Los Angeles Angels - 2019

Batter	1	2	3	4	5	6	7	8	9	AB	R	H	RBI	BB	SO	LOB
5 Cameron Maybin, R (1, 9)	G1-3		G4-3			P3		F9	P5	2	0	0	0	0	0	0
16 Aramis Garcia, R (5, 9)										1	0	0	0	1	1	1
2 Abiatal Avelino, R (1, 6)	G5-3			G6-3		K		79 1B 2B		2	0	0	0	0	0	0
89 Ryan Howard, R (5, 6) OBP: 0.500, SLG: 1.000										2	1	1	1	0	1	0
22 Yangervis Solarte, S (1, 5)	P4			K2-3		HBP		26 BB 1B		2	0	0	0	0	1	0
79 Levi Michael, R (5, 5) OBP: 1.000, SLG: 1.000										1	0	1	1	0	0	0
51 Mac Williamson, R (1, 7)		G6-3		F7		G6-3		BB		2	0	0	0	0	0	0
26 Chris Shaw, L (5, 7)										1	0	0	0	1	0	1
53 Austin Slater, R (1, 3) OBP: 0.500, SLG: 0.500		1B			K		58 G5-4-3 BB	G5-3		2	0	1	0	0	1	0
76 Zach Green, R (5, 3)										1	0	0	0	1	0	2
16 Aramis Garcia, R (1, 2)		K			7 BB BB		G5-4-3		1 FC7-4 67 1B 65 SF8 BB	1	0	0	0	1	1	1
58 Cameron Rupp, R (5, 2)										1	0	0	0	0	0	1
72 Hamlet Marte, R (8, 2)										0	1	0	0	1	0	0
70 Henry Ramos, S (1, 10)	G6-3				L8		K			2	0	0	0	0	0	2
67 Joey Bart, R (7, PH) (7, 10) OBP: 0.500, SLG: 0.500									1 FC7-4 1B	2	0	1	0	0	1	0
7 Donovan Solano, R (1, 4)			G5-3		1-2 BB			P6	FC7-4	1	0	0	0	1	0	0
1 Breyvic Valera, S (5, 4)										2	0	0	0	0	0	2
52 Drew Ferguson, R (1, 8)			G5-3		F7			89 2B	SF8	2	0	0	0	0	0	2
65 Mike Gerber, L (5, 8) OBP: 0.500, SLG: 2.000										1	1	1	1	0	0	0
Inning Stats	R: 0 E: 0 K: 0 S: 3 H: 0 LOB: 0 BB: 0 P: 3	R: 0 E: 0 K: 1 S: 6 H: 1 LOB: 1 BB: 0 P: 6	R: 0 E: 0 K: 0 S: 3 H: 0 LOB: 0 BB: 0 P: 3	R: 0 E: 0 K: 1 S: 5 H: 0 LOB: 0 BB: 0 P: 5	R: 0 E: 0 K: 1 S: 5 H: 0 LOB: 2 BB: 2 P: 13	R: 0 E: 0 K: 1 S: 5 H: 0 LOB: 1 BB: 0 P: 6	R: 0 E: 0 K: 1 S: 4 H: 0 LOB: 0 BB: 1 P: 8	R: 2 E: 0 K: 0 S: 6 H: 3 LOB: 2 BB: 1 P: 10	R: 1 E: 0 K: 0 S: 4 H: 1 LOB: 1 BB: 1 P: 8	1B: 3 2B: 2 3B: 0 HR: 0	SF: 1 SAC: 0 DP: 1 HBP: 1					

TOP

San Francisco Giants @ Los Angeles Angels

Tempe Diablo Stadium, Tempe, AZ

Sat Feb 23 2019, 3:12 PM - 5:59 PM EST

Att. 6,624 - Partly Cloudy - 52 F

livebaseballscorecards.com

AB	27
R	3
H	5
RBI	3
BB	5
SO	5
LOB	11

WP: 0 PB: 0 SB: 0 CS: 0 PA: 37

PITCHER	IP	WLS	BF	H	R	ER	SO	BB	IBB	HBP	BLK	WP	HR	S	P	ERA	WHIP
52 Dillon Peters, L (1, 1) ERA:	2.0	W	7	1	0	0	1	0	0	0	0	0	0	9	9	0.00	0.500
65 Jake Jewell, R (3, 1) ERA:	1.0	H	3	0	0	0	0	0	0	0	0	0	0	3	3	0.00	0.000
78 Jeremy Rhoades, R (4, 1) ERA:	1.0	H	3	0	0	0	1	0	0	0	0	0	0	5	5	0.00	0.000
36 Williams Jerez, L (5, 1) ERA:	1.0		5	0	0	0	1	2	0	0	0	0	0	5	13	0.00	2.000
67 Greg Mahle, L (6, 1) ERA:	2.0		7	0	0	0	2	1	0	1	0	0	0	9	14	0.00	0.500

PITCHER	IP	WLS	BF	H	R	ER	SO	BB	IBB	HBP	BLK	WP	HR	S	P	ERA	WHIP
90 Matt Ramsey, R (8, 1) ERA: 27.0	0.2		6	3	2	2	0	1	0	0	0	0	0	5	9	27.00	6.000
72 Mike Kaelin, R (8, 1) ERA: 6.75	1.1		6	1	1	1	0	1	0	0	0	0	0	5	9	6.75	1.500

Batter	1	2	3	4	5	6	7	8	9	AB	R	H	RBI	BB	SO	LOB
7 Zack Cozart, R (1, 5) OBP: 0.500, SLG: 0.500 3 Taylor Ward, R (4, 5) OBP: 0.333, SLG: 1.333 (5, 5)	9 BB 85 2B 1B		F7 L7	1-H 2-H 3-H HR F7	75 1B 1B		K F8	F8 F8		2 1 1 0 0 0 0 3 1 1 4 0 1 2						
9 Tommy La Stella, L (1, 4) 87 Jahmai Jones, R (5, 4)	1-2 85 2B BB		G6-3	F7	P4		F8			2 1 0 0 1 0 0 1 0 0 0 0 0 0						
20 Jonathan Lucroy, R (1, 2) 98 Jack Kruger, R (4, 2) OBP: 1.000, SLG: 1.000 97 Julian Leon, R (7, 2)	F8									2 0 0 0 0 0 2 1 0 1 0 0 0 0 1 0 0 0 0 0 0						
44 Kevan Smith, R (1, 10) 4 Luis Rengifo, S (8, PH) (9, 10)	K			E6 25 1B 85 1B	F8			19 1B 16 2B 75 BB BB		3 1 0 0 0 1 3 0 1 0 0 1 0 0						
85 Matt Thaiss, L (1, 3) OBP: 1.000, SLG: 1.500 75 Jared Walsh, L (5, 3) OBP: 1.000, SLG: 1.000 78 Jhoan Urena, S (8, PR) (9, 3)	1-H 2-H 2B			59 F9 25 1B 1-2 3 HR 1B	1-3 19 G4-6-3 1B			1-2 19 1B 16 2B BB		2 1 2 2 0 0 0 1 0 1 0 1 0 0 0 1 0 0 0 0 0						
6 David Fletcher, R (1, 6) 19 Wilfredo Tovar, R (5, 6) OBP: 0.500, SLG: 0.500	G6-3			K	1-2f G4-6-3			1-2 2-3 16 2B 89 SF7 1B		2 0 0 0 0 1 3 2 1 1 0 0 0 2						
25 Peter Bourjos, R (1, 7) OBP: 1.000, SLG: 1.000 16 Jarrett Parker, L (5, 7) OBP: 0.500, SLG: 1.000		59 G1-4-3 1B		1-2 2-H 81 BB 3 HR 1B		G3		1-3 2-H 3-H 48 WP 2B		2 1 2 1 0 0 0 2 0 1 2 0 0 0						
59 Jo Adell, R (1, 8) 89 Brandon Marsh, L (5, 8)		1-2f G1-4-3		F9 2-3		48 G6-4-3 BB		3-H SF7		2 0 0 0 0 0 3 0 0 0 1 1 0 0						
81 Brennon Lund, L (1, 9) 48 César Puello, R (5, 9)	K			3 HR BB		1-2f G6-4-3		2-3 P4		1 1 0 0 1 1 0 2 0 0 0 0 0 3						
Inning Stats	R: 2 E: 0 K: 1 S: 7 H: 2 LOB: 1 BB: 1 P: 11	R: 0 E: 0 K: 1 S: 5 H: 1 LOB: 0 BB: 0 P: 5	R: 0 E: 0 K: 0 S: 3 H: 0 LOB: 0 BB: 0 P: 3	R: 5 E: 1 K: 1 S: 9 H: 3 LOB: 0 BB: 1 P: 14	R: 0 E: 0 K: 0 S: 4 H: 2 LOB: 1 BB: 0 P: 4	R: 0 E: 0 K: 0 S: 2 H: 0 LOB: 0 BB: 1 P: 6	R: 0 E: 0 K: 1 S: 5 H: 0 LOB: 0 BB: 0 P: 5	R: 3 E: 0 K: 0 S: 5 H: 2 LOB: 2 BB: 2 P: 14		1B: 7 2B: 2 3B: 0 HR: 1 SF: 1 SAC: 0 DP: 3 HBP: 0						

PITCHER		IP	WLS	BF	H	R	ER	SO	BB	IBB	HBP	BLK	WP	HR	S	P	ERA	WHIP
34 Chris Stratton, R ERA: 18.0	(1, 1)	1.0	L	6	2	2	2	1	1	0	0	0	0	0	7	11	18.00	3.000
50 Ty Blach, L ERA:	(2, 1)	2.0		6	1	0	0	1	0	0	0	0	0	0	8	8	0.00	0.500
32 Steven Okert, L ERA:	(4, 1)	1.0		8	3	5	0	1	1	0	0	0	0	1	9	14	0.00	4.000
64 Derek Law, R ERA:	(5, 1)	1.0		4	2	0	0	0	0	0	0	0	0	0	4	4	0.00	2.000
60 Travis Bergen, L ERA:	(6, 1)	1.0		3	0	0	0	0	1	0	0	0	0	0	2	6	0.00	1.000

PITCHER		IP	WLS	BF	H	R	ER	SO	BB	IBB	HBP	BLK	WP	HR	S	P	ERA	WHIP
46 Pat Venditte, S ERA:	(7, 1)	1.0		3	0	0	0	1	0	0	0	0	0	0	5	5	0.00	0.000
75 Kieran Lovegrove, R ERA: 40.5	(8, 1)	0.2		6	2	3	3	0	2	0	0	0	1	0	4	13	40.50	6.000
71 Enderson Franco, R ERA:	(8, 1)	0.1		1	0	0	0	0	0	0	0	0	0	0	1	1	0.00	0.000

BOTTOM

San Francisco Giants @ Los Angeles Angels

Tempe Diablo Stadium, Tempe, AZ

Sat Feb 23 2019, 3:12 PM - 5:59 PM EST

Att. 6,624 - Partly Cloudy - 52 F

livebaseballscorecards.com

AB	31
R	10
H	10
RBI	10
BB	5
SO	4
LOB	18

WP: 1 PB: 0 SB: 0 CS: 0 PA: 37

Cincinnati Reds @ Los Angeles Angels

Tempe Diablo Stadium, Tempe, AZ

Sun Feb 24 2019, 3:12 PM - 6:58 PM EST

Att. 3,441 - Sunny - 60 F

livebaseballscorecards.com

TOP

Batter	1	2	3	4	5	6	7	8	9	AB	R	H	RBI	BB	SO	LOB
9 José Peraza, R (1, 6) OBP: 1.000, SLG: 1.000	B X	1-0 43 S 3 S 6 1B 1B	X	0-0 22 2B 1B	X	0-0 3 FC4 1-2 2-3 3-H 1B	X	0-0 ②③ G5-4-3 1-2f		H	1-0 51 FC4 1-2 HBP		X	0-0 ① P4	X	0-0 E6	3	1	3	1	0	0	0
69 Alfredo Rodriguez, R (3, PR) (3, 6)										2	0	0	0	0	0	2
28 Cassidy Brown, R (9, PH) 25 Luis Gonzalez, R (9, 6)										1	0	0	0	0	0	0
										0	0	0	0	0	0	0
3 Scooter Gennett, L (1, 4)	S S T	0-2 ① K 1-2	X	0-0 ① F8	X	0-0 ① FC4 22 G4-6-3 1-2f		X	0-0 79 G4-3 46 WP 1B	X	0-0 ③ FC4 1-2f		X	0-0 79 1B 15 BB 71 BB 1B	X	0-0 ③ L3	3	0	0	0	0	1	5
51 Blake Trahan, R (3, PR) OBP: 0.500, SLG: 0.400 (3, 4)										4	1	2	0	0	0	3
22 Derek Dietrich, L (1, 10) OBP: 0.333, SLG: 0.667	X	0-0 ② P5	X	0-0 2B 1-3	X	0-0 ②③ G4-6-3 1-2f	B S S S	1-3 ① K 1-2		B B B B	4-0 71 BB 82 2B BB	B B B B	4-0 71 BB 79 1B 82 FC4-6 1-2 BB			3	0	1	0	0	0	4
46 Mason Williams, L (5, PH) (5, 10)										1	1	0	0	1	1	1
15 Mitch Nay, R (8, PH) (8, 10)										0	1	0	0	1	0	0
43 Scott Schebler, L (1, 8)	S B B B B	4-1 17 E 6 1B 2-3 BB	B B B	4-0 BB
79 TJ Friedl, L (4, PR) OBP: 0.333, SLG: 0.333 (4, 8)										3	2	1	0	0	1	2
6 Phillip Ervin, R (1, 9) OBP: 0.333, SLG: 0.200	X	0-0 17 E 1-2 3-H 1B	X	0-0 ② F8												
71 Aristides Aquino, R (4, PR) (4, 9)																
17 Connor Joe, R (1, 3)	2 SAFE X	0-0 ③ F8 1-2 2-3	S S S	0-3 ③ K
82 Brian O'Grady, L (4, 3) OBP: 0.667, SLG: 1.333																
78 Taylor Trammell, L (1, 7) OBP: 0.600, SLG: 0.500		X	0-0 68 1B 77 HR 1B	X	0-0 77 1B 68 1B 9 1B 1B	S S S	0-3 ① K	X	0-0 ① G3-1 2-3	X	0-0 ② G4-3 2-3 3-H	S S S	0-3 ③ K								
87 Kyle Wren, L (4, 7)																
68 Juan Graterol, R (1, 2) OBP: 1.000, SLG: 1.333		X	0-0 77 HR 1-3 1B	X	0-0 9 1B 77 1B 1-2 1B	X	0-0 1-H 2-H 3-H 2B	B B B B	4-0 69 HBP 3-H BB	B B B B	4-0 BB			C C C	0-3 ① K							
84 Tyler Stephenson, R (4, 2)																
77 Christian Colón, R (1, 5) OBP: 0.800, SLG: 1.667		C X	0-1 1-H 3-H HR	X	0-0 9 1B 1-2 2-3 1B	B B B B	4-0 69 G5-4-3 BB	X	0-0 ② F8	X	0-0 ③ F9			X	0-0 ② F9							
16 Brantley Bell, R (4, 5)																
Inning Stats	R: 1 E: 1 K: 1 S: 8 H: 2 LOB: 2 BB: 1 P: 13	R: 3 E: 0 K: 1 S: 11 H: 5 LOB: 3 BB: 1 P: 15	R: 1 E: 0 K: 0 S: 6 H: 4 LOB: 3 BB: 0 P: 6	R: 3 E: 0 K: 1 S: 5 H: 1 LOB: 2 BB: 4 P: 21	R: 0 E: 0 K: 1 S: 6 H: 1 LOB: 1 BB: 0 P: 7	R: 1 E: 0 K: 0 S: 4 H: 1 LOB: 2 BB: 1 P: 9	R: 2 E: 0 K: 1 S: 6 H: 1 LOB: 2 BB: 3 P: 18	R: 3 E: 1 K: 1 S: 7 H: 2 LOB: 1 BB: 2 P: 15	R: 0 E: 1 K: 1 S: 6 H: 0 LOB: 1 BB: 0 P: 6	1B: 12 2B: 4 3B: 0 HR: 1 SF: 0 SAC: 0 DP: 2 HBP: 1						

AB	43
R	14
H	17
RBI	12
BB	12
SO	7
LOB	36

WP: 2 PB: 0 SB: 2 CS: 0 PA: 56

PITCHER		IP	WLS	BF	H	R	ER	SO	BB	IBB	HBP	BLK	WP	HR	S	P	ERA	WHIP
70 Forrest Snow, R ERA: 9.0	(1, 1)	1.0	L	6	2	1	1	1	1	0	0	0	0	0	8	13	9.00	3.000
67 Zac Ryan, R ERA: 27.0	(2, 1)	1.0		9	5	3	3	1	1	0	0	0	0	1	11	15	27.00	6.000
40 Luis García, R ERA: 9.0	(3, 1)	1.0		6	4	1	1	0	0	0	0	0	0	0	6	6	9.00	4.000
24 Noé Ramirez, R ERA: 81.0	(4, 1)	0.1		6	1	3	3	1	4	0	0	0	0	0	4	20	81.00	15.000
66 Dario Beltre, R ERA: 3.38	(4, 1)	2.2		11	2	1	1	1	1	0	1	0	2	0	11	17	3.38	1.125

PITCHER		IP	WLS	BF	H	R	ER	SO	BB	IBB	HBP	BLK	WP	HR	S	P	ERA	WHIP
31 Ty Buttrey, R ERA: 27.0	(7, 1)	0.2		5	1	2	2	1	2	0	0	0	0	0	5	13	27.00	4.500
49 Daniel Procopio, R ERA: 27.0	(7, 1)	0.2		7	2	3	2	0	3	0	0	0	0	0	4	16	27.00	7.500
45 Adam Hofacket, R ERA:	(8, 1)	0.2		2	0	0	0	1	0	0	0	0	0	0	4	4	0.00	0.000
43 John Curtiss, R ERA:	(9, 1)	1.0		4	0	0	0	1	0	0	0	0	0	0	6	6	0.00	0.000

Cincinnati Reds @ Los Angeles Angels

Tempe Diablo Stadium, Tempe, AZ

Sun Feb 24 2019, 3:12 PM - 6:58 PM EST

Att. 3,441 - Sunny - 60 F

livebaseballscorecards.com

BOTTOM

Batter	1	2	3	4	5	6	7	8	9	AB	R	H	RBI	BB	SO	LOB
27 Mike Trout, R (1, 8)	G3		G6-4-3 1-2f		G3		K			2	0	0	0	0	0	1
89 Brandon Marsh, L (4, 8)										2	0	0	0	0	1	1
2 Andrelton Simmons, R (1, 6)	P5		F7		3B		P3			2	0	0	0	0	0	0
7 Connor Justus, R (4, 6) OBP: 0.500, SLG: 1.500										2	0	1	0	0	0	1
5 Albert Pujols, R (1, 10) OBP: 1.000, SLG: 1.000	1B			75 2B 81 1B 1B	G6-3			K		2	0	2	0	0	0	0
98 Jack Kruger, R (4, PR) (5, 10) OBP: 0.333, SLG: 0.333										2	1	0	0	0	1	1
75 Jared Walsh, L (1, 3) OBP: 0.750, SLG: 1.000	P2			81 1B 1-3 2B		F9		F8		2	1	1	0	0	0	1
90 Jose Rojas, L (5, 3)										2	0	0	0	0	0	0
3 Taylor Ward, R (1, 5) OBP: 0.400, SLG: 1.000		48 G4-3 BB		K		2B		L8		1	0	0	0	1	1	3
9 Tommy La Stella, L (5, 5) OBP: 0.400, SLG: 0.500										2	0	1	0	0	0	0
48 César Puello, R (1, 7)	G4-3 1-2			G1-3		F7			BB	2	0	0	0	0	0	4
71 Brandon Sandoval, R (5, 7)										1	0	0	0	1	0	1
81 Brennon Lund, L (1, 9) OBP: 0.500, SLG: 0.333	K			2-H 3-H 1B		P6		K	K	2	0	1	2	0	1	1
9 Orlando Martinez, L (5, 9)										2	0	0	0	0	1	2
10 José Briceño, R (1, 2)	K			P4			E4	K		2	0	0	0	0	1	2
95 Roberto Peña, R (5, 2)										1	0	0	0	0	0	0
87 Ryan Scott, R (9, 2)										1	0	0	0	0	1	1
4 Luis Rengifo, S (1, 4)			27 G6-4-3 BB		F9		F9		K	0	0	0	0	1	0	0
72 Leo Rivas, S (5, 4)										3	0	0	0	0	1	2
Inning Stats	R: 0 E: 0 K: 0 S: 5 H: 1 LOB: 1 BB: 0 P: 5	R: 0 E: 0 K: 2 S: 7 H: 0 LOB: 1 BB: 1 P: 11	R: 0 E: 0 K: 0 S: 2 H: 0 LOB: 0 BB: 1 P: 6	R: 2 E: 0 K: 1 S: 8 H: 3 LOB: 1 BB: 0 P: 8	R: 0 E: 0 K: 0 S: 4 H: 1 LOB: 1 BB: 0 P: 4	R: 0 E: 0 K: 0 S: 4 H: 1 LOB: 1 BB: 0 P: 4	R: 0 E: 1 K: 1 S: 6 H: 0 LOB: 1 BB: 0 P: 6	R: 0 E: 0 K: 1 S: 5 H: 0 LOB: 0 BB: 0 P: 5	R: 0 E: 0 K: 3 S: 9 H: 0 LOB: 1 BB: 1 P: 13	1B: 3 2B: 2 3B: 1 HR: 0	SF: 0 SAC: 0 DP: 1 HBP: 0						

	AB	33
	R	2
	H	6
	RBI	2
	BB	3
	SO	8
	LOB	21

WP: 0 PB: 0 SB: 0 CS: 0 PA: 36

PITCHER		IP	WLS	BF	H	R	ER	SO	BB	IBB	HBP	BLK	WP	HR	S	P	ERA	WHIP
80 Vladimir Gutierrez, R ERA:	(1, 1)	1.0	W	4	1	0	0	0	0	0	0	0	0	0	5	5	0.00	1.000
23 Cody Reed, L ERA:	(2, 1)	1.0		4	0	0	0	2	1	0	0	0	0	0	7	11	0.00	1.000
47 Sal Romano, R ERA:	(3, 1)	1.0		3	0	0	0	0	1	0	0	0	0	0	2	6	0.00	1.000
41 Matt Wisler, R ERA: 18.0	(4, 1)	1.0		6	3	2	2	1	0	0	0	0	0	0	8	8	18.00	3.000
38 Anthony Bass, R ERA:	(5, 1)	1.0		4	1	0	0	0	0	0	0	0	0	0	4	4	0.00	1.000

PITCHER		IP	WLS	BF	H	R	ER	SO	BB	IBB	HBP	BLK	WP	HR	S	P	ERA	WHIP
39 Lucas Sims, R ERA:	(6, 1)	1.0		4	1	0	0	0	0	0	0	0	0	0	4	4	0.00	1.000
83 Alex Powers, R ERA:	(7, 1)	1.0		4	0	0	0	1	0	0	0	0	0	0	6	6	0.00	0.000
49 Jimmy Herget, R ERA:	(8, 1)	1.0		3	0	0	0	1	0	0	0	0	0	0	5	5	0.00	0.000
47 Rob Wooten, R ERA:	(9, 1)	1.0		4	0	0	0	3	1	0	0	0	0	0	9	13	0.00	1.000

Batter	1	2	3	4	5	6	7	8	9	AB	R	H	RBI	BB	SO	LOB
56 Kole Calhoun, L (1, 9) OBP: 1.000, SLG: 1.000	0-0 1B		4-0 25 2B 44 G5-3 BB	0-1 25 FC6-4 1-3 1B	G4-3		G4-3		K	1	1	1	0	1	0	0
49 Brendon Sanger, L (4, PH) OBP: 0.250, SLG: 0.250 (4, 9)										4	0	1	0	0	1	2
25 Peter Bourjos, R (1, 8) OBP: 0.600, SLG: 0.800	0-0 L7		0-0 44 G5-3 85 3B 1-3 2B	0-0 FC6-4 96 1B 6 FC3-6 1-2f 3-H		0-0 G5-3		0-3 K	G2-3	3	2	1	1	0	0	2
28 Torii Hunter Jr., R (5, 8)										3	0	0	0	0	1	1
44 Kevan Smith, R (1, 2)	0-0 F9		0-0 G5-3 2-3 3-H	0-0 6 FC3-6 16 BB 85 E 1-3 1B		0-0 78 1B 84 1B 32 2-1 1B		0-3 K		2	0	0	1	0	0	2
96 Keinner Piña, R (4, PH) OBP: 1.000, SLG: 1.000 (4, 2)										2	1	2	0	0	0	0
65 Franklin Navarro, S (8, PH) (8, 2)										1	0	0	0	0	1	0
16 Jarrett Parker, L (1, 7) OBP: 0.600, SLG: 0.667	0-3 K		4-0 6 WP 85 3B BB	4-0 6 FC3-6 1-2 BB		0-3 K		4-0 84 FC6-4 BB		1	1	0	0	2	1	1
22 Bo Way, L (5, 7)										1	0	0	0	1	1	1
6 David Fletcher, R (1, 5)		4-0 85 E 85 FC1 BB	4-0 85 3B 1-2 BB	0-0 FC3-6 85 E 1-2f 2-3 3-H		0-0 78 1B 1-2 1B		0-0 FC6-4 1-2f		1	1	0	1	2	0	2
84 Jordan Zimmerman, R (5, 5) OBP: 0.500, SLG: 0.500										2	0	1	0	0	0	1
85 Matt Thaiss, L (1, 3) OBP: 0.600, SLG: 1.200		0-0 FC1 1-3	0-0 1-H 2-H 3-H 3B	0-0 E4 1-2 3-H		0-0 1-2 2-3 1B			0-0 64 HR 1B	3	0	1	3	0	0	2
78 Jhoan Urena, S (5, 3) OBP: 1.000, SLG: 1.000										2	1	2	0	0	0	0
87 Jahmai Jones, R (1, 4)	0-3 K	0-3 K	0-3 K	0-3 K		1-0 2-1 3-H	0-0 G1-3		0-3 K	3	0	0	0	0	3	5
32 Franklin Torres, R (5, 4)										2	0	0	0	0	1	1
97 Julian Leon, R (1, 10)	0-3 K	0-0 F9			0-0 G5-3		4-0 BB		0-0 1-H HR	3	0	0	0	0	1	3
64 Harrison Wenson, R (7, PH) OBP: 1.000, SLG: 4.000 (7, 10)										1	1	1	2	1	0	0
19 Wilfredo Tovar, R (1, 6) OBP: 0.500, SLG: 0.500	0-3 K		0-0 49 1B 49 S 25 FC6-4 1B	0-0 G6-3		0-3 K		4-0 BB		2	1	1	0	0	1	2
85 Roberto Baldoquin, R (5, PH) (5, 6)										2	0	0	0	1	1	1
Inning Stats	R: 0 E: 0 K: 1 S: 6 H: 1 LOB: 1 BB: 0 P: 6	R: 0 E: 1 K: 3 S: 10 H: 0 LOB: 2 BB: 1 P: 14	R: 4 E: 0 K: 1 S: 7 H: 2 LOB: 1 BB: 3 P: 19	R: 3 E: 1 K: 1 S: 10 H: 3 LOB: 2 BB: 1 P: 14	R: 0 E: 0 K: 0 S: 3 H: 0 LOB: 0 BB: 0 P: 3	R: 0 E: 0 K: 1 S: 7 H: 3 LOB: 3 BB: 0 P: 8	R: 0 E: 0 K: 1 S: 5 H: 0 LOB: 1 BB: 1 P: 9	R: 0 E: 0 K: 2 S: 7 H: 0 LOB: 1 BB: 1 P: 11	R: 2 E: 0 K: 2 S: 9 H: 2 LOB: 1 BB: 1 P: 13	1B: 8 2B: 1 3B: 1 HR: 1 SF: 0 SAC: 0 DP: 0 HBP: 0						

PITCHER		IP	WLS	BF	H	R	ER	SO	BB	IBB	HBP	BLK	WP	HR	S	P	ERA	WHIP
99 Hyun Jin Ryu, L ERA:	(1, 1)	1.0		4	1	0	0	1	0	0	0	0	0	0	6	6	0.00	1.000
77 Dennis Santana, R ERA:	(2, 1)	1.0		5	0	0	0	3	1	0	0	0	0	0	10	14	0.00	1.000
79 Joe Broussard, R ERA: 108.0	(3, 1)	0.1		5	1	4	4	0	3	0	0	0	1	0	2	14	108.00	12.000
80 Parker Curry, R ERA:	(3, 1)	0.2	H	3	1	0	0	1	0	0	0	0	0	0	5	5	0.00	1.500
62 Adam McCreery, L ERA: 54.0	(4, 1)	0.1	H	5	3	3	2	0	1	0	0	0	0	0	5	9	54.00	12.000

PITCHER		IP	WLS	BF	H	R	ER	SO	BB	IBB	HBP	BLK	WP	HR	S	P	ERA	WHIP
87 Ryan Moseley, R ERA:	(4, 1)	1.2	B	6	0	0	0	1	0	0	0	0	0	0	8	8	0.00	0.000
84 Tony Gonsolin, R ERA:	(6, 1)	1.0		6	3	0	0	1	0	0	0	0	0	0	7	8	0.00	3.000
85 Dustin May, R ERA:	(7, 1)	1.0	W	4	0	0	0	1	1	0	0	0	0	0	5	9	0.00	1.000
87 Mitch White, R ERA:	(8, 1)	1.0		4	0	0	0	2	1	0	0	0	0	0	7	11	0.00	1.000
89 Michael Johnson, L ERA: 18.0	(9, 1)	1.0		6	2	2	2	2	1	0	0	0	0	1	9	13	18.00	3.000

TOP

Los Angeles Angels @ Los Angeles Dodgers

Camelback Ranch, Glendale, AZ

Sun Feb 24 2019, 3:05 PM - 6:45 PM EST

Att. 11,632 - Cloudy - 61 F

livebaseballscorecards.com

AB	39
R	9
H	11
RBI	8
BB	8
SO	12
LOB	26

WP: 1 PA: 47
PB: 0
SB: 1
CS: 0

Batter	1	2	3	4	5	6	7	8	9	AB	R	H	RBI	BB	SO	LOB
11 AJ Pollock, R (1, 8)	P5	K 1-2		G6-3		89 FC6-4 1B	F9 2-3			3	0	0	0	0	1	1
43 Cameron Perkins, R (5, 9) OBP: 0.333, SLG: 0.333										2	0	1	0	0	0	1
13 Max Muncy, L (1, 10)	3 BB 55 1B HBP	K2-3		HBP		P6	SF7 3-H			1	1	0	0	0	1	1
28 Josh Thole, L (6, PH) (7, 10)										1	0	0	1	0	0	1
3 Chris Taylor, R (1, 6) OBP: 0.667, SLG: 1.000	55 1B 41 1B BB 1-2	55 WP 2B 2-H		F8		FC6-4 1-2f	L8			2	1	1	1	1	0	1
89 Kyle Garlick, R (5, 7)										2	0	0	0	0	0	1
55 Russell Martin, R (1, 2) OBP: 0.333, SLG: 0.500	41 1B 25 BB 27 PB 1B 1-3 2-H	L8 2-3		F8			HR	G6-3		3	1	1	1	0	0	2
88 Omar Estévez, R (5, 6) OBP: 0.500, SLG: 2.000										2	1	1	1	0	0	0
25 David Freese, R (1, 3) OBP: 1.000, SLG: 1.000	27 PB 41 1B 27 SF7 BB 1-2		41 1B 27 E 1B		G5-3		HR	G3-1		1	1	1	0	1	0	0
72 Matt Beaty, L (3, PR) OBP: 0.333, SLG: 0.833 (4, 3)										3	2	1	1	0	0	0
41 Ezequiel Carrera, L (1, 9) OBP: 1.000, SLG: 1.000					HR		HR	P4		2	0	2	1	0	0	0
80 DJ Peters, R (5, 8) OBP: 0.500, SLG: 2.000	27 PB 1B 1-2 2-3 3-H	1B 1-3								3	2	2	2	0	0	0
27 Alex Verdugo, L (1, 7)	SF7 1-2 2-H 3-H	FC4 71 G3 3-H			K		9 2B BB 71 2B			1	0	0	1	0	0	1
70 Keibert Ruiz, S (5, 2)										1	1	0	0	1	1	0
71 Edwin Ríos, L (1, 5) OBP: 0.286, SLG: 0.333	K	G3 2-3			G4-3		9 2B 1-3 2B			4	1	1	0	0	1	3
83 Jake Peter, L (1, 4) OBP: 0.500, SLG: 0.333		11 S 3 2B BB	L9			G5-3	43 F9 28 SF7 2-H 3-H 2B			1	1	0	0	1	0	2
9 Daniel Castro, R (6, 4) OBP: 0.250, SLG: 0.500										2	1	1	2	0	0	0
Inning Stats	R: 4 E: 0 K: 1 S: 7 H: 2 LOB: 1 BB: 2 P: 17	R: 1 E: 0 K: 2 S: 8 H: 1 LOB: 1 BB: 1 P: 13	R: 1 E: 1 K: 0 S: 5 H: 2 LOB: 2 BB: 0 P: 5	R: 0 E: 0 K: 0 S: 3 H: 0 LOB: 1 BB: 0 P: 4	R: 1 E: 0 K: 1 S: 8 H: 1 LOB: 0 BB: 0 P: 11	R: 0 E: 0 K: 0 S: 4 H: 1 LOB: 1 BB: 0 P: 4	R: 6 E: 0 K: 0 S: 12 H: 5 LOB: 0 BB: 1 P: 18	R: 0 E: 0 K: 0 S: 3 H: 0 LOB: 0 BB: 0 P: 3		1B: 5 2B: 3 3B: 0 HR: 4	SF: 2 SAC: 0 DP: 0 HBP: 2						

PITCHER		IP	WLS	BF	H	R	ER	SO	BB	IBB	HBP	BLK	WP	HR	S	P	ERA	WHIP
71 Jesús Castillo, R ERA: 40.5	(1, 1)	0.2		7	2	4	3	0	2	0	1	0	0	0	4	14	40.50	6.000
62 Luis Pena, R ERA: 6.75	(1, 1)	1.1		6	1	1	1	3	1	0	0	0	1	0	11	16	6.75	1.500
73 Luis Madero, R ERA:	(3, 1)	2.0		9	2	1	0	0	0	0	1	0	0	0	8	9	0.00	1.000
73 Alex Klonowski, R ERA: 27.0	(5, 1)	2.0	L	13	6	6	6	1	1	0	0	0	0	4	20	29	27.00	3.500
56 Austin Krzeminski, R ERA: 4.5	(7, 1)	2.0		7	1	1	1	0	0	0	0	0	0	0	7	7	4.50	0.500

PITCHER	IP	WLS	BF	H	R	ER	SO	BB	IBB	HBP	BLK	WP	HR	S	P	ERA	WHIP

BOTTOM

Los Angeles Angels @ Los Angeles Dodgers

Camelback Ranch, Glendale, AZ

Sun Feb 24 2019, 3:05 PM - 6:45 PM EST

Att. 11,632 - Cloudy - 61 F

livebaseballscorecards.com

AB	34
R	13
H	12
RBI	11
BB	4
SO	4
LOB	14

Milwaukee Brewers @ Los Angeles Angels

Tempe Diablo Stadium, Tempe, AZ

Mon Feb 25 2019, 3:12 PM - 5:51 PM EST

Att. 4,109 - Sunny - 62 F

livebaseballscorecards.com

TOP

Batter	1	2	3	4	5	6	7	8	9	AB	R	H	RBI	BB	SO	LOB
5 Cory Spangenberg, L (1, 6) OBP: 0.167, SLG: 0.667 26 Jacob Nottingham, R (7, 3) OBP: 0.333, SLG: 0.200	HR		K2-3			G6-3		BB		3 0	1 0	1 0	1 0	0 1	1 0	0 0
13 Tyler Saladino, R (1, 5) OBP: 0.333, SLG: 0.333 96 Tristen Lutz, R (6, 8)	F8		K			K		G3		3 1	0 0	0 0	0 0	0 0	2 0	0 1
7 Eric Thames, L (1, 3) OBP: 0.333, SLG: 0.333 90 Brice Turang, L (7, 6) OBP: 1.000, SLG: 1.000	1B			F9			K		92 WP 77 2B 1B	3 1	0 1	1 1	0 0	0 0	1 0	0 0
9 Manny Piña, R (1, 10) 92 Payton Henry, R (9, PH)	F9			G6-3			F9		L5 1-2	3 1	0 0	0 0	0 0	0 0	0 1	1 1
16 Ben Gamel, L (1, 7) OBP: 0.167, SLG: 0.167 (5, 8) 77 Lucas Erceg, L (6, 5) OBP: 0.400, SLG: 1.200 90 Devin Hairston, R (9, PR)	G3			F7			HR		2B 2-H	2 2 0	0 1 0	0 2 0	0 2 0	0 0 0	0 0 0	1 0 0
15 Erik Kratz, R (1, 2) 29 Tuffy Gosewisch, R (6, 2)		F7			P2		BB			2 1	0 0	0 0	0 0	0 1	0 1	0 1
78 Corey Ray, L (1, 9) OBP: 0.571, SLG: 1.143 97 Trent Grisham, L (6, 9) OBP: 0.400, SLG: 0.400		K			70 CS 1B		K		F9	2 2	0 0	1 0	0 0	0 0	1 1	0 2
60 Tyrone Taylor, R (1, 8) OBP: 0.222, SLG: 0.250 62 Troy Stokes Jr., R (5, 7) OBP: 0.167, SLG: 0.167		G1-3			K			G5-3		2 1	0 0	0 0	0 0	0 0	1 0	1 0
70 Nate Orf, R (1, 4) OBP: 0.429, SLG: 0.333 68 Jake Hager, R (6, 4) OBP: 0.250, SLG: 0.500			F8		CS 1-2		F7		K	2 1	0 0	0 0	0 0	0 0	0 1	0 0
Inning Stats	R: 1 E: 0 K: 0 S: 5 H: 2 LOB: 1 BB: 0 P: 6	R: 0 E: 0 K: 1 S: 5 H: 0 LOB: 0 BB: 0 P: 5	R: 0 E: 0 K: 2 S: 7 H: 0 LOB: 0 BB: 0 P: 7	R: 0 E: 0 K: 0 S: 3 H: 0 LOB: 0 BB: 0 P: 3	R: 0 E: 0 K: 1 S: 5 H: 1 LOB: 0 BB: 0 P: 6	R: 0 E: 0 K: 1 S: 5 H: 0 LOB: 0 BB: 0 P: 5	R: 1 E: 0 K: 2 S: 8 H: 1 LOB: 1 BB: 1 P: 13	R: 0 E: 0 K: 1 S: 5 H: 0 LOB: 1 BB: 1 P: 9	R: 1 E: 0 K: 1 S: 7 H: 2 LOB: 1 BB: 0 P: 8	1B: 3 2B: 1 3B: 0 HR: 2 SF: 0 SAC: 0 DP: 0 HBP: 0						

	AB	32
	R	3
	H	6
	RBI	3
	BB	2
	SO	9
	LOB	8

WP: 1 PB: 0 SB: 0 CS: 1 PA: 35

PITCHER		IP	WLS	BF	H	R	ER	SO	BB	IBB	HBP	BLK	WP	HR	S	P	ERA	WHIP
51 Jaime Barria, R ERA: 4.5	(1, 1)	2.0		8	2	1	1	1	0	0	0	0	0	1	10	11	4.50	1.000
64 Félix Peña, R ERA:	(3, 1)	3.0	W	9	1	0	0	3	0	0	0	0	0	0	15	16	0.00	0.333
78 Jeremy Rhoades, R ERA:	(6, 1)	1.0	H	3	0	0	0	1	0	0	0	0	0	0	5	5	0.00	0.000
95 Ryan Clark, R ERA: 4.5	(7, 1)	2.0	H	9	1	1	1	3	2	0	0	0	0	1	13	22	4.50	1.500
64 Sean Isaac, R ERA: 9.0	(9, 1)	1.0	S	5	2	1	1	1	0	0	0	0	1	0	7	8	9.00	2.000

PITCHER		IP	WLS	BF	H	R	ER	SO	BB	IBB	HBP	BLK	WP	HR	S	P	ERA	WHIP

Milwaukee Brewers @ Los Angeles Angels

Tempe Diablo Stadium, Tempe, AZ

Mon Feb 25 2019, 3:12 PM - 5:51 PM EST

Att. 4,109 - Sunny - 62 F

livebaseballscorecards.com

BOTTOM

Batter	1	2	3	4	5	6	7	8	9	AB	R	H	RBI	BB	SO	LOB
56 Kole Calhoun, L (1, 9) OBP: 0.500, SLG: 0.333	L8		G3		K	K				2	0	0	0	0	0	0
9 Orlando Martinez, L (5, 9)										2	0	0	0	0	2	3
16 Jarrett Parker, L (1, 10) OBP: 0.750, SLG: 1.500	4-0 BBBB 48 FC6-4 BB		2-0 BBX HR		4-0 BBBB 97 2B 1-2 BB		0-0 3B			1	2	1	1	2	0	0
13 Dustin Garneau, R (7, PH) OBP: 1.000, SLG: 3.000										1	0	1	0	0	0	0
(8, 10)																
20 Jonathan Lucroy, R (1, 2) OBP: 0.250, SLG: 0.250	P3		0-0 1B		0-0 48 G4-3 1-H 2-H 2B		G6-3			2	0	1	0	0	0	1
97 Julian Leon, R (5, 2) OBP: 0.167, SLG: 0.333										2	0	1	2	0	0	1
48 César Puello, R (1, 7)	FC6-4 1-2f		L6		G4-3 2-3		0-3 FFS K			3	0	0	0	0	0	3
49 Brendon Sanger, L (6, 7) OBP: 0.200, SLG: 0.200										1	0	0	0	0	1	1
59 Jo Adell, R (1, 8)		0-0 P5		0-0 F9	K		K			3	0	0	0	0	1	1
71 Brandon Sandoval, R (6, 8)										1	0	0	0	0	1	1
4 Luis Rengifo, S (1, 4)		0-0 G4-3		0-3 K		4-0 BBBB 78 E BB		0-0 P6		2	0	0	0	0	1	0
7 Connor Justus, R (6, 4) OBP: 0.500, SLG: 1.000										1	0	0	0	1	0	0
90 Jose Rojas, L (1, 3)		4-0 BBBB 19 FC6-4 BB		0-0 P4		1 SAFE 4-0 BBBB 72 S 1-3 BB		0-3 K		1	0	0	0	1	0	0
78 Jhoan Urena, S (6, 3) OBP: 0.750, SLG: 0.667										1	0	0	0	1	1	0
19 Wilfredo Tovar, R (1, 6) OBP: 0.500, SLG: 1.000		0-0 FC6-4 1-2f			0-0 HR	0-3 K 1-2		4-0 BBBB BB		2	1	1	1	0	0	1
72 Leo Rivas, S (6, 6)										1	0	0	0	1	1	2
85 Roberto Baldoquin, R (1, 5)			0-3 K		H 1-0 16 BB 97 2B HBP	0-3 K		0-3 K		1	1	0	0	0	1	0
84 Jordan Zimmerman, R (6, 5) OBP: 0.250, SLG: 0.250										2	0	0	0	0	2	3
Inning Stats	R: 0 H: 0 E: 0 LOB: 1 K: 0 BB: 1 S: 3 P: 7	R: 0 H: 0 E: 0 LOB: 1 K: 0 BB: 1 S: 3 P: 7	R: 1 H: 2 E: 0 LOB: 1 K: 1 BB: 0 S: 7 P: 9	R: 0 H: 0 E: 0 LOB: 0 K: 1 BB: 0 S: 5 P: 5	R: 3 H: 2 E: 0 LOB: 1 K: 2 BB: 1 S: 9 P: 14	R: 0 H: 0 E: 1 LOB: 2 K: 3 BB: 2 S: 9 P: 17	R: 0 H: 1 E: 0 LOB: 1 K: 2 BB: 0 S: 8 P: 8	R: 0 H: 0 E: 0 LOB: 1 K: 2 BB: 1 S: 7 P: 11		1B: 1 SF: 0 2B: 1 SAC: 0 3B: 1 DP: 0 HR: 2 HBP: 1						

	AB	29
	R	4
	H	5
	RBI	4
	BB	6
	SO	11
	LOB	17

WP: 0 PB: 0 SB: 1 CS: 0 PA: 36

PITCHER	IP	WLS	BF	H	R	ER	SO	BB	IBB	HBP	BLK	WP	HR	S	P	ERA	WHIP
74 Zack Brown, R (1, 1) ERA:	1.0		4	0	0	0	0	1	0	0	0	0	0	3	7	0.00	1.000
65 Burch Smith, R (2, 1) ERA:	1.0	H	4	0	0	0	0	1	0	0	0	0	0	3	7	0.00	1.000
75 Bubba Derby, R (3, 1) ERA: 9.0	1.0	B	5	2	1	1	1	0	0	0	0	0	1	7	9	9.00	2.000
73 Marcos Diplán, R (4, 1) ERA:	1.0		3	0	0	0	1	0	0	0	0	0	0	5	5	0.00	0.000
76 Jon Olczak, R (5, 1) ERA: 27.0	1.0	L	7	2	3	3	2	1	0	1	0	0	1	9	14	27.00	3.000

PITCHER	IP	WLS	BF	H	R	ER	SO	BB	IBB	HBP	BLK	WP	HR	S	P	ERA	WHIP
67 Angel Perdomo, L (6, 1) ERA:	1.0		5	0	0	0	3	2	0	0	0	0	0	9	17	0.00	2.000
94 Nate Griep, R (7, 1) ERA:	1.0		4	1	0	0	2	0	0	0	0	0	0	8	8	0.00	1.000
97 Tristan Archer, R (8, 1) ERA:	1.0		4	0	0	0	2	1	0	0	0	0	0	7	11	0.00	1.000

Los Angeles Angels @ Oakland Athletics

Hohokam Stadium, Mesa, AZ

Tue Feb 26 2019, 3:06 PM - 6:46 PM EST

Att. 3,641 - Sunny - 68 F

TOP

livebaseballscorecards.com

Batter	1	2	3	4	5	6	7	8	9	AB	R	H	RBI	BB	SO	LOB
27 Mike Trout, R (1, 8) OBP: 0.400, SLG: 0.250 89 Brandon Marsh, L (5, 8) OBP: 0.429, SLG: 0.500	16 2B 1B		G5-3	1-2 2-3 3-H BB		G4-3		85 FC5-4 1-2 2-3 3-H BB	85 E 1-3 2-H 2B	2 1 1 1 1 0 0 2 1 1 2 1 0 0						
6 David Fletcher, R (1, 6) OBP: 0.375, SLG: 0.200 85 Roberto Baldoquin, R (6, 6) OBP: 0.375, SLG: 0.500	1 SAFE C T S K		1B	SF9 2-3 3-H			G6-3	FC5-4 85 2B 90 HR 1-2f 2-3 3-H	E4 2-H 3-H 3B	2 0 1 1 0 1 1 3 2 1 3 0 0 2						
5 Albert Pujols, R (1, 10) OBP: 0.400, SLG: 0.400 85 Matt Thaiss, L (7, PH) OBP: 0.625, SLG: 1.250 (7, 10)	F7		1 SAFE X G5-3	G5-3			G3-1	90 HR 1-3 3-H 2B	81 1B 2B	3 0 0 0 0 0 4 3 1 2 1 0 0 0						
16 Jarrett Parker, L (1, 7) OBP: 0.727, SLG: 1.286 81 Brennon Lund, L (6, 7) OBP: 0.571, SLG: 0.500	1-H 2B			75 WP 3 1B 44 1B 1B	F7		90 WP 1B	P6	2-3 1B	3 1 2 1 0 0 0 3 0 2 0 0 0 2						
3 Taylor Ward, R (1, 5) OBP: 0.375, SLG: 0.714 90 Jose Rojas, L (6, 5) OBP: 0.286, SLG: 0.667	F F C K			44 1B 75 WP 25 1B 1-2 1B	P4		G4-3 1-2	2-H 3-H HR	C C C K	3 1 1 0 0 1 1 3 1 1 3 0 1 3						
75 Jared Walsh, L (1, 3) OBP: 0.429, SLG: 0.500 78 Jhoan Urena, S (6, 3) OBP: 0.714, SLG: 0.500		F9	B F C C 1-2 2-3	1-3 K	F S S K			13 26 59 1B BB BB	S S S K	3 0 0 0 0 2 2 1 1 0 0 2 1 2						
44 Kevan Smith, R (1, 2) OBP: 0.143, SLG: 0.143 13 Dustin Garneau, R (5, 2) OBP: 0.500, SLG: 1.250 96 Keinner Piña, R (8, 2) OBP: 0.667, SLG: 0.667		C T S K	25 1B 9 BB 27 BB 2-3 3-H 1B	F8				59 1B 89 BB 1-3 2B P5	L7	2 1 1 1 0 1 0 3 1 1 0 0 0 1 1 0 0 0 0 0 2						
9 Tommy La Stella, L (1, 4) OBP: 0.375, SLG: 0.333 87 Jahmai Jones, R (6, 4) OBP: 0.333, SLG: 0.200	F S S K		1 SAFE D B B B 27 BB 25 1B 6 SF9 1-2 BB	F F S K				B B B B 89 BB 59 1B 85 FC5-4 BB	59 BB 89 2B 1B	2 1 0 0 1 2 0 1 2 1 0 1 0 0						
25 Peter Bourjos, R (1, 9) OBP: 0.625, SLG: 1.125 59 Jo Adell, R (6, 9) OBP: 0.286, SLG: 0.167			C C S K	6 SF9 27 BB 1-2 2-3 3-H 1B	F B B F X HR			85 FC5-4 89 BB 85 2B 1-2 2-3 3-H 1B	B B B B 89 2B 85 E 1-2 BB	3 1 2 2 0 1 0 1 2 1 1 1 0 0						
Inning Stats	R: 1 H: 2 E: 0 LOB: 1 K: 2 BB: 0 S: 9 P: 9	R: 0 H: 0 E: 0 LOB: 0 K: 2 BB: 0 S: 7 P: 7	R: 0 H: 1 E: 0 LOB: 1 K: 1 BB: 0 S: 6 P: 6	R: 4 H: 4 E: 0 LOB: 2 K: 1 BB: 2 S: 9 P: 18	R: 0 H: 0 E: 0 LOB: 0 K: 1 BB: 0 S: 5 P: 5	R: 1 H: 1 E: 0 LOB: 0 K: 1 BB: 0 S: 8 P: 10	R: 0 H: 1 E: 0 LOB: 1 K: 0 BB: 0 S: 4 P: 5	R: 7 H: 4 E: 0 LOB: 1 K: 0 BB: 4 S: 7 P: 23	R: 4 H: 5 E: 1 LOB: 2 K: 2 BB: 1 S: 12 P: 16	1B: 10 SF: 1 2B: 5 SAC: 0 3B: 1 DP: 0 HR: 2 HBP: 0						

AB	44
R	17
H	18
RBI	16
BB	7
SO	10
LOB	20

WP: 2 PA: 52
PB: 0
SB: 0
CS: 0

PITCHER		IP	WLS	BF	H	R	ER	SO	BB	IBB	HBP	BLK	WP	HR	S	P	ERA	WHIP
50 Mike Fiers, R ERA: 3.0	(1, 1)	3.0		12	3	1	1	5	0	0	0	0	0	0	22	22	3.00	1.000
56 Fernando Rodney, R ERA: 33.75	(4, 1)	0.1	L	7	4	4	4	1	2	0	0	0	1	0	7	16	108.00	18.000
36 Yusmeiro Petit, R ERA: 5.4	(4, 1)	0.2		2	0	0	0	0	0	0	0	0	0	0	2	2	0.00	0.000
13 Jerry Blevins, L ERA:	(5, 1)	1.0		3	0	0	0	1	0	0	0	0	0	0	5	5	0.00	0.000
53 Tanner Anderson, R ERA: 3.0	(6, 1)	2.0		8	2	1	1	1	0	0	0	0	1	1	12	15	4.50	1.000

PITCHER		IP	WLS	BF	H	R	ER	SO	BB	IBB	HBP	BLK	WP	HR	S	P	ERA	WHIP
77 Parker Bridwell, R ERA: 54.0	(8, 1)	0.0		5	2	5	5	0	3	0	0	0	0	0	2	14	∞	∞
65 Miguel Romero, R ERA: 9.0	(8, 1)	1.0		6	2	2	2	0	1	0	0	0	0	1	5	9	18.00	3.000
68 Kyle Finnegan, R ERA: 36.0	(9, 1)	0.0		6	5	4	4	0	1	0	0	0	0	0	5	9	∞	∞
49 Brian Schlitter, R ERA:	(9, 1)	1.0		3	0	0	0	2	0	0	0	0	0	0	7	7	0.00	0.000

Batter	1	2	3	4	5	6	7	8	9	AB	R	H	RBI	BB	SO	LOB
17 Robbie Grossman, S (1, 7) OBP: 0.500, SLG: 0.500	25 E 2B	L9 2-3		F7			G5-3	BBBD 37 WP 37 2B BB		3	1	1	0	0	0	3
Nick Martini, L (5, 7) OBP: 0.400, SLG: 0.444										0	0	0	0	0	0	0
72 Skye Bolt, S (6, 7)										1	1	0	0	1	0	0
10 Marcus Semien, R (1, 6) OBP: 0.444, SLG: 0.375	BBBB 25 2B 25 E BB	F7		E6 2-3			11 1B 8 SF4 1B	B X 1-H 2B		2	1	0	0	1	0	3
37 Jorge Mateo, R (5, 6) OBP: 0.364, SLG: 0.636										2	1	2	1	0	0	0
25 Stephen Piscotty, R (1, 9) OBP: 0.571, SLG: 1.167	E2 1-H 2-H 2B	1-2 3-H 1B		1 SAFE X G5-3			1 SAFE 1 SAFE X 79 BB 15 E 1-3 1B	P5		3	0	2	2	0	0	2
11 Dustin Fowler, L (5, 9) OBP: 0.273, SLG: 0.500										2	0	1	0	0	0	1
(6, 8)																
28 Matt Olson, L (1, 3) OBP: 0.125, SLG: 0.125	F7 FFS	K			FC K		SF4 3-H		F8 SSS	3	0	0	0	0	2	3
8 Eric Campbell, R (6, 3)										1	0	0	1	0	0	0
23 Jurickson Profar, S (1, 4) OBP: 0.125, SLG: 0.125	G1-3	L9			F8		E6 12 FC5 79 BB 1-2		K SSS	3	0	0	0	0	0	1
15 Cliff Pennington, S (6, 4) OBP: 0.375, SLG: 0.429										2	0	0	0	0	1	1
22 Ramón Laureano, R (1, 8) OBP: 0.182, SLG: 0.200	BBBB 18 FC6-4 BB	CFC K			G6-3		BBBB 1-2 2-3 BB		1B	2	0	0	0	1	1	0
79 Luis Barrera, L (6, 9) OBP: 0.500, SLG: 0.333										1	0	1	0	1	0	0
18 Chad Pinder, R (1, 5) OBP: 0.333, SLG: 0.375	FC6-4 1-2f	F8			F9		FC5 2-3f		F9	3	0	0	0	0	0	2
12 Sean Murphy, R (7, 2) OBP: 0.286, SLG: 0.667										2	0	0	0	0	0	4
3 Nick Hundley, R (1, 10) OBP: 0.500, SLG: 0.571		17 L9 19 BB 25 1B 1B		10 E 2B	SSS K			F7		3	1	2	0	0	1	0
Chris Herrmann, L (8, PH)										1	0	0	0	0	0	0
(9, 10)																
19 Josh Phegley, R (1, 2) OBP: 0.286, SLG: 0.200		BBBB 25 1B 1-2 BB		SFS K			SSS K	G4-3		2	0	0	0	1	2	1
64 Sheldon Neuse, R (7, 5) OBP: 0.273, SLG: 0.300										1	0	0	0	0	0	0
Inning Stats	R: 2 E: 1 K: 0 S: 5 H: 2 LOB: 2 BB: 2 P: 13	R: 1 E: 0 K: 1 S: 7 H: 2 LOB: 2 BB: 1 P: 11	R: 0 E: 0 K: 1 S: 5 H: 0 LOB: 0 BB: 0 P: 5	R: 0 E: 1 K: 1 S: 7 H: 1 LOB: 2 BB: 0 P: 7	R: 0 E: 0 K: 1 S: 5 H: 0 LOB: 0 BB: 0 P: 5	R: 0 E: 0 K: 2 S: 7 H: 0 LOB: 0 BB: 0 P: 7	R: 1 E: 1 K: 0 S: 6 H: 2 LOB: 3 BB: 1 P: 10	R: 1 E: 0 K: 0 S: 4 H: 1 LOB: 1 BB: 1 P: 9	R: 0 E: 0 K: 1 S: 6 H: 1 LOB: 1 BB: 0 P: 6	1B: 5 2B: 4 3B: 0 HR: 0 SF: 1 SAC: 0 DP: 0 HBP: 0							

PITCHER		IP	WLS	BF	H	R	ER	SO	BB	IBB	HBP	BLK	WP	HR	S	P	ERA	WHIP
28 Andrew Heaney, L ERA: 18.0	(1, 1)	1.0		9	3	3	2	0	3	0	0	0	0	0	6	18	18.00	6.000
45 Adam Hofacket, R ERA:	(2, 1)	1.0		4	1	0	0	1	0	0	0	0	0	0	6	6	0.00	1.000
57 Hansel Robles, R ERA:	(3, 1)	1.0	W	3	0	0	0	1	0	0	0	0	0	0	5	5	0.00	0.000
67 Taylor Cole, R ERA:	(4, 1)	2.0	H	8	1	0	0	2	0	0	0	0	0	0	12	12	0.00	0.500
65 Jake Jewell, R ERA:	(6, 1)	1.0	H	3	0	0	0	2	0	0	0	0	0	0	7	7	0.00	0.000

PITCHER		IP	WLS	BF	H	R	ER	SO	BB	IBB	HBP	BLK	WP	HR	S	P	ERA	WHIP
36 Williams Jerez, L ERA: 4.5	(7, 1)	1.0	H	7	2	1	1	0	1	0	0	0	0	0	6	10	9.00	3.000
90 Matt Ramsey, R ERA: 16.2	(8, 1)	1.0		5	1	1	1	0	1	0	0	0	1	0	4	9	9.00	2.000
67 Greg Mahle, L ERA:	(9, 1)	1.0		4	1	0	0	1	0	0	0	0	0	0	6	6	0.00	1.000

BOTTOM

Los Angeles Angels @ Oakland Athletics

Hohokam Stadium, Mesa, AZ

Tue Feb 26 2019, 3:06 PM - 6:46 PM EST

Att. 3,641 - Sunny - 68 F

livebaseballscorecards.com

AB	37
R	5
H	9
RBI	4
BB	5
SO	7
LOB	21

WP: 1 PB: 0 SB: 0 CS: 0 PA: 43

Los Angeles Angels @ Colorado Rockies

Salt River Fields at Talking Stick, Scottsdale, AZ

Wed Feb 27 2019, 3:11 PM - 6:27 PM EST

Att. 5,253 - Partly Cloudy - 71 F

livebaseballscorecards.com

Batter	1	2	3	4	5	6	7	8	9	AB	R	H	RBI	BB	SO	LOB
56 Kole Calhoun, L (1, 9) OBP: 0.286, SLG: 0.167	C FF 96 C FF 98 B FF 97 S CU 84 1-3 K		S FF 93 F SL 80 F FF 95 S FF 95 0-3 K		B FF 95 B FS 86 X FF 96 2-0 F7	B FS 84 D FS 85 S FF 94 F FF 95 B FF 94 X FF 94 3-2 FC6-4 1-2f 3-H		X SI 94 0-0 G3-1		3	0	0	0	0	2	0
81 Brennon Lund, L (6, PH) OBP: 0.444, SLG: 0.375 (6, 9)										2	0	0	1	0	0	1
2 Andrelton Simmons, R (1, 6) OBP: 0.200, SLG: 0.200	B SL 86 X FF 96 1-0 5 WP 1B		C FF 95 X SL 80 0-1 L9		C CU 78 B CU 79 B FF 96 X FF 95 2-1 P4	B CU 76 T FF 95 F FF 94 F CU 77 B FF 95 F FF 94 X FS 85 2-2 F7		B FF 95 B SL 86 X SI 94 2-0 G5-3		3	0	1	0	0	0	0
19 Wilfredo Tovar, R (5, 6) OBP: 0.375, SLG: 0.750										2	0	0	0	0	0	1
5 Albert Pujols, R (1, 10) OBP: 0.500, SLG: 0.333	C FF 95 S SL 86 B CU 84 D CU 84 F FF 97 F SL 87 2 SAFE B FF 97 D CU 84 4-2 7 G6-4-3 1-2 BB		B FF 94 B FF 95 S FF 93 B FF 94 F FF 93 B SL 78 4-2 7 2B 85 3B BB		B FF 97 B FF 96 X FF 96 2-0 G5-3		B FF 96 S CH 86 B SL 87 S FF 96 S FF 96 2-3 K	S SL 86 C SI 96 B SL 86 F SL 86 F CU 81 B FF 95 F SI 95 B SL 88 F SI 94 4-2 B SI 95 90 2B BB		1	1	0	0	2	0	0
95 Roberto Peña, R (7, PH) (7, 10)										1	0	0	0	1	1	0
7 Zack Cozart, R (1, 5) OBP: 0.500, SLG: 0.750	B FF 96 B FF 96 F FF 95 X SL 86 2-1 G6-4-3 1-2f		F FF 94 F FF 95 D SL 80 X FF 94 1-2 85 3B 1-3 2B			C FS 87 F FF 95 B CU 80 B CU 78 X CU 77 2-2 48 1B 2B	B FF 96 C SL 88 F SL 88 B SL 88 B FF 97 F FF 95 B FF 95 4-2 78 BB 22 E BB	C SI 94 X SI 94 0-1 1-3 2B		2	1	1	0	0	0	2
90 Jose Rojas, L (5, 5) OBP: 0.500, SLG: 1.000										2	2	2	0	1	0	0
85 Matt Thaiss, L (1, 3) OBP: 0.727, SLG: 1.400		C FF 95 X CH 87 0-1 89 BB 48 1B 10 G6-3 1B	B FF 94 F FF 93 F FF 95 F FF 96 D SL 80 F FF 95 B FF 96 X FF 95 3-2 2-H 3-H 3B			B FF 95 D FS 87 D FF 95 B FF 95 4-0 48 1B 89 1B BB	F FF 96 1 SAFE B FF 93 D SL 88 1 SAFE F FF 95 B CH 86 F FF 96 B FF 96 4-2 22 1B 22 E 1-2 BB	S FF 95 S SL 88 D SL 87 F SI 96 B SL 89 C SL 88 2-3		2	2	2	2	1	0	0
78 Jhoan Urena, S (6, 3) OBP: 0.667, SLG: 0.400										1	1	0	0	1	1	2
48 César Puello, R (1, 7) OBP: 0.200, SLG: 0.200		X FF 96 0-0 10 G6-3 89 BB 1-2 1B	C FF 94 S FF 95 S FF 95 0-3 K			X FF 94 0-0 89 1B 4 SF8 1-2 2-H 1B	C FF 95 T SL 88 F SL 86 S FF 95 0-3 K		B SL 88 S FF 87 F FF 89 B SL 80 F SL 79 B SL 79 S FF 88 3-3 K	3	1	2	1	0	1	1
49 Brendon Sanger, L (6, 7) OBP: 0.143, SLG: 0.143										2	0	0	0	0	2	2
89 Brandon Marsh, L (1, 8) OBP: 0.500, SLG: 0.500		C FF 95 B CH 87 F FF 97 B FF 95 D CU 83 B FF 97 4-2 10 G6-3 1-2 2-3 BB		B FF 93 C FF 92 C CH 83 B SL 86 B FF 93 F FF 93 F FF 95 X FF 94 3-2 G4-3		S FS 85 X FS 85 0-1 4 SF8 10 BB 81 FC6-4 1-3 2-H 1B	F FF 96 B FF 97 D SL 89 X FF 95 2-1 E9 1-H 2-H 1B		S SL 78 C FF 88 B FF 89 X FF 90 1-2 3B	2	1	1	1	1	0	0
22 Bo Way, L (6, 8) OBP: 0.750, SLG: 1.333										2	0	2	1	0	0	0
10 José Briceño, R (1, 2)		X SL 87 0-0 G6-3 1-2f 2-3 3-H		B SL 86 X FF 93 1-0 L8		C FF 96 D CU 77 D CU 76 B FF 95 1 SAFE B FF 92 4-1 81 FC6-4 1-2 BB	B CH 86 C CH 87 B FF 95 F FF 95 F FF 97 D SL 87 F FF 95 B FF 94 4-2 BB		B FF 88 C FF 88 S FF 88 S FF 88 1-3 K	2	0	0	0	1	0	2
98 Jack Kruger, R (6, 2) OBP: 0.400, SLG: 0.250										1	0	0	0	1	1	1
4 Luis Rengifo, S (1, 4)		C FF 97 D CU 82 X FF 96 1-1 G6-3		C SL 84 F SL 83 C FF 93 0-3 K		B FF 95 S FF 94 C FF 94 X CU 78 1-2 SF8 2-3 3-H	S FF 91 S FF 92 B FF 91 B FF 92 B FF 91 X FF 91 3-2 G1-3		S SL 79 C SL 79 B FF 88 S FF 87 1-3 K	2	0	0	1	0	1	1
87 Jahmai Jones, R (6, 4) OBP: 0.250, SLG: 0.143										2	0	0	0	0	1	3

	AB	35
	R	9
	H	11
	RBI	7
	BB	9
	SO	10
	LOB	16

Inning Stats																				
	R: 0 E: 0 K: 1 S: 10	H: 1 LOB: 1 BB: 1 P: 18	R: 1 E: 0 K: 0 S: 8	H: 2 LOB: 1 BB: 1 P: 13	R: 2 E: 0 K: 2 S: 19	H: 2 LOB: 1 BB: 1 P: 27	R: 0 E: 0 K: 1 S: 9	H: 0 LOB: 0 BB: 0 P: 13	R: 0 E: 0 K: 0 S: 4	H: 0 LOB: 0 BB: 0 P: 10	R: 4 E: 0 K: 0 S: 18	H: 3 LOB: 1 BB: 2 P: 34	R: 2 E: 1 K: 2 S: 22	H: 1 LOB: 2 BB: 3 P: 41	R: 0 E: 0 K: 1 S: 14	H: 1 LOB: 2 BB: 1 P: 22	R: 0 E: 0 K: 3 S: 13	H: 1 LOB: 1 BB: 0 P: 19	1B: 6 2B: 3 3B: 2 HR: 0	SF: 1 SAC: 0 DP: 2 HBP: 0	WP: 1 PB: 0 SB: 0 CS: 0	PA: 45

PITCHER		IP	WLS	BF	H	R	ER	SO	BB	IBB	HBP	BLK	WP	HR	S	P	ERA	WHIP
48 Germán Márquez, R	(1, 1)	2.0		9	3	1	1	1	2	0	0	0	1	0	18	31	4.50	2.500
ERA: 4.5																		
51 Jake McGee, L	(3, 1)	1.0		6	2	2	2	2	1	0	0	0	0	0	19	27	18.00	3.000
ERA: 13.5																		
45 Scott Oberg, R	(4, 1)	1.0	H	3	0	0	0	1	0	0	0	0	0	0	9	13	0.00	0.000
ERA:																		
34 Jeff Hoffman, R	(5, 1)	2.0	L	11	3	4	4	0	2	0	0	0	0	0	22	44	18.00	2.500
ERA: 9.0																		
54 Carlos Estévez, R	(7, 1)	0.2		6	1	2	1	2	3	0	0	0	0	0	19	35	13.50	6.000
ERA: 5.4																		

PITCHER		IP	WLS	BF	H	R	ER	SO	BB	IBB	HBP	BLK	WP	HR	S	P	ERA	WHIP
81 Ben Bowden, L	(7, 1)	0.1		1	0	0	0	0	0	0	0	0	0	0	3	6	0.00	0.000
ERA:																		
32 Jesus Tinoco, R	(8, 1)	1.0		5	1	0	0	1	1	0	0	0	0	0	14	22	0.00	2.000
ERA:																		
84 Matt Pierpont, R	(9, 1)	1.0		4	1	0	0	3	0	0	0	0	0	0	13	19	0.00	1.000
ERA:																		

Los Angeles Angels @ Colorado Rockies

Wed Feb 27 2019, 3:11 PM - 6:27 PM EST
Salt River Fields at Talking Stick, Scottsdale, AZ
Att. 5,253 - Partly Cloudy - 71 F

livebaseballscorecards.com

BOTTOM

Batter	1	2	3	4	5	6	7	8	9	AB	R	H	RBI	BB	SO	LOB
19 Charlie Blackmon, L (1, 9) OBP: 0.500, SLG: 1.000 15 Raimel Tapia, L (4, 9) OBP: 0.357, SLG: 0.538	C SI 92 S FC 90 F SI 92 F SI 92 X KC 82 0-2 P5	S CH 84 X FF 90 0-1 26 FC6-2 1-3 2-H 3-H 2B	1 SAFE B SL 81 D SI 95 F SI 95 B FF 95 X SI 96 3-1 FC4-2 1-H	F SL 84 X FF 92 0-1 G4-3	X SL 84 0-0 L3 1-1	2 0 1 2 0 0 0 3 0 0 0 0 0 2										
28 Nolan Arenado, R (1, 5) OBP: 0.143, SLG: 0.571 4 Pat Valaika, R (5, 5) OBP: 0.300, SLG: 0.400	C KC 79 B FC 90 C FF 92 X KC 81 1-2 L5	X FF 91 0-0 P4	1 SAFE B SL 83 F SI 95 X SL 84 1-1 G4-3	B CH 82 C FF 93 B CH 83 S CU 78 X CH 84 2-2 F8	B SL 85 B SL 84 B FF 92 C FF 90 F FF 91 C SL 85 3-3	3 0 0 0 0 0 3 2 0 0 0 0 1 0										
26 David Dahl, L (1, 10) OBP: 0.375, SLG: 0.571 73 Brian Mundell, R (7, PH) OBP: 0.375, SLG: 0.571 (8, 10)	F FC 91 B FC 91 S CH 85 S SI 92 1-3	B CH 83 X CH 84 1-0 FC6-2 2-3 3-H	X CH 84 0-0 F7	X FF 93 0-0 G4-3		3 0 0 0 0 1 2 1 0 0 0 0 0 0										
27 Trevor Story, R (1, 6) OBP: 0.500, SLG: 0.800 72 Tyler Nevin, R (6, 3) OBP: 0.500, SLG: 0.667		4-2 12 S 25 1B BB 1-3 K	X CU 78 0-0 HR	F FF 97 B SL 85 C FF 96 B SL 86 X FF 96 2-2 F9		2 2 1 1 1 1 2 1 0 0 0 0 0 0										
12 Mark Reynolds, R (1, 3) OBP: 0.500, SLG: 0.800 70 Peter Mooney, L (6, 4) OBP: 0.250, SLG: 0.375 82 Bret Boswell, L (9, 4)	C FC 90 B KC 80 B CH 85 D FC 89 B FC 90 4-1 42 BB 25 1B 3 E 1-2 BB	C FF 91 B KC 82 F FF 92 C KC 81 1-3 K	B SI 90 S CU 79 C CH 84 B SI 89 S SI 90 2-3 K	C FF 98 F FF 98 X FF 98 0-2 2B		2 1 0 0 1 2 0 1 0 1 0 0 0 0 0 0 0 0 0 0 0										
25 Michael Saunders, L (1, 7) OBP: 0.556, SLG: 0.429 43 Sam Hilliard, L (5, 7) OBP: 0.333, SLG: 0.778	B CH 83 F SI 90 S CH 83 B FC 91 X KC 81 2-2 42 BB 3 1B 1-2 2-H 1B	C KC 81 C FF 92 B FF 92 F KC 81 S KC 82 1-3 K	B CU 78 B CH 84 B CH 84 C SI 89 S CH 83 S SI 90 3-3 K	F FF 95 F CH 88 S SL 85 0-3 K		2 1 1 1 0 1 0 2 0 0 0 0 2 1										
42 Chris Iannetta, R (1, 2) 23 Tom Murphy, R (5, 2) OBP: 0.375, SLG: 0.286 37 Chris Rabago, R (9, 2)	S FC 88 B SI 92 S KC 79 D KC 82 B SI 92 B FC 88 4-2 3 E 3 1B 19 2B 1-2 2-3 BB	F FF 92 B FF 92 B KC 82 C KC 82 X FF 92 2-2 P6		C FF 93 B SL 87 S SL 87 S FF 93 1-3 K	B FF 97 S FF 96 F SL 85 B FF 97 S FF 95 2-3 K	1 1 0 0 1 0 0 2 0 0 0 0 2 1 0 0 0 0 0 0 0										
3 Mike Tauchman, L (1, 8) OBP: 0.333, SLG: 0.200 56 Noel Cuevas, R (7, 8) OBP: 0.333, SLG: 0.556	F CH 84 C FC 89 X CH 83 0-2 E7 19 2B 1-3 2-H 3-H 1B	X SI 95 0-0 1 FC6-4 1B	C FF 93 B FF 93 X SI 89 1-1 G3	F FF 92 X FF 92 0-1 65 1B 2B		3 1 2 2 0 0 0 1 1 1 0 0 0 0										
1 Garrett Hampson, R (1, 4) OBP: 0.500, SLG: 0.750 65 Brendan Rodgers, R (6, 6) OBP: 0.273, SLG: 0.111	B FF 89 B CH 85 B CH 84 C FF 89 B FF 89 4-1 19 2B 26 FC6-2 BB	B FF 96 1 SAFE X SI 95 1-0 FC6-4 15 WP 15 E 15 FC4-2 1-2f	B CU 83 C FF 93 X FF 93 1-1 G6-3	C SL 84 X FF 94 0-1 15 L3 2-H 1B		1 0 0 0 1 0 1 2 0 1 1 0 0 0										
Inning Stats	R: 0 E: 0 K: 1 S: 11 H: 0 LOB: 0 BB: 0 P: 13	R: 5 E: 1 K: 1 S: 22 H: 3 LOB: 2 BB: 4 P: 42	R: 0 E: 0 K: 2 S: 10 H: 0 LOB: 0 BB: 0 P: 14	R: 0 E: 1 K: 0 S: 6 H: 1 LOB: 1 BB: 0 P: 11	R: 1 E: 0 K: 2 S: 8 H: 1 LOB: 0 BB: 0 P: 13	R: 0 E: 0 K: 1 S: 7 H: 0 LOB: 0 BB: 0 P: 10	R: 0 E: 0 K: 0 S: 6 H: 0 LOB: 0 BB: 0 P: 8	R: 0 E: 0 K: 2 S: 12 H: 1 LOB: 1 BB: 0 P: 16	R: 1 E: 0 K: 1 S: 8 H: 2 LOB: 0 BB: 0 P: 11	1B: 4 2B: 4 3B: 0 HR: 1 SF: 0 SAC: 0 DP: 1 HBP: 0						

	AB	34
	R	7
	H	8
	RBI	7
	BB	4
	SO	10
	LOB	12

WP: 1 PB: 0 SB: 1 CS: 0 PA: 38

PITCHER		IP	WLS	BF	H	R	ER	SO	BB	IBB	HBP	BLK	WP	HR	S	P	ERA	WHIP
53 Trevor Cahill, R ERA: 45.0	(1, 1)	1.0		8	2	5	5	1	3	0	0	0	0	0	22	38	45.00	5.000
62 Luis Pena, R ERA: 3.86	(2, 1)	1.0		5	1	0	0	1	1	0	0	0	0	0	11	17	0.00	2.000
37 Cody Allen, R ERA:	(3, 1)	1.0		3	0	0	0	2	0	0	0	0	0	0	10	14	0.00	0.000
40 Luis García, R ERA: 4.5	(4, 1)	1.0		4	1	0	0	0	0	0	0	0	1	0	6	11	0.00	1.000
24 Noé Ramirez, R ERA: 27.0	(5, 1)	1.0	W	4	1	1	1	2	0	0	0	0	0	1	8	13	9.00	1.000

PITCHER		IP	WLS	BF	H	R	ER	SO	BB	IBB	HBP	BLK	WP	HR	S	P	ERA	WHIP
47 Griffin Canning, R ERA:	(6, 1)	1.0	H	3	0	0	0	1	0	0	0	0	0	0	7	10	0.00	0.000
72 José Suarez, L ERA:	(7, 1)	1.0	H	3	0	0	0	0	0	0	0	0	0	0	6	8	0.00	0.000
31 Ty Buttrey, R ERA: 10.8	(8, 1)	1.0	H	4	1	0	0	2	0	0	0	0	0	0	12	16	0.00	1.000
43 John Curtiss, R ERA: 4.5	(9, 1)	1.0	S	4	2	1	1	1	0	0	0	0	0	0	8	11	9.00	2.000

Batter	1	2	3	4	5	6	7	8	9	AB	R	H	RBI	BB	SO	LOB
80 Eli White, R (1, 6) OBP: 0.077, SLG: 0.077	C F S 0-3 ① K	X 0-0 9 S 9 2B 1-3 2-H 1B		X 0-0 ①② G6-4-3 1-2f		X 0-0 E8 38 SF9 2B		X 0-0 G6-3 ①		3	1	1	1	0	1	1
86 Andy Ibáñez, R (6, PH) OBP: 0.385, SLG: 0.615 (6, 6)										2	1	1	0	0	0	0
9 Isiah Kiner-Falefa, R (1, 2) OBP: 0.429, SLG: 0.833	C C C 0-3 ② K	C X 0-1 13 2B 1-H 3-H 2B		B B B B 4-0 BB		S S S 0-3 ① K		C C S 0-3 ② K		2	1	1	2	1	1	0
28 Jett Bandy, R (6, PH) OBP: 0.222, SLG: 0.222 (6, 2)										2	0	0	0	0	2	1
13 Joey Gallo, L (1, 8) OBP: 0.364, SLG: 0.250	C C C 0-3 ③ K	X 0-0 2-H 2B		F F C 0-3 ③ K		X 0-0 ② SF9 3-H		X 0-0 ③ G4-3		3	0	1	1	0	2	1
38 Danny Santana, S (6, PH) OBP: 0.250, SLG: 0.545 (6, 8)										1	0	0	1	0	0	0
40 Matt Davidson, R (1, 5) OBP: 0.583, SLG: 1.200	B B X 2-0 HR				S S S 0-3 ① K	X 0-0 ③ G1-3			X 0-0 ① G5-3	3	1	1	1	0	1	1
73 Diosbel Arias, R (6, PH) (6, 5)	X 0-0 P6									2	0	0	0	0	0	0
11 Ronald Guzmán, L (1, 3) OBP: 0.600, SLG: 1.750	B B C C C X 2-2 HR	X 0-0 ① F7			B B C C C X 2-2 HR		H 1-0 21 1B 43 G1-6-3 HBP		X 0-0 ② F8	3	2	2	2	0	0	0
56 Preston Beck, L (6, 3) OBP: 0.500, SLG: 0.429										1	1	0	0	0	0	0
21 Patrick Wisdom, R (1, 10) OBP: 0.267, SLG: 0.500	C C C 0-3 ① K	C C X 0-2 HR			C C C 0-3 ② K		X 0-0 43 G1-6-3 1-3 1B		X 0-0 ③ P4	4	1	2	1	0	2	0
63 Adam Moore, R (9, PH) (9, 10)										1	0	0	0	0	0	0
5 Willie Calhoun, L (1, 7) OBP: 0.214, SLG: 0.286	X 0-0 ② G3	X 0-0 ② F9			X 0-0 15 BB 1B		X 0-0 ①② G1-6-3 1-2f 3-H			3	0	1	0	0	0	0
43 Ben Revere, L (6, 7)										1	0	0	0	0	0	1
15 Carlos Tocci, R (1, 9) OBP: 0.455, SLG: 0.667	B B B B 4-0 16 BB 80 1B BB	X 0-0 ③ F8			B B B B 4-0 1-2 BB		B B B B 4-0 51 FC6-4 BB			1	1	0	0	2	0	0
60 Eliezer Álvarez, L (6, 9) OBP: 1.000, SLG: 1.000										0	0	0	0	1	0	0
16 Nolan Fontana, L (1, 4) OBP: 0.467, SLG: 0.500	B B B B 4-0 80 1B 9 2B 1-2 BB			X 0-0 80 G6-4-3 1B	X 0-0 ③ P5		X 0-0 ③ FC6-4 1-2f			2	1	1	0	1	0	2
51 Yonny Hernández, S (6, 4) OBP: 0.286, SLG: 0.286										1	0	0	0	0	0	1
Inning Stats	R: 0 H: 0 E: 0 LOB: 0 K: 3 BB: 0 S: 9 P: 9	R: 6 H: 5 E: 0 LOB: 1 K: 1 BB: 2 S: 13 P: 25	R: 1 H: 1 E: 0 LOB: 0 K: 0 BB: 0 S: 6 P: 6	R: 0 H: 1 E: 0 LOB: 1 K: 1 BB: 1 S: 5 P: 9	R: 1 H: 2 E: 0 LOB: 2 K: 2 BB: 1 S: 11 P: 17	R: 1 H: 1 E: 1 LOB: 0 K: 1 BB: 0 S: 6 P: 6	R: 1 H: 1 E: 0 LOB: 1 K: 0 BB: 1 S: 3 P: 8	R: 0 H: 0 E: 0 LOB: 0 K: 1 BB: 0 S: 5 P: 5	R: 0 H: 0 E: 0 LOB: 0 K: 0 BB: 0 S: 3 P: 3	1B: 4 SF: 1 2B: 3 SAC: 0 3B: 0 DP: 2 HR: 4 HBP: 1						

PITCHER		IP	WLS	BF	H	R	ER	SO	BB	IBB	HBP	BLK	WP	HR	S	P	ERA	WHIP
42 Tyler Skaggs, L ERA: 21.6	(1, 1)	1.2	L	9	2	4	4	4	2	0	0	0	0	2	17	29	21.60	2.400
64 Sean Isaac, R ERA: 20.25	(2, 1)	0.1		4	3	2	2	0	0	0	0	0	0	0	5	5	54.00	9.000
54 Daniel Hudson, R ERA: 9.0	(3, 1)	1.0		4	1	1	1	0	0	0	0	0	0	1	6	6	9.00	1.000
46 Dan Jennings, L ERA:	(4, 1)	1.0		4	1	0	0	1	1	0	0	0	0	0	5	9	0.00	2.000
32 Cam Bedrosian, R ERA: 9.0	(5, 1)	1.0		6	2	1	1	2	1	0	0	0	0	1	11	17	9.00	3.000

PITCHER		IP	WLS	BF	H	R	ER	SO	BB	IBB	HBP	BLK	WP	HR	S	P	ERA	WHIP
52 Dillon Peters, L ERA: 2.25	(6, 1)	2.0		9	2	2	1	1	1	0	1	0	0	0	9	14	4.50	1.500
38 Justin Anderson, R ERA:	(8, 1)	1.0		3	0	0	0	1	0	0	0	0	0	0	5	5	0.00	0.000
75 Jared Walsh, L ERA:	(9, 1)	1.0		3	0	0	0	0	0	0	0	0	0	0	3	3	0.00	0.000

TOP

Texas Rangers @ Los Angeles Angels

Tempe Diablo Stadium, Tempe, AZ

Thu Feb 28 2019, 3:12 PM - 6:26 PM EST

Att. 3,398 - Sunny - 73 F

livebaseballscorecards.com

AB	35
R	10
H	11
RBI	9
BB	5
SO	9
LOB	8

WP: 0	PA: 42			
PB: 0				
SB: 1				
CS: 0				

BOTTOM

Batter	1	2	3	4	5	6	7	8	9	AB	R	H	RBI	BB	SO	LOB
27 Mike Trout, R (1, 10) OBP: 0.250, SLG: 0.143	G5-3		L4		L6	1-H 2-H 3-H HR			K2-3	3	0	0	0	0	0	2
13 Dustin Garneau, R (6, PH) OBP: 0.500, SLG: 1.500 (7, 10)										2	1	1	4	0	1	0
6 David Fletcher, R (1, 4) OBP: 0.364, SLG: 0.143	L9		G6-4-3 1-2f		BB 20 1B	K			95 1B 2B	2	0	0	0	1	0	2
7 Connor Justus, R (6, 4) OBP: 0.500, SLG: 1.000										2	1	1	0	0	1	0
20 Jonathan Lucroy, R (1, 2) OBP: 0.429, SLG: 0.333	F9			BB 16 BB 9 BB	1B 1-2	G6-3			78 2B 2-H 1B	2	0	1	0	1	0	0
95 Roberto Peña, R (5, PR) OBP: 0.400, SLG: 0.250 (6, 2)										2	1	1	1	0	0	0
9 Tommy La Stella, L (1, 3) OBP: 0.455, SLG: 0.286		BB		BB 16 BB 1-2	F8		K		2B 1-H	1	0	0	0	2	0	2
78 Jhoan Urena, S (6, 3) OBP: 0.636, SLG: 0.571										2	0	1	1	0	1	0
3 Taylor Ward, R (1, 5) OBP: 0.300, SLG: 0.556		K		K		F8	G4-3		P5	2	0	0	0	0	2	3
90 Jose Rojas, L (6, 5) OBP: 0.385, SLG: 0.727										3	0	0	0	0	0	1
16 Jarrett Parker, L (1, 7) OBP: 0.692, SLG: 1.125		K		BB 1-2 2-3		E7 9 G6-3 13 HR		BB 9 G3-6		1	0	0	0	1	1	1
71 Brandon Sandoval, R (6, 7) OBP: 0.600, SLG: 0.333						1B				1	1	1	0	1	0	0
59 Jo Adell, R (1, 9) OBP: 0.222, SLG: 0.125		G5-3		K		G6-3 2-3		G3-6 1-2f		2	0	0	0	0	1	4
9 Orlando Martinez, L (6, 9)										2	0	0	0	0	0	2
25 Peter Bourjos, R (1, 8) OBP: 0.600, SLG: 1.100			2B	K		BB 72 BB 13 HR		K		2	0	1	0	0	1	3
28 Torii Hunter Jr., R (6, 8)										1	1	0	0	1	1	0
19 Wilfredo Tovar, R (1, 6) OBP: 0.300, SLG: 0.600			E6 6 G6-4-3		P3	BB 13 HR 1-2			K	2	0	0	0	0	0	1
72 Leo Rivas, S (6, 6)										1	1	0	0	1	1	0
Inning Stats	R: 0 E: 0 K: 0 S: 3 H: 0 LOB: 0 BB: 0 P: 3	R: 0 E: 0 K: 2 S: 7 H: 0 LOB: 1 BB: 1 P: 11	R: 0 E: 1 K: 0 S: 4 H: 1 LOB: 1 BB: 0 P: 4	R: 0 E: 0 K: 3 S: 9 H: 0 LOB: 3 BB: 3 P: 21	R: 0 E: 0 K: 0 S: 4 H: 1 LOB: 2 BB: 1 P: 8	R: 4 E: 1 K: 1 S: 7 H: 2 LOB: 0 BB: 2 P: 15	R: 0 E: 0 K: 1 S: 5 H: 0 LOB: 0 BB: 0 P: 5	R: 0 E: 0 K: 1 S: 4 H: 0 LOB: 0 BB: 1 P: 8	R: 2 E: 0 K: 2 S: 10 H: 3 LOB: 1 BB: 0 P: 10	1B: 3 2B: 3 3B: 0 HR: 1 SF: 0 SAC: 0 DP: 2 HBP: 0						

PITCHER		IP	WLS	BF	H	R	ER	SO	BB	IBB	HBP	BLK	WP	HR	S	P	ERA	WHIP
33 Drew Smyly, L ERA:	(1, 1)	1.0	W	3	0	0	0	0	0	0	0	0	0	0	3	3	0.00	0.000
57 Ariel Jurado, R ERA: 4.5	(2, 1)	2.0		8	1	0	0	2	1	0	0	0	0	0	11	15	0.00	1.000
54 Jeffrey Springs, L ERA:	(4, 1)	1.0		6	0	0	0	3	3	0	0	0	0	0	9	21	0.00	3.000
78 Jordan Romano, R ERA:	(5, 1)	1.0		5	1	0	0	0	1	0	0	0	0	0	4	8	0.00	2.000
64 CD Pelham, L ERA: 18.0	(6, 1)	1.0		7	2	4	4	1	2	0	0	0	0	1	7	15	36.00	4.000

PITCHER		IP	WLS	BF	H	R	ER	SO	BB	IBB	HBP	BLK	WP	HR	S	P	ERA	WHIP
59 Connor Sadzeck, R ERA:	(7, 1)	1.0		3	0	0	0	1	0	0	0	0	0	0	5	5	0.00	0.000
72 Jonathan Hernández, R ERA: 20.25	(8, 1)	1.0		3	0	0	0	1	1	0	0	0	0	0	4	8	0.00	1.000
83 Miguel Del Pozo, L ERA: 9.0	(9, 1)	1.0		6	3	2	2	2	0	0	0	0	0	0	10	10	18.00	3.000

Texas Rangers @ Los Angeles Angels

Tempe Diablo Stadium, Tempe, AZ

Thu Feb 28 2019, 3:12 PM - 6:26 PM EST

Att. 3,398 - Sunny - 73 F

livebaseballscorecards.com

AB	33
R	6
H	7
RBI	6
BB	8
SO	10
LOB	21

WP: 0 PA: 41
PB: 0
SB: 0
CS: 0

Kansas City Royals @ Los Angeles Angels

Tempe Diablo Stadium, Tempe, AZ

Fri Mar 01 2019, 3:12 PM - 6:51 PM EST

Att. 5,576 - Partly Cloudy - 75 F

TOP

livebaseballscorecards.com

Batter	1	2	3	4	5	6	7	8	9	AB	R	H	RBI	BB	SO	LOB
27 Adalberto Mondesi, S (1, 6) OBP: 0.500, SLG: 0.900	C X	0-1 HR	C F C	0-3 K ③		X	0-0 4 G3-4-1 4 S 12 1B 1B	X	0-0 38 S 1-3 1B	X	0-0 F9 ②		X	0-0 G4-3 ①	3	2	2	1	0	1	1
9 Nicky Lopez, L (5, PH) (5, 6) OBP: 0.471, SLG: 0.500										3	0	1	0	0	0	2
4 Alex Gordon, L (1, 7) OBP: 0.385, SLG: 0.364	X	0-0 69 1B 1B	B B B B	4-0 17 2B 12 HR BB	B X	1-0 G3-4-1 ① 1-3	B C F S	1-3 K ③ 1-2	X	0-0 L8 ③	C F S	0-3 K ②		2	1	1	0	1	0	1
38 Jorge Bonifacio, R (5, PH) (5, 7) OBP: 0.313, SLG: 0.286										3	0	0	0	0	2	4
17 Hunter Dozier, R (1, 3) OBP: 0.400, SLG: 0.786	S C C	0-3 K ①	X	0-0 12 HR 1-3 2B	F F S	0-3 K ②		X	0-0 69 G6-4-3 14 BB 1B	X	0-0 G3-1 ①	B B B D	4-0 14 WP BB	4	1	2	0	0	2	2
67 Samir Dueñez, L (6, 3) OBP: 0.583, SLG: 0.556										1	0	0	0	1	0	0
12 Jorge Soler, R (1, 9) OBP: 0.400, SLG: 0.786	C S S	0-3 K ②	X	0-0 2-H 3-H HR	X	0-0 69 1B 3-H 1B	B B B B	4-0 69 G6-4-3 1-2 BB	B B B B	4-0 69 BB 79 E BB	B S S C	1-3 K ③ 1-2		3	1	2	4	0	1	1
14 Brett Phillips, L (6, PH) (6, 9) OBP: 0.385, SLG: 0.222										1	1	0	0	2	1	1
69 Frank Schwindel, R (1, 10) OBP: 0.533, SLG: 0.667	X	0-0 1-3 1B	X	0-0 1 1B 2 S 72 SF7 1B	X	0-0 1-2 1B	X	0-0 G6-4-3 ①② 1-2f 2-3	B B B B	4-0 79 E 79 1B 1-2 BB				4	1	3	0	1	0	2
2 Chris Owings, R (1, 5) OBP: 0.133, SLG: 0.286	C F S	0-3 K ③	S S S	0-3 K ① 1-2	X	0-0 F8 ③	X	0-0 G4-3 ③	B X	1-0 F7 ②				4	0	0	0	0	2	6
19 Cheslor Cuthbert, R (6, 5) OBP: 0.385, SLG: 0.273																				
1 Humberto Arteaga, R (1, 4) OBP: 0.600, SLG: 0.600		X	0-0 72 SH5-3 1B	X	0-0 72 SF7 2-3 1B		X	0-0 9 1B 1B	X	0-0 G3-1 ①	X	0-0 E9 1-3 2-H 1B		3	0	3	0	0	0	0
79 Erick Mejia, S (6, 4) OBP: 0.462, SLG: 0.909										2	0	1	1	0	0	0
72 Meibrys Viloria, L (1, 2) OBP: 0.333, SLG: 0.714		X	0-0 SH5-3 ① 1-2	X	0-0 SF7 ② 1-2 3-H		X	0-0 F8 ①	X	0-0 11 WP 1B	D B B B	4-0 BB		1	0	0	1	0	0	1
78 Sebastián Rivero, R (6, 2) OBP: 0.500, SLG: 0.500										1	0	1	0	1	0	0
0 Terrance Gore, R (8, PR) OBP: 0.385, SLG: 0.364										0	0	0	0	0	0	0
70 MJ Melendez, L (8, 2) OBP: 0.250, SLG: 0.571										0	0	0	0	0	0	0
6 Billy Hamilton, S (1, 8) OBP: 0.222, SLG: 0.125		X	0-0 F8 ② 1-2	X	0-0 G1-3 ③	S F C	0-3 K ②	B D B B	4-0 1-2 BB	C F S	0-3 K ③				3	0	0	0	0	1	3
11 Bubba Starling, R (6, 8) OBP: 0.714, SLG: 1.300										1	0	0	0	1	1	3

	AB	40
	R	7
	H	16
	RBI	7
	BB	7
	SO	11
	LOB	29

Inning Stats																				
	R: 1	H: 3	R: 0	H: 1	R: 4	H: 4	R: 1	H: 3	R: 0	H: 2	R: 0	H: 1	R: 0	H: 1	R: 1	H: 1	R: 0	H: 0	1B: 13	SF: 1	WP: 2	PA: 49
	E: 0	LOB: 2	E: 0	LOB: 1	E: 0	LOB: 1	E: 0	LOB: 2	E: 0	LOB: 2	E: 0	LOB: 1	E: 0	LOB: 2	E: 1	LOB: 3	E: 0	LOB: 1	2B: 1	SAC: 1	PB: 0	
	K: 3	BB: 0	K: 1	BB: 0	K: 1	BB: 1	K: 1	BB: 0	K: 2	BB: 0	K: 0	BB: 1	K: 0	BB: 1	K: 1	BB: 3	K: 2	BB: 1	3B: 0	DP: 1	SB: 3	
	S: 13	P: 13	S: 6	P: 6	S: 9	P: 13	S: 8	P: 9	S: 9	P: 10	S: 3	P: 7	S: 4	P: 8	S: 6	P: 19	S: 7	P: 12	HR: 2	HBP: 0	CS: 0	

PITCHER		IP	WLS	BF	H	R	ER	SO	BB	IBB	HBP	BLK	WP	HR	S	P	ERA	WHIP
70 Forrest Snow, R ERA: 6.0	(1, 1)	2.0		10	4	1	1	4	0	0	0	0	0	1	19	19	4.50	2.000
57 Hansel Robles, R ERA: 18.0	(3, 1)	1.0	B	8	4	4	4	1	1	0	0	0	0	1	9	13	36.00	5.000
65 Jake Jewell, R ERA: 3.0	(4, 1)	1.0		6	3	1	1	1	0	0	0	0	0	0	8	9	9.00	3.000
73 Luís Madero, R ERA:	(5, 1)	2.0		9	3	0	0	2	1	0	0	0	0	0	12	17	0.00	2.000
71 Jesús Castillo, R ERA: 18.0	(7, 1)	1.1	W	8	1	1	1	0	3	0	0	0	1	0	5	17	6.75	3.000

PITCHER		IP	WLS	BF	H	R	ER	SO	BB	IBB	HBP	BLK	WP	HR	S	P	ERA	WHIP
78 Jeremy Rhoades, R ERA:	(8, 1)	0.2	H	4	1	0	0	1	1	0	0	0	0	0	5	10	0.00	3.000
36 Williams Jerez, L ERA: 3.0	(9, 1)	1.0	S	4	0	0	0	2	1	0	0	0	1	0	7	12	0.00	1.000

Batter	1	2	3	4	5	6	7	8	9	AB	R	H	RBI	BB	SO	LOB
56 Kole Calhoun, L (1, 9) OBP: 0.300, SLG: 0.444	P5	27 WP 1-H 2-H 3B		K		59 K 1B		4 1B 59 1B 78 G6-4-3 1B		3	1	1	2	0	1	0
89 Brandon Marsh, L (6, 9) OBP: 0.583, SLG: 0.625										2	1	2	0	0	0	0
27 Mike Trout, R (1, 8) OBP: 0.455, SLG: 0.375	2B	2 1B 3-H BB		2 CS BB		SAFE 1-2		78 G6-4-3 4 1B 1-2 1B		1	0	1	0	2	0	0
59 Jo Adell, R (6, 8) OBP: 0.273, SLG: 0.200										2	0	1	0	0	1	1
2 Andrelton Simmons, R (1, 6) OBP: 0.250, SLG: 0.250	K	7 FC6-4 1-3 1B		K 1-2			L7	78 G6-4-3 1-2 2-3 1B		3	0	1	0	0	2	2
4 Luis Rengifo, S (6, 6) OBP: 0.333, SLG: 0.167										2	0	1	0	0	0	0
7 Zack Cozart, R (1, 5) OBP: 0.429, SLG: 0.714	F9	FC6-4 1-2f			20 F9 9 E 2B		90 1B 75 2B BB	G6-4-3 1-2f 2-3 3-H		3	0	1	0	0	0	3
78 Jhoan Urena, S (5, PR) OBP: 0.615, SLG: 0.500										1	2	0	0	1	0	2
(6, 5)																
85 Matt Thaiss, L (1, 3) OBP: 0.643, SLG: 1.385		P6	HR		K		75 2B 1-2 1B	75 BB		3	1	1	1	0	1	1
90 Jose Rojas, L (6, 3) OBP: 0.467, SLG: 0.750										1	1	1	0	1	0	0
20 Jonathan Lucroy, R (1, 10) OBP: 0.500, SLG: 0.500		44 1B 48 1B BB	9 G3 2B		F9 2-3		87 1B 13 SF9 1-H 2-H 2B	75 BB 1-2 BB		2	1	1	0	1	0	1
75 Jared Walsh, L (7, PH) OBP: 0.556, SLG: 0.714										1	1	1	2	1	0	0
(8, 10)																
9 Tommy La Stella, L (1, 4) OBP: 0.429, SLG: 0.400	K	G3 2-3			E8 3-H 2B		81 WP 2-3 1B	K		3	0	1	1	0	1	2
87 Jahmai Jones, R (6, 4) OBP: 0.300, SLG: 0.222										2	0	1	0	0	1	3
44 Kevan Smith, R (1, 2) OBP: 0.200, SLG: 0.200	48 1B 56 3B 1-3 1B	K			G6-3		SF9 3-H			3	1	1	0	0	1	3
13 Dustin Garneau, R (6, 2) OBP: 0.429, SLG: 1.500										0	0	0	1	0	0	0
48 César Puello, R (1, 7) OBP: 0.250, SLG: 0.250	56 3B 1-2 3-H 1B	K				F7	K 1-2			2	1	1	1	0	1	1
81 Brennon Lund, L (6, 7) OBP: 0.364, SLG: 0.300										2	0	0	0	0	1	1
Inning Stats	R: 0 E: 0 K: 1 S: 6 H: 1 LOB: 1 BB: 0 P: 6	R: 4 E: 0 K: 1 S: 9 H: 4 LOB: 2 BB: 2 P: 17	R: 1 E: 0 K: 2 S: 9 H: 2 LOB: 1 BB: 0 P: 9	R: 0 E: 0 K: 2 S: 6 H: 0 LOB: 1 BB: 1 P: 10	R: 1 E: 1 K: 1 S: 7 H: 2 LOB: 2 BB: 0 P: 7	R: 0 E: 0 K: 1 S: 5 H: 1 LOB: 0 BB: 0 P: 5	R: 3 E: 0 K: 1 S: 8 H: 3 LOB: 1 BB: 1 P: 13	R: 1 E: 0 K: 1 S: 7 H: 3 LOB: 3 BB: 2 P: 15		1B: 9 2B: 6 3B: 1 HR: 1	SF: 1 SAC: 0 DP: 2 HBP: 0					

BOTTOM

Kansas City Royals @ Los Angeles Angels

Tempe Diablo Stadium, Tempe, AZ

Fri Mar 01 2019, 3:12 PM - 6:51 PM EST

Att. 5,576 - Partly Cloudy - 75 F

livebaseballscorecards.com

AB	36
R	10
H	16
RBI	8
BB	6
SO	10
LOB	20

WP: 2 PB: 0 SB: 0 CS: 1 PA: 43

PITCHER		IP	WLS	BF	H	R	ER	SO	BB	IBB	HBP	BLK	WP	HR	S	P	ERA	WHIP
33 Brian Flynn, L ERA: 30.0	(1, 1)	1.2		10	4	4	4	2	1	0	0	0	0	0	13	17	21.60	3.000
63 Josh Staumont, R ERA: 2.08	(2, 1)	1.1		8	3	1	1	2	1	0	0	0	1	1	11	15	6.75	3.000
43 Wily Peralta, R ERA:	(4, 1)	1.0	H	3	0	0	0	2	1	0	0	0	0	0	6	10	0.00	1.000
39 Arnaldo Hernandez, R ERA: 4.91	(5, 1)	2.0	B	8	3	1	1	2	0	0	0	0	0	0	12	12	4.50	1.500
62 Conner Greene, R ERA: 15.0	(7, 1)	1.0	L	7	3	3	3	1	1	0	0	0	1	0	8	13	27.00	4.000

PITCHER		IP	WLS	BF	H	R	ER	SO	BB	IBB	HBP	BLK	WP	HR	S	P	ERA	WHIP
54 Tim Hill, L ERA: 2.45	(8, 1)	1.0		7	3	1	1	1	2	0	0	0	0	0	7	15	9.00	5.000

Batter	1	2	3	4	5	6	7	8	9	AB	R	H	RBI	BB	SO	LOB
25 Peter Bourjos, R (1, 9) OBP: 0.571, SLG: 1.143	B X 1-0 G5-3		X 0-0 41 HR 3-H 1B	X 0-0 E6 6 S 2-3	B B B F F X 3-2 HR 3-H			X 0-0 G5-3		4	2	2	2	0	0	1
81 Brennon Lund, L (6, 9) OBP: 0.333, SLG: 0.273										1	0	0	0	0	0	0
6 David Fletcher, R (1, 7) OBP: 0.267, SLG: 0.091	C C C 0-3 K		S S S 0-3 K	B C C C 1-3 K 1-2	X 0-0 G4-3			X 0-0 G5-3		4	0	0	0	0	3	3
16 Jarrett Parker, L (6, 7) OBP: 0.643, SLG: 1.000										1	0	0	0	0	0	0
41 Justin Bour, L (1, 10) OBP: 0.333, SLG: 1.333	S S S 0-3 K		B B B F X 3-1 HR 1-H		C C C 0-3 K	S S S 0-3 K		S S S 0-3 K		3	1	1	2	0	2	0
48 César Puello, R (6, PH) OBP: 0.214, SLG: 0.214										2	0	0	0	0	2	0
(6, 10)																
3 Taylor Ward, R (1, 5) OBP: 0.308, SLG: 0.500		C C C 0-3 K	S S S 0-3 K		X 0-0 59 2B	X 0-0 1B			X 0-0 F7	3	1	1	0	0	2	0
90 Jose Rojas, L (6, PH) OBP: 0.471, SLG: 0.714					1B					2	0	1	0	0	0	0
(6, 5)																
59 Jo Adell, R (1, 8) OBP: 0.357, SLG: 0.462		X 0-0 75 G4-3 2B		X 0-0 P4	X 0-0 75 2B 1-H 2B	C C C 0-3 K			X 0-0 L9	3	1	2	1	0	0	0
89 Brandon Marsh, L (6, PH) OBP: 0.500, SLG: 0.500										2	0	0	0	0	1	1
(6, 8)																
75 Jared Walsh, L (1, 3) OBP: 0.583, SLG: 0.778		X 0-0 G4-3 2-3		B B B B 4-0 10 2B 4 SF8 BB	X 0-0 10 WP 4 2B 2-H 2B	X 0-0 F7			B B B B 4-0 BB	2	2	1	1	1	0	1
78 Jhoan Urena, S (6, PH) OBP: 0.600, SLG: 0.444										1	0	0	0	1	0	1
(6, 3)																
10 José Briceño, R (1, 2) OBP: 0.250, SLG: 0.286		X 0-0 G3-1		X 0-0 19 2B 1-3 2B	B C C C 1-3 K 2-3		X 0-0 F7		X 0-0 G4-3	3	1	1	0	0	1	2
96 Keinner Piña, R (6, 2) OBP: 0.400, SLG: 0.400										2	0	0	0	0	0	1
4 Luis Rengifo, S (1, 4) OBP: 0.417, SLG: 0.500			X 0-0 19 G1-3 19 S 25 1B 1B	X 0-0 SF8 3-H	X 0-0 19 3B 3-H 2B		X 0-0 G1-4-3			2	2	2	2	0	0	0
32 Franklin Torres, R (6, 4)										1	0	0	0	0	0	0
19 Wilfredo Tovar, R (1, 6) OBP: 0.385, SLG: 0.846			B X 1-0 G1-3 1-3	X 0-0 25 E 2-H 2B	X 0-0 25 WP 2-H 3B		X 0-0 G5-3			3	1	2	2	0	0	1
7 Connor Justus, R (6, 6) OBP: 0.429, SLG: 0.833										1	0	0	0	0	0	0

Inning Stats	1	2	3	4	5	6	7	8	9
	R: 0 E: 0 K: 2 S: 7	H: 0 LOB: 0 BB: 0 P: 8	R: 0 E: 0 K: 1 S: 6	H: 1 LOB: 1 BB: 0 P: 6	R: 3 E: 0 K: 2 S: 11	H: 3 LOB: 0 BB: 0 P: 15	R: 2 E: 1 K: 1 S: 8	H: 2 LOB: 2 BB: 1 P: 13	R: 6 E: 0 K: 2 S: 15	H: 6 LOB: 0 BB: 0 P: 19	R: 0 E: 0 K: 2 S: 8	H: 1 LOB: 1 BB: 0 P: 8	R: 0 E: 0 K: 0 S: 3	H: 0 LOB: 0 BB: 0 P: 3	R: 0 E: 0 K: 1 S: 5	H: 0 LOB: 0 BB: 0 P: 5	R: 0 E: 0 K: 0 S: 3	H: 0 LOB: 1 BB: 1 P: 7

1B: 4	SF: 1	WP: 2	PA: 43
2B: 6	SAC: 0	PB: 0	
3B: 1	DP: 0	SB: 2	
HR: 2	HBP: 0	CS: 0	

PITCHER		IP	WLS	BF	H	R	ER	SO	BB	IBB	HBP	BLK	WP	HR	S	P	ERA	WHIP
28 Anthony DeSclafani, R ERA:	(1, 1)	2.0		7	1	0	0	3	0	0	0	0	0	0	13	14	0.00	0.500
58 Luis Castillo, R ERA: 20.25	(3, 1)	1.2	L	10	4	5	5	2	1	0	0	0	0	1	14	22	27.00	3.000
47 Rob Wooten, R ERA:	(4, 1)	0.1		3	1	0	0	1	0	0	0	0	0	0	5	6	0.00	3.000
23 Cody Reed, L ERA: 21.0	(5, 1)	1.0		9	6	6	6	2	0	0	0	0	2	1	15	19	54.00	6.000
41 Matt Wisler, R ERA: 6.0	(6, 1)	1.0		4	1	0	0	2	0	0	0	0	0	0	8	8	0.00	1.000
38 Anthony Bass, R ERA:	(7, 1)	1.0		3	0	0	0	0	0	0	0	0	0	0	3	3	0.00	0.000
57 Jesús Reyes, R ERA:	(8, 1)	1.0		3	0	0	0	1	0	0	0	0	0	0	5	5	0.00	0.000
83 Alex Powers, R ERA:	(9, 1)	1.0		4	0	0	0	0	1	0	0	0	0	0	3	7	0.00	1.000

TOP

Los Angeles Angels @ Cincinnati Reds

Goodyear Ballpark, Goodyear, AZ

Sat Mar 02 2019, 3:08 PM - 6:12 PM EST

Att. 5,341 - Cloudy - 69 F

livebaseballscorecards.com

AB	40
R	11
H	13
RBI	10
BB	2
SO	11
LOB	11

Batter	1	2	3	4	5	6	7	8	9	AB	R	H	RBI	BB	SO	LOB
3 Scooter Gennett, L (1, 4) OBP: 0.455, SLG: 0.556	G3-1		BB		G3-6-3 1-2f		G4-6-3 1-2f			2	0	0	0	1	0	1
30 Josh VanMeter, L (6, 4)										1	0	0	0	0	0	1
19 Joey Votto, L (1, 3) OBP: 0.357, SLG: 0.100	G3-1		K		G5-3		2B			3	0	0	0	0	1	2
86 Jordan Patterson, L (6, 3) OBP: 0.083, SLG: 0.167										1	0	1	0	0	0	0
27 Matt Kemp, R (1, 7) OBP: 0.364, SLG: 0.800	K		K			HR	K			2	0	0	0	0	2	2
82 Brian O'Grady, L (6, 7) OBP: 0.500, SLG: 0.900										2	1	1	1	0	1	1
79 TJ Friedl, L (9, 7) OBP: 0.375, SLG: 0.286										0	0	0	0	0	0	0
7 Eugenio Suárez, R (1, 5) OBP: 0.417, SLG: 0.222		G5-3	K			75 F8 78 S 84 E HBP		F8		2	0	0	0	0	1	2
17 Connor Joe, R (6, PR) OBP: 0.250, SLG: 0.273										1	1	0	0	0	0	0
(7, 5)																
66 Yasiel Puig, R (1, 10) OBP: 0.333, SLG: 0.500		K		K		84 E 75 E 1-2 BB		K		2	0	0	0	0	2	0
78 Taylor Trammell, L (6, PH) OBP: 0.462, SLG: 0.222										1	0	0	0	1	1	0
(7, 10)																
43 Scott Schebler, L (1, 8) OBP: 0.692, SLG: 0.500		16 S BB		16 G4-3 1B		F8 1-2 2-3		F7		1	0	1	0	1	0	0
75 Jose Siri, R (6, 8) OBP: 0.091, SLG: 0.182										2	0	0	0	0	0	2
16 Tucker Barnhart, L (1, 2) OBP: 0.333, SLG: 0.286		1-2 BB		G4-3 1-2		SF9 2-3 3-H			K	1	0	0	0	1	0	1
84 Tyler Stephenson, R (6, 2) OBP: 0.500, SLG: 0.400										0	0	0	1	0	0	0
34 Morgan Lofstrom, L (9, 2)										1	0	0	0	0	1	0
51 Blake Trahan, R (1, 6) OBP: 0.333, SLG: 0.273		L9		F8		F8			K	3	0	0	0	0	0	5
69 Alfredo Rodriguez, R (7, 6) OBP: 0.462, SLG: 0.364										1	0	0	0	0	1	0
71 Aristides Aquino, R (1, 9) OBP: 0.455, SLG: 0.556			3B		3 G3-6-3 1B		30 G4-6-3 1B		G1-3	3	0	3	0	0	0	0
46 Mason Williams, L (8, 9)										1	0	0	0	0	0	0
Inning Stats	R: 0 E: 0 K: 1 S: 5 H: 0 LOB: 0 BB: 0 P: 5	R: 0 E: 0 K: 1 S: 5 H: 0 LOB: 2 BB: 2 P: 13	R: 0 E: 0 K: 3 S: 10 H: 1 LOB: 2 BB: 1 P: 14	R: 0 E: 0 K: 1 S: 6 H: 1 LOB: 1 BB: 0 P: 6	R: 0 E: 0 K: 0 S: 3 H: 1 LOB: 0 BB: 0 P: 3	R: 2 E: 2 K: 0 S: 4 H: 1 LOB: 2 BB: 1 P: 9	R: 0 E: 0 K: 1 S: 6 H: 2 LOB: 1 BB: 0 P: 6	R: 0 E: 0 K: 1 S: 5 H: 0 LOB: 0 BB: 0 P: 5	R: 0 E: 0 K: 2 S: 7 H: 0 LOB: 0 BB: 0 P: 7	1B: 3 2B: 1 3B: 1 HR: 1	SF: 1 SAC: 0 DP: 2 HBP: 1					

PITCHER		IP	WLS	BF	H	R	ER	SO	BB	IBB	HBP	BLK	WP	HR	S	P	ERA	WHIP
64 Félix Peña, R ERA:	(1, 1)	2.2	W	12	1	0	0	4	3	0	0	0	0	0	17	29	0.00	1.500
40 Luis García, R ERA: 3.86	(3, 1)	0.1	H	1	0	0	0	1	0	0	0	0	0	0	3	3	0.00	0.000
37 Cody Allen, R ERA:	(4, 1)	1.0		4	1	0	0	1	0	0	0	0	0	0	6	6	0.00	1.000
51 Jaime Barria, R ERA: 3.6	(5, 1)	3.0		13	4	2	1	1	1	0	1	0	0	1	13	18	3.00	1.667
67 Taylor Cole, R ERA:	(8, 1)	1.0		3	0	0	0	1	0	0	0	0	0	0	5	5	0.00	0.000

PITCHER		IP	WLS	BF	H	R	ER	SO	BB	IBB	HBP	BLK	WP	HR	S	P	ERA	WHIP
39 Luke Bard, R ERA:	(9, 1)	1.0		3	0	0	0	2	0	0	0	0	0	0	7	7	0.00	0.000

BOTTOM

Los Angeles Angels @ Cincinnati Reds

Goodyear Ballpark, Goodyear, AZ

Sat Mar 02 2019, 3:08 PM - 6:12 PM EST

Att. 5,341 - Cloudy - 69 F

livebaseballscorecards.com

AB	30
R	2
H	6
RBI	2
BB	4
SO	10
LOB	17

Batter	1	2	3	4	5	6	7	8	9	AB	R	H	RBI	BB	SO	LOB
11 Dustin Fowler, L (1, 8) OBP: 0.273, SLG: 0.381	C F C 0-3 ① K		B X 1-0 ③ G3-1 2-3			X 0-0 ① G6-3		X 0-0 ① F7		3	0	0	0	0	1	1
91 Austin Beck, R (7, 8)										1	0	0	0	0	0	0
1 Franklin Barreto, R (1, 4) OBP: 0.455, SLG: 0.700	X 0-0 ② F8			F S C 0-3 ① K		X 0-0 ② F9		X 0-0 ② P4		3	0	0	0	0	1	0
12 Sean Murphy, R (7, 2) OBP: 0.200, SLG: 0.444										1	0	0	0	0	0	0
18 Chad Pinder, R (1, 7) OBP: 0.353, SLG: 0.467	X 0-0 ③ G6-3			X 0-0 ② L6		B B B B 4-0 BB		S S S 0-3 ③ K		2	0	0	0	1	0	0
Skye Bolt, S (6, PR) OBP: 0.250, SLG: 0.100 (6, 7)										1	0	0	0	0	1	0
20 Mark Canha, R (1, 3) OBP: 0.214, SLG: 0.231		X 0-0 ① G6-3		X 0-0 E3 BB		X 0-0 ③ G5-3			X 0-0 ① P2	2	0	0	0	0	0	0
8 Eric Campbell, R (4, PR) (4, 3)										2	0	0	0	0	0	1
Chris Herrmann, L (1, 10) OBP: 0.267, SLG: 0.154		C C S 0-3 ② K		B B B B 4-0 1-2 BB			F F S 0-3 ① K		B B B B 4-0 76 BB	2	0	0	0	1	2	0
46 Beau Taylor, L (9, PH) OBP: 0.571, SLG: 0.250										0	0	0	0	1	0	0
19 Josh Phegley, R (1, 2) OBP: 0.333, SLG: 0.308		X 0-0 ③ G5-3		C C C 0-3 ③ K			X 0-0 ② F9		F F C 0-3 ② K	3	0	0	0	0	1	2
82 Greg Deichmann, L (7, 9)										1	0	0	0	0	1	1
Jorge Mateo, R (1, 6) OBP: 0.381, SLG: 0.444			X 0-0 ① F8	F F S 0-3 ① K			X 0-0 WP 2B 1B		B B B B 4-0 1-2 BB	3	1	1	0	0	1	0
76 Corban Joseph, L (7, 4) OBP: 0.333, SLG: 0.250										0	0	0	0	1	0	0
Luis Barrera, L (1, 9) OBP: 0.333, SLG: 0.308			S S S 0-3 ② K	X 0-0 ② F8		B X 1-0 1-H 2B			F C S 0-3 ③ K2-3	3	0	1	1	0	1	0
81 Kevin Merrell, L (7, 6)										1	0	0	0	0	1	2
15 Cliff Pennington, S (1, 5) OBP: 0.267, SLG: 0.357			X 0-0 11 WP 2B	X 0-0 ③ F7			X 0-0 ③ G6-3			3	0	1	0	0	0	1
64 Sheldon Neuse, R (7, 5) OBP: 0.278, SLG: 0.412										0	0	0	0	0	0	0
Inning Stats	R: 0 H: 0 E: 0 LOB: 0 K: 1 BB: 0 S: 5 P: 5	R: 0 H: 0 E: 0 LOB: 0 K: 1 BB: 0 S: 5 P: 5	R: 0 H: 1 E: 0 LOB: 1 K: 1 BB: 0 S: 6 P: 7	R: 0 H: 0 E: 1 LOB: 2 K: 2 BB: 1 S: 8 P: 12	R: 0 H: 0 E: 0 LOB: 0 K: 1 BB: 0 S: 5 P: 5	R: 0 H: 0 E: 0 LOB: 1 K: 0 BB: 1 S: 3 P: 7	R: 1 H: 2 E: 0 LOB: 1 K: 1 BB: 0 S: 7 P: 8	R: 0 H: 0 E: 0 LOB: 0 K: 1 BB: 0 S: 5 P: 5	R: 0 H: 0 E: 0 LOB: 2 K: 2 BB: 2 S: 7 P: 15	1B: 1 SF: 0 2B: 2 SAC: 0 3B: 0 DP: 0 HR: 0 HBP: 0						WP: 2 PA: 35 PB: 0 SB: 0 CS: 0

PITCHER		IP	WLS	BF	H	R	ER	SO	BB	IBB	HBP	BLK	WP	HR	S	P	ERA	WHIP
54 Daniel Hudson, R ERA: 4.5	(1, 1)	1.0		3	0	0	0	1	0	0	0	0	0	0	5	5	0.00	0.000
46 Dan Jennings, L ERA:	(2, 1)	1.0		3	0	0	0	1	0	0	0	0	0	0	5	5	0.00	0.000
32 Cam Bedrosian, R ERA: 4.5	(3, 1)	1.0	W	4	1	0	0	1	0	0	0	0	1	0	6	7	0.00	1.000
38 Justin Anderson, R ERA:	(4, 1)	1.0	H	5	0	0	0	2	1	0	0	0	0	0	8	12	0.00	1.000
65 Jake Jewell, R ERA: 2.25	(5, 1)	1.0	H	3	0	0	0	1	0	0	0	0	0	0	5	5	0.00	0.000

PITCHER		IP	WLS	BF	H	R	ER	SO	BB	IBB	HBP	BLK	WP	HR	S	P	ERA	WHIP
43 John Curtiss, R ERA: 2.45	(6, 1)	1.2	H	6	0	0	0	1	1	0	0	0	0	0	7	11	0.00	0.600
36 Williams Jerez, L ERA: 5.4	(7, 1)	0.1	H	3	2	1	1	0	0	0	0	0	1	0	3	4	27.00	6.000
90 Matt Ramsey, R ERA: 10.13	(8, 1)	1.0	H	3	0	0	0	1	0	0	0	0	0	0	5	5	0.00	0.000
79 Brett Hanewich, R ERA:	(9, 1)	0.2	H	4	0	0	0	1	2	0	0	0	0	0	4	12	0.00	3.000
45 Adam Hofacket, R ERA:	(9, 1)	0.1	S	1	0	0	0	1	0	0	0	0	0	0	3	3	0.00	0.000

TOP

Oakland Athletics @ Los Angeles Angels

Tempe Diablo Stadium, Tempe, AZ

Sun Mar 03 2019, 3:12 PM - 5:49 PM EST

Att. 7,407 - Sunny - 72 F

livebaseballscorecards.com

AB	31
R	1
H	3
RBI	1
BB	4
SO	10
LOB	8

Batter	1	2	3	4	5	6	7	8	9	AB	R	H	RBI	BB	SO	LOB
56 Kole Calhoun, L (1, 9) OBP: 0.308, SLG: 0.500 9 Orlando Martinez, L (6, 9)	G3		27 HR 2B		K		F8			3 1	1 0	1 0	0 0	0 0	1 0	0 0
27 Mike Trout, R (1, 8) OBP: 0.429, SLG: 0.636 28 Torii Hunter Jr., R (6, 8)	F8		2-H HR		G5-3		HBP			3 0	1 0	1 0	2 0	0 0	0 0	0 0
5 Albert Pujols, R (1, 10) OBP: 0.636, SLG: 0.889 75 Jared Walsh, L (5, PR) OBP: 0.538, SLG: 0.700 (6, 10)	3 2B 1B		HR		3 1B 1B		F7			3 1	1 0	3 0	1 0	0 0	0 0	0 1
3 Taylor Ward, R (1, 5) OBP: 0.438, SLG: 0.733 84 Jordan Zimmerman, R (6, 5) OBP: 0.200, SLG: 0.200	1-3 2B		85 G3-1 2B		1-3 1B		G6-3			3 1	0 0	3 0	0 0	0 0	0 0	0 1
85 Matt Thaiss, L (1, 3) OBP: 0.529, SLG: 1.125 90 Jose Rojas, L (6, 3) OBP: 0.500, SLG: 0.933	K		G3-1 2-3		K			HR		3 1	0 1	0 1	0 1	0 0	2 0	5 0
9 Tommy La Stella, L (1, 4) OBP: 0.375, SLG: 0.333 87 Jahmai Jones, R (6, 4) OBP: 0.250, SLG: 0.182		K	F7			G5-3		G6-3		2 2	0 0	0 0	0 0	0 0	1 0	1 0
13 Dustin Garneau, R (1, 2) OBP: 0.333, SLG: 1.125 44 Kevan Smith, R (6, 2) OBP: 0.250, SLG: 0.250		K	K			G5-3		1B		2 2	0 0	0 1	0 0	0 0	2 0	0 0
25 Peter Bourjos, R (1, 7) OBP: 0.500, SLG: 1.000 48 César Puello, R (6, 7) OBP: 0.250, SLG: 0.250		F9				1B		K		2 2	0 0	0 1	0 0	0 0	1 1	0 1
7 Connor Justus, R (1, 6) OBP: 0.333, SLG: 0.625 72 Leo Rivas, S (6, 6)			F8							2 2	0 0	0 0	0 0	0 0	1 2	0 2
Inning Stats	R: 0 E: 0 K: 1 S: 7 H: 2 LOB: 2 BB: 0 P: 7	R: 0 E: 0 K: 2 S: 7 H: 0 LOB: 0 BB: 0 P: 7	R: 3 E: 0 K: 0 S: 10 H: 4 LOB: 1 BB: 0 P: 13	R: 0 E: 0 K: 3 S: 9 H: 0 LOB: 0 BB: 0 P: 9	R: 0 E: 0 K: 2 S: 9 H: 2 LOB: 2 BB: 0 P: 9	R: 0 E: 0 K: 1 S: 6 H: 1 LOB: 1 BB: 0 P: 6	R: 0 E: 0 K: 0 S: 3 H: 0 LOB: 1 BB: 0 P: 4	R: 1 E: 0 K: 2 S: 11 H: 2 LOB: 1 BB: 0 P: 14		1B: 5 2B: 3 3B: 0 HR: 3 SF: 0 SAC: 0 DP: 0 HBP: 1				WP: 0 PB: 0 SB: 0 CS: 0 PA: 36	

PITCHER		IP	WLS	BF	H	R	ER	SO	BB	IBB	HBP	BLK	WP	HR	S	P	ERA	WHIP
21 Marco Estrada, R ERA: 9.0	(1, 1)	3.0	L	15	6	3	3	3	0	0	0	0	0	2	24	27	9.00	2.000
53 Tanner Anderson, R ERA: 1.5	(4, 1)	3.0		12	3	0	0	6	0	0	0	0	0	0	24	24	0.00	1.000
Grant Holmes, R ERA:	(7, 1)	1.0		4	0	0	0	0	0	0	1	0	0	0	3	4	0.00	0.000
77 Parker Bridwell, R ERA: 31.5	(8, 1)	1.0		5	2	1	1	2	0	0	0	0	0	1	11	14	9.00	2.000

PITCHER	IP	WLS	BF	H	R	ER	SO	BB	IBB	HBP	BLK	WP	HR	S	P	ERA	WHIP

BOTTOM

Oakland Athletics @ Los Angeles Angels

Tempe Diablo Stadium, Tempe, AZ

Sun Mar 03 2019, 3:12 PM - 5:49 PM EST

Att. 7,407 - Sunny - 72 F

livebaseballscorecards.com

AB	35
R	4
H	11
RBI	4
BB	0
SO	11
LOB	11

Batter	1	2	3	4	5	6	7	8	9	AB	R	H	RBI	BB	SO	LOB
4 Luis Rengifo, S (1, 4) OBP: 0.333, SLG: 0.364	S S S 0-3 ① K2-3		X 0-0 ① G4-3	X 0-0 ③ F9			S S S 0-3 ② K			3	0	0	0	0	1	0
87 Jahmai Jones, R (6, 4) OBP: 0.231, SLG: 0.167										1	0	0	0	0	1	1
6 David Fletcher, R (1, 5) OBP: 0.278, SLG: 0.077	X 0-0 ② G5-3		B B B B 4-0 41 G4-6-3 BB		X 0-0 ① P6		S S S 0-3 ③ K			2	0	0	0	1	0	0
84 Jordan Zimmerman, R (6, 5) OBP: 0.167, SLG: 0.167										1	0	0	0	0	1	1
41 Justin Bour, L (1, 10) OBP: 0.167, SLG: 0.667	S S S 0-3 ③ K		X 0-0 ②③ G4-6-3 1-2f		X 0-0 ② F7			H 1-0 89 98 G4-6-3 1B HBP		3	0	0	0	0	1	1
10 José Briceño, R (8, PH) OBP: 0.333, SLG: 0.286 (8, 10)										0	0	0	0	0	0	0
20 Jonathan Lucroy, R (1, 2) OBP: 0.462, SLG: 0.455		X 0-0 16 HR 1B		S S S 0-3 ① K	X 0-0 ③ F8			X 0-0 89 G4-6-3 1-2 1B		3	1	1	0	0	1	0
98 Jack Kruger, R (6, 2) OBP: 0.500, SLG: 0.400										1	0	1	0	0	0	0
16 Jarrett Parker, L (1, 7) OBP: 0.706, SLG: 1.273		B X 1-0 1-H HR		B B B B 4-0 59 BB 48 1B 22 HR BB		X 0-0 48 G6-4-3 1B		X 0-0 ①② G4-6-3 1-2f 2-3		2	2	2	2	1	0	0
89 Brandon Marsh, L (6, 7) OBP: 0.467, SLG: 0.455										1	0	0	0	0	0	2
48 César Puello, R (1, 9) OBP: 0.263, SLG: 0.263		X 0-0 ① G1-3		X 0-0 59 BB 22 HR 1-2 1B		X 0-0 ①② G6-4-3 1-2f		S S S 0-3 ③ K		3	1	1	0	0	0	1
81 Brennon Lund, L (6, 9) OBP: 0.308, SLG: 0.250										1	0	0	0	0	1	1
59 Jo Adell, R (1, 8) OBP: 0.412, SLG: 0.467		X 0-0 1B		B B B B 4-0 22 HR 1-2 2-3 BB		S S S 0-3 ③ K			B B B B 4-0 72 CS BB	2	1	1	0	1	1	0
71 Brandon Sandoval, R (6, 8) OBP: 0.667, SLG: 0.333										0	0	0	0	1	0	0
22 Kaleb Cowart, S (1, 3) OBP: 0.500, SLG: 2.000		S S S 0-3 ② K		B S B X 2-1 1-H 2-H 3-H HR			S S S 0-3 ① K		X 0-0 ① P4	2	1	1	4	0	1	1
78 Jhoan Urena, S (4, 3) OBP: 0.529, SLG: 0.364										2	0	0	0	0	1	1
19 Wilfredo Tovar, R (1, 6) OBP: 0.333, SLG: 0.733		X 0-0 ③ G4-3		X 0-0 ② G4-3			X 0-0 3B		S X 0-1 ②③ G3 1-2	2	0	0	0	0	0	1
72 Leo Rivas, S (6, 6) OBP: 0.273, SLG: 0.333										2	0	1	0	0	0	1

Inning Stats	1	2	3	4	5	6	7	8	9
	R: 0 E: 0 K: 2 S: 7	H: 0 LOB: 0 BB: 0 P: 7	R: 2 E: 0 K: 1 S: 8	H: 3 LOB: 1 BB: 0 P: 9	R: 0 E: 0 K: 0 S: 2	H: 0 LOB: 0 BB: 1 P: 6	R: 4 E: 0 K: 1 S: 8	H: 2 LOB: 0 BB: 2 P: 18	R: 0 E: 0 K: 0 S: 3	H: 0 LOB: 0 BB: 0 P: 3
	R: 0 E: 0 K: 1 S: 5	H: 1 LOB: 0 BB: 0 P: 5	R: 0 E: 0 K: 3 S: 10	H: 1 LOB: 1 BB: 0 P: 10	R: 0 E: 0 K: 1 S: 5	H: 1 LOB: 1 BB: 0 P: 6	R: 0 E: 0 K: 0 S: 3	H: 0 LOB: 0 BB: 1 P: 7	1B: 5 2B: 0 3B: 1 HR: 2	SF: 0 SAC: 0 DP: 3 HBP: 1

PITCHER		IP	WLS	BF	H	R	ER	SO	BB	IBB	HBP	BLK	WP	HR	S	P	ERA	WHIP
40 Reynaldo López, R ERA: 10.13	(1, 1)	3.1		15	4	4	4	4	2	0	0	0	0	1	21	30	10.80	1.800
25 Randall Delgado, R ERA: 10.8	(4, 1)	0.2		4	1	2	2	0	1	0	0	0	0	1	4	10	27.00	3.000
48 Alex Colomé, R ERA:	(5, 1)	1.0		3	0	0	0	0	0	0	0	0	0	0	3	3	0.00	0.000
65 Nate Jones, R ERA: 6.0	(6, 1)	1.0		3	1	0	0	1	0	0	0	0	0	0	5	5	0.00	1.000
59 Evan Marshall, R ERA: 4.15	(7, 1)	1.0		4	1	0	0	3	0	0	0	0	0	0	10	10	0.00	1.000

PITCHER		IP	WLS	BF	H	R	ER	SO	BB	IBB	HBP	BLK	WP	HR	S	P	ERA	WHIP
66 José Ruiz, R ERA: 2.45	(8, 1)	1.0		4	1	0	0	1	0	0	1	0	0	0	5	6	0.00	1.000
78 Zach Thompson, R ERA: 1.93	(9, 1)	1.0		3	0	0	0	0	1	0	0	0	0	0	3	7	0.00	1.000

TOP

Los Angeles Angels @ Chicago White Sox

Camelback Ranch, Glendale, AZ

Mon Mar 04 2019, 3:12 PM - 6:15 PM EST

Att. 3,796 - Partly Cloudy - 72 F

livebaseballscorecards.com

AB	31
R	6
H	8
RBI	6
BB	4
SO	9
LOB	11

WP: 0 PA: 36
PB: 0
SB: 0
CS: 1

BOTTOM

Batter	1	2	3	4	5	6	7	8	9	AB	R	H	RBI	BB	SO	LOB
45 Jon Jay, L (1, 9) OBP: 0.353, SLG: 0.706 90 Blake Rutherford, L (6, 9) OBP: 0.313, SLG: 0.333	F7		28 1B 79 SF8 1B		K		K	G4-3		3 2	1 0	1 0	0 0	0 0	1 1	1 1
28 Leury García, S (1, 6) OBP: 0.294, SLG: 0.500 97 Laz Rivera, R (6, 6) OBP: 0.333, SLG: 1.333	F8		1-3 1B		1-2 1B		3-2 HR		F9	3 2	0 1	2 1	0 1	0 0	0 0	0 0
79 José Abreu, R (1, 3) OBP: 0.250, SLG: 0.556 84 Matt Skole, L (6, 3) OBP: 0.500, SLG: 0.500	K		SF8 3-H		G4-3		93 E 2B		G6-3	2 2	0 1	0 1	1 0	0 0	1 0	2 0
33 James McCann, R (1, 2) OBP: 0.467, SLG: 0.333 93 Nate Nolan, R (7, PH) OBP: 0.167, SLG: 0.167 (8, 2)		38 2B 22 G3-1 1B	F9			22 BB 87 2B 1B	E5 92 WP 2-H 1B		G5-3	3 2	2 0	2 1	0 0	0 0	0 0	1 0
38 Ryan Goins, L (1, 4) OBP: 0.067, SLG: 0.133 92 Nick Madrigal, R (7, 4) OBP: 0.385, SLG: 0.333		22 G3-1 1-3 2B		G3		F8	P4 2-3			3 1	0 0	1 0	0 0	0 0	0 0	1 1
77 Micker Adolfo, R (1, 10) 32 Preston Tucker, L (7, PH) OBP: 0.400, SLG: 0.375 (8, 10)		K		K		F8	K			3 1	0 0	0 0	0 0	0 0	2 1	3 1
22 Charles Tilson, L (1, 7) OBP: 0.357, SLG: 0.500 91 Luis González, L (7, 7) OBP: 0.333, SLG: 0.286		G3-1 2-3 3-H		K		87 2B 1-2 BB		K		2 1	1 0	0 0	1 0	1 0	1 1	1 0
87 Danny Mendick, R (1, 5) OBP: 0.429, SLG: 0.750 85 D.J. Peterson, R (7, 5) OBP: 0.167, SLG: 0.417		P5			28 1B BB	1-H 2-H 2B		G2-3		2 1	0 0	1 0	2 0	1 0	0 0	1 0
15 Adam Engel, R (1, 8) OBP: 0.389, SLG: 0.533 49 Ryan Cordell, R (7, 8) OBP: 0.263, SLG: 0.412			G3		K	F7			1B	3 1	0 0	0 1	0 0	0 0	1 0	2 0
Inning Stats	R: 0 E: 0 K: 1 S: 5 H: 0 LOB: 0 BB: 0 P: 5	R: 1 E: 0 K: 1 S: 7 H: 2 LOB: 1 BB: 0 P: 7	R: 1 E: 0 K: 0 S: 5 H: 2 LOB: 1 BB: 0 P: 5	R: 0 E: 0 K: 2 S: 7 H: 0 LOB: 0 BB: 0 P: 7	R: 0 E: 0 K: 2 S: 8 H: 1 LOB: 2 BB: 1 P: 12	R: 2 E: 0 K: 0 S: 5 H: 2 LOB: 1 BB: 1 P: 9	R: 2 E: 1 K: 2 S: 12 H: 3 LOB: 1 BB: 0 P: 16	R: 0 E: 0 K: 1 S: 6 H: 1 LOB: 1 BB: 0 P: 6	R: 0 E: 0 K: 0 S: 3 H: 0 LOB: 0 BB: 0 P: 3	1B: 7 2B: 3 3B: 0 HR: 1	SF: 1 SAC: 0 DP: 0 HBP: 0	WP: 1 PB: 0 SB: 0 CS: 0	PA: 40				

PITCHER		IP	WLS	BF	H	R	ER	SO	BB	IBB	HBP	BLK	WP	HR	S	P	ERA	WHIP
53 Trevor Cahill, R ERA: 13.5	(1, 1)	3.2		15	4	2	2	3	0	0	0	0	0	0	21	21	4.91	1.091
40 Luis García, R ERA: 3.0	(4, 1)	0.2		3	0	0	0	2	1	0	0	0	0	0	6	10	0.00	1.500
57 Hansel Robles, R ERA: 13.5	(5, 1)	0.2		3	1	0	0	1	0	0	0	0	0	0	5	5	0.00	1.500
47 Griffin Canning, R ERA: 11.57	(6, 1)	1.1		8	3	3	3	1	1	0	0	0	0	1	11	18	20.25	3.000
78 Jeremy Rhoades, R ERA: 2.7	(7, 1)	0.2	B	4	2	1	1	1	0	0	0	0	1	0	6	7	13.50	3.000

PITCHER		IP	WLS	BF	H	R	ER	SO	BB	IBB	HBP	BLK	WP	HR	S	P	ERA	WHIP
31 Ty Buttrey, R ERA: 6.75	(8, 1)	1.0		4	1	0	0	1	0	0	0	0	0	0	6	6	0.00	1.000
75 Jared Walsh, L ERA:	(9, 1)	1.0		3	0	0	0	0	0	0	0	0	0	0	3	3	0.00	0.000

Los Angeles Angels @ Chicago White Sox

Camelback Ranch, Glendale, AZ

Mon Mar 04 2019, 3:12 PM - 6:15 PM EST

Att. 3,796 - Partly Cloudy - 72 F

livebaseballscorecards.com

AB	37
R	6
H	11
RBI	5
BB	2
SO	9
LOB	15

Chicago Cubs @ Los Angeles Angels

Tempe Diablo Stadium, Tempe, AZ

Tue Mar 05 2019, 3:13 PM - 6:07 PM EST

Att. 5,981 - Sunny - 75 F

TOP

livebaseballscorecards.com

Batter	1	2	3	4	5	6	7	8	9	AB	R	H	RBI	BB	SO	LOB
18 Ben Zobrist, S (1, 4) OBP: 0.182, SLG: 0.200	G6-3	K 2-3			F9		K		P3	3	0	0	0	0	1	2
77 Evan Marzilli, L (5, 8) OBP: 0.214, SLG: 0.231										2	0	0	0	0	1	1
17 Kris Bryant, R (1, 5) OBP: 0.563, SLG: 0.909	40 CS 44 1B HBP	K			F7		G6-3			2	0	0	0	0	1	1
81 Phillip Evans, R (5, 5) OBP: 0.333, SLG: 0.529										1	0	0	0	0	0	1
44 Anthony Rizzo, L (1, 3) OBP: 0.333, SLG: 0.231	40 E 1-2 1B	G3			F7			K		3	1	1	0	0	0	1
66 Ryan Court, R (5, 3) OBP: 0.429, SLG: 0.444										1	0	0	0	0	1	0
40 Willson Contreras, R (1, 2) OBP: 0.467, SLG: 0.923	E8 1-H 2-3 2B	1B	K			K		F8		3	1	2	1	0	1	0
63 Jared Young, L (6, 9) OBP: 0.375, SLG: 1.125						22 G5-3 2B		53 1B 1B		1	0	0	0	0	0	0
12 Kyle Schwarber, L (1, 7) OBP: 0.737, SLG: 0.800	BB	K								2	0	1	0	1	1	1
54 Charcer Burks, R (6, PR) OBP: 0.294, SLG: 0.412										1	0	1	0	0	0	0
(6, 7)																
22 Jason Heyward, L (1, 9) OBP: 0.222, SLG: 0.222	P5			L3		G5-3 2-3		85 FC5-4 1-3 1B		3	0	0	0	0	0	2
53 Taylor Davis, R (6, 2) OBP: 0.273, SLG: 0.200										1	0	1	0	0	0	0
8 Ian Happ, S (1, 8)		F8		K		F7		FC5-4 1-2f		3	0	0	0	0	1	2
(5, 4)																
85 Trent Giambrone, R (7, 4) OBP: 0.444, SLG: 0.882										1	0	0	0	0	0	2
Addison Russell, R (1, 6) OBP: 0.385, SLG: 0.636		18 WP 2B		K			2B		G1-3	3	0	2	0	0	1	0
65 Nico Hoerner, R (7, PR)										1	0	0	0	0	0	0
(7, 6)																
13 David Bote, R (1, 10) OBP: 0.571, SLG: 0.500		K			BB		F7		P5	3	0	0	0	1	1	2
Inning Stats	R: 2 E: 1 K: 0 S: 4 H: 2 LOB: 1 BB: 1 P: 11	R: 0 E: 0 K: 2 S: 8 H: 1 LOB: 1 BB: 0 P: 9	R: 0 E: 0 K: 2 S: 8 H: 1 LOB: 1 BB: 0 P: 8	R: 0 E: 0 K: 2 S: 7 H: 0 LOB: 0 BB: 0 P: 7	R: 0 E: 0 K: 0 S: 3 H: 0 LOB: 1 BB: 1 P: 7	R: 0 E: 0 K: 1 S: 6 H: 1 LOB: 2 BB: 0 P: 6	R: 0 E: 0 K: 1 S: 6 H: 1 LOB: 1 BB: 0 P: 6	R: 0 E: 0 K: 1 S: 7 H: 2 LOB: 2 BB: 0 P: 7	R: 0 E: 0 K: 0 S: 3 H: 0 LOB: 0 BB: 0 P: 3	1B: 4 2B: 4 3B: 0 HR: 0 SF: 0 SAC: 0 DP: 0 HBP: 1	WP: 1 PB: 0 SB: 0 CS: 1 PA: 37					

		AB	34
		R	2
		H	8
		RBI	1
		BB	2
		SO	9
		LOB	15

PITCHER		IP	WLS	BF	H	R	ER	SO	BB	IBB	HBP	BLK	WP	HR	S	P	ERA	WHIP
42 Tyler Skaggs, L ERA: 9.64	(1, 1)	3.0	W	14	4	2	1	4	1	0	1	0	1	0	20	28	3.00	1.667
39 Luke Bard, R ERA:	(4, 1)	1.0	H	3	0	0	0	2	0	0	0	0	0	0	7	7	0.00	0.000
37 Cody Allen, R ERA:	(5, 1)	1.0	H	4	0	0	0	0	1	0	0	0	0	0	3	7	0.00	1.000
24 Noé Ramirez, R ERA: 15.43	(6, 1)	1.0		4	1	0	0	1	0	0	0	0	0	0	6	6	0.00	1.000
67 Taylor Cole, R ERA:	(7, 1)	1.0		4	1	0	0	1	0	0	0	0	0	0	6	6	0.00	1.000

PITCHER		IP	WLS	BF	H	R	ER	SO	BB	IBB	HBP	BLK	WP	HR	S	P	ERA	WHIP
52 Dillon Peters, L ERA: 1.5	(8, 1)	2.0		8	2	0	0	1	0	0	0	0	0	0	10	10	0.00	1.000

Batter	1	2	3	4	5	6	7	8	9	AB	R	H	RBI	BB	SO	LOB
41 Justin Bour, L (1, 3) OBP: 0.250, SLG: 0.571	CSS 0-3 ① K		BBBB 4-0 56 1B 27 HR BB	CFC 0-3 ③ K	X 0-0 1-2 1B	X 0-0 ② F7				1	0	0	0	1	1	0
85 Matt Thaiss, L (3, PR) OBP: 0.500, SLG: 1.000 (4, 3)										3	1	1	0	0	1	3
56 Kole Calhoun, L (1, 9) OBP: 0.438, SLG: 0.800	X 0-0 2 E 5 1B 1B		X 0-0 1-3 27 HR 1B		HR X 0-0 G4-3		FSS 0-3 ③ K			3	2	3	1	0	0	0
89 Brandon Marsh, L (5, PH) OBP: 0.412, SLG: 0.385 (6, 9)										2	0	0	0	0	1	3
27 Mike Trout, R (1, 8) OBP: 0.471, SLG: 0.857	FFC 0-3 ② K		X 0-0 1-H 3-H HR		X 0-0 5 2B 2 G6-3 1B	X 0-0 ① L1		X 0-0 1B		3	1	2	3	0	1	1
59 Jo Adell, R (5, PR) OBP: 0.421, SLG: 0.471 (6, 8)										2	1	1	0	0	0	0
5 Albert Pujols, R (1, 10) OBP: 0.643, SLG: 0.917	X 0-0 2 E 1-2 1B		X 0-0 ② G5-3		X 0-0 3 F8 1-3 25 3B 2B	FCS 0-3 ② K		X 0-0 ① F7		3	0	2	0	0	0	1
75 Jared Walsh, L (5, PR) OBP: 0.467, SLG: 0.583 (6, 10)										2	1	0	0	0	1	1
2 Andrelton Simmons, R (1, 6) OBP: 0.182, SLG: 0.182	2 SAFE CCSS 0-3 ③ K 1-2 2-3		X 0-0 ③ G6-3		X 0-0 ① G6-3 3-H	X 0-0 32 S 1B		FSS 0-3 ② K		3	0	0	1	0	1	5
7 Connor Justus, R (6, 6) OBP: 0.364, SLG: 0.600										2	0	1	0	0	1	1
3 Taylor Ward, R (1, 5) OBP: 0.421, SLG: 0.667		X 0-0 ① F9		X 0-0 10 F7 25 1B 1B	X 0-0 ② F8 2-3	CX 0-1 ③ G4-3 1-2		X 0-0 ③ F8		3	0	1	0	0	0	2
32 Franklin Torres, R (6, 5)										2	0	0	0	0	0	2
9 Tommy La Stella, L (1, 4) OBP: 0.333, SLG: 0.286		X 0-0 ② F8		CCS 0-3 ① K	S 0-1 CI 25 3B		X 0-0 ① G4-3			2	1	0	0	0	1	1
19 Wilfredo Tovar, R (6, 4) OBP: 0.313, SLG: 0.688										1	0	0	0	0	0	0
25 Peter Bourjos, R (1, 7) OBP: 0.526, SLG: 1.053		CFC 0-3 ③ K		X 0-0 1-2 1B	X 0-0 1-H 3-H 10 1B 3B		BBBB 4-0 95 WP 95 1B BB			3	1	2	2	0	1	0
16 Jarrett Parker, L (6, 7) OBP: 0.722, SLG: 1.273										0	1	0	0	1	0	0
10 José Briceño, R (1, 2) OBP: 0.333, SLG: 0.300			X 0-0 ① F8	X 0-0 ② F7 2-3	X 0-0 85 1B 3-H 1B		B X 1-0 1-H 1B			3	0	1	1	0	0	2
95 Roberto Peña, R (6, 2) OBP: 0.500, SLG: 0.400										1	0	1	1	0	0	0
Inning Stats	R: 0 E: 1 K: 3 S: 11 H: 2 LOB: 2 BB: 0 P: 11	R: 0 E: 0 K: 1 S: 5 H: 0 LOB: 0 BB: 0 P: 5	R: 3 E: 0 K: 0 S: 5 H: 2 LOB: 1 BB: 1 P: 9	R: 0 E: 0 K: 2 S: 9 H: 2 LOB: 2 BB: 0 P: 9	R: 5 E: 1 K: 0 S: 10 H: 6 LOB: 2 BB: 0 P: 10	R: 0 E: 0 K: 1 S: 7 H: 1 LOB: 1 BB: 0 P: 7	R: 1 E: 0 K: 1 S: 6 H: 1 LOB: 1 BB: 1 P: 11	R: 0 E: 0 K: 1 S: 6 H: 1 LOB: 1 BB: 0 P: 6		1B: 11 2B: 1 3B: 1 HR: 2		SF: 0 SAC: 0 DP: 0 HBP: 0				

BOTTOM

Chicago Cubs @ Los Angeles Angels

Tempe Diablo Stadium, Tempe, AZ

Tue Mar 05 2019, 3:13 PM - 6:07 PM EST

Att. 5,981 - Sunny - 75 F

livebaseballscorecards.com

AB	39
R	9
H	15
RBI	9
BB	2
SO	9
LOB	22

PITCHER		IP	WLS	BF	H	R	ER	SO	BB	IBB	HBP	BLK	WP	HR	S	P	ERA	WHIP
28 Kyle Hendricks, R ERA: 4.15	(1, 1)	2.1		11	3	2	2	4	1	0	0	0	0	0	18	22	7.71	1.714
91 Mario Meza, R ERA: 13.5	(3, 1)	0.2	L	3	1	1	1	0	0	0	0	0	0	1	3	3	13.50	1.500
6 Carl Edwards Jr., R ERA:	(4, 1)	1.0		5	2	0	0	2	0	0	0	0	0	0	9	9	0.00	2.000
50 Rowan Wick, R ERA: 9.82	(5, 1)	0.2		7	4	5	4	0	0	0	0	0	0	1	7	7	54.00	6.000
56 Kyle Ryan, L ERA: 2.25	(5, 1)	1.1		7	3	0	0	1	0	0	0	0	0	0	10	10	0.00	2.250

PITCHER		IP	WLS	BF	H	R	ER	SO	BB	IBB	HBP	BLK	WP	HR	S	P	ERA	WHIP
78 Matt Carasiti, R ERA: 9.0	(7, 1)	1.0		5	1	1	1	1	1	0	0	0	1	0	6	11	9.00	2.000
87 Alberto Baldonado, L ERA:	(8, 1)	1.0		4	1	0	0	1	0	0	0	0	0	0	6	6	0.00	1.000

WP: 1	PA: 42		
PB: 0			
SB: 1			
CS: 0			

Los Angeles Angels @ Colorado Rockies

Salt River Fields at Talking Stick, Scottsdale, AZ

Wed Mar 06 2019, 3:11 PM - 6:27 PM EST

Att. 7,001 - Partly Cloudy - 80 F

livebaseballscorecards.com

TOP

Batter	1	2	3	4	5	6	7	8	9	AB	R	H	RBI	BB	SO	LOB
6 David Fletcher, R (1, 6) OBP: 0.333, SLG: 0.133	B FF 94 B FF 94 C FF 94 C SL 86 B FF 95 X FF 94 3-2 56 G4-6-3 1B			B CU 78 X FF 93 1-0 ① G4-3		B FC 90 C FC 90 B SL 81 C FC 90 B SL 81 D SL 81 4-2 56 2B 20 G1-3 BB		C SL 90 X SL 89 0-1 E7 28 2B 1-3 2-H 1B	B CH 82 B FF 93 B FF 93 C FF 91 B FF 92 4-1 BB	2 1 1 0 1 0 0						
72 Leo Rivas, S (6, 6) OBP: 0.385, SLG: 0.400										1 1 1 1 1 0 0						
56 Kole Calhoun, L (1, 8) OBP: 0.421, SLG: 0.778	X FF 95 0-0 ①② G4-6-3 1-2f			F FF 95 B FF 95 F FF 95 X CU 78 1-2 ② G3		B FC 90 1 SAFE X FC 91 1-0 1-3 2B		B SL 91 X SL 91 1-0 13 1B 96 1B 2-H 3-H 2B	C FF 92 S FF 93 1 SAFE F FF 94 B FF 93 1 SAFE B CH 81 B FF 93 S FF 91 3-3 ③ K	3 0 1 0 0 0 1						
28 Torii Hunter Jr., R (6, PR) OBP: 0.375, SLG: 0.333										2 1 1 2 0 1 1						
(6, 8)																
20 Jonathan Lucroy, R (1, 2) OBP: 0.375, SLG: 0.357	B SL 87 C FF 95 X CU 78 1-1 ③ L5			C FF 94 B FF 95 B FF 94 X FF 94 2-1 ③ G4-3		B FC 91 X FC 90 1-0 ② G1-3 3-H		B CU 72 X SL 89 1-0 96 1B 2-3 1B		3 0 0 1 0 0 1						
13 Dustin Garneau, R (6, 2) OBP: 0.400, SLG: 1.111										1 0 1 0 0 0 0						
16 Jarrett Parker, L (1, 7) OBP: 0.619, SLG: 1.000		C SL 86 B FF 95 C SL 87 C FF 94 1-3 ① K			B FF 94 C FF 94 S FF 95 S FF 96 1-3 ① K	B FC 92 F FC 91 F CH 82 X FC 90 1-2 ③ F8		C SL 91 S CH 84 S SL 83 0-3 ① K		3 0 0 0 0 2 1						
49 Brendon Sanger, L (6, 7) OBP: 0.125, SLG: 0.125										1 0 0 0 0 1 2						
44 Kevan Smith, R (1, 10) OBP: 0.267, SLG: 0.333		B FF 96 C FF 96 S SL 87 S SL 86 1-3 ② K			X FF 95 0-0 48 1B 2B		B FF 94 X FF 94 1-0 ① P2	C SL 89 F SL 83 X SL 90 0-2 1-2 3-H 1B		3 1 1 0 0 1 0						
96 Keinner Piña, R (8, PH) OBP: 0.500, SLG: 0.500										1 0 1 1 0 0 0						
(8, 10)																
48 César Puello, R (1, 9) OBP: 0.286, SLG: 0.286		C FF 95 C SL 86 S CU 76 0-3 ③ K			C FF 95 C FF 94 B FF 96 F FF 97 F FF 95 F FF 96 X FF 97 1-2 2-H 1B		B FF 94 B FF 94 F FF 92 B FF 95 C FF 94 S CU 82 3-3 ② K	D CU 78 B CU 78 B FF 88 C FF 89 S CU 79 F CU 77 X SL 88 3-2 ② F7		2 0 1 1 0 1 0						
81 Brennon Lund, L (6, 9) OBP: 0.267, SLG: 0.214										2 0 0 0 0 1 2						
9 Tommy La Stella, L (1, 5) OBP: 0.300, SLG: 0.250			C FF 94 B CH 85 S SL 86 B FF 95 F FF 95 S SL 88 2-3 ① K		S FF 93 D SL 81 1 SAFE 1 SAFE B FF 95 B FF 95 C FF 94 X FF 94 3-2 ② F8		B CU 82 B CU 81 X FF 93 2-0 ③ P3	B SL 87 X SL 85 1-0 ③ F8		2 0 0 0 0 1 1						
3 Taylor Ward, R (6, 5) OBP: 0.381, SLG: 0.600										2 0 0 0 0 0 2						
75 Jared Walsh, L (1, 3) OBP: 0.412, SLG: 0.500			B FF 94 F CH 86 X FF 96 1-1 ② G4-6-3		1 SAFE C FF 92 1 SAFE F FF 95 X FF 96 0-2 ③ G4-3			B SL 92 X SL 90 1-0 87 BB 72 1B 1B	B FF 93 C FF 92 F FF 92 C FF 94 1-3 ① K	2 0 0 0 0 0 1						
90 Jose Rojas, L (6, 3) OBP: 0.500, SLG: 0.882										2 1 1 0 0 1 0						
4 Luis Rengifo, S (1, 4) OBP: 0.294, SLG: 0.308			S SL 86 B SL 86 C FF 96 C CU 78 1-3 ③ K			X FC 90 0-0 ① L5		C SL 91 C SL 92 B FF 91 B SL 92 F SL 90 B CU 76 B SL 91 4-2 72 E 72 1B 28 2B 1-2 BB	S FF 94 B FF 93 F FF 93 T FF 94 1-2 ② K	2 0 0 0 0 1 0						
87 Jahmai Jones, R (6, 4) OBP: 0.267, SLG: 0.154										1 1 0 0 1 1 0						

Inning Stats									
	R: 0 E: 0 K: 0 S: 6	H: 1 LOB: 0 BB: 0 P: 10	R: 0 E: 0 K: 3 S: 9	H: 0 LOB: 0 BB: 0 P: 11	R: 0 E: 0 K: 2 S: 9	H: 0 LOB: 0 BB: 0 P: 13	R: 0 E: 0 K: 0 S: 6	H: 0 LOB: 0 BB: 0 P: 10	R: 1 E: 0 K: 1 S: 16	H: 2 LOB: 1 BB: 0 P: 21
	R: 1 E: 0 K: 0 S: 8	H: 1 LOB: 1 BB: 1 P: 15	R: 0 E: 0 K: 1 S: 5	H: 0 LOB: 0 BB: 0 P: 11	R: 4 E: 1 K: 1 S: 19	H: 5 LOB: 2 BB: 1 P: 30	R: 0 E: 0 K: 3 S: 11	H: 0 LOB: 1 BB: 1 P: 20	1B: 6 2B: 3 3B: 0 HR: 0	SF: 0 SAC: 0 DP: 1 HBP: 0

	AB	35
	R	6
	H	9
	RBI	6
	BB	3
	SO	11
	LOB	12

WP: 0 PA: 38
PB: 0
SB: 0
CS: 0

PITCHER		IP	WLS	BF	H	R	ER	SO	BB	IBB	HBP	BLK	WP	HR	S	P	ERA	WHIP
55 Jon Gray, R	(1, 1)	4.0		12	1	0	0	5	0	0	0	0	0	0	30	44	0.00	0.250
ERA: 1.0																		
51 Jake McGee, L	(5, 1)	1.0	B	5	2	1	1	1	0	0	0	0	0	0	16	21	9.00	2.000
ERA: 9.0																		
29 Bryan Shaw, R	(6, 1)	1.0		5	1	1	1	0	1	0	0	0	0	0	8	15	9.00	2.000
ERA: 9.82																		
63 DJ Johnson, R	(7, 1)	1.0	H	3	0	0	0	1	0	0	0	0	0	0	5	11	0.00	0.000
ERA:																		
46 Rayan González, R	(8, 1)	0.1	L	7	5	4	4	1	1	0	0	0	0	0	14	21	108.00	18.000
ERA: 21.6																		

PITCHER		IP	WLS	BF	H	R	ER	SO	BB	IBB	HBP	BLK	WP	HR	S	P	ERA	WHIP
84 Matt Pierpont, R	(8, 1)	0.2		2	0	0	0	0	0	0	0	0	0	0	5	9	0.00	0.000
ERA:																		
81 Ben Bowden, L	(9, 1)	1.0		4	0	0	0	3	1	0	0	0	0	0	11	20	0.00	1.000
ERA:																		

Los Angeles Angels @ Colorado Rockies

Salt River Fields at Talking Stick, Scottsdale, AZ

Wed Mar 06 2019, 3:11 PM - 6:27 PM EST

Att. 7,001 - Partly Cloudy - 80 F

livebaseballscorecards.com

BOTTOM

Batter	1	2	3	4	5	6	7	8	9	AB	R	H	RBI	BB	SO	LOB
1 Garrett Hampson, R (1, 8) OBP: 0.364, SLG: 0.579	C FF 95 F FF 94 F SI 96 S SL 90 0-3 K		B SL 87 L FF 94 B FF 93 2 SAFE S FF 94 B FF 95 X FF 94 3-2 P3		B SI 90 B FF 91 B SI 90 C SI 91 F SI 90 F FF 92 S SL 82 3-3 K		X FF 96 0-0 P6	C CU 72 X SL 74 0-1 F8		3	0	0	0	0	2	2
50 Brett Nicholas, L (6, 2) OBP: 0.273, SLG: 0.111										2	0	0	0	0	0	2
28 Nolan Arenado, R (1, 5) OBP: 0.158, SLG: 0.444	F SI 95 B CU 83 B SL 90 X FF 92 2-1 G6-3		D SL 89 S SL 88 B FF 94 F SL 87 X FF 95 2-2 F8 2-3			B FF 93 F FF 93 B SL 81 B FF 93 B FF 93 4-1 27 G1-4-3 9 E 12 E BB	S SL 85 1 SAFE B SL 84 C FF 96 B FF 90 S FF 91 2-3 K 1-2		X FF 92 0-0 G6-3	2	1	0	0	1	0	1
73 Brian Mundell, R (7, 3) OBP: 0.353, SLG: 0.400										2	0	0	0	0	1	1
9 Daniel Murphy, L (1, 3) OBP: 0.200, SLG: 0.267	X FF 93 0-0 F7		B CU 82 F FF 94 S SL 88 F SI 94 X CH 88 1-2 G6-3			X FF 92 0-0 FC4 27 G1-4-3 1-2	B FF 96 F FF 97 F SL 86 B SL 84 B FF 97 B FF 96 4-2 72 FC6-4 2-3 BB		C CU 81 X CU 80 0-1 G1-3	3	0	0	0	0	0	2
31 Yonathan Daza, R (6, PR) OBP: 0.278, SLG: 0.188										1	0	0	0	1	0	0
(7, 8)																
27 Trevor Story, R (1, 6) OBP: 0.500, SLG: 0.600		B FF 95 F CU 81 X CU 83 1-1 12 S 15 SF9 2B		B SL 90 C FF 95 B FF 94 F SL 88 X FF 96 2-2 G4-3		C SL 81 F FF 92 X SL 83 1-2 G1-4-3 1-2f 2-3	F FF 95 D SL 85 B SL 84 X FF 96 2-1 FC6-4 1-2f		F FF 92 B CU 81 B CU 81 C SL 92 B CU 82 F CU 81 X FF 93 3-2 1B	3	1	1	0	0	0	2
72 Tyler Nevin, R (7, 5) OBP: 0.500, SLG: 0.500										2	0	1	0	0	0	2
12 Mark Reynolds, R (1, 10) OBP: 0.400, SLG: 0.429		D CU 82 F FF 94 B CU 84 F FF 93 D CU 83 D CH 87 4-2 4 FC6-4 2-3 BB		C SL 88 B SL 88 B FF 96 S SL 87 B FF 95 X FF 94 3-2 L8		F FF 93 B FF 93 D SL 84 B SL 83 X FF 93 3-1 E5 15 1B 3-H		B SL 89 C SL 88 C CH 82 B SL 83 B SL 89 F SL 89 X SL 82 3-2 L6	C CU 81 1 SAFE 1 SAFE S CU 81 B FF 92 1 SAFE F CU 82 1 SAFE 1 SAFE 1-3 F CU 80 S FF 93 K	2	0	0	0	1	0	1
66 Brian Serven, R (6, PR) (7, 10)										2	1	0	0	0	1	1
15 Raimel Tapia, L (1, 7) OBP: 0.333, SLG: 0.480		B CU 82 1 SAFE X CU 81 1-0 SF9 3-H		F FF 94 F FF 96 X FF 96 0-2 L7		C FF 92 X FF 92 0-1 65 E 2-H 1B		B CU 74 B SL 88 B SL 87 C SL 88 F SL 88 B SL 82 4-2 65 HBP 43 2B BB		2	0	1	2	0	0	0
(6, 8)																
82 Bret Boswell, L (7, 4) OBP: 0.571, SLG: 0.833										0	1	0	0	1	0	0
4 Pat Valaika, R (1, 4) OBP: 0.364, SLG: 0.818		X SL 88 0-0 FC6-4 3 WP 1-2f			C SI 90 B SL 80 S FF 90 B FF 91 B SL 82 X FF 92 3-2 3 F7 1B	X SL 82 0-0 E5 1-3		B SL 87 T SL 82 F SL 80 H SL 86 2-2 43 2B 1-2 HBP		2	0	1	0	0	0	1
65 Brendan Rodgers, R (6, 4) OBP: 0.320, SLG: 0.238										1	1	0	0	0	0	2
(7, 6)																
3 Mike Tauchman, L (1, 9) OBP: 0.360, SLG: 0.211		1 SAFE 1 SAFE C FF 94 F FF 94 B CU 81 B FF 93 X CH 87 2-2 G4-3 1-2			C SI 90 S SL 82 B SI 91 F SL 82 B SI 91 F FF 90 1 SAFE F SL 83 F SI 90 2-2 X SI 81 F7 1-2	S FF 92 C FF 93 1 SAFE B FF 92 S SL 84 1-3 K		X SL 86 0-0 1-H 2-H 2B	2	0	0	0	0	0	2
43 Sam Hilliard, L (6, 7) OBP: 0.316, SLG: 0.556										2	0	1	2	0	1	3
14 Tony Wolters, L (1, 2) OBP: 0.182, SLG: 0.273			B FF 94 X SI 94 1-0 28 F8 2B		X SI 90 0-0 G1-3		B SL 84 X FF 95 1-0 31 WP 73 WP 1B	D SL 81 C SL 81 X SL 81 1-1 P5		2	0	1	0	0	0	1
56 Noel Cuevas, R (6, 9) OBP: 0.273, SLG: 0.409										2	0	1	0	0	0	1

	AB	35
	R	5
	H	7
	RBI	4
	BB	4
	SO	5
	LOB	24

Inning Stats	1	2	3	4	5	6	7	8	9
	R: 0 E: 0 K: 1 S: 7	H: 0 LOB: 0 BB: 0 P: 9	R: 1 E: 0 K: 0 S: 9	H: 1 LOB: 1 BB: 1 P: 17	R: 0 E: 0 K: 0 S: 11	H: 1 LOB: 1 BB: 0 P: 18	R: 0 E: 0 K: 0 S: 9	H: 0 LOB: 0 BB: 0 P: 14	R: 0 E: 0 K: 1 S: 15	H: 1 LOB: 1 BB: 0 P: 23	R: 2 E: 3 K: 1 S: 13	H: 1 LOB: 3 BB: 1 P: 22	R: 0 E: 0 K: 1 S: 9	H: 1 LOB: 2 BB: 1 P: 18	R: 2 E: 0 K: 0 S: 13	H: 1 LOB: 1 BB: 1 P: 23	R: 0 E: 0 K: 1 S: 12	H: 1 LOB: 1 BB: 0 P: 16

	1B: 4	SF: 1
	2B: 3	SAC: 0
	3B: 0	DP: 1
	HR: 0	HBP: 1

	WP: 3	PA: 41
	PB: 0	
	SB: 1	
	CS: 0	

PITCHER		IP	WLS	BF	H	R	ER	SO	BB	IBB	HBP	BLK	WP	HR	S	P	ERA	WHIP
33 Matt Harvey, R ERA: 3.0	(1, 1)	3.0		12	2	1	1	1	1	0	0	0	1	0	27	44	3.00	1.000
54 Daniel Hudson, R ERA: 3.0	(4, 1)	1.0		3	0	0	0	0	0	0	0	0	0	0	9	14	0.00	0.000
46 Dan Jennings, L ERA:	(5, 1)	1.0		4	1	0	0	1	0	0	0	0	0	0	15	23	0.00	1.000
32 Cam Bedrosian, R ERA: 3.0	(6, 1)	1.0	B	7	1	2	0	1	1	0	0	0	0	0	13	22	0.00	2.000
38 Justin Anderson, R ERA:	(7, 1)	1.0	W	5	1	0	0	1	1	0	0	0	2	0	9	18	0.00	2.000

PITCHER		IP	WLS	BF	H	R	ER	SO	BB	IBB	HBP	BLK	WP	HR	S	P	ERA	WHIP
70 Forrest Snow, R ERA: 9.0	(8, 1)	1.0	H	6	1	2	2	0	1	0	1	0	0	0	13	23	18.00	2.000
90 Matt Ramsey, R ERA: 7.36	(9, 1)	1.0	S	4	1	0	0	1	0	0	0	0	0	0	12	16	0.00	1.000

Batter	1	2	3	4	5	6	7	8	9	AB	R	H	RBI	BB	SO	LOB
6 David Fletcher, R (1, 4) OBP: 0.292, SLG: 0.111	B X 1-0 G4-3	X 0-0 G6-3		X 0-0 G5-3		S S S 0-3 K		X 0-0 9 G4-6-3 1B	3	0	0	0	0	0	1
32 Franklin Torres, R (6, 4) OBP: 0.143, SLG: 0.143										2	0	1	0	0	1	0
41 Justin Bour, L (1, 3) OBP: 0.273, SLG: 0.500	X 0-0 G5-3		X 0-0 59 BB 1B		X 0-0 G6-3		X 0-0 F8		X 0-0 G4-6-3 1-2f	3	0	1	0	0	0	0
9 Tommy La Stella, L (6, 3) OBP: 0.273, SLG: 0.222										2	0	0	0	0	0	1
3 Taylor Ward, R (1, 10) OBP: 0.333, SLG: 0.522	X 0-0 G6-3		S S S 0-3 K		C C C 0-3 K			X 0-0 L8		3	0	0	0	0	2	1
98 Jack Kruger, R (8, PH) OBP: 0.429, SLG: 0.333										1	0	0	0	0	0	0
(8, 10)																
59 Jo Adell, R (1, 8) OBP: 0.455, SLG: 0.474		S S S 0-3 K	B B B 4-0 1-2 BB		X 0-0 1B			X 0-0 G6-3		2	0	1	0	1	1	0
28 Torii Hunter Jr., R (6, 8) OBP: 0.333, SLG: 0.286										1	0	0	0	0	0	0
48 César Puello, R (1, 9) OBP: 0.250, SLG: 0.250		X 0-0 L6	S S S 0-3 K		X 0-0 P5			X 0-0 G3		3	0	0	0	0	1	3
9 Orlando Martinez, L (6, 9)										1	0	0	0	0	0	0
81 Brennon Lund, L (1, 7) OBP: 0.278, SLG: 0.294		X 0-0 90 2B 2B	C C C 0-3 K		S S S 0-3 K			X 0-0 78 F7 72 WP 96 1B 1B		3	1	1	0	0	2	2
49 Brendon Sanger, L (6, 7) OBP: 0.222, SLG: 0.222										1	1	1	0	0	0	0
10 José Briceño, R (1, 2) OBP: 0.333, SLG: 0.250	B B B 4-0 90 2B BB			X 0-0 F9	X 0-0 G6-3			X 0-0 72 WP 72 HR 1-2 1B		2	1	0	0	1	0	0
96 Keinner Piña, R (6, 2) OBP: 0.571, SLG: 0.571										1	1	1	0	0	0	0
90 Jose Rojas, L (1, 5) OBP: 0.478, SLG: 0.850	X 0-0 19 2B 1-H 2-H 2B			X 0-0 F7	S S S 0-3 K			X 0-0 F7 2-3		3	1	1	2	0	1	0
78 Jhoan Urena, S (6, 5) OBP: 0.500, SLG: 0.333										1	0	0	0	0	0	2
19 Wilfredo Tovar, R (1, 6) OBP: 0.389, SLG: 0.944	X 0-0 2-H 2B			B X 1-0 HR			X 0-0 G6-3		B C S X 1-2 1-H 3-H HR	2	1	2	2	0	0	0
72 Leo Rivas, S (6, 6) OBP: 0.400, SLG: 0.667										2	1	1	2	0	0	0

Inning Stats										
	R: 0 H: 0 E: 0 LOB: 0 K: 0 BB: 0 S: 3 P: 4	R: 3 H: 3 E: 0 LOB: 1 K: 1 BB: 1 S: 8 P: 12	R: 0 H: 1 E: 0 LOB: 2 K: 3 BB: 1 S: 10 P: 14	R: 1 H: 1 E: 0 LOB: 0 K: 0 BB: 0 S: 4 P: 5	R: 0 H: 1 E: 0 LOB: 1 K: 1 BB: 0 S: 6 P: 6	R: 0 H: 0 E: 0 LOB: 0 K: 2 BB: 0 S: 7 P: 7	R: 0 H: 0 E: 0 LOB: 0 K: 1 BB: 0 S: 5 P: 5	R: 0 H: 0 E: 0 LOB: 0 K: 0 BB: 0 S: 3 P: 3	R: 3 H: 4 E: 0 LOB: 0 K: 0 BB: 0 S: 8 P: 9	1B: 5 SF: 0 2B: 3 SAC: 0 3B: 0 DP: 1 HR: 2 HBP: 0	WP: 1 PA: 38 PB: 0 SB: 0 CS: 0

PITCHER		IP	WLS	BF	H	R	ER	SO	BB	IBB	HBP	BLK	WP	HR	S	P	ERA	WHIP
56 Brad Keller, R ERA: 5.4	(1, 1)	3.0		15	4	3	3	4	2	0	0	0	0	0	21	30	9.00	2.000
58 Scott Barlow, R ERA: 3.0	(4, 1)	2.0		8	2	1	1	1	0	0	0	0	0	1	10	11	4.50	1.000
55 Richard Lovelady, L ERA: 1.8	(6, 1)	1.0		3	0	0	0	2	0	0	0	0	0	0	7	7	0.00	0.000
48 Ben Lively, R ERA: 3.0	(7, 1)	1.0		3	0	0	0	1	0	0	0	0	0	0	5	5	0.00	0.000
64 Scott Blewett, R ERA:	(8, 1)	1.0		3	0	0	0	0	0	0	0	0	0	0	3	3	0.00	0.000

PITCHER		IP	WLS	BF	H	R	ER	SO	BB	IBB	HBP	BLK	WP	HR	S	P	ERA	WHIP
59 Andrés Machado, R ERA: 21.6	(9, 1)	1.0	W	6	4	3	3	0	0	0	0	0	1	1	8	9	27.00	4.000

TOP

Los Angeles Angels @ Kansas City Royals

Surprise Stadium, Surprise, AZ

Thu Mar 07 2019, 3:08 PM - 6:01 PM EST

Att. 4,429 - Sunny - 72 F

livebaseballscorecards.com

AB	36
R	7
H	10
RBI	6
BB	2
SO	8
LOB	10

Batter	1	2	3	4	5	6	7	8	9	AB	R	H	RBI	BB	SO	LOB
15 Whit Merrifield, R (1, 4) OBP: 0.450, SLG: 0.467	C C C 0-3 ① K		B B B B 4-0 27 1B 4 1B BB		S S S 0-3 ② K		X 0-0 1-3 2B		X 0-0 79 1B 2B	2	1	0	0	1	2	0
47 Jecksson Flores, R (7, 4) OBP: 0.444, SLG: 0.667										2	1	2	0	0	0	0
27 Adalberto Mondesi, S (1, 6) OBP: 0.444, SLG: 0.625	B B B B 4-0 66 CS BB		X 0-0 4 1B 1-2 1B		X 0-0 ③ G6-3		X 0-0 ③ F8		B B B B 4-0 79 1B 66 1B BB	2	0	1	0	1	0	0
9 Nicky Lopez, L (7, 6) OBP: 0.357, SLG: 0.346										1	1	0	0	1	0	2
4 Alex Gordon, L (1, 7) OBP: 0.455, SLG: 0.389	X 0-0 ② F7		X 0-0 1-3 2-H 1B			X 0-0 25 E 25 S 1B		X 0-0 69 WP 3B	X 0-0 66 1B 69 SF8 1-3 2-H 1B	3	0	2	1	0	0	1
79 Erick Mejia, S (7, 7) OBP: 0.524, SLG: 0.882										2	2	2	1	0	0	0
66 Ryan O'Hearn, L (1, 10) OBP: 0.400, SLG: 0.300	C 0-1 ③ CS 1-2	B B B B 4-0 11 WP BB	C C C 0-3 ③ K			X 0-0 ① F9		S S S 0-3 ① K	X 0-0 69 SF8 38 HR 1-3 3-H 1B	4	0	1	1	1	2	4
14 Brett Phillips, L (9, PR) OBP: 0.400, SLG: 0.154										0	1	0	0	0	0	0
17 Hunter Dozier, R (1, 3) OBP: 0.269, SLG: 0.458		X 0-0 ① P4		X 0-0 ① P4		X 0-0 ② L8		B B B B 4-0 0 BB 19 1B 3-H BB	X 0-0 ① SF8 1-2 3-H	3	0	0	0	0	0	2
69 Frank Schwindel, R (7, 3) OBP: 0.522, SLG: 0.647										0	1	0	1	1	0	0
25 Brian Goodwin, L (1, 9) OBP: 0.167, SLG: 0.067		X 0-0 ② F7		X 0-0 E3 11 FC5-4		B C C C 1-3 ③ K 1-3		X 0-0 ② F7	C C F B B X 2-2 2-H HR	3	0	0	0	0	1	2
38 Jorge Bonifacio, R (7, 9) OBP: 0.333, SLG: 0.476										2	1	1	2	0	0	1
11 Bubba Starling, R (1, 8) OBP: 0.542, SLG: 0.842		B X 1-0 ③ P5 1-2		X 0-0 ② FC5-4 1-2f			X 0-0 ① F2	B B B B 4-0 19 1B 1-2 BB		2	0	0	0	0	0	2
0 Terrance Gore, R (7, 8) OBP: 0.429, SLG: 0.267										1	0	0	0	1	0	0
75 Kelvin Gutiérrez, R (1, 5) OBP: 0.364, SLG: 0.333			X 0-0 ① L8	X 0-0 ③ G1-3			X 0-0 ② L8	X 0-0 1-3 2-H 1B		2	0	0	0	0	0	1
19 Cheslor Cuthbert, R (6, 5) OBP: 0.429, SLG: 0.368										2	0	1	1	0	0	0
36 Cam Gallagher, R (1, 2) OBP: 0.231, SLG: 0.167			X 0-0 ② G6-3		X 0-0 ① G4-3		X 0-0 47 2B 1B	X 0-0 ③ F8		2	0	0	0	0	0	0
76 Xavier Fernández, R (7, 2) OBP: 0.400, SLG: 0.250										2	0	1	0	0	0	2
Inning Stats	R: 0 H: 0 E: 0 LOB: 0 K: 1 BB: 1 S: 5 P: 9	R: 0 H: 0 E: 0 LOB: 1 K: 0 BB: 1 S: 3 P: 8	R: 1 H: 2 E: 0 LOB: 2 K: 1 BB: 1 S: 7 P: 11	R: 0 H: 0 E: 1 LOB: 1 K: 0 BB: 0 S: 4 P: 4	R: 0 H: 0 E: 0 LOB: 0 K: 1 BB: 0 S: 5 P: 5	R: 0 H: 1 E: 0 LOB: 1 K: 1 BB: 0 S: 6 P: 7	R: 0 H: 2 E: 0 LOB: 2 K: 0 BB: 0 S: 5 P: 5	R: 2 H: 2 E: 0 LOB: 2 K: 1 BB: 2 S: 7 P: 15	R: 5 H: 4 E: 0 LOB: 1 K: 0 BB: 1 S: 8 P: 14	1B: 7 SF: 1 2B: 2 SAC: 0 3B: 1 DP: 0 HR: 1 HBP: 0						

BOTTOM

Los Angeles Angels @ Kansas City Royals

Surprise Stadium, Surprise, AZ

Thu Mar 07 2019, 3:08 PM - 6:01 PM EST

Att. 4,429 - Sunny - 72 F

livebaseballscorecards.com

AB	35
R	8
H	11
RBI	7
BB	6
SO	5
LOB	17

PITCHER		IP	WLS	BF	H	R	ER	SO	BB	IBB	HBP	BLK	WP	HR	S	P	ERA	WHIP
51 Jaime Barria, R ERA: 3.38	(1, 1)	3.0		13	2	1	1	2	3	0	0	0	1	0	15	28	3.00	1.667
36 Williams Jerez, L ERA: 4.15	(4, 1)	1.0	H	4	0	0	0	0	0	0	0	0	0	0	4	4	0.00	0.000
75 Jared Walsh, L ERA:	(5, 1)	1.0	H	3	0	0	0	1	0	0	0	0	0	0	5	5	0.00	0.000
73 Luís Madero, R ERA:	(6, 1)	2.0	H	9	3	0	0	1	0	0	0	0	0	0	11	12	0.00	1.500
71 Jesús Castillo, R ERA: 27.0	(8, 1)	1.0	H	10	4	5	5	1	3	0	0	0	1	0	9	21	45.00	7.000

PITCHER		IP	WLS	BF	H	R	ER	SO	BB	IBB	HBP	BLK	WP	HR	S	P	ERA	WHIP
95 Ryan Clark, R ERA: 11.57	(9, 1)	0.1	L	3	2	2	2	0	0	0	0	0	0	1	6	8	54.00	6.000

PA: 43

WP: 2
PB: 0
SB: 1
CS: 1

Los Angeles Dodgers @ Los Angeles Angels

Tempe Diablo Stadium, Tempe, AZ

Thu Mar 07 2019, 3:13 PM - 6:12 PM EST

Att. 8,215 - Overcast - 74 F

livebaseballscorecards.com

TOP

Batter	1	2	3	4	5	6	7	8	9	AB	R	H	RBI	BB	SO	LOB
11 AJ Pollock, R (1, 8) OBP: 0.273, SLG: 0.200 80 DJ Peters, R (6, 8) OBP: 0.200, SLG: 0.632	S S S 0-3 ① K	X 0-0 ③ F7		X 0-0 ③ F7		B B B 4-0 45 E 45 S 72 G4-6-3 BB		X 0-0 ② F9		3 1 0 0 1 1 3 1 0 0 0 0 0 1						
35 Cody Bellinger, L (1, 9) OBP: 0.444, SLG: 0.786 45 Brad Miller, L (5, 9) OBP: 0.500, SLG: 0.333	X 0-0 ② G4-3		B B B 4-0 14 1B BB		X 0-0 10 WP 15 BB 2B	B B B 4-0 72 G4-6-3 1-3 BB		S S S 0-3 ③ K		2 1 1 0 1 0 0 1 0 0 0 1 1 1						
10 Justin Turner, R (1, 5) OBP: 0.647, SLG: 1.000 72 Matt Beaty, L (6, PH) OBP: 0.364, SLG: 0.550 (6, 5)	S S S 0-3 ③ K		X 0-0 ① F9		B B B 4-0 15 BB 14 WP 9 1B 2-3 BB	X 0-0 ①② G4-6-3 1-2f 3-H			S S S 0-3 ① K	2 1 0 0 1 1 1 2 0 0 0 0 1 1						
14 Enrique Hernández, R (1, 4) OBP: 0.435, SLG: 0.550 43 Cameron Perkins, R (5, 7) OBP: 0.333, SLG: 0.348		X 0-0 15 2B 1B	X 0-0 1-2 1B		B B B 4-0 15 BB 9 1B 1-2 BB	X 0-0 ③ F9			X 0-0 ② G5-3	2 2 2 0 1 0 0 2 0 0 0 0 0 0						
15 Austin Barnes, R (1, 2) OBP: 0.429, SLG: 0.444 28 Josh Thole, L (6, 2) OBP: 0.333, SLG: 0.222		X 0-0 9 S 41 1B 1-H 2B	X 0-0 ② F4		B B B B 4-0 41 FC5 9 1B 1-2 2-3 3-H BB		X 0-0 ① P6		S S S 0-3 ③ K	2 1 1 2 1 0 2 2 0 0 0 0 1 0						
9 Daniel Castro, R (1, 6) OBP: 0.417, SLG: 0.583 84 Mike Ahmed, R (7, PR) (7, 6)	D X 1-0 ① P3 2-3	S S S 0-3 ③ K			X 0-0 16 BB 41 FC5 1-2 2-H 3-H 1B		X 0-0 83 CS 1B			4 0 2 2 0 1 3 0 0 0 0 0 0 0						
41 Ezequiel Carrera, L (1, 7) OBP: 0.368, SLG: 0.353 83 Jake Peter, L (5, 4) OBP: 0.316, SLG: 0.200	X 0-0 16 E 16 FC1 3-H 1B			X 0-0 ① G4-3	X 0-0 ① FC5 71 L4-6 16 BB 1-2 2-3f		B S S S 1-3 ②③ K 1-2			3 0 1 1 0 0 2 1 0 0 0 0 1 1						
16 Paulo Orlando, R (1, 10) OBP: 0.333, SLG: 0.294 67 Will Smith, R (8, PH) OBP: 0.200, SLG: 0.083 (8, 10)	X 0-0 FC1 1-3			X 0-0 B B B 1B	4-0 1-2 2-3 BB			B B B B 4-0 BB		2 0 1 0 1 0 1 0 0 0 0 1 0 0						
71 Edwin Ríos, L (1, 3) OBP: 0.250, SLG: 0.526		S S S 0-3 ② K		C C C 0-3 ② K	X 0-0 ②③ L4-6 2-2			S S S 0-3 ① K		4 0 0 0 0 3 7						
Inning Stats	R: 0 H: 0 E: 0 LOB: 0 K: 2 BB: 0 S: 7 P: 7	R: 2 H: 3 E: 1 LOB: 2 K: 1 BB: 0 S: 9 P: 10	R: 0 H: 1 E: 0 LOB: 2 K: 1 BB: 1 S: 6 P: 10	R: 0 H: 1 E: 0 LOB: 1 K: 1 BB: 0 S: 6 P: 6	R: 3 H: 2 E: 0 LOB: 2 K: 0 BB: 4 S: 4 P: 20	R: 1 H: 0 E: 0 LOB: 0 K: 0 BB: 2 S: 2 P: 10	R: 0 H: 1 E: 0 LOB: 1 K: 1 BB: 0 S: 5 P: 6	R: 0 H: 0 E: 0 LOB: 1 K: 2 BB: 1 S: 7 P: 11	R: 0 H: 0 E: 0 LOB: 0 K: 2 BB: 0 S: 7 P: 7	1B: 6 SF: 0 2B: 3 SAC: 0 3B: 0 DP: 2 HR: 0 HBP: 0						

	AB	33
	R	6
	H	8
	RBI	5
	BB	8
	SO	10
	LOB	23

WP: 2 PA: 41
PB: 0
SB: 2
CS: 1

PITCHER		IP	WLS	BF	H	R	ER	SO	BB	IBB	HBP	BLK	WP	HR	S	P	ERA	WHIP
64 Félix Peña, R ERA: 2.08	(1, 1)	3.0		15	4	2	2	4	1	0	0	0	0	0	22	27	6.00	1.667
37 Cody Allen, R ERA:	(4, 1)	1.0		4	1	0	0	1	0	0	0	0	0	0	6	6	0.00	1.000
40 Luis García, R ERA: 10.8	(5, 1)	0.1	L	7	2	3	3	0	4	0	0	2	0	3	19	81.00	18.000	
67 Greg Mahle, L ERA:	(5, 1)	0.2		1	0	0	0	0	0	0	0	0	0	1	1	0.00	0.000	
57 Hansel Robles, R ERA: 9.82	(6, 1)	1.0		4	0	1	0	0	2	0	0	0	0	0	2	10	0.00	2.000

PITCHER		IP	WLS	BF	H	R	ER	SO	BB	IBB	HBP	BLK	WP	HR	S	P	ERA	WHIP
31 Ty Buttrey, R ERA: 4.91	(7, 1)	1.0		3	1	0	0	1	0	0	0	0	0	0	5	6	0.00	1.000
67 Taylor Cole, R ERA:	(8, 1)	1.0		4	0	0	0	2	1	0	0	0	0	0	7	11	0.00	1.000
79 Brett Hanewich, R ERA:	(9, 1)	1.0		3	0	0	0	2	0	0	0	0	0	0	7	7	0.00	0.000

Batter	1	2	3	4	5	6	7	8	9	AB	R	H	RBI	BB	SO	LOB
5 Albert Pujols, R (1, 3) OBP: 0.563, SLG: 0.786 85 Matt Thaiss, L (4, 3) OBP: 0.455, SLG: 0.905	S T S 0-3 ① K	X 0-0 ③ L8			X 0-0 ② FC1-6-4 56 WP 1-2f			X 0-0 ① G4-3		2 0 0 0 0 1 1 2 0 0 0 0 0 1						
56 Kole Calhoun, L (1, 10) OBP: 0.409, SLG: 0.700 97 Julian Leon, R (5, PR) OBP: 0.143, SLG: 0.286 (6, 10)	X 0-0 ② L9		X 0-0 ① G3-1		B B B B 4-0 1-2 BB			X 0-0 ② L6		2 0 0 0 1 0 0 1 0 0 0 0 0 0						
27 Mike Trout, R (1, 8) OBP: 0.450, SLG: 0.882 9 Jordyn Adams, R (6, 8)	X 0-0 3B		X 0-0 ② L7		C C C 0-3 ③ K			S S S 0-3 ③ K		3 0 1 0 0 1 2 1 0 0 0 0 1 0						
2 Andrelton Simmons, R (1, 6) OBP: 0.214, SLG: 0.154 20 Jeremiah Jackson, R (6, PR) (7, 6)	X 0-0 ③ G5-3		X 0-0 ③ G6-3			B B B B 4-0 71 G3-6-3 BB			X 0-0 E6	2 0 0 0 1 0 1 1 0 0 0 0 0 0						
16 Jarrett Parker, L (1, 7) OBP: 0.565, SLG: 0.875 71 Brandon Sandoval, R (6, 7) OBP: 0.500, SLG: 0.200		S S S 0-3 ① K		X 0-0 ① L9		X 0-0 ①② G3-6-3 1-2f			S S S 0-3 ① K	2 0 0 0 0 1 0 2 0 0 0 0 1 2						
44 Kevan Smith, R (1, 2) OBP: 0.294, SLG: 0.412 95 Roberto Peña, R (6, 2) OBP: 0.375, SLG: 0.286	X 0-0 25 2B 2B			X 0-0 ② F9		X 0-0 ③ F9			S S S 0-3 ② K	2 1 1 0 0 0 0 2 0 0 0 0 1 2						
25 Peter Bourjos, R (1, 9) OBP: 0.524, SLG: 1.048 89 Brandon Marsh, L (6, 9) OBP: 0.368, SLG: 0.333	X 0-0 22 1B 2-H 2B			S S S 0-3 ③ K			S S S 0-3 ① K		X 0-0 ③ G6-3	2 1 1 1 0 1 0 2 0 0 0 0 1 1						
22 Kaleb Cowart, S (1, 5) OBP: 0.750, SLG: 1.667 84 Jordan Zimmerman, R (6, 5) OBP: 0.143, SLG: 0.143	X 0-0 4 FC4-6 3-H 1B				B B B B 4-0 4 1B BB		X 0-0 ② G1-3			1 0 1 1 1 0 0 1 0 0 0 0 0 0						
4 Luis Rengifo, S (1, 4) OBP: 0.316, SLG: 0.333 87 Jahmai Jones, R (6, 4) OBP: 0.250, SLG: 0.143	X 0-0 ② FC4-6 1-2f				1 SAFE X 0-0 ① 85 FC1-6-4 1-2 1B		S S S 0-3 ③ K			2 0 1 0 0 0 1 1 0 0 0 0 1 0						
Inning Stats	R: 0 H: 1 E: 0 LOB: 1 K: 1 BB: 0 S: 6 P: 6	R: 2 H: 3 E: 0 LOB: 1 K: 1 BB: 0 S: 8 P: 8	R: 0 H: 0 E: 0 LOB: 0 K: 0 BB: 0 S: 3 P: 3	R: 0 H: 0 E: 0 LOB: 0 K: 1 BB: 0 S: 5 P: 5	R: 0 H: 1 E: 0 LOB: 2 K: 1 BB: 2 S: 5 P: 13	R: 0 H: 0 E: 0 LOB: 1 K: 0 BB: 1 S: 2 P: 6	R: 0 H: 0 E: 0 LOB: 0 K: 2 BB: 0 S: 7 P: 7	R: 0 H: 0 E: 0 LOB: 0 K: 1 BB: 0 S: 5 P: 5	R: 0 H: 0 E: 1 LOB: 1 K: 2 BB: 0 S: 8 P: 8	1B: 2 SF: 0 2B: 2 SAC: 0 3B: 1 DP: 1 HR: 0 HBP: 0						

PITCHER		IP	WLS	BF	H	R	ER	SO	BB	IBB	HBP	BLK	WP	HR	S	P	ERA	WHIP
68 Ross Stripling, R ERA: 3.6	(1, 1)	3.0		13	4	2	2	2	0	0	0	0	0	0	17	17	6.00	1.333
52 Pedro Báez, R ERA: 9.0	(4, 1)	1.0	W	3	0	0	0	1	0	0	0	0	0	0	5	5	0.00	0.000
54 Tony Cingrani, L ERA:	(5, 1)	1.0	H	5	1	0	0	1	2	0	0	0	1	0	5	13	0.00	3.000
51 Dylan Floro, R ERA: 3.0	(6, 1)	1.0		3	0	0	0	0	1	0	0	0	0	0	2	6	0.00	1.000
75 Scott Alexander, L ERA:	(7, 1)	1.0		3	0	0	0	2	0	0	0	0	0	0	7	7	0.00	0.000

PITCHER		IP	WLS	BF	H	R	ER	SO	BB	IBB	HBP	BLK	WP	HR	S	P	ERA	WHIP
47 JT Chargois, R ERA: 4.5	(8, 1)	1.0		3	0	0	0	1	0	0	0	0	0	0	5	5	0.00	0.000
91 Yordy Cabrera, R ERA:	(9, 1)	1.0		4	0	0	0	2	0	0	0	0	0	0	8	8	0.00	0.000

BOTTOM

Los Angeles Dodgers @ Los Angeles Angels

Tempe Diablo Stadium, Tempe, AZ

Thu Mar 07 2019, 3:13 PM - 6:12 PM EST

Att. 8,215 - Overcast - 74 F

livebaseballscorecards.com

AB	31
R	2
H	5
RBI	2
BB	3
SO	9
LOB	11

WP: 1 PA: 34
PB: 0
SB: 0
CS: 0

Chicago White Sox @ Los Angeles Angels

Tempe Diablo Stadium, Tempe, AZ

Fri Mar 08 2019, 3:13 PM - 6:53 PM EST

Att. 8,288 - Sunny - 64 F

TOP

livebaseballscorecards.com

Batter	1	2	3	4	5	6	7	8	9	AB	R	H	RBI	BB	SO	LOB
45 Jon Jay, L (1, 9) OBP: 0.407, SLG: 0.615	1-0 18 WP 20 BB 1B		0-0 20 1B 20 WP 17 1B 3-H 1B		0-0 20 G6-4-3 1B	0-3 ③ K2-3			1-3 ① K 1-2	4	1	3	2	0	0	1
22 Charles Tilson, L (5, 9) OBP: 0.333, SLG: 0.438			1-0 ② G4-3 1-2 2-H							2	0	0	0	0	2	3
20 José Rondón, R (1, 6) OBP: 0.333, SLG: 0.444	4-0 18 WP 1-2 BB		1-0 17 WP 17 1B 1-3 1B		0-0 ① ② G6-4-3 1-2f		0-3 ① K		4-0 84 1B BB	3	1	1	0	1	0	2
91 Eddy Alvarez, L (6, 6) OBP: 0.500, SLG: 0.200			0-0 ③ F8							1	0	0	0	1	1	0
17 Yonder Alonso, L (1, 3) OBP: 0.259, SLG: 0.615	0-3 ① K		1-0 21 2B 18 WP 1-H 3-H 1B	0-0 21 HR 1B	0-1 HR		0-0 E4 93 G4-6-3		0-0 93 BB 1-3 2-H 1B	4	3	3	3	0	1	2
84 Matt Skole, L (5, 3) OBP: 0.533, SLG: 0.583										2	0	1	1	0	0	0
21 Welington Castillo, R (1, 2) OBP: 0.294, SLG: 0.647	0-0 ② L9		0-0 18 WP 87 1B 1-3 2B	0-0 1-H HR	0-3 ③ K		0-0 ② ③ G4-6-3 1-2f		4-0 1-2 BB	4	2	2	2	0	1	2
93 Nate Nolan, R (6, 2) OBP: 0.333, SLG: 0.250										1	0	0	0	1	0	1
18 Daniel Palka, L (1, 7) OBP: 0.250, SLG: 0.286	1-0 ③ F9 1-2 2-3		4-0 24 B1-3 87 1B 38 WP 2-3 3-H BB	0-3 ① K		0-0 24 FC5 87 HBP 1B		0-0 ① G3-1	0-3 ② K	2	1	0	0	1	1	2
32 Preston Tucker, L (4, 7) OBP: 0.333, SLG: 0.308										3	0	1	0	0	1	3
87 Danny Mendick, R (1, 5) OBP: 0.500, SLG: 0.882	0-0 ① P3		0-0 38 WP 24 B1-3 15 1B 1-2 3-H 1B	0-0 24 HR 1B		1-0 24 FC5 38 1B 1-2 HBP		0-0 77 E 77 1B 1B	0-3 ③ K	3	2	2	1	0	0	0
92 Chris Johnson, R (6, PR) OBP: 0.364, SLG: 0.500										2	1	1	0	0	1	3
(6, 5)																
24 Brandon Guyer, R (1, 10) OBP: 0.200, SLG: 0.500	0-3 ② K		0-0 ① B1-3 1-2 2-3	2-1 1-H HR		0-0 ① FC5 38 1B 15 FC5-2 1-2 2-3f		0-0 E4 87 G6-4-3 1-3 1B		4	1	1	2	0	1	4
77 Micker Adolfo, R (8, PH) OBP: 0.333, SLG: 0.333										1	0	1	0	0	0	0
(8, 10)																
38 Ryan Goins, L (1, 4) OBP: 0.136, SLG: 0.143	0-0 ③ P6		4-0 45 WP 15 1B 45 G4-3 2-3 3-H BB	0-3 ② K		0-0 1-3 2-H 1B		0-0 ② ③ G6-4-3 1-2f		3	1	1	1	1	1	0
87 Jake Elmore, R (6, PR) (6, 4)										1	0	0	0	0	0	2
15 Adam Engel, R (1, 8) OBP: 0.360, SLG: 0.545			0-0 45 1B 3B	0-3 ③ K		0-0 ② FC5-2 3-H			4-0 22 WP 84 1B BB	4	1	2	1	0	1	3
49 Ryan Cordell, R (6, 8) OBP: 0.292, SLG: 0.381			0-0 45 WP 1-2 3-H 1B							0	1	0	0	1	0	0

	AB	44
	R	15
	H	19
	RBI	13
	BB	6
	SO	11
	LOB	28

Inning Stats	1	2	3	4	5	6	7	8	9	1B: 14	SF: 0	WP: 7	PA: 51
	R: 0 H: 1 E: 0 LOB: 2 K: 1 BB: 1 S: 6 P: 12	R: 0 H: 0 E: 0 LOB: 0 K: 1 BB: 0 S: 5 P: 5	R: 8 H: 7 E: 0 LOB: 1 K: 0 BB: 2 S: 10 P: 21	R: 4 H: 4 E: 0 LOB: 0 K: 3 BB: 0 S: 14 P: 16	R: 1 H: 2 E: 0 LOB: 0 K: 1 BB: 0 S: 7 P: 7	R: 1 H: 2 E: 0 LOB: 2 K: 1 BB: 0 S: 7 P: 8	R: 0 H: 0 E: 1 LOB: 0 K: 1 BB: 0 S: 5 P: 5	R: 0 H: 2 E: 1 LOB: 1 K: 0 BB: 0 S: 4 P: 4	R: 1 H: 1 E: 0 LOB: 3 K: 3 BB: 3 S: 10 P: 23	2B: 1 SAC: 0	PB: 0	PA: 51
										3B: 1 DP: 3	SB: 0	
										HR: 3 HBP: 1	CS: 0	

PITCHER		IP	WLS	BF	H	R	ER	SO	BB	IBB	HBP	BLK	WP	HR	S	P	ERA	WHIP
28 Andrew Heaney, L ERA: 10.8	(1, 1)	0.2		4	1	0	0	1	1	0	0	0	0	0	5	10	0.00	3.000
62 Luis Pena, R ERA: 3.38	(1, 1)	0.1		1	0	0	0	0	0	0	0	0	1	0	1	2	0.00	0.000
54 Daniel Hudson, R ERA: 2.25	(2, 1)	1.0	H	3	0	0	0	1	0	0	0	0	0	0	5	5	0.00	0.000
46 Dan Jennings, L ERA: 12.0	(3, 1)	0.0	L	4	4	4	4	0	0	0	0	0	2	0	4	6	∞	∞
66 Dario Beltre, R ERA: 12.27	(3, 1)	1.0		8	3	4	4	0	2	0	0	0	3	0	6	15	36.00	5.000
32 Cam Bedrosian, R ERA: 13.5	(4, 1)	0.1		5	4	4	4	1	0	0	0	0	0	2	8	10	108.00	12.000
72 Mike Kaelin, R ERA: 6.0	(4, 1)	1.2		6	2	1	1	3	0	0	0	0	0	1	13	13	5.40	1.200
38 Justin Anderson, R ERA: 2.25	(6, 1)	1.0		6	2	1	1	1	0	0	1	0	0	0	7	8	9.00	2.000

PITCHER		IP	WLS	BF	H	R	ER	SO	BB	IBB	HBP	BLK	WP	HR	S	P	ERA	WHIP
65 Jake Jewell, R ERA: 1.8	(7, 1)	1.0		3	0	0	0	1	0	0	0	0	0	0	5	5	0.00	0.000
43 John Curtiss, R ERA: 1.93	(8, 1)	1.0		4	2	0	0	0	0	0	0	0	0	0	4	4	0.00	2.000
56 Austin Krzeminski, R ERA: 6.0	(9, 1)	1.0		7	1	1	1	3	3	0	0	0	1	0	10	23	9.00	4.000

BOTTOM

Chicago White Sox @ Los Angeles Angels

Tempe Diablo Stadium, Tempe, AZ

Fri Mar 08 2019, 3:13 PM - 6:53 PM EST

Att. 8,288 - Sunny - 64 F

livebaseballscorecards.com

Batter	1	2	3	4	5	6	7	8	9	AB	R	H	RBI	BB	SO	LOB
27 Mike Trout, R (1, 8) OBP: 0.435, SLG: 0.850	20 1B 5 1B 2B		F7	FC6-4 1-2f 2-3 3-H			G6-3	F7		3	1	1	1	0	0	2
22 Bo Way, L (6, 8) OBP: 0.500, SLG: 0.800										2	0	0	0	0	0	1
20 Jonathan Lucroy, R (1, 2) OBP: 0.368, SLG: 0.353	85 FC3-6 5 1B 1B 2-3		K	K			E6 32 2B		48 G5-3 49 1B 1B	3	0	1	0	0	2	2
98 Jack Kruger, R (6, 2) OBP: 0.444, SLG: 0.375										2	2	1	0	0	0	0
5 Albert Pujols, R (1, 10) OBP: 0.579, SLG: 0.750	85 FC3-6 1-2 3-H 1B		K		3 G5-4-3 BB		K		G5-3 1-2	2	0	1	1	1	1	0
48 César Puello, R (5, PR) OBP: 0.231, SLG: 0.231 (6, 10)										2	0	0	0	0	1	2
3 Taylor Ward, R (1, 5) OBP: 0.333, SLG: 0.500	K			85 2B 59 1B 1B	G5-4-3 1-2f		78 HR 1-H 2B		K	3	1	1	0	0	1	3
32 Franklin Torres, R (7, 5) OBP: 0.222, SLG: 0.333										2	1	1	1	0	1	1
85 Matt Thaiss, L (1, 3) OBP: 0.440, SLG: 0.875	FC3-6 1-2f 2-3			59 1B 25 WP 1-3 2B	G3		2-2 2-H HR		49 1B BB	3	1	1	0	0	0	3
78 Jhoan Urena, S (7, 3) OBP: 0.550, SLG: 0.615										1	1	1	2	1	0	0
59 Jo Adell, R (1, 9) OBP: 0.440, SLG: 0.455	K			19 1B 25 WP 27 FC6-4 2-3 3-H 1B		K	F8		1-2 2-H 1B	3	1	1	1	0	2	2
49 Brendon Sanger, L (7, 9) OBP: 0.273, SLG: 0.273										2	0	1	1	0	0	0
25 Peter Bourjos, R (1, 7) OBP: 0.542, SLG: 1.000		87 CS BB		27 FC6-4 19 1B 1-2 3-H BB		K		G5-3	K	1	0	0	0	2	1	0
28 Torii Hunter Jr., R (7, 7) OBP: 0.273, SLG: 0.222										2	0	0	0	0	1	2
87 Jahmai Jones, R (1, 4) OBP: 0.263, SLG: 0.176		K 1-2		K		K		K		3	0	1	0	0	2	3
72 Leo Rivas, S (7, 4) OBP: 0.375, SLG: 0.615										1	0	0	0	0	1	0
19 Wilfredo Tovar, R (1, 6) OBP: 0.381, SLG: 0.857		G6-3		27 FC6-4 1-2 2-3 1B		G4-3		1B		3	0	1	0	0	0	1
7 Connor Justus, R (7, 6) OBP: 0.417, SLG: 0.636										1	0	1	0	0	0	0

	AB	39
	R	8
	H	13
	RBI	7
	BB	4
	SO	13
	LOB	22

Inning Stats	1	2	3	4	5	6	7	8	9
	R: 1 E: 1 K: 2 S: 10	H: 3 LOB: 2 BB: 0 P: 10	R: 0 E: 0 K: 1 S: 4	H: 0 LOB: 0 BB: 1 P: 8	R: 0 E: 0 K: 2 S: 7	H: 0 LOB: 0 BB: 0 P: 7	R: 3 E: 0 K: 2 S: 11	H: 4 LOB: 2 BB: 1 P: 15	R: 0 E: 0 K: 0 S: 2	H: 0 LOB: 1 BB: 1 P: 6	R: 0 E: 0 K: 2 S: 8	H: 1 LOB: 1 BB: 0 P: 8	R: 3 E: 1 K: 1 S: 10	H: 2 LOB: 0 BB: 0 P: 12	R: 0 E: 0 K: 1 S: 6	H: 1 LOB: 1 BB: 0 P: 6	R: 1 E: 0 K: 2 S: 9	H: 2 LOB: 2 BB: 1 P: 13

1B: 9	SF: 0
2B: 4	SAC: 0
3B: 0	DP: 2
HR: 1	HBP: 0

WP: 1 PA: 43
PB: 0
SB: 0
CS: 1

PITCHER		IP	WLS	BF	H	R	ER	SO	BB	IBB	HBP	BLK	WP	HR	S	P	ERA	WHIP
58 Manny Bañuelos, L ERA: 5.68	(1, 1)	3.0	W	12	3	1	1	5	1	0	0	0	0	0	21	25	3.00	1.333
57 Jace Fry, L ERA: 14.73	(4, 1)	0.2		7	4	3	3	1	1	0	0	0	1	0	8	12	40.50	7.500
59 Evan Marshall, R ERA: 3.18	(4, 1)	1.1		4	0	0	0	1	1	0	0	0	0	0	5	9	0.00	0.750
81 Jimmy Lambert, R ERA: 1.5	(6, 1)	2.2		13	4	3	0	4	0	0	0	0	0	1	23	25	0.00	1.500
39 Aaron Bummer, L ERA: 14.4	(8, 1)	1.1		7	2	1	1	2	1	0	0	0	0	0	10	14	6.75	2.250

PITCHER	IP	WLS	BF	H	R	ER	SO	BB	IBB	HBP	BLK	WP	HR	S	P	ERA	WHIP

Los Angeles Angels @ Chicago Cubs

Sloan Park, Mesa, AZ

Sat Mar 09 2019, 3:06 PM - 6:16 PM EST

Att. 15,608 - Partly Cloudy - 63 F

TOP

livebaseballscorecards.com

Batter	1	2	3	4	5	6	7	8	9	AB	R	H	RBI	BB	SO	LOB
6 David Fletcher, R (1, 7) OBP: 0.250, SLG: 0.091 71 Brandon Sandoval, R (7, 7) OBP: 0.556, SLG: 0.200	L8	G4-3		F7		P6 (1-2)			HBP (90 2B, 97 1B)	4 0	0 1	0 0	0 0	0 0	0 0	4 0
41 Justin Bour, L (1, 3) OBP: 0.267, SLG: 0.643 90 Jose Rojas, L (6, 3) OBP: 0.500, SLG: 0.905	HR		K		G4-3	K			2B (97 1B, 1-3)	4 1	1 0	1 1	1 0	0 0	2 0	1 0
44 Kevan Smith, R (1, 2) OBP: 0.286, SLG: 0.381 97 Julian Leon, R (7, 2) OBP: 0.250, SLG: 0.375	G6-3		G5-3		1B (22 BB, 48 1B)		P4		1B (2-3, 3-H)	4 1	0 0	1 1	0 1	0 0	0 0	0 0
48 César Puello, R (1, 9) OBP: 0.233, SLG: 0.233 9 Orlando Martinez, L (7, 9)	E5		K		1B (22 BB, 1-2)		G1-3		K	4 1	0 0	1 0	0 0	0 0	1 1	0 2
3 Taylor Ward, R (1, 5) OBP: 0.323, SLG: 0.533 78 Jhoan Urena, S (7, 5) OBP: 0.524, SLG: 0.571	F9			3B (22 2B)	K		G6-3		K	4 1	1 0	1 0	0 0	0 0	1 1	3 2
59 Jo Adell, R (1, 8) OBP: 0.462, SLG: 0.478 22 Bo Way, L (2, 8) OBP: 0.556, SLG: 0.857		1B (19 1B)		2B (87 2B, 3-H)	BB (1-2, 2-3)			G5-3		1 2	0 1	1 1	0 1	0 1	0 0	0 0
19 Wilfredo Tovar, R (1, 6) OBP: 0.375, SLG: 0.792 85 Roberto Baldoquin, R (7, 6) OBP: 0.333, SLG: 0.429		1B (98 FC5-4, 87 BB, 1-3)		L6	F8			G4-3		3 1	0 0	1 0	0 0	0 0	0 0	4 0
87 Jahmai Jones, R (1, 4) OBP: 0.364, SLG: 0.278 7 Connor Justus, R (7, 4) OBP: 0.385, SLG: 0.583		BB (98 FC5-4, 1-2)		2B (98 F7, 2-H)		BB (6 WP, 4-0)		G3		1 1	0 0	1 0	1 0	2 0	0 0	0 0
98 Jack Kruger, R (1, 10) OBP: 0.308, SLG: 0.250		FC5-4 (1-2f, 2-3)		F7 (2-3)		F8			F9	4	0	0	0	0	0	4
Inning Stats	R: 1 E: 1 K: 0 S: 6 H: 1 LOB: 1 BB: 0 P: 8	R: 0 E: 0 K: 0 S: 4 H: 2 LOB: 2 BB: 1 P: 8	R: 0 E: 0 K: 2 S: 7 H: 0 LOB: 0 BB: 0 P: 7	R: 2 E: 0 K: 0 S: 6 H: 3 LOB: 1 BB: 0 P: 6	R: 0 E: 0 K: 1 S: 7 H: 2 LOB: 3 BB: 1 P: 11	R: 0 E: 0 K: 1 S: 5 H: 0 LOB: 1 BB: 1 P: 10	R: 0 E: 0 K: 0 S: 3 H: 0 LOB: 0 BB: 0 P: 3	R: 0 E: 0 K: 0 S: 3 H: 0 LOB: 0 BB: 0 P: 3	R: 1 E: 0 K: 2 S: 9 H: 2 LOB: 2 BB: 0 P: 10	1B: 5 2B: 3 3B: 1 HR: 1	SF: 0 SAC: 0 DP: 0 HBP: 1					

	AB	37
	R	4
	H	10
	RBI	4
	BB	3
	SO	6
	LOB	20

WP: 1 PB: 0 SB: 0 CS: 0 PA: 41

PITCHER		IP	WLS	BF	H	R	ER	SO	BB	IBB	HBP	BLK	WP	HR	S	P	ERA	WHIP
51 Duane Underwood Jr., R ERA: 9.0	(1, 1)	1.0		5	1	1	1	0	0	0	0	0	0	1	6	8	9.00	1.000
46 Pedro Strop, R ERA: 5.4	(2, 1)	1.0	W	5	2	0	0	0	1	0	0	0	0	0	4	8	0.00	3.000
41 Steve Cishek, R ERA:	(3, 1)	1.0	H	3	0	0	0	2	0	0	0	0	0	0	7	7	0.00	0.000
30 George Kontos, R ERA: 9.0	(4, 1)	1.0		6	3	2	2	0	0	0	0	0	0	0	6	6	18.00	3.000
50 Rowan Wick, R ERA: 7.71	(5, 1)	1.0	H	6	2	0	0	1	1	0	0	0	0	0	7	11	0.00	3.000

PITCHER		IP	WLS	BF	H	R	ER	SO	BB	IBB	HBP	BLK	WP	HR	S	P	ERA	WHIP
64 Carlos Ramirez, R ERA: 1.8	(6, 1)	2.0	H	7	0	0	0	1	1	0	0	0	1	0	8	13	0.00	0.500
87 Alberto Baldonado, L ERA:	(8, 1)	1.0		3	0	0	0	0	0	0	0	0	0	0	3	3	0.00	0.000
Oscar De La Cruz, R ERA: 8.31	(9, 1)	1.0		6	2	1	1	2	0	0	1	0	0	0	9	10	9.00	2.000

Batter	1	2	3	4	5	6	7	8	9	AB	R	H	RBI	BB	SO	LOB
22 Jason Heyward, L (1, 9) OBP: 0.267, SLG: 0.214	x 0-0 ① F8	B B B B 4-0 18 BB 1-2 2-3 3-H BB		x 0-0 ② G3	2 SAFE X 0-0 ③ G5-3		x 0-0 90 FC6 1-3 2-H 1B	C C C 0-3 ③ K		2	0	0	1	1	0	0
92 Zach Borenstein, L (5, PH) OBP: 0.200, SLG: 0.200 (6, 9)										3	0	1	1	0	1	4
18 Ben Zobrist, S (1, 4) OBP: 0.294, SLG: 0.333	x 0-0 ② G6-3	B B B B 4-0 1-2 2-3 3-H BB		x 0-0 2B	F F C 0-3 ① K	x 0-0 FC6 65 BB 1-2f 3-H				2	0	1	1	1	0	0
90 Jhonny Bethencourt, R (5, 4)										2	0	0	1	0	1	1
44 Anthony Rizzo, L (1, 10) OBP: 0.391, SLG: 0.476	x 0-0 ③ F7	x 0-0 ③ F7		F F S 0-3 ③ K	C F C 0-3 ② K	B D B B 4-0 1-2 BB				3	0	0	0	0	1	4
65 Vimael Machín, L (6, PH) OBP: 0.333, SLG: 0.200 (7, 10)										1	0	0	0	1	1	0
12 Kyle Schwarber, L (1, 7) OBP: 0.640, SLG: 0.688		x 0-0 37 1B 2B	x 0-0 65 HR 1B		x 0-0 ① P5	x 0-0 66 FC6-4 1B	x 0-0 ③ P5			3	2	2	0	0	0	0
86 Roberto Caro, S (6, 7) OBP: 0.500, SLG: 0.500										2	0	1	0	0	0	2
3 Daniel Descalso, L (1, 5) OBP: 0.222, SLG: 0.188		x 0-0 ① P5	C C C 0-3 ① K		x 0-0 E5 65 HBP 60 1B	1 SAFE 1 SAFE X 0-0 ③ FC6-4 1-2f		x 0-0 53 2B 1B		2	0	0	0	0	1	2
66 Ryan Court, R (5, 5) OBP: 0.385, SLG: 0.391										3	2	1	0	0	0	1
65 Nico Hoerner, R (1, 6) OBP: 0.889, SLG: 1.833	B B B 4-0 37 1B 22 BB BB	x 0-0 1-H HR		1 SAFE H 1-0 60 1B 1-2 HBP			x 0-0 37 F7 53 1B 2B	C S C 0-3 ① K		2	3	2	2	1	0	0
63 Aramis Ademan, L (8, 6)										1	0	0	0	0	1	1
37 James Adduci, L (1, 3) OBP: 0.200, SLG: 0.172	x 0-0 22 BB 18 BB 60 BB 1-3 2-H 1B	x 0-0 ② F7		C F S 0-3 ② K		x 0-0 ① F7 2-3	x 0-0 ② F8			4	1	1	1	0	1	3
86 Tyler Durna, L (8, 3)										1	0	0	0	0	0	1
60 Francisco Arcia, L (1, 2) OBP: 0.400, SLG: 0.182	1 SAFE B D B B 4-0 18 BB 22 BB 1-2 BB	x 0-0 G6-3			x 0-0 83 WP 1-3 2-H 1B		x 0-0 83 BB 92 1B 3-H 1B	x 0-0 1-H 58 2B		2	0	1	1	1	0	0
53 Taylor Davis, R (7, 2) OBP: 0.412, SLG: 0.357										2	2	2	2	0	0	0
83 Johnny Field, R (1, 8) OBP: 0.333, SLG: 0.296	S S S 0-3 ② K		F C S 0-3 ① K	B B B B 4-0 1-2 BB			B B B B 4-0 92 1B 90 FC6 1-2 BB	x 0-0 2-H 2B		2	0	0	0	2	2	3
58 Connor Myers, R (7, PR) OBP: 1.000, SLG: 2.000 (8, 8)										1	1	1	1	0	0	0
Inning Stats	R: 0 H: 0 E: 0 LOB: 0 K: 0 BB: 0 S: 3 P: 3	R: 3 H: 2 E: 0 LOB: 3 K: 1 BB: 4 S: 7 P: 23	R: 2 H: 2 E: 0 LOB: 0 K: 1 BB: 0 S: 7 P: 7	R: 0 H: 1 E: 0 LOB: 1 K: 2 BB: 0 S: 8 P: 8	R: 1 H: 1 E: 1 LOB: 3 K: 1 BB: 1 S: 7 P: 12	R: 0 H: 1 E: 0 LOB: 1 K: 2 BB: 0 S: 8 P: 8	R: 3 H: 3 E: 0 LOB: 2 K: 0 BB: 2 S: 6 P: 14	R: 2 H: 3 E: 0 LOB: 1 K: 2 BB: 0 S: 10 P: 10		1B: 7 SF: 0 2B: 5 SAC: 0 3B: 0 DP: 0 HR: 1 HBP: 1						

BOTTOM

Los Angeles Angels @ Chicago Cubs

Sloan Park, Mesa, AZ

Sat Mar 09 2019, 3:06 PM - 6:16 PM EST

Att. 15,608 - Partly Cloudy - 63 F

livebaseballscorecards.com

AB	38
R	11
H	13
RBI	11
BB	7
SO	9
LOB	22

PITCHER		IP	WLS	BF	H	R	ER	SO	BB	IBB	HBP	BLK	WP	HR	S	P	ERA	WHIP
47 Griffin Canning, R ERA: 13.5	(1, 1)	1.2	L	11	2	3	3	1	4	0	0	0	0	0	9	25	16.20	3.600
95 Ryan Clark, R ERA: 12.27	(2, 1)	1.1		6	2	2	2	1	0	0	0	0	0	1	8	8	13.50	1.500
65 Jake Jewell, R ERA: 1.5	(4, 1)	1.0		4	1	0	0	2	0	0	0	0	0	0	8	8	0.00	1.000
43 John Curtiss, R ERA: 1.59	(5, 1)	1.0		7	1	1	0	1	1	0	1	0	1	0	7	12	0.00	2.000
78 Jeremy Rhoades, R ERA: 5.79	(6, 1)	1.1		7	3	2	2	2	0	0	0	0	0	0	11	11	13.50	2.250

PITCHER		IP	WLS	BF	H	R	ER	SO	BB	IBB	HBP	BLK	WP	HR	S	P	ERA	WHIP
90 Matt Ramsey, R ERA: 8.31	(7, 1)	0.2		5	1	1	1	0	2	0	0	0	0	0	3	11	13.50	4.500
73 Alex Klonowski, R ERA: 24.0	(8, 1)	1.0		6	3	2	2	2	0	0	0	0	0	0	10	10	18.00	3.000

Batter	1	2	3	4	5	6	7	8	9	AB	R	H	RBI	BB	SO	LOB
7 Eric Thames, L (1, 3) OBP: 0.375, SLG: 0.619 68 Jake Hager, R (6, 5) OBP: 0.063, SLG: 0.133	C X 0-1 HR	B B B B 4-0 BB	X 0-0 ① L9	C X 0-1 ② SF9 1-3 2-H		2 1 1 1 1 0 0 0 0 0 1 0 0 0
22 Christian Yelich, L (1, 10) OBP: 0.389, SLG: 0.889 92 Payton Henry, R (8, PH) (8, 10)	X 0-0 HR	C S S 0-3 ② K	X 0-0 ② L6	S S S 0-3 ③ K		3 1 1 1 0 1 1 1 0 0 0 0 1 1
21 Travis Shaw, L (1, 5) OBP: 0.300, SLG: 0.750 99 Patrick Leonard, R (6, 3)	X 0-0 ① G1-3	C T S 0-3 ③ K	S T C 0-3 ③ K	X 0-0 ① G6-3		3 0 0 0 0 2 1 1 0 0 0 0 0 0
11 Mike Moustakas, L (1, 4) OBP: 0.350, SLG: 0.556 95 Blake Allemand, S (7, 4) OBP: 0.200, SLG: 0.200	X 0-0 ② F8	X 0-0 ① G6-3	S C S 0-3 ① K	X 0-0 ② E7 97 SF7		3 0 0 0 0 1 0 1 1 0 0 0 0 0
14 Hernán Pérez, R (1, 7) OBP: 0.200, SLG: 0.600 97 Dillon Thomas, L (7, 7)	X 0-0 ③ F9	C S S 0-3 ② K	C S S 0-3 ② K	X 0-0 ② SF7 3-H		3 0 0 0 0 2 0 0 0 0 1 0 0 0
15 Erik Kratz, R (1, 2) OBP: 0.333, SLG: 0.706 26 Jacob Nottingham, R (7, 2) OBP: 0.227, SLG: 0.190	X 0-0 ① G6-3	X 0-0 ③ F9	X 0-0 ③ F8	X 0-0 ③ 90 S 90 1B 1B		3 0 0 0 0 0 0 1 1 1 0 0 0 0
13 Tyler Saladino, R (1, 6) OBP: 0.321, SLG: 0.462 90 Brice Turang, L (8, 6) OBP: 0.500, SLG: 0.500	C S S 0-3 ② K	C S S 0-3 ① K	X 0-0 ① F8	D X 1-0 94 FC6 1-H 1B		3 0 0 0 0 2 0 1 0 1 1 0 0 0
78 Corey Ray, L (1, 9) OBP: 0.296, SLG: 0.560 94 Cooper Hummel, S (8, 9)	X 0-0 ③ G4-3	C S S 0-3 ② K	X 0-0 ② 68 S 68 SF9 2B	X 0-0 ③ FC6 1-2f		3 1 1 0 0 1 0 1 0 0 0 0 0 1
60 Tyrone Taylor, R (1, 8) OBP: 0.321, SLG: 0.407 91 Rob Henry, R (8, 8)	X 0-0 ① F8	C F S 0-3 ③ K	X 0-0 68 SF9 68 S 1B			3 0 1 0 0 1 0 0 0 0 0 0 0 0
Inning Stats	R: 2 H: 2 E: 0 LOB: 0 K: 0 BB: 0 S: 6 P: 6	R: 0 H: 0 E: 0 LOB: 0 K: 1 BB: 0 S: 5 P: 5	R: 0 H: 0 E: 0 LOB: 1 K: 2 BB: 1 S: 7 P: 11	R: 0 H: 0 E: 0 LOB: 0 K: 1 BB: 0 S: 5 P: 5	R: 0 H: 0 E: 0 LOB: 0 K: 3 BB: 0 S: 9 P: 9	R: 0 H: 0 E: 0 LOB: 0 K: 1 BB: 0 S: 5 P: 5	R: 0 H: 0 E: 0 LOB: 0 K: 2 BB: 0 S: 7 P: 7	R: 1 H: 2 E: 0 LOB: 1 K: 1 BB: 0 S: 8 P: 8	R: 2 H: 2 E: 1 LOB: 1 K: 0 BB: 0 S: 6 P: 7	1B: 3 SF: 2 2B: 1 SAC: 0 3B: 0 DP: 0 HR: 2 HBP: 0						WP: 0 PA: 35 PB: 0 SB: 3 CS: 0

TOP

Milwaukee Brewers @ Los Angeles Angels

Tempe Diablo Stadium, Tempe, AZ

Sat Mar 09 2019, 3:11 PM - 5:44 PM EST

Att. 6,707 - Partly Cloudy - 67 F

livebaseballscorecards.com

AB	32
R	5
H	6
RBI	5
BB	1
SO	11
LOB	4

PITCHER		IP	WLS	BF	H	R	ER	SO	BB	IBB	HBP	BLK	WP	HR	S	P	ERA	WHIP
53 Trevor Cahill, R ERA: 10.13	(1, 1)	3.1	L	13	2	2	2	3	1	0	0	0	0	2	19	23	5.40	0.900
39 Luke Bard, R ERA:	(4, 1)	1.2		5	0	0	0	4	0	0	0	0	0	0	13	13	0.00	0.000
57 Hansel Robles, R ERA: 7.71	(6, 1)	1.0		3	0	0	0	1	0	0	0	0	0	0	5	5	0.00	0.000
24 Noé Ramirez, R ERA: 10.8	(7, 1)	1.0		3	0	0	0	2	0	0	0	0	0	0	7	7	0.00	0.000
67 Greg Mahle, L ERA: 1.93	(8, 1)	1.0		5	2	1	1	1	0	0	0	0	0	0	8	8	9.00	2.000

PITCHER		IP	WLS	BF	H	R	ER	SO	BB	IBB	HBP	BLK	WP	HR	S	P	ERA	WHIP
45 Adam Hofacket, R ERA:	(9, 1)	1.0		6	2	2	0	0	0	0	0	0	0	0	6	7	0.00	2.000

Milwaukee Brewers @ Los Angeles Angels

Tempe Diablo Stadium, Tempe, AZ

Sat Mar 09 2019, 3:11 PM - 5:44 PM EST

Att. 6,707 - Partly Cloudy - 67 F

livebaseballscorecards.com

BOTTOM

Batter	1	2	3	4	5	6	7	8	9	AB	R	H	RBI	BB	SO	LOB
56 Kole Calhoun, L (1, 9) OBP: 0.360, SLG: 0.609 81 Brennon Lund, L (7, 9) OBP: 0.263, SLG: 0.294	G3-1		K			G4-3		SF8 3-H		3 0	0 0	0 0	0 1	0 0	1 0	0 0
2 Andrelton Simmons, R (1, 6) OBP: 0.176, SLG: 0.125 72 Leo Rivas, S (7, 6) OBP: 0.412, SLG: 0.615	G5-3			G5-3		F9		49 BB 1-2		3 0	0 0	0 0	0 0	0 1	0 0	0 0
16 Jarrett Parker, L (1, 7) OBP: 0.500, SLG: 0.737 49 Brendon Sanger, L (7, 7) OBP: 0.333, SLG: 0.273	G6-3			G4-3		K		1-2 2-3		3 0	0 0	0 0	0 0	0 1	1 0	0 0
25 Peter Bourjos, R (1, 8) OBP: 0.538, SLG: 0.957 28 Torii Hunter Jr., R (7, 8) OBP: 0.231, SLG: 0.182		G5-3		BB			K	K		1 2	0 0	0 0	0 0	1 0	0 2	0 3
9 Tommy La Stella, L (1, 4) OBP: 0.292, SLG: 0.250 32 Franklin Torres, R (7, 4) OBP: 0.182, SLG: 0.273		1B		F7			K		K	2 2	0 0	1 0	0 0	0 0	0 2	1 0
75 Jared Walsh, L (1, 3) OBP: 0.421, SLG: 0.467 85 Matt Thaiss, L (7, 3) OBP: 0.407, SLG: 0.808		F8			HBP		G5-3		K	1 2	0 0	0 0	0 0	0 1	0 0	1 0
13 Dustin Garneau, R (1, 2) OBP: 0.333, SLG: 0.909 10 José Briceño, R (7, 2) OBP: 0.294, SLG: 0.214		K			F7			G4-3	P3	2 2	0 0	0 0	0 0	0 0	1 0	2 0
22 Kaleb Cowart, S (1, 5) OBP: 0.500, SLG: 1.000 84 Jordan Zimmerman, R (7, 5) OBP: 0.250, SLG: 0.143			G4-3		K			95 1B 81 SF8		2 0	0 1	0 0	0 0	0 1	1 0	1 0
95 Roberto Peña, R (1, 10) OBP: 0.364, SLG: 0.300			F9		F9			49 BB 72 BB 1-3		3	0	1	0	0	0	1
Inning Stats	R: 0 E: 0 K: 0 S: 3 H: 0 LOB: 0 BB: 0 P: 3	R: 0 E: 0 K: 1 S: 6 H: 1 LOB: 1 BB: 0 P: 6	R: 0 E: 0 K: 1 S: 5 H: 0 LOB: 0 BB: 0 P: 5	R: 0 E: 0 K: 0 S: 3 H: 0 LOB: 1 BB: 1 P: 7	R: 0 E: 0 K: 1 S: 5 H: 0 LOB: 1 BB: 0 P: 6	R: 0 E: 0 K: 1 S: 5 H: 0 LOB: 0 BB: 0 P: 5	R: 0 E: 0 K: 2 S: 7 H: 0 LOB: 0 BB: 0 P: 7	R: 1 E: 0 K: 1 S: 7 H: 1 LOB: 3 BB: 3 P: 19	R: 0 E: 0 K: 2 S: 7 H: 0 LOB: 0 BB: 0 P: 7	1B: 2 2B: 0 3B: 0 HR: 0	SF: 1 SAC: 0 DP: 0 HBP: 1		WP: 0 PB: 0 SB: 0 CS: 0	PA: 34			

	AB	28
	R	1
	H	2
	RBI	1
	BB	4
	SO	9
	LOB	9

PITCHER		IP	WLS	BF	H	R	ER	SO	BB	IBB	HBP	BLK	WP	HR	S	P	ERA	WHIP
38 Josh Tomlin, R ERA: 5.73	(1, 1)	5.0	W	18	1	0	0	3	1	0	1	0	0	0	22	27	0.00	0.400
46 Corey Knebel, R ERA:	(6, 1)	1.0	H	3	0	0	0	1	0	0	0	0	0	0	5	5	0.00	0.000
71 Josh Hader, L ERA:	(7, 1)	1.0	H	3	0	0	0	2	0	0	0	0	0	0	7	7	0.00	0.000
73 Marcos Diplán, R ERA: 15.43	(8, 1)	0.2		6	1	1	1	0	3	0	0	0	0	0	4	16	13.50	6.000
93 Miguel Sánchez, R ERA:	(8, 1)	1.1	S	4	0	0	0	3	0	0	0	0	0	0	10	10	0.00	0.000

PITCHER		IP	WLS	BF	H	R	ER	SO	BB	IBB	HBP	BLK	WP	HR	S	P	ERA	WHIP

Batter	1	2	3	4	5	6	7	8	9	AB	R	H	RBI	BB	SO	LOB
25 Peter Bourjos, R (1, 8) OBP: 0.517, SLG: 0.885 28 Torii Hunter Jr., R (7, PH) OBP: 0.333, SLG: 0.250 (7, 8)	C C C 0-3 ① K		X 0-0 3 BB 41 G4-3 44 1B 1B X 0-0 ③ G6-3				X 0-0 13 S 13 1B 1B		B B B B 4-0 85 BB 75 WP 98 3B BB	3 1 1 0 0 1 0 1 2 1 0 1 0 0						
41 Justin Bour, L (1, 3) OBP: 0.222, SLG: 0.529 75 Jared Walsh, L (5, 3) OBP: 0.435, SLG: 0.500	X 0-0 ② F8		X 0-0 ② G4-3 1-2		S S S 0-3 ① K		X 0-0 ② F8		B B B B B 4-0 85 BB 98 3B 1-2 BB	3 0 0 0 0 1 1 1 1 0 0 1 0 1						
20 Jonathan Lucroy, R (1, 2) OBP: 0.360, SLG: 0.409 13 Dustin Garneau, R (6, 2) OBP: 0.353, SLG: 0.733	X 0-0 3B		B B B B 4-0 3 BB 44 1B BB		X 0-0 ② G6-3		B X 1-0 85 BB 98 HR 1-H 1B		C C C 0-3 ① K	2 1 1 0 1 0 0 2 1 1 1 0 1 2						
3 Taylor Ward, R (1, 5) OBP: 0.324, SLG: 0.500 85 Roberto Baldoquin, R (7, PH) OBP: 0.455, SLG: 0.429 (7, 5)	X 0-0 ③ G4-3		B B B B 4-0 44 1B 6 2B 1-2 2-3 BB		S S S 0-3 ③ K		B B B B 4-0 98 HR 1-2 BB		B B B B 4-0 98 3B 1-2 2-3 BB	2 1 0 0 1 1 1 0 2 0 0 2 0 0						
44 Kevan Smith, R (1, 10) OBP: 0.292, SLG: 0.375 98 Jack Kruger, R (7, PH) OBP: 0.438, SLG: 0.733 (7, 10)		S S S 0-3 ① K X 0-0 6 2B 1-2 2-H 3-H 1B			X 0-0 ① G4-3	X 0-0 1-H 2-H HR			X 0-0 71 2B 1-H 2-H 3-H 3B	3 1 1 2 0 1 0 2 2 2 6 0 0 0						
6 David Fletcher, R (1, 6) OBP: 0.265, SLG: 0.214 19 Wilfredo Tovar, R (7, PH) OBP: 0.346, SLG: 0.731 (7, 6)	X 0-0 ② G4-3 X 0-0 48 WP 1-H 2-H 2B				X 0-0 ② G5-3	X 0-0 ③ P3			X 0-0 ② G1-3	3 0 1 2 0 0 0 2 0 0 0 0 0 1						
48 César Puello, R (1, 7) OBP: 0.314, SLG: 0.394 71 Brandon Sandoval, R (7, 7) OBP: 0.545, SLG: 0.429	B B B B 4-0 9 FC6 BB B C C C 1-3 ③ K 2-3				X 0-0 2B	S S S 0-3 ① K	X 0-0 3-H 2B		2 0 1 0 1 1 1 2 0 1 1 0 1 0							
9 Tommy La Stella, L (1, 4) OBP: 0.300, SLG: 0.308 4 Luis Rengifo, S (7, 4) OBP: 0.286, SLG: 0.294	X 0-0 ③ FC6 1-2f		X 0-0 ① G6-3		X 0-0 ③ G4-3	X 0-0 ② F8	X 0-0 ③ G4-3		3 0 0 0 0 0 2 2 0 0 0 0 0 1							
81 Brennon Lund, L (1, 9) OBP: 0.250, SLG: 0.238 49 Brendon Sanger, L (7, 9) OBP: 0.308, SLG: 0.250		S S S 0-3 ① K	X 0-0 ② G3-1			X 0-0 ① G3	X 0-0 ③ G4-3		3 0 0 0 0 1 0 1 0 0 0 0 0 0							

Inning Stats	1	2	3	4	5	6	7	8	9
	R: 0 H: 1 E: 0 LOB: 1 K: 1 BB: 0 S: 6 P: 6	R: 0 H: 0 E: 0 LOB: 1 K: 1 BB: 1 S: 5 P: 9	R: 4 H: 3 E: 0 LOB: 1 K: 2 BB: 2 S: 10 P: 19	R: 0 H: 0 E: 0 LOB: 0 K: 0 BB: 0 S: 3 P: 3	R: 0 H: 0 E: 0 LOB: 0 K: 2 BB: 0 S: 7 P: 7	R: 0 H: 1 E: 0 LOB: 1 K: 0 BB: 0 S: 4 P: 4	R: 4 H: 3 E: 0 LOB: 0 K: 0 BB: 1 S: 6 P: 11	R: 0 H: 0 E: 0 LOB: 0 K: 1 BB: 0 S: 5 P: 5	R: 4 H: 2 E: 0 LOB: 1 K: 1 BB: 3 S: 7 P: 19

1B: 4 SF: 0
2B: 3 SAC: 0
3B: 2 DP: 0
HR: 1 HBP: 0

WP: 2 PA: 44
PB: 0
SB: 1
CS: 0

PITCHER		IP	WLS	BF	H	R	ER	SO	BB	IBB	HBP	BLK	WP	HR	S	P	ERA	WHIP
19 Shelby Miller, R ERA: 6.75	(1, 1)	2.2		11	2	1	1	3	1	0	0	0	0	0	16	20	3.38	1.125
59 Connor Sadzeck, R ERA: 8.1	(3, 1)	0.1		5	2	3	3	1	2	0	0	0	1	0	5	14	81.00	12.000
20 Zach McAllister, R ERA: 3.24	(4, 1)	2.0	H	6	0	0	0	2	0	0	0	0	0	0	10	10	0.00	0.000
77 Wei-Chieh Huang, R ERA: 14.73	(6, 1)	1.2	B	10	4	4	4	0	1	0	0	0	0	1	9	14	21.60	3.000
56 David Carpenter, R ERA:	(7, 1)	1.1		4	0	0	0	1	0	0	0	0	0	0	6	6	0.00	0.000

PITCHER		IP	WLS	BF	H	R	ER	SO	BB	IBB	HBP	BLK	WP	HR	S	P	ERA	WHIP
82 Yoel Espinal, R ERA: 12.27	(9, 1)	0.1	L	5	1	4	4	1	3	0	0	0	1	0	4	16	108.00	12.000
18 Jarret Martin, L ERA:	(9, 1)	0.2		3	1	0	0	0	0	0	0	0	0	0	3	3	0.00	1.500

TOP

Los Angeles Angels @ Texas Rangers

Surprise Stadium, Surprise, AZ

Mon Mar 11 2019, 4:10 PM - 7:56 PM EDT

Att. 5,004 - Cloudy - 69 F

livebaseballscorecards.com

AB	37
R	12
H	10
RBI	12
BB	7
SO	8
LOB	10

Batter	1	2	3	4	5	6	7	8	9	AB	R	H	RBI	BB	SO	LOB
17 Shin-Soo Choo, L (1, 7) OBP: 0.333, SLG: 0.353	G4-3	SF7	1-2 3-H 1B		K		F8		1-2 BB	2	0	1	2	0	0	0
49 Franklin Rollin, R (3, PR) OBP: 0.333, SLG: 0.400 (4, 7)										2	0	0	0	1	1	3
3 Delino DeShields, R (1, 8) OBP: 0.379, SLG: 0.346	13 E 13 WP 13 1B 1B	2-H 1B	F9		K	K		G5-3	K	3	1	2	1	0	0	2
15 Carlos Tocci, R (4, 8) OBP: 0.400, SLG: 0.654										2	0	0	0	0	1	0
60 Eliezer Álvarez, L (9, 8) OBP: 0.571, SLG: 0.250										1	0	0	0	0	1	2
13 Joey Gallo, L (1, 10) OBP: 0.387, SLG: 0.385	24 FC3-6 40 S 1-H 1B	K		K		G5-3		40 1B 2B	P4	3	0	1	1	0	2	1
58 Preston Scott, R (6, PH) OBP: 0.333, SLG: 0.667 (7, 10)										3	1	1	0	0	0	2
40 Matt Davidson, R (1, 5) OBP: 0.290, SLG: 0.571	E5 24 FC3-6 1-2	K		K		K		G6-3		3	0	0	0	0	2	2
18 Charles Leblanc, R (6, 5)										2	0	0	0	0	1	1
24 Hunter Pence, R (1, 9) OBP: 0.486, SLG: 0.833	FC3-6 1-2f 2-3		HR	21 CS 1B			56 1B 2B	56 WP 56 1B 2-H 1B		3	1	2	1	0	0	2
40 LeDarious Clark, R (4, PR) OBP: 0.750, SLG: 1.167 (5, 9)										2	2	2	1	0	0	0
21 Patrick Wisdom, R (1, 3) OBP: 0.270, SLG: 0.313	K		16 1B 17 1B BB	CS 1-2	G6-3		56 HR 2-H 1B	1-0 1-H 1B		2	1	0	0	1	1	2
56 Tony Sanchez, R (6, 2) OBP: 0.250, SLG: 0.182										2	1	2	2	0	0	0
2 Jeff Mathis, R (1, 2) OBP: 0.476, SLG: 0.400		6 1B 16 2B BB	K				3-2 1-H HR	P5		1	1	0	0	2	1	1
56 Preston Beck, L (5, PR) OBP: 0.348, SLG: 0.450 (6, 3)					16 WP 6 BB BB					2	1	1	2	0	0	1
6 Chase d'Arnaud, R (1, 6) OBP: 0.636, SLG: 0.857		16 2B 17 SF7 1-2 1B	K						F7	2	1	1	0	1	1	1
96 Michael De León, S (5, PR) (6, 6)					16 WP 1-2 BB					2	0	0	0	0	1	0
16 Nolan Fontana, L (1, 4) OBP: 0.448, SLG: 0.481		3 1B 1-3 2-H 2B	17 1B 1-3 1B		K		K		49 BB BB	3	1	2	1	0	1	2
93 Tyler Depreta-Johnson, R (6, 4)					1-2 2-3					1	0	0	0	1	1	0
Inning Stats	R: 1 E: 2 K: 1 S: 8 H: 2 LOB: 2 BB: 0 P: 10	R: 3 E: 0 K: 2 S: 10 H: 3 LOB: 1 BB: 1 P: 14	R: 2 E: 0 K: 2 S: 14 H: 3 LOB: 2 BB: 1 P: 21	R: 0 E: 0 K: 2 S: 7 H: 1 LOB: 1 BB: 0 P: 8	R: 0 E: 0 K: 2 S: 7 H: 0 LOB: 3 BB: 2 P: 16	R: 0 E: 0 K: 2 S: 7 H: 0 LOB: 0 BB: 0 P: 7	R: 3 E: 0 K: 2 S: 15 H: 3 LOB: 0 BB: 0 P: 18	R: 2 E: 0 K: 0 S: 6 H: 3 LOB: 1 BB: 0 P: 7	R: 0 E: 0 K: 1 S: 5 H: 0 LOB: 2 BB: 2 P: 13	1B: 10 2B: 3 3B: 0 HR: 2 SF: 1 SAC: 0 DP: 0 HBP: 0						

PITCHER		IP	WLS	BF	H	R	ER	SO	BB	IBB	HBP	BLK	WP	HR	S	P	ERA	WHIP
33 Matt Harvey, R ERA: 10.38	(1, 1)	1.1		11	5	4	4	1	1	0	0	0	1	0	12	18	27.00	4.500
45 Adam Hofacket, R ERA:	(2, 1)	0.2		2	0	0	0	2	0	0	0	0	0	0	6	6	0.00	0.000
37 Cody Allen, R ERA: 3.6	(3, 1)	1.0		7	3	2	2	2	1	0	0	0	0	1	14	21	18.00	4.000
31 Ty Buttrey, R ERA: 3.86	(4, 1)	1.0		3	1	0	0	2	0	0	0	0	0	0	7	8	0.00	1.000
40 Luis García, R ERA: 8.31	(5, 1)	1.0		5	0	0	0	2	2	0	0	0	1	0	7	16	0.00	2.000

PITCHER		IP	WLS	BF	H	R	ER	SO	BB	IBB	HBP	BLK	WP	HR	S	P	ERA	WHIP
70 Forrest Snow, R ERA: 11.57	(6, 1)	3.0	W	15	6	5	5	4	0	0	0	0	1	1	28	32	15.00	2.000
67 Zack Kelly, R ERA:	(9, 1)	1.0	S	5	0	0	0	1	2	0	0	0	0	0	5	13	0.00	2.000

BOTTOM

Los Angeles Angels @ Texas Rangers

Surprise Stadium, Surprise, AZ

Mon Mar 11 2019, 4:10 PM - 7:56 PM EDT

Att. 5,004 - Cloudy - 69 F

livebaseballscorecards.com

AB	41
R	11
H	15
RBI	11
BB	6
SO	14
LOB	22

WP: 3 PA: 49
PB: 0
SB: 1
CS: 1

Batter	1	2	3	4	5	6	7	8	9	AB	R	H	RBI	BB	SO	LOB
9 Luis Urías, R (1, 6) OBP: 0.308, SLG: 0.417	C S S 0-3 ① K	B B B 4-0 1-2 2-3 BB		C C C 0-3 ① K	F F S 0-3 ② K			S F S 0-3 ① K		3	0	0	0	1	3	0
87 Josh Naylor, L (6, 7) OBP: 0.313, SLG: 0.387										1	0	0	0	0	1	0
30 Eric Hosmer, L (1, 3) OBP: 0.286, SLG: 0.350	C F S 0-3 ② K	X 0-0 ③ F9		B B B B 4-0 32 HR BB	X 0-0 ③ F8			X 0-0 ② F9		3	1	0	0	1	1	3
77 Aderlin Rodríguez, R (5, 3) OBP: 0.375, SLG: 0.909										1	0	0	0	0	0	0
13 Manny Machado, R (1, 5) OBP: 0.278, SLG: 0.353	X 0-0 ③ G6-3		X 0-0 4 E 1B	X 0-0 ② F8		X 0-0 ① L8		X 0-0 1B		4	0	1	0	0	0	1
2 José Pirela, R (6, 4) OBP: 0.467, SLG: 0.964										1	0	1	0	0	0	0
32 Franmil Reyes, R (1, 9) OBP: 0.324, SLG: 0.563		X 0-0 4 BB 27 1B 1B	C C S 0-3 ① K	X 0-0 1-H HR		X 0-0 ② G6-3		F S S 0-3 ③ K		4	2	2	2	0	1	1
67 Ty France, R (6, 5) OBP: 0.433, SLG: 0.680										1	0	0	0	0	1	1
4 Wil Myers, R (1, 8) OBP: 0.370, SLG: 0.273	D B B B 4-0 27 1B 10 SF8 1-2 BB	X 0-0 ③ E7 1-3	C S S 0-3 ③ K		X 0-0 ③ P3			X 0-0 ① P2		3	1	0	0	1	1	1
12 Chris Stewart, R (6, 2) OBP: 0.538, SLG: 0.444										1	0	0	0	0	0	0
27 Francisco Mejía, S (1, 2) OBP: 0.452, SLG: 0.862	X 0-0 9 BB 18 HBP 1-3 2-H 1B	F F S 0-3 ② K			X 0-0 18 HR 2B		C F S 0-3 ① K	X 0-0 ② F7		3	1	2	1	0	1	2
7 Manuel Margot, R (6, 8) OBP: 0.353, SLG: 0.452										2	0	0	0	0	1	0
10 Hunter Renfroe, R (1, 7) OBP: 0.219, SLG: 0.310	X 0-0 ① SF8 3-H	F C C 0-3 ③ K			X 0-0 ① F9		B B B B 4-0 84 FC4-6 BB	X 0-0 ③ G5-3		2	0	0	1	0	1	3
33 Franchy Cordero, L (6, 9) OBP: 0.292, SLG: 0.273										1	0	0	0	1	0	0
5 Greg Garcia, L (1, 4) OBP: 0.556, SLG: 0.450	C F C 0-3 ② K			X 0-0 18 HR 2B	B B B B 4-0 18 HR BB		X 0-0 ② FC4-6 18 WP 1-2f			2	2	1	0	1	1	1
84 Fernando Tatis Jr., R (6, 6) OBP: 0.385, SLG: 0.696										1	0	0	0	0	0	1
18 Austin Hedges, R (1, 10) OBP: 0.381, SLG: 0.778	H 1-0 9 BB 1-2 HBP		S S X 0-2 2-H HR	C C D X 1-2 1-H 2-H HR			B C C S 1-3 ③ K 1-2			3	2	2	5	0	1	1

Inning Stats									
	R: 0 E: 0 K: 2 S: 7	H: 0 LOB: 0 BB: 0 P: 7	R: 2 E: 0 K: 1 S: 7	H: 2 LOB: 3 BB: 2 P: 16	R: 0 E: 1 K: 3 S: 11	H: 1 LOB: 2 BB: 0 P: 11	R: 4 E: 0 K: 2 S: 12	H: 3 LOB: 0 BB: 1 P: 16	R: 3 E: 0 K: 1 S: 9	H: 2 LOB: 0 BB: 1 P: 14
	R: 0 E: 0 K: 0 S: 3	H: 0 LOB: 0 BB: 0 P: 3	R: 0 E: 0 K: 2 S: 7	H: 0 LOB: 1 BB: 1 P: 12	R: 0 E: 0 K: 2 S: 8	H: 1 LOB: 1 BB: 0 P: 8	R: 0 E: 0 K: 0 S: 3	H: 0 LOB: 0 BB: 0 P: 3	1B: 4 2B: 2 3B: 0 HR: 3	SF: 1 SAC: 0 DP: 0 HBP: 1	WP: 1 PB: 0 SB: 0 CS: 0	PA: 43

PITCHER		IP	WLS	BF	H	R	ER	SO	BB	IBB	HBP	BLK	WP	HR	S	P	ERA	WHIP
64 Félix Peña, R ERA: 3.18	(1, 1)	2.2	L	15	3	2	2	5	2	0	1	0	0	0	22	31	6.75	1.875
43 John Curtiss, R ERA: 6.43	(3, 1)	1.1		8	3	4	4	3	1	0	0	0	0	2	15	19	27.00	3.000
54 Daniel Hudson, R ERA: 7.2	(5, 1)	1.0		6	2	3	3	1	1	0	0	0	0	1	9	14	27.00	3.000
38 Justin Anderson, R ERA: 1.5	(6, 1)	2.0		7	0	0	0	2	1	0	0	0	1	0	10	15	0.00	0.500
46 Dan Jennings, L ERA: 9.0	(8, 1)	1.0		4	1	0	0	2	0	0	0	0	0	0	8	8	0.00	1.000

PITCHER		IP	WLS	BF	H	R	ER	SO	BB	IBB	HBP	BLK	WP	HR	S	P	ERA	WHIP
32 Cam Bedrosian, R ERA: 10.38	(9, 1)	1.0		3	0	0	0	0	0	0	0	0	0	0	3	3	0.00	0.000

TOP

San Diego Padres @ Los Angeles Angels

Tempe Diablo Stadium, Tempe, AZ

Wed Mar 13 2019, 9:12 PM - 12:27 AM EDT

Att. 7,259 - Clear - 63 F

livebaseballscorecards.com

AB	36
R	9
H	9
RBI	9
BB	5
SO	13
LOB	15

BOTTOM

San Diego Padres @ Los Angeles Angels

Tempe Diablo Stadium, Tempe, AZ

Wed Mar 13 2019, 9:12 PM - 12:27 AM EDT

Att. 7,259 - Clear - 63 F

livebaseballscorecards.com

Batter	1	2	3	4	5	6	7	8	9	AB	R	H	RBI	BB	SO	LOB
56 Kole Calhoun, L (1, 9) OBP: 0.375, SLG: 0.586	C F S 0-3 ① K		S T S 0-3 ① K		X 0-0 2B		X 0-0 E4 22 FC4-6	X 0-0 ③ G3		3	0	1	0	0	2	0
81 Brennon Lund, L (7, 9) OBP: 0.231, SLG: 0.217										2	0	0	0	0	0	2
27 Mike Trout, R (1, 8) OBP: 0.400, SLG: 0.778	X 0-0 5 F9 20 1B 2B		X 0-0 ② G6-3		F C S 0-3 ② K		X 0-0 ② FC4-6 85 1B 90 1B 1-2f		F F C 0-3 ① K	3	1	1	0	0	1	1
22 Bo Way, L (7, 8) OBP: 0.462, SLG: 0.600										2	1	0	0	0	1	1
5 Albert Pujols, R (1, 3) OBP: 0.520, SLG: 0.636	X 0-0 ② F9 2-3		X 0-0 1B		X 0-0 ③ G6-3		X 0-0 95 BB 90 1B 1-3 1B		X 0-0 ② L4	3	0	1	0	0	0	2
85 Matt Thaiss, L (7, 3) OBP: 0.400, SLG: 0.759										2	1	1	0	0	0	0
20 Jonathan Lucroy, R (1, 2) OBP: 0.393, SLG: 0.440	X 0-0 3-H 1B		X 0-0 ③ F8			X 0-0 3 FC6-4 1B	B B B B 4-0 90 1B 1-2 BB		X 0-0 1B	3	0	2	1	0	0	1
95 Roberto Peña, R (7, 2) OBP: 0.462, SLG: 0.364										1	0	1	0	1	0	0
3 Taylor Ward, R (1, 5) OBP: 0.297, SLG: 0.457	C F S 0-3 ③ K			C C S 0-3 ① K		X 0-0 ① FC6-4 25 FC5-4 1-2f	X 0-0 1-2 2-H 3-H 1B		C F S 0-3 ③ K	3	0	0	0	0	2	2
90 Jose Rojas, L (7, 5) OBP: 0.500, SLG: 0.870										2	0	1	2	0	1	1
25 Peter Bourjos, R (1, 7) OBP: 0.500, SLG: 0.828		C S S 0-3 ① K		X 0-0 9 G3-1 1B		X 0-0 ② FC5-4 9 1B 1-2f	X 0-0 ③ F9			3	0	1	0	0	1	1
71 Brandon Sandoval, R (7, 7) OBP: 0.500, SLG: 0.375										1	0	0	0	0	0	2
9 Tommy La Stella, L (1, 4) OBP: 0.303, SLG: 0.310		X 0-0 ② F8		X 0-0 ② G3-1 1-2		X 0-0 1-3 1B	H 1-0 72 WP HBP			3	0	1	0	0	0	1
32 Franklin Torres, R (7, 4) OBP: 0.250, SLG: 0.273										0	0	0	0	0	0	0
84 Jordan Zimmerman, R (8, PR) OBP: 0.250, SLG: 0.143 (9, 4)										0	0	0	0	0	0	0
19 Wilfredo Tovar, R (1, 6) OBP: 0.345, SLG: 0.690		X 0-0 1B		X 0-0 ③ G3-1		X 0-0 ③ G6-3		B C S C 1-3 ① K 1-2		3	0	1	0	0	0	3
72 Leo Rivas, S (7, 6) OBP: 0.400, SLG: 0.533										1	0	0	0	0	1	1
22 Kaleb Cowart, S (1, 10) OBP: 0.300, SLG: 0.556		F F C 0-3 ③ K			X 0-0 ① F7		C S S 0-3 ① K	S F S 0-3 ② K		4	0	0	0	0	3	3
Inning Stats	R: 1 H: 2 E: 0 LOB: 1 K: 2 BB: 0 S: 9 P: 9	R: 0 H: 1 E: 0 LOB: 1 K: 2 BB: 0 S: 8 P: 8	R: 0 H: 1 E: 0 LOB: 1 K: 1 BB: 0 S: 6 P: 6	R: 0 H: 1 E: 0 LOB: 1 K: 1 BB: 0 S: 6 P: 6	R: 0 H: 1 E: 0 LOB: 1 K: 1 BB: 0 S: 6 P: 6	R: 0 H: 2 E: 0 LOB: 2 K: 0 BB: 0 S: 5 P: 5	R: 2 H: 2 E: 1 LOB: 2 K: 1 BB: 1 S: 8 P: 12	R: 0 H: 0 E: 0 LOB: 2 K: 2 BB: 0 S: 7 P: 9	R: 0 H: 1 E: 0 LOB: 1 K: 2 BB: 0 S: 8 P: 8	1B: 9 2B: 2 3B: 0 HR: 0	SF: 0 SAC: 0 DP: 0 HBP: 1						

	AB	39
	R	3
	H	11
	RBI	3
	BB	1
	SO	12
	LOB	21

WP: 1 PA: 41
PB: 0
SB: 0
CS: 0

PITCHER	IP	WLS	BF	H	R	ER	SO	BB	IBB	HBP	BLK	WP	HR	S	P	ERA	WHIP
59 Chris Paddack, R (1, 1) ERA: 2.13	4.0	W	17	5	1	1	6	0	0	0	0	0	0	29	29	2.25	1.250
58 Trey Wingenter, R (5, 1) ERA:	1.0		4	1	0	0	1	0	0	0	0	0	0	6	6	0.00	1.000
34 Craig Stammen, R (6, 1) ERA:	1.0		5	2	0	0	0	0	0	0	0	0	0	5	5	0.00	2.000
38 Aaron Loup, L (7, 1) ERA: 4.91	0.2		6	2	2	0	1	1	0	0	0	0	0	7	11	0.00	4.500
88 Phil Maton, R (7, 1) ERA:	1.1		5	0	0	0	2	0	0	1	0	1	0	8	10	0.00	0.000

PITCHER	IP	WLS	BF	H	R	ER	SO	BB	IBB	HBP	BLK	WP	HR	S	P	ERA	WHIP
17 Adam Warren, R (9, 1) ERA:	1.0		4	1	0	0	2	0	0	0	0	0	0	8	8	0.00	1.000

Batter	1	2	3	4	5	6	7	8	9	AB	R	H	RBI	BB	SO	LOB
6 David Fletcher, R (1, 7) OBP: 0.316, SLG: 0.313	C S S 0-3 K ①		X 0-0 41 HR 1-2 1B	X 0-0 2-H 3-H 2B		X 0-0 1-3 1B		X 0-0 E7 1-H		4	1	3	2	0	1	0
49 Brendon Sanger, L (7, 7) OBP: 0.286, SLG: 0.231										1	0	0	0	0	0	0
41 Justin Bour, L (1, 3) OBP: 0.273, SLG: 0.650	B B B B 4-0 BB		S X 0-1 1-H 2-H HR	S S S 0-3 K ②		X 0-0 G6-3 ③		F B B B 4-0 BB		3	1	1	3	1	1	3
84 Jordan Zimmerman, R (8, PH) OBP: 0.333, SLG: 0.143										0	0	0	0	1	0	0
(8, 3)																
44 Kevan Smith, R (1, 10) OBP: 0.250, SLG: 0.321	X 0-0 F9 ②		X 0-0 G6-3 ①	X 0-0 G6-3 ③			X 0-0 G1-4-3 ①	X 0-0 G1-3 ③		4	0	0	0	0	0	2
98 Jack Kruger, R (8, PH) OBP: 0.412, SLG: 0.688										1	0	0	0	0	0	2
(8, 10)																
16 Jarrett Parker, L (1, 8) OBP: 0.424, SLG: 0.577	C C C 0-3 K ③		S S S 0-3 K ②		S S S 0-3 K ①		X 0-0 G3 ②		X 0-0 P4 ①	4	0	0	0	0	3	1
28 Torii Hunter Jr., R (7, 8) OBP: 0.313, SLG: 0.231										1	0	0	0	0	0	0
48 César Puello, R (1, 9) OBP: 0.333, SLG: 0.389		X 0-0 1B	B B B B 4-0 BB		X 0-0 G6-3 ②		X 0-0 F8 ③		S S S 0-3 K ②	3	0	1	0	1	0	0
9 Orlando Martinez, L (7, 9)										1	0	0	0	0	1	0
10 José Briceño, R (1, 2) OBP: 0.273, SLG: 0.368		S S T 0-2 K ①	S S S 0-3 K ③		S S S 0-3 K ③			X 0-0 F9 ①	F S S 0-3 K ③	3	0	0	0	0	3	2
13 Dustin Garneau, R (6, 2) OBP: 0.316, SLG: 0.647										2	0	0	0	0	1	0
4 Luis Rengifo, S (1, 4) OBP: 0.292, SLG: 0.263		S S S 0-3 K ②		B B B 4-0 90 2B 6 2B BB		X 0-0 G4-3 ①		X 0-0 E5 66 1B		2	1	0	0	1	1	1
7 Connor Justus, R (7, 4) OBP: 0.375, SLG: 0.533										1	1	0	0	0	0	0
90 Jose Rojas, L (1, 5) OBP: 0.517, SLG: 0.880		S S S 0-3 K ③		X 0-0 6 2B 1-3 2B		B B B B 4-0 6 1B BB		X 0-0 49 E 2-H 1B		2	1	1	0	1	1	1
66 Kevin Maitan, S (7, 5) OBP: 1.000, SLG: 1.000										1	1	1	1	0	0	0
85 Roberto Baldoquin, R (1, 6) OBP: 0.357, SLG: 0.300			S S S 0-3 K 6 1B 41 HR	C C C 0-3 ①		S S S 0-3 K ②		X 0-0 L9 ②		3	1	0	0	0	3	3
36 Livan Soto, L (7, 6)										1	0	0	0	0	0	1
Inning Stats	R: 0 E: 0 K: 2 S: 7 H: 0 LOB: 1 BB: 1 P: 11	R: 0 E: 0 K: 3 S: 10 H: 1 LOB: 1 BB: 0 P: 10	R: 3 E: 0 K: 3 S: 13 H: 2 LOB: 1 BB: 1 P: 17	R: 2 E: 0 K: 2 S: 9 H: 2 LOB: 1 BB: 1 P: 13	R: 0 E: 0 K: 2 S: 7 H: 0 LOB: 0 BB: 0 P: 7	R: 0 E: 0 K: 1 S: 6 H: 1 LOB: 2 BB: 1 P: 10	R: 0 E: 0 K: 0 S: 3 H: 0 LOB: 0 BB: 0 P: 3	R: 2 E: 2 K: 0 S: 6 H: 1 LOB: 2 BB: 1 P: 10	R: 0 E: 0 K: 2 S: 7 H: 0 LOB: 0 BB: 0 P: 7	1B: 4 2B: 2 3B: 0 HR: 1 SF: 0 SAC: 0 DP: 0 HBP: 0						

TOP

Los Angeles Angels @ Milwaukee Brewers

American Family Fields of Phoenix, Phoenix, AZ

Thu Mar 14 2019, 3:07 PM - 6:33 PM CDT

Att. 9,297 - Sunny - 62 F

livebaseballscorecards.com

AB	37
R	7
H	7
RBI	6
BB	5
SO	15
LOB	16

WP: 1 PB: 0 SB: 0 CS: 0 PA: 42

PITCHER		IP	WLS	BF	H	R	ER	SO	BB	IBB	HBP	BLK	WP	HR	S	P	ERA	WHIP
51 Freddy Peralta, R ERA: 6.14	(1, 1)	3.1		18	4	5	5	9	3	0	0	0	1	1	34	46	13.50	2.100
90 Clayton Andrews, L ERA: 3.6	(4, 1)	0.2	B	3	1	0	0	1	0	0	0	0	0	0	5	5	0.00	1.500
46 Corey Knebel, R ERA:	(5, 1)	1.2		6	0	0	0	3	1	0	0	0	0	0	11	15	0.00	0.600
36 Jake Petricka, R ERA: 2.25	(6, 1)	1.1		5	1	0	0	0	0	0	0	0	0	0	5	5	0.00	0.750
50 Jacob Barnes, R ERA: 2.45	(8, 1)	0.2		6	1	2	0	0	1	0	0	0	0	0	5	9	0.00	3.000

PITCHER		IP	WLS	BF	H	R	ER	SO	BB	IBB	HBP	BLK	WP	HR	S	P	ERA	WHIP
93 Miguel Sánchez, R ERA:	(8, 1)	0.1		1	0	0	0	0	0	0	0	0	0	0	1	1	0.00	0.000
54 Taylor Williams, R ERA:	(9, 1)	1.0		3	0	0	0	2	0	0	0	0	0	0	7	7	0.00	0.000

BOTTOM

Batter	1	2	3	4	5	6	7	8	9	AB	R	H	RBI	BB	SO	LOB
16 Ben Gamel, L (1, 9) OBP: 0.324, SLG: 0.345 70 Nate Orf, R (5, 9) OBP: 0.333, SLG: 0.379	F8		22 HR 1B	FC6-4 97 CS 1-2f			K		68 BB 97 BB 77 SF7 BB	3 1	1 1	1 0	0 0	0 1	0 1	1 0
22 Christian Yelich, L (1, 8) OBP: 0.500, SLG: 1.042 97 Trent Grisham, L (4, 8) OBP: 0.417, SLG: 0.682	21 2B 2B		1-H HR	CS 1-2	2B		1B		77 SF7 68 BB 1-2 2-3 BB	2 2	2 0	2 2	2 0	0 1	0 0	0 0
8 Ryan Braun, R (1, 10) OBP: 0.200, SLG: 0.500 68 Jake Hager, R (7, PH) OBP: 0.095, SLG: 0.105 (8, 10)	K		F7		L7		F9		77 SF7 1-2 2-3 3-H BB	3 1	0 0	0 0	0 1	0 1	1 0	2 1
21 Travis Shaw, L (1, 5) OBP: 0.241, SLG: 0.586 77 Lucas Erceg, L (7, 5) OBP: 0.231, SLG: 0.560	2-H 2B		K		K		G4-3		SF7 1-2 2-3 3-H	3 1	0 0	1 0	1 0	0 1	2 0	1 1
24 Jesús Aguilar, R (1, 3) OBP: 0.414, SLG: 0.542 72 Keston Hiura, R (7, 4) OBP: 0.314, SLG: 0.548	BB		HR		G6-3			G3-1	P3	2 2	1 0	1 0	1 0	1 0	0 0	1 2
11 Mike Moustakas, L (1, 4) OBP: 0.286, SLG: 0.538 26 Jacob Nottingham, R (7, 3) OBP: 0.200, SLG: 0.143	K		E5 15 FC6-4			3-1 HR		K	P3	3 2	1 0	1 0	1 0	0 0	1 1	2 2
15 Erik Kratz, R (1, 2) OBP: 0.304, SLG: 0.591 29 Tuffy Gosewisch, R (8, 2) OBP: 0.350, SLG: 0.250		G5-3	FC6-4 1-2f			3 G4-3 1B		1B		3 1	0 0	1 1	0 0	0 0	0 0	1 0
3 Orlando Arcia, R (1, 6) OBP: 0.290, SLG: 0.414 90 Brice Turang, L (7, 6) OBP: 0.500, SLG: 0.400		F7		G5-3			G4-3 1-2f	K		3 1	0 0	0 0	0 0	0 0	0 1	1 1
78 Corey Ray, L (1, 7) OBP: 0.316, SLG: 0.571 82 Weston Wilson, R (7, 7) OBP: 0.571, SLG: 0.667		K		16 FC6-4 1B			G3-1		97 BB 68 BB 2B	3 1	0 1	1 1	0 0	0 0	1 0	0 0
Inning Stats	R: 1 E: 0 K: 2 S: 9 H: 2 LOB: 2 BB: 1 P: 13	R: 0 E: 0 K: 1 S: 5 H: 0 LOB: 0 BB: 0 P: 5	R: 3 E: 1 K: 1 S: 12 H: 3 LOB: 1 BB: 0 P: 13	R: 0 E: 0 K: 0 S: 3 H: 1 LOB: 0 BB: 0 P: 3	R: 0 E: 0 K: 1 S: 6 H: 1 LOB: 1 BB: 0 P: 6	R: 1 E: 0 K: 0 S: 5 H: 2 LOB: 0 BB: 0 P: 8	R: 0 E: 0 K: 1 S: 6 H: 1 LOB: 1 BB: 0 P: 6	R: 0 E: 0 K: 2 S: 8 H: 1 LOB: 1 BB: 0 P: 8	R: 2 E: 0 K: 0 S: 4 H: 1 LOB: 2 BB: 3 P: 16	1B: 5 2B: 4 3B: 0 HR: 3 SF: 1 SAC: 0 DP: 1 HBP: 0	WP: 0 PB: 0 SB: 0 CS: 1 PA: 43					

PITCHER	IP	WLS	BF	H	R	ER	SO	BB	IBB	HBP	BLK	WP	HR	S	P	ERA	WHIP
51 Jaime Barria, R (1, 1) ERA: 4.97	4.2		22	7	4	4	5	1	0	0	0	0	2	34	39	7.71	1.714
65 Jake Jewell, R (5, 1) ERA: 2.45	1.1	B	5	2	1	1	0	0	0	0	0	0	1	6	9	6.75	1.500
39 Luke Bard, R (7, 1) ERA:	1.0		4	1	0	0	1	0	0	0	0	0	0	6	6	0.00	1.000
36 Williams Jerez, L (8, 1) ERA: 2.7	1.0	H	4	1	0	0	2	0	0	0	0	0	0	8	8	0.00	1.000
90 Matt Ramsey, R (9, 1) ERA: 10.13	1.0	B	7	1	2	2	0	3	0	0	0	0	0	4	16	18.00	4.000

PITCHER IP WLS BF H R ER SO BB IBB HBP BLK WP HR S P ERA WHIP

Los Angeles Angels @ Milwaukee Brewers

American Family Fields of Phoenix, Phoenix, AZ

Thu Mar 14 2019, 3:07 PM - 6:33 PM CDT

Att. 9,297 - Sunny - 62 F

livebaseballscorecards.com

AB	37
R	7
H	12
RBI	7
BB	4
SO	8
LOB	16

Batter	1	2	3	4	5	6	7	8	9	AB	R	H	RBI	BB	SO	LOB
41 Wilmer Flores, R (1, 4) OBP: 0.552, SLG: 0.708 15 Ildemaro Vargas, S (7, 6) OBP: 0.439, SLG: 0.526	P4		5 2-6 1B			6 FC6-4 BB			27 1B	2 1	0 0	1 1	0 0	1 0	0 0	0 0
5 Eduardo Escobar, S (1, 5) OBP: 0.219, SLG: 0.258 16 Tim Locastro, R (7, 7) OBP: 0.370, SLG: 0.318 (8, 9)	L1		2-6 1-2	G4-3		K			L6	3 1	0 0	0 0	0 0	0 0	1 0	1 1
6 David Peralta, L (1, 7) OBP: 0.219, SLG: 0.200 27 Matt Szczur, R (7, 9) OBP: 0.188, SLG: 0.313 (8, 8)	G4-3			G6-3		FC6-4 1-2f			26 G5-4-3 1-2 1B	3 1	0 0	0 1	0 0	0 0	0 0	1 0
28 Steven Souza Jr., R (1, 9) OBP: 0.324, SLG: 0.448 26 Yasmany Tomás, R (7, 3) OBP: 0.423, SLG: 0.560		K		F8			K		G5-4-3 1-2f	3 1	0 0	0 0	0 0	0 0	2 0	0 2
22 Jake Lamb, L (1, 3) OBP: 0.259, SLG: 0.280 78 Juniel Querecuto, S (7, 5) OBP: 0.333, SLG: 0.400		G3			G3-1		K			3 0	0 0	0 0	0 0	0 0	1 0	0 0
13 Nick Ahmed, R (1, 6) OBP: 0.429, SLG: 0.375 76 Kelby Tomlinson, R (7, 4) OBP: 0.143, SLG: 0.105		BB			36 WP 2B		F8			2 0	1 0	1 0	0 0	1 0	0 0	0 0
19 Sócrates Brito, L (1, 8) OBP: 0.122, SLG: 0.150 48 Abraham Almonte, S (8, 7) OBP: 0.353, SLG: 0.419		F8			F7			E4 14 L1-3		3 0	0 0	0 0	0 0	0 0	0 0	2 0
36 John Ryan Murphy, R (1, 10)			P3		F9 2-H			K		3	0	0	0	0	1	1
14 Caleb Joseph, R (1, 2) OBP: 0.300, SLG: 0.600 82 Alberto Rosario, R (8, 2) OBP: 1.000, SLG: 2.000			G6-3			G4-3		L1-3 1-1		3 0	0 0	0 0	0 0	0 0	0 0	1 0
Inning Stats	R: 0 E: 0 K: 0 S: 3 H: 0 LOB: 0 BB: 0 P: 4	R: 0 E: 0 K: 1 S: 5 H: 0 LOB: 1 BB: 1 P: 9	R: 0 E: 0 K: 0 S: 3 H: 1 LOB: 1 BB: 0 P: 4	R: 0 E: 0 K: 0 S: 3 H: 0 LOB: 0 BB: 0 P: 3	R: 1 E: 0 K: 0 S: 4 H: 1 LOB: 0 BB: 0 P: 5	R: 0 E: 0 K: 1 S: 5 H: 0 LOB: 1 BB: 1 P: 9	R: 0 E: 0 K: 2 S: 7 H: 0 LOB: 0 BB: 0 P: 7	R: 0 E: 1 K: 1 S: 5 H: 0 LOB: 0 BB: 0 P: 5	R: 0 E: 0 K: 0 S: 4 H: 2 LOB: 1 BB: 0 P: 4	1B: 3 2B: 2 3B: 0 HR: 0 SF: 0 SAC: 0 DP: 2 HBP: 0						

PITCHER		IP	WLS	BF	H	R	ER	SO	BB	IBB	HBP	BLK	WP	HR	S	P	ERA	WHIP
37 Cody Allen, R ERA: 2.57	(1, 1)	2.0		7	0	0	0	1	1	0	0	0	0	0	8	13	0.00	0.500
31 Ty Buttrey, R ERA: 3.18	(3, 1)	1.0	W	4	1	0	0	0	0	0	0	0	0	0	3	4	0.00	1.000
40 Luis García, R ERA: 6.75	(4, 1)	1.0	H	3	0	0	0	0	0	0	0	0	0	0	3	3	0.00	0.000
39 Luke Bard, R ERA: 1.59	(5, 1)	1.0	H	4	1	1	1	0	0	0	0	0	1	0	4	5	9.00	1.000
59 Matt Ball, R ERA:	(6, 1)	2.0	H	7	0	0	0	3	1	0	0	0	0	0	12	16	0.00	0.500

PITCHER		IP	WLS	BF	H	R	ER	SO	BB	IBB	HBP	BLK	WP	HR	S	P	ERA	WHIP
56 Jason Alexander, R ERA:	(8, 1)	2.0	S	7	2	0	0	1	0	0	0	0	0	0	9	9	0.00	1.000

TOP

Arizona Diamondbacks @ Los Angeles Angels

Tempe Diablo Stadium, Tempe, AZ

Fri Mar 15 2019, 4:13 PM - 6:53 PM EDT

Att. 9,655 - Sunny - 72 F

livebaseballscorecards.com

AB	29
R	1
H	4
RBI	0
BB	2
SO	5
LOB	9

WP: 1	PA: 31		
PB: 0			
SB: 0			
CS: 0			

Arizona Diamondbacks @ Los Angeles Angels

Tempe Diablo Stadium, Tempe, AZ

Fri Mar 15 2019, 4:13 PM - 6:53 PM EDT

Att. 9,655 - Sunny - 72 F

livebaseballscorecards.com

BOTTOM

Batter	1	2	3	4	5	6	7	8	9	AB	R	H	RBI	BB	SO	LOB
56 Kole Calhoun, L (1, 9) OBP: 0.444, SLG: 0.600 49 Brendon Sanger, L (7, PR) OBP: 0.286, SLG: 0.231 (8, 9)	BBBB 4-0 27 E BB		X 0-0 5 HR 1B		BBBB 4-0 5 PB 27 BB BB		BBBB 4-0 27 G5-4-3 1-2 BB			1 1 1 0 3 0 0 0 0 0 0 0 0 0						
27 Mike Trout, R (1, 8) OBP: 0.382, SLG: 0.700 9 Jordyn Adams, R (8, 8)	X 0-0 E5 1-2		SSS 0-3 ② K		BBBB 4-0 5 PB 1-2 BB		X 0-0 ②③ G5-4-3 1-2f			3 0 0 0 1 1 5 0 0 0 0 0 0 0						
5 Albert Pujols, R (1, 10) OBP: 0.483, SLG: 0.692	X 0-0 ① F9		BBCCX 2-2 1-H HR		SX 0-1 ③ G5-3 1-2 2-3			X 0-0 ① F8		4 1 1 2 0 0 4						
2 Andrelton Simmons, R (1, 6) OBP: 0.217, SLG: 0.182 8 Erick Salcedo, S (6, PR) (7, 6)	X 0-0 ② P3		X 0-0 ③ F8			X 0-0 20 FC6-4 1B		X 0-0 ② P4		3 0 1 0 0 0 2 1 0 0 0 0 0 0						
20 Jonathan Lucroy, R (1, 2) OBP: 0.355, SLG: 0.393 10 José Briceño, R (8, 2) OBP: 0.261, SLG: 0.350	X 0-0 ③ F9			X 0-0 ① F9		X 0-0 ① FC6-4 9 G6-5-3 1-2f		X 0-0 ③ F8		3 0 0 0 0 0 3 1 0 0 0 0 0 0						
9 Tommy La Stella, L (1, 4) OBP: 0.278, SLG: 0.281 72 Leo Rivas, S (8, 4) OBP: 0.400, SLG: 0.533		X 0-0 ① G3		SSS 0-3 ② K		X 0-0 ②③ G6-5-3 1-2f				3 0 0 0 0 1 1 0 0 0 0 0 0 0						
16 Jarrett Parker, L (1, 7) OBP: 0.389, SLG: 0.517 71 Brandon Sandoval, R (8, 7) OBP: 0.500, SLG: 0.375		X 0-0 ② G3-1		X 0-0 ③ G4-3			X 0-0 ① G1-5-3			3 0 0 0 0 0 0 0 0 0 0 0 0 0						
85 Matt Thaiss, L (1, 3) OBP: 0.424, SLG: 0.742 65 David MacKinnon, R (8, 3)		X 0-0 ③ F7			X 0-0 19 G6-4-3 1B		BBBB 4-0 19 1B 19 S BB			2 0 1 0 1 0 0 0 0 0 0 0 0 0						
19 Wilfredo Tovar, R (1, 5) OBP: 0.344, SLG: 0.656 7 Connor Justus, R (8, 5) OBP: 0.375, SLG: 0.533			X 0-0 ① L6		X 0-0 ①② G6-4-3 1-2f		BX 1-0 56 BB 1-3 1B			3 0 1 0 0 0 1 0 0 0 0 0 0 0						
Inning Stats	R: 0 H: 0 E: 1 LOB: 2 K: 0 BB: 1 S: 4 P: 8	R: 0 H: 0 E: 0 LOB: 0 K: 0 BB: 0 S: 3 P: 3	R: 2 H: 2 E: 0 LOB: 0 K: 1 BB: 0 S: 9 P: 11	R: 0 H: 0 E: 0 LOB: 0 K: 1 BB: 0 S: 5 P: 5	R: 0 H: 1 E: 0 LOB: 2 K: 0 BB: 2 S: 4 P: 12	R: 0 H: 1 E: 0 LOB: 1 K: 0 BB: 0 S: 3 P: 3	R: 0 H: 1 E: 0 LOB: 3 K: 0 BB: 2 S: 3 P: 12	R: 0 H: 0 E: 0 LOB: 0 K: 0 BB: 0 S: 3 P: 3		1B: 4 SF: 0 2B: 0 SAC: 0 3B: 0 DP: 3 HR: 1 HBP: 0						

	AB	27
	R	2
	H	5
	RBI	2
	BB	5
	SO	2
	LOB	16

WP: 0 PA: 32
PB: 1
SB: 1
CS: 0

PITCHER		IP	WLS	BF	H	R	ER	SO	BB	IBB	HBP	BLK	WP	HR	S	P	ERA	WHIP
29 Merrill Kelly, R ERA: 5.91	(1, 1)	4.2	L	18	3	2	2	2	1	0	0	0	0	1	23	29	3.86	0.857
33 Marc Rzepczynski, L ERA:	(5, 1)	0.1		3	0	0	0	0	2	0	0	0	0	0	2	10	0.00	6.000
45 Nick Green, R ERA: 1.59	(6, 1)	2.0		8	2	0	0	0	2	0	0	0	0	0	6	15	0.00	2.000
93 Alex Young, L ERA:	(8, 1)	1.0		3	0	0	0	0	0	0	0	0	0	0	3	3	0.00	0.000

PITCHER		IP	WLS	BF	H	R	ER	SO	BB	IBB	HBP	BLK	WP	HR	S	P	ERA	WHIP

Batter	1	2	3	4	5	6	7	8	9	AB	R	H	RBI	BB	SO	LOB
6 David Fletcher, R (1, 6) OBP: 0.333, SLG: 0.333 85 Roberto Baldoquin, R (8, 6) OBP: 0.357, SLG: 0.300	B X 1-0 44 E 44 S 44 HR 1B		X 0-0 ① F7			X 0-0 41 1B 44 1B 1B	X 0-0 ③ F9			4 0	2 0	2 0	0 0	0 0	0 0	0 0
41 Justin Bour, L (1, 10) OBP: 0.308, SLG: 0.609	C T C 0-3 ① K		X 0-0 ② G4-3			X 0-0 44 E 44 1B 48 1B 1-2 1B		B B B B 4-0 44 FC3-6 BB		3	1	1	0	1	1	1
44 Kevan Smith, R (1, 2) OBP: 0.281, SLG: 0.438 98 Jack Kruger, R (8, PR) OBP: 0.412, SLG: 0.688 (8, 2)	B B C T C X 2-2 1-H HR		X 0-0 ③ G1-3			X 0-0 E7 48 1B 1-3 2-H 1B		X 0-0 ① FC3-6 3 G6-4-3 1-2f		4 0	2 0	2 0	3 0	0 0	0 0	1 0
3 Taylor Ward, R (1, 5) OBP: 0.268, SLG: 0.410 78 Jhoan Urena, S (8, 5) OBP: 0.478, SLG: 0.500	X 0-0 ② F8			X 0-0 ① G4-3		X 0-0 ① G5-3		1 SAFE X 0-0 ②③ G6-4-3 1-2f		4 0	0 0	0 0	0 0	0 0	0 0	3 0
25 Peter Bourjos, R (1, 8) OBP: 0.457, SLG: 0.750 22 Bo Way, L (8, 8) OBP: 0.429, SLG: 0.545	C S S 0-3 ③ K			F F S 0-3 ② K		C S S 0-3 ② K			C C C 0-3 ① K	3 1	0 0	0 0	0 0	0 0	3 1	2 0
48 César Puello, R (1, 7) OBP: 0.333, SLG: 0.385 28 Torii Hunter Jr., R (8, 7) OBP: 0.294, SLG: 0.214		X 0-0 ① G5-6-3		X 0-0 ③ F7		X 0-0 2-H 3-H 1B			C 2 SAFE X 0-1 ② F8 2-3	3 1	0 0	1 0	2 0	0 0	0 0	0 0
4 Luis Rengifo, S (1, 4) OBP: 0.259, SLG: 0.227 81 Ty Kelly, S (8, 4)		X 0-0 ② G4-3			X 0-0 ① G3	X 0-0 ③ F9			S S 0-3 ③ K	3 1	0 0	0 0	0 0	0 0	0 1	1 1
81 Brennon Lund, L (1, 9) OBP: 0.276, SLG: 0.269 71 Jonah Todd, L (8, 9) 9 Orlando Martinez, L (9, 9)		X 0-0 1B			X 0-0 90 G3-6-1 1B		X 0-0 ① F9			3 0 0	0 0 0	2 0 0	0 0 0	0 0 0	0 0 0	0 0 0
90 Jose Rojas, L (1, 3) OBP: 0.469, SLG: 0.786 84 Jordan Zimmerman, R (8, 3) OBP: 0.333, SLG: 0.143		1 SAFE X 0-0 ③ G4-3			X 0-0 ②③ G3-6-1 1-2f		X 0-0 ② G6-3			3 0	0 0	0 0	0 0	0 0	0 0	2 0
Inning Stats	R: 2 E: 0 K: 2 S: 11 H: 2 LOB: 0 BB: 0 P: 14	R: 0 E: 0 K: 0 S: 4 H: 1 LOB: 1 BB: 0 P: 4	R: 0 E: 0 K: 0 S: 3 H: 0 LOB: 0 BB: 0 P: 3	R: 0 E: 0 K: 1 S: 5 H: 0 LOB: 0 BB: 0 P: 5	R: 0 E: 0 K: 0 S: 3 H: 1 LOB: 0 BB: 0 P: 3	R: 3 E: 1 K: 1 S: 9 H: 4 LOB: 1 BB: 0 P: 9	R: 0 E: 0 K: 0 S: 3 H: 0 LOB: 0 BB: 0 P: 3	R: 0 E: 0 K: 0 S: 2 H: 0 LOB: 1 BB: 1 P: 6	R: 0 E: 0 K: 2 S: 8 H: 0 LOB: 1 BB: 0 P: 8	1B: 7 2B: 0 3B: 0 HR: 1 SF: 0 SAC: 0 DP: 2 HBP: 0						

PITCHER		IP	WLS	BF	H	R	ER	SO	BB	IBB	HBP	BLK	WP	HR	S	P	ERA	WHIP
29 Jeff Samardzija, R ERA: 2.63	(1, 1)	5.0		19	5	3	3	3	0	0	0	0	0	1	27	30	5.40	1.000
50 Ty Blach, L ERA: 3.48	(6, 1)	2.0	B	9	3	2	1	1	0	0	0	0	0	0	11	11	4.50	1.500
54 Reyes Moronta, R ERA: 3.0	(8, 1)	1.0		3	0	0	0	0	1	0	0	0	0	0	2	6	0.00	1.000
91 Trevor Gott, R ERA:	(9, 1)	1.0		3	0	0	0	2	0	0	0	0	0	0	8	8	0.00	0.000

PITCHER	IP	WLS	BF	H	R	ER	SO	BB	IBB	HBP	BLK	WP	HR	S	P	ERA	WHIP

TOP

Los Angeles Angels @ San Francisco Giants

Scottsdale Stadium, Scottsdale, AZ

Fri Mar 15 2019, 4:05 PM - 6:53 PM EDT

Att. 11,740 - Sunny - 71 F

livebaseballscorecards.com

AB	33
R	5
H	8
RBI	5
BB	1
SO	6
LOB	11

1B: 7	SF: 0	WP: 0	PA: 34
2B: 0	SAC: 0	PB: 0	
3B: 0	DP: 2	SB: 1	
HR: 1	HBP: 0	CS: 0	

BOTTOM

Batter	1	2	3	4	5	6	7	8	9	AB	R	H	RBI	BB	SO	LOB
6 Steven Duggar, L (1, 8) OBP: 0.333, SLG: 0.400 65 Mike Gerber, L (7, 9) OBP: 0.400, SLG: 0.556	0-0 22 G5-4-3 1B	1 SAFE 0-0 G4-3			0-0 E5 22 E 22 1B 1B	0-0 F9			0-0 F7	4 1	1 0	2 0	0 0	0 0	0 0	1 0
22 Yangervis Solarte, S (1, 4) OBP: 0.324, SLG: 0.429 79 Levi Michael, R (5, PR) OBP: 0.421, SLG: 0.467 (6, 4)	0-0 G5-4-3 1-2f		FFS 0-3 K		2 SAFE 0-0 9 1B 9 WP 80 SF7 2-H 1B		0-0 G5-3		BBBD 4-0 BB	3 1	0 1	1 1	1 0	0 1	1 0	1 0
10 Evan Longoria, R (1, 5) OBP: 0.344, SLG: 0.536 48 Pablo Sandoval, S (6, 3) OBP: 0.231, SLG: 0.320	SSS 0-3 K		BBB 4-0 80 F8 9 1B BB		CFS 0-3 K		FSS 0-3 K		X 0-0 F7	2 2	0 0	0 0	0 0	1 0	2 1	1 1
9 Brandon Belt, L (1, 3) OBP: 0.452, SLG: 0.593 7 Donovan Solano, R (6, 5) OBP: 0.333, SLG: 0.278		BBBB 4-0 80 HR BB	X 0-0 1-2 1B		BX 1-0 16 BB 1-3 1B		X 0-0 G6-3			2 1	1 0	2 0	0 0	1 0	0 0	0 0
80 Anthony García, R (1, 7) OBP: 0.242, SLG: 0.484		CBX 1-1 1-H HR	X 0-0 F8 2-3		X 0-0 SF7 3-H			BBBB 4-0 70 1B BB		2	1	1	3	1	0	2
16 Aramis Garcia, R (1, 2) OBP: 0.345, SLG: 0.478 67 Joey Bart, R (7, 2) OBP: 0.471, SLG: 0.750	CSX 0-2 P4	1 SAFE CCS 0-3 K			BBB 4-0 1-2 BB			SSC 0-3 K		2 1	0 0	0 0	0 0	1 1	1 0	2 1
70 Henry Ramos, S (1, 10) OBP: 0.267, SLG: 0.333	X 0-0 19 1B 2B		X 0-0 B3-1	SFC 0-3 K				1 SAFE 1 SAFE X 0-0 19 G4-6-3 1-2 1B		4	1	2	0	0	1	2
19 Alen Hanson, S (1, 6) OBP: 0.237, SLG: 0.257	X 0-0 52 FC5-4 2-H 1B		CCS 0-3 K			X 0-0 G3		X 0-0 G4-6-3 1-2f		4	0	1	1	0	1	2
52 Drew Ferguson, R (1, 9) OBP: 0.281, SLG: 0.115 (7, 8)	1 SAFE X 0-0 FC5-4 1-2f		X 0-0 P6			CSC 0-3 K			CCS 0-3 K	4	0	0	0	0	2	1
Inning Stats	R: 0 E: 0 K: 1 S: 5 H: 1 LOB: 0 BB: 0 P: 5	R: 3 E: 0 K: 0 S: 9 H: 3 LOB: 1 BB: 1 P: 14	R: 0 E: 0 K: 2 S: 8 H: 1 LOB: 2 BB: 1 P: 12	R: 0 E: 0 K: 1 S: 5 H: 0 LOB: 0 BB: 0 P: 5	R: 2 E: 2 K: 2 S: 10 H: 3 LOB: 2 BB: 1 P: 15	R: 0 E: 0 K: 1 S: 5 H: 0 LOB: 0 BB: 0 P: 5	R: 0 E: 0 K: 1 S: 5 H: 0 LOB: 0 BB: 0 P: 5	R: 0 E: 0 K: 1 S: 5 H: 1 LOB: 1 BB: 1 P: 9	R: 0 E: 0 K: 1 S: 5 H: 0 LOB: 1 BB: 1 P: 9	1B: 7 2B: 1 3B: 0 HR: 1	SF: 1 SAC: 0 DP: 2 HBP: 0				WP: 1 PB: 0 SB: 0 CS: 0	PA: 39	

PITCHER	IP	WLS	BF	H	R	ER	SO	BB	IBB	HBP	BLK	WP	HR	S	P	ERA	WHIP
52 Dillon Peters, L (1, 1) ERA: 3.86	4.0		20	7	5	5	4	2	0	0	0	0	1	29	38	11.25	2.250
78 Jeremy Rhoades, R (5, 1) ERA: 4.76	1.0		5	1	0	0	2	1	0	0	0	1	0	8	13	0.00	2.000
24 Noé Ramirez, R (6, 1) ERA: 12.0	2.0		6	0	0	0	2	0	0	0	0	0	0	10	10	0.00	0.000
75 Jared Walsh, L (8, 1) ERA: 5.79	1.0		4	1	0	0	1	1	0	0	0	0	0	5	9	0.00	2.000
95 Ryan Clark, R (9, 1) ERA: 9.64	1.0		4	0	0	0	1	1	0	0	0	0	0	5	9	0.00	1.000

PITCHER	IP	WLS	BF	H	R	ER	SO	BB	IBB	HBP	BLK	WP	HR	S	P	ERA	WHIP

Los Angeles Angels @ San Francisco Giants

Scottsdale Stadium, Scottsdale, AZ

Fri Mar 15 2019, 4:05 PM - 6:53 PM EDT

Att. 11,740 - Sunny - 71 F

livebaseballscorecards.com

AB	33
R	5
H	9
RBI	5
BB	5
SO	10
LOB	14

Batter	1	2	3	4	5	6	7	8	9	AB	R	H	RBI	BB	SO	LOB
13 Hanley Ramirez, R (1, 10) OBP: 0.292, SLG: 0.348	F B B B B 4-1 55 2B 10 SF8 BB		X 0-0 ① G5-3		X 0-0 E5 55 1B		X 0-0 ① G1-3	X 0-0 ③ G4-3		2	1	0	0	1	0	0
75 Dane Hutcheon, L (5, PR) (5, 10)										2	1	0	0	0	0	2
55 Roberto Pérez, R (1, 2) OBP: 0.353, SLG: 0.516	X 0-0 10 SF8 8 SF8 1-3 2B		X 0-0 10 FC3-6 1B		X 0-0 10 G4-3 10 WP 2-H 1B		X 0-0 10 G3-6 1B		X 0-0 ① L4	3	1	3	1	0	0	0
40 Tim Federowicz, R (6, 2) OBP: 0.313, SLG: 0.563										2	0	1	0	0	0	0
10 Jake Bauers, L (1, 3) OBP: 0.289, SLG: 0.471	X 0-0 ① SF8 2-3 3-H		X 0-0 ② FC3-6 1-2f		B X 1-0 ① G4-3 1-3		X 0-0 ② ③ G3-6 1-2f		X 0-0 ② G4-3	3	0	0	1	0	0	4
93 Wilson Garcia, S (7, 3) OBP: 0.462, SLG: 0.769										1	0	0	0	0	0	0
8 Jordan Luplow, R (1, 7) OBP: 0.212, SLG: 0.250	X 0-0 ② SF8 3-H		X 0-0 ③ F9		B B B 4-0 30 CS BB			C X 0-1 HR	S S S 0-3 ③ K	1	0	0	1	1	0	1
9 Brandon Barnes, R (5, PR) OBP: 0.267, SLG: 0.519										2	1	1	1	0	1	0
30 Tyler Naquin, L (1, 9) OBP: 0.243, SLG: 0.361	X 0-0 67 S 1B			X 0-0 E3 67 2B	C C C 0-3 ② ③ K 1-2			B B B B 4-0 73 S 6 2B BB		3	1	1	0	0	1	3
32 Trayce Thompson, R (7, 8) OBP: 0.406, SLG: 0.679										0	1	0	0	1	0	0
67 Óscar Mercado, R (1, 8) OBP: 0.410, SLG: 0.769	B X 1-0 ③ F9 1-2			X 0-0 7 E 1-H 2B		X 0-0 7 FC4-6 1B		B X 1-0 ① F7 1-2		3	1	2	1	0	0	1
73 Jodd Carter, R (7, 9)										1	0	0	0	0	0	1
7 Ryan Flaherty, L (1, 4) OBP: 0.368, SLG: 0.515		X 0-0 ① L8		X 0-0 E3 26 G6-4-3 2-H		X 0-0 ① FC4-6 26 1B 1-2f		X 0-0 2-H 2B		3	0	0	0	0	0	1
6 Mike Freeman, L (6, 4) OBP: 0.364, SLG: 0.444										1	0	1	1	0	0	0
26 Max Moroff, S (1, 6) OBP: 0.324, SLG: 0.419	S S S 0-3 ② K		X 0-0 ① ② G6-4-3 1-2f		X 0-0 66 G6-4-3 1-2 1B		S S S 0-3 ② K			3	0	1	0	0	1	1
74 Alexis Pantoja, L (6, PR) (6, 6)										1	0	0	0	0	1	1
66 Eric Stamets, R (1, 5) OBP: 0.308, SLG: 0.364	X 0-0 ③ P6		S S S 0-3 ③ K		X 0-0 ② ③ G6-4-3 1-2f		B B B B 4-0 BB			3	0	0	0	0	1	2
62 Dillon Persinger, R (6, 5)										0	0	0	0	1	0	0
Inning Stats	R: 2 E: 0 K: 0 S: 6 / H: 2 LOB: 1 BB: 1 P: 11	R: 0 E: 0 K: 1 S: 5 / H: 0 LOB: 0 BB: 0 P: 5	R: 0 E: 0 K: 0 S: 4 / H: 1 LOB: 1 BB: 0 P: 4	R: 2 E: 2 K: 1 S: 7 / H: 1 LOB: 0 BB: 0 P: 7	R: 1 E: 1 K: 1 S: 6 / H: 1 LOB: 3 BB: 1 P: 11	R: 0 E: 0 K: 0 S: 4 / H: 2 LOB: 2 BB: 0 P: 4	R: 0 E: 0 K: 0 S: 3 / H: 1 LOB: 0 BB: 0 P: 3	R: 2 E: 0 K: 1 S: 8 / H: 2 LOB: 2 BB: 2 P: 17	R: 0 E: 0 K: 1 S: 5 / H: 0 LOB: 0 BB: 0 P: 5	1B: 6 2B: 3 3B: 0 HR: 1 / SF: 2 SAC: 0 DP: 3 HBP: 0						

Cleveland Indians @ Los Angeles Angels

Tempe Diablo Stadium, Tempe, AZ

Sat Mar 16 2019, 4:11 PM - 7:01 PM EDT

Att. 9,693 - Sunny - 76 F

TOP

livebaseballscorecards.com

AB	34
R	7
H	10
RBI	6
BB	4
SO	5
LOB	17

WP: 1 PB: 0 SB: 2 CS: 1 PA: 40

PITCHER		IP	WLS	BF	H	R	ER	SO	BB	IBB	HBP	BLK	WP	HR	S	P	ERA	WHIP
53 Trevor Cahill, R ERA: 8.25	(1, 1)	4.0	L	18	4	4	2	2	1	0	0	0	0	0	22	27	4.50	1.250
54 Daniel Hudson, R ERA: 6.0	(5, 1)	1.0		5	1	1	0	1	1	0	0	0	1	0	6	11	0.00	2.000
40 Luis García, R ERA: 5.68	(6, 1)	1.0		4	2	0	0	0	0	0	0	0	0	0	4	4	0.00	2.000
46 Dan Jennings, L ERA: 7.2	(7, 1)	1.0		3	1	0	0	0	0	0	0	0	0	0	3	3	0.00	1.000
90 Matt Ramsey, R ERA: 12.0	(8, 1)	0.2		6	2	2	2	1	2	0	0	0	0	1	7	16	27.00	6.000

PITCHER		IP	WLS	BF	H	R	ER	SO	BB	IBB	HBP	BLK	WP	HR	S	P	ERA	WHIP
79 Brett Hanewich, R ERA: 2.7	(8, 1)	1.1		4	0	0	0	1	0	0	0	0	0	0	6	6	0.00	0.000

Batter	1	2	3	4	5	6	7	8	9	AB	R	H	RBI	BB	SO	LOB
56 Kole Calhoun, L (1, 9) OBP: 0.436, SLG: 0.563	CCC 0-3 ① K			BBBB 4-0 2 F8 27 1B 3 E BB		X 0-0 ① F7		X 0-0 ② F9		2	1	0	0	1	1	0
49 Brendon Sanger, L (8, 9) OBP: 0.267, SLG: 0.214										1	0	0	0	0	0	0
27 Mike Trout, R (1, 10) OBP: 0.368, SLG: 0.647	X 0-0 ② F8			X 0-0 3 1B 3 E 1-2 1B		X 0-0 ② P3		CCC 0-3 ③ K		4	1	1	0	0	1	0
5 Albert Pujols, R (1, 3) OBP: 0.469, SLG: 0.655	CCC 0-3 ③ K			SSS 0-3 ① K		X 0-0 1B			X 0-0 ① G4-3	3	0	1	0	0	2	2
75 Jared Walsh, L (8, 3) OBP: 0.417, SLG: 0.474										1	0	0	0	0	0	0
2 Andrelton Simmons, R (1, 6) OBP: 0.192, SLG: 0.160		X 0-0 ① L5		X 0-0 ② F8 2-3		X 0-0 ③ G1-3			X 0-0 ② F8	3	0	0	0	0	0	3
8 Erick Salcedo, S (8, 6)										1	0	0	0	0	0	0
3 Taylor Ward, R (1, 5) OBP: 0.295, SLG: 0.429		X 0-0 ② G6-3		X 0-0 E8 1-H 3-H 1B			X 0-0 E8 25 G4-6-3 1B		X 0-0 E6 81 1B	3	0	2	1	0	0	0
7 Connor Justus, R (8, 5) OBP: 0.353, SLG: 0.500										1	0	0	0	0	0	0
9 Tommy La Stella, L (1, 4) OBP: 0.282, SLG: 0.265		X 0-0 ③ G3		X 0-0 ③ F7			H 1-0 25 G4-6-3 HBP		X 0-0 1-3 1B	2	0	0	0	0	0	1
81 Ty Kelly, S (8, 4) OBP: 0.500, SLG: 0.500										1	0	1	0	0	0	0
25 Peter Bourjos, R (1, 8) OBP: 0.421, SLG: 0.686			X 0-0 ① F8		X 0-0 ① P3		X 0-0 ① ② G4-6-3 1-2f 2-3		X 0-0 ③ L4	3	0	0	0	0	0	2
28 Torii Hunter Jr., R (8, 8) OBP: 0.278, SLG: 0.200										1	0	0	0	0	0	2
81 Brennon Lund, L (1, 7) OBP: 0.250, SLG: 0.241			X 0-0 ② G4-3		X 0-0 ② G6-3		CCC 0-3 ③ K			3	0	0	0	0	1	1
81 DJ Jenkins, R (8, 7)										0	0	0	0	0	0	0
13 Dustin Garneau, R (1, 2) OBP: 0.286, SLG: 0.579			FFS 0-3 ③ K		CCC 0-3 ③ K			SSS 0-3 ① K		2	0	0	0	0	2	0
44 Kevan Smith, R (8, 2) OBP: 0.273, SLG: 0.424										1	0	0	0	0	1	0
Inning Stats	R: 0 H: 0 E: 0 LOB: 0 K: 2 BB: 0 S: 7 P: 7	R: 0 H: 0 E: 0 LOB: 0 K: 0 BB: 0 S: 3 P: 3	R: 0 H: 0 E: 0 LOB: 0 K: 1 BB: 0 S: 5 P: 5	R: 2 H: 2 E: 1 LOB: 1 K: 1 BB: 1 S: 7 P: 11	R: 0 H: 0 E: 0 LOB: 0 K: 1 BB: 0 S: 5 P: 5	R: 0 H: 1 E: 0 LOB: 1 K: 0 BB: 0 S: 4 P: 4	R: 0 H: 1 E: 1 LOB: 1 K: 1 BB: 0 S: 5 P: 6	R: 0 H: 0 E: 0 LOB: 0 K: 2 BB: 0 S: 7 P: 7	R: 0 H: 1 E: 1 LOB: 2 K: 0 BB: 0 S: 5 P: 5	1B: 5 SF: 0 2B: 0 SAC: 0 3B: 0 DP: 1 HR: 0 HBP: 1						

PITCHER	IP	WLS	BF	H	R	ER	SO	BB	IBB	HBP	BLK	WP	HR	S	P	ERA	WHIP
52 Mike Clevinger, R (1, 1) ERA: 2.79	4.0	W	15	2	2	1	4	1	0	0	0	0	0	22	26	2.25	0.750
37 Alex Wilson, R (5, 1) ERA: 2.45	1.0	H	3	0	0	0	1	0	0	0	0	0	0	5	5	0.00	0.000
46 Jon Edwards, R (6, 1) ERA:	1.0	H	4	1	0	0	0	0	0	0	0	0	0	4	4	0.00	1.000
90 Adam Cimber, R (7, 1) ERA: 1.23	1.0	H	4	1	0	0	1	0	0	1	0	0	0	5	6	0.00	1.000
36 A.J. Cole, R (8, 1) ERA: 5.14	1.0		3	0	0	0	2	0	0	0	0	0	0	7	7	0.00	0.000

PITCHER	IP	WLS	BF	H	R	ER	SO	BB	IBB	HBP	BLK	WP	HR	S	P	ERA	WHIP
92 Matt Solter, R (9, 1) ERA:	1.0		5	1	0	0	0	0	0	0	0	0	0	5	5	0.00	1.000

BOTTOM

Cleveland Indians @ Los Angeles Angels

Tempe Diablo Stadium, Tempe, AZ

Sat Mar 16 2019, 4:11 PM - 7:01 PM EDT

Att. 9,693 - Sunny - 76 F

livebaseballscorecards.com

AB	32
R	2
H	5
RBI	1
BB	1
SO	8
LOB	11

WP: 0	PA: 34
PB: 0	
SB: 0	
CS: 0	

Batter	1	2	3	4	5	6	7	8	9	AB	R	H	RBI	BB	SO	LOB
6 David Fletcher, R (1, 6) OBP: 0.348, SLG: 0.375	0-0 20 1B 41 BB 3 HBP 1B	0-0 ② G4-3			0-0 ② G6-3		0-0 2B		0-0 E7	4	1	2	0	0	0	0
8 Erick Salcedo, S (8, 6)										1	0	0	0	0	0	0
41 Justin Bour, L (1, 3) OBP: 0.333, SLG: 0.615	B B B B 4-0 3 HBP 20 1B 48 BB 1-2 BB	0-0 ③ P5			0-0 2B		0-0 ③ G6-3		B B B B 4-0 13 BB BB	3	1	1	0	1	0	1
7 Connor Justus, R (8, 4) OBP: 0.389, SLG: 0.500										0	0	0	0	1	0	0
20 Jonathan Lucroy, R (1, 2) OBP: 0.343, SLG: 0.375	0-0 48 BB 3 HBP 1-2 2-3 1B	0-0 ① F9			0-0 ③ G6-3			B B B B 0-0 ① G5-3	B B B B 4-0 1-2 BB	4	0	1	0	0	0	1
13 Dustin Garneau, R (8, 2) OBP: 0.318, SLG: 0.579										0	0	0	0	1	0	0
44 Kevan Smith, R (1, 10) OBP: 0.263, SLG: 0.395	S S S 0-3 ① K	0-0 ② G4-3				0-0 ① G6-3		0-0 3 FC5-4 1B	S S S 0-3 ③ K	5	0	1	0	0	2	6
3 Taylor Ward, R (1, 5) OBP: 0.292, SLG: 0.400	H 1-0 48 BB 1-2 2-3 3-H HBP	0-0 E5 48 2-4				0-0 ② G6-3		0-0 ② FC5-4 48 BB 1-2f		3	0	0	1	0	0	1
84 Jordan Zimmerman, R (8, 5) OBP: 0.333, SLG: 0.143										0	0	0	0	0	0	0
48 César Puello, R (1, 9) OBP: 0.370, SLG: 0.390	B B B B 4-0 1-2 2-3 3-H BB	D 1-0 ③ 2-4 1-2	C S S 0-3 ① K			0-0 1B		B B B B 4-0 1-2 BB		2	0	1	1	2	1	0
71 Jonah Todd, L (8, 7)										0	0	0	0	0	0	0
25 Peter Bourjos, R (1, 8) OBP: 0.381, SLG: 0.615	C T S 0-3 ② K			S S S 0-3 ② K		S S S 0-3 ③ K		X 0-0 ③ F9		4	0	0	0	0	3	6
71 Brandon Sandoval, R (8, 8) OBP: 0.500, SLG: 0.375										0	0	0	0	0	0	0
19 Wilfredo Tovar, R (1, 4) OBP: 0.343, SLG: 0.629	X 0-0 ③ F9			X 0-0 81 CS 1B			X 0-0 ① G6-3		X 0-0 ① G4-3	3	0	1	0	0	0	3
85 Matt Thaiss, L (8, 3) OBP: 0.412, SLG: 0.719										1	0	0	0	0	0	0
81 Brennon Lund, L (1, 7) OBP: 0.229, SLG: 0.219		C S S 0-3 ① K		B 1-0 ③ CS 1-2	X 0-0 ① G4-3		X 0-0 ② G4-3		S S S 0-3 ② K	3	0	0	0	0	1	0
49 Brendon Sanger, L (8, 9) OBP: 0.250, SLG: 0.200										1	0	0	0	0	1	0
Inning Stats	R: 2 E: 0 K: 2 S: 9 H: 2 LOB: 3 BB: 2 P: 18	R: 0 E: 0 K: 1 S: 5 H: 0 LOB: 0 BB: 0 P: 5	R: 0 E: 1 K: 0 S: 3 H: 0 LOB: 1 BB: 0 P: 4	R: 0 E: 0 K: 2 S: 7 H: 1 LOB: 0 BB: 0 P: 8	R: 0 E: 0 K: 0 S: 4 H: 1 LOB: 1 BB: 0 P: 4	R: 0 E: 0 K: 1 S: 6 H: 1 LOB: 1 BB: 0 P: 6	R: 0 E: 0 K: 0 S: 4 H: 1 LOB: 1 BB: 0 P: 4	R: 0 E: 0 K: 0 S: 4 H: 1 LOB: 2 BB: 1 P: 8	R: 0 E: 1 K: 2 S: 8 H: 0 LOB: 3 BB: 2 P: 16	1B: 5 2B: 2 3B: 0 HR: 0 SF: 0 SAC: 0 DP: 0 HBP: 1						

PITCHER		IP	WLS	BF	H	R	ER	SO	BB	IBB	HBP	BLK	WP	HR	S	P	ERA	WHIP
68 Pedro Avila, R ERA: 2.7	(1, 1)	3.0		15	2	2	2	3	2	0	1	0	0	0	17	27	6.00	1.333
39 Kirby Yates, R ERA:	(4, 1)	1.0		3	1	0	0	2	0	0	0	0	0	0	7	8	0.00	1.000
50 Sammy Solís, L ERA: 1.8	(5, 1)	1.0	W	4	1	0	0	0	0	0	0	0	0	0	4	4	0.00	1.000
66 Robert Stock, R ERA: 4.5	(6, 1)	1.0	H	4	1	0	0	1	0	0	0	0	0	0	6	6	0.00	1.000
91 Eric Yardley, R ERA:	(7, 1)	2.0	H	9	2	0	0	0	1	0	0	0	0	0	8	12	0.00	1.500
91 Eric Yardley, R ERA:	(8, 1)	2.0	H	9	2	0	0	0	1	0	0	0	0	0	8	12	0.00	1.500
61 Luis Perdomo, R ERA: 9.0	(9, 1)	1.0		6	0	0	0	2	2	0	0	0	0	0	8	16	0.00	2.000

TOP

Los Angeles Angels @ San Diego Padres

Peoria Stadium, Peoria, AZ

Sun Mar 17 2019, 4:12 PM - 8:39 PM EDT

Att. 10,042 - Sunny - 77 F

livebaseballscorecards.com

AB	34
R	2
H	7
RBI	2
BB	5
SO	8
LOB	18

WP: 0 PB: 0 SB: 0 CS: 1 PA: 41

BOTTOM

Los Angeles Angels @ San Diego Padres

Peoria Stadium, Peoria, AZ

Sun Mar 17 2019, 4:12 PM - 8:39 PM EDT

Att. 10,042 - Sunny - 77 F

livebaseballscorecards.com

Batter	1	2	3	4	5	6	7	8	9	AB	R	H	RBI	BB	SO	LOB
3 Ian Kinsler, R (1, 4) OBP: 0.417, SLG: 0.739	F7		F7		1-H, 3-H, HR		1-2, 30 2B, BB			3	1	1	3	1	0	1
87 Josh Naylor, L (7, PR) (8, 7) OBP: 0.282, SLG: 0.421										0	1	0	0	0	0	0
30 Eric Hosmer, L (1, 3) OBP: 0.323, SLG: 0.433	1B		G4-3		K		1-H, 2-H, 3-H, 2B			4	0	2	3	0	1	1
21 Chris Baker, R (7, PR)										0	0	0	0	0	0	0
91 Eric Yardley, R (8, 1)										0	0	0	0	0	0	0
61 Luis Perdomo, R (9, 1)										0	0	0	0	0	0	0
13 Manny Machado, R (1, 5) OBP: 0.179, SLG: 0.222	F8			K		L7	G4-3			4	0	0	0	0	1	3
12 Chris Stewart, R (8, 2) OBP: 0.500, SLG: 0.417										0	0	0	0	0	0	0
27 Francisco Mejía, S (1, 10) OBP: 0.432, SLG: 0.771	K			G3		G4-3		G6-3		3	0	0	0	0	1	1
10 Owen Miller, R (8, 5) OBP: 0.333, SLG: 0.778										1	0	0	0	0	0	0
4 Wil Myers, R (1, 8) OBP: 0.324, SLG: 0.226		G6-3		G5-3		1B		K		3	0	1	0	0	0	0
95 Michael Reed, S (7, 8) OBP: 0.250, SLG: 0.182										1	0	0	0	0	1	0
8 Jack Suwinski, L (9, 9) OBP: 1.000, SLG: 2.000										0	0	0	0	0	0	0
18 Austin Hedges, R (1, 2) OBP: 0.400, SLG: 0.680		K			9, G4-3, 3 HR, 2B		2, FC1-4, 9, 1B, 30 2B, BB	1B		2	1	1	0	1	1	0
5 Greg Garcia, L (7, PR) (8, 4) OBP: 0.471, SLG: 0.370										1	1	1	0	0	0	0
9 Luis Urías, R (1, 6) OBP: 0.257, SLG: 0.333	G5-3				G4-3, 2-3		2, FC1-4, 1-2, 1B	F8		3	0	1	0	0	0	1
8 Javy Guerra, L (7, PR) (8, 6) OBP: 0.174, SLG: 0.143										1	0	0	0	0	0	1
2 José Pirela, R (1, 7) OBP: 0.415, SLG: 0.784			K		3 HR, HBP		FC1-4, 3 BB, 30 2B, 1-2f, 2-3			2	2	0	0	0	1	2
67 Ty France, R (8, 3) OBP: 0.412, SLG: 0.621										0	0	0	0	0	0	0
28 Michael Gettys, R (1, 9) (9, 8) OBP: 0.364, SLG: 0.727			2B		P6		K			3	0	1	0	0	1	4
Inning Stats	R: 0 E: 0 K: 1 S: 6 H: 1 LOB: 1 BB: 0 P: 6	R: 0 E: 0 K: 1 S: 5 H: 0 LOB: 0 BB: 0 P: 5	R: 0 E: 0 K: 1 S: 6 H: 1 LOB: 1 BB: 0 P: 6	R: 0 E: 0 K: 1 S: 5 H: 0 LOB: 0 BB: 0 P: 5	R: 3 E: 0 K: 1 S: 7 H: 2 LOB: 0 BB: 0 P: 10	R: 0 E: 0 K: 0 S: 3 H: 1 LOB: 1 BB: 0 P: 3	R: 3 E: 0 K: 1 S: 7 H: 2 LOB: 2 BB: 2 P: 15	R: 0 E: 0 K: 1 S: 6 H: 1 LOB: 1 BB: 0 P: 6		1B: 4 2B: 3 3B: 0 HR: 1	SF: 0 SAC: 0 DP: 0 HBP: 1			WP: 0 PB: 0 SB: 0 CS: 0	PA: 34		

AB	31
R	6
H	8
RBI	6
BB	2
SO	7
LOB	14

PITCHER		IP	WLS	BF	H	R	ER	SO	BB	IBB	HBP	BLK	WP	HR	S	P	ERA	WHIP
33 Matt Harvey, R ERA: 7.27	(1, 1)	4.1		17	3	2	2	4	0	0	1	0	0	0	24	25	4.15	0.692
54 Daniel Hudson, R ERA: 6.75	(5, 1)	0.2	L	3	1	1	1	1	0	0	0	0	0	1	5	7	13.50	1.500
32 Cam Bedrosian, R ERA: 8.44	(6, 1)	1.0		3	1	0	0	0	0	0	0	0	0	0	3	3	0.00	1.000
46 Dan Jennings, L ERA: 9.53	(7, 1)	0.2		4	1	2	2	1	1	0	0	0	0	0	5	9	27.00	3.000
38 Justin Anderson, R ERA: 2.84	(7, 1)	0.1		3	1	1	1	0	1	0	0	0	0	0	2	6	27.00	6.000

PITCHER		IP	WLS	BF	H	R	ER	SO	BB	IBB	HBP	BLK	WP	HR	S	P	ERA	WHIP
65 Jake Jewell, R ERA: 2.16	(8, 1)	1.0		4	1	0	0	1	0	0	0	0	0	0	6	6	0.00	1.000

Colorado Rockies @ Los Angeles Angels

Tempe Diablo Stadium, Tempe, AZ

Tue Mar 19 2019, 9:10 PM - 12:41 AM EDT

Att. 7,825 - Partly Cloudy - 82 F

TOP

livebaseballscorecards.com

Batter	1	2	3	4	5	6	7	8	9	AB	R	H	RBI	BB	SO	LOB
19 Charlie Blackmon, L (1, 9) OBP: 0.216, SLG: 0.303 89 Scott Burcham, R (6, 5) OBP: 0.500, SLG: 0.500 (8, 4)	C F S 0-3 K ①	C C C 0-3 K ①		X 0-0 F8 ②		X 0-0 P6 ③		S S S 0-3 K ②		4 0 0 0 0 2 2 1 0 0 0 0 1 2						
9 Daniel Murphy, L (1, 3) OBP: 0.262, SLG: 0.410 88 Alan Trejo, R (7, PR) OBP: 0.500, SLG: 1.000 (7, 6)	B C C X 1-2 HR	B S S S 1-3 K ② 1-2		X 0-0 F8 ③			B B B B 4-0 27 G6-4-3 24 1B BB	X 0-0 1-H 2-H 2B		3 1 1 1 1 1 1 1 0 1 2 0 0 0						
28 Nolan Arenado, R (1, 5) OBP: 0.348, SLG: 0.535 29 Bryan Shaw, S (6, 1) 24 Ryan McMahon, L (7, PH) OBP: 0.500, SLG: 0.848 63 DJ Johnson, L (7, 1) 23 Tom Murphy, R (8, PH) OBP: 0.300, SLG: 0.593 96 Mitch Horacek, L (8, 1)	X 0-0 20 1B 2B	X 0-0 2-3 1B			X 0-0 L7 ①		X 0-0 27 G6-4-3 1-2 1B	X 0-0 P3 ③		3 1 2 0 0 0 0 0 0 0 0 0 0 0 1 0 1 0 0 0 0 0 0 0 0 0 0 0 1 0 0 0 0 0 1 0 0 0 0 0 0 0						
27 Trevor Story, R (1, 6) OBP: 0.400, SLG: 0.649 37 Chris Rabago, R (7, 2) OBP: 0.250, SLG: 0.286	X 0-0 P3 ②	S S S 0-3 K ③			X 0-0 G4-3 ②		X 0-0 G6-4-3 ① ② 1-2f 2-3		X 0-0 90 G4-3 2B	4 0 0 0 0 1 5 1 0 1 0 0 0 0						
20 Ian Desmond, R (1, 8) OBP: 0.425, SLG: 0.548 3 Mike Tauchman, L (6, 8) OBP: 0.360, SLG: 0.317 (7, 7)	X 0-0 15 E 15 2B 2-H 1B		B B B B 4-0 1 BLK BB		X 0-0 F9 ③		B B B B 4-0 BB		B B B B 4-0 90 G4-3 BB	2 1 1 1 1 0 0 0 0 0 0 2 0 0						
15 Raimel Tapia, L (1, 7) OBP: 0.275, SLG: 0.417 72 Steven Linkous, L (7, 8)	1 SAFE X 0-0 1-H 2B	C C C 0-3 K ①				X 0-0 14 PB 1 G4-1 14 1B 1B	X 0-0 F8 ③		X 0-0 F8 ①	4 1 2 1 0 1 3 1 0 0 0 0 0 2						
1 Garrett Hampson, R (1, 4) OBP: 0.333, SLG: 0.556 90 Ryan Metzler, R (8, 5) OBP: 0.250, SLG: 0.500	X 0-0 F9 ③	X 0-0 1-2 L5 ②				X 0-0 G4-1 ① 1-2		X 0-0 P4 ①	X 0-0 1-2 2-3 G4-3 ②	4 0 0 0 0 0 3 1 0 0 0 0 0 2						
14 Tony Wolters, L (1, 2) OBP: 0.240, SLG: 0.375 50 Brett Nicholas, L (7, 3) OBP: 0.227, SLG: 0.059	X 0-0 HR	X 0-0 F9 ③				B X 1-0 26 WP 2-H 1B		B B B B 4-0 97 BB 88 2B BB	X 0-0 L4 ③	3 1 2 2 0 0 1 1 1 0 0 1 0 2						
48 Germán Márquez, R (1, 1) 18 Seunghwan Oh, R (5, 1) 26 David Dahl, L (6, PH) OBP: 0.347, SLG: 0.467 97 Willie Abreu, L (6, 9)	B B B B 4-0 28 1B 9 WP BB			F F C 0-3 K ①		B S S S 1-3 K ② 1-2		B B B B 4-0 1-2 88 2B BB		1 0 0 0 1 1 0 0 0 0 0 0 0 0 1 0 0 0 0 1 1 0 1 0 0 1 0 0						
Inning Stats	R: 3 H: 4 E: 1 LOB: 1 K: 1 BB: 0 S: 11 P: 12	R: 1 H: 2 E: 0 LOB: 2 K: 3 BB: 1 S: 11 P: 16	R: 0 H: 0 E: 0 LOB: 1 K: 1 BB: 1 S: 5 P: 9	R: 0 H: 0 E: 0 LOB: 0 K: 1 BB: 0 S: 5 P: 5	R: 0 H: 0 E: 0 LOB: 0 K: 0 BB: 0 S: 3 P: 3	R: 1 H: 2 E: 0 LOB: 1 K: 1 BB: 0 S: 7 P: 9	R: 0 H: 1 E: 0 LOB: 2 K: 0 BB: 2 S: 3 P: 11	R: 2 H: 1 E: 0 LOB: 1 K: 1 BB: 2 S: 6 P: 14	R: 0 H: 1 E: 0 LOB: 2 K: 0 BB: 1 S: 4 P: 8	1B: 5 SF: 0 2B: 4 SAC: 0 3B: 0 DP: 1 HR: 2 HBP: 0						

AB	37
R	7
H	11
RBI	7
BB	7
SO	8
LOB	25

WP: 2 PA: 44
PB: 1
SB: 0
CS: 0

PITCHER		IP	WLS	BF	H	R	ER	SO	BB	IBB	HBP	BLK	WP	HR	S	P	ERA	WHIP
39 Luke Bard, R ERA: 4.05	(1, 1)	1.0		7	4	3	2	1	0	0	0	0	0	1	11	12	18.00	4.000
37 Cody Allen, R ERA: 3.38	(2, 1)	1.0		6	2	1	1	3	1	0	0	0	1	1	11	16	9.00	3.000
57 Hansel Robles, R ERA: 6.35	(3, 1)	1.0	W	4	0	0	0	1	1	0	0	1	0	0	5	9	0.00	1.000
40 Luis García, R ERA: 4.91	(4, 1)	1.0	H	3	0	0	0	1	0	0	0	0	0	0	5	5	0.00	0.000
75 Jared Walsh, L ERA: 5.68	(5, 1)	1.2		7	2	1	1	1	0	0	0	0	1	0	9	11	5.40	1.200

PITCHER		IP	WLS	BF	H	R	ER	SO	BB	IBB	HBP	BLK	WP	HR	S	P	ERA	WHIP
90 Matt Ramsey, R ERA: 10.29	(6, 1)	1.0	H	5	1	0	0	0	2	0	0	0	0	0	3	11	0.00	3.000
70 Forrest Snow, R ERA: 10.61	(7, 1)	2.1	S	12	2	2	2	1	3	0	0	0	0	0	11	23	7.71	2.143

Batter	1	2	3	4	5	6	7	8	9	AB	R	H	RBI	BB	SO	LOB
8 Justin Upton, R (1, 7) OBP: 1.000, SLG: 4.000 81 Brennon Lund, L (4, 7) OBP: 0.263, SLG: 0.294	BBBB 4-0 7 G6-4-3 BB		x 0-0 HR	x 0-0 7 1B 3B		BBBB 4-0 BB		x 0-0 ① F8		1	1	1	1	1	0	0
										2	1	1	0	1	0	0
7 Zack Cozart, R (1, 6) OBP: 0.400, SLG: 0.600 19 Wilfredo Tovar, R (4, PR) OBP: 0.324, SLG: 0.595 (5, 6)	x 0-0 ①② G6-4-3 1-2f		x 0-0 ① G4-3	x 0-0 5 S 3-H 1B		x 0-0 ① P4		x 0-0 ② G1-5-3		3	0	1	1	0	0	1
										2	0	0	0	0	0	1
2 Andrelton Simmons, R (1, 10) OBP: 0.161, SLG: 0.133	x 0-0 ③ G6-3		x 0-0 ② F7	x 0-0 ② F8		SST 0-2 ② K		x 0-0 ③ L9		5	0	0	0	0	1	2
5 Albert Pujols, R (1, 3) OBP: 0.444, SLG: 0.594 85 Matt Thaiss, L (7, 3) OBP: 0.412, SLG: 0.719		CCC 0-3 ① K	BBBB 4-0 56 1B 20 1B BB	BSSS 1-3 ③ K 1-2		x 0-0 ③ G6-3				3	1	0	0	1	2	2
										0	0	0	0	0	0	0
56 Kole Calhoun, L (1, 9) OBP: 0.442, SLG: 0.556		x 0-0 20 1B 3 1B 1B	x 0-0 20 1B 1-2 3 HR 1B		x 0-0 ① G3		x 0-0 ① F8			4	2	2	0	0	0	0
20 Jonathan Lucroy, R (1, 2) OBP: 0.410, SLG: 0.457		x 0-0 6 FC3-6 3 1B 1-2 1B	x 0-0 1-2 3 HR 2-H 1B		x 0-0 6 1B 2B		BBBB 4-0 BB			3	2	3	1	1	0	0
3 Taylor Ward, R (1, 5) OBP: 0.308, SLG: 0.469		x 0-0 6 FC3-6 1-2 2-H 1B	BBX 2-0 1-H 2-H HR		CCC 0-3 ② K		x 0-0 ② F8			4	1	2	4	0	1	2
6 David Fletcher, R (1, 4) OBP: 0.340, SLG: 0.364		x 0-0 ② FC3-6 1-2f 2-3	x 0-0 ③ F8		x 0-0 25 FC5-4 2-H 1B		SSS 0-3 ③ K			4	0	1	1	0	1	3
25 Peter Bourjos, R (1, 8) OBP: 0.370, SLG: 0.651		x 0-0 ③ F8		x 0-0 ① G5-3	x 0-0 ③ FC5-4 1-2f			x 0-0 HR		4	1	1	1	0	0	3
Inning Stats	R: 0 E: 0 K: 0 S: 2 H: 0 LOB: 0 BB: 1 P: 6	R: 1 E: 0 K: 1 S: 8 H: 3 LOB: 2 BB: 0 P: 8	R: 5 E: 0 K: 0 S: 7 H: 4 LOB: 0 BB: 1 P: 13	R: 1 E: 0 K: 1 S: 7 H: 2 LOB: 2 BB: 0 P: 8	R: 1 E: 0 K: 1 S: 7 H: 2 LOB: 1 BB: 0 P: 7	R: 0 E: 0 K: 1 S: 5 H: 0 LOB: 1 BB: 1 P: 9	R: 0 E: 0 K: 1 S: 5 H: 0 LOB: 1 BB: 1 P: 9	R: 1 E: 0 K: 0 S: 4 H: 1 LOB: 0 BB: 0 P: 4		1B: 7 2B: 1 3B: 1 HR: 3	SF: 0 SAC: 0 DP: 1 HBP: 0				WP: 0 PB: 0 SB: 1 CS: 0	PA: 39	

PITCHER	IP	WLS	BF	H	R	ER	SO	BB	IBB	HBP	BLK	WP	HR	S	P	ERA	WHIP
48 Germán Márquez, R (1, 1) ERA: 8.03	4.1	L	24	10	8	8	2	2	0	0	0	0	2	26	37	16.61	2.769
18 Seunghwan Oh, R (5, 1) ERA: 9.82	0.2		3	1	0	0	1	0	0	0	0	0	0	5	5	0.00	1.500
29 Bryan Shaw, R (6, 1) ERA: 4.15	1.0		4	0	0	0	1	1	0	0	0	0	0	5	9	0.00	1.000
63 DJ Johnson, R (7, 1) ERA:	1.0		4	0	0	0	1	1	0	0	0	0	0	5	9	0.00	1.000
96 Mitch Horacek, L (8, 1) ERA: 3.86	1.0		4	1	1	1	0	0	0	0	0	0	1	4	4	9.00	1.000

PITCHER	IP	WLS	BF	H	R	ER	SO	BB	IBB	HBP	BLK	WP	HR	S	P	ERA	WHIP

BOTTOM

Colorado Rockies @ Los Angeles Angels

Tempe Diablo Stadium, Tempe, AZ

Tue Mar 19 2019, 9:10 PM - 12:41 AM EDT

Att. 7,825 - Partly Cloudy - 82 F

livebaseballscorecards.com

AB	35
R	9
H	12
RBI	9
BB	4
SO	5
LOB	14

Batter	1	2	3	4	5	6	7	8	9	AB	R	H	RBI	BB	SO	LOB
8 Justin Upton, R (1, 10) OBP: 0.500, SLG: 1.000	H 1-0 41 1B HBP		S S S 0-3 ① K	S S S 0-3 ③ K			S S S 0-3 ② K			3	0	0	0	0	3	2
25 Peter Bourjos, R (1, 8) OBP: 0.347, SLG: 0.609 71 Jonah Todd, L (6, 8)	X 0-0 ① L8		X 0-0 ② G6-3		C C C 0-3 ① K		X 0-0 ③ F7			3 1	0 0	0 0	0 0	0 0	1 0	1 0
41 Justin Bour, L (1, 3) OBP: 0.324, SLG: 0.567 73 Alvaro Rubalcaba, R (8, 4)	X 0-0 1-3 1B		S S S 0-3 ③ K		S S S 0-3 ② K			X 0-0 ① P5		4 0	0 0	1 0	0 0	0 0	2 0	0 0
44 Kevan Smith, R (1, 2) OBP: 0.286, SLG: 0.405	X 0-0 ② P4			X 0-0 9 1B 81 3B 1B	X 0-0 1B			C C C 0-3 ② K		4	1	2	0	0	1	2
3 Taylor Ward, R (1, 5) OBP: 0.291, SLG: 0.442 90 Jose Rojas, L (6, 5) OBP: 0.485, SLG: 0.793	X 0-0 ③ G5-3			S S S 0-3 ① K	X 0-0 ③ G5-3			X 0-0 1B		3 1	0 0	0 1	0 0	0 0	1 0	4 0
9 Tommy La Stella, L (1, 4) OBP: 0.286, SLG: 0.270 8 Erick Salcedo, S (6, 4) 85 Matt Thaiss, L (8, PH) OBP: 0.400, SLG: 0.697 (8, 3)		S S S 0-3 ① K		X 0-0 1-2 81 3B 1B		X 0-0 ① G3		X 0-0 ③ F7		3 0 1	1 0 0	1 0 0	0 0 0	0 0 0	1 0 1	0 0 1
48 César Puello, R (1, 9) OBP: 0.360, SLG: 0.378		X 0-0 1B	S S S 0-3 ② K			X 0-0 ② P3			S S S 0-3 ① K	4	0	1	0	0	2	2
81 Brennon Lund, L (1, 7) OBP: 0.286, SLG: 0.368		X 0-0 ② L8		X 0-0 1-H 2-H 3B		S S S 0-3 ③ K2-3			X 0-0 85 G6-3 1B	4	0	2	2	0	1	1
19 Wilfredo Tovar, R (1, 6) OBP: 0.325, SLG: 0.564 85 Roberto Baldoquin, R (7, 6) OBP: 0.333, SLG: 0.273		X 0-0 ③ F7	B B B B 4-0 BB				S S S 0-3 ① K		X 0-0 ② ③ G6-3 1-2f	2 1	0 0	0 0	0 0	1 0	1 0	1 1
Inning Stats	R: 0 H: 1 E: 0 LOB: 2 K: 0 BB: 0 S: 4 P: 5	R: 0 H: 1 E: 0 LOB: 1 K: 1 BB: 0 S: 6 P: 6	R: 0 H: 0 E: 0 LOB: 0 K: 2 BB: 0 S: 7 P: 7	R: 2 H: 3 E: 0 LOB: 2 K: 3 BB: 1 S: 12 P: 16	R: 0 H: 1 E: 0 LOB: 1 K: 2 BB: 0 S: 8 P: 8	R: 0 H: 0 E: 0 LOB: 0 K: 1 BB: 0 S: 5 P: 5	R: 0 H: 0 E: 0 LOB: 0 K: 2 BB: 0 S: 7 P: 7	R: 0 H: 1 E: 0 LOB: 1 K: 1 BB: 0 S: 6 P: 6	R: 0 H: 1 E: 0 LOB: 0 K: 1 BB: 0 S: 5 P: 5	1B: 7 SF: 0 2B: 0 SAC: 0 3B: 1 DP: 1 HR: 0 HBP: 1						WP: 0 PA: 36 PB: 0 SB: 0 CS: 0

PITCHER		IP	WLS	BF	H	R	ER	SO	BB	IBB	HBP	BLK	WP	HR	S	P	ERA	WHIP
59 Carlos Carrasco, R ERA: 4.73	(1, 1)	5.2	W	25	6	2	2	8	1	0	1	0	0	0	39	44	3.18	1.235
58 Neil Ramírez, R ERA: 3.38	(6, 1)	1.0	H	3	0	0	0	3	0	0	0	0	0	0	9	9	0.00	0.000
61 Dan Otero, R ERA: 1.35	(7, 1)	0.2	H	2	0	0	0	0	0	0	0	0	0	0	2	2	0.00	0.000
90 Adam Cimber, R ERA: 1.0	(8, 1)	0.2	H	3	1	0	0	1	0	0	0	0	0	0	5	5	0.00	1.500
83 Michael Peoples, R ERA:	(9, 1)	1.0	S	3	1	0	0	1	0	0	0	0	0	0	5	5	0.00	1.000

PITCHER	IP	WLS	BF	H	R	ER	SO	BB	IBB	HBP	BLK	WP	HR	S	P	ERA	WHIP

TOP

Los Angeles Angels @ Cleveland Indians

Goodyear Ballpark, Goodyear, AZ

Wed Mar 20 2019, 9:09 PM - 11:38 PM EDT

Att. 5,563 - Clear - 77 F

livebaseballscorecards.com

AB	34
R	2
H	8
RBI	2
BB	1
SO	13
LOB	15

Batter	1	2	3	4	5	6	7	8	9	AB	R	H	RBI	BB	SO	LOB
13 Hanley Ramirez, R (1, 10) OBP: 0.265, SLG: 0.281	G5-6-3	P5			F8		G6-4-3 1-2f			4	0	0	0	0	0	3
27 Kevin Plawecki, R (1, 2) 38 Eric Haase, R (6, 2) OBP: 0.381, SLG: 0.789	8 HR 2B	K			G6-3			F8		3 1	1 0	1 0	0 0	0 0	1 0	1 0
41 Carlos Santana, S (1, 3) OBP: 0.426, SLG: 0.651 82 Ulysses Cantu, R (6, PR) (7, 3)	G5-3		G6-3			8 1B 2B		F9		3 1	0 1	1 0	0 0	0 0	0 0	1 0
8 Jordan Luplow, R (1, 7) 71 Billy Wilson, L (6, PR) (7, 7)	2-H HR		G5-3			80 CS 2-H 1B		K		3 1	1 0	2 0	3 0	0 0	0 1	0 0
32 Trayce Thompson, R (1, 9) OBP: 0.381, SLG: 0.568 56 Todd Isaacs, R (7, 9)	26 2B 1B		F8			F7				3 0	1 0	1 0	0 0	0 0	0 0	2 0
26 Max Moroff, S (1, 4) OBP: 0.302, SLG: 0.400 89 Jesse Berardi, L (7, 4)	1-H 2B			G5-3		K				3 0	0 0	1 0	1 0	0 0	1 0	2 0
66 Eric Stamets, R (1, 6) OBP: 0.354, SLG: 0.359 80 Luke Wakamatsu, S (3, 6) OBP: 0.500, SLG: 0.500 73 José Fermín, R (9, 6) OBP: 0.500, SLG: 0.333	G6-3			G4-3		CS 1-2	K			1 2 0	0 0 0	0 0 0	0 0 0	0 0 0	0 1 0	1 0 0
84 Tyler Krieger, S (1, 5) OBP: 0.231, SLG: 0.308		1B		F7			2B			3	0	2	0	0	0	0
72 Steven Kwan, L (1, 8)		F8			K		13 G6-4-3 BB			2	0	0	0	1	1	1
Inning Stats	R: 3 E: 0 K: 0 S: 8 H: 4 LOB: 1 BB: 0 P: 8	R: 0 E: 0 K: 1 S: 6 H: 1 LOB: 1 BB: 0 P: 6	R: 0 E: 0 K: 0 S: 3 H: 0 LOB: 0 BB: 0 P: 3	R: 0 E: 0 K: 0 S: 3 H: 0 LOB: 0 BB: 0 P: 3	R: 0 E: 0 K: 1 S: 5 H: 0 LOB: 0 BB: 0 P: 5	R: 1 E: 0 K: 1 S: 6 H: 2 LOB: 2 BB: 0 P: 7	R: 0 E: 0 K: 1 S: 5 H: 1 LOB: 1 BB: 1 P: 9	R: 0 E: 0 K: 1 S: 5 H: 0 LOB: 0 BB: 0 P: 5		1B: 3 2B: 4 3B: 0 HR: 1	SF: 0 SAC: 0 DP: 1 HBP: 0					

BOTTOM

Los Angeles Angels @ Cleveland Indians

Goodyear Ballpark, Goodyear, AZ

Wed Mar 20 2019, 9:09 PM - 11:38 PM EDT

Att. 5,563 - Clear - 77 F

livebaseballscorecards.com

AB	30
R	4
H	8
RBI	4
BB	1
SO	5
LOB	11

WP: 0 PB: 0 SB: 0 CS: 1 PA: 32

PITCHER		IP	WLS	BF	H	R	ER	SO	BB	IBB	HBP	BLK	WP	HR	S	P	ERA	WHIP
42 Tyler Skaggs, L ERA: 7.45	(1, 1)	5.0	L	20	5	3	3	2	0	0	0	0	0	1	25	25	5.40	1.000
57 Hansel Robles, R ERA: 7.11	(6, 1)	0.2		4	2	1	1	1	0	0	0	0	0	0	6	6	13.50	3.000
45 Adam Hofacket, R ERA:	(6, 1)	0.1		0	0	0	0	0	0	0	0	0	0	0	0	1	0.00	0.000
31 Ty Buttrey, R ERA: 2.7	(7, 1)	1.0		4	1	0	0	1	1	0	0	0	0	0	5	9	0.00	2.000
38 Justin Anderson, R ERA: 2.45	(8, 1)	1.0		3	0	0	0	1	0	0	0	0	0	0	5	5	0.00	0.000

PITCHER	IP	WLS	BF	H	R	ER	SO	BB	IBB	HBP	BLK	WP	HR	S	P	ERA	WHIP

Los Angeles Angels @ Arizona Diamondbacks

Salt River Fields at Talking Stick, Scottsdale, AZ

Thu Mar 21 2019, 4:12 PM - 6:47 PM EDT

Att. 12,612 - Partly Cloudy - 69 F

livebaseballscorecards.com

TOP

Batter	1	2	3	4	5	6	7	8	9	AB	R	H	RBI	BB	SO	LOB
8 Justin Upton, R (1, 7) OBP: 0.444, SLG: 0.667	C FF 93 B SL 82 F FF 92 H FF 93 2-2 7 G5-4-3 HBP		D SL 79 B SL 85 B FF 91 X FF 91 3-0 ② G5-3		X FF 90 0-0 ③ P2			F FF 90 F CH 84 B CU 82 X CH 84 1-2 L8 ①		2	0	0	0	0	0	1
48 César Puello, R (6, 7) OBP: 0.353, SLG: 0.370										1	0	0	0	0	0	0
49 Spencer Griffin, R (8, 7)										0	0	0	0	0	0	0
7 Zack Cozart, R (1, 5) OBP: 0.385, SLG: 0.500	B FF 92 F FF 92 B SL 92 X SL 92 2-1 ①② G5-4-3 1-2f		B SL 80 B FF 91 D FF 92 B FF 91 4-0 27 1B BB			F SI 93 B CH 87 F FF 93 F SL 83 F SL 84 S SL 84 1-3 ① K		C FF 91 S FF 91 B SL 84 S CH 85 1-3 ② K		2	0	0	0	1	1	1
84 Jordan Zimmerman, R (6, 5) OBP: 0.300, SLG: 0.125										1	0	0	0	0	1	0
27 Mike Trout, R (1, 8) OBP: 0.357, SLG: 0.605	F FF 93 B FF 91 C SL 91 B FF 92 F FF 92 S FF 93 2-3 ③ K		X FF 92 0-0 1-2 2-H 1B			B FF 94 F FF 93 B FF 93 C SL 83 B SL 84 C SL 84 3-3 ② K		X CH 85 0-0 ③ G5-3		4	0	1	1	0	2	0
41 Justin Bour, L (1, 10) OBP: 0.316, SLG: 0.529		C CU 81 S SI 90 X FF 92 0-2 1B	S SL 85 S SL 85 B SL 85 F FF 89 B FF 91 X FF 92 2-2 ③ L6			S SL 82 S SL 84 B SL 82 F SL 84 X FF 95 1-2 ③ F7		B FF 90 C FF 90 X FF 91 1-1 ① G1-3		4	0	1	0	0	0	2
5 Albert Pujols, R (1, 3) OBP: 0.436, SLG: 0.571		B FF 91 C SI 91 B CU 81 F CH 84 B CH 85 F SI 91 X FF 92 3-2 ① P5		F SL 83 X FF 90 0-1 ① P5			B SL 92 C SL 82 B CH 86 X SI 92 2-1 2 G5-3 56 F7 13 1B 1B		B FF 91 S FF 89 B FF 92 B FF 91 X FF 90 3-1 ② G5-3	3	0	1	0	0	0	1
85 Matt Thaiss, L (7, PR) OBP: 0.389, SLG: 0.676										1	1	0	0	0	0	0
(7, 3)																
56 Kole Calhoun, L (1, 9) OBP: 0.413, SLG: 0.513		B SI 92 B CH 86 F SL 90 C SL 90 C SI 92 2-3 ② K		B FF 89 X FF 90 1-0 ② G3			F SI 93 B SI 93 B SL 85 S SI 92 X SI 93 2-2 ① F7 1-2		S FF 91 S CH 84 B SL 84 S FF 93 1-3 ③ K	3	0	0	0	0	1	2
81 Brennon Lund, L (7, 9) OBP: 0.279, SLG: 0.359										1	0	0	0	0	1	0
2 Andrelton Simmons, R (1, 6) OBP: 0.147, SLG: 0.121		B SI 91 B CH 86 C SI 91 F FF 92 T CU 81 2-2 ③ K		B SL 91 F FF 89 F SL 80 X FF 92 1-2 ③ G5-3			X SL 82 0-0 ② G5-3 2-3			3	0	0	0	0	1	3
19 Wilfredo Tovar, R (7, 6) OBP: 0.325, SLG: 0.564										0	0	0	0	0	0	0
20 Jonathan Lucroy, R (1, 2) OBP: 0.390, SLG: 0.432			C FF 91 B SL 78 B SL 78 X SL 90 2-1 ① G5-3		C CU 76 F FF 88 X FF 87 0-2 ① F8		S SI 94 X SI 93 0-1 6 FC5 6 S 3-H 1B			2	0	0	0	0	0	0
13 Dustin Garneau, R (6, 2) OBP: 0.348, SLG: 0.600										1	0	1	1	0	0	0
6 David Fletcher, R (1, 4) OBP: 0.340, SLG: 0.383			B FF 91 X FF 90 1-0 27 1B 2B		C SL 87 F SL 83 B SL 88 X FF 88 1-2 ② G5-3		1 SAFE B SL 82 B CH 86 B SI 92 C SI 91 X SL 85 3-1 ③ FC5 1-3			3	1	1	0	0	0	1
36 Livan Soto, L (7, 4)										0	0	0	0	0	0	0

	AB	31
	R	2
	H	5
	RBI	2
	BB	1
	SO	7
	LOB	11

Inning Stats	1	2	3	4	5	6	7	8	9
	R: 0 E: 0 K: 1 S: 8	R: 0 E: 0 K: 2 S: 13	R: 1 E: 0 K: 0 S: 9	R: 0 E: 0 K: 0 S: 6	R: 0 E: 0 K: 0 S: 7	R: 0 E: 0 K: 2 S: 12	R: 1 E: 0 K: 0 S: 10	R: 0 E: 0 K: 1 S: 7	R: 0 E: 0 K: 1 S: 7
	H: 0 LOB: 0 BB: 0 P: 14	H: 1 LOB: 1 BB: 0 P: 20	H: 2 LOB: 2 BB: 1 P: 21	H: 0 LOB: 0 BB: 0 P: 8	H: 0 LOB: 0 BB: 0 P: 8	H: 0 LOB: 0 BB: 0 P: 17	H: 2 LOB: 2 BB: 0 P: 17	H: 0 LOB: 0 BB: 0 P: 9	H: 0 LOB: 0 BB: 0 P: 12

1B: 4	SF: 0
2B: 1	SAC: 0
3B: 0	DP: 1
HR: 0	HBP: 1

WP: 0	PA: 33
PB: 0	
SB: 1	
CS: 0	

PITCHER		IP	WLS	BF	H	R	ER	SO	BB	IBB	HBP	BLK	WP	HR	S	P	ERA	WHIP
29 Merrill Kelly, R ERA: 4.6	(1, 1)	5.0	L	19	3	1	1	3	1	0	1	0	0	0	43	71	1.80	0.800
40 Andrew Chafin, L ERA: 4.76	(6, 1)	1.0		3	0	0	0	2	0	0	0	0	0	0	12	17	0.00	0.000
33 Marc Rzepczynski, L ERA: 1.13	(7, 1)	1.0		5	2	1	1	0	0	0	0	0	0	0	10	17	9.00	2.000
93 Alex Young, L ERA: 2.08	(8, 1)	1.0		3	0	0	0	1	0	0	0	0	0	0	7	9	0.00	0.000
72 Tyler Mark, R ERA:	(9, 1)	1.0		3	0	0	0	1	0	0	0	0	0	0	7	12	0.00	0.000

PITCHER		IP	WLS	BF	H	R	ER	SO	BB	IBB	HBP	BLK	WP	HR	S	P	ERA	WHIP

BOTTOM

Batter	1	2	3	4	5	6	7	8	9	AB	R	H	RBI	BB	SO	LOB
1 Jarrod Dyson, L (1, 8) OBP: 0.429, SLG: 0.200 40 Andrew Chafin, R (6, 1) 15 Ildemaro Vargas, S (7, 4) OBP: 0.421, SLG: 0.519 (8, 6)	C SI 90 F CH 85 S SI 90 0-3 ① K		C CH 84 L CH 85 X CH 85 0-2 ② G4-3		B FF 96 B FF 96 F FF 94 C FF 96 B CH 88 F FF 97 X FF 94 3-2 ③ P5			B SI 94 X SI 94 1-0 ① L8 2-3		3 0 1	0 0 0	0 0 0	0 0 0	0 0 0	1 0 0	0 0 1
5 Eduardo Escobar, S (1, 5) OBP: 0.244, SLG: 0.385 27 Matt Szczur, R (7, 7) OBP: 0.222, SLG: 0.295	C CU 78 S CH 85 X SI 91 0-2 3B		C CU 79 S CH 85 F CH 85 B SI 90 X SI 90 1-2 ③ F8			B FF 94 B FF 95 C FF 95 X SL 84 2-1 ① F8		C SL 82 X SL 84 0-1 78 1B 3-H 1B		3 1	0 0	1 1	0 1	0 0	0 0	0 0
10 Adam Jones, R (1, 9) 78 Juniel Querecuto, S (7, 5) OBP: 0.323, SLG: 0.367	F CU 80 B SI 90 X CH 85 1-1 ② G1-3			C FF 93 F FF 94 S FF 87 0-3 ① K		B SL 83 F SI 95 B SL 84 X FF 95 2-1 ② G1-3		B SI 93 F SI 93 X SI 95 1-1 1-3 1B		3 1	0 0	0 1	0 0	0 0	1 0	1 0
6 David Peralta, L (1, 7) OBP: 0.293, SLG: 0.250 33 Marc Rzepczynski, L (7, 1) 53 Christian Walker, R (8, 3) OBP: 0.417, SLG: 0.581	B CH 85 X CH 84 1-0 ③ G6-3			C FF 94 B FF 94 F FF 94 B FF 87 B SL 84 B FF 95 4-2 4 FC4-6 BB		B SL 84 B SL 85 X FF 94 2-0 ③ F8		B SI 93 B SI 94 X SL 86 2-0 ② F9		2 0 1	0 0 0	0 0 0	0 0 0	1 0 0	0 0 0	1 0 2
4 Ketel Marte, S (1, 4) OBP: 0.250, SLG: 0.318 (7, 8) 82 Marcus Wilson, R (8, 9) OBP: 0.200, SLG: 0.800		B CU 78 S CH 85 F CH 85 S SI 90 1-3 ① K		B FF 94 B FF 94 C FF 94 X FF 94 2-1 ② FC4-6 22 BB 1-2f			B FF 94 B CH 86 C FF 93 F FF 94 B SL 84 F FF 94 S FF 95 3-3 ① K	C SL 84 X SI 94 0-1 ③ G6-3		3 1	0 0	0 0	0 0	0 0	2 0	1 2
22 Jake Lamb, L (1, 3) OBP: 0.290, SLG: 0.286 81 Ryan Grotjohn, L (8, 4)		C SI 90 X CU 78 0-1 14 FC6-4 1B		1 SAFE B FF 93 C FF 94 B FF 94 B FF 94 C FF 94 B FF 94 4-2 1-2 BB			C FF 94 X SL 84 0-1 ② F8		B SI 92 B CU 82 C SI 91 B CU 82 F SI 93 X SI 94 3-2 ① G5-3	2 1	0 0	1 0	0 0	1 0	0 0	0 0
13 Nick Ahmed, R (1, 6) OBP: 0.405, SLG: 0.355 82 Alberto Rosario, R (8, 2) OBP: 1.000, SLG: 2.000 89 Renae Martinez, R (9, PH)		1 SAFE C CU 79 C CU 78 C SI 90 0-3 ② K		C FF 93 B FF 94 X FF 93 1-1 ③ G4-3			B SL 84 B FF 94 X FF 94 2-0 1B		X SI 94 0-0 ② F9	3 0 1	0 0 0	1 0 0	0 0 0	0 0 0	1 0 0	3 0 0
14 Caleb Joseph, R (1, 2) OBP: 0.250, SLG: 0.500 93 Alex Young, L (8, 1) 72 Tyler Mark, R (9, 1) 87 Travis Snider, L (9, PH) OBP: 0.714, SLG: 0.600		C SI 90 X CU 84 0-1 ③ FC6-4 1-2f			B FF 96 C FF 95 F FF 96 S SL 85 1-3 ① K		B FF 93 C SL 82 1 SAFE X SL 83 1-1 ③ G5-3		B SI 94 B CH 82 B SI 94 B SI 93 4-0 BB	3 0 0 0	0 0 0 0	0 0 0 0	0 0 0 0	0 0 0 1	1 0 0 0	2 0 0 0
29 Merrill Kelly, R (1, 1) 19 Sócrates Brito, L (5, PH) OBP: 0.170, SLG: 0.212 (6, 8) (7, 9) (8, 8)			B SI 89 C SI 89 B SI 90 X SI 89 2-1 ① L7		C FF 97 C SL 82 F CH 88 B FF 97 X FF 96 1-2 ② G5-3			C SI 93 B SI 92 S SL 84 B SL 84 X SI 94 2-2 15 L8 27 1B 2B	C SI 94 D CH 82 1 SAFE S SI 93 F SL 85 F SL 85 F CH 83 C SI 93 1-3 ③ K	1 3	0 1	0 1	0 1	0 0	0 1	0 1
Inning Stats	R: 0 E: 0 K: 1 S: 9 H: 1 LOB: 1 BB: 0 P: 11	R: 0 E: 0 K: 2 S: 10 H: 1 LOB: 1 BB: 0 P: 11	R: 0 E: 0 K: 0 S: 9 H: 0 LOB: 0 BB: 0 P: 12	R: 0 E: 0 K: 1 S: 11 H: 0 LOB: 2 BB: 2 P: 22	R: 0 E: 0 K: 1 S: 11 H: 0 LOB: 0 BB: 0 P: 16	R: 0 E: 0 K: 0 S: 5 H: 0 LOB: 0 BB: 0 P: 11	R: 0 E: 0 K: 1 S: 9 H: 1 LOB: 1 BB: 0 P: 15	R: 1 E: 0 K: 0 S: 11 H: 3 LOB: 2 BB: 0 P: 17	R: 0 E: 0 K: 1 S: 10 H: 0 LOB: 1 BB: 1 P: 18	1B: 4 2B: 1 3B: 1 HR: 0 SF: 0 SAC: 0 DP: 0 HBP: 0						WP: 0 PB: 0 SB: 0 CS: 0 PA: 36	

PITCHER	IP	WLS	BF	H	R	ER	SO	BB	IBB	HBP	BLK	WP	HR	S	P	ERA	WHIP
24 Noé Ramirez, R (1, 1) ERA: 8.0	3.0	W	11	2	0	0	3	0	0	0	0	0	0	28	34	0.00	0.667
32 Cam Bedrosian, R (4, 1) ERA: 7.11	1.0	H	5	0	0	0	1	2	0	0	0	0	0	11	22	0.00	2.000
31 Ty Buttrey, R (5, 1) ERA: 2.35	1.0	H	3	0	0	0	1	0	0	0	0	0	0	11	16	0.00	0.000
38 Justin Anderson, R (6, 1) ERA: 2.16	1.0	H	3	0	0	0	0	0	0	0	0	0	0	5	11	0.00	0.000
65 Jake Jewell, R (7, 1) ERA: 1.93	1.0	H	4	1	0	0	1	0	0	0	0	0	0	9	15	0.00	1.000

PITCHER	IP	WLS	BF	H	R	ER	SO	BB	IBB	HBP	BLK	WP	HR	S	P	ERA	WHIP
56 Jason Alexander, R (8, 1) ERA: 2.25	2.0	S	10	3	1	1	1	1	0	0	0	0	0	21	35	4.50	2.000

Los Angeles Angels @ Arizona Diamondbacks

Salt River Fields at Talking Stick, Scottsdale, AZ

Thu Mar 21 2019, 4:12 PM - 6:47 PM EDT

Att. 12,612 - Partly Cloudy - 69 F

livebaseballscorecards.com

AB	33
R	1
H	6
RBI	1
BB	3
SO	7
LOB	14

Chicago White Sox @ Los Angeles Angels

Tempe Diablo Stadium, Tempe, AZ

Fri Mar 22 2019, 4:10 PM - 7:31 PM EDT

Att. 8,756 - Sunny - 70 F

TOP

livebaseballscorecards.com

Batter	1	2	3	4	5	6	7	8	9	AB	R	H	RBI	BB	SO	LOB
28 Leury García, S (1, 7) OBP: 0.453, SLG: 0.667 20 José Rondón, R (7, 7) OBP: 0.361, SLG: 0.438	FSS 0-3 ① K2-3		BBCCX 2-2 HR	X 0-0 ③ G3			X 0-0 79 G4-6-3 10 BB 1-2 1B	BX 1-0 1-H 3-H 2B		4 1	1 0	2 1	1 1	0 0	1 0	1 0
10 Yoán Moncada, S (1, 5) OBP: 0.462, SLG: 0.561 38 Ryan Goins, L (7, PR) OBP: 0.205, SLG: 0.278 (7, 5)	SSS 0-3 ② K		BBBB 4-0 33 F9 79 G4-3 BB		X 0-0 ① G3-1		BBBB 4-0 79 G4-6-3 1-2 2-3 BB	X 0-0 ③ G4-3		2 1	0 0	0 0	0 0	2 0	1 0	0 1
79 José Abreu, R (1, 3) OBP: 0.351, SLG: 0.654 84 Matt Skole, L (7, 3) OBP: 0.419, SLG: 0.360	X 0-0 17 2B 1B		X 0-0 ① G4-3 1-2		SSS 0-3 ② K		X 0-0 ①② G4-6-3 1-2f 2-3 3-H		BBBB 4-0 95 BLK BB	4 0	0 0	1 0	0 0	0 1	1 0	3 0
17 Yonder Alonso, L (1, 10) OBP: 0.316, SLG: 0.580 95 Yermín Mercedes, R (7, PR) (7, 10)	X 0-0 1-3 2B		BBBB 4-0 BB		X 0-0 ③ P6		BBBB 4-0 BB		SSS 0-3 ① K 1-2 2-3	2 1	0 0	1 0	0 0	2 0	0 1	0 1
33 James McCann, R (1, 2) OBP: 0.391, SLG: 0.415 89 Alfredo González, R (7, 2) OBP: 0.294, SLG: 0.143	X 0-0 ③ G6-3		X 0-0 ② F9 2-3			X 0-0 ① G6-3	X 0-0 ③ G5-3		X 0-0 ② B5-3	4 1	0 0	0 0	0 0	0 0	0 0	6 2
18 Daniel Palka, L (1, 9) OBP: 0.219, SLG: 0.179 32 Preston Tucker, L (7, 9) OBP: 0.323, SLG: 0.269		SSS 0-3 ① K2-3	CCC 0-3 ③ K			SSS 0-3 ② K		BBBB 4-0 86 F8 89 HBP 20 WP BB	X 0-0 ③ F9	3 1	0 1	0 0	0 1	0 0	3 1	2 2
7 Tim Anderson, R (1, 6) OBP: 0.340, SLG: 0.500 89 Luis Curbelo, R (7, 6) OBP: 0.500, SLG: 0.333		BBBB 4-0 BB		X 0-0 ① F9		X 0-0 1B	H 1-0 20 WP 20 2B 1-2 HBP			2 0	0 1	1 0	0 0	1 0	0 0	0 0
5 Yolmer Sánchez, S (1, 4) OBP: 0.370, SLG: 0.256 87 Danny Mendick, R (7, 4) OBP: 0.410, SLG: 0.594		X 0-0 ② F8		X 0-0 ② G3-1		X 0-0 ③ G4-3		X 0-0 ① F7		3 1	0 0	0 0	0 0	0 0	0 0	2 2
15 Adam Engel, R (1, 8) OBP: 0.373, SLG: 0.488 86 Ian Dawkins, R (7, 8)		X 0-0 ③ B2		X 0-0 1B			BBBB 4-0 10 BB 28 1B 79 G4-6-3 BB	X 0-0 ② F8 2-3		2 1	1 0	1 0	0 0	1 0	0 0	1 2
Inning Stats	R: 0 H: 2 E: 0 LOB: 2 K: 2 BB: 0 S: 9 P: 9	R: 0 H: 0 E: 0 LOB: 1 K: 1 BB: 1 S: 5 P: 9	R: 1 H: 1 E: 0 LOB: 2 K: 1 BB: 2 S: 8 P: 18	R: 0 H: 1 E: 0 LOB: 1 K: 0 BB: 0 S: 4 P: 4	R: 0 H: 0 E: 0 LOB: 0 K: 1 BB: 0 S: 5 P: 5	R: 0 H: 1 E: 0 LOB: 1 K: 1 BB: 0 S: 6 P: 6	R: 1 H: 1 E: 0 LOB: 2 K: 0 BB: 3 S: 3 P: 15	R: 2 H: 1 E: 0 LOB: 1 K: 0 BB: 1 S: 4 P: 10	R: 0 H: 0 E: 0 LOB: 2 K: 1 BB: 1 S: 5 P: 9	1B: 4 2B: 2 3B: 0 HR: 1	SF: 0 SAC: 0 DP: 1 HBP: 1						

	AB	33
	R	4
	H	7
	RBI	2
	BB	8
	SO	7
	LOB	25

WP: 1 PA: 42
PB: 0
SB: 0
CS: 0

PITCHER		IP	WLS	BF	H	R	ER	SO	BB	IBB	HBP	BLK	WP	HR	S	P	ERA	WHIP
53 Trevor Cahill, R ERA: 6.61	(1, 1)	4.1		20	4	1	1	4	3	0	0	0	0	1	27	41	2.08	1.615
32 Cam Bedrosian, R ERA: 6.43	(5, 1)	0.2	H	2	0	0	0	1	0	0	0	0	0	0	4	4	0.00	0.000
40 Luis García, R ERA: 4.32	(6, 1)	1.0	H	4	1	0	0	1	0	0	0	0	0	0	6	6	0.00	1.000
46 Dan Jennings, L ERA: 9.45	(7, 1)	1.0	H	6	1	1	1	0	3	0	0	0	0	0	3	15	9.00	4.000
45 Adam Hofacket, R ERA: 3.6	(8, 1)	1.0	B	6	1	2	2	0	1	0	1	0	1	0	4	10	18.00	2.000

PITCHER		IP	WLS	BF	H	R	ER	SO	BB	IBB	HBP	BLK	WP	HR	S	P	ERA	WHIP
67 Zack Kelly, R ERA:	(9, 1)	1.0	W	4	0	0	0	1	1	0	0	1	0	0	5	9	0.00	1.000

BOTTOM

Chicago White Sox @ Los Angeles Angels

Tempe Diablo Stadium, Tempe, AZ

Fri Mar 22 2019, 4:10 PM - 7:31 PM EDT

Att. 8,756 - Sunny - 70 F

livebaseballscorecards.com

Batter	1	2	3	4	5	6	7	8	9	AB	R	H	RBI	BB	SO	LOB
8 Justin Upton, R (1, 7) OBP: 0.500, SLG: 0.571 49 Brendon Sanger, L (6, 7) OBP: 0.333, SLG: 0.200	4-1 FBBBB 27 HR 56 1B BB	4-0 BBBB 1-2 BB			0-0 ① L7		4-0 BBBB BB		4-0 BBBB 1-2 2-3 95 BB BB	1 0	1 0	0 0	0 0	2 2	0 0	0 0
56 Kole Calhoun, L (1, 10) OBP: 0.429, SLG: 0.548 95 Roberto Peña, R (5, PR) OBP: 0.467, SLG: 0.333 (6, 10)	0-0 27 HR 1-2 1B	0-3 ② K			0-0 27 G3-1 2B		0-0 ③ F8		4-0 BBBB 1-2 2-3 3-H BB	3 1	1 0	2 0	0 0	0 1	1 1	2 1
27 Mike Trout, R (1, 8) OBP: 0.356, SLG: 0.659 22 Bo Way, L (6, 8) OBP: 0.400, SLG: 0.500	2-1 BBCX 1-H 2-H HR	0-0 ③ L7			0-0 ② G3-1 2-3			0-0 ① G5-3		3 1	1 0	1 0	3 0	0 0	0 0	3 0
5 Albert Pujols, R (1, 3) OBP: 0.405, SLG: 0.526 78 Jhoan Urena, S (6, 3) OBP: 0.500, SLG: 0.500	0-0 ① P2		0-0 ① F9		0-0 ③ G5-3			4-0 BBBB 98 FC5 7 1B BB		3 0	0 0	0 0	0 0	0 1	0 0	2 0
2 Andrelton Simmons, R (1, 6) OBP: 0.135, SLG: 0.111 7 Connor Justus, R (7, 6) OBP: 0.421, SLG: 0.529	0-3 ② K		0-0 ② F7			0-3 ① K		0-0 98 FC5 9 1B 1-2 1B		3 1	0 1	0 1	0 0	0 0	2 0	0 0
20 Jonathan Lucroy, R (1, 2) OBP: 0.395, SLG: 0.462 98 Jack Kruger, R (6, 2) OBP: 0.368, SLG: 0.611	0-0 2B		0-0 ③ G5-3			0-0 ② G4-3		0-0 ② FC5 9 1B 1-2 2-3f		2 2	0 0	1 0	0 0	0 0	0 0	0 2
9 Tommy La Stella, L (1, 4) OBP: 0.283, SLG: 0.268 (8, 5)	0-3 ③ K			0-0 ① G4-3		0-0 ③ G6-3		0-0 1-3 2-H 1B		4	0	1	1	0	1	1
25 Peter Bourjos, R (1, 9) OBP: 0.353, SLG: 0.604 28 Torii Hunter Jr., R (6, 9) OBP: 0.300, SLG: 0.235		0-0 8 BB 1B		0-0 ② L8			0-0 90 CS 1B	0-0 ③ G3-1		2 2	0 1	1 1	0 0	0 0	0 0	0 2
90 Jose Rojas, L (1, 5) OBP: 0.444, SLG: 0.719 8 Erick Salcedo, S (8, 4)		0-0 ① F7		0-0 ③ G3			1 SAFE SSS 0-3 ① ② K 1-2		4-0 BBBB 95 BB 49 BB BB	3 0	0 0	0 0	0 0	1 1	2 0	0 0
Inning Stats	R: 3 E: 0 K: 2 S: 12 H: 3 LOB: 1 BB: 1 P: 18	R: 0 E: 0 K: 1 S: 6 H: 1 LOB: 2 BB: 1 P: 10	R: 0 E: 0 K: 0 S: 3 H: 0 LOB: 0 BB: 0 P: 3	R: 0 E: 0 K: 0 S: 3 H: 0 LOB: 0 BB: 0 P: 3	R: 0 E: 0 K: 0 S: 4 H: 1 LOB: 2 BB: 0 P: 4	R: 0 E: 0 K: 1 S: 5 H: 0 LOB: 0 BB: 0 P: 5	R: 0 E: 0 K: 1 S: 5 H: 1 LOB: 1 BB: 1 P: 9	R: 1 E: 0 K: 0 S: 5 H: 2 LOB: 2 BB: 1 P: 9	R: 1 E: 0 K: 0 S: 0 H: 0 LOB: 3 BB: 3 P: 12	1B: 5 2B: 2 3B: 0 HR: 1	SF: 0 SAC: 0 DP: 0 HBP: 0			WP: 0 PB: 0 SB: 0 CS: 1	PA: 38		

	AB	31
	R	5
	H	8
	RBI	5
	BB	7
	SO	5
	LOB	15

PITCHER		IP	WLS	BF	H	R	ER	SO	BB	IBB	HBP	BLK	WP	HR	S	P	ERA	WHIP
55 Carlos Rodón, L ERA: 5.65	(1, 1)	2.0		12	4	3	2	3	2	0	0	0	0	1	18	28	9.00	3.000
59 Evan Marshall, R ERA: 3.0	(3, 1)	2.0		6	0	0	0	0	0	0	0	0	0	0	6	6	0.00	0.000
65 Nate Jones, R ERA: 12.71	(5, 1)	1.0		4	1	0	0	0	0	0	0	0	0	0	4	4	0.00	1.000
61 Ryan Burr, R ERA: 2.79	(6, 1)	1.0		3	0	0	0	1	0	0	0	0	0	0	5	5	0.00	0.000
78 Zach Thompson, R ERA: 1.23	(7, 1)	1.0		4	1	0	0	1	1	0	0	0	0	0	5	9	0.00	2.000

PITCHER		IP	WLS	BF	H	R	ER	SO	BB	IBB	HBP	BLK	WP	HR	S	P	ERA	WHIP
91 Alex Katz, L ERA: 13.5	(8, 1)	0.2	B	5	2	1	1	0	1	0	0	0	0	0	4	8	13.50	4.500
97 Luis Ledo, R ERA:	(8, 1)	0.1		1	0	0	0	0	0	0	0	0	0	0	1	1	0.00	0.000
94 Hunter Schryver, L ERA:	(9, 1)	0.0	L	3	0	1	0	0	3	0	0	0	0	0	0	12	∞	∞

Los Angeles Angels @ Seattle Mariners

Peoria Stadium, Peoria, AZ

Fri Mar 22 2019, 9:42 PM - 12:37 AM EDT

Att. 8,028 - Clear - 70 F

livebaseballscorecards.com

TOP

Batter	1	2	3	4	5	6	7	8	9	AB	R	H	RBI	BB	SO	LOB
7 Zack Cozart, R (1, 6) OBP: 0.471, SLG: 0.733	C X 0-1 ① L5		X 0-0 1-2 1B		H 1-0 6 FC6-4 HBP	C B C B B X 3-2 1-H HR		C C C 0-3 ③ K		3	1	2	2	0	0	0
72 Leo Rivas, S (6, 6) OBP: 0.381, SLG: 0.500										1	0	0	0	0	1	0
6 David Fletcher, R (1, 7) OBP: 0.333, SLG: 0.373	C C C 0-3 ② K		S S S 0-3 ③ K		X 0-0 ① FC6-4 85 1B 1-2f 3-H	X 0-0 85 S 44 S 1B			X 0-0 ① L8	4	0	1	1	0	2	3
71 Brandon Sandoval, R (6, 7) OBP: 0.462, SLG: 0.333										1	0	0	0	0	0	0
44 Kevan Smith, R (1, 2) OBP: 0.261, SLG: 0.370	S S S 0-3 ③ K			C C C 0-3 ① K	X 0-0 ② L8	B X 1-0 ② G5-3 1-2			X 0-0 ② F8	4	0	0	0	0	2	2
13 Dustin Garneau, R (6, 2) OBP: 0.333, SLG: 0.571										1	0	0	0	0	0	0
85 Matt Thaiss, L (1, 3) OBP: 0.366, SLG: 0.615		S S S 0-3 ① K		X 0-0 ② G4-3	X 0-0 48 WP 1-3 1B	B X 1-0 ③ F9 2-3			X 0-0 ③ G5-3	5	0	1	0	0	1	1
48 César Puello, R (1, 9) OBP: 0.352, SLG: 0.367		S S S 0-3 ② K		X 0-0 81 3B 1B	B S S S 1-3 ③ K 1-2		S S S 0-3 ① K			3	1	1	0	0	2	2
9 Orlando Martinez, L (6, 9)										1	0	0	0	0	1	0
81 Brennon Lund, L (1, 8) OBP: 0.283, SLG: 0.405		X 0-0 ③ G4-3		X 0-0 1-H 3B		X 0-0 ① F8	S S S 0-3 ② K			3	0	1	1	0	0	0
49 Spencer Griffin, R (6, 8)										1	0	0	0	0	1	0
19 Wilfredo Tovar, R (1, 4) OBP: 0.349, SLG: 0.571			X 0-0 7 1B 1B	X 0-0 ③ P2		X 0-0 75 WP 75 HR 1B	S S S 0-3 ③ K			3	1	2	0	0	0	1
32 Franklin Torres, R (6, 4) OBP: 0.231, SLG: 0.250										1	0	0	0	0	1	0
75 Jared Walsh, L (1, 10) OBP: 0.429, SLG: 0.739			X 0-0 ① L8		B B B C F X 3-2 HR	B F X 1-1 1-H HR		X 0-0 ① G3		4	2	2	3	0	0	1
84 Jordan Zimmerman, R (1, 5) OBP: 0.308, SLG: 0.364			X 0-0 ② F7		X 0-0 6 FC6-4 3B	X 0-0 E6 7 HR		X 0-0 ② G5-3		3	2	1	0	0	0	1
85 Roberto Baldoquin, R (6, 5) OBP: 0.313, SLG: 0.250										1	0	0	0	0	0	0
Inning Stats	R: 0 E: 0 K: 2 S: 8 H: 0 LOB: 0 BB: 0 P: 8	R: 0 E: 0 K: 2 S: 7 H: 0 LOB: 0 BB: 0 P: 7	R: 0 E: 0 K: 1 S: 7 H: 2 LOB: 2 BB: 0 P: 7	R: 1 E: 0 K: 1 S: 7 H: 2 LOB: 1 BB: 0 P: 7	R: 2 E: 0 K: 1 S: 10 H: 3 LOB: 2 BB: 0 P: 15	R: 4 E: 1 K: 0 S: 11 H: 4 LOB: 1 BB: 0 P: 17	R: 0 E: 0 K: 3 S: 9 H: 0 LOB: 0 BB: 0 P: 9	R: 0 E: 0 K: 1 S: 5 H: 0 LOB: 0 BB: 0 P: 5	R: 0 E: 0 K: 0 S: 3 H: 0 LOB: 0 BB: 0 P: 3	1B: 6 2B: 0 3B: 2 HR: 3	SF: 0 SAC: 0 DP: 0 HBP: 1		WP: 2 PB: 0 SB: 2 CS: 0	PA: 40			

	AB	39
	R	7
	H	11
	RBI	7
	BB	0
	SO	11
	LOB	11

PITCHER		IP	WLS	BF	H	R	ER	SO	BB	IBB	HBP	BLK	WP	HR	S	P	ERA	WHIP
61 Tyler Danish, R ERA: 1.35	(1, 1)	4.0		16	4	1	1	6	0	0	0	0	0	0	29	29	2.25	1.000
64 Jorgan Cavanerio, R ERA: 13.5	(5, 1)	1.1	B	11	5	5	5	1	0	0	1	0	2	2	15	21	33.75	3.750
96 Jake Haberer, R ERA: 13.5	(6, 1)	0.2		4	2	1	0	0	0	0	0	0	0	1	6	11	0.00	3.000
95 Zac Grotz, R ERA:	(7, 1)	3.0	W	9	0	0	0	4	0	0	0	0	0	0	17	17	0.00	0.000

PITCHER	IP	WLS	BF	H	R	ER	SO	BB	IBB	HBP	BLK	WP	HR	S	P	ERA	WHIP

Batter	1	2	3	4	5	6	7	8	9	AB	R	H	RBI	BB	SO	LOB
83 Ian Miller, L (1, 7) OBP: 0.294, SLG: 0.467	H 1-0 70 1B 63 G5-3 HBP	X 0-0 ② L8	B B B B 4-0 94 S 94 S 1-2 BB	X 0-0 94 S 89 HBP 86 1B 1B	X 0-0 ③ F8		3	3	1	0	1	0	0
70 Tim Lopes, R (1, 4) OBP: 0.333, SLG: 0.292 89 Donovan Walton, L (6, 4) OBP: 0.833, SLG: 1.500	X 0-0 63 S 1-3 1B	X 0-0 ③ G4-3	S S S 0-3 ① K	H 1-0 94 S 86 1B 1-2 HBP			3 0	0 1	1 0	0 0	0 0	1 0	2 0
63 Evan White, R (1, 3) OBP: 0.300, SLG: 0.368 84 Eugene Helder, R (5, PH) (6, 3)	S X 0-1 ① G5-3 1-2 3-H	X 0-0 ① G6-3	S S S 0-3 ② K	C C C 0-3 ① K			2 2	0 0	0 0	1 0	0 0	0 2	1 4
75 Kyle Lewis, R (1, 10) OBP: 0.464, SLG: 0.923 94 Anthony Jimenez, R (5, PH) (6, 10)	S S S 0-3 ② K	X 0-0 73 1B 2B	B S S S 1-3 ③ K 1-H 2-H	S S S 0-3 ② K 1-2 2-3			2 2	1 0	1 0	0 0	0 0	1 2	1 2
73 Jake Fraley, L (1, 9) OBP: 0.316, SLG: 0.514 86 Ariel Sandoval, R (6, 9) OBP: 1.000, SLG: 2.500	S S S 0-3 ③ K	X 0-0 76 1B 77 SF9 2-H 1B	C X 0-1 HR	X 0-0 88 1B 2-H 3-H 1B			2 2	1 1	1 2	1 3	0 0	1 0	1 0
76 Tito Polo, R (1, 8) OBP: 0.348, SLG: 0.435 88 Luis Liberato, L (6, 8) OBP: 0.750, SLG: 0.667	X 0-0 ① F7	X 0-0 77 SF9 2-3 1B	X 0-0 93 F8 78 WP 1B	X 0-0 1-3 1B			2 2	0 0	1 2	0 0	0 0	0 0	0 0
77 Austin Nola, R (1, 2) OBP: 0.300, SLG: 0.313 78 Cal Raleigh, S (6, 2) OBP: 0.111, SLG: 0.111	S S S 0-3 ② K	X 0-0 ② SF9 2-3 3-H	B X 1-0 ① P5 1-2	C C C 0-3 ③ K			1 2	0 0	0 0	1 0	0 0	1 1	0 3
92 Chris Mariscal, R (1, 6) OBP: 0.267, SLG: 0.643 93 Johnny Adams, R (6, 6) OBP: 0.500, SLG: 0.250	X 0-0 ③ F8	X 0-0 ③ F9	X 0-0 ② F8 2-3	X 0-0 ① F7			2 2	0 0	0 0	0 0	0 0	0 0	1 1
86 Adam Law, R (1, 5)		X 0-0 ① G6-3	B B B B 4-0 94 S 83 BB 94 E BB	X 0-0 ③ F9	X 0-0 ② G6-3		3	1	0	0	1	0	1
Inning Stats	R: 1 E: 0 K: 2 S: 9 H: 1 LOB: 1 BB: 0 P: 10	R: 0 E: 0 K: 1 S: 5 H: 0 LOB: 0 BB: 0 P: 5	R: 0 E: 0 K: 0 S: 3 H: 0 LOB: 0 BB: 0 P: 3	R: 2 E: 0 K: 0 S: 6 H: 3 LOB: 1 BB: 0 P: 6	R: 2 E: 0 K: 3 S: 9 H: 0 LOB: 0 BB: 2 P: 18	R: 1 E: 0 K: 0 S: 6 H: 2 LOB: 1 BB: 0 P: 7	R: 2 E: 0 K: 3 S: 12 H: 3 LOB: 2 BB: 0 P: 13	R: 0 E: 0 K: 0 S: 3 H: 0 LOB: 0 BB: 0 P: 3		1B: 7 2B: 1 3B: 0 HR: 1 SF: 1 SAC: 0 DP: 0 HBP: 2				

BOTTOM

Los Angeles Angels @ Seattle Mariners

Peoria Stadium, Peoria, AZ

Fri Mar 22 2019, 9:42 PM - 12:37 AM EDT

Att. 8,028 - Clear - 70 F

livebaseballscorecards.com

AB	32
R	8
H	9
RBI	6
BB	2
SO	9
LOB	17

WP: 1 PB: 0 SB: 6 CS: 0 PA: 37

PITCHER		IP	WLS	BF	H	R	ER	SO	BB	IBB	HBP	BLK	WP	HR	S	P	ERA	WHIP
52 Dillon Peters, L ERA: 4.34	(1, 1)	4.2		21	4	5	3	5	2	0	1	0	0	0	29	38	5.79	1.286
90 Matt Ramsey, R ERA: 10.13	(5, 1)	1.0		5	2	1	1	1	0	0	0	0	1	1	8	10	9.00	2.000
97 Matt Custred, R ERA:	(6, 1)	0.1	H	1	0	0	0	0	0	0	0	0	0	0	1	1	0.00	0.000
39 Luke Bard, R ERA: 5.4	(7, 1)	1.2	L	9	3	2	2	3	0	0	1	0	0	0	14	15	10.80	1.800
73 Alex Klonowski, R ERA: 21.6	(8, 1)	0.1		1	0	0	0	0	0	0	0	0	0	0	1	1	0.00	0.000

PITCHER	IP	WLS	BF	H	R	ER	SO	BB	IBB	HBP	BLK	WP	HR	S	P	ERA	WHIP

Batter	1	2	3	4	5	6	7	8	9	AB	R	H	RBI	BB	SO	LOB
41 Justin Bour, L (1, 3) OBP: 0.350, SLG: 0.629	BBBB 4-0 BB		BBCX 2-1 1-H HR		BBBB 4-0 BB		X 0-0 ③ P5		CCC 0-3 ③ K	1	1	1	2	1	0	0
78 Jhoan Urena, S (4, 3) OBP: 0.481, SLG: 0.444										2	0	0	0	1	1	1
44 Kevan Smith, R (1, 10) OBP: 0.271, SLG: 0.396	SSS 0-3 ① K		X 0-0 2B		X 0-0 ③ G2-3			X 0-0 ① G4-3		2	0	1	0	0	1	1
81 Ty Kelly, S (5, PH) OBP: 0.250, SLG: 0.250										2	0	0	0	0	0	1
(5, 10)																
48 César Puello, R (1, 9) OBP: 0.351, SLG: 0.365	SSS 0-3 ② K		X 0-0 ② L7			X 0-0 13 HR 1B		X 0-0 71 1B		3	1	1	0	0	1	2
28 Torii Hunter Jr., R (6, 9) OBP: 0.333, SLG: 0.278										1	0	1	0	0	0	0
81 Brennon Lund, L (1, 7) OBP: 0.265, SLG: 0.378	X 0-0 ③ G3		X 0-0 ③ G3-1			X 0-0 ① F7		X 0-0 1-3 1B		3	0	0	0	0	0	3
71 Brandon Sandoval, R (6, 7) OBP: 0.500, SLG: 0.400										1	0	1	0	0	0	0
13 Dustin Garneau, R (1, 2) OBP: 0.370, SLG: 0.708		X 0-0 89 G3-6 1B		SSS 0-3 ① K		B 1-0 X 1-H HR		X 0-0 ② P3		3	1	2	2	0	1	0
95 Roberto Peña, R (6, 2) OBP: 0.438, SLG: 0.308										1	0	0	0	0	0	2
89 Brandon Marsh, L (1, 8) OBP: 0.304, SLG: 0.263		X 0-0 ① ② G3-6 1-2f		X 0-0 ② G4-3		X 0-0 ② G1-3		CCC 0-3 ③ K		4	0	0	0	0	1	3
19 Wilfredo Tovar, R (1, 6) OBP: 0.326, SLG: 0.533		X 0-0 ③ L6		X 0-0 ③ F8		X 0-0 ③ G4-3			X 0-0 72 G3 1B	3	0	0	0	0	0	0
7 Connor Justus, R (6, 6) OBP: 0.450, SLG: 0.556										1	0	1	0	0	0	0
84 Jordan Zimmerman, R (1, 5) OBP: 0.267, SLG: 0.308			X 0-0 ① G5-3		X 0-0 ① F9		CCC 0-3 ① K		X 0-0 ① P4	2	0	0	0	0	0	0
51 Zach Houchins, R (6, 5)										2	0	0	0	0	1	1
8 Erick Salcedo, S (1, 4) OBP: 0.333, SLG: 0.200			X 0-0 41 HR 1B		X 0-0 ② G4-3		SSS 0-3 ② K		X 0-0 ② 1-2 G3	2	1	1	0	0	0	0
72 Leo Rivas, S (6, 4) OBP: 0.348, SLG: 0.444										2	0	0	0	0	1	1
Inning Stats	R: 0 E: 0 K: 2 S: 7 H: 0 LOB: 1 BB: 1 P: 11	R: 0 E: 0 K: 0 S: 3 H: 1 LOB: 0 BB: 0 P: 3	R: 2 E: 0 K: 0 S: 7 H: 3 LOB: 1 BB: 0 P: 9	R: 0 E: 0 K: 1 S: 5 H: 0 LOB: 0 BB: 0 P: 5	R: 0 E: 0 K: 0 S: 3 H: 0 LOB: 1 BB: 1 P: 7	R: 2 E: 0 K: 0 S: 5 H: 2 LOB: 0 BB: 0 P: 6	R: 0 E: 0 K: 2 S: 7 H: 0 LOB: 0 BB: 0 P: 7	R: 0 E: 0 K: 1 S: 7 H: 2 LOB: 2 BB: 0 P: 7	R: 0 E: 0 K: 1 S: 6 H: 1 LOB: 1 BB: 0 P: 6	1B: 6 2B: 1 3B: 0 HR: 2	SF: 0 SAC: 0 DP: 1 HBP: 0						

PITCHER		IP	WLS	BF	H	R	ER	SO	BB	IBB	HBP	BLK	WP	HR	S	P	ERA	WHIP
37 Joey Lucchesi, L ERA: 3.21	(1, 1)	5.0	W	20	4	2	2	3	2	0	0	0	0	1	25	35	3.60	1.200
39 Kirby Yates, R ERA: 2.57	(6, 1)	1.0		5	2	2	2	0	0	0	0	0	0	1	5	6	18.00	2.000
34 Craig Stammen, R ERA: 4.26	(7, 1)	1.0		3	0	0	0	2	0	0	0	0	0	0	7	7	0.00	0.000
17 Adam Warren, R ERA: 2.08	(8, 1)	0.2		4	2	0	0	0	0	0	0	0	0	0	4	4	0.00	3.000
38 Aaron Loup, L ERA: 2.84	(8, 1)	0.1		1	0	0	0	1	0	0	0	0	0	0	3	3	0.00	0.000

PITCHER		IP	WLS	BF	H	R	ER	SO	BB	IBB	HBP	BLK	WP	HR	S	P	ERA	WHIP
58 Trey Wingenter, R ERA:	(9, 1)	1.0		4	1	0	0	1	0	0	0	0	0	0	6	6	0.00	1.000

TOP

Los Angeles Angels @ San Diego Padres

Peoria Stadium, Peoria, AZ

Sat Mar 23 2019, 4:11 PM - 6:58 PM EDT

Att. 10,247 - Sunny - 75 F

livebaseballscorecards.com

AB	35
R	4
H	9
RBI	4
BB	2
SO	7
LOB	15

WP: 0	PB: 0	SB: 0	CS: 0
PA: 37			

Batter	1	2	3	4	5	6	7	8	9	AB	R	H	RBI	BB	SO	LOB
3 Ian Kinsler, R (1, 4) OBP: 0.421, SLG: 0.771	B B X 2-0 HR	B B B B 4-0 1-2 BB	X 0-0 F8 ③		X 0-0 F8 ②		B B B B 4-0 32 HR BB			3	1	1	1	1	0	3
2 José Pirela, R (6, 3) OBP: 0.400, SLG: 0.725										0	1	0	0	1	0	0
30 Eric Hosmer, L (1, 3) OBP: 0.304, SLG: 0.442	X 0-0 G4-3 ①	S S S 0-3 K ③		B B B 4-0 13 1B 4 2B BB	S S S 0-3 K ③		X 0-0 1-H HR			3	1	0	0	1	2	2
39 Kirby Yates, L (6, 1)										0	0	0	0	0	0	0
34 Craig Stammen, R (7, 1)										0	0	0	0	0	0	0
32 Franmil Reyes, R (7, PH) OBP: 0.306, SLG: 0.585										1	1	1	2	0	0	0
17 Adam Warren, R (8, 1)										0	0	0	0	0	0	0
38 Aaron Loup, L (8, 1)										0	0	0	0	0	0	0
58 Trey Wingenter, R (9, 1)										0	0	0	0	0	0	0
13 Manny Machado, R (1, 5) OBP: 0.244, SLG: 0.400	X 0-0 33 HR 2B		X 0-0 L8 ①	X 0-0 4 2B 27 1B 1-2 1B		X 0-0 G5-3 ①	X 0-0 G5-3 ③			3	2	2	0	0	0	0
67 Ty France, R (5, 5) OBP: 0.375, SLG: 0.529										2	0	0	0	0	0	0
4 Wil Myers, R (1, 8) OBP: 0.327, SLG: 0.500	X 0-0 F7 ②		X 0-0 10 S 27 1B 2B	X 0-0 27 1B 1-3 2-H 2B		B S X 1-1 HR		X 0-0 E3		5	3	3	2	0	0	1
33 Franchy Cordero, L (1, 7) OBP: 0.306, SLG: 0.444	B F B F B X 3-2 2-H HR	B B B B 4-0 27 1B 10 S 9 BB BB	X 0-0 L3 ①		X 0-0 G4-3 ②		X 0-0 L7 ①		4	2	1	2	1	0	3
10 Hunter Renfroe, R (1, 9) OBP: 0.222, SLG: 0.293	X 0-0 G5-3 ③	B B B 4-0 9 BB 27 1B 1-2 2-3 BB	S S S 0-3 K ②		X 0-0 2B		C C C 0-3 K ②			4	0	1	0	1	2	3
27 Francisco Mejía, S (1, 2) OBP: 0.391, SLG: 0.659		X 0-0 P3 ①	X 0-0 9 BB 1-2 2-3 3-H 1B	X 0-0 2-H 3-H 1B		X 0-0 F9 ③		X 0-0 G4-3 ③		4	0	2	3	0	0	1
12 Chris Stewart, R (7, 2) OBP: 0.500, SLG: 0.563										1	0	0	0	0	0	1
9 Luis Urías, R (1, 6)		B B B B 4-0 3 BB BB	B B B 4-0 1-2 2-3 3-H BB	X 0-0 G6-3 ③			X 0-0 P3 ①			2	0	0	1	2	0	1
OBP: 0.306, SLG: 0.302 (6, 4)																
5 Greg Garcia, L (8, 4) OBP: 0.439, SLG: 0.344										0	0	0	0	0	0	0
37 Joey Lucchesi, L (1, 1)		L F L X 0-2 B2 ②	S F S 0-3 K ②		X 0-0 P6 ①		X 0-0 G5-3 ②			2	0	0	0	0	1	4
84 Fernando Tatis Jr., R (5, PH) OBP: 0.327, SLG: 0.500 (6, 6)										2	0	0	0	0	0	0
Inning Stats	R: 3 E: 0 K: 0 S: 8 H: 3 LOB: 0 BB: 0 P: 13	R: 0 E: 0 K: 1 S: 7 H: 0 LOB: 2 BB: 2 P: 15	R: 2 E: 0 K: 1 S: 7 H: 2 LOB: 3 BB: 3 P: 19	R: 3 E: 0 K: 1 S: 8 H: 3 LOB: 1 BB: 1 P: 12	R: 0 E: 0 K: 1 S: 5 H: 0 LOB: 0 BB: 0 P: 5	R: 1 E: 0 K: 0 S: 6 H: 2 LOB: 3 BB: 0 P: 7	R: 2 E: 0 K: 0 S: 4 H: 1 LOB: 0 BB: 1 P: 8	R: 0 E: 1 K: 1 S: 6 H: 0 LOB: 1 BB: 0 P: 6								

PITCHER		IP	WLS	BF	H	R	ER	SO	BB	IBB	HBP	BLK	WP	HR	S	P	ERA	WHIP
45 Jeremy Beasley, R ERA: 19.29	(1, 1)	2.1	L	16	5	5	5	1	4	0	0	0	0	2	18	39	19.29	3.857
67 Zac Ryan, R ERA: 16.2	(3, 1)	0.2		3	0	0	0	1	1	0	0	0	0	0	4	8	0.00	1.500
37 Cody Allen, R ERA: 6.0	(4, 1)	1.0		7	3	3	3	1	1	0	0	0	0	0	8	12	27.00	4.000
71 Isaac Mattson, R ERA:	(5, 1)	1.0		3	0	0	0	1	0	0	0	0	0	0	5	5	0.00	0.000
60 Joe Gatto, R ERA: 13.5	(6, 1)	2.0		10	3	3	3	0	1	0	0	0	0	2	10	15	13.50	2.000

PITCHER		IP	WLS	BF	H	R	ER	SO	BB	IBB	HBP	BLK	WP	HR	S	P	ERA	WHIP
98 Max Herrmann, L ERA:	(8, 1)	1.0		4	0	0	0	1	0	0	0	0	0	0	6	6	0.00	0.000

BOTTOM

Los Angeles Angels @ San Diego Padres

Peoria Stadium, Peoria, AZ

Sat Mar 23 2019, 4:11 PM - 6:58 PM EDT

Att. 10,247 - Sunny - 75 F

livebaseballscorecards.com

AB	36
R	11
H	11
RBI	11
BB	7
SO	5
LOB	19

1B: 3	SF: 0	WP: 0	PA: 43
2B: 4	SAC: 0	PB: 0	
3B: 0	DP: 0	SB: 2	
HR: 4	HBP: 0	CS: 0	

Los Angeles Dodgers @ Los Angeles Angels

Angel Stadium, Anaheim, CA

Sun Mar 24 2019, 5:11 PM - 8:34 PM PDT

Att. 38,031 - Clear - 69 F

livebaseballscorecards.com

TOP

Batter	1	2	3	4	5	6	7	8	9	AB	R	H	RBI	BB	SO	LOB
31 Joc Pederson, L (1, 7) OBP: 0.235, SLG: 0.444	B FF 91 F FF 91 S CH 82 S CH 85 1-3 K ①		B SL 77 X CH 83 1-0 G3 ①	D SL 88 D FF 96 B FF 94 C FF 96 X SL 96 3-1 L1 ③			B CH 87 C SL 84 X CU 80 1-1 G6-3 ①	F FF 92 F SL 84 X FF 94 0-2 L5 ①		3 0 0 0 0 1 2						
3 Chris Taylor, R (7, PH) OBP: 0.254, SLG: 0.370										2 0 0 0 0 0 1						
(7, 7)																
10 Justin Turner, R (1, 5) OBP: 0.577, SLG: 0.854	C FF 91 F CH 83 B FF 93 S CH 85 1-3 K ②		B SL 80 C FF 90 S SL 82 B SL 83 B SL 81 F FF 91 B SI 92 4-2 13 2B BB		B SL 86 C FF 97 C SL 88 B FF 95 F SL 89 X FF 97 2-2 5 BB 1B		B SL 91 C SL 90 C SL 90 F CU 79 F SL 90 F FF 90 F CU 80 F CU 80 X SL 84 1-2 25 BB 11 E 5 BB 1B	B FF 94 1 SAFE F FF 91 F FF 93 S SL 85 1-3 K ②		3 0 2 0 1 1 0				
Edwin Ríos, L (7, PR) OBP: 0.263, SLG: 0.371										1 1 0 0 0 1 1						
(7, 5)																
5 Corey Seager, L (1, 6) OBP: 0.400, SLG: 0.714	B FF 92 S FF 93 S CH 86 X SI 93 1-2 13 2B 1B		F CH 82 B SI 91 B CH 84 F SI 90 D SL 82 S SL 81 3-3 K ②		F FF 96 D SL 88 B FF 96 B SL 85 F FF 96 B SL 89 4-2 1-2 BB		B CH 88 B CU 78 F SL 88 S SL 89 B CU 81 B SL 89 4-2 11 E 25 BB 35 1B 1-2 BB	F FF 93 X FF 93 0-1 L8 ③		2 1 1 0 2 1 1				
88 Omar Estévez, R (7, PR) OBP: 0.308, SLG: 0.600										1 1 0 0 0 0 1						
(7, 6)																
13 Max Muncy, L (1, 3) OBP: 0.296, SLG: 0.313	D CH 84 F FF 92 S CH 84 F CH 84 1 SAFE B CH 84 B FF 92 F CH 81 X FF 92 3-2 1-H 2B		1 SAFE S CH 84 B SI 91 1 SAFE B CH 83 B CH 82 X FF 91 3-1 1-3 2B		C SL 86 F SL 87 B FF 97 T SL 86 1-2 K ①		B SL 90 F CU 80 S SL 90 F FF 90 B CU 81 B CH 89 B CU 80 4-2 11 E 35 1B 1-2 2-3 BB		B FF 95 X FF 95 1-0 G4-3 ①	3 0 2 1 0 1 2					
25 David Freese, R (7, PH) OBP: 0.351, SLG: 0.394										1 1 0 0 1 0 0						
(7, 3)																
11 AJ Pollock, R (1, 8) OBP: 0.390, SLG: 0.549	B SL 78 B SL 81 F FF 92 B CH 82 F FF 92 F FF 91 S SL 81 3-3 K ③		F SL 80 S SL 82 S SL 82 0-3 K ③		B SL 88 X FF 96 1-0 F9 ②		B CH 88 C SL 85 X SL 83 1-1 FC6 35 1B 1-2 2-3 3-H		B FF 96 B FF 96 B FF 94 C FF 94 F FF 95 F SL 85 C SL 84 3-3 K ②	4 0 0 1 0 2 7						
83 Jeren Kendall, L (7, PR) OBP: 0.500, SLG: 1.000										1 0 0 0 0 1 0						
(7, 8)																
35 Cody Bellinger, L (1, 9) OBP: 0.273, SLG: 0.490		C SL 77 S CH 84 S SL 82 0-3 K ①		B SL 79 B SI 92 C FF 91 X SI 92 2-1 L7 ①	D SL 86 S SL 84 B SL 88 S FF 96 B SL 87 C FF 96 3-3 K ③		X CU 80 0-0 1B		C FF 98 X SL 84 0-1 G3 ③	4 0 1 2 0 2 2						
Matt Beaty, L (7, PR) OBP: 0.296, SLG: 0.440							1-3 2-H 3-H			1 0 0 0 0 0 0						
(7, 4)																
14 Enrique Hernández, R (1, 4) OBP: 0.344, SLG: 0.500		C FF 92 F SL 83 S SL 84 0-3 K ②		C SL 82 B SL 82 S FF 93 S SL 83 1-3 K 27 G4-3 55 E	S FF 89 B FF 94 S FF 88 B FF 95 X FF 89 2-2 F8 ①		1 SAFE 1 SAFE C FF 92 B SL 83 S SL 84 T FF 94 1-2 K ②			4 0 0 0 0 3 2						
91 Carlos Rincon, R (7, 9)										0 0 0 0 0 0 0						
55 Russell Martin, R (1, 2) OBP: 0.281, SLG: 0.448		B SI 92 C FF 92 B SL 84 C FF 92 B FF 93 B SL 84 4-2 BB		F SI 92 1 SAFE D SL 81 C SL 80 B SI 92 F SL 81 F FF 89 X SL 81 2-2 FC5 27 G4-3 1-2	X FF 95 0-0 L8 ②		X FF 92 0-0 L8 ③			3 0 0 0 1 0 3						
27 Alex Verdugo, L (1, 10) OBP: 0.264, SLG: 0.306		C FF 91 C CH 85 S SL 84 0-3 K ③		C FF 95 2 SAFE X SL 86 0-1 G4-3 ② 1-2 2-3	F FF 96 S SL 88 B SL 91 T FF 89 1-2 K ③			B FF 93 B SL 83 B FF 92 C FF 91 B FF 91 4-1 BB		3 0 0 0 1 2 3						
Inning Stats	R: 1 H: 2 E: 0 LOB: 1 K: 3 BB: 0 S: 18 P: 27	R: 0 H: 0 E: 0 LOB: 1 K: 3 BB: 1 S: 11 P: 15	R: 0 H: 1 E: 0 LOB: 2 K: 2 BB: 1 S: 12 P: 23	R: 0 H: 0 E: 2 LOB: 2 K: 1 BB: 0 S: 14 P: 22	R: 0 H: 1 E: 0 LOB: 2 K: 2 BB: 1 S: 13 P: 24	R: 0 H: 0 E: 0 LOB: 0 K: 1 BB: 0 S: 7 P: 10	R: 3 H: 2 E: 1 LOB: 2 K: 1 BB: 2 S: 22 P: 34	R: 0 H: 0 E: 0 LOB: 1 K: 1 BB: 1 S: 9 P: 14	R: 0 H: 0 E: 0 LOB: 0 K: 1 BB: 0 S: 7 P: 11	1B: 4 SF: 0 2B: 2 SAC: 0 3B: 0 DP: 0 HR: 0 HBP: 0						

	AB	36
	R	4
	H	6
	RBI	4
	BB	6
	SO	15
	LOB	25

WP: 0 PA: 42
PB: 0
SB: 0
CS: 0

PITCHER		IP	WLS	BF	H	R	ER	SO	BB	IBB	HBP	BLK	WP	HR	S	P	ERA	WHIP
64 Félix Peña, R ERA: 3.07	(1, 1)	3.1		17	3	1	1	9	2	0	0	0	0	0	51	80	2.70	1.500
Williams Jerez, L ERA: 2.45	(4, 1)	0.2		2	0	0	0	0	0	0	0	0	0	0	4	7	0.00	0.000
57 Hansel Robles, R ERA: 6.14	(5, 1)	1.0		5	1	0	0	2	1	0	0	0	0	0	13	24	0.00	2.000
78 Jeremy Rhoades, R ERA: 4.05	(6, 1)	1.0	H	3	0	0	0	1	0	0	0	0	0	0	7	10	0.00	0.000
75 Jared Walsh, L ERA: 8.1	(7, 1)	0.1	B	6	2	3	2	0	2	0	0	0	0	0	18	29	54.00	12.000

PITCHER		IP	WLS	BF	H	R	ER	SO	BB	IBB	HBP	BLK	WP	HR	S	P	ERA	WHIP
John Curtiss, R ERA: 5.19	(7, 1)	1.2	W	6	0	0	0	2	1	0	0	0	0	0	13	19	0.00	0.600
79 Brett Hanewich, R ERA: 2.08	(9, 1)	1.0		3	0	0	0	1	0	0	0	0	0	0	7	11	0.00	0.000

Angeles Dodgers @ Los Angeles Angels

Angel Stadium, Anaheim, CA

Sun Mar 24 2019, 5:11 PM - 8:34 PM PDT

Att. 38,031 - Clear - 69 F

livebaseballscorecards.com

BOTTOM

Batter	1	2	3	4	5	6	7	8	9	AB	R	H	RBI	BB	SO	LOB
56 Kole Calhoun, L (1, 9) OBP: 0.404, SLG: 0.511 48 César Puello, R (6, 9) OBP: 0.356, SLG: 0.370	F FF 88 B CH 82 X SL 87 1-1 G4-3 ①		B CH 82 X CH 83 1-0 G4-3 ②		F SI 92 X SI 94 0-1 G4-3 ①		B FF 98 S FF 97 B SL 87 X FF 98 2-1 25 BB 41 E 1B	C FC 92 B FF 94 C FC 91 F FC 93 S FC 93 1-3 K ②		3 0 0 0 0 0 1 2 1 1 0 0 1 3						
27 Mike Trout, R (1, 8) OBP: 0.354, SLG: 0.659 89 Brandon Marsh, L (6, 8) OBP: 0.320, SLG: 0.286	C FF 90 B SI 88 X CH 84 1-1 P4 ②		C FF 89 X SI 89 0-1 3-H 2B		B SI 94 B SI 93 C SI 93 F SI 92 B SI 94 C SI 94 3-3 K ②		C FF 98 C FF 98 B CH 87 1 SAFE S CH 88 1-3 K ②	B SL 91 B SL 90 X SL 91 2-0 1-H 2-H 3-H 1B		3 0 1 1 0 1 0 2 0 1 2 0 1 1						
8 Justin Upton, R (1, 7) OBP: 0.500, SLG: 0.571 25 Peter Bourjos, R (1, 7) OBP: 0.339, SLG: 0.558	F FF 90 B SL 85 B SI 88 S SL 86 B KC 78 X FF 92 3-2 G3 ③		T KC 80 B FF 91 X SL 85 1-1 G6-3 ③		F SI 94 B CH 88 X SI 93 1-1 G6-3 ③		B SL 87 B FF 98 B FF 96 B FF 96 4-0 41 E 1-2 BB	C CU 80 B SL 90 X SL 91 1-1 G4-3 ③		0 0 0 0 0 0 0 4 0 0 0 1 0 2						
41 Justin Bour, L (1, 3) OBP: 0.386, SLG: 0.611		B SL 86 B CH 83 F FF 89 B CH 83 B SL 88 4-1 2 G6-4-3 BB		B SI 93 B CH 86 C SI 92 F FF 93 F CH 87 B FF 94 F SI 92 B SL 88 4-2 5 HR BB		B FF 95 B FF 92 B CU 84 B FF 93 4-0 90 1B 2 1B 7 G5-4-3 BB	X FF 98 0-0 E4 1-3 2-H			1 2 0 0 3 0 1						
2 Andrelton Simmons, R (1, 6) OBP: 0.146, SLG: 0.125		C SI 86 X KC 80 0-1 G6-4-3 ① ② 1-2f		C SI 91 X SI 93 0-1 L4 ①		F FF 93 C FF 96 X FF 95 0-2 7 G5-4-3 90 1B 1-2 1B	C KC 87 F KC 87 X CH 87 0-2 G1-3 ③			4 0 1 0 0 0 4						
5 Albert Pujols, R (1, 10) OBP: 0.409, SLG: 0.600 90 Jose Rojas, L (6, PH) OBP: 0.474, SLG: 0.765 (7, 10)		C KC 79 F SI 88 B KC 80 B CH 83 B SI 90 F KC 80 X FF 93 3-2 E5 7 1B		C SI 93 B SL 89 B SI 92 X SI 91 2-1 1-H HR		X FF 95 0-0 7 G5-4-3 1-2 2-3 1B		C FC 91 B FC 92 S FC 93 X FC 92 1-2 19 1B 89 PB 2B		2 1 1 2 0 0 0 2 1 2 0 0 0 0						
7 Zack Cozart, R (1, 5) OBP: 0.450, SLG: 0.667 19 Wilfredo Tovar, R (8, 5) OBP: 0.340, SLG: 0.543		B FF 90 C FF 90 S SL 86 F SI 89 F KC 81 B FF 92 B SL 86 X SI 89 3-2 1-3 1B ③		C SI 92 B SL 88 B SL 88 X SI 92 2-1 G6-3 ②		B CU 85 C SL 84 X FF 94 1-1 G5-4-3 ① ② 1-2f 2-3 3-H		C FC 92 B FC 92 X FC 92 1-1 89 PB 89 1B BB 2-3 1B		3 0 1 0 0 0 2 1 1 1 0 0 0 0						
20 Jonathan Lucroy, R (1, 2) OBP: 0.422, SLG: 0.512 44 Kevan Smith, R (6, 2) OBP: 0.260, SLG: 0.380			B FF 89 B FF 89 X FF 90 2-0 9 G6-3 27 2B 2B	B SI 93 B SI 92 C SI 92 X SI 92 2-1 1B		B CU 84 B FF 94 B FF 94 C FF 94 C FF 94 F FF 95 S FF 94 3-3 K ③		C FC 92 B FF 93 F FC 91 1 SAFE T FC 93 1-2 K ①		2 1 2 0 0 0 0 2 0 0 0 0 2 3						
9 Tommy La Stella, L (1, 4) OBP: 0.265, SLG: 0.250 Luis Rengifo, S (8, 4) OBP: 0.286, SLG: 0.227			C CH 82 S KC 80 B FF 90 B KC 80 X FF 90 2-2 G6-3 ① 2-3	F SI 92 B SI 92 B CH 86 X SL 86 2-1 G5-3 ③			B KC 84 F FF 97 B CH 86 X FF 97 2-1 L8 ①	1 SAFE F FC 92 B FC 92 F FC 92 F FC 94 B FC 92 B FF 94 B FC 93 4-2 89 PB 89 1B 1-2 BB		3 0 0 0 0 0 2 0 1 0 0 1 0 0						
Inning Stats	R: 0 E: 0 K: 0 S: 7 H: 0 LOB: 0 BB: 0 P: 12	R: 0 E: 1 K: 0 S: 12 H: 1 LOB: 2 BB: 1 P: 22	R: 1 E: 0 K: 0 S: 9 H: 2 LOB: 1 BB: 0 P: 15	R: 2 E: 0 K: 0 S: 14 H: 2 LOB: 1 BB: 1 P: 26	R: 0 E: 0 K: 1 S: 7 H: 0 LOB: 0 BB: 0 P: 11	R: 1 E: 0 K: 1 S: 10 H: 2 LOB: 1 BB: 1 P: 18	R: 1 E: 1 K: 1 S: 11 H: 1 LOB: 2 BB: 1 P: 20	R: 3 E: 0 K: 2 S: 18 H: 3 LOB: 1 BB: 1 P: 29								

AB	34
R	8
H	11
RBI	5
BB	5
SO	5
LOB	19

1B: 7 SF: 0 WP: 0 PA: 39
2B: 3 SAC: 0 PB: 1
3B: 0 DP: 2 SB: 0
HR: 1 HBP: 0 CS: 0

PITCHER		IP	WLS	BF	H	R	ER	SO	BB	IBB	HBP	BLK	WP	HR	S	P	ERA	WHIP
68 Ross Stripling, R ERA: 2.76	(1, 1)	3.0		12	3	1	1	0	1	0	0	0	0	0	28	49	3.00	1.333
51 Dylan Floro, R ERA: 7.04	(4, 1)	1.0		6	2	2	2	0	1	0	0	0	0	1	14	26	18.00	3.000
75 Scott Alexander, L ERA: 1.29	(5, 1)	1.0		3	0	0	0	1	0	0	0	0	0	0	7	11	0.00	0.000
63 Yimi García, R ERA: 0.96	(6, 1)	1.0		5	2	1	1	1	1	0	0	0	0	0	10	18	9.00	3.000
17 Joe Kelly, R ERA: 1.29	(7, 1)	1.0	L	6	1	1	0	1	1	0	0	0	0	0	11	20	0.00	2.000
74 Kenley Jansen, R ERA: 3.18	(8, 1)	0.2		5	2	3	2	2	1	0	0	0	0	0	15	23	27.00	4.500
81 Layne Somsen, R ERA: 1.69	(8, 1)	0.1		2	1	0	0	0	0	0	0	0	0	0	3	6	0.00	3.000

TOP

Los Angeles Dodgers @ Los Angeles Angels

Angel Stadium, Anaheim, CA

Mon Mar 25 2019, 7:10 PM - 11:08 PM PDT

Att. 32,029 - Clear - 67 F

livebaseballscorecards.com

Batter	1	2	3	4	5	6	7	8	9	AB	R	H	RBI	BB	SO	LOB
31 Joc Pederson, L (1, 7) OBP: 0.241, SLG: 0.438	G4-3	F9			1B		5 BB 0 BB 2B	L6	1-3 2-H 2B	3	0	1	0	0	0	1
27 Alex Verdugo, L (5, 7) OBP: 0.286, SLG: 0.365 (6, 9) (7, 7)										3	1	2	1	0	0	0
10 Justin Turner, R (1, 5) OBP: 0.564, SLG: 0.814	BB		K		L8		0 BB 5 BB 35 BB HBP	91 1B	K	2	0	0	0	1	1	0
Edwin Ríos, L (5, 5) OBP: 0.293, SLG: 0.378										2	1	1	0	0	1	2
5 Corey Seager, L (1, 6) OBP: 0.429, SLG: 0.556	L7		BB		P6		35 BB 0 BB BB 1-2 2-3	1B 1-2		2	0	0	0	2	0	1
91 Carlos Rincon, R (7, PR) OBP: 0.333, SLG: 0.333 (7, 9)										1	1	1	0	0	0	0
13 Max Muncy, L (1, 3) OBP: 0.281, SLG: 0.294	K	K	K		P5	P5	BB 35 BB 0 1B BB 1-2 2-3 3-H	F8		3	0	0	0	0	2	2
0 Jeter Downs, R (6, 4) OBP: 0.444, SLG: 0.500						L8				1	1	0	1	1	0	2
11 AJ Pollock, R (1, 8) OBP: 0.371, SLG: 0.519		G6-3	K			K	K	F7		3	0	0	0	0	1	1
83 Jeren Kendall, L (6, 8) OBP: 0.400, SLG: 0.750										2	0	0	0	0	1	5
35 Cody Bellinger, L (1, 9) OBP: 0.305, SLG: 0.480		3 E BB		K		3 1B BB	0 1B BB 1-2 2-3 3-H		WP 27 2B 1B	1	1	0	1	3	1	0
(6, 3)										1	2	1	0	0	0	0
88 Omar Estévez, R (7, PR) OBP: 0.333, SLG: 0.615 (7, 6)																
3 Chris Taylor, R (1, 4) OBP: 0.290, SLG: 0.411		E2 25 1B 1-H 2B		15 FC5-4 BB		1B 1-2	0 1B BB 1-2 2-3 3-H		27 2B BB 1-2	2	1	2	1	1	0	0
Matt Beaty, L (6, 7) OBP: 0.345, SLG: 0.440 (7, 3)										0	0	0	1	2	0	0
25 David Freese, R (1, 10) OBP: 0.359, SLG: 0.400		1B 3-H	K	K	K	K	1B 1-3 2-H 3-H		K	2	0	1	1	0	1	1
0 Connor Wong, R (6, PH) OBP: 0.143, SLG: 0.143 (6, 10)										3	0	1	2	0	2	4
15 Austin Barnes, R (1, 2) OBP: 0.360, SLG: 0.465		K		FC5-4 1-2f			F7 K		K	3	0	0	0	0	1	2
67 Will Smith, R (7, PH) OBP: 0.217, SLG: 0.150 (7, 2)										2	0	0	0	0	2	4

	AB	36
	R	8
	H	10
	RBI	8
	BB	10
	SO	13
	LOB	25

Inning Stats										
	R: 0 E: 0 K: 1 S: 12	H: 0 LOB: 1 BB: 1 P: 21	R: 2 E: 1 K: 1 S: 13	H: 2 LOB: 1 BB: 1 P: 24	R: 0 E: 0 K: 3 S: 10	H: 0 LOB: 1 BB: 1 P: 21	R: 0 E: 0 K: 2 S: 7	H: 0 LOB: 1 BB: 1 P: 14	R: 0 E: 0 K: 0 S: 8	H: 1 LOB: 0 BB: 0 P: 9
	R: 0 E: 0 K: 1 S: 11	H: 1 LOB: 2 BB: 1 P: 21	R: 5 E: 0 K: 2 S: 22	H: 2 LOB: 2 BB: 4 P: 49	R: 0 E: 0 K: 0 S: 12	H: 2 LOB: 2 BB: 0 P: 21	R: 1 E: 0 K: 3 S: 16	H: 2 LOB: 2 BB: 1 P: 30	1B: 7 2B: 3 3B: 0 HR: 0	SF: 0 SAC: 0 DP: 0 HBP: 1

WP: 1 PA: 47
PB: 0
SB: 0
CS: 0

PITCHER		IP	WLS	BF	H	R	ER	SO	BB	IBB	HBP	BLK	WP	HR	S	P	ERA	WHIP
24 Noé Ramirez, R ERA: 7.2	(1, 1)	1.0		4	0	0	0	1	1	0	0	0	0	0	12	21	0.00	1.000
37 Cody Allen, R ERA: 7.2	(2, 1)	1.0	B	6	2	2	2	1	1	0	0	0	0	0	13	24	18.00	3.000
31 Ty Buttrey, R ERA: 2.08	(3, 1)	1.0		4	0	0	0	3	1	0	0	0	0	0	10	21	0.00	1.000
40 Luis García, R ERA: 3.86	(4, 1)	1.0	H	4	0	0	0	2	1	0	0	0	0	0	7	14	0.00	1.000
32 Cam Bedrosian, R ERA: 5.63	(5, 1)	1.0	H	3	1	0	0	0	0	0	0	0	0	0	8	9	0.00	1.000
38 Justin Anderson, R ERA: 1.93	(6, 1)	1.0	H	5	1	0	0	1	1	0	0	0	0	0	11	21	0.00	2.000
39 Luke Bard, R ERA: 9.35	(7, 1)	0.1	L	5	1	4	4	0	2	0	1	0	0	0	11	24	108.00	9.000
62 Luis Pena, R ERA: 4.5	(7, 1)	0.1		4	1	1	1	1	2	0	0	0	0	0	8	21	27.00	9.000
59 Matt Ball, R ERA: 2.25	(7, 1)	2.0		11	4	1	1	3	1	0	0	0	1	0	28	50	4.50	2.500
72 Mike Kaelin, R ERA: 5.4	(9, 1)	0.1		1	0	0	0	1	0	0	0	0	0	0	3	5	0.00	0.000

Los Angeles Dodgers @ Los Angeles Angels

Angel Stadium, Anaheim, CA

Mon Mar 25 2019, 7:10 PM - 11:08 PM PDT

Att. 32,029 - Clear - 67 F

livebaseballscorecards.com

BOTTOM

Batter	1	2	3	4	5	6	7	8	9	AB	R	H	RBI	BB	SO	LOB
56 Kole Calhoun, L (1, 9) OBP: 0.418, SLG: 0.604 48 César Puello, R (6, 9) OBP: 0.361, SLG: 0.364	X FF 91 0-0 HR		B CU 76 C SL 88 F FF 92 B SL 86 B CH 86 X FF 94 3-2 27 1B 2B		C SL 83 B SI 93 X SI 93 1-1 ① G5-3		B FF 95 C FF 94 B CU 76 B CH 86 C FF 94 C FF 94 3-3 ③		F FF 93 B SL 87 S SL 87 H FF 93 2-2 89 WP 75 2B 1-2 2-3 HBP	3 2 2 1 0 0 0 1 1 0 0 0 1 0						
27 Mike Trout, R (1, 8) OBP: 0.353, SLG: 0.638 89 Brandon Marsh, L (6, 8) OBP: 0.333, SLG: 0.273	B FF 92 S SL 83 X FF 92 1-1 ① F9		C CU 79 S SL 87 F SL 85 B FF 92 F SL 85 B FF 92 F SL 86 D CH 85 X SL 85 3-2 41 G4-3 2-H 1B		B FC 92 F FC 92 X SL 84 1-1 ② G4-3			C SL 90 B CU 81 X CU 81 1-1 ① G4-3	B FF 93 B SL 86 B FF 93 C FF 92 F SL 87 B SL 87 4-2 75 2B 1-2 2-3 3-H BB	3 0 1 1 0 0 0 1 1 0 0 1 0 0						
41 Justin Bour, L (1, 10) OBP: 0.362, SLG: 0.564 75 Jared Walsh, L (8, PH) OBP: 0.467, SLG: 0.792 (9, 10)	C FF 93 F FF 93 S CH 85 0-3 ② K		X FF 91 0-0 ② G4-3 1-2		B FC 91 C FC 92 X FF 92 1-1 ③ F8			C CU 77 B SL 90 B CU 82 S CU 82 B SL 91 B SL 83 4-2 85 BB BB	B SL 82 C FF 90 S SL 82 X SL 82 1-2 1-H 2-H 3-H 2B	3 0 0 0 0 1 1 1 0 1 3 1 0 0						
5 Albert Pujols, R (1, 3) OBP: 0.404, SLG: 0.571 85 Matt Thaiss, L (6, PR) OBP: 0.372, SLG: 0.600 (7, 3)	C CU 76 F SI 92 C FF 93 0-3 ③ K		C SL 85 X SI 92 0-1 ③ G5-3			B FF 94 B SL 88 B SL 86 B FF 94 4-0 95 FC9-6 BB		B SL 91 F SL 91 D SL 83 B CU 82 B SL 90 4-1 1-2 BB	B CU 75 B SL 82 B FF 90 F FF 90 S SL 81 S SL 82 3-3 ② K	2 0 0 0 1 1 1 1 0 0 0 1 1 1						
7 Zack Cozart, R (1, 5) OBP: 0.391, SLG: 0.571 9 Tommy La Stella, L (7, 5) OBP: 0.255, SLG: 0.239		B FF 88 B CU 75 F FF 90 X SL 83 2-1 ① G1-3		X FF 93 0-0 ① P3		C FF 93 1 SAFE X CU 80 0-1 ① F9		B SL 91 B SL 90 X SL 91 2-0 ② L7	X FF 90 0-0 ③ G4-3	3 0 0 0 0 0 1 2 0 0 0 0 0 3						
44 Kevan Smith, R (1, 2) OBP: 0.269, SLG: 0.404 95 Roberto Peña, R (6, 2) OBP: 0.389, SLG: 0.267		F FF 90 B CH 85 X FF 90 1-1 6 1B 2B		B SL 84 F FF 94 B FF 94 S CH 84 F FF 94 B CH 84 X FF 94 3-2 ② G4-3		B FF 94 B SL 87 X FF 94 2-0 ② FC9-6 1B 1-2f		C CU 84 F SI 93 B FF 94 B FF 95 X SL 83 2-2 ③ F9		2 1 1 0 0 0 0 2 0 0 0 0 0 3						
6 David Fletcher, R (1, 4) OBP: 0.356, SLG: 0.385 Luis Rengifo, S (6, 4) OBP: 0.333, SLG: 0.292		B CU 76 C SL 82 X SL 83 1-1 19 L1-3 2-H 1B		B FF 95 B CH 84 C FF 95 B SL 85 B FF 94 4-1 19 S BB		F FF 93 C CU 82 D CU 83 B SL 85 B FF 94 X CU 81 2-2 ③ 1-3 1B			B FF 94 B SL 88 B FF 93 C FF 94 C FF 94 X FF 94 3-2 48 HBP 22 1B 89 WP 1B	1 0 1 1 1 0 0 2 1 2 0 0 0 0						
19 Wilfredo Tovar, R (1, 6) OBP: 0.333, SLG: 0.510		B FF 91 X SL 82 1-0 ② ③ L1-3 1-1		B FF 95 B FF 94 B FF 95 B FF 95 4-0 1-2 BB			B FF 94 C FF 93 B FF 94 X FF 94 2-1 ① G5-3		F FF 92 F SL 87 B SL 79 F SL 87 F FF 93 F SL 88 D SL 86 B FF 93 F FF 93 3-3 ① S FF 93 K	3 0 0 0 1 1 2						
22 Bo Way, L (1, 7) OBP: 0.368, SLG: 0.438			B FF 91 F SL 87 F CH 84 X CH 85 1-2 ① L8	C CH 84 T FF 94 F FF 94 D CH 87 C CH 86 1-3 ③ K			X FF 93 0-0 ② G6-3		F FF 94 X SL 79 0-1 89 WP 48 HBP 75 2B 1-2 1B	4 1 1 0 0 1 2						

Inning Stats	1	2	3	4	5	6	7	8	9
	R: 1 E: 0 K: 2 S: 9 H: 1 LOB: 0 BB: 0 P: 10	R: 1 E: 0 K: 0 S: 7 H: 2 LOB: 0 BB: 0 P: 12	R: 1 E: 0 K: 0 S: 15 H: 2 LOB: 1 BB: 0 P: 22	R: 0 E: 0 K: 1 S: 10 H: 0 LOB: 2 BB: 2 P: 22	R: 0 E: 0 K: 0 S: 6 H: 0 LOB: 0 BB: 0 P: 9	R: 0 E: 0 K: 0 S: 6 H: 1 LOB: 2 BB: 1 P: 14	R: 0 E: 0 K: 1 S: 6 H: 0 LOB: 0 BB: 0 P: 11	R: 0 E: 0 K: 0 S: 9 H: 0 LOB: 2 BB: 2 P: 22	R: 4 E: 0 K: 2 S: 23 H: 3 LOB: 1 BB: 1 P: 39

	AB	R	H	RBI	BB	SO	LOB
	34	7	9	6	6	6	14

1B: 5 SF: 0
2B: 4 SAC: 0
3B: 0 DP: 1
HR: 1 HBP: 1

WP: 1 PA: 41
PB: 0
SB: 1
CS: 0

PITCHER		IP	WLS	BF	H	R	ER	SO	BB	IBB	HBP	BLK	WP	HR	S	P	ERA	WHIP
18 Kenta Maeda, R ERA: 4.15	(1, 1)	3.0		13	5	3	3	2	0	0	0	0	0	1	31	44	9.00	1.667
52 Pedro Báez, R ERA: 2.45	(4, 1)	1.0		5	0	0	0	1	2	0	0	0	0	0	10	22	0.00	2.000
75 Scott Alexander, L ERA: 1.23	(5, 1)	0.1		1	0	0	0	0	0	0	0	0	0	0	2	3	0.00	0.000
74 Kenley Jansen, R ERA: 2.84	(5, 1)	0.2		2	0	0	0	0	0	0	0	0	0	0	4	6	0.00	0.000
49 Justin Grimm, R ERA: 0.93	(6, 1)	1.0	W	4	1	0	0	0	1	0	0	0	0	0	6	14	0.00	2.000

PITCHER		IP	WLS	BF	H	R	ER	SO	BB	IBB	HBP	BLK	WP	HR	S	P	ERA	WHIP
64 Caleb Ferguson, L ERA: 9.35	(7, 1)	1.0		3	0	0	0	1	0	0	0	0	0	0	6	11	0.00	0.000
90 Logan Salow, L ERA:	(8, 1)	0.2		4	0	0	0	0	2	0	0	0	0	0	6	17	0.00	3.000
63 Yimi García, R ERA: 0.93	(8, 1)	0.1	H	1	0	0	0	0	0	0	0	0	0	0	3	5	0.00	0.000
82 Jordan Sheffield, R ERA: 108.0	(9, 1)	0.1		5	2	4	4	1	1	0	1	0	1	0	16	28	108.00	9.000
80 Parker Curry, R ERA: 7.56	(9, 1)	0.2	S	3	1	0	0	1	0	0	0	0	0	0	7	11	0.00	1.500

Batter	1	2	3	4	5	6	7	8	9	AB	R	H	RBI	BB	SO	LOB
56 Kole Calhoun, L (1, 9) OBP: 0.411, SLG: 0.592 48 César Puello, R (4, PH) OBP: 0.359, SLG: 0.351 (4, 9)	F FF 94 B SL 84 B FF 95 F FF 94 S CH 84 2-3 K ①			X FF 94 0-0 G6-3 ①		B SI 96 B SI 97 C SI 96 B SI 96 F SI 97 X SI 96 3-2 G4-3 ①		B FC 92 F SI 95 B SI 96 B FC 92 B SI 97 4-1 G3 89 1B BB		1 2	0 0	0 0	0 0	0 1	1 0	0 0
27 Mike Trout, R (1, 8) OBP: 0.346, SLG: 0.625 89 Brandon Marsh, L (4, PH) OBP: 0.333, SLG: 0.280 (4, 8)	X FF 95 0-0 G4-3 ②			C FF 94 B CU 79 S FF 94 B FF 94 S SL 84 2-3 K ②		X FC 93 0-0 G4-3 ②		C FC 91 C FC 90 X CU 84 0-2 G3 1-2 1B		1 3	0 0	0 1	0 0	0 0	0 1	0 0
2 Andrelton Simmons, R (1, 6) OBP: 0.159, SLG: 0.140 Luis Rengifo, S (6, PR) OBP: 0.323, SLG: 0.280 (6, 6)	B FF 96 C FF 95 B SL 87 X FF 95 2-1 L7 ③			C SI 95 B SL 87 S CH 85 B SL 87 X FF 96 2-2 G5-3 ③		B CU 82 X SI 96 1-0 1B		F SI 96 B SI 96 F FC 90 X FC 91 1-2 G3 1-2 2-3 ②		3 1	0 0	1 0	0 0	0 0	0 0	0 2
5 Albert Pujols, R (1, 10) OBP: 0.396, SLG: 0.558 75 Jared Walsh, L (5, PH) OBP: 0.424, SLG: 0.704 (5, 10)		C FF 94 B FF 93 X CH 85 1-1 P3 ①			B SI 93 F SI 93 S FF 94 X CH 88 1-2 E3 6 WP 85 1B 95 G6-3	B SI 94 X FC 92 1-0 L9 ③		F SI 95 X CH 88 0-1 F7 ③		1 3	0 1	0 0	0 0	0 0	0 0	0 3
41 Justin Bour, L (1, 3) OBP: 0.354, SLG: 0.550 85 Matt Thaiss, L (4, 3) OBP: 0.413, SLG: 0.674		C FF 95 C FF 95 B CH 83 X FF 96 1-2 G6-3 ②			B SI 93 X CH 85 1-0 95 G6-3 6 WP 1-2 1B		F SI 96 B CH 90 B SI 97 X SI 95 2-2 6 G6-3 95 G6-3 2B		B CU 83 X SI 95 1-0 7 WP 2B	1 3	0 1	0 3	0 0	0 0	0 0	0 0
7 Zack Cozart, R (1, 5) OBP: 0.375, SLG: 0.545 6 David Fletcher, R (4, 5) OBP: 0.355, SLG: 0.382		B FF 94 S CH 85 F FF 95 S SL 87 1-3 K ③			B SI 92 D SI 91 C SI 90 F SI 91 B SL 89 X SI 92 3-2 F8 1-2 2-3 ①		B CU 83 B SI 96 X SI 96 2-0 G6-3 2-3 ①		B SI 96 X FC 91 1-0 7 WP 1B	1 3	0 0	0 1	0 0	0 0	1 0	0 3
20 Jonathan Lucroy, R (1, 2) OBP: 0.413, SLG: 0.500 95 Roberto Peña, R (4, 2) OBP: 0.333, SLG: 0.222			C FF 93 B FF 94 B CU 77 X SI 94 2-1 L9 ①		B SI 92 B SL 88 C SI 92 X SI 92 2-1 G6-3 2-3 3-H ②		D FC 93 F SI 96 B FC 91 X SI 95 2-1 G6-3 3-H ②		F FC 90 B SI 95 F SI 94 X FC 90 1-2 F4 ①	1 3	0 0	0 0	0 2	0 0	0 0	0 3
25 Peter Bourjos, R (1, 7) OBP: 0.345, SLG: 0.547 81 Brennon Lund, L (6, 7) OBP: 0.255, SLG: 0.362			C CU 77 F FF 95 F SL 85 B SL 86 S SI 96 1-3 K ②		H FF 94 1-0 HBP		S FC 92 F CH 91 B FC 92 B CU 83 S SI 96 2-3 K ③		S FF 99 C FF 99 D SL 93 X FF 99 1-2 L9 ②	1 2	0 0	0 0	0 0	0 1	1 2	0 2
9 Tommy La Stella, L (1, 4) OBP: 0.245, SLG: 0.229 7 Connor Justus, R (6, 4) OBP: 0.409, SLG: 0.500			X FF 96 0-0 L7 ③		B FF 95 B FF 94 F FF 94 S FF 90 F FF 92 X CU 81 2-2 G4-3 ③			C FC 90 B CU 82 F SI 95 B CU 82 X SI 95 2-2 F8 ①	C FF 100 B SL 92 B FF 98 F FF 99 S FF 99 2-3 K 1-2 2-3 ③	2 2	0 0	0 0	0 0	0 0	0 1	2 2
Inning Stats	R: 0 E: 0 K: 1 S: 6 H: 0 LOB: 0 BB: 0 P: 10	R: 0 E: 0 K: 1 S: 8 H: 0 LOB: 0 BB: 0 P: 11	R: 0 E: 0 K: 1 S: 7 H: 0 LOB: 0 BB: 0 P: 10	R: 0 E: 0 K: 1 S: 7 H: 0 LOB: 0 BB: 0 P: 11	R: 1 E: 1 K: 0 S: 13 H: 1 LOB: 2 BB: 0 P: 23	R: 0 E: 0 K: 0 S: 6 H: 1 LOB: 1 BB: 0 P: 11	R: 1 E: 0 K: 1 S: 9 H: 1 LOB: 0 BB: 0 P: 17	R: 0 E: 0 K: 0 S: 12 H: 1 LOB: 2 BB: 1 P: 19	R: 0 E: 0 K: 1 S: 11 H: 2 LOB: 2 BB: 0 P: 17	1B: 4 2B: 2 3B: 0 HR: 0	SF: 0 SAC: 0 DP: 0 HBP: 1			WP: 2 PB: 0 SB: 0 CS: 0	PA: 36	

PITCHER		IP	WLS	BF	H	R	ER	SO	BB	IBB	HBP	BLK	WP	HR	S	P	ERA	WHIP
7 Julio Urías, L ERA: 1.72	(1, 1)	4.0	W	12	0	0	0	4	0	0	0	0	0	0	28	42	0.00	0.000
51 Dylan Floro, R ERA: 6.48	(5, 1)	0.2		4	1	1	0	0	0	0	0	0	1	0	9	16	0.00	1.500
Jaime Schultz, R ERA: 4.7	(5, 1)	0.1		2	0	0	0	0	0	0	1	0	0	0	4	7	0.00	0.000
85 Dustin May, R ERA: 1.46	(6, 1)	3.1		16	5	1	1	1	1	0	0	0	0	0	32	55	2.70	1.800
85 Dustin May, R ERA: 1.46	(9, 1)	3.1		16	5	1	1	1	1	0	0	0	0	0	32	55	2.70	1.800

PITCHER		IP	WLS	BF	H	R	ER	SO	BB	IBB	HBP	BLK	WP	HR	S	P	ERA	WHIP
73 Stetson Allie, R ERA: 3.72	(9, 1)	0.2		2	0	0	0	1	0	0	0	0	1	0	6	9	0.00	0.000

TOP

Los Angeles Angels @ Los Angeles Dodgers

Dodger Stadium, Los Angeles, CA

Tue Mar 26 2019, 7:12 PM - 10:00 PM PDT

Att. 34,162 - Partly Cloudy - 62 F

livebaseballscorecards.com

AB	34
R	2
H	6
RBI	2
BB	1
SO	6
LOB	17

Batter	1	2	3	4	5	6	7	8	9	AB	R	H	RBI	BB	SO	LOB
31 Joc Pederson, L (1, 7) OBP: 0.263, SLG: 0.460 3 Chris Taylor, R (5, 7) OBP: 0.297, SLG: 0.404 85 Dustin May, R (9, 1) OBP: 0.500, SLG: 0.500 73 Stetson Allie, R (9, 1)	B FF 93 F FF 92 B CU 74 F FF 93 B CH 79 B FF 92 4-2 10 G5-4-3 BB	C CU 75 F SL 81 B FF 90 B SL 79 X FF 91 2-2 E9 10 1B 1-H 2-H 2B		B FF 96 S CH 88 X CH 88 1-1 ① P5	D CU 80 B FF 93 B FF 93 C FF 94 B FF 93 4-1 1-2 2-3 BB			B FF 92 B FF 92 F CU 78 X CU 78 2-1 ② P6	2 1 1 1 1 0 1 1 0 0 0 1 0 0 0 0 0 0 0 0 0 0 0 0 0 0 0 0					
5 Corey Seager, L (1, 6) OBP: 0.412, SLG: 0.455 Edwin Ríos, L (5, 5) OBP: 0.279, SLG: 0.359	C FF 92 C CU 75 S SL 83 0-3 ① K	F FF 91 B SL 78 B CU 74 D FF 91 D FF 89 4-1 10 1B 11 WP BB		B FF 96 X FF 96 1-0 ② L7	S CH 85 S CH 86 S CH 87 0-3 ③ K			F FF 91 X CH 82 0-1 ③ G3		2 1 0 0 1 1 2 2 0 0 0 0 1 3						
10 Justin Turner, R (1, 5) OBP: 0.552, SLG: 0.783 0 Jeter Downs, R (5, 6) OBP: 0.400, SLG: 0.444	B CH 82 X CH 81 1-0 ② G5-4-3 1-2f	S SL 86 ③ F FF 87 B FF 94 B FF 93 D FF 88 X FF 94 3-2 11 WP 1-3 2-H 1B		F FF 96 B CU 82 C FF 96 B FF 98 C FF 97 2-3 ③ K		C SL 84 S SL 85 S SL 86 0-3 ① K				3 0 1 1 0 1 2 1 0 0 0 0 1 0						
13 Max Muncy, L (1, 3) OBP: 0.300, SLG: 0.321 27 Alex Verdugo, L (6, 9) OBP: 0.298, SLG: 0.365 (9, 7)	B CU 75 B FF 95 B FF 95 B FF 91 4-0 11 BB 35 HR BB B SL 86 C FF 93 B FF 89 B FF 88 1-3 ② K				C CU 78 X FF 95 0-1 11 1B 2B	B FF 92 B FF 92 B SL 81 B FF 91 4-0 67 G5-4-3 BB				2 2 1 0 1 1 2 0 0 0 0 1 0 0						
11 AJ Pollock, R (1, 8) OBP: 0.385, SLG: 0.518 67 Will Smith, R (6, 2) OBP: 0.208, SLG: 0.143	B CH 81 O CH 81 C FF 90 B FF 95 B FF 95 4-1 1-2 35 HR BB B FF 89 X SL 86 1-0 ③ G5-3 1-2 3-H				B FF 94 X FF 95 1-0 14 F9 35 G4-3 55 2B 2-H 1B	C SL 82 X SL 83 0-1 ②③ G5-4-3 1-2f				2 2 1 1 1 0 1 1 0 0 0 0 0 1						
35 Cody Bellinger, L (1, 9) OBP: 0.306, SLG: 0.528 Matt Beaty, L (6, 3) OBP: 0.333, SLG: 0.423	B CU 75 C FF 90 B CU 76 X FF 91 2-1 1-H 2-H HR	C SL 86 C FF 93 B SL 88 B SI 89 S SI 88 2-3 ① K			B CH 87 B CH 87 S FF 96 1 SAFE S FF 96 B CH 87 F FF 94 X FF 95 3-2 ① G4-3 1-2		F FF 91 S FF 93 F FF 93 B FF 92 F CU 78 F FF 92 F CH 83 B FF 93 B CU 79 3-3 S CU 82 ① K		3 1 1 3 0 1 1 1 0 0 0 0 1 0						
14 Enrique Hernández, R (1, 4) OBP: 0.328, SLG: 0.474 88 Omar Estévez, R (6, 4) OBP: 0.321, SLG: 0.593	B CH 82 C CU 76 X CH 81 1-1 ① G6-3	X SL 87 0-0 ② F9			C FF 94 S CU 80 B CU 80 X FF 95 1-2 ② F9 2-3		C FF 92 C CU 79 S CU 80 0-3 ② K			3 0 0 0 0 0 1 1 0 0 0 0 1 0						
55 Russell Martin, R (1, 10) OBP: 0.314, SLG: 0.484 91 Carlos Rincon, R (7, PH) OBP: 0.250, SLG: 0.250 (8, 10) (9, 9)	B CH 82 S FF 91 B FF 92 B CU 76 B FF 92 4-1 15 1B 31 E BB	B SL 87 B SL 87 B FF 96 C FF 93 C FF 94 F FF 96 F FF 96 S SL 89 3-3 ③ K			X FF 94 0-0 3 BB 3-H 2B		B FF 92 C CU 77 S CU 79 S CU 80 1-3 ③ K			2 1 1 1 1 1 0 1 0 0 0 0 1 0						
15 Austin Barnes, R (1, 2) OBP: 0.396, SLG: 0.489 83 Jeren Kendall, L (6, 8) OBP: 0.364, SLG: 0.667	X FF 91 0-0 31 2B 31 E 1-2 1B			B FF 96 B FF 95 F FF 96 X FF 95 2-1 1B	B CU 78 B FF 95 D FF 92 B FF 94 4-0 3 BB BB			S FF 90 C FF 92 B CH 84 X FF 92 1-2 ① F7		2 1 2 0 1 0 0 1 0 0 0 0 0 0						
Inning Stats	R: 0 H: 0 E: 0 LOB: 0 K: 1 BB: 1 S: 6 P: 11	R: 7 H: 4 E: 1 LOB: 1 K: 1 BB: 4 S: 18 P: 44	R: 0 H: 0 E: 0 LOB: 0 K: 2 BB: 0 S: 9 P: 14	R: 0 H: 1 E: 0 LOB: 1 K: 1 BB: 0 S: 8 P: 14	R: 2 H: 3 E: 0 LOB: 3 K: 1 BB: 2 S: 15 P: 28	R: 0 H: 0 E: 0 LOB: 0 K: 1 BB: 1 S: 5 P: 9	R: 0 H: 0 E: 0 LOB: 0 K: 3 BB: 0 S: 13 P: 17	R: 0 H: 0 E: 0 LOB: 0 K: 0 BB: 0 S: 7 P: 10		1B: 4 SF: 0 2B: 3 SAC: 0 3B: 0 DP: 2 HR: 1 HBP: 0				WP: 1 PA: 38 PB: 0 SB: 0 CS: 0		

PITCHER		IP	WLS	BF	H	R	ER	SO	BB	IBB	HBP	BLK	WP	HR	S	P	ERA	WHIP
67 Patrick Sandoval, L ERA: 47.25	(1, 1)	1.1	L	11	3	7	7	1	5	0	0	0	0	1	0	17	43	47.25	6.000
78 Jeremy Rhoades, R ERA: 3.38	(2, 1)	1.1		5	1	0	0	2	0	0	0	0	1	0	11	18	0.00	0.750
57 Hansel Robles, R ERA: 5.87	(3, 1)	0.1		1	0	0	0	1	0	0	0	0	0	0	5	8	0.00	0.000
16 Adrian De Horta, R ERA: 9.0	(4, 1)	2.0		12	4	2	2	2	2	0	0	0	0	0	23	42	9.00	3.000
John Curtiss, R ERA: 4.66	(6, 1)	1.0		3	0	0	0	1	1	0	0	0	0	0	5	9	0.00	1.000

PITCHER		IP	WLS	BF	H	R	ER	SO	BB	IBB	HBP	BLK	WP	HR	S	P	ERA	WHIP
87 José Rodríguez, R ERA:	(7, 1)	2.0		6	0	0	0	3	0	0	0	0	0	0	20	27	0.00	0.000

BOTTOM

Los Angeles Angels @ Los Angeles Dodgers

Dodger Stadium, Los Angeles, CA

Tue Mar 26 2019, 7:12 PM - 10:00 PM PDT

Att. 34,162 - Partly Cloudy - 62 F

livebaseballscorecards.com

AB	30
R	9
H	8
RBI	7
BB	8
SO	10
LOB	14

Batter	1	2	3	4	5	6	7	8	9	AB	R	H	RBI	BB	SO	LOB
56 Kole Calhoun, L (1, 9) OBP: 0.500, SLG: 0.333	X FF 89 0-0 ① F9		B FF 89 F SI 89 B CU 72 B CH 84 F SL 85 F CH 85 X CH 85 3-2 ③ F7			C CU 71 B CH 83 B CH 83 B FF 87 S SI 88 D CH 84 4-2 41 G5-6-3 BB		B FF 91 X FF 92 1-0 27 E 27 1B 1B		3	0	1	0	1	0	0
27 Mike Trout, R (1, 8) OBP: 0.500, SLG: 0.333	C FF 90 S SL 86 B CH 85 B CH 85 X FF 91 2-2 ② F8			B CU 72 B FF 88 B SL 84 C FF 88 B SL 85 4-1 2 F7 41 G4-3 BB		F FF 89 X SL 85 0-1 ① P4		B SL 85 F FF 93 X FF 92 1-1 E8 1-3 1B		3	0	1	0	1	0	1
41 Justin Bour, L (1, 3)	B SI 89 B CH 84 B FF 90 C FF 89 X SL 86 3-1 ③ G3-6-1			B FF 87 1 SAFE F CH 83 X SI 88 1-1 ① G4-3 1-2		C SI 88 1 SAFE X CH 85 0-1 ②③ G5-6-3 1-2f		X FF 92 0-0 ③ F7		4	0	0	0	0	0	4
2 Andrelton Simmons, R (1, 6)		C SI 88 B CH 85 X SI 88 1-1 ① G5-3		C SL 84 S SI 88 X FF 90 0-2 ② F7 2-3			B SI 97 B FC 92 B FF 97 B FF 97 4-0 BB		C SI 96 B SL 89 B SI 97 X FF 98 2-1 ① F8	3	0	0	0	1	0	1
5 Albert Pujols, R (1, 10)		C SL 85 F SI 88 F CU 73 B SL 86 B CH 84 F SI 89 H SI 89 3-2 9 WP HBP		C CU 74 X SL 84 0-1 ③ F8			C FF 98 C CU 78 S FC 92 0-3 ① K		X SI 97 0-0 ② L6	3	0	0	0	0	1	2
7 Zack Cozart, R (1, 5)		B SI 88 X SL 86 1-0 ② P6			C FF 87 F CU 73 F FF 88 C FF 90 0-3 ① K		X FF 97 0-0 ② P3		B SI 97 X SI 96 1-0 ③ G5-3	4	0	0	0	0	1	2
9 Tommy La Stella, L (1, 4) OBP: 0.333, SLG: 0.667		C FF 90 S CH 86 B CU 74 D CU 74 X CH 84 2-2 ③ F7 1-2			B CH 85 C FF 89 F FF 90 B CU 74 X CU 73 2-2 25 G5-3 2B		B SI 97 S FC 92 F FC 92 X FF 97 1-2 ③ P5			3	0	1	0	0	0	2
20 Jonathan Lucroy, R (1, 2)			C FF 89 C FF 91 B SL 88 F SL 86 B SL 84 X FF 91 2-2 ① L5		B SL 86 B CH 84 B FF 89 B SL 88 4-0 BB			B FF 91 B CH 85 F FF 91 S FF 92 B SL 85 F FF 92 X SL 84 3-2 ① F8		2	0	0	0	1	0	0
25 Peter Bourjos, R (1, 7)			S SL 85 F FF 90 B CU 73 F CU 72 S CH 84 1-3 ② K		X SI 87 0-0 ②③ G5-3 2-3f			S SL 83 C CU 73 X FF 92 0-2 ② F8		3	0	0	0	0	1	2
Inning Stats	R: 0 E: 0 K: 0 S: 6 H: 0 LOB: 0 BB: 0 P: 11	R: 0 E: 0 K: 0 S: 10 H: 0 LOB: 1 BB: 0 P: 17	R: 0 E: 0 K: 1 S: 12 H: 0 LOB: 0 BB: 0 P: 18	R: 0 E: 0 K: 0 S: 8 H: 0 LOB: 1 BB: 1 P: 13	R: 0 E: 0 K: 1 S: 8 H: 1 LOB: 1 BB: 1 P: 14	R: 0 E: 0 K: 0 S: 6 H: 0 LOB: 0 BB: 1 P: 10	R: 0 E: 0 K: 1 S: 7 H: 0 LOB: 1 BB: 1 P: 12	R: 0 E: 1 K: 0 S: 11 H: 2 LOB: 2 BB: 0 P: 16	R: 0 E: 0 K: 0 S: 4 H: 0 LOB: 0 BB: 0 P: 7	1B: 2 2B: 1 3B: 0 HR: 0 SF: 0 SAC: 0 DP: 2 HBP: 1						

TOP

Los Angeles Angels @ Oakland Athletics

Oakland Coliseum, Oakland, CA

Thu Mar 28 2019, 1:10 PM - 3:29 PM PDT

Att. 22,691 - Cloudy - 61 F

livebaseballscorecards.com

AB	28
R	0
H	3
RBI	0
BB	4
SO	3
LOB	14

WP: 1 PB: 0 SB: 0 CS: 0 PA: 33

PITCHER		IP	WLS	BF	H	R	ER	SO	BB	IBB	HBP	BLK	WP	HR	S	P	ERA	WHIP
50 Mike Fiers, R ERA: 5.0	(1, 1)	6.0	W	21	1	0	0	2	3	0	1	0	1	0	50	83	0.00	0.667
62 Lou Trivino, R ERA:	(7, 1)	1.0		4	0	0	0	1	1	0	0	0	0	0	7	12	0.00	1.000
48 Joakim Soria, R ERA: 4.5	(8, 1)	1.0		5	2	0	0	0	0	0	0	0	0	0	11	16	0.00	2.000
39 Blake Treinen, R ERA:	(9, 1)	1.0		3	0	0	0	0	0	0	0	0	0	0	4	7	0.00	0.000

PITCHER		IP	WLS	BF	H	R	ER	SO	BB	IBB	HBP	BLK	WP	HR	S	P	ERA	WHIP

BOTTOM

Los Angeles Angels @ Oakland Athletics

Oakland Coliseum, Oakland, CA

Thu Mar 28 2019, 1:10 PM - 3:29 PM PDT

Att. 22,691 - Cloudy - 61 F

livebaseballscorecards.com

Batter	1	2	3	4	5	6	7	8	9	AB	R	H	RBI	BB	SO	LOB
8 Robbie Grossman, S (1, 7) OBP: 0.429, SLG: 0.429	C SI 90 X CH 82 0-1 25 FC5-4 1B		S KC 80 X SI 92 0-1 26 S 25 2B 1B		C KC 78 C SI 90 B FF 91 B KC 80 X KC 78 2-2 ① F8		C FF 93 X FS 87 0-1 ③ G4-3			4	1	2	0	0	0	0
26 Matt Chapman, R (1, 5) OBP: 0.400, SLG: 0.583	C SI 92 C CH 83 X CH 85 0-2 ① F9		C SI 92 F KC 80 B SI 92 D KC 80 B KC 81 B SI 91 4-2 25 2B 2 1-2 FC5-2 BB		C KC 78 C SI 86 X KC 80 0-2 ② L5			C SL 85 B SL 85 F FF 94 X FF 95 1-2 1B		3	0	1	0	1	0	1
25 Stephen Piscotty, R (1, 9) OBP: 0.357, SLG: 0.583	C SI 92 S SI 92 1 SAFE X KC 81 0-2 ② FC5-4 1-2f		X CH 83 0-0 1-3 2-H 2B		F FF 91 F KC 80 B CH 85 B SI 92 S FF 91 2-3 ③ K			X FF 94 0-0 ① F9		4	0	1	1	0	1	2
2 Khris Davis, R (1, 10) OBP: 0.286, SLG: 0.692	C SI 92 X KC 81 0-1 ③ F8		S FF 90 S FF 92 D KC 80 X SI 91 1-2 ② FC5-2 3-H			B FC 89 C CH 80 F SI 90 F FC 86 X FF 91 1-2 HR		S SL 88 B FF 95 1 SAFE F SL 87 S FF 93 1-3 ② K		4	1	1	1	0	1	4
23 Jurickson Profar, S (1, 3) OBP: 0.214, SLG: 0.429		B SI 90 F CH 83 X FC 88 1-1 18 SF8 3B	B KC 80 F KC 78 B FF 92 X FF 91 2-1 ③ F7			X KC 78 0-0 ① L9		1 SAFE X FF 94 0-0 ③ P6		4	1	1	0	0	0	3
18 Chad Pinder, R (1, 4) OBP: 0.231, SLG: 0.417		X KC 80 0-0 ① SF8 3-H		B CH 82 X KC 77 1-0 ① L7		B CH 80 X CH 82 1-0 ② P4				2	0	0	1	0	0	0
10 Marcus Semien, R (1, 6) OBP: 0.538, SLG: 0.727		C SI 92 B CH 82 F SI 92 B SI 92 S CH 84 2-3 ② K		C SI 90 B CH 82 F SI 92 B FC 87 F SI 91 F FF 92 B SI 92 X SI 91 3-2 HR		B KC 78 B KC 77 B CH 80 C SI 88 X FC 85 3-1 ③ G6-3				3	1	1	1	0	1	0
22 Ramón Laureano, R (1, 8) OBP: 0.154, SLG: 0.154		B SI 92 C SI 92 S CH 83 C CH 83 1-3 ③ K		X KC 79 0-0 ② L8			X SL 81 0-0 ① F8			3	0	0	0	0	1	0
19 Josh Phegley, R (1, 2)			C SI 90 C KC 78 B SI 92 B CH 81 X CH 84 2-2 ① P3	F KC 80 S SI 92 F SI 92 X KC 80 0-2 ③ G5-3			B FF 92 S SL 82 F SL 81 X FF 93 1-2 ② F9			3	0	0	0	0	0	0
Inning Stats	R: 0 E: 0 K: 0 S: 10 H: 1 LOB: 1 BB: 0 P: 10	R: 1 E: 0 K: 2 S: 9 H: 1 LOB: 0 BB: 0 P: 13	R: 1 E: 0 K: 0 S: 13 H: 2 LOB: 2 BB: 1 P: 22	R: 1 E: 0 K: 0 S: 11 H: 1 LOB: 0 BB: 0 P: 15	R: 0 E: 0 K: 1 S: 9 H: 0 LOB: 0 BB: 0 P: 13	R: 1 E: 0 K: 0 S: 8 H: 1 LOB: 0 BB: 0 P: 13	R: 0 E: 0 K: 0 S: 6 H: 0 LOB: 0 BB: 0 P: 7	R: 0 E: 0 K: 1 S: 8 H: 1 LOB: 1 BB: 0 P: 10		1B: 3 2B: 1 3B: 1 HR: 2 SF: 1 SAC: 0 DP: 0 HBP: 0				WP: 0 PB: 0 SB: 1 CS: 0 PA: 32	

	AB	30
	R	4
	H	7
	RBI	4
	BB	1
	SO	4
	LOB	10

PITCHER		IP	WLS	BF	H	R	ER	SO	BB	IBB	HBP	BLK	WP	HR	S	P	ERA	WHIP
53 Trevor Cahill, R ERA: 6.0	(1, 1)	6.0	L	25	6	4	4	3	1	0	0	0	0	2	60	86	6.00	1.167
32 Cam Bedrosian, R ERA:	(7, 1)	1.0		3	0	0	0	0	0	0	0	0	0	0	6	7	0.00	0.000
39 Luke Bard, R ERA:	(8, 1)	1.0		4	1	0	0	1	0	0	0	0	0	0	8	10	0.00	1.000

PITCHER	IP	WLS	BF	H	R	ER	SO	BB	IBB	HBP	BLK	WP	HR	S	P	ERA	WHIP

Batter	1	2	3	4	5	6	7	8	9	AB	R	H	RBI	BB	SO	LOB
56 Kole Calhoun, L (1, 9) OBP: 0.444, SLG: 0.500	S FF 86 B CH 76 X FF 87 1-1 F9 ①			C CU 74 B FF 87 F FF 88 X CH 76 1-2 G4-3 ①		B CH 75 S CH 74 B CH 75 B FF 88 C FF 88 S FF 88 3-3 K ①		X FF 92 0-0 41 BB 2 1B 2B 1-3 2-H	B CH 81 S SI 92 X SI 92 1-1 27 2B 1B 1-2	5	2	2	1	0	1	0
27 Mike Trout, R (1, 8) OBP: 0.556, SLG: 0.571	B FF 86 B FF 86 F FC 84 B CH 76 X FF 87 3-1 P3 ②			B FC 85 X FF 87 1-0 F8 ②		B FF 88 S CH 77 X FF 88 1-1 41 BB 1B		0-0 41 BB 2 1B IBB	C SI 93 B CH 82 F SI 92 B FF 95 F CH 83 X FF 93 2-2 1-H 2-H 2B	4	1	2	2	1	0	0
41 Justin Bour, L (1, 3)	B FF 87 C FF 87 B FF 87 X CH 76 2-1 P2 ③			B CU 75 B CH 77 B FF 87 C FF 86 C FF 89 F FF 88 S CH 76 3-3 K 5 BB 2 1B		B FF 88 B FF 87 B CH 77 B FF 87 4-0 2 G6-4-3 1-2 BB		C FF 92 B CU 78 D CU 79 B FC 88 B FF 91 4-1 5 G5-4-3 2 1B 1-2 2-3 3-H BB	B CH 81 B CH 80 S SI 91 B SI 94 C CH 82 F CH 84 X SI 93 3-2 G6-3 ③	3	0	0	1	2	1	1
2 Andrelton Simmons, R (1, 6) OBP: 0.375, SLG: 0.286		S FC 83 X FC 84 0-1 P4 ①		C FF 87 F CH 77 B FC 85 X CH 76 1-2 5 BB 1-2 1B		X FC 85 0-0 G6-4-3 ② ③ 1-2f		F SI 94 X SI 93 0-1 5 G5-4-3 1-2 2-H 3-H 1B		4	0	2	2	0	0	2
5 Albert Pujols, R (1, 10)		B CH 76 S FF 87 C FF 88 X CH 77 1-2 F8 ②		B FF 87 C FF 87 B FF 88 B FF 88 F CH 76 B FF 87 4-2 7 FC6-4 1-2 2-3 BB			C FC 93 X SI 98 0-1 P4 ①	X SL 87 0-0 G5-4-3 ① ② 1-2f 2-3		3	0	0	0	1	0	2
7 Zack Cozart, R (1, 5)		X FF 87 0-0 F8 ③		C FC 85 B FF 88 D CH 77 X FF 88 2-1 FC6-4 ③ 1-2f			B SI 98 X FF 97 1-0 F7 ②	B SL 88 C SL 87 B FF 94 F FF 94 B FF 94 F SL 86 X FF 92 3-2 G5-3 ③		4	0	0	0	0	0	4
9 Tommy La Stella, L (1, 4) OBP: 0.167, SLG: 0.333			B FF 86 C FF 87 X CH 76 1-1 F8 ①		C CH 75 B CH 75 X FF 87 1-1 F7 ①		B SI 97 F SI 96 B FC 93 F FC 93 F FC 94 F CH 88 X FF 97 2-2 P5 ③		B SL 83 B SI 91 B SI 90 C FF 91 C FF 92 X FF 91 3-2 20 G4-6-3 1B	3	0	0	0	0	0	0
6 David Fletcher, R (8, 4) OBP: 1.000, SLG: 1.000										1	0	1	0	0	0	0
20 Jonathan Lucroy, R (1, 2) OBP: 0.286, SLG: 0.167			B FF 86 C FF 87 X CH 77 1-1 P6 ②		C FC 84 B FF 87 X CH 76 1-1 F7 ②			C FF 92 X CU 74 0-1 18 1B 56 2B 1B	1 SAFE C SI 91 F SI 91 X FF 93 0-2 G4-6-3 ① ② 1-2f	4	1	1	0	0	0	1
18 Brian Goodwin, L (1, 7) OBP: 0.500, SLG: 0.500			F FF 88 S CH 76 S CH 75 0-3 K ③		L CH 74 X CH 75 0-1 L9 ③			C FF 92 X CH 87 0-1 56 2B 41 BB 1-2 1B	S CH 81 B CH 82 X CH 82 1-1 56 1B 27 2B 1B	4	2	2	0	0	1	0
Inning Stats	R: 0 E: 0 K: 0 S: 6 H: 0 LOB: 0 BB: 0 P: 12	R: 0 E: 0 K: 0 S: 6 H: 0 LOB: 0 BB: 0 P: 7	R: 0 E: 0 K: 1 S: 7 H: 0 LOB: 0 BB: 0 P: 9	R: 0 E: 0 K: 1 S: 15 H: 1 LOB: 3 BB: 1 P: 27	R: 0 E: 0 K: 0 S: 6 H: 0 LOB: 0 BB: 0 P: 8	R: 0 E: 0 K: 1 S: 6 H: 1 LOB: 1 BB: 1 P: 14	R: 0 E: 0 K: 0 S: 8 H: 0 LOB: 0 BB: 0 P: 11	R: 4 E: 0 K: 0 S: 13 H: 4 LOB: 1 BB: 2 P: 20	R: 2 E: 0 K: 0 S: 18 H: 4 LOB: 1 BB: 0 P: 28	1B: 8 2B: 2 3B: 0 HR: 0 SF: 0 SAC: 0 DP: 3 HBP: 0						

PITCHER		IP	WLS	BF	H	R	ER	SO	BB	IBB	HBP	BLK	WP	HR	S	P	ERA	WHIP
21 Marco Estrada, R ERA: 2.45	(1, 1)	6.0		22	2	0	0	3	2	0	0	0	1	0	46	77	0.00	0.667
62 Lou Trivino, R ERA:	(7, 1)	1.0	H	3	0	0	0	0	0	0	0	0	0	0	8	11	0.00	0.000
48 Joakim Soria, R ERA: 22.5	(8, 1)	0.0	L	4	3	4	4	0	0	1	0	0	0	0	5	5	∞	∞
52 Ryan Buchter, L ERA: 13.5	(8, 1)	0.0	B	1	0	0	0	0	1	0	0	0	0	0	1	5	∞	∞
16 Liam Hendriks, R ERA: 3.0	(8, 1)	1.0		3	1	0	0	0	0	0	0	0	0	0	7	10	0.00	1.000

PITCHER		IP	WLS	BF	H	R	ER	SO	BB	IBB	HBP	BLK	WP	HR	S	P	ERA	WHIP
56 Fernando Rodney, R ERA: 6.75	(9, 1)	1.0		6	4	2	2	0	0	0	0	0	0	0	18	28	18.00	4.000

TOP

Los Angeles Angels @ Oakland Athletics

Oakland Coliseum, Oakland, CA

Fri Mar 29 2019, 7:09 PM - 10:00 PM PDT

Att. 22,585 - Partly Cloudy - 57 F

livebaseballscorecards.com

AB	35
R	6
H	10
RBI	6
BB	4
SO	3
LOB	10

WP: 1 PA: 39
PB: 0
SB: 0
CS: 0

Batter	1	2	3	4	5	6	7	8	9	AB	R	H	RBI	BB	SO	LOB
8 Robbie Grossman, S (1, 7) OBP: 0.364, SLG: 0.300	C FF 93 F SL 88 B FF 93 B SL 87 B FF 95 B FF 94 4-2 BB		X CH 87 0-0 ③ G4-3			C FF 92 B SL 87 B FF 94 X FF 92 2-1 ① F7	S FF 95 B FF 96 F SL 87 C FF 96 1-3 ③ K			3	0	0	0	1	1	1
26 Matt Chapman, R (1, 5) OBP: 0.421, SLG: 0.625	B FF 94 F FF 94 B SL 87 F FF 96 F FF 94 1 SAFE X FF 94 2-2 ① F9			C FF 94 B FF 94 C SL 87 F CH 87 B FF 94 X SL 87 2-2 ① G1-3		F CU 81 X FF 94 0-1 2 HR 2B		C SL 82 S FF 95 B SL 84 F SL 82 X FF 95 1-2 25 G5-4-3 1B		4	1	2	0	0	0	1
25 Stephen Piscotty, R (1, 9) OBP: 0.278, SLG: 0.438	1 SAFE F FF 95 C SL 87 1 SAFE B FF 94 F SL 87 X FF 95 1-2 ② P3			S FF 94 B SL 89 S CU 80 X CH 87 1-2 ② G5-3		X FF 93 0-0 ② F8		X FF 95 0-0 ①② G5-4-3 1-2f		4	0	0	0	0	0	3
2 Khris Davis, R (1, 10) OBP: 0.333, SLG: 0.824	X CU 82 0-0 ③ F8			C FF 95 B FF 94 S SL 87 B FF 96 B SL 87 X FF 94 3-2 ③ P4		B SL 87 C SL 88 F FF 95 F CU 82 F FF 95 X CU 81 1-2 2-H HR		B FF 95 C SL 82 S SL 84 F FF 96 X SL 84 1-2 1B		4	1	2	2	0	0	1
12 Kendrys Morales, S (1, 3) OBP: 0.500, SLG: 0.333		B CH 86 C SI 95 C SL 86 X SI 95 1-2 ① G5-3			C SL 88 B CU 82 B FF 93 S CH 86 B SL 86 D FF 94 4-2 10 1B 23 BB BB	F FF 94 X CH 87 0-1 1B		S FF 95 B FF 98 F FF 95 S SL 83 1-3 ③ K		3	0	1	0	1	1	1
23 Jurickson Profar, S (1, 4) OBP: 0.222, SLG: 0.353		X SI 94 0-0 ② P6			B CH 87 B FF 93 F FF 91 B CH 87 B FF 94 4-1 10 1B 1-2 BB	X CU 80 0-0 ③ G3			B FF 91 B FF 91 B FF 91 C FF 92 F FF 91 F FF 92 X FF 92 3-2 ① P2	3	0	0	0	1	0	1
10 Marcus Semien, R (1, 6) OBP: 0.529, SLG: 0.643		C FF 95 B SL 90 S SL 88 B FF 96 X FF 95 2-2 ③ F8			F SL 87 X SL 88 0-1 3 G5-4-3 1-2 2-3 1B		C SL 85 F FF 96 B SL 88 X FF 94 1-2 ① P5		B FF 92 B FF 91 B FF 92 B FF 91 4-0 BB	3	0	1	0	1	0	0
22 Ramón Laureano, R (1, 8) OBP: 0.118, SLG: 0.118			B CU 81 C SL 86 X FF 95 1-1 ① G6-3		C FF 93 S FF 94 S SL 88 0-3 ① K		C SL 88 C SL 86 B SL 87 B FF 95 S FF 96 2-3 ② K		C FF 91 D KC 82 C FF 91 S KC 82 1-3 ② K	4	0	0	0	0	3	4
3 Nick Hundley, R (1, 2) OBP: 0.143, SLG: 0.143 18 Chad Pinder, R (9, PH) OBP: 0.214, SLG: 0.385			B FF 94 B SL 87 F FF 94 C FF 95 X SL 87 2-2 ② G6-3		B SL 88 C FF 92 S FF 93 X SL 87 1-2 ②③ G5-4-3 1-2f		S FF 93 F SL 86 B FF 95 B SL 86 X FF 96 2-2 1B		X KC 82 0-0 ③ P3	3 1	0 0	1 0	0 0	0 0	0 0	3 1
Inning Stats	R: 0 E: 0 K: 0 S: 11 H: 0 LOB: 1 BB: 1 P: 18	R: 0 E: 0 K: 0 S: 7 H: 0 LOB: 0 BB: 0 P: 10	R: 0 E: 0 K: 0 S: 6 H: 0 LOB: 0 BB: 0 P: 9	R: 0 E: 0 K: 0 S: 10 H: 0 LOB: 0 BB: 0 P: 16	R: 0 E: 0 K: 1 S: 11 H: 1 LOB: 2 BB: 2 P: 20	R: 2 E: 0 K: 0 S: 13 H: 3 LOB: 1 BB: 0 P: 16	R: 0 E: 0 K: 2 S: 12 H: 1 LOB: 1 BB: 0 P: 18	R: 0 E: 0 K: 1 S: 13 H: 2 LOB: 1 BB: 0 P: 16	R: 0 E: 0 K: 1 S: 8 H: 0 LOB: 1 BB: 1 P: 16	1B: 5 2B: 1 3B: 0 HR: 1	SF: 0 SAC: 0 DP: 2 HBP: 0		WP: 0 PB: 0 SB: 0 CS: 0	PA: 36			

PITCHER		IP	WLS	BF	H	R	ER	SO	BB	IBB	HBP	BLK	WP	HR	S	P	ERA	WHIP
33 Matt Harvey, R ERA: 3.0	(1, 1)	6.0		24	4	2	2	1	3	0	0	0	0	1	58	89	3.00	1.167
57 Hansel Robles, R ERA:	(7, 1)	1.0	W	4	1	0	0	2	0	0	0	0	0	0	12	18	0.00	1.000
31 Ty Buttrey, R ERA:	(8, 1)	1.0	H	4	2	0	0	1	0	0	0	0	0	0	13	16	0.00	2.000
37 Cody Allen, R ERA:	(9, 1)	1.0		4	0	0	0	1	1	0	0	0	0	0	8	16	0.00	1.000

PITCHER	IP	WLS	BF	H	R	ER	SO	BB	IBB	HBP	BLK	WP	HR	S	P	ERA	WHIP

BOTTOM

Los Angeles Angels @ Oakland Athletics

Oakland Coliseum, Oakland, CA

Fri Mar 29 2019, 7:09 PM - 10:00 PM PDT

Att. 22,585 - Partly Cloudy - 57 F

livebaseballscorecards.com

AB	32
R	2
H	7
RBI	2
BB	4
SO	5
LOB	16

Batter	1	2	3	4	5	6	7	8	9	AB	R	H	RBI	BB	SO	LOB
7 Zack Cozart, R (1, 5) OBP: 0.167, SLG: 0.182	B SI 90 B SI 91 B SI 89 B FF 90 4-0 27 G4-3 BB		B KC 74 S CH 81 X SI 90 1-1 ① G4-3		X CH 82 0-0 ③ L5			F FF 95 F CU 79 B FF 95 X CH 87 1-2 27 SF9 2 1B 1-3 2B		3	1	1	0	1	0	0
27 Mike Trout, R (1, 8) OBP: 0.462, SLG: 0.600	F SI 90 B SI 90 C CH 82 B SL 83 X SI 91 2-2 ① G4-3 1-2		B SI 89 B SI 90 X SI 89 2-0 2 G6-3 2B			B CH 80 C SL 80 B SI 88 F CH 81 B KC 76 X SL 81 3-2 ① P4		D CU 81 B FF 96 B FF 96 C FF 96 X CU 81 3-1 ① SF9 2-3 3-H		3	0	1	1	0	0	1
2 Andrelton Simmons, R (1, 6) OBP: 0.333, SLG: 0.273	C SI 91 B SL 83 X CH 84 1-1 ② F8		L KC 75 B SI 90 X SL 82 1-1 ② G6-3 2-3			X KC 76 0-0 ② G5-3		C CH 86 X CU 80 0-1 5 1B 5 PB 1B 3-H		4	0	1	1	0	0	2
5 Albert Pujols, R (1, 10) OBP: 0.333, SLG: 0.200 18 Brian Goodwin, L (8, PR) OBP: 0.500, SLG: 0.500 (8, 10)	D KC 77 C SI 90 B SL 81 C CH 83 X SI 93 2-2 ③ F9		C SL 81 X SI 91 0-1 ③ G5-3			B SI 87 C SL 80 B SI 90 X SL 80 2-1 1B		B SI 96 C SI 97 B FC 94 B SI 96 X SI 98 3-1 1-3 1B		4 0	0 0	2 0	0 0	0 0	0 0	2 0
41 Justin Bour, L (1, 3)		C SI 89 B SI 90 S SI 90 B SI 90 B SL 83 F SI 91 B SI 90 4-2 56 FC3-6 20 1B BB		B SI 86 C KC 78 S SI 88 B SI 90 C SI 90 2-3 ① K		S CH 81 S SI 89 S SI 92 0-3 ③ K		B FF 97 B FF 96 B SI 98 C SI 96 F SI 96 C FC 94 3-3 ② K		3	0	0	0	1	3	3
20 Jonathan Lucroy, R (1, 2) OBP: 0.273, SLG: 0.200		B SI 91 B CH 82 X SI 90 2-0 56 FC3-6 1-2 1B		C SI 89 B SL 82 C SL 81 B FF 91 B SL 82 F SL 81 X SI 90 3-2 ② G6-3			C FF 95 B FF 96 X CU 80 1-1 ① G5-3	F SI 98 1 SAFE X SI 98 0-1 ③ P4		4	0	1	0	0	0	2
56 Kole Calhoun, L (1, 9) OBP: 0.308, SLG: 0.333		C SI 90 B SL 82 B SI 90 F SI 90 X SL 82 2-2 ① FC3-6 1-2f 2-3		B SI 90 B CH 82 X SI 89 2-0 ③ G3			C CU 81 X FF 96 0-1 ② F7		B FF 97 F FC 94 S FC 93 B SL 88 B SL 94 S FF 98 3-3 ① K	4	0	0	0	0	1	2
25 Peter Bourjos, R (1, 7) 9 Tommy La Stella, L (9, PH) OBP: 0.143, SLG: 0.286		C SL 82 B SI 91 F SL 82 S SL 83 1-3 ② K			B SI 87 S CH 80 C SL 80 F SI 90 B SL 81 F SL 81 S CH 83 2-3 ① K		F FF 96 S CU 81 B CU 81 S CH 87 1-3 ③ K		C FF 99 B FC 94 B SL 92 F SI 99 B SL 88 X FC 94 3-2 ② G3	3 1	0 0	0 0	0 0	0 0	3 0	2 0
6 David Fletcher, R (1, 4) OBP: 0.200, SLG: 0.200		B SI 91 C SL 81 B CH 83 C SL 81 F SL 83 F SI 92 X SL 84 2-2 ③ L7			C KC 76 B SI 90 B CH 83 C SI 89 X SL 82 2-2 ② G5-3			C FF 94 C CH 85 B FF 96 X CU 81 1-2 E4 7 2B 27 SF9	X SI 97 0-0 ③ L9	4	1	0	0	0	0	2
Inning Stats	R: 0 E: 0 K: 0 S: 8 H: 0 LOB: 1 BB: 1 P: 17	R: 0 E: 0 K: 1 S: 15 H: 1 LOB: 2 BB: 1 P: 26	R: 0 E: 0 K: 0 S: 7 H: 1 LOB: 1 BB: 0 P: 11	R: 0 E: 0 K: 1 S: 8 H: 0 LOB: 0 BB: 0 P: 15	R: 0 E: 0 K: 1 S: 9 H: 0 LOB: 0 BB: 0 P: 13	R: 0 E: 0 K: 1 S: 9 H: 1 LOB: 1 BB: 0 P: 14	R: 0 E: 0 K: 1 S: 7 H: 0 LOB: 0 BB: 0 P: 9	R: 2 E: 1 K: 1 S: 17 H: 3 LOB: 2 BB: 0 P: 28	R: 0 E: 0 K: 1 S: 7 H: 0 LOB: 0 BB: 0 P: 13	1B: 4 2B: 2 3B: 0 HR: 0	SF: 1 SAC: 0 DP: 0 HBP: 0					

PITCHER		IP	WLS	BF	H	R	ER	SO	BB	IBB	HBP	BLK	WP	HR	S	P	ERA	WHIP
30 Brett Anderson, L ERA:	(1, 1)	6.0	W	23	3	0	0	4	2	0	0	0	0	0	56	96	0.00	0.833
57 J.B. Wendelken, R ERA: 2.7	(7, 1)	1.1		7	2	2	1	1	0	0	0	0	0	0	17	24	6.75	1.500
39 Blake Treinen, R ERA:	(8, 1)	1.2	S	6	1	0	0	2	0	0	0	0	0	0	14	26	0.00	0.600

PITCHER	IP	WLS	BF	H	R	ER	SO	BB	IBB	HBP	BLK	WP	HR	S	P	ERA	WHIP

TOP

Los Angeles Angels @ Oakland Athletics

Oakland Coliseum, Oakland, CA

Sat Mar 30 2019, 6:08 PM - 8:49 PM PDT

Att. 16,051 - Clear - 63 F

livebaseballscorecards.com

AB	33
R	2
H	6
RBI	2
BB	2
SO	7
LOB	16

Batter	1	2	3	4	5	6	7	8	9	AB	R	H	RBI	BB	SO	LOB
8 Robbie Grossman, S (1, 7) OBP: 0.333, SLG: 0.286	C FF 91 B CH 81 B FF 92 B FF 92 X FF 90 3-1 G4-3 ①		T FF 90 D CH 84 B FF 90 B FF 90 X FF 90 3-1 26 HBP 25 1B 1-2 1B		C CH 85 B FF 90 F FF 90 S CH 86 1-3 K ①		F FF 94 B FF 96 B FF 94 B FF 95 X FF 95 3-1 L8 ①			4	1	1	0	0	1	0
26 Matt Chapman, R (1, 5) OBP: 0.435, SLG: 0.579	C FF 90 B FF 91 B SL 82 F FF 90 C FF 92 2-3 K ②		F SI 90 D SL 82 B SL 81 B SI 89 H SI 90 4-1 25 1B 1-2 2-3 HBP		B CU 78 X CU 79 1-0 1B		B SL 85 F SL 86 X SI 94 1-1 G4-3 ②			3	0	1	0	0	1	0
25 Stephen Piscotty, R (1, 9) OBP: 0.318, SLG: 0.450	B SI 90 S FF 90 F FF 90 B SL 80 S SL 82 2-3 K ③		D SI 87 B FF 92 B FF 91 C FF 91 X FF 90 3-1 1-3 2-H 3-H 1B		C CU 79 1 SAFE B CH 84 B CH 85 S FF 90 F CH 85 B FF 90 C CU 79 3-3 K ②		B FF 95 C SL 86 X SI 95 1-1 1B			4	0	2	2	0	2	1
2 Khris Davis, R (1, 10) OBP: 0.273, SLG: 0.667		C SI 88 S SL 83 X SL 82 0-2 F7 ①	X FF 91 0-0 F8 ③		B FF 90 S CU 79 B FF 90 S CU 79 S FF 90 2-3 K ③		F SI 94 B SL 87 X SL 84 1-1 G5-3 ③			4	0	0	0	0	1	4
12 Kendrys Morales, S (1, 3) OBP: 0.375, SLG: 0.167		B CH 82 C FF 90 X FF 91 1-1 L7 ②		C FF 91 B SL 81 B FF 91 B FF 90 B FF 91 4-1 20 HR BB		B CH 84 X FF 89 1-0 F8 ①		S SI 95 X FS 85 0-1 G4-3 ①		3	1	0	0	1	0	0
23 Jurickson Profar, S (1, 4) OBP: 0.182, SLG: 0.286		C FF 91 S CH 84 B SL 85 S SL 82 1-3 K ③		B FF 90 B FF 89 S FF 88 X FF 88 2-1 L8 ①		C CU 78 B FF 89 X CH 84 1-1 G5-3 ②		B FF 95 B FF 96 C SI 95 X SI 96 2-1 L9 ②		4	0	0	0	0	1	1
10 Marcus Semien, R (1, 6) OBP: 0.476, SLG: 0.556			X SI 88 0-0 G6-3 ①	B SL 80 X SI 89 1-0 F9 ②		B CU 79 C CH 84 F FF 90 X CH 85 1-2 20 BB 1B		C SL 83 S SL 85 X FF 96 0-2 G3-1 ③		4	0	1	0	0	0	1
20 Mark Canha, R (1, 8) OBP: 0.600, SLG: 1.333 22 Ramón Laureano, R (9, 8) OBP: 0.118, SLG: 0.118			B SL 79 X SI 88 1-0 F7 ②	D SL 80 B SL 80 C SI 88 X SI 90 2-1 1-H HR		1 SAFE D CU 80 B CU 79 1 SAFE C CU 78 B FF 90 1 SAFE C CU 78 B CU 79 4-2 1-2 BB				2 0	1 0	1 0	2 0	1 0	0 0	0 0
19 Josh Phegley, R (1, 2) OBP: 0.100, SLG: 0.100			C FF 91 X SL 81 0-1 26 HBP 8 1B 25 1B 1B	C CU 78 B FF 90 F FF 90 F CH 84 X CU 78 1-2 L5 ③		X SI 95 0-0 L9 ③				3	1	1	0	0	0	2
Inning Stats	R: 0 E: 0 K: 2 S: 8 H: 0 LOB: 0 BB: 0 P: 15	R: 0 E: 0 K: 1 S: 8 H: 0 LOB: 0 BB: 0 P: 10	R: 2 E: 0 K: 0 S: 10 H: 3 LOB: 2 BB: 0 P: 21	R: 2 E: 0 K: 0 S: 10 H: 1 LOB: 0 BB: 1 P: 20	R: 0 E: 0 K: 3 S: 11 H: 1 LOB: 1 BB: 0 P: 18	R: 0 E: 0 K: 0 S: 9 H: 1 LOB: 2 BB: 1 P: 16	R: 0 E: 0 K: 0 S: 8 H: 1 LOB: 1 BB: 0 P: 14	R: 0 E: 0 K: 0 S: 7 H: 0 LOB: 0 BB: 0 P: 9		1B: 6 2B: 0 3B: 0 HR: 1	SF: 0 SAC: 0 DP: 0 HBP: 1			WP: 0 PB: 0 SB: 0 CS: 0	PA: 34	

PITCHER		IP	WLS	BF	H	R	ER	SO	BB	IBB	HBP	BLK	WP	HR	S	P	ERA	WHIP
64 Félix Peña, R ERA: 9.82	(1, 1)	3.2	L	17	4	4	4	3	1	0	1	0	0	1	32	61	9.82	1.364
24 Noé Ramirez, R ERA:	(4, 1)	2.0		9	2	0	0	3	1	0	0	0	0	0	23	38	0.00	1.500
38 Justin Anderson, R ERA:	(6, 1)	1.1		5	1	0	0	0	0	0	0	0	0	0	9	15	0.00	0.750
40 Luis García, R ERA:	(8, 1)	1.0		3	0	0	0	0	0	0	0	0	0	0	7	9	0.00	0.000

PITCHER	IP	WLS	BF	H	R	ER	SO	BB	IBB	HBP	BLK	WP	HR	S	P	ERA	WHIP

BOTTOM

Los Angeles Angels @ Oakland Athletics

Oakland Coliseum, Oakland, CA

Sat Mar 30 2019, 6:08 PM - 8:49 PM PDT

Att. 16,051 - Clear - 63 F

livebaseballscorecards.com

AB	31
R	4
H	7
RBI	4
BB	2
SO	6
LOB	9

Los Angeles Angels @ Oakland Athletics

Oakland Coliseum, Oakland, CA

Sun Mar 31 2019, 1:09 PM - 3:47 PM PDT

Att. 23,265 - Sunny - 68 F

TOP

livebaseballscorecards.com

Batter	1	2	3	4	5	6	7	8	9	AB	R	H	RBI	BB	SO	LOB
56 Kole Calhoun, L (1, 9) OBP: 0.353, SLG: 0.625	F SI 97 B FF 98 B SI 98 B SI 97 X FF 96 3-1 41 G4-6-3 2B		B SI 98 X SI 97 1-0 G4-3			B FS 85 X SI 96 1-0 HR			X FC 94 0-0 G3-1	4	1	2	1	0	0	0
27 Mike Trout, R (1, 10) OBP: 0.471, SLG: 0.500	F FF 97 H SI 96 1-1 41 G4-6-3 HBP			C FF 94 X FS 87 0-1 G5-3		B SL 89 C SL 87 F SI 97 S FF 96 1-3 K			C FF 97 C FC 92 F FC 94 B SL 89 F FF 98 B FF 99 F FC 94 B SL 86 B SI 98 4-2 2 S BB	2	0	0	0	1	1	0
41 Justin Bour, L (1, 3) OBP: 0.235, SLG: 0.143	B FF 97 S FS 86 X FS 86 1-1 G4-6-3 1-2f 2-3			C FS 86 F FF 97 B SL 88 B FS 87 F FS 88 C SI 97 2-3			S FS 86 X FS 86 0-1 2B		C FC 93 1 SAFE X FC 93 0-1 P2	4	0	1	0	0	1	3
2 Andrelton Simmons, R (1, 6) OBP: 0.250, SLG: 0.200	C FF 98 S SL 91 D SL 90 S SL 90 1-3 K			X SI 96 0-0 G6-3			B FC 93 B FC 92 F SI 97 X FC 91 2-1 G6-3		C SI 97 B FC 93 X SI 97 1-1 F7 1-2	4	0	0	0	0	1	3
7 Zack Cozart, R (1, 5) OBP: 0.133, SLG: 0.143		B FF 97 C SL 89 C SL 90 B SL 86 B SI 98 S SL 89 3-3 K			F SI 96 C SL 89 B SL 87 X SI 96 1-2 G5-3		B SI 97 C FC 91 X SI 97 1-1 P2			3	0	0	0	0	1	1
9 Tommy La Stella, L (1, 4) OBP: 0.100, SLG: 0.200		C SI 96 B FF 98 T FS 88 X SL 91 1-2 G6-3			X FS 86 0-0 G4-3		C SI 98 S FC 91 C FF 97 0-3			3	0	0	0	0	1	1
44 Kevan Smith, R (1, 2)		C FF 98 F FF 99 B SL 90 B SL 91 S SI 98 2-3 K			C SI 97 B SL 90 B FS 87 C SI 97 X SL 88 2-2 G3			B SL 83 F SL 86 C FF 91 X SL 83 1-2 G6-3		3	0	0	0	0	1	0
18 Brian Goodwin, L (1, 7) (8, 8) OBP: 0.286, SLG: 0.286			B FS 86 C SI 96 F SL 90 F SI 97 F FS 86 B SL 91 F FF 98 S FS 87 2-3 K			B SI 95 T SI 95 C FS 85 B SI 96 F SL 89 B SI 97 X FS 86 3-2 P4		F FF 92 F FF 91 B FF 92 S CU 71 1-3 K		3	0	0	0	0	2	0
25 Peter Bourjos, R (1, 8) 5 Albert Pujols, R (8, PH) OBP: 0.308, SLG: 0.182 6 David Fletcher, R (8, 7) OBP: 0.200, SLG: 0.200			X SL 89 0-0 F9			B SI 96 F SI 96 X SL 88 1-1 G4-3		C FF 94 B SL 85 X SL 84 1-1 G1-3		2 1 0	0 0 0	0 0 0	0 0 0	0 0 0	0 0 0	0 0 0
Inning Stats	R: 0 E: 0 K: 1 S: 8 H: 1 LOB: 1 BB: 0 P: 14	R: 0 E: 0 K: 2 S: 9 H: 0 LOB: 0 BB: 0 P: 15	R: 0 E: 0 K: 1 S: 8 H: 0 LOB: 0 BB: 0 P: 11	R: 0 E: 0 K: 1 S: 7 H: 0 LOB: 0 BB: 0 P: 9	R: 0 E: 0 K: 0 S: 7 H: 0 LOB: 0 BB: 0 P: 10	R: 1 E: 0 K: 1 S: 10 H: 1 LOB: 0 BB: 0 P: 16	R: 0 E: 0 K: 1 S: 9 H: 1 LOB: 1 BB: 0 P: 12	R: 0 E: 0 K: 1 S: 8 H: 0 LOB: 0 BB: 0 P: 11	R: 0 E: 0 K: 0 S: 10 H: 0 LOB: 1 BB: 1 P: 15	1B: 0 2B: 2 3B: 0 HR: 1 SF: 0 SAC: 0 DP: 1 HBP: 1	WP: 0 PB: 0 SB: 1 CS: 0 PA: 31					

	AB	29
	R	1
	H	3
	RBI	1
	BB	1
	SO	8
	LOB	8

PITCHER		IP	WLS	BF	H	R	ER	SO	BB	IBB	HBP	BLK	WP	HR	S	P	ERA	WHIP
47 Frankie Montas, R ERA: 1.5	(1, 1)	6.0	W	21	3	1	1	6	0	0	1	0	0	1	51	77	1.50	0.500
62 Lou Trivino, R ERA:	(7, 1)	1.0	H	3	0	0	0	1	0	0	0	0	0	0	7	10	0.00	0.000
48 Joakim Soria, R ERA: 15.0	(8, 1)	1.0	H	3	0	0	0	1	0	0	0	0	0	0	8	11	0.00	0.000
39 Blake Treinen, R ERA:	(9, 1)	1.0	S	4	0	0	0	0	1	0	0	0	0	0	10	15	0.00	1.000

PITCHER	IP	WLS	BF	H	R	ER	SO	BB	IBB	HBP	BLK	WP	HR	S	P	ERA	WHIP

Batter	1	2	3	4	5	6	7	8	9	AB	R	H	RBI	BB	SO	LOB
10 Marcus Semien, R (1, 6) OBP: 0.480, SLG: 0.591	B FF 90 X FF 90 1-0 F9 ①		C FF 89 B FF 89 B FF 90 C CH 85 F FF 91 1 SAFE F CU 77 X CU 75 2-2 26 BB 1-2 1B		B CH 85 C FF 90 X CU 75 1-1 26 1B 2B		B FF 96 1 SAFE C FF 95 1 SAFE C FF 96 B FF 96 S FF 97 2-3 K ③			4	1	2	0	0	1	1
26 Matt Chapman, R (1, 5) OBP: 0.481, SLG: 0.591	B CU 73 C CU 74 X FF 90 1-1 F9 ②		B FF 90 B CH 83 B CU 74 B FF 89 4-0 1-2 2-3 BB		B SL 81 C SL 81 X FF 95 1-1 2-H 1B			B SL 84 X SI 95 1-0 25 FC4-6 1B		3	0	2	1	1	0	0
25 Stephen Piscotty, R (1, 9) OBP: 0.269, SLG: 0.375	C FF 90 B CU 74 B FF 90 C CU 75 S FF 92 2-3 K ③		B CH 86 B FF 91 C FF 92 B CH 91 X FF 91 3-1 F9 ③		F FF 96 T FF 95 B FF 96 F FF 95 S FF 95 1-3 K ③			X SI 96 0-0 FC4-6 20 BB 1-2f ①		4	0	0	0	0	2	5
2 Khris Davis, R (1, 10) OBP: 0.308, SLG: 0.750		B FF 89 B CU 73 F FF 89 F FF 90 S CU 76 2-3 K ①		C FF 89 B FF 89 X FF 89 1-1 HR		X SL 81 0-0 F9 ①		B SL 85 B SL 84 2 SAFE B FF 96 3-0 20 BB IBB		3	1	1	1	1	1	0
20 Mark Canha, R (1, 3) OBP: 0.444, SLG: 0.667		B CH 84 B CU 73 B CU 75 C FF 90 S CH 85 X FF 92 3-2 P3 ②		C CU 73 F FF 90 F FF 91 B CU 76 X FF 92 1-2 F8 ①		C SL 81 B SL 83 B FF 93 C FF 96 B FF 97 S FF 95 3-3 K ②		C SL 85 D SL 85 C SI 95 D SL 87 B SL 86 B SI 96 4-2 1-2 2-3 BB		3	0	0	0	1	1	0
18 Chad Pinder, R (1, 7) OBP: 0.167, SLG: 0.294		C CU 74 B FF 89 B CH 86 X CH 85 2-1 L8 ③		F FF 90 X CU 74 0-1 L9 ②		B CH 85 S SL 81 S FF 97 X FF 97 1-2 G1-3 ③		F SI 96 F SL 87 F SI 97 S FS 84 0-3 K ②		4	0	0	0	0	1	3
23 Jurickson Profar, S (1, 4) OBP: 0.154, SLG: 0.240			B FF 89 C FF 90 F FF 90 B FF 91 B CU 76 X FF 91 3-2 L7 ①	S CH 85 B CH 85 X FF 90 1-1 G5-3 ③			B CH 90 F SI 96 F FF 96 F SL 87 F FF 98 X FF 95 1-2 L8 ①	B FF 96 C FF 98 X FS 84 1-1 G3 ③		4	0	0	0	0	0	3
22 Ramón Laureano, R (1, 8) OBP: 0.150, SLG: 0.150			C CU 73 C CU 74 B FF 91 B CU 76 F FF 92 X CU 77 2-2 G5-3 ②		B FF 90 F FF 90 B CH 84 B FF 90 F FF 90 F CU 76 X CU 77 3-2 3 G6-4-3 1B		F SL 89 F SL 85 B FF 97 F FF 95 B FF 96 X FF 96 2-2 E5			3	0	1	0	0	0	0
3 Nick Hundley, R (1, 2) OBP: 0.222, SLG: 0.222 12 Kendrys Morales, S (7, PH) OBP: 0.333, SLG: 0.143 19 Josh Phegley, R (8, 2) OBP: 0.100, SLG: 0.100			C FF 89 C FF 90 B CU 77 B FF 91 X CU 77 2-2 26 BB 10 1B 1B		1 SAFE 1 SAFE F CH 83 B FF 89 B CH 83 X CH 83 2-1 G6-4-3 ① ② 1-2f		1 SAFE D SL 87 B CH 89 S CH 90 S FF 95 X FF 97 2-2 P5 ②			2 1 0	0 0 0	1 0 0	0 0 0	0 0 0	0 0 0	1 1 0
Inning Stats	R: 0 E: 0 K: 1 S: 6 H: 0 LOB: 0 BB: 0 P: 10	R: 0 E: 0 K: 1 S: 8 H: 0 LOB: 0 BB: 0 P: 15	R: 0 E: 0 K: 0 S: 17 H: 2 LOB: 3 BB: 1 P: 33	R: 1 E: 0 K: 0 S: 10 H: 1 LOB: 0 BB: 0 P: 13	R: 1 E: 0 K: 1 S: 15 H: 3 LOB: 1 BB: 0 P: 23	R: 0 E: 0 K: 1 S: 7 H: 0 LOB: 0 BB: 0 P: 11	R: 0 E: 1 K: 1 S: 15 H: 0 LOB: 1 BB: 0 P: 22	R: 0 E: 1 K: 1 S: 10 H: 1 LOB: 3 BB: 2 P: 19		1B: 5 2B: 1 3B: 0 HR: 1 SF: 0 SAC: 0 DP: 1 HBP: 0					WP: 0 PB: 0 SB: 0 CS: 0 PA: 34	

BOTTOM

Los Angeles Angels @ Oakland Athletics

Oakland Coliseum, Oakland, CA

Sun Mar 31 2019, 1:09 PM - 3:47 PM PDT

Att. 23,265 - Sunny - 68 F

livebaseballscorecards.com

AB	31
R	2
H	7
RBI	2
BB	3
SO	6
LOB	14

PITCHER		IP	WLS	BF	H	R	ER	SO	BB	IBB	HBP	BLK	WP	HR	S	P	ERA	WHIP
42 Tyler Skaggs, L ERA: 3.86	(1, 1)	4.2	L	19	5	2	2	2	1	0	0	0	0	1	50	86	3.86	1.286
31 Ty Buttrey, R ERA:	(5, 1)	1.1		5	1	0	0	2	0	0	0	0	0	0	13	19	0.00	0.750
57 Hansel Robles, R ERA:	(7, 1)	1.0		4	0	0	0	1	0	0	0	0	0	0	15	22	0.00	0.000
40 Luis García, R ERA:	(8, 1)	1.0		6	1	0	0	1	1	1	0	0	0	0	10	19	0.00	2.000

PITCHER	IP	WLS	BF	H	R	ER	SO	BB	IBB	HBP	BLK	WP	HR	S	P	ERA	WHIP

Batter	1	2	3	4	5	6	7	8	9	AB	R	H	RBI	BB	SO	LOB
56 Kole Calhoun, L (1, 9) OBP: 0.273, SLG: 0.476	X SI 90 0-0 ① L9		B SI 90 B CU 78 F SI 89 F CU 79 S CH 87 2-3 ① K	B CU 80 B CU 78 B SI 89 C SI 89 X SI 91 3-1 ③ G1-3			C SI 93 F SL 88 B SL 88 X SI 93 1-2 ② G3-1		B FF 95 S FF 94 C FF 95 X CH 86 1-2 ③ L8	5	0	0	0	0	1	1
27 Mike Trout, R (1, 8) OBP: 0.476, SLG: 0.429	C SI 91 B SI 91 B FF 90 F CU 81 H FF 91 3-2 41 FC5-6 HBP		C SI 91 B CH 87 F FF 92 F FF 92 X CH 86 1-2 E5		B FF 90 B CU 79 X SI 89 2-0 ① F9		B SL 89 B SL 89 B SL 87 3-0 IBB			2	0	0	0	1	0	0
41 Justin Bour, L (1, 3) OBP: 0.190, SLG: 0.111	C CU 79 B CU 79 B SI 89 X CU 79 2-1 ② FC5-6 1-2f		C CU 80 F SI 91 D CH 88 C CH 86 1-3 ② K		X SI 90 0-0 ② G3		B SI 93 X SI 94 1-0 ③ P6			4	0	0	0	0	1	3
2 Andrelton Simmons, R (1, 6) OBP: 0.200, SLG: 0.158	B CU 79 F SI 90 B CU 81 X SI 91 2-1 ③ F7		S SL 85 B CU 81 F SI 91 X CH 86 1-2 ③ F7		C CU 80 C SL 84 F FF 92 B CH 86 F FF 90 S CU 81 1-3 ③ K			B SI 94 B SI 94 C SI 93 C SI 94 S CH 85 2-3 ① K		4	0	0	0	0	2	2
5 Albert Pujols, R (1, 10) OBP: 0.353, SLG: 0.333		B SI 88 B SI 88 X SI 88 2-0 E7 20 G5-3 18 1B 1B		C SI 89 X CU 80 0-1 20 E 2B		C SI 88 B SI 89 B SI 89 F CU 78 X CH 85 2-2 ① G6-3		X SI 94 0-0 ② G6-3		4	2	2	0	0	0	0
9 Tommy La Stella, L (1, 4) OBP: 0.214, SLG: 0.286		C SI 90 X CH 85 0-1 ① L8		X SI 91 0-0 ① G4-3		B CU 80 C SI 89 B CU 80 X SI 90 2-1 20 1B 1B		C CH 84 X SI 95 0-1 20 WP 1B		4	0	2	0	0	0	2
20 Jonathan Lucroy, R (1, 2) OBP: 0.333, SLG: 0.286		C SI 90 X CH 85 0-1 ② G5-3 2-3	C CU 81 D CU 82 B SI 91 C CU 81 D CH 87 F CU 80 X SI 91 3-2 E2 6 E 2-H 1B		C SI 90 D CU 81 X CH 84 1-1 18 G6-3 1-2 1B		B SI 94 B CH 85 C SI 94 X SI 94 2-1 ③ G6-3 1-2		4	1	2	1	0	0	2
18 Brian Goodwin, L (1, 7) OBP: 0.300, SLG: 0.300 7 Zack Cozart, R (9, PH) OBP: 0.125, SLG: 0.133		B CU 80 F CU 80 F CH 85 F CH 86 B FF 92 X CU 80 2-2 6 WP 3-H 1B		X SI 92 0-0 ② F7		C FF 90 B CH 84 S CH 84 B CH 85 X SI 90 2-2 ②③ G6-3 1-2f			C FF 94 B CH 88 B CH 87 F FF 94 X CH 88 2-2 ① P5	3 1	0 0	1 0	1 0	0 0	0 0	3 0
6 David Fletcher, R (1, 5) OBP: 0.222, SLG: 0.222		C SI 89 C SL 85 F CH 86 B FF 91 B SI 90 S CU 81 2-3 ③ K 1-2		C CU 79 C SI 91 X CH 87 0-2 E2 2-H 1B			B FF 90 C FF 88 B SL 84 F SI 88 X SL 84 2-2 ① P2		B FF 96 C FF 94 B CH 88 F FF 94 F CH 87 X CH 87 2-2 ② F9	4	0	1	1	0	1	1
Inning Stats	R: 0 E: 0 K: 0 S: 7 H: 0 LOB: 1 BB: 0 P: 14	R: 1 E: 1 K: 1 S: 13 H: 2 LOB: 1 BB: 0 P: 19	R: 0 E: 1 K: 2 S: 13 H: 0 LOB: 1 BB: 0 P: 18	R: 2 E: 2 K: 0 S: 13 H: 3 LOB: 1 BB: 0 P: 19	R: 0 E: 0 K: 1 S: 7 H: 0 LOB: 0 BB: 0 P: 10	R: 0 E: 0 K: 0 S: 10 H: 2 LOB: 1 BB: 0 P: 17	R: 0 E: 0 K: 0 S: 7 H: 0 LOB: 1 BB: 1 P: 14	R: 0 E: 0 K: 1 S: 8 H: 1 LOB: 1 BB: 0 P: 12	R: 0 E: 0 K: 0 S: 10 H: 0 LOB: 0 BB: 0 P: 15	1B: 7 2B: 1 3B: 0 HR: 0 SF: 0 SAC: 0 DP: 1 HBP: 1						

PITCHER		IP	WLS	BF	H	R	ER	SO	BB	IBB	HBP	BLK	WP	HR	S	P	ERA	WHIP
34 Félix Hernández, R ERA: 1.69	(1, 1)	5.1	W	25	7	3	1	4	0	0	1	0	1	0	60	92	1.69	1.312
60 Chasen Bradford, R ERA:	(6, 1)	1.0	H	2	0	0	0	0	0	0	0	0	0	0	6	10	0.00	0.000
59 Zac Rosscup, L ERA: 2.7	(7, 1)	0.2	H	3	0	0	0	0	0	1	0	0	0	0	4	9	0.00	0.000
65 Brandon Brennan, R ERA:	(8, 1)	1.0	H	4	1	0	0	1	0	0	0	0	1	0	8	12	0.00	1.000
55 Roenis Elías, L ERA: 3.86	(9, 1)	1.0	S	3	0	0	0	0	0	0	0	0	0	0	10	15	0.00	0.000

PITCHER	IP	WLS	BF	H	R	ER	SO	BB	IBB	HBP	BLK	WP	HR	S	P	ERA	WHIP

TOP

Los Angeles Angels @ Seattle Mariners

T-Mobile Park, Seattle, WA

Mon Apr 01 2019, 7:10 PM - 10:30 PM PDT

Att. 14,459 - Partly Cloudy - 66 F

livebaseballscorecards.com

AB	35
R	3
H	8
RBI	3
BB	1
SO	5
LOB	14

WP: 2 PA: 37
PB: 0
SB: 0
CS: 0

Batter	1	2	3	4	5	6	7	8	9	AB	R	H	RBI	BB	SO	LOB
0 Mallex Smith, L (1, 8) OBP: 0.350, SLG: 0.588	C FF 90 B CH 84 X CU 76 1-1 17 WP 16 1B 1B	S FF 90 B FF 90 B CH 84 X FF 90 2-1 17 G5-4-3 1B			C FF 90 B FF 90 C SL 82 X FF 90 1-2 ① G1-3	B FF 98 C FF 96 F FF 98 S SL 83 1-3 ② K2-3 1-2		B FF 93 F FF 93 B FS 87 B FF 93 B FF 93 4-1 17 E 17 S BB		4	1	2	0	1	1	2
17 Mitch Haniger, R (1, 9) OBP: 0.389, SLG: 0.500	B CU 80 B CU 77 D SL 83 B FF 90 4-0 16 1B 22 1B 1-2 BB	1 SAFE 1 SAFE B FF 91 1 SAFE B FF 89 X FF 90 2-0 ②③ G5-4-3 1-2f			C SL 82 B FO 89 F FF 90 B SL 83 B FF 91 X SL 84 3-2 10 BB 16 1B 1B	C FF 98 C FF 97 B FF 98 B SL 84 F FF 97 B FF 97 S FF 97 3-3 ③ K		1 SAFE B FF 93 C SL 83 B FF 94 F FF 93 H FS 89 3-2 16 S 1-3 HBP		3	1	1	0	1	1	3
16 Domingo Santana, R (1, 7) OBP: 0.444, SLG: 0.700	B FF 90 F FF 90 D CU 77 X CU 77 2-1 22 1B 1 2B 1-2 2-H 1B		S SL 83 B FF 88 X SL 83 1-1 ① G1-3		B FF 91 1 SAFE C SL 83 S SL 85 B FF 89 X SL 83 2-2 10 BB 1-2 1B		B SL 87 B FF 95 T FF 96 C FF 96 B FF 97 F SL 87 B FF 96 4-2 32 HR BB	C FF 93 C SL 84 B FF 94 1 SAFE B FF 94 C FF 94 2-3 ② K 1-2		4	2	2	1	1	1	2
32 Jay Bruce, L (1, 3) OBP: 0.344, SLG: 0.600 25 Dylan Moore, R (8, 5)	C FF 90 F CH 85 D CU 78 F FF 90 S CU 77 1-3 ① K		B CU 75 T FF 89 B FF 90 B CU 76 F FF 90 B SL 84 4-2 BB		F FF 94 F SL 83 B FF 94 S SL 82 1-3 ② K		C FF 96 1 SAFE X SL 88 0-1 1-H HR	B FF 93 F FF 92 C SL 81 B FF 92 T SL 83 2-2 ③ K		3 1	1 0	1 0	2 0	1 0	2 1	4 2
10 Edwin Encarnación, R (1, 10) OBP: 0.429, SLG: 0.381	S FF 90 X CH 84 0-1 ② F4		C SL 84 F FF 89 D SL 86 D SL 84 D CH 85 X FF 90 3-2 ② F9		B SL 83 B SL 83 D FF 95 B FF 94 4-0 1-2 2-3 BB		C SL 87 X FF 96 0-1 1B			3	0	1	0	1	0	3
22 Omar Narváez, L (1, 2) OBP: 0.261, SLG: 0.500	D CH 85 D CH 85 F FF 90 X CH 84 2-1 1 2B 1-3 2-H 1B		1 SAFE B FF 90 C FF 90 S FF 91 1 SAFE D FF 89 1 SAFE F FF 90 X CU 76 2-2 ③ F8		F FF 95 B FF 95 X SI 95 1-1 ③ L9		C FF 96 F FF 96 F SL 87 X SL 85 0-2 ① F9			4	1	1	1	0	0	5
1 Tim Beckham, R (1, 6) OBP: 0.516, SLG: 0.885	C CU 77 X CH 84 0-1 1-H 3-H 2B			F FF 90 X SL 83 0-1 ① G3-1		B SI 94 B SI 94 B FF 94 B FF 94 4-0 27 FC4-6 BB	D SL 85 F FF 96 B SL 86 C SL 84 C FF 96 2-3 ② K			3	0	1	2	1	1	1
27 Ryon Healy, R (1, 5) OBP: 0.355, SLG: 0.724 (8, 3)	T FF 92 B FF 90 X CU 78 1-1 ③ P6			C FF 90 B SL 84 X SL 84 1-1 ② G6-3	C SI 95 B SL 83 D SL 83 X SI 95 2-1 ① FC4-6 9 1B 1-2f		S SL 82 X FF 94 0-1 ③ L9			4	0	0	0	0	0	3
9 Dee Strange-Gordon, L (1, 4) OBP: 0.258, SLG: 0.276		B FF 89 B FF 89 X FF 89 2-0 ① F8		B FF 90 C CU 77 C FF 91 X FF 90 1-2 ③ G6-3		X FF 94 0-0 0 S 1-3 1B		B SL 80 F FF 92 X FF 92 1-1 ① G3-1		4	0	1	0	0	0	0
Inning Stats	R: 4 E: 0 K: 1 S: 16 H: 4 LOB: 1 BB: 1 P: 27	R: 0 E: 0 K: 0 S: 4 H: 1 LOB: 0 BB: 0 P: 10	R: 0 E: 0 K: 0 S: 11 H: 0 LOB: 1 BB: 1 P: 21	R: 0 E: 0 K: 0 S: 7 H: 0 LOB: 0 BB: 0 P: 9	R: 0 E: 0 K: 1 S: 14 H: 2 LOB: 3 BB: 1 P: 26	R: 0 E: 0 K: 2 S: 10 H: 1 LOB: 2 BB: 1 P: 20	R: 2 E: 0 K: 1 S: 16 H: 2 LOB: 1 BB: 1 P: 22	R: 0 E: 0 K: 2 S: 11 H: 0 LOB: 2 BB: 1 P: 23		1B: 8 2B: 1 3B: 0 HR: 1 SF: 0 SAC: 0 DP: 1 HBP: 1			WP: 1 PB: 0 SB: 3 CS: 0 PA: 40			

PITCHER		IP	WLS	BF	H	R	ER	SO	BB	IBB	HBP	BLK	WP	HR	S	P	ERA	WHIP
36 Chris Stratton, R ERA: 8.31	(1, 1)	4.1	L	21	7	4	4	1	2	0	0	0	1	0	47	82	8.31	2.077
38 Justin Anderson, R ERA:	(5, 1)	1.0		6	1	0	0	1	2	0	0	0	0	0	8	20	0.00	3.000
31 Ty Buttrey, R ERA:	(6, 1)	0.2		2	0	0	0	2	0	0	0	0	0	0	7	11	0.00	0.000
57 Hansel Robles, R ERA: 6.75	(7, 1)	0.2		5	2	2	2	1	1	0	0	0	0	1	14	20	27.00	4.500
32 Cam Bedrosian, R ERA:	(7, 1)	1.1		6	0	0	0	2	1	0	1	0	0	0	13	25	0.00	0.750

PITCHER	IP	WLS	BF	H	R	ER	SO	BB	IBB	HBP	BLK	WP	HR	S	P	ERA	WHIP

BOTTOM

Los Angeles Angels @ Seattle Mariners

T-Mobile Park, Seattle, WA

Mon Apr 01 2019, 7:10 PM - 10:30 PM PDT

Att. 14,459 - Partly Cloudy - 66 F

livebaseballscorecards.com

AB	33
R	6
H	10
RBI	6
BB	6
SO	7
LOB	25

Batter	1	2	3	4	5	6	7	8	9	AB	R	H	RBI	BB	SO	LOB
7 Zack Cozart, R (1, 5) OBP: 0.100, SLG: 0.105	C FF 87 X CH 80 0-1 P3		C CU 75 B FC 84 F FF 88 X FF 88 1-2 G5-3			B CU 74 C CH 80 C FF 88 C FF 88 1-3 K			F CH 80 X FF 88 0-1 F8	4	0	0	0	0	1	0
27 Mike Trout, R (1, 8) OBP: 0.480, SLG: 0.412	B FF 88 F FF 89 X FC 84 1-1 1B		X CH 82 0-0 F9			C FC 84 B CH 81 F FC 84 X FC 85 1-2 G2-3			B CH 80 B FF 88 B CH 80 B CH 80 4-0 2 1B BB	3	0	1	0	1	0	0
2 Andrelton Simmons, R (1, 6) OBP: 0.208, SLG: 0.174	D CU 76 B CU 75 C FF 88 X CH 82 2-1 F7			C CU 74 X CH 80 0-1 G1-3			C CH 81 B CH 79 F FF 88 X FC 84 1-2 L4		F FC 83 B CH 80 B CH 82 C FF 88 F FC 85 X CH 81 2-2 1-3 1B	4	0	1	0	0	0	1
5 Albert Pujols, R (1, 3) OBP: 0.286, SLG: 0.263	C FF 88 F FC 83 1 SAFE D CU 77 F CH 81 C FC 83 1-3 K			B FC 84 C FF 88 X FC 83 1-1 F8			C FC 84 X CH 80 0-1 L9		B FF 92 B FF 92 C SL 86 S SL 86 S SL 86 2-3 K	4	0	0	0	0	2	3
20 Jonathan Lucroy, R (1, 2) OBP: 0.368, SLG: 0.389		C FF 87 X CU 75 0-1 56 G4-3 44 G6-3 2B		C FF 89 B FF 88 C CH 81 F FC 84 B FF 88 F CH 81 X CH 81 2-2 G5-3			B FF 88 C FF 88 X CH 81 1-1 1B		B SL 86 F FF 92 B FF 93 X SL 86 2-1 G4-3	4	1	2	0	0	0	2
56 Kole Calhoun, L (1, 9) OBP: 0.240, SLG: 0.417		X CU 74 0-0 G4-3 2-3			C FF 87 B FC 84 F FC 82 B CH 80 C FC 83 2-3 K		S CU 76 X CU 76 0-1 G3			3	0	0	0	0	1	2
44 Kevan Smith, R (1, 10)		X CH 81 0-0 G6-3 3-H			C FF 87 B CH 81 B CH 81 X FF 89 2-1 F9			C CU 74 X CH 81 0-1 G5-3		3	0	0	1	0	0	0
6 David Fletcher, R (1, 4) OBP: 0.167, SLG: 0.167		C FF 89 B FF 89 X CH 82 1-1 F9			X FF 88 0-0 G5-3			B CH 80 B FF 88 B CH 80 C FF 88 C FF 88 F FC 84 F CH 81 X FC 84 3-2 L8		3	0	0	0	0	0	0
25 Peter Bourjos, R (1, 7)			B CH 79 B CH 80 C FF 89 F FF 88 X FC 83 2-2 F9			S CH 79 B CH 80 B FF 88 X CH 80 2-1 G6-3		F FF 89 X FC 84 0-1 G5-3		3	0	0	0	0	0	0
Inning Stats	R: 0 E: 0 K: 1 S: 10 H: 1 LOB: 1 BB: 0 P: 14	R: 1 E: 0 K: 0 S: 6 H: 1 LOB: 0 BB: 0 P: 7	R: 0 E: 0 K: 0 S: 7 H: 0 LOB: 0 BB: 0 P: 10	R: 0 E: 0 K: 0 S: 9 H: 0 LOB: 0 BB: 0 P: 12	R: 0 E: 0 K: 1 S: 6 H: 0 LOB: 0 BB: 0 P: 10	R: 0 E: 0 K: 1 S: 8 H: 0 LOB: 0 BB: 0 P: 12	R: 0 E: 0 K: 0 S: 9 H: 1 LOB: 1 BB: 0 P: 11	R: 0 E: 0 K: 0 S: 9 H: 0 LOB: 0 BB: 0 P: 12	R: 0 E: 0 K: 1 S: 11 H: 1 LOB: 2 BB: 1 P: 21	1B: 3 2B: 1 3B: 0 HR: 0 SF: 0 SAC: 0 DP: 0 HBP: 0						

PITCHER	IP	WLS	BF	H	R	ER	SO	BB	IBB	HBP	BLK	WP	HR	S	P	ERA	WHIP
7 Marco Gonzales, L (1, 1) ERA: 3.2	8.1	W	30	4	1	1	3	1	0	0	0	0	0	70	100	1.08	0.600
30 Anthony Swarzak, R (9, 1) ERA:	0.2	S	2	0	0	0	1	0	0	0	0	0	0	5	9	0.00	0.000

PITCHER	IP	WLS	BF	H	R	ER	SO	BB	IBB	HBP	BLK	WP	HR	S	P	ERA	WHIP

TOP

Los Angeles Angels @ Seattle Mariners

T-Mobile Park, Seattle, WA

Tue Apr 02 2019, 7:10 PM - 9:26 PM PDT

Att. 13,547 - Cloudy - 63 F

livebaseballscorecards.com

AB	31
R	1
H	4
RBI	1
BB	1
SO	4
LOB	8

PA: 32

WP: 0
PB: 0
SB: 0
CS: 0

Batter	1	2	3	4	5	6	7	8	9	AB	R	H	RBI	BB	SO	LOB
0 Mallex Smith, L (1, 8) OBP: 0.333, SLG: 0.524	C SI 90 F FF 91 B KC 79 X CH 82 1-2 P5 ①		B FF 91 X SI 90 1-0 G4-3 ③			F SI 90 B SI 91 B SI 89 F SI 89 F KC 80 B SI 91 X SI 91 3-2 G1-3 ②		B SI 97 F SI 96 X SI 97 1-1 1B		4	0	1	0	0	0	2
17 Mitch Haniger, R (1, 9) OBP: 0.375, SLG: 0.500	C SI 92 B SI 92 B KC 80 S FC 86 F FF 92 B CH 84 C SI 92 3-3 K ②			F FC 85 B FC 85 B SI 90 S FC 85 B SI 91 F SI 91 F FC 86 X SI 91 3-2 P4 ①		C SI 91 S FC 86 B FC 85 B KC 80 D CH 83 X FC 84 3-2 16 WP 2-H 2B		1 SAFE P FS 90 X SI 96 1-0 L8 ③		4	0	1	1	0	1	1
16 Domingo Santana, R (1, 7) OBP: 0.410, SLG: 0.636	X SI 92 0-0 G5-3 ③			S FC 85 F SI 91 B CH 82 B FC 86 S CH 84 2-3 K ②		B SI 90 B FC 85 X SI 90 2-0 G4-3 2-3 ③				3	0	0	0	0	1	1
32 Jay Bruce, L (1, 3) OBP: 0.314, SLG: 0.536		B FF 91 F FF 92 B SI 91 B CH 83 S FF 92 X FF 92 3-2 F9 ①		B FF 92 S FF 92 F FF 91 S KC 80 1-3 K ③			S FF 95 F FF 94 B CH 90 B FF 95 B SL 86 X FF 94 3-2 L8 ①			3	0	0	0	0	1	0
22 Omar Narváez, L (1, 2) OBP: 0.231, SLG: 0.440		X SI 91 0-0 G6-3 ②			C FF 90 X FF 91 0-1 P6 ①		C SL 85 F FF 95 B SL 84 S SL 86 1-3 K2-3 ②			3	0	0	0	0	1	0
1 Tim Beckham, R (1, 6) OBP: 0.471, SLG: 0.793		C SI 89 F FC 85 S KC 80 0-3 K ③			B FC 84 B FC 85 B FC 85 C SI 90 F SI 90 X FC 86 3-2 P4 ②		B SL 86 X SI 94 1-0 G6-3 ③			3	0	0	0	0	1	0
27 Ryon Healy, R (1, 5) OBP: 0.324, SLG: 0.656			S FC 87 B SI 91 S FC 85 B KC 80 S FC 86 2-3 K ①		C CH 82 B SI 92 X FC 85 1-1 G5-3 ③			B SL 84 X SL 84 1-0 F8 ①		3	0	0	0	0	1	0
20 Daniel Vogelbach, L (1, 10) OBP: 0.500, SLG: 0.857			B SI 92 X CH 83 1-0 2B			B KC 77 B KC 76 C SI 90 X FC 85 2-1 G3 ①		C SL 83 B FF 97 C SI 97 B FS 84 X FF 97 2-2 HR		3	1	2	1	0	0	0
9 Dee Strange-Gordon, L (1, 4) OBP: 0.265, SLG: 0.313			X FF 92 0-0 F8 ②			B KC 78 B FF 91 X FF 91 2-0 17 WP 17 2B 2B		B SL 85 B FF 95 X SI 95 2-0 G5-3 ②		3	1	1	0	0	0	1
Inning Stats	R: 0 E: 0 K: 1 S: 8 H: 0 LOB: 0 BB: 0 P: 12	R: 0 E: 0 K: 1 S: 7 H: 0 LOB: 0 BB: 0 P: 10	R: 0 E: 0 K: 1 S: 6 H: 1 LOB: 1 BB: 0 P: 10	R: 0 E: 0 K: 2 S: 11 H: 0 LOB: 0 BB: 0 P: 17	R: 0 E: 0 K: 0 S: 7 H: 0 LOB: 0 BB: 0 P: 11	R: 1 E: 0 K: 0 S: 11 H: 2 LOB: 1 BB: 0 P: 23	R: 0 E: 0 K: 1 S: 7 H: 0 LOB: 0 BB: 0 P: 12	R: 1 E: 0 K: 0 S: 9 H: 2 LOB: 1 BB: 0 P: 15		1B: 1 2B: 3 3B: 0 HR: 1 SF: 0 SAC: 0 DP: 0 HBP: 0						

PITCHER		IP	WLS	BF	H	R	ER	SO	BB	IBB	HBP	BLK	WP	HR	S	P	ERA	WHIP
53 Trevor Cahill, R ERA: 3.75	(1, 1)	6.0		21	3	1	1	5	0	0	0	0	2	0	50	83	1.50	0.500
38 Justin Anderson, R ERA:	(7, 1)	1.0		3	0	0	0	1	0	0	0	0	0	0	7	12	0.00	0.000
40 Luis García, R ERA: 3.0	(8, 1)	1.0	L	5	2	1	1	0	0	0	0	0	0	1	9	15	9.00	2.000

PITCHER	IP	WLS	BF	H	R	ER	SO	BB	IBB	HBP	BLK	WP	HR	S	P	ERA	WHIP

BOTTOM

Los Angeles Angels @ Seattle Mariners

T-Mobile Park, Seattle, WA

Tue Apr 02 2019, 7:10 PM - 9:26 PM PDT

Att. 13,547 - Cloudy - 63 F

livebaseballscorecards.com

AB	29
R	2
H	5
RBI	2
BB	0
SO	6
LOB	5

WP: 2 PA: 29
PB: 0
SB: 0
CS: 0

Batter	1	2	3	4	5	6	7	8	9	AB	R	H	RBI	BB	SO	LOB
17 Shin-Soo Choo, L (1, 9) OBP: 0.333, SLG: 0.429	F FF 93 B SL 85 B FF 92 C FF 93 H SL 86 3-2 1 1B 13 HR HBP	B CU 77 C CH 85 X FF 90 1-1 1B	B CH 84 S CH 87 X FF 94 1-1 ③ F9		C FF 94 D CH 86 X FF 95 1-1 1-H 2-H 3-H 2B			B FS 85 F FF 93 D FS 86 F FF 93 D SL 83 F FF 94 D FS 86 4-2 12 WP 1 1B 1-2 BB		3	2	2	3	1	0	2
12 Rougned Odor, L (1, 4) OBP: 0.267, SLG: 0.222	B FF 92 F FF 94 S FF 93 S FF 94 1-3 ① K	C CU 80 B CH 86 S FF 93 S FF 94 1-3 ① K		C CH 85 S FF 94 B CH 85 B FF 93 B SL 86 F FF 94 X FF 94 3-2 ① G4-3	B FF 94 B FF 94 F FF 96 S FF 94 X FF 96 2-2 ③ P6			T FF 94 C FF 93 B FF 95 D SL 85 S FF 94 2-3 ① K 1-2 2-3		5	0	0	0	0	3	5
1 Elvis Andrus, R (1, 10) OBP: 0.433, SLG: 0.552	C SL 86 C FF 94 B SL 87 X FF 93 1-2 13 HR 1B	1 SAFE 1 SAFE C CU 82 B SL 89 S FF 94 C FF 95 1-3 ② K		S SL 87 B FF 95 F SL 88 X CU 83 1-2 13 L4-3 1B		C FF 94 F FF 94 X SL 86 0-2 ① F9		S SL 82 C FF 94 F SL 84 X SL 82 0-2 14 E 14 1B 2-H 3-H 1B		5	1	3	2	0	1	1
13 Joey Gallo, L (1, 7) OBP: 0.433, SLG: 0.545	X FF 94 0-0 1-H 2-H HR	S CH 87 D CH 86 S FF 94 B SL 86 X CH 87 2-2 ③ G4-3		B CH 86 1 SAFE X FF 94 1-0 ② L4-3 1-1 ③		B CH 87 S FF 95 B CH 87 B FF 95 S FF 94 F FF 94 B SI 95 4-2 14 G3-6-1 BB		S FF 94 C FF 91 B SL 82 B SL 80 B FF 93 C FF 92 3-3 ② K		4	1	1	3	1	1	3
14 Asdrúbal Cabrera, S (1, 5) OBP: 0.310, SLG: 0.654	B CU 80 B CH 86 B FF 94 B FF 93 4-0 11 HR BB		C CU 82 F FF 94 X FF 94 0-2 ① G6-3		X CU 80 0-0 41 1B 11 BB 17 2B 1B	C FF 95 S FF 96 F FF 94 B SL 84 F FF 95 X SL 85 2-2 ②③ G3-6-1 1-2f		F FF 92 B SI 80 X FF 92 1-1 E4 1-3 1B		4	2	2	0	1	0	1
11 Ronald Guzmán, L (1, 3) OBP: 0.304, SLG: 0.667	S FF 91 S FF 93 B FF 92 X SL 85 1-2 1-H HR		C FF 93 B FF 94 F FF 95 X CU 82 1-2 2B		S CH 85 B FF 92 B FF 93 B FF 93 B FF 94 4-1 41 1B 17 2B 1-2 BB		C CH 85 S FF 89 F FF 89 B CH 85 X FF 90 1-2 ① P5	S FF 92 B FF 92 T FF 93 B FF 92 C FF 93 2-3 ③ K		4	2	2	2	1	1	2
41 Logan Forsythe, R (1, 6) OBP: 0.444, SLG: 0.286	B FF 94 C SL 85 S SL 84 S SL 87 1-3 ② K		C FF 94 F SL 87 X FF 95 0-2 ② 9 2B 2-3 1B		B SL 85 B FF 94 C SL 85 X FF 94 2-1 17 2B 1-2 2-3 1B		B CU 78 B CU 80 C FF 90 F CU 79 C FF 91 2-3 ② K		F FF 93 B KC 82 B KC 83 C FF 93 F FF 94 S KC 83 2-3 ① K	5	2	2	0	0	3	0
9 Isiah Kiner-Falefa, R (1, 2) OBP: 0.385, SLG: 0.364	C FF 95 X SL 88 0-1 1B		B SL 87 B FF 94 F FF 95 F FF 94 B FF 96 X FF 95 3-2 2-H 2B		C FF 94 B SL 84 S SL 86 X FF 95 1-2 ① F9		F FF 90 S CU 80 X CU 80 0-2 ③ G5-3		C FF 93 C KC 83 B KC 82 B FF 94 X KC 82 2-2 ② G6-3	5	0	2	1	0	0	3
3 Delino DeShields, R (1, 8) OBP: 0.320, SLG: 0.263	C CU 82 B SL 88 1 SAFE 1 SAFE F FF 94 T SL 88 1-2 ③ K		C CU 82 F SL 87 B FF 95 F SL 89 H FF 94 2-2 HBP		C SL 86 C SL 84 X SL 83 0-2 ② F8			S SL 80 X FF 92 0-1 12 WP 17 WP 1 1B 1B	B FF 93 F FF 93 B KC 82 F FF 93 B KC 83 X FF 94 3-2 ③ P3	4	1	1	0	0	1	4
Inning Stats	R: 5 E: 0 K: 3 S: 20 H: 4 LOB: 1 BB: 1 P: 32	R: 0 E: 0 K: 2 S: 11 H: 1 LOB: 1 BB: 0 P: 16	R: 1 E: 0 K: 0 S: 17 H: 3 LOB: 2 BB: 0 P: 24	R: 0 E: 0 K: 0 S: 8 H: 1 LOB: 0 BB: 0 P: 13	R: 3 E: 0 K: 0 S: 15 H: 3 LOB: 1 BB: 1 P: 25	R: 0 E: 0 K: 0 S: 10 H: 0 LOB: 0 BB: 1 P: 16	R: 0 E: 0 K: 1 S: 10 H: 0 LOB: 0 BB: 0 P: 13	R: 2 E: 1 K: 3 S: 20 H: 3 LOB: 2 BB: 1 P: 32	R: 0 E: 0 K: 1 S: 10 H: 0 LOB: 0 BB: 0 P: 17	1B: 10 2B: 4 3B: 0 HR: 2 SF: 0 SAC: 0 DP: 2 HBP: 2						

PITCHER		IP	WLS	BF	H	R	ER	SO	BB	IBB	HBP	BLK	WP	HR	S	P	ERA	WHIP
33 Matt Harvey, R ERA: 9.0	(1, 1)	4.0	L	24	10	8	8	5	2	0	2	0	0	2	58	91	18.00	3.000
39 Luke Bard, R ERA: 3.0	(5, 1)	2.0		8	2	1	1	0	1	0	0	0	0	0	23	35	4.50	1.500
24 Noé Ramirez, R ERA:	(7, 1)	1.0		3	0	0	0	1	0	0	0	0	0	0	10	13	0.00	0.000
32 Cam Bedrosian, R ERA: 5.4	(8, 1)	1.0		7	3	2	2	3	1	0	0	0	2	0	20	32	18.00	4.000
37 Cody Allen, R ERA:	(9, 1)	1.0		3	0	0	0	1	0	0	0	0	0	0	10	17	0.00	0.000

PITCHER	IP	WLS	BF	H	R	ER	SO	BB	IBB	HBP	BLK	WP	HR	S	P	ERA	WHIP

TOP

Texas Rangers @ Los Angeles Angels

Angel Stadium, Anaheim, CA

Thu Apr 04 2019, 7:10 PM - 10:57 PM PDT

Att. 42,027 - Overcast - 61 F

livebaseballscorecards.com

AB	39
R	11
H	15
RBI	11
BB	4
SO	10
LOB	21

WP: 2	PA: 45				
PB: 0					
SB: 0					
CS: 0					

Texas Rangers @ Los Angeles Angels

Angel Stadium, Anaheim, CA

Thu Apr 04 2019, 7:10 PM - 10:57 PM PDT

Att. 42,027 - Overcast - 61 F

livebaseballscorecards.com

BOTTOM

Batter	1	2	3	4	5	6	7	8	9	AB	R	H	RBI	BB	SO	LOB
56 Kole Calhoun, L (1, 9) OBP: 0.267, SLG: 0.500	B SI 91 F SI 91 B SI 90 B SI 91 X SI 91 3-1 HR		S SI 90 B CH 80 B CH 81 F SI 93 B SI 91 F SI 92 C SI 90 3-3 ① K F FF 92 F FF 92 B FF 93 S SL 85 1-3 ③ K		B FF 92 B FF 91 B FF 92 C FF 92 B FF 92 4-1 27 BB		B FF 94 F FF 94 F FF 96 B FF 95 B CH 86 S FF 96 3-3 ③ K		4	1	1	1	1	3	1
27 Mike Trout, R (1, 8) OBP: 0.517, SLG: 0.600 25 Peter Bourjos, R (9, 8)	X SI 94 0-0 5 BB 41 BB 1B		B KC 75 B CH 79 B CH 80 C SI 89 X CH 79 3-1 HR		C FF 91 C FF 91 F FF 91 B FF 92 B FF 92 S CH 80 2-3 ① K	B FF 91 C FF 91 B FF 90 B FF 89 B FF 91 4-1 1-2 BB			B FF 93 C CU 76 S CU 77 B FF 95 F SL 83 S FF 95 2-3 K 6 G6-3 41 E 5 G5-3	3 1	1 1	2 0	1 0	1 0	1 1	0 0
41 Justin Bour, L (1, 3) OBP: 0.231, SLG: 0.136	C SI 93 B SI 93 F CH 79 1 SAFE B CH 82 D CH 82 D CH 82 4-2 5 BB 1-2 BB		B SI 92 C SI 90 S KC 77 B KC 78 X SI 90 2-2 ② F8		B FF 90 B FF 92 C FF 91 C FF 93 X FF 93 2-2 5 FC5-4 1B B FF 89 X SL 83 1-0 ③ G4-3				C CU 77 X CU 77 0-1 E3 6 G6-3 1-2	4	0	1	0	1	0	4
2 Andrelton Simmons, R (1, 6) OBP: 0.200, SLG: 0.167 6 David Fletcher, R (3, 5) OBP: 0.250, SLG: 0.250	F SI 92 L SI 93 F CH 82 S CH 83 0-3 ① K		C KC 78 B KC 79 B CH 79 C SI 92 X SI 92 2-2 9 WP 5 BB 1B		C FF 93 X CH 80 0-1 ② F8		C CU 73 B SL 83 B SI 91 F SI 90 X CH 83 2-2 5 1B 1B		B CU 76 C FF 94 X FF 93 1-1 ① G6-3 1-2 2-3	1 4	0 0	0 2	0 0	0 0	1 0	2 3
5 Albert Pujols, R (1, 10) OBP: 0.346, SLG: 0.273	C SI 92 B KC 78 B SI 91 B CH 80 B SI 91 4-1 9 G3-6-1 1-2 2-3 BB		B SI 90 B SI 90 F SI 90 B KC 79 B SI 92 4-1 9 WP 1-2 BB		C FF 92 X FF 93 0-1 ③ FC5-4 1-2f		C SI 91 X CU 76 0-1 20 G6-4-3 1-2 1B		C FF 95 F FF 94 X FF 94 0-2 ② G5-3 3-H	3	0	1	1	2	0	2
9 Tommy La Stella, L (1, 4) OBP: 0.211, SLG: 0.222	C SI 92 X CH 81 0-1 ②③ G3-6-1 1-2f		B SI 91 C SI 92 B CH 81 B SI 90 C SI 91 X SI 92 3-2 ③ L8 1-2 2-3			B FF 92 C FF 92 C FF 91 B SL 84 F FF 92 B FF 92 B FF 91 4-2 18 E BB	B SI 90 C CH 84 B SI 91 X SI 90 2-1 ① F4		B FF 93 X FF 93 1-0 ③ G3-1	4	1	0	0	1	0	8
20 Jonathan Lucroy, R (1, 2) OBP: 0.304, SLG: 0.318		B SI 90 C SI 90 F SI 92 X SI 94 1-2 ① G6-3		C SI 90 B CH 79 F CH 78 X CH 81 1-2 ① P3		C CH 79 S CH 80 B FF 92 B FF 91 F CH 81 F SL 84 F FF 92 S FF 92 2-3 ① K	C SL 84 F SL 85 B FF 90 X CU 76 1-2 ②③ G6-4-3 1-2f			4	0	0	0	0	1	3
18 Brian Goodwin, L (1, 7) OBP: 0.357, SLG: 0.385		C SI 91 S CH 79 S CH 80 0-3 ② K		B CH 80 B SI 89 B SI 90 B SI 90 4-0 BB		C FF 90 S SL 84 B SL 86 B FF 91 X CH 80 2-2 E6 1-H 2B		B FF 93 F FF 93 B FF 94 F FF 94 F FF 96 F SL 85 S SL 85 2-3 ① K		3	0	1	1	1	2	0
7 Zack Cozart, R (1, 5) OBP: 0.083, SLG: 0.087 (3, 6)		C CH 80 S CH 81 F CH 80 B KC 79 X CH 81 1-2 ③ F7		B CH 79 C SI 91 B SI 91 C SI 91 1 SAFE F CH 81 B CH 80 X SI 90 3-2 ② L7		B FF 90 S CH 81 S CH 81 B FF 92 X CH 80 2-2 ② F8		B FF 95 C FF 94 F FF 93 X SL 84 1-2 ② G2-3		4	0	0	0	0	0	2
Inning Stats	R: 1 E: 0 K: 1 S: 12 H: 2 LOB: 2 BB: 2 P: 23	R: 0 E: 0 K: 1 S: 10 H: 0 LOB: 0 BB: 0 P: 12	R: 1 E: 0 K: 1 S: 16 H: 2 LOB: 2 BB: 1 P: 33	R: 0 E: 0 K: 1 S: 10 H: 0 LOB: 1 BB: 1 P: 19	R: 0 E: 0 K: 1 S: 11 H: 1 LOB: 1 BB: 0 P: 15	R: 1 E: 1 K: 1 S: 18 H: 1 LOB: 3 BB: 3 P: 37	R: 0 E: 0 K: 0 S: 10 H: 2 LOB: 1 BB: 0 P: 15	R: 0 E: 0 K: 2 S: 11 H: 0 LOB: 0 BB: 0 P: 17	R: 1 E: 1 K: 1 S: 12 H: 0 LOB: 1 BB: 0 P: 16	1B: 5 2B: 1 3B: 0 HR: 2 SF: 0 SAC: 0 DP: 2 HBP: 0	WP: 1 PB: 1 SB: 0 CS: 0 PA: 42					

	AB	35
	R	4
	H	8
	RBI	4
	BB	7
	SO	9
	LOB	25

PITCHER		IP	WLS	BF	H	R	ER	SO	BB	IBB	HBP	BLK	WP	HR	S	P	ERA	WHIP
36 Edinson Volquez, R ERA: 7.04	(1, 1)	3.2		18	4	2	2	3	4	0	0	0	1	2	45	83	4.91	2.182
54 Jeffrey Springs, L ERA: 1.8	(4, 1)	2.1	W	12	2	1	1	3	3	0	0	0	0	0	32	56	3.86	2.143
46 Jeanmar Gómez, R ERA: 7.71	(7, 1)	1.0		4	2	0	0	0	0	0	0	0	0	0	10	15	0.00	2.000
43 Kyle Dowdy, R ERA: 6.75	(8, 1)	2.0		8	0	1	0	3	0	0	0	0	0	0	23	33	0.00	0.000

PITCHER	IP	WLS	BF	H	R	ER	SO	BB	IBB	HBP	BLK	WP	HR	S	P	ERA	WHIP

Texas Rangers @ Los Angeles Angels

Angel Stadium, Anaheim, CA

Fri Apr 05 2019, 7:10 PM - 10:02 PM PDT

Att. 41,089 - Partly Cloudy - 63 F

livebaseballscorecards.com

TOP

Batter	1	2	3	4	5	6	7	8	9	AB	R	H	RBI	BB	SO	LOB
17 Shin-Soo Choo, L (1, 9) OBP: 0.321, SLG: 0.400	C SI 90 S SL 82 S SL 83 0-3 ① K		1 SAFE C CH 83 1 SAFE B SI 91 B SI 90 S SL 81 1 SAFE X SL 82 2-2 ① F8		S SL 82 B SL 83 F SI 91 X SL 86 1-2 12 WP 1B		X FF 97 0-0 ③ F7			4	0	1	0	0	1	2
12 Rougned Odor, L (1, 4) OBP: 0.265, SLG: 0.258	C SI 92 B SL 83 C SL 83 X SI 92 1-2 1 1B 2B		1 SAFE S CH 82 B CH 83 F SL 80 D SL 81 B SI 91 F SL 81 F CH 84 X SI 90 3-2 ② G1-6-3 1-3		B FF 94 B FF 93 S SL 84 F SL 85 F FF 94 B SL 85 S FF 95 3-3 ③ K 1-2			C SL 82 B CH 85 S FF 95 S CH 85 1-3 ① K		4	0	1	0	0	2	2
1 Elvis Andrus, R (1, 6) OBP: 0.441, SLG: 0.545	D SL 82 B SL 82 F SI 92 X SI 91 2-1 30 S 2-3 1B		C SI 90 B SI 90 S SL 83 X SL 82 1-2 ③ L7			B SL 84 C SL 84 F FF 94 B SL 84 X SL 85 2-2 ① F8		B SL 83 B FF 96 B SL 83 C FF 93 X FF 95 3-1 30 G3-4-3 1B		4	0	2	0	0	0	1
30 Nomar Mazara, L (1, 10) OBP: 0.357, SLG: 0.583	C SI 91 S SL 82 S SL 82 0-3 ② K 1-2			B CH 80 B SI 89 B CH 82 C SI 91 F SI 91 F SI 90 F SL 81 F SL 81 T SI 90 3-2 ① K		B FF 94 B SL 85 F FF 94 C SL 85 B SL 84 X FF 94 3-2 ② G3		D CH 84 F FF 95 1 SAFE X CH 85 1-1 ② G3-4-3 1-2		4	0	0	0	0	2	3
13 Joey Gallo, L (1, 7) OBP: 0.441, SLG: 0.640	B SL 81 D SL 83 S SI 91 S SL 82 S SL 82 2-3 ③ K			C SL 80 B SI 90 X SL 82 1-1 HR		B FF 94 F FF 94 B FF 94 B SL 85 B FF 94 4-1 BB		F FF 95 S SL 84 0-3 ③ K		3	1	1	1	1	2	3
14 Asdrúbal Cabrera, S (1, 5) OBP: 0.303, SLG: 0.586		C SI 90 B CH 84 F CH 84 B SL 82 B SI 92 B SL 79 4-2 11 G3-6-3 BB		B CH 84 C SI 91 S SL 81 B SL 83 C SI 92 2-3 ② K		B FF 93 B SL 84 1 SAFE X FF 94 2-0 ③ P5			X FF 92 0-0 ① L8	3	0	0	0	1	1	1
11 Ronald Guzmán, L (1, 3) OBP: 0.259, SLG: 0.560		B SI 90 C SI 90 C SI 91 F SL 83 X SL 82 1-2 ① ② G3-6-3 1-2f		B CH 86 B SI 91 C SI 90 F SI 91 B SI 91 F SI 91 X SI 91 3-2 ③ F7			S FF 97 B FF 97 B FF 98 S FF 98 F FF 98 F SL 91 S FF 97 2-3 ① K		C FF 92 B FF 92 C FF 92 B KC 83 X FF 93 2-2 ② F8	4	0	0	0	0	1	1
2 Jeff Mathis, R (1, 2) OBP: 0.176, SLG: 0.313 24 Hunter Pence, R (9, PH) OBP: 0.417, SLG: 0.364		C SI 90 C SL 81 S SL 82 0-3 ③ K			C SL 79 B SI 90 C SL 81 C SL 81 1-3 ① K		B SL 88 B FF 96 S FF 95 C FF 96 C FF 98 2-3 ② K		C KC 82 B FF 92 S KC 83 X KC 82 1-2 ③ G5-3	3 1	0 0	0 0	0 0	0 0	3 0	0 0
3 Delino DeShields, R (1, 8) OBP: 0.357, SLG: 0.286			B SL 79 F SI 90 B SL 80 B SI 89 C SI 91 B SL 82 4-2 12 12 G1-6-3 S BB		B SI 92 X SL 81 1-0 ② L9		X SL 89 0-0 E1 1B			2	0	1	0	1	0	0

Inning Stats																				
	R: 0	H: 2	R: 0	H: 0	R: 0	H: 0	R: 1	H: 1	R: 0	H: 1	R: 0	H: 0	R: 0	H: 1	R: 0	H: 0	1B: 4	SF: 0	WP: 1	PA: 35
	E: 0	LOB: 2	E: 0	LOB: 0	E: 0	LOB: 1	E: 0	LOB: 0	E: 0	LOB: 1	K: 0	BB: 1	E: 1	LOB: 1	E: 0	LOB: 1	E: 0	LOB: 0	2B: 1	SAC: 0	PB: 0	
	K: 3	BB: 0	K: 1	BB: 1	K: 0	BB: 1	K: 2	BB: 0	K: 2	BB: 1	S: 8	P: 19	K: 2	BB: 0	K: 2	BB: 0	K: 0	LOB: 0	3B: 0	DP: 1	SB: 2	
	S: 14	P: 19	S: 9	P: 14	S: 13	P: 23	S: 15	P: 24	S: 11	P: 17			S: 10	P: 14	S: 10	P: 15	S: 7	BB: 0	HR: 1	HBP: 0	CS: 0	
																		P: 10				

PITCHER		IP	WLS	BF	H	R	ER	SO	BB	IBB	HBP	BLK	WP	HR	S	P	ERA	WHIP
64 Félix Peña, R ERA: 5.4	(1, 1)	4.2		19	4	1	1	7	2	0	0	0	0	1	58	90	1.93	1.286
38 Justin Anderson, R ERA:	(5, 1)	1.1	W	5	0	0	0	1	1	0	0	0	1	0	12	26	0.00	0.750
57 Hansel Robles, R ERA: 4.91	(7, 1)	1.0	H	4	1	0	0	2	0	0	0	0	0	0	10	14	0.00	1.000
31 Ty Buttrey, R ERA:	(8, 1)	1.0	H	4	1	0	0	2	0	0	0	0	0	0	10	15	0.00	1.000
37 Cody Allen, R ERA:	(9, 1)	1.0	S	3	0	0	0	0	0	0	0	0	0	0	7	10	0.00	0.000

PITCHER	IP	WLS	BF	H	R	ER	SO	BB	IBB	HBP	BLK	WP	HR	S	P	ERA	WHIP

BOTTOM

Texas Rangers @ Los Angeles Angels

Angel Stadium, Anaheim, CA

Fri Apr 05 2019, 7:10 PM - 10:02 PM PDT

Att. 41,089 - Partly Cloudy - 63 F

livebaseballscorecards.com

Batter	1	2	3	4	5	6	7	8	9	AB	R	H	RBI	BB	SO	LOB
56 Kole Calhoun, L (1, 9) OBP: 0.265, SLG: 0.469	S FF 92 C FF 94 B FF 94 S FF 95 1-3 ① K		F FF 94 X FF 95 0-1 ③ 27 G4-3 1B 1-2 3-H		C CU 80 X FC 89 0-1 ③ G3			S FF 92 B FF 92 C FF 92 C FC 89 1-3 ② K		4	0	1	1	0	2	0
27 Mike Trout, R (1, 8) OBP: 0.515, SLG: 0.833	B FF 95 B FC 88 F FF 95 B FF 94 C FF 94 F FF 94 X FF 95 3-2 ② F9		B SI 93 C FC 88 B SI 93 X FF 95 2-1 ②③ G4-3 1-2f			B FF 93 B FC 85 X FF 93 2-0 HR		B FC 89 F FC 89 B FC 89 B FC 88 X FC 88 3-1 HR		4	2	2	2	0	0	2
41 Justin Bour, L (1, 3) OBP: 0.233, SLG: 0.120	C FF 94 B FF 94 B FF 95 X FF 94 2-1 ③ L7			B FF 92 B FF 92 B FF 94 C FF 94 B FC 89 4-1 5 1B BB		B CU 82 S CU 81 F FC 89 B SI 94 F CU 82 C FF 93 2-3 ① K		C FC 89 S SI 92 C FC 88 0-3 ③ K		3	0	0	0	1	2	0
5 Albert Pujols, R (1, 10) OBP: 0.345, SLG: 0.280		C FF 93 B FF 94 X CU 80 1-1 ① G5-3		C FF 95 B FF 95 B FF 96 C SI 94 X SI 95 2-2 1-2 1B		C FC 88 X FF 94 0-1 ② P5				3	0	1	0	0	0	0
20 Jonathan Lucroy, R (1, 2) OBP: 0.269, SLG: 0.280		C FF 94 C FF 94 B FF 95 B FF 96 B FF 96 X SI 94 3-2 ② G5-3		B SI 94 B SI 94 C FF 95 C FF 94 B FF 96 C FF 95 3-3 ① K		B FF 93 B FF 94 F FF 92 F FF 94 F SI 94 F FC 88 B FF 95 F FF 94 X SI 93 3-2 ③ L1				3	0	0	0	0	1	2
9 Tommy La Stella, L (1, 4) OBP: 0.182, SLG: 0.190		B FF 94 X FF 94 1-0 ③ G3		B SI 94 B FF 95 B SI 90 C SI 92 X SI 94 3-1 ② F7			C CU 79 X FC 88 0-1 ① F7			3	0	0	0	0	0	2
7 Zack Cozart, R (1, 5) OBP: 0.074, SLG: 0.077			F FF 93 S SI 91 C FF 94 0-3 ① K	D CU 82 X FF 95 1-0 ③ F8			C CU 80 B CU 81 X FF 94 1-1 ② L8			3	0	0	0	0	1	2
18 Brian Goodwin, L (1, 7) 25 Peter Bourjos, R (8, 7) OBP: 0.353, SLG: 0.438			B FF 93 C FF 94 F FF 94 B FF 94 X FF 94 2-2 6 1B 56 1B 2B		B CU 77 B SI 90 S SI 90 C FF 92 C SI 93 2-3 ① K		F CU 80 S FC 88 X CU 80 0-2 ③ F7			3 0	1 0	1 0	0 0	0 0	1 0	0 0
6 David Fletcher, R (1, 6) OBP: 0.263, SLG: 0.263			C FF 94 B FF 94 X SI 93 1-1 56 1B 2-3 1B		C FF 92 B CU 79 C FF 93 X SI 91 1-2 ② G5-3			C SI 91 B SI 90 X CH 85 1-1 ① G4-3		3	0	1	0	0	0	0
Inning Stats	R: 0 E: 0 K: 1 S: 9 H: 0 LOB: 0 BB: 0 P: 15	R: 0 E: 0 K: 0 S: 6 H: 0 LOB: 0 BB: 0 P: 11	R: 1 E: 0 K: 1 S: 12 H: 3 LOB: 1 BB: 0 P: 17	R: 0 E: 0 K: 1 S: 10 H: 1 LOB: 2 BB: 1 P: 23	R: 0 E: 0 K: 1 S: 8 H: 0 LOB: 0 BB: 0 P: 11	R: 1 E: 0 K: 1 S: 13 H: 1 LOB: 0 BB: 0 P: 20	R: 0 E: 0 K: 0 S: 7 H: 0 LOB: 0 BB: 0 P: 8	R: 1 E: 0 K: 2 S: 10 H: 1 LOB: 0 BB: 0 P: 15		1B: 3 2B: 1 3B: 0 HR: 2 SF: 0 SAC: 0 DP: 1 HBP: 0						

	AB	29
	R	3
	H	6
	RBI	3
	BB	1
	SO	7
	LOB	8

PITCHER		IP	WLS	BF	H	R	ER	SO	BB	IBB	HBP	BLK	WP	HR	S	P	ERA	WHIP
35 Lance Lynn, R ERA: 6.39	(1, 1)	7.0	L	26	5	2	2	5	1	0	0	0	0	1	65	105	2.57	0.857
53 Jesse Chavez, R ERA: 17.18	(8, 1)	1.0		4	1	1	1	2	0	0	0	0	0	1	10	15	9.00	1.000

PITCHER	IP	WLS	BF	H	R	ER	SO	BB	IBB	HBP	BLK	WP	HR	S	P	ERA	WHIP

Texas Rangers @ Los Angeles Angels

Angel Stadium, Anaheim, CA

Sat Apr 06 2019, 1:10 PM - 4:30 PM PDT

Att. 31,747 - Partly Cloudy - 68 F

livebaseballscorecards.com

TOP

Batter	1	2	3	4	5	6	7	8	9	AB	R	H	RBI	BB	SO	LOB
3 Delino DeShields, R (1, 8) OBP: 0.313, SLG: 0.240	B FF 89 F FF 91 B CU 74 B CH 83 C FF 90 X FF 92 3-2 ① F8		C CU 74 C FF 90 S CU 77 0-3 ② K2-3		D CU 72 C FF 89 F FF 89 D CU 75 B CH 84 X FF 91 3-2 ② FC6-4 1-2f			B CH 88 B FF 97 F FF 94 S FF 96 B FF 98 T FF 98 3-2 ① K		4	0	0	0	0	2	3
17 Shin-Soo Choo, L (1, 10) OBP: 0.375, SLG: 0.464	B FF 90 X FF 90 1-0 2B		B CU 75 B CH 83 C FF 91 B FF 92 C CU 74 B FF 92 4-2 BB		C FF 88 1 SAFE F CU 75 S CU 78 0-3 ③ K			X SI 94 0-0 1B		3	0	2	0	1	1	1
1 Elvis Andrus, R (1, 6) OBP: 0.395, SLG: 0.486	B CH 83 C FF 90 B FF 90 B FF 90 X CH 84 3-1 ② G5-3		S FF 91 S FF 92 S CU 78 0-3 ③ K			C CU 71 B FF 89 B FF 89 X CH 84 2-1 ① F9		C FF 98 C FF 97 S SL 91 0-3 ② K		4	0	0	0	0	2	5
24 Hunter Pence, R (1, 7) OBP: 0.375, SLG: 0.333	B FF 90 C CH 83 X FF 90 1-1 ③ G6-3			C CU 70 B FF 89 C FF 90 B CU 75 X FF 92 2-2 30 G3-6-3 1B		F CU 71 C CU 74 B CU 75 B CU 76 S CH 82 2-3 ② K		C SL 89 B SL 90 C FF 97 F FF 97 S SL 90 1-3 ③ K		4	0	1	0	0	2	2
30 Nomar Mazara, L (1, 9) OBP: 0.313, SLG: 0.500		C FF 90 S CU 74 X FF 91 0-2 ① L7		S FF 90 F CU 76 1 SAFE D CU 78 F CU 76 B FF 90 1 SAFE F FF 91 F FF 91 2-2 ① ② G3-6-3 1-2f		C FF 88 S CU 74 B CU 76 F FF 90 X CH 82 1-2 ③ L8			B FF 93 S FF 93 S SL 86 S FF 94 1-3 ① K	4	0	0	0	0	1	1
12 Rougned Odor, L (1, 4)		C FF 90 B FF 90 B FF 91 F CU 75 F FF 92 B CU 77 X FF 92 3-2 ② P4		C FF 91 F CU 74 C CU 76 0-3 ③ K			C CU 70 B CU 72 S FF 88 F FF 89 X CU 73 1-2 ① L8		F FF 95 S CH 88 B FF 95 B SL 87 B SL 85 F SI 95 F FF 94 S FF 94 3-3 ② K	4	0	0	0	0	2	0
41 Logan Forsythe, R (1, 5) (3, 3) OBP: 0.462, SLG: 0.400		C FF 90 C CU 73 B FF 92 X FF 92 1-2 ③ L8			C FF 88 C FF 88 X FF 90 0-2 9 1B 2B		B FF 96 B SL 84 F SI 95 H SI 96 3-1 HBP		C FF 95 B SL 86 F SL 86 B FF 94 B FF 95 F FF 94 C SL 86 3-3 ③ K	3	1	1	0	0	1	0
11 Ronald Guzmán, L (1, 3) OBP: 0.286, SLG: 0.615 14 Asdrúbal Cabrera, S (3, PR) OBP: 0.286, SLG: 0.548 (3, 5)			C CU 72 X FF 88 0-1 9 SH1-3 2B		B CH 81 X FF 90 1-0 ① G6-3		F SI 96 S FS 82 S FS 84 0-3 ② K			1 2	0 0	1 0	0 0	0 0	0 1	0 2
9 Isiah Kiner-Falefa, R (1, 2) OBP: 0.400, SLG: 0.385			X FF 88 0-0 ① SH1-3 2-3		C FF 89 D CU 73 C CH 83 F FF 89 F CU 76 X FF 91 1-2 3 FC6-4 1B 2-H		C FF 97 B SL 86 B FF 97 X SI 94 2-1 ③ G5-3			2	0	1	1	0	0	1
Inning Stats	R: 0 H: 1 E: 0 LOB: 1 K: 0 BB: 0 S: 8 P: 16	R: 0 H: 0 E: 0 LOB: 0 K: 0 BB: 0 S: 10 P: 14	R: 0 H: 1 E: 0 LOB: 3 K: 2 BB: 1 S: 11 P: 15	R: 0 H: 1 E: 0 LOB: 0 K: 1 BB: 0 S: 13 P: 17	R: 1 H: 2 E: 0 LOB: 1 K: 1 BB: 0 S: 15 P: 20	R: 0 H: 0 E: 0 LOB: 0 K: 1 BB: 0 S: 9 P: 14	R: 0 H: 0 E: 0 LOB: 1 K: 1 BB: 0 S: 10 P: 16	R: 0 H: 1 E: 0 LOB: 1 K: 3 BB: 0 S: 11 P: 15	R: 0 H: 0 E: 0 LOB: 0 K: 3 BB: 0 S: 12 P: 19	1B: 3 SF: 0 2B: 3 SAC: 1 3B: 0 DP: 1 HR: 0 HBP: 1						

	AB	31
	R	1
	H	6
	RBI	1
	BB	1
	SO	12
	LOB	15

WP: 0 PA: 34
PB: 0
SB: 0
CS: 0

PITCHER		IP	WLS	BF	H	R	ER	SO	BB	IBB	HBP	BLK	WP	HR	S	P	ERA	WHIP
42 Tyler Skaggs, L ERA: 2.45	(1, 1)	6.1	W	24	5	1	1	5	1	0	0	0	0	0	70	101	1.42	0.947
40 Luis García, R ERA: 2.45	(7, 1)	0.2	H	3	0	0	0	1	0	0	1	0	0	0	6	11	0.00	0.000
57 Hansel Robles, R ERA: 3.86	(8, 1)	1.0		4	1	0	0	3	0	0	0	0	0	0	11	15	0.00	1.000
39 Luke Bard, R ERA: 2.25	(9, 1)	1.0		3	0	0	0	3	0	0	0	0	0	0	12	19	0.00	0.000

PITCHER		IP	WLS	BF	H	R	ER	SO	BB	IBB	HBP	BLK	WP	HR	S	P	ERA	WHIP

Texas Rangers @ Los Angeles Angels

Angel Stadium, Anaheim, CA

Sat Apr 06 2019, 1:10 PM - 4:30 PM PDT

Att. 31,747 - Partly Cloudy - 68 F

livebaseballscorecards.com

BOTTOM

Batter	1	2	3	4	5	6	7	8	9	AB	R	H	RBI	BB	SO	LOB
6 David Fletcher, R (1, 5) OBP: 0.333, SLG: 0.375	C SI 91 T SI 92 F SI 93 X KC 78 0-2 E5 2 1B 27 BB	B FC 87 B SI 90 C SI 91 B FC 87 C SI 90 F SI 90 F SI 91 F KC 79 X SI 91 3-2 ②③ L6-4 2-2		C KC 75 X KC 76 0-1 27 HR 1-2 2-3 1B		C SI 94 B SL 88 B SL 82 X SI 93 2-1 2B		B SL 82 C SL 83 X SI 92 1-1 2 WP 27 S 1B		5	1	3	0	0	0	2
27 Mike Trout, R (1, 8) OBP: 0.553, SLG: 0.923	B SI 91 C SI 91 F SI 92 B SI 92 D KC 77 F SI 92 B SI 92 4-2 2 1B 1-2 BB		C SI 89 H SI 90 1-1 2 FC6-4 HBP	F SI 91 B SI 91 X SI 91 1-1 1-H 2-H 3-H HR				C SL 86 B SL 86 1 SAFE B SI 92 1 SAFE 1 SAFE F SL 86 B SI 93 S SL 84 3-3 ① K 1-2		2	1	1	4	2	1	1
2 Andrelton Simmons, R (1, 6) OBP: 0.200, SLG: 0.172	C SI 91 X SI 92 0-1 1-2 2-3 1B		X SI 90 0-0 ① FC6-4 56 WP 5 S 1-2f	F FF 92 B FC 90 X FC 90 1-1 ② G5-3		B SI 93 C SI 93 X SI 93 1-1 ③ L8		B SL 84 D SL 86 X SI 93 2-0 ② G5-3 2-3		5	0	1	0	0	0	4
5 Albert Pujols, R (1, 3) OBP: 0.353, SLG: 0.379	F FC 88 B SI 92 T SI 92 S KC 78 1-3 ① K		B SI 90 B SI 89 S SI 90 B KC 76 D KC 77 4-1 1-2 BB	C FC 90 B SI 92 S FC 89 B FC 89 X FC 90 2-2 ③ F9			X SI 91 0-0 HR	B SI 90 C SI 90 B SL 84 F SI 91 B CH 85 F SI 91 F CH 83 S CH 84 3-3 ③ K		4	1	1	1	1	2	4
20 Jonathan Lucroy, R (1, 10) OBP: 0.233, SLG: 0.241	B SI 91 B SI 92 C SI 91 X FC 88 2-1 ② F4		C FC 86 C FC 86 X KC 77 0-2 ② F7		B SI 94 B SI 94 C SI 94 X SI 94 2-1 ① G6-3		C SL 83 X SL 83 0-1 ① F7			4	0	0	0	0	0	5
56 Kole Calhoun, L (1, 9) OBP: 0.243, SLG: 0.429 18 Brian Goodwin, L (7, 9) OBP: 0.389, SLG: 0.529	C KC 78 S KC 79 B SI 93 F KC 80 B SI 92 S SI 93 2-3 ③ K		S SI 91 F SI 91 D KC 78 D KC 77 B SI 92 C KC 77 3-3 ③ K 2-3		S SI 93 B SI 94 B CH 88 F SI 93 S SL 88 2-3 ② K		B SI 94 B CH 85 F SI 93 C SI 92 F SL 84 F SI 94 F SI 93 X CH 87 2-2 25 BB 2B		3 1	0 0	0 1	0 0	0 0	3 0	5 0
44 Kevan Smith, R (1, 2) OBP: 0.200, SLG: 0.111		C SI 90 B FC 87 B SI 92 B SI 91 F SI 91 X FC 89 3-2 6 L6-4 9 1B 1B		C KC 74 B CH 81 B SI 90 B FC 89 X SI 90 3-1 ① G6-3	S SL 87 B SL 87 B SI 94 B SI 95 X SI 94 3-1 ③ G5-3		H SL 82 1-0 25 BB HBP		3	0	1	0	0	0	0
25 Peter Bourjos, R (1, 7) OBP: 0.125, SLG: 0.067		C SI 90 S KC 76 F KC 78 F SI 92 C KC 78 0-3 ① K		C KC 76 X KC 75 0-1 6 1B 9 BB 27 HR 1B		F SI 94 B SI 93 B SL 83 X SI 93 2-1 ① F7	F SI 93 D SL 86 2 SAFE B SL 86 C SI 92 B SL 84 B SI 93 4-2 ② 1-2 2-3 BB		3	1	1	0	1	1	1
9 Tommy La Stella, L (1, 4) OBP: 0.231, SLG: 0.208		B SI 92 B SI 91 C SI 91 C SI 92 F SI 92 B KC 79 F SI 91 F SI 92 X KC 78 3-2 1-2 1B		1 SAFE 1 SAFE B SI 88 B SI 88 B SI 89 B SI 89 4-0 6 1B 27 HR 1-2 BB		C SI 93 B SI 94 C SI 93 F SL 84 F SI 94 F CH 89 F SI 95 X SL 86 1-2 ② F8	C SI 93 B SI 93 B SL 85 X SI 93 2-1 ③ G4-3		3	1	1	0	1	0	2
Inning Stats	R: 0 E: 1 K: 2 S: 19 H: 1 LOB: 3 BB: 1 P: 28	R: 0 E: 0 K: 1 S: 20 H: 2 LOB: 1 BB: 0 P: 29	R: 0 E: 0 K: 1 S: 9 H: 0 LOB: 2 BB: 1 P: 17	R: 4 E: 0 K: 0 S: 13 H: 3 LOB: 0 BB: 1 P: 24	R: 0 E: 0 K: 1 S: 7 H: 0 LOB: 0 BB: 0 P: 14	R: 0 E: 0 K: 0 S: 13 H: 1 LOB: 2 BB: 1 P: 19	R: 1 E: 0 K: 0 S: 12 H: 2 LOB: 2 BB: 1 P: 21	R: 0 E: 0 K: 2 S: 11 H: 1 LOB: 1 BB: 0 P: 20		1B: 6 2B: 3 3B: 0 HR: 2 SF: 0 SAC: 0 DP: 1 HBP: 2						

	AB	33
	R	5
	H	10
	RBI	5
	BB	5
	SO	7
	LOB	24

WP: 2 PB: 0 SB: 2 CS: 0 PA: 40

PITCHER		IP	WLS	BF	H	R	ER	SO	BB	IBB	HBP	BLK	WP	HR	S	P	ERA	WHIP
33 Drew Smyly, L ERA: 7.11	(1, 1)	3.1	L	20	6	4	4	4	3	0	1	0	1	1	56	90	10.80	2.700
53 Jesse Chavez, R ERA: 14.54	(4, 1)	0.2		2	0	0	0	0	0	0	0	0	0	0	5	8	0.00	0.000
52 Adrian Sampson, R ERA: 1.86	(5, 1)	3.2		17	4	1	1	2	1	1	1	0	1	1	38	66	2.46	1.364
46 Jeanmar Gómez, R ERA: 6.75	(8, 1)	0.1		1	0	0	0	1	0	0	0	0	0	0	5	8	0.00	0.000

PITCHER	IP	WLS	BF	H	R	ER	SO	BB	IBB	HBP	BLK	WP	HR	S	P	ERA	WHIP

Texas Rangers @ Los Angeles Angels

Angel Stadium, Anaheim, CA

Sun Apr 07 2019, 1:08 PM - 4:37 PM PDT

Att. 42,076 - Partly Cloudy - 75 F

livebaseballscorecards.com

Batter	1	2	3	4	5	6	7	8	9	AB	R	H	RBI	BB	SO	LOB
17 Shin-Soo Choo, L (1, 10) OBP: 0.389, SLG: 0.433	C FF 90 B CH 84 B FF 91 B FF 92 B FF 92 4-1 12 FC3-6 BB		C CU 76 S SL 84 B SL 83 B FF 89 B SL 85 X SL 84 3-2 ② G4-3		C SL 83 F FF 95 D SL 85 D SL 85 S FF 94 2-3 ① K			B SL 84 S SL 86 B FF 98 B SI 96 S SI 95 B FF 96 4-2 30 1B 1 1B BB		2	0	0	0	2	1	3
12 Rougned Odor, L (1, 4) OBP: 0.238, SLG: 0.211	1 SAFE F FF 91 X CH 85 0-1 ① FC3-6 1 CS 1-2f		C CU 76 B SL 85 B CU 76 C FF 91 F SL 84 F FF 92 B FF 92 F CU 79 F FF 91 4-2 D CH 85 BB		B FF 94 B SL 85 F FF 94 B SL 85 F FF 94 S FF 94 3-3 ② K			C SI 96 F FS 83 B FS 85 F SI 96 D SL 86 F FS 83 X FF 97 2-2 ① F8		3	0	0	0	1	1	5
1 Elvis Andrus, R (1, 6) OBP: 0.381, SLG: 0.463	1 SAFE C SL 84 B FF 90 1 SAFE C SL 84 B SL 84 B FF 92 X SL 84 3-2 ②③ G6-3 1-2		C FF 90 S SL 84 B FF 92 1 SAFE S SL 85 1-3 ③ K		B SL 86 C SI 94 X SI 95 1-1 ③ L5			X FF 97 0-0 30 1B 1-2 1B		4	0	1	0	0	1	5
30 Nomar Mazara, L (1, 9) OBP: 0.361, SLG: 0.516		B CU 75 B CH 83 T FF 90 F FF 91 B CU 76 X FF 91 3-2 13 HR 1B		T CU 74 X SL 81 0-1 ① F7		C SL 81 H FF 90 1-1 14 G3-6 HBP		C SL 82 T FF 96 B FS 85 X FF 97 1-2 1-2 2-3 1B		3	1	2	0	0	0	0
13 Joey Gallo, L (1, 7) OBP: 0.447, SLG: 0.714		C FF 91 B CU 75 B FF 90 X CH 85 2-1 1-H HR		C FF 88 B FF 89 B SL 82 B FF 90 S FF 90 F FF 90 F FF 91 B SL 84 4-2 14 G4-6-3 BB		C FF 94 B FF 94 F SL 83 B FF 95 S SL 84 2-3 ① K		B FF 94 F FF 96 C FF 94 X SL 81 1-2 ② F9		3	1	1	2	1	1	4
14 Asdrúbal Cabrera, S (1, 5) OBP: 0.256, SLG: 0.486		B FF 91 S SL 84 C SL 85 X CU 77 1-2 ① F9		X SL 83 0-0 ②③ G4-6-3 1-2f		B FF 95 C SL 82 X SL 82 1-1 ②③ G3-6 1-2f		C FF 96 D SL 83 B FF 95 S FF 96 C FF 96 2-3 ③ K		4	0	0	0	0	1	5
41 Logan Forsythe, R (1, 3) OBP: 0.412, SLG: 0.429		F FF 90 B SL 83 X SL 84 1-1 ② F8		B CU 74 C CU 74 B FF 89 F FF 89 B SL 81 X CU 76 3-2 9 1B 2B		C SI 96 C SI 97 B FS 86 X SL 88 1-2 ① G1-3		C CU 77 B CU 79 X FF 89 1-1 ① F7		4	0	1	0	0	0	0
9 Isiah Kiner-Falefa, R (1, 2) OBP: 0.421, SLG: 0.375		B FF 90 B FF 91 C CU 76 S SL 84 X FF 90 2-2 ③ P4		B FF 88 X FF 89 1-0 3 BB 2-3 1B		H SI 95 1-0 3 G6-4-3 HBP		C FF 89 B CU 79 F CU 78 S FF 90 1-3 ② K		3	0	1	0	0	1	0
3 Delino DeShields, R (1, 8) OBP: 0.306, SLG: 0.214			C FF 88 B SL 82 B SL 84 C FF 90 X SL 82 2-2 ① G6-3		B SL 83 C CU 80 1 SAFE F SL 83 B FF 88 B FF 88 B SL 83 4-2 1-2 BB		C SI 97 B SI 96 C SL 85 D SL 88 X SI 97 2-2 ②③ G6-4-3 1-2f		C CU 78 C CH 84 F FF 89 B CU 79 S CH 84 1-3 ③ K		3	0	0	0	1	1	1

Inning Stats																																			
	R: 0	E: 0	K: 0	S: 6	H: 0	LOB: 0	BB: 1	P: 13	R: 2	E: 0	K: 0	S: 13	H: 2	LOB: 0	BB: 0	P: 22	R: 0	E: 0	K: 1	S: 15	H: 0	LOB: 1	BB: 1	P: 25	R: 0	E: 0	K: 0	S: 7	H: 0	LOB: 0	BB: 1	P: 11	R: 0	E: 0	K: 2	S: 14	H: 2	LOB: 3	BB: 1	P: 28
	R: 0	E: 0	K: 1	S: 6	H: 0	LOB: 0	BB: 0	P: 10	R: 0	E: 0	K: 0	S: 6	H: 0	LOB: 0	BB: 0	P: 10	R: 0	E: 0	K: 1	S: 17	H: 2	LOB: 3	BB: 1	P: 27	R: 0	E: 0	K: 2	S: 9	H: 0	LOB: 0	BB: 0	P: 12	1B: 4	2B: 1	3B: 0	HR: 1	SF: 0	SAC: 0	DP: 3	HBP: 2	WP: 0	PB: 0	SB: 0	CS: 1	PA: 36

PITCHER		IP	WLS	BF	H	R	ER	SO	BB	IBB	HBP	BLK	WP	HR	S	P	ERA	WHIP
36 Chris Stratton, R ERA: 6.48	(1, 1)	4.0		18	4	2	2	1	4	0	0	0	0	1	47	85	4.50	2.000
38 Justin Anderson, R ERA:	(5, 1)	1.0	W	3	0	0	0	2	0	0	0	0	0	0	8	14	0.00	0.000
32 Cam Bedrosian, R ERA: 4.15	(6, 1)	1.0	H	3	0	0	0	1	0	0	1	0	0	0	6	10	0.00	0.000
40 Luis García, R ERA: 1.8	(7, 1)	1.1		7	2	0	0	0	1	0	1	0	0	0	17	28	0.00	2.250
31 Ty Buttrey, R ERA:	(8, 1)	0.2	H	2	0	0	0	1	0	0	0	0	0	0	6	9	0.00	0.000

PITCHER		IP	WLS	BF	H	R	ER	SO	BB	IBB	HBP	BLK	WP	HR	S	P	ERA	WHIP
24 Noé Ramirez, R ERA:	(9, 1)	1.0		3	0	0	0	2	0	0	0	0	0	0	9	12	0.00	0.000

AB	29
R	2
H	6
RBI	2
BB	5
SO	7
LOB	23

Texas Rangers @ Los Angeles Angels

Angel Stadium, Anaheim, CA

Sun Apr 07 2019, 1:08 PM - 4:37 PM PDT

Att. 42,076 - Partly Cloudy - 75 F

livebaseballscorecards.com

Batter	1	2	3	4	5	6	7	8	9	AB	R	H	RBI	BB	SO	LOB
9 Tommy La Stella, L (1, 4) OBP: 0.226, SLG: 0.179	C FF 93 B FF 94 F FF 94 X FF 95 1-2 ① F8	B FF 94 D CU 81 C FF 94 F FF 94 X CU 81 2-2 ① G4-3 1-2 2-3 3-H		C FF 90 C FF 91 X FF 92 0-2 ① F8		B FF 92 B SL 81 B FF 92 B FF 92 4-0 27 HR BB		B FF 95 F FF 95 F SI 95 S FS 89 1-3 ① K		4	1	0	1	1	1	2
27 Mike Trout, R (1, 8) OBP: 0.581, SLG: 1.000	B CU 79 C CU 79 F FF 95 B FF 95 B FC 90 X CU 81 3-2 ② G5-3	0-0 IBB		B FF 91 C FF 91 F FF 92 B FF 91 B CH 80 B FF 91 4-2 BB		C SI 91 X SI 92 0-1 1-H HR		C FF 96 F SI 95 B FF 97 B SL 86 B FF 96 B SI 96 4-2 41 1B BB		2	1	1	2	3	0	0
41 Justin Bour, L (1, 3) OBP: 0.257, SLG: 0.138	C SI 94 F FF 96 F FF 96 F FF 97 B CU 82 X CU 80 1-2 ③ F8	B FF 95 S FF 96 F FF 96 T FF 96 1-2 ② K		**B FF 91** **B FF 89** **C SL 80** **1 SAFE** 1 SAFE B SL 81 X FF 90 3-1 ② F8		B FF 92 C FF 92 C SL 81 H SL 80 2-2 HBP		B FF 96 S SI 95 F FF 96 F SI 96 B FC 91 X FF 96 2-2 2 L3 1-2 1B		4	0	1	0	0	1	4
2 Andrelton Simmons, R (1, 6) OBP: 0.200, SLG: 0.176	X FF 93 0-0 18 BB 5 S 20 1B 1B C CU 80 B FF 97 B CU 80 C FF 94 3-1 L5			**F CH 80** **1 SAFE** 1 SAFE F CH 82 B FF 91 B FF 91 1 SAFE S FF 92 2-3 ③ K		B SI 92 F SL 81 X SL 80 1-1 ② F8		B SL 85 X FF 95 1-0 ② ③ L3 1-1		5	1	1	0	0	1	7
5 Albert Pujols, R (1, 10) OBP: 0.368, SLG: 0.375		C FF 93 1 SAFE C CU 80 1 SAFE D CU 79 B CU 80 F FF 97 D CU 80 B FF 95 4-2 20 1B 18 BB 7 HBP 1-2 BB	C FF 93 B FF 94 C FC 88 F CU 79 X FF 95 1-2 25 F9 18 E 1B		B SI 92 C SI 92 B SI 92 X SI 92 2-1 ① G4-3	B SI 92 C SL 80 S SI 91 B SL 80 X FF 91 2-2 ③ P3			3	1	1	0	1	0	1
18 Brian Goodwin, L (1, 9) OBP: 0.455, SLG: 0.700		B FF 94 S FF 94 B CU 81 B FF 95 B FF 94 4-1 7 HBP 20 1B 6 1B 1-2 2-3 BB	C FF 91 B FF 95 F FF 93 F FF 95 D CU 79 F FF 93 X CU 78 2-2 FC5 1-2		B SL 80 C FF 93 C SL 81 X SL 81 1-2 20 G1-3 1B		C SL 80 S SL 82 B SL 84 X SL 82 1-2 HR		3	2	2	1	1	0	1
20 Jonathan Lucroy, R (1, 2) OBP: 0.265, SLG: 0.273		F CU 80 F CU 81 B FF 96 X FC 89 1-2 6 1B 7 HBP 9 G4-3 1-2 2-3 3-H 1B	B FF 90 C FF 90 S CH 79 F FF 91 B CH 80 B CH 79 F FF 91 S CH 76 3-3 ① K		C SI 91 1 SAFE X SI 93 0-1 ② G1-3 1-2		C FF 92 X SL 81 0-1 6 G6-3 1B		4	1	2	1	0	1	3
7 Zack Cozart, R (1, 5) OBP: 0.107, SLG: 0.077 25 Peter Bourjos, R (3, PH) OBP: 0.105, SLG: 0.056 (4, 7)		F FF 94 S FF 95 F FF 96 F CU 80 H FF 94 1-2 9 G4-3 6 1B 1-2 2-3 3-H HBP	B FF 90 C CH 79 S CH 79 B FF 92 X FF 91 2-2 ② F9 2-3		B SI 92 B SL 79 S FF 90 C SL 80 B SL 81 C SL 81 3-3 ③ K		X SL 82 0-0 ① F8		0	0	0	1	0	0	0
										3	0	0	0	0	1	4
6 David Fletcher, R (1, 7) OBP: 0.321, SLG: 0.357 (4, 5)		D CU 81 C FF 94 X FF 95 1-1 9 G4-3 1-2 2-3 3-H 1B	C CH 80 X CH 80 0-1 ③ L9			C SI 92 B SI 92 B SL 80 C SI 92 X SL 82 2-2 ① F9	C SL 82 B SL 82 F FF 92 X SL 83 1-2 ② ③ G6-3 1-2f			4	0	1	1	0	0	3
Inning Stats	R: 0 E: 0 K: 0 S: 11 H: 0 LOB: 0 BB: 0 P: 16	R: 4 E: 0 K: 1 S: 22 H: 3 LOB: 3 BB: 3 P: 39	R: 0 E: 1 K: 1 S: 19 H: 1 LOB: 2 BB: 0 P: 27	R: 0 E: 0 K: 1 S: 10 H: 0 LOB: 1 BB: 1 P: 19	R: 0 E: 0 K: 1 S: 10 H: 1 LOB: 1 BB: 0 P: 16	R: 2 E: 0 K: 0 S: 12 H: 1 LOB: 1 BB: 1 P: 23	R: 1 E: 0 K: 0 S: 9 H: 2 LOB: 0 BB: 0 P: 11	R: 0 E: 0 K: 1 S: 10 H: 1 LOB: 1 BB: 1 P: 18		1B: 7 2B: 1 3B: 0 HR: 2 SF: 0 SAC: 0 DP: 2 HBP: 2		WP: 0 PB: 0 SB: 1 CS: 0 PA: 40	

PITCHER		IP	WLS	BF	H	R	ER	SO	BB	IBB	HBP	BLK	WP	HR	S	P	ERA	WHIP
19 Shelby Miller, R ERA: 9.53	(1, 1)	2.0	L	15	4	4	4	1	2	1	1	0	0	0	42	67	18.00	3.000
54 Jeffrey Springs, L ERA: 1.29	(3, 1)	2.0		7	0	0	0	2	1	0	0	0	0	0	20	34	0.00	0.500
55 Kyle Bird, L ERA: 6.0	(5, 1)	2.0		10	2	2	2	1	1	0	1	0	0	1	22	39	9.00	1.500
27 Shawn Kelley, R ERA: 1.8	(7, 1)	1.0		4	2	1	1	0	0	0	0	0	0	1	9	11	9.00	2.000
31 Chris Martin, R ERA: 6.0	(8, 1)	1.0		4	1	0	0	1	1	0	0	0	0	0	10	18	0.00	2.000

PITCHER	IP	WLS	BF	H	R	ER	SO	BB	IBB	HBP	BLK	WP	HR	S	P	ERA	WHIP

BOTTOM	
AB	32
R	7
H	9
RBI	7
BB	6
SO	5
LOB	25

Batter	1	2	3	4	5	6	7	8	9	AB	R	H	RBI	BB	SO	LOB
6 Lorenzo Cain, R (1, 8) OBP: 0.396, SLG: 0.500	C SI 89 B FF 91 S KC 79 F CH 84 F FF 94 X KC 81 1-2 P4 ①	F FC 85 B FC 87 X SI 92 1-1 G6-3 ③			C SI 89 B KC 79 B FC 85 X FC 88 2-1 G5-3 ①			C SL 84 B FF 95 B FF 96 S SL 83 X FF 96 2-2 G4-3 ①		4	0	0	0	0	0	2
22 Christian Yelich, L (1, 9) OBP: 0.490, SLG: 0.850	F FF 93 X CH 84 0-1 21 S 1B		C KC 79 F FF 92 B KC 81 B FF 92 F FC 86 X CH 85 2-2 F8 ①		B FC 88 F FF 91 F FF 92 B FC 88 S KC 81 2-3 K ②			B CH 86 F FF 96 B FF 96 X FF 95 2-1 1B		4	0	2	0	0	1	0
8 Ryan Braun, R (1, 7) OBP: 0.250, SLG: 0.556	1 SAFE X FF 92 0-0 F7 ②		C FC 87 B CH 85 F FC 88 S FF 92 1-3 K ②		B SI 91 S FC 88 F FC 88 C KC 81 1-3 K ③			B FF 96 1 SAFE 1 SAFE C SL 83 B FF 96 S SL 82 X FF 96 2-2 L8 ②		4	0	0	0	0	2	2
21 Travis Shaw, L (1, 5) OBP: 0.326, SLG: 0.257	C FF 92 F CH 85 C FF 93 0-3 K ③ 1-2		B KC 80 C CH 84 S FF 92 S KC 81 1-3 K ③			C KC 79 B FC 86 B FF 91 B KC 79 C SI 91 C SI 91 3-3 K ①		1 SAFE 1 SAFE F FF 97 B FF 96 F SL 84 1 SAFE S SL 84 1-3 K ③		4	0	0	0	0	4	2
24 Jesús Aguilar, R (1, 3) OBP: 0.270, SLG: 0.129		X SI 91 0-0 F9 ①		C FF 90 B CH 83 F FF 92 S KC 80 1-3 K ①		F FC 87 B FF 92 T FC 85 F KC 80 S FF 93 1-3 K ②			C FF 93 B KC 83 X KC 83 1-1 L8 ①	4	0	0	0	0	2	0
11 Mike Moustakas, L (1, 4) OBP: 0.293, SLG: 0.500		B FF 91 X FF 92 1-0 10 BB 3 E 1B		C KC 77 F FC 85 F FF 91 B KC 80 B CH 83 F KC 80 X CH 84 2-2 HR		F FF 92 B KC 79 X FF 92 1-1 F8 ③			B KC 82 S KC 83 B FF 92 X FF 93 2-1 P5 ②	4	2	2	1	0	0	0
10 Yasmani Grandal, S (1, 2) OBP: 0.344, SLG: 0.448		B CH 84 D CH 85 1 SAFE B FF 92 B SI 89 4-0 3 E 1-2 BB		X CH 82 0-0 7 HBP 1B			B CH 90 S FF 97 B FF 97 B FF 97 X FF 96 3-1 G3 ①		C FF 92 B FF 93 B KC 83 B FF 92 F FF 92 X FF 92 3-2 L5 ③	3	0	1	0	1	0	0
7 Eric Thames, L (1, 10) OBP: 0.278, SLG: 0.588		F FF 91 B CH 84 F CH 83 B KC 80 X CH 84 2-2 F9 ②		B FF 92 H FC 85 2-0 3 G5-4-3 1-2 HBP			F SL 89 S FF 96 B FF 97 B FF 97 X SL 88 2-2 F8 ②			2	0	0	0	0	0	2
3 Orlando Arcia, R (1, 6) OBP: 0.324, SLG: 0.424		C KC 80 C KC 80 B FC 86 B FF 92 B CH 84 X KC 79 3-2 E7 1-3 2-H 1B		C SI 90 X FC 85 0-1 G5-4-3 ② ③ 1-2f			B SL 89 C SL 90 C FF 98 B FF 98 B SL 90 S FF 97 3-3 K ③			3	0	1	1	0	1	2
Inning Stats	R: 0 H: 1 E: 0 LOB: 1 K: 1 BB: 0 S: 11 P: 12	R: 1 H: 2 E: 1 LOB: 2 K: 0 BB: 1 S: 10 P: 21	R: 0 H: 0 E: 0 LOB: 0 K: 2 BB: 0 S: 10 P: 14	R: 1 H: 2 E: 0 LOB: 1 K: 1 BB: 0 S: 11 P: 16	R: 0 H: 0 E: 0 LOB: 0 K: 2 BB: 0 S: 8 P: 13	R: 0 H: 0 E: 0 LOB: 0 K: 2 BB: 0 S: 9 P: 14	R: 0 H: 0 E: 0 LOB: 0 K: 1 BB: 0 S: 8 P: 16	R: 0 H: 1 E: 0 LOB: 1 K: 1 BB: 0 S: 11 P: 18	R: 0 H: 0 E: 0 LOB: 0 K: 0 BB: 0 S: 7 P: 13	1B: 5 2B: 0 3B: 0 HR: 1	SF: 0 SAC: 0 DP: 1 HBP: 1					

TOP

Milwaukee Brewers @ Los Angeles Angels

Angel Stadium, Anaheim, CA

Mon Apr 08 2019, 7:09 PM - 9:47 PM PDT

Att. 28,571 - Partly Cloudy - 77 F

livebaseballscorecards.com

AB	32
R	2
H	6
RBI	2
BB	1
SO	10
LOB	10

PITCHER		IP	WLS	BF	H	R	ER	SO	BB	IBB	HBP	BLK	WP	HR	S	P	ERA	WHIP
53 Trevor Cahill, R ERA: 3.5	(1, 1)	6.0	W	24	5	2	2	8	1	0	1	0	0	1	59	90	3.00	1.000
57 Hansel Robles, R ERA: 3.18	(7, 1)	1.0	H	3	0	0	0	1	0	0	0	0	0	0	8	16	0.00	0.000
31 Ty Buttrey, R ERA:	(8, 1)	1.0	H	4	1	0	0	1	0	0	0	0	0	0	11	18	0.00	1.000
37 Cody Allen, R ERA:	(9, 1)	1.0	S	3	0	0	0	0	0	0	0	0	0	0	7	13	0.00	0.000

PITCHER	IP	WLS	BF	H	R	ER	SO	BB	IBB	HBP	BLK	WP	HR	S	P	ERA	WHIP

Batter	1	2	3	4	5	6	7	8	9	AB	R	H	RBI	BB	SO	LOB
56 Kole Calhoun, L (1, 9) OBP: 0.220, SLG: 0.385	X FF 87 0-0 ① G3		C SI 88 B CH 79 C SL 78 F SL 80 B SL 80 B SI 88 X SL 79 3-2 E6 27 CS		B SL 80 X SL 78 1-0 ③ F8			X CH 81 0-0 ① G5-3		4	0	0	0	0	0	0
27 Mike Trout, R (1, 8) OBP: 0.574, SLG: 0.933	B FF 87 B SI 89 C SI 89 B SL 80 B SL 81 4-1 41 BB BB		F SI 89 D SI 89 B SI 88 C SL 79 B SL 79 S SL 82 3-3 ① ② K 1-2			C SI 90 X SL 78 0-1 ① L9		B FC 90 B CU 78 C FF 92 C FF 92 B CH 82 B CH 82 4-2 41 HR BB		2	1	0	0	2	1	1
41 Justin Bour, L (1, 3) OBP: 0.282, SLG: 0.250	B SL 77 F SL 79 1 SAFE D SL 77 B SL 78 C SL 77 B SI 88 4-2 2 G6-4-3 1-2 BB		B SI 89 C FF 89 B SL 80 F SL 78 X SI 90 2-2 ③ G5-3			B SL 77 F SL 78 C SL 79 B SL 80 F SL 78 X SL 80 2-2 ② F9		C FF 93 S CH 82 F FF 94 1 SAFE X CU 78 0-2 1-H HR		3	1	1	2	1	0	0
2 Andrelton Simmons, R (1, 6) OBP: 0.205, SLG: 0.263	X SI 88 0-0 ② ③ G6-4-3 1-2f			C SI 88 B SI 90 X SL 78 1-1 HR		B SL 79 F SL 79 B SL 80 F SL 79 X SL 81 2-2 ③ G5-3		B SI 91 S SL 86 F SI 92 S SL 87 1-3 ② K2-3		4	1	1	1	0	1	2
5 Albert Pujols, R (1, 10) OBP: 0.357, SLG: 0.343		B SI 87 C SI 87 B SI 90 B SL 79 C SL 79 B SI 90 4-2 20 L9-6 18 1B BB		C SL 78 B SL 79 B SL 80 S SL 79 B SI 91 X SL 82 3-2 ① P4			B SI 88 X SI 89 1-0 ① F9	X SL 86 0-0 ③ F9		3	0	0	0	1	0	0
18 Brian Goodwin, L (1, 7) OBP: 0.440, SLG: 0.652 7 Zack Cozart, R (8, 5) OBP: 0.107, SLG: 0.077		B SI 88 X SI 88 1-0 9 HR 1-2 1B		C SL 78 F CH 82 X SL 80 0-2 ② L9			C FF 94 F FC 92 X CH 84 0-2 ② F8			3 0	1 0	1 0	0 0	0 0	0 0	0 0
20 Jonathan Lucroy, R (1, 2) OBP: 0.270, SLG: 0.278		C SI 89 B SI 88 B SL 80 X SL 79 2-1 ① ② L9-6 2-2		C SL 79 B SI 89 B SI 89 F SI 91 X SI 90 2-2 ③ G5-3			B FF 96 B FC 90 F FF 95 F FF 94 B CH 84 X FF 95 3-2 9 BB 1B			3	0	1	0	0	0	2
9 Tommy La Stella, L (1, 4) OBP: 0.265, SLG: 0.300 25 Peter Bourjos, R (8, 7) OBP: 0.105, SLG: 0.056		C FF 89 X FF 88 0-1 1-H HR			B SL 77 C SL 78 X SI 89 1-1 ① G3-1		B CU 77 C CH 83 B FC 92 F CH 83 F FF 95 F FF 95 B FF 95 B CH 83 4-2 1-2 BB			2 0	1 0	1 0	2 0	1 0	0 0	0 0
6 David Fletcher, R (1, 5) (8, 4) OBP: 0.290, SLG: 0.323		C SI 88 X SL 79 0-1 ③ G6-3			B SL 78 C SL 79 F SI 89 B SL 80 X SL 80 2-2 ② G6-3		C FF 95 B CU 79 X FF 94 1-1 ③ F9			3	0	0	0	0	0	2
Inning Stats	R: 0 E: 0 K: 0 S: 5 H: 0 LOB: 1 BB: 2 P: 13	R: 2 E: 0 K: 0 S: 9 H: 2 LOB: 0 BB: 1 P: 16	R: 0 E: 1 K: 1 S: 10 H: 0 LOB: 0 BB: 0 P: 18	R: 1 E: 0 K: 0 S: 11 H: 1 LOB: 0 BB: 0 P: 17	R: 0 E: 0 K: 0 S: 6 H: 0 LOB: 0 BB: 0 P: 10	R: 0 E: 0 K: 0 S: 9 H: 0 LOB: 0 BB: 0 P: 13	R: 0 E: 0 K: 0 S: 13 H: 1 LOB: 2 BB: 1 P: 22	R: 2 E: 0 K: 1 S: 11 H: 1 LOB: 0 BB: 1 P: 16		1B: 2 2B: 2 3B: 0 HR: 3 SF: 0 SAC: 0 DP: 3 HBP: 0						

BOTTOM

Milwaukee Brewers @ Los Angeles Angels

Angel Stadium, Anaheim, CA

Mon Apr 08 2019, 7:09 PM - 9:47 PM PDT

Att. 28,571 - Partly Cloudy - 77 F

livebaseballscorecards.com

AB	27
R	5
H	5
RBI	5
BB	5
SO	2
LOB	7

WP: 0 PB: 0 SB: 0 CS: 1 PA: 32

PITCHER		IP	WLS	BF	H	R	ER	SO	BB	IBB	HBP	BLK	WP	HR	S	P	ERA	WHIP
45 Jhoulys Chacín, R ERA: 4.24	(1, 1)	6.1	L	23	3	3	3	1	3	0	0	0	0	2	51	89	4.26	0.947
57 Chase Anderson, R ERA: 6.0	(7, 1)	1.0		7	2	2	2	0	2	0	0	0	0	1	19	31	18.00	4.000
12 Alex Wilson, R ERA: 10.8	(8, 1)	0.2		2	0	0	0	1	0	0	0	0	0	0	4	5	0.00	0.000

PITCHER	IP	WLS	BF	H	R	ER	SO	BB	IBB	HBP	BLK	WP	HR	S	P	ERA	WHIP

Batter	1	2	3	4	5	6	7	8	9	AB	R	H	RBI	BB	SO	LOB
6 Lorenzo Cain, R (1, 8) OBP: 0.415, SLG: 0.522	B FF 95 B FF 94 B FF 93 C FF 94 F SL 88 F SL 87 F FF 95 F SL 87 X FF 94 3-2 1B	C CU 83 B SL 89 X FF 95 1-1 1-H 2B		B SL 87 F FF 94 X SL 86 1-1 ② G6-3		C SL 86 B SL 85 B SL 85 F SL 86 H SL 85 3-2 8 G5-3 22 1B HBP		B SL 86 C SL 87 S SL 86 X SL 87 1-2 ③ G6-3		4	0	2	1	0	0	1
22 Christian Yelich, L (1, 9) OBP: 0.464, SLG: 0.778	C FF 94 S SL 88 1 SAFE 1 SAFE F FF 94 D SL 89 F FF 94 S SL 88 1-3 ① K	D SL 89 X FF 94 1-0 ③ G4-3		S CH 87 S SL 87 S CH 88 0-3 ③ K		1 SAFE B SL 88 D SL 88 X FF 95 2-0 1-2 1B			B KC 82 C KC 82 C KC 82 B KC 82 C FF 94 2-3 ① K	5	0	1	0	0	3	3
8 Ryan Braun, R (1, 10) OBP: 0.225, SLG: 0.500	C SL 88 C FF 96 1 SAFE X FF 95 0-2 ② L8		F SL 89 S SL 87 B SL 88 F FF 93 B CU 82 S SL 88 2-3 ① K		B SL 86 F FF 95 B FF 92 F SL 88 S CH 86 2-3 ① K	S SL 86 X SL 85 0-1 ② ③ G5-3 2-3f			C FF 93 F KC 82 B KC 83 F FF 93 1-2 CI	4	0	0	0	0	2	3
21 Travis Shaw, L (1, 5) OBP: 0.313, SLG: 0.231	B FF 94 1 SAFE C FF 94 D SL 89 S CH 86 X SL 88 2-2 ③ G5-3		F SL 87 S FF 95 S SL 87 0-3 ② K		B CH 87 B CH 86 B SL 88 B FF 94 4-0 11 HR BB		C SL 81 F FF 93 B SL 83 S SL 83 1-3 ① K		C KC 82 D KC 83 C FF 92 D KC 83 S FF 92 2-3 ② K	4	1	0	0	1	3	2
24 Jesús Aguilar, R (1, 3) OBP: 0.238, SLG: 0.111		C FF 94 B FF 93 B SL 88 S FF 95 B SL 88 X FF 95 3-2 ① F9	C SL 88 B CU 82 X FF 94 1-1 ③ F9		C FF 94 S SL 83 X SI 95 0-2 ② L7		B SL 82 S SL 83 F FF 95 B SL 84 X SL 83 2-2 ② F9		F KC 82 X FF 92 0-1 ③ G5-3	5	0	0	0	0	0	2
11 Mike Moustakas, L (1, 4) OBP: 0.333, SLG: 0.579		B CU 83 C FF 94 X FF 94 1-1 ② G3-1		B SL 88 S SL 87 B FF 94 B CH 86 B FF 93 4-1 10 HR BB	1 SAFE B SL 88 X SI 94 1-0 1-H HR		B SL 84 C SL 83 S SL 84 B FF 94 B SL 85 B FF 95 4-2 BB			2	2	1	2	2	0	0
10 Yasmani Grandal, S (1, 2) OBP: 0.389, SLG: 0.667		X CU 82 0-0 16 2B 1B		C FF 94 F CH 88 X FF 94 0-2 1-H HR	B FF 94 B SL 85 B CH 88 X FF 93 3-0 HR		B SL 82 B SL 83 B FF 93 C SL 84 C FF 94 F SL 84 S SL 85 3-3 ③ K			4	3	3	3	0	1	1
16 Ben Gamel, L (1, 7) OBP: 0.304, SLG: 0.409		B FF 91 F FF 94 C FF 94 F SL 88 B FF 95 F SL 88 F FF 95 D CH 87 X FF 95 3-2 14 1B 1-H 2B		C CU 81 X SL 86 0-1 14 F8 2B	X FF 93 0-0 ③ P6			B SL 85 C SL 86 F SI 97 B FS 87 F FS 85 F SL 86 S FS 86 2-3 ① K		4	1	2	1	0	1	0
14 Hernán Pérez, R (1, 6) OBP: 0.353, SLG: 0.500 7 Eric Thames, L (8, PH) OBP: 0.263, SLG: 0.556 3 Orlando Arcia, R (8, 6) OBP: 0.324, SLG: 0.424		C FF 94 F SL 89 X FF 95 0-2 6 2B 2-H 1B		M SL 88 X SL 87 0-1 ① F8 2-3		C SL 85 S SL 84 F SL 84 S FF 94 0-3 ① K		S SL 87 B FS 88 X FS 86 1-1 ② L9		3 1 0	1 0 0	1 0 0	1 0 0	0 0 0	1 0 0	1 0 0
Inning Stats	R: 0 E: 0 K: 1 S: 17 H: 1 LOB: 1 BB: 0 P: 23	R: 3 E: 0 K: 0 S: 18 H: 4 LOB: 1 BB: 0 P: 27	R: 0 E: 0 K: 2 S: 9 H: 0 LOB: 0 BB: 0 P: 12	R: 2 E: 0 K: 1 S: 13 H: 2 LOB: 1 BB: 1 P: 18	R: 3 E: 0 K: 1 S: 9 H: 2 LOB: 0 BB: 1 P: 19	R: 0 E: 0 K: 1 S: 9 H: 1 LOB: 1 BB: 0 P: 14	R: 0 E: 0 K: 2 S: 12 H: 0 LOB: 1 BB: 1 P: 22	R: 0 E: 0 K: 1 S: 10 H: 0 LOB: 0 BB: 0 P: 14	R: 0 E: 1 K: 2 S: 11 H: 0 LOB: 1 BB: 0 P: 16	1B: 4 2B: 3 3B: 0 HR: 3 SF: 0 SAC: 0 DP: 1 HBP: 1						

PITCHER		IP	WLS	BF	H	R	ER	SO	BB	IBB	HBP	BLK	WP	HR	S	P	ERA	WHIP
33 Matt Harvey, R ERA: 10.05	(1, 1)	4.1		22	7	6	6	5	2	0	0	0	0	1	60	89	12.46	2.077
39 Luke Bard, R ERA: 4.76	(5, 1)	1.2		8	3	2	2	1	0	0	1	0	0	2	15	24	10.80	1.800
32 Cam Bedrosian, R ERA: 3.38	(7, 1)	1.0	W	4	0	0	0	2	1	0	0	0	0	0	12	22	0.00	1.000
40 Luis García, R ERA: 1.5	(8, 1)	1.0	H	3	0	0	0	1	0	0	0	0	0	0	10	14	0.00	0.000
37 Cody Allen, R ERA:	(9, 1)	1.0	S	4	0	0	0	2	0	0	0	0	0	0	11	16	0.00	0.000

PITCHER	IP	WLS	BF	H	R	ER	SO	BB	IBB	HBP	BLK	WP	HR	S	P	ERA	WHIP

TOP

Milwaukee Brewers @ Los Angeles Angels

Angel Stadium, Anaheim, CA

Tue Apr 09 2019, 7:10 PM - 10:57 PM PDT

Att. 28,793 - Clear - 70 F

livebaseballscorecards.com

AB	36
R	8
H	10
RBI	8
BB	3
SO	11
LOB	13

Batter	1	2	3	4	5	6	7	8	9	AB	R	H	RBI	BB	SO	LOB
56 Kole Calhoun, L (1, 9) OBP: 0.239, SLG: 0.357	B FF 88 X FF 89 1-0 ① F7	C CU 75 ① B CH 88 S FF 90 F FF 92 S CH 89 1-3 ① K	F FF 90 B CH 89 B CH 88 B CU 77 B FF 91 4-1 41 FC4 BB	B SL 76 S SI 84 B SL 76 B CH 72 X SI 85 3-1 ② L7	B SI 95 B CH 85 B SI 91 B SI 92 4-0 41 WP 2 2B BB		3	1	0	0	2	1	0
27 Mike Trout, R (1, 8) OBP: 0.592, SLG: 0.938 25 Peter Bourjos, R (4, 8) OBP: 0.091, SLG: 0.048	B FF 91 B FF 91 C FF 90 C FF 92 X FF 94 2-2 5 41 1B 1B	B FF 92 B CH 88 B FF 92 C FF 90 F FF 92 X FF 93 3-2 2 FC6-4 1B	F SL 79 F SI 89 B SL 78 F SI 92 1 SAFE C SI 92 1-3 ② K	B SI 86 B CH 73 B CH 73 C SI 84 X CH 72 3-1 ③ G4-3	C SI 92 B SI 93 S SL 84 D SL 86 C SI 93 2-3 ① K		2 3	1 0	2 0	0 0	0 0	0 2	0 2
41 Justin Bour, L (1, 3) OBP: 0.318, SLG: 0.257	B FF 92 C FF 91 C FF 92 F FF 94 X FF 94 1-2 5 18 1B 1B	1 SAFE B FF 91 C FF 92 F CH 89 B FF 93 S FF 92 2-3 ② K	B CH 82 1 SAFE S CH 84 S SI 91 B FF 93 X FF 94 2-2 ③ FC4 1-2f	B SL 76 B SL 76 B SI 85 C SI 84 C CH 72 B SI 85 4-2 5 WP 2 1B 20 BB BB	B SI 94 B CH 86 C SI 92 1 SAFE B CH 87 B CH 86 4-1 2 2B 5 SF8 1-2 BB		3	3	1	0	2	1	2
2 Andrelton Simmons, R (1, 6) OBP: 0.250, SLG: 0.349	C FF 91 B FF 92 X FF 92 1-1 ② F8	B CU 78 1 SAFE B CU 76 F FF 91 X FF 91 2-1 ③ FC6-4 1-2f	B SL 81 X SI 92 1-0 5 G4-3 20 1B 2B	X FF 91 0-0 20 BB 5 WP 9 FC5-2 1-2 1B	X SI 91 0-0 1-3 2-H 2B		5	1	3	1	0	0	3
5 Albert Pujols, R (1, 10) OBP: 0.340, SLG: 0.333	C FF 93 B FF 94 B FF 94 X FF 93 2-1 18 1B 20 1B 1-2 2-H 1B	C CU 74 X FF 91 0-1 ① F7	B SL 82 C SL 79 S SI 92 B SI 92 X SI 94 2-2 ① G4-3 2-3	B SL 85 X SL 84 1-0 ① G4-3 1-2 2-3	B SI 93 X SI 93 1-0 ② SF8 3-H		4	1	1	2	0	0	3
18 Brian Goodwin, L (1, 7) OBP: 0.433, SLG: 0.593	C CU 76 C FF 92 F FF 93 F FF 93 X CU 77 0-2 20 1B 9 HR 1-3 2-H 1B	C FF 90 C FF 92 F FF 94 B FF 93 S CH 90 1-3 ② K	C SL 84 F FF 94 X SL 83 0-2 ② G3	0-0 9 FC5-2 20 BB IBB	D SI 90 X SI 92 1-0 ③ G3-1		4	1	1	1	1	1	2
20 Jonathan Lucroy, R (1, 2) OBP: 0.317, SLG: 0.308	B FF 91 B CU 78 F FF 92 C FF 92 X FF 92 3-1 9 HR 1-2 3-H 1B	B FF 90 C FF 91 F FF 91 F CU 77 F FF 92 B FF 94 B FF 91 S FF 92 3-3 ③ K	B SL 82 X SI 94 1-0 3-H 1B	B SI 92 D SL 87 B SI 91 B FF 90 4-0 9 FC5-2 1-2 2-3 3-H BB			3	1	2	3	1	1	0
9 Tommy La Stella, L (1, 4) OBP: 0.289, SLG: 0.500 6 David Fletcher, R (7, PR) OBP: 0.290, SLG: 0.323 (8, 4)	B FF 91 C FF 91 F FF 92 B FF 93 B FF 93 F FF 91 X FF 91 3-2 1-H 2-H HR	B CU 74 B FF 89 X FF 90 2-0 HR	C SL 76 F CH 70 X SI 86 0-2 ③ G4-3	C SL 86 B SL 86 F SL 86 X SL 85 1-2 ② FC5-2 1-2 2-3 3-Hf			4 0	2 0	2 0	4 0	0 0	0 0	4 0
7 Zack Cozart, R (1, 5) OBP: 0.094, SLG: 0.067	B FF 90 C CU 77 F CU 77 F FF 93 B CU 76 T FF 91 2-2 ③ K	F FF 90 C CU 76 B CU 76 F FF 91 B FF 93 B FF 92 X FF 91 3-2 ① P4	B SI 86 C CH 71 B CH 75 C SI 86 B CH 74 F CH 71 X SI 86 3-2 ① G5-3	C FF 92 C SL 85 B SL 86 C SL 84 1-3 ③ K			4	0	0	0	0	2	3
Inning Stats	R: 6 E: 0 K: 1 S: 27 H: 6 LOB: 0 BB: 0 P: 42	R: 0 E: 0 K: 2 S: 12 H: 1 LOB: 1 BB: 0 P: 20	R: 0 E: 0 K: 2 S: 11 H: 0 LOB: 0 BB: 0 P: 15	R: 1 E: 0 K: 1 S: 13 H: 1 LOB: 1 BB: 1 P: 25	R: 1 E: 0 K: 0 S: 11 H: 2 LOB: 1 BB: 0 P: 15	R: 0 E: 0 K: 0 S: 8 H: 0 LOB: 0 BB: 0 P: 17	R: 1 E: 0 K: 1 S: 10 H: 1 LOB: 3 BB: 3 P: 21	R: 2 E: 0 K: 1 S: 7 H: 1 LOB: 1 BB: 2 P: 19		1B: 8 2B: 2 3B: 0 HR: 2 SF: 1 SAC: 0 DP: 0 HBP: 0			WP: 2 PB: 0 SB: 0 CS: 0 PA: 42	

PITCHER		IP	WLS	BF	H	R	ER	SO	BB	IBB	HBP	BLK	WP	HR	S	P	ERA	WHIP
51 Freddy Peralta, R ERA: 6.91	(1, 1)	3.1		19	8	7	7	5	1	0	0	0	0	2	56	92	18.90	2.700
43 Matt Albers, R ERA: 5.06	(4, 1)	1.1		6	2	1	1	1	0	0	0	0	0	0	15	22	6.75	1.500
58 Alex Claudio, L ERA: 3.18	(5, 1)	1.1	L	5	0	1	1	0	1	0	0	0	0	0	13	26	6.75	0.750
12 Alex Wilson, R ERA: 9.0	(7, 1)	1.0		6	1	0	0	1	1	1	0	0	1	0	8	15	0.00	2.000
36 Jake Petricka, R ERA: 18.0	(8, 1)	1.0		6	1	2	2	1	2	0	0	0	1	0	7	19	18.00	3.000

PITCHER	IP	WLS	BF	H	R	ER	SO	BB	IBB	HBP	BLK	WP	HR	S	P	ERA	WHIP

BOTTOM

Milwaukee Brewers @ Los Angeles Angels

Angel Stadium, Anaheim, CA

Tue Apr 09 2019, 7:10 PM - 10:57 PM PDT

Att. 28,793 - Clear - 70 F

livebaseballscorecards.com

AB	35
R	11
H	12
RBI	11
BB	6
SO	8
LOB	19

Batter	1	2	3	4	5	6	7	8	9	AB	R	H	RBI	BB	SO	LOB
6 Lorenzo Cain, R (1, 8) OBP: 0.414, SLG: 0.510	C SI 90 X SI 90 0-1 8 G6-4-3 1B		B SL 82 X SI 91 1-0 ② L9		C SL 83 C SL 83 X FF 92 0-2 8 1B 1B		B SI 92 F SL 82 F FF 92 X SL 84 1-2 ② L8 2-3		C SL 90 B SL 90 F SL 90 B SL 89 X FF 98 2-2 ③ L9	5	0	2	0	0	0	3
22 Christian Yelich, L (1, 10) OBP: 0.467, SLG: 0.755	X SI 92 0-0 ① F7		C FF 91 F SL 82 B FF 89 D SL 83 B CH 86 X FF 91 3-2 1-3 2-H 1B		F FF 92 B SL 82 B SL 82 S SL 82 S SL 82 2-3 ① K		B CH 87 B CH 84 B CH 85 C SL 84 C SL 85 F SL 83 F SL 85 X SL 84 3-2 3-H 1B			4	0	2	2	0	1	2
8 Ryan Braun, R (1, 7) OBP: 0.227, SLG: 0.477	1 SAFE B SI 91 B SL 82 1 SAFE F SI 90 B SI 89 F SI 90 X SI 91 3-2 ②③ G6-4-3 1-2f		F SL 82 X SI 91 0-1 ③ F9		B FF 91 1 SAFE X SL 82 1-1 14 G5-4-3 1-2 1B		B FF 92 F SL 81 S SL 82 D SL 84 X SL 82 2-2 ③ G4-3			4	0	1	0	0	0	4
21 Travis Shaw, L (1, 5) OBP: 0.327, SLG: 0.231 14 Hernán Pérez, R (2, PR) OBP: 0.300, SLG: 0.421 (2, 4)		H FF 90 1-0 10 CS HBP		C SI 91 S SL 83 B SL 82 F SL 82 B SI 91 X SI 92 2-2 ① G5-3	B SL 83 S SL 83 F SL 82 X SL 83 1-2 ②③ G5-4-3 1-2f			C SL 79 C FF 91 X SL 82 0-2 ① L9		0 3	0 0	0 0	0 0	0 0	0 0	0 2
11 Mike Moustakas, L (1, 4) OBP: 0.327, SLG: 0.548 (2, 5)		B SL 80 C SL 79 C SI 90 S SL 80 1-3 ① K		C FF 92 B CH 85 S SL 84 F SL 84 B SL 85 X CH 86 2-2 7 L9 10 BB 1B		C SL 83 F SI 92 C SL 84 0-3 ① K		X SL 82 0-0 ② F9		4	0	1	0	0	2	1
10 Yasmani Grandal, S (1, 2) OBP: 0.400, SLG: 0.629	1 SAFE D SL 81 C SI 90 F SL 83 B FF 90 1 SAFE 1 SAFE B FF 91 X SL 81 3-2 ②③ F8 1-2			B SI 91 B SL 83 S CH 85 B SI 91 B SI 91 4-1 16 BB 1-2 BB		B SI 93 S CH 83 X SI 93 1-1 ② G6-3		B FF 93 B FF 93 S SL 82 S SL 82 B SL 83 F SL 82 B FF 94 4-2 BB		2	0	0	0	2	0	1
7 Eric Thames, L (1, 3) OBP: 0.217, SLG: 0.455			B FF 91 B SL 82 X SI 92 2-0 ① F7	D SL 82 S CH 84 B FF 91 D CH 84 F SI 91 X SL 82 3-2 ② L9 2-3		B CH 85 C SL 82 C SL 83 B CH 86 S SL 84 2-3 ③ K		C SL 81 X SL 83 0-1 ③ G1-3		4	0	0	0	0	1	3
16 Ben Gamel, L (1, 9) OBP: 0.333, SLG: 0.375			B SL 83 F SL 80 F FF 91 H SL 85 2-2 3 E 22 1B HBP	C SL 82 B CH 84 S CH 84 B SI 91 B CH 85 B CH 84 4-2 1-2 BB			C SI 91 B SL 83 X CH 82 1-1 ① G4-3		B FF 97 C FF 95 C FF 97 X FF 98 1-2 ① L8	2	1	0	0	1	0	0
3 Orlando Arcia, R (1, 6) OBP: 0.317, SLG: 0.432			C SI 91 X CH 85 0-1 FC5 22 1B 1-2	B SL 83 C SI 91 C SI 91 S SL 83 1-3 ③ K			S FF 93 X SL 84 0-1 6 L8 22 1B 2B		C SL 88 C SL 89 X FF 97 0-2 ② P6	4	1	1	0	0	1	4
Inning Stats	R: 0 E: 0 K: 0 S: 6 H: 1 LOB: 0 BB: 0 P: 9	R: 0 E: 0 K: 1 S: 6 H: 0 LOB: 1 BB: 0 P: 11	R: 1 E: 1 K: 0 S: 11 H: 1 LOB: 2 BB: 0 P: 19	R: 0 E: 0 K: 1 S: 17 H: 1 LOB: 3 BB: 2 P: 33	R: 0 E: 0 K: 1 S: 11 H: 2 LOB: 1 BB: 0 P: 15	R: 0 E: 0 K: 2 S: 8 H: 0 LOB: 0 BB: 0 P: 11	R: 1 E: 0 K: 0 S: 15 H: 2 LOB: 1 BB: 0 P: 22	R: 0 E: 0 K: 0 S: 9 H: 0 LOB: 1 BB: 1 P: 13	R: 0 E: 0 K: 0 S: 9 H: 0 LOB: 0 BB: 0 P: 12	1B: 6 2B: 1 3B: 0 HR: 0 SF: 0 SAC: 0 DP: 2 HBP: 2						

PITCHER		IP	WLS	BF	H	R	ER	SO	BB	IBB	HBP	BLK	WP	HR	S	P	ERA	WHIP
64 Félix Peña, R ERA: 3.65	(1, 1)	4.0		18	3	1	0	2	2	0	2	0	0	0	40	72	0.00	1.250
51 Jaime Barria, R ERA: 3.38	(5, 1)	2.2	W	11	4	1	1	3	0	0	0	0	0	0	31	43	3.38	1.500
32 Cam Bedrosian, R ERA: 2.7	(7, 1)	1.1	H	5	0	0	0	0	1	0	0	0	0	0	12	18	0.00	0.750
57 Hansel Robles, R ERA: 2.7	(9, 1)	1.0	S	3	0	0	0	0	0	0	0	0	0	0	9	12	0.00	0.000

PITCHER	IP	WLS	BF	H	R	ER	SO	BB	IBB	HBP	BLK	WP	HR	S	P	ERA	WHIP

TOP

Milwaukee Brewers @ Los Angeles Angels

Angel Stadium, Anaheim, CA

Wed Apr 10 2019, 7:09 PM - 10:08 PM PDT

Att. 30,446 - Clear - 70 F

livebaseballscorecards.com

AB	32
R	2
H	7
RBI	2
BB	3
SO	5
LOB	20

1B: 6	SF: 0	WP: 0	PA: 37
2B: 1	SAC: 0	PB: 0	
3B: 0	DP: 2	SB: 0	
HR: 0	HBP: 2	CS: 1	

Batter	1	2	3	4	5	6	7	8	9	AB	R	H	RBI	BB	SO	LOB
56 Kole Calhoun, L (1, 9) OBP: 0.240, SLG: 0.348	C SI 96 S CH 86 B FF 96 B FF 97 X CH 86 2-2 ① L7		B FF 96 X SI 95 1-0 2 1B; 41 1B; 1-2 2-3; 1B		B FF 95 B SL 89 C SL 88 X SL 88 2-1 ② G4-3			1 SAFE B FC 88 1 SAFE F FC 87 C FC 88 S FC 88 1-3 ① K; 1-2		4	1	1	0	0	1	1
2 Andrelton Simmons, R (1, 6) OBP: 0.250, SLG: 0.340	B FF 97 C SL 90 X SL 91 1-1 ② G4-3		B SI 96 X FF 97 1-0 41 1B; 5 G5-4-3; 1-2 2-3 3-H; 1B		B SI 97 X SI 95 1-0 ③ G1-4-3			C FF 94 X FC 89 0-1 ② G5-3		4	1	1	1	0	0	1
41 Justin Bour, L (1, 3) OBP: 0.313, SLG: 0.256	C FF 97 F SI 97 C FF 97 0-3 ③ K		S CH 87 B FF 97 B SI 96 B CH 89 X FF 96 3-1 5 G5-4-3; 1-3 2-H 3-H; 1B			S SL 88 F SL 88 B FF 97 B FF 97 B CH 86 F FF 97 C FF 97 3-3 ① K		X SL 75 0-0 ③ G6-3		4	0	1	2	0	2	1
5 Albert Pujols, R (1, 10) OBP: 0.320, SLG: 0.310		C FF 95 S SI 95 S FF 96 0-3 ① K	S FF 96 F FF 97 B FF 96 X SL 90 1-2 ① ② G5-4-3; 1-2f 3-H			B SL 88 S SL 88 B SL 88 C FF 97 F SL 90 X SL 88 2-2 ② P4				3	0	0	0	0	1	1
18 Brian Goodwin, L (1, 8) (8, 7) OBP: 0.394, SLG: 0.533		F FF 97 B SL 89 B CH 88 X SL 90 2-1 ② P6	C SL 85 C FF 96 F FF 97 S SL 90 0-3 ③ K			B SL 88 S CH 86 C CH 87 F FF 96 B SL 91 X FF 97 2-2 ③ L6				3	0	0	0	0	1	0
3 Taylor Ward, R (1, 5) OBP: 0.333, SLG: 0.667 7 Zack Cozart, R (8, 5) OBP: 0.094, SLG: 0.067		F FF 97 C SI 97 B SL 90 F FF 97 X CH 88 1-2 2B		F FF 95 T FF 95 B FF 96 F SL 90 C SL 90 1-3 ① K			B CU 80 B CU 82 F FF 96 F FF 96 S FS 87 2-3 ① K			3 0	0 0	1 0	0 0	0 0	2 0	0 0
9 Tommy La Stella, L (1, 4) OBP: 0.268, SLG: 0.459 25 Peter Bourjos, R (8, 8) OBP: 0.091, SLG: 0.048		B SL 85 S SL 89 S CH 86 S FF 96 1-3 ③ K		B SL 89 C SL 88 C CH 87 B CH 86 X FF 96 2-2 ② L8			C CU 82 F FF 95 B FS 87 B FS 88 X FS 87 2-2 ② G4-1			3 0	0 0	0 0	0 0	0 0	1 0	1 0
44 Kevan Smith, R (1, 2) OBP: 0.231, SLG: 0.091 20 Jonathan Lucroy, R (8, 2) OBP: 0.317, SLG: 0.308			H CU 81 1-0 56 1B; 6 BB; 2 1B; HBP	C FF 96 F SL 89 F FF 97 F FF 96 C FF 96 0-3 ③ K			C CU 80 C FF 95 B FS 87 B FF 95 B FS 85 C FF 94 3-3 ③ K			2 0	1 0	0 0	0 0	0 0	2 0	0 0
6 David Fletcher, R (1, 7) (8, 4) OBP: 0.324, SLG: 0.333			B FF 95 B SL 88 C FF 96 B SI 94 B FF 96 4-2 2 1B; 56 1B; 41 1B; 1-2; BB		B FF 95 B FF 94 C FF 94 F FF 95 F FF 95 X SL 88 2-2 ① L9			B FF 94 C FF 93 B FC 88 B FF 92 C FF 94 X FF 94 3-2 56 S; 1B		2	1	1	0	1	0	0
Inning Stats	R: 0 E: 0 K: 1 S: 8 H: 0 LOB: 0 BB: 0 P: 11	R: 0 E: 0 K: 2 S: 12 H: 1 LOB: 1 BB: 0 P: 16	R: 4 E: 0 K: 1 S: 13 H: 3 LOB: 0 BB: 1 P: 24	R: 0 E: 0 K: 2 S: 12 H: 0 LOB: 0 BB: 0 P: 15	R: 0 E: 0 K: 0 S: 7 H: 0 LOB: 0 BB: 0 P: 12	R: 0 E: 0 K: 1 S: 12 H: 0 LOB: 0 BB: 0 P: 19	R: 0 E: 0 K: 2 S: 9 H: 0 LOB: 0 BB: 0 P: 16	R: 0 E: 0 K: 1 S: 9 H: 1 LOB: 1 BB: 0 P: 13		1B: 4 2B: 1 3B: 0 HR: 0 SF: 0 SAC: 0 DP: 1 HBP: 1						

PITCHER		IP	WLS	BF	H	R	ER	SO	BB	IBB	HBP	BLK	WP	HR	S	P	ERA	WHIP
53 Brandon Woodruff, R ERA: 6.0	(1, 1)	6.0	L	23	4	4	4	7	1	0	1	0	0	0	64	97	6.00	0.833
41 Junior Guerra, R ERA: 2.57	(7, 1)	1.0		3	0	0	0	2	0	0	0	0	0	0	9	16	0.00	0.000
50 Jacob Barnes, R ERA: 7.36	(8, 1)	0.2		3	1	0	0	1	0	0	0	0	0	0	8	12	0.00	1.500
58 Alex Claudio, L ERA: 3.0	(8, 1)	0.1		1	0	0	0	0	0	0	0	0	0	0	1	1	0.00	0.000

PITCHER	IP	WLS	BF	H	R	ER	SO	BB	IBB	HBP	BLK	WP	HR	S	P	ERA	WHIP

BOTTOM

Milwaukee Brewers @ Los Angeles Angels

Angel Stadium, Anaheim, CA

Wed Apr 10 2019, 7:09 PM - 10:08 PM PDT

Att. 30,446 - Clear - 70 F

livebaseballscorecards.com

AB	28
R	4
H	5
RBI	3
BB	1
SO	10
LOB	5

WP: 0 PA: 30
PB: 0
SB: 1
CS: 0

Los Angeles Angels @ Chicago Cubs

Wrigley Field, Chicago, IL

Fri Apr 12 2019, 1:21 PM - 3:50 PM CDT

Att. 30,102 - Partly Cloudy - 50 F

livebaseballscorecards.com

Batter	1	2	3	4	5	6	7	8	9	AB	R	H	RBI	BB	SO	LOB
6 David Fletcher, R (1, 7) (7, 4) OBP: 0.316, SLG: 0.351	B FF 91 C FF 91 X FF 91 1-1 G6-3		B CH 84 B FC 87 C FF 92 B FF 92 X FF 92 3-1 2B			C FF 90 B CH 83 B CH 84 F CH 82 B FF 92 X CH 84 3-2 G6-3		B FF 90 B FF 91 B SI 89 C FF 90 C FF 91 X FF 91 3-2 G4-3		4	0	1	0	0	0	0
2 Andrelton Simmons, R (1, 6) OBP: 0.231, SLG: 0.314	X FF 91 0-0 F8		B CH 83 F CH 83 X FF 91 1-1 G1-3			C FC 91 B SI 91 F FF 92 F CH 85 S CU 80 1-3 K			C SI 90 F SI 92 B SL 85 X SI 92 1-2 G2-3	4	0	0	0	0	1	1
5 Albert Pujols, R (1, 3) OBP: 0.333, SLG: 0.391	B FF 92 B CH 83 B SI 92 X FF 91 3-0 P6			C SI 89 B CU 76 C FF 90 X FC 87 1-2 HR		C FF 91 C FF 92 B SI 92 F FF 92 F CU 79 X CU 78 1-2 1B			C SI 91 C SI 92 X SI 91 0-2 G6-3	4	1	2	1	0	0	0
20 Jonathan Lucroy, R (1, 2) OBP: 0.311, SLG: 0.302		C FF 90 B CH 82 X FF 92 1-1 56 G3 3 G1-3 1B		C FC 87 C CU 76 B CH 82 S CU 78 1-3 K		X FC 88 0-0 F8			C SI 93 B SL 86 X SI 92 1-1 G1-4-3	4	0	1	0	0	1	1
3 Taylor Ward, R (1, 5) OBP: 0.167, SLG: 0.333		B FF 91 X CH 82 1-0 G1-3 1-2		C CH 83 F CH 84 F CU 79 S FC 87 0-3 K			B CU 77 C FF 91 C CU 77 F CU 79 B FF 92 B FF 92 C FF 92 3-3 K			3	0	0	0	0	2	1
56 Kole Calhoun, L (1, 9) OBP: 0.226, SLG: 0.327		X SI 91 0-0 G3 2-3		B CH 83 B SI 91 S SI 91 B SI 91 S FC 87 X FF 92 3-2 L8			X SI 92 0-0 G6-3			3	0	0	0	0	0	1
7 Zack Cozart, R (1, 4) OBP: 0.086, SLG: 0.061 65 Jake Jewell, R (7, 1)		B CU 77 B CH 82 C FC 87 X CH 83 2-1 G1-3			C CH 82 S FC 87 B CU 76 X CU 79 1-2 G5-3		C CU 77 X FC 88 0-1 F8			3 0	0 0	0 0	0 0	0 0	0 0	1 0
25 Peter Bourjos, R (1, 8) OBP: 0.080, SLG: 0.042			C CU 77 B FC 87 C FF 92 F CH 84 X FC 87 1-2 F8		B CU 75 S CH 84 F FF 91 F CU 78 S CH 84 1-3 K			F FC 85 S CH 81 F FF 90 X CH 82 0-2 L6		3	0	0	0	0	1	0
42 Tyler Skaggs, L (1, 1) 9 Tommy La Stella, L (5, PH) OBP: 0.262, SLG: 0.447 24 Noé Ramirez, R (5, 1) 18 Brian Goodwin, L (7, 7) OBP: 0.382, SLG: 0.516			C FF 92 C FF 90 C FF 92 0-3 K		B FF 91 C SI 91 B CU 78 F FC 87 X FF 92 2-2 L8			C FF 90 X CH 82 0-1 G5-3		1 1 0 1	0 0 0 0	0 0 0 0	0 0 0 0	1 0 0 0	0 0 0 0	0 0 0 0
Inning Stats	R: 0 E: 0 K: 0 S: 4 H: 0 LOB: 0 BB: 0 P: 8	R: 0 E: 0 K: 0 S: 6 H: 1 LOB: 1 BB: 0 P: 10	R: 0 E: 0 K: 1 S: 11 H: 1 LOB: 1 BB: 0 P: 16	R: 1 E: 0 K: 2 S: 13 H: 1 LOB: 0 BB: 0 P: 18	R: 0 E: 0 K: 1 S: 10 H: 0 LOB: 0 BB: 0 P: 14	R: 0 E: 0 K: 1 S: 13 H: 1 LOB: 1 BB: 0 P: 18	R: 0 E: 0 K: 1 S: 7 H: 0 LOB: 0 BB: 0 P: 10	R: 0 E: 0 K: 0 S: 9 H: 0 LOB: 0 BB: 0 P: 12	R: 0 E: 0 K: 0 S: 8 H: 0 LOB: 0 BB: 0 P: 10	1B: 2 2B: 1 3B: 0 HR: 1	SF: 0 SAC: 0 DP: 0 HBP: 0					

TOP	
AB	31
R	1
H	4
RBI	1
BB	0
SO	6
LOB	5

PITCHER		IP	WLS	BF	H	R	ER	SO	BB	IBB	HBP	BLK	WP	HR	S	P	ERA	WHIP
35 Cole Hamels, L ERA: 3.79	(1, 1)	8.0	W	28	4	1	1	6	0	0	0	0	0	1	73	106	1.12	0.500
20 Brandon Kintzler, R ERA: 4.05	(9, 1)	1.0		3	0	0	0	0	0	0	0	0	0	0	8	10	0.00	0.000

PITCHER		IP	WLS	BF	H	R	ER	SO	BB	IBB	HBP	BLK	WP	HR	S	P	ERA	WHIP

BOTTOM

Los Angeles Angels @ Chicago Cubs

Wrigley Field, Chicago, IL

Fri Apr 12 2019, 1:21 PM - 3:50 PM CDT

Att. 30,102 - Partly Cloudy - 50 F

livebaseballscorecards.com

Batter	1	2	3	4	5	6	7	8	9	AB	R	H	RBI	BB	SO	LOB
5 Albert Almora Jr., R (1, 8) OBP: 0.286, SLG: 0.250	B FF 90 B FF 90 X FF 91 2-0 ① L8		C CU 72 F FF 90 X CU 73 0-2 1B	D CU 72 S CH 84 X CH 82 1-1 ③ P4			X FF 89 0-0 17 S 1B			4	0	2	0	0	0	2
17 Kris Bryant, R (1, 5) OBP: 0.333, SLG: 0.365	F FF 90 X CU 74 0-1 44 HR 1B		B FF 89 S CH 83 1 SAFE S FF 90 S FF 90 1-3 ① K		S CU 76 S FF 90 B CU 79 F FF 90 X CU 79 1-2 ① G6-3		B FF 88 S CU 79 B CU 78 S CU 79 B CU 78 F FF 88 B CU 78 4-2 1-2 BB			3	1	1	0	1	1	1
44 Anthony Rizzo, L (1, 3) OBP: 0.339, SLG: 0.408	X FF 90 0-0 1-H HR		D CU 76 C CU 75 F CU 77 F CU 77 B FF 90 F FF 92 1 SAFE X CH 83 2-2 ② F8		B CH 84 C CH 84 B FF 88 C CU 76 F FF 90 X CH 83 2-2 ② P5		F CH 83 F FF 88 B CH 83 F CU 78 B FF 87 X FF 87 2-2 ② L7			4	1	1	2	0	0	3
9 Javier Báez, R (1, 6) OBP: 0.271, SLG: 0.464	B CH 86 B CH 86 F CH 85 B FF 91 F FF 92 F CU 78 S FF 92 3-3 ② K		B CH 84 F CH 85 S FF 91 F CU 73 S FF 92 1-3 ③ K		S CU 79 B FF 90 S CU 78 C FF 89 1-3 ③ K		S SI 95 F SL 84 X SI 95 0-2 ③ G6-3			4	0	0	0	0	3	3
40 Willson Contreras, R (1, 2) OBP: 0.463, SLG: 0.848	F CH 86 B FF 91 B CU 76 B FF 92 F CH 86 F FF 92 X CU 78 3-2 HR			C CH 82 B CH 84 C FF 89 B FF 91 F CU 74 B FF 90 C CH 84 3-3 ① K		X CU 77 0-0 HR		X SI 94 0-0 13 G6-4-3 1B		4	2	3	2	0	1	0
13 David Bote, R (1, 4) OBP: 0.385, SLG: 0.522	B FF 92 B CH 86 C CH 85 X FF 93 2-1 ③ F9			C CU 73 B CU 73 X FF 90 1-1 HR		B CU 79 C CU 78 S FF 89 C CU 78 1-3 ① K		1 SAFE B SI 94 X SI 95 1-0 ① ② G6-4-3 1-2f		4	1	1	1	0	1	1
2 Mark Zagunis, R (1, 9) OBP: 0.316, SLG: 0.474		C CU 73 F FF 92 C CU 76 0-3 ① K		C FF 89 B CU 74 B CH 83 C FF 89 F CU 76 B FF 89 X CU 76 3-2 12 1B 1B		C FF 89 C CU 78 B FF 88 B CU 79 S FF 88 2-3 ② K		C SL 83 X SI 95 0-1 E5		4	0	1	0	0	2	0
12 Kyle Schwarber, L (1, 7) OBP: 0.269, SLG: 0.417		C CU 74 B FF 91 B CU 76 C FF 91 F CU 78 S CU 75 2-3 ② K		B FF 89 1 SAFE X CU 73 1-0 1-2 1B		B CH 84 C CH 84 F CH 84 B FF 88 X CU 79 2-2 ③ G3-1		1 SAFE F FF 94 S CH 88 X CH 88 0-2 ③ G4-3		4	0	1	0	0	1	1
35 Cole Hamels, L (1, 1) 20 Brandon Kintzler, R (9, 1)		C FF 90 B CU 73 S FF 91 S CU 76 1-3 ③ K		B CH 86 X FF 87 1-0 ② L8			S CH 81 B CH 81 X FF 88 1-1 ① P5			3 0	0 0	0 0	0 0	0 0	1 0	2 0

Inning Stats	1	2	3	4	5	6	7	8	9
	R: 3 E: 0 K: 1 S: 14	H: 3 LOB: 0 BB: 0 P: 24	R: 0 E: 0 K: 3 S: 10	H: 0 LOB: 0 BB: 0 P: 13	R: 0 E: 0 K: 2 S: 15	H: 1 LOB: 1 BB: 0 P: 19	R: 1 E: 0 K: 1 S: 14	H: 3 LOB: 2 BB: 0 P: 24	R: 0 E: 0 K: 1 S: 11	H: 0 LOB: 0 BB: 0 P: 15	R: 1 E: 0 K: 2 S: 10	H: 1 LOB: 0 BB: 0 P: 15	R: 0 E: 0 K: 0 S: 13	H: 1 LOB: 2 BB: 1 P: 20	R: 0 E: 1 K: 0 S: 7	H: 1 LOB: 1 BB: 0 P: 8

| | | |

Batter	1	2	3	4	5	6	7	8	9	AB	R	H	RBI	BB	SO	LOB
56 Kole Calhoun, L (1, 9) OBP: 0.224, SLG: 0.302	C FF 86 S SI 85 S CH 79 0-3 ① K	B SI 85 B FF 86 B CH 78 C FF 86 C CH 78 F CH 79 X CH 78 3-2 ③ P6			F CH 78 B FF 85 C SI 85 B CH 78 X CH 79 2-2 ① F7	D SI 95 S SL 86 B SL 88 B SL 86 D SL 88 B SL 87 4-2 1-2 2-3 3-H BB		S CH 87 B SI 92 F CH 86 F SI 91 F SI 93 C CH 87 1-3 ② K		4	0	0	1	1	2	2
2 Andrelton Simmons, R (1, 6) OBP: 0.211, SLG: 0.286	B SI 87 X FF 87 1-0 ② F8		B SI 85 X SI 85 1-0 ① B2-3		F SI 86 B FF 87 F CH 79 X CH 78 1-2 ② P3	C SL 88 X FF 95 0-1 ③ G1-3		B SI 91 B SI 93 F SI 92 X SI 92 2-1 ③ F7		5	0	0	0	0	0	4
41 Justin Bour, L (1, 3) OBP: 0.340, SLG: 0.302	C SI 86 X CH 79 0-1 ③ 1B		C FF 86 S FF 86 B CH 78 S CH 78 1-3 ② K		B CU 72 B CH 78 C CH 79 B CH 79 F CH 79 X CH 79 3-2 ③ G4-3		C FF 92 S SL 90 B CU 77 B FF 92 X SL 89 2-2 20 L9 2B		C FF 89 B SI 87 S FC 85 B CU 79 F FF 89 B SI 88 B FF 88 4-2 6 IBB BB	4	0	2	0	1	1	0
20 Jonathan Lucroy, R (1, 2) OBP: 0.300, SLG: 0.292		B SI 85 C SI 86 B SI 87 C SI 87 F SI 87 X SI 87 2-2 18 1B 6 1B 1B	C SI 87 F CH 79 F SI 87 X SI 86 0-2 ③ G6-3			C FF 92 B SL 84 B SL 84 B FF 92 X FF 92 3-1 ① F9	C FF 93 C FF 93 D CU 77 X FF 93 1-2 ① L9 2-3		B SI 87 C SI 87 X SI 88 1-1 ① P4	5	1	1	0	0	0	2
18 Brian Goodwin, L (1, 8) OBP: 0.385, SLG: 0.500 (8, 7)		B FF 86 C CH 78 F CH 78 X CH 78 1-2 9 CI 6 1B 7 1B 1-3 1B		C SI 85 C CU 70 F CH 78 X CH 78 0-2 ① F7		C FF 92 B CH 85 B FF 93 X CH 86 2-1 9 BB 6 BB 5 BB 1B	C CU 75 C FF 92 X SL 88 0-2 ② L5		C FF 90 S FC 86 D CU 79 B FC 86 B FF 90 S FF 90 3-3 ② K	5	2	2	0	0	1	2
6 David Fletcher, R (1, 7) OBP: 0.349, SLG: 0.350 (8, 4)		B SI 85 C SI 85 1 SAFE X SI 86 1-1 7 1B 9 CI 36 G6-3 1-2 3-H 1B		B SI 85 F SI 85 B SI 86 B SI 86 C SI 86 X SI 86 3-2 ② L8		1 SAFE B FF 92 B FF 92 B FF 92 C FF 92 B FF 91 4-1 5 BB 9 BB 56 BB 1-2 BB	B FF 93 C FF 93 D CU 75 F FF 92 X CU 75 2-2 ③ G5-3			3	2	1	1	2	0	1
9 Tommy La Stella, L (1, 4) OBP: 0.311, SLG: 0.447 57 Hansel Robles, R (8, 1) 37 Cody Allen, R (8, 1)		C FF 86 F CH 78 F CH 79 0-2 CI 36 G6-3 7 1B 1-2 2-3		B FF 87 B FF 87 F FF 86 B FF 87 B FF 86 4-1 7 1B BB		D FF 92 B FF 92 B SL 83 B FF 92 4-0 56 BB 5 BB 1-2 2-3 BB		C FF 91 B FF 92 S SL 88 B FF 92 B FF 92 B FF 92 4-2 7 1B 25 SF8 BB	C SI 87 B SI 87 C SI 88 B FF 90 D SI 87 F FF 89 C FF 88 3-3 ③ K	0 0 1	1 0 0	0 0 0	0 0 0	3 0 0	0 0 1	0 0 2
7 Zack Cozart, R (1, 5) OBP: 0.154, SLG: 0.135		C SI 85 B CH 78 B SI 87 X CH 78 2-1 36 G6-3 1-2 2-3 3-H 1B		C SI 85 1 SAFE C SI 86 B CH 78 B CH 79 X CH 78 2-2 1-2 1B		C FF 93 3 SAFE X SL 84 0-1 ② L7		B CU 76 X FF 92 1-0 25 SF8 1-3 1B		4	0	3	1	0	0	3
36 Chris Stratton, R (1, 1) 31 Ty Buttrey, L (5, 1) 5 Albert Pujols, R (6, PH) OBP: 0.345, SLG: 0.391 3 Taylor Ward, R (6, PR) OBP: 0.167, SLG: 0.333 40 Luis García, R (6, 1) 65 Jake Jewell, R (7, 1) 25 Peter Bourjos, R (8, PH) OBP: 0.077, SLG: 0.042 (8, 8)		C SI 86 B SI 86 X SI 85 1-1 ① ② G6-3 1-2f 2-3 3-H		F SI 85 B SI 85 F SI 85 B SI 85 X SI 86 2-2 ③ G6-3		C FF 92 D SI 92 D FF 93 B FF 93 B SL 83 4-1 56 BB 1-2 2-3 3-H BB		C SI 91 B SI 90 B SI 90 S SI 91 B SI 92 X SI 92 3-2 ① SF8 1-2 3-H		2 0 0 0 0 0 0 0	0 0 0 0 0 0 0 0	0 0 0 0 0 0 0 1	0 0 1 0 0 0 0 0	0 0 1 0 0 0 0 0	0 0 0 0 0 0 0 0	4 0 0 0 0 0 0 0
Inning Stats	R: 0 E: 0 K: 1 S: 6 H: 1 LOB: 1 BB: 0 P: 7	R: 3 E: 1 K: 0 S: 20 H: 4 LOB: 1 BB: 0 P: 30	R: 0 E: 0 K: 1 S: 8 H: 0 LOB: 0 BB: 0 P: 10	R: 0 E: 0 K: 0 S: 14 H: 1 LOB: 2 BB: 1 P: 25	R: 0 E: 0 K: 0 S: 9 H: 0 LOB: 0 BB: 0 P: 15	R: 2 E: 0 K: 0 S: 12 H: 1 LOB: 3 BB: 4 P: 33	R: 0 E: 0 K: 0 S: 12 H: 1 LOB: 1 BB: 0 P: 17	R: 1 E: 0 K: 1 S: 13 H: 1 LOB: 1 BB: 1 P: 24	R: 0 E: 0 K: 2 S: 12 H: 0 LOB: 2 BB: 2 P: 23	1B: 8 2B: 1 3B: 0 HR: 0 SF: 1 SAC: 0 DP: 1 HBP: 0						

PITCHER		IP	WLS	BF	H	R	ER	SO	BB	IBB	HBP	BLK	WP	HR	S	P	ERA	WHIP
28 Kyle Hendricks, R ERA: 5.4	(1, 1)	5.0	L	21	6	3	2	2	1	0	0	0	0	0	57	87	3.60	1.400
29 Brad Brach, R ERA: 4.05	(6, 1)	0.2		6	1	2	2	0	3	0	0	0	0	0	8	25	27.00	6.000
47 Randy Rosario, L ERA: 7.2	(6, 1)	0.0		1	0	0	0	0	1	0	0	0	0	0	2	6	∞	∞
61 Allen Webster, R ERA: 3.0	(6, 1)	0.1		1	0	0	0	0	0	0	0	0	0	0	2	2	0.00	0.000
37 Tim Collins, L ERA: 4.5	(7, 1)	1.0		6	2	1	1	0	1	0	0	0	0	0	15	25	9.00	3.000

PITCHER		IP	WLS	BF	H	R	ER	SO	BB	IBB	HBP	BLK	WP	HR	S	P	ERA	WHIP
20 Brandon Kintzler, R ERA: 3.52	(8, 1)	1.0		3	0	0	0	1	0	0	0	0	0	0	10	16	0.00	0.000
56 Kyle Ryan, L ERA: 4.91	(9, 1)	1.0		5	0	0	0	2	1	1	0	0	0	0	12	23	0.00	1.000

TOP

Los Angeles Angels @ Chicago Cubs

Wrigley Field, Chicago, IL

Sat Apr 13 2019, 1:22 PM - 5:17 PM CDT

Att. 38,755 - Sunny - 50 F

livebaseballscorecards.com

AB	33
R	6
H	9
RBI	5
BB	8
SO	5
LOB	20

WP: 0 PA: 43
PB: 0
SB: 0
CS: 0

BOTTOM

Los Angeles Angels @ Chicago Cubs

Wrigley Field, Chicago, IL

Sat Apr 13 2019, 1:22 PM - 5:17 PM CDT

Att. 38,755 - Sunny - 50 F

livebaseballscorecards.com

Batter	1	2	3	4	5	6	7	8	9	AB	R	H	RBI	BB	SO	LOB
3 Daniel Descalso, L (1, 4) OBP: 0.366, SLG: 0.447 56 Kyle Ryan, L (9, 1)	F FF 91 C CU 77 B SL 84 F FF 90 S SL 85 1-3 ① **K**		C CU 77 D CU 78 X SL 83 1-1 ① **G2-3** **1-2**		B FF 90 C CU 75 X SL 83 1-1 18 CS 1B		B FF 94 C FF 95 C SL 83 S FF 95 1-3 ① **K**	C KC 82 B FF 93 F FF 94 B KC 82 S KC 83 2-3 ③ **K2-3**		5 0 1 0 0 3 3 0 0 0 0 0 0 0						
18 Ben Zobrist, S (1, 9) OBP: 0.438, SLG: 0.308 (9, 4)	C FF 91 B CH 85 C CU 77 B SL 82 F FF 91 B SL 84 B CU 76 4-2 44 L3 BB		B SL 83 C CH 84 B FF 91 B CH 85 B CU 76 4-1 9 2B BB		B FF 90 B FF 91 C FF 91 B FF 90 C FF 90 S FF 91 3-3 ①② **K** **1-2**		C FF 95 X CH 88 0-1 ② **G4-3**		B KC 81 C FF 93 S KC 82 B KC 82 B KC 82 F FF 92 X KC 82 2-2 ① **F9**	3 0 0 0 2 1 1						
44 Anthony Rizzo, L (1, 3) OBP: 0.344, SLG: 0.385	C CH 83 X FF 90 0-1 ② **L3** **1-2**		X CH 84 0-0 ② **L9**		B CU 76 S CH 84 B SL 84 B CH 85 B CH 83 4-1 9 2B BB		B SL 82 B CH 88 C FF 95 X FF 94 2-1 ③ **P6**		B KC 82 C KC 83 B KC 83 C FF 92 B KC 84 B FF 92 4-2 9 2B 22 SF BB	3 2 0 0 2 0 3						
9 Javier Báez, R (1, 6) OBP: 0.297, SLG: 0.525	X SL 83 0-0 ③ **F9**		B FF 90 B SL 84 X SL 84 2-0 **1-3** **2-H** 2B		X CH 84 0-0 **1-H** 2B			X SL 88 0-0 ① **F8**	C KC 82 F FF 93 X KC 82 0-2 22 SF **1-3** 2B	5 0 3 2 0 0 1						
22 Jason Heyward, L (1, 8) OBP: 0.460, SLG: 0.700		C CU 77 F CH 84 B FF 91 B SL 84 X FF 91 2-2 13 FC6-4 1B	B CU 77 B CU 74 B CH 85 B FF 91 4-0 BB		C FF 95 B CH 84 B FF 96 X CH 85 2-1 ③ **G3-1**			B FF 98 B SL 89 F FF 98 C FF 96 X FF 98 2-2 40 1B 2 1B 2B	B KC 83 C KC 83 B KC 82 X FF 93 2-1 **2-3** **3-H** SF	3 1 2 1 1 0 1						
40 Willson Contreras, R (1, 2) OBP: 0.435, SLG: 0.763		B SL 83 C SL 84 F FF 92 S SL 84 1-3 ① **K**	D FF 91 F SL 83 F SL 84 S CH 86 1-3 ③ **K**			F FF 96 F SL 85 B SL 86 B FS 85 B SL 84 X SI 97 3-2 ① **G3-1**		F SL 90 C FF 98 F FF 98 B FF 98 X SL 91 1-2 2 1B 13 BB **2-3** 1B	C KC 82 S KC 82 S KC 83 0-3 ② **K**	5 1 1 0 0 3 6						
12 Kyle Schwarber, L (1, 7) OBP: 0.263, SLG: 0.385		S CH 85 1 SAFE X FF 91 0-1 ② **P5**		C CU 76 S SL 83 C SI 84 F FF 92 B CH 84 X SL 82 2-2 ① **G4-3**		C SL 83 B FS 85 C SI 97 B FS 85 F FS 84 F FF 96 B SL 84 B SL 84 4-2 BB		F SI 97 B FF 96 B SL 92 S FF 98 C FF 98 2-3 ② **K**	B FF 92 B KC 82 S KC 83 F FF 93 D KC 84 S KC 84 3-3 ③ **K**	4 0 0 0 1 2 5						
13 David Bote, R (1, 5) OBP: 0.367, SLG: 0.462		1 SAFE D SL 86 F SL 83 1 SAFE B FF 92 X SL 84 2-1 ③ **FC6-4** **1-2f**		C FF 92 X CU 76 0-1 ② **L7**		F SI 95 F SI 95 F SL 86 B SL 85 C SL 84 1-3 ② **K**		B SI 98 B SL 91 S FF 96 B FF 97 B FF 97 4-1 2 1B **1-2** BB		3 0 0 0 1 1 2						
28 Kyle Hendricks, R (1, 1) 29 Brad Brach, R (6, 1) 47 Randy Rosario, L (6, 1) 61 Allen Webster, R (6, 1) 5 Albert Almora Jr., R (6, PH) 37 Tim Collins, L (7, 1) 20 Brandon Kintzler, R (8, 1) 2 Mark Zagunis, R (8, PH) OBP: 0.500, SLG: 0.500 (9, 3)			C FF 91 F SL 84 X SL 84 0-2 3 G2-3 9 2B 1B		C FF 91 B CU 75 B FF 91 C FF 90 C FF 92 2-3 ③ **K**	C SI 97 S SI 96 X SL 86 0-2 ③ **P3**		C FF 97 C SL 89 F FF 98 B FF 96 F SL 90 B FF 97 F FF 97 X SL 89 2-2 **1-2** **2-H** **3-H** 1B		2 1 1 0 0 1 0 0 0 0 0 0 0 0 0 0 0 0 0 0 0 0 0 0 0 0 0 0 1 0 0 0 0 0 1 0 0 0 0 0 0 0 0 0 0 0 0 0 0 1 0 1 2 0 0 0						
Inning Stats	R: 0 E: 0 K: 1 S: 10 H: 0 LOB: 1 BB: 1 P: 15	R: 0 E: 0 K: 1 S: 10 H: 1 LOB: 1 BB: 0 P: 15	R: 1 E: 0 K: 1 S: 11 H: 2 LOB: 3 BB: 2 P: 23	R: 0 E: 0 K: 1 S: 9 H: 0 LOB: 0 BB: 0 P: 13	R: 1 E: 0 K: 1 S: 9 H: 2 LOB: 1 BB: 1 P: 19	R: 0 E: 0 K: 1 S: 14 H: 0 LOB: 1 BB: 1 P: 22	R: 0 E: 0 K: 1 S: 7 H: 0 LOB: 0 BB: 0 P: 10	R: 2 E: 0 K: 2 S: 21 H: 3 LOB: 2 BB: 1 P: 34	R: 1 E: 1 K: 2 S: 17 H: 1 LOB: 2 BB: 1 P: 28	1B: 5 2B: 5 3B: 0 HR: 0 SF: 1 SAC: 0 DP: 1 HBP: 0						

AB	35
R	5
H	9
RBI	5
BB	7
SO	11
LOB	23

WP: 0 PA: 43
PB: 0
SB: 0
CS: 1

PITCHER		IP	WLS	BF	H	R	ER	SO	BB	IBB	HBP	BLK	WP	HR	S	P	ERA	WHIP
36 Chris Stratton, R ERA: 5.54	(1, 1)	4.2		22	5	2	2	5	4	0	0	0	0	0	47	81	3.86	1.929
31 Ty Buttrey, R ERA:	(5, 1)	0.1	W	1	0	0	0	0	0	0	0	0	0	0	2	4	0.00	0.000
40 Luis García, R ERA: 1.29	(6, 1)	1.0	H	4	0	0	0	1	1	0	0	0	0	0	14	22	0.00	1.000
65 Jake Jewell, R ERA:	(7, 1)	1.0	H	3	0	0	0	1	0	0	0	0	0	0	7	10	0.00	0.000
57 Hansel Robles, R ERA: 4.91	(8, 1)	0.2		6	3	2	2	1	1	0	0	0	0	0	18	29	27.00	6.000

PITCHER		IP	WLS	BF	H	R	ER	SO	BB	IBB	HBP	BLK	WP	HR	S	P	ERA	WHIP
37 Cody Allen, R ERA: 1.42	(8, 1)	1.1	S	7	1	1	1	3	1	0	0	0	0	0	20	33	6.75	1.500

Batter	1	2	3	4	5	6	7	8	9	AB	R	H	RBI	BB	SO	LOB
56 Kole Calhoun, L (1, 9) OBP: 0.254, SLG: 0.379	X FF 92 0-0 2 G5-3 27 BB 5 SF8 1B	C CU 78 D CU 78 F FF 94 B FF 95 F FF 95 F CU 79 X FF 95 2-2 27 BB 2-3 1B		B SI 93 B CU 79 X FF 93 2-0 ② F8		B FF 97 C FF 98 X FF 96 1-1 ③ F7		B SI 92 F SI 91 B FF 92 B FF 92 X FF 92 3-1 1-H HR		5	2	3	2	0	0	0
27 Mike Trout, R (1, 10) OBP: 0.593, SLG: 0.882	D CU 79 B CU 78 B FF 92 C FF 92 F FC 87 B FF 95 4-2 2 G5-3 18 HR 1-2 BB	D CU 79 F FC 89 F FC 88 B CU 78 B FF 96 F FF 95 D CU 79 4-2 1-2 BB		F FF 93 B FF 94 B CU 79 X CU 80 2-1 ③ L8			B FF 95 B FF 95 B FF 96 B FF 95 4-0 5 F8 2 1B 18 SF7 BB	X SI 94 0-0 ③ G6-3		2	2	0	0	3	0	0
2 Andrelton Simmons, R (1, 6) OBP: 0.210, SLG: 0.279	D CU 78 X FF 94 1-0 ① G5-3 1-2 2-3	D CU 79 F FF 95 X FF 95 1-1 ③ P6			B CU 78 C FF 93 X FF 94 1-1 ① G6-3		C FF 93 F FF 92 X CU 78 0-2 5 F8 1-2 1B		C SI 91 C SL 83 X SL 82 0-2 ① F8	5	0	1	0	0	0	5
5 Albert Pujols, R (1, 3) OBP: 0.333, SLG: 0.367	B FF 94 X FF 92 1-0 ② SF8 3-H		C FF 91 F FC 88 B FF 94 B FC 89 B CU 77 F FF 92 X FF 93 3-2 ① P5		B FF 93 B FF 93 B FC 88 B FF 93 4-0 44 BB BB		C FF 95 B FF 95 X FF 94 1-1 ① F8 1-2 2-3		B SI 93 B SL 80 F SI 91 X SI 91 2-1 ② G5-3	3	0	0	1	1	0	2
18 Brian Goodwin, L (1, 8) OBP: 0.386, SLG: 0.564	B FF 94 C CU 78 B FC 88 B FF 92 F FF 92 F FF 94 X FF 95 3-2 2-H HR		B FF 94 B FF 93 S CU 79 B FF 95 X FF 94 3-1 ② F7		C FF 94 C FF 96 B FF 97 S CU 79 1-3 ② K		C FF 95 F FF 96 B FF 97 B CU 78 B FF 96 F FF 96 X FF 94 3-2 ② SF7 3-H		C FF 92 B SL 82 H SL 80 2-1 9 BB 44 BB HBP	3	1	1	3	0	1	1
44 Kevan Smith, R (1, 2) OBP: 0.333, SLG: 0.214	C FF 94 F FF 93 X CU 78 0-2 ③ G5-3		X FF 94 0-0 9 1B 2B		B FF 96 C FF 95 S FF 95 D SL 86 B CU 79 B FF 96 4-2 1-2 BB		X FF 94 0-0 ③ L9		B SI 92 B SI 91 D SL 81 B FF 91 4-0 9 BB 1-2 BB	3	1	1	0	2	0	1
9 Tommy La Stella, L (1, 4) OBP: 0.320, SLG: 0.429		B FF 92 B FF 92 F FF 92 X FF 93 2-1 ① F7	C CU 78 B CU 79 F FF 94 X FF 95 1-2 2-H 1B		C FF 97 F FF 96 X FF 98 0-2 ③ G3-1			X SI 93 0-0 ① G4-3	B FF 90 C FF 90 B SL 81 B FF 91 C FF 90 B FF 90 4-2 1-2 2-3 BB	4	0	1	1	1	0	2
7 Zack Cozart, R (1, 5) OBP: 0.159, SLG: 0.122		C FF 93 C FF 92 X CU 78 0-2 ② F7	C FF 92 D FC 88 S FF 92 1 SAFE B FF 94 X FF 94 2-2 ③ L4			C FF 96 X FF 95 0-1 ① L6		B SI 92 C FF 93 C SI 93 B SL 83 B SI 93 B SI 93 4-2 56 HR BB	B FF 93 B FF 93 B SL 79 C FF 93 F FF 94 F FF 95 X FF 95 3-2 ③ G6-3	4	1	0	0	1	0	4
6 David Fletcher, R (1, 7) OBP: 0.340, SLG: 0.364		C FF 93 B FC 88 B FF 94 X CU 78 2-1 56 1B 2B		C FF 92 X FF 92 0-1 ① L9		B FF 97 C FF 96 X FF 96 1-1 ② G6-3		B SI 90 C SI 92 B SI 92 X SI 92 2-1 ② F8		4	0	1	0	0	0	1
Inning Stats	R: 3 H: 2 E: 0 LOB: 0 K: 0 BB: 1 S: 12 P: 21	R: 0 H: 2 E: 0 LOB: 3 K: 0 BB: 1 S: 17 P: 28	R: 1 H: 2 E: 0 LOB: 1 K: 0 BB: 0 S: 13 P: 22	R: 0 H: 0 E: 0 LOB: 0 K: 0 BB: 0 S: 5 P: 9	R: 0 H: 0 E: 0 LOB: 2 K: 1 BB: 2 S: 10 P: 20	R: 0 H: 0 E: 0 LOB: 0 K: 0 BB: 0 S: 6 P: 8	R: 1 H: 1 E: 0 LOB: 1 K: 0 BB: 1 S: 10 P: 18	R: 2 H: 1 E: 0 LOB: 0 K: 0 BB: 1 S: 8 P: 17	R: 0 H: 0 E: 0 LOB: 3 K: 0 BB: 2 S: 12 P: 27	1B: 4 SF: 2 2B: 2 SAC: 0 3B: 0 DP: 0 HR: 2 HBP: 1						

TOP

Los Angeles Angels @ Texas Rangers

Globe Life Park in Arlington, Arlington, TX

Mon Apr 15 2019, 8:07 PM - 11:31 PM EDT

Att. 18,265 - Partly Cloudy - 76 F

livebaseballscorecards.com

AB	33
R	7
H	8
RBI	7
BB	8
SO	1
LOB	16

WP: 0 PA: 44
PB: 0
SB: 0
CS: 0

PITCHER		IP	WLS	BF	H	R	ER	SO	BB	IBB	HBP	BLK	WP	HR	S	P	ERA	WHIP
19 Shelby Miller, R ERA: 9.0	(1, 1)	4.1		22	6	4	4	0	3	0	0	0	0	1	49	87	8.31	2.077
43 Kyle Dowdy, R ERA: 5.4	(5, 1)	2.2	W	11	1	1	1	1	2	0	0	0	0	0	24	39	3.38	1.125
55 Kyle Bird, L ERA: 6.75	(8, 1)	1.2		10	1	2	2	0	3	0	1	0	0	1	16	37	10.80	2.400
25 José Leclerc, R ERA: 5.68	(9, 1)	0.1	S	1	0	0	0	0	0	0	0	0	0	0	4	7	0.00	0.000

PITCHER	IP	WLS	BF	H	R	ER	SO	BB	IBB	HBP	BLK	WP	HR	S	P	ERA	WHIP

BOTTOM

Los Angeles Angels @ Texas Rangers

Globe Life Park in Arlington, Arlington, TX

Mon Apr 15 2019, 8:07 PM - 11:31 PM EDT

Att. 18,265 - Partly Cloudy - 76 F

livebaseballscorecards.com

Batter	1	2	3	4	5	6	7	8	9	AB	R	H	RBI	BB	SO	LOB
17 Shin-Soo Choo, L (1, 10) OBP: 0.439, SLG: 0.563	C SI 90 X KC 80 0-1 30 HBP 1B		X KC 78 0-0 HR	B FF 91 B CH 81 B FF 91 B SI 88 4-0 1-2 BB	B FF 95 1 SAFE C SL 85 1 SAFE S CH 89 B CH 90 X CH 90 2-2 ③ G3-1 1-2		X FF 91 0-0 1 G5-3 1-3 1B	X SL 82 0-0 ③ F7		5	1	3	1	1	0	4
38 Danny Santana, S (1, 4) OBP: 0.500, SLG: 0.833	B SI 90 F CH 83 1 SAFE C KC 80 F CH 82 X SI 91 1-2 ① F7		X SI 90 0-0 1 G6-3 1 S 30 G4-3 1B	B CH 82 X KC 77 1-0 ③ F8		B SL 84 X FF 95 1-0 1 S 30 1B 1B	C FF 94 D SL 85 X SL 84 1-1 ① P5			5	2	2	0	0	0	5
1 Elvis Andrus, R (1, 6) OBP: 0.415, SLG: 0.635	1 SAFE B SI 91 S SI 91 B FC 87 F FC 86 S KC 81 2-3 ② K		F SI 90 S FC 84 F FC 85 X KC 80 0-2 ① G6-3 1-3		B SL 79 F FF 92 B FF 93 X SL 80 2-1 30 WP 13 1B 2B	1 SAFE C SI 95 F SL 85 F SL 85 F SI 96 B FF 96 F FF 95 1 SAFE 1 SAFE 2-3 ① K 1-2	B FF 93 C FF 92 S SL 84 X SL 87 1-2 ② G5-3 1-2 3-H			5	1	1	1	0	2	4
30 Nomar Mazara, L (1, 9) OBP: 0.358, SLG: 0.444	H KC 79 1-0 1-2 HBP		B FF 91 F SI 90 F KC 81 B CH 82 X SI 91 2-2 ② G4-3 3-H		B FF 94 C SL 82 B FF 94 F FF 94 B SL 84 F SL 83 D SL 84 4-2 13 1B 9 E 2-3 BB	C SL 84 B FF 95 F SL 85 F FF 95 F CH 89 B SL 84 D CH 90 X SL 84 3-2 14 HR 2-H 1B	B SL 83 S FF 91 2 SAFE C FF 93 F FF 94 X FF 95 1-2 ③ G4-3			3	2	1	2	1	0	1
13 Joey Gallo, L (1, 7) OBP: 0.357, SLG: 0.587	B CH 83 C CH 84 C KC 80 X KC 80 1-2 ③ G6-3		B CH 82 B FF 91 C KC 79 S KC 80 B CH 83 X SI 91 3-2 HR		C FF 94 S SL 83 B FF 94 X FF 94 1-2 9 1B 9 E 3-H 1B	C FF 95 F FF 94 S CH 88 0-3 ② K		B SL 84 C SL 84 B FF 93 F FF 92 F SL 86 B SL 85 X SL 82 3-2 14 F9 2B		5	2	3	2	0	1	3
14 Asdrúbal Cabrera, S (1, 5) OBP: 0.268, SLG: 0.549		C SI 89 B KC 79 F KC 80 F FF 91 B CH 82 X KC 80 2-2 41 WP 9 G5-3 2B	S KC 79 B KC 81 X SI 90 1-1 ③ F7		C SL 83 B FF 93 S SL 82 F SL 82 F FF 93 D SL 84 F SL 82 C FF 94 2-3 ① K	F FF 94 X FF 94 0-1 1-H HR		B SL 82 B FF 91 X FF 90 2-0 ① F9 2-3		5	2	2	2	0	1	3
41 Logan Forsythe, R (1, 3) OBP: 0.342, SLG: 0.313		F SI 91 C FC 86 D KC 80 C FF 92 1-3 ① K 2-3		C FC 82 B FC 83 F CH 82 F KC 80 B FC 86 X SI 91 2-2 ① G5-3	C FF 93 B SL 84 X SL 82 1-1 ② L5	B SI 96 C SL 84 C SI 94 B FF 95 D SL 84 4-2 BB		D FF 92 B FF 92 B SL 82 C FF 91 B FF 91 4-1 3 BB BB		3	0	0	0	2	1	3
9 Isiah Kiner-Falefa, R (1, 2) OBP: 0.406, SLG: 0.308		X SI 92 0-0 ② G5-3 3-H		C SI 91 F FC 86 B FF 91 B KC 80 B CH 83 B FC 86 4-2 17 BB BB	C SL 81 X FF 92 0-1 E9 3 1B 1-H 2-H 1B	B FF 91 F FF 91 X SL 83 1-1 ③ G1-3		C FF 92 S SL 84 F FF 94 B SL 86 S SL 87 1-3 ② K		4	1	1	2	1	1	3
3 Delino DeShields, R (1, 8) OBP: 0.370, SLG: 0.302		C SI 91 B KC 81 X FC 85 1-1 ③ G5-3		D FC 84 1 SAFE X FC 83 1-0 ② B1-3	D SL 82 C SL 81 B SL 82 B FF 91 F FF 91 X FF 90 3-2 17 S 3-H 1B		C FF 92 S SL 86 B SL 86 B SL 84 B FF 92 B FF 92 4-2 17 1B 1 G5-3 BB	B FF 92 B FF 90 F FF 92 B FF 91 B SL 82 4-1 1-2 BB		3	1	1	1	2	0	1

Inning Stats																								
	R: 0 E: 0 K: 1 S: 12	H: 1 LOB: 2 BB: 0 P: 17		R: 1 E: 0 K: 1 S: 10	H: 1 LOB: 0 BB: 0 P: 14		R: 3 E: 0 K: 0 S: 14	H: 3 LOB: 0 BB: 0 P: 20		R: 0 E: 0 K: 0 S: 8	H: 0 LOB: 2 BB: 2 P: 20		R: 4 E: 1 K: 1 S: 24	H: 4 LOB: 1 BB: 1 P: 39		R: 3 E: 0 K: 2 S: 22	H: 3 LOB: 1 BB: 1 P: 33		R: 1 E: 0 K: 0 S: 12	H: 1 LOB: 1 BB: 1 P: 19		R: 0 E: 0 K: 1 S: 12	H: 1 LOB: 3 BB: 2 P: 26		1B: 8 2B: 3 3B: 0 HR: 3	SF: 0 SAC: 0 DP: 0 HBP: 1		WP: 2 PB: 0 SB: 3 CS: 0	PA: 46

PITCHER		IP	WLS	BF	H	R	ER	SO	BB	IBB	HBP	BLK	WP	HR	S	P	ERA	WHIP
53 Trevor Cahill, R ERA: 4.5	(1, 1)	4.0		20	5	4	4	2	2	0	1	0	1	2	44	71	9.00	1.750
32 Cam Bedrosian, R ERA: 6.14	(5, 1)	0.2	L	7	4	4	3	1	1	0	0	0	1	0	21	34	40.50	7.500
65 Jake Jewell, R ERA: 8.1	(5, 1)	1.0		7	3	3	3	2	1	0	0	0	0	1	23	35	27.00	4.000
43 John Curtiss, R ERA: 3.86	(6, 1)	2.1		12	2	1	1	1	3	0	0	0	0	0	26	48	3.86	2.143

PITCHER	IP	WLS	BF	H	R	ER	SO	BB	IBB	HBP	BLK	WP	HR	S	P	ERA	WHIP

AB	38
R	12
H	14
RBI	11
BB	7
SO	6
LOB	27

Batter	1	2	3	4	5	6	7	8	9	AB	R	H	RBI	BB	SO	LOB
6 David Fletcher, R (1, 7) OBP: 0.333, SLG: 0.340	C FF 94 B SL 88 B FF 94 B FF 94 B FF 94 4-1 2 1B BB		C FF 94 X CH 88 0-1 ② G6-3			C KC 78 X SL 86 0-1 ① G5-3			C FF 91 B SL 86 B FF 92 X CH 84 2-1 ① F9	3	0	0	0	1	0	0
27 Mike Trout, R (1, 10) OBP: 0.569, SLG: 0.816	C FF 95 B FF 95 F CH 89 C CH 89 1-3 ① K		C KC 82 X FF 94 0-1 ③ L6			B FF 93 B CH 86 X CH 86 2-0 2 G4-3 1B			B KC 78 X CH 84 1-0 ② P6	4	0	1	0	0	1	1
2 Andrelton Simmons, R (1, 6) OBP: 0.227, SLG: 0.292	B SL 89 1 SAFE F SL 88 X CH 88 1-1 1-2 1B			B KC 80 S KC 81 B FF 93 B SL 87 F FF 93 X FF 94 3-2 1B		C KC 81 B SL 86 D SL 87 F FF 93 X FF 95 2-2 ②③ G4-3 1-2f			X FF 92 0-0 ③ P6	4	0	2	0	0	0	1
5 Albert Pujols, R (1, 3) OBP: 0.333, SLG: 0.353	B KC 84 C FF 95 S FF 95 S SL 89 1-3 ② K			C KC 83 D KC 83 1 SAFE F FF 94 B FF 95 X KC 83 2-2 ① F8			B KC 79 F CH 85 B KC 82 B CH 86 F CH 85 B FF 92 4-2 20 G6-4-3 BB			2	0	0	0	1	1	3
20 Jonathan Lucroy, R (1, 2) OBP: 0.283, SLG: 0.275	C FF 94 B FF 94 F FF 94 B FF 96 X CH 89 2-2 ③ L6			C CH 87 B FF 94 B FF 93 1 SAFE F CH 86 S SL 88 2-3 ② K			C FF 91 S FF 92 X FF 94 0-2 ①② G6-4-3 1-2f			3	0	0	0	0	1	4
56 Kole Calhoun, L (1, 9) OBP: 0.242, SLG: 0.361		C KC 79 C KC 81 X SL 87 0-2 ① G4-3		1 SAFE C KC 82 X FF 94 0-1 ③ F7			S SL 87 B KC 82 S FF 93 F FF 93 S SL 87 1-3 ③ K			3	0	0	0	0	1	1
7 Zack Cozart, R (1, 5) OBP: 0.149, SLG: 0.114		C FF 93 S CH 86 B CH 88 B SL 87 B CH 87 X FF 95 3-2 ② P2			C FF 93 B FF 93 S CH 86 S FF 94 1-3 ① K			C KC 77 B CH 84 B FF 91 B CH 84 C FF 91 X FF 92 3-2 ① F9		3	0	0	0	0	1	0
9 Tommy La Stella, L (1, 4) OBP: 0.302, SLG: 0.400		X FF 94 0-0 ③ P4			C FF 94 S KC 82 S FF 95 0-3 ② K			X FF 93 0-0 ② P6		3	0	0	0	0	1	0
25 Peter Bourjos, R (1, 8) OBP: 0.069, SLG: 0.037			C FF 93 S FF 93 S FF 94 0-3 ① K		X FF 93 0-0 ③ F9			X FF 92 0-0 ③ L9		3	0	0	0	0	1	0
Inning Stats	R: 0 E: 0 K: 2 S: 12 H: 1 LOB: 2 BB: 1 P: 21	R: 0 E: 0 K: 0 S: 7 H: 0 LOB: 0 BB: 0 P: 10	R: 0 E: 0 K: 1 S: 7 H: 0 LOB: 0 BB: 0 P: 7	R: 0 E: 0 K: 1 S: 11 H: 1 LOB: 1 BB: 0 P: 18	R: 0 E: 0 K: 2 S: 7 H: 0 LOB: 0 BB: 0 P: 8	R: 0 E: 0 K: 0 S: 6 H: 1 LOB: 0 BB: 0 P: 10	R: 0 E: 0 K: 1 S: 9 H: 0 LOB: 0 BB: 1 P: 14	R: 0 E: 0 K: 0 S: 5 H: 0 LOB: 0 BB: 0 P: 8	R: 0 E: 0 K: 0 S: 4 H: 0 LOB: 0 BB: 0 P: 7	1B: 3 2B: 0 3B: 0 HR: 0	SF: 0 SAC: 0 DP: 2 HBP: 0			WP: 0 PB: 0 SB: 0 CS: 0	PA: 30		

TOP

Los Angeles Angels @ Texas Rangers

Globe Life Park in Arlington, Arlington, TX

Tue Apr 16 2019, 8:10 PM - 10:41 PM EDT

Att. 17,704 - Cloudy - 74 F

livebaseballscorecards.com

AB	28
R	0
H	3
RBI	0
BB	2
SO	7
LOB	10

PITCHER		IP	WLS	BF	H	R	ER	SO	BB	IBB	HBP	BLK	WP	HR	S	P	ERA	WHIP
23 Mike Minor, L ERA: 2.6	(1, 1)	9.0	W	30	3	0	0	7	2	0	0	0	0	0	68	103	0.00	0.556

PITCHER	IP	WLS	BF	H	R	ER	SO	BB	IBB	HBP	BLK	WP	HR	S	P	ERA	WHIP

Los Angeles Angels @ Texas Rangers

Globe Life Park in Arlington, Arlington, TX

Tue Apr 16 2019, 8:10 PM - 10:41 PM EDT

Att. 17,704 - Cloudy - 74 F

livebaseballscorecards.com

BOTTOM

Batter	1	2	3	4	5	6	7	8	9	AB	R	H	RBI	BB	SO	LOB
17 Shin-Soo Choo, L (1, 7) OBP: 0.426, SLG: 0.558	C FF 91 B CH 82 B CH 83 C SL 83 X SL 82 2-2 1 L9 30 2B 2B		B CH 84 F FF 92 B SI 92 B SL 83 F SL 83 F SL 83 C SL 84 3-3 ② K		D CH 84 X SI 92 1-0 ② F7		B CU 78 B CU 77 C FF 90 C FF 91 B CH 85 X FF 92 3-2 ① F8			4	1	1	0	0	1	1
1 Elvis Andrus, R (1, 6) OBP: 0.420, SLG: 0.627	F SI 91 B SL 80 F FF 92 X FF 92 1-2 ① L9 2-3		B SI 91 C SL 84 F SI 93 B SL 84 F SL 84 X SL 83 2-2 ③ F7		X SL 82 0-0 1-2 1B		B SI 92 S CH 85 B CH 86 S FF 91 B CH 86 F SI 92 X CH 86 3-2 30 G1-3 1B			4	0	2	0	0	0	1
30 Nomar Mazara, L (1, 9) OBP: 0.351, SLG: 0.449	B SL 84 X CH 85 1-0 3-H 2B			B FF 90 F SL 82 S SI 91 X SL 82 1-2 ① L6	F CH 85 B SI 92 X SL 84 1-1 ③ G4-3		F FF 98 B CH 87 1 SAFE F CH 88 X FF 97 1-2 ② G1-3 1-2			4	0	1	1	0	0	3
24 Hunter Pence, R (1, 10) OBP: 0.323, SLG: 0.379	C SL 82 F SL 83 X SL 84 0-2 ② G6-3			X SL 83 0-0 ② L8		C SI 90 X SI 90 0-1 13 HR 1B	F SL 83 S FF 99 F FF 98 B SL 85 S SL 84 1-3 ③ K			4	1	1	0	0	1	2
13 Joey Gallo, L (1, 8) OBP: 0.383, SLG: 0.653	S CH 83 2 SAFE B CH 84 S SL 82 S SL 84 1-3 ③ K			B CH 85 C SI 92 S SL 83 B SL 84 B SL 82 B SL 84 4-2 14 HR BB		B CU 79 X FF 92 1-0 1-H HR		B FF 90 X CH 85 1-0 14 G4-6-3 1B		3	2	2	2	1	1	1
14 Asdrúbal Cabrera, S (1, 5) OBP: 0.283, SLG: 0.593		C SL 81 X CH 84 0-1 ① F7		C SI 91 X SI 91 0-1 1-H HR		C FF 92 S CH 86 F CH 86 B FF 92 B CU 79 B FF 93 B FF 92 4-2 BB		C CH 83 X CH 85 0-1 ①② G4-6-3 1-2f		3	1	1	2	1	0	1
38 Danny Santana, S (1, 4) OBP: 0.300, SLG: 0.500		C CH 82 S SI 92 B SL 81 S SL 84 1-3 ② K2-3		B CH 83 X CH 83 1-0 ③ G6-3		C CH 86 S FF 93 X FF 93 0-2 ① P4		B CU 78 F CH 86 F FF 90 F CU 78 F FF 90 F CH 85 X CU 80 1-2 ③ F8		4	0	0	0	0	1	1
41 Logan Forsythe, R (1, 3) OBP: 0.366, SLG: 0.324		B SI 92 B SL 81 C SL 83 X SL 83 2-1 2 PO 1B			C SL 83 B SI 91 C SL 83 B SI 92 B SL 84 F SL 83 B SL 84 4-2 1 1B BB	B FF 93 B FF 92 C FF 92 1 SAFE F FF 92 C CH 86 2-3 ② K				2	0	1	0	1	1	1
2 Jeff Mathis, R (1, 2) OBP: 0.143, SLG: 0.222		F SI 92 B FF 91 1 SAFE 1-1 ③ PO 1-2	S SL 83 X SL 85 0-1 ① F7		L SL 82 D FF 91 B SL 92 X SL 82 2-1 ① L7	B FF 92 B FF 92 C FF 92 X SI 92 2-1 ③ F9				3	0	0	0	0	0	2
Inning Stats	R: 1 E: 0 K: 1 S: 13 H: 2 LOB: 1 BB: 0 P: 18	R: 0 E: 0 K: 1 S: 8 H: 1 LOB: 0 BB: 0 P: 12	R: 0 E: 0 K: 1 S: 10 H: 0 LOB: 0 BB: 0 P: 15	R: 2 E: 0 K: 0 S: 9 H: 1 LOB: 0 BB: 1 P: 15	R: 0 E: 0 K: 0 S: 9 H: 1 LOB: 2 BB: 1 P: 17	R: 2 E: 0 K: 1 S: 14 H: 2 LOB: 1 BB: 1 P: 23	R: 0 E: 0 K: 1 S: 14 H: 1 LOB: 1 BB: 0 P: 22	R: 0 E: 0 K: 0 S: 9 H: 1 LOB: 0 BB: 0 P: 11		1B: 5 2B: 2 3B: 0 HR: 2 SF: 0 SAC: 0 DP: 1 HBP: 0					WP: 0 PB: 0 SB: 0 CS: 0 PA: 35	

PITCHER		IP	WLS	BF	H	R	ER	SO	BB	IBB	HBP	BLK	WP	HR	S	P	ERA	WHIP
51 Jaime Barria, R ERA: 5.87	(1, 1)	5.0	L	22	6	4	4	3	2	0	0	0	0	1	51	79	7.20	1.600
52 Dillon Peters, L ERA: 6.75	(6, 1)	1.1		7	2	1	1	1	1	0	0	0	0	1	19	34	6.75	2.250
31 Ty Buttrey, R ERA:	(7, 1)	0.2		2	0	0	0	1	0	0	0	0	0	0	7	9	0.00	0.000
24 Noé Ramirez, R ERA: 1.17	(8, 1)	1.0		3	1	0	0	0	0	0	0	0	0	0	9	11	0.00	1.000

PITCHER	IP	WLS	BF	H	R	ER	SO	BB	IBB	HBP	BLK	WP	HR	S	P	ERA	WHIP

AB	31
R	5
H	9
RBI	5
BB	3
SO	5
LOB	13

Los Angeles Angels @ Texas Rangers

Globe Life Park in Arlington, Arlington, TX

Wed Apr 17 2019, 8:08 PM - 11:26 PM EDT

Att. 16,691 - Clear - 80 F

TOP

livebaseballscorecards.com

Batter	1	2	3	4	5	6	7	8	9	AB	R	H	RBI	BB	SO	LOB
56 Kole Calhoun, L (1, 9) OBP: 0.239, SLG: 0.338	C FF 92 S FF 93 X FF 94 0-2 ① P6		F FF 92 C FF 92 S CH 87 0-3 ① K	C SI 92 F FF 94 X FF 94 0-2 ③ G3			F FF 92 F FF 92 B SL 82 F SL 83 S SL 84 1-3 ① K		C FF 97 B FF 96 B SL 79 B FF 96 F FF 96 B FF 96 4-2 2 FC5 27 HBP BB	4	0	0	0	1	2	0
27 Mike Trout, R (1, 10) OBP: 0.571, SLG: 0.780	B FF 94 X FF 95 1-0 ② G4-3		C FF 94 F FC 85 B CU 82 B FF 92 F FF 95 B CU 82 B FF 94 4-2 2 2B BB		B CH 88 S SI 90 X CU 80 1-1 2 G4-6-3 1B		F FF 94 B FF 94 X FF 93 1-1 ② G4-3		C SL 80 C FF 96 B SL 83 F FF 98 B SL 82 H FF 96 3-2 1-2 2-3 2 FC5 HBP	3	1	1	0	1	0	0
41 Justin Bour, L (1, 3) OBP: 0.328, SLG: 0.313	C FF 95 C FF 95 T FF 96 0-2 ③ K		T FF 95 B SI 93 X FC 90 1-1 ② F7		C SI 92 F SI 92 B FF 95 1 SAFE X FF 95 1-2 ① F8		B FF 94 C FF 92 F SL 86 B FF 93 X FF 93 2-2 2B		B FF 96 C SL 80 F SL 81 C FF 97 1-3 ① K	5	0	1	0	0	2	5
2 Andrelton Simmons, R (1, 6) OBP: 0.239, SLG: 0.314		C FF 92 B FC 88 X FF 95 1-1 18 1B 20 1B 1B	D CU 82 B SI 92 X FF 94 2-0 20 BB 1-H 2B		F FF 92 X FF 94 0-1 ② ③ G4-6-3 1-2f		F SL 84 S SL 85 S SL 84 0-3 ③ K		D SL 83 X SL 81 1-0 ② FC5 1-2 2-3f 3-H	5	1	2	2	0	1	4
18 Brian Goodwin, L (1, 8) OBP: 0.388, SLG: 0.535		F FF 94 X SI 92 0-1 9 L8 20 1B 1-2 1B	B SI 93 B FF 94 F FF 95 B FC 89 C FF 93 B FF 94 4-2 20 BB BB			B FC 90 C FC 87 B FC 89 X FF 92 2-1 ① F7		C FF 96 B FF 95 B SI 96 B FF 96 X FF 96 3-1 ① G6-3	C FF 96 C FF 96 B FF 97 F FF 96 S CH 90 1-3 ③ K	4	0	1	0	1	1	2
20 Jonathan Lucroy, R (1, 2) OBP: 0.316, SLG: 0.296		C SI 93 B FF 96 B SI 93 F SI 93 F SI 93 X SI 94 2-2 6 FC5-4 1-2 2-H 1B	B FF 94 C FF 95 B FF 94 C SI 92 B FF 95 B FF 94 4-2 1-2 2-3 BB			C FF 92 F FF 94 C SI 91 X CU 81 0-2 9 FC4-6 1B		B FF 97 F FF 96 C SI 96 B SL 88 F FF 97 X SI 95 2-2 ② G3		3	0	2	1	1	0	0
9 Tommy La Stella, L (1, 4) OBP: 0.298, SLG: 0.449		C FF 94 B FC 88 F FF 94 F CU 81 X FF 96 1-2 ① L8 2-3	C FF 94 F FF 95 X FC 92 0-2 ③ F9			B SI 93 B FF 95 C SI 92 B SI 90 F FF 93 F CU 81 F FC 90 F FC 90 X FF 94 3-2 ② FC4-6 7 1B 1-2f		F FF 96 B SI 96 F FF 96 B FF 97 X SL 88 2-2 HR		4	1	1	1	0	0	6
7 Zack Cozart, R (1, 5) OBP: 0.157, SLG: 0.125		B FF 94 F FF 93 B FC 90 F FF 94 F SI 94 X FC 87 2-2 ② L5		X FC 91 0-0 ① F7		B FF 94 T FF 94 B SI 91 C FC 87 X FF 95 2-2 6 FC6-4 1-2 1B		C SI 96 B FF 97 C SI 95 F FF 98 B FF 97 X FC 92 2-2 ③ L8		4	0	1	0	0	0	2
6 David Fletcher, R (1, 7) OBP: 0.327, SLG: 0.353		B FF 95 X FF 94 1-0 ③ FC5-4 1-2f		C FC 90 B FC 86 B SI 90 X SI 90 2-1 ② P6		B FC 90 B FF 92 X FC 90 2-0 ③ FC6-4 1-2f			C FF 94 B CU 76 X FF 94 1-1 27 HBP 2 FC5 2B	4	1	1	0	0	0	4
Inning Stats	R: 0 E: 0 K: 1 S: 7 H: 0 LOB: 0 BB: 0 P: 8	R: 1 E: 0 K: 0 S: 17 H: 3 LOB: 2 BB: 0 P: 24	R: 1 E: 0 K: 1 S: 16 H: 1 LOB: 3 BB: 3 P: 31	R: 0 E: 0 K: 0 S: 6 H: 0 LOB: 0 BB: 0 P: 8	R: 0 E: 0 K: 0 S: 7 H: 1 LOB: 0 BB: 0 P: 9	R: 0 E: 0 K: 0 S: 16 H: 2 LOB: 2 BB: 0 P: 25	R: 0 E: 0 K: 2 S: 12 H: 1 LOB: 1 BB: 0 P: 16	R: 1 E: 0 K: 0 S: 13 H: 1 LOB: 0 BB: 0 P: 22	R: 1 E: 0 K: 2 S: 15 H: 1 LOB: 2 BB: 1 P: 26	1B: 6 2B: 3 3B: 0 HR: 1 SF: 0 SAC: 0 DP: 1 HBP: 1						

	AB	36
	R	4
	H	10
	RBI	4
	BB	4
	SO	6
	LOB	23

WP: 0 PA: 41
PB: 0
SB: 0
CS: 0

PITCHER		IP	WLS	BF	H	R	ER	SO	BB	IBB	HBP	BLK	WP	HR	S	P	ERA	WHIP
35 Lance Lynn, R ERA: 4.44	(1, 1)	5.2	W	26	7	2	2	2	3	0	0	0	0	0	68	102	3.18	1.765
53 Jesse Chavez, R ERA: 9.39	(6, 1)	0.1	H	1	0	0	0	0	0	0	0	0	0	0	1	3	0.00	0.000
27 Shawn Kelley, R ERA: 2.25	(7, 1)	1.0	H	4	1	0	0	2	0	0	0	0	0	0	12	16	0.00	1.000
31 Chris Martin, R ERA: 6.0	(8, 1)	1.0	H	4	1	1	1	0	0	0	0	0	0	1	13	22	9.00	1.000
25 José Leclerc, R ERA: 6.14	(9, 1)	1.0	S	6	1	1	1	2	1	0	1	0	0	0	15	26	9.00	2.000

PITCHER	IP	WLS	BF	H	R	ER	SO	BB	IBB	HBP	BLK	WP	HR	S	P	ERA	WHIP

BOTTOM

Batter	1	2	3	4	5	6	7	8	9	AB	R	H	RBI	BB	SO	LOB
17 Shin-Soo Choo, L (1, 7) OBP: 0.446, SLG: 0.600	F FF 93 B SL 88 B CU 83 B CU 82 C FF 95 X FF 95 3-2 1 FC5-4 1B			C CH 87 B CU 83 F FF 94 B FF 93 B SL 88 B FF 94 4-2 38 G4-3 38 E 30 E BB	D CH 88 B SL 87 F FF 94 C FF 93 F SL 89 X FF 94 2-2 2-H 3-H 38 2B 3B		F FF 95 B FS 84 F FF 96 B SL 85 X FS 84 2-2 ① G4-3			3	2	2	2	1	0	0
38 Danny Santana, S (1, 4) OBP: 0.286, SLG: 0.500	D FF 93 F CH 88 1 SAFE F FF 94 S SL 89 1-3 ① K			B CH 87 1 SAFE B CH 86 C FF 92 X FF 93 2-1 ① G4-3 1-3	B FF 94 F CH 86 X FF 96 1-1 30 WP 2B 3-H		X SL 82 0-0 ② P6			4	0	1	1	0	1	2
1 Elvis Andrus, R (1, 6) OBP: 0.411, SLG: 0.600	1 SAFE 1 SAFE X FF 94 0-0 ② FC5-4 30 CS 1-2f			X SL 89 0-0 ② L6	B SL 82 D FF 95 D SL 82 C FF 94 C FF 95 D SL 84 4-2 30 WP BB		S SL 86 C FF 96 B SL 88 B SL 88 S SL 86 2-3 ③ K1-3			3	0	0	0	1	1	2
30 Nomar Mazara, L (1, 9) OBP: 0.328, SLG: 0.415	1 SAFE C FF 94 F FF 95 D SL 88 B SL 89 2-2 ③ CS 1-2	B CU 83 B CU 81 C CH 86 B FF 94 X FF 94 3-1 ① G4-3		S SL 88 X FF 93 0-1 E4 3-H	F FF 95 B CH 86 C FF 96 S SL 84 1-3 ② K 1-2 2-3			B CH 89 B FF 97 S FF 94 B FF 96 X FF 95 3-1 ① F7		4	0	0	0	0	1	2
13 Joey Gallo, L (1, 10) OBP: 0.359, SLG: 0.604		B CU 80 B CH 88 C FF 94 S SL 89 C FF 94 2-3 ② K		S SL 89 D SL 87 B FF 93 B SL 88 C SL 86 S SL 88 3-3 ③ K	B FF 96 C FF 93 S SL 84 S SL 85 1-3 ③ K			B FF 97 B FF 95 F FF 96 F FF 96 B FF 96 X FF 97 3-2 ② F9		4	0	0	0	0	3	3
14 Asdrúbal Cabrera, S (1, 5) OBP: 0.302, SLG: 0.589 21 Patrick Wisdom, R (8, 5) OBP: 0.133, SLG: 0.133		C SL 88 B SL 89 F FF 95 B CU 81 X FF 95 2-2 ③ F8			B CU 78 C CH 86 B FF 93 X SL 87 2-1 41 1B 9 1B 1B	B FF 93 B FF 93 C FF 93 B SL 83 B FF 93 4-1 BB		C SL 89 T FF 96 F FF 98 F SL 88 C SL 87 0-3 ③ K		2 1	1 0	1 0	0 0	1 0	0 1	0 0
41 Logan Forsythe, R (1, 3) OBP: 0.364, SLG: 0.324			B SL 87 C FF 92 B SL 88 B SL 84 F FF 94 X FF 94 3-2 ① G5-3		B FF 94 X SL 87 1-0 3 SH1-4 9 1B 17 3B 1B 1-2	B FF 94 C SL 83 B FF 94 1 SAFE F SL 83 B FF 94 F SL 82 X SL 82 3-2 ① F8				3	1	1	0	0	0	1
9 Isiah Kiner-Falefa, R (1, 2) OBP: 0.400, SLG: 0.310			X FF 94 0-0 ② G4-3		X FF 93 0-0 3 SH1-4 17 3B 1B 1-2 2-H	B FF 94 C SL 82 S FF 92 B FF 94 D SL 85 F SL 83 1 SAFE X SL 83 3-2 ② F9				3	1	1	1	0	0	1
3 Delino DeShields, R (1, 8) OBP: 0.357, SLG: 0.289			C SL 86 B FF 95 B SL 88 F FF 95 X FF 94 2-2 ③ L9		B SL 88 M SL 89 X SL 88 1-1 ① SH1-4 1-2 2-3	C SL 82 B FF 93 T FF 92 F SL 84 B SL 83 S SL 82 2-3 ③ K				2	0	0	0	0	1	1
Inning Stats	R: 0 E: 0 K: 1 S: 9 H: 1 LOB: 0 BB: 0 P: 15	R: 0 E: 0 K: 1 S: 8 H: 0 LOB: 0 BB: 0 P: 15	R: 0 E: 0 K: 0 S: 7 H: 0 LOB: 0 BB: 0 P: 12	R: 1 E: 2 K: 1 S: 10 H: 0 LOB: 1 BB: 1 P: 19	R: 4 E: 0 K: 2 S: 20 H: 5 LOB: 2 BB: 1 P: 33	R: 0 E: 0 K: 1 S: 13 H: 0 LOB: 1 BB: 1 P: 25	R: 0 E: 0 K: 1 S: 7 H: 0 LOB: 0 BB: 0 P: 11	R: 0 E: 0 K: 1 S: 10 H: 0 LOB: 0 BB: 0 P: 16		1B: 4 2B: 1 3B: 1 HR: 0 SF: 0 SAC: 1 DP: 0 HBP: 0						

PITCHER		IP	WLS	BF	H	R	ER	SO	BB	IBB	HBP	BLK	WP	HR	S	P	ERA	WHIP
33 Matt Harvey, R ERA: 9.64	(1, 1)	4.1	L	19	5	5	4	3	1	0	0	0	0	0	44	77	8.31	1.385
31 Ty Buttrey, R ERA:	(5, 1)	0.2		4	1	0	0	2	1	0	0	0	1	0	10	17	0.00	3.000
32 Cam Bedrosian, R ERA: 5.4	(6, 1)	1.0		4	0	0	0	1	1	0	0	0	0	0	13	25	0.00	1.000
40 Luis García, R ERA: 1.13	(7, 1)	1.0		3	0	0	0	1	0	0	0	0	0	0	7	11	0.00	0.000
57 Hansel Robles, R ERA: 4.32	(8, 1)	1.0		3	0	0	0	1	0	0	0	0	0	0	10	16	0.00	0.000

PITCHER	IP	WLS	BF	H	R	ER	SO	BB	IBB	HBP	BLK	WP	HR	S	P	ERA	WHIP

Los Angeles Angels @ Texas Rangers

Globe Life Park in Arlington, Arlington, TX

Wed Apr 17 2019, 8:08 PM - 11:26 PM EDT

Att. 16,691 - Clear - 80 F

livebaseballscorecards.com

AB	29
R	5
H	6
RBI	4
BB	3
SO	8
LOB	12

WP: 1 PB: 0 SB: 0 CS: 1 PA: 34

Batter	1	2	3	4	5	6	7	8	9	AB	R	H	RBI	BB	SO	LOB
0 Mallex Smith, L (1, 8) OBP: 0.298, SLG: 0.324	B FF 90 B FF 91 C FF 90 B SL 84 X FF 92 3-1 ① G4-3	S CU 77 X FF 89 0-1 ③ G4-3		B FF 89 X FF 89 1-0 ② G4-3		**B FF 95** **F FF 94** 1 SAFE 1 SAFE B FF 94 S FF 94 S CH 88 2-3 ① K 1-2	X FF 93 0-0 1-2 2-3 1B		C FF 93 S KC 82 B KC 83 F KC 83 S KC 84 1-3 ① K	6	0	1	0	0	2	1
17 Mitch Haniger, R (1, 9) OBP: 0.313, SLG: 0.556	B FF 91 X FF 91 1-0 ② F8		B FF 89 B CU 77 B FF 91 B FF 91 4-0 20 1B 1 1B BB	C FF 91 C CU 75 B CU 77 B SL 83 S CU 76 2-3 ③ K		B SI 93 C SL 85 X FF 94 1-1 ② L8 2-3	F CH 86 C FF 93 C CH 86 0-3 ② K		C KC 81 X FF 92 0-1 10 S 32 1B 1B	5	2	1	0	1	2	4
16 Domingo Santana, R (1, 7) OBP: 0.382, SLG: 0.500	F FF 91 B SL 85 C CU 77 B SL 85 F SL 83 S FC 92 2-3 ③ K		**F FF 91** 1 SAFE 1 SAFE **F FF 91** B FF 90 S CU 77 1-3 ① K		B SL 82 C CU 75 S CU 77 X FF 92 1-2 ① G6-3	X FF 94 0-0 ③ G6-3	F CU 77 F CH 86 S CH 86 0-3 ③ K		X FF 91 0-0 ② L8	6	0	0	0	0	3	6
10 Edwin Encarnación, R (1, 3) OBP: 0.405, SLG: 0.515		B SL 84 B FF 89 C CH 84 C CU 77 B FC 91 X SL 84 3-2 1 G3-1 20 1B 22 1B 1B	B CU 78 X CU 76 1-0 ② F9		B FF 88 X FF 90 1-0 ② F7		C FF 94 S SL 84 H SI 94 1-2 20 BB 22 HR HBP	B SL 84 C SI 95 B SL 84 S SI 96 B SL 87 F SI 96 F SL 85 X FF 98 3-2 ① G6-3	1 SAFE D KC 82 D KC 82 S KC 82 D KC 83 F KC 82 B FF 92 4-2 1 BB 32 1B 1-2 BB	4	2	1	0	1	0	1
20 Daniel Vogelbach, L (1, 10) OBP: 0.483, SLG: 0.844 25 Dylan Moore, R (8, PR) OBP: 0.276, SLG: 0.280 (8, 10) 32 Jay Bruce, L (9, PH) OBP: 0.260, SLG: 0.559 (9, 10)		B FF 90 B CH 84 C SL 82 B FF 90 S FF 91 F FF 92 F SL 84 F FF 91 X SL 85 3-2 22 1B 1 G3-1 27 HR 1-2 1B	C CH 84 C CU 77 1 SAFE X FF 90 0-2 22 BB 1 1B 1-3 1B		B CU 74 B CU 75 C CU 76 B FF 90 B FF 90 4-1 BB		B FF 94 C CH 89 D SL 84 S CH 88 D CH 89 D CH 89 4-2 22 HR 1-2 BB	B FF 97 B SL 83 B SL 87 B FF 96 4-0 22 BB 1 BB BB	B FF 92 X FF 92 1-0 1 BB 1-2 2-H 1B	2 0 1	2 0 0	2 0 1	0 0 1	3 0 1	0 0 0	0 0 0
1 Tim Beckham, R (1, 6) OBP: 0.386, SLG: 0.562		C FF 91 D CU 78 X SL 84 1-1 ① G3-1 1-2 2-3	D CU 78 C CU 76 B FF 91 X FF 91 2-1 27 FC5 22 BB 1-2 3-H 1B		C FF 90 B SL 84 C CU 77 B CU 78 X CU 76 2-2 ③ F7		S FF 94 C FF 95 S SL 85 0-3 ① K	**B SI 96** **B SI 95** 1 SAFE C FF 96 1 SAFE B FF 95 S SI 94 B SL 86 4-2 22 BB 1-2 BB	D KC 81 D KC 81 B FF 90 B FF 92 4-0 1-2 2-3 BB	4	0	1	1	2	1	5
22 Omar Narváez, L (1, 2) OBP: 0.348, SLG: 0.500		B FF 91 X FF 91 1-0 27 HR 2-3 3-H 1B	D CU 76 B FF 90 B FF 90 C FF 90 T FF 90 F FF 90 B FF 90 4-2 1-2 2-3 BB			F FF 90 B CU 76 B FF 90 F CH 82 F FF 91 X CU 77 2-2 27 HR 1B	X FF 95 0-0 1-H 2-H HR	B FS 80 F SI 96 B FS 84 B FF 95 F FF 95 B SL 84 4-2 9 FC6-4 1-2 2-3 BB	S KC 82 S KC 81 X KC 81 0-2 ③ F9	4	3	3	4	2	0	3
27 Ryon Healy, R (1, 5) OBP: 0.278, SLG: 0.524		F FF 91 F FF 91 X SL 84 0-2 1-H 3-H HR	F FF 92 X SL 83 0-1 ③ FC5 2-3f			B FF 94 C SL 85 B SL 85 B SL 85 S FF 95 X SL 84 3-2 1-H HR	B FF 94 B FF 93 C FF 94 B CH 89 C FF 93 B FF 94 4-2 0 1B 9 BB BB	B SI 96 C FF 96 S SI 97 X SL 85 1-2 ② P4	4	2	2	5	1	0	6
9 Dee Strange-Gordon, L (1, 4) OBP: 0.325, SLG: 0.370		L FF 90 F SL 83 S CU 77 0-3 ② K		X CU 75 0-0 ① G4-3		X FF 95 0-0 17 L8 0 S 1B	F FF 92 D CU 78 C CU 76 B SI 92 D CU 78 B FF 92 4-2 0 1B 1-2 BB	S SL 85 B SI 96 X SI 96 1-1 ③ FC6-4 1-2f	4	0	1	0	1	1	3
Inning Stats	R: 0 E: 0 K: 1 S: 7 H: 0 LOB: 0 BB: 0 P: 13	R: 4 E: 0 K: 1 S: 20 H: 4 LOB: 0 BB: 0 P: 28	R: 1 E: 0 K: 1 S: 14 H: 2 LOB: 3 BB: 2 P: 26	R: 0 E: 0 K: 1 S: 5 H: 0 LOB: 0 BB: 0 P: 8	R: 0 E: 0 K: 0 S: 8 H: 0 LOB: 1 BB: 1 P: 16	R: 2 E: 0 K: 1 S: 14 H: 3 LOB: 1 BB: 0 P: 22	R: 3 E: 0 K: 3 S: 19 H: 2 LOB: 3 BB: 3 P: 32	R: 0 E: 0 K: 0 S: 14 H: 0 LOB: 3 BB: 3 P: 31	R: 1 E: 0 K: 1 S: 13 H: 2 LOB: 3 BB: 2 P: 23	1B: 10 2B: 0 3B: 0 HR: 3 SF: 0 SAC: 0 DP: 0 HBP: 1						

PITCHER		IP	WLS	BF	H	R	ER	SO	BB	IBB	HBP	BLK	WP	HR	S	P	ERA	WHIP
36 Chris Stratton, R ERA: 7.0	(1, 1)	5.0		25	7	6	6	4	3	0	0	0	0	1	58	97	10.80	2.000
65 Jake Jewell, R ERA: 13.5	(6, 1)	1.1		10	3	4	4	2	2	0	1	0	0	2	20	35	27.00	3.750
52 Dillon Peters, L ERA: 4.5	(7, 1)	0.2		4	1	0	0	2	1	0	0	0	0	0	9	13	0.00	3.000
40 Luis García, R ERA: 1.0	(8, 1)	1.0		6	0	0	0	0	3	0	0	0	0	0	14	31	0.00	3.000
37 Cody Allen, R ERA: 2.45	(9, 1)	1.0	L	7	2	1	1	1	2	0	0	0	0	0	13	23	9.00	4.000

PITCHER	IP	WLS	BF	H	R	ER	SO	BB	IBB	HBP	BLK	WP	HR	S	P	ERA	WHIP

TOP

Seattle Mariners @ Los Angeles Angels

Angel Stadium, Anaheim, CA

Thu Apr 18 2019, 7:09 PM - 11:08 PM PDT

Att. 33,592 - Clear - 77 F

livebaseballscorecards.com

AB	40
R	11
H	13
RBI	11
BB	11
SO	9
LOB	29

WP: 0	PA: 52		
PB: 0			
SB: 2			
CS: 0			

Seattle Mariners @ Los Angeles Angels

Angel Stadium, Anaheim, CA

Thu Apr 18 2019, 7:09 PM - 11:08 PM PDT

Att. 33,592 - Clear - 77 F

livebaseballscorecards.com

BOTTOM

Batter	1	2	3	4	5	6	7	8	9	AB	R	H	RBI	BB	SO	LOB
56 Kole Calhoun, L (1, 9) OBP: 0.276, SLG: 0.412	B SI 89 F SI 90 X CU 80 1-1 ① G5-3		B CU 78 B CU 79 X SI 90 2-0 27 G5-3 2 2B 2B		S CU 79 B CH 84 F CU 80 B CH 84 B CU 82 B SI 90 4-2 2 G6-4-3 BB		B SL 86 T SL 86 B FF 95 X SL 87 2-1 2-H HR	B SL 86 B SL 87 S SL 85 B SL 86 B FF 93 4-1 18 WP 2 G1-3 BB		3	2	2	2	2	0	0
27 Mike Trout, R (1, 10) OBP: 0.544, SLG: 0.717	B SI 90 F FF 90 X SI 90 1-1 ② F7		C CU 79 X SI 90 0-1 ② G5-3 2-3		C CU 79 B FF 90 X CU 80 1-1 ① F8		B FF 94 B FF 94 X FF 94 2-0 2 2B 1B	C SL 86 X FF 91 0-1 ① L9		5	1	1	0	0	0	3
2 Andrelton Simmons, R (1, 6) OBP: 0.263, SLG: 0.360	X FF 91 0-0 5 FC5-4 1B		X CU 79 0-0 5 1B 3-H 2B		B CU 80 S SI 89 B CU 81 F CU 79 X SI 90 2-2 ② ③ G6-4-3 1-2f		S SL 87 X SL 87 0-1 5 2B 1-H 2B	B SL 85 C FF 92 B SL 87 B FF 93 T SL 86 X SL 85 3-2 ② G1-3 1-2		5	2	3	2	0	0	2
5 Albert Pujols, R (1, 3) OBP: 0.353, SLG: 0.382	C SI 89 F CU 80 X CH 87 0-2 ③ FC5-4 1-2f		X SI 90 0-0 2-H 1B			C SI 89 B SI 88 S CU 79 B FF 91 B SI 90 F CU 79 T SI 90 3-2 ① K	B SL 87 F SL 88 S SL 87 X SL 88 1-2 9 1B 2-H 2B	D SL 85 C FF 93 S SL 85 B SL 88 D SL 86 F SL 86 D FF 93 4-2 18 WP BB		4	1	2	2	1	1	1
18 Brian Goodwin, L (1, 7) OBP: 0.389, SLG: 0.511		C SI 89 B CH 84 B SI 90 F SI 90 B CU 80 F SI 91 F CU 78 F SI 91 X SI 91 3-2 44 G5-4-3 1B	C SI 90 S CU 79 D CH 86 F CH 85 C SI 89 1-3 ③ K			C CU 79 B SI 90 X CU 78 1-1 ② G4-3	F SI 90 B CH 83 B CH 83 B SI 94 S SI 94 B SI 94 4-2 9 1B 25 WP BB	F FF 92 B SL 86 D SL 86 C FF 91 F FF 94 B FF 93 S SL 86 3-3 ③ K 1-2 2-3		4	1	1	0	1	2	3
44 Kevan Smith, R (1, 2) OBP: 0.286, SLG: 0.176 41 Justin Bour, L (7, PH) OBP: 0.322, SLG: 0.306 20 Jonathan Lucroy, R (8, 2) OBP: 0.328, SLG: 0.309		C SI 90 X CU 79 0-1 ① ② G5-4-3 1-2f	C SI 90 F CU 79 X CH 84 0-2 ① G4-3			C CU 78 B CU 81 B SI 90 B SI 89 S SI 90 X SI 89 3-2 ③ L5	B CH 85 C CH 84 B SI 94 S CH 84 F CH 84 S CH 83 2-3 ② K	C FF 92 B CH 86 X CH 86 1-1 1B		3 1 1	0 0 0	0 0 1	0 0 0	0 1 0	0 2 0	1 2 0
9 Tommy La Stella, L (1, 4) OBP: 0.328, SLG: 0.472 7 Zack Cozart, R (9, PH) OBP: 0.154, SLG: 0.122		C CU 78 B CU 81 B SI 90 X SI 90 2-1 1B	C CU 78 F CU 81 X CH 86 0-2 ② G5-3				C SI 90 C CU 79 C CU 79 X SI 89 1-2 25 2B 1B C CH 84 C CH 84 B CH 86 B CH 86 X CH 84 1-2 25 WP 1-3 2-H 1B	B CH 86 B CH 86 F FF 93 S CH 85 B FF 93 C FF 93 3-3 ① K		4 1	1 0	3 0	1 0	0 1	0 1	0 1
25 Peter Bourjos, R (1, 8) OBP: 0.118, SLG: 0.125		B SI 88 X SI 89 1-0 ③ F9	X SI 90 0-0 6 E 6 S 1B				B CU 79 X SI 89 1-0 56 HR 1-H 2B S SI 94 B CH 84 S SI 95 X SI 95 2-1 G5-3 1-2 3-H	X CH 86 0-0 ② F9		5	1	2	1	0	0	3
6 David Fletcher, R (1, 5) OBP: 0.317, SLG: 0.393			C SI 89 B SI 88 F CU 77 X FF 90 1-2 ① L8 C SI 90 C CU 79 1 SAFE D CU 81 F CU 80 F SI 90 S CU 79 1-3 ③ K				B FF 94 B FF 95 C FF 94 C FF 95 S SL 86 2-3 ① K B FF 93 X FF 93 1-0 HR	B FF 93 X CH 86 1-0 ③ G5-3		5	1	1	1	0	2	3

Inning Stats	1	2	3	4	5	6	7	8	9	1B: 9	SF: 0	WP: 2	PA: 45
R:	0	0	2	0	0	0	7	1	0	2B: 5	SAC: 0	PB: 0	
E:	0	0	0	0	0	0	0	0	0	3B: 0	DP: 2	SB: 1	
K:	0	0	1	1	0	1	2	1	1	HR: 2	HBP: 0	CS: 0	
S:	8	11	12	12	7	9	26	14	7				
H:	1	2	3	1	0	0	7	1	1				
LOB:	1	1	1	1	0	0	1	2	1				
BB:	0	0	0	0	1	0	1	2	0				
P:	10	17	16	13	14	16	44	29	12				

PITCHER	IP	WLS	BF	H	R	ER	SO	BB	IBB	HBP	BLK	WP	HR	S	P	ERA	WHIP
34 Félix Hernández, R (1, 1) ERA: 4.91	6.0		26	9	4	4	3	1	0	0	0	0	0	63	92	6.00	1.667
56 R.J. Alaniz, R (7, 1) ERA: 24.0	0.1		5	4	3	3	1	0	0	0	0	0	1	11	18	81.00	12.000
65 Brandon Brennan, R (7, 1) ERA: 1.29	0.2	H	4	1	2	2	1	1	0	0	0	1	0	11	20	27.00	3.000
30 Anthony Swarzak, R (8, 1) ERA: 1.42	1.0	W	6	1	1	1	1	2	0	0	0	1	1	14	29	9.00	3.000
55 Roenis Elías, L (9, 1) ERA: 2.84	1.0	S	4	1	0	0	1	0	0	0	0	0	0	7	12	0.00	1.000

PITCHER	IP	WLS	BF	H	R	ER	SO	BB	IBB	HBP	BLK	WP	HR	S	P	ERA	WHIP

AB	41
R	10
H	16
RBI	9
BB	4
SO	7
LOB	19

Seattle Mariners @ Los Angeles Angels

Angel Stadium, Anaheim, CA

Fri Apr 19 2019, 7:10 PM - 10:13 PM PDT

Att. 41,021 - Partly Cloudy - 64 F

TOP

livebaseballscorecards.com

Batter	1	2	3	4	5	6	7	8	9	AB	R	H	RBI	BB	SO	LOB
0 Mallex Smith, L (1, 8) OBP: 0.281, SLG: 0.304	F7		K		G4-3		K		K	5	0	0	0	0	3	4
17 Mitch Haniger, R (1, 9) OBP: 0.317, SLG: 0.538	G5-3			20 HR 10 G5-3 BB		P3		G6-3	BB 1-2 2-3	3	1	0	0	2	0	0
10 Edwin Encarnación, R (1, 3) OBP: 0.382, SLG: 0.479	G6-3			G5-3 1-2		F7		L9	K	5	0	0	0	0	1	4
20 Daniel Vogelbach, L (1, 10) OBP: 0.492, SLG: 0.875		P5		2-H HR		32 2B BB		BB	L8	3	1	1	2	2	0	3
32 Jay Bruce, L (1, 7) OBP: 0.272, SLG: 0.611		HR		G4-3		1-3 2B		P5		4	1	2	1	0	0	1
1 Tim Beckham, R (1, 6) OBP: 0.379, SLG: 0.584		G6-3		G5-3		K			HR	4	1	1	1	0	1	2
22 Omar Narváez, L (1, 2) OBP: 0.370, SLG: 0.545		P5			27 FC5-4 BB		BB		HR	2	1	1	1	2	0	0
27 Ryon Healy, R (1, 5) OBP: 0.277, SLG: 0.506			K		1-2f FC5-4		F9		17 PB 9 1B BB	3	0	0	0	1	1	2
9 Dee Strange-Gordon, L (1, 4) OBP: 0.321, SLG: 0.364			B5-3		P5		F8		1-2 17 PB 1B	4	0	1	0	0	0	2

	AB	33
	R	5
	H	6
	RBI	5
	BB	7
	SO	6
	LOB	18

Inning Stats																																		
	R: 0	H: 0	E: 0	LOB: 0	K: 0	BB: 0	S: 9	P: 12	R: 1	H: 1	E: 0	LOB: 0	K: 0	BB: 0	S: 9	P: 15	R: 0	H: 0	E: 0	LOB: 0	K: 2	BB: 0	S: 7	P: 11	R: 2	H: 1	E: 0	LOB: 0	K: 0	BB: 1	S: 10	P: 20
	R: 0	H: 0	E: 0	LOB: 1	K: 0	BB: 1	S: 4	P: 13	R: 0	H: 1	E: 0	LOB: 2	K: 1	BB: 1	S: 17	P: 25	R: 0	H: 0	E: 0	LOB: 1	K: 1	BB: 1	S: 11	P: 21	R: 0	H: 0	E: 0	LOB: 1	K: 0	BB: 1	S: 13	P: 22
	R: 2	H: 3	E: 0	LOB: 3	K: 2	BB: 2	S: 19	P: 34	1B: 1	SF: 0	2B: 1	SAC: 0	3B: 0	DP: 0	HR: 4	HBP: 0	WP: 0	PA: 40	PB: 1	SB: 0	CS: 0													

PITCHER		IP	WLS	BF	H	R	ER	SO	BB	IBB	HBP	BLK	WP	HR	S	P	ERA	WHIP
64 Félix Peña, R ERA: 4.15	(1, 1)	5.0		19	2	3	3	2	2	0	0	0	0	2	39	71	5.40	0.800
31 Ty Buttrey, R ERA:	(6, 1)	1.0		5	1	0	0	1	1	0	0	0	0	0	17	25	0.00	2.000
52 Dillon Peters, L ERA: 3.0	(7, 1)	1.0		4	0	0	0	1	1	0	0	0	0	0	11	21	0.00	1.000
57 Hansel Robles, R ERA: 3.86	(8, 1)	1.0		4	0	0	0	0	1	0	0	0	0	0	13	22	0.00	1.000
37 Cody Allen, R ERA: 4.91	(9, 1)	0.0	L	3	2	2	2	0	1	0	0	0	0	2	6	14	∞	∞

PITCHER		IP	WLS	BF	H	R	ER	SO	BB	IBB	HBP	BLK	WP	HR	S	P	ERA	WHIP
24 Noé Ramirez, R ERA: 1.04	(9, 1)	1.0		5	1	0	0	2	1	0	0	0	0	0	13	20	0.00	2.000

Batter	1	2	3	4	5	6	7	8	9	AB	R	H	RBI	BB	SO	LOB
6 David Fletcher, R (1, 4) OBP: 0.359, SLG: 0.424	C FF 87 B CH 79 X FC 84 1-1 1B		B FF 88 B FC 84 B FC 84 B FF 89 4-0 2 2B BB		B FF 88 C CH 80 X CH 80 1-1 ① 1B			B FF 87 C FF 87 X CH 80 1-1 27 HR 1B		3	1	3	0	1	0	0
27 Mike Trout, R (1, 8) OBP: 0.528, SLG: 0.740	C FF 88 B FC 84 C CH 81 1 SAFE F FC 85 F FC 85 F FC 84 T FF 88 1-2 ① K		C CH 80 B FF 88 X CH 80 1-1 ② L6		C CU 77 F FF 88 X FF 88 0-2 ② G1-3			B FF 87 1 SAFE F FC 84 B FF 88 X CH 80 2-1 1-H HR		4	1	1	2	0	1	2
2 Andrelton Simmons, R (1, 6) OBP: 0.263, SLG: 0.367	F FC 84 X CH 81 0-1 ② P4		X CU 76 0-0 1-3 2B		C FF 88 B FC 85 F CH 79 X FC 86 1-2 ③ G4-3			B SI 91 F SL 84 X SL 84 1-1 ① P2		4	0	1	0	0	0	1
5 Albert Pujols, R (1, 10) OBP: 0.347, SLG: 0.362 18 Brian Goodwin, L (8, PR) OBP: 0.389, SLG: 0.511 (9, 10)	X FF 88 0-0 ③ F8		B FF 88 X CH 81 1-0 ③ F9			B CU 75 C CH 79 S FC 84 C FF 87 1-3 ① K		B SL 84 C SL 84 H SL 85 2-1 41 G5-6-3 HBP		3 0	0 0	0 0	0 0	0 0	1 0	3 0
41 Justin Bour, L (1, 3) OBP: 0.333, SLG: 0.321		B FF 87 B FF 87 X FF 87 2-0 20 G5-3 1B		C CU 75 C CU 75 X CU 74 0-2 56 BB 7 SF7-2-6 20 1B 1B		B FF 87 C FF 87 F FF 87 X FF 88 1-2 ② G6-3		C SI 90 S SL 86 1 SAFE X SL 86 0-2 ②③ G5-6-3 1-2f		4	1	2	0	0	0	1
20 Jonathan Lucroy, R (1, 2) OBP: 0.323, SLG: 0.305		C CH 80 B FC 84 X CH 80 1-1 ① G5-3 1-2		B CH 80 B CH 80 C FF 88 F FC 83 X FC 85 2-2 7 SF7-2-6 56 BB 1-2 1B		C CU 76 C FF 88 X FC 85 0-2 ③ G6-3			X FF 92 0-0 ① F9	4	0	1	0	0	0	1
56 Kole Calhoun, L (1, 9) OBP: 0.275, SLG: 0.394		C CU 76 F CU 74 B FF 88 S FC 83 1-3 ② K		C FC 84 S CU 76 B FC 84 F FF 88 D CU 76 B FC 84 F CH 80 B FF 88 4-2 1-2 2-3 BB			C FF 86 S FF 87 B FF 88 X CU 75 1-2 ① F8		C FF 93 X FF 94 0-1 ② G6-3	3	0	0	0	1	1	1
25 Peter Bourjos, R (1, 7) OBP: 0.108, SLG: 0.114 44 Kevan Smith, R (9, PH) OBP: 0.318, SLG: 0.222 9 Tommy La Stella, L (9, PR) OBP: 0.328, SLG: 0.472		C CU 75 T FC 84 C FC 84 0-3 ③ K		C CH 80 B CH 80 F FC 84 S CH 80 1-3 ① K			L CH 79 X FC 84 0-1 ② P3		X FF 93 0-0 1B	3 1 0	0 0 0	0 1 0	0 0 0	0 0 0	2 0 0	4 0 0
7 Zack Cozart, R (1, 5) OBP: 0.143, SLG: 0.115			X FF 88 0-0 ① L9	X CH 80 0-0 ②③ SF7-2-6 2-3 3-H			B CU 77 C FF 87 F FC 84 C FF 88 1-3 ③ K		B FF 93 F FF 92 F CH 85 D CU 77 X FF 94 2-2 ③ L6	3	0	0	1	0	1	1
Inning Stats	R: 0 E: 0 K: 1 S: 11 H: 1 LOB: 1 BB: 0 P: 13	R: 0 E: 0 K: 2 S: 9 H: 1 LOB: 1 BB: 0 P: 13	R: 0 E: 0 K: 0 S: 5 H: 1 LOB: 2 BB: 1 P: 11	R: 1 E: 0 K: 1 S: 14 H: 2 LOB: 1 BB: 1 P: 21	R: 0 E: 0 K: 0 S: 8 H: 1 LOB: 0 BB: 0 P: 10	R: 0 E: 0 K: 1 S: 9 H: 0 LOB: 0 BB: 0 P: 11	R: 0 E: 0 K: 1 S: 8 H: 0 LOB: 0 BB: 0 P: 10	R: 2 E: 0 K: 0 S: 10 H: 2 LOB: 1 BB: 0 P: 16	R: 0 E: 0 K: 0 S: 7 H: 1 LOB: 1 BB: 0 P: 9	1B: 7 2B: 2 3B: 0 HR: 1	SF: 1 SAC: 0 DP: 2 HBP: 1	WP: 0 PB: 0 SB: 0 CS: 0	PA: 36				

PITCHER		IP	WLS	BF	H	R	ER	SO	BB	IBB	HBP	BLK	WP	HR	S	P	ERA	WHIP
7 Marco Gonzales, L ERA: 3.32	(1, 1)	7.0		29	8	3	3	6	2	0	0	0	0	1	68	96	3.86	1.429
35 Cory Gearrin, R ERA: 5.19	(8, 1)	0.1		2	0	0	0	0	0	0	1	0	0	0	3	6	0.00	0.000
59 Zac Rosscup, L ERA: 2.7	(8, 1)	0.2	W	1	0	0	0	0	0	0	0	0	0	0	3	3	0.00	0.000
55 Roenis Elías, L ERA: 2.63	(9, 1)	1.0	S	4	1	0	0	0	0	0	0	0	0	0	7	9	0.00	1.000

PITCHER	IP	WLS	BF	H	R	ER	SO	BB	IBB	HBP	BLK	WP	HR	S	P	ERA	WHIP

BOTTOM

Seattle Mariners @ Los Angeles Angels

Angel Stadium, Anaheim, CA

Fri Apr 19 2019, 7:10 PM - 10:13 PM PDT

Att. 41,021 - Partly Cloudy - 64 F

livebaseballscorecards.com

AB	32
R	3
H	9
RBI	3
BB	2
SO	6
LOB	14

Batter	1	2	3	4	5	6	7	8	9	AB	R	H	RBI	BB	SO	LOB
17 Mitch Haniger, R (1, 8) OBP: 0.312, SLG: 0.551	C SI 91 S FC 87 X SI 92 0-2 HR		C KC 78 X FC 85 0-1 ① G4-3	S FC 85 X SI 91 0-1 ③ G1-3		F SL 83 B FF 93 C FF 94 S SL 86 1-3 ③ K		B SL 87 F SL 86 F FF 95 S FF 95 1-3 ③ K		5	1	1	1	0	2	3
16 Domingo Santana, R (1, 7) OBP: 0.374, SLG: 0.515	F FC 86 S FC 86 B KC 80 S KC 80 1-3 ① K		F FC 82 B SI 91 B KC 79 C SI 91 X KC 79 2-2 ② F9		S FC 81 B SI 88 B SI 89 S FC 83 X FC 85 2-2 ① G6-3		B SI 94 B SL 84 F FF 94 X SL 86 2-1 HR		B FF 90 F FF 93 F FF 92 F CH 87 F CH 87 F SL 88 C FF 94 1-3 ① K	5	1	1	1	0	2	0
10 Edwin Encarnación, R (1, 3) OBP: 0.372, SLG: 0.500	B FC 86 S FC 86 F KC 80 B KC 80 S SI 91 2-3 ② K		B CH 82 C SI 90 X FC 85 1-1 ③ G5-3		B KC 78 B FC 85 B FC 83 C SI 89 F SI 90 F CH 84 X SI 90 3-2 HR		B FF 95 B FF 94 C SL 85 C SI 95 X SL 85 2-2 ① G5-3		B SL 87 X FF 93 1-0 ② F7	5	1	1	1	0	1	0
20 Daniel Vogelbach, L (1, 10) OBP: 0.500, SLG: 0.902 0 Mallex Smith, L (9, PR) OBP: 0.281, SLG: 0.304 (9, 10)	B KC 78 C KC 79 X FC 88 1-1 HR			C KC 80 B KC 79 C FF 90 B CH 81 B KC 79 C KC 80 3-3 ① K	C SL 82 X SL 81 0-1 ② L9		B SL 86 C SL 85 B CH 85 B FF 94 F SL 84 B FF 94 4-2 1 1B BB		C SL 86 B SL 86 B CH 87 B FC 92 B CH 85 4-1 32 S BB	3 0	1 0	1 0	1 0	2 0	1 0	0 0
32 Jay Bruce, L (1, 9) OBP: 0.279, SLG: 0.597	C CH 84 B CH 83 F KC 80 B KC 79 B SI 91 S CH 84 3-3 ③ K			S CH 83 S FF 92 B KC 80 B CH 83 X FF 91 2-2 27 BB 22 1B 9 1B 1B	B SL 82 B SL 82 B SL 80 C FF 92 X SL 82 3-1 1B		B SL 85 X FF 94 1-0 ② F9		C SL 88 D CH 87 1 SAFE S CH 86 1 SAFE D CH 87 D CH 89 2 SAFE S CH 86 3-3 ③ 1-2 K	5	1	2	0	0	2	2
1 Tim Beckham, R (1, 6) OBP: 0.374, SLG: 0.568		C FC 84 B KC 79 C SI 91 X KC 80 1-2 ① G1-3		B FC 85 B SI 90 S FC 85 F FC 85 S SI 90 2-3 ② K	B FF 91 C FF 93 S SL 82 T FF 94 1-2 ③ K		B FF 95 S SL 87 X SL 85 1-1 1-2 1B			4	0	1	0	0	2	2
22 Omar Narváez, L (1, 2) OBP: 0.377, SLG: 0.536		C SI 91 B CH 83 B CH 83 B KC 79 C KC 78 B SI 90 4-2 9 FC4-6 BB	B CH 82 C SI 91 X SI 89 1-1 27 BB 9 1B 1-2 1B		C FF 92 B FF 92 S SL 82 F FF 93 B SL 83 B SL 82 X SL 81 3-2 ① F9	C SI 94 B SL 84 B SL 87 F FF 94 F FF 94 B SL 87 T SL 86 3-2 ③ K			3	1	1	0	1	1	2
27 Ryon Healy, R (1, 5) OBP: 0.286, SLG: 0.494		C SI 91 B FC 85 C KC 79 B KC 80 X CH 84 2-2 ② F7	F KC 79 B SI 90 B SI 91 S FC 86 B KC 81 F FC 86 B SI 90 4-2 9 1B 1-2 2-3 BB		B SL 82 B SL 81 C FF 92 B FF 93 C FF 93 B FF 93 4-2 9 WP BB		B SL 86 B SL 87 X FF 92 2-0 ① G5-3		2	0	0	0	2	0	1
9 Dee Strange-Gordon, L (1, 4) OBP: 0.318, SLG: 0.358		C SI 91 F FF 91 D KC 81 F KC 80 F FF 91 1 SAFE X CH 84 1-2 ③ FC4-6 1-2f	C FF 91 F FC 89 X KC 81 0-2 1-2 2-H 3-H 1B		F FF 93 C FF 94 B SL 83 B SL 84 S FF 93 2-3 ② K 1-2		X FF 92 0-0 ② F7		4	0	1	2	0	1	2
Inning Stats	R: 2 E: 0 K: 3 S: 14 H: 2 LOB: 0 BB: 0 P: 21	R: 0 E: 0 K: 0 S: 13 H: 0 LOB: 1 BB: 1 P: 21	R: 0 E: 0 K: 0 S: 7 H: 0 LOB: 0 BB: 0 P: 10	R: 2 E: 0 K: 2 S: 19 H: 3 LOB: 2 BB: 1 P: 31	R: 1 E: 0 K: 1 S: 14 H: 2 LOB: 1 BB: 0 P: 23	R: 0 E: 0 K: 2 S: 12 H: 0 LOB: 1 BB: 1 P: 22	R: 1 E: 0 K: 1 S: 14 H: 2 LOB: 2 BB: 1 P: 27	R: 0 E: 0 K: 1 S: 5 H: 0 LOB: 0 BB: 0 P: 8	R: 0 E: 0 K: 2 S: 11 H: 0 LOB: 2 BB: 1 P: 20	1B: 5 2B: 0 3B: 0 HR: 4 SF: 0 SAC: 0 DP: 0 HBP: 0						

TOP

Seattle Mariners @ Los Angeles Angels

Angel Stadium, Anaheim, CA

Sat Apr 20 2019, 6:08 PM - 9:48 PM PDT

Att. 41,147 - Partly Cloudy - 63 F

livebaseballscorecards.com

AB	36
R	6
H	9
RBI	6
BB	5
SO	12
LOB	12

WP: 1 PA: 41
PB: 0
SB: 1
CS: 0

PITCHER		IP	WLS	BF	H	R	ER	SO	BB	IBB	HBP	BLK	WP	HR	S	P	ERA	WHIP
53 Trevor Cahill, R ERA: 5.47	(1, 1)	4.1	L	21	6	5	5	5	2	0	0	0	0	3	60	95	10.38	1.846
32 Cam Bedrosian, R ERA: 4.5	(5, 1)	1.2		7	1	0	0	3	1	0	0	0	1	0	19	33	0.00	1.200
39 Luke Bard, R ERA: 5.4	(7, 1)	1.0		6	2	1	1	1	1	0	0	0	0	1	14	27	9.00	3.000
67 Taylor Cole, R ERA:	(8, 1)	2.0		7	0	0	0	3	1	0	0	0	0	0	16	28	0.00	0.500

PITCHER	IP	WLS	BF	H	R	ER	SO	BB	IBB	HBP	BLK	WP	HR	S	P	ERA	WHIP

BOTTOM

Seattle Mariners @ Los Angeles Angels

Angel Stadium, Anaheim, CA

Sat Apr 20 2019, 6:08 PM - 9:48 PM PDT

Att. 41,147 - Partly Cloudy - 63 F

livebaseballscorecards.com

Batter	1	2	3	4	5	6	7	8	9	AB	R	H	RBI	BB	SO	LOB
6 David Fletcher, R (1, 4) OBP: 0.353, SLG: 0.413 9 Tommy La Stella, L (8, PH) OBP: 0.323, SLG: 0.463 (9, 4)	C FF 93 C FF 94 X CU 75 0-2 G5-3		B FF 91 C FF 93 F CU 75 B SL 86 X CU 75 2-2 G6-3	1 SAFE B CU 76 F FF 92 X FF 92 1-1 1-2 1B		B SL 90 X SL 89 1-0 G4-3		F SI 92 C SI 91 B CH 85 B SI 92 X SI 92 2-2 G4-6-3 1-2f		4 1	0 0	1 0	0 0	0 0	0 0	0 1
27 Mike Trout, R (1, 8) OBP: 0.506, SLG: 0.685	B FF 95 B FF 94 B FF 95 C FF 91 B SL 88 4-1 2 1B BB		T FF 96 F FF 95 C FF 96 0-3 K	X FF 95 0-0 G6-3		C SL 89 B FF 97 F SL 92 T FF 98 1-2 K		C SL 84 B SI 90 F SL 84 S SI 90 1-3 K		4	0	0	0	1	3	2
2 Andrelton Simmons, R (1, 6) OBP: 0.282, SLG: 0.393	C FF 93 F FF 93 X SL 87 0-2 1-2 1B		B FF 94 X FF 93 1-0 5 2B 1B		C SL 85 X SL 88 0-1 20 1B 2B		X SL 88 0-0 P4		B SL 85 B SL 85 X FF 92 2-0 G4-3	5	2	3	0	0	0	0
5 Albert Pujols, R (1, 3) OBP: 0.351, SLG: 0.429	C FF 75 F FF 94 F FF 92 X SL 86 0-2 F7		C CU 76 B FF 92 B CU 76 F FF 94 F SL 84 1 SAFE F SL 86 F FF 94 F CU 75 2-2 F FF 94 X CU 75 1-H 2B		B FF 93 S FF 92 F FF 92 X FF 96 1-2 P3		B SL 89 C SL 90 F FF 96 X FF 97 1-2 P3		C FF 93 B SL 85 X FF 94 1-1 HR	5	1	2	2	0	0	3
20 Jonathan Lucroy, R (1, 2) OBP: 0.328, SLG: 0.328	B FF 93 B CU 76 C FF 93 F SL 85 F CU 76 X FF 95 2-2 G1-3		X FF 93 0-0 F9		C CU 75 X FF 93 0-1 2-H 1B		C SL 88 T FF 97 B FF 98 X FF 97 1-2 44 E 2B		B SL 87 B SL 86 B SL 86 C FF 92 X FF 93 3-1 F9	5	0	2	1	0	0	3
44 Kevan Smith, R (1, 10) OBP: 0.346, SLG: 0.286 41 Justin Bour, L (9, PH) OBP: 0.328, SLG: 0.315		B FF 92 C CU 74 C CU 75 F SL 85 B FF 95 F SL 85 C FF 94 2-3 K	B FF 93 X FF 93 1-0 18 1B 7 SF8 2B		B CU 77 B CU 75 C FF 94 B SL 86 B FF 91 4-1 18 3B BB		B SL 90 X FF 97 1-0 E6 18 BB 2-3		B SL 85 C SL 86 B SL 86 C SL 86 F SL 87 B FF 93 F SL 85 C FF 93 3-3 K	3 1	2 0	1 0	0 0	1 0	1 1	1 0
18 Brian Goodwin, L (1, 9) OBP: 0.414, SLG: 0.560		B FF 94 C FF 94 B CU 76 X FF 93 2-1 G6-3	B CU 73 C CU 73 X FF 94 1-1 6 1B 2-3 1B		C CU 76 B FF 93 B CU 73 X FF 94 2-1 1-H 3B		D SL 86 B SL 85 B SL 83 C SL 85 D SL 83 4-1 1-2 BB			3	0	2	1	1	0	0
25 Peter Bourjos, R (1, 7) OBP: 0.122, SLG: 0.128		F FF 94 B CH 86 X CU 77 1-1 1B	C FF 93 B FF 92 X CU 73 1-1 P3		D CU 78 B CU 78 B FF 95 C FF 94 S FF 96 X FF 96 3-2 G6-3		C FF 92 B SL 86 B SI 93 C SI 93 S SL 86 2-3 K			4	0	1	0	0	1	6
7 Zack Cozart, R (1, 5) OBP: 0.150, SLG: 0.127		B FF 90 1 SAFE F FF 92 C FF 93 S CU 76 1-3 K	C FF 94 X FF 94 0-1 SF8 3-H			C SL 90 B SL 90 S SL 89 F SL 90 F SL 90 S FF 98 1-3 K		C FF 89 B SL 83 B SL 84 B SI 90 X SI 90 3-1 9 G4-6-3 1B		3	0	1	1	0	2	1
Inning Stats	R: 0 E: 0 K: 0 S: 15 H: 1 LOB: 2 BB: 1 P: 21	R: 0 E: 0 K: 2 S: 12 H: 1 LOB: 1 BB: 0 P: 18	R: 1 E: 0 K: 1 S: 16 H: 2 LOB: 1 BB: 0 P: 21	R: 1 E: 0 K: 0 S: 10 H: 3 LOB: 2 BB: 0 P: 14	R: 2 E: 0 K: 0 S: 13 H: 3 LOB: 1 BB: 1 P: 23	R: 0 E: 0 K: 2 S: 9 H: 0 LOB: 0 BB: 0 P: 12	R: 0 E: 1 K: 1 S: 12 H: 1 LOB: 3 BB: 1 P: 21	R: 0 E: 0 K: 1 S: 8 H: 1 LOB: 0 BB: 0 P: 14	R: 1 E: 0 K: 1 S: 10 H: 1 LOB: 0 BB: 0 P: 19	1B: 7 2B: 4 3B: 1 HR: 1 SF: 1 SAC: 0 DP: 1 HBP: 0						

	AB	R	H	RBI	BB	SO	LOB
	38	5	13	5	3	8	17

WP: 0 PA: 42
PB: 0
SB: 0
CS: 0

PITCHER		IP	WLS	BF	H	R	ER	SO	BB	IBB	HBP	BLK	WP	HR	S	P	ERA	WHIP
18 Yusei Kikuchi, L ERA: 4.68	(1, 1)	5.0	W	26	10	4	4	3	2	0	0	0	0	0	66	97	7.20	2.400
54 Connor Sadzeck, R ERA: 1.13	(6, 1)	1.2	H	7	1	0	0	2	0	0	0	0	0	0	17	23	0.00	0.600
59 Zac Rosscup, L ERA: 2.57	(7, 1)	0.1	H	2	0	0	0	1	1	0	0	0	0	0	4	10	0.00	3.000
35 Cory Gearrin, R ERA: 4.66	(8, 1)	1.0	H	3	1	0	0	1	0	0	0	0	0	0	8	14	0.00	1.000
30 Anthony Swarzak, R ERA: 2.45	(9, 1)	1.0	S	4	1	1	1	1	0	0	0	0	0	1	10	19	9.00	1.000

PITCHER	IP	WLS	BF	H	R	ER	SO	BB	IBB	HBP	BLK	WP	HR	S	P	ERA	WHIP

Seattle Mariners @ Los Angeles Angels

Angel Stadium, Anaheim, CA

Sun Apr 21 2019, 1:13 PM - 4:01 PM PDT

Att. 34,155 - Cloudy - 68 F

livebaseballscorecards.com

TOP

Batter	1	2	3	4	5	6	7	8	9	AB	R	H	RBI	BB	SO	LOB
17 Mitch Haniger, R (1, 9) OBP: 0.316, SLG: 0.583	B FF 94 C CH 92 B FF 96 S FF 95 F FF 96 B FF 95 F FF 96 C FF 96 3-3 ① K		B SL 82 F CH 85 F SL 81 F SL 83 B FF 91 X SL 83 2-2 16 1B 2B			B CH 82 B SL 83 F SL 82 F FF 92 F SI 92 X SL 84 2-2 ① G5-3		C CU 77 B FF 90 B CU 79 C CU 79 F CU 80 B CU 79 C CU 80 3-3 ① K	B FF 92 C FF 92 S KC 84 D KC 85 F FF 93 B KC 84 X FF 92 3-2 1-H HR	5	2	2	2	0	2	0
16 Domingo Santana, R (1, 7) OBP: 0.384, SLG: 0.515	S SL 88 X SL 88 0-1 ② G5-3		X FF 91 0-0 2-H 1B			B SL 84 B SL 83 B FF 92 C SL 82 F SL 81 X SL 83 3-2 ② 1B		C FF 90 X CU 80 0-1 ② F7	B KC 84 B FF 93 C FF 93 B FF 92 B FF 92 4-1 BB	4	0	2	1	1	0	0
10 Edwin Encarnación, R (1, 3) OBP: 0.354, SLG: 0.470	C FF 96 B CH 90 X SL 86 1-1 ③ L6		F SL 82 B SL 82 F SL 81 S FF 92 1-3 ③ K			B FF 92 C SI 92 B CH 86 X SL 83 2-1 ③ L5		C CH 85 F CH 85 S CU 79 0-3 ③ K	B SL 82 B SI 95 X SL 85 2-0 ③ P3	5	0	0	0	0	2	2
20 Daniel Vogelbach, L (1, 10) OBP: 0.472, SLG: 0.836		C SL 80 C SL 81 B FF 91 B SL 82 S SL 81 2-3 ① K	B SL 80 B SI 90 X SL 83 2-0 ① P5				C SL 81 B FF 96 B FF 96 B FF 95 X CH 86 3-1 ① G6-3		C FF 89 C CU 78 F FF 89 B CH 85 X FF 89 1-2 ① G6-3	4	0	0	0	0	1	0
27 Ryon Healy, R (1, 5) OBP: 0.304, SLG: 0.511		H SI 91 1-0 2 2B HBP	C FF 91 B FF 92 B CH 84 B SL 84 X SL 83 3-1 ② L7				C FF 97 F FF 96 X FF 95 0-2 9 2B 1B		T FF 90 B CU 79 X CU 78 1-1 2 HR 2B	3	1	2	0	0	0	0
2 Tom Murphy, R (1, 2) OBP: 0.500, SLG: 0.857		B FF 89 S FF 90 1 SAFE B FF 90 S SL 80 X SL 81 2-2 9 L9-3-6 1-3 2B	C FF 92 B FF 92 B FF 93 X SL 83 2-1 ③ P3				C SL 83 B FF 97 X SL 83 1-1 ② P4		B CU 79 C CH 85 X FF 89 1-1 2-H HR	4	1	2	2	0	0	1
9 Dee Strange-Gordon, L (1, 4) OBP: 0.326, SLG: 0.412		X SL 81 0-0 ② ③ L9-3-6 2-3			C FF 89 C FF 90 X FF 91 0-2 ① L8		B FF 96 X SL 83 1-0 1-3 2B		X FF 89 0-0 HR	4	1	2	1	0	0	2
25 Dylan Moore, R (1, 6) 32 Jay Bruce, L (7, PH) 1 Tim Beckham, R (7, PR) (7, 6) OBP: 0.258, SLG: 0.259 OBP: 0.287, SLG: 0.597 OBP: 0.370, SLG: 0.561			F FF 89 F FF 89 B SL 79 X SL 83 1-2 ① G5-3		C SL 81 S FF 91 X SI 91 0-2 ② F8		B CH 87 B SL 83 B CH 88 B FF 96 4-0 0 FC6 BB		S CU 79 B CU 79 B CH 84 F CU 78 S FF 88 2-3 ② K	2 0 1	0 0 0	0 0 0	0 0 0	0 1 0	0 0 1	0 0 0
0 Mallex Smith, L (1, 8) OBP: 0.280, SLG: 0.293			C SI 90 B SL 81 S CH 83 B SL 81 F SL 81 S SL 81 2-3 ② K		S CH 84 F SI 91 B SL 80 X CH 86 1-2 ③ G4-3		B CH 88 B SI 95 B FF 98 C FF 96 X FF 95 3-1 ③ FC6 1-2f		F CH 83 B CU 79 B CH 84 B CU 78 B FF 88 4-1 17 WP 17 DI 17 HR BB	3	1	0	0	1	1	3

Inning Stats																								
	R: 0	H: 0	R: 0	H: 1	R: 1	H: 2	R: 0	H: 0	R: 0	H: 0	R: 0	H: 1	R: 0	H: 2	R: 0	H: 0	R: 5	H: 4	1B: 3	SF: 0	WP: 1	PA: 39
	E: 0	LOB: 0	E: 0	LOB: 1	E: 0	LOB: 1	E: 0	LOB: 0	E: 0	LOB: 0	E: 0	LOB: 0	E: 0	LOB: 3	E: 0	LOB: 0	E: 0	LOB: 1	2B: 5	SAC: 0	PB: 0	
	K: 1	BB: 0	K: 1	BB: 0	K: 2	BB: 0	K: 0	BB: 0	K: 0	BB: 0	K: 0	BB: 0	K: 0	BB: 1	K: 2	BB: 0	K: 1	BB: 2	3B: 0	DP: 1	SB: 0	
	S: 9	P: 13	S: 7	P: 12	S: 15	P: 21	S: 5	P: 12	S: 9	P: 10	S: 9	P: 16	S: 10	P: 22	S: 9	P: 12	S: 19	P: 37	HR: 3	HBP: 1	CS: 0	

PITCHER		IP	WLS	BF	H	R	ER	SO	BB	IBB	HBP	BLK	WP	HR	S	P	ERA	WHIP
57 Hansel Robles, R ERA: 3.48	(1, 1)	1.0		3	0	0	0	1	0	0	0	0	0	0	9	13	0.00	0.000
51 Jaime Barria, R ERA: 4.26	(2, 1)	5.0	W	18	4	1	1	3	0	0	1	0	0	0	45	71	1.80	0.800
31 Ty Buttrey, R ERA:	(7, 1)	1.0	H	6	2	0	0	0	1	0	0	0	0	0	10	22	0.00	3.000
24 Noé Ramirez, R ERA: 4.35	(8, 1)	1.2		9	3	4	4	3	1	0	0	0	0	2	22	34	21.60	2.400
37 Cody Allen, R ERA: 6.14	(9, 1)	0.0		2	1	1	1	0	1	0	0	0	1	1	5	12	∞	∞

PITCHER		IP	WLS	BF	H	R	ER	SO	BB	IBB	HBP	BLK	WP	HR	S	P	ERA	WHIP
40 Luis García, R ERA: 0.96	(9, 1)	0.1	S	1	0	0	0	0	0	0	0	0	0	0	1	3	0.00	0.000

AB	35
R	6
H	10
RBI	6
BB	3
SO	7
LOB	8

Batter	1	2	3	4	5	6	7	8	9	AB	R	H	RBI	BB	SO	LOB
56 Kole Calhoun, L (1, 9) OBP: 0.271, SLG: 0.395	C KC 75 S SI 86 B CH 83 F FC 86 C SI 90 1-3 ① K	C CH 82 B FC 84 X SI 87 1-1 ① F8	F KC 78 B SI 90 F CH 85 B FC 89 S SL 82 2-3 ② K	B FF 93 B FF 92 C FF 92 C FC 89 D SL 82 X FF 93 3-2 ① G4-3 1-2	B FF 95 B FF 95 F SI 95 X SL 86 2-1 2-H 2B	5	0	1	1	0	2	1
27 Mike Trout, R (1, 8) OBP: 0.524, SLG: 0.719 25 Peter Bourjos, R (8, PR) OBP: 0.122, SLG: 0.128 (9, 8)	F SI 88 B SI 88 B SI 87 B FC 86 X FC 86 3-1 41 G3 2B	X SI 88 0-0 41 G4-3 2B	C FF 91 B CH 85 X FF 90 1-1 ③ F9		B SL 88 B SL 86 C SL 86 B FF 95 B SL 86 0-0 41 1B 2 2B IBB 4-1 41 G6-3 BB	3	1	2	0	2	0	0
						0	0	0	0	0	0	0
41 Justin Bour, L (1, 3) OBP: 0.319, SLG: 0.305	C SI 88 X CH 83 0-1 ② G3 2-3	C KC 78 X CH 84 0-1 ② G4-3 2-3		C SI 88 C FC 86 B CH 84 C KC 82 1-3 ① K	S FF 93 B FF 92 F SL 82 B FF 93 X SL 80 2-2 2 2B 1-2 2-H 1B	X SI 95 0-0 ②③ G6-3 1-2f	5	0	1	1	0	1	4
2 Andrelton Simmons, R (1, 6) OBP: 0.281, SLG: 0.398	F FC 87 X CH 85 0-1 ③ G4-3	X FF 91 0-0 ③ G6-3		B SL 80 X CH 85 1-0 ② F9	S FF 94 D FC 88 S FF 94 X FF 93 1-2 1-3 2-H 2B		4	0	1	1	0	0	2
18 Brian Goodwin, L (1, 7) OBP: 0.435, SLG: 0.615		B SI 86 B FF 87 B FF 89 B FF 87 4-0 44 HR BB	B SI 89 B FC 86 F SI 88 B CH 84 F FC 86 B CH 85 4-2 44 G6-4-3 BB	B KC 79 X CH 84 1-0 HR	S FF 92 C SL 82 B FF 94 F FF 92 X FF 93 1-2 ② F9		2	2	1	1	2	0	2
44 Kevan Smith, R (1, 2) OBP: 0.367, SLG: 0.440		C FC 87 X FF 91 0-1 1-H HR	B FF 89 1 SAFE B FC 87 C SI 88 C SL 82 F KC 81 1 SAFE X FF 89 2-2 ①② G6-4-3 1-2f	C SI 88 X SI 88 0-1 9 HBP 1B	C FF 93 X FF 93 0-1 ③ L8		4	1	2	2	0	0	3
9 Tommy La Stella, L (1, 10) OBP: 0.348, SLG: 0.579		C SI 88 C FC 87 X SI 86 0-2 ① G5-3	X SI 90 0-0 HR	C FC 84 B KC 80 F FF 88 H KC 79 2-2 1-2 HBP	X FF 94 0-0 HR		3	2	2	2	0	0	0
7 Zack Cozart, R (1, 5) OBP: 0.141, SLG: 0.119		X SI 86 0-0 ② F9	B SI 89 B KC 79 S SI 88 B FC 85 X SI 88 3-1 ③ F8	C SL 79 C FF 89 S KC 79 0-3 ③ K	F FF 95 C FF 95 C SL 87 0-3 ① K		4	0	0	0	0	2	2
6 David Fletcher, R (1, 4) OBP: 0.347, SLG: 0.403		C SI 86 B KC 80 B KC 80 F SI 87 X FC 86 2-2 ③ G6-3	C KC 78 X KC 78 0-1 ① F9	B FF 92 C FF 92 B SL 82 B FF 93 C FF 91 F FF 92 X FF 92 3-2 56 G4-3 41 1B 1B	C FF 96 C SL 86 S SL 86 0-3 K 56 2B		4	2	1	0	0	1	0
Inning Stats	R: 0 H: 1 E: 0 LOB: 1 K: 1 BB: 0 S: 10 P: 14	R: 2 H: 1 E: 0 LOB: 0 K: 0 BB: 1 S: 9 P: 15	R: 0 H: 1 E: 0 LOB: 1 K: 0 BB: 0 S: 6 P: 7	R: 1 H: 1 E: 0 LOB: 0 K: 0 BB: 1 S: 9 P: 18	R: 0 H: 0 E: 0 LOB: 0 K: 1 BB: 0 S: 7 P: 10	R: 1 H: 2 E: 0 LOB: 2 K: 2 BB: 0 S: 12 P: 17	R: 2 H: 3 E: 0 LOB: 2 K: 0 BB: 1 S: 19 P: 29	R: 2 H: 2 E: 1 LOB: 2 K: 2 BB: 1 S: 11 P: 17		1B: 3 SF: 0 2B: 4 SAC: 0 3B: 0 DP: 2 HR: 4 HBP: 1				WP: 0 PA: 39 PB: 1 SB: 0 CS: 0		

PITCHER	IP	WLS	BF	H	R	ER	SO	BB	IBB	HBP	BLK	WP	HR	S	P	ERA	WHIP
8 Mike Leake, R (1, 1) ERA: 4.3	6.0	L	26	6	4	4	4	2	0	1	0	0	3	53	81	6.00	1.333
37 Shawn Armstrong, R (7, 1) ERA: 14.73	1.0		7	3	2	2	0	0	1	0	0	0	0	19	29	18.00	3.000
56 R.J. Alaniz, R (8, 1) ERA: 20.25	1.0		6	2	2	1	2	1	0	0	0	0	1	11	17	9.00	3.000

PITCHER	IP	WLS	BF	H	R	ER	SO	BB	IBB	HBP	BLK	WP	HR	S	P	ERA	WHIP

BOTTOM

Seattle Mariners @ Los Angeles Angels

Angel Stadium, Anaheim, CA

Sun Apr 21 2019, 1:13 PM - 4:01 PM PDT

Att. 34,155 - Cloudy - 68 F

livebaseballscorecards.com

AB	34
R	8
H	11
RBI	8
BB	4
SO	6
LOB	14

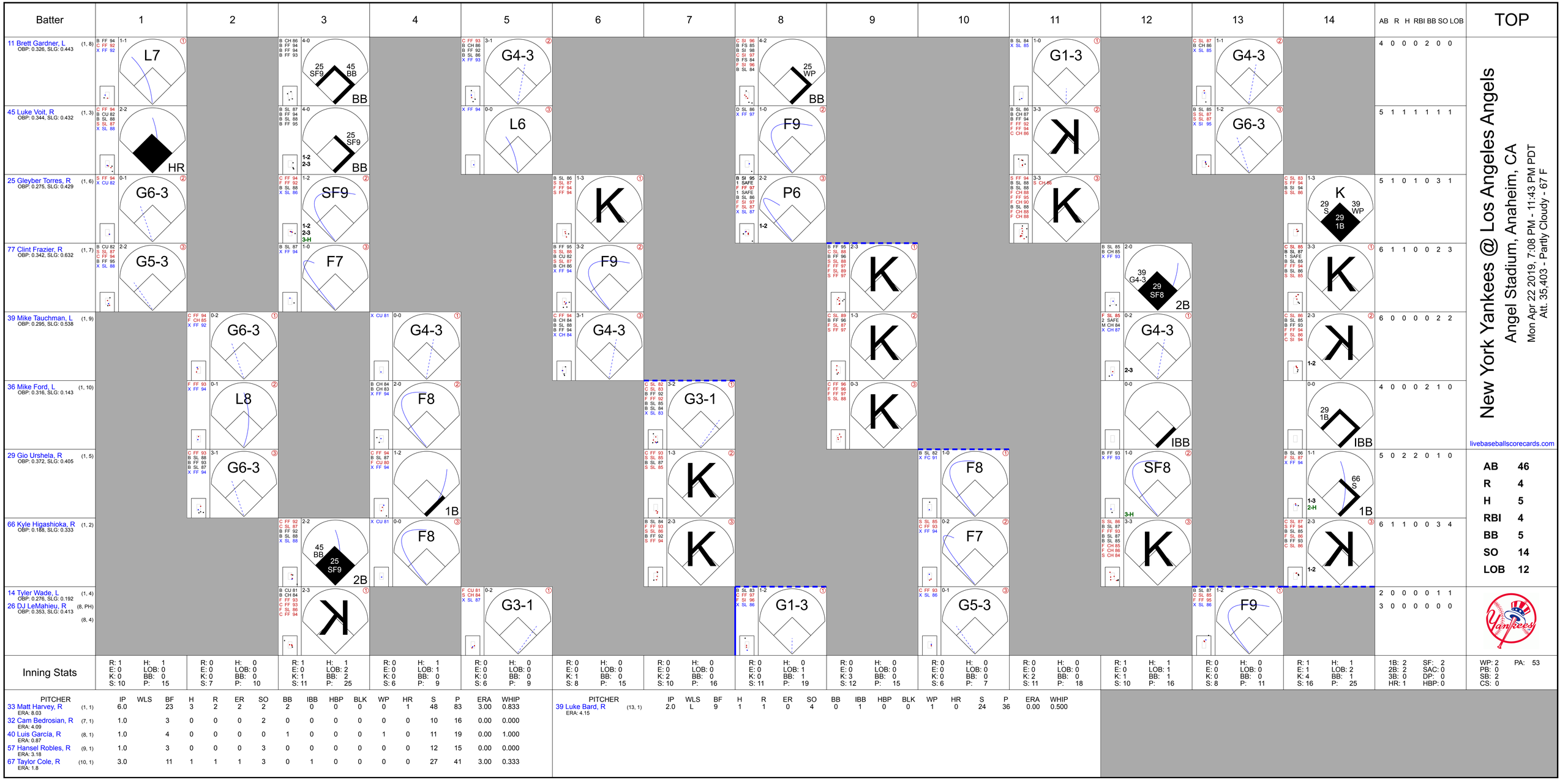
Batter
1
2
3
4
5
6
7
8
9
10
11
12
13
14
AB R H RBI BB SO LOB
TOP
11 Brett Gardner, L (1, 8) OBP: 0.326, SLG: 0.443
4 0 0 0 2 0 0
L7
HR
45 Luke Voit, R (1, 9) OBP: 0.344, SLG: 0.432
5 1 1 1 1 1 1
G6-3
25 Gleyber Torres, R (1, 6) OBP: 0.275, SLG: 0.429
5 1 0 1 0 3 1
G5-3
77 Clint Frazier, R (1, 7) OBP: 0.342, SLG: 0.632
6 1 1 0 0 2 3
G6-3
39 Mike Tauchman, L (1, 9) OBP: 0.295, SLG: 0.538
6 0 0 0 0 2 2
L8
36 Mike Ford, L (1, 10) OBP: 0.316, SLG: 0.143
4 0 0 0 2 1 0
G6-3
29 Gio Urshela, R (1, 5) OBP: 0.372, SLG: 0.405
5 0 2 2 0 1 0
F8
66 Kyle Higashioka, R (1, 2) OBP: 0.188, SLG: 0.333
6 1 1 0 0 3 4
G3-1
14 Tyler Wade, L (1, 4) OBP: 0.276, SLG: 0.192
2 0 0 0 0 1 1
26 DJ LeMahieu, R (8, PH) (8, 4) OBP: 0.353, SLG: 0.413
3 0 0 0 0 0 0
G1-3
F9
New York Yankees @ Los Angeles Angels
Angel Stadium, Anaheim, CA
Mon Apr 22 2019, 7:08 PM - 11:43 PM PDT
Att. 35,403 - Partly Cloudy - 67 F
livebaseballscorecards.com
AB 46
R 4
H 5
RBI 4
BB 5
SO 14
LOB 12
Inning Stats
R: 1 H: 1 E: 0 LOB: 0 K: 0 BB: 0 S: 10 P: 15
R: 0 H: 0 E: 0 LOB: 0 K: 0 BB: 0 S: 7 P: 10
R: 1 H: 1 E: 0 LOB: 2 K: 1 BB: 2 S: 11 P: 25
R: 0 H: 1 E: 0 LOB: 1 K: 0 BB: 0 S: 6 P: 9
R: 0 H: 0 E: 0 LOB: 0 K: 0 BB: 0 S: 6 P: 9
R: 0 H: 0 E: 0 LOB: 0 K: 1 BB: 0 S: 8 P: 15
R: 0 H: 0 E: 0 LOB: 0 K: 2 BB: 0 S: 10 P: 16
R: 0 H: 0 E: 0 LOB: 1 K: 0 BB: 1 S: 11 P: 19
R: 0 H: 0 E: 0 LOB: 0 K: 3 BB: 0 S: 12 P: 15
R: 0 H: 0 E: 0 LOB: 0 K: 0 BB: 0 S: 6 P: 7
R: 0 H: 0 E: 0 LOB: 0 K: 2 BB: 0 S: 11 P: 18
R: 1 H: 1 E: 0 LOB: 1 K: 1 BB: 1 S: 10 P: 16
R: 0 H: 0 E: 0 LOB: 0 K: 0 BB: 0 S: 8 P: 11
R: 1 H: 1 E: 1 LOB: 2 K: 4 BB: 1 S: 16 P: 25
1B: 2 SF: 2 2B: 2 SAC: 0 3B: 0 DP: 0 HR: 1 HBP: 0
WP: 2 PA: 53 PB: 0 SB: 2 CS: 0
PITCHER IP WLS BF H R ER SO BB IBB HBP BLK WP HR S P ERA WHIP
33 Matt Harvey, R (1, 1) ERA: 8.03 6.0 23 3 2 2 2 2 0 0 0 0 1 48 83 3.00 0.833
32 Cam Bedrosian, R (7, 1) ERA: 4.09 1.0 3 0 0 0 2 0 0 0 0 0 0 10 16 0.00 0.000
40 Luis Garcia, R (8, 1) ERA: 0.87 1.0 4 0 0 0 1 0 0 0 0 1 0 11 19 0.00 1.000
57 Hansel Robles, R (9, 1) ERA: 3.18 1.0 3 0 0 0 3 0 0 0 0 0 0 12 15 0.00 0.000
67 Taylor Cole, R (10, 1) ERA: 1.8 3.0 11 1 1 1 3 0 1 0 0 0 0 27 41 3.00 0.333
PITCHER IP WLS BF H R ER SO BB IBB HBP BLK WP HR S P ERA WHIP
39 Luke Bard, R (13, 1) ERA: 4.15 2.0 L 9 1 1 0 4 0 1 0 0 1 0 24 36 0.00 0.500

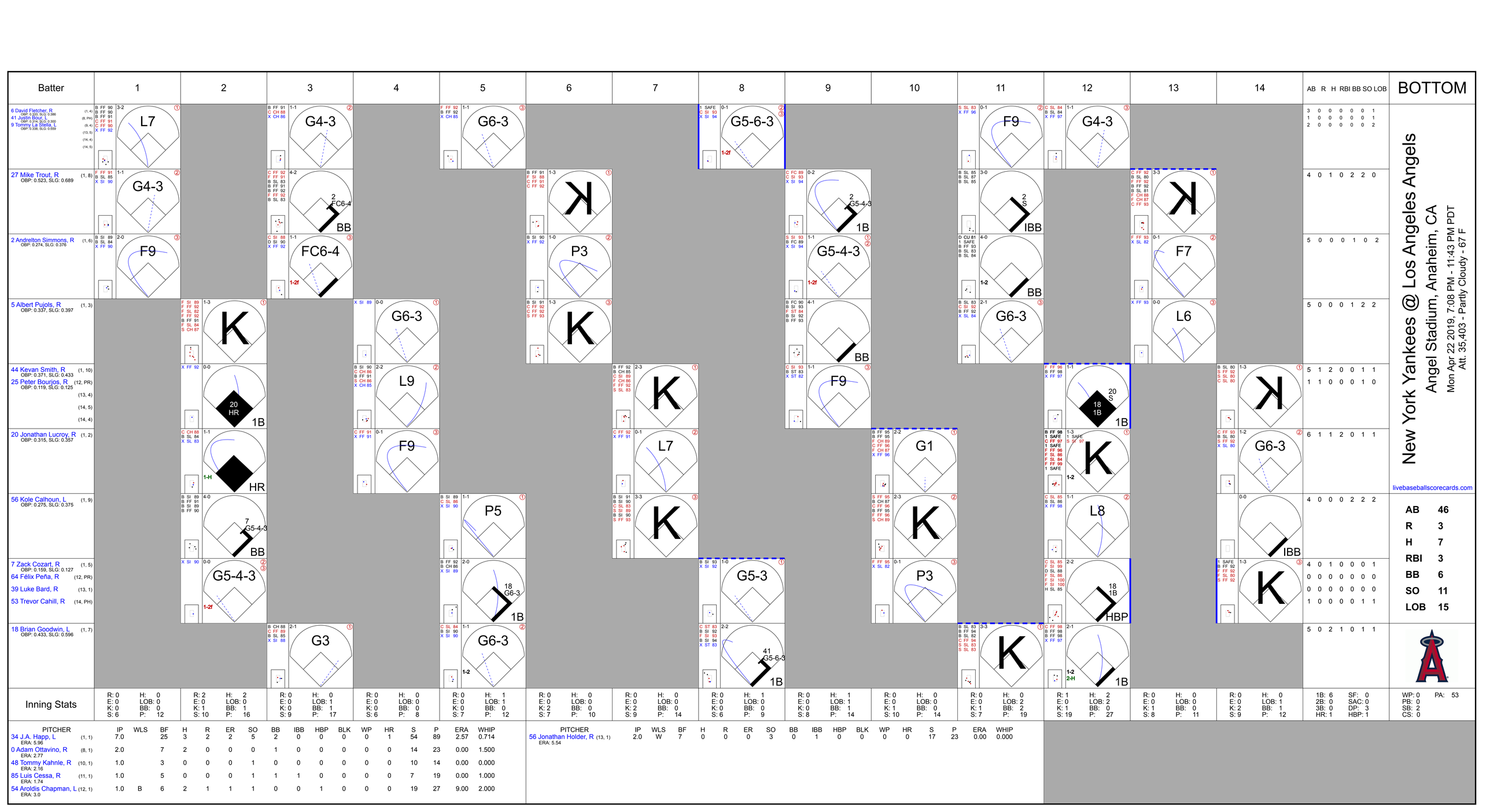
Batter
1
2
3
4
5
6
7
8
9
10
11
12
13
14
AB R H RBI BB SO LOB
BOTTOM
6 David Fletcher, R (1, 4) OBP: 0.353, SLG: 0.386
41 Justin Bour (8, PH) OBP: 0.304, SLG: 0.300
9 Tommy La Stella, L (9, 4) OBP: 0.338, SLG: 0.569
(13, 5)
(14, 4)
(14, 5)
3 0 0 0 0 0 1
1 0 0 0 0 0 1
2 0 0 0 0 0 2
27 Mike Trout, R (1, 8) OBP: 0.523, SLG: 0.689
4 0 1 0 2 2 0
2 Andrelton Simmons, R (1, 6) OBP: 0.274, SLG: 0.376
5 0 0 0 1 0 2
5 Albert Pujols, R (1, 3) OBP: 0.337, SLG: 0.397
5 0 0 0 1 2 2
44 Kevan Smith, R (1, 10) OBP: 0.371, SLG: 0.433
25 Peter Bourjos, R (12, PR) OBP: 0.119, SLG: 0.125
(13, 4)
(14, 5)
(14, 4)
5 1 2 0 0 1 1
1 1 0 0 0 0 1 0
20 Jonathan Lucroy, R (1, 2) OBP: 0.315, SLG: 0.357
6 1 1 2 0 1 1
56 Kole Calhoun, L (1, 9) OBP: 0.275, SLG: 0.375
4 0 0 0 2 2 2
7 Zack Cozart, R (1, 5) OBP: 0.159, SLG: 0.127
64 Félix Peña, R (12, PR)
39 Luke Bard, R (13, 1)
53 Trevor Cahill, R (14, PH)
4 0 1 0 0 0 1
0 0 0 0 0 0 0 0
0 0 0 0 0 0 0 0
1 0 0 0 0 1 1
18 Brian Goodwin, L (1, 7) OBP: 0.433, SLG: 0.596
5 0 2 1 0 1 1
New York Yankees @ Los Angeles Angels
Angel Stadium, Anaheim, CA
Mon Apr 22 2019, 7:08 PM - 11:43 PM PDT
Att. 35,403 - Partly Cloudy - 67 F
livebaseballscorecards.com
AB 46
R 3
H 7
RBI 3
BB 6
SO 11
LOB 15
Inning Stats
R: 0 E: 0 K: 0 S: 6
H: 0 LOB: 0 BB: 0 P: 12
R: 2 E: 0 K: 1 S: 10
H: 2 LOB: 0 BB: 1 P: 16
R: 0 E: 0 K: 0 S: 9
H: 0 LOB: 1 BB: 1 P: 17
R: 0 E: 0 K: 0 S: 6
H: 0 LOB: 0 BB: 0 P: 8
R: 0 E: 0 K: 0 S: 7
H: 1 LOB: 0 BB: 0 P: 12
R: 0 E: 0 K: 2 S: 7
H: 0 LOB: 0 BB: 0 P: 10
R: 0 E: 0 K: 2 S: 9
H: 0 LOB: 0 BB: 0 P: 14
R: 0 E: 0 K: 0 S: 6
H: 1 LOB: 0 BB: 0 P: 9
R: 0 E: 0 K: 0 S: 8
H: 1 LOB: 1 BB: 1 P: 14
R: 0 E: 0 K: 1 S: 10
H: 0 LOB: 0 BB: 0 P: 14
R: 0 E: 0 K: 1 S: 7
H: 0 LOB: 2 BB: 2 P: 19
R: 1 E: 0 K: 1 S: 19
H: 2 LOB: 2 BB: 0 P: 27
R: 0 E: 0 K: 1 S: 8
H: 0 LOB: 0 BB: 0 P: 11
R: 0 E: 0 K: 2 S: 9
H: 0 LOB: 1 BB: 1 P: 12
1B: 6 2B: 0 3B: 0 HR: 1
SF: 0 SAC: 0 DP: 3 HBP: 1
PA: 53
WP: 0 PB: 0 SB: 2 CS: 0
PITCHER IP WLS BF H R ER SO BB IBB HBP BLK WP HR S P ERA WHIP
34 J A. Happ, L (1, 1) ERA: 5.96 7.0 25 3 2 2 5 2 0 0 0 0 1 54 89 2.57 0.714
0 Adam Ottavino, R (8, 1) ERA: 2.77 2.0 7 2 0 0 0 1 0 0 0 0 0 14 23 0.00 1.500
48 Tommy Kahnle, R (10, 1) ERA: 2.16 1.0 3 0 0 0 1 0 0 0 0 0 0 10 14 0.00 0.000
85 Luis Cessa, R (11, 1) ERA: 1.74 1.0 5 0 0 0 1 1 1 0 0 0 0 7 19 0.00 1.000
54 Aroldis Chapman, L (12, 1) ERA: 3.0 1.0 B 6 2 1 1 1 0 0 1 0 0 0 19 27 9.00 2.000
PITCHER IP WLS BF H R ER SO BB IBB HBP BLK WP HR S P ERA WHIP
56 Jonathan Holder, R (13, 1) ERA: 5.54 2.0 W 7 0 0 0 3 0 1 0 0 0 0 17 23 0.00 0.000

Batter	1	2	3	4	5	6	7	8	9	AB	R	H	RBI	BB	SO	LOB
26 DJ LeMahieu, R (1, 5) (7, 3) OBP: 0.330, SLG: 0.383	C FF 92 F FF 91 B SL 84 F FF 92 S CU 79 1-3 ① **K**	1 SAFE X FF 92 0-0 ③ **FC6-4** 1-2f	C FF 91 X CU 76 0-1 ③ **G1-3**	B SL 85 S SL 85 F SL 84 B SI 95 C SI 96 2-3 ③ **K**	F SI 91 X CU 81 0-1 ① **L9**	1 SAFE F KC 82 1 SAFE B KC 82 B KC 82 C FF 92 F FF 92 F FF 91 X KC 83 2-2 ③ **F9** 1-2	6	0	0	0	0	2	5
45 Luke Voit, R (1, 10) OBP: 0.356, SLG: 0.506	F SL 83 C FF 91 B SL 84 X CU 78 1-2 **HR**	B FF 91 F FF 91 F FF 90 C SL 84 1-3 ① **K**	B CU 76 B CH 85 X FF 90 2-0 ① **L8**	B SI 94 B SI 95 B SI 95 F SI 94 B SI 95 4-1 11 2B 25 1B **BB**	B FS 86 B SI 93 X FS 90 2-0 **HR**		4	3	2	2	1	1	0
11 Brett Gardner, L (1, 8) OBP: 0.351, SLG: 0.500	C FF 91 F CU 78 X FF 90 0-2 ② **G5-3**	B FF 92 C CH 85 B CH 84 X FF 92 2-1 **3B**	C FF 90 X SL 81 0-1 36 HR **1B**	C FF 94 B FF 95 F FF 95 X SL 85 1-2 25 1B 29 FC6-2 1-3 **2B**	C FF 92 B CU 84 X CU 80 1-1 29 G4-3 25 1B **1B**		5	1	4	0	0	0	0
25 Gleyber Torres, R (1, 6) OBP: 0.281, SLG: 0.427	C FF 90 F FF 90 B SL 84 B SL 83 T CH 85 2-2 ③ **K**	F SL 85 F CU 76 B FF 92 F SL 82 S FF 92 1-3 ② **K**	S FF 89 X FF 91 0-1 ② **F9**	S SL 85 D SL 84 X SI 94 1-1 39 BB 29 FC6-2 28 G5-3 2-3 3-H **1B**	F CU 80 F FS 85 F FF 93 D FS 87 X CU 81 1-2 **1B**		5	1	2	1	0	2	2
36 Mike Ford, L (1, 3) OBP: 0.364, SLG: 0.412 29 Gio Urshela, R (7, PH) (7, 5) OBP: 0.356, SLG: 0.385		X CH 84 0-0 30 1B 39 BB 14 FC6-4 **1B** B FF 93 C CU 78 S FF 92 X FF 93 1-2 ③ **P4**	B FF 91 C CU 77 D CU 77 1 SAFE B FF 91 X FF 91 3-1 1-H **HR**	C FF 92 D FS 86 B FF 94 1 SAFE B SI 94 C CU 82 F CU 81 F SI 93 X CU 81 3-2 ① **FC6-2** 28 G5-3 39 BB 1-2 3-H	X FS 85 0-0 ② **G4-3** 1-2 2-3		3 2	2 0	2 0	2 0	0 0	0 0	1 4
39 Mike Tauchman, L (1, 9) OBP: 0.327, SLG: 0.524		C SL 81 B FF 91 B FF 91 B FF 90 B CH 84 4-1 14 FC6-4 30 1B 1-2 **BB**	F FF 89 B CU 75 B SL 83 X CH 83 2-1 ① **G3-1**	F CU 76 B CU 77 B CH 84 C CU 75 F FF 90 X CU 76 2-2 **1B**	D FS 85 B FF 93 B FF 93 B FF 92 4-0 28 G5-3 1-2 2-3 **BB**	X FS 81 0-0 ③ **F7**	3	0	1	0	2	0	2
28 Austin Romine, R (1, 2) OBP: 0.268, SLG: 0.350		B SL 84 F FF 91 F CU 78 F FF 92 F FF 92 S CU 76 1-3 ① **K**	B CU 75 C FF 90 F FF 90 S CU 77 1-3 ② **K**	X FF 90 0-0 ③ **L8**	C CU 84 F FF 93 X CU 81 0-2 ② **G5-3** 1-2 2-3 3-H		F KC 82 F FF 90 S KC 82 0-3 ① **K**	5	0	0	1	0	3	5
30 Thairo Estrada, R (1, 4) OBP: 0.600, SLG: 0.500		X FF 92 0-0 14 FC6-4 1-2 2-3 **1B**	B FF 91 C FF 91 S SL 83 B SL 82 F SL 83 B CU 76 F SL 82 X FF 92 3-2 14 1B **1B**	C SI 94 B SL 82 S SL 84 S SL 84 1-3 ① **K**	B CU 79 B FF 93 F SI 92 D FS 86 F SI 93 D CU 81 4-2 14 FC6-4 **BB**		B KC 83 X FF 92 1-0 ② **G6-3**	4	0	2	0	1	1	0
14 Tyler Wade, L (1, 7) OBP: 0.294, SLG: 0.200		F CH 85 C FF 92 D SL 86 X FF 92 1-2 ② **FC6-4** 26 FC6-4 1-2f 2-3 3-H	B FF 91 B FF 92 S SL 82 X FF 91 2-1 **1B**	S SL 84 S FF 95 B SL 83 B SL 85 S SL 84 2-3 ② **K**	C FF 93 F CU 81 B CU 82 X FF 94 1-2 ③ **FC6-4** 1-2f		C FF 91 B KC 82 B KC 83 C KC 82 B FF 91 F KC 82 B FF 92 4-2 26 S **BB**	4	0	1	1	1	1	5
Inning Stats	R: 1 E: 0 K: 2 S: 13 H: 1 LOB: 0 BB: 0 P: 17	R: 1 E: 0 K: 1 S: 12 H: 2 LOB: 2 BB: 1 P: 18	R: 0 E: 0 K: 2 S: 12 H: 1 LOB: 1 BB: 0 P: 17	R: 0 E: 0 K: 1 S: 14 H: 2 LOB: 2 BB: 0 P: 22	R: 2 E: 0 K: 0 S: 12 H: 3 LOB: 1 BB: 0 P: 19	R: 0 E: 0 K: 3 S: 9 H: 0 LOB: 0 BB: 0 P: 14	R: 2 E: 0 K: 0 S: 19 H: 2 LOB: 3 BB: 3 P: 37	R: 1 E: 0 K: 0 S: 11 H: 3 LOB: 2 BB: 0 P: 15	R: 0 E: 0 K: 1 S: 12 H: 0 LOB: 1 BB: 1 P: 19	1B: 9 2B: 1 3B: 1 HR: 3 SF: 0 SAC: 0 DP: 0 HBP: 0	WP: 0 PB: 0 SB: 1 CS: 0 PA: 46						

PITCHER		IP	WLS	BF	H	R	ER	SO	BB	IBB	HBP	BLK	WP	HR	S	P	ERA	WHIP
36 Chris Stratton, R ERA: 7.04	(1, 1)	5.0	L	25	9	4	4	6	1	0	0	0	0	2	63	93	7.20	2.000
38 Justin Anderson, R ERA: 2.7	(6, 1)	1.0		6	2	2	2	3	1	0	0	0	0	0	15	26	18.00	3.000
61 Sam Freeman, L ERA: 4.5	(7, 1)	2.0		11	3	1	1	0	2	0	0	0	0	1	24	40	4.50	2.500
37 Cody Allen, R ERA: 5.4	(9, 1)	1.0		4	0	0	0	1	1	0	0	0	0	0	12	19	0.00	1.000

PITCHER	IP	WLS	BF	H	R	ER	SO	BB	IBB	HBP	BLK	WP	HR	S	P	ERA	WHIP

TOP

New York Yankees @ Los Angeles Angels

Angel Stadium, Anaheim, CA

Tue Apr 23 2019, 7:09 PM - 10:20 PM PDT

Att. 38,016 - Clear - 68 F

livebaseballscorecards.com

AB	41
R	7
H	14
RBI	7
BB	5
SO	10
LOB	24

BOTTOM

Batter	1	2	3	4	5	6	7	8	9	AB	R	H	RBI	BB	SO	LOB
56 Kole Calhoun, L (1, 9) OBP: 0.274, SLG: 0.369 7 Zack Cozart, R (9, PH) OBP: 0.157, SLG: 0.125	F FF 92 C CH 87 T FF 94 0-2 ① K		B CH 87 F FF 93 C CH 86 S FF 94 1-3 ① K		1 SAFE D CU 80 X FF 92 1-0 ③ P5			C FF 94 X FF 95 0-1 27 BB 41 HR 1-2 1B	B SI 95 X SI 94 1-0 ③ G5-3	4 1	1 0	1 0	0 0	0 0	2 0	3 0
27 Mike Trout, R (1, 8) OBP: 0.522, SLG: 0.667	C FF 94 B SI 94 B CH 90 B FF 94 D CH 88 4-1 BB		C CU 80 B CU 80 F SI 94 X SI 95 1-2 ②③ G6-4-3 1-2f			F SI 92 C CH 87 B FF 93 B CU 82 B SI 94 F CU 81 F SI 95 X CH 88 3-2 ① P6		B FF 96 B SL 89 S FF 94 B FF 95 B FF 95 4-1 41 HR 1-2 2-3 BB		2	1	0	0	2	0	2
41 Justin Bour, L (1, 3) OBP: 0.311, SLG: 0.344	B FF 92 B FF 92 1 SAFE 1 SAFE X CH 86 2-0 ② F7			X FF 91 0-0 ① F7		C CH 85 B CH 88 B CH 86 F FF 93 X FF 94 2-2 ② G3		F FF 94 B FS 87 S FF 94 F FF 95 X FS 87 1-2 1-H 2-H 3-H HR		4	1	1	4	0	0	1
2 Andrelton Simmons, R (1, 6) OBP: 0.273, SLG: 0.381	X FF 91 0-0 ③ F7			B CU 82 C CH 88 C CU 81 B CU 82 C SI 94 2-3 ② K		B SI 92 S CH 87 B CH 87 C CU 81 X CU 82 2-2 ③ G6-3		B SL 83 L FF 92 X FF 94 1-1 2B		4	0	1	0	0	1	1
5 Albert Pujols, R (1, 10) OBP: 0.333, SLG: 0.380 25 Peter Bourjos, R (8, PR) OBP: 0.119, SLG: 0.125 (9, 10)		B FF 93 B CU 80 C CU 80 B CU 79 X SI 93 3-1 ① G5-3		B CU 81 F SI 92 F CH 89 X FF 93 1-2 ③ P6			C FF 90 S CU 81 S CU 81 0-3 ① K	B SL 84 B SI 93 D SL 83 D FF 94 4-0 44 G5-4-3 BB		3 0	0 0	0 0	0 0	1 0	1 0	0 0
18 Brian Goodwin, L (1, 7) OBP: 0.437, SLG: 0.623		B FF 93 B CU 79 C FF 92 X CH 87 2-1 ② L6			C FF 92 B CH 87 B CH 87 F FF 92 F CU 82 F CU 81 B FF 94 X CH 87 3-2 9 E 6 FC6-4 2B		B FF 92 C FF 91 B SI 92 S FF 92 F CU 81 B CH 88 X FF 94 3-2 ① 2B	C FF 93 D SL 84 B FF 93 C CU 81 S SL 83 2-3 ① K		4	1	2	0	0	1	2
44 Kevan Smith, R (1, 2) OBP: 0.333, SLG: 0.382		C CU 80 F SI 94 S CU 82 0-3 ③ K			C FF 94 B SI 95 X SI 94 1-1 ① G6-3		C CU 79 X FF 94 0-1 ② F8	F SL 84 B SI 93 D SL 84 X SL 84 2-1 ②③ G5-4-3 1-2f		4	0	0	0	0	1	4
9 Tommy La Stella, L (1, 4) OBP: 0.338, SLG: 0.548 20 Jonathan Lucroy, R (9, PH) OBP: 0.311, SLG: 0.352			B CU 80 C CU 80 S CH 87 F FF 94 X CU 82 1-2 6 1B 1B		B CU 79 X CH 86 1-0 E1 6 FC6-4 2-3		C FF 94 C FF 96 X FF 95 0-2 ③ G6-3		C SI 95 X SI 94 0-1 ① G6-3	3 1	0 0	1 0	0 0	0 0	0 0	2 0
6 David Fletcher, R (1, 5) OBP: 0.342, SLG: 0.392			C FF 94 1 SAFE F SI 94 F CU 81 X SI 94 0-2 27 G6-4-3 1-2 1B		S CU 80 B SI 94 X SI 92 1-1 ② FC6-4 1-2f 3-H			B FF 95 C FF 94 X SL 88 1-1 27 BB 56 1B 41 HR 1B	C SI 94 B SI 95 X SI 95 1-1 ② G6-3	4	1	2	1	0	0	1
Inning Stats	R: 0 E: 0 K: 1 S: 6 H: 0 LOB: 1 BB: 1 P: 12	R: 0 E: 0 K: 1 S: 7 H: 0 LOB: 0 BB: 0 P: 12	R: 0 E: 0 K: 1 S: 14 H: 2 LOB: 1 BB: 0 P: 17	R: 0 E: 0 K: 1 S: 7 H: 0 LOB: 0 BB: 0 P: 10	R: 1 E: 1 K: 0 S: 11 H: 1 LOB: 1 BB: 0 P: 18	R: 0 E: 0 K: 0 S: 11 H: 0 LOB: 0 BB: 0 P: 18	R: 0 E: 0 K: 1 S: 12 H: 1 LOB: 1 BB: 0 P: 15	R: 4 E: 0 K: 1 S: 16 H: 4 LOB: 2 BB: 2 P: 31	R: 0 E: 0 K: 0 S: 5 H: 0 LOB: 0 BB: 0 P: 7	1B: 4 2B: 3 3B: 0 HR: 1 SF: 0 SAC: 0 DP: 2 HBP: 0						

PITCHER	IP	WLS	BF	H	R	ER	SO	BB	IBB	HBP	BLK	WP	HR	S	P	ERA	WHIP
55 Domingo Germán, R (1, 1) ERA: 1.75	6.2	W	25	4	1	0	5	1	0	0	0	0	0	65	99	0.00	0.750
57 Chad Green, R (7, 1) ERA: 16.43	0.1		5	3	4	4	0	1	0	0	0	0	1	12	18	108.00	12.000
85 Luis Cessa, R (8, 1) ERA: 1.59	1.0	H	4	1	0	0	1	1	0	0	0	0	0	7	16	0.00	2.000
53 Zack Britton, L (9, 1) ERA: 2.61	1.0	S	3	0	0	0	0	0	0	0	0	0	0	5	7	0.00	0.000

PITCHER	IP	WLS	BF	H	R	ER	SO	BB	IBB	HBP	BLK	WP	HR	S	P	ERA	WHIP

New York Yankees @ Los Angeles Angels

Angel Stadium, Anaheim, CA

Tue Apr 23 2019, 7:09 PM - 10:20 PM PDT

Att. 38,016 - Clear - 68 F

livebaseballscorecards.com

AB	34
R	5
H	8
RBI	5
BB	3
SO	6
LOB	16

WP: 0 PB: 0 SB: 0 CS: 0 PA: 37

Batter	1	2	3	4	5	6	7	8	9	AB	R	H	RBI	BB	SO	LOB
26 DJ LeMahieu, R (1, 4) OBP: 0.333, SLG: 0.400	C FF 92 F FF 93 B SL 87 B SL 87 S SL 88 2-3 **K2-3** ①		S SL 81 S SL 84 X SI 92 0-2 **G1-3** ③			1 SAFE X SL 82 0-0 45 1B, 25 PB, 2B 1-H	B SL 82 X SL 82 1-0 **SF7** ① 1-2 2-3 3-H		F FF 97 B FF 95 F SL 83 X FF 95 1-2 **1B** 1-H	4	1	2	3	0	1	0
45 Luke Voit, R (1, 10) OBP: 0.358, SLG: 0.494	B SL 88 S FF 94 T FF 95 B FF 95 B SL 88 F FF 94 B FF 93 4-2 11, FC4-6, **BB**			C SL 82 B SI 92 S SL 84 B SL 84 S SI 93 2-3 **K** ①		X SI 91 0-0 25 PB, 1B 2-3	F SL 83 B FF 96 X SL 83 1-1 **FC6** 3-H		S SL 89 C FF 97 B SL 91 X FF 98 1-2 **F8** ③	4	0	1	1	1	1	2
11 Brett Gardner, L (1, 8) OBP: 0.337, SLG: 0.477	D FF 92 B FF 91 B FF 91 C FF 91 X FF 91 3-1 **FC4-6** ② 1-2f			B SL 83 B CH 86 X SI 93 2-0 **G4-3** ②		B SL 80 B SL 82 B SL 80 C SI 90 F SI 91 F SI 91 X SL 82 3-2 **P6** ①	B SL 82 X FF 96 1-0 **L8-6** ②③ 2-2			4	0	0	0	0	0	5
24 Gary Sánchez, R (1, 2) OBP: 0.306, SLG: 0.667	C SL 86 C FF 92 S FF 94 0-3 **K** ③			F SI 92 S SL 83 S SL 85 0-3 **K** ③		F SL 82 F SI 91 B SL 81 D SL 83 S SL 81 2-3 **K** ②		C SL 83 F FF 95 S SL 85 0-3 **K** ①		4	0	0	0	0	4	3
25 Gleyber Torres, R (1, 6) OBP: 0.280, SLG: 0.419		X FF 93 0-0 **G6-3** ①			B SL 80 B SI 90 X SI 90 2-0 29 G5-3, 29 S, 1B	F SL 80 B SI 91 B SI 89 X SL 83 2-1 **G4-3** ③ 1-2 3-H		C FF 95 B FF 97 B SL 84 X SL 84 2-1 **F8** ②		4	0	1	0	0	0	1
36 Mike Ford, L (1, 3) OBP: 0.346, SLG: 0.350		C SL 82 B FF 93 C SL 82 C SL 83 1-3 **K** ②			S SL 80 B SL 82 B SI 90 B SL 83 F SI 93 S SL 82 3-3 **K** ①		B SL 82 F SI 97 F SI 96 B FS 87 B SL 86 F SI 98 B SI 97 4-2 39 BB, 29 1B, 14 BB, **BB**	B SL 85 F CH 86 B CH 86 C SL 84 S FF 96 2-3 **K** ③		3	1	0	0	1	3	1
29 Gio Urshela, R (1, 5) OBP: 0.347, SLG: 0.372		B FF 93 F SL 83 F SI 93 B FF 93 X SL 85 2-2 **G4-3** ③			F SI 91 B SI 92 F SL 82 X SI 92 1-2 **G5-3** ② 1-3		F SI 94 S SI 96 D SL 86 F SL 83 X FF 96 1-2 14 BB, 39 BB, 26 SF7, 1B 1-2		C SL 82 F SL 83 C FF 96 0-3 **K** ①	4	1	1	0	0	1	1
39 Mike Tauchman, L (1, 9) OBP: 0.321, SLG: 0.489			F FF 90 B CH 85 B SL 83 S SL 83 S SL 84 2-3 **K** ①		C SL 81 B SL 84 C SI 93 D SL 84 F SL 83 F SI 92 B CH 85 S SL 83 3-3 **K** ③		B SI 96 D SI 96 B SI 96 C FF 95 F SI 95 F SI 96 B SL 87 4-2 26 SF7, 14 BB, 45 FC6, **BB** 1-2 2-3		B CH 85 X SL 82 1-0 **F9** ②	3	1	0	0	1	2	1
14 Tyler Wade, L (1, 7) OBP: 0.342, SLG: 0.242			C CH 85 C SI 93 B SL 85 S SL 83 1-3 **K** ②			B SL 79 S SL 81 B SI 92 B SI 92 F SI 90 X SI 93 3-2 26 2B, 1B	B SI 95 B SI 96 B SI 96 B SI 95 4-0 11 L8-6, 26 SF7, **BB** 1-2 2-3 3-H		S FF 98 B FF 98 B CH 89 B FF 96 X FF 96 3-1 26 S, 26 1B, 1B	3	2	2	1	1	1	0
Inning Stats	R: 0 E: 0 K: 2 S: 11 H: 0 LOB: 1 BB: 1 P: 20	R: 0 E: 0 K: 1 S: 7 H: 0 LOB: 0 BB: 0 P: 10	R: 0 E: 0 K: 2 S: 9 H: 0 LOB: 0 BB: 0 P: 12	R: 0 E: 0 K: 2 S: 7 H: 0 LOB: 0 BB: 0 P: 11	R: 0 E: 0 K: 2 S: 12 H: 1 LOB: 1 BB: 0 P: 21	R: 2 E: 0 K: 1 S: 14 H: 3 LOB: 1 BB: 0 P: 24	R: 3 E: 0 K: 0 S: 14 H: 1 LOB: 1 BB: 3 P: 30	R: 0 E: 0 K: 2 S: 8 H: 0 LOB: 0 BB: 0 P: 12	R: 1 E: 0 K: 1 S: 12 H: 2 LOB: 1 BB: 0 P: 18	1B: 6 2B: 2 3B: 0 HR: 0 SF: 1 SAC: 0 DP: 1 HBP: 0						

TOP

New York Yankees @ Los Angeles Angels

Angel Stadium, Anaheim, CA

Wed Apr 24 2019, 7:10 PM - 10:37 PM PDT

Att. 37,928 - Clear - 70 F

livebaseballscorecards.com

AB	33
R	6
H	7
RBI	5
BB	4
SO	13
LOB	14

WP: 0 PA: 38
PB: 1
SB: 2
CS: 0

PITCHER		IP	WLS	BF	H	R	ER	SO	BB	IBB	HBP	BLK	WP	HR	S	P	ERA	WHIP
32 Cam Bedrosian, R ERA: 3.75	(1, 1)	1.0		4	0	0	0	2	1	0	0	0	0	0	11	20	0.00	1.000
64 Félix Peña, R ERA: 3.63	(2, 1)	5.0		19	4	2	1	8	0	0	0	0	0	0	49	78	1.80	0.800
40 Luis García, R ERA: 3.48	(7, 1)	0.0		4	1	3	3	0	3	0	0	0	0	0	10	23	∞	∞
31 Ty Buttrey, R ERA: 0.75	(7, 1)	2.2	L	10	2	1	1	3	0	0	0	0	0	0	21	33	3.38	0.750
57 Hansel Robles, R ERA: 3.09	(9, 1)	0.1		1	0	0	0	0	0	0	0	0	0	0	3	4	0.00	0.000

PITCHER	IP	WLS	BF	H	R	ER	SO	BB	IBB	HBP	BLK	WP	HR	S	P	ERA	WHIP

Batter	1	2	3	4	5	6	7	8	9	AB	R	H	RBI	BB	SO	LOB
6 David Fletcher, R (1, 5) OBP: 0.333, SLG: 0.380	B SI 87 B SI 88 C FC 89 F FC 88 F SL 79 X FC 89 2-2 F7 ①		C CH 82 B FC 88 F FC 88 F SL 80 F SL 79 B SL 78 X SL 79 2-2 L9 ②	C FC 88 B CH 83 B FC 87 X SL 81 2-1 L9 ③			B CU 83 C CU 81 B FF 96 X FF 96 2-1 2 FC5 27 BB 1B		1 SAFE B FF 97 B FF 98 1 SAFE C SL 84 X SL 86 2-1 G5-3 ③	5	0	1	0	0	0	2
27 Mike Trout, R (1, 8) OBP: 0.510, SLG: 0.636	B SI 89 X FC 89 1-0 F9 ②		B SL 80 C SL 80 F FC 87 B CH 83 X FC 89 2-2 G4-3 ③		C FC 85 F FC 86 C FC 85 0-3 K ①		B FF 95 B CU 83 B CU 83 B FF 96 4-0 1-2 BB			3	0	0	0	1	1	0
2 Andrelton Simmons, R (1, 6) OBP: 0.282, SLG: 0.446	X SI 90 0-0 HR			B SL 78 B CH 82 S CH 82 F SI 88 B FC 86 X SL 80 3-2 HR	B FC 87 F FC 88 B FC 86 S CH 81 F FC 87 T CH 82 2-2 K ②		S CU 84 X CU 84 0-1 FC5 ③ 2-3f			4	2	2	2	0	1	2
5 Albert Pujols, R (1, 3) OBP: 0.341, SLG: 0.387	C FC 88 X SL 79 0-1 1B			C FC 87 B FC 86 S FC 86 F FC 86 X SL 78 1-2 20 FC4-6 18 SH 56 HR 1B	F FC 88 S FC 88 X FC 89 0-2 G5-3 ③			C CU 81 S FF 94 B CU 83 X CU 81 1-2 P4 ①		4	1	2	0	0	0	0
18 Brian Goodwin, L (1, 7) OBP: 0.419, SLG: 0.594	C SL 79 X SL 79 0-1 G4-3 ③			X SL 79 0-0 SH 20 FC4-6 1-2		C FF 95 B CH 88 S FF 96 B FF 96 X CU 84 2-2 F9 ①		S CU 82 S CH 89 B FF 96 F CH 89 B FF 96 S CH 89 2-3 K ②		3	0	0	0	0	1	1
20 Jonathan Lucroy, R (1, 2) OBP: 0.295, SLG: 0.333		C FC 86 B SL 78 B FC 87 B FC 88 F FC 87 S SL 79 3-3 K ①		B FC 87 C FC 86 S SL 80 X SL 79 1-2 FC4-6 56 HR ① 1-2f 2-3		C CU 84 S CU 83 X CU 82 0-2 G6-3 ②		C CU 82 B FF 95 C FF 96 F CU 83 X CU 82 2-2 F9 ③		4	1	0	0	0	1	2
56 Kole Calhoun, L (1, 9) OBP: 0.273, SLG: 0.398		X SL 79 0-0 P5 ②		S SL 79 B FF 88 F SI 88 D SL 80 B SL 79 X SL 80 3-2 1-H 3-H HR		L CU 83 X FF 96 0-1 F7 ③			S FF 98 F FF 97 B SL 87 B FF 98 S SL 86 2-3 K2-3 ①	4	1	1	3	0	1	0
44 Kevan Smith, R (1, 10) OBP: 0.372, SLG: 0.432 25 Peter Bourjos, R (9, PR) OBP: 0.119, SLG: 0.125		C FC 88 X SL 80 0-1 F8 ③		F SI 88 F FC 88 F SL 79 B FC 88 X SL 79 1-2 9 L8 2B			B FF 95 X CU 82 1-0 9 G6-3 1B		B FF 99 F FF 98 B SL 85 B SL 85 B FF 98 4-1 BB	3 0	0 0	2 0	0 0	1 0	0 0	0 0
9 Tommy La Stella, L (1, 4) OBP: 0.320, SLG: 0.515			C FF 88 C SI 88 B SL 80 X SL 80 1-2 L4 ①	B SI 88 C SI 88 C SI 89 B SI 88 X SL 79 2-2 L8 ② 2-3			1 SAFE B CH 87 B CH 87 F FF 96 F FF 96 F FF 97 F CH 89 X CH 89 2-2 G6-3 ①② 1-2f		B FF 95 1 SAFE F FF 96 X SL 86 1-1 L9 ②	4	0	0	0	0	0	3
Inning Stats	R: 1 H: 2 E: 0 LOB: 1 K: 0 BB: 0 S: 10 P: 13	R: 0 H: 0 E: 0 LOB: 0 K: 1 BB: 0 S: 6 P: 9	R: 0 H: 0 E: 0 LOB: 0 K: 0 BB: 0 S: 11 P: 16	R: 4 H: 4 E: 1 LOB: 1 K: 0 BB: 0 S: 23 P: 36	R: 0 H: 0 E: 0 LOB: 0 K: 2 BB: 0 S: 10 P: 12	R: 0 H: 0 E: 0 LOB: 0 K: 0 BB: 0 S: 8 P: 10	R: 0 H: 2 E: 0 LOB: 2 K: 0 BB: 1 S: 10 P: 19	R: 0 H: 0 E: 0 LOB: 0 K: 1 BB: 0 S: 11 P: 16	R: 0 H: 0 E: 0 LOB: 1 K: 1 BB: 1 S: 8 P: 17	1B: 4 SF: 0 2B: 1 SAC: 1 3B: 0 DP: 1 HR: 3 HBP: 0						

PITCHER		IP	WLS	BF	H	R	ER	SO	BB	IBB	HBP	BLK	WP	HR	S	P	ERA	WHIP
52 CC Sabathia, L ERA: 2.4	(1, 1)	5.0		22	6	5	4	3	0	0	0	0	0	3	60	86	7.20	1.200
43 Jonathan Loáisiga, R ERA: 2.7	(6, 1)	3.0	W	11	2	0	0	1	1	0	0	0	0	0	29	45	0.00	1.000
54 Aroldis Chapman, L ERA: 2.7	(9, 1)	1.0	S	4	0	0	0	1	1	0	0	0	0	0	8	17	0.00	1.000

PITCHER	IP	WLS	BF	H	R	ER	SO	BB	IBB	HBP	BLK	WP	HR	S	P	ERA	WHIP

BOTTOM

New York Yankees @ Los Angeles Angels

Angel Stadium, Anaheim, CA

Wed Apr 24 2019, 7:10 PM - 10:37 PM PDT

Att. 37,928 - Clear - 70 F

livebaseballscorecards.com

AB	34
R	5
H	8
RBI	5
BB	2
SO	5
LOB	10

WP: 0	PA: 37					
PB: 0						
SB: 0						
CS: 0						

Batter	1	2	3	4	5	6	7	8	9	AB	R	H	RBI	BB	SO	LOB
26 DJ LeMahieu, R (1, 4) OBP: 0.337, SLG: 0.400	C SI 90 F FC 86 S KC 80 0-3 K ①		1 SAFE D FC 86 C FC 88 X FC 86 1-1 24 S 1-H 1B	D FC 88 C SI 89 B FC 84 B FC 84 X SI 90 3-1 L9 ③ 1-2		B CU 78 B CU 79 F FF 90 F CU 79 X CH 84 2-2 G6-3 ②		C FF 92 X KC 84 0-1 11 BB 1-2 2-3 1B		5	0	2	1	0	1	1
45 Luke Voit, R (1, 10) OBP: 0.369, SLG: 0.500	X SI 92 0-0 E7 11 G3-1 1B		B SI 90 X KC 79 1-0 F7 ①		X CH 80 0-0 24 BB 11 1B 25 WP 1B	X CU 79 0-0 1B		S FF 91 C FF 92 S KC 84 0-3 K ②		5	1	3	0	0	1	4
11 Brett Gardner, L (1, 8) OBP: 0.340, SLG: 0.467	B KC 79 B SI 92 S FF 92 L FF 92 X CH 84 2-2 G3-1 ② 2-3		C SI 90 S FF 91 F CH 82 1 SAFE 1 SAFE B FF 90 1 SAFE X CH 84 1-2 P6 ②		D SI 89 B FF 90 S SI 87 X SI 90 2-1 25 WP 24 BB 25 1B 1-2 1B	C FF 90 X CH 84 0-1 P3 ③		B FF 92 B FF 92 B FF 92 B FF 92 4-0 1-2 2-3 3-H BB		4	1	1	1	1	0	3
24 Gary Sánchez, R (1, 2) OBP: 0.315, SLG: 0.625	B FC 86 S FC 86 B SI 92 S CH 86 S CH 84 2-3 K ③		B SI 89 C FC 86 B CH 83 F FC 84 1 SAFE F CH 83 B SI 91 B CH 83 4-2 1-2 BB		B FC 84 C SI 90 D FC 87 B FC 84 B SI 90 4-1 25 1B 25 WP 1-2 2-3 BB		C FF 90 C CU 77 X CU 80 0-2 G6-3 ①	S FF 96 T FF 96 F FF 96 X SL 88 0-2 F7 ③		3	0	0	0	2	1	4
39 Mike Tauchman, L (1, 9) OBP: 0.310, SLG: 0.449		B SI 90 F KC 79 B CH 84 B SI 91 B SI 91 4-1 25 S BB	B KC 78 F SI 90 B FF 90 B CH 83 X SI 90 3-1 G4-3 ③		S SL 84 B FF 95 F FF 95 B SL 83 F FF 95 D CH 89 F FF 94 S FF 95 3-3 K ①		C CU 78 B FF 90 C CH 84 0-3 K ②		X FF 92 0-0 F7 ①	4	0	0	0	1	2	5
25 Gleyber Torres, R (1, 6) OBP: 0.276, SLG: 0.408		B SI 90 1 SAFE B FC 85 C FC 87 S FC 85 B CH 83 X FC 86 3-2 G5-3 ① 1-2		C KC 79 B SI 90 F KC 80 X CH 84 1-2 L8 ①	F SL 84 B SL 83 F SI 95 F SI 95 D SL 82 F SI 95 X SL 84 2-2 29 S 1-3 2-H 3-H 1B		B FF 89 B CU 79 S FF 90 B FF 89 C CU 79 F FF 89 S CH 84 3-3 K ③		B FF 93 B FF 92 B FF 92 C FF 90 X FF 91 3-1 F7 ②	5	0	1	1	0	1	1
36 Mike Ford, L (1, 3) OBP: 0.355, SLG: 0.304		D CH 83 B KC 80 C KC 80 C KC 80 H KC 80 3-2 29 G6-4-3 HBP	B KC 78 X SI 90 1-0 G1-3 ② F FF 95 X FF 95 0-1 P5 ②					B FF 91 B FF 92 B FF 92 C FF 92 B FF 92 4-1 26 1B 29 BB 11 BB BB	B CU 75 C CU 74 C CU 74 F FF 92 S CU 82 1-3 K ③	3	1	0	0	1	1	2
29 Gio Urshela, R (1, 5) OBP: 0.358, SLG: 0.435		F FC 86 S SI 90 F SI 91 D KC 82 X SI 90 1-2 G6-4-3 ② ③ 1-2f	C SI 92 B KC 79 X KC 80 1-1 HR	F FF 95 F SI 95 D SL 84 X SI 95 1-2 L8 ③ 1-2				B FF 92 C FF 92 B KC 82 F FF 92 D KC 82 B FF 92 4-2 11 BB 26 1B 1-2 BB		3	1	1	1	1	0	4
14 Tyler Wade, L (1, 7) OBP: 0.357, SLG: 0.250			B KC 80 C KC 79 B FF 91 F KC 80 X FF 92 2-2 26 S 26 1B 1B	B FF 91 C KC 80 T FF 92 B FF 92 F KC 79 B CH 83 B SI 91 4-2 26 PB BB		C CU 78 B CH 85 C CH 84 B FF 89 B CH 84 X CU 78 3-2 F7 ①		B KC 82 C FF 92 C FF 92 B FF 92 C FF 92 2-3 K ①		3	1	1	0	1	1	2
Inning Stats	R: 0 E: 1 K: 2 S: 10 H: 1 LOB: 1 BB: 0 P: 14	R: 0 E: 0 K: 0 S: 10 H: 0 LOB: 1 BB: 1 P: 21	R: 1 E: 0 K: 0 S: 15 H: 2 LOB: 2 BB: 1 P: 27	R: 1 E: 0 K: 0 S: 11 H: 1 LOB: 1 BB: 1 P: 21	R: 2 E: 0 K: 1 S: 19 H: 3 LOB: 2 BB: 1 P: 31	R: 0 E: 0 K: 0 S: 9 H: 1 LOB: 1 BB: 0 P: 14	R: 0 E: 0 K: 2 S: 10 H: 0 LOB: 0 BB: 0 P: 13	R: 1 E: 0 K: 2 S: 15 H: 1 LOB: 3 BB: 3 P: 29	R: 0 E: 0 K: 1 S: 7 H: 0 LOB: 0 BB: 0 P: 11	1B: 8 2B: 0 3B: 0 HR: 1 SF: 0 SAC: 0 DP: 1 HBP: 1						

PITCHER		IP	WLS	BF	H	R	ER	SO	BB	IBB	HBP	BLK	WP	HR	S	P	ERA	WHIP
53 Trevor Cahill, R ERA: 5.93	(1, 1)	4.0		22	6	4	4	2	4	0	1	0	0	1	50	93	9.00	2.500
38 Justin Anderson, R ERA: 2.35	(5, 1)	1.0		4	1	0	0	1	0	0	0	0	1	0	15	21	0.00	1.000
24 Noé Ramirez, R ERA: 3.65	(6, 1)	2.0	W	7	1	0	0	2	0	0	0	0	0	0	19	27	0.00	0.500
37 Cody Allen, R ERA: 6.0	(8, 1)	0.2		6	1	1	1	2	3	0	0	0	0	0	11	25	13.50	6.000
57 Hansel Robles, R ERA: 3.0	(8, 1)	0.1		1	0	0	0	0	0	0	0	0	0	0	4	4	0.00	0.000

PITCHER		IP	WLS	BF	H	R	ER	SO	BB	IBB	HBP	BLK	WP	HR	S	P	ERA	WHIP
60 Matt Ramsey, R ERA:	(9, 1)	1.0		3	0	0	0	1	0	0	0	0	0	0	7	11	0.00	0.000

TOP

New York Yankees @ Los Angeles Angels

Angel Stadium, Anaheim, CA

Thu Apr 25 2019, 6:08 PM - 9:56 PM PDT

Att. 39,584 - Clear - 71 F

livebaseballscorecards.com

AB	35
R	5
H	9
RBI	4
BB	7
SO	8
LOB	26

WP: 1 PA: 43
PB: 1
SB: 5
CS: 0

BOTTOM

New York Yankees @ Los Angeles Angels

Angel Stadium, Anaheim, CA

Thu Apr 25 2019, 6:08 PM - 9:56 PM PDT

Att. 39,584 - Clear - 71 F

livebaseballscorecards.com

Batter	1	2	3	4	5	6	7	8	9	AB	R	H	RBI	BB	SO	LOB
56 Kole Calhoun, L (1, 9) OBP: 0.279, SLG: 0.424	C SL 80 B FS 87 F FS 86 C FF 92 1-3 K ①		X FS 86 0-0 G4-3 ③		1 SAFE X FS 87 0-0 1-H HR		B SI 92 C FF 92 B SI 91 B SI 92 F SI 92 B SI 94 4-2 27 PB 27 WP 2 E BB	B FF 96 S CH 89 S FF 96 B FF 96 B FF 95 S FF 96 3-3 K ①		4	2	1	2	1	2	0
27 Mike Trout, R (1, 8) OBP: 0.515, SLG: 0.623	B SL 81 B SL 82 B SL 83 C FF 90 B SI 90 4-1 BB			B FF 91 X FF 91 1-0 41 CS 1B	C FF 92 X SL 84 0-1 F9 ②		D SL 85 B SI 94 B SI 92 C FF 93 C SL 83 B SL 83 4-2 2 S 2 E 1-3 BB	C FF 95 B FF 95 X FF 95 1-1 G3 ②		3	1	1	0	2	0	0
41 Justin Bour, L (1, 3) OBP: 0.291, SLG: 0.319	1 SAFE B FS 87 C SL 82 1 SAFE B FF 91 F SL 83 F FS 87 F SL 83 X FF 91 2-2 F8 ②			C FF 90 D FS 86 C FF 91 B SL 84 D FS 88 1 SAFE C SL 82 3-3 1-2 K ①②	C FF 91 B FF 92 X SL 83 1-1 P2 ③		C SL 84 S SL 84 1 SAFE F SL 83 B SI 92 B SI 92 S SI 93 2-3 K ①	X FF 95 0-0 G4-3 ③		5	0	0	0	0	2	4
2 Andrelton Simmons, R (1, 10) OBP: 0.290, SLG: 0.448	B SL 82 1 SAFE X FS 86 1-0 G5-3 ③			F FS 87 B FF 92 F SL 83 B FF 93 B FS 87 X FS 87 3-2 E6 1B		X SL 81 0-0 P2 ①	B SL 86 B SL 86 C FF 95 C FF 96 F FF 96 X SL 86 2-2 E5 20 BB 9 FC3-2 1-H 3-H 1B			4	0	2	1	0	0	1
18 Brian Goodwin, L (1, 7)		C FF 89 B FF 89 C FS 86 X FF 90 1-2 F8 ①		B FS 86 X FS 86 1-0 F7 ③		C FF 90 B SL 82 C FF 91 B SL 85 B SL 85 D SL 83 4-2 6 PB 9 BB 6 1B BB	B FF 95 B FF 96 B FF 95 B FF 95 4-0 9 FC3-2 20 BB 6 3B BB			2	2	0	0	2	0	1
20 Jonathan Lucroy, R (1, 2) OBP: 0.305, SLG: 0.333		C FF 90 X SI 90 0-1 G5-3 ②			C FF 89 C SL 80 F FF 90 B SL 83 F FS 86 X SI 90 1-2 9 HR 1B	1 SAFE F SL 83 1 SAFE S SL 83 X SL 85 0-2 P3 ②	C FF 95 B FF 96 D SL 86 B FF 94 B FF 94 4-1 9 FC3-2 1-2 2-3 6 3B BB			3	2	1	0	1	0	1
9 Tommy La Stella, L (1, 5) OBP: 0.329, SLG: 0.551		B FF 89 C FF 90 B FF 90 X FS 86 2-1 P4 ③			B SL 81 D FS 86 C SL 82 F FS 87 X FF 92 2-2 1-H HR	B SL 82 B FS 86 B SL 83 C FF 90 B FF 92 4-1 6 PB 6 1B 1-2 BB	C FF 95 C CH 89 B FF 95 X CH 91 1-2 FC3-2 6 3B 1-2 2-3 3-Hf ②			3	3	1	2	1	0	3
6 David Fletcher, R (1, 6) OBP: 0.341, SLG: 0.410			C FF 89 B SL 82 B FS 85 X SL 82 2-1 P4 ①		C SL 82 C FS 86 X SL 84 0-2 G6-3 ①	C SL 79 B FF 92 B SL 79 F SL 80 X FF 92 2-2 1-H 2-H 1B	B FF 95 B FF 95 C FF 94 S FF 95 F FF 95 F FF 95 B SL 87 X FF 95 3-2 1-H 2-H 3-H 3B			4	0	2	5	0	0	0
4 Luis Rengifo, S (1, 4) OBP: 0.250, SLG: 0.250			C FF 91 B FS 86 X FS 87 1-1 G6-3 ②		C SL 84 X FS 88 0-1 56 HR 1B	C FF 91 B FF 90 F CH 86 B FF 92 S SL 79 2-3 K ③	S FF 96 C FF 95 X FF 94 0-2 L7 ③			4	1	1	0	0	1	2
Inning Stats	R: 0 E: 0 K: 1 S: 10 H: 0 LOB: 1 BB: 1 P: 18	R: 0 E: 0 K: 0 S: 7 H: 0 LOB: 0 BB: 0 P: 10	R: 0 E: 0 K: 0 S: 5 H: 0 LOB: 0 BB: 0 P: 8	R: 0 E: 1 K: 1 S: 8 H: 2 LOB: 1 BB: 0 P: 16	R: 4 E: 0 K: 0 S: 18 H: 4 LOB: 0 BB: 0 P: 22	R: 2 E: 0 K: 1 S: 13 H: 1 LOB: 1 BB: 2 P: 25	R: 5 E: 1 K: 1 S: 24 H: 2 LOB: 1 BB: 4 P: 48	R: 0 E: 0 K: 1 S: 6 H: 0 LOB: 0 BB: 0 P: 10		1B: 6 2B: 1 3B: 1 HR: 2 SF: 0 SAC: 0 DP: 1 HBP: 0				WP: 1 PB: 2 SB: 1 CS: 1 PA: 39		

	AB	32
	R	11
	H	9
	RBI	10
	BB	7
	SO	5
	LOB	12

PITCHER		IP	WLS	BF	H	R	ER	SO	BB	IBB	HBP	BLK	WP	HR	S	P	ERA	WHIP
19 Masahiro Tanaka, R ERA: 3.6	(1, 1)	5.2	L	25	6	6	5	2	3	0	0	0	0	2	55	89	7.94	1.588
56 Jonathan Holder, R ERA: 5.4	(6, 1)	0.1		2	1	0	0	1	0	0	0	0	0	0	6	10	0.00	3.000
71 Stephen Tarpley, L ERA: 10.8	(7, 1)	0.1		3	0	2	2	1	2	0	0	0	1	0	8	18	54.00	6.000
74 Joe Harvey, R ERA: 6.35	(7, 1)	0.2		6	2	3	3	0	2	0	0	0	0	0	16	30	40.50	6.000
48 Tommy Kahnle, R ERA: 1.93	(8, 1)	1.0		3	0	0	0	1	0	0	0	0	0	0	6	10	0.00	0.000

PITCHER	IP	WLS	BF	H	R	ER	SO	BB	IBB	HBP	BLK	WP	HR	S	P	ERA	WHIP

Batter	1	2	3	4	5	6	7	8	9	AB	R	H	RBI	BB	SO	LOB
6 David Fletcher, R (1, 5) OBP: 0.344, SLG: 0.402	B FF 93 B FF 93 C FF 92 C FF 93 X FF 95 2-2 G6-4-3 2 27 1B 5 HR 1B	B CU 78 B SI 93 X SI 93 2-0 ③ G4-3			B SI 89 B SI 89 B SI 90 B FF 89 4-0 27 FC5-4 BB	B SL 84 C FF 93 C FF 93 F SL 84 X SL 81 1-2 ③ G1-3			B FF 91 B FF 92 C FF 91 F SI 90 B CU 80 X FF 91 3-2 ① F7	4	1	1	0	1	0	3
27 Mike Trout, R (1, 10) OBP: 0.500, SLG: 0.595	X FF 94 0-0 2 G6-4-3 1-2 1B		C FF 90 B SL 85 X SL 85 1-1 ① F8		1 SAFE B FF 91 X FF 90 1-0 ② FC5-4 2 2B 1-2f		C FF 90 B SL 82 C SL 81 F FF 91 B FF 90 B FF 90 F SL 82 X FF 92 3-2 ① L8		S SL 83 B SI 91 B FF 91 X FF 92 2-1 ② G6-3	5	1	1	0	0	0	1
2 Andrelton Simmons, R (1, 6) OBP: 0.286, SLG: 0.445	D CU 78 X CH 86 1-0 ①② G6-4-3 1-2f 2-3		C FF 92 B FF 92 F CU 77 S SL 83 1-3 ② K		X CU 76 0-0 1-H 2B		X FF 91 0-0 ② G5-3		B FF 91 B SL 83 C SI 91 F SI 90 F CH 86 X SI 90 2-2 ③ G5-3	5	0	1	1	0	1	2
5 Albert Pujols, R (1, 3) OBP: 0.337, SLG: 0.418	B SI 95 B FF 94 C CH 86 X CH 85 2-1 3-H HR		C CU 76 B FF 91 F SL 84 B CU 77 X FF 93 2-2 ③ P3		C FF 91 T SL 86 B FF 92 X CU 76 1-2 ③ G1-3		C FF 91 B SI 90 B CH 86 X FF 91 2-1 ③ G5-3			4	1	1	2	0	0	1
56 Kole Calhoun, L (1, 9) OBP: 0.296, SLG: 0.463	C CU 77 B SI 94 B SI 93 B CU 76 B FF 93 4-1 BB			C SI 89 X SL 84 0-1 ① G6-3		C SL 87 B SL 87 B FF 94 F FF 92 B SL 87 F FF 92 X FF 94 3-2 44 1B 4 SF8 1B		B FF 92 X CH 85 1-0 HR		3	2	2	1	1	0	0
44 Kevan Smith, R (1, 2) OBP: 0.362, SLG: 0.415	B FF 93 F CU 75 S SL 86 F CU 78 F FF 94 X CH 86 1-2 ③ G1-3			C SI 91 B CH 83 X SL 84 1-1 ② G5-3		F SI 93 B FF 93 B SL 88 B FF 94 C FF 93 F FF 93 1 SAFE X FF 94 3-2 25 18 FC9-5 BB 1-3 1B		C FF 92 B SL 84 X SL 85 1-1 ① G3		4	0	1	0	0	0	1
4 Luis Rengifo, S (1, 4) OBP: 0.500, SLG: 0.667		B FF 91 S FF 91 F SL 85 B CU 76 B FF 93 F FF 92 F FF 93 X SL 86 3-2 25 F9 2B		B CU 76 F CH 84 B FF 92 B FF 90 C FF 90 F FF 91 B FF 92 4-2 BB		D SL 87 F SL 87 F FF 94 F SL 87 X FF 94 1-2 ① SF8 3-H		F CU 79 C SI 89 B FF 91 X CU 79 1-2 18 1B 25 FC4-6 1B		2	0	2	1	1	0	0
18 Brian Goodwin, L (1, 7) OBP: 0.427, SLG: 0.565		C FF 92 S SI 94 D CU 79 D CU 78 X SI 93 2-2 ① F7		1 SAFE C CU 74 X SI 92 0-1 ③ G3		B SL 87 B FF 94 B FF 93 B FF 93 4-0 25 FC9-5 1-2 BB		C FF 90 1 SAFE B SI 90 X CH 85 1-1 25 FC4-6 1-3 1B		3	0	1	0	1	0	2
25 Peter Bourjos, R (1, 8) OBP: 0.109, SLG: 0.114		C SI 93 C CU 76 D CU 76 D CH 87 B FF 93 F FF 92 F FF 92 F SL 86 X FF 93 3-2 ② F9 2-3			X SI 89 0-0 ① G1-3	C SL 83 S SL 84 D SL 84 B FF 92 F FF 94 X SL 84 2-2 ② FC9-5 1-2 2-3f		F SL 83 B SL 83 B SI 90 3 SAFE F FF 91 X SL 82 2-2 ②③ FC4-6 1-2f 3-H		4	0	0	0	0	0	5
Inning Stats	R: 2 H: 3 E: 0 LOB: 1 K: 0 BB: 1 S: 13 P: 23	R: 0 H: 1 E: 0 LOB: 1 K: 0 BB: 0 S: 15 P: 25	R: 0 H: 0 E: 0 LOB: 0 K: 1 BB: 0 S: 8 P: 12	R: 0 H: 0 E: 0 LOB: 1 K: 0 BB: 1 S: 9 P: 14	R: 1 H: 1 E: 0 LOB: 1 K: 0 BB: 1 S: 6 P: 12	R: 1 H: 2 E: 0 LOB: 2 K: 0 BB: 1 S: 20 P: 34	R: 0 H: 0 E: 0 LOB: 0 K: 0 BB: 0 S: 8 P: 13	R: 1 H: 3 E: 0 LOB: 1 K: 0 BB: 0 S: 11 P: 17	R: 0 H: 0 E: 0 LOB: 0 K: 0 BB: 0 S: 10 P: 17	1B: 6 SF: 1 2B: 2 SAC: 0 3B: 0 DP: 1 HR: 2 HBP: 0						WP: 0 PA: 39 PB: 0 SB: 0 CS: 0	

PITCHER		IP	WLS	BF	H	R	ER	SO	BB	IBB	HBP	BLK	WP	HR	S	P	ERA	WHIP
41 Danny Duffy, L ERA: 5.4	(1, 1)	5.0	L	22	5	3	3	1	3	0	0	0	0	1	51	86	5.40	1.600
55 Richard Lovelady, L ERA: 7.2	(6, 1)	0.1		4	2	1	1	0	1	0	0	0	0	0	12	23	27.00	9.000
68 Jake Newberry, R ERA: 2.08	(6, 1)	0.2		2	0	0	0	0	0	0	0	0	0	0	8	11	0.00	0.000
49 Heath Fillmyer, R ERA: 9.0	(7, 1)	3.0		11	3	1	1	0	0	0	0	0	0	1	29	47	3.00	1.000

PITCHER	IP	WLS	BF	H	R	ER	SO	BB	IBB	HBP	BLK	WP	HR	S	P	ERA	WHIP

TOP

Los Angeles Angels @ Kansas City Royals

Kauffman Stadium, Kansas City, MO

Fri Apr 26 2019, 7:18 PM - 10:23 PM CDT

Att. 23,186 - Partly Cloudy - 68 F

livebaseballscorecards.com

AB	34
R	5
H	10
RBI	5
BB	4
SO	1
LOB	15

Batter	1	2	3	4	5	6	7	8	9	AB	R	H	RBI	BB	SO	LOB
15 Whit Merrifield, R (1, 4) OBP: 0.353, SLG: 0.519	B FF 90 B FF 89 B CH 84 C FF 90 B FF 90 4-1 27 G5-4-3 BB		D CH 84 F CU 74 1 SAFE 1-1 ③ CS 1-2	F FF 91 X CH 84 0-1 ① G5-3		B FF 87 B FF 87 B FF 89 B FF 88 4-0 4 G4-6-3 BB			B SI 95 C SI 95 B SL 83 B SL 84 X SI 94 3-1 27 SF7 3B	2	1	1	0	2	0	0
27 Adalberto Mondesi, S (1, 6) OBP: 0.297, SLG: 0.500	1 SAFE F CH 84 F CU 74 X FF 91 0-2 ① ② G5-4-3 1-2f			B CU 72 B CH 83 B FF 91 C FF 90 F CH 85 S FF 92 3-3 ② K		1 SAFE B SL 83 F SI 91 C FF 93 1 SAFE X SL 83 1-2 ① F9			B FF 95 X FF 95 1-0 ① SF7 3-H	3	0	0	1	0	1	2
4 Alex Gordon, L (1, 7) OBP: 0.391, SLG: 0.564	B CU 74 X FF 90 1-0 ③ G1-4-3			C CU 71 X FF 91 0-1 12 BB 17 1B 1B		1 SAFE X SI 92 0-0 ② ③ G4-6-3 1-2f			C SL 84 F SL 84 B FF 95 B FF 96 B SL 83 F SL 83 X SL 84 3-2 ② F9	4	0	1	0	0	0	1
17 Hunter Dozier, R (1, 10) OBP: 0.422, SLG: 0.653		C FF 89 C CH 84 B CU 74 B FF 92 B CU 75 X FF 92 3-2 ① F8		C CH 84 C CH 83 F FF 92 B FF 92 F CU 76 X CU 76 1-2 12 BB 1-2 1B			C SL 83 B SL 82 F SL 84 B SI 94 F SI 94 C SI 94 2-3 ① K		C SL 83 X SL 83 0-1 ③ G5-3	4	0	1	0	0	1	0
12 Jorge Soler, R (1, 9) OBP: 0.290, SLG: 0.469		B CU 74 B CH 85 B CH 85 F FF 90 C FF 91 S CU 77 3-3 ② K		B CH 84 B FF 90 S CU 75 B CU 76 C FF 92 B CU 78 4-2 1-2 2-3 BB			S FF 93 B SL 85 B SL 84 X SL 84 2-1 ② G6-3			2	0	0	0	1	1	0
66 Ryan O'Hearn, L (1, 3) OBP: 0.302, SLG: 0.352		F FF 90 C FF 92 F CU 77 B FF 93 X CH 85 1-2 ③ P6		C FF 92 B FF 91 C CU 77 B FF 94 B CU 78 T FF 94 3-2 ③ K			C SL 85 F SI 94 B SI 94 B CH 86 F FF 93 B FF 93 S SL 83 3-3 ③ K			3	0	0	0	0	2	3
2 Chris Owings, R (1, 5) OBP: 0.234, SLG: 0.291			L CU 73 F FF 91 X FF 92 0-2 6 FC6 1B		C CH 82 B CH 82 F FF 90 B FF 90 F CU 76 C FF 92 2-3 ① K			C FF 91 B SL 84 C SL 84 B FF 93 S SL 86 2-3 ① K		3	0	1	0	0	2	0
16 Martín Maldonado, R (1, 2) OBP: 0.267, SLG: 0.269			B FF 90 C FF 91 B FF 91 1 SAFE D CH 85 F FF 92 F FF 92 S CU 76 3-3 ① K		B FF 90 B CH 82 X FF 90 2-0 ② L5			X FF 93 0-0 6 G6-4-3 1B		3	0	1	0	0	1	1
6 Billy Hamilton, S (1, 8) OBP: 0.305, SLG: 0.292			C CH 83 B CU 75 B FF 91 F FF 90 B CU 76 X CU 76 3-2 ② FC6 15 CS 1-2f		C CU 70 B FF 91 B CU 74 F FF 90 F FF 92 X CU 77 2-2 ③ G5-3			X FF 93 0-0 ② ③ G6-4-3 1-2f		3	0	0	0	0	0	2
Inning Stats	R: 0 E: 0 K: 0 S: 5 H: 0 LOB: 0 BB: 1 P: 10	R: 0 E: 0 K: 1 S: 10 H: 0 LOB: 0 BB: 0 P: 17	R: 0 E: 0 K: 1 S: 11 H: 1 LOB: 0 BB: 0 P: 18	R: 0 E: 0 K: 2 S: 17 H: 2 LOB: 3 BB: 1 P: 28	R: 0 E: 0 K: 1 S: 9 H: 0 LOB: 0 BB: 0 P: 15	R: 0 E: 0 K: 0 S: 4 H: 0 LOB: 0 BB: 1 P: 9	R: 0 E: 0 K: 2 S: 10 H: 0 LOB: 0 BB: 0 P: 17	R: 0 E: 0 K: 1 S: 5 H: 1 LOB: 0 BB: 0 P: 7	R: 1 E: 0 K: 0 S: 9 H: 1 LOB: 0 BB: 0 P: 16	1B: 4 2B: 0 3B: 1 HR: 0 SF: 1 SAC: 0 DP: 3 HBP: 0	WP: 0 PB: 0 SB: 0 CS: 1 PA: 32					

PITCHER		IP	WLS	BF	H	R	ER	SO	BB	IBB	HBP	BLK	WP	HR	S	P	ERA	WHIP
45 Tyler Skaggs, L ERA: 3.15	(1, 1)	5.0	W	19	3	0	0	5	3	0	0	0	0	0	52	92	0.00	1.200
39 Luke Bard, R ERA: 3.38	(6, 1)	2.0		5	0	0	0	2	0	0	0	0	0	0	14	22	0.00	0.000
32 Cam Bedrosian, R ERA: 3.46	(8, 1)	1.0		3	1	0	0	1	0	0	0	0	0	0	5	7	0.00	1.000
38 Justin Anderson, R ERA: 3.12	(9, 1)	1.0		4	1	1	1	0	0	0	0	0	0	0	9	16	9.00	1.000

PITCHER	IP	WLS	BF	H	R	ER	SO	BB	IBB	HBP	BLK	WP	HR	S	P	ERA	WHIP

BOTTOM

Los Angeles Angels @ Kansas City Royals

Kauffman Stadium, Kansas City, MO

Fri Apr 26 2019, 7:18 PM - 10:23 PM CDT

Att. 23,186 - Partly Cloudy - 68 F

livebaseballscorecards.com

AB	27
R	1
H	5
RBI	1
BB	3
SO	8
LOB	9

Batter	1	2	3	4	5	6	7	8	9	AB	R	H	RBI	BB	SO	LOB
56 Kole Calhoun, L (1, 9) OBP: 0.301, SLG: 0.470	F FF 93 B SL 92 B SL 91 B FF 95 X FF 95 3-1 27 2B 2B		C SL 89 B FF 92 X FF 92 1-1 ① F8	B SL 86 B FF 93 S SI 93 B SI 93 X SI 92 3-1 27 BB 1-2 2-3 1B		B FF 93 B FF 93 F FF 94 X SL 83 2-1 ② P4			B FF 92 F FF 93 C FF 93 F CH 85 X CH 85 1-2 ① G3	5	1	2	0	0	0	2
27 Mike Trout, R (1, 8) OBP: 0.495, SLG: 0.590	C SI 93 B SI 94 C SL 90 B FF 94 X SL 91 2-2 41 G4-3 2-H 2B		X SL 88 0-0 ② L5	B FF 93 B FF 93 B FF 92 B FF 90 4-0 1-2 2-3 3-H BB		C FF 94 B FF 93 S SL 84 S SL 84 1-3 ③ K			C SL 80 B FF 93 F FF 94 B SL 83 X FF 94 2-2 ② F7	4	0	1	2	1	1	2
41 Justin Bour, L (1, 3) OBP: 0.274, SLG: 0.297	B SI 94 C CH 87 F SL 89 X KC 82 1-2 ① G4-3 2-3		B KC 81 B CH 86 B SL 89 C FF 93 C SI 93 S SL 90 3-3 ③ K	C FF 93 B FF 93 F CU 76 B CU 77 F FF 93 F SL 82 S SI 92 2-3 ③ K			C SL 81 B FF 94 X SI 92 1-1 ① G4-3		B FF 92 S FF 94 F FF 96 F CH 85 C FF 94 1-3 ③ K	5	0	0	0	0	3	4
2 Andrelton Simmons, R (1, 6) OBP: 0.293, SLG: 0.442	B SI 94 B SL 90 B SL 91 B SI 94 4-0 5 G5-4-3 BB			B FF 92 C FF 93 X SI 93 1-1 20 BB 18 BB 9 1B 1B	C SL 82 B SL 80 X CU 74 1-1 ① P6		C SL 83 X CH 89 0-1 ② G3			3	1	1	0	1	0	0
5 Albert Pujols, R (1, 10) OBP: 0.323, SLG: 0.398	B FF 94 X SI 94 1-0 ②③ G5-4-3 1-2f			B SI 93 C SL 87 F SI 92 B KC 82 S FF 94 2-3 ① K	C FF 93 B FF 94 S SL 82 X CU 74 1-2 ② P6		F FF 94 B FF 93 B FF 94 B FF 93 F FF 93 F SI 94 X SL 83 3-2 ③ G5-3			4	0	0	0	0	1	3
18 Brian Goodwin, L (1, 7) OBP: 0.430, SLG: 0.556		B FF 93 C FF 92 X KC 82 1-1 ① G6-3		B SL 87 B KC 79 B FF 93 B FF 92 4-0 20 BB 9 1B 1-2 BB	B SI 94 B FF 92 B SI 93 C SI 90 C SI 92 C SI 92 3-3 ③ K			B FF 93 B FF 92 T FF 93 C FF 94 F FF 93 X KC 80 2-2 1B		3	1	1	0	1	1	0
20 Jonathan Lucroy, R (1, 2) OBP: 0.314, SLG: 0.325		C FF 94 B KC 84 H SI 94 2-1 9 1B HBP		B FF 92 C FF 93 B SL 88 B SI 92 B FF 92 4-1 56 1B 9 1B 27 BB 1-2 2-3 BB		C FF 91 B SL 81 B SL 82 C SI 90 X SL 80 2-2 ① G6-3		C FF 93 X KC 80 0-1 ① F8		2	1	0	0	1	0	1
9 Tommy La Stella, L (1, 5) OBP: 0.349, SLG: 0.556		C KC 81 F SL 89 B SI 94 B KC 81 B SI 92 F SI 93 X SL 89 3-2 4 G6-3 1-2 1B		C SL 89 B FF 92 B SI 92 X CH 86 2-1 27 BB 56 1B 1-2 2-H 3-H 1B		C CU 75 B FF 92 C SI 92 B CU 77 B SI 92 B SI 91 4-2 4 BB BB		C FF 93 B FF 92 B FC 90 C FF 93 T FF 94 2-2 ② K		3	0	2	2	1	1	1
4 Luis Rengifo, S (1, 4) OBP: 0.417, SLG: 0.444		C SI 92 B SL 88 S SL 89 X KC 80 1-2 ②③ G6-3 1-2f		B KC 80 B SI 92 F FF 93 X SL 87 2-1 ② F8		B SL 80 B SI 92 B FF 90 B SI 91 4-0 1-2 BB		C FC 90 F FF 92 D KC 80 F FF 93 B FF 92 T FF 93 2-2 ③ K		3	0	0	0	1	1	5
Inning Stats	R: 1 E: 0 K: 0 S: 9 H: 2 LOB: 1 BB: 1 P: 20	R: 0 E: 0 K: 0 S: 10 H: 1 LOB: 1 BB: 0 P: 17	R: 0 E: 0 K: 1 S: 6 H: 0 LOB: 0 BB: 0 P: 10	R: 3 E: 0 K: 2 S: 17 H: 3 LOB: 3 BB: 3 P: 41	R: 0 E: 0 K: 1 S: 8 H: 0 LOB: 0 BB: 0 P: 13	R: 0 E: 0 K: 1 S: 10 H: 0 LOB: 2 BB: 2 P: 23	R: 0 E: 0 K: 0 S: 8 H: 0 LOB: 0 BB: 0 P: 12	R: 0 E: 0 K: 2 S: 13 H: 1 LOB: 1 BB: 0 P: 19	R: 0 E: 0 K: 1 S: 11 H: 0 LOB: 0 BB: 0 P: 15	1B: 5 2B: 2 3B: 0 HR: 0 SF: 0 SAC: 0 DP: 2 HBP: 1						

PITCHER		IP	WLS	BF	H	R	ER	SO	BB	IBB	HBP	BLK	WP	HR	S	P	ERA	WHIP
28 Jorge López, R ERA: 5.08	(1, 1)	3.2		19	6	4	4	2	3	0	1	0	0	0	37	77	9.82	2.455
58 Scott Barlow, R ERA: 2.31	(4, 1)	1.2	W	8	0	0	0	2	3	0	0	0	0	0	18	39	0.00	1.800
40 Jake Diekman, L ERA: 3.86	(6, 1)	1.2		5	0	0	0	1	0	0	0	0	0	0	13	20	0.00	0.000
31 Ian Kennedy, R ERA: 1.32	(8, 1)	1.0		4	1	0	0	2	0	0	0	0	0	0	13	19	0.00	1.000
43 Wily Peralta, R ERA: 5.25	(9, 1)	1.0		3	0	0	0	1	0	0	0	0	0	0	11	15	0.00	0.000

PITCHER	IP	WLS	BF	H	R	ER	SO	BB	IBB	HBP	BLK	WP	HR	S	P	ERA	WHIP

TOP

Los Angeles Angels @ Kansas City Royals

Kauffman Stadium, Kansas City, MO

Sat Apr 27 2019, 6:18 PM - 9:56 PM CDT

Att. 18,755 - Partly Cloudy - 56 F

livebaseballscorecards.com

AB	32
R	4
H	7
RBI	4
BB	6
SO	8
LOB	18

WP: 0 PA: 39
PB: 0
SB: 0
CS: 0

Batter	1	2	3	4	5	6	7	8	9	AB	R	H	RBI	BB	SO	LOB
15 Whit Merrifield, R (1, 4) OBP: 0.355, SLG: 0.509	C FF 92 B SL 86 C SL 86 B FF 93 F FF 93 B SL 87 X FF 93 3-2 L9 ①	C SL 83 C SI 92 F SL 83 B SI 91 D SL 83 F SI 92 X SL 83 2-2 F8 ③	B SI 88 X FF 90 1-0 27 1B 1-3 1B		C CU 77 B SL 84 C SL 83 F FF 92 F SL 82 B FF 92 F FF 92 S SL 83 2-3 K ②		B CU 80 B CU 79 C FF 88 B CU 80 C CU 78 B FF 89 4-2 BB			4	0	1	0	1	1	2
27 Adalberto Mondesi, S (1, 6) OBP: 0.310, SLG: 0.505	C FF 93 S SL 86 X SL 86 0-2 G3 ②		B SI 90 1-1 F FF 90 X CH 82 4 1B 17 3B 1B 1 SAFE 1-2 B SI 89 F SI 90 S SI 89 X SI 91 1-2 1B 3-H		B CU 78 B CU 76 X FF 91 2-0 4 BB 17 3B 1B		F FF 89 B CH 83 1 SAFE B CH 83 F CH 82 B CU 79 X FF 89 3-2 F7 ②			5	2	3	1	0	0	1
4 Alex Gordon, L (1, 7) OBP: 0.400, SLG: 0.557	B FF 93 B FF 94 C FF 92 S SL 84 B FF 92 4-1 BB		B SI 80 1-0 X SI 90 1-2 17 3B 1B B FF 91 1-0 X FF 92 F8 ③		1 SAFE 1 SAFE 1 SAFE B FF 90 S CH 84 1 SAFE B CH 85 B FF 91 C FF 91 4-2 D CU 79 1-2 17 3B BB		1 SAFE C CH 83 F CH 84 B CU 79 B FF 87 S CH 83 2-3 K ③			3	2	1	0	2	1	3
17 Hunter Dozier, R (1, 10) OBP: 0.442, SLG: 0.713	1 SAFE B SL 83 C FF 93 X SL 85 1-1 P4 ③		F SL 82 B SI 91 C SL 83 F SL 83 X SL 82 1-2 66 1B 3B 1-H 2-H	B SL 83 B SL 85 C FF 91 X FF 92 2-1 12 1B 1B	B SL 83 S SL 83 B SL 84 X SL 82 2-1 1-H 2-H 3B			X SI 94 0-0 12 G5-4-3 1B		5	1	4	4	0	0	1
66 Ryan O'Hearn, L (1, 3) OBP: 0.308, SLG: 0.368		B FF 89 X CH 81 1-0 16 1B 2B	B FF 91 F SI 91 X SL 82 1-1 12 2B 47 1B 1B 3-H	C FF 91 B CU 77 B FF 92 S CU 77 C SI 91 2-3 K ①	C CU 78 S FF 90 F FF 91 D CU 78 F FF 92 C CU 76 1-3 K ③			B SI 94 B SI 96 B SI 95 C SI 95 X SI 95 3-1 L8 ①		5	2	2	1	0	2	3
12 Jorge Soler, R (1, 9) OBP: 0.295, SLG: 0.476		B SL 80 S SL 81 D SL 82 B SL 81 C SL 83 X SL 82 3-2 G6-3 ①	B FF 91 X SL 82 1-0 47 1B 2B 1-3	B SL 84 B SL 84 1 SAFE B FF 90 C FF 92 S SL 83 X SL 84 3-2 1-2 1B		C CU 76 B FF 88 B CU 79 F CU 78 C CH 84 2-3 K ①		S SL 84 F SL 83 B FF 96 X SL 84 1-2 G5-4-3 ② ③ 1-2f		5	1	2	0	0	1	2
47 Kelvin Gutiérrez, R (1, 5) OBP: 0.500, SLG: 0.333		D SL 82 B SL 81 B FF 91 B FF 91 4-0 16 1B BB	B FF 90 F FF 90 S SL 82 F SL 80 X SI 90 1-2 6 FC5-4 1B 2-H 3-H	C FF 92 F SL 84 B SL 84 F FF 92 S SL 85 1-3 K ②		B FF 90 B CU 78 C CU 78 B CU 79 X FF 89 3-1 G5-3 ②				3	0	1	2	1	1	2
16 Martín Maldonado, R (1, 2) OBP: 0.266, SLG: 0.268		C SL 82 S SL 82 X SL 83 0-2 1-3 2-H 1B	F SI 91 1 SAFE S SL 79 F FF 90 B FF 89 X SL 81 1-2 L8 ①	B FF 92 D SL 84 C SL 82 X FF 91 2-1 F9 ③		C CU 79 B FF 89 X CU 80 1-1 G5-3 ③				4	0	1	1	0	0	3
6 Billy Hamilton, S (1, 8) OBP: 0.298, SLG: 0.284 2 Chris Owings, R (5, 8) OBP: 0.229, SLG: 0.284		B CH 81 F SI 90 D CH 84 C SL 81 F SL 82 F FF 92 B SL 82 S SL 82 3-3 K ② 1-2f	1 SAFE C SL 80 C FF 89 X SL 80 0-2 FC5-4 15 1B 27 1B ②		C FF 91 X SL 84 0-1 G4-3 ①		B FF 89 S FF 88 B CU 78 X CU 78 2-1 G1-3 ①			2 2	1 0	0 0	0 0	1 0	3 0
Inning Stats	R: 0 E: 0 K: 0 S: 10 H: 0 LOB: 1 BB: 1 P: 18	R: 1 E: 0 K: 1 S: 17 H: 2 LOB: 2 BB: 1 P: 30	R: 6 E: 0 K: 0 S: 26 H: 8 LOB: 2 BB: 0 P: 36	R: 0 E: 0 K: 2 S: 14 H: 2 LOB: 2 BB: 0 P: 24	R: 2 E: 0 K: 2 S: 18 H: 2 LOB: 1 BB: 1 P: 29	R: 0 E: 0 K: 1 S: 7 H: 0 LOB: 0 BB: 0 P: 13	R: 0 E: 0 K: 1 S: 10 H: 0 LOB: 1 BB: 1 P: 21	R: 0 E: 0 K: 0 S: 6 H: 1 LOB: 0 BB: 0 P: 10		1B: 11 2B: 2 3B: 2 HR: 0 SF: 0 SAC: 0 DP: 1 HBP: 0						

PITCHER		IP	WLS	BF	H	R	ER	SO	BB	IBB	HBP	BLK	WP	HR	S	P	ERA	WHIP
32 Cam Bedrosian, R ERA: 3.21	(1, 1)	1.0		4	0	0	0	0	1	0	0	0	0	0	10	18	0.00	1.000
51 Jaime Barria, R ERA: 8.16	(2, 1)	1.2	L	16	10	7	7	1	1	0	0	0	0	0	42	64	37.80	6.600
36 Chris Stratton, R ERA: 7.11	(3, 1)	2.1		12	4	2	2	4	1	0	0	0	0	0	33	55	7.71	2.143
24 Noé Ramirez, R ERA: 3.14	(6, 1)	2.0		7	0	0	0	2	1	0	0	0	0	0	17	34	0.00	0.500
40 Luis García, R ERA: 3.18	(8, 1)	1.0		3	1	0	0	0	0	0	0	0	0	0	6	10	0.00	1.000

PITCHER	IP	WLS	BF	H	R	ER	SO	BB	IBB	HBP	BLK	WP	HR	S	P	ERA	WHIP

BOTTOM

Los Angeles Angels @ Kansas City Royals

Kauffman Stadium, Kansas City, MO

Sat Apr 27 2019, 6:18 PM - 9:56 PM CDT

Att. 18,755 - Partly Cloudy - 56 F

livebaseballscorecards.com

AB	38
R	9
H	15
RBI	9
BB	4
SO	7
LOB	20

Batter	1	2	3	4	5	6	7	8	9	AB	R	H	RBI	BB	SO	LOB
56 Kole Calhoun, L (1, 9) OBP: 0.291, SLG: 0.452	X FF 90 0-0 ① G5-3	C KC 78 C FS 84 B FS 82 B FF 92 B FS 82 C FF 91 3-3 ③ K			B FS 82 B FF 91 B SI 91 C FF 92 X FF 91 3-1 ② F9			C SL 86 B CH 90 F SL 86 X SL 86 1-2 E1 27 G4-3		4	0	0	0	0	1	0
27 Mike Trout, R (1, 8) OBP: 0.496, SLG: 0.585	B FF 91 B FF 91 C FF 91 X SL 86 2-1 2 1B 18 1B 5 2B 1B		B SI 91 B SI 91 X FF 91 2-0 2 S 18 F9 2 1B 1B		B SL 88 X FF 92 1-0 ③ F8			B FF 92 C FF 92 X FF 92 1-1 ①② G4-3 1-2f		4	2	2	0	0	0	1
18 Brian Goodwin, L (1, 7) OBP: 0.422, SLG: 0.539 25 Peter Bourjos, R (8, 7) OBP: 0.109, SLG: 0.114	C FF 91 F FF 92 F KC 77 B FF 92 X KC 78 1-2 2 1B 5 2B 1-2 1B		1 SAFE C KC 76 X FF 91 0-1 ① F9 1-2			B FF 91 C KC 76 B KC 77 C FF 91 X KC 78 2-2 ① L8		B FF 92 C SL 86 F SL 86 F FF 93 F FF 93 C SL 86 1-3 ③ K		4 0	1 0	1 0	0 0	0 0	1 0	1 0
2 Andrelton Simmons, R (1, 6) OBP: 0.300, SLG: 0.444	B FF 92 D SL 86 S SL 86 B SL 86 X FF 93 3-1 5 2B 9 G4-3 1-2 2-3 1B		B SL 87 C FS 84 D FS 86 F SL 87 X FF 91 2-2 9 CS 2-H 1B			B SL 87 S KC 79 F FF 93 B FS 85 B FF 94 X FF 93 3-2 ② F7			B FF 92 C FF 92 C CU 75 B FF 94 B FF 92 X FF 92 3-2 ① F8	4	1	2	1	0	0	0
5 Albert Pujols, R (1, 10) OBP: 0.330, SLG: 0.414 44 Kevan Smith, R (9, PR) OBP: 0.362, SLG: 0.415 (9, 10)	B FF 92 F FF 93 F KC 78 X FF 92 1-2 9 G4-3 1-3 2-H 3-H 2B		B FF 91 C KC 76 C FS 87 S FS 83 1-3 ② K			C FF 93 B FS 83 X SL 88 1-1 ③ G4-3			F FF 92 X CU 75 0-1 20 G6-3 6 1B 41 HR 1B	4 0	0 1	2 0	2 0	0 0	1 0	1 0
9 Tommy La Stella, L (1, 5) OBP: 0.349, SLG: 0.541 6 David Fletcher, R (8, 5) OBP: 0.351, SLG: 0.409	F KC 78 B FF 92 D KC 78 X FS 84 2-1 ② G4-3 2-3 3-H		C FF 92 B FS 82 1-1 ③ CS 1-2	B KC 75 X FF 91 1-0 ① G5-3			L SL 84 B SL 84 S FF 92 B SL 86 B FF 92 H FF 93 4-2 41 WP 20 BB HBP		C CU 75 B FF 93 D CU 75 S FF 91 X FF 93 2-2 20 G6-3 41 HR 1-2 1B	2 1	0 1	0 1	1 0	0 0	0 0	1 0
20 Jonathan Lucroy, R (1, 2) OBP: 0.311, SLG: 0.313	B FF 93 D SL 87 C FF 93 X FF 93 2-1 ③ G4-3			C FF 91 B FS 82 F FF 92 X FS 82 1-2 ② F7			C FF 93 B SI 94 B FF 93 B FF 93 C FF 92 F FF 92 1 SAFE 1 SAFE B FF 91 4-2 41 G6-3 41 WP 1-2 BB		C FF 92 C CU 76 X CU 75 0-2 ② G6-3 1-2 2-3	3	0	0	0	1	0	3
41 Justin Bour, L (1, 3) OBP: 0.273, SLG: 0.333		B FF 91 F FF 92 F KC 76 F FF 91 B FS 82 F FS 83 B FS 82 F FF 92 X KC 77 3-2 ① P5		C FF 92 B FS 84 C FF 93 S FS 85 1-3 ③ K			B SL 85 C FF 93 B FF 93 C SL 87 X FF 92 2-2 ①② G6-3 1-3f 2-3		C CU 74 B CU 73 S CU 73 B SI 94 D CU 74 F CU 76 X FF 93 3-2 2-H 3-H HR	4	1	1	3	0	1	2
4 Luis Rengifo, S (1, 4) OBP: 0.313, SLG: 0.308		S FF 92 S FF 92 X SI 92 0-2 ② G6-3			B FF 90 F FF 91 S FF 92 F FF 91 B FS 83 X SI 93 2-2 ① G3-1		B FF 94 B FF 93 C FF 92 X FF 92 2-1 ③ F9		S FF 91 C FF 92 B CU 74 C FF 92 1-3 ③ K	4	0	0	0	0	1	2
Inning Stats	R: 3 E: 0 K: 0 S: 16 H: 4 LOB: 1 BB: 0 P: 27	R: 0 E: 0 K: 1 S: 12 H: 0 LOB: 0 BB: 0 P: 18	R: 1 E: 0 K: 1 S: 10 H: 2 LOB: 0 BB: 0 P: 16	R: 0 E: 0 K: 1 S: 7 H: 0 LOB: 0 BB: 0 P: 10	R: 0 E: 0 K: 0 S: 7 H: 0 LOB: 0 BB: 0 P: 13	R: 0 E: 0 K: 0 S: 8 H: 0 LOB: 0 BB: 0 P: 14	R: 0 E: 0 K: 0 S: 10 H: 0 LOB: 1 BB: 1 P: 22	R: 0 E: 1 K: 1 S: 10 H: 0 LOB: 0 BB: 0 P: 13	R: 3 E: 0 K: 1 S: 18 H: 3 LOB: 1 BB: 0 P: 27	1B: 7 2B: 2 3B: 0 HR: 1 SF: 0 SAC: 0 DP: 2 HBP: 1						WP: 1 PB: 0 SB: 1 CS: 1 PA: 37	

TOP

Los Angeles Angels @ Kansas City Royals

Kauffman Stadium, Kansas City, MO

Sun Apr 28 2019, 1:16 PM - 4:18 PM CDT

Att. 21,549 - Overcast - 52 F

livebaseballscorecards.com

AB	34
R	7
H	9
RBI	7
BB	1
SO	5
LOB	11

PITCHER		IP	WLS	BF	H	R	ER	SO	BB	IBB	HBP	BLK	WP	HR	S	P	ERA	WHIP
21 Homer Bailey, R ERA: 5.7	(1, 1)	6.0	L	23	6	4	4	3	0	0	0	0	0	0	60	98	6.00	1.000
55 Richard Lovelady, L ERA: 5.14	(7, 1)	2.0		7	0	0	0	1	1	0	1	0	1	0	20	35	0.00	0.500
48 Ben Lively, R ERA: 27.0	(9, 1)	1.0		6	3	3	3	1	0	0	0	0	0	1	18	27	27.00	3.000

PITCHER		IP	WLS	BF	H	R	ER	SO	BB	IBB	HBP	BLK	WP	HR	S	P	ERA	WHIP

Batter	1	2	3	4	5	6	7	8	9	AB	R	H	RBI	BB	SO	LOB
15 Whit Merrifield, R (1, 4) OBP: 0.349, SLG: 0.496	C FF 94 B FF 93 B FF 94 C SL 85 B SL 87 X FF 93 3-2 L9 ①		B SL 87 S SL 85 X FF 93 1-1 FC5-4 ② 1-2f		B CU 82 C SL 85 F FF 94 S CH 86 1-3 K ③			B FF 96 B FF 96 X FF 95 2-0 4 HBP 17 1B 1B	D SL 87 B FF 97 C FF 94 F FF 96 X FF 96 2-2 L8 ② 2-3	5	1	1	0	0	1	3
27 Adalberto Mondesi, S (1, 6) OBP: 0.306, SLG: 0.486	S FF 94 S CU 82 S CU 81 0-3 K ②		B CU 80 F CU 77 1 SAFE 1 SAFE X FF 92 1-1 F8 ③			X CU 81 0-0 G1-3 ①		S SL 82 F FF 94 S SL 83 0-3 K ①	B FF 96 F CH 89 T FF 96 F FF 97 D CH 90 F FF 96 B SL 89 F SI 96 F FF 96 4-2 4 DI 1-3 3-H BB	4	0	0	0	1	2	2
4 Alex Gordon, L (1, 7) OBP: 0.408, SLG: 0.560	B FF 92 B FF 93 X FF 94 2-0 2B			F CU 81 B SL 89 B CH 87 F SL 87 F FF 94 S CU 82 2-3 K 66 L9 17 BB 12 SF8		C SL 87 B CH 86 C FF 91 B SL 87 B CU 82 B CH 87 4-2 BB		C SL 81 B CH 86 1 SAFE B SL 82 F CH 86 H SL 83 3-2 17 1B 1-2 HBP	B CH 88 S CH 87 S FF 96 B FF 96 X CH 90 2-2 G4-3 ③ 1-2	3	1	1	0	1	1	2
17 Hunter Dozier, R (1, 10) OBP: 0.444, SLG: 0.699	X CU 80 0-0 G6-3 ③			B SL 87 B FF 94 B SL 87 B FF 92 4-0 1-2 BB		B CU 80 B FF 93 X SL 85 2-0 F9 ②		F SL 81 X FF 96 0-1 12 FC6-4 1-2 2-H 1B		3	0	1	1	1	0	2
66 Ryan O'Hearn, L (1, 3) OBP: 0.295, SLG: 0.350		B CU 81 S CH 86 X FF 91 1-1 F8 ①		D CU 82 C CU 82 B CH 84 C CU 81 B FF 93 X CU 81 3-2 L9 ① 2-3		B CU 82 B CH 86 F CH 86 X FF 91 2-1 L8 ③		C SL 81 S FF 95 S FF 96 0-3 K ②		4	0	0	0	0	1	5
12 Jorge Soler, R (1, 9) OBP: 0.284, SLG: 0.462		B FF 94 S SL 88 B SL 87 C FF 93 X SL 88 2-2 G6-3 ②		X SL 89 0-0 SF8 ② 3-H			B FF 93 C SL 87 F SL 87 S FF 92 1-3 K ①	C FF 98 X FF 97 0-1 FC6-4 ③ 1-2f		3	0	0	1	0	1	2
47 Kelvin Gutiérrez, R (1, 5) OBP: 0.500, SLG: 0.429		C FF 93 B FF 94 X SL 87 1-1 G6-3 ③		C FF 95 F FF 94 1 SAFE D CU 84 B SL 88 F FF 93 B CH 85 C SL 86 3-3 K ③			B CU 80 F FF 92 X SL 86 1-1 1B		C FF 94 C FF 94 X SL 86 0-2 15 L8 2 1B 27 WP 1B	4	1	2	0	0	1	1
2 Chris Owings, R (1, 8) OBP: 0.230, SLG: 0.283			X FF 94 0-0 G6-3 ①		B FF 94 B FF 93 X FF 92 2-0 G4-3 ①		B SL 86 X FF 92 1-0 L9 ②		B FF 94 X FF 94 1-0 27 WP 27 DI 1-2 1B	4	0	1	0	0	0	1
36 Cam Gallagher, R (1, 2) OBP: 0.185, SLG: 0.154			B FF 94 C FF 94 B SL 88 B FF 94 B FF 93 4-1 15 FC5-4 BB		C FF 94 X SL 89 0-1 G1-3 ②		B FF 92 C SL 84 X SL 87 1-1 G6-3 ③		F SL 90 C FF 96 D SL 86 B FF 96 X FF 97 2-2 F9 ①	3	0	0	0	1	0	3
Inning Stats	R: 0 H: 1 E: 0 LOB: 1 K: 1 BB: 0 S: 8 P: 13	R: 0 H: 0 E: 0 LOB: 0 K: 0 BB: 0 S: 7 P: 11	R: 0 H: 0 E: 0 LOB: 1 K: 0 BB: 1 S: 6 P: 12	R: 1 H: 0 E: 0 LOB: 1 K: 2 BB: 1 S: 12 P: 24	R: 0 H: 0 E: 0 LOB: 0 K: 1 BB: 0 S: 6 P: 9	R: 0 H: 0 E: 0 LOB: 1 K: 0 BB: 1 S: 6 P: 14	R: 0 H: 1 E: 0 LOB: 1 K: 1 BB: 0 S: 8 P: 12	R: 1 H: 2 E: 0 LOB: 2 K: 2 BB: 0 S: 13 P: 18	R: 1 H: 2 E: 0 LOB: 2 K: 0 BB: 1 S: 19 P: 30	1B: 5 SF: 1 2B: 1 SAC: 0 3B: 0 DP: 0 HR: 0 HBP: 1						WP: 2 PA: 39 PB: 0 SB: 0 CS: 0

BOTTOM

Los Angeles Angels @ Kansas City Royals

Kauffman Stadium, Kansas City, MO

Sun Apr 28 2019, 1:16 PM - 4:18 PM CDT

Att. 21,549 - Overcast - 52 F

livebaseballscorecards.com

AB	33
R	3
H	6
RBI	2
BB	4
SO	7
LOB	21

PITCHER		IP	WLS	BF	H	R	ER	SO	BB	IBB	HBP	BLK	WP	HR	S	P	ERA	WHIP
33 Matt Harvey, R ERA: 6.54	(1, 1)	7.0	W	27	2	1	1	5	3	0	0	0	1	0	53	95	1.29	0.714
31 Ty Buttrey, R ERA: 1.38	(8, 1)	1.0	H	6	2	1	1	2	0	0	1	0	0	0	13	18	9.00	2.000
57 Hansel Robles, R ERA: 3.46	(9, 1)	1.0		6	2	1	1	0	1	0	0	0	1	0	19	30	9.00	3.000

PITCHER	IP	WLS	BF	H	R	ER	SO	BB	IBB	HBP	BLK	WP	HR	S	P	ERA	WHIP

Toronto Blue Jays @ Los Angeles Angels

Angel Stadium, Anaheim, CA

Tue Apr 30 2019, 7:09 PM - 10:04 PM PDT

Att. 38,797 - Partly Cloudy - 63 F

livebaseballscorecards.com

Batter	1	2	3	4	5	6	7	8	9	AB	R	H	RBI	BB	SO	LOB
5 Eric Sogard, L (1, 4) OBP: 0.458, SLG: 0.698	C FF 94 C CU 82 B FF 94 B SL 90 X FF 95 2-2 ① G6-3			C CU 80 X CH 86 0-1 ① G4-3	B FF 92 F SL 83 S FF 93 X FF 92 1-2 ② G6-3 3-H		F SL 84 X FF 95 0-1 ③ P6			2	0	0	0	0	0	0
28 Billy McKinney, L (5, PH) OBP: 0.278, SLG: 0.337 (5, 9)										2	0	0	1	0	0	0
16 Freddy Galvis, S (1, 6) OBP: 0.333, SLG: 0.510	B FF 95 S CU 81 B CU 81 X FF 94 2-1 ② F7			C CU 81 B CH 87 F FF 92 F CU 83 B FF 93 X SL 88 2-2 14 BB, 15 1B, 27 WP, 1B	X SL 85 0-0 ③ G4-3			C FF 98 B CH 89 F CH 87 S FF 98 1-3 ① K		4	1	1	0	0	1	0
15 Randal Grichuk, R (1, 8) OBP: 0.303, SLG: 0.418	B CU 82 B FF 94 X SL 87 2-0 ③ G6-3			B SL 88 1 SAFE B SL 87 C FF 94 S SL 89 1 SAFE X SL 88 2-2 27 WP, 14 BB, 1B 1-2		B FF 91 X SL 81 1-0 27 BB, 1B		C FF 98 X FF 98 0-1 ② P2		4	0	2	0	0	0	0
14 Justin Smoak, S (1, 10) OBP: 0.385, SLG: 0.462		F FF 93 B SL 89 B CU 82 B CU 81 S FF 94 C FF 94 3-3 ① K		B FF 94 D CU 82 C CU 80 D CU 82 B FF 93 4-1 27 WP, BB 1-2 2-3		B FF 93 X SL 82 1-0 ① F8		C FF 96 S SL 84 B FF 98 B SL 85 X FF 97 2-2 ③ L9		3	0	0	0	1	1	1
27 Vladimir Guerrero Jr., R (1, 5) OBP: 0.353, SLG: 0.286 1 Alen Hanson, S (9, PR) OBP: 0.244, SLG: 0.175		S SL 89 B SL 90 S SL 88 B FF 95 F SL 88 S FF 94 2-3 ② K		B SL 89 D SL 88 X SL 88 2-0 ② G6-3 1-2 2-3 3-H		C SL 84 C FF 92 B SL 87 1 SAFE B FF 93 B SL 87 B SL 83 4-2 1-2 BB			B SL 90 C FF 95 C FF 96 B FF 98 B FF 97 B FF 98 4-2 ② 44 G6-3, BB	2	0	0	0	2	1	2
										0	0	0	0	0	0	0
44 Rowdy Tellez, L (1, 3) OBP: 0.291, SLG: 0.455		S CU 83 S CU 82 B FF 94 B SL 89 F FF 94 F CU 82 B CH 90 F FF 95 S FF 94 3-3 ③ K		S FF 93 S CU 83 B FF 94 F CU 83 S FF 94 1-3 ③ K		D SL 82 C SL 82 C FF 93 F SL 84 S SL 85 1-3 ② K			1 SAFE X SI 96 0-0 ① ② G6-3 1-2f	4	0	0	0	0	3	5
3 Brandon Drury, R (1, 9) OBP: 0.264, SLG: 0.440 (5, 4)			S SL 88 B SL 89 C FF 94 F FF 93 B SL 90 S SL 89 2-3 ① K		C CU 79 X FF 91 0-1 HR	C FF 93 D SL 84 X SL 85 1-1 ③ G1-3			S SL 90 B SL 89 C SL 89 C FF 98 1-3 ③ K	4	1	1	1	0	2	3
37 Teoscar Hernández, R (1, 7) OBP: 0.291, SLG: 0.337			B FF 94 B FF 95 S SL 89 S SL 88 B SL 89 S FF 94 3-3 ② K		S SL 87 X SL 87 0-1 21 L9, 28 G6-3, 2B		C SI 95 B SI 94 S SL 84 B SL 85 B FF 95 S SL 83 3-3 ① K			3	1	1	0	0	2	0
21 Luke Maile, R (1, 2) OBP: 0.216, SLG: 0.265			B FF 93 B CU 82 X FF 93 2-0 ③ P4		C FF 92 F FF 92 B SL 88 X FF 92 1-2 ① L9 2-3		C SL 84 B SI 94 B FF 95 X SL 83 2-1 ② P6			3	0	0	0	0	0	1

	AB	31
	R	3
	H	5
	RBI	2
	BB	3
	SO	10
	LOB	12

Inning Stats																		
	R: 0	H: 0	R: 0	H: 0	R: 0	H: 0	R: 1	H: 2	R: 2	H: 2	R: 0	H: 1	R: 0	H: 0	R: 0	H: 0	1B: 3	SF: 0	WP: 1	PA: 34
	E: 0	LOB: 0	E: 0	LOB: 0	E: 0	LOB: 0	E: 0	LOB: 2	E: 0	LOB: 0	E: 0	LOB: 2	E: 0	LOB: 0	E: 0	LOB: 1	2B: 1	SAC: 0	PB: 0	
	K: 0	BB: 0	K: 3	BB: 0	K: 2	BB: 0	K: 1	BB: 1	K: 0	BB: 0	K: 1	BB: 1	K: 1	BB: 0	K: 1	BB: 1	3B: 0	DP: 1	SB: 0	
	S: 6	P: 12	S: 13	P: 21	S: 8	P: 15	S: 15	P: 26	S: 11	P: 13	S: 10	P: 18	S: 7	P: 12	S: 8	P: 11	HR: 1	HBP: 0	CS: 0	

PITCHER		IP	WLS	BF	H	R	ER	SO	BB	IBB	HBP	BLK	WP	HR	S	P	ERA	WHIP
47 Griffin Canning, R ERA: 6.23	(1, 1)	4.1		18	4	3	3	6	1	0	0	0	1	1	49	82	6.23	1.154
32 Cam Bedrosian, R ERA: 2.87	(5, 1)	1.2		7	1	0	0	1	1	0	0	0	0	0	14	23	0.00	1.200
38 Justin Anderson, R ERA: 2.79	(7, 1)	1.0		3	0	0	0	1	0	0	0	0	0	0	7	12	0.00	0.000
31 Ty Buttrey, R ERA: 1.29	(8, 1)	1.0	W	3	0	0	0	1	0	0	0	0	0	0	8	11	0.00	0.000
57 Hansel Robles, R ERA: 3.21	(9, 1)	1.0	S	3	0	0	0	1	1	0	0	0	0	0	6	11	0.00	1.000

PITCHER	IP	WLS	BF	H	R	ER	SO	BB	IBB	HBP	BLK	WP	HR	S	P	ERA	WHIP

Batter	1	2	3	4	5	6	7	8	9	AB	R	H	RBI	BB	SO	LOB
56 Kole Calhoun, L (1, 9) OBP: 0.281, SLG: 0.435	C FF 90 B CH 75 X CH 76 1-1 ① L3		B CH 78 B CH 76 S SI 90 B SI 90 F FC 84 X CH 76 3-2 ② F8 1-2	B SI 87 X CH 75 1-0 ③ F7			C SI 95 S SL 90 B FF 94 T SL 88 1-2 ③ K			4	0	0	0	0	1	2
27 Mike Trout, R (1, 8) OBP: 0.487, SLG: 0.565	B CU 74 B SI 88 X FC 84 2-0 ② P3		B FC 84 C SI 89 B SI 89 B SI 88 3-1 18 1B IBB		C CU 73 C CH 75 C SI 88 0-3 ① K			B FF 92 X FF 92 1-0 ① L7		3	0	0	0	1	1	0
18 Brian Goodwin, L (1, 7) OBP: 0.426, SLG: 0.575 25 Peter Bourjos, R (9, 7) OBP: 0.109, SLG: 0.114	C CU 76 B FC 86 B FC 85 B FF 90 S FC 85 C SI 90 3-3 ③ K		C CU 74 X CU 75 0-1 ③ 1-3 2-3 1B		F CU 75 S FC 82 B SI 88 B FC 83 B SI 89 S FC 83 3-3 ② K			C FC 89 B SI 92 X FC 89 1-1 HR		4 0	1 0	2 0	1 0	0 0	2 0	0 0
2 Andrelton Simmons, R (1, 6) OBP: 0.306, SLG: 0.446		C FC 83 B FC 84 C FF 90 X CU 76 1-2 5 G5-3 1B		C FC 81 S FC 84 F FC 83 F FC 84 X CH 76 0-2 5 S 9 1B 1B	C SI 87 X FC 83 0-1 ③ L8			C FF 93 S SL 84 B FC 88 B SL 84 B SI 92 X FC 88 3-2 ② G6-3		4	1	2	0	0	0	0
5 Albert Pujols, R (1, 10) OBP: 0.318, SLG: 0.396		C FC 84 1 SAFE D SI 88 1 SAFE B CH 76 B SI 89 S FC 84 F CH 75 X SI 88 3-2 ① G5-3 1-2		1 SAFE C FC 83 C SI 87 D FC 84 X FF 88 1-2 ① G6-3 1-2		C SL 83 B SI 89 B SI 88 X SI 88 2-1 ① P3		B FC 89 C SI 93 X SI 93 1-1 ③ P6		4	0	0	0	0	0	2
9 Tommy La Stella, L (1, 5) OBP: 0.352, SLG: 0.539 6 David Fletcher, R (9, 5) OBP: 0.351, SLG: 0.409		B FC 84 B CU 74 B SI 90 C FC 84 X CH 76 3-1 CI 20 G6-4-3		C SI 87 B CH 77 B FC 82 B FF 87 C FC 82 X SI 89 3-2 20 HR 2-H 1B		B SI 88 B SI 87 C SI 88 B SI 88 X SI 89 3-1 ② P4				2 0	1 0	1 0	1 0	0 0	0 0	0 0
20 Jonathan Lucroy, R (1, 2) OBP: 0.312, SLG: 0.349		C SI 89 X FF 89 0-1 ② ③ G6-4-3 1-2f		C SI 88 1 SAFE B FC 83 1 SAFE B FC 84 X SI 89 2-1 1-H HR		C SI 88 C SI 89 B SL 86 S SL 84 1-3 ③ K				3	1	1	2	0	1	2
41 Justin Bour, L (1, 3) OBP: 0.275, SLG: 0.325			C CU 74 B CH 75 S CH 76 F FF 90 F FF 90 B CU 77 B CH 75 F CU 76 F FC 84 4-2 18 1B 56 WP BB	X CU 73 0-0 ② G1-5-3			C SL 89 B SI 94 F SI 94 B SI 95 B SI 94 S SL 90 3-3 ① K2-3			2	0	0	0	1	1	0
4 Luis Rengifo, S (1, 4) OBP: 0.316, SLG: 0.375			C SI 89 B FC 83 S FC 84 B SI 90 F SI 89 B SI 89 X CH 78 3-2 ① P4	B FF 89 C SI 88 X SI 89 1-1 2B			X SI 94 0-0 ② L9			3	0	1	0	0	0	1
Inning Stats	R: 0 E: 0 K: 1 S: 6 H: 0 LOB: 0 BB: 0 P: 12	R: 0 E: 1 K: 0 S: 11 H: 1 LOB: 1 BB: 0 P: 18	R: 0 E: 0 K: 0 S: 16 H: 1 LOB: 2 BB: 2 P: 29	R: 3 E: 0 K: 0 S: 17 H: 4 LOB: 1 BB: 0 P: 25	R: 0 E: 0 K: 2 S: 8 H: 0 LOB: 0 BB: 0 P: 11	R: 0 E: 0 K: 1 S: 7 H: 0 LOB: 0 BB: 0 P: 13	R: 0 E: 0 K: 2 S: 7 H: 0 LOB: 0 BB: 0 P: 11	R: 1 E: 0 K: 0 S: 8 H: 1 LOB: 0 BB: 0 P: 14		1B: 4 2B: 1 3B: 0 HR: 2 SF: 0 SAC: 0 DP: 1 HBP: 0				WP: 1 PB: 0 SB: 1 CS: 0 PA: 32		

PITCHER		IP	WLS	BF	H	R	ER	SO	BB	IBB	HBP	BLK	WP	HR	S	P	ERA	WHIP
36 Clay Buchholz, R ERA: 4.79	(1, 1)	5.0		22	6	3	3	3	1	1	0	0	1	1	58	95	5.40	1.400
43 Sam Gaviglio, R ERA: 0.95	(6, 1)	1.0		3	0	0	0	1	0	0	0	0	0	0	7	13	0.00	0.000
58 Tim Mayza, L ERA: 5.56	(7, 1)	1.0		3	0	0	0	2	0	0	0	0	0	0	7	11	0.00	0.000
52 Ryan Tepera, R ERA: 6.75	(8, 1)	1.0	L	4	1	1	1	0	0	0	0	0	0	1	8	14	9.00	1.000

PITCHER	IP	WLS	BF	H	R	ER	SO	BB	IBB	HBP	BLK	WP	HR	S	P	ERA	WHIP

BOTTOM

Toronto Blue Jays @ Los Angeles Angels

Angel Stadium, Anaheim, CA

Tue Apr 30 2019, 7:09 PM - 10:04 PM PDT

Att. 38,797 - Partly Cloudy - 63 F

livebaseballscorecards.com

AB	29
R	4
H	7
RBI	4
BB	2
SO	6
LOB	7

Batter	1	2	3	4	5	6	7	8	9	AB	R	H	RBI	BB	SO	LOB
16 Freddy Galvis, S (1, 6) OBP: 0.317, SLG: 0.485	B SI 93 F FF 93 S SL 84 B SI 94 B SL 84 F FF 94 F SL 83 C SL 83 3-3 ① K			C SL 80 F CH 85 X SI 92 0-2 ① F9		S SL 82 B CH 85 X SI 91 1-1 ① F7 1-3	C FF 92 F FF 92 S SL 86 0-3 ③ K		B FF 97 S FF 98 F FF 97 X SL 85 1-2 ③ F9	5	0	0	0	0	2	4
15 Randal Grichuk, R (1, 8) OBP: 0.301, SLG: 0.439	B SL 85 B SL 83 B FF 95 C FF 93 F FF 94 S SL 85 3-3 ② K			X SI 93 0-0 ② G6-3		D SL 84 X SI 92 1-0 3-H HR		F FF 96 S SL 84 X SL 83 0-2 ① P4		4	1	1	2	0	1	0
14 Justin Smoak, S (1, 3) OBP: 0.381, SLG: 0.463	B SI 94 B SL 84 C SL 83 C SL 83 X SL 83 2-2 ③ G6-3			B SI 93 B CH 85 S SL 81 F SL 84 B SL 84 X SL 83 3-2 ③ G3-1		B SL 83 X SL 80 1-0 2B		C CH 88 X CH 89 0-1 ② G6-3		4	0	1	0	0	0	0
44 Rowdy Tellez, L (1, 10) OBP: 0.311, SLG: 0.500		B SI 92 C SI 93 S SL 84 S SL 85 1-3 ① K			X SL 80 0-0 HR	B FF 95 B SL 83 B FF 95 B FF 94 4-0 BB		B FF 97 X CH 88 1-0 1B		3	1	2	1	1	1	0
27 Vladimir Guerrero Jr., R (1, 5) OBP: 0.286, SLG: 0.222		S SL 84 C SI 94 S SL 85 0-3 ② K			X SI 93 0-0 ① G5-3	C SL 82 S SL 85 F FF 95 F SL 84 S SL 84 0-3 ② K		C FF 96 D SL 86 B SL 84 X SL 83 2-1 ③ F7		4	0	0	0	0	2	3
3 Brandon Drury, R (1, 4) OBP: 0.255, SLG: 0.423		B SI 94 B SL 86 C SI 93 S SL 85 S SL 85 2-3 ③ K			C SL 83 B SL 82 S SI 92 X SL 82 1-2 ② G5-3	D SL 84 C SL 84 B FF 93 C SL 83 B SL 83 F FF 93 F SL 84 S SL 85 3-3 ③ K			C FF 96 C FF 96 B SL 84 S SL 85 1-3 K 9 1B 9 DI	4	0	0	0	0	3	2
28 Billy McKinney, L (1, 9) OBP: 0.266, SLG: 0.322			C SI 92 S CH 86 B FF 93 S SL 85 1-3 ① K2-3		B SI 92 B SL 82 F SI 91 C SI 92 X SI 92 2-2 E4		B FF 92 C FF 91 F SL 81 B FF 92 X SL 83 2-2 ① F8		B FF 96 X FF 96 1-0 ① P6	4	0	0	0	0	1	1
37 Teoscar Hernández, R (1, 7) OBP: 0.280, SLG: 0.323			C SI 92 B SL 85 B SL 83 F SI 93 B SL 84 F SI 93 X SI 93 3-2 ② G5-3		B SI 92 1 SAFE 1 SAFE B SI 91 S SI 90 S SL 83 S SL 83 2-3 ③ K		C FF 93 S SL 86 B SL 86 B SL 84 B FF 93 X SL 82 3-2 ② P5		B FF 98 F SL 83 B FF 96 C SL 82 F SL 85 S FF 97 2-3 ② K	4	0	0	0	0	2	2
9 Danny Jansen, R (1, 2) OBP: 0.278, SLG: 0.257			C SI 92 X SI 93 0-1 ③ L8			C SI 90 B SI 92 B SL 81 S SL 80 F SI 91 B SL 82 X SI 92 3-2 16 F7 16 WP 15 HR 1B	X FF 93 0-0 E5		C FF 98 D SL 86 B FF 97 F FF 96 D SL 85 X FF 96 3-2 1-3 1B	4	1	2	0	0	0	0
Inning Stats	R: 0 E: 0 K: 2 S: 11 H: 0 LOB: 0 BB: 0 P: 19	R: 0 E: 0 K: 3 S: 9 H: 0 LOB: 0 BB: 0 P: 12	R: 0 E: 0 K: 1 S: 9 H: 0 LOB: 0 BB: 0 P: 13	R: 0 E: 0 K: 0 S: 7 H: 0 LOB: 0 BB: 0 P: 10	R: 1 E: 1 K: 1 S: 11 H: 1 LOB: 1 BB: 0 P: 16	R: 2 E: 0 K: 2 S: 18 H: 3 LOB: 2 BB: 1 P: 31	R: 0 E: 1 K: 1 S: 10 H: 0 LOB: 1 BB: 0 P: 15	R: 0 E: 0 K: 0 S: 8 H: 1 LOB: 1 BB: 0 P: 11	R: 0 E: 0 K: 2 S: 14 H: 1 LOB: 2 BB: 0 P: 22	1B: 3 2B: 1 3B: 0 HR: 2 SF: 0 SAC: 0 DP: 0 HBP: 0						

Toronto Blue Jays @ Los Angeles Angels

Angel Stadium, Anaheim, CA

Wed May 01 2019, 7:13 PM - 10:42 PM PDT

Att. 33,082 - Clear - 66 F

TOP

livebaseballscorecards.com

AB	36
R	3
H	6
RBI	3
BB	1
SO	12
LOB	12

PITCHER		IP	WLS	BF	H	R	ER	SO	BB	IBB	HBP	BLK	WP	HR	S	P	ERA	WHIP
39 Luke Bard, R ERA: 3.09	(1, 1)	1.0		3	0	0	0	2	0	0	0	0	0	0	11	19	0.00	0.000
64 Félix Peña, R ERA: 4.05	(2, 1)	4.1	W	18	4	3	3	5	0	0	0	0	1	2	44	65	6.23	0.923
38 Justin Anderson, R ERA: 2.61	(6, 1)	0.2	H	3	0	0	0	2	1	0	0	0	0	0	10	17	0.00	1.500
32 Cam Bedrosian, R ERA: 2.7	(7, 1)	1.0	H	4	0	0	0	1	0	0	0	0	0	0	10	15	0.00	0.000
31 Ty Buttrey, R ERA: 1.13	(8, 1)	2.0	S	9	2	0	0	2	0	0	0	0	1	0	22	33	0.00	1.000

PITCHER	IP	WLS	BF	H	R	ER	SO	BB	IBB	HBP	BLK	WP	HR	S	P	ERA	WHIP

WP: 2 PB: 0 SB: 0 CS: 0 PA: 37

Batter	1	2	3	4	5	6	7	8	9	AB	R	H	RBI	BB	SO	LOB
9 Tommy La Stella, L (1, 4) OBP: 0.366, SLG: 0.538	B SI 93 C SI 92 B SI 93 X SI 94 2-1 2 FC4 27 1B 5 SF8 1B	1 SAFE 1 SAFE C FC 90 B SI 92 F FC 90 X SV 88 1-2 ③ L7 1-2		B FC 92 C SI 93 B SI 92 B SI 93 F SI 93 B SI 92 4-2 27 2B 1-2 2-3 3-H BB	B FF 92 F FF 93 X CH 86 1-1 ② F7			B CU 76 C SI 93 B CH 85 X SI 93 2-1 2 G5-3 27 BB 1B		4	2	2	1	1	0	4
4 Luis Rengifo, S (8, PR) OBP: 0.316, SLG: 0.375 (9, 4)										0	0	0	0	0	0	0
27 Mike Trout, R (1, 8) OBP: 0.492, SLG: 0.573	F SI 94 B SV 86 C SV 86 1 SAFE B SV 87 F SV 86 B SI 93 F SV 86 X SI 93 3-2 5 SF8 2 FC4 1-2 1B	C FC 90 F FF 92 B FF 93 B SV 86 X FC 92 2-2 ① F9	B SV 87 B SV 87 C FC 90 X SI 91 2-1 1-H 2-H 3-H 2B	B FF 94 C SL 83 X SL 83 1-1 ③ P6			1 SAFE C FC 87 1 SAFE B SI 94 D FC 88 B SI 94 B SI 94 4-1 2 G5-3 1-2 BB		4	0	2	3	1	0	3
18 Brian Goodwin, L (1, 7) OBP: 0.414, SLG: 0.548	C SV 83 B SI 93 F SV 84 B FC 90 S SV 84 2-3 ① K	B SV 84 B SI 93 S SV 82 C SV 86 B SV 86 S SV 88 3-3 ② K	C FF 96 C FF 96 B FF 96 F FF 97 B SL 90 B FF 96 F FF 97 B CH 89 4-2 2 G6-4-3 BB			B FF 93 B FF 94 B FF 94 C FF 95 X FF 94 3-1 ① L9		B SI 93 C FC 88 S SI 94 T FC 88 1-2 ① K		4	0	0	0	1	3	4
25 Peter Bourjos, R (9, 7) OBP: 0.109, SLG: 0.114										0	0	0	0	0	0	0
2 Andrelton Simmons, R (1, 6) OBP: 0.302, SLG: 0.437	B SI 93 X SI 93 1-0 FC4 5 SF8 1-2 2-3	B FC 93 S SV 87 B FC 91 X SI 94 2-1 1B	X SL 88 0-0 ② ③ G6-4-3 1-2f			B SL 86 X FF 95 1-0 ② P3		F SI 94 D FC 89 B FC 88 X SI 94 2-1 ② G5-3 1-2 2-3		5	0	1	0	0	0	6
5 Albert Pujols, R (1, 10) OBP: 0.304, SLG: 0.379	C SV 86 X SV 84 0-1 ② SF8 1-2 2-3 3-H	D SV 86 1 SAFE C SI 94 C SI 93 D SV 88 X SV 87 2-2 ③ P4			X FF 96 0-0 E5 56 2B 56 E	B SL 85 C FF 96 F SL 86 X SL 85 1-2 ③ G5-3		C SI 94 F SI 94 B FC 88 B SI 95 X FC 88 2-2 ③ G5-3		4	1	0	1	0	0	4
56 Kole Calhoun, L (1, 9) OBP: 0.290, SLG: 0.445	C SI 93 C SI 93 S SV 87 0-3 ③ K			C SV 86 B CH 87 S SI 93 F SV 86 1-2 CI 41 20 BB 1B 9 BB	F FF 96 B SI 96 B CH 87 B CH 88 F FF 97 X FF 96 3-2 E9 1-H 2B		B FF 94 S CH 89 B FF 95 C FF 94 B CH 90 B FF 95 4-2 41 20 G4-3 S BB			2	1	1	0	1	1	2
20 Jonathan Lucroy, R (1, 2) OBP: 0.309, SLG: 0.344		B SI 93 B SI 92 C SV 84 B SI 93 C SI 93 X SV 84 3-2 ① L8	C SI 93 X SI 93 0-1 9 BB 41 BB 27 2B 1-2 1B	B SI 95 B SL 88 C FF 96 F FF 97 B FF 97 X FF 97 3-2 ① G6-3			C FF 94 F FF 94 D SL 85 1 SAFE B CH 89 S FF 95 2-3 ① K 1-2			4	1	1	0	0	1	2
41 Justin Bour, L (1, 3) OBP: 0.295, SLG: 0.329		B SV 84 C SV 84 F FC 91 F SI 93 F SV 88 B SV 85 X SI 93 2-2 6 FC6-4 1B	D SV 86 B SI 93 F FC 91 B SI 93 C SI 93 B SI 93 4-2 9 BB 27 2B 1-2 2-3 BB	S SI 96 D SL 89 B FF 97 B SI 96 F SI 96 B CH 88 4-2 6 BB BB			B FF 94 C FF 94 X CH 88 1-1 ② G4-3 2-3			2	1	1	0	2	0	1
6 David Fletcher, R (1, 5) OBP: 0.347, SLG: 0.396		C FC 90 L SV 86 F SI 92 X SV 85 0-2 ② FC6-4 9 S 1-2f	F SI 93 C SI 93 F SV 88 X SV 86 0-2 ① F8	D SI 96 B FF 96 B FF 95 B FF 96 4-0 1-2 BB			C FF 94 C SL 85 X SL 85 0-2 ③ G5-3			3	0	0	0	1	0	5
Inning Stats	R: 1 E: 0 K: 2 S: 16 H: 2 LOB: 2 BB: 0 P: 24	R: 0 E: 0 K: 0 S: 15 H: 1 LOB: 1 BB: 0 P: 21	R: 0 E: 0 K: 1 S: 11 H: 1 LOB: 1 BB: 0 P: 20	R: 4 E: 1 K: 0 S: 20 H: 2 LOB: 1 BB: 3 P: 35	R: 1 E: 2 K: 0 S: 13 H: 1 LOB: 3 BB: 2 P: 29	R: 0 E: 0 K: 0 S: 6 H: 0 LOB: 0 BB: 0 P: 11	R: 0 E: 0 K: 1 S: 10 H: 0 LOB: 1 BB: 1 P: 17	R: 0 E: 0 K: 1 S: 11 H: 1 LOB: 3 BB: 1 P: 22		1B: 6 2B: 2 3B: 0 HR: 0	SF: 1 SAC: 0 DP: 1 HBP: 0			WP: 0 PB: 0 SB: 2 CS: 0	PA: 41	

PITCHER		IP	WLS	BF	H	R	ER	SO	BB	IBB	HBP	BLK	WP	HR	S	P	ERA	WHIP
6 Marcus Stroman, R ERA: 2.2	(1, 1)	3.1	L	20	6	5	4	3	2	0	0	0	0	0	57	91	10.80	2.400
46 Daniel Hudson, R ERA: 3.95	(4, 1)	1.0		7	1	1	0	0	3	0	0	0	0	0	14	32	0.00	4.000
65 Elvis Luciano, R ERA: 3.55	(5, 1)	2.2		9	0	0	0	1	1	0	0	0	0	0	20	34	0.00	0.375
31 Joe Biagini, R ERA: 3.21	(8, 1)	1.0		5	1	0	0	1	1	0	0	0	0	0	11	22	0.00	2.000

PITCHER	IP	WLS	BF	H	R	ER	SO	BB	IBB	HBP	BLK	WP	HR	S	P	ERA	WHIP

BOTTOM

Toronto Blue Jays @ Los Angeles Angels

Angel Stadium, Anaheim, CA

Wed May 01 2019, 7:13 PM - 10:42 PM PDT

Att. 33,082 - Clear - 66 F

livebaseballscorecards.com

AB	32
R	6
H	8
RBI	5
BB	7
SO	5
LOB	31

Batter	1	2	3	4	5	6	7	8	9	AB	R	H	RBI	BB	SO	LOB
5 Eric Sogard, L (1, 4) OBP: 0.442, SLG: 0.652	C FF 89 B CU 73 B FF 91 X CH 83 2-1 ① L5		1 SAFE C CU 73 X FF 91 0-1 ③ F7			B CU 72 S CU 73 B CH 83 B FF 91 B FF 90 4-1 16 G6-3 15 2B BB		B FF 95 X SI 96 1-0 ① L1-6-3		3	1	0	0	1	0	1
16 Freddy Galvis, S (1, 6) OBP: 0.306, SLG: 0.467	B FF 90 F FF 90 F FF 92 B CU 77 B FF 93 F CU 76 S CH 85 3-3 ② K			B CU 70 X CU 74 1-0 ① G6-3		F CH 82 F CH 82 F FF 90 X CU 75 0-2 ① G6-3 1-2		C SI 96 B FS 86 S SI 97 B SL 87 S SL 85 2-3 ② K		4	0	0	0	0	2	1
15 Randal Grichuk, R (1, 8) OBP: 0.307, SLG: 0.449	C FF 91 F FF 91 F FF 93 S CH 84 0-3 ③ K			C CU 74 B FF 90 F CU 73 B FF 91 X FF 91 2-2 ② G1-3		X CU 73 0-0 3 FC6-5 2-H 2B		X FF 96 0-0 14 1B 1B		4	0	2	1	0	1	0
14 Justin Smoak, S (1, 3) OBP: 0.385, SLG: 0.459		X FF 90 0-0 ① L8		B FF 91 B CU 73 F CH 83 F FF 90 X FF 93 2-2 ③ G6-3		B CH 82 D CU 76 B CH 83 B FF 90 4-0 3 FC6-5-4 BB		B FF 97 X FF 96 1-0 1-2 1B		3	0	1	0	1	0	0
3 Brandon Drury, R (1, 5) OBP: 0.254, SLG: 0.426		F FF 90 B FF 91 S FF 91 S FF 92 1-3 ② K			B FF 89 X FF 88 1-0 44 1B 37 G5-3 2B	F CU 75 F FF 91 B CU 77 F FF 91 F CH 83 F CH 83 X FF 92 1-2 ②③ FC6-5-4 1-2 2-3		B SL 85 C FF 97 S SL 87 D SL 87 S SL 86 2-3 ③ K		4	1	1	0	0	2	4
44 Rowdy Tellez, L (1, 10) OBP: 0.319, SLG: 0.512		B CU 73 F FF 92 C CU 76 B CU 79 F FF 93 X CU 77 2-2 ③ L3			C CU 73 B FF 88 X CU 75 1-1 37 G5-3 2-3 1B		B FF 91 F FF 90 B FF 91 C CH 82 F FF 92 B CU 76 F FF 93 X CH 82 3-2 2B		B SI 96 S SL 86 C FF 96 F FF 96 S SI 96 1-3 ① K	4	0	2	0	0	1	0
37 Teoscar Hernández, R (1, 7) OBP: 0.279, SLG: 0.313			B FF 90 B CU 72 C CH 82 B CU 74 B FF 92 4-1 BB		S CU 74 X CU 74 0-1 ① G5-3 1-2 3-H		C FF 93 B SL 84 S SL 85 S SL 85 1-3 ① K		X SL 88 0-0 ② G5-3	3	0	0	1	1	1	2
9 Danny Jansen, R (1, 2) OBP: 0.268, SLG: 0.247 28 Billy McKinney, L (9, PH) OBP: 0.263, SLG: 0.318			C FF 89 B CH 82 F CU 74 F FF 91 1 SAFE D CU 77 S CU 78 2-3 ① K		C CH 82 B FF 91 S CU 75 X FF 92 1-2 ② P3		2 SAFE S SI 92 D SL 86 C SL 86 S SL 86 1-3 ② K		B SI 94 F FF 95 B FF 95 C SI 95 B SL 90 S FF 97 3-3 ③ K	3 1	0 0	0 0	0 0	0 0	2 1	3 0
1 Alen Hanson, S (1, 9) OBP: 0.229, SLG: 0.163			F FF 90 X CH 83 0-1 ② F8		S FF 91 B FF 90 F CH 83 F CU 77 S FF 91 1-3 ③ K		B SL 83 S SI 94 T SI 94 D SL 85 X SI 94 2-2 ③ F9			3	0	0	0	0	1	3

Inning Stats	1	2	3	4	5	6	7	8	9	1B: 3	SF: 0	WP: 0	PA: 35
	R: 0 E: 0 K: 2 S: 10	R: 0 E: 0 K: 1 S: 8	R: 0 E: 0 K: 1 S: 9	R: 0 E: 0 K: 0 S: 7	R: 1 E: 0 K: 1 S: 12	R: 1 E: 0 K: 0 S: 12	R: 0 E: 0 K: 2 S: 14	R: 0 E: 0 K: 2 S: 9	R: 0 E: 0 K: 2 S: 8	2B: 3 3B: 0 HR: 0	SAC: 0 DP: 1 HBP: 0	PB: 0 SB: 0 CS: 0	
	H: 0 LOB: 0 BB: 0 P: 15	H: 0 LOB: 0 BB: 0 P: 11	H: 0 LOB: 1 BB: 1 P: 15	H: 0 LOB: 0 BB: 0 P: 12	H: 2 LOB: 1 BB: 0 P: 16	H: 1 LOB: 1 BB: 2 P: 21	H: 1 LOB: 1 BB: 0 P: 21	H: 2 LOB: 2 BB: 0 P: 15	H: 0 LOB: 0 BB: 0 P: 12				

PITCHER		IP	WLS	BF	H	R	ER	SO	BB	IBB	HBP	BLK	WP	HR	S	P	ERA	WHIP
45 Tyler Skaggs, L ERA: 3.12	(1, 1)	6.0	W	24	4	2	2	5	3	0	0	0	0	0	63	98	3.00	1.167
39 Luke Bard, R ERA: 2.84	(7, 1)	1.0		3	0	0	0	2	0	0	0	0	0	0	9	13	0.00	0.000
40 Luis García, R ERA: 2.92	(8, 1)	1.0		5	2	0	0	2	0	0	0	0	0	0	9	15	0.00	2.000
57 Hansel Robles, R ERA: 3.0	(9, 1)	1.0		3	0	0	0	2	0	0	0	0	0	0	8	12	0.00	0.000

PITCHER	IP	WLS	BF	H	R	ER	SO	BB	IBB	HBP	BLK	WP	HR	S	P	ERA	WHIP

TOP

Toronto Blue Jays @ Los Angeles Angels

Angel Stadium, Anaheim, CA

Thu May 02 2019, 7:11 PM - 10:11 PM PDT

Att. 40,064 - Clear - 67 F

livebaseballscorecards.com

AB	32
R	2
H	6
RBI	2
BB	3
SO	11
LOB	14

BOTTOM

Batter	1	2	3	4	5	6	7	8	9	AB	R	H	RBI	BB	SO	LOB
9 Tommy La Stella, L (1, 5) OBP: 0.347, SLG: 0.506	C FF 93 B SI 94 X CH 89 1-1 ① F7	C FF 94 B CH 90 B CH 90 F CH 88 X CH 90 2-2 ③ F7		F CU 77 F CU 79 B CU 78 S CH 88 1-3 ② K		F FF 94 B SL 89 B SL 89 C SL 88 B SL 89 X SL 89 3-2 ② G5-3		B FF 97 F FF 96 B SL 87 S FF 97 X SL 88 2-2 ③ P5		5	0	0	0	0	1	1
6 David Fletcher, R (9, 5) OBP: 0.347, SLG: 0.396										0	0	0	0	0	0	0
27 Mike Trout, R (1, 8) OBP: 0.492, SLG: 0.602	C FF 94 B CU 81 B SI 94 X SI 94 2-1 ② G6-3		F FF 92 B CU 80 B CU 79 S CH 89 F CH 90 F FF 95 B CU 81 X CH 90 3-2 ① G5-3	C CU 76 F CH 89 B FF 92 X CH 88 1-2 18 1B 2 E 1B		B SL 85 B SI 88 S SL 85 C SL 86 B SL 86 F SI 89 X SL 85 3-2 HR				4	2	2	1	0	0	0
18 Brian Goodwin, L (1, 7) OBP: 0.427, SLG: 0.557	C FF 94 B CU 81 F FF 94 X FF 95 1-2 2 S 1B		B SI 94 C CH 89 F CH 90 S CH 91 1-3 ② K	1 SAFE 1 SAFE C FF 93 B CH 87 1 SAFE F FF 92 1 SAFE B CU 79 F CH 87 2-2 X CH 88 2 1B 2 E 1B 1-3		B CU 79 X SL 83 1-0 2 FC6-4 1B				4	1	3	0	0	1	0
2 Andrelton Simmons, R (1, 6) OBP: 0.308, SLG: 0.438	B FF 94 B FF 94 C SI 95 F FF 95 X CU 80 2-2 ③ G1-3 1-2		C FF 95 B CU 80 B CU 79 X FF 95 2-1 5 2B 44 BB 1B	X FF 92 0-0 E9 1-H 3-H 1B		X SL 84 0-0 ③ FC6-4 1-2f				4	1	2	1	0	0	2
5 Albert Pujols, R (1, 10) OBP: 0.310, SLG: 0.404		B FF 92 X FF 93 1-0 56 HR 2B	1 SAFE B FF 93 B CU 77 X SI 93 2-0 44 BB 1-3 41 FC1-2 2B	C CU 77 D CU 78 X FF 92 1-1 ③ L5-3			B SI 86 C SL 84 B SL 84 F SI 87 B SL 85 X SL 83 3-2 ① L5			4	1	2	0	0	0	1
56 Kole Calhoun, L (1, 9) OBP: 0.297, SLG: 0.469		B FF 94 F CH 88 X FF 95 1-1 2-H HR	B CH 89 1-0 44 BB IBB		X SL 87 0-0 ① F7		S SL 82 B CH 82 B CH 80 B SI 88 C SI 88 S SL 83 3-3 ② K			3	1	1	2	1	1	0
44 Kevan Smith, R (1, 2) OBP: 0.353, SLG: 0.386		C FF 94 B SI 94 F FF 94 F CU 80 X CU 79 1-2 ① G1-3	D CU 78 B FF 94 B SI 93 C FF 93 B FF 94 4-1 1-2 2-3 3-H BB		C SI 94 B SL 88 F SI 95 B FF 94 X SL 88 2-2 ② F7		X SI 88 0-0 ③ G4-3			3	0	0	1	1	0	0
41 Justin Bour, L (1, 3) OBP: 0.283, SLG: 0.314		C CU 77 X CU 78 0-1 ② G6-3	C FF 95 X CH 89 0-1 ③ FC1-2 3-Hf		X SI 95 0-0 ③ F8			C FF 98 S SL 87 F SL 89 F FF 98 S SL 88 0-3 ① K		4	0	0	0	0	1	3
4 Luis Rengifo, S (1, 4) OBP: 0.304, SLG: 0.450		B FF 94 B SI 94 F SI 94 B FF 94 X SI 95 3-1 3B		C CU 77 B CU 78 B CH 88 F FF 94 B CU 78 X FF 94 3-2 ① L7		B SI 93 B SL 88 C SI 94 F SL 85 X SL 87 2-2 ① G5-3		F SL 88 B SL 87 S FF 98 F SL 89 F FF 98 B SL 88 X FF 99 2-2 ② G6-3		4	0	1	0	0	0	0
Inning Stats	R: 0 E: 0 K: 0 S: 10 H: 1 LOB: 1 BB: 0 P: 16	R: 2 E: 0 K: 0 S: 14 H: 3 LOB: 1 BB: 0 P: 22	R: 1 E: 0 K: 1 S: 14 H: 2 LOB: 3 BB: 2 P: 27	R: 2 E: 1 K: 1 S: 16 H: 3 LOB: 1 BB: 0 P: 24	R: 0 E: 0 K: 0 S: 5 H: 0 LOB: 0 BB: 0 P: 7	R: 1 E: 0 K: 0 S: 12 H: 2 LOB: 1 BB: 0 P: 21	R: 0 E: 0 K: 1 S: 7 H: 0 LOB: 0 BB: 0 P: 13	R: 0 E: 0 K: 1 S: 13 H: 0 LOB: 0 BB: 0 P: 17		1B: 6 2B: 2 3B: 1 HR: 2 SF: 0 SAC: 0 DP: 0 HBP: 0						

PITCHER	IP	WLS	BF	H	R	ER	SO	BB	IBB	HBP	BLK	WP	HR	S	P	ERA	WHIP
41 Aaron Sanchez, R (1, 1) ERA: 3.09	4.0	L	23	9	5	4	2	1	1	0	0	0	1	54	89	9.00	2.500
58 Tim Mayza, L (5, 1) ERA: 4.85	1.2		5	0	0	0	0	0	0	0	0	0	0	11	18	0.00	0.000
43 Sam Gaviglio, R (6, 1) ERA: 1.33	1.1		6	2	1	1	1	0	0	0	0	0	1	13	23	6.75	1.500
51 Ken Giles, R (8, 1) ERA: 1.88	1.0		3	0	0	0	1	0	0	0	0	0	0	13	17	0.00	0.000

PITCHER	IP	WLS	BF	H	R	ER	SO	BB	IBB	HBP	BLK	WP	HR	S	P	ERA	WHIP

Toronto Blue Jays @ Los Angeles Angels

Angel Stadium, Anaheim, CA

Thu May 02 2019, 7:11 PM - 10:11 PM PDT

Att. 40,064 - Clear - 67 F

livebaseballscorecards.com

AB	35
R	6
H	11
RBI	5
BB	2
SO	4
LOB	7

WP: 0	PA: 37
PB: 0	
SB: 1	
CS: 0	

Houston Astros @ Los Angeles Angels

Estadio de Beisbol Monterrey, Monterrey, MX

Sat May 04 2019, 7:11 PM - 10:26 PM EDT

Att. 18,177 - Overcast - 82 F

TOP

livebaseballscorecards.com

Batter	1	2	3	4	5	6	7	8	9	AB	R	H	RBI	BB	SO	LOB
4 George Springer, R (1, 8) OBP: 0.365, SLG: 0.567 6 Jake Marisnick, R (8, 8) OBP: 0.327, SLG: 0.458	C X 0-1 L9		S F B B F B D 4-2 27 S 23 HR BB	S D X 1-1 G6-4-3 1-2f		C B F F B B X 3-2 1-H HR		D X 1-0 SF9 3-H		3 2 1 3 1 0 2 0 0 0 0 0 0 0						
27 Jose Altuve, R (1, 4) OBP: 0.333, SLG: 0.508	B X 1-0 P6		C C B B B X 2-2 L7 1-2		B B B C B 4-1 2 1B 23 2B BB	B B B C B 4-1 2 FC5-4 BB		C F B F X 1-2 1-3 2 HR 2B		3 2 1 0 2 0 1						
2 Alex Bregman, R (1, 5) OBP: 0.400, SLG: 0.541	C B B B X 3-1 HR		F F F F C 0-3 K		C X 0-1 1-2 23 2B 1B	B X 1-0 1-2f FC5-4		F F F D B X 2-2 2-H 3-H HR		5 3 3 4 0 1 2						
23 Michael Brantley, L (1, 7) OBP: 0.380, SLG: 0.540 18 Tony Kemp, L (8, PH) (8, 7) OBP: 0.265, SLG: 0.326	B B X 2-0 G3		B B C F X 2-2 2-H HR		F B F X 1-2 1-H 2-H 2B	F B X 1-1 F7		B X 1-0 F7		4 1 2 4 0 0 1 1 0 0 0 0 0 0						
1 Carlos Correa, R (1, 6) OBP: 0.352, SLG: 0.540		B B S B X 3-1 10 3B 1B	B X 1-0 P6		S X 0-1 G6-3		C S B B B F S 3-3 K	B S T T 1-2 K		5 1 1 0 0 2 1						
22 Josh Reddick, L (1, 9) OBP: 0.380, SLG: 0.450 21 Derek Fisher, L (8, 9)		C B 1 SAFE B B C 1 SAFE X 3-2 F8		X 0-0 G4-3	B B F B X 3-1 F7		X 0-0 G6-3		C X 0-1 G4-3	4 0 0 0 0 0 2 1 0 0 0 0 0 0						
10 Yuli Gurriel, R (1, 3) OBP: 0.296, SLG: 0.409 16 Aledmys Díaz, R (8, 3) OBP: 0.240, SLG: 0.438		X 0-0 1-H 13 SF9 3B		F X 0-1 HR	F B F B X 2-2 L9		F X 0-1 F9		C B X 1-1 F9	4 2 2 2 0 0 1 1 0 0 0 0 0 0						
13 Tyler White, R (1, 10) OBP: 0.391, SLG: 0.358		F X 0-1 3-H SF9		B B B 4-0 12 1B BB		C B B B X 3-1 G4-3		F B X 1-1 12 1B 4 SF9 2B	B S S X 1-2 2B	3 1 2 1 1 0 0						
12 Max Stassi, R (1, 2) OBP: 0.184, SLG: 0.222		B F B F S 2-3 K		B D F F F X 2-2 4 G6-4-3 1-2 1B		C B F B F B D 4-2 4 HR BB		B F F D B F X 3-2 27 2B 2 HR 2-3 1B	B B C C F F S 2-3 K	4 2 2 0 1 2 1						
Inning Stats	R: 1 H: 1 E: 0 LOB: 0 K: 0 BB: 0 S: 6 P: 12	R: 2 H: 2 E: 0 LOB: 0 K: 1 BB: 0 S: 11 P: 19	R: 2 H: 1 E: 0 LOB: 0 K: 1 BB: 1 S: 15 P: 24	R: 1 H: 2 E: 0 LOB: 1 K: 0 BB: 1 S: 9 P: 16	R: 2 H: 2 E: 0 LOB: 1 K: 0 BB: 1 S: 13 P: 23	R: 2 H: 1 E: 0 LOB: 1 K: 0 BB: 2 S: 13 P: 29	R: 0 H: 0 E: 0 LOB: 0 K: 1 BB: 0 S: 7 P: 10	R: 4 H: 4 E: 0 LOB: 0 K: 1 BB: 0 S: 19 P: 29	R: 0 H: 1 E: 0 LOB: 1 K: 1 BB: 0 S: 13 P: 17	1B: 4 SF: 2 2B: 4 SAC: 0 3B: 1 DP: 1 HR: 5 HBP: 0						

	AB	38
	R	14
	H	14
	RBI	14
	BB	5
	SO	5
	LOB	11

WP: 0 PA: 45
PB: 0
SB: 1
CS: 0

PITCHER		IP	WLS	BF	H	R	ER	SO	BB	IBB	HBP	BLK	WP	HR	S	P	ERA	WHIP
53 Trevor Cahill, R ERA: 6.95	(1, 1)	3.1	L	18	6	6	6	2	2	0	0	0	0	3	39	68	16.20	2.400
36 Chris Stratton, R ERA: 8.59	(4, 1)	4.0		21	7	8	8	1	3	0	0	0	0	2	50	88	18.00	2.500
40 Luis García, R ERA: 2.77	(8, 1)	0.2		2	0	0	0	1	0	0	0	0	0	0	4	6	0.00	0.000
24 Noé Ramirez, R ERA: 2.93	(9, 1)	1.0		4	1	0	0	1	0	0	0	0	0	0	13	17	0.00	1.000

PITCHER	IP	WLS	BF	H	R	ER	SO	BB	IBB	HBP	BLK	WP	HR	S	P	ERA	WHIP

Houston Astros @ Los Angeles Angels

Estadio de Beisbol Monterrey, Monterrey, MX

Sat May 04 2019, 7:11 PM - 10:26 PM EDT

Att. 18,177 - Overcast - 82 F

BOTTOM

Batter	1	2	3	4	5	6	7	8	9	AB	R	H	RBI	BB	SO	LOB
6 David Fletcher, R (1, 5) (8, 6) OBP: 0.350, SLG: 0.383	L9		BB		L7		BB		F9	3	0	0	0	2	0	0
27 Mike Trout, R (1, 8) OBP: 0.477, SLG: 0.577 9 Tommy La Stella, L (8, 3) OBP: 0.343, SLG: 0.500	G6-3		F7		L1-6-3		K		F9	4 1	0 0	0 0	0 0	0 0	1 0	2 0
2 Andrelton Simmons, R (1, 6) OBP: 0.314, SLG: 0.444 3 Taylor Ward, R (8, 5) OBP: 0.143, SLG: 0.286	5 E 2B		F8		G5-3		5 G6-4-3 1-2 BB		K	3 1	0 0	1 0	0 0	1 0	0 1	1 0
5 Albert Pujols, R (1, 3) OBP: 0.317, SLG: 0.437 25 Peter Bourjos, R (8, 8) OBP: 0.109, SLG: 0.114	E5 2-3			18 FC6-5 1B		HR	G6-4-3 1-2f			4 0	1 0	2 0	1 0	0 0	0 0	3 0
18 Brian Goodwin, L (1, 7) OBP: 0.411, SLG: 0.533	G4-3			FC6-5 44 1B 56 1B 1-2f	K			G5-3		4	1	0	0	0	1	3
20 Jonathan Lucroy, R (1, 10) OBP: 0.307, SLG: 0.340		G5-3		F9	G3-1			44 1B 1B		4	0	1	0	0	0	1
44 Kevan Smith, R (1, 2) OBP: 0.382, SLG: 0.404		K		56 1B 1-3 1B	56 1B BB			1-2 1B		3	0	2	0	1	1	0
56 Kole Calhoun, L (1, 9) OBP: 0.303, SLG: 0.470		L8		4 FC6-4 1-2 3-H 1B	1-2 1B			F7		4	0	2	1	0	0	2
4 Luis Rengifo, S (1, 4) OBP: 0.259, SLG: 0.375			F7	FC6-4 1-2f		F9		K		4	0	0	0	0	1	6
Inning Stats	R: 0 E: 1 K: 0 S: 12 H: 1 LOB: 2 BB: 0 P: 20	R: 0 E: 0 K: 1 S: 7 H: 0 LOB: 0 BB: 0 P: 11	R: 0 E: 0 K: 0 S: 6 H: 0 LOB: 1 BB: 1 P: 13	R: 1 E: 0 K: 0 S: 16 H: 3 LOB: 2 BB: 0 P: 25	R: 0 E: 0 K: 0 S: 7 H: 0 LOB: 0 BB: 0 P: 10	R: 1 E: 0 K: 1 S: 14 H: 2 LOB: 2 BB: 1 P: 23	R: 0 E: 0 K: 1 S: 11 H: 0 LOB: 1 BB: 2 P: 21	R: 0 E: 0 K: 1 S: 11 H: 2 LOB: 2 BB: 0 P: 15	R: 0 E: 0 K: 1 S: 7 H: 0 LOB: 0 BB: 0 P: 10	1B: 6 2B: 1 3B: 0 HR: 1 SF: 0 SAC: 0 DP: 1 HBP: 0	WP: 0 PB: 0 SB: 0 CS: 0 PA: 39					

livebaseballscorecards.com

	AB	35
	R	2
	H	8
	RBI	2
	BB	4
	SO	5
	LOB	18

PITCHER		IP	WLS	BF	H	R	ER	SO	BB	IBB	HBP	BLK	WP	HR	S	P	ERA	WHIP
20 Wade Miley, L ERA: 3.2	(1, 1)	6.0	W	27	6	2	2	2	2	0	0	0	0	1	62	102	3.00	1.333
30 Héctor Rondón, R ERA: 2.31	(7, 1)	1.0		4	0	0	0	1	2	0	0	0	0	0	11	21	0.00	2.000
55 Ryan Pressly, R ERA:	(8, 1)	1.0		5	2	0	0	1	0	0	0	0	0	0	11	15	0.00	2.000
39 Josh James, R ERA: 6.89	(9, 1)	1.0		3	0	0	0	1	0	0	0	0	0	0	7	10	0.00	0.000

PITCHER	IP	WLS	BF	H	R	ER	SO	BB	IBB	HBP	BLK	WP	HR	S	P	ERA	WHIP

Houston Astros @ Los Angeles Angels

Estadio de Beisbol Monterrey, Monterrey, MX

Sun May 05 2019, 4:12 PM - 7:15 PM EDT

Att. 17,614 - Cloudy - 80 F

TOP

livebaseballscorecards.com

Batter	1	2	3	4	5	6	7	8	9	AB	R	H	RBI	BB	SO	LOB
4 George Springer, R (1, 8) OBP: 0.366, SLG: 0.561	B C B X 2-1 G6-3		B X 1-0 L4		F X 0-1 27 PB 2 HR 1-2 1B	C X 0-1 G4-3			F X 0-1 27 2B 1B	5	2	2	0	0	0	3
6 Jake Marisnick, R (9, 8) OBP: 0.327, SLG: 0.458										0	0	0	0	0	0	0
27 Jose Altuve, R (1, 10) OBP: 0.336, SLG: 0.508	X 0-0 F9		C F B B S 2-3 K		D F B B D 4-1 2 HR 1-2 2-3 BB		C B B B X 3-1 G5-3		B C B D X 3-1 2 F8 23 HR 1-H 2B	4	2	1	1	1	1	0
2 Alex Bregman, R (1, 5) OBP: 0.400, SLG: 0.561	C B B B X 3-1 G6-3		C F B X 1-2 F8		D B X 2-0 1-H 2-H 3-H HR		B C F B X 2-2 1 CS 1B		B F F X 1-2 F8 2-3	5	1	2	4	0	0	1
23 Michael Brantley, L (1, 7) OBP: 0.380, SLG: 0.565		C F X 0-2 1 HR 2B		C B C X 1-2 L9	B C F X 1-2 L8		F B B X 2-1 L7		X 0-0 3-H HR	5	2	2	2	0	0	1
21 Derek Fisher, L (9, 7)										0	0	0	0	0	0	0
1 Carlos Correa, R (1, 6) OBP: 0.354, SLG: 0.556		C F F X 0-2 2-H HR		X 0-0 G4-3		B B C B F F F F B 4-2 16 BB 10 1B BB	1 SAFE C 0-1 CS 1-2	B S S S 1-3 K	B F X 1-1 G5-3	4	1	1	2	1	1	0
22 Josh Reddick, L (1, 9) OBP: 0.381, SLG: 0.457		X 0-0 28 G5-4-3 10 1B 1B		C X 0-1 L5		C F S 0-3 K		X 0-0 28 2B 2B	B B X 2-0 G4-3	5	1	2	0	0	1	1
10 Yuli Gurriel, R (1, 3) OBP: 0.302, SLG: 0.412		X 0-0 28 G5-4-3 1-2 1B		B X 1-0 P6	1 SAFE C X 0-1 16 BB 1-2 1B			B B C C B C 3-3 K		4	0	2	0	0	1	1
28 Robinson Chirinos, R (1, 2) OBP: 0.363, SLG: 0.480		D C X 1-1 G5-4-3 1-2f 2-3		H 1-0 27 PB 4 1B 2 HR HBP	B X 1-0 F7			X 0-0 2-H 2B		3	1	1	1	0	0	4
16 Aledmys Díaz, R (1, 4) OBP: 0.241, SLG: 0.412		C D C F X 1-2 G5-3		D X 1-0 F7	B B F B S S B 4-2 1-2 2-3 BB			F B B F B S 3-3 K		3	0	0	0	1	1	3

	AB	R	H	RBI	BB	SO	LOB
	38	10	13	10	3	5	14

Inning Stats																								
	R: 0	H: 0	R: 2	H: 4	R: 0	H: 0	R: 0	H: 0	R: 4	H: 2	R: 0	H: 1	R: 0	H: 1	R: 1	H: 2	R: 3	H: 3	1B: 6	SF: 0	WP: 0	PA: 43
	E: 0	LOB: 0	E: 0	LOB: 1	E: 0	LOB: 0	E: 0	LOB: 0	E: 0	LOB: 0	E: 0	LOB: 0	E: 0	LOB: 0	E: 0	LOB: 1	E: 0	LOB: 0	2B: 4	SAC: 0	PB: 1	
	K: 0	BB: 0	K: 0	BB: 0	K: 1	BB: 0	K: 0	BB: 0	K: 0	BB: 1	K: 1	BB: 2	K: 0	BB: 0	K: 3	BB: 0	K: 0	BB: 0	3B: 0	DP: 1	SB: 0	
	S: 5	P: 10	S: 15	P: 17	S: 7	P: 11	S: 6	P: 7	S: 9	P: 19	S: 15	P: 24	S: 8	P: 15	S: 11	P: 18	S: 11	P: 18	HR: 3	HBP: 1	CS: 1	

PITCHER		IP	WLS	BF	H	R	ER	SO	BB	IBB	HBP	BLK	WP	HR	S	P	ERA	WHIP
33 Matt Harvey, R ERA: 6.94	(1, 1)	4.2	L	20	5	5	5	1	1	0	1	0	0	1	38	57	9.64	1.286
32 Cam Bedrosian, R ERA: 3.18	(5, 1)	0.1		2	1	1	1	0	0	0	0	0	0	1	4	7	27.00	3.000
39 Luke Bard, R ERA: 2.63	(6, 1)	1.0		6	1	0	0	1	2	0	0	0	0	0	15	24	0.00	3.000
31 Ty Buttrey, R ERA: 1.06	(7, 1)	1.0		3	1	0	0	0	0	0	0	0	0	0	8	15	0.00	1.000
38 Justin Anderson, R ERA: 3.18	(8, 1)	1.0		5	2	1	1	3	0	0	0	0	0	0	11	18	9.00	2.000

PITCHER		IP	WLS	BF	H	R	ER	SO	BB	IBB	HBP	BLK	WP	HR	S	P	ERA	WHIP
57 Hansel Robles, R ERA: 4.5	(9, 1)	1.0		6	3	3	3	0	0	0	0	0	0	1	11	18	27.00	3.000

Houston Astros @ Los Angeles Angels

Estadio de Beisbol Monterrey, Monterrey, MX

Sun May 05 2019, 4:12 PM - 7:15 PM EDT

Att. 17,614 - Cloudy - 80 F

livebaseballscorecards.com

BOTTOM

Batter	1	2	3	4	5	6	7	8	9	AB	R	H	RBI	BB	SO	LOB
6 David Fletcher, R (1, 5) OBP: 0.355, SLG: 0.418	B C B X 2-1 HR		C C X 0-2 18 F8 27 BB 2 FC1-5-2 1B		C X 0-1 ② G1-3			C B C X 1-2 ① L9		4	1	2	1	0	0	0
27 Mike Trout, R (1, 8) OBP: 0.471, SLG: 0.560	C X 0-1 ① P3		B 1 SAFE 1 SAFE B B B 4-0 18 F8 1-2 BB		S C F B T 1-2 ③ K			C C B X 1-2 ② G6-3		3	0	0	0	1	1	0
18 Brian Goodwin, L (1, 7) OBP: 0.405, SLG: 0.521	C S C 0-3 ② K		X 0-0 ① F8 1-2 2-3			C F B B F X 2-2 ① G6-3		C S X 0-2 1B		4	0	1	0	0	1	2
2 Andrelton Simmons, R (1, 6) OBP: 0.305, SLG: 0.431	X 0-0 ③ F7		X 0-0 ② FC1-5-2 3-H			C B B X 2-1 ② P6		C X 0-1 ③ G3-1		4	0	0	0	0	0	3
5 Albert Pujols, R (1, 10) OBP: 0.306, SLG: 0.421		C X 0-1 ① G4-3	S B B S T 2-2 ③ K			B F B C S 2-3 ③ K			C C F B X 1-2 ① G4-3	4	0	0	0	0	2	2
56 Kole Calhoun, L (1, 9) OBP: 0.301, SLG: 0.471		C X 0-1 20 HR 2B	S B C F S 1-3 ① K				B B F B X 3-1 ① G3-1		X 0-0 ② L8	4	1	1	0	0	1	0
20 Jonathan Lucroy, R (1, 2) OBP: 0.314, SLG: 0.408		C C D B X 2-2 2-H HR	B F B X 2-1 ② G5-3				B C X 1-1 HR		C C X 0-2 ③ F9	4	2	2	3	0	0	0
41 Justin Bour, L (1, 3) OBP: 0.275, SLG: 0.303		C S F F B F B S 2-3 ② K	C S B F F F B B X 3-2 ③ F7				B X 1-0 ② G4-3			3	0	0	0	0	1	0
4 Luis Rengifo, S (1, 4) OBP: 0.233, SLG: 0.333		B T F B B X 2-2 ③ G4-3			C F B B S 2-3 ① K		S S S 0-3 ③ K			3	0	0	0	0	2	0
Inning Stats	R: 1 H: 1 E: 0 LOB: 0 K: 1 BB: 0 S: 8 P: 10	R: 2 H: 2 E: 0 LOB: 0 K: 1 BB: 0 S: 17 P: 23	R: 0 H: 1 E: 0 LOB: 2 K: 1 BB: 1 S: 8 P: 14	R: 0 H: 0 E: 0 LOB: 0 K: 1 BB: 0 S: 12 P: 18	R: 0 H: 0 E: 0 LOB: 0 K: 2 BB: 0 S: 9 P: 12	R: 0 H: 0 E: 0 LOB: 0 K: 1 BB: 0 S: 9 P: 15	R: 1 H: 1 E: 0 LOB: 0 K: 1 BB: 0 S: 8 P: 13	R: 0 H: 1 E: 0 LOB: 1 K: 0 BB: 0 S: 11 P: 13	R: 0 H: 0 E: 0 LOB: 0 K: 0 BB: 0 S: 8 P: 9	1B: 2 SF: 0 2B: 1 SAC: 0 3B: 0 DP: 0 HR: 3 HBP: 0						WP: 0 PA: 34 PB: 0 SB: 0 CS: 0	

	AB	33
	R	4
	H	6
	RBI	4
	BB	1
	SO	8
	LOB	7

PITCHER		IP	WLS	BF	H	R	ER	SO	BB	IBB	HBP	BLK	WP	HR	S	P	ERA	WHIP
35 Justin Verlander, R ERA: 2.86	(1, 1)	6.1	W	25	5	4	4	7	1	0	0	0	0	3	67	100	5.68	0.947
55 Ryan Pressly, R ERA:	(7, 1)	1.2	H	6	1	0	0	1	0	0	0	0	0	0	15	18	0.00	0.600
54 Roberto Osuna, R ERA: 0.63	(9, 1)	1.0		3	0	0	0	0	0	0	0	0	0	0	8	9	0.00	0.000

PITCHER	IP	WLS	BF	H	R	ER	SO	BB	IBB	HBP	BLK	WP	HR	S	P	ERA	WHIP

Batter	1	2	3	4	5	6	7	8	9	AB	R	H	RBI	BB	SO	LOB
6 David Fletcher, R (1, 4) OBP: 0.357, SLG: 0.417	C FF 90 B SI 89 C CH 84 F SL 84 F FF 92 F FF 91 X SL 82 1-2 ① F9		C SL 82 B FF 90 X CH 82 1-1 17 G6-3 27 G3 2 1B 1-2 2-H 1B		B SI 89 B FF 89 C FF 87 X FF 87 2-1 1B		B FF 94 C FF 94 B SL 84 B FF 94 C FF 93 C FF 95 3-3 ① K		B FF 92 C SL 87 C CU 81 X SI 93 1-2 ② G3-1	5	1	2	1	0	1	0
27 Mike Trout, R (1, 8) OBP: 0.475, SLG: 0.563	C FF 91 B SL 83 B SI 90 B FF 90 B FF 91 4-1 BB		X SL 84 0-0 ① G3 1-2 2-3		C SL 83 B FF 90 B SL 82 C CH 87 1 SAFE 1 SAFE F SL 83 X SL 81 2-2 ① F9		B SL 84 X SI 92 1-0 2B		C CU 80 B CU 84 B FF 93 B SL 88 F FF 91 B CU 82 4-2 17 S 2 1B BB	3	1	1	0	2	0	3
17 Shohei Ohtani, L (1, 10)	B SI 89 S SL 83 1 SAFE F FF 90 B SL 83 1 SAFE 1 SAFE C SL 83 2-3 ② K		D CU 76 C SL 83 S SL 83 X SL 83 1-2 ② G6-3 2-3 3-H		F FF 90 S SL 82 B SL 82 F SL 81 B FF 90 1 SAFE S SL 83 2-3 ② K		C SI 92 F SL 83 D CH 84 X FF 94 1-2 ② L5		B CU 82 C SI 91 F CU 83 B SL 86 B FF 92 B FF 91 4-2 2 1B 1-2 BB	4	0	0	1	1	2	4
2 Andrelton Simmons, R (1, 6) OBP: 0.308, SLG: 0.430	F CH 85 X FF 92 0-1 ③ P6		D CH 86 B SI 90 F SL 83 X FF 91 2-1 ③ 1B 3-H		D SL 84 B CH 84 F FF 92 X FF 91 2-1 ③ F9		B SL 82 X SL 82 1-0 ③ P5		S SL 81 D SL 83 F FF 95 D SL 83 X FF 96 2-2 1-2 2-H 1B	5	0	2	2	0	0	3
5 Albert Pujols, R (1, 3) OBP: 0.295, SLG: 0.402		X SI 90 0-0 ① G6-3	C SL 84 X SI 91 0-1 ③ F8			B FF 93 X SI 90 1-0 ① F8		B SI 93 F SI 93 B CH 86 C SI 93 F CH 88 X SI 94 2-2 ① F7	C FF 94 X CH 88 0-1 ③ G1-3	5	0	0	0	0	0	3
18 Brian Goodwin, L (1, 7) OBP: 0.400, SLG: 0.520		C FF 89 B CU 75 B SI 89 C FF 89 X SL 82 2-2 E6 20 CS		B FF 86 C SL 82 X FF 87 1-1 ① G3		B FF 93 C SI 92 F CU 79 X CU 78 1-2 20 1B 56 SF7 2B		B SI 93 S SI 94 C CH 88 F SI 94 S CH 89 1-3 ② K		4	1	1	0	0	1	0
20 Jonathan Lucroy, R (1, 2) OBP: 0.321, SLG: 0.406		C FF 90 B SL 83 C FF 90 1 SAFE B FF 91 B SL 85 X FF 89 3-2 ②③ F7 1-2		C SI 89 B CU 75 B SI 88 F SL 83 X SL 84 2-2 ② G5-3		B SI 92 C FF 94 X SL 79 1-1 2-3 1B		B SI 95 B SI 93 B SI 93 C SI 93 D SI 92 4-1 BB		3	0	1	0	1	0	1
56 Kole Calhoun, L (1, 9) OBP: 0.307, SLG: 0.472			B FF 89 B FF 88 X FF 88 2-0 7 1B 6 1B 1B	S SI 89 C SI 88 B CU 74 B FF 87 B SL 83 F FF 88 F SL 82 B FF 88 4-2 BB		C SI 91 B SI 90 B FF 92 D SI 92 X SI 91 3-1 ② SF7 3-H		B SI 94 B SI 94 X SI 94 2-0 ③ G4-3		2	1	1	1	1	0	1
7 Zack Cozart, R (1, 5) OBP: 0.162, SLG: 0.132			B FF 88 C CH 83 F CH 84 B SL 84 X FF 89 2-2 27 G3 6 1B 17 G6-3 1-2 1B	X FF 89 0-0 ③ P4		C SI 92 D CU 80 X SI 91 1-1 ③ G5-3			B SI 90 X FF 92 1-0 ① L8	4	1	1	0	0	0	2
Inning Stats	R: 0 E: 0 K: 1 S: 12 H: 0 LOB: 1 BB: 1 P: 19	R: 0 E: 1 K: 0 S: 7 H: 0 LOB: 0 BB: 0 P: 12	R: 3 E: 0 K: 0 S: 14 H: 4 LOB: 1 BB: 0 P: 22	R: 0 E: 0 K: 0 S: 10 H: 0 LOB: 1 BB: 1 P: 17	R: 0 E: 0 K: 1 S: 12 H: 1 LOB: 1 BB: 0 P: 20	R: 1 E: 0 K: 0 S: 10 H: 2 LOB: 1 BB: 0 P: 17	R: 0 E: 0 K: 1 S: 8 H: 1 LOB: 1 BB: 0 P: 14	R: 0 E: 0 K: 1 S: 10 H: 0 LOB: 1 BB: 1 P: 19	R: 1 E: 0 K: 0 S: 13 H: 1 LOB: 2 BB: 2 P: 25	1B: 7 2B: 2 3B: 0 HR: 0 SF: 1 SAC: 0 DP: 0 HBP: 0						

PITCHER		IP	WLS	BF	H	R	ER	SO	BB	IBB	HBP	BLK	WP	HR	S	P	ERA	WHIP
44 Daniel Norris, L ERA: 3.81	(1, 1)	5.0	L	22	5	3	3	2	2	0	0	0	0	0	55	90	5.40	1.400
26 Zac Reininger, R ERA: 14.4	(6, 1)	1.0		5	2	1	1	0	0	0	0	0	0	0	10	17	9.00	2.000
66 Eduardo Jiménez, R ERA:	(7, 1)	1.0		4	1	0	0	1	0	0	0	0	0	0	8	14	0.00	1.000
58 Victor Alcántara, R ERA: 3.77	(8, 1)	1.0		4	0	0	0	1	1	0	0	0	0	0	10	19	0.00	1.000
57 José Manuel Fernández, L ERA: 17.18	(9, 1)	0.2		4	0	1	1	0	2	0	0	0	0	0	8	18	13.50	3.000

PITCHER		IP	WLS	BF	H	R	ER	SO	BB	IBB	HBP	BLK	WP	HR	S	P	ERA	WHIP
45 Buck Farmer, R ERA: 3.46	(9, 1)	0.1		2	1	0	0	0	0	0	0	0	0	0	5	7	0.00	3.000

TOP

Los Angeles Angels @ Detroit Tigers

Comerica Park, Detroit, MI

Tue May 07 2019, 7:12 PM - 10:09 PM EDT

Att. 14,169 - Partly Cloudy - 51 F

livebaseballscorecards.com

AB	35
R	5
H	9
RBI	5
BB	5
SO	4
LOB	17

WP	0
PB	0
SB	1
CS	1
PA	41

BOTTOM

Batter	1	2	3	4	5	6	7	8	9	AB	R	H	RBI	BB	SO	LOB
46 Jeimer Candelario, S (1, 5) OBP: 0.328, SLG: 0.314	B FF 93 C FF 92 F FF 94 B SL 90 X FF 94 2-2 ① F8		D CU 82 C FF 91 D CH 88 S CH 88 1 SAFE C FF 92 2-3 ② K			C CU 81 B FF 93 X CU 80 1-1 ① P6		B FF 98 X FF 98 1-0 ② G4-3		4	0	0	0	0	1	2
9 Nick Castellanos, R (1, 9) OBP: 0.336, SLG: 0.445	X FF 94 0-0 ② F9		S SL 88 1 SAFE D SL 89 D SL 90 F FF 93 D SL 89 S SL 88 3-3 ③ K			S SL 88 B FF 93 X FF 93 1-1 24 1B 3B 2-H		B SL 84 C FF 98 F FF 98 X SL 84 1-2 ③ L8		4	1	1	1	0	1	1
24 Miguel Cabrera, R (1, 10) OBP: 0.367, SLG: 0.376	B FF 94 S SL 90 S SL 90 B FF 94 X SL 89 2-2 E6 28 WP 1B			S CU 81 C FF 94 B SL 88 T FF 93 1-2 ① K		S SL 87 B FF 92 X FF 92 1-1 3-H 1B			C SL 86 X SL 88 0-1 ① G4-3	4	0	2	1	0	1	0
28 Niko Goodrum, S (1, 7) OBP: 0.333, SLG: 0.392	C CU 82 B CH 89 F CU 83 S FF 93 1-3 ③ K 2-3			C CU 82 B CH 88 C FF 93 X CU 82 1-2 ② G1-3		B SL 84 S SL 84 F SL 83 B SI 93 S SI 91 2-3 ② K			B SI 96 B SI 94 C FF 95 X FF 95 2-1 30 DI 1B	4	0	1	0	0	2	2
60 Ronny Rodríguez, R (1, 3) OBP: 0.352, SLG: 0.653		B FF 93 S SL 88 S SL 89 S SL 89 1-3 ① K		C SL 88 X SL 88 0-1 ③ G3-1		S SL 84 S FF 93 X SL 83 0-2 ③ P6			B SL 88 F SL 88 X FF 97 1-1 ② L9	4	0	0	0	0	1	2
30 Harold Castro, L (1, 4) OBP: 0.231, SLG: 0.167		S FF 94 B FF 93 F FF 93 B CU 83 S FF 94 2-3 ② K			B CU 80 C CU 80 X CH 87 1-1 ① F8		B SL 84 B SL 83 S FF 91 C FF 92 B FF 93 S SL 85 3-3 ① K		F SI 96 B SI 97 B FF 96 F FF 96 C FF 98 2-3 ③ K 1-2	4	0	0	0	0	3	1
7 Jordy Mercer, R (1, 6) OBP: 0.275, SLG: 0.317		C FF 93 B SL 89 X SL 87 1-1 ③ G5-3			B SL 87 B FF 93 S SL 87 C FF 93 B SL 88 F SL 88 X FF 93 3-2 ② P4		C FF 93 B SL 85 C SL 84 B FF 93 B SL 85 F SL 85 X FF 92 3-2 ② F7			3	0	0	0	0	0	0
17 Grayson Greiner, R (1, 2) OBP: 0.250, SLG: 0.329			C FF 92 B SL 88 B SL 87 B FF 94 F FF 93 D SL 90 4-2 BB		B FF 93 S SL 88 B SL 89 F SL 88 B FF 92 C SL 88 3-3 ③ K		C FF 93 C SL 86 B SL 84 B SL 85 X SI 93 2-2 ③ L8			2	0	0	0	1	1	0
21 JaCoby Jones, R (1, 8) OBP: 0.229, SLG: 0.250			C SL 88 X FF 93 0-1 ① F8			C CU 79 B SL 86 S SL 88 B SL 87 X FF 92 2-2 9 3B 2B		C FF 98 B FF 98 F SL 83 F SL 83 S FF 97 1-3 ① K		3	1	1	0	0	1	1
Inning Stats	R: 0 E: 1 K: 1 S: 10 H: 1 LOB: 1 BB: 0 P: 15	R: 0 E: 0 K: 2 S: 8 H: 0 LOB: 0 BB: 0 P: 12	R: 0 E: 0 K: 2 S: 10 H: 0 LOB: 1 BB: 1 P: 19	R: 0 E: 0 K: 1 S: 8 H: 0 LOB: 0 BB: 0 P: 10	R: 0 E: 0 K: 1 S: 9 H: 0 LOB: 0 BB: 0 P: 16	R: 2 E: 0 K: 1 S: 15 H: 3 LOB: 1 BB: 0 P: 22	R: 0 E: 0 K: 1 S: 10 H: 0 LOB: 0 BB: 0 P: 18	R: 0 E: 0 K: 1 S: 8 H: 0 LOB: 0 BB: 0 P: 11	R: 0 E: 0 K: 1 S: 9 H: 1 LOB: 1 BB: 0 P: 14	1B: 3 2B: 1 3B: 1 HR: 0	SF: 0 SAC: 0 DP: 0 HBP: 0			WP: 1 PB: 0 SB: 0 CS: 0	PA: 33		

PITCHER		IP	WLS	BF	H	R	ER	SO	BB	IBB	HBP	BLK	WP	HR	S	P	ERA	WHIP
47 Griffin Canning, R ERA: 4.66	(1, 1)	5.1	W	21	4	2	2	7	1	0	0	0	1	0	54	86	3.38	0.938
39 Luke Bard, R ERA: 2.35	(6, 1)	1.2	H	5	0	0	0	2	0	0	0	0	0	0	16	26	0.00	0.000
31 Ty Buttrey, R ERA: 1.0	(8, 1)	1.0	H	3	0	0	0	1	0	0	0	0	0	0	8	11	0.00	0.000
57 Hansel Robles, R ERA: 4.24	(9, 1)	1.0	S	4	1	0	0	1	0	0	0	0	0	0	9	14	0.00	1.000

PITCHER	IP	WLS	BF	H	R	ER	SO	BB	IBB	HBP	BLK	WP	HR	S	P	ERA	WHIP

Los Angeles Angels @ Detroit Tigers

Comerica Park, Detroit, MI

Tue May 07 2019, 7:12 PM - 10:09 PM EDT

Att. 14,169 - Partly Cloudy - 51 F

livebaseballscorecards.com

AB	32
R	2
H	5
RBI	2
BB	1
SO	11
LOB	9

Batter	1	2	3	4	5	6	7	8	9	AB	R	H	RBI	BB	SO	LOB
6 David Fletcher, R (1, 4) OBP: 0.359, SLG: 0.454	B FF 90 B FF 91 X FF 90 2-0 HR		C SL 77 1 SAFE C SL 80 X SL 80 0-2 1-3 2B			B FF 88 X FF 89 1-0 ① G6-3		C FF 96 B SL 85 C FF 96 F SL 88 X FF 96 1-2 ① G6-3	B CU 87 B FF 96 C FF 95 X FF 95 2-1 ③ FC5-4 1-2f	5	1	2	1	0	0	3
27 Mike Trout, R (1, 8) OBP: 0.462, SLG: 0.542	C FF 93 X SL 80 0-1 ① F9		B FF 93 F FF 92 C SL 81 B FF 93 F SL 82 F SL 81 S FF 93 2-3 ② K			B CU 71 C FF 90 B FF 91 S SL 77 T FF 91 2-2 ② K		B FF 97 F FF 96 F SL 88 B FF 98 S FF 95 2-3 ② K		4	0	0	0	0	3	2
17 Shohei Ohtani, L (1, 10)	C SL 78 S SI 89 C SI 91 0-3 ② K		C FF 90 F SL 82 F FF 90 D SL 81 X FF 92 1-2 ③ G5-3			S CU 73 B SL 78 H SI 88 2-1 2 1B HBP		C FF 96 B FF 98 F FF 96 S FF 96 1-3 ③ K		3	0	0	0	0	2	2
2 Andrelton Simmons, R (1, 6) OBP: 0.313, SLG: 0.432	F FF 94 B CH 80 F SL 81 F SL 82 X FF 95 1-2 ③ P6			X FF 91 0-0 ① P3		F FF 90 B CH 78 F SL 78 B SL 80 X FF 91 2-2 1-2 1B			B FF 97 C FF 96 B FF 97 X FF 96 2-1 5 G5-3 5 DI 20 2B 1B	4	1	2	0	0	0	0
5 Albert Pujols, R (1, 3) OBP: 0.286, SLG: 0.388		B FF 91 B SL 79 C SL 78 B FF 92 X FF 92 3-1 ① F8		C FF 89 X FF 91 0-1 ② F8		B SL 78 B SL 78 S SL 80 F FF 90 X SL 82 2-2 ③ F7			B FF 97 S FF 97 B SI 97 X FF 97 2-1 ① G5-3 1-3	4	0	0	0	0	0	3
18 Brian Goodwin, L (1, 7) OBP: 0.387, SLG: 0.500		C FF 92 C SL 81 X SL 80 0-2 ② G4-3		C FF 88 B CU 72 B FF 88 S SL 78 B SL 80 F FF 91 C FF 90 3-3 ③ K			B FF 90 C FF 90 S SL 81 B SL 81 X FF 92 2-2 ① F7		S FF 97 B FF 97 B FS 89 F SI 96 S CU 88 2-3 ② K	4	0	0	0	0	2	1
20 Jonathan Lucroy, R (1, 2) OBP: 0.327, SLG: 0.448		C FF 92 B SL 79 C SL 80 B FF 95 F SL 80 B CU 74 F FF 93 S SL 81 3-3 ③ K			C FF 90 B SL 80 T SL 78 X FF 93 1-2 ① F9		B FF 91 C CH 86 F FF 91 B SL 83 X FF 91 2-2 HR		C FF 97 C FF 97 X CU 88 0-2 7 1B 3-H 2B	4	1	2	2	0	1	0
56 Kole Calhoun, L (1, 9) OBP: 0.306, SLG: 0.460			C FF 91 B SL 80 B FF 90 S SL 78 X SL 81 2-2 E4 6 2B		B FF 92 C SL 78 X FF 89 1-1 ② G1-3		X SL 81 0-0 ② F9		B FF 96 B FF 96 F FF 96 B FF 95 F FF 95 B FF 96 4-2 7 1B BB	3	0	0	0	1	0	0
7 Zack Cozart, R (1, 5) OBP: 0.167, SLG: 0.139			B FF 92 C FF 90 C SL 79 S FF 92 1-3 ① K		C FF 88 S FF 92 X FF 92 0-2 ③ P3		B FF 91 C FF 92 X FF 92 1-1 ③ P3		X FF 96 0-0 6 FC5-4 1-2 2-3 1B	4	0	1	0	0	1	1
Inning Stats	R: 1 E: 0 K: 1 S: 10 H: 1 LOB: 0 BB: 0 P: 13	R: 0 E: 0 K: 1 S: 10 H: 0 LOB: 0 BB: 0 P: 16	R: 0 E: 1 K: 2 S: 18 H: 1 LOB: 2 BB: 0 P: 24	R: 0 E: 0 K: 1 S: 7 H: 0 LOB: 0 BB: 0 P: 10	R: 0 E: 0 K: 0 S: 8 H: 0 LOB: 0 BB: 0 P: 10	R: 0 E: 0 K: 1 S: 11 H: 1 LOB: 2 BB: 0 P: 20	R: 1 E: 0 K: 0 S: 9 H: 1 LOB: 0 BB: 0 P: 14	R: 0 E: 0 K: 2 S: 10 H: 0 LOB: 0 BB: 0 P: 14	R: 1 E: 0 K: 1 S: 15 H: 3 LOB: 3 BB: 1 P: 27	1B: 3 2B: 2 3B: 0 HR: 2 SF: 0 SAC: 0 DP: 0 HBP: 1						

TOP

Los Angeles Angels @ Detroit Tigers

Comerica Park, Detroit, MI

Wed May 08 2019, 7:11 PM - 10:03 PM EDT

Att. 13,224 - Cloudy - 58 F

livebaseballscorecards.com

AB	35
R	3
H	7
RBI	3
BB	1
SO	9
LOB	12

PITCHER		IP	WLS	BF	H	R	ER	SO	BB	IBB	HBP	BLK	WP	HR	S	P	ERA	WHIP
48 Matthew Boyd, L ERA: 2.86	(1, 1)	6.0	W	23	3	1	1	6	0	0	1	0	0	1	64	93	1.50	0.500
68 Daniel Stumpf, L ERA: 4.15	(7, 1)	1.0		4	1	1	1	0	0	0	0	0	0	1	9	14	9.00	1.000
77 Joe Jiménez, R ERA: 4.4	(8, 1)	1.0		3	0	0	0	2	0	0	0	0	0	0	10	14	0.00	0.000
50 Reed Garrett, R ERA: 4.76	(9, 1)	1.0		7	3	1	1	1	1	0	0	0	0	0	15	27	9.00	4.000

PITCHER		IP	WLS	BF	H	R	ER	SO	BB	IBB	HBP	BLK	WP	HR	S	P	ERA	WHIP

Batter	1	2	3	4	5	6	7	8	9	AB	R	H	RBI	BB	SO	LOB
46 Jeimer Candelario, S (1, 5) OBP: 0.317, SLG: 0.301	B FF 89 X FF 90 1-0 ① P3	C CU 74 B CH 84 F FF 90 1 SAFE B CU 76 F FF 92 B CU 75 F FF 92 S CH 84 3-3 ③ K		C FF 91 C CU 75 X FF 92 0-2 ③ P4	F FF 89 S CH 83 S CH 84 0-3 ③ K			B KC 82 B KC 82 B FF 93 C FF 92 F FF 92 S FF 93 3-3 ① K		5	0	0	0	0	3	3
9 Nick Castellanos, R (1, 9) OBP: 0.338, SLG: 0.439	B FF 90 S CH 84 X FF 91 1-1 28 FC6-4 24 BB 60 3B 1B		C CU 73 F CH 84 H FF 91 1-2 24 1B 60 1B HBP		B CH 83 B FF 91 C FF 91 S CU 72 X CU 75 2-2 ① L8	X CU 77 0-0 ① P4		B KC 82 B KC 82 F FF 93 B FF 92 C FF 93 F FF 93 X FF 92 3-2 ② F9		4	2	1	0	0	0	0
24 Miguel Cabrera, R (1, 3) OBP: 0.368, SLG: 0.372 30 Harold Castro, L (9, 4) OBP: 0.231, SLG: 0.167	D CH 84 D FF 91 F FF 91 F FF 91 B CU 76 B FF 92 4-2 28 FC6-4 1-2 BB		X FF 90 0-0 60 1B 55 SF9 1-2 1B		S CU 74 B FF 92 F CU 75 B CU 78 S FF 92 2-3 ② K	C CU 77 S CH 84 S CU 78 0-3 ② K		B KC 84 B KC 82 X FF 92 2-0 ③ G5-3		4 0	1 0	1 0	0 0	1 0	2 0	0 0
28 Niko Goodrum, S (1, 7) OBP: 0.331, SLG: 0.387	C CH 85 X CH 84 0-1 ② FC6-4 60 3B 1-2f 2-3		B CH 84 X CH 84 1-0 ① L9		C CU 74 C FF 92 B CU 77 F FF 92 X CH 83 1-2 60 2B 1B	C CU 78 B FF 88 F CH 85 F CH 83 X CH 84 1-2 ③ P5				4	2	1	0	0	0	4
60 Ronny Rodríguez, R (1, 4) OBP: 0.379, SLG: 0.717 (9, 3)	B CH 84 1 SAFE X FF 91 1-0 1-H 3-H 3B		D CU 73 C CU 74 X CH 84 1-1 55 SF9 1-3 2-H 1B		1 SAFE F CU 73 F FF 90 B CU 77 1 SAFE X FF 91 1-2 55 2B 1-H 2B		B FF 96 B FF 98 X FF 97 2-0 ① G5-3			4	1	3	4	0	0	0
55 John Hicks, R (1, 2) OBP: 0.348, SLG: 0.450	B CU 73 B CH 84 F CH 85 X FF 92 2-1 ③ B1		C CU 74 B FF 91 X FF 90 1-1 ② SF9 2-3 3-H		S CH 81 X CH 83 0-1 12 1B 2-H 2B		C SL 82 F SL 84 B FF 96 B FS 86 X SL 85 2-2 ② F7			3	1	1	2	0	0	1
12 Brandon Dixon, R (1, 10) OBP: 0.310, SLG: 0.464		C FF 92 B CU 75 C FF 92 S CU 77 1-3 ① K	C CU 73 F CU 74 T FF 93 0-2 ③ K		F CU 72 S CU 73 X CU 72 0-2 29 BB 21 E 2-H 1B		S SL 85 C SL 85 S SL 86 0-3 ③ K			4	1	1	1	0	3	1
29 Gordon Beckham, R (1, 6) OBP: 0.382, SLG: 0.565		F FF 92 B FF 91 C CU 73 F FF 92 B CU 76 F FF 92 B CU 76 B FF 92 4-2 BB		B FF 91 X CH 84 1-0 ① F7	B FF 89 B CU 76 B CU 76 C FF 90 B FF 89 4-1 21 E 1-2 BB			F FF 92 B FF 92 S FF 93 B KC 84 X FF 92 2-2 21 HR 3B		2	1	1	0	2	0	0
21 JaCoby Jones, R (1, 8) OBP: 0.230, SLG: 0.294		1 SAFE B CH 85 B FF 91 X FF 92 2-0 ② P4		B CU 72 X FF 90 1-0 ② P2	D CU 78 C CU 78 B FF 89 B FF 89 X FF 90 3-1 E5 1-3 2-H			B KC 83 X FF 93 1-0 3-H HR		4	1	1	2	0	0	2
Inning Stats	R: 2 E: 0 K: 0 S: 10 H: 2 LOB: 1 BB: 1 P: 19	R: 0 E: 0 K: 2 S: 13 H: 0 LOB: 1 BB: 1 P: 23	R: 2 E: 0 K: 1 S: 11 H: 2 LOB: 1 BB: 0 P: 15	R: 0 E: 0 K: 0 S: 5 H: 0 LOB: 0 BB: 0 P: 7	R: 4 E: 1 K: 2 S: 24 H: 4 LOB: 2 BB: 1 P: 37	R: 0 E: 0 K: 1 S: 8 H: 0 LOB: 0 BB: 0 P: 9	R: 0 E: 0 K: 1 S: 7 H: 0 LOB: 0 BB: 0 P: 11	R: 2 E: 0 K: 1 S: 12 H: 2 LOB: 0 BB: 0 P: 23		1B: 5 2B: 2 3B: 2 HR: 1	SF: 1 SAC: 0 DP: 0 HBP: 1					

PITCHER		IP	WLS	BF	H	R	ER	SO	BB	IBB	HBP	BLK	WP	HR	S	P	ERA	WHIP
45 Tyler Skaggs, L ERA: 4.7	(1, 1)	4.2	L	25	8	8	7	4	2	0	1	0	0	0	57	88	13.50	2.143
24 Noé Ramirez, R ERA: 2.7	(5, 1)	1.1		6	0	0	0	2	1	0	0	0	0	0	14	22	0.00	0.750
40 Luis García, R ERA: 2.57	(7, 1)	1.0		3	0	0	0	1	0	0	0	0	0	0	7	11	0.00	0.000
37 Cody Allen, R ERA: 7.2	(8, 1)	1.0		5	2	2	2	1	0	0	0	0	0	1	12	23	18.00	2.000

PITCHER	IP	WLS	BF	H	R	ER	SO	BB	IBB	HBP	BLK	WP	HR	S	P	ERA	WHIP

BOTTOM

Los Angeles Angels @ Detroit Tigers

Comerica Park, Detroit, MI

Wed May 08 2019, 7:11 PM - 10:03 PM EDT

Att. 13,224 - Cloudy - 58 F

livebaseballscorecards.com

AB	34
R	10
H	10
RBI	9
BB	3
SO	8
LOB	11

Los Angeles Angels @ Detroit Tigers

Comerica Park, Detroit, MI

Thu May 09 2019, 2:04 PM - 4:48 PM EDT

Att. 16,404 - Partly Cloudy - 68 F

TOP

livebaseballscorecards.com

Batter	1	2	3	4	5	6	7	8	9	AB	R	H	RBI	BB	SO	LOB
6 David Fletcher, R (1, 7) OBP: 0.361, SLG: 0.469	C SI 91 B SI 93 F SL 82 X FF 92 1-2 27 BB 17 1B 1B	C FF 90 F CU 77 F CU 77 F FF 92 B SL 81 B CH 85 F FF 92 F FF 91 F CU 78 2-2 ② X SL 82 P4			B SL 81 C SI 91 X FF 89 1-1 ① L9		F SL 86 X SL 83 0-1 27 SF8 3B	B FF 94 C SL 84 B FF 92 C SL 83 F SL 84 X SL 86 2-2 ② L9		5	2	2	0	0	0	1
27 Mike Trout, R (1, 8) OBP: 0.456, SLG: 0.532 18 Brian Goodwin, L (8, PH) OBP: 0.392, SLG: 0.505 (8, 8)	B SI 92 B FF 93 D SI 92 B FF 91 4-0 17 1B 2 G6-4-3 1-2 BB	C SL 80 X FF 89 0-1 ③ F7			C SI 91 B SL 82 X FF 89 1-1 E5 2 FC6-4		F FF 93 X SL 84 0-1 ① SF8 3-H	B FF 92 B SL 82 B FF 92 C FF 93 X FF 94 3-1 17 BB 3-H 1B		2 1	1 0	0 1	1 1	1 0	0 0	0 0
17 Shohei Ohtani, L (1, 10) OBP: 0.357, SLG: 0.182	C SL 81 X SL 82 0-1 2 G6-4-3 1-3 2-H 1B		C FF 89 X FF 90 0-1 2 G5-4-3 1B		B FF 90 B SL 81 C FF 90 1 SAFE F FF 90 B CU 77 S SL 82 3-3 ② K		F FF 92 B SI 93 S CU 81 B CU 80 B FF 93 X FF 94 3-2 G4-3	B SL 82 B FF 90 B FF 94 B FF 94 4-0 1-2 BB		4	0	2	1	1	1	1
2 Andrelton Simmons, R (1, 6) OBP: 0.310, SLG: 0.430	B CH 84 X SL 84 1-0 ① G6-4-3 ② 1-2f 3-H		S SL 82 X SI 91 0-1 ① G5-4-3 ② 1-2f		C SL 82 F SL 82 X FF 89 0-2 ③ FC6-4 1-2f		S SL 84 B SL 85 X SI 91 1-1 2B	B SL 85 C FF 93 D FF 93 S SL 84 X SL 85 2-2 ③ G5-3		5	0	1	0	0	0	5
5 Albert Pujols, R (1, 3) OBP: 0.285, SLG: 0.408 41 Justin Bour, L (8, 3) OBP: 0.282, SLG: 0.344	B SI 91 B SI 92 F FF 92 S SL 83 S SL 81 2-3 ③ K		B FF 91 B SL 81 X SI 92 2-0 HR			B FF 94 B FF 94 C FF 95 F SI 92 S SL 83 2-3 ① K	C SL 83 B SI 94 X SL 84 1-1 ③ G6-3		B FF 95 F FF 95 B CU 87 F FF 96 B FF 96 X FF 96 3-2 HR	4 1	1 1	1 1	1 1	0 0	2 0	1 0
56 Kole Calhoun, L (1, 9) OBP: 0.315, SLG: 0.485		B FF 90 S SL 82 X SL 82 1-1 44 2B 7 SF9 1B	C FF 91 C CU 76 B FF 90 F CH 83 X CU 77 1-2 ③ F9			B CU 79 X SI 91 1-0 HR		B SI 93 B SL 83 B FF 93 B FF 93 4-0 44 1B 7 2B BB	B CU 88 F FF 96 B FS 88 F FF 95 F FF 96 F CU 88 B CU 87 X FF 96 3-2 ① G6-3	4	3	2	1	1	0	0
44 Kevan Smith, R (1, 2) OBP: 0.400, SLG: 0.431		D SI 92 S SI 91 X CH 84 1-1 7 SF9 9 HR 1-3 2B	B SI 89 B SL 79 X SI 90 2-0 ① L7		B FF 95 B FF 94 C FF 93 B SI 92 C FF 95 B FF 94 4-2 7 G6-4-3 BB			C FF 93 D SL 83 F SI 94 X SL 83 1-2 7 2B 9 G6-3 1-3 1B	B FF 96 F FF 95 C CU 87 F FF 95 X CU 86 1-2 ② G6-3	4	2	2	0	1	0	0
7 Zack Cozart, R (1, 5) OBP: 0.169, SLG: 0.158		B SL 81 X FF 92 1-0 ① SF9 2-3 3-H	B FF 91 C SL 82 T SL 83 B CU 78 X SL 82 2-2 ② L8			B SI 93 C FF 94 T SL 84 F SL 82 X FF 94 1-2 ②③ G6-4-3 1-2f		B FF 94 B FF 94 X FF 95 2-0 9 G6-3 18 1B 1-3 3-H 2B	B CU 87 C FF 94 B FF 95 X FF 94 2-1 ③ F7	4	1	1	2	0	0	1
9 Tommy La Stella, L (1, 4) OBP: 0.350, SLG: 0.567		C SL 83 F CU 77 B FF 90 X SL 82 1-2 3-H HR	B FF 91 B FF 89 C SL 82 X SL 83 2-1 ③ G5-3				B FF 91 B FF 93 X FF 92 2-0 HR	C SL 84 X SL 83 0-1 ① G6-3 2-3 3-H		4	2	2	4	0	0	1

Inning Stats	1	2	3	4	5	6	7	8	9
	R: 2 E: 0 K: 1 S: 9	H: 2 LOB: 0 BB: 1 P: 17	R: 3 E: 0 K: 0 S: 18	H: 3 LOB: 0 BB: 0 P: 24	R: 1 E: 0 K: 0 S: 9	H: 2 LOB: 0 BB: 0 P: 12	R: 0 E: 0 K: 0 S: 6	H: 0 LOB: 0 BB: 0 P: 12	R: 0 E: 1 K: 1 S: 10	H: 0 LOB: 1 BB: 0 P: 15	R: 1 E: 0 K: 1 S: 10	H: 1 LOB: 0 BB: 1 P: 18	R: 2 E: 0 K: 0 S: 12	H: 3 LOB: 1 BB: 0 P: 19	R: 3 E: 0 K: 0 S: 15	H: 3 LOB: 2 BB: 2 P: 33	R: 1 E: 0 K: 0 S: 14	H: 1 LOB: 0 BB: 0 P: 23

1B: 6	SF: 2
2B: 3	SAC: 0
3B: 1	DP: 3
HR: 5	HBP: 0

WP: 0	PA: 44
PB: 0	
SB: 0	
CS: 0	

AB	38
R	13
H	15
RBI	12
BB	4
SO	3
LOB	10

PITCHER	IP	WLS	BF	H	R	ER	SO	BB	IBB	HBP	BLK	WP	HR	S	P	ERA	WHIP
31 Ryan Carpenter, L (1, 1) ERA: 10.8	5.0	L	22	7	6	6	2	1	0	0	0	0	2	52	80	10.80	1.600
26 Zac Reininger, R (6, 1) ERA: 14.85	1.2		9	4	3	3	1	1	0	0	0	0	2	20	34	16.20	3.000
66 Eduardo Jiménez, R (7, 1) ERA: 11.57	1.1		9	3	3	3	0	2	0	0	0	0	0	17	36	20.25	3.750
50 Reed Garrett, R (9, 1) ERA: 5.11	1.0		4	1	1	1	0	0	0	0	0	0	1	14	23	9.00	1.000

PITCHER	IP	WLS	BF	H	R	ER	SO	BB	IBB	HBP	BLK	WP	HR	S	P	ERA	WHIP

Batter	1	2	3	4	5	6	7	8	9	AB	R	H	RBI	BB	SO	LOB
46 Jeimer Candelario, S (1, 5) OBP: 0.308, SLG: 0.291	X FF 92 0-0 ① F7		C SI 93 F SI 94 B SI 93 B SI 94 S CH 86 2-3 ② K			C CH 84 F SL 82 B CH 86 F SI 94 S SL 83 1-3 ① K		B CH 83 B SI 93 B SI 90 C SI 92 X SI 91 3-1 ② F9		4	0	0	0	0	2	1
9 Nick Castellanos, R (1, 9) OBP: 0.329, SLG: 0.425	C SI 93 B SL 84 S SL 84 X SL 85 1-2 ② G4-3		B CH 86 X SI 93 1-0 ③ G5-3			F SI 93 F SI 93 B SL 85 S SL 83 1-3 ② K		F SL 83 F SL 83 B SI 92 X SI 92 1-2 ③ G6-3 1-2		4	0	0	0	0	1	1
24 Miguel Cabrera, R (1, 10) OBP: 0.367, SLG: 0.371 14 Christin Stewart, L (9, PH) OBP: 0.308, SLG: 0.509	X SL 85 0-0 ① 28 2B 1B			B SI 93 B SI 93 F SI 93 X SI 92 2-1 ① G5-3		C SI 94 F SL 85 S SL 83 0-3 ③ K			B FF 94 T FF 93 X SL 81 1-1 ① F8	3 1	0 0	1 0	0 0	0 0	1 0	0 0
28 Niko Goodrum, S (1, 7) OBP: 0.328, SLG: 0.391	B SI 93 C SL 84 B FF 93 X SL 84 2-1 ② 1-3 2B			B SI 94 C SI 94 C SI 94 S SL 86 1-3 ② K			B SL 82 B SI 91 B SI 92 C SI 90 F SI 91 X SI 93 3-2 ① F7		S SL 82 F SL 84 B FF 94 C FF 94 1-3 ② K	4	0	1	0	0	2	0
60 Ronny Rodríguez, R (1, 3) OBP: 0.361, SLG: 0.679 12 Brandon Dixon, R (9, PH) OBP: 0.300, SLG: 0.448	B FF 93 C SL 86 B FF 95 X SL 86 2-1 ③ G6-3			B SL 84 C SI 93 X SL 84 1-1 ③ F7			F SI 92 X SL 83 0-1 ② P6		B SL 83 F SL 82 S FF 93 B SL 85 X SL 83 2-2 ③ L7	3 1	0 0	0 0	0 0	0 0	0 0	2 0
30 Harold Castro, L (1, 4) OBP: 0.313, SLG: 0.333		C SI 92 B SI 93 F CH 86 X SL 83 1-2 ① L3			B SL 82 B SI 93 B SI 92 C SI 92 X SI 92 3-1 ① 2B		C SI 93 X SI 93 0-1 ② 1B			3	0	2	0	0	0	0
29 Gordon Beckham, R (1, 6) OBP: 0.362, SLG: 0.531		C SI 94 B SL 84 C SL 85 B SI 93 T SI 94 2-2 ② K			X SI 93 0-0 ① L3		X SI 93 0-0 ③ G6-3			3	0	0	0	0	1	2
17 Grayson Greiner, R (1, 2) OBP: 0.253, SLG: 0.341		B SI 94 X SI 95 1-0 ③ G3			C SI 92 B SL 85 C SL 84 S SI 92 1-3 ② K			B SL 81 F SI 91 C SI 93 B SL 84 X SL 83 2-2 ② 21 FC6-4 2B		3	0	1	0	0	1	1
21 JaCoby Jones, R (1, 8) OBP: 0.221, SLG: 0.282			B SL 80 C SL 82 X SI 92 1-1 ① L8		C SI 93 X SL 84 0-1 ③ F9			C SI 91 D SL 82 C SI 92 B SI 92 X SL 83 2-2 ① FC6-4 9 DI 2-2		3	0	0	0	0	0	2
Inning Stats	R: 0 E: 0 K: 0 S: 9 H: 2 LOB: 2 BB: 0 P: 14	R: 0 E: 0 K: 1 S: 7 H: 0 LOB: 0 BB: 0 P: 11	R: 0 E: 0 K: 1 S: 6 H: 0 LOB: 0 BB: 0 P: 10	R: 0 E: 0 K: 1 S: 7 H: 0 LOB: 0 BB: 0 P: 11	R: 0 E: 0 K: 1 S: 8 H: 1 LOB: 1 BB: 0 P: 12	R: 0 E: 0 K: 3 S: 10 H: 0 LOB: 0 BB: 0 P: 12	R: 0 E: 0 K: 0 S: 8 H: 1 LOB: 1 BB: 0 P: 11	R: 0 E: 0 K: 0 S: 11 H: 1 LOB: 1 BB: 0 P: 19	R: 0 E: 0 K: 1 S: 8 H: 0 LOB: 0 BB: 0 P: 12	1B: 2 2B: 3 3B: 0 HR: 0	SF: 0 SAC: 0 DP: 0 HBP: 0			WP: 0 PB: 0 SB: 0 CS: 0		PA: 32	

PITCHER		IP	WLS	BF	H	R	ER	SO	BB	IBB	HBP	BLK	WP	HR	S	P	ERA	WHIP
39 Luke Bard, R ERA: 2.2	(1, 1)	1.0		5	2	0	0	0	0	0	0	0	0	0	9	14	0.00	2.000
64 Félix Peña, R ERA: 3.21	(2, 1)	7.0	W	24	3	0	0	7	0	0	0	0	0	0	57	86	0.00	0.429
32 Cam Bedrosian, R ERA: 3.0	(9, 1)	1.0		3	0	0	0	1	0	0	0	0	0	0	8	12	0.00	0.000

PITCHER	IP	WLS	BF	H	R	ER	SO	BB	IBB	HBP	BLK	WP	HR	S	P	ERA	WHIP

BOTTOM

Los Angeles Angels @ Detroit Tigers

Comerica Park, Detroit, MI

Thu May 09 2019, 2:04 PM - 4:48 PM EDT

Att. 16,404 - Partly Cloudy - 68 F

livebaseballscorecards.com

AB	32
R	0
H	5
RBI	0
BB	0
SO	8
LOB	9

Batter	1	2	3	4	5	6	7	8	9	AB	R	H	RBI	BB	SO	LOB
9 Tommy La Stella, L (1, 4) OBP: 0.352, SLG: 0.564	X FF 91 0-0 P5 ①		1 SAFE B FF 90 B CH 84 1 SAFE 1 SAFE S FF 89 F FF 90 C SL 82 2-3 K ①		B CU 75 B FF 88 C CH 83 F SL 81 F FF 90 H SL 83 3-2 27 2B 2 1B 1-2 HBP	X FF 95 0-0 2B		B CH 92 X SI 97 1-0 G4-3 ③		4	1	1	0	0	1	1
27 Mike Trout, R (1, 8) OBP: 0.461, SLG: 0.566	C FF 90 F FF 91 B FF 91 B SL 86 B CH 85 S CH 86 3-3 K ②		B FF 90 C SL 83 1 SAFE S SL 84 B FF 90 B CH 85 X FF 90 3-2 1-H HR		B SL 82 B FF 89 1 SAFE B CH 83 C SL 83 F CH 85 X SL 83 3-2 2 1B 1-3 2-H 2B	C FF 96 B FF 96 B FF 96 D CH 87 C FF 96 D CH 88 4-2 BB			C SI 98 S SL 84 S SL 88 0-3 K ①	4	2	2	3	1	2	0
17 Shohei Ohtani, L (1, 10) OBP: 0.263, SLG: 0.125	B CU 79 F CH 85 F FF 91 C SL 86 1-3 K ③		C FF 90 B CU 78 B CH 85 F CH 84 B SL 83 F SL 83 S CH 84 3-3 K ②		B FF 95 B FF 95 X FF 96 2-0 G6-3 ②	C SI 95 B CH 86 B FF 94 C CH 85 X FF 95 2-2 G5-3 ③			B CH 91 X SI 97 1-0 F7 ②	5	0	0	0	0	2	4
2 Andrelton Simmons, R (1, 6) OBP: 0.325, SLG: 0.442		B SL 83 X FF 90 1-0 56 3B 1B	C SL 84 B CH 84 B CH 84 X SL 85 2-1 G4-3 ③		B SL 86 F FF 96 X FF 95 1-1 18 2B 2-H 3-H 1B		C SI 98 B SL 86 B SL 84 C SI 98 X SI 98 2-2 56 FC4-6 1B		C SI 97 B SL 86 S SL 86 X SL 86 1-2 18 1B 1B	5	2	4	2	0	0	0
18 Brian Goodwin, L (1, 7) OBP: 0.392, SLG: 0.509		B FF 90 X CH 84 1-0 L9 ①		C CU 74 B SL 81 B FF 88 C FF 90 X SL 83 2-2 F8 ①	1 SAFE C FF 94 C SI 94 X SL 85 0-2 56 1B 1-H 2B		C SI 97 B SI 96 S SI 97 S CH 88 1-3 K ①		B CH 88 B SI 96 F SI 94 X SI 95 2-1 1-2 1B	5	1	2	1	0	1	2
56 Kole Calhoun, L (1, 9) OBP: 0.325, SLG: 0.500		C CU 77 B FF 90 F CH 85 1 SAFE F FF 90 X CH 85 1-2 1-H 3B		B FF 90 C CU 76 B FF 89 S CH 84 B SL 83 F FF 89 F SL 83 F FF 89 B CH 83 4-2 20 G5-4-3 BB	B FF 96 S CH 87 X FF 96 1-1 3-H 1B		B CH 89 S CH 89 F CH 90 X CH 90 1-2 FC4-6 1-2f		F SI 97 F CH 90 F SI 94 F CH 91 X SL 85 0-2 G5-3 ③	4	0	2	2	1	0	3
20 Jonathan Lucroy, R (1, 2) OBP: 0.316, SLG: 0.431		C FF 91 B CH 85 B CH 83 B SL 84 X FF 90 3-1 P3 ②		B FF 89 B SL 82 F CH 83 X CH 84 2-1 G5-4-3 ②③ 1-2f	C FF 94 B SL 85 F FF 95 S FF 96 1-3 K ③		C SI 98 C SL 86 F SL 85 F SI 97 X SL 84 0-2 F8 ③			4	0	0	0	0	1	4
41 Justin Bour, L (1, 3) OBP: 0.280, SLG: 0.333		B FF 90 B CU 78 X CH 84 2-0 F8 ③			B FF 89 B CU 76 B FF 89 C FF 89 D CH 84 4-1 9 HBP 27 2B BB	F FF 95 F SI 95 B FF 95 B CH 87 X SI 96 2-2 G5-3 ①		B SI 98 B CH 90 B CH 88 C SI 96 X SI 95 3-1 F8 ①		3	1	0	0	1	0	1
6 David Fletcher, R (1, 5) OBP: 0.357, SLG: 0.462			B FF 90 C SL 85 C FF 90 F SL 85 F CH 85 F SL 84 X SL 82 1-2 27 HR 1B		C FF 90 B SL 83 X CH 82 1-1 F7 ①	B SL 84 C FF 95 X CH 87 1-1 G5-3 ②		B SL 85 C SI 98 B SI 97 C SI 96 S SL 86 2-3 K ②		4	1	1	0	0	1	1
Inning Stats	R: 0 E: 0 K: 2 S: 7 H: 0 LOB: 0 BB: 0 P: 11	R: 1 E: 0 K: 0 S: 9 H: 2 LOB: 1 BB: 0 P: 17	R: 2 E: 0 K: 2 S: 18 H: 2 LOB: 0 BB: 0 P: 29	R: 0 E: 0 K: 0 S: 10 H: 0 LOB: 0 BB: 1 P: 18	R: 5 E: 0 K: 1 S: 20 H: 4 LOB: 1 BB: 1 P: 36	R: 0 E: 0 K: 0 S: 11 H: 1 LOB: 2 BB: 1 P: 20	R: 0 E: 0 K: 1 S: 14 H: 1 LOB: 1 BB: 0 P: 18	R: 0 E: 0 K: 1 S: 6 H: 0 LOB: 0 BB: 0 P: 12	R: 0 E: 0 K: 1 S: 14 H: 2 LOB: 2 BB: 0 P: 18	1B: 7 2B: 3 3B: 1 HR: 1 SF: 0 SAC: 0 DP: 1 HBP: 1						

PITCHER		IP	WLS	BF	H	R	ER	SO	BB	IBB	HBP	BLK	WP	HR	S	P	ERA	WHIP
53 Dan Straily, R ERA: 8.23	(1, 1)	4.1	L	20	5	6	6	4	2	0	1	0	0	1	53	95	12.46	1.615
58 Evan Phillips, R ERA: 7.11	(5, 1)	1.2		10	4	2	2	1	1	0	0	0	0	0	22	36	10.80	3.000
32 Yefry Ramírez, R ERA: 5.14	(7, 1)	0.0		0	0	0	0	0	0	0	0	0	0	0	0	0	∞	∞
50 Miguel Castro, R ERA: 6.63	(7, 1)	3.0		12	3	0	0	3	0	0	0	0	0	0	34	48	0.00	1.000

PITCHER	IP	WLS	BF	H	R	ER	SO	BB	IBB	HBP	BLK	WP	HR	S	P	ERA	WHIP

TOP

Los Angeles Angels @ Baltimore Orioles

Oriole Park at Camden Yards, Baltimore, MD

Fri May 10 2019, 7:08 PM - 12:01 AM EDT

Att. 14,495 - Overcast - 73 F

livebaseballscorecards.com

AB	38
R	8
H	12
RBI	8
BB	3
SO	8
LOB	16

WP: 0	PA: 42		
PB: 0			
SB: 0			
CS: 0			

Batter	1	2	3	4	5	6	7	8	9	AB	R	H	RBI	BB	SO	LOB
2 Jonathan Villar, S (1, 6) OBP: 0.308, SLG: 0.404	B SI 91 F KC 77 X SI 92 1-1 G4-3		B CH 82 B CH 82 B CH 84 C SI 91 C KC 78 F SI 92 X KC 78 3-2 16 S 1B		X SI 92 0-0 L6			B SI 95 X FF 95 1-0 G1-3		4	0	1	0	0	0	0
16 Trey Mancini, R (1, 9) OBP: 0.377, SLG: 0.572	B SI 92 X SI 91 1-0 HR		1 SAFE B FC 85 B FC 87 C KC 76 X KC 79 2-1 L7 1-2			B CH 82 B CH 83 C KC 76 X SI 90 2-1 L5		B FF 96 S SL 83 B FF 96 C SL 84 F SL 85 X SL 84 2-2 G1-3		4	1	1	1	0	0	1
35 Dwight Smith Jr., L (1, 7) OBP: 0.322, SLG: 0.471	C SI 91 S CH 83 S CH 82 0-3 K			B KC 79 F SI 92 S CH 82 X CH 82 1-2 G4-3		F CH 83 B CH 83 F CH 82 S KC 81 1-3 K2-3			B FF 91 F FF 92 X FF 91 1-1 E6 19 DI	4	0	0	0	0	2	0
14 Rio Ruiz, L (1, 5) OBP: 0.313, SLG: 0.342	X SI 92 0-0 G5-3			B KC 78 C CH 83 X CH 83 1-1 G4-3		C KC 79 B KC 79 B SI 91 F CH 84 C FC 85 2-3 K			B FF 92 C FF 91 F FF 92 B KC 82 S KC 82 2-3 K	4	0	0	0	0	2	1
12 Stevie Wilkerson, S (1, 8) OBP: 0.264, SLG: 0.423		C SI 90 S CH 81 S KC 81 0-3 K2-3		B KC 79 C CH 84 B SI 91 X CH 83 2-1 19 1B 2B			B FF 94 B FF 95 F FF 94 F FF 94 S SL 86 2-3 K		X FF 91 0-0 F8	4	1	1	0	0	2	1
19 Chris Davis, L (1, 3) OBP: 0.283, SLG: 0.364		B KC 78 C CH 82 X FF 92 1-1 L3		2 SAFE X CH 84 0-0 2-H 1B			S SL 83 C SL 84 F FF 95 B SL 83 F SL 84 B FF 94 X FF 95 2-2 HR		C FF 92 D KC 83 B FF 91 B FF 91 B FF 92 4-1 1-2 BB	3	1	2	2	1	0	0
39 Renato Núñez, R (1, 10) OBP: 0.268, SLG: 0.390		C KC 78 X SI 92 0-1 G3-1		B FC 84 B SI 91 B FC 85 F SI 90 F SI 91 C KC 77 3-3 K			C SL 84 X SL 84 0-1 P4		C FF 91 F KC 83 D KC 83 S FF 91 1-3 K	4	0	0	0	0	2	3
57 Hanser Alberto, R (1, 4) OBP: 0.295, SLG: 0.359			L FC 83 F CH 82 B KC 79 F FF 92 X CH 80 1-2 F8		B KC 76 C KC 77 B CH 82 X SI 90 2-1 G4-3		C SL 84 B SI 94 S SL 84 S SL 84 1-3 K			3	0	0	0	0	1	0
28 Pedro Severino, R (1, 2) OBP: 0.308, SLG: 0.475			X FC 86 0-0 G5-3		C SI 92 B FC 86 B CH 84 F CH 82 F KC 79 F KC 79 B CH 83 X SI 90 3-2 G6-3			B SI 94 F FF 96 X SL 85 1-2 F9		3	0	0	0	0	0	0
Inning Stats	R: 1 E: 0 K: 1 S: 7 H: 1 LOB: 0 BB: 0 P: 9	R: 0 E: 0 K: 1 S: 7 H: 0 LOB: 0 BB: 0 P: 8	R: 0 E: 0 K: 0 S: 11 H: 1 LOB: 1 BB: 0 P: 17	R: 1 E: 0 K: 1 S: 11 H: 2 LOB: 1 BB: 0 P: 18	R: 0 E: 0 K: 0 S: 8 H: 0 LOB: 0 BB: 0 P: 13	R: 0 E: 0 K: 2 S: 8 H: 0 LOB: 0 BB: 0 P: 13	R: 1 E: 0 K: 2 S: 13 H: 1 LOB: 0 BB: 0 P: 18	R: 0 E: 0 K: 0 S: 8 H: 0 LOB: 0 BB: 0 P: 12	R: 0 E: 1 K: 2 S: 10 H: 0 LOB: 2 BB: 1 P: 18	1B: 2 2B: 1 3B: 0 HR: 2 SF: 0 SAC: 0 DP: 0 HBP: 0						

PITCHER		IP	WLS	BF	H	R	ER	SO	BB	IBB	HBP	BLK	WP	HR	S	P	ERA	WHIP
53 Trevor Cahill, R ERA: 6.35	(1, 1)	6.0	W	22	4	2	2	5	0	0	0	0	0	1	52	78	3.00	0.667
38 Justin Anderson, R ERA: 3.65	(7, 1)	1.0		4	1	1	1	2	0	0	0	0	0	1	13	18	9.00	1.000
40 Luis García, R ERA: 2.4	(8, 1)	1.0		3	0	0	0	0	0	0	0	0	0	0	8	12	0.00	0.000
37 Cody Allen, R ERA: 6.55	(9, 1)	1.0		5	0	0	0	2	1	0	0	0	0	0	10	18	0.00	1.000

PITCHER	IP	WLS	BF	H	R	ER	SO	BB	IBB	HBP	BLK	WP	HR	S	P	ERA	WHIP

BOTTOM

Los Angeles Angels @ Baltimore Orioles

Oriole Park at Camden Yards, Baltimore, MD

Fri May 10 2019, 7:08 PM - 12:01 AM EDT

Att. 14,495 - Overcast - 73 F

livebaseballscorecards.com

AB	33
R	3
H	5
RBI	3
BB	1
SO	9
LOB	6

WP: 0 PA: 34
PB: 0
SB: 1
CS: 0

Los Angeles Angels @ Baltimore Orioles

Oriole Park at Camden Yards, Baltimore, MD

Sat May 11 2019, 4:07 PM - 7:40 PM EDT

Att. 21,106 - Overcast - 68 F

livebaseballscorecards.com

TOP

Batter	1	2	3	4	5	6	7	8	9	AB	R	H	RBI	BB	SO	LOB
9 Tommy La Stella, L (1, 4) OBP: 0.360, SLG: 0.563 2 Andrelton Simmons, R (8, 6) OBP: 0.329, SLG: 0.446	X FF 90 0-0 27 FC6-4 1B		C CU 72 D CH 82 B FF 91 F CH 83 X FF 90 2-2 ① F7		B CU 74 D FF 90 B CH 82 C SI 90 C FF 90 F FF 91 F CH 84 B CH 82 4-2 27 FC5-4 BB	B SL 84 B FF 95 C SL 86 B FF 96 C FF 96 F FF 97 3-2 CI 1-2			X FF 91 0-0 17 1B 27 S 1B	2 1	0 1	1 1	0 1	1 0	0 0	1 0
27 Mike Trout, R (1, 8) OBP: 0.447, SLG: 0.542	X FF 89 0-0 ① FC6-4 5 HR 1-2f		C FF 91 B SL 80 D SL 80 1 SAFE B CH 84 X FF 91 3-1 ② P4 1-2		C FF 92 B FF 92 D SL 80 X CH 84 2-1 ③ FC5-4 1-2f	F FF 97 B SL 89 F FF 95 D SL 88 D SL 88 F FF 98 S SL 86 3-3 ③ K			C FF 93 C FF 92 B FF 91 B SL 80 F SL 77 C SI 92 2-3 ① K 1-2	5	1	0	0	0	2	7
17 Shohei Ohtani, L (1, 10) OBP: 0.292, SLG: 0.190	X FF 89 0-0 ② L8		B CU 74 B CH 84 C CH 84 B FF 91 X FF 90 3-1 ③ F7 2-3			F CU 80 X FF 93 0-1 18 WP 5 1B 56 1B 1B	C SL 84 X FF 94 0-1 ① L7		S CH 84 B FF 91 B SI 92 B SI 93 X CH 86 3-1 5 G6-4-3 2-H 1B	5	1	2	1	0	0	2
5 Albert Pujols, R (1, 3) OBP: 0.296, SLG: 0.464	B FF 89 X FF 89 1-0 1-H HR			B FF 89 B SL 79 X FF 89 2-0 HR		C SL 84 B FF 94 B FF 94 B SI 94 X FF 93 3-1 56 1B 18 WP 7 FC6 1-2 1B	B FF 95 B SL 86 C FF 94 C SL 86 B SL 85 X SL 87 3-2 ② P6		C SI 93 X SL 78 0-1 ②③ G6-4-3 1-2f	5	3	3	3	0	0	1
18 Brian Goodwin, L (1, 7) OBP: 0.380, SLG: 0.491	C FF 89 B FF 90 B CH 83 S CH 84 F FF 90 X CH 83 2-2 ③ G4-3			F FF 89 B CH 83 B CU 72 F SI 90 C CH 83 2-3 ① K		C CU 80 C CH 86 B SI 94 B SL 84 D CH 86 F SI 93 S SL 82 3-3 ① K 1-2 2-3	C FF 95 B CH 86 X SL 86 1-1 ③ F9			4	0	0	0	0	2	2
20 Jonathan Lucroy, R (1, 2) OBP: 0.314, SLG: 0.420		C FF 87 S SL 79 B SL 80 F FF 90 X SL 79 1-2 ① P4		F SI 91 C SL 81 F FF 91 X FF 91 0-2 ② F9		B FF 94 C SL 85 B SL 86 F FF 94 F SL 85 D SL 86 D SL 83 4-2 7 FC6 56 1B 6 FC6-4 BB		C SI 93 C SI 94 B SL 93 S SI 94 1-3 ① K		3	1	0	0	1	1	0
56 Kole Calhoun, L (1, 9) OBP: 0.329, SLG: 0.500		C CU 72 B CH 82 S CH 82 F FF 90 S FF 91 1-3 ② K		B CH 82 X CH 83 1-0 ③ G4-3		D CU 79 B CH 86 X SI 94 2-0 6 FC6-4 7 FC6 1-2 2-3 3-H 1B		B SL 80 C SI 94 B CH 88 X SI 94 2-1 6 S 1B		4	0	2	1	0	1	0
7 Zack Cozart, R (1, 6) OBP: 0.172, SLG: 0.152 (8, 5)		B SL 79 C FF 90 B SL 80 C SL 79 X FF 90 2-2 ③ G5-3			B FF 89 B FF 88 B FF 89 C FF 90 B FF 88 4-1 6 G4-3 BB	F FF 94 F SI 93 X SL 84 0-2 FC6 6 FC6-4 1-2 2-3 3-H		X SI 95 0-0 ② G2-3		3	0	0	1	1	0	3
6 David Fletcher, R (1, 5) OBP: 0.354, SLG: 0.455 (8, 4)			C FF 88 C SL 79 X SL 79 0-2 17 WP 27 WP 1B		B FF 88 1 SAFE B FF 89 C SL 78 F FF 90 X SL 80 2-2 ①② G4-3 1-2f	C FF 92 C SL 83 X SL 83 0-2 ② FC6-4 9 CI 1-2f 2-3 3-H		C SI 94 F SI 95 B SI 94 B SL 81 B SI 95 S SI 95 3-3 ③ K 1-2	4	0	1	1	0	1	4

Inning Stats																								
	R: 2	H: 2	R: 0	H: 0	R: 0	H: 1	R: 1	H: 1	R: 0	H: 0	R: 3	H: 3	R: 0	H: 0	R: 0	H: 1	R: 1	H: 2	1B: 8	SF: 0	WP: 3	PA: 40
	E: 0	LOB: 0	E: 0	LOB: 0	E: 0	LOB: 1	E: 0	LOB: 0	E: 0	LOB: 1	E: 1	LOB: 3	E: 0	LOB: 0	E: 0	LOB: 1	E: 0	LOB: 0	2B: 0	SAC: 0	PB: 0	
	K: 0	BB: 0	K: 1	BB: 0	K: 0	BB: 2	K: 0	BB: 0	K: 2	BB: 1	K: 2	BB: 1	K: 0	BB: 0	K: 2	BB: 0	K: 1	BB: 0	3B: 0	DP: 2	SB: 2	
	S: 8	P: 11	S: 11	P: 15	S: 10	P: 18	S: 9	P: 14	S: 10	P: 22	S: 25	P: 43	S: 7	P: 11	S: 9	P: 15	S: 9	P: 14	HR: 2	HBP: 0	CS: 0	

PITCHER		IP	WLS	BF	H	R	ER	SO	BB	IBB	HBP	BLK	WP	HR	S	P	ERA	WHIP
37 Dylan Bundy, R ERA: 5.31	(1, 1)	5.0	L	20	4	3	3	2	2	0	0	0	2	2	48	80	5.40	1.200
64 Gabriel Ynoa, R ERA: 3.0	(6, 1)	0.2		7	3	3	3	1	1	0	0	0	1	0	18	30	40.50	6.000
52 Branden Kline, R ERA: 6.14	(6, 1)	1.1		5	0	0	0	1	0	0	0	0	0	0	14	24	0.00	0.000
31 Jimmy Yacabonis, R ERA: 6.11	(8, 1)	2.0		8	3	1	1	3	0	0	0	0	0	0	18	29	4.50	1.500

PITCHER	IP	WLS	BF	H	R	ER	SO	BB	IBB	HBP	BLK	WP	HR	S	P	ERA	WHIP

AB	36
R	7
H	10
RBI	7
BB	3
SO	7
LOB	20

Batter	1	2	3	4	5	6	7	8	9	AB	R	H	RBI	BB	SO	LOB
2 Jonathan Villar, S (1, 4) OBP: 0.305, SLG: 0.404	C FF 93 B FF 92 B CU 81 B FF 92 X SL 88 3-1 35 HR 2B	C FF 92 1 SAFE B CH 86 F SL 89 B FF 91 F CH 86 F FF 93 1 SAFE F SL 89 3-2 ③ B CU 82 X SL 88 G3 1-2		C CH 86 B FF 92 F SL 88 C FF 92 1-3 ③ K		C SL 83 F SL 83 S FF 93 0-3 ③ K			S FF 96 S SL 90 B FF 96 B FF 97 F SL 90 S FF 97 2-3 ① K	5	1	1	0	0	3	3
16 Trey Mancini, R (1, 10) OBP: 0.372, SLG: 0.559	F SL 86 F SL 88 B FF 92 B FF 92 C FF 94 2-3 ① K	S CU 81 B CH 86 F SL 90 F CH 86 B SL 89 X FF 93 2-2 19 BB 35 1B 1B	B SL 85 B SL 84 F FF 92 S SL 84 F FF 93 X SL 84 2-2 ① P6		C SL 82 X SL 84 0-1 ① F9		X SL 90 0-0 ② G5-3	5	0	1	0	0	1	1
35 Dwight Smith Jr., L (1, 7) OBP: 0.325, SLG: 0.490	B CU 79 2 SAFE B FF 93 C FF 94 S CU 82 X CU 83 2-2 2-H HR	B FF 92 B CH 84 B FF 92 X FF 92 3-0 19 BB 1-2 1B	B SL 85 F SI 93 B SL 84 X SI 91 2-1 ② F8		C FF 92 C SL 84 X FF 93 0-2 ② G1-3		S CH 90 B FF 97 B FF 96 X FF 95 2-1 ③ G4-3	5	1	2	2	0	0	0
14 Rio Ruiz, L (1, 5) OBP: 0.319, SLG: 0.342	F FF 93 F SL 87 S SL 87 0-3 ② K	F CU 81 S FF 91 B CH 85 B FF 90 S SL 87 2-3 ① K	C FF 92 F SL 84 X CH 85 0-2 12 1B 1B		B SL 82 B SL 81 B FF 92 C FF 91 B FF 92 4-1 12 1B BB					3	0	1	0	1	2	2
12 Stevie Wilkerson, S (1, 8) OBP: 0.281, SLG: 0.429	C CH 84 B FF 94 X CU 81 1-1 ③ F7	F CH 84 F SL 88 F CU 82 C FF 92 0-3 ② K	S FF 92 1 SAFE F SL 84 F FF 92 X SL 84 0-2 1-3 1B		C FF 92 C SL 82 B FF 92 F SL 85 B FF 93 X FF 91 2-2 1-2 1B					4	0	2	0	0	1	2
19 Chris Davis, L (1, 3) OBP: 0.282, SLG: 0.352		B FF 93 B CH 84 B CH 86 X FF 92 3-0 ① L6 B CU 82 B FF 92 B FF 92 C CU 79 B CH 84 4-1 1-2 2-3 BB	B SL 85 X SI 92 1-0 ③ F7		F SL 83 C FF 92 F SL 84 B FF 92 F SL 83 B FF 91 F SL 84 B FF 92 F SL 83 3-3 S SL 83 K				3	0	0	0	1	1	4
23 Joey Rickard, R (1, 9) OBP: 0.293, SLG: 0.343		C FF 94 C SL 88 B SL 88 B FF 93 F SL 89 B CH 86 B FF 94 4-2 1 FC4 61 1B BB C FF 92 D SL 87 X FF 92 1-1 ③ F8			C SL 83 B SL 83 C SI 91 B SL 85 S SI 93 2-3 ① K		B FF 98 B FF 96 C FF 95 X FF 97 2-1 ① G6-3			3	0	0	0	1	1	3
61 Austin Wynns, R (1, 2) OBP: 0.167, SLG: 0.118		1 SAFE 1 SAFE C FF 91 B FF 92 T SL 88 D SL 88 X FF 93 2-2 1 FC4 1-2 1B	B FF 93 S SL 85 B SL 87 C SL 86 X CU 82 2-2 ① L6		B SL 84 S SL 83 C SI 93 X SL 85 1-2 ② G5-3		F FF 98 C SL 85 F FF 97 B SL 85 B SL 83 B SL 84 C SL 83 3-3 ② K			4	0	1	0	0	1	0
1 Richie Martin, R (1, 6) OBP: 0.247, SLG: 0.259		B SL 87 F FF 94 F SL 88 F FF 91 F SL 87 F FF 93 X FF 94 1-2 ② FC4 2 WP 1-2f 2-3	C FF 93 B FF 93 S SL 88 S FF 94 1-3 ② K		C SL 85 B SL 84 X SL 85 1-1 2B		C FF 98 S SL 84 B FF 98 F FF 97 F FF 99 S SL 86 1-3 ③ K			4	0	1	0	0	2	2
Inning Stats	R: 2 H: 2 E: 0 LOB: 0 K: 2 BB: 0 S: 13 P: 21	R: 0 H: 1 E: 0 LOB: 2 K: 0 BB: 1 S: 19 P: 32	R: 0 H: 2 E: 0 LOB: 3 K: 2 BB: 1 S: 15 P: 27	R: 0 H: 0 E: 0 LOB: 0 K: 2 BB: 0 S: 9 P: 13	R: 0 H: 2 E: 0 LOB: 2 K: 0 BB: 0 S: 14 P: 19	R: 0 H: 1 E: 0 LOB: 1 K: 2 BB: 0 S: 11 P: 15	R: 0 H: 1 E: 0 LOB: 2 K: 1 BB: 1 S: 17 P: 26	R: 0 H: 0 E: 0 LOB: 0 K: 2 BB: 0 S: 11 P: 17	R: 0 H: 0 E: 0 LOB: 0 K: 1 BB: 0 S: 7 P: 11						

PITCHER		IP	WLS	BF	H	R	ER	SO	BB	IBB	HBP	BLK	WP	HR	S	P	ERA	WHIP
33 Matt Harvey, R ERA: 6.69	(1, 1)	4.0		19	5	2	2	6	2	0	0	0	1	1	56	93	4.50	1.750
39 Luke Bard, R ERA: 2.0	(5, 1)	1.2	W	8	3	0	0	1	0	0	0	0	0	0	22	31	0.00	1.800
32 Cam Bedrosian, R ERA: 2.79	(6, 1)	1.1		6	1	0	0	2	1	0	0	0	0	0	20	29	0.00	1.500
31 Ty Buttrey, R ERA: 0.95	(8, 1)	1.0		3	0	0	0	2	0	0	0	0	0	0	11	17	0.00	0.000
57 Hansel Robles, R ERA: 4.0	(9, 1)	1.0		3	0	0	0	1	0	0	0	0	0	0	7	11	0.00	0.000

PITCHER	IP	WLS	BF	H	R	ER	SO	BB	IBB	HBP	BLK	WP	HR	S	P	ERA	WHIP

BOTTOM

Los Angeles Angels @ Baltimore Orioles

Oriole Park at Camden Yards, Baltimore, MD

Sat May 11 2019, 4:07 PM - 7:40 PM EDT

Att. 21,106 - Overcast - 68 F

livebaseballscorecards.com

AB	36
R	2
H	9
RBI	2
BB	3
SO	12
LOB	17

1B: 6	SF: 0	WP: 1	PA: 39
2B: 2	SAC: 0	PB: 0	
3B: 0	DP: 0	SB: 0	
HR: 1	HBP: 0	CS: 0	

Los Angeles Angels @ Baltimore Orioles

Oriole Park at Camden Yards, Baltimore, MD

Sun May 12 2019, 3:49 PM - 6:56 PM EDT

Att. 16,387 - Overcast - 54 F

TOP

livebaseballscorecards.com

Batter	1	2	3	4	5	6	7	8	9	AB	R	H	RBI	BB	SO	LOB
6 David Fletcher, R (1, 7) OBP: 0.343, SLG: 0.440	B FF 90 F FF 90 B FF 91 C CH 81 X CH 79 2-2 E4 27 FC3-4	X FF 91 0-0 ③ B2			X FF 91 0-0 ① L7		B FF 90 B SL 83 C FF 89 B FF 90 X FF 89 3-1 ③ L8			4	0	0	0	0	0	2
27 Mike Trout, R (1, 8) OBP: 0.454, SLG: 0.567	B FF 90 B FF 90 X CH 80 2-0 ① FC3-4 2 WP 1-2f		B FF 90 B FF 90 C CH 80 F FF 89 X CH 80 2-2 HR		C FF 92 B FF 90 C SL 84 F FF 91 B FF 90 B SL 82 B FF 91 4-2 2 G4-3 BB			B FF 93 B FF 92 B FC 86 B FF 93 4-0 2 G5-4-3 BB		2	1	1	1	2	0	1
2 Andrelton Simmons, R (1, 6) OBP: 0.333, SLG: 0.444	B FF 89 C SL 83 F FF 90 B SL 84 B CH 79 F CH 81 B FF 91 4-2 1-2 BB		C SL 82 C FF 92 B SL 83 X FF 92 1-2 5 G5-4-3 1B		X SL 80 0-0 ②③ G4-3 1-2f			B FF 93 X FC 87 1-0 ①② G5-4-3 1-2f		3	0	1	0	1	0	2
5 Albert Pujols, R (1, 10) OBP: 0.288, SLG: 0.450	C CH 79 C FF 91 F FF 92 B SL 84 D CH 79 F CH 79 B CH 80 X FF 91 3-2 ② P5		C FF 91 B SL 85 S CH 76 B FF 91 D CH 77 F CH 80 X FF 90 3-2 ①② G5-4-3 1-2f			C FF 90 B SL 82 F CH 78 X FF 92 1-2 ① G6-3		S FF 92 B FF 92 X FC 87 1-1 ③ F9		4	0	0	0	0	0	3
56 Kole Calhoun, L (1, 9) OBP: 0.321, SLG: 0.486	F SL 84 C FF 89 D SL 84 B FF 91 B CH 80 X CH 82 3-2 ③ P5		X FF 93 0-0 ③ L8			F SV 74 B SL 84 B FF 92 B SL 82 F FF 91 F FF 93 F FF 92 S SL 84 3-3 ② K			C FF 94 S FF 94 F FF 94 B FF 94 S FF 95 1-3 ① K	4	0	0	0	0	2	2
44 Kevan Smith, R (1, 2) OBP: 0.397, SLG: 0.444 18 Brian Goodwin, L (9, PH) OBP: 0.377, SLG: 0.487		C CH 80 B FF 91 X CH 78 1-1 ① F9		C FF 90 F FF 90 B FF 90 F FF 91 B FF 91 X CH 78 2-2 ① P2		X FF 92 0-0 2B			B CH 84 C SL 85 B CH 84 F FF 94 B CH 85 X FF 95 3-2 ② P5	3 1	0 0	1 0	0 0	0 0	0 0	0 0
41 Justin Bour, L (1, 3) OBP: 0.270, SLG: 0.320		B FF 92 C FF 91 F FF 90 B SL 82 S SL 84 2-3 ② K		B SL 83 C SL 82 F FF 90 B FF 91 X SL 83 2-2 ② L9		B FF 90 C SL 82 S FF 89 S SL 83 1-3 ③ K			B FF 94 C FF 93 F FF 94 T FF 96 1-2 ③ K	4	0	0	0	0	3	1
7 Zack Cozart, R (1, 5) OBP: 0.189, SLG: 0.160		B FF 92 B CH 81 S FF 92 B FF 92 F FF 91 B FF 92 4-2 9 CI BB		C FF 90 C FF 91 X CH 80 0-2 1B			B FF 89 B FF 89 C FF 89 B SL 82 X FF 90 3-1 ① P4			2	0	1	0	1	0	0
9 Tommy La Stella, L (1, 4) OBP: 0.354, SLG: 0.551		F FF 92 B FF 90 S FF 90 1-2 CI		C SL 82 C SL 83 B SL 82 B FF 90 F FF 92 T FF 91 2-2 ③ K			F SL 82 X SL 82 0-1 ② G3-1			2	0	0	0	0	1	1
Inning Stats	R: 0 E: 1 K: 0 S: 15 H: 0 LOB: 2 BB: 1 P: 29	R: 0 E: 1 K: 1 S: 10 H: 0 LOB: 2 BB: 1 P: 18	R: 1 E: 0 K: 0 S: 11 H: 2 LOB: 0 BB: 0 P: 17	R: 0 E: 0 K: 1 S: 14 H: 1 LOB: 1 BB: 0 P: 20	R: 0 E: 0 K: 0 S: 5 H: 0 LOB: 0 BB: 1 P: 9	R: 0 E: 0 K: 2 S: 12 H: 1 LOB: 1 BB: 0 P: 17	R: 0 E: 0 K: 0 S: 6 H: 0 LOB: 0 BB: 0 P: 12	R: 0 E: 0 K: 0 S: 3 H: 0 LOB: 0 BB: 1 P: 9	R: 0 E: 0 K: 2 S: 10 H: 0 LOB: 0 BB: 0 P: 15	1B: 2 2B: 1 3B: 0 HR: 1 SF: 0 SAC: 0 DP: 3 HBP: 0						

	AB	29
	R	1
	H	4
	RBI	1
	BB	4
	SO	6
	LOB	12

WP: 1 PA: 34
PB: 0
SB: 0
CS: 0

PITCHER		IP	WLS	BF	H	R	ER	SO	BB	IBB	HBP	BLK	WP	HR	S	P	ERA	WHIP
67 John Means, L ERA: 2.33	(1, 1)	6.0	W	25	4	1	1	4	3	0	0	0	1	1	67	110	1.50	1.167
51 Paul Fry, L ERA: 3.31	(7, 1)	1.0		3	0	0	0	0	0	0	0	0	0	0	6	12	0.00	0.000
43 Shawn Armstrong, R ERA: 6.23	(8, 1)	1.0		3	0	0	0	0	1	0	0	0	0	0	3	9	0.00	1.000
42 Mychal Givens, R ERA: 2.89	(9, 1)	1.0		3	0	0	0	2	0	0	0	0	0	0	10	15	0.00	0.000

PITCHER	IP	WLS	BF	H	R	ER	SO	BB	IBB	HBP	BLK	WP	HR	S	P	ERA	WHIP

BOTTOM

Los Angeles Angels @ Baltimore Orioles

Oriole Park at Camden Yards, Baltimore, MD

Sun May 12 2019, 3:49 PM - 6:56 PM EDT

Att. 16,387 - Overcast - 54 F

livebaseballscorecards.com

Batter	1	2	3	4	5	6	7	8	9	AB	R	H	RBI	BB	SO	LOB
2 Jonathan Villar, S (1, 6) (8, 4) OBP: 0.313, SLG: 0.406	C FF 93 C FF 93 S CU 83 0-3 ① **K**		F CU 80 B FF 92 S SL 88 B FF 93 B SL 88 B CH 87 4-2 35 HR **BB**	S CU 82 X CH 86 0-1 **1-3** **1B**		S CH 82 B CH 84 S FF 88 F CH 83 F FF 88 X CU 78 1-2 35 BB **1B**		C SI 94 X SI 96 0-1 ① **L7**		4	1	2	0	1	1	1
35 Dwight Smith Jr., L (1, 7) OBP: 0.333, SLG: 0.510	C FF 94 F FF 93 F CU 82 F CU 81 B CH 88 B SL 90 B FF 93 X CH 88 3-2 ② **F8**		B CH 87 B SL 87 X CH 87 2-0 **1-H** **HR**	1 SAFE B SL 86 X FF 92 1-0 ③ **F7**		B FF 88 B CH 81 B FF 87 B FF 88 4-0 **1-2** **BB**		X FF 96 0-0 16 WP **1-2** **1B**		4	1	2	2	1	0	2
16 Trey Mancini, R (1, 9) OBP: 0.366, SLG: 0.547	C FF 93 B SL 89 B SL 89 X SL 88 2-1 ③ **G4-3**		B CU 82 S SL 87 B FF 92 B CH 88 X SL 86 3-1 12 WP 14 E **1B**		C FF 92 S FF 92 B SL 88 F FF 93 F CU 82 B CU 81 S SL 88 2-3 ① **K**	B CU 79 C CU 78 S FF 87 F CU 79 X FF 87 1-2 ③ **F9**		S SL 83 C FF 97 B SL 86 X SL 84 1-2 ② **F9** **1-2** **2-3**		5	0	1	0	0	1	4
19 Chris Davis, L (1, 3) OBP: 0.287, SLG: 0.379		C CU 81 B FF 91 B SL 88 C CU 80 X FF 93 2-2 **HR**	C FF 92 C CU 80 C FF 92 0-3 ② **K**		S CU 80 F FF 92 S CU 82 0-3 ② **K**		S KC 81 B KC 81 X KC 81 1-1 ① **L4**	B SI 96 D FS 82 C SL 82 B SI 96 F SL 82 B SL 83 4-2 **BB**		4	1	1	1	1	2	1
14 Rio Ruiz, L (1, 5) OBP: 0.329, SLG: 0.341		B FF 93 C CU 82 B CU 82 C CH 88 B FF 93 F CH 88 S FF 93 3-3 ① **K**	1 SAFE C CH 87 B SL 87 S FF 92 B FF 92 B CH 88 D CU 82 4-2 12 WP **1-2** **BB**		S CH 86 B FF 93 B FF 92 B CU 81 F FF 93 B SL 88 4-2 12 WP **BB**		X FF 92 0-0 12 BB **1B**	X SI 96 0-0 ③ **L7**		3	0	1	0	2	1	3
12 Stevie Wilkerson, S (1, 8) OBP: 0.295, SLG: 0.475		X FF 92 0-0 **HR**	B FF 91 B CH 87 T FF 92 B CU 81 X SL 88 3-1 ③ **F8** **1-2** **2-3**		D CH 82 C CU 76 1 SAFE B CU 78 F FF 88 B CH 83 F CH 83 F FF 89 F FF 89 3-2 X CU 78 ③ **F9** **1-2**		B KC 80 B FF 92 B FF 92 C FF 92 D KC 82 4-1 **1-2** **BB**			3	1	1	1	1	0	3
39 Renato Núñez, R (1, 10) OBP: 0.261, SLG: 0.379		C CU 82 F SL 88 B SL 89 F FF 93 B SL 88 S FF 93 2-3 ② **K**	X CH 90 0-0 ① **P6**			C CU 76 S CU 78 F CU 77 B CH 84 B CH 83 B CU 78 C CU 77 3-3 ① **K**	B FF 92 S FF 92 T FF 92 C KC 83 1-3 ② **K**			4	0	0	0	0	3	2
57 Hanser Alberto, R (1, 4) OBP: 0.283, SLG: 0.344 1 Richie Martin, R (8, 6) OBP: 0.247, SLG: 0.259		S SL 88 F CU 82 B FF 92 X SL 87 1-2 ③ **G6-3**	C FF 91 X CU 82 0-1 ② **G3-1**			B FF 89 X FF 88 1-0 ② **F7**	C KC 82 B FF 92 C FF 92 X KC 82 1-2 ③ **G4-3**			4 0	0 0	0 0	0 0	0 0	0 0	2 0
28 Pedro Severino, R (1, 2) OBP: 0.333, SLG: 0.525			C FF 92 X SL 87 0-1 ① **G6-3**	B CH 90 T FF 91 B FF 92 T SL 88 F FF 92 F SL 88 F FF 91 B CH 88 B SL 87 4-2 2 1B **BB**		B CH 83 S CU 78 F CU 78 B CH 83 F FF 88 X CU 78 2-2 **HR**		B SI 96 B FF 95 B SI 95 B FF 95 4-0 16 WP 35 1B **BB**		2	1	1	1	2	0	0
Inning Stats	R: 0 E: 0 K: 1 S: 10 H: 0 LOB: 0 BB: 0 P: 15	R: 2 E: 0 K: 2 S: 15 H: 2 LOB: 0 BB: 0 P: 23	R: 2 E: 1 K: 1 S: 14 H: 2 LOB: 2 BB: 2 P: 30	R: 0 E: 0 K: 0 S: 11 H: 1 LOB: 2 BB: 1 P: 16	R: 0 E: 0 K: 2 S: 17 H: 0 LOB: 1 BB: 1 P: 26	R: 1 E: 0 K: 1 S: 18 H: 2 LOB: 2 BB: 1 P: 30	R: 0 E: 0 K: 1 S: 10 H: 1 LOB: 2 BB: 1 P: 17	R: 0 E: 0 K: 0 S: 9 H: 1 LOB: 3 BB: 2 P: 18		1B: 5 2B: 0 3B: 0 HR: 4 SF: 0 SAC: 0 DP: 0 HBP: 0					WP: 3 PB: 0 SB: 0 CS: 0 PA: 41	

	AB	33
	R	5
	H	9
	RBI	5
	BB	8
	SO	8
	LOB	18

PITCHER		IP	WLS	BF	H	R	ER	SO	BB	IBB	HBP	BLK	WP	HR	S	P	ERA	WHIP
47 Griffin Canning, R ERA: 5.65	(1, 1)	4.2	L	23	5	4	4	6	4	0	0	0	1	3	61	101	7.71	1.929
24 Noé Ramirez, R ERA: 3.0	(5, 1)	1.1		7	2	1	1	1	1	0	0	0	1	1	24	39	6.75	2.250
37 Cody Allen, R ERA: 6.0	(7, 1)	1.0		5	1	0	0	1	1	0	0	0	0	0	10	17	0.00	2.000
40 Luis García, R ERA: 2.25	(8, 1)	1.0		6	1	0	0	0	2	0	0	0	1	0	9	18	0.00	3.000

PITCHER		IP	WLS	BF	H	R	ER	SO	BB	IBB	HBP	BLK	WP	HR	S	P	ERA	WHIP

Batter	1	2	3	4	5	6	7	8	9	AB	R	H	RBI	BB	SO	LOB
9 Tommy La Stella, L (1, 4) OBP: 0.364, SLG: 0.583 7 Zack Cozart, R (8, 5) OBP: 0.189, SLG: 0.160	F FF 93 B SI 93 X CH 84 1-1 ① L5		X SV 80 0-0 27 1B 27 E 1B	C SI 92 C FF 92 B SV 82 X FF 94 1-2 27 1B 1B		B SV 79 X SV 80 1-0 HR		B CU 78 C CU 80 F CU 83 F SI 95 F CU 82 F CU 82 X SI 94 1-2 ② G3		5 0	2 0	3 0	1 0	0 0	0 0	0 0
27 Mike Trout, R (1, 8) OBP: 0.458, SLG: 0.568	B FF 93 B SI 91 B SV 82 C FF 94 X SI 94 3-1 ② G4-3		C SV 81 F SI 92 D SV 83 B FF 94 F SV 82 X FF 94 2-2 E9 17 HR 1-H 1B	C SV 81 X SV 80 0-1 17 G4-6-3 1-2 1B		B SV 82 X SV 81 1-0 17 BB 1B		B CU 79 C CU 82 C SI 95 B CU 83 F SI 94 S SI 94 2-3 ③ K		5	1	3	0	0	1	0
17 Shohei Ohtani, L (1, 10) OBP: 0.379, SLG: 0.375	B SV 83 S FF 94 F FF 95 B FF 94 B FF 95 F SI 95 B CH 85 4-2 2 BB BB		B SV 82 C FF 93 B FF 92 B SV 83 X FF 92 3-1 3-H HR	B FF 92 B CH 84 B SV 80 X FF 94 3-0 ② ③ G4-6-3 1-2f		1 SAFE 1 SAFE B FF 92 B SV 81 C FF 92 1 SAFE B CH 82 B SI 94 4-1 1-2 BB		S CU 79 B CU 79 X CU 83 1-1 2 G6-4-3 1B	3	1	2	2	2	0	2
2 Andrelton Simmons, R (1, 6) OBP: 0.335, SLG: 0.439	1 SAFE B SV 81 B SV 82 B SI 93 B SI 93 4-0 1-2 BB		S SV 82 X SV 82 0-1 ① G5-3	F SI 90 F SV 82 X SV 82 0-2 5 S 5 1B 1B		C SL 90 S FF 96 X CU 85 0-2 ③ G6-3			T CU 81 F CU 82 X SI 94 0-2 ① ② G6-4-3 1-2f	4	1	1	0	1	0	3
5 Albert Pujols, R (1, 3) OBP: 0.298, SLG: 0.455	C SV 81 F FF 93 S SV 82 0-3 ③ K		C SV 82 B SI 92 X SI 91 1-1 44 FC5 56 1B 1B	1 SAFE 1 SAFE C SV 80 C SI 91 X SV 81 0-2 56 G4-6-3 1-H 1B		C FF 96 F CU 79 B FF 96 X CU 80 1-2 ① F8		B SI 95 C SI 94 X CU 82 1-1 1B	5	0	3	1	0	1	2
56 Kole Calhoun, L (1, 9) OBP: 0.323, SLG: 0.490		F FF 92 X CH 83 0-1 44 G1-3 2B	B SV 81 X FF 91 1-0 44 FC5 1-2 1B	X SV 82 0-0 ① ② G4-6-3 1-2f		C CU 79 X FF 96 0-1 ② F8		C SI 94 F SI 95 X CU 82 0-2 ③ P4	5	0	2	0	0	0	2
44 Kevan Smith, R (1, 2) OBP: 0.388, SLG: 0.431		C SV 80 X SI 91 0-1 ① G1-3 2-3	B SI 91 B SV 80 F SI 91 X SI 92 2-1 ② FC5 1-2 2-3f	X SV 79 0-0 ③ G5-3		B CU 80 X CU 80 1-0 18 S 1B			4	0	1	0	0	0	3
18 Brian Goodwin, L (1, 7) OBP: 0.366, SLG: 0.471		C SV 81 F SI 93 C FF 95 0-3 ② K	B SV 82 F SI 91 X SV 81 1-1 ③ G3			C SV 80 F SV 81 B FF 92 B SI 93 S SV 82 2-3 ① K	F FF 97 C FF 95 B FF 96 F CU 80 D SL 83 F FF 96 C CH 87 2-3 ③ K 1-2		4	0	0	0	0	3	4
6 David Fletcher, R (1, 5) OBP: 0.333, SLG: 0.426 (8, 4)		F SI 92 B SI 92 B SV 83 X SI 92 2-1 ③ G5-3		C SV 79 B SV 80 C SI 90 B SV 81 X SI 91 2-2 ① L7		C SV 81 C CU 73 F SV 82 F FF 93 X SV 82 0-2 ② G6-3		C SI 95 B SI 94 B CU 81 C SI 94 F CU 83 S SI 94 2-3 ① K		4	0	0	0	0	1	1
Inning Stats	R: 0 E: 0 K: 1 S: 10 H: 0 LOB: 2 BB: 2 P: 22	R: 0 E: 0 K: 1 S: 9 H: 1 LOB: 1 BB: 0 P: 11	R: 3 E: 1 K: 0 S: 16 H: 5 LOB: 2 BB: 0 P: 26	R: 0 E: 0 K: 0 S: 9 H: 2 LOB: 1 BB: 0 P: 15	R: 1 E: 0 K: 0 S: 8 H: 2 LOB: 0 BB: 0 P: 8	R: 1 E: 0 K: 1 S: 14 H: 2 LOB: 2 BB: 1 P: 22	R: 0 E: 0 K: 1 S: 11 H: 1 LOB: 1 BB: 0 P: 15	R: 0 E: 0 K: 2 S: 14 H: 0 LOB: 0 BB: 0 P: 19	R: 0 E: 0 K: 0 S: 10 H: 2 LOB: 1 BB: 0 P: 12	1B: 12 2B: 1 3B: 0 HR: 2 SF: 0 SAC: 0 DP: 3 HBP: 0						

PITCHER		IP	WLS	BF	H	R	ER	SO	BB	IBB	HBP	BLK	WP	HR	S	P	ERA	WHIP
17 José Berríos, R ERA: 3.05	(1, 1)	5.2	L	30	12	5	5	3	3	0	0	0	0	2	63	101	7.94	2.647
68 Matt Magill, R ERA: 2.57	(6, 1)	0.1		1	0	0	0	0	0	0	0	0	0	0	3	3	0.00	0.000
65 Trevor May, R ERA: 2.35	(7, 1)	1.0		4	1	0	0	1	0	0	0	0	0	0	11	15	0.00	1.000
55 Taylor Rogers, L ERA: 1.53	(8, 1)	2.0		7	2	0	0	2	0	0	0	0	0	0	24	31	0.00	1.000

PITCHER	IP	WLS	BF	H	R	ER	SO	BB	IBB	HBP	BLK	WP	HR	S	P	ERA	WHIP

TOP

Los Angeles Angels @ Minnesota Twins

Target Field, Minneapolis, MN

Mon May 13 2019, 6:41 PM - 9:55 PM CDT

Att. 21,359 - Partly Cloudy - 66 F

livebaseballscorecards.com

AB	39
R	5
H	15
RBI	4
BB	3
SO	6
LOB	17

WP: 0 PA: 42
PB: 0
SB: 2
CS: 0

Batter	1	2	3	4	5	6	7	8	9	AB	R	H	RBI	BB	SO	LOB
18 Mitch Garver, R (1, 10) OBP: 0.425, SLG: 0.733	B FF 90 B FF 90 B FF 91 C FF 91 B FF 91 4-1 11 HR BB	C FF 91 C CH 83 1 SAFE D CU 76 B FF 93 1 SAFE X CH 85 2-2 ③ F9		C CU 73 D CU 73 C FF 91 B FF 91 X CH 83 2-2 ③ F7			B FF 96 B FF 96 C FF 97 X FF 96 2-1 ① F9		C FF 98 B SL 91 S SL 91 B SL 91 B FF 99 X FF 99 3-2 ① F8	4	1	0	0	1	0	3
11 Jorge Polanco, S (1, 6) OBP: 0.393, SLG: 0.620	C FF 91 X FF 91 0-1 1-H HR	B CH 84 B CH 83 C FF 92 F CH 84 F FF 94 F CU 78 F FF 94 X CU 79 2-2 ① P4	B FF 89 C CU 72 B CH 83 B CU 74 X FF 91 3-1 24 FC5-4 1B				B FF 98 F CH 88 F SL 84 S FF 96 1-3 ② K		F SL 91 F FF 97 B FF 98 F SL 91 C FF 97 1-3 ② K	5	1	2	2	0	2	0
24 C.J. Cron, R (1, 3) OBP: 0.310, SLG: 0.488	B FF 92 B CU 74 B FF 92 C FF 93 B CU 75 4-1 20 WP BB	S FF 93 B FF 92 S CU 74 F FF 92 B CU 76 F CH 84 S CU 79 2-3 ② K2-3	B FF 90 F FF 90 C FF 91 F CU 76 B FF 92 1 SAFE X CU 75 2-2 ① FC5-4 9 HR 1-2f				H SL 85 1-0 20 1B HBP		B SL 91 X SL 90 1-0 ③ P4	3	1	0	0	1	1	1
20 Eddie Rosario, L (1, 7) OBP: 0.280, SLG: 0.536	D CU 74 C FF 92 B CU 74 F CH 83 B CU 77 S CU 75 3-3 ① K 1-2	F CU 70 B CU 75 B FF 92 S FF 93 F CU 78 X FF 94 2-2 1B	C CH 82 F FF 92 F CU 77 D CU 76 C CU 77 1-3 ② K				X SL 84 0-0 1-2 1B			4	0	2	0	0	2	2
9 Marwin Gonzalez, S (1, 9) OBP: 0.316, SLG: 0.347 (9, 5)	B FF 91 C CH 83 X CU 75 1-1 ② F8	B FF 90 B CH 82 B CH 85 F FF 91 F FF 92 C CU 77 3-3 ③ K	B CH 83 X CH 83 1-0 1-H HR				B FF 98 B CH 89 X FF 98 2-0 ③ G4-3			4	1	1	2	0	1	4
64 Willians Astudillo, R (1, 5) OBP: 0.323, SLG: 0.517 16 Jonathan Schoop, R (8, PR) OBP: 0.324, SLG: 0.504 (9, 4)	C CH 83 B CH 76 F FF 92 X FF 92 1-2 ③ L4			C CU 70 X FF 91 0-1 E3 13 BB	X CU 73 0-0 ③ G6-3			B FF 97 F SL 83 X SL 83 1-1 2B		4 0	0 0	1 0	0 0	0 0	0 0	1 0
13 Ehire Adrianza, S (1, 4) OBP: 0.271, SLG: 0.254 26 Max Kepler, L (8, PH) OBP: 0.304, SLG: 0.457 (9, 9)		X FF 91 0-0 ① G5-3		B CH 83 B CH 82 B FF 91 C FF 91 B FF 92 4-1 1-2 BB		C FF 96 C SL 84 B FF 95 B SL 85 F FF 95 B FF 96 C SL 84 3-3 ① K		F FF 96 X CH 88 0-1 ① P5		2 1	0 0	0 0	0 0	1 0	1 0	0 1
15 Jason Castro, L (1, 2) OBP: 0.362, SLG: 0.612		C FF 92 F CU 75 B FF 92 X CU 77 1-2 ② L3		B CU 72 X CH 84 1-0 ① L9		B SL 84 C SL 84 S FF 95 S SL 81 1-3 ② K		C CH 89 B FF 98 S FF 98 S FF 97 1-3 ② K		4	0	0	0	0	2	3
25 Byron Buxton, R (1, 8) OBP: 0.331, SLG: 0.475		X FF 93 0-0 1B		B CU 73 F FF 91 B CH 82 F CU 73 S FF 90 2-3 ② K		B SI 95 B SL 82 F SL 83 B SL 84 C SL 83 S FF 96 3-3 ③ K		F FF 98 B FF 98 X SL 83 1-1 ③ F9		4	0	1	0	0	2	3
Inning Stats	R: 2 E: 0 K: 1 S: 12 H: 1 LOB: 1 BB: 2 P: 25	R: 0 E: 0 K: 0 S: 8 H: 1 LOB: 1 BB: 0 P: 11	R: 0 E: 0 K: 2 S: 18 H: 1 LOB: 1 BB: 0 P: 27	R: 0 E: 1 K: 1 S: 10 H: 0 LOB: 2 BB: 1 P: 19	R: 2 E: 0 K: 1 S: 12 H: 2 LOB: 0 BB: 0 P: 19	R: 0 E: 0 K: 3 S: 10 H: 0 LOB: 0 BB: 0 P: 17	R: 0 E: 0 K: 1 S: 7 H: 1 LOB: 2 BB: 0 P: 13	R: 0 E: 0 K: 1 S: 9 H: 1 LOB: 1 BB: 0 P: 12	R: 0 E: 0 K: 1 S: 8 H: 0 LOB: 0 BB: 0 P: 13	1B: 4 2B: 1 3B: 0 HR: 2 SF: 0 SAC: 0 DP: 0 HBP: 1						

PITCHER	IP	WLS	BF	H	R	ER	SO	BB	IBB	HBP	BLK	WP	HR	S	P	ERA	WHIP
45 Tyler Skaggs, L (1, 1) ERA: 5.05	5.0	W	24	5	4	4	5	3	0	0	0	1	0	60	101	7.20	1.600
38 Justin Anderson, R (6, 1) ERA: 3.38	1.0	H	3	0	0	0	3	0	0	0	0	0	0	10	17	0.00	0.000
31 Ty Buttrey, R (7, 1) ERA: 0.86	2.0	H	9	2	0	0	2	0	0	1	0	0	0	16	25	0.00	1.000
57 Hansel Robles, R (9, 1) ERA: 3.79	1.0	S	3	0	0	0	1	0	0	0	0	0	0	8	13	0.00	0.000

PITCHER	IP	WLS	BF	H	R	ER	SO	BB	IBB	HBP	BLK	WP	HR	S	P	ERA	WHIP

BOTTOM

Los Angeles Angels @ Minnesota Twins

Target Field, Minneapolis, MN

Mon May 13 2019, 6:41 PM - 9:55 PM CDT

Att. 21,359 - Partly Cloudy - 66 F

livebaseballscorecards.com

AB	35
R	4
H	7
RBI	4
BB	3
SO	11
LOB	18

WP: 1	PA: 39		
PB: 0			
SB: 0			
CS: 0			

Batter	1	2	3	4	5	6	7	8	9	AB	R	H	RBI	BB	SO	LOB
9 Tommy La Stella, L (1, 5) OBP: 0.366, SLG: 0.574	X SI 94 0-0 G3-1			C CU 79 B SL 86 B SI 94 B CH 86 X SI 95 3-1 27 G6-4-3 1B		B CH 84 B SL 84 B SI 93 C SI 93 X SI 90 3-1 27 WP 17 1B 2-3 1B	C SI 90 B CH 73 X SI 91 1-1 FC5 2-3f		C FF 92 D FS 80 D FS 79 X FF 92 2-1 F7	5	1	2	0	0	0	3
27 Mike Trout, R (1, 8) OBP: 0.448, SLG: 0.550	C FF 93 B FF 91 F CU 81 B SL 86 X CU 82 2-2 G5-3			C SI 94 C SI 93 D SL 85 X SI 93 1-2 G6-4-3 1-2f		S SL 85 B FF 93 B CU 80 C CU 80 F SL 84 T SI 92 2-2 K 1-2 3-H		B CU 80 B SI 94 F CU 80 C CU 81 S CU 83 2-3 K		4	0	0	0	0	2	2
17 Shohei Ohtani, L (1, 10) OBP: 0.424, SLG: 0.429	X SI 95 0-0 G5-3			B FF 95 B SL 86 X FF 96 2-0 1B		B SL 83 2 SAFE X CH 84 1-0 2 1B 2-H 1B		C CU 79 B CU 82 X CU 82 1-1 5 1B 18 1B 1B		4	0	3	1	0	0	0
2 Andrelton Simmons, R (1, 6) OBP: 0.333, SLG: 0.435		C CU 79 F SI 93 B SL 85 S SL 85 1-3 K		X SL 84 0-0 F7		F SL 83 D SL 84 B SI 94 X SI 93 2-1 1-3 1B		B SI 95 B CU 83 X SI 96 2-0 F9		4	0	1	0	0	1	2
5 Albert Pujols, R (1, 3) OBP: 0.297, SLG: 0.449		B SI 94 B SI 94 C SI 94 F CH 85 F SL 86 S SL 86 2-3 K			S SL 83 B SI 93 C SI 93 B CH 86 F CH 86 F SL 86 S CU 80 2-3 K	1 SAFE D CU 76 C CU 75 1 SAFE B CU 76 X FF 89 2-1 F9		C FF 92 C FF 92 X FF 93 0-2 18 1B 1-2 1B		4	0	1	0	0	2	1
18 Brian Goodwin, L (1, 9) OBP: 0.362, SLG: 0.463		C CU 81 B CU 82 B FF 95 F CH 86 B CH 85 C SI 94 3-3 K			X CU 80 0-0 G6-3		C CU 74 B CU 77 X FF 89 1-1 G6-3	X CU 77 0-0 1-2 2-H 1B		4	0	1	0	0	1	0
20 Jonathan Lucroy, R (1, 2) OBP: 0.320, SLG: 0.417			B SI 93 C SI 93 F SI 93 F CH 85 B FF 92 B SL 85 B SL 85 4-2 6 G4-3 BB		B CU 80 C SI 94 B SI 95 C SI 95 X SI 94 2-2 G5-3		C FF 89 C FF 89 X CS 68 0-2 9 FC5 6 1B 1B		C FF 92 X FF 91 0-1 G4-3	3	0	1	0	1	0	0
4 Luis Rengifo, S (1, 4) OBP: 0.265, SLG: 0.310			B FF 93 B FF 93 X SI 93 2-0 L8			B CU 82 F SL 82 B FF 93 B FF 93 B SI 92 4-1 6 2B BB	C CU 75 C FF 89 F FF 89 X CU 75 0-2 L9		B CU 78 B CU 76 B FF 91 C FF 92 B FF 92 4-1 BB	2	1	0	0	2	0	2
6 David Fletcher, R (1, 7) OBP: 0.340, SLG: 0.439 41 Justin Bour, L (9, PH) OBP: 0.268, SLG: 0.316			C SI 93 X SI 94 0-1 G4-3 1-2f			1 SAFE 1 SAFE C SL 83 C SL 83 1 SAFE B SI 92 B SL 84 X SI 94 2-2 9 1B 27 WP 1-H 2B	B KC 81 B KC 81 X FF 94 2-0 1-2 1B	1 SAFE C FF 91 B FF 91 F CU 76 1 SAFE S FS 81 1-3 K	3 1	1 0	2 0	1 0	0 0	0 1	1 1
Inning Stats	R: 0 E: 0 K: 0 S: 5 H: 0 LOB: 0 BB: 0 P: 7	R: 0 E: 0 K: 3 S: 10 H: 0 LOB: 0 BB: 0 P: 16	R: 0 E: 0 K: 0 S: 6 H: 0 LOB: 0 BB: 1 P: 12	R: 0 E: 0 K: 0 S: 7 H: 2 LOB: 1 BB: 0 P: 13	R: 0 E: 0 K: 1 S: 9 H: 0 LOB: 0 BB: 0 P: 13	R: 3 E: 0 K: 1 S: 15 H: 4 LOB: 1 BB: 1 P: 31	R: 0 E: 0 K: 0 S: 12 H: 2 LOB: 2 BB: 0 P: 16	R: 0 E: 0 K: 1 S: 10 H: 3 LOB: 2 BB: 0 P: 15	R: 0 E: 0 K: 1 S: 8 H: 0 LOB: 1 BB: 1 P: 15	1B: 10 2B: 1 3B: 0 HR: 0 SF: 0 SAC: 0 DP: 2 HBP: 0						

TOP

Los Angeles Angels @ Minnesota Twins

Target Field, Minneapolis, MN

Tue May 14 2019, 6:40 PM - 9:46 PM CDT

Att. 26,747 - Partly Cloudy - 72 F

livebaseballscorecards.com

AB	34
R	3
H	11
RBI	2
BB	3
SO	7
LOB	12

	WP: 1	PA: 37
	PB: 0	
	SB: 0	
	CS: 0	

PITCHER		IP	WLS	BF	H	R	ER	SO	BB	IBB	HBP	BLK	WP	HR	S	P	ERA	WHIP
44 Kyle Gibson, R ERA: 4.26	(1, 1)	5.2	W	22	6	3	3	5	2	0	0	0	1	0	50	88	4.76	1.412
19 Ryne Harper, R ERA: 1.56	(6, 1)	1.0	H	4	1	0	0	0	0	0	0	0	0	0	11	14	0.00	1.000
21 Tyler Duffey, R ERA: 1.42	(7, 1)	0.0		1	1	0	0	0	0	0	0	0	0	0	1	3	∞	∞
51 Mike Morin, R ERA: 2.08	(7, 1)	0.1	H	1	0	0	0	0	0	0	0	0	0	0	2	3	0.00	0.000
55 Taylor Rogers, L ERA: 1.47	(8, 1)	0.2	H	3	1	0	0	1	0	0	0	0	0	0	6	11	0.00	1.500

PITCHER		IP	WLS	BF	H	R	ER	SO	BB	IBB	HBP	BLK	WP	HR	S	P	ERA	WHIP
38 Blake Parker, R ERA: 1.2	(8, 1)	1.1	S	6	2	0	0	1	1	0	0	0	0	0	12	19	0.00	2.250

Batter	1	2	3	4	5	6	7	8	9	AB	R	H	RBI	BB	SO	LOB
26 Max Kepler, L (1, 9) OBP: 0.309, SLG: 0.455	B FF 92 X FF 92 1-0 ① G4-3		F SI 91 X SI 92 0-1 18 HR 1B	B SI 91 D SL 82 S SI 91 H SL 83 3-1 HBP			C FC 93 X FF 93 0-1 ① L4			3	1	1	0	0	0	1
11 Jorge Polanco, S (1, 6) OBP: 0.395, SLG: 0.614	C FF 93 C SL 82 F FF 93 B SL 84 F SL 86 B FF 94 F SL 82 X FF 92 2-2 20 WP 20 1B 20 S 1B		X SI 91 0-0 ① P4	C SI 92 B CH 84 X SL 82 1-1 ③ F7			D CH 88 D CH 88 B CH 86 C FF 93 B FF 93 4-1 1-2 20 BB BB			3	1	1	0	1	0	3
18 Mitch Garver, R (1, 2) OBP: 0.418, SLG: 0.747 15 Jason Castro, L (9, 2) OBP: 0.362, SLG: 0.612	C FF 93 X SL 83 0-1 ② F8		1 SAFE 1 SAFE C SL 83 X SI 92 0-1 1-H HR		C SL 81 S SL 80 S SL 80 0-3 ① K		C SL 86 X SL 89 0-1 ② F9			4 0	1 0	1 0	2 0	0 0	1 0	3 0
20 Eddie Rosario, L (1, 7) OBP: 0.285, SLG: 0.532	1 SAFE B SL 82 B SL 83 B FF 92 C FF 92 X FF 94 3-1 1-H 24 FC6 1B		B SL 82 B SL 82 S SI 92 X SL 82 2-1 ② G3		B SI 92 X CH 84 1-0 ② F9		B SL 87 2 SAFE B SL 89 D CH 86 B SL 86 4-0 1-2 2-3 BB			3	0	1	1	1	0	0
24 C.J. Cron, R (1, 3) OBP: 0.301, SLG: 0.473	C SL 83 C SL 83 1 SAFE B FF 93 F FF 94 X SL 84 1-2 ③ FC6 1-2f		S SL 83 B SL 84 B SL 91 C SL 83 F SL 83 B SI 91 C SL 83 3-3 ③ K		X SI 90 0-0 ③ G4-3		B SL 88 F CH 85 C FF 95 S FF 95 1-3 ③ K			4	0	0	0	0	2	4
9 Marwin Gonzalez, S (1, 5) OBP: 0.314, SLG: 0.352		B SI 93 X SI 92 1-0 ① G1-3		B SL 79 C SI 91 X SI 91 1-1 25 2B 2B		B SL 79 F SL 82 B SL 83 X SL 82 2-1 ① F7		C SL 87 B CH 86 C CH 87 S CH 88 1-3 ① K		4	1	1	0	0	1	0
64 Willians Astudillo, R (1, 10) OBP: 0.303, SLG: 0.484		C SI 92 F SI 93 X SL 83 0-2 ② G6-3		X SL 82 0-0 ① F8		C SI 92 X SL 83 0-1 ② G5-3		B SL 88 F SL 86 F FF 95 B SL 87 F CH 88 S SL 87 2-3 ② K		4	0	0	0	0	1	1
16 Jonathan Schoop, R (1, 4) OBP: 0.321, SLG: 0.496		C SI 93 B SI 94 B SL 86 B SI 93 S SI 92 X SI 94 3-2 25 FC6-4 1B		C SL 82 D SL 84 S SL 83 S SL 82 1-3 ② K		X SL 82 0-0 ③ F9		B SL 87 B SL 86 C FF 93 F SL 87 B FF 95 S CH 86 3-3 ③ K		4	0	1	0	0	2	1
25 Byron Buxton, R (1, 8) OBP: 0.338, SLG: 0.484		X SI 92 0-0 ③ FC6-4 1-2f		X SL 83 0-0 2-H 2B			S SL 82 B SL 82 C SI 91 B SL 82 F SI 92 B SI 92 B SL 85 4-2 20 BB 11 BB BB			2	0	1	1	1	0	1
Inning Stats	R: 1 E: 0 K: 0 S: 15 H: 2 LOB: 1 BB: 0 P: 22	R: 0 E: 0 K: 0 S: 8 H: 1 LOB: 1 BB: 0 P: 12	R: 2 E: 0 K: 1 S: 11 H: 2 LOB: 0 BB: 0 P: 16	R: 1 E: 0 K: 1 S: 10 H: 2 LOB: 2 BB: 0 P: 16	R: 0 E: 0 K: 1 S: 5 H: 0 LOB: 0 BB: 0 P: 6	R: 0 E: 0 K: 0 S: 5 H: 0 LOB: 0 BB: 0 P: 7	R: 0 E: 0 K: 1 S: 11 H: 0 LOB: 3 BB: 3 P: 24	R: 0 E: 0 K: 3 S: 10 H: 0 LOB: 0 BB: 0 P: 16		1B: 4 2B: 2 3B: 0 HR: 1	SF: 0 SAC: 0 DP: 0 HBP: 1			WP: 1 PB: 0 SB: 1 CS: 0	PA: 35	

PITCHER		IP	WLS	BF	H	R	ER	SO	BB	IBB	HBP	BLK	WP	HR	S	P	ERA	WHIP
32 Cam Bedrosian, R ERA: 3.1	(1, 1)	1.0	L	5	2	1	1	0	0	0	0	0	1	0	15	22	9.00	2.000
64 Félix Peña, R ERA: 3.49	(2, 1)	5.0		22	5	3	3	3	1	0	1	0	0	1	42	64	5.40	1.200
67 Taylor Cole, R ERA: 1.29	(7, 1)	2.0		8	0	0	0	4	2	0	0	0	0	0	18	33	0.00	1.000

PITCHER	IP	WLS	BF	H	R	ER	SO	BB	IBB	HBP	BLK	WP	HR	S	P	ERA	WHIP

BOTTOM

Los Angeles Angels @ Minnesota Twins

Target Field, Minneapolis, MN

Tue May 14 2019, 6:40 PM - 9:46 PM CDT

Att. 26,747 - Partly Cloudy - 72 F

livebaseballscorecards.com

AB	31
R	4
H	7
RBI	4
BB	3
SO	7
LOB	14

Batter	1	2	3	4	5	6	7	8	9	AB	R	H	RBI	BB	SO	LOB
9 Tommy La Stella, L (1, 5) OBP: 0.388, SLG: 0.611	B FF 93 C FF 93 B FS 86 B FF 93 B FF 92 4-1 27 1B BB		B FF 94 B FF 94 T FF 94 C FF 94 F FF 94 X FF 94 2-2 HR		F FF 95 B FS 88 X FS 87 1-1 27 BB 1B	C SL 82 B FF 95 X SL 83 1-1 ③ F8		M CU 74 B CS 72 S FF 90 X CU 75 1-2 1-2 1B	C SL 83 B CH 73 X SL 85 1-1 27 HBP 1-2 2-3 1B	5	1	4	1	1	0	2
27 Mike Trout, R (1, 8) OBP: 0.449, SLG: 0.541	X FF 93 0-0 2 G4-3 1-2 1B		C FF 94 B FC 87 F FC 86 S FF 95 1-3 ② K		B FF 94 C FC 86 B FF 94 B FF 94 B FF 94 4-1 1-2 BB	C FF 93 B CU 79 B SL 83 B FF 93 C SL 82 F FF 95 C FF 96 3-3 ① K	X FF 90 0-0 ② P3	C SL 86 S FF 93 B FF 92 F FF 91 B FF 93 H CH 73 3-2 1-2 2-3 3-H HBP	4	0	1	1	1	2	2
17 Shohei Ohtani, L (1, 10) OBP: 0.385, SLG: 0.382	S FF 94 B FS 86 B FS 86 X FF 94 2-1 ① L4		B CU 77 C CU 75 F FC 89 B FF 95 X FS 85 2-2 E3		B CU 75 X FS 86 1-0 ③ G3-1	B CU 79 B CH 86 B FF 96 C FF 96 X FF 95 3-1 2 1B 18 SF9 1B	C CU 77 C FS 81 F FS 81 S FS 82 0-3 ③ K	C CH 75 S CH 73 B CH 72 F CH 73 X FF 92 1-2 ③ G6-3	6	1	1	0	0	1	9
2 Andrelton Simmons, R (1, 6) OBP: 0.330, SLG: 0.428	X FC 86 0-0 ② ③ G4-3 1-2f		B FC 86 X FC 85 1-0 ③ G4-3			C FC 84 B FC 85 X FF 93 1-1 ① P6	D SL 84 F FF 94 X CH 87 1-1 18 SF9 18 WP 1-3 1B		C SL 75 B SL 76 X SI 87 1-1 ① G6-3	5	0	1	0	0	0	3
18 Brian Goodwin, L (1, 9) OBP: 0.378, SLG: 0.496		C FF 93 B FF 93 X FS 85 1-1 2B	S FF 92 B FF 92 X CU 75 1-1 20 F7 1B			C FF 93 S FF 94 X FF 94 0-2 20 HR 1B	1 SAFE B CU 84 X FF 94 1-0 ② SF9 1-3 3-H		C SI 87 B SL 77 F CH 76 B FF 91 B SL 75 X CH 76 3-2 20 2B 2B	4	2	4	1	0	0	0
20 Jonathan Lucroy, R (1, 2) OBP: 0.331, SLG: 0.454		B FF 92 C FF 93 F FC 85 F CU 76 B FC 84 B FF 94 C FF 93 3-3 ① K	1 SAFE B FF 93 C FF 92 1 SAFE B FC 85 B FF 92 C FF 93 F FF 93 1 SAFE 3-2 ① ② F FF 92 1 SAFE 1 SAFE X FF 93 F7 1-2			C FF 94 X FC 87 0-1 1-H HR	B FF 96 B SL 90 B FF 96 D FF 96 4-0 6 FC4 BB		B SI 88 C SI 87 X SL 75 1-1 6 1B 2-H 2B	4	2	2	3	1	1	2
6 David Fletcher, R (1, 7) OBP: 0.342, SLG: 0.438		D FC 85 C FF 93 X CU 75 1-1 ② F9	C FC 86 B FC 86 X FF 94 1-1 ③ P4			C FF 94 F FF 94 F FC 88 F FF 95 B FS 87 X FF 95 1-2 25 1B 1B	B FF 95 C SL 89 X SL 88 1-1 ③ FC4 1-2f		C SI 87 B CH 77 S SI 86 B CH 75 X CH 75 2-2 9 1B 25 1B 27 HBP 2-H 1B	5	1	2	1	0	0	3
25 Jared Walsh, L (1, 3) OBP: 0.600, SLG: 0.600 7 Zack Cozart, R (9, PR) OBP: 0.189, SLG: 0.160		D CU 75 C FF 93 F FF 94 B FF 94 B FF 94 F FF 95 X CU 75 3-2 ③ F7			B FF 93 F FF 93 F FS 87 X FF 94 1-2 ① G6-3	X FF 94 0-0 1-3 1B		C CU 74 S CU 76 F CS 69 X FF 90 0-2 9 1B 1B	X SL 83 0-0 27 HBP 9 1B 1-2 1B	5 0	0 0	3 0	0 0	0 0	0 0	1 0
4 Luis Rengifo, S (1, 4) OBP: 0.231, SLG: 0.265			C CU 75 B FF 92 S FF 93 S FF 94 1-3 ① K		S FF 93 S FF 94 X FF 95 0-2 ② F7	C FF 95 X FF 95 0-1 ② P4		B FF 91 C CU 73 S FF 90 F CS 68 S FF 90 1-3 ① K	B SI 92 B SI 91 C SI 91 F SL 83 S SL 83 2-3 ② K	5	0	0	0	0	3	5
Inning Stats	R: 0 E: 0 K: 0 S: 5 H: 1 LOB: 1 BB: 1 P: 11	R: 0 E: 0 K: 1 S: 12 H: 1 LOB: 1 BB: 0 P: 20	R: 1 E: 1 K: 2 S: 14 H: 1 LOB: 1 BB: 0 P: 21	R: 0 E: 0 K: 0 S: 9 H: 1 LOB: 0 BB: 0 P: 14	R: 0 E: 0 K: 0 S: 10 H: 1 LOB: 2 BB: 1 P: 17	R: 2 E: 0 K: 0 S: 17 H: 4 LOB: 2 BB: 0 P: 20	R: 1 E: 0 K: 1 S: 11 H: 2 LOB: 2 BB: 1 P: 24	R: 0 E: 0 K: 2 S: 16 H: 2 LOB: 2 BB: 0 P: 18	R: 3 E: 0 K: 1 S: 23 H: 5 LOB: 3 BB: 0 P: 37	1B: 13 2B: 3 3B: 0 HR: 2 SF: 1 SAC: 0 DP: 1 HBP: 1						

TOP

Los Angeles Angels @ Minnesota Twins

Target Field, Minneapolis, MN

Wed May 15 2019, 12:13 PM - 3:52 PM CDT

Att. 31,919 - Partly Cloudy - 69 F

livebaseballscorecards.com

AB	43
R	7
H	18
RBI	7
BB	3
SO	7
LOB	27

WP: 1 PA: 48
PB: 0
SB: 0
CS: 0

PITCHER		IP	WLS	BF	H	R	ER	SO	BB	IBB	HBP	BLK	WP	HR	S	P	ERA	WHIP
12 Jake Odorizzi, R ERA: 2.63	(1, 1)	5.1	W	26	9	3	3	3	2	0	0	0	0	2	63	98	5.06	2.062
65 Trevor May, R ERA: 2.76	(6, 1)	1.0	H	5	2	1	1	1	0	0	0	0	0	0	12	20	9.00	2.000
68 Matt Magill, R ERA: 2.35	(7, 1)	0.2		3	0	0	0	0	1	0	0	0	1	0	3	9	0.00	1.500
19 Ryne Harper, R ERA: 1.5	(8, 1)	0.2		4	2	0	0	1	0	0	0	0	0	0	12	14	0.00	3.000
38 Blake Parker, R ERA: 1.17	(8, 1)	0.1	H	1	0	0	0	1	0	0	0	0	0	0	4	4	0.00	0.000

PITCHER		IP	WLS	BF	H	R	ER	SO	BB	IBB	HBP	BLK	WP	HR	S	P	ERA	WHIP
39 Trevor Hildenberger, R ERA: 8.36	(9, 1)	0.1		4	3	3	3	0	0	0	0	0	0	0	10	17	81.00	9.000
51 Mike Morin, R ERA: 1.8	(9, 1)	0.2	S	5	2	0	0	1	0	0	1	0	0	0	13	20	0.00	3.000

BOTTOM

Los Angeles Angels @ Minnesota Twins

Target Field, Minneapolis, MN

Wed May 15 2019, 12:13 PM - 3:52 PM CDT

Att. 31,919 - Partly Cloudy - 69 F

livebaseballscorecards.com

Batter	1	2	3	4	5	6	7	8	9	AB	R	H	RBI	BB	SO	LOB
26 Max Kepler, L (1, 9) OBP: 0.305, SLG: 0.442	C SI 91 B CH 83 F CH 84 X FF 94 1-2 ① F9		B KC 78 C CH 83 F SI 91 B KC 81 F FF 93 X CH 85 2-2 ① G4-3		C CH 83 B SI 92 F KC 79 X CH 83 1-2 ① G4-3	B SL 87 B SL 86 B FF 92 C FF 94 B SL 85 4-1 11 CS BB		X FF 94 0-0 ③ F7		4	0	0	0	1	0	2
11 Jorge Polanco, S (1, 10) OBP: 0.398, SLG: 0.624	B SI 92 S SI 92 S CH 84 X CH 84 1-2 ② G5-3		C KC 78 F CH 83 B KC 81 F FF 93 F CH 84 X CH 86 1-2 24 FC5-4 1B		X SI 91 0-0 20 2B 3B	B CH 83 C CH 83 1 SAFE S FF 90 B CH 85 F CU 78 F FF 90 S CH 84 2-3 ②③ K 1-2				4	1	2	0	0	1	1
20 Eddie Rosario, L (1, 7) OBP: 0.284, SLG: 0.532	X SI 92 0-0 ③ L3		C SI 92 1 SAFE B CH 83 S CH 84 D KC 80 X CH 85 2-2 ② L4		X CH 83 0-0 24 WP 64 SF9 2B 3-H		C CU 77 B CH 85 B CH 84 X CH 85 2-1 ① P6			4	1	1	1	0	0	1
24 C.J. Cron, R (1, 3) OBP: 0.307, SLG: 0.470		B SI 90 C KC 78 F CH 83 S KC 81 1-3 K 16 E 16 1B 13 2B	B SI 93 X KC 78 1-0 ③ FC5-4 1-2f		B FC 88 F CH 83 F CH 81 D KC 78 F FF 92 F KC 79 F CH 81 B SI 91 F KC 79 4-2 F SI 83 B FC 87 2-3 BB		B CU 80 C CU 79 X CH 84 1-1 64 G5-4-3 1B			3	1	1	0	1	1	1
64 Willians Astudillo, R (1, 5) OBP: 0.286, SLG: 0.462		B SI 92 B SI 92 X FC 87 2-0 ① L8		F KC 79 B SI 92 B CH 84 X FC 87 2-1 ① F8	F SL 84 X FF 93 0-1 ② SF9 3-H		X CU 78 0-0 ②③ G5-4-3 1-2f			3	0	0	1	0	0	2
16 Jonathan Schoop, R (1, 4) OBP: 0.326, SLG: 0.496		D FC 87 S SI 91 C SI 93 B KC 80 F CH 84 X SI 92 2-2 E1 13 2B 1-3 1B		B SI 93 X FC 89 1-0 ② G6-3	S SL 84 D SL 85 B SI 93 B SL 87 X FF 93 3-1 ③ L8			B FF 93 C FF 94 X KC 84 1-1 13 BB 1B		4	1	2	0	0	0	1
13 Ehire Adrianza, S (1, 6) OBP: 0.297, SLG: 0.290		C CH 84 X SI 93 0-1 15 F7 2-H 3-H 2B		C KC 78 B CH 83 B CH 84 B KC 78 X SI 91 3-1 ③ G3-1		C SL 84 B CH 83 C SL 85 F SI 94 X SL 85 1-2 15 HR 1B		F FF 94 D KC 83 S FF 94 B KC 83 F FF 94 F FF 94 F KC 83 F FF 94 D KC 84 4-2 F FF 94 F FF 94 B FF 94 1-2 BB		3	1	2	2	1	0	0
15 Jason Castro, L (1, 2) OBP: 0.371, SLG: 0.654		S FF 93 X CH 84 0-1 ② F7 2-3			B KC 78 T CH 83 B FF 92 B CH 83 B SI 91 4-1 25 HR BB	B FF 93 1 SAFE 1 SAFE F SL 85 B SL 86 X SI 94 2-1 1-H HR		F FF 94 F KC 84 C FF 94 0-3 ① K		3	2	1	2	1	1	3
25 Byron Buxton, R (1, 8) OBP: 0.336, SLG: 0.500		C KC 80 F SI 92 B KC 81 X KC 81 1-2 ③ G4-3			B FC 88 X SI 91 1-0 1-H HR	C SL 86 S SL 86 B SL 85 B SL 84 X FF 94 2-2 ① P6		X KC 83 0-0 ② L8		4	1	1	2	0	0	3
Inning Stats	R: 0 E: 0 K: 0 S: 7 H: 0 LOB: 0 BB: 0 P: 9	R: 2 E: 1 K: 1 S: 15 H: 2 LOB: 1 BB: 0 P: 21	R: 0 E: 0 K: 0 S: 13 H: 1 LOB: 1 BB: 0 P: 19	R: 0 E: 0 K: 0 S: 5 H: 0 LOB: 0 BB: 0 P: 11	R: 4 E: 0 K: 0 S: 18 H: 3 LOB: 1 BB: 2 P: 31	R: 2 E: 0 K: 1 S: 15 H: 2 LOB: 0 BB: 1 P: 26	R: 0 E: 0 K: 0 S: 5 H: 1 LOB: 0 BB: 0 P: 8	R: 0 E: 0 K: 1 S: 15 H: 1 LOB: 2 BB: 1 P: 20		1B: 5 2B: 2 3B: 1 HR: 2 SF: 1 SAC: 0 DP: 1 HBP: 0				WP: 2 PB: 0 SB: 0 CS: 1 PA: 37		

	AB	32
	R	8
	H	10
	RBI	8
	BB	4
	SO	3
	LOB	14

PITCHER		IP	WLS	BF	H	R	ER	SO	BB	IBB	HBP	BLK	WP	HR	S	P	ERA	WHIP
53 Trevor Cahill, R ERA: 6.95	(1, 1)	4.1	L	22	6	6	6	1	2	0	0	0	2	1	54	84	12.46	1.846
39 Luke Bard, R ERA: 2.84	(5, 1)	1.0		6	2	2	2	0	1	0	0	0	0	1	14	26	18.00	3.000
24 Noé Ramirez, R ERA: 2.75	(6, 1)	1.2		4	1	0	0	1	0	0	0	0	0	0	10	15	0.00	0.600
37 Cody Allen, R ERA: 5.54	(8, 1)	1.0		5	1	0	0	1	1	0	0	0	0	0	15	20	0.00	2.000

PITCHER	IP	WLS	BF	H	R	ER	SO	BB	IBB	HBP	BLK	WP	HR	S	P	ERA	WHIP

Batter	1	2	3	4	5	6	7	8	9	AB	R	H	RBI	BB	SO	LOB
15 Whit Merrifield, R (1, 8) OBP: 0.345, SLG: 0.505	F FF 93 C SL 89 B FF 94 S SL 88 1-3 ① K		C FF 94 B CU 83 F FF 95 X FF 94 1-2 1 1B 1B		B CU 82 B FF 94 C CU 81 F FF 91 X SL 86 2-2 1 CS 1B		F FF 96 C SL 83 S FF 96 0-3 ① K		C SL 90 B SL 90 B FF 97 X FF 96 2-1 ② G5-3	5	0	2	0	0	2	0
1 Nicky Lopez, L (1, 4) OBP: 0.474, SLG: 0.563	B FF 94 C CH 87 X FF 94 1-1 ② L5		1 SAFE X FF 94 0-0 1-3 1B		C CU 80 1 SAFE F CH 85 B FF 92 1 SAFE D CU 80 B SL 87 T CU 79 3-2 ② ③ K 1-2		X SL 83 0-0 ② G4-3		C SI 97 F SL 88 F FF 98 F FF 98 B SL 91 F FF 98 B FF 95 X SL 89 2-2 ③ G4-3	5	0	1	0	0	1	1
27 Adalberto Mondesi, S (1, 10) OBP: 0.314, SLG: 0.486	B FF 94 X SL 88 1-0 ③ G3		X CU 82 0-0 ③ G5-3			M CH 84 S CU 82 B FF 92 B CH 85 B FF 92 B CU 81 4-2 12 S 4 S 66 1B BB	C SL 82 F FF 96 B SL 84 F CH 88 S FF 98 1-3 ③ K			3	1	0	0	1	1	2
4 Alex Gordon, L (1, 7) OBP: 0.380, SLG: 0.529		C CU 81 S FF 92 F SL 86 B FF 92 C CH 86 1-3 ① K		B CU 81 F CH 85 X CH 85 1-1 17 G4-3 2B		B FF 92 B FF 92 C CH 85 B CU 80 B FF 92 4-1 12 S 66 1B 1-2 BB		C SL 81 X FF 92 0-1 ① G4-3		3	1	1	0	1	1	0
17 Hunter Dozier, R (1, 5) OBP: 0.395, SLG: 0.581		B SL 89 B CU 82 C SL 86 B FF 93 F FF 93 F CH 85 F FF 93 B SL 87 4-2 BB		B FF 92 B CU 81 C SL 87 X FF 92 2-1 ① G4-3 2-3		S SL 82 F SI 95 S SL 84 1-3 ① K		C FF 92 S SL 83 X SL 83 0-2 ② G6-3	3	0	0	0	1	1	3
12 Jorge Soler, R (1, 9) OBP: 0.312, SLG: 0.503		X FF 93 0-0 ② L9		C SL 89 B FF 94 S CU 81 D SL 86 B FF 92 C FF 92 3-3 ② K		B SL 84 C SL 86 F SI 94 C SL 82 1-3 ② K 1-2 2-3		S SL 84 S SL 83 F SL 84 B FF 93 X SL 84 1-2 66 WP 1B	4	0	1	0	0	2	4
66 Ryan O'Hearn, L (1, 3) OBP: 0.313, SLG: 0.355		C CU 81 1 SAFE B FF 93 B CH 86 F FF 93 F SL 87 S CU 83 2-3 ③ K		B FF 92 C CU 80 F FF 93 B FF 94 D CU 83 B CH 84 4-2 BB		C SL 84 X FF 94 0-1 16 BB 2-H 3-H 1B		C FF 93 F SL 82 B SL 84 D SL 84 D SL 84 B FF 92 4-2 16 FC6-4 1-3 BB		2	0	1	2	2	1	1
16 Martín Maldonado, R (1, 2) OBP: 0.287, SLG: 0.248			B SL 86 X FF 92 1-0 ① G6-3	C SL 84 B FF 93 F CU 80 X FF 92 1-2 ③ F9		B SL 84 B SI 95 C SL 85 B SI 95 C FF 94 B SL 87 4-2 1-2 BB		D SL 83 B FF 92 C FF 93 S FF 93 X FF 95 2-2 ③ FC6-4 1-2f		3	0	0	0	1	0	4
2 Chris Owings, R (1, 6) OBP: 0.203, SLG: 0.236			C FF 93 B CU 82 B FF 94 X SL 86 2-1 ② G4-3		C CU 78 S SL 87 B FF 92 B FF 93 S SL 84 2-3 ① K	C SL 82 X SL 83 0-1 ③ F7			C FF 97 F SL 90 B FF 97 X FF 97 1-2 ① G1-3	4	0	0	0	0	1	2
Inning Stats	R: 0 E: 0 K: 1 S: 6 H: 0 LOB: 0 BB: 0 P: 9	R: 0 E: 0 K: 2 S: 13 H: 0 LOB: 1 BB: 1 P: 20	R: 0 E: 0 K: 0 S: 8 H: 2 LOB: 2 BB: 0 P: 12	R: 0 E: 0 K: 1 S: 12 H: 1 LOB: 2 BB: 1 P: 23	R: 0 E: 0 K: 2 S: 9 H: 1 LOB: 1 BB: 0 P: 16	R: 2 E: 0 K: 2 S: 15 H: 1 LOB: 2 BB: 3 P: 29	R: 0 E: 0 K: 2 S: 8 H: 0 LOB: 0 BB: 0 P: 9	R: 0 E: 0 K: 0 S: 14 H: 1 LOB: 2 BB: 1 P: 21	R: 0 E: 0 K: 0 S: 11 H: 0 LOB: 0 BB: 0 P: 16	1B: 5 2B: 2 3B: 0 HR: 0 SF: 0 SAC: 0 DP: 1 HBP: 0						

PITCHER		IP	WLS	BF	H	R	ER	SO	BB	IBB	HBP	BLK	WP	HR	S	P	ERA	WHIP
33 Matt Harvey, R ERA: 6.35	(1, 1)	5.0	W	22	4	2	2	6	4	0	0	0	0	0	51	91	3.60	1.600
38 Justin Anderson, R ERA: 3.14	(6, 1)	1.0	H	5	1	0	0	2	1	0	0	0	0	0	12	18	0.00	2.000
31 Ty Buttrey, R ERA: 0.82	(7, 1)	1.0	H	3	0	0	0	2	0	0	0	0	0	0	8	9	0.00	0.000
32 Cam Bedrosian, R ERA: 2.95	(8, 1)	1.0	H	5	1	0	0	0	1	0	0	0	1	0	14	21	0.00	2.000
57 Hansel Robles, R ERA: 3.6	(9, 1)	1.0	S	3	0	0	0	0	0	0	0	0	0	0	11	16	0.00	0.000

PITCHER	IP	WLS	BF	H	R	ER	SO	BB	IBB	HBP	BLK	WP	HR	S	P	ERA	WHIP

Kansas City Royals @ Los Angeles Angels

Angel Stadium, Anaheim, CA

Fri May 17 2019, 7:09 PM - 10:25 PM PDT

Att. 43,444 - Clear - 66 F

TOP

livebaseballscorecards.com

AB	32
R	2
H	6
RBI	2
BB	6
SO	10
LOB	17

WP: 2 PA: 38
PB: 0
SB: 3
CS: 1

Batter	1	2	3	4	5	6	7	8	9	AB	R	H	RBI	BB	SO	LOB
9 Tommy La Stella, L (1, 4) OBP: 0.383, SLG: 0.598	C FF 92 X FF 93 0-1 ① G1-3	C FF 91 B FF 93 D CH 88 F FF 92 D SL 83 F FF 92 X SL 85 3-2 3-H 1B		B FF 92 C SL 84 F SI 93 S FF 94 1-3 ③ K		B SL 86 C FF 93 B FF 94 B FF 93 X FF 93 3-1 ③ FC5-4 1-2f		B SL 83 1-0 ③ CS 1-2		4	0	1	1	0	1	2
7 Zack Cozart, R (7, 5) OBP: 0.189, SLG: 0.160										0	0	0	0	0	0	0
27 Mike Trout, R (1, 8) OBP: 0.456, SLG: 0.551	X FF 92 0-0 2B	C SI 90 X SI 90 0-1 ③ F8			B SL 84 B SI 92 B SL 85 C FF 92 B SI 91 4-1 17 1B BB		B FF 90 C SL 82 B FF 92 C FF 91 X SL 84 2-2 5 S 5 1B 1B			3	1	2	0	1	0	1
17 Shohei Ohtani, L (1, 10) OBP: 0.372, SLG: 0.368	B SL 85 B FF 93 S FF 93 C CH 89 S FF 95 2-3 ② K		F SL 85 F FF 92 B SL 84 F SI 92 X FF 93 1-2 ① L6		S FF 92 S FF 92 X FF 93 0-2 5 G1-4-3 1-2 1B		B FF 93 S SL 83 C FF 94 C CU 75 1-3 ① K			4	0	1	0	0	2	2
2 Andrelton Simmons, R (1, 6) OBP: 0.328, SLG: 0.424	B SI 93 B SL 85 F SL 84 B SI 94 S SI 93 X SL 86 3-2 ③ G6-3		X SI 92 0-0 5 1B 56 FC4-6 1B		D SL 83 X CH 87 1-0 ① F6		1 SAFE 1 SAFE B SL 84 B SL 83 1 SAFE C SL 84 F FF 91 S FF 91 2-3 ② K			4	1	1	0	0	1	4
5 Albert Pujols, R (1, 3) OBP: 0.308, SLG: 0.454		B FF 91 C FF 91 B SL 86 F SL 84 B SL 82 B FF 93 4-2 56 2B 18 BB BB	1 SAFE C SL 83 X FF 91 1-1 56 FC4-6 1-3 1B		D SL 83 C SL 82 F SL 82 B FF 92 D SL 84 X FF 91 3-2 ② ③ G1-4-3 1-2f		1 SAFE B SL 84 D SL 84 C SL 82 X SL 84 2-1 1-H 1B			3	1	2	1	1	0	2
56 Kole Calhoun, L (1, 9) OBP: 0.322, SLG: 0.490		S FF 92 S FF 93 X FF 93 0-2 18 BB 6 G6-4-3 1-3 2B	X SL 83 0-0 ② FC4-6 1-2f 3-H			B SL 85 C SL 83 X FF 92 1-1 ① L4	B CU 77 B SL 82 C SL 83 S FF 92 F CU 76 B FF 93 F SL 82 S FF 92 3-3 ③ K			4	1	1	1	0	1	2
20 Jonathan Lucroy, R (1, 2) OBP: 0.328, SLG: 0.443		B SL 84 B SI 92 C SI 92 B SI 93 B SI 90 4-1 6 G6-4-3 18 BB 9 1B BB	1 SAFE C SI 93 C SI 92 C SI 93 0-3 ③ K			C SL 84 C SI 90 B SI 91 X SL 84 1-2 ② G4-3		C FF 93 B FF 94 C SL 79 B SL 84 C FF 94 2-3 ① K		3	1	0	0	1	2	1
18 Brian Goodwin, L (1, 7) OBP: 0.381, SLG: 0.488		B FF 93 B FF 93 D SI 94 B FF 92 4-0 6 G6-4-3 1-2 2-3 3-H BB		B SL 83 F FF 93 F FF 92 B SL 84 F FF 93 F SI 94 X FF 92 2-2 ① G5-3		C SL 81 B SL 82 S FF 92 B FF 94 B SL 85 B SI 94 4-2 6 1B BB		C SL 80 B FF 94 F SL 78 B FF 94 X FF 93 2-2 ② P2		2	0	0	1	2	0	0
6 David Fletcher, R (1, 5) OBP: 0.347, SLG: 0.440 (7, 4)		C SI 92 D SL 83 X SI 91 1-1 ① ② G6-4-3 1-2f 2-3 3-H		B SI 93 C SL 86 B SI 92 F SI 93 B SI 94 F SI 92 X SI 92 3-2 ② G5-3		C SL 83 B SI 92 B SL 84 X SI 91 2-1 9 FC5-4 1-2 1B		B SL 80 F FF 94 X FF 94 1-1 7 CS 1B		4	0	2	0	0	0	2
Inning Stats	R: 0 E: 0 K: 1 S: 9 H: 1 LOB: 1 BB: 0 P: 14	R: 3 E: 0 K: 0 S: 14 H: 2 LOB: 1 BB: 3 P: 30	R: 1 E: 0 K: 1 S: 11 H: 2 LOB: 1 BB: 0 P: 13	R: 0 E: 0 K: 1 S: 12 H: 0 LOB: 0 BB: 0 P: 18	R: 0 E: 0 K: 0 S: 8 H: 1 LOB: 1 BB: 1 P: 16	R: 0 E: 0 K: 0 S: 11 H: 1 LOB: 2 BB: 1 P: 22	R: 1 E: 0 K: 3 S: 16 H: 2 LOB: 1 BB: 0 P: 26	R: 0 E: 0 K: 1 S: 8 H: 1 LOB: 0 BB: 0 P: 14		1B: 8 2B: 2 3B: 0 HR: 0	SF: 0 SAC: 0 DP: 2 HBP: 0			WP: 0 PB: 0 SB: 1 CS: 1	PA: 37	

PITCHER		IP	WLS	BF	H	R	ER	SO	BB	IBB	HBP	BLK	WP	HR	S	P	ERA	WHIP
56 Brad Keller, R ERA: 4.66	(1, 1)	5.2	L	27	7	4	4	3	5	0	0	0	0	0	63	108	6.35	2.118
55 Richard Lovelady, L ERA: 3.55	(6, 1)	0.1		1	0	0	0	0	0	0	0	0	0	0	2	5	0.00	0.000
58 Scott Barlow, R ERA: 2.11	(7, 1)	1.0		5	2	1	1	3	0	0	0	0	0	0	16	26	9.00	2.000
43 Wily Peralta, R ERA: 6.2	(8, 1)	1.0		3	1	0	0	1	0	0	0	0	0	0	8	14	0.00	1.000

PITCHER	IP	WLS	BF	H	R	ER	SO	BB	IBB	HBP	BLK	WP	HR	S	P	ERA	WHIP

BOTTOM

Kansas City Royals @ Los Angeles Angels

Angel Stadium, Anaheim, CA

Fri May 17 2019, 7:09 PM - 10:25 PM PDT

Att. 43,444 - Clear - 66 F

livebaseballscorecards.com

AB	31
R	5
H	10
RBI	4
BB	5
SO	7
LOB	16

Kansas City Royals @ Los Angeles Angels

Angel Stadium, Anaheim, CA

Sat May 18 2019, 7:10 PM - 9:50 PM PDT

Att. 43,415 - Cloudy - 64 F

livebaseballscorecards.com

TOP

Batter	1	2	3	4	5	6	7	8	9	AB	R	H	RBI	BB	SO	LOB
15 Whit Merrifield, R (1, 10) OBP: 0.348, SLG: 0.516	B FF 94 B SL 89 S SL 89 C FF 94 S FF 95 2-3 ① **K**			X SL 88 0-0 ① F8		C CU 82 X CU 82 0-1 1 FC6-5 2B		B SL 88 C CH 86 B FF 94 X CH 86 2-1 27 1B 2B 1-H 2-H		4	1	2	2	0	1	0
1 Nicky Lopez, L (1, 4) OBP: 0.391, SLG: 0.450	C CU 82 X FF 95 0-1 ② F9			C FF 93 B CH 88 F CH 89 X FF 94 1-2 ② G5-3		X CU 81 0-0 ② FC6-5 2-3		C CH 85 C FF 95 S CH 88 0-3 ① K2-3		4	0	0	0	0	1	2
27 Adalberto Mondesi, S (1, 6) OBP: 0.313, SLG: 0.481	F FF 95 F CU 83 B FF 94 B CU 83 F FF 95 B SL 89 X FF 95 3-2 ③ G4-3			S CU 83 C FF 94 B CU 83 B SL 89 B SL 88 S CH 90 3-3 ③ **K**		C CU 81 F FF 92 1 SAFE B SL 88 D CH 88 X FF 94 2-2 ③ F8		2 SAFE B CH 89 F SL 89 B FF 95 X SL 90 2-1 4 CS 1B 2-H		4	0	1	1	0	1	1
4 Alex Gordon, L (1, 7) OBP: 0.383, SLG: 0.525		C CU 82 S CH 88 X FF 94 0-2 ① F7			C FF 93 B CH 88 B CH 89 B CU 83 S CH 89 B FF 95 4-2 66 FC3-6 17 1B BB		B CU 80 B CU 80 F FF 92 X CU 82 2-1 ① G3	B FF 93 X SL 82 1-0 ② 17 BB 1-2 1B		3	0	1	0	1	0	0
17 Hunter Dozier, R (1, 5) OBP: 0.398, SLG: 0.576		X FF 95 0-0 ② F8			S SL 89 B SL 88 F FF 94 F FF 94 1 SAFE X SL 88 1-2 66 FC3-6 1B		B SL 88 S CU 82 B FF 92 S SL 88 X FF 93 2-2 ② F9	B FF 95 B SL 82 B SL 81 C FF 95 B FF 95 4-1 1-2 BB		3	0	1	0	1	0	0
12 Jorge Soler, R (1, 9) OBP: 0.311, SLG: 0.497		B SL 90 S SL 90 B CU 83 C FF 95 S SL 89 2-3 ③ **K**			C SL 88 B FF 93 B SL 88 B FF 94 S SL 88 X SL 87 3-2 ① L5		B CU 83 X SL 87 1-0 1B	F SL 82 F FF 96 S FF 96 0-3 ③ **K**		4	0	1	0	0	2	4
66 Ryan O'Hearn, L (1, 3) OBP: 0.305, SLG: 0.344			B CU 82 C CU 81 B FF 93 B FF 94 F FF 94 X CU 83 3-2 ① L4-3		X CH 88 0-0 ② FC3-6 1-2f 2-3		S CU 82 C FF 93 S CU 82 0-3 ③ **K**		B FF 96 C CH 86 S CH 88 T FF 98 1-2 ① **K**	4	0	0	0	0	2	3
16 Martín Maldonado, R (1, 2) OBP: 0.286, SLG: 0.248			B FF 95 C SL 89 B SL 90 F SL 88 F FF 94 X SL 89 2-2 ② G6-3		X FF 93 0-0 ③ F9			S FF 92 F SL 89 B FF 94 X SL 89 1-2 6 1B 15 2B 1B	C SL 83 B FF 97 F SL 84 X FF 97 1-2 ② G4-3	4	1	1	0	0	0	2
6 Billy Hamilton, S (1, 8) OBP: 0.304, SLG: 0.283			B FF 94 B CU 84 X FF 93 2-0 ③ F8			S FF 92 L FF 93 S FF 93 0-3 ① **K**		C FF 93 S CH 87 B CH 88 D CH 88 X CH 87 2-2 15 2B 1B 1-2	C FF 98 C FF 98 S FF 98 0-3 ③ **K**	4	1	1	0	0	2	0

Inning Stats																																	
	R: 0	E: 0	K: 1	S: 9	H: 0	LOB: 0	BB: 0	P: 14	R: 0	E: 0	K: 1	S: 7	H: 0	LOB: 0	BB: 0	P: 9	R: 0	E: 0	K: 0	S: 8	H: 0	LOB: 0	BB: 0	P: 15	R: 0	E: 0	K: 1	S: 7	H: 0	LOB: 0	BB: 0	P: 11
	R: 0	E: 0	K: 0	S: 11	H: 1	LOB: 2	BB: 1	P: 19	R: 0	E: 0	K: 1	S: 9	H: 1	LOB: 1	BB: 0	P: 11	R: 0	E: 0	K: 1	S: 9	H: 1	LOB: 1	BB: 0	P: 14	R: 3	E: 0	K: 2	S: 18	H: 5	LOB: 2	BB: 1	P: 30
	R: 0	E: 0	K: 2	S: 9	H: 0	LOB: 0	BB: 0	P: 11	1B: 6	2B: 2	3B: 0	HR: 0	SF: 0	SAC: 0	DP: 0	HBP: 0	WP: 0	PB: 0	SB: 0	CS: 1	PA: 36											

	AB	34
	R	3
	H	8
	RBI	3
	BB	2
	SO	9
	LOB	12

PITCHER		IP	WLS	BF	H	R	ER	SO	BB	IBB	HBP	BLK	WP	HR	S	P	ERA	WHIP
47 Griffin Canning, R ERA: 3.8	(1, 1)	7.0	W	25	3	0	0	5	1	0	0	0	0	0	60	93	0.00	0.571
67 Taylor Cole, R ERA: 4.91	(8, 1)	0.1		5	4	3	3	1	0	0	0	0	0	0	13	20	81.00	12.000
31 Ty Buttrey, R ERA: 0.76	(8, 1)	1.2	S	6	1	0	0	3	1	0	0	0	0	0	14	21	0.00	1.200

PITCHER	IP	WLS	BF	H	R	ER	SO	BB	IBB	HBP	BLK	WP	HR	S	P	ERA	WHIP

Batter	1	2	3	4	5	6	7	8	9	AB	R	H	RBI	BB	SO	LOB
9 Tommy La Stella, L (1, 4) OBP: 0.372, SLG: 0.579 7 Zack Cozart, R (9, 5) OBP: 0.189, SLG: 0.160	B FF 92 X FF 92 1-0 G3 ①		C CU 78 F CH 84 B SL 82 B SL 83 B FF 93 X SI 92 3-2 G4-3 ①			C FF 90 C SI 90 B SL 83 X CH 84 1-2 G5-3 ①	B SL 81 D SL 82 X FF 93 2-0 L5 ②③ 2-2			4 0	0 0	0 0	0 0	0 0	0 0	2 0
27 Mike Trout, R (1, 8) OBP: 0.462, SLG: 0.572	C FF 90 F FF 91 B FF 91 F SL 82 B CU 80 X FF 92 2-2 HR		C SI 93 C FF 92 B SL 84 X SI 93 1-2 F8 ②			B SI 90 B SI 91 C CU 80 B SI 91 B SL 82 4-1 17 HR BB		B SL 86 C SL 85 B FF 95 B FF 96 B SI 96 4-1 56 FC6-4 2 HBP 20 2B BB		2	3	1	1	2	0	0
17 Shohei Ohtani, L (1, 10) OBP: 0.362, SLG: 0.429	B CU 78 F FF 93 F FF 92 B SL 81 S SL 84 2-3 K ②		B CH 84 X FF 92 1-0 F8 ③			1 SAFE X FF 91 0-0 1-H HR		B SL 84 C SL 84 F FF 95 D SL 86 F SL 85 S FF 97 2-3 K ①		4	1	1	2	0	2	1
2 Andrelton Simmons, R (1, 6) OBP: 0.332, SLG: 0.428	B FF 92 F SL 81 F SI 92 B FF 91 S SL 84 2-3 K ③			X CU 80 0-0 G6-3 ①		F SI 90 B CH 84 X CH 85 1-1 E7 56 SF8 2B		1 SAFE H SL 85 1-0 56 FC6-4 1-2 HBP		3	1	1	0	0	1	0
56 Kole Calhoun, L (1, 9) OBP: 0.320, SLG: 0.494		B CU 78 X CU 79 1-0 20 1B 2B		B FF 91 X CH 84 1-0 G4-3 ②		F FF 92 X SL 83 0-1 SF8 ② 3-H		B SL 84 X SL 85 1-0 FC6-4 ② 20 2B 1-2f 2-3		3	1	1	1	0	0	2
20 Jonathan Lucroy, R (1, 2) OBP: 0.333, SLG: 0.452		C SI 90 X SI 92 0-1 18 FC3-6 2-H 1B		C FF 91 C SL 82 B SL 82 S SI 91 1-3 K ③		B CU 79 C CU 80 T FF 91 S FF 93 T FF 93 2-2 K ③		C SL 84 B SL 86 B SL 86 C SL 85 X SL 86 2-2 1-3 3-H 2B		4	0	2	2	0	2	0
18 Brian Goodwin, L (1, 7) OBP: 0.371, SLG: 0.474		B FF 92 B FF 91 F SI 92 B CU 80 F FF 92 X FF 92 3-2 FC3-6 6 S 1-2f ①			C CU 78 B CU 80 X FF 91 1-1 F9 ①		C CU 78 X FF 90 0-1 G4-3 ①	B SL 85 C FF 95 B FF 96 C SL 83 X SL 83 2-2 G3 ③		4	0	0	0	0	0	3
25 Jared Walsh, L (1, 3) OBP: 0.500, SLG: 0.429		B FF 93 C SL 81 1 SAFE S SL 82 S SL 84 1-3 K ②			C FF 91 F SL 81 B FF 92 B FF 92 X SL 83 2-2 G4-3 ②		B SL 81 B SL 82 C FF 92 B FF 92 B SI 92 4-1 9 L5 6 1B BB			2	0	0	0	1	1	1
6 David Fletcher, R (1, 5) OBP: 0.346, SLG: 0.438 (9, 4)		C FF 92 B SL 83 C SL 81 X SI 92 1-2 F8 ③ 1-2			C FF 91 B SL 82 C SL 82 S SL 83 1-3 K ③		S SL 81 X FF 93 0-1 1-2 1B			3	0	1	0	0	1	1
Inning Stats	R: 1 E: 0 K: 2 S: 11 H: 1 LOB: 0 BB: 0 P: 18	R: 1 E: 0 K: 1 S: 12 H: 2 LOB: 1 BB: 0 P: 18	R: 0 E: 0 K: 0 S: 7 H: 0 LOB: 0 BB: 0 P: 12	R: 0 E: 0 K: 1 S: 5 H: 0 LOB: 0 BB: 0 P: 7	R: 0 E: 0 K: 1 S: 8 H: 0 LOB: 0 BB: 0 P: 12	R: 3 E: 1 K: 1 S: 12 H: 2 LOB: 0 BB: 1 P: 20	R: 0 E: 0 K: 0 S: 6 H: 1 LOB: 1 BB: 1 P: 12	R: 1 E: 0 K: 1 S: 12 H: 1 LOB: 2 BB: 1 P: 24		1B: 2 2B: 4 3B: 0 HR: 2 SF: 1 SAC: 0 DP: 1 HBP: 1						

PITCHER		IP	WLS	BF	H	R	ER	SO	BB	IBB	HBP	BLK	WP	HR	S	P	ERA	WHIP
65 Jakob Junis, R ERA: 5.69	(1, 1)	7.0	L	28	6	5	4	6	2	0	0	0	0	2	61	99	5.14	1.143
40 Jake Diekman, L ERA: 3.32	(8, 1)	1.0		6	1	1	1	1	1	0	1	0	0	0	12	24	9.00	2.000

PITCHER	IP	WLS	BF	H	R	ER	SO	BB	IBB	HBP	BLK	WP	HR	S	P	ERA	WHIP

BOTTOM

Kansas City Royals @ Los Angeles Angels

Angel Stadium, Anaheim, CA

Sat May 18 2019, 7:10 PM - 9:50 PM PDT

Att. 43,415 - Cloudy - 64 F

livebaseballscorecards.com

AB	29
R	6
H	7
RBI	6
BB	3
SO	7
LOB	10

Batter	1	2	3	4	5	6	7	8	9	AB	R	H	RBI	BB	SO	LOB
15 Whit Merrifield, R (1, 9) OBP: 0.349, SLG: 0.508	B FF 90 C FF 91 B FF 92 C CU 73 B FF 93 X FF 92 3-2 ① P4		B CU 72 B CH 84 F FF 91 B FF 92 C FF 92 F FF 93 B FF 93 4-2 27 1B 1 1B 27 E BB		B CU 69 C CU 70 C CU 73 B CU 77 B CH 83 F CH 83 X FF 92 3-2 ① F8		C FF 93 S SL 86 F SL 85 B SL 85 F FF 93 F FF 94 B CH 86 F SL 85 X SL 85 2-2 ② F9		B CU 78 B FF 88 B CU 77 B FF 88 4-0 4 HBP 1 FC3-2 BB	3	1	0	0	2	0	0
1 Nicky Lopez, L (1, 4) OBP: 0.393, SLG: 0.440	S FF 92 X CU 76 0-1 27 1B 1B		1 SAFE B FF 91 C FF 91 X FF 91 1-1 27 E 17 2B 1-2 1B		F FF 89 X CH 82 0-1 ② G6-3		B SL 84 B SL 82 S FF 93 S CH 84 X SL 85 2-2 ③ L6		C CH 84 B CH 84 X CH 84 1-1 ① FC3-2 4 HBP 1-2 2-3 3-Hf	5	1	2	0	0	0	3
27 Adalberto Mondesi, S (1, 6) OBP: 0.315, SLG: 0.478	S CH 84 F FF 91 B FF 92 1 SAFE B CU 77 X CU 77 2-2 1-2 1B		S CU 72 S FF 92 D CU 77 X FF 93 1-2 E9 17 2B 1-3 2-H 1B		S CU 70 B FF 91 X CH 83 1-1 ③ G6-3			L FF 92 B FF 92 X KC 81 1-1 ① F9	F CH 84 B FF 89 S CH 84 S CH 85 1-3 ② K	5	1	2	0	0	1	3
4 Alex Gordon, L (1, 7) OBP: 0.389, SLG: 0.528	B CU 74 B CU 76 C FF 92 T FF 92 F CU 79 S FF 93 2-3 ② K		S CU 72 F FF 91 S CU 78 0-3 ② K2-3			B FF 90 B CH 81 S FF 90 F CU 71 B CU 76 B FF 90 4-2 12 G3 2 1B BB		C KC 81 C KC 81 X FF 92 0-2 2B	B CH 84 B CH 83 C CU 78 B CU 78 H CU 79 4-1 1-2 2-3 3-H HBP	3	1	1	1	1	2	4
17 Hunter Dozier, R (1, 3) OBP: 0.398, SLG: 0.574	C CU 72 S FF 92 B FF 92 F CU 78 X CU 79 1-2 ③ G5-3		F FF 91 X FF 91 0-1 2-H 3-H 2B			F CH 81 B CU 73 C CH 83 D CU 76 B FF 92 S CU 75 3-3 ① K		C KC 81 B FF 92 B FF 93 D KC 82 C KC 82 F FF 93 B KC 81 4-2 BB	S FF 88 X CH 83 0-1 ③ G3-1	4	0	1	2	1	1	6
12 Jorge Soler, R (1, 10) OBP: 0.304, SLG: 0.486		B CU 73 B FF 90 F CH 84 X FF 92 2-1 ① P4	C CH 83 S CU 75 D CU 78 B FF 92 F FF 92 F FF 92 X CU 77 2-2 ③ G4-3			1 SAFE X CH 82 0-0 ② G3 1-2		X KC 82 0-0 ② L8		4	0	0	0	0	0	4
2 Chris Owings, R (1, 5) OBP: 0.204, SLG: 0.236		C FF 92 C FF 93 B CU 76 B FF 92 S CH 85 2-3 ② K		F CH 82 B CU 70 F FF 90 S CU 75 1-3 ① K2-3	C CU 70 F FF 90 D CU 76 B CH 81 D CU 77 X FF 90 3-2 2-H 1B			C FF 92 D KC 83 C KC 82 B FF 92 S KC 83 2-3 ③ K2-3		4	0	1	1	0	3	2
36 Cam Gallagher, R (1, 2) OBP: 0.170, SLG: 0.114 0 Terrance Gore, R (9, PR) OBP: 0.423, SLG: 0.520 16 Martín Maldonado, R (9, 2) OBP: 0.286, SLG: 0.248		C FF 92 S FF 93 B CU 78 B CU 79 S CH 85 2-3 ③ K		X FF 91 0-0 ② G6-3		B FF 92 1 SAFE B FF 92 C FF 92 X SL 85 2-1 ③ F8			B CU 76 B CU 77 X FF 89 2-0 6 2B 1 FC3-2 1B	4 0 0	0 0 0	1 0 0	0 0 0	0 0 0	1 0 0	1 0 0
6 Billy Hamilton, S (1, 8) OBP: 0.302, SLG: 0.290			C FF 90 C FF 89 B FF 91 F FF 91 B CU 76 F CU 76 F FF 92 S FF 92 2-3 ① K	B CH 81 X FF 90 1-0 ③ F7			C SL 83 B FF 92 B FF 92 S SL 85 S SL 85 2-3 ① K		C FF 89 B FF 88 C CU 77 1 SAFE X CH 83 1-2 1 FC3-2 1-3 4 HBP 2B	4	1	1	0	0	2	0

Inning Stats	1	2	3	4	5	6	7	8	9
	R: 0 E: 0 K: 1 S: 16 H: 2 LOB: 2 BB: 0 P: 24	R: 0 E: 0 K: 2 S: 8 H: 0 LOB: 0 BB: 0 P: 14	R: 3 E: 1 K: 2 S: 24 H: 3 LOB: 1 BB: 1 P: 34	R: 0 E: 0 K: 1 S: 5 H: 0 LOB: 0 BB: 0 P: 7	R: 0 E: 0 K: 0 S: 8 H: 0 LOB: 0 BB: 0 P: 12	R: 1 E: 0 K: 1 S: 11 H: 1 LOB: 1 BB: 1 P: 23	R: 0 E: 0 K: 1 S: 13 H: 0 LOB: 0 BB: 0 P: 19	R: 0 E: 0 K: 1 S: 12 H: 1 LOB: 2 BB: 1 P: 19	R: 1 E: 0 K: 1 S: 12 H: 2 LOB: 3 BB: 1 P: 25

1B: 6	SF: 0	WP: 0	PA: 41
2B: 3	SAC: 0	PB: 0	
3B: 0	DP: 0	SB: 0	
HR: 0	HBP: 1	CS: 0	

PITCHER	IP	WLS	BF	H	R	ER	SO	BB	IBB	HBP	BLK	WP	HR	S	P	ERA	WHIP
45 Tyler Skaggs, L (1, 1) ERA: 5.01	5.2	L	25	6	4	3	7	2	0	0	0	0	0	70	110	4.76	1.412
39 Luke Bard, R (6, 1) ERA: 2.66	1.1		4	0	0	0	1	0	0	0	0	0	0	15	23	0.00	0.000
37 Cody Allen, R (8, 1) ERA: 5.14	1.0		5	1	0	0	1	1	0	0	0	0	0	12	19	0.00	2.000
24 Noé Ramirez, R (9, 1) ERA: 3.05	1.0		7	2	1	1	1	1	0	1	0	0	0	12	25	9.00	3.000

PITCHER	IP	WLS	BF	H	R	ER	SO	BB	IBB	HBP	BLK	WP	HR	S	P	ERA	WHIP

TOP

Kansas City Royals @ Los Angeles Angels

Angel Stadium, Anaheim, CA

Sun May 19 2019, 1:11 PM - 4:30 PM PDT

Att. 43,329 - Cloudy - 61 F

livebaseballscorecards.com

AB	36
R	5
H	9
RBI	4
BB	4
SO	10
LOB	23

Batter	1	2	3	4	5	6	7	8	9	AB	R	H	RBI	BB	SO	LOB
6 David Fletcher, R (1, 7) OBP: 0.335, SLG: 0.423	C FF 92 B SL 86 B FF 91 X FF 90 2-1 ① F7		B FF 90 B FF 90 C FF 90 B FF 90 F FF 90 X FF 91 3-2 ① G4-3	C SL 83 F SI 93 F SL 85 X CU 76 0-2 ③ FC6-4 1-2f			C FF 93 C SL 84 X SL 81 0-2 ① L7		B FF 94 C FF 94 B KC 82 C FF 95 F FC 92 X KC 82 2-2 ② G5-3	5	0	0	0	0	0	2
27 Mike Trout, R (1, 8) OBP: 0.466, SLG: 0.577	X FF 93 0-0 2B		C SL 86 B SL 84 X FF 92 1-1 2 WP 1B	S SL 84 F SL 83 X SL 85 0-2 ① F8			B FF 94 C SL 84 S SL 83 B SL 84 F SL 85 H FF 92 3-2 HBP		B FF 94 C FF 94 B FC 92 F FF 95 X FF 95 2-2 ③ L9	4	0	2	0	0	0	0
17 Shohei Ohtani, L (1, 10) OBP: 0.353, SLG: 0.400	B FF 94 D SL 87 B FF 93 B FF 92 4-0 BB		F FF 92 F SL 84 B SL 83 B FF 94 1 SAFE S SL 83 2-3 ② K	S SL 84 B FF 92 S SL 85 X SL 84 1-2 ② G4-3			C SL 84 B SL 82 S CU 78 1 SAFE S SL 80 1-3 ② K			3	0	0	0	1	2	2
2 Andrelton Simmons, R (1, 6) OBP: 0.325, SLG: 0.418	X SI 94 0-0 ② P3		F SI 93 B FF 93 F CH 84 F FF 93 B CU 78 B FF 93 F SL 85 X SL 84 3-2 ③ G1-3 1-2	F SI 84 B CU 74 B SL 85 S FF 91 C FF 93 2-3 ③ K			C FF 93 X SL 83 0-1 ③ F7			4	0	0	0	0	1	4
5 Albert Pujols, R (1, 3) OBP: 0.307, SLG: 0.448	S SL 86 F FF 93 D SL 87 X FF 95 1-2 ③ F8			C CU 75 F SL 85 B FF 92 C SL 84 1-3 ① K	C FF 88 B SL 84 F FF 90 X SL 84 1-2 ① F7			C FF 92 B FF 90 F SL 83 B SL 82 X FF 93 2-2 1B		4	0	1	0	0	1	2
56 Kole Calhoun, L (1, 9) OBP: 0.318, SLG: 0.484		S CU 74 B SL 85 F FF 92 B SL 84 C FF 94 2-3 ① K		S SL 83 H FF 92 1-1 44 2B HBP	B FF 90 S SL 82 S SL 84 S SL 84 1-3 ② K			S SL 86 C SL 84 S SL 86 0-3 ① K		3	1	0	0	0	3	1
44 Kevan Smith, R (1, 2) OBP: 0.408, SLG: 0.450		B SI 92 S CH 84 B FF 93 B CU 77 F FF 91 F FF 92 F SL 86 B CH 85 4-2 BB	F SI 91 X FF 91 0-1 9 1B 1-H 2B	B SL 82 B FF 91 F SI 90 B FF 90 F FF 90 B FF 92 4-2 9 1B BB			C FF 96 F FF 96 B FF 96 F SL 86 F SI 97 B FF 97 S SL 86 2-3 ② K		2	0	1	1	2	1	1
9 Tommy La Stella, L (1, 4) OBP: 0.376, SLG: 0.576		F FF 91 B CU 77 C SL 82 F SI 93 B FF 92 X SL 84 2-2 ② P6	X SL 83 0-0 6 FC6-4 2-3 1B	F FF 90 S SL 83 B SL 82 X CU 76 1-2 1B			C SL 85 F SL 86 B SL 87 B SL 86 S SL 86 2-3 ③ K		4	0	2	0	0	1	2
7 Zack Cozart, R (1, 5) OBP: 0.183, SLG: 0.155 18 Brian Goodwin, L (9, PH) OBP: 0.368, SLG: 0.470		X FF 92 0-0 ③ F7	C SL 84 B FF 92 T FF 92 X SL 83 1-2 ② P4		C SL 83 S FF 92 X SL 83 0-2 ③ F7			C FF 94 B FF 93 F FF 94 X FF 95 1-2 ① P5	3 1	0 0	0 0	0 0	0 0	0 0	5 0
Inning Stats	R: 0 H: 1 E: 0 LOB: 2 K: 0 BB: 1 S: 7 P: 14	R: 0 H: 0 E: 0 LOB: 1 K: 1 BB: 1 S: 12 P: 20	R: 0 H: 1 E: 0 LOB: 1 K: 1 BB: 0 S: 13 P: 22	R: 1 H: 2 E: 0 LOB: 2 K: 1 BB: 0 S: 14 P: 17	R: 0 H: 0 E: 0 LOB: 0 K: 1 BB: 0 S: 9 P: 12	R: 0 H: 1 E: 0 LOB: 2 K: 1 BB: 1 S: 14 P: 21	R: 0 H: 0 E: 0 LOB: 1 K: 1 BB: 0 S: 11 P: 15	R: 0 H: 1 E: 0 LOB: 1 K: 3 BB: 0 S: 14 P: 20	R: 0 H: 0 E: 0 LOB: 0 K: 0 BB: 0 S: 10 P: 15						

PITCHER		IP	WLS	BF	H	R	ER	SO	BB	IBB	HBP	BLK	WP	HR	S	P	ERA	WHIP
41 Danny Duffy, L ERA: 3.45	(1, 1)	6.0	W	27	5	1	1	5	3	0	1	0	1	0	69	106	1.50	1.333
58 Scott Barlow, R ERA: 2.01	(7, 1)	1.0	H	5	1	0	0	1	0	0	1	0	0	0	14	20	0.00	1.000
40 Jake Diekman, L ERA: 3.15	(8, 1)	1.0	H	3	0	0	0	3	0	0	0	0	0	0	11	15	0.00	0.000
31 Ian Kennedy, R ERA: 3.2	(9, 1)	1.0		3	0	0	0	0	0	0	0	0	0	0	10	15	0.00	0.000

PITCHER	IP	WLS	BF	H	R	ER	SO	BB	IBB	HBP	BLK	WP	HR	S	P	ERA	WHIP

BOTTOM

Kansas City Royals @ Los Angeles Angels

Angel Stadium, Anaheim, CA

Sun May 19 2019, 1:11 PM - 4:30 PM PDT

Att. 43,329 - Cloudy - 61 F

livebaseballscorecards.com

AB	33
R	1
H	6
RBI	1
BB	3
SO	9
LOB	19

1B: 4	SF: 0	WP: 1	PA: 38
2B: 2	SAC: 0	PB: 0	
3B: 0	DP: 0	SB: 0	
HR: 0	HBP: 2	CS: 0	

Batter	1	2	3	4	5	6	7	8	9	AB	R	H	RBI	BB	SO	LOB
26 Max Kepler, L (1, 9) OBP: 0.321, SLG: 0.457	X FF 92 0-0 11 FC6-4 1B		S SL 81 B CH 85 C SI 92 S SL 84 1-3 ① K2-3		B SL 82 X SL 82 1-0 1B		B FF 94 B FF 95 B FF 95 B FF 95 4-0 1-2 BB		B CH 90 B SL 88 B SI 96 C FF 95 C FF 96 F SL 88 X FF 97 3-2 ② G4-3	4	0	2	0	1	1	0
11 Jorge Polanco, S (1, 10) OBP: 0.400, SLG: 0.592	C FF 92 D CH 87 F SL 86 F FF 94 X FF 93 1-2 ① FC6-4 64 1B 1-2f		B SL 81 B SL 82 B SI 92 C SI 93 F SI 92 B SI 93 4-2 64 G1-3 BB		X SI 92 0-0 ② L9		C SL 85 B SL 86 F FF 95 F SL 84 B FF 95 D CH 89 F FF 95 X SL 86 3-2 ③ L8		F CH 89 B FF 97 S CH 89 F FF 98 F FF 97 B CH 90 S CH 91 2-3 ③ K	4	0	0	0	1	1	4
64 Willians Astudillo, R (1, 3) OBP: 0.280, SLG: 0.434	1 SAFE C SL 89 B FF 95 X SL 88 1-1 20 G4-6-3 1-2 1B		X SI 94 0-0 ② G1-3 1-2		F SI 92 1 SAFE 1 SAFE X SL 82 0-1 ③ F7			B SL 83 X FF 96 1-0 ① G3		4	0	1	0	0	0	2
20 Eddie Rosario, L (1, 7) OBP: 0.293, SLG: 0.514	C SL 88 S FF 95 X CH 89 0-2 ②③ G4-6-3 1-2f		D SL 84 F SL 81 F SI 93 X SL 83 1-2 ③ G4-3			B CH 81 X SL 80 1-0 ① F8		F CH 87 X FF 97 0-1 22 HR 1B		4	1	1	0	0	0	3
22 Miguel Sanó, R (1, 5) OBP: 0.217, SLG: 0.571		B SI 93 S SL 82 S SL 82 S SL 83 1-3 ① K		B SI 92 B SL 82 S SL 82 F SL 83 X SL 84 2-2 ① F8		B SL 92 B SL 82 B SI 92 B SI 92 X SI 92 3-1 ② F8		D SL 84 B FF 96 X FF 97 2-0 1-H HR		4	1	1	2	0	1	0
2 Luis Arraez, L (1, 4) OBP: 0.700, SLG: 0.750		X SI 92 0-0 15 1B 13 FC3-6 1B		B SL 82 C SL 80 C SL 82 F SI 92 X SL 83 1-2 1B		B SI 92 F SI 92 L SI 92 X SI 92 1-2 ③ L6		C CH 87 B FF 97 B FF 97 X CH 87 2-1 1B		4	1	3	0	0	0	0
15 Jason Castro, L (1, 2) OBP: 0.364, SLG: 0.631		C SI 92 S SI 93 D SL 83 1 SAFE X SI 93 1-2 13 FC3-6 1-3 1B		1 SAFE 1 SAFE B SL 83 B SI 93 C SI 93 S SL 84 B SI 91 S SL 83 3-3 ② K			B FF 95 C SL 82 X SL 84 1-1 ① G3	C FF 93 S SL 82 F SL 84 B FF 93 B FF 94 S SL 85 2-3 ② K		4	0	1	0	0	2	2
13 Ehire Adrianza, S (1, 6) OBP: 0.310, SLG: 0.342		X SL 82 0-0 ② FC3-6 25 WP 1-2f 3-H		B SL 81 B SI 91 B SI 92 C SI 91 X SI 92 3-1 ③ F7			S SL 84 B FF 95 B SL 85 X SL 84 2-1 26 BB 1B	1 SAFE B FF 94 C SL 82 F FF 93 F SL 84 S SL 85 1-3 ③ K		4	0	1	1	0	1	3
25 Byron Buxton, R (1, 8) OBP: 0.327, SLG: 0.500		B SL 82 S SL 82 S SL 83 X SL 83 1-2 ③ G5-3 1-2			B SI 91 X SL 83 1-0 ① G5-3		1 SAFE D SL 84 1 SAFE S SL 85 B SI 95 F SL 85 F FF 95 1 SAFE F SI 94 3-2 ② K		F SL 87 C SL 89 B FF 97 C FF 96 1-3 ① K	4	0	0	0	0	2	2
Inning Stats	R: 0 E: 0 K: 0 S: 10 H: 2 LOB: 1 BB: 0 P: 12	R: 1 E: 0 K: 1 S: 11 H: 2 LOB: 1 BB: 0 P: 14	R: 0 E: 0 K: 1 S: 9 H: 0 LOB: 1 BB: 1 P: 15	R: 0 E: 0 K: 1 S: 12 H: 1 LOB: 1 BB: 0 P: 21	R: 0 E: 0 K: 0 S: 5 H: 1 LOB: 1 BB: 0 P: 7	R: 0 E: 0 K: 0 S: 6 H: 0 LOB: 0 BB: 0 P: 11	R: 0 E: 0 K: 1 S: 15 H: 1 LOB: 2 BB: 1 P: 28	R: 2 E: 0 K: 2 S: 14 H: 3 LOB: 1 BB: 0 P: 22	R: 0 E: 0 K: 2 S: 12 H: 0 LOB: 0 BB: 0 P: 18	1B: 9 2B: 0 3B: 0 HR: 1 SF: 0 SAC: 0 DP: 1 HBP: 0						

PITCHER		IP	WLS	BF	H	R	ER	SO	BB	IBB	HBP	BLK	WP	HR	S	P	ERA	WHIP
67 Taylor Cole, R ERA: 4.32	(1, 1)	1.0		4	2	0	0	0	0	0	0	0	0	0	10	12	0.00	2.000
64 Félix Peña, R ERA: 3.3	(2, 1)	5.0		20	4	1	1	3	1	0	0	0	1	0	43	68	1.80	1.000
38 Justin Anderson, R ERA: 2.93	(7, 1)	1.0		5	1	0	0	1	1	0	0	0	0	0	15	28	0.00	2.000
31 Ty Buttrey, R ERA: 1.5	(8, 1)	0.1	L	4	3	2	2	0	0	0	0	0	0	1	6	11	54.00	9.000
32 Cam Bedrosian, R ERA: 2.86	(8, 1)	0.2		2	0	0	0	2	0	0	0	0	0	0	8	11	0.00	0.000

PITCHER		IP	WLS	BF	H	R	ER	SO	BB	IBB	HBP	BLK	WP	HR	S	P	ERA	WHIP
57 Hansel Robles, R ERA: 3.43	(9, 1)	1.0		3	0	0	0	2	0	0	0	0	0	0	12	18	0.00	0.000

TOP

Minnesota Twins @ Los Angeles Angels

Angel Stadium, Anaheim, CA

Mon May 20 2019, 7:09 PM - 10:38 PM PDT

Att. 34,177 - Clear - 65 F

livebaseballscorecards.com

AB	36
R	3
H	10
RBI	3
BB	2
SO	8
LOB	16

BOTTOM

Minnesota Twins @ Los Angeles Angels

Angel Stadium, Anaheim, CA

Mon May 20 2019, 7:09 PM - 10:38 PM PDT

Att. 34,177 - Clear - 65 F

livebaseballscorecards.com

Batter	1	2	3	4	5	6	7	8	9	AB	R	H	RBI	BB	SO	LOB
9 Tommy La Stella, L (1, 4) (8, 3) (9, 4) OBP: 0.386, SLG: 0.581	F FF 91 X FS 85 0-1 ① F7		C FF 93 B CU 78 X FS 87 1-1 1B		B FF 94 C FS 85 1 SAFE 1 SAFE X FF 93 1-1 1-2 1B		C CU 82 F SI 95 F CU 79 X SI 95 0-2 1-2 3-H 1B			4	0	3	1	0	0	0
27 Mike Trout, R (1, 8) OBP: 0.456, SLG: 0.562	C FF 92 C FF 92 B FF 92 B FF 94 F CU 76 X FF 93 2-2 ② F9		B FF 93 1 SAFE C FF 93 B FF 94 C FF 93 1 SAFE B FC 88 X FF 94 3-2 ③ P3		B FF 94 X FF 94 1-0 ③ L7		B SI 95 C SI 95 C CU 82 C SI 94 1-3 ③ K			4	0	0	0	0	1	5
17 Shohei Ohtani, L (1, 10) OBP: 0.345, SLG: 0.375	F CU 75 B FF 93 B FS 87 B FS 87 B FF 92 4-1 BB			F CU 74 S FS 83 B FS 83 F CU 78 F FF 94 S FC 88 1-3 ① K		C CU 74 B CU 78 C FF 90 S CS 70 1-3 ① K2-3		C SI 93 F CU 81 F CU 81 S SI 94 0-3 ① K2-3		3	0	0	0	1	3	0
2 Andrelton Simmons, R (1, 6) OBP: 0.323, SLG: 0.415 44 Kevan Smith, R (9, 2) OBP: 0.408, SLG: 0.450	X CU 77 0-0 ③ G5-3			B FC 83 X FC 85 1-0 1B		X CU 74 0-0 ② P5		S SI 94 X SI 94 0-1 ② G3-1		4 0	0 0	1 0	0 0	0 0	0 0	1 0
56 Kole Calhoun, L (1, 9) OBP: 0.311, SLG: 0.472		C CU 73 F FS 85 B CU 76 S FF 93 1-3 ① K		C CU 76 1 SAFE S FS 85 S FF 93 0-3 ② K		B CU 78 C CU 76 S FF 90 S CS 69 1-3 ③ K		X CU 80 0-0 ③ G6-3		4	0	0	0	0	3	1
20 Jonathan Lucroy, R (1, 2) (9, 3) OBP: 0.324, SLG: 0.438		B FF 92 C FF 93 F CU 76 X FC 86 1-2 ② G4-3		C FF 93 F FF 93 1 SAFE B FS 85 B FF 92 F FF 94 F CU 76 B FS 86 F FF 93 3-2 ③ L8			B FF 88 B CU 76 C FF 88 C CU 75 F FF 89 B CU 78 X CU 75 3-2 ① P4		B FF 91 F FF 91 B CU 76 X FF 91 2-1 ① L9	4	0	0	0	0	0	1
18 Brian Goodwin, L (1, 7) OBP: 0.372, SLG: 0.471		B FF 94 B FS 87 F FF 93 F FF 92 B FC 88 S FS 86 3-3 ③ K			B FF 92 C FF 92 B CU 75 L FF 92 X FF 92 2-2 ① F7		C CU 74 C CU 78 B FF 89 X CS 69 1-2 6 F8 5 BB 9 1B 1B		B FF 92 X FF 91 1-0 7 FC6-4 1B	4	1	2	0	0	1	0
25 Jared Walsh, L (1, 3) OBP: 0.400, SLG: 0.333 5 Albert Pujols, R (7, PH) OBP: 0.311, SLG: 0.448 7 Zack Cozart, R (7, PR) OBP: 0.181, SLG: 0.153			B CU 74 B FF 92 C FC 89 F CU 76 C FF 93 2-3 ① K		B CU 75 C CU 74 S FC 88 B FF 92 S FF 93 2-3 ② K		C CU 79 F SI 94 B CU 81 F CU 82 1 SAFE D CU 83 B SI 94 F CU 82 B SI 94 4-2 9 1B 1-2 BB		D CU 76 B FF 92 X FF 91 2-0 ② FC6-4 1-2f	2 0 1	0 0 0	0 0 0	0 1 0	2 0 0	0 0 0	0 0 1
6 David Fletcher, R (1, 5) (8, 4) (9, 5) OBP: 0.333, SLG: 0.414			B FC 86 C FF 93 F FS 86 X FS 87 1-2 ② G6-3		B CU 76 B FS 86 B FF 92 C FF 91 C FF 93 B FS 85 4-2 9 1B BB		B SI 95 B SI 95 C SI 95 X SI 94 2-1 ② F8 2-3		X FF 92 0-0 ③ G1-3	3	0	0	0	1	0	3
Inning Stats	R: 0 E: 0 K: 0 S: 8 H: 0 LOB: 1 BB: 1 P: 14	R: 0 E: 0 K: 2 S: 9 H: 0 LOB: 0 BB: 0 P: 14	R: 0 E: 0 K: 1 S: 11 H: 1 LOB: 1 BB: 0 P: 18	R: 0 E: 0 K: 2 S: 18 H: 1 LOB: 1 BB: 0 P: 23	R: 0 E: 0 K: 1 S: 11 H: 1 LOB: 2 BB: 1 P: 21	R: 0 E: 0 K: 2 S: 7 H: 0 LOB: 0 BB: 0 P: 9	R: 1 E: 0 K: 1 S: 20 H: 2 LOB: 2 BB: 1 P: 31	R: 0 E: 0 K: 1 S: 7 H: 0 LOB: 0 BB: 0 P: 7	R: 0 E: 0 K: 0 S: 5 H: 1 LOB: 1 BB: 0 P: 10	1B: 6 2B: 0 3B: 0 HR: 0	SF: 0 SAC: 0 DP: 0 HBP: 0					

	AB	33
	R	1
	H	6
	RBI	1
	BB	3
	SO	10
	LOB	12

PITCHER		IP	WLS	BF	H	R	ER	SO	BB	IBB	HBP	BLK	WP	HR	S	P	ERA	WHIP
12 Jake Odorizzi, R ERA: 2.38	(1, 1)	5.0		20	3	0	0	6	2	0	0	0	0	0	57	90	0.00	1.000
19 Ryne Harper, R ERA: 1.77	(6, 1)	1.1	H	5	1	1	1	2	0	0	0	0	0	0	14	20	6.75	0.750
55 Taylor Rogers, L ERA: 1.35	(7, 1)	1.2	W	7	1	0	0	2	1	0	0	0	0	0	20	27	0.00	1.200
38 Blake Parker, R ERA: 1.1	(9, 1)	1.0	S	4	1	0	0	0	0	0	0	0	0	0	5	10	0.00	1.000

PITCHER	IP	WLS	BF	H	R	ER	SO	BB	IBB	HBP	BLK	WP	HR	S	P	ERA	WHIP

Minnesota Twins @ Los Angeles Angels

Angel Stadium, Anaheim, CA

Tue May 21 2019, 7:09 PM - 10:34 PM PDT

Att. 32,316 - Cloudy - 63 F

livebaseballscorecards.com

TOP

Batter	1	2	3	4	5	6	7	8	9	AB	R	H	RBI	BB	SO	LOB
26 Max Kepler, L (1, 9) OBP: 0.328, SLG: 0.464	F SI 92 B CH 84 C KC 79 X CH 85 1-2 ① L9		B FF 91 B CH 84 B SI 91 B SI 91 4-0 BB			F CH 82 B FF 91 X CH 83 1-1 11 2B 2B	1 SAFE X FF 93 0-0 11 1B 9 2B 1B 1-2	1 SAFE B FF 88 1-0 ③ CS 1-2	C KC 82 X FF 92 0-1 ① F9	4	2	2	0	1	0	0
11 Jorge Polanco, S (1, 6) OBP: 0.405, SLG: 0.596	C SI 92 S CH 84 T CH 86 0-2 ② K		C SI 90 1 SAFE D CH 83 D CH 84 B SI 91 F CH 83 S SI 91 3-3 ③ K			X SL 83 0-0 9 HR 2B 2-H	C SL 85 B SI 94 D CH 87 B FF 94 X SL 86 3-1 9 2B 20 1B 1B 1-3 2-H		C FF 92 B KC 82 B KC 83 B FF 92 F FF 92 F FF 92 B FF 92 4-2 20 1B BB	4	2	2	2	1	2	1
9 Marwin Gonzalez, S (1, 10) OBP: 0.329, SLG: 0.393	B KC 78 C SI 92 C KC 80 B KC 80 B FF 94 X CH 84 3-2 ③ G4-3			C KC 78 B FC 86 S CH 84 X KC 81 1-2 ① G6-3		X SL 84 0-0 2-H HR	C FF 93 D CH 88 F SL 85 X FF 94 1-2 20 1B 2B 1-3 3-H		B FF 92 F KC 81 1 SAFE B KC 81 X FF 92 2-1 ② P6	5	2	2	3	0	0	1
20 Eddie Rosario, L (1, 7) OBP: 0.295, SLG: 0.511		C CH 83 F SI 92 F KC 80 B KC 80 F CH 83 X SI 92 1-2 ① F8		C FC 87 C SI 91 B CH 82 X KC 80 1-2 ② G3		B FF 95 C SL 85 F SL 84 S FF 95 1-3 ① K	T SL 87 B SL 86 F SI 95 F SL 86 F SL 86 B SI 94 X SL 86 2-2 24 S 1B 2-H 3-H		X KC 82 0-0 1-3 1B	5	0	2	2	0	1	0
24 C.J. Cron, R (1, 3) OBP: 0.322, SLG: 0.519		B SI 93 C KC 78 B CH 83 B KC 80 B KC 79 4-1 2 FC3-6 BB		S CH 83 B CH 82 F FC 86 X KC 79 1-2 ③ P4		C FF 94 C SL 84 B FF 94 B SL 84 F FF 94 F FF 95 X SL 84 2-2 ② L5	B SL 86 F SL 86 B FF 94 F SL 87 F FF 95 F SL 84 X SL 87 2-2 ③ G6-3 1-2		B KC 81 S KC 83 B KC 82 B FF 92 S FF 92 T FF 93 3-2 ③ K	4	0	0	0	1	1	3
2 Luis Arraez, L (1, 5) OBP: 0.643, SLG: 0.917		S CH 84 X CH 84 0-1 ② FC3-6 1-2f			B KC 77 C CH 83 B SI 91 B CH 83 X SI 90 3-1 1B	X FF 94 0-0 ③ F7		B CU 77 B CU 76 C CU 77 F FF 87 B CH 85 X CH 83 3-2 HR		4	1	2	1	0	0	1
16 Jonathan Schoop, R (1, 4) OBP: 0.310, SLG: 0.494		B SI 92 D KC 80 1 SAFE F CH 84 S SI 91 F CH 85 X KC 79 2-2 ③ P4			B FC 87 F SI 91 B KC 78 F FC 87 F CH 83 F KC 79 1 SAFE C SI 91 2-3 ① K		B SL 87 S SL 85 C FF 94 X CH 84 1-2 ① P2	F CU 78 F CH 84 B FF 88 B FF 88 S CU 79 2-3 ① K		4	0	0	0	0	2	2
15 Jason Castro, L (1, 2) OBP: 0.358, SLG: 0.603			F SI 88 B CH 81 B KC 79 F CH 83 S KC 80 2-3 ① K		S CH 84 C FF 91 D KC 81 F CH 83 S CH 82 1-3 ② K		C SL 84 C SI 95 B CH 85 H FF 94 2-2 26 1B 11 1B HBP	C CU 77 X CH 84 0-1 ② L8		3	1	0	0	0	2	1
25 Byron Buxton, R (1, 8) OBP: 0.325, SLG: 0.490			C CH 82 B SI 91 X KC 80 1-1 ② G6-3		B SI 91 D KC 78 1 SAFE C KC 77 1 SAFE S CH 84 D KC 80 F CH 84 F CH 84 3-2 ③ L5 X SI 82		F SL 84 C SL 87 X FF 94 0-2 ② P4	F FF 88 B CU 78 B CU 79 B CU 78 B FF 88 4-1 26 CS BB		3	0	0	0	1	0	2
Inning Stats	R: 0 E: 0 K: 1 S: 9 H: 0 LOB: 0 BB: 0 P: 13	R: 0 E: 0 K: 0 S: 12 H: 0 LOB: 1 BB: 1 P: 19	R: 0 E: 0 K: 2 S: 8 H: 0 LOB: 1 BB: 1 P: 18	R: 0 E: 0 K: 0 S: 9 H: 0 LOB: 0 BB: 0 P: 12	R: 0 E: 0 K: 2 S: 16 H: 1 LOB: 1 BB: 0 P: 25	R: 3 E: 0 K: 1 S: 13 H: 3 LOB: 0 BB: 0 P: 17	R: 4 E: 0 K: 0 S: 24 H: 4 LOB: 1 BB: 0 P: 35	R: 1 E: 0 K: 1 S: 9 H: 1 LOB: 0 BB: 1 P: 19	R: 0 E: 0 K: 1 S: 11 H: 1 LOB: 2 BB: 1 P: 20	1B: 5 2B: 3 3B: 0 HR: 2 SF: 0 SAC: 0 DP: 0 HBP: 1	WP: 0 PB: 0 SB: 1 CS: 1 PA: 42					

	AB	36
	R	8
	H	10
	RBI	8
	BB	4
	SO	8
	LOB	11

PITCHER		IP	WLS	BF	H	R	ER	SO	BB	IBB	HBP	BLK	WP	HR	S	P	ERA	WHIP
53 Trevor Cahill, R ERA: 6.43	(1, 1)	5.0		19	2	1	1	5	2	0	0	0	0	0	56	90	1.80	0.800
38 Justin Anderson, R ERA: 3.86	(6, 1)	1.0	B	5	2	2	2	1	0	0	0	0	0	1	11	14	18.00	2.000
39 Luke Bard, R ERA: 4.22	(7, 1)	1.0	L	8	4	4	4	0	0	0	1	0	0	0	24	35	36.00	4.000
24 Noé Ramirez, R ERA: 3.32	(8, 1)	1.0		4	1	1	1	1	1	0	0	0	0	1	9	19	9.00	2.000
37 Cody Allen, R ERA: 4.8	(9, 1)	1.0		5	1	0	0	1	1	0	0	0	0	0	11	20	0.00	2.000

PITCHER		IP	WLS	BF	H	R	ER	SO	BB	IBB	HBP	BLK	WP	HR	S	P	ERA	WHIP

BOTTOM

Batter	1	2	3	4	5	6	7	8	9	AB	R	H	RBI	BB	SO	LOB
9 Tommy La Stella, L (1, 5) OBP: 0.373, SLG: 0.560	C FF 91 X FF 91 0-1 G6-3	F CH 88 D CH 88 F FF 93 1 SAFE B CH 86 B FF 93 X CH 88 3-2 F9 1-2 3-H			1 SAFE P SL 84 S CH 88 X FF 93 1-1 B2-3 1-2		B CU 86 F CU 87 X FF 94 1-1 FC5-6 1-2f		C CH 72 D SI 91 C SI 91 X SI 92 1-2 G5-3	5	0	0	0	0	0	5
27 Mike Trout, R (1, 8) OBP: 0.457, SLG: 0.577	X FF 90 0-0 HR		C FF 93 S CH 87 B FF 92 F CH 88 F CH 88 B FF 93 S SL 86 2-3 K		C FF 92 X CH 89 0-1 F7			B CU 78 F FF 94 B FF 94 B FF 93 B CU 78 4-1 17 FC4 BB		3	1	1	1	1	1	1
17 Shohei Ohtani, L (1, 10) OBP: 0.339, SLG: 0.365	B FF 91 X CH 85 1-0 G6-3		B CH 88 X CH 88 1-0 L8			X CH 88 0-0 1B		F CU 78 B FF 94 C CH 86 F FF 95 F SL 81 F FF 94 B CH 87 D SL 85 X FF 95 3-2 FC4 1-2f		4	0	1	0	0	0	1
5 Albert Pujols, R (1, 3) OBP: 0.304, SLG: 0.436	B SL 82 X FF 92 1-0 F8		C FF 93 X SL 87 0-1 G4-3			C FF 91 D SL 84 X CH 88 1-1 L7		C SL 85 D SL 83 S FF 95 S FF 94 1-3 K		4	0	0	0	0	1	2
56 Kole Calhoun, L (1, 9) OBP: 0.305, SLG: 0.461		B FF 90 F CH 86 C CH 87 S FF 92 1-3 K		X FF 91 0-0 L8		B FF 92 X CH 88 1-0 L9		X SI 92 0-0 L7		4	0	0	0	0	1	2
44 Kevan Smith, R (1, 2) OBP: 0.397, SLG: 0.435 20 Jonathan Lucroy, R (5, 2) OBP: 0.326, SLG: 0.439		B FF 92 X FF 91 1-0 L9		B FF 92 C CH 93 X SL 84 1-1 G5-3		C FF 93 S FF 93 F SL 86 B FF 92 F SL 86 F FF 93 S SL 86 1-3 K			C SI 91 X SI 91 0-1 6 1B 1B	2 2	0 0	0 1	0 0	0 0	0 1	0 1
18 Brian Goodwin, L (1, 7) OBP: 0.369, SLG: 0.461		C CH 87 L CH 87 F SL 84 B SL 83 B FF 92 B SL 84 B CH 88 4-2 4 1B 6 1B BB		B FF 93 C CH 88 C CH 92 B SL 85 B CH 88 X FF 94 3-2 F8			C CU 84 C FF 95 B CU 86 B FF 95 S SL 89 2-3 K		B CH 72 B SI 90 C SI 89 X CH 72 2-1 F8	3	1	0	0	1	1	1
4 Luis Rengifo, S (1, 4) OBP: 0.233, SLG: 0.263		F FF 93 X FF 93 0-1 6 1B 9 WP 1-2 1B			B FF 91 X FF 90 1-0 G3		C FF 95 C SL 90 S FF 96 0-3 K		B FF 90 X FF 91 1-0 L8	4	1	1	0	0	1	1
6 David Fletcher, R (1, 6) OBP: 0.349, SLG: 0.426		C FF 92 B CH 88 B FF 93 B FF 92 C FF 94 X FF 94 3-2 9 WP 1-3 2-H 1B			C FF 91 B SL 84 B SL 84 B FF 92 C FF 93 B FF 93 4-2 9 B2-3 BB		C CU 86 X FF 96 0-1 9 FC5-6 1B		C SI 91 B CH 73 F CH 74 F FF 91 X CH 70 1-2 1B	3	0	3	1	1	0	0

livebaseballscorecards.com

AB	34
R	3
H	7
RBI	2
BB	3
SO	6
LOB	14

Inning Stats	1	2	3	4	5	6	7	8	9
	R: 1 E: 0 K: 0 S: 5	H: 1 LOB: 0 BB: 0 P: 7	R: 2 E: 0 K: 1 S: 15	H: 2 LOB: 1 BB: 1 P: 27	R: 0 E: 0 K: 1 S: 8	H: 0 LOB: 0 BB: 0 P: 11	R: 0 E: 0 K: 0 S: 6	H: 0 LOB: 0 BB: 0 P: 10	R: 0 E: 0 K: 0 S: 8	H: 0 LOB: 1 BB: 1 P: 13	R: 0 E: 0 K: 1 S: 10	H: 1 LOB: 1 BB: 0 P: 13	R: 0 E: 0 K: 2 S: 10	H: 1 LOB: 1 BB: 0 P: 13	R: 0 E: 0 K: 1 S: 11	H: 0 LOB: 1 BB: 1 P: 19	R: 0 E: 0 K: 0 S: 12	H: 2 LOB: 2 BB: 0 P: 17

| | | |

Minnesota Twins @ Los Angeles Angels

Angel Stadium, Anaheim, CA

Thu May 23 2019, 1:08 PM - 4:35 PM PDT

Att. 30,992 - Cloudy - 64 F

TOP

livebaseballscorecards.com

Batter	1	2	3	4	5	6	7	8	9	AB	R	H	RBI	BB	SO	LOB
26 Max Kepler, L (1, 8) OBP: 0.338, SLG: 0.491	X FF 91 0-0 ① P4	B CH 86 X FF 92 1-0 11 HR 2B		B CH 86 S CH 88 B SL 89 B FF 93 X FF 93 3-1 ② G4-3		F CU 78 B FF 88 B FF 87 B CH 84 B CH 84 4-1 11 S 11 2B BB	B KC 81 C KC 82 B FF 92 X FF 92 2-1 1-H HR		C CU 80 X FF 90 0-1 9 G3 13 BB 20 1B 1B	5	4	3	2	1	0	0
25 Byron Buxton, R (9, 8) OBP: 0.325, SLG: 0.490										0	0	0	0	0	0	0
11 Jorge Polanco, S (1, 6) OBP: 0.411, SLG: 0.618	B FF 92 X FF 93 1-0 ② F7	C CU 82 C CH 85 F FF 92 X CU 82 0-2 2-H HR		B FF 93 B CH 87 B FF 94 C FF 92 B FF 93 4-1 BB		C FF 89 B CH 83 F FF 89 F CH 83 1 SAFE B FF 88 B CH 83 X CU 78 3-2 1-H 2B	S FF 93 C KC 82 B KC 82 C FF 92 1-3 ③ K		B FF 89 B FF 89 C CH 85 B FF 90 B FF 89 4-1 20 1B 9 G3 1-2 BB	3	1	2	3	1	0	0
(7, PH) (7, 6)										1	0	0	0	1	1	0
9 Marwin Gonzalez, S (1, 9) OBP: 0.317, SLG: 0.377	F FF 93 B FF 92 B CU 82 B CU 82 S CU 82 3-3 ③ K	S CH 84 S CU 82 B SL 85 B CU 82 X FF 91 2-2 ③ F8		C SL 90 B CH 88 B FF 94 F CH 87 C FF 95 2-3 ③ K		X CH 83 0-0 ③ F7		C KC 80 X FF 91 0-1 ① F8	D CU 80 B FF 90 X FF 90 2-0 ② G3 1-2 2-3	6	0	0	0	0	2	4
20 Eddie Rosario, L (1, 7) OBP: 0.302, SLG: 0.527		S CU 81 F CH 84 B CU 82 F FF 91 X FF 91 1-2 2 WP 24 1B 2 SF6 1B	X CH 84 0-0 ① P2		X CH 86 0-0 ① G1-3		C CH 82 X FF 88 0-1 ① F8	B KC 82 B FF 92 B FF 91 C FF 91 F FF 92 X FF 92 3-2 HR	X CU 79 0-0 2-3 3-H 1B	6	2	3	2	0	0	0
24 C.J. Cron, R (1, 3) OBP: 0.339, SLG: 0.562		X SL 86 0-0 2 WP 16 HR 1-2 1B	F FF 93 B CU 82 X SL 87 1-1 HR		C SL 87 B FF 93 X FF 93 1-1 1B		C CU 78 B CH 83 F CH 83 B FF 88 F CU 78 B CU 79 F FF 88 X CU 79 3-2 22 HR 2B	B FF 92 C KC 82 F FF 91 X FF 92 1-2 2 WP 2B	B FF 89 B FF 88 X FF 90 2-0 ③ G3-1	6	3	5	1	0	0	2
2 Luis Arraez, L (1, 10) OBP: 0.526, SLG: 0.733		B CU 81 X CU 81 1-0 ① SF6 1-2 2-H	B CU 82 X FF 92 1-0 ② F9		C CH 87 B FF 93 F FF 93 X FC 93 1-2 ② F7		X FF 88 0-0 ② L4	B KC 83 B KC 83 B FF 92 C FF 92 B FF 91 4-1 2-3 BB		3	0	0	1	1	0	2
22 Miguel Sanó, R (1, 5) OBP: 0.286, SLG: 0.800		C SL 86 B FF 92 B CU 83 B SL 88 B SL 87 4-1 16 HR BB	B FF 92 F CH 86 B FF 92 S SL 87 B FF 92 F SL 86 X FF 91 3-2 HR		B SL 88 B SL 89 F CH 87 F FF 94 B SL 88 S CH 88 3-3 ③ K		X CU 78 0-0 2-H HR	C FF 92 X KC 83 0-1 ② F8		4	3	2	3	1	1	3
16 Jonathan Schoop, R (1, 4) OBP: 0.312, SLG: 0.528		F FF 92 X CU 80 0-1 1-H 2-H HR	X FF 90 0-0 ③ F8			F CU 77 F FF 88 S CH 83 0-3 ① K	X CH 83 0-0 HR	S KC 83 S KC 84 B KC 83 S FF 92 1-3 ③ K		5	2	2	4	0	2	2
64 Willians Astudillo, R (1, 2) OBP: 0.276, SLG: 0.413		X SL 87 0-0 ② L7		F FF 91 B CH 85 F CH 86 F FF 93 F FF 94 B SL 88 F FF 93 X FF 93 2-2 ① P6		C FF 90 S CH 83 F FF 88 F CH 83 B CU 79 T FF 89 1-2 ② K	B CH 83 B CU 78 B CU 77 B FF 87 4-0 26 HR BB		B FF 90 F FF 89 B CH 84 F FF 90 F CH 85 X CU 80 2-2 ① L7	4	1	0	0	1	1	0

	AB	43
	R	16
	H	17
	RBI	16
	BB	6
	SO	7
	LOB	13

Inning Stats	1	2	3	4	5	6	7	8	9
	R: 0 E: 0 K: 1 S: 5	H: 0 LOB: 0 BB: 0 P: 9	R: 6 E: 0 K: 0 S: 18	H: 5 LOB: 0 BB: 1 P: 27	R: 2 E: 0 K: 0 S: 9	H: 2 LOB: 0 BB: 0 P: 14	R: 0 E: 0 K: 1 S: 12	H: 0 LOB: 1 BB: 1 P: 23	R: 0 E: 0 K: 1 S: 9	H: 1 LOB: 1 BB: 0 P: 14
	R: 1 E: 0 K: 2 S: 14	H: 1 LOB: 1 BB: 1 P: 22	R: 5 E: 0 K: 1 S: 15	H: 4 LOB: 0 BB: 1 P: 25	R: 1 E: 0 K: 1 S: 14	H: 2 LOB: 2 BB: 1 P: 23	R: 1 E: 0 K: 0 S: 10	H: 2 LOB: 2 BB: 1 P: 20		

	1B: 5	SF: 1
	2B: 4	SAC: 0
	3B: 0	DP: 0
	HR: 8	HBP: 0

	WP: 2	PA: 50
	PB: 0	
	SB: 1	
	CS: 0	

PITCHER		IP	WLS	BF	H	R	ER	SO	BB	IBB	HBP	BLK	WP	HR	S	P	ERA	WHIP
33 Matt Harvey, R ERA: 7.5	(1, 1)	2.2	L	16	7	8	8	1	1	0	0	0	1	4	31	49	27.00	3.000
67 Taylor Cole, R ERA: 3.38	(3, 1)	2.1		9	1	0	0	2	1	0	0	0	0	0	22	38	0.00	0.857
24 Noé Ramirez, R ERA: 5.01	(6, 1)	1.2		11	4	5	5	2	2	0	0	0	0	2	24	39	27.00	3.600
37 Cody Allen, R ERA: 5.51	(7, 1)	1.1		8	3	2	2	2	1	0	0	0	1	2	19	31	13.50	3.000
25 Jared Walsh, L ERA: 9.0	(9, 1)	1.0		6	2	1	1	0	1	0	0	0	0	0	10	20	9.00	3.000

PITCHER	IP	WLS	BF	H	R	ER	SO	BB	IBB	HBP	BLK	WP	HR	S	P	ERA	WHIP

BOTTOM

Batter	1	2	3	4	5	6	7	8	9	AB	R	H	RBI	BB	SO	LOB
6 David Fletcher, R (1, 7) OBP: 0.345, SLG: 0.438	C FF 92 X CH 84 0-1 G6-3 ①		C FF 93 B CH 84 X FF 93 1-1 HR	C CH 84 B SI 93 C FC 87 F FC 86 B FC 90 S FC 88 2-3 K ③		C FF 88 B FF 89 B CU 75 X FF 88 2-1 G5-3 ③			B FF 94 C FF 95 B SL 84 B FF 94 X FF 94 3-1 F9 ①	5	1	1	1	0	1	0
27 Mike Trout, R (1, 10) OBP: 0.461, SLG: 0.579	B FF 93 C CH 83 B SI 93 B FC 89 F SI 93 B FF 94 4-2 5 2B BB		F FC 88 B FF 95 X CH 84 1-1 E7 5 G4-3 2B		F FF 91 X FF 93 0-1 G3 ①		F FF 92 B KC 85 F FF 94 B KC 75 B KC 85 T FF 96 3-2 K ①		C FF 96 B FF 95 B FF 96 B FF 95 B FF 94 4-1 20 BB 13 DI 9 HR BB	3	2	1	0	2	1	0
5 Albert Pujols, R (1, 3) OBP: 0.308, SLG: 0.441 13 Dustin Garneau, R (8, 2)	B FF 92 C CH 84 1 SAFE X FF 94 1-1 1-3 2B		X FC 89 0-0 G4-3 ② 3-H		B CH 83 B SI 93 B FC 88 C FC 89 B FF 94 4-1 4 1B 20 BB BB		C FF 95 B KC 85 C KC 84 F KC 85 F FF 95 F KC 75 B KC 83 F FF 96 X FF 95 2-2 P5 ②		B FF 95 B FF 94 F FF 95 S FF 94 B FF 95 B FF 94 4-2 20 BB 9 HR 1-2 BB	3	0	1	1	1	0	0
										0	1	0	0	1	0	0
20 Jonathan Lucroy, R (1, 2) (8, 3) OBP: 0.336, SLG: 0.437	B SI 95 B FC 87 C CH 85 F FC 89 S CH 87 2-3 K ②		B CH 84 B CH 84 B FC 88 C SI 93 X FC 88 3-1 4 BB 9 1B 1B		B CH 84 B SI 94 D CH 85 C SI 94 B SI 95 4-1 4 1B 1-2 BB		B FF 95 B FF 94 F SI 94 F FF 95 B KC 73 F FF 95 S FF 96 3-3 K ③		C SL 87 D FF 96 D SL 86 C FF 95 B FF 95 F FF 95 B FF 95 4-2 9 HR 1-2 2-3 BB	3	1	1	0	2	2	2
9 Tommy La Stella, L (1, 5) OBP: 0.374, SLG: 0.576	C FF 95 F FC 88 B FF 96 X SI 95 1-2 G6-3 ③		B FF 93 X FF 94 1-0 4 BB 1-2 1B		B FF 94 B FC 89 C FF 94 X FF 95 2-1 L9 ②			F FF 93 F FF 93 X KC 84 0-2 F8 ①	X FF 96 0-0 1-H 2-H 3-H HR	5	1	2	4	0	0	4
4 Luis Rengifo, S (1, 4) OBP: 0.271, SLG: 0.286		C FF 91 B CH 82 X FF 92 1-1 F8 ①	B SI 92 D CH 85 B SI 94 C SI 94 B SI 94 4-1 1-2 2-3 BB		C SI 94 S CH 86 X FC 90 0-2 56 FC6 1-2 2-3 1B			F FF 94 B CH 84 B CH 86 F FF 94 B FF 94 X FF 95 3-2 1B	C SL 85 B FF 96 F SL 86 B FF 96 B SL 86 F FF 95 S FF 96 3-3 K ②	4	0	2	0	1	1	0
56 Kole Calhoun, L (1, 9) OBP: 0.302, SLG: 0.453		X FF 92 0-0 G6-3 ②	C FC 87 S FF 96 F SI 96 F SI 95 S FC 87 0-3 K ③		C FF 95 X FC 89 0-1 FC6 ③ 1-2f			X FF 92 0-0 F8 ②	F FF 96 B FF 97 F FF 96 F FF 98 F SL 87 B SL 87 X FF 96 2-2 1B	5	0	1	0	0	1	7
7 Zack Cozart, R (1, 6) OBP: 0.172, SLG: 0.144		B FF 93 B CH 84 X SI 92 2-0 G4-3 ③		F CH 82 X SI 92 0-1 G3 ①		B CU 75 C FF 89 X CU 75 1-1 F7 ①		B FF 94 X FF 93 1-0 F8 ③	B SI 93 B SL 83 F SI 91 C SL 82 X SI 91 2-2 G6-3 ③	5	0	0	0	0	0	2
18 Brian Goodwin, L (1, 8) OBP: 0.366, SLG: 0.476			C FF 92 B SI 92 B FF 90 B SI 93 X FF 93 3-1 L9 ①	C FC 87 B CU 75 X FC 87 1-1 P6 ②		B C FF 89 B CU 77 B CU 74 F FF 89 F FF 90 S FF 88 3-3 K ②			B FF 95 C FF 94 F FF 94 F SL 85 X SL 84 1-2 HR	4	1	1	1	0	1	0
Inning Stats	R: 0 E: 0 K: 1 S: 12 H: 1 LOB: 2 BB: 1 P: 20	R: 0 E: 0 K: 0 S: 4 H: 0 LOB: 0 BB: 0 P: 7	R: 2 E: 1 K: 1 S: 16 H: 4 LOB: 3 BB: 1 P: 29	R: 0 E: 0 K: 1 S: 8 H: 0 LOB: 0 BB: 0 P: 11	R: 0 E: 0 K: 0 S: 11 H: 1 LOB: 3 BB: 2 P: 21	R: 0 E: 0 K: 1 S: 8 H: 0 LOB: 0 BB: 0 P: 14	R: 0 E: 0 K: 2 S: 14 H: 0 LOB: 0 BB: 0 P: 22	R: 0 E: 0 K: 0 S: 8 H: 1 LOB: 1 BB: 0 P: 12	R: 5 E: 0 K: 1 S: 25 H: 3 LOB: 1 BB: 3 P: 48	1B: 5 2B: 2 3B: 0 HR: 3 SF: 0 SAC: 0 DP: 0 HBP: 0						

PITCHER		IP	WLS	BF	H	R	ER	SO	BB	IBB	HBP	BLK	WP	HR	S	P	ERA	WHIP
33 Martín Pérez, L ERA: 2.95	(1, 1)	5.0	W	25	6	2	2	3	4	0	0	0	0	1	51	88	3.60	2.000
19 Ryne Harper, R ERA: 1.69	(6, 1)	1.0		3	0	0	0	1	0	0	0	0	0	0	8	14	0.00	0.000
21 Tyler Duffey, R ERA: 3.09	(7, 1)	2.0		7	1	0	0	2	0	0	0	0	0	0	22	34	0.00	0.500
31 Austin Adams, R ERA: 16.88	(9, 1)	0.2		8	3	5	5	1	3	0	0	0	0	2	22	43	67.50	9.000
51 Mike Morin, R ERA: 1.08	(9, 1)	0.1		1	0	0	0	0	0	0	0	0	0	0	3	5	0.00	0.000

PITCHER	IP	WLS	BF	H	R	ER	SO	BB	IBB	HBP	BLK	WP	HR	S	P	ERA	WHIP

Minnesota Twins @ Los Angeles Angels

Angel Stadium, Anaheim, CA

Thu May 23 2019, 1:08 PM - 4:35 PM PDT

Att. 30,992 - Cloudy - 64 F

livebaseballscorecards.com

AB	37
R	7
H	10
RBI	7
BB	7
SO	7
LOB	15

WP: 0 PA: 44
PB: 0
SB: 0
CS: 0

Texas Rangers @ Los Angeles Angels

Angel Stadium, Anaheim, CA

Fri May 24 2019, 7:09 PM - 10:21 PM PDT

Att. 43,806 - Clear - 68 F

TOP

livebaseballscorecards.com

Batter	1	2	3	4	5	6	7	8	9	AB	R	H	RBI	BB	SO	LOB
17 Shin-Soo Choo, L (1, 7) OBP: 0.399, SLG: 0.541 3 Delino DeShields, R (9, 8) OBP: 0.321, SLG: 0.284	B FF 94 C FF 94 B CH 89 B FF 94 X FF 94 3-1 HR		B FF 93 C CU 80 B CH 88 X CU 81 2-1 41 HBP 1B		D CU 81 F CU 80 1 SAFE X CH 88 1-1 ① FC3-6 30 WP 1-2f		B SL 82 B SL 81 C FF 91 B SL 83 X FF 92 3-1 E6 30 G4-3 41 BB 24 E	C CH 89 F FF 98 B SL 83 F FF 97 D SL 84 S FF 97 2-3 ③ K		5	2	2	1	0	1	2
41 Logan Forsythe, R (1, 6) OBP: 0.410, SLG: 0.483	B FF 94 C SL 88 B FF 94 X SL 89 2-1 ① F9		B FF 93 C FF 92 B FF 93 C SL 87 H FF 93 3-2 1-2 HBP		C CU 80 C SL 87 X FF 93 0-2 ② L9		C FF 93 F FF 93 D SL 86 D SL 83 B FF 93 F FF 93 1 SAFE B FF 94 4-2 30 G4-3 24 E 1-2 BB		C SL 90 B FF 98 C SL 89 B FF 98 X SL 89 2-2 ① G5-3	3	1	0	0	1	0	1
30 Nomar Mazara, L (1, 9) OBP: 0.310, SLG: 0.438	B FF 94 S CU 83 C CU 82 F FF 94 X CU 83 1-2 ② G4-3		C CU 81 D CH 88 S FF 94 F FF 94 F CU 82 F FF 94 C CU 80 1-3 ① K		C FF 93 B CU 82 C FF 94 F FF 95 S CU 81 1-3 ③ K2-3 1-2		F SL 83 X FF 94 0-1 ① G4-3 1-2 2-3		B CH 90 X FF 98 1-0 ② L5	5	0	0	0	0	2	5
24 Hunter Pence, R (1, 10) OBP: 0.365, SLG: 0.649	B FF 94 B SL 89 S SL 89 S SL 89 X FF 94 2-2 ③ L8		B SL 87 B SL 87 S SL 88 D SL 88 S SL 88 X FF 93 3-2 ② L9			X SL 83 0-0 14 2B 2B	B SL 84 X SL 83 1-0 E8 14 WP 2-H 3-H 1B		C SL 87 C FF 97 C FF 98 0-3 ③ K	5	1	2	2	0	1	2
13 Joey Gallo, L (1, 8) OBP: 0.417, SLG: 0.669 (9, 7)		B CU 82 C CU 82 B SL 90 X CH 90 2-1 ① G3-1	F CU 82 B CH 90 B FF 94 F CU 82 S FF 94 2-3 ③ K			B SL 85 B FF 95 S SL 84 C CH 90 S FF 96 2-3 ① K	C SL 83 X SL 84 0-1 ② P5			4	0	0	0	0	2	4
14 Asdrúbal Cabrera, S (1, 5) OBP: 0.294, SLG: 0.448		B FF 95 S CU 83 B CH 90 B CH 89 B FF 94 4-1 12 BB BB		X CU 81 0-0 ① G3-1		C FF 95 X SL 84 0-1 2-H 2B	B FF 92 B SL 84 C FF 92 S SL 86 F SL 85 D SL 85 C FF 93 3-3 ③ K 2-3			3	0	1	1	1	1	1
12 Rougned Odor, L (1, 4) OBP: 0.233, SLG: 0.346		D CH 89 B FF 93 B FF 94 C FF 94 B CH 89 4-1 1-2 BB		C CU 81 X CH 89 0-1 ② F7		B FF 95 B SL 85 F SL 84 T FF 95 F SL 85 F FF 95 D SL 84 S SL 88 3-3 ② K		B CH 87 C SL 83 C FF 97 B FF 96 X CH 88 2-2 ① F8		3	0	0	0	1	1	1
11 Ronald Guzmán, L (1, 3) OBP: 0.282, SLG: 0.457		C FF 94 B FF 94 F FF 94 S CU 82 1-3 ② K		C CU 82 F CH 88 F CU 82 S FF 94 0-3 ③ K		B FF 95 B SL 84 B SL 85 F FF 94 S SL 87 F FF 94 B SL 85 4-2 BB		S FF 99 S CH 88 X FF 98 0-2 ② L7		3	0	0	0	1	2	2
9 Isiah Kiner-Falefa, R (1, 2) OBP: 0.316, SLG: 0.356		C FF 94 B FF 94 D SL 89 F FF 94 F FF 94 F SL 88 D SL 89 X FF 94 3-2 ③ F7			B FF 92 B CU 80 F FF 92 F FF 92 X SL 88 2-2 17 FC3-6 1B	F FF 94 F FF 95 B FF 95 S SL 84 1-3 ③ K		C FF 97 B FF 98 X FF 98 1-1 2B		4	0	2	0	0	1	4

Inning Stats	1	2	3	4	5	6	7	8	9
	R: 1 E: 0 K: 0 S: 11 H: 1 LOB: 0 BB: 0 P: 19	R: 0 E: 0 K: 1 S: 12 H: 0 LOB: 2 BB: 2 P: 26	R: 0 E: 0 K: 2 S: 16 H: 1 LOB: 2 BB: 0 P: 27	R: 0 E: 0 K: 1 S: 7 H: 0 LOB: 0 BB: 0 P: 7	R: 0 E: 0 K: 1 S: 12 H: 1 LOB: 1 BB: 0 P: 16	R: 1 E: 0 K: 3 S: 17 H: 2 LOB: 2 BB: 1 P: 27	R: 2 E: 2 K: 1 S: 14 H: 1 LOB: 1 BB: 1 P: 25	R: 0 E: 0 K: 1 S: 12 H: 1 LOB: 1 BB: 0 P: 17	R: 0 E: 0 K: 1 S: 7 H: 0 LOB: 0 BB: 0 P: 10

1B: 3 SF: 0
2B: 3 SAC: 0
3B: 0 DP: 0
HR: 1 HBP: 1

WP: 2 PA: 40
PB: 0
SB: 0
CS: 0

PITCHER		IP	WLS	BF	H	R	ER	SO	BB	IBB	HBP	BLK	WP	HR	S	P	ERA	WHIP
47 Griffin Canning, R ERA: 3.42	(1, 1)	5.0		21	3	1	1	5	2	0	1	0	1	1	58	95	1.80	1.000
38 Justin Anderson, R ERA: 4.15	(6, 1)	1.0	H	6	2	1	1	3	1	0	0	0	0	0	17	27	9.00	3.000
32 Cam Bedrosian, R ERA: 3.13	(7, 1)	1.0	L	6	1	2	1	1	1	0	0	0	1	0	14	25	9.00	2.000
31 Ty Buttrey, R ERA: 1.44	(8, 1)	1.0		4	1	0	0	1	0	0	0	0	0	0	12	17	0.00	1.000
57 Hansel Robles, R ERA: 3.27	(9, 1)	1.0		3	0	0	0	1	0	0	0	0	0	0	7	10	0.00	0.000

PITCHER	IP	WLS	BF	H	R	ER	SO	BB	IBB	HBP	BLK	WP	HR	S	P	ERA	WHIP

AB	35
R	4
H	7
RBI	4
BB	4
SO	11
LOB	22

Batter	1	2	3	4	5	6	7	8	9	AB	R	H	RBI	BB	SO	LOB
6 David Fletcher, R (1, 7) OBP: 0.347, SLG: 0.433	C SI 88 B SI 89 X FC 84 1-1 ① G5-3	B FC 86 B SI 90 C FC 86 B FC 88 B SI 90 4-1 BB			C KC 75 X KC 76 0-1 27 2B 1B		C SL 85 C FC 88 S SL 85 0-3 ① K		B SL 83 C SL 80 1 SAFE X SL 82 1-1 ② L7	4	0	1	0	1	1	1
27 Mike Trout, R (1, 8) OBP: 0.459, SLG: 0.577	B SI 89 C SI 89 X SI 90 1-1 ② G5-3	C KC 77 S KC 76 X KC 77 0-2 ③ G1-3			X KC 77 0-0 1-3 2B		C FC 88 B SL 86 C SL 85 B SL 86 B SI 91 B SL 87 4-2 17 FC3-6 BB		F FF 93 F SL 82 B SL 84 S SL 85 1-3 ③ K 1-2	4	0	1	0	1	1	2
17 Shohei Ohtani, L (1, 10) OBP: 0.333, SLG: 0.345	B KC 76 B SI 90 B SI 88 B SI 90 4-0 BB		X FC 84 0-0 ① G3-1		T SI 92 X KC 80 0-1 ① L3		B SI 91 C SI 90 X CH 85 1-1 ② FC3-6 1-2f			3	0	0	0	1	0	3
5 Albert Pujols, R (1, 3) OBP: 0.307, SLG: 0.432	C SI 89 X SI 90 0-1 ③ F9		B FC 85 B SI 90 B SI 90 B SI 89 4-0 BB		C SI 92 S FC 86 F SI 92 F SI 92 D KC 80 S KC 79 1-3 ② K		B FC 87 C SI 90 B SI 90 1 SAFE X SI 91 2-1 ③ G6-3			3	0	0	0	1	1	4
20 Jonathan Lucroy, R (1, 2) OBP: 0.340, SLG: 0.460		B SI 87 B SI 88 C SI 89 F FC 86 X SI 90 2-2 HR	C KC 76 X KC 76 0-1 ② F8		C KC 79 D KC 80 B CH 85 X KC 78 2-1 ③ L7			C SL 87 X SL 87 0-1 9 G4-6-3 1B		4	1	2	1	0	0	3
9 Tommy La Stella, L (1, 5) OBP: 0.371, SLG: 0.566		C SI 90 X KC 77 0-1 18 WP 18 HR 1B	B SI 91 X SI 91 1-0 ③ F8			C SI 90 X SI 91 0-1 ① G3-1		1 SAFE C SI 94 F SI 95 F FF 96 X FS 89 0-2 ①② G4-6-3 1-2f		4	1	1	0	0	0	2
4 Luis Rengifo, S (1, 4) OBP: 0.250, SLG: 0.261		C SI 89 1 SAFE F FC 86 F SI 91 X SI 91 0-2 ① L8	B KC 75 F FC 85 B CH 83 C FC 86 S KC 77 2-3 ① K			B SI 90 C SI 89 C FC 87 F KC 77 S KC 78 1-3 ② K		C SI 95 B FS 91 X SI 94 1-1 ③ G4-3		4	0	0	0	0	2	1
7 Zack Cozart, R (1, 6) OBP: 0.176, SLG: 0.141 56 Kole Calhoun, L (9, PH) OBP: 0.301, SLG: 0.450		C FC 87 D FC 87 X SI 90 1-1 ② L7	C SI 90 F KC 76 X SI 92 0-2 ② F8			C FC 86 B FC 87 B KC 77 B FC 86 C SI 91 B KC 78 4-2 BB			B FF 90 B SL 81 X FF 90 2-0 ① F8	2 1	0 0	0 0	0 0	1 0	0 0	1 0
18 Brian Goodwin, L (1, 9) OBP: 0.369, SLG: 0.497		1 SAFE C KC 77 B SI 92 B KC 76 B SI 91 X SI 90 3-1 1-H HR	C SI 92 C SI 92 S KC 78 0-3 ③ K			1 SAFE B KC 76 B SI 91 F SI 90 B SI 92 F SI 90 X SI 92 3-2 ③ F7			C FF 91 F FF 90 B FF 92 X FF 92 1-2 27 WP 1B	4	1	2	2	0	1	1
Inning Stats	R: 0 E: 0 K: 0 S: 6 H: 0 LOB: 1 BB: 1 P: 12	R: 3 E: 0 K: 0 S: 17 H: 3 LOB: 1 BB: 1 P: 27	R: 0 E: 0 K: 0 S: 4 H: 0 LOB: 1 BB: 1 P: 9	R: 0 E: 0 K: 2 S: 9 H: 0 LOB: 0 BB: 0 P: 11	R: 0 E: 0 K: 1 S: 12 H: 2 LOB: 2 BB: 0 P: 15	R: 0 E: 0 K: 1 S: 11 H: 0 LOB: 1 BB: 1 P: 19	R: 0 E: 0 K: 1 S: 9 H: 0 LOB: 1 BB: 1 P: 16	R: 0 E: 0 K: 0 S: 8 H: 1 LOB: 0 BB: 0 P: 9	R: 0 E: 0 K: 1 S: 9 H: 1 LOB: 1 BB: 0 P: 14	1B: 4 2B: 1 3B: 0 HR: 2 SF: 0 SAC: 0 DP: 1 HBP: 0						WP: 2 PB: 0 SB: 0 CS: 0 PA: 38

PITCHER	IP	WLS	BF	H	R	ER	SO	BB	IBB	HBP	BLK	WP	HR	S	P	ERA	WHIP
33 Drew Smyly, L (1, 1) ERA: 6.15	6.0	W	27	5	3	3	4	4	0	0	0	1	2	59	93	4.50	1.500
53 Jesse Chavez, R (7, 1) ERA: 4.73	1.0	H	4	0	0	0	1	1	0	0	0	0	0	9	16	0.00	1.000
31 Chris Martin, R (8, 1) ERA: 4.43	1.0	H	3	1	0	0	0	0	0	0	0	0	0	8	9	0.00	1.000
27 Shawn Kelley, R (9, 1) ERA: 1.59	1.0	S	4	1	0	0	1	0	0	0	0	1	0	9	14	0.00	1.000

PITCHER	IP	WLS	BF	H	R	ER	SO	BB	IBB	HBP	BLK	WP	HR	S	P	ERA	WHIP

BOTTOM

Texas Rangers @ Los Angeles Angels

Angel Stadium, Anaheim, CA

Fri May 24 2019, 7:09 PM - 10:21 PM PDT

Att. 43,806 - Clear - 68 F

livebaseballscorecards.com

AB	33
R	3
H	7
RBI	3
BB	5
SO	6
LOB	18

Batter	1	2	3	4	5	6	7	8	9	AB	R	H	RBI	BB	SO	LOB
17 Shin-Soo Choo, L (1, 10) OBP: 0.389, SLG: 0.526	S FF 93 X CU 75 0-1 ① G5-3		B CU 74 B FF 93 C FF 91 X CU 73 2-1 ② F8		B FF 90 C FF 91 F FF 91 S CU 77 1-3 ③ K		B FF 98 F SL 84 X FF 97 1-1 ③ F7		1 SAFE B FF 96 B SL 88 C SI 95 C SI 94 X SI 95 2-2 ② F7	5	0	0	0	0	1	2
1 Elvis Andrus, R (1, 6) OBP: 0.382, SLG: 0.513	C FF 92 B FF 93 B CU 75 X FF 93 2-1 1B		B CU 68 B FF 93 B FF 93 C FF 94 F FF 94 B CU 79 4-2 BB			B FF 89 B CU 72 X FF 90 2-0 41 BB 30 S 1B		B SL 81 B FF 91 X FF 91 2-0 E6 30 G5-3 24 G5-3	S SL 87 B SL 88 B FF 96 F SL 89 F FF 98 F SL 88 1 SAFE B FF 97 3-2 ③ CS 1-2	3	0	2	0	1	0	0
24 Hunter Pence, R (1, 7) OBP: 0.354, SLG: 0.627	B CU 74 D CH 85 B CU 74 C FF 93 X FF 93 3-1 ② L9		X FF 92 0-0 ③ L9			C CU 74 B FF 89 F CU 76 X FF 92 1-2 ① F9		1 SAFE F FF 92 X SL 84 0-1 ① G5-3 1-2		4	0	0	0	0	0	4
30 Nomar Mazara, L (1, 9) OBP: 0.303, SLG: 0.428	1 SAFE X FF 93 0-0 ③ P5			B CU 73 C FF 91 B FF 91 B CH 84 X FF 92 3-1 ① F7		F FF 90 1 SAFE C CU 75 S CU 77 0-3 ② K 1-2		S SL 81 C FF 94 D SL 86 B SL 84 X FF 93 2-2 ② G5-3 2-3		4	0	0	0	0	1	3
13 Joey Gallo, L (1, 8) OBP: 0.419, SLG: 0.660		B FF 91 1 FF 92 B CU 75 B CU 74 F FF 94 F FF 94 F CU 77 F FF 94 F CU 78 4-2 BB		B FF 91 S CU 75 F FF 92 B FF 94 X CU 77 2-2 ② G6-3		F FF 91 H CU 76 1-1 41 BB HBP		B FF 97 X FF 95 1-0 ③ P4		2	0	0	0	1	0	1
41 Logan Forsythe, R (1, 4) (9, 5) OBP: 0.412, SLG: 0.475		C FF 92 F FF 92 S CU 78 0-3 ① K		C FF 91 B CU 72 B FF 91 C CU 74 B FF 93 S CU 75 3-3 ③ K		B SL 82 B FF 95 B FF 96 B FF 96 4-0 1-2 2-3 BB			C FF 95 B SL 89 C FF 98 B FF 99 B FF 99 F FF 98 F FF 98 B FF 97 4-2 14 FC4-6 BB	2	0	0	0	2	2	1
14 Asdrúbal Cabrera, S (1, 5) OBP: 0.293, SLG: 0.443 38 Danny Santana, S (9, PR) OBP: 0.360, SLG: 0.514 9 Isiah Kiner-Falefa, R (9, 2) OBP: 0.316, SLG: 0.356		S FF 92 1 SAFE D CH 84 F CU 76 F FF 93 1 SAFE B CU 78 T FF 93 2-2 ② K	F CU 71 X CH 83 0-1 1B		D CH 89 B FF 98 C FF 96 S FF 98 X FF 98 2-2 ③ P6			X SI 96 0-0 ① FC4-6 11 2B 1-2f	4 0 0	0 1 0	1 0 0	0 0 0	0 0 0	1 0 0	5 0 0
11 Ronald Guzmán, L (1, 3) OBP: 0.280, SLG: 0.459		S FF 93 S FF 93 B FF 93 T FF 93 1-2 ③ K	F FF 90 B FF 91 F FF 91 F CU 77 X FF 92 1-2 ① F8				X FF 95 0-0 ① L7		C SI 97 F SI 97 F FF 97 X FF 97 0-2 12 1B 1-H 2B	4	1	1	1	0	1	2
2 Jeff Mathis, R (1, 2) OBP: 0.209, SLG: 0.222 12 Rougned Odor, L (9, PH) OBP: 0.238, SLG: 0.351 (9, 4)			S FF 90 F FF 91 F CU 74 B FF 92 F CU 78 B FF 93 S FF 94 2-3 ① K		X CU 72 0-0 ② F7		B SL 83 F FF 97 F SL 85 X FF 98 1-2 ② F9		S SI 97 S CH 91 X SI 97 0-2 1 CS 2-H 1B	3 1	0 0	0 1	0 1	0 0	1 0	1 0
Inning Stats	R: 0 E: 0 K: 0 S: 7 H: 1 LOB: 1 BB: 0 P: 12	R: 0 E: 0 K: 3 S: 16 H: 0 LOB: 1 BB: 1 P: 23	R: 0 E: 0 K: 1 S: 10 H: 0 LOB: 1 BB: 1 P: 18	R: 0 E: 0 K: 1 S: 8 H: 0 LOB: 0 BB: 0 P: 16	R: 0 E: 0 K: 1 S: 10 H: 1 LOB: 1 BB: 0 P: 12	R: 0 E: 0 K: 1 S: 11 H: 1 LOB: 3 BB: 1 P: 21	R: 0 E: 0 K: 0 S: 6 H: 0 LOB: 0 BB: 0 P: 8	R: 0 E: 1 K: 0 S: 7 H: 0 LOB: 1 BB: 0 P: 12	R: 2 E: 0 K: 0 S: 19 H: 2 LOB: 1 BB: 1 P: 28	1B: 4 2B: 1 3B: 0 HR: 0 SF: 0 SAC: 0 DP: 0 HBP: 1						

PITCHER		IP	WLS	BF	H	R	ER	SO	BB	IBB	HBP	BLK	WP	HR	S	P	ERA	WHIP
45 Tyler Skaggs, L ERA: 4.4	(1, 1)	5.2		23	3	0	0	7	2	0	1	0	0	0	59	93	0.00	0.882
31 Ty Buttrey, R ERA: 1.37	(6, 1)	1.1	H	5	0	0	0	0	1	0	0	0	0	0	9	17	0.00	0.750
32 Cam Bedrosian, R ERA: 3.04	(8, 1)	0.2	H	3	0	0	0	0	0	0	0	0	0	0	6	10	0.00	0.000
57 Hansel Robles, R ERA: 3.86	(8, 1)	1.1	W	6	2	2	2	0	1	0	0	0	0	0	20	30	13.50	2.250

PITCHER	IP	WLS	BF	H	R	ER	SO	BB	IBB	HBP	BLK	WP	HR	S	P	ERA	WHIP

TOP

Texas Rangers @ Los Angeles Angels

Angel Stadium, Anaheim, CA

Sat May 25 2019, 7:10 PM - 10:21 PM PDT

Att. 36,392 - Clear - 64 F

livebaseballscorecards.com

AB	32
R	2
H	5
RBI	2
BB	4
SO	7
LOB	19

WP: 0 PA: 38
PB: 0
SB: 1
CS: 1

Texas Rangers @ Los Angeles Angels

Angel Stadium, Anaheim, CA

Sat May 25 2019, 7:10 PM - 10:21 PM PDT

Att. 36,392 - Clear - 64 F

livebaseballscorecards.com

BOTTOM

Batter	1	2	3	4	5	6	7	8	9	AB	R	H	RBI	BB	SO	LOB
6 David Fletcher, R (1, 7) (8, 6) OBP: 0.350, SLG: 0.437	C FF 92 C CH 86 C CH 88 0-3 K		B CH 86 B FF 92 C FF 92 F FF 93 X SL 86 2-2 P4		B FF 91 B FF 91 B CH 86 B FF 90 4-0 BB			C SL 86 B FC 88 B SI 90 B SI 90 C SI 91 F SL 86 F SI 91 X FC 87 3-2 2B		3	0	1	0	1	1	1
27 Mike Trout, R (1, 8) OBP: 0.451, SLG: 0.563	C FF 93 F FF 94 B SL 88 F CH 88 B FF 94 X SL 87 2-2 G5-3		D SL 88 X CH 88 1-0 F9		C FF 92 F FF 92 X FF 92 0-2 F9			C SI 90 B SL 86 F SL 86 C SI 89 1-3 K		4	0	0	0	0	1	5
17 Shohei Ohtani, L (1, 10) OBP: 0.328, SLG: 0.339	B FF 94 C FF 93 C SL 87 F KC 83 T FF 94 1-2 K			C SL 85 F SL 86 F SL 87 B FF 91 F FF 92 F SL 86 B CH 87 X SL 88 2-2 5 G5-4-3 1B		B KC 79 X KC 79 1-0 G4-3		B CH 85 B CH 85 X FC 88 2-0 L6		4	0	1	0	0	1	1
5 Albert Pujols, R (1, 3) OBP: 0.300, SLG: 0.421		X FF 92 0-0 G5-3		C FF 92 B FF 92 F SL 86 X SL 87 1-2 G5-4-3 1-2f		B SL 86 B CH 84 X CH 84 2-0 F7		B SL 87 B SL 86 C FC 88 F SI 91 T SL 87 2-2 K		4	0	0	0	0	1	2
9 Tommy La Stella, L (1, 4) OBP: 0.364, SLG: 0.555 18 Brian Goodwin, L (8, 7) OBP: 0.367, SLG: 0.493		B FF 93 S FF 93 B FF 94 X FF 92 2-1 G3-1		C FF 92 B SL 87 F FF 92 S FF 93 1-3 K		B FF 90 F FF 89 F KC 80 X FF 91 1-2 P6			B SL 81 X FF 89 1-0 F9	3 1	0 0	0 0	0 0	0 0	1 0	0 0
4 Luis Rengifo, S (1, 6) (8, 4) OBP: 0.268, SLG: 0.280		F FF 93 B KC 82 C KC 81 F FF 93 F SL 87 F CH 88 B SL 88 B CH 88 F SL 86 3-3 F FF 94 S KC 82 K			F SL 86 B FF 91 F CH 86 B KC 81 X KC 81 2-2 7 1B 56 1B 13 G1-2-3 1B		B SL 78 S FF 93 B FF 94 C SL 80 C SL 81 2-3 K		B FF 90 F FF 89 X FF 91 1-1 56 2B 1B	4	1	2	0	0	2	0
56 Kole Calhoun, L (1, 9) OBP: 0.315, SLG: 0.483			C KC 79 X KC 82 0-1 HR		B SL 86 F FF 92 1 SAFE B FF 92 S FF 92 1 SAFE F FF 93 X SL 88 2-2 13 G1-2-3 1-2 7 1B 1B		F FF 95 B SL 80 S FF 96 B CH 90 F CH 89 B SL 82 B SL 81 4-2 BB		X SL 82 0-0 25 1B 1-H 2B	3	2	3	2	1	0	0
7 Zack Cozart, R (1, 5) OBP: 0.179, SLG: 0.146			B FF 92 S CH 87 F CH 87 B FF 94 S FF 92 2-3 K		T CH 85 X CH 87 0-1 13 G1-2-3 1-2 2-3 1B		C FF 96 1 SAFE B FF 95 F FF 96 S SL 80 1-3 K		F SL 83 B SL 83 F FF 91 B SL 82 D SL 82 X SL 81 3-2 L8	4	0	1	0	0	2	2
13 Dustin Garneau, R (1, 2) 25 Jared Walsh, L (9, PH) OBP: 0.455, SLG: 0.400			B SL 87 F FF 92 B SL 87 B CH 87 F FF 93 B CH 87 4-2 BB		C CH 86 B KC 81 F FF 92 B CH 86 X KC 81 2-2 G1-2-3 1-2 2-3 3-Hf		C SL 79 S FF 96 F SL 81 D SL 81 1 SAFE F FF 96 B SL 82 C SL 82 2-3 K		B SL 82 X SL 81 1-0 2-H 1B	2 1	0 0	0 1	0 1	1 0	1 0	4 0
Inning Stats	R: 0 E: 0 K: 2 S: 11 H: 0 LOB: 0 BB: 0 P: 14	R: 0 E: 0 K: 1 S: 11 H: 0 LOB: 0 BB: 0 P: 16	R: 1 E: 0 K: 1 S: 11 H: 1 LOB: 1 BB: 1 P: 20	R: 0 E: 0 K: 1 S: 12 H: 1 LOB: 0 BB: 0 P: 16	R: 0 E: 0 K: 0 S: 15 H: 3 LOB: 3 BB: 1 P: 25	R: 0 E: 0 K: 0 S: 5 H: 0 LOB: 0 BB: 0 P: 9	R: 0 E: 0 K: 3 S: 14 H: 0 LOB: 1 BB: 1 P: 23	R: 0 E: 0 K: 2 S: 12 H: 1 LOB: 1 BB: 0 P: 20	R: 2 E: 0 K: 0 S: 8 H: 3 LOB: 1 BB: 0 P: 14	1B: 6 2B: 2 3B: 0 HR: 1	SF: 0 SAC: 0 DP: 2 HBP: 0	WP: 0 PB: 0 SB: 0 CS: 0	PA: 36			

	AB	33
	R	3
	H	9
	RBI	3
	BB	3
	SO	10
	LOB	15

PITCHER		IP	WLS	BF	H	R	ER	SO	BB	IBB	HBP	BLK	WP	HR	S	P	ERA	WHIP
23 Mike Minor, L ERA: 2.55	(1, 1)	6.0		23	5	1	1	5	2	0	0	0	0	1	65	100	1.50	1.167
25 José Leclerc, R ERA: 4.79	(7, 1)	1.0		4	0	0	0	3	1	0	0	0	0	0	14	23	0.00	1.000
53 Jesse Chavez, R ERA: 4.55	(8, 1)	1.0		4	1	0	0	2	0	0	0	0	0	0	12	20	0.00	1.000
27 Shawn Kelley, R ERA: 2.55	(9, 1)	0.2	L	5	3	2	2	0	0	0	0	0	0	0	8	14	27.00	4.500

PITCHER	IP	WLS	BF	H	R	ER	SO	BB	IBB	HBP	BLK	WP	HR	S	P	ERA	WHIP

Batter	1	2	3	4	5	6	7	8	9	AB	R	H	RBI	BB	SO	LOB
17 Shin-Soo Choo, L (1, 9) OBP: 0.389, SLG: 0.544	C SI 93 S SI 92 F SI 94 F CU 82 B CU 81 S SI 94 1-3 **K** ①			B CU 78 C SI 89 B CH 82 X SI 92 2-1 **HR**		B FF 92 S FF 92 L FF 94 B FC 92 B CH 87 S CH 84 3-3 **K** ①	C FF 95 B FS 88 F SI 97 B FS 89 F FF 96 S SL 87 2-3 **K** ②		S SL 84 B SL 84 B FF 94 X SL 84 2-1 1 F9 **2B** 1-H	5	1	2	2	0	3	0
1 Elvis Andrus, R (1, 6) OBP: 0.376, SLG: 0.509	C SI 91 B SI 94 B SI 94 C CH 83 B SI 94 S SI 94 3-3 **K** ②			S SI 91 B CH 84 F SI 92 F CU 81 X SI 94 1-2 **P4** ①		C SL 88 T FF 93 X FF 94 0-2 **E6** 24 2B	S SL 86 C SL 85 F FF 98 X SL 87 0-2 24 FC5 **2B**		B FF 94 B FF 94 C SL 84 B SL 84 X FF 94 3-1 **F9** ① 2-3	5	1	1	0	0	1	1
24 Hunter Pence, R (1, 7) OBP: 0.356, SLG: 0.650	F SI 94 B SI 92 X CU 81 1-1 **G5-3** ③			B SI 93 B CH 82 B SI 93 X SI 92 3-0 **HR**		B FF 93 2 SAFE B CH 87 D SL 88 C FF 93 C CH 85 X CH 85 3-2 **41 1B 2B** 2-H	F SI 98 X SL 86 0-1 **FC5** 2-3 ③		S FF 94 D SL 84 F FF 94 S SL 82 1-3 **K** ②	5	2	2	2	0	1	2
13 Joey Gallo, L (1, 10) OBP: 0.423, SLG: 0.652		B CU 78 S SI 93 B SI 92 C SI 94 S CU 81 2-3 **K** ①		X CU 80 0-0 **F8** ②		0-0 **41 1B 12 1B IBB**		B SL 80 C SL 82 B FF 91 B SL 83 B SL 82 4-1 **41 E BB**	C SL 83 B FF 94 F SL 85 B FF 95 F SL 82 B FF 95 B SL 82 4-2 **BB**	2	1	0	0	3	1	0
41 Logan Forsythe, R (1, 3) OBP: 0.408, SLG: 0.468 30 Nomar Mazara, L (9, PH) OBP: 0.302, SLG: 0.425		C SI 92 S SI 92 C SI 94 0-3 **K** ②		B SI 92 S SI 92 B SI 92 T SI 92 S SI 93 2-3 **K** ③		B FF 92 D FF 92 C FF 92 2 SAFE X FF 92 2-1 14 FC3-6 12 1B **1B** 1-3 2-H		C SI 91 D SL 82 F SL 81 X SI 91 1-2 **FC5** 1-2	B FF 93 C FF 93 F FF 95 X FF 94 1-2 **G4-3** ③	4 1	0 0	1 0	1 0	0 0	2 0	1 2
12 Rougned Odor, L (1, 4) OBP: 0.238, SLG: 0.348		C SI 92 S CU 80 B SI 95 B SI 95 B CU 81 X SI 91 3-2 **G3** ③			S CU 79 X CU 79 0-1 **G3-1** ①	F CH 85 B FC 91 X FC 92 1-1 14 FC3-6 **1B** 1-2 3-H		D SI 91 C SI 91 S SI 91 D SL 84 S SI 90 2-3 **K** ①		4	0	1	1	0	1	2
14 Asdrúbal Cabrera, S (1, 5) OBP: 0.292, SLG: 0.434			B SI 92 F SI 91 X CH 84 1-1 **F7** ①		B CU 78 B SI 91 B SI 90 C SI 89 B CH 85 4-1 9 PB **BB**	S FF 91 C CH 86 X FF 93 0-2 **FC3-6** 38 S ② 1-2f 2-3		B SL 80 C SI 91 F SI 91 S SI 91 1-3 **K** ②		3	0	0	0	1	1	4
38 Danny Santana, S (1, 8) OBP: 0.347, SLG: 0.495			C SI 92 B CH 85 S SI 91 B CU 82 F SI 93 F CU 80 B SI 94 F SI 93 S SI 93 3-3 **K** ②		B SI 90 C SI 90 C SI 91 F SI 92 B CU 80 C SI 92 2-3 **K** ②	F SL 86 F FC 91 B CH 86 F FC 93 F CH 87 1 SAFE B SL 88 S CH 87 2-3 **K** ③ 1-2		C SI 91 S SL 84 S SL 82 0-3 **K** ③		4	0	0	0	0	4	5
9 Isiah Kiner-Falefa, R (1, 2) OBP: 0.307, SLG: 0.344 11 Ronald Guzmán, L (9, PH) OBP: 0.277, SLG: 0.453			S SI 93 B SI 92 B SI 92 C SI 92 T SI 93 2-2 **K** ③		C SI 92 F SI 93 F SI 93 B CU 80 B SI 91 F SI 93 X SI 93 2-2 **F9** ③ 1-2		C FF 96 C SL 85 B FF 97 S SL 88 1-3 **K2-3** ①		B SL 83 C SL 84 F SI 94 F SL 84 S SL 84 1-3 **K** 17 2B	3 1	0 1	0 0	0 0	0 0	2 1	1 0
Inning Stats	R: 0 E: 0 K: 2 S: 10 H: 0 LOB: 0 BB: 0 P: 15	R: 0 E: 0 K: 2 S: 9 H: 0 LOB: 0 BB: 0 P: 14	R: 0 E: 0 K: 2 S: 11 H: 0 LOB: 0 BB: 0 P: 17	R: 2 E: 0 K: 1 S: 11 H: 2 LOB: 0 BB: 0 P: 19	R: 0 E: 0 K: 1 S: 12 H: 0 LOB: 1 BB: 1 P: 20	R: 3 E: 1 K: 2 S: 21 H: 3 LOB: 2 BB: 1 P: 32	R: 0 E: 0 K: 2 S: 13 H: 1 LOB: 1 BB: 0 P: 16	R: 0 E: 1 K: 3 S: 13 H: 0 LOB: 2 BB: 1 P: 21	R: 1 E: 0 K: 2 S: 17 H: 1 LOB: 2 BB: 1 P: 29	1B: 2 2B: 3 3B: 0 HR: 2 SF: 0 SAC: 0 DP: 0 HBP: 0						

PITCHER		IP	WLS	BF	H	R	ER	SO	BB	IBB	HBP	BLK	WP	HR	S	P	ERA	WHIP
28 Andrew Heaney, L ERA: 3.6	(1, 1)	5.0		18	2	2	2	8	1	0	0	0	0	2	53	85	3.60	0.600
67 Taylor Cole, R ERA: 4.63	(6, 1)	1.0		8	3	3	2	2	0	1	0	0	0	0	21	32	18.00	3.000
40 Luis García, R ERA: 2.12	(7, 1)	1.0	W	4	1	0	0	2	0	0	0	0	0	0	13	16	0.00	1.000
64 Félix Peña, R ERA: 3.22	(8, 1)	1.0	H	5	0	0	0	3	1	0	0	0	0	0	13	21	0.00	1.000
38 Justin Anderson, R ERA: 4.42	(9, 1)	1.0	S	6	1	1	1	2	1	0	0	0	1	0	17	29	9.00	2.000

PITCHER	IP	WLS	BF	H	R	ER	SO	BB	IBB	HBP	BLK	WP	HR	S	P	ERA	WHIP

TOP

Texas Rangers @ Los Angeles Angels

Angel Stadium, Anaheim, CA

Sun May 26 2019, 1:10 PM - 4:35 PM PDT

Att. 39,406 - Cloudy - 60 F

livebaseballscorecards.com

AB	37
R	6
H	7
RBI	6
BB	4
SO	17
LOB	18

PA: 41

Batter	1	2	3	4	5	6	7	8	9	AB	R	H	RBI	BB	SO	LOB
9 Tommy La Stella, L (1, 4) OBP: 0.367, SLG: 0.553 7 Zack Cozart, R (8, 5) OBP: 0.178, SLG: 0.144	B FF 94 X FF 93 1-0 ① P5		B CH 85 C FF 93 X CH 86 1-1 27 BB 1B		C SI 92 F FF 93 C SL 86 0-3 ② K		T FF 93 X FF 92 0-1 27 2B 17 E 1-2 1B	C CU 79 D CU 79 S FF 95 X FF 96 1-2 ③ F9 1-2		4 1	1 0	2 0	0 0	0 0	1 0	2 1
27 Mike Trout, R (1, 8) OBP: 0.456, SLG: 0.589	B FF 94 B SL 88 C SI 93 X SL 88 2-1 HR		B SI 91 1 SAFE B SI 90 B FF 93 B SI 91 4-0 1-2 BB		B FF 92 X SI 92 1-0 ③ L6		B FF 93 B FF 93 F FF 92 B FF 93 X CH 83 3-1 17 E 20 WP 1-3 2-H 2B			3	2	2	2	1	0	2
17 Shohei Ohtani, L (1, 10) OBP: 0.310, SLG: 0.323	B SI 93 X CH 87 1-0 ② G1-3		C SI 92 F FF 93 X CH 86 0-2 ③ L8			B CH 85 X CH 84 1-0 ① G3	B FF 94 B FF 95 C FF 94 B FF 95 F FF 95 X CU 79 3-2 ② SF8 2-3 3-H			3	0	0	1	0	0	2
56 Kole Calhoun, L (1, 9) OBP: 0.323, SLG: 0.483	B FF 94 X CH 86 1-0 ③ F7			B FF 92 X FF 93 1-0 20 G6-4-3 1B		B FF 93 F FF 94 F SI 92 B FF 94 B SL 86 B SI 93 4-2 20 G6-4-3 BB		0-0 20 E 20 WP IBB		2	1	1	0	2	0	0
20 Jonathan Lucroy, R (1, 2) OBP: 0.338, SLG: 0.451		C SI 93 B SI 92 X SI 92 1-1 ① G5-3		C SI 91 B SL 85 D SI 91 1 SAFE X SI 92 2-1 ①② G6-4-3 1-2f		C SI 92 F SI 92 B SL 84 X SI 92 1-2 ②③ G6-4-3 1-2f	B FF 95 B CU 78 B FF 95 B FF 96 4-0 1-H 3-H BB			3	0	0	0	1	0	2
18 Brian Goodwin, L (1, 7) OBP: 0.358, SLG: 0.481		C SL 87 B FF 94 B CH 86 S CH 85 F SL 86 B FF 94 X SI 92 3-2 ② G6-3		C SL 87 C SL 86 F FF 93 B SI 92 B CH 86 B SL 87 F CH 86 X SI 92 3-2 ③ G3-1			B FF 93 B CH 85 FF 93 B SL 87 X FF 93 3-1 ① F8 B FF 96 F FF 96 S CU 78 1-3 ③ K			4	0	0	0	0	1	1
6 David Fletcher, R (1, 5) (8, 6) OBP: 0.359, SLG: 0.444		C CU 81 B SI 93 C SL 86 B SI 91 F CH 86 B SI 92 F CU 82 X SI 92 3-2 ③ G5-3			C CU 80 B SI 92 X CH 85 1-1 4 1B 1B		C SI 92 B SI 92 X SI 92 1-1 25 2B 4 1B 1B	B FF 93 X FF 94 1-0 7 S 1B		4	1	3	0	0	0	0
25 Jared Walsh, L (1, 3) OBP: 0.400, SLG: 0.429			F FF 93 B FF 94 S CH 85 B CH 86 C SI 92 2-3 ① K		F SI 92 B SI 91 1 SAFE F CH 85 D SI 92 C SI 92 2-3 ① K		C SL 84 B SL 83 C FF 91 F FF 94 X SL 85 1-2 4 1B 1-3 2B	1 SAFE C FF 93 S FF 94 B FF 93 S FF 96 1-3 ① K		4	1	1	0	0	3	2
4 Luis Rengifo, S (1, 6) (8, 4) OBP: 0.283, SLG: 0.296			X SI 92 0-0 ② G3		B SI 91 1 SAFE F SI 91 X SI 91 1-1 1-2 1B		B FF 93 B FF 94 X CH 80 2-0 9 1B 27 2B 2-H 3-H 1B	B FF 93 S FF 94 F FF 94 B FF 95 1 SAFE F FF 94 F CU 79 X FF 94 2-2 ② F7		4	1	2	2	0	0	1
Inning Stats	R: 1 E: 0 K: 0 S: 5 H: 1 LOB: 0 BB: 0 P: 10	R: 0 E: 0 K: 0 S: 11 H: 0 LOB: 0 BB: 0 P: 18	R: 0 E: 0 K: 1 S: 9 H: 1 LOB: 2 BB: 1 P: 16	R: 0 E: 0 K: 0 S: 8 H: 1 LOB: 0 BB: 0 P: 14	R: 0 E: 0 K: 2 S: 11 H: 2 LOB: 2 BB: 0 P: 16	R: 0 E: 0 K: 0 S: 6 H: 0 LOB: 0 BB: 1 P: 12	R: 6 E: 1 K: 1 S: 19 H: 5 LOB: 1 BB: 2 P: 37	R: 0 E: 0 K: 1 S: 12 H: 1 LOB: 1 BB: 0 P: 17		1B: 8 2B: 2 3B: 0 HR: 1 SF: 1 SAC: 0 DP: 2 HBP: 0						

PITCHER		IP	WLS	BF	H	R	ER	SO	BB	IBB	HBP	BLK	WP	HR	S	P	ERA	WHIP
57 Ariel Jurado, R ERA: 2.28	(1, 1)	6.1		25	6	2	2	3	2	0	0	0	0	1	54	94	2.84	1.263
54 Jeffrey Springs, L ERA: 6.75	(7, 1)	0.0	L	4	4	2	2	0	0	0	0	0	0	0	9	15	∞	∞
43 Kyle Dowdy, R ERA: 7.25	(7, 1)	0.2	B	4	0	3	2	1	1	1	0	0	1	0	6	14	27.00	1.500
19 Shelby Miller, R ERA: 9.95	(8, 1)	1.0		4	1	0	0	1	0	0	0	0	0	0	12	17	0.00	1.000

PITCHER	IP	WLS	BF	H	R	ER	SO	BB	IBB	HBP	BLK	WP	HR	S	P	ERA	WHIP

BOTTOM

Texas Rangers @ Los Angeles Angels

Angel Stadium, Anaheim, CA

Sun May 26 2019, 1:10 PM - 4:35 PM PDT

Att. 39,406 - Cloudy - 60 F

livebaseballscorecards.com

AB	32
R	7
H	11
RBI	5
BB	4
SO	5
LOB	13

WP: 2 PA: 37
PB: 0
SB: 1
CS: 0

Batter	1	2	3	4	5	6	7	8	9	AB	R	H	RBI	BB	SO	LOB
9 Tommy La Stella, L (1, 5) OBP: 0.363, SLG: 0.542	C SI 93 B SI 94 S CH 86 B FF 96 S FF 90 2-3 **K** ①		X CH 83 0-0 **F8** ①	B SI 95 C FF 93 F CH 86 F CU 70 X FC 90 1-2 **P3** ③		C FF 93 D CU 80 C FF 94 F FF 95 S FF 95 1-3 **K** ③			B FC 93 X SI 98 1-0 **1B**	5	0	1	0	0	2	3
27 Mike Trout, R (1, 8) OBP: 0.450, SLG: 0.575	C FF 95 B FC 92 X FF 91 1-1 **G5-3** ②		B FF 94 X FC 90 1-0 **F9** ②		B FC 88 B FC 88 C FF 93 B FC 89 B FC 89 4-1 5 **G5-4-3** **BB**		C FF 98 B FC 92 B FC 93 C FC 91 S FC 92 2-3 **K** ①		C FF 96 B FF 97 S SI 97 S SI 97 1-3 **K** ③	4	0	0	0	1	2	1
17 Shohei Ohtani, L (1, 10) OBP: 0.307, SLG: 0.318	C FF 94 B FC 90 F FC 91 F FF 96 B CU 70 F CU 69 F SI 94 X CU 69 2-2 **G4-3** ③		C FC 90 B CU 69 B SI 94 X CH 86 2-1 **G1-3** ③		C SI 93 C FC 89 S FF 95 0-3 **K** ①		F CH 88 F FF 98 F FF 98 B SI 97 X CH 89 1-2 56 **CS** **1B**			4	0	1	0	0	1	1
5 Albert Pujols, R (1, 3) OBP: 0.304, SLG: 0.442		C SI 93 B FC 90 X FC 90 1-1 56 **WP** 56 **2B** **1B**		C SI 91 B FC 89 B SI 92 F SI 92 X CU 69 2-2 **HR**	1 SAFE 1 SAFE C SI 93 X SI 93 0-1 **G5-4-3** ② ③ **1-2f**		B FC 92 X FF 97 1-0 **P6** ②			4	2	2	1	0	0	2
56 Kole Calhoun, L (1, 9) OBP: 0.332, SLG: 0.497		F SI 93 B CH 85 B SI 95 D CH 86 C SI 94 X SI 95 3-2 **1-H** **2B**		C CH 85 B FC 90 B FC 88 X SI 93 2-1 6 **1B** 18 FC1-2-5-3 **2B**		S SI 92 F SI 92 B SI 94 B CU 68 B FC 89 B FC 87 4-2 6 **2B** **BB**	B SI 98 1 SAFE B CH 88 S FC 92 2-1 **CS** ③ **1-2**	B CH 84 C FF 93 X FF 91 1-1 **P5** ①		3	1	2	1	1	0	0
6 David Fletcher, R (1, 6) OBP: 0.362, SLG: 0.451		B SI 93 C FF 94 B FC 89 X SI 93 2-1 **G5-3** ①		D SI 93 X SI 93 1-0 18 FC1-2-5-3 4 **SF7** **2-3** **1B**		B SI 92 1 SAFE 1 SAFE C FC 88 X CH 84 1-1 **1-H** 18 **1B** **2B**		B FF 93 C SI 94 C SL 83 X CU 74 1-2 **G6-3** ②		4	2	2	1	0	0	1
18 Brian Goodwin, L (1, 7) OBP: 0.356, SLG: 0.475		C SI 93 F FC 91 F FF 96 D CU 71 S FC 91 1-3 **K** ②		B SI 95 X FF 93 1-0 **FC1-2-5-3** ① **1-3** **3-H**		C FF 89 F CH 82 F FF 89 F CH 82 B FF 89 X FF 89 1-2 4 L1-6-3 **2-H** **1B**		C FF 94 F FF 93 X FF 94 0-2 **F8** ③		4	0	1	1	0	1	3
13 Dustin Garneau, R (1, 2) 25 Jared Walsh, L (9, PH) OBP: 0.375, SLG: 0.400		C SI 94 B SI 93 H SI 93 2-1 **HBP**		C SI 93 B FC 90 H SI 94 2-1 **HBP**		F FC 84 B FC 86 X FC 85 1-1 **P2** ①			C SI 97 B FF 98 X SI 96 1-1 **G4-3** ①	1 1	0 0	0 0	0 0	0 0	0 0	1 0
4 Luis Rengifo, S (1, 4) OBP: 0.266, SLG: 0.281		C SI 93 S CH 86 D CU 72 X FF 95 1-2 **G4-3** ③		B FF 95 F CH 86 X FC 90 1-1 **SF7** ② **3-H**		C CH 80 B FF 90 S CH 82 F FF 91 X FF 91 1-2 **L1-6-3** ② **2-3**			B FF 97 F SI 96 B FC 93 S FC 92 S FC 93 2-3 **K** ②	3	0	0	1	0	1	3
Inning Stats	R: 0 E: 0 K: 1 S: 11 H: 0 LOB: 0 BB: 0 P: 16	R: 1 E: 0 K: 1 S: 15 H: 2 LOB: 2 BB: 0 P: 25	R: 0 E: 0 K: 0 S: 4 H: 0 LOB: 0 BB: 0 P: 7	R: 2 E: 0 K: 0 S: 14 H: 3 LOB: 2 BB: 0 P: 24	R: 0 E: 0 K: 1 S: 6 H: 0 LOB: 0 BB: 1 P: 10	R: 2 E: 0 K: 1 S: 19 H: 2 LOB: 1 BB: 1 P: 28	R: 0 E: 0 K: 1 S: 9 H: 1 LOB: 0 BB: 0 P: 15	R: 0 E: 0 K: 0 S: 8 H: 0 LOB: 0 BB: 0 P: 10	R: 0 E: 0 K: 2 S: 9 H: 1 LOB: 1 BB: 0 P: 14	1B: 5 2B: 3 3B: 0 HR: 1 SF: 1 SAC: 0 DP: 1 HBP: 2						

PITCHER		IP	WLS	BF	H	R	ER	SO	BB	IBB	HBP	BLK	WP	HR	S	P	ERA	WHIP
40 Chris Bassitt, R ERA: 3.27	(1, 1)	5.0	W	24	6	5	5	3	2	0	2	0	1	1	54	91	9.00	1.600
36 Yusmeiro Petit, R ERA: 2.15	(6, 1)	0.2	H	3	1	0	0	0	0	0	0	0	0	0	11	14	0.00	1.500
52 Ryan Buchter, L ERA: 3.63	(6, 1)	0.1	H	1	0	0	0	1	0	0	0	0	0	0	4	5	0.00	0.000
62 Lou Trivino, R ERA: 2.42	(7, 1)	1.0	H	3	1	0	0	1	0	0	0	0	0	0	9	15	0.00	1.000
48 Joakim Soria, R ERA: 4.21	(8, 1)	1.0	H	3	0	0	0	0	0	0	0	0	0	0	8	10	0.00	0.000

PITCHER		IP	WLS	BF	H	R	ER	SO	BB	IBB	HBP	BLK	WP	HR	S	P	ERA	WHIP
39 Blake Treinen, R ERA: 3.08	(9, 1)	1.0	S	4	1	0	0	2	0	0	0	0	0	0	9	14	0.00	1.000

TOP

Los Angeles Angels @ Oakland Athletics

Oakland Coliseum, Oakland, CA

Mon May 27 2019, 1:08 PM - 4:13 PM PDT

Att. 20,409 - Partly Cloudy - 59 F

livebaseballscorecards.com

AB	33
R	5
H	9
RBI	5
BB	2
SO	7
LOB	15

BOTTOM

Los Angeles Angels @ Oakland Athletics

Oakland Coliseum, Oakland, CA

Mon May 27 2019, 1:08 PM - 4:13 PM PDT

Att. 20,409 - Partly Cloudy - 59 F

livebaseballscorecards.com

Batter	1	2	3	4	5	6	7	8	9	AB	R	H	RBI	BB	SO	LOB
10 Marcus Semien, R (1, 6) OBP: 0.357, SLG: 0.398	C SI 91 C CH 84 B FC 87 B FC 86 F CH 84 X KC 80 2-2 ① G5-3		F CH 83 B SI 93 B SI 92 B CH 82 B SI 91 4-1 8 2B BB		B SI 92 X CH 82 1-0 ① G6-3		C SI 85 S SI 96 B SL 85 B SL 88 X SI 97 2-2 ① L4			3	0	0	0	1	0	0
8 Robbie Grossman, S (1, 7) OBP: 0.327, SLG: 0.367	X SI 91 0-0 ② G3-1		B KC 80 B SI 93 C CH 82 2 SAFE C FF 92 F KC 80 X CH 84 2-2 1-3 2-H 2B		F FF 92 X FF 91 0-1 26 1B 25 1B 2B		F SI 96 F FS 84 X SL 86 0-2 ② P6			4	1	2	1	0	0	0
26 Matt Chapman, R (1, 5) OBP: 0.359, SLG: 0.554	C SI 93 C CH 84 F KC 80 C SI 93 0-3 ③ K		S FC 86 X SI 92 0-1 ③ F8		F CH 82 B SI 91 X FC 86 1-1 25 WP 25 1B 2-3 1B		B SL 86 F SL 85 X SI 96 1-1 HR			4	2	2	1	0	1	2
28 Matt Olson, L (1, 3) OBP: 0.330, SLG: 0.468		B KC 79 C SI 91 F CH 83 B KC 79 T FF 92 2-2 ① K	B KC 79 F FF 92 F FC 88 B KC 80 S FF 93 2-3 ① K		D SL 81 X FF 92 1-0 ② P3		B SI 96 B SI 95 S SI 95 F SI 95 B SL 86 S SL 85 3-3 ③ K			4	0	0	0	0	3	2
25 Stephen Piscotty, R (1, 10) OBP: 0.342, SLG: 0.426		B SI 93 B FC 88 C SI 93 C CH 85 S SI 92 2-3 ② K	C SI 92 B SI 91 X CH 84 1-1 ② G6-3		B SL 83 X SL 82 1-0 1-H 3-H 1B			X SL 84 0-0 20 1B 2B		4	1	2	2	0	1	0
20 Mark Canha, R (1, 9) OBP: 0.357, SLG: 0.563		B FC 86 C SI 93 B KC 80 S CH 84 X KC 81 2-2 ③ P6	B KC 79 B KC 80 B FC 86 B SI 92 4-0 23 HR BB		C FF 93 T FF 93 X SL 85 0-2 ③ G5-3			X FF 90 0-0 23 G3-6-1 2-H 1B		3	1	1	1	1	0	1
23 Jurickson Profar, S (1, 4) OBP: 0.260, SLG: 0.360			B KC 78 C CH 83 B FF 93 F CH 83 B KC 80 X CH 83 3-2 ① F8	B FF 92 F CH 83 1 SAFE S CH 84 B FF 92 D KC 80 X CH 83 3-2 1-H HR	B FF 93 C KC 83 F KC 83 F FF 92 B FF 92 F KC 83 S KC 84 2-3 ① K			B CH 82 X FC 90 1-0 ① ② G3-6-1 1-2f		4	1	1	2	0	1	1
22 Ramón Laureano, R (1, 8) OBP: 0.298, SLG: 0.380			C SI 92 X FC 86 0-1 8 2B 2B	C SI 92 F CH 82 X SI 92 0-2 ③ G4-3	F FF 93 B KC 84 X KC 84 1-1 ② G4-3			B FF 91 B FF 91 B FF 92 C FF 90 X FF 92 3-1 ③ F9		4	1	1	0	0	0	0
19 Josh Phegley, R (1, 2) OBP: 0.326, SLG: 0.524			D KC 79 B SI 92 C CH 83 C SI 92 F KC 80 S SI 92 2-3 ② K		C SI 90 B SI 91 C KC 80 X KC 80 1-2 HR		B KC 85 C FF 93 B FF 93 C KC 84 F FF 93 F FF 93 X KC 84 2-2 ③ F9			3	1	1	1	0	1	1
Inning Stats	R: 0 E: 0 K: 1 S: 9 H: 0 LOB: 0 BB: 0 P: 11	R: 0 E: 0 K: 2 S: 9 H: 0 LOB: 0 BB: 0 P: 15	R: 1 E: 0 K: 1 S: 16 H: 2 LOB: 2 BB: 1 P: 27	R: 2 E: 0 K: 1 S: 11 H: 1 LOB: 0 BB: 1 P: 21	R: 3 E: 0 K: 0 S: 13 H: 4 LOB: 1 BB: 0 P: 18	R: 0 E: 0 K: 1 S: 12 H: 0 LOB: 0 BB: 0 P: 17	R: 1 E: 0 K: 1 S: 11 H: 1 LOB: 0 BB: 0 P: 17	R: 1 E: 0 K: 0 S: 5 H: 2 LOB: 0 BB: 0 P: 9		1B: 3 2B: 4 3B: 0 HR: 3 SF: 0 SAC: 0 DP: 1 HBP: 0						

	AB	33
	R	8
	H	10
	RBI	8
	BB	2
	SO	7
	LOB	7

WP: 1 PB: 0 SB: 0 CS: 0 PA: 35

PITCHER		IP	WLS	BF	H	R	ER	SO	BB	IBB	HBP	BLK	WP	HR	S	P	ERA	WHIP
53 Trevor Cahill, R ERA: 6.92	(1, 1)	4.1	L	21	6	6	6	5	2	0	0	0	0	2	53	85	12.46	1.846
32 Cam Bedrosian, R ERA: 2.96	(5, 1)	0.2		3	1	0	0	0	0	0	0	0	1	0	5	7	0.00	1.500
37 Cody Allen, R ERA: 5.19	(6, 1)	1.0		3	0	0	0	1	0	0	0	0	0	0	12	17	0.00	0.000
40 Luis García, R ERA: 2.5	(7, 1)	1.0		4	1	1	1	1	0	0	0	0	0	1	11	17	9.00	1.000
67 Taylor Cole, R ERA: 4.97	(8, 1)	1.0		4	2	1	1	0	0	0	0	0	0	0	5	9	9.00	2.000

PITCHER	IP	WLS	BF	H	R	ER	SO	BB	IBB	HBP	BLK	WP	HR	S	P	ERA	WHIP

Batter	1	2	3	4	5	6	7	8	9	AB	R	H	RBI	BB	SO	LOB
9 Tommy La Stella, L (1, 5) OBP: 0.369, SLG: 0.547	F SI 98 B SI 99 F SI 98 F FF 98 F FS 90 B SL 90 F FS 90 F SI 98 S SL 91 2-3 **K** ①	F SL 90 B SL 88 1 SAFE X SI 97 1-1 17 1B **2B** 1-H 3-H		B FS 85 B SI 94 D SL 88 B SI 95 4-0 **BB** 1-2		B SL 84 C SL 85 X SL 85 1-1 **G4-3** ③			B CH 84 B CH 84 X FF 92 2-0 17 WP 27 BB 17 1B **1B**	4	1	2	2	1	1	1
27 Mike Trout, R (1, 8) OBP: 0.449, SLG: 0.565	B FF 99 B SI 96 X SI 97 2-0 **G5-3** ②	0-0 17 1B **IBB**		F FF 96 B SI 96 B SI 96 F SI 96 S FS 85 2-3 **K** ②			C FF 97 B FF 98 B FF 98 X FF 97 2-1 **F9** ①		C FF 92 F FF 94 B CU 74 B SL 84 F FF 94 F SL 81 B FF 92 B CU 74 4-2 17 WP 17 1B **BB** 1-2	3	1	0	0	2	1	2
17 Shohei Ohtani, L (1, 10) OBP: 0.313, SLG: 0.324	B SI 98 C SL 90 B SI 98 B FS 89 F SI 98 X SL 91 3-2 **G4-3** ③	B SI 96 X FS 87 1-0 **1B** 1-2 2-3		C SI 95 D FS 86 C SI 97 X SL 90 1-2 **G4-3** ③			C FF 98 C CU 86 B CU 86 F FF 97 C FF 98 1-3 **K** ②		B FF 94 F FF 93 F FF 94 B CU 76 F FF 93 X FF 95 2-2 **1B** 1-H 2-H	5	0	2	2	0	1	2
5 Albert Pujols, R (1, 3) OBP: 0.302, SLG: 0.431		F FF 96 F SI 95 B SL 90 B FS 89 F SI 98 F FS 87 B SL 90 4-2 4 WP 20 1B 6 1B **BB** C SI 95 B SI 96 B SL 88 X FF 97 2-1 **P5** ③			B FF 91 X SL 86 1-0 **P6** ①		B SL 90 B FF 98 X FF 97 2-0 **F8** ③		C SL 81 1 SAFE F FF 94 X CU 72 0-2 **G6-3** ③	4	1	0	0	1	0	4
56 Kole Calhoun, L (1, 9) OBP: 0.325, SLG: 0.486		B SI 97 D FS 88 X SI 97 2-0 **P5** ① C SI 95 S SL 89 0-3 **K** ①			B FF 92 C FF 91 X SL 86 1-1 **G6-3** ②			B FF 95 F FF 96 F FF 96 B CU 84 F CU 85 F FF 97 C FF 97 2-3 **K** ①		4	0	0	0	0	2	1
20 Jonathan Lucroy, R (1, 2) OBP: 0.335, SLG: 0.445	B SI 96 C SI 96 X SI 96 1-1 4 WP 6 1B **1B** 1-2 B SL 89 C SI 96 X SI 97 1-2 **G6-3** ②				B SL 85 B FF 92 C SL 85 C FF 92 F CH 85 X FF 92 2-2 **F9** ③			C FF 96 F SL 89 F FF 97 B CU 85 B SL 90 F SL 88 F FF 96 F FF 96 S CU 86 2-3 **K** ②		4	1	1	0	0	1	0
18 Brian Goodwin, L (1, 7) OBP: 0.348, SLG: 0.463	B SI 97 F SI 97 S FS 87 C SI 97 1-3 **K** ② F SI 97 B SI 97 F SL 90 F FS 87 F FS 88 B SI 97 F SL 90 B SL 89 X SL 88 3-2 **F7** ③					B FF 91 X FF 90 1-0 **G6-3** ①		C SL 90 F FF 97 F CU 83 B CU 85 S FF 96 1-3 **K** ③		4	0	0	0	0	2	2
4 Luis Rengifo, S (1, 4) OBP: 0.279, SLG: 0.271	B SI 97 B SL 88 B SI 96 B SI 97 4-0 6 1B 9 2B **BB** 1-2 2-3			C SI 95 B SI 95 B SI 96 C SL 89 F SL 89 B SI 96 F SI 96 B SL 89 4-2 9 BB **BB**		C FF 91 B CH 84 F FF 90 S CH 84 1-3 **K** ②			B FF 92 C FF 92 F FF 92 X CU 71 1-2 **P4** ①	2	1	0	0	2	1	0
6 David Fletcher, R (1, 6) OBP: 0.365, SLG: 0.458	C SI 97 S SL 90 B FS 88 B SL 90 F FS 88 X SI 98 2-2 9 2B **1B** 1-3 2-H 3-H			1 SAFE C SI 93 F SI 94 F SL 87 C SI 95 0-3 **K** ①		B FF 88 B CH 84 X FF 90 2-0 **2B**			B FF 93 B FF 92 C FF 94 X SI 93 2-1 **L8** ②	4	1	2	2	0	1	1
Inning Stats	R: 0 E: 0 K: 1 S: 11 H: 0 LOB: 0 BB: 0 P: 18	R: 4 E: 0 K: 1 S: 19 H: 4 LOB: 3 BB: 3 P: 37	R: 0 E: 0 K: 1 S: 12 H: 0 LOB: 0 BB: 0 P: 16	R: 0 E: 0 K: 2 S: 14 H: 0 LOB: 2 BB: 2 P: 25	R: 0 E: 0 K: 0 S: 7 H: 0 LOB: 0 BB: 0 P: 11	R: 0 E: 0 K: 1 S: 7 H: 1 LOB: 1 BB: 0 P: 12	R: 0 E: 0 K: 1 S: 7 H: 0 LOB: 0 BB: 0 P: 12	R: 0 E: 0 K: 3 S: 16 H: 0 LOB: 0 BB: 0 P: 21	R: 2 E: 0 K: 0 S: 17 H: 2 LOB: 1 BB: 1 P: 28	1B: 5 2B: 2 3B: 0 HR: 0 SF: 0 SAC: 0 DP: 0 HBP: 0						

PITCHER		IP	WLS	BF	H	R	ER	SO	BB	IBB	HBP	BLK	WP	HR	S	P	ERA	WHIP
47 Frankie Montas, R ERA: 2.81	(1, 1)	4.0		21	4	4	4	5	4	1	0	0	1	0	56	96	9.00	2.000
61 Wei-Chung Wang, L ERA:	(5, 1)	2.0		7	1	0	0	1	0	0	0	0	0	0	14	23	0.00	0.500
16 Liam Hendriks, R ERA: 1.17	(7, 1)	2.0		6	0	0	0	4	0	0	0	0	0	0	23	33	0.00	0.000
48 Joakim Soria, R ERA: 4.73	(9, 1)	1.0	L	6	2	2	2	0	1	0	0	0	1	0	17	28	18.00	3.000

PITCHER	IP	WLS	BF	H	R	ER	SO	BB	IBB	HBP	BLK	WP	HR	S	P	ERA	WHIP

TOP

Los Angeles Angels @ Oakland Athletics

Oakland Coliseum, Oakland, CA

Tue May 28 2019, 7:11 PM - 10:39 PM PDT

Att. 13,060 - Partly Cloudy - 60 F

livebaseballscorecards.com

AB	34
R	6
H	7
RBI	6
BB	6
SO	10
LOB	13

WP: 2 PA: 40
PB: 0
SB: 0
CS: 0

Batter	1	2	3	4	5	6	7	8	9	AB	R	H	RBI	BB	SO	LOB
10 Marcus Semien, R (1, 6) OBP: 0.358, SLG: 0.409	X FF 92 0-0 HR		B SL 80 S CH 82 C FF 92 B SL 82 B CH 83 D FF 92 4-2 BB		C CH 82 B SL 80 X FF 91 1-1 ② P4		B KC 83 B FF 93 S FF 93 F FF 92 B KC 83 S FF 92 3-3 ② K 2-3		B SL 89 F FF 97 X SL 90 1-1 ② FC5-4 8 DI 1-2f	4	1	1	1	1	1	2
8 Robbie Grossman, S (1, 7) OBP: 0.323, SLG: 0.357	B FF 93 C SL 82 F FF 93 B SL 86 B FF 93 S FF 93 3-3 ① K		C FF 92 B FF 91 1 SAFE B SI 90 X SI 90 2-1 ② L7		B SL 79 S CH 83 X FF 92 1-1 ③ P6		B FF 98 B FF 99 B FF 98 B FF 98 4-0 BB		C FF 99 B FF 98 F FF 98 X FF 99 1-2 ③ L8 1-2	4	0	0	0	1	1	2
26 Matt Chapman, R (1, 5) OBP: 0.357, SLG: 0.548	B SL 82 C SL 83 F FF 94 B SL 86 B FF 94 X SL 83 3-2 ② G6-3		X SL 80 0-0 ③ P3			X SL 79 0-0 28 HR 1B	C FF 99 B SL 84 S FF 98 F FF 98 F FF 98 S FF 98 1-3 ③ K			4	1	1	0	0	1	3
28 Matt Olson, L (1, 3) OBP: 0.326, SLG: 0.494	C SL 83 B SL 84 B FF 94 X SL 82 2-1 ③ G5-3			B CH 83 T CH 81 B FF 92 B FF 91 F CH 82 F FF 91 X CH 82 3-2 ① L7		B FF 90 C FF 90 B FF 91 X CH 83 2-1 1-H HR		B FF 96 C FF 98 S FF 98 B SL 84 S FF 98 2-3 ① K		4	1	1	2	0	1	0
25 Stephen Piscotty, R (1, 9) OBP: 0.345, SLG: 0.424		B FF 91 B SL 79 B SL 77 C FF 90 C FF 91 S CH 81 3-3 ① K		S SL 80 B SL 81 X CH 83 1-1 20 FC5-4 1B		B FF 91 S CH 82 F FF 90 B SL 81 X FF 91 2-2 ① F9		B FF 99 C SL 85 B FF 99 C SL 84 B FF 97 B FF 98 4-2 BB		3	0	1	0	1	1	0
20 Mark Canha, R (1, 10) OBP: 0.353, SLG: 0.542		B SL 79 B SL 79 C FF 92 F CH 83 F FS 82 B FF 93 F FF 92 D SL 80 4-2 23 1B BB		C SL 81 C FF 92 B SI 91 B SL 82 X CH 82 2-2 ② FC5-4 1-2f		S SL 80 F SL 80 T FF 91 0-2 ② K		F FF 98 X FF 97 0-1 ② P4		3	0	0	0	1	1	2
23 Jurickson Profar, S (1, 4) OBP: 0.260, SLG: 0.358		B FF 92 C FF 92 B FF 91 B FF 91 X FF 90 3-1 22 G4-6-3 1-2 1B		S SL 79 B FF 91 X CH 83 1-1 ③ G5-3		B CH 83 C SL 79 S FF 90 S FS 84 1-3 ③ K		S FF 99 C FF 98 S FF 98 0-3 ③ K		4	0	1	0	0	2	2
22 Ramón Laureano, R (1, 8) OBP: 0.297, SLG: 0.393		C SL 78 F FF 92 F FF 92 F SL 80 B CH 83 X FF 91 1-2 ② ③ G4-6-3 1-2f			C FF 91 X FS 82 0-1 HR		C FF 92 B KC 82 F FF 92 S KC 83 1-3 ① K2-3		C FF 98 B FF 98 B FF 97 B FF 97 C FF 96 F FF 98 X FF 98 3-2 ① L6	4	1	1	1	0	1	2
19 Josh Phegley, R (1, 2) OBP: 0.331, SLG: 0.528			B FF 90 F CH 82 F SL 80 S SL 80 1-3 ① K		B CH 82 B FF 91 F FF 91 X SL 79 2-1 ① L9		B KC 83 B KC 83 C FF 93 B FF 93 S FF 92 X FF 93 3-2 10 WP 2B		C SL 90 B SL 90 F FF 98 B FF 99 B SL 90 B FF 97 4-2 10 FC5-4 BB	3	0	1	0	1	1	0
Inning Stats	R: 1 E: 0 K: 1 S: 9 H: 1 LOB: 0 BB: 0 P: 17	R: 0 E: 0 K: 1 S: 14 H: 1 LOB: 1 BB: 1 P: 25	R: 0 E: 0 K: 1 S: 8 H: 0 LOB: 1 BB: 1 P: 15	R: 0 E: 0 K: 0 S: 11 H: 1 LOB: 1 BB: 0 P: 18	R: 1 E: 0 K: 0 S: 8 H: 1 LOB: 0 BB: 0 P: 12	R: 2 E: 0 K: 2 S: 12 H: 2 LOB: 0 BB: 0 P: 17	R: 0 E: 0 K: 3 S: 14 H: 1 LOB: 2 BB: 1 P: 26	R: 0 E: 0 K: 2 S: 10 H: 0 LOB: 1 BB: 1 P: 16	R: 0 E: 0 K: 0 S: 11 H: 0 LOB: 1 BB: 1 P: 20	1B: 3 2B: 1 3B: 0 HR: 3 SF: 0 SAC: 0 DP: 1 HBP: 0						

PITCHER		IP	WLS	BF	H	R	ER	SO	BB	IBB	HBP	BLK	WP	HR	S	P	ERA	WHIP
32 Cam Bedrosian, R ERA: 3.2	(1, 1)	1.0		4	1	1	1	1	0	0	0	0	0	1	9	17	9.00	1.000
35 Nick Tropeano, R ERA: 5.4	(2, 1)	5.0		21	5	3	3	4	2	0	0	0	0	2	53	87	5.40	1.400
37 Cody Allen, R ERA: 5.0	(7, 1)	0.2		3	1	0	0	2	0	0	0	0	1	0	9	16	0.00	1.500
31 Ty Buttrey, R ERA: 1.3	(7, 1)	1.1	W	6	0	0	0	3	2	0	0	0	0	0	15	26	0.00	1.500
57 Hansel Robles, R ERA: 3.7	(9, 1)	1.0	S	4	0	0	0	0	1	0	0	0	0	0	11	20	0.00	1.000

PITCHER	IP	WLS	BF	H	R	ER	SO	BB	IBB	HBP	BLK	WP	HR	S	P	ERA	WHIP

BOTTOM

Los Angeles Angels @ Oakland Athletics

Oakland Coliseum, Oakland, CA

Tue May 28 2019, 7:11 PM - 10:39 PM PDT

Att. 13,060 - Partly Cloudy - 60 F

livebaseballscorecards.com

AB	33
R	4
H	7
RBI	4
BB	5
SO	10
LOB	13

WP: 1	PA: 38					
PB: 0						
SB: 0						
CS: 0						

Batter	1	2	3	4	5	6	7	8	9	10	11	AB	R	H	RBI	BB	SO	LOB
6 David Fletcher, R (1, 6) OBP: 0.367, SLG: 0.451	C FF 95 B SL 88 B SL 88 T FF 96 B FF 96 F FF 96 X FF 95 3-2 L8 ①	C FF 93 X CU 73 0-1 G5-3 ③		B SI 93 B SI 92 C CH 84 B SI 91 B CH 85 4-1 1-2 BB		C FC 86 C CH 84 B FF 93 X SL 86 1-2 17 CS 9 1B 1B		B FF 92 X FF 91 1-0 F7 ①	X SI 96 0-0 F8 ③		B FF 97 B FC 93 F FF 96 B FC 92 B FF 97 4-1 9 1B 20 1B 1-2 2-3 3-H BB	5	1	1	0	2	0	1
9 Tommy La Stella, L (1, 5) OBP: 0.372, SLG: 0.542	B FF 96 X FF 95 1-0 20 BB 17 BB 48 1B 1B	B CU 71 X SL 85 1-0 P5 ①	B CH 84 D FC 85 C FF 93 X FF 93 2-1 F7 ③			X FF 92 0-0 17 CS 1-2 1B		B FF 91 X SL 84 1-0 P6 ②		X FC 93 0-0 G4-1 ①	C FC 93 X CH 87 0-1 56 G3 20 1B 1-2 2-3 3-H 1B	7	1	3	1	0	0	3
17 Shohei Ohtani, L (1, 10) OBP: 0.322, SLG: 0.316	B FF 96 S FF 96 T FF 96 D CU 84 B SL 89 B FF 95 4-2 20 BB 48 1B 1-2 BB	B FF 92 F SL 82 B CU 72 X FF 93 2-1 E5 20 G6-3	C FC 87 F CU 72 B CU 73 F SL 83 S SL 88 1-3 K ①	C FC 91 B FC 92 C CU 80 B FF 95 B FF 95 4-2 1-2 2-3 BB ②			C SL 84 C FF 92 F FF 91 B SL 83 B CH 83 X SL 84 2-2 1B	B FC 93 F SI 95 B CH 87 B SI 97 S FC 92 S FC 92 3-3 K ②	C SI 93 C CH 86 F SL 87 C SI 94 0-3 K ①	5	1	1	0	2	3	3
20 Jonathan Lucroy, R (1, 2) OBP: 0.339, SLG: 0.441	B FF 95 C FF 95 F FF 95 B FF 96 B SL 88 B SL 88 4-2 48 1B 1-2 2-3 BB	C FF 90 C SI 92 F FF 92 D CU 72 B SI 91 1 SAFE X SI 93 2-2 G6-3 ②	C CH 84 S SL 87 B CH 82 C FF 95 1-3 ②	C FF 89 D CU 77 S FF 89 X FF 90 1-2 P3 ③			C FF 91 C SL 84 B FF 92 X CH 84 1-2 G1-3 ③	C FC 92 X FC 91 0-1 1B	C SL 86 B SI 94 X CH 87 1-1 56 G3 1-2 2-H 3-H 1B	6	0	2	2	1	1	4
56 Kole Calhoun, L (1, 9) OBP: 0.329, SLG: 0.479	B FF 95 F FF 95 X FF 95 1-1 F7 ②	C CH 84 F FF 92 X FF 93 0-2 G4-3 ③		S FC 90 B FF 93 F FC 86 B CU 75 B FF 94 B FC 87 4-2 48 1B 18 1B BB			B CH 82 S CH 82 F FF 90 X CH 82 1-2 48 HR 1B		S FF 97 F SL 88 F FF 97 H FC 93 1-2 18 FC5-6 HBP	S CH 87 B CH 87 B FC 92 F FF 97 X CU 79 2-2 F8 ③	B SI 93 B CH 86 B SI 94 C SI 92 X SI 91 3-1 G3 ② 1-2 2-3	5	2	1	0	1	0	7
48 César Puello, R (1, 7) OBP: 0.571, SLG: 1.000	F FF 95 F FF 96 F FF 96 D SL 89 X FF 96 1-2 1-3 2-H 3-H 1B	C SL 85 B SI 91 T SI 93 B CU 74 X FF 93 2-2 G5-3 ①	F FF 93 B SI 89 S CU 72 B FF 92 X FF 93 2-2 18 1B 1-2 1B			F FC 85 B FF 88 X FF 90 1-1 1-H HR		S SI 95 S SI 95 S SI 96 1 SAFE S SI 95 1-3 K ①	18 WP 4 SH HBP F9	6	2	3	4	0	1	3
18 Brian Goodwin, L (1, 8) OBP: 0.353, SLG: 0.461	C FF 95 S SL 89 D CU 84 C FF 96 1-3 K ③			B CU 72 X FC 88 1-0 P4 ②	X FF 90 0-0 1-3 2-H 1B		C CH 84 C CU 76 X FF 90 0-2 4 G4-6-3 1B		F SI 97 B FF 97 1 SAFE 1 SAFE X FC 92 1-1 FC5-6 ② 1-2f 4 2B		C SI 96 B CU 77 F FC 92 B CU 78 F FC 92 B CH 87 F FC 93 B FF 97 4-2 4 SH 6 PB 1-2 BB	5	2	2	1	1	1	3
4 Luis Rengifo, S (1, 4) OBP: 0.288, SLG: 0.286		S FF 93 B CU 74 B FF 94 S FF 93 B SL 84 S FF 91 3-3 K ①		C CH 82 B CU 72 B FC 88 B FF 94 B FF 93 4-1 25 1B BB	B CU 72 C FC 86 F FF 91 F FF 93 S CU 75 1-3 K ③		X FF 89 0-0 G4-6-3 ①② 1-2f		B FF 97 S SI 96 B SI 98 B FC 92 C SI 97 X SI 97 3-2 25 1B 1-H 2B		X FF 96 0-0 SH 6 PB 9 1B 1-3 2-H	4	2	1	1	1	2	3
25 Jared Walsh, L (1, 3) OBP: 0.409, SLG: 0.400		C SI 94 F FF 93 C CU 74 0-3 K ②		1 SAFE B SI 91 X CH 83 1-0 6 BB 1-3 1B		B CH 81 B FF 90 B FF 93 C FF 90 S FF 94 F FF 93 F FF 93 S FC 86 3-3 K ①	C CU 75 B FF 89 F CU 78 F CH 82 B FF 90 F CH 83 F FF 89 C CU 76 2-3 K ③		B FF 96 T FC 94 F FF 97 B SL 87 F SL 88 B FF 97 X FC 95 3-2 2-H 1B		9 1B 6 PB 20 1B IBB 0-0	5	1	2	1	1	3	0
Inning Stats	R: 2 E: 0 K: 1 S: 18 H: 2 LOB: 2 BB: 2 P: 33	R: 0 E: 0 K: 2 S: 8 H: 0 LOB: 0 BB: 0 P: 11	R: 0 E: 1 K: 0 S: 10 H: 0 LOB: 1 BB: 0 P: 15	R: 0 E: 0 K: 0 S: 9 H: 0 LOB: 3 BB: 2 P: 23	R: 1 E: 0 K: 3 S: 17 H: 2 LOB: 2 BB: 1 P: 26	R: 0 E: 0 K: 1 S: 14 H: 2 LOB: 2 BB: 1 P: 23	R: 2 E: 0 K: 1 S: 15 H: 3 LOB: 0 BB: 0 P: 19	R: 0 E: 0 K: 0 S: 9 H: 1 LOB: 1 BB: 0 P: 14	R: 2 E: 0 K: 1 S: 16 H: 2 LOB: 1 BB: 0 P: 25	R: 0 E: 0 K: 1 S: 9 H: 1 LOB: 1 BB: 0 P: 14	R: 5 E: 1 K: 1 S: 19 H: 2 LOB: 2 BB: 3 P: 33	1B: 14 2B: 1 3B: 0 HR: 1	SF: 0 SAC: 1 DP: 1 HBP: 2		WP: 1 PB: 1 SB: 0 CS: 2	PA: 60		

PITCHER	IP	WLS	BF	H	R	ER	SO	BB	IBB	HBP	BLK	WP	HR	S	P	ERA	WHIP
16 Liam Hendriks, R (1, 1) ERA: 1.71	1.0		7	2	2	2	1	2	0	0	0	0	0	18	33	18.00	4.000
33 Daniel Mengden, R (2, 1) ERA: 3.05	4.1		21	4	1	1	6	3	0	0	0	0	0	52	87	2.08	1.615
52 Ryan Buchter, L (6, 1) ERA: 3.57	0.1		2	1	0	0	0	1	0	0	0	0	0	3	7	0.00	6.000
36 Yusmeiro Petit, R (6, 1) ERA: 2.64	1.1		6	3	2	2	1	0	0	0	0	0	1	18	23	13.50	2.250
61 Wei-Chung Wang, L (8, 1) ERA:	1.0		4	1	0	0	0	0	0	0	0	0	0	9	14	0.00	1.000

PITCHER	IP	WLS	BF	H	R	ER	SO	BB	IBB	HBP	BLK	WP	HR	S	P	ERA	WHIP
39 Blake Treinen, R (9, 1) ERA: 3.62	1.0		6	2	2	2	1	0	0	1	0	0	0	16	25	18.00	2.000
62 Lou Trivino, R (10, 1) ERA: 3.67	1.0	L	10	2	5	4	1	2	1	1	0	1	0	18	33	36.00	4.000
35 Aaron Brooks, R (11, 1) ERA: 5.79	1.0		4	1	0	0	1	0	0	0	0	0	0	10	14	0.00	1.000

TOP

Los Angeles Angels @ Oakland Athletics

Oakland Coliseum, Oakland, CA

Wed May 29 2019, 12:41 PM - 5:15 PM PDT

Att. 21,185 - Sunny - 69 F

livebaseballscorecards.com

AB	48
R	12
H	16
RBI	10
BB	9
SO	11
LOB	27

Batter	1	2	3	4	5	6	7	8	9	10	11	AB	R	H	RBI	BB	SO	LOB
10 Marcus Semien, R (1, 6) OBP: 0.358, SLG: 0.420	B SL 89 B SL 89 F FF 93 X SL 90 2-1 ① F9		B CU 83 B SL 88 B SL 88 C FF 93 C SL 88 X FF 94 3-2 HR			B CH 86 B SL 88 C SL 87 F CH 88 B SL 88 X SL 88 3-2 ① G5-3		B SL 82 C SI 97 C SL 85 X SL 86 1-2 28 HR 1B	1 SAFE B SL 90 T SL 90 1 SAFE 1 SAFE F SL 88 F SL 89 B FF 97 B SL 87 3-2 ② L9		B FF 89 S CU 77 X CU 78 1-1 ② FC5-4 18 DI 1-2f	6	2	2	1	0	0	2
8 Robbie Grossman, S (1, 7) OBP: 0.320, SLG: 0.351 18 Chad Pinder, R (11, PH) OBP: 0.308, SLG: 0.471	B CU 82 X FF 95 1-0 26 FC5-4 1B		C CU 82 B CH 88 F FF 94 C CU 81 1-3 ③ K			B FF 93 X CU 82 1-0 ② L8		F FF 97 X FF 96 0-1 ① L8	1 SAFE B SI 96 C FF 97 1 SAFE B SL 89 X SI 96 2-1 ③ G4-3		C CU 78 B FF 89 F FF 90 S CH 84 1-3 ③ K 1-2	5	0	1	0	0	1	2
												1	0	0	0	0	1	1
26 Matt Chapman, R (1, 5) OBP: 0.350, SLG: 0.535	C FF 94 C FF 93 B FF 94 D SL 90 1 SAFE B FF 93 X SL 89 3-2 ② FC5-4 1-2f			B CU 81 F SL 87 F FF 93 X CU 81 1-2 ① F7		B SL 88 B CH 88 X SL 88 2-0 ③ G5-3		1 SAFE B SL 84 C FF 98 C FF 98 1 SAFE S SL 88 1-3 ② K		C CU 77 B CU 78 B FF 89 X CU 78 2-1 ① G6-3		5	0	0	0	0	1	2
28 Matt Olson, L (1, 3) OBP: 0.330, SLG: 0.518	C FF 94 S FF 93 S CU 82 0-3 ③ K			B CU 82 F CH 89 B FF 93 F FF 93 S FF 94 2-3 ② K			B SI 95 B FF 95 C FF 95 C SL 84 F FF 97 B SL 84 B FF 96 4-2 25 2B 23 FC3-6 BB	C SL 83 X FF 97 0-1 1-H HR		X CU 77 0-0 ② L9		4	2	1	2	1	2	1
25 Stephen Piscotty, R (1, 9) OBP: 0.346, SLG: 0.429		B FF 93 C SL 88 X CU 83 1-1 ① G4-3		B SL 88 X SL 88 1-0 ③ L8			X FF 97 0-0 23 FC3-6 22 FC6-4 1-3 2B	X SL 85 0-0 ③ F8		B CU 78 B CU 78 B CH 83 C FF 89 S CH 84 X CU 78 3-2 20 1B 1B		5	1	2	0	0	0	0
20 Mark Canha, R (1, 10) OBP: 0.364, SLG: 0.575		F SL 89 F FF 94 C CU 81 0-3 ② K			B SL 87 S SL 87 B CU 80 C FF 93 F FF 93 B FF 94 X CH 89 3-2 ① G3		H SL 85 1-0 23 FC3-6 HBP		B SL 89 X SI 96 1-0 HR	1 SAFE C CU 78 X CH 85 0-1 1-2 1B		4	1	2	1	0	1	0
23 Jurickson Profar, S (1, 4) OBP: 0.258, SLG: 0.359		F FF 94 B SL 89 B FF 94 C FF 94 X FF 94 2-2 ③ F7			B FF 93 B FF 92 C FF 92 T FF 93 F FF 93 X FF 94 2-2 ② P6		B FF 95 F FF 95 C FF 96 X FF 96 1-2 ① FC3-6 22 FC6-4 1-2f 2-3 3-H		B SI 96 X CH 90 1-0 22 1B 19 SF7 2B	B FF 89 B FF 89 B FF 90 C FF 89 S FF 89 F FF 88 X FF 90 3-2 ③ F8		5	1	1	1	0	0	4
22 Ramón Laureano, R (1, 8) OBP: 0.300, SLG: 0.398			B FF 93 B FF 93 S SL 89 C FF 94 X FF 94 2-2 ① P3		S SL 87 B FF 93 S FF 94 X FF 94 1-2 2B		C FF 96 X FF 98 0-1 ② FC6-4 1-2f 3-H		L FF 97 B FF 96 B FF 97 F FF 97 X FF 96 2-2 2-3 1B		C FF 88 C CU 77 S FF 89 0-3 ① K	5	0	2	1	0	1	1
3 Nick Hundley, R (1, 2) OBP: 0.254, SLG: 0.391 19 Josh Phegley, R (7, PH) OBP: 0.331, SLG: 0.527 (8, 2)			B SL 89 F SL 89 C CU 82 B FF 94 X CU 82 2-2 ② F8		F CU 81 F FF 92 B SL 89 F FF 93 B SL 88 F FF 93 S FF 94 2-3 ③ K		C FF 98 1 SAFE B FF 96 C FF 99 F FF 98 B FF 98 B FF 98 X FF 97 3-2 ③ G6-3		X SL 90 0-0 ① SF7 3-H		B FF 90 C CU 77 X FF 89 1-1 10 FC5-4 1B	2	0	0	0	0	1	1
												2	0	1	1	0	0	1
Inning Stats	R: 0 H: 1 E: 0 LOB: 1 K: 1 BB: 0 S: 9 P: 15	R: 0 H: 0 E: 0 LOB: 0 K: 1 BB: 0 S: 8 P: 11	R: 1 H: 1 E: 0 LOB: 0 K: 1 BB: 0 S: 12 P: 20	R: 0 H: 0 E: 0 LOB: 0 K: 1 BB: 0 S: 7 P: 11	R: 0 H: 1 E: 0 LOB: 1 K: 1 BB: 0 S: 16 P: 24	R: 0 H: 0 E: 0 LOB: 0 K: 0 BB: 0 S: 5 P: 11	R: 2 H: 1 E: 0 LOB: 1 K: 0 BB: 1 S: 13 P: 22	R: 2 H: 2 E: 0 LOB: 0 K: 1 BB: 0 S: 11 P: 13	R: 2 H: 3 E: 0 LOB: 1 K: 0 BB: 0 S: 13 P: 22	R: 0 H: 2 E: 0 LOB: 2 K: 0 BB: 0 S: 12 P: 20	R: 0 H: 1 E: 0 LOB: 1 K: 2 BB: 0 S: 10 P: 13	1B: 6 SF: 1 2B: 3 SAC: 0 3B: 0 DP: 0 HR: 3 HBP: 1		WP: 0 PA: 47 PB: 0 SB: 0 CS: 0				

PITCHER		IP	WLS	BF	H	R	ER	SO	BB	IBB	HBP	BLK	WP	HR	S	P	ERA	WHIP
47 Griffin Canning, R ERA: 3.06	(1, 1)	6.0		21	3	1	1	5	0	0	0	0	0	1	57	92	1.50	0.500
38 Justin Anderson, R ERA: 5.3	(7, 1)	0.1		4	1	2	2	0	1	0	1	0	0	0	7	13	54.00	6.000
31 Ty Buttrey, R ERA: 1.27	(7, 1)	0.2	H	2	0	0	0	0	0	0	0	0	0	0	6	9	0.00	0.000
40 Luis García, R ERA: 3.32	(8, 1)	1.0	B	5	2	2	2	1	0	0	0	0	0	1	11	13	18.00	2.000
57 Hansel Robles, R ERA: 4.26	(9, 1)	1.0	B	6	3	2	2	0	0	0	0	0	0	1	13	22	18.00	3.000

PITCHER		IP	WLS	BF	H	R	ER	SO	BB	IBB	HBP	BLK	WP	HR	S	P	ERA	WHIP
24 Noé Ramirez, R ERA: 4.62	(10, 1)	2.0	W	9	3	0	0	2	0	0	0	0	0	0	22	33	0.00	1.500

BOTTOM

Los Angeles Angels @ Oakland Athletics

Oakland Coliseum, Oakland, CA

Wed May 29 2019, 12:41 PM - 5:15 PM PDT

Att. 21,185 - Sunny - 69 F

livebaseballscorecards.com

AB	44
R	7
H	12
RBI	7
BB	1
SO	8
LOB	15

Batter	1	2	3	4	5	6	7	8	9	AB	R	H	RBI	BB	SO	LOB
6 David Fletcher, R (1, 6) OBP: 0.368, SLG: 0.447	B FF 92 B FF 92 B FF 91 C FF 92 B FF 91 4-1 5 27 BB 1B BB	1 SAFE X FF 92 0-0 27 1B 1-3 1B		C CU 71 B FF 94 D SL 84 X FF 92 2-1 ① P2	D SI 93 C SI 94 C SI 95 X SI 95 1-2 ② FC6 2-3			X SI 94 0-0 ① F8		4	1	1	0	1	0	5
27 Mike Trout, R (1, 8) OBP: 0.457, SLG: 0.572	B FF 94 C CU 74 C CU 72 D SL 83 B FF 93 F FF 93 B FF 92 4-2 5 1B 1-2 BB	X FF 92 0-0 5 G6-3 1-3 3-H 1B		B FF 92 F SL 84 C FF 92 D SL 84 B FF 94 X SL 82 3-2 1-H 2-H 2B	B SI 96 B FF 96 C SI 96 F SI 97 B CH 86 S CH 85 3-3 ③ K			B FF 95 B FF 93 S FF 95 B FF 95 B FF 95 4-1 5 G6-4-3 1-2 BB		3	0	2	3	2	1	2
5 Albert Pujols, R (1, 3) OBP: 0.304, SLG: 0.427	D CU 74 X SL 91 1-0 ② 1-2 2-H 1B	B CU 72 X CU 73 1-0 ② G6-3 1-2f		B SV 76 B SV 77 C SI 92 S SV 76 B SV 78 F SI 92 D SV 77 4-2 9 G6-3 BB		C SI 94 B SL 87 B SI 96 X SI 95 2-1 ① G6-3		B CH 87 C SI 94 X SI 95 1-1 ② G6-4-3 1-2f		4	0	1	1	1	0	4
9 Tommy La Stella, L (1, 5) OBP: 0.372, SLG: 0.538	C FF 92 B SL 82 B SL 83 X FF 91 2-1 ① F7		F FF 91 F SL 82 F SL 81 X FF 92 1-2 20 G1-4-3 1B	C SI 93 X SI 92 0-1 ② G6-3 1-2f		F SI 95 B SI 96 B CH 85 B SI 94 F SI 94 F SI 96 S SI 96 3-3 ② K			F CH 90 X SI 93 0-1 48 1B 56 1B 1B	5	1	2	0	0	1	4
20 Jonathan Lucroy, R (1, 10) OBP: 0.329, SLG: 0.427	C FF 94 F FF 92 D CU 74 D CU 75 F FF 93 X FF 92 2-2 ② L7		B CU 72 B CU 72 C FF 92 C FF 90 X SL 81 2-2 ① ② G1-4-3 1-2f		C SI 91 B SV 77 B SI 93 F SI 93 S SV 77 2-3 ① K	C SL 96 S SL 87 X CH 86 0-2 ③ G4-3			B SI 94 X SL 90 1-0 ① L8	5	0	0	0	0	1	4
48 César Puello, R (1, 7) OBP: 0.583, SLG: 1.091	X FF 92 0-0 ③ G4-3		B FF 94 B FF 93 X FF 92 2-0 HR		B SV 74 F SI 93 X SV 76 1-1 13 FC 56 BB 4 2B 1B		C SL 83 X SL 85 0-1 ① G6-3		F SL 91 B FF 96 X SL 90 1-1 56 1B 1-2 1B	5	2	3	1	0	0	2
56 Kole Calhoun, L (1, 9) OBP: 0.335, SLG: 0.495		C FF 92 B SL 84 B FF 93 B FF 91 X FF 92 3-1 HR	B CU 72 B SL 83 B FF 91 X FF 91 3-0 ③ L8		C SI 91 B SI 93 B SV 76 B SV 77 B SI 92 4-1 13 E 4 2B 1-2 BB		S SI 90 B CH 85 S CH 85 B CH 85 F SI 91 B CH 85 T SI 92 3-2 ② K		C SL 90 B SI 94 X SL 90 1-1 1-3 2-H 1B	4	2	2	2	1	1	0
13 Dustin Garneau, R (1, 2) OBP: 0.500, SLG: 0.250		C CU 73 C CU 73 B FF 91 X SL 84 1-2 4 FC4-6 1B		C SL 81 X SL 81 0-1 4 1B 27 2B 1B	B SI 93 C SI 92 B SI 94 B SI 91 F SI 93 F SI 93 F SI 92 F SI 92 F SI 92 3-2 X SI 92 FC 4 2B 1-2 2-3		F FF 91 C FF 92 F SL 87 F FF 92 B SI 91 B FF 92 S SI 91 2-3 ③ K		B SI 95 F SL 91 X FF 95 1-1 ② P5	5	1	2	0	0	1	4
4 Luis Rengifo, S (1, 4) OBP: 0.308, SLG: 0.313		S FF 92 B SL 83 F FF 92 X SL 85 1-2 ① FC4-6 6 1B 27 1B 1-2f		B FF 93 C SL 81 X SL 86 1-1 27 2B 1-2 1B	B SI 91 X SI 91 1-0 6 FC6 1-3 2-H 3-H 2B			F SI 93 S CH 86 B FF 94 B FF 94 B CH 88 B FF 94 4-2 27 BB BB	C SI 94 C SI 94 F FF 97 C SI 95 0-3 ③	4	2	2	2	1	1	3
Inning Stats	R: 1 E: 0 K: 0 S: 12 H: 1 LOB: 2 BB: 2 P: 25	R: 2 E: 0 K: 0 S: 11 H: 4 LOB: 1 BB: 0 P: 17	R: 1 E: 0 K: 0 S: 8 H: 2 LOB: 0 BB: 0 P: 16	R: 2 E: 0 K: 0 S: 14 H: 3 LOB: 1 BB: 1 P: 24	R: 2 E: 1 K: 2 S: 20 H: 2 LOB: 2 BB: 1 P: 35	R: 0 E: 0 K: 1 S: 9 H: 0 LOB: 0 BB: 0 P: 14	R: 0 E: 0 K: 2 S: 11 H: 0 LOB: 0 BB: 0 P: 16	R: 0 E: 0 K: 0 S: 6 H: 0 LOB: 1 BB: 2 P: 15	R: 1 E: 0 K: 1 S: 13 H: 3 LOB: 2 BB: 0 P: 17	1B: 11 2B: 2 3B: 0 HR: 2 SF: 0 SAC: 0 DP: 4 HBP: 0						WP: 0 PB: 0 SB: 0 CS: 0 PA: 45

PITCHER		IP	WLS	BF	H	R	ER	SO	BB	IBB	HBP	BLK	WP	HR	S	P	ERA	WHIP
18 Yusei Kikuchi, L ERA: 4.43	(1, 1)	3.1	L	20	10	6	6	0	2	0	0	0	0	2	40	73	16.20	3.600
64 David McKay, R ERA: 3.86	(4, 1)	1.0		7	2	2	1	1	2	0	0	0	0	0	19	34	9.00	4.000
65 Brandon Brennan, R ERA: 3.0	(5, 1)	1.2		5	0	0	0	2	0	0	0	0	0	0	15	24	0.00	0.000
35 Cory Gearrin, R ERA: 3.48	(7, 1)	1.0		3	0	0	0	2	0	0	0	0	0	0	11	16	0.00	0.000
55 Roenis Elías, L ERA: 4.0	(8, 1)	1.0		4	0	0	0	0	2	0	0	0	0	0	6	15	0.00	2.000

PITCHER		IP	WLS	BF	H	R	ER	SO	BB	IBB	HBP	BLK	WP	HR	S	P	ERA	WHIP
54 Connor Sadzeck, R ERA: 2.7	(9, 1)	1.0		6	3	1	1	1	0	0	0	0	0	0	13	17	9.00	3.000

TOP

Los Angeles Angels @ Seattle Mariners

T-Mobile Park, Seattle, WA

Thu May 30 2019, 7:12 PM - 10:31 PM PDT

Att. 13,978 - Clear - 73 F

livebaseballscorecards.com

AB	39
R	9
H	15
RBI	9
BB	6
SO	6
LOB	28

BOTTOM

Los Angeles Angels @ Seattle Mariners

T-Mobile Park, Seattle, WA

Thu May 30 2019, 7:12 PM - 10:31 PM PDT

Att. 13,978 - Clear - 73 F

livebaseballscorecards.com

Batter	1	2	3	4	5	6	7	8	9	AB	R	H	RBI	BB	SO	LOB
0 Mallex Smith, L (1, 8) OBP: 0.279, SLG: 0.299	G4-3		L9		L8			BB		3	0	0	0	1	0	0
15 Kyle Seager, L (1, 5) OBP: 0.296, SLG: 0.280	10 G5-4-3 1B		K			E1 20 G4-6-3		K2-3 1-2		4	0	1	0	0	2	1
10 Edwin Encarnación, R (1, 10) OBP: 0.352, SLG: 0.467	G5-4-3 1-2f			K		K		K		4	0	0	0	0	3	3
20 Daniel Vogelbach, L (1, 3) OBP: 0.376, SLG: 0.572		K		K		G4-6-3 1-2f		G4-3		4	0	0	0	0	2	2
17 Mitch Haniger, R (1, 9) OBP: 0.322, SLG: 0.486		22 BB 1B		G6-3			32 2B 1 G6-3 BB		G3-1	3	1	1	0	1	0	0
22 Omar Narváez, L (1, 2) OBP: 0.362, SLG: 0.465		1 SAFE 1-2 BB			G6-3		F7		G4-1	3	0	0	0	1	0	1
32 Jay Bruce, L (1, 7) OBP: 0.276, SLG: 0.515		K			1 HR		1-3 2B		F7	3	1	1	0	1	1	2
1 Tim Beckham, R (1, 6) OBP: 0.310, SLG: 0.523		K			1-H HR		G6-3 3-H			3	1	1	3	0	1	3
39 Shed Long Jr., L (1, 4) OBP: 0.333, SLG: 0.361			K		G3		K			3	0	0	0	0	2	1
Inning Stats	R: 0 E: 0 K: 0 S: 6 H: 1 LOB: 0 BB: 0 P: 9	R: 0 E: 0 K: 3 S: 14 H: 1 LOB: 2 BB: 1 P: 25	R: 0 E: 0 K: 2 S: 8 H: 0 LOB: 0 BB: 0 P: 12	R: 0 E: 0 K: 2 S: 12 H: 0 LOB: 0 BB: 0 P: 18	R: 2 E: 0 K: 0 S: 14 H: 1 LOB: 0 BB: 1 P: 23	R: 0 E: 1 K: 1 S: 9 H: 0 LOB: 0 BB: 0 P: 13	R: 1 E: 0 K: 1 S: 12 H: 1 LOB: 1 BB: 1 P: 19	R: 0 E: 0 K: 2 S: 8 H: 0 LOB: 1 BB: 1 P: 19	R: 0 E: 0 K: 0 S: 7 H: 0 LOB: 0 BB: 0 P: 9	1B: 2 2B: 1 3B: 0 HR: 1	SF: 0 SAC: 0 DP: 2 HBP: 0						

	AB	30
	R	3
	H	4
	RBI	3
	BB	4
	SO	11
	LOB	13

WP: 0 PB: 0 SB: 1 CS: 0 PA: 34

PITCHER		IP	WLS	BF	H	R	ER	SO	BB	IBB	HBP	BLK	WP	HR	S	P	ERA	WHIP
40 Luis García, R ERA: 3.15	(1, 1)	1.0		3	1	0	0	0	0	0	0	0	0	0	6	9	0.00	1.000
64 Félix Peña, R ERA: 3.42	(2, 1)	5.1	W	22	3	3	3	8	3	0	0	0	0	1	64	102	5.06	1.125
65 Jake Jewell, R ERA: 8.59	(7, 1)	2.2		9	0	0	0	3	1	0	0	0	0	0	20	36	0.00	0.375

PITCHER	IP	WLS	BF	H	R	ER	SO	BB	IBB	HBP	BLK	WP	HR	S	P	ERA	WHIP

Batter	1	2	3	4	5	6	7	8	9	AB	R	H	RBI	BB	SO	LOB
9 Tommy La Stella, L (1, 5) OBP: 0.365, SLG: 0.526	F SI 87 X CH 85 0-1 ① L7		C SL 79 B FC 87 F SL 81 F KC 81 F SI 90 B SL 81 X FF 90 2-2 ③ G5-3			C SL 78 X CH 86 0-1 ② G4-3		B SL 90 B SL 89 C FF 95 B FF 96 F FF 96 X SL 90 3-2 ② F9		4	0	0	0	0	0	1
27 Mike Trout, R (1, 8) OBP: 0.458, SLG: 0.585	B SI 88 X CH 82 1-0 ② F9			C KC 78 B FF 88 F FF 88 B FC 87 F CH 85 F SL 81 B FC 88 X FC 88 3-2 ① F9		B FC 87 C SI 89 B FC 86 T FF 89 F FC 89 X CH 85 2-2 HR		B FF 96 B FF 96 D FF 95 B FF 95 4-0 56 BB 17 1B 1-2 BB		3	1	1	1	1	0	0
17 Shohei Ohtani, L (1, 10) OBP: 0.330, SLG: 0.363	B SI 88 B CH 82 C SI 88 X CH 83 2-1 ③ G6-3			F FC 86 C SI 89 B FF 90 B FC 88 F CH 85 X FC 89 2-2 ② G6-3		X SI 89 0-0 HR		F FF 93 X SL 88 0-1 56 BB 1-2 2-H 1B		4	1	2	2	0	0	0
56 Kole Calhoun, L (1, 9) OBP: 0.333, SLG: 0.487		C SL 75 B CH 81 B SL 77 S FC 87 F SL 80 S FC 87 2-3 ① K		B SI 91 B CH 86 S SL 80 B KC 80 C CH 85 X FC 88 3-2 ③ G3		S SL 79 C FC 86 B SL 80 B CH 86 X FC 89 2-2 ③ G3-1		B SL 89 B FF 94 C FF 94 B FF 94 F FF 94 4-2 1-2 2-3 BB		3	0	0	0	1	1	0
20 Jonathan Lucroy, R (1, 2) OBP: 0.322, SLG: 0.416		C SI 89 B FC 86 C KC 79 X SL 80 1-2 ② G6-3			C SI 86 X KC 78 0-1 ① F9		C KC 77 B KC 78 X FC 86 1-1 ① G6-3	B SI 96 C SL 87 B SI 95 X SL 87 2-1 ③ L7		4	0	0	0	0	0	3
18 Brian Goodwin, L (1, 7) OBP: 0.356, SLG: 0.462		C SI 88 B FC 85 X SI 89 1-1 1B			C SL 78 C FC 86 X FC 88 0-2 ② F8		B CH 84 C KC 79 X SI 88 1-1 6 CS 1B		B FF 96 C SL 88 B SL 90 F SL 86 B FS 85 S SL 88 3-3 ① K	4	0	2	0	0	1	0
6 David Fletcher, R (1, 6) OBP: 0.365, SLG: 0.443		B SL 78 X FC 86 1-0 ③ F8			C KC 79 C FC 85 B CH 84 F FC 87 X KC 80 1-2 1B		C FF 90 B FF 89 1 SAFE S FC 88 B FF 90 B SL 83 X FC 88 3-2 ② ③ F9 1-2		C SL 87 B SL 88 X SI 95 1-1 ② G5-3	4	0	1	0	0	0	2
25 Jared Walsh, L (1, 3) OBP: 0.346, SLG: 0.333			B SL 77 B CH 81 F SI 88 B FF 88 F FC 87 X FC 88 3-2 ① G3		X FF 88 0-0 ③ L7			B SL 88 C SL 89 X SL 89 1-1 ① F9	S SL 88 B SL 88 F SL 88 B SI 97 F FS 86 B SL 88 F SL 87 S SL 88 3-3 ③ K	4	0	0	0	0	1	1
4 Luis Rengifo, S (1, 4) OBP: 0.309, SLG: 0.304			B CH 83 B KC 79 C SI 88 B SI 89 F SI 88 S FC 89 3-3 ② K			B SL 77 C SL 78 X FC 86 1-1 ① G1		F FF 97 B SL 90 B SL 89 B SL 89 B FF 96 4-1 27 BB 17 1B BB		2	1	0	0	1	1	0
Inning Stats	R: 0 E: 0 K: 0 S: 5 H: 0 LOB: 0 BB: 0 P: 8	R: 0 E: 0 K: 1 S: 10 H: 1 LOB: 1 BB: 0 P: 15	R: 0 E: 0 K: 1 S: 11 H: 0 LOB: 0 BB: 0 P: 19	R: 0 E: 0 K: 0 S: 12 H: 0 LOB: 0 BB: 0 P: 20	R: 0 E: 0 K: 0 S: 10 H: 1 LOB: 1 BB: 0 P: 11	R: 2 E: 0 K: 0 S: 12 H: 2 LOB: 0 BB: 0 P: 17	R: 0 E: 0 K: 0 S: 7 H: 1 LOB: 0 BB: 0 P: 12	R: 1 E: 0 K: 0 S: 12 H: 1 LOB: 3 BB: 3 P: 30	R: 0 E: 0 K: 2 S: 10 H: 0 LOB: 0 BB: 0 P: 17	1B: 4 2B: 0 3B: 0 HR: 2 SF: 0 SAC: 0 DP: 0 HBP: 0						

TOP

Los Angeles Angels @ Seattle Mariners

T-Mobile Park, Seattle, WA

Fri May 31 2019, 7:10 PM - 9:45 PM PDT

Att. 32,167 - Clear - 74 F

livebaseballscorecards.com

AB	32
R	3
H	6
RBI	3
BB	3
SO	4
LOB	7

WP: 0 PB: 0 SB: 0 CS: 1 PA: 35

PITCHER		IP	WLS	BF	H	R	ER	SO	BB	IBB	HBP	BLK	WP	HR	S	P	ERA	WHIP
8 Mike Leake, R ERA: 4.71	(1, 1)	7.0	W	25	5	2	2	2	0	0	0	0	0	2	67	102	2.57	0.714
63 Austin Adams, R ERA: 3.86	(8, 1)	0.2	H	4	0	1	1	0	2	0	0	0	0	0	6	18	13.50	3.000
36 Jesse Biddle, L ERA: 4.5	(8, 1)	0.0		2	1	0	0	0	1	0	0	0	0	0	4	8	∞	∞
52 Anthony Bass, R ERA: 1.42	(8, 1)	1.1	S	4	0	0	0	2	0	0	0	0	0	0	12	21	0.00	0.000

PITCHER	IP	WLS	BF	H	R	ER	SO	BB	IBB	HBP	BLK	WP	HR	S	P	ERA	WHIP

BOTTOM

Los Angeles Angels @ Seattle Mariners

T-Mobile Park, Seattle, WA

Fri May 31 2019, 7:10 PM - 9:45 PM PDT

Att. 32,167 - Clear - 74 F

livebaseballscorecards.com

Batter	1	2	3	4	5	6	7	8	9	AB	R	H	RBI	BB	SO	LOB
0 Mallex Smith, L (1, 8) OBP: 0.272, SLG: 0.291	F FF 90 C CU 75 X FF 92 0-2 ① G6-3		1 SAFE B CU 76 B CU 75 X FF 92 2-0 ②③ F8 1-2			C FF 90 X FF 91 0-1 ① G3-1		B FF 94 B FF 95 F FF 94 F SL 83 S SL 84 2-3 ② K2-3		4	0	0	0	0	1	1
17 Mitch Haniger, R (1, 9) OBP: 0.320, SLG: 0.482	B FF 91 C FF 92 B FF 92 B CH 86 X FF 92 3-1 ② L8			C CU 74 X FF 91 0-1 ① L8		S CH 83 B CH 85 C FF 91 F FF 92 F CU 77 B FF 94 X CH 85 2-2 1B		B SL 84 C SL 83 X SI 94 1-1 ③ G6-3		4	0	1	0	0	0	0
16 Domingo Santana, R (1, 7) OBP: 0.333, SLG: 0.471	B FF 92 C FF 92 F CU 75 F FF 93 B CU 78 B FF 93 F FF 94 S CU 77 3-3 ③ K			B CH 84 C FF 92 C CU 75 B FF 92 S CU 78 2-3 ② K		1 SAFE B FF 90 B CU 74 C FF 91 S CU 74 B FF 92 1 SAFE F CU 76 C FF 94 3-3 ② K				3	0	0	0	0	3	1
15 Kyle Seager, L (1, 5) OBP: 0.267, SLG: 0.250		B FF 91 F FF 91 X CU 74 1-1 ① L3		B CU 77 C FF 91 F FF 92 S FF 93 1-3 ③ K		S FF 91 1 SAFE 1 SAFE X FF 92 0-1 ③ F9				3	0	0	0	0	1	1
1 Tim Beckham, R (1, 4) OBP: 0.305, SLG: 0.514		C FF 92 C FF 92 S CU 77 0-3 ② K2-3			S CU 74 C CU 75 C FF 93 0-3 ① K		B CH 83 B FF 92 F FF 91 B CU 73 C FF 91 X FF 92 3-2 ① G4-3			3	0	0	0	0	2	0
20 Daniel Vogelbach, L (1, 10) OBP: 0.371, SLG: 0.562		X FF 92 0-0 ③ F7			B CU 77 C CU 74 C FF 93 X FF 94 1-2 ② F7		F FF 92 B CU 75 B CU 75 F FF 93 S CU 78 2-3 ② K			3	0	0	0	0	1	0
32 Jay Bruce, L (1, 3) OBP: 0.283, SLG: 0.533			X FF 90 0-0 ① F8		C CU 75 B CU 76 B FF 93 B FF 93 B CU 74 4-1 2 HR BB		F FF 90 F CU 76 B CU 78 X FF 93 1-2 HR			2	2	1	1	1	0	0
2 Tom Murphy, R (1, 2) OBP: 0.333, SLG: 0.508			B CU 73 T FF 90 X FF 92 1-1 25 BLK 25 1B 2B		C CU 74 F CU 77 B FF 92 X CU 78 1-2 1-H HR		B CH 84 F FF 91 C CU 74 F FF 92 F CU 75 S FF 92 1-3 ③ K			3	2	2	2	0	1	0
25 Dylan Moore, R (1, 6) OBP: 0.317, SLG: 0.382			B FF 92 X FF 92 1-0 0 CS 2-H 1B		B FF 92 F CU 72 T FF 92 X CU 78 1-2 ③ G3-1			C SI 94 C SL 83 B SL 82 S SL 83 1-3 ① K2-3		3	0	1	1	0	1	0
Inning Stats	R: 0 E: 0 K: 1 S: 10 H: 0 LOB: 0 BB: 0 P: 16	R: 0 E: 0 K: 1 S: 6 H: 0 LOB: 0 BB: 0 P: 7	R: 1 E: 0 K: 0 S: 5 H: 2 LOB: 0 BB: 0 P: 9	R: 0 E: 0 K: 2 S: 8 H: 0 LOB: 0 BB: 0 P: 11	R: 2 E: 0 K: 1 S: 13 H: 1 LOB: 0 BB: 1 P: 20	R: 0 E: 0 K: 1 S: 13 H: 1 LOB: 1 BB: 0 P: 18	R: 1 E: 0 K: 2 S: 14 H: 1 LOB: 0 BB: 0 P: 21	R: 0 E: 0 K: 2 S: 8 H: 0 LOB: 0 BB: 0 P: 12		1B: 2 2B: 1 3B: 0 HR: 2 SF: 0 SAC: 0 DP: 0 HBP: 0				WP: 0 PB: 0 SB: 0 CS: 1 PA: 29		

	AB	28
	R	4
	H	5
	RBI	4
	BB	1
	SO	10
	LOB	3

PITCHER		IP	WLS	BF	H	R	ER	SO	BB	IBB	HBP	BLK	WP	HR	S	P	ERA	WHIP
45 Tyler Skaggs, L ERA: 4.5	(1, 1)	7.0	L	26	5	4	4	8	1	0	0	1	0	2	69	102	5.14	0.857
38 Justin Anderson, R ERA: 5.03	(8, 1)	1.0		3	0	0	0	2	0	0	0	0	0	0	8	12	0.00	0.000

PITCHER	IP	WLS	BF	H	R	ER	SO	BB	IBB	HBP	BLK	WP	HR	S	P	ERA	WHIP

Los Angeles Angels @ Seattle Mariners

T-Mobile Park, Seattle, WA

Sat Jun 01 2019, 4:17 PM - 7:32 PM PDT

Att. 28,109 - Cloudy - 73 F

livebaseballscorecards.com

Batter	1	2	3	4	5	6	7	8	9	AB	R	H	RBI	BB	SO	LOB
6 David Fletcher, R (1, 6) OBP: 0.371, SLG: 0.449	B FF 86 C FF 86 B CH 79 B FF 87 B FF 87 4-1 17 S 5 HR BB		F FF 86 F SL 78 B CH 79 B FF 87 F CH 79 B CH 79 X FF 88 3-2 48 2B 2B	1 SAFE 1 SAFE B FF 86 1-0 ③ CS 1-2	B SL 74 C FF 87 B CH 79 F CH 78 X SL 77 2-2 27 1B 1B		B SI 95 C SI 96 X CH 84 1-1 ② P4	1 SAFE C CH 86 X CH 87 0-1 ③ L4		4	2	2	0	1	0	1
27 Mike Trout, R (1, 8) OBP: 0.461, SLG: 0.600	B FF 86 B FF 87 F FF 88 S CH 80 X FF 88 2-2 ① L5		C CH 79 F FF 88 D CH 78 S CH 77 1-3 ① K		B FF 88 C FF 88 B CH 80 B FF 88 X FF 88 3-1 1-2 1B		B SL 88 B CH 85 B SI 95 C SI 96 B CH 86 4-1 17 S BB		F FF 91 B SI 90 B SI 89 X SL 84 2-1 HR	4	1	2	1	1	1	2
17 Shohei Ohtani, L (1, 10) OBP: 0.323, SLG: 0.345	C FF 88 D CU 77 C SL 79 1 SAFE B SL 79 C FF 88 2-3 ② K 1-2		B SL 80 C SL 79 F FF 88 F SL 79 F CU 73 X FF 88 1-2 ② L7		F SL 80 B FF 88 F FF 88 F SL 78 S SL 76 1-3 ① K		S CH 86 D CH 85 F SI 96 D CH 85 D CH 86 B CH 86 4-2 1-2 BB		T SL 84 C SL 86 X CH 86 0-2 ① G3-1	4	0	0	0	1	2	4
5 Albert Pujols, R (1, 3) OBP: 0.307, SLG: 0.440	D CH 80 X FF 87 1-0 2-H HR				B SI 89 C SI 90 T SL 86 X SL 86 1-2 ② P3		C SI 96 S SI 96 F SI 96 X SI 97 0-2 ③ G5-3		C SL 86 B SI 91 X SI 90 1-1 ② P4	4	1	1	2	1	0	4
48 César Puello, R (1, 7) OBP: 0.588, SLG: 1.000	B CH 80 C CU 75 S CH 79 B CH 79 F FF 88 F CH 79 B SL 77 S CH 78 3-3 ③ K		F CH 80 F CH 79 B CH 78 F FF 87 B CH 78 X CH 78 2-2 1-3 2-H 2B		X SL 85 0-0 ③ G6-3			B CH 83 C SI 95 B CH 83 B SI 96 S SI 95 X SI 94 3-2 20 G5-4-3 56 HR 9 1B 1B	B SL 85 F SL 86 B SI 91 B SL 84 B SI 90 4-1 BB	4	1	2	1	1	1	2
9 Tommy La Stella, L (1, 5) OBP: 0.360, SLG: 0.517		B CU 74 B FF 86 F FF 87 X FF 87 2-1 ① G6-3	B FF 88 C FF 88 C FF 88 D SL 80 F SL 79 X FF 87 2-2 ③ G4-3			C FF 88 F CH 83 B SI 90 F CH 84 B SL 86 F SI 91 X CH 85 2-2 ① F9		B FF 93 X FF 92 1-0 1-2 20 G5-4-3 1B	X FF 92 0-0 ③ G4-3	5	0	1	0	0	0	3
20 Jonathan Lucroy, R (1, 2) OBP: 0.315, SLG: 0.406		C FF 87 B FF 87 X CH 80 1-1 ② F7		C FF 86 B CH 80 X CH 79 1-1 ① P4		C SL 83 X SL 84 0-1 ② L8		C CH 88 B FF 95 F FF 95 D CU 78 X CH 88 2-2 ①② G5-4-3 1-2f 2-3		4	0	0	0	0	0	2
56 Kole Calhoun, L (1, 9) OBP: 0.336, SLG: 0.503		C FF 87 X CU 76 0-1 1B		C CU 75 B SL 78 C SL 78 B FF 87 S FF 88 2-3 ② K		B SL 85 B SI 91 X SI 92 2-0 ③ F7		B FF 94 B FF 95 F FF 94 F FF 95 B CU 76 X FF 94 3-2 3-H HR		4	1	2	2	0	1	0
4 Luis Rengifo, S (1, 4) OBP: 0.306, SLG: 0.301		S CH 79 F CH 80 S FF 87 0-3 ③ K		C FF 87 B CH 80 B CU 77 C FF 87 F CH 80 X CH 79 2-2 6 CS 1B			B SI 92 F SI 94 C SI 95 S CH 85 1-3 ① K	B CH 88 S CH 87 X FF 94 1-1 E6		4	0	1	0	0	2	1
Inning Stats	R: 2 E: 0 K: 2 S: 13 H: 1 LOB: 0 BB: 1 P: 25	R: 0 E: 0 K: 1 S: 9 H: 1 LOB: 1 BB: 0 P: 12	R: 1 E: 0 K: 1 S: 20 H: 2 LOB: 2 BB: 1 P: 29	R: 0 E: 0 K: 1 S: 9 H: 1 LOB: 0 BB: 0 P: 15	R: 0 E: 0 K: 1 S: 13 H: 2 LOB: 2 BB: 0 P: 20	R: 0 E: 0 K: 0 S: 8 H: 0 LOB: 0 BB: 0 P: 12	R: 0 E: 0 K: 1 S: 12 H: 0 LOB: 2 BB: 2 P: 22	R: 2 E: 1 K: 0 S: 14 H: 3 LOB: 1 BB: 0 P: 24	R: 1 E: 0 K: 0 S: 9 H: 1 LOB: 1 BB: 1 P: 16	1B: 6 2B: 2 3B: 0 HR: 3 SF: 0 SAC: 0 DP: 1 HBP: 0						

	AB	37
	R	6
	H	11
	RBI	6
	BB	5
	SO	7
	LOB	19

WP: 0 PA: 43
PB: 0
SB: 2
CS: 1

PITCHER		IP	WLS	BF	H	R	ER	SO	BB	IBB	HBP	BLK	WP	HR	S	P	ERA	WHIP
57 Tommy Milone, L ERA: 3.6	(1, 1)	4.1		21	7	3	2	6	1	1	0	0	0	1	60	96	4.15	1.846
35 Cory Gearrin, R ERA: 3.22	(5, 1)	1.2		5	0	0	0	0	0	0	0	0	0	0	12	17	0.00	0.000
65 Brandon Brennan, R ERA: 3.19	(7, 1)	1.0	L	6	1	1	1	1	2	0	0	0	0	0	15	28	9.00	3.000
55 Roenis Elías, L ERA: 4.18	(8, 1)	1.0		5	2	1	1	0	0	0	0	0	0	1	11	18	9.00	2.000
60 Chasen Bradford, R ERA: 4.91	(9, 1)	1.0		5	1	1	1	0	1	0	0	0	0	1	9	16	9.00	2.000

PITCHER	IP	WLS	BF	H	R	ER	SO	BB	IBB	HBP	BLK	WP	HR	S	P	ERA	WHIP

Batter	1	2	3	4	5	6	7	8	9	AB	R	H	RBI	BB	SO	LOB
0 Mallex Smith, L (1, 8) OBP: 0.272, SLG: 0.290	C SI 91 B SI 92 F SI 93 X CU 80 1-2 1B		C SI 93 S SI 93 S CU 82 0-3 ③ K			S CU 80 S CU 80 X SI 92 0-2 ① L6		B FF 98 S FF 97 S FF 98 B FF 99 S FF 98 2-3 ① K		4	0	1	0	0	2	0
17 Mitch Haniger, R (1, 9) OBP: 0.319, SLG: 0.478	X SI 91 0-0 ① P3			X SI 91 0-0 ① F8		B SI 92 S CU 79 X SI 93 1-1 10 HR 1B		C SL 85 S FF 99 X FF 99 0-2 ② L7		4	1	1	0	0	0	1
10 Edwin Encarnación, R (1, 10) OBP: 0.354, SLG: 0.498	X SI 92 0-0 ② P6			B CH 83 X CH 83 1-0 HR		1 SAFE B CU 81 S SI 92 D CU 80 B SI 92 C CU 79 X CU 80 3-2 1-H HR		C FF 100 B SL 87 X FF 98 1-1 ③ P3		4	2	2	3	0	0	1
16 Domingo Santana, R (1, 7) OBP: 0.328, SLG: 0.463	S SI 92 S SI 92 F SI 93 F CU 81 1 SAFE S CU 81 0-3 ③ K			X SI 92 0-0 ② L9		F SI 92 S CU 80 B SI 93 B SI 93 F CU 80 S CU 79 2-3 ② K			B FF 97 C FF 97 S FF 98 B FF 98 S FF 98 2-3 ① K	4	0	0	0	0	3	1
15 Kyle Seager, L (1, 5) OBP: 0.265, SLG: 0.250		B SI 92 F SI 92 C CU 79 F SI 92 S CU 80 1-3 ① K		F SI 91 F SI 93 S CU 80 0-3 ③ K2-3		C SI 94 S CU 81 B CU 81 S CU 78 1-3 ③ K			F FF 98 X FF 100 0-1 22 DI 1B	4	0	1	0	0	3	0
1 Tim Beckham, R (1, 4) OBP: 0.299, SLG: 0.503		F SI 93 B CU 80 B SI 91 C SI 93 S CU 80 2-3 ② K			B SI 90 B SI 91 F SI 92 C SI 90 B CU 79 X SI 93 3-2 ① F9		C SL 79 S FF 93 F SL 81 S SL 84 0-3 ① K		C SL 91 D SL 92 F FF 99 F FF 98 S SL 92 1-3 ② K	4	0	0	0	0	3	1
2 Tom Murphy, R (1, 2) OBP: 0.333, SLG: 0.500 22 Omar Narváez, L (9, PH) OBP: 0.360, SLG: 0.462	C SI 93 B CH 86 C SI 93 B SI 90 S CU 82 2-3 ③ K				S CU 80 B CU 80 C SI 91 F SI 93 B SI 94 B CU 80 X SI 93 3-2 25 S 1B	B SL 81 X SL 80 1-0 ② G6-3		S SL 91 B FF 99 X SL 90 1-1 ③ F8 1-2		3 1	0 0	1 0	0 0	0 0	1 0	0 1
20 Daniel Vogelbach, L (1, 3) OBP: 0.370, SLG: 0.558			C SI 92 B CU 80 C SI 94 B CU 80 F SI 94 B CU 80 F SI 92 X SI 94 3-2 ① F7		S CU 79 B CU 80 C CU 79 D CU 80 B CU 80 S SI 94 3-3 ② K	B FF 93 X SL 81 1-0 1B				3	0	1	0	0	1	1
25 Dylan Moore, R (1, 6) OBP: 0.303, SLG: 0.362			C SI 92 S SI 93 X SI 95 0-2 ② F8		B SI 93 C CU 80 S SI 93 C SI 93 1-3 ③ K 1-2	F SL 82 B FF 93 S SL 83 X FF 92 1-2 ③ F9				3	0	0	0	0	1	2
Inning Stats	R: 0 E: 0 K: 1 S: 10 H: 1 LOB: 1 BB: 0 P: 11	R: 0 E: 0 K: 3 S: 10 H: 0 LOB: 0 BB: 0 P: 15	R: 0 E: 0 K: 1 S: 11 H: 0 LOB: 0 BB: 0 P: 14	R: 1 E: 0 K: 1 S: 6 H: 1 LOB: 0 BB: 0 P: 7	R: 0 E: 0 K: 2 S: 13 H: 1 LOB: 1 BB: 0 P: 23	R: 2 E: 0 K: 2 S: 15 H: 2 LOB: 0 BB: 0 P: 22	R: 0 E: 0 K: 1 S: 9 H: 1 LOB: 1 BB: 0 P: 12	R: 0 E: 0 K: 1 S: 8 H: 0 LOB: 0 BB: 0 P: 11	R: 0 E: 0 K: 2 S: 11 H: 1 LOB: 1 BB: 0 P: 15	1B: 5 2B: 0 3B: 0 HR: 2 SF: 0 SAC: 0 DP: 0 HBP: 0						WP: 0 PB: 0 SB: 1 CS: 0 PA: 34

PITCHER		IP	WLS	BF	H	R	ER	SO	BB	IBB	HBP	BLK	WP	HR	S	P	ERA	WHIP
28 Andrew Heaney, L ERA: 4.09	(1, 1)	6.0		23	5	3	3	10	0	0	0	0	0	2	65	92	4.50	0.833
32 Cam Bedrosian, R ERA: 3.08	(7, 1)	1.0	W	4	1	0	0	1	0	0	0	0	0	0	9	12	0.00	1.000
31 Ty Buttrey, R ERA: 1.23	(8, 1)	1.0	H	3	0	0	0	1	0	0	0	0	0	0	8	11	0.00	0.000
57 Hansel Robles, R ERA: 4.1	(9, 1)	1.0	S	4	1	0	0	2	0	0	0	0	0	0	11	15	0.00	1.000

PITCHER	IP	WLS	BF	H	R	ER	SO	BB	IBB	HBP	BLK	WP	HR	S	P	ERA	WHIP

BOTTOM

Los Angeles Angels @ Seattle Mariners

T-Mobile Park, Seattle, WA

Sat Jun 01 2019, 4:17 PM - 7:32 PM PDT

Att. 28,109 - Cloudy - 73 F

livebaseballscorecards.com

AB	34
R	3
H	7
RBI	3
BB	0
SO	14
LOB	8

Batter	1	2	3	4	5	6	7	8	9	AB	R	H	RBI	BB	SO	LOB
6 David Fletcher, R (1, 6) OBP: 0.379, SLG: 0.463	B FF 88 B FF 88 B FF 88 C FF 88 X FF 88 3-1 ① L8	B CH 82 X CH 80 1-0 17 SF9 5 HR 2B 1-3 3-H		B CU 74 B CU 73 C FF 88 F FF 88 X CH 79 2-2 5 L6-4 27 1B 1B	B CH 91 B FF 94 D CH 91 C SI 93 B FF 95 4-1 17 E 27 1B 5 2B BB 1-2 2-3 3-H	B FF 93 B FF 92 X SI 90 2-0 2B		B FF 92 B FF 93 X FF 93 2-0 ③ FC4-6 1-2f		5	2	3	1	1	0	2
27 Mike Trout, R (1, 8) OBP: 0.467, SLG: 0.603 56 Kole Calhoun, L (8, 9) OBP: 0.335, SLG: 0.500	B FF 89 F FF 89 X FC 85 1-1 1B	0-0 5 HR IBB		B FF 88 X FF 88 1-0 1-2 1B	C SI 94 X SI 95 0-1 17 E 5 2B 1B 1-2 2-H 3-H	B SI 92 C SI 91 B SL 85 X SI 91 2-1 ③ G5-3			X FF 90 0-0 ① F7	4 1	2 0	3 0	2 0	1 0	0 0	1 0
17 Shohei Ohtani, L (1, 10) OBP: 0.304, SLG: 0.326	F CU 75 B FC 85 S FF 89 S FC 85 1-3 ② K	C CU 76 F FF 88 F FC 84 X CH 81 0-2 ② SF9 2-3 3-H		C FF 88 B CU 76 S CU 74 B CU 77 B FF 89 X CU 75 3-2 ① L7	D CH 92 F FF 95 B SI 94 B SI 93 F FF 96 X FF 96 3-2 5 E5 5 2B 1-2 2-3		B SI 91 B FF 91 B SI 89 C FF 91 X FF 91 3-1 E4 5 G1-4-3		F FF 90 C CU 79 B CU 80 X FF 90 1-2 E5 20 G5-4-3	5	0	0	1	0	1	5
5 Albert Pujols, R (1, 3) OBP: 0.309, SLG: 0.461 20 Jonathan Lucroy, R (9, PH) OBP: 0.313, SLG: 0.404 (9, 3)	B FF 89 X FF 89 1-0 ③ F8	D CU 79 X CH 81 1-0 1-H 3-H HR		X FF 88 0-0 ②③ L6-4 2-2	C SL 90 D SL 92 F FF 95 F SL 91 B SI 94 F SL 90 F SI 95 X FF 96 2-2 1-3 2-H 3-H 2B		C FF 92 B SL 86 F SI 91 X SL 86 1-2 ①② G1-4-3 1-2f		B FF 90 B CH 87 C CH 88 F FF 89 F FF 90 X CU 81 2-2 ②③ G5-4-3 1-2f	5 1	1 0	2 0	5 0	0 0	0 0	4 1
48 César Puello, R (1, 7) OBP: 0.545, SLG: 0.842		B CU 75 F CU 75 B CH 80 B FF 89 C FC 85 2-3 ① K F FF 89 B FF 89 F CH 81 B CU 76 X FC 85 2-2 1B			B CU 74 B CH 79 B FF 94 B FC 84 X CH 80 3-1 ① F8 B FF 96 B FF 96 B SI 93 B SI 94 F FF 96 B FF 96 4-2 BB		B SL 85 F FF 92 C FF 91 X SL 85 1-2 ③ G1-3			4	0	1	0	1	1	0
9 Tommy La Stella, L (1, 5) OBP: 0.361, SLG: 0.519		C FF 88 C FF 88 X FF 96 0-2 18 2B 13 HBP 1B C CU 76 B CU 75 B FF 89 X FC 84 2-1 ③ F9			C FF 88 X CU 76 0-1 18 G3 6 WP 2B C SL 91 D SI 94 B SI 94 F FF 95 F SI 94 X SI 94 1-2 ③ G3			B FF 93 B FF 92 S FF 93 C FF 94 X FF 93 2-2 ① F7		5	2	2	0	0	0	4
13 Dustin Garneau, R (1, 2) OBP: 0.529, SLG: 0.273		S FF 90 1 SAFE C FF 89 F CH 81 H FF 89 1-2 18 2B 4 FC6 HBP	B CU 75 X FF 88 1-0 ① L8		C FF 88 B FC 86 B CH 80 B FF 89 B FF 89 4-1 6 WP 18 G3 27 1B BB	S FF 91 T SI 91 T FF 92 0-2 ① K		C FF 94 B CU 79 X FF 93 1-1 18 FC4-6 1B		3	2	1	0	1	1	0
18 Brian Goodwin, L (1, 9) OBP: 0.352, SLG: 0.460 (8, 8)		C CU 75 F CU 75 D CH 80 B CU 76 B FF 89 X CH 82 3-2 4 FC6 6 2B 2B 1-3 2-H	B CU 76 B CU 75 B FF 89 C FF 88 X FF 89 3-1 ② P3		X CU 75 0-0 ② G3 1-2 2-3	B SI 92 S CH 85 B CH 85 S SI 90 B CH 86 X SI 91 3-2 ② G5-3		C CU 77 D SL 91 F FF 93 F CU 78 B FF 94 X CU 78 2-2 ② FC4-6 4 1B 1-2f		5	1	1	1	0	0	3
4 Luis Rengifo, S (1, 4) OBP: 0.322, SLG: 0.351		X FC 85 0-0 FC6 6 2B 17 SF9 2-3 3-H	B FF 90 B CH 80 X FF 89 2-0 ③ P3		B CU 72 C CU 74 B FF 88 F CU 74 F FC 84 B CH 82 D CU 76 4-2 6 WP 27 1B BB	B FF 91 X CH 85 1-0 HR		B FF 93 F FF 93 F CU 78 B CU 77 B CU 77 F FF 93 X FF 93 3-2 6 FC4-6 1-3 1B		4	3	2	2	1	0	1
Inning Stats	R: 0 E: 0 K: 1 S: 8 H: 1 LOB: 1 BB: 0 P: 14	R: 7 E: 0 K: 1 S: 25 H: 5 LOB: 1 BB: 1 P: 37	R: 0 E: 0 K: 0 S: 4 H: 0 LOB: 0 BB: 0 P: 10	R: 0 E: 0 K: 0 S: 8 H: 2 LOB: 1 BB: 0 P: 14	R: 5 E: 1 K: 0 S: 28 H: 3 LOB: 3 BB: 4 P: 53	R: 1 E: 0 K: 1 S: 10 H: 2 LOB: 1 BB: 0 P: 18	R: 0 E: 1 K: 0 S: 8 H: 0 LOB: 0 BB: 0 P: 13	R: 0 E: 0 K: 0 S: 14 H: 2 LOB: 2 BB: 0 P: 24	R: 0 E: 1 K: 0 S: 8 H: 0 LOB: 0 BB: 0 P: 11	1B: 8 2B: 6 3B: 0 HR: 2 SF: 1 SAC: 0 DP: 3 HBP: 1						

PITCHER		IP	WLS	BF	H	R	ER	SO	BB	IBB	HBP	BLK	WP	HR	S	P	ERA	WHIP
7 Marco Gonzales, L ERA: 4.89	(1, 1)	4.2	L	27	9	10	10	2	2	1	1	0	0	1	54	95	19.29	2.357
54 Connor Sadzeck, R ERA: 2.66	(5, 1)	0.1		6	2	2	0	0	2	0	0	0	1	0	19	33	0.00	12.000
60 Chasen Bradford, R ERA: 4.86	(6, 1)	2.0		8	2	1	1	1	0	0	0	0	0	1	18	31	4.50	1.000
36 Jesse Biddle, L ERA: 4.2	(8, 1)	1.0		5	2	0	0	0	0	0	0	0	0	0	14	24	0.00	2.000
2 Tom Murphy, R ERA: 6.0	(9, 1)	1.0		3	0	0	0	0	0	0	0	0	0	0	8	11	0.00	0.000

PITCHER		IP	WLS	BF	H	R	ER	SO	BB	IBB	HBP	BLK	WP	HR	S	P	ERA	WHIP

TOP

Los Angeles Angels @ Seattle Mariners

T-Mobile Park, Seattle, WA

Sun Jun 02 2019, 1:11 PM - 4:32 PM PDT

Att. 28,905 - Sunny - 70 F

livebaseballscorecards.com

AB	42
R	13
H	15
RBI	12
BB	5
SO	3
LOB	21

WP: 1 PA: 49
PB: 0
SB: 0
CS: 0

BOTTOM

Los Angeles Angels @ Seattle Mariners

T-Mobile Park, Seattle, WA

Sun Jun 02 2019, 1:11 PM - 4:32 PM PDT

Att. 28,905 - Sunny - 70 F

livebaseballscorecards.com

Batter	1	2	3	4	5	6	7	8	9	AB	R	H	RBI	BB	SO	LOB
0 Mallex Smith, L (1, 8) OBP: 0.269, SLG: 0.287	B FF 91 S FF 92 B SL 82 X FF 92 2-1 F7 ①		B FF 92 B CH 82 B FF 91 C FF 92 X FF 90 3-1 G6-4-3 ①② 1-2f		X FF 92 0-0 1-2 1B		S CU 79 S CH 86 X CH 86 0-2 F8 ③		C FF 90 B CU 80 F FF 90 C FF 90 1-3 K ②	5	0	1	0	0	1	4
17 Mitch Haniger, R (1, 9) OBP: 0.316, SLG: 0.472 5 Braden Bishop, R (8, 9) OBP: 0.091, SLG: 0.091	C FF 92 T CH 83 B CH 81 F FF 92 B FF 92 X CH 81 2-2 F9 ②		C CU 73 C CH 83 B FF 92 F CH 82 S CH 82 1-3 K ③		S CH 81 F FF 92 S CH 82 0-3 K ③			X FF 92 0-0 P2 ① C FF 90 X CH 87 0-1 G5-3 ③		3 2	0 0	0 0	0 0	0 0	2 0	2 2
10 Edwin Encarnación, R (1, 3) OBP: 0.354, SLG: 0.495 20 Daniel Vogelbach, L (7, 3) OBP: 0.368, SLG: 0.554	B FF 92 B FF 92 B CH 81 C FF 92 X FF 91 3-1 P3 ③			B FF 90 X FF 91 1-0 16 BB 1B		C FF 90 X CH 82 0-1 P2 ①		B KC 83 C FF 92 B FF 92 B KC 84 C FF 93 F FF 93 F FF 93 T KC 85 3-2 K ②		3 1	0 0	1 0	0 0	0 0	0 1	0 0
16 Domingo Santana, R (1, 7) OBP: 0.335, SLG: 0.463		B FF 91 B FF 91 F FF 91 S CH 81 F CH 83 X FF 92 2-2 15 2B 1 G4-3 1B		C CU 74 B FF 92 B CH 81 S CH 82 B FF 92 D CH 82 4-2 1 G6-4-3 1-2 BB		S CH 80 S FF 93 B CH 81 X CH 80 1-2 G6-3 ②		B KC 84 B KC 85 B FF 93 B FF 93 B FF 92 4-1 15 BB BB		2	1	1	0	2	0	0
15 Kyle Seager, L (1, 5) OBP: 0.316, SLG: 0.400		D SL 84 F FF 91 1 SAFE F FF 92 B CH 82 X SL 84 2-2 1 G4-3 22 G4-3 1-3 2B		T FF 92 B CU 76 B FF 92 F CH 81 X CH 81 2-2 F5 ①		C FF 92 X FF 90 0-1 HR		B KC 84 C FF 93 B FF 92 B KC 84 B FF 93 4-1 1-2 BB		3	2	2	1	1	0	2
1 Tim Beckham, R (1, 10) OBP: 0.293, SLG: 0.492		X FF 94 0-0 G4-3 2-3 3-H		C CU 77 F CH 81 X CH 82 0-2 G6-4-3 1-2f		S FF 90 C CU 78 S CH 85 0-3 K		B KC 83 S FF 93 X KC 84 1-1 F9 ③		4	0	0	1	0	1	5
22 Omar Narváez, L (1, 2) OBP: 0.357, SLG: 0.453		F FF 92 B CU 78 S CH 83 X CH 83 1-2 G4-3 3-H		B FF 91 B FF 91 B FF 90 B FF 90 4-0 0 1B BB			B CU 77 C CH 85 B CU 77 F FF 90 B CH 85 F CH 85 S FF 90 3-3 K ①		B FF 88 C FF 89 F CU 79 X CU 79 1-2 G1-3 ①	3	0	0	1	1	1	0
25 Dylan Moore, R (1, 6) OBP: 0.314, SLG: 0.350		C FF 92 S CH 82 C CH 82 0-3 K ③			C FF 91 X CU 75 0-1 F9 ①		C CU 78 S CH 85 B CH 86 F CH 86 H FF 91 2-2 HBP		B FF 91 B FF 90 B FF 88 C FF 88 B CH 86 4-1 39 BB BB	2	0	0	0	1	1	1
39 Shed Long Jr., L (1, 4) OBP: 0.348, SLG: 0.342			S FF 92 B FF 93 B SL 84 B FF 92 B CH 82 4-1 0 G6-4-3 BB		D FF 92 C FF 90 S CH 81 S CH 80 1-3 K ②		B FF 90 B CH 84 F FF 89 S CH 84 F CH 84 X FF 90 2-2 F8 ②		B FF 89 B FF 89 B FF 89 B FF 89 4-0 1-2 BB	2	0	0	0	2	1	2
Inning Stats	R: 0 E: 0 K: 0 S: 9 H: 0 LOB: 0 BB: 0 P: 16	R: 2 E: 0 K: 1 S: 14 H: 2 LOB: 0 BB: 0 P: 19	R: 0 E: 0 K: 1 S: 7 H: 0 LOB: 0 BB: 1 P: 15	R: 0 E: 0 K: 0 S: 9 H: 1 LOB: 1 BB: 1 P: 16	R: 0 E: 0 K: 2 S: 9 H: 1 LOB: 2 BB: 1 P: 14	R: 1 E: 0 K: 1 S: 10 H: 1 LOB: 0 BB: 0 P: 11	R: 0 E: 0 K: 1 S: 15 H: 0 LOB: 1 BB: 0 P: 22	R: 0 E: 0 K: 1 S: 10 H: 0 LOB: 2 BB: 2 P: 22	R: 0 E: 0 K: 1 S: 9 H: 0 LOB: 2 BB: 2 P: 19	1B: 3 2B: 1 3B: 0 HR: 1 SF: 0 SAC: 0 DP: 2 HBP: 1						

	AB	30
	R	3
	H	5
	RBI	3
	BB	7
	SO	8
	LOB	18

WP: 0 PA: 38
PB: 0
SB: 0
CS: 0

PITCHER		IP	WLS	BF	H	R	ER	SO	BB	IBB	HBP	BLK	WP	HR	S	P	ERA	WHIP
54 José Suarez, L ERA: 4.76	(1, 1)	5.2	W	23	5	3	3	4	3	0	0	0	0	1	55	88	4.76	1.412
24 Noé Ramirez, R ERA: 4.39	(6, 1)	1.1		5	0	0	0	2	0	0	1	0	0	0	18	25	0.00	0.000
37 Cody Allen, R ERA: 4.74	(8, 1)	1.0		5	0	0	0	1	2	0	0	0	0	0	10	22	0.00	2.000
25 Jared Walsh, L ERA: 4.5	(9, 1)	1.0		5	0	0	0	1	2	0	0	0	0	0	9	19	0.00	2.000

PITCHER	IP	WLS	BF	H	R	ER	SO	BB	IBB	HBP	BLK	WP	HR	S	P	ERA	WHIP

Batter	1	2	3	4	5	6	7	8	9	AB	R	H	RBI	BB	SO	LOB
6 David Fletcher, R (1, 6) OBP: 0.377, SLG: 0.459	C FF 92 B FF 92 X FF 91 1-1 E7 1B		C FC 88 X CU 75 0-1 ③ L8			C FC 86 B FC 86 B FC 86 B FF 91 F FF 90 F FC 87 F FC 84 X FF 90 3-2 ② ③ G6-4-3 1-2f		C FF 94 C CU 78 X CU 79 0-2 ② G5-3		4	0	1	0	0	0	1
27 Mike Trout, R (1, 8) OBP: 0.464, SLG: 0.596	B FF 92 C FF 92 F FC 90 B FC 89 B FF 92 F FF 91 X FF 92 3-2 ① L4			B CU 74 B FF 90 C CU 74 F FC 88 S FC 89 2-3 ① K			X FF 89 0-0 9 1B 20 SF9 1B	F FF 94 C SI 91 S FF 95 0-3 ③ K		4	1	1	0	0	2	1
5 Albert Pujols, R (1, 3) OBP: 0.303, SLG: 0.451	F CH 85 C FF 92 X FF 91 0-2 ② F7			C CU 75 B FC 88 X FF 91 1-1 ② G5-3			C FF 89 B FF 89 C FC 85 X FF 90 1-2 ① F7		X FF 97 0-0 ① G1-3	4	0	0	0	0	0	2
9 Tommy La Stella, L (1, 4) OBP: 0.364, SLG: 0.516	X FC 90 0-0 ③ F7			B FC 89 C FF 92 X FC 88 1-1 ③ G5-3			B FC 88 B FF 91 C FF 91 B FF 90 X FF 90 3-1 56 BB 48 HBP 1-3 1B		B FF 97 C FF 97 B SI 97 S SL 91 B SL 92 B FF 97 4-2 48 FC4-6 BB	3	0	1	0	1	0	1
48 César Puello, R (1, 7) OBP: 0.538, SLG: 0.762		S CU 74 F FF 90 B CU 76 B CU 75 F FC 88 F FF 92 C FC 89 2-3 ① K			C CH 83 B CU 73 F FC 88 H FC 87 2-2 20 G4-6-3 HBP		C CU 75 H FC 87 1-1 56 BB 1-2 HBP		C SL 90 B SL 90 X SL 91 1-1 ② FC4-6 1-2f	2	0	0	0	0	1	1
20 Jonathan Lucroy, R (1, 2) OBP: 0.306, SLG: 0.396		B SI 91 C SI 91 B SI 91 F CH 85 X CH 86 2-2 ② G6-3			B SI 89 B CH 84 C FF 90 C FC 85 X FF 90 2-2 ① ② G4-6-3 1-2f		C FF 90 F CH 85 B CU 75 D CH 85 F FF 91 X CH 84 2-2 ② SF9 3-H		C FF 98 B SL 90 X SL 90 1-1 ③ G3-1	3	0	0	1	0	0	2
56 Kole Calhoun, L (1, 9) OBP: 0.335, SLG: 0.495		C FF 91 B CH 85 S SI 89 F CH 85 B FC 90 C SI 90 2-3 ③ K			F CU 74 C CU 75 S FF 91 0-3 ③ K		B SI 88 B SI 88 B FC 87 C FF 90 B FF 92 4-1 1-2 2-3 BB			2	0	0	0	1	2	0
3 Taylor Ward, R (1, 5) OBP: 0.100, SLG: 0.200			C FC 86 S CU 73 S CH 83 0-3 ① K			C CH 85 F FC 87 B CH 84 F CU 74 X FF 91 1-2 ① F9	C FC 87 D CH 86 D CU 76 B FF 89 C FF 90 S FC 86 3-3 ③ K			3	0	0	0	0	2	3
32 Cam Bedrosian, R (1, 1) 53 Trevor Cahill, R (2, 1) OBP: 0.333, SLG: 0.333 38 Justin Anderson, L (6, 1) 40 Luis García, R (6, 1) 25 Jared Walsh, L (8, PH) OBP: 0.333, SLG: 0.320 24 Noé Ramírez, R (8, 1)			B FF 91 X FF 90 1-0 ② F8			B FC 89 C FC 88 F FC 89 X CH 84 1-2 6 G6-4-3 1B		B FF 94 B FF 95 C FF 94 C FF 96 F FF 95 C FF 93 2-3 ① K		0 2 0 0 0 1 0	0 0 0 0 0 0 0	0 1 0 0 0 0 0	0 0 0 0 0 0 0	0 0 0 0 0 1 0	0 0 0 0 0 0 0	0 0 0 0 0 0 0
Inning Stats	R: 0 E: 1 K: 0 S: 10 H: 1 LOB: 1 BB: 0 P: 14	R: 0 E: 0 K: 2 S: 12 H: 0 LOB: 0 BB: 0 P: 18	R: 0 E: 0 K: 1 S: 6 H: 0 LOB: 0 BB: 0 P: 7	R: 0 E: 0 K: 1 S: 7 H: 0 LOB: 0 BB: 0 P: 11	R: 0 E: 0 K: 1 S: 8 H: 0 LOB: 0 BB: 0 P: 12	R: 0 E: 0 K: 0 S: 12 H: 1 LOB: 0 BB: 0 P: 17	R: 1 E: 0 K: 1 S: 15 H: 2 LOB: 3 BB: 1 P: 29	R: 0 E: 0 K: 2 S: 10 H: 0 LOB: 0 BB: 0 P: 12	R: 0 E: 0 K: 0 S: 7 H: 0 LOB: 1 BB: 1 P: 13	1B: 4 2B: 0 3B: 0 HR: 0	SF: 1 SAC: 0 DP: 2 HBP: 2			WP: 0 PB: 0 SB: 0 CS: 0	PA: 33		

TOP

Los Angeles Angels @ Chicago Cubs

Wrigley Field, Chicago, IL

Mon Jun 03 2019, 3:07 PM - 6:07 PM CDT

Att. 39,843 - Partly Cloudy - 62 F

livebaseballscorecards.com

AB	28
R	1
H	4
RBI	1
BB	2
SO	8
LOB	11

PITCHER		IP	WLS	BF	H	R	ER	SO	BB	IBB	HBP	BLK	WP	HR	S	P	ERA	WHIP
34 Jon Lester, L ERA: 3.32	(1, 1)	7.0	W	26	4	1	1	6	1	0	2	0	0	0	70	108	1.29	0.714
6 Carl Edwards Jr., R ERA: 6.23	(8, 1)	1.0		3	0	0	0	2	0	0	0	0	0	0	10	12	0.00	0.000
36 Dillon Maples, R ERA:	(9, 1)	1.0		4	0	0	0	0	1	0	0	0	0	0	7	13	0.00	1.000

PITCHER		IP	WLS	BF	H	R	ER	SO	BB	IBB	HBP	BLK	WP	HR	S	P	ERA	WHIP

Los Angeles Angels @ Chicago Cubs

Wrigley Field, Chicago, IL

Mon Jun 03 2019, 3:07 PM - 6:07 PM CDT

Att. 39,843 - Partly Cloudy - 62 F

livebaseballscorecards.com

BOTTOM

Batter	1	2	3	4	5	6	7	8	9	AB	R	H	RBI	BB	SO	LOB
12 Kyle Schwarber, L (1, 7) OBP: 0.332, SLG: 0.419	C FF 92 B SL 83 F FF 93 X SL 84 1-2 ① G6-3			B KC 80 B CH 83 C CH 84 B FF 93 X CH 83 3-1 44 F7 17 1B 9 FC6-4 1B	B FF 90 B SI 93 X SI 93 2-0 ③ L7	C SL 82 F SL 84 B FF 95 X FF 96 1-2 17 FC6-4 1-2 3-H 1B		C FF 90 C CU 78 B CH 86 B CH 86 B FF 90 F FF 91 X CH 85 3-2 ② G3		5	1	2	1	0	0	1
17 Kris Bryant, R (1, 5) OBP: 0.390, SLG: 0.543	C FF 93 B FF 94 B SL 86 F SL 85 F SL 85 S FF 94 2-3 ② K			S SI 93 X SI 91 0-1 9 FC6-4 1-2 1B		9 WP 9 2S BB FC6-4 1-2f		S CH 86 B FF 90 S FF 90 B CU 79 B CH 85 X FF 91 3-2 ③ P2		4	1	1	0	1	1	2
44 Anthony Rizzo, L (1, 3) OBP: 0.398, SLG: 0.578	C SL 84 B SL 86 F SL 84 B FF 94 B FF 94 S SL 86 3-3 ③ K			B FF 92 X FF 92 1-0 ① F7 2-3		B FC 88 B CH 83 C FF 90 F FF 92 X KC 80 2-2 ① L9	S SL 84 B SL 85 X FF 96 1-1 ① G6-3			4	0	0	0	0	1	3
9 Javier Báez, R (1, 6) OBP: 0.346, SLG: 0.572		C SI 93 F CH 84 S KC 82 0-3 ① K		D CH 82 1 SAFE C SI 92 X SI 92 1-1 ② FC6-4 2 1B 1-2f 3-H		S SI 92 1 SAFE C SI 91 B KC 81 X KC 79 1-2 40 1B 22 2B 1-H 2B	X SL 85 0-0 HR			4	2	2	3	0	1	1
2 Carlos González, L (1, 9) OBP: 0.289, SLG: 0.278		B SI 94 X CH 84 1-0 ② G3		X CH 83 0-0 1-3 1B		B FF 91 B FF 91 B CH 83 B SI 91 4-0 40 1B 22 2B BB	C SI 96 S FS 85 S FS 88 0-3 ② K			3	1	1	0	1	1	0
40 Willson Contreras, R (1, 2) OBP: 0.398, SLG: 0.564		C SI 94 B SI 94 X CH 84 1-1 ③ G1-3		T FF 93 S KC 80 S KC 80 0-3 ③ K		C SI 91 B SI 91 F CH 82 B SI 93 X KC 80 2-2 22 2B 27 SF9 1-2 2-3 1B	X FF 97 0-0 HR			4	2	2	1	0	1	2
22 Jason Heyward, L (1, 8) OBP: 0.357, SLG: 0.429			B CH 83 C CH 84 X FF 93 1-1 ① G4-3		T FC 89 F CH 84 X KC 80 0-2 ① F7	C SL 84 X FF 95 0-1 27 SF9 12 1B 1-3 2-H 3-H 2B	C SL 83 B SI 97 C SL 84 F FS 87 F SL 85 X FF 97 1-2 1B			4	1	2	2	0	0	0
27 Addison Russell, R (1, 4) OBP: 0.319, SLG: 0.462			C SI 94 X KC 81 0-1 ② P4		B KC 81 C SI 93 B KC 82 X SI 93 2-1 ② G4-3	B SL 83 B SL 82 X FF 95 2-0 ② SF9 2-3 3-H	F FF 96 S SL 84 B SL 86 F SL 86 C SL 84 1-3 ③ K			3	0	0	1	0	1	1
34 Jon Lester, L (1, 1) OBP: 0.400, SLG: 0.333 6 Carl Edwards Jr., R (8, 1) 3 Daniel Descalso, L (8, PH) OBP: 0.289, SLG: 0.298 36 Dillon Maples, R (9, 1)			B SI 93 F SI 94 S CH 84 B KC 82 F CH 84 F SI 94 S CH 84 2-3 ③ K		C KC 79 S CH 82 B KC 81 B FF 92 X CH 84 2-2 1B	B SI 94 B FF 94 B FF 94 C SI 95 F SI 94 F FF 94 B SL 84 4-2 12 1B BB		C CU 77 C FF 89 X CH 86 0-2 ① G3-1		2 0 1 0	0 0 0 0	1 0 0 0	0 0 0 0	1 0 0 0	0 0 0 0
Inning Stats	R: 0 E: 0 K: 2 S: 10 H: 0 LOB: 0 BB: 0 P: 16	R: 0 E: 0 K: 1 S: 6 H: 0 LOB: 0 BB: 0 P: 8	R: 0 E: 0 K: 1 S: 9 H: 0 LOB: 0 BB: 0 P: 12	R: 1 E: 0 K: 1 S: 11 H: 3 LOB: 2 BB: 0 P: 16	R: 0 E: 0 K: 0 S: 9 H: 1 LOB: 1 BB: 0 P: 15	R: 5 E: 0 K: 0 S: 20 H: 4 LOB: 2 BB: 3 P: 42	R: 2 E: 0 K: 2 S: 16 H: 3 LOB: 1 BB: 0 P: 19	R: 0 E: 0 K: 0 S: 10 H: 0 LOB: 0 BB: 0 P: 16		1B: 7 2B: 2 3B: 0 HR: 2 SF: 1 SAC: 0 DP: 0 HBP: 0		WP: 1 PB: 0 SB: 0 CS: 0 PA: 38		

PITCHER		IP	WLS	BF	H	R	ER	SO	BB	IBB	HBP	BLK	WP	HR	S	P	ERA	WHIP
32 Cam Bedrosian, R ERA: 2.96	(1, 1)	1.0		3	0	0	0	2	0	0	0	0	0	0	10	16	0.00	0.000
53 Trevor Cahill, R ERA: 7.18	(2, 1)	4.1	L	21	6	5	5	3	2	0	0	0	1	0	44	73	10.38	1.846
38 Justin Anderson, R ERA: 5.4	(6, 1)	0.1		4	2	1	1	0	1	0	0	0	0	0	9	16	27.00	9.000
40 Luis García, R ERA: 3.8	(6, 1)	1.1		7	3	2	2	2	0	0	0	0	0	2	18	23	13.50	2.250
24 Noé Ramirez, R ERA: 4.23	(8, 1)	1.0		3	0	0	0	0	0	0	0	0	0	0	10	16	0.00	0.000

PITCHER	IP	WLS	BF	H	R	ER	SO	BB	IBB	HBP	BLK	WP	HR	S	P	ERA	WHIP

AB	34
R	8
H	11
RBI	8
BB	3
SO	7
LOB	10

Oakland Athletics @ Los Angeles Angels

Angel Stadium, Anaheim, CA

Tue Jun 04 2019, 7:08 PM - 10:12 PM PDT

Att. 36,009 - Clear - 67 F

livebaseballscorecards.com

Batter	1	2	3	4	5	6	7	8	9	AB	R	H	RBI	BB	SO	LOB
10 Marcus Semien, R (1, 6) OBP: 0.342, SLG: 0.395	C FF 94 B FF 94 X SL 89 1-1 1B		C CH 89 B FF 94 C SL 89 X CU 81 1-2 ① F8	X CU 82 0-0 ③ P3			B FF 92 C KC 82 B KC 83 X FF 93 2-1 ① P6		B SL 87 F FF 98 C SL 90 X FF 98 1-2 ② F9	5	0	1	0	0	0	1
26 Matt Chapman, R (1, 5) OBP: 0.355, SLG: 0.552	D SL 90 1 SAFE B FF 94 C SL 89 S SL 89 F FF 95 F SL 89 1 SAFE S SL 90 2-3 ① K		X SL 90 0-0 28 BB 2 2B 1B		B CU 79 C CU 80 S CH 88 S FF 94 1-3 ① K		B KC 84 S KC 84 F FF 93 X KC 84 1-2 ② L8		B SL 90 F SL 88 B FF 98 X FF 98 2-1 ③ L8	5	1	1	0	0	2	1
28 Matt Olson, L (1, 3) OBP: 0.298, SLG: 0.440	D CH 90 B FF 95 S CH 89 B FF 95 C FF 95 S SL 90 3-3 ② K		B CH 90 B FF 94 B FF 96 C CH 90 B FF 95 4-1 2 2B 25 SF9 1-2 BB		B CU 82 B CH 88 B FF 94 F FF 95 X CU 81 3-1 ② G3		B FF 92 C KC 83 S KC 84 B KC 84 B KC 83 F FF 92 F FF 93 T KC 83 3-2 ③ K			3	1	0	0	1	2	1
2 Khris Davis, R (1, 10) OBP: 0.310, SLG: 0.476	S FF 96 S FF 95 F FF 95 S SL 90 0-3 ③ K		D SL 91 B FF 94 X FF 94 2-0 25 SF9 1-3 2-H 2B		F CU 81 B SL 88 B CH 89 S SL 88 F FF 95 F FF 95 S SL 88 2-3 ③ K			X FF 96 0-0 ① L9		4	0	1	1	0	2	1
25 Stephen Piscotty, R (1, 9) OBP: 0.331, SLG: 0.420		X FF 94 0-0 ① L8	S SL 90 X FF 94 0-1 ② SF9 2-3 3-H			B SL 88 C SL 86 F FF 94 B FF 94 F CH 88 S FF 94 2-3 ① K		B SL 86 C SI 96 S FF 96 X SL 86 1-2 ② F7		3	0	0	1	0	1	0
8 Robbie Grossman, S (1, 7) OBP: 0.323, SLG: 0.370		B FF 94 B FF 94 B FF 94 C FF 95 X FF 95 3-1 ② P5	B CU 83 X FF 94 1-0 ③ G4-3			C CU 82 B CH 89 B SL 90 X FF 95 2-1 22 HR 1B		B SL 84 F SI 96 X SI 97 1-1 22 BB 1B		4	1	2	0	0	0	1
22 Ramón Laureano, R (1, 8) OBP: 0.312, SLG: 0.435		B FF 94 S SL 90 H FF 94 2-1 23 1B 23 S HBP		C CU 80 S SL 89 X FF 94 0-2 2B		1 SAFE B SL 88 B SL 88 F SL 89 1 SAFE X CU 82 2-1 1-H HR		B FF 96 1 SAFE B SI 96 B SL 85 B FF 97 4-0 1-2 BB		2	1	2	2	1	0	0
23 Jurickson Profar, S (1, 4) OBP: 0.262, SLG: 0.364		C FF 94 B FF 94 B FF 94 X FF 94 2-1 1-3 1B	C CU 81 B FF 94 X FF 94 1-1 ① L8			X FF 94 0-0 ② G3-1		C SI 96 S FS 86 B FS 88 F FS 87 F SI 97 F SL 88 B FS 86 X FS 86 2-2 ③ G4-3		4	0	1	0	0	0	3
19 Josh Phegley, R (1, 2) OBP: 0.313, SLG: 0.493		X FF 94 0-0 ③ L8		B SL 89 B SL 88 B FF 95 C FF 94 S SL 88 S SL 89 3-3 ② K		B SL 88 C FF 94 B FF 93 C SL 87 F CU 81 F FF 93 S SL 88 2-3 ③ K			F SL 89 F SL 88 B FF 98 B FF 98 X FF 97 2-2 ① F8	4	0	0	0	0	2	3

Inning Stats																								
	R: 0	H: 1	R: 0	H: 1	R: 2	H: 2	R: 0	H: 1	R: 0	H: 0	R: 2	H: 2	R: 0	H: 0	R: 0	H: 1	R: 0	H: 0	1B: 5	SF: 1	WP: 0	PA: 38
	E: 0	LOB: 1	E: 0	LOB: 2	E: 0	LOB: 1	E: 0	LOB: 0	E: 0	LOB: 0	E: 0	LOB: 0	E: 0	LOB: 0	E: 0	LOB: 2	E: 0	LOB: 0	2B: 2	SAC: 0	PB: 0	
	K: 3	BB: 0	K: 0	BB: 0	K: 0	BB: 1	K: 2	BB: 0	K: 1	BB: 0	K: 2	BB: 0	K: 1	BB: 0	K: 0	BB: 1	K: 0	BB: 0	3B: 0	DP: 0	SB: 1	
	S: 14	P: 20	S: 7	P: 14	S: 9	P: 17	S: 9	P: 13	S: 10	P: 16	S: 14	P: 22	S: 10	P: 16	S: 12	P: 20	S: 8	P: 13	HR: 1	HBP: 1	CS: 0	

PITCHER	IP	WLS	BF	H	R	ER	SO	BB	IBB	HBP	BLK	WP	HR	S	P	ERA	WHIP
47 Griffin Canning, R (1, 1) ERA: 3.52	6.0	L	27	7	4	4	8	1	0	1	0	0	1	63	102	6.00	1.333
37 Cody Allen, R (7, 1) ERA: 4.5	1.0		3	0	0	0	1	0	0	0	0	0	0	10	16	0.00	0.000
40 Luis García, R (8, 1) ERA: 3.63	1.0		5	1	0	0	0	1	0	0	0	0	0	12	20	0.00	2.000
57 Hansel Robles, R (9, 1) ERA: 3.95	1.0		3	0	0	0	0	0	0	0	0	0	0	8	13	0.00	0.000

PITCHER	IP	WLS	BF	H	R	ER	SO	BB	IBB	HBP	BLK	WP	HR	S	P	ERA	WHIP

TOP	
AB	34
R	4
H	8
RBI	4
BB	2
SO	9
LOB	11

Oakland Athletics @ Los Angeles Angels

Angel Stadium, Anaheim, CA

Tue Jun 04 2019, 7:08 PM - 10:12 PM PDT

Att. 36,009 - Clear - 67 F

BOTTOM

Batter	1	2	3	4	5	6	7	8	9	AB	R	H	RBI	BB	SO	LOB
9 Tommy La Stella, L (1, 5) OBP: 0.362, SLG: 0.510	C SI 96 X SL 90 0-1 L8		B FS 88 B SI 97 C FS 87 C FF 98 X SL 91 2-2 1B			C SL 87 C SL 88 B SL 88 B FF 95 X FS 86 2-2 G5-3		C FF 96 B FF 95 D SL 88 X FF 95 2-1 F9		4	0	1	0	0	0	1
27 Mike Trout, R (1, 8) OBP: 0.465, SLG: 0.589	B FF 97 F SL 90 B FF 98 B SI 98 C FF 98 B FF 99 4-2 17 1B BB		B FF 97 X FF 96 1-0 P3			C SI 96 B FF 97 B FF 97 F SI 96 B FS 88 F FS 87 F FS 88 F FF 98 F SI 97 4-2 F SL 90 F SL 89 F SL 86 H FS 87 17 HR HBP		C FF 97 X FF 97 0-1 F9		2	1	0	0	1	0	2
17 Shohei Ohtani, L (1, 10) OBP: 0.321, SLG: 0.370	F SI 96 F SI 96 B SI 97 B SL 90 X SI 97 2-2 20 G6-4-3 1-2 1B			C SL 90 S SL 90 B SI 98 B SI 98 S FS 89 2-3 K		1 SAFE X SI 96 0-0 1-H HR		B FF 96 B FF 95 B FF 97 C FF 95 B SL 90 4-1 20 WP 1-2 BB		3	1	2	2	1	1	0
20 Jonathan Lucroy, R (1, 2) OBP: 0.300, SLG: 0.387	B SI 97 C FF 97 F SL 89 X SL 88 1-2 G6-4-3 1-2f			C FF 98 B FF 98 F SL 90 F FF 98 X FS 88 1-2 G5-3		X SL 88 0-0 G6-3		C FF 96 F FF 96 B CU 84 D CU 85 F FF 96 X FF 97 2-2 F9 1-2 2-3		4	0	0	0	0	0	4
56 Kole Calhoun, L (1, 9) OBP: 0.329, SLG: 0.485		C SI 97 B SL 88 X SL 88 1-1 F7		B SL 89 C FS 87 F SI 97 X SI 98 1-2 F7		B SI 96 B SI 96 B SI 96 C FF 96 C FS 86 X FS 86 3-2 L9			C FF 98 B FF 97 F FC 94 S FF 98 1-3 K	4	0	0	0	0	1	0
6 David Fletcher, R (1, 6) OBP: 0.370, SLG: 0.450		C FF 98 C FF 98 B SL 90 F FF 99 S FS 89 1-3 K			C FF 96 F SI 96 B FS 88 F FF 97 X SL 87 1-2 G6-3		X FC 85 0-0 G6-3		B SI 97 B SI 98 C FF 98 T SI 98 S SI 98 2-3 K	4	0	0	0	0	2	0
18 Brian Goodwin, L (1, 7) OBP: 0.350, SLG: 0.461		C SL 89 B SI 98 B SL 90 F SI 97 C FF 98 2-3 K			B SI 97 X SI 96 1-0 25 G3 2B		C FF 89 S CU 75 F FF 89 B FF 89 F FF 90 X CH 82 1-2 G4-3		C FC 95 F SL 90 B FF 98 X SL 90 1-2 F9	4	0	1	0	0	1	0
25 Jared Walsh, L (1, 3) OBP: 0.300, SLG: 0.286			F SI 96 F SI 98 B FS 88 F FS 88 X FS 87 1-2 G4-3		X SL 88 0-0 G3 2-3	C CH 82 C FF 89 S FC 86 0-3 K				3	0	0	0	0	1	1
4 Luis Rengifo, S (1, 4) OBP: 0.323, SLG: 0.342			B SI 97 S FS 88 B SI 97 B SI 97 C SI 97 X SI 98 3-2 F8		B SI 97 C SL 88 X FS 87 1-1 G3			B FF 96 T FF 95 H SL 90 2-1 20 WP 17 BB HBP		2	0	0	0	0	0	1
Inning Stats	R: 0 E: 0 K: 0 S: 10 H: 1 LOB: 1 BB: 1 P: 17	R: 0 E: 0 K: 2 S: 9 H: 0 LOB: 0 BB: 0 P: 13	R: 0 E: 0 K: 0 S: 11 H: 1 LOB: 1 BB: 0 P: 18	R: 0 E: 0 K: 1 S: 10 H: 0 LOB: 0 BB: 0 P: 14	R: 0 E: 0 K: 0 S: 8 H: 1 LOB: 1 BB: 0 P: 11	R: 2 E: 0 K: 0 S: 17 H: 1 LOB: 0 BB: 0 P: 26	R: 0 E: 0 K: 1 S: 9 H: 0 LOB: 0 BB: 0 P: 10	R: 0 E: 0 K: 0 S: 10 H: 0 LOB: 2 BB: 1 P: 20	R: 0 E: 0 K: 2 S: 9 H: 0 LOB: 0 BB: 0 P: 13	1B: 2 2B: 1 3B: 0 HR: 1 SF: 0 SAC: 0 DP: 1 HBP: 2						

livebaseballscorecards.com

AB	30
R	2
H	4
RBI	2
BB	2
SO	6
LOB	9

WP: 1 PA: 34
PB: 0
SB: 0
CS: 0

PITCHER		IP	WLS	BF	H	R	ER	SO	BB	IBB	HBP	BLK	WP	HR	S	P	ERA	WHIP
47 Frankie Montas, R ERA: 2.83	(1, 1)	6.0	W	23	4	2	2	3	1	0	1	0	0	1	65	99	3.00	0.833
36 Yusmeiro Petit, R ERA: 2.36	(7, 1)	1.0	H	3	0	0	0	1	0	0	0	0	0	0	9	10	0.00	0.000
16 Liam Hendriks, R ERA: 1.57	(8, 1)	1.0	H	5	0	0	0	0	1	0	1	0	1	0	10	20	0.00	1.000
39 Blake Treinen, R ERA: 3.26	(9, 1)	1.0	S	3	0	0	0	2	0	0	0	0	0	0	9	13	0.00	0.000

PITCHER	IP	WLS	BF	H	R	ER	SO	BB	IBB	HBP	BLK	WP	HR	S	P	ERA	WHIP

Batter	1	2	3	4	5	6	7	8	9	AB	R	H	RBI	BB	SO	LOB
10 Marcus Semien, R (1, 6) OBP: 0.350, SLG: 0.401	B SL 82 B SL 82 C FF 94 F FF 94 F SL 84 X SL 84 2-2 P4	S SL 84 F SI 91 D SL 84 X SL 83 1-2 26 1B 2-H 3-H 1B	C CH 83 B SI 90 X SI 89 1-1 1-2 2-H 1B			C SL 84 B SL 84 X SL 84 1-1 26 CS 1B		B FF 98 B FF 97 B SL 84 B FF 95 4-0 26 1B 28 1B BB		4	2	3	3	1	0	0
26 Matt Chapman, R (1, 5) OBP: 0.356, SLG: 0.549	B FF 94 C SL 84 S FF 94 B SL 87 F FF 94 F SL 84 S SL 85 2-3 K	D SL 84 X SI 92 1-0 2-H 1B	B CU 77 B CH 84 B CU 77 C FF 90 C FF 90 F CU 78 X FF 90 3-2 G1-3			1 SAFE D FF 95 1 SAFE D SL 84 1 SAFE C SL 85 B SI 96 C SL 85 S FF 94 3-3 K 1-2		S FF 96 S SL 84 B FF 96 X SL 86 1-2 28 1B 2 WP 1-2 1B		5	1	2	1	0	2	3
28 Matt Olson, L (1, 3) OBP: 0.311, SLG: 0.452	B SL 82 B SL 85 B FF 94 B FF 93 4-0 BB	D CH 84 X CH 83 1-0 P4		B CH 84 C CU 77 C FF 89 F CH 84 B FF 90 B CH 84 S CH 85 3-3 K		C SL 84 X SL 85 0-1 2B		C SL 84 D CH 88 S CH 89 B FF 96 F CH 90 F FF 97 B SL 85 X FF 97 3-2 1-3 2-H 1B		4	0	2	1	1	1	1
2 Khris Davis, R (1, 10) OBP: 0.313, SLG: 0.471	S FF 93 D SL 85 S SL 85 C SL 84 1-3 K		B CH 83 S CH 83 X SL 82 1-1 25 BB 8 1B 1B	C CH 84 S CU 78 B CH 84 F FF 91 S CU 79 1-3 K		B SL 84 X SL 84 1-0 G5-3		B FF 98 F SL 90 D SL 92 F FF 98 F FF 98 D SL 91 B FF 98 4-2 3-H BB		4	1	1	0	1	2	2
25 Stephen Piscotty, R (1, 9) OBP: 0.328, SLG: 0.413		C SI 92 B SL 83 F SI 92 F SL 84 S SL 84 1-3 K	F SI 89 D CH 84 C SI 90 D SL 83 F SI 90 B SI 90 B SI 89 4-2 8 1B 23 1B 1-2 BB	B CU 78 C CU 78 S FF 89 S CH 85 1-3 K		B FF 96 C SL 84 B CH 87 X FF 97 2-1 G4-3		F FF 97 X SL 86 0-1 L7		4	1	0	0	1	2	1
8 Robbie Grossman, S (1, 7) OBP: 0.335, SLG: 0.394		B SI 93 X SI 93 1-0 23 2B 2B	S SL 82 F SL 82 B CH 84 B SL 82 F SI 90 D SL 82 X SI 88 3-2 23 1B 10 1B 1-2 2-H 1B		C CU 77 X CH 85 0-1 G3-1	F FF 97 B SL 84 C FF 97 F FF 98 F CH 90 B FF 98 X FF 98 2-2 22 FC6-4 1B			C FF 95 X SL 89 0-1 2B	5	2	4	1	0	0	0
22 Ramón Laureano, R (1, 8) OBP: 0.310, SLG: 0.427		C SI 91 D SL 85 B SI 91 F SI 91 F SI 91 B SL 83 F SI 92 D SL 82 4-2 23 2B 10 1B BB	C SI 90 S CH 83 D CH 84 S SI 89 1-3 K		C FF 90 F CH 84 S CH 85 0-3 K	C FF 97 X FF 98 0-1 FC6-4 23 WP 23 S 1-2f			S FF 97 B FF 98 F SL 89 B CH 89 X FF 98 2-2 F9	4	1	0	0	1	2	4
23 Jurickson Profar, S (1, 4) OBP: 0.269, SLG: 0.379		B SI 93 X SI 92 1-0 10 1B 1-3 2-H 2B	B SL 81 C SL 80 S CH 82 B SI 90 X CH 83 2-2 10 1B 1-2 2-H 1B		C FF 90 B CH 85 X FF 90 1-1 2B	1 SAFE F FF 97 B CH 88 C FF 96 B SL 83 B FF 98 F FF 97 X FF 96 3-2 G4-3 1-3			S FF 97 2 SAFE B FF 97 F CH 91 F FF 98 B FF 98 S CH 91 2-3 K	5	1	3	2	0	1	2
3 Nick Hundley, R (1, 2) 20 Mark Canha, R (8, PH) OBP: 0.354, SLG: 0.548 19 Josh Phegley, R (8, 2) OBP: 0.311, SLG: 0.489		D SL 83 B SI 92 X SI 90 2-0 F7	F SL 82 D SL 84 F SI 90 S CH 83 1-3 K		D CU 79 C CU 79 C FF 90 C CU 79 1-3 K			B SL 84 C SL 84 B FF 97 C SL 84 F FF 97 F SL 85 S SL 85 2-3 K	T FF 99 X FF 98 0-1 G6-3	3 1 1	0 0 0	0 0 0	0 0 0	0 0 1	2 1 0	5 0 1
Inning Stats	R: 0 E: 0 K: 2 S: 12 H: 0 LOB: 1 BB: 1 P: 21	R: 4 E: 0 K: 1 S: 16 H: 4 LOB: 1 BB: 1 P: 28	R: 3 E: 0 K: 2 S: 24 H: 4 LOB: 2 BB: 1 P: 40	R: 0 E: 0 K: 3 S: 11 H: 0 LOB: 0 BB: 0 P: 16	R: 0 E: 0 K: 2 S: 10 H: 1 LOB: 1 BB: 0 P: 12	R: 0 E: 0 K: 1 S: 8 H: 2 LOB: 1 BB: 0 P: 13	R: 0 E: 0 K: 0 S: 13 H: 1 LOB: 1 BB: 0 P: 20	R: 2 E: 0 K: 1 S: 18 H: 2 LOB: 1 BB: 2 P: 32	R: 0 E: 0 K: 1 S: 11 H: 1 LOB: 1 BB: 0 P: 15	1B: 10 2B: 6 3B: 0 HR: 0 SF: 0 SAC: 0 DP: 1 HBP: 0						

PITCHER		IP	WLS	BF	H	R	ER	SO	BB	IBB	HBP	BLK	WP	HR	S	P	ERA	WHIP
32 Cam Bedrosian, R ERA: 2.86	(1, 1)	1.0		4	0	0	0	2	1	0	0	0	0	0	12	21	0.00	1.000
64 Félix Peña, R ERA: 4.53	(2, 1)	1.2		15	8	7	7	3	2	0	0	0	0	0	36	61	37.80	6.000
24 Noé Ramirez, R ERA: 3.9	(3, 1)	2.1		8	1	0	0	5	0	0	0	0	0	0	25	35	0.00	0.429
38 Justin Anderson, R ERA: 5.14	(6, 1)	1.0	H	4	2	0	0	1	0	0	0	0	0	0	8	13	0.00	2.000
31 Ty Buttrey, R ERA: 1.74	(7, 1)	1.2	B	8	3	2	2	1	1	0	0	0	1	0	26	43	10.80	2.400

PITCHER		IP	WLS	BF	H	R	ER	SO	BB	IBB	HBP	BLK	WP	HR	S	P	ERA	WHIP
57 Hansel Robles, R ERA: 3.77	(8, 1)	1.1	W	6	1	0	0	1	1	0	0	0	1	0	16	24	0.00	1.500

TOP

Oakland Athletics @ Los Angeles Angels

Angel Stadium, Anaheim, CA

Wed Jun 05 2019, 7:11 PM - 11:21 PM PDT

Att. 36,065 - Clear - 67 F

livebaseballscorecards.com

AB	40
R	9
H	15
RBI	8
BB	5
SO	13
LOB	19

WP: 2	PA: 45					
PB: 0						
SB: 1						
CS: 1						

Batter	1	2	3	4	5	6	7	8	9	AB	R	H	RBI	BB	SO	LOB
9 Tommy La Stella, L (1, 5) OBP: 0.372, SLG: 0.531	B FF 91 X FF 92 1-0 HR		B FF 92 C CH 83 B FC 89 X FF 92 2-1 27 HR 1B	B CH 80 B CH 81 B SL 84 C FF 89 1 SAFE C CH 82 F SL 82 B FF 89 4-2 1-2 17 HR BB		B FF 87 C FF 91 1 SAFE F FF 91 X SL 85 1-2 ① F7		B SL 87 X FF 95 1-0 17 BB 27 IBB 1-2 1B		4	3	3	1	1	0	1
27 Mike Trout, R (1, 8) OBP: 0.463, SLG: 0.598	F FF 93 B FF 92 C FF 93 B CU 72 F FF 91 F FF 92 B CU 75 S SL 81 3-3 ① K		C CU 70 B FF 89 C FF 92 B FF 92 X CU 71 2-2 1-H HR	B FF 88 X FF 89 1-0 ② F8		B CH 84 C CH 83 1 SAFE B SL 86 B FF 88 C FF 92 1 SAFE C FF 94 3-3 ② K		0-0 17 BB 1-2 2-3 IBB		4	1	1	2	1	2	3
17 Shohei Ohtani, L (1, 10) OBP: 0.333, SLG: 0.406	F FF 92 C FF 92 B CU 71 S CH 86 1-3 ② K		C FC 88 B CU 70 B FC 87 X FF 92 2-1 5 2B 56 G3 1B	F CH 81 B FF 89 X FF 88 1-1 1-H 2-H HR		S FF 94 B SL 86 S SL 86 B FF 94 S SL 82 2-3 ③ K		B FF 93 B FF 93 S FF 93 B CU 79 F FF 93 B FF 93 4-2 1-2 2-3 3-H BB		4	2	2	4	1	2	1
5 Albert Pujols, R (1, 3) OBP: 0.310, SLG: 0.457	F FF 92 X FF 93 0-1 1B		C FF 90 X SI 91 0-1 56 G3 6 1B 1-3 2B	C FC 85 F CU 75 B FC 86 B FF 89 F CU 76 F FF 89 B CU 77 B FC 85 4-2 BB			B SL 84 B CH 83 B CH 82 X FF 90 3-0 ① F7	C FF 98 F FC 94 S FC 94 0-3 ③ K		4	1	2	0	1	1	3
56 Kole Calhoun, L (1, 9) OBP: 0.322, SLG: 0.474	B FF 93 F CH 86 X FF 91 1-1 ③ G6-3		B FC 88 F CH 83 X FF 91 1-1 ② G3 2-3 3-H	B CH 83 X CH 82 1-0 ③ G6-3			B SL 85 F SL 86 X FF 91 1-1 ② F8		S FC 92 X FF 97 0-1 ① P4	5	0	0	1	0	0	3
6 David Fletcher, R (1, 6) OBP: 0.366, SLG: 0.444		C FF 92 B CH 84 B FF 93 B FF 94 F FF 94 F FF 92 X FC 89 3-2 ① P4	B CU 71 X SI 91 1-0 3-H 1B		C FF 89 B SL 84 B SL 85 B CH 83 C FF 90 F SL 86 X SL 84 3-2 ① L5		B FF 92 B CH 84 B SL 85 C FF 90 X SL 86 3-1 ③ L9		B FF 98 S FC 92 C FF 97 B FC 93 F FC 92 X FC 92 2-2 ② L7	5	0	1	1	0	0	0
18 Brian Goodwin, L (1, 7) OBP: 0.346, SLG: 0.454		C FF 92 B FC 90 B SL 87 X FF 94 2-1 ② F7	1 SAFE C FC 84 C FF 92 X FF 90 0-2 ③ L7		B SL 81 C SL 82 S SL 83 X CU 77 1-2 ② G3			C FF 95 S SL 88 B CU 83 X SL 88 1-2 ① G3-1	B SI 98 C FC 92 B FC 93 X SI 98 2-1 13 S 13 2B 1B	5	1	1	0	0	0	1
20 Jonathan Lucroy, R (1, 2) OBP: 0.299, SLG: 0.384 3 Taylor Ward, R (8, PR) OBP: 0.100, SLG: 0.200 13 Dustin Garneau, R (9, 2) OBP: 0.556, SLG: 0.417		C FF 92 F FF 95 B FF 93 F FF 94 B SL 85 B FF 93 F FF 93 X FF 93 3-2 ③ L6		C FF 91 B SL 84 B FF 92 C CH 84 B SL 82 X CH 85 3-2 ① L7	C CH 84 B SL 84 F FF 91 X SL 85 1-2 ③ G6-3			C FF 95 C FF 96 B FF 97 B SL 89 X SL 88 2-2 27 IBB 9 1B 17 BB 1B	C FF 97 C FC 91 1 SAFE F FC 90 B CU 81 X FC 92 1-2 1-H 2B	4 0 1	0 1 0	1 0 1	0 0 1	0 0 0	0 0 0	0 0 0
4 Luis Rengifo, S (1, 4) OBP: 0.330, SLG: 0.349			C FF 90 B FF 92 B FF 90 F FF 91 X SI 93 2-2 ① G6-3	B SL 83 B FF 93 B SL 86 C FF 91 X FF 92 3-1 9 BB 17 HR 1B		C CH 82 B FF 90 X SL 85 1-1 1B		B FF 95 X FF 95 1-0 ② L7		4	1	2	0	0	0	1
Inning Stats	R: 1 E: 0 K: 2 S: 13 H: 2 LOB: 1 BB: 0 P: 19	R: 0 E: 0 K: 0 S: 11 H: 0 LOB: 0 BB: 0 P: 19	R: 4 E: 0 K: 0 S: 18 H: 5 LOB: 1 BB: 0 P: 28	R: 3 E: 0 K: 0 S: 16 H: 2 LOB: 1 BB: 2 P: 33	R: 0 E: 0 K: 0 S: 10 H: 0 LOB: 0 BB: 0 P: 15	R: 0 E: 0 K: 2 S: 11 H: 1 LOB: 1 BB: 0 P: 18	R: 0 E: 0 K: 0 S: 5 H: 0 LOB: 0 BB: 0 P: 12	R: 1 E: 0 K: 1 S: 13 H: 2 LOB: 3 BB: 2 P: 22	R: 1 E: 0 K: 0 S: 12 H: 2 LOB: 1 BB: 0 P: 17	1B: 9 2B: 2 3B: 0 HR: 3 SF: 0 SAC: 0 DP: 0 HBP: 0						WP: 0 PB: 0 SB: 1 CS: 0 PA: 44

PITCHER		IP	WLS	BF	H	R	ER	SO	BB	IBB	HBP	BLK	WP	HR	S	P	ERA	WHIP
48 Joakim Soria, R ERA: 5.16	(1, 1)	1.0		5	2	1	1	2	0	0	0	0	0	1	13	19	9.00	2.000
33 Daniel Mengden, R ERA: 5.09	(2, 1)	2.1		14	6	6	6	0	1	0	0	0	0	1	37	65	23.14	3.000
36 Yusmeiro Petit, R ERA: 2.57	(4, 1)	0.2	B	4	1	1	1	0	1	0	0	0	0	1	8	15	13.50	3.000
61 Wei-Chung Wang, L ERA:	(5, 1)	3.0		10	1	0	0	2	0	0	0	0	0	0	26	45	0.00	0.333
16 Liam Hendriks, R ERA: 1.8	(8, 1)	0.2	H	5	2	1	1	0	0	1	0	0	0	0	8	13	13.50	3.000

PITCHER		IP	WLS	BF	H	R	ER	SO	BB	IBB	HBP	BLK	WP	HR	S	P	ERA	WHIP
52 Ryan Buchter, L ERA: 4.0	(8, 1)	0.0	B	1	0	0	0	0	1	0	0	0	0	0	2	6	∞	∞
62 Lou Trivino, R ERA: 4.4	(8, 1)	1.0	L	5	2	1	1	1	0	0	0	0	0	0	15	20	9.00	2.000

BOTTOM

Oakland Athletics @ Los Angeles Angels

Angel Stadium, Anaheim, CA

Wed Jun 05 2019, 7:11 PM - 11:21 PM PDT

Att. 36,065 - Clear - 67 F

livebaseballscorecards.com

AB	40
R	10
H	14
RBI	10
BB	4
SO	5
LOB	13

Batter	1	2	3	4	5	6	7	8	9	AB	R	H	RBI	BB	SO	LOB
10 Marcus Semien, R (1, 6) OBP: 0.347, SLG: 0.397	C FF 91 X CH 84 0-1 G5-3		C CU 74 F FF 92 X CU 76 0-2 L9	1 SAFE C CU 75 1 SAFE D CU 77 F FF 91 S CU 75 1-3 K		C SI 93 C SL 86 B FF 92 B CH 85 B SL 85 F SL 87 F SL 84 X SL 86 3-2 26 PB 1B		B CH 80 F FF 90 C FF 90 B FF 91 C SL 84 2-3 K		5	0	1	0	0	2	1
18 Chad Pinder, R (1, 7) OBP: 0.309, SLG: 0.468	B FF 90 F CU 73 F FF 91 F CU 77 B FF 92 F FF 93 C FF 93 2-3 K		X CH 85 0-0 L9		B CU 70 B FF 89 B CH 83 B FF 89 4-0 26 BB 2 1B BB	1 SAFE B FF 92 S FF 92 S FF 92 X FF 92 1-2 F9		F CH 85 F FF 91 F CH 85 S FF 92 0-3 K		4	1	0	0	1	2	1
26 Matt Chapman, R (1, 5) OBP: 0.353, SLG: 0.540	B CU 73 B FF 92 C CU 74 S CU 75 F FF 93 F CU 78 B FF 93 F CU 77 F FF 93 3-3 C CU 76 K		C FF 92 B CH 85 F FF 93 B CU 78 X FF 94 2-2 L9		D CU 72 B FF 89 C CU 73 B CU 71 F FF 89 F CU 72 B FF 89 4-2 2 E 2 1B 25 E 1-2 BB	C SL 86 B SI 94 X FF 93 1-1 P6 1-2		F CH 81 S SL 84 S SL 82 0-3 K		4	1	0	0	1	2	1
2 Khris Davis, R (1, 10) OBP: 0.315, SLG: 0.469		F FF 90 X CU 74 0-1 25 FC4-6 1B	F CU 74 B FF 92 F FF 92 B FF 93 F CU 78 S FF 94 2-3 K		F CU 73 B FF 89 S FF 90 X FF 89 1-2 E9 25 F7 22 SF7 1-3 2-H 1B		B SL 84 B FF 91 S CH 82 X CH 86 2-1 F7		F FF 90 F CH 82 B CH 81 B SL 85 C SL 86 2-3 K	5	1	2	1	0	2	0
25 Stephen Piscotty, R (1, 9) OBP: 0.330, SLG: 0.426	C CU 73 F CH 84 F FF 91 B FF 92 D CU 77 F FF 94 X FF 92 2-2 FC4-6 23 BB 20 BB 1-2f			X FF 92 0-0 20 1B 20 WP 22 1B 1B	S SL 84 X SL 84 0-1 F7 2-3 3-H		F CH 83 X FF 90 0-1 HR		B CH 85 S SL 84 F CH 83 B SL 84 F SL 85 B CH 85 F SL 87 S SL 86 3-3 K	5	2	2	1	0	1	2
20 Mark Canha, R (1, 3) OBP: 0.376, SLG: 0.553 28 Matt Olson, L (7, 3) OBP: 0.317, SLG: 0.467	B FF 91 C CH 84 B FF 92 B CU 76 S FF 92 D CU 77 4-2 23 BB 1-2 BB			F CU 74 1 SAFE S CH 85 B CU 77 X FF 93 1-2 22 1B 23 1B 1-3 1B	B SL 84 B CH 87 B CH 83 C SL 84 D SL 85 4-1 22 SF7 BB		B FF 93 B SL 86 B SL 83 C FF 92 C CH 83 B CH 83 4-2 23 E BB		C SL 83 B FF 92 C SI 93 X CH 83 1-2 2B	1 1	1 0	1 1	0 0	3 0	0 0	0 0
22 Ramón Laureano, R (1, 8) OBP: 0.307, SLG: 0.424	C CU 76 X FF 92 0-1 F8			T CU 76 F FF 92 B FF 92 D CU 79 F FF 93 X CH 87 2-2 23 1B 19 SF9 1-2 3-H 1B	F FF 92 X CH 82 0-1 SF7 1-2 3-H		C SL 84 F SI 91 F CH 84 X FF 92 0-2 F8		S SL 84 B FF 92 X CH 84 1-1 F7	4	1	1	2	0	0	4
23 Jurickson Profar, S (1, 4) OBP: 0.273, SLG: 0.378	B FF 92 B CU 74 B FF 92 B FF 93 4-0 19 FC6-4 1-2 2-3 BB			X FF 91 0-0 1-3 2-H 1B	C SI 92 F CH 87 C FF 93 0-3 K		B FF 92 B FF 93 C FF 92 F FF 93 B FF 92 F SL 85 F CH 86 X FF 93 3-2 E4 1-3			3	0	1	1	1	1	2
19 Josh Phegley, R (1, 2) OBP: 0.303, SLG: 0.479	C FF 93 F FF 94 B FF 94 X CU 80 1-2 FC6-4 1-2f			1 SAFE C CU 74 X FF 92 0-1 SF9 3-H		C FF 92 F CH 82 B FF 92 X SL 85 1-2 G5-3	S CH 82 B FF 92 B CH 83 F SL 84 X FF 93 2-2 G5-3			3	0	0	1	0	0	5
Inning Stats	R: 0 E: 0 K: 2 S: 14 H: 0 LOB: 0 BB: 0 P: 19	R: 0 E: 0 K: 0 S: 14 H: 1 LOB: 3 BB: 2 P: 25	R: 0 E: 0 K: 0 S: 7 H: 0 LOB: 0 BB: 0 P: 9	R: 3 E: 0 K: 2 S: 18 H: 4 LOB: 1 BB: 0 P: 24	R: 3 E: 2 K: 1 S: 14 H: 1 LOB: 1 BB: 3 P: 27	R: 0 E: 0 K: 0 S: 13 H: 1 LOB: 1 BB: 0 P: 19	R: 1 E: 1 K: 0 S: 18 H: 1 LOB: 2 BB: 1 P: 29	R: 0 E: 0 K: 3 S: 10 H: 0 LOB: 0 BB: 0 P: 12	R: 0 E: 0 K: 2 S: 13 H: 1 LOB: 1 BB: 0 P: 20	1B: 7 2B: 1 3B: 0 HR: 1 SF: 2 SAC: 0 DP: 0 HBP: 0						

PITCHER	IP	WLS	BF	H	R	ER	SO	BB	IBB	HBP	BLK	WP	HR	S	P	ERA	WHIP
45 Tyler Skaggs, L (1, 1) ERA: 4.97	4.0	L	22	6	6	5	4	4	0	0	0	1	0	59	92	11.25	2.500
51 Jaime Barria, R (5, 1) ERA: 6.52	5.0		21	3	1	1	6	2	0	0	0	0	1	62	92	1.80	1.000

PITCHER	IP	WLS	BF	H	R	ER	SO	BB	IBB	HBP	BLK	WP	HR	S	P	ERA	WHIP

TOP

Oakland Athletics @ Los Angeles Angels

Angel Stadium, Anaheim, CA

Thu Jun 06 2019, 7:09 PM - 10:35 PM PDT

Att. 34,109 - Partly Cloudy - 65 F

livebaseballscorecards.com

AB	35
R	7
H	9
RBI	6
BB	6
SO	10
LOB	16

WP: 1 PA: 43
PB: 1
SB: 0
CS: 0

Batter	1	2	3	4	5	6	7	8	9	AB	R	H	RBI	BB	SO	LOB
9 Tommy La Stella, L (1, 5) OBP: 0.373, SLG: 0.527	C FF 89 C SL 87 X FF 91 0-2 ① G4-3		C CH 86 X SL 88 0-1 ③ F8		C SL 87 B SL 88 X CH 85 1-1 27 HR 1B		B CU 78 S FF 91 B FF 92 X FF 92 2-1 27 BB 1B		C FF 92 F CH 87 X FF 93 0-2 ② G6-3 3-H	5	1	2	1	0	0	1
27 Mike Trout, R (1, 8) OBP: 0.462, SLG: 0.606	C FF 90 B SL 87 S SL 88 B FF 92 F FF 92 B SI 92 F SI 91 S CH 86 3-3 ② K			B SL 85 F SL 85 C CH 84 X SI 90 1-2 ① F9	C FF 91 X FF 91 0-1 1-H HR		B FF 97 S FF 97 B FF 98 C FF 96 F FF 98 B FF 97 F FF 97 B FF 96 4-2 1-2 BB		C SL 82 X FF 92 0-1 ③ G6-3	4	1	1	2	1	1	0
17 Shohei Ohtani, L (1, 10) OBP: 0.330, SLG: 0.400	F FF 92 B CU 73 C CU 72 B CU 75 B FF 92 X CH 85 3-2 ③ P5			S CU 74 S FF 91 B FF 92 F FF 92 X FF 92 1-2 6 1B 56 1B 18 SF8 1B	X CU 74 0-0 ③ G1-3		C FF 97 B FF 98 F FF 97 X SL 90 1-2 ③ G3-1			4	1	1	0	0	0	2
56 Kole Calhoun, L (1, 9) OBP: 0.325, SLG: 0.474		F FF 89 C CU 72 B CU 75 F FF 90 B FF 91 B CH 85 X FF 91 3-2 ① L9		B CH 86 X FF 89 1-0 6 1B 1-2 1B		C CU 72 F FF 90 X CU 76 0-2 18 S 1B		C FC 93 B CU 79 X FF 98 1-1 ① G3-1		4	0	2	0	0	0	0
6 David Fletcher, R (1, 6) OBP: 0.364, SLG: 0.440		C FF 90 C SL 88 F FF 92 F FF 92 B CH 85 X CH 85 1-2 ② G5-3		C FF 88 B SI 91 B SL 88 F CH 86 X SI 92 2-2 1-2 2-3 1B		D FF 90 X SL 88 1-0 ① L8		X FF 98 0-0 ② G4-3		4	0	1	0	0	0	1
18 Brian Goodwin, L (1, 7) OBP: 0.344, SLG: 0.449		C SI 90 B FF 89 X FF 89 1-1 ③ F8		C SI 91 C SI 91 D CU 76 X CH 86 1-2 ② SF8 3-H		B CH 85 1 SAFE B SL 89 C FF 90 S FF 89 D CU 75 S SL 88 3-3 ② K 1-2		B FC 94 B FF 98 B FF 98 B SI 97 4-0 BB		2	0	0	1	1	1	1
13 Dustin Garneau, R (1, 2) OBP: 0.455, SLG: 0.313		C FF 89 C CU 72 B SL 86 B FF 90 X SI 90 2-2 ① G5-3	F SL 88 C CU 75 B FF 92 B FF 92 S FF 92 2-3 ③ K		S SL 85 D CU 74 X FF 91 1-1 ③ P3		X FF 98 0-0 ③ G5-3		4	0	0	0	0	1	4
25 Jared Walsh, L (1, 3) OBP: 0.294, SLG: 0.313		C FF 89 S SL 87 B CU 76 S CU 75 1-3 ② K			F FF 88 X CU 71 0-1 ① G4-3		C FF 90 F FC 91 B FF 92 F CU 80 X CU 80 1-2 ① L9		C FF 90 B CH 84 C FF 92 X CU 71 1-2 4 G3-1 9 G6-3 2B	4	1	1	0	0	1	0
4 Luis Rengifo, S (1, 4) OBP: 0.327, SLG: 0.356		B CU 73 B SI 90 X SL 87 2-0 2B			B SL 86 C FF 88 F FF 90 B CU 75 S CH 84 2-3 ② K		B FF 92 X FF 92 1-0 ② P4		B FF 92 F FF 92 S FF 91 X FF 93 1-2 2-3 ① G3-1	4	0	1	0	0	1	1
Inning Stats	R: 0 E: 0 K: 1 S: 11 H: 0 LOB: 0 BB: 0 P: 17	R: 0 E: 0 K: 0 S: 11 H: 0 LOB: 0 BB: 0 P: 16	R: 0 E: 0 K: 1 S: 9 H: 1 LOB: 1 BB: 0 P: 14	R: 1 E: 0 K: 1 S: 17 H: 3 LOB: 2 BB: 0 P: 25	R: 2 E: 0 K: 1 S: 10 H: 2 LOB: 0 BB: 0 P: 13	R: 0 E: 0 K: 1 S: 9 H: 1 LOB: 1 BB: 0 P: 14	R: 0 E: 0 K: 0 S: 14 H: 1 LOB: 2 BB: 1 P: 23	R: 0 E: 0 K: 0 S: 4 H: 0 LOB: 1 BB: 1 P: 9	R: 1 E: 0 K: 0 S: 11 H: 1 LOB: 0 BB: 0 P: 13	1B: 6 2B: 2 3B: 0 HR: 1		SF: 1 SAC: 0 DP: 0 HBP: 0		WP: 0 PB: 0 SB: 1 CS: 0		PA: 38

PITCHER		IP	WLS	BF	H	R	ER	SO	BB	IBB	HBP	BLK	WP	HR	S	P	ERA	WHIP
50 Mike Fiers, R ERA: 4.76	(1, 1)	6.0	W	25	7	3	3	5	0	0	0	0	0	1	67	99	4.50	1.167
52 Ryan Buchter, L ERA: 3.86	(7, 1)	0.2		3	1	0	0	0	0	0	0	0	0	0	7	11	0.00	1.500
16 Liam Hendriks, R ERA: 1.78	(7, 1)	0.1		2	0	0	0	0	1	0	0	0	0	0	7	12	0.00	3.000
62 Lou Trivino, R ERA: 4.26	(8, 1)	1.0		4	0	0	0	0	1	0	0	0	0	0	4	9	0.00	1.000
48 Joakim Soria, R ERA: 5.28	(9, 1)	1.0		4	1	1	1	0	0	0	0	0	0	0	11	13	9.00	1.000

PITCHER	IP	WLS	BF	H	R	ER	SO	BB	IBB	HBP	BLK	WP	HR	S	P	ERA	WHIP

BOTTOM

Oakland Athletics @ Los Angeles Angels

Angel Stadium, Anaheim, CA

Thu Jun 06 2019, 7:09 PM - 10:35 PM PDT

Att. 34,109 - Partly Cloudy - 65 F

livebaseballscorecards.com

AB	35
R	4
H	9
RBI	4
BB	2
SO	5
LOB	10

Batter	1	2	3	4	5	6	7	8	9	AB	R	H	RBI	BB	SO	LOB
0 Mallex Smith, L (1, 8) OBP: 0.281, SLG: 0.312	C SI 93 F SI 93 S CU 81 0-3 K2-3		X SI 93 0-0 1-2 1B		S CU 79 S CU 80 S CU 80 0-3 K2-3		C SI 96 S SI 97 F FF 97 F FS 88 F FS 84 T SI 98 0-2 K	X FF 92 0-0 F8		5	0	1	0	0	3	0
16 Domingo Santana, R (1, 9) OBP: 0.337, SLG: 0.484	S SI 94 S CU 81 B CU 80 B CU 81 X SI 96 2-2 F9		F CU 79 B SI 93 S CU 79 S CU 81 2-3 K		C CH 84 F CU 79 X SI 93 0-2 HR		C SL 85 C SI 98 X SL 87 0-2 HR		C KC 81 B KC 83 B FF 91 B KC 82 C FF 91 F KC 83 S FF 93 3-3 K	5	2	2	2	0	2	2
10 Edwin Encarnación, R (1, 3) OBP: 0.353, SLG: 0.498	C SI 94 F SI 94 F SI 96 S SI 95 0-3 K			B SI 94 B SI 92 C SI 93 B SI 92 X SI 93 3-1 P3	B CH 85 B SI 93 X SI 93 2-0 F9		B FF 97 B SL 87 B SI 98 C SI 98 F SL 86 B SL 89 4-2 15 BB 20 BB BB		F FF 92 S KC 84 C FF 93 0-3 K	4	0	0	0	1	2	0
20 Daniel Vogelbach, L (1, 10) OBP: 0.386, SLG: 0.544		B SI 94 B CU 79 C SI 94 X SI 93 2-1 L7		C SI 94 S CU 80 S CU 80 0-3 K		B CU 79 C SI 92 B SI 93 F SI 93 X SI 94 2-2 1 HBP 2 HR 1B	B SL 84 C SI 97 B FS 86 D FS 85 D SI 98 4-1 15 BB 1-2 BB		B KC 84 X FF 92 1-0 1B	4	1	2	0	1	1	0
1 Tim Beckham, R (1, 4) OBP: 0.293, SLG: 0.482		S SI 94 S CU 80 F CU 80 S SI 95 0-3 K		B CH 85 B SI 93 C SI 94 B CU 80 X SI 94 3-1 15 BB 12 1B 1B		C SI 92 S CU 78 H CU 80 1-2 2 HR HBP	C SI 98 X SL 87 0-1 F4		F FF 92 B KC 83 X FF 92 1-1 F8	4	2	1	0	0	1	3
15 Kyle Seager, L (1, 5) OBP: 0.323, SLG: 0.358		F SI 94 B SI 94 F SI 94 S CU 82 1-3 K2-3		F SI 93 1 SAFE F SI 94 B CU 81 F SI 93 1 SAFE B CU 80 B CU 80 B SI 93 4-2 12 1B 1-2 BB		B SI 93 B SI 92 F SI 92 F CU 80 S CU 79 2-3 K	D SI 98 B FS 87 C FS 84 B SI 98 S SI 98 D SI 97 4-2 1-2 2-3 BB			2	0	0	0	2	2	2
12 Mac Williamson, R (1, 7) OBP: 0.227, SLG: 0.254			B SI 91 F SI 93 X CH 84 1-1 G6-3 B SI 93 C SI 93 F SI 92 F CU 81 X CU 80 1-2 1-3 2-H 1B		F SI 92 S SI 93 F SI 93 X SI 92 0-2 F4 D FF 98 B FF 96 B FF 97 C FF 97 C FF 95 X FF 97 3-2 G6-3				4	0	1	1	0	0	5
2 Tom Murphy, R (1, 2) OBP: 0.325, SLG: 0.554			B SI 92 B SI 92 B SI 92 C SI 90 F SI 92 C SI 94 3-3 S SI 93 X SI 93 0-1 P6		F SI 92 C SI 92 X SI 93 0-2 1-H 2-H HR		B KC 82 B FF 93 X FF 93 2-0 G6-3		4	1	1	3	0	1	2
25 Dylan Moore, R (1, 6) OBP: 0.315, SLG: 0.316			S SI 94 T SI 94 F SI 95 B SI 94 F CU 81 B CU 81 B CU 81 B SI 94 4-2 0 1B BB		C CU 78 C SI 92 C CU 80 0-3 K	B FF 95 X FF 97 1-0 G6-3		F FF 93 B KC 84 C KC 83 B KC 84 X FF 92 2-2 P4		3	0	0	0	1	1	0

TOP

Seattle Mariners @ Los Angeles Angels

Angel Stadium, Anaheim, CA

Fri Jun 07 2019, 7:08 PM - 10:29 PM PDT

Att. 41,495 - Partly Cloudy - 68 F

livebaseballscorecards.com

AB	35
R	6
H	8
RBI	6
BB	5
SO	13
LOB	14

Inning Stats	1	2	3	4	5	6	7	8	9
	R: 0 E: 0 K: 2 S: 10	H: 0 LOB: 0 BB: 0 P: 12	R: 0 E: 0 K: 2 S: 9	H: 0 LOB: 0 BB: 0 P: 12	R: 0 E: 0 K: 2 S: 13	H: 1 LOB: 2 BB: 1 P: 23	R: 1 E: 0 K: 1 S: 16	H: 2 LOB: 2 BB: 1 P: 27	R: 1 E: 0 K: 2 S: 10	H: 1 LOB: 0 BB: 0 P: 12	R: 3 E: 0 K: 1 S: 17	H: 2 LOB: 0 BB: 0 P: 23	R: 1 E: 0 K: 1 S: 19	H: 1 LOB: 3 BB: 3 P: 34	R: 0 E: 0 K: 0 S: 5	H: 0 LOB: 0 BB: 0 P: 9	R: 0 E: 0 K: 2 S: 10	H: 1 LOB: 1 BB: 0 P: 15

| | | | |

Batter	1	2	3	4	5	6	7	8	9	AB	R	H	RBI	BB	SO	LOB
6 David Fletcher, R (1, 5) (7, 7) OBP: 0.363, SLG: 0.434	B FF 89 F CH 82 B CU 78 B CH 82 D FF 90 4-1 17 FC4-6 BB		C CU 76 X CU 77 0-1 ① L8			C FF 89 B FC 85 B FF 88 C CH 81 F CU 76 F FF 89 X FF 89 2-2 ① F9		C SI 93 B SL 84 C SI 95 X SI 95 1-2 ① G6-3		3	0	0	0	1	0	0
27 Mike Trout, R (1, 8) OBP: 0.463, SLG: 0.607	C FF 90 B FF 89 C FC 86 B FF 90 F FC 85 F FF 90 B FC 86 C FF 90 3-3 ① K		C FF 89 C FF 89 B CU 77 X FF 90 1-2 ② L7			B FF 89 B FC 85 S CH 82 S FF 89 F FC 86 F FF 89 B FF 89 B FF 89 4-2 5 1B 9 1B BB		B SI 94 B SI 94 F SI 94 X SI 94 2-1 17 G3 2B		3	1	1	0	1	1	1
17 Shohei Ohtani, L (1, 10) OBP: 0.319, SLG: 0.385	D CU 77 1 SAFE C FF 90 C FC 86 X CU 77 1-2 ② FC4-6 1-2f		X FC 86 0-0 ③ G3			C FC 85 F CU 77 F CU 76 B CH 82 B CH 80 B FC 84 1 SAFE F FC 85 S FC 84 3-3 ② K		S CH 84 B CH 83 X CH 84 1-1 ② G3 2-3		4	0	0	0	0	1	3
5 Albert Pujols, R (1, 3) OBP: 0.309, SLG: 0.453	B FF 90 B FF 90 B CH 81 X FF 89 3-0 ③ P6			C FF 89 C FF 89 F CU 76 B CU 76 B CH 83 X FC 86 2-2 ① F8		C FF 89 X FF 90 0-1 9 1B 1-3 1B		B SI 95 T SI 95 S SL 85 X SL 86 1-2 ③ P4		4	0	1	0	0	0	2
48 César Puello, R (1, 7) OBP: 0.500, SLG: 0.696 9 Tommy La Stella, L (6, PH) (7, 5) OBP: 0.374, SLG: 0.527		C CU 75 S CH 81 B CU 75 C FF 89 1-3 ① K		F CU 76 B FF 90 B FC 85 X CH 82 2-1 ② G6-3		C SL 82 F SL 83 X CH 84 0-2 1-2 3-H 1B			C FF 93 X CU 79 0-1 ① L7	2	0	0	0	0	1	0
56 Kole Calhoun, L (1, 9) OBP: 0.328, SLG: 0.486		F CU 76 B FC 85 X CU 75 1-1 HR		C FF 89 S CH 80 B FF 89 F FF 90 X FF 89 1-2 ③ L7		C SL 83 D SI 89 T CH 84 X SL 85 1-2 ③ G4-3			B CU 79 B FF 94 F FF 94 B CH 86 F FF 94 D CU 80 4-2 19 BB BB	3	1	1	1	1	0	2
20 Jonathan Lucroy, R (1, 2) OBP: 0.293, SLG: 0.376		C FF 89 B FC 85 B FF 89 F CH 81 F CU 76 F FF 89 F FC 85 F FF 90 X CH 81 2-2 ② L1-3	B FF 89 C FF 89 B CU 76 C FF 89 X FF 89 2-2 ① F9				C FF 94 B SL 88 C SL 88 X SL 90 1-2 ① G5-3		C FF 94 X CH 87 0-1 ② F9	4	0	0	0	0	0	1
19 Wilfredo Tovar, R (1, 6)		B FF 90 B CH 82 C CH 80 F FC 85 B FF 90 B CH 81 4-2 BB	F FF 90 B CU 75 F CU 75 B FF 89 B FC 85 T FF 90 3-2 ② K				B SL 90 X FF 94 1-0 ② L8		B FF 94 B FF 94 B FF 93 B FF 93 4-0 1-2 BB	2	0	0	0	2	1	0
4 Luis Rengifo, S (1, 4) OBP: 0.314, SLG: 0.341		X CH 82 0-0 ③ F7	B CU 75 B FF 89 C CH 81 C CH 81 B FF 90 F CH 82 S FF 90 3-3 ③ K				F SL 90 F SL 91 S SL 89 0-3 ③ K		S CH 87 D CH 87 S FF 94 D CU 78 B CH 87 C FF 94 3-3 ③ K	4	0	0	0	0	3	3
Inning Stats	R: 0 H: 0 E: 0 LOB: 1 K: 1 BB: 1 S: 10 P: 21	R: 1 H: 1 E: 0 LOB: 1 K: 1 BB: 1 S: 15 P: 23	R: 0 H: 0 E: 0 LOB: 0 K: 0 BB: 0 S: 6 P: 7	R: 0 H: 0 E: 0 LOB: 0 K: 0 BB: 0 S: 10 P: 15	R: 0 H: 0 E: 0 LOB: 0 K: 2 BB: 0 S: 10 P: 18	R: 1 H: 2 E: 0 LOB: 2 K: 1 BB: 1 S: 22 P: 32	R: 0 H: 0 E: 0 LOB: 0 K: 1 BB: 0 S: 7 P: 9	R: 0 H: 1 E: 0 LOB: 1 K: 0 BB: 0 S: 10 P: 15	R: 0 H: 0 E: 0 LOB: 2 K: 1 BB: 2 S: 9 P: 20							

PITCHER		IP	WLS	BF	H	R	ER	SO	BB	IBB	HBP	BLK	WP	HR	S	P	ERA	WHIP
7 Marco Gonzales, L ERA: 4.77	(1, 1)	5.2	W	22	2	2	2	5	3	0	0	0	0	1	67	109	3.18	0.882
35 Cory Gearrin, R ERA: 3.86	(6, 1)	0.1	H	2	1	0	0	0	0	0	0	0	0	0	6	7	0.00	3.000
63 Austin Adams, R ERA: 5.11	(7, 1)	1.0		3	0	0	0	1	0	0	0	0	0	0	7	9	0.00	0.000
65 Brandon Brennan, R ERA: 3.71	(8, 1)	1.0		4	1	0	0	0	0	0	0	0	0	0	10	15	0.00	1.000
55 Roenis Elías, L ERA: 4.2	(9, 1)	1.0		5	0	0	0	1	2	0	0	0	0	0	9	20	0.00	2.000

PITCHER	IP	WLS	BF	H	R	ER	SO	BB	IBB	HBP	BLK	WP	HR	S	P	ERA	WHIP

BOTTOM

Seattle Mariners @ Los Angeles Angels

Angel Stadium, Anaheim, CA

Fri Jun 07 2019, 7:08 PM - 10:29 PM PDT

Att. 41,495 - Partly Cloudy - 68 F

livebaseballscorecards.com

AB	31
R	2
H	4
RBI	2
BB	5
SO	7
LOB	12

1B: 2	SF: 0	WP: 0	PA: 36
2B: 1	SAC: 0	PB: 0	
3B: 0	DP: 0	SB: 0	
HR: 1	HBP: 0	CS: 0	

Batter	1	2	3	4	5	6	7	8	9	AB	R	H	RBI	BB	SO	LOB
0 Mallex Smith, L (1, 8) OBP: 0.281, SLG: 0.316	S FF 90 S CH 85 B CH 84 S FF 91 1-3 ① K		B CU 76 B CU 76 B SL 83 C FF 91 X SL 83 3-1 ② G4-3 2-3		T FF 92 F SI 92 X SL 84 0-2 1-3 2B		C CU 77 C SL 84 D CU 78 X SL 84 1-2 ②③ G1-6-3 1-2f			4	0	1	0	0	1	3
16 Domingo Santana, R (1, 9) OBP: 0.336, SLG: 0.484	B CU 78 B CU 78 C CU 78 F FF 90 S CH 85 2-3 ② K		D CH 86 C FF 92 F SL 83 X FF 92 1-2 3-H 2B		C FF 92 S CU 78 D SL 84 S CU 78 1-3 ③ K			C SL 82 S SL 85 B SL 87 C SL 85 1-3 ① K		4	0	1	1	0	3	2
20 Daniel Vogelbach, L (1, 10) OBP: 0.379, SLG: 0.532	C CU 78 B FF 89 X FF 89 1-1 ③ F8		B SL 85 C CU 77 C FF 92 B SL 84 F SL 84 X SL 84 2-2 ③ G5-3			X FF 90 0-0 ① F8		B FF 94 B SL 83 B FF 93 C FF 93 X FF 93 3-1 ② L7		4	0	0	0	0	0	1
10 Edwin Encarnación, R (1, 3) OBP: 0.355, SLG: 0.509		C CU 77 S CH 84 F CH 86 S CH 85 0-3 ① K		X SI 92 0-0 E5 22 G6-4-3		C CH 84 F FF 90 F CH 83 X SI 92 0-2 HR		S SL 85 B SL 86 B SL 84 B FF 93 B FF 93 4-1 BB		3	1	1	1	1	1	0
22 Omar Narváez, L (1, 2) OBP: 0.353, SLG: 0.449		C FF 92 B CU 78 F SL 83 X FF 92 1-2 ② F7		B FF 92 B CU 78 B CU 77 C FF 92 S SL 83 X FF 92 3-2 ①② G6-4-3 1-2f		S SL 83 B FF 91 X CU 76 1-1 ② L9		C FF 93 B FF 93 F SL 84 B FF 93 F FF 93 X SL 86 2-2 ③ G3		4	0	0	0	0	0	2
15 Kyle Seager, L (1, 5) OBP: 0.318, SLG: 0.404		C FF 93 B SL 84 S FF 92 B CU 78 B SL 84 X FF 92 3-2 HR		B CU 78 B SL 84 B CH 84 C FF 91 F FF 92 X SL 84 3-2 ③ G4-3		X FF 92 0-0 ③ G6-3			B SL 85 B FF 95 F FF 95 F FF 96 S CH 87 2-3 ① K2-3	4	1	1	1	0	1	0
12 Mac Williamson, R (1, 7) OBP: 0.214, SLG: 0.238		F FF 92 F CH 86 S FF 92 0-3 ③ K			C SI 90 B CH 83 F CH 83 B CU 78 C CH 84 2-3 ① K		C CU 75 B CU 78 C FF 92 S CH 85 1-3 ① K		C SL 84 B SL 84 X FF 95 1-1 ② L8	4	0	0	0	0	3	0
39 Shed Long Jr., L (1, 4) OBP: 0.329, SLG: 0.328			F FF 91 X SL 83 0-1 ① F9		X SL 85 0-0 0 2B 1B		X SL 83 0-0 25 HBP 1B		B FF 95 X SL 85 1-0 ③ P4	4	0	2	0	0	0	0
25 Dylan Moore, R (1, 6) OBP: 0.326, SLG: 0.333			B CU 77 C CU 77 F CH 85 X FF 92 1-2 0 G4-3 16 2B 2B		F SI 92 X FF 92 0-1 ② P6		C CH 85 B FF 92 F FF 91 F SL 83 B CU 78 F CH 85 H FF 91 3-2 0 G1-6-3 1-2 HBP			2	1	1	0	0	0	1
Inning Stats	R: 0 E: 0 K: 2 S: 8 H: 0 LOB: 0 BB: 0 P: 12	R: 1 E: 0 K: 2 S: 13 H: 1 LOB: 0 BB: 0 P: 17	R: 1 E: 0 K: 0 S: 14 H: 2 LOB: 1 BB: 0 P: 21	R: 0 E: 1 K: 0 S: 7 H: 0 LOB: 0 BB: 0 P: 13	R: 0 E: 0 K: 2 S: 12 H: 2 LOB: 2 BB: 0 P: 15	R: 1 E: 0 K: 0 S: 8 H: 1 LOB: 0 BB: 0 P: 9	R: 0 E: 0 K: 1 S: 11 H: 1 LOB: 1 BB: 0 P: 16	R: 0 E: 0 K: 1 S: 10 H: 0 LOB: 1 BB: 1 P: 20	R: 0 E: 0 K: 1 S: 6 H: 0 LOB: 0 BB: 0 P: 10	1B: 2 2B: 3 3B: 0 HR: 2 SF: 0 SAC: 0 DP: 2 HBP: 1						

PITCHER	IP	WLS	BF	H	R	ER	SO	BB	IBB	HBP	BLK	WP	HR	S	P	ERA	WHIP
24 Noé Ramirez, R (1, 1) ERA: 3.73	1.1		4	0	0	0	3	0	0	0	0	0	0	12	16	0.00	0.000
52 Dillon Peters, L (2, 1) ERA: 4.15	5.2	W	24	7	3	3	4	0	0	1	0	0	2	61	87	4.76	1.235
32 Cam Bedrosian, R (8, 1) ERA: 2.76	1.0		4	0	0	0	1	1	0	0	0	0	0	10	20	0.00	1.000
38 Justin Anderson, R (9, 1) ERA: 4.91	1.0		3	0	0	0	1	0	0	0	0	0	0	6	10	0.00	0.000

PITCHER	IP	WLS	BF	H	R	ER	SO	BB	IBB	HBP	BLK	WP	HR	S	P	ERA	WHIP

TOP

Seattle Mariners @ Los Angeles Angels

Angel Stadium, Anaheim, CA

Sat Jun 08 2019, 7:09 PM - 10:16 PM PDT

Att. 40,569 - Clear - 71 F

livebaseballscorecards.com

AB	33
R	3
H	7
RBI	3
BB	1
SO	9
LOB	9

WP: 0	PA: 35
PB: 0	
SB: 0	
CS: 0	

Batter	1	2	3	4	5	6	7	8	9	AB	R	H	RBI	BB	SO	LOB
9 Tommy La Stella, L (1, 5) OBP: 0.373, SLG: 0.541	C FF 92 B SL 86 B FF 93 X FF 92 2-1 ① G3	C CU 74 C FF 93 S FF 94 0-3 ① K		X FF 92 0-0 HR	F SL 89 X SL 90 0-1 17 2B 2B	X SI 94 0-0 ②③ G4-6-3 1-2f		B CU 77 C CU 77 X FF 94 1-1 ③ G5-3		6	2	2	1	0	1	2
27 Mike Trout, R (1, 8) OBP: 0.469, SLG: 0.632 18 Brian Goodwin, L (9, 8) OBP: 0.344, SLG: 0.449	B FF 94 S FF 95 B FF 92 X FF 94 2-1 ② F9	B FF 94 C FF 92 B FF 93 B FF 94 B FF 92 4-1 17 G3 BB		B FF 94 X FF 92 1-0 HR	B FF 95 C FF 96 H SI 96 2-1 17 2B 5 1B HBP		C FF 94 X FF 94 0-1 3B			3 0	2 0	2 0	1 0	1 0	0 0	0 0
17 Shohei Ohtani, L (1, 10) OBP: 0.331, SLG: 0.431	B FF 94 S FF 93 X SL 86 1-1 5 2B 44 1B 1B	X CU 76 0-0 ② G3 1-2 2-3		X CU 75 0-0 HR	B SI 95 X SI 95 1-0 5 1B 1-3 2-H 2B		F FF 94 S FF 94 F FF 94 X CU 78 0-2 ① G3			5	3	3	2	0	0	3
5 Albert Pujols, R (1, 3) OBP: 0.320, SLG: 0.462 20 Jonathan Lucroy, R (9, 3) OBP: 0.293, SLG: 0.376	F FF 94 B FF 93 F SL 87 F FF 92 B SL 84 X SL 87 2-2 44 1B 1-3 2B	D CU 76 D CU 77 X FF 93 2-0 ③ G5-3		B SL 85 B FF 92 C CU 72 B CU 72 F FF 93 B SL 84 4-2 44 FC4-6 BB	S SL 90 B SI 95 B SL 90 F SI 95 B SI 96 X SL 91 3-2 2-H 3-H 1B		B FF 94 B CU 78 B CU 76 B FF 94 4-0 44 G6-4-3 BB			3 0	1 0	2 0	2 0	2 0	0 0	2 0
44 Kevan Smith, R (1, 2) OBP: 0.397, SLG: 0.448	C CU 74 S FF 92 B SL 85 F SL 86 B FF 94 X SL 86 2-2 56 E 48 1B 2-H 3-H 1B		X FF 91 0-0 56 F7 19 FC5-2 2B	B CU 73 B SL 86 C FF 92 X FF 88 2-1 ① FC4-6 56 BB 1-2f 48 1B	C SL 89 S SL 89 B SL 89 S SL 88 1-3 ① K		B CU 78 X FF 94 1-0 ②③ G6-4-3 1-2f			5	2	2	2	0	1	4
56 Kole Calhoun, L (1, 9) OBP: 0.329, SLG: 0.482	B CU 75 X CU 76 1-0 E6 48 1B 1-2		T SL 84 F SL 86 X FF 93 0-2 ① F7 2-3	B SL 84 B SL 86 B FF 91 B FF 90 4-0 48 1B 1-2 BB	C SI 95 F SL 88 S SL 90 0-3 ② K			B SL 87 B FF 93 B FF 93 C FF 93 F FF 93 X FF 93 3-2 48 HR 1B		4	1	1	0	1	1	3
48 César Puello, R (1, 7) OBP: 0.545, SLG: 0.815	X FF 93 0-0 1-3 2-H 1B		C CU 75 S SL 86 H SL 85 1-2 19 FC5-2 HBP	B SI 95 B FF 96 C FF 95 F SI 95 X FF 96 2-2 1-2 2-H 1B	C SL 89 S SL 88 S SL 89 0-3 ③ K			C CU 78 X SL 87 0-1 1-H HR		4	1	3	4	0	1	1
19 Wilfredo Tovar, R (1, 6)	B FF 90 F FF 93 F FF 91 X SL 85 1-2 ③ G3		F FF 94 1 SAFE F SL 88 X SL 86 0-2 ② FC5-2 1-2 3-H	D SL 91 C SI 95 S SI 95 S SL 90 1-3 ② K		S SL 88 F SL 88 B SI 96 B SL 90 F SI 95 B SL 89 B SI 94 4-2 9 G4-6-3 BB		C FF 93 B FF 93 B FF 93 C CU 78 F FF 93 S CU 77 2-3 ① K		4	0	0	0	1	2	6
4 Luis Rengifo, S (1, 4) OBP: 0.309, SLG: 0.333		C CU 73 C CU 75 F SL 82 B FF 92 X SL 84 1-2 E7 17 G3 1B	B CU 74 C CU 74 B FF 94 X SL 85 2-1 ③ F9	B SL 88 X SI 95 1-0 G4-3		B SI 94 X SI 94 1-0 ① L7		B CU 79 X FF 93 1-0 ② G4-3		5	0	1	0	0	0	5
Inning Stats	R: 3 E: 1 K: 0 S: 19 H: 4 LOB: 2 BB: 0 P: 30	R: 0 E: 1 K: 1 S: 10 H: 1 LOB: 2 BB: 1 P: 17	R: 0 E: 0 K: 0 S: 11 H: 1 LOB: 2 BB: 0 P: 14	R: 4 E: 0 K: 1 S: 14 H: 4 LOB: 2 BB: 2 P: 29	R: 3 E: 0 K: 3 S: 16 H: 3 LOB: 1 BB: 0 P: 23	R: 0 E: 0 K: 0 S: 5 H: 0 LOB: 0 BB: 1 P: 10	R: 0 E: 0 K: 0 S: 7 H: 1 LOB: 1 BB: 1 P: 12	R: 2 E: 0 K: 1 S: 12 H: 2 LOB: 0 BB: 0 P: 19		1B: 7 2B: 4 3B: 1 HR: 4 SF: 0 SAC: 0 DP: 2 HBP: 2				WP: 0 PB: 0 SB: 0 CS: 0 PA: 46	

BOTTOM

Seattle Mariners @ Los Angeles Angels

Angel Stadium, Anaheim, CA

Sat Jun 08 2019, 7:09 PM - 10:16 PM PDT

Att. 40,569 - Clear - 71 F

livebaseballscorecards.com

AB	39
R	12
H	16
RBI	12
BB	5
SO	6
LOB	26

PITCHER		IP	WLS	BF	H	R	ER	SO	BB	IBB	HBP	BLK	WP	HR	S	P	ERA	WHIP
18 Yusei Kikuchi, L ERA: 4.99	(1, 1)	3.1	L	24	9	7	6	1	3	0	1	0	0	3	47	79	16.20	3.600
61 Tayler Scott, R ERA: 10.13	(4, 1)	2.2		13	4	3	3	4	1	0	1	0	0	0	28	44	10.12	1.875
36 Jesse Biddle, L ERA: 6.5	(7, 1)	2.0		9	3	2	2	1	1	0	0	0	0	1	19	31	9.00	2.000

PITCHER	IP	WLS	BF	H	R	ER	SO	BB	IBB	HBP	BLK	WP	HR	S	P	ERA	WHIP

Batter	1	2	3	4	5	6	7	8	9	AB	R	H	RBI	BB	SO	LOB
0 Mallex Smith, L (1, 8) OBP: 0.284, SLG: 0.315	C FF 92 S CH 81 F FF 92 S CH 82 0-3 ① K		B CU 74 M CH 82 B CU 77 L FF 92 C CH 81 2-3 ① K		L FF 91 1 SAFE L CH 80 1 SAFE B FF 92 X CH 82 1-2 ② E1 1-2 1B		B CH 80 X CH 82 1-0 ① G4-3	F FF 91 B SL 78 S CH 82 B FS 83 H FF 91 3-2 16 1B HBP		4	0	1	0	0	2	0
16 Domingo Santana, R (1, 9) OBP: 0.340, SLG: 0.485	F FF 92 B FF 93 F CH 83 S 1-3 ② K		B CU 76 F FF 92 B CH 83 S CH 82 F CH 82 B FF 92 B CH 80 4-2 10 G6-3 BB		B KC 83 B FF 92 C FF 92 S KC 84 S KC 84 2-3 ③ K		B FF 92 B CH 83 S CH 84 F FF 92 X FS 84 2-2 10 HR 1B	1 SAFE B FF 91 F SL 79 F CH 82 B FF 91 X SL 80 2-2 1-2 1B		4	1	2	0	1	2	1
10 Edwin Encarnación, R (1, 10) OBP: 0.356, SLG: 0.532	C FF 93 B CH 83 F CH 82 B CH 82 B FF 92 X CH 82 3-2 ③ G6-3		B CH 82 S CH 81 X FF 92 1-1 ② G6-3 1-2			B KC 83 F KC 83 B FF 92 F FF 92 F FF 92 X KC 84 2-2 HR	B CH 84 B FF 92 B CH 83 S CI 91 F FF 92 X CH 83 3-2 1-H HR	F FF 91 B SI 90 X FF 91 1-1 ③ L7		5	2	2	3	0	0	3
20 Daniel Vogelbach, L (1, 3) OBP: 0.379, SLG: 0.542		S FF 91 X CH 80 0-1 ① F9	C FF 93 2 SAFE B FF 92 D CH 83 X FF 93 2-1 ③ F8			B FF 91 B FF 91 B FF 92 X FF 91 3-0 HR	C FF 92 B FS 84 B SL 79 B CH 82 B FF 91 4-1 BB		B SL 76 S CH 80 X FF 89 1-1 ① F7	4	1	1	1	1	0	1
1 Tim Beckham, R (1, 4) OBP: 0.290, SLG: 0.480		B FF 93 B CU 76 S CH 81 F CH 82 F CH 81 B FF 93 C CH 83 3-3 ② K		S CU 74 B CH 81 C FF 93 X CH 81 1-2 ① G5-3		B FF 90 S SL 77 X SL 79 1-1 15 1B 2B	F FF 91 F SI 92 D FS 83 F SI 91 D FS 84 S FF 92 2-3 ② K		C SL 78 B CH 80 B FF 90 B FF 90 F SI 89 X SI 90 3-2 ② G4-3	5	1	1	0	0	2	1
15 Kyle Seager, L (1, 5) OBP: 0.338, SLG: 0.459		B CH 82 B CU 78 B FF 92 S FF 93 T FF 93 B FF 93 4-2 2 HR BB		B FF 93 X FF 93 1-0 ② F7		X FF 91 0-0 2 S 2-H 1B	B FF 92 B CH 83 C CH 82 X FF 91 2-1 ③ F9		B CH 82 X FF 90 1-0 HR	4	2	2	2	1	0	1
2 Tom Murphy, R (1, 2) OBP: 0.329, SLG: 0.620		D CH 82 F FF 92 X CH 81 1-1 1-H HR		B CU 77 C FF 91 B FF 92 F FF 91 B CU 77 S CH 82 3-3 ③ K		B CH 81 C FF 91 S SL 80 1 SAFE B SL 80 S FS 82 2-3 ① K 1-2		B SL 78 B CH 82 X FF 89 2-0 HR	B SI 97 X SI 98 1-0 ③ L9	5	2	2	3	0	2	1
12 Mac Williamson, R (1, 7) OBP: 0.216, SLG: 0.239		S FF 92 C CH 84 B FF 92 B FF 91 D CH 82 F CH 81 X FF 91 3-2 1B		C CU 72 B FF 91 F FF 92 B CH 82 B CH 81 F CH 80 S FF 90 3-3 ① K		X FF 92 0-0 ② F8		S FF 92 C FF 91 B SL 80 B FS 84 B FF 90 X FF 91 3-2 ① G4-3		4	0	1	0	0	1	1
25 Dylan Moore, R (1, 6) OBP: 0.323, SLG: 0.329		1 SAFE B CU 76 1 SAFE C CH 81 X FF 92 1-1 ③ F7		B FF 91 B CH 82 X CH 82 2-0 0 CS 1B		D FS 83 B FF 93 C SL 78 C CH 82 C SL 80 2-3 ③ K		S SL 80 B SL 80 F FF 91 B FS 83 B SL 81 F FF 90 X SI 90 3-2 ② F9		4	0	1	0	0	1	2
Inning Stats	R: 0 E: 0 K: 2 S: 10 H: 0 LOB: 0 BB: 0 P: 14	R: 2 E: 0 K: 1 S: 16 H: 2 LOB: 1 BB: 1 P: 28	R: 0 E: 0 K: 1 S: 10 H: 0 LOB: 1 BB: 1 P: 19	R: 0 E: 0 K: 1 S: 7 H: 0 LOB: 0 BB: 0 P: 12	R: 0 E: 1 K: 2 S: 11 H: 2 LOB: 1 BB: 0 P: 19	R: 3 E: 0 K: 2 S: 15 H: 4 LOB: 1 BB: 0 P: 25	R: 2 E: 0 K: 1 S: 14 H: 2 LOB: 1 BB: 1 P: 28	R: 1 E: 0 K: 0 S: 15 H: 2 LOB: 2 BB: 0 P: 29	R: 1 E: 0 K: 0 S: 7 H: 1 LOB: 0 BB: 0 P: 13	1B: 6 2B: 1 3B: 0 HR: 6 SF: 0 SAC: 0 DP: 0 HBP: 1						

PITCHER		IP	WLS	BF	H	R	ER	SO	BB	IBB	HBP	BLK	WP	HR	S	P	ERA	WHIP
54 José Suarez, L ERA: 4.35	(1, 1)	4.2	L	19	4	2	2	6	2	0	0	0	0	1	51	87	3.86	1.286
37 Cody Allen, R ERA: 4.84	(5, 1)	0.1		3	2	2	2	1	0	0	0	0	0	2	8	15	54.00	6.000
35 Nick Tropeano, R ERA: 8.31	(6, 1)	3.2		20	7	5	5	3	1	0	1	0	0	3	45	83	12.27	2.182
40 Luis García, R ERA: 3.75	(9, 1)	0.1		1	0	0	0	0	0	0	0	0	0	0	1	2	0.00	0.000

PITCHER	IP	WLS	BF	H	R	ER	SO	BB	IBB	HBP	BLK	WP	HR	S	P	ERA	WHIP

TOP

Seattle Mariners @ Los Angeles Angels

Angel Stadium, Anaheim, CA

Sun Jun 09 2019, 1:08 PM - 4:24 PM PDT

Att. 41,614 - Sunny - 80 F

livebaseballscorecards.com

AB	39
R	9
H	13
RBI	9
BB	3
SO	10
LOB	11

WP: 0	PA: 43		
PB: 0			
SB: 1			
CS: 1			

Batter	1	2	3	4	5	6	7	8	9	AB	R	H	RBI	BB	SO	LOB
9 Tommy La Stella, L (1, 5) OBP: 0.371, SLG: 0.549	B FF 94 S SL 86 B SL 88 F SL 89 F SL 89 B SI 95 X SL 89 3-2 ① G3-1		F FC 84 B SI 87 B SI 87 X FC 85 2-1 HR		X CU 73 0-0 ③ L9		C CH 80 S SI 86 C SI 86 0-3 ③ K			4	1	1	1	0	1	3
27 Mike Trout, R (1, 8) OBP: 0.469, SLG: 0.626	C SL 89 S SL 90 F SL 90 S SL 90 0-3 ② K		B CU 73 B FC 86 C FC 84 C FC 85 C FC 86 2-3 ③ K			B FC 84 C FC 84 F FC 84 B SI 85 B FC 85 B FF 85 4-2 48 FC6-4 BB		B FF 98 B FF 98 C FF 97 B SL 86 B FF 96 4-1 5 F8 17 G4-3 48 1B BB		2	1	0	0	2	2	0
17 Shohei Ohtani, L (1, 10) OBP: 0.320, SLG: 0.416	C SL 89 B FF 94 B SL 89 S SL 89 S SL 90 2-3 ③ K			F CU 71 B SI 87 B SI 86 F SI 85 S CH 78 2-3 ① K		F FC 84 C FC 80 B SI 86 S SI 86 1-3 ① K		C FF 98 X SL 86 0-1 ① G4-3 1-2		4	0	0	0	0	3	2
5 Albert Pujols, R (1, 3) OBP: 0.314, SLG: 0.452		C SI 87 X CH 77 0-1 ① F9		C CU 73 B FC 85 B FC 84 X CH 80 2-1 ② G6-3		C FC 84 B CH 78 1 SAFE X CH 78 1-1 ② F8		B SL 86 X FF 98 1-0 ② F8 2-3		4	0	0	0	0	0	2
48 César Puello, R (1, 7) OBP: 0.541, SLG: 0.806		B CH 78 B CH 78 C FC 86 B FC 85 X FC 85 3-1 2B		B CU 73 B CH 78 F FC 85 S CH 79 S CH 78 2-3 ③ K		X CU 72 0-0 ③ FC6-4 1-2f		C SL 87 B SL 88 S SL 88 X FF 97 1-2 3-H 1B		4	0	2	1	0	1	1
18 Brian Goodwin, L (1, 9) OBP: 0.347, SLG: 0.450		B FC 83 F FF 87 C CU 72 S FC 84 1-3 ② K			S CU 72 F CU 72 B SI 85 X CU 72 1-2 4 1B 1B		F FF 85 X FC 82 0-1 19 2B 4 SF8 1B	C SL 86 C FF 98 D SL 87 X SL 86 1-2 ③ L7		4	1	2	0	0	1	2
20 Jonathan Lucroy, R (1, 2) OBP: 0.292, SLG: 0.370		B CH 76 S FC 85 F SI 87 B FC 86 F SI 87 F CH 79 B CH 75 F FC 86 F FC 86 3-3 ③ K S FC 86			B SI 86 C SI 86 X CH 79 1-1 ① L7		C SI 86 F FC 84 C SI 86 0-3 ① K		B FF 95 B FF 95 B FF 94 C FF 94 B FF 94 4-1 19 L4-3 BB	3	0	0	0	1	2	3
19 Wilfredo Tovar, R (1, 6) OBP: 0.308, SLG: 0.200			C SI 86 B CH 77 B CH 78 X SI 86 2-1 ① F9		F SI 85 C SI 87 F FC 85 D CH 77 X CH 78 1-2 ② L8		B SI 85 B SI 85 C SI 83 F FC 83 X SI 85 2-2 4 SF8 1-3 2B		C SI 94 X SL 86 0-1 ① ② L4-3 1-1	4	0	1	0	0	0	2
4 Luis Rengifo, S (1, 4) OBP: 0.307, SLG: 0.333			C SI 86 C CU 72 B CH 77 X CH 77 1-2 ② L8		B CH 78 F FC 85 F FC 84 B FC 84 X FC 84 2-2 1-2 1B		X FC 84 0-0 ② SF8 2-3 3-H		C SL 84 B FS 86 B FS 86 C SI 94 F SL 85 B SL 85 C SL 84 3-3 ③ K	3	0	1	1	0	1	0
Inning Stats	R: 0 E: 0 K: 2 S: 11 H: 0 LOB: 0 BB: 0 P: 16	R: 0 E: 0 K: 2 S: 14 H: 1 LOB: 1 BB: 0 P: 21	R: 1 E: 0 K: 1 S: 10 H: 1 LOB: 0 BB: 0 P: 17	R: 0 E: 0 K: 2 S: 8 H: 0 LOB: 0 BB: 0 P: 14	R: 0 E: 0 K: 0 S: 13 H: 2 LOB: 2 BB: 0 P: 18	R: 0 E: 0 K: 1 S: 8 H: 0 LOB: 1 BB: 1 P: 14	R: 1 E: 0 K: 2 S: 12 H: 2 LOB: 1 BB: 0 P: 14	R: 1 E: 0 K: 0 S: 10 H: 1 LOB: 1 BB: 1 P: 17	R: 0 E: 0 K: 1 S: 7 H: 0 LOB: 0 BB: 1 P: 14	1B: 4 2B: 3 3B: 0 HR: 1	SF: 1 SAC: 0 DP: 1 HBP: 0	WP: 0 PB: 0 SB: 0 CS: 0	PA: 36			

BOTTOM

Seattle Mariners @ Los Angeles Angels

Angel Stadium, Anaheim, CA

Sun Jun 09 2019, 1:08 PM - 4:24 PM PDT

Att. 41,614 - Sunny - 80 F

livebaseballscorecards.com

AB	32
R	3
H	7
RBI	3
BB	3
SO	11
LOB	15

PITCHER		IP	WLS	BF	H	R	ER	SO	BB	IBB	HBP	BLK	WP	HR	S	P	ERA	WHIP
63 Austin Adams, R ERA: 4.73	(1, 1)	1.0		3	0	0	0	2	0	0	0	0	0	0	11	16	0.00	0.000
49 Wade LeBlanc, L ERA: 5.31	(2, 1)	6.0	W	25	6	2	2	8	1	0	0	0	0	1	65	98	3.00	1.167
46 Gerson Bautista, R ERA: 9.0	(8, 1)	1.0		5	1	1	1	0	1	0	0	0	0	0	10	17	9.00	2.000
52 Anthony Bass, R ERA: 1.93	(9, 1)	1.0		3	0	0	0	1	1	0	0	0	0	0	7	14	0.00	1.000

PITCHER	IP	WLS	BF	H	R	ER	SO	BB	IBB	HBP	BLK	WP	HR	S	P	ERA	WHIP

Batter	1	2	3	4	5	6	7	8	9	AB	R	H	RBI	BB	SO	LOB
31 Joc Pederson, L (1, 7) OBP: 0.349, SLG: 0.599	B FF 95 S CH 90 B FF 96 X CH 90 2-1 ① G4-1	C CU 80 S FF 94 X CU 82 0-2 ③ P6			C CU 80 S CH 89 F FF 95 B FF 94 X CU 82 1-2 ② G6-3		C SL 81 B FF 94 S SL 83 S SL 86 1-3 ③ K		S CH 91 F FF 98 X CH 92 0-2 ②③ G3-6-1 1-2f	5	0	0	0	0	1	3
13 Max Muncy, L (1, 5) OBP: 0.370, SLG: 0.507	F FF 95 X CH 90 0-1 ② F7	C CU 81 S SL 89 B CU 83 F FF 94 B SL 90 B CH 90 S SL 90 3-3 ① K			C CH 89 B CH 90 B CU 83 F FF 94 S CU 82 2-3 ③ K			C CH 89 B CH 89 B FF 98 B CH 89 F FF 97 B FF 98 4-2 5 F7 10 1B BB		3	0	0	0	1	2	0
10 Justin Turner, R (1, 10) OBP: 0.400, SLG: 0.450	C FF 96 B CH 91 S SL 90 S SL 89 1-3 ③ K	C CU 83 F FF 96 X SL 88 0-2 ② G1-3				C FF 94 T CH 89 X FF 94 0-2 35 1B 1B		F FF 98 X FF 98 0-1 1-2 1B		4	0	2	0	0	1	0
35 Cody Bellinger, L (1, 9) OBP: 0.446, SLG: 0.685		X FF 95 0-0 ① B1-3	T CU 83 C SL 90 B SL 90 B CU 82 B SL 89 F SL 89 X FF 95 3-2 ③ P5			C FF 94 B CH 90 X SL 90 1-1 1-3 1B		D CH 88 F FF 98 X FF 99 1-1 ① L7		4	0	1	0	0	0	2
5 Corey Seager, L (1, 6) OBP: 0.351, SLG: 0.464		B FF 96 X CH 91 1-0 3 2B 2B		X FF 94 0-0 ① L8	F CU 82 B FF 93 B SL 88 F CU 81 1 SAFE S FF 94 2-3 ① K			B FF 99 B FF 98 F FF 97 X FF 97 2-1 ② F7 2-3		4	1	1	0	0	1	4
27 Alex Verdugo, L (1, 8) OBP: 0.342, SLG: 0.449		B FF 95 F FF 95 B FF 94 S CH 90 F FF 95 X CU 82 2-2 ② P6		C FF 94 H SL 89 1-1 HBP	S CU 80 F CU 81 1 SAFE X FF 94 0-2 ② P6			C FF 98 B FF 98 X FF 98 1-1 ③ G5-3		3	0	0	0	0	0	5
55 Russell Martin, R (1, 2) OBP: 0.388, SLG: 0.395		C SL 89 H FF 94 1-1 3 2B HBP		D FF 94 D SL 89 S SL 88 X SL 88 2-1 ② P3	B SL 88 S SL 89 1 SAFE S SL 87 B FF 94 S FF 96 2-3 ③ K				C SL 91 B SL 92 S SL 92 F SL 91 F FF 99 B FF 99 X SL 90 2-2 3 1B 1B	3	1	1	0	0	1	3
3 Chris Taylor, R (1, 4) OBP: 0.290, SLG: 0.402		F SL 88 X FF 95 0-1 1-H 2-H 14 2B 2B		1 SAFE S FF 93 1 SAFE F SL 88 X CU 80 0-2 ③ F7			B FF 93 C SL 82 S SL 82 S SL 84 1-3 ① K		C SL 88 B FF 99 F SL 89 F FF 97 F SL 91 B FF 98 X SL 88 2-2 31 G3-6-1 1-2 1B	4	1	2	2	0	1	1
14 Enrique Hernández, R (1, 3) OBP: 0.283, SLG: 0.397		B SL 90 B SL 90 S SL 90 F FF 96 X SL 88 2-2 3-H 2B			X SL 88 0-0 ① G5-3		X SL 81 0-0 ② P2		D SL 90 C FF 98 X SL 90 1-1 ① L7	4	0	1	1	0	0	2
Inning Stats	R: 0 E: 0 K: 1 S: 7 H: 0 LOB: 0 BB: 0 P: 10	R: 3 E: 0 K: 0 S: 15 H: 3 LOB: 1 BB: 0 P: 21	R: 0 E: 0 K: 1 S: 11 H: 0 LOB: 0 BB: 0 P: 17	R: 0 E: 0 K: 0 S: 7 H: 0 LOB: 1 BB: 0 P: 10	R: 0 E: 0 K: 1 S: 8 H: 0 LOB: 0 BB: 0 P: 11	R: 0 E: 0 K: 2 S: 14 H: 2 LOB: 2 BB: 0 P: 19	R: 0 E: 0 K: 2 S: 7 H: 0 LOB: 0 BB: 0 P: 9	R: 0 E: 0 K: 0 S: 10 H: 1 LOB: 2 BB: 1 P: 18	R: 0 E: 0 K: 0 S: 15 H: 2 LOB: 1 BB: 0 P: 20	1B: 5 2B: 3 3B: 0 HR: 0 SF: 0 SAC: 0 DP: 1 HBP: 2						

PITCHER		IP	WLS	BF	H	R	ER	SO	BB	IBB	HBP	BLK	WP	HR	S	P	ERA	WHIP
47 Griffin Canning, R ERA: 3.65	(1, 1)	6.0		25	5	3	3	5	0	0	2	0	0	0	62	88	4.50	0.833
32 Cam Bedrosian, R ERA: 2.67	(7, 1)	1.0		3	0	0	0	2	0	0	0	0	0	0	7	9	0.00	0.000
31 Ty Buttrey, R ERA: 1.69	(8, 1)	1.0	W	5	1	0	0	0	1	0	0	0	0	0	10	18	0.00	2.000
57 Hansel Robles, R ERA: 3.64	(9, 1)	1.0	S	4	2	0	0	0	0	0	0	0	0	0	15	20	0.00	2.000

PITCHER	IP	WLS	BF	H	R	ER	SO	BB	IBB	HBP	BLK	WP	HR	S	P	ERA	WHIP

TOP

Los Angeles Dodgers @ Los Angeles Angels

Angel Stadium, Anaheim, CA

Mon Jun 10 2019, 7:09 PM - 10:27 PM PDT

Att. 45,477 - Partly Cloudy - 85 F

livebaseballscorecards.com

AB	34
R	3
H	8
RBI	3
BB	1
SO	7
LOB	20

Batter	1	2	3	4	5	6	7	8	9	AB	R	H	RBI	BB	SO	LOB
9 Tommy La Stella, L (1, 5) OBP: 0.363, SLG: 0.537	X FF 89 0-0 ① P5		C FF 92 X FF 91 0-1 ② G1-3		B FC 87 F SI 92 B CH 81 F FF 92 F FF 92 X CH 80 2-2 ② FC4-6 1-2f 2-3		S CH 84 S CH 85 B FF 91 D KC 82 F CH 84 S CH 84 2-3 ② K	C KC 87 B FF 98 B CH 89 C CH 88 S CH 88 2-3 ③ K		5	0	0	0	0	2	5
27 Mike Trout, R (1, 8) OBP: 0.466, SLG: 0.633	B CU 73 C FC 88 F FF 91 B CH 79 F CH 79 X FF 92 2-2 ② L7		B CH 77 C FF 92 B FC 88 B FC 88 F FF 93 S FC 89 3-3 ③ K		C FF 92 F FC 90 B FF 92 B FC 89 B CH 77 S FC 88 3-3 ③ K		C SI 94 D SL 89 F SI 94 B SL 88 F SL 89 X SL 89 2-2 1-H HR			4	1	1	2	0	2	2
5 Albert Pujols, R (1, 3) OBP: 0.313, SLG: 0.448	B CU 72 X FC 89 1-0 44 PO 1B			C CU 71 B FF 90 B FC 87 X CH 80 2-1 ① L9		C FC 85 B FC 86 B FF 89 X FC 86 2-1 ① G3	C SI 94 X SI 94 0-1 ③ G6-3			4	0	1	0	0	0	0
44 Kevan Smith, R (1, 10) OBP: 0.395, SLG: 0.443 17 Shohei Ohtani, L (8, PH) OBP: 0.326, SLG: 0.416 (9, 10)	1 SAFE 0-0 ③ PO 1-2	B CU 72 C CU 73 S CH 80 F CH 79 B FF 91 X CH 80 2-2 ① G3		C FC 87 C FF 91 F FF 92 C FC 89 0-3 ② K		S CU 71 S CH 79 B FF 91 B CH 79 F FC 87 F CH 78 X FF 91 2-2 48 HBP 1B		B CH 88 B KC 86 B KC 84 B FF 96 4-0 20 WP 18 E 19 E BB		3 0	0 1	1 0	0 0	0 1	1 0	0 0
56 Kole Calhoun, L (1, 9) OBP: 0.332, SLG: 0.496		B CU 74 B FF 92 X CH 80 2-0 HR		F FF 92 C FC 86 B CU 77 X FC 88 1-2 E6 1B		C FF 90 B FC 86 X SI 90 1-1 ② F7		S KC 86 C CH 88 F CH 86 C FF 99 0-3 ① K		4	1	2	1	0	1	2
48 César Puello, R (1, 7) OBP: 0.550, SLG: 0.818 18 Brian Goodwin, L (8, PH) OBP: 0.350, SLG: 0.450 (9, 7)		C FF 92 B FC 88 B FF 91 B CH 80 X CH 79 3-1 2B		C FF 91 B FC 87 X FF 90 1-1 ③ L4		S FC 87 C FF 90 H FC 85 1-2 1-2 HBP		D KC 88 B CH 89 1 SAFE 2-0 19 E 20 WP 4 WP 1-2 IBB		2 0	0 1	1 0	0 0	0 1	0 0	1 0
20 Jonathan Lucroy, R (1, 2) OBP: 0.296, SLG: 0.369		C FF 90 F SI 90 F CU 74 F FF 90 S CH 81 0-3 ② K			X SI 89 0-0 9 FC4-6 19 1B 1B	B CU 72 C CH 80 S FC 86 F CH 77 F CU 73 C FC 88 1-3 ③ K		D KC 88 B KC 86 C CH 88 B FF 97 B CH 88 4-1 4 WP 19 E 1-2 2-3 BB		3	0	1	0	1	2	3
19 Wilfredo Tovar, R (1, 6) OBP: 0.294, SLG: 0.214	C CU 70 X CH 79 0-1 ③ G1-3				B FF 90 X SI 89 1-0 9 FC4-6 1-2 1B		C FF 91 B KC 80 C SL 87 S KC 82 1-3 ① K	B FF 97 F FF 97 F FF 98 B KC 88 X KC 86 2-2 FC5 4 WP 1-2 2-3 3-H		4	0	1	0	0	1	3
4 Luis Rengifo, S (1, 4) OBP: 0.305, SLG: 0.330			B FF 89 C FF 90 C FF 91 F CH 81 X CH 81 1-2 ① G5-3		C CU 71 C FF 91 S CU 74 0-3 ① K		C FF 90 B CH 85 B FF 91 C FF 92 B CH 85 X FF 91 3-2 27 HR 1B	C FF 98 B CH 90 B FF 97 C KC 86 F CH 88 S FF 98 2-3 ② K 1-2 2-3 3-H		4	1	1	0	0	2	4
Inning Stats	R: 0 E: 0 K: 0 S: 6 H: 1 LOB: 0 BB: 0 P: 9	R: 1 E: 0 K: 1 S: 14 H: 2 LOB: 1 BB: 0 P: 21	R: 0 E: 0 K: 1 S: 9 H: 0 LOB: 0 BB: 0 P: 13	R: 0 E: 1 K: 1 S: 11 H: 1 LOB: 1 BB: 0 P: 15	R: 0 E: 0 K: 2 S: 12 H: 2 LOB: 2 BB: 0 P: 18	R: 0 E: 0 K: 1 S: 16 H: 1 LOB: 2 BB: 0 P: 23	R: 2 E: 0 K: 2 S: 16 H: 2 LOB: 0 BB: 0 P: 24	R: 2 E: 2 K: 3 S: 15 H: 0 LOB: 2 BB: 3 P: 31		1B: 6 2B: 1 3B: 0 HR: 2	SF: 0 SAC: 0 DP: 0 HBP: 1		WP: 2 PB: 0 SB: 0 CS: 0	PA: 38	

PITCHER		IP	WLS	BF	H	R	ER	SO	BB	IBB	HBP	BLK	WP	HR	S	P	ERA	WHIP
99 Hyun Jin Ryu, L ERA: 1.36	(1, 1)	6.0		25	7	1	1	6	0	0	1	0	0	1	68	99	1.50	1.167
68 Ross Stripling, R ERA: 3.35	(7, 1)	0.2	H	3	1	1	1	2	0	0	0	0	0	0	10	16	13.50	1.500
51 Dylan Floro, R ERA: 3.13	(7, 1)	0.1	B	2	1	1	1	0	0	0	0	0	0	1	6	8	27.00	3.000
17 Joe Kelly, R ERA: 7.59	(8, 1)	1.0	L	7	0	2	1	3	2	1	0	0	2	0	15	31	9.00	2.000

PITCHER	IP	WLS	BF	H	R	ER	SO	BB	IBB	HBP	BLK	WP	HR	S	P	ERA	WHIP

BOTTOM

Los Angeles Dodgers @ Los Angeles Angels

Angel Stadium, Anaheim, CA

Mon Jun 10 2019, 7:09 PM - 10:27 PM PDT

Att. 45,477 - Partly Cloudy - 85 F

livebaseballscorecards.com

AB	33
R	5
H	9
RBI	3
BB	3
SO	11
LOB	20

Los Angeles Dodgers @ Los Angeles Angels

Angel Stadium, Anaheim, CA

Tue Jun 11 2019, 7:09 PM - 10:58 PM PDT

Att. 45,404 - Partly Cloudy - 77 F

livebaseballscorecards.com

Batter	1	2	3	4	5	6	7	8	9	AB	R	H	RBI	BB	SO	LOB
31 Joc Pederson, L (1, 7) OBP: 0.346, SLG: 0.586	F SL 80 S SL 82 B FF 93 X SL 84 1-2 ① L4		C CH 84 X SL 84 0-1 ② F8	B CH 83 B SI 91 X CH 84 2-0 ③ G4-3		B SL 85 F FF 94 B SL 82 F FF 94 B SL 83 F SL 85 F FF 94 F FF 94 B FF 94 4-2 BB		C FF 98 B CH 88 F FF 97 B SL 86 F SL 98 B FF 98 X SL 85 3-2 ① G3		4	0	0	0	1	0	2
13 Max Muncy, L (1, 5) OBP: 0.374, SLG: 0.534	S SL 82 F SL 81 F SL 84 B FF 93 F SL 84 F FF 92 B FF 94 B SL 83 S SL 81 3-3 ② K		B CH 82 B CH 83 B CH 83 C SI 92 S SI 91 X SL 80 3-2 HR		B SI 90 C SI 91 S CH 84 B SI 91 F CH 84 X CH 85 2-2 HR	X FF 94 0-0 ③ F7		B FF 98 B FF 98 B SL 85 B FF 97 4-0 BB		4	2	2	2	1	1	1
10 Justin Turner, R (1, 10) OBP: 0.400, SLG: 0.446	B FF 93 X SL 80 1-0 1B		H SL 81 1-0 35 BB HBP		C SL 81 F SL 82 S SL 83 0-3 ① K		S SL 84 S SL 85 B SL 85 S SL 84 1-3 ① K	F SL 90 X SL 88 0-1 ② F8		4	0	1	0	0	2	1
35 Cody Bellinger, L (1, 9) OBP: 0.445, SLG: 0.678	X SL 82 0-0 ③ L3		C SI 91 B CH 85 S CH 84 B FF 91 B CH 84 D SL 82 4-2 1-2 BB		F SI 92 F SI 92 B SL 84 X SI 91 1-2 ② L8		C FF 99 B CH 89 F FF 98 B FF 99 X FF 98 2-2 27 1B 5 BB 1B	B CH 91 C SI 99 B CH 92 C SI 98 S FF 99 2-3 ③ K		4	0	1	0	1	1	2
5 Corey Seager, L (1, 6) OBP: 0.359, SLG: 0.468 41 Kyle Garlick, R (9, PR) OBP: 0.125, SLG: 0.250		B SL 79 X SI 92 1-0 3 WP 1B	F SI 91 X CH 84 0-1 ③ G4-3		X SI 91 0-0 27 BB 1B		B FF 98 S FF 96 B FF 98 B CH 89 B FF 97 4-1 27 1B 1-2 BB		B CH 88 F SI 98 S CH 90 X FF 96 1-2 27 1B 27 WP 1B	4 0	0 0	3 0	0 0	1 0	0 0	2 0
27 Alex Verdugo, L (1, 8) OBP: 0.353, SLG: 0.456		B SL 82 1 SAFE B SI 91 S SL 80 B SL 81 C SI 90 1 SAFE S SL 81 3-3 ① K		B SI 89 C CH 81 X CH 84 1-1 3 FC 1B	B FF 94 F FF 94 D SL 84 F FF 94 F SL 84 B CH 86 B FF 94 4-2 1-2 BB		C FF 98 B FF 97 X SL 85 1-1 14 FC5-4 1-2 2-3 1B		B SI 97 F FF 97 B CH 90 F SI 98 B SI 98 X FF 98 3-2 1-3 1B	4	0	3	0	1	1	1
3 Chris Taylor, R (1, 4) OBP: 0.283, SLG: 0.391		L SL 83 S SL 82 F SL 83 1 SAFE F SI 91 B SL 83 S SL 83 1-3 ② K 1-2		1 SAFE C SI 91 C CH 85 1 SAFE B SL 84 D SL 84 F SI 90 1 SAFE X SL 83 2-2 ① FC 15 WP 14 1B 1-2f	B SL 83 B SI 94 C SL 85 B SL 86 F SI 95 F SL 87 X FF 95 3-2 ③ G4-3		C SL 86 C FF 98 S SL 86 0-3 ② K		B SL 90 C SL 90 B SL 89 F FF 98 B FF 98 F SL 88 C FF 97 3-3 ① K	5	0	0	0	0	3	9
14 Enrique Hernández, R (1, 3) OBP: 0.282, SLG: 0.393		B SL 82 F SL 84 B SL 83 B SI 91 S SL 83 X SL 83 3-2 ③ G4-3		1 SAFE C SI 91 F SI 90 X SL 83 0-2 15 WP 1-2 1B		C SL 85 B SL 84 X FF 94 1-1 ① P4	F FF 99 X FF 98 0-1 ③ FC5-4 1-2f		1 SAFE C SL 88 D SL 89 C FF 97 B FF 97 C FF 97 2-3 ② K	5	0	1	0	0	1	6
15 Austin Barnes, R (1, 2) OBP: 0.331, SLG: 0.373 25 David Freese, R (8, PH) OBP: 0.417, SLG: 0.610 55 Russell Martin, R (8, 2) OBP: 0.384, SLG: 0.390			C SI 91 X CH 84 0-1 ① P6	S SL 82 S SL 84 B SI 93 B SL 84 B SL 83 C SL 82 3-3 ② K 1-2 2-3		B SI 95 B SL 84 X FF 94 2-0 ② G5-3		X SL 84 0-0 HR	B SL 91 C FF 97 B FF 97 C FF 97 B FF 98 X FF 97 3-2 ③ G6-3	3 1 1	0 1 0	0 1 0	0 1 0	0 0 0	1 0 0	2 0 2
Inning Stats	R: 0 E: 0 K: 1 S: 11 H: 1 LOB: 1 BB: 0 P: 16	R: 0 E: 0 K: 2 S: 12 H: 1 LOB: 1 BB: 0 P: 20	R: 1 E: 0 K: 0 S: 11 H: 1 LOB: 2 BB: 1 P: 19	R: 0 E: 0 K: 1 S: 13 H: 2 LOB: 2 BB: 0 P: 21	R: 1 E: 0 K: 1 S: 18 H: 2 LOB: 2 BB: 1 P: 28	R: 0 E: 0 K: 0 S: 9 H: 0 LOB: 1 BB: 1 P: 16	R: 0 E: 0 K: 2 S: 14 H: 2 LOB: 3 BB: 1 P: 22	R: 1 E: 0 K: 1 S: 10 H: 1 LOB: 1 BB: 1 P: 19	R: 0 E: 0 K: 2 S: 16 H: 2 LOB: 2 BB: 0 P: 28	1B: 9 2B: 0 3B: 0 HR: 3 SF: 0 SAC: 0 DP: 0 HBP: 1						

TOP

AB	39
R	3
H	12
RBI	3
BB	5
SO	10
LOB	28

PITCHER		IP	WLS	BF	H	R	ER	SO	BB	IBB	HBP	BLK	WP	HR	S	P	ERA	WHIP
32 Cam Bedrosian, R ERA: 2.59	(1, 1)	1.0		4	1	0	0	1	0	0	0	0	0	0	11	16	0.00	1.000
64 Félix Peña, R ERA: 4.55	(2, 1)	3.2	W	19	6	2	2	4	1	0	1	0	2	2	47	74	4.91	1.909
38 Justin Anderson, R ERA: 4.63	(5, 1)	1.1	H	6	0	0	0	0	2	0	0	0	0	0	16	30	0.00	1.500
31 Ty Buttrey, R ERA: 1.89	(7, 1)	1.1	H	9	3	1	1	2	2	0	0	0	0	1	19	34	6.75	3.750
57 Hansel Robles, R ERA: 3.45	(8, 1)	1.2	S	7	2	0	0	3	0	0	0	0	1	0	21	35	0.00	1.200

PITCHER	IP	WLS	BF	H	R	ER	SO	BB	IBB	HBP	BLK	WP	HR	S	P	ERA	WHIP

WP: 3 PA: 45
PB: 0
SB: 0
CS: 0

Batter	1	2	3	4	5	6	7	8	9	AB	R	H	RBI	BB	SO	LOB
9 Tommy La Stella, L (1, 5) OBP: 0.361, SLG: 0.529	B FF 90 B FS 82 C SL 79 X FS 83 2-1 P6 ①	B CU 76 B FS 84 C SL 79 C FS 83 B FS 84 B FS 82 4-2 BB		C FF 92 T FS 84 B FF 92 X FS 85 1-2 G3 ③			S CH 86 B FF 95 X CH 86 1-1 L7 ①			3	0	0	0	1	0	0
6 David Fletcher, R (9, 5) OBP: 0.363, SLG: 0.434										0	0	0	0	0	0	0
27 Mike Trout, R (1, 8) OBP: 0.460, SLG: 0.621	B FF 92 C SI 92 F FS 86 B FS 85 F SI 92 C FS 85 2-3 K ②	B FF 93 B SI 91 C SI 92 C FS 85 X FF 92 2-2 F9 ②			F FF 90 C SL 82 S FS 84 0-3 K ①		C SL 86 X SL 87 0-1 F7 ②			4	0	0	0	0	2	1
17 Shohei Ohtani, L (1, 10) OBP: 0.331, SLG: 0.444	B CU 79 B SL 81 C SL 81 S FS 86 B FS 86 X SL 82 3-2 HR	B FF 92 B FS 84 B CU 77 C FF 91 C FF 92 F FS 85 F FF 93 S FS 86 3-3 K ③			B FF 94 C FF 94 S FF 95 C FF 95 1-3 K ②		S FF 96 B CH 88 F CH 88 B FF 96 X CH 87 2-2 56 S 1B			4	1	2	1	0	2	1
56 Kole Calhoun, L (1, 9) OBP: 0.338, SLG: 0.493	C CU 77 H FF 93 1-1 20 BB 18 1B HBP		B CU 75 B FF 90 B SL 80 F FF 90 C SL 81 B FS 84 4-2 BB		B FF 94 B FF 95 X FF 95 2-0 G5-3 ③		B CH 86 B CH 86 B FF 96 3-0 1-2 IBB			1	1	0	0	2	0	0
20 Jonathan Lucroy, R (1, 2) OBP: 0.300, SLG: 0.368	B FF 91 C FF 92 S SL 82 B SL 82 1 SAFE B SL 83 F FF 93 F SL 84 B FF 92 4-2 1-2 41 HR 18 1B BB		C FF 90 B FF 91 1 SAFE X SI 90 1-1 F9 ①			B FF 94 C FF 94 F FF 94 F FF 95 B CU 74 X FF 96 2-2 19 1B 1B	B CH 88 C FF 96 C FF 95 X FF 97 1-2 L8 ③			3	1	1	0	1	0	3
18 Brian Goodwin, L (1, 7) OBP: 0.349, SLG: 0.446	B FF 91 C SL 80 S FF 92 X FS 84 1-2 41 HR 1-2 2-H 1B		C FF 90 B SL 81 F FF 91 F FF 91 D SL 80 X FS 84 2-2 P6 ②			B FF 94 C FF 94 X FF 94 1-1 L8 ①		C FF 92 S CH 83 B FF 91 S FF 93 1-3 K ①		4	1	1	1	0	1	2
41 Justin Bour, L (1, 3) OBP: 0.267, SLG: 0.343	C FF 91 X FS 84 0-1 1-H 2-H HR		C FF 91 T FF 91 1 SAFE F FF 91 1 SAFE B FS 84 D FS 84 B FF 91 X FF 92 3-2 P6 ③			F FF 92 B FF 95 B FF 94 B FF 93 F FF 93 S FF 95 3-3 K ②		T KC 80 S FF 92 B FF 93 F FF 92 B CH 85 S FF 93 2-3 K ②		4	1	1	3	0	2	2
19 Wilfredo Tovar, R (1, 6) OBP: 0.286, SLG: 0.222	C FF 91 F SL 81 B SL 82 S FF 91 1-3 K ③			C FF 89 B SL 82 B SL 80 F FF 90 B FF 91 X FF 91 3-2 G5-3 ①		C CU 73 F FF 94 B FF 95 B FF 94 F FF 93 X FF 94 2-2 1-2 1B		B FF 93 C FF 92 X SL 89 1-1 G3 ③		4	0	1	0	0	1	0
4 Luis Rengifo, S (1, 4) OBP: 0.298, SLG: 0.321		B FF 89 C SL 80 X FF 90 1-1 L8 ①		F FF 90 C CU 77 B FS 84 X FS 84 1-2 G5-3 ②		B CU 73 B FF 93 C FF 92 C FF 94 F FF 94 C FF 95 2-3 K ③				3	0	0	0	0	1	2
Inning Stats	R: 5 E: 0 K: 2 S: 22 H: 3 LOB: 0 BB: 1 P: 36	R: 0 E: 0 K: 1 S: 12 H: 0 LOB: 1 BB: 1 P: 22	R: 0 E: 0 K: 0 S: 12 H: 0 LOB: 1 BB: 1 P: 22	R: 0 E: 0 K: 0 S: 9 H: 0 LOB: 0 BB: 0 P: 14	R: 0 E: 0 K: 2 S: 7 H: 0 LOB: 0 BB: 0 P: 10	R: 0 E: 0 K: 2 S: 17 H: 2 LOB: 2 BB: 0 P: 27	R: 0 E: 0 K: 0 S: 10 H: 1 LOB: 2 BB: 1 P: 17	R: 0 E: 0 K: 2 S: 9 H: 0 LOB: 0 BB: 0 P: 13		1B: 4 2B: 0 3B: 0 HR: 2 SF: 0 SAC: 0 DP: 0 HBP: 1						

PITCHER		IP	WLS	BF	H	R	ER	SO	BB	IBB	HBP	BLK	WP	HR	S	P	ERA	WHIP
18 Kenta Maeda, R ERA: 3.89	(1, 1)	4.1	L	20	3	5	5	4	3	0	1	0	0	2	58	97	10.38	1.385
64 Caleb Ferguson, L ERA: 5.4	(5, 1)	1.2		7	2	0	0	3	0	0	0	0	0	0	21	34	0.00	1.200
52 Pedro Báez, R ERA: 3.07	(7, 1)	1.0		5	1	0	0	0	0	1	0	0	0	0	10	17	0.00	1.000
68 Ross Stripling, R ERA: 3.28	(8, 1)	1.0		3	0	0	0	2	0	0	0	0	0	0	9	13	0.00	0.000

PITCHER	IP	WLS	BF	H	R	ER	SO	BB	IBB	HBP	BLK	WP	HR	S	P	ERA	WHIP

BOTTOM

Los Angeles Dodgers @ Los Angeles Angels

Angel Stadium, Anaheim, CA

Tue Jun 11 2019, 7:09 PM - 10:58 PM PDT

Att. 45,404 - Partly Cloudy - 77 F

livebaseballscorecards.com

AB	30
R	5
H	6
RBI	5
BB	4
SO	9
LOB	11

Batter	1	2	3	4	5	6	7	8	9	AB	R	H	RBI	BB	SO	LOB
9 Tommy La Stella, L (1, 5) OBP: 0.361, SLG: 0.531	C FF 86 B CU 76 B FF 88 X FC 83 2-1 17 HR 2B	C FF 86 X CU 73 0-1 ② G3			C FF 85 X CU 72 0-1 ① P6		F FF 94 B FF 94 S FF 94 B FF 95 X CH 86 2-2 CI 17 1B		B FF 92 C FC 88 L ST 82 F ST 80 F ST 81 B FF 92 X FF 92 2-2 ③ P4	3	1	1	0	0	0	0
6 David Fletcher, R (8, 5) OBP: 0.361, SLG: 0.432										1	0	0	0	0	0	0
27 Mike Trout, R (1, 8) OBP: 0.457, SLG: 0.613	C FF 88 F CH 80 H FC 85 1-2 17 HR HBP	S FF 88 B CH 79 F CH 80 S FF 90 1-3 ③ K			B CU 73 F FF 87 X CH 78 1-1 ② L7		B FF 94 B FF 93 X FF 93 2-0 ② P3			3	1	0	0	0	1	1
17 Shohei Ohtani, L (1, 10) OBP: 0.350, SLG: 0.512	B CU 77 C FF 89 X FF 89 1-1 1-H 2-H HR	X FC 83 0-0 48 G6-3 2B			B CU 72 C CU 71 S CU 72 B CU 70 B CU 72 X CU 72 3-2 5 HR 3B		B FF 94 S FF 94 S FF 95 B FF 95 B CH 88 F FF 95 F FF 93 X SL 87 3-2 1-3 1B			4	2	4	3	0	0	0
5 Albert Pujols, R (1, 3) OBP: 0.316, SLG: 0.461	C FF 87 B CH 80 B CH 80 B FF 88 B FC 84 4-1 48 HBP BB	B FC 83 B CH 79 C FF 87 C FC 85 F FF 88 B FC 86 X FF 90 3-2 ① G6-3			C FF 89 B FC 83 X CH 79 1-1 3-H HR		C FF 94 C FF 93 X FF 94 0-2 ③ F8			3	1	1	2	1	0	3
48 César Puello, R (1, 7) OBP: 0.523, SLG: 0.750	D CH 79 B FC 85 H FC 83 3-0 19 FC6-4 1-2 HBP	F CH 80 X CH 78 0-1 ② G6-3 2-3			C FF 86 C FC 83 F CH 77 X FC 82 0-2 ③ G5-3			C FF 94 X SL 85 0-1 ① G5-3		3	0	0	0	0	0	1
56 Kole Calhoun, L (1, 9) OBP: 0.333, SLG: 0.485	C CU 75 C CU 74 D CU 74 D CU 74 D SI 89 S FC 85 3-3 ① K	X CU 73 0-0 ③ P2				C FF 87 X CU 72 0-1 ① F8		B FF 94 B FF 94 B FF 94 C FF 93 X FF 94 3-1 ② L8		4	0	0	0	0	1	3
44 Kevan Smith, R (1, 2) OBP: 0.376, SLG: 0.419	B FF 88 F FF 89 B FC 85 F FF 88 S CH 80 2-3 ② K			C FF 87 X CH 78 0-1 ① F7		X FF 84 0-0 ② F9		B FF 95 B FF 93 S FF 93 X FF 94 2-1 ③ G6-3		4	0	0	0	0	1	2
19 Wilfredo Tovar, R (1, 6) OBP: 0.240, SLG: 0.182	B FF 88 F FF 89 X FC 85 1-1 ③ FC6-4 1-2f			C FF 86 B CH 78 F CH 79 F FC 83 F FF 89 B CH 79 X FC 84 2-2 ② L9		B FF 84 C FF 86 X FC 83 1-1 ③ L8			C FF 92 B FC 89 F ST 82 F ST 81 B FF 91 S ST 80 2-3 ① K	4	0	0	0	0	1	2
4 Luis Rengifo, S (1, 4) OBP: 0.288, SLG: 0.309		X FF 86 0-0 ① F9		B CU 71 C FF 88 F CH 80 B FF 90 F CH 79 B FF 90 C FC 86 3-3 ③ K			B FF 93 X FF 93 1-0 ① P4		B FF 91 C FC 88 S FC 89 C ST 80 1-3 ② K	4	0	0	0	0	2	0
Inning Stats	R: 3 E: 0 K: 2 S: 15 H: 2 LOB: 2 BB: 1 P: 32	R: 0 E: 0 K: 1 S: 6 H: 0 LOB: 0 BB: 0 P: 7	R: 0 E: 0 K: 0 S: 8 H: 1 LOB: 1 BB: 0 P: 11	R: 0 E: 0 K: 1 S: 11 H: 0 LOB: 0 BB: 0 P: 16	R: 2 E: 0 K: 0 S: 13 H: 2 LOB: 0 BB: 0 P: 18	R: 0 E: 0 K: 0 S: 5 H: 0 LOB: 0 BB: 0 P: 6	R: 0 E: 1 K: 0 S: 13 H: 1 LOB: 2 BB: 0 P: 21	R: 0 E: 0 K: 0 S: 6 H: 0 LOB: 0 BB: 0 P: 11	R: 0 E: 0 K: 2 S: 12 H: 0 LOB: 0 BB: 0 P: 17	1B: 1 2B: 2 3B: 1 HR: 2 SF: 0 SAC: 0 DP: 0 HBP: 2	WP: 0 PB: 0 SB: 0 CS: 0 PA: 37					

TOP

Los Angeles Angels @ Tampa Bay Rays

Tropicana Field, St. Petersburg, FL

Thu Jun 13 2019, 7:11 PM - 10:41 PM EDT

Att. 15,291 - Dome - 72 F

livebaseballscorecards.com

AB	33
R	5
H	6
RBI	5
BB	1
SO	6
LOB	12

PITCHER		IP	WLS	BF	H	R	ER	SO	BB	IBB	HBP	BLK	WP	HR	S	P	ERA	WHIP
48 Ryan Yarbrough, L ERA: 5.59	(1, 1)	6.0	L	26	5	5	5	4	1	0	2	0	0	2	58	90	7.50	1.000
44 Hunter Wood, R ERA: 2.11	(7, 1)	2.0		8	1	0	0	0	0	0	0	0	0	0	19	32	0.00	0.500
52 Chaz Roe, R ERA: 3.98	(9, 1)	1.0		3	0	0	0	2	0	0	0	0	0	0	12	17	0.00	0.000

PITCHER		IP	WLS	BF	H	R	ER	SO	BB	IBB	HBP	BLK	WP	HR	S	P	ERA	WHIP

Los Angeles Angels @ Tampa Bay Rays

Tropicana Field, St. Petersburg, FL

Thu Jun 13 2019, 7:11 PM - 10:41 PM EDT

Att. 15,291 - Dome - 72 F

livebaseballscorecards.com

BOTTOM

Batter	1	2	3	4	5	6	7	8	9	AB	R	H	RBI	BB	SO	LOB
24 Avisaíl García, R (1, 9) OBP: 0.356, SLG: 0.500	B FF 89 S CH 84 X FF 91 1-1 ① L4		B CU 72 F FF 91 B CH 84 B CH 85 B FF 92 4-1 29 G4-6-3 BB		F FF 90 S CU 76 F CU 74 B FF 92 D CU 77 B FF 93 F FF 93 C FF 92 3-3 ② K		B FF 90 S FF 89 S CU 79 B CH 86 S CU 77 2-3 ② K		B SL 83 F FS 86 C FF 93 X FF 93 1-2 1B	4	0	1	0	1	2	2
29 Tommy Pham, R (1, 7) OBP: 0.399, SLG: 0.462	C FF 90 B CU 73 X CH 85 1-1 ② G4-3		C CU 72 B FF 90 C FF 91 X CU 74 1-2 ①② G4-6-3 1-2f		B CH 85 X CU 74 1-0 8 1B 2 1B 2-H 3-H 1B		S CH 84 B FF 88 B CU 77 C CU 77 X CU 78 2-2 1B		C FF 92 X SL 82 0-1 ③ G6-3	5	1	2	2	0	0	2
8 Brandon Lowe, L (1, 4) OBP: 0.341, SLG: 0.544	S FF 91 B FF 92 S FF 92 B CU 75 X FF 92 2-2 2 BB 1B		C CU 74 B CU 76 S CH 84 B CU 76 B FF 92 S FF 93 3-3 ③ K		1 SAFE F CH 82 1 SAFE B CU 76 X CH 82 1-1 2 1B 1-3 1B		1 SAFE X CH 84 0-0 ③ F7			4	0	2	0	0	1	1
2 Yandy Díaz, R (1, 10) OBP: 0.353, SLG: 0.483	B CH 85 B FF 91 S FF 92 B CH 85 B CH 86 4-1 1-2 BB			C CU 71 F FF 90 B CU 74 X CH 84 1-2 ① P4	B CH 81 B FF 90 F FF 91 B CU 76 X CH 84 3-1 1-2 3-H 1B			S FF 89 B CH 85 X CH 84 1-1 ① G1-3		3	0	1	1	1	0	0
37 Travis d'Arnaud, R (1, 3) OBP: 0.250, SLG: 0.326	F CU 73 B FF 91 D CH 86 F FF 92 D CU 77 X FF 92 3-2 ③ P5			C FF 90 S FF 91 B CH 81 C CH 83 1-3 ② K	C FF 90 D CU 76 B CU 76 S FF 91 X CU 77 2-2 ③ G1-3			C CH 83 B FF 89 S CH 84 F CH 85 S FF 88 1-3 ② K		4	0	0	0	0	2	4
1 Willy Adames, R (1, 6) OBP: 0.315, SLG: 0.376		B FF 91 F FF 91 C CU 74 F FF 92 S CU 76 1-3 ① K		S CH 82 S CU 72 B FF 89 B FF 90 B CH 83 X CU 74 3-2 ③ G6-3		B CU 76 F CU 76 F CH 85 X CH 85 1-2 ① G4-3		F CU 78 S CH 85 B CH 84 F CH 85 B FF 88 X CH 84 2-2 1B		4	0	1	0	0	1	0
39 Kevin Kiermaier, L (1, 8) OBP: 0.309, SLG: 0.447		F CU 74 X FF 93 0-1 10 S 1B			C CU 72 X CU 74 0-1 ① G1-3	B FF 89 B CU 77 C CH 84 X CU 77 2-1 ② F8		S SL 84 B SL 83 1 SAFE F SL 84 B FF 94 F FF 95 S SL 84 2-3 ③ K		4	0	1	0	0	1	1
28 Daniel Robertson, R (1, 5) OBP: 0.308, SLG: 0.286 26 Ji Man Choi, L (9, PH) OBP: 0.359, SLG: 0.448		C CH 85 D CU 72 1 SAFE C CH 85 S FF 92 1-3 ② K			C CU 71 B CH 82 X CH 83 1-1 10 2B 29 1B 1B	B CU 78 X CU 77 1-0 ③ F9			C FF 91 B SL 81 F SL 81 F SL 83 S FF 93 1-3 ① K	3 1	1 0	1 0	0 0	0 0	1 1	1 0
10 Mike Zunino, R (1, 2) OBP: 0.231, SLG: 0.328 17 Austin Meadows, L (9, PH) OBP: 0.402, SLG: 0.588		C FF 92 B FF 92 D CH 84 X CU 75 2-1 ③ P1 1-2			X FF 89 0-0 29 1B 1-3 2B		F CU 77 S FF 88 X CU 78 0-2 ① G4-3		C SL 81 S FS 86 B FF 93 S FF 94 1-3 ② K	3 1	1 0	1 0	0 0	0 0	0 1	1 0
Inning Stats	R: 0 E: 0 K: 0 S: 11 H: 1 LOB: 2 BB: 1 P: 22	R: 0 E: 0 K: 2 S: 11 H: 1 LOB: 1 BB: 0 P: 15	R: 0 E: 0 K: 1 S: 7 H: 0 LOB: 0 BB: 1 P: 15	R: 0 E: 0 K: 1 S: 9 H: 0 LOB: 0 BB: 0 P: 14	R: 3 E: 0 K: 1 S: 18 H: 5 LOB: 2 BB: 0 P: 29	R: 0 E: 0 K: 0 S: 6 H: 0 LOB: 0 BB: 0 P: 10	R: 0 E: 0 K: 1 S: 10 H: 1 LOB: 1 BB: 0 P: 14	R: 0 E: 0 K: 2 S: 14 H: 1 LOB: 1 BB: 0 P: 20	R: 0 E: 0 K: 2 S: 12 H: 1 LOB: 1 BB: 0 P: 15	1B: 9 2B: 1 3B: 0 HR: 0 SF: 0 SAC: 0 DP: 1 HBP: 0						

	AB	36
	R	3
	H	10
	RBI	3
	BB	2
	SO	10
	LOB	12

PITCHER		IP	WLS	BF	H	R	ER	SO	BB	IBB	HBP	BLK	WP	HR	S	P	ERA	WHIP
45 Tyler Skaggs, L ERA: 5.0	(1, 1)	5.0	W	23	7	3	3	5	2	0	0	0	0	0	56	95	5.40	1.800
24 Noé Ramirez, R ERA: 3.44	(6, 1)	2.2	H	10	2	0	0	2	0	0	0	0	0	0	26	38	0.00	0.750
38 Justin Anderson, R ERA: 4.56	(8, 1)	0.1	H	1	0	0	0	1	0	0	0	0	0	0	4	6	0.00	0.000
32 Cam Bedrosian, R ERA: 2.51	(9, 1)	1.0	S	4	1	0	0	2	0	0	0	0	0	0	12	15	0.00	1.000

PITCHER	IP	WLS	BF	H	R	ER	SO	BB	IBB	HBP	BLK	WP	HR	S	P	ERA	WHIP

Los Angeles Angels @ Tampa Bay Rays

Tropicana Field, St. Petersburg, FL

Fri Jun 14 2019, 7:11 PM - 11:07 PM EDT

Att. 21,598 - Dome - 72 F

TOP

livebaseballscorecards.com

Batter	1	2	3	4	5	6	7	8	9	AB	R	H	RBI	BB	SO	LOB
6 David Fletcher, R (1, 5) OBP: 0.358, SLG: 0.427	C FF 96 F FF 96 B FF 96 X FF 95 1-2 F7 ①	F FF 95 S CU 82 X CU 81 0-2 G1-3 ②		B CH 83 C CH 83 1 SAFE X CH 82 1-1 17 FC6-4 27 BB 1-2 1B		B FF 92 S FF 93 X FC 86 1-1 F7 ①		B SI 88 C SI 89 F SI 90 S SI 90 1-3 K ②		5	0	1	0	0	1	4
27 Mike Trout, R (1, 8) OBP: 0.459, SLG: 0.614	B FF 96 B FF 95 C CU 79 B FF 96 X FF 96 3-1 17 1B 5 SF8 2B	0-0 17 BB IBB		C FF 93 B FS 83 B FF 93 C FS 83 B FS 82 B FF 93 4-2 17 FC6-4 1-2 2-3 BB		X FF 94 0-0 P5 ②		B FF 98 X FF 98 1-0 F8 ③		3	1	1	0	2	0	2
17 Shohei Ohtani, L (1, 10) OBP: 0.352, SLG: 0.504	D CU 80 X FF 96 1-0 5 S 48 1B 2-3 1B	S CU 82 S SL 86 D CU 81 D CU 80 D SL 86 D CU 83 4-2 1-2 2-3 BB		B FS 82 B FS 82 C FF 93 C FS 84 X FS 83 2-2 FC6-4 1-2 2-3 3-H		C FF 95 B FF 95 B FC 88 C FF 95 S FF 96 2-3 K ③			F FF 97 X FS 88 0-1 G4-3 ①	4	1	1	1	1	1	2
5 Albert Pujols, R (1, 3) OBP: 0.310, SLG: 0.452	F FF 97 F FF 95 F FF 96 D CU 81 X FF 96 1-2 SF8 ② 1-2 3-H	F FF 96 C FF 96 F FF 96 S CU 80 0-3 K2-3 ③		B FF 94 C FF 93 S FS 85 F FF 95 S FF 95 1-3 K ③			B FF 91 C FF 91 X FF 94 1-1 P6 ①		B FF 98 B FF 98 X FF 98 2-0 G5-3 ②	4	0	0	1	0	2	5
48 César Puello, R (1, 7) OBP: 0.500, SLG: 0.700 18 Brian Goodwin, L (9, PH) OBP: 0.347, SLG: 0.444	B FF 96 B FF 94 D CH 84 C CH 86 X CH 84 3-1 2-H 1B		B FF 92 C FF 93 F CU 80 B SL 86 S FF 95 2-3 K ①		B FF 92 C FS 83 C FS 82 B FF 92 X FS 84 2-2 G5-3 ①		F FF 93 B FF 94 S FF 92 F FF 94 B FF 94 B FS 82 F FF 93 B FS 82 X FF 93 3-2 G6-3 ②		C FS 98 C FS 88 S FS 88 0-3 K ③	4 1	0 0	1 0	1 0	0 0	1 1	0 0
56 Kole Calhoun, L (1, 9) OBP: 0.328, SLG: 0.477	F FF 96 D CU 81 S SL 88 X FF 96 1-2 P5 ③		B CU 81 X FF 95 1-0 G4-3 ②		S FS 85 B FS 85 C FF 94 S FS 85 1-3 K ②		S FF 93 C FF 93 X FF 94 0-2 F7 ③			4	0	0	0	0	1	1
20 Jonathan Lucroy, R (1, 2) OBP: 0.308, SLG: 0.370		C FF 94 B FF 94 B FF 94 B CU 79 B CH 85 4-1 19 2B 17 BB BB	C FF 94 F CH 83 F FF 95 X FF 95 0-2 G3 ③		C FF 93 C FF 94 B FS 84 F FS 93 F FF 92 B FS 84 F FS 84 F FF 94 H FF 93 3-2 19 2B HBP			C SI 86 B CH 79 F FF 90 X FC 82 1-2 19 FC4-6 1B		2	1	1	0	1	0	0
19 Wilfredo Tovar, R (1, 6) OBP: 0.310, SLG: 0.320		C CU 78 F CH 83 F FF 95 F FF 94 X CU 80 0-2 17 BB 1-3 2B		C FF 94 F CU 80 B FF 94 B SL 86 F CH 82 F CU 80 B CU 81 F FF 95 B FF 96 4-2 27 BB 6 1B 17 FC6-4 BB	C FF 93 S FS 84 F FS 84 X FS 85 0-2 1-3 2B			C SI 89 B SI 88 B CH 82 X SI 90 2-1 FC4-6 4 1B 4 WP 1-2f ①		3	1	2	0	1	0	1
4 Luis Rengifo, S (1, 4) OBP: 0.287, SLG: 0.307		B FF 94 C CU 78 F FF 95 D CU 80 S CU 79 2-3 K ①		F FF 94 1 SAFE 1 SAFE 1 SAFE B CH 83 X FF 94 1-1 L5 ①	C FF 93 B FF 94 S FF 94 B FF 94 F FF 95 S FC 87 2-3 K ③			C SI 89 C SI 89 B FF 93 B SI 89 B SI 90 X SI 89 3-2 1-3 1B		4	0	1	0	0	2	5
Inning Stats	R: 2 H: 3 E: 0 LOB: 1 K: 0 BB: 0 S: 15 P: 25	R: 1 H: 1 E: 0 LOB: 3 K: 2 BB: 3 S: 18 P: 28	R: 0 H: 0 E: 0 LOB: 0 K: 1 BB: 0 S: 8 P: 11	R: 1 H: 1 E: 1 LOB: 2 K: 1 BB: 2 S: 18 P: 31	R: 0 H: 1 E: 0 LOB: 2 K: 2 BB: 0 S: 20 P: 28	R: 0 H: 0 E: 0 LOB: 0 K: 1 BB: 0 S: 6 P: 9	R: 0 H: 0 E: 0 LOB: 0 K: 0 BB: 0 S: 10 P: 14	R: 0 H: 2 E: 0 LOB: 2 K: 1 BB: 0 S: 12 P: 20	R: 0 H: 0 E: 0 LOB: 0 K: 1 BB: 0 S: 6 P: 8	1B: 5 SF: 1 2B: 3 SAC: 0 3B: 0 DP: 0 HR: 0 HBP: 1						

AB	34
R	4
H	8
RBI	3
BB	5
SO	9
LOB	20

WP: 1 PA: 41
PB: 0
SB: 1
CS: 0

PITCHER		IP	WLS	BF	H	R	ER	SO	BB	IBB	HBP	BLK	WP	HR	S	P	ERA	WHIP
4 Blake Snell, L ERA: 3.7	(1, 1)	3.1		19	5	4	3	3	3	1	0	0	0	0	50	79	8.10	2.400
47 Oliver Drake, R ERA: 0.71	(4, 1)	1.1		7	1	0	0	2	1	0	1	0	0	0	25	38	0.00	1.500
15 Emilio Pagán, R ERA: 1.42	(5, 1)	1.1	W	4	0	0	0	2	0	0	0	0	0	0	10	15	0.00	0.000
38 Colin Poche, L ERA: 8.31	(7, 1)	1.0	H	3	0	0	0	0	0	0	0	0	0	0	10	14	0.00	0.000
56 Adam Kolarek, L ERA: 4.43	(8, 1)	0.2		4	2	0	0	1	0	0	0	0	1	0	11	18	0.00	3.000

PITCHER		IP	WLS	BF	H	R	ER	SO	BB	IBB	HBP	BLK	WP	HR	S	P	ERA	WHIP
55 Ryne Stanek, R ERA: 2.54	(8, 1)	1.1		4	0	0	0	1	0	0	0	0	0	0	7	10	0.00	0.000

BOTTOM

Los Angeles Angels @ Tampa Bay Rays

Tropicana Field, St. Petersburg, FL

Fri Jun 14 2019, 7:11 PM - 11:07 PM EDT

Att. 21,598 - Dome - 72 F

livebaseballscorecards.com

Batter	1	2	3	4	5	6	7	8	9	AB	R	H	RBI	BB	SO	LOB
24 Avisaíl García, R (1, 9) OBP: 0.357, SLG: 0.496	B SI 91 F SI 92 F SI 93 X CU 80 1-2 ① F8		C SI 92 X CH 86 0-1 ② G6-3		T SI 90 F SI 92 X CU 79 0-2 ② P4	D FF 97 X FF 98 1-0 29 1B 1-2 2-H 3-H 1B	F FF 92 D KC 83 F KC 84 D KC 82 B FF 92 D KC 83 4-2 29 1B BB			4	0	1	2	1	0	0
29 Tommy Pham, R (1, 10) OBP: 0.403, SLG: 0.462	B SI 93 B SI 93 S SI 92 S CH 85 B CU 80 B SI 93 4-2 BB		C CU 79 S CH 84 B SI 93 F SI 94 X CU 80 1-2 ③ F8		B CU 76 B CH 83 B SI 91 C SI 88 X SI 91 3-1 ③ F8	B SL 85 B FF 98 B SL 84 C FF 97 X FF 98 3-1 1-3 2-H 1B	C FF 92 B KC 82 B FF 92 X FF 92 2-1 1-3 2-H 1B			4	0	2	2	1	0	0
17 Austin Meadows, L (1, 7) OBP: 0.397, SLG: 0.583	1 SAFE F SI 93 D CU 79 B SI 93 F SI 93 S CU 79 2-3 ② K			C SI 92 F CU 78 X SI 93 0-2 ① F8		C FS 91 S CU 79 F SI 92 C CU 79 X CU 79 1-2 2 1B 2B B FF 96 T SAFE C FF 95 F FF 96 S FF 96 0-3 ③ K	F FF 94 S FF 95 B FF 95 B SL 83 F FF 95 X SL 86 2-2 ③ G5-3			5	1	1	0	0	2	5
2 Yandy Díaz, R (1, 3) OBP: 0.363, SLG: 0.493 (7, 5)	B SI 93 S CH 84 B SI 92 C SI 92 F SI 94 1 SAFE B CU 80 X CH 85 3-2 ③ F7			B CH 84 B CH 83 F SI 91 F SI 91 B CH 81 F SI 93 F SI 92 B SI 93 4-2 18 1B 1 E BB		B FF 96 B FF 97 S FF 96 B FF 96 X FF 96 3-1 26 1B 39 1B 2-H 1B	B KC 83 B KC 83 C FF 93 C FF 92 F KC 84 B KC 83 X FF 93 3-2 26 HR 2B	B SL 88 B SL 91 B FF 98 C FF 97 C FF 97 F FF 99 X FF 96 3-2 26 G4-6-3 1B		4	2	3	1	1	0	1
1 Willy Adames, R (1, 6) OBP: 0.312, SLG: 0.373 26 Ji Man Choi, L (6, PH) OBP: 0.363, SLG: 0.467 (7, 3)		C SI 90 C SI 91 B CU 78 X CU 79 1-2 ① G5-3		C SI 92 B CH 84 C SI 92 D CU 78 B SI 93 X SI 90 3-2 FC5 18 1B 1-2		B SL 81 F SI 95 B FS 82 X SI 95 2-1 39 1B 24 1B 1-2 1B	F FF 93 F KC 83 X FF 93 0-2 HR 2-H 2B	S CH 92 B FF 99 B CH 91 B FF 99 X SI 96 3-1 ①② G4-6-3 1-2f 1B		2 3	0 2	0 2	0 2	0 0	0 1	1 1
28 Daniel Robertson, R (1, 5) OBP: 0.310, SLG: 0.284 8 Brandon Lowe, L (6, PH) OBP: 0.345, SLG: 0.548 (7, 4)		B SI 92 B SI 91 C SI 91 B SI 92 B SI 90 4-1 18 G1-3 BB		C SI 91 T CU 77 B SI 92 D CU 80 S CU 79 2-3 ② K		T SI 97 D FS 84 B FS 84 F SI 96 B FS 86 S FS 84 2-3 ① K	B KC 83 B FF 93 B FF 93 B FF 92 4-0 39 FC3-6 BB	X CH 90 0-0 2B		1 2	0 0	0 1	0 0	1 1	1 1	2 2
18 Joey Wendle, L (1, 4) OBP: 0.233, SLG: 0.185 (7, 6)	B SI 92 C SI 92 X CU 79 1-1 ② G1-3 1-2			C CU 79 B SI 94 S CU 80 B SI 94 X SI 93 2-2 1B 1-2 2-3		X FS 82 0-0 ② F9	C KC 83 T KC 83 S KC 83 0-3 ① K	X SI 98 0-0 ③ F8		5	0	1	0	0	1	5
10 Mike Zunino, R (1, 2) OBP: 0.227, SLG: 0.323 39 Kevin Kiermaier, L (6, PH) OBP: 0.311, SLG: 0.447 (7, 8)	B SI 93 B SI 93 X SI 92 2-0 ③ P4			B SI 92 B SI 90 F SI 92 X SI 93 2-1 ③ F9		C FS 85 F FF 96 X FS 87 0-2 54 HBP 24 1B 1-3 2-H 1B	1 SAFE 1 SAFE B KC 82 B FF 92 F KC 82 F KC 82 X KC 82 2-2 ② FC3-6 37 S 37 2B 1-2f			2 2	0 2	0 2	0 1	0 1	0 0	4 1
54 Guillermo Heredia, R (1, 8) OBP: 0.351, SLG: 0.381 37 Travis d'Arnaud, R (6, PR) OBP: 0.258, SLG: 0.345 (7, 2)			C SI 90 B CU 77 B SI 92 F SI 92 B SI 92 X SI 92 3-2 ① G3		C SI 89 B CU 78 B SI 90 B SI 90 X SI 90 3-1 ① F8	1 SAFE B FF 99 F FF 97 F FF 100 H FF 98 2-2 24 1B 29 1B HBP 1-2	C FF 92 F KC 82 X KC 83 0-2 29 1B 2B 1-H			2 1	0 2	0 1	0 1	0 0	0 0	0 0
Inning Stats	R: 0 E: 0 K: 1 S: 12 H: 0 LOB: 1 BB: 1 P: 22	R: 0 E: 0 K: 0 S: 7 H: 0 LOB: 1 BB: 1 P: 15	R: 0 E: 0 K: 0 S: 9 H: 0 LOB: 0 BB: 0 P: 13	R: 0 E: 1 K: 1 S: 18 H: 1 LOB: 3 BB: 1 P: 31	R: 0 E: 0 K: 0 S: 7 H: 0 LOB: 0 BB: 0 P: 13	R: 5 E: 0 K: 2 S: 25 H: 6 LOB: 2 BB: 0 P: 39	R: 4 E: 0 K: 1 S: 24 H: 4 LOB: 2 BB: 2 P: 41	R: 0 E: 0 K: 0 S: 8 H: 2 LOB: 1 BB: 0 P: 14		1B: 8 2B: 4 3B: 0 HR: 1 SF: 0 SAC: 0 DP: 1 HBP: 1				WP: 0 PB: 0 SB: 1 CS: 0 PA: 43		

PITCHER		IP	WLS	BF	H	R	ER	SO	BB	IBB	HBP	BLK	WP	HR	S	P	ERA	WHIP
28 Andrew Heaney, L ERA: 4.57	(1, 1)	5.0		21	2	1	1	2	3	0	0	0	0	0	57	99	1.80	1.000
40 Luis García, R ERA: 4.74	(6, 1)	0.2		5	3	1	1	1	0	0	0	0	0	0	12	19	13.50	4.500
31 Ty Buttrey, R ERA: 2.14	(6, 1)	0.1	L	4	2	3	3	1	0	0	1	0	0	0	9	15	81.00	6.000
37 Cody Allen, R ERA: 6.26	(7, 1)	0.2		8	4	4	4	1	2	0	0	0	0	1	20	35	54.00	9.000
38 Justin Anderson, R ERA: 4.5	(7, 1)	0.1		1	0	0	0	0	0	0	0	0	0	0	4	6	0.00	0.000

PITCHER		IP	WLS	BF	H	R	ER	SO	BB	IBB	HBP	BLK	WP	HR	S	P	ERA	WHIP
57 Hansel Robles, R ERA: 3.34	(8, 1)	1.0		4	2	0	0	0	0	0	0	0	0	0	8	14	0.00	2.000

AB	37
R	9
H	13
RBI	9
BB	5
SO	5
LOB	22

Batter	1	2	3	4	5	6	7	8	9	AB	R	H	RBI	BB	SO	LOB
56 Kole Calhoun, L (1, 9) OBP: 0.322, SLG: 0.467	X FF 94 0-0 ① G4-3	C FS 85 B FF 93 1 SAFE S CU 78 X FF 94 1-2 ③ L9			S CU 77 S CU 78 S CU 78 0-3 ① K		C SL 74 X SI 88 0-1 ③ G4-3		C FS 82 S FS 83 F FS 82 B FF 94 S FS 82 1-3 ③ K	5	0	0	0	0	2	2
27 Mike Trout, R (1, 8) OBP: 0.453, SLG: 0.603	B FF 94 F SI 93 B CU 78 F SI 94 S FF 96 2-3 ② K		C CU 78 F SI 93 B FF 94 S SI 93 1-3 ① K		C CU 78 F FF 93 F FF 94 X CU 79 0-2 ② G5-3			C FF 94 X FF 95 0-1 ① L4		4	0	0	0	0	2	0
17 Shohei Ohtani, L (1, 10) OBP: 0.342, SLG: 0.488	B FF 96 B FF 95 S FF 95 C CU 78 S FF 96 2-3 ③ K		F FF 94 B FS 86 X CU 78 1-1 ② G5-3		C CU 78 F FF 94 B CU 78 X CU 78 1-2 ③ G4-3			F FF 94 B FF 96 S FS 84 B FF 95 X FS 84 2-2 ② G4-3		4	0	0	0	0	1	0
44 Kevan Smith, R (1, 2) OBP: 0.393, SLG: 0.481		B FC 83 B CU 76 S SI 93 B SI 93 B SI 93 4-1 18 2B BB	B FF 95 S FC 85 C FF 94 B FC 86 X SI 93 2-2 2B			C FC 83 S CU 77 S FF 93 0-3 ① K		C FS 83 F FF 95 B FF 96 X FF 96 1-2 HR		3	2	2	1	1	1	0
18 Brian Goodwin, L (1, 7) OBP: 0.345, SLG: 0.445		C CU 77 F CU 77 X FF 95 0-2 6 HR 1-H 2B	B CU 77 C FF 93 X CU 78 1-2 ③ G6-3			C CU 79 C FS 84 F CU 79 C CU 78 0-3 ② K		S FS 83 B FS 84 B FF 94 S FS 83 X FS 83 2-2 E3		4	1	1	1	0	1	1
6 David Fletcher, R (1, 5) OBP: 0.360, SLG: 0.442		C FC 84 F SI 93 X CU 77 0-2 2-H HR		C SI 92 B CU 79 C SI 91 C FF 94 1-3 ① K		C SI 93 B FF 95 B FC 83 S CU 79 X FF 94 2-2 1B		C FF 95 S FS 84 1 SAFE X FS 83 0-2 ③ G6-3		4	1	2	2	0	1	1
41 Justin Bour, L (1, 3) OBP: 0.267, SLG: 0.368		B FF 95 C CU 79 S FF 95 F CU 79 F CU 78 F FF 95 C FF 95 1-3 ① K		F CU 78 B CU 78 F FC 86 X FF 95 1-2 HR		B CU 79 1 SAFE F CU 79 1 SAFE 1 SAFE F CU 79 X CU 79 1-2 ③ F8			S FS 84 S FS 83 B FF 95 S FS 84 1-3 ① K	4	1	1	1	0	2	1
19 Wilfredo Tovar, R (1, 6) OBP: 0.273, SLG: 0.276		X FC 85 0-0 ② G4-3		C SI 94 F FS 84 C FF 94 0-3 ② K			C SI 87 X SI 88 0-1 ① G4-3		B SL 86 F FF 95 B FF 96 F FF 95 F FS 82 X FF 95 2-2 ② G6-3	4	0	0	0	0	1	0
4 Luis Rengifo, S (1, 4) OBP: 0.293, SLG: 0.316		B SI 92 B CU 78 B FF 94 C FF 94 B FF 94 4-1 BB		C CU 78 X FC 84 0-1 ③ G6-3			B SI 88 F SI 88 C SI 89 F FF 91 B FC 84 S SI 89 2-3 ② K		F FS 84 S FF 95 B FF 94 B FF 95 F FS 84 X FF 95 2-2 2B	3	0	1	0	1	1	0
Inning Stats	R: 0 E: 0 K: 2 S: 7 H: 0 LOB: 0 BB: 0 P: 11	R: 3 E: 0 K: 1 S: 18 H: 2 LOB: 1 BB: 2 P: 28	R: 0 E: 0 K: 1 S: 11 H: 1 LOB: 1 BB: 0 P: 16	R: 1 E: 0 K: 2 S: 11 H: 1 LOB: 0 BB: 0 P: 13	R: 0 E: 0 K: 1 S: 10 H: 0 LOB: 0 BB: 0 P: 11	R: 0 E: 0 K: 2 S: 13 H: 1 LOB: 1 BB: 0 P: 16	R: 0 E: 0 K: 1 S: 8 H: 0 LOB: 0 BB: 0 P: 10	R: 1 E: 1 K: 0 S: 14 H: 1 LOB: 1 BB: 0 P: 19	R: 0 E: 0 K: 2 S: 15 H: 1 LOB: 1 BB: 0 P: 21	1B: 1 2B: 3 3B: 0 HR: 3 SF: 0 SAC: 0 DP: 0 HBP: 0						

PITCHER		IP	WLS	BF	H	R	ER	SO	BB	IBB	HBP	BLK	WP	HR	S	P	ERA	WHIP
50 Charlie Morton, R ERA: 2.37	(1, 1)	6.0	L	25	5	4	4	9	2	0	0	0	0	2	70	95	6.00	1.167
56 Adam Kolarek, L ERA: 4.24	(7, 1)	1.0		3	0	0	0	1	0	0	0	0	0	0	8	10	0.00	0.000
34 Jake Faria, R ERA: 2.25	(8, 1)	2.0		9	2	1	1	2	0	0	0	0	0	1	29	40	4.50	1.000

PITCHER	IP	WLS	BF	H	R	ER	SO	BB	IBB	HBP	BLK	WP	HR	S	P	ERA	WHIP

TOP

Los Angeles Angels @ Tampa Bay Rays

Tropicana Field, St. Petersburg, FL

Sat Jun 15 2019, 1:11 PM - 3:52 PM EDT

Att. 22,320 - Dome - 72 F

livebaseballscorecards.com

AB	35
R	5
H	7
RBI	5
BB	2
SO	12
LOB	5

WP: 0	PA: 37								
PB: 0									
SB: 0									
CS: 0									

Batter	1	2	3	4	5	6	7	8	9	AB	R	H	RBI	BB	SO	LOB
24 Avisaíl García, R (1, 10) OBP: 0.355, SLG: 0.492	B CH 80 X FF 91 1-0 ① P3		B FF 92 F FF 92 F FF 92 X CH 82 1-2 ③ P4			X FF 90 0-0 ① 17 F8, 29 1B, 2 HR, 1B	D SL 84 F SL 84 F FF 93 X SL 87 1-2 ③ G5-3			4	1	1	0	0	0	1
29 Tommy Pham, R (1, 7) OBP: 0.408, SLG: 0.465	B CH 80 C CH 81 C CU 77 B FF 92 B CH 80 B CH 80 4-2 2 FC5-4, BB			C FF 92 X FF 91 0-1 1B		B CU 78 X FF 90 1-0 2 HR, 1B 1-2		C FF 96 B SL 84 C SL 84 X FF 98 1-2 ① G3		3	1	2	0	1	0	0
17 Austin Meadows, L (1, 9) OBP: 0.390, SLG: 0.571	F FF 93 B SL 86 S CH 82 1 SAFE B FF 92 1 SAFE S CH 80 2-3 ② K			C SL 82 X FF 92 0-1 ① L7		B FF 93 B CH 82 X FF 92 2-0 ① F8 2-3		B CH 88 B CH 88 C FF 95 F SL 84 F SL 83 X FF 97 2-2 ② F7		4	0	0	0	0	1	4
2 Yandy Díaz, R (1, 5) OBP: 0.361, SLG: 0.502	F FF 92 1 SAFE F CH 80 B FF 92 X CH 82 1-2 ③ FC5-4 1-2f			B CH 82 C CU 78 X CH 81 1-1 ② L7		B FF 92 B FF 89 F CU 79 1 SAFE B FF 92 X CH 81 3-1 1-H, 3-H, HR		B SL 86 B SL 84 C FF 98 F SL 85 X FF 98 2-2 ③ G3-1		4	1	1	3	0	0	2
26 Ji Man Choi, L (1, 3) OBP: 0.357, SLG: 0.457		B FF 91 B FF 91 S FF 91 S CH 80 X FF 92 2-2 ① F7		1 SAFE S CH 81 C CH 82 B CH 82 X FF 90 1-2 ③ F9		B CU 78 S FF 93 B CH 82 B CU 81 S CH 82 X CH 82 3-2 ② G3			C SI 96 B CH 91 B SI 98 F SI 97 X CH 91 2-2 ① L7	4	0	0	0	0	0	1
1 Willy Adames, R (1, 6) OBP: 0.308, SLG: 0.368 8 Brandon Lowe, L (9, PH) OBP: 0.344, SLG: 0.546		C FF 92 S CU 80 F CH 82 X CH 80 0-2 ② G5-3			F CH 80 F FF 92 F CU 78 B FF 92 F CH 81 X CH 81 1-2 ① G3-1	B FF 91 C FF 91 S SL 82 B FF 93 S SL 84 2-3 ③ K			C CH 90 B CH 91 C SI 99 B CH 92 F FF 100 S SI 97 2-3 ② K	3 1	0 0	0 0	0 0	0 0	1 1	0 0
39 Kevin Kiermaier, L (1, 8) OBP: 0.310, SLG: 0.444		B CU 79 S FF 93 B CU 80 F CH 81 S CH 81 2-3 ③ K2-3			C SL 83 B CU 80 X SL 82 1-1 37 FC5-4, 1B		B FF 91 B SL 81 F FF 92 X FF 92 2-1 ① G1-3		C SL 90 B SI 94 F SL 89 F FF 100 X CH 90 1-2 ③ G4-3	4	0	1	0	0	1	0
37 Travis d'Arnaud, R (1, 2) OBP: 0.260, SLG: 0.344			X FF 91 0-0 ① P4		C FF 92 D CH 81 X CH 80 1-1 ② FC5-4 1-2f		X SL 83 0-0 18 G4-3, 1B			3	0	1	0	0	0	1
18 Joey Wendle, L (1, 4) OBP: 0.212, SLG: 0.167			C FF 92 X CU 77 0-1 ② L7		C FF 92 C CU 79 S CH 82 0-3 ③ K		F SL 82 C FF 92 X FF 93 0-2 ② G4-3 1-2			3	0	0	0	0	1	2
Inning Stats	R: 0 E: 0 K: 1 S: 9 H: 0 LOB: 1 BB: 1 P: 17	R: 0 E: 0 K: 1 S: 10 H: 0 LOB: 0 BB: 0 P: 14	R: 0 E: 0 K: 0 S: 6 H: 0 LOB: 0 BB: 0 P: 7	R: 0 E: 0 K: 0 S: 9 H: 1 LOB: 1 BB: 0 P: 11	R: 0 E: 0 K: 1 S: 12 H: 1 LOB: 1 BB: 0 P: 15	R: 3 E: 0 K: 1 S: 11 H: 3 LOB: 0 BB: 0 P: 22	R: 0 E: 0 K: 0 S: 9 H: 1 LOB: 1 BB: 0 P: 12	R: 0 E: 0 K: 0 S: 10 H: 0 LOB: 0 BB: 0 P: 15	R: 0 E: 0 K: 1 S: 11 H: 0 LOB: 0 BB: 0 P: 16	1B: 5 2B: 0 3B: 0 HR: 1	SF: 0 SAC: 0 DP: 0 HBP: 0						

PITCHER		IP	WLS	BF	H	R	ER	SO	BB	IBB	HBP	BLK	WP	HR	S	P	ERA	WHIP
54 José Suarez, L ERA: 4.5	(1, 1)	5.2	W	23	5	3	3	3	1	0	0	0	0	1	54	81	4.76	1.059
32 Cam Bedrosian, R ERA: 2.41	(6, 1)	1.1	H	5	1	0	0	1	0	0	0	0	0	0	12	17	0.00	0.750
31 Ty Buttrey, R ERA: 2.08	(8, 1)	1.0	H	3	0	0	0	0	0	0	0	0	0	0	10	15	0.00	0.000
57 Hansel Robles, R ERA: 3.24	(9, 1)	1.0	S	3	0	0	0	1	0	0	0	0	0	0	11	16	0.00	0.000

PITCHER	IP	WLS	BF	H	R	ER	SO	BB	IBB	HBP	BLK	WP	HR	S	P	ERA	WHIP

BOTTOM

Los Angeles Angels @ Tampa Bay Rays

Tropicana Field, St. Petersburg, FL

Sat Jun 15 2019, 1:11 PM - 3:52 PM EDT

Att. 22,320 - Dome - 72 F

livebaseballscorecards.com

AB	33
R	3
H	6
RBI	3
BB	1
SO	5
LOB	11

Batter	1	2	3	4	5	6	7	8	9	AB	R	H	RBI	BB	SO	LOB
9 Tommy La Stella, L (1, 4) OBP: 0.357, SLG: 0.524	X FF 96 0-0 E3 17 BB 27 1B 5 SF9	X FF 88 0-0 ③ G6-3		C CU 74 B CH 85 B CU 74 X CH 87 2-1 ③ G4-3		X FF 94 0-0 ③ F7			C SI 99 B SI 100 X SI 99 1-1 27 HR 1B	5	2	1	0	0	0	2
27 Mike Trout, R (1, 8) OBP: 0.455, SLG: 0.614	X FF 96 0-0 5 SF9 17 BB 1-2 1B		C CU 73 C FF 90 B FF 90 B CH 85 B FF 92 F FF 92 B FF 92 4-2 5 1B 6 SF7 BB		B FF 91 C FF 90 F FF 89 B CH 85 B CU 74 C FF 91 3-3 ① K		X FF 92 0-0 ① F8		C SI 98 D SL 89 B SI 97 B SL 88 C SL 87 X SL 89 3-2 1-H HR	4	2	2	1	1	0
17 Shohei Ohtani, L (1, 10) OBP: 0.351, SLG: 0.489	B FF 97 B FF 98 B FF 98 C FF 97 B FF 97 4-1 48 G6-4-3 1-2 2-3 BB		C FC 88 B FF 92 F CU 76 B FC 89 B CH 87 C FF 92 3-3 ① K		B CU 74 B CH 86 B FF 91 C CH 86 F FF 91 X CH 86 3-2 56 G3-1 5 BB 6 1B 1B		B FF 93 F FF 92 C FF 95 S FF 95 1-3 ② K		X SI 99 0-0 5 G1-3 1B	4	1	2	0	1	2	1
5 Albert Pujols, R (1, 3) OBP: 0.311, SLG: 0.451	F SL 90 X FF 98 0-1 ① SF9 2-3 3-H		B CH 86 C CU 76 F FF 91 1 SAFE B FF 92 D CH 87 X FF 92 3-2 6 SF7 48 BB 1-3 1B		C FC 85 B FC 86 F FF 94 B FF 94 D FC 86 1 SAFE F FF 95 F FF 94 D FC 88 4-2 6 1B 56 G3-1 1-2 BB		B FF 95 B FF 93 X FF 92 2-0 ③ F9		D SL 86 C SL 88 F SL 87 X SI 99 1-2 ② G1-3 1-2	3	0	1	1	1	0	1
48 César Puello, R (1, 7) OBP: 0.500, SLG: 0.683 56 Kole Calhoun, L (5, PH) OBP: 0.323, SLG: 0.465 (5, 9)	S FS 89 B FS 87 D FS 86 C SL 90 X SL 90 2-2 ②③ G6-4-3 1-2f		B CH 87 B CH 86 C CH 87 B CH 87 C FF 92 B FF 92 4-2 1-2 BB		B FF 94 C FF 93 F FF 94 X FF 95 1-2 ② G3-1 1-2 2-3			X SI 86 0-0 18 1B 1B	B SL 87 C SL 88 B SL 88 F SL 87 F SL 90 B SL 88 C SL 86 3-3 ③ K	1 3	0 0	0 1	0 0	1 1	0 3	2 3
6 David Fletcher, R (1, 5) OBP: 0.358, SLG: 0.440		X FF 96 0-0 ① G5-3	C CU 76 D CH 87 F FF 92 D CU 76 X FF 91 2-2 ② SF7 2-3 3-H	C FF 94 F FF 95 B FF 95 X FC 86 1-2 18 WP 2-3 3-H 1B				C SI 88 B SI 88 B SI 88 C SI 88 X FF 90 2-2 ① F8		3	0	1	2	0	0	1
18 Brian Goodwin, L (1, 9) OBP: 0.348, SLG: 0.446 (5, 7)		B CU 74 C FF 90 B FC 86 S FF 90 X FF 91 2-2 20 FC5-4 1B	C FC 87 D FF 87 B CU 75 S CH 87 X CH 87 2-2 ③ G3	F FF 94 F FF 94 D FC 87 B FF 94 X FF 96 2-2 ③ G4-3 1-2				C SL 74 C SI 88 X SI 89 0-2 20 G6-4-3 1-2 1B		4	0	2	0	0	0	4
20 Jonathan Lucroy, R (1, 2) OBP: 0.303, SLG: 0.362		C FF 90 D CH 86 X CH 86 1-1 ② FC5-4 19 2B 1-2f	B FF 90 C CH 85 X FF 90 1-1 ① L9			C FF 92 F FF 94 S FF 94 0-3 ① K		C SI 89 B SI 89 X SI 89 1-1 ②③ G6-4-3 1-2f		4	0	0	0	0	1	3
19 Wilfredo Tovar, R (1, 6) OBP: 0.270, SLG: 0.303		B FF 91 F FF 91 X CH 86 1-1 1-3 2B	B FF 89 S FF 89 X CU 74 1-1 ② G6-3			F FF 93 F FF 94 S FF 94 0-3 ② K			B SI 97 C SL 86 B SI 99 X SL 89 2-1 ① G6-3	4	0	1	0	0	1	0
Inning Stats	R: 1 E: 1 K: 0 S: 8 H: 1 LOB: 1 BB: 1 P: 14	R: 0 E: 0 K: 0 S: 9 H: 2 LOB: 2 BB: 0 P: 13	R: 1 E: 0 K: 1 S: 17 H: 1 LOB: 2 BB: 2 P: 35	R: 0 E: 0 K: 0 S: 6 H: 0 LOB: 0 BB: 0 P: 10	R: 1 E: 0 K: 1 S: 19 H: 2 LOB: 2 BB: 1 P: 33	R: 0 E: 0 K: 2 S: 7 H: 0 LOB: 0 BB: 0 P: 7	R: 0 E: 0 K: 1 S: 5 H: 0 LOB: 0 BB: 0 P: 8	R: 0 E: 0 K: 0 S: 9 H: 2 LOB: 1 BB: 0 P: 12	R: 2 E: 0 K: 1 S: 15 H: 3 LOB: 1 BB: 0 P: 25	1B: 9 2B: 1 3B: 0 HR: 1 SF: 2 SAC: 0 DP: 2 HBP: 0						

PITCHER		IP	WLS	BF	H	R	ER	SO	BB	IBB	HBP	BLK	WP	HR	S	P	ERA	WHIP
55 Ryne Stanek, R ERA: 2.45	(1, 1)	1.1		6	1	1	0	0	1	0	0	0	0	0	9	15	0.00	1.500
68 Jalen Beeks, L ERA: 2.73	(2, 1)	3.0		15	4	2	2	2	2	0	0	0	0	0	37	69	6.00	2.000
15 Emilio Pagán, R ERA: 1.38	(5, 1)	0.2	B	4	1	0	0	0	1	0	0	0	1	0	13	21	0.00	3.000
38 Colin Poche, L ERA: 5.68	(6, 1)	2.0	W	6	0	0	0	3	0	0	0	0	0	0	12	15	0.00	0.000
56 Adam Kolarek, L ERA: 4.07	(8, 1)	1.0	H	4	2	0	0	0	0	0	0	0	0	0	9	12	0.00	2.000

PITCHER		IP	WLS	BF	H	R	ER	SO	BB	IBB	HBP	BLK	WP	HR	S	P	ERA	WHIP
63 Diego Castillo, R ERA: 2.56	(9, 1)	1.0	S	6	3	2	2	1	0	0	0	0	0	1	15	25	18.00	3.000

TOP

Los Angeles Angels @ Tampa Bay Rays

Tropicana Field, St. Petersburg, FL

Sun Jun 16 2019, 1:10 PM - 4:17 PM EDT

Att. 20,508 - Dome - 72 F

livebaseballscorecards.com

AB	35
R	5
H	11
RBI	5
BB	4
SO	6
LOB	17

BOTTOM

Batter	1	2	3	4	5	6	7	8	9	AB	R	H	RBI	BB	SO	LOB
17 Austin Meadows, L (1, 10) OBP: 0.388, SLG: 0.575	S FF 94 S CH 89 F FF 96 S FF 95 0-3 ① **K**		C CU 81 B FF 94 X CH 90 1-1 29 F9-2 3B		C CU 82 B FF 93 X FF 93 1-1 ② F7		F FF 95 S FF 96 B FF 95 D CH 88 S FF 96 2-3 ③ **K**			4	0	1	0	0	2	1
29 Tommy Pham, R (1, 7) OBP: 0.409, SLG: 0.475	C FF 96 C SL 90 B SL 91 S SL 90 1-3 ② **K**		B SL 89 B SL 89 S SL 89 X FF 96 2-1 ①② F9-2 3-H		B CU 81 B SL 88 C SL 88 X FF 94 2-1 HR			B SL 88 B CH 88 C FF 94 B CH 90 B CH 85 4-1 8 1B 2 1B BB		3	2	1	1	1	1	1
8 Brandon Lowe, L (1, 4) OBP: 0.350, SLG: 0.560	B FF 96 B FF 95 B FF 95 X FF 95 3-0 HR		B CU 83 C CU 82 C SL 89 H CU 84 2-2 HBP		C CH 88 B SL 88 C CH 88 C SL 89 1-3 ③ **K**			F CH 86 X CH 87 0-1 2 1B 39 WP 1-3 1B		3	2	2	1	0	1	0
26 Ji Man Choi, L (1, 3) OBP: 0.351, SLG: 0.448	B CU 82 X CH 89 1-0 ③ G1-3		1 SAFE B FF 94 C CU 81 B CH 88 1 SAFE D CU 82 C SL 89 X CH 90 3-2 ③ G5-3			C CU 81 B CH 88 X CH 88 1-1 ① F8		B CH 88 S CH 88 B CH 89 F CH 88 S CH 90 2-3 ① **K**		4	0	0	0	0	1	3
2 Yandy Díaz, R (1, 5) OBP: 0.363, SLG: 0.502 1 Willy Adames, R (9, 6) OBP: 0.308, SLG: 0.368		C FF 95 S SL 89 X SL 90 0-2 39 3B 1B	S CU 81 C FF 94 B FF 94 B SL 90 S FF 95 2-3 ① **K**			B CU 82 B CU 80 X SL 87 2-0 ② G6-3		S CH 90 1 SAFE B CH 90 C FF 95 F CH 91 1 SAFE F SL 88 B FF 95 D CH 90 3-2 X FF 95 39 G4-3 39 WP 1-3 3-H 1B		4 0	1 0	2 0	1 0	0 0	1 0	0 0
39 Kevin Kiermaier, L (1, 8) OBP: 0.309, SLG: 0.449		S CH 90 B FF 94 X CH 89 1-1 24 SF3 1-H 3B	C CU 82 B FF 94 S FF 94 B FF 95 F FF 95 F CU 83 B FF 95 X CH 90 3-2 ② F9			F CU 81 B CU 80 S FF 92 S SL 87 1-3 ③ **K**		L FF 93 B CH 88 B CH 85 F CH 86 F FF 92 X CH 86 2-2 ② G4-3 1-3 3-H		4	1	1	1	0	1	1
24 Avisaíl García, R (1, 9) OBP: 0.354, SLG: 0.494		X SL 89 0-0 ① SF3 3-H	B FF 95 F SL 88 X FF 94 1-1 2B				B FF 94 F CH 84 S CH 88 F FF 96 S CH 90 1-3 ① **K**	D SL 86 X FF 96 1-0 ③ L9		3	0	1	1	0	1	1
18 Joey Wendle, L (1, 6) OBP: 0.194, SLG: 0.152 (9, 5)		B FF 95 B CU 81 C CU 82 F FF 94 X CU 82 2-2 ② G6-3	B CH 89 F CH 89 B FF 94 S CU 81 X FF 94 2-2 ③ F7				X CH 86 0-0 ② G4-3			3	0	0	0	0	0	1
10 Mike Zunino, R (1, 2) OBP: 0.230, SLG: 0.331		F SL 89 B FF 94 C FF 95 B SL 88 S FF 95 2-3 ③ **K**			S SL 87 F FF 93 S SL 88 0-3 ① **K**		B FF 95 C CH 88 B FF 96 X CH 88 2-1 2B			3	0	1	0	0	2	0
Inning Stats	R: 1 E: 0 K: 2 S: 9 H: 1 LOB: 0 BB: 0 P: 14	R: 2 E: 0 K: 1 S: 12 H: 2 LOB: 0 BB: 0 P: 17	R: 0 E: 0 K: 0 S: 9 H: 1 LOB: 1 BB: 0 P: 17	R: 0 E: 0 K: 1 S: 13 H: 1 LOB: 1 BB: 0 P: 21	R: 1 E: 0 K: 2 S: 10 H: 1 LOB: 0 BB: 0 P: 14	R: 0 E: 0 K: 1 S: 6 H: 0 LOB: 0 BB: 0 P: 10	R: 0 E: 0 K: 2 S: 10 H: 1 LOB: 1 BB: 0 P: 15	R: 2 E: 0 K: 1 S: 16 H: 2 LOB: 1 BB: 1 P: 28		1B: 3 2B: 3 3B: 2 HR: 2 SF: 1 SAC: 0 DP: 1 HBP: 1					WP: 1 PB: 0 SB: 0 CS: 0 PA: 34	

PITCHER		IP	WLS	BF	H	R	ER	SO	BB	IBB	HBP	BLK	WP	HR	S	P	ERA	WHIP
47 Griffin Canning, R ERA: 3.93	(1, 1)	6.0	L	24	6	4	4	7	0	0	1	0	0	2	59	93	6.00	1.000
67 Taylor Cole, R ERA: 5.65	(7, 1)	1.2		9	3	2	2	3	1	0	0	0	1	0	25	41	10.80	2.400
40 Luis García, R ERA: 4.68	(8, 1)	0.1		1	0	0	0	0	0	0	0	0	0	0	1	2	0.00	0.000

PITCHER	IP	WLS	BF	H	R	ER	SO	BB	IBB	HBP	BLK	WP	HR	S	P	ERA	WHIP

Los Angeles Angels @ Tampa Bay Rays

Tropicana Field, St. Petersburg, FL

Sun Jun 16 2019, 1:10 PM - 4:17 PM EDT

Att. 20,508 - Dome - 72 F

livebaseballscorecards.com

AB	31
R	6
H	9
RBI	5
BB	1
SO	10
LOB	8

Batter	1	2	3	4	5	6	7	8	9	AB	R	H	RBI	BB	SO	LOB
9 Tommy La Stella, L (1, 4) OBP: 0.354, SLG: 0.515	C FF 93 B FF 93 C CH 86 B SL 84 S CH 86 2-3 **K** ①	B SL 83 B FC 92 B CH 87 B FF 91 4-0 27 2B, 17 HR, **1-2 2-3** BB	S SL 85 C CH 84 B SL 86 T SI 92 1-2 **K** ③			F KC 80 X CH 85 0-1 **F7** ②		F SI 92 B SI 94 S SI 92 B SL 89 X SI 93 2-2 **G4-3** ①		4	1	0	0	1	2	1
27 Mike Trout, R (1, 8) OBP: 0.461, SLG: 0.635	B CU 76 F FF 96 B FF 94 C SL 82 X FF 94 2-2 **L7** ②	B SI 93 C SI 95 X FF 95 1-1 17 HR, **1-3 2-H 3-H** 2B		B SI 89 C SI 90 B SI 89 X SI 90 2-1 17 CS 1B		B SL 84 X FF 93 1-0 HR		C SI 95 B FF 94 F SL 86 B SI 96 X SI 95 2-2 17 FC6 1B		5	2	4	3	0	0	0
17 Shohei Ohtani, L (1, 10) OBP: 0.353, SLG: 0.514	C CU 76 C CU 77 B CU 76 F CH 86 F SL 85 B FF 95 S SL 84 2-3 **K** ③	X CH 87 0-0 **2-H 3-H** HR		B SI 88 1 SAFE C SL 85 B SL 85 B SI 89 F SL 84 C SI 89 3-3 **1-2** ① ②		B KC 82 B CH 87 F FF 91 F CH 86 X SL 83 2-2 2B		X SI 95 0-0 **1-2f** FC6 ②		5	1	2	3	0	2	2
8 Justin Upton, R (1, 7) OBP: 0.600, SLG: 1.250	HR 1B			B SI 90 B SI 90 B SL 86 C SI 88 X SI 89 3-1 G6-3 ③		D KC 80 B SI 89 D SI 90 B FF 91 4-0 BB		C SL 88 B SI 94 S SI 95 B SI 96 X FF 94 2-2 L8 ③		4	1	2	1	1	0	1
56 Kole Calhoun, L (1, 9) OBP: 0.327, SLG: 0.482	HR G4-3				X SL 83 0-0 6 F8, 41 SF7 2B	C FF 93 F SI 90 S KC 81 0-3 **K** ③			S FF 96 B SL 89 B SL 88 B FF 96 B FF 96 4-1 6 FC8-6 BB	4	2	2	1	1	1	3
6 David Fletcher, R (1, 5) OBP: 0.355, SLG: 0.433	B SI 92 B SL 85 C FF 94 B SL 83 X SL 84 3-1 G5-3 ①	C SI 88 C SI 89 X SI 90 0-2 G1-3 ①			X SL 84 0-0 **2-3** F8 ①		B KC 79 B FF 91 B FF 90 4-0 BB		C FF 96 B FF 95 F FF 96 X FF 96 1-2 **1-2f** FC8-6 41 G1-3 ①	4	0	0	0	1	0	2
41 Justin Bour, L (1, 3) OBP: 0.264, SLG: 0.373	B SL 84 B CH 87 B SL 83 X FF 94 3-0 F8 ②	X SI 90 0-0 19 1B 2B			B SL 85 C SI 89 F SL 84 B SI 91 X SI 91 2-2 **3-H** SF7 ②		C FC 88 B SI 92 C SI 91 X FC 89 1-2 P6 ①		1 SAFE F FF 97 X CH 89 0-1 **1-2** G1-3 ②	4	1	1	1	0	0	2
20 Jonathan Lucroy, R (1, 2) OBP: 0.305, SLG: 0.357	C FC 93 B SI 95 B SI 96 B SI 94 B FF 92 4-1 9 BB, 19 1B, 27 2B, BB	C SI 89 X SI 90 0-1 G6-3 ②			X SI 90 0-0 L6 ③		C FF 92 S SI 92 S FC 88 0-3 **K** ②		B FF 96 B SL 87 C FF 96 F FF 96 B FF 96 B FF 96 4-2 BB	3	1	0	0	2	1	2
19 Wilfredo Tovar, R (1, 6) OBP: 0.286, SLG: 0.316	C SI 94 X FF 94 0-1 9 BB, 27 2B, **1-2** 1B	C SL 84 B SI 90 C SI 89 X SI 91 1-2 **2-H** 1B				C FF 92 X FF 93 0-1 L9 ①	B KC 80 X KC 79 1-0 P6 ③		C SL 89 T FF 95 B SL 87 B FF 96 F FF 96 F SL 87 F FF 96 F FF 96 F SL 88 2-2 F SL 88 X SL 87 P3 ③	5	1	2	1	0	0	3
Inning Stats	R: 0 E: 0 K: 2 S: 11 H: 0 LOB: 0 BB: 0 P: 17	R: 7 E: 0 K: 0 S: 21 H: 6 LOB: 1 BB: 2 P: 40	R: 1 E: 0 K: 1 S: 12 H: 2 LOB: 1 BB: 0 P: 14	R: 0 E: 0 K: 1 S: 7 H: 1 LOB: 0 BB: 0 P: 15	R: 1 E: 0 K: 0 S: 6 H: 1 LOB: 0 BB: 0 P: 8	R: 1 E: 0 K: 1 S: 11 H: 2 LOB: 2 BB: 1 P: 18	R: 0 E: 0 K: 1 S: 7 H: 0 LOB: 1 BB: 1 P: 13	R: 0 E: 0 K: 0 S: 10 H: 1 LOB: 1 BB: 0 P: 16	R: 0 E: 0 K: 0 S: 17 H: 0 LOB: 2 BB: 2 P: 28	1B: 5 2B: 5 3B: 0 HR: 4 SF: 1 SAC: 0 DP: 1 HBP: 0						

PITCHER		IP	WLS	BF	H	R	ER	SO	BB	IBB	HBP	BLK	WP	HR	S	P	ERA	WHIP
64 Derek Law, R ERA: 4.84	(1, 1)	1.0		3	0	0	0	2	0	0	0	0	0	0	11	17	0.00	0.000
33 Edwin Jackson, R ERA: 12.43	(2, 1)	0.2	L	10	6	7	7	0	2	0	0	0	0	3	19	38	94.50	12.000
43 Sam Gaviglio, R ERA: 4.47	(2, 1)	3.1		13	4	2	2	2	0	0	0	0	0	0	27	39	5.40	1.200
66 Nick Kingham, R ERA: 9.8	(6, 1)	1.0		6	2	1	1	1	1	0	0	0	0	1	11	18	9.00	3.000
35 David Phelps, R ERA:	(7, 1)	1.0		4	0	0	0	1	1	0	0	0	0	0	7	13	0.00	1.000

PITCHER		IP	WLS	BF	H	R	ER	SO	BB	IBB	HBP	BLK	WP	HR	S	P	ERA	WHIP
58 Tim Mayza, L ERA: 4.38	(8, 1)	1.0		4	1	0	0	0	0	0	0	0	0	0	10	16	0.00	1.000
46 Daniel Hudson, R ERA: 3.19	(9, 1)	1.0		5	0	0	0	0	2	0	0	0	0	0	17	28	0.00	2.000

TOP

Los Angeles Angels @ Toronto Blue Jays

Rogers Centre, Toronto, ON

Mon Jun 17 2019, 7:08 PM - 10:13 PM EDT

Att. 16,486 - Partly Cloudy - 64 F

livebaseballscorecards.com

AB	38
R	10
H	13
RBI	10
BB	6
SO	6
LOB	16

WP: 0	PA: 45
PB: 0	
SB: 0	
CS: 1	

Batter	1	2	3	4	5	6	7	8	9	AB	R	H	RBI	BB	SO	LOB
5 Eric Sogard, L (1, 10) OBP: 0.361, SLG: 0.485	B FF 95 X SI 96 1-0 ① G3		B CH 84 C CH 83 B CH 86 X SI 93 2-1 ③ P6			C SI 92 C SL 84 B SI 92 X SL 84 1-2 8 BB 1B		B SL 77 X SI 89 1-0 8 HR 1B	B FF 97 X SI 96 1-0 ③ G6-3	5	1	2	0	0	0	0
8 Cavan Biggio, L (1, 7) (7, 9) OBP: 0.378, SLG: 0.517	C SI 96 S FS 87 B FS 88 B FS 86 B SI 98 X SI 97 3-2 HR			B CH 83 B SI 90 B SI 90 B SI 91 4-0 44 G6-3 27 WP BB		B SI 92 C SI 91 B CH 85 B SI 91 C CH 83 D SL 83 4-2 27 G6-4-3 1-2 BB		S SI 89 D CH 84 B CH 83 F SI 90 D CH 83 X SI 90 3-2 1-H HR		2	2	2	3	2	0	0
27 Vladimir Guerrero Jr., R (1, 5) OBP: 0.322, SLG: 0.443	X SI 98 0-0 ② G6-3			C SI 90 S SL 83 B SL 84 X SL 83 1-2 ① P3 1-2		X SL 83 0-0 ② ③ G6-4-3 1-2f		C CU 76 S CU 78 S CU 78 0-3 ① K		4	0	0	0	0	1	3
44 Rowdy Tellez, L (1, 3) OBP: 0.261, SLG: 0.415	C SI 97 B FS 87 S FS 85 B FF 98 F FS 88 S FS 86 2-3 ③ K			D CH 85 X SI 91 1-0 ② G6-3 2-3			B CH 85 X CH 85 1-0 ① G6-3	S CH 85 B CH 86 B FF 90 C CU 76 X CH 84 2-2 E6 15 1B		4	0	0	0	0	1	1
37 Teoscar Hernández, R (1, 8) OBP: 0.280, SLG: 0.369 13 Lourdes Gurriel Jr., R (7, 7) OBP: 0.333, SLG: 0.542		C SI 92 B SI 93 B SI 94 S SI 94 B SL 86 X SI 94 3-2 ① P3		X SL 83 0-0 ③ P3			F SL 81 C SL 85 B SL 82 B SI 93 B SI 92 B SL 84 4-2 15 HR BB	B FF 91 X CU 77 1-0 ② P5		2 1	0 1	0 0	0 0	0 1	0 0	1 1
15 Randal Grichuk, R (1, 9) (7, 8) OBP: 0.277, SLG: 0.413		C SI 92 C SI 93 S SL 82 0-3 ② K			F CH 82 C SL 83 S SL 83 0-3 ① K		D SL 82 C SI 92 X SI 92 1-1 1-H HR	B CU 79 F CU 78 D CU 79 C FF 89 F CH 85 X CU 79 2-2 1-2 1B		4	1	2	2	0	2	0
16 Freddy Galvis, S (1, 6) OBP: 0.296, SLG: 0.426		C SI 92 S SI 92 B SI 94 S CH 86 1-3 ③ K			F SI 92 X CH 84 0-1 3 G5-4-3 1B		B SI 92 B SI 92 C SI 92 C SI 92 X SI 92 2-2 1B	C FF 96 F SL 84 F FF 98 D SL 85 F SL 84 S SL 84 1-3 ③ K		4	0	2	0	0	2	2
3 Brandon Drury, R (1, 4) OBP: 0.256, SLG: 0.371			B SI 92 F CH 83 X SI 91 1-1 ① G4-3		F SL 84 B SI 90 X SI 91 1-1 ② ③ G5-4-3 1-2f		S SL 84 S SL 83 S SL 83 0-3 ② K		X FF 96 0-0 ① P6	4	0	0	0	0	1	2
21 Luke Maile, R (1, 2) OBP: 0.231, SLG: 0.271			C SI 91 B SI 92 X SI 93 1-1 ② G4-3			B SI 90 C SI 92 F SI 93 S SL 84 1-3 ① K	X SI 91 0-0 ③ G4-3		F SI 96 B SL 83 B FF 95 X SI 96 2-1 ② P4	4	0	0	0	0	1	1
Inning Stats	R: 1 H: 1 E: 0 LOB: 0 K: 1 BB: 0 S: 9 P: 15	R: 0 H: 0 E: 0 LOB: 0 K: 2 BB: 0 S: 9 P: 13	R: 0 H: 0 E: 0 LOB: 0 K: 0 BB: 0 S: 6 P: 10	R: 0 H: 0 E: 0 LOB: 1 K: 0 BB: 1 S: 5 P: 11	R: 0 H: 1 E: 0 LOB: 0 K: 1 BB: 0 S: 7 P: 8	R: 0 H: 1 E: 0 LOB: 1 K: 1 BB: 1 S: 9 P: 15	R: 2 H: 2 E: 0 LOB: 1 K: 1 BB: 1 S: 12 P: 20	R: 2 H: 3 E: 1 LOB: 2 K: 2 BB: 0 S: 20 P: 30	R: 0 H: 0 E: 0 LOB: 0 K: 0 BB: 0 S: 4 P: 7	1B: 5 SF: 0 2B: 0 SAC: 0 3B: 0 DP: 2 HR: 3 HBP: 0						

PITCHER		IP	WLS	BF	H	R	ER	SO	BB	IBB	HBP	BLK	WP	HR	S	P	ERA	WHIP
40 Luis García, R ERA: 4.85	(1, 1)	1.0		4	1	1	1	1	0	0	0	0	0	1	9	15	9.00	1.000
64 Félix Peña, R ERA: 4.7	(2, 1)	6.0	W	25	6	4	4	5	3	0	0	0	1	2	52	85	6.00	1.500
24 Noé Ramirez, R ERA: 3.38	(8, 1)	0.2		4	1	0	0	1	0	0	0	0	0	0	11	16	0.00	1.500
31 Ty Buttrey, R ERA: 2.06	(8, 1)	0.1		1	0	0	0	1	0	0	0	0	0	0	5	6	0.00	0.000
38 Justin Anderson, R ERA: 4.32	(9, 1)	1.0		3	0	0	0	0	0	0	0	0	0	0	4	7	0.00	0.000

PITCHER	IP	WLS	BF	H	R	ER	SO	BB	IBB	HBP	BLK	WP	HR	S	P	ERA	WHIP

BOTTOM

Los Angeles Angels @ Toronto Blue Jays

Rogers Centre, Toronto, ON

Mon Jun 17 2019, 7:08 PM - 10:13 PM EDT

Att. 16,486 - Partly Cloudy - 64 F

livebaseballscorecards.com

AB	34
R	5
H	8
RBI	5
BB	3
SO	8
LOB	11

Los Angeles Angels @ Toronto Blue Jays

Rogers Centre, Toronto, ON

Tue Jun 18 2019, 7:08 PM - 9:38 PM EDT

Att. 17,259 - Clear - 70 F

TOP

livebaseballscorecards.com

Batter	1	2	3	4	5	6	7	8	9	AB	R	H	RBI	BB	SO	LOB
9 Tommy La Stella, L (1, 4) OBP: 0.349, SLG: 0.506	X SI 91 0-0 ① G6-3		B SV 87 D SV 87 B SI 94 C SI 93 C SI 94 X SI 93 3-2 ③ G3			F SI 93 F FC 91 F SV 83 B FC 91 X SV 85 1-2 ① G3		B SI 93 X SI 92 1-0 ② G4-3 1-2 3-H		4	0	0	1	0	0	2
19 Wilfredo Tovar, R (8, 6) OBP: 0.286, SLG: 0.316										0	0	0	0	0	0	0
27 Mike Trout, R (1, 8) OBP: 0.462, SLG: 0.630	C SV 83 B FF 94 C FC 90 B FF 94 X SV 87 2-2 ② F9			B FF 93 C SV 86 C FF 93 B FC 91 B FC 92 B FF 94 4-2 17 G1-6-3 BB		B SV 84 F SV 85 X SV 86 1-1 ② G3-1		C SI 95 S FC 88 H SI 94 1-2 HBP		2	0	0	0	1	0	0
17 Shohei Ohtani, L (1, 10) OBP: 0.344, SLG: 0.500	B SV 85 C FC 92 C FC 92 F FF 94 B FC 92 X SV 85 2-2 ③ G6-3			F SI 93 B FC 92 1 SAFE B FC 91 X FC 92 2-1 ①② G1-6-3 1-2f		X SV 85 0-0 ③ G4-3		X CU 78 0-0 ③ G4-3		4	0	0	0	0	0	3
5 Albert Pujols, R (1, 3) OBP: 0.310, SLG: 0.447		C SI 92 S SV 84 S SV 85 0-3 ① K		C SV 86 X SI 93 0-1 ③ F9			C SV 84 F SV 87 X FC 92 0-2 ① G5-3		S FC 87 X SI 93 0-1 6 FC6-4 1B	4	0	1	0	0	1	0
56 Kole Calhoun, L (1, 9) OBP: 0.326, SLG: 0.490		B CU 72 X SV 85 1-0 ② B1-3			B SI 92 C SV 84 F SV 83 F FF 94 F FF 93 F SV 86 B FC 91 X FC 92 2-2 HR		F SI 93 B CH 88 X SI 93 1-1 ② G1-3		B SI 94 B CH 87 F SI 94 B SI 94 X SI 94 3-1 ① P5	4	1	1	1	0	0	1
6 David Fletcher, R (1, 5) OBP: 0.350, SLG: 0.426		C SI 93 X SI 92 0-1 ③ G5-3			B SI 93 C SV 93 X SV 85 1-1 ① G5-3		C FC 91 B SV 87 B SV 88 C SV 85 F SV 88 X SI 92 2-2 ③ G1-3		X SI 94 0-0 ② FC6-4 1-2f	4	0	0	0	0	0	1
44 Kevan Smith, R (1, 2) OBP: 0.387, SLG: 0.469			C SI 92 B FC 90 F SV 84 F FC 91 S SV 86 1-3 ① K		X SV 84 0-0 ② L4			C SI 93 F SV 86 B SV 89 F SV 88 F SI 93 X SV 88 1-2 4 1B 8 WP 9 G4-3 1B	1 SAFE 1 SAFE C SI 94 S FC 88 S FC 88 0-3 ③ K	4	1	1	0	0	2	1
18 Brian Goodwin, L (1, 7) OBP: 0.349, SLG: 0.461			S SV 82 B SI 93 C FC 91 B FC 91 S SV 85 2-3 ② K		B SI 92 B SI 92 B SV 82 C SI 92 X SI 92 3-1 HR			C SI 92 D SL 87 C SI 93 B SL 86 S SI 94 2-3 ① K 1-2		2	1	1	1	0	1	0
8 Justin Upton, R (8, PH) OBP: 0.500, SLG: 1.000										1	0	0	0	0	1	1
4 Luis Rengifo, S (1, 6) OBP: 0.301, SLG: 0.333			B SI 93 C SV 84 C FC 90 B FF 93 X FC 92 2-2 2B		B SV 86 B SI 92 C SI 92 F SV 86 F SV 86 X FC 91 2-2 ③ P2			B SI 94 B SI 93 C SI 92 F SI 93 X SL 88 2-2 9 G4-3 2-3 1B		3	0	2	0	0	0	0

Inning Stats																																	
	R: 0	E: 0	K: 0	S: 8	H: 0	LOB: 0	BB: 0	P: 12	R: 0	E: 0	K: 1	S: 6	H: 0	LOB: 0	BB: 0	P: 7	R: 0	E: 0	K: 2	S: 13	H: 1	LOB: 1	BB: 0	P: 21	R: 0	E: 0	K: 0	S: 6	H: 0	LOB: 0	BB: 1	P: 12
	R: 2	E: 0	K: 0	S: 15	H: 2	LOB: 0	BB: 0	P: 23	R: 0	E: 0	K: 0	S: 7	H: 0	LOB: 0	BB: 0	P: 9	R: 0	E: 0	K: 0	S: 9	H: 0	LOB: 0	BB: 0	P: 12	R: 1	E: 0	K: 1	S: 15	H: 2	LOB: 2	BB: 0	P: 22
	R: 0	E: 0	K: 1	S: 8	H: 1	LOB: 1	BB: 0	P: 11																								

	AB	32
	R	3
	H	6
	RBI	3
	BB	1
	SO	5
	LOB	9

	1B: 3	2B: 1	3B: 0	HR: 2	SF: 0	SAC: 0	DP: 1	HBP: 1	WP: 1	PB: 0	SB: 0	CS: 0	PA: 34
---	---	---	---	---	---	---	---	---	---	---	---	---	---

PITCHER		IP	WLS	BF	H	R	ER	SO	BB	IBB	HBP	BLK	WP	HR	S	P	ERA	WHIP
6 Marcus Stroman, R ERA: 3.23	(1, 1)	7.0	L	25	4	3	3	3	1	0	0	0	0	2	69	102	3.86	0.714
58 Tim Mayza, L ERA: 4.26	(8, 1)	0.2		3	1	0	0	1	0	0	0	0	1	0	7	12	0.00	1.500
31 Joe Biagini, R ERA: 3.45	(8, 1)	1.1		6	1	0	0	1	0	0	1	0	0	0	11	15	0.00	0.750

PITCHER		IP	WLS	BF	H	R	ER	SO	BB	IBB	HBP	BLK	WP	HR	S	P	ERA	WHIP

Batter	1	2	3	4	5	6	7	8	9	AB	R	H	RBI	BB	SO	LOB
5 Eric Sogard, L (1, 4) OBP: 0.353, SLG: 0.473	X FF 91 0-0 ① G4-3			X FF 92 0-0 ① L7		B FF 92 F FF 92 X CU 77 1-1 ② G3-1			C SI 99 F CH 92 B SI 98 C CH 92 1-3 ② K	4	0	0	0	0	1	0
27 Vladimir Guerrero Jr., R (1, 10) OBP: 0.315, SLG: 0.432	B FF 92 B CH 86 B FF 93 F FF 92 F CU 75 C FF 94 3-3 ② K			B CU 75 S CH 85 B FF 92 C FF 93 B CU 79 F FF 93 F FF 94 X CU 78 3-2 ② G6-3		B FF 92 F CU 74 C CU 77 S FF 95 1-3 ③ K			S FF 97 B SL 92 C SI 98 F FF 98 F FF 100 B CH 92 X SL 91 2-2 ③ L8	4	0	0	0	0	2	0
13 Lourdes Gurriel Jr., R (1, 7) OBP: 0.333, SLG: 0.561	B CH 87 C FF 93 B FF 93 F CU 76 S CH 87 2-3 ③ K			X CH 85 0-0 HR			B CU 77 C FF 92 B FF 92 X CU 77 2-1 ① G6-3			3	1	1	1	0	1	0
8 Cavan Biggio, L (1, 9) OBP: 0.364, SLG: 0.492		X FF 91 0-0 ① G3		B FF 92 B CU 74 C CU 74 B CH 83 S FF 92 S FF 93 3-3 ③ K			X FF 93 0-0 ② F8			3	0	0	0	0	1	0
15 Randal Grichuk, R (1, 8) OBP: 0.278, SLG: 0.412		C FF 93 B FF 91 S CU 77 B CU 77 B CH 87 X FF 93 3-2 ② P5			X FF 92 0-0 44 1B 1B		C FF 92 B FF 92 F FF 93 F CU 77 F CU 77 X CU 78 1-2 ③ G5-3			3	0	1	0	0	0	0
44 Rowdy Tellez, L (1, 3) OBP: 0.262, SLG: 0.414		F FF 93 F FF 92 B CH 88 F CU 79 F FF 94 B CU 80 S CU 79 2-3 ③ K			B CU 74 B CU 75 X FF 91 2-0 ① 9 L6-4 16 E 1-3 1B			C FF 91 B FF 90 C FF 91 S CU 78 1-3 ① K		3	0	1	0	0	2	0
16 Freddy Galvis, S (1, 6) OBP: 0.293, SLG: 0.421			B CH 83 C FF 92 X FF 92 1-1 ① G6-3		F FF 92 F FF 93 X CU 77 0-2 E6 1-2			L CH 88 T SL 84 S FF 98 0-3 ② K		3	0	0	0	0	1	1
9 Danny Jansen, R (1, 2) OBP: 0.253, SLG: 0.245			X FF 92 0-0 ② F9		C CH 83 X FF 92 0-1 ②③ L6-4 2-2			C FF 98 C SL 84 X SL 84 0-2 ③ F7		3	0	0	0	0	0	2
3 Brandon Drury, R (1, 5) OBP: 0.252, SLG: 0.365			C FF 92 F CU 78 F FF 94 B CH 87 X FF 94 1-2 ③ G6-3			F CU 74 B FF 93 B FF 93 B CH 85 X FF 94 3-1 ① L6			B SL 91 C FF 98 S SI 99 B FF 98 X FF 98 2-2 ① G6-3	3	0	0	0	0	0	0
Inning Stats	R: 0 E: 0 K: 2 S: 7 H: 0 LOB: 0 BB: 0 P: 12	R: 0 E: 0 K: 1 S: 9 H: 0 LOB: 0 BB: 0 P: 14	R: 0 E: 0 K: 0 S: 7 H: 0 LOB: 0 BB: 0 P: 9	R: 1 E: 0 K: 1 S: 10 H: 1 LOB: 0 BB: 0 P: 16	R: 0 E: 1 K: 0 S: 7 H: 2 LOB: 1 BB: 0 P: 9	R: 0 E: 0 K: 1 S: 7 H: 0 LOB: 0 BB: 0 P: 12	R: 0 E: 0 K: 0 S: 8 H: 0 LOB: 0 BB: 0 P: 11	R: 0 E: 0 K: 2 S: 9 H: 0 LOB: 0 BB: 0 P: 10	R: 0 E: 0 K: 1 S: 11 H: 0 LOB: 0 BB: 0 P: 16	1B: 2 2B: 1 3B: 0 HR: 1	SF: 0 SAC: 0 DP: 1 HBP: 0						

PITCHER	IP	WLS	BF	H	R	ER	SO	BB	IBB	HBP	BLK	WP	HR	S	P	ERA	WHIP
45 Tyler Skaggs, L (1, 1) ERA: 4.61	7.1	W	24	3	1	1	6	0	0	0	0	0	1	58	87	1.23	0.409
31 Ty Buttrey, R (8, 1) ERA: 2.02	0.2	H	2	0	0	0	1	0	0	0	0	0	0	6	6	0.00	0.000
57 Hansel Robles, R (9, 1) ERA: 3.15	1.0	S	3	0	0	0	1	0	0	0	0	0	0	11	16	0.00	0.000

PITCHER	IP	WLS	BF	H	R	ER	SO	BB	IBB	HBP	BLK	WP	HR	S	P	ERA	WHIP

BOTTOM

Los Angeles Angels @ Toronto Blue Jays

Rogers Centre, Toronto, ON

Tue Jun 18 2019, 7:08 PM - 9:38 PM EDT

Att. 17,259 - Clear - 70 F

livebaseballscorecards.com

AB	29
R	1
H	3
RBI	1
BB	0
SO	8
LOB	3

WP: 0 PB: 0 SB: 0 CS: 0 PA: 29

Batter	1	2	3	4	5	6	7	8	9	AB	R	H	RBI	BB	SO	LOB
9 Tommy La Stella, L (1, 4) OBP: 0.351, SLG: 0.510 19 Wilfredo Tovar, R (8, 6) OBP: 0.279, SLG: 0.308	C SI 93 C FF 94 X CU 77 0-2 17 FC3-6 1B	1 SAFE C FF 93 1 SAFE B CH 87 F CH 88 X FF 93 1-2 27 WP 27 HR 1-H 2B		D CU 78 B FF 93 S FF 93 X CH 87 2-1 CI 27 HR		C FF 94 C SL 85 B SL 85 F FF 95 F SL 84 B SL 82 F FF 95 T FC 90 2-2 ① K	C FF 95 X SL 86 0-1 ②③ G3-6-1 1-2f		C FC 89 F KC 79 B FC 88 B FF 93 S FF 92 2-3 ② K	4 1	2 0	2 0	1 0	0 0	1 1	2 3
27 Mike Trout, R (1, 8) OBP: 0.462, SLG: 0.651	X SI 93 0-0 ① P6	C FF 93 B CH 88 B FF 93 B CU 79 C FF 93 X FF 94 3-2 2-H HR		C CU 75 X FF 92 0-1 1-H 2-H 3-H HR		B SL 85 B SL 85 C FF 95 F FF 95 B SL 84 X SL 85 3-2 ② F7		C SL 84 B FF 95 B FF 96 B FF 96 C FF 94 3-3 ① K	C KC 80 X FC 89 0-1 1-2 2-3 3-H 1B	6	2	3	7	0	1	1
17 Shohei Ohtani, L (1, 10) OBP: 0.343, SLG: 0.500	B FF 94 D CU 79 C SI 94 1 SAFE X SI 94 2-1 ② FC3-6 56 E 8 S 1-2f	F FF 93 X CH 88 0-1 8 FC5-4 1B		B FF 92 C FF 93 B CH 87 X FF 92 2-1 ① F7		B SL 84 B FF 95 X SL 85 2-0 2B		B FF 95 C FF 95 F FF 96 S SL 88 1-3 ② K	X FF 92 0-0 ③ F9	6	0	2	0	0	1	4
8 Justin Upton, R (1, 7) OBP: 0.455, SLG: 1.000	B SI 93 C SI 94 B CH 87 S SI 94 B SI 95 B FF 95 4-2 56 E 1-2 BB	X FF 93 0-0 ③ FC5-4 1-2f		B CU 76 X CU 77 1-0 ② G1-3		F FF 95 D SL 85 B SL 86 C FF 94 F FF 95 X SL 86 2-2 ③ G1-3		C SL 85 S SL 87 B FF 96 B FF 96 F SL 86 X FF 95 2-2 HR		4	1	1	1	1	0	2
56 Kole Calhoun, L (1, 9) OBP: 0.331, SLG: 0.490	C SI 93 B CH 88 X CH 88 1-1 E5 6 FC5-4 1-2 2-3		B FF 91 B CH 87 C FF 92 C FF 92 F CH 88 X FF 94 2-2 41 G4-5-3 1B	B CH 87 S CU 76 B CU 77 B CH 87 B FF 92 4-1 BB		B CU 75 C CU 75 X FF 93 1-1 20 1B 6 BB 4 E 1B		B FF 95 B SL 86 C FF 95 S SL 84 S SL 85 2-3 ③ K		4	1	2	0	1	1	2
6 David Fletcher, R (1, 5) OBP: 0.351, SLG: 0.423	C SI 94 S CU 78 F CU 76 B SI 94 X FF 94 1-2 ③ FC5-4 1-2f		B FF 91 B FF 92 B FF 92 C FF 92 X FF 92 3-1 ① P3	B FF 94 X FF 94 1-0 ③ P4			B FF 93 B FF 92 C FF 93 1 SAFE C SL 84 B SL 85 F SL 86 B FF 92 4-2 4 FC1 20 1B 4 E 1-2 BB		C FF 90 B KC 79 X FF 91 1-1 20 HBP 41 1B 4 FC3-2 1B	4	1	1	0	1	0	5
41 Justin Bour, L (1, 3) OBP: 0.262, SLG: 0.365		B CU 78 B CU 75 X FF 93 2-0 ① L5	1 SAFE B CH 87 B FF 93 C CH 88 S CH 86 F CH 86 1 SAFE F FF 93 X CU 78 2-2 ②③ G4-5-3 1-2f		S SL 84 F SL 85 X FF 96 0-2 ① L7		B CU 76 S SL 83 D SL 84 F SL 84 D CH 86 S SL 84 3-3 ① K	B KC 80 B FF 92 X FF 92 2-0 4 FC3-2 20 HBP 27 1B 1-2 1B	5	1	1	0	0	1	3
20 Jonathan Lucroy, R (1, 2) OBP: 0.311, SLG: 0.360		C SI 93 B CU 76 B CH 88 X SI 94 2-1 ② G5-3		B FF 90 C SI 91 F CU 76 X CU 76 1-2 4 2B 27 HR 1B		C FF 95 B SL 85 B FF 94 C FF 95 S SL 84 2-3 ② K		X FF 93 0-0 4 E 1-2 2-3 1B	B FC 88 B FF 92 F FF 92 H SI 91 3-1 27 1B 4 FC3-2 1-2 2-3 HBP	4	1	2	0	0	1	0
4 Luis Rengifo, S (1, 6) OBP: 0.305, SLG: 0.344 (8, 4)		B FF 93 X FF 94 1-0 9 2B 1B		C CU 77 X FF 92 0-1 1-3 27 HR 2B	B FF 94 X FC 91 1-0 ③ F9		B CU 75 B SL 81 X FF 92 2-0 FC1 9 G3-6-1 1-2 2-H 3-H		D KC 80 X SI 92 1-0 ① FC3-2 27 1B 1-2 2-3 3-Hf	5	2	2	1	0	0	4

Inning Stats																															
	R: 0	E: 1	K: 0	S: 14	H: 1	LOB: 3	BB: 1	P: 22	R: 3	E: 0	K: 0	S: 13	H: 4	LOB: 1	BB: 0	P: 22	R: 0	E: 0	K: 0	S: 11	H: 1	LOB: 0	BB: 0	P: 18	R: 4	E: 1	K: 0	S: 14	H: 3	LOB: 1	BB: 1	P: 25
	R: 0	E: 0	K: 1	S: 7	H: 0	LOB: 0	BB: 0	P: 10	R: 0	E: 0	K: 1	S: 14	H: 1	LOB: 1	BB: 0	P: 23	R: 2	E: 1	K: 1	S: 12	H: 2	LOB: 1	BB: 1	P: 22	R: 1	E: 0	K: 3	S: 14	H: 1	LOB: 0	BB: 0	P: 22
	R: 1	E: 0	K: 1	S: 11	H: 3	LOB: 3	BB: 0	P: 20	1B: 10	2B: 3	3B: 0	HR: 3	SF: 0	SAC: 0	DP: 2	HBP: 1	WP: 1	PB: 0	SB: 1	CS: 0	PA: 48											

PITCHER		IP	WLS	BF	H	R	ER	SO	BB	IBB	HBP	BLK	WP	HR	S	P	ERA	WHIP
41 Aaron Sanchez, R ERA: 5.49	(1, 1)	3.2	L	23	9	7	6	0	2	0	0	0	1	2	51	85	14.73	3.000
50 Justin Shafer, R ERA: 2.89	(4, 1)	2.1		8	1	0	0	2	0	0	0	0	0	0	22	35	0.00	0.429
64 Derek Law, R ERA: 5.16	(7, 1)	0.1		5	2	2	1	1	1	0	0	0	0	0	10	20	27.00	9.000
68 Jordan Romano, R ERA: 2.45	(7, 1)	1.2		5	1	1	1	3	0	0	0	0	0	1	16	24	5.40	0.600
35 David Phelps, R ERA: 4.5	(9, 1)	1.0		7	3	1	1	1	0	0	1	0	0	0	11	20	9.00	3.000

PITCHER	IP	WLS	BF	H	R	ER	SO	BB	IBB	HBP	BLK	WP	HR	S	P	ERA	WHIP

TOP

Los Angeles Angels @ Toronto Blue Jays

Rogers Centre, Toronto, ON

Wed Jun 19 2019, 7:09 PM - 10:54 PM EDT

Att. 16,225 - Clear - 70 F

livebaseballscorecards.com

AB	43
R	11
H	16
RBI	10
BB	3
SO	7
LOB	26

Batter	1	2	3	4	5	6	7	8	9	AB	R	H	RBI	BB	SO	LOB
5 Eric Sogard, L (1, 10) OBP: 0.354, SLG: 0.471	B SI 92 C SI 93 X CU 78 1-1 ① F8	C CU 79 B CU 80 F SI 93 X CU 81 1-2 ③ F8		X SI 92 0-0 2-H 3-H 1B			C CH 85 B FF 93 X CH 86 1-1 13 BB 1B		F FF 94 F SL 82 B FF 95 B CH 86 B FF 94 F FF 94 F SL 83 X FF 94 3-2 ① G6-3	5	0	2	2	0	0	0
27 Vladimir Guerrero Jr., R (1, 5) OBP: 0.322, SLG: 0.436	C SI 94 X CH 86 0-1 13 WP 2B		B CU 78 F SI 92 B SI 92 B CU 78 C SI 93 B SI 93 4-2 16 FC6-4 BB	F CU 76 F FF 90 X CH 85 0-2 ③ P3			B SL 88 D SL 89 B SL 87 C FF 93 C FF 94 X CH 86 3-2 ① F9		S SL 83 B SL 81 B FF 96 B SL 81 B FF 96 4-1 BB	3	0	1	0	2	0	2
13 Lourdes Gurriel Jr., R (1, 7) OBP: 0.329, SLG: 0.543	B SI 93 C SI 93 B SI 94 S SI 94 B CU 81 X SI 94 3-2 ② F9 2-3		S SI 92 B SI 92 S CU 78 X SI 92 1-2 ① F8		C FF 90 F CU 76 S FF 89 0-3 ① K		B SL 88 B FF 93 S SL 85 B FF 94 C FF 93 B CH 86 4-2 1-2 BB		F FF 96 S SL 83 D SL 82 B FF 95 F SL 83 S FF 96 2-3 ② K	4	0	0	0	1	2	3
15 Randal Grichuk, R (1, 8) OBP: 0.277, SLG: 0.406	B SI 94 B SI 92 X SI 93 2-0 ③ L9		1 SAFE S CU 78 C CU 79 F SI 92 D CU 79 C SI 91 1-3 ② K		B CU 78 B CH 84 B CU 77 C FF 89 S FF 89 F CU 77 D CH 85 4-2 16 WP BB		C SL 83 B SL 83 S FF 93 F SL 84 C FF 93 1-3 ② K		C FF 95 T SL 82 F FF 95 F SL 81 B SL 84 B FF 95 D SL 82 F FF 95 C FF 96 3-3 ③ K	4	0	0	0	1	3	5
16 Freddy Galvis, S (1, 6) OBP: 0.292, SLG: 0.422		F SI 92 F SI 93 B CU 80 X CU 79 1-2 44 HR 2B	X SI 91 0-0 ③ FC6-4 1-2f		B CH 84 B FF 88 F FF 89 C CU 77 F FF 89 C CH 85 2-3 ② 1-2 K		B SL 83 X SL 83 1-0 ③ G4-3			4	1	1	0	0	1	4
8 Cavan Biggio, L (1, 4) OBP: 0.358, SLG: 0.470		B SI 93 B SI 92 B SI 93 C SI 91 X SI 93 3-1 ① F7	B SI 92 B CU 77 C SI 91 C SI 92 B CU 80 F SI 92 B SI 91 4-2 3 G6-3 9 BB 5 1B BB		B CU 77 S CU 77 B FF 89 C CH 85 B CH 85 X FF 90 3-2 ③ F9			B FF 90 C SL 80 X SL 83 1-1 ① F8		3	1	0	0	1	0	2
9 Danny Jansen, R (1, 2) OBP: 0.258, SLG: 0.242		B SI 93 B SI 92 B SI 93 C SI 92 F SI 92 F SI 94 F SI 93 F SI 93 B SI 94 4-2 44 HR BB	F SI 91 F CU 78 D CU 80 B CU 80 B SI 92 B SI 92 4-2 3 G6-3 5 1B 1-2 BB			B FF 91 F SL 86 B FF 94 F FF 92 X CH 85 2-2 ① G5-3	X SL 83 0-0 ② G5-3		2	2	0	0	2	0	0
44 Rowdy Tellez, L (1, 3) OBP: 0.266, SLG: 0.444		B CU 80 B SI 93 F SI 93 B SI 93 X SI 93 3-1 1-H 2-H HR	S CU 80 F CU 79 X CU 79 0-2 ① F9			C SL 87 B CH 87 C CH 87 C SL 90 1-3 ② K	S SL 82 X SL 82 0-1 HR		4	2	2	4	0	1	2
3 Brandon Drury, R (1, 9) OBP: 0.248, SLG: 0.358		S CU 79 B CH 85 F SI 93 S CU 80 1-3 ② K	C CU 78 X CH 84 0-1 ② G6-3 1-2 2-3			B SL 90 X SL 88 1-0 ③ G4-3	F SL 82 B FF 92 C FF 91 B SL 86 C FF 93 2-3 ③ K		4	0	0	0	0	2	2
Inning Stats	R: 0 E: 0 K: 0 S: 8 H: 1 LOB: 1 BB: 0 P: 14	R: 3 E: 0 K: 1 S: 18 H: 2 LOB: 0 BB: 1 P: 31	R: 0 E: 0 K: 1 S: 10 H: 0 LOB: 1 BB: 1 P: 16	R: 2 E: 0 K: 0 S: 14 H: 1 LOB: 1 BB: 2 P: 22	R: 0 E: 0 K: 2 S: 13 H: 0 LOB: 1 BB: 1 P: 22	R: 0 E: 0 K: 1 S: 7 H: 0 LOB: 0 BB: 0 P: 11	R: 0 E: 0 K: 1 S: 12 H: 1 LOB: 2 BB: 1 P: 22	R: 1 E: 0 K: 1 S: 8 H: 1 LOB: 0 BB: 0 P: 11	R: 0 E: 0 K: 2 S: 16 H: 0 LOB: 1 BB: 1 P: 28	1B: 2 2B: 2 3B: 0 HR: 2 SF: 0 SAC: 0 DP: 0 HBP: 0						

PITCHER		IP	WLS	BF	H	R	ER	SO	BB	IBB	HBP	BLK	WP	HR	S	P	ERA	WHIP
28 Andrew Heaney, L ERA: 5.68	(1, 1)	3.2		19	4	5	5	2	4	0	0	0	1	1	47	80	12.27	2.182
24 Noé Ramirez, R ERA: 3.25	(4, 1)	1.1	W	5	0	0	0	2	1	0	0	0	1	0	16	25	0.00	0.750
67 Taylor Cole, R ERA: 5.17	(6, 1)	1.1	H	6	1	0	0	1	1	0	0	0	0	0	14	26	0.00	1.500
32 Cam Bedrosian, R ERA: 2.55	(7, 1)	1.2	H	6	1	1	1	2	0	0	0	0	0	1	13	18	5.40	0.600
38 Justin Anderson, R ERA: 4.15	(9, 1)	1.0		4	0	0	0	2	1	0	0	0	0	0	16	28	0.00	1.000

PITCHER	IP	WLS	BF	H	R	ER	SO	BB	IBB	HBP	BLK	WP	HR	S	P	ERA	WHIP

BOTTOM

Los Angeles Angels @ Toronto Blue Jays

Rogers Centre, Toronto, ON

Wed Jun 19 2019, 7:09 PM - 10:54 PM EDT

Att. 16,225 - Clear - 70 F

livebaseballscorecards.com

AB	33
R	6
H	6
RBI	6
BB	7
SO	9
LOB	20

WP: 2	PA: 40		
PB: 0			
SB: 0			
CS: 0			

Batter	1	2	3	4	5	6	7	8	9	10	AB	R	H	RBI	BB	SO	LOB
6 David Fletcher, R (1, 7) (6, 5) OBP: 0.352, SLG: 0.422	F8		G6-3		27 1B 1B 3-H	L9		1-2 1B			5	0	2	0	0	0	3
27 Mike Trout, R (1, 8) OBP: 0.464, SLG: 0.653	56 FC5-6 BB		G4-3		1-3 1B		56 S 5 SF8 2B	F9			4	1	2	0	1	0	2
8 Justin Upton, R (1, 10) OBP: 0.313, SLG: 0.643	L6		P3		K		K		K		5	0	0	0	0	3	4
56 Kole Calhoun, L (1, 9) OBP: 0.332, SLG: 0.484	FC5-6 1-2f			K		9 1B 5 E 4 1B BB	BB 2-3			K	3	1	0	0	2	2	1
5 Albert Pujols, R (1, 3) OBP: 0.304, SLG: 0.439		G6-3		P3		4 1B 9 1B 17 FC4-2 E5 1-2	SF8 3-H			G6-3	4	0	0	1	0	0	1
9 Tommy La Stella, L (1, 5) (6, 4) OBP: 0.356, SLG: 0.512		4 HR 1B		G3		17 FC4-2 4 1B 1-2 2-3 1B	G6-3			G3-6 1B	5	1	3	0	0	0	1
4 Luis Rengifo, S (1, 4) (6, 6) OBP: 0.315, SLG: 0.377	1-H HR			13 2B 13 BLK 19 G6-3 1B		17 FC4-2 1-2 2-3 3-H 1B	K			G3-6 1-2f	5	2	3	3	0	1	1
13 Dustin Garneau, R (1, 2) 41 Justin Bour, L (10, PH) 20 Jonathan Lucroy, R (10, 2) OBP: 0.462, SLG: 0.400 OBP: 0.260, SLG: 0.362 OBP: 0.311, SLG: 0.360	G5-3			19 G6-3 6 1B 2B 1-3		K	6 1B 1B			G4-3	4 1 0	0 0 0	2 0 0	0 0 0	0 0 0	1 0 0	3 0 0
19 Wilfredo Tovar, R (1, 6) 17 Shohei Ohtani, L (6, PH) 18 Brian Goodwin, L (6, 7) OBP: 0.267, SLG: 0.293 OBP: 0.341, SLG: 0.497 OBP: 0.348, SLG: 0.459		G1-3			G6-3 2-3 3-H	FC4-2 1-2 2-3 3-Hf	K				2 1 1	0 0 0	0 0 0	1 0 1	0 0 0	0 0 1	1 3 1
Inning Stats	R: 0 H: 0 E: 0 LOB: 1 K: 0 BB: 1 S: 6 P: 11	R: 2 H: 2 E: 0 LOB: 0 K: 0 BB: 0 S: 10 P: 16	R: 0 H: 0 E: 0 LOB: 0 K: 0 BB: 0 S: 7 P: 11	R: 0 H: 0 E: 0 LOB: 0 K: 1 BB: 0 S: 6 P: 8	R: 1 H: 4 E: 0 LOB: 2 K: 1 BB: 0 S: 14 P: 22	R: 1 H: 2 E: 1 LOB: 3 K: 1 BB: 1 S: 15 P: 27	R: 1 H: 1 E: 0 LOB: 1 K: 1 BB: 1 S: 15 P: 26	R: 0 H: 2 E: 0 LOB: 2 K: 2 BB: 0 S: 18 P: 23	R: 0 H: 0 E: 0 LOB: 0 K: 2 BB: 0 S: 10 P: 14	R: 0 H: 1 E: 0 LOB: 0 K: 0 BB: 0 S: 10 P: 15	1B: 9 2B: 2 3B: 0 HR: 1	SF: 1 SAC: 0 DP: 1 HBP: 0						

PITCHER		IP	WLS	BF	H	R	ER	SO	BB	IBB	HBP	BLK	WP	HR	S	P	ERA	WHIP
2 Clayton Richard, L ERA: 7.46	(1, 1)	5.0		22	6	4	4	2	2	0	0	1	0	1	45	74	7.20	1.600
64 Derek Law, R ERA: 5.16	(6, 1)	0.0		2	1	0	0	0	0	0	0	0	0	0	5	9	∞	∞
31 Joe Biagini, R ERA: 3.41	(6, 1)	0.1	H	2	1	0	0	1	0	0	0	0	0	0	5	8	0.00	3.000
58 Tim Mayza, L ERA: 4.44	(6, 1)	1.0	H	5	1	1	1	1	1	0	0	0	0	0	13	23	9.00	2.000
46 Daniel Hudson, R ERA: 3.03	(7, 1)	1.2	B	7	2	0	0	2	0	0	0	0	0	0	23	30	0.00	1.200

PITCHER		IP	WLS	BF	H	R	ER	SO	BB	IBB	HBP	BLK	WP	HR	S	P	ERA	WHIP
51 Ken Giles, R ERA: 1.04	(9, 1)	1.0		3	0	0	0	2	0	0	0	0	0	0	10	14	0.00	0.000
66 Nick Kingham, R ERA: 9.54	(10, 1)	1.0	W	3	1	0	0	0	0	0	0	0	0	0	10	15	0.00	1.000

Los Angeles Angels @ Toronto Blue Jays

Rogers Centre, Toronto, ON

Thu Jun 20 2019, 7:07 PM - 10:41 PM EDT

Att. 24,291 - Roof Closed - 68 F

TOP

AB	40
R	5
H	12
RBI	5
BB	3
SO	8
LOB	21

livebaseballscorecards.com

Batter	1	2	3	4	5	6	7	8	9	10	AB	R	H	RBI	BB	SO	LOB
5 Eric Sogard, L (1, 10) OBP: 0.371, SLG: 0.503	B FF 92 C CH 80 C FF 92 B CH 81 X CH 81 2-2 13 1B 8 SF8 2B	C SL 84 B FF 94 X CU 79 1-1 HR		C FF 91 C FF 92 X SL 82 0-2 1B		B FF 93 1 SAFE C FF 92 B CH 87 B FF 91 B FF 92 4-1 27 G6-3 1-2 BB		C FF 91 B FF 92 B FF 93 D SL 83 C FF 92 B FF 93 4-2 27 G5-4-3 1-2 2-3 BB			3	2	3	1	2	0	0
27 Vladimir Guerrero Jr., R (1, 5) OBP: 0.319, SLG: 0.426	C FF 92 D CH 82 C FF 92 D SL 79 D CH 80 T CH 82 3-2 ① K	B FF 93 C FF 93 B CH 83 B CH 83 B CH 82 4-1 13 2B BB		X CU 75 0-0 ③ F8		B SL 88 X SL 86 1-0 ② G6-3 1-2 2-3		C SL 84 X SL 84 0-1 ②③ G5-4-3 1-2f			4	0	0	0	1	1	7
13 Lourdes Gurriel Jr., R (1, 7) OBP: 0.338, SLG: 0.576	D CU 78 B FF 92 X FF 91 2-0 37 HR 2-3 1B	B FF 92 X CH 83 1-0 1-3 2B			B FF 89 B FF 89 X FF 88 2-0 HR	B SL 88 F SL 87 B FF 95 B SL 88 C FF 94 X CH 86 3-2 ③ G5-3			F CH 89 B CH 91 F FF 99 F CH 91 B SI 98 S CH 92 3-3 ① K		5	2	3	1	0	1	2
8 Cavan Biggio, L (1, 4) OBP: 0.349, SLG: 0.449	X FF 91 0-0 ② SF8 3-H	D SL 84 B FF 92 X FF 93 2-0 ③ F8			B SL 83 F FF 91 B CH 81 B SL 82 B FF 91 4-1 BB		S SI 97 S FS 86 B SI 97 S FS 87 1-3 ① K2-3		B CH 92 C SI 98 F CH 93 C FF 100 1-3 ② K		3	0	0	1	1	2	2
37 Teoscar Hernández, R (1, 8) OBP: 0.277, SLG: 0.382	1 SAFE B FF 92 B CH 80 C FF 90 D CH 82 1 SAFE X FF 91 3-1 1-H HR		X FF 91 0-0 ① F9		1 SAFE 1 SAFE F SL 76 B CH 79 C FF 91 1 SAFE S CH 81 1-3 ① K		C SL 85 B SI 98 X SL 86 1-1 ② P5		S CH 92 F FF 100 B FF 98 S CH 93 1-3 ③ K		5	1	1	2	0	2	1
15 Randal Grichuk, R (1, 9) OBP: 0.279, SLG: 0.409	B SL 78 X FF 91 1-0 2B		B FF 91 B SL 82 C FF 90 B CH 81 X FF 91 3-1 ② F9		F CH 80 1 SAFE F FF 90 S CH 80 0-3 ② K		F FF 97 S SL 88 B SL 88 S SL 88 1-3 ③ K			C FF 97 B SL 83 X SL 83 1-1 28 HR 1B	5	1	2	0	0	2	1
44 Rowdy Tellez, L (1, 3) OBP: 0.270, SLG: 0.440 28 Billy McKinney, L (8, PR) OBP: 0.276, SLG: 0.390 (9, 3)	S SL 84 B CH 82 S CH 82 1-3 ③ K		B SL 84 B FF 92 B FF 91 B FF 91 4-0 16 CS BB		B FF 92 X FF 91 1-0 ③ L9			B SI 97 B SI 97 C SI 97 B SI 98 F SI 98 B FS 85 4-2 5 BB 16 1B BB		F FF 97 X SL 84 0-1 1-H HR	2 1	0 1	0 1	0 2	2 0	1 0	2 0
16 Freddy Galvis, S (1, 6) OBP: 0.295, SLG: 0.423		L FF 91 F CH 80 B FF 91 B FF 92 C CH 81 2-3 ① K	C FF 91 S CU 79 0-2 ③ CS 1-2	B CH 79 B FF 90 F FF 90 F CH 81 X FF 92 2-2 ① P6		S FF 92 S FF 93 X FF 94 0-2 27 G6-3 5 BB 1B		L SI 98 X SI 98 0-1 5 BB 1-2 1B			4	0	2	0	0	1	0
21 Luke Maile, R (1, 2) OBP: 0.221, SLG: 0.258		B FF 93 C FF 91 X CH 82 1-1 ② F9		C FF 90 F CU 78 F FF 91 B SL 82 S CH 81 1-3 ② K		B FF 91 F SL 86 X FF 93 1-1 ① L8		L SL 81 L FF 91 M SL 82 0-3 ① K			4	0	0	0	0	2	3
Inning Stats	R: 3 H: 4 E: 0 LOB: 1 K: 2 BB: 0 S: 14 P: 26	R: 1 H: 2 E: 0 LOB: 2 K: 1 BB: 1 S: 10 P: 21	R: 0 H: 0 E: 0 LOB: 0 K: 0 BB: 1 S: 5 P: 12	R: 0 H: 1 E: 0 LOB: 1 K: 1 BB: 0 S: 11 P: 14	R: 1 H: 1 E: 0 LOB: 1 K: 2 BB: 1 S: 9 P: 17	R: 0 H: 1 E: 0 LOB: 2 K: 0 BB: 1 S: 10 P: 19	R: 0 H: 0 E: 0 LOB: 0 K: 2 BB: 0 S: 8 P: 11	R: 0 H: 1 E: 0 LOB: 2 K: 1 BB: 2 S: 11 P: 19	R: 0 H: 0 E: 0 LOB: 0 K: 3 BB: 0 S: 10 P: 15	R: 2 H: 2 E: 0 LOB: 0 K: 0 BB: 0 S: 4 P: 5	1B: 5 SF: 1 2B: 3 SAC: 0 3B: 0 DP: 1 HR: 4 HBP: 0						

PITCHER		IP	WLS	BF	H	R	ER	SO	BB	IBB	HBP	BLK	WP	HR	S	P	ERA	WHIP
54 José Suarez, L ERA: 5.57	(1, 1)	5.0		25	8	5	5	6	3	0	0	0	0	3	49	90	9.00	2.200
67 Taylor Cole, R ERA: 4.86	(6, 1)	1.0		5	1	0	0	0	1	0	0	0	0	0	10	19	0.00	2.000
40 Luis García, R ERA: 4.67	(7, 1)	1.0		5	1	0	0	2	1	0	0	0	0	0	12	19	0.00	2.000
32 Cam Bedrosian, R ERA: 2.48	(8, 1)	1.0		3	0	0	0	1	1	0	0	0	0	0	7	11	0.00	1.000
57 Hansel Robles, R ERA: 3.06	(9, 1)	1.0		3	0	0	0	3	0	0	0	0	0	0	10	15	0.00	0.000

PITCHER		IP	WLS	BF	H	R	ER	SO	BB	IBB	HBP	BLK	WP	HR	S	P	ERA	WHIP
31 Ty Buttrey, R ERA: 2.52	(10, 1)	0.0	L	2	2	2	2	0	0	0	0	0	0	1	4	5	∞	∞

BOTTOM

Los Angeles Angels @ Toronto Blue Jays

Rogers Centre, Toronto, ON

Thu Jun 20 2019, 7:07 PM - 10:41 PM EDT

Att. 24,291 - Roof Closed - 68 F

livebaseballscorecards.com

AB	36
R	7
H	12
RBI	7
BB	6
SO	12
LOB	18

1B: 5	SF: 1	WP: 0	PA: 44
2B: 3	SAC: 0	PB: 0	
3B: 0	DP: 1	SB: 0	
HR: 4	HBP: 0	CS: 1	

Batter	1	2	3	4	5	6	7	8	9	AB	R	H	RBI	BB	SO	LOB
9 Tommy La Stella, L (1, 4) (7, 3) OBP: 0.351, SLG: 0.504	C FF 92 F FC 90 F CH 85 B SI 96 C FF 93 1-3 K		X CU 74 0-0 P6		B FF 91 B CH 83 C FF 90 X CH 84 2-1 F8			B SL 80 C FF 91 X SL 82 1-1 G4-3		4	0	0	0	0	1	0
27 Mike Trout, R (1, 8) OBP: 0.468, SLG: 0.653	C FF 93 S FF 94 B CH 87 B FC 90 X FF 95 2-2 8 2B 1B		C FF 92 B FC 89 F FF 93 B CU 79 B CH 88 F CH 87 X FF 94 3-2 8 1B 1B			X FF 92 0-0 G5-3		B SI 94 B FF 96 F FF 95 B CH 86 D SI 93 4-1 BB		3	1	2	0	1	0	0
8 Justin Upton, R (1, 7) OBP: 0.350, SLG: 0.667	C CU 77 1 SAFE B FC 90 S FC 91 B FF 95 1 SAFE D CH 88 F FC 91 X FF 93 3-2 56 G4-3 1-H 2B		F FC 90 B FF 93 X FF 93 1-1 56 G3-6-1 1-3 1B			B FF 92 B CH 84 B FC 90 F FC 90 S CH 84 C CH 84 3-3 K		B SI 92 B SI 93 F FF 95 F SL 85 C SL 86 2-3 K		4	0	2	1	0	2	1
56 Kole Calhoun, L (1, 9) OBP: 0.328, SLG: 0.477	B FC 90 B CU 77 B CH 86 X FF 93 3-0 G4-3 2-3		1 SAFE B FC 90 X CH 85 1-0 G3-6-1 1-2f			B CU 75 B FC 89 S CH 84 B CH 85 C CH 85 X CH 86 3-2 F7		B FF 95 B CH 88 C FF 95 F FF 95 F FF 97 B FF 96 C SL 85 3-3 K		4	0	0	0	0	1	4
5 Albert Pujols, R (1, 3) OBP: 0.309, SLG: 0.439 19 Wilfredo Tovar, R (7, PR) OBP: 0.267, SLG: 0.293 (7, 6) 18 Brian Goodwin, L (9, PH) OBP: 0.351, SLG: 0.462	X FF 93 0-0 F8			B CU 76 B FC 90 B FC 90 D FF 94 4-0 6 FC5-4 BB			C SL 85 B SL 86 B SL 85 F FF 94 B FF 93 X FF 92 3-2 4 1B 1B		B SI 92 F FF 92 F FF 95 B SL 84 F SL 86 F FF 96 B FF 96 X FF 94 3-2 6 FC4-6 1B	2 0 1	0 0 0	1 0 1	0 0 0	1 0 0	0 0 0	1 0 0
6 David Fletcher, R (1, 5) OBP: 0.347, SLG: 0.416		B FF 90 C FC 88 C FF 90 F CH 86 F FF 92 X FC 88 1-2 L4		B FF 91 B FF 90 1 SAFE B FF 93 C FF 92 C FF 92 F FF 90 X CH 86 3-2 FC5-4 4 CS 1-2f			C FF 93 D SL 85 X FF 92 1-1 F9		C FF 95 S SI 94 F SL 84 X SI 93 0-2 FC4-6 4 G3-6 1-2f	4	0	0	0	0	0	3
4 Luis Rengifo, S (1, 6) OBP: 0.313, SLG: 0.373 (7, 4)		B CU 75 S CH 85 S CH 85 B FF 93 B FF 92 F CH 85 X FF 91 3-2 F8		B CU 76 B FC 90 C FF 92 B FC 90 1 SAFE C CH 85 S CH 85 3-3 K 1-2			C SL 86 B FF 93 C FF 93 X FF 94 1-2 1-2 1B		X FC 93 0-0 G3-6 1-2f	4	0	1	0	0	1	2
20 Jonathan Lucroy, R (1, 2) OBP: 0.313, SLG: 0.361 17 Shohei Ohtani, L (7, PH) OBP: 0.339, SLG: 0.493 39 Luke Bard, R (7, 1)		C FF 92 B FF 92 F FF 92 B CH 87 X FC 90 2-2 1B			B FF 89 C FF 92 X FF 92 1-1 G5-3		C FF 91 B SL 83 S SL 81 C SL 83 1-3 K			2 1 0	0 0 0	1 0 0	0 0 0	0 1 0	0 2 0	0 2 0
47 Griffin Canning, R (1, 1) 38 Justin Anderson, L (6, 1) 13 Dustin Garneau, R (7, PH) OBP: 0.444, SLG: 0.381 (7, 2)		X FF 93 0-0 G4-3			C FF 90 F FF 91 B FC 86 T FF 91 1-2 K		S SL 82 F SL 83 S FF 93 0-3 K			2 0 1	0 0 0	0 0 0	0 0 0	0 0 1	1 0 2	1 0 2
Inning Stats	R: 1 E: 0 K: 1 S: 13 H: 2 LOB: 1 BB: 0 P: 22	R: 0 E: 0 K: 0 S: 13 H: 1 LOB: 1 BB: 0 P: 19	R: 0 E: 0 K: 0 S: 8 H: 2 LOB: 1 BB: 0 P: 13	R: 0 E: 0 K: 1 S: 7 H: 0 LOB: 1 BB: 1 P: 17	R: 0 E: 0 K: 1 S: 7 H: 0 LOB: 0 BB: 0 P: 11	R: 0 E: 0 K: 1 S: 7 H: 0 LOB: 0 BB: 0 P: 13	R: 0 E: 0 K: 2 S: 14 H: 2 LOB: 2 BB: 0 P: 20	R: 0 E: 0 K: 2 S: 10 H: 0 LOB: 1 BB: 1 P: 20	R: 0 E: 0 K: 0 S: 10 H: 1 LOB: 0 BB: 0 P: 13	1B: 7 2B: 2 3B: 0 HR: 0 SF: 0 SAC: 0 DP: 3 HBP: 0						

PITCHER		IP	WLS	BF	H	R	ER	SO	BB	IBB	HBP	BLK	WP	HR	S	P	ERA	WHIP
52 Michael Wacha, R ERA: 5.59	(1, 1)	6.0	W	22	5	1	1	4	1	0	0	0	0	0	55	95	1.50	1.000
65 Giovanny Gallegos, R ERA: 2.67	(7, 1)	0.1	H	3	2	0	0	0	0	0	0	0	0	0	8	13	0.00	6.000
21 Andrew Miller, L ERA: 4.21	(7, 1)	1.0	H	3	0	0	0	2	0	0	0	0	0	0	8	10	0.00	0.000
18 Carlos Martinez, R ERA: 3.0	(8, 1)	1.2		6	1	0	0	2	1	0	0	0	0	0	18	30	0.00	1.200

PITCHER	IP	WLS	BF	H	R	ER	SO	BB	IBB	HBP	BLK	WP	HR	S	P	ERA	WHIP

TOP

Los Angeles Angels @ St. Louis Cardinals

Busch Stadium, St. Louis, MO

Fri Jun 21 2019, 7:17 PM - 10:40 PM CDT

Att. 48,423 - Cloudy - 68 F

livebaseballscorecards.com

AB	32
R	1
H	8
RBI	1
BB	2
SO	8
LOB	16

WP: 0 PA: 34
PB: 0
SB: 0
CS: 1

Batter	1	2	3	4	5	6	7	8	9	AB	R	H	RBI	BB	SO	LOB
13 Matt Carpenter, L (1, 5) OBP: 0.332, SLG: 0.382	C FF 94 B FF 95 T CH 89 F FF 96 F CH 90 F SL 91 F FF 96 B CU 80 F CU 82 2-3 S CH 80 K ①			B CU 82 B CU 80 C CH 88 B SL 90 D CH 89 4-1 23 BLK 46 BB 23 1B BB	B FF 93 B FF 93 X FF 92 2-0 L8 ②		B SL 85 B FF 94 C SL 86 B CH 86 F FF 94 F SL 87 F FF 94 D SL 88 4-2 46 S 12 WP 23 1B BB	B FF 92 C SL 86 B FF 93 B FF 94 X FF 94 3-1 F7 ②		3	2	0	0	2	1	1
12 Paul DeJong, R (1, 6) OBP: 0.363, SLG: 0.487	C FF 96 X CH 90 0-1 G5-3 ②			C FF 94 C FF 94 X FF 94 0-2 P3 ①	X FF 93 0-0 FC5-4 ③ 1-2f		B FF 95 B SL 86 B FF 94 C FF 94 B FF 94 4-1 23 1B 46 S 38 1B 1-2 BB	C SL 88 B SL 87 B FF 93 C SL 85 S SL 86 2-3 K ③		4	1	0	0	1	1	2
46 Paul Goldschmidt, R (1, 3) OBP: 0.347, SLG: 0.431	F SL 88 C FF 96 S SL 89 0-3 K ③			1 SAFE 1 SAFE C FF 94 B SL 89 C FF 95 1 SAFE B SL 90 D FF 95 F FF 94 4-2 B SL 90 23 1B 23 BLK 1-2 BB		B CU 82 B FF 92 B FF 93 C FF 93 F SL 88 X CH 90 3-2 G1-3 ① F SL 87 B FF 95 C FF 95 B SL 88 S SL 88 2-3 K ① 1-2 2-3			3	0	0	0	1	2	2
23 Marcell Ozuna, R (1, 7) OBP: 0.326, SLG: 0.511		B SL 89 S SL 90 B FF 96 X SL 89 2-1 G6-3 ①		B SL 89 B CU 82 F SL 89 X FF 94 2-1 38 S 1-3 2-H 1B		B CH 88 X SL 89 1-0 HR	C FF 94 X FF 95 0-1 4 F7 38 1B 16 1B 2-3 3-H 1B			4	2	3	3	0	0	0
38 José Martínez, R (1, 9) OBP: 0.365, SLG: 0.402 18 Carlos Martinez, R (8, 1)		B FF 96 S SL 89 C FF 96 B SL 89 B SL 90 F SL 89 F SL 89 X SL 89 3-2 L7 ②		1 SAFE C FF 93 B FF 94 B SL 90 B FF 93 B FF 93 F SL 88 B FF 93 4-2 1-2 BB		B FF 93 C FF 93 C FF 94 F FF 94 B FF 94 F FF 94 X CU 82 2-2 48 BB 4 1B 1B	X SL 86 0-0 16 1B 1-2 3-H 1B			3 0	0 0	2 0	1 0	1 0	0 0	0 0
4 Yadier Molina, R (1, 2) OBP: 0.291, SLG: 0.383		B CH 90 F FF 95 X SL 91 1-1 L6 ③		X FF 93 0-0 F6 ②		S SL 83 F FF 94 B SL 84 1 SAFE 1 SAFE D SL 82 X FF 95 2-2 48 BB 1-2 1B	F FF 94 F SL 87 X FF 93 0-2 F7 ② 2-3			4	0	1	0	0	0	5
16 Kolten Wong, L (1, 4) OBP: 0.327, SLG: 0.376			B CU 80 B CH 87 X FF 93 2-0 L4 ① D CH 88 X FF 93 1-0 F8 ③			S SL 86 F SL 84 B FF 96 B FF 97 B FF 95 F SL 85 X FF 94 3-2 L6 ② X FF 93 0-0 1-2 3-H 1B			4	0	1	1	0	0	5
48 Harrison Bader, R (1, 8) OBP: 0.332, SLG: 0.393			X CU 82 0-0 B1-3 ②		C FF 92 F CH 89 X SL 88 0-2 G6-3 ① B SL 84 C SL 85 B SL 82 B FF 95 B FF 95 4-1 1-2 2-3 BB		C SL 88 X FF 94 0-1 F8 ③		3	0	0	0	1	0	2
52 Michael Wacha, R (1, 1) OBP: 0.200, SLG: 0.250 19 Tommy Edman, S (6, PH) OBP: 0.385, SLG: 0.667 65 Giovanny Gallegos, R (7, 1) 21 Andrew Miller, L (7, 1) 25 Dexter Fowler, S (8, 9) OBP: 0.347, SLG: 0.402			B FF 94 C FF 94 C SL 90 T SL 90 1-2 K ③		B FF 93 C FF 92 S SL 88 X FF 94 1-2 12 FC5-4 1B	C FF 94 F SL 84 F FF 95 X SL 82 0-2 G4-3 ③		B FF 92 S SL 87 X SL 87 1-1 G6-3 ①		2 1 0 0 1	0 0 0 0 0	1 0 0 0 0	0 0 0 0 0	1 0 0 0 0	0 3 0 0 0	0 0 0 0 0
Inning Stats	R: 0 E: 0 K: 2 S: 13 H: 0 LOB: 0 BB: 0 P: 15	R: 0 E: 0 K: 0 S: 9 H: 0 LOB: 0 BB: 0 P: 15	R: 0 E: 0 K: 1 S: 5 H: 0 LOB: 0 BB: 0 P: 8	R: 1 E: 0 K: 0 S: 13 H: 1 LOB: 3 BB: 3 P: 28	R: 0 E: 0 K: 0 S: 8 H: 1 LOB: 1 BB: 0 P: 11	R: 1 E: 0 K: 0 S: 22 H: 3 LOB: 3 BB: 1 P: 37	R: 3 E: 0 K: 1 S: 17 H: 3 LOB: 2 BB: 2 P: 27	R: 0 E: 0 K: 1 S: 7 H: 0 LOB: 0 BB: 0 P: 13		1B: 7 2B: 0 3B: 0 HR: 1	SF: 0 SAC: 0 DP: 0 HBP: 0		WP: 1 PB: 0 SB: 3 CS: 0	PA: 38		

PITCHER		IP	WLS	BF	H	R	ER	SO	BB	IBB	HBP	BLK	WP	HR	S	P	ERA	WHIP
47 Griffin Canning, R ERA: 3.88	(1, 1)	5.1	L	23	4	2	2	3	3	0	0	1	0	1	57	92	3.38	1.312
38 Justin Anderson, R ERA: 4.05	(6, 1)	0.2		4	1	0	0	0	1	0	0	0	0	0	13	22	0.00	3.000
39 Luke Bard, R ERA: 5.01	(7, 1)	2.0		11	3	3	3	2	2	0	0	0	1	0	24	40	13.50	2.500

PITCHER	IP	WLS	BF	H	R	ER	SO	BB	IBB	HBP	BLK	WP	HR	S	P	ERA	WHIP

BOTTOM

Los Angeles Angels @ St. Louis Cardinals

Busch Stadium, St. Louis, MO

Fri Jun 21 2019, 7:17 PM - 10:40 PM CDT

Att. 48,423 - Cloudy - 68 F

livebaseballscorecards.com

AB	32
R	5
H	8
RBI	5
BB	6
SO	5
LOB	20

Batter	1	2	3	4	5	6	7	8	9	AB	R	H	RBI	BB	SO	LOB
9 Tommy La Stella, L (1, 4) OBP: 0.349, SLG: 0.500	X SI 93 0-0 G4-3		C FF 93 X FF 93 0-1 27 1B 1-2 1B		C SI 93 B CH 88 F FF 95 B SL 88 F SL 87 B CH 89 F SL 86 F SI 95 X FF 96 3-2 L7			C FF 92 B SL 82 S SL 81 F FF 92 X SL 81 1-2 G4-3		4	0	1	0	0	0	0
27 Mike Trout, R (1, 8) OBP: 0.468, SLG: 0.649	B SI 93 F SI 93 B SI 94 B FF 94 B SL 87 4-1 BB		B SL 88 B SL 89 C SL 87 X SI 95 2-1 1-2 2-3 1B			C CU 82 B CH 88 B CH 89 C SL 87 B FF 95 C SI 93 3-3 K		B SI 98 C SI 99 C SL 82 B SL 86 B SI 101 C SL 84 3-3 K		3	0	1	0	1	2	0
8 Justin Upton, R (1, 7) OBP: 0.333, SLG: 0.727	B SI 93 D SL 86 F SI 93 1 SAFE F SI 92 C SL 87 2-3 K		X SL 86 0-0 P4			C SI 94 F CH 90 B SL 88 B SL 88 F CU 84 S SL 88 2-3 K		C SI 99 B SI 99 F SI 99 B SI 102 F SL 85 B SI 100 X SI 100 3-2 HR		4	1	1	1	0	2	4
56 Kole Calhoun, L (1, 9) OBP: 0.324, SLG: 0.470	B CU 81 B FF 94 F FF 94 1 SAFE B FF 94 S SL 87 C SI 93 3-3 K		X CU 82 0-0 L3			B CU 83 B SI 93 C SI 94 S SI 94 F SI 95 S SL 88 2-3 K		B SL 86 F SI 101 B SL 85 B SL 86 X SI 102 3-1 F7		4	0	0	0	0	2	4
5 Albert Pujols, R (1, 3) OBP: 0.308, SLG: 0.449		B SI 92 C SI 91 S SL 85 F SI 94 B SL 87 X SI 93 2-2 G6-3		C SL 86 B SL 87 F SL 87 X SI 95 1-2 G5-3			F SI 93 B SI 94 B SI 93 X SI 94 2-1 HR		B SI 100 B SL 84 C SI 100 X SI 100 2-1 G4-3	4	1	1	1	0	0	0
6 David Fletcher, R (1, 5) OBP: 0.342, SLG: 0.409		C SI 91 B SI 93 F SI 94 B SL 86 X SI 94 2-2 G6-3		C CU 82 B SL 87 B SL 89 C SI 94 S SI 94 2-3 K			F SI 94 C SL 87 X SL 88 0-2 L9		B SL 84 C SI 100 C SL 84 B SL 85 F SI 100 S SL 82 2-3 K	4	0	0	0	0	2	0
4 Luis Rengifo, S (1, 6) OBP: 0.312, SLG: 0.365		B SI 93 C SI 93 B SL 86 C CU 81 X SI 94 2-2 G4-3		F SI 94 B CH 88 S CH 88 F SL 88 X SL 88 1-2 G3			C CU 82 B CH 90 X FF 93 1-1 G4-3		C FF 90 C CH 80 F FF 91 B CU 78 B SI 91 F FF 91 B FF 91 F FF 91 B FF 91 4-2 BB	3	0	0	0	1	0	0
20 Jonathan Lucroy, R (1, 2) OBP: 0.316, SLG: 0.364			C SI 92 B SI 92 B SI 93 X SI 93 2-1 17 FC5-4 1B		B SI 92 B SI 91 C SI 93 X SI 92 2-1 G6-3		B SI 94 X SI 94 1-0 1B		C FF 91 F FF 91 X FF 91 0-2 G4-3	4	0	2	0	0	0	1
24 Noé Ramirez, R (1, 1) 17 Shohei Ohtani, L (3, PH) OBP: 0.337, SLG: 0.490 64 Félix Peña, R (3, 1) 18 Brian Goodwin, L (7, PH) OBP: 0.349, SLG: 0.459 65 Jake Jewell, R (7, 1) 40 Luis García, R (8, 1)			C SI 93 X FF 94 0-1 FC5-4 27 1B 9 1B 1-2f		B SI 93 S SI 93 S SI 94 B SL 86 X SI 93 2-2 G3		B CU 82 C SI 94 X SI 94 1-1 G5-3			0 1 1 1 0 0	0 0 0 0 0 0	0 0 0 0 0 0	0 0 0 0 0 0	0 0 0 1 0 0	0 0 0 0 0 0	0 1 0 1 0 0
Inning Stats	R: 0 E: 0 K: 2 S: 8 H: 0 LOB: 1 BB: 1 P: 17	R: 0 E: 0 K: 0 S: 10 H: 0 LOB: 0 BB: 0 P: 16	R: 0 E: 0 K: 0 S: 10 H: 3 LOB: 3 BB: 0 P: 14	R: 0 E: 0 K: 1 S: 10 H: 0 LOB: 0 BB: 0 P: 14	R: 0 E: 0 K: 0 S: 11 H: 0 LOB: 0 BB: 0 P: 18	R: 0 E: 0 K: 3 S: 11 H: 0 LOB: 0 BB: 0 P: 18	R: 1 E: 0 K: 0 S: 10 H: 2 LOB: 1 BB: 0 P: 15	R: 1 E: 0 K: 1 S: 13 H: 1 LOB: 0 BB: 0 P: 23	R: 0 E: 0 K: 1 S: 14 H: 0 LOB: 1 BB: 1 P: 22	1B: 4 2B: 0 3B: 0 HR: 2 SF: 0 SAC: 0 DP: 0 HBP: 0						

PITCHER		IP	WLS	BF	H	R	ER	SO	BB	IBB	HBP	BLK	WP	HR	S	P	ERA	WHIP
43 Dakota Hudson, R ERA: 3.36	(1, 1)	7.0	W	27	5	1	1	6	1	0	0	0	0	1	70	112	1.29	0.857
21 Andrew Miller, L ERA: 4.15	(8, 1)	0.1	H	1	0	0	0	0	0	0	0	0	0	0	4	5	0.00	0.000
49 Jordan Hicks, R ERA: 3.14	(8, 1)	1.1	H	5	1	1	1	2	0	0	0	0	0	1	15	28	6.75	0.750
30 Tyler Webb, L ERA: 4.38	(9, 1)	0.1	S	2	0	0	0	0	1	0	0	0	0	0	8	12	0.00	3.000

PITCHER	IP	WLS	BF	H	R	ER	SO	BB	IBB	HBP	BLK	WP	HR	S	P	ERA	WHIP

TOP

Los Angeles Angels @ St. Louis Cardinals

Busch Stadium, St. Louis, MO

Sat Jun 22 2019, 1:31 PM - 4:30 PM CDT

Att. 46,711 - Rain - 72 F

livebaseballscorecards.com

AB	33
R	2
H	6
RBI	2
BB	2
SO	8
LOB	11

WP: 0 PA: 35
PB: 0
SB: 0
CS: 0

Batter	1	2	3	4	5	6	7	8	9	AB	R	H	RBI	BB	SO	LOB
13 Matt Carpenter, L (1, 5) OBP: 0.331, SLG: 0.383	C FF 90 B CH 85 C CH 84 X CH 85 1-2 ① G6-3		B SI 92 X CH 83 1-0 ③ 2B		C SI 91 B CH 84 F CH 82 F SL 81 S SI 92 1-3 ② K 2-3		B FF 95 F FF 94 X SI 94 1-1 ③ G3-1			4	0	1	0	0	1	1
12 Paul DeJong, R (1, 6) OBP: 0.359, SLG: 0.481	C FF 91 B CU 78 F CH 84 S CU 78 1-3 ② K		B SL 82 F SI 92 F SI 92 D SL 83 X SI 92 2-2 ③ F8		C SI 91 X SL 83 0-1 ③ L5			C FF 96 B SL 87 B FF 97 X FF 97 2-1 ① G4-3		4	0	0	0	0	1	2
46 Paul Goldschmidt, R (1, 3) OBP: 0.349, SLG: 0.432	C CU 77 B CH 85 B CH 85 S FF 90 X CU 78 2-2 23 FC5-4 1B			C SI 92 B CH 84 B SL 83 B SI 93 S SI 92 X SI 92 3-2 ① F9		B SL 79 C SI 90 B SL 83 X SI 92 2-1 23 HR 1B		X SL 85 0-0 ② F8		4	1	2	0	0	0	0
23 Marcell Ozuna, R (1, 7) OBP: 0.328, SLG: 0.520	T CU 79 1 SAFE F CU 78 B FF 88 F CH 83 1 SAFE 1 SAFE F CU 78 X CU 78 1-2 ③ FC5-4 1-2f			C CH 84 B SL 84 B SI 94 B SL 85 F SI 93 F SI 93 X SI 92 3-2 ② G6-3		1 SAFE C SI 92 D SL 84 D SL 85 B SI 90 S SI 91 X SI 90 3-2 1-H HR		B SL 87 B SL 84 C FF 97 B FF 98 B SI 97 4-1 BB		3	1	1	2	1	0	1
38 José Martínez, R (1, 9) OBP: 0.360, SLG: 0.396 48 Harrison Bader, R (7, 8) OBP: 0.330, SLG: 0.391		C CU 77 X CU 78 0-1 ① P4		B SI 93 X SL 83 1-0 ③ F8		C SI 91 C SI 91 B SI 92 S SL 84 1-3 ① K		1 SAFE C FF 98 1 SAFE C SI 98 X SL 88 0-2 ③ L6		3 1	0 0	0 0	0 0	0 0	1 0	0 1
4 Yadier Molina, R (1, 2) OBP: 0.291, SLG: 0.382		B CU 77 C CH 83 X CU 77 1-1 ② F7			B SI 92 C SI 92 S SI 92 F SL 83 B SI 93 X SI 92 2-2 43 FC1 25 G5-3 43 E 1B	B SL 81 B CH 84 F SI 91 F SI 92 S SL 83 2-3 ② K				3	1	1	0	0	1	0
25 Dexter Fowler, S (1, 8) OBP: 0.343, SLG: 0.396 (7, 9)		X CU 77 0-0 ③ P1			C SI 91 X CH 84 0-1 ① G5-3 1-2	B CH 82 F CH 83 B SI 91 F SI 91 S SL 83 2-3 ③ K				3	0	0	0	0	1	1
16 Kolten Wong, L (1, 4) OBP: 0.327, SLG: 0.373			C SI 89 X CH 82 0-1 ① P6		B CH 83 B SI 92 B SI 91 B SI 92 4-0 43 E 43 E BB		X FF 94 0-0 ① F8			2	1	0	0	1	0	0
43 Dakota Hudson, R (1, 1) OBP: 0.080, SLG: 0.042 19 Tommy Edman, S (7, PH) OBP: 0.357, SLG: 0.615 21 Andrew Miller, L (8, 1) 49 Jordan Hicks, R (8, 1) 30 Tyler Webb, L (9, 1)			C SI 92 F SI 93 B SL 84 S SL 81 1-3 ② K		X SI 90 0-0 FC1 13 WP 1-H 2-H		C FF 95 B CH 90 S SI 94 B SI 95 X FF 95 2-2 ② G6-3			2 1 0 0 0	0 0 0 0 0	0 0 0 0 0	0 0 0 0 0	0 0 0 0 0	1 0 0 0 0	0 0 0 0 0
Inning Stats	R: 0 E: 0 K: 1 S: 14 H: 1 LOB: 1 BB: 0 P: 19	R: 0 E: 0 K: 0 S: 5 H: 0 LOB: 0 BB: 0 P: 6	R: 0 E: 0 K: 1 S: 9 H: 1 LOB: 1 BB: 0 P: 13	R: 0 E: 0 K: 0 S: 8 H: 0 LOB: 0 BB: 0 P: 15	R: 2 E: 1 K: 1 S: 13 H: 1 LOB: 1 BB: 1 P: 20	R: 2 E: 0 K: 3 S: 14 H: 2 LOB: 0 BB: 0 P: 24	R: 0 E: 0 K: 0 S: 6 H: 0 LOB: 0 BB: 0 P: 9	R: 0 E: 0 K: 0 S: 7 H: 0 LOB: 1 BB: 1 P: 13		1B: 3 2B: 1 3B: 0 HR: 1 SF: 0 SAC: 0 DP: 0 HBP: 0					WP: 1 PB: 0 SB: 0 CS: 0 PA: 32	

PITCHER		IP	WLS	BF	H	R	ER	SO	BB	IBB	HBP	BLK	WP	HR	S	P	ERA	WHIP
24 Noé Ramirez, R ERA: 3.08	(1, 1)	2.0		7	1	0	0	1	0	0	0	0	0	0	19	25	0.00	0.500
64 Félix Peña, R ERA: 4.68	(3, 1)	4.0	L	18	4	4	2	5	1	0	0	0	1	1	44	72	4.50	1.250
65 Jake Jewell, R ERA: 7.56	(7, 1)	1.0		3	0	0	0	0	0	0	0	0	0	0	6	9	0.00	0.000
40 Luis García, R ERA: 4.5	(8, 1)	1.0		4	0	0	0	0	1	0	0	0	0	0	7	13	0.00	1.000

PITCHER	IP	WLS	BF	H	R	ER	SO	BB	IBB	HBP	BLK	WP	HR	S	P	ERA	WHIP

BOTTOM

Los Angeles Angels @ St. Louis Cardinals

Busch Stadium, St. Louis, MO

Sat Jun 22 2019, 1:31 PM - 4:30 PM CDT

Att. 46,711 - Rain - 72 F

livebaseballscorecards.com

AB	30
R	4
H	5
RBI	2
BB	2
SO	6
LOB	6

Los Angeles Angels @ St. Louis Cardinals

Busch Stadium, St. Louis, MO

Sun Jun 23 2019, 6:11 PM - 9:51 PM CDT

Att. 47,114 - Overcast - 73 F

TOP

livebaseballscorecards.com

Batter	1	2	3	4	5	6	7	8	9	AB	R	H	RBI	BB	SO	LOB
9 Tommy La Stella, L (1, 4) OBP: 0.350, SLG: 0.498	B SI 93 C SL 88 B CU 79 F SI 93 B CU 80 S SL 88 3-3 K ①	C SI 94 B SL 90 X CU 79 1-1 1-2 2-H 1B		B CU 80 F CU 79 X CH 89 1-1 G5-3 ③		B FF 89 X SI 90 1-0 1-2 2-H 3-H 1B ②		B FF 94 C SL 86 C FF 94 B FF 94 S FF 94 2-3 K ③	B SI 94 C SI 96 D CH 89 F FF 96 S FF 97 2-3 K ②	5	0	2	2	0	2	1
31 Ty Buttrey, L (8, 1)										0	0	0	0	0	0	0
20 Jonathan Lucroy, R (9, PH) OBP: 0.315, SLG: 0.362										1	0	0	0	0	1	3
65 Jake Jewell, R (9, 1)										0	0	0	0	0	0	0
57 Hansel Robles, R (9, 1)										0	0	0	0	0	0	0
27 Mike Trout, R (1, 8) OBP: 0.466, SLG: 0.642	C SI 92 X SI 95 0-1 G6-3 ②	X SI 93 0-0 G3 ③			B CU 77 B SL 88 X CH 89 2-0 1B	B CH 78 C FF 89 B FF 89 B FF 90 2 SAFE S FF 90 F FF 90 C FF 90 3-3 K ③			B SI 94 X SI 96 56 1B 6 1B 8 BB 1B 2-3 K ③	6	1	2	0	0	2	7
8 Justin Upton, R (1, 7) OBP: 0.379, SLG: 0.680	X CU 79 0-0 56 1B 1B		C FF 94 S CH 90 B FF 94 B SI 94 B SL 89 B FF 95 4-2 56 G4-6-3 BB		C SI 92 S SL 86 B FF 94 1 SAFE C SI 93 1-3 K ①		B CH 79 B FF 88 B CH 80 F FF 88 X FF 89 3-1 F8 ①		1 SAFE S FC 90 B FC 92 D CH 82 B SI 95 1 SAFE F SI 95 D FC 90 4-2 56 1B 6 1B 1-2 BB	3	0	1	0	2	1	1
18 Brian Goodwin, L (9, PR) OBP: 0.349, SLG: 0.459										0	1	0	0	0	0	0
(9, 7)																
56 Kole Calhoun, L (1, 9) OBP: 0.325, SLG: 0.469	F SL 88 B FF 94 B CU 79 1 SAFE X SL 86 2-1 1-3 1B		C SI 93 X CH 89 0-1 G4-6-3 ① ② 1-2f		1 SAFE X SI 92 0-0 F8 ②		B CU 77 S FF 89 B CU 77 F FF 89 B CH 80 C CU 79 3-3 K ②		D FF 96 B FF 94 X FF 94 2-0 4 BB 6 1B 13 1B 1-2 2-3 1B	5	1	2	0	0	1	2
5 Albert Pujols, R (1, 3) OBP: 0.309, SLG: 0.448	C SL 87 C CU 78 B FF 94 X SL 87 1-2 G6-3 ③		C FF 94 S SI 92 B FF 95 B FF 94 F SL 89 F SL 88 X CU 78 2-2 6 1B 1B		X CU 78 0-0 G5-3 ③		C FF 89 C FF 89 X FF 90 0-2 1B		B SI 96 C FC 93 D CU 78 S CH 84 B FF 96 X SI 97 3-2 F3 ①	5	0	2	0	0	0	6
6 David Fletcher, R (1, 5) OBP: 0.346, SLG: 0.411		C FF 92 B CU 80 B SI 94 C SL 89 C FF 95 2-3 K ①	B SI 93 C FF 93 1 SAFE F SI 94 F CH 89 F FF 94 X CH 90 1-2 1B			B FF 94 B FF 93 C FF 92 B FF 93 B FF 92 4-1 17 1B 4 BB 9 1B BB	C FF 89 X FF 89 0-1 P4 ③		C SI 97 F SI 97 X SI 97 0-2 13 1B 4 BB 19 BB 1-2 2-H 3-H 1B	4	2	2	2	1	1	1
4 Luis Rengifo, S (1, 6) OBP: 0.314, SLG: 0.357		C SI 94 X CU 80 0-1 F8 ②	B FF 93 C SI 92 B CH 90 F CH 88 X SL 89 2-2 L9 ③			1 SAFE B FF 93 B SL 84 C SL 82 B FF 92 C FF 91 B SL 83 4-2 17 1B 9 1B 1-2 BB		X FF 92 0-0 F8 ①	D CU 78 D CH 83 B FF 96 B SI 94 4-0 19 BB 13 1B 1-2 2-3 BB	3	0	0	0	2	0	2
(8, 4)																
13 Dustin Garneau, R (1, 2) OBP: 0.438, SLG: 0.385		C FF 95 B SL 87 F SI 94 B SL 88 F CU 79 F SI 94 X SL 89 2-2 45 BB 9 1B 1B		F FF 94 B SI 94 F CH 91 B SL 89 S SI 95 2-3 K ①		B FF 94 B FF 93 C SL 83 F FF 93 B FF 93 X FF 93 3-2 F8 ①		B FF 93 X SL 85 1-0 L5 ②	S FC 91 B SI 95 F SI 96 D FC 92 D CH 82 F SI 96 X SI 94 3-2 19 BB 1-2 2-3 3-H 1B	5	1	2	1	0	1	2
45 Tyler Skaggs, L (1, 1)		F SI 93 B CU 78 D SL 89 T SL 89 D CU 80 B FF 95 4-2 9 1B 1-2 BB		B SI 94 C SI 94 F SI 95 B CH 90 B CH 90 X SI 92 3-2 G4-3 ②		F SI 88 X CH 78 0-1 9 1B 1-2 2-3 1B		B SL 86 F SL 85 B FF 93 B SL 83 X FF 93 3-1 2B	B SI 96 F SI 95 F SI 96 D CH 88 B FF 96 B SI 96 4-2 1-2 2-3 3-H BB	1	0	0	0	1	0	0
17 Shohei Ohtani, L (6, PH) OBP: 0.341, SLG: 0.493										1	0	1	0	0	0	0
38 Justin Anderson, L (6, 1)										0	0	0	0	0	0	0
32 Cam Bedrosian, R (7, 1)										0	0	0	0	0	0	0
41 Justin Bour, L (8, PH) OBP: 0.265, SLG: 0.376										1	0	1	0	0	0	0
19 Wilfredo Tovar, R (8, PR) OBP: 0.283, SLG: 0.293										0	0	0	1	1	0	0
(8, 6)																

	AB	40
	R	6
	H	15
	RBI	6
	BB	7
	SO	9
	LOB	25

Inning Stats	1	2	3	4	5	6	7	8	9	1B: 14	SF: 0	WP: 0	PA: 47
R:	0	1	0	0	0	1	0	0	4	2B: 1	SAC: 0	PB: 0	
E:	0	0	0	0	0	0	0	0	0	3B: 0	DP: 1	SB: 0	
K:	1	1	0	1	1	1	1	1	2	HR: 0	HBP: 0	CS: 0	
S:	11	15	17	8	6	13	10	7	22				
H:	2	2	2	0	1	2	1	1	4				
LOB:	2	2	2	0	1	2	0	1	4				
BB:	0	1	1	0	0	2	0	1	3				
P:	17	24	26	14	9	28	16	13	47				

PITCHER		IP	WLS	BF	H	R	ER	SO	BB	IBB	HBP	BLK	WP	HR	S	P	ERA	WHIP
39 Miles Mikolas, R ERA: 4.33	(1, 1)	5.0	L	23	7	1	1	4	2	0	0	0	0	0	57	90	1.80	1.800
60 John Brebbia, R ERA: 3.52	(6, 1)	0.1		3	0	1	1	0	2	0	0	0	0	0	6	17	27.00	6.000
30 Tyler Webb, L ERA: 4.1	(6, 1)	1.2		7	3	0	0	2	0	0	0	0	0	0	17	27	0.00	1.800
65 Giovanny Gallegos, R ERA: 2.6	(8, 1)	1.0		4	1	0	0	1	0	0	0	0	0	0	7	13	0.00	1.000
53 John Gant, R ERA: 2.4	(9, 1)	0.1		7	4	4	4	0	2	0	0	0	0	0	14	31	108.00	18.000

PITCHER		IP	WLS	BF	H	R	ER	SO	BB	IBB	HBP	BLK	WP	HR	S	P	ERA	WHIP
61 Génesis Cabrera, L ERA: 6.17	(9, 1)	0.2		3	0	0	0	2	1	0	0	0	0	0	8	16	0.00	1.500

Batter	1	2	3	4	5	6	7	8	9	AB	R	H	RBI	BB	SO	LOB
13 Matt Carpenter, L (1, 5) OBP: 0.329, SLG: 0.380	X FF 90 0-0 ① P6		C CU 75 X FF 92 0-1 ② P4 1-2		B FF 90 X FF 91 1-0 ③ G5-3			F SL 84 S CH 90 F FF 97 F CH 89 B FF 98 F SL 84 D SL 84 F FF 98 T SL 85 2-2 ② K	S FF 98 B CH 92 B CH 92 B FF 98 F FF 99 X CH 93 3-2 12 FC5-4 1-3 1B	5	0	1	0	0	1	4
12 Paul DeJong, R (1, 6) OBP: 0.353, SLG: 0.472	C FF 91 B CH 85 F FF 92 C CU 76 1-3 ② K		C CU 74 X FF 91 0-1 ③ G5-3			C SL 85 X FF 94 0-1 ① F8		C SL 87 S FF 98 B SL 86 X SL 87 1-2 ③ F9	F SL 92 X CH 91 0-1 ③ FC5-4 1-2f	5	0	0	0	0	1	4
46 Paul Goldschmidt, R (1, 3) OBP: 0.345, SLG: 0.426	B FF 92 C CU 74 B CH 86 F FF 93 X FF 94 2-2 ③ G4-3			B CU 75 B FF 92 C CU 73 C FF 92 F CH 84 X FF 94 2-2 ① G6-3		B FF 96 B SL 85 F FF 95 F FF 95 S SL 87 2-3 ② K			X FF 93 0-0 ① G6-3	4	0	0	0	0	1	0
23 Marcell Ozuna, R (1, 7) OBP: 0.324, SLG: 0.512		C FF 91 B CH 83 F FF 91 B CU 78 S CU 78 2-3 ① K		C CU 77 B FF 92 F CH 83 X CU 78 1-2 ② G5-3		C SL 85 B SL 84 B FF 95 S FF 95 B FF 96 C SL 87 3-3 ③ K			B FF 94 C SL 84 B SL 84 B SI 93 F FF 94 F SL 83 F SI 95 F FF 95 X SL 86 3-2 ② G5-3	4	0	0	0	0	2	0
38 José Martínez, R (1, 9) OBP: 0.358, SLG: 0.408		B CU 75 B FF 92 C FF 91 F CH 86 X CU 79 2-2 ② G4-3		B CH 84 F FF 92 C FF 92 F CU 76 F FF 94 S CH 84 1-3 ③ K			S SL 81 F FF 92 B FF 92 B SL 84 X SL 80 2-2 ① G6-3		C FF 95 B SL 85 F SL 85 B SI 93 B SL 86 X FF 93 3-2 HR	4	1	1	1	0	1	0
4 Yadier Molina, R (1, 2) OBP: 0.295, SLG: 0.384	X FF 93 0-0 48 FC6 1B			B CH 82 C FF 90 X CU 73 1-1 ① G6-3			C SL 81 B SL 85 C SL 81 T FF 93 1-2 ② K		C SL 85 X SL 85 0-1 48 DI 16 2B 1B	4	1	2	0	0	1	0
48 Harrison Bader, R (1, 8) OBP: 0.328, SLG: 0.384	C CU 75 B CH 85 F FF 92 X CU 79 1-2 ③ FC6 1-2f			B CU 74 F FF 91 B CH 85 X FF 92 2-1 ② F8			C SL 81 B FF 93 X SL 81 1-1 ③ G5-3		B FF 94 S SI 93 B SL 85 B FF 94 D SI 94 4-1 16 2B 1-2 BB	3	1	0	0	1	0	1
16 Kolten Wong, L (1, 4) OBP: 0.330, SLG: 0.379			L CU 73 X FF 91 0-1 ① F9	C FF 91 B FF 91 B CU 76 C FF 92 F CU 78 F FF 93 F FF 94 X CU 78 2-2 34 1B 1B				C FF 98 X FF 97 0-1 ① F8	B CH 89 X SI 98 1-0 25 1B 1-H 2-H 2B	4	1	2	2	0	0	0
39 Miles Mikolas, R (1, 1) ERA: 4.50, SLG: .500 34 Yairo Muñoz, R (5, PH) OBP: 0.368, SLG: 0.344 60 John Brebbia, L (8, 1) ERA: 7.88, SLG: 1.000 30 Tyler Webb, L (8, 1) 65 Giovanny Gallegos, R (8, 1) 19 Tommy Edman, S (8, PH) OBP: 0.400, SLG: 0.706 53 John Gant, R (9, 1) 61 Génesis Cabrera, L (8, 1) 25 Dexter Fowler, S (8, PH) OBP: 0.346, SLG: 0.538			S FF 91 B FF 91 X FF 91 1-1 13 P4 1B	C CU 72 F FF 92 1 SAFE X CU 76 0-2 1-2 1B				S FF 100 B FF 99 B FF 98 X FF 98 2-1 3B	F CH 89 X FF 99 0-1 13 1B 13 DI 2-H 1B	1 0 1 0 0 0 0 1 0 1 0 0 0 0 0 0 0 0 0 0 0 0 0 0 0 0 0 0 0 0 0 0 0 0 0 1 0 1 0 0 0 0 0 0 0 0 0 0 0 0 0 0 0 0 0 0 1 0 1 1 0 0 0						
Inning Stats	R: 0 E: 0 K: 1 S: 7 H: 0 LOB: 0 BB: 0 P: 10	R: 0 E: 0 K: 1 S: 10 H: 1 LOB: 1 BB: 0 P: 15	R: 0 E: 0 K: 0 S: 8 H: 1 LOB: 1 BB: 0 P: 9	R: 0 E: 0 K: 1 S: 12 H: 0 LOB: 0 BB: 0 P: 16	R: 0 E: 0 K: 0 S: 14 H: 2 LOB: 2 BB: 0 P: 20	R: 0 E: 0 K: 2 S: 8 H: 0 LOB: 0 BB: 0 P: 13	R: 0 E: 0 K: 1 S: 8 H: 0 LOB: 0 BB: 0 P: 12	R: 0 E: 0 K: 1 S: 14 H: 1 LOB: 1 BB: 0 P: 19	R: 4 E: 0 K: 0 S: 21 H: 5 LOB: 2 BB: 1 P: 35	1B: 7 2B: 1 3B: 1 HR: 1	SF: 0 SAC: 0 DP: 0 HBP: 0		WP: 0 PB: 0 SB: 0 CS: 0	PA: 38		

PITCHER		IP	WLS	BF	H	R	ER	SO	BB	IBB	HBP	BLK	WP	HR	S	P	ERA	WHIP
45 Tyler Skaggs, L ERA: 4.3	(1, 1)	5.0	W	19	4	0	0	3	0	0	0	0	0	0	51	70	0.00	0.800
38 Justin Anderson, R ERA: 3.9	(6, 1)	1.0	H	3	0	0	0	2	0	0	0	0	0	0	8	13	0.00	0.000
32 Cam Bedrosian, R ERA: 2.41	(7, 1)	1.0	H	3	0	0	0	1	0	0	0	0	0	0	8	12	0.00	0.000
31 Ty Buttrey, R ERA: 2.45	(8, 1)	1.0	H	4	1	0	0	1	0	0	0	0	0	0	14	19	0.00	1.000
65 Jake Jewell, R ERA: 10.0	(9, 1)	0.2		5	2	3	3	0	1	0	0	0	0	1	13	23	40.50	4.500

PITCHER		IP	WLS	BF	H	R	ER	SO	BB	IBB	HBP	BLK	WP	HR	S	P	ERA	WHIP
57 Hansel Robles, R ERA: 3.28	(9, 1)	0.1		4	3	1	1	0	0	0	0	0	0	0	8	12	27.00	9.000

BOTTOM

Los Angeles Angels @ St. Louis Cardinals

Busch Stadium, St. Louis, MO

Sun Jun 23 2019, 6:11 PM - 9:51 PM CDT

Att. 47,114 - Overcast - 73 F

livebaseballscorecards.com

AB	37
R	4
H	10
RBI	4
BB	1
SO	7
LOB	9

Cincinnati Reds @ Los Angeles Angels

Angel Stadium, Anaheim, CA

Tue Jun 25 2019, 7:09 PM - 10:04 PM PDT

Att. 37,260 - Overcast - 65 F

TOP

livebaseballscorecards.com

Batter	1	2	3	4	5	6	7	8	9	AB	R	H	RBI	BB	SO	LOB
15 Nick Senzel, R (1, 8) OBP: 0.328, SLG: 0.492	S SI 93 F SI 94 S CU 82 0-3 ① K		F CU 79 S CH 85 F SI 95 X CU 80 0-2 2B		F CH 85 B CH 86 B CU 78 F CH 84 F CU 80 X SI 94 2-2 ③ F8			B SL 86 C FF 98 B SL 87 S FF 99 C FF 98 2-3 ② K		4	0	1	0	0	2	0
19 Joey Votto, L (1, 10) OBP: 0.358, SLG: 0.418	B SI 94 B SI 93 F SI 94 X SI 94 2-1 HR		B CU 79 B CU 77 B SI 92 B SI 92 4-0 66 G3-6-1 BB			B SI 91 X CU 78 1-0 ① F8		S SL 86 S CH 88 F FF 99 B FF 99 B CH 89 B FF 98 F SL 87 X FF 97 3-2 ③ L7		3	1	1	1	1	0	0
7 Eugenio Suárez, R (1, 5) OBP: 0.328, SLG: 0.466	B CH 86 B SI 94 F SI 94 B CU 80 C SI 94 B SI 94 4-2 4 1B 6 1B BB		B CU 78 F SI 92 F SI 93 B SI 94 S CU 80 2-3 ① K			C CH 84 C SI 92 B CU 81 B CU 80 B SI 93 B SI 94 4-2 BB			B CH 89 B FF 96 X FF 95 2-0 4 1B 2B	2	0	1	0	2	1	2
66 Yasiel Puig, R (1, 9) OBP: 0.283, SLG: 0.456 22 Derek Dietrich, L (6, 4) OBP: 0.357, SLG: 0.580	F SI 94 C CU 81 B SI 93 X CU 80 1-2 ② L8		B SI 93 X SI 92 1-0 ② ③ G3-6-1 1-2f			C CU 76 F CU 77 C FF 91 0-3 ② K C CU 76 S CU 77 X FF 89 0-2 ③ F8			S CH 90 X FF 98 0-1 ① P2 C FF 98 F SL 90 X FF 98 0-2 9 DI 2-3 1B	3 1	0 0	0 0	0 0	0 0	1 0	4 1
4 Jose Iglesias, R (1, 6) OBP: 0.336, SLG: 0.421	X SI 93 0-0 6 1B 1-2 1B			B CH 84 C CH 84 B CU 78 T SI 93 F SI 94 F CU 80 F SI 94 F CU 81 F CU 81 3-2 ① G6-3 F SI 93 B CH 87 X SI 93					4	0	2	0	0	0	1
6 Phillip Ervin, R (1, 7) (6, 9) OBP: 0.306, SLG: 0.290 33 Jesse Winker, L (9, PH) OBP: 0.333, SLG: 0.463	C CU 79 C SI 94 B CU 81 X SI 94 1-2 ③ 1B 1-2 2-H			S CH 85 B CU 79 B SI 93 S CH 85 B CH 86 F SI 93 C SI 93 3-3 ② K			X CU 76 0-0 ① G6-3		B CH 90 F SI 96 C CH 90 S CH 89 1-3 ② K	3 1	0 0	1 0	0 0	0 0	1 1	0 2
9 José Peraza, R (1, 4) (6, 7) OBP: 0.270, SLG: 0.343		C SI 92 B CU 80 X CU 80 1-1 12 CS 1B		X SI 94 0-0 ③ L9			C CU 76 B FF 90 B CU 78 S CU 78 S CH 84 2-3 ② K		B SL 90 D CH 90 X FF 97 2-0 ③ F9 1-2	4	0	1	0	0	1	2
12 Curt Casali, R (1, 2) OBP: 0.344, SLG: 0.431		F SI 92 B CH 86 C SI 93 D CU 81 1 SAFE S CU 81 2-3 ① ② K 1-2			C CH 82 F SI 92 B CU 80 B CU 79 F CH 85 F CH 86 B SI 94 B SI 94 4-2 52 G5-4-3 BB		C CU 77 C FF 89 B CH 84 C CH 85 1-3 ③ K			2	0	0	0	1	2	1
52 Kyle Farmer, R (1, 3) OBP: 0.283, SLG: 0.449		B SI 94 C CH 86 F SI 94 B SI 95 B CU 81 X SI 93 3-2 ③ G5-3			B CH 85 B CH 85 C SI 92 C CU 78 F SI 92 F CU 80 F SI 94 X CH 86 2-2 ① ② G5-4-3 1-2f			C FF 98 S SL 85 C FF 97 0-3 ① K		3	0	0	0	0	1	1
Inning Stats	R: 1 E: 0 K: 1 S: 14 H: 3 LOB: 2 BB: 1 P: 22	R: 0 E: 0 K: 1 S: 8 H: 1 LOB: 0 BB: 0 P: 14	R: 0 E: 0 K: 1 S: 8 H: 1 LOB: 1 BB: 1 P: 15	R: 0 E: 0 K: 1 S: 14 H: 0 LOB: 0 BB: 0 P: 20	R: 0 E: 0 K: 0 S: 14 H: 0 LOB: 0 BB: 1 P: 22	R: 0 E: 0 K: 1 S: 9 H: 0 LOB: 1 BB: 1 P: 14	R: 0 E: 0 K: 2 S: 7 H: 0 LOB: 1 BB: 0 P: 10	R: 0 E: 0 K: 2 S: 11 H: 0 LOB: 0 BB: 0 P: 16	R: 0 E: 0 K: 1 S: 10 H: 2 LOB: 2 BB: 0 P: 15	1B: 4 2B: 2 3B: 0 HR: 1 SF: 0 SAC: 0 DP: 2 HBP: 0						

PITCHER		IP	WLS	BF	H	R	ER	SO	BB	IBB	HBP	BLK	WP	HR	S	P	ERA	WHIP
28 Andrew Heaney, L ERA: 4.99	(1, 1)	5.1	W	21	5	1	1	4	4	0	0	0	0	1	61	101	1.69	1.688
24 Noé Ramirez, R ERA: 2.95	(6, 1)	1.2	H	5	0	0	0	3	0	0	0	0	0	0	13	16	0.00	0.000
31 Ty Buttrey, R ERA: 2.39	(8, 1)	1.0		3	0	0	0	2	0	0	0	0	0	0	11	16	0.00	0.000
57 Hansel Robles, R ERA: 3.19	(9, 1)	1.0		5	2	0	0	1	0	0	0	0	0	0	10	15	0.00	2.000

PITCHER		IP	WLS	BF	H	R	ER	SO	BB	IBB	HBP	BLK	WP	HR	S	P	ERA	WHIP

AB	30
R	1
H	7
RBI	1
BB	4
SO	10
LOB	14

WP: 0 PA: 34
PB: 0
SB: 0
CS: 1

Batter	1	2	3	4	5	6	7	8	9	AB	R	H	RBI	BB	SO	LOB
9 Tommy La Stella, L (1, 4) OBP: 0.352, SLG: 0.510	B FF 90 B FF 91 B FF 92 C FF 92 X FF 93 3-1 IHR	C CU 80 B FF 93 B FS 88 B FS 87 C FF 94 X FF 94 3-2 ③ G3-1			B FF 91 F CU 79 X FS 86 1-1 ① G4-3		B FC 94 X SI 97 1-0 27 F8 17 SF7 1B			4	1	2	1	0	0	0
19 Wilfredo Tovar, R (7, PR) OBP: 0.283, SLG: 0.293 (8, 6)										0	1	0	0	0	0	0
27 Mike Trout, R (1, 8) OBP: 0.463, SLG: 0.636	C FF 92 B FF 92 F FS 88 S FF 94 1-3 ① K		C CU 78 B FF 92 B FF 91 C FF 92 B CU 81 X FF 93 3-2 ① G6-3		C CU 81 B CU 81 T FF 93 B FF 94 B FF 94 X FF 94 3-2 17 1B 1B		C FF 96 1 SAFE F FF 97 F FF 97 1 SAFE 1 SAFE F CH 86 D CH 87 F FF 97 1-2 X FF 97 F8			4	0	1	0	0	1	1
17 Shohei Ohtani, L (1, 10) OBP: 0.339, SLG: 0.490	C CU 80 B CU 82 C FF 93 F FF 94 X FF 94 1-2 ② G5-3		B FF 92 X CU 80 1-0 ② L7		F FF 93 B FF 94 F FS 87 1 SAFE 1 SAFE X FF 92 1-2 1-2 1B		B FC 93 B FC 95 X FF 96 2-0 ② SF7 2-H			3	0	1	1	0	0	0
8 Justin Upton, R (1, 7) OBP: 0.364, SLG: 0.621 18 Brian Goodwin, L (8, 7) OBP: 0.349, SLG: 0.459	C CU 81 B CU 81 C FF 93 X FF 95 1-2 ③ L9		F FF 92 X FF 93 0-1 ③ L7		B CU 82 F CU 82 S CU 83 B FF 94 S FS 89 2-3 ② K		F FC 95 C CH 87 X FF 98 0-2 1B			4	0	1	0	0	1	2
										0	0	0	0	0	0	0
56 Kole Calhoun, L (1, 9) OBP: 0.321, SLG: 0.462		B FF 92 B FF 92 C FF 93 F CU 80 F CU 81 F FF 93 F FF 94 X FC 90 2-2 ① G6-3		C FF 90 S FF 92 F FC 90 S CU 80 0-3 ① K	B FF 91 X CU 81 1-0 ③ F7		F FF 97 F FC 95 S CH 87 0-3 ③ K			4	0	0	0	0	2	3
5 Albert Pujols, R (1, 3) OBP: 0.309, SLG: 0.445		C CU 81 B FF 94 B FF 94 C FF 94 X FF 94 2-2 6 BB 4 HR 1B		B CU 79 C CU 80 X CU 81 1-1 ② G6-3		C SI 90 B SI 91 B SI 91 X SI 91 2-1 ① G5-3		C FC 93 X CU 81 0-1 ① P4		4	1	1	0	0	0	0
6 David Fletcher, R (1, 5) OBP: 0.352, SLG: 0.411		B FF 92 B CU 82 C FF 93 B FF 95 C FF 95 B CU 81 4-2 4 HR 1-2 BB		B CU 80 C FF 92 F CU 80 B FF 95 X CU 80 2-2 4 BB 1B		B SI 91 B SI 91 C SI 90 B SI 90 B SI 91 4-1 4 FC3-6 1 BB		B FC 93 C SL 88 B FF 92 B SL 89 C SL 88 X FF 92 3-2 ② G6-3		2	1	1	0	2	0	0
4 Luis Rengifo, S (1, 6) OBP: 0.319, SLG: 0.378 (8, 4)	C CU 80 B FF 94 F FF 93 B FF 95 B FS 88 X FF 95 3-2 1-H 2-H HR			1 SAFE B FF 91 C CU 80 B CU 80 F FF 92 1 SAFE B FC 91 B CU 82 4-2 1-2 BB	1 SAFE X SI 91 0-0 ② FC3-6 1-2f			C CU 81 B FF 91 S FS 82 X FS 82 1-2 ③ L8	3	1	1	3	1	0	1
20 Jonathan Lucroy, R (1, 2) OBP: 0.311, SLG: 0.357		C FF 93 F FS 87 S FF 94 0-3 ② K		B FF 94 C FF 94 X CU 82 1-1 ③ F8	1 SAFE C SI 90 X SI 91 0-1 ③ G5-3					3	0	0	0	0	1	3
Inning Stats	R: 1 E: 0 K: 1 S: 12 H: 1 LOB: 0 BB: 0 P: 18	R: 3 E: 0 K: 1 S: 20 H: 2 LOB: 0 BB: 1 P: 34	R: 0 E: 0 K: 0 S: 6 H: 0 LOB: 0 BB: 0 P: 10	R: 0 E: 0 K: 1 S: 13 H: 1 LOB: 2 BB: 1 P: 21	R: 0 E: 0 K: 1 S: 12 H: 2 LOB: 2 BB: 0 P: 20	R: 0 E: 0 K: 0 S: 6 H: 0 LOB: 1 BB: 1 P: 12	R: 1 E: 0 K: 1 S: 14 H: 2 LOB: 1 BB: 0 P: 18	R: 0 E: 0 K: 0 S: 8 H: 0 LOB: 0 BB: 0 P: 12		1B: 6 2B: 0 3B: 0 HR: 2 SF: 1 SAC: 0 DP: 0 HBP: 0						

PITCHER		IP	WLS	BF	H	R	ER	SO	BB	IBB	HBP	BLK	WP	HR	S	P	ERA	WHIP
30 Tyler Mahle, R ERA: 4.35	(1, 1)	5.0	L	23	6	4	4	4	2	0	0	0	0	1	63	103	7.20	1.600
48 Jared Hughes, R ERA: 2.91	(6, 1)	1.0		4	0	0	0	0	1	0	0	0	0	0	6	12	0.00	1.000
21 Michael Lorenzen, R ERA: 3.12	(7, 1)	1.0		5	2	1	1	1	0	0	0	0	0	0	14	18	9.00	2.000
67 Matt Bowman, R ERA: 2.51	(8, 1)	1.0		3	0	0	0	0	0	0	0	0	0	0	8	12	0.00	0.000

PITCHER	IP	WLS	BF	H	R	ER	SO	BB	IBB	HBP	BLK	WP	HR	S	P	ERA	WHIP

BOTTOM

Cincinnati Reds @ Los Angeles Angels

Angel Stadium, Anaheim, CA

Tue Jun 25 2019, 7:09 PM - 10:04 PM PDT

Att. 37,260 - Overcast - 65 F

livebaseballscorecards.com

AB	31
R	5
H	8
RBI	5
BB	3
SO	5
LOB	10

WP: 0 PA: 35
PB: 0
SB: 0
CS: 0

Batter	1	2	3	4	5	6	7	8	9	AB	R	H	RBI	BB	SO	LOB
33 Jesse Winker, L (1, 7) OBP: 0.332, SLG: 0.463	B FF 92 F SI 92 X CH 83 1-1 ① L8		B SL 83 S SL 85 F FF 92 B SL 83 S FF 92 2-3 ② K			C KC 80 F CH 85 B KC 80 X FF 91 1-2 19 G3 2B		C SL 80 F SL 82 B FF 93 X SL 84 1-2 ① G4-3		4	0	1	0	0	1	2
19 Joey Votto, L (1, 10) OBP: 0.353, SLG: 0.411	C FF 92 C SL 84 B CH 83 B CH 84 B SL 86 X SL 83 3-2 ② F9		C SL 85 C FF 92 B CH 85 D SL 84 F FF 93 C SL 85 2-3 ③ K			B SI 92 B CH 85 B KC 78 C SI 92 X CH 85 3-1 ① G3 2-3		B FF 91 B SL 81 X SL 81 2-0 E7		4	0	0	0	0	1	3
7 Eugenio Suárez, R (1, 5) OBP: 0.324, SLG: 0.460	S SL 82 B FF 92 B FF 92 B SL 83 X SL 83 3-1 ③ G5-3			C SL 83 B SL 83 X FF 91 1-1 ① F9		X SI 93 0-0 ② G5-3		C SL 81 B FF 93 B FF 93 S SL 83 X SL 84 2-2 ② L3		4	0	0	0	0	0	2
22 Derek Dietrich, L (1, 3) OBP: 0.350, SLG: 0.567		C SL 80 C SI 92 B CH 83 S SL 82 1-3 ① K		C SL 83 F FF 91 B CH 83 F CH 83 F SL 82 B FF 92 C SL 84 2-3 ② K		D KC 78 F CH 85 B KC 80 X CH 84 2-1 ③ L3		C FF 93 S SL 83 F SL 85 S SL 84 0-3 ③ K		4	0	0	0	0	3	2
15 Nick Senzel, R (1, 8) OBP: 0.327, SLG: 0.486		B SL 82 S SL 84 C CH 82 B SL 80 S SL 84 2-3 ② K		X CH 82 0-0 ③ G6-3			C SI 93 X KC 82 0-1 66 S 1B		F FF 96 S FF 97 B SL 83 B SL 84 S SL 85 2-3 ① K2-3	4	0	1	0	0	2	0
66 Yasiel Puig, R (1, 9) OBP: 0.282, SLG: 0.464		S CH 82 C FF 93 B SL 81 F SL 84 B CH 82 S SL 86 2-3 ③ K			B SL 83 X SL 81 1-0 HR		B SI 91 X SI 92 1-0 ① L8 1-2		F FF 98 S CH 88 B SL 84 B SL 84 F FF 97 F SL 86 C FF 99 2-3 ② K	4	1	1	1	0	2	1
4 Jose Iglesias, R (1, 6) OBP: 0.335, SLG: 0.419			C FF 90 B FF 92 B CH 81 F SL 83 X SL 86 2-2 12 1B 1B		C SI 92 X FF 91 0-1 ① G4-3		B KC 79 D SI 92 X SI 92 2-0 ② P4		B FF 98 S SL 84 X SL 86 1-1 ③ G6-3	4	0	1	0	0	0	1
12 Curt Casali, R (1, 2) OBP: 0.351, SLG: 0.432			B FF 91 C SL 84 B FF 92 X SL 83 2-1 1-2 1B		B FF 91 S CH 82 C SL 85 B SI 92 X CH 82 2-2 ② G6-3		B SI 92 B CH 84 B CH 84 B SI 92 4-0 BB			2	0	1	0	1	0	0
9 José Peraza, R (1, 4) OBP: 0.266, SLG: 0.338			X FF 92 0-0 ① B2		S SL 86 F CH 84 F SL 79 B FF 92 X CH 83 1-2 ③ G6-3		F SI 92 S CH 83 X CH 84 0-2 ③ L6			3	0	0	0	0	0	4
Inning Stats	R: 0 E: 0 K: 0 S: 7 H: 0 LOB: 0 BB: 0 P: 14	R: 0 E: 0 K: 3 S: 10 H: 0 LOB: 0 BB: 0 P: 15	R: 0 E: 0 K: 2 S: 13 H: 2 LOB: 2 BB: 0 P: 21	R: 0 E: 0 K: 1 S: 8 H: 0 LOB: 0 BB: 0 P: 11	R: 1 E: 0 K: 0 S: 10 H: 1 LOB: 0 BB: 0 P: 14	R: 0 E: 0 K: 0 S: 8 H: 1 LOB: 1 BB: 0 P: 14	R: 0 E: 0 K: 0 S: 7 H: 1 LOB: 2 BB: 1 P: 14	R: 0 E: 1 K: 1 S: 11 H: 0 LOB: 1 BB: 0 P: 16	R: 0 E: 0 K: 2 S: 10 H: 0 LOB: 0 BB: 0 P: 15	1B: 3 2B: 1 3B: 0 HR: 1 SF: 0 SAC: 0 DP: 0 HBP: 0						

PITCHER		IP	WLS	BF	H	R	ER	SO	BB	IBB	HBP	BLK	WP	HR	S	P	ERA	WHIP
51 Jaime Barria, R ERA: 5.55	(1, 1)	5.0		18	3	1	1	6	0	0	0	0	0	1	48	75	1.80	0.600
53 Trevor Cahill, R ERA: 6.94	(6, 1)	2.0		9	2	0	0	0	1	0	0	0	0	0	15	28	0.00	1.500
32 Cam Bedrosian, R ERA: 2.35	(8, 1)	1.0	W	4	0	0	0	1	0	0	0	0	0	0	11	16	0.00	0.000
31 Ty Buttrey, R ERA: 2.33	(9, 1)	1.0		3	0	0	0	2	0	0	0	0	0	0	10	15	0.00	0.000

PITCHER	IP	WLS	BF	H	R	ER	SO	BB	IBB	HBP	BLK	WP	HR	S	P	ERA	WHIP

TOP

Cincinnati Reds @ Los Angeles Angels

Angel Stadium, Anaheim, CA

Wed Jun 26 2019, 5:09 PM - 7:51 PM PDT

Att. 35,272 - Clear - 73 F

livebaseballscorecards.com

AB	33
R	1
H	5
RBI	1
BB	1
SO	9
LOB	15

Batter	1	2	3	4	5	6	7	8	9	AB	R	H	RBI	BB	SO	LOB
9 Tommy La Stella, L (1, 4) OBP: 0.347, SLG: 0.502	C FF 92 X CU 76 0-1 G3		X CU 76 0-0 F7		C SL 86 D CH 85 X CH 84 1-1 G4-6-3 1-2f		C SI 96 B SI 96 C SL 88 D SL 87 X SL 87 2-2 G3			4	0	0	0	0	0	2
27 Mike Trout, R (1, 8) OBP: 0.461, SLG: 0.629	X FF 92 0-0 P3		C CU 74 F SI 92 B SL 86 B SI 92 X CH 86 2-2 G6-3			C CU 74 C CU 74 B SI 93 B SI 93 B CU 76 S SI 94 3-3 K		B FF 94 B SI 94 B FF 96 C FF 95 B SI 96 4-1 17 1B 17 E 6 1B BB		3	1	0	0	1	1	0
17 Shohei Ohtani, L (1, 10) OBP: 0.354, SLG: 0.506	B SI 92 C FF 92 F FF 92 B CU 76 X CU 77 2-2 8 1B 1B			S FF 89 B FF 92 X SL 86 1-1 2B		C FF 93 B FF 93 F FF 93 B FF 93 F SI 94 B SI 94 B FF 93 4-2 8 S BB		B CH 88 S CH 90 1 SAFE C CH 88 X FF 94 1-2 6 1B 8 G5-3 41 HR 1-3 1B		3	1	3	0	1	0	0
8 Justin Upton, R (1, 7) OBP: 0.378, SLG: 0.594 56 Kole Calhoun, L (9, 9) OBP: 0.321, SLG: 0.462	C SL 87 X SL 87 0-1 1-3 1B			D CU 76 X SL 86 1-0 P3		B SI 93 D SL 87 F SI 92 B SI 92 F SI 92 D CU 76 4-2 1-2 BB		B FF 96 C FF 96 B SL 84 B SL 84 T FF 95 X FF 95 3-2 G5-3 1-2		3 0	0 0	1 0	0 0	1 0	0 0	3 0
18 Brian Goodwin, L (1, 9) (9, 7) OBP: 0.343, SLG: 0.451	C SI 92 S CH 85 X FF 92 0-2 G4-3			C CU 75 B FF 91 D CH 84 D CH 85 F SI 92 F SI 92 F FF 93 S SL 87 3-3 K		C SL 84 S SL 86 S SL 86 0-3 K		C FF 94 B SL 83 S SL 82 S SL 84 1-3 K		4	0	0	0	0	3	7
6 David Fletcher, R (1, 5) OBP: 0.350, SLG: 0.409		C FF 92 B SL 86 F SI 92 C FF 93 1-3 K		B SL 86 S SL 87 B FF 93 C SI 93 F CU 77 B SI 93 X SL 87 3-2 G6-3		B SL 85 C SL 85 T SL 85 X SL 86 1-2 G6-3		B SI 94 C FF 93 B SL 84 B CH 88 C FF 94 X SL 83 3-2 41 HR 2-3 3-H 1B		4	1	1	1	0	1	3
41 Justin Bour, L (1, 3) OBP: 0.272, SLG: 0.430		S FF 92 F SI 92 B CH 86 B CH 87 F SI 93 S SL 87 2-3 K			B SL 86 X SI 91 1-0 HR		C SL 86 S SI 96 F SL 86 F SI 95 B SL 88 F SL 87 B SL 86 C SL 85 2-3 K	B CH 88 B FF 94 X SI 94 2-0 1-H 3-H HR		4	2	2	4	0	2	0
4 Luis Rengifo, S (1, 6) OBP: 0.311, SLG: 0.367		C FF 93 B SL 87 C SL 88 B FF 93 S CU 77 2-3 K			B CU 75 B CU 76 F FF 92 C SL 87 C SI 93 2-3 K		X SI 96 0-0 G5-3	C FF 93 X SL 79 0-1 G4-3		4	0	0	0	0	2	0
13 Dustin Garneau, R (1, 2) OBP: 0.429, SLG: 0.357			B SL 86 F FF 91 B FF 92 F SI 92 B CH 85 X FF 92 3-2 P3		B FF 92 C SI 93 F FF 92 B CH 86 B CH 86 X SI 93 3-2 E4 9 G4-6-3		B SL 87 C SL 85 B SL 86 S SL 85 B SL 86 B SL 86 4-2 BB			2	0	0	0	1	0	0
Inning Stats	R: 0 H: 2 E: 0 LOB: 2 K: 0 BB: 0 S: 11 P: 13	R: 0 H: 0 E: 0 LOB: 0 K: 3 BB: 0 S: 10 P: 15	R: 0 H: 0 E: 0 LOB: 0 K: 0 BB: 0 S: 7 P: 12	R: 0 H: 1 E: 0 LOB: 1 K: 1 BB: 0 S: 12 P: 20	R: 1 H: 1 E: 1 LOB: 0 K: 1 BB: 0 S: 9 P: 16	R: 0 H: 0 E: 0 LOB: 2 K: 2 BB: 2 S: 14 P: 26	R: 0 H: 0 E: 0 LOB: 1 K: 1 BB: 1 S: 12 P: 20	R: 4 H: 3 E: 1 LOB: 0 K: 1 BB: 1 S: 16 P: 30		1B: 4 SF: 0 2B: 1 SAC: 0 3B: 0 DP: 1 HR: 2 HBP: 0						

PITCHER		IP	WLS	BF	H	R	ER	SO	BB	IBB	HBP	BLK	WP	HR	S	P	ERA	WHIP
35 Tanner Roark, R ERA: 3.36	(1, 1)	5.1		22	4	1	1	6	2	0	0	0	0	1	57	95	1.69	1.125
50 Amir Garrett, L ERA: 1.8	(6, 1)	1.2		6	0	0	0	2	1	0	0	0	0	0	18	27	0.00	0.600
26 Raisel Iglesias, R ERA: 3.86	(8, 1)	1.0	L	7	3	4	4	1	1	0	0	0	0	1	16	30	36.00	4.000

PITCHER	IP	WLS	BF	H	R	ER	SO	BB	IBB	HBP	BLK	WP	HR	S	P	ERA	WHIP

BOTTOM

Cincinnati Reds @ Los Angeles Angels

Angel Stadium, Anaheim, CA

Wed Jun 26 2019, 5:09 PM - 7:51 PM PDT

Att. 35,272 - Clear - 73 F

livebaseballscorecards.com

AB	31
R	5
H	7
RBI	5
BB	4
SO	9
LOB	15

Batter	1	2	3	4	5	6	7	8	9	AB	R	H	RBI	BB	SO	LOB
10 Marcus Semien, R (1, 6) OBP: 0.353, SLG: 0.436	B FF 95 C SL 89 F CH 91 B SL 90 F FF 95 F FF 95 B SL 90 F SL 90 F SL 89 3-2 X FF 85 G5-3 ①		B CU 83 C SL 89 F CU 83 B FF 94 B CH 89 S CH 90 3-3 K ②			X CU 80 0-0 28 G4-6-3 1B		C SL 88 X FF 94 0-1 2-H 1B		4	0	2	1	0	1	0
26 Matt Chapman, R (1, 5) OBP: 0.354, SLG: 0.531	B CH 90 S SL 89 F FF 95 B SL 90 B SL 89 D SL 90 4-2 BB		B CU 84 F CH 89 B FF 94 S CH 89 B CH 90 S FF 94 3-3 K ③			C SL 89 C CH 88 S FF 94 0-3 K ①		S SL 85 X SL 87 0-1 G5-3 ③		3	0	0	0	1	2	2
28 Matt Olson, L (1, 3) OBP: 0.330, SLG: 0.531	B FF 94 F CH 89 B CH 89 S SL 89 F SL 89 S FF 94 2-3 K ②			C FF 94 B FF 94 B SL 87 X FF 94 2-1 HR		B CH 89 B SL 91 F CH 89 C CH 90 X CH 89 2-2 1-2f G4-6-3 ②③			C SL 86 B CH 88 X SL 87 1-1 L7 ①	4	1	1	1	0	1	2
2 Khris Davis, R (1, 10) OBP: 0.310, SLG: 0.461 18 Chad Pinder, R (9, PH) OBP: 0.307, SLG: 0.463	B FF 95 C FF 95 D SL 90 X SL 89 2-1 P6 ③			B FF 94 F SL 89 B FF 94 S SL 89 S SL 88 2-3 K ①			H FF 97 1-0 20 G6-4-3 HBP		B SL 86 S SL 88 F FF 94 X SL 87 1-2 F9 ②	2	0	0	0	0	1	1
										1	0	0	0	0	0	0
22 Ramón Laureano, R (1, 8) OBP: 0.305, SLG: 0.447		B CU 81 B CH 89 C FF 94 S FF 95 B CH 90 X SL 90 3-2 HR		C FF 94 X CH 90 0-1 F7 ②			B FF 94 B FF 96 X FF 96 2-0 L9 ①		F FF 94 X SL 86 0-1 F9 ③	4	1	1	1	0	0	1
20 Mark Canha, R (1, 9) OBP: 0.359, SLG: 0.500		C FF 94 C SL 90 B SL 90 X FF 94 1-2 P4 ①		S FF 94 C SL 89 B SL 89 B FF 95 S CH 90 2-3 K ③			B FF 96 B SL 86 X FF 96 2-0 1-2f G6-4-3 ②③			3	0	0	0	0	1	1
8 Robbie Grossman, S (1, 7) OBP: 0.329, SLG: 0.388		B FF 94 S CH 89 C SL 89 F FF 94 X SL 89 1-2 F7 ②			C CU 81 X FF 93 0-1 F7 ①			B FF 92 S SL 88 B SL 88 X FF 94 2-1 10 1B 2B		3	1	1	0	0	0	0
23 Jurickson Profar, S (1, 4) OBP: 0.278, SLG: 0.379		X FF 95 0-0 F9 ③			C CH 88 X FF 94 0-1 P1 ②			B FF 94 C SI 94 D CH 88 X FF 95 2-1 L8 ①		3	0	0	0	0	0	1
46 Beau Taylor, L (1, 2) OBP: 0.375, SLG: 0.526			B FF 92 C FF 94 C FF 94 B SL 90 X SL 90 2-2 G4-3 ①		F FF 94 S CH 89 X CH 90 0-2 G4-3 ③			F FF 95 B CH 88 B SI 96 B SI 95 S SL 88 X SL 88 3-2 G5-3 ②		3	0	0	0	0	0	1
Inning Stats	R: 0 E: 0 K: 1 S: 15 H: 0 LOB: 1 BB: 1 P: 26	R: 1 E: 0 K: 0 S: 11 H: 1 LOB: 0 BB: 0 P: 16	R: 0 E: 0 K: 2 S: 9 H: 0 LOB: 0 BB: 0 P: 17	R: 1 E: 0 K: 2 S: 10 H: 1 LOB: 0 BB: 0 P: 16	R: 0 E: 0 K: 0 S: 7 H: 0 LOB: 0 BB: 0 P: 7	R: 0 E: 0 K: 1 S: 7 H: 1 LOB: 0 BB: 0 P: 9	R: 0 E: 0 K: 0 S: 2 H: 0 LOB: 0 BB: 0 P: 7	R: 1 E: 0 K: 0 S: 11 H: 2 LOB: 1 BB: 0 P: 18	R: 0 E: 0 K: 0 S: 7 H: 0 LOB: 0 BB: 0 P: 9	1B: 2 2B: 1 3B: 0 HR: 2 SF: 0 SAC: 0 DP: 2 HBP: 1						

PITCHER		IP	WLS	BF	H	R	ER	SO	BB	IBB	HBP	BLK	WP	HR	S	P	ERA	WHIP
47 Griffin Canning, R ERA: 3.79	(1, 1)	6.0	W	21	3	2	2	6	1	0	0	0	0	2	59	91	3.00	0.667
40 Luis García, R ERA: 4.34	(7, 1)	1.0		3	0	0	0	0	0	0	1	0	0	0	2	7	0.00	0.000
39 Luke Bard, R ERA: 4.97	(8, 1)	2.0		8	2	1	1	0	0	0	0	0	0	0	18	27	4.50	1.000

PITCHER	IP	WLS	BF	H	R	ER	SO	BB	IBB	HBP	BLK	WP	HR	S	P	ERA	WHIP

TOP

Oakland Athletics @ Los Angeles Angels

Angel Stadium, Anaheim, CA

Thu Jun 27 2019, 7:11 PM - 9:53 PM PDT

Att. 40,231 - Clear - 72 F

livebaseballscorecards.com

AB	30
R	3
H	5
RBI	3
BB	1
SO	6
LOB	9

WP: 0 PB: 0 SB: 0 CS: 0 PA: 32

Batter	1	2	3	4	5	6	7	8	9	AB	R	H	RBI	BB	SO	LOB
9 Tommy La Stella, L (1, 5) OBP: 0.348, SLG: 0.498	B SI 93 B SI 93 B SI 93 C SI 93 X SI 93 3-1 ① L7		C SL 83 B CH 87 B SI 93 F CH 88 X CH 88 2-2 17 HR 1B C FF 88 X SL 79 0-1 ① F7			B SI 94 C SI 94 B SI 94 B FF 94 B SI 95 4-1 17 WP 27 1B BB		C SI 94 C SI 94 B SI 94 X CH 87 1-2 ③ FC6 1-2f		4	1	1	0	1	0	2
27 Mike Trout, R (1, 8) OBP: 0.458, SLG: 0.623	B FF 92 C SI 92 F FF 91 F SI 93 B SI 93 B SI 94 C FF 91 3-3 ② K		S FF 92 S FF 92 X FF 92 0-2 ① F9 B FF 91 B CH 83 B FF 90 C FF 89 F SL 86 F SL 86 X CH 84 3-2 ② L7			D SI 94 C SI 95 C FC 89 F FF 94 F SI 94 D FC 89 X SI 95 2-2 17 WP 1-2 3-H 1B				4	0	1	1	0	1	2
17 Shohei Ohtani, L (1, 10) OBP: 0.352, SLG: 0.519	B SL 84 B SI 93 S CH 87 B SI 94 F CH 88 C SI 93 3-3 ③ K		B SL 83 C SI 92 X SI 92 1-1 1-H HR B SL 85 F FF 91 C SL 80 F CU 77 D SL 84 S SL 82 2-3 ③ K			B SI 94 B SI 95 T SI 94 D SI 93 F SI 94 C SI 94 3-3 ③ K 1-2 2-3				4	1	1	2	0	3	3
8 Justin Upton, R (1, 7) OBP: 0.390, SLG: 0.583		X SI 94 0-0 56 WP 56 HR 1B C SI 91 X FF 91 0-1 56 WP 5 1B 1B			B CH 83 B SL 84 F SL 85 C FF 91 S CH 84 2-3 ① K		C SL 85 F SL 85 B SI 93 X SI 94 1-2 ① G5-3			4	2	2	0	0	1	0
56 Kole Calhoun, L (1, 9) OBP: 0.323, SLG: 0.471		B SI 92 D CH 86 B FF 92 C SI 92 F SI 93 F SI 92 X SI 92 3-2 1-H HR B FF 93 B FF 93 B SI 93 3-0 2 F9 5 1B 4 1B 1-3 IBB			B SL 85 C FF 91 C SL 79 S FF 92 1-3 ② K		S CH 85 X CH 87 0-1 ② G3			3	2	1	2	1	1	0
5 Albert Pujols, R (1, 3) OBP: 0.308, SLG: 0.442		B FF 93 S SI 93 B SI 94 C SI 93 S SI 92 X SI 93 3-2 ① G5-3 C FF 92 X FF 91 0-1 2 F9 4 1B 1-2 3-H 1B			C FF 91 F SL 88 B SL 85 B CH 84 X FF 94 2-2 ③ G3		C SI 94 B FF 93 S CH 87 S SI 94 1-3 ③ K			4	1	1	1	0	1	0
2 Andrelton Simmons, R (1, 6) OBP: 0.322, SLG: 0.411	C FF 90 C SL 86 B SI 93 B SI 93 C SI 93 2-3 ② K		B SI 92 X SI 92 1-0 ② F9 1-2 2-3			C SI 93 B SI 94 X SI 95 1-1 20 G4-6-3 4 1B 27 1B 1B		B SL 84 F SI 94 F SI 93 B SI 93 S SL 86 2-3 ① K		4	1	1	0	0	2	2
4 Luis Rengifo, S (1, 4) OBP: 0.322, SLG: 0.377	F SI 94 B CH 89 B FC 90 X CH 88 2-1 20 FC6-4 1B	X SI 93 0-0 20 CS 2-H 3-H 1B				1 SAFE B SI 92 B SI 93 C SI 93 F SI 94 B SI 94 X SI 94 3-2 20 G4-6-3 1-2 1B		B CH 86 X CH 86 1-0 ② L9		4	0	3	2	0	0	0
20 Jonathan Lucroy, R (1, 2) OBP: 0.314, SLG: 0.356		D SI 92 C SI 92 B SI 93 F SI 92 1 SAFE X SI 93 2-2 ③ FC6-4 1-2f 1 SAFE 0-0 ③ CS 1-2	X FF 90 0-0 1B			D SI 94 C SI 95 X SI 94 1-1 ① ② G4-6-3 1-2f 2-3		C SI 94 H SI 93 1-1 9 FC6 HBP		3	0	1	0	0	0	3
Inning Stats	R: 0 E: 0 K: 2 S: 9 H: 0 LOB: 0 BB: 0 P: 18	R: 2 E: 0 K: 1 S: 16 H: 3 LOB: 1 BB: 0 P: 28	R: 5 E: 0 K: 0 S: 14 H: 5 LOB: 0 BB: 1 P: 21	R: 0 E: 0 K: 1 S: 11 H: 1 LOB: 1 BB: 0 P: 16	R: 0 E: 0 K: 2 S: 9 H: 0 LOB: 0 BB: 0 P: 14	R: 1 E: 0 K: 1 S: 16 H: 3 LOB: 2 BB: 1 P: 30	R: 0 E: 0 K: 1 S: 8 H: 0 LOB: 0 BB: 0 P: 10	R: 0 E: 0 K: 1 S: 8 H: 0 LOB: 1 BB: 0 P: 13		1B: 10 2B: 0 3B: 0 HR: 2 SF: 0 SAC: 0 DP: 1 HBP: 1					WP: 4 PB: 0 SB: 0 CS: 1 PA: 38	

PITCHER	IP	WLS	BF	H	R	ER	SO	BB	IBB	HBP	BLK	WP	HR	S	P	ERA	WHIP
53 Tanner Anderson, R (1, 1) ERA: 7.13	2.2	L	17	8	7	7	3	0	1	0	0	2	2	39	67	23.62	3.000
61 Wei-Chung Wang, L (3, 1) ERA: 1.8	2.1		7	1	0	0	3	0	0	0	0	0	0	20	30	0.00	0.429
54 Brian Schlitter, R (6, 1) ERA: 6.0	1.0		6	3	1	1	1	1	0	0	0	1	0	16	30	9.00	4.000
35 Aaron Brooks, R (7, 1) ERA: 5.03	2.0		7	0	0	0	2	0	0	1	0	0	0	16	23	0.00	0.000

PITCHER	IP	WLS	BF	H	R	ER	SO	BB	IBB	HBP	BLK	WP	HR	S	P	ERA	WHIP

BOTTOM

Oakland Athletics @ Los Angeles Angels

Angel Stadium, Anaheim, CA

Thu Jun 27 2019, 7:11 PM - 9:53 PM PDT

Att. 40,231 - Clear - 72 F

livebaseballscorecards.com

AB	34
R	8
H	12
RBI	8
BB	2
SO	9
LOB	12

Batter	1	2	3	4	5	6	7	8	9	AB	R	H	RBI	BB	SO	LOB
10 Marcus Semien, R (1, 6) OBP: 0.353, SLG: 0.434	C CU 76 B CH 84 F CH 84 S FF 91 1-3 ① K		C SI 92 B CH 85 B CH 84 S SI 94 S SL 84 2-3 ② K		X CH 82 0-0 ② F9		B SI 94 S SL 86 B FF 93 X SL 86 2-1 20 WP 20 BLK 20 HR 1B		B SL 86 B SL 84 F FF 96 B SL 84 B FF 95 4-1 BB	4	1	1	0	1	2	0
20 Mark Canha, R (1, 10) OBP: 0.366, SLG: 0.521	F FF 90 C CH 85 B CU 78 F CU 77 B FF 90 F CH 84 B FF 90 B CU 78 4-2 28 HR BB		C CH 84 C SI 93 X SL 84 0-2 26 BB 28 HR 1B		C SI 92 B CH 84 S SI 93 B SI 92 F CH 85 X SL 83 2-2 ③ G6-3		B SL 87 C SL 85 S FF 93 X FF 94 1-2 1-H HR		F FF 95 X SL 85 0-1 ③ F8	4	3	2	2	1	0	1
26 Matt Chapman, R (1, 5) OBP: 0.353, SLG: 0.526	C CH 84 B CH 84 1 SAFE B CU 78 B CH 84 S FF 90 C FF 89 3-3 ② K		B SI 92 B SI 92 F SL 83 B CH 84 B SI 92 4-1 28 HR 1-2 BB			C CH 80 B SL 81 X SL 81 1-1 ① G6-3	B SL 88 C FF 93 B SL 87 S FF 93 B SL 88 C SL 87 3-3 ③ K			3	1	0	0	1	2	1
28 Matt Olson, L (1, 3) OBP: 0.343, SLG: 0.571	C CH 85 X FF 89 0-1 1-H HR		C CH 85 D CH 85 F CH 85 F SL 84 D SL 83 B SI 92 X SL 84 3-2 1-H 2-H HR			F SI 90 B CH 84 B SI 90 B SI 89 F CH 82 B SL 83 4-2 22 WP BB		C SI 97 X FS 86 0-1 1B		3	2	3	5	1	0	0
22 Ramón Laureano, R (1, 8) OBP: 0.304, SLG: 0.443	C CH 84 S FF 89 B FF 89 B CU 78 F CH 84 S CH 84 2-3 ③ K		C SI 93 B SI 93 S SL 84 S SL 84 1-3 ③ K			F SI 90 B SI 91 F SL 83 B SL 81 B SI 92 F SI 91 B SI 92 4-2 1-2 BB		B FF 97 C FF 97 X SL 85 1-1 ① P6		3	0	0	0	1	2	1
25 Stephen Piscotty, R (1, 9) OBP: 0.302, SLG: 0.390		F SI 90 B CH 83 F SI 93 S SL 82 1-3 ① K	C SL 81 S CH 83 X SI 92 0-2 ① L8			F SI 91 F SI 92 F SL 82 S SL 82 0-3 ② K		B SI 95 S FF 98 F SL 85 X SL 86 1-2 ② F7		4	0	0	0	0	2	3
8 Robbie Grossman, S (1, 7) OBP: 0.328, SLG: 0.382		F SI 92 S CH 85 B CH 86 S SL 83 1-3 ② K2-3	B CH 85 B CH 82 C SI 93 B SI 92 B SI 93 4-1 23 CS BB			B CH 84 B SI 90 B CH 82 C SI 91 F SI 91 X SL 80 3-2 ③ P5		C SI 98 B FS 87 X FS 86 1-1 ③ L8		3	0	0	0	1	1	3
23 Jurickson Profar, S (1, 4) OBP: 0.275, SLG: 0.374		S CH 85 C SI 93 X SL 84 0-2 ③ F9	1 SAFE F SI 92 1 SAFE C CH 83 B SI 91 S SL 84 1-3 ② ③ K 1-2				S SL 86 B CH 87 X FF 92 1-1 ① G6-3		F FF 96 X SL 84 0-1 ① F7	4	0	0	0	0	1	1
19 Josh Phegley, R (1, 2) OBP: 0.296, SLG: 0.468			C SI 92 C CH 83 S SL 83 0-3 ① K		B SL 81 X SI 91 1-0 ① L8		C FF 93 S CH 87 B SL 86 X FF 93 1-2 ② L6		S SL 85 B SL 84 B FF 96 F FF 96 X SL 87 2-2 ② F9	4	0	0	0	0	1	0
Inning Stats	R: 2 E: 0 K: 3 S: 16 H: 1 LOB: 0 BB: 1 P: 26	R: 0 E: 0 K: 2 S: 9 H: 0 LOB: 0 BB: 0 P: 11	R: 3 E: 0 K: 3 S: 17 H: 2 LOB: 0 BB: 1 P: 27	R: 0 E: 0 K: 1 S: 7 H: 0 LOB: 0 BB: 1 P: 12	R: 0 E: 0 K: 0 S: 6 H: 0 LOB: 0 BB: 0 P: 9	R: 0 E: 0 K: 1 S: 14 H: 0 LOB: 2 BB: 2 P: 26	R: 2 E: 0 K: 1 S: 13 H: 2 LOB: 0 BB: 0 P: 21	R: 0 E: 0 K: 0 S: 9 H: 1 LOB: 1 BB: 0 P: 12	R: 0 E: 0 K: 0 S: 8 H: 0 LOB: 1 BB: 1 P: 14	1B: 3 2B: 0 3B: 0 HR: 3 SF: 0 SAC: 0 DP: 0 HBP: 0				WP: 2 PB: 0 SB: 0 CS: 1		PA: 38

PITCHER		IP	WLS	BF	H	R	ER	SO	BB	IBB	HBP	BLK	WP	HR	S	P	ERA	WHIP
24 Noé Ramirez, R ERA: 3.32	(1, 1)	1.0	L	5	1	2	2	3	1	0	0	0	0	1	16	26	18.00	2.000
64 Félix Peña, R ERA: 4.73	(2, 1)	5.0		20	2	3	3	7	4	0	0	0	1	1	53	85	5.40	1.200
39 Luke Bard, R ERA: 5.47	(7, 1)	1.0		5	2	2	2	1	0	0	0	1	1	1	13	21	18.00	2.000
40 Luis García, R ERA: 4.2	(8, 1)	1.0		4	1	0	0	0	0	0	0	0	0	0	9	12	0.00	1.000
38 Justin Anderson, R ERA: 3.77	(9, 1)	1.0		4	0	0	0	0	1	0	0	0	0	0	8	14	0.00	1.000

PITCHER	IP	WLS	BF	H	R	ER	SO	BB	IBB	HBP	BLK	WP	HR	S	P	ERA	WHIP

TOP

Oakland Athletics @ Los Angeles Angels

Angel Stadium, Anaheim, CA

Fri Jun 28 2019, 7:09 PM - 10:24 PM PDT

Att. 41,913 - Clear - 75 F

livebaseballscorecards.com

AB	32
R	7
H	6
RBI	7
BB	6
SO	11
LOB	10

Oakland Athletics @ Los Angeles Angels

Angel Stadium, Anaheim, CA

Fri Jun 28 2019, 7:09 PM - 10:24 PM PDT

Att. 41,913 - Clear - 75 F

livebaseballscorecards.com

BOTTOM

Batter	1	2	3	4	5	6	7	8	9	AB	R	H	RBI	BB	SO	LOB
9 Tommy La Stella, L (1, 4) OBP: 0.349, SLG: 0.496	C FF 87 B FF 89 F FF 90 X CU 74 1-2 1B		B SI 90 C CH 82 B SL 87 B SL 88 F FF 90 X CH 85 3-2 ② G6-3		B CU 75 C SL 88 B CU 76 C SL 89 X CH 85 2-2 ③ G6-3		C FF 91 C FF 91 F FF 93 B SL 80 X SL 86 1-2 1-2 1B		B FF 98 C FF 97 X CH 88 1-1 ③ F7	5	0	2	0	0	0	1
27 Mike Trout, R (1, 8) OBP: 0.453, SLG: 0.614	X FF 90 0-0 ① F7		B SI 91 B FF 92 B FF 92 C FF 88 X FF 92 3-1 ③ F7			C SI 89 F CU 73 B FF 91 B CH 80 T SL 84 2-2 ① K	B FF 88 X FF 89 1-0 ③ P2			4	0	0	0	0	1	3
17 Shohei Ohtani, L (1, 10) OBP: 0.360, SLG: 0.530	B FF 92 C CH 84 F CU 75 X FF 91 1-2 ② L7			C CH 84 S CU 74 X CH 84 0-2 1B		S SL 86 B SL 87 F CH 82 B FF 92 B SI 89 X FF 91 3-2 5 WP 5 1B 1B		B FC 89 C FF 92 B FC 90 F FF 92 B FF 93 X FF 93 3-2 5 FC5 2B		4	1	3	0	0	0	1
56 Kole Calhoun, L (1, 9) OBP: 0.319, SLG: 0.465	B SL 86 X SL 87 1-0 ③ F9			F SL 88 B SI 92 B SI 92 C SI 91 S CU 75 2-3 ① K		C SI 91 B CH 84 F CH 83 S FF 93 1-3 ② K		C FF 93 X FF 92 0-1 ① L4		4	0	0	0	0	2	4
5 Albert Pujols, R (1, 3) OBP: 0.307, SLG: 0.439		B FF 89 X FF 89 1-0 ① L8		B SL 86 C SL 85 X SI 93 1-1 ② F8		C SI 84 F FF 92 B SL 85 B CH 80 D CU 74 F CH 85 X CH 85 3-2 1-H 1B		C FF 93 X FF 92 0-1 2-3 ② FC5		4	0	1	1	0	0	2
18 Brian Goodwin, L (1, 7) OBP: 0.338, SLG: 0.442		C FF 90 X CH 82 0-1 ② L9		X SL 87 0-0 ③ P6		C SI 91 F SL 87 F FF 93 T FF 92 0-2 ③ K		F FF 92 X CU 79 0-1 ③ G4-3		4	0	0	0	0	1	3
6 David Fletcher, R (1, 5) OBP: 0.356, SLG: 0.410		C FF 86 B SL 82 C SL 83 X FF 92 1-2 1B			B FF 89 C FF 91 B SI 91 C CH 85 B CU 74 B CH 86 4-2 4 FC3-6 BB		B FF 90 F SL 86 X FF 91 1-1 ① G6-3		B FF 98 C FF 98 B FC 92 B FF 98 C FF 98 B FF 97 4-2 4 G3 4 PB 20 SF8 BB	2	1	1	0	2	0	0
4 Luis Rengifo, S (1, 6) OBP: 0.320, SLG: 0.374		C FF 88 1 SAFE B CH 84 1 SAFE F CU 75 X CU 75 1-2 ③ G3			C SI 92 F CU 74 1 SAFE F FF 92 X FF 92 0-2 ① FC3-6 1-2f		S FF 90 C FF 91 B FF 91 X FF 92 1-2 9 1B 1B		B FF 98 C FF 98 B SI 97 B FF 98 C FC 91 X FC 92 3-2 ① G3 1-3	4	0	1	0	0	0	3
20 Jonathan Lucroy, R (1, 2) OBP: 0.309, SLG: 0.352			C FF 87 C CU 72 X FF 91 0-2 ① L4		B SI 90 C SI 91 F SI 92 D CU 76 1 SAFE 1 SAFE X SI 92 2-2 ② F8		C FF 90 X SI 91 0-1 ② F9		C FF 98 S FC 92 X FF 98 0-2 ② SF8 3-H	3	0	0	1	0	0	2
Inning Stats	R: 0 H: 1 E: 0 LOB: 1 K: 0 BB: 0 S: 8 P: 11	R: 0 H: 1 E: 0 LOB: 1 K: 0 BB: 0 S: 9 P: 12	R: 0 H: 0 E: 0 LOB: 0 K: 0 BB: 0 S: 8 P: 14	R: 0 H: 1 E: 0 LOB: 1 K: 1 BB: 0 S: 9 P: 12	R: 0 H: 0 E: 0 LOB: 1 K: 0 BB: 1 S: 12 P: 20	R: 1 H: 2 E: 0 LOB: 1 K: 3 BB: 0 S: 17 P: 26	R: 0 H: 2 E: 0 LOB: 2 K: 0 BB: 0 S: 12 P: 16	R: 0 H: 1 E: 0 LOB: 1 K: 0 BB: 0 S: 9 P: 12	R: 1 H: 0 E: 0 LOB: 0 K: 0 BB: 1 S: 10 P: 18	1B: 7 SF: 1 2B: 1 SAC: 0 3B: 0 DP: 0 HR: 0 HBP: 0						

	AB	34
	R	2
	H	8
	RBI	2
	BB	2
	SO	4
	LOB	19

WP: 1 PA: 37
PB: 1
SB: 0
CS: 0

PITCHER		IP	WLS	BF	H	R	ER	SO	BB	IBB	HBP	BLK	WP	HR	S	P	ERA	WHIP
50 Mike Fiers, R ERA: 4.01	(1, 1)	6.2	W	27	6	1	1	4	1	0	0	0	1	0	70	104	1.35	1.050
61 Wei-Chung Wang, L ERA: 1.8	(7, 1)	0.0		1	1	0	0	0	0	0	0	0	0	0	4	5	∞	∞
36 Yusmeiro Petit, R ERA: 2.58	(7, 1)	0.1		1	0	0	0	0	0	0	0	0	0	0	1	2	0.00	0.000
52 Ryan Buchter, L ERA: 3.52	(8, 1)	1.0		4	1	0	0	0	0	0	0	0	0	0	9	12	0.00	1.000
62 Lou Trivino, R ERA: 4.74	(9, 1)	1.0		4	0	1	0	0	1	0	0	0	0	0	10	18	0.00	1.000

PITCHER	IP	WLS	BF	H	R	ER	SO	BB	IBB	HBP	BLK	WP	HR	S	P	ERA	WHIP

Oakland Athletics @ Los Angeles Angels

Angel Stadium, Anaheim, CA

Sat Jun 29 2019, 7:09 PM - 9:53 PM PDT

Att. 41,447 - Partly Cloudy - 76 F

livebaseballscorecards.com

TOP

Batter	1	2	3	4	5	6	7	8	9	AB	R	H	RBI	BB	SO	LOB
10 Marcus Semien, R (1, 6) OBP: 0.351, SLG: 0.434	G4-3		G5-3		26 HR 2B (3-H)		G4-6-3 (1-2f)		F8	5	1	1	1	0	0	2
26 Matt Chapman, R (1, 5) OBP: 0.355, SLG: 0.533	BB		K		HR (2-H)		L5			3	1	1	2	1	1	0
28 Matt Olson, L (1, 3) OBP: 0.336, SLG: 0.559	F9			L8	K			K		4	0	0	0	0	2	1
20 Mark Canha, R (1, 10) OBP: 0.364, SLG: 0.514	K			18 E 1B	G5-3			E6 18 G5-3		4	0	1	0	0	1	1
18 Chad Pinder, R (1, 7) (6, 9) OBP: 0.301, SLG: 0.453		K		FC4 (1-3)		K		G5-3 (1-2)		4	0	0	0	0	2	2
22 Ramón Laureano, R (1, 8) OBP: 0.304, SLG: 0.439		K		25 G6-4-3 BB		F7		K		3	0	0	0	1	2	1
25 Stephen Piscotty, R (1, 9) OBP: 0.306, SLG: 0.391		BB		G6-4-3 (1-2f)		1B			19 CS 1B	2	0	1	0	1	0	3
8 Robbie Grossman, S (6, 7) OBP: 0.331, SLG: 0.385										1	0	1	0	0	0	0
23 Jurickson Profar, S (1, 4) OBP: 0.277, SLG: 0.377		K			19 G6-3 10 2B 19 BLK BB		19 1B 2B		K	3	2	1	0	1	2	2
19 Josh Phegley, R (1, 2) OBP: 0.300, SLG: 0.469			G6-3		G6-3 (1-3)		10 G4-6-3 (2-H) 1B		1B	4	0	2	1	0	0	1
Inning Stats	R: 0 E: 0 K: 1 S: 14 / H: 0 LOB: 1 BB: 1 P: 23	R: 0 E: 0 K: 3 S: 10 / H: 0 LOB: 1 BB: 1 P: 16	R: 0 E: 0 K: 1 S: 9 / H: 0 LOB: 0 BB: 0 P: 13	R: 0 E: 1 K: 0 S: 13 / H: 1 LOB: 2 BB: 1 P: 27	R: 3 E: 0 K: 1 S: 12 / H: 2 LOB: 0 BB: 1 P: 20	R: 0 E: 0 K: 1 S: 7 / H: 1 LOB: 1 BB: 0 P: 12	R: 1 E: 0 K: 0 S: 15 / H: 2 LOB: 0 BB: 0 P: 19	R: 0 E: 1 K: 2 S: 9 / H: 0 LOB: 1 BB: 0 P: 16	R: 0 E: 0 K: 1 S: 11 / H: 2 LOB: 1 BB: 0 P: 19	1B: 5 2B: 2 3B: 0 HR: 1 / SF: 0 SAC: 0 DP: 2 HBP: 0							

	AB	33
	R	4
	H	8
	RBI	4
	BB	4
	SO	10
	LOB	13

WP: 0 PB: 0 SB: 0 CS: 1 / PA: 37

PITCHER		IP	WLS	BF	H	R	ER	SO	BB	IBB	HBP	BLK	WP	HR	S	P	ERA	WHIP
45 Tyler Skaggs, L ERA: 4.29	(1, 1)	4.1	L	19	2	2	2	5	4	0	0	1	0	0	52	91	4.15	1.385
53 Trevor Cahill, R ERA: 6.93	(5, 1)	2.2		10	4	2	2	2	0	0	0	0	0	1	28	39	6.75	1.500
40 Luis García, R ERA: 4.06	(8, 1)	1.0		4	0	0	0	2	0	0	0	0	0	0	9	16	0.00	0.000
57 Hansel Robles, R ERA: 3.11	(9, 1)	1.0		4	2	0	0	1	0	0	0	0	0	0	11	19	0.00	2.000

PITCHER	IP	WLS	BF	H	R	ER	SO	BB	IBB	HBP	BLK	WP	HR	S	P	ERA	WHIP

BOTTOM

Oakland Athletics @ Los Angeles Angels

Angel Stadium, Anaheim, CA

Sat Jun 29 2019, 7:09 PM - 9:53 PM PDT

Att. 41,447 - Partly Cloudy - 76 F

livebaseballscorecards.com

Batter	1	2	3	4	5	6	7	8	9	AB	R	H	RBI	BB	SO	LOB
6 David Fletcher, R (1, 5) OBP: 0.354, SLG: 0.405	C SI 90 C SI 92 F SI 92 B FF 90 B SL 82 C SL 81 2-3 ① K			C SI 91 B SL 83 X SL 82 1-1 ① G6-3		B KC 75 B SI 93 B SI 90 C FF 92 B SI 91 4-1 BB			C FF 96 C SL 89 B SL 90 B CU 84 F FF 97 F FF 98 B FF 96 X FF 96 3-2 ① L7	3	0	0	0	1	1	0
27 Mike Trout, R (1, 8) OBP: 0.454, SLG: 0.611	C SI 93 X FF 91 0-1 ② F8			B FF 90 S CH 84 B SI 93 C SL 84 B SI 93 B SL 83 4-2 BB		C CH 84 X SI 92 0-1 ③ L8			B FF 96 X FF 97 1-0 1B	3	0	1	0	1	0	1
17 Shohei Ohtani, L (1, 10) OBP: 0.353, SLG: 0.518	X SI 92 0-0 ③ G6-3			B SI 92 F SI 92 B FF 91 F FF 90 F SI 93 S SI 94 2-3 ② K			B FF 87 C SL 81 F SI 89 X CH 81 1-2 ① P5		F FF 97 F FF 97 F FF 98 S CU 84 0-3 ② K	4	0	0	0	0	2	2
8 Justin Upton, R (1, 7) OBP: 0.356, SLG: 0.525		C SI 90 S CH 82 B SI 91 F SI 92 X SL 83 1-2 ① F7		C CH 86 X SI 93 0-1 ③ L7			B SI 89 S CH 84 C SL 81 F CH 84 B SL 81 B SI 92 X CH 85 3-2 ② F8		C FF 97 S FF 97 C FF 98 0-3 ③ K	4	0	0	0	0	1	2
2 Andrelton Simmons, R (1, 6) OBP: 0.322, SLG: 0.410		S SI 91 F SI 92 F SI 93 F FF 91 B CH 86 X CH 86 1-2 ② G5-3			B SI 90 B SI 91 B SI 91 C SI 91 C SI 91 X SI 92 3-2 56 L3 1B		B KC 74 C SI 89 X CH 84 1-1 ③ G6-3			3	0	1	0	0	0	0
5 Albert Pujols, R (1, 3) OBP: 0.304, SLG: 0.433		B SI 92 C CH 86 F SI 93 F FF 91 S SL 84 1-3 ③ K			B SI 92 C CH 85 X SI 92 1-1 ① F9			C SI 87 X CH 82 0-1 ① L8		3	0	0	0	0	1	1
56 Kole Calhoun, L (1, 9) OBP: 0.316, SLG: 0.460			B FF 90 B SI 90 X SI 91 2-0 ① G3		X SI 91 0-0 ②③ L3 1-1			B FF 84 B SI 90 X SI 89 2-0 ② G4-3		3	0	0	0	0	0	1
4 Luis Rengifo, S (1, 4) OBP: 0.320, SLG: 0.380			F SI 91 B SI 92 S CH 86 X SI 93 1-2 ② G1-4-3			B SI 90 B FF 89 B SI 90 C FF 90 X SI 91 3-1 ① G5-3		C SI 88 F CH 83 B SL 80 B CH 82 X SL 81 2-2 2B		3	0	1	0	0	0	0
13 Dustin Garneau, R (1, 2) OBP: 0.405, SLG: 0.333 18 Brian Goodwin, L (8, PH) OBP: 0.336, SLG: 0.440 20 Jonathan Lucroy, R (9, 2) OBP: 0.309, SLG: 0.352			C SI 93 B SI 93 B SL 84 X SI 92 2-1 ③ G6-3			X SI 91 0-0 ② P3		C FF 96 B FF 96 F FF 97 X FF 97 1-2 ③ P2		2 1 0	0 0 0	0 0 0	0 0 0	0 0 0	0 0 0	0 1 0
Inning Stats	R: 0 E: 0 K: 1 S: 7 H: 0 LOB: 0 BB: 0 P: 9	R: 0 E: 0 K: 1 S: 13 H: 0 LOB: 0 BB: 0 P: 16	R: 0 E: 0 K: 0 S: 6 H: 0 LOB: 0 BB: 0 P: 11	R: 0 E: 0 K: 1 S: 10 H: 0 LOB: 1 BB: 1 P: 17	R: 0 E: 0 K: 0 S: 6 H: 1 LOB: 0 BB: 0 P: 10	R: 0 E: 0 K: 0 S: 6 H: 0 LOB: 1 BB: 1 P: 13	R: 0 E: 0 K: 0 S: 9 H: 0 LOB: 0 BB: 0 P: 14	R: 0 E: 0 K: 0 S: 9 H: 1 LOB: 1 BB: 0 P: 14	R: 0 E: 0 K: 2 S: 13 H: 1 LOB: 1 BB: 0 P: 17	1B: 2 2B: 2 3B: 0 HR: 0 SF: 0 SAC: 0 DP: 1 HBP: 0						

	AB	29
	R	0
	H	3
	RBI	0
	BB	2
	SO	5
	LOB	8

PITCHER		IP	WLS	BF	H	R	ER	SO	BB	IBB	HBP	BLK	WP	HR	S	P	ERA	WHIP
30 Brett Anderson, L ERA: 3.92	(1, 1)	7.2	W	26	2	0	0	3	2	0	0	0	0	0	63	100	0.00	0.522
16 Liam Hendriks, R ERA: 1.35	(8, 1)	1.1		5	1	0	0	2	0	0	0	0	0	0	16	21	0.00	0.750

PITCHER	IP	WLS	BF	H	R	ER	SO	BB	IBB	HBP	BLK	WP	HR	S	P	ERA	WHIP

Batter	1	2	3	4	5	6	7	8	9	AB	R	H	RBI	BB	SO	LOB
10 Marcus Semien, R (1, 6) OBP: 0.352, SLG: 0.434	B SI 92 F SI 91 C CH 84 B CU 80 B CU 80 X SI 93 3-2 F9 ①		F SI 92 F CH 84 F SI 94 B CU 82 S CH 85 1-3 K ②		B SI 92 C SI 93 X CU 79 1-1 26 HR 1-3 2B		C FF 89 B CU 78 F CU 77 X CH 85 1-2 G5-4-3 ②③ 1-2f	B SL 85 B FF 96 B SL 88 S FF 95 F FF 96 F SL 88 F FF 96 B SL 89 4-2 26 2B BB		4	2	1	0	1	1	1
26 Matt Chapman, R (1, 5) OBP: 0.358, SLG: 0.553	B CU 77 X CH 84 1-0 P4 ②		F CH 85 B SI 94 S CU 78 B CH 86 B SI 95 X CH 83 3-2 F7 ③		F CH 85 S SI 92 D CU 81 X CH 86 1-2 2-H 3-H HR			1-0 22 1B 3B 2-2 2B		5	2	3	6	0	0	0
28 Matt Olson, L (1, 3) OBP: 0.333, SLG: 0.550	X SI 94 0-0 G4-3 ③			B CU 76 F CU 78 B CU 80 S SI 92 B CU 81 X SI 95 3-2 18 G5-4-3 20 BB 22 2B 1B	B SI 90 X SI 93 1-0 P6 ②			F9 ① G4-3		5	1	1	0	0	0	2
20 Mark Canha, R (1, 10) OBP: 0.376, SLG: 0.510		B SI 90 C SI 91 F CU 78 B SI 95 F CU 79 F CH 85 H CU 80 3-2 18 2B HBP		C SI 92 D CH 84 B CU 78 B SI 92 B SI 93 4-1 18 G5-4-3 1-2 BB	X CH 85 0-0 G6-3 ③			B SL 81 B FF 93 S FF 92 B SL 83 B FF 93 4-1 22 1B 1 E BB	B CU 77 B SL 90 B SL 90 B FF 90 4-0 18 G4-6-3 BB	1	2	0	0	3	0	0
18 Chad Pinder, R (1, 9) OBP: 0.298, SLG: 0.451		X SI 92 0-0 1-H 2B		S CH 84 B CU 78 F SI 92 B CU 78 X CH 84 2-2 G5-4-3 ①② 1-2f 2-3		B SI 91 S CH 82 F CH 84 F SI 93 F CU 79 T SI 94 1-2 K ①		M FF 93 1 SAFE 1 SAFE X SL 82 0-1 F9 ② F SL 85 X SL 92 0-1 G4-6-3 ①② 1-2f		5	0	1	1	0	1	5
22 Ramón Laureano, R (1, 8) OBP: 0.305, SLG: 0.441		L SI 90 S CH 85 F CH 84 B SI 95 C CU 79 1-3 K ①		S SI 93 S SI 94 X SI 94 0-2 3-H 2B		B CH 84 C CU 77 B CH 84 S SI 93 F CH 86 T SI 94 2-2 K ②		1 SAFE F FF 94 1 SAFE X FF 94 0-2 8 1B 1 E 19 E 1-3 3-H 1B	B CU 80 S FF 91 B SL 86 S FF 90 C FF 90 2-3 K ③	5	1	2	2	0	3	1
1 Franklin Barreto, R (1, 4)		S SI 93 S SI 94 B SI 94 S CU 80 1-3 K ②		C CH 85 C SI 93 F CU 81 X CH 85 0-2 G6-3 ③		C CU 79 S CH 85 S SI 95 0-3 K ③		B FF 92 X SL 83 1-0 E4 8 1B 19 E 1-2 3-H		4	1	0	0	0	2	3
8 Robbie Grossman, S (1, 7) OBP: 0.329, SLG: 0.383		B CU 78 F SI 94 F CH 86 B CU 80 F CH 85 C SI 94 2-3 K ③		F CU 76 S CH 82 B CH 84 X SI 94 1-2 L9 ①			C CU 76 C CH 85 X CH 85 0-2 L7 ①	D SL 82 C FF 92 X SL 81 1-1 19 E 26 2B 1-2 2-3 1B		4	1	1	0	0	1	1
19 Josh Phegley, R (1, 2) OBP: 0.304, SLG: 0.470			F SI 90 B CU 76 S CH 84 F SI 94 S CH 84 1-3 K ①		F SI 92 C CU 79 B SI 94 X CH 84 1-2 10 2B 26 HR 1B		C CU 76 B FF 89 X CH 83 1-1 10 G5-4-3 1B	X FF 96 0-0 E9 26 2B 1-3 2-H 3-H		4	2	2	0	0	1	1
Inning Stats	R: 0 E: 0 K: 0 S: 5 H: 0 LOB: 0 BB: 0 P: 9	R: 1 E: 0 K: 3 S: 16 H: 1 LOB: 1 BB: 0 P: 23	R: 0 E: 0 K: 2 S: 11 H: 0 LOB: 0 BB: 0 P: 16	R: 1 E: 0 K: 0 S: 14 H: 2 LOB: 1 BB: 1 P: 23	R: 3 E: 0 K: 0 S: 13 H: 3 LOB: 0 BB: 0 P: 18	R: 0 E: 0 K: 3 S: 12 H: 0 LOB: 0 BB: 0 P: 15	R: 0 E: 0 K: 0 S: 8 H: 1 LOB: 0 BB: 0 P: 10	R: 7 E: 2 K: 0 S: 25 H: 4 LOB: 1 BB: 2 P: 40	R: 0 E: 0 K: 1 S: 5 H: 0 LOB: 0 BB: 1 P: 11	1B: 5 2B: 4 3B: 1 HR: 1 SF: 0 SAC: 0 DP: 3 HBP: 1						

TOP

Oakland Athletics @ Los Angeles Angels

Angel Stadium, Anaheim, CA

Sun Jun 30 2019, 1:09 PM - 4:25 PM PDT

Att. 37,668 - Sunny - 84 F

livebaseballscorecards.com

AB	37
R	12
H	11
RBI	9
BB	4
SO	9
LOB	14

WP: 0 PA: 42
PB: 0
SB: 0
CS: 0

PITCHER		IP	WLS	BF	H	R	ER	SO	BB	IBB	HBP	BLK	WP	HR	S	P	ERA	WHIP
28 Andrew Heaney, L ERA: 5.4	(1, 1)	6.0	L	25	6	5	5	8	1	0	1	0	0	1	71	104	7.50	1.167
24 Noé Ramirez, R ERA: 3.24	(7, 1)	1.0		3	1	0	0	0	0	0	0	0	0	0	8	10	0.00	1.000
32 Cam Bedrosian, R ERA: 2.54	(8, 1)	0.2		7	3	5	1	0	1	0	0	0	0	0	11	19	13.50	6.000
38 Justin Anderson, R ERA: 3.77	(8, 1)	0.0		3	1	2	0	0	1	0	0	0	0	0	9	15	∞	∞
25 Jared Walsh, L ERA: 2.7	(8, 1)	1.1		4	0	0	0	1	1	0	0	0	0	0	10	17	0.00	0.750

PITCHER		IP	WLS	BF	H	R	ER	SO	BB	IBB	HBP	BLK	WP	HR	S	P	ERA	WHIP

BOTTOM

Oakland Athletics @ Los Angeles Angels

Angel Stadium, Anaheim, CA

Sun Jun 30 2019, 1:09 PM - 4:25 PM PDT

Att. 37,668 - Sunny - 84 F

livebaseballscorecards.com

Batter	1	2	3	4	5	6	7	8	9	AB	R	H	RBI	BB	SO	LOB
9 Tommy La Stella, L (1, 4) (9, 5) OBP: 0.356, SLG: 0.500	C SI 93 B FF 94 B SI 94 X SI 93 2-1 F7 ①		C SI 93 C CU 71 F CU 72 F FF 94 B FF 93 B SL 78 F FF 95 B SI 94 B FF 94 4-2 BB			C FC 87 X FC 86 0-1 27 1B 56 1B 1B	X FF 93 0-0 1-2 1B		C SI 94 D SL 87 X CH 86 1-1 1-2 2-3 1B	4	1	3	0	1	0	0
27 Mike Trout, R (1, 8) OBP: 0.452, SLG: 0.606 4 Luis Rengifo, S (9, 4) OBP: 0.318, SLG: 0.377	B FF 95 C FF 94 B FC 89 C SI 93 F SI 94 S FC 89 2-3 K ②		X FC 89 0-0 F7 ③			B SI 94 F FF 93 B FF 94 X SI 92 2-1 1-2 56 1B 1B	B FF 93 F FF 92 S SI 94 B FF 93 C SL 79 3-3 K ③		F SI 94 C SL 86 F SL 87 B SI 91 X SI 94 1-2 G1-2-3 ② ③ 3-Hf	4 1	0 0	1 0	0 0	0 0	2 0	3 3
17 Shohei Ohtani, L (1, 10) OBP: 0.356, SLG: 0.552	X SI 94 0-0 G4-3 ③			B CH 84 C FC 89 B SI 94 F SI 93 F CU 73 X CU 72 2-2 HR		T FF 94 F FF 94 F FF 96 B SI 96 C FC 89 1-3 K ①		B SI 92 B FF 91 X SI 92 2-0 HR		4	2	2	2	0	1	2
8 Justin Upton, R (1, 7) OBP: 0.347, SLG: 0.500		C FF 93 B SI 92 X FC 88 1-1 56 WP 1B		B FC 87 F FF 93 B SI 94 X SI 92 2-1 F7 ①		B FF 95 C FC 88 B SI 93 X FF 93 2-1 L7 ②		B SI 92 B SL 84 F FF 93 X SI 92 2-1 P4 ①		4	0	1	0	0	0	2
56 Kole Calhoun, L (1, 9) (9, 8) OBP: 0.315, SLG: 0.457		F FF 93 1 SAFE F SI 94 B CU 72 F FF 95 C FF 95 1-3 K 1-2 ①		X FC 90 0-0 G3 ②		F FC 88 B CU 71 B FC 89 X FC 88 2-1 1-2 2-H 1B		X SI 92 0-0 F7 ②		4	0	1	1	0	1	1
2 Andrelton Simmons, R (1, 6) OBP: 0.316, SLG: 0.402		X FF 93 0-0 F9 ②		B SI 93 S FC 88 F FC 88 S CU 72 1-3 K2-3 ③		F FF 90 D CU 77 X FF 89 1-1 F8 ③		B SL 87 F SI 93 X SI 93 1-1 G6-3 ③		4	0	0	0	0	1	3
41 Justin Bour, L (1, 3) OBP: 0.279, SLG: 0.427		C SI 95 B FF 94 S FC 90 F FC 90 S CU 72 1-3 K ③		B SI 94 B CH 85 S FC 87 F SI 94 X CU 71 2-2 L9 ①		B CH 80 C CH 80 B FF 89 C FF 88 B CU 77 B CH 80 4-2 9 1B BB		B SI 92 X SI 92 1-0 9 1B 6 E 4 G1-2-3 1B	3	0	1	0	1	1	1
6 David Fletcher, R (1, 5) (9, 9) OBP: 0.350, SLG: 0.399		B SI 93 B SI 93 C FF 92 B FC 88 C SI 93 X SI 93 3-2 P6 ①		C FC 87 B SI 94 B FC 87 S FF 93 X FC 83 2-2 L8 ②		B FC 86 C FC 86 X FF 89 1-1 F7 ①		C SI 93 X SI 93 0-1 FC4 9 1B 1-2	4	0	0	0	0	0	2
13 Dustin Garneau, R (1, 2) OBP: 0.385, SLG: 0.313 18 Brian Goodwin, L (7, PH) OBP: 0.335, SLG: 0.438 20 Jonathan Lucroy, R (8, 2) OBP: 0.308, SLG: 0.350		C SI 93 C CU 71 F SI 95 S CU 72 0-3 K2-3 ②		C FC 87 F FF 94 F FF 95 B FF 95 S CU 71 1-3 K ③		C CH 81 1 SAFE B FC 86 F FF 89 F CU 76 S CH 82 1-3 K ②		C FF 94 F SI 94 S SL 86 0-3 K ①	2 1 1	0 0 0	0 0 0	0 0 0	0 0 0	2 1 1	0 1 2
Inning Stats	R: 0 E: 0 K: 1 S: 7 H: 0 LOB: 0 BB: 0 P: 11	R: 0 E: 0 K: 2 S: 11 H: 1 LOB: 1 BB: 0 P: 14	R: 0 E: 0 K: 1 S: 13 H: 0 LOB: 1 BB: 1 P: 20	R: 1 E: 0 K: 1 S: 10 H: 1 LOB: 0 BB: 0 P: 15	R: 0 E: 0 K: 1 S: 10 H: 0 LOB: 0 BB: 0 P: 15	R: 1 E: 0 K: 1 S: 14 H: 3 LOB: 2 BB: 0 P: 22	R: 0 E: 0 K: 2 S: 12 H: 1 LOB: 2 BB: 1 P: 21	R: 1 E: 0 K: 0 S: 6 H: 1 LOB: 0 BB: 0 P: 11	R: 0 E: 1 K: 1 S: 12 H: 2 LOB: 2 BB: 0 P: 15	1B: 7 2B: 0 3B: 0 HR: 2 SF: 0 SAC: 0 DP: 1 HBP: 0						

	AB	36
	R	3
	H	9
	RBI	3
	BB	2
	SO	10
	LOB	20

WP: 1 PA: 38
PB: 0
SB: 0
CS: 0

PITCHER		IP	WLS	BF	H	R	ER	SO	BB	IBB	HBP	BLK	WP	HR	S	P	ERA	WHIP
40 Chris Bassitt, R ERA: 3.8	(1, 1)	5.2	W	23	5	2	2	7	1	0	0	0	1	1	63	94	3.18	1.059
36 Yusmeiro Petit, R ERA: 2.53	(6, 1)	1.0	H	4	0	0	0	1	1	0	0	0	0	0	10	17	0.00	1.000
61 Wei-Chung Wang, L ERA: 1.8	(7, 1)	0.0		1	1	0	0	0	0	0	0	0	0	0	1	1	∞	∞
48 Joakim Soria, R ERA: 4.74	(7, 1)	0.1	H	1	0	0	0	1	0	0	0	0	0	0	3	6	0.00	0.000
35 Aaron Brooks, R ERA: 5.01	(8, 1)	2.0		9	3	1	1	1	0	0	0	0	0	1	18	26	4.50	1.500

PITCHER	IP	WLS	BF	H	R	ER	SO	BB	IBB	HBP	BLK	WP	HR	S	P	ERA	WHIP

Los Angeles Angels @ Texas Rangers

Globe Life Park in Arlington, Arlington, TX

Tue Jul 02 2019, 8:10 PM - 12:19 AM EDT

Att. 20,931 - Clear - 90 F

TOP

livebaseballscorecards.com

Batter	1	2	3	4	5	6	7	8	9	AB	R	H	RBI	BB	SO	LOB
6 David Fletcher, R (1, 5) OBP: 0.353, SLG: 0.401	B FF 92 B FF 93 C FF 93 F SL 87 F FF 94 B SL 88 F FF 94 F CH 88 X CH 88 3-2 8 FC6-4 5 FC6-4 2B	B FF 92 F CH 87 X SL 86 1-1 E5 1-2 2-3			B CH 83 C CH 84 B SL 83 C CH 84 B FF 90 F CH 84 F CH 85 B FF 91 4-2 5 1B 8 BB 20 E BB	B FF 98 B FF 98 B FF 97 C FF 98 B FF 98 4-1 27 BB 8 1B BB	B FF 93 C FF 94 B CU 76 B FF 93 C FF 93 X FF 94 3-2 ① FC6-4 27 BB 1-2f 2-3	B SI 89 B CH 82 C FF 90 F FF 90 B SL 76 F FF 90 X FF 91 3-2 ② F7		4	3	1	0	2	0	6
27 Mike Trout, R (1, 10) OBP: 0.452, SLG: 0.599 (8, 8)	B SL 88 B FF 93 F FF 94 C SL 87 B CH 89 F FF 95 D SL 87 4-2 8 FC6-4 BB	B FF 92 B FF 93 B SL 86 C FF 92 X FF 93 3-1 ③ G6-3			C FF 92 B FF 93 F FF 92 X FF 92 1-2 ① F8	D SL 90 B FF 98 B FF 98 B FF 99 4-0 8 E 8 1B 41 1B 1-2 BB	B CU 75 B CU 76 F FF 94 F FF 93 B CU 77 F FF 94 B FF 94 4-2 1-2 BB	C FF 90 S FF 90 D SL 79 F FF 90 X SL 77 1-2 ③ P3		3	1	0	0	3	0	6
8 Justin Upton, R (1, 7) OBP: 0.345, SLG: 0.469	B CH 88 B CH 88 X FF 94 2-0 ① FC6-4 5 FC6-4 1-2f 2-3		F FF 91 F FF 92 B SL 85 F SL 86 B CH 87 F CH 86 B FF 93 F FF 92 F SL 86 3-2 ① X SL 86 F9		C CH 86 B CH 86 B FF 92 F FF 92 F CH 87 B SL 86 F CH 87 F FF 92 B CH 86 4-2 5 1B 20 1B 1-2 BB	C SL 89 B FF 99 S SL 89 F SL 90 X FF 99 1-2 E8 5 BB 41 1B 1-3 2-H 1B	C FF 94 B CU 77 C FF 94 C SL 85 1-3 ② K		C SI 88 B FF 88 S CH 81 1-3 ① K	5	2	1	1	1	2	5
5 Albert Pujols, R (1, 3) OBP: 0.304, SLG: 0.429 57 Hansel Robles, R (9, 1)	S FF 94 B FF 95 S FF 94 X FF 95 1-2 ② FC6-4 1-2f 3-H		C FF 92 F FF 92 S SL 87 0-3 ② K		B CU 80 F SL 86 F SI 94 F CU 82 F SL 85 X SL 84 1-2 20 E 20 1B 1-2 2-3 1B	B FF 96 B SL 80 B SL 82 B FF 97 4-0 41 1B 20 SF7 1-2 BB	C FF 94 S SL 86 F SL 85 S FF 93 0-3 ③ K		B CH 82 B SI 88 X SI 89 2-0 ② F8	5 0	1 0	1 0	1 0	1 0	2 0	4 0
9 Tommy La Stella, L (1, 4) OBP: 0.353, SLG: 0.495 41 Justin Bour, L (6, PH) OBP: 0.284, SLG: 0.432 2 Andrelton Simmons, R (6, PR) OBP: 0.317, SLG: 0.400 (6, 6)	C FF 94 X SL 88 0-1 ③ G3		C FF 92 C FF 92 F FF 92 S FF 92 1-3 ③ K		B SL 85 F SL 84 D FF 93 X FF 94 2-1 ② P5	B SI 96 B SI 96 C SI 97 C CH 89 D SL 85 F FF 97 X SI 97 3-2 20 S 1-3 2-H 3-H 1B		B SL 84 B FF 92 F FF 93 B FF 92 B SL 85 4-1 56 HR BB	B CH 82 F SI 89 B CH 82 B CH 83 S FF 90 X FF 89 3-2 ③ P3	3 1 1	0 0 1	0 1 0	0 2 0	0 0 1	1 0 0	4 0 0
20 Jonathan Lucroy, R (1, 2) OBP: 0.306, SLG: 0.348 (9, 3)		B FF 91 X FF 91 1-0 ① F7		C FF 90 C SL 84 B SL 86 F FF 92 B SL 86 F CH 85 S FF 93 2-3 ① K	B SI 94 D CU 82 C SI 93 C SI 94 F CU 82 X SI 95 2-2 E9 4 FC6-5 1-3 2-H 3-H 1B	C SL 82 F FF 98 B FF 98 X SL 83 1-2 ② SF7 1-2 3-H		C FF 93 F SL 84 C CU 76 0-3 ① K		4	0	1	3	0	2	1
56 Kole Calhoun, L (1, 9) OBP: 0.319, SLG: 0.471		F FF 93 B SL 86 B FF 93 X FF 92 2-1 6 E 2B		F FF 92 S KC 81 B FF 92 F SL 86 F SL 86 F FF 92 B KC 82 X FF 92 2-2 ② G4-3	F SL 85 D FF 95 B SL 85 S SL 84 B FF 95 D CU 81 4-2 BB	S CH 90 B CH 90 S FF 96 S FF 98 1-3 ③ K		B SL 84 B FF 92 X FF 93 2-0 1-H HR		4	1	2	2	1	1	2
4 Luis Rengifo, S (1, 6) OBP: 0.321, SLG: 0.370 (6, 4)		F FF 92 B FF 92 X KC 80 1-1 ② G1-3		F FF 91 H SL 86 1-1 HBP	B CU 80 C FF 95 B FF 94 F FF 93 X CU 81 2-2 ③ FC6-5 2-3f		B FF 94 C FF 94 C CU 78 B CU 78 B CU 78 B FF 94 4-2 6 FC6-4 18 HBP BB	X SI 89 0-0 E6 17 1B		3	0	0	0	1	0	4
18 Brian Goodwin, L (1, 8) OBP: 0.337, SLG: 0.434 17 Shohei Ohtani, L (8, PH) OBP: 0.359, SLG: 0.554 32 Cam Bedrosian, R (8, 1) 13 Dustin Garneau, R (9, 2) OBP: 0.385, SLG: 0.313		B SL 85 C SL 86 S SL 86 B FF 94 B SL 87 F SL 87 B FF 92 4-2 6 E BB		S FF 92 B SL 87 T FF 93 F KC 81 1 SAFE S FF 92 1-3 ③ K	S FF 90 B FF 92 X SL 83 1-1 ① L9	T FF 94 S SL 88 H FF 94 1-2 6 FC6-4 1-2 HBP	C FF 89 F FF 89 B SL 78 F SL 76 F FF 90 F SL 77 F FF 89 B SL 77 1 SAFE 2-2 X SL 77 1-2 1B		2 1 0 0	0 0 0 0	0 1 0 0	1 0 0 0	1 0 0 0	1 0 0 0	1 0 0 0
Inning Stats	R: 1 H: 1 E: 0 LOB: 1 K: 0 BB: 1 S: 15 P: 25	R: 0 H: 1 E: 1 LOB: 3 K: 0 BB: 1 S: 12 P: 24	R: 0 H: 0 E: 0 LOB: 0 K: 2 BB: 0 S: 14 P: 18	R: 0 H: 0 E: 0 LOB: 1 K: 2 BB: 0 S: 16 P: 22	R: 2 H: 2 E: 1 LOB: 3 K: 0 BB: 3 S: 28 P: 48	R: 4 H: 2 E: 1 LOB: 2 K: 1 BB: 3 S: 17 P: 36	R: 0 H: 0 E: 0 LOB: 3 K: 2 BB: 2 S: 17 P: 30	R: 2 H: 2 E: 1 LOB: 2 K: 1 BB: 1 S: 21 P: 33	R: 0 H: 0 E: 0 LOB: 0 K: 1 BB: 0 S: 7 P: 13	1B: 5 SF: 1 2B: 2 SAC: 0 3B: 0 DP: 0 HR: 1 HBP: 2						

AB	36
R	9
H	8
RBI	9
BB	11
SO	9
LOB	33

WP: 0 PA: 50
PB: 0
SB: 1
CS: 0

PITCHER		IP	WLS	BF	H	R	ER	SO	BB	IBB	HBP	BLK	WP	HR	S	P	ERA	WHIP
23 Mike Minor, L ERA: 2.54	(1, 1)	4.1		21	2	3	3	4	4	0	1	0	0	0	69	110	6.23	1.385
59 Brett Martin, L ERA: 4.08	(5, 1)	1.0		6	2	0	0	0	1	0	0	0	0	0	18	30	0.00	3.000
46 Pete Fairbanks, R ERA: 9.35	(6, 1)	0.0	L	3	1	1	1	0	2	0	0	0	0	0	5	14	∞	∞
25 José Leclerc, R ERA: 4.74	(6, 1)	0.2		4	1	3	3	1	1	0	0	0	0	0	10	19	40.50	3.000
44 Jesse Biddle, L ERA: 7.88	(7, 1)	1.1		9	1	2	2	3	3	0	1	0	0	1	22	41	13.50	3.000

PITCHER		IP	WLS	BF	H	R	ER	SO	BB	IBB	HBP	BLK	WP	HR	S	P	ERA	WHIP
45 Locke St. John, L ERA:	(8, 1)	1.2		7	1	0	0	1	0	0	0	0	0	0	23	35	0.00	0.600

Los Angeles Angels @ Texas Rangers

Globe Life Park in Arlington, Arlington, TX

Tue Jul 02 2019, 8:10 PM - 12:19 AM EDT

Att. 20,931 - Clear - 90 F

livebaseballscorecards.com

BOTTOM

Batter	1	2	3	4	5	6	7	8	9	AB	R	H	RBI	BB	SO	LOB
17 Shin-Soo Choo, L (1, 10) OBP: 0.376, SLG: 0.482	C FF 92 B FF 91 S FF 92 X CH 82 1-2 1 E 30 SF7 2B	C CU 78 F FF 93 B CU 79 S CH 82 1-3 ③ K		C FF 93 B CU 80 F CU 78 B FF 92 X CH 82 2-2 ③ G3-1			X SL 87 0-0 ② G4-3			4	1	1	0	0	1	0
3 Delino DeShields, R (1, 8) OBP: 0.356, SLG: 0.345	L FF 93 F CH 82 B FF 92 F CH 81 S CH 82 1-3 ① K	X CU 72 0-0 HR			C SI 93 X KC 79 0-1 ① G4-3		C FF 96 X SL 87 0-1 1B			4	1	2	1	0	1	1
1 Elvis Andrus, R (1, 6) OBP: 0.347, SLG: 0.456	B CH 82 B CH 82 C FF 94 B FF 93 X CH 83 3-1 E6 41 S 13 WP 2-3		C FF 92 X FF 92 0-1 41 WP 30 S 12 S 1B		C SI 93 B CH 84 B SI 94 B FC 86 C SI 93 B SI 93 4-2 13 CS BB		B FF 96 S FF 97 S FF 96 S SL 87 1-3 ③ K			3	1	1	0	1	1	2
13 Joey Gallo, L (1, 7) OBP: 0.423, SLG: 0.672	C FF 94 D CU 81 1 SAFE S CH 84 B CH 82 H FF 94 3-2 41 S 1-2 HBP		1 SAFE S FF 93 1 SAFE B FF 93 D CU 78 S CH 82 T CH 82 2-2 ① K		B SI 94 B CH 84 S CH 84 C CH 84 X FC 87 2-2 ② ③ G3-1 1-2			F FF 93 B SL 80 F SL 82 B FS 87 B FF 94 C FF 93 3-3 ① K		3	0	0	0	0	2	2
30 Nomar Mazara, L (1, 9) OBP: 0.317, SLG: 0.451	C SL 83 F CH 83 D CH 84 X FF 93 1-2 ② SF7 3-H		1 SAFE B FF 93 F FF 92 D CH 84 B CH 83 F FF 92 F SL 80 X FF 92 3-2 ② L7 1-2			B SI 92 C CH 84 X SI 92 2-1 12 WP 12 SF9 2B		C SL 81 B FF 93 B FF 94 S SL 83 B FF 93 X SL 81 3-2 ② G4-3		3	1	1	1	0	0	1
41 Logan Forsythe, R (1, 5) OBP: 0.363, SLG: 0.398	C FF 93 B FF 93 B CH 83 F CH 83 B CH 83 B CH 81 4-2 1-2 2-3 BB		B FF 92 B CH 81 C FF 92 B CH 83 S FF 92 D CH 81 4-2 12 S 2-3 BB			C SI 92 C SI 92 D KC 81 X SI 92 1-2 ① G6-3		B SL 81 F FF 93 B FF 92 X SL 81 2-1 ③ G5-3		2	0	0	0	2	0	1
12 Rougned Odor, L (1, 4) OBP: 0.259, SLG: 0.369	B FF 94 B FF 94 F FF 92 F CH 84 S SL 78 2-3 ③ K		B FF 93 B FF 90 C FF 92 S FF 90 B CU 76 T FF 91 3-2 ③ K 1-2 3-H			S SI 91 F CH 83 B FF 93 F CH 81 B KC 81 F CH 84 X FF 93 2-2 ② SF9 2-H			B SI 98 B SI 94 S FF 97 S CH 92 F CH 91 X FF 98 2-2 11 G4-6-3 1B	3	0	1	1	0	2	4
11 Ronald Guzmán, L (1, 3) OBP: 0.291, SLG: 0.427		B FF 92 F CU 77 B FF 91 B CU 77 F FF 92 X FF 91 3-2 ① F7		F CU 76 C FF 91 B FF 92 X CH 81 1-2 ① F8		B CH 83 B SI 94 F SI 93 B FC 88 X SI 93 3-1 ③ F7			F FF 97 X SI 96 0-1 ① ② G4-6-3 1-2f	4	0	0	0	0	0	1
2 Jeff Mathis, R (1, 2) OBP: 0.204, SLG: 0.213 5 Willie Calhoun, L (9, PH) OBP: 0.352, SLG: 0.567		S FF 92 S CH 83 F CH 84 S FF 93 0-3 ② K		B FF 92 F CH 81 F CH 81 B FF 91 B FF 90 F FF 91 S CH 81 3-3 ② K			C FF 95 F SL 87 S FF 96 0-3 ① K		C CH 91 X FF 99 0-1 ③ P4	3 1	0 0	0 0	0 0	0 0	3 0	0 0
Inning Stats	R: 1 E: 1 K: 2 S: 19 H: 1 LOB: 3 BB: 1 P: 34	R: 0 E: 0 K: 2 S: 10 H: 0 LOB: 0 BB: 0 P: 14	R: 2 E: 0 K: 2 S: 15 H: 2 LOB: 1 BB: 1 P: 27	R: 0 E: 0 K: 1 S: 10 H: 0 LOB: 0 BB: 0 P: 16	R: 0 E: 0 K: 0 S: 7 H: 0 LOB: 0 BB: 1 P: 13	R: 1 E: 0 K: 0 S: 12 H: 1 LOB: 0 BB: 0 P: 20	R: 0 E: 0 K: 2 S: 9 H: 1 LOB: 1 BB: 0 P: 10	R: 0 E: 0 K: 1 S: 8 H: 0 LOB: 0 BB: 0 P: 16	R: 0 E: 0 K: 0 S: 8 H: 1 LOB: 0 BB: 0 P: 10	1B: 3 2B: 2 3B: 0 HR: 1 SF: 2 SAC: 0 DP: 1 HBP: 1	WP: 3 PB: 0 SB: 5 CS: 1 PA: 36					

	AB	30
	R	4
	H	6
	RBI	3
	BB	3
	SO	10
	LOB	12

PITCHER		IP	WLS	BF	H	R	ER	SO	BB	IBB	HBP	BLK	WP	HR	S	P	ERA	WHIP
54 José Suarez, L ERA: 5.4	(1, 1)	4.0		19	3	3	2	7	2	0	1	0	2	1	54	91	4.50	1.250
53 Trevor Cahill, R ERA: 6.85	(5, 1)	2.0	W	7	1	1	1	0	1	0	0	0	1	0	19	33	4.50	1.000
38 Justin Anderson, R ERA: 3.64	(7, 1)	1.0	H	4	1	0	0	2	0	0	0	0	0	0	9	10	0.00	1.000
32 Cam Bedrosian, R ERA: 2.48	(8, 1)	1.0		3	0	0	0	1	0	0	0	0	0	0	8	16	0.00	0.000
57 Hansel Robles, R ERA: 3.03	(9, 1)	1.0		3	1	0	0	0	0	0	0	0	0	0	8	10	0.00	1.000

PITCHER	IP	WLS	BF	H	R	ER	SO	BB	IBB	HBP	BLK	WP	HR	S	P	ERA	WHIP

Los Angeles Angels @ Texas Rangers

Globe Life Park in Arlington, Arlington, TX

Wed Jul 03 2019, 8:09 PM - 11:03 PM EDT

Att. 28,998 - Partly Cloudy - 90 F

TOP

livebaseballscorecards.com

Batter	1	2	3	4	5	6	7	8	9	AB	R	H	RBI	BB	SO	LOB
56 Kole Calhoun, L (1, 9) OBP: 0.324, SLG: 0.473	F FF 94 F FF 94 C SI 93 0-3 ① K		C SI 93 B CU 81 D SL 87 B FF 93 X SI 93 3-1 27 HR 1-2 3-H 1B		S CH 85 S FF 93 B FF 93 B CH 86 S CH 86 2-3 ③ K		B CH 84 B CH 85 X SI 93 2-0 1B		C FF 95 D FS 91 B FF 97 X FF 96 2-1 1-2 1B	5	1	3	1	0	2	0
27 Mike Trout, R (1, 8) OBP: 0.452, SLG: 0.617	B SI 93 B FF 94 C SI 92 B CU 80 F FF 94 C SL 87 3-3 ② K		B CU 81 X SI 92 1-0 1-H 2-H HR			B FF 93 C SL 84 F CH 84 B FF 93 F SI 91 X CH 84 2-2 HR	B SI 92 F SI 93 1 SAFE C CH 86 S SI 92 1-3 ③ K		F FF 97 S FC 93 F FF 97 B FF 98 B FC 91 S FC 92 2-3 ③ K	5	2	2	4	0	3	3
17 Shohei Ohtani, L (1, 10) OBP: 0.362, SLG: 0.564	B CH 86 F FF 94 C CH 86 C SI 93 1-3 ③ K		T FF 94 F SI 92 F FF 94 B CU 80 B CH 85 X FF 93 2-2 ② G6-3			X SI 91 0-0 8 1B 2B		B CH 84 X SI 93 1-0 16 F7 2B		4	1	2	0	0	1	0
8 Justin Upton, R (1, 7) OBP: 0.345, SLG: 0.462 16 Jarrett Parker, L (6, 7)		C SI 92 S SI 92 B FF 93 B SI 92 B SI 92 X SL 87 3-2 ① P4	F SI 92 B SI 91 F CH 84 B SI 91 F SL 86 S FF 93 2-3 ③ K			C SI 92 B SL 86 X SI 91 1-1 41 G4-6-3 2-H 1B		F CH 85 X CH 86 0-1 ① F7 2-3		3 1	0 0	1 0	1 0	0 0	1 0	0 1
41 Justin Bour, L (1, 3) OBP: 0.276, SLG: 0.419		C CU 79 F SI 92 X CU 79 0-2 ② G3-1		B SI 90 X CU 78 1-0 ① G5-3		C FF 92 B CH 86 X CH 85 1-1 ①② G4-6-3 1-2f		B CH 85 S CH 86 F CH 86 S CH 85 1-3 ② K		4	0	0	0	0	1	2
2 Andrelton Simmons, R (1, 6) OBP: 0.316, SLG: 0.394		S SL 86 B SI 93 X SI 91 1-1 ③ G5-3		C SI 91 F SL 85 X FF 93 0-2 ② G3		B SL 86 B SL 85 C SI 92 B SI 90 B SL 86 4-1 BB		B CH 85 X SI 93 1-0 ③ G5-3		3	0	0	0	1	0	1
23 Matt Thaiss, L (1, 5) OBP: 0.333, SLG: 0.667 4 Luis Rengifo, S (6, 4) OBP: 0.319, SLG: 0.368			C FF 92 B CU 80 S FF 93 B SI 92 X FF 93 2-2 13 1B 56 1B 2B C CH 84 B SI 92 C CU 81 B SL 86 B SI 91 S CH 86 3-3 ③ K		1 SAFE T FF 91 B SL 86 B CH 85 1 SAFE B SI 92 F FF 93 X CH 84 3-2 ③ L3			B SI 92 C SI 92 C CH 84 S CH 86 1-3 ① K	3 1	1 0	1 0	0 0	0 0	1 1	1 0
13 Dustin Garneau, R (1, 2) OBP: 0.395, SLG: 0.333			C SI 93 X SL 86 0-1 56 1B 27 HR 2-3 1B		X SI 91 0-0 ① G5-3		C SI 93 C CH 86 F SI 93 X CH 86 0-2 6 G4-6-3 1B		F SI 94 S SL 84 F CH 86 X SI 94 0-2 ② G5-3	4	1	2	0	0	0	0
6 David Fletcher, R (1, 4) OBP: 0.351, SLG: 0.399 (6, 5)			C SI 91 C SI 92 S FF 94 0-3 ① K		C SI 91 B SL 87 X SI 91 1-1 ② L9		B SI 92 B SI 92 C SI 92 B CH 84 C SI 92 X SI 92 3-2 ①② G4-6-3 1-2f		B SI 92 C SI 92 B SL 83 B SI 91 C SI 92 X SI 92 3-2 56 1B	4	0	1	0	0	1	3
Inning Stats	R: 0 E: 0 K: 3 S: 9 H: 0 LOB: 0 BB: 0 P: 13	R: 0 E: 0 K: 0 S: 8 H: 0 LOB: 0 BB: 0 P: 12	R: 4 E: 0 K: 2 S: 19 H: 4 LOB: 0 BB: 0 P: 29	R: 0 E: 0 K: 1 S: 7 H: 0 LOB: 0 BB: 0 P: 11	R: 0 E: 0 K: 1 S: 6 H: 0 LOB: 0 BB: 0 P: 9	R: 2 E: 0 K: 0 S: 13 H: 3 LOB: 1 BB: 1 P: 24	R: 0 E: 0 K: 1 S: 11 H: 2 LOB: 1 BB: 0 P: 17	R: 0 E: 0 K: 1 S: 7 H: 1 LOB: 1 BB: 0 P: 10	R: 0 E: 0 K: 2 S: 16 H: 2 LOB: 2 BB: 0 P: 24	1B: 7 2B: 3 3B: 0 HR: 2	SF: 0 SAC: 0 DP: 2 HBP: 0						

	AB	37
	R	6
	H	12
	RBI	6
	BB	1
	SO	11
	LOB	11

WP: 0 PB: 0 SB: 0 CS: 0 PA: 38

PITCHER		IP	WLS	BF	H	R	ER	SO	BB	IBB	HBP	BLK	WP	HR	S	P	ERA	WHIP
57 Ariel Jurado, R ERA: 4.38	(1, 1)	6.0	L	25	7	6	6	7	1	0	0	0	0	2	62	98	9.00	1.333
67 Phillips Valdez, R ERA:	(7, 1)	2.2		11	4	0	0	3	0	0	0	0	0	0	28	41	0.00	1.500
31 Chris Martin, R ERA: 3.45	(9, 1)	0.1		2	1	0	0	1	0	0	0	0	0	0	6	10	0.00	3.000

PITCHER	IP	WLS	BF	H	R	ER	SO	BB	IBB	HBP	BLK	WP	HR	S	P	ERA	WHIP

BOTTOM

Los Angeles Angels @ Texas Rangers

Globe Life Park in Arlington, Arlington, TX

Wed Jul 03 2019, 8:09 PM - 11:03 PM EDT

Att. 28,998 - Partly Cloudy - 90 F

livebaseballscorecards.com

Batter	1	2	3	4	5	6	7	8	9	AB	R	H	RBI	BB	SO	LOB
17 Shin-Soo Choo, L (1, 10) OBP: 0.375, SLG: 0.479	F FF 92 L FF 92 B SI 92 S SL 85 1-3 K ①		X CH 84 0-0 2-3 1B		B SL 83 F FF 93 C SL 86 B SL 84 S SL 85 2-3 K ①		S FF 98 B CH 86 C FF 98 B SL 84 C SL 85 2-3 K ③			4	0	1	0	0	3	0
5 Willie Calhoun, L (1, 7) OBP: 0.333, SLG: 0.535	B SL 92 C SL 82 X FF 92 1-1 P2 ②		B FF 92 C SL 84 F FF 92 1 SAFE B CH 85 F SL 84 F FF 92 1 SAFE F SL 84 2-3 K ①		B SL 83 F SL 85 X FF 92 1-1 F7 ②			S SL 81 B SL 81 B FF 91 X FF 91 2-1 G3 ①		4	0	0	0	0	1	2
1 Elvis Andrus, R (1, 6) OBP: 0.342, SLG: 0.452	C SL 85 X FF 92 0-1 F9 ③		B FF 91 F FF 92 B FF 92 C SL 86 X SL 83 2-2 SF9 ② 3-H		C SL 83 B SL 86 F SL 83 X FF 92 1-2 G6-3 ③			B FF 92 F SL 82 X FF 92 1-1 G4-3 ②		3	0	0	1	0	0	0
13 Joey Gallo, L (1, 8) OBP: 0.416, SLG: 0.658		B SL 81 C SL 83 B CH 81 X SL 82 2-1 F7 ①	C SL 85 B CH 83 S SL 84 S CH 85 1-3 K ③			B SL 85 B SL 86 B SL 86 C FF 95 C FF 96 C SL 86 3-3 K ①		C FF 93 S SL 82 B SL 85 B FF 94 S SL 85 2-3 K ③		4	0	0	0	0	3	1
30 Nomar Mazara, L (1, 9) OBP: 0.316, SLG: 0.446		C FF 91 B SI 92 B FF 92 B SL 84 F SL 85 B CH 83 4-2 14 BB BB		B SL 82 C SL 83 B CH 82 F FF 92 X CH 83 2-2 G4-3 ①		F SL 85 F FF 95 F SL 84 S SL 85 0-3 K2-3 ②			B FF 96 C CH 90 X CH 90 1-1 G4-3 ①	3	0	0	0	1	1	0
14 Asdrúbal Cabrera, S (1, 5) OBP: 0.313, SLG: 0.405		B FF 92 C SL 83 F FF 92 B CH 84 B SL 84 B SL 84 4-2 1-2 BB BB		C SL 82 B CH 85 T FF 92 X SL 82 1-2 1B		C FF 95 B SL 84 B SL 83 X FF 95 2-1 E6			B FF 99 B CH 90 S FF 100 C FF 98 B FF 100 F CH 92 S FF 98 3-3 K ②	3	0	1	0	1	1	0
12 Rougned Odor, L (1, 4) OBP: 0.255, SLG: 0.364		C SL 84 B FF 92 B FF 92 F SL 84 2 SAFE S CH 84 2-3 K ②		C FF 92 F SL 81 B CH 83 T FF 93 1-2 K ②		S SL 84 S SL 82 B SL 84 B SL 85 B FF 95 S SL 85 3-3 K ③			B FF 98 F CH 90 C CH 90 B FF 99 C CH 91 2-3 K ③	4	0	0	0	0	4	4
11 Ronald Guzmán, L (1, 3) OBP: 0.286, SLG: 0.420		B SI 92 B FF 93 B SL 86 C FF 93 F SL 84 S FF 93 3-3 K ③		F FF 91 C FF 92 S SL 84 0-3 K ③			C FF 96 B CH 86 B FF 97 X SL 84 2-1 G3 ①			3	0	0	0	0	2	3
50 Tim Federowicz, R (1, 2) OBP: 0.297, SLG: 0.559			B FF 90 B SL 83 S FF 90 X SL 83 2-1 17 1B 1 SF9 2B		X FF 91 0-0 HR		C SL 84 B FF 96 F FF 97 B SL 84 S SL 84 2-3 K ②			3	2	2	1	0	1	0
Inning Stats	R: 0 E: 0 K: 1 S: 7 H: 0 LOB: 0 BB: 0 P: 9	R: 0 E: 0 K: 2 S: 12 H: 0 LOB: 2 BB: 2 P: 27	R: 1 E: 0 K: 2 S: 15 H: 2 LOB: 1 BB: 0 P: 22	R: 0 E: 0 K: 2 S: 12 H: 1 LOB: 1 BB: 0 P: 16	R: 1 E: 0 K: 1 S: 9 H: 1 LOB: 0 BB: 0 P: 13	R: 0 E: 1 K: 3 S: 12 H: 0 LOB: 1 BB: 0 P: 20	R: 0 E: 0 K: 2 S: 8 H: 0 LOB: 0 BB: 0 P: 14	R: 0 E: 0 K: 1 S: 7 H: 0 LOB: 0 BB: 0 P: 12	R: 0 E: 0 K: 2 S: 9 H: 0 LOB: 0 BB: 0 P: 15	1B: 2 2B: 1 3B: 0 HR: 1 SF: 1 SAC: 0 DP: 0 HBP: 0						

	AB	31
	R	2
	H	4
	RBI	2
	BB	2
	SO	16
	LOB	10

WP: 0 PA: 34
PB: 0
SB: 0
CS: 0

PITCHER		IP	WLS	BF	H	R	ER	SO	BB	IBB	HBP	BLK	WP	HR	S	P	ERA	WHIP
51 Jaime Barria, R ERA: 5.22	(1, 1)	5.0	W	21	4	2	2	8	2	0	0	0	0	1	55	87	3.60	1.200
38 Justin Anderson, R ERA: 3.52	(6, 1)	1.0		4	0	0	0	3	0	0	0	0	0	0	12	20	0.00	0.000
31 Ty Buttrey, R ERA: 2.27	(7, 1)	1.0		3	0	0	0	2	0	0	0	0	0	0	8	14	0.00	0.000
32 Cam Bedrosian, R ERA: 2.41	(8, 1)	1.0		3	0	0	0	1	0	0	0	0	0	0	7	12	0.00	0.000
57 Hansel Robles, R ERA: 2.95	(9, 1)	1.0		3	0	0	0	2	0	0	0	0	0	0	9	15	0.00	0.000

PITCHER	IP	WLS	BF	H	R	ER	SO	BB	IBB	HBP	BLK	WP	HR	S	P	ERA	WHIP

Batter	1	2	3	4	5	6	7	8	9	AB	R	H	RBI	BB	SO	LOB
56 Kole Calhoun, L (1, 9) OBP: 0.322, SLG: 0.469	B FF 92 B FF 93 X FF 93 2-0 ① G3		X CU 79 0-0 ② G3	T FF 96 B FC 92 F FF 96 B FC 90 B FF 96 F FF 96 S FC 91 3-3 ③ K			D SI 93 B SI 92 F SI 92 X FF 94 2-1 1-2 1B		C SL 77 X SI 90 0-1 ② G3-1 2-3 3-H	5	0	1	1	0	1	3
27 Mike Trout, R (1, 8) OBP: 0.454, SLG: 0.625	B FF 93 F FF 94 B FF 94 B FC 89 X SI 93 3-1 HR	C FF 93 S FF 95 X FF 96 0-2 17 1B 2 1B 1B		F FF 93 B FF 94 B FF 95 B FF 94 X FF 95 3-1 ① L9		B FF 95 B FF 95 S FF 96 S FF 97 B FC 90 X FF 97 3-2 ② F8		B SI 90 S SI 90 B SL 77 B CH 83 B SI 90 4-1 BB	4	2	2	1	1	0	2
17 Shohei Ohtani, L (1, 10) OBP: 0.363, SLG: 0.560	B FF 93 T FF 94 F FF 94 F FC 89 F CU 82 X SI 94 1-2 41 FC6-5 1B	C FF 95 X FF 95 0-1 2 1B 1-2 1B	F SI 93 B FC 91 X FC 88 1-1 ② G6-3			X FF 96 0-0 ③ L9		X SL 79 0-0 ③ G4-3	5	0	2	0	0	0	4
2 Andrelton Simmons, R (1, 6) OBP: 0.315, SLG: 0.391	X FF 94 0-0 ② P5	X FF 96 0-0 1-3 2-H 1B	C FC 88 C FF 95 B FC 90 F FF 95 B SI 94 X FF 95 2-2 ③ G6-3			C FF 95 C FF 96 B SL 86 F FC 90 F FF 97 X SL 85 1-2 ① F7			4	0	1	1	0	0	1
41 Justin Bour, L (1, 3) OBP: 0.268, SLG: 0.406	C FF 95 T 1 SAFE C FF 94 X FF 96 0-2 ③ FC6-5 1-2f	B FF 97 C FF 96 F FC 91 X FF 98 1-2 ③ G4-3		B FF 92 S FF 92 X FF 93 1-1 ① L6		S FC 91 S FC 91 F FC 92 C FF 96 0-3 ② K			4	0	0	0	0	1	3
23 Matt Thaiss, L (1, 5) OBP: 0.143, SLG: 0.286		S SI 91 B FF 93 B FF 93 C FF 93 X FF 94 2-2 ① F7		C FF 92 B FC 89 B SI 92 F FF 94 B FF 95 C SI 94 3-3 ① K		C CU 80 F FC 89 S FF 95 0-3 ② K		F FC 91 X FS 88 0-1 ③ G3	4	0	0	0	0	2	0
20 Jonathan Lucroy, R (1, 2) OBP: 0.305, SLG: 0.346		C FF 93 B FF 94 X FF 94 1-1 ② F8	B FF 94 C FC 88 F FF 96 F SI 95 X SI 93 1-2 4 1B 1B		C FF 94 B CU 81 B CU 78 X FC 87 2-1 ③ P2			C SI 89 B CH 83 X SI 90 1-1 ① G6-3	4	0	1	0	0	0	0
16 Jarrett Parker, L (1, 7)		C FC 90 B FF 94 S FF 93 S FC 90 1-3 ③ K	B FF 94 B FF 95 C FF 95 F FC 90 F FF 96 D CU 83 C SI 95 3-3 ② K			B CU 78 B FF 93 F FF 93 F FC 91 X FC 85 2-2 ① G4-3		C FF 90 B FF 91 B FF 90 B FF 90 F SI 90 F SI 91 F SI 91 B FF 91 4-2 4 2B 56 G3-1 BB	3	1	0	0	1	2	1
4 Luis Rengifo, S (1, 4) OBP: 0.328, SLG: 0.383			B FF 91 C FF 93 X FC 88 1-1 ① G6-3	C CU 80 F FC 90 B FC 90 X FF 96 1-2 1-2 1B			S FC 88 X FC 89 0-1 56 1B 1B		B SI 90 X SI 90 1-0 56 G3-1 1-3 2B	4	0	3	0	0	0	0
Inning Stats	R: 1 E: 0 K: 0 S: 12 H: 2 LOB: 1 BB: 0 P: 18	R: 0 E: 0 K: 1 S: 8 H: 0 LOB: 0 BB: 0 P: 12	R: 1 E: 0 K: 0 S: 12 H: 3 LOB: 2 BB: 0 P: 14	R: 0 E: 0 K: 3 S: 18 H: 2 LOB: 2 BB: 0 P: 29	R: 0 E: 0 K: 0 S: 8 H: 0 LOB: 0 BB: 0 P: 14	R: 0 E: 0 K: 1 S: 7 H: 0 LOB: 0 BB: 0 P: 10	R: 0 E: 0 K: 0 S: 11 H: 2 LOB: 2 BB: 0 P: 18	R: 0 E: 0 K: 1 S: 11 H: 0 LOB: 0 BB: 0 P: 12	R: 1 E: 0 K: 0 S: 11 H: 1 LOB: 2 BB: 2 P: 21	1B: 8 2B: 1 3B: 0 HR: 1	SF: 0 SAC: 0 DP: 0 HBP: 0					

TOP

Los Angeles Angels @ Texas Rangers

Globe Life Park in Arlington, Arlington, TX

Thu Jul 04 2019, 8:09 PM - 11:35 PM EDT

Att. 45,556 - Partly Cloudy - 90 F

livebaseballscorecards.com

AB	37
R	3
H	10
RBI	3
BB	2
SO	6
LOB	14

PITCHER		IP	WLS	BF	H	R	ER	SO	BB	IBB	HBP	BLK	WP	HR	S	P	ERA	WHIP
35 Lance Lynn, R ERA: 3.91	(1, 1)	7.0	W	30	9	2	2	5	0	0	0	0	0	1	76	115	2.57	1.286
31 Chris Martin, R ERA: 3.34	(8, 1)	1.0		3	0	0	0	1	0	0	0	0	0	0	11	12	0.00	0.000
45 Locke St. John, L ERA: 2.08	(9, 1)	1.0		6	1	1	1	0	2	0	0	0	0	0	11	21	9.00	3.000

PITCHER	IP	WLS	BF	H	R	ER	SO	BB	IBB	HBP	BLK	WP	HR	S	P	ERA	WHIP

WP: 0 PB: 0 SB: 0 CS: 0 PA: 39

Batter	1	2	3	4	5	6	7	8	9	AB	R	H	RBI	BB	SO	LOB
17 Shin-Soo Choo, L (1, 9) OBP: 0.375, SLG: 0.481	B FF 95 F FF 95 B CH 90 S CH 90 F FF 96 B CH 90 C CH 90 3-3 ① K		B CU 83 B CU 82 T CH 89 B FF 95 C FF 95 X SL 90 3-2 ① G6-3	B FF 92 F SL 88 B CU 81 B FF 93 F CH 89 X FF 93 3-2 38 1B 2B		C CH 86 X SL 91 0-1 E4 38 G6-3 38 S	C SI 98 D FS 88 B SI 99 S SL 84 X FF 98 2-2 1-2 1B		5	1	2	0	0	1	0
38 Danny Santana, S (1, 3) OBP: 0.330, SLG: 0.515	C FF 96 F FF 95 F CH 90 F CH 91 B FF 95 S SL 91 1-3 ② K		C CU 83 X FF 95 0-1 ② F7	F SL 87 S FF 92 F FF 93 B SL 89 X FF 93 1-2 1 F9 2-H 1B		F SL 88 F FF 94 B SL 89 1 SAFE D CH 88 X CH 88 2-2 ② G6-3 1-3	C SL 84 S SL 86 S SL 88 0-3 ③ K		5	0	1	1	0	2	3
1 Elvis Andrus, R (1, 6) OBP: 0.343, SLG: 0.454	C SL 90 C CH 91 B FF 96 C FF 96 1-3 ③ K		X SL 89 0-0 30 2B 2B	S SL 85 2 SAFE B SL 88 X FF 93 1-1 ② ③ F9 2-3		B FF 93 X SL 89 1-0 ③ G4-3		C CU 75 F CH 84 X CU 77 0-2 30 2B 1B	5	1	2	0	0	1	2
13 Joey Gallo, L (1, 8) OBP: 0.420, SLG: 0.653 (8, 7)		B FF 94 F CH 90 X CH 90 1-1 30 1B 14 SF9 1B	B FF 95 C CU 82 F CH 90 B FF 95 B FF 95 B CH 90 4-2 30 2B BB		B FC 92 C CH 84 B FF 93 B CH 86 C FF 92 B CH 86 4-2 5 G3 5 PB BB		F SI 98 B FS 86 B FS 86 B SI 98 F FF 98 C SL 86 3-3 ① K	C CH 85 S CH 85 S CH 85 0-3 ① K	3	2	1	0	2	2	1
30 Nomar Mazara, L (1, 10) OBP: 0.323, SLG: 0.459		B FF 95 X CH 90 1-0 5 BB 1-3 1B	C FF 94 B FF 95 X CU 83 1-1 1-H 2-H 2B		C FF 93 C FF 93 S FF 94 0-3 ① K		X SI 98 0-0 5 1B 12 HR 1B	B CU 77 S CH 85 F FF 91 X CH 86 1-2 1-3 2B	5	1	4	2	0	1	1
5 Willie Calhoun, L (1, 7) OBP: 0.342, SLG: 0.527 3 Delino DeShields, R (7, PR) OBP: 0.354, SLG: 0.343 (8, 8)		B CH 90 C FF 94 B FF 95 B CU 83 F CH 90 D SL 90 4-2 1-2 BB	B FF 94 X CH 89 1-0 ③ F9		F FF 93 B CH 87 F SL 89 F FF 94 X SL 90 1-2 ② G3 1-3		B SI 99 X SI 98 1-0 12 HR 1-2 1B	B CU 78 F CU 78 C CH 85 F CH 85 B FF 89 F CU 77 B CH 85 S CH 85 3-3 ② K	3 1	0 1	1 0	0 0	1 0	0 1	2 2
14 Asdrúbal Cabrera, S (1, 5) OBP: 0.314, SLG: 0.402		C CH 89 F FF 95 X SL 89 0-2 ① SF9 3-H		B CU 80 C FF 92 B FF 92 B CH 88 B FF 92 4-1 12 HR BB	B CH 89 B SL 89 S SL 86 B CH 88 F CH 84 B FF 92 4-2 BB		C SL 87 F FS 87 X FS 89 0-2 ② F7	B CH 86 F CH 85 F CH 86 S FF 89 1-3 ③ K	2	1	0	1	2	1	4
12 Rougned Odor, L (1, 4) OBP: 0.259, SLG: 0.389		F FF 93 B CH 89 F CH 89 C SL 90 1-3 ② K		F FF 93 B FF 93 D CU 82 X CH 89 2-1 1-H HR	S FF 94 1 SAFE B FF 94 F FF 94 X SL 90 1-2 ③ F8		B SI 100 F FS 88 X SI 100 1-1 1-H 2-H HR		4	2	2	5	0	1	4
2 Jeff Mathis, R (1, 2) OBP: 0.205, SLG: 0.214		B FF 94 S FF 94 T SL 88 S FF 95 1-3 ③ K		B FF 92 B FF 92 F FF 92 B SL 87 F FF 92 S SL 88 3-3 ① K		S FF 93 B FF 93 F FF 93 X SL 88 1-2 ① G6-3	B SL 87 F FF 99 B SL 88 F FF 99 X SL 87 2-2 17 1B 1B		4	0	1	0	0	2	2
Inning Stats	R: 0 E: 0 K: 3 S: 12 H: 0 LOB: 0 BB: 0 P: 17	R: 1 E: 0 K: 2 S: 14 H: 2 LOB: 2 BB: 1 P: 22	R: 2 E: 0 K: 0 S: 11 H: 2 LOB: 1 BB: 1 P: 20	R: 3 E: 0 K: 1 S: 15 H: 3 LOB: 0 BB: 1 P: 29	R: 0 E: 0 K: 1 S: 14 H: 0 LOB: 2 BB: 2 P: 24	R: 0 E: 1 K: 0 S: 9 H: 0 LOB: 1 BB: 0 P: 13	R: 3 E: 0 K: 2 S: 19 H: 5 LOB: 2 BB: 0 P: 28	R: 0 E: 0 K: 3 S: 17 H: 2 LOB: 2 BB: 0 P: 22		1B: 8 2B: 4 3B: 0 HR: 2 SF: 1 SAC: 0 DP: 0 HBP: 0						

PITCHER		IP	WLS	BF	H	R	ER	SO	BB	IBB	HBP	BLK	WP	HR	S	P	ERA	WHIP
47 Griffin Canning, R ERA: 4.43	(1, 1)	3.1	L	20	7	6	6	6	3	0	0	0	0	1	50	85	16.20	3.000
67 Taylor Cole, R ERA: 4.19	(4, 1)	2.2		10	0	0	0	1	2	0	0	0	0	0	25	40	0.00	0.750
40 Luis García, R ERA: 4.78	(7, 1)	1.0		8	5	3	3	2	0	0	0	0	0	1	19	28	27.00	5.000
24 Noé Ramirez, R ERA: 3.16	(8, 1)	1.0		5	2	0	0	3	0	0	0	0	0	0	17	22	0.00	2.000

PITCHER	IP	WLS	BF	H	R	ER	SO	BB	IBB	HBP	BLK	WP	HR	S	P	ERA	WHIP

BOTTOM

Los Angeles Angels @ Texas Rangers

Globe Life Park in Arlington, Arlington, TX

Thu Jul 04 2019, 8:09 PM - 11:35 PM EDT

Att. 45,556 - Partly Cloudy - 90 F

livebaseballscorecards.com

AB	37
R	9
H	14
RBI	9
BB	5
SO	12
LOB	21

WP: 0 PA: 43
PB: 1
SB: 1
CS: 0

Los Angeles Angels @ Houston Astros

Minute Maid Park, Houston, TX

Fri Jul 05 2019, 7:11 PM - 10:05 PM CDT

Att. 41,219 - Roof Closed - 73 F

TOP

livebaseballscorecards.com

Batter	1	2	3	4	5	6	7	8	9	AB	R	H	RBI	BB	SO	LOB
56 Kole Calhoun, L (1, 9) OBP: 0.324, SLG: 0.482	X FF 93 0-0 ① G3		1 SAFE X FF 93 0-0 1-H HR		S CU 80 B CU 79 B CU 79 S SL 87 X SL 89 2-2 2B		C FF 93 F CU 79 F FF 95 B SL 88 S CU 81 1-3 ③ K			4	1	2	2	0	1	0
27 Mike Trout, R (1, 8) OBP: 0.454, SLG: 0.633	C FF 94 S FF 94 B FF 94 B FF 95 F FF 95 F FF 96 B FF 96 4-2 17 WP BB		B FF 95 S FF 95 F FF 96 F FF 96 F FF 96 X SL 91 1-2 ② F8		B CU 79 X FF 95 1-0 ② F7			B SL 86 B SL 90 C FF 96 F FF 97 B FF 96 X FF 98 3-2 HR		3	1	1	1	1	0	1
17 Shohei Ohtani, L (1, 10) OBP: 0.361, SLG: 0.569	S FF 94 1 SAFE C CU 78 S CU 80 0-3 ② K 1-2		B CU 79 X FF 95 1-0 HR		F CU 80 F CU 80 X SL 89 0-2 ③ G3-1			B SL 88 X SL 89 1-0 ① G4-3		4	1	1	1	0	1	2
2 Andrelton Simmons, R (1, 6) OBP: 0.314, SLG: 0.403	C SL 87 C FF 93 F SL 88 S SL 88 0-3 ③ K		B FF 94 B SL 89 C FF 94 X FF 95 2-1 ③ P4			F SL 85 B SL 87 X SL 87 1-1 HR		B SI 96 X SI 97 1-0 ② G6-3		4	1	1	1	0	1	1
5 Albert Pujols, R (1, 3) OBP: 0.303, SLG: 0.426		X FF 93 0-0 20 G5-4-3 1B	C FF 93 B CU 79 F SL 87 F CU 80 X SL 89 1-2 ① G4-3			B SL 89 C FF 95 F FF 95 F CU 80 X SL 89 1-2 ① G4-3		C SL 89 B SL 88 F SI 97 X SL 88 1-2 ③ L8		4	0	1	0	0	0	0
16 Jarrett Parker, L (1, 7)		C FF 92 S FF 94 S FF 94 0-3 ① K	S FF 94 B FF 95 S FF 96 S FF 95 1-3 ② K			B FF 96 X FF 95 1-0 ② F8			F FF 97 F FF 98 B FF 99 S FF 99 1-3 ① K	4	0	0	0	0	3	1
20 Jonathan Lucroy, R (1, 2) OBP: 0.304, SLG: 0.349		1 SAFE C FF 93 X SL 88 0-1 ②③ G5-4-3 1-2f	C FF 94 B SL 90 B CU 80 F FF 96 X FF 95 2-2 2B			C FF 93 B FF 94 X FF 95 1-1 ③ L8			C FF 98 S SL 86 B SL 85 S FF 99 1-3 ② K	4	0	1	0	0	1	1
4 Luis Rengifo, S (1, 4) OBP: 0.326, SLG: 0.380			C FF 92 C CU 77 F FF 93 S SL 88 0-3 ① K	B FF 94 S SL 88 X SL 89 1-1 ③ L7			C SL 86 X SL 87 0-1 ① G4-3		F FF 98 B CH 91 F FF 98 B SL 86 X FF 98 2-2 6 CS 1B	4	0	1	0	0	1	1
6 David Fletcher, R (1, 5) OBP: 0.351, SLG: 0.398			B FF 94 C SL 86 B SL 87 C SL 88 F SL 89 B CU 80 X FF 96 3-2 56 HR 1B		C FF 92 B CU 78 F SL 87 X FF 93 1-2 ① P4		B FF 93 B FF 94 C FF 94 C FF 94 X SL 88 2-2 ② G4-3		C FF 98 B FF 98 B FF 98 C FF 97 2-2 ③ CS 1-2	3	1	1	0	0	0	0
Inning Stats	R: 0 E: 0 K: 2 S: 12 H: 0 LOB: 1 BB: 1 P: 16	R: 0 E: 0 K: 1 S: 6 H: 1 LOB: 0 BB: 0 P: 6	R: 3 E: 0 K: 1 S: 17 H: 3 LOB: 0 BB: 0 P: 24	R: 0 E: 0 K: 1 S: 12 H: 1 LOB: 1 BB: 0 P: 17	R: 0 E: 0 K: 0 S: 10 H: 1 LOB: 1 BB: 0 P: 14	R: 1 E: 0 K: 0 S: 9 H: 1 LOB: 0 BB: 0 P: 13	R: 0 E: 0 K: 1 S: 9 H: 0 LOB: 0 BB: 0 P: 12	R: 1 E: 0 K: 0 S: 8 H: 1 LOB: 0 BB: 0 P: 14	R: 0 E: 0 K: 2 S: 11 H: 1 LOB: 0 BB: 0 P: 17	1B: 3 2B: 2 3B: 0 HR: 4 SF: 0 SAC: 0 DP: 1 HBP: 0						

AB	34
R	5
H	9
RBI	5
BB	1
SO	8
LOB	7

WP: 1 PB: 0 SB: 0 CS: 1 PA: 36

PITCHER		IP	WLS	BF	H	R	ER	SO	BB	IBB	HBP	BLK	WP	HR	S	P	ERA	WHIP
35 Justin Verlander, R ERA: 2.98	(1, 1)	7.0	L	28	7	4	4	6	1	0	0	0	1	3	75	102	5.14	1.143
30 Héctor Rondón, R ERA: 3.0	(8, 1)	1.0		4	1	1	1	0	0	0	0	0	0	1	8	14	9.00	1.000
39 Josh James, R ERA: 5.15	(9, 1)	1.0		3	1	0	0	2	0	0	0	0	0	0	11	17	0.00	1.000

PITCHER		IP	WLS	BF	H	R	ER	SO	BB	IBB	HBP	BLK	WP	HR	S	P	ERA	WHIP

Los Angeles Angels @ Houston Astros

Minute Maid Park, Houston, TX

Fri Jul 05 2019, 7:11 PM - 10:05 PM CDT

Att. 41,219 - Roof Closed - 73 F

livebaseballscorecards.com

BOTTOM

Batter	1	2	3	4	5	6	7	8	9	AB	R	H	RBI	BB	SO	LOB
4 George Springer, R (1, 8) OBP: 0.381, SLG: 0.599	B FF 90 X CH 84 1-0 ① G6-3		F SI 92 B SL 86 1 SAFE 1 SAFE B CH 84 S SL 84 X SL 83 2-2 ② G5-3 1-2		B SL 84 B SL 83 B SI 92 B SI 92 4-0 27 FC5-4 BB		C SL 84 X SL 86 0-1 ② P3		B SL 92 C FF 98 X SL 92 1-1 ③ G6-3	4	0	0	0	1	0	1
27 Jose Altuve, R (1, 4) OBP: 0.325, SLG: 0.454	S CH 84 F FF 90 X CU 78 0-2 ② G5-3		L SL 83 X SL 84 0-1 ③ L7		B SI 91 D SL 84 1 SAFE 1 SAFE X SI 91 2-0 ③ FC5-4 1-2f		B FF 100 C FF 98 X FF 100 1-1 ③ G3			4	0	0	0	0	0	2
2 Alex Bregman, R (1, 5) OBP: 0.391, SLG: 0.535	B CH 83 C CU 76 X CH 84 1-1 ③ F7			B SI 93 S SL 83 B SL 84 C SI 92 B SI 93 C SI 93 3-3 ① K		B SL 85 C FF 95 F SL 85 B SL 85 F SI 95 B SL 85 F FF 94 F SL 85 B SL 84 4-2 23 2B BB		B SL 81 C SL 81 B FF 93 F SL 82 B FF 93 X SL 83 3-2 ① P4		3	0	0	0	1	1	0
23 Michael Brantley, L (1, 7) OBP: 0.378, SLG: 0.508		C CH 87 F SI 90 X CH 82 0-2 HR		F SI 93 B SL 85 X SI 93 1-1 44 2B 10 G6-3 2B		C SL 83 X FF 93 0-1 1-3 2B		C FF 92 X SL 84 0-1 10 HR 1B		4	3	4	1	0	0	0
44 Yordan Alvarez, L (1, 10) OBP: 0.397, SLG: 0.719		F SI 90 B SI 91 F SI 91 F SL 83 B SL 82 C SI 91 2-3 ① K		X SI 93 0-0 2-3 2B		F SL 85 F SL 84 F FF 94 D SL 86 B FF 95 D SL 85 S FF 95 3-3 ① K		C FF 92 C FF 93 F FF 94 F SL 85 1 SAFE S SL 84 0-3 ② K		4	0	1	0	0	3	3
10 Yuli Gurriel, R (1, 3) OBP: 0.309, SLG: 0.466		F SI 92 B SL 81 F SL 83 C SI 92 1-3 ② K		F SI 91 F SL 84 X SL 84 0-2 ② G6-3 3-H		F SL 85 X FF 94 0-1 ② P4		C SL 83 F FF 93 X SL 84 0-2 1-H HR		4	1	1	3	0	1	3
22 Josh Reddick, L (1, 9) OBP: 0.327, SLG: 0.433		F SI 92 B SL 84 X CH 83 1-1 ③ F9		D SL 83 F SI 92 F SI 93 D SL 85 B CH 83 S SL 82 3-3 ③ K		D SL 82 B FF 98 D SL 81 C FF 98 B FF 97 4-1 28 FC5-4 BB		B SL 81 X SL 81 1-0 ③ F9		3	0	0	0	1	1	1
28 Robinson Chirinos, R (1, 2) OBP: 0.358, SLG: 0.455			C SI 92 S SL 83 S SL 84 0-3 ① K		F SL 81 X SI 92 0-1 ① P4	X FF 98 0-0 ③ FC5-4 1-2f			B CH 90 C FF 98 F FF 99 B FF 98 B CH 91 X FF 100 3-2 ① G4-3	4	0	0	0	0	1	3
26 Myles Straw, R (1, 6) OBP: 0.403, SLG: 0.365 18 Tony Kemp, L (9, PH) OBP: 0.311, SLG: 0.403			C SI 93 B SL 85 B SL 84 C SI 93 B SL 86 B SI 93 4-2 4 S BB		X SI 91 0-0 ② G6-3		C FF 98 B SL 82 B FF 98 C FF 97 F SL 84 B SL 84 X FF 98 3-2 ① G3		F FF 98 F CH 91 S FF 99 0-3 ② K	2 1	0 0	0 0	0 0	1 0	0 1	0 0
Inning Stats	R: 0 E: 0 K: 0 S: 6 H: 0 LOB: 0 BB: 0 P: 8	R: 1 E: 0 K: 2 S: 12 H: 1 LOB: 0 BB: 0 P: 16	R: 0 E: 0 K: 1 S: 10 H: 0 LOB: 1 BB: 1 P: 16	R: 1 E: 0 K: 2 S: 12 H: 2 LOB: 1 BB: 0 P: 19	R: 0 E: 0 K: 0 S: 4 H: 0 LOB: 1 BB: 1 P: 10	R: 0 E: 0 K: 0 S: 15 H: 1 LOB: 3 BB: 2 P: 26	R: 0 E: 0 K: 0 S: 8 H: 0 LOB: 0 BB: 0 P: 12	R: 2 E: 0 K: 1 S: 14 H: 2 LOB: 0 BB: 0 P: 18	R: 0 E: 0 K: 1 S: 8 H: 0 LOB: 0 BB: 0 P: 12	1B: 1 2B: 3 3B: 0 HR: 2 SF: 0 SAC: 0 DP: 0 HBP: 0						

	AB	33
	R	4
	H	6
	RBI	4
	BB	4
	SO	8
	LOB	13

WP: 0 PB: 0 SB: 1 CS: 0 PA: 37

PITCHER		IP	WLS	BF	H	R	ER	SO	BB	IBB	HBP	BLK	WP	HR	S	P	ERA	WHIP
24 Noé Ramirez, R ERA: 3.09	(1, 1)	1.0		3	0	0	0	0	0	0	0	0	0	0	6	8	0.00	0.000
64 Félix Peña, R ERA: 4.72	(2, 1)	4.0	W	17	3	2	2	5	2	0	0	0	0	1	38	61	4.50	1.250
38 Justin Anderson, R ERA: 3.45	(6, 1)	0.2	H	4	1	0	0	1	1	0	0	0	0	0	13	20	0.00	3.000
31 Ty Buttrey, R ERA: 2.2	(6, 1)	1.1	H	5	0	0	0	0	1	0	0	0	0	0	10	18	0.00	0.750
32 Cam Bedrosian, R ERA: 2.79	(8, 1)	1.0	H	5	2	2	2	1	0	0	0	0	0	1	14	18	18.00	2.000

PITCHER		IP	WLS	BF	H	R	ER	SO	BB	IBB	HBP	BLK	WP	HR	S	P	ERA	WHIP
57 Hansel Robles, R ERA: 2.88	(9, 1)	1.0	S	3	0	0	0	1	0	0	0	0	0	0	8	12	0.00	0.000

Batter	1	2	3	4	5	6	7	8	9	AB	R	H	RBI	BB	SO	LOB
6 David Fletcher, R (1, 5) OBP: 0.353, SLG: 0.399	C FF 95 S SL 89 B FF 98 F FF 97 X SL 89 1-2 ① G5-3		B SL 89 X SI 96 1-0 27 G5-4-3 1B			C FF 96 B FF 96 C FF 97 S SL 91 1-3 ① K		C FF 96 S SL 91 X SL 91 0-2 27 BB 1-2 1B		4	0	2	0	0	1	0
27 Mike Trout, R (1, 8) OBP: 0.455, SLG: 0.630	C KC 83 F FF 98 X SL 90 0-2 ② L4		C FF 97 X FF 98 0-1 ①② G5-4-3 1-2f			S SL 90 B SL 92 B FF 98 B FF 98 C FF 99 X SL 92 3-2 17 G6-3 1B		B CU 84 B SL 91 F FF 96 C CU 85 B FF 96 B CU 84 4-2 1-2 2-3 BB		3	0	1	0	1	0	1
17 Shohei Ohtani, L (1, 10) OBP: 0.358, SLG: 0.568	C FF 97 B FF 98 X KC 84 1-1 2B		B KC 84 S SL 88 S FF 98 B CH 91 F FF 99 F FF 100 S SL 92 2-3 ③ K			B FF 98 C KC 84 B FF 97 F SL 90 B FF 99 F FF 100 F FF 99 X FF 99 3-2 ② G6-3 1-2		B CU 83 X FF 97 1-0 ② P5		4	0	1	0	0	1	4
56 Kole Calhoun, L (1, 9) OBP: 0.323, SLG: 0.477	D KC 82 D KC 82 B KC 82 S FF 98 C FF 98 B SL 90 4-2 BB			B FF 98 F CH 90 X CH 89 1-1 ① F8		B FF 97 B KC 84 F FF 99 S FF 98 S FF 100 2-3 ③ K		B CU 85 C CU 84 S SL 90 S CU 84 1-3 ③ K		3	0	0	0	1	2	4
2 Andrelton Simmons, R (1, 6) OBP: 0.308, SLG: 0.395	C SL 90 C KC 83 B SL 90 X FF 99 1-2 ③ G4-3			B FF 98 C FF 96 X SL 91 1-1 ② L6			C FF 97 X FF 98 0-1 ① P4		C FC 88 B ST 82 B CU 77 F FF 91 S ST 82 2-3 ① K	4	0	0	0	0	1	2
41 Justin Bour, L (1, 3) OBP: 0.261, SLG: 0.394		L FF 97 X FF 97 0-1 ① G5-3		C FF 98 F SL 91 B FF 100 F FF 99 B CH 89 C FF 100 2-3 ③ K			B KC 85 F SL 90 B CH 88 S FF 99 S KC 86 2-3 ② K		C FF 93 S ST 82 S ST 82 0-3 ② K	4	0	0	0	0	3	0
16 Jarrett Parker, L (1, 7)		F FF 97 B FF 98 B FF 98 S FF 98 F FF 100 B KC 83 B FF 99 4-2 BB			S SI 96 F FF 96 B SL 91 B FF 98 S FF 98 2-3 ① K		B KC 82 B KC 84 S FF 98 S FF 100 S FF 101 2-3 ③ K		B FF 93 F FF 92 S FF 92 F FF 93 B FF 92 C ST 81 2-3 ③ K	3	0	0	0	1	3	0
13 Dustin Garneau, R (1, 2) OBP: 0.391, SLG: 0.316		F FF 96 C SL 90 B SL 90 S FF 98 1-3 ② K			B FF 97 C KC 82 B FF 97 X SL 92 2-1 ② P6			B FF 94 B FF 96 F FF 95 B CU 82 D FF 95 4-1 27 BB 6 1B BB		2	0	0	0	1	1	1
4 Luis Rengifo, S (1, 4) OBP: 0.321, SLG: 0.374		B FF 98 D KC 84 C FF 98 B FF 99 X FF 98 3-1 ③ P4			C SL 91 B SL 91 C FF 97 S FF 99 1-3 ③ K			B CU 83 D CU 83 C FF 96 F FF 96 S SL 91 2-3 ① K		3	0	0	0	0	2	2
Inning Stats	R: 0 E: 0 K: 0 S: 14 H: 1 LOB: 2 BB: 1 P: 21	R: 0 E: 0 K: 1 S: 10 H: 0 LOB: 1 BB: 1 P: 18	R: 0 E: 0 K: 1 S: 8 H: 1 LOB: 0 BB: 0 P: 11	R: 0 E: 0 K: 1 S: 8 H: 0 LOB: 0 BB: 0 P: 12	R: 0 E: 0 K: 2 S: 8 H: 0 LOB: 0 BB: 0 P: 13	R: 0 E: 0 K: 2 S: 14 H: 1 LOB: 1 BB: 0 P: 23	R: 0 E: 0 K: 2 S: 8 H: 0 LOB: 0 BB: 0 P: 12	R: 0 E: 0 K: 2 S: 13 H: 1 LOB: 3 BB: 2 P: 25	R: 0 E: 0 K: 3 S: 10 H: 0 LOB: 0 BB: 0 P: 14	1B: 3 2B: 1 3B: 0 HR: 0	SF: 0 SAC: 0 DP: 1 HBP: 0					

PITCHER		IP	WLS	BF	H	R	ER	SO	BB	IBB	HBP	BLK	WP	HR	S	P	ERA	WHIP
45 Gerrit Cole, R ERA: 3.09	(1, 1)	7.0	W	25	3	0	0	9	2	0	0	0	0	0	70	110	0.00	0.714
55 Ryan Pressly, R ERA: 1.4	(8, 1)	1.0		6	1	0	0	2	2	0	0	0	0	0	13	25	0.00	3.000
31 Collin McHugh, R ERA: 5.4	(9, 1)	1.0		3	0	0	0	3	0	0	0	0	0	0	10	14	0.00	0.000

PITCHER	IP	WLS	BF	H	R	ER	SO	BB	IBB	HBP	BLK	WP	HR	S	P	ERA	WHIP

TOP

Los Angeles Angels @ Houston Astros

Minute Maid Park, Houston, TX

Sat Jul 06 2019, 6:17 PM - 8:59 PM CDT

Att. 39,470 - Roof Closed - 73 F

livebaseballscorecards.com

AB	30
R	0
H	4
RBI	0
BB	4
SO	14
LOB	14

1B: 3	SF: 0	WP: 0	PA: 34
2B: 1	SAC: 0	PB: 0	
3B: 0	DP: 1	SB: 0	
HR: 0	HBP: 0	CS: 0	

Batter	1	2	3	4	5	6	7	8	9	AB	R	H	RBI	BB	SO	LOB
4 George Springer, R (1, 9) OBP: 0.383, SLG: 0.594	B B SI 93 F SI 92 B CH 86 X SI 94 3-1 ① F9		F CU 79 B CH 87 B CH 85 B SI 93 S SI 93 B SI 94 4-2 27 FC6-4 BB		B CH 85 B SI 93 B SI 91 C SI 92 B CU 77 4-1 2 2B BB		C KC 78 X CH 84 0-1 ① G5-3			2	1	0	0	2	0	0
27 Jose Altuve, R (1, 4) OBP: 0.328, SLG: 0.452	X CH 84 0-0 1B		X SI 93 0-0 ③ FC6-4 1-2f		S CU 79 S CH 83 S CU 81 0-3 ② K		B CH 84 B KC 78 B FC 87 C SI 91 B SI 92 4-1 2 BB			3	0	1	0	1	1	2
2 Alex Bregman, R (1, 6) OBP: 0.394, SLG: 0.540	1 SAFE C SI 91 D CH 84 1 SAFE B CU 77 X SI 93 2-1 ② F7			C SI 88 B CH 85 B SI 93 B CH 85 X SI 93 3-1 10 FC5-4 44 1B 22 1B	B CH 85 1 SAFE B CU 80 C CH 85 C CU 80 D CU 82 X SI 95 3-2 1-H 2B		D KC 78 1 SAFE C CH 84 B FC 88 B CH 85 C FC 86 B KC 78 4-2 ② 1-2 44 2B BB			3	2	2	1	1	0	1
44 Yordan Alvarez, L (1, 10) OBP: 0.403, SLG: 0.721	B SI 93 C SI 92 S CU 80 B CU 81 B SI 95 S CU 81 3-3 ③ K			D CU 80 X SI 93 1-0 10 FC5-4 1-2 1B	F CU 80 B CU 80 C CU 80 X CU 81 1-2 ③ G1-3		1 SAFE B KC 77 1 SAFE 1 SAFE S CH 83 X CH 83 1-1 1-H 2B			4	0	2	1	0	1	2
10 Yuli Gurriel, R (1, 5) OBP: 0.308, SLG: 0.472		C CU 77 B SI 93 X CH 84 1-1 ① G6-3		S SI 92 F SI 92 F CU 81 B SI 93 D CH 86 B SI 94 X CH 84 3-2 ① FC5-4 22 1B 1-2f 2-3		B FC 84 X SI 93 1-0 HR	C KC 78 X SI 91 0-1 ③ P4			4	1	1	1	0	0	3
28 Robinson Chirinos, R (1, 2) OBP: 0.356, SLG: 0.451		C SI 93 S SI 92 B CH 86 B SI 94 B SI 94 S CH 84 3-3 ② K		S SI 93 B CH 86 1 SAFE F SI 93 F CU 81 S CU 80 1-3 ② K		F SI 93 S CH 84 B CH 86 X SI 92 1-2 13 2B 1B		X FF 97 0-0 ① L8		4	0	1	0	0	2	2
22 Josh Reddick, L (1, 7) OBP: 0.326, SLG: 0.430		X SI 94 0-0 ③ P6		1 SAFE C CU 80 X SI 93 0-1 1-2 3-H 1B		C KC 77 X CH 84 0-1 ① L1		B SL 85 F SL 85 X FS 84 1-1 ② G3-1		4	0	1	1	0	0	1
13 Tyler White, R (1, 3) OBP: 0.324, SLG: 0.335			C SI 92 X CH 84 0-1 ① F8	X SI 93 0-0 ③ F9		C KC 78 S FC 85 F KC 80 B SI 92 D CH 83 X FC 86 2-2 ② 6 FC5 1-2 2B		C SL 84 F FF 96 B SL 86 X SL 86 1-2 1B		4	0	2	0	0	0	2
6 Jake Marisnick, R (1, 8) OBP: 0.305, SLG: 0.466			B SI 92 C SI 92 B CU 79 C SI 93 S SI 94 2-3 ② K		S CH 83 B SI 92 S SI 92 B SI 94 X CU 81 2-2 ① G1-3	S SI 92 D KC 79 F SI 91 B CH 83 F CH 84 X SI 92 2-2 ③ FC5 2-3		C FF 97 F FF 98 S SL 85 0-3 ③ K		4	0	0	0	0	2	2
Inning Stats	R: 0 E: 0 K: 1 S: 8 H: 1 LOB: 1 BB: 0 P: 16	R: 0 E: 0 K: 1 S: 6 H: 0 LOB: 0 BB: 0 P: 10	R: 0 E: 0 K: 1 S: 8 H: 0 LOB: 1 BB: 1 P: 14	R: 1 E: 0 K: 1 S: 14 H: 3 LOB: 2 BB: 0 P: 22	R: 1 E: 0 K: 1 S: 13 H: 1 LOB: 1 BB: 1 P: 23	R: 1 E: 0 K: 0 S: 14 H: 3 LOB: 1 BB: 0 P: 20	R: 1 E: 0 K: 0 S: 9 H: 1 LOB: 1 BB: 2 P: 18	R: 0 E: 0 K: 1 S: 9 H: 1 LOB: 1 BB: 0 P: 11		1B: 6 2B: 3 3B: 0 HR: 1 SF: 0 SAC: 0 DP: 0 HBP: 0		WP: 0 PB: 0 SB: 0 CS: 0 PA: 36		

PITCHER		IP	WLS	BF	H	R	ER	SO	BB	IBB	HBP	BLK	WP	HR	S	P	ERA	WHIP
28 Andrew Heaney, L ERA: 5.18	(1, 1)	5.0	L	22	5	2	2	5	2	0	0	0	0	0	49	85	3.60	1.400
53 Trevor Cahill, R ERA: 6.92	(6, 1)	2.0		10	4	2	2	0	2	0	0	0	0	1	23	38	9.00	3.000
40 Luis García, R ERA: 4.64	(8, 1)	1.0		4	1	0	0	1	0	0	0	0	0	0	9	11	0.00	1.000

PITCHER	IP	WLS	BF	H	R	ER	SO	BB	IBB	HBP	BLK	WP	HR	S	P	ERA	WHIP

BOTTOM

Los Angeles Angels @ Houston Astros

Minute Maid Park, Houston, TX

Sat Jul 06 2019, 6:17 PM - 8:59 PM CDT

Att. 39,470 - Roof Closed - 73 F

livebaseballscorecards.com

AB	32
R	4
H	10
RBI	4
BB	4
SO	6
LOB	15

Batter	1	2	3	4	5	6	7	8	9	10	AB	R	H	RBI	BB	SO	LOB
6 David Fletcher, R (1, 7) (5, 5) OBP: 0.359, SLG: 0.409	C FF 93 C FF 94 F FF 94 B FF 95 F FF 95 B ST 82 X FF 95 2-2 17 G3-1 2B		B SL 85 C CH 83 B FF 91 S ST 82 X ST 82 2-2 E7 27 F8 17 HR 1-H 3-H 1B	C FF 94 C FF 93 1 SAFE D CH 84 F FF 94 1 SAFE B SL 82 X CH 83 2-2 27 SF8 1-3 2B	B FF 98 C FF 98 B SL 85 C FF 96 D CH 90 C FF 98 3-3 ③ K			B FC 91 B CU 81 B FC 91 B FC 91 4-0 27 HR BB	B SL 89 S SL 90 X FF 98 1-1 ③ L7		5	2	3	0	1	1	4
27 Mike Trout, R (1, 8) OBP: 0.453, SLG: 0.646	B FF 93 B ST 82 F FF 93 F FF 94 S ST 82 2-3 ① K		X FF 92 0-0 ① F8 2-3	C SL 81 B FF 95 X SL 81 1-1 ① SF8 2-3 3-H		B ST 78 X FF 90 1-0 HR		C CU 80 X FC 93 0-1 1-H HR		B CU 81 B CU 80 S SL 89 X CU 82 2-1 ① G6-3	5	2	2	4	0	1	2
17 Shohei Ohtani, L (1, 10) OBP: 0.353, SLG: 0.571	B FF 94 B FF 92 B FF 92 C FF 94 F FF 93 F CH 83 X CH 84 3-2 ② G3-1 2-3		X FF 91 0-0 HR 3-H	C SL 81 B FF 95 F CH 83 X CH 84 1-2 ② G4-3		C ST 79 C ST 79 B ST 80 X ST 81 1-2 ① L8		C CU 81 X CU 82 0-1 ① G6-3		S CU 82 C SL 89 B SL 90 F CU 83 S CU 84 1-3 ② K	6	1	1	2	0	1	2
56 Kole Calhoun, L (1, 9) OBP: 0.323, SLG: 0.475	F FF 93 B ST 83 B ST 83 S CH 84 S CH 84 2-3 ③ K		B CU 80 S CU 80 C FF 93 B CU 81 X FF 93 2-2 2 1B 5 2B 1B	C FF 95 B FF 96 F CH 84 F FF 95 X SL 82 1-2 ③ G1		B CH 86 C ST 81 X FF 91 1-1 ② L9		X CU 82 0-0 ② G4-3		X FF 96 0-0 1B	6	1	2	0	0	1	2
2 Andrelton Simmons, R (1, 6) OBP: 0.313, SLG: 0.398		C ST 82 F FF 93 X ST 82 0-2 ① G5-3	C ST 81 S ST 80 X ST 80 0-2 5 2B 1-2 1B		B FF 97 C FF 97 B SL 85 X FF 97 2-1 5 S 20 3B 1B	F FF 92 F ST 80 X ST 79 0-2 1B		C CU 82 S FC 92 B FC 92 F FC 93 X FC 93 1-2 ③ F9		B SL 90 S CU 81 S SL 89 F SL 92 S CU 84 1-3 ③ K	6	1	3	0	0	1	1
5 Albert Pujols, R (1, 3) OBP: 0.302, SLG: 0.425		C ST 83 F FF 93 C ST 82 0-3 ② K	C FF 92 D CH 84 B ST 80 X FF 92 2-1 1-3 2-H 2B		B FF 97 F FF 97 S FF 98 B SL 86 B FF 98 S SL 86 3-3 ① K 1-2	D ST 80 X FC 87 1-0 ③ G5-3			B FF 95 C FF 96 F FF 97 X FF 97 1-2 ① P3		5	0	1	1	0	2	2
23 Matt Thaiss, L (1, 5) OBP: 0.100, SLG: 0.200 16 Jarrett Parker, L (5, 7)		S FF 94 B FF 92 S CU 82 B CH 85 S FF 94 2-3 ③ K	C CH 82 B FF 94 F CH 84 D CH 84 S FF 94 2-3 ② K		B FF 96 B FF 97 B FF 97 C FF 96 S FF 96 S FF 97 3-3 ② K		S FF 90 B FF 91 F FF 91 X FF 91 1-2 ① G5-3		B FF 97 B FF 98 F FF 96 B FF 97 B FF 98 4-1 4 BB		3 1	0 0	0 0	0 0	0 1	3 0	3 0
20 Jonathan Lucroy, R (1, 2) OBP: 0.307, SLG: 0.364 41 Justin Bour, L (9, PH) OBP: 0.260, SLG: 0.391 13 Dustin Garneau, R (9, 2) OBP: 0.391, SLG: 0.316			4 1B 6 WP 2B F9		C FF 99 F FF 97 X FF 98 0-2 2-H 3B	C FF 91 C ST 80 S ST 80 0-3 ② K			F FF 98 F FF 98 S FF 98 0-3 ② K		4 1 0	1 0 0	2 0 0	1 0 0	0 1 0	1 1 0	2 1 0
4 Luis Rengifo, S (1, 4) OBP: 0.333, SLG: 0.379			X FF 91 0-0 6 1B 6 WP 6 E 2-3 1B	C FF 94 X CH 84 0-1 6 2B 27 SF8 1B	B FF 98 C FF 98 C CU 84 F FF 98 B FF 99 F CU 83 B CH 91 B FF 96 4-2 BB		C ST 79 C ST 80 X FF 91 0-2 ③ G5-3		S FF 99 F FF 98 B FF 99 B CH 82 B CH 84 F FF 99 B FF 98 4-2 1-2 BB		3	2	2	0	2	0	0
Inning Stats	R: 0 E: 0 K: 2 S: 15 H: 1 LOB: 1 BB: 0 P: 24	R: 0 E: 0 K: 2 S: 9 H: 0 LOB: 0 BB: 0 P: 11	R: 5 E: 1 K: 1 S: 23 H: 7 LOB: 2 BB: 0 P: 34	R: 1 E: 0 K: 0 S: 15 H: 2 LOB: 1 BB: 0 P: 20	R: 1 E: 0 K: 3 S: 18 H: 2 LOB: 2 BB: 1 P: 33	R: 1 E: 0 K: 0 S: 10 H: 2 LOB: 1 BB: 0 P: 14	R: 0 E: 0 K: 1 S: 9 H: 0 LOB: 0 BB: 0 P: 10	R: 2 E: 0 K: 0 S: 9 H: 1 LOB: 0 BB: 1 P: 14	R: 0 E: 0 K: 2 S: 12 H: 0 LOB: 2 BB: 2 P: 22	R: 0 E: 0 K: 2 S: 11 H: 1 LOB: 1 BB: 0 P: 15	1B: 8 2B: 4 3B: 1 HR: 3 SF: 1 SAC: 0 DP: 0 HBP: 0	WP: 1 PB: 0 SB: 1 CS: 0 PA: 50					

PITCHER		IP	WLS	BF	H	R	ER	SO	BB	IBB	HBP	BLK	WP	HR	S	P	ERA	WHIP
65 José Urquidy, R ERA: 10.5	(1, 1)	2.1		15	8	5	5	4	0	0	0	0	1	1	41	60	19.29	3.429
47 Chris Devenski, R ERA: 4.7	(3, 1)	1.2		7	2	1	1	1	0	0	0	0	0	0	21	29	5.40	1.200
39 Josh James, R ERA: 5.24	(5, 1)	1.0		6	2	1	1	3	1	0	0	0	0	0	18	33	9.00	3.000
31 Collin McHugh, R ERA: 5.37	(6, 1)	2.0		8	2	1	1	1	0	0	0	0	0	1	19	24	4.50	1.000
36 Will Harris, R ERA: 1.67	(8, 1)	1.0		5	1	2	2	0	1	0	0	0	0	1	9	14	18.00	2.000

PITCHER		IP	WLS	BF	H	R	ER	SO	BB	IBB	HBP	BLK	WP	HR	S	P	ERA	WHIP
54 Roberto Osuna, R ERA: 1.95	(9, 1)	1.0		5	0	0	0	1	2	0	0	0	0	0	12	22	0.00	2.000
55 Ryan Pressly, R ERA: 1.36	(10, 1)	1.0	W	4	1	0	0	2	0	0	0	0	0	0	11	15	0.00	1.000

TOP

Los Angeles Angels @ Houston Astros

Minute Maid Park, Houston, TX

Sun Jul 07 2019, 1:11 PM - 5:59 PM CDT
Att. 37,264 - Roof Closed - 73 F

livebaseballscorecards.com

AB	45
R	10
H	16
RBI	8
BB	4
SO	12
LOB	19

Batter	1	2	3	4	5	6	7	8	9	10	AB	R	H	RBI	BB	SO	LOB
4 George Springer, R (1, 9) (6, 8) (9, 9) OBP: 0.384, SLG: 0.589	B FF 92 S FF 91 X CH 82 1-1 27 1B 1B	C CU 77 F CH 84 B CH 82 X CH 82 1-2 27 S 1B		F CU 77 F FF 90 B CU 77 F CH 84 X CH 85 1-2 ② F8 2-3	B SL 85 F FF 95 B FF 95 B SL 86 F FF 94 S FF 95 3-3 ③ K		S SL 82 S FF 99 B FF 98 B FF 98 B SL 84 F SL 84 S FF 99 3-3 ① K	B SI 99 C SL 91 B SI 99 C FF 99 X FF 99 2-2 ②③ F9-2 3-H		C SL 91 2 SAFE X SL 91 0-1 2-H 1B	7	0	3	1	0	2	8
27 Jose Altuve, R (1, 4) OBP: 0.328, SLG: 0.453	B CH 81 B FF 92 C FF 92 X CH 81 2-1 1-2 1B	1 SAFE 1 SAFE B FF 92 S CH 83 X CH 84 1-1 ③ G5-3 1-2		C CU 78 B CU 77 1 SAFE X CH 85 1-1 ③ G5-3		S SL 83 B SL 84 X FF 93 1-1 23 1B 10 HR 2B	C SL 86 F SL 86 B FF 100 F FF 99 F SL 85 B FF 100 X FF 98 2-2 ② G6-3		S CH 88 X CH 90 0-1 ① G6-3		6	1	2	0	0	0	3
2 Alex Bregman, R (1, 6) OBP: 0.393, SLG: 0.533	X FF 92 0-0 ① L7		C CU 75 B FF 92 B CH 82 C CH 82 B FF 91 C CH 81 3-3 ① K		B CH 83 B CU 77 B FF 89 C FF 89 C CU 78 F CU 78 S FF 89 3-3 ① K	C SL 83 F FF 94 B SL 85 F SL 82 F FF 94 B SL 86 B SL 85 D SL 86 4-2 23 1B 10 HR BB	F FF 100 B CH 89 C SL 84 X FF 98 1-2 ③ L8		B FF 99 B CH 91 B FF 98 B CH 90 4-0 6 BB 23 1B BB		4	1	0	0	2	2	2
23 Michael Brantley, L (1, 10) OBP: 0.383, SLG: 0.511	D CU 78 C FF 93 B FF 92 C CU 76 D CH 82 F FF 93 S CU 76 3-3 ② K		C FF 93 X CH 83 0-1 ② G1-3		C CU 77 X CH 86 0-1 10 PB 44 1B 1B	C FF 93 C FF 93 B FF 95 X SL 84 1-2 10 HR 1-2 2-3 1B		B CH 88 F FF 96 X CH 88 1-1 44 WP 10 1B 44 1B 1B	B FF 98 1 SAFE X CH 90 1-0 6 BB 1-2 1B		6	3	4	0	0	1	2
10 Yuli Gurriel, R (1, 5) OBP: 0.314, SLG: 0.482	X FF 92 0-0 ③ P1		B CH 83 C CH 82 F FF 93 F CH 82 B FF 92 F CU 78 B CH 82 D CH 83 4-2 BB		B FF 90 B CU 77 C FF 89 S CH 84 D CH 84 B FF 89 4-2 44 1B 13 2B 1-2 BB	B SL 85 C SL 82 B FF 94 X SL 84 2-1 1-H 2-H 3-H HR		C FF 98 X FF 98 0-1 44 WP 1-2 44 1B 1B	B FF 98 B FF 98 C CH 90 X FF 98 2-1 ② P4		4	3	2	4	2	0	4
44 Yordan Alvarez, L (1, 7) OBP: 0.415, SLG: 0.726 6 Jake Marisnick, R (8, PR) (9, 8) OBP: 0.309, SLG: 0.466		X CU 75 0-0 ① P6	B FF 91 B CU 77 C FF 91 F CU 77 B FF 91 F CU 77 C CH 82 3-3 ③ K		B CH 84 B CH 84 X CH 84 2-0 13 2B 1-2 2-H 1B	B FF 94 X FF 93 1-0 2B		C FF 98 B CH 88 F FF 97 F SL 84 F FF 98 D SL 83 F FF 99 X CH 88 2-2 22 BB 4 F9-2 1-H 2-H 1B	B FF 99 F CH 90 F FF 99 D CH 90 F FF 98 B FF 99 B FF 99 4-2 1-2 2-3 BB		5 0	0 0	3 0	3 0	0 0	1 0	1 0
13 Tyler White, R (1, 3) OBP: 0.329, SLG: 0.345		B FF 92 C CH 82 C FF 93 F FF 92 X CH 81 1-2 18 HR 1B		C CU 72 X FF 92 0-1 ① P4	B CU 77 B CU 78 F FF 90 S CH 84 F CH 83 F CU 77 F FF 89 F CH 83 F CH 84 2-2 X CH 84 1-3 2-H 2B	C FF 94 B SL 86 F SL 84 S FF 94 1-3 ① K		1 SAFE X FF 97 0-0 22 BB 1-2 1B	B FF 98 C CH 91 F CH 91 F CH 90 T FF 98 1-2 ③ K		6	1	3	1	0	2	4
12 Max Stassi, R (1, 2) OBP: 0.243, SLG: 0.235 22 Josh Reddick, L (5, PH) OBP: 0.328, SLG: 0.433		S FF 92 B CU 77 S CH 83 D CH 82 B FF 92 S CH 82 3-3 ② K		B FF 92 S CU 75 C FF 92 B CH 84 B FF 92 B FF 92 4-2 4 F8 18 HBP BB	F FF 94 F SL 84 S SL 84 0-3 ② K	F SL 83 D SL 84 B FF 92 F FF 92 X SL 83 2-2 ② G6-3		B CH 88 B CH 90 B FF 98 B FF 96 4-0 1-2 2-3 BB		B SL 87 X SL 87 1-0 4 1B 2B	1 3	0 1	0 1	0 1	1 1	1 3	1 3
18 Tony Kemp, L (1, 8) OBP: 0.323, SLG: 0.428 28 Robinson Chirinos, R (6, 2) OBP: 0.352, SLG: 0.445		X FF 93 0-0 1-H HR		D CU 77 H CU 76 2-0 1-2 HBP	B SL 85 B FF 94 B SL 86 B FF 93 4-0 BB	F SL 83 X FF 92 0-1 ③ F9		F SL 92 X FF 98 0-1 L1		C SL 89 X FF 93 0-1 ① L4	1 3	1 0	1 0	2 0	1 0	0 0	0 5
Inning Stats	R: 0 H: 2 E: 0 LOB: 2 K: 1 BB: 0 S: 10 P: 16	R: 2 H: 3 E: 0 LOB: 1 K: 1 BB: 0 S: 14 P: 20	R: 0 H: 0 E: 0 LOB: 1 K: 2 BB: 1 S: 13 P: 23	R: 0 H: 0 E: 0 LOB: 2 K: 0 BB: 1 S: 10 P: 18	R: 2 H: 3 E: 0 LOB: 3 K: 3 BB: 2 S: 23 P: 41	R: 4 H: 4 E: 0 LOB: 1 K: 1 BB: 1 S: 20 P: 32	R: 0 H: 0 E: 0 LOB: 0 K: 1 BB: 0 S: 12 P: 18	R: 2 H: 4 E: 0 LOB: 2 K: 0 BB: 1 S: 16 P: 25	R: 0 H: 1 E: 0 LOB: 3 K: 1 BB: 2 S: 12 P: 24	R: 1 H: 2 E: 0 LOB: 1 K: 0 BB: 0 S: 5 P: 6	1B: 13 2B: 5 3B: 0 HR: 2	SF: 0 SAC: 0 DP: 1 HBP: 1	WP: 1 PB: 1 SB: 1 CS: 0	PA: 55				

PITCHER		IP	WLS	BF	H	R	ER	SO	BB	IBB	HBP	BLK	WP	HR	S	P	ERA	WHIP
54 José Suarez, L ERA: 5.4	(1, 1)	3.1		18	5	2	2	4	2	0	1	0	0	1	41	69	5.40	2.100
24 Noé Ramirez, R ERA: 3.43	(4, 1)	1.0		7	3	2	2	1	1	0	0	0	0	0	23	36	18.00	4.000
38 Justin Anderson, R ERA: 3.38	(5, 1)	0.2	H	3	0	0	0	2	1	0	0	0	0	0	6	13	0.00	1.500
32 Cam Bedrosian, R ERA: 3.56	(6, 1)	1.0	B	8	4	4	4	1	1	0	0	0	0	1	20	32	36.00	5.000
31 Ty Buttrey, R ERA: 2.57	(7, 1)	1.0		7	4	2	2	1	0	0	0	0	1	0	23	32	18.00	4.000

PITCHER		IP	WLS	BF	H	R	ER	SO	BB	IBB	HBP	BLK	WP	HR	S	P	ERA	WHIP
57 Hansel Robles, R ERA: 2.74	(8, 1)	2.0		9	1	0	0	1	3	0	0	0	0	0	17	35	0.00	2.000
67 Taylor Cole, R ERA: 4.58	(10, 1)	0.1	L	3	2	1	1	0	0	0	0	0	0	0	5	6	27.00	6.000

BOTTOM

Los Angeles Angels @ Houston Astros

Minute Maid Park, Houston, TX

Sun Jul 07 2019, 1:11 PM - 5:59 PM CDT
Att. 37,264 - Roof Closed - 73 F

livebaseballscorecards.com

AB	46
R	11
H	19
RBI	11
BB	8
SO	10
LOB	33

Batter	1	2	3	4	5	6	7	8	9	AB	R	H	RBI	BB	SO	LOB
0 Mallex Smith, L (1, 8) OBP: 0.300, SLG: 0.357	C CH 90 S CH 87 B CH 88 S CH 88 1-3 ① **K**			X SI 90 0-0 ① **G6-3**		S SL 80 F CH 84 B SL 84 X SI 92 1-2 ③ **G6-3**			B SL 78 X SI 91 1-0 ③ **G4-3**	4	0	0	0	0	1	0
3 J.P. Crawford, L (1, 6) OBP: 0.341, SLG: 0.457	C FF 93 B SL 87 B FC 92 X CH 84 2-1 ② **F9**			C SI 91 B CH 84 S SL 84 S SL 84 1-3 ② **K**			B SI 91 F SL 80 X SI 92 1-1 ① **F7**			3	0	0	0	0	1	0
16 Domingo Santana, R (1, 9) OBP: 0.352, SLG: 0.492	B SL 90 B FF 95 B FF 95 X FF 93 3-0 ③ **G6-3**			C SI 92 S SL 84 S SL 84 0-3 ③ **K**			B SI 92 C SI 92 S CH 84 S SL 84 1-3 ② **K**			3	0	0	0	0	2	0
20 Daniel Vogelbach, L (1, 3) OBP: 0.372, SLG: 0.500		B FF 91 X CH 85 1-0 ① **G5-3**			B SL 82 C SI 92 S CH 84 B CH 85 F SL 84 F SI 93 X CH 84 2-2 ① **G4-3**		B SL 83 C SI 91 F SI 91 S SL 85 1-3 ③ **K**			3	0	0	0	0	1	0
22 Omar Narváez, L (1, 10) OBP: 0.366, SLG: 0.482		C SL 86 B CH 86 C FF 94 S CH 88 1-3 ② **K**			B SL 82 B SI 93 B SI 92 B SI 92 4-0 **BB**			B SI 90 F SI 89 S SI 90 B SL 81 F SL 80 S CH 82 2-3 ① **K**		2	0	0	0	1	2	0
15 Kyle Seager, L (1, 5) OBP: 0.283, SLG: 0.363		S FF 93 S CH 87 B CH 89 X CH 88 1-2 ③ **L9**			F SI 92 B SI 93 C CH 84 B SI 92 S SL 83 2-3 ② **K**			C SI 92 B SI 93 B CH 83 X SI 91 2-1 ② **G5-3**		3	0	0	0	0	1	1
2 Tom Murphy, R (1, 2) OBP: 0.289, SLG: 0.525 23 Austin Nola, R (8, 2) OBP: 0.345, SLG: 0.444			C SI 91 S SL 82 B SL 84 X SI 92 1-2 ① **F9**		B SL 85 C SI 92 D SL 85 F SI 92 D SL 85 X SI 92 3-2 ③ **G4-3**			B SL 81 X SI 92 1-0 ③ **G6-3**		3 0	0 0	0 0	0 0	0 0	0 0	1 0
12 Mac Williamson, R (1, 7) OBP: 0.254, SLG: 0.262			B SL 81 B SI 93 F SI 91 X SI 92 2-1 ② **G4-3**			C SI 91 B SL 82 B SI 91 X SI 92 2-1 ① **G5-3**			X SI 89 0-0 ① **F8**	3	0	0	0	0	0	0
9 Dee Strange-Gordon, L (1, 4) OBP: 0.293, SLG: 0.354			C SI 91 S SI 93 F SL 85 X SI 93 0-2 ③ **G3-1**			B SI 92 B SI 92 X SI 91 2-0 ② **L4**			S SL 78 X CH 81 0-1 ② **G1-3**	3	0	0	0	0	0	0
Inning Stats	R: 0 E: 0 K: 1 S: 6 H: 0 LOB: 0 BB: 0 P: 12	R: 0 E: 0 K: 1 S: 7 H: 0 LOB: 0 BB: 0 P: 10	R: 0 E: 0 K: 0 S: 9 H: 0 LOB: 0 BB: 0 P: 12	R: 0 E: 0 K: 2 S: 7 H: 0 LOB: 0 BB: 0 P: 8	R: 0 E: 0 K: 1 S: 11 H: 0 LOB: 1 BB: 1 P: 22	R: 0 E: 0 K: 0 S: 6 H: 0 LOB: 0 BB: 0 P: 11	R: 0 E: 0 K: 2 S: 8 H: 0 LOB: 0 BB: 0 P: 11	R: 0 E: 0 K: 1 S: 7 H: 0 LOB: 0 BB: 0 P: 12	R: 0 E: 0 K: 0 S: 4 H: 0 LOB: 0 BB: 0 P: 5	1B: 0 2B: 0 3B: 0 HR: 0 SF: 0 SAC: 0 DP: 0 HBP: 0						

TOP

Seattle Mariners @ Los Angeles Angels

Angel Stadium, Anaheim, CA

Fri Jul 12 2019, 7:19 PM - 10:12 PM PDT

Att. 43,140 - Clear - 79 F

livebaseballscorecards.com

AB	27
R	0
H	0
RBI	0
BB	1
SO	8
LOB	2

WP: 0 PA: 28
PB: 0
SB: 0
CS: 0

PITCHER		IP	WLS	BF	H	R	ER	SO	BB	IBB	HBP	BLK	WP	HR	S	P	ERA	WHIP
67 Taylor Cole, R ERA: 4.15	(1, 1)	2.0		6	0	0	0	2	0	0	0	0	0	0	13	22	0.00	0.000
64 Félix Peña, R ERA: 4.32	(3, 1)	7.0	W	22	0	0	0	6	1	0	0	0	0	0	52	81	0.00	0.143

PITCHER	IP	WLS	BF	H	R	ER	SO	BB	IBB	HBP	BLK	WP	HR	S	P	ERA	WHIP

Batter	1	2	3	4	5	6	7	8	9	AB	R	H	RBI	BB	SO	LOB
6 David Fletcher, R (1, 4) (9, 5) OBP: 0.364, SLG: 0.419	2-2 27 HR 2B 1-1 27 2B 1B 1-2 2-3	B FF 92 C FF 91 C FF 92 F FF 93 S FF 92 1-3 K ②	B SI 90 X SI 92 1-0 27 2B 2B		B FF 96 B FF 96 C FF 96 F SL 84 F SL 82 X SL 84 2-2 G5-3 ①	B SV 77 B SV 78 B SI 92 B SI 93 4-0 27 FC6-4 1-2 2-3 BB	5	2	3	0	1	1	3
27 Mike Trout, R (1, 8) OBP: 0.458, SLG: 0.663	0-0 HR 2-H 1-0 2B 1-3 2-H 3-H	B SL 92 B FF 90 H SL 89 3-0 1-2 2-3 3-H HBP	C SI 92 B SL 85 B FF 92 B SI 93 C SL 84 X SL 85 3-2 2B 2-H		B FF 96 B SL 85 B FF 96 B FF 95 4-0 8 WP 8 HR BB	C SV 78 S SV 79 X SV 79 0-2 FC6-4 ③ 1-2f	4	2	3	6	1	0	3
17 Shohei Ohtani, L (1, 10) OBP: 0.354, SLG: 0.564	2-2 8 2 1B 1B 1-2 BB	C SL 78 B CH 79 B SL 79 C FF 87 S CH 80 2-3 K ③	C SI 92 B SL 85 X SL 84 1-1 F7 ①		B SL 83 S FF 97 B FF 96 X FF 95 2-1 F7 ②		4	1	1	0	1	1	5
8 Justin Upton, R (1, 7) OBP: 0.349, SLG: 0.509	1-1 2 1B 41 E 1B 1-2 2-3 K	F FF 86 S CH 79 B CH 78 B CH 78 S CH 77 2-3 K ①	S SL 84 D SL 84 X SI 93 1-1 P4 ②		B SL 85 B FF 96 X FF 96 2-0 1-H HR		5	2	2	2	0	2	4
56 Kole Calhoun, L (1, 9) OBP: 0.319, SLG: 0.467	S CH 85 F CH 86 S SL 83 0-3 K ①	B FF 92 F SI 92 X SI 89 1-1 G6-3 ①	C SL 78 S SL 78 B FF 87 T FF 88 1-2 K ②		B FF 92 B SL 82 C SL 83 S SL 83 F SL 84 S SL 83 2-3 K ③		C SL 84 S SL 84 X SL 82 0-2 L6-3 ③			5	0	0	0	0	3	3
2 Andrelton Simmons, R (1, 6) OBP: 0.319, SLG: 0.407	B SI 90 B FC 87 B SI 90 C SI 90 X FC 88 3-1 41 E 13 1B 1-3 2-H 1B	C SL 84 B CU 78 X SI 92 1-1 13 CI 41 BB 23 BB 1B	C FF 87 B FF 86 B CH 80 X CH 80 2-1 F9 ③		X SI 90 0-0 41 G6-3 13 G6-3 2B			B SI 94 S SV 79 B SV 79 F SI 94 F SV 78 F SI 94 F SV 78 F SV 79 F SI 94 2-2 X SV 79 G5-3 ①		5	3	3	1	0	0	0
41 Justin Bour, L (1, 3) OBP: 0.264, SLG: 0.383	F SI 90 X CH 85 0-1 FC4 6 1B 13 1B 27 2B 1-2 3-H	B FF 92 B SI 91 B SI 92 B FF 92 4-0 23 BB 13 CI 27 HBP 1-2 BB	C FF 86 S SL 78 S SL 78 0-3 K ①		X SI 91 0-0 G6-3 ① 2-3			C SV 78 B SI 95 B SI 94 B SV 78 B SI 94 4-1 6 BB 13 BB BB		3	2	0	1	2	1	2
13 Dustin Garneau, R (1, 2) OBP: 0.400, SLG: 0.317	B FC 88 B FF 89 F FC 87 X SI 90 2-1 6 1B 27 2B 1-2 2-H 1B	B FF 92 C FF 90 S SL 85 B CU 82 F SL 85 F SI 92 D SL 86 F FF 92 3-2 CI 27 HBP 23 BB 1-2 2-3	B CU 74 F FF 86 B CH 80 B CH 80 F FF 86 F FF 87 F FF 87 S CH 79 3-3 K ②		X SI 90 0-0 G6-3 ② 3-H			B SI 94 B SV 78 B SI 94 B SI 93 4-0 6 BB 1-2 BB		3	1	1	2	1	1	0
23 Matt Thaiss, L (1, 5) OBP: 0.133, SLG: 0.143 4 Luis Rengifo, S (9, 4) OBP: 0.333, SLG: 0.379	C SI 90 S FC 88 B CH 86 B FC 88 F SL 83 S FC 87 2-3 K ②	C FF 92 B SI 90 C SI 90 B SL 84 B FF 93 B SI 92 4-2 27 HBP 1-2 2-3 3-H BB	C FF 87 B FF 87 B CH 80 F SL 80 X FF 87 2-2 L8 ③		F SI 90 X CH 85 0-1 G1 ③			F SI 94 C SI 94 F SV 79 B SI 93 B SV 77 F SI 93 S SV 78 2-3 K ②		4	0	0	1	1	2	4
										0	0	0	0	0	0	0
Inning Stats	R: 7 E: 1 K: 3 S: 32 H: 8 LOB: 3 BB: 1 P: 52	R: 2 E: 1 K: 2 S: 18 H: 1 LOB: 3 BB: 2 P: 37	R: 0 E: 0 K: 2 S: 8 H: 0 LOB: 0 BB: 0 P: 13	R: 0 E: 0 K: 2 S: 11 H: 0 LOB: 0 BB: 0 P: 16	R: 1 E: 0 K: 1 S: 12 H: 2 LOB: 1 BB: 0 P: 20	R: 1 E: 0 K: 0 S: 5 H: 1 LOB: 0 BB: 0 P: 5	R: 2 E: 0 K: 0 S: 10 H: 1 LOB: 0 BB: 1 P: 20	R: 0 E: 0 K: 1 S: 17 H: 0 LOB: 3 BB: 3 P: 33		1B: 6 2B: 5 3B: 0 HR: 2	SF: 0 SAC: 0 DP: 0 HBP: 1		WP: 1 PB: 0 SB: 0 CS: 0	PA: 47		

PITCHER		IP	WLS	BF	H	R	ER	SO	BB	IBB	HBP	BLK	WP	HR	S	P	ERA	WHIP
8 Mike Leake, R ERA: 4.6	(1, 1)	0.2	L	12	8	7	4	2	1	0	0	0	0	1	29	47	54.00	13.500
67 Matt Festa, R ERA: 4.66	(1, 1)	1.0		8	1	2	1	2	2	0	1	0	0	0	18	37	9.00	3.000
57 Tommy Milone, L ERA: 3.4	(2, 1)	2.1		7	0	0	0	5	0	0	0	0	0	0	22	34	0.00	0.000
44 Matt Wisler, R ERA: 5.52	(5, 1)	1.0		5	2	1	1	1	0	0	0	0	0	0	12	20	9.00	2.000
35 Cory Gearrin, R ERA: 4.5	(6, 1)	1.0		4	1	1	1	0	0	0	0	0	0	0	5	5	9.00	1.000

PITCHER		IP	WLS	BF	H	R	ER	SO	BB	IBB	HBP	BLK	WP	HR	S	P	ERA	WHIP
37 Parker Markel, R ERA: 15.43	(7, 1)	1.0		5	1	2	2	0	1	0	0	0	1	1	10	20	18.00	2.000
64 David McKay, R ERA: 3.38	(8, 1)	1.0		6	0	0	0	1	3	0	0	0	0	0	17	33	0.00	3.000

BOTTOM

Seattle Mariners @ Los Angeles Angels

Angel Stadium, Anaheim, CA

Fri Jul 12 2019, 7:19 PM - 10:12 PM PDT

Att. 43,140 - Clear - 79 F

livebaseballscorecards.com

AB	38
R	13
H	13
RBI	13
BB	7
SO	11
LOB	24

Seattle Mariners @ Los Angeles Angels

Angel Stadium, Anaheim, CA

Sat Jul 13 2019, 6:08 PM - 9:15 PM PDT

Att. 41,549 - Clear - 76 F

TOP

livebaseballscorecards.com

Batter	1	2	3	4	5	6	7	8	9	AB	R	H	RBI	BB	SO	LOB
0 Mallex Smith, L (1, 8) OBP: 0.306, SLG: 0.365	G6-3		BB			3B	BB			2	1	1	0	2	0	0
3 J.P. Crawford, L (1, 6) OBP: 0.345, SLG: 0.464	2B		BB			SF9	L8			2	0	1	1	1	0	2
16 Domingo Santana, R (1, 9) OBP: 0.348, SLG: 0.486 12 Mac Williamson, R (8, 9) OBP: 0.254, SLG: 0.262	G5-3		G5-4-3			G6-3		K		4 0	0 0	0 0	0 0	0 0	1 0	3 0
20 Daniel Vogelbach, L (1, 10) OBP: 0.376, SLG: 0.502	BB			K		1B		1B		3	0	2	0	1	1	0
22 Omar Narváez, L (1, 2) OBP: 0.364, SLG: 0.479	P6			1B		K		G1-6-3		4	0	1	0	0	1	4
15 Kyle Seager, L (1, 5) OBP: 0.276, SLG: 0.353		F8		L3			K 1 WP 1 1B		F7	4	1	0	0	0	1	1
1 Tim Beckham, R (1, 3) OBP: 0.280, SLG: 0.464		K			G6-3		9 FC6-4 1B		K	4	0	1	1	0	2	0
25 Dylan Moore, R (1, 7) OBP: 0.293, SLG: 0.328		F8			K				K	4	0	0	0	0	3	1
9 Dee Strange-Gordon, L (1, 4) OBP: 0.290, SLG: 0.350			G4-1		L7		FC6-4 0 S			3	0	0	0	0	0	1

	AB	30
	R	2
	H	6
	RBI	2
	BB	4
	SO	9
	LOB	12

Inning Stats																		
	R: 0 E: 0 K: 0 S: 14	H: 1 LOB: 2 BB: 1 P: 27	R: 0 E: 0 K: 1 S: 8	H: 0 LOB: 0 BB: 0 P: 10	R: 0 E: 0 K: 0 S: 8	H: 0 LOB: 1 BB: 2 P: 20	R: 0 E: 0 K: 1 S: 9	H: 1 LOB: 0 BB: 0 P: 13	R: 0 E: 0 K: 1 S: 7	H: 0 LOB: 0 BB: 0 P: 11	R: 1 E: 0 K: 1 S: 14	H: 2 LOB: 1 BB: 0 P: 18	R: 1 E: 0 K: 2 S: 18	H: 1 LOB: 2 BB: 1 P: 30	R: 0 E: 0 K: 1 S: 9	H: 1 LOB: 0 BB: 0 P: 14	R: 0 E: 0 K: 2 S: 9	H: 0 LOB: 0 BB: 0 P: 16	1B: 4 2B: 2 3B: 1 HR: 0	SF: 1 SAC: 0 DP: 3 HBP: 0	WP: 2 PB: 0 SB: 3 CS: 0	PA: 35

PITCHER		IP	WLS	BF	H	R	ER	SO	BB	IBB	HBP	BLK	WP	HR	S	P	ERA	WHIP
33 Matt Harvey, R ERA: 6.88	(1, 1)	5.2	W	22	4	1	1	3	3	0	0	0	0	0	56	93	1.59	1.235
38 Justin Anderson, R ERA: 3.62	(6, 1)	0.1		2	0	1	1	2	0	0	0	0	1	0	9	13	27.00	0.000
40 Luis García, R ERA: 4.5	(7, 1)	1.0		5	1	0	0	1	1	0	0	0	1	0	13	23	0.00	2.000
31 Ty Buttrey, R ERA: 2.51	(8, 1)	1.0		3	1	0	0	1	0	0	0	0	0	0	9	14	0.00	1.000
53 Trevor Cahill, R ERA: 6.82	(9, 1)	1.0		3	0	0	0	2	0	0	0	0	0	0	9	16	0.00	0.000

PITCHER	IP	WLS	BF	H	R	ER	SO	BB	IBB	HBP	BLK	WP	HR	S	P	ERA	WHIP

Batter	1	2	3	4	5	6	7	8	9	AB	R	H	RBI	BB	SO	LOB
6 David Fletcher, R (1, 5) OBP: 0.365, SLG: 0.425	C FF 86 X CU 72 0-1 ① G5-3		B CU 74 B CH 80 C SI 87 F FC 84 D CU 73 F FF 86 X FC 85 3-2 27 HR 2-H 3B	C CU 72 F FC 84 X CH 79 0-2 1-2 2-3 3-H 1B		C SI 95 D SI 95 B SL 87 B SI 94 C SI 94 F SI 95 C SI 94 3-3 ③ K		B FF 94 C FF 94 B CH 88 X SI 93 2-1 ③ L6		5	1	2	2	0	1	1
27 Mike Trout, R (1, 8) OBP: 0.456, SLG: 0.668	C FF 87 B FF 87 B FC 85 X CH 81 2-1 ② G3		B FC 84 B FC 84 X FC 84 2-0 3-H HR	C FC 83 F CH 80 S CH 80 0-3 ② K			C SV 77 F SI 92 B SV 78 F SV 78 F SI 93 B SI 93 F SI 94 X SV 78 2-2 ① F8			4	1	1	2	0	1	3
17 Shohei Ohtani, L (1, 10) OBP: 0.352, SLG: 0.556	C FF 88 C FC 82 B CU 73 S CU 72 1-3 ③ K		B FC 83 C SI 87 S FC 82 S CH 78 1-3 ① K	C FC 83 B SI 86 X FC 83 1-1 ③ L8			B SI 94 C SI 92 B SI 92 B SI 92 S SV 78 B SV 79 4-2 2 S 5 HR BB			3	1	0	0	1	2	3
8 Justin Upton, R (1, 7) OBP: 0.343, SLG: 0.483		B SI 87 B CH 80 B FC 85 C FF 86 C FC 84 S FC 84 3-3 ① K	C CH 79 F CH 80 B FC 84 C FC 84 1-3 ② K		B SI 95 C SI 96 S FO 81 F FO 80 B FO 80 B SI 96 B FO 80 4-2 2 G4-3 BB		B SV 77 X SI 93 1-0 ② F8			3	0	0	0	1	2	1
2 Andrelton Simmons, R (1, 6) OBP: 0.322, SLG: 0.406		X CH 80 0-0 5 S 5 1B 1B	C CU 73 B SI 86 B CH 80 C CU 74 X FC 85 2-2 ③ G6-3		C FC 90 B SI 95 D FO 80 X FC 89 2-1 ① ② G4-3 1-2f		B SV 79 1 SAFE B SV 78 D SV 79 C SI 93 B SI 93 4-1 1-2 5 HR BB			3	2	1	0	1	0	1
5 Albert Pujols, R (1, 3) OBP: 0.304, SLG: 0.438		B SI 88 F CH 80 B CH 80 B FC 85 X SI 88 3-1 ② 1-H 1B	C SI 86 X CH 79 0-1 ① G6-3		S FC 90 S FO 81 X FO 80 0-2 ③ F7		C SI 92 B SI 92 X SI 93 1-1 1-H 2-H HR			4	1	2	4	0	0	0
56 Kole Calhoun, L (1, 9) OBP: 0.321, SLG: 0.477		X FF 87 0-0 HR	S FC 82 X SI 85 0-1 4 1B 44 1B 6 1B 1B		X SI 94 0-0 ① G4-3		C SV 77 B SI 93 X SI 92 1-1 ③ F7			4	2	2	1	0	0	0
44 Kevan Smith, R (1, 2) OBP: 0.381, SLG: 0.459		B CU 73 C CU 73 B CH 80 X CH 80 2-1 ③ G1-4-3	C SI 86 B FC 86 B CH 78 X FC 83 2-1 6 1B 4 1B 1-2 1B		C SL 86 B SI 94 B SL 89 F SI 94 F SI 96 S SL 86 2-3 ② K			S CH 86 F CH 86 B FF 93 B CU 79 X FF 94 2-2 ① L9		4	0	1	0	0	1	0
4 Luis Rengifo, S (1, 4) OBP: 0.341, SLG: 0.392			C SI 86 X CH 78 0-1 6 3B 2B	C CU 73 F FC 83 X FC 84 0-2 6 1B 1-2 2-3 1B		B SI 95 B SI 96 F SI 94 X SI 96 2-1 1B		S FF 94 F FF 95 B FF 94 C CU 79 1-3 ② K		4	1	3	0	0	1	0
Inning Stats	R: 0 E: 0 K: 1 S: 7 H: 0 LOB: 0 BB: 0 P: 10	R: 2 E: 0 K: 1 S: 9 H: 3 LOB: 0 BB: 0 P: 17	R: 3 E: 0 K: 2 S: 16 H: 3 LOB: 0 BB: 0 P: 25	R: 1 E: 0 K: 1 S: 17 H: 4 LOB: 3 BB: 0 P: 20	R: 0 E: 0 K: 0 S: 8 H: 0 LOB: 0 BB: 1 P: 14	R: 0 E: 0 K: 0 S: 11 H: 1 LOB: 1 BB: 0 P: 18	R: 3 E: 0 K: 0 S: 14 H: 1 LOB: 0 BB: 2 P: 27	R: 0 E: 0 K: 1 S: 8 H: 0 LOB: 0 BB: 0 P: 13		1B: 7 2B: 1 3B: 1 HR: 3 SF: 0 SAC: 0 DP: 1 HBP: 0						

PITCHER		IP	WLS	BF	H	R	ER	SO	BB	IBB	HBP	BLK	WP	HR	S	P	ERA	WHIP
49 Wade LeBlanc, L ERA: 5.15	(1, 1)	4.0	L	21	10	6	6	5	0	0	0	0	0	2	49	72	13.50	2.500
56 Matt Carasiti, R ERA: 7.11	(5, 1)	1.0		3	0	0	0	0	1	0	0	0	0	0	8	14	0.00	1.000
52 Anthony Bass, R ERA: 3.92	(6, 1)	1.0		4	1	0	0	2	0	0	0	0	0	0	11	18	0.00	1.000
64 David McKay, R ERA: 6.0	(7, 1)	1.0		6	1	3	3	0	2	0	0	0	0	1	14	27	27.00	3.000
55 Roenis Elías, L ERA: 3.89	(8, 1)	1.0		3	0	0	0	1	0	0	0	0	0	0	8	13	0.00	0.000

PITCHER	IP	WLS	BF	H	R	ER	SO	BB	IBB	HBP	BLK	WP	HR	S	P	ERA	WHIP

BOTTOM

Seattle Mariners @ Los Angeles Angels

Angel Stadium, Anaheim, CA

Sat Jul 13 2019, 6:08 PM - 9:15 PM PDT

Att. 41,549 - Clear - 76 F

livebaseballscorecards.com

AB	34
R	9
H	12
RBI	9
BB	3
SO	8
LOB	9

PA: 37

WP: 0
PB: 0
SB: 2
CS: 0

Seattle Mariners @ Los Angeles Angels

Angel Stadium, Anaheim, CA

Sun Jul 14 2019, 1:09 PM - 4:37 PM PDT

Att. 38,560 - Sunny - 82 F

TOP

livebaseballscorecards.com

Batter	1	2	3	4	5	6	7	8	9	AB	R	H	RBI	BB	SO	LOB
0 Mallex Smith, L (1, 8) OBP: 0.304, SLG: 0.369	F FF 92 B CU 76 F FF 91 S CH 82 1-3 K ①	1 SAFE 1 SAFE C CU 77 1 SAFE C CU 74 1 SAFE B CH 82 B FF 92 B CU 76 3-3 S CH 82 K ② 1-2		C FF 92 B FF 92 D CU 76 X FF 92 2-1 FC6-2 ② 2-3 3-H			C SL 80 S SL 82 X SL 84 0-2 3 FC1-5 3B		C SL 91 S CH 91 S FF 100 0-3 K ③ 1-2	5	0	1	0	0	3	4
3 J.P. Crawford, L (1, 6) OBP: 0.337, SLG: 0.452	B FF 93 B FF 93 T FF 92 S CH 81 S CH 82 2-3 K ② C FF 92 B CU 76 C FF 92 D CH 82 F CU 77 X CH 82 2-2 G3 ③		1 SAFE C FF 90 1 SAFE 0-1 CS ③ 3-H	B CU 75 B FF 92 X FF 90 2-0 G3 ①		X FF 92 0-0 FC1-5 ② 3-H			4	0	0	0	0	1	2
16 Domingo Santana, R (1, 9) OBP: 0.350, SLG: 0.495	S CU 77 C FF 92 F CH 82 F CH 82 B FF 93 B CU 76 X CH 82 2-2 1 1B 2 1B 1B		B FF 92 C CH 82 X CU 77 1-1 HR	F FF 89 B CH 84 F CH 84 B CH 85 F FF 90 S CU 77 2-3 K ②		B SL 84 C SL 84 B FF 94 B FF 94 C SL 83 S SL 84 3-3 K ③			4	2	2	1	0	2	1
1 Tim Beckham, R (1, 10) OBP: 0.279, SLG: 0.461	S FF 91 X FF 91 0-1 2 1B 1-3 1B		C FF 93 C FF 92 B FF 92 B CH 82 C FF 91 2-3 K ①		C CU 76 S CH 84 X CH 85 0-2 G6-3 ③			C FF 96 S FF 97 S SL 80 0-3 K ①		4	0	1	0	0	2	0
2 Tom Murphy, R (1, 2) OBP: 0.298, SLG: 0.524 22 Omar Narváez, L (8, PH) OBP: 0.363, SLG: 0.477 (8, 2)	C CU 77 S CH 81 1 SAFE B FF 92 X CH 81 1-2 1B 3-H		S CH 82 C FF 92 B FF 93 B FF 93 B SL 82 B FF 92 4-2 15 FC3-6 BB			C FF 89 S CU 76 B CH 84 B CU 77 S CH 83 2-3 K ①		B SL 82 F FF 97 B CH 86 B FF 95 T FF 94 S FF 96 3-3 K ②		2	0	1	1	1	1	0
										1	0	0	0	0	1	0
15 Kyle Seager, L (1, 5) OBP: 0.276, SLG: 0.351	B FF 92 S CU 77 S CU 76 B CU 75 F FF 92 S CH 84 2-3 K ③		B FF 92 F FF 92 B CU 77 D FF 91 F FF 91 X CH 82 3-2 FC3-6 23 CS ② 1-2f			B CU 76 C CH 84 X CH 85 1-1 1B		C FF 97 C FF 98 B SL 80 X FF 98 1-2 L8 ③		4	0	1	0	0	1	3
23 Austin Nola, R (1, 3) OBP: 0.364, SLG: 0.548 (6, 4)		B FF 91 C SL 80 X FF 90 1-1 HR	B CU 77 1-0 CS ③ 1-2	C SL 82 B FF 91 X CH 81 1-1 25 2B 0 FC6-2 1B		X CU 77 0-0 F9 ②			X SL 89 0-0 G5-3 ①	4	1	2	1	0	0	1
12 Mac Williamson, R (1, 7) OBP: 0.250, SLG: 0.258 20 Daniel Vogelbach, L (6, PH) OBP: 0.374, SLG: 0.498 (6, 3)		C CU 72 F CH 82 F CH 83 B FF 91 S FF 92 1-3 K ①		F FF 90 1 SAFE S FF 91 S FF 92 0-3 K ①		1 SAFE C CU 76 C CH 84 B FF 88 D CH 84 B CH 84 X CU 77 3-2 F8 ③			B CH 90 B FF 98 B FF 98 C FF 97 C FF 96 S FF 99 3-3 K ②	2	0	0	0	0	2	1
										2	0	0	0	0	1	1
25 Dylan Moore, R (1, 4) OBP: 0.301, SLG: 0.338 (6, 7) 9 Dee Strange-Gordon, L (9, PH) OBP: 0.293, SLG: 0.352		B FF 92 C SL 81 B FF 91 H CU 78 3-1 0 S HBP		B CU 78 F FF 91 1 SAFE F FF 90 1 SAFE X CH 82 1-2 0 FC6-2 3 CS 2B 1-3			B SL 81 F FF 92 S FF 92 C SL 83 1-3		S FF 98 B FF 98 S FF 97 F FF 100 F FF 99 B CH 91 F FF 99 F SL 91 F FF 98 2-2 X FF 88 0 DI 1B	2	0	1	0	0	1	0
										1	0	1	0	0	0	0
Inning Stats	R: 1 E: 0 K: 3 S: 20 H: 3 LOB: 2 BB: 0 P: 28	R: 1 E: 0 K: 2 S: 14 H: 1 LOB: 1 BB: 0 P: 24	R: 1 E: 0 K: 1 S: 10 H: 1 LOB: 0 BB: 1 P: 21	R: 0 E: 0 K: 1 S: 11 H: 2 LOB: 1 BB: 0 P: 15	R: 0 E: 0 K: 1 S: 8 H: 0 LOB: 0 BB: 0 P: 12	R: 0 E: 0 K: 1 S: 9 H: 1 LOB: 1 BB: 0 P: 15	R: 0 E: 0 K: 2 S: 10 H: 1 LOB: 1 BB: 0 P: 14	R: 0 E: 0 K: 2 S: 9 H: 0 LOB: 0 BB: 0 P: 13	R: 0 E: 0 K: 2 S: 15 H: 1 LOB: 1 BB: 0 P: 20	1B: 6 2B: 1 3B: 1 HR: 2 SF: 0 SAC: 0 DP: 0 HBP: 1						

	AB	35
	R	3
	H	10
	RBI	3
	BB	1
	SO	15
	LOB	13

PITCHER		IP	WLS	BF	H	R	ER	SO	BB	IBB	HBP	BLK	WP	HR	S	P	ERA	WHIP
54 José Suarez, L ERA: 5.51	(1, 1)	4.1		20	7	3	3	7	1	0	1	0	0	2	56	91	6.23	1.846
24 Noé Ramirez, R ERA: 3.3	(5, 1)	1.2		6	1	0	0	2	0	0	0	0	0	0	16	24	0.00	0.600
32 Cam Bedrosian, R ERA: 3.48	(7, 1)	1.0		4	1	0	0	2	0	0	0	0	0	0	10	14	0.00	1.000
31 Ty Buttrey, R ERA: 2.45	(8, 1)	1.0	W	3	0	0	0	2	0	0	0	0	0	0	9	13	0.00	0.000
57 Hansel Robles, R ERA: 2.68	(9, 1)	1.0	S	4	1	0	0	2	0	0	0	0	0	0	15	20	0.00	1.000

PITCHER	IP	WLS	BF	H	R	ER	SO	BB	IBB	HBP	BLK	WP	HR	S	P	ERA	WHIP

Seattle Mariners @ Los Angeles Angels

Angel Stadium, Anaheim, CA

Sun Jul 14 2019, 1:09 PM - 4:37 PM PDT

Att. 38,560 - Sunny - 82 F

livebaseballscorecards.com

BOTTOM

Batter	1	2	3	4	5	6	7	8	9	AB	R	H	RBI	BB	SO	LOB
6 David Fletcher, R (1, 6) (3, 9) OBP: 0.362, SLG: 0.420	B FF 92 C FF 92 F CU 76 B CU 78 X CU 75 2-2 L8 ①	B FF 92 C FF 92 B FF 94 B FF 91 C FF 92 X FF 93 3-2 G3-1 ③			B SI 94 B SI 93 C FC 90 B FC 91 B SI 94 4-1 2 BB BB 1-2 2-3		X SI 95 0-0 G5-3 ①	C FF 92 X CH 87 0-1 F9 ③		4	0	0	0	1	0	2
27 Mike Trout, R (1, 8) OBP: 0.455, SLG: 0.666 2 Andrelton Simmons, R (3, 6) OBP: 0.322, SLG: 0.403	C CU 77 X FF 92 0-1 L3 ②		B FF 91 C FF 91 C FF 92 B CH 86 X SL 87 2-2 F9 ①		B FC 90 C SI 95 B SI 94 B SI 95 B FC 91 4-1 1-2 2-3 3-H BB		B SL 86 F SI 95 X SI 96 1-1 G5-3 ②			1 2	0 0	0 0	0 1	0 1	0 0	0 0
17 Shohei Ohtani, L (1, 10) OBP: 0.355, SLG: 0.556	B SL 88 C FF 93 B SL 85 S FF 93 B FF 93 F SL 87 D SL 86 4-2 8 BB BB		B FF 94 S FF 94 C FF 94 B FF 95 F FF 94 S SL 86 2-3 K ②		C SI 94 X FO 80 0-1 SF7 ① 3-H		B FF 97 S FS 89 C SL 87 X SL 87 1-2 1B			2	0	1	1	1	1	0
8 Justin Upton, R (1, 7) OBP: 0.338, SLG: 0.460	C FF 94 C FF 92 B CH 86 D CH 86 1 SAFE B FF 93 B SL 84 4-2 1-2 BB		C FF 94 B SL 88 B SL 86 S FF 93 T FF 94 2-2 K ③		C FC 91 C FC 90 F FO 82 B FO 78 B FO 80 F FC 90 F FO 81 S SI 95 2-3 K ②		S SL 90 S SL 88 S SL 88 0-3 K ③			3	0	0	0	1	3	3
5 Albert Pujols, R (1, 3) OBP: 0.300, SLG: 0.431	B FF 93 F FF 92 B FF 93 X FF 92 2-1 G6-3 ③			C CU 75 X CH 83 0-1 G1-3 ①	B FC 89 B SI 94 F FC 90 C SI 95 X SI 95 2-2 G4-3 ③			C SI 96 X SL 87 0-1 F9 ①		4	0	0	0	0	0	4
56 Kole Calhoun, L (1, 9) OBP: 0.323, SLG: 0.485 (3, 8)		B CU 76 F FF 90 B FF 93 F SL 88 F FF 95 F SL 87 X CU 78 2-2 HR		B SL 86 C SL 84 S SL 88 X FF 92 1-2 F7 ②		C SL 83 B SL 86 B SL 86 C SI 91 X CH 85 2-2 G6-3 ①		B SI 97 B SI 97 B FS 89 B SI 96 4-0 41 1B 23 HR BB		3	2	1	1	1	0	0
4 Luis Rengifo, S (1, 4) OBP: 0.340, SLG: 0.389		C FF 94 X CH 84 0-1 G6-3 ①		F CH 84 B CH 84 S FF 93 F SL 87 S FF 94 1-3 K ③		C CH 85 B SI 91 B CH 85 F CH 85 X SL 86 2-2 23 S 13 WP 1B		C SI 96 F FS 87 F FS 86 B SI 95 X FS 87 1-2 F7 ②		4	0	1	0	0	1	1
13 Dustin Garneau, R (1, 2) OBP: 0.396, SLG: 0.302 41 Justin Bour, L (8, PH) OBP: 0.269, SLG: 0.387 44 Kevan Smith, R (8, PR) OBP: 0.381, SLG: 0.459 (9, 2)		B FF 92 X FF 92 1-0 F8 ②			B CU 72 B FF 93 C FF 88 F FF 92 B FF 94 B FF 92 4-2 6 BB 23 1B 2 BB BB		F SL 85 B SL 86 F SI 90 2 SAFE B SL 88 F SL 88 C SI 92 2-3 K ② 1-2	C SL 87 B FS 86 B SI 95 1 SAFE X FS 87 2-1 23 HR 1B 1-3		2 1 0	1 0 1	0 1 0	0 0 0	1 0 0	1 0 0	1 0 0
23 Matt Thaiss, L (1, 5) OBP: 0.263, SLG: 0.412		B FF 90 C SL 82 B FF 93 B SL 86 F FF 93 F FF 92 F FF 92 B SL 88 4-2 BB			B SL 85 B FF 91 T FF 91 D FF 91 X FF 92 3-1 2 BB 6 BB 17 SF7 1-2 1B		B SI 92 B CH 86 S CH 85 X CH 85 2-1 G4-3 ③ 2-3	C FF 92 B FF 93 B CU 79 X FF 94 2-1 1-H 3-H HR		3	2	2	3	1	0	1
Inning Stats	R: 0 E: 0 K: 0 S: 12 H: 0 LOB: 2 BB: 2 P: 24	R: 1 E: 0 K: 0 S: 15 H: 1 LOB: 1 BB: 1 P: 25	R: 0 E: 0 K: 2 S: 10 H: 0 LOB: 0 BB: 0 P: 16	R: 0 E: 0 K: 1 S: 9 H: 0 LOB: 0 BB: 0 P: 11	R: 2 E: 0 K: 1 S: 17 H: 1 LOB: 2 BB: 3 P: 36	R: 0 E: 0 K: 1 S: 12 H: 1 LOB: 1 BB: 0 P: 20	R: 0 E: 0 K: 1 S: 9 H: 1 LOB: 1 BB: 0 P: 11	R: 3 E: 0 K: 0 S: 12 H: 2 LOB: 1 BB: 1 P: 21		1B: 4 2B: 0 3B: 0 HR: 2	SF: 1 SAC: 0 DP: 0 HBP: 0			WP: 1 PB: 0 SB: 1 CS: 0	PA: 37	

	AB	29
	R	6
	H	6
	RBI	6
	BB	7
	SO	6
	LOB	12

PITCHER		IP	WLS	BF	H	R	ER	SO	BB	IBB	HBP	BLK	WP	HR	S	P	ERA	WHIP
18 Yusei Kikuchi, L ERA: 5.01	(1, 1)	4.0		18	2	3	3	3	4	0	0	0	0	1	50	87	6.75	1.500
56 Matt Carasiti, R ERA: 6.14	(5, 1)	1.0		5	0	0	0	1	2	0	0	0	0	0	13	25	0.00	2.000
35 Cory Gearrin, R ERA: 4.36	(6, 1)	1.0		4	1	0	0	1	0	0	0	0	1	0	12	20	0.00	1.000
52 Anthony Bass, R ERA: 4.43	(7, 1)	1.2	L	8	2	2	2	1	1	0	0	0	0	0	17	26	10.80	1.800
55 Roenis Elías, L ERA: 4.07	(8, 1)	0.1		2	1	1	1	0	0	0	0	0	0	1	4	6	27.00	3.000

PITCHER	IP	WLS	BF	H	R	ER	SO	BB	IBB	HBP	BLK	WP	HR	S	P	ERA	WHIP

Houston Astros @ Los Angeles Angels

Angel Stadium, Anaheim, CA

Mon Jul 15 2019, 7:08 PM - 10:33 PM PDT

Att. 35,431 - Clear - 79 F

TOP

livebaseballscorecards.com

Batter	1	2	3	4	5	6	7	8	9	AB	R	H	RBI	BB	SO	LOB
4 George Springer, R (1, 8) OBP: 0.389, SLG: 0.601	X FF 94 0-0 ① F9	1 SAFE X SL 90 0-0 27 WP, 2 1B 1-3 1B		C FF 92 B CH 86 B CH 87 S SL 86 B FF 94 X CH 86 3-2 ① L9		S FF 94 1 SAFE F SL 84 X FF 94 0-2 1-H HR		B FF 96 B FF 96 B FF 94 C FF 97 C FF 95 X FF 96 3-2 HR		5	3	3	3	0	0	0
27 Jose Altuve, R (1, 4) (7, 6) OBP: 0.331, SLG: 0.475	X FF 95 0-0 ② G6-3	B CH 90 B FF 94 B FF 94 C FF 94 B SL 90 4-1 2 1B, 2 WP 1-3 3-H BB		B FF 94 S CH 87 B SL 90 B SL 88 S FF 93 S CH 87 3-3 ② K		B SL 85 B SL 85 S SL 86 X SL 84 2-1 ① G6-3		C FF 97 C SL 83 X SL 84 0-2 ① F8	4	0	0	0	1	1	0
2 Alex Bregman, R (1, 5) OBP: 0.397, SLG: 0.533	B FF 94 C FF 94 B SL 91 B CH 90 B FF 95 4-1 10 WP, 44 BB, 22 BB BB	1 SAFE F FF 94 D CU 83 B FF 94 B FF 94 X FF 94 3-1 44 G6-3 1-3 3-H 1B		B CH 88 B FF 94 X FF 94 2-0 ③ F7		C FF 94 B FF 94 X SL 85 1-1 ② L6		B FF 98 C SL 83 B SL 83 X SL 84 2-1 ② G6-3		4	1	1	1	1	0	0
44 Yordan Alvarez, L (1, 10) OBP: 0.421, SLG: 0.713	B SL 91 F FF 95 1 SAFE B FF 94 B FF 94 B SL 90 4-1 22 BB, 10 WP 1-2 BB	B CH 83 B FC 91 C SL 87 1 SAFE B FF 91 F SL 85 F CH 86 1 SAFE X CH 86 3-2 ② ③ G6-3 1-2f			B CH 85 B FF 91 X CH 84 2-0 22 G4-6-3, 10 1B 1B	X SL 81 0-0 ③ F7		C SL 83 X FF 97 0-1 ③ G3-1		4	0	1	0	1	0	2
10 Yuli Gurriel, R (1, 3) OBP: 0.322, SLG: 0.493	B CU 84 B FF 94 B FF 95 C SL 90 B FF 95 4-1 22 BB 1-2 2-3 BB		C FF 92 C FF 90 S CH 87 0-3 ① K		F SL 87 B FF 91 X FF 92 1-1 22 G4-6-3 1-2 1B		C FF 93 S SL 84 X FF 93 0-2 ① F9		S SL 91 S CH 91 F FF 98 B CH 91 F SL 90 F FF 99 X FF 98 1-2 18 DI 1B	4	0	2	0	1	1	0
22 Josh Reddick, L (1, 9) OBP: 0.330, SLG: 0.425	D CU 84 C FF 94 F FF 95 D CU 85 D CH 90 B FF 94 4-2 1-2 2-3 3-H BB		X SL 87 0-0 ② G6-3		C SL 88 M CH 88 B FF 94 X SL 86 1-2 ① ② G4-6-3 1-2f 2-3		B SL 83 S SL 83 B FF 94 B FF 93 4-1 18 1B BB		C CH 91 B CH 90 X CH 91 1-1 ① F8	3	0	0	1	2	0	3
28 Robinson Chirinos, R (1, 2) OBP: 0.345, SLG: 0.427	C SL 90 B FF 95 F FF 95 F SL 90 S SL 90 1-3 ③ K		B FF 92 F FF 94 S CH 86 B CH 88 B SL 89 F CH 84 F CH 87 H FF 94 4-2 18 1B HBP		B SL 84 C FF 94 D CH 86 B SL 86 B SL 83 4-1 18 FC6-4 BB		B SL 83 T FF 92 X FF 94 1-1 ② F8		C FF 97 B FF 98 F CH 92 S FF 98 1-3 ② K	3	0	0	0	1	2	5
18 Tony Kemp, L (1, 7) (7, 4) OBP: 0.322, SLG: 0.421		C FF 94 B SL 90 C SL 90 B FF 94 S CH 90 2-3 ① K	X SL 89 0-0 26 FC6-4 1-2 1B	F FF 94 B FF 94 X FF 94 1-1 ③ FC6-4 1-2f			X FF 94 0-0 23 FC6-4 1-3 1B		B SI 97 F FF 97 B CH 89 S FF 97 F FF 99 S FF 98 2-3 ③ K 1-2	5	0	2	0	0	2	3
26 Myles Straw, R (1, 6) OBP: 0.416, SLG: 0.339 23 Michael Brantley, L (7, PH) OBP: 0.381, SLG: 0.503 (7, 7)		C SL 91 C CH 90 B SL 91 B CU 84 B CU 84 B SL 89 4-2 4 1B, 27 WP BB	D CH 87 X FF 94 1-0 ③ FC6-4 1-2f			C FF 93 B FF 95 B SL 86 B SL 85 B FF 94 4-1 4 HR BB	1 SAFE C SL 82 X FF 93 0-1 ③ FC6-4 1-2f			1 1	2 0	0 0	0 0	2 0	0 0	2 2
Inning Stats	R: 1 H: 0 E: 0 LOB: 3 K: 1 BB: 4 S: 11 P: 28	R: 2 H: 2 E: 0 LOB: 1 K: 1 BB: 2 S: 13 P: 29	R: 0 H: 1 E: 0 LOB: 2 K: 1 BB: 0 S: 10 P: 15	R: 0 H: 0 E: 0 LOB: 0 K: 1 BB: 0 S: 7 P: 15	R: 0 H: 2 E: 0 LOB: 2 K: 0 BB: 1 S: 9 P: 18	R: 2 H: 1 E: 0 LOB: 0 K: 0 BB: 1 S: 9 P: 16	R: 0 H: 1 E: 0 LOB: 2 K: 0 BB: 1 S: 9 P: 14	R: 1 H: 1 E: 0 LOB: 0 K: 0 BB: 0 S: 10 P: 15	R: 0 H: 1 E: 0 LOB: 1 K: 2 BB: 0 S: 15 P: 20	1B: 7 SF: 0 2B: 0 SAC: 0 3B: 0 DP: 2 HR: 2 HBP: 1						WP: 4 PA: 44 PB: 0 SB: 0 CS: 0

	AB	34
	R	6
	H	9
	RBI	5
	BB	9
	SO	6
	LOB	17

PITCHER		IP	WLS	BF	H	R	ER	SO	BB	IBB	HBP	BLK	WP	HR	S	P	ERA	WHIP
47 Griffin Canning, R ERA: 4.75	(1, 1)	1.1		12	2	3	3	2	6	0	0	0	3	0	20	50	20.25	6.000
67 Taylor Cole, R ERA: 3.6	(2, 1)	3.1		12	3	0	0	2	0	0	1	0	0	0	27	47	0.00	0.900
38 Justin Anderson, R ERA: 4.05	(5, 1)	1.0	W	6	1	2	2	0	2	0	0	0	0	1	11	23	18.00	3.000
32 Cam Bedrosian, R ERA: 3.38	(6, 1)	1.1	H	6	1	0	0	0	1	0	0	0	0	0	10	15	0.00	1.500
31 Ty Buttrey, R ERA: 2.6	(8, 1)	1.0		4	1	1	1	0	0	0	0	0	0	1	10	15	9.00	1.000

PITCHER		IP	WLS	BF	H	R	ER	SO	BB	IBB	HBP	BLK	WP	HR	S	P	ERA	WHIP
57 Hansel Robles, R ERA: 2.62	(9, 1)	1.0	S	4	1	0	0	2	0	0	0	0	0	0	15	20	0.00	1.000

Batter	1	2	3	4	5	6	7	8	9	AB	R	H	RBI	BB	SO	LOB
6 David Fletcher, R (1, 5) OBP: 0.363, SLG: 0.426	B FF 96 B FF 96 B FF 96 C FF 96 C FF 96 F FF 97 X FF 97 3-2 F8 ①		C CH 89 X SI 91 0-1 G4-3 ②		C SI 91 1 SAFE 1 SAFE B SI 91 1 SAFE B CH 86 X SI 92 2-1 8 E 5 1B 1-3 2B	C FF 89 C SI 87 B SL 81 B SI 88 B SI 88 X FF 89 3-2 2 G4-3 2B		B FC 84 X FF 88 1-0 P5 ①		5	1	2	0	0	0	0
2 Andrelton Simmons, R (1, 6) OBP: 0.320, SLG: 0.411	B FF 97 C SL 86 B SL 86 B FF 97 X FF 97 3-1 G6-3 ②		B FF 96 B CH 90 X SI 92 2-0 HR		F SI 93 X SI 95 0-1 G6-3 ① 3-H	X SI 88 0-0 G4-3 ② 2-3		B FF 90 X ST 80 1-0 G4-3 ②		5	1	1	2	0	0	2
17 Shohei Ohtani, L (1, 10) OBP: 0.352, SLG: 0.545	F FF 97 F FF 98 B SL 86 B CH 90 F FF 99 T CH 90 2-2 K ③		S CU 79 B FF 95 S CU 80 F CU 81 X CU 81 1-2 L4 ③		D CU 80 S CU 77 B SI 95 B CU 80 D SI 93 4-1 8 E 5 1B BB	C SL 80 X SL 80 0-1 L9 ③		B CU 74 B CH 84 B FC 85 C FF 89 C ST 78 X CH 85 3-2 F8 ③		4	1	0	0	1	1	1
8 Justin Upton, R (1, 7) OBP: 0.347, SLG: 0.478		C SI 93 F SI 94 C CU 80 0-3 K ①	S CH 88 S CH 89 X SI 95 0-2 5 2B 2B	C CU 79 X CU 80 0-1 FC1 5 1B 44 FC6-4 1-2 2-3		C ST 81 X ST 80 0-1 5 1B 44 E 1B			4	3	2	0	0	1	2
5 Albert Pujols, R (1, 3) OBP: 0.306, SLG: 0.440		B SI 94 X SI 94 1-0 G5-3 ②	D CU 80 X SI 92 1-0 56 PB 44 SF9 2-H 2B	X SI 93 0-0 44 FC6-4 56 BB 1-3 2-H 3-H 1B		C ST 80 B FC 86 X ST 80 1-1 44 2B 44 E 1-3 1B			4	2	3	3	0	0	0
56 Kole Calhoun, L (1, 9) OBP: 0.324, SLG: 0.483		B FF 95 B FF 93 C SI 93 X SI 94 2-1 4 WP 44 BB 1B	B SI 94 F SI 93 B SI 94 X FF 94 2-1 G4-3 ① 2-3	S SI 94 F SI 95 B SI 95 D SI 95 D CU 82 B SI 92 4-2 44 FC6-4 1-2 BB		B ST 80 F FF 91 X FF 92 1-1 F9 ①			3	0	1	0	1	0	3
44 Kevan Smith, R (1, 2) OBP: 0.386, SLG: 0.471		B SI 93 B SI 93 D CU 79 C SI 94 B SI 92 4-1 4 WP 1-2 BB	B CU 79 X CH 89 1-0 SF9 ② 3-H	X CU 79 0-0 FC6-4 ② 1-2f 2-3 3-H		C ST 82 F ST 81 X FF 91 0-2 E6 1-H 3-H 2B			2	0	1	3	1	0	2
4 Luis Rengifo, S (1, 4) OBP: 0.333, SLG: 0.381		C CU 79 B CU 81 B SI 93 S CU 79 S CU 80 2-3 K ③ 1-2 2-3	B CU 80 F SI 94 B SI 95 C CU 80 F CU 81 F CU 79 X SI 96 2-2 G4-3 ③	D CU 79 D SI 92 S CH 91 F SI 92 D CU 81 F CU 80 C CU 78 3-3 K ③		D ST 80 C FC 86 B FF 90 F ST 80 C ST 80 2-3 K ②			4	0	0	0	0	3	5
21 Michael Hermosillo, R (1, 8)			C SI 93 B CU 80 S CH 88 B CU 80 C CU 81 2-3 K ①		B CH 88 C FF 93 B SI 91 B SI 91 B FF 94 4-1 6 2B 2 G6-3 BB	X FF 89 0-0 F9 ①	B FF 92 B ST 80 C FC 87 S ST 81 B ST 81 C ST 81 3-3 K ③			3	1	0	0	1	2	1
Inning Stats	R: 0 E: 0 K: 1 S: 10 H: 0 LOB: 0 BB: 0 P: 18	R: 0 E: 0 K: 2 S: 10 H: 1 LOB: 2 BB: 1 P: 19	R: 1 E: 0 K: 1 S: 10 H: 1 LOB: 0 BB: 0 P: 15	R: 2 E: 0 K: 0 S: 12 H: 2 LOB: 0 BB: 0 P: 18	R: 4 E: 1 K: 1 S: 16 H: 2 LOB: 2 BB: 3 P: 33	R: 0 E: 0 K: 0 S: 7 H: 1 LOB: 1 BB: 0 P: 10	R: 2 E: 1 K: 2 S: 15 H: 3 LOB: 1 BB: 0 P: 22	R: 0 E: 0 K: 0 S: 5 H: 0 LOB: 0 BB: 0 P: 10		1B: 4 2B: 5 3B: 0 HR: 1 SF: 1 SAC: 0 DP: 0 HBP: 0					WP: 1 PB: 1 SB: 0 CS: 0 PA: 39	

PITCHER		IP	WLS	BF	H	R	ER	SO	BB	IBB	HBP	BLK	WP	HR	S	P	ERA	WHIP
39 Josh James, R ERA: 4.81	(1, 1)	1.0		3	0	0	0	1	0	0	0	0	0	0	10	18	0.00	0.000
59 Framber Valdez, L ERA: 5.58	(2, 1)	4.0	L	23	6	7	4	4	4	0	0	0	1	1	48	85	9.00	2.500
38 Joe Smith, R ERA:	(6, 1)	1.0		4	1	0	0	0	0	0	0	0	0	0	7	10	0.00	1.000
31 Collin McHugh, R ERA: 5.24	(7, 1)	2.0		9	3	2	1	2	0	0	0	0	0	0	20	32	4.50	1.500

PITCHER	IP	WLS	BF	H	R	ER	SO	BB	IBB	HBP	BLK	WP	HR	S	P	ERA	WHIP

BOTTOM

Houston Astros @ Los Angeles Angels

Angel Stadium, Anaheim, CA

Mon Jul 15 2019, 7:08 PM - 10:33 PM PDT

Att. 35,431 - Clear - 79 F

livebaseballscorecards.com

AB	34
R	9
H	10
RBI	8
BB	4
SO	7
LOB	16

Batter	1	2	3	4	5	6	7	8	9	AB	R	H	RBI	BB	SO	LOB
4 George Springer, R (1, 9) OBP: 0.389, SLG: 0.595	C SI 93 B CU 80 B CH 86 C CH 85 B SI 94 B SI 94 4-2 27 1B BB	X CH 85 0-0 ③ F9		F CU 79 B SI 93 C SI 92 D CU 81 X SI 93 2-2 1-2 1B		1 SAFE B CU 77 B CH 83 F FF 90 B CH 84 S CU 78 C FF 90 3-3 ① K 1-2		X SI 91 0-0 ①② G6-4-3 1-2f		4	0	1	0	1	1	4
27 Jose Altuve, R (1, 4) OBP: 0.332, SLG: 0.473	B CH 85 B SI 92 C SI 90 X SI 92 2-1 1-2 1B		F SI 91 X CU 79 0-1 23 G5-4-3 2 1B 1B	B SI 92 C CH 85 B SI 92 F SI 93 D CU 81 C SI 92 3-3 ③ K		X FF 88 0-0 ② F8 2-3		T KC 81 B SI 91 S KC 80 S FC 87 1-3 ③ K		5	0	2	0	0	2	3
2 Alex Bregman, R (1, 6) OBP: 0.400, SLG: 0.532	B SI 92 T SI 91 B CU 79 D CH 85 F SI 93 F SI 94 S SI 92 3-3 ① K		C CH 84 B SI 92 F CU 78 1 SAFE X SI 92 1-2 23 G5-4-3 1B		F CU 75 B SI 91 B CH 82 B CU 76 B SI 91 4-1 23 1B 13 1B BB	C CH 84 D CH 85 D CU 79 B CH 84 B CH 84 4-1 BB			C SI 90 X FC 88 0-1 ① F8	3	1	1	0	2	1	2
23 Michael Brantley, L (1, 7) OBP: 0.381, SLG: 0.501	D CU 80 B CU 79 B SI 93 C SI 92 X SI 93 3-1 ② F7		C SI 92 S CU 80 B CU 80 F SI 93 X SI 94 1-2 ①② G5-4-3 1-2f 2-3		L CU 79 F SI 92 X SI 92 0-2 13 1B 1-2 1B	F SL 85 B FF 94 1 SAFE X FF 94 1-1 ③ F7			C SI 92 X KC 81 0-1 10 1B 44 WP 1B	5	0	2	0	0	0	6
44 Yordan Alvarez, L (1, 10) OBP: 0.402, SLG: 0.677	B SI 94 S CU 80 B CU 81 B CH 84 F SI 94 X SI 94 3-2 ③ G5-3		F SI 92 B SI 92 D CU 81 S CU 80 C SI 93 2-3 ③ K		T SI 92 F CU 78 S CU 80 0-3 ① K		B SL 83 X FF 93 1-0 ① P6		C FC 84 F SI 92 B CH 79 B SI 92 S FC 85 2-3 ② K 1-2	5	0	0	0	0	3	6
10 Yuli Gurriel, R (1, 5) OBP: 0.325, SLG: 0.497		C SI 91 F CU 78 B CH 85 B CH 85 X CH 84 2-2 6 1B 1B		B SI 91 C SI 92 F SI 92 X CU 80 1-2 13 1B 2B	B CU 78 B CH 84 C FF 89 B CU 78 F CH 83 X CH 84 3-2 ② F8		X FC 85 0-0 ② G6-3		X KC 80 0-0 13 DI 2-3 1B	5	1	3	0	0	0	2
13 Tyler White, R (1, 3) OBP: 0.322, SLG: 0.336		C SI 91 B CH 85 F SI 92 B SI 93 X CH 85 2-2 ① F9		C CH 84 F SI 92 D CH 86 F SI 92 F SI 93 F SI 92 X CH 85 1-2 4 1B 2-H 1B	B CU 78 C CU 77 X FF 89 1-1 1-2 2-H 1B		B SI 93 B CH 84 C FC 87 S SI 92 X KC 81 2-2 1B		B SI 93 C SI 94 D KC 81 B FC 85 C SI 92 X SI 92 3-2 ③ G4-3 1-2	5	0	3	2	0	0	3
12 Max Stassi, R (1, 2) OBP: 0.244, SLG: 0.227		C CU 79 B SI 92 B SI 92 X CH 84 2-1 ② L7		C SI 92 B SI 92 F CU 79 B SI 93 S SI 92 2-3 ① K	C FF 89 X CU 77 0-1 ③ L7		B SI 92 S FC 84 T FF 93 S CH 84 1-3 ③ K			4	0	0	0	0	2	5
6 Jake Marisnick, R (1, 8) OBP: 0.312, SLG: 0.463		S SI 92 X CU 79 0-1 1-2 1B		B CH 85 S SI 91 B SI 93 X SI 92 2-1 ② F9		C CU 78 B CU 79 H FF 90 2-1 27 F8 4 S HBP		B KC 78 F FC 85 F CH 84 X SI 92 1-2 4 G6-4-3 1B		3	0	2	0	0	0	1
Inning Stats	R: 0 E: 0 K: 1 S: 13 H: 1 LOB: 2 BB: 1 P: 28	R: 0 E: 0 K: 0 S: 11 H: 2 LOB: 2 BB: 0 P: 17	R: 0 E: 0 K: 1 S: 12 H: 2 LOB: 1 BB: 0 P: 16	R: 1 E: 0 K: 2 S: 20 H: 3 LOB: 2 BB: 0 P: 31	R: 1 E: 0 K: 1 S: 14 H: 2 LOB: 2 BB: 1 P: 22	R: 0 E: 0 K: 1 S: 8 H: 0 LOB: 2 BB: 1 P: 18	R: 0 E: 0 K: 1 S: 8 H: 1 LOB: 1 BB: 0 P: 12	R: 0 E: 0 K: 1 S: 7 H: 1 LOB: 0 BB: 0 P: 9	R: 0 E: 0 K: 1 S: 11 H: 2 LOB: 2 BB: 0 P: 16	1B: 13 2B: 1 3B: 0 HR: 0 SF: 0 SAC: 0 DP: 2 HBP: 1						

PITCHER		IP	WLS	BF	H	R	ER	SO	BB	IBB	HBP	BLK	WP	HR	S	P	ERA	WHIP
28 Andrew Heaney, L ERA: 5.09	(1, 1)	4.1		23	9	2	2	5	2	0	0	0	0	0	63	103	4.15	2.538
24 Noé Ramirez, R ERA: 3.21	(5, 1)	1.1	W	7	1	0	0	1	1	0	1	0	0	0	13	26	0.00	1.500
38 Justin Anderson, R ERA: 3.97	(6, 1)	0.2	H	2	0	0	0	0	0	0	0	0	0	0	3	5	0.00	0.000
53 Trevor Cahill, R ERA: 6.56	(7, 1)	2.2		11	4	0	0	3	0	0	0	0	1	0	25	35	0.00	1.500

PITCHER	IP	WLS	BF	H	R	ER	SO	BB	IBB	HBP	BLK	WP	HR	S	P	ERA	WHIP

TOP

Houston Astros @ Los Angeles Angels

Angel Stadium, Anaheim, CA

Tue Jul 16 2019, 7:09 PM - 10:41 PM PDT

Att. 42,678 - Clear - 74 F

livebaseballscorecards.com

AB	39
R	2
H	14
RBI	2
BB	3
SO	9
LOB	32

WP: 1 PB: 0 SB: 1 CS: 0 PA: 43

BOTTOM

Houston Astros @ Los Angeles Angels

Angel Stadium, Anaheim, CA

Tue Jul 16 2019, 7:09 PM - 10:41 PM PDT

Att. 42,678 - Clear - 74 F

livebaseballscorecards.com

Batter	1	2	3	4	5	6	7	8	9	AB	R	H	RBI	BB	SO	LOB
6 David Fletcher, R (1, 5) OBP: 0.363, SLG: 0.427	B FF 96 B FF 95 C FF 95 C FF 95 X FF 96 2-2 2 1B 17 1B 2B F FF 97 X SL 80 0-1 F7			B FF 88 F CH 81 F CH 81 B FF 89 X CU 77 2-2 P6 ①		B CH 82 C FF 90 B CU 81 B FF 90 B CH 82 4-1 BB		B FF 97 B FF 96 B FF 97 C FF 95 X FF 96 3-1 F8 ③		4	1	1	0	1	0	2
2 Andrelton Simmons, R (1, 6) OBP: 0.319, SLG: 0.408	X SI 96 0-0 8 BB 17 1B 56 HBP 2-3 1B	B FF 94 C SL 80 S CH 83 B SL 82 B CH 83 F CH 83 X FF 94 3-2 P4 ①		X CU 78 0-0 G6-3 ②		C CU 84 F CH 81 F FF 91 B CU 78 2 SAFE F FF 92 B FF 90 D CU 82 F FF 92 3-3 F CH 84 S CU 77 K ②				4	1	1	0	0	1	2
17 Shohei Ohtani, L (1, 10) OBP: 0.354, SLG: 0.544	F SL 86 B FF 96 S SL 88 D SL 86 X FF 96 2-2 56 HBP 8 BB 5 2B 1-2 3-H 1B	X FF 95 0-0 8 FC6-5 8 S 1B		B CU 80 B CH 81 C CH 81 F FF 91 B CU 81 F CH 82 X FF 91 3-2 G4-3 ③		F FF 90 B CH 81 F FF 90 B CU 78 X FF 90 2-2 F8 ③				4	1	2	1	0	0	2
8 Justin Upton, R (1, 7) OBP: 0.342, SLG: 0.457	B SL 88 F FF 96 B SI 95 D SL 86 B FF 96 4-1 56 HBP 5 2B 1-2 2-3 BB	D SL 81 B FF 94 2 SAFE C CH 81 X FF 94 2-1 FC6-5 56 S 1-3 ②			C CU 76 B FF 87 B CH 81 B FF 88 X FF 90 3-1 G5-3 ①		S CU 81 B CU 82 C FC 91 C FC 92 1-3 K ①			3	1	0	0	1	1	1
56 Kole Calhoun, L (1, 9) OBP: 0.329, SLG: 0.482	H SL 86 1-0 5 2B 1-2 2-3 3-H HBP	C CH 82 B SL 82 S CH 84 B FF 94 B FF 95 D CH 83 4-2 1-2 BB			B CH 81 B FF 88 F CH 80 B FF 90 F CH 82 F CH 82 S FF 90 3-3 K ②		B CU 80 C FC 91 B CU 82 C FC 91 B CU 81 B FC 92 4-2 5 G5-4-3 BB			1	1	0	1	2	1	0
5 Albert Pujols, R (1, 3) OBP: 0.305, SLG: 0.440	C SI 94 B FF 97 X SI 96 1-1 44 G4-3 4 3B 1-H 2-H 3-H 2B	C SL 81 B SL 83 B FF 94 F CH 82 F CH 84 S CH 84 2-3 K ③			B CU 83 X FF 89 1-0 G5-3 ③		B CU 80 X FC 91 1-0 G5-4-3 ② ③ 1-2f			4	1	1	3	0	1	3
18 Brian Goodwin, L (1, 8) OBP: 0.340, SLG: 0.440	F FF 96 B FF 96 F FF 94 F SL 86 F SI 95 C SI 96 1-3 K ①		B FF 91 B CH 81 F FF 90 B CH 82 X FF 91 3-1 44 G4-6-3 1B			F CH 79 B FF 87 C CU 78 S CU 74 1-3 K 44 G6-3 4 2B		X FF 98 0-0 44 G4-3 2B		4	1	2	0	0	2	1
44 Kevan Smith, R (1, 2) OBP: 0.371, SLG: 0.451	C SL 85 B SL 86 C FF 94 X SL 86 1-2 G4-3 ② 2-3		B FF 91 X FF 91 1-0 G4-6-3 ① ② 1-2f			1 SAFE C FF 88 B CU 76 F FF 89 F CU 80 X FF 90 1-2 G6-3 ① 1-2		B FF 97 C FF 97 D SL 86 B FF 96 F FF 97 X FF 97 3-2 G4-3 ① 2-3		4	0	0	0	0	0	4
4 Luis Rengifo, S (1, 4) OBP: 0.336, SLG: 0.399	B FF 94 X FF 95 1-0 3-H 3B			X FF 90 0-0 F7 ③		C CH 81 B FF 89 B CH 81 F FF 89 F CU 76 F FF 91 X CU 76 2-2 2-H 2B		B FF 97 X FF 97 1-0 G4-3 ②		4	0	2	2	0	0	1
Inning Stats	R: 6 E: 0 K: 1 S: 21 H: 5 LOB: 1 BB: 1 P: 34	R: 0 E: 0 K: 1 S: 13 H: 1 LOB: 2 BB: 1 P: 24	R: 0 E: 0 K: 0 S: 4 H: 1 LOB: 0 BB: 0 P: 8	R: 0 E: 0 K: 0 S: 8 H: 0 LOB: 0 BB: 0 P: 13	R: 0 E: 0 K: 1 S: 7 H: 0 LOB: 0 BB: 0 P: 14	R: 1 E: 0 K: 2 S: 23 H: 1 LOB: 2 BB: 1 P: 36	R: 0 E: 0 K: 1 S: 6 H: 0 LOB: 0 BB: 1 P: 12	R: 0 E: 0 K: 0 S: 7 H: 1 LOB: 1 BB: 0 P: 14		1B: 4 2B: 4 3B: 1 HR: 0 SF: 0 SAC: 0 DP: 2 HBP: 1				WP: 0 PB: 1 SB: 2 CS: 0 PA: 37		

	AB	32
	R	7
	H	9
	RBI	7
	BB	4
	SO	6
	LOB	16

PITCHER		IP	WLS	BF	H	R	ER	SO	BB	IBB	HBP	BLK	WP	HR	S	P	ERA	WHIP
30 Héctor Rondón, R ERA: 4.79	(1, 1)	0.2	L	9	5	6	6	1	1	0	1	0	0	0	19	32	81.00	9.000
47 Chris Devenski, R ERA: 4.75	(1, 1)	1.1		6	1	0	0	1	1	0	0	0	0	0	15	26	0.00	1.500
61 Rogelio Armenteros, R ERA: 2.0	(3, 1)	4.0		15	2	1	0	3	1	0	0	0	0	0	42	71	0.00	0.750
36 Will Harris, R ERA: 1.85	(7, 1)	1.0		3	0	0	0	1	1	0	0	0	0	0	6	12	0.00	1.000
39 Josh James, R ERA: 4.71	(8, 1)	1.0		4	1	0	0	0	0	0	0	0	0	0	7	14	0.00	1.000

PITCHER	IP	WLS	BF	H	R	ER	SO	BB	IBB	HBP	BLK	WP	HR	S	P	ERA	WHIP

Batter	1	2	3	4	5	6	7	8	9	AB	R	H	RBI	BB	SO	LOB
4 George Springer, R (1, 9) OBP: 0.393, SLG: 0.604	F SI 90 F SI 91 C SL 82 0-3 ① K	1 SAFE B SL 84 B SI 91 C SL 82 C SI 92 F SL 83 B SI 92 D SL 84 4-2 27 2B 1-2 BB		X SI 90 0-0 ① F9 2-3	F FF 95 F FF 95 D SL 88 D SL 86 D SL 87 X FF 94 3-2 2-H 3-H HR			B SL 85 B FF 93 B SL 85 C FF 94 F FF 94 B SL 86 4-2 2 FC6-4 BB		3	2	1	3	2	1	1
27 Jose Altuve, R (1, 4) OBP: 0.335, SLG: 0.478 18 Tony Kemp, L (6, 4) OBP: 0.320, SLG: 0.418	B SI 92 C CH 83 C SL 81 X SI 93 1-2 2 2B 1B	B SL 82 T SI 91 X CH 82 1-1 2 S 1-H 2-H 2B		B SL 81 F SI 90 C SL 81 F SL 80 B SI 91 C SI 91 2-3 ② K	X SL 90 0-0 ③ G6-3			B SL 82 B FF 97 C FF 97 S SI 98 D FS 86 X SI 97 3-2 ② F7		4 1	1 0	2 0	2 0	0 0	1 0	1 1
2 Alex Bregman, R (1, 6) OBP: 0.397, SLG: 0.530 (7, 5)	D SL 84 1 SAFE X SI 92 1-0 1-H 23 HR 2B	B SL 82 B SL 82 B SI 90 C SI 91 X SL 81 3-1 ② G5-3 2-3		C SI 90 D SL 81 X SL 81 1-1 ③ G5-3		X FF 92 0-0 ① G6-3		B SL 84 B FF 96 B FF 97 C FF 98 X FF 98 3-1 ③ FC6-4 1-2f		5	1	1	1	0	0	3
23 Michael Brantley, L (1, 10) OBP: 0.382, SLG: 0.508 12 Max Stassi, R (9, PH) OBP: 0.241, SLG: 0.224 (9, 10)	X SI 92 0-0 2-H HR	C SL 80 T CH 83 C SI 91 0-3 ③ K			C CH 87 H CH 83 1-1 28 1B 13 1B HBP	B SI 93 F SL 85 B CH 88 X FF 93 2-1 ② L3			B FF 96 F FF 96 S SL 85 B SL 86 F FF 98 C FS 84 2-3 ① K	3 1	2 0	1 0	2 0	0 0	1 1	1 0
10 Yuli Gurriel, R (1, 5) OBP: 0.325, SLG: 0.497 26 Myles Straw, R (7, 6) OBP: 0.410, SLG: 0.333	B SL 82 B CH 83 T SI 92 X SI 91 2-1 ② L6		F SL 79 X SL 81 0-1 22 F9 28 WP 2B		X SI 88 0-0 ① L8	B SL 86 F SL 87 X FF 95 1-1 ③ G4-3			B SL 83 B FF 97 X FF 96 2-0 ② G6-3	4 1	1 0	1 0	0 0	0 0	0 0	1 0
22 Josh Reddick, L (1, 7) OBP: 0.329, SLG: 0.422	B SL 80 C SI 91 F CH 84 B SI 91 F SL 82 X CH 84 2-2 1B		C SI 90 F SI 90 D SL 81 B SL 81 F SI 88 D SL 80 F SI 89 X SI 89 3-2 ① F9 2-3		C SI 88 X SL 79 0-1 ② P2		S FF 92 B CH 87 B SI 93 T SL 86 F SL 85 X FF 95 2-2 ① P6		B SL 84 S SL 84 B FS 86 X SI 97 2-1 ③ G4-3	5	0	1	0	0	0	2
28 Robinson Chirinos, R (1, 2) OBP: 0.344, SLG: 0.424	B SI 91 X SL 83 1-0 ③ G5-3		C SL 81 S SI 90 B SL 81 B SI 91 F SL 82 S SI 90 2-3 ② K 3-H		X SL 79 0-0 13 1B 6 2B 1-2 1B		B FF 95 S FF 94 B FF 94 X SL 86 2-1 ② G4-3			4	1	1	0	0	1	1
13 Tyler White, R (1, 3) OBP: 0.321, SLG: 0.335		C SI 88 B CH 83 S SL 81 C SL 81 1-3 ① K	B SL 80 C SI 91 B CH 83 X SI 90 2-1 ③ F7		B SL 86 C SL 86 B FF 95 S SL 87 X SL 88 2-2 6 2B 4 HR 1-2 2-H 1B		B FF 95 C FF 94 B CH 90 B SL 85 C FF 94 F FF 94 X SI 94 3-2 ③ P4			4	1	1	1	0	1	0
6 Jake Marisnick, R (1, 8) OBP: 0.321, SLG: 0.479		F SI 90 B SI 91 F CH 83 B SL 82 X SI 92 2-2 4 S 27 2B 1B		B SL 80 C SI 89 B SI 88 S SL 80 B SL 81 X SL 80 3-2 4 F9 2B	F FF 95 X SL 87 0-1 4 HR 1-3 2-H 2B			X FF 93 0-0 ① F9		4	2	3	1	0	0	0
Inning Stats	R: 3 E: 0 K: 1 S: 15 H: 4 LOB: 1 BB: 0 P: 22	R: 2 E: 0 K: 2 S: 16 H: 2 LOB: 1 BB: 1 P: 27	R: 1 E: 0 K: 1 S: 13 H: 1 LOB: 0 BB: 0 P: 20	R: 0 E: 0 K: 1 S: 10 H: 1 LOB: 1 BB: 0 P: 16	R: 5 E: 0 K: 0 S: 14 H: 4 LOB: 0 BB: 0 P: 20	R: 0 E: 0 K: 0 S: 5 H: 0 LOB: 0 BB: 0 P: 8	R: 0 E: 0 K: 0 S: 10 H: 0 LOB: 0 BB: 0 P: 17	R: 0 E: 0 K: 0 S: 8 H: 0 LOB: 1 BB: 1 P: 18	R: 0 E: 0 K: 1 S: 7 H: 0 LOB: 0 BB: 0 P: 13	1B: 5 2B: 5 3B: 0 HR: 2	SF: 0 SAC: 0 DP: 0 HBP: 1	WP: 1 PB: 0 SB: 2 CS: 0	PA: 42				

PITCHER		IP	WLS	BF	H	R	ER	SO	BB	IBB	HBP	BLK	WP	HR	S	P	ERA	WHIP
64 Félix Peña, R ERA: 4.92	(1, 1)	4.2	L	25	9	8	8	5	1	0	1	0	1	1	59	91	15.43	2.143
39 Luke Bard, R ERA: 5.9	(5, 1)	2.2		12	3	3	3	0	1	0	0	0	0	1	27	46	10.12	1.500
40 Luis García, R ERA: 4.29	(8, 1)	1.2		5	0	0	0	1	0	0	0	0	0	0	12	24	0.00	0.000

PITCHER	IP	WLS	BF	H	R	ER	SO	BB	IBB	HBP	BLK	WP	HR	S	P	ERA	WHIP

TOP

Houston Astros @ Los Angeles Angels

Angel Stadium, Anaheim, CA

Wed Jul 17 2019, 7:10 PM - 10:06 PM PDT

Att. 35,738 - Clear - 71 F

livebaseballscorecards.com

AB	39
R	11
H	12
RBI	10
BB	2
SO	6
LOB	11

Batter	1	2	3	4	5	6	7	8	9	AB	R	H	RBI	BB	SO	LOB
6 David Fletcher, R (1, 5) OBP: 0.358, SLG: 0.420	C FF 96 X SL 88 0-1 ① G5-3		C FF 98 X FF 97 0-1 ② L9		C FF 96 C KC 83 B SL 90 S SL 90 1-3 ② K		S SL 92 S SL 90 C FF 99 0-3 ③ K		B SL 90 C FF 95 F SL 88 B SL 91 C FF 95 2-3 ③ K	5	0	0	0	0	3	1
2 Andrelton Simmons, R (1, 6) OBP: 0.322, SLG: 0.410	C SL 89 C FF 96 B SL 90 X SL 89 1-2 ② G5-3		C KC 83 X FF 97 0-1 1B		B CH 90 B SL 90 C FF 98 F SL 92 B SL 91 X SL 91 3-2 17 1B 8 1B 1B			B SI 87 B SL 81 X SI 87 2-0 ① G4-3		4	0	2	0	0	0	0
17 Shohei Ohtani, L (1, 10) OBP: 0.361, SLG: 0.546	B FF 96 S FF 97 B FF 98 B KC 84 B FF 98 4-1 BB		C KC 83 X CH 90 0-1 ③ F8		D CH 90 B CH 89 S FF 98 S FF 99 X SL 90 2-2 8 1B 1-2 1B			X SI 87 0-0 56 DI 1B		3	0	2	0	1	0	1
8 Justin Upton, R (1, 7) OBP: 0.349, SLG: 0.459	C KC 82 S FF 98 B FF 98 F FF 98 B FF 97 C SL 90 2-3 ③ K			S FF 96 C SL 92 X SL 92 0-2 1B	S SL 90 X SL 89 0-1 ③ 1-2 2-H 1B			B SL 80 X FF 88 1-0 ② F9		4	0	2	0	0	1	2
56 Kole Calhoun, L (1, 9) OBP: 0.328, SLG: 0.479		X FF 97 0-0 4 FC3-6 1B		C KC 84 S KC 86 B CH 91 B SI 100 F FF 100 S FF 98 2-3 ① K		B CH 90 C SI 98 C SI 98 B CH 91 X FF 99 2-2 ① G3		C FF 88 B FF 89 B FF 89 X SL 80 2-1 ③ G4-3 1-2		4	0	1	0	0	1	2
18 Brian Goodwin, L (1, 8) OBP: 0.335, SLG: 0.432		B FF 96 C KC 82 S KC 83 D SL 90 F FF 98 B FF 98 F FF 99 C FF 98 3-3 ① K		D FF 98 C KC 84 S SL 90 X FF 97 1-2 ② F8		C KC 84 F SL 90 S SL 91 0-3 ② K			C FF 96 S SL 91 S CU 81 0-3 ① K	4	0	0	0	0	3	2
4 Luis Rengifo, S (1, 4) OBP: 0.335, SLG: 0.393		B KC 84 X FF 97 1-0 ② FC3-6 1-2f		S CH 90 F CH 90 X FF 99 0-2 ③ F8		F FF 98 C KC 84 B CH 90 T SL 90 1-2 ③ K			B CU 83 B SL 90 B FF 95 B FF 95 4-0 13 2B BB	3	1	0	0	1	1	2
23 Matt Thaiss, L (1, 3) OBP: 0.217, SLG: 0.333		B FF 97 S FF 98 S FF 97 B FF 98 F KC 84 S FF 99 2-3 ③ K			T FF 97 C FF 97 S FF 98 0-3 ① K		B KC 84 S FF 96 B FF 97 C FF 98 B FF 99 S FF 99 3-3 ① K		B FF 96 C FF 96 C FF 95 S CU 84 1-3 ② K	4	0	0	0	0	4	2
13 Dustin Garneau, R (1, 2) OBP: 0.404, SLG: 0.404			C FF 96 B FF 98 B FF 98 F FF 97 X SL 91 2-2 ① G5-3		X FF 97 0-0 HR		B KC 85 C KC 85 B SI 98 C CH 90 B KC 86 T FF 99 3-2 ② K		C SL 91 B CU 84 C CU 80 X SL 88 1-2 1-H 2B	4	1	2	2	0	1	0
Inning Stats	R: 0 E: 0 K: 1 S: 10 H: 0 LOB: 1 BB: 1 P: 17	R: 0 E: 0 K: 2 S: 11 H: 1 LOB: 1 BB: 0 P: 17	R: 0 E: 0 K: 0 S: 9 H: 1 LOB: 1 BB: 0 P: 11	R: 0 E: 0 K: 1 S: 13 H: 1 LOB: 1 BB: 0 P: 16	R: 1 E: 0 K: 2 S: 15 H: 4 LOB: 2 BB: 0 P: 21	R: 0 E: 0 K: 2 S: 9 H: 0 LOB: 0 BB: 0 P: 12	R: 0 E: 0 K: 3 S: 9 H: 0 LOB: 0 BB: 0 P: 15	R: 0 E: 0 K: 0 S: 5 H: 1 LOB: 1 BB: 0 P: 10	R: 1 E: 0 K: 3 S: 12 H: 1 LOB: 1 BB: 1 P: 20	1B: 7 2B: 1 3B: 0 HR: 1	SF: 0 SAC: 0 DP: 0 HBP: 0				WP: 0 PB: 0 SB: 0 CS: 0	PA: 37	

PITCHER		IP	WLS	BF	H	R	ER	SO	BB	IBB	HBP	BLK	WP	HR	S	P	ERA	WHIP
45 Gerrit Cole, R ERA: 3.12	(1, 1)	7.0	W	28	7	1	1	11	1	0	0	0	0	1	76	109	1.29	1.143
38 Joe Smith, R ERA:	(8, 1)	1.0		4	1	0	0	0	0	0	0	0	0	0	5	10	0.00	1.000
55 Ryan Pressly, R ERA: 1.49	(9, 1)	1.0		5	1	1	1	3	1	0	0	0	0	0	12	20	9.00	2.000

PITCHER	IP	WLS	BF	H	R	ER	SO	BB	IBB	HBP	BLK	WP	HR	S	P	ERA	WHIP

BOTTOM

Houston Astros @ Los Angeles Angels

Angel Stadium, Anaheim, CA

Wed Jul 17 2019, 7:10 PM - 10:06 PM PDT

Att. 35,738 - Clear - 71 F

livebaseballscorecards.com

AB	35
R	2
H	9
RBI	2
BB	2
SO	14
LOB	12

Batter	1	2	3	4	5	6	7	8	9	AB	R	H	RBI	BB	SO	LOB
4 George Springer, R (1, 8) OBP: 0.393, SLG: 0.612	B FF 93 B SL 88 B FF 92 C FF 92 X FF 92 3-1 27 G1-6-3 1B		C SL 86 B FF 92 F FF 92 X FF 92 1-2 HR	B CU 82 F SL 86 X FF 92 1-1 ② G3-1		X SL 87 0-0 ②③ G6-4-3 1-2f			C SL 85 C SL 84 B SI 94 S SI 95 1-3 ② K	5	1	2	1	0	1	2
27 Jose Altuve, R (1, 4) OBP: 0.329, SLG: 0.468	S SL 88 F SL 87 X FF 93 0-2 ①② G1-6-3 1-2f		X FF 93 0-0 ① G6-3	F CU 82 C FF 92 X SL 88 0-2 ③ G5-3			C SL 85 S FF 94 S SL 84 0-3 ① K		F SL 85 B FF 94 S SL 84 X SL 84 1-2 ③ G6-3	5	0	0	0	0	1	1
2 Alex Bregman, R (1, 6) OBP: 0.403, SLG: 0.541	B SL 88 B FF 94 C SL 88 B FF 94 C FF 93 F SL 88 B FF 94 4-2 23 BB 44 2B BB		C SL 87 B FF 93 B FF 94 F SL 84 B CU 82 B FF 93 4-2 44 1B 10 2B BB		B FF 92 B FF 92 X FF 91 2-0 HR		B FF 95 X SL 85 1-0 23 FC4-6 1B			2	3	2	1	2	0	0
23 Michael Brantley, L (1, 7) OBP: 0.381, SLG: 0.504	B CU 82 B FF 92 C FF 93 B SL 86 C FF 92 B SL 87 4-2 44 2B 1-2 BB		1 SAFE B FF 93 X CH 85 1-0 ② P4		B FF 92 C FF 91 X SL 84 1-1 ① L7		C FF 94 B FF 93 S CH 88 X FF 95 1-2 ② FC4-6 1-2f			3	1	0	0	1	0	2
44 Yordan Alvarez, L (1, 10) OBP: 0.405, SLG: 0.680	C SL 86 F FF 92 X SL 86 0-2 1-H 2-H 2B		F SL 87 B FF 90 X FF 92 1-1 10 2B 22 1B 1-2 1B		F CU 83 B SL 86 X CH 85 1-1 ② L6		F FF 95 S CH 89 S CH 89 0-3 ③ K			4	1	2	2	0	1	1
10 Yuli Gurriel, R (1, 5) OBP: 0.324, SLG: 0.497	F FF 92 X SL 87 0-1 ③ F8		B FF 92 X FF 92 1-0 22 1B 1-3 2-H 2B		X SL 88 0-0 ③ G1-3			B SL 85 X SI 94 1-0 ① G5-3		4	0	1	1	0	0	1
22 Josh Reddick, L (1, 9) OBP: 0.328, SLG: 0.419		C FF 92 S CH 86 B FF 92 F SL 86 X FF 94 1-2 ① L8	F FF 93 B CH 85 X SL 86 1-1 13 FC6-4 2-3 3-H 1B			C FF 93 B FF 91 B CH 86 X FF 93 2-1 ① G5-3		B FF 94 X CH 89 1-0 ② F8		4	0	1	1	0	0	0
13 Tyler White, R (1, 3) OBP: 0.320, SLG: 0.330		B FF 94 C FF 93 B SL 86 F FF 92 S SL 87 2-3 ② K	C FF 92 X SL 87 0-1 ③ FC6-4 1-2f			B SL 86 B FF 93 B FF 91 C FF 92 B FF 92 4-1 12 BB BB		C SL 86 B CH 89 F SI 95 F SI 94 X SL 84 1-2 ③ G6-3		3	0	0	0	1	1	2
12 Max Stassi, R (1, 2) OBP: 0.241, SLG: 0.215		B FF 94 X SL 86 1-0 ③ G6-3		X SL 86 0-0 ① G6-3		B FF 92 D SL 87 B FF 92 B CH 88 4-0 4 G6-4-3 1-2 BB			C FF 94 C FF 94 B SL 85 S SL 84 1-3 ① K	3	0	0	0	1	1	0
Inning Stats	R: 2 E: 0 K: 0 S: 15 H: 2 LOB: 1 BB: 2 P: 26	R: 0 E: 0 K: 1 S: 8 H: 0 LOB: 0 BB: 0 P: 12	R: 3 E: 0 K: 0 S: 14 H: 4 LOB: 2 BB: 1 P: 23	R: 0 E: 0 K: 0 S: 6 H: 0 LOB: 0 BB: 0 P: 7	R: 1 E: 0 K: 0 S: 6 H: 1 LOB: 0 BB: 0 P: 10	R: 0 E: 0 K: 0 S: 4 H: 0 LOB: 1 BB: 2 P: 14	R: 0 E: 0 K: 2 S: 10 H: 1 LOB: 1 BB: 0 P: 12	R: 0 E: 0 K: 0 S: 6 H: 0 LOB: 0 BB: 0 P: 9	R: 0 E: 0 K: 2 S: 9 H: 0 LOB: 0 BB: 0 P: 12	1B: 4 2B: 2 3B: 0 HR: 2 SF: 0 SAC: 0 DP: 2 HBP: 0						

PITCHER		IP	WLS	BF	H	R	ER	SO	BB	IBB	HBP	BLK	WP	HR	S	P	ERA	WHIP
33 Matt Harvey, R ERA: 7.09	(1, 1)	6.0	L	28	7	6	6	1	5	0	0	0	0	2	53	92	9.00	2.000
65 Jake Jewell, R ERA: 7.5	(7, 1)	3.0		10	1	0	0	4	0	0	0	0	0	0	25	33	0.00	0.333

PITCHER	IP	WLS	BF	H	R	ER	SO	BB	IBB	HBP	BLK	WP	HR	S	P	ERA	WHIP

TOP

Houston Astros @ Los Angeles Angels

Angel Stadium, Anaheim, CA

Thu Jul 18 2019, 6:09 PM - 8:43 PM PDT

Att. 35,928 - Clear - 77 F

livebaseballscorecards.com

AB	33
R	6
H	8
RBI	6
BB	5
SO	5
LOB	9

WP: 0 PA: 38
PB: 0
SB: 0
CS: 0

Batter	1	2	3	4	5	6	7	8	9	AB	R	H	RBI	BB	SO	LOB
6 David Fletcher, R (1, 5) OBP: 0.357, SLG: 0.418	C FC 86 X FC 86 0-1 ① G5-3		B FC 88 B CH 82 C CH 83 X CH 82 2-1 ② G4-3			B CU 76 C CU 75 X FC 88 1-1 27 E 8 SF9 1B	C FC 88 B ST 81 X ST 80 1-1 ③ P5			4	1	1	0	0	0	1
27 Mike Trout, R (1, 10) OBP: 0.453, SLG: 0.663	B FF 88 C CU 74 B CU 76 F FC 86 X FF 90 2-2 ② G3-1		C FC 88 S CU 77 B CU 73 F FF 92 F CU 76 B FC 89 X FF 92 2-2 ③ L4			B FC 87 F FC 87 F FC 87 D CU 77 B CH 81 X FC 88 3-2 FC5 2 1B 5 1B 1-3		B CU 82 S SL 90 B CU 83 B FF 95 S CU 82 X SL 89 3-2 2 G1-3 2B		4	1	1	0	0	0	1
8 Justin Upton, R (1, 7) OBP: 0.345, SLG: 0.447	B FC 85 B CH 81 B FC 86 C FC 86 C FC 88 B FC 88 4-2 BB			B CU 75 X CH 81 1-0 ① P3		C FC 87 X FC 89 0-1 ① SF9 3-H		C FF 95 C FF 96 C FF 95 0-3 ① K		2	0	0	1	1	1	1
2 Andrelton Simmons, R (1, 6) OBP: 0.320, SLG: 0.407	1 SAFE C FC 88 C CH 82 X FC 86 0-2 ③ G4-3			B CU 76 X CH 82 1-0 ② F9		B FC 88 D CH 81 B CH 82 C FC 88 T FC 89 X FC 90 3-2 5 1B 1-2 1B		B CU 85 C FF 96 B CU 84 X FF 94 2-1 ② G1-3 2-3		4	0	1	0	0	0	2
5 Albert Pujols, R (1, 3) OBP: 0.306, SLG: 0.439 23 Matt Thaiss, L (8, 3) OBP: 0.208, SLG: 0.318		C FC 87 B CH 80 F CH 80 T FC 87 1-2 ① K		C CH 82 X FC 86 0-1 ③ G6-3		C FC 91 C FC 91 X CU 81 0-2 56 G3-6-1 1-2 1B 2-H		B CU 83 C FF 95 S SL 89 D CU 85 C CU 82 2-3 ③ K		3 1	0 0	1 0	1 0	0 0	1 1	0 1
56 Kole Calhoun, L (1, 9) OBP: 0.327, SLG: 0.475		B FC 87 B SI 87 S CH 82 B CH 82 F FC 90 B FC 86 4-2 BB			B FC 88 X CH 82 1-0 ① G4-3	B CU 80 F CU 91 B FC 91 F FC 90 F CU 80 B FC 91 X FC 90 3-2 ② ③ G3-6-1 1-2f			F FF 95 B CH 83 B CH 85 S FC 92 S CH 83 2-3 ① K	3	0	0	0	1	1	2
4 Luis Rengifo, S (1, 4) OBP: 0.329, SLG: 0.385		C FF 91 B FC 88 C CH 82 S FC 87 1-3 ② K			B CU 76 S CH 82 S CH 81 B FC 87 S CH 81 2-3 ② K		C CU 74 B FF 91 F ST 79 B ST 79 C ST 80 2-3 ① K		S FC 91 C FC 93 S CH 82 0-3 ② K	4	0	0	0	0	4	1
18 Brian Goodwin, L (1, 8) OBP: 0.341, SLG: 0.455		B SI 89 B FC 87 S FC 88 B FC 90 F FC 90 X FF 93 3-2 ③ G6-3			C CH 82 F FC 90 B CU 79 F FC 89 B FC 88 X CH 81 2-2 2B		B CU 74 B FF 91 X FF 92 2-0 2B		F FF 98 C FF 98 X FF 98 0-2 3B	4	0	3	0	0	0	1
13 Dustin Garneau, R (1, 2) OBP: 0.383, SLG: 0.380 17 Shohei Ohtani, L (9, PH) OBP: 0.359, SLG: 0.543			B FC 87 T CH 81 C CH 80 F FF 90 B FC 88 B FC 87 F FC 88 X FC 89 3-2 ① G5-3		F FC 88 C CU 77 X CH 80 0-2 ③ F8		C ST 79 C ST 80 X ST 78 0-2 ② F8		S FC 93 B FC 92 C CH 85 S CH 84 1-3 ③ K	3 1	0 0	0 0	0 0	0 1	0 1	2 1
Inning Stats	R: 0 E: 0 K: 0 S: 10 H: 0 LOB: 1 BB: 1 P: 16	R: 0 E: 0 K: 2 S: 11 H: 0 LOB: 1 BB: 1 P: 20	R: 0 E: 0 K: 0 S: 12 H: 0 LOB: 0 BB: 0 P: 19	R: 0 E: 0 K: 0 S: 4 H: 0 LOB: 0 BB: 0 P: 6	R: 0 E: 0 K: 1 S: 11 H: 1 LOB: 1 BB: 0 P: 16	R: 2 E: 1 K: 0 S: 17 H: 3 LOB: 1 BB: 0 P: 27	R: 0 E: 0 K: 1 S: 9 H: 1 LOB: 1 BB: 0 P: 14	R: 0 E: 0 K: 2 S: 11 H: 1 LOB: 1 BB: 0 P: 18	R: 0 E: 0 K: 3 S: 12 H: 1 LOB: 1 BB: 0 P: 15	1B: 3 2B: 3 3B: 1 HR: 0 SF: 1 SAC: 0 DP: 1 HBP: 0						WP: 0 PB: 0 SB: 0 CS: 0 PA: 36	

PITCHER		IP	WLS	BF	H	R	ER	SO	BB	IBB	HBP	BLK	WP	HR	S	P	ERA	WHIP
20 Wade Miley, L ERA: 3.25	(1, 1)	5.1	W	22	3	2	1	3	2	0	0	0	0	0	58	94	1.69	0.938
36 Will Harris, R ERA: 1.82	(6, 1)	0.2		2	1	0	0	0	0	0	0	0	0	0	7	10	0.00	1.500
31 Collin McHugh, R ERA: 5.14	(7, 1)	1.0		4	1	0	0	1	0	0	0	0	0	0	9	14	0.00	1.000
55 Ryan Pressly, R ERA: 1.45	(8, 1)	1.0		4	1	0	0	2	0	0	0	0	0	0	11	18	0.00	1.000
54 Roberto Osuna, R ERA: 2.27	(9, 1)	1.0		4	1	0	0	3	0	0	0	0	0	0	12	15	0.00	1.000

PITCHER	IP	WLS	BF	H	R	ER	SO	BB	IBB	HBP	BLK	WP	HR	S	P	ERA	WHIP

BOTTOM

Houston Astros @ Los Angeles Angels

Angel Stadium, Anaheim, CA

Thu Jul 18 2019, 6:09 PM - 8:43 PM PDT

Att. 35,928 - Clear - 77 F

livebaseballscorecards.com

AB	33
R	2
H	7
RBI	2
BB	2
SO	9
LOB	13

Los Angeles Angels @ Seattle Mariners

T-Mobile Park, Seattle, WA

Fri Jul 19 2019, 7:11 PM - 9:42 PM PDT

Att. 19,994 - Clear - 70 F

TOP

livebaseballscorecards.com

Batter	1	2	3	4	5	6	7	8	9	AB	R	H	RBI	BB	SO	LOB
18 Brian Goodwin, L (1, 7) OBP: 0.336, SLG: 0.447	C SI 87 X FC 86 0-1 ① F9			B SL 77 C SL 77 F CH 82 F FC 85 C FF 89 1-3 ① K			C SI 88 B SL 79 B SL 78 X FC 85 2-1 ① F9		C CH 85 X CH 84 0-1 ② P4	4	0	0	0	0	1	2
27 Mike Trout, R (1, 8) OBP: 0.449, SLG: 0.655	X FC 84 0-0 ② L5			B SL 80 X FC 86 1-0 ② L8			B SL 81 B CH 84 X CH 83 2-0 ② L6		B KC 80 C FC 87 C SL 79 F FC 88 B FF 90 F SL 81 B CH 86 S FC 88 3-3 ③ K	4	0	0	0	0	1	2
17 Shohei Ohtani, L (1, 10) OBP: 0.355, SLG: 0.536 13 Dustin Garneau, R (8, 3) OBP: 0.383, SLG: 0.380	B SI 88 C CH 83 B CH 82 X FC 87 2-1 ③ F8			C FC 87 B CH 83 F FC 86 C FC 87 1-3 ③ K			C SL 79 B CH 86 S FC 87 B SL 81 X FC 88 2-2 ③ G3			3 0	0 0	0 0	0 0	0 0	1 0	0 0
2 Andrelton Simmons, R (1, 6) (7, 3) (8, 1) OBP: 0.318, SLG: 0.404 25 Jared Walsh, L OBP: 0.286, SLG: 0.303		C SI 86 X SL 78 0-1 ① G5-3			B FC 84 C FC 84 F SL 79 F SL 81 T CH 81 1-2 ① K			C KC 79 C FC 88 X FC 87 0-2 ① F9		2 1	0 0	0 0	0 0	0 0	1 0	0 0
56 Kole Calhoun, L (1, 9) OBP: 0.325, SLG: 0.471		F SI 86 C CH 82 X FF 88 0-2 ② F8			B CH 82 X CH 83 1-0 ② G6-3			F CH 84 B FC 88 B SL 80 X FC 88 2-1 ② G1		3	0	0	0	0	0	0
6 David Fletcher, R (1, 5) (7, 6) OBP: 0.354, SLG: 0.414		C SI 87 S CH 79 B FF 89 X FC 87 1-2 ③ G4-3			C SL 79 F FF 88 T FF 89 0-2 ③ K			C KC 79 X FC 87 0-1 ③ G5-3		3	0	0	0	0	1	0
4 Luis Rengifo, S (1, 4) OBP: 0.329, SLG: 0.384			B SI 88 C CH 80 B FC 85 X FC 86 2-1 ① G3			C SI 87 X CH 83 0-1 ① G1-3			F FC 88 B FC 88 X CH 85 1-1 23 G4-3 44 BB 1B	3	0	1	0	0	0	0
44 Kevan Smith, R (1, 2) OBP: 0.370, SLG: 0.441			X SI 89 0-0 ② G6-3			B FF 89 S FC 86 X FF 88 1-1 ② L8			B CH 84 B FC 88 B FC 87 B SI 89 4-0 1-2 23 G4-3 BB	2	0	0	0	1	0	0
23 Matt Thaiss, L (1, 3) (7, 5) OBP: 0.185, SLG: 0.280			C SI 89 B SL 79 F CH 84 F SI 90 C FC 87 1-3 ③ K			B KC 78 C CH 84 X FC 88 1-1 ③ F7			F FF 90 B CH 85 B CH 83 B FC 87 X SI 88 3-1 1-2 2-3 ① G4-3	3	0	0	0	0	1	2

| Inning Stats | | |

Batter	1	2	3	4	5	6	7	8	9	AB	R	H	RBI	BB	SO	LOB
0 Mallex Smith, L (1, 8) OBP: 0.306, SLG: 0.370	C FF 92 F FF 93 B CH 87 X FF 94 1-2 3 G6-3 3 S 1B		1 SAFE C SL 82 B FF 91 S CH 81 B SL 83 D SL 82 S SL 84 3-3 ③ K		S SL 82 B CH 80 F FF 91 B SL 82 B FF 91 D CH 84 4-2 16 BB 20 HR BB	X FF 89 0-0 ② P5		B FF 91 F FF 90 B FF 91 F FF 91 S CU 81 2-3 ① K		2	1	1	0	1	1	1
25 Dylan Moore, R (6, 7) OBP: 0.296, SLG: 0.345										2	0	0	0	0	1	4
3 J.P. Crawford, L (1, 6) OBP: 0.330, SLG: 0.444	S FF 93 ① T FF 94 ② 2 SAFE B CH 86 F CH 88 B SL 87 F CH 88 X CH 87 2-2 G6-3 1-3			B FF 90 B SL 82 B SL 83 C FF 92 B FF 91 4-1 16 BB 20 HR BB	1 SAFE F FF 90 B FF 90 S SL 82 B FF 90 X SL 84 2-2 ① L9	B FF 91 B SL 83 S FF 91 X SL 84 2-1 16 1B 1-H 3-H 2B		C FF 90 X CU 80 0-1 ② FC1-6 1-2f 2-3		4	1	1	2	1	0	4
16 Domingo Santana, R (1, 9) OBP: 0.346, SLG: 0.483	B FF 94 B FF 95 C CH 84 S CH 88 S SL 90 2-3 ③ K			B SL 83 C SL 84 B SL 83 B FF 92 D SL 85 4-1 20 HR 1-2 BB	1 SAFE 1 SAFE B FF 89 B SL 84 B CH 81 B FF 90 4-0 20 HR 1-2 BB	B FC 86 B SI 93 B SI 92 C SI 92 X CH 85 3-2 2-3 1B		B FF 91 C FF 90 D FF 91 B CU 80 C FF 91 F FF 91 S CU 81 3-3 ③ K		3	2	1	0	2	2	2
20 Daniel Vogelbach, L (1, 3) OBP: 0.372, SLG: 0.512 23 Austin Nola, R (8, 3) OBP: 0.361, SLG: 0.559		X FF 93 0-0 ① G6-3		B SI 92 C FF 92 F SL 86 X CH 85 1-2 1-H 2-H HR	D SL 84 C FF 92 F SL 83 X FF 92 1-2 1-H 2-H HR	F SI 93 B FC 86 B SI 92 B CH 85 X SI 94 3-1 ③ F7				4 0	2 0	2 0	6 0	0 0	0 0	2 0
22 Omar Narváez, L (1, 10) OBP: 0.365, SLG: 0.495		B FF 93 B FF 93 X CH 84 2-0 ② L8		C SL 83 X FF 92 0-1 15 2B 2 1B 1B	B CH 82 X SL 84 1-0 ② G3		S SI 90 B KC 80 F KC 81 X FC 86 1-2 ① F8			4	1	1	0	0	0	0
15 Kyle Seager, L (1, 5) OBP: 0.269, SLG: 0.343		C FF 94 B FF 94 F CH 87 B FF 94 X CH 88 2-2 ③ G3		B SL 84 C SL 83 B SL 84 X SL 82 2-1 2 1B 1-3 2B	C FF 90 B CH 86 B FF 91 F FF 92 C SL 82 2-3 ③ K		C SI 93 C KC 81 B CH 82 S KC 82 1-3 ② K			4	1	1	0	0	2	0
2 Tom Murphy, R (1, 2) OBP: 0.309, SLG: 0.527			X SI 92 0-0 ① G4-3	C SL 83 B SI 92 F FF 92 X FF 92 1-2 ① 2-H 3-H 1B		X SL 81 0-0 9 1B 3 2B 2B	C FC 85 C KC 81 B FC 87 F KC 81 S SI 92 1-3 ③ K			4	1	2	2	0	1	0
45 Kristopher Negrón, R (1, 7) (6, 8)			B FF 90 C SI 91 F SL 84 S SL 82 1-3 ② K2-3	C SL 82 F FF 91 B CH 83 S SL 83 1-3 ② K		X FF 89 0-0 ① L9		B FF 90 F FF 90 B CU 77 C FF 90 B CH 84 B FF 90 4-2 3 FC1-6 9 1B BB		3	0	0	0	1	2	1
9 Dee Strange-Gordon, L (1, 4) OBP: 0.299, SLG: 0.360			L FF 91 X FF 91 0-1 1B	X FF 91 0-0 ③ B5-3		B SL 82 B FF 90 F SL 82 F FF 90 X SL 84 2-2 3 2B 2-3 1B		C FF 89 B FF 91 S CU 79 F CU 82 X FF 92 1-2 3 FC1-6 1-2 1B		4	1	3	0	0	0	0
Inning Stats	R: 0 E: 0 K: 1 S: 11 H: 1 LOB: 0 BB: 0 P: 16	R: 0 E: 0 K: 0 S: 5 H: 0 LOB: 0 BB: 0 P: 9	R: 0 E: 0 K: 2 S: 9 H: 1 LOB: 1 BB: 0 P: 13	R: 5 E: 0 K: 1 S: 16 H: 4 LOB: 0 BB: 2 P: 29	R: 3 E: 0 K: 1 S: 12 H: 1 LOB: 0 BB: 2 P: 26	R: 2 E: 0 K: 0 S: 13 H: 4 LOB: 2 BB: 0 P: 23	R: 0 E: 0 K: 2 S: 10 H: 0 LOB: 0 BB: 0 P: 13	R: 0 E: 0 K: 2 S: 15 H: 1 LOB: 2 BB: 1 P: 25		1B: 7 2B: 3 3B: 0 HR: 2	SF: 0 SAC: 0 DP: 0 HBP: 0	WP: 0 PB: 0 SB: 1 CS: 0	PA: 39			

PITCHER		IP	WLS	BF	H	R	ER	SO	BB	IBB	HBP	BLK	WP	HR	S	P	ERA	WHIP
67 Taylor Cole, R ERA: 3.33	(1, 1)	2.0		6	1	0	0	1	0	0	0	0	0	0	16	25	0.00	0.500
51 Jaime Barria, R ERA: 7.36	(3, 1)	3.2	L	23	9	10	10	4	4	0	0	0	0	2	45	80	24.55	3.545
53 Trevor Cahill, R ERA: 6.43	(6, 1)	1.1		5	1	0	0	2	0	0	0	0	0	0	15	24	0.00	0.750
25 Jared Walsh, L ERA: 2.08	(8, 1)	1.0		5	1	0	0	2	1	0	0	0	0	0	15	25	0.00	2.000

PITCHER	IP	WLS	BF	H	R	ER	SO	BB	IBB	HBP	BLK	WP	HR	S	P	ERA	WHIP

BOTTOM

Los Angeles Angels @ Seattle Mariners

T-Mobile Park, Seattle, WA

Fri Jul 19 2019, 7:11 PM - 9:42 PM PDT

Att. 19,994 - Clear - 70 F

livebaseballscorecards.com

AB	34
R	10
H	12
RBI	10
BB	5
SO	9
LOB	14

Los Angeles Angels @ Seattle Mariners

T-Mobile Park, Seattle, WA

Sat Jul 20 2019, 6:11 PM - 9:33 PM PDT

Att. 30,941 - Clear - 77 F

TOP

livebaseballscorecards.com

Batter	1	2	3	4	5	6	7	8	9	AB	R	H	RBI	BB	SO	LOB
6 David Fletcher, R (1, 5) OBP: 0.355, SLG: 0.414	C SI 92 F SI 93 F SL 85 B SI 92 X SI 94 1-2 17 S 1B		C CU 72 B CU 72 C FC 84 F SI 86 F CH 79 F FC 86 X FF 87 1-2 ② P5		C SI 86 X SI 86 0-1 ① L3		B FF 93 X SI 93 1-0 ② FC5-4 1-2f		B FF 95 F SI 95 F SI 94 1 SAFE F FF 95 X FF 95 1-2 27 HR 1B 3-H	5	1	2	1	0	0	1
27 Mike Trout, R (1, 8) OBP: 0.448, SLG: 0.659	C SL 84 B SL 84 X SL 86 1-1 ① F7		C CU 72 S CH 80 B CH 81 B CH 79 B FC 86 B CH 80 4-2 BB		C FC 86 B FC 86 B FC 86 B FC 85 F FC 85 C SI 86 3-3 ② K		1 SAFE C SL 87 B SL 87 D SL 88 F FF 94 F SI 93 C SL 85 2-3 ③ K		B CH 89 X CH 90 1-0 1-H 2-H HR	4	1	1	3	1	2	2
17 Shohei Ohtani, L (1, 10) OBP: 0.352, SLG: 0.529	B SI 92 B SL 84 S SL 84 B SL 84 C SL 83 F SL 85 S SL 86 3-3 ② K 1-2		C FC 85 B SI 86 B SI 86 F FC 84 S CH 79 2-3 ③ K		B FC 84 B CU 75 F FC 83 C FC 83 F CH 79 B SI 87 F CH 79 F FC 84 X SI 87 3-2 ③ G6-3			C SI 96 S SI 97 B FS 86 X SL 88 1-2 ① G4-3	F FF 95 T FF 95 F FF 94 B CU 81 B CU 80 B CH 88 X FF 95 3-2 8 WP 8 S 1B	5	0	1	0	0	2	2
8 Justin Upton, R (1, 7) OBP: 0.337, SLG: 0.425 18 Brian Goodwin, L (9, 7) OBP: 0.336, SLG: 0.447	S SL 84 S SL 84 B SL 85 S SL 84 1-3 ③ K			B SI 86 C CH 78 B CU 73 B CH 80 F FC 85 F FC 84 B FC 85 4-2 5 BB 2 1B 56 G4-6-3 BB		B CU 73 F SI 85 F CH 80 F FC 86 B CH 79 F FC 85 X CH 79 2-2 ① G6-3		B SI 98 C SI 95 B SL 88 C SI 97 S SL 87 2-3 ② K	1 SAFE B SI 95 B SI 95 C SI 94 S FC 92 B FO 84 X SI 97 3-2 ③ G3 1-3	4 0	1 0	0 0	0 0	1 0	2 0	2 0
2 Andrelton Simmons, R (1, 6) OBP: 0.317, SLG: 0.402		B SI 88 X CH 80 1-0 ① F7		C SI 87 X CU 73 0-1 56 G4-6-3 5 BB 44 1B 1-2 1B		S CH 80 S CH 80 B FC 86 X FC 85 1-2 ② F7		B SI 98 B SL 86 F SI 96 C SI 96 B SL 87 X SI 97 3-2 ③ G5-3		4	1	1	0	0	0	0
5 Albert Pujols, R (1, 3) OBP: 0.311, SLG: 0.445		C SI 87 X SI 87 0-1 2B		B CU 71 B CH 80 F CH 84 B CH 80 F FC 86 F FC 85 B CU 73 4-2 56 G4-6-3 1-2 2-3 BB		B CU 75 C CH 80 B CH 80 X SI 86 2-1 1B			B SI 94 C SI 94 X SI 95 1-1 ① L4	3	0	2	0	1	0	0
56 Kole Calhoun, L (1, 9) OBP: 0.324, SLG: 0.467		C FC 86 F FC 85 S SI 88 0-3 ② K		B CU 73 S FC 82 X SI 86 1-1 ① ② G4-6-3 1-2f 2-3 3-H		X FC 84 0-0 ③ G3			F FF 96 B FF 95 B FF 96 B CU 81 F FF 96 B FF 96 4-2 4 E 6 1B BB	3	1	0	0	1	1	4
44 Kevan Smith, R (1, 2) OBP: 0.375, SLG: 0.438		B SI 87 B CH 80 C FC 85 S FC 86 C SI 87 2-3 ③ K		F FC 84 S CH 78 B FC 86 F CH 80 B FC 85 F FC 84 D CH 80 X SI 87 3-2 3-H 1B			B FF 94 C FF 95 B SI 93 B FF 94 B FF 94 4-1 6 FC5-4 BB		C CH 88 1 SAFE B CH 88 C SI 95 X CH 87 1-2 ② F8	3	0	1	1	1	1	2
4 Luis Rengifo, S (1, 4) OBP: 0.323, SLG: 0.377			C SI 85 X FC 84 0-1 ① L9	X SI 87 0-0 ③ F9			C FF 95 F SL 88 B CU 78 B SI 95 F SI 94 F SI 95 S SI 94 2-3 ① K		B CH 87 B SI 95 F FF 94 X SI 93 2-1 E1 6 1B 27 HR 1-3	4	1	0	0	0	1	3
Inning Stats	R: 0 E: 0 K: 2 S: 13 H: 1 LOB: 1 BB: 0 P: 19	R: 0 E: 0 K: 2 S: 9 H: 1 LOB: 1 BB: 0 P: 12	R: 0 E: 0 K: 1 S: 13 H: 0 LOB: 1 BB: 1 P: 20	R: 2 E: 0 K: 0 S: 16 H: 2 LOB: 1 BB: 2 P: 28	R: 0 E: 0 K: 1 S: 11 H: 0 LOB: 0 BB: 0 P: 17	R: 0 E: 0 K: 0 S: 11 H: 1 LOB: 1 BB: 0 P: 16	R: 0 E: 0 K: 2 S: 11 H: 0 LOB: 1 BB: 1 P: 20	R: 0 E: 0 K: 1 S: 9 H: 0 LOB: 0 BB: 0 P: 15	R: 4 E: 1 K: 0 S: 21 H: 3 LOB: 1 BB: 1 P: 37	1B: 6 2B: 1 3B: 0 HR: 1 SF: 0 SAC: 0 DP: 1 HBP: 0						WP: 1 PB: 0 SB: 2 CS: 0 PA: 40	

	AB	35
	R	6
	H	8
	RBI	5
	BB	5
	SO	9
	LOB	16

PITCHER		IP	WLS	BF	H	R	ER	SO	BB	IBB	HBP	BLK	WP	HR	S	P	ERA	WHIP
44 Matt Wisler, R ERA: 5.45	(1, 1)	1.0		4	1	0	0	2	0	0	0	0	0	0	13	19	0.00	1.000
49 Wade LeBlanc, L ERA: 5.05	(2, 1)	5.0		21	4	2	2	4	3	0	0	0	0	0	60	93	3.60	1.400
26 Sam Tuivailala, R ERA: 9.0	(7, 1)	1.0		4	0	0	0	2	1	0	0	0	0	0	11	20	0.00	1.000
52 Anthony Bass, R ERA: 4.24	(8, 1)	1.0		3	0	0	0	1	0	0	0	0	0	0	9	15	0.00	0.000
55 Roenis Elías, L ERA: 4.01	(9, 1)	0.2	L	7	3	4	0	0	1	0	0	0	0	1	18	31	0.00	6.000

PITCHER		IP	WLS	BF	H	R	ER	SO	BB	IBB	HBP	BLK	WP	HR	S	P	ERA	WHIP
56 Matt Carasiti, R ERA: 5.87	(9, 1)	0.1		1	0	0	0	0	0	0	0	0	1	0	3	6	0.00	0.000

Batter	1	2	3	4	5	6	7	8	9	AB	R	H	RBI	BB	SO	LOB
0 Mallex Smith, L (1, 8) OBP: 0.305, SLG: 0.366	B FF 94 S SL 90 C CU 83 H SL 91 2-2 3 SH1-3 HBP	C SL 89 S CU 82 B CU 80 B FF 94 F SL 90 F CH 89 X FF 94 2-2 ③ G1-3			S SL 87 B FF 93 F SL 88 X CU 82 1-2 ① G4-3		B SL 84 B FF 94 B SL 84 C SL 84 X SL 84 3-1 ② FC1-5-6 3 PO 2-3			3	0	0	0	0	0	4
3 J.P. Crawford, L (1, 6) OBP: 0.330, SLG: 0.439	X FF 93 0-0 ① SH1-3 1-2		B SL 88 F SL 88 B FF 92 B FF 92 B FF 92 4-1 16 S 22 1B BB		B SL 88 B CH 88 B FF 93 C FF 92 C FF 92 X FF 93 3-2 ② P5		T FF 95 1 SAFE B SL 83 1 SAFE 1-1 ③ PO 1-2	C SL 83 F FF 97 C CH 88 0-3 ① K		2	1	0	0	1	1	0
16 Domingo Santana, R (1, 9) OBP: 0.343, SLG: 0.478	X SL 90 0-0 ② F7		1 SAFE C FF 93 1 SAFE B FF 93 F SL 88 B FF 93 S SL 89 2-3 ① K 1-2		B SL 88 C CH 89 B SL 89 C SL 89 3-3 ③ K			C CH 88 F SL 84 F FF 97 B CH 88 C CH 89 1-3 ② K		4	0	0	0	0	3	2
20 Daniel Vogelbach, L (1, 10) OBP: 0.367, SLG: 0.505	B FF 94 C FF 94 C SL 91 B FF 94 D CU 84 S FF 94 3-3 ③ K		C FF 93 B CU 81 B SL 88 S FF 93 D SL 89 S CH 89 3-3 ② K			C SL 81 B FF 93 B FF 93 F FF 93 S SL 83 2-3 ① K		C FF 98 S CH 87 T FF 99 0-2 ③ K		4	0	0	0	0	4	2
22 Omar Narváez, L (1, 2) OBP: 0.370, SLG: 0.498		F FF 94 F CH 89 B FF 94 F CU 83 F FF 94 X CH 89 1-2 23 1B 1 1B 9 SF8 1B	C SL 89 B FF 93 X FF 93 1-1 2-H 1B			B FF 93 X SL 82 1-0 ② G3-1			C CH 88 S FF 98 F FF 97 X CH 90 0-2 15 G6-4-3 1B	4	1	3	1	0	0	0
15 Kyle Seager, L (1, 5) OBP: 0.263, SLG: 0.335		B SL 90 C SL 90 C FF 94 B FF 94 S CH 90 2-3 ① K	B FF 94 B SL 88 F FF 93 X CH 89 2-1 ③ G6-3			B SL 82 C SL 80 X FF 92 1-1 E6			X SI 96 0-0 ①② G6-4-3 1-2f	4	0	0	0	0	1	3
1 Tim Beckham, R (1, 7) OBP: 0.282, SLG: 0.466 (8, 3)		F FF 94 X SL 90 0-1 9 SF8 23 1B 1B 1-2			C SL 87 B SL 87 F FF 93 X SL 89 1-2 ① F8	B FF 93 B SL 81 X SL 84 1-1 ③ F9			F FF 98 B FF 99 B CH 90 X SL 90 2-1 ③ L7	4	0	1	0	0	0	1
23 Austin Nola, R (1, 3) OBP: 0.385, SLG: 0.556 25 Dylan Moore, R (7, PR) OBP: 0.296, SLG: 0.345 (8, 7)		B FF 94 D CH 90 B SL 90 C FF 94 X SL 90 3-1 9 SF8 1B 1-2 2-3			C FF 93 F CH 88 C SL 88 0-3 ② K		C SL 85 B FF 96 F FF 95 B SL 86 B SL 86 B SL 85 4-2 0 FC1-5-6 9 SH5-3 BB			2 0	0 0	1 0	0 0	1 0	1 0	0 0
9 Dee Strange-Gordon, L (1, 4) OBP: 0.297, SLG: 0.359		X FF 94 0-0 ② SF8 1-2 2-3 3-H			B FF 94 X SL 88 1-0 ③ G4-3		F SL 85 1 SAFE 1 SAFE X FF 95 0-1 ① SH5-3 1-2			1	0	0	1	0	0	0
Inning Stats	R: 0 E: 0 K: 1 S: 7 H: 0 LOB: 1 BB: 0 P: 12	R: 1 E: 0 K: 1 S: 18 H: 3 LOB: 2 BB: 0 P: 26	R: 1 E: 0 K: 2 S: 11 H: 1 LOB: 1 BB: 1 P: 23	R: 0 E: 0 K: 1 S: 7 H: 0 LOB: 0 BB: 0 P: 9	R: 0 E: 0 K: 1 S: 9 H: 0 LOB: 0 BB: 0 P: 16	R: 0 E: 1 K: 1 S: 8 H: 0 LOB: 1 BB: 0 P: 13	R: 0 E: 0 K: 0 S: 7 H: 0 LOB: 1 BB: 1 P: 15	R: 0 E: 0 K: 3 S: 10 H: 0 LOB: 0 BB: 0 P: 11	R: 0 E: 0 K: 0 S: 7 H: 1 LOB: 0 BB: 0 P: 9	1B: 5 2B: 0 3B: 0 HR: 0 SF: 1 SAC: 2 DP: 1 HBP: 1					WP: 0 PB: 0 SB: 1 CS: 0	PA: 35

PITCHER		IP	WLS	BF	H	R	ER	SO	BB	IBB	HBP	BLK	WP	HR	S	P	ERA	WHIP
47 Griffin Canning, R ERA: 4.67	(1, 1)	5.0		21	4	2	2	6	1	0	1	0	0	0	52	86	3.60	1.000
32 Cam Bedrosian, R ERA: 3.3	(6, 1)	1.0		4	0	0	0	1	0	0	0	0	0	0	8	13	0.00	0.000
38 Justin Anderson, R ERA: 3.86	(7, 1)	1.0		3	0	0	0	0	1	0	0	0	0	0	7	15	0.00	1.000
31 Ty Buttrey, R ERA: 2.54	(8, 1)	1.0	W	3	0	0	0	3	0	0	0	0	0	0	10	11	0.00	0.000
57 Hansel Robles, R ERA: 2.56	(9, 1)	1.0		3	1	0	0	0	0	0	0	0	0	0	7	9	0.00	1.000

PITCHER	IP	WLS	BF	H	R	ER	SO	BB	IBB	HBP	BLK	WP	HR	S	P	ERA	WHIP

BOTTOM

Los Angeles Angels @ Seattle Mariners

T-Mobile Park, Seattle, WA

Sat Jul 20 2019, 6:11 PM - 9:33 PM PDT

Att. 30,941 - Clear - 77 F

livebaseballscorecards.com

AB	28
R	2
H	5
RBI	2
BB	2
SO	10
LOB	12

Batter	1	2	3	4	5	6	7	8	9	AB	R	H	RBI	BB	SO	LOB
6 David Fletcher, R (1, 5) OBP: 0.353, SLG: 0.411	B FF 92 C FF 90 X SL 86 1-1 ① P3		C FF 92 C CU 78 B SL 86 X FF 93 1-2 ② G5-3	X SL 87 0-0 27 FC6-4 1B 3-H		B FF 94 C FF 94 C FF 94 C FF 95 1-3 ③ K			C CU 79 F FF 93 B FF 94 F FF 93 F FF 94 F FF 95 B FF 94 S CU 83 2-3 ① K	5	0	1	1	0	2	0
27 Mike Trout, R (1, 8) OBP: 0.448, SLG: 0.664	B FF 91 X FF 92 1-0 ② G3		B CU 78 B CU 79 B FF 92 C FF 94 C SL 86 B FF 93 4-2 BB	1 SAFE B CH 82 F FF 91 F FF 91 D SL 87 X CH 85 2-2 ③ FC6-4 1-2f			B FF 93 F FF 93 F SL 89 B FF 95 F FF 94 X CH 86 2-2 HR		S SL 85 S FF 94 S SL 86 0-3 ② K	4	1	1	1	1	1	1
17 Shohei Ohtani, L (1, 10) OBP: 0.353, SLG: 0.530	B FF 91 F SL 85 B FF 92 C SL 85 B FF 94 F SL 88 C FF 93 3-3 ③ K		B SL 87 X SL 87 1-0 ③ G4-3		F FF 91 X FF 92 0-1 8 2B 2B		X SL 89 0-0 8 FC4-6 1B		B FF 94 F SI 91 X FF 94 1-1 ③ G6-3	5	1	2	0	0	1	1
8 Justin Upton, R (1, 7) OBP: 0.333, SLG: 0.429		B FF 92 B FF 89 F FF 90 F SL 86 F CH 86 S FF 93 2-3 ① K		B CU 75 B SL 86 C FF 92 F SL 85 B CH 84 S SL 88 3-3 ① K	D CH 82 X SL 84 1-0 2 G4-3 5 SF7 2B 2-H		C SL 89 B FF 93 D SL 86 X FF 92 2-1 ① FC4-6 2 L9-3 1-2f			4	1	1	1	0	2	1
2 Andrelton Simmons, R (1, 6) OBP: 0.312, SLG: 0.395		C CU 76 X CH 87 0-1 ② G6-3		F CH 85 X SL 88 0-1 ② P6	X FF 91 0-0 ① G4-3 2-3		C FF 93 F FF 92 D SL 84 X FF 94 1-2 ②③ L9-3 1-1			4	0	0	0	0	0	2
5 Albert Pujols, R (1, 3) OBP: 0.314, SLG: 0.458		X FF 92 0-0 HR		X FF 92 0-0 18 HR 1B	B SL 88 X SL 86 1-0 ② SF7 3-H			B FF 93 F FF 93 S SL 86 C SL 86 1-3 ① K		3	2	2	2	0	1	0
18 Brian Goodwin, L (1, 9) OBP: 0.338, SLG: 0.465		C CU 73 C SL 84 F SL 86 B SL 84 X FF 92 1-2 2B		C FF 94 X FF 92 0-1 1-H HR	B CU 74 X SL 82 1-0 ③ G6-3			C FF 95 F CU 82 C SL 85 0-3 ② K		4	1	2	2	0	1	0
13 Dustin Garneau, R (1, 2) OBP: 0.391, SLG: 0.444		X FF 92 0-0 ③ F7		B FF 93 B FF 90 F FF 92 B SL 85 X FF 91 3-1 4 3B 1B		B FF 92 F FF 92 B SL 87 F FF 93 F FF 94 X SL 86 2-2 ① G6-3		F FF 94 B FF 94 X FF 94 1-1 HR		4	2	2	1	0	0	1
4 Luis Rengifo, S (1, 4) OBP: 0.322, SLG: 0.384			C SL 85 B SL 87 X FF 91 1-1 ① P4	X FF 93 0-0 6 1B 3B 1-H		F FF 93 B CH 84 B FF 94 F FF 94 X SL 90 2-2 ② G1-3		F FF 94 F FF 93 S SL 86 0-3 ③ K		4	1	1	1	0	1	0
Inning Stats	R: 0 E: 0 K: 1 S: 7 H: 0 LOB: 0 BB: 0 P: 12	R: 1 E: 0 K: 1 S: 12 H: 2 LOB: 1 BB: 0 P: 15	R: 0 E: 0 K: 0 S: 8 H: 0 LOB: 1 BB: 1 P: 15	R: 4 E: 0 K: 1 S: 15 H: 5 LOB: 1 BB: 0 P: 23	R: 2 E: 0 K: 0 S: 6 H: 2 LOB: 0 BB: 0 P: 9	R: 0 E: 0 K: 1 S: 10 H: 0 LOB: 0 BB: 0 P: 15	R: 1 E: 0 K: 0 S: 10 H: 2 LOB: 0 BB: 0 P: 15	R: 1 E: 0 K: 3 S: 11 H: 1 LOB: 0 BB: 0 P: 13	R: 0 E: 0 K: 2 S: 11 H: 0 LOB: 0 BB: 0 P: 14	1B: 4 2B: 4 3B: 1 HR: 4 SF: 1 SAC: 0 DP: 1 HBP: 0						

TOP

Los Angeles Angels @ Seattle Mariners

T-Mobile Park, Seattle, WA

Sun Jul 21 2019, 1:11 PM - 4:25 PM PDT

Att. 25,984 - Sunny - 79 F

livebaseballscorecards.com

AB	37
R	9
H	12
RBI	9
BB	1
SO	9
LOB	6

WP: 0 PA: 39
PB: 0
SB: 0
CS: 0

PITCHER		IP	WLS	BF	H	R	ER	SO	BB	IBB	HBP	BLK	WP	HR	S	P	ERA	WHIP
18 Yusei Kikuchi, L ERA: 5.37	(1, 1)	5.0	L	25	9	7	7	3	1	0	0	0	0	2	48	74	12.60	2.000
50 Erik Swanson, R ERA: 7.9	(6, 1)	2.0		7	2	1	1	1	0	0	0	0	0	1	20	30	4.50	1.000
67 Matt Festa, R ERA: 5.64	(8, 1)	2.0		7	1	1	1	5	0	0	0	0	0	1	22	27	4.50	0.500

PITCHER	IP	WLS	BF	H	R	ER	SO	BB	IBB	HBP	BLK	WP	HR	S	P	ERA	WHIP

BOTTOM

Batter	1	2	3	4	5	6	7	8	9	AB	R	H	RBI	BB	SO	LOB
0 Mallex Smith, L (1, 8) OBP: 0.307, SLG: 0.368	C FF 92 B CU 75 F FF 91 B CU 77 S CU 76 2-3 K		F FF 91 C FF 90 D CU 76 F CU 75 1 SAFE 1 SAFE 1 SAFE X FF 92 1-2 FC5-4 3 CS 1-2f		F FF 92 F CU 74 B FF 90 D SL 80 B FF 92 S FF 91 3-3 K		C SL 85 B SL 86 B FF 94 B FF 94 F FF 94 X FF 93 3-2 1-3 2-H 2B		B CH 84 F SI 93 B KC 81 F CH 85 F KC 80 F SI 92 B CH 85 F SI 93 D KC 82 4-2 25 1B 16 1B BB	4	1	1	1	1	2	2
3 J.P. Crawford, L (1, 6) OBP: 0.323, SLG: 0.429 25 Dylan Moore, R (8, 6) OBP: 0.300, SLG: 0.350	C SI 91 B SL 82 F SI 92 B CU 77 X CU 76 2-2 G4-3		B CU 75 S SI 91 S FF 92 F CU 76 1 SAFE X SI 92 1-2 G4-3 1-2		B SI 91 F SI 91 S SI 92 X SI 92 1-2 F8		F FF 92 C SL 84 S FF 95 0-3 K		X SI 92 0-0 1 BB 22 WP 16 1B 1-2 1B	4 1	0 1	0 1	0 0	0 0	1 0	4 0
16 Domingo Santana, R (1, 9) OBP: 0.346, SLG: 0.478	B FF 92 C FF 91 S CH 85 B CU 78 B FF 92 F CH 86 B FF 92 4-2 BB			B FF 90 B FF 90 C CH 83 B FF 90 S FF 91 F CU 75 X FF 92 3-2 G6-3		S CU 76 F CU 78 X CH 86 0-2 22 G4-6-3 1 BB 1B	F SL 85 S SI 99 B FS 89 B FF 98 D SL 86 S SL 88 3-3 K		F FC 87 B SI 92 X SI 91 1-1 22 WP 1 BB 1-2 2-H 1B	4	0	2	1	1	1	2
1 Tim Beckham, R (1, 7) OBP: 0.291, SLG: 0.468	D CU 77 1 SAFE B FF 92 F FF 91 X CH 84 2-1 F8			C FF 91 B CU 76 X FF 91 1-1 2 2B 1B		B FF 89 B CH 84 S FF 89 B CU 77 F FF 89 B CH 84 4-2 22 G4-6-3 1-2 BB		F SI 97 B SL 87 B SL 86 X FF 98 2-1 45 1B 1B	B FC 86 S FC 86 D FC 86 D SI 92 B SI 92 4-1 22 WP 1-2 2-3 BB	3	0	2	0	2	0	1
22 Omar Narváez, L (1, 10) OBP: 0.367, SLG: 0.491		C FF 91 B FF 91 B SL 81 B CU 76 B FF 91 4-1 BB		B FF 91 B FF 91 B FF 91 C FF 90 C CU 76 F CU 76 S SI 91 3-3 K		C CU 78 X CH 84 0-1 G4-6-3 1-2f 2-3		S SL 83 F FS 86 B FF 99 X FS 87 1-2 L7	B KC 80 B CH 83 B FC 87 C SI 91 C CH 84 S CH 84 3-3 K 1-2 2-3 3-H	4	0	0	0	1	2	6
2 Tom Murphy, R (1, 2) OBP: 0.306, SLG: 0.522		C FF 91 B CH 85 X FF 92 1-1 F7		B FF 91 C CH 84 D CH 85 X FF 91 2-1 1-3 2B		C CH 84 B FF 90 C CU 78 S CH 85 1-3 K		F FF 99 B SL 86 F FF 98 T FS 88 1-2 K	B FC 85 B CH 84 F SI 92 X FC 87 2-1 L5-3	5	0	1	0	0	2	5
15 Kyle Seager, L (1, 5) OBP: 0.260, SLG: 0.331 45 Kristopher Negrón, R (7, PH) OBP: 0.222, SLG: 0.125 (8, 5)		C CU 76 B FF 91 F FF 91 B CU 76 X FF 92 2-2 F8		X CU 74 0-0 P4			B FF 95 F FF 94 B CH 83 S FF 95 X SL 85 2-2 G6-3	X FF 99 0-0 1-2 1B		2 2	0 0	0 1	0 0	0 0	0 0	3 0
23 Austin Nola, R (1, 3) OBP: 0.372, SLG: 0.525		B CU 77 1 SAFE C FF 91 X CH 85 1-1 F9			S FF 90 F CH 84 B FF 90 S FF 91 1-3 K		B FF 95 C SL 86 S CH 84 F FF 95 B SL 85 X SL 83 2-2 9 1B 0 2B 1B	D SL 85 C SL 85 S FF 99 F FS 88 D SL 89 B SL 86 S FF 98 3-3 K		4	1	1	0	0	2	3
9 Dee Strange-Gordon, L (1, 4) OBP: 0.304, SLG: 0.365			B CU 75 B SI 90 F FF 90 X CU 76 2-1 0 FC5-4 1B		C SI 91 F SI 91 X SL 82 0-2 1B		F FF 93 B SL 85 S FF 94 F FF 95 X FF 94 1-2 0 2B 1-2 1B		C KC 79 X CH 84 0-1 G4-3	4	0	3	0	0	0	0

Inning Stats																					
	R: 0	H: 0	R: 0	H: 0	R: 0	H: 1	R: 0	H: 2	R: 0	H: 1	R: 0	H: 1	R: 1	H: 3	R: 0	H: 2	R: 2	H: 2	1B: 10	SF: 0	WP: 1	PA: 42
	E: 0	LOB: 1	E: 0	LOB: 1	E: 0	LOB: 0	E: 0	LOB: 2	E: 0	LOB: 2	E: 0	LOB: 1	E: 0	LOB: 2	E: 0	LOB: 2	E: 0	LOB: 2	2B: 2	SAC: 0	PB: 0	
	K: 1	BB: 1	K: 0	BB: 1	K: 0	BB: 0	K: 1	BB: 0	K: 2	BB: 0	K: 1	BB: 1	K: 2	BB: 0	K: 2	BB: 0	K: 1	BB: 2	3B: 0	DP: 1	SB: 0	
	S: 11	P: 21	S: 8	P: 16	S: 10	P: 14	S: 13	P: 22	S: 12	P: 17	S: 10	P: 15	S: 20	P: 31	S: 13	P: 20	S: 16	P: 30	HR: 0	HBP: 0	CS: 1	

PITCHER	IP	WLS	BF	H	R	ER	SO	BB	IBB	HBP	BLK	WP	HR	S	P	ERA	WHIP
52 Dillon Peters, L (1, 1) ERA: 2.63	5.0	W	20	4	0	0	4	2	0	0	0	0	0	54	90	0.00	1.200
24 Noé Ramirez, R (6, 1) ERA: 3.14	1.0		4	1	0	0	1	1	0	0	0	0	0	10	15	0.00	2.000
49 Adalberto Mejía, L (7, 1) ERA: 9.0	0.2		5	3	1	1	1	0	0	0	0	0	0	17	25	13.50	4.500
40 Luis García, R (7, 1) ERA: 4.14	1.1		6	2	0	0	3	0	0	0	0	0	0	16	26	0.00	1.500
53 Trevor Cahill, R (9, 1) ERA: 6.59	1.0		7	2	2	2	1	2	0	0	0	1	0	16	30	18.00	4.000

PITCHER	IP	WLS	BF	H	R	ER	SO	BB	IBB	HBP	BLK	WP	HR	S	P	ERA	WHIP

Los Angeles Angels @ Seattle Mariners

T-Mobile Park, Seattle, WA

Sun Jul 21 2019, 1:11 PM - 4:25 PM PDT

Att. 25,984 - Sunny - 79 F

livebaseballscorecards.com

AB	37
R	3
H	12
RBI	2
BB	5
SO	10
LOB	26

Los Angeles Angels @ Los Angeles Dodgers

Dodger Stadium, Los Angeles, CA

Tue Jul 23 2019, 7:13 PM - 11:04 PM PDT

Att. 53,725 - Clear - 82 F

livebaseballscorecards.com

TOP

Batter	1	2	3	4	5	6	7	8	9	AB	R	H	RBI	BB	SO	LOB
6 David Fletcher, R (1, 5) OBP: 0.353, SLG: 0.409	B FF 92 C SL 83 F SI 91 B SL 84 B FF 93 B SL 83 4-2 BB	F SL 84 F FF 93 T SL 84 0-2 K			C FF 92 B SL 84 F SL 83 B SL 85 B FF 92 X SL 83 3-2 ① F7	C FF 96 X FF 96 0-1 1-3 1B		C SI 96 1 SAFE X SL 87 0-1 ①② G4-3 1-2f		4	0	1	0	1	1	3
27 Mike Trout, R (1, 8) OBP: 0.445, SLG: 0.666	B CU 78 S FF 94 B FF 94 C SI 93 S SL 85 2-3 ① K		B FF 93 S SL 83 S SI 92 B FS 86 X SL 84 2-2 E5 8 1B		B SL 86 C FF 94 F FF 94 X SL 85 1-2 HR	X FF 97 0-0 ② L5		C SI 97 X SL 88 0-1 ③ F7		5	1	1	1	0	1	3
8 Justin Upton, R (1, 7) OBP: 0.337, SLG: 0.438	1 SAFE B FF 94 1 SAFE S FF 93 T FF 94 B SL 84 D SL 85 C SL 85 3-3 ② K		F FF 93 B FF 92 B SI 93 S SL 84 X FF 95 2-2 1-2 1B		F SL 84 B FF 93 X FF 93 1-1 56 2B	B SI 96 B FF 96 B FF 97 S CH 84 X FF 95 3-1 ③ F7			C SL 87 S SL 88 B SL 88 C SI 97 1-3 ① K	5	1	2	0	0	2	3
56 Kole Calhoun, L (1, 9) OBP: 0.328, SLG: 0.483	D FS 86 B CU 78 S FS 85 1 SAFE S FS 85 B FS 86 X FF 94 3-2 ③ G3		D CU 79 S FS 86 B FS 86 B FF 93 C FF 94 S FS 85 3-3 ① K		D SL 80 S SL 80 X FF 93 1-1 2 1B 5 G1-6-3 2-H 2B	C CU 81 X FF 93 0-1 HR			X SI 97 0-0 2B	5	2	3	2	0	1	3
2 Andrelton Simmons, R (1, 6) OBP: 0.310, SLG: 0.392		B CU 77 F SL 83 F SI 92 X SL 83 1-2 ① F8	S SL 84 F SL 84 X SL 84 0-2 ② P3		D CH 81 C CH 81 X CH 81 1-1 5 G1-6-3 2-3 1B	B CU 84 B CU 84 X CU 84 2-0 ① F9			B SL 86 C SL 87 X SI 96 1-1 ② P3	5	0	1	0	0	0	3
5 Albert Pujols, R (1, 3) OBP: 0.309, SLG: 0.450		B CU 77 F FF 93 S SL 84 F SI 93 F SL 84 F SL 84 B SL 84 S SL 84 2-3 ② K	C FF 94 F FF 94 C SL 83 0-3 ③ K		X FF 95 0-0 ② G1-6-3 1-2 3-H	C FF 95 F FF 95 B SL 88 X FF 92 1-2 ② G1-3			F SI 96 C SL 86 C SL 87 0-3 ③ K	5	0	0	1	0	3	4
4 Luis Rengifo, S (1, 4) OBP: 0.325, SLG: 0.388		C CU 76 B FS 86 S FS 85 B FS 86 B FF 92 F SL 82 F FS 86 B FS 85 4-2 13 HBP 17 1B BB	B CU 76 F FS 85 C FF 91 S FS 86 1-3 ① K	D CU 77 S FF 95 B CH 80 C CH 81 F FF 95 X CH 82 2-2 ③ G4-3		B CU 82 B CU 83 C SL 84 B FF 94 C CU 83 X FF 94 3-2 2B			3	1	1	0	1	1	1
13 Dustin Garneau, R (1, 2) OBP: 0.382, SLG: 0.421		C FF 93 H FF 93 1-1 17 1B 1-2 HBP	X FF 93 0-0 ② G6-3			B FF 94 B FF 93 C CH 82 F FF 95 B FF 96 T FF 96 3-2 ① K	X CU 84 0-0 ③ F8		3	0	0	0	0	1	1
67 Taylor Cole, R (1, 1) 17 Shohei Ohtani, L (2, PH) OBP: 0.391, SLG: 0.667 64 Félix Peña, R (2, 1) 49 Adalberto Mejía, R (5, 1) 3 Taylor Ward, R (6, PH) OBP: 0.342, SLG: 0.500 38 Justin Anderson, L (6, 1) 31 Ty Buttrey, L (6, 1) 18 Brian Goodwin, L (6, PH) OBP: 0.341, SLG: 0.467 32 Cam Bedrosian, R (6, 1) 57 Hansel Robles, R (6, 1)		D FS 86 X FF 93 1-0 1-2 2-H 1B	B FF 93 C FF 92 B SL 82 C SL 81 X SL 83 2-2 ③ G4-3		B FF 96 B CH 84 B FF 96 C FF 95 B FF 96 4-1 6 1B BB	X SI 96 0-0 6 G4-3 1B			0 0 0 0 0 0 0 0 1 0 1 1 0 0 0 1 0 0 0 0 0 0 0 0 0 0 0 0 0 0 0 0 0 1 0 0 0 0 0 0 0 0 0 0 0 0 0 0 0 0 1 0 1 0 0 0 0 0 0 0 0 0 0 0 0 0 0 0 0 0 0						

Inning Stats	1	2	3	4	5	6	7	8	9
	R: 0 E: 0 K: 2 S: 11	H: 0 LOB: 1 BB: 1 P: 23	R: 1 E: 0 K: 2 S: 18	H: 1 LOB: 2 BB: 1 P: 27	R: 0 E: 1 K: 2 S: 15	H: 1 LOB: 2 BB: 0 P: 22	R: 0 E: 0 K: 1 S: 7	H: 0 LOB: 0 BB: 0 P: 10	R: 3 E: 0 K: 0 S: 17	H: 4 LOB: 1 BB: 0 P: 26	R: 0 E: 0 K: 1 S: 9	H: 1 LOB: 2 BB: 1 P: 19	R: 1 E: 0 K: 0 S: 11	H: 2 LOB: 1 BB: 0 P: 17	R: 0 E: 0 K: 0 S: 5	H: 1 LOB: 0 BB: 0 P: 5	R: 0 E: 0 K: 2 S: 9	H: 1 LOB: 1 BB: 0 P: 11

AB	38	
R	5	
H	11	
RBI	5	
BB	3	
SO	10	
LOB	21	

1B: 5	SF: 0	WP: 0	PA: 42
2B: 4	SAC: 0	PB: 0	
3B: 0	DP: 1	SB: 0	
HR: 2	HBP: 1	CS: 0	

PITCHER		IP	WLS	BF	H	R	ER	SO	BB	IBB	HBP	BLK	WP	HR	S	P	ERA	WHIP
18 Kenta Maeda, R ERA: 3.81	(1, 1)	4.1	L	21	4	3	3	7	2	0	1	0	0	1	59	95	6.23	1.385
7 Julio Urías, L ERA: 2.34	(5, 1)	1.2		9	3	1	1	1	1	0	0	0	0	0	18	32	5.40	2.400
63 Yimi García, R ERA: 4.08	(7, 1)	1.0		5	2	1	1	0	0	0	0	0	0	1	11	17	9.00	2.000
47 JT Chargois, R ERA: 4.4	(8, 1)	2.0		7	2	0	0	2	0	0	0	0	0	0	14	16	0.00	1.000

PITCHER	IP	WLS	BF	H	R	ER	SO	BB	IBB	HBP	BLK	WP	HR	S	P	ERA	WHIP

Batter	1	2	3	4	5	6	7	8	9	AB	R	H	RBI	BB	SO	LOB
31 Joc Pederson, L (1, 3) (8, 7) OBP: 0.327, SLG: 0.522	B FF 92 C FF 92 B CH 88 F CH 85 B FF 94 S CH 87 3-3 K ①		B SL 83 B SI 92 C SI 92 D CH 85 C SI 92 S SL 84 3-3 K ①		C SI 92 B CH 84 S SL 81 B SL 83 F SL 83 F SL 81 X SI 92 2-2 G4-3 ②	X FF 97 0-0 10 FC5 27 FC3-2 1-2 2-3 3-H 1B		B SL 83 X FF 94 1-0 F8 ③		5	0	1	1	0	2	1
27 Alex Verdugo, L (1, 7) (8, 8) OBP: 0.346, SLG: 0.489	B FF 93 B CH 87 S SL 86 C CH 87 X FF 95 2-2 G5-3 ②		C SL 84 F CH 85 B SL 83 F SI 92 S SL 84 1-3 K ②		B SL 80 C SI 91 B CH 83 B SI 91 B SI 92 4-1 10 BB BB	B SL 84 C FF 98 X CH 88 1-1 FC3-2 ② 1-2 2-3 3-Hf			C FF 97 X CH 90 0-1 G6-3 ①	4	0	0	0	1	1	4
10 Justin Turner, R (1, 5) OBP: 0.376, SLG: 0.465	C FF 95 B FF 96 C CH 88 B SL 89 B CH 89 B CH 87 4-2 BB		C SI 92 S SL 83 F SL 82 B SI 92 C SI 93 1-3 K ③		B SL 81 B SI 90 B SI 92 C SI 90 B SI 90 4-1 1-2 BB	B SL 83 C FF 96 F FF 97 D SL 84 F FF 96 X SL 85 2-2 FC5 ③ 2-3f			B FF 97 B FF 97 B FF 97 B FF 97 4-0 35 2B 13 SF7 BB	2	1	0	0	3	1	4
35 Cody Bellinger, L (1, 9) OBP: 0.433, SLG: 0.689	B SL 88 S CH 88 C FF 94 S FF 93 1-3 K ③			B SL 82 C SI 92 B SI 92 F SL 82 X SI 92 2-2 11 FC6-4 13 BB 5 SF7 1B	C SL 87 B SL 86 S FF 94 X SL 87 1-2 F7 ③		B FF 95 F CH 88 C CH 88 B SL 83 B FF 98 X CH 88 3-2 F7 ①		B FF 97 S CH 90 D CH 91 F FF 98 X CH 90 2-2 1-3 14 1B 2B	5	1	2	0	0	1	3
13 Max Muncy, L (1, 4) OBP: 0.371, SLG: 0.543		C SI 90 B CH 83 C SI 91 X SL 82 1-2 E3 11 G6-3 5 1B		1 SAFE B SI 90 B SL 83 B SI 90 C SI 91 C SL 84 1 SAFE D SL 82 4-2 11 FC6-4 1-2 BB		C SL 86 B SL 85 B FF 94 B SL 84 B FF 94 4-1 5 1B 55 1B BB	B FF 98 C CH 89 S FF 95 S FF 98 1-3 K ②		B CH 90 F FF 97 B FF 98 B SL 90 S CH 92 X CH 90 3-2 SF7 ② 3-H	2	1	0	1	2	1	0
11 AJ Pollock, R (1, 8) OBP: 0.327, SLG: 0.439 47 JT Chargois, S (8, 1) 14 Enrique Hernández, R (9, PH) OBP: 0.311, SLG: 0.435		S SL 81 1 SAFE X SI 90 0-1 G6-3 ① 1-2		B SI 92 B SL 84 S CH 83 X SI 92 2-1 FC6-4 ① 5 SF7 1-2f 2-3		B SL 84 S SL 85 1 SAFE C FF 94 S SL 85 1-3 K ① B FF 97 S CH 88 C CH 90 F FF 98 B FF 98 F CH 88 F SL 86 X FF 98 2-2 E5 1B			B SL 90 F FF 97 B CH 91 X FF 97 2-1 2-H 1B ③	4 0 1	0 0 0	1 0 1	0 0 0	0 0 0	1 0 0	4 0 0
5 Corey Seager, L (1, 6) OBP: 0.355, SLG: 0.447		B SL 82 B SI 90 X SI 92 2-0 2-H 1B ②		1 SAFE B SL 81 S SI 91 X CH 83 1-1 SF7 ② 1-2 3-H		B SL 85 X SL 84 1-0 45 BB 55 1B 31 1B 1-3 1B	D CH 88 X FF 96 1-0 P6 ③			3	1	2	1	0	0	1
55 Russell Martin, R (1, 2) OBP: 0.349, SLG: 0.288		S SL 83 S SL 84 S SL 84 0-3 K ③		C SL 82 C SI 93 D SL 85 F SL 84 B SL 84 B SI 92 F SL 83 F SL 83 X SI 93 3-2 G6-3 ③		S SL 86 F SL 85 B FF 94 X SL 85 1-2 31 1B 45 BB 27 FC3-2 1-2 3-H 1B		X FF 93 0-0 L9 ①		4	0	1	1	0	1	2
18 Kenta Maeda, R (1, 1) OBP: 0.294, SLG: 0.353 7 Julio Urías, L (5, 1) OBP: 0.364, SLG: 0.300 45 Matt Beaty, L (6, PH) OBP: 0.331, SLG: 0.513 63 Yimi García, R (7, 1) 25 David Freese, R (8, 3) OBP: 0.399, SLG: 0.579			C SI 90 S CH 82 F SL 81 X SI 94 0-2 1B		B SI 90 C SI 90 C SI 80 S SL 81 1-3 K ①	B SL 86 B SL 84 B SL 84 B FF 95 4-0 27 FC3-2 31 1B 1-2 2-3 BB		C FF 94 S SL 86 C SL 84 0-3 K ②		1 1 0 0 1	0 0 0 0 0	1 0 0 0 0	0 0 0 0 0	0 1 1 0 0	0 0 0 0 1	0 0 0 0 0
Inning Stats	R: 0 E: 0 K: 2 S: 11 H: 0 LOB: 1 BB: 1 P: 21	R: 0 E: 1 K: 1 S: 9 H: 1 LOB: 1 BB: 0 P: 12	R: 0 E: 0 K: 3 S: 15 H: 1 LOB: 1 BB: 0 P: 20	R: 1 E: 0 K: 0 S: 15 H: 1 LOB: 1 BB: 1 P: 27	R: 0 E: 0 K: 1 S: 13 H: 0 LOB: 2 BB: 2 P: 25	R: 2 E: 0 K: 1 S: 15 H: 3 LOB: 3 BB: 2 P: 29	R: 0 E: 1 K: 1 S: 13 H: 1 LOB: 1 BB: 0 P: 20	R: 0 E: 0 K: 1 S: 5 H: 0 LOB: 0 BB: 0 P: 6	R: 1 E: 0 K: 0 S: 10 H: 2 LOB: 2 BB: 1 P: 21	1B: 8 2B: 1 3B: 0 HR: 0 SF: 2 SAC: 0 DP: 0 HBP: 0						

PITCHER		IP	WLS	BF	H	R	ER	SO	BB	IBB	HBP	BLK	WP	HR	S	P	ERA	WHIP
67 Taylor Cole, R ERA: 3.21	(1, 1)	1.0		4	0	0	0	2	1	0	0	0	0	0	11	21	0.00	1.000
64 Félix Peña, R ERA: 4.82	(2, 1)	3.2	W	17	3	1	1	5	3	0	0	0	0	0	49	80	2.46	1.636
49 Adalberto Mejía, L ERA: 8.82	(5, 1)	0.1	H	1	0	0	0	0	0	0	0	0	0	0	3	4	0.00	0.000
38 Justin Anderson, R ERA: 4.33	(6, 1)	0.1	H	5	2	2	2	1	2	0	0	0	0	0	8	19	54.00	12.000
31 Ty Buttrey, R ERA: 2.45	(6, 1)	1.2	H	7	2	0	0	1	0	0	0	0	0	0	20	30	0.00	1.200
32 Cam Bedrosian, R ERA: 3.23	(8, 1)	1.0	H	3	0	0	0	1	0	0	0	0	0	0	5	6	0.00	0.000
57 Hansel Robles, R ERA: 2.7	(9, 1)	1.0	S	5	2	1	1	0	1	0	0	0	0	0	10	21	9.00	3.000

BOTTOM

Los Angeles Angels @ Los Angeles Dodgers

Dodger Stadium, Los Angeles, CA

Tue Jul 23 2019, 7:13 PM - 11:04 PM PDT

Att. 53,725 - Clear - 82 F

livebaseballscorecards.com

AB	33
R	4
H	9
RBI	4
BB	7
SO	10
LOB	19

WP: 0 PA: 42
PB: 0
SB: 0
CS: 0

Batter	1	2	3	4	5	6	7	8	9	AB	R	H	RBI	BB	SO	LOB
6 David Fletcher, R (1, 5) OBP: 0.355, SLG: 0.410	C FF 91 B KC 79 X SL 85 1-1 27 FC6-4 1B		C FF 91 F FF 89 X KC 80 0-2 ② G6-3			C FF 95 B SL 86 F SL 86 B SL 87 X SL 87 2-2 27 E 27 S 27 SF7 1B		1 SAFE C SL 84 C FF 96 S FF 95 0-3 ① K		4	1	2	0	0	1	1
27 Mike Trout, R (1, 8) OBP: 0.443, SLG: 0.662	F FF 90 B FF 89 X FF 90 1-1 ① FC6-4 56 2B 1-2f		B KC 79 B FF 88 C FF 90 X FF 91 2-1 ③ P3			B SL 86 B SL 86 F FF 95 B SI 95 F SI 96 X SI 96 3-2 ① SF7 1-H		C FF 96 B FF 96 1 SAFE B FF 96 B FF 96 S SL 87 B FF 96 4-2 8 G6-4-3 1-2 BB		2	1	0	1	1	0	1
8 Justin Upton, R (1, 7) OBP: 0.324, SLG: 0.419 32 Cam Bedrosian, R (8, 1) 57 Hansel Robles, R (9, 1)	B KC 78 1 SAFE C FF 89 F FF 90 B FF 91 1 SAFE B CH 82 F FF 91 F KC 80 3-2 ② P2			B FF 88 B KC 78 C SL 84 X FF 89 2-1 ① P5		X FF 95 0-0 ② P3		B FF 97 B SL 88 F FF 97 B FF 97 C SL 87 X SL 88 3-2 ②③ G6-4-3 1-2f		4 0 0	0 0 0	0 0 0	0 0 0	0 0 0	0 0 0	3 0 0
56 Kole Calhoun, L (1, 9) OBP: 0.332, SLG: 0.500	B KC 79 C CH 83 B KC 81 X CH 84 2-1 1-H 2B			X FF 89 0-0 HR		B FC 90 B CU 82 S CU 81 B FC 91 C FC 90 S CU 81 3-3 ③ K			F FC 92 X FC 92 0-1 2B	4	1	3	2	0	1	0
5 Albert Pujols, R (1, 3) OBP: 0.305, SLG: 0.444	B FF 91 X SL 83 1-0 ③ G6-3			X FF 89 0-0 ② G6-3			C CU 80 F FC 90 F CU 80 X FC 90 0-2 ① P3		F SI 93 S SL 83 X SL 80 0-2 ① G6-3	4	0	0	0	0	0	2
2 Andrelton Simmons, R (1, 6) OBP: 0.309, SLG: 0.390		C FC 83 B FF 87 B KC 79 X SL 83 2-1 ① G4-3		S SL 84 X KC 79 0-1 ③ G6-3			B CU 80 X FC 89 1-0 4 B1-3 1B		B SL 83 C SI 95 B SL 83 F SL 81 F SI 94 B FC 94 F SL 82 S FC 93 3-3 ② K	4	0	1	0	0	1	1
4 Luis Rengifo, S (1, 4) OBP: 0.324, SLG: 0.382		C FF 91 B KC 80 S CH 83 S KC 80 1-3 ② K			C FF 87 B KC 78 C CH 81 X KC 79 1-2 ① G6-3		C FC 90 1 SAFE X CU 79 0-1 ② B1-3 1-2		B FC 93 F FC 93 B SI 94 B FC 93 B SL 82 4-1 BB	3	0	0	0	1	1	1
44 Kevan Smith, R (1, 2) OBP: 0.362, SLG: 0.420		C FF 92 B FF 89 C KC 80 B CH 84 B KC 81 X FF 92 3-2 ③ G5-3		B KC 79 C KC 78 X FF 88 1-1 ② G1-3			C SI 93 X FC 92 0-1 ③ G6-3		C FC 92 B SI 94 B SI 94 S FC 92 F FC 93 F FC 93 C SI 94 2-3 ③ K	4	0	0	0	0	1	3
51 Jaime Barria, R (1, 1) 40 Luis García, R (6, 1) 49 Adalberto Mejía, R (6, 1) 67 Taylor Cole, R (7, 1) 17 Shohei Ohtani, L (8, PH) OBP: 0.358, SLG: 0.532 18 Brian Goodwin, L (8, 7) OBP: 0.341, SLG: 0.467			C FF 88 C FF 90 S KC 78 0-3 ① K		C FF 88 X FF 90 0-1 ③ G6-3			B CH 84 B CH 84 F FF 95 B CH 85 B FF 95 4-1 27 BB BB		2 0 0 0 0 0	0 0 0 0 0 0	0 0 0 0 0 0	0 0 0 0 1 0	1 0 0 0 0 0	0 0 0 0 0 0	0 0 0 0 0 0
Inning Stats	R: 1 E: 0 K: 0 S: 13 H: 2 LOB: 1 BB: 0 P: 21	R: 0 E: 0 K: 1 S: 8 H: 0 LOB: 0 BB: 0 P: 14	R: 0 E: 0 K: 1 S: 8 H: 0 LOB: 0 BB: 0 P: 10	R: 1 E: 0 K: 0 S: 6 H: 1 LOB: 0 BB: 0 P: 8	R: 0 E: 0 K: 0 S: 7 H: 0 LOB: 0 BB: 0 P: 9	R: 1 E: 0 K: 1 S: 10 H: 1 LOB: 0 BB: 0 P: 18	R: 0 E: 0 K: 0 S: 9 H: 1 LOB: 1 BB: 0 P: 10	R: 0 E: 0 K: 1 S: 9 H: 0 LOB: 1 BB: 2 P: 20	R: 0 E: 0 K: 2 S: 16 H: 1 LOB: 2 BB: 1 P: 25	1B: 3 2B: 2 3B: 0 HR: 1	SF: 1 SAC: 0 DP: 1 HBP: 0					

PITCHER		IP	WLS	BF	H	R	ER	SO	BB	IBB	HBP	BLK	WP	HR	S	P	ERA	WHIP
68 Ross Stripling, R ERA: 3.64	(1, 1)	5.0	L	18	3	2	2	2	0	0	0	0	0	1	42	62	3.60	0.600
47 JT Chargois, R ERA: 4.2	(6, 1)	0.2		3	1	1	0	0	0	0	0	0	0	0	7	12	0.00	1.500
65 Casey Sadler, R ERA: 1.78	(6, 1)	1.1		5	1	0	0	1	0	0	0	0	0	0	12	16	0.00	0.750
52 Pedro Báez, R ERA: 3.33	(8, 1)	1.0		4	0	0	0	1	2	0	0	0	0	0	9	20	0.00	2.000
74 Kenley Jansen, R ERA: 3.54	(9, 1)	1.0		5	1	0	0	2	1	0	0	0	0	0	16	25	0.00	2.000

PITCHER	IP	WLS	BF	H	R	ER	SO	BB	IBB	HBP	BLK	WP	HR	S	P	ERA	WHIP

TOP

Los Angeles Angels @ Los Angeles Dodgers

Dodger Stadium, Los Angeles, CA

Wed Jul 24 2019, 7:11 PM - 10:26 PM PDT

Att. 53,731 - Partly Cloudy - 83 F

livebaseballscorecards.com

AB	31
R	3
H	6
RBI	3
BB	3
SO	6
LOB	12

1B: 3	SF: 1	WP: 0	PA: 35
2B: 2	SAC: 0	PB: 0	
3B: 0	DP: 1	SB: 1	
HR: 1	HBP: 0	CS: 0	

Los Angeles Angels @ Los Angeles Dodgers

Dodger Stadium, Los Angeles, CA

Wed Jul 24 2019, 7:11 PM - 10:26 PM PDT

Att. 53,731 - Partly Cloudy - 83 F

livebaseballscorecards.com

BOTTOM

Batter	1	2	3	4	5	6	7	8	9	AB	R	H	RBI	BB	SO	LOB
31 Joc Pederson, L (1, 7) OBP: 0.332, SLG: 0.522 52 Pedro Báez, R (8, 1) 25 David Freese, R (9, 3) OBP: 0.399, SLG: 0.579	B FF 91 B FF 92 B CH 82 C SL 83 C SL 83 F FF 93 C SL 84 3-3 ① K		B CH 82 B CH 82 B CH 83 C SL 85 C SL 85 B SL 84 4-2 BB		B SI 92 X SI 92 1-0 1B		B CH 88 1 SAFE C SL 88 B SL 86 S CH 87 B FF 94 1 SAFE B SL 88 4-2 13 G1-6-3 1-2 BB			2 0 0	0 0 0	1 0 0	0 0 0	2 0 0	1 0 0	0 0 0
13 Max Muncy, L (1, 3) OBP: 0.368, SLG: 0.536 (5, 4)	S FF 94 B SL 83 B CH 85 B CH 85 C SL 85 X FF 93 3-2 ② L3		B SI 92 S CH 82 D SL 85 C SL 86 S SL 86 2-3 ③ K		C CH 84 B SL 86 X SL 86 1-1 ③ G4-3		X CH 86 0-0 ②③ G1-6-3 1-2f			4	0	0	0	0	1	4
10 Justin Turner, R (1, 5) OBP: 0.380, SLG: 0.478	B SL 83 S SL 84 B FF 92 X SL 84 2-1 1B			C SL 84 F CH 82 F SL 85 B SL 86 F SL 85 F FF 93 B CH 85 X SL 85 2-2 HR		F SI 96 B FS 87 B SL 87 X SL 87 2-1 ① P2		B FF 94 X SL 83 1-0 11 G6-4-3 1B		4	1	3	1	0	0	0
35 Cody Bellinger, L (1, 9) OBP: 0.431, SLG: 0.683 74 Kenley Jansen, S (9, 1)	B FF 93 C SL 84 S FF 93 B FF 93 X SL 85 2-2 ③ L8			B CH 84 C SI 93 B FF 92 F CH 85 F SL 86 F SL 85 B CH 86 X SL 84 3-2 ① F8		B SL 86 S FS 86 B FS 88 B SL 86 S SI 99 B SI 98 4-2 11 G5-3 5 1B BB		B SL 84 C FF 94 C FF 95 C FF 96 1-3 ① K		3 0	1 0	0 0	0 0	1 0	1 0	2 0
11 AJ Pollock, R (1, 8) OBP: 0.319, SLG: 0.427		C FF 91 B CH 83 S SL 85 B SL 85 X SL 86 2-2 ① G5-3		C FF 93 X SI 92 0-1 ② G6-3		B SI 97 B SL 86 B SL 86 C FF 98 C SI 96 X FF 98 3-2 ② G5-3 1-2		D SL 85 B FF 94 X FF 94 2-0 ②③ G6-4-3 1-2f		4	0	0	0	0	0	2
5 Corey Seager, L (1, 6) OBP: 0.356, SLG: 0.446		B SI 93 X CH 85 1-0 ② P6		B CH 86 S CH 84 S FF 92 B CH 84 B SI 93 B SL 85 4-2 BB		C SL 86 F SI 90 B SL 86 X SL 86 1-2 2-H 1B			B FF 98 B FF 96 F CH 89 X FF 98 2-1 ① F8	3 0	0 0	1 0	1 0	1 0	0 0	0 0
14 Enrique Hernández, R (1, 4) OBP: 0.309, SLG: 0.433 45 Matt Beaty, L (5, 3) OBP: 0.325, SLG: 0.504 (9, 7)		B FF 92 C FF 93 B CH 86 X FF 93 2-1 ③ F9		C SL 86 S SL 84 D SL 84 B SL 84 F CH 86 B FF 93 F SL 87 X FF 94 3-2 ③ P4		F FF 94 F FF 94 F FF 95 F SL 86 F CH 82 1 SAFE F SL 85 C FF 94 0-3 ③ K			X CH 88 0-0 ② G4-3	2 2	0 0	0 0	0 0	0 1	0 1	1 1
15 Austin Barnes, R (1, 2) OBP: 0.288, SLG: 0.328			C FF 91 C SL 86 B FF 92 F SL 85 B FF 93 C SL 86 2-3 ① K		X FF 91 0-0 ① F8		B FF 92 C CH 84 B SL 88 C SL 84 B FF 95 B CH 84 4-2 31 BB BB		C FF 98 C SL 90 X FF 98 0-2 ③ G1-3	3	0	0	0	1	1	0
68 Ross Stripling, R (1, 1) OBP: 0.211, SLG: 0.167 47 JT Chargois, S (6, 1) 65 Casey Sadler, R (6, 1) 27 Alex Verdugo, L (7, PH) OBP: 0.345, SLG: 0.487 (8, 7) (9, 9)			C FF 91 S SL 84 X SL 86 0-2 ② G6-3		C FF 91 X SL 82 0-1 ② B2-3		C FF 93 B CH 86 X SL 86 1-1 ① P6			2 0 0 1	0 0 0 0	0 0 0 0	0 0 0 0	0 0 0 0	0 0 0 0	0 0 0 1
Inning Stats	R: 0 E: 0 K: 1 S: 12 H: 1 LOB: 1 BB: 0 P: 22	R: 0 E: 0 K: 0 S: 6 H: 0 LOB: 0 BB: 0 P: 11	R: 0 E: 0 K: 2 S: 12 H: 0 LOB: 1 BB: 1 P: 20	R: 1 E: 0 K: 0 S: 20 H: 1 LOB: 1 BB: 1 P: 32	R: 0 E: 0 K: 0 S: 6 H: 1 LOB: 1 BB: 0 P: 8	R: 1 E: 0 K: 1 S: 17 H: 1 LOB: 1 BB: 1 P: 27	R: 0 E: 0 K: 0 S: 7 H: 0 LOB: 1 BB: 2 P: 16	R: 0 E: 0 K: 1 S: 5 H: 1 LOB: 0 BB: 0 P: 9	R: 0 E: 0 K: 0 S: 6 H: 0 LOB: 0 BB: 0 P: 8	1B: 4 2B: 0 3B: 0 HR: 1	SF: 0 SAC: 0 DP: 2 HBP: 0		WP: 0 PB: 0 SB: 0 CS: 0	PA: 35			

	AB	30
	R	2
	H	5
	RBI	2
	BB	5
	SO	5
	LOB	11

PITCHER		IP	WLS	BF	H	R	ER	SO	BB	IBB	HBP	BLK	WP	HR	S	P	ERA	WHIP
51 Jaime Barria, R ERA: 6.63	(1, 1)	5.0	W	20	3	1	1	3	2	0	0	0	0	1	56	93	1.80	1.000
40 Luis García, R ERA: 4.3	(6, 1)	0.2	H	3	0	1	1	0	1	0	0	0	0	0	7	16	13.50	1.500
49 Adalberto Mejía, L ERA: 8.64	(6, 1)	0.1	H	2	1	0	0	1	0	0	0	0	0	0	10	11	0.00	3.000
67 Taylor Cole, R ERA: 3.1	(7, 1)	1.0	H	4	0	0	0	0	2	0	0	0	0	0	7	16	0.00	2.000
32 Cam Bedrosian, R ERA: 3.17	(8, 1)	1.0	H	3	1	0	0	1	0	0	0	0	0	0	5	9	0.00	1.000

PITCHER		IP	WLS	BF	H	R	ER	SO	BB	IBB	HBP	BLK	WP	HR	S	P	ERA	WHIP
57 Hansel Robles, R ERA: 2.64	(9, 1)	1.0	S	3	0	0	0	0	0	0	0	0	0	0	6	8	0.00	0.000

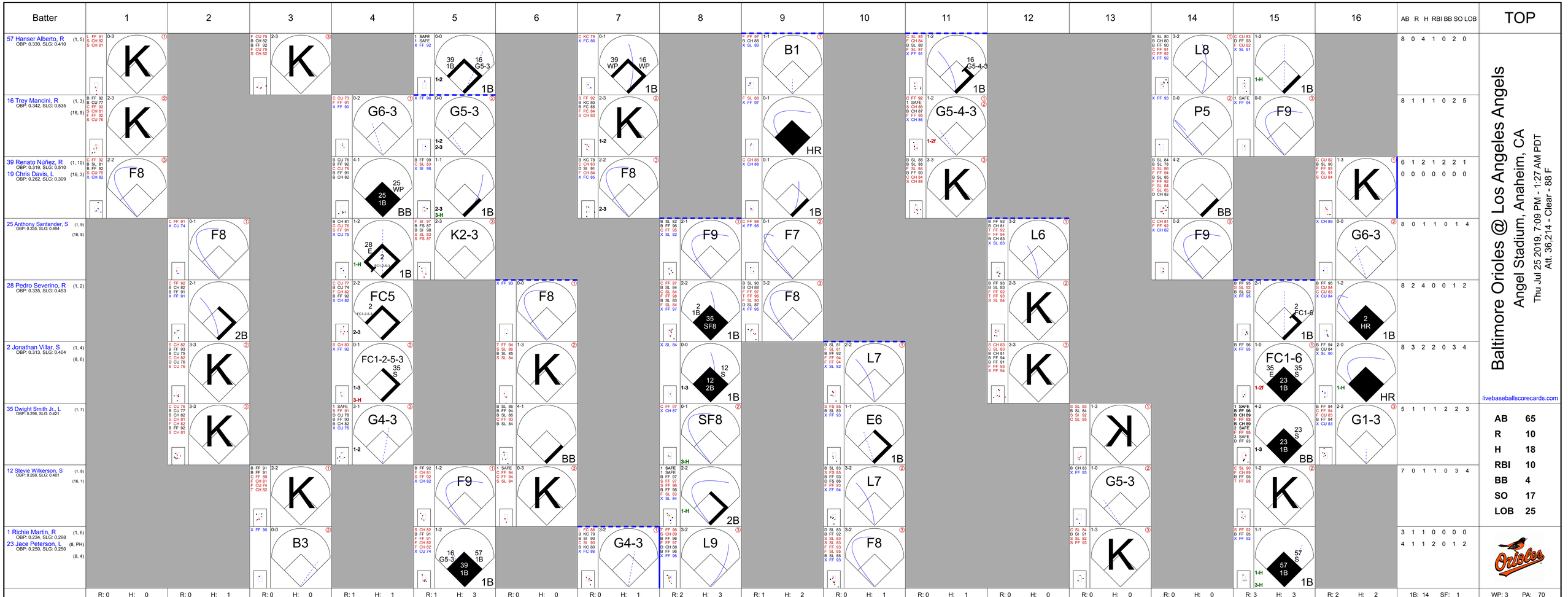
Batter
1
2
3
4
5
6
7
8
9
10
11
12
13
14
15
16
AB R H RBI BB SO LOB
TOP
57 Hanser Alberto, R (1, 5) OBP: 0.330, SLG: 0.410
16 Trey Mancini, R (1, 3) OBP: 0.342, SLG: 0.535 (16, 9)
39 Renato Núñez, R (1, 10) OBP: 0.319, SLG: 0.510
19 Chris Davis, L (16, 3) OBP: 0.262, SLG: 0.309
25 Anthony Santander, S (1, 9) OBP: 0.335, SLG: 0.494 (16, 8)
28 Pedro Severino, R (1, 2) OBP: 0.335, SLG: 0.453
2 Jonathan Villar, S (1, 4) OBP: 0.313, SLG: 0.404 (8, 6)
35 Dwight Smith Jr., L (1, 7) OBP: 0.286, SLG: 0.421
12 Stevie Wilkerson, S (1, 8) OBP: 0.288, SLG: 0.401 (16, 1)
1 Richie Martin, R (1, 6) OBP: 0.234, SLG: 0.298
23 Jace Peterson, L (8, PH) OBP: 0.250, SLG: 0.250 (8, 4)
8 0 4 1 0 2 0
8 1 1 1 0 2 5
6 1 2 1 2 2 1
0 0 0 0 0 0 0
8 0 1 1 0 1 4
8 2 4 0 0 1 2
8 3 2 2 0 3 4
5 1 1 1 2 2 3
7 0 1 1 0 3 4
3 1 1 0 0 0 0
4 1 1 2 0 1 2
Baltimore Orioles @ Los Angeles Angels
Angel Stadium, Anaheim, CA
Thu Jul 25 2019, 7:09 PM - 1:27 AM PDT
Att. 36,214 - Clear - 88 F
livebaseballscorecards.com
AB 65
R 10
H 18
RBI 10
BB 4
SO 17
LOB 25
Inning Stats
R: 0 E: 0 K: 2 S: 10 H: 0 LOB: 0 BB: 0 P: 14
R: 0 E: 0 K: 2 S: 11 H: 1 LOB: 1 BB: 0 P: 19
R: 0 E: 0 K: 2 S: 8 H: 0 LOB: 0 BB: 0 P: 12
R: 1 E: 1 K: 0 S: 14 H: 1 LOB: 2 BB: 1 P: 24
R: 1 E: 0 K: 1 S: 15 H: 3 LOB: 2 BB: 0 P: 20
R: 0 E: 0 K: 2 S: 8 H: 0 LOB: 1 BB: 1 P: 13
R: 0 E: 0 K: 1 S: 11 H: 1 LOB: 1 BB: 0 P: 18
R: 2 E: 0 K: 0 S: 18 H: 3 LOB: 1 BB: 0 P: 27
R: 1 E: 0 K: 0 S: 12 H: 2 LOB: 1 BB: 0 P: 16
R: 0 E: 1 K: 0 S: 14 H: 1 LOB: 1 BB: 0 P: 23
R: 0 E: 0 K: 1 S: 11 H: 1 LOB: 0 BB: 0 P: 16
R: 0 E: 0 K: 2 S: 10 H: 0 LOB: 0 BB: 0 P: 18
R: 0 E: 0 K: 2 S: 7 H: 0 LOB: 0 BB: 0 P: 10
R: 0 E: 0 K: 0 S: 12 H: 0 LOB: 1 BB: 1 P: 19
R: 3 E: 1 K: 1 S: 14 H: 3 LOB: 1 BB: 1 P: 24
R: 2 E: 0 K: 1 S: 12 H: 2 LOB: 0 BB: 0 P: 18
1B: 14 2B: 2 3B: 0 HR: 2 SF: 1 SAC: 0 DP: 1 HBP: 0
WP: 3 PB: 0 SB: 5 CS: 0 PA: 70
PITCHER IP WLS BF H R ER SO BB IBB HBP BLK WP HR S P ERA WHIP
54 José Suarez, L (1, 1) ERA: 5.35 4.1 19 4 2 2 6 1 0 0 0 1 0 52 80 4.15 1.154
40 Luis García, R (5, 1) ERA: 4.23 0.2 3 1 0 0 1 0 0 0 0 0 0 6 9 0.00 1.500
38 Justin Anderson, R (6, 1) ERA: 4.21 1.0 4 0 0 0 2 1 0 0 0 0 0 8 13 0.00 1.000
53 Trevor Cahill, R (7, 1) ERA: 6.5 1.0 4 1 0 0 1 0 0 0 0 2 0 11 18 0.00 1.000
31 Ty Buttrey, R (8, 1) ERA: 2.77 1.0 B 6 3 2 2 0 0 0 0 0 0 0 18 27 18.00 3.000
PITCHER IP WLS BF H R ER SO BB IBB HBP BLK WP HR S P ERA WHIP
57 Hansel Robles, R (9, 1) ERA: 2.77 1.0 5 2 1 1 0 0 0 0 0 0 0 12 16 9.00 2.000
32 Cam Bedrosian, R (10, 1) ERA: 3.1 1.0 4 1 0 0 0 0 0 0 0 0 0 14 23 0.00 1.000
67 Taylor Cole, R (11, 1) ERA: 3.0 1.0 3 1 0 0 1 0 0 0 0 0 0 11 16 0.00 1.000
49 Adalberto Mejía, L (12, 1) ERA: 7.32 3.0 10 0 0 0 4 1 0 0 0 0 0 29 47 0.00 0.333
47 Griffin Canning, R (15, 1) ERA: 5.15 2.0 L 12 5 5 5 2 1 0 0 0 0 1 26 42 22.50 3.000

BOTTOM

Baltimore Orioles @ Los Angeles Angels

Angel Stadium, Anaheim, CA

Thu Jul 25 2019, 7:09 PM - 1:27 AM PDT

Att. 36,214 - Clear - 88 F

livebaseballscorecards.com

Batter	1	2	3	4	5	6	7	8	9	10	11	12	13	14	15	16	AB	R	H	RBI	BB	SO	LOB
6 David Fletcher, R (1, 6) (8, 5) OBP: 0.355, SLG: 0.408	G6-3		F7					L8			G6-3		L5				7	1	2	1	1	0	1
27 Mike Trout, R (1, 8) OBP: 0.444, SLG: 0.663	17 WP 8 SF7 2B		8 BB 17 HBP 1B	K				K			K		F7				7	2	3	2	1	3	3
17 Shohei Ohtani, L (1, 10) OBP: 0.358, SLG: 0.521	56 FC6-5 BB		8 BB HBP		L7		L7		K		K			F7	F7		5	0	0	0	2	1	3
8 Justin Upton, R (1, 7) OBP: 0.330, SLG: 0.415	SF7 3-H		BB		G6-3		56 2B BB		HR		BB			F7	F7	F8	1	1	0	1	2	0	0
18 Brian Goodwin, L (8, 7)																	3	1	1	1	1	0	0
56 Kole Calhoun, L (1, 9) OBP: 0.328, SLG: 0.494	FC6-5 1-2f		F7		G6-3		5 1B 2B		K		G3			F7	F7	G6-3	8	0	1	3	0	1	6
5 Albert Pujols, R (1, 3) OBP: 0.304, SLG: 0.439		K	K			P4			F9			F9			4 BB 44 WP 6 BB 1B	F8	8	1	2	0	0	2	3
44 Kevan Smith, R (1, 2) OBP: 0.350, SLG: 0.402		G6-3	G6-3	G6-3		L9	K			K		2 G5-4-3 1B			K		7	0	1	0	0	3	3
23 Matt Thaiss, L (1, 5) OBP: 0.200, SLG: 0.259		BB		G4-3		L8		6 L8 6 S BB		G5-3		G5-4-3 1-2f			6 BB 4 BB 27 2B BB		2	0	0	0	1	0	0
2 Andrelton Simmons, R (8, 6) OBP: 0.312, SLG: 0.387																	2	1	0	0	2	0	1
4 Luis Rengifo, S (1, 4) OBP: 0.323, SLG: 0.377		F7		6 1B 1B			L1-3	K		G4-3			G4-3		6 BB 27 2B BB		6	1	1	0	1	1	2
Inning Stats	R: 1 E: 0 K: 0 S: 15 H: 1 LOB: 1 BB: 1 P: 26	R: 0 E: 0 K: 1 S: 11 H: 0 LOB: 1 BB: 1 P: 20	R: 0 E: 0 K: 1 S: 10 H: 1 LOB: 3 BB: 1 P: 21	R: 0 E: 0 K: 1 S: 12 H: 2 LOB: 2 BB: 0 P: 18	R: 0 E: 0 K: 0 S: 6 H: 0 LOB: 0 BB: 0 P: 12	R: 0 E: 0 K: 0 S: 5 H: 0 LOB: 0 BB: 0 P: 8	R: 3 E: 0 K: 1 S: 20 H: 3 LOB: 2 BB: 2 P: 35	R: 0 E: 0 K: 2 S: 11 H: 0 LOB: 1 BB: 1 P: 19	R: 1 E: 0 K: 2 S: 10 H: 1 LOB: 0 BB: 0 P: 13	R: 0 E: 0 K: 1 S: 8 H: 0 LOB: 0 BB: 0 P: 10	R: 0 E: 0 K: 1 S: 10 H: 0 LOB: 2 BB: 2 P: 21	R: 0 E: 0 K: 0 S: 6 H: 1 LOB: 0 BB: 0 P: 8	R: 0 E: 0 K: 0 S: 6 H: 0 LOB: 0 BB: 0 P: 12	R: 0 E: 0 K: 0 S: 8 H: 0 LOB: 0 BB: 0 P: 13	R: 3 E: 0 K: 1 S: 11 H: 2 LOB: 1 BB: 3 P: 30	R: 0 E: 0 K: 0 S: 10 H: 0 LOB: 0 BB: 0 P: 14	1B: 7 2B: 3 3B: 0 HR: 1	SF: 1 SAC: 0 DP: 1 HBP: 1	WP: 2 PB: 0 SB: 2 CS: 0	PA: 69

	AB	56
	R	8
	H	11
	RBI	8
	BB	11
	SO	11
	LOB	22

PITCHER		IP	WLS	BF	H	R	ER	SO	BB	IBB	HBP	BLK	WP	HR	S	P	ERA	WHIP
31 Jimmy Yacabonis, R ERA: 6.81	(1, 1)	2.0		9	1	1	1	1	2	0	0	0	1	0	26	46	4.50	1.500
32 Thomas Eshelman, R ERA: 5.79	(3, 1)	4.1		19	4	1	1	2	1	0	1	0	0	0	37	64	2.08	1.154
43 Shawn Armstrong, R ERA: 5.77	(7, 1)	0.1	H	3	0	0	0	0	2	0	0	0	0	0	8	19	0.00	6.000
51 Paul Fry, L ERA: 3.89	(7, 1)	0.2	B	5	2	2	2	2	1	0	0	0	0	0	13	22	27.00	4.500
42 Mychal Givens, R ERA: 4.28	(8, 1)	1.2		6	1	1	1	3	0	0	0	0	0	1	16	21	5.40	0.600

PITCHER		IP	WLS	BF	H	R	ER	SO	BB	IBB	HBP	BLK	WP	HR	S	P	ERA	WHIP
50 Miguel Castro, R ERA: 5.04	(10, 1)	1.2		7	0	0	0	2	2	0	0	0	0	0	15	28	0.00	1.200
48 Richard Bleier, L ERA: 6.39	(11, 1)	0.1		1	0	0	0	0	0	0	0	0	0	0	3	3	0.00	0.000
64 Gabriel Ynoa, R ERA: 5.75	(12, 1)	3.0		9	1	0	0	0	0	0	0	0	0	0	20	33	0.00	0.333
66 Tanner Scott, L ERA: 5.29	(15, 1)	1.0	W	7	2	3	3	1	3	0	0	0	1	0	11	30	27.00	5.000
12 Stevie Wilkerson, R ERA: 2.25	(16, 1)	1.0	S	3	0	0	0	0	0	0	0	0	0	0	10	14	0.00	0.000

Baltimore Orioles @ Los Angeles Angels

Angel Stadium, Anaheim, CA

Fri Jul 26 2019, 7:09 PM - 10:08 PM PDT

Att. 38,852 - Clear - 83 F

TOP

livebaseballscorecards.com

Batter	1	2	3	4	5	6	7	8	9	AB	R	H	RBI	BB	SO	LOB
2 Jonathan Villar, S (1, 6) (9, 4) OBP: 0.318, SLG: 0.405	C FF 90 B FS 83 C CH 81 H FS 84 2-2 16 F9 16 S 25 SF8 HBP	B CH 80 B FF 90 B SI 89 C FF 90 B SL 76 4-1 16 FC5 25 1B BB		F FF 88 S FF 89 X SL 77 0-2 16 G6-3 1B		C SL 85 F FF 94 B FF 93 X SL 84 1-2 ③ F9			F SL 84 C SL 85 X FF 98 0-2 16 HR 1B	3	3	2	0	1	0	0
16 Trey Mancini, R (1, 9) OBP: 0.343, SLG: 0.541	1 SAFE B SL 78 B SI 90 S CH 81 1 SAFE S SL 79 X FS 83 2-2 ① F9 1-3	F SI 90 F FF 91 B SL 80 B FS 83 X FF 91 2-2 FC5 25 1B 39 HR 1-2 2-3		C SL 77 1 SAFE B SL 78 X SI 90 1-1 ①② G6-3 1-2			C SL 83 C FF 93 B SL 84 X SL 84 1-2 1B		X FF 98 0-0 1-H HR	5	2	2	2	0	0	4
25 Anthony Santander, S (1, 7) OBP: 0.343, SLG: 0.506	C SL 77 F FS 83 B FF 91 X FS 84 1-2 ② SF8 3-H	B FF 90 B CH 82 B FF 90 C FF 90 F FF 90 F FF 92 X FF 91 3-2 39 HR 1-3 2-H 3-H 1B		C FF 90 B FS 82 S CH 79 B SL 78 F FF 90 F SL 78 X CH 78 2-2 2B			F FF 93 X SL 84 0-1 ① F9		B SL 84 C SL 84 B FS 86 B SI 97 X SI 96 3-1 39 1B 1B	4	1	3	3	0	0	1
39 Renato Núñez, R (1, 5) OBP: 0.322, SLG: 0.518	C FF 92 S SL 80 B SL 80 F FF 90 B SL 80 B FF 91 D SL 78 4-2 BB	B FS 82 C FF 91 X FS 80 1-1 1-H 3-H HR		C SI 89 F SI 89 F SL 79 B FF 90 X SL 79 1-2 ③ P3			B SL 85 C SL 84 B FF 92 X FF 92 2-1 ② F9		C SL 85 X SL 85 0-1 15 G3-6-1 1-2 1B	4	1	2	3	1	0	2
15 Chance Sisco, L (1, 2) OBP: 0.352, SLG: 0.495	F FF 91 B CH 82 S FS 82 S FS 82 1-3 ③ K	B FF 91 X SL 76 1-0 ③ F9			C FF 89 B SL 76 B CH 79 X FF 89 2-1 ① F7		B SL 85 B FF 92 X FF 92 2-0 ③ L3		B SL 84 B FS 84 X SI 98 2-0 ②③ G3-6-1 1-2f	5	0	0	0	0	1	4
35 Dwight Smith Jr., L (1, 10) OBP: 0.293, SLG: 0.416		C FF 89 B SL 77 S CH 81 B CH 80 F FF 90 S SL 79 2-3 ① K2-3	F FF 88 B CH 80 C FF 90 X SL 78 1-2 ① F8		B CH 78 B FF 90 S CH 78 X FF 88 2-1 ② F9			C SL 78 X FS 87 0-1 ① G4-3		4	0	0	0	0	1	0
23 Jace Peterson, L (1, 4) OBP: 0.375, SLG: 0.375 1 Richie Martin, R (9, 6) OBP: 0.234, SLG: 0.298		X FF 91 0-0 19 E 19 S 12 G3-1 1B	C SL 76 B CH 81 X FF 90 1-1 12 S 1B		X FF 92 0-0 ③ L7			C SL 83 X FS 85 0-1 ② F7		4 0	1 0	2 0	0 0	0 0	0 0	0 0
19 Chris Davis, L (1, 3) OBP: 0.262, SLG: 0.305		C SL 78 1 SAFE B CH 81 B FF 91 B CH 81 B FF 92 4-1 16 FC5 12 G3-1 25 1B 1-3 BB	C FF 90 X FF 90 0-1 ② F7			S SL 85 B SL 84 F FF 93 B SL 85 B SL 85 S SL 84 3-3 ① K		B FS 83 B SI 97 C FF 98 B SL 85 C SI 99 S SL 84 3-3 ③ K		3	1	0	0	1	2	1
12 Stevie Wilkerson, S (1, 8) OBP: 0.263, SLG: 0.393		F FF 92 B FS 82 X CH 82 1-1 ② G3-1 1-2 3-H	S SL 77 B FF 91 1 SAFE 1 SAFE B CH 81 F FF 89 B FS 82 S FF 90 3-3 ③ K 1-2			C FF 93 F SL 84 S FF 94 0-3 ② K			L SI 96 C FS 86 S FS 87 0-3 ① K	4	0	0	1	0	3	2

Inning Stats	1	2	3	4	5	6	7	8	9
	R: 1 E: 0 K: 1 S: 14 H: 0 LOB: 1 BB: 1 P: 24	R: 6 E: 0 K: 1 S: 19 H: 3 LOB: 0 BB: 2 P: 37	R: 0 E: 0 K: 1 S: 10 H: 1 LOB: 1 BB: 0 P: 15	R: 0 E: 0 K: 0 S: 14 H: 2 LOB: 1 BB: 0 P: 18	R: 0 E: 0 K: 0 S: 5 H: 0 LOB: 0 BB: 0 P: 9	R: 0 E: 0 K: 2 S: 9 H: 0 LOB: 0 BB: 0 P: 13	R: 0 E: 0 K: 0 S: 8 H: 1 LOB: 1 BB: 0 P: 13	R: 0 E: 0 K: 1 S: 7 H: 0 LOB: 0 BB: 0 P: 10	R: 2 E: 0 K: 1 S: 12 H: 4 LOB: 1 BB: 0 P: 17

1B: 8	SF: 1	WP: 0
2B: 1	SAC: 0	PB: 0
3B: 0	DP: 1	SB: 3
HR: 2	HBP: 1	CS: 0

PA: 41

AB	36
R	9
H	11
RBI	9
BB	3
SO	7
LOB	14

PITCHER		IP	WLS	BF	H	R	ER	SO	BB	IBB	HBP	BLK	WP	HR	S	P	ERA	WHIP
35 Nick Tropeano, R ERA: 9.88	(1, 1)	5.0	L	25	6	7	7	3	3	0	1	0	0	1	62	103	12.60	1.800
38 Justin Anderson, R ERA: 3.99	(6, 1)	2.0		7	1	0	0	2	0	0	0	0	0	0	17	26	0.00	0.500
40 Luis García, R ERA: 4.46	(8, 1)	2.0		9	4	2	2	2	0	0	0	0	0	1	19	27	9.00	2.000

PITCHER	IP	WLS	BF	H	R	ER	SO	BB	IBB	HBP	BLK	WP	HR	S	P	ERA	WHIP

Baltimore Orioles @ Los Angeles Angels

Angel Stadium, Anaheim, CA

Fri Jul 26 2019, 7:09 PM - 10:08 PM PDT

Att. 38,852 - Clear - 83 F

livebaseballscorecards.com

BOTTOM

Batter	1	2	3	4	5	6	7	8	9	AB	R	H	RBI	BB	SO	LOB
6 David Fletcher, R (1, 5) OBP: 0.354, SLG: 0.404	B FF 91 B FF 92 C FF 93 C FF 93 S SL 82 2-3 ① K			B SL 80 X FF 92 1-0 ① L7		C FF 91 B SL 79 B FF 92 C SL 80 X SL 80 2-2 ① F7		B FF 94 B FC 90 B FC 90 C FF 94 B FF 94 4-1 BB		3	0	0	0	1	1	0
27 Mike Trout, R (1, 8) OBP: 0.442, SLG: 0.661	C FF 93 C SL 81 X SL 82 0-2 ② P4			B FF 92 B SL 82 S FF 92 C FF 93 X SL 84 2-2 ② P4		S FC 86 B FF 91 S FC 88 B FF 92 B FF 93 X FC 87 3-2 17 G6-3 2B		C FF 95 B FC 90 S FF 94 S FF 94 1-3 ③ K		4	0	1	0	0	1	1
17 Shohei Ohtani, L (1, 10) OBP: 0.357, SLG: 0.525	C FF 92 B FF 93 F FF 93 B SL 82 X SL 83 2-2 ③ L9			X FF 92 0-0 3B		X FC 86 0-0 ② G6-3 2-3			B FF 95 F FF 95 B FF 94 F FF 94 F SL 86 B FF 94 X FF 94 3-2 ① L8	4	0	1	0	0	0	1
8 Justin Upton, R (1, 7) OBP: 0.327, SLG: 0.439		C FF 91 S FF 92 B FF 93 B SL 82 X FF 93 2-2 ① P3		B SL 81 C SL 82 F FF 92 X FF 92 1-2 ③ P4		C SL 80 S SL 81 S SL 81 0-3 ③ K			B FF 96 S FF 96 X FF 94 1-1 HR	4	1	1	1	0	1	2
18 Brian Goodwin, L (1, 9) OBP: 0.342, SLG: 0.478		C FF 91 X FF 92 0-1 ② P5			F FF 90 B FF 92 S FC 85 B FC 86 F FF 92 S FF 82 2-3 ① K		C FF 90 B FC 85 B FF 91 X FF 92 2-1 ① G4-3		X FF 95 0-0 2B	4	0	1	0	0	1	0
2 Andrelton Simmons, R (1, 6) OBP: 0.308, SLG: 0.381		C FF 93 F SL 80 S SL 82 0-3 ③ K			S SL 80 B SL 81 S FC 86 B SL 81 B FF 94 C FF 93 3-3 ② K		B FF 92 X FC 86 1-0 ② F7		C SL 85 F SL 86 B FF 95 B SL 87 C SL 86 2-3 ② K	4	0	0	0	0	3	1
4 Luis Rengifo, S (1, 4) OBP: 0.322, SLG: 0.372			C FF 91 B FF 92 B FC 86 S FF 92 F FF 93 X SL 82 2-2 ① G4-3	B FF 92 B FF 92 B FF 92 B FF 91 4-0 23 HR BB		C SL 79 F FF 90 F FF 92 F SL 81 X FC 86 0-2 ③ P4			C FF 95 F FF 94 S SL 87 0-3 ③ K	3	1	0	0	1	1	1
23 Matt Thaiss, L (1, 3) OBP: 0.212, SLG: 0.367			B FF 92 X FF 93 1-0 ② G4-3	B FC 85 F FF 91 B FF 92 C SL 80 X SL 81 2-2 1-H HR			F FF 94 X FC 90 0-1 ① F8			3	1	1	2	0	0	0
13 Dustin Garneau, R (1, 2) OBP: 0.366, SLG: 0.400			B FF 93 X FF 93 1-0 ③ G6-3		F FF 91 B FF 92 F SL 80 F SL 81 B FC 86 F FF 92 B SL 81 S FF 92 3-3 ③ K			B FF 94 B FF 93 T FF 93 S FC 90 F FC 91 B FF 93 F FC 90 X FC 90 3-2 ② P4		3	0	0	0	0	1	0
Inning Stats	R: 0 E: 0 K: 1 S: 9 H: 0 LOB: 0 BB: 0 P: 13	R: 0 E: 0 K: 1 S: 8 H: 0 LOB: 0 BB: 0 P: 10	R: 0 E: 0 K: 0 S: 6 H: 0 LOB: 0 BB: 0 P: 10	R: 0 E: 0 K: 0 S: 8 H: 1 LOB: 1 BB: 0 P: 12	R: 2 E: 0 K: 3 S: 15 H: 1 LOB: 0 BB: 1 P: 29	R: 0 E: 0 K: 1 S: 10 H: 1 LOB: 1 BB: 0 P: 15	R: 0 E: 0 K: 0 S: 8 H: 0 LOB: 0 BB: 0 P: 11	R: 0 E: 0 K: 1 S: 11 H: 0 LOB: 1 BB: 1 P: 19	R: 1 E: 0 K: 2 S: 13 H: 2 LOB: 1 BB: 0 P: 19	1B: 0 2B: 2 3B: 1 HR: 2 SF: 0 SAC: 0 DP: 0 HBP: 0						

	AB	32
	R	3
	H	5
	RBI	3
	BB	2
	SO	9
	LOB	6

WP: 0 PA: 34
PB: 0
SB: 0
CS: 0

PITCHER		IP	WLS	BF	H	R	ER	SO	BB	IBB	HBP	BLK	WP	HR	S	P	ERA	WHIP
29 Asher Wojciechowski, R ERA: 3.6	(1, 1)	7.0	W	25	3	2	2	6	1	0	0	0	0	1	64	100	2.57	0.571
43 Shawn Armstrong, R ERA: 5.6	(8, 1)	1.0		4	0	0	0	1	1	0	0	0	0	0	11	19	0.00	1.000
58 Evan Phillips, R ERA: 7.85	(9, 1)	1.0		5	2	1	1	2	0	0	0	0	0	1	13	19	9.00	2.000

PITCHER	IP	WLS	BF	H	R	ER	SO	BB	IBB	HBP	BLK	WP	HR	S	P	ERA	WHIP

Batter	1	2	3	4	5	6	7	8	9	AB	R	H	RBI	BB	SO	LOB
57 Hanser Alberto, R (1, 4) OBP: 0.331, SLG: 0.409	X FF 91 0-0 25 G1-4-3 28 1B 39 1B 1B	1 SAFE B FF 90 S CH 84 1 SAFE 1 SAFE 1-1 ③ CS 1-2	B FF 91 C CU 75 B CU 76 F FF 90 F CH 84 X FF 90 2-2 ① P4	C CU 74 S CH 82 X CH 83 0-2 ② G4-3		C SI 91 F KC 78 B FC 85 F KC 79 S CH 82 1-3 ③ K2-3		C FF 97 X SL 84 0-1 16 G4-6-3 2-H 3-H 1B		5	1	2	2	0	1	0
16 Trey Mancini, R (1, 9) OBP: 0.339, SLG: 0.534	B FF 91 S CU 80 F FF 91 S CU 76 1-3 ① K		C CH 84 C FF 92 X CU 75 0-2 ② G1	C CU 75 F FF 90 B FF 90 S CH 84 1-3 ③ K			C KC 77 X FC 83 0-1 ① G6-3	C FF 95 X FF 95 0-1 ②③ G4-6-3 1-2f		5	0	0	0	0	2	2
39 Renato Núñez, R (1, 3) OBP: 0.323, SLG: 0.515 19 Chris Davis, L (9, 3) OBP: 0.262, SLG: 0.305	1 SAFE 1 SAFE C CU 75 B FF 91 X CU 75 1-1 25 G1-4-3 28 1B 1-2 1B		B FF 92 B FF 91 B CU 76 X FF 91 3-0 E5 25 2B		C FC 86 F KC 78 B FF 93 T FC 86 1-2 ① K		B SI 92 B KC 78 S CH 82 B CH 84 B KC 76 4-1 28 1B 25 E BB		C CU 79 F FF 94 B CH 86 S SL 85 1-3 ① K	4 0	2 0	1 0	0 0	1 0	2 0	0 0
25 Anthony Santander, S (1, 8) OBP: 0.344, SLG: 0.509 (3, 7)	C CH 83 S FF 91 F FF 90 X CU 76 0-2 ② G1-4-3 1-2 2-3		B CH 84 B CH 82 X FF 90 2-0 28 HR 2-H 2B		B SI 93 F FC 86 S CH 84 C SI 94 1-3 ② K		B CH 84 S CH 84 X CH 83 1-1 ② L4 1-2		F FF 95 B CU 81 F CH 86 F CH 88 X FF 94 1-2 1B	5	1	2	1	0	1	3
28 Pedro Severino, R (1, 2) OBP: 0.345, SLG: 0.477	D CH 84 F FF 91 F CU 80 B FF 90 F FF 91 X CU 79 2-2 2-H 3-H 1B		X FF 91 0-0 2-H HR		B FC 86 F SI 93 F CH 84 B KC 79 B CH 83 X FF 93 3-2 1B		D FC 85 F CH 82 B KC 77 X SI 92 2-1 23 S 2-3 1B		S CU 81 C FF 94 S SL 86 0-3 ② K	5	1	4	4	0	1	1
23 Jace Peterson, L (1, 5) OBP: 0.308, SLG: 0.250	C FF 92 X SI 91 0-1 ③ L7		C CU 74 B FF 89 C CU 80 B CU 75 B SI 91 F CU 80 B FF 91 4-2 2 1B BB		C CH 85 D KC 79 S CH 84 S KC 79 1-3 ③ K		C CH 82 S FC 86 F CH 81 B FF 91 S KC 80 1-3 ③ K 1-2		C CU 81 X CH 88 0-1 ③ G4-3	4	0	0	0	1	2	5
2 Jonathan Villar, S (1, 10) OBP: 0.324, SLG: 0.417		B FF 91 C FF 91 B CH 84 C FF 91 B SI 92 B FF 91 4-2 35 G1-6-3 BB	F FF 91 C FF 91 F CH 85 1 SAFE X CU 75 0-2 1-2 1B			C CH 82 X FF 92 0-1 HR		B CH 88 F FF 98 S FF 98 B CH 90 X FF 97 2-2 1 G1-3 12 HBP 57 1B 1B		3	2	3	1	1	0	0
35 Dwight Smith Jr., L (1, 7) OBP: 0.291, SLG: 0.413 12 Stevie Wilkerson, S (3, 8) OBP: 0.270, SLG: 0.401		F CH 84 X FF 90 0-1 ①② G1-6-3 1-2f	B FF 91 C CU 75 B FF 89 X CU 78 2-1 ③ G6-3			C SI 92 X CH 83 0-1 ① 2B		1 SAFE F FF 98 F FF 97 1 SAFE F FF 93 F SL 84 F FF 96 B FF 97 F FF 97 2-2 F CH 80 1 SAFE 1 SAFE H FF 99 1 G1-3 57 1B 1-2 HBP		2 1	0 1	0 1	0 0	0 0	0 0	3 0
1 Richie Martin, R (1, 6) OBP: 0.235, SLG: 0.297		X FF 92 0-0 57 CS 1B		B FF 89 X CU 79 1-0 ① F7		C FC 84 X KC 79 0-1 ② G6-3		B FF 95 X SL 85 1-0 ① G1-3 1-2 2-3		4	0	1	0	0	0	2
Inning Stats	R: 2 E: 0 K: 1 S: 16 H: 3 LOB: 1 BB: 0 P: 20	R: 0 E: 0 K: 0 S: 6 H: 1 LOB: 0 BB: 1 P: 11	R: 3 E: 1 K: 0 S: 19 H: 3 LOB: 2 BB: 1 P: 32	R: 0 E: 0 K: 1 S: 7 H: 0 LOB: 0 BB: 0 P: 9	R: 0 E: 0 K: 3 S: 12 H: 1 LOB: 1 BB: 0 P: 18	R: 1 E: 0 K: 1 S: 10 H: 2 LOB: 0 BB: 0 P: 11	R: 0 E: 1 K: 1 S: 11 H: 1 LOB: 2 BB: 1 P: 19	R: 2 E: 0 K: 0 S: 15 H: 2 LOB: 0 BB: 0 P: 20	R: 0 E: 0 K: 2 S: 12 H: 1 LOB: 1 BB: 0 P: 14	1B: 10 2B: 2 3B: 0 HR: 2 SF: 0 SAC: 0 DP: 2 HBP: 1						

PITCHER		IP	WLS	BF	H	R	ER	SO	BB	IBB	HBP	BLK	WP	HR	S	P	ERA	WHIP
52 Dillon Peters, L ERA: 3.06	(1, 1)	4.0		20	7	5	2	2	2	0	0	0	0	1	48	72	4.50	2.250
53 Trevor Cahill, R ERA: 6.37	(5, 1)	3.0		13	4	1	1	5	1	0	0	0	0	1	33	48	3.00	1.667
31 Ty Buttrey, R ERA: 3.12	(8, 1)	0.1	L	4	2	2	2	0	0	0	1	0	0	0	13	18	54.00	6.000
63 José Rodríguez, R ERA:	(8, 1)	1.2		5	1	0	0	2	0	0	0	0	0	0	14	16	0.00	0.600

PITCHER	IP	WLS	BF	H	R	ER	SO	BB	IBB	HBP	BLK	WP	HR	S	P	ERA	WHIP

TOP

Baltimore Orioles @ Los Angeles Angels

Angel Stadium, Anaheim, CA

Sat Jul 27 2019, 6:07 PM - 9:31 PM PDT

Att. 42,289 - Clear - 86 F

livebaseballscorecards.com

AB	38
R	8
H	14
RBI	8
BB	3
SO	9
LOB	16

Batter	1	2	3	4	5	6	7	8	9	AB	R	H	RBI	BB	SO	LOB
6 David Fletcher, R (1, 6) OBP: 0.360, SLG: 0.415	C SI 89 S SI 90 B FF 92 X SL 83 1-2 27 HR 2B	B SL 85 X FF 92 1-0 1-H 2-H 2B		B SL 83 B SL 83 C CH 82 X CH 83 2-1 1-2 1B			C SI 98 B SI 98 X SL 85 1-1 ① G4-3		B FF 94 B FF 94 C FF 93 B FF 93 C FF 93 X FF 94 3-2 27 S 1-3 2-H 1B	5	1	4	3	0	0	0
27 Mike Trout, R (1, 8) OBP: 0.439, SLG: 0.663	B FF 91 C FF 90 F FF 91 X SI 91 1-2 2-H HR	B FF 92 F CH 84 B SL 86 X SL 82 2-1 ③ F8		C FF 91 B SL 85 X SL 84 1-1 ③ F9			B SI 98 F SL 86 B CH 90 C SI 99 S SL 88 2-3 ② K		C SL 88 S FF 96 F FF 96 S FF 97 0-3 ② K 1-2	5	1	1	2	0	2	5
17 Shohei Ohtani, L (1, 10) OBP: 0.357, SLG: 0.533	F SI 91 B CH 84 S CH 85 S FF 93 B CH 84 F CH 85 F CH 85 B SL 86 S CH 84 3-3 ① K		T SI 91 B SL 82 B CH 84 S CH 84 X SL 83 2-2 HR		B SI 90 X SI 89 1-0 ① F7		F SI 88 F SI 88 B FC 86 X SI 89 1-2 ③ G4-3		0-0 IBB	4	1	1	1	1	1	0
8 Justin Upton, R (1, 7) OBP: 0.314, SLG: 0.417	S SL 85 B SL 85 B SI 91 C CH 83 S SL 86 2-3 ② K		B SI 92 C CH 85 S SL 86 B SL 85 F SI 92 B FF 92 S CH 84 3-3 ① K		C SL 82 F CH 86 B FF 91 B SL 84 F FF 92 X FF 91 2-2 ② G6-3			C SI 89 S FC 88 B FC 88 B SI 90 X FC 88 2-2 ① F7	B FF 95 B FF 95 S FF 94 S FF 95 B FF 96 X FF 96 3-2 ③ P4	5	0	0	0	0	2	3
56 Kole Calhoun, L (1, 9) OBP: 0.325, SLG: 0.489	F SL 83 S CH 85 C SI 91 0-3 ③ K		X CH 84 0-0 ② F9		S SI 92 F CH 84 F FF 91 S SL 85 0-3 ③ K			F SI 89 B SI 90 F SI 88 F SI 89 S SI 89 1-3 ② K		4	0	0	0	0	3	0
5 Albert Pujols, R (1, 3) OBP: 0.303, SLG: 0.446		C FF 91 X SI 90 0-1 ① G4-3	B SL 85 B CH 84 S CH 83 F SI 90 X FF 93 2-2 ③ G4-3			B SL 84 X SI 98 1-0 HR		S SL 86 X FF 94 0-1 ③ F7		4	1	1	1	0	0	0
44 Kevan Smith, R (1, 2) OBP: 0.349, SLG: 0.400 18 Brian Goodwin, L (9, PH) OBP: 0.341, SLG: 0.476		C FF 91 B SL 86 F SI 92 X SL 85 1-2 4 WP 6 2B 1B		B SI 90 S SI 90 F SI 91 X FF 92 1-2 ① G5-3		B SI 99 C SI 99 C SL 87 S CH 91 1-3 ① K			B SL 87 B SL 87 C FF 94 B FF 95 F FF 94 C FF 96 3-3 ① K	3 1	1 0	1 0	0 0	0 0	1 1	0 0
23 Matt Thaiss, L (1, 5) OBP: 0.243, SLG: 0.364		S CH 83 B CH 81 F CH 83 C SL 83 1-3 ② K		B SI 92 T CH 85 X CH 84 1-1 4 FC6-5 1B		X SI 99 0-0 ② F8			B FF 94 B FF 95 B FF 93 B FF 93 4-0 4 FC6 6 1B BB	3	1	1	0	1	1	1
4 Luis Rengifo, S (1, 4) OBP: 0.320, SLG: 0.367		B FF 91 F CH 84 B CH 85 B CH 84 B SI 91 4-1 6 2B 1-2 BB		F SI 90 B FF 90 B SI 90 1 SAFE C CH 83 F SI 91 X CH 84 2-2 ② FC6-5 6 1B 1-2f		B SI 99 F CH 91 B CH 91 C SL 86 F CH 92 X CH 91 2-2 ③ F8			C FF 94 X CH 84 0-1 FC6 6 1B 1-2	3	1	0	0	1	0	2
Inning Stats	R: 2 H: 2 E: 0 LOB: 0 K: 3 BB: 0 S: 18 P: 25	R: 2 H: 2 E: 0 LOB: 1 K: 1 BB: 1 S: 12 P: 21	R: 1 H: 1 E: 0 LOB: 0 K: 1 BB: 0 S: 11 P: 18	R: 0 H: 2 E: 0 LOB: 2 K: 0 BB: 0 S: 13 P: 20	R: 0 H: 0 E: 0 LOB: 0 K: 1 BB: 0 S: 9 P: 12	R: 1 H: 1 E: 0 LOB: 0 K: 1 BB: 0 S: 9 P: 13	R: 0 H: 0 E: 0 LOB: 0 K: 1 BB: 0 S: 8 P: 12	R: 0 H: 0 E: 0 LOB: 0 K: 1 BB: 0 S: 10 P: 13	R: 1 H: 1 E: 0 LOB: 3 K: 2 BB: 2 S: 15 P: 28	1B: 4 SF: 0 2B: 2 SAC: 0 3B: 0 DP: 0 HR: 3 HBP: 0						WP: 1 PA: 40 PB: 0 SB: 1 CS: 0

PITCHER	IP	WLS	BF	H	R	ER	SO	BB	IBB	HBP	BLK	WP	HR	S	P	ERA	WHIP
38 Aaron Brooks, R (1, 1) ERA: 5.46	5.0		23	7	5	5	6	1	0	0	0	1	2	63	96	9.00	1.600
50 Miguel Castro, R (6, 1) ERA: 5.05	1.2	B	6	1	1	1	2	0	0	0	0	0	1	14	21	5.40	0.600
48 Richard Bleier, L (7, 1) ERA: 6.19	1.0	W	3	0	0	0	1	0	0	0	0	0	0	11	15	0.00	0.000
42 Mychal Givens, R (8, 1) ERA: 4.35	1.1	S	8	1	1	1	2	1	1	0	0	0	0	17	30	6.75	1.500

PITCHER	IP	WLS	BF	H	R	ER	SO	BB	IBB	HBP	BLK	WP	HR	S	P	ERA	WHIP

BOTTOM

Baltimore Orioles @ Los Angeles Angels

Angel Stadium, Anaheim, CA

Sat Jul 27 2019, 6:07 PM - 9:31 PM PDT

Att. 42,289 - Clear - 86 F

livebaseballscorecards.com

AB	37
R	7
H	9
RBI	7
BB	3
SO	11
LOB	11

Baltimore Orioles @ Los Angeles Angels

Angel Stadium, Anaheim, CA

Sun Jul 28 2019, 1:10 PM - 4:11 PM PDT

Att. 35,447 - Partly Cloudy - 82 F

TOP

livebaseballscorecards.com

Batter	1	2	3	4	5	6	7	8	9	AB	R	H	RBI	BB	SO	LOB
2 Jonathan Villar, S (1, 6) OBP: 0.328, SLG: 0.425	B SI 89 F SI 88 F SI 90 S SL 82 1-3 ① K		C SI 90 1 SAFE 1 SAFE X SL 84 0-1 1-H 2B		X SI 92 0-0 16 1B 1-3 3-H 2B		B SL 84 D CH 87 C FF 95 X SL 85 2-1 16 S 1-3 1B			4	1	3	2	0	1	0
16 Trey Mancini, R (1, 9) OBP: 0.338, SLG: 0.531	X SI 91 0-0 ② G6-3		C SI 92 F SI 92 D SL 85 S SL 83 1-3 ③ K		B SL 83 C SL 83 X SI 92 1-1 25 FC4-6 2-H 3-H 1B		S SL 87 S SL 88 B SL 87 X SL 88 1-2 ③ F8 1-2			4	0	1	2	0	1	3
25 Anthony Santander, S (1, 7) OBP: 0.342, SLG: 0.500	B SL 81 C SI 90 B SL 82 B CH 85 F SI 92 X SL 83 3-2 ③ P4			C SI 90 F CH 84 F SI 91 B SL 83 X SL 84 1-2 ① G3-1	F SL 82 C SI 91 X SI 92 0-2 ③ FC4-6 1-2f			F FF 94 B FF 94 B CH 87 B CH 88 B SI 94 4-1 15 G3-6-3 BB		3	0	0	0	1	0	1
39 Renato Núñez, R (1, 3) OBP: 0.320, SLG: 0.510		B SI 90 C SI 91 C SL 82 S SL 82 1-3 ① K2-3		B SI 91 F SL 83 F SI 91 S SL 83 1-3 ② K		C SL 84 F FF 94 F SL 88 B FF 96 F FF 96 F SL 87 B FF 96 F SL 88 B SL 85 3-2 ① X FF 95 F7		1 SAFE C FF 94 B FF 95 1 SAFE B FF 96 C SL 86 1 SAFE F SL 88 X FF 96 2-2 ① P4		4	0	0	0	0	2	1
15 Chance Sisco, L (1, 2) OBP: 0.339, SLG: 0.474		F SI 90 S CH 84 S SL 81 0-3 ② K		B SL 81 S SI 92 C SI 92 B CH 85 F SI 92 F SL 84 B SL 84 F SI 92 X SI 93 3-2 ③ G6-3		C SL 86 F FF 96 B FF 95 S SL 87 1-3 ② K		F CH 90 F CH 84 X CH 86 0-2 ② ③ G3-6-3 1-2f		4	0	0	0	0	2	1
23 Jace Peterson, L (1, 5) OBP: 0.235, SLG: 0.188		B SL 78 F SI 91 F CH 82 X SL 82 1-2 ③ G4-3			B SL 80 X SI 92 1-0 ① L7	F SL 84 X CH 89 0-1 ③ L6			B CH 85 C SL 87 X CH 84 1-1 ① L9	4	0	0	0	0	0	0
28 Pedro Severino, R (1, 10) OBP: 0.348, SLG: 0.472			B SL 82 F SI 90 B SL 84 B SL 81 F SI 91 B SI 93 4-2 12 CS BB		B SL 83 F SI 91 C SL 83 B SL 84 B SI 93 B SI 93 4-2 57 E 12 G5-3 2 2B BB		B SL 87 X SL 86 1-0 ① F7		C FF 92 F CH 86 B SL 88 B SL 88 X FF 93 2-2 ② F9	2	1	0	0	2	0	0
12 Stevie Wilkerson, S (1, 8) OBP: 0.270, SLG: 0.395			B SI 92 B SI 93 1 SAFE B SI 92 B SI 90 4-0 ① 2 2B 1-2 BB		F SI 92 B SI 94 F CH 85 X SI 92 1-2 ② G5-3 1-2		X FF 95 0-0 ② F7		C FF 93 B CH 87 F CH 86 X CH 88 1-2 ③ G1-3	3	1	0	0	1	0	1
57 Hanser Alberto, R (1, 4) OBP: 0.331, SLG: 0.409			1 SAFE C SL 83 F SI 91 X SL 84 0-2 ② F9		S SL 84 B SI 91 S SL 85 D SL 83 B SI 92 X SL 84 3-2 E1 2 2B 16 1B 2-3		B SL 86 X FF 94 1-0 2 1B 1B			3	1	1	0	0	0	2
Inning Stats	R: 0 E: 0 K: 1 S: 7 H: 0 LOB: 0 BB: 0 P: 11	R: 0 E: 0 K: 2 S: 9 H: 0 LOB: 0 BB: 0 P: 11	R: 1 E: 0 K: 1 S: 10 H: 1 LOB: 1 BB: 2 P: 19	R: 0 E: 0 K: 1 S: 13 H: 0 LOB: 0 BB: 0 P: 18	R: 3 E: 1 K: 0 S: 15 H: 2 LOB: 1 BB: 1 P: 25	R: 0 E: 0 K: 1 S: 13 H: 0 LOB: 0 BB: 0 P: 17	R: 0 E: 0 K: 0 S: 8 H: 2 LOB: 2 BB: 0 P: 13	R: 0 E: 0 K: 0 S: 8 H: 0 LOB: 0 BB: 1 P: 14	R: 0 E: 0 K: 0 S: 8 H: 0 LOB: 0 BB: 0 P: 12	1B: 3 2B: 2 3B: 0 HR: 0 SF: 0 SAC: 0 DP: 1 HBP: 0						

	AB	31
	R	4
	H	5
	RBI	4
	BB	4
	SO	6
	LOB	9

WP: 0 PA: 35
PB: 0
SB: 1
CS: 1

PITCHER		IP	WLS	BF	H	R	ER	SO	BB	IBB	HBP	BLK	WP	HR	S	P	ERA	WHIP
64 Félix Peña, R ERA: 4.66	(1, 1)	5.0		21	3	4	1	5	3	0	0	0	0	0	54	84	1.80	1.200
39 Luke Bard, R ERA: 5.46	(6, 1)	2.1		10	2	0	0	1	1	0	0	0	0	0	26	41	0.00	1.286
67 Taylor Cole, R ERA: 2.84	(8, 1)	1.2	W	4	0	0	0	0	0	0	0	0	0	0	11	15	0.00	0.000

PITCHER	IP	WLS	BF	H	R	ER	SO	BB	IBB	HBP	BLK	WP	HR	S	P	ERA	WHIP

Batter	1	2	3	4	5	6	7	8	9	AB	R	H	RBI	BB	SO	LOB
6 David Fletcher, R (1, 4) OBP: 0.359, SLG: 0.414	B FF 88 C FF 88 C FF 89 X SL 78 1-2 1B		C FF 89 B CH 81 X FF 89 1-1 ① L7		C SI 89 B SL 80 C FF 89 F CU 74 F CH 83 X FF 90 1-2 ② G6-3		C FF 92 B SL 84 X FC 91 1-1 ① G6-3			4	0	1	0	0	0	0
27 Mike Trout, R (1, 8) OBP: 0.440, SLG: 0.660	C FF 89 F SI 90 B SI 90 1 SAFE S SL 80 1-3 ① K		C SL 80 B CH 83 C FF 89 F SL 80 B FF 90 B CH 83 F FF 90 F SL 80 F SI 90 3-2 X SL 80 1B		C SI 80 B FF 89 B CH 83 B FF 90 B FF 89 4-1 BB		B FF 93 B FC 90 C FC 90 B FC 91 S FC 91 F FF 93 X SL 85 3-2 ② P3			3	0	1	0	1	1	1
17 Shohei Ohtani, L (1, 10) OBP: 0.352, SLG: 0.524	X FF 89 0-0 ② L7		X CH 83 0-0 ② F7		F FF 90 F FF 91 1 SAFE B FF 92 X CH 84 1-2 ③ G6-3		C SL 84 X SL 85 0-1 ③ G5-3			4	0	0	0	0	0	3
56 Kole Calhoun, L (1, 9) OBP: 0.324, SLG: 0.486	C CU 74 C CU 74 1 SAFE X CU 75 0-2 ③ F8		C FF 90 1 SAFE 1 SAFE B FF 91 X CH 82 1-1 ③ G4-3			F FF 89 B FF 90 X CH 82 1-1 5 HR 1B		X SL 83 0-0 ① L9		4	1	1	0	0	0	2
5 Albert Pujols, R (1, 3) OBP: 0.303, SLG: 0.453		B FF 89 X FF 89 1-0 ① F7		B SL 80 C SL 79 F SL 81 X SI 90 1-2 ① G5-3		B SL 80 B SI 91 B SL 79 X FF 90 3-0 1-H HR		B FF 90 B FF 91 F SL 85 X SL 84 2-1 ② L5		4	1	1	2	0	0	0
18 Brian Goodwin, L (1, 7) OBP: 0.343, SLG: 0.480		C CU 73 B FF 89 S CH 82 S CH 81 1-3 ② K		B CU 72 B CH 82 C FF 89 B SI 90 S CH 82 F CH 83 F CH 81 X FF 89 3-2 2B		C FC 89 B CH 82 S FF 93 B FF 94 F FC 90 X FF 93 2-2 1B		B SL 85 C FF 90 C SL 84 B SL 85 X SL 84 3-2 ③ F9		4	0	2	0	0	1	0
2 Andrelton Simmons, R (1, 6) OBP: 0.310, SLG: 0.380		C SL 80 S SL 80 B SL 80 B SL 79 X FF 90 2-2 23 HR 1B		B SL 79 S SL 78 B SL 80 B FF 90 D SL 79 4-1 23 G3-6-3 BB		B FC 91 F FF 92 D FC 90 1 SAFE B FF 92 F FF 92 X FF 92 3-2 ① P6			C SL 84 X CH 83 0-1 ① G5-3	3	1	1	0	1	0	1
23 Matt Thaiss, L (1, 5) OBP: 0.268, SLG: 0.541		C FF 89 F FF 90 1 SAFE X SL 79 0-2 1-H HR		B FF 90 B CH 83 F FF 90 B FF 90 C SI 90 X CH 84 3-2 ② ③ G3-6-3 1-2f		S FF 94 D FC 90 X FF 93 1-1 ② P5			F FF 95 S FF 95 B FF 96 B CH 84 F FF 96 B FF 96 X FF 95 3-2 HR	4	2	2	3	0	0	3
13 Dustin Garneau, R (1, 2) OBP: 0.351, SLG: 0.381		C FF 88 B FF 90 B FF 88 C CH 83 B CH 82 X FF 90 3-2 ③ F9			C FF 89 S SL 81 S SL 81 0-3 ① K	B FF 92 B FF 93 T FF 92 B FF 93 X FF 92 3-1 ③ P3				3	0	0	0	0	1	1
Inning Stats	R: 0 E: 0 K: 1 S: 10 H: 1 LOB: 1 BB: 0 P: 12	R: 2 E: 0 K: 1 S: 13 H: 2 LOB: 0 BB: 0 P: 20	R: 0 E: 0 K: 0 S: 12 H: 1 LOB: 1 BB: 0 P: 17	R: 0 E: 0 K: 0 S: 12 H: 1 LOB: 1 BB: 1 P: 23	R: 0 E: 0 K: 1 S: 12 H: 0 LOB: 1 BB: 1 P: 18	R: 2 E: 0 K: 0 S: 14 H: 3 LOB: 1 BB: 0 P: 27	R: 0 E: 0 K: 0 S: 8 H: 0 LOB: 0 BB: 0 P: 12	R: 0 E: 0 K: 0 S: 6 H: 0 LOB: 0 BB: 0 P: 11	R: 1 E: 0 K: 0 S: 6 H: 1 LOB: 0 BB: 0 P: 9	1B: 5 2B: 1 3B: 0 HR: 3 SF: 0 SAC: 0 DP: 1 HBP: 0						

PITCHER	IP	WLS	BF	H	R	ER	SO	BB	IBB	HBP	BLK	WP	HR	S	P	ERA	WHIP
37 Dylan Bundy, R (1, 1) ERA: 5.24	5.0		23	7	4	4	3	2	0	0	0	0	2	62	97	7.20	1.800
43 Shawn Armstrong, R (6, 1) ERA: 5.35	1.2		6	1	0	0	0	0	0	0	0	0	0	17	30	0.00	0.600
51 Paul Fry, L (7, 1) ERA: 3.76	1.1		4	0	0	0	0	0	0	0	0	0	0	8	13	0.00	0.000
42 Mychal Givens, R (9, 1) ERA: 4.54	0.1	L	2	1	1	1	0	0	0	0	0	0	1	6	9	27.00	3.000

PITCHER	IP	WLS	BF	H	R	ER	SO	BB	IBB	HBP	BLK	WP	HR	S	P	ERA	WHIP

BOTTOM

Baltimore Orioles @ Los Angeles Angels

Angel Stadium, Anaheim, CA

Sun Jul 28 2019, 1:10 PM - 4:11 PM PDT

Att. 35,447 - Partly Cloudy - 82 F

livebaseballscorecards.com

AB	33
R	5
H	9
RBI	5
BB	2
SO	3
LOB	11

Detroit Tigers @ Los Angeles Angels

Angel Stadium, Anaheim, CA

Mon Jul 29 2019, 7:09 PM - 10:01 PM PDT

Att. 35,457 - Clear - 77 F

livebaseballscorecards.com

Batter	1	2	3	4	5	6	7	8	9	AB	R	H	RBI	BB	SO	LOB
21 JaCoby Jones, R (1, 8) OBP: 0.305, SLG: 0.427	F FF 90 F SL 84 B SL 83 C SL 84 1-3 ① K		B SL 86 F FF 93 B FF 92 F SL 86 B FF 91 F SL 86 C SL 85 3-3 ③ K		C SL 84 X FF 91 0-1 2B			M SL 85 B SL 84 B FF 98 B SL 85 B FF 98 4-1 28 BB 24 1B 1-2 BB	B SL 86 T SL 86 B SI 98 C FF 99 D SL 87 X FF 99 3-2 3-H 1B	4	1	2	1	1	2	0
28 Niko Goodrum, S (1, 4) OBP: 0.321, SLG: 0.415	C FF 92 F CH 83 B SL 81 B FF 93 F SL 84 F FF 92 S CH 83 2-3 ② K			F SL 81 X FF 92 0-1 ① L8	D SL 84 X SL 84 1-0 ③ L8			B SL 84 B FF 97 F FF 98 B FF 96 F FF 96 B FF 98 4-2 24 1B 46 WP 1-2 2-3 BB	S SL 85 S FS 88 F FS 88 S FS 89 0-3 ③ K	4	1	0	0	1	2	2
24 Miguel Cabrera, R (1, 10) OBP: 0.338, SLG: 0.372 29 Gordon Beckham, R (8, PR) OBP: 0.262, SLG: 0.357 (8, 10)	S SL 83 X FF 92 0-1 HR			X SL 84 0-0 ② F8		C FF 93 B SL 83 X SL 83 1-1 ① G4-3		X FF 96 0-0 46 WP 1-3 2-H 3-H 1B		4	1	2	3	0	0	0
										0	0	0	0	0	0	0
9 Nick Castellanos, R (1, 9) OBP: 0.329, SLG: 0.461	S SL 83 X SL 84 0-1 ③ G1-3			C SL 83 B SL 84 X SL 84 1-1 E5 14 2B		S SL 85 B SL 84 S SL 84 B SL 85 F FF 94 F FF 95 F FF 94 B SL 85 S SL 84 3-3 ② K		B SL 86 X SL 85 1-0 ① P4		4	1	0	0	0	1	2
14 Christin Stewart, L (1, 7) OBP: 0.320, SLG: 0.392 12 Brandon Dixon, R (5, 7) OBP: 0.290, SLG: 0.470		F FF 92 B CH 83 X SL 82 1-1 ① G3-1		F SL 84 C FF 91 D SL 81 D SL 83 D SL 85 X SL 83 3-2 2-H 2B		C FF 94 B SL 85 C SL 84 B FF 95 S SL 84 2-3 ③ K		B FF 99 S SL 86 1 SAFE B SL 84 C FF 97 F CH 89 S SL 84 2-3 ② K		2	0	1	1	0	0	0
										2	0	0	0	0	2	2
46 Jeimer Candelario, S (1, 3) OBP: 0.298, SLG: 0.344		B FF 91 B FF 93 B SL 83 C FF 91 F SL 84 F SL 84 X SL 84 3-2 ② F8		B FF 92 C FF 93 D CH 85 S SL 85 X FF 93 2-2 ③ F8			C FF 92 X FF 91 0-1 ① L7	B FF 98 B FF 98 B CH 88 C FF 96 F FF 96 S CH 89 3-3 ③ K 1-2 3-H		4	0	0	0	0	1	2
30 Harold Castro, L (1, 5) OBP: 0.300, SLG: 0.399		C FF 91 F FF 92 B CH 84 B SL 84 S SL 86 3-3 ③ K			F FF 90 F FF 91 F FF 90 X CH 82 0-2 ① F7		B SL 82 C FF 92 X SL 83 1-1 55 G4-6-3 1B		X SI 97 0-0 7 WP E6 21 1B	4	1	2	0	0	1	0
55 John Hicks, R (1, 2) OBP: 0.221, SLG: 0.327			C FF 91 F SL 84 B SL 80 F FF 91 X SL 84 1-2 ① P4		S FF 91 B FF 91 B SL 85 F SL 85 F CH 83 B FF 92 F FF 92 X SL 85 3-2 ② G5-3		B FF 93 1 SAFE S SL 84 X SL 83 1-1 ② ③ G4-6-3 1-2f		S SL 85 F SI 98 X SL 86 0-2 ① G5-3	4	0	0	0	0	0	2
7 Jordy Mercer, R (1, 6) OBP: 0.277, SLG: 0.380			C SL 81 B FF 91 B CH 82 S SL 85 B SL 85 F FF 92 S SL 85 3-3 ② K		B SL 84 X FF 91 1-0 HR			C FF 97 S CH 88 X FF 96 0-2 28 BB 21 BB 24 1B 1B	B SL 85 X SI 98 1-0 ② G6-3 2-3	4	2	2	1	0	1	1
Inning Stats	R: 1 E: 0 K: 2 S: 12 H: 1 LOB: 0 BB: 0 P: 15	R: 0 E: 0 K: 1 S: 9 H: 0 LOB: 0 BB: 0 P: 16	R: 0 E: 0 K: 2 S: 12 H: 0 LOB: 0 BB: 0 P: 19	R: 1 E: 1 K: 0 S: 11 H: 1 LOB: 1 BB: 0 P: 17	R: 1 E: 0 K: 0 S: 13 H: 2 LOB: 1 BB: 0 P: 18	R: 0 E: 0 K: 2 S: 11 H: 0 LOB: 0 BB: 0 P: 17	R: 0 E: 0 K: 0 S: 6 H: 1 LOB: 0 BB: 0 P: 8	R: 3 E: 0 K: 2 S: 15 H: 2 LOB: 2 BB: 2 P: 29	R: 1 E: 1 K: 1 S: 12 H: 2 LOB: 1 BB: 0 P: 16	1B: 5 2B: 2 3B: 0 HR: 2 SF: 0 SAC: 0 DP: 1 HBP: 0						

TOP

AB	36
R	7
H	9
RBI	6
BB	2
SO	10
LOB	11

WP: 2 PA: 38
PB: 0
SB: 0
CS: 0

PITCHER		IP	WLS	BF	H	R	ER	SO	BB	IBB	HBP	BLK	WP	HR	S	P	ERA	WHIP
51 Jaime Barria, R ERA: 6.28	(1, 1)	5.0	L	20	4	3	2	5	0	0	0	0	0	2	57	85	3.60	0.800
38 Justin Anderson, R ERA: 3.89	(6, 1)	1.0		3	0	0	0	2	0	0	0	0	0	0	11	17	0.00	0.000
32 Cam Bedrosian, R ERA: 3.04	(7, 1)	1.0		3	1	0	0	0	0	0	0	0	0	0	6	8	0.00	1.000
31 Ty Buttrey, R ERA: 3.6	(8, 1)	1.0		7	2	3	3	2	2	0	0	0	1	0	15	29	27.00	4.000
40 Luis García, R ERA: 4.35	(9, 1)	1.0		5	2	1	0	1	0	0	0	0	1	0	12	16	0.00	2.000

PITCHER		IP	WLS	BF	H	R	ER	SO	BB	IBB	HBP	BLK	WP	HR	S	P	ERA	WHIP

BOTTOM

Detroit Tigers @ Los Angeles Angels
Angel Stadium, Anaheim, CA
Mon Jul 29 2019, 7:09 PM - 10:01 PM PDT
Att. 35,457 - Clear - 77 F

livebaseballscorecards.com

Batter	1	2	3	4	5	6	7	8	9	AB	R	H	RBI	BB	SO	LOB
6 David Fletcher, R (1, 4) (8, 5) OBP: 0.358, SLG: 0.414	C FF 90 X CU 80 0-1 ① G6-3			C FF 91 B FF 90 B CU 83 X CU 81 2-1 ① G5-3		C SL 84 X SL 85 0-1 17 WP 2-H 2B	C FF 96 D SL 83 S SL 84 B CH 90 X SL 83 2-2 ③ FC5-4 1-2f			4	0	1	1	0	0	2
27 Mike Trout, R (1, 8) OBP: 0.441, SLG: 0.657	F FF 91 B FF 91 X CU 82 1-1 17 G4-6-3 1B			C SL 86 F FF 91 B FF 91 X SL 86 1-2 ② F8		B FF 90 B SL 85 B FF 89 C CU 81 H FF 89 4-1 17 BB HBP		C FF 94 B SL 85 B FF 95 B FF 95 F FF 93 X FF 95 3-2 ① F9		3	0	1	0	0	0	0
17 Shohei Ohtani, L (1, 10) OBP: 0.351, SLG: 0.518	1 SAFE F FF 91 B SL 86 C SL 86 X FF 91 1-2 ② ③ G4-6-3 1-2f			B SL 88 X FF 91 1-0 ③ F9		D CU 77 B CU 77 S CH 79 1 SAFE D CH 80 B CH 79 4-1 1-2 2-3 BB		B FF 96 B FF 94 C FF 94 F FF 94 C CH 89 2-3 ② K		3	0	0	0	1	1	1
8 Justin Upton, R (1, 7) OBP: 0.303, SLG: 0.402		B SL 86 C SL 87 B FF 90 F SL 86 X SL 86 2-2 ① G6-3			C CU 80 X FF 90 0-1 ① G5-3	S CH 79 S CH 80 B CH 79 B CH 79 B CU 78 F CH 78 S CH 80 3-3 ② K		C SL 84 S FF 95 X SL 86 0-2 ③ G3		4	0	0	0	0	1	3
56 Kole Calhoun, L (1, 9) OBP: 0.323, SLG: 0.492		F FF 92 B CU 80 C SL 87 B SL 87 S SL 88 2-3 ② K			F FF 92 B CU 80 X CU 80 1-1 HR	S CU 77 B CH 79 D CU 78 F FF 89 F CH 80 T CU 78 2-2 ③ K			S FC 87 B SI 93 S FC 88 C SI 93 1-3 ① K	4	1	1	1	0	3	3
5 Albert Pujols, R (1, 3) OBP: 0.299, SLG: 0.448		C FF 91 B SL 87 X SL 87 1-1 ③ F7			T FF 91 X SL 86 0-1 ② F8		C FF 94 X SL 81 0-1 ① G6-3		C SI 92 B ST 80 X SI 93 1-1 ② F8	4	0	0	0	0	0	0
2 Andrelton Simmons, R (1, 6) OBP: 0.310, SLG: 0.376			C CU 81 B SI 90 B SL 86 F CU 82 X SL 83 2-2 ① G5-3		B CU 82 F SI 90 C SL 85 S SL 86 1-3 ③ K		X SL 82 0-0 ② G6-3		B ST 81 F FC 88 B ST 82 B SI 94 B FC 86 4-1 BB	3	0	0	0	1	1	0
23 Matt Thaiss, L (1, 5) OBP: 0.295, SLG: 0.550 4 Luis Rengifo, S (7, PR) (8, 4) OBP: 0.319, SLG: 0.365			C SI 91 X SI 91 0-1 ② G3-1			X CU 79 0-0 13 G5-3 6 2B 1B	B FF 94 F FF 95 B FF 94 B CH 88 X FF 96 3-1 13 BB 1B		C FC 88 B SI 93 B FC 88 B SI 94 C FF 94 S FC 88 3-3 ③ K	3 1	1 0	2 0	0 0	0 0	0 1	0 1
13 Dustin Garneau, R (1, 2) OBP: 0.351, SLG: 0.369			B CU 82 X FF 91 1-0 ③ F7			X SL 84 0-0 ① G5-3 1-2	B SL 83 D SL 84 B SL 83 B FF 95 4-0 6 FC5-4 1-2 BB			2	0	0	0	1	0	1
Inning Stats	R: 0 E: 0 K: 0 S: 7 H: 1 LOB: 0 BB: 0 P: 9	R: 0 E: 0 K: 1 S: 8 H: 0 LOB: 0 BB: 0 P: 13	R: 0 E: 0 K: 0 S: 6 H: 0 LOB: 0 BB: 0 P: 9	R: 0 E: 0 K: 0 S: 6 H: 0 LOB: 0 BB: 0 P: 10	R: 1 E: 0 K: 1 S: 9 H: 1 LOB: 0 BB: 0 P: 11	R: 1 E: 0 K: 2 S: 14 H: 2 LOB: 3 BB: 1 P: 27	R: 0 E: 0 K: 0 S: 8 H: 1 LOB: 2 BB: 1 P: 17	R: 0 E: 0 K: 1 S: 9 H: 0 LOB: 0 BB: 0 P: 14	R: 0 E: 0 K: 2 S: 9 H: 0 LOB: 1 BB: 1 P: 18	1B: 3 2B: 1 3B: 0 HR: 1 SF: 0 SAC: 0 DP: 1 HBP: 1						

	AB	31
	R	2
	H	5
	RBI	2
	BB	3
	SO	7
	LOB	11

WP: 1 PB: 0 SB: 0 CS: 0 PA: 35

PITCHER		IP	WLS	BF	H	R	ER	SO	BB	IBB	HBP	BLK	WP	HR	S	P	ERA	WHIP
27 Jordan Zimmermann, R ERA: 7.23	(1, 1)	5.1	W	20	4	2	2	2	0	0	1	0	0	1	41	61	3.38	0.750
36 Blaine Hardy, L ERA: 4.43	(6, 1)	0.2	H	3	0	0	0	2	1	0	0	0	1	0	9	18	0.00	1.500
45 Buck Farmer, R ERA: 3.56	(7, 1)	1.0	H	5	1	0	0	0	1	0	0	0	0	0	8	17	0.00	2.000
77 Joe Jiménez, R ERA: 5.05	(8, 1)	1.0		3	0	0	0	1	0	0	0	0	0	0	9	14	0.00	0.000
61 Shane Greene, R ERA: 1.18	(9, 1)	1.0		4	0	0	0	2	1	0	0	0	0	0	9	18	0.00	1.000

PITCHER	IP	WLS	BF	H	R	ER	SO	BB	IBB	HBP	BLK	WP	HR	S	P	ERA	WHIP

Detroit Tigers @ Los Angeles Angels

Angel Stadium, Anaheim, CA

Tue Jul 30 2019, 7:09 PM - 10:00 PM PDT

Att. 33,907 - Partly Cloudy - 75 F

TOP

livebaseballscorecards.com

Batter	1	2	3	4	5	6	7	8	9	AB	R	H	RBI	BB	SO	LOB
21 JaCoby Jones, R (1, 8) OBP: 0.303, SLG: 0.421	C FF 95 B SL 90 B FF 96 F SL 90 X SL 91 2-2 ① G6-3		C CU 83 F FF 96 B FF 95 X SL 88 1-2 E6		D CU 83 B FF 94 B SL 88 B FF 94 4-0 28 WP BB		C FF 95 F SL 89 D CH 89 S CH 90 1-3 ② K		C SL 89 X FF 98 0-1 ② F9	4	0	0	0	1	1	2
28 Niko Goodrum, S (1, 4) OBP: 0.317, SLG: 0.410	C FF 96 F CH 92 S FF 95 0-3 ② K		X SL 89 0-0 ③ L9		S CH 89 S FF 94 F FF 95 F CH 90 F FF 94 B CH 89 X SL 91 1-2 ③ L8 1-2 2-3		S SL 90 S FF 94 D CH 88 S CH 88 1-3 ③ K		C SI 96 S SI 98 S SI 98 0-3 ③ K	5	0	0	0	0	3	5
24 Miguel Cabrera, R (1, 10) OBP: 0.340, SLG: 0.376 29 Gordon Beckham, R (8, PR) OBP: 0.262, SLG: 0.357 (8, 10)	B FF 96 B SL 92 X FF 96 2-0 ③ F9			B CU 83 X SL 88 1-0 2B		C CU 80 F CH 88 F FF 94 S CU 83 0-3 ① K		C FF 93 B CH 87 F CH 85 B FF 94 B SL 89 X CH 84 3-2 30 BB 1B		4 0	0 0	2 0	0 0	0 0	1 0	0 0
9 Nick Castellanos, R (1, 9) OBP: 0.328, SLG: 0.462		C SL 90 B FF 96 B FF 95 X SL 91 2-1 ① L8		X SL 91 0-0 ① G1-3		C SL 89 B FF 93 X CU 83 1-1 2B		C FF 95 X SL 89 0-1 ① F9		4	0	1	0	0	0	2
12 Brandon Dixon, R (1, 3) OBP: 0.286, SLG: 0.462		F FF 96 C FF 95 S CH 91 0-3 ② K		S CU 83 B FF 95 S CU 84 B CU 81 S SL 88 2-3 ② K		B SL 89 F CH 89 C FF 93 S SL 90 1-3 ② K		X SL 89 0-0 ② F8		4	0	0	0	0	3	3
30 Harold Castro, L (1, 5) OBP: 0.305, SLG: 0.398		B FF 95 X FF 95 1-0 1B		C SL 90 D CH 91 B CH 90 S FF 95 F CU 83 B FF 94 C SL 90 3-3 ③ K		X CH 89 0-0 ③ G3		B FF 94 B SL 89 B SL 86 B FC 93 4-0 1-2 BB		3	0	1	0	1	1	2
22 Victor Reyes, S (1, 7) OBP: 0.318, SLG: 0.333		C SL 90 B CH 92 1 SAFE 1 SAFE F FF 95 F SL 91 X CH 91 1-2 ③ G4-3		C CU 82 B FF 94 X CH 89 1-1 28 WP 34 G5-3 1B		B FF 93 F CH 85 X FF 92 1-1 34 1B 2B		B FF 93 D CH 88 2 SAFE C CH 87 F FF 94 S CH 88 2-3 ③ K		4	1	2	0	0	1	3
34 Jake Rogers, R (1, 2) OBP: 0.500, SLG: 0.500			B FF 94 B SL 89 C FF 94 S SL 90 F SL 91 B SL 90 F FF 95 X FF 95 3-2 ① F8		D CU 83 B FF 94 B SL 89 C FF 94 C FF 94 X CH 90 3-2 ① G5-3 1-2		B FF 94 X SL 87 1-0 2-H 1B		C FF 97 B CH 90 C FF 98 X FF 98 1-2 1B	4	0	2	1	0	0	1
7 Jordy Mercer, R (1, 6) OBP: 0.269, SLG: 0.368			C FF 95 X CH 91 0-1 ② L8		B SL 90 S SL 90 B FF 94 C CH 90 F SL 90 C FF 95 2-3 ② K		C FF 93 S CH 85 D CH 87 S CH 87 1-3 ① K		C FF 96 X FF 96 0-1 ① L8	4	0	0	0	0	2	3
Inning Stats	R: 0 E: 0 K: 1 S: 7 H: 0 LOB: 0 BB: 0 P: 11	R: 0 E: 0 K: 1 S: 10 H: 1 LOB: 1 BB: 0 P: 14	R: 0 E: 1 K: 0 S: 11 H: 0 LOB: 1 BB: 0 P: 15	R: 0 E: 0 K: 2 S: 9 H: 1 LOB: 1 BB: 0 P: 15	R: 0 E: 0 K: 1 S: 15 H: 1 LOB: 2 BB: 1 P: 26	R: 0 E: 0 K: 2 S: 10 H: 1 LOB: 1 BB: 0 P: 12	R: 1 E: 0 K: 3 S: 12 H: 2 LOB: 1 BB: 0 P: 17	R: 0 E: 0 K: 1 S: 9 H: 1 LOB: 2 BB: 1 P: 18	R: 0 E: 0 K: 1 S: 10 H: 1 LOB: 1 BB: 0 P: 11	1B: 5 2B: 3 3B: 0 HR: 0		SF: 0 SAC: 0 DP: 0 HBP: 0				

	AB	36
	R	1
	H	8
	RBI	1
	BB	2
	SO	12
	LOB	21

WP: 1 PA: 38
PB: 0
SB: 0
CS: 0

PITCHER		IP	WLS	BF	H	R	ER	SO	BB	IBB	HBP	BLK	WP	HR	S	P	ERA	WHIP
47 Griffin Canning, R ERA: 4.76	(1, 1)	6.0	W	24	4	0	0	7	1	0	0	0	1	0	62	93	0.00	0.833
67 Taylor Cole, R ERA: 2.94	(7, 1)	2.0		10	3	1	1	4	1	0	0	0	0	0	21	35	4.50	2.000
57 Hansel Robles, R ERA: 2.72	(9, 1)	1.0		4	1	0	0	1	0	0	0	0	0	0	10	11	0.00	1.000

PITCHER		IP	WLS	BF	H	R	ER	SO	BB	IBB	HBP	BLK	WP	HR	S	P	ERA	WHIP

Batter	1	2	3	4	5	6	7	8	9	AB	R	H	RBI	BB	SO	LOB
18 Brian Goodwin, L (1, 7) OBP: 0.344, SLG: 0.483	X SI 92 0-0 ① F7	C SI 93 B CH 88 B SI 92 C SL 85 1 SAFE X FF 94 2-2 27 FC5-4 1-3 1B			C SI 91 B SI 93 B SI 92 C SL 84 X SL 84 2-2 17 1B 2B	X FC 89 0-0 ① G1-4-3 1-2 3-H		C FF 98 F CH 93 B FF 97 S FF 97 1-3 ② K		5	1	2	1	0	1	1
27 Mike Trout, R (1, 8) OBP: 0.438, SLG: 0.650	C SI 92 B SI 92 F FF 94 F SI 92 B CU 79 B CU 77 B SI 92 4-2 17 1B BB	B CU 77 B SI 93 F FF 91 X SI 92 2-1 ③ FC5-4 1-2f			C CU 78 S CU 80 X SI 92 0-2 ① P3	B FC 87 C FC 88 X FC 88 1-1 ② G1-3 2-3		C SL 88 S SL 90 B FF 98 S FF 98 1-3 ③ K		4	0	0	0	1	1	4
17 Shohei Ohtani, L (1, 10) OBP: 0.356, SLG: 0.521	C SL 82 X SI 93 0-1 56 G3-6-3 1-3 1B		B SI 92 C SL 85 F SL 85 X FF 95 1-2 56 S 1B		B SL 84 X SI 92 1-0 6 E 2 2B 2-H 1B	B SI 90 B FC 88 F SI 89 B SI 88 T FC 88 S CH 80 3-3 ③ K				4	1	3	1	0	1	1
56 Kole Calhoun, L (1, 9) OBP: 0.320, SLG: 0.487	C SI 91 C SI 92 1 SAFE X SI 93 0-2 ② ③ G3-6-3 1-2f		B CH 88 X SI 92 1-0 ① G6-3 1-2		1 SAFE X SI 92 0-0 ② F8		C SI 97 B SI 95 S SL 85 X SI 97 1-2 ① G6-3			4	0	0	0	0	0	4
6 David Fletcher, R (1, 5) OBP: 0.357, SLG: 0.411		C SI 92 C SI 92 B SL 86 F SI 92 X SL 84 1-2 ① F9	B FF 94 X SL 84 1-0 ② F7		B FF 91 1 SAFE C SI 92 X SI 92 1-1 E6 2 2B 1-2		B SI 97 B SI 95 B SI 96 C SI 96 C SI 96 B SI 96 4-2 23 WP 23 1B BB			3	1	0	0	1	0	2
2 Andrelton Simmons, R (1, 6) OBP: 0.312, SLG: 0.385		B SL 84 S SL 85 B SI 91 X SI 92 2-1 23 HR 2B	B CU 78 F SL 85 X SL 85 1-1 ③ G6-3		C SI 92 F SI 94 D CU 81 B SI 93 F SL 86 F SL 84 X SI 92 2-2 1-3 2-H 2B		C CH 88 X SI 95 0-1 ② L9			4	1	2	1	0	0	2
23 Matt Thaiss, L (1, 3) OBP: 0.313, SLG: 0.614		C SI 92 C CU 79 X FF 95 0-2 2-H HR	B SL 83 S CH 89 B SI 93 C SI 92 C CU 78 2-3 ① K		B FC 88 D FC 84 X FC 88 2-0 ③ F9		B SL 84 C SI 97 S SL 84 X SL 86 1-2 1-H 1B			4	1	2	3	0	1	2
4 Luis Rengifo, S (1, 4) OBP: 0.322, SLG: 0.368		C SL 84 X CU 78 0-1 18 1B 1B	B SL 85 F SI 92 X SI 93 1-1 13 L6-3 1B			B FC 88 X CH 79 1-0 E2 13 1B 18 G1-4-3	D SI 95 X SI 95 1-0 ③ L9			4	1	2	0	0	0	1
13 Dustin Garneau, R (1, 2) OBP: 0.346, SLG: 0.362		1 SAFE 1 SAFE C SI 91 C SI 93 F SL 86 F SL 86 S SI 92 0-3 ② K	F SI 92 C CU 78 X CU 80 0-2 ② ③ L6-3 1-1			X CH 79 0-0 27 G1-3 18 G1-4-3 1-3 1B		F FF 96 F SI 97 F SI 97 S SL 92 0-3 ① K		4	0	1	0	0	2	2
Inning Stats	R: 0 E: 0 K: 0 S: 9 H: 1 LOB: 1 BB: 1 P: 13	R: 2 E: 0 K: 1 S: 21 H: 4 LOB: 2 BB: 0 P: 28	R: 0 E: 0 K: 0 S: 7 H: 1 LOB: 1 BB: 0 P: 11	R: 0 E: 0 K: 1 S: 8 H: 1 LOB: 0 BB: 0 P: 11	R: 2 E: 1 K: 0 S: 16 H: 3 LOB: 2 BB: 0 P: 24	R: 1 E: 1 K: 1 S: 8 H: 1 LOB: 1 BB: 0 P: 13	R: 1 E: 0 K: 0 S: 11 H: 1 LOB: 1 BB: 1 P: 18	R: 0 E: 0 K: 3 S: 10 H: 0 LOB: 0 BB: 0 P: 12		1B: 8 2B: 4 3B: 0 HR: 1 SF: 0 SAC: 0 DP: 2 HBP: 0						

PITCHER		IP	WLS	BF	H	R	ER	SO	BB	IBB	HBP	BLK	WP	HR	S	P	ERA	WHIP
54 Drew VerHagen, R ERA: 11.66	(1, 1)	4.2	L	24	10	4	3	2	1	0	0	0	0	1	60	84	5.79	2.357
63 Nick Ramirez, L ERA: 4.56	(5, 1)	1.1		6	1	1	0	1	0	0	0	0	0	0	9	16	0.00	0.750
65 Gregory Soto, L ERA: 7.46	(7, 1)	1.0		5	1	1	1	0	1	0	0	0	1	0	11	18	9.00	2.000
67 José Cisnero, R ERA: 3.68	(8, 1)	1.0		3	0	0	0	3	0	0	0	0	0	0	10	12	0.00	0.000

PITCHER	IP	WLS	BF	H	R	ER	SO	BB	IBB	HBP	BLK	WP	HR	S	P	ERA	WHIP

BOTTOM

Detroit Tigers @ Los Angeles Angels

Angel Stadium, Anaheim, CA

Tue Jul 30 2019, 7:09 PM - 10:00 PM PDT

Att. 33,907 - Partly Cloudy - 75 F

livebaseballscorecards.com

AB	36
R	6
H	12
RBI	6
BB	2
SO	6
LOB	19

WP: 1 PA: 38
PB: 0
SB: 1
CS: 0

Batter	1	2	3	4	5	6	7	8	9	AB	R	H	RBI	BB	SO	LOB
21 JaCoby Jones, R (1, 8) OBP: 0.302, SLG: 0.415	F FF 91 C CU 74 B CH 78 F CH 81 B CU 75 X FF 91 2-2 G6-3		B CU 76 C CU 75 B CH 82 B FF 92 B CH 82 4-1 7 BLK 28 1B BB		C CU 74 T FF 92 D CU 76 B CH 81 X FF 92 2-2 L5		X FC 86 0-0 G5-3	C SL 86 F SL 85 B FS 89 S SL 87 1-3 K		4	1	0	0	1	1	2
7 Jordy Mercer, R (1, 10) OBP: 0.266, SLG: 0.362	C FF 92 B CH 82 F CH 82 X CH 82 1-2 G6-3		1 SAFE B FF 90 X CH 83 1-0 G6-3 1-2		B FF 92 B CH 81 F FF 91 X FF 92 2-1 12 1B 1-2 2-3 1B		B FC 86 C FC 86 B SI 93 X FC 86 2-1 F7		S FF 92 B SL 85 C SL 85 X CU 80 1-2 G6-3	5	0	1	0	0	0	1
28 Niko Goodrum, S (1, 6) OBP: 0.321, SLG: 0.409	B CH 81 S CH 81 F FF 91 B CH 82 F CH 82 F CU 75 B CH 82 F FF 90 F FF 91 4-2 D CH 83 BB		S CU 77 T FF 92 F FF 93 B CU 76 F CH 82 X FF 92 1-2 2-H 1B		B SI 93 X CH 84 1-0 F7			F SL 83 F FS 87 B FF 99 B FS 89 B SL 86 B SI 98 4-2 12 S 12 HR BB	S CU 78 F CH 86 S CU 81 0-3 K	3	1	1	1	2	1	3
12 Brandon Dixon, R (1, 9) OBP: 0.292, SLG: 0.475	F FF 91 1 SAFE X CH 83 0-1 G3-1		B CH 83 B CU 76 B FF 92 S FF 91 X FF 92 3-1 F9		C FC 84 F SI 94 F CH 83 B SI 93 B KC 80 F CH 84 F SI 93 D KC 82 F FC 85 3-2 X SI 93 1-3 2-H 3-H 1B			1 SAFE C SI 98 X SL 83 0-1 1-H HR	C CU 80 F SL 85 B CU 81 H FF 92 2-2 HBP	4	1	2	4	0	0	2
46 Jeimer Candelario, S (1, 5) OBP: 0.296, SLG: 0.341		B CH 81 X FF 91 1-0 F8	B CU 73 C FF 91 F FF 90 X CU 75 1-2 G5-3		X SI 94 0-0 F7			X SI 97 0-0 22 G4-6-3 55 1B 29 HR 1B	C CU 78 S CU 80 F CU 78 B FF 92 X CU 79 1-2 G3-1	5	1	1	0	0	0	3
55 John Hicks, R (1, 3) OBP: 0.221, SLG: 0.326		B FF 91 C CU 74 C CU 74 B CU 76 F FF 91 X CH 82 2-2 G5-3	B SL 81 S SL 83 B FF 92 F FF 91 X CU 76 2-2 G5-3			X FC 84 0-0 F8		X SI 97 0-0 22 G4-6-3 1-2 1B		4	0	1	0	0	0	0
22 Victor Reyes, S (1, 7) OBP: 0.300, SLG: 0.313		B FF 91 S CU 75 X CH 82 1-1 G1-3	C FF 90 B SL 82 X CH 82 1-1 G3			C KC 78 B CH 82 X KC 81 1-1 G4-3		C SL 85 X FS 88 0-1 G4-6-3 1-2f 2-3		4	0	0	0	0	0	2
34 Jake Rogers, R (1, 2) OBP: 0.625, SLG: 1.000			X FF 90 0-0 HR		B CH 80 B CH 81 B FF 92 C FF 91 C CU 75 B CU 74 4-2 7 1B 29 1B 12 1B BB	B KC 78 B FC 85 B CH 83 C SI 92 C FC 85 S FC 85 3-3 K		B SL 86 C SI 98 D SL 88 B SI 98 B FF 99 4-1 29 HR BB		2	3	1	1	2	1	0
29 Gordon Beckham, R (1, 4) OBP: 0.267, SLG: 0.378			C FF 92 X CH 84 0-1 G5-3		C FF 91 B CU 73 X CH 81 1-1 7 1B 12 1B 1-2 1B		B SI 93 S FC 84 F CH 84 B SI 92 B CH 85 F FC 86 X SI 93 3-2 G4-3	X FF 98 0-0 1-H 3-H HR		4	2	2	3	0	0	0
Inning Stats	R: 0 E: 0 K: 0 S: 15 H: 0 LOB: 1 BB: 1 P: 22	R: 0 E: 0 K: 0 S: 7 H: 0 LOB: 0 BB: 0 P: 11	R: 2 E: 0 K: 0 S: 12 H: 2 LOB: 1 BB: 1 P: 21	R: 0 E: 0 K: 0 S: 8 H: 0 LOB: 0 BB: 0 P: 12	R: 2 E: 0 K: 0 S: 18 H: 3 LOB: 2 BB: 1 P: 31	R: 0 E: 0 K: 1 S: 6 H: 0 LOB: 0 BB: 0 P: 10	R: 0 E: 0 K: 0 S: 7 H: 0 LOB: 0 BB: 0 P: 12	R: 5 E: 0 K: 1 S: 13 H: 4 LOB: 0 BB: 2 P: 22	R: 0 E: 0 K: 1 S: 12 H: 0 LOB: 1 BB: 0 P: 16	1B: 6 2B: 0 3B: 0 HR: 3 SF: 0 SAC: 0 DP: 1 HBP: 1						

PITCHER		IP	WLS	BF	H	R	ER	SO	BB	IBB	HBP	BLK	WP	HR	S	P	ERA	WHIP
54 José Suarez, L ERA: 5.66	(1, 1)	4.1	L	20	4	4	4	0	3	0	0	1	0	1	51	84	8.31	1.615
53 Trevor Cahill, R ERA: 6.15	(5, 1)	2.2		9	1	0	0	1	0	0	0	0	0	0	22	35	0.00	0.375
40 Luis García, R ERA: 5.31	(8, 1)	1.0		8	4	5	5	1	2	0	0	0	0	2	13	22	45.00	6.000
66 JC Ramírez, R ERA:	(9, 1)	1.0		4	0	0	0	1	0	0	1	0	0	0	12	16	0.00	0.000

PITCHER	IP	WLS	BF	H	R	ER	SO	BB	IBB	HBP	BLK	WP	HR	S	P	ERA	WHIP

TOP

Detroit Tigers @ Los Angeles Angels

Angel Stadium, Anaheim, CA

Wed Jul 31 2019, 1:11 PM - 4:05 PM PDT

Att. 37,511 - Sunny - 81 F

livebaseballscorecards.com

AB	35
R	9
H	9
RBI	9
BB	5
SO	3
LOB	13

Batter	1	2	3	4	5	6	7	8	9	AB	R	H	RBI	BB	SO	LOB
6 David Fletcher, R (1, 5) OBP: 0.356, SLG: 0.408	C FF 89 B FF 91 C CH 83 F CH 86 F FF 92 X FF 91 1-2 ① G4-3		B FF 92 B SL 84 C FF 91 S CH 86 B SL 84 B FF 91 4-2 BB			B FC 88 C FF 90 X FC 88 1-1 ① L9		C FF 95 B CH 86 C FF 94 C FF 95 1-3 ① K		3	0	0	0	1	1	0
27 Mike Trout, R (1, 10) OBP: 0.438, SLG: 0.656	F FF 91 B CH 86 B SL 84 C CH 85 B FF 92 F CH 85 B CH 86 4-2 BB		C SL 86 F CH 89 B FF 93 S FF 93 1-3 ③ K			C FC 88 B CH 79 B SI 91 X CH 80 2-1 HR		C FF 95 B FF 96 X CH 86 1-1 ② F8		3	1	1	1	1	1	1
8 Justin Upton, R (1, 7) OBP: 0.302, SLG: 0.391	C FF 92 X CH 87 0-1 ② L7			C SL 84 B CH 86 B FF 92 F FF 91 F CH 88 B SL 86 C CH 84 3-3 ① K		S CH 79 B FF 92 X FC 89 1-1 ② P3		B SL 82 B CH 88 F FF 96 C SL 83 B FF 95 B FF 96 4-2 BB		3	0	0	0	1	1	1
56 Kole Calhoun, L (1, 9) OBP: 0.322, SLG: 0.486	D SL 87 B SI 90 F FF 90 F SL 84 1 SAFE S SL 85 2-3 ③ K			X SL 86 0-0 5 G4-3 1B		S FC 85 F FC 89 F FF 93 B FF 93 B CH 80 B FC 85 B CH 79 4-2 BB		B CH 89 X FF 95 1-0 ③ F7		3	0	1	0	1	1	2
5 Albert Pujols, R (1, 3) OBP: 0.297, SLG: 0.443 23 Matt Thaiss, L (9, 3) OBP: 0.306, SLG: 0.600		C FF 90 F CH 85 S CU 75 0-3 ① K		B FF 92 F FF 92 X CH 88 1-1 ②③ G4-3 1-2f		C CH 79 F FC 88 B CH 79 S CH 79 1-3 ③ K			F FF 94 F CH 87 F FF 94 S FF 94 0-3 ① K	3 1	0 0	0 0	0 0	0 0	2 1	2 0
2 Andrelton Simmons, R (1, 6) OBP: 0.318, SLG: 0.386		B SL 84 B C FF 91 C CH 85 X CH 88 2-2 ② G6-3			B CH 82 C FF 90 X SL 85 1-1 18 FC3-6 1B		B FF 96 B SL 88 B FF 96 C FF 97 C FF 96 B FF 97 4-2 BB		B SL 84 C FF 94 B FF 94 B SL 83 B FF 94 4-1 20 2B BB	2	0	1	0	2	0	0
18 Brian Goodwin, L (1, 8) OBP: 0.339, SLG: 0.475		B SL 85 C SL 84 F FF 91 B CH 86 X CH 85 2-2 ③ G4-3			C SL 84 B FF 90 1 SAFE X CH 85 1-1 ① FC3-6 1-2f		C SL 90 B CH 88 B FF 98 F FF 98 F SL 88 S SL 89 2-3 ① K		B FF 92 C FF 94 X FF 93 1-1 ② F8	4	0	0	0	0	1	3
20 Jonathan Lucroy, R (1, 2) OBP: 0.310, SLG: 0.371			B FF 90 C FF 89 X CH 85 1-1 4 G6-4-3 1B		B FF 92 C FF 92 F FF 92 S CH 88 1-3 ② K		C FF 98 X FF 98 0-1 ② P4		C FF 95 B FF 95 B FF 92 X FF 93 2-1 1-3 2B	4	0	2	0	0	1	2
4 Luis Rengifo, S (1, 4) OBP: 0.317, SLG: 0.361			C CH 85 B CH 86 S FF 92 F FF 92 X CU 77 1-2 ①② G6-4-3 1-2f		S SL 87 X CH 86 0-1 ③ G5-3		C SL 87 F SL 88 S FF 98 0-3 ③ K		C FF 95 B FF 94 B FF 93 B FF 95 X FF 94 3-1 ③ F9	4	0	0	0	0	1	5
Inning Stats	R: 0 E: 0 K: 1 S: 13 H: 0 LOB: 1 BB: 1 P: 20	R: 0 E: 0 K: 1 S: 9 H: 0 LOB: 0 BB: 0 P: 13	R: 0 E: 0 K: 1 S: 11 H: 1 LOB: 1 BB: 1 P: 18	R: 0 E: 0 K: 1 S: 7 H: 1 LOB: 0 BB: 0 P: 11	R: 0 E: 0 K: 1 S: 9 H: 1 LOB: 1 BB: 0 P: 12	R: 1 E: 0 K: 1 S: 12 H: 1 LOB: 1 BB: 1 P: 21	R: 0 E: 0 K: 2 S: 11 H: 0 LOB: 1 BB: 1 P: 17	R: 0 E: 0 K: 1 S: 8 H: 0 LOB: 1 BB: 1 P: 15	R: 0 E: 0 K: 1 S: 11 H: 1 LOB: 2 BB: 1 P: 21	1B: 3 2B: 1 3B: 0 HR: 1	SF: 0 SAC: 0 DP: 2 HBP: 0			WP: 0 PB: 0 SB: 0 CS: 0	PA: 36	

PITCHER		IP	WLS	BF	H	R	ER	SO	BB	IBB	HBP	BLK	WP	HR	S	P	ERA	WHIP
44 Daniel Norris, L ERA: 4.67	(1, 1)	5.0	W	18	3	0	0	5	2	0	0	0	0	0	49	74	0.00	1.000
63 Nick Ramirez, L ERA: 4.64	(6, 1)	1.0		5	1	1	1	1	1	0	0	0	0	1	12	21	9.00	2.000
19 Trevor Rosenthal, R ERA: 12.15	(7, 1)	1.0	H	4	0	0	0	2	1	0	0	0	0	0	11	17	0.00	1.000
45 Buck Farmer, R ERA: 3.48	(8, 1)	1.0		4	0	0	0	1	1	0	0	0	0	0	8	15	0.00	1.000
77 Joe Jiménez, R ERA: 4.93	(9, 1)	1.0		5	1	0	0	1	1	0	0	0	0	0	11	21	0.00	2.000

PITCHER	IP	WLS	BF	H	R	ER	SO	BB	IBB	HBP	BLK	WP	HR	S	P	ERA	WHIP

BOTTOM

Detroit Tigers @ Los Angeles Angels

Angel Stadium, Anaheim, CA

Wed Jul 31 2019, 1:11 PM - 4:05 PM PDT

Att. 37,511 - Sunny - 81 F

livebaseballscorecards.com

AB	30
R	1
H	5
RBI	1
BB	6
SO	10
LOB	16

Batter	1	2	3	4	5	6	7	8	9	AB	R	H	RBI	BB	SO	LOB
6 David Fletcher, R (1, 5) (7, 6) OBP: 0.351, SLG: 0.403	C FF 98 F FF 97 S SL 80 0-3 K		D SL 82 1 SAFE D SL 81 B FF 95 C FF 94 X FF 96 3-1 F8		C FF 95 C CU 78 B SL 81 S SL 82 1-3 K		F FF 93 C FF 94 F SL 84 F SL 82 S SL 84 0-3 K		D SL 73 C SL 74 X SL 75 1-1 F9	5	0	0	0	0	3	5
27 Mike Trout, R (1, 8) OBP: 0.440, SLG: 0.665	X FF 96 0-0 HR		C SL 82 B SL 81 B CH 88 S SL 82 B FF 97 X SL 79 3-2 1-3 2B			B FF 93 B SL 80 B FF 94 C FF 94 C CH 85 C FF 96 3-3 K		C FF 88 B SL 79 B SI 93 B FF 93 C FF 93 F SI 93 B SI 94 4-2 56 DI BB	C SI 86 X SL 76 0-1 F9	4	1	2	1	1	1	1
17 Shohei Ohtani, L (1, 10) OBP: 0.355, SLG: 0.515	B FF 97 B CH 88 B CH 90 B FF 97 4-0 8 CS BB		F FF 97 D CU 78 D CU 79 X CH 88 2-1 G4-3			B CH 88 F CH 88 B FF 95 B CH 87 C FF 94 X FF 95 3-2 F7		B SI 92 S SI 92 F SI 90 B FF 94 C SI 94 2-3 K		3	0	0	0	1	1	3
8 Justin Upton, R (1, 7) OBP: 0.300, SLG: 0.381	C SL 80 C SL 80 B SL 81 S FF 98 1-3 1-2 K			C FF 96 B FF 96 B SL 81 B FF 96 S FF 96 B FF 97 4-2 BB		B SL 82 F CU 78 F SL 80 B FF 97 C FF 96 2-3 K		B FF 91 F SI 93 C SL 78 S FF 91 1-3 K		3	0	0	0	1	3	2
56 Kole Calhoun, L (1, 9) OBP: 0.321, SLG: 0.482		C FF 95 B CU 80 X CU 78 1-1 G3-1		S CH 87 F FF 95 S CU 78 0-3 K			B CU 76 B CH 87 B CH 86 C FF 93 C FF 94 F FF 94 F FF 95 B CH 86 4-2 2 FC6-4 5 1B BB	C SL 79 F SI 92 D SL 81 X SL 79 1-2 1-2 F9		3	0	0	0	1	1	2
5 Albert Pujols, R (1, 3) OBP: 0.296, SLG: 0.441		B SL 79 C SL 81 F CU 79 X SL 82 1-2 G1-3		C SL 79 X SL 81 0-1 L6			F FF 95 F FF 95 D SL 81 X SL 80 1-2 1-2 2 FC6-4 1B		C SI 83 F SL 75 B SI 85 S SI 87 1-3 K	4	0	1	0	0	1	1
2 Andrelton Simmons, R (1, 6) OBP: 0.315, SLG: 0.382 44 Kevan Smith, R (7, 2) OBP: 0.354, SLG: 0.405		C FF 97 B SL 82 X SL 82 1-1 P4		X FF 95 0-0 L9			C SL 80 F SL 81 F SL 80 D CU 78 F CU 77 X FF 95 1-2 1-2f 2-3 FC6-4 4 BB		C SI 85 C SL 76 X SI 88 0-2 4 HBP 23 2B 1B	3 1	0 1	0 1	0 0	0 0	0 0	3 0
4 Luis Rengifo, S (1, 4) OBP: 0.324, SLG: 0.360			B FF 95 C CH 87 B CU 80 B FF 95 C FF 95 B FF 96 4-2 27 2B BB		C FF 94 B CU 76 C SL 79 X CU 78 1-2 G3		B FF 92 C FF 91 B SL 82 S SL 82 F SL 82 B SL 82 B FF 92 4-2 1-2 BB		C SL 77 C SI 86 H FF 87 1-2 23 2B 1-2 HBP	1	1	0	0	2	0	0
33 Max Stassi, R (1, 2) OBP: 0.230, SLG: 0.207 23 Matt Thaiss, L (7, PH) OBP: 0.314, SLG: 0.617 (7, 5)			C FF 97 D SL 82 S SL 81 F SL 80 T FF 97 1-2 K		F FF 95 C FF 96 B FF 96 S FF 96 1-3 K		X FF 93 0-0 F6		X FF 86 0-0 1-H 2-H 2B	2 2	0 0	0 1	0 2	0 0	2 0	1 3

Los Angeles Angels @ Cleveland Indians

Progressive Field, Cleveland, OH

Fri Aug 02 2019, 7:11 PM - 10:05 PM EDT

Att. 28,386 - Clear - 79 F

TOP

livebaseballscorecards.com

AB	31
R	3
H	5
RBI	3
BB	6
SO	12
LOB	21

Inning Stats	1	2	3	4	5	6	7	8	9
	R: 1 E: 0 K: 2 S: 7	R: 0 E: 0 K: 0 S: 7	R: 0 E: 0 K: 1 S: 13	R: 0 E: 0 K: 1 S: 8	R: 0 E: 0 K: 2 S: 9	R: 0 E: 0 K: 2 S: 9	R: 0 E: 0 K: 1 S: 21	R: 0 E: 0 K: 2 S: 12	R: 2 E: 0 K: 1 S: 13
	H: 1 LOB: 1 BB: 1 P: 12	H: 0 LOB: 0 BB: 0 P: 10	H: 1 LOB: 2 BB: 1 P: 26	H: 0 LOB: 1 BB: 1 P: 12	H: 0 LOB: 0 BB: 0 P: 12	H: 0 LOB: 0 BB: 0 P: 17	H: 1 LOB: 3 BB: 2 P: 31	H: 0 LOB: 1 BB: 1 P: 20	H: 2 LOB: 1 BB: 0 P: 16

	1B	SF	WP	PA
	2	0	0	38
	2B	SAC	PB	
	3	0	0	
	3B	DP	SB	
	0	1	0	
	HR	HBP	CS	
	1	1	1	

PITCHER		IP	WLS	BF	H	R	ER	SO	BB	IBB	HBP	BLK	WP	HR	S	P	ERA	WHIP
52 Mike Clevinger, R ERA: 3.07	(1, 1)	6.1	W	25	3	1	1	8	4	0	0	0	0	1	65	107	1.42	1.105
44 Nick Goody, R ERA: 1.5	(7, 1)	0.2		3	0	0	0	1	1	0	0	0	0	0	9	13	0.00	1.500
39 Oliver Pérez, L ERA: 2.79	(8, 1)	1.0		4	0	0	0	2	1	0	0	0	0	0	12	20	0.00	1.000
90 Adam Cimber, R ERA: 3.2	(9, 1)	1.0		6	2	2	2	1	0	0	1	0	0	0	13	16	18.00	2.000

PITCHER	IP	WLS	BF	H	R	ER	SO	BB	IBB	HBP	BLK	WP	HR	S	P	ERA	WHIP

BOTTOM

Batter	1	2	3	4	5	6	7	8	9	AB	R	H	RBI	BB	SO	LOB
12 Francisco Lindor, S (1, 6) OBP: 0.358, SLG: 0.525	C FF 91 B CH 88 B CH 88 B CH 84 B FF 94 4-1 35 1B 41 1B BB	B CU 76 B FF 90 B CH 86 C FF 92 X FF 92 3-1 35 2B 41 SF7 1B	C CU 76 B CH 84 B CH 82 X FF 90 2-1 ③ P6			B FF 91 X CH 83 1-0 1B				3	2	2	0	1	0	0
35 Óscar Mercado, R (1, 8) OBP: 0.341, SLG: 0.468	X FF 93 0-0 41 1B 66 1B 1-2 1B	F CH 84 B FF 91 X CH 85 1-1 66 1B 1-3 2B		C CU 75 F FF 90 F CU 76 X FF 91 0-2 ① L8		B CU 76 X FF 90 1-0 ② F9				4	2	2	0	0	0	1
41 Carlos Santana, S (1, 3) OBP: 0.398, SLG: 0.518	2 SAFE C SL 87 B FF 94 X FF 94 1-1 66 1B 11 2B 1-3 2-H 1B	F FF 92 X FF 92 0-1 ② SF7 3-H		B CH 85 B FF 91 C CH 84 S FF 91 B FF 91 F SI 92 C FF 91 3-3 ② K		C CU 74 F FF 90 F FF 90 S CH 84 0-3 ③ K				3	1	1	2	0	2	1
66 Yasiel Puig, R (1, 9) OBP: 0.306, SLG: 0.476	1 SAFE B FF 93 B CH 87 B FF 95 X FF 93 3-0 11 2B 22 G3 1-2 3-H 1B	B CU 78 B FF 92 X FF 92 2-0 11 1B 2-H 1B		B CU 77 C FF 90 B CH 84 S CH 85 B FF 90 X FF 91 3-2 ③ G5-3			B CU 76 B CU 76 B FF 90 C FF 90 F FF 89 S CH 84 3-3 ① K			4	1	2	2	0	1	0
11 José Ramírez, S (1, 5) OBP: 0.315, SLG: 0.415	B SL 87 S CH 85 F CH 86 B SL 88 F FF 92 X CH 88 2-2 22 G3 1-3 2-H 2B	1 SAFE C FF 92 X CH 85 0-1 32 FC4 1-3 1B			X CU 75 0-0 ① G4-3		B CU 75 F CH 83 B FF 89 B CU 74 X FF 89 3-1 ② F9			4	0	2	1	0	0	0
32 Franmil Reyes, R (1, 10) OBP: 0.309, SLG: 0.526	S SL 86 B SL 88 D CH 86 F CH 86 S CH 88 2-3 ① K	1 SAFE D CU 78 X FF 91 1-0 ③ FC4 1-2f			C FF 90 B CU 76 X FF 91 1-1 ② F8		B CU 76 X FF 90 1-0 ③ G5-3			4	0	0	0	0	1	4
22 Jason Kipnis, L (1, 4) OBP: 0.313, SLG: 0.388	B CU 75 S FF 90 D CU 77 X SI 91 2-1 ② G3 2-3 3-H	B CU 77 B FF 91 X FF 91 2-0 ① F8			C SI 91 X SI 91 0-1 2B			B SL 82 C SL 82 B FF 90 X FF 90 2-1 55 G6-4-3 1B		4	0	2	1	0	0	1
55 Roberto Pérez, R (1, 2) OBP: 0.325, SLG: 0.490	X FF 91 0-0 ③ G6-3	B CU 76 C FF 91 F CU 76 B FF 91 B CU 76 X FF 91 3-2 HR			C CH 84 F CH 83 B FF 90 S CU 75 1-3 ③ K			F FF 90 F FF 90 X CH 84 0-2 ①② G6-4-3 1-2f		4	1	1	1	0	1	3
8 Jordan Luplow, R (1, 7) OBP: 0.340, SLG: 0.497		C FF 91 F CH 84 F FF 91 B CU 78 S CH 86 1-3 ① K	B FF 91 F CH 84 X CH 84 1-1 ② G6-3			X CH 84 0-0 ① L6		B CH 84 B FF 90 B FF 91 C FF 90 X FF 90 3-1 ③ G6-3		4	0	0	0	0	1	0
Inning Stats	R: 4 E: 0 K: 1 S: 15 H: 4 LOB: 1 BB: 1 P: 29	R: 2 E: 0 K: 1 S: 14 H: 4 LOB: 2 BB: 0 P: 22	R: 1 E: 0 K: 0 S: 8 H: 1 LOB: 0 BB: 0 P: 16	R: 0 E: 0 K: 1 S: 11 H: 0 LOB: 0 BB: 0 P: 17	R: 0 E: 0 K: 1 S: 8 H: 1 LOB: 1 BB: 0 P: 10	R: 0 E: 0 K: 1 S: 7 H: 1 LOB: 1 BB: 0 P: 9	R: 0 E: 0 K: 1 S: 6 H: 0 LOB: 0 BB: 0 P: 13	R: 0 E: 0 K: 0 S: 7 H: 1 LOB: 0 BB: 0 P: 12		1B: 8 2B: 3 3B: 0 HR: 1 SF: 1 SAC: 0 DP: 1 HBP: 0					

PITCHER	IP	WLS	BF	H	R	ER	SO	BB	IBB	HBP	BLK	WP	HR	S	P	ERA	WHIP
67 Taylor Cole, R (1, 1) ERA: 3.97	0.1	L	6	4	4	4	1	1	0	0	0	0	0	12	24	108.00	15.000
52 Dillon Peters, L (1, 1) ERA: 3.2	7.2		30	8	3	3	5	0	0	0	0	0	1	64	104	3.52	1.043

PITCHER	IP	WLS	BF	H	R	ER	SO	BB	IBB	HBP	BLK	WP	HR	S	P	ERA	WHIP

Los Angeles Angels @ Cleveland Indians

Progressive Field, Cleveland, OH

Fri Aug 02 2019, 7:11 PM - 10:05 PM EDT

Att. 28,386 - Clear - 79 F

livebaseballscorecards.com

AB	34
R	7
H	12
RBI	7
BB	1
SO	6
LOB	10

WP: 0 PB: 0 SB: 0 CS: 0 PA: 36

Batter	1	2	3	4	5	6	7	8	9	AB	R	H	RBI	BB	SO	LOB
6 David Fletcher, R (1, 6) OBP: 0.350, SLG: 0.401	C FF 91 X FC 87 0-1 ① G6-3		1 SAFE C FF 91 C FC 87 B FC 86 X FF 92 1-2 ② L8			C FF 89 B FC 85 S FC 85 X FF 91 1-2 17 2B 8 SF7 1B		C SL 83 B SL 85 B SL 83 C FF 92 X FF 93 2-2 ② G4-3		4	1	1	0	0	0	1
27 Mike Trout, R (1, 8) OBP: 0.439, SLG: 0.660	C FF 92 C FC 87 B FF 91 X CU 78 1-2 ② F8		B FC 86 F FF 92 B FF 92 F FC 86 B FF 92 C CH 86 3-3 ③ K			F FC 87 C FC 86 B FF 90 B FF 92 X CU 77 2-2 ① F8		B CH 86 B CH 87 X FF 92 2-0 17 E 17 1B 8 1B 1B		4	1	1	0	0	1	2
17 Shohei Ohtani, L (1, 10) OBP: 0.357, SLG: 0.519	C CH 85 B CU 77 F FC 86 B FF 92 B FF 91 X CH 86 3-2 ③ G3			C CU 77 F FF 90 X FF 92 0-2 ① L8		B FF 91 B CH 83 X FF 91 2-0 1-3 2B		F SL 77 B SL 80 D SI 92 B SL 77 X SI 92 3-1 E5 8 1B 1-3 1B		4	0	2	0	0	0	0
8 Justin Upton, R (1, 7) OBP: 0.299, SLG: 0.379		B FF 91 B FC 86 F FC 86 F FF 91 S CU 78 2-3 ① K		F FC 86 C FC 87 B FF 92 S FF 92 1-3 ② K		B SL 82 D SL 82 F SL 82 D SL 82 X SL 81 3-1 ② SF7 3-H		C SI 84 X SI 85 0-1 1-2 3-H 1B		3	0	1	2	0	2	0
56 Kole Calhoun, L (1, 9) OBP: 0.320, SLG: 0.479		B CH 86 X FF 93 1-0 1B		B CU 77 C CH 85 S FC 86 B FF 91 F CU 79 F CH 84 C FF 93 2-3 ③ K		C FF 92 C SL 82 X SL 82 0-2 ③ F9		C SI 85 S FF 87 S FF 88 0-3 ③ K		4	0	1	0	0	2	3
5 Albert Pujols, R (1, 3) OBP: 0.298, SLG: 0.442		C FF 92 B FF 91 X FC 85 1-1 ② F8			F FF 91 B FF 91 X FC 86 1-1 44 G4-6-3 23 BB 1B		X FF 92 0-0 ① F8		B FF 91 C ST 80 S ST 81 B ST 80 X FF 93 2-2 1B	4	0	2	0	0	0	1
23 Matt Thaiss, L (1, 5) OBP: 0.309, SLG: 0.580		S CH 85 C FF 91 X FC 85 0-2 ③ L7			B FF 91 B FF 90 B CH 85 B FF 92 4-0 44 G4-6-3 1-2 BB	B FF 91 X CH 86 1-0 ② F8			C ST 80 S ST 82 S ST 82 0-3 ① K	3	0	0	0	1	1	2
44 Kevan Smith, R (1, 2) OBP: 0.344, SLG: 0.391			C FF 90 B FF 90 X FC 87 1-1 ① L1		C FC 88 C FF 91 B CU 80 B FF 90 X FC 87 2-2 ①② G4-6-3 1-2f 2-3	C FF 92 C FF 93 B FF 91 F FF 93 B FF 94 B SL 83 X FF 93 3-2 ③ F9			X FF 93 0-0 ② L5	4	0	0	0	0	0	3
4 Luis Rengifo, S (1, 4) OBP: 0.322, SLG: 0.358			C FF 91 C CH 86 F CU 79 B FF 91 X CH 85 1-2 1B		C CU 77 F FF 92 F FF 92 F CH 85 B FC 88 X FF 91 1-2 ③ G3			B FF 91 C CH 84 T FF 91 F FF 92 T FF 91 1-2 ① K	D ST 80 C FF 94 F ST 82 B ST 82 B ST 82 F FF 94 C FF 94 3-3 ③ K	4	0	1	0	0	2	2
Inning Stats	R: 0 E: 0 K: 0 S: 8 H: 0 LOB: 0 BB: 0 P: 12	R: 0 E: 0 K: 1 S: 9 H: 1 LOB: 1 BB: 0 P: 13	R: 0 E: 0 K: 1 S: 12 H: 1 LOB: 1 BB: 0 P: 18	R: 0 E: 0 K: 2 S: 11 H: 0 LOB: 0 BB: 0 P: 14	R: 0 E: 0 K: 0 S: 10 H: 1 LOB: 1 BB: 1 P: 18	R: 1 E: 0 K: 0 S: 12 H: 2 LOB: 1 BB: 0 P: 20	R: 0 E: 0 K: 0 S: 6 H: 0 LOB: 0 BB: 0 P: 10	R: 1 E: 1 K: 2 S: 15 H: 3 LOB: 2 BB: 0 P: 23	R: 0 E: 0 K: 2 S: 11 H: 1 LOB: 1 BB: 0 P: 16	1B: 8 2B: 1 3B: 0 HR: 0 SF: 1 SAC: 0 DP: 1 HBP: 0						

PITCHER		IP	WLS	BF	H	R	ER	SO	BB	IBB	HBP	BLK	WP	HR	S	P	ERA	WHIP
45 Adam Plutko, R ERA: 4.55	(1, 1)	5.1	W	21	5	1	1	4	1	0	0	0	0	0	57	87	1.69	1.125
44 Nick Goody, R ERA: 1.46	(6, 1)	0.2		2	0	0	0	0	0	0	0	0	0	0	5	8	0.00	0.000
62 Nick Wittgren, R ERA: 2.72	(7, 1)	1.2		6	1	1	0	1	0	0	0	0	0	0	14	23	0.00	0.600
39 Oliver Pérez, L ERA: 2.79	(8, 1)	0.0		1	1	0	0	0	0	0	0	0	0	0	2	5	∞	∞
90 Adam Cimber, R ERA: 3.18	(8, 1)	0.1	H	2	1	0	0	1	0	0	0	0	0	0	5	5	0.00	3.000

PITCHER		IP	WLS	BF	H	R	ER	SO	BB	IBB	HBP	BLK	WP	HR	S	P	ERA	WHIP
33 Brad Hand, L ERA: 2.4	(9, 1)	1.0		4	1	0	0	2	0	0	0	0	0	0	11	16	0.00	1.000

TOP

Los Angeles Angels @ Cleveland Indians

Progressive Field, Cleveland, OH

Sat Aug 03 2019, 7:10 PM - 10:10 PM EDT

Att. 31,222 - Clear - 78 F

livebaseballscorecards.com

AB	34
R	2
H	9
RBI	2
BB	1
SO	8
LOB	14

WP: 0 PA: 36
PB: 0
SB: 0
CS: 0

Batter	1	2	3	4	5	6	7	8	9	AB	R	H	RBI	BB	SO	LOB
12 Francisco Lindor, S (1, 6) OBP: 0.357, SLG: 0.530	B SI 90 C CH 82 B SI 91 X SI 92 2-1 ① L7			F FC 85 B SI 92 X KC 80 1-1 ① G3-1	B SL 86 X FF 94 1-0 1-H 2-H HR		C CH 88 F FF 97 B SL 85 B FF 98 X FF 97 2-2 ② F7 2-3			4	1	1	3	0	0	1
35 Óscar Mercado, R (1, 8) OBP: 0.336, SLG: 0.461	B SL 82 X SI 91 1-0 ② F9			L KC 78 B FC 86 F CH 83 X KC 80 1-2 ② G5-3	B SL 86 S SL 85 B FF 94 X SL 84 2-1 ② G5-3		F SL 82 B FF 93 B FF 93 F SL 83 S SL 84 2-3 ③ K2-3			4	0	0	0	0	1	1
41 Carlos Santana, S (1, 3) OBP: 0.401, SLG: 0.526	C SL 81 B SI 92 X SL 82 1-1 ③ G3-1			C SI 92 B KC 79 S CH 83 B CH 84 F FC 87 F KC 80 B SI 92 B CH 83 4-2 BB	S SL 85 B SL 83 B FF 94 F FF 94 B SL 84 B SL 85 4-2 66 FC6-4 BB			B SL 81 F SL 82 X SL 81 1-1 HR		2	1	1	1	2	0	0
66 Yasiel Puig, R (1, 9) OBP: 0.303, SLG: 0.471		C SI 88 B SL 82 B SL 83 X SI 90 2-1 E5 11 G3-1		B SI 93 B KC 79 T CH 83 D KC 79 F CH 82 X SI 92 3-2 ③ G6-3	C SL 85 F FF 93 1 SAFE X SL 85 0-2 ③ FC6-4 1-2f			X SL 83 0-0 ① L9		4	0	0	0	0	0	2
11 José Ramírez, S (1, 5) OBP: 0.314, SLG: 0.416		1 SAFE C CH 83 B SI 90 C SI 91 B SL 84 X SI 91 2-2 ①② G3-1 1-2			C FC 82 T SI 92 B CH 82 F KC 79 B FC 85 B SI 93 X CH 83 3-2 ① F8	C SL 83 F FF 98 C FF 98 0-3 ① K		B FF 93 B FF 92 X FS 86 2-0 32 SF8 2B		4	1	1	0	0	1	1
32 Franmil Reyes, R (1, 10) OBP: 0.309, SLG: 0.527		B FC 84 B SI 92 S CH 84 X FC 85 2-1 ③ L7			C KC 79 B SI 93 X CH 83 1-1 22 HR 2B	B FF 98 F SL 83 X SL 83 1-1 ② F8		B FF 92 X FF 92 1-0 ② SF8 3-H		3	1	1	1	0	0	0
22 Jason Kipnis, L (1, 4) OBP: 0.313, SLG: 0.395			B SI 91 B FC 85 C CH 83 B SI 92 F SI 92 X KC 79 3-2 ① G3-1		D FC 85 X SI 91 1-0 2-H HR	X FF 98 0-0 ③ F8		C SL 83 B FF 92 X FF 93 1-1 ③ G3-1		4	1	1	2	0	0	0
27 Kevin Plawecki, R (1, 2) OBP: 0.293, SLG: 0.345			C SI 93 S CH 83 F KC 80 B FC 85 F CH 84 B SI 93 X CH 84 2-2 ② G5-3		B FC 83 H CH 81 2-0 30 1B 12 HR HBP		C FF 96 B FF 96 X FF 97 1-1 12 WP 2B			2	1	1	0	0	0	0
30 Tyler Naquin, L (1, 7) OBP: 0.320, SLG: 0.491			C FC 86 F KC 80 F FC 85 B SI 93 B KC 78 X CH 84 2-2 ③ P4		B FF 95 S SL 86 B FF 95 B SL 85 F SL 85 F SL 86 F SL 85 X SL 85 3-2 12 HR 1-2 1B		B SL 84 F CH 88 F FF 95 F CH 88 S FF 97 1-3 ① K			3	1	1	0	0	1	1
Inning Stats	R: 0 E: 0 K: 0 S: 5 H: 0 LOB: 0 BB: 0 P: 9	R: 0 E: 1 K: 0 S: 7 H: 0 LOB: 0 BB: 0 P: 13	R: 0 E: 0 K: 0 S: 12 H: 0 LOB: 0 BB: 0 P: 19	R: 0 E: 0 K: 0 S: 12 H: 0 LOB: 1 BB: 1 P: 21	R: 5 E: 0 K: 0 S: 20 H: 4 LOB: 1 BB: 1 P: 37	R: 0 E: 0 K: 1 S: 6 H: 0 LOB: 0 BB: 0 P: 7	R: 0 E: 0 K: 2 S: 12 H: 1 LOB: 1 BB: 0 P: 18	R: 2 E: 1 K: 0 S: 7 H: 2 LOB: 0 BB: 0 P: 12		1B: 1 2B: 3 3B: 0 HR: 3 SF: 1 SAC: 0 DP: 0 HBP: 1					WP: 1 PB: 0 SB: 0 CS: 0 PA: 34	

PITCHER		IP	WLS	BF	H	R	ER	SO	BB	IBB	HBP	BLK	WP	HR	S	P	ERA	WHIP
64 Félix Peña, R ERA: 4.58	(1, 1)	1.2		5	0	0	0	0	0	0	0	0	0	0	10	18	0.00	0.000
53 Trevor Cahill, R ERA: 6.28	(2, 1)	2.2	L	12	2	3	3	0	1	0	1	0	0	1	33	58	10.12	1.125
38 Justin Anderson, R ERA: 4.28	(5, 1)	0.2		5	2	2	2	0	1	0	0	0	0	1	13	23	27.00	4.500
31 Ty Buttrey, R ERA: 3.48	(6, 1)	1.2		6	1	0	0	2	0	0	0	0	1	0	15	20	0.00	0.600
32 Cam Bedrosian, R ERA: 3.14	(7, 1)	1.1		6	2	2	1	1	0	0	0	0	0	1	10	17	6.75	1.500

PITCHER IP WLS BF H R ER SO BB IBB HBP BLK WP HR S P ERA WHIP

BOTTOM

Los Angeles Angels @ Cleveland Indians

Progressive Field, Cleveland, OH

Sat Aug 03 2019, 7:10 PM - 10:10 PM EDT

Att. 31,222 - Clear - 78 F

livebaseballscorecards.com

AB	30
R	7
H	7
RBI	7
BB	2
SO	3
LOB	6

Batter	1	2	3	4	5	6	7	8	9	AB	R	H	RBI	BB	SO	LOB
18 Brian Goodwin, L (1, 7) OBP: 0.338, SLG: 0.476	B FF 93 C CH 88 C KC 83 B FF 94 S KC 85 2-3 ① K			S KC 82 X FF 93 0-1 ① 17 G6-3 5 1B 2B		B KC 84 C CH 88 B KC 82 X KC 83 2-1 ② G4-1		C CH 88 X KC 84 0-1 ③ G3		4	1	1	0	0	1	0
27 Mike Trout, R (1, 8) OBP: 0.437, SLG: 0.659	B KC 84 B SL 87 X SL 85 2-0 ② G5-3			F SL 85 B FF 94 C SL 85 S FF 94 1-3 ① K		C FF 94 B KC 84 X SL 85 1-1 ① 2B			B KC 84 C FF 93 X FF 93 1-1 ① L9	4	0	1	0	0	1	1
17 Shohei Ohtani, L (1, 10) OBP: 0.352, SLG: 0.511	C FF 93 B FF 94 C KC 84 S SL 86 1-3 ③ K			S KC 84 F KC 84 B SL 85 X SL 86 1-2 ② G6-3 2-3		S CH 87 D KC 83 X FF 94 1-1 ③ G4-3			C FF 94 B CH 88 F CH 88 C FF 93 1-3 ② K	4	0	0	0	0	2	2
5 Albert Pujols, R (1, 3) OBP: 0.301, SLG: 0.442		B SL 85 C SL 84 X KC 84 1-1 56 G4-6-3 1B		B FF 94 B SL 86 F FF 94 X FF 94 2-1 3-H 1B			C FF 93 X FF 93 0-1 ① G5-3		B KC 84 C SL 85 F KC 84 X FF 93 1-2 ③ G5-3	4	0	2	1	0	0	0
56 Kole Calhoun, L (1, 9) OBP: 0.321, SLG: 0.486		X FF 94 0-0 ① ② G4-6-3 1-2f		F KC 83 C CH 88 S KC 84 0-3 ③ K			F FF 94 B CH 88 S SL 86 F FF 93 B KC 84 B SL 86 F SL 85 X FF 94 3-2 HR			3	1	1	1	0	1	2
6 David Fletcher, R (1, 6) OBP: 0.348, SLG: 0.398		C FF 93 F SL 86 F FF 94 X SL 85 0-2 ③ L8			X FF 92 0-0 ① F7		C SL 85 B KC 83 X SL 86 1-1 ② G5-3			3	0	0	0	0	0	0
23 Matt Thaiss, L (1, 5) OBP: 0.293, SLG: 0.547			C FF 93 X KC 83 0-1 ① G3-1		C FF 92 F FF 93 F KC 83 X KC 83 0-2 ② P5		S KC 84 C KC 82 F KC 82 S KC 82 0-3 ③ K			3	0	0	0	0	1	0
4 Luis Rengifo, S (1, 4) OBP: 0.319, SLG: 0.354			C CH 87 B FF 93 B FF 93 X SL 85 2-1 ② G3		B KC 82 B KC 83 C CH 88 S FF 93 F KC 83 S KC 83 2-3 ③ K			B CH 87 X CH 87 1-0 ① G4-3		3	0	0	0	0	1	0
33 Max Stassi, R (1, 2) OBP: 0.225, SLG: 0.202 25 Jared Walsh, L (8, PH) OBP: 0.278, SLG: 0.294 44 Kevan Smith, R (8, 2) OBP: 0.344, SLG: 0.391			B FF 93 B SL 85 X SL 84 2-0 ③ P6			B SL 85 S SL 85 X SL 85 1-1 ① G6-3		C FF 93 F CH 88 B FF 93 B KC 84 S FF 94 2-3 ② K		2 1 0	0 0 0	0 0 0	0 0 0	0 0 0	0 1 0	0 0 0
Inning Stats	R: 0 E: 0 K: 2 S: 7 H: 0 LOB: 0 BB: 0 P: 12	R: 0 E: 0 K: 0 S: 7 H: 1 LOB: 0 BB: 0 P: 8	R: 0 E: 0 K: 0 S: 5 H: 0 LOB: 0 BB: 0 P: 9	R: 1 E: 0 K: 2 S: 13 H: 2 LOB: 1 BB: 0 P: 17	R: 0 E: 0 K: 1 S: 9 H: 0 LOB: 0 BB: 0 P: 11	R: 0 E: 0 K: 0 S: 8 H: 1 LOB: 1 BB: 0 P: 13	R: 1 E: 0 K: 1 S: 13 H: 1 LOB: 0 BB: 0 P: 17	R: 0 E: 0 K: 1 S: 6 H: 0 LOB: 0 BB: 0 P: 9	R: 0 E: 0 K: 1 S: 8 H: 0 LOB: 0 BB: 0 P: 11	1B: 2 2B: 2 3B: 0 HR: 1	SF: 0 SAC: 0 DP: 1 HBP: 0			WP: 0 PB: 0 SB: 0 CS: 0	PA: 31		

PITCHER	IP	WLS	BF	H	R	ER	SO	BB	IBB	HBP	BLK	WP	HR	S	P	ERA	WHIP
57 Shane Bieber, R (1, 1) ERA: 3.31	9.0	W	31	5	2	2	8	0	0	0	0	0	1	76	107	2.00	0.556

PITCHER	IP	WLS	BF	H	R	ER	SO	BB	IBB	HBP	BLK	WP	HR	S	P	ERA	WHIP

TOP

Los Angeles Angels @ Cleveland Indians

Progressive Field, Cleveland, OH

Sun Aug 04 2019, 1:12 PM - 4:12 PM EDT

Att. 26,099 - Sunny - 82 F

livebaseballscorecards.com

AB	31
R	2
H	5
RBI	2
BB	0
SO	8
LOB	5

Batter	1	2	3	4	5	6	7	8	9	AB	R	H	RBI	BB	SO	LOB
12 Francisco Lindor, S (1, 6) OBP: 0.357, SLG: 0.536	B FF 91 C SL 84 X CH 84 1-1 L7 ①		C CH 83 C SL 86 B FF 91 B SI 92 X SL 84 2-2 HR	F FF 92 B SL 87 B SL 85 B SI 93 B SL 86 4-1 35 WP BB		X FF 92 0-0 G4-3 ②		B FF 97 F SL 89 B CH 90 X SI 97 2-1 SF8 ② 2-3 3-H		3	1	1	2	1	0	0
35 Óscar Mercado, R (1, 8) OBP: 0.337, SLG: 0.469	S SL 85 B FF 92 X SL 85 1-1 HR		B CH 87 B FF 92 F FF 92 B CH 83 B SI 92 4-1 66 BB BB	F FF 94 B FF 94 B SL 86 X SL 87 2-1 G6-3 ③ 1-2 2-3		C CU 78 B FF 91 C SL 86 X FF 91 1-2 F8 ③		C SL 84 F FS 88 D SL 87 F SL 87 F FF 99 X FF 99 1-2 G3-1 ③		4	1	1	1	1	0	3
41 Carlos Santana, S (1, 3) OBP: 0.402, SLG: 0.526	C FF 92 B SL 84 C SL 85 F SL 82 B CH 84 B SL 85 X SL 83 3-2 G6-3 ②		B FF 92 1 SAFE F CH 82 C SL 86 1 SAFE B SL 83 B FF 93 X SL 84 3-2 F8 ②		X SL 84 0-0 11 2B 22 1B 1B		X FF 92 0-0 1B			4	1	2	0	0	0	1
66 Yasiel Puig, R (1, 9) OBP: 0.305, SLG: 0.473	B FF 92 B SI 93 X CH 83 2-0 11 S 2B		B FF 92 1 SAFE B SI 92 B SI 91 B SI 93 4-0 1-2 BB		B SL 85 B FF 91 S SL 84 X SL 84 2-1 F8 ①		X CU 77 0-0 F9 ①			3	0	1	0	1	0	2
11 José Ramírez, S (1, 5) OBP: 0.314, SLG: 0.417	B SL 85 C CH 85 C SL 85 B SL 81 F SL 85 F FF 93 C SL 84 2-3 K ③ 2-3		B CH 84 X SL 86 1-0 G1-3 ③		1 SAFE X FF 91 0-0 22 1B 1-3 2B		C CU 78 T FF 92 S FF 92 0-3 K ②			4	1	1	0	0	2	4
32 Franmil Reyes, R (1, 10) OBP: 0.305, SLG: 0.521		B FF 92 S SL 85 F FF 92 B CH 84 B FF 93 S SL 86 3-3 K ①		F SL 83 F CH 81 S FF 90 0-3 K ①	B CU 75 S FF 91 B FF 91 F CU 79 S FF 91 2-3 K ②		B SL 88 S FF 90 S FF 92 B FF 92 F FF 93 B CU 77 S FF 90 3-3 K ③			4	0	0	0	0	4	3
22 Jason Kipnis, L (1, 4) OBP: 0.317, SLG: 0.407		C FF 93 B SL 82 B CH 84 X SL 86 2-1 L8 ②		B CH 82 F FF 91 B SI 92 X SL 84 2-1 HR	C CU 78 C FF 92 X CU 80 0-2 55 S 2-H 3-H 1B			F SL 90 B FF 97 B CH 89 B CH 90 B FF 98 4-1 8 2B 12 SF8 BB		3	2	2	3	1	0	0
55 Roberto Pérez, R (1, 2) OBP: 0.320, SLG: 0.483		B SL 85 S FF 90 S FF 91 B FF 91 B SL 85 S SL 85 3-3 K ③		S SL 85 B FF 92 F CH 82 B FF 92 F CH 83 S FF 93 2-3 K ②	1 SAFE C FF 91 1 SAFE B FF 91 D CU 78 X FF 92 2-1 G5-3 ③ 1-2			1 SAFE C SL 88 B FF 98 B FF 97 X CH 90 2-1 F8 ①		4	0	0	0	0	2	2
8 Jordan Luplow, R (1, 7) OBP: 0.343, SLG: 0.508			C FF 90 F FF 91 B FF 91 S CH 83 1-3 K ①	C SL 84 B CH 84 S FF 92 B FF 93 F CH 85 X FF 93 2-2 35 WP 2B		C FF 91 F SL 85 B FF 92 B CU 80 X SL 87 2-2 L8 ①		1 SAFE B FF 96 F CH 90 F FF 97 F FF 98 F FF 97 1 SAFE F SL 89 F FF 98 1-2 F CH 88 F FF 98 X SL 86 12 SF8 1-3 2B		4	0	2	0	0	1	0
Inning Stats	R: 1 E: 0 K: 1 S: 14 H: 2 LOB: 1 BB: 0 P: 23	R: 0 E: 0 K: 2 S: 8 H: 0 LOB: 0 BB: 0 P: 16	R: 1 E: 0 K: 1 S: 11 H: 1 LOB: 2 BB: 2 P: 26	R: 1 E: 0 K: 2 S: 16 H: 2 LOB: 2 BB: 1 P: 28	R: 2 E: 0 K: 1 S: 12 H: 3 LOB: 1 BB: 0 P: 18	R: 0 E: 0 K: 0 S: 7 H: 0 LOB: 0 BB: 0 P: 10	R: 0 E: 0 K: 2 S: 9 H: 1 LOB: 1 BB: 0 P: 12	R: 1 E: 0 K: 0 S: 19 H: 1 LOB: 1 BB: 1 P: 29		1B: 3 2B: 4 3B: 0 HR: 3	SF: 1 SAC: 0 DP: 0 HBP: 0		WP: 1 PB: 0 SB: 2 CS: 0	PA: 38		

PITCHER		IP	WLS	BF	H	R	ER	SO	BB	IBB	HBP	BLK	WP	HR	S	P	ERA	WHIP
51 Jaime Barria, R ERA: 6.36	(1, 1)	3.2	L	19	5	3	3	6	3	0	0	0	0	3	47	89	7.36	2.182
39 Luke Bard, R ERA: 5.68	(4, 1)	0.1		2	1	1	1	0	0	0	0	0	1	0	3	5	27.00	3.000
66 JC Ramírez, R ERA: 2.25	(5, 1)	3.0		12	3	1	1	3	0	0	0	0	0	0	27	39	3.00	1.000
57 Hansel Robles, R ERA: 2.86	(8, 1)	0.2		4	1	1	1	0	1	0	0	0	0	0	14	23	13.50	3.000
40 Luis García, R ERA: 5.27	(8, 1)	0.1		1	0	0	0	0	0	0	0	0	0	0	5	6	0.00	0.000

PITCHER	IP	WLS	BF	H	R	ER	SO	BB	IBB	HBP	BLK	WP	HR	S	P	ERA	WHIP

BOTTOM

Los Angeles Angels @ Cleveland Indians

Progressive Field, Cleveland, OH

Sun Aug 04 2019, 1:12 PM - 4:12 PM EDT

Att. 26,099 - Sunny - 82 F

livebaseballscorecards.com

AB	33
R	6
H	10
RBI	6
BB	4
SO	9
LOB	15

Batter	1	2	3	4	5	6	7	8	9	AB	R	H	RBI	BB	SO	LOB
6 David Fletcher, R (1, 6) (8, 4) OBP: 0.345, SLG: 0.394	C FF 93 C SI 93 X FF 94 0-2 27 BB 8 HR 1B		C SL 85 B SL 87 F SI 93 F KC 83 B KC 84 X SI 95 2-2 18 G4-3 1B		C SI 93 C SI 94 B SL 88 C SI 93 1-3 ② K		C SL 84 X FF 94 0-1 ③ G6-3		B FF 95 C FF 94 C SL 82 B SL 84 X SL 83 2-2 ② ③ G4-3 1-2f	5	1	2	0	0	1	1
27 Mike Trout, R (1, 8) OBP: 0.440, SLG: 0.672	C SI 95 1 SAFE B SI 93 F SL 89 1 SAFE B FF 94 B SI 94 1 SAFE F SI 95 4-2 B SI 94 1-2 8 HR BB		C FF 94 F SI 95 1 SAFE 1 SAFE D KC 83 C KC 82 1-3 ① K		B SI 94 X SI 94 1-0 HR			C CU 81 F CH 86 B FF 97 B FF 98 B FF 97 F CH 87 F CH 87 S FF 98 3-3 ① K		3	2	1	1	1	2	1
18 Brian Goodwin, L (1, 9) OBP: 0.339, SLG: 0.489	X SI 95 0-0 ① L9		B SI 93 B SL 86 B FF 93 C SI 93 C FF 94 1 SAFE F SL 88 X SI 94 3-2 ② G4-3 1-2		C CH 87 C FF 95 S KC 83 0-3 ③ K			S CH 87 B CH 86 X FF 96 1-1 17 BB 2B		4	0	1	0	0	1	3
8 Justin Upton, R (1, 7) OBP: 0.303, SLG: 0.393	C SL 90 F SI 94 X SI 95 0-2 1-H 2-H HR		D SL 90 D SL 89 B SI 94 C FF 94 B SL 87 4-1 BB			S SL 87 B FF 93 F SI 94 B SI 94 B SI 93 F SL 88 X SL 88 3-2 ① L7		B SL 83 B FF 94 S SL 84 B SL 84 C FF 94 B FF 95 4-2 17 BB BB		2	1	1	3	2	0	0
5 Albert Pujols, R (1, 3) (8, 5) OBP: 0.299, SLG: 0.439	C FF 95 X SL 90 0-1 ② G6-3		B SL 90 S SL 88 C SI 94 X SL 89 1-2 ③ G6-3			C FF 94 T FF 94 B FF 93 F SI 93 B SI 93 X SL 88 2-2 1B		B FF 95 B FF 95 F FF 95 B SL 85 F FF 94 C SL 83 3-3 ② K		4	0	1	0	0	1	4
23 Matt Thaiss, L (1, 5) OBP: 0.277, SLG: 0.492 17 Shohei Ohtani, L (8, PH) OBP: 0.353, SLG: 0.509 19 Wilfredo Tovar, R (8, 6) OBP: 0.298, SLG: 0.310	C FF 95 B SL 90 X FF 95 1-1 ③ F7			C CH 86 C FF 94 B FF 94 B KC 85 F FF 96 B KC 84 F SL 89 F FF 94 X SL 88 3-2 ① G4-3		S SL 85 D SL 85 F FF 94 S SL 86 1-3 ② K		B CU 84 C FF 94 B SL 84 B FF 94 B FF 92 4-1 1-2 2-3 BB		3 0 0	0 0 0	0 0 0	0 1 0	1 0 0	1 0 0	1 0 0
4 Luis Rengifo, S (1, 4) OBP: 0.325, SLG: 0.364 56 Kole Calhoun, L (8, PH) OBP: 0.317, SLG: 0.480 31 Ty Buttrey, L (8, 1)		B FF 94 B SL 85 C SI 94 X KC 86 2-1 ① G5-3		B KC 81 C FF 95 B CH 85 B CH 88 B FF 94 4-1 33 G6-4-3 BB		F SL 85 C FF 97 X SL 87 0-2 ③ P5		C CU 82 X FF 92 0-1 ③ F9		2 1 0	0 0 0	0 0 0	0 0 0	1 0 0	0 0 0	1 3 0
33 Max Stassi, R (1, 2) OBP: 0.217, SLG: 0.194		C FF 93 F SL 86 B SI 94 S SL 90 1-3 ② K		S SL 89 C SL 89 F SI 93 X SI 93 0-2 ② ③ G6-4-3 1-2f			F SI 93 F SI 96 C SL 85 0-3 ① K		B FF 95 C FF 95 S SL 83 B SL 85 T SL 84 2-2 ① K	4	0	0	0	0	3	1
54 José Suarez, L (1, 1) 38 Justin Anderson, L (6, 1) 44 Kevan Smith, R (7, PH) OBP: 0.333, SLG: 0.378 32 Cam Bedrosian, R (7, 1) 25 Jared Walsh, L (8, 3) OBP: 0.275, SLG: 0.289		C FF 93 F FF 94 S SL 89 0-3 ③ K			C FF 92 X SL 87 0-1 ① G5-3		S SL 85 B SL 85 F FF 96 S SL 85 1-3 ② K		B FF 96 B CH 89 C CH 89 X CH 89 2-1 6 G4-3 1B	2 0 1 0 1	0 0 0 0 0	0 0 0 0 1	0 0 0 0 0	0 0 0 0 0	1 0 0 0 0	0 0 0 0 0

TOP

Los Angeles Angels @ Cincinnati Reds

Great American Ball Park, Cincinnati, OH

Tue Aug 06 2019, 7:12 PM - 11:15 PM EDT

Att. 19,288 - Overcast - 78 F

livebaseballscorecards.com

AB	32
R	4
H	7
RBI	4
BB	5
SO	11
LOB	15

Inning Stats	1	2	3	4	5	6	7	8	9
	R: 3 E: 0 K: 0 S: 14	R: 0 E: 0 K: 2 S: 8	R: 0 E: 0 K: 1 S: 15	R: 0 E: 0 K: 0 S: 11	R: 1 E: 0 K: 2 S: 9	R: 0 E: 0 K: 1 S: 14	R: 0 E: 0 K: 2 S: 8	R: 0 E: 0 K: 2 S: 15	R: 0 E: 0 K: 1 S: 8
	H: 2 LOB: 0 BB: 1 P: 19	H: 0 LOB: 0 BB: 0 P: 11	H: 1 LOB: 2 BB: 1 P: 26	H: 0 LOB: 0 BB: 1 P: 18	H: 1 LOB: 0 BB: 0 P: 11	H: 1 LOB: 1 BB: 0 P: 20	H: 0 LOB: 0 BB: 0 P: 9	H: 1 LOB: 3 BB: 2 P: 30	H: 1 LOB: 0 BB: 0 P: 14

1B: 4	SF: 0	WP: 0
2B: 1	SAC: 0	PB: 0
3B: 0	DP: 2	SB: 0
HR: 2	HBP: 0	CS: 0

PA: 37

PITCHER		IP	WLS	BF	H	R	ER	SO	BB	IBB	HBP	BLK	WP	HR	S	P	ERA	WHIP
28 Anthony DeSclafani, R ERA: 4.2	(1, 1)	5.1	W	23	5	4	4	5	3	0	0	0	0	2	65	98	6.75	1.500
50 Amir Garrett, L ERA: 2.68	(6, 1)	1.2	H	5	0	0	0	3	0	0	0	0	0	0	14	16	0.00	0.000
21 Michael Lorenzen, R ERA: 3.03	(8, 1)	0.1	H	2	1	0	0	1	0	0	0	0	0	0	7	11	0.00	3.000
55 Robert Stephenson, R ERA: 4.7	(8, 1)	0.1	H	2	0	0	0	1	1	0	0	0	0	0	5	12	0.00	3.000
39 Lucas Sims, R ERA: 5.14	(8, 1)	0.1	H	2	0	0	0	0	1	0	0	0	0	0	3	7	0.00	3.000

PITCHER		IP	WLS	BF	H	R	ER	SO	BB	IBB	HBP	BLK	WP	HR	S	P	ERA	WHIP
26 Raisel Iglesias, R ERA: 4.01	(9, 1)	1.0		3	1	0	0	1	0	0	0	0	0	0	8	14	0.00	1.000

Batter	1	2	3	4	5	6	7	8	9	AB	R	H	RBI	BB	SO	LOB
15 Nick Senzel, R (1, 8) OBP: 0.337, SLG: 0.457	C FF 90 C FF 92 B FF 91 F CH 80 F CH 80 X FF 92 1-2 ① F9		B FF 91 F CU 75 F CH 82 C FF 91 1-3 ① K	D CH 83 F CH 81 F FF 92 D CU 76 F CH 82 X CU 76 2-2 1-3 2-H 1B		C SL 86 C SL 85 B SL 84 B FF 96 B SL 84 F SL 85 S SL 86 3-3 ③ K		C SL 85 B CH 88 C FF 97 X SL 84 1-2 19 BB 1B		5	0	2	1	0	2	0
19 Joey Votto, L (1, 3) OBP: 0.349, SLG: 0.402	C CU 73 C FF 93 F FF 92 B FF 92 X CH 82 1-2 ② L9		C FF 90 C FF 92 C FF 92 0-3 ② K	B CU 76 S FF 93 B FF 92 X CU 77 2-1 ③ L8			C FF 93 B FF 94 B SL 85 B FF 93 X FF 94 3-1 E7 44 G1-3	1 SAFE B FF 96 B FF 96 B CH 88 F FF 97 1 SAFE C FF 97 B CH 88 4-2 1-2 BB		4	0	0	0	1	1	2
7 Eugenio Suárez, R (1, 5) OBP: 0.339, SLG: 0.523	B FF 92 C CU 73 F FF 91 B CH 82 B FF 91 X CH 82 3-2 HR		C CU 76 F FF 94 B CH 83 X FF 92 1-2 ③ G6-3		C CU 75 F FF 93 B FF 91 F FF 94 B CU 77 F FF 93 S CH 84 2-3 ① K		D SL 86 H FF 93 2-0 44 G1-3 HBP	B FF 97 B SL 83 F SL 83 C FF 96 S FF 95 2-3 ③ K		4	1	1	1	0	2	2
44 Aristides Aquino, R (1, 9) OBP: 0.471, SLG: 0.813	S FF 92 X FF 92 0-1 4 HR 1B			S CH 80 B CH 81 X FF 92 1-1 HR	B CU 76 X CU 75 1-0 4 FC4-6 1B		B SL 87 C FF 95 X SL 87 1-1 ① G1-3 1-2 2-3			4	2	3	1	0	0	2
4 Jose Iglesias, R (1, 6) OBP: 0.319, SLG: 0.408	C CU 76 1 SAFE B FF 92 X CH 82 1-1 1-H HR			B CU 73 C FF 91 B CU 76 F FF 92 X CU 76 2-2 6 CS 1B	B FF 92 X FF 92 1-0 ② FC4-6 1-2f		F FF 94 B FF 95 X SL 88 1-1 ② G5-3			4	1	2	2	0	0	3
6 Phillip Ervin, R (1, 7) OBP: 0.407, SLG: 0.546 50 Amir Garrett, R (6, 1) 33 Jesse Winker, L (7, PH) OBP: 0.353, SLG: 0.470 21 Michael Lorenzen, R (8, 1) OBP: 0.333, SLG: 0.364 55 Robert Stephenson, R (8, 1) 39 Lucas Sims, R (8, 1) 26 Raisel Iglesias, R (9, 1)	C FF 94 X CU 77 0-1 ③ F9			F CH 82 B CH 82 F FF 92 1 SAFE B CU 76 F CH 82 F CH 82 F FF 94 F CU 75 2-2 ① X FF 93 16 WP 28 1B 1-2 1B	B FF 93 X CH 82 1-0 ③ P6		B SL 86 B FF 95 X SL 84 2-0 ③ G3-1			3 0 1 0 0 0 0 0	1 0 0 0 0 0 0 0	1 0 0 0 0 0 0 0	0 0 0 0 0 0 0 0	0 0 0 0 0 0 0 0	1 0 2 0 0 0 0 0
9 José Peraza, R (1, 4) OBP: 0.280, SLG: 0.354		B FF 92 C FF 91 F CU 77 X CU 75 1-2 28 L3-6 16 G5-3 1B		1 SAFE 1 SAFE C FF 91 1 SAFE X CH 80 0-1 ② P3		C SL 85 B SL 85 T FF 95 F FF 94 B SL 84 X SL 85 2-2 ① G4-3		C FF 97 B FF 97 B SL 83 F SL 82 T FF 96 2-2 ① K		4	0	1	0	0	1	1
16 Tucker Barnhart, L (1, 2) OBP: 0.318, SLG: 0.377		F FF 91 B FF 93 B FF 92 1 SAFE X CH 83 2-1 ① G5-3 1-2		B FF 91 1-0 28 1B 15 1B 1-2 IBB		B SL 86 F SL 85 C SL 85 B FF 95 B FF 95 X SL 86 3-2 HR		B CH 86 F FF 96 B CH 88 X FF 96 2-1 HR		3	3	2	2	1	0	1
28 Anthony DeSclafani, R (1, 1) OBP: 0.167, SLG: 0.167 17 Josh VanMeter, L (6, 7) OBP: 0.387, SLG: 0.467		B FF 93 S FF 93 X FF 93 1-1 ② ③ L3-6 2-2		X FF 92 0-0 15 1B 1-2 2-H 1B		C SL 87 F FF 95 X SL 84 0-2 ② G3		B SL 84 B FF 96 C FF 95 X FF 97 2-1 ② F7		2 2	0 0	1 0	1 0	0 0	0 0	1 0
Inning Stats	R: 3 E: 0 K: 0 S: 18 H: 3 LOB: 0 BB: 0 P: 24	R: 0 E: 0 K: 0 S: 7 H: 1 LOB: 0 BB: 0 P: 11	R: 0 E: 0 K: 2 S: 9 H: 0 LOB: 0 BB: 0 P: 11	R: 3 E: 0 K: 0 S: 22 H: 5 LOB: 2 BB: 1 P: 32	R: 0 E: 0 K: 1 S: 8 H: 1 LOB: 1 BB: 0 P: 13	R: 1 E: 0 K: 1 S: 14 H: 1 LOB: 0 BB: 0 P: 22	R: 0 E: 1 K: 0 S: 7 H: 0 LOB: 2 BB: 0 P: 16	R: 1 E: 0 K: 2 S: 15 H: 2 LOB: 2 BB: 1 P: 28		1B: 8 2B: 1 3B: 0 HR: 5	SF: 0 SAC: 0 DP: 1 HBP: 1		WP: 1 PB: 0 SB: 0 CS: 1	PA: 39	

PITCHER	IP	WLS	BF	H	R	ER	SO	BB	IBB	HBP	BLK	WP	HR	S	P	ERA	WHIP
54 José Suarez, L (1, 1) ERA: 6.22	5.0	L	24	10	6	6	3	0	1	0	0	1	3	64	91	10.80	2.000
38 Justin Anderson, R (6, 1) ERA: 4.39	1.0		4	1	1	1	1	0	0	0	0	0	1	14	22	9.00	1.000
32 Cam Bedrosian, R (7, 1) ERA: 3.08	1.0		5	0	0	0	0	0	0	1	0	0	0	7	16	0.00	0.000
31 Ty Buttrey, R (8, 1) ERA: 3.59	1.0		6	2	1	1	2	1	0	0	0	0	1	15	28	9.00	3.000

PITCHER	IP	WLS	BF	H	R	ER	SO	BB	IBB	HBP	BLK	WP	HR	S	P	ERA	WHIP

BOTTOM

Los Angeles Angels @ Cincinnati Reds

Great American Ball Park, Cincinnati, OH

Tue Aug 06 2019, 7:12 PM - 11:15 PM EDT

Att. 19,288 - Overcast - 78 F

livebaseballscorecards.com

AB	36
R	8
H	13
RBI	8
BB	2
SO	6
LOB	15

Batter	1	2	3	4	5	6	7	8	9	AB	R	H	RBI	BB	SO	LOB
6 David Fletcher, R (1, 5) OBP: 0.342, SLG: 0.390	B SI 93 B FF 93 B SI 92 C FF 92 C FF 93 X FF 94 3-2 ① L8		B FF 91 B SL 76 B SI 94 C CH 89 X SI 93 3-1 ③ G6-3			C FF 92 X SL 78 0-1 ③ G5-3			C FF 94 B FC 89 B FF 93 C KC 80 B FC 89 F FF 92 X KC 81 3-2 ② G5-3	4	0	0	0	0	0	0
27 Mike Trout, R (1, 8) OBP: 0.439, SLG: 0.668	F FF 93 S FF 92 B FF 93 C FF 94 1-3 ② K			B FF 91 B FF 92 C FF 94 C SL 80 S FF 96 2-3 ① K			C CH 86 X SL 80 0-1 1B		C FF 94 F FF 93 B FF 93 S KC 82 1-3 ③ K	4	0	1	0	0	3	0
17 Shohei Ohtani, L (1, 10) OBP: 0.353, SLG: 0.511	B SI 91 X SI 92 1-0 2B			X SL 78 0-0 ② F8			C SI 93 B SI 92 F SI 92 D SL 83 B SL 81 C FF 96 3-3 ① K			3	0	1	0	0	1	1
8 Justin Upton, R (1, 7) OBP: 0.297, SLG: 0.384	C CH 86 B FF 95 S FF 94 C SL 80 1-3 ③ K			S SL 78 S SL 81 B SL 80 S SL 80 1-3 ③ K			C FF 94 B FF 94 B SL 82 F FF 94 S FF 97 2-3 ② K			3	0	0	0	0	3	2
5 Albert Pujols, R (1, 3) OBP: 0.297, SLG: 0.435		B CH 83 C CH 86 X SL 77 1-1 ① G4-3			B SL 75 F SL 75 X SL 79 1-1 ① F8		S CH 87 B FF 94 F FF 96 S FF 98 1-3 ③ K			3	0	0	0	0	1	1
56 Kole Calhoun, L (1, 9) OBP: 0.315, SLG: 0.476		S SL 78 F SI 92 B FF 93 S FF 94 1-3 ② K			F SI 90 X FF 93 0-1 ② L7			C FF 89 B SL 78 F FF 92 F SL 82 F SL 75 S SL 82 1-3 ① K		3	0	0	0	0	2	0
4 Luis Rengifo, S (1, 4) OBP: 0.322, SLG: 0.360		B CH 86 X CH 85 1-0 ③ G5-3			F SL 76 B FF 94 B FF 92 S FF 93 C FF 95 2-3 ③ K			T FF 92 X FF 95 0-1 ② L9		3	0	0	0	0	1	0
19 Wilfredo Tovar, R (1, 6) OBP: 0.280, SLG: 0.289			C CH 83 B SL 76 F FF 91 C SL 80 1-3 ① K			X CH 85 0-0 ① L8		S SL 77 B FF 94 B FF 93 F FF 95 F SL 83 S FF 97 2-3 ③ K		3	0	0	0	0	2	0
33 Max Stassi, R (1, 2) OBP: 0.213, SLG: 0.190 18 Brian Goodwin, L (9, PH) OBP: 0.338, SLG: 0.487			C SL 76 C FF 93 B FF 92 F FF 94 X SL 81 1-2 ② P5			C SI 91 B FF 90 C FF 93 B SL 82 B SL 80 C SL 78 3-3 ② K			B KC 79 C KC 79 S FC 87 B KC 81 S KC 82 2-3 ① K	2 1	0 0	0 0	0 0	0 0	1 1	0 0
Inning Stats	R: 0 E: 0 K: 2 S: 10 H: 1 LOB: 1 BB: 0 P: 16	R: 0 E: 0 K: 1 S: 6 H: 0 LOB: 0 BB: 0 P: 9	R: 0 E: 0 K: 1 S: 9 H: 0 LOB: 0 BB: 0 P: 14	R: 0 E: 0 K: 2 S: 7 H: 0 LOB: 0 BB: 0 P: 10	R: 0 E: 0 K: 1 S: 7 H: 0 LOB: 0 BB: 0 P: 10	R: 0 E: 0 K: 1 S: 6 H: 0 LOB: 0 BB: 0 P: 9	R: 0 E: 0 K: 3 S: 11 H: 1 LOB: 1 BB: 0 P: 17	R: 0 E: 0 K: 2 S: 11 H: 0 LOB: 0 BB: 0 P: 14	R: 0 E: 0 K: 2 S: 10 H: 0 LOB: 0 BB: 0 P: 16	1B: 1 2B: 1 3B: 0 HR: 0 SF: 0 SAC: 0 DP: 0 HBP: 0						

PITCHER		IP	WLS	BF	H	R	ER	SO	BB	IBB	HBP	BLK	WP	HR	S	P	ERA	WHIP
41 Chris Sale, L ERA: 4.41	(1, 1)	8.0	W	26	2	0	0	13	0	0	0	0	0	0	67	99	0.00	0.250
44 Brandon Workman, R ERA: 1.92	(9, 1)	1.0	S	3	0	0	0	2	0	0	0	0	0	0	10	16	0.00	0.000

PITCHER	IP	WLS	BF	H	R	ER	SO	BB	IBB	HBP	BLK	WP	HR	S	P	ERA	WHIP

TOP

Los Angeles Angels @ Boston Red Sox

Fenway Park, Boston, MA

Thu Aug 08 2019, 7:11 PM - 9:26 PM EDT

Att. 34,744 - Partly Cloudy - 85 F

livebaseballscorecards.com

AB	29
R	0
H	2
RBI	0
BB	0
SO	15
LOB	4

Batter	1	2	3	4	5	6	7	8	9	AB	R	H	RBI	BB	SO	LOB
50 Mookie Betts, R (1, 9) OBP: 0.387, SLG: 0.483	C FF 92 F FF 92 X FF 92 0-2 G4-3		C FF 93 B CH 86 C CH 85 1 SAFE B FF 92 X CH 86 2-2 G1-6-3 1-2f		C FF 91 B CH 84 X FF 91 1-1 F9			B SL 84 X FF 92 1-0 G6-3		4	0	0	0	0	0	1
11 Rafael Devers, L (1, 5) OBP: 0.364, SLG: 0.558	C CU 79 S CU 78 B CU 78 F FF 93 S FF 92 1-3 K		C FF 93 B FF 91 B CU 78 C CU 78 S SI 91 2-3 K		B SL 84 F SI 90 X CU 76 1-1 G6-3			C CU 77 B FF 91 F CU 79 B FF 91 X FF 92 2-2 G1-3		4	0	0	0	0	2	0
2 Xander Bogaerts, R (1, 6) OBP: 0.387, SLG: 0.562	C FF 94 B FF 94 S CH 87 F CH 86 C FF 92 1-3 K			C CU 76 F CH 84 F FF 91 X FF 92 0-2 L9		C CU 76 B FF 91 F CU 76 B FF 90 S CH 84 2-3 K				3	0	0	0	0	2	0
28 J.D. Martinez, R (1, 10) OBP: 0.379, SLG: 0.547		B FF 92 F FF 92 B FF 92 B CH 86 C FF 92 F FF 93 X FF 93 3-2 59 HR 1B		B CU 77 B FF 92 X CH 85 2-0 16 2B 1B		C FF 90 S CU 76 S FF 91 0-3 K				3	1	2	0	0	1	0
59 Sam Travis, R (1, 3) OBP: 0.295, SLG: 0.434		X FF 93 0-0 1-H HR		C CH 84 B FF 92 S CH 84 D CH 86 F FF 92 1 SAFE S CU 78 2-3 K		B CH 83 F CU 76 X CU 74 1-1 P3				3	1	1	2	0	1	1
16 Andrew Benintendi, L (1, 7) OBP: 0.355, SLG: 0.468		C CU 77 B FF 91 B SI 92 F CU 77 B FF 92 F CU 78 S FF 93 3-3 K		X FF 92 0-0 1-3 2B			F FF 93 B SL 90 F CH 87 B FC 94 X CH 89 2-2 G4-3			3	0	1	0	0	1	0
23 Michael Chavis, R (1, 4) OBP: 0.328, SLG: 0.456		B FF 92 B FF 92 S FF 92 F FF 93 X CU 78 2-2 G6-3		B FF 91 B FF 91 F CU 76 B FF 91 S FF 92 X FF 92 3-2 P4			B SL 86 S SL 89 S FC 93 S FF 94 1-3 K			3	0	0	0	0	1	2
3 Sandy León, S (1, 2) OBP: 0.257, SLG: 0.326		B CU 78 C FF 92 C CU 77 T FF 92 1-2 K			C FF 90 B CU 76 X FF 90 1-1 HR		C SL 89 F FF 95 B SL 90 S FF 95 1-3 K			3	1	1	1	0	2	0
19 Jackie Bradley Jr., L (1, 8) OBP: 0.313, SLG: 0.384			C CU 78 F SI 92 B SI 91 B SL 85 F SI 92 B SI 93 B SI 92 4-2 50 G1-6-3 BB		B FF 91 F CU 76 X CU 76 1-1 G4-3			X FF 93 0-0 G6-3		2	0	0	0	1	0	0
Inning Stats	R: 0 E: 0 K: 2 S: 11 H: 0 LOB: 0 BB: 0 P: 13	R: 2 E: 0 K: 2 S: 15 H: 2 LOB: 0 BB: 0 P: 24	R: 0 E: 0 K: 1 S: 9 H: 0 LOB: 0 BB: 1 P: 17	R: 0 E: 0 K: 1 S: 13 H: 2 LOB: 2 BB: 0 P: 20	R: 1 E: 0 K: 0 S: 8 H: 1 LOB: 0 BB: 0 P: 12	R: 0 E: 0 K: 2 S: 8 H: 0 LOB: 0 BB: 0 P: 11	R: 0 E: 0 K: 2 S: 9 H: 0 LOB: 0 BB: 0 P: 13	R: 0 E: 0 K: 0 S: 5 H: 0 LOB: 0 BB: 0 P: 8		1B: 2 2B: 1 3B: 0 HR: 2 SF: 0 SAC: 0 DP: 1 HBP: 0						

PITCHER		IP	WLS	BF	H	R	ER	SO	BB	IBB	HBP	BLK	WP	HR	S	P	ERA	WHIP
52 Dillon Peters, L ERA: 3.45	(1, 1)	6.0	L	23	5	3	3	8	1	0	0	0	0	2	64	97	4.50	1.000
67 Taylor Cole, R ERA: 5.0	(7, 1)	1.0		3	0	0	0	2	0	0	0	0	0	0	9	13	0.00	0.000
66 JC Ramírez, R ERA: 1.8	(8, 1)	1.0		3	0	0	0	0	0	0	0	0	0	0	5	8	0.00	0.000

PITCHER	IP	WLS	BF	H	R	ER	SO	BB	IBB	HBP	BLK	WP	HR	S	P	ERA	WHIP

BOTTOM

Los Angeles Angels @ Boston Red Sox

Fenway Park, Boston, MA

Thu Aug 08 2019, 7:11 PM - 9:26 PM EDT

Att. 34,744 - Partly Cloudy - 85 F

livebaseballscorecards.com

AB	28
R	3
H	5
RBI	3
BB	1
SO	10
LOB	4

Los Angeles Angels @ Boston Red Sox

Fenway Park, Boston, MA

Fri Aug 09 2019, 7:10 PM - 10:43 PM EDT

Att. 36,650 - Clear - 84 F

livebaseballscorecards.com

Batter	1	2	3	4	5	6	7	8	9	AB	R	H	RBI	BB	SO	LOB
6 David Fletcher, R (1, 5) (7, 6) OBP: 0.339, SLG: 0.386	L9		G6-3			G5-3		F8		4	0	0	0	0	0	0
27 Mike Trout, R (1, 8) OBP: 0.439, SLG: 0.668	5 HR 2B		BB 17 FC4-6			K		P3		3	1	1	0	1	1	0
17 Shohei Ohtani, L (1, 10) OBP: 0.348, SLG: 0.504	F7		FC4-6 8 CS 1-2f			G6-3		K2-3		4	0	0	0	0	1	2
8 Justin Upton, R (1, 7) OBP: 0.302, SLG: 0.391	5 HR BB		CS 1-2	K			4 BB 18 BB 2B		K	3	2	1	0	1	2	0
5 Albert Pujols, R (1, 3) OBP: 0.299, SLG: 0.443	1-H 2-H HR			56 G3-6-3 HBP			G5-3		K	3	1	1	3	0	1	1
56 Kole Calhoun, L (1, 9) OBP: 0.314, SLG: 0.473	K			G3-6-3 1-2f			18 BB 4 BB HBP		L9	3	0	0	0	0	1	1
4 Luis Rengifo, S (1, 4) OBP: 0.322, SLG: 0.357		F9			L8		18 BB BB 1-2 2-3			2	0	0	0	1	0	0
33 Max Stassi, R (1, 2) OBP: 0.209, SLG: 0.186 18 Brian Goodwin, L (7, PH) OBP: 0.340, SLG: 0.487 44 Kevan Smith, R (7, 2) OBP: 0.333, SLG: 0.378		P4			P6		23 G4-6-3 BB 1-2 2-3 3-H			2 0 0	0 0 0	0 0 0	0 1 0	0 1 0	0 0 0	0 0 0
19 Wilfredo Tovar, R (1, 6) OBP: 0.269, SLG: 0.277 23 Matt Thaiss, L (7, PH) (7, 5) OBP: 0.273, SLG: 0.483		L6			G5-3		G4-6-3 1-2f			2 1	0 0	0 0	0 0	0 0	0 0	0 3

TOP	
AB	27
R	4
H	3
RBI	4
BB	4
SO	6
LOB	7

Inning Stats	1	2	3	4	5	6	7	8	9
	R: 3 E: 0 K: 1 S: 16	H: 2 LOB: 0 BB: 1 P: 30	R: 0 E: 0 K: 0 S: 6	H: 0 LOB: 0 BB: 0 P: 9	R: 0 E: 0 K: 0 S: 7	H: 0 LOB: 0 BB: 1 P: 13	R: 0 E: 0 K: 1 S: 5	H: 0 LOB: 0 BB: 0 P: 7	R: 0 E: 0 K: 0 S: 7	H: 0 LOB: 0 BB: 0 P: 9
	R: 0 E: 0 K: 1 S: 13	H: 0 LOB: 0 BB: 0 P: 20	R: 1 E: 0 K: 0 S: 10	H: 1 LOB: 2 BB: 2 P: 20	R: 0 E: 0 K: 1 S: 6	H: 0 LOB: 0 BB: 0 P: 11	R: 0 E: 0 K: 2 S: 11	H: 0 LOB: 0 BB: 0 P: 20		

	1B: 0	SF: 0	WP: 0	PA: 34
	2B: 2	SAC: 0	PB: 0	
	3B: 0	DP: 2	SB: 0	
	HR: 1	HBP: 2	CS: 1	

PITCHER		IP	WLS	BF	H	R	ER	SO	BB	IBB	HBP	BLK	WP	HR	S	P	ERA	WHIP
61 Brian Johnson, L ERA: 7.32	(1, 1)	2.2		12	2	3	3	1	2	0	0	0	0	1	28	50	10.12	1.500
64 Marcus Walden, R ERA: 3.36	(3, 1)	2.1	W	6	0	0	0	1	0	0	1	0	0	0	13	18	0.00	0.000
17 Nathan Eovaldi, R ERA: 6.46	(6, 1)	2.0	H	9	1	1	1	1	2	0	1	0	0	0	23	40	4.50	1.500
76 Hector Velázquez, R ERA: 5.55	(8, 1)	1.0		3	0	0	0	1	0	0	0	0	0	0	6	11	0.00	0.000
72 Josh Taylor, L ERA: 3.48	(9, 1)	1.0		3	0	0	0	2	0	0	0	0	0	0	11	20	0.00	0.000

PITCHER	IP	WLS	BF	H	R	ER	SO	BB	IBB	HBP	BLK	WP	HR	S	P	ERA	WHIP

Los Angeles Angels @ Boston Red Sox

Fenway Park, Boston, MA

Fri Aug 09 2019, 7:10 PM - 10:43 PM EDT

Att. 36,650 - Clear - 84 F

livebaseballscorecards.com

BOTTOM

Batter	1	2	3	4	5	6	7	8	9	AB	R	H	RBI	BB	SO	LOB
50 Mookie Betts, R (1, 9) OBP: 0.389, SLG: 0.491	C FF 91 B SL 87 B FF 91 B SL 85 F SL 85 X FF 93 2-2 28 2B 2B	C SL 87 B SL 87 B FF 93 F SL 86 S SL 89 2-3 ② K	B FF 93 C SL 87 F SL 86 B FF 93 1 SAFE 1 SAFE D SL 86 X SL 87 3-2 1-H HR	B SL 78 C FF 93 C FF 92 B SL 86 B FF 93 B FF 92 4-2 11 1B 1-2 2-3 BB	C SI 94 B KC 80 S CH 85 B SI 94 B FC 86 F SI 93 X SI 93 3-2 ③ G6-3			4	2	2	2	1	1	2
11 Rafael Devers, L (1, 5) OBP: 0.365, SLG: 0.563 (8, 6)	C FF 92 B SL 84 B CH 84 F FF 93 F SL 84 F SL 86 B FF 93 X SL 85 3-2 ① F7	B SL 87 B CH 82 F SL 86 X SL 86 2-1 ③ G4-3	F FF 94 C SL 85 B SL 83 B SL 86 S FF 93 2-3 ② K	F SL 79 S SL 82 D SL 83 X FF 92 1-2 2 G5-4-3 1-3 2-H 3-H 1B			X KC 78 0-0 HR	5	1	2	3	0	1	1
2 Xander Bogaerts, R (1, 6) OBP: 0.386, SLG: 0.561 3 Sandy León, S (8, 2) OBP: 0.255, SLG: 0.323	D SI 94 C SL 86 B SL 85 X CH 82 2-1 ② P5	C SL 85 B FF 92 C FF 93 B SL 87 F SL 86 X SL 86 2-2 28 HR 2B	C FF 93 B FF 92 F FF 92 B FF 92 F FF 93 X FF 93 2-2 ③ F8	B FC 86 X SI 92 1-0 ② ③ G5-4-3 1-2f			X SI 93 0-0 ① G6-3	4 1	1 0	1 0	0 0	0 0	0 0	3 0
28 J.D. Martinez, R (1, 10) OBP: 0.383, SLG: 0.569	C SI 93 D SL 86 X SL 86 1-1 2-H 2B	B FF 93 B FF 93 F SL 87 B FF 93 X FF 93 3-1 2-H HR	F FF 95 B SL 85 F SL 85 B SL 85 X FF 96 2-2 7 1B 59 BB 2B	B KC 81 B SI 94 X FC 84 2-0 HR	F SI 93 X SI 93 0-1 E5 7 WP 7 1B			5	4	4	4	0	0	0
16 Andrew Benintendi, L (1, 7) OBP: 0.356, SLG: 0.465	B FF 93 F FF 93 B CH 83 B SL 86 X FF 92 3-1 ③ G3-1	B SL 86 F FF 92 F CH 84 S SL 86 1-3 ① K	C SL 87 B FF 94 S SL 87 F SL 86 B FF 94 D SL 86 D SL 86 4-2 59 BB 7 1B 19 E BB	B SI 93 S FC 86 B CH 86 B CH 85 F FC 87 H SI 93 4-2 7 BB 18 2B HBP	B FF 91 S CH 83 C FC 87 S FF 92 1-3 ② K			3	2	0	0	1	2	2
7 Christian Vázquez, R (1, 2) OBP: 0.325, SLG: 0.490 (8, 5)	C FF 91 F FF 92 B SL 84 B CH 85 X SL 88 2-2 ① G5-3	B SL 93 X SL 87 1-0 ② G4-3	X FF 95 0-0 59 BB 19 FC4 1-2 2-3 1B	C SI 91 B KC 78 B SI 92 C CH 84 D CH 84 F SI 92 F SI 93 B CH 84 4-2 18 2B 1-2 BB	B SI 92 B FC 88 F SI 91 C KC 78 X CH 85 2-2 18 HR 2-H 1B			4	2	2	1	1	0	0
18 Mitch Moreland, L (1, 3) OBP: 0.306, SLG: 0.514	B FF 94 C SL 87 B CH 83 S SL 86 F FF 94 X SL 85 2-2 ② G4-3	B CH 86 B SL 87 B SL 86 C FF 94 X SL 85 3-1 ③ F8	S SL 86 X SL 85 0-1 ① P5	X CH 84 0-0 1-3 2-H 2B	F SI 93 C CH 83 B KC 80 B FC 88 F KC 80 X FF 91 2-2 1-H HR			5	1	2	3	0	0	3
12 Brock Holt, L (1, 4) OBP: 0.382, SLG: 0.400 59 Sam Travis, R (6, PH) OBP: 0.303, SLG: 0.434 23 Michael Chavis, R (7, 4) OBP: 0.326, SLG: 0.453	C FF 93 B FF 93 B CH 85 F SL 86 X SL 85 2-2 ③ F9	X FF 92 0-0 ① G3-1	B SL 82 B FF 91 S FF 92 B FF 92 B FF 94 4-1 50 BB 19 E 11 1B 1-2 2-3 3-H BB	C SI 93 C SI 92 D FC 86 D KC 81 F CH 85 X FF 92 2-2 ① G5-3	F CH 83 B SI 93 S FC 84 S FC 84 1-3 ③ K			2 0 2	0 1 0	0 0 0	0 1 0	0 1 0	0 0 1	0 0 2
19 Jackie Bradley Jr., L (1, 8) OBP: 0.312, SLG: 0.383	F FF 91 B CH 83 X CH 85 1-1 ① G4-3	C FF 91 B SL 84 B SL 85 B FF 93 C SL 84 X SL 85 3-2 50 HR 1B	F FF 90 B SL 83 X FF 90 1-1 FC4 50 BB 11 1B 1-2 2-H 3-H	S FF 93 C FF 92 D CH 83 B FC 86 F KC 80 B FF 92 S FF 93 3-3 ② K				4	2	1	1	0	1	3
Inning Stats	R: 1 E: 0 K: 0 S: 14 H: 2 LOB: 1 BB: 0 P: 25	R: 0 E: 0 K: 0 S: 10 H: 0 LOB: 0 BB: 0 P: 16	R: 0 E: 0 K: 1 S: 7 H: 0 LOB: 0 BB: 0 P: 12	R: 2 E: 0 K: 1 S: 12 H: 2 LOB: 0 BB: 0 P: 22	R: 2 E: 0 K: 1 S: 14 H: 2 LOB: 0 BB: 0 P: 24	R: 5 E: 1 K: 0 S: 18 H: 3 LOB: 1 BB: 3 P: 35	R: 2 E: 0 K: 1 S: 20 H: 2 LOB: 2 BB: 1 P: 38	R: 4 E: 1 K: 2 S: 17 H: 3 LOB: 0 BB: 0 P: 23								

AB	39
R	16
H	14
RBI	15
BB	4
SO	6
LOB	16

1B: 4 SF: 0
2B: 5 SAC: 0
3B: 0 DP: 1
HR: 5 HBP: 1

WP: 1 PA: 44
PB: 0
SB: 0
CS: 0

PITCHER		IP	WLS	BF	H	R	ER	SO	BB	IBB	HBP	BLK	WP	HR	S	P	ERA	WHIP
51 Jaime Barria, R ERA: 6.62	(1, 1)	5.0	L	21	6	5	5	3	0	0	0	0	0	2	57	99	9.00	1.200
38 Justin Anderson, R ERA: 5.01	(6, 1)	0.1		4	2	3	3	0	1	0	0	0	0	0	9	15	81.00	9.000
49 Adalberto Mejía, L ERA: 7.94	(6, 1)	0.0		4	1	2	1	0	2	0	0	0	0	0	8	18	∞	∞
53 Trevor Cahill, R ERA: 6.4	(6, 1)	2.2		15	5	6	3	3	1	0	1	0	1	3	38	63	10.12	2.250

PITCHER	IP	WLS	BF	H	R	ER	SO	BB	IBB	HBP	BLK	WP	HR	S	P	ERA	WHIP

Batter	1	2	3	4	5	6	7	8	9	AB	R	H	RBI	BB	SO	LOB
56 Kole Calhoun, L (1, 9) OBP: 0.317, SLG: 0.473	B FF 89 B CH 80 S SI 88 X FF 91 2-1 17 2B 8 HR 1B	F CH 79 C SI 90 S SI 91 0-3 ① K	F CH 80 X CH 79 0-1 27 HR 1B	B FF 97 B SL 82 C FF 94 B FF 94 B FF 94 4-1 27 HBP 17 1B 1-2 BB	C CU 77 C SI 91 B CH 83 X SI 90 1-2 ② F9			4	3	2	0	1	1	0
27 Mike Trout, R (1, 8) OBP: 0.440, SLG: 0.673 18 Brian Goodwin, L (8, PH) OBP: 0.339, SLG: 0.485 (8, 8)	B SI 89 F SI 90 C SI 91 S FF 92 1-3 ① K	C CU 75 X SI 90 0-1 ② G1-3	X SI 90 0-0 1-H HR	F SL 85 H SI 89 1-1 17 1B 8 SF7 1-2 2-3 3-H HBP	C CU 78 B CU 78 X CH 84 1-1 ③ G4-3			3	2	1	3	0	1	1
										1	0	0	0	0	0	0
17 Shohei Ohtani, L (1, 10) OBP: 0.349, SLG: 0.505	B SI 92 C CH 82 B FF 92 T FF 92 X CU 76 2-2 8 HR 1-3 2B	C CU 75 B FF 91 X FF 91 1-1 ③ F7	B FF 95 C FF 95 S FF 95 B FF 95 C FF 95 2-3 ① K	S FF 93 F FF 92 X CH 87 1-2 6 1B 23 BB 6 E 1-3 2-H 3-H 1B	C SI 89 C SI 89 F SI 90 B SI 90 C CU 78 1-3 ① K			5	2	2	2	0	2	0
8 Justin Upton, R (1, 7) OBP: 0.299, SLG: 0.409	B CU 75 F CU 77 F FF 92 X FF 93 1-2 2-H 3-H HR	X FF 90 0-0 ① F9	B SL 84 S FF 96 B FF 96 X SL 84 2-1 ② L8	B SI 89 B CH 86 B SI 91 X SI 91 3-0 ① SF7 3-H	C CU 78 B SI 91 X SI 90 1-1 ② G5-3			4	1	1	4	0	0	0
23 Matt Thaiss, L (1, 3) OBP: 0.296, SLG: 0.476	S CH 82 B FF 92 X FF 91 1-1 ② F8	C SI 90 X CU 74 0-1 ② G4-3	B SL 86 B SL 83 B FF 96 C FF 96 B FF 96 4-1 6 FC6-4 BB	D CH 86 B CH 85 B FF 91 B FF 91 4-0 6 E 6 E 1-2 BB	B CU 78 X CU 78 1-0 6 2B 1B			3	1	1	0	2	0	0
6 David Fletcher, R (1, 5) OBP: 0.340, SLG: 0.389	C SI 89 F FF 90 X CU 74 0-2 ③ F7	C FF 90 B SI 89 C SI 89 B SL 82 B SI 89 F SI 90 X SI 89 3-2 ③ L8	B FF 95 C FF 95 1 SAFE B FF 95 F FF 95 F FF 97 F FF 95 F SL 83 X FF 97 2-2 ③ FC6-4 1-2f	C SI 90 X CU 80 0-1 E7 1-H 2-H 1B	X SI 90 0-0 1-3 2B			5	0	2	0	0	0	1
4 Luis Rengifo, S (1, 4) OBP: 0.320, SLG: 0.354		C SI 88 B CU 73 F FF 90 B CH 81 F SI 89 F SL 85 X FF 92 2-2 ① F8	C CU 75 F CU 75 B FF 91 B CH 79 F FF 91 B SI 90 F CH 82 F FF 92 X CU 74 3-2 ① G3-1	19 PB 44 HBP 19 1B 1B X FF 92 0-0 ② F7	C CU 78 C SI 90 S CU 79 0-3 ③ K			5	1	1	0	0	1	3
44 Kevan Smith, R (1, 2) OBP: 0.331, SLG: 0.369		C SI 91 S SI 91 X CU 74 0-2 ② G6-3	C SI 91 B SL 83 C SL 82 B SI 90 B FF 91 C SL 82 3-3 ② K	19 1B 19 PB 27 HBP 1-2 HBP F CH 85 X CH 86 0-1 ③ L5				3	1	0	0	0	1	1
19 Wilfredo Tovar, R (1, 6) OBP: 0.268, SLG: 0.275		B SI 90 C SI 90 B CU 73 X FF 91 2-1 ③ L9	F CH 82 X SI 90 0-1 ③ G3	B FF 95 C FF 95 S FF 95 X FF 96 1-2 27 HBP 56 BB 17 1B 1-3 2-H 1B	B SI 89 C SI 89 F CU 76 B SI 91 B SI 91 X SI 91 3-2 ① G5-3			4	1	1	1	0	0	0

Inning Stats	1	2	3	4	5	6	7	8	9	1B	SF	WP	PA
	R: 3 E: 0 K: 1 S: 16	R: 0 E: 0 K: 0 S: 10	R: 0 E: 0 K: 1 S: 7	R: 0 E: 0 K: 0 S: 7	R: 0 E: 0 K: 1 S: 11	R: 2 E: 0 K: 1 S: 15	R: 7 E: 1 K: 0 S: 21	R: 0 E: 0 K: 0 S: 8	R: 0 E: 0 K: 2 S: 11	1B: 7 2B: 2 3B: 0 HR: 2	SF: 1 SAC: 0 DP: 0 HBP: 2	WP: 0 PB: 1 SB: 0 CS: 0	PA: 43
	H: 3 LOB: 0 BB: 0 P: 23	H: 0 LOB: 0 BB: 0 P: 14	H: 0 LOB: 0 BB: 0 P: 8	H: 0 LOB: 0 BB: 0 P: 10	H: 0 LOB: 0 BB: 0 P: 17	H: 2 LOB: 1 BB: 1 P: 25	H: 4 LOB: 1 BB: 2 P: 40	H: 0 LOB: 0 BB: 0 P: 13	H: 2 LOB: 2 BB: 0 P: 14				

PITCHER		IP	WLS	BF	H	R	ER	SO	BB	IBB	HBP	BLK	WP	HR	S	P	ERA	WHIP
22 Rick Porcello, R ERA: 5.67	(1, 1)	5.0	L	20	5	5	5	3	0	0	0	0	0	2	54	75	9.00	1.000
63 Darwinzon Hernández, L ERA: 4.41	(6, 1)	1.0		8	2	4	4	1	2	0	1	0	0	0	23	43	36.00	4.000
76 Hector Velázquez, R ERA: 5.81	(7, 1)	1.0		7	2	3	2	0	1	0	1	0	0	0	10	19	18.00	3.000
65 Ryan Weber, R ERA: 4.2	(8, 1)	2.0		8	2	0	0	2	0	0	0	0	0	0	19	27	0.00	1.000

PITCHER	IP	WLS	BF	H	R	ER	SO	BB	IBB	HBP	BLK	WP	HR	S	P	ERA	WHIP

TOP

Los Angeles Angels @ Boston Red Sox

Fenway Park, Boston, MA

Sat Aug 10 2019, 4:08 PM - 7:35 PM EDT

Att. 36,390 - Partly Cloudy - 82 F

livebaseballscorecards.com

AB	37
R	12
H	11
RBI	10
BB	3
SO	6
LOB	6

BOTTOM

Batter	1	2	3	4	5	6	7	8	9	AB	R	H	RBI	BB	SO	LOB
50 Mookie Betts, R (1, 9) OBP: 0.391, SLG: 0.494	B SI 92 C CH 84 C CU 77 F SI 94 X CH 85 1-2 ① P3		B SI 93 C SI 92 F CU 79 B SI 93 B SI 92 1 SAFE X SI 92 3-2 E7 1-3 1B	F FF 92 C CH 87 B FF 94 1 SAFE X FF 94 1-2 ③ F9		C SL 84 F FF 98 D SL 83 F CH 87 X FF 99 1-2 1-3 2-H 2B		B FF 89 F FF 90 B SL 84 B FF 90 B FF 90 4-1 2 FC5-4 BB		4	0	2	1	1	0	2
2 Xander Bogaerts, R (1, 6) OBP: 0.382, SLG: 0.555	C SI 94 B SI 93 X CH 86 1-1 E5		S CH 85 F SI 93 F SI 94 D CU 81 F SI 93 X CH 86 1-2 ① F9		F SL 87 B FF 94 S CH 89 X FF 95 1-2 ① G3	C FF 99 B SL 84 F SL 84 X FF 98 1-2 ③ G6-3		B FF 90 F FF 90 X CU 76 1-1 ② FC5-4 1-2f		5	0	0	0	0	0	5
28 J.D. Martinez, R (1, 10) OBP: 0.383, SLG: 0.566	S CU 78 T SI 93 F SI 93 X CU 80 0-2 ② F8		B SI 93 S CU 80 S SI 93 H CU 80 2-2 HBP		B FC 95 B CH 88 F FF 94 B FC 94 F SL 87 X CH 86 3-2 1B		C FF 90 B SL 84 B FF 90 X FF 91 2-1 ① G4-3	D CU 79 B FF 90 X FF 91 2-0 ③ L7		4	0	1	0	0	0	2
59 Sam Travis, R (1, 7) OBP: 0.298, SLG: 0.460	1 SAFE B CU 78 X CH 85 1-0 ③ F9		B CH 84 X CH 84 1-0 ② SF7 3-H		S SL 89 F FF 94 S CH 89 0-3 ② K		C FF 91 B SL 84 X SL 83 1-1 HR		C FF 97 X CH 92 0-1 ① G4-3	4	1	1	2	0	1	2
7 Christian Vázquez, R (1, 3) OBP: 0.324, SLG: 0.489		C SI 91 B SI 92 F CU 77 F SI 94 C SI 95 1-3 ① K	B CH 85 X CU 78 1-0 ③ F7		B FF 96 B FF 95 F SL 90 S CH 88 F CH 90 F CH 90 T SL 91 2-2 ③ K		B FF 92 X FF 91 1-0 23 WP 23 G4-3 2B		F FF 99 F SL 90 F FF 99 B SL 91 C FF 98 1-3 ② K	5	1	1	0	0	3	3
23 Michael Chavis, R (1, 5) OBP: 0.322, SLG: 0.446		C SI 93 S SI 94 B SI 95 S CH 86 1-3 ② K	S CU 76 F SI 92 B SI 93 F CU 78 S CH 85 1-3 ① K			B FF 92 F SL 88 B FF 92 F CH 87 X SL 88 2-2 ① G4-3	B CU 77 X FF 90 1-0 ② G4-3 2-H		S FF 99 F FF 99 S FF 99 0-3 ③ K	5	0	0	1	0	3	0
12 Brock Holt, L (1, 4) OBP: 0.390, SLG: 0.425		F SI 93 B SI 94 B CU 80 B CU 80 C SI 92 F SI 93 B SI 93 4-2 BB	C SI 92 F CU 78 B CU 80 B SI 93 X SI 93 2-2 ② G6-3			X FF 91 0-0 50 2B 2B	B CU 78 F CU 77 X FF 91 1-1 3B			3	1	2	0	1	0	0
3 Sandy León, S (1, 2) OBP: 0.255, SLG: 0.321		F SI 92 C CU 79 D CH 86 S SI 93 1-3 ③ K	C SI 93 X CH 85 0-1 19 1B 1B			C FF 92 D CH 82 C SL 83 X FF 91 1-2 ② L4	X FF 90 0-0 ③ G4-3			4	0	1	0	0	1	3
19 Jackie Bradley Jr., L (1, 8) OBP: 0.316, SLG: 0.383			B CU 78 H SI 92 2-0 50 E 50 1B 59 SF7 HBP	F CH 83 C CU 78 B CU 79 B SI 92 F CU 78 X CU 79 2-2 1-3 1B		B SL 83 F SI 90 C SL 89 B SL 82 B SL 84 B SL 84 4-2 50 2B BB		B CU 73 B CU 74 C FF 89 X FF 89 2-1 ① G3		2	1	1	0	1	0	0
Inning Stats	R: 0 E: 1 K: 0 S: 11 H: 0 LOB: 1 BB: 0 P: 14	R: 0 E: 0 K: 3 S: 13 H: 0 LOB: 1 BB: 1 P: 20	R: 1 E: 1 K: 0 S: 12 H: 1 LOB: 2 BB: 0 P: 22	R: 0 E: 0 K: 1 S: 16 H: 2 LOB: 2 BB: 0 P: 22	R: 0 E: 0 K: 2 S: 14 H: 1 LOB: 1 BB: 0 P: 20	R: 1 E: 0 K: 0 S: 16 H: 2 LOB: 2 BB: 1 P: 25	R: 2 E: 0 K: 0 S: 9 H: 3 LOB: 1 BB: 0 P: 15	R: 0 E: 0 K: 0 S: 6 H: 0 LOB: 1 BB: 1 P: 15	R: 0 E: 0 K: 2 S: 9 H: 0 LOB: 0 BB: 0 P: 10	1B: 4 2B: 3 3B: 1 HR: 1 SF: 1 SAC: 0 DP: 0 HBP: 2						

PITCHER		IP	WLS	BF	H	R	ER	SO	BB	IBB	HBP	BLK	WP	HR	S	P	ERA	WHIP
28 Andrew Heaney, L ERA: 4.89	(1, 1)	3.2		18	3	1	1	4	1	0	2	0	0	0	49	74	2.46	1.091
67 Taylor Cole, R ERA: 4.78	(4, 1)	1.2	W	6	1	0	0	2	0	0	0	0	0	0	20	29	0.00	0.600
49 Adalberto Mejía, L ERA: 8.22	(6, 1)	0.1		3	1	0	0	0	1	0	0	0	0	0	6	11	0.00	6.000
31 Ty Buttrey, R ERA: 3.57	(6, 1)	0.1	H	2	1	1	1	0	0	0	0	0	0	0	7	9	27.00	3.000
66 JC Ramírez, R ERA: 3.86	(7, 1)	2.0		10	3	2	2	0	1	0	0	0	1	1	15	30	9.00	2.000

PITCHER		IP	WLS	BF	H	R	ER	SO	BB	IBB	HBP	BLK	WP	HR	S	P	ERA	WHIP
57 Hansel Robles, R ERA: 2.81	(9, 1)	1.0		3	0	0	0	2	0	0	0	0	0	0	9	10	0.00	0.000

Los Angeles Angels @ Boston Red Sox

Fenway Park, Boston, MA

Sat Aug 10 2019, 4:08 PM - 7:35 PM EDT

Att. 36,390 - Partly Cloudy - 82 F

livebaseballscorecards.com

AB	36
R	4
H	9
RBI	4
BB	3
SO	8
LOB	17

Batter	1	2	3	4	5	6	7	8	9	10	AB	R	H	RBI	BB	SO	LOB
18 Brian Goodwin, L (1, 7) OBP: 0.337, SLG: 0.484	X FF 93 0-0 17 1B 5 G5-4-3 2B	C CU 81 S CU 83 F CU 81 S FF 96 0-3 ② K	C SL 86 B SI 94 C SI 94 B SL 88 B SL 87 S SI 94 3-3 ② K	B CU 81 X FC 93 1-0 ③ G3-1	D KC 83 X KC 80 1-0 ③ G4-3					5	1	1	0	0	2	5
27 Mike Trout, R (1, 8) OBP: 0.439, SLG: 0.668	B FF 92 F FF 93 F FF 94 F FF 95 B CH 85 B CH 86 B CU 81 4-2 5 G5-4-3 17 1B BB	F FF 96 B CH 86 B FF 95 B FF 96 F CH 86 B FF 95 4-2 17 1B 1-2 2-3 BB	C SL 95 B FF 96 B SL 87 S SL 87 F FF 95 S SL 86 2-3 ③ K	C FF 96 B KC 85 S FF 97 S KC 87 1-3 ① K	B FF 93 X KC 80 1-0 ① F8					3	0	0	0	2	2	0
17 Shohei Ohtani, L (1, 10) OBP: 0.353, SLG: 0.507	B FF 95 X FF 95 1-0 5 G5-4-3 1-2 2-3 1B	X CH 86 0-0 1-3 2-H 3-H 1B	C FC 91 B FF 93 F SL 86 S FF 95 1-3 ① K	S FF 97 C FF 98 B KC 86 B KC 87 B FF 98 X KC 86 3-2 5 G5-4-3 1B	F KC 81 C FC 86 B FF 94 T FF 94 1-2 ② K					5	0	3	2	0	2	0
5 Albert Pujols, R (1, 3) OBP: 0.298, SLG: 0.438	B FF 96 X FF 94 1-0 ① ② G5-4-3 1-2f 2-3 3-H	F SI 93 B SL 87 B CH 86 B SL 85 C SL 86 B SI 95 4-2 BB	C FC 94 F SL 84 F FF 94 B SL 86 B SL 85 X FC 92 2-2 ② G6-3	C FF 98 B FF 97 D KC 88 X FF 99 2-1 ② ③ G5-4-3 1-2f	C FC 87 S FF 94 S FC 87 0-3 ③ K					4	0	0	0	1	1	3
56 Kole Calhoun, L (1, 9) OBP: 0.323, SLG: 0.480	B CU 82 H CU 83 2-0 HBP	X SI 93 0-0 ③ G4-3	B FF 93 B SL 87 B FC 91 B FF 94 4-0 BB	B KC 86 B KC 84 C KC 85 X FF 97 2-1 HR	B CU 76 B CH 82 B CU 77 B SI 90 4-0 23 F8 6 G4-3 48 1B BB					2	2	1	1	2	0	3
6 David Fletcher, R (1, 6) OBP: 0.336, SLG: 0.384 (10, 5)	C FF 95 B SL 85 B SL 85 B FF 96 C SI 93 X FF 93 3-2 ③ L8	C SL 84 F SI 94 F FF 94 S SL 87 0-3 ① K	C FF 94 B FF 93 X SL 86 1-1 ③ L7		C FF 98 B KC 87 F FF 97 X FF 96 1-2 ① L7	C SI 89 C CU 77 1 SAFE X SI 90 0-2 ① G4-3 1-2				5	0	0	0	0	1	4
23 Matt Thaiss, L (1, 5) OBP: 0.289, SLG: 0.448 19 Wilfredo Tovar, R (10, 6) OBP: 0.268, SLG: 0.275		B FF 92 B CH 85 B FF 92 C FF 93 B FF 94 4-1 27 BB 33 BB 17 1B BB	B SL 86 F FF 94 S SI 94 B SL 88 S SL 87 2-3 ② K	F CU 81 F FS 89 B FC 94 B FF 100 B FS 91 X FF 98 3-2 ① G4-3	F FF 96 S FF 97 B KC 87 B KC 86 X KC 86 2-2 ② G4-3	S CH 83 F CU 79 B SI 91 F SI 91 X SI 91 1-2 ② F8 2-3				4	1	0	0	1	1	1
											0	0	0	0	0	0	0
33 Max Stassi, R (1, 2) OBP: 0.212, SLG: 0.183 8 Justin Upton, R (8, PH) OBP: 0.303, SLG: 0.409 48 Anthony Bemboom, L (8, 2) OBP: 0.500, SLG: 0.667		S SI 92 B SL 85 S SL 84 B FF 94 B SL 84 D SI 94 4-2 27 BB 17 1B 1-2 BB	B FF 94 S FF 95 S FF 96 S FF 96 1-3 ③ K	B FC 95 S FF 98 C FF 99 B FF 100 F FC 96 B CU 83 X FF 98 3-2 ② G4-3	C KC 86 S KC 86 B KC 85 B KC 86 B FF 97 B KC 87 4-2 4 1B BB	X CH 82 0-0 3-H 1B				2	1	0	0	1	1	0
											0	0	0	0	1	0	0
											1	0	1	1	0	0	0
4 Luis Rengifo, S (1, 4) OBP: 0.321, SLG: 0.358		L FF 95 F FF 96 X CH 85 0-2 ① F7	S FF 95 S SL 84 B FF 94 X SL 86 1-2 ① G6-3	B FS 90 X FF 98 1-0 2B	B KC 77 C KC 81 1 SAFE F FC 88 B FF 94 X KC 81 2-2 1-2 1B	F SI 90 C CU 77 X SI 90 0-2 ③ L8				5	0	2	0	0	0	3
Inning Stats	R: 1 E: 0 K: 0 S: 9 H: 2 LOB: 2 BB: 1 P: 20	R: 2 E: 0 K: 1 S: 16 H: 1 LOB: 3 BB: 4 P: 32	R: 0 E: 0 K: 3 S: 10 H: 0 LOB: 0 BB: 0 P: 13	R: 0 E: 0 K: 2 S: 10 H: 0 LOB: 0 BB: 0 P: 16	R: 0 E: 0 K: 1 S: 9 H: 0 LOB: 1 BB: 1 P: 17	R: 0 E: 0 K: 0 S: 9 H: 1 LOB: 1 BB: 0 P: 17	R: 0 E: 0 K: 1 S: 8 H: 1 LOB: 0 BB: 0 P: 14	R: 1 E: 0 K: 0 S: 14 H: 2 LOB: 2 BB: 1 P: 26	R: 0 E: 0 K: 2 S: 7 H: 0 LOB: 0 BB: 0 P: 9	R: 1 E: 0 K: 0 S: 11 H: 1 LOB: 1 BB: 1 P: 16	1B: 5 2B: 2 3B: 0 HR: 1 SF: 0 SAC: 0 DP: 2 HBP: 1						

PITCHER	IP	WLS	BF	H	R	ER	SO	BB	IBB	HBP	BLK	WP	HR	S	P	ERA	WHIP
48 Andrew Cashner, R (1, 1) ERA: 4.83	1.2		13	3	3	3	1	5	0	1	0	0	0	24	51	16.20	4.800
72 Josh Taylor, L (2, 1) ERA: 3.24	2.1		7	0	0	0	5	0	0	0	0	0	0	21	30	0.00	0.000
64 Marcus Walden, R (5, 1) ERA: 3.3	1.0		4	0	0	0	1	1	0	0	0	0	0	9	17	0.00	1.000
17 Nathan Eovaldi, R (6, 1) ERA: 6.25	1.0	H	4	1	0	0	0	0	0	0	0	0	0	9	17	0.00	1.000
32 Matt Barnes, R (7, 1) ERA: 4.7	1.2	B	7	2	1	1	1	1	0	0	0	0	1	18	33	5.40	1.800

PITCHER	IP	WLS	BF	H	R	ER	SO	BB	IBB	HBP	BLK	WP	HR	S	P	ERA	WHIP
44 Brandon Workman, R (8, 1) ERA: 1.87	1.1		5	1	0	0	2	0	0	0	0	0	0	11	16	0.00	0.750
65 Ryan Weber, R (10, 1) ERA: 4.35	1.0	L	5	1	1	1	0	1	0	0	0	0	0	11	16	9.00	2.000

TOP

Los Angeles Angels @ Boston Red Sox

Fenway Park, Boston, MA

Sun Aug 11 2019, 1:08 PM - 5:10 PM EDT

Att. 36,709 - Sunny - 77 F

livebaseballscorecards.com

AB	36
R	5
H	8
RBI	4
BB	8
SO	10
LOB	19

Batter	1	2	3	4	5	6	7	8	9	10	AB	R	H	RBI	BB	SO	LOB
36 Chris Owings, R (1, 4) OBP: 0.187, SLG: 0.214	B FF 93 C FF 93 S FF 93 F FF 94 F CH 84 S CH 84 1-3 ① K	C CH 83 S FF 94 S FF 94 0-3 ③ K			L FF 92 B CH 82 X FF 94 1-1 ① G4-3	C FF 98 F FF 98 F FF 98 B SL 86 B FF 98 F FF 97 X SL 86 2-2 ③ F7			C FF 91 F SL 83 B FF 93 B SL 88 S FF 93 2-3 ① K		5	0	0	0	0	3	3
11 Rafael Devers, L (1, 5) OBP: 0.365, SLG: 0.563	B CU 77 B FF 94 F FF 94 B FF 95 X FF 95 3-1 2 CS 2B	B SL 84 C FF 92 X SL 86 1-1 ① G6-3	B CU 78 F SL 87 B FF 94 X SL 86 2-1 16 BB 28 1B 18 PB 1B	F FF 96 B FF 97 S SL 83 F FF 97 X FF 98 1-2 ① L7			B FF 93 S SL 84 F SL 86 B FF 94 S SL 84 2-3 ② K			5	1	2	0	0	1	0
2 Xander Bogaerts, R (1, 6) OBP: 0.380, SLG: 0.551	S CH 84 B FF 94 C FF 92 S SL 87 1-3 ② ③ K 2-3	B FF 92 F SL 87 F CH 83 F FF 92 B CH 83 B CH 82 X FF 94 3-2 ② L4	C CU 78 T CH 85 X CH 87 0-2 ② F9	C SL 82 X FF 92 0-1 1B			X CH 88 0-0 ③ P6			5	0	1	0	0	1	2
28 J.D. Martinez, R (1, 9) OBP: 0.381, SLG: 0.562	B FF 91 F FF 91 F CH 82 X FF 92 1-2 ① G6-3	S CH 83 B FF 93 X CH 85 1-1 ③ L5	D FF 93 S CH 84 S CH 84 D CH 85 B FF 95 X CH 86 3-2 18 PB 16 BB 1-2 1B	C SL 82 X FF 94 0-1 ② L8				B FF 98 S SL 91 F FF 98 S CH 91 1-3 ① K		5	0	1	0	0	1	1
16 Andrew Benintendi, L (1, 7) OBP: 0.358, SLG: 0.465	B FF 93 F CU 76 F FF 93 F FF 94 B SL 86 X FF 93 2-2 23 BB 59 BB 19 BB 1B	B FF 92 B SL 86 X FF 92 2-0 ① F8	B SL 84 B CH 84 B SL 88 C FF 93 B FF 93 4-1 18 PB 1-2 2-3 BB	F FF 93 1 SAFE S SL 84 X FF 94 0-2 ③ G4-3				B CH 89 B CH 90 F SI 98 X SI 98 2-1 1B		4	1	2	0	1	0	1
59 Sam Travis, R (1, 10) OBP: 0.313, SLG: 0.466 18 Mitch Moreland, L (5, PH) OBP: 0.313, SLG: 0.514 (6, 10) 50 Mookie Betts, R (8, PR) OBP: 0.390, SLG: 0.493 (9, 10)	D CH 83 B FF 94 C FF 93 C CH 83 B FF 94 D CH 83 4-2 19 BB 23 BB 1-2 BB	F FF 92 C SL 85 F SL 85 B FF 92 X SL 85 1-2 7 HR 1B	B CH 89 B FF 98 B FF 98 4-0 1-2 2-3 3-H BB	B FF 92 B SL 83 B FF 93 C FF 93 B FF 94 4-1 12 CS BB				B SL 90 X SI 98 1-0 ② P6		1 0 1	1 0 0	1 0 0	0 2 0	1 0 0	0 0 0	0 0 1
7 Christian Vázquez, R (1, 2) OBP: 0.322, SLG: 0.493	C FF 93 C FF 93 D CH 85 S FF 95 1-3 ② K	D SL 86 X FF 94 1-0 1-H HR	C SL 83 C SL 84 B FF 98 D SL 84 B FF 98 C SL 84 3-3 ③ K	1 SAFE X FF 94 0-0 ① B3				C FF 98 F CH 91 S FF 99 0-3 ③ K		5	1	1	2	0	3	7
23 Michael Chavis, R (1, 3) OBP: 0.322, SLG: 0.444 12 Brock Holt, L (8, PH) OBP: 0.393, SLG: 0.425 (9, 3)	B FF 94 B FF 93 B FF 94 B FF 94 4-0 19 BB 1-2 2-3 BB	C SL 86 X FF 92 0-1 ② F9		S SL 84 C FF 98 S FF 96 0-3 ① K	B FF 93 B FF 95 B SL 83 C FF 93 S FF 94 F FF 94 F SL 86 B FF 95 4-2 ② 1-2 BB					2 0	0 0	0 0	0 0	1 1	1 0	0 0
19 Jackie Bradley Jr., L (1, 8) OBP: 0.316, SLG: 0.380	B SL 88 B FF 92 B FF 93 B FF 93 4-0 1-2 2-3 3-H BB	B CU 77 C SL 85 X FF 92 1-1 ③ L8		C CH 89 C FF 98 S FF 99 0-3 ② K	D SL 83 B SL 83 S FF 93 F FF 91 1 SAFE D SL 87 X SL 84 3-2 ③ F7					3	0	0	1	1	1	1
Inning Stats	R: 0 H: 1 E: 0 LOB: 0 K: 2 BB: 0 S: 10 P: 15	R: 1 H: 1 E: 0 LOB: 3 K: 2 BB: 3 S: 15 P: 31	R: 0 H: 0 E: 0 LOB: 0 K: 0 BB: 0 S: 8 P: 13	R: 2 H: 2 E: 0 LOB: 0 K: 0 BB: 0 S: 10 P: 15	R: 1 H: 2 E: 0 LOB: 3 K: 1 BB: 2 S: 14 P: 31	R: 0 H: 0 E: 0 LOB: 0 K: 2 BB: 0 S: 11 P: 13	R: 0 H: 1 E: 0 LOB: 1 K: 0 BB: 0 S: 11 P: 12	R: 0 H: 0 E: 0 LOB: 1 K: 0 BB: 2 S: 9 P: 20	R: 0 H: 0 E: 0 LOB: 0 K: 2 BB: 0 S: 7 P: 11	R: 0 H: 1 E: 0 LOB: 1 K: 2 BB: 0 S: 9 P: 13	1B: 6 SF: 0 2B: 1 SAC: 0 3B: 0 DP: 0 HR: 1 HBP: 0					WP: 0 PA: 43 PB: 1 SB: 0 CS: 2	

PITCHER		IP	WLS	BF	H	R	ER	SO	BB	IBB	HBP	BLK	WP	HR	S	P	ERA	WHIP
43 Patrick Sandoval, L ERA: 5.59	(1, 1)	4.2		23	6	4	4	4	4	0	0	0	0	1	54	95	7.71	2.143
31 Ty Buttrey, R ERA: 3.46	(5, 1)	1.2		6	0	0	0	3	1	0	0	0	0	0	18	28	0.00	0.600
32 Cam Bedrosian, R ERA: 2.95	(7, 1)	2.1		9	1	0	0	2	2	0	0	0	0	0	22	37	0.00	1.286
57 Hansel Robles, R ERA: 2.73	(9, 1)	1.1	W	5	1	0	0	2	0	0	0	0	0	0	10	14	0.00	0.750

PITCHER	IP	WLS	BF	H	R	ER	SO	BB	IBB	HBP	BLK	WP	HR	S	P	ERA	WHIP

BOTTOM

Los Angeles Angels @ Boston Red Sox

Fenway Park, Boston, MA

Sun Aug 11 2019, 1:08 PM - 5:10 PM EDT

Att. 36,709 - Sunny - 77 F

livebaseballscorecards.com

AB	36
R	4
H	8
RBI	3
BB	7
SO	11
LOB	16

Pittsburgh Pirates @ Los Angeles Angels

Angel Stadium, Anaheim, CA

Mon Aug 12 2019, 7:08 PM - 10:15 PM PDT

Att. 33,527 - Clear - 74 F

livebaseballscorecards.com

TOP

Batter	1	2	3	4	5	6	7	8	9	AB	R	H	RBI	BB	SO	LOB
27 Kevin Newman, R (1, 4) OBP: 0.347, SLG: 0.422	F FF 91 B CH 83 B FF 92 F FF 92 X FF 93 2-2 6 1B 55 1B 1B	C CU 73 B CH 84 X FF 92 1-1 HR	X CH 84 0-0 G5-3 ③			X CU 79 0-0 F7 ①		B SL 84 C FF 98 S FS 87 F SL 85 S SL 86 1-3 K ②		5	2	2	1	0	1	1
10 Bryan Reynolds, S (1, 7) OBP: 0.405, SLG: 0.530	1 SAFE X FF 93 0-0 F9 ①	B FF 92 B CH 83 X CH 82 2-0 F7 ①		S CH 85 C FF 95 B FF 95 B CU 83 B SI 94 F CH 85 F FF 93 S CH 85 3-3 K ①		B FF 93 X FF 92 1-0 HR		C SL 85 S FS 88 S FS 89 0-3 K ③		5	1	1	1	0	2	1
6 Starling Marte, R (1, 8) OBP: 0.327, SLG: 0.497	C CU 77 B CH 84 X FF 94 1-1 36 FC 55 1B 53 E 1-3 1B	C CH 84 B CU 78 F CU 76 X CH 83 1-2 E5 36 CS		X CU 81 0-0 55 S 1B		B FF 94 X CU 80 1-0 G5-3 ②			B CU 78 X FF 91 1-0 55 G4-3 36 2B 2B	5	2	3	0	0	0	0
55 Josh Bell, S (1, 10) OBP: 0.368, SLG: 0.595	B CH 84 F FF 92 S CH 84 F CH 84 1 SAFE 1 SAFE B FF 93 1 SAFE F CH 82 2-2 X CH 83 36 E 53 E 1-2 3-H 1B	C CU 76 X FF 92 0-1 P2 ②		C FF 94 B CH 87 C CH 86 B SI 94 F CU 81 F FF 94 F SI 94 F CU 83 D CH 88 3-3 S CH 86 K ② 1-2		B CU 80 X FF 94 1-0 HR			B CU 75 B CU 78 F FF 91 X CU 79 2-1 G4-3 ① 2-3	5	2	2	2	0	1	3
36 José Osuna, R (1, 3) OBP: 0.357, SLG: 0.613	X CU 77 0-0 FC 53 E 1-2 2-3	1 SAFE B FF 91 1 SAFE 1-0 CS ③ 1-2	C CU 74 B FF 90 B CU 75 S CH 81 S CH 80 2-3 K ①	X CU 82 0-0 L8 ③		F CU 80 B SI 93 X CU 81 1-1 G6-3 ③			X CU 78 0-0 2B 3-H	5	0	1	1	0	1	3
53 Melky Cabrera, S (1, 9) OBP: 0.318, SLG: 0.417	B CU 75 F FF 93 D CH 85 F CU 77 D CH 83 X FF 93 3-2 FC3 1-3 2-H 3-H		B FF 92 X CU 76 1-0 15 1B 58 2B 1B		C SI 93 S CH 86 X CH 88 0-2 F8 ①		B CH 84 C FF 93 B CH 86 F CH 85 F FF 93 X SI 92 2-2 L6 ①		X FF 90 0-0 F8 ②	5	1	1	0	0	0	2
15 Pablo Reyes, R (1, 5) OBP: 0.234, SLG: 0.300	C CU 76 F FF 93 X FF 94 0-2 G6-3 ②		B CH 81 C FF 91 B CH 82 F CU 75 F FF 91 B CH 83 X FF 92 3-2 58 2B 1-2 1B		F FF 94 X CU 82 0-1 G6-3 ②		B CU 81 C CU 80 S FF 93 F SI 93 B CU 81 F CU 81 X FF 92 2-2 P3 ②		C FF 91 C FF 90 F FF 91 B SL 85 F FF 90 X FF 92 1-2 G6-3 ③	5	1	1	0	0	0	3
58 Jacob Stallings, R (1, 2) OBP: 0.348, SLG: 0.441	B FF 94 H CU 78 2-0 HBP		D CH 82 B FF 94 X FF 91 2-0 1-H 2-H 2B		C FF 94 X SL 86 0-1 HR		S CU 80 S CU 81 S CU 82 0-3 K ③			3	1	2	3	0	1	0
2 Erik González, R (1, 6) OBP: 0.282, SLG: 0.266	S FF 93 B FF 94 F CH 83 F FF 92 B CU 78 B FF 93 X FF 91 3-2 L8 ③		C CU 77 S CH 84 S CH 85 0-3 K ②		S CU 81 B CU 83 F FF 94 X CU 82 1-2 G6-3 ③			B SL 82 X FF 96 1-0 G4-3 ①		4	0	0	0	0	1	4
Inning Stats	R: 3 E: 2 K: 0 S: 22 H: 3 LOB: 3 BB: 0 P: 35	R: 1 E: 1 K: 0 S: 8 H: 1 LOB: 0 BB: 0 P: 13	R: 2 E: 0 K: 2 S: 13 H: 3 LOB: 1 BB: 0 P: 21	R: 0 E: 0 K: 2 S: 14 H: 1 LOB: 1 BB: 0 P: 20	R: 1 E: 0 K: 0 S: 10 H: 1 LOB: 0 BB: 0 P: 11	R: 2 E: 0 K: 0 S: 6 H: 2 LOB: 0 BB: 0 P: 10	R: 0 E: 0 K: 1 S: 12 H: 0 LOB: 0 BB: 0 P: 16	R: 0 E: 0 K: 2 S: 8 H: 0 LOB: 0 BB: 0 P: 10	R: 1 E: 0 K: 0 S: 10 H: 2 LOB: 1 BB: 0 P: 14	1B: 6 2B: 3 3B: 0 HR: 4 SF: 0 SAC: 0 DP: 0 HBP: 1						

PITCHER		IP	WLS	BF	H	R	ER	SO	BB	IBB	HBP	BLK	WP	HR	S	P	ERA	WHIP
54 José Suarez, L ERA: 6.57	(1, 1)	3.0	L	19	7	6	4	2	0	0	1	0	0	1	43	69	12.00	2.333
63 José Rodríguez, R ERA: 4.76	(4, 1)	4.0		16	4	3	3	3	0	0	0	0	0	3	42	57	6.75	1.000
40 Luis García, R ERA: 4.93	(8, 1)	1.0		3	0	0	0	2	0	0	0	0	0	0	8	10	0.00	0.000
66 JC Ramírez, R ERA: 4.5	(9, 1)	1.0		5	2	1	1	0	0	0	0	0	0	0	10	14	9.00	2.000

PITCHER	IP	WLS	BF	H	R	ER	SO	BB	IBB	HBP	BLK	WP	HR	S	P	ERA	WHIP

AB	42
R	10
H	13
RBI	8
BB	0
SO	7
LOB	17

WP: 0 PA: 44
PB: 0
SB: 1
CS: 1

BOTTOM

Pittsburgh Pirates @ Los Angeles Angels

Angel Stadium, Anaheim, CA

Mon Aug 12 2019, 7:08 PM - 10:15 PM PDT

Att. 33,527 - Clear - 74 F

livebaseballscorecards.com

Batter	1	2	3	4	5	6	7	8	9	AB	R	H	RBI	BB	SO	LOB
56 Kole Calhoun, L (1, 9) OBP: 0.323, SLG: 0.479	B FF 94 C FF 95 F FF 96 X FF 96 1-2 ① L7		C CU 80 S FF 96 B FF 96 F FF 97 S CU 83 1-3 ① K		X FF 95 0-0 17 G6-3 27 BB 8 E 1B		B FF 94 B SL 86 F FF 93 C FF 93 X FF 94 2-2 17 1B 1B		C CU 82 X CU 83 0-1 ① P5	5	1	2	0	0	1	1
27 Mike Trout, R (1, 8) OBP: 0.439, SLG: 0.662	C FF 96 B FF 95 B FF 97 B FC 89 F FF 96 F FF 98 F FF 97 B CU 81 4-2 BB		C FF 97 B FC 89 F FC 89 X FF 96 1-2 ② F9		D CU 82 D FC 88 F FF 97 F FF 96 F CU 82 D FF 98 B FF 97 4-2 17 G6-3 1-2 BB		D SL 85 C FF 92 F FF 92 X SL 85 1-2 ② L7		C FF 99 X CH 90 0-1 ② F8	3	0	0	0	2	0	2
17 Shohei Ohtani, L (1, 10) OBP: 0.351, SLG: 0.502	F FF 95 F FF 95 F FF 94 B FF 97 B CU 82 S FF 98 2-3 ② K		B CH 91 F FF 97 B CU 83 F FF 97 F FF 98 X CH 93 2-2 ③ G4-3		S CU 82 F FF 95 B FF 96 X CU 82 1-2 ① ② G6-3 1-2f 2-3		X CH 85 0-0 1-2 1B		S FF 100 C FF 100 S FF 101 0-3 ③ K	5	0	1	0	0	2	4
8 Justin Upton, R (1, 7) OBP: 0.302, SLG: 0.404	C FF 95 X CU 82 0-1 ③ F8			B FF 95 X FF 95 1-0 23 1B 33 SF8 1B	B FC 90 S FC 89 B FF 96 F FF 97 D CU 83 X FC 89 3-2 E5 5 FC6-4 3-H		F FF 92 F SL 85 S FF 92 0-3 ③ K			4	1	1	0	0	1	3
5 Albert Pujols, R (1, 3) OBP: 0.295, SLG: 0.433		F FF 95 C FF 95 B FC 90 F FF 98 X FC 88 1-2 ① G4-3		C FC 88 B FF 95 C FC 88 S FC 86 1-3 ① K	B FF 95 F FF 95 S FC 89 B FC 89 X FC 88 2-2 ③ FC6-4 1-2f			C SL 85 B FF 92 X FF 93 1-1 ① G5-3		4	0	0	0	0	1	2
23 Matt Thaiss, L (1, 5) OBP: 0.288, SLG: 0.437		F FF 97 F FF 97 F CU 83 B FF 98 S FF 97 1-3 ② K		D CU 81 B CH 90 B FF 96 C FF 96 X FF 96 3-1 33 SF8 4 HBP 1-3 1B		B FF 94 B SL 86 C FF 93 F FF 94 F FF 95 B SL 88 X FF 95 3-2 ① G4-3		S CU 80 F SL 86 S FF 93 0-3 ② K		4	0	1	0	0	2	0
4 Luis Rengifo, S (1, 4) OBP: 0.327, SLG: 0.362		C FF 96 B CH 92 X FF 97 1-1 33 1B 1B		C CU 81 S CU 82 H CU 82 1-2 19 FC5-4 1-2 HBP		F FF 94 S CU 80 S CH 87 X FF 94 1-2 ② G5-3		S CH 86 B FF 92 B CU 78 S CH 85 B CH 86 X FF 94 3-2 33 FC6-4 1B		3	0	2	0	0	0	0
33 Max Stassi, R (1, 2) OBP: 0.214, SLG: 0.187		C FC 88 B FF 96 1 SAFE X FF 96 1-1 1-3 1B		C FC 87 S FF 95 B FC 89 X FF 95 1-2 ② SF8 2-3 3-H		C FF 94 B SL 85 X FF 94 1-1 ③ G5-3		F FF 93 X FF 93 0-1 ③ FC6-4 1-2f		3	0	1	1	0	0	1
19 Wilfredo Tovar, R (1, 6) OBP: 0.267, SLG: 0.273		X FF 96 0-0 ③ L9		X CU 81 0-0 ③ FC5-4 1-2f			B FF 93 F FF 94 S SL 85 F SL 84 B SL 87 F FF 93 C FF 93 2-3 ① K		B FF 98 B FF 99 C FF 99 X FF 99 2-1 1B	4	0	1	0	0	1	4

	AB	35
	R	2
	H	9
	RBI	1
	BB	2
	SO	8
	LOB	17

Inning Stats	1	2	3	4	5	6	7	8	9	1B: 9	SF: 1	WP: 0	PA: 39
	R: 0 E: 0 K: 1 S: 13 H: 0 LOB: 1 BB: 1 P: 20	R: 0 E: 0 K: 1 S: 13 H: 2 LOB: 2 BB: 0 P: 17	R: 0 E: 0 K: 1 S: 11 H: 0 LOB: 0 BB: 0 P: 15	R: 1 E: 0 K: 1 S: 12 H: 2 LOB: 2 BB: 0 P: 19	R: 1 E: 1 K: 0 S: 13 H: 1 LOB: 1 BB: 1 P: 23	R: 0 E: 0 K: 0 S: 9 H: 0 LOB: 0 BB: 0 P: 14	R: 0 E: 0 K: 2 S: 15 H: 2 LOB: 2 BB: 0 P: 20	R: 0 E: 0 K: 1 S: 10 H: 1 LOB: 1 BB: 0 P: 14	R: 0 E: 0 K: 1 S: 9 H: 1 LOB: 1 BB: 0 P: 11	2B: 0	SAC: 0	PB: 0	
										3B: 0	DP: 1	SB: 0	
										HR: 0	HBP: 1	CS: 0	

PITCHER		IP	WLS	BF	H	R	ER	SO	BB	IBB	HBP	BLK	WP	HR	S	P	ERA	WHIP
23 Mitch Keller, R ERA: 7.94	(1, 1)	5.0	W	23	5	2	1	4	2	0	1	0	0	0	62	94	1.80	1.400
46 Chris Stratton, R ERA: 5.29	(6, 1)	3.0	H	12	3	0	0	3	0	0	0	0	0	0	34	48	0.00	1.000
73 Felipe Vázquez, L ERA: 1.75	(9, 1)	1.0		4	1	0	0	1	0	0	0	0	0	0	9	11	0.00	1.000

PITCHER	IP	WLS	BF	H	R	ER	SO	BB	IBB	HBP	BLK	WP	HR	S	P	ERA	WHIP

Batter	1	2	3	4	5	6	7	8	9	AB	R	H	RBI	BB	SO	LOB
26 Adam Frazier, L (1, 4) OBP: 0.330, SLG: 0.392	B FF 94 B FF 95 F FF 94 B CH 91 F FF 95 F SL 90 X SL 91 3-2 ① F7		C CU 83 B CH 90 F SL 89 B CU 84 X CH 91 2-2 6 F9 10 1B 55 E 1B	B FF 93 C SL 87 B SL 89 F FF 93 B CU 84 F SL 89 B FF 94 4-2 BB	C SL 84 S SL 88 S FS 87 0-3 ③ K		X FF 94 0-0 ② 1-H 2B		C SL 83 S CH 87 B CH 88 X FF 92 1-2 10 1B 1B	5	1	3	1	1	1	1
10 Bryan Reynolds, S (1, 7) OBP: 0.412, SLG: 0.542	C CU 84 B CU 85 B FF 95 F CH 90 B FF 94 B CH 91 4-2 55 BB 6 1B BB		C SL 90 1 SAFE B FF 93 B CU 82 X FF 94 2-1 55 1B 1-2 55 E 1B	S SL 89 C SL 89 S FF 93 0-3 ③ K		C SL 82 B SL 85 B SI 97 B FS 85 C FF 98 B SL 84 4-2 19 BB 6 1B 36 SF7 BB	S CH 87 B CH 86 B FF 93 X SL 86 2-1 HR		F FF 92 X FF 93 0-1 1-2 1B	4	3	3	1	2	1	1
6 Starling Marte, R (1, 8) OBP: 0.329, SLG: 0.497	S SL 90 D SL 90 B FF 95 B SL 88 X FF 94 3-1 55 BB 1-2 1B		S FF 95 X SL 88 0-1 ① F9 2-3		L FF 92 B SL 86 S CH 88 B CH 90 F CH 88 X SL 88 2-2 55 HR 1B	X FF 97 0-0 36 SF7 19 BB 1-2 1B	B SI 93 F SL 83 B CH 87 F FF 92 X FF 94 2-2 ③ F9		F SL 83 B SL 83 F FF 92 X FF 92 1-2 ③ G4-3	6	1	3	0	0	0	4
55 Josh Bell, S (1, 10) OBP: 0.370, SLG: 0.601	D CU 84 B FF 95 B CH 91 S SL 90 D SL 90 4-1 ② 1-2 2-3 BB		C FF 94 B CH 92 X FF 95 1-1 E1 19 2B 1-H 3-H 1B		C FF 94 C SL 90 F CH 89 1 SAFE 1 SAFE X FC 94 0-2 1-H HR	C SI 98 F FS 86 S FS 88 0-3 ① K		S SL 84 S SL 84 B SL 85 B CH 88 S CH 87 2-3 ① K		4	2	2	3	1	2	2
19 Colin Moran, L (1, 5) OBP: 0.330, SLG: 0.445	S FF 94 F FF 94 B FF 94 B FF 94 F CU 84 X FF 94 2-2 ③ P4		X CU 85 0-0 3-H 2B		B FC 93 X CH 88 1-0 36 2B 1B	D SL 84 B SL 82 C SI 98 S FS 85 D FS 88 B FS 88 4-2 1-2 2-3 BB		B FF 94 S FF 93 S SL 85 B FF 93 X FF 94 2-2 ② G4-3		4	1	2	1	1	0	2
36 José Osuna, R (1, 3) OBP: 0.358, SLG: 0.618		C FF 94 B SL 89 S FF 93 X FF 94 1-2 ① P1	B FF 95 B FF 94 C SL 88 X FF 95 2-1 ② F8		B FC 94 X CH 87 1-0 1-H 15 1B 2B	B FF 98 F FF 98 D SL 86 C SL 84 X SL 88 2-2 ② SF7 2-3 3-H		F FF 93 C SL 84 X FF 93 0-2 27 FC6-4 1B		4	1	2	2	0	0	1
27 Kevin Newman, R (1, 6) OBP: 0.345, SLG: 0.419		B CU 84 C SL 88 X FF 94 1-1 E8 58 F8 1B	C SL 89 X SL 89 0-1 ③ P3		B SL 89 F FF 94 F CH 87 F FF 93 F SL 89 F FF 94 X CH 89 1-2 ① G5-3	D SL 83 C FF 96 C SL 82 S SL 84 1-3 ③ K		1 SAFE S SL 86 F SL 84 X SL 86 0-2 ③ FC6-4 1-2f		5	0	1	0	0	1	5
58 Jacob Stallings, R (1, 2) OBP: 0.333, SLG: 0.421		B FF 94 S SL 88 X SL 88 1-1 ② F8 2-3	B CU 80 F FF 93 X FF 92 1-1 ① F9		B SL 88 C FF 94 F FF 94 F CH 88 B SL 89 B FF 93 X CH 87 3-2 ② L5		C FF 94 B FF 94 X SL 86 1-1 ① G4-3		B SL 82 F FF 92 X FF 93 1-1 ① G6-3	5	0	0	0	0	0	2
15 Pablo Reyes, R (1, 9) OBP: 0.246, SLG: 0.297		C FF 95 B SL 89 X SL 89 1-1 ③ G4-3		S SL 89 C SL 89 S SL 88 0-3 ② K	C FF 93 C FF 94 X SL 89 0-2 2-H 1B		H SL 83 1-0 26 2B HBP		F CH 88 F CH 88 B CH 89 B SL 85 F FF 94 X SI 93 2-2 ② G6-3	4	1	1	1	0	1	1
Inning Stats	R: 0 E: 0 K: 0 S: 14 H: 1 LOB: 2 BB: 2 P: 30	R: 0 E: 1 K: 0 S: 9 H: 1 LOB: 1 BB: 0 P: 13	R: 3 E: 1 K: 0 S: 14 H: 4 LOB: 1 BB: 0 P: 21	R: 0 E: 0 K: 2 S: 11 H: 0 LOB: 1 BB: 1 P: 16	R: 4 E: 0 K: 1 S: 26 H: 5 LOB: 1 BB: 0 P: 34	R: 1 E: 0 K: 2 S: 14 H: 1 LOB: 2 BB: 2 P: 25	R: 2 E: 0 K: 0 S: 8 H: 2 LOB: 0 BB: 0 P: 14	R: 0 E: 0 K: 1 S: 12 H: 1 LOB: 1 BB: 0 P: 16	R: 0 E: 0 K: 0 S: 14 H: 2 LOB: 2 BB: 0 P: 19	1B: 12 2B: 3 3B: 0 HR: 2 SF: 1 SAC: 0 DP: 0 HBP: 1						

PITCHER		IP	WLS	BF	H	R	ER	SO	BB	IBB	HBP	BLK	WP	HR	S	P	ERA	WHIP
47 Griffin Canning, R ERA: 4.86	(1, 1)	4.0		20	6	3	3	2	3	0	0	0	0	0	48	80	6.75	2.250
67 Taylor Cole, R ERA: 5.63	(5, 1)	0.2	L	7	5	4	4	0	0	0	0	0	0	1	23	31	54.00	7.500
40 Luis García, R ERA: 4.98	(5, 1)	1.1		7	1	1	1	3	2	0	0	0	0	0	17	28	6.75	2.250
65 Jake Jewell, R ERA: 7.2	(7, 1)	3.0		14	5	2	2	1	0	0	1	0	0	1	34	49	6.00	1.667

PITCHER	IP	WLS	BF	H	R	ER	SO	BB	IBB	HBP	BLK	WP	HR	S	P	ERA	WHIP

TOP

Pittsburgh Pirates @ Los Angeles Angels

Angel Stadium, Anaheim, CA

Tue Aug 13 2019, 7:10 PM - 10:54 PM PDT

Att. 33,568 - Clear - 78 F

livebaseballscorecards.com

AB	41
R	10
H	17
RBI	9
BB	5
SO	6
LOB	19

WP: 0 PB: 0 SB: 0 CS: 0 PA: 48

Batter	1	2	3	4	5	6	7	8	9	AB	R	H	RBI	BB	SO	LOB
6 David Fletcher, R (1, 6) OBP: 0.343, SLG: 0.392	B FF 91 C FF 91 B SI 90 S SL 84 B FF 92 X FF 92 3-2 17 2B 2B	B FF 92 B FF 90 B FF 90 B FF 91 4-0 17 3B BB		B FF 88 C SL 81 X SL 81 1-1 17 FC4-6 1B		B FF 94 C FF 92 F FF 96 X SL 80 1-2 27 BB 1B			C FF 93 X CU 81 0-1 17 FC4-6 8 1B 27 BB 1B	4	3	4	0	1	0	0
27 Mike Trout, R (1, 8) OBP: 0.440, SLG: 0.659	B FF 92 B FF 94 B SL 84 C FF 93 B FF 92 4-1 17 2B 8 G5-3 BB	1 SAFE B FF 91 F SI 90 F SL 83 X SL 83 1-2 ② F8		C SL 82 B FF 90 B FF 89 S FF 91 X FF 90 2-2 ① F9		B FF 93 D SL 82 B FF 93 C FF 93 B FF 96 4-1 1-2 BB			B CU 81 C SI 95 C SI 94 B FF 92 B SI 92 4-1 17 FC4-6 1-2 BB	2	1	0	0	3	0	2
17 Shohei Ohtani, L (1, 10) OBP: 0.352, SLG: 0.510	D CH 86 B SI 86 C FF 93 F FF 93 X FF 94 2-2 5 1B 1-3 2-H 2B	B FF 91 S CH 85 F FF 92 X SL 84 1-2 1-H 3B		1 SAFE B CH 83 X SI 89 1-0 ② FC4-6 1-2f		F FF 93 B CH 86 F FF 93 B FF 95 F FF 94 F FF 97 D CH 86 S FF 94 3-3 ③ K			X SI 93 0-0 ① FC4-6 8 S 8 1B 1-2f 2-3	5	2	2	2	0	1	5
8 Justin Upton, R (1, 7) OBP: 0.299, SLG: 0.397	S SL 86 B SL 84 X SI 92 1-1 ① G5-3 3-H	D SI 90 B SL 83 B SI 89 C FF 92 F SI 90 X SL 83 3-2 ③ F7		1 SAFE 1 SAFE F FF 90 S FF 91 1 SAFE D SL 80 X FF 91 1-2 ③ P6			C CH 90 S CH 86 B SL 87 S CH 86 1-3 ① K		B CU 81 C SL 86 B SL 87 F SI 93 X CU 82 2-2 56 G6-4-3 1-H 3-H 1B	5	0	1	3	0	1	3
56 Kole Calhoun, L (1, 9) OBP: 0.326, SLG: 0.481	B SI 86 B FF 92 B CH 86 B FF 93 4-0 5 1B BB	B FF 89 B CH 84 B FF 89 B FF 89 4-0 5 BB 4 1B BB			B CH 83 X FF 89 1-0 5 G4-3 23 F8-2 2B		B SI 93 S SL 88 X SL 83 1-1 ② L4		X FF 98 0-0 ② ③ G6-4-3 1-2f	3	1	1	0	2	0	1
5 Albert Pujols, R (1, 3) OBP: 0.297, SLG: 0.432	B SI 92 C SL 83 X SI 91 1-1 1-3 2-H 1B	C SL 82 B SL 81 D SI 88 D SL 82 S SI 89 B SI 89 4-2 4 1B 1-2 BB			C SI 88 X SL 81 0-1 ① G4-3 2-3		B SL 84 B CH 90 C SI 92 B CH 87 X SI 92 3-1 ③ G4-3			3	0	1	1	1	0	1
23 Matt Thaiss, L (1, 5) OBP: 0.274, SLG: 0.413	B FF 92 X CH 86 1-0 ② P6	F CH 84 C FF 92 S FF 92 0-3 ① K			C FF 90 C FF 90 F FF 89 B FF 90 F CH 80 X FF 90 1-2 ②③ F8-2 3-H			S SL 87 B CH 89 S SL 84 B SL 87 F SI 94 X SL 87 2-2 ① G3		4	0	0	0	0	1	5
4 Luis Rengifo, S (1, 4) OBP: 0.326, SLG: 0.360	C CH 86 S FF 91 S FF 93 0-3 ③ K	S FF 91 S CH 83 X FF 92 0-2 33 G6-4-3 1-2 2-H 1B				C FF 95 B SL 80 F FF 95 B SL 79 X FF 96 2-2 ① G6-3		B FF 92 S CH 86 C SL 84 S CH 86 1-3 ② K		4	0	1	1	0	2	2
33 Max Stassi, R (1, 2) OBP: 0.207, SLG: 0.180		C FF 91 X SI 88 0-1 ① L8	F SI 89 X SI 90 0-1 ②③ G6-4-3 1-2f			C SL 81 S SL 80 B SL 82 B FF 94 F FF 94 C SL 80 2-3 ② K			X SI 91 0-0 ③ G6-3	4	0	0	0	0	1	2
Inning Stats	R: 3 H: 3 E: 0 LOB: 2 K: 1 BB: 2 S: 15 P: 31	R: 1 H: 1 E: 0 LOB: 1 K: 0 BB: 1 S: 11 P: 20	R: 1 H: 1 E: 0 LOB: 1 K: 1 BB: 2 S: 10 P: 18	R: 0 H: 1 E: 0 LOB: 1 K: 0 BB: 0 S: 9 P: 14	R: 0 H: 1 E: 0 LOB: 0 K: 0 BB: 2 S: 8 P: 10	R: 0 H: 1 E: 0 LOB: 2 K: 2 BB: 1 S: 16 P: 28	R: 0 H: 0 E: 0 LOB: 0 K: 1 BB: 0 S: 7 P: 12	R: 0 H: 0 E: 0 LOB: 0 K: 1 BB: 0 S: 8 P: 11	R: 2 H: 2 E: 0 LOB: 0 K: 0 BB: 1 S: 8 P: 14	1B: 6 SF: 0 2B: 4 SAC: 0 3B: 1 DP: 3 HR: 0 HBP: 0						

PITCHER		IP	WLS	BF	H	R	ER	SO	BB	IBB	HBP	BLK	WP	HR	S	P	ERA	WHIP
34 Trevor Williams, R ERA: 5.25	(1, 1)	5.0	W	25	7	5	5	2	5	0	0	0	0	0	53	93	9.00	2.400
45 Michael Feliz, R ERA: 3.7	(6, 1)	1.0	H	5	1	0	0	2	1	0	0	0	0	0	16	28	0.00	2.000
47 Francisco Liriano, L ERA: 3.2	(7, 1)	2.0		6	0	0	0	2	0	0	0	0	0	0	15	23	0.00	0.000
52 Clay Holmes, R ERA: 6.82	(9, 1)	0.1		4	2	2	2	0	1	0	0	0	0	0	7	13	54.00	9.000
73 Felipe Vázquez, L ERA: 1.72	(9, 1)	0.2	S	1	0	0	0	0	0	0	0	0	0	0	1	1	0.00	0.000

PITCHER	IP	WLS	BF	H	R	ER	SO	BB	IBB	HBP	BLK	WP	HR	S	P	ERA	WHIP

BOTTOM

Pittsburgh Pirates @ Los Angeles Angels

Angel Stadium, Anaheim, CA

Tue Aug 13 2019, 7:10 PM - 10:54 PM PDT

Att. 33,568 - Clear - 78 F

livebaseballscorecards.com

AB	34
R	7
H	10
RBI	7
BB	7
SO	6
LOB	21

Pittsburgh Pirates @ Los Angeles Angels

Angel Stadium, Anaheim, CA

Wed Aug 14 2019, 5:09 PM - 8:14 PM PDT

Att. 33,544 - Clear - 86 F

TOP

livebaseballscorecards.com

Batter	1	2	3	4	5	6	7	8	9	AB	R	H	RBI	BB	SO	LOB
27 Kevin Newman, R (1, 6) OBP: 0.349, SLG: 0.426	B CU 77 B FF 91 B CH 83 B FF 91 4-0 6 HBP 10 HBP 55 G6-4-3 BB		B FF 90 C CH 83 B CU 78 C CH 85 F FF 91 H FF 91 3-2 10 CS HBP		B CH 82 S CH 82 B CH 82 C CU 76 F CH 83 F FF 90 F CU 78 X CH 80 2-2 3B		C FF 97 C SL 85 B FF 96 C FF 97 1-3 ③ K			2	1	1	0	1	1	0
10 Bryan Reynolds, S (1, 7) OBP: 0.410, SLG: 0.537	C FF 92 C CH 85 1 SAFE H CU 79 1-2 55 G6-4-3 6 HBP 53 1B 1-2 HBP		S CH 84 C FF 91 F CH 83 D CU 77 1 SAFE 1 SAFE X CH 85 1-2 ① ② G1-3 1-2		S CU 77 D CH 82 F FF 91 S CH 83 1-3 ③ K			S SL 82 F FF 93 S SL 83 0-3 ① K		3	1	0	0	0	2	2
6 Starling Marte, R (1, 8) OBP: 0.331, SLG: 0.496	F FF 92 B CH 84 B CH 84 C CU 75 H FF 91 3-2 55 G6-4-3 1-2 2-3 HBP		B CU 78 C CH 84 B FF 89 F FF 91 B CH 84 F CH 84 F FF 91 C FF 91 3-3 ③ K			C CH 82 C FF 90 X CU 77 0-2 55 S 1B		B FF 93 B SL 82 X FF 93 2-0 ② G4-3		3	0	1	0	0	1	0
55 Josh Bell, S (1, 10) OBP: 0.367, SLG: 0.595	B FF 91 X CH 84 1-0 ① ② G6-4-3 1-2f 2-3 3-H			B CU 76 S CH 83 S CH 82 B FF 89 B FF 90 X CH 83 3-2 ① G5-3		C FF 91 B CH 83 S CH 83 D CU 77 1 SAFE B CH 84 F FF 91 S CH 84 3-3 ① K 1-2		C SL 84 S SL 85 B FF 94 B FF 94 S SL 84 2-3 ③ K		4	0	0	0	0	2	3
53 Melky Cabrera, S (1, 9) OBP: 0.321, SLG: 0.418	F FF 91 X FF 91 0-1 3-H 1B			X CH 83 0-0 ② G5-3		F CU 76 B FF 91 B CH 83 F CH 83 S FF 91 2-3 ② K			B CH 90 F FF 98 X CH 91 1-1 19 G4-1 32 1B 1B	4	1	2	1	0	1	1
19 Colin Moran, L (1, 3) OBP: 0.329, SLG: 0.443	B FF 90 1 SAFE B CU 76 F FF 91 X CU 77 2-1 ③ G4-3			X SI 91 0-0 32 FC5-4 1B		X CU 76 0-0 ③ L7			X CH 90 0-0 ① G4-1 1-2	4	0	1	0	0	0	3
32 Elias Díaz, R (1, 2) OBP: 0.303, SLG: 0.314		C FF 90 S CH 84 X CH 84 0-2 ① G5-3		X CH 82 0-0 ③ FC5-4 1-2f			B FF 96 B SL 82 B FF 98 B FF 94 4-0 26 E 2 G6-4-3 BB		X SL 90 0-0 26 WP 2-H 1B	3	1	1	1	1	0	1
26 Adam Frazier, L (1, 4) OBP: 0.327, SLG: 0.388		B CU 77 F FF 91 B SL 83 B CU 76 C SI 91 S SI 90 3-3 ② K			C FF 90 B CU 77 B CH 82 X FF 90 2-1 ① L7		C FF 97 B CH 87 B SL 82 X FF 95 2-1 FC4 2 G6-4-3 1-3		B SI 97 B CH 90 X FF 98 2-0 ② P4 1-2	4	0	0	0	0	1	2
2 Erik González, R (1, 5) OBP: 0.270, SLG: 0.254 15 Pablo Reyes, R (9, PH) OBP: 0.243, SLG: 0.292		S FF 91 S CU 77 B CU 77 S FF 91 1-3 ③ K			X CH 82 0-0 ② G3-1		X SL 83 0-0 ① ② G6-4-3 1-2f 3-H		S FF 98 B FF 98 F FF 98 S FF 99 1-3 ③ K	3 1	0 0	0 0	0 0	0 0	1 1	1 1
Inning Stats	R: 2 E: 0 K: 0 S: 9 H: 1 LOB: 1 BB: 1 P: 20	R: 0 E: 0 K: 2 S: 9 H: 0 LOB: 0 BB: 0 P: 13	R: 0 E: 0 K: 1 S: 12 H: 0 LOB: 0 BB: 0 P: 19	R: 0 E: 0 K: 0 S: 6 H: 1 LOB: 1 BB: 0 P: 9	R: 0 E: 0 K: 1 S: 12 H: 1 LOB: 1 BB: 0 P: 17	R: 0 E: 0 K: 2 S: 11 H: 1 LOB: 1 BB: 0 P: 16	R: 1 E: 1 K: 1 S: 6 H: 0 LOB: 0 BB: 1 P: 13	R: 0 E: 0 K: 2 S: 7 H: 0 LOB: 0 BB: 0 P: 11	R: 1 E: 0 K: 1 S: 8 H: 2 LOB: 1 BB: 0 P: 12	1B: 5 2B: 0 3B: 1 HR: 0 SF: 0 SAC: 0 DP: 2 HBP: 3						

	AB	31
	R	4
	H	6
	RBI	2
	BB	2
	SO	10
	LOB	14

WP: 1 PA: 36
PB: 0
SB: 1
CS: 1

PITCHER		IP	WLS	BF	H	R	ER	SO	BB	IBB	HBP	BLK	WP	HR	S	P	ERA	WHIP
52 Dillon Peters, L ERA: 3.38	(1, 1)	6.0	W	24	4	2	2	6	1	0	3	0	0	0	59	94	3.00	0.833
31 Ty Buttrey, R ERA: 3.4	(7, 1)	1.0	H	4	0	1	0	1	1	0	0	0	0	0	6	13	0.00	1.000
32 Cam Bedrosian, R ERA: 2.89	(8, 1)	1.0	H	3	0	0	0	2	0	0	0	0	0	0	7	11	0.00	0.000
57 Hansel Robles, R ERA: 2.85	(9, 1)	1.0		5	2	1	1	1	0	0	0	0	1	0	8	12	9.00	2.000

PITCHER		IP	WLS	BF	H	R	ER	SO	BB	IBB	HBP	BLK	WP	HR	S	P	ERA	WHIP

BOTTOM

Pittsburgh Pirates @ Los Angeles Angels

Angel Stadium, Anaheim, CA

Wed Aug 14 2019, 5:09 PM - 8:14 PM PDT

Att. 33,544 - Clear - 86 F

livebaseballscorecards.com

Batter	1	2	3	4	5	6	7	8	9	AB	R	H	RBI	BB	SO	LOB
18 Brian Goodwin, L (1, 7) OBP: 0.335, SLG: 0.481	B FF 90 C FF 91 S CH 86 B SL 89 F SI 93 S SL 88 2-3 ① K		C CU 82 F SL 88 B FF 95 B FF 95 B SL 89 F SL 89 C CH 90 3-3 ③ K		B CH 87 S SL 88 B FF 93 C CH 88 X SL 88 2-2 56 WP 17 BB 1B		B SL 83 C SL 83 C FF 96 C SL 82 1-3 ② K			4	0	1	0	0	3	1
27 Mike Trout, R (1, 8) OBP: 0.439, SLG: 0.654	C CU 81 C SL 88 S SL 89 0-3 ② K			C SL 87 B FF 94 B FF 95 B FF 94 S SL 88 D SL 89 4-2 5 S 5 1B BB	C FF 93 F FF 95 B FF 94 F SL 90 C FF 94 1-3 ② K		S FF 96 F SL 83 F SL 82 S FF 95 0-3 ③ K			3	1	0	0	1	3	2
17 Shohei Ohtani, L (1, 10) OBP: 0.356, SLG: 0.512	B FF 93 B FF 94 X FF 94 2-0 1B			F FF 94 D CH 89 B SL 89 B CH 87 T FF 94 F SL 89 F FF 95 S CH 89 3-3 ① K	D SL 90 B CH 88 D CH 89 B SL 89 4-0 56 WP 1-2 BB			X FF 97 0-0 5 WP 56 1B 5 1B 1B		3	1	2	0	1	1	1
56 Kole Calhoun, L (1, 9) OBP: 0.326, SLG: 0.479	B CH 87 X CH 87 1-0 ③ G4-3			1 SAFE S SL 88 D CH 89 F FF 93 B FF 94 B CH 89 F SL 89 S SL 89 3-3 ② K	C FF 94 B SL 90 S FF 93 S SL 89 1-3 ③ K 1-2 2-3			1 SAFE 1 SAFE B FF 97 X FF 97 1-0 5 WP 5 1B 1B 1-2		4	1	1	0	0	2	4
5 Albert Pujols, R (1, 3) OBP: 0.299, SLG: 0.433		B FF 91 C FF 93 B SL 88 B SL 87 X FF 93 3-1 ① G5-3		B FF 94 B FF 94 X SL 89 2-0 6 WP 6 2B 1B 1-H	B FF 94 C CU 79 X FF 96 1-1 ① F8			B CH 91 F FF 98 F FF 99 F FF 98 X SI 97 1-2 6 SH1-3 4 1B 1B 1-H 2-H		4	2	2	3	0	0	0
6 David Fletcher, R (1, 5) OBP: 0.343, SLG: 0.394		X FF 94 0-0 ② G1-3		C SL 87 F FF 94 B SL 91 X SL 89 1-2 4 E 2B 1-H	B CU 80 B FF 95 C FF 96 F CU 82 X CU 83 2-2 ② G4-3			B SL 86 C FF 98 X SL 85 1-1 ① SH1-3 2-3		3	1	1	1	0	0	0
4 Luis Rengifo, S (1, 4) OBP: 0.328, SLG: 0.366		C FF 93 F CH 87 S SL 89 0-3 ③ K		B CH 88 B SL 87 X FF 94 2-0 E7 2-H 2B	B CU 83 C CU 81 S FF 97 S CU 83 1-3 ③ K			D FF 96 S SL 85 F FF 96 D SL 86 F FF 97 F SI 97 X SL 86 2-2 19 CS 1B 3-H		4	1	2	2	0	2	0
48 Anthony Bemboom, L (1, 2) OBP: 0.300, SLG: 0.400			B FF 91 C FF 92 C SI 93 B SL 90 S SL 89 2-3 ① K	B FF 94 F CH 88 C FF 94 S SL 89 1-3 ③ K			X FF 95 0-0 ① F7	S CH 91 F CH 90 C FF 99 0-3 ② K		4	0	0	0	0	3	1
19 Wilfredo Tovar, R (1, 6) OBP: 0.270, SLG: 0.276			B FF 95 S SL 89 F SL 95 F FF 95 X SL 90 1-2 ② G3-1		C FF 93 F CU 82 X SL 89 0-2 ① L4		B FF 95 B FF 96 B FF 96 C FF 95 X FF 95 3-1 1B	1 SAFE F SL 86 F SL 86 F SL 86 B FF 97 1-2 CS 1-2		3	0	1	0	0	0	0

Inning Stats																																	
	R: 0	H: 1		R: 0	H: 0		R: 0	H: 0		R: 4	H: 3		R: 0	H: 1		R: 0	H: 0		R: 0	H: 1		R: 3	H: 4		1B: 8	SF: 0		WP: 3	PA: 36				
	E: 0	LOB: 1		E: 0	LOB: 0		E: 0	LOB: 0		E: 1	LOB: 0		E: 0	LOB: 2		K: 1	BB: 0		E: 0	LOB: 0		E: 0	LOB: 0		2B: 2	SAC: 1		PB: 0					
	K: 2	BB: 0		K: 1	BB: 0		K: 2	BB: 1		K: 3	BB: 1		K: 2	BB: 1		S: 8	P: 12		K: 2	BB: 0		K: 1	BB: 0		3B: 0	DP: 0		SB: 1					
	S: 9	P: 14		S: 6	P: 9		S: 12	P: 18		S: 19	P: 35		S: 14	P: 22					S: 10	P: 14		S: 19	P: 25		HR: 0	HBP: 0		CS: 1					

PITCHER		IP	WLS	BF	H	R	ER	SO	BB	IBB	HBP	BLK	WP	HR	S	P	ERA	WHIP
24 Chris Archer, R ERA: 5.23	(1, 1)	5.0	L	22	5	4	3	10	2	0	0	0	2	0	60	98	5.40	1.400
35 Keone Kela, R ERA: 3.24	(6, 1)	1.0		3	0	0	0	1	0	0	0	0	0	0	8	12	0.00	0.000
30 Kyle Crick, R ERA: 4.53	(7, 1)	1.0		4	1	0	0	2	0	0	0	0	0	0	10	14	0.00	1.000
72 Geoff Hartlieb, R ERA: 8.65	(8, 1)	1.0		6	4	3	3	1	0	0	0	0	1	0	19	25	27.00	4.000

PITCHER	IP	WLS	BF	H	R	ER	SO	BB	IBB	HBP	BLK	WP	HR	S	P	ERA	WHIP

AB	32
R	7
H	10
RBI	6
BB	2
SO	14
LOB	9

Batter	1	2	3	4	5	6	7	8	9	AB	R	H	RBI	BB	SO	LOB
28 Leury García, S (1, 5) (8, 8) OBP: 0.318, SLG: 0.389	T SI 92 C SI 92 B CU 81 X SI 94 1-2 ① G4-3			X CH 84 0-0 ① G3		B SI 92 B SI 92 X SI 92 2-0 ② F9		B SI 94 C KC 80 X KC 81 1-1 ③ G3		4	0	0	0	0	0	0
7 Tim Anderson, R (1, 6) OBP: 0.348, SLG: 0.491	C CU 78 S CU 81 F SI 94 X CU 81 0-2 ② G5-3			S SI 92 B CH 87 X CU 80 1-1 79 HR 1B		C SI 93 X SI 92 0-1 ③ F9			C FC 84 B SI 93 F FC 84 X FC 86 1-2 33 3B 1B	4	2	2	0	0	0	0
79 José Abreu, R (1, 3) OBP: 0.318, SLG: 0.497	B SI 92 C CU 78 B SI 94 B SI 93 S CU 79 F SI 94 F SI 94 T CU 81 3-2 ③ K			B SI 92 1 SAFE F SI 91 D CU 80 X CU 79 2-1 1-H HR			C CH 84 C SI 91 B SI 94 X CH 88 1-2 HR		C FC 84 C FC 84 X FC 85 0-2 ① P6	4	2	2	3	0	1	1
33 James McCann, R (1, 10) OBP: 0.341, SLG: 0.467		C CU 77 F SI 92 S CH 86 0-3 ① K		C SI 92 F CH 85 S SI 94 0-3 ② K			X CU 79 0-0 ① F8		B SI 93 C SI 92 F CH 84 1 SAFE F CH 85 F FF 92 X FF 94 1-2 1-H 74 1B 3B	4	1	1	1	0	2	0
74 Eloy Jiménez, R (1, 7) OBP: 0.294, SLG: 0.461		B SI 93 B CU 77 X SI 93 2-0 ② L9		F SI 93 S SI 92 F SI 94 B CU 82 B CU 81 X SI 94 2-2 ③ L8			C CU 79 X SI 93 0-1 ② L3		B SI 94 S FC 84 D FC 84 B SI 91 X FC 84 3-1 3-H 21 HR 1B	4	1	1	1	0	0	0
21 Welington Castillo, R (1, 2) OBP: 0.283, SLG: 0.386		C SI 94 C CH 86 F SI 95 C SI 94 0-3 ③ K			B SI 91 S CH 83 F SI 92 F CU 81 X CH 85 1-2 ① G4-3		B SI 92 B SI 92 X SI 91 2-0 ② 2B		B FF 98 X FF 98 1-0 1-H HR	4	1	2	2	0	1	0
5 Yolmer Sánchez, S (1, 4) OBP: 0.308, SLG: 0.318			F SI 92 B CH 84 X SI 92 1-1 ① P6		B SI 91 B CH 84 C SI 92 X CH 85 2-1 ② G2-3		X CH 84 0-0 ③ F7		B CH 89 C FF 96 B FF 96 S SL 90 X FF 98 2-2 45 FC5-4 1B	4	0	1	0	0	0	1
15 Adam Engel, R (1, 8) OBP: 0.279, SLG: 0.336 45 Jon Jay, L (8, PH) (8, 9) OBP: 0.313, SLG: 0.338			B SI 93 S CU 78 S SI 94 F SI 94 F SI 94 S CU 82 1-3 ② K2-3		B SI 92 S CH 84 S SI 93 X SI 93 1-2 ③ L6			B KC 80 X CH 85 1-0 ① F7	C SI 95 1 SAFE X CH 89 0-1 ② FC5-4 1-2f	2 2	0 0	0 0	0 0	0 0	1 0	0 1
49 Ryan Cordell, R (1, 9) OBP: 0.286, SLG: 0.358 17 Ryan Goins, L (8, PH) (8, 5) OBP: 0.375, SLG: 0.422			C SI 93 F SI 93 X CH 88 0-2 ③ P3			B SI 91 C SI 91 B CH 85 B SI 91 F SI 91 S SI 93 3-3 ① K		C SI 94 S CH 87 B CH 87 X KC 81 1-2 ② G3	B CH 89 F SI 97 S CH 90 S CH 90 1-3 ③ K	2 2	0 0	0 0	0 0	0 0	1 1	0 1

Inning Stats	1	2	3	4	5	6	7	8	9
	R: 0 E: 0 K: 1 S: 12	R: 0 E: 0 K: 2 S: 8	R: 0 E: 0 K: 1 S: 10	R: 2 E: 0 K: 1 S: 12	R: 0 E: 0 K: 0 S: 9	R: 0 E: 0 K: 1 S: 6	R: 1 E: 0 K: 0 S: 8	R: 0 E: 0 K: 0 S: 6	R: 4 E: 1 K: 1 S: 22
	H: 0 LOB: 0 BB: 0 P: 16	H: 0 LOB: 0 BB: 0 P: 10	H: 0 LOB: 0 BB: 0 P: 12	H: 2 LOB: 0 BB: 0 P: 17	H: 0 LOB: 0 BB: 0 P: 13	H: 0 LOB: 0 BB: 0 P: 11	H: 2 LOB: 1 BB: 0 P: 11	H: 0 LOB: 0 BB: 0 P: 9	H: 5 LOB: 1 BB: 0 P: 31

PITCHER		IP	WLS	BF	H	R	ER	SO	BB	IBB	HBP	BLK	WP	HR	S	P	ERA	WHIP
28 Andrew Heaney, L ERA: 4.76	(1, 1)	7.0	W	25	4	3	3	6	0	0	0	0	0	2	65	90	3.86	0.571
53 Trevor Cahill, R ERA: 6.62	(8, 1)	1.1		7	3	3	3	0	0	0	0	0	0	0	19	27	20.25	2.250
57 Hansel Robles, R ERA: 2.98	(9, 1)	0.2	S	4	2	1	1	1	0	0	0	0	0	1	9	13	13.50	3.000

PITCHER	IP	WLS	BF	H	R	ER	SO	BB	IBB	HBP	BLK	WP	HR	S	P	ERA	WHIP

TOP

Chicago White Sox @ Los Angeles Angels

Angel Stadium, Anaheim, CA

Thu Aug 15 2019, 7:09 PM - 10:04 PM PDT

Att. 33,533 - Clear - 78 F

livebaseballscorecards.com

AB	36
R	7
H	9
RBI	7
BB	0
SO	7
LOB	4

1B: 4	SF: 0	WP: 0	PA: 36
2B: 1	SAC: 0	PB: 0	
3B: 1	DP: 0	SB: 0	
HR: 3	HBP: 0	CS: 0	

Batter	1	2	3	4	5	6	7	8	9	AB	R	H	RBI	BB	SO	LOB
18 Brian Goodwin, L (1, 9) OBP: 0.333, SLG: 0.474	T FF 97 C FF 98 X FF 98 0-2 ① P3		C FF 97 B SL 88 S CH 87 F SL 87 T FF 99 1-2 ② K		B CU 78 B CH 85 B FF 98 B FF 98 4-0 8 WP 27 1B 6 1B BB	B SI 92 C FC 87 S FC 88 B FC 90 T FC 89 2-2 ② K		B CU 78 B FC 88 F FF 92 S FC 88 S FC 89 2-3 ② K		4	1	0	0	1	3	0
27 Mike Trout, R (1, 8) OBP: 0.444, SLG: 0.665	C FF 97 B SL 89 B FF 97 S CH 87 X FF 98 2-2 17 2B 8 G6-3 1B		B SL 86 B CH 87 F FF 98 X CH 88 2-1 HR		**B FF 98** **B FF 97** 1 **SAFE** 1 SAFE X FF 97 2-0 8 WP 6 1B **1-2** 1B	B SL 78 C FC 88 B SI 95 X FC 90 2-1 17 E 8 HR 1B		B FF 92 B FC 90 B FC 88 B FF 93 4-0 BB		4	4	4	1	1	0	0
17 Shohei Ohtani, L (1, 10) OBP: 0.357, SLG: 0.513	X FF 98 0-0 8 G6-3 **1-3** 2B		B FF 98 X CH 88 1-0 1B		B CU 79 C FF 98 C FF 99 F FF 100 S SL 88 1-3 ① K	S FC 89 S FC 90 X FC 90 0-2 FC 8 HR **1-2**		X FC 89 0-0 ③ F9		5	1	2	0	0	1	4
8 Justin Upton, R (1, 7) OBP: 0.304, SLG: 0.417	F CH 86 C SL 87 D SL 88 F FF 98 D SL 88 F FF 99 B CH 88 X FF 99 3-2 ② G6-3 **2-3** **3-H**		X FF 97 0-0 ③ G6-3		C SL 88 B FF 98 B FF 98 B FF 98 S FF 98 F FF 99 D SL 89 4-2 6 1B 4 1B **1-2** **2-3** BB	D FC 89 X FC 91 1-0 **1-H** **2-H** HR				3	2	1	4	1	0	2
6 David Fletcher, R (1, 5) OBP: 0.345, SLG: 0.398	B FF 98 B FF 98 C FF 98 B CH 87 C FF 97 X FF 98 3-2 ③ G4-3			C FF 97 X SL 86 0-1 23 1B 2B	X FF 97 0-0 4 1B **1-2** **2-H** **3-H** 1B	C SL 80 S SL 79 B SL 81 S FC 89 1-3 ③ K				4	0	2	2	0	1	1
23 Matt Thaiss, L (1, 3) OBP: 0.273, SLG: 0.405		B FF 96 S CH 87 B CH 86 B FF 98 S FF 96 S FF 99 3-3 ① K		B FF 98 X FF 98 1-0 **2-3** 1B	S CH 87 B FF 97 S CH 87 B FF 98 B CH 86 F FF 98 S SL 89 3-3 ② K		F SL 77 B FC 91 F FC 90 B SL 83 B FC 91 F FC 90 X FC 90 3-2 ① G3-1			4	0	1	0	0	2	2
4 Luis Rengifo, S (1, 4) OBP: 0.327, SLG: 0.364		F FF 99 C FF 98 B FF 97 B SL 88 X FF 99 2-2 ② L5		B FF 97 X SL 86 1-0 ① L7	D CU 80 C CH 85 X FF 97 1-1 **1-2** **2-H** 1B	B SL 78 F SL 78 B SI 95 B FC 88 X SI 95 3-1 ② G5-3				4	0	1	1	0	0	2
19 Wilfredo Tovar, R (1, 6) OBP: 0.254, SLG: 0.258		B FF 99 F FF 98 B SL 88 F FF 99 S FF 100 2-3 ③ K		X FF 98 0-0 ② P3	B FF 98 X SL 86 1-0 ③ F8		C CU 77 B CH 86 S FC 87 S FC 88 1-3 ③ K			4	0	0	0	0	2	4
33 Max Stassi, R (1, 2) OBP: 0.200, SLG: 0.174			B FF 96 X FF 97 1-0 ① L4	B FF 98 1 SAFE C FF 98 F FF 98 S FF 99 1-3 ③ K		F FF 97 X FF 96 0-1 ① F8		B FF 91 B FF 91 S FC 88 S FC 88 B FC 89 S FF 90 3-3 ① K		4	0	0	0	0	2	2
Inning Stats	R: 1 E: 0 K: 0 S: 15 H: 2 LOB: 1 BB: 0 P: 23	R: 0 E: 0 K: 2 S: 9 H: 0 LOB: 0 BB: 0 P: 16	R: 1 E: 0 K: 1 S: 9 H: 2 LOB: 1 BB: 0 P: 14	R: 0 E: 0 K: 1 S: 8 H: 2 LOB: 2 BB: 0 P: 11	R: 3 E: 0 K: 2 S: 16 H: 3 LOB: 2 BB: 2 P: 32	R: 3 E: 1 K: 2 S: 14 H: 2 LOB: 0 BB: 0 P: 20	R: 0 E: 0 K: 1 S: 9 H: 0 LOB: 0 BB: 0 P: 16	R: 0 E: 0 K: 2 S: 7 H: 0 LOB: 1 BB: 1 P: 16		1B: 7 2B: 2 3B: 0 HR: 2 SF: 0 SAC: 0 DP: 0 HBP: 0						

PITCHER		IP	WLS	BF	H	R	ER	SO	BB	IBB	HBP	BLK	WP	HR	S	P	ERA	WHIP
40 Reynaldo López, R ERA: 5.29	(1, 1)	5.1	L	27	9	5	5	6	2	0	0	0	1	1	59	98	8.44	2.062
64 Josh Osich, L ERA: 5.51	(6, 1)	1.1		7	2	3	0	2	0	0	0	0	0	1	18	30	0.00	1.500
57 Jace Fry, L ERA: 4.91	(7, 1)	1.1		5	0	0	0	3	1	0	0	0	0	0	10	20	0.00	0.750

PITCHER	IP	WLS	BF	H	R	ER	SO	BB	IBB	HBP	BLK	WP	HR	S	P	ERA	WHIP

BOTTOM

Chicago White Sox @ Los Angeles Angels

Angel Stadium, Anaheim, CA

Thu Aug 15 2019, 7:09 PM - 10:04 PM PDT

Att. 33,533 - Clear - 78 F

livebaseballscorecards.com

AB	36
R	8
H	11
RBI	8
BB	3
SO	11
LOB	17

WP: 1	PA: 39		
PB: 0			
SB: 0			
CS: 0			

Chicago White Sox @ Los Angeles Angels

Angel Stadium, Anaheim, CA

Fri Aug 16 2019, 7:10 PM - 10:18 PM PDT

Att. 39,206 - Clear - 71 F

livebaseballscorecards.com

Batter	1	2	3	4	5	6	7	8	9	AB	R	H	RBI	BB	SO	LOB
28 Leury García, S (1, 8) (8, 9) OBP: 0.319, SLG: 0.391	F FF 94 F FF 94 F CH 83 F CH 81 B FF 94 F CH 84 X SL 85 1-2 ① G4-3		C CU 79 B CH 83 X FF 93 1-1 7 1B 2B		B CU 79 F CH 83 B FF 91 F CH 84 B CU 80 S CH 85 3-3 ① K			C CH 82 X CH 84 0-1 7 1B 33 HR 1B	B SI 94 S KC 81 S KC 81 X KC 82 1-2 ① G4-3	5	2	2	0	0	1	0
7 Tim Anderson, R (1, 6) OBP: 0.348, SLG: 0.490	B FF 94 X FF 94 1-0 ② L1		D CH 85 B CU 78 S CH 85 X SL 88 2-1 79 G6-3 74 WP 79 BLK 2-H 1B		B SI 98 S SL 83 S SL 84 S FS 89 1-3 ② K			1 SAFE C FF 98 X SL 84 0-1 79 FC6 33 HR 1-3 1B	C FC 85 B FC 85 X SI 93 1-1 ② G5-3	5	2	2	1	0	1	0
79 José Abreu, R (1, 3) OBP: 0.315, SLG: 0.492	C FF 96 B CH 83 S CH 84 X FF 94 1-2 ③ G4-3		C FF 93 X CH 82 0-1 ① G6-3 1-3		C SL 84 B FS 87 B FF 98 S SL 84 F SL 87 F FF 97 T SL 87 2-2 ③ K			X SL 84 0-0 FC6 33 HR 1-2	C KC 80 X FC 85 0-1 ③ G6-3	5	1	0	0	0	1	3
33 James McCann, R (1, 2) OBP: 0.345, SLG: 0.482		B FF 91 B CU 78 C CH 83 X FF 92 2-1 5 BB 45 E 1B	S CH 84 F FF 93 B CU 78 D SL 86 X CH 84 2-2 ② G6-3			B SL 83 C FF 97 X SL 84 1-1 74 F8-5 2B		B FF 98 X SL 83 1-0 1-H 2-H 3-H HR		4	1	3	4	0	0	1
74 Eloy Jiménez, R (1, 7) OBP: 0.290, SLG: 0.455		C CH 85 B CU 77 B FF 94 S CH 84 X CU 79 2-2 ① L9	C FF 94 B CU 79 F CH 85 B FF 94 B CH 84 S CH 84 3-3 ③ K 3-H			F SL 85 B FS 87 C SL 85 B FF 98 D SL 86 X SL 86 3-2 ① ② F8-5 2-3		X FF 98 0-0 ① P4		4	0	0	0	0	1	2
21 Welington Castillo, R (1, 10) OBP: 0.282, SLG: 0.388		B FF 94 C CH 85 C FF 92 F FF 95 F CH 85 S SL 86 1-3 ② K		C FF 91 F CH 83 B CH 82 X FF 92 1-2 45 SH1-3 5 1B 2B		C SL 85 X FF 98 0-1 ③ L8		B SL 86 B SL 84 S FF 97 X FF 97 2-1 ② P3		4	1	1	0	0	1	1
45 Jon Jay, L (1, 9) OBP: 0.313, SLG: 0.333 15 Adam Engel, R (8, 8) OBP: 0.279, SLG: 0.336		B FF 92 X SL 88 1-0 E1 5 BB 1-2	X FF 89 0-0 ① SH1-3 2-3				B SL 84 B FF 92 C FF 93 X FF 92 2-1 ① F7	B SI 92 B KC 78 B SI 92 C SI 91 B SI 92 4-1 5 1B BB		2 0	0 0	0 0	0 0	1 0	0 0	1 0
5 Yolmer Sánchez, S (1, 4) OBP: 0.313, SLG: 0.321		F CU 77 B CH 83 B CH 83 B FF 94 B CH 85 4-1 1-2 2-3 BB	B FF 93 C CU 76 B CH 81 X CH 81 2-1 17 G4-6-3 3-H 1B				S CH 83 B CH 82 C FF 93 C FF 92 1-3 ② K	B KC 79 C CH 84 X SI 93 1-1 17 FC5-4 1-2 1B		3	0	2	1	1	1	0
17 Ryan Goins, L (1, 5) OBP: 0.361, SLG: 0.404		B SL 88 X FF 94 1-0 ③ F7	B FF 91 X FF 91 1-0 ② ③ G4-6-3 1-2f				B SL 83 C FF 92 B SL 84 X FF 93 2-1 ③ P5	C CH 84 B CH 84 X SI 93 1-1 ③ FC5-4 1-2f		4	0	0	0	0	0	6
Inning Stats	R: 0 E: 0 K: 0 S: 10 H: 0 LOB: 0 BB: 0 P: 13	R: 0 E: 1 K: 1 S: 13 H: 1 LOB: 3 BB: 1 P: 24	R: 2 E: 0 K: 1 S: 12 H: 2 LOB: 0 BB: 0 P: 20	R: 1 E: 0 K: 0 S: 7 H: 2 LOB: 0 BB: 0 P: 11	R: 0 E: 0 K: 3 S: 11 H: 0 LOB: 0 BB: 0 P: 17	R: 0 E: 0 K: 0 S: 7 H: 1 LOB: 0 BB: 0 P: 11	R: 0 E: 0 K: 1 S: 7 H: 0 LOB: 0 BB: 0 P: 12	R: 4 E: 0 K: 0 S: 14 H: 4 LOB: 2 BB: 1 P: 23	R: 0 E: 0 K: 0 S: 7 H: 0 LOB: 0 BB: 0 P: 9	1B: 6 2B: 4 3B: 0 HR: 1 SF: 0 SAC: 1 DP: 2 HBP: 0						

TOP

AB	36
R	7
H	10
RBI	6
BB	2
SO	6
LOB	14

WP: 1 PB: 0 SB: 0 CS: 0 PA: 39

PITCHER		IP	WLS	BF	H	R	ER	SO	BB	IBB	HBP	BLK	WP	HR	S	P	ERA	WHIP
43 Patrick Sandoval, L ERA: 5.79	(1, 1)	4.1	L	19	5	3	3	3	1	0	0	1	1	0	45	74	6.23	1.385
40 Luis García, R ERA: 4.81	(5, 1)	1.2		5	1	0	0	2	0	0	0	0	0	0	15	22	0.00	0.600
49 Adalberto Mejía, L ERA: 8.25	(7, 1)	1.0		4	1	1	1	1	0	0	0	0	0	0	9	14	9.00	1.000
31 Ty Buttrey, R ERA: 3.83	(8, 1)	0.2		5	2	3	3	0	0	0	0	0	0	1	7	10	40.50	3.000
53 Trevor Cahill, R ERA: 6.52	(8, 1)	1.1		6	1	0	0	0	1	0	0	0	0	0	12	20	0.00	1.500

PITCHER	IP	WLS	BF	H	R	ER	SO	BB	IBB	HBP	BLK	WP	HR	S	P	ERA	WHIP

Batter	1	2	3	4	5	6	7	8	9	AB	R	H	RBI	BB	SO	LOB
6 David Fletcher, R (1, 6) OBP: 0.345, SLG: 0.402	C FF 94 B FF 95 X FF 94 1-1 8 BB 27 HBP 1B		B FF 92 X FF 94 1-0 17 1B 3B		B SL 82 C CH 80 X SL 83 1-1 ① L8	B SL 84 S CH 82 S CH 81 S CH 82 1-3 ③ K			C FF 95 X CH 89 0-1 ② G5-3	5	1	2	0	0	1	2
27 Mike Trout, R (1, 8) OBP: 0.444, SLG: 0.668	B FF 94 C CH 82 F FF 94 B FF 95 H FF 95 3-2 8 BB 1-2 HBP		D SL 85 B CH 82 S CH 81 F FF 94 C FF 95 2-3 ① K		C CH 79 C SL 83 B FF 96 B FF 96 X SL 84 2-2 HR		B CU 83 B SI 94 X CH 89 2-0 E1 8 FC6-5 17 G4-3		C FF 97 B FF 96 B CH 90 B CH 90 F SI 96 C FF 98 3-3 ③ K	4	1	1	1	0	2	1
17 Shohei Ohtani, L (1, 10) OBP: 0.356, SLG: 0.510	C CH 83 C CH 83 S FF 95 0-3 ① K		F FF 94 B FF 93 X CH 82 1-1 3-H 1B		B SL 84 X CH 81 1-0 ② F7		S SI 96 F SI 96 D FC 89 X SI 97 1-2 ① G4-3 1-2			4	0	1	1	0	1	3
8 Justin Upton, R (1, 7) OBP: 0.308, SLG: 0.411	C SL 85 B SL 86 S SL 85 B FF 96 B FF 95 B CH 83 4-2 1-2 2-3 BB		F FF 94 X FF 94 0-1 ② L8		B CH 82 S CH 80 B SL 84 B FF 95 B CH 80 4-1 BB		C SI 96 B SI 97 B SI 96 X SI 96 2-1 ② FC6-5 2-3			2	0	0	0	2	0	2
56 Kole Calhoun, L (1, 9) OBP: 0.323, SLG: 0.474	F FF 94 T FF 96 S CH 82 0-3 ② K		C CH 82 S FF 94 C FF 95 0-3 ③ K		F FF 94 F FF 94 B FF 96 S FF 95 1-3 ③ K		B FF 96 F SI 96 X SI 96 1-1 ③ G3			4	0	0	0	0	3	6
5 Albert Pujols, R (1, 3) OBP: 0.301, SLG: 0.433	C SL 83 C FF 95 F FF 96 B SL 87 X CH 82 1-2 ③ G5-3			F FF 94 C SL 83 B CH 82 X CH 81 1-2 23 WP 1B		C SL 83 S FF 95 B FF 96 F FF 97 X FF 96 1-2 4 FC4-6 23 BB 1B		B SI 95 C SI 94 X SI 94 1-1 ① G5-3		4	0	2	0	0	0	3
23 Matt Thaiss, L (1, 5) OBP: 0.272, SLG: 0.390		S FF 92 B FF 93 X FF 92 1-1 ① P6		T FF 93 B CH 82 C CH 81 B FF 94 T FF 95 2-2 ① K 1-2		B FF 93 B FF 93 B CH 80 B FF 94 4-0 4 FC4-6 1-2 BB		C FC 90 S SI 95 C SI 95 0-3 ② K		3	0	0	0	1	2	1
4 Luis Rengifo, S (1, 4) OBP: 0.323, SLG: 0.359		B CH 80 C CH 80 F FF 94 S FF 96 1-3 ② K		D CH 81 F FF 94 B FF 96 B FF 96 S CH 81 2-3 ② K		B CH 82 B FF 95 C FF 95 B FF 95 F FF 94 X FF 96 3-2 ① FC4-6 1-2f 2-3		X SI 96 0-0 ③ G3-1		4	0	0	0	0	2	3
48 Anthony Bemboom, L (1, 2) OBP: 0.250, SLG: 0.333 18 Brian Goodwin, L (6, PH) OBP: 0.332, SLG: 0.472 33 Max Stassi, R (7, 2) OBP: 0.198, SLG: 0.172		S FF 94 B FF 95 S CH 82 B FF 96 B FF 96 F FF 96 S FF 96 3-3 ③ K		B FF 94 C FF 94 T FF 94 S FF 96 1-3 ③ K		S FF 94 B FF 95 X FF 95 1-1 ② F7			C FF 96 F FF 94 B SL 80 B SL 81 B FF 96 X FF 96 3-2 ① G6-3	2 1 1	0 0 0	0 0 0	0 0 0	0 0 0	2 0 0	1 2 0
Inning Stats	R: 0 E: 0 K: 2 S: 16 H: 1 LOB: 3 BB: 1 P: 25	R: 0 E: 0 K: 2 S: 9 H: 0 LOB: 0 BB: 0 P: 14	R: 1 E: 0 K: 2 S: 11 H: 2 LOB: 1 BB: 0 P: 15	R: 0 E: 0 K: 3 S: 12 H: 1 LOB: 1 BB: 0 P: 18	R: 1 E: 0 K: 1 S: 10 H: 1 LOB: 1 BB: 1 P: 19	R: 0 E: 0 K: 1 S: 12 H: 1 LOB: 2 BB: 1 P: 22	R: 0 E: 1 K: 0 S: 8 H: 0 LOB: 1 BB: 0 P: 14	R: 0 E: 0 K: 1 S: 6 H: 0 LOB: 0 BB: 0 P: 7	R: 0 E: 0 K: 1 S: 8 H: 0 LOB: 0 BB: 0 P: 14	1B: 4 2B: 0 3B: 1 HR: 1	SF: 0 SAC: 0 DP: 0 HBP: 1	WP: 1 PB: 0 SB: 0 CS: 0	PA: 38				

PITCHER		IP	WLS	BF	H	R	ER	SO	BB	IBB	HBP	BLK	WP	HR	S	P	ERA	WHIP
27 Lucas Giolito, R ERA: 3.41	(1, 1)	6.0	W	28	6	2	2	11	3	0	1	0	1	1	70	113	3.00	1.500
43 Evan Marshall, R ERA: 2.73	(7, 1)	0.0		1	0	0	0	0	0	0	0	0	0	0	1	3	∞	∞
39 Aaron Bummer, L ERA: 1.65	(7, 1)	2.0	H	6	0	0	0	1	0	0	0	0	0	0	13	18	0.00	0.000
41 Kelvin Herrera, R ERA: 6.88	(9, 1)	1.0		3	0	0	0	1	0	0	0	0	0	0	8	14	0.00	0.000

PITCHER	IP	WLS	BF	H	R	ER	SO	BB	IBB	HBP	BLK	WP	HR	S	P	ERA	WHIP

BOTTOM

Chicago White Sox @ Los Angeles Angels

Angel Stadium, Anaheim, CA

Fri Aug 16 2019, 7:10 PM - 10:18 PM PDT

Att. 39,206 - Clear - 71 F

livebaseballscorecards.com

AB	34
R	2
H	6
RBI	2
BB	3
SO	13
LOB	24

Batter	1	2	3	4	5	6	7	8	9	AB	R	H	RBI	BB	SO	LOB
28 Leury García, S (1, 9) OBP: 0.318, SLG: 0.393	B FF 89 C CU 76 S CH 78 B CH 85 F FF 89 X CU 76 2-2 7 G5-3 3B		B FF 88 C CU 73 S CH 80 B CH 80 C FF 92 2-3 ② K	B FF 92 1 SAFE 1 SAFE S CU 75 1 SAFE X FF 90 1-1 ③ FC6-4 1-2f		1 SAFE C FF 91 D FF 92 1 SAFE F CH 85 F FF 92 F FF 91 1 SAFE 1 SAFE 1-2 ③ F FF 92 X CH 86 G1-3			S CH 88 S CH 90 F CH 91 B FF 97 B CH 89 B FF 98 F CH 91 F FF 97 C FF 98 3-3 ② K	5	1	1	0	0	2	3
7 Tim Anderson, R (1, 6) OBP: 0.352, SLG: 0.490	F CU 78 S FF 89 B FF 89 X CU 78 1-2 ① G5-3 3-H		B CU 74 S CU 74 B CH 81 F CH 82 B FF 91 F CH 81 F FF 90 D CH 82 4-2 79 1B 33 2B BB		F CU 71 C FF 91 B FF 92 F CU 75 B CH 81 X FF 91 2-2 74 FC5-4 1B		B FF 93 X FF 92 1-0 33 G5-3 1B		C SL 90 S SL 91 B FF 99 F FF 98 F SL 90 F FF 99 X CH 89 1-2 ③ G6-3	4	1	2	1	1	0	0
79 José Abreu, R (1, 3) OBP: 0.314, SLG: 0.490	C CU 78 B CU 79 C CH 84 F FF 88 X CU 78 1-2 ② F8		1 SAFE B FF 91 X FF 90 1-0 33 2B 1-2 1B		C FF 92 B FF 91 D CU 76 F FF 90 S CH 80 2-3 ① K		B FF 94 X FF 93 1-0 ① L9			4	1	1	0	0	1	2
33 James McCann, R (1, 10) OBP: 0.344, SLG: 0.482	B FF 88 C CH 83 S FF 88 F CU 77 B FF 87 B CH 84 F CU 77 F CH 82 X CU 77 3-2 ③ G5-3		B FF 92 F CH 82 C FF 91 D CH 81 X CH 81 2-2 74 HR 1-H 2-H 2B		C CU 74 1 SAFE B FF 92 1 SAFE S FF 93 1-3 ② K		C CU 82 B FF 93 1 SAFE X FF 92 1-1 ② G5-3 1-2			4	1	1	2	0	1	2
74 Eloy Jiménez, R (1, 7) OBP: 0.293, SLG: 0.465		B CU 75 X CU 76 1-0 17 WP 1B	S CH 81 D CH 83 F FF 92 X CU 76 1-2 3-H HR		F FF 94 B FF 91 B CH 81 X FF 90 2-1 ③ FC5-4 1-2f		F FF 94 B FF 93 X FF 93 1-1 ③ G5-3			4	1	2	2	0	0	2
21 Welington Castillo, R (1, 2) OBP: 0.276, SLG: 0.379		C CU 76 S CH 83 B CH 84 S CH 83 1-3 ① K	B FF 91 B FF 92 C CU 73 F FF 91 C FF 91 2-3 ③ K			C CU 69 B FF 90 S CH 79 X FF 90 1-2 ① G5-3		C FF 93 B FF 93 B SL 83 S SL 83 F FF 94 C FF 92 2-3 ① K		4	0	0	0	0	3	1
17 Ryan Goins, L (1, 5) OBP: 0.366, SLG: 0.402		D FF 91 C FF 92 B CU 77 C FF 92 B FF 93 S CU 77 3-3 ② K 1-2		X FF 89 0-0 5 G5-4-3 1B		B CU 75 B FF 90 B CU 74 C FF 89 B FF 92 4-1 15 FC6-4 5 1B BB		C FF 94 B FF 94 F SL 83 B SL 84 S SL 84 2-3 ② K		3	0	1	0	1	2	1
5 Yolmer Sánchez, S (1, 4) OBP: 0.312, SLG: 0.320		D CH 82 F FF 91 X CH 82 1-1 ③ G6-3		X FF 90 0-0 ① ② G5-4-3 1-2f		D CH 80 B FF 91 C FF 88 F FF 90 X FF 91 2-2 15 FC6-4 1-2 1B		C SL 82 F SL 84 C FF 93 0-3 ③ K		4	0	1	0	0	1	2
15 Adam Engel, R (1, 8) OBP: 0.280, SLG: 0.331 45 Jon Jay, L (9, PH) OBP: 0.311, SLG: 0.331			X FF 88 0-0 ① B1-4	B FF 92 B CH 80 B FF 90 C FF 90 B FF 90 4-1 28 FC6-4 BB		S CH 89 X FF 92 0-1 ② FC6-4 1-2f 2-3			C CH 90 X CH 91 0-1 ① G4-3	2 1	0 0	0 0	0 0	1 0	0 0	2 0
Inning Stats	R: 1 E: 0 K: 0 S: 17 H: 1 LOB: 0 BB: 0 P: 24	R: 0 E: 0 K: 2 S: 9 H: 1 LOB: 1 BB: 0 P: 15	R: 4 E: 0 K: 2 S: 18 H: 3 LOB: 0 BB: 1 P: 30	R: 0 E: 0 K: 0 S: 5 H: 1 LOB: 1 BB: 1 P: 10	R: 0 E: 0 K: 2 S: 12 H: 1 LOB: 1 BB: 0 P: 19	R: 0 E: 0 K: 0 S: 15 H: 1 LOB: 2 BB: 1 P: 23	R: 0 E: 0 K: 0 S: 6 H: 1 LOB: 1 BB: 0 P: 10	R: 0 E: 0 K: 3 S: 10 H: 0 LOB: 0 BB: 0 P: 14	R: 0 E: 0 K: 1 S: 14 H: 0 LOB: 0 BB: 0 P: 18	1B: 6 2B: 1 3B: 1 HR: 1	SF: 0 SAC: 0 DP: 1 HBP: 0	WP: 1 PB: 0 SB: 0 CS: 0	PA: 38			

PITCHER		IP	WLS	BF	H	R	ER	SO	BB	IBB	HBP	BLK	WP	HR	S	P	ERA	WHIP
24 Noé Ramirez, R ERA: 3.24	(1, 1)	1.1		6	2	1	1	1	0	0	0	0	0	0	21	30	6.75	1.500
54 José Suarez, L ERA: 6.75	(2, 1)	4.0		20	6	4	4	5	3	0	0	0	1	1	47	82	9.00	2.250
67 Taylor Cole, R ERA: 5.4	(6, 1)	1.2	W	6	1	0	0	0	0	0	0	0	0	0	14	19	0.00	0.600
32 Cam Bedrosian, R ERA: 2.84	(8, 1)	1.0	H	3	0	0	0	3	0	0	0	0	0	0	10	14	0.00	0.000
57 Hansel Robles, R ERA: 2.93	(9, 1)	1.0	S	3	0	0	0	1	0	0	0	0	0	0	14	18	0.00	0.000

PITCHER	IP	WLS	BF	H	R	ER	SO	BB	IBB	HBP	BLK	WP	HR	S	P	ERA	WHIP

TOP

Chicago White Sox @ Los Angeles Angels

Angel Stadium, Anaheim, CA

Sat Aug 17 2019, 6:11 PM - 9:45 PM PDT

Att. 39,419 - Clear - 75 F

livebaseballscorecards.com

AB	35
R	5
H	9
RBI	5
BB	3
SO	10
LOB	15

Batter	1	2	3	4	5	6	7	8	9	AB	R	H	RBI	BB	SO	LOB
6 David Fletcher, R (1, 5) (8, 6) OBP: 0.348, SLG: 0.403	C FF 91 X FF 91 0-1 8 BB 27 BB 5 G1-2-3 1B		B FF 89 C CH 83 X SL 84 1-1 ① G1-3		B FF 91 C CH 83 F SL 83 F SL 83 F FF 92 X FF 94 1-2 1-2 1B		B CH 86 B CH 86 B SI 92 B FF 91 4-0 27 1B 8 2B 1-2 2-3 BB	C SL 77 B SI 96 X SL 77 1-1 ③ L8		4	1	2	0	1	0	0
27 Mike Trout, R (1, 10) OBP: 0.444, SLG: 0.666	B FF 92 C SL 87 B FF 93 S FF 93 B FF 94 B FF 94 4-2 8 BB 1-2 BB		F FF 92 C FF 94 B FF 94 B FF 94 F CH 86 S FF 94 2-3 ② K		B FF 94 C FF 93 S FF 93 B FF 93 S FF 94 3-3 ② K		X SI 92 0-0 8 2B 18 BB 1-2 2-H 3-H 1B			3	1	1	2	1	2	2
8 Justin Upton, R (1, 7) OBP: 0.318, SLG: 0.443	B FF 92 S SL 86 B FF 93 B FF 93 C CH 86 B FF 92 4-2 1-2 2-3 BB		F CH 86 X FF 93 0-1 HR		B SI 97 F SI 98 S SI 99 S SI 99 1-3 ③ K		B CH 87 B SI 92 X SI 93 2-0 18 BB 1-3 2-H 2B			3	1	2	2	1	1	2
56 Kole Calhoun, L (1, 9) OBP: 0.322, SLG: 0.471	C SL 87 B FF 93 S SL 84 S SL 87 1-3 ① K		B SL 84 B SL 85 C CH 85 F SL 83 S FF 94 2-3 ③ K			X FF 96 0-0 ① G4-3		0-0 18 BB IBB		3	0	0	0	1	2	3
5 Albert Pujols, R (1, 3) OBP: 0.298, SLG: 0.429	X SL 86 0-0 ② ③ G1-2-3 3-Hf			C CH 82 X FF 91 0-1 ① F9		C SI 96 B SI 98 F SI 97 F CH 87 X FF 100 1-2 ② G6-3	C SI 92 F CH 87 F CH 86 B SI 93 F CH 88 S CU 83 1-3 ② K			4	0	0	0	0	1	6
18 Brian Goodwin, L (1, 8) OBP: 0.334, SLG: 0.481		C SL 81 B SL 82 X FF 89 1-1 HR		C SL 84 B CH 85 F SL 85 F SL 86 X CU 74 1-2 ② P6		B SL 82 S CH 88 B CH 86 B FF 97 S SI 97 F SI 99 C FF 97 3-3 ③ K	B FF 92 B CH 88 B FF 92 C FF 94 B FF 92 4-1 1-2 2-3 3-H BB			3	1	1	2	1	1	0
4 Luis Rengifo, S (1, 4) OBP: 0.322, SLG: 0.355		C FF 92 B SL 86 X SL 86 1-1 ① G6-3		C SL 83 X SL 84 0-1 ③ F8			B FF 93 S CH 88 B CH 86 B FF 95 B SI 94 4-1 6 BB 17 1B 27 1B BB C SL 77 B SI 96 X FC 89 G1-4-3			3	1	0	0	1	0	3
19 Wilfredo Tovar, R (1, 6) OBP: 0.246, SLG: 0.250 23 Matt Thaiss, L (7, PH) (8, 5) OBP: 0.266, SLG: 0.381		C FF 90 B CH 84 X SL 86 1-1 ② G6-3			C CH 81 F SL 84 B FF 92 X SL 85 1-2 ① P3		D CH 89 B SI 98 C SI 97 F SI 97 B SI 97 C SI 97 3-3 ① K	B FC 89 B FC 87 F FC 88 C SI 95 B SI 95 X SI 93 3-2 ① F7		2 2	0 0	0 0	0 0	0 0	0 1	0 1
33 Max Stassi, R (1, 2) OBP: 0.203, SLG: 0.171 17 Shohei Ohtani, L (7, PH) OBP: 0.358, SLG: 0.511 48 Anthony Bemboom, L (8, 2) OBP: 0.231, SLG: 0.308		B FF 91 S CH 84 C FF 91 B SL 86 X SL 87 2-2 ③ P4			B SL 86 B CH 84 C CH 84 F FF 92 B FF 92 B FF 92 4-2 6 1B BB		D FC 87 X FC 87 1-0 6 BB 27 1B 1-2 1B	B SI 95 C FC 89 C FC 89 X SI 95 1-2 ② L6-3		1 1 1	0 1 0	0 1 0	0 0 0	1 0 0	0 0 0	0 0 0
Inning Stats	R: 0 H: 1 E: 0 LOB: 2 K: 1 BB: 2 S: 10 P: 19	R: 1 H: 1 E: 0 LOB: 0 K: 0 BB: 0 S: 9 P: 14	R: 1 H: 1 E: 0 LOB: 0 K: 2 BB: 0 S: 11 P: 16	R: 0 H: 0 E: 0 LOB: 0 K: 0 BB: 0 S: 8 P: 9	R: 0 H: 1 E: 0 LOB: 2 K: 2 BB: 1 S: 16 P: 26	R: 0 H: 0 E: 0 LOB: 0 K: 1 BB: 0 S: 9 P: 13	R: 4 H: 3 E: 0 LOB: 3 K: 2 BB: 4 S: 16 P: 35	R: 0 H: 0 E: 0 LOB: 0 K: 0 BB: 0 S: 8 P: 13		1B: 4 SF: 0 2B: 1 SAC: 0 3B: 0 DP: 1 HR: 2 HBP: 0					WP: 0 PA: 37 PB: 0 SB: 0 CS: 0	

BOTTOM

Chicago White Sox @ Los Angeles Angels

Angel Stadium, Anaheim, CA

Sat Aug 17 2019, 6:11 PM - 9:45 PM PDT

Att. 39,419 - Clear - 75 F

livebaseballscorecards.com

AB	30
R	6
H	7
RBI	6
BB	7
SO	8
LOB	17

PITCHER		IP	WLS	BF	H	R	ER	SO	BB	IBB	HBP	BLK	WP	HR	S	P	ERA	WHIP
53 Héctor Santiago, L ERA: 6.23	(1, 1)	4.2		20	4	2	2	4	3	0	0	0	0	2	51	80	3.86	1.500
50 Jimmy Cordero, R ERA: 4.6	(5, 1)	1.2		6	0	1	1	3	1	0	0	0	0	0	16	28	5.40	0.600
57 Jace Fry, L ERA: 5.13	(7, 1)	0.0		1	1	0	0	0	0	0	0	0	0	0	1	2	∞	∞
43 Evan Marshall, R ERA: 3.24	(7, 1)	0.1	L	6	2	3	3	1	2	1	0	0	0	0	8	19	81.00	12.000
64 Josh Osich, L ERA: 5.36	(7, 1)	1.1		4	0	0	0	0	0	0	0	0	0	0	11	16	0.00	0.000

PITCHER	IP	WLS	BF	H	R	ER	SO	BB	IBB	HBP	BLK	WP	HR	S	P	ERA	WHIP

Batter	1	2	3	4	5	6	7	8	9	AB	R	H	RBI	BB	SO	LOB
28 Leury García, S (1, 8) OBP: 0.315, SLG: 0.390	T FF 94 X CH 89 0-1 L4		C SL 90 X CU 83 0-1 G4-3			F CU 82 F CH 89 F SL 89 X CU 84 0-2 G3		S FF 97 S FF 97 S FF 97 0-3 K		4	0	0	0	0	1	1
45 Jon Jay, L (1, 9) OBP: 0.310, SLG: 0.329	B FF 94 X CH 90 1-0 L8			C SL 89 B FF 93 X FF 94 1-1 G6-3		B FF 94 B SL 88 C FF 94 F CH 88 X SL 90 2-2 33 1B 33 1B 1B		B FF 97 X CH 88 1-0 G4-3 2-3		4	0	1	0	0	0	1
79 José Abreu, R (1, 10) OBP: 0.314, SLG: 0.487	C FF 95 B FF 94 B SL 91 F SL 90 H FF 95 3-2 HBP			S CU 86 X SL 90 0-1 G4-3		C CU 81 D CH 88 S FF 94 F FF 94 B SL 88 B SL 89 S SL 88 3-3 K		B FF 98 C CH 88 F SL 95 B FF 98 F SL 84 S CH 88 2-3 K		3	0	0	0	0	2	2
33 James McCann, R (1, 2) OBP: 0.347, SLG: 0.483 49 Ryan Cordell, R (9, PH) OBP: 0.284, SLG: 0.356	B CU 81 S SL 89 S SL 89 S SL 90 1-3 K			C FF 94 B FF 94 B CH 90 B SL 90 F SL 89 H FF 94 4-2 74 3B HBP		C FF 93 S FF 94 B SL 88 X SL 88 1-2 1-H 1B			C FF 92 B CH 80 B FF 92 B FF 92 F FF 93 S FF 94 3-3 K	2 1	1 0	1 0	0 0	0 0	1 1	1 0
74 Eloy Jiménez, R (1, 7) OBP: 0.295, SLG: 0.480		S SL 90 B SL 91 F FF 95 B FF 94 F SL 90 S CU 83 2-3 K		X FF 94 0-0 1-H 3B			B SL 86 S SL 88 B FF 92 C FF 93 B SL 89 S SL 89 3-3 K		B CH 80 C FF 93 X FF 93 1-1 HR	4	1	2	2	0	2	0
32 Matt Skole, L (1, 3) OBP: 0.303, SLG: 0.267		B FF 95 B FF 95 B FF 94 B FF 94 4-0 7 G6-4-3 BB		B SL 90 S CH 89 S CH 89 C SL 90 1-3 K			F FF 94 B FF 93 B CH 86 F CH 87 S CU 82 2-3 K		C FF 93 F SL 83 F SL 86 S CH 79 0-3 K	3	0	0	0	1	3	1
7 Tim Anderson, R (1, 6) OBP: 0.353, SLG: 0.493		C SL 90 B FF 94 X SL 88 1-1 G6-4-3 1-2f			X SL 88 0-0 17 G3-1 2B		S FF 93 C FF 93 F CU 82 B SL 89 B CU 83 X FF 94 2-2 1B		B CH 80 B FF 92 X FF 93 2-0 G1-3	4	0	2	0	0	0	1
17 Ryan Goins, L (1, 5) OBP: 0.357, SLG: 0.390			B FF 94 C SL 89 X CH 89 1-1 G4-3		C CU 83 D CH 89 2 SAFE X SL 88 1-1 G3-1 2-3		B SL 89 X SL 88 1-0 G6-3			3	0	0	0	0	0	2
5 Yolmer Sánchez, S (1, 4) OBP: 0.312, SLG: 0.323			B FF 94 C SL 89 C FF 95 S CU 85 1-3 K2-3		C CH 88 B FF 93 S CU 84 B SL 91 F CH 89 B FF 94 S SL 90 3-3 K			B CH 86 B FF 96 C FF 96 F CH 86 F FF 97 F CH 87 X CH 88 2-2 45 G4-3 2B		3	0	1	0	0	2	0
Inning Stats	R: 0 E: 0 K: 1 S: 8 H: 0 LOB: 1 BB: 0 P: 13	R: 0 E: 0 K: 1 S: 6 H: 0 LOB: 0 BB: 1 P: 13	R: 0 E: 0 K: 1 S: 7 H: 0 LOB: 0 BB: 0 P: 9	R: 1 E: 0 K: 1 S: 10 H: 1 LOB: 1 BB: 0 P: 16	R: 0 E: 0 K: 1 S: 7 H: 1 LOB: 0 BB: 0 P: 11	R: 0 E: 0 K: 1 S: 14 H: 2 LOB: 2 BB: 0 P: 20	R: 0 E: 0 K: 2 S: 11 H: 1 LOB: 1 BB: 0 P: 19	R: 0 E: 0 K: 2 S: 13 H: 1 LOB: 1 BB: 0 P: 18	R: 1 E: 0 K: 2 S: 10 H: 1 LOB: 0 BB: 0 P: 16	1B: 3 2B: 2 3B: 1 HR: 1 SF: 0 SAC: 0 DP: 1 HBP: 2						

PITCHER		IP	WLS	BF	H	R	ER	SO	BB	IBB	HBP	BLK	WP	HR	S	P	ERA	WHIP
47 Griffin Canning, R ERA: 4.58	(1, 1)	7.0	W	26	5	1	1	8	1	0	2	0	0	0	63	101	1.29	0.857
31 Ty Buttrey, R ERA: 3.77	(8, 1)	1.0		4	1	0	0	2	0	0	0	0	0	0	13	18	0.00	1.000
49 Adalberto Mejía, L ERA: 8.28	(9, 1)	1.0		4	1	1	1	2	0	0	0	0	0	1	10	16	9.00	1.000

PITCHER	IP	WLS	BF	H	R	ER	SO	BB	IBB	HBP	BLK	WP	HR	S	P	ERA	WHIP

TOP

Chicago White Sox @ Los Angeles Angels

Angel Stadium, Anaheim, CA

Sun Aug 18 2019, 1:09 PM - 4:05 PM PDT

Att. 35,436 - Sunny - 77 F

livebaseballscorecards.com

AB	31
R	2
H	7
RBI	2
BB	1
SO	12
LOB	9

Batter	1	2	3	4	5	6	7	8	9	AB	R	H	RBI	BB	SO	LOB
18 Brian Goodwin, L (1, 8) OBP: 0.338, SLG: 0.485	C FF 95 S KC 79 F FF 95 B KC 80 B KC 80 F CH 85 X SI 96 2-2 ① P5		B KC 79 B KC 79 F FF 96 B FF 96 X FF 96 3-1 8 WP 2B	C KC 82 F FF 96 B FF 97 B FF 97 D SL 84 B SL 86 4-2 BB		B FF 91 B SI 92 C FC 89 S FC 89 S SI 93 2-3 ③ K		X CU 77 0-0 ① 1B		4	0	2	0	1	1	1
6 David Fletcher, R (1, 5) OBP: 0.346, SLG: 0.400	C SI 97 C SL 84 B SL 84 B SL 85 B FF 97 S SL 84 3-3 ② K		B SL 83 X SL 84 1-0 ① L9	B SL 85 X FF 97 1-0 ③ L9			C CU 76 B FC 88 B CU 78 B SI 91 B FF 92 4-1 17 HR BB	F CH 85 B FF 91 C SI 90 S CU 78 1-3 ② K		4	1	0	0	1	2	4
17 Shohei Ohtani, L (1, 10) OBP: 0.358, SLG: 0.519	X SI 98 0-0 ③ G4-3		S SL 84 B SI 98 F FF 97 S SL 86 1-3 ② K		C KC 80 X CH 84 0-1 ① L9		D SI 91 B FC 89 T SI 93 F SI 91 F SI 93 X FC 88 2-2 1-H HR	C CU 77 B SI 90 X SI 91 1-1 1B		5	1	2	2	0	1	1
8 Justin Upton, R (1, 7) OBP: 0.315, SLG: 0.435		B FF 96 C FF 96 F SL 84 B FF 97 C FF 96 2-3 ① K	C SL 86 B SL 86 C SL 85 D KC 82 B SL 86 S SI 98 3-3 ③ K 2-3		B FF 96 C FF 96 B FF 96 B KC 81 F FF 97 S FF 97 3-3 ② K		B FF 92 S CH 86 X SI 92 1-1 56 G4-6-3 1B	X FF 90 0-0 ③ G6-3		5	0	1	0	0	3	2
56 Kole Calhoun, L (1, 9) OBP: 0.324, SLG: 0.480		C SI 96 F FF 97 B FF 97 F FF 97 X CH 84 1-2 23 HR 2B	S KC 80 B FF 97 X FF 96 1-1 HR	S KC 81 B KC 82 B KC 81 B KC 82 S FF 96 S KC 82 3-3 ③ K			B SI 92 B SI 91 X SI 91 2-0 ①② G4-6-3 1-2f			4	2	2	1	0	1	1
4 Luis Rengifo, S (1, 4) OBP: 0.327, SLG: 0.362		H FF 97 1-0 23 HR HBP	X FF 96 0-0 ① G4-3			B FF 94 C KC 80 B KC 81 C KC 80 B FF 96 F KC 81 F KC 82 X FF 97 3-2 23 2B 2B	X FC 89 0-0 1B			3	2	2	0	0	0	0
23 Matt Thaiss, L (1, 3) OBP: 0.286, SLG: 0.443		F FF 96 B FF 96 B KC 80 X FF 96 2-1 1-H 2-H HR	X FF 96 0-0 19 2B 1B			C CU 77 B FC 89 X CU 77 1-1 19 G4-3 2-H 2B	C SI 91 B SI 91 X SI 92 1-1 ③ G4-3			4	1	3	4	0	0	1
19 Wilfredo Tovar, R (1, 6) OBP: 0.260, SLG: 0.279		X FF 98 0-0 ② G4-3	C SL 85 F FF 96 F SL 85 X SL 85 0-2 1-3 2B			B FF 92 F FF 91 X FC 88 1-1 ① G4-3 2-3		B FF 91 X CH 84 1-0 48 HR 1B		4	1	2	0	0	0	1
48 Anthony Bemboom, L (1, 2) OBP: 0.235, SLG: 0.471		B FF 97 B FF 96 F FF 97 X SI 96 2-1 ③ F7	B FF 98 S SI 97 F FF 97 D KC 82 X FF 97 2-2 ② P4			F FC 88 B FC 89 D SI 92 X FC 89 2-1 ② L7		C SI 90 X SI 90 0-1 1-H HR		4	1	1	2	0	0	3
Inning Stats	R: 0 E: 0 K: 1 S: 9 H: 0 LOB: 0 BB: 0 P: 14	R: 3 E: 0 K: 1 S: 12 H: 2 LOB: 0 BB: 0 P: 20	R: 0 E: 0 K: 2 S: 9 H: 1 LOB: 1 BB: 0 P: 17	R: 1 E: 0 K: 0 S: 14 H: 3 LOB: 3 BB: 1 P: 22	R: 0 E: 0 K: 2 S: 8 H: 0 LOB: 0 BB: 0 P: 14	R: 1 E: 0 K: 1 S: 14 H: 2 LOB: 1 BB: 0 P: 23	R: 2 E: 0 K: 0 S: 11 H: 3 LOB: 1 BB: 1 P: 21	R: 2 E: 0 K: 1 S: 10 H: 4 LOB: 1 BB: 0 P: 13								

BOTTOM

Chicago White Sox @ Los Angeles Angels

Angel Stadium, Anaheim, CA

Sun Aug 18 2019, 1:09 PM - 4:05 PM PDT

Att. 35,436 - Sunny - 77 F

livebaseballscorecards.com

AB	37
R	9
H	15
RBI	9
BB	2
SO	8
LOB	14

PITCHER		IP	WLS	BF	H	R	ER	SO	BB	IBB	HBP	BLK	WP	HR	S	P	ERA	WHIP	PITCHER	IP	WLS	BF	H	R	ER	SO	BB	IBB	HBP	BLK	WP	HR	S	P	ERA	WHIP
84 Dylan Cease, R ERA: 5.93	(1, 1)	5.0	L	24	7	5	5	6	1	0	1	0	1	2	57	95	9.00	1.600																	
54 Ross Detwiler, L ERA: 6.1	(6, 1)	3.0		16	8	4	4	2	1	0	0	0	0	2	30	49	12.00	3.000																	

1B: 6 2B: 5 3B: 0 HR: 4	SF: 0 SAC: 0 DP: 1 HBP: 1	WP: 1 PB: 0 SB: 0 CS: 0	PA: 40
---	---	---	---

Batter	1	2	3	4	5	6	7	8	9	10	11	AB	R	H	RBI	BB	SO	LOB
6 David Fletcher, R (1, 5) (10, 6) OBP: 0.346, SLG: 0.397	B FF 93 C FF 91 B FF 92 C FC 88 X FF 93 2-2 G5-3 ①	B FF 92 B CH 79 B FF 92 D FF 91 4-0 17 3B BB		B FF 92 C FC 89 F FC 87 F FF 92 F CU 77 F CU 77 X FF 94 1-2 L6 ①			B SL 82 B SL 81 B FF 91 C FF 91 C FF 90 X SL 82 3-2 F9 ①	B FF 96 C FF 96 B SL 90 X FF 96 2-1 FC5-4 ③ 1-2f		B FF 96 C SI 95 1 SAFE X SL 86 1-1 27 1B 1B 1-3		5	1	1	0	1	0	3
27 Mike Trout, R (1, 8) OBP: 0.443, SLG: 0.661	B FF 93 F FC 88 X FF 93 1-1 17 CI 8 2B 1B	C FF 92 B FF 93 F FC 87 F FC 86 B CH 78 F FC 87 S FF 93 2-3 K ①		B FF 94 F FF 93 F FF 93 F FF 93 S FC 88 1-3 K ②			X FF 92 0-0 P4 ②		B FF 96 X SL 81 1-0 P4 ①	B SI 96 F FF 96 X SI 96 1-1 17 L4-3 1B 1-2		6	1	2	0	0	2	1
17 Shohei Ohtani, L (1, 10) OBP: 0.362, SLG: 0.525	B FF 92 B FF 92 C FC 89 F FC 88 F FF 93 F FC 87 2-2 CI 8 2B 56 1B 1-2	1 SAFE B FF 93 B FC 86 F FF 92 S FF 92 X FC 87 2-2 8 1B 3B 1-H		C FF 94 X FF 93 0-1 G4-3 ③			S SL 84 X FF 93 0-1 8 S 1B		B SI 97 B FF 96 S SI 97 B FF 97 B CH 90 4-1 5 BB 56 BB BB	X CH 90 0-0 L4-3 ② ③ 1-1		4	2	2	1	1	0	3
8 Justin Upton, R (1, 7) OBP: 0.324, SLG: 0.446 48 Anthony Bemboom, L (8, 2) OBP: 0.211, SLG: 0.421	C CH 81 X FC 90 0-1 56 1B 5 HR 2B 1-3 2-H	B FC 89 X CH 82 1-0 56 WP 1B 3-H			B CH 79 B FF 91 C CH 80 B FF 91 F FC 88 B FF 92 4-2 56 G4-6-3 BB		B SL 83 C FF 90 S SL 81 B SL 85 C SL 84 2-3 K ③ 1-2		1 SAFE C SL 80 B SI 98 S SI 97 S CH 90 S SL 84 2-3 K ②		C FF 95 X CH 88 0-1 G3-1 ①	3 2	1 0	2 0	2 0	1 0	1 1	1 1
56 Kole Calhoun, L (1, 9) OBP: 0.324, SLG: 0.477	B FF 93 X FC 90 1-0 5 HR 1B 2-3 3-H	B CU 77 B FF 93 C FF 93 C FF 93 B CU 79 X FF 93 3-2 P5 ② 1-2			X FC 87 0-0 G4-6-3 ① ② 1-2f			S CH 86 B FF 96 S SL 89 F FF 96 S SL 88 1-3 K ①	B SL 83 B FF 97 S SL 82 B SI 98 B FF 98 4-1 5 BB 1-2 BB		S SL 85 B CH 89 B CH 89 X CH 90 2-1 G3-1 ②	5	1	1	1	1	1	2
5 Albert Pujols, R (1, 3) OBP: 0.303, SLG: 0.438	C FF 94 F FC 90 F CH 82 F FC 88 B CH 80 F CH 80 X FF 94 1-2 HR 1-H 3-H	C CH 81 F FF 92 X CH 80 0-2 L9 ③			B CH 80 F FC 87 C FC 86 B CU 79 F FC 86 X FF 92 2-2 G5-3 ③			C SL 87 S SL 87 F SL 88 X FF 97 0-2 19 1B 4 1B 1B	B FF 96 B SL 82 D SL 82 B FF 97 4-0 1-2 2-3 BB		B FF 96 B FF 97 B CH 91 C CH 90 B CH 91 4-1 4 S BB	4	1	2	3	2	0	1
4 Luis Rengifo, S (1, 4) OBP: 0.324, SLG: 0.358	C FC 90 F FF 93 F FF 93 B CH 81 F FC 88 X FF 93 1-2 P2 ②		S CH 80 F FF 93 B CH 81 X FF 93 1-2 L6 ①			B SI 93 C CH 85 F SI 94 X CH 85 1-2 L7 ①		F FF 96 X CH 86 0-1 19 1B 1B 1-2	C FF 98 X FF 98 0-1 P4 ③		C CH 90 B FF 97 B CH 91 B SL 87 X FF 97 3-1 L9 ③ 1-2	6	0	1	0	0	0	4
19 Wilfredo Tovar, R (1, 6) OBP: 0.273, SLG: 0.292 23 Matt Thaiss, L (10, PH) OBP: 0.283, SLG: 0.438 (10, 5)	F FF 94 X FF 93 0-1 1B	B FC 88 C CH 80 F FF 92 B FF 93 X CH 81 2-2 P3 ②				B SL 84 C SI 94 B SL 86 X SI 93 2-1 G5-3 ②		X SL 87 0-0 6 FC5-4 1B 1-2 2-3		S CH 90 X FF 96 0-1 G5-3 ①		4 1	0 0	2 0	0 0	0 0	0 0	0 0
33 Max Stassi, R (1, 2) OBP: 0.198, SLG: 0.167 18 Brian Goodwin, L (8, PH) OBP: 0.339, SLG: 0.483 (8, 7)	B FC 89 B CH 82 S FC 88 S FC 88 C FC 88 2-3 K ③		B CH 81 X FF 93 1-0 G4-3 ③			B SI 92 S SI 93 S SI 92 B SI 92 S SI 92 2-3 K ③		B SL 88 C SL 87 C FF 96 S SL 88 1-3 K ②		B CH 90 B SL 87 F FF 97 C CH 91 B CH 91 B CH 90 4-2 6 1B BB	3 1	0 0	0 0	0 0	0 1	2 1	1 3
Inning Stats	R: 5 E: 1 K: 1 S: 28 H: 5 LOB: 1 BB: 0 P: 38	R: 2 E: 0 K: 1 S: 15 H: 2 LOB: 1 BB: 1 P: 27	R: 0 E: 0 K: 0 S: 7 H: 0 LOB: 0 BB: 0 P: 11	R: 0 E: 0 K: 1 S: 12 H: 0 LOB: 0 BB: 0 P: 14	R: 0 E: 0 K: 0 S: 7 H: 0 LOB: 0 BB: 1 P: 13	R: 0 E: 0 K: 1 S: 8 H: 0 LOB: 0 BB: 0 P: 13	R: 0 E: 0 K: 1 S: 9 H: 1 LOB: 1 BB: 0 P: 14	R: 0 E: 0 K: 2 S: 16 H: 3 LOB: 3 BB: 0 P: 20	R: 0 E: 0 K: 1 S: 8 H: 0 LOB: 3 BB: 3 P: 23	R: 0 E: 0 K: 0 S: 9 H: 2 LOB: 2 BB: 1 P: 15	R: 0 E: 0 K: 0 S: 7 H: 0 LOB: 1 BB: 1 P: 16	1B: 10 2B: 2 3B: 1 HR: 1	SF: 0 SAC: 0 DP: 2 HBP: 0		WP: 1 PB: 0 SB: 2 CS: 0		PA: 52		

PITCHER		IP	WLS	BF	H	R	ER	SO	BB	IBB	HBP	BLK	WP	HR	S	P	ERA	WHIP
39 Kolby Allard, L ERA: 6.6	(1, 1)	5.0		24	7	7	6	3	2	0	0	0	1	1	69	103	10.80	1.800
67 Phillips Valdez, R ERA: 3.55	(6, 1)	1.0		3	0	0	0	1	0	0	0	0	0	0	8	13	0.00	0.000
27 Shawn Kelley, R ERA: 3.99	(7, 1)	1.0		4	1	0	0	1	0	0	0	0	0	0	9	14	0.00	1.000
63 Ian Gibaut, R ERA: 3.6	(8, 1)	1.0		6	3	0	0	2	0	0	0	0	0	0	16	20	0.00	3.000
25 José Leclerc, R ERA: 4.19	(9, 1)	1.0		6	0	0	0	1	3	0	0	0	0	0	8	23	0.00	3.000

PITCHER		IP	WLS	BF	H	R	ER	SO	BB	IBB	HBP	BLK	WP	HR	S	P	ERA	WHIP
48 Rafael Montero, R ERA: 1.2	(10, 1)	2.0	W	9	2	0	0	0	2	0	0	0	0	0	16	31	0.00	2.000

TOP

Los Angeles Angels @ Texas Rangers

Globe Life Park in Arlington, Arlington, TX

Mon Aug 19 2019, 8:08 PM - 12:42 AM EDT

Att. 17,326 - Clear - 98 F

livebaseballscorecards.com

AB	44
R	7
H	13
RBI	7
BB	7
SO	8
LOB	20

Los Angeles Angels @ Texas Rangers

Globe Life Park in Arlington, Arlington, TX

Mon Aug 19 2019, 8:08 PM - 12:42 AM EDT

Att. 17,326 - Clear - 98 F

livebaseballscorecards.com

BOTTOM

Batter	1	2	3	4	5	6	7	8	9	10	11	AB	R	H	RBI	BB	SO	LOB
17 Shin-Soo Choo, L (1, 7) (3, 9) OBP: 0.376, SLG: 0.478	C FF 92 B SI 91 B SI 91 B CU 79 B SI 91 4-1 24 1B 38 G2-3 30 E BB	C CU 77 S SL 83 F FF 89 X CU 76 0-2 ② P5 1-2		B SL 82 X SI 90 1-0 ② G6-3	B D FS 88 S SI 99 B SL 87 F SI 99 S SI 99 3-3 ③ K			L FF 92 B SL 81 S FF 93 B FF 94 B SL 84 F SL 81 D SL 84 4-2 9 FC4-6 BB	0-0 9 S IBB		B CU 78 B CU 78 F CH 84 S FF 89 X FF 88 2-2 9 1B 1-3 1B	4	1	1	0	3	1	2
38 Danny Santana, S (1, 5) OBP: 0.333, SLG: 0.576 9 Isiah Kiner-Falefa, R (5, 5) OBP: 0.309, SLG: 0.331	C FF 91 D CH 84 1 SAFE B FF 90 X CH 83 2-1 ① G2-3 1-2	X CH 84 0-0 ③ G5-3		C FF 91 B CH 84 B FF 89 F CH 83 B CH 83 X FF 90 3-2 2B		C CU 80 B FF 92 B CU 82 F CH 86 S FF 95 2-3 ① K		X FF 92 0-0 ① FC4-6 24 PB 1 1B 24 1B 1-2f	2 SAFE C FF 97 S CH 91 B FF 99 B CH 91 S FF 98 2-3 ② K 1-2 2-3		S CU 78 B CU 77 X CH 85 1-1 2-3 3-H 1B	3 4	0 1	1 1	0 1	0 0	0 2	2 3
1 Elvis Andrus, R (1, 6) OBP: 0.319, SLG: 0.407	X FF 91 0-0 ② L3		B CU 77 C CH 83 X FF 91 1-1 ① G4-3	F CU 75 X CU 76 0-1 ③ F9		F CH 87 S CU 84 B FF 96 F FF 95 X CU 80 1-2 ② G6-3		B SL 84 1 SAFE S SL 86 C FF 94 X SL 85 1-2 24 1B 24 PB 12 1B 1-2 1B	B CH 90 C FF 98 B FF 98 X CH 91 2-1 ③ G1-3			6	1	1	0	0	0	4
24 Hunter Pence, R (1, 10) OBP: 0.363, SLG: 0.568	C CU 75 B CH 84 B FF 90 S FF 90 F FF 91 X CH 84 2-2 30 E 12 BB 2-3 1B		B FF 91 B CU 78 B FF 91 B FF 91 4-0 5 1B BB		B FF 90 B CU 77 F FF 89 B CU 76 X FF 90 3-1 5 E 12 BB 16 2B 1B	C CU 86 B FF 94 B FF 94 B CH 88 B FF 95 4-1 5 WP 12 HBP BB		S FF 93 X SL 84 0-1 12 1B 1-3 2-H 1B		X SL 88 0-0 ① G5-3	4	1	3	1	2	0	0
12 Rougned Odor, L (1, 4) OBP: 0.284, SLG: 0.425	F FF 91 B CU 77 F SI 90 D CU 78 F SI 92 1 SAFE B SI 91 B CU 76 4-2 30 E 1-2 BB		S SL 83 B SL 81 F SI 90 1 SAFE S SL 82 1-3 ② K		B SI 89 1 SAFE C SI 90 C SI 88 F SI 90 D SL 84 B SI 91 F CU 77 B CU 77 4-2 5 E 16 2B 1-2 BB	B FF 93 C SL 88 H FC 94 2-1 5 WP 1-2 HBP		X SL 83 0-0 16 FC6-4 1-2 3-H 1B		B SL 84 F SL 83 B SL 84 S FF 92 F CH 80 S FF 93 2-3 ② K	3	1	1	1	2	2	1
30 Nomar Mazara, L (1, 9) OBP: 0.318, SLG: 0.466 5 Willie Calhoun, L (3, 7) OBP: 0.328, SLG: 0.538	C SI 90 S SI 90 X SI 90 0-2 E4 1-2 2-3 3-H		D CU 77 1 SAFE F FF 90 1 SAFE C SI 90 X SL 82 1-2 1B		F SI 90 S FF 90 B FF 90 F SI 90 F CU 76 F CU 76 F FF 90 D SL 83 X SI 90 2-2 E8 16 2B 56 G4-6-3 1-2 2-3	B SL 88 S SL 89 S FF 94 B CH 88 S CH 88 2-3 ③ K 1-2 2-3		B FF 92 F FF 94 D SL 86 S SL 86 2-3 ② K		C FF 93 S SL 84 B FF 94 F SL 84 F FF 94 B CH 81 B FF 93 X SL 85 3-2 ③ P3	1 5	0 1	0 1	0 0	0 0	0 2	2 6
16 Scott Heineman, R (1, 3) OBP: 0.235, SLG: 0.250	B FF 91 C CU 76 B CU 75 F FF 90 T FF 92 2-2 ③ K		S CH 84 D CH 84 X FF 91 1-1 ③ L9		S SL 84 F SL 86 X SL 86 0-2 56 G4-6-3 1-3 2-H 3-H 2B		B FF 97 C FF 97 B CH 86 X CH 88 2-1 ① G5-3	B SL 83 B FF 94 C FF 93 S FF 94 F FF 94 F FF 94 X SL 86 2-2 ③ FC6-4 1-2f			C CU 76 C CH 84 B CU 78 X CU 78 1-2 ① P5	6	0	1	2	0	1	7
3 Delino DeShields, R (1, 8) OBP: 0.348, SLG: 0.365		C FF 90 F CH 83 B FF 90 B CH 83 F FF 91 X CH 84 2-2 17 S 1B		C CU 76 B FF 91 C CU 76 B FF 91 F CU 77 S FF 91 2-3 ① K	B FF 97 C SL 86 B SL 87 F FF 97 B FF 99 F SL 86 B FF 98 4-2 56 G4-6-3 BB		C CH 89 B FF 98 X CH 88 1-1 ② G5-3		B CH 88 C FF 98 B FF 98 X CH 90 2-2 9 S 56 SH1 1B	C CU 77 B CU 79 S FF 89 S CH 85 1-3 ② K	5	0	2	0	1	2	0
56 Jose Trevino, R (1, 2) OBP: 0.219, SLG: 0.290		1 SAFE X FF 91 0-0 ① F8		C FF 91 B CU 78 F CU 78 B FF 91 F CH 85 B CH 81 X FF 91 3-2 HR	C SL 86 X FF 99 0-1 ①② G4-6-3 1-2f 2-3 3-H		C FF 98 F SL 84 B FF 98 S FF 97 1-3 ③ K		1 SAFE X FF 98 0-0 ① SH1 1-2	B CU 78 B CH 84 B CU 76 B FF 89 4-0 17 1B 9 1B BB	4	2	1	1	1	1	3
Inning Stats	R: 1 E: 1 K: 1 S: 17 H: 1 LOB: 3 BB: 2 P: 31	R: 0 E: 0 K: 0 S: 10 H: 1 LOB: 1 BB: 0 P: 12	R: 0 E: 0 K: 1 S: 10 H: 1 LOB: 2 BB: 1 P: 18	R: 1 E: 0 K: 1 S: 14 H: 2 LOB: 1 BB: 0 P: 23	R: 3 E: 1 K: 1 S: 24 H: 2 LOB: 1 BB: 2 P: 40	R: 0 E: 0 K: 2 S: 12 H: 0 LOB: 2 BB: 1 P: 23	R: 0 E: 0 K: 1 S: 7 H: 0 LOB: 0 BB: 0 P: 11	R: 2 E: 0 K: 1 S: 18 H: 3 LOB: 2 BB: 1 P: 27	R: 0 E: 0 K: 1 S: 9 H: 1 LOB: 2 BB: 1 P: 15	R: 0 E: 0 K: 1 S: 10 H: 0 LOB: 0 BB: 0 P: 15	R: 1 E: 0 K: 1 S: 11 H: 2 LOB: 2 BB: 1 P: 20	1B: 10 2B: 2 3B: 0 HR: 1	SF: 0 SAC: 1 DP: 1 HBP: 1		WP: 1 PB: 1 SB: 3 CS: 0		PA: 56		

AB	45
R	8
H	13
RBI	6
BB	9
SO	11
LOB	30

PITCHER		IP	WLS	BF	H	R	ER	SO	BB	IBB	HBP	BLK	WP	HR	S	P	ERA	WHIP
52 Dillon Peters, L ERA: 3.48	(1, 1)	4.0		24	6	5	2	3	4	0	0	0	0	1	64	106	4.50	2.500
40 Luis García, R ERA: 4.71	(5, 1)	1.0		4	1	0	0	1	1	0	0	0	0	0	11	18	0.00	2.000
67 Taylor Cole, R ERA: 5.27	(6, 1)	1.0	H	5	0	0	0	2	1	0	1	0	1	0	12	23	0.00	1.000
31 Ty Buttrey, R ERA: 3.7	(7, 1)	1.0	H	3	0	0	0	1	0	0	0	0	0	0	7	11	0.00	0.000
32 Cam Bedrosian, R ERA: 2.95	(8, 1)	1.0	B	7	3	2	1	1	1	0	0	0	0	0	18	27	9.00	4.000
57 Hansel Robles, R ERA: 2.86	(9, 1)	1.1		6	1	0	0	1	0	1	0	0	0	0	10	16	0.00	0.750
49 Adalberto Mejía, L ERA: 8.06	(10, 1)	0.2		2	0	0	0	1	0	0	0	0	0	0	9	14	0.00	0.000
24 Noé Ramirez, R ERA: 3.38	(11, 1)	0.2	L	5	2	1	1	1	1	0	0	0	0	0	11	20	13.50	4.500

Batter	1	2	3	4	5	6	7	8	9	AB	R	H	RBI	BB	SO	LOB
6 David Fletcher, R (1, 5) OBP: 0.345, SLG: 0.395	C FF 94 F CU 80 X FF 94 0-2 27 HR 1B	B FF 94 C CH 86 B FF 94 F CH 87 B FF 94 S CH 87 3-3 ② K		C CH 83 X SL 84 0-1 ② F9		C FF 95 B CH 86 C FF 95 F FF 96 X FF 95 1-2 ③ G4-1			B SI 93 X SI 93 1-0 ② L7	5	1	1	0	0	1	0
27 Mike Trout, R (1, 8) OBP: 0.444, SLG: 0.671	B FF 94 X FF 95 1-0 1-H HR	C CU 79 S FF 95 B FF 94 B SL 84 B SI 93 B SI 93 4-2 BB		B SL 87 C SI 92 F SI 92 F CH 86 C SI 93 1-3 ③ K			B FF 95 F FF 94 X FF 95 1-1 ① G5-3		X SI 93 0-0 3B	4	1	2	2	1	1	0
18 Brian Goodwin, L (1, 7) OBP: 0.340, SLG: 0.482	B CU 80 B CU 81 S FF 95 X FF 95 2-1 56 BB 8 BB 23 FC4-6 1B	C CH 85 C SI 92 B CH 85 S CH 85 1-3 ③ K			X CH 84 0-0 4 S 4 HR 1B		B FF 94 S CH 86 F FF 94 X FF 94 1-2 ② F8		B CU 80 C CU 79 S CU 80 S CU 81 1-3 ③ K	5	2	2	0	0	2	2
8 Justin Upton, R (1, 10) OBP: 0.323, SLG: 0.438	C FF 95 1 SAFE C FF 96 B FF 96 D CU 81 B FF 95 B FF 95 4-2 23 FC4-6 56 BB 1-2 BB		C SI 91 B SI 92 T CH 84 X SI 93 1-2 ① G5-3		C SI 91 X SI 91 0-1 ① F9		F SL 88 B SL 87 F FF 95 F FF 94 F CH 86 B FF 95 F FF 95 B SL 86 F CH 85 3-3 S FF 95 K			3	0	0	0	1	1	1
56 Kole Calhoun, L (1, 9) OBP: 0.325, SLG: 0.475	B FF 95 S CU 80 D CU 80 F FF 95 B FF 95 B FF 95 4-2 23 FC4-6 1-2 2-3 BB		B CH 85 B SI 93 F CH 84 C SI 92 B SL 87 F SI 93 F CH 83 B SI 91 4-2 4 BB BB		1 SAFE 1 SAFE F SI 91 B SI 90 F CH 84 S CH 83 1-3 ② K			B CH 86 B SI 93 F SI 93 B SI 94 X SI 92 3-1 ① G3-1		2	0	0	0	2	1	1
4 Luis Rengifo, S (1, 4) OBP: 0.329, SLG: 0.369	F CH 88 F FF 94 B CU 81 S CH 88 1-3 ① K		B CH 81 1 SAFE B CH 84 F SI 91 B SI 92 B SI 91 4-1 1-2 BB		B SI 92 1 SAFE B SI 89 B CH 84 X SI 91 3-0 1-H HR			B CH 87 C CH 87 B CU 77 F FF 94 B CU 79 B SI 94 4-2 23 CS BB		2	1	1	2	2	1	3
23 Matt Thaiss, L (1, 3) OBP: 0.282, SLG: 0.424	B FF 96 X CU 80 1-0 ② FC4-6 1-2f 2-3 3-H		C SI 92 B SI 92 S CH 85 S CH 84 1-3 ② K		B CH 84 C SI 92 X CH 85 1-1 ③ F9			C CH 86 B SI 93 1 SAFE B CH 86 B SI 94 F SI 93 F CH 86 F F SI 94 4-2 ② B CU 78 1-2 BB		3	0	0	1	1	1	4
19 Wilfredo Tovar, R (1, 6) OBP: 0.259, SLG: 0.276	X CH 88 0-0 ③ G5-3		C CH 85 B SI 93 B SI 93 X CH 85 2-1 ③ G6-3			B FF 95 S FF 95 B SL 87 X SL 88 2-1 ① G4-3		C SI 93 C CU 78 S CU 80 0-3 ③ K		4	0	0	0	0	1	5
48 Anthony Bemboom, L (1, 2) OBP: 0.174, SLG: 0.348		B FF 93 C FF 93 X CU 78 1-1 ① F8		C CH 85 F CH 84 F SI 92 X CH 86 0-2 ① F9		B FF 96 S CH 85 B CH 84 C FF 94 S FF 94 2-3 ② K			L CH 86 B CU 78 C SI 93 F CU 81 C CU 82 1-3 ① K	4	0	0	0	0	2	0
Inning Stats	R: 3 E: 0 K: 1 S: 15 H: 3 LOB: 2 BB: 2 P: 28	R: 0 E: 0 K: 2 S: 10 H: 0 LOB: 1 BB: 1 P: 19	R: 0 E: 0 K: 1 S: 13 H: 0 LOB: 2 BB: 2 P: 25	R: 0 E: 0 K: 1 S: 10 H: 0 LOB: 0 BB: 0 P: 11	R: 2 E: 0 K: 1 S: 9 H: 2 LOB: 0 BB: 0 P: 14	R: 0 E: 0 K: 1 S: 9 H: 0 LOB: 0 BB: 0 P: 14	R: 0 E: 0 K: 1 S: 12 H: 0 LOB: 0 BB: 0 P: 17	R: 0 E: 0 K: 1 S: 12 H: 0 LOB: 1 BB: 2 P: 23	R: 0 E: 0 K: 2 S: 9 H: 1 LOB: 1 BB: 0 P: 12	1B: 3 2B: 0 3B: 1 HR: 2 SF: 0 SAC: 0 DP: 0 HBP: 0						

PITCHER		IP	WLS	BF	H	R	ER	SO	BB	IBB	HBP	BLK	WP	HR	S	P	ERA	WHIP
62 Joe Palumbo, L ERA: 11.81	(1, 1)	1.2	L	10	3	3	3	2	2	0	0	0	0	1	20	37	16.20	3.000
Phillips Valdez, R ERA: 3.94	(2, 1)	3.1		15	2	2	2	4	3	0	0	0	0	1	37	60	5.40	1.500
Ian Gibaut, R ERA: 2.57	(6, 1)	2.0		6	0	0	0	2	0	0	0	0	0	0	21	31	0.00	0.000
46 Taylor Guerrieri, R ERA: 3.32	(8, 1)	2.0		8	1	0	0	3	2	0	0	0	0	0	21	35	0.00	1.500

PITCHER	IP	WLS	BF	H	R	ER	SO	BB	IBB	HBP	BLK	WP	HR	S	P	ERA	WHIP

TOP

Los Angeles Angels @ Texas Rangers

Globe Life Park in Arlington, Arlington, TX

Tue Aug 20 2019, 2:08 PM - 4:55 PM EDT

Att. 17,429 - Partly Cloudy - 97 F

livebaseballscorecards.com

AB	32
R	5
H	6
RBI	5
BB	7
SO	11
LOB	16

Los Angeles Angels @ Texas Rangers

Globe Life Park in Arlington, Arlington, TX

Tue Aug 20 2019, 2:08 PM - 4:55 PM EDT

Att. 17,429 - Partly Cloudy - 97 F

livebaseballscorecards.com

Batter	1	2	3	4	5	6	7	8	9	AB	R	H	RBI	BB	SO	LOB
3 Delino DeShields, R (1, 8) OBP: 0.344, SLG: 0.359	C SI 88 C SI 90 S SI 91 0-3 ① K		S CU 75 X CH 84 0-1 ② G1-3			C SI 90 F SI 92 B SI 93 F CU 81 S SI 93 1-3 ② K		F CU 77 C SI 94 X CU 82 0-2 ③ L7		4	0	0	0	0	2	0
5 Willie Calhoun, L (1, 7) OBP: 0.332, SLG: 0.554	B SI 89 F SI 90 X CU 79 1-1 ① 24 1B 1B		B SI 91 C SI 91 C SI 94 B CU 81 B CU 80 F SI 92 S SI 93 3-3 ③ K			C CU 79 X SI 92 0-1 HR			X FF 93 0-0 ① G6-3	4	1	2	1	0	1	0
24 Hunter Pence, R (1, 9) OBP: 0.362, SLG: 0.563	S SI 89 X SI 90 0-1 1-2 1B			C CH 82 S CU 78 S CH 85 0-3 ① K		C SI 92 F SI 92 B CU 80 S CU 80 1-3 ③ K			C FF 94 S CU 84 F FF 94 S CH 89 0-3 ② K	4	0	1	0	0	3	0
12 Rougned Odor, L (1, 4) OBP: 0.284, SLG: 0.424	C CU 77 X SI 92 0-1 ② F8			X SI 91 0-0 ② B3			B CU 77 B CH 83 B CH 82 C SI 91 C SI 93 S SI 93 3-3 ① K		C SL 86 X CH 88 0-1 41 FC6-4 1B	4	0	1	0	0	1	2
41 Logan Forsythe, R (1, 6) OBP: 0.340, SLG: 0.379	B SI 91 S CH 84 B SI 92 C SI 92 S SI 93 2-3 ③ K			C SI 89 C CU 76 B SI 93 X SI 93 1-2 ③ G3			F SI 92 C SI 92 B CU 82 F CH 86 F CH 86 S CU 80 1-3 ② K		C FF 94 1 SAFE 1 SAFE D CH 88 X FF 93 1-1 ③ FC6-4 1-2f	4	0	0	0	0	2	3
15 Nick Solak, R (1, 10) OBP: 0.333, SLG: 0.333		B SI 89 C SI 90 B SI 91 X CH 83 2-1 ① G6-3			C CU 74 S CH 83 B SI 92 B SI 92 S CU 80 2-3 ① K		B SI 92 C SI 92 X CU 80 1-1 1B			3	0	1	0	0	1	0
16 Scott Heineman, R (1, 3) OBP: 0.200, SLG: 0.211		S SI 90 C CU 78 B CH 85 S SI 94 1-3 ② K			B SI 91 F CH 83 S SI 93 F CU 81 F SI 94 S SI 94 1-3 ② K		X CH 84 0-0 ③ P3			3	0	0	0	0	2	1
9 Isiah Kiner-Falefa, R (1, 5) OBP: 0.303, SLG: 0.324		C SI 92 F SI 92 S CH 86 0-3 ③ K			F SI 92 F SI 92 B CU 80 X CH 85 1-2 ③ P3			B CU 76 X CH 82 1-0 ① G5-3		3	0	0	0	0	1	0
2 Jeff Mathis, R (1, 2) OBP: 0.218, SLG: 0.229 38 Danny Santana, S (8, PH) OBP: 0.332, SLG: 0.575 56 Jose Trevino, R (9, 2) OBP: 0.219, SLG: 0.290			F SI 89 B SI 90 F SI 90 B CU 79 X CH 84 2-2 ① G6-3			C CH 81 C SI 90 B SI 93 B SI 93 B SI 92 S SI 92 3-3 ① K		C SI 90 B SI 91 S CU 79 F SI 93 B SI 94 F CH 86 S CU 79 2-3 ② K		2 1 0	0 0 0	0 0 0	0 0 0	0 0 0	1 1 0	0 0 0
Inning Stats	R: 0 E: 0 K: 2 S: 12 H: 2 LOB: 2 BB: 0 P: 15	R: 0 E: 0 K: 2 S: 8 H: 0 LOB: 0 BB: 0 P: 11	R: 0 E: 0 K: 1 S: 9 H: 0 LOB: 0 BB: 0 P: 14	R: 0 E: 0 K: 1 S: 7 H: 0 LOB: 0 BB: 0 P: 8	R: 0 E: 0 K: 2 S: 11 H: 0 LOB: 0 BB: 0 P: 15	R: 1 E: 0 K: 3 S: 12 H: 1 LOB: 0 BB: 0 P: 17	R: 0 E: 0 K: 2 S: 11 H: 1 LOB: 1 BB: 0 P: 16	R: 0 E: 0 K: 1 S: 9 H: 0 LOB: 0 BB: 0 P: 12	R: 0 E: 0 K: 1 S: 9 H: 1 LOB: 1 BB: 0 P: 10	1B: 4 2B: 0 3B: 0 HR: 1	SF: 0 SAC: 0 DP: 0 HBP: 0			WP: 0 PB: 0 SB: 0 CS: 0	PA: 32		

PITCHER	IP	WLS	BF	H	R	ER	SO	BB	IBB	HBP	BLK	WP	HR	S	P	ERA	WHIP
28 Andrew Heaney, L (1, 1) ERA: 4.31	8.0	W	28	4	1	1	14	0	0	0	0	0	1	79	108	1.12	0.500
67 Taylor Cole, R (9, 1) ERA: 5.14	1.0		4	1	0	0	1	0	0	0	0	0	0	9	10	0.00	1.000

PITCHER	IP	WLS	BF	H	R	ER	SO	BB	IBB	HBP	BLK	WP	HR	S	P	ERA	WHIP

AB	32
R	1
H	5
RBI	1
BB	0
SO	15
LOB	6

Batter	1	2	3	4	5	6	7	8	9	10	11	AB	R	H	RBI	BB	SO	LOB
6 David Fletcher, R (1, 5) (9, 6) OBP: 0.343, SLG: 0.393	B SI 91 C FF 92 X CH 87 1-1 ① G5-3		B FF 92 C SI 92 F FF 92 F FF 93 F CU 82 F CU 83 X CH 85 1-2 ② L5			C CU 79 C FF 92 X CU 83 0-2 ① G5-3		C SL 82 X SL 81 0-1 17 2B 1B		B FC 100 C FC 100 B SL 91 C FC 101 X FC 101 2-2 ② G6-3		5	1	1	0	0	0	1
27 Mike Trout, R (1, 8) OBP: 0.440, SLG: 0.664	C SI 92 B FF 94 T FF 93 B FF 93 X CU 83 2-2 ② G3		B CU 79 C CU 81 B SI 92 C CU 81 S FF 94 2-3 ③ K			C FF 91 F SI 93 B FF 95 F CU 82 B SI 95 F FF 93 B FF 92 F FF 93 F FF 94 3-2 ② F7		D SL 82 S SL 82 T FF 91 S SL 82 1-3 ② K		C FC 101 B FC 101 F FC 100 C SL 92 1-3 ③ K		5	0	0	0	0	3	2
17 Shohei Ohtani, L (1, 10) OBP: 0.365, SLG: 0.529	B FF 93 B FF 92 F FF 92 F SI 92 X FF 93 2-2 ③ G6-3			B CU 80 F FF 92 F SI 91 F FF 93 F FF 93 B CH 87 X FF 93 2-2 8 G5-4-3 1B		B CU 80 B FF 93 X FF 92 2-0 8 BB 1B		C FF 92 B FF 92 F SL 83 B SL 83 X SL 83 2-2 1-H 2B			C FC 100 B FC 100 B SL 90 S FC 99 F FC 100 X SL 90 2-2 ① L7	5	0	3	1	0	0	0
8 Justin Upton, R (1, 7) OBP: 0.321, SLG: 0.429 48 Anthony Bemboom, L (8, 2) OBP: 0.167, SLG: 0.333		B SI 91 F FF 92 B CH 88 F FF 93 F FF 94 S CH 87 2-3 ① K		1 SAFE F SI 92 1 SAFE X SI 92 0-1 ① G5-4-3 1-2f ②		B FF 91 B FF 92 C FF 92 F FF 92 1 SAFE B SL 83 B SI 92 4-2 1-2 BB		S SL 83 F SL 83 C SL 85 0-3 ③ K			C FC 101 C SL 90 F FC 100 F SL 91 F FC 100 B FC 101 B SL 90 T FC 100 2-2 ② K	3 1	0 0	0 0	0 0	1 0	2 1	2 0
5 Albert Pujols, R (1, 3) OBP: 0.304, SLG: 0.440		X SI 93 0-0 1B		B FF 94 F FF 93 B FF 92 X CU 80 2-1 2B		B FF 92 S FF 92 X SI 92 1-1 ③ F9			B SL 80 C SL 80 C SL 80 F FF 96 B FF 96 B FF 96 F FF 96 S SL 82 3-3 ① K		F FC 101 X SL 90 0-1 ③ G4-3	5	0	2	0	0	1	2
18 Brian Goodwin, L (1, 9) OBP: 0.339, SLG: 0.489 (8, 7)		C FF 93 C CU 82 F CU 83 F CU 81 B FF 94 F SI 93 C FF 93 1-3 ② K		C CU 78 C FF 92 B SL 85 S CU 82 1-3 ③ K			F SL 86 T SL 86 F FF 95 B SL 86 F SL 86 S FF 95 1-3 ① K		F SL 81 B SI 96 X FF 97 1-1 HR		4	1	1	1	0	3	2
4 Luis Rengifo, S (1, 4) OBP: 0.326, SLG: 0.364		F FF 94 X CU 82 0-1 ③ L5			B FF 91 B SI 90 F FF 90 X FF 92 2-1 ① P3		B SI 94 F SI 94 X FF 94 1-1 ② F9		S CH 89 B SI 97 S CH 89 X FF 98 1-2 ② F8			4	0	0	0	0	0	1
19 Wilfredo Tovar, R (1, 6) OBP: 0.250, SLG: 0.266 23 Matt Thaiss, L (9, PH) OBP: 0.279, SLG: 0.419 (9, 5)			C FF 94 F SI 92 F FF 94 F CH 88 X CH 88 0-2 ① G1-3		X CU 78 0-0 ② G6-3		B FF 94 F SI 94 B SI 94 X SL 86 2-1 ③ P3		B CH 89 B SL 82 S CH 88 C SL 83 B FF 97 S SL 82 3-3 ③ K			3 1	0 0	0 0	0 0	0 1	0 0	0 0
33 Max Stassi, R (1, 2) OBP: 0.203, SLG: 0.165 56 Kole Calhoun, L (8, PH) OBP: 0.324, SLG: 0.473 (8, 9)			B SI 93 B FF 94 C FF 92 B CH 88 B FF 92 4-1 BB		X SI 90 0-0 ③ G5-3			C SL 84 B SI 94 C SI 93 B SL 86 B CU 84 S SL 85 3-3 ① K		X FC 100 0-0 ① G6-3		1 2	0 0	0 0	0 0	1 1	0 0	0 0
Inning Stats	R: 0 E: 0 K: 0 S: 8 H: 0 LOB: 0 BB: 0 P: 13	R: 0 E: 0 K: 2 S: 13 H: 1 LOB: 1 BB: 0 P: 16	R: 0 E: 0 K: 1 S: 15 H: 0 LOB: 1 BB: 1 P: 22	R: 0 E: 0 K: 1 S: 12 H: 2 LOB: 1 BB: 0 P: 17	R: 0 E: 0 K: 0 S: 4 H: 0 LOB: 0 BB: 0 P: 6	R: 0 E: 0 K: 0 S: 15 H: 1 LOB: 2 BB: 1 P: 25	R: 0 E: 0 K: 1 S: 9 H: 0 LOB: 0 BB: 0 P: 13	R: 1 E: 0 K: 3 S: 14 H: 2 LOB: 1 BB: 0 P: 20	R: 1 E: 0 K: 2 S: 13 H: 1 LOB: 0 BB: 0 P: 21	R: 0 E: 0 K: 1 S: 7 H: 0 LOB: 0 BB: 0 P: 10	R: 0 E: 0 K: 1 S: 12 H: 0 LOB: 0 BB: 0 P: 16	1B: 4 2B: 2 3B: 0 HR: 1	SF: 0 SAC: 0 DP: 1 HBP: 0			WP: 0 PB: 0 SB: 0 CS: 0	PA: 41	

PITCHER	IP	WLS	BF	H	R	ER	SO	BB	IBB	HBP	BLK	WP	HR	S	P	ERA	WHIP
70 Brock Burke, L (1, 1) ERA:	6.0		23	4	0	0	4	2	0	0	0	0	0	67	99	0.00	1.000
59 Brett Martin, L (7, 1) ERA: 4.86	1.1	H	4	0	0	0	2	0	0	0	0	0	0	12	19	0.00	0.000
27 Shawn Kelley, R (8, 1) ERA: 4.15	0.2	H	4	2	1	1	2	0	0	0	0	0	0	11	14	13.50	3.000
25 José Leclerc, R (9, 1) ERA: 4.28	1.0	B	4	1	1	1	2	0	0	0	0	0	1	13	21	9.00	1.000
43 Emmanuel Clase, R (10, 1) ERA: 3.72	2.0	W	6	0	0	0	2	0	0	0	0	0	0	19	26	0.00	0.000

PITCHER	IP	WLS	BF	H	R	ER	SO	BB	IBB	HBP	BLK	WP	HR	S	P	ERA	WHIP

TOP

Los Angeles Angels @ Texas Rangers

Globe Life Park in Arlington, Arlington, TX

Tue Aug 20 2019, 8:08 PM - 11:43 PM EDT

Att. 15,638 - Partly Cloudy - 98 F

livebaseballscorecards.com

AB	39
R	2
H	7
RBI	2
BB	2
SO	12
LOB	10

Los Angeles Angels @ Texas Rangers

Globe Life Park in Arlington, Arlington, TX

Tue Aug 20 2019, 8:08 PM - 11:43 PM EDT

Att. 15,638 - Partly Cloudy - 98 F

livebaseballscorecards.com

Batter	1	2	3	4	5	6	7	8	9	10	11	AB	R	H	RBI	BB	SO	LOB
17 Shin-Soo Choo, L (1, 9) OBP: 0.374, SLG: 0.474	X FF 91 0-0 ① F7		B CH 85 C SL 85 T FF 93 B FF 91 B SL 86 S SL 85 3-3 ③ K		B SL 86 F SL 84 B SL 84 B SL 86 B SL 86 4-1 38 1B BB		B CH 88 B CH 89 C SL 86 X FF 95 2-1 ③ F7			X FF 96 0-0 ② L8		4	0	0	0	1	1	1
38 Danny Santana, S (1, 3) OBP: 0.336, SLG: 0.575	B FF 92 C CH 81 B SL 84 X CH 80 2-1 1B			C SL 83 B CH 84 S SL 84 F SL 83 F SL 85 B SL 82 B SL 86 X SL 85 3-2 ① G3	X SL 85 0-0 1-2 2-H 1B			C SI 93 S CH 88 X SL 85 0-2 ① G5-3		F CH 90 X FF 97 0-1 ③ 1-2 1B		5	0	3	1	0	0	0
1 Elvis Andrus, R (1, 6) OBP: 0.317, SLG: 0.403	1 SAFE S SL 84 1 SAFE C SL 83 B FF 92 X SL 85 1-2 ② F8			C FF 93 B CH 86 B CH 85 F SL 85 S CH 85 2-3 ② K	B FF 94 F SL 86 F SL 86 S SL 84 1-3 ③ K			B FF 95 B SL 88 B SL 89 B FF 93 4-0 5 CS BB			X SL 84 0-0 ① G5-3	4	0	0	0	1	2	3
5 Willie Calhoun, L (1, 7) OBP: 0.330, SLG: 0.547 3 Delino DeShields, R (9, 8) OBP: 0.346, SLG: 0.362	B FF 92 B FF 92 S SL 84 1 SAFE F SL 85 F FF 92 S SL 82 2-3 ③ K2-3			C FF 95 X FF 93 0-1 1B		B CU 82 X FF 94 1-0 ① P2		1 SAFE C SL 85 1 SAFE C CH 88 B CH 89 X FF 95 1-2 ② ③ L6 1-2			X FF 96 0-0 41 S 15 E 1B	4 1	0 1	1 1	0 0	0 0	1 0	2 0
12 Rougned Odor, L (1, 10) OBP: 0.281, SLG: 0.418		B SL 82 X FF 92 1-0 ① L8		B FF 93 X SL 84 1-0 ③ F7		C CU 80 B CU 84 S CU 82 C CU 81 1-3 ② K			C FF 92 B FF 94 X FF 94 1-1 ① G6-3		D CH 87 F FF 97 1 SAFE F CH 88 1 SAFE S FF 97 1-3 ② K	5	0	0	0	0	2	2
41 Logan Forsythe, R (1, 5) OBP: 0.341, SLG: 0.377		F FF 91 S FF 91 F SL 82 B SL 91 F SL 86 X FF 93 1-2 ② G6-3			B SL 83 F FF 93 B SL 86 X SL 86 2-1 ① P5	C SL 89 X SL 90 0-1 1B			C SL 82 S FF 93 B SL 84 S SL 83 1-3 ② K		B FF 97 B FF 97 D CH 88 B FF 98 4-0 15 E 1-2 BB	4	0	1	0	1	1	0
15 Nick Solak, R (1, 4) OBP: 0.250, SLG: 0.625	B SL 84 S SL 84 X SL 85 1-1 ③ F8				T FF 93 X FF 92 0-1 HR	C SI 96 C SL 89 C SI 97 X SL 88 0-2 ③ G6-3			F SL 83 B SL 85 B FF 93 X FF 93 2-1 ③ G4-3		B CH 88 C SL 83 X FF 97 1-1 1-2 2-H E3	5	1	1	1	0	0	2
16 Scott Heineman, R (1, 8) OBP: 0.250, SLG: 0.190 (9, 7)			C SL 84 F FF 92 B FF 92 X CH 85 1-2 ① G4-3		B SL 87 X SL 86 1-0 ② G4-3		C SL 86 B FF 96 S SL 86 B SL 88 H FF 96 3-2 56 G6-4-3 HBP			B SL 90 C SL 91 B FF 97 F SL 92 B FF 98 F CH 91 B FF 99 4-2 38 1B BB		2	0	0	0	1	0	0
56 Jose Trevino, R (1, 2) OBP: 0.229, SLG: 0.324 24 Hunter Pence, R (10, PH) OBP: 0.360, SLG: 0.561 2 Jeff Mathis, R (11, 2) OBP: 0.218, SLG: 0.229			B SL 84 B CH 81 C SL 86 B FF 93 X SL 86 3-1 ② G6-3		X SL 84 0-0 38 1B 2B		C FF 95 X SL 90 0-1 ① ② G6-4-3 1-2f			C FF 97 B CH 92 S CH 90 B FF 97 S CH 88 2-3 ① K		3 1 0	1 0 0	1 0 0	0 0 0	0 1 0	0 1 0	1 1 0

Inning Stats	1	2	3	4	5	6	7	8	9	10	11
	R: 0 H: 1 E: 0 LOB: 1 K: 1 BB: 0 S: 10 P: 15	R: 0 H: 0 E: 0 LOB: 0 K: 0 BB: 0 S: 8 P: 11	R: 0 H: 0 E: 0 LOB: 0 K: 1 BB: 0 S: 8 P: 15	R: 0 H: 1 E: 0 LOB: 1 K: 1 BB: 0 S: 11 P: 17	R: 2 H: 3 E: 0 LOB: 2 K: 1 BB: 1 S: 11 P: 19	R: 0 H: 1 E: 0 LOB: 1 K: 1 BB: 0 S: 10 P: 12	R: 0 H: 0 E: 0 LOB: 0 K: 0 BB: 0 S: 6 P: 11	R: 0 H: 0 E: 0 LOB: 0 K: 0 BB: 1 S: 6 P: 11	R: 0 H: 0 E: 0 LOB: 0 K: 1 BB: 0 S: 7 P: 11	R: 0 H: 1 E: 0 LOB: 1 K: 1 BB: 1 S: 9 P: 15	R: 1 H: 1 E: 1 LOB: 2 K: 1 BB: 1 S: 7 P: 13

	AB	R	H	RBI	BB	SO	LOB
AB	38						
R	3						
H	8						
RBI	2						
BB	4						
SO	8						
LOB	12						

	1B	SF	WP	PA
	6	0	0	43
	2B: 1	SAC: 0	PB: 0	
	3B: 0	DP: 1	SB: 1	
	HR: 1	HBP: 1	CS: 1	

PITCHER		IP	WLS	BF	H	R	ER	SO	BB	IBB	HBP	BLK	WP	HR	S	P	ERA	WHIP
51 Jaime Barria, R ERA: 6.35	(1, 1)	5.0		21	5	2	2	4	1	0	0	0	0	1	48	77	3.60	1.200
58 Miguel Del Pozo, L ERA:	(6, 1)	0.2		2	0	0	0	1	0	0	0	0	0	0	4	6	0.00	0.000
39 Luke Bard, R ERA: 5.29	(6, 1)	2.1		8	1	0	0	0	1	0	1	0	0	0	18	28	0.00	0.857
32 Cam Bedrosian, R ERA: 2.9	(9, 1)	1.0		3	0	0	0	1	0	0	0	0	0	0	7	11	0.00	0.000
57 Hansel Robles, R ERA: 2.81	(10, 1)	1.0		4	1	0	0	1	1	0	0	0	0	0	9	15	0.00	2.000

PITCHER		IP	WLS	BF	H	R	ER	SO	BB	IBB	HBP	BLK	WP	HR	S	P	ERA	WHIP
31 Ty Buttrey, R ERA: 3.66	(11, 1)	0.2	L	5	1	1	0	1	1	0	0	0	0	0	7	13	0.00	3.000

Los Angeles Angels @ Texas Rangers

Globe Life Park in Arlington, Arlington, TX

Wed Aug 21 2019, 7:08 PM - 10:53 PM EDT

Att. 19,565 - Partly Cloudy - 98 F

livebaseballscorecards.com

Batter	1	2	3	4	5	6	7	8	9	AB	R	H	RBI	BB	SO	LOB
6 David Fletcher, R (1, 5) (9, 6) OBP: 0.346, SLG: 0.397	L8		1B		1B	2B				5	2	3	0	0	0	2
27 Mike Trout, R (1, 10) OBP: 0.440, SLG: 0.660	K		F8		1B	IBB		L8		4	2	1	0	1	1	1
8 Justin Upton, R (1, 7) OBP: 0.318, SLG: 0.422	BB		K		K	SF7		K		3	0	0	1	1	3	3
56 Kole Calhoun, L (1, 9) OBP: 0.325, SLG: 0.471	K			G3	K	1B		BB		4	0	1	1	1	2	3
5 Albert Pujols, R (1, 3) OBP: 0.305, SLG: 0.442		G6-3		2B	1B	L7		G5-3		5	1	2	2	0	0	2
18 Brian Goodwin, L (1, 8) OBP: 0.343, SLG: 0.495		K		2B	2B		F8		BB	4	1	2	1	1	1	0
4 Luis Rengifo, S (1, 4) OBP: 0.324, SLG: 0.362		F7		1B			E6		FC4-6	5	0	1	0	0	0	4
19 Wilfredo Tovar, R (1, 6) OBP: 0.239, SLG: 0.253		P3		G4-3		G6-3	F8		F8	4	0	0	1	0	0	3
17 Shohei Ohtani, L (9, PH) OBP: 0.364, SLG: 0.528										1	0	0	0	0	0	1
48 Anthony Bemboom, L (9, 2) OBP: 0.167, SLG: 0.333										0	0	0	0	0	0	0
33 Max Stassi, R (1, 2) OBP: 0.212, SLG: 0.176			K	G6-3		1B			L8	4	1	2	0	0	1	1
23 Matt Thaiss, L (9, PH) (9, 5) OBP: 0.276, SLG: 0.415										1	0	0	0	0	0	1

Inning Stats	1	2	3	4	5	6	7	8	9
	R: 0 E: 0 K: 2 S: 14	H: 0 LOB: 1 BB: 1 P: 24	R: 0 E: 1 K: 1 S: 8	H: 0 LOB: 1 BB: 0 P: 11	R: 0 E: 0 K: 2 S: 10	H: 1 LOB: 1 BB: 0 P: 13	R: 2 E: 0 K: 0 S: 13	H: 3 LOB: 1 BB: 0 P: 16	R: 2 E: 0 K: 2 S: 18	H: 4 LOB: 2 BB: 0 P: 25
	R: 3 E: 1 K: 0 S: 16	H: 3 LOB: 1 BB: 1 P: 24	R: 0 E: 1 K: 0 S: 13	H: 1 LOB: 2 BB: 0 P: 19	R: 0 E: 0 K: 1 S: 9	H: 0 LOB: 1 BB: 1 P: 16	R: 0 E: 0 K: 0 S: 8	H: 0 LOB: 1 BB: 1 P: 19		

	1B: 8	SF: 1	WP: 0	PA: 45
	2B: 4	SAC: 0	PB: 0	
	3B: 0	DP: 0	SB: 0	
	HR: 0	HBP: 0	CS: 0	

	AB	40
	R	7
	H	12
	RBI	6
	BB	4
	SO	8
	LOB	21

PITCHER		IP	WLS	BF	H	R	ER	SO	BB	IBB	HBP	BLK	WP	HR	S	P	ERA	WHIP
23 Mike Minor, L ERA: 3.17	(1, 1)	5.2		30	10	7	6	7	1	1	0	0	0	0	72	102	9.53	1.941
45 Locke St. John, L ERA: 5.4	(6, 1)	1.0		5	1	0	0	0	0	0	0	0	0	0	15	22	0.00	1.000
72 Jonathan Hernández, R ERA:	(7, 1)	2.1	W	10	1	0	0	1	2	0	0	0	0	0	22	43	0.00	1.286

PITCHER	IP	WLS	BF	H	R	ER	SO	BB	IBB	HBP	BLK	WP	HR	S	P	ERA	WHIP

Batter	1	2	3	4	5	6	7	8	9	AB	R	H	RBI	BB	SO	LOB
17 Shin-Soo Choo, L (1, 9) OBP: 0.373, SLG: 0.471	C FF 91 C FF 92 B FF 94 B CH 83 X FF 94 2-2 ① G4-3		B CU 76 X FF 91 1-0 ① G4-3	C FF 94 F CU 82 F FF 96 B CU 84 F FF 95 B CU 83 S CU 81 2-3 ② K 1-2 2-3			S FC 93 C FF 94 F CH 88 D SL 90 B FF 95 F FF 94 B SL 89 S SL 87 3-3 ① K	C SI 97 1 SAFE X FF 98 0-1 38 S 1B 1-3 3-H		5	0	1	1	0	2	3
38 Danny Santana, S (1, 3) OBP: 0.332, SLG: 0.567	X CU 77 0-0 ② G4-3		B CH 83 X FF 92 1-0 ② P6	D CH 89 B FF 95 B FF 96 C FF 96 X FF 95 3-1 ③ G5-3			D CH 88 X SL 89 1-0 ② L8	S CH 90 S CH 89 F CH 89 B FF 97 B FF 96 S CH 88 2-3 ③ K 1-2		5	0	0	0	0	1	5
1 Elvis Andrus, R (1, 6) OBP: 0.320, SLG: 0.408	C FF 92 B FF 94 B CH 84 X FF 93 2-1 ③ L9		B CU 77 C CH 83 F CU 77 B FF 92 X CH 84 2-2 2B		C CU 75 C FF 88 X CH 84 0-2 ① G6-3		B SL 86 F FF 93 B FF 94 B CH 88 X FF 95 3-1 24 WP 24 1B 1B 1-2		B SI 94 S FC 85 F CH 84 F FC 86 F FF 94 X KC 81 1-2 24 WP 24 1B 1B	5	2	3	0	0	0	0
24 Hunter Pence, R (1, 10) OBP: 0.361, SLG: 0.558		B FF 90 C CH 82 B FF 93 S CH 84 S CH 84 2-3 ① K2-3	C CU 76 B FF 93 S FF 93 D CH 86 F FF 94 F FF 92 F CU 78 S CH 84 2-3 ③ K		C CU 76 B CH 84 S CH 83 S CH 83 1-3 ② K		B FF 98 F SL 86 S FS 88 D FS 90 X FS 88 2-2 5 S 1B 1-H 2-H	1 SAFE B FC 86 F SI 93 B CH 84 X FC 86 2-1 1-H 1B	5	0	2	3	0	3	1
5 Willie Calhoun, L (1, 7) OBP: 0.333, SLG: 0.563		C FF 93 B SL 84 F FF 91 B CH 84 F FF 94 X SL 87 2-2 HR		C FF 91 B CH 82 X CH 84 1-1 15 2B 1B	B CU 76 X CH 82 1-0 ③ F9		B SL 83 S FS 87 B FS 88 X FF 98 2-1 ③ P5 1-2			4	2	2	1	0	0	1
15 Nick Solak, R (1, 4) OBP: 0.417, SLG: 0.818		C FF 94 B FF 93 S CH 83 F CH 84 F FF 94 X CH 85 1-2 3 WP 3 2B 2B		B FF 92 S CU 78 B FF 92 B CU 77 X FF 93 3-1 3 1B 2B 1-H	C CU 75 C FF 88 B CU 76 S CH 84 1-3 ① K			C FF 98 S SL 86 B SL 88 B SL 88 B FF 99 B FF 98 4-2 12 FC1-6 41 1B 17 1B BB		3	3	2	1	1	1	0
41 Logan Forsythe, R (1, 5) OBP: 0.340, SLG: 0.375		B FF 93 C FF 92 X FF 93 1-1 ② L9	B FF 93 C FF 93 X CH 84 1-1 ① G5-3		C FF 88 C FF 89 S FF 88 0-3 ② K			D FF 97 1 SAFE B FF 97 F FF 97 B SL 83 X FF 97 3-1 12 FC1-6 1B 1-2		4	0	1	0	0	1	2
3 Delino DeShields, R (1, 8) OBP: 0.348, SLG: 0.368		B CU 76 F FF 93 D CH 84 B FF 93 X FF 93 3-1 2-H 2B		B FF 92 F FF 91 B FF 93 C CH 84 X FF 92 2-2 17 S 2 1B 1B 2-H	F CU 77 F CU 77 B FF 89 F FF 88 S CH 84 1-3 ③ K			B FF 96 F FF 97 L SL 82 L FS 88 1-3 ① K		4	0	2	2	0	2	2
2 Jeff Mathis, R (1, 2) OBP: 0.224, SLG: 0.232 12 Rougned Odor, L (8, PH) OBP: 0.280, SLG: 0.417 56 Jose Trevino, R (9, 2) OBP: 0.229, SLG: 0.324		F FF 91 S CH 83 S FF 93 0-3 ③ K		B FF 94 F CH 83 X FF 93 1-1 17 S 1B 1-2			C FF 93 S CU 84 B FC 91 B CH 88 B CH 88 D CH 86 4-2 24 WP 1 1B 24 1B BB	C FF 97 B FF 97 X CH 90 1-1 ② FC1-6 17 1B 1-2f 2-3		2 1 0	1 0 0	1 0 0	0 0 0	1 0 0	1 0 0	1 2 0
Inning Stats	R: 0 E: 0 K: 0 S: 6 H: 0 LOB: 0 BB: 0 P: 10	R: 2 E: 0 K: 2 S: 19 H: 3 LOB: 1 BB: 0 P: 28	R: 0 E: 0 K: 1 S: 11 H: 1 LOB: 1 BB: 0 P: 17	R: 2 E: 0 K: 1 S: 18 H: 4 LOB: 2 BB: 0 P: 31	R: 0 E: 0 K: 1 S: 7 H: 0 LOB: 0 BB: 0 P: 9	R: 0 E: 0 K: 3 S: 10 H: 0 LOB: 0 BB: 0 P: 12	R: 2 E: 0 K: 1 S: 15 H: 2 LOB: 1 BB: 1 P: 30	R: 1 E: 0 K: 2 S: 15 H: 2 LOB: 2 BB: 1 P: 26	R: 1 E: 0 K: 0 S: 7 H: 2 LOB: 1 BB: 0 P: 10	1B: 9 2B: 4 3B: 0 HR: 1	SF: 0 SAC: 0 DP: 0 HBP: 0		WP: 4 PB: 0 SB: 4 CS: 0	PA: 40			

PITCHER		IP	WLS	BF	H	R	ER	SO	BB	IBB	HBP	BLK	WP	HR	S	P	ERA	WHIP
43 Patrick Sandoval, L ERA: 6.75	(1, 1)	3.1		18	8	4	4	3	0	0	0	0	1	1	47	74	10.80	2.400
58 Miguel Del Pozo, L ERA:	(4, 1)	0.2		2	0	0	0	1	0	0	0	0	0	0	7	12	0.00	0.000
24 Noé Ramirez, R ERA: 3.25	(5, 1)	2.0		6	0	0	0	4	0	0	0	0	0	0	17	21	0.00	0.000
67 Taylor Cole, R ERA: 5.48	(7, 1)	0.2	H	4	1	2	2	1	1	0	0	0	0	0	10	21	27.00	3.000
40 Luis García, R ERA: 4.83	(7, 1)	0.2	H	5	2	1	1	1	1	0	0	0	1	0	12	24	13.50	4.500

PITCHER		IP	WLS	BF	H	R	ER	SO	BB	IBB	HBP	BLK	WP	HR	S	P	ERA	WHIP
57 Hansel Robles, R ERA: 2.78	(8, 1)	0.2	B	3	1	0	0	1	0	0	0	0	0	0	8	11	0.00	1.500
53 Trevor Cahill, R ERA: 6.62	(9, 1)	0.0	L	2	2	1	1	0	0	0	0	0	1	0	7	10	∞	∞

BOTTOM

Los Angeles Angels @ Texas Rangers

Globe Life Park in Arlington, Arlington, TX

Wed Aug 21 2019, 7:08 PM - 10:53 PM EDT

Att. 19,565 - Partly Cloudy - 98 F

livebaseballscorecards.com

AB	38
R	8
H	14
RBI	8
BB	2
SO	11
LOB	17

Batter	1	2	3	4	5	6	7	8	9	AB	R	H	RBI	BB	SO	LOB
6 David Fletcher, R (1, 4) OBP: 0.346, SLG: 0.397	B FF 87 B FF 89 X FF 88 2-0 ① P3		F FF 87 B CU 74 F FF 89 B SL 85 X SL 83 2-2 17 G4-6-3 1B		C FF 90 B SL 86 X SL 85 1-1 ② G6-3		C FF 90 D SL 84 X CU 72 1-1 1-3 1B		C FC 93 X FC 92 0-1 ③ G3-1	5	0	2	0	0	0	1
27 Mike Trout, R (1, 8) OBP: 0.437, SLG: 0.654	C FF 89 X CU 73 0-1 ② P3		C CU 72 C FF 91 B FF 91 D CH 88 F FF 91 S CH 88 2-3 ① K		C CU 72 X FF 92 0-1 ③ P4		B CU 73 C CH 88 1 SAFE X FF 91 1-1 ② F8			4	0	0	0	0	1	4
17 Shohei Ohtani, L (1, 10) OBP: 0.360, SLG: 0.521	C FF 88 S CH 86 B FF 91 F CU 67 X CH 88 1-2 ③ F8		B CH 88 1 SAFE B FF 90 S CH 88 X CH 88 2-1 ②③ G4-6-3 1-2f			X FF 90 0-0 E4 56 1B 8 FC5-4	D CU 81 F FC 92 F FF 93 S FC 92 1-3 ③ K			4	1	0	0	0	1	3
56 Kole Calhoun, L (1, 9) OBP: 0.330, SLG: 0.484		X CU 73 0-0 8 1B 5 1B 1B		C CH 86 B FF 89 B CU 70 X CH 88 2-1 2B		X CH 87 0-0 8 FC5-4 1-3 1B		X SL 88 0-0 HR		4	2	4	1	0	0	0
8 Justin Upton, R (1, 7) OBP: 0.317, SLG: 0.418		C FF 87 B SL 86 X SL 86 1-1 5 1B 2 FC6-4 1-2 1B		X FF 89 0-0 ① P4		B SL 85 B SL 84 S CU 74 C FF 89 B FF 91 F FF 91 X SL 84 3-2 ① FC5-4 5 1B 1-2f 3-H		C SI 98 X SL 90 0-1 ① F8		4	1	1	1	0	0	2
5 Albert Pujols, R (1, 3) OBP: 0.307, SLG: 0.442		B CU 73 B SI 90 C SL 85 X SL 85 2-1 2 FC6-4 1-3 2-H 1B		C FF 90 X CU 73 0-1 ② G5-3		X SI 90 0-0 2 G1-4-3 1-2 1B		S FF 98 B FF 99 S FF 98 B SL 89 B FF 98 X SL 88 3-2 ② G6-3		4	0	2	1	0	0	1
2 Andrelton Simmons, R (1, 6) OBP: 0.311, SLG: 0.377		C FF 91 F FF 91 B CU 66 F SL 83 D CU 66 X CH 88 2-2 ① FC6-4 23 FC5-6 1-2f 3-H		D SL 84 X FF 90 1-0 ③ F7		F SL 84 F SL 83 D SL 81 D FF 91 X SI 91 2-2 ②③ G1-4-3 1-2f		B FF 98 S SL 88 B SL 88 X FF 98 2-1 ③ G5-3		4	0	0	1	0	0	4
23 Matt Thaiss, L (1, 5) OBP: 0.275, SLG: 0.418		B CH 85 B CH 87 X CH 87 2-0 ② FC5-6 48 FC5-6 1-2f			C FF 88 B FF 89 S CU 72 F FF 90 X CU 69 1-2 48 G6-3 2B		C CH 87 S CU 71 B FF 91 B FF 90 X CH 88 2-2 ① G1-3		B CH 86 F FF 97 S FF 97 F FF 97 X CH 85 1-2 ① G3	4	0	1	0	0	0	1
48 Anthony Bemboom, L (1, 2) OBP: 0.185, SLG: 0.333 18 Brian Goodwin, L (9, PH) OBP: 0.342, SLG: 0.494		C FF 90 B FF 90 1 SAFE B CH 86 X CH 87 2-1 ③ FC5-6 1-2f			F FF 89 C FF 91 D CH 88 X FF 90 1-2 ① G6-3 2-3		X CH 88 0-0 6 1B 1B		B CH 86 C FF 98 C CH 86 S FF 97 1-3 ② K	3 1	0 0	1 0	0 0	0 0	0 1	2 0

Inning Stats	1	2	3	4	5	6	7	8	9
	R: 0 E: 0 K: 0 S: 7	R: 2 E: 0 K: 0 S: 12	R: 0 E: 0 K: 1 S: 9	R: 0 E: 0 K: 0 S: 6	R: 0 E: 0 K: 0 S: 11	R: 1 E: 1 K: 0 S: 10	R: 0 E: 0 K: 1 S: 11	R: 1 E: 0 K: 0 S: 8	R: 0 E: 0 K: 1 S: 9
	H: 0 LOB: 0 BB: 0 P: 10	H: 3 LOB: 1 BB: 0 P: 21	H: 1 LOB: 0 BB: 0 P: 15	H: 1 LOB: 1 BB: 0 P: 9	H: 1 LOB: 1 BB: 0 P: 14	H: 2 LOB: 1 BB: 0 P: 15	H: 2 LOB: 2 BB: 0 P: 16	H: 1 LOB: 0 BB: 0 P: 13	H: 0 LOB: 0 BB: 0 P: 11

1B: 8 SF: 0
2B: 2 SAC: 0
3B: 0 DP: 2
HR: 1 HBP: 0

WP: 0 PA: 37
PB: 0
SB: 0
CS: 0

PITCHER	IP	WLS	BF	H	R	ER	SO	BB	IBB	HBP	BLK	WP	HR	S	P	ERA	WHIP
21 Zack Greinke, R (1, 1) ERA: 2.83	6.2	W	29	10	3	2	1	0	0	0	0	0	0	63	96	2.70	1.500
36 Will Harris, R (7, 1) ERA: 1.68	0.1	H	1	0	0	0	1	0	0	0	0	0	0	3	4	0.00	0.000
30 Héctor Rondón, R (8, 1) ERA: 3.83	1.0	H	4	1	1	1	0	0	0	0	0	0	1	8	13	9.00	1.000
54 Roberto Osuna, R (9, 1) ERA: 2.73	1.0	S	3	0	0	0	1	0	0	0	0	0	0	9	11	0.00	0.000

PITCHER	IP	WLS	BF	H	R	ER	SO	BB	IBB	HBP	BLK	WP	HR	S	P	ERA	WHIP

TOP

Los Angeles Angels @ Houston Astros

Minute Maid Park, Houston, TX

Fri Aug 23 2019, 7:11 PM - 10:18 PM CDT
Att. 35,201 - Roof Closed - 73 F

livebaseballscorecards.com

AB	37
R	4
H	11
RBI	4
BB	0
SO	3
LOB	18

Batter	1	2	3	4	5	6	7	8	9	AB	R	H	RBI	BB	SO	LOB
4 George Springer, R (1, 10) OBP: 0.379, SLG: 0.565	B FF 91 C FF 91 B CH 81 B FF 92 B FF 92 4-1 27 SH1-3 BB		B CH 82 C CH 83 B FF 94 X CH 82 2-1 ①② G6-4-3 1-2f 2-3	1 SAFE B CU 75 C CH 83 B FF 93 X CU 76 2-1 ③ FC5-4 1-2f			B CU 78 X CH 84 1-0 ① G6-3			3	0	0	0	1	0	4
27 Jose Altuve, R (1, 4) OBP: 0.362, SLG: 0.538	X CH 81 0-0 ① SH1-3 1-2		D CH 82 S CU 76 C FF 93 X FF 93 1-2 23 1B 3-H 1B		B CU 74 B CU 75 C FF 92 X FF 92 2-1 ① F8		B CH 84 X CU 77 1-0 23 G4-3 2 1B 1B			3	1	2	1	0	0	0
23 Michael Brantley, L (1, 7) OBP: 0.394, SLG: 0.541	B FF 93 F FF 93 B FF 93 B CU 77 C CH 81 F FF 93 F CU 75 X CH 81 3-2 ② L7		B FF 94 1 SAFE S CU 76 X CH 81 1-1 1-3 1B		C FF 92 B SL 83 F FF 91 S CH 80 2-3 ② K		C FF 90 F CH 84 1 SAFE B CH 84 B FF 89 F CH 84 B CH 83 X CH 86 3-2 ② G4-3 1-2			4	0	1	0	0	1	2
2 Alex Bregman, R (1, 6) OBP: 0.408, SLG: 0.560	D CH 82 B FF 92 F CH 81 F CU 76 S CH 82 2-3 ③ K		**B FF 92** **1 SAFE** **F CH 81** **S CH 82** **F CH 81** 1 SAFE 1 SAFE F FF 91 F CH 80 1-2 F FF 85 X CU 76 P6		C FF 93 C FF 93 B CU 77 B CH 81 X CH 80 2-2 10 HR 2B		C SL 86 D SL 87 F FF 99 X FS 90 1-2 10 1B 2-H 1B			4	1	2	1	0	1	3
10 Yuli Gurriel, R (1, 3) OBP: 0.344, SLG: 0.548		B FF 90 B CH 80 C FF 90 C FF 91 X FF 92 2-2 ① L8		C FF 92 X CH 80 0-1 ① L7	B FF 89 B CU 77 C CH 84 C CU 77 X FF 90 2-2 2-H HR		1 SAFE X SI 98 0-0 1-2 1B			4	1	2	2	0	0	0
28 Robinson Chirinos, R (1, 2) OBP: 0.346, SLG: 0.434		C FF 92 B FF 92 F CH 81 F FF 92 F CH 81 B CU 75 B FF 92 X CH 80 3-2 ② G6-3		B FF 92 X CH 81 1-0 6 1B 2B	C CU 77 S CH 84 B CH 85 B FF 89 F CU 77 B CH 85 S CU 77 3-3 ③ K		C SL 86 B FF 98 S SL 86 D SL 88 T FF 98 2-2 ③ K			4	1	1	0	0	2	2
13 Abraham Toro, S (1, 5) OBP: 0.250, SLG: 0.250		C CU 76 B FF 92 X CH 81 1-1 ③ G6-3		X CH 82 0-0 6 1B 1B		C CU 76 B FF 88 X CH 85 1-1 6 CS 1B		C FF 96 B FF 95 B FF 96 C FF 96 X CU 85 2-2 ① G5-3		4	0	2	0	0	0	0
6 Jake Marisnick, R (1, 8) OBP: 0.304, SLG: 0.442			B FF 91 F FF 90 S CH 80 F FF 92 B FF 94 B CH 79 B CH 82 4-2 4 22 G6-4-3 1B 27 1B BB	B FF 92 X CH 82 1-0 4 FC5-4 1-3 2-H 1B		B CH 84 C CH 84 S CU 76 B CH 85 F FF 88 X CU 78 2-2 ① 22 CS 1-2 1B		C CU 83 S FF 96 S FF 96 0-3 ② K		3	1	2	1	1	1	0
22 Josh Reddick, L (1, 9) OBP: 0.301, SLG: 0.375			1 SAFE C FF 93 X CU 77 0-1 4 G6-4-3 1-2 1B	C CU 78 F FF 93 B CH 82 S CU 76 1-3 ② K		B CU 76 X CH 85 1-0 ②③ G3-1 1-2		T FF 97 S CU 84 F FF 98 F FF 96 F CU 84 C CU 84 0-3 ③ K		4	0	1	0	0	2	3
Inning Stats	R: 0 E: 0 K: 1 S: 10 H: 0 LOB: 1 BB: 1 P: 19	R: 0 E: 0 K: 0 S: 10 H: 0 LOB: 0 BB: 0 P: 16	R: 1 E: 0 K: 0 S: 19 H: 3 LOB: 2 BB: 1 P: 28	R: 1 E: 0 K: 1 S: 10 H: 3 LOB: 2 BB: 0 P: 15	R: 2 E: 0 K: 2 S: 15 H: 2 LOB: 0 BB: 0 P: 26	R: 0 E: 0 K: 0 S: 7 H: 2 LOB: 0 BB: 0 P: 11	R: 1 E: 0 K: 1 S: 13 H: 3 LOB: 2 BB: 0 P: 21	R: 0 E: 0 K: 2 S: 12 H: 0 LOB: 0 BB: 0 P: 14		1B: 10 2B: 2 3B: 0 HR: 1 SF: 0 SAC: 1 DP: 1 HBP: 0						

PITCHER		IP	WLS	BF	H	R	ER	SO	BB	IBB	HBP	BLK	WP	HR	S	P	ERA	WHIP
54 José Suarez, L ERA: 6.67	(1, 1)	4.2	L	22	7	3	3	3	2	0	0	0	0	0	57	92	5.79	1.929
24 Noé Ramirez, R ERA: 3.46	(5, 1)	2.0		8	4	2	2	1	0	0	0	0	0	1	20	34	9.00	2.000
40 Luis García, R ERA: 4.8	(7, 1)	0.1		3	2	0	0	1	0	0	0	0	0	0	7	10	0.00	6.000
58 Miguel Del Pozo, L ERA:	(8, 1)	1.0		3	0	0	0	2	0	0	0	0	0	0	12	14	0.00	0.000

PITCHER	IP	WLS	BF	H	R	ER	SO	BB	IBB	HBP	BLK	WP	HR	S	P	ERA	WHIP

BOTTOM

Los Angeles Angels @ Houston Astros

Minute Maid Park, Houston, TX

Fri Aug 23 2019, 7:11 PM - 10:18 PM CDT

Att. 35,201 - Roof Closed - 73 F

livebaseballscorecards.com

AB	33
R	5
H	13
RBI	5
BB	2
SO	7
LOB	14

Batter	1	2	3	4	5	6	7	8	9	AB	R	H	RBI	BB	SO	LOB
6 David Fletcher, R (1, 6) OBP: 0.349, SLG: 0.400	B FC 87 X CH 80 1-0 ① L5			C SI 87 B FC 85 B SI 88 X CH 80 2-1 17 1B 2B	C SI 91 D CU 77 X CU 76 1-1 1-2 2-3 1B		C SI 87 1 SAFE B SI 87 X SI 86 1-1 ① G5-3 1-2		B FC 91 B FC 91 B FC 90 C FC 90 C FC 90 B FC 91 4-2 BB	4	0	2	0	1	0	1
27 Mike Trout, R (1, 8) OBP: 0.435, SLG: 0.649	B FF 89 B CU 76 B CU 74 C FF 90 F FC 88 F FF 92 X FF 91 3-2 ② G5-3			C FC 86 B FC 87 X FF 89 1-1 ① G6-3	B FC 89 S CU 78 B FC 88 C FC 91 X FF 94 2-2 ③ F8		C SL 80 C SI 87 X SI 87 0-2 2-H 1B		D CU 81 B FC 92 X FC 91 2-0 ② F8	5	0	1	1	0	0	5
17 Shohei Ohtani, L (1, 10) OBP: 0.358, SLG: 0.517	B SI 88 C FC 88 S CH 83 B FC 87 S CH 82 2-3 ③ K			B FC 87 D SI 89 C FC 86 C FC 88 X FC 88 2-2 ② 2-3 1B		C FF 91 B ST 82 B CH 86 B CH 85 C FF 92 F FF 92 S FF 92 3-3 ① K	F SI 87 F SI 86 C SL 80 0-3 ② K		D CU 82 X FC 93 1-0 ③ G4-3	5	0	1	0	0	3	2
8 Justin Upton, R (1, 7) OBP: 0.316, SLG: 0.414		C FF 87 F FC 85 S FC 87 0-3 ① K		C CH 80 S CH 77 D FC 87 B FF 92 X FF 92 2-2 ③ L7		B ST 81 B ST 84 C SI 91 C SI 92 B CH 83 X FF 92 3-2 4 BB 5 BB 1B	C SL 79 F SI 87 F SI 86 X SI 87 0-2 ③ G6-3			4	0	1	0	0	1	2
5 Albert Pujols, R (1, 3) OBP: 0.309, SLG: 0.440		B CU 75 C FF 88 F FC 87 F FC 87 B FC 87 X CU 70 2-2 ② G5-3			C FC 84 B CH 79 B SI 88 S CU 76 B CU 72 S FC 87 3-3 ① K	B SI 91 B SI 91 B SI 92 B SI 91 4-0 4 BB 1-2 BB		B FC 88 B FC 87 B ST 80 B FF 90 4-0 56 34-3-6-4 BB		2	0	0	0	2	1	0
56 Kole Calhoun, L (1, 9) OBP: 0.328, SLG: 0.480		B SI 88 C FC 86 B CH 81 F FF 90 X FF 92 2-2 ③ L5			F CH 82 B CH 82 F CH 82 B FC 88 X FC 88 2-2 ② G3-1	C CH 84 B FF 95 B FF 96 X CH 84 2-1 ② F7		X FC 88 0-0 ① ② G4-3-6-4 1-2f		4	0	0	0	0	0	3
4 Luis Rengifo, S (1, 4) OBP: 0.329, SLG: 0.372			B CU 75 X FC 84 1-0 ① F8		C CH 79 S FF 90 B CU 75 B CU 76 B CH 79 X FF 91 3-2 HR	B FF 96 B CH 85 B FF 96 F FF 94 F FF 96 B CH 85 4-2 1-2 2-3 BB		B FF 92 B FC 88 B FF 91 B FF 92 4-0 BB		2	1	1	1	2	0	0
23 Matt Thaiss, L (1, 5) OBP: 0.274, SLG: 0.412			B FC 87 C FC 86 C FC 88 X FC 89 1-2 ② G5-3		B FC 87 C FC 87 B FC 88 F FC 90 X FC 86 2-2 6 1B 33 BB 1B	S CH 85 B CH 85 S CH 86 D CH 86 S CH 86 2-3 ③ K		C ST 81 B FF 92 C ST 80 F ST 81 B FF 92 X ST 80 2-2 ③ G4-3		4	0	1	0	0	1	4
33 Max Stassi, R (1, 2) OBP: 0.216, SLG: 0.175 18 Brian Goodwin, L (7, PH) OBP: 0.344, SLG: 0.494 44 Kevan Smith, R (7, 2) OBP: 0.329, SLG: 0.366			C FF 88 S CU 74 B CH 79 B FF 90 B CH 80 C FF 92 3-3 ③ K		1 SAFE C CU 76 F FC 87 B FC 89 B CH 81 F FC 88 F FC 89 F CH 81 B CH 80 4-2 B FC 89 6 1B 1-2 BB		B SL 79 F SL 80 B SL 80 B SL 78 B SI 86 4-1 6 G5-3 27 1B BB		B FC 91 C FC 91 F CU 82 B CU 82 S FC 91 2-3 ① K	1 0 1	0 1 0	0 0 0	0 0 0	1 1 0	1 0 1	0 0 0
Inning Stats	R: 0 E: 0 K: 1 S: 8 H: 0 LOB: 0 BB: 0 P: 14	R: 0 E: 0 K: 1 S: 10 H: 0 LOB: 0 BB: 0 P: 14	R: 0 E: 0 K: 1 S: 7 H: 0 LOB: 0 BB: 0 P: 12	R: 0 E: 0 K: 0 S: 10 H: 2 LOB: 1 BB: 0 P: 17	R: 1 E: 0 K: 1 S: 22 H: 3 LOB: 3 BB: 1 P: 39	R: 0 E: 0 K: 2 S: 14 H: 1 LOB: 3 BB: 2 P: 32	R: 1 E: 0 K: 1 S: 13 H: 1 LOB: 1 BB: 1 P: 18	R: 0 E: 0 K: 0 S: 5 H: 0 LOB: 1 BB: 2 P: 15	R: 0 E: 0 K: 1 S: 7 H: 0 LOB: 1 BB: 1 P: 16	1B: 5 2B: 1 3B: 0 HR: 1	SF: 0 SAC: 0 DP: 1 HBP: 0			WP: 0 PB: 0 SB: 0 CS: 0	PA: 39	

PITCHER		IP	WLS	BF	H	R	ER	SO	BB	IBB	HBP	BLK	WP	HR	S	P	ERA	WHIP
20 Wade Miley, L ERA: 3.13	(1, 1)	5.0	W	20	5	1	1	4	1	0	0	0	0	1	57	96	1.80	1.200
41 Brad Peacock, R ERA: 4.03	(6, 1)	0.1		3	1	0	0	1	1	0	0	0	0	0	7	17	0.00	6.000
47 Chris Devenski, R ERA: 4.76	(6, 1)	0.2	H	3	0	0	0	1	1	0	0	0	0	0	7	15	0.00	1.500
38 Joe Smith, R ERA: 1.8	(7, 1)	1.0		5	1	1	1	1	1	0	0	0	0	0	13	18	9.00	2.000
31 Collin McHugh, R ERA: 4.79	(8, 1)	1.0	H	4	0	0	0	0	2	0	0	0	0	0	5	15	0.00	2.000

PITCHER		IP	WLS	BF	H	R	ER	SO	BB	IBB	HBP	BLK	WP	HR	S	P	ERA	WHIP
36 Will Harris, R ERA: 1.64	(9, 1)	1.0	S	4	0	0	0	1	1	0	0	0	0	0	7	16	0.00	1.000

Los Angeles Angels @ Houston Astros

Minute Maid Park, Houston, TX

Sat Aug 24 2019, 6:10 PM - 9:13 PM CDT

Att. 37,862 - Roof Closed - 73 F

TOP

livebaseballscorecards.com

AB	32
R	2
H	7
RBI	2
BB	7
SO	8
LOB	17

Batter	1	2	3	4	5	6	7	8	9	AB	R	H	RBI	BB	SO	LOB
4 George Springer, R (1, 8) OBP: 0.377, SLG: 0.560	B FF 92 B FF 90 X FF 90 2-0 ① F8	X CH 86 0-0 ③ L8		C FF 92 C FF 91 B FF 91 C CH 85 1-3 ③ K		S FC 87 B FC 86 B CH 83 C SI 93 X SI 93 2-2 1B		B SL 85 B SL 84 C FF 94 B SL 86 C FF 94 S FF 95 3-3 ③ K		5	0	1	0	0	2	0
27 Jose Altuve, R (1, 4) OBP: 0.366, SLG: 0.547	C CU 77 F FF 91 B CH 85 B CU 78 X FF 92 2-2 23 HR 3B		B CH 84 B CU 78 C CH 84 B FF 91 C CU 77 F CU 78 X CU 78 3-2 2 HR 2B		B FF 90 C FF 90 B CH 83 B FF 91 C FF 90 F FF 92 F FF 91 B FF 91 4-2 23 FC6-4 BB	C FC 86 B SI 92 S FC 86 1 SAFE S FC 87 1-3 ③ K				3	2	2	0	1	1	1
23 Michael Brantley, L (1, 7) OBP: 0.395, SLG: 0.546	C CU 78 C SI 91 D CU 79 X SI 92 1-2 3-H HR		B FF 92 H FF 91 2-0 2 HR HBP		1 SAFE C FF 91 D CU 77 F CU 76 B FF 91 D CU 77 1 SAFE X FF 91 3-2 ① FC6-4 44 2B 1-2f		X SI 90 0-0 ① G4-3			3	2	1	2	0	0	1
2 Alex Bregman, R (1, 6) OBP: 0.410, SLG: 0.567	B FF 92 B FF 91 B CH 84 F FF 91 D CH 85 4-1 44 FC4-6 BB		B CH 84 X FF 91 1-0 1-H 2-H HR		C CU 76 B FF 91 B FF 90 1 SAFE F CU 77 F FF 91 X CU 78 2-2 ② L7		C FC 85 F KC 79 B FC 86 B CH 83 B KC 81 X SI 92 3-2 10 BB 1B			3	1	2	3	1	0	1
44 Yordan Alvarez, L (1, 10) OBP: 0.415, SLG: 0.679	C FF 92 X CU 78 0-1 ② FC4-6 10 2B 1-2f		C CU 78 X CH 85 0-1 ① G3-1		S FF 90 B FF 91 C FF 90 X FF 92 1-2 1-3 2B		B SI 91 B FC 86 C CH 84 1 SAFE S FC 87 C KC 79 2-3 ② K			4	0	1	0	0	1	2
10 Yuli Gurriel, R (1, 3) OBP: 0.347, SLG: 0.550	B FF 92 B FF 92 X FF 91 2-0 1-3 2B		B CU 78 C FF 91 X CH 85 1-1 ② G6-3		B CH 84 B FF 92 D CH 83 C SI 93 B CH 84 4-1 BB		B FC 87 1 SAFE 1 SAFE B SI 92 B SI 91 C SI 91 D FC 87 4-1 1-2 BB			2	0	1	0	2	0	0
28 Robinson Chirinos, R (1, 2) OBP: 0.342, SLG: 0.428	B FF 91 F CH 85 S FF 92 S FF 92 1-3 ③ K		C CU 78 B CH 85 X CH 85 1-1 ③ G6-3		C FC 87 X FC 85 0-1 ③ G4-3		X FC 86 0-0 ③ L9			4	0	0	0	0	1	7
13 Abraham Toro, S (1, 5) OBP: 0.167, SLG: 0.167		C CU 77 F FF 91 X FF 91 0-2 ① F9		F FF 90 B FF 92 B CU 76 X FF 90 2-1 ① F8		B KC 78 C SI 91 S KC 81 B KC 81 S CH 85 2-3 ① K		X SL 81 0-0 ① G4-3		4	0	0	0	0	1	0
22 Josh Reddick, L (1, 9) OBP: 0.298, SLG: 0.371		C FF 92 S CU 79 B FF 92 X CU 78 1-2 ② G4-3		F FF 91 X FF 91 0-1 ② F7		B CH 83 B KC 79 F SI 92 X SI 92 2-1 ② G1-3		C FF 92 B FF 94 S SL 84 B FF 93 F SI 84 B SL 86 F FF 94 X FF 94 3-2 ② F7		4	0	0	0	0	0	0
Inning Stats	R: 2 E: 0 K: 1 S: 14 H: 3 LOB: 2 BB: 1 P: 26	R: 0 E: 0 K: 0 S: 7 H: 0 LOB: 0 BB: 0 P: 8	R: 3 E: 0 K: 0 S: 11 H: 2 LOB: 0 BB: 0 P: 19	R: 0 E: 0 K: 1 S: 7 H: 0 LOB: 0 BB: 0 P: 10	R: 0 E: 0 K: 0 S: 17 H: 1 LOB: 3 BB: 2 P: 31	R: 0 E: 0 K: 2 S: 11 H: 1 LOB: 1 BB: 0 P: 18	R: 0 E: 0 K: 1 S: 9 H: 1 LOB: 2 BB: 1 P: 18	R: 0 E: 0 K: 1 S: 9 H: 0 LOB: 0 BB: 0 P: 15		1B: 2 2B: 3 3B: 1 HR: 2 SF: 0 SAC: 0 DP: 0 HBP: 1						

PITCHER	IP	WLS	BF	H	R	ER	SO	BB	IBB	HBP	BLK	WP	HR	S	P	ERA	WHIP
52 Dillon Peters, L (1, 1) ERA: 4.11	4.2	L	23	6	5	5	2	2	0	1	0	0	2	53	87	9.64	1.714
53 Trevor Cahill, R (5, 1) ERA: 6.45	2.1		11	2	0	0	3	2	0	0	0	0	0	23	43	0.00	1.714
32 Cam Bedrosian, R (8, 1) ERA: 2.85	1.0		3	0	0	0	1	0	0	0	0	0	0	9	15	0.00	0.000

PITCHER	IP	WLS	BF	H	R	ER	SO	BB	IBB	HBP	BLK	WP	HR	S	P	ERA	WHIP

BOTTOM

Los Angeles Angels @ Houston Astros

Minute Maid Park, Houston, TX

Sat Aug 24 2019, 6:10 PM - 9:13 PM CDT

Att. 37,862 - Roof Closed - 73 F

livebaseballscorecards.com

AB	32
R	5
H	8
RBI	5
BB	4
SO	6
LOB	12

Batter	1	2	3	4	5	6	7	8	9	AB	R	H	RBI	BB	SO	LOB
6 David Fletcher, R (1, 5) OBP: 0.350, SLG: 0.400	C SI 92 B SI 95 B SI 92 B CU 79 B FF 93 4-1 27 FC6-4 BB		1 SAFE D CU 78 C CH 89 C SI 91 F CU 79 X FF 94 1-2 27 HBP 1-2 1B		C SI 91 B CH 89 F CH 88 F CU 81 B SI 96 S CU 80 2-3 ② K2-3		B FF 98 C FF 97 C SI 98 X SI 97 1-2 ③ G5-3			3	0	1	0	1	1	0
27 Mike Trout, R (1, 8) OBP: 0.437, SLG: 0.648	X SI 92 0-0 ① FC6-4 17 BB 1-2f		C SI 94 H CU 81 1-1 1-2 2-3 HBP		B SI 95 B CU 80 C CU 79 C SI 95 B CU 81 B CU 81 4-2 BB			X SI 87 0-0 17 FC4-6 1B		2	0	1	0	1	0	1
17 Shohei Ohtani, L (1, 10) OBP: 0.357, SLG: 0.512	D CU 80 B SI 93 B SI 93 B FF 93 4-0 8 G5-4-3 1-2 BB		D CU 79 B SI 92 F SI 92 F SI 93 C CU 80 2-3 ① K		B CU 79 S SI 92 X SI 94 1-1 ③ G4-3			F SL 79 B SI 86 B SI 86 X SI 86 2-1 ① FC4-6 8 G5-4-3 1-2f		3	0	0	0	1	1	5
8 Justin Upton, R (1, 7) OBP: 0.310, SLG: 0.404	X SI 92 0-0 ② ③ G5-4-3 1-2f		C SI 93 F SI 95 S CU 80 0-3 ② K			F SI 93 B FF 95 C CU 80 S CU 80 1-3 ① K		1 SAFE X SI 86 0-0 ② ③ G5-4-3 1-2f		4	0	0	0	0	2	6
5 Albert Pujols, R (1, 3) OBP: 0.306, SLG: 0.436		B SI 92 C SI 92 B CU 79 C SI 92 B SI 95 S CU 78 3-3 ① K	T SI 95 D CU 81 X SI 95 1-1 ③ G1-3			B CU 79 C CU 78 X SI 94 1-1 ② G5-3			B FF 93 F FF 94 B FF 95 B FF 94 F FF 94 X FF 94 3-2 ① F7	4	0	0	0	0	1	3
2 Andrelton Simmons, R (1, 6) OBP: 0.313, SLG: 0.386		X CU 79 0-0 HR		B SI 92 C SI 92 B SI 94 B SI 92 C FF 93 F CU 80 F SI 94 F SI 94 X CU 81 3-2 ① G5-3		C SI 92 B SI 95 B SI 93 B SI 94 B SI 93 4-1 BB			F FF 96 B SL 82 F SL 82 B FF 96 X CH 85 2-2 ② P5	3	1	1	1	1	0	0
18 Brian Goodwin, L (1, 9) OBP: 0.346, SLG: 0.502		H SI 93 1-0 44 G6-4-3 HBP		C SI 94 C SI 95 B CU 82 T CU 82 1-2 ② K		C CU 79 B CU 80 F SI 93 S CU 81 1-3 ③ K			F FF 96 B CH 86 B CH 85 X FF 96 2-1 HR	3	1	1	1	0	2	1
44 Kevan Smith, R (1, 2) OBP: 0.319, SLG: 0.354		F SI 92 B SI 92 X CU 79 1-1 ② ③ G6-4-3 1-2f		B SI 95 B SI 94 X SI 94 2-0 ③ G4-3			C FF 98 B SL 88 X FF 97 1-1 ① L9		X FF 95 0-0 ③ F8	4	0	0	0	0	0	1
4 Luis Rengifo, S (1, 4) OBP: 0.329, SLG: 0.370			B SI 91 B SI 92 B FF 93 B FF 93 4-0 27 HBP 6 1B BB		C SI 92 S CU 79 S CU 81 0-3 ① K		C FF 98 S FF 98 B FF 97 X FF 98 1-2 ② G6-3			2	0	0	0	1	1	0
Inning Stats	R: 0 E: 0 K: 0 S: 3 H: 0 LOB: 1 BB: 2 P: 11	R: 1 E: 0 K: 1 S: 6 H: 1 LOB: 0 BB: 0 P: 11	R: 0 E: 0 K: 2 S: 13 H: 1 LOB: 3 BB: 1 P: 22	R: 0 E: 0 K: 1 S: 10 H: 0 LOB: 0 BB: 0 P: 16	R: 0 E: 0 K: 2 S: 11 H: 0 LOB: 1 BB: 1 P: 18	R: 0 E: 0 K: 2 S: 9 H: 0 LOB: 1 BB: 1 P: 16	R: 0 E: 0 K: 0 S: 8 H: 0 LOB: 0 BB: 0 P: 11	R: 0 E: 0 K: 0 S: 4 H: 1 LOB: 0 BB: 0 P: 6	R: 1 E: 0 K: 0 S: 9 H: 1 LOB: 0 BB: 0 P: 16	1B: 2 2B: 0 3B: 0 HR: 2 SF: 0 SAC: 0 DP: 3 HBP: 2						

PITCHER		IP	WLS	BF	H	R	ER	SO	BB	IBB	HBP	BLK	WP	HR	S	P	ERA	WHIP
59 Framber Valdez, L ERA: 5.14	(1, 1)	6.0	W	25	2	1	1	8	5	0	2	0	0	1	52	94	1.50	1.167
30 Héctor Rondón, R ERA: 3.75	(7, 1)	1.0	H	3	0	0	0	0	0	0	0	0	0	0	8	11	0.00	0.000
38 Joe Smith, R ERA: 1.69	(8, 1)	1.0	H	3	1	0	0	0	0	0	0	0	0	0	4	6	0.00	1.000
47 Chris Devenski, R ERA: 4.84	(9, 1)	1.0		4	1	1	1	0	0	0	0	0	0	1	9	16	9.00	1.000

PITCHER	IP	WLS	BF	H	R	ER	SO	BB	IBB	HBP	BLK	WP	HR	S	P	ERA	WHIP

TOP

Los Angeles Angels @ Houston Astros

Minute Maid Park, Houston, TX

Sun Aug 25 2019, 1:12 PM - 4:10 PM CDT

Att. 38,989 - Roof Closed - 73 F

livebaseballscorecards.com

AB	28
R	2
H	4
RBI	2
BB	5
SO	8
LOB	17

BOTTOM

Batter	1	2	3	4	5	6	7	8	9	AB	R	H	RBI	BB	SO	LOB
27 Jose Altuve, R (1, 4) OBP: 0.366, SLG: 0.556	C FF 90 B SL 84 C SL 82 X SL 85 1-2 2 F8 44 G5-3 2B	C FF 91 B FF 90 S CH 82 B FF 92 B SL 85 S SL 85 3-3 ② K	C CH 80 B SL 85 X FF 92 1-1 ② F9	B SL 84 B CH 88 X FF 96 2-0 ③ L4	S CH 86 B CU 81 C CU 82 B FF 92 F CU 82 B FF 93 X CH 86 3-2 2-H HR	5	2	2	2	0	1	0
23 Michael Brantley, L (1, 7) OBP: 0.398, SLG: 0.546 26 Myles Straw, R (8, PR) OBP: 0.353, SLG: 0.291 (9, 7)	F FF 91 D SL 85 B FF 92 B SL 85 B FF 93 4-1 2 F8 BB	B FF 92 B SL 86 B CH 82 B SL 84 4-0 BB	C CH 81 B SL 85 B FF 93 F SL 84 X CH 85 2-2 ③ G6-3		1-2 2 2B 1B B FF 91 B CH 84 B FF 92 B FF 91 4-0 BB	2	0	1	0	2	0	0
2 Alex Bregman, R (1, 6) OBP: 0.408, SLG: 0.565	B SL 84 F SL 86 X FF 92 1-1 ① F8 1-2 2-3	B SL 85 C SL 84 1 SAFE F SL 85 1 SAFE B FF 92 D CH 85 F SL 86 X SL 85 3-2 ③ P5	B FF 89 B SL 85 B SL 85 C SL 84 F SL 85 S SL 84 3-3 ① K	1 SAFE C FF 92 B FF 93 B FF 93 X CH 88 1-1 10 1B 1-H 13 1B 2B B FF 93 B CU 81 B FF 92 C FF 93 X FF 92 3-1 ① F9	5	1	1	1	0	1	4
44 Yordan Alvarez, L (1, 10) OBP: 0.417, SLG: 0.673	B SL 85 B FF 93 X SL 85 2-0 ② G5-3 3-H	F SL 82 B FF 92 B CH 82 B SL 83 B SL 84 4-1 10 1B 22 1B BB	F FF 96 X CU 84 0-1 ② G2-3	2 SAFE B FF 92 B SL 87 B CH 86 3-0 13 1B 10 1B 22 WP IBB	2	2	0	1	2	0	1
10 Yuli Gurriel, R (1, 3) OBP: 0.348, SLG: 0.550	B FF 93 F FF 92 B FF 92 F SL 85 X SL 87 2-2 ③ P5	X FF 92 0-0 ① 1-3 1B	C FF 96 B FF 95 X FF 95 1-1 ③ L8	X CU 83 0-0 22 WP 13 1B 22 2B 1-2 2-3 1B	4	1	2	0	0	0	1
13 Abraham Toro, S (1, 5) OBP: 0.250, SLG: 0.200	B FF 91 F FF 91 B CH 81 F SL 83 S CH 83 2-3 ① K	C FF 92 C SL 85 D CH 86 B FF 93 X SL 86 2-2 ② G4-3	B CU 83 C CU 81 B FF 94 B FF 94 C FF 96 D CU 84 4-2 22 SH5-3 12 HR BB	X SL 87 0-0 22 WP 22 2B 1-2 2-3 3-H 1B	3	2	1	1	1	1	1
22 Josh Reddick, L (1, 9) OBP: 0.301, SLG: 0.376	C FF 92 F FF 92 B SL 81 X SL 84 1-2 ② P5	B SL 85 F SL 85 F FF 94 B SL 84 F SL 86 X SL 88 2-2 3-H 1B	1 SAFE B FF 94 1 SAFE L FF 94 X FF 95 1-1 ① SH5-3 1-2	D CH 86 B FF 92 X SL 86 2-0 27 HR 1-H 2-H 3-H 2B	3	1	2	3	0	0	0
12 Martín Maldonado, R (1, 2) OBP: 0.284, SLG: 0.360	C SI 92 B CH 82 S CH 84 B FF 91 X CH 82 2-2 ③ L5	1 SAFE S SL 84 F FF 93 S FF 93 0-3 ③ K	C FF 97 X FF 96 0-1 2-H HR	X CU 81 0-0 ① G5-3	4	1	1	2	0	1	3
6 Jake Marisnick, R (1, 8) OBP: 0.299, SLG: 0.434	B SL 80 X CH 79 1-0 ① P6	C FF 90 B SL 82 X CH 81 1-1 ① G3-1	L SL 84 C FF 98 F SL 83 B FF 97 S SL 84 1-3 ② K2-3	B FF 92 S CU 81 F CU 82 F CH 87 F CH 87 S CU 84 1-3 ② K	4	0	0	0	0	2	2
Inning Stats	R: 1 H: 1 E: 0 LOB: 1 K: 0 BB: 1 S: 10 P: 20	R: 0 H: 0 E: 0 LOB: 0 K: 1 BB: 0 S: 9 P: 14	R: 0 H: 0 E: 0 LOB: 1 K: 1 BB: 1 S: 8 P: 19	R: 1 H: 2 E: 0 LOB: 1 K: 1 BB: 1 S: 12 P: 20	R: 0 H: 0 E: 0 LOB: 0 K: 0 BB: 0 S: 7 P: 11	R: 0 H: 0 E: 0 LOB: 0 K: 1 BB: 0 S: 7 P: 11	R: 2 H: 1 E: 0 LOB: 0 K: 1 BB: 1 S: 11 P: 19	R: 7 H: 6 E: 0 LOB: 1 K: 1 BB: 2 S: 20 P: 37		1B: 5 SF: 0 2B: 3 SAC: 1 3B: 0 DP: 0 HR: 2 HBP: 0				WP: 1 PA: 39 PB: 0 SB: 0 CS: 0	

PITCHER		IP	WLS	BF	H	R	ER	SO	BB	IBB	HBP	BLK	WP	HR	S	P	ERA	WHIP
51 Jaime Barria, R ERA: 6.1	(1, 1)	5.1	L	21	3	2	2	4	3	0	0	0	0	0	49	90	3.38	1.125
58 Miguel Del Pozo, L ERA: 2.7	(6, 1)	1.0		4	0	1	1	0	1	0	0	0	0	0	8	14	9.00	1.000
31 Ty Buttrey, R ERA: 3.77	(7, 1)	0.2		3	1	1	1	1	0	0	0	0	0	1	7	10	13.50	1.500
67 Taylor Cole, R ERA: 6.8	(8, 1)	1.0		11	6	7	7	1	1	1	0	0	1	1	20	37	63.00	7.000

PITCHER	IP	WLS	BF	H	R	ER	SO	BB	IBB	HBP	BLK	WP	HR	S	P	ERA	WHIP

Los Angeles Angels @ Houston Astros

Minute Maid Park, Houston, TX

Sun Aug 25 2019, 1:12 PM - 4:10 PM CDT

Att. 38,989 - Roof Closed - 73 F

livebaseballscorecards.com

AB	32
R	11
H	10
RBI	10
BB	6
SO	6
LOB	12

Texas Rangers @ Los Angeles Angels

Angel Stadium, Anaheim, CA

Tue Aug 27 2019, 7:08 PM - 9:55 PM PDT

Att. 39,008 - Clear - 77 F

TOP

livebaseballscorecards.com

Batter	1	2	3	4	5	6	7	8	9	AB	R	H	RBI	BB	SO	LOB
17 Shin-Soo Choo, L (1, 9) OBP: 0.375, SLG: 0.466	C SI 92 C SI 94 S CU 81 0-3 ① K		C SI 94 S CU 81 B CU 81 D CU 80 B SI 94 X CU 80 3-2 38 FC5-4 2-H 1B		X SI 93 0-0 1-2 1B		B CU 82 S CU 83 B CU 81 F FF 95 S CU 84 2-3 ③ K			4	0	2	1	0	2	0
38 Danny Santana, S (1, 5) OBP: 0.323, SLG: 0.563	B SI 93 F CH 85 S CH 87 B CU 81 T SI 94 2-2 ② K		C CH 84 B SI 92 F CU 79 X CH 85 1-2 ③ FC5-4 1-2f		F CU 80 F CU 79 S CU 81 0-3 ③ K			B FF 92 C FF 92 B SL 83 X SL 83 2-1 HR		4	1	1	1	0	2	3
1 Elvis Andrus, R (1, 6) OBP: 0.314, SLG: 0.403	C SI 94 S SI 94 B CH 88 F SI 95 B CH 88 X SI 96 2-2 ③ G6-3			X CU 78 0-0 ① G6-3		C CH 82 C SI 91 S CH 85 0-3 ① K		F FF 93 S SL 86 B FF 94 B SL 88 X FF 94 2-2 ① F9		4	0	0	0	0	1	0
5 Willie Calhoun, L (1, 7) OBP: 0.321, SLG: 0.557		C SI 92 B CU 79 F SI 92 S CU 80 1-3 ① K		C SI 92 X SI 92 0-1 1B		C CU 79 B CU 80 X CU 79 1-1 ② L8		B SL 85 B FF 92 X FF 93 2-0 ② G6-3		4	0	1	0	0	1	0
15 Nick Solak, R (1, 10) OBP: 0.452, SLG: 0.520		B SI 93 B SI 93 C SI 93 S CH 86 F SI 94 S CH 86 2-3 ② K		S SI 92 S SI 92 B CH 85 X SI 92 1-2 ② F7		B CU 78 B CH 84 B CH 83 C SI 90 B SI 92 4-1 16 BB BB		C SL 87 B SL 86 B FF 93 S SL 89 B SL 90 X FF 94 3-2 1B		3	0	1	0	1	1	1
16 Scott Heineman, R (1, 3) OBP: 0.257, SLG: 0.226		F SI 94 F SI 94 B SI 96 C CU 81 1-3 ③ K		C SI 92 F CH 85 B SI 94 F SI 93 X CH 85 1-2 ③ L7		B CU 80 B SI 92 B SI 92 B SI 90 4-0 1-2 BB		C FF 92 S SL 85 B FF 91 F SL 89 B FF 92 D SL 85 X FF 92 3-2 ③ L4		3	0	0	0	1	1	2
12 Rougned Odor, L (1, 4) OBP: 0.271, SLG: 0.400			F SI 92 B SI 92 B CH 85 X SI 92 2-1 ① P4		F CU 79 B CU 81 B SI 92 B SI 92 C SI 93 B SI 91 4-2 17 1B BB	B CU 80 X SI 91 1-0 ③ L6			C CH 87 B FF 97 X FF 97 1-1 ① F7	3	0	0	0	1	0	2
3 Delino DeShields, R (1, 8) OBP: 0.342, SLG: 0.358			C SI 93 B SI 93 X CU 78 1-1 E9 17 1B 1B		L SI 90 B SI 91 S CH 83 F SI 92 F CU 80 S SI 92 1-3 ① K		C CU 76 B CH 85 C FF 89 X CU 77 1-2 ① L8		F SL 91 X CH 90 0-1 ② G5-3	4	1	1	0	0	1	1
2 Jeff Mathis, R (1, 2) OBP: 0.218, SLG: 0.230 41 Logan Forsythe, R (9, PH) OBP: 0.327, SLG: 0.360			S SI 92 B SI 93 B CH 85 S SI 93 B SI 94 S SI 93 3-3 ② K		1 SAFE S SI 90 T SI 91 S SI 92 0-3 ② K		F CU 76 X FF 89 0-1 ② B2		B FF 98 C FF 97 B FF 97 F CH 90 B FF 98 F FF 98 X FF 98 3-2 ③ L4	3 1	0 0	0 0	0 0	0 0	2 0	2 0
Inning Stats	R: 0 E: 0 K: 2 S: 10 H: 0 LOB: 0 BB: 0 P: 14	R: 0 E: 0 K: 3 S: 10 H: 0 LOB: 0 BB: 0 P: 14	R: 1 E: 1 K: 1 S: 13 H: 2 LOB: 1 BB: 0 P: 23	R: 0 E: 0 K: 0 S: 10 H: 1 LOB: 1 BB: 0 P: 12	R: 0 E: 0 K: 3 S: 14 H: 1 LOB: 2 BB: 1 P: 19	R: 0 E: 0 K: 1 S: 7 H: 0 LOB: 2 BB: 2 P: 17	R: 0 E: 0 K: 1 S: 8 H: 0 LOB: 0 BB: 0 P: 11	R: 1 E: 0 K: 0 S: 13 H: 2 LOB: 1 BB: 0 P: 25	R: 0 E: 0 K: 0 S: 8 H: 0 LOB: 0 BB: 0 P: 12	1B: 5 2B: 0 3B: 0 HR: 1	SF: 0 SAC: 0 DP: 0 HBP: 0					

	AB	33
	R	2
	H	6
	RBI	2
	BB	3
	SO	11
	LOB	11

WP: 0 PA: 36
PB: 0
SB: 0
CS: 0

PITCHER		IP	WLS	BF	H	R	ER	SO	BB	IBB	HBP	BLK	WP	HR	S	P	ERA	WHIP
28 Andrew Heaney, L ERA: 3.95	(1, 1)	6.0		25	4	1	0	10	3	0	0	0	0	0	64	99	0.00	1.167
24 Noé Ramirez, R ERA: 3.42	(7, 1)	0.2		2	0	0	0	0	0	0	0	0	0	0	5	6	0.00	0.000
58 Miguel Del Pozo, L ERA: 2.45	(7, 1)	0.1	W	1	0	0	0	1	0	0	0	0	0	0	3	5	0.00	0.000
32 Cam Bedrosian, R ERA: 2.95	(8, 1)	1.0	H	5	2	1	1	0	0	0	0	0	0	1	13	25	9.00	2.000
57 Hansel Robles, R ERA: 2.73	(9, 1)	1.0	S	3	0	0	0	0	0	0	0	0	0	0	8	12	0.00	0.000

PITCHER	IP	WLS	BF	H	R	ER	SO	BB	IBB	HBP	BLK	WP	HR	S	P	ERA	WHIP

Texas Rangers @ Los Angeles Angels

Angel Stadium, Anaheim, CA

Tue Aug 27 2019, 7:08 PM - 9:55 PM PDT

Att. 39,008 - Clear - 77 F

livebaseballscorecards.com

BOTTOM

Batter	1	2	3	4	5	6	7	8	9	AB	R	H	RBI	BB	SO	LOB
6 David Fletcher, R (1, 5) OBP: 0.347, SLG: 0.397	B FF 91 F FF 91 F FF 92 F KC 82 F FF 93 X KC 82 1-2 ① G6-3		B CH 86 C CH 85 C FF 93 F CH 88 X SL 87 1-2 ③ G5-3			C FF 92 B SL 87 F SL 86 F CH 88 F SL 86 B FF 93 X CH 86 2-2 ② F7	1 SAFE B FF 94 B SI 95 2-0 ③ CS 1-2	F FF 95 C CH 89 B FF 96 X SI 95 1-2 ① L6		4	0	0	0	0	0	0
27 Mike Trout, R (1, 8) OBP: 0.436, SLG: 0.651	C KC 81 C SL 86 B FF 94 F SL 86 T KC 83 1-2 ② K			C FF 92 C FF 93 B FF 93 C CH 87 1-3 ① K		B KC 80 X SL 85 1-0 ③ P4		C FF 95 C FF 96 B FF 95 B FF 96 X FF 96 2-2 HR		4	1	1	1	0	2	0
17 Shohei Ohtani, L (1, 10) OBP: 0.355, SLG: 0.509	C KC 81 X FF 93 0-1 ③ G6-3			X SL 87 0-0 ② G1-3			X KC 80 0-0 5 BB 8 BB 56 2B 1B	S CH 89 X CH 91 0-1 ② F8		4	1	1	0	0	0	0
8 Justin Upton, R (1, 7) OBP: 0.308, SLG: 0.398		F FF 91 B KC 80 F FF 92 X KC 82 1-2 ① G6-3		B CH 86 S CH 86 B SL 86 F FF 92 X KC 82 2-2 ③ G6-3			S CH 84 B CH 85 1 SAFE B CH 85 S FF 92 B SL 86 B FF 93 4-2 5 BB 56 2B BB 1-2	B SL 87 F FF 97 X SI 95 1-1 ③ G5-3		3	1	0	0	1	0	0
5 Albert Pujols, R (1, 3) OBP: 0.306, SLG: 0.433		B KC 80 F CH 86 C SL 86 X SL 87 1-2 ② G5-3			B CH 84 C CH 85 X KC 80 1-1 ① G4-3		B SL 86 S CH 86 C FF 92 D SL 87 B FF 93 B FF 92 4-2 56 2B 18 1B BB 1-2 2-3			2	1	0	0	1	0	0
2 Andrelton Simmons, R (1, 6) OBP: 0.316, SLG: 0.387		C KC 80 B FF 92 B KC 81 F CH 87 X KC 82 2-2 1B			B SL 84 S CH 86 B SL 85 B CH 86 B CH 84 4-1 BB		X CH 87 0-0 ① F4			2	0	1	0	1	0	3
56 Kole Calhoun, L (1, 9) OBP: 0.328, SLG: 0.481		B FF 93 S SL 87 F SL 86 B CH 89 B SL 88 F CH 88 S FF 94 3-3 ③ K			C FF 92 C SL 86 X FF 93 0-2 ② F7		S SL 88 B CH 87 T CH 88 F KC 83 D SL 86 X SL 87 2-2 18 1B 2B 1-3 2-H 3-H			3	1	1	2	0	1	2
4 Luis Rengifo, S (1, 4) OBP: 0.326, SLG: 0.366			C FF 92 C KC 80 F SL 85 S CH 88 0-3 ① K		B CH 86 X CH 84 1-0 ③ P5		S FF 92 F FF 92 X CH 88 0-2 ② L6			3	0	0	0	0	1	3
33 Max Stassi, R (1, 2) OBP: 0.213, SLG: 0.172 18 Brian Goodwin, L (7, PH) OBP: 0.348, SLG: 0.503 44 Kevan Smith, R (8, 2) OBP: 0.319, SLG: 0.354			X FF 92 0-0 ② P5			B KC 78 T CH 85 X FF 92 1-1 ① P4	C FF 92 C CH 86 B CH 87 X KC 82 1-2 6 CS 1B 2-H 3-H			2 1 0	0 0 0	0 1 0	0 2 0	0 0 0	0 0 0	0 0 0
Inning Stats	R: 0 E: 0 K: 1 S: 11 H: 0 LOB: 0 BB: 0 P: 13	R: 0 E: 0 K: 1 S: 13 H: 1 LOB: 1 BB: 0 P: 20	R: 0 E: 0 K: 1 S: 9 H: 0 LOB: 0 BB: 0 P: 10	R: 0 E: 0 K: 1 S: 7 H: 0 LOB: 0 BB: 0 P: 10	R: 0 E: 0 K: 0 S: 7 H: 0 LOB: 1 BB: 1 P: 13	R: 0 E: 0 K: 0 S: 8 H: 0 LOB: 0 BB: 0 P: 12	R: 4 E: 0 K: 0 S: 16 H: 3 LOB: 0 BB: 2 P: 29	R: 1 E: 0 K: 0 S: 10 H: 1 LOB: 0 BB: 0 P: 14									

AB	28
R	5
H	5
RBI	5
BB	3
SO	4
LOB	8

1B: 3 SF: 0
2B: 1 SAC: 0
3B: 0 DP: 0
HR: 1 HBP: 0

WP: 0 PA: 32
PB: 0
SB: 0
CS: 1

PITCHER		IP	WLS	BF	H	R	ER	SO	BB	IBB	HBP	BLK	WP	HR	S	P	ERA	WHIP
23 Mike Minor, L ERA: 3.25	(1, 1)	6.2	L	27	4	4	4	4	3	0	0	0	0	0	71	105	5.40	1.050
48 Rafael Montero, R ERA: 1.5	(7, 1)	1.1		4	1	1	1	0	0	0	0	0	0	1	10	16	6.75	0.750

PITCHER	IP	WLS	BF	H	R	ER	SO	BB	IBB	HBP	BLK	WP	HR	S	P	ERA	WHIP

Batter	1	2	3	4	5	6	7	8	9	AB	R	H	RBI	BB	SO	LOB
17 Shin-Soo Choo, L (1, 9) OBP: 0.375, SLG: 0.463	S FF 94 B FF 93 S CH 84 B FF 92 F FF 95 F CH 84 C SL 87 2-3 **K** ①		B FF 90 F FF 90 B SL 87 S CH 83 B FF 93 B FF 93 4-2 BB		C CU 78 S SL 88 S SL 87 0-3 **K** ③		F CH 88 B FF 97 B FF 97 B FF 96 B CH 86 4-1 **1-2** BB		C SI 97 B FS 88 X FS 86 1-1 L8 ①	3	0	0	0	2	2	0
38 Danny Santana, S (1, 10) OBP: 0.319, SLG: 0.556	S CH 85 S CU 80 S CU 79 0-3 **K** ②		S FF 93 B CU 78 F CH 83 F FF 94 B CH 84 C CU 78 2-3 **K** ②			B CU 82 F CU 81 B FF 94 C FF 92 B FF 95 S FF 94 3-3 **K** ①	C FF 97 F SL 84 D SL 83 D CH 88 F FF 97 D SL 84 F SL 85 S FF 97 3-3 **K** ②		S SL 85 F SI 98 B FS 89 B SL 87 S FS 86 2-3 **K** ②	5	0	0	0	0	5	3
1 Elvis Andrus, R (1, 6) OBP: 0.315, SLG: 0.401	X FF 94 0-0 F9 ③		B CH 84 S CH 86 C FF 94 S FF 93 1-3 **K** ③			B CH 86 B FF 94 B FF 94 C FF 92 B FF 93 4-1 5 1B 15 1B **BB**	C SL 85 B FF 98 X FF 98 1-1 G6-3 ③		B SL 85 B FF 98 B SL 85 B FF 97 4-0 BB	3	1	0	0	2	1	3
5 Willie Calhoun, L (1, 7) OBP: 0.327, SLG: 0.560		X FF 92 0-0 2B		S SL 86 B FF 91 B CH 83 B SL 88 F FF 92 B CH 83 4-2 BB		1 SAFE C CU 82 1 SAFE 1 SAFE X FF 93 0-1 41 F8 15 1B **1-2** 1B		B FF 92 X SL 82 1-0 L7 ①	F SI 97 X FS 88 0-1 F9 ③	4	0	2	0	1	0	1
15 Nick Solak, R (1, 4) OBP: 0.486, SLG: 0.536		B FF 92 B CH 84 C FF 92 S CH 84 F CU 78 B FF 94 B FF 94 4-2 BB		S CH 83 C FF 93 B CH 86 B CU 76 X CH 85 2-2 F7 ①		D SL 82 X FF 95 1-0 **1-2** **2-H** 1B		C SL 83 B FF 92 X FF 92 1-1 41 9 1B 2B 1B		3	1	2	1	1	0	1
41 Logan Forsythe, R (1, 3) OBP: 0.327, SLG: 0.358		C FF 92 B FF 94 B CH 83 T CH 84 S FF 96 2-3 **K** ①		C FF 91 C CU 77 B CH 84 D CH 84 D CH 84 C FF 93 3-3 **K** ②		B FF 95 B FF 94 B FF 94 C FF 94 S FF 94 F FF 95 F SL 80 F FF 94 X FF 94 3-2 F8 **2-3** ②		B FF 92 B FF 93 X FF 92 2-0 **1-2** 9 2B 1B		4	1	1	0	0	2	5
9 Isiah Kiner-Falefa, R (1, 5) OBP: 0.302, SLG: 0.329		S CH 84 D CH 85 B CU 79 X FF 94 2-1 F9 ②		B FF 92 F FF 93 X CU 78 1-1 L3 ③		B FF 94 1 SAFE D SL 83 1 SAFE X FF 94 2-0 F9 ③		B FF 93 D SL 84 B FF 92 C FF 92 F SL 83 X SL 83 3-2 **1-H** **2-H** 2B		4	0	1	2	0	0	5
3 Delino DeShields, R (1, 8) OBP: 0.338, SLG: 0.353		F FF 93 D CH 84 B FF 95 S CH 85 F FF 94 S FF 95 2-3 **K** ③			X FF 92 0-0 F9 ①		C FF 98 B SL 82 T CH 86 B FF 98 X FF 97 2-2 L3 ①	C CU 75 B CH 84 B CU 76 S FF 88 S CH 84 2-3 **K** ②		4	0	0	0	0	2	3
56 Jose Trevino, R (1, 2) OBP: 0.209, SLG: 0.286 12 Rougned Odor, L (8, PH) OBP: 0.270, SLG: 0.399 2 Jeff Mathis, R (8, 2) OBP: 0.218, SLG: 0.230			C FF 92 C CH 82 S CH 83 0-3 **K** ①		B FF 92 B FF 90 B FF 91 C FF 92 F FF 93 F FF 93 X FF 93 3-2 F9 ②		C FF 98 X CH 88 0-1 17 BB 1B	C CU 76 S CH 85 F FF 89 S CH 85 0-3 **K** ③		3 1 0	0 0 0	1 0 0	0 0 0	0 0 0	1 1 0	0 1 0
Inning Stats	R: 0 E: 0 K: 2 S: 9 H: 0 LOB: 0 BB: 0 P: 11	R: 0 E: 0 K: 2 S: 13 H: 1 LOB: 2 BB: 1 P: 23	R: 0 E: 0 K: 3 S: 12 H: 0 LOB: 1 BB: 1 P: 19	R: 0 E: 0 K: 1 S: 10 H: 0 LOB: 1 BB: 1 P: 20	R: 0 E: 0 K: 1 S: 8 H: 0 LOB: 0 BB: 0 P: 11	R: 1 E: 0 K: 1 S: 14 H: 2 LOB: 2 BB: 1 P: 27	R: 0 E: 0 K: 1 S: 13 H: 1 LOB: 2 BB: 1 P: 23	R: 2 E: 0 K: 2 S: 14 H: 3 LOB: 1 BB: 0 P: 23	R: 0 E: 0 K: 1 S: 7 H: 0 LOB: 1 BB: 1 P: 14	1B: 5 2B: 2 3B: 0 HR: 0 SF: 0 SAC: 0 DP: 0 HBP: 0						WP: 0 PB: 0 SB: 0 CS: 0 PA: 40

PITCHER		IP	WLS	BF	H	R	ER	SO	BB	IBB	HBP	BLK	WP	HR	S	P	ERA	WHIP
43 Patrick Sandoval, L ERA: 5.24	(1, 1)	5.0		19	1	0	0	9	3	0	0	0	0	0	52	84	0.00	0.800
58 Miguel Del Pozo, L ERA: 4.5	(6, 1)	0.1	L	3	1	1	1	1	1	0	0	0	0	0	6	13	27.00	6.000
99 Keynan Middleton, R ERA:	(6, 1)	0.2		3	1	0	0	0	0	0	0	0	0	0	8	14	0.00	1.500
31 Ty Buttrey, R ERA: 3.71	(7, 1)	1.0		5	1	0	0	1	1	0	0	0	0	0	13	23	0.00	2.000
32 Cam Bedrosian, R ERA: 3.23	(8, 1)	0.1		4	3	2	2	0	0	0	0	0	0	0	7	14	54.00	9.000

PITCHER		IP	WLS	BF	H	R	ER	SO	BB	IBB	HBP	BLK	WP	HR	S	P	ERA	WHIP
24 Noé Ramirez, R ERA: 3.38	(8, 1)	0.2		2	0	0	0	2	0	0	0	0	0	0	7	9	0.00	0.000
40 Luis García, R ERA: 4.7	(9, 1)	1.0		4	0	0	0	1	1	0	0	0	0	0	7	14	0.00	1.000

TOP

Texas Rangers @ Los Angeles Angels

Angel Stadium, Anaheim, CA

Wed Aug 28 2019, 7:10 PM - 10:03 PM PDT

Att. 37,535 - Clear - 76 F

livebaseballscorecards.com

AB	34
R	3
H	7
RBI	3
BB	6
SO	14
LOB	22

Batter	1	2	3	4	5	6	7	8	9	AB	R	H	RBI	BB	SO	LOB
18 Brian Goodwin, L (1, 8) OBP: 0.344, SLG: 0.497	C FC 99 X FF 99 0-1 ① F8		B FF 93 C SL 84 C SI 92 X FF 93 1-2 ② F8			C CU 79 B CH 83 X CH 84 1-1 ① F9		C FF 95 X SI 95 0-1 ③ F8		4	0	0	0	0	0	0
6 David Fletcher, R (1, 4) OBP: 0.347, SLG: 0.394	B FC 100 B FC 98 C FC 99 B FC 100 B FC 99 4-1 17 2B 56 G3-2-3 BB		C CU 78 C SI 92 X SL 87 0-2 ③ G5-3			B SI 92 C CU 79 X SI 92 1-1 ② G5-3			B FF 94 B FF 95 C FF 94 F FF 95 F FF 96 F SL 82 F SL 83 S SL 83 2-3 ① K	3	0	0	0	1	1	0
17 Shohei Ohtani, L (1, 10) OBP: 0.354, SLG: 0.509	X FC 100 0-0 1-3 2B			B FF 92 X CH 84 1-0 ① F8		F CH 84 S FF 93 B SI 93 S CU 80 1-3 ③ K			B FF 98 B SI 97 F SI 96 X CH 90 2-1 ② G3-1	4	0	1	0	0	1	0
8 Justin Upton, R (1, 7) OBP: 0.307, SLG: 0.391	B SL 91 C SL 90 B FC 99 C SL 90 F FC 99 B SL 92 D FC 99 4-2 BB			C SI 92 B FF 94 B SI 92 F SI 92 B FF 93 F SI 92 X FF 94 3-2 ② L8			B SL 84 C SI 91 X SL 85 1-1 ① L4		S SL 83 B SL 82 C SI 96 B CU 79 F SL 83 S FF 98 2-3 ③ K	3	0	0	0	1	1	0
56 Kole Calhoun, L (1, 9) OBP: 0.330, SLG: 0.485	F FC 100 X FC 99 0-1 ② ③ G3-2-3 3-Hf			X SL 85 0-0 2B			C FF 93 B CH 85 C SI 92 X CU 81 1-2 5 WP 1B			3	0	2	0	0	0	3
5 Albert Pujols, R (1, 3) OBP: 0.307, SLG: 0.431		B SL 85 C SI 93 C SL 85 F FF 94 X SI 93 1-2 ① P6		B SI 92 F SI 92 X SI 92 1-1 ③ F9			B SI 92 B SI 91 B SI 92 B FF 92 4-0 2 G6-4-3 1-2 BB			2	0	0	0	1	0	1
2 Andrelton Simmons, R (1, 6) OBP: 0.313, SLG: 0.383		S SL 85 B SI 94 X SI 93 1-1 ② G6-3			B CU 80 X SI 93 1-0 ① F9		X SI 91 0-0 ② ③ G6-4-3 1-2f			3	0	0	0	0	0	2
23 Matt Thaiss, L (1, 5) OBP: 0.267, SLG: 0.400		B SL 85 B SI 93 B CH 86 C FF 93 X CH 85 3-1 ③ G5-3			F CH 85 B FF 93 B SI 93 F FF 94 X FF 93 2-2 ② F7			C CH 88 S CH 88 T CH 88 0-2 ① K		3	0	0	0	0	1	0
44 Kevan Smith, R (1, 2) OBP: 0.313, SLG: 0.346			B SI 93 X FF 94 1-0 ① F8		C SI 92 X SI 93 0-1 ③ G6-3			F FF 95 B FF 95 F CH 90 T FF 95 1-2 ② K		3	0	0	0	0	1	0
Inning Stats	R: 0 E: 0 K: 0 S: 9 H: 1 LOB: 2 BB: 2 P: 17	R: 0 E: 0 K: 0 S: 8 H: 0 LOB: 0 BB: 0 P: 13	R: 0 E: 0 K: 0 S: 7 H: 0 LOB: 0 BB: 0 P: 9	R: 0 E: 0 K: 0 S: 8 H: 1 LOB: 1 BB: 0 P: 13	R: 0 E: 0 K: 0 S: 6 H: 0 LOB: 0 BB: 0 P: 9	R: 0 E: 0 K: 1 S: 7 H: 0 LOB: 0 BB: 0 P: 10	R: 0 E: 0 K: 0 S: 6 H: 1 LOB: 1 BB: 1 P: 12	R: 0 E: 0 K: 2 S: 8 H: 0 LOB: 0 BB: 0 P: 9	R: 0 E: 0 K: 2 S: 12 H: 0 LOB: 0 BB: 0 P: 18	1B: 1 2B: 2 3B: 0 HR: 0 SF: 0 SAC: 0 DP: 2 HBP: 0						

PITCHER		IP	WLS	BF	H	R	ER	SO	BB	IBB	HBP	BLK	WP	HR	S	P	ERA	WHIP
43 Emmanuel Clase, R ERA: 3.97	(1, 1)	1.0		5	1	0	0	0	2	0	0	0	0	0	9	17	0.00	3.000
57 Ariel Jurado, R ERA: 5.19	(2, 1)	6.0	W	20	2	0	0	1	1	0	0	0	1	0	42	66	0.00	0.500
48 Rafael Montero, R ERA: 1.42	(8, 1)	1.0	H	3	0	0	0	2	0	0	0	0	0	0	8	9	0.00	0.000
25 José Leclerc, R ERA: 4.13	(9, 1)	1.0	S	3	0	0	0	2	0	0	0	0	0	0	12	18	0.00	0.000

PITCHER	IP	WLS	BF	H	R	ER	SO	BB	IBB	HBP	BLK	WP	HR	S	P	ERA	WHIP

BOTTOM

Texas Rangers @ Los Angeles Angels

Angel Stadium, Anaheim, CA

Wed Aug 28 2019, 7:10 PM - 10:03 PM PDT

Att. 37,535 - Clear - 76 F

livebaseballscorecards.com

AB	28
R	0
H	3
RBI	0
BB	3
SO	5
LOB	6

1B: 1	SF: 0	WP: 1	PA: 31
2B: 2	SAC: 0	PB: 0	
3B: 0	DP: 2	SB: 0	
HR: 0	HBP: 0	CS: 0	

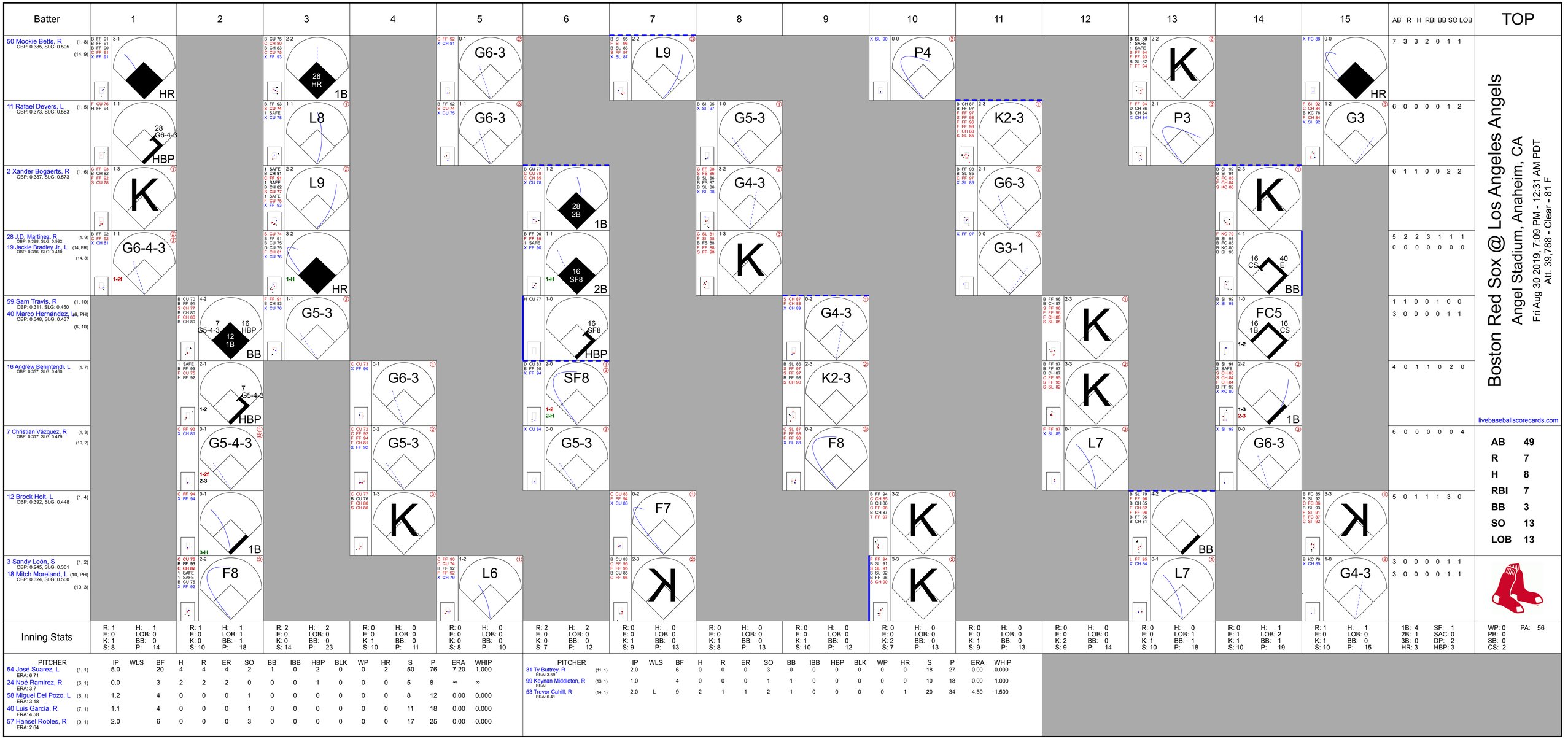

PITCHER		IP	WLS	BF	H	R	ER	SO	BB	IBB	HBP	BLK	WP	HR	S	P	ERA	WHIP
54 José Suarez, L ERA: 6.71	(1, 1)	5.0		20	4	4	4	2	1	0	2	0	0	0	50	76	7.20	1.000
24 Noé Ramirez, R ERA: 3.7	(6, 1)	0.0		3	2	2	2	0	0	0	1	0	0	0	5	8	∞	∞
58 Miguel Del Pozo, L ERA: 3.18	(6, 1)	1.2		4	0	0	0	1	0	0	0	0	0	0	8	12	0.00	0.000
40 Luis García, R ERA: 4.58	(7, 1)	1.1		4	0	0	0	1	0	0	0	0	0	0	11	18	0.00	0.000
57 Hansel Robles, R ERA: 2.64	(9, 1)	2.0		6	0	0	0	3	0	0	0	0	0	0	17	25	0.00	0.000

PITCHER		IP	WLS	BF	H	R	ER	SO	BB	IBB	HBP	BLK	WP	HR	S	P	ERA	WHIP
31 Ty Buttrey, R ERA: 3.59	(11, 1)	2.0		6	0	0	0	3	0	0	0	0	0	0	18	27	0.00	0.000
99 Keynan Middleton, R ERA:	(13, 1)	1.0		4	0	0	0	1	1	0	0	0	0	0	10	18	0.00	1.000
53 Trevor Cahill, R ERA: 6.41	(14, 1)	2.0	L	9	2	1	1	2	1	0	0	0	0	1	20	34	4.50	1.500

Boston Red Sox @ Los Angeles Angels

Angel Stadium, Anaheim, CA

Fri Aug 30 2019, 7:09 PM - 12:31 AM PDT

Att. 39,788 - Clear - 81 F

livebaseballscorecards.com

BOTTOM

Batter	1	2	3	4	5	6	7	8	9	10	11	12	13	14	15	AB	R	H	RBI	BB	SO	LOB
18 Brian Goodwin, L (1, 7) OBP: 0.347, SLG: 0.512	F8		HR		17 FC3-2 5 1B BB		HR		17 FC4-6 27 BB 5 E BB	K		K			K 17 FC1-6 BB	6	4	2	2	2	3	0
27 Mike Trout, R (1, 8) OBP: 0.437, SLG: 0.646	5 1B BB		K		F4		P5		17 FC4-6 BB	1B		F7				5	0	1	0	3	1	3
17 Shohei Ohtani, L (1, 10) OBP: 0.347, SLG: 0.497	K		K		FC3-2 5 1B		K2-3		FC4-6 5 1B 5 E	K			G3			8	1	0	0	0	4	8
5 Albert Pujols, R (1, 3) OBP: 0.310, SLG: 0.433	1B			L8	1B			K	E9 6 WP	1B	2 1B		G4-3		FC1-6	8	0	4	3	0	1	1
56 Kole Calhoun, L (1, 9) OBP: 0.329, SLG: 0.479	K			K	G4-3			8 1B 2 BB BB	6 WP IBB		K		L9		L7	5	0	0	0	2	3	5
6 David Fletcher, R (1, 5) (9, 4) OBP: 0.344, SLG: 0.391		K		1B		P4		K	K		K			G6-3		7	0	1	0	0	4	4
2 Andrelton Simmons, R (1, 6) OBP: 0.316, SLG: 0.380		F8		G5-3		G5-3		8 1B BB	IBB		1B			F9		5	0	1	0	2	0	1
4 Luis Rengifo, S (1, 4) OBP: 0.328, SLG: 0.366		K			18 BB 33 BB 17 FC3-2 1B	G6-3			G4-3					BB		3	0	1	0	0	1	0
8 Justin Upton, R (8, PH) OBP: 0.311, SLG: 0.395																1	0	1	0	0	0	0
23 Matt Thaiss, L (9, 5) OBP: 0.269, SLG: 0.393																2	0	0	0	1	1	5
33 Max Stassi, R (1, 2) OBP: 0.217, SLG: 0.171			K		17 FC3-2 18 BB 5 1B BB		G4-3	G4-3	P4			F8		K		1	1	0	0	1	1	0
44 Kevan Smith, R (7, PH) (8, 2) OBP: 0.303, SLG: 0.333																5	0	0	0	0	1	4
Inning Stats	R: 0 E: 0 K: 2 S: 17 H: 1 LOB: 2 BB: 1 P: 27	R: 0 E: 0 K: 2 S: 8 H: 0 LOB: 0 BB: 0 P: 13	R: 1 E: 0 K: 3 S: 15 H: 1 LOB: 0 BB: 0 P: 20	R: 0 E: 0 K: 1 S: 14 H: 1 LOB: 1 BB: 0 P: 21	R: 2 E: 0 K: 0 S: 16 H: 2 LOB: 2 BB: 2 P: 31	R: 0 E: 0 K: 0 S: 7 H: 0 LOB: 0 BB: 0 P: 10	R: 1 E: 0 K: 1 S: 10 H: 1 LOB: 0 BB: 0 P: 17	R: 0 E: 0 K: 2 S: 13 H: 1 LOB: 3 BB: 2 P: 26	R: 2 E: 1 K: 1 S: 12 H: 1 LOB: 3 BB: 4 P: 23	R: 0 E: 0 K: 2 S: 11 H: 1 LOB: 1 BB: 0 P: 15	R: 0 E: 0 K: 3 S: 17 H: 2 LOB: 2 BB: 0 P: 27	R: 0 E: 0 K: 1 S: 7 H: 0 LOB: 0 BB: 0 P: 10	R: 0 E: 0 K: 0 S: 6 H: 0 LOB: 0 BB: 0 P: 8	R: 0 E: 0 K: 1 S: 6 H: 0 LOB: 1 BB: 1 P: 12	R: 0 E: 0 K: 1 S: 10 H: 0 LOB: 1 BB: 1 P: 18	1B: 9 2B: 0 3B: 0 HR: 2 SF: 0 SAC: 0 DP: 0 HBP: 0		WP: 1 PB: 0 SB: 0 CS: 0 PA: 67				

AB	56
R	6
H	11
RBI	5
BB	11
SO	20
LOB	31

PITCHER	IP	WLS	BF	H	R	ER	SO	BB	IBB	HBP	BLK	WP	HR	S	P	ERA	WHIP
17 Nathan Eovaldi, R (1, 1) ERA: 6.23	4.0		16	3	1	1	8	1	0	0	0	0	1	54	81	2.25	1.000
72 Josh Taylor, L (5, 1) ERA: 3.15	0.2		5	1	2	2	0	2	0	0	0	0	0	12	24	27.00	4.500
64 Marcus Walden, R (5, 1) ERA: 3.33	1.1	H	5	1	0	0	0	0	0	0	0	0	0	11	17	0.00	0.750
32 Matt Barnes, R (7, 1) ERA: 4.33	1.0	H	4	1	1	1	1	0	0	0	0	0	1	10	17	9.00	1.000
70 Ryan Brasier, R (8, 1) ERA: 3.99	0.2	H	4	0	0	0	2	2	0	0	0	0	0	9	20	0.00	3.000

PITCHER	IP	WLS	BF	H	R	ER	SO	BB	IBB	HBP	BLK	WP	HR	S	P	ERA	WHIP
44 Brandon Workman, R (8, 1) ERA: 2.24	1.1	B	10	2	2	2	1	2	2	0	0	1	0	16	29	13.50	3.000
63 Darwinzon Hernández, L (10, 1) ERA: 3.08	2.0		9	3	0	0	5	0	0	0	0	0	0	28	42	0.00	1.500
48 Andrew Cashner, R (12, 1) ERA: 4.54	4.0	W	14	0	0	0	3	2	0	0	0	0	0	29	48	0.00	0.500

Boston Red Sox @ Los Angeles Angels

Angel Stadium, Anaheim, CA

Sat Aug 31 2019, 6:09 PM - 9:45 PM PDT

Att. 43,036 - Clear - 84 F

TOP

livebaseballscorecards.com

Batter	1	2	3	4	5	6	7	8	9	AB	R	H	RBI	BB	SO	LOB
50 Mookie Betts, R (1, 8) (8, 9) OBP: 0.388, SLG: 0.509	B FF 92 X FF 91 1-0 11 FC4-6 1B		C FF 90 X CU 78 0-1 11 G4-3 28 1B 2B	C FF 91 X FF 90 0-1 ② SF8 3-H			B FF 97 B SL 82 C SL 81 H CH 84 3-1 11 S HBP		X SI 94 0-0 11 FC3-6 1B	3	1	3	1	0	0	0
11 Rafael Devers, L (1, 5) OBP: 0.369, SLG: 0.577	C FF 91 B FF 92 F CH 84 B SL 83 F FF 92 1 SAFE F CU 78 X SI 92 2-2 ① FC4-6 28 2B 1-2f		D CU 77 X CU 76 1-0 ① G4-3 2-3	C CH 84 X CU 78 0-1 ③ L7			B FF 96 C FF 96 F CH 86 1 SAFE F SL 84 1 SAFE F FF 97 B FF 97 F SL 84 3-2 D CH 87 X SL 84 F7 1-2		C FF 94 S CU 80 B FF 94 X CU 80 1-2 ② FC3-6 2 2B 1-2f	5	1	0	0	0	0	4
2 Xander Bogaerts, R (1, 6) OBP: 0.386, SLG: 0.571	C FF 92 F CU 77 B CH 85 1 SAFE B CU 78 F CU 78 T FF 92 2-2 ② K		B CH 84 C FF 91 X FF 91 1-1 ② L3		C FF 90 B CH 83 C FF 90 F CU 78 X FF 91 1-2 ① F9		C FF 97 X SL 84 0-1 ③ P3		F CU 78 B SI 92 X CU 80 1-1 1-3 2B	5	0	1	0	0	1	3
28 J.D. Martinez, R (1, 9) OBP: 0.391, SLG: 0.585 19 Jackie Bradley Jr., L (8, 8) OBP: 0.317, SLG: 0.410	F FF 92 S FF 91 F CH 84 B FF 92 X CH 85 1-2 1-H 2B		X CU 78 0-0 59 E 16 1B 3-H 1B		S CH 84 S FF 90 B FF 91 B CU 79 X CU 77 2-2 ② L7			F FF 97 B SL 87 B SL 86 F FF 98 B FS 86 D SL 84 4-2 16 SH5-3 40 E BB	B FF 93 F FF 93 S CH 86 B CH 87 F FF 94 D CH 87 B CH 85 4-2 BB	3 0	1 0	2 0	2 0	1 1	0 0	0 0
59 Sam Travis, R (1, 10) OBP: 0.304, SLG: 0.439 40 Marco Hernández, L (8, PH) (8, 10) OBP: 0.340, SLG: 0.427	B CU 77 B CU 78 C FF 91 F SL 82 B FF 92 S SL 82 3-3 ③ K		X CU 77 0-0 FC5 16 1B 1-2		X CH 84 0-0 ③ G6-3			M SI 98 X FS 86 0-1 FC1 16 SH5-3 1-2	B SI 94 S FF 93 X FF 93 1-1 ③ G5-3	3 2	0 0	0 0	0 0	0 0	1 0	2 4
16 Andrew Benintendi, L (1, 7) OBP: 0.357, SLG: 0.459		B FF 90 B CU 77 X FF 90 2-0 ① F8	F CU 76 B CH 82 X CU 80 1-1 1-3 2-H 1B			S CH 83 B FF 90 C CH 84 B FF 89 F SI 90 F CU 77 X CH 83 2-2 ① P5		X SI 97 0-0 ① SH5-3 1-2 2-3		3	0	1	1	0	0	0
7 Christian Vázquez, R (1, 3) OBP: 0.314, SLG: 0.476 18 Mitch Moreland, L (8, PH) (8, 3) OBP: 0.327, SLG: 0.500		B CH 83 X FF 90 1-0 ② F8	C FF 90 C FF 90 S CU 77 0-3 ③ K			F FF 91 F FF 92 B CU 77 F FF 91 S CU 78 1-3 ② K2-3		D FS 86 F FS 87 B FS 88 B SI 98 B FS 86 4-1 12 G4-6-3 BB		3 0	0 0	0 0	0 0	0 1	2 0	2 0
12 Brock Holt, L (1, 4) OBP: 0.394, SLG: 0.455		C FF 91 B CU 76 X SL 82 1-1 1B		F FF 90 B CU 77 X CU 81 1-1 3 SH1 50 SF8 2B		C FF 91 T CH 86 B FF 92 C FF 91 1-3 ③ K		D SI 98 B SI 98 T SI 96 X SI 99 2-1 ② ③ G4-6-3 1-2f		4	1	2	0	0	1	3
3 Sandy León, S (1, 2) OBP: 0.241, SLG: 0.295		C FF 90 F CU 77 X FF 90 0-2 ③ P6		X FF 90 0-0 ① SH1 2-3			C FF 90 B FF 91 B FF 91 S CH 83 S CH 85 2-3 ① K		B FF 93 B FF 94 C FF 94 C CU 78 F CU 81 F FF 94 F FF 94 X CU 80 2-2 ① G6-3	3	0	0	0	0	1	1
Inning Stats	R: 1 E: 0 K: 2 S: 17 H: 2 LOB: 1 BB: 0 P: 26	R: 0 E: 0 K: 0 S: 7 H: 1 LOB: 1 BB: 0 P: 11	R: 2 E: 1 K: 1 S: 12 H: 3 LOB: 2 BB: 0 P: 15	R: 1 E: 0 K: 0 S: 7 H: 1 LOB: 0 BB: 0 P: 8	R: 0 E: 0 K: 0 S: 8 H: 0 LOB: 0 BB: 0 P: 11	R: 0 E: 0 K: 2 S: 12 H: 0 LOB: 0 BB: 0 P: 16	R: 0 E: 0 K: 1 S: 12 H: 0 LOB: 1 BB: 0 P: 20	R: 0 E: 1 K: 0 S: 8 H: 0 LOB: 2 BB: 2 P: 18	R: 0 E: 0 K: 0 S: 17 H: 2 LOB: 3 BB: 1 P: 26	1B: 5 2B: 4 3B: 0 HR: 0 SF: 1 SAC: 2 DP: 1 HBP: 1						

	AB	34
	R	4
	H	9
	RBI	4
	BB	3
	SO	6
	LOB	19

WP: 0 PB: 0 SB: 1 CS: 0 PA: 41

PITCHER		IP	WLS	BF	H	R	ER	SO	BB	IBB	HBP	BLK	WP	HR	S	P	ERA	WHIP
52 Dillon Peters, L ERA: 4.13	(1, 1)	6.1		27	7	4	3	6	0	0	0	0	0	0	66	92	4.26	1.105
31 Ty Buttrey, R ERA: 3.55	(7, 1)	0.2		3	0	0	0	0	0	0	1	0	0	0	9	15	0.00	0.000
40 Luis García, R ERA: 4.5	(8, 1)	1.0	W	5	0	0	0	0	2	0	0	0	0	0	8	18	0.00	2.000
63 José Rodríguez, R ERA: 4.05	(9, 1)	1.0		6	2	0	0	0	1	0	0	0	0	0	17	26	0.00	3.000

PITCHER	IP	WLS	BF	H	R	ER	SO	BB	IBB	HBP	BLK	WP	HR	S	P	ERA	WHIP

BOTTOM

Boston Red Sox @ Los Angeles Angels

Angel Stadium, Anaheim, CA

Sat Aug 31 2019, 6:09 PM - 9:45 PM PDT

Att. 43,036 - Clear - 84 F

livebaseballscorecards.com

Batter	1	2	3	4	5	6	7	8	9	AB	R	H	RBI	BB	SO	LOB
6 David Fletcher, R (1, 5) (9, 4) OBP: 0.344, SLG: 0.393	B FF 93 B FF 94 C FF 92 X SL 88 2-1 5 BB 27 BB 1B	B FC 91 B FC 91 B FF 94 C FC 91 C FC 90 F SL 86 X FC 92 3-2 ② F8		B FF 92 C FF 91 X CU 78 1-1 ① G4-3			C FF 94 C KC 85 B KC 85 B KC 86 X KC 86 2-2 ① G6-3	B SL 85 X SL 85 1-0 18 1B 1-3 2-H 2B		5	1	2	1	0	0	2
27 Mike Trout, R (1, 8) OBP: 0.438, SLG: 0.644	S SL 87 F SL 87 B FF 95 B FF 96 D SL 89 1 SAFE F FF 95 F SL 89 1 SAFE 4-2 1 SAFE B FF 95 5 BB 1-2 BB	X SL 86 0-0 18 S 1-3 2-H 1B		B FF 92 C SL 80 B FF 91 B FF 91 C CU 77 F CU 77 S FF 92 3-3 ② K			B KC 84 C KC 85 F FF 96 B FF 96 F FF 96 S KC 87 2-3 ② K	0-0 18 1B 5 HR IBB		3	1	1	1	2	2	0
18 Brian Goodwin, L (1, 7) OBP: 0.348, SLG: 0.514	C SL 88 B SL 86 S SL 87 S SL 87 1-3 ① K	B FC 91 B FC 92 F FC 92 S SL 86 S SL 87 2-3 ③ K 1-2		B CU 77 X SL 80 1-0 ③ G4-3			X KC 86 0-0 2B	D CH 88 X CH 87 1-0 5 S 5 HR 1-3 2-H 3-H 1B		5	1	2	2	0	2	4
5 Albert Pujols, R (1, 3) OBP: 0.313, SLG: 0.443	B CU 80 D SL 87 C FF 94 B FF 94 B FF 94 4-1 1-2 2-3 BB		B FF 92 C FF 92 X CU 76 1-1 8 F9 56 2B 2B		C SL 77 B FF 89 S FF 91 B CU 77 X CU 77 2-2 ① F7		C KC 85 B FF 96 B FF 96 X KC 84 2-1 ③ G4-3	C SL 87 D CU 80 1 SAFE F CU 79 1 SAFE F FF 93 D CU 80 F CU 79 X CH 83 2-2 1-H 3-H HR		4	2	2	3	1	0	1
8 Justin Upton, R (1, 10) OBP: 0.308, SLG: 0.389	C FF 95 S SL 87 D SL 88 B FF 94 B FF 94 F FF 95 F SL 87 F FF 95 C FF 94 3-3 ② K		D CU 77 B FF 91 F SL 80 F FF 92 B FF 91 X FF 91 3-2 ① F9 2-3		B SL 78 B CU 78 C CU 77 B CU 78 C CU 77 S FF 92 3-3 ② K			56 1B 2 1B 1B 2-2 K		5	1	1	0	0	3	4
56 Kole Calhoun, L (1, 9) OBP: 0.330, SLG: 0.482	X FF 95 0-0 ③ F7		X FF 91 0-0 4 2B 3-H 2B		S SL 81 S SL 79 B SL 80 S SL 80 1-3 ③ K			1 SAFE B SL 85 S SL 85 X FF 96 1-1 2 1B 6 2B 1-2 1B		4	2	2	1	0	1	3
2 Andrelton Simmons, R (1, 6) OBP: 0.318, SLG: 0.382		C FC 92 X SI 93 0-1 4 FC4-6 1B	X CU 77 0-0 ② F7			X FF 89 0-0 ① F8		B FF 97 X FF 97 1-0 6 2B 18 1B 1-2 2-H 1B		4	1	2	1	0	0	1
4 Luis Rengifo, S (1, 4) OBP: 0.326, SLG: 0.369 17 Shohei Ohtani, L (8, PH) OBP: 0.346, SLG: 0.496 33 Max Stassi, R (9, 2) OBP: 0.217, SLG: 0.171		M FC 92 X FF 92 0-1 ① FC4-6 44 WP 27 1B 1-2f	C CU 75 F FF 90 B FF 91 B FF 91 X FF 91 2-2 2-H 2B			B FF 90 C SL 77 B CU 76 C CU 76 X SL 78 2-2 ② G5-3		B FF 95 S FF 95 F FF 97 S FF 96 1-3 ① K		3 1 0	1 0 0	1 0 0	1 0 0	0 1 0	0 2 0	1 2 0
44 Kevan Smith, R (1, 2) OBP: 0.303, SLG: 0.328 23 Matt Thaiss, L (8, PH) OBP: 0.267, SLG: 0.389 (9, 5)		B SI 94 B FC 92 C FC 92 B SI 94 B FC 92 4-1 27 1B 1-2 BB	C CU 77 X SL 80 0-1 G5-3			F SL 77 X FF 91 0-1 ③ F9		X CH 88 0-0 ② F8		2 1	0 0	0 0	0 0	1 0	0 0	1 2
Inning Stats	R: 0 E: 0 K: 2 S: 17 H: 1 LOB: 3 BB: 2 P: 31	R: 1 E: 0 K: 1 S: 13 H: 2 LOB: 2 BB: 1 P: 22	R: 2 E: 0 K: 0 S: 12 H: 3 LOB: 1 BB: 0 P: 18	R: 0 E: 0 K: 1 S: 7 H: 0 LOB: 0 BB: 0 P: 12	R: 0 E: 0 K: 2 S: 9 H: 0 LOB: 0 BB: 0 P: 15	R: 0 E: 0 K: 0 S: 6 H: 0 LOB: 0 BB: 0 P: 8	R: 0 E: 0 K: 1 S: 10 H: 1 LOB: 1 BB: 0 P: 16	R: 7 E: 0 K: 2 S: 20 H: 6 LOB: 0 BB: 1 P: 30		1B: 7 2B: 5 3B: 0 HR: 1 SF: 0 SAC: 0 DP: 0 HBP: 0						

	AB	37
	R	10
	H	13
	RBI	10
	BB	4
	SO	9
	LOB	21

PITCHER		IP	WLS	BF	H	R	ER	SO	BB	IBB	HBP	BLK	WP	HR	S	P	ERA	WHIP
72 Josh Taylor, L ERA: 3.07	(1, 1)	1.0		6	1	0	0	2	2	0	0	0	0	0	17	31	0.00	3.000
64 Marcus Walden, R ERA: 3.41	(2, 1)	1.0		6	2	1	1	1	1	0	0	0	1	0	13	22	9.00	3.000
61 Brian Johnson, L ERA: 6.55	(3, 1)	4.0	B	15	3	2	2	3	0	0	0	0	0	0	34	53	4.50	0.750
32 Matt Barnes, R ERA: 4.25	(7, 1)	1.0	H	4	1	0	0	1	0	0	0	0	0	0	10	16	0.00	1.000
70 Ryan Brasier, R ERA: 5.06	(8, 1)	0.2	L	8	5	6	6	1	0	1	0	0	0	0	12	18	81.00	7.500

PITCHER		IP	WLS	BF	H	R	ER	SO	BB	IBB	HBP	BLK	WP	HR	S	P	ERA	WHIP
67 Josh Smith, R ERA: 5.88	(8, 1)	0.1		2	1	1	1	1	0	0	0	0	0	1	8	12	27.00	3.000

Batter	1	2	3	4	5	6	7	8	9	AB	R	H	RBI	BB	SO	LOB
50 Mookie Betts, R (1, 9) OBP: 0.387, SLG: 0.507	C SI 92 C SI 93 B SI 93 X CH 86 1-2 2 WP 11 WP 2 1B 1B		C CU 74 C CU 76 F CU 79 B SI 92 B SI 92 B SI 92 X CU 78 3-2 ① G6-3		C SI 92 B CU 80 F SI 92 B SI 92 X CU 79 2-2 ① F7		F SI 94 C SL 87 B SI 96 X SL 87 1-2 ① G3-1		C FF 98 B FF 96 F CH 91 S FF 98 1-3 ③ K	5	1	1	0	0	1	0
11 Rafael Devers, L (1, 5) OBP: 0.370, SLG: 0.577	S SI 93 B SI 94 D CU 80 X SI 93 2-1 ① P5 1-2		B CU 79 B SI 91 C SI 93 C SI 92 F SI 93 X CH 84 2-2 2 HR 1B		B SI 93 S SI 92 B CU 80 C SI 92 B SI 93 F SI 93 F SI 94 S CU 80 3-3 ② K2-3		C SL 87 B CH 88 F FF 95 X SL 88 1-2 2 G6-4-3 1B			4	1	2	0	0	1	1
2 Xander Bogaerts, R (1, 6) OBP: 0.388, SLG: 0.580	D CU 77 F SI 92 F CH 85 D CU 81 D CU 81 X CH 86 3-2 28 BB 2-H 1B		1 SAFE F SI 92 B SI 91 X CH 84 1-1 1-H HR		B CU 80 C SI 92 X CU 79 1-1 2B		B SI 96 C SI 95 1 SAFE X SL 88 1-1 ②③ G6-4-3 1-2f			4	1	3	3	0	0	1
28 J.D. Martinez, R (1, 10) OBP: 0.393, SLG: 0.590	B SI 92 S CH 84 B SI 92 B SI 92 B SI 93 4-1 59 G5-4-3 1-2 BB		X CU 76 0-0 HR		B SI 93 B SI 92 2-0 IBB			C FF 95 F SL 88 S CH 88 0-3 ① K		2	1	1	1	2	1	0
59 Sam Travis, R (1, 3) OBP: 0.297, SLG: 0.427 18 Mitch Moreland, L (8, PH) OBP: 0.325, SLG: 0.498 (8, 3)	B SI 92 X CU 77 1-0 ②③ G5-4-3 1-2f		C SI 92 B SI 91 B CH 84 F CH 84 C SI 93 2-3 ② K		B CU 79 F SI 93 S CU 80 F CU 80 B SI 94 F CU 81 B SI 95 F CU 80 S SI 93 3-3 ③ K			S SL 83 C SI 90 C SL 84 0-3 ② K		3 1	0 0	0 0	0 0	0 0	2 1	4 0
16 Andrew Benintendi, L (1, 7) OBP: 0.356, SLG: 0.456		B SI 90 X SI 92 1-0 ① L8	B SI 91 C SI 92 B SI 90 B CU 79 S SI 91 X SI 92 3-2 ③ G3-1			F FF 93 S CU 82 S FF 93 0-3 ① K		B FF 93 S SL 83 F SI 90 B FF 92 B SI 89 F SL 83 B SL 84 4-2 BB		3	0	0	0	1	1	0
7 Christian Vázquez, R (1, 2) OBP: 0.312, SLG: 0.471		B SI 91 C SI 91 B CU 78 X SI 92 2-1 ② P5		F CU 76 F SI 91 X CH 85 0-2 ① L7		C FF 94 B CH 88 S FF 95 B FF 95 S CU 83 2-3 ② K		B FF 92 1 SAFE B FF 92 F FF 92 F FF 92 X CH 78 2-2 ③ L4		4	0	0	0	0	1	1
12 Brock Holt, L (1, 4) OBP: 0.395, SLG: 0.453		C SI 92 S CU 80 B CU 80 B SI 94 X CU 80 2-2 1B		X SI 90 0-0 ② G4-3		B CU 82 F FF 94 B CH 89 S CU 82 F CU 82 B CU 81 D CU 82 4-2 BB			C FF 96 B FF 97 B CH 90 B CH 88 S FF 97 S FF 97 3-3 ① K	3	0	1	0	1	1	0
47 Gorkys Hernández, R (1, 8) 19 Jackie Bradley Jr., L (9, PH) OBP: 0.316, SLG: 0.409 (9, 8)		C SI 91 B SI 91 B SI 92 F CH 84 S SI 92 2-3 ③ K		X CU 77 0-0 ③ B5-3		X FF 94 0-0 ③ G3			B SL 92 X FF 97 1-0 ② F8	3 1	0 0	0 0	0 0	0 0	1 0	2 0
Inning Stats	R: 1 E: 0 K: 0 S: 10 H: 2 LOB: 1 BB: 1 P: 21	R: 0 E: 0 K: 1 S: 9 H: 1 LOB: 1 BB: 0 P: 16	R: 3 E: 0 K: 1 S: 17 H: 3 LOB: 0 BB: 0 P: 28	R: 0 E: 0 K: 0 S: 5 H: 0 LOB: 0 BB: 0 P: 5	R: 0 E: 0 K: 2 S: 16 H: 1 LOB: 2 BB: 1 P: 27	R: 0 E: 0 K: 2 S: 10 H: 0 LOB: 1 BB: 1 P: 16	R: 0 E: 0 K: 0 S: 8 H: 1 LOB: 0 BB: 0 P: 11	R: 0 E: 0 K: 2 S: 12 H: 0 LOB: 1 BB: 1 P: 18	R: 0 E: 0 K: 2 S: 7 H: 0 LOB: 0 BB: 0 P: 12	1B: 5 2B: 1 3B: 0 HR: 2 SF: 0 SAC: 0 DP: 2 HBP: 0						

PITCHER		IP	WLS	BF	H	R	ER	SO	BB	IBB	HBP	BLK	WP	HR	S	P	ERA	WHIP
28 Andrew Heaney, L ERA: 4.16	(1, 1)	5.0	L	23	7	4	4	4	1	1	0	0	2	2	57	97	7.20	1.600
58 Miguel Del Pozo, L ERA: 2.7	(6, 1)	1.0		4	0	0	0	2	1	0	0	0	0	0	10	16	0.00	1.000
39 Luke Bard, R ERA: 5.09	(7, 1)	1.1		4	1	0	0	1	0	0	0	0	0	0	11	14	0.00	0.750
49 Adalberto Mejía, L ERA: 7.86	(8, 1)	0.2		3	0	0	0	1	1	0	0	0	0	0	9	15	0.00	1.500
57 Hansel Robles, R ERA: 2.6	(9, 1)	1.0		3	0	0	0	2	0	0	0	0	0	0	7	12	0.00	0.000

PITCHER	IP	WLS	BF	H	R	ER	SO	BB	IBB	HBP	BLK	WP	HR	S	P	ERA	WHIP

TOP

Boston Red Sox @ Los Angeles Angels

Angel Stadium, Anaheim, CA

Sun Sep 01 2019, 1:10 PM - 4:31 PM PDT

Att. 39,382 - Partly Cloudy - 83 F

livebaseballscorecards.com

AB	33
R	4
H	8
RBI	4
BB	4
SO	10
LOB	9

WP: 2	PA:	37
PB: 0		
SB: 0		
CS: 0		

Boston Red Sox @ Los Angeles Angels

Angel Stadium, Anaheim, CA

Sun Sep 01 2019, 1:10 PM - 4:31 PM PDT

Att. 39,382 - Partly Cloudy - 83 F

livebaseballscorecards.com

Batter	1	2	3	4	5	6	7	8	9	AB	R	H	RBI	BB	SO	LOB
6 David Fletcher, R (1, 5) (9, 4) OBP: 0.343, SLG: 0.391	G6-3		F9	1B		F8			P3	5	0	1	0	0	0	2
27 Mike Trout, R (1, 8) OBP: 0.439, SLG: 0.642	K		18 1B 5 2B 1B	P3			BB		HBP	3	1	1	0	1	1	2
18 Brian Goodwin, L (1, 7) OBP: 0.349, SLG: 0.515	2B		5 2B 1-2 1B		G3-1		L3 1-1		F8	5	0	2	0	0	0	2
5 Albert Pujols, R (1, 3) OBP: 0.313, SLG: 0.444	F9		1-3 2-H 2B		P2		K			4	0	1	1	0	1	1
8 Justin Upton, R (1, 10) OBP: 0.307, SLG: 0.402		K	G6-3		F7			HR		4	1	1	1	0	1	2
56 Kole Calhoun, L (1, 9) OBP: 0.331, SLG: 0.480		4 S BB		4 1B 33 SF8 BB		K		K		2	1	0	0	2	2	0
2 Andrelton Simmons, R (1, 6) OBP: 0.314, SLG: 0.377		F8		F9		L8		G4-3		4	0	0	0	0	0	2
4 Luis Rengifo, S (1, 4) OBP: 0.329, SLG: 0.375		F9 1-2		6 1B 1-3 1B		2B		K		3	0	2	0	0	0	1
41 Justin Bour, L (8, PH) OBP: 0.267, SLG: 0.385										1	0	0	0	0	1	0
23 Matt Thaiss, L (9, 5) OBP: 0.267, SLG: 0.389										0	0	0	0	0	0	0
33 Max Stassi, R (1, 2) OBP: 0.214, SLG: 0.169			G6-3	SF8 3-H		BB			K	1	0	0	1	0	0	0
17 Shohei Ohtani, L (6, PH) OBP: 0.348, SLG: 0.496										0	0	0	0	1	0	0
44 Kevan Smith, R (7, 2) OBP: 0.301, SLG: 0.326										1	0	0	0	0	1	0

Inning Stats	1	2	3	4	5	6	7	8	9
	R: 0 E: 0 K: 1 S: 13	H: 1 LOB: 1 BB: 0 P: 22	R: 0 E: 0 K: 1 S: 13	H: 0 LOB: 1 BB: 1 P: 23	R: 1 E: 0 K: 0 S: 16	H: 3 LOB: 2 BB: 0 P: 24	R: 1 E: 0 K: 0 S: 11	H: 2 LOB: 2 BB: 1 P: 19	R: 0 E: 0 K: 0 S: 7	H: 0 LOB: 0 BB: 0 P: 10
	R: 0 E: 0 K: 1 S: 13	H: 1 LOB: 2 BB: 1 P: 22	R: 0 E: 0 K: 1 S: 8	H: 0 LOB: 0 BB: 1 P: 15	R: 1 E: 0 K: 2 S: 12	H: 1 LOB: 0 BB: 0 P: 18	R: 0 E: 0 K: 1 S: 9	H: 0 LOB: 1 BB: 0 P: 15		

1B: 4	SF: 1
2B: 4	SAC: 0
3B: 0	DP: 1
HR: 1	HBP: 1

WP: 0	PA: 39
PB: 0	
SB: 1	
CS: 0	

AB	33
R	3
H	8
RBI	3
BB	4
SO	7
LOB	12

PITCHER		IP	WLS	BF	H	R	ER	SO	BB	IBB	HBP	BLK	WP	HR	S	P	ERA	WHIP
10 David Price, L ERA: 4.28	(1, 1)	2.0		8	1	0	0	2	1	0	0	0	0	0	26	45	0.00	1.000
56 Travis Lakins Sr., R ERA: 4.7	(3, 1)	2.0		12	5	2	2	0	1	0	0	0	0	0	27	43	9.00	3.000
65 Ryan Weber, R ERA: 4.09	(5, 1)	2.0	W	8	1	0	0	1	1	0	0	0	0	0	20	32	0.00	1.000
76 Hector Velázquez, R ERA: 5.69	(7, 1)	1.0	H	3	0	0	0	1	1	0	0	0	0	0	8	15	0.00	1.000
32 Matt Barnes, R ERA: 4.33	(8, 1)	1.0	H	4	1	1	1	2	0	0	0	0	0	1	12	18	9.00	1.000

PITCHER		IP	WLS	BF	H	R	ER	SO	BB	IBB	HBP	BLK	WP	HR	S	P	ERA	WHIP
44 Brandon Workman, R ERA: 2.2	(9, 1)	1.0	S	4	0	0	0	1	0	0	1	0	0	0	9	15	0.00	0.000

Batter	1	2	3	4	5	6	7	8	9	AB	R	H	RBI	BB	SO	LOB
6 David Fletcher, R (1, 5) OBP: 0.344, SLG: 0.391	B FF 88 F FF 88 C FF 90 B SL 85 X SL 86 2-2 ① F7		B FF 87 C FF 88 X SL 84 1-1 17 G3-6 1B		C SL 84 B CH 83 X SL 84 1-1 27 BB 17 2B 1B	C FC 84 C FF 89 F CU 75 B FC 85 X FF 89 1-2 ③ P3			C FF 97 X FF 98 0-1 ③ G6-3	5	1	2	0	0	0	2
27 Mike Trout, R (1, 8) OBP: 0.440, SLG: 0.646	X FF 87 0-0 HR		B SI 89 C SI 90 F SI 90 S SL 86 1-3 ① K		B SL 84 B FF 91 B SL 85 C FF 92 B SI 91 4-1 17 2B 1-2 BB		C FF 88 F FF 89 B CU 76 B FF 89 F CU 76 X FF 90 2-2 ① F8			3	1	1	1	1	1	1
17 Shohei Ohtani, L (1, 10) OBP: 0.347, SLG: 0.496	B FF 90 F FF 90 S CH 84 B SI 90 S SI 91 2-3 ② K		1 SAFE X SL 87 0-0 ② ③ G3-6 1-2f		X SI 90 0-0 1-3 2-H 2B		S CH 80 C FF 89 F CH 81 F CU 75 F FF 89 B FF 88 B FF 89 B CH 83 S CH 82 3-3 ② K			4	0	1	1	0	2	1
5 Albert Pujols, R (1, 3) OBP: 0.312, SLG: 0.449	C SL 86 B FF 90 S SL 87 B SL 86 B CU 76 X SI 90 3-2 ③ F8			C FF 89 X SI 89 0-1 HR	B SI 90 C SL 86 B SI 90 C SI 90 B CU 76 X SI 92 3-2 ③ G6-3		B FC 86 C FC 85 X FF 89 1-1 ③ F8			4	1	1	1	0	0	2
56 Kole Calhoun, L (1, 9) OBP: 0.331, SLG: 0.477		B FF 90 B SL 85 B SI 88 B FF 87 4-0 8 1B 2 1B BB		X SL 86 0-0 ① L3	B SI 94 F FC 91 S SL 88 B FF 98 F FF 97 S SL 88 2-3 ① K			B FF 91 S FF 93 B FF 93 C FF 93 S CH 90 2-3 ① K		3	1	0	0	1	2	0
8 Justin Upton, R (1, 7) OBP: 0.315, SLG: 0.421		C SI 89 C SL 85 F SI 89 F SL 86 F SL 84 D CU 76 F SI 90 X FF 91 1-2 2 1B 1-2 1B		B SL 84 B SL 84 T SI 89 F SI 90 S CU 76 2-3 ② K	B FC 92 B SI 97 F SI 96 X SI 97 2-1 HR			B FF 95 S FF 94 B CU 76 B SL 80 B FF 94 4-1 2 G6-4-3 BB		3	1	2	1	1	1	0
2 Andrelton Simmons, R (1, 6) OBP: 0.317, SLG: 0.377		X SI 90 0-0 ① 33 S 1-3 2-H 1B		C SI 91 C SI 91 B CU 76 B CU 77 B SL 80 X SI 91 3-2 ③ P3	B SI 95 B FC 94 F SI 97 B SI 97 B FF 97 4-1 4 BB BB			X FF 94 0-0 ② ③ G6-4-3 1-2f		3	0	1	1	1	0	1
4 Luis Rengifo, S (1, 4) OBP: 0.328, SLG: 0.371		F SI 90 S SI 90 S FF 91 0-3 ② K			B CH 81 S CH 84 X SI 90 1-1 ① G4-3	1 SAFE 1 SAFE B SI 93 B FC 93 F SI 94 1 SAFE F FF 96 B SL 87 B FC 92 4-2 1-2 BB			C FF 97 F FF 98 T FF 98 0-2 ① K	3	0	0	0	1	2	1
33 Max Stassi, R (1, 2) OBP: 0.211, SLG: 0.167 18 Brian Goodwin, L (6, PH) OBP: 0.348, SLG: 0.513 48 Anthony Bemboom, L (6, 2) OBP: 0.185, SLG: 0.333 41 Justin Bour, L (9, PH) OBP: 0.265, SLG: 0.382		B SL 85 B FF 89 C SI 91 F SL 85 D CU 76 X SI 91 3-2 ③ P4 1-2			C SI 88 B SL 84 C SI 89 X FF 89 1-2 ② F8	B FF 91 C CU 73 S FF 93 F CU 77 C FF 92 1-3 ② K			C FF 97 C FF 98 S CU 86 0-3 ② K	2 1 0 1	0 0 0 0	0 0 0 0	0 0 0 0	0 1 0 1	0 0 0 1	1 2 0 0
Inning Stats	R: 1 E: 0 K: 1 S: 10 H: 1 LOB: 0 BB: 0 P: 17	R: 1 E: 0 K: 1 S: 14 H: 2 LOB: 1 BB: 1 P: 22	R: 0 E: 0 K: 1 S: 6 H: 1 LOB: 0 BB: 0 P: 8	R: 1 E: 0 K: 1 S: 9 H: 1 LOB: 0 BB: 0 P: 14	R: 1 E: 0 K: 0 S: 12 H: 2 LOB: 2 BB: 1 P: 22	R: 1 E: 0 K: 2 S: 17 H: 1 LOB: 2 BB: 2 P: 31	R: 0 E: 0 K: 1 S: 12 H: 0 LOB: 0 BB: 0 P: 18	R: 0 E: 0 K: 1 S: 5 H: 0 LOB: 0 BB: 1 P: 11	R: 0 E: 0 K: 2 S: 8 H: 0 LOB: 0 BB: 0 P: 8	1B: 4 2B: 1 3B: 0 HR: 3	SF: 0 SAC: 0 DP: 2 HBP: 0					

PITCHER		IP	WLS	BF	H	R	ER	SO	BB	IBB	HBP	BLK	WP	HR	S	P	ERA	WHIP
50 Mike Fiers, R ERA: 3.51	(1, 1)	5.0		22	7	4	4	4	2	0	0	0	0	2	51	83	7.20	1.800
39 Blake Treinen, R ERA: 4.79	(6, 1)	0.1	B	4	1	1	1	1	2	0	0	0	0	1	9	21	27.00	9.000
52 Ryan Buchter, L ERA: 3.11	(6, 1)	0.1		1	0	0	0	1	0	0	0	0	0	0	4	5	0.00	0.000
36 Yusmeiro Petit, R ERA: 2.84	(6, 1)	1.1	W	4	0	0	0	1	0	0	0	0	0	0	16	23	0.00	0.000
48 Joakim Soria, R ERA: 4.76	(8, 1)	1.0	H	3	0	0	0	1	1	0	0	0	0	0	5	11	0.00	1.000

PITCHER		IP	WLS	BF	H	R	ER	SO	BB	IBB	HBP	BLK	WP	HR	S	P	ERA	WHIP
16 Liam Hendriks, R ERA: 1.72	(9, 1)	1.0	S	3	0	0	0	2	0	0	0	0	0	0	8	8	0.00	0.000

TOP

Los Angeles Angels @ Oakland Athletics

Oakland Coliseum, Oakland, CA

Tue Sep 03 2019, 7:11 PM - 10:12 PM PDT

Att. 14,031 - Clear - 69 F

livebaseballscorecards.com

AB	32
R	5
H	8
RBI	5
BB	5
SO	10
LOB	11

WP	0
PB	0
SB	1
CS	0
PA	37

Batter	1	2	3	4	5	6	7	8	9	AB	R	H	RBI	BB	SO	LOB
10 Marcus Semien, R (1, 6) OBP: 0.355, SLG: 0.487	C FF 90 F FF 92 B SL 83 F SL 84 B SL 85 X SL 85 2-2 ① F9		B FF 91 B CH 82 X FF 91 2-0 8 E 26 HR 1B	C CH 82 B FF 91 X CH 83 1-1 ③ G6-3			B FF 93 C FF 93 B SL 81 B CH 81 B FF 92 4-1 8 G6-4-3 BB			3	1	1	0	1	0	0
8 Robbie Grossman, S (1, 9) OBP: 0.346, SLG: 0.357	C FF 92 B CH 84 C SL 84 B FF 93 F SL 84 B SL 83 T SL 84 3-2 ② K		S CH 81 B FF 91 F CH 81 X CH 84 1-2 FC6 26 HR 1-3		B SI 91 B CH 79 C FF 93 B SL 79 X FF 92 3-1 ① L8		S CH 81 1 SAFE C FF 94 F CH 87 X FF 94 0-2 ①② G6-4-3 1-2f			4	1	0	0	0	1	2
26 Matt Chapman, R (1, 5) OBP: 0.347, SLG: 0.529	C SL 83 B FF 91 S CH 84 B SL 84 S SL 85 2-3 ③ K		B CH 83 B SL 85 X SL 84 2-0 1-H 3-H HR		B FF 93 B CH 81 F FF 92 S FF 92 X FF 94 2-2 ② L9		B FF 95 B SL 81 B CH 79 C FF 91 B FF 93 4-1 BB			3	1	1	3	1	1	0
28 Matt Olson, L (1, 3) OBP: 0.351, SLG: 0.536		B SL 82 C FF 90 B SL 82 X SL 82 2-1 65 3B 2B	F FF 92 B FF 91 F CH 84 X FF 92 1-2 ① F7		S FF 93 X FF 92 0-1 ③ F9		B CH 82 S FF 92 F FF 93 S CH 85 1-3 ③ K			4	1	1	0	0	1	1
20 Mark Canha, R (1, 8) OBP: 0.389, SLG: 0.536		C FF 91 B FF 91 C SL 83 X SL 84 1-2 ① G6-3	S SL 84 B FF 89 B SL 84 C FF 92 S CH 84 2-3 ② K		C CU 76 X CU 77 0-1 65 3B 1B			B SL 83 B SI 97 B SL 83 B FF 96 4-0 65 21-4-6-3 BB		3	1	1	0	1	1	1
65 Seth Brown, L (1, 7) OBP: 0.484, SLG: 0.690		B FF 92 B SL 82 F SL 82 X FF 91 2-1 2 G6-3 2-H 3B	B SL 82 S CH 83 B FF 93 B CH 85 B SL 82 4-1 2 FC5-4 BB		C CU 76 B CH 83 X CH 83 1-1 2 SF8 1-H 3B			C SI 96 D FS 86 S FS 85 D FS 89 B SI 97 X SI 98 3-2 ①② G1-4-6-3 1-2f		3	2	2	2	1	0	1
2 Khris Davis, R (1, 10) OBP: 0.292, SLG: 0.385		B SL 84 X SL 84 1-0 ② G6-3 3-H	X CH 83 0-0 ③ FC5-4 1-2f		C CH 84 F CU 78 X CH 85 0-2 ① SF8 3-H			X SL 85 0-0 ③ L6		3	0	0	2	0	0	1
23 Jurickson Profar, S (1, 4) OBP: 0.295, SLG: 0.408		B FF 93 B SL 83 C SL 84 B FF 92 C SL 84 B SL 84 4-2 BB		X FF 90 0-0 ① G4-3		B FF 88 F CU 76 X FF 88 1-1 ② G3-1				2	0	0	0	1	0	0
19 Josh Phegley, R (1, 2) OBP: 0.289, SLG: 0.413		C FF 91 C CH 82 F SL 81 1 SAFE S SL 84 0-3 ③ K		C FF 90 F CH 83 T FF 91 0-2 ② K		T CU 77 B CH 84 F CH 84 B FF 86 B FF 87 S CH 82 3-3 ③ K				3	0	0	0	0	3	1
Inning Stats	R: 0 E: 0 K: 2 S: 11 H: 0 LOB: 0 BB: 0 P: 18	R: 2 E: 0 K: 1 S: 14 H: 2 LOB: 1 BB: 1 P: 24	R: 3 E: 1 K: 1 S: 13 H: 2 LOB: 1 BB: 1 P: 25	R: 0 E: 0 K: 1 S: 6 H: 0 LOB: 0 BB: 0 P: 7	R: 0 E: 0 K: 0 S: 7 H: 0 LOB: 0 BB: 0 P: 12	R: 2 E: 0 K: 1 S: 12 H: 2 LOB: 0 BB: 0 P: 17	R: 0 E: 0 K: 1 S: 9 H: 0 LOB: 1 BB: 2 P: 18	R: 0 E: 0 K: 0 S: 4 H: 0 LOB: 0 BB: 1 P: 11		1B: 2 2B: 1 3B: 2 HR: 1 SF: 1 SAC: 0 DP: 2 HBP: 0		WP: 0 PB: 0 SB: 0 CS: 0 PA: 34		

BOTTOM

Los Angeles Angels @ Oakland Athletics

Oakland Coliseum, Oakland, CA

Tue Sep 03 2019, 7:11 PM - 10:12 PM PDT

Att. 14,031 - Clear - 69 F

livebaseballscorecards.com

AB	28
R	7
H	6
RBI	7
BB	5
SO	7
LOB	7

PITCHER		IP	WLS	BF	H	R	ER	SO	BB	IBB	HBP	BLK	WP	HR	S	P	ERA	WHIP
51 Jaime Barria, R ERA: 6.27	(1, 1)	4.0		19	4	5	4	5	2	0	0	0	0	1	44	74	9.00	1.500
49 Adalberto Mejía, L ERA: 7.57	(5, 1)	1.0		3	0	0	0	0	0	0	0	0	0	0	7	12	0.00	0.000
24 Noé Ramirez, R ERA: 3.95	(6, 1)	1.0	L	5	2	2	2	1	0	0	0	0	0	0	12	17	18.00	2.000
99 Keynan Middleton, R ERA:	(7, 1)	1.0		4	0	0	0	1	2	0	0	0	0	0	9	18	0.00	2.000
40 Luis García, R ERA: 4.42	(8, 1)	1.0		3	0	0	0	0	1	0	0	0	0	0	4	11	0.00	1.000

PITCHER	IP	WLS	BF	H	R	ER	SO	BB	IBB	HBP	BLK	WP	HR	S	P	ERA	WHIP

Batter	1	2	3	4	5	6	7	8	9	AB	R	H	RBI	BB	SO	LOB
6 David Fletcher, R (1, 4) OBP: 0.345, SLG: 0.392	C FF 90 X SI 91 0-1 ① G5-3		C SI 89 B CU 74 F SL 86 X FF 92 1-2 17 CI 18 WP 1B	C SI 91 B FF 89 B CH 84 X SI 91 2-1 ③ F7			B FF 89 C SI 91 X CU 76 1-1 1B			4	0	2	0	0	0	1
27 Mike Trout, R (1, 8) OBP: 0.437, SLG: 0.641	C FF 93 B SL 87 F FF 91 B FF 92 F SI 93 S CH 84 2-3 ② K		X SL 88 0-0 ① F9		C FF 91 B CU 74 C SI 91 B FF 92 X SI 92 2-2 ① G6-3		S FC 84 X FF 88 0-1 ③ F9			4	0	0	0	0	1	2
18 Brian Goodwin, L (1, 9) OBP: 0.347, SLG: 0.510	C SI 92 B CH 86 X CH 84 1-1 5 2B 1B		B CU 75 C SI 91 B SI 90 C SI 90 B CH 84 C SI 91 3-3 ② K 1-2		C CH 83 C SI 92 S FF 93 0-3 ② K			F FF 91 C FF 93 X CH 89 0-2 ① F7		4	0	1	0	0	2	1
5 Albert Pujols, R (1, 3) OBP: 0.314, SLG: 0.451	B SL 89 B FF 92 X SI 91 2-0 1-3 2B		B SL 90 B SL 86 S SL 86 B SI 90 C FF 92 F FF 92 F FF 92 F SI 91 F SI 92 4-2 B CH 85 17 CI BB		B SL 87 B SI 93 B FF 92 C FF 91 C FF 92 X FF 93 3-2 ③ L7			F FF 91 B SL 78 X CU 76 1-1 ② L7		3	0	1	0	1	0	0
17 Shohei Ohtani, L (1, 10) OBP: 0.344, SLG: 0.492	B CH 85 T SI 91 S SI 91 F SI 91 S FF 93 1-3 ③ K2-3		S CH 84 B FF 90 S CH 84 D CH 85 F CU 76 2-2 CI 1-2 2-3			F SI 89 F SI 90 F FF 92 S FF 93 0-3 ① K		C FF 93 B CU 72 C FF 93 S CH 88 1-3 ③ K		3	0	0	0	0	3	2
8 Justin Upton, R (1, 7) OBP: 0.309, SLG: 0.413		B SL 84 C FF 91 B SL 84 F SL 86 B FF 93 F FF 93 X FF 93 3-2 ① L8	X SL 87 0-0 ③ G4-3			S CU 74 B SI 93 X SL 88 1-1 ② G5-3			C FF 96 S FF 97 B FF 97 T FF 98 1-2 ① K	4	0	0	0	0	1	3
2 Andrelton Simmons, R (1, 6) OBP: 0.313, SLG: 0.372		C SL 86 C SI 91 F CU 76 X SI 92 0-2 ② G5-3		B FF 90 X SI 90 1-0 ① G5-3		C FF 93 B FF 93 F CU 76 F CH 85 X CU 76 1-2 ③ G6-3			X FF 97 0-0 ② G4-3	4	0	0	0	0	0	0
23 Matt Thaiss, L (1, 5) OBP: 0.276, SLG: 0.400 25 Jared Walsh, L (9, PH) OBP: 0.268, SLG: 0.282		C SI 92 B CU 74 F CH 84 B FF 92 B CU 77 D SI 92 4-2 BB	C SI 90 X CU 75 0-1 2B				B SI 91 C SI 90 X CH 84 1-1 ① P5		B FF 97 C FF 97 F FF 97 F FF 98 B SL 88 S SL 89 2-3 ③ K	2 1	0 0	1 0	0 0	1 0	0 1	0 0
48 Anthony Bemboom, L (1, 2) OBP: 0.167, SLG: 0.300		F SI 90 B FF 91 X SI 90 1-1 ③ F7	C SI 90 D CH 84 F CH 83 C SI 91 1-3 ② K				B CH 84 B SI 91 X FF 90 2-0 ② F7			3	0	0	0	0	1	2
Inning Stats	R: 0 E: 0 K: 2 S: 13 H: 2 LOB: 2 BB: 0 P: 19	R: 0 E: 0 K: 0 S: 12 H: 0 LOB: 1 BB: 1 P: 20	R: 0 E: 1 K: 1 S: 17 H: 1 LOB: 3 BB: 1 P: 27	R: 0 E: 0 K: 1 S: 8 H: 1 LOB: 1 BB: 0 P: 12	R: 0 E: 0 K: 1 S: 9 H: 0 LOB: 0 BB: 0 P: 14	R: 0 E: 0 K: 1 S: 10 H: 0 LOB: 0 BB: 0 P: 12	R: 0 E: 0 K: 0 S: 7 H: 1 LOB: 1 BB: 0 P: 11	R: 0 E: 0 K: 1 S: 8 H: 0 LOB: 0 BB: 0 P: 10	R: 0 E: 0 K: 2 S: 8 H: 0 LOB: 0 BB: 0 P: 11	1B: 3 2B: 2 3B: 0 HR: 0 SF: 0 SAC: 0 DP: 0 HBP: 0						

PITCHER	IP	WLS	BF	H	R	ER	SO	BB	IBB	HBP	BLK	WP	HR	S	P	ERA	WHIP
60 Tanner Roark, R (1, 1) ERA: 3.86	6.2	W	28	5	0	0	6	2	0	0	0	1	0	74	113	0.00	1.050
36 Yusmeiro Petit, R (7, 1) ERA: 2.82	0.1		1	0	0	0	0	0	0	0	0	0	0	2	2	0.00	0.000
48 Joakim Soria, R (8, 1) ERA: 4.69	1.0		3	0	0	0	1	0	0	0	0	0	0	8	10	0.00	0.000
16 Liam Hendriks, R (9, 1) ERA: 1.7	1.0		3	0	0	0	2	0	0	0	0	0	0	8	11	0.00	0.000

PITCHER	IP	WLS	BF	H	R	ER	SO	BB	IBB	HBP	BLK	WP	HR	S	P	ERA	WHIP

TOP

Los Angeles Angels @ Oakland Athletics

Oakland Coliseum, Oakland, CA

Wed Sep 04 2019, 7:08 PM - 9:38 PM PDT

Att. 12,597 - Clear - 67 F

livebaseballscorecards.com

AB	32
R	0
H	5
RBI	0
BB	2
SO	9
LOB	11

1B: 3 SF: 0 WP: 1 PA: 35
2B: 2 SAC: 0 PB: 0
3B: 0 DP: 0 SB: 0
HR: 0 HBP: 0 CS: 0

BOTTOM

Los Angeles Angels @ Oakland Athletics

Oakland Coliseum, Oakland, CA

Wed Sep 04 2019, 7:08 PM - 9:38 PM PDT

Att. 12,597 - Clear - 67 F

livebaseballscorecards.com

Batter	1	2	3	4	5	6	7	8	9	AB	R	H	RBI	BB	SO	LOB
10 Marcus Semien, R (1, 6) OBP: 0.354, SLG: 0.490	C FF 92 B FF 92 F CH 83 B CH 83 X FF 93 2-2 ① G5-3		C FF 92 F FF 92 X CH 83 0-2 ② G6-3		C SL 85 F CH 88 B FF 94 X SL 84 1-2 1-H HR		X SI 91 0-0 ③ G6-3			4	1	1	2	0	0	0
26 Matt Chapman, R (1, 5) OBP: 0.348, SLG: 0.527	C CU 80 B CH 83 B FF 93 B CH 84 B FF 93 4-1 28 FC3-6 BB		B FF 93 C CH 82 S CH 83 B FF 93 B CH 83 S FF 94 3-3 ③ K		C FF 95 F SI 94 F FF 93 T SL 84 0-2 ② K			B KC 79 C KC 78 F SI 92 B CH 83 B FC 87 B CH 82 4-2 2 F9 20 BB BB		2	0	0	0	2	2	0
28 Matt Olson, L (1, 3) OBP: 0.350, SLG: 0.535	B FF 93 C FF 94 B SL 87 X CH 84 2-1 ② FC3-6 20 FC6-4 1-2f			S SL 86 X CH 82 0-1 ① F8	X FF 93 0-0 2B			B CH 84 C FC 88 F CH 84 C FF 92 1-3 ① K		4	0	1	0	0	1	2
20 Mark Canha, R (1, 8) OBP: 0.390, SLG: 0.533	C CU 78 B FF 93 S CH 84 D CH 84 X CU 79 2-2 ③ FC6-4 1-2f			B SL 85 B SL 83 C FF 95 H SI 93 3-1 HBP	B SL 84 S CH 88 X FF 94 1-1 ③ G3			1 SAFE B SI 92 B CH 84 B FC 88 C CH 88 B SI 91 4-1 1-2 BB		2	0	0	0	1	0	2
2 Khris Davis, R (1, 10) OBP: 0.290, SLG: 0.381		B CH 82 B FF 92 B CH 85 C FF 94 C CU 78 X CH 85 3-2 ① G5-3		C FF 95 F SL 85 F SL 86 S FF 96 0-3 ② K		C FC 84 C CH 83 B FC 85 B SI 92 X CH 83 2-2 ① G5-3		F SI 92 X CH 83 0-1 ② F9 2-3		4	0	0	0	0	1	3
18 Chad Pinder, R (1, 9) OBP: 0.289, SLG: 0.424 8 Robbie Grossman, S (6, PH) OBP: 0.344, SLG: 0.355 (7, 9)		C CU 79 F FF 93 B CH 84 F CU 79 B CH 86 B CU 80 S CH 84 3-3 ② K		S SL 85 C FF 96 T FF 96 0-2 ③ K		F SI 93 B CH 83 B FC 86 B CH 85 X SI 93 3-1 ② G4-3		B FC 90 C CH 84 B FC 88 F SI 93 F KC 81 B CH 84 X FC 87 3-2 ③ F8		2 2	0 0	0 0	0 0	0 0	2 0	1 2
23 Jurickson Profar, S (1, 7) OBP: 0.295, SLG: 0.415		B FF 93 X FF 94 1-0 HR			B FF 94 F FF 94 B CH 90 S CH 88 C SL 86 2-3 ① K	C CH 85 B FF 93 B FC 88 F CH 83 B SI 93 X CH 86 3-2 ③ F8				3	1	1	1	0	1	0
12 Sean Murphy, R (1, 2) OBP: 0.250, SLG: 1.000		C FF 94 B CH 84 S FF 93 S CH 83 1-3 ③ K			F SL 86 X FF 95 0-1 HR		C SI 93 C CH 83 X FC 86 0-2 ① G5-3			3	1	1	1	0	1	0
64 Sheldon Neuse, R (1, 4) OBP: 0.294, SLG: 0.214			B FF 91 X CU 77 1-0 ① G4-3		C FF 94 B FF 93 F SL 85 B FF 94 X FF 94 2-2 10 HR 1B		F FC 86 B SI 93 B CH 83 X FC 85 2-1 ② F8			3	1	1	0	0	0	0
Inning Stats	R: 0 H: 0 E: 0 LOB: 1 K: 0 BB: 1 S: 9 P: 19	R: 1 H: 1 E: 0 LOB: 0 K: 2 BB: 0 S: 11 P: 19	R: 0 H: 0 E: 0 LOB: 0 K: 1 BB: 0 S: 8 P: 12	R: 0 H: 0 E: 0 LOB: 1 K: 2 BB: 0 S: 10 P: 13	R: 3 H: 4 E: 0 LOB: 1 K: 2 BB: 0 S: 18 P: 24	R: 0 H: 0 E: 0 LOB: 0 K: 0 BB: 0 S: 8 P: 16	R: 0 H: 0 E: 0 LOB: 0 K: 0 BB: 0 S: 6 P: 8	R: 0 H: 0 E: 0 LOB: 2 K: 1 BB: 2 S: 12 P: 24		1B: 1 SF: 0 2B: 1 SAC: 0 3B: 0 DP: 0 HR: 3 HBP: 1						

	AB	29
	R	4
	H	5
	RBI	4
	BB	3
	SO	8
	LOB	10

WP: 0 PA: 33
PB: 0
SB: 0
CS: 0

PITCHER		IP	WLS	BF	H	R	ER	SO	BB	IBB	HBP	BLK	WP	HR	S	P	ERA	WHIP
43 Patrick Sandoval, L ERA: 4.91	(1, 1)	3.1	L	12	1	1	1	3	1	0	0	0	0	1	30	52	2.70	0.600
65 Jake Jewell, R ERA: 8.1	(4, 1)	1.2		10	4	3	3	4	0	0	1	0	0	2	26	35	16.20	2.400
53 Trevor Cahill, R ERA: 6.2	(6, 1)	3.0		11	0	0	0	1	2	0	0	0	0	0	26	48	0.00	0.667

PITCHER	IP	WLS	BF	H	R	ER	SO	BB	IBB	HBP	BLK	WP	HR	S	P	ERA	WHIP

Batter	1	2	3	4	5	6	7	8	9	AB	R	H	RBI	BB	SO	LOB
6 David Fletcher, R (1, 5) OBP: 0.345, SLG: 0.392	C SI 90 B SL 82 X SL 82 1-1 ① F8		C SI 90 X KC 75 0-1 27 HR 1B		C FF 88 X FF 91 0-1 27 FC5-4 1B		C FF 97 F FF 97 B FF 98 X CU 83 1-2 ① P5		B SL 86 C FF 97 X FF 96 1-1 ③ G5-3	5	1	2	0	0	0	0
27 Mike Trout, R (1, 8) OBP: 0.439, SLG: 0.647	B SI 91 F SI 90 F FF 90 X FF 91 1-2 18 FC3-6 5 E 8 2B 1B		X SI 90 0-0 1-H HR		B CH 83 X FF 89 1-0 ① FC5-4 18 1B 8 1B 1-2f		B SL 90 B FF 98 B CH 90 C FF 97 B FF 96 4-1 5 G5-4-3 BB			3	3	2	2	1	0	1
5 Albert Pujols, R (1, 3) OBP: 0.311, SLG: 0.446 25 Jared Walsh, L (8, 3) OBP: 0.268, SLG: 0.282	B SI 91 F SI 91 X FF 90 1-1 FC 18 FC3-6 1-2		C FF 90 B SI 91 F FF 89 B SL 84 X SL 85 2-2 ① G6-3		B SI 92 C SL 82 F SL 82 D SI 92 S FF 90 2-3 ② K		S FF 97 B FF 97 X SL 89 1-1 ②③ G5-4-3 1-2f			4 0	0 0	0 0	0 0	0 0	1 0	3 0
18 Brian Goodwin, L (1, 7) OBP: 0.346, SLG: 0.507	F SI 91 B SI 91 B FF 92 F SI 92 F SI 93 X SI 92 2-2 ② FC3-6 8 2B 1-2f 2-3		S SI 91 B SI 92 B FF 90 S SI 92 S SI 94 2-3 ② K		F SI 91 B SI 92 F SI 93 X SI 94 1-2 8 1B 1-2 1B			B FC 91 B FF 91 C FC 87 B CU 73 F FF 90 F FF 92 S FF 92 3-3 ① K		4	1	1	0	0	2	2
8 Justin Upton, R (1, 10) OBP: 0.313, SLG: 0.420	S SI 91 C SL 83 D SI 93 X SI 94 1-2 1-H 3-H 2B		C KC 77 X CH 83 0-1 ③ G5-3		B SI 91 X SL 83 1-0 56 CS 1-3 2-H 1B			F FF 93 C CU 71 S CU 78 0-3 ② K		4	0	2	3	0	1	0
56 Kole Calhoun, L (1, 9) OBP: 0.330, SLG: 0.475	B SI 92 B SI 92 S SI 92 F SI 92 S SL 84 2-3 ③ K			B SI 90 F SI 91 X SL 83 1-1 ① G6-3	B SI 94 1 SAFE 1-0 ③ CS 1-2		S FF 99 S SL 92 S SL 92 0-3 ① K	X FC 88 0-0 1B		4	0	1	0	0	2	1
2 Andrelton Simmons, R (1, 6) OBP: 0.312, SLG: 0.370		C SI 88 X CH 81 0-1 ① G5-3		X SI 89 0-0 1B			C FF 98 B SL 90 B CH 90 F SL 90 X SL 90 2-2 ② G5-3	1 SAFE C FC 91 D CU 79 B FC 91 X SI 97 2-1 ③ G5-3		4	0	1	0	0	0	1
4 Luis Rengifo, S (1, 4) OBP: 0.324, SLG: 0.367		C SI 89 X SI 90 0-1 ② G4-3		C FF 89 1 SAFE 1 SAFE F CH 83 S SI 91 0-3 ② K			F FF 98 S CH 90 S SL 90 0-3 ③ K		C FF 95 F FF 97 S SL 86 0-3 ① K	4	0	0	0	0	3	1
44 Kevan Smith, R (1, 2) OBP: 0.300, SLG: 0.345		C SI 91 B SI 91 X SI 91 1-1 ③ G6-3		X SI 91 0-0 ③ G6-3			F FF 97 F SL 89 X SL 90 0-2 HR		B FF 97 X SL 86 1-0 ② G4-3	4	1	1	1	0	0	1
Inning Stats	R: 2 E: 1 K: 1 S: 17 H: 2 LOB: 1 BB: 0 P: 25	R: 0 E: 0 K: 0 S: 6 H: 0 LOB: 0 BB: 0 P: 7	R: 2 E: 0 K: 1 S: 11 H: 2 LOB: 0 BB: 0 P: 15	R: 0 E: 0 K: 1 S: 7 H: 1 LOB: 1 BB: 0 P: 8	R: 1 E: 0 K: 1 S: 10 H: 3 LOB: 1 BB: 0 P: 16	R: 0 E: 0 K: 2 S: 9 H: 0 LOB: 0 BB: 0 P: 11	R: 1 E: 0 K: 0 S: 9 H: 1 LOB: 0 BB: 1 P: 15	R: 0 E: 0 K: 2 S: 10 H: 1 LOB: 1 BB: 0 P: 15	R: 0 E: 0 K: 1 S: 6 H: 0 LOB: 0 BB: 0 P: 8	1B: 7 2B: 1 3B: 0 HR: 2 SF: 0 SAC: 0 DP: 1 HBP: 0						

PITCHER		IP	WLS	BF	H	R	ER	SO	BB	IBB	HBP	BLK	WP	HR	S	P	ERA	WHIP
30 Brett Anderson, L ERA: 4.08	(1, 1)	5.0		23	8	5	3	4	0	0	0	0	0	1	51	71	5.40	1.600
31 A.J. Puk, L ERA: 4.15	(6, 1)	2.0	W	7	1	1	1	2	1	0	0	0	0	1	18	26	4.50	1.000
52 Ryan Buchter, L ERA: 3.05	(8, 1)	0.2	H	3	1	0	0	2	0	0	0	0	0	0	8	11	0.00	1.500
62 Lou Trivino, R ERA: 5.46	(8, 1)	0.1	H	1	0	0	0	0	0	0	0	0	0	0	2	4	0.00	0.000
35 Jake Diekman, L ERA: 4.72	(9, 1)	1.0		3	0	0	0	1	0	0	0	0	0	0	6	8	0.00	0.000

PITCHER	IP	WLS	BF	H	R	ER	SO	BB	IBB	HBP	BLK	WP	HR	S	P	ERA	WHIP

TOP

Los Angeles Angels @ Oakland Athletics

Oakland Coliseum, Oakland, CA

Thu Sep 05 2019, 12:37 PM - 3:45 PM PDT

Att. 14,013 - Partly Cloudy - 69 F

livebaseballscorecards.com

AB	36
R	6
H	10
RBI	6
BB	1
SO	9
LOB	10

Batter	1	2	3	4	5	6	7	8	9	AB	R	H	RBI	BB	SO	LOB
10 Marcus Semien, R (1, 6) OBP: 0.359, SLG: 0.497	C FF 96 F SL 89 B SL 89 H SI 96 2-2 28 G3-1 26 S 20 1B HBP	B CH 83 C CH 82 X FF 92 1-1 26 BB 1B	C CH 82 X CH 82 0-1 2B	B FF 95 X FF 96 1-0 28 BB 26 BB 20 BB 1B	C CU 76 X FF 89 0-1 20 HBP 23 1B 2B	4	3	4	0	0	0	0
26 Matt Chapman, R (1, 5) OBP: 0.349, SLG: 0.524	1 SAFE S SL 89 S SL 90 B SI 96 B SI 96 1 SAFE F SL 90 F SL 90 B SI 96 3-3 C SL 89 ① 1-2	B FF 90 F CH 81 D FF 91 1 SAFE B CU 76 B CH 81 4-1 28 G4-6-3 1-2 BB	D CU 76 F CH 81 F FF 92 S CH 82 1-3 ③	C FF 95 B SL 83 C SL 83 B FF 97 B FF 97 F SL 82 B SL 83 4-2 20 BB 28 BB 23 BB 1-2 BB	F FF 89 B CU 78 X CU 78 1-1 P3 ②	3	1	0	0	2	2	3
28 Matt Olson, L (1, 3) OBP: 0.353, SLG: 0.536	C FF 94 B CH 89 B SI 96 B SL 89 X SL 88 3-1 G3-1 ② 2-3	D CU 76 C FF 92 F CH 81 X SL 82 1-2 ② G4-6-3 ③ 1-2f	S SL 80 B FF 92 F CH 80 F FF 92 B SL 80 X CH 81 2-2 20 L9 2B	B SL 82 F FF 96 B FF 97 S FF 97 B SL 84 B CH 88 4-2 23 BB 20 BB 2 G6-3 1-2 2-3 BB	0-0 20 HBP 23 1B IBB	3	2	1	0	2	0	3
20 Mark Canha, R (1, 8) OBP: 0.393, SLG: 0.531	X SL 89 0-0 3-H 1B	B CH 81 C CH 81 F FF 92 X FF 92 1-2 ① P4	B FF 93 C FF 92 B CH 81 F FF 92 B FF 92 F FF 92 X CU 76 3-2 ① L9 2-3	C SL 84 B SL 83 F FF 97 B FF 98 F CH 88 D CH 89 B FF 97 4-2 2 G6-3 23 BB 8 3B 1-2 2-3 3-H BB	C CH 84 B CU 79 B CH 84 C CU 77 H FF 88 3-2 23 1B HBP 1-2 2-3	3	1	1	2	1	0	1
23 Jurickson Profar, S (1, 7) OBP: 0.299, SLG: 0.414	B SL 86 B FF 95 B SL 87 F SI 94 T FF 95 X SL 87 3-2 G4-3 ③	B CU 75 C FF 91 B FF 91 B CH 81 B CH 83 4-1 2 FC3-6 BB	S CU 77 B FF 91 X FF 92 1-1 ② L8	F FF 95 C CU 82 B CU 83 B CU 83 F FF 96 B FF 96 B FF 96 4-2 2 G6-3 8 3B 1-2 2-3 3-H BB	X CH 84 0-0 1-3 2-H 3-H 1B	3	1	1	3	2	0	2
2 Khris Davis, R (1, 10) OBP: 0.287, SLG: 0.377	F CH 82 S FF 92 S FF 92 0-3 ① K	X CU 77 0-0 ② FC3-6 18 FC6-4 1-2f	B CH 84 B FF 92 C FF 93 X CU 77 2-1 ③ L6	B SL 85 B FF 98 F SL 84 C SL 85 D SL 87 X FF 98 3-2 ② G6-3 1-2 2-3 3-H	B CU 78 B CH 84 X CU 77 2-0 ③ F7	5	0	0	1	0	1	6
18 Chad Pinder, R (1, 9) OBP: 0.286, SLG: 0.420 8 Robbie Grossman, S (7, PH) OBP: 0.345, SLG: 0.362 (8, 9)	B FF 91 F CH 82 F FF 91 X FF 93 1-2 ② G1-3	S CH 82 F FF 92 1 SAFE X FF 92 0-2 ③ FC6-4 1-2f	X FF 90 0-0 L7 2-H 3-H 3B B FF 91 C FF 92 B CU 74 X FF 91 2-1 19 HR 1B F8			3 1	0 0	0 1	0 2	0 0	0 0	1 0
64 Sheldon Neuse, R (1, 4) OBP: 0.286, SLG: 0.222	B FF 91 B FF 92 X FF 90 2-0 ③ P3	C CU 73 F CU 75 X FF 92 0-2 ① L8				4	1	1	0	0	0	1
19 Josh Phegley, R (1, 2) OBP: 0.288, SLG: 0.421		B FF 91 F FF 90 B SL 80 X FF 92 2-1 ① L8	F FF 91 B CU 75 X FF 92 1-1 ② G6-3	B CU 77 X FF 91 1-0 1-H HR	B FF 89 C CU 75 F CH 84 X CH 85 1-2 ① G4-3	4	1	1	2	0	0	0
Inning Stats	R: 1 H: 1 E: 0 LOB: 1 K: 1 BB: 0 S: 13 P: 24	R: 0 H: 0 E: 0 LOB: 0 K: 1 BB: 0 S: 7 P: 10	R: 0 H: 1 E: 0 LOB: 1 K: 0 BB: 1 S: 8 P: 16	R: 0 H: 0 E: 0 LOB: 1 K: 0 BB: 1 S: 8 P: 13	R: 0 H: 1 E: 0 LOB: 1 K: 1 BB: 0 S: 10 P: 12	R: 0 H: 1 E: 0 LOB: 1 K: 0 BB: 0 S: 12 P: 20	R: 7 H: 4 E: 0 LOB: 1 K: 0 BB: 4 S: 23 P: 49	R: 2 H: 2 E: 0 LOB: 2 K: 0 BB: 1 S: 11 P: 18		1B: 5 SF: 0 2B: 3 SAC: 0 3B: 1 DP: 1 HR: 1 HBP: 2				

PITCHER		IP	WLS	BF	H	R	ER	SO	BB	IBB	HBP	BLK	WP	HR	S	P	ERA	WHIP
39 Luke Bard, R ERA: 5.2	(1, 1)	1.0		5	1	1	1	1	0	0	1	0	0	0	13	24	9.00	1.000
54 José Suarez, L ERA: 6.45	(2, 1)	5.1		22	5	2	2	2	2	0	0	0	0	1	49	78	3.38	1.312
31 Ty Buttrey, R ERA: 4.12	(7, 1)	0.0	L	4	1	1	1	0	3	0	0	0	0	0	9	22	∞	∞
58 Miguel Del Pozo, L ERA: 4.05	(7, 1)	0.0		1	0	1	1	0	1	0	0	0	0	0	3	7	∞	∞
40 Luis García, R ERA: 4.39	(7, 1)	0.1	B	1	0	1	1	0	0	0	0	0	0	0	3	6	27.00	0.000

PITCHER		IP	WLS	BF	H	R	ER	SO	BB	IBB	HBP	BLK	WP	HR	S	P	ERA	WHIP
49 Adalberto Mejía, L ERA: 7.48	(7, 1)	0.1		2	1	2	2	0	0	0	0	0	0	0	4	7	54.00	3.000
24 Noé Ramirez, R ERA: 4.19	(8, 1)	1.0		7	2	2	2	0	0	1	1	0	0	0	11	18	18.00	2.000

BOTTOM

Los Angeles Angels @ Oakland Athletics

Oakland Coliseum, Oakland, CA

Thu Sep 05 2019, 12:37 PM - 3:45 PM PDT

Att. 14,013 - Partly Cloudy - 69 F

livebaseballscorecards.com

AB	33
R	10
H	10
RBI	10
BB	7
SO	3
LOB	17

Los Angeles Angels @ Chicago White Sox

Guaranteed Rate Field, Chicago, IL

Fri Sep 06 2019, 7:12 PM - 10:14 PM CDT

Att. 20,026 - Overcast - 67 F

livebaseballscorecards.com

Batter	1	2	3	4	5	6	7	8	9	AB	R	H	RBI	BB	SO	LOB
6 David Fletcher, R (1, 5) OBP: 0.343, SLG: 0.389	B FF 96 C FF 96 X CH 84 1-1 ① G1-3		B FF 96 F SL 85 X SL 85 1-1 ② L8			X SL 81 0-0 ① P6		B SI 96 C SI 96 X SI 95 1-1 ② FC1-4 18 HR 1-2f		4	1	0	0	0	0	1
27 Mike Trout, R (1, 8) OBP: 0.437, SLG: 0.645 18 Brian Goodwin, L (5, 8) OBP: 0.346, SLG: 0.516	B FF 96 B CH 82 X FF 96 2-0 ② F7		C FF 95 X FF 95 0-1 ③ F8			B FF 92 C CH 80 F FF 94 X CH 82 1-2 ② F7		B SI 96 D SI 96 B SI 94 C SI 94 X SI 94 3-1 1-H HR		2 2	0 1	0 1	0 2	0 0	0 0	0 0
56 Kole Calhoun, L (1, 9) OBP: 0.328, SLG: 0.471	S CH 83 S CH 82 B FF 97 F FF 98 B FF 96 F CH 84 S CH 83 2-3 ③ K			F FF 94 S FF 95 B FF 95 B FF 96 X CH 82 2-2 ① G6-3		S CH 80 X CH 82 0-1 ③ G1-3		B SI 96 F SI 96 S SL 84 F SL 84 B FC 87 F SI 95 F SI 95 B SI 96 F SI 96 3-2 ③ F7		4	0	0	0	0	1	0
8 Justin Upton, R (1, 7) OBP: 0.311, SLG: 0.431 21 Michael Hermosillo, R (9, 7)		B FF 94 B FF 95 X FF 94 2-0 ① P6		C CH 81 F CH 80 B SL 88 S FF 97 1-3 ② K			B SL 84 S CH 81 C FF 95 F FF 96 F SL 85 B FF 97 B CH 83 S CH 83 3-3 ① K		X FC 90 0-0 HR	4 0	1 0	1 0	1 0	0 0	2 0	0 0
17 Shohei Ohtani, L (1, 10) OBP: 0.346, SLG: 0.500		F FF 96 B SL 86 B FF 96 X FF 96 2-1 2 G6-3 2B		B SL 85 S FF 95 F CH 81 S FF 97 1-3 ③ K			S CH 80 S SL 85 B SL 85 X CH 83 1-2 2 G4-3 3B		B FF 93 S FC 89 S FC 89 B FF 94 B FC 90 F FC 91 C FF 95 3-3 ① K	4	1	2	0	0	2	0
2 Andrelton Simmons, R (1, 6) OBP: 0.309, SLG: 0.366		C SL 85 B FF 95 C FF 94 X CH 82 1-2 ② G6-3 2-3			B CH 80 F CH 81 B FF 96 B FF 95 X FF 96 3-1 ① G6-3		D SL 86 X FF 95 1-0 ② G4-3 3-H		F FF 95 B FC 90 S FC 90 B CH 90 X FF 95 2-2 ② F9	4	0	0	1	0	0	1
25 Jared Walsh, L (1, 3) OBP: 0.267, SLG: 0.262		S FF 95 S FF 95 X FF 96 0-2 ③ P5			B CH 82 C FF 96 F CH 80 B FF 96 B FF 96 F CH 82 B CH 83 4-2 BB		C FF 96 B FF 97 X FF 96 1-1 ③ L5		B FF 90 X FC 90 1-0 ③ G3	3	0	0	0	1	0	1
4 Luis Rengifo, S (1, 4) OBP: 0.325, SLG: 0.375			B FF 94 C CH 80 C CH 80 F SL 85 F FF 97 X FF 97 1-2 HR		C FF 94 B FF 95 B FF 94 F CH 82 S CH 82 2-3 ② K			C SI 97 S SI 96 S SI 96 0-3 ① K		3	1	1	1	0	2	1
48 Anthony Bemboom, L (1, 2) OBP: 0.156, SLG: 0.281 3 Taylor Ward, R (8, PH) OBP: 0.250, SLG: 0.200 44 Kevan Smith, R (8, 2) OBP: 0.300, SLG: 0.345			B FF 96 B FF 95 C FF 94 X CH 82 2-1 ① P3		B FF 92 S FF 93 B FF 94 B FF 93 F FF 94 F FF 95 C FF 95 3-3 ③ K			B SI 96 C SI 95 B SI 97 B SI 96 B SI 95 4-1 6 FC1-4 BB		2 0 0	0 0 0	0 0 0	0 0 0	1 1 0	1 0 0	1 0 0
Inning Stats	R: 0 E: 0 K: 1 S: 8 H: 0 LOB: 0 BB: 0 P: 13	R: 0 E: 0 K: 0 S: 9 H: 1 LOB: 1 BB: 0 P: 14	R: 1 E: 0 K: 0 S: 11 H: 1 LOB: 0 BB: 0 P: 15	R: 0 E: 0 K: 2 S: 9 H: 0 LOB: 0 BB: 0 P: 13	R: 0 E: 0 K: 2 S: 12 H: 0 LOB: 1 BB: 1 P: 24	R: 0 E: 0 K: 0 S: 6 H: 0 LOB: 0 BB: 0 P: 7	R: 1 E: 0 K: 1 S: 11 H: 1 LOB: 0 BB: 0 P: 17	R: 2 E: 0 K: 1 S: 16 H: 1 LOB: 0 BB: 1 P: 27	R: 1 E: 0 K: 1 S: 9 H: 1 LOB: 0 BB: 0 P: 15	1B: 0 2B: 1 3B: 1 HR: 3	SF: 0 SAC: 0 DP: 0 HBP: 0					

TOP

AB	32
R	5
H	5
RBI	5
BB	2
SO	8
LOB	5

WP: 0 PA: 34
PB: 0
SB: 0
CS: 0

PITCHER		IP	WLS	BF	H	R	ER	SO	BB	IBB	HBP	BLK	WP	HR	S	P	ERA	WHIP
27 Lucas Giolito, R ERA: 3.27	(1, 1)	7.0		25	3	2	2	6	1	0	0	0	0	1	66	103	2.57	0.571
39 Aaron Bummer, L ERA: 2.29	(8, 1)	1.0	B	5	1	2	2	1	1	0	0	0	0	1	16	27	18.00	2.000
48 Alex Colomé, R ERA: 2.55	(9, 1)	1.0	L	4	1	1	1	1	0	0	0	0	0	1	9	15	9.00	1.000

PITCHER		IP	WLS	BF	H	R	ER	SO	BB	IBB	HBP	BLK	WP	HR	S	P	ERA	WHIP

Los Angeles Angels @ Chicago White Sox

Guaranteed Rate Field, Chicago, IL

Fri Sep 06 2019, 7:12 PM - 10:14 PM CDT

Att. 20,026 - Overcast - 67 F

BOTTOM

livebaseballscorecards.com

Batter	1	2	3	4	5	6	7	8	9	AB	R	H	RBI	BB	SO	LOB
7 Tim Anderson, R (1, 6) OBP: 0.354, SLG: 0.514	B FF 92 F FF 91 B CH 84 F CU 77 X CH 85 2-2 10 1B 79 2B 1B		B FF 91 B CU 76 X FF 90 2-0 ① G4-3		X CH 85 0-0 1-H HR		1 SAFE S FF 94 B SL 82 B SL 83 B FF 93 X FF 92 3-1 ①② G5-4-3 1-2f			4	2	2	2	0	0	1
10 Yoán Moncada, S (1, 5) OBP: 0.353, SLG: 0.522	C FF 92 S FF 92 X FF 92 0-2 79 2B 74 G5-3 1-2 1B		F CU 77 B FF 92 X CH 84 1-1 2B		F FF 91 X CH 85 0-1 ① F9		C FF 94 S CH 87 X SL 86 0-2 ③ G4-3			4	1	2	0	0	0	0
79 José Abreu, R (1, 3) OBP: 0.324, SLG: 0.497	C CU 76 S FF 92 X FF 91 0-2 1-3 2-H 2B		C CH 84 B CH 83 B FF 90 F CU 76 F FF 91 B CH 85 S CH 84 3-3 ② K		C FF 91 B CH 83 F FF 91 B CU 79 B FF 92 B CH 84 4-2 74 F9 74 WP BB			B CH 90 S CH 88 S CH 88 S CH 88 1-3 ① K		3	0	1	1	1	2	1
74 Eloy Jiménez, R (1, 7) OBP: 0.302, SLG: 0.473	F CU 76 F FF 92 B CH 84 X CU 77 1-2 ① G5-3 3-H		F CU 76 F FF 91 D CU 79 B CH 84 C FF 92 2-3 ③ K		F FF 95 B SL 85 C CH 82 X FF 94 1-2 ② F9 1-3			C FF 97 B CH 88 F FF 97 X CH 89 1-2 ② F9		4	0	0	1	0	1	3
33 James McCann, R (1, 2) OBP: 0.327, SLG: 0.456	B CH 84 B FF 92 B CU 76 B FF 91 4-0 21 G4-3 BB			F FF 91 B CH 84 S CU 77 B FF 91 B CH 84 X FF 91 3-2 ① G4-3	C FF 94 S CH 84 B FF 94 D SL 83 S CH 85 2-3 ③ K			C FF 98 F FF 96 S FF 97 0-3 ③ K		3	0	0	0	1	2	1
21 Welington Castillo, R (1, 10) OBP: 0.265, SLG: 0.390	C FF 91 S FF 91 X CH 84 0-2 ②③ G4-3 1-2f			B FF 91 F FF 91 B CH 84 C CU 77 X CH 84 2-2 ② G5-3	X FF 95 0-0 ① P4				B CH 88 C CH 88 C CH 87 X FF 97 1-2 ① P4	4	0	0	0	0	0	2
20 Danny Mendick, R (1, 4) OBP: 0.333, SLG: 0.333		C FF 91 X CH 84 0-1 ① G1-3		C CU 76 X CH 83 0-1 ① 1B	C FF 95 C FF 94 F SL 86 X SI 95 0-2 ② F9				F FF 97 C CH 88 X FF 97 0-2 ② L9	4	0	1	0	0	0	0
49 Ryan Cordell, R (1, 9) OBP: 0.276, SLG: 0.345 18 Daniel Palka, L (9, PH) OBP: 0.131, SLG: 0.019		B CU 78 C FF 92 F FF 92 X CH 84 1-2 ② G4-3		B FF 90 1 SAFE C CU 76 1 SAFE B FF 90 1 SAFE 1 SAFE S CH 84 X FF 90 2-2 ③ F8	S CU 79 S SL 86 B SL 86 S FF 94 1-3 ③ K				S CH 88 F SI 97 C CH 89 0-3 ③ K	3 1	0 0	0 0	0 0	0 0	1 1	1 0
15 Adam Engel, R (1, 8) OBP: 0.311, SLG: 0.335		F FF 91 B FF 92 S CU 77 B CU 78 B FF 92 S CH 85 3-3 ③ K			F CH 82 F FF 90 F FF 91 B CU 78 B CH 84 F FF 92 B CH 85 D CH 85 4-2 7 HR BB		B FF 94 C SL 84 C FF 94 B SI 94 B FF 94 B FF 93 4-2 7 G5-4-3 BB			1	1	0	0	2	1	0

Inning Stats																				
	R: 2	H: 3	R: 0	H: 0	R: 0	H: 1	R: 0	H: 1	R: 2	H: 1	R: 0	H: 0	R: 0	H: 0	R: 0	H: 0	1B: 3	SF: 0	WP: 1	PA: 35
	E: 0	LOB: 1	E: 0	LOB: 0	E: 0	LOB: 1	E: 0	LOB: 1	E: 0	LOB: 1	E: 0	LOB: 0	E: 0	LOB: 0	E: 0	LOB: 0	2B: 2	SAC: 0	PB: 0	
	K: 0	BB: 1	K: 1	BB: 0	K: 2	BB: 0	K: 0	BB: 0	K: 1	BB: 2	K: 1	BB: 0	K: 0	BB: 0	K: 2	BB: 0	3B: 0	DP: 2	SB: 0	
	S: 16	P: 23	S: 8	P: 12	S: 10	P: 18	S: 11	P: 18	S: 15	P: 26	S: 8	P: 9	S: 7	P: 14	S: 9	P: 11	HR: 1	HBP: 0	CS: 0	

PITCHER		IP	WLS	BF	H	R	ER	SO	BB	IBB	HBP	BLK	WP	HR	S	P	ERA	WHIP
52 Dillon Peters, L ERA: 4.45	(1, 1)	4.1		21	6	4	4	3	3	0	0	0	0	1	54	88	8.31	2.077
99 Keynan Middleton, R ERA:	(5, 1)	0.2		2	0	0	0	1	0	0	0	0	1	0	6	9	0.00	0.000
63 José Rodríguez, R ERA: 3.12	(6, 1)	2.0		6	0	0	0	1	1	0	0	0	0	0	15	23	0.00	0.500
57 Hansel Robles, R ERA: 2.52	(8, 1)	2.0	W	6	0	0	0	3	0	0	0	0	0	0	18	21	0.00	0.000

PITCHER	IP	WLS	BF	H	R	ER	SO	BB	IBB	HBP	BLK	WP	HR	S	P	ERA	WHIP

Batter	1	2	3	4	5	6	7	8	9	AB	R	H	RBI	BB	SO	LOB
6 David Fletcher, R (1, 5) OBP: 0.346, SLG: 0.388	B SI 96 B SI 96 C SI 97 C SI 96 X CU 85 2-2 17 E 18 1B 1B	B FC 91 C FC 92 F SI 96 B FC 93 X CU 86 2-2 ③ P6 1-2	F FF 94 D FC 87 B FF 93 B FF 93 B FF 93 4-1 18 WP BB 1-2 2-3 3-H		B CU 78 C FC 90 D FC 88 B FC 90 B SI 93 4-1 1-2 BB		C FF 95 B CH 86 B SL 85 C FF 95 B SL 89 F FF 95 X SL 85 3-2 ③ L8		B SI 98 B FC 90 C SI 96 B FC 91 C FF 98 F SI 95 D FC 89 4-2 1-2 2-3 BB	3	1	1	1	3	0	1
18 Brian Goodwin, L (1, 8) OBP: 0.346, SLG: 0.511	C FF 97 X SI 96 0-1 1-2 17 E 1B		8 1B 8 WP 17 HR BB F8		C FC 89 D FC 89 B FC 89 F FF 93 F FC 88 C FC 88 2-3 ③ K			C CU 83 B FF 94 B CH 88 X CH 88 2-1 ① G4-3	B SI 97 X FF 96 1-0 ③ L3	5	2	1	0	1	1	7
8 Justin Upton, R (1, 7) OBP: 0.313, SLG: 0.427 21 Michael Hermosillo, R (8, 7)	D FC 92 C SI 97 C CU 85 B FC 92 S FS 87 2-3 ① K		F SI 96 C SI 96 D CU 86 1 SAFE B FC 90 B FS 86 F CU 85 X SI 96 3-2 17 HR 1B 1-3	C FF 93 S FF 94 X CH 87 0-2 ① G5-3		X FF 96 0-0 ① F7		C CU 85 B SI 95 F CH 88 B SI 95 B CH 88 B FF 95 4-2 BB		4 0	1 0	1 0	0 0	1 0	1 0	2 0
17 Shohei Ohtani, L (1, 10) OBP: 0.349, SLG: 0.512	X CU 86 0-0 E6 1-H 2-H 2B		B SI 95 X SI 96 1-0 1-H 3-H HR	C FF 95 B CH 87 X CU 83 1-1 5 S 1B		F FF 96 X CH 88 0-1 ② L1		C FF 94 F FF 95 B FF 94 1 SAFE F FF 94 S CH 89 1-3 ② K		5	1	3	5	0	1	1
5 Albert Pujols, R (1, 3) OBP: 0.312, SLG: 0.446	B SI 96 F FC 92 S FS 88 B FC 93 C SI 96 2-3 ② K		F SI 97 C SI 97 X CU 86 0-2 44 BB 56 WP 6 BB 1B	B FC 88 C FC 88 F FC 90 F CH 87 B FF 94 X FC 88 2-2 ② G5-3 1-2		B FF 96 X FF 96 1-0 1B		B SI 95 D CH 89 F CH 88 X CU 84 2-1 ③ G6-3		5	1	2	0	0	1	3
56 Kole Calhoun, L (1, 9) OBP: 0.325, SLG: 0.466	S FS 87 F FS 87 B FF 96 B FF 96 S FC 92 2-3 ③ K		B CU 85 B FS 86 C FF 96 F FF 96 D FC 92 S FC 92 3-3 ① K 1-2	B FC 89 F FC 86 F FC 89 F FC 88 S FF 95 1-3 ③ K		C CH 87 X CH 87 0-1 ③ G6-3			S SI 98 X CH 89 0-1 ① F7	5	0	0	0	0	3	4
2 Andrelton Simmons, R (1, 6) OBP: 0.307, SLG: 0.363		C FC 92 B FS 87 F SI 94 F FC 92 B SI 96 X FS 88 2-2 ① L4	X FC 92 0-0 ② F7		X FF 92 0-0 ① G5-3		C FF 96 B SL 88 B SL 87 X FF 96 2-1 ① F7		C FC 90 X SI 96 0-1 6 BB 4 BLK 1B	5	0	1	0	0	0	1
4 Luis Rengifo, S (1, 4) OBP: 0.323, SLG: 0.371		B FF 96 X FC 91 1-0 ② G4-3	B FF 96 S FS 85 B FF 96 B FC 92 B FC 92 4-1 6 BB 44 BB 18 WP BB		B FF 90 B CU 77 B FF 94 C FF 92 S FC 90 S FC 88 3-3 ② K		C CH 86 X CH 87 0-1 ② G6-3		F FF 98 S FC 90 B FF 96 B CH 91 C SI 96 2-3 ② K 1-2	4	1	0	0	1	2	1
44 Kevan Smith, R (1, 2) OBP: 0.317, SLG: 0.375 27 Mike Trout, R (9, PH) OBP: 0.438, SLG: 0.645 3 Taylor Ward, R (9, PR) OBP: 0.250, SLG: 0.200 48 Anthony Bemboom, L (9, 2) OBP: 0.156, SLG: 0.281		B SI 96 C SI 96 B SI 96 C FC 92 F FC 93 X FS 86 2-2 6 S 1B	C FF 94 F FC 88 B FC 87 B FC 87 B FC 87 F FF 94 B FF 94 4-2 18 WP 6 BB 1-2 2-3 BB		B CU 80 B FC 89 S SI 92 S FC 88 B FF 94 B FC 89 4-2 6 BB BB		F SL 84 B FF 96 B FF 94 F FF 95 B FF 96 X FF 96 3-2 HR		0-0 6 BB IBB	2 0 0 0	1 0 0 0	2 0 0 0	1 0 0 0	2 1 0 0	0 0 0 0	0 0 0 0
Inning Stats	R: 2 E: 1 K: 3 S: 15 H: 3 LOB: 1 BB: 0 P: 23	R: 0 E: 0 K: 0 S: 12 H: 1 LOB: 1 BB: 0 P: 19	R: 5 E: 0 K: 1 S: 24 H: 3 LOB: 2 BB: 4 P: 49	R: 0 E: 0 K: 1 S: 13 H: 1 LOB: 1 BB: 0 P: 17	R: 0 E: 0 K: 2 S: 11 H: 0 LOB: 2 BB: 2 P: 24	R: 0 E: 0 K: 0 S: 6 H: 1 LOB: 1 BB: 0 P: 7	R: 1 E: 0 K: 0 S: 11 H: 1 LOB: 0 BB: 0 P: 19	R: 0 E: 0 K: 1 S: 11 H: 0 LOB: 1 BB: 1 P: 20	R: 0 E: 0 K: 1 S: 11 H: 1 LOB: 3 BB: 2 P: 18	1B: 8 2B: 1 3B: 0 HR: 2 SF: 0 SAC: 0 DP: 0 HBP: 0						

PITCHER		IP	WLS	BF	H	R	ER	SO	BB	IBB	HBP	BLK	WP	HR	S	P	ERA	WHIP
68 Dylan Covey, R ERA: 7.69	(1, 1)	2.2	L	17	7	7	7	4	2	0	0	0	2	1	45	75	23.62	3.375
51 Carson Fulmer, R ERA: 5.4	(3, 1)	1.0		6	1	0	0	0	2	0	0	0	1	0	15	28	0.00	3.000
57 Jace Fry, L ERA: 5.18	(4, 1)	1.1		6	0	0	0	3	2	0	0	0	0	0	15	29	0.00	1.500
66 José Ruiz, R ERA: 5.2	(6, 1)	2.0		8	2	1	1	0	0	0	0	0	0	1	17	26	4.50	1.000
43 Evan Marshall, R ERA: 3.07	(8, 1)	1.0		4	0	0	0	1	1	0	0	0	0	0	11	20	0.00	1.000

PITCHER		IP	WLS	BF	H	R	ER	SO	BB	IBB	HBP	BLK	WP	HR	S	P	ERA	WHIP
41 Kelvin Herrera, R ERA: 6.8	(9, 1)	1.0		6	1	0	0	1	1	1	0	1	0	0	11	18	0.00	2.000

TOP

Los Angeles Angels @ Chicago White Sox

Guaranteed Rate Field, Chicago, IL

Sat Sep 07 2019, 6:12 PM - 9:42 PM CDT

Att. 25,230 - Cloudy - 73 F

livebaseballscorecards.com

AB	38
R	8
H	11
RBI	7
BB	9
SO	9
LOB	20

WP: 3	PA: 47
PB: 0	
SB: 2	
CS: 0	

Batter	1	2	3	4	5	6	7	8	9	AB	R	H	RBI	BB	SO	LOB
7 Tim Anderson, R (1, 6) OBP: 0.354, SLG: 0.515	C SI 92 X CH 85 0-1 10 1B 79 SF8 1B		C SI 90 C SI 91 B CU 80 F CU 79 F SI 92 S CH 86 1-3 ① K		B SI 94 F SI 93 X SI 93 1-1 10 1B 2-H 2B		B SL 83 F FF 97 S FS 88 S FF 99 1-3 ② K		B SL 92 B SL 91 B CH 87 C FF 97 X FF 97 3-1 ③ L8	5	2	2	1	0	2	1
10 Yoán Moncada, S (1, 5) OBP: 0.356, SLG: 0.524	B SI 93 F SI 92 B SI 93 C SI 93 1 SAFE X CU 80 2-2 33 S 33 2B 1-3 1B		B CH 83 C CH 83 C SI 92 B CU 80 X SI 93 2-2 ② G4-3		X SI 93 0-0 ② 2-H 1B		S SI 98 F FS 89 B FS 90 F FS 89 D FS 89 B SI 100 F SI 99 X SI 100 3-2 79 HR 1-3 1B			4	2	3	1	0	0	0
79 José Abreu, R (1, 3) OBP: 0.327, SLG: 0.504	F CH 86 B SI 93 S SI 94 1 SAFE X SI 94 1-2 ① SF8 3-H		C SI 92 B SI 93 H SI 92 2-1 HBP		B CH 84 F CH 85 S CU 79 H CU 80 2-2 74 FC6-4 HBP		B FF 100 F FF 99 B FS 88 X SI 99 2-1 1-H 3-H HR			1	1	1	4	0	0	0
74 Eloy Jiménez, R (1, 7) OBP: 0.299, SLG: 0.469	C CU 81 F SI 94 B CU 81 T CH 86 1-2 ② K		C SI 92 X CU 79 0-1 ③ G5-3		C SI 94 X CH 86 0-1 ③ FC6-4 1-2f		C SL 85 S FS 90 S SL 87 0-3 ③ K			4	0	0	0	0	2	3
33 James McCann, R (1, 10) OBP: 0.326, SLG: 0.457	1 SAFE S CU 80 F SI 93 D CU 81 B SI 93 F SI 93 X CH 86 2-2 1-H 2B			B SI 91 S SI 91 B SI 92 S SI 92 C CU 81 2-3 ① K	B SI 92 B CH 84 C SI 92 S SI 92 S SI 94 2-3 ① K			F SL 83 X FF 98 0-1 ① F9		4	0	1	1	0	2	0
38 Zack Collins, L (1, 2) OBP: 0.277, SLG: 0.237	C SI 94 B CU 80 C CU 79 B SI 95 F SI 94 X CU 81 2-2 ③ P5			F SI 92 C SI 94 C CU 81 0-3 ② K	B CU 79 C CU 78 F CU 78 C SI 94 1-3 ② K			B SL 84 B FF 98 C FF 98 B SL 84 C FF 97 S FF 98 3-3 ② K		4	0	0	0	0	3	1
15 Adam Engel, R (1, 8) OBP: 0.304, SLG: 0.327		F SI 92 F SI 92 B CH 86 B SI 94 B SI 94 X SI 92 3-2 ① F8		S SI 94 B CU 80 S CU 79 X SI 95 1-2 ③ F9	F CU 78 F CH 86 B SI 95 S SI 94 1-3 ③ K			X FF 99 0-0 ③ G5-3		4	0	0	0	0	1	0
5 Yolmer Sánchez, S (1, 4) OBP: 0.320, SLG: 0.326		B CU 79 B SI 93 X SI 92 2-0 ② F9			F SI 91 B CH 84 C SI 92 F CU 80 S CU 80 1-3 ① K		C SI 97 B FS 88 X FS 87 1-1 ① G1-3		F SI 95 S SI 96 F SI 97 F CH 90 B CH 89 B SI 96 F CH 87 S CH 88 2-3 ① K	4	0	0	0	0	2	0
49 Ryan Cordell, R (1, 9) OBP: 0.279, SLG: 0.351 17 Ryan Goins, L (7, PH) (8, 9) OBP: 0.340, SLG: 0.361		C CH 85 S SI 93 X SI 93 0-2 ③ F8			S SI 93 B CU 80 F CH 86 X CU 80 1-2 7 WP 7 2B 2B		C SI 99 B FS 89 C SI 98 S FS 91 1-3 K 10 1B 79 HR		C CH 87 S CH 87 B SI 98 X CH 87 1-2 ② G6-3	2 2	1 1	1 0	0 0	0 0	0 1	0 0
Inning Stats	R: 2 E: 0 K: 1 S: 19 H: 3 LOB: 1 BB: 0 P: 27	R: 0 E: 0 K: 0 S: 7 H: 0 LOB: 0 BB: 0 P: 12	R: 0 E: 0 K: 1 S: 11 H: 0 LOB: 1 BB: 0 P: 16	R: 0 E: 0 K: 2 S: 9 H: 0 LOB: 0 BB: 0 P: 12	R: 2 E: 0 K: 1 S: 14 H: 3 LOB: 1 BB: 0 P: 19	R: 0 E: 0 K: 3 S: 9 H: 0 LOB: 0 BB: 0 P: 13	R: 3 E: 1 K: 3 S: 18 H: 2 LOB: 0 BB: 0 P: 26	R: 0 E: 0 K: 1 S: 6 H: 0 LOB: 0 BB: 0 P: 9	R: 0 E: 0 K: 1 S: 11 H: 0 LOB: 0 BB: 0 P: 17	1B: 4 2B: 3 3B: 0 HR: 1 SF: 1 SAC: 0 DP: 0 HBP: 2						

PITCHER		IP	WLS	BF	H	R	ER	SO	BB	IBB	HBP	BLK	WP	HR	S	P	ERA	WHIP
28 Andrew Heaney, L ERA: 4.3	(1, 1)	6.0	W	25	6	4	4	8	0	0	2	0	1	0	69	99	6.00	1.000
40 Luis García, R ERA: 4.31	(7, 1)	1.0		6	2	3	0	3	0	0	0	0	0	1	18	26	0.00	2.000
31 Ty Buttrey, R ERA: 4.06	(8, 1)	1.0	H	3	0	0	0	1	0	0	0	0	0	0	6	9	0.00	0.000
57 Hansel Robles, R ERA: 2.48	(9, 1)	1.0	S	3	0	0	0	1	0	0	0	0	0	0	11	17	0.00	0.000

PITCHER	IP	WLS	BF	H	R	ER	SO	BB	IBB	HBP	BLK	WP	HR	S	P	ERA	WHIP

BOTTOM

Los Angeles Angels @ Chicago White Sox

Guaranteed Rate Field, Chicago, IL

Sat Sep 07 2019, 6:12 PM - 9:42 PM CDT

Att. 25,230 - Cloudy - 73 F

livebaseballscorecards.com

AB	34
R	7
H	8
RBI	7
BB	0
SO	13
LOB	5

Batter	1	2	3	4	5	6	7	8	9	AB	R	H	RBI	BB	SO	LOB
18 Brian Goodwin, L (1, 7) OBP: 0.343, SLG: 0.506	B FF 96 B FF 97 S FF 96 F FF 96 X KC 80 2-2 G4-3	B FF 96 B CH 84 C FF 96 S FF 98 X FF 98 2-2 ① P3		B FC 91 C FC 89 B FC 90 S FC 90 F FC 91 S SL 78 2-3 ② K 1-2			C SI 97 B FC 87 B FC 89 X SI 96 2-1 ② F9			4	0	0	0	0	1	3
6 David Fletcher, R (1, 6) OBP: 0.347, SLG: 0.387	B FF 97 B SL 86 B FF 96 B FF 96 4-0 17 WP 17 1B BB	D SL 86 B FF 97 B SL 84 B FF 96 4-0 1-2 2-3 BB		X SL 78 0-0 ③ L5			C SI 96 B FF 96 B FF 96 B SI 94 C SI 96 X SI 95 3-2 ③ G6-3			2	1	0	0	2	0	1
17 Shohei Ohtani, L (1, 10) OBP: 0.348, SLG: 0.509	C KC 80 B FF 98 B KC 81 X KC 81 2-1 4 BB 1-H 1B	F FF 97 B FF 98 D SL 85 B SL 84 F FF 97 F FF 97 F FF 97 F FF 98 S FF 98 3-3 ② K			B SL 78 F FC 91 B FC 91 T FC 91 C FC 90 2-3 ① K			B SI 95 S SI 95 S FC 88 B SI 96 S SI 95 2-3 ① K		4	0	1	1	0	3	3
5 Albert Pujols, R (1, 3) OBP: 0.312, SLG: 0.443	B FF 98 F FF 98 F FF 97 C SL 87 1-3 ② K	F FF 98 B FF 98 X SL 86 1-1 ③ F8			C CH 85 X SL 82 0-1 ② P1			B SI 96 B SI 96 S SI 96 B SI 96 B SI 93 4-1 56 G6-5-3 BB		3	0	0	0	1	1	4
56 Kole Calhoun, L (1, 9) OBP: 0.324, SLG: 0.463	F FF 98 D KC 83 S KC 81 B KC 82 B CH 83 D CH 83 4-2 4 BB BB		C KC 79 S KC 79 X SL 84 0-2 ① P5		X FC 91 0-0 ③ L9			C SI 96 X SI 96 0-1 ② ③ G6-5-3 1-2f		3	0	0	0	1	0	1
4 Luis Rengifo, S (1, 4) OBP: 0.325, SLG: 0.371	C KC 79 S FF 98 B FF 98 F SL 85 D KC 82 D KC 81 F FF 98 B FF 98 4-2 1-2 2-3 BB		B KC 80 F FF 95 B FF 97 X FF 96 2-1 44 G4-6-3 1B			B FC 89 F FC 91 B CH 83 X FC 91 2-1 ① G6-3			C FF 93 B FF 94 F FC 89 S FC 90 1-3 ① K	3	0	1	0	1	1	0
44 Kevan Smith, R (1, 2) OBP: 0.315, SLG: 0.372	C SL 87 B FF 98 S FF 97 B FF 98 C SL 85 2-3 ③ K		B SL 83 B SL 85 F FF 96 1 SAFE X FF 96 2-1 ② ③ G4-6-3 1-2f			B CH 85 F FC 91 T FC 92 X FC 91 1-2 23 G4-6-3 1B			C FF 94 B FC 90 F FC 91 X FF 94 1-2 ② F9	4	0	1	0	0	1	4
23 Matt Thaiss, L (1, 5) OBP: 0.276, SLG: 0.389		B FF 95 B KC 77 S FF 96 B KC 78 B FF 96 4-1 6 BB 21 1B BB	C FF 96 C CH 83 B FF 97 S FF 96 1-3 ① K			B FC 91 B FC 91 C FC 90 F FC 91 F FC 90 B SL 80 X FC 91 3-2 ② ③ G4-6-3 1-2f			C FC 90 B FC 91 B FC 90 B FF 94 T FF 94 X FF 94 3-2 ③ F8	3	0	0	0	1	1	1
21 Michael Hermosillo, R (1, 8) OBP: 0.429, SLG: 0.333		S FF 95 S FF 96 B FF 97 X SL 85 1-2 6 BB 1-2 1B	C FF 97 C FF 96 B FF 97 B FF 97 F FF 96 B FF 97 X FF 96 3-2 18 S 1B				B SI 95 F SI 95 T FC 90 F SI 97 B SL 84 B FC 89 X SI 95 3-2 ① G6-3			3	0	2	0	0	0	0
Inning Stats	R: 1 E: 0 K: 2 S: 17 H: 1 LOB: 3 BB: 3 P: 36	R: 0 E: 0 K: 1 S: 15 H: 1 LOB: 3 BB: 2 P: 30	R: 0 E: 0 K: 0 S: 7 H: 1 LOB: 0 BB: 0 P: 11	R: 0 E: 0 K: 2 S: 12 H: 1 LOB: 1 BB: 0 P: 18	R: 0 E: 0 K: 1 S: 6 H: 0 LOB: 0 BB: 0 P: 8	R: 0 E: 0 K: 0 S: 9 H: 1 LOB: 0 BB: 0 P: 15	R: 0 E: 0 K: 0 S: 9 H: 0 LOB: 0 BB: 0 P: 17	R: 0 E: 0 K: 1 S: 6 H: 0 LOB: 0 BB: 1 P: 12	R: 0 E: 0 K: 1 S: 9 H: 0 LOB: 0 BB: 0 P: 14	1B: 5 2B: 0 3B: 0 HR: 0	SF: 0 SAC: 0 DP: 3 HBP: 0		WP: 1 PB: 0 SB: 1 CS: 0	PA: 35			

PITCHER		IP	WLS	BF	H	R	ER	SO	BB	IBB	HBP	BLK	WP	HR	S	P	ERA	WHIP
84 Dylan Cease, R ERA: 6.53	(1, 1)	3.1		18	4	1	1	4	5	0	0	0	1	0	46	88	2.70	2.700
64 Josh Osich, L ERA: 5.01	(4, 1)	2.2	W	8	1	0	0	2	0	0	0	0	0	0	20	30	0.00	0.375
39 Aaron Bummer, L ERA: 2.21	(7, 1)	2.0	H	6	0	0	0	1	1	0	0	0	0	0	15	29	0.00	0.500
48 Alex Colomé, R ERA: 2.5	(9, 1)	1.0		3	0	0	0	1	0	0	0	0	0	0	9	14	0.00	0.000

PITCHER	IP	WLS	BF	H	R	ER	SO	BB	IBB	HBP	BLK	WP	HR	S	P	ERA	WHIP

Los Angeles Angels @ Chicago White Sox

Guaranteed Rate Field, Chicago, IL

Sun Sep 08 2019, 1:12 PM - 4:30 PM CDT

Att. 22,681 - Cloudy - 63 F

TOP

livebaseballscorecards.com

AB	29
R	1
H	5
RBI	1
BB	6
SO	8
LOB	17

Batter	1	2	3	4	5	6	7	8	9	AB	R	H	RBI	BB	SO	LOB
10 Yoán Moncada, S (1, 5) OBP: 0.355, SLG: 0.523	C FF 90 B CU 77 B CH 85 B CH 83 X CH 83 3-1 G4-3 ①		C SL 82 F CH 82 B SL 82 B FF 92 B SL 85 F SL 84 X SL 85 3-2 F7 ①		X FF 92 0-0 L8 ①	C CU 82 F FF 94 F CU 84 C CU 83 0-3 K ②		C FF 93 S CH 87 X FF 94 0-2 2B		5	0	1	0	0	1	2
20 Danny Mendick, R (1, 6) OBP: 0.357, SLG: 0.571	B CU 77 C CU 77 X CH 84 1-1 74 F8 33 1B 79 BB 1B		C FF 92 X CH 83 0-1 G5-3 ②		C SI 91 B CH 84 B CH 82 B SL 85 X SL 84 3-1 HR	S FF 95 C FF 95 F FF 95 B SL 84 X FF 94 1-2 F9 ③		F SL 87 C FF 94 X CU 80 0-2 L4 ②		5	2	2	1	0	0	3
79 José Abreu, R (1, 3) OBP: 0.331, SLG: 0.509	B FF 89 1 SAFE B CU 77 C FF 89 B CH 84 C CU 77 B CH 84 4-2 33 1B 1-2 BB		C SL 84 B CH 83 B CH 85 X CH 86 2-1 HR		C SL 86 B FF 92 S FF 94 F SL 87 B SL 86 B SL 84 B SL 85 4-2 BB		B FC 84 C KC 79 B KC 79 F CH 84 C KC 81 2-3 K ①	0-0 IBB		2	1	1	1	3	1	0
74 Eloy Jiménez, R (1, 7) OBP: 0.298, SLG: 0.468	X FF 90 0-0 F8 ② 2-3		B FF 92 F SL 85 X CH 83 1-1 G5-3 ③		X SL 85 0-0 F7 ②		B SI 94 X KC 79 1-0 21 BB 49 SF7 2B	B SL 87 X CH 89 1-0 G4-3 ③		5	1	1	0	0	0	5
33 James McCann, R (1, 2) OBP: 0.328, SLG: 0.457	C CU 78 B CU 79 X CH 85 1-1 1-3 3-H 1B			C SI 90 X SL 84 0-1 G6-3 ①	C SL 85 X SL 86 0-1 P2 ③		D SI 93 D FC 86 X SI 91 2-0 21 BB 1B			4	0	2	1	0	0	1
32 Matt Skole, L (1, 10) OBP: 0.300, SLG: 0.270 21 Welington Castillo, R (7, PH) OBP: 0.268, SLG: 0.390 (8, 10)	B FF 92 S SL 82 S SL 82 B FF 93 B SL 84 F SL 83 F SL 85 S SL 84 3-3 K ③			B CH 81 X CH 82 1-0 5 FC3-6 17 1B 1B		X FF 94 0-0 17 BB 5 1B 1B	B FF 90 D SL 83 S FF 91 B FF 90 B FF 92 4-1 1-2 2-3 BB			3 0	1 0	2 0	0 0	0 1	1 0	2 0
17 Ryan Goins, L (1, 9) OBP: 0.346, SLG: 0.363 49 Ryan Cordell, R (7, 9) OBP: 0.277, SLG: 0.351		B FF 90 F FF 90 B CH 82 F SL 84 X FF 92 2-2 L8 ①		X FF 90 0-0 5 FC3-6 1-2 1B		B FF 94 S FF 95 B CU 82 B FF 96 B FF 95 4-1 5 1B 1-2 BB	X FF 92 0-0 SF7 ② 3-H			2 0	0 0	1 0	0 1	1 0	0 0	0 0
5 Yolmer Sánchez, S (1, 4) OBP: 0.319, SLG: 0.325		B CH 80 C FF 92 B SL 83 B SL 84 C FF 92 X SL 84 3-2 G3 ②		C FF 91 B SL 86 X CH 84 1-1 FC3-6 ② 1-2f 2-3		T FF 94 L CU 84 F FF 95 X CU 82 0-2 1-2 2-H 1B	C FF 93 T CH 86 B FF 93 F CH 87 D SL 87 B FF 92 F CH 86 F CH 88 F FF 95 3-3 S FF 86 K ③			4	0	1	1	0	1	4
15 Adam Engel, R (1, 8) OBP: 0.298, SLG: 0.320		B SL 82 C FF 91 C SL 83 B FF 91 F SL 84 B SL 86 C SL 85 3-3 K ③		B SL 85 B SL 84 S SL 84 X SL 86 2-1 P6 ③		B FF 93 F FF 94 S CU 82 B CU 83 X FF 94 2-2 B1 ①		X FF 93 0-0 G6-3 ①		4	0	0	0	0	1	4
Inning Stats	R: 1 H: 2 E: 0 LOB: 2 K: 1 BB: 1 S: 14 P: 26		R: 0 H: 0 E: 0 LOB: 0 K: 1 BB: 0 S: 10 P: 18		R: 1 H: 1 E: 0 LOB: 0 K: 0 BB: 0 S: 10 P: 16		R: 0 H: 2 E: 0 LOB: 2 K: 0 BB: 0 S: 8 P: 12		R: 1 H: 1 E: 0 LOB: 1 K: 0 BB: 1 S: 9 P: 16	R: 1 H: 2 E: 0 LOB: 2 K: 1 BB: 1 S: 17 P: 24		R: 1 H: 2 E: 0 LOB: 2 K: 2 BB: 1 S: 14 P: 26		R: 0 H: 1 E: 0 LOB: 2 K: 0 BB: 1 S: 8 P: 9						

BOTTOM

Los Angeles Angels @ Chicago White Sox

Guaranteed Rate Field, Chicago, IL

Sun Sep 08 2019, 1:12 PM - 4:30 PM CDT

Att. 22,681 - Cloudy - 63 F

livebaseballscorecards.com

AB	34
R	5
H	11
RBI	5
BB	5
SO	5
LOB	21

1B: 7 SF: 1
2B: 2 SAC: 0
3B: 0 DP: 0
HR: 2 HBP: 0

WP: 0 PA: 40
PB: 0
SB: 0
CS: 0

PITCHER		IP	WLS	BF	H	R	ER	SO	BB	IBB	HBP	BLK	WP	HR	S	P	ERA	WHIP
24 Noé Ramirez, R ERA: 4.3	(1, 1)	0.2		5	2	1	1	0	1	0	0	0	0	0	9	18	13.50	4.500
51 Jaime Barria, R ERA: 6.14	(1, 1)	4.1	L	18	4	2	2	2	1	0	0	0	0	2	42	70	4.15	1.154
58 Miguel Del Pozo, L ERA: 4.91	(6, 1)	0.2		5	2	1	1	1	1	0	0	0	0	0	13	19	13.50	4.500
99 Keynan Middleton, R ERA:	(6, 1)	0.1		1	0	0	0	0	0	0	0	0	0	0	4	5	0.00	0.000
53 Trevor Cahill, R ERA: 6.27	(7, 1)	0.1		3	2	1	1	1	0	0	0	0	0	0	5	10	27.00	6.000

PITCHER		IP	WLS	BF	H	R	ER	SO	BB	IBB	HBP	BLK	WP	HR	S	P	ERA	WHIP
49 Adalberto Mejía, L ERA: 7.48	(7, 1)	0.0		1	0	0	0	0	1	0	0	0	0	0	1	5	∞	∞
67 Taylor Cole, R ERA: 6.55	(7, 1)	1.2		7	1	0	0	1	0	1	0	0	0	0	16	20	0.00	0.600

Batter	1	2	3	4	5	6	7	8	9	AB	R	H	RBI	BB	SO	LOB
12 Francisco Lindor, S (1, 6) OBP: 0.347, SLG: 0.536	B FF 93 B FF 93 B FF 92 C FF 93 B CU 79 4-1 35 1B 66 1B BB	B CU 77 B FF 93 S CH 85 X FF 94 2-1 ② G1-3 1-2		B SL 89 F FF 94 B CH 88 S SL 87 X SI 95 2-2 ③ P3		C FF 95 X SL 86 0-1 ③ G3-1			X SI 92 0-0 ① G3	4	1	0	0	1	0	3
35 Óscar Mercado, R (1, 8) OBP: 0.319, SLG: 0.423	S CU 78 X FF 94 0-1 66 1B 1-2 1B	D CH 86 X CU 78 1-0 ③ G3-1			B SL 85 S SL 87 B SL 86 F FF 94 X FF 95 2-2 ① P5		S SL 84 B SL 85 X CH 87 1-1 ① G6-3		B FF 94 C SL 84 X SL 85 1-1 ② L6	5	0	1	0	0	0	1
41 Carlos Santana, S (1, 3) OBP: 0.402, SLG: 0.533	B CU 76 S FF 94 B CH 83 S FF 94 C FF 93 2-3 ① K		X FF 92 0-0 ① G6-3		B SL 87 X SI 93 1-0 ② F7		B SL 85 B SL 82 X FF 94 2-0 ② G4-3		C FF 94 B CH 88 B SL 85 B CH 88 X FF 93 3-1 ③ G3-1	5	0	0	0	0	1	2
66 Yasiel Puig, R (1, 9) OBP: 0.312, SLG: 0.456	F FF 94 B CH 84 X CH 85 1-1 8 G6-4-3 1-3 2-H 1B		C CU 79 B FF 92 B CH 83 S CH 84 T FF 94 2-2 ② K		C SI 95 S SL 87 B SL 87 X SI 94 1-2 ③ G5-3		B SL 85 B SI 94 B FF 95 B FF 96 4-0 1 1B BB			3	0	1	1	1	1	0
8 Jordan Luplow, R (1, 7) OBP: 0.347, SLG: 0.503 1 Greg Allen, S (6, PH) OBP: 0.295, SLG: 0.363 (6, 7)	C CU 78 S CH 84 B FF 95 1 SAFE X CH 85 1-2 ②③ G6-4-3 1-2f		C FF 95 F FF 94 B CH 84 X CH 83 1-2 ③ F9			X FF 93 0-0 32 E 2 HR 1B	1 SAFE X FF 95 0-0 1-2 1B			2 2	0 1	0 2	0 0	0 0	0 0	2 0
32 Franmil Reyes, R (1, 10) OBP: 0.311, SLG: 0.513		F FF 93 B CH 84 B CH 84 B CU 79 F FF 93 B FF 94 4-2 22 HR BB		C CU 77 B FF 91 F CH 83 S CH 84 1-3 ① K		1 SAFE C FF 92 1 SAFE F SL 87 C FF 94 0-3 ① 1-2 K	B FF 94 C SL 86 B CH 89 S SL 85 S SL 86 2-3 ③ K			3	1	0	0	1	3	3
22 Jason Kipnis, L (1, 4) OBP: 0.308, SLG: 0.418		X FF 94 0-0 1-H HR		C SL 84 S CH 83 B SL 86 B FF 94 X CH 85 2-2 55 CS 1B		C SL 82 B FF 90 B SL 83 B FF 92 F FF 92 F SL 83 X FF 92 3-2 ② F7		C SL 84 C FF 95 F FF 95 S SL 84 0-3 ① K		4	1	2	2	0	1	1
55 Roberto Pérez, R (1, 2) OBP: 0.314, SLG: 0.449		B CU 78 C FF 93 B CH 85 X FF 93 2-1 12 G1-3 1B		B SL 88 C FF 95 1 SAFE F FF 94 1 SAFE 1 SAFE B SL 89 B FF 95 X FF 95 3-2 ② 2 BB 1-2 1B		B SL 85 S SL 85 B FF 94 F SL 86 F FF 95 B SL 85 B SL 86 4-2 2 HR BB		C SL 86 B CH 89 C FF 95 S SL 85 1-3 ② K		3	1	2	0	1	1	0
2 Yu Chang, R (1, 5) OBP: 0.347, SLG: 0.341		C FF 94 D CH 85 F FF 94 F FF 94 F CH 83 C CU 78 1-3 ① K		B FF 95 F FF 94 F SL 88 B FF 95 D SL 88 F FF 95 F FF 95 B FF 95 4-2 1-2 BB		F FF 94 S SL 86 B SL 85 X FF 94 1-2 1-H 2-H HR		B FF 94 B FF 93 C FF 94 S CH 89 F SL 86 B SL 84 S FF 94 3-3 ③ K		3	1	1	3	1	2	1
Inning Stats	R: 1 E: 0 K: 1 S: 11 H: 2 LOB: 1 BB: 1 P: 19	R: 2 E: 0 K: 1 S: 13 H: 2 LOB: 1 BB: 1 P: 23	R: 0 E: 0 K: 1 S: 7 H: 0 LOB: 0 BB: 0 P: 10	R: 0 E: 0 K: 1 S: 16 H: 2 LOB: 2 BB: 1 P: 28	R: 0 E: 0 K: 0 S: 7 H: 0 LOB: 0 BB: 0 P: 11	R: 3 E: 1 K: 1 S: 16 H: 2 LOB: 0 BB: 1 P: 24	R: 0 E: 0 K: 1 S: 7 H: 1 LOB: 2 BB: 1 P: 16	R: 0 E: 0 K: 3 S: 11 H: 0 LOB: 0 BB: 0 P: 15	R: 0 E: 0 K: 0 S: 5 H: 0 LOB: 0 BB: 0 P: 9	1B: 7 2B: 0 3B: 0 HR: 2	SF: 0 SAC: 0 DP: 1 HBP: 0	WP: 0 PB: 0 SB: 0 CS: 1	PA: 39			

PITCHER		IP	WLS	BF	H	R	ER	SO	BB	IBB	HBP	BLK	WP	HR	S	P	ERA	WHIP
43 Patrick Sandoval, L ERA: 5.28	(1, 1)	3.1	L	16	5	3	3	4	2	0	0	0	0	1	37	61	8.10	2.100
39 Luke Bard, R ERA: 5.17	(4, 1)	2.0		8	2	1	1	1	1	0	0	0	0	0	21	34	4.50	1.500
49 Adalberto Mejía, L ERA: 7.39	(6, 1)	0.1		1	0	0	0	0	0	0	0	0	0	0	4	7	0.00	0.000
38 Justin Anderson, R ERA: 5.4	(6, 1)	0.1		3	1	2	2	0	1	0	0	0	0	1	8	13	54.00	6.000
65 Jake Jewell, R ERA: 6.86	(7, 1)	3.0		11	1	0	0	4	1	0	0	0	0	0	23	40	0.00	0.667

PITCHER	IP	WLS	BF	H	R	ER	SO	BB	IBB	HBP	BLK	WP	HR	S	P	ERA	WHIP

TOP

Cleveland Indians @ Los Angeles Angels

Angel Stadium, Anaheim, CA

Mon Sep 09 2019, 7:09 PM - 10:19 PM PDT

Att. 35,753 - Clear - 73 F

livebaseballscorecards.com

AB	34
R	6
H	9
RBI	6
BB	5
SO	9
LOB	13

Cleveland Indians @ Los Angeles Angels

Angel Stadium, Anaheim, CA

Mon Sep 09 2019, 7:09 PM - 10:19 PM PDT

Att. 35,753 - Clear - 73 F

livebaseballscorecards.com

BOTTOM

Batter	1	2	3	4	5	6	7	8	9	AB	R	H	RBI	BB	SO	LOB
18 Brian Goodwin, L (1, 8) OBP: 0.339, SLG: 0.500	B FF 93 B FF 93 C FF 93 B KC 84 X FF 93 3-1 ① F7	B CH 87 X KC 84 1-0 ③ F8			F FF 92 B FF 92 C FF 93 F SL 86 F SL 85 F KC 83 D KC 84 X KC 83 2-2 ② F8			B CH 88 C CH 88 F FF 94 S SL 84 1-3 ① K		4	0	0	0	0	1	3
6 David Fletcher, R (1, 5) OBP: 0.348, SLG: 0.388	C FF 92 X FF 94 0-1 1B		C SL 85 S SL 86 S SL 86 0-3 ① K		B FF 92 F SL 86 X SL 85 1-1 ③ F7			C SL 84 X CU 83 0-1 8 WP 1B		4	0	2	0	0	1	1
17 Shohei Ohtani, L (1, 10) OBP: 0.345, SLG: 0.504	F FF 93 X FF 94 0-1 ② P5		S KC 84 F KC 84 F KC 83 B KC 84 S KC 83 1-3 ② K2-3			F FF 91 B FF 92 B CH 87 F CH 86 S FF 92 2-3 ① K		B FF 94 S CH 87 F FF 95 F SL 84 X SL 84 1-2 ② F8		4	0	0	0	0	2	2
8 Justin Upton, R (1, 7) OBP: 0.308, SLG: 0.419	C FF 93 B FF 93 F FF 93 C FF 94 1-3 ③ K		S SL 85 B SL 86 X SL 84 1-1 ③ F7			F SL 85 C FF 92 B KC 83 B FF 93 X FF 92 2-2 ② G1-3		B SI 92 B SL 85 S SL 83 B FF 94 S SL 84 S SL 86 3-3 ③ K 1-2		4	0	0	0	0	2	2
5 Albert Pujols, R (1, 3) OBP: 0.311, SLG: 0.448		C FF 92 C KC 83 F KC 84 F FF 94 F KC 84 X FF 94 0-2 HR		X FF 92 0-0 ① F9		B CH 86 C SL 85 B CH 87 B FF 92 F FF 93 X FF 92 3-2 ③ F8			B CH 78 F SI 89 B CH 78 C SI 89 S FS 80 2-3 ① K	4	1	1	1	0	1	0
56 Kole Calhoun, L (1, 9) OBP: 0.324, SLG: 0.460		X KC 84 0-0 ① F8		F FF 91 B CH 86 B KC 84 F CH 87 S KC 84 2-3 ② K			C CH 86 B FF 92 C FF 92 B KC 84 S SL 85 2-3 ① K		B SI 89 S CH 78 B CU 74 F CH 78 B SL 81 B SI 89 4-2 2 G5-3 BB	3	0	0	0	1	2	0
2 Andrelton Simmons, R (1, 6) OBP: 0.306, SLG: 0.362		B SL 86 C SL 84 B SL 85 B SL 85 F FF 93 X FF 93 3-2 4 1B 1B		B SL 85 C SL 84 C FF 93 F SL 86 B KC 84 S SL 86 2-3 ③ K			C FF 93 B FF 93 F FF 93 B SL 86 B SL 86 F FF 93 X FF 92 3-2 ② F9		L SI 88 X CH 78 0-1 ② G5-3 1-2	4	0	1	0	0	1	1
4 Luis Rengifo, S (1, 4) OBP: 0.324, SLG: 0.369		C FF 93 S FF 93 D KC 84 1 SAFE B FF 93 1 SAFE X FF 93 2-2 1-2 1B			C CH 86 X FF 92 0-1 ① P5		F FF 93 S FF 92 B KC 84 B KC 84 F FF 93 F SL 86 B FF 93 X FF 92 3-2 ③ G3		C CH 77 B FF 89 B FF 88 B CH 78 S SI 88 F CH 77 F FF 89 X CH 77 3-2 ③ P6	4	0	1	0	0	0	1
48 Anthony Bemboom, L (1, 2) OBP: 0.176, SLG: 0.294 25 Jared Walsh, L (8, PH) OBP: 0.283, SLG: 0.349 44 Kevan Smith, R (9, 2) OBP: 0.315, SLG: 0.372		C FF 93 S KC 85 C KC 83 0-3 ② K			C CH 86 S KC 84 X FF 93 0-2 1B			B FF 95 B CH 88 B FF 94 C FF 95 S FF 94 X FF 95 3-2 HR		2 1 0	0 1 0	1 1 0	0 1 0	0 0 0	1 0 0	2 0 0
Inning Stats	R: 0 E: 0 K: 1 S: 9 H: 1 LOB: 1 BB: 0 P: 13	R: 1 E: 0 K: 1 S: 17 H: 3 LOB: 2 BB: 0 P: 23	R: 0 E: 0 K: 2 S: 9 H: 0 LOB: 0 BB: 0 P: 11	R: 0 E: 0 K: 2 S: 8 H: 0 LOB: 0 BB: 0 P: 12	R: 0 E: 0 K: 0 S: 13 H: 1 LOB: 1 BB: 0 P: 16	R: 0 E: 0 K: 1 S: 9 H: 0 LOB: 0 BB: 0 P: 16	R: 0 E: 0 K: 1 S: 12 H: 0 LOB: 0 BB: 0 P: 20	R: 1 E: 0 K: 2 S: 15 H: 2 LOB: 1 BB: 0 P: 23	R: 0 E: 0 K: 1 S: 12 H: 0 LOB: 1 BB: 1 P: 21	1B: 5 2B: 0 3B: 0 HR: 2	SF: 0 SAC: 0 DP: 0 HBP: 0					

	AB	34
	R	2
	H	7
	RBI	2
	BB	1
	SO	11
	LOB	12

PITCHER		IP	WLS	BF	H	R	ER	SO	BB	IBB	HBP	BLK	WP	HR	S	P	ERA	WHIP
57 Shane Bieber, R ERA: 3.17	(1, 1)	7.0	W	26	5	1	1	8	0	0	0	0	0	1	77	111	1.29	0.714
59 Carlos Carrasco, R ERA: 5.48	(8, 1)	1.0		5	2	1	1	2	0	0	0	0	1	1	15	23	9.00	2.000
36 Tyler Clippard, R ERA: 2.54	(9, 1)	1.0		4	0	0	0	1	1	0	0	0	0	0	12	21	0.00	1.000

PITCHER	IP	WLS	BF	H	R	ER	SO	BB	IBB	HBP	BLK	WP	HR	S	P	ERA	WHIP

WP: 1 PA: 35
PB: 0
SB: 0
CS: 0

Cleveland Indians @ Los Angeles Angels

Angel Stadium, Anaheim, CA

Tue Sep 10 2019, 7:09 PM - 9:54 PM PDT

Att. 35,508 - Partly Cloudy - 72 F

livebaseballscorecards.com

Batter	1	2	3	4	5	6	7	8	9	AB	R	H	RBI	BB	SO	LOB
12 Francisco Lindor, S (1, 6) OBP: 0.347, SLG: 0.542 7 Ryan Flaherty, L (8, PR) (8, 5)	C FF 90 X CH 83 0-1 F7		B CU 77 B FF 92 F CH 82 F FF 93 F SL 79 B CH 84 X CH 82 3-2 ① FC6 66 HBP 41 HBP 8 BB 1-2f	B FF 93 X CH 85 1-0 ③ G3-1			X SI 90 0-0 HR	B FC 84 S CH 83 B KC 79 B FC 86 C CH 83 X SI 90 3-2 2B		5 2 2 1 0 0 1 0 0 0 0 0 0 0						
35 Óscar Mercado, R (1, 8) OBP: 0.320, SLG: 0.423	B CU 75 B CH 81 X CH 82 2-0 66 2-4 1B		1 SAFE S CH 83 C CU 75 X FF 91 0-2 ② P6		F CU 78 S SL 85 B SL 86 B FF 94 C SL 86 2-3 ① K		C FC 85 X CH 83 0-1 66 41 FC5-4 32 1B SF8 1B	S FC 84 B FF 92 X CH 84 1-1 ③ G5-3		5 1 2 0 0 1 2						
41 Carlos Santana, S (1, 3) OBP: 0.404, SLG: 0.533 10 Jake Bauers, L (8, 3) OBP: 0.314, SLG: 0.382	C FF 91 F FF 93 S CH 82 0-3 ② K		C FF 92 1 SAFE H CU 78 1-1 8 BB 66 HBP 32 2B 1-2 HBP		B CH 87 B CH 86 F FF 93 B CU 80 B CH 85 4-1 8 F9 66 BB BB		C FC 87 X SI 92 0-1 66 FC5-4 1B 1-2		B KC 79 B SI 92 B FC 86 C SI 90 F SI 91 F SI 93 B CH 84 4-2 8 BB	2 1 1 0 1 1 1 0 0 0 0 1 0 0						
66 Yasiel Puig, R (1, 9) OBP: 0.315, SLG: 0.455 1 Greg Allen, S (7, PR) OBP: 0.294, SLG: 0.361 (7, 7)	B FF 92 1 SAFE D CH 83 2-0 2-4 1-2	S CH 81 H FF 92 1-1 8 HR HBP	S CH 83 C CH 83 B FF 92 H FF 91 2-2 8 BB 32 2B 1-2 2-3 HBP		C FF 94 B FF 93 B SL 84 C FF 93 B FF 93 B FF 92 4-2 1-2 BB		F SI 92 B FC 85 C FC 84 D KC 80 X FC 85 2-2 ① FC5-4 8 HBP 1-2f 2-3		S CH 83 C KC 79 F FF 92 B KC 81 F CH 83 F FC 86 D KC 81 F CH 84 B FF 92 3-3 ① F FF 92 S KC 79 K	1 2 0 0 1 0 2 1 0 0 0 0 1 1						
8 Jordan Luplow, R (1, 7) OBP: 0.357, SLG: 0.518 (7, 9)		1 SAFE C CU 75 C FF 91 X CH 82 0-2 1-H HR	B CU 78 C FF 92 C FF 92 B FF 92 F FF 91 B CH 82 B FF 91 4-2 1-2 2-3 3-H 32 2B BB		X FF 93 0-0 ② F9 2-3		C KC 80 S FC 85 B SI 91 D KC 80 H SI 92 3-2 1-2 HBP		B FF 89 B FF 89 B CH 81 C FF 90 F FF 90 D FF 90 4-2 1-2 BB	2 2 1 3 2 0 2						
32 Franmil Reyes, R (1, 10) OBP: 0.313, SLG: 0.516 38 Eric Haase, R (9, PH) (9, 10)		B FF 92 F CH 84 F CU 76 B CH 83 F CU 78 B FF 94 D CH 84 4-2 55 G4-6-3 BB	X CH 84 0-0 1-H 2-H 3-H 2B		C FF 94 B SL 85 B SL 84 S FF 93 T FF 93 2-2 ③ K		S FC 87 X KC 79 0-1 ② SF8 3-H		B CH 82 F FF 91 S FF 91 S FF 91 1-3 ② K	2 0 1 4 1 1 2 1 0 0 0 0 1 2						
22 Jason Kipnis, L (1, 4) OBP: 0.305, SLG: 0.414 6 Mike Freeman, L (7, 4) OBP: 0.372, SLG: 0.416		C SL 80 X FF 92 0-1 ① P5	B CU 79 B CH 82 B SL 82 C FF 92 X FF 91 3-1 ③ F7			F FF 92 B FF 92 S CH 86 F FF 93 B CH 86 X CH 85 2-2 ① F9	C FC 88 X CH 83 0-1 ③ F7		D CU 79 X FF 91 1-0 ③ G6-3	4 0 0 0 0 0 4 1 0 0 0 0 0 2						
55 Roberto Pérez, R (1, 2) OBP: 0.311, SLG: 0.444		B FF 92 X FF 92 1-0 ②③ G4-6-3 1-2f		X FF 92 0-0 ① G6-3		B SL 84 F SL 83 X CU 78 1-1 ② G6-3		B FC 84 C SI 90 B KC 79 S FC 84 S FC 84 2-3 ① K		4 0 0 0 0 1 1						
2 Yu Chang, R (1, 5) OBP: 0.340, SLG: 0.333 (8, 6)			B FF 91 F FF 92 B CH 81 F FF 93 X FF 93 2-2 12 FC6 1B	C FF 94 B FF 94 X SL 84 1-1 ② F7		B FF 92 C FF 92 X SL 82 1-1 ③ F8		B SI 91 F CH 82 X KC 78 1-1 ② F9		4 0 1 0 0 0 0						
AB 32 **R** 8 **H** 8 **RBI** 8 **BB** 6 **SO** 6 **LOB** 20																

TOP

| Inning Stats | | | | | | | | | | | | | | | |

BOTTOM

Cleveland Indians @ Los Angeles Angels

Angel Stadium, Anaheim, CA

Tue Sep 10 2019, 7:09 PM - 9:54 PM PDT

Att. 35,508 - Partly Cloudy - 72 F

livebaseballscorecards.com

Batter	1	2	3	4	5	6	7	8	9	AB	R	H	RBI	BB	SO	LOB
18 Brian Goodwin, L (1, 8) OBP: 0.336, SLG: 0.494	B FF 94 B FF 93 F FF 92 B FF 92 X FF 93 3-1 ① F8		C CU 79 F CU 80 B CU 81 X FF 94 1-2 ② G6-3			B FF 92 X CH 85 1-0 ② P3		C CU 78 T FF 92 X FF 92 0-2 ③ F8		4	0	0	0	0	0	0
6 David Fletcher, R (1, 5) (8, 6) OBP: 0.349, SLG: 0.389	B SL 86 C SL 85 X SL 86 1-1 8 BB 1B		B FF 92 B FF 92 C FF 92 F CH 85 X FF 94 2-2 ③ G4-3			C FF 92 C FF 93 B FF 94 B SL 86 F SL 84 X FF 92 2-2 1B			C FF 92 B CH 83 C FF 92 X SL 84 1-2 ① G4-3	4	0	2	0	0	0	0
17 Shohei Ohtani, L (1, 10) OBP: 0.344, SLG: 0.501 41 Justin Bour, L (9, 3) OBP: 0.264, SLG: 0.379	X FF 93 0-0 ② F7			B CH 84 B FF 92 S CH 86 B FF 93 B FF 94 4-1 8 G6-3 BB		X FF 93 0-0 ③ F7			B FF 93 F CH 84 F FF 93 S FF 93 1-3 ② K	2 1	0 0	0 0	0 0	1 0	0 1	2 0
8 Justin Upton, R (1, 7) OBP: 0.309, SLG: 0.416 3 Taylor Ward, R (8, 7) OBP: 0.308, SLG: 0.364	C FF 94 S SL 86 B FF 95 F FF 94 D SL 87 D SL 85 B CH 87 4-2 1-2 BB			F FF 94 C FF 93 X FF 94 0-2 ① ② G6-3 1-2f			S SL 84 B FF 92 X FF 92 1-1 ① G5-3		B SL 85 C FF 92 F CU 80 X FF 94 1-2 2B	2 1	0 0	0 1	0 0	1 0	0 0	1 0
56 Kole Calhoun, L (1, 9) OBP: 0.324, SLG: 0.462 23 Matt Thaiss, L (8, 5) OBP: 0.273, SLG: 0.386	B CH 86 S CH 86 F CH 87 T CU 81 1-2 ③ K			B CU 79 C CU 77 X FF 93 1-1 ③ L8			S FF 92 X FF 92 0-1 2B		F FF 93 F FF 93 D CU 82 F CU 77 B CH 85 S CH 86 2-3 ③ K	3 1	0 0	1 0	0 0	0 0	1 1	2 1
2 Andrelton Simmons, R (1, 6) OBP: 0.304, SLG: 0.359 21 Michael Hermosillo, R (8, 9) OBP: 0.429, SLG: 0.333		C SL 84 F CU 80 C FF 93 0-3 ① K			C FF 92 X CH 84 0-1 ① G5-3		F FF 92 B FF 93 S FF 92 X FF 93 1-2 ② P3			3 0	0 0	0 0	0 0	0 0	1 0	1 0
25 Jared Walsh, L (1, 3) (9, 1) OBP: 0.265, SLG: 0.326		B FF 93 F CH 86 B FF 93 X CH 85 2-1 ② L4			C FF 92 C CU 80 F SL 85 B FF 92 S FF 92 1-3 ② K		X FF 92 0-0 ③ G4-3			3	0	0	0	0	1	1
4 Luis Rengifo, S (1, 4) OBP: 0.322, SLG: 0.366		C FF 93 C FF 93 B FF 93 X CH 87 1-2 ③ F8			F FF 93 X FF 93 0-1 ③ G3-1			C FF 92 B CU 80 B FF 92 X CH 84 2-1 ① G4-3		3	0	0	0	0	0	0
48 Anthony Bemboom, L (1, 2) OBP: 0.162, SLG: 0.270			B FF 92 F FF 92 F FF 93 B FF 93 X CH 84 2-2 ① G6-3			F FF 91 C FF 92 X CU 80 0-2 ① G3-1		B CU 78 X CH 86 1-0 ② F9		3	0	0	0	0	0	0

	AB	30
	R	0
	H	4
	RBI	0
	BB	2
	SO	5
	LOB	8

Inning Stats																		
	R: 0	H: 1	R: 0	H: 0	R: 0	H: 0	R: 0	H: 0	R: 0	H: 0	R: 0	H: 1	R: 0	H: 0	R: 0	H: 1	1B: 2	SF: 0	WP: 0	PA: 32
	E: 0	LOB: 2	E: 0	LOB: 0	E: 0	LOB: 0	E: 0	LOB: 0	E: 0	LOB: 1	E: 0	LOB: 1	E: 0	LOB: 0	E: 0	LOB: 1	2B: 2	SAC: 0	PB: 0	
	K: 1	BB: 1	K: 0	BB: 0	K: 0	BB: 1	K: 1	BB: 0	K: 0	BB: 0	K: 0	BB: 0	K: 0	BB: 0	K: 2	BB: 0	3B: 0	DP: 1	SB: 0	
	S: 11	P: 20	S: 8	P: 11	S: 9	P: 14	S: 6	P: 11	S: 8	P: 9	S: 9	P: 12	S: 8	P: 10	S: 6	P: 9	S: 13	P: 18	HR: 0	HBP: 0	CS: 0	

PITCHER	IP	WLS	BF	H	R	ER	SO	BB	IBB	HBP	BLK	WP	HR	S	P	ERA	WHIP
65 Zach Plesac, R (1, 1) ERA: 3.64	9.0	W	32	4	0	0	5	2	0	0	0	0	0	78	114	0.00	0.667

PITCHER	IP	WLS	BF	H	R	ER	SO	BB	IBB	HBP	BLK	WP	HR	S	P	ERA	WHIP

Cleveland Indians @ Los Angeles Angels

Angel Stadium, Anaheim, CA

Wed Sep 11 2019, 5:09 PM - 8:32 PM PDT

Att. 33,952 - Clear - 79 F

TOP

livebaseballscorecards.com

Batter	1	2	3	4	5	6	7	8	9	AB	R	H	RBI	BB	SO	LOB
12 Francisco Lindor, S (1, 6) OBP: 0.346, SLG: 0.545	B FF 91 B FF 92 X FF 91 2-0 ① F7	B CU 78 C CH 84 X CH 83 1-1 2-H HR		X CH 83 0-0 ② F7		B FF 95 F FF 94 B CH 85 B CH 86 T FF 94 X CH 86 3-2 ② F8			X CH 87 0-0 ① F8	5	1	1	2	0	0	2
35 Óscar Mercado, R (1, 8) OBP: 0.319, SLG: 0.420	B FF 92 B CH 84 X FF 92 2-0 ② L8	F CU 76 X FF 92 0-1 ② G4-3		B CU 77 X CU 76 1-0 1-2 1B		X FF 96 0-0 ③ F9			B CH 88 B SL 89 C FF 97 B CH 90 X FF 97 3-1 ② F7	5	0	1	0	0	0	1
41 Carlos Santana, S (1, 3) OBP: 0.402, SLG: 0.535	B FF 92 S CU 77 F CU 77 F FF 93 B CU 78 B FF 93 X FF 93 3-2 HR	X CH 84 0-0 ③ F7		C CH 85 C CU 78 B CH 85 F FF 89 F CH 85 S CH 86 1-3 ③ K			S SI 98 X FS 87 0-1 ① G4-3		B FF 96 X CH 88 1-0 ③ G3-1	5	1	1	1	0	1	2
66 Yasiel Puig, R (1, 9) OBP: 0.317, SLG: 0.456	B CH 86 X CU 78 1-0 8 BLK 1B		B FF 90 F FF 90 S CH 83 B FF 90 F FF 91 B CU 78 S CH 84 3-3 ① K		C FF 90 X CH 84 0-1 1B		B SI 99 X FS 86 1-0 ② P3			4	0	2	0	0	1	0
8 Jordan Luplow, R (1, 7) OBP: 0.364, SLG: 0.525 1 Greg Allen, S (7, PR) OBP: 0.294, SLG: 0.361 (7, 7)	C FF 92 D CU 76 B FF 92 B FF 92 B CH 84 4-1 1-2 BB		B FF 92 X FF 91 1-0 2B		1 SAFE C FF 90 B CU 77 1 SAFE B CH 83 B CH 83 X FF 88 3-1 ① P6		B SL 86 X FF 99 1-0 32 S 1B			3 0	0 0	2 0	0 0	1 0	0 0	1 0
32 Franmil Reyes, R (1, 10) OBP: 0.310, SLG: 0.511	C CU 77 F CU 77 X CH 84 0-2 ③ G4-3		S CH 83 S FF 90 X CH 84 0-2 ② G1-3		C CU 77 1 SAFE B CU 78 F CH 84 B CH 84 S CH 84 2-3 ② K		B SL 82 D SL 86 B SI 97 F FF 98 F FS 87 F SL 88 X FS 86 3-2 ③ G5-3 1-2			4	0	0	0	0	1	5
22 Jason Kipnis, L (1, 4) OBP: 0.305, SLG: 0.412		C FF 91 B SL 82 B CU 76 B FF 91 C FF 91 B FF 91 4-2 27 BLK 27 2B BB	B CU 77 F CU 76 D CH 83 B SL 84 F FF 90 X CH 84 3-2 ③ G3-1		B FF 94 X FF 94 1-0 ③ G6-3			B CH 88 C FF 97 B SL 83 S FF 97 F FF 99 F SL 85 X SL 84 2-2 ① F9		3	1	0	0	1	0	2
27 Kevin Plawecki, R (1, 2) OBP: 0.287, SLG: 0.349 55 Roberto Pérez, R (9, 2) OBP: 0.311, SLG: 0.444		F FF 91 X CH 84 0-1 12 HR 1-H 2B		B FF 90 S CH 82 F CU 76 F FF 91 B CH 84 B CU 77 B FF 91 4-2 35 1B BB		B FF 95 F FF 96 X CH 85 1-1 ① G5-3		X FF 98 0-0 2 G6-4-3 1B		3 0	1 0	2 0	1 0	1 0	0 0	0 0
2 Yu Chang, R (1, 5) OBP: 0.333, SLG: 0.347		F FF 92 F FF 91 X CU 78 0-2 ① F9		C CU 76 F CH 83 S CU 78 0-3 ① K		C CH 84 S FF 97 F FF 96 B SL 84 F FF 97 B CH 87 B FF 95 X FF 96 3-2 2B		C SL 84 C SL 83 X FF 98 0-2 ②③ G6-4-3 1-2f		4	0	1	0	0	1	3
Inning Stats	R: 1 E: 0 K: 0 S: 11 H: 2 LOB: 2 BB: 1 P: 23	R: 3 E: 0 K: 0 S: 12 H: 2 LOB: 0 BB: 1 P: 17	R: 0 E: 0 K: 1 S: 11 H: 1 LOB: 1 BB: 0 P: 18	R: 0 E: 0 K: 2 S: 13 H: 1 LOB: 2 BB: 1 P: 19	R: 0 E: 0 K: 1 S: 8 H: 1 LOB: 1 BB: 0 P: 14	R: 0 E: 0 K: 0 S: 11 H: 1 LOB: 1 BB: 0 P: 18	R: 0 E: 0 K: 0 S: 8 H: 1 LOB: 2 BB: 0 P: 13	R: 0 E: 0 K: 0 S: 9 H: 1 LOB: 0 BB: 0 P: 11	R: 0 E: 0 K: 0 S: 4 H: 0 LOB: 0 BB: 0 P: 8	1B: 5 2B: 3 3B: 0 HR: 2 SF: 0 SAC: 0 DP: 1 HBP: 0						

	AB	36
	R	4
	H	10
	RBI	4
	BB	3
	SO	4
	LOB	16

WP: 0 PB: 0 SB: 1 CS: 0 PA: 39

PITCHER		IP	WLS	BF	H	R	ER	SO	BB	IBB	HBP	BLK	WP	HR	S	P	ERA	WHIP
52 Dillon Peters, L ERA: 4.83	(1, 1)	3.0	L	17	5	4	4	1	3	0	0	2	0	2	37	65	12.00	2.667
24 Noé Ramirez, R ERA: 4.18	(4, 1)	1.2		7	2	0	0	3	0	0	0	0	0	0	17	24	0.00	1.200
58 Miguel Del Pozo, L ERA: 4.7	(5, 1)	0.1		1	0	0	0	0	0	0	0	0	0	0	1	2	0.00	0.000
99 Keynan Middleton, R ERA:	(6, 1)	1.0		4	1	0	0	0	0	0	0	0	0	0	11	18	0.00	1.000
40 Luis García, R ERA: 4.24	(7, 1)	1.0		4	1	0	0	0	0	0	0	0	0	0	8	13	0.00	1.000

PITCHER		IP	WLS	BF	H	R	ER	SO	BB	IBB	HBP	BLK	WP	HR	S	P	ERA	WHIP
31 Ty Buttrey, R ERA: 3.99	(8, 1)	1.0		3	1	0	0	0	0	0	0	0	0	0	9	11	0.00	1.000
57 Hansel Robles, R ERA: 2.44	(9, 1)	1.0		3	0	0	0	0	0	0	0	0	0	0	4	8	0.00	0.000

BOTTOM

Cleveland Indians @ Los Angeles Angels

Angel Stadium, Anaheim, CA

Wed Sep 11 2019, 5:09 PM - 8:32 PM PDT

Att. 33,952 - Clear - 79 F

livebaseballscorecards.com

Batter	1	2	3	4	5	6	7	8	9	AB	R	H	RBI	BB	SO	LOB
18 Brian Goodwin, L (1, 8) OBP: 0.332, SLG: 0.488	C FF 91 X CH 84 0-1 ① L5	B FF 91 C CU 78 F FF 91 B FF 91 X CU 77 2-2 ② P5		C FF 92 X CU 78 0-1 ③ F8		S SI 94 S CH 88 B CH 90 X CH 89 1-2 ③ G4-3			B FF 92 B CH 86 C FF 92 C CH 84 X FF 93 2-2 ① P6	5	0	0	0	0	0	4
6 David Fletcher, R (1, 4) (9, 5) OBP: 0.352, SLG: 0.390	B FF 91 F FC 85 X FC 86 1-1 56 BB 5 BB 1B	X FF 92 0-0 1-2 3-H 1B			C FF 90 F CU 76 B FF 91 F FC 86 X FF 92 1-2 ① L9		B CH 78 B CH 78 C CH 77 B SI 89 C FF 90 F CH 77 X CH 78 3-2 ① F7		B FF 91 B SL 84 C FF 92 B FF 92 B FF 91 4-1 17 FC3-6 BB	4	0	2	1	1	0	0
17 Shohei Ohtani, L (1, 10) OBP: 0.343, SLG: 0.505	S FF 91 S CH 83 S FF 91 0-3 ② K	F CH 84 X CH 82 0-1 ③ L9			C FF 91 X FC 84 0-1 HR		C SI 90 B FS 81 B CH 78 S SI 89 S FF 90 2-3 ② K		B SL 79 1 SAFE S SL 78 S SL 79 X SL 78 1-2 ② FC3-6 1-2f	5	1	1	1	0	2	4
5 Albert Pujols, R (1, 3) OBP: 0.312, SLG: 0.445	B FF 92 C FF 92 B FC 87 B FC 88 B FF 92 4-1 56 BB 1-2 BB		B FF 91 F FF 91 X FF 91 1-1 ① L7		C FF 92 B SL 83 B SL 84 B CH 87 C FF 94 F SL 84 B FF 94 4-2 BB		B SI 90 F FF 90 F SI 90 F FS 82 X CH 78 1-2 ③ G6-3		1 SAFE S SI 85 F SI 86 S SL 77 0-3 ③ K	3	0	0	0	2	1	1
56 Kole Calhoun, L (1, 9) OBP: 0.325, SLG: 0.467	C CU 76 C FF 92 B CU 78 F CH 82 B FF 91 F CU 78 B FF 91 D CH 84 4-2 1-2 2-3 BB		S CH 83 B FF 90 X FF 91 1-1 ② F9		D CH 88 C FF 92 S CH 88 S CH 89 1-3 ② K			B SI 88 F CH 77 X FS 80 1-1 HR		3	1	1	1	1	1	1
3 Taylor Ward, R (1, 7) OBP: 0.250, SLG: 0.286 25 Jared Walsh, L (8, PH) OBP: 0.260, SLG: 0.319 21 Michael Hermosillo, R (9, 7) OBP: 0.429, SLG: 0.333	C FF 92 B FC 87 F FC 86 F FF 92 S CU 78 1-3 ③ K		B FC 87 X FC 87 1-0 ③ L7		F FF 94 S SL 83 S SL 83 0-3 ③ K			C SL 82 C SL 82 T FF 95 0-2 ① K		3 1 0	0 0 0	0 0 0	0 0 0	0 0 0	2 1 0	4 0 0
2 Andrelton Simmons, R (1, 6) OBP: 0.301, SLG: 0.355		X FF 90 0-0 ① P3		F FF 90 B FC 86 C FF 90 B CU 78 X FF 92 2-2 ① F8		B SL 83 S SL 84 X CU 82 1-1 ① G5-3		S SL 84 C SL 82 B SL 83 S SL 82 1-3 ② K		4	0	0	0	0	1	0
23 Matt Thaiss, L (1, 5) OBP: 0.288, SLG: 0.397 4 Luis Rengifo, S (8, PR) OBP: 0.322, SLG: 0.366 (9, 4)		C FF 91 B CU 78 B FF 91 B CH 84 X FF 92 3-1 44 1B 6 1B 2B		F CU 76 B FF 91 B FC 84 C CH 82 F FF 91 S CH 83 3-3 ② K		S FF 95 F FF 94 B CH 89 B CU 83 F SI 95 B FF 94 B CH 88 4-2 BB		B SL 82 C FF 94 B SL 82 F SL 81 B FF 93 D SL 83 4-2 44 S BB		2 0	1 0	1 0	0 0	2 0	1 0	0 0
44 Kevan Smith, R (1, 2) OBP: 0.320, SLG: 0.382		C FF 92 B FC 87 B FF 92 F FF 92 B FF 92 X FF 93 3-2 6 1B 2-3 1B		X FF 90 0-0 2B		C SL 84 X FF 94 0-1 ② F8		C FF 94 S SL 83 1 SAFE F SL 83 D SL 83 B FF 94 1 SAFE 1 SAFE F SL 83 3-3 B FF 94 S SL 82 ③ K 1-2		4	0	2	0	0	1	2
Inning Stats	R: 0 E: 0 K: 2 S: 16 H: 1 LOB: 3 BB: 2 P: 26	R: 1 E: 0 K: 0 S: 12 H: 3 LOB: 2 BB: 0 P: 20	R: 0 E: 0 K: 0 S: 5 H: 0 LOB: 0 BB: 0 P: 8	R: 0 E: 0 K: 1 S: 10 H: 1 LOB: 1 BB: 0 P: 15	R: 1 E: 0 K: 2 S: 15 H: 1 LOB: 1 BB: 1 P: 21	R: 0 E: 0 K: 0 S: 10 H: 0 LOB: 1 BB: 1 P: 16	R: 0 E: 0 K: 1 S: 11 H: 0 LOB: 0 BB: 0 P: 17	R: 1 E: 0 K: 3 S: 15 H: 1 LOB: 2 BB: 1 P: 24	R: 0 E: 0 K: 1 S: 10 H: 0 LOB: 1 BB: 1 P: 17	1B: 3 2B: 2 3B: 0 HR: 2 SF: 0 SAC: 0 DP: 0 HBP: 0						

	AB	34
	R	3
	H	7
	RBI	3
	BB	6
	SO	10
	LOB	16

WP: 0 PB: 0 SB: 1 CS: 0 PA: 40

PITCHER		IP	WLS	BF	H	R	ER	SO	BB	IBB	HBP	BLK	WP	HR	S	P	ERA	WHIP
45 Adam Plutko, R ERA: 4.42	(1, 1)	4.1		21	6	2	2	3	2	0	0	0	0	1	49	76	4.15	1.846
59 Carlos Carrasco, R ERA: 5.35	(5, 1)	1.2	W	7	0	0	0	2	2	0	0	0	0	0	19	30	0.00	1.200
36 Tyler Clippard, R ERA: 2.65	(7, 1)	1.0	H	4	1	1	1	1	0	0	0	0	0	1	13	20	9.00	1.000
44 Nick Goody, R ERA: 2.63	(8, 1)	1.0	H	4	0	0	0	3	1	0	0	0	0	0	13	21	0.00	1.000
62 Nick Wittgren, R ERA: 2.68	(9, 1)	0.1	H	2	0	0	0	0	1	0	0	0	0	0	4	10	0.00	3.000

PITCHER		IP	WLS	BF	H	R	ER	SO	BB	IBB	HBP	BLK	WP	HR	S	P	ERA	WHIP
39 Oliver Pérez, L ERA: 2.84	(9, 1)	0.1	H	1	0	0	0	0	0	0	0	0	0	0	3	4	0.00	0.000
90 Adam Cimber, R ERA: 4.27	(9, 1)	0.1	S	1	0	0	0	1	0	0	0	0	0	0	3	3	0.00	0.000

Tampa Bay Rays @ Los Angeles Angels

Angel Stadium, Anaheim, CA

Fri Sep 13 2019, 7:10 PM - 10:15 PM PDT

Att. 39,914 - Clear - 85 F

TOP

livebaseballscorecards.com

Batter	1	2	3	4	5	6	7	8	9	AB	R	H	RBI	BB	SO	LOB
24 Avisaíl García, R (1, 10) OBP: 0.328, SLG: 0.456	C SI 92 S CH 85 F SI 93 F SI 93 S SI 94 0-3 K		F CH 84 X SI 93 0-1 F9	B CH 84 S CH 85 S SI 91 B CH 86 B CU 80 X CH 85 3-2 29 WP 1-2 2-H 1B		X SL 88 0-0 G5-3		B FF 94 F SL 86 B SI 95 B FF 94 C SL 86 X SL 88 3-2 1-H 2-H 2B		5	0	2	3	0	1	0
29 Tommy Pham, R (1, 7) OBP: 0.377, SLG: 0.460 39 Kevin Kiermaier, L (7, 8) OBP: 0.286, SLG: 0.413	C SI 92 S CU 81 B CU 82 B CH 86 B CU 81 X SI 94 3-2 L9		B CH 85 F SI 93 X CU 80 1-1 17 HR 1B	B FF 94 S SL 87 D SL 89 X FF 96 2-1 G6-3 1-2 2-H			C CU 82 F CU 83 B CH 88 B FF 95 B FF 95 B FF 93 4-2 17 S 37 1B BB	S SL 87 S SL 88 B SL 85 B FF 94 S SL 84 2-3 K		3 1	2 0	1 0	1 0	1 0	0 1	1 1
17 Austin Meadows, L (1, 9) OBP: 0.356, SLG: 0.561 73 Johnny Davis, S (8, 7) OBP: 1.000, SLG: 3.000	C SI 94 B SI 93 F SI 93 X CU 82 1-2 37 1B 21 1B 1B		B CU 78 C SI 91 B CH 85 X SI 92 2-1 1-H HR	C FF 94 B SL 88 C FF 95 S FF 96 1-3 K			1 SAFE C FC 93 F FC 94 1 SAFE 1 SAFE B FC 94 B CH 86 1 SAFE C CU 82 2-3 1-2		F SI 94 F SL 85 X CH 90 0-2 21 SF8 3B	4 1	1 1	2 1	2 0	0 0	2 0	2 0
37 Travis d'Arnaud, R (1, 2) OBP: 0.319, SLG: 0.447	B SI 93 F CH 85 F SI 92 X CU 80 1-2 21 1B 1-2 1B		F SI 93 C SI 93 B CH 86 X SI 93 1-2 G4-3		B SL 87 C FF 94 B SL 87 S SL 87 X FF 94 2-2 G5-3		C CU 84 2 SAFE B FF 94 T CU 82 F CU 84 D CH 89 F CH 88 F FF 94 B FF 94 3-2 X CU 80 21 G1-4-3 2-H 1B		B SI 97 F SL 86 S FF 96 F FF 96 S SL 86 1-3 K	5	0	2	1	0	1	1
21 Jesús Aguilar, R (1, 3) OBP: 0.330, SLG: 0.390	B CH 85 B CH 85 S SI 93 F SI 93 F CH 86 X SI 93 2-2 1-2 2-H 1B		C CU 80 X CH 86 0-1 HR		B FF 96 C SL 88 B FF 95 C SL 88 X FF 96 2-2 L8		C FF 93 D CH 88 X CU 82 1-1 G1-4-3 1-2f		F FF 95 B FF 96 F FF 96 F SL 84 X SL 84 1-2 SF8 3-H	4	1	2	2	0	0	1
5 Matt Duffy, R (1, 5) OBP: 0.329, SLG: 0.287		C SI 90 X CH 84 0-1 G6-3	B CH 85 F SI 92 X SI 91 1-1 F9		C FF 95 X FF 96 0-1 P4			B SL 88 X FF 94 1-0 24 2B 2B	B FF 96 C SL 84 B CH 91 B SL 84 F FF 94 X FF 95 3-2 G6-3	5	1	1	0	0	0	0
54 Guillermo Heredia, R (1, 8) OBP: 0.309, SLG: 0.369 (7, 7) (8, 9)		F SI 92 B CU 80 F SI 92 B CU 80 F CH 85 F SI 92 F SI 92 S CH 85 2-3 K	B SI 90 B SI 90 T SI 90 F CH 85 S SI 92 2-3 K		X FF 94 0-0 HR		C FF 94 B SL 87 S SL 87 B SL 87 S SL 88 2-3 K		4	1	1	1	0	3	1
28 Daniel Robertson, R (1, 4) OBP: 0.314, SLG: 0.299		C SI 92 X SI 92 0-1 L9	B CU 78 X SI 92 1-0 1 1B 24 1B 1B		F FF 94 B FF 94 C SL 87 S SL 87 1-3 K		C FF 94 F SL 87 X SL 85 0-2 G5-3		4	1	1	0	0	1	1
1 Willy Adames, R (1, 6) OBP: 0.314, SLG: 0.412			B CH 84 F SI 91 B SI 92 X SI 91 2-1 HR	X SI 92 0-0 29 WP 24 1B 29 G6-3 1-2 1B		S SL 86 C SL 86 B SL 84 F SL 88 B FF 96 X FF 94 2-2 P3		D SL 87 B FF 95 B FF 94 C FF 94 D SL 88 4-1 24 2B BB		3	3	2	1	1	0	0
Inning Stats	R: 0 E: 0 K: 1 S: 18 H: 3 LOB: 2 BB: 0 P: 25	R: 0 E: 0 K: 1 S: 10 H: 0 LOB: 0 BB: 0 P: 12	R: 4 E: 0 K: 0 S: 15 H: 4 LOB: 0 BB: 0 P: 22	R: 2 E: 0 K: 2 S: 13 H: 3 LOB: 1 BB: 0 P: 22	R: 0 E: 0 K: 0 S: 8 H: 0 LOB: 0 BB: 0 P: 12	R: 1 E: 0 K: 1 S: 9 H: 1 LOB: 0 BB: 0 P: 12	R: 1 E: 0 K: 1 S: 13 H: 1 LOB: 0 BB: 1 P: 23	R: 2 E: 0 K: 2 S: 14 H: 2 LOB: 1 BB: 1 P: 26	R: 1 E: 0 K: 1 S: 14 H: 1 LOB: 0 BB: 0 P: 19	1B: 8 2B: 2 3B: 1 HR: 4 SF: 1 SAC: 0 DP: 1 HBP: 0						

	AB	39
	R	11
	H	15
	RBI	11
	BB	2
	SO	9
	LOB	8

WP: 1 PA: 42
PB: 0
SB: 1
CS: 0

PITCHER		IP	WLS	BF	H	R	ER	SO	BB	IBB	HBP	BLK	WP	HR	S	P	ERA	WHIP
28 Andrew Heaney, L ERA: 4.76	(1, 1)	3.1	L	19	10	6	6	3	0	0	0	0	0	3	51	73	16.20	3.000
39 Luke Bard, R ERA: 5.05	(4, 1)	2.2		9	1	1	1	2	0	0	0	0	1	1	22	32	3.38	0.375
67 Taylor Cole, R ERA: 6.6	(7, 1)	1.0		4	1	1	1	1	1	0	0	0	0	0	13	23	9.00	2.000
38 Justin Anderson, R ERA: 5.7	(8, 1)	1.0		6	2	2	2	2	1	0	0	0	0	0	14	26	18.00	3.000
65 Jake Jewell, R ERA: 6.97	(9, 1)	1.0		4	1	1	1	1	0	0	0	0	0	0	14	19	9.00	1.000

PITCHER	IP	WLS	BF	H	R	ER	SO	BB	IBB	HBP	BLK	WP	HR	S	P	ERA	WHIP

Batter	1	2	3	4	5	6	7	8	9	AB	R	H	RBI	BB	SO	LOB
18 Brian Goodwin, L (1, 8) OBP: 0.331, SLG: 0.484	B FF 94 S FF 95 C CU 78 B FF 95 B CU 79 B FF 96 4-2 6 L5-3 BB		B FF 94 F CU 79 B CU 79 F FC 86 F FF 94 C SI 94 2-3 ② K		C FC 86 B CU 79 S CU 79 X CU 80 1-2 ① G4-3			C FF 93 B CH 88 F SL 87 X SI 94 1-2 ① G5-3		3	0	0	0	1	1	0
6 David Fletcher, R (1, 5) OBP: 0.351, SLG: 0.388	C SI 94 C SI 94 F FF 95 X CU 78 0-2 ① ② L5-3 1-1		X FC 87 0-0 56 HR 1B		C SI 95 B FS 86 X SI 95 1-1 ② G4-3			C SL 87 S SL 87 F FF 95 F SI 94 B SL 88 X SL 86 1-2 ② F7		4	1	1	0	0	0	1
56 Kole Calhoun, L (1, 9) OBP: 0.326, SLG: 0.479	B FF 96 S CU 79 S CU 80 C CU 80 1-3 ③ K		B FF 94 B FF 93 F FF 94 B FF 94 X FF 94 3-1 1-H HR		F FF 95 S FC 87 X CU 80 0-2 ③ G6-3			F SL 88 X SL 88 0-1 HR		4	2	2	3	0	1	0
5 Albert Pujols, R (1, 10) OBP: 0.311, SLG: 0.445		C CU 77 X FF 95 0-1 2 G5-3 4 1B 2B	B SI 95 C CU 79 B SI 94 B SI 94 S SI 94 X CU 78 3-2 ③ G5-3			C SI 94 B SI 93 C SI 94 B CU 79 X CU 80 2-2 ① F7		C SL 87 F SL 86 X SI 94 0-2 ③ G4-3		4	1	1	0	0	0	0
2 Andrelton Simmons, R (1, 6) OBP: 0.300, SLG: 0.353		C CU 77 X CU 79 0-1 ① G5-3 2-3		B CU 77 F CU 78 F SI 94 F FF 93 B CU 79 X CU 79 2-2 25 2B 1B		B SI 96 C CU 80 C FF 96 X CU 78 1-2 ② L7			F FF 92 B CH 90 F FF 93 C CU 75 1-3 ① K	4	0	1	0	0	1	1
25 Jared Walsh, L (1, 3) OBP: 0.278, SLG: 0.340	C CU 79 B FF 96 C FF 96 B FF 96 H CU 80 3-2 4 1B HBP			1 SAFE S CU 79 X SI 94 0-1 1-3 2B		B FC 84 B CU 78 C FC 85 C CU 79 F SI 94 B CU 80 S CU 79 3-3 ③ K			S FF 93 X FF 93 0-1 ② G3	3	0	1	0	0	1	0
4 Luis Rengifo, S (1, 4) OBP: 0.323, SLG: 0.368	C CU 79 D CU 79 B CU 79 X FF 96 2-1 3 G4-3 1-2 3-H 1B		B CU 79 C CU 79 S FC 88 F CU 80 C SI 95 1-3 ① K				C FF 95 X CH 86 0-1 ① G3		B FF 93 C FF 93 B FF 94 T FF 93 B FF 94 X FF 93 3-2 1B	4	0	2	1	0	1	2
3 Taylor Ward, R (1, 7) OBP: 0.200, SLG: 0.222	X SI 95 0-0 ② ③ G4-3 1-2f		B CU 80 S CU 80 X SI 94 1-1 ② L4				S SL 88 S SL 88 B SL 87 B FF 96 S SL 88 2-3 ② K		D FF 94 D FF 92 X FF 93 2-0 ③ G6-3	4	0	0	0	0	1	5
44 Kevan Smith, R (1, 2) OBP: 0.314, SLG: 0.374			C FC 83 B B FC 87 X SI 94 2-1 ① G5-3	C CU 80 X CU 80 0-1 ③ G1			C SL 87 X FF 95 0-1 ③ L9			3	0	0	0	0	0	2
Inning Stats	R: 0 E: 0 K: 1 S: 9 H: 0 LOB: 0 BB: 1 P: 14	R: 1 E: 0 K: 0 S: 9 H: 2 LOB: 1 BB: 0 P: 14	R: 2 E: 0 K: 1 S: 12 H: 2 LOB: 0 BB: 0 P: 22	R: 0 E: 0 K: 1 S: 14 H: 2 LOB: 2 BB: 0 P: 18	R: 0 E: 0 K: 0 S: 8 H: 0 LOB: 0 BB: 0 P: 10	R: 0 E: 0 K: 1 S: 10 H: 0 LOB: 0 BB: 0 P: 16	R: 0 E: 0 K: 1 S: 7 H: 0 LOB: 0 BB: 0 P: 9	R: 1 E: 0 K: 0 S: 13 H: 1 LOB: 0 BB: 0 P: 15	R: 0 E: 0 K: 1 S: 9 H: 1 LOB: 1 BB: 0 P: 15	1B: 4 2B: 3 3B: 0 HR: 2 SF: 0 SAC: 0 DP: 2 HBP: 1						

PITCHER		IP	WLS	BF	H	R	ER	SO	BB	IBB	HBP	BLK	WP	HR	S	P	ERA	WHIP
50 Charlie Morton, R ERA: 3.16	(1, 1)	6.0	W	24	6	3	3	4	1	0	1	0	0	1	62	94	4.50	1.167
36 Andrew Kittredge, R ERA: 4.81	(7, 1)	2.0		7	1	1	1	1	0	0	0	0	0	1	20	24	4.50	0.500
68 Jalen Beeks, L ERA: 4.43	(9, 1)	1.0		4	1	0	0	1	0	0	0	0	0	0	9	15	0.00	1.000

PITCHER	IP	WLS	BF	H	R	ER	SO	BB	IBB	HBP	BLK	WP	HR	S	P	ERA	WHIP

BOTTOM

Tampa Bay Rays @ Los Angeles Angels

Angel Stadium, Anaheim, CA

Fri Sep 13 2019, 7:10 PM - 10:15 PM PDT

Att. 39,914 - Clear - 85 F

livebaseballscorecards.com

AB	33
R	4
H	8
RBI	4
BB	1
SO	6
LOB	11

Tampa Bay Rays @ Los Angeles Angels

Angel Stadium, Anaheim, CA

Sat Sep 14 2019, 6:10 PM - 9:22 PM PDT

Att. 39,056 - Clear - 88 F

livebaseballscorecards.com

Batter	1	2	3	4	5	6	7	8	9	AB	R	H	RBI	BB	SO	LOB
18 Joey Wendle, L (1, 5) OBP: 0.297, SLG: 0.342	C FF 90 B FF 92 X CH 80 1-1 ① L9		1 SAFE B FF 92 F SL 84 C FF 92 1 SAFE F FF 92 F SL 84 B FF 92 B CH 83 3-2 ② X SL 85 F7			X FF 92 0-0 ① 29 F9, 17 BB, 37 2B, 1B	B SL 84 1 SAFE C FF 92 X FF 93 1-1 ③ F9			4	1	1	0	0	0	2
17 Austin Meadows, L (1, 9) OBP: 0.357, SLG: 0.559	C SI 91 X SL 81 0-1 ② F9		C CH 82 B FF 91 D CH 84 B SL 85 X SL 86 3-1 ③ G3			C SL 84 B SL 84 D SL 84 B SL 85 B SL 86 4-1 26 S, 37 2B 1-2 BB		B CH 87 X CH 87 1-0 29 FC1-6-4, 1B		3	1	1	0	1	0	1
29 Tommy Pham, R (1, 7) OBP: 0.374, SLG: 0.457 54 Guillermo Heredia, R (8, 7) OBP: 0.309, SLG: 0.369	S SI 91 F SL 85 B SL 83 B SL 86 F CH 83 B SL 84 S SL 84 3-3 ③ K			C FF 90 C FF 92 B SL 83 X SL 86 1-2 ① F9		B SL 82 B FF 94 C FF 93 X FF 94 2-1 ② F9 2-3		B FF 97 X FF 98 1-0 ① FC1-6-4, 26 G6-5-3 1-2f		4 0	0 0	0 0	0 0	0 0	1 0	3 0
26 Ji Man Choi, L (1, 3) OBP: 0.367, SLG: 0.436		B SL 80 C SL 81 S CH 81 B FF 91 B SL 84 F SL 82 F SL 84 C FF 92 3-3 ① K		X FF 92 0-0 ② L8		C CU 81 F FF 96 B CU 84 1 SAFE B CU 83 B FF 97 F FF 96 D CU 83 4-2 37 2B 1-2 BB		S CH 87 X FF 98 0-1 ② ③ G6-5-3 1-2f		3	1	0	0	1	1	1
37 Travis d'Arnaud, R (1, 2) OBP: 0.321, SLG: 0.450		C SL 82 F CH 84 B FF 91 B FF 92 X CH 84 2-2 35 FC3-5, 1B		C FF 91 C SL 84 B SL 86 S SL 80 1-3 ③ K		B FF 93 S FF 92 D CH 86 B CH 85 C FF 91 X FF 91 3-2 1-H 2-H 3-H 2B			S FF 96 B FF 97 B CH 88 X CH 89 2-1 ① G6-3	4	0	2	3	0	1	0
35 Nathaniel Lowe, L (1, 10) OBP: 0.336, SLG: 0.469		B SL 81 C SL 83 B CH 84 B SL 84 F FF 92 1 SAFE X SL 84 3-2 ② FC3-5 1-2f			X SL 82 0-0 9 G5-6-3, 1B	C SL 86 F FC 91 D CH 87 F FC 93 F CH 86 F FF 92 F CU 82 B FF 92 S CH 86 2-3 ③ K			S SL 87 C CH 88 B FF 96 B CH 88 X CH 87 2-2 ② G6-3	4	0	1	0	0	1	2
9 Eric Sogard, L (1, 4) OBP: 0.354, SLG: 0.458		B FF 91 C SL 82 B FF 91 C SL 84 S CH 84 2-3 ③ K			B FF 91 C SL 83 F FF 92 X SL 86 1-2 ① ② G5-6-3 1-2f	X FF 92 0-0 ① G5-3			B SL 90 X CH 87 1-0 E4, 39 BLK	4	0	0	0	0	1	2
39 Kevin Kiermaier, L (1, 8) OBP: 0.283, SLG: 0.409			C CH 78 B FF 92 B FF 92 F SL 83 X SL 82 2-2 ① G4-3		B CH 86 C SL 84 X SL 84 1-1 ③ F7	C FF 94 B SL 86 X SL 85 1-1 ② G4-3			S CH 87 F CH 88 F FF 96 F CH 89 C FF 96 0-3 ③ K 1-2	4	0	0	0	0	1	1
1 Willy Adames, R (1, 6) OBP: 0.316, SLG: 0.411			B SL 85 B SL 84 B CH 80 C FF 90 F SL 85 B SL 85 4-2 BB			B SL 84 B SL 85 B FF 92 C FF 92 F SL 83 X SL 85 3-2 ① F7	B SI 92 C FF 92 B CH 82 F FF 94 B FF 94 F FF 94 B SL 84 4-2 BB			1	0	0	0	2	0	0
Inning Stats	R: 0 E: 0 K: 1 S: 8 H: 0 LOB: 0 BB: 0 P: 12	R: 0 E: 0 K: 2 S: 14 H: 1 LOB: 1 BB: 0 P: 24	R: 0 E: 0 K: 0 S: 12 H: 0 LOB: 1 BB: 1 P: 24	R: 0 E: 0 K: 1 S: 7 H: 0 LOB: 0 BB: 0 P: 9	R: 0 E: 0 K: 0 S: 6 H: 1 LOB: 0 BB: 0 P: 8	R: 3 E: 0 K: 1 S: 20 H: 2 LOB: 1 BB: 2 P: 38	R: 0 E: 0 K: 0 S: 8 H: 0 LOB: 1 BB: 1 P: 14	R: 0 E: 0 K: 0 S: 4 H: 1 LOB: 0 BB: 0 P: 6	R: 0 E: 1 K: 1 S: 11 H: 0 LOB: 1 BB: 0 P: 16	1B: 4 2B: 1 3B: 0 HR: 0 SF: 0 SAC: 0 DP: 2 HBP: 0						

	AB	31
	R	3
	H	5
	RBI	3
	BB	4
	SO	6
	LOB	12

PITCHER		IP	WLS	BF	H	R	ER	SO	BB	IBB	HBP	BLK	WP	HR	S	P	ERA	WHIP
51 Jaime Barria, R ERA: 5.95	(1, 1)	5.1	L	20	3	2	2	4	2	0	0	0	0	0	52	89	3.38	0.938
99 Keynan Middleton, R ERA:	(6, 1)	0.1		1	0	0	0	0	0	0	0	0	0	0	2	4	0.00	0.000
58 Miguel Del Pozo, L ERA: 5.87	(6, 1)	0.0		1	0	0	0	0	1	0	0	0	0	0	3	7	∞	∞
67 Taylor Cole, R ERA: 6.56	(6, 1)	0.1		2	1	1	1	1	0	0	0	0	0	0	10	15	27.00	3.000
49 Adalberto Mejía, L ERA: 7.14	(7, 1)	1.0		4	0	0	0	0	1	0	0	0	0	0	8	14	0.00	1.000

PITCHER		IP	WLS	BF	H	R	ER	SO	BB	IBB	HBP	BLK	WP	HR	S	P	ERA	WHIP
31 Ty Buttrey, R ERA: 3.93	(8, 1)	1.0		3	1	0	0	0	0	0	0	0	0	0	4	6	0.00	1.000
57 Hansel Robles, R ERA: 2.41	(9, 1)	1.0		4	0	0	0	1	0	0	0	1	0	0	11	16	0.00	0.000

Tampa Bay Rays @ Los Angeles Angels

Angel Stadium, Anaheim, CA

Sat Sep 14 2019, 6:10 PM - 9:22 PM PDT

Att. 39,056 - Clear - 88 F

BOTTOM

livebaseballscorecards.com

Batter	1	2	3	4	5	6	7	8	9	AB	R	H	RBI	BB	SO	LOB
18 Brian Goodwin, L (1, 8) OBP: 0.333, SLG: 0.489	B FF 96 X FF 97 1-0 ① F9		B FF 99 C FF 98 X FF 98 1-1 3B		B CH 82 C FF 90 X CH 83 1-1 ③ P5		C FF 96 B CU 87 S CU 83 X FF 96 1-2 3-H 1B			4	0	2	0	0	0	1
6 David Fletcher, R (1, 4) OBP: 0.348, SLG: 0.386	C FF 99 B FF 98 B FF 99 C FF 98 C FF 99 2-3 ② K		D FF 98 B FF 98 F FF 97 X FF 98 2-1 ② P4			C SL 91 X SL 92 0-1 ① G4-3	C FF 95 X FF 96 0-1 ③ G4-3			4	0	0	0	0	1	2
56 Kole Calhoun, L (1, 9) OBP: 0.326, SLG: 0.476	B CU 85 B FF 100 F FF 99 B FF 98 B FF 97 4-1 BB		D CU 85 B FF 100 B FF 98 F FF 97 F FF 98 C FF 100 3-3 ③ K			B FF 97 B FF 96 C FF 97 X FF 98 2-1 E4 5 1B		B FS 86 S FS 85 S FS 85 B FS 86 S FS 85 2-3 ① K		3	0	0	0	1	2	1
5 Albert Pujols, R (1, 10) OBP: 0.311, SLG: 0.443	B FF 98 C FF 98 1 SAFE F FF 97 X CU 84 1-2 ③ G4-3			B CU 78 C FC 85 C FF 91 X FF 91 1-2 ① L8		B SL 92 X FF 97 1-0 2 FC5-4 1-2 1B		F FF 94 B FF 94 F FF 94 S FS 86 1-3 ② K		4	0	1	0	0	1	1
25 Jared Walsh, L (1, 3) OBP: 0.259, SLG: 0.315		C FF 97 F FF 99 S CU 86 0-3 ① K		X CU 78 0-0 ② G3		C SL 91 F SL 91 D SL 90 B SL 90 C SL 91 2-3 ② K		C FS 86 B FS 86 S FS 86 S FS 86 1-3 ③ K		4	0	0	0	0	3	2
2 Andrelton Simmons, R (1, 6) OBP: 0.302, SLG: 0.355		C FF 98 B CU 86 X FF 98 1-1 E5 23 WP 1B		B FF 90 X FF 89 1-0 23 CS 1B		B FF 97 S SL 91 B SL 92 F SL 91 X SL 92 2-2 ③ FC5-4 1-2f			X FC 87 0-0 ① L9	4	0	2	0	0	0	2
23 Matt Thaiss, L (1, 5) OBP: 0.279, SLG: 0.383		B FF 98 C FF 99 F FF 99 B CU 86 B FF 98 F FF 98 C FF 100 3-3 ② K 2-3	F CH 83 1 SAFE 1 SAFE S CH 83 0-2 ③ CS 1-2	B FF 89 X CH 82 1-0 ① L7			S FF 96 B FF 96 S FF 96 B FF 96 T FF 97 2-2 ① K		X FF 95 0-0 ② P4	4	0	0	0	0	2	1
21 Michael Hermosillo, R (1, 7) OBP: 0.500, SLG: 0.375 4 Luis Rengifo, S (9, PH) OBP: 0.323, SLG: 0.366	B FF 98 F FF 99 B FF 98 F FF 98 S CU 85 2-3 ③ K2-3				B FF 90 B FC 85 F FF 90 C FF 90 B FC 84 F FF 91 X FF 91 3-2 48 SH1-3 1B		H CU 82 1-0 48 G4-3 48 WP 18 WP HBP		C FF 95 B FC 87 C FC 87 F FF 97 S FF 97 1-3 ③ K	2 1	1 0	1 0	0 0	0 0	1 1	1 0
48 Anthony Bemboom, L (1, 2) OBP: 0.154, SLG: 0.256			B FF 96 B FF 97 C FF 97 X FF 98 2-1 ① G4-3		S FF 90 X CH 83 0-1 ② SH1-3 1-2		B FF 97 B FF 96 C FF 96 F FF 96 X FF 97 2-2 ② G4-3 1-3			2	0	0	0	0	0	1
Inning Stats	R: 0 E: 0 K: 1 S: 8 H: 0 LOB: 1 BB: 1 P: 16	R: 0 E: 1 K: 3 S: 12 H: 1 LOB: 1 BB: 0 P: 18	R: 0 E: 0 K: 1 S: 9 H: 1 LOB: 1 BB: 0 P: 17	R: 0 E: 0 K: 0 S: 7 H: 1 LOB: 0 BB: 0 P: 9	R: 0 E: 0 K: 0 S: 9 H: 1 LOB: 1 BB: 0 P: 14	R: 0 E: 1 K: 1 S: 11 H: 1 LOB: 2 BB: 0 P: 18	R: 1 E: 0 K: 1 S: 11 H: 1 LOB: 1 BB: 0 P: 17	R: 0 E: 0 K: 3 S: 9 H: 0 LOB: 0 BB: 0 P: 13	R: 0 E: 0 K: 1 S: 6 H: 0 LOB: 0 BB: 0 P: 7	1B: 5 2B: 0 3B: 1 HR: 0	SF: 0 SAC: 1 DP: 0 HBP: 1					

	AB	32
	R	1
	H	6
	RBI	0
	BB	1
	SO	11
	LOB	12

WP: 3 PB: 0 SB: 0 CS: 1 PA: 36

PITCHER		IP	WLS	BF	H	R	ER	SO	BB	IBB	HBP	BLK	WP	HR	S	P	ERA	WHIP
20 Tyler Glasnow, R ERA: 2.03	(1, 1)	3.0		12	2	0	0	5	1	0	0	0	1	0	29	51	0.00	1.000
34 Trevor Richards, R ERA: 4.12	(4, 1)	2.0	W	7	2	0	0	0	0	0	0	0	0	0	16	23	0.00	1.000
44 Pete Fairbanks, R ERA: 6.89	(6, 1)	1.0	H	5	1	0	0	1	0	0	0	0	0	0	11	18	0.00	1.000
70 Nick Anderson, R ERA: 3.3	(7, 1)	1.0	H	5	1	1	1	1	0	0	1	0	2	0	11	17	9.00	1.000
47 Oliver Drake, R ERA: 3.66	(8, 1)	1.0	H	3	0	0	0	3	0	0	0	0	0	0	9	13	0.00	0.000

PITCHER		IP	WLS	BF	H	R	ER	SO	BB	IBB	HBP	BLK	WP	HR	S	P	ERA	WHIP
15 Emilio Pagán, R ERA: 2.12	(9, 1)	1.0	S	3	0	0	0	1	0	0	0	0	0	0	6	7	0.00	0.000

Tampa Bay Rays @ Los Angeles Angels

Angel Stadium, Anaheim, CA

Sun Sep 15 2019, 1:10 PM - 4:03 PM PDT

Att. 36,709 - Sunny - 86 F

TOP

livebaseballscorecards.com

Batter	1	2	3	4	5	6	7	8	9	AB	R	H	RBI	BB	SO	LOB
29 Tommy Pham, R (1, 10) OBP: 0.375, SLG: 0.456	B FF 92 S CH 80 B CH 82 B FF 93 X FF 92 3-1 24 1B 21 SF7 1B		S CU 78 B CH 83 C FF 92 B CU 78 B CU 78 F CH 83 D CH 83 4-2 24 S BB			C FF 89 B CH 84 S CU 76 X CU 77 1-2 ① F9		S SL 85 C SL 84 C FF 97 0-3 ② K		3	1	1	0	1	1	2
17 Austin Meadows, L (1, 7) OBP: 0.357, SLG: 0.563	B FF 92 C FF 93 F SL 87 B FF 93 S CU 79 2-3 ① K		B SL 87 S FF 93 F CU 79 S CH 84 1-3 ② K			C CU 75 F CH 84 B FF 89 B CH 85 F CH 85 X CH 85 2-2 ② G4-3		C CH 87 F FF 98 D SL 85 X CH 88 1-2 1-H 2-H HR		4	1	1	3	0	2	2
24 Avisaíl García, R (1, 9) OBP: 0.329, SLG: 0.456	B FF 91 S CH 82 1 SAFE S CH 83 X FF 94 1-2 1-3 1B		C CU 80 B FF 93 B CH 83 X CH 84 2-1 ③ F8 1-2			F CU 77 B CH 84 C CH 84 B CU 78 X CU 77 2-2 ③ G4-3		B FF 98 B FF 96 C SL 83 C FF 96 X FF 96 2-2 1B		4	0	2	0	0	0	1
21 Jesús Aguilar, R (1, 3) OBP: 0.327, SLG: 0.387 26 Ji Man Choi, L (8, PH) OBP: 0.366, SLG: 0.435 (8, 3)	B FF 92 S CU 78 B FF 93 S CH 84 X CH 83 2-2 ② SF7 3-H			C CH 81 B FF 91 C FF 92 X CU 78 1-2 ① G6-3			C SI 98 B FS 89 C SL 84 B SL 87 S FS 88 2-3 ① K	B CH 84 F CH 87 1 SAFE B FF 94 C CH 87 S SL 88 2-3 ③ K		2 1	0 0	0 0	1 0	0 0	1 1	0 1
18 Joey Wendle, L (1, 4) OBP: 0.296, SLG: 0.337	B FF 92 C CH 82 X SL 86 1-1 ③ G6-3			B SL 88 B FF 92 C CH 83 B CU 79 C FF 93 F FF 94 F FF 95 S FF 94 3-3 ② K			C SI 98 S FS 90 X SI 99 0-2 ② L8		B FF 94 B CH 86 C FF 96 S FF 97 F FF 96 B CH 88 B FF 96 4-2 BB	3	0	0	0	1	1	1
5 Matt Duffy, R (1, 5) OBP: 0.322, SLG: 0.280 9 Eric Sogard, L (9, PH) OBP: 0.353, SLG: 0.457		B CH 88 X FF 91 1-0 ① G5-3		B FF 93 B FF 94 X FF 93 2-0 ③ G5-3			F FF 99 X SI 99 0-1 ③ G4-3		1 SAFE B SI 96 X CH 87 1-0 ① L8	3 1	0 0	0 0	0 0	0 0	0 1	0 1
1 Willy Adames, R (1, 6) OBP: 0.316, SLG: 0.410 35 Nathaniel Lowe, L (9, PH) OBP: 0.333, SLG: 0.465		C CH 81 S FF 92 C CU 79 0-3 ② K			X CH 83 0-0 ① G5-3			B SL 83 C FF 97 F CH 85 X FF 97 1-2 39 FC4-6 1B	B FF 96 F CH 89 T SL 88 B FF 97 D CH 89 F CH 88 S FF 95 3-3 ② K	3 1	0 0	1 0	0 0	0 0	1 1	0 1
39 Kevin Kiermaier, L (1, 8) OBP: 0.281, SLG: 0.405		X FF 92 0-0 ③ L7			C CH 84 X CU 77 0-1 ② G1-3			S SL 83 X SL 84 0-1 ① FC4-6 49 1B 17 HR 1-2f	F CH 88 B FF 97 D CH 89 X FF 95 2-1 ③ F7	4	1	0	0	0	0	2
10 Mike Zunino, R (1, 2) OBP: 0.238, SLG: 0.322 49 Brendan McKay, L (8, PH) OBP: 0.286, SLG: 0.167 7 Michael Pérez, L (8, 2) OBP: 0.340, SLG: 0.349			C FF 90 B CU 78 X FF 90 1-1 ① G6-3		C CU 76 C FF 88 B CH 85 F CU 78 B FF 89 S CH 84 2-3 ③ K			C FF 97 F FF 98 X FF 97 0-2 17 HR 1-2 1B		2 1 0	0 1 0	0 1 0	0 0 0	0 0 0	1 0 0	0 0 0
Inning Stats	R: 1 E: 0 K: 1 S: 13 H: 2 LOB: 1 BB: 0 P: 22	R: 0 E: 0 K: 1 S: 5 H: 0 LOB: 0 BB: 0 P: 6	R: 0 E: 0 K: 1 S: 10 H: 0 LOB: 1 BB: 1 P: 18	R: 0 E: 0 K: 1 S: 9 H: 0 LOB: 0 BB: 0 P: 15	R: 0 E: 0 K: 1 S: 7 H: 0 LOB: 0 BB: 0 P: 9	R: 0 E: 0 K: 0 S: 10 H: 0 LOB: 0 BB: 0 P: 15	R: 0 E: 0 K: 1 S: 8 H: 0 LOB: 0 BB: 0 P: 10	R: 3 E: 0 K: 2 S: 20 H: 4 LOB: 1 BB: 0 P: 26	R: 0 E: 0 K: 1 S: 10 H: 0 LOB: 1 BB: 1 P: 20	1B: 5 2B: 0 3B: 0 HR: 1 SF: 1 SAC: 0 DP: 0 HBP: 0						

	AB	32
	R	4
	H	6
	RBI	4
	BB	2
	SO	9
	LOB	11

PITCHER		IP	WLS	BF	H	R	ER	SO	BB	IBB	HBP	BLK	WP	HR	S	P	ERA	WHIP
43 Patrick Sandoval, L ERA: 4.91	(1, 1)	4.0		15	2	1	1	4	1	0	0	0	0	0	37	61	2.25	0.750
24 Noé Ramirez, R ERA: 4.04	(5, 1)	2.0	W	6	0	0	0	1	0	0	0	0	0	0	17	24	0.00	0.000
40 Luis García, R ERA: 4.17	(7, 1)	1.0		3	0	0	0	1	0	0	0	0	0	0	8	10	0.00	0.000
31 Ty Buttrey, R ERA: 4.3	(8, 1)	0.2		6	4	3	3	1	0	0	0	0	0	1	17	21	40.50	6.000
57 Hansel Robles, R ERA: 2.36	(8, 1)	1.1	S	5	0	0	0	2	1	0	0	0	0	0	13	25	0.00	0.750

PITCHER	IP	WLS	BF	H	R	ER	SO	BB	IBB	HBP	BLK	WP	HR	S	P	ERA	WHIP

WP: 0	PA: 35					
PB: 0						
SB: 1						
CS: 0						

Batter	1	2	3	4	5	6	7	8	9	AB	R	H	RBI	BB	SO	LOB
6 David Fletcher, R (1, 5) OBP: 0.349, SLG: 0.385	B FF 84 B FC 83 C FC 80 X FC 82 2-1 L9 ①	1 SAFE F FC 82 X FC 84 0-1 1-2 3-H 1B			B CU 68 B CH 77 C FC 82 B FC 81 B FC 80 4-1 5 HR 2 1B BB	C FF 94 X FF 94 0-1 G5-3 ③				3	1	1	1	1	0	0
2 Andrelton Simmons, R (1, 6) OBP: 0.304, SLG: 0.357	X FF 86 0-0 5 2B 1B	B FC 84 X FC 84 1-0 G5-3 ② ③ 2-3f			F FC 82 F FC 82 F CH 78 X CH 77 0-2 5 HR 1-2 1B		X FF 92 0-0 F7 ①			4	2	2	0	0	0	2
5 Albert Pujols, R (1, 10) OBP: 0.313, SLG: 0.453	C FC 83 X FC 82 0-1 56 S 1-H 2B		C CU 69 F CH 78 B CH 77 X FC 83 1-2 G5-3 ①		B FC 82 B FC 81 F FC 81 X FC 82 2-1 1-H 2-H HR		C FF 93 B FF 93 B CH 82 F FF 91 X FF 92 2-2 F8 ②			4	1	2	4	0	0	0
56 Kole Calhoun, L (1, 9) OBP: 0.325, SLG: 0.473	B CU 69 S CU 72 D CU 69 B FF 86 B FF 88 4-1 44 F7-5-4 2-3 BB		F CU 69 B CU 72 S FF 88 F CU 72 F CH 79 S CU 70 1-3 K ②		X CU 71 0-0 G4-3 ①		B FF 94 C CH 85 B FC 85 F FF 93 F CH 84 F CH 85 S FF 93 2-3 K ③			3	0	0	0	1	2	0
44 Kevan Smith, R (1, 2) OBP: 0.324, SLG: 0.384	B FC 84 B CH 79 F FC 84 F FC 83 B CH 79 X CH 80 3-2 F7-5-4 ② ③ 1-2		C CH 79 S CH 78 B FC 81 X CH 79 1-2 1B		C FC 81 B CH 78 X CH 78 1-1 18 FC5-6 1B			B FF 92 B FF 92 C FF 93 F SL 85 X FF 93 2-2 ① 1B		4	0	3	0	0	0	2
18 Brian Goodwin, L (1, 8) OBP: 0.332, SLG: 0.487		B FF 86 B FF 86 F FF 86 S CH 79 X CH 79 2-2 21 FC1-4 1B	C FF 87 B CU 69 B CU 71 F FF 87 F CU 70 S CH 79 3-3 K ③		X CU 70 0-0 FC5-6 21 S ② 1-2f			S CH 83 C FF 93 S CH 84 0-3 K ②		4	0	1	0	0	2	2
21 Michael Hermosillo, R (1, 7) OBP: 0.357, SLG: 0.250		X FC 83 0-0 FC1-4 25 2B ① 1-2f		C FC 82 F FC 82 F CH 77 B CH 77 F FC 82 B FC 84 X FC 83 2-2 P3 ①	1 SAFE C CH 77 S FC 80 S FF 88 0-3 K ③ 1-2			B SL 86 C FF 93 B SL 88 C FF 94 S FF 94 2-3 K ③		4	1	0	0	0	2	2
25 Jared Walsh, L (1, 3) OBP: 0.262, SLG: 0.333		B CU 73 C FF 88 B CU 69 X FC 83 2-1 4 1B 6 1B 1-H 2B		C FF 88 B FF 88 X CH 78 1-1 L9 ②		B FF 92 F FF 90 B FC 84 F FF 94 X CH 85 2-2 G6-3 ①				3	1	1	1	0	0	0
4 Luis Rengifo, S (1, 4) OBP: 0.323, SLG: 0.366		C FC 84 S CH 78 F CH 77 B CH 79 X FC 82 1-2 2 G5-3 6 1B 2-3 1B		B CH 78 C FC 81 B FC 82 X CH 78 2-1 G6-3 ③		F FF 94 C CH 85 F CH 85 F FF 94 F CH 86 F FF 94 S FC 86 0-3 K ②				3	0	1	0	0	1	0
Inning Stats	R: 1 E: 0 K: 0 S: 9 H: 2 LOB: 1 BB: 1 P: 18	R: 2 E: 0 K: 0 S: 13 H: 4 LOB: 1 BB: 0 P: 19	R: 0 E: 0 K: 2 S: 15 H: 1 LOB: 1 BB: 0 P: 21	R: 0 E: 0 K: 0 S: 9 H: 0 LOB: 0 BB: 0 P: 14	R: 3 E: 0 K: 1 S: 14 H: 3 LOB: 1 BB: 1 P: 21	R: 0 E: 0 K: 1 S: 12 H: 0 LOB: 0 BB: 0 P: 14	R: 0 E: 0 K: 1 S: 9 H: 0 LOB: 0 BB: 0 P: 13	R: 0 E: 0 K: 2 S: 9 H: 1 LOB: 0 BB: 0 P: 13		1B: 8 2B: 3 3B: 0 HR: 1 SF: 0 SAC: 0 DP: 2 HBP: 0						

BOTTOM

Tampa Bay Rays @ Los Angeles Angels

Angel Stadium, Anaheim, CA

Sun Sep 15 2019, 1:10 PM - 4:03 PM PDT

Att. 36,709 - Sunny - 86 F

livebaseballscorecards.com

AB	32
R	6
H	11
RBI	6
BB	2
SO	7
LOB	8

WP: 0 PB: 0 SB: 2 CS: 0 PA: 34

PITCHER		IP	WLS	BF	H	R	ER	SO	BB	IBB	HBP	BLK	WP	HR	S	P	ERA	WHIP
Ryan Yarbrough, L ERA: 3.78	(1, 1)	5.0	L	25	10	6	6	3	2	0	0	0	0	1	60	93	10.80	2.400
53 Anthony Banda, L ERA: 3.0	(6, 1)	2.0		6	0	0	0	2	0	0	0	0	0	0	21	27	0.00	0.000
71 Cole Sulser, R ERA:	(8, 1)	1.0		3	1	0	0	2	0	0	0	0	0	0	9	13	0.00	1.000

PITCHER	IP	WLS	BF	H	R	ER	SO	BB	IBB	HBP	BLK	WP	HR	S	P	ERA	WHIP

Batter	1	2	3	4	5	6	7	8	9	AB	R	H	RBI	BB	SO	LOB
18 Brian Goodwin, L (1, 8) OBP: 0.331, SLG: 0.483	C FF 94 B FF 97 B SL 84 F FF 96 F FF 97 F SL 82 F FF 97 F SL 87 F SL 86 4-2 B CH 89 F FF 97 B SL 86 56 FC1-6 6 1B BB		B SL 86 1 SAFE C FF 97 X FF 97 1-1 ② F7		C FF 98 B SI 98 T SI 97 F SI 98 S CH 90 1-3 ③ K			F FF 91 C SI 91 C SL 81 0-3 ① K		3	0	0	0	1	2	2
6 David Fletcher, R (1, 5) (7, 4) OBP: 0.350, SLG: 0.386	C FF 96 C FF 96 X FF 96 0-2 56 FC1-6 1-2 1B		X SL 84 0-0 ③ G4-3			C FF 98 B CU 85 B CU 84 B FF 97 C SI 96 X SI 97 3-2 ① G4-3		B FF 91 B SL 80 C SI 91 C SI 92 F SL 79 F SL 81 F SI 93 X FF 92 2-2 56 1B 1B		4	0	2	0	0	0	1
56 Kole Calhoun, L (1, 9) OBP: 0.326, SLG: 0.474	C CH 88 X CH 90 0-1 ① FC1-6 5 G6-4-3 1-2f 2-3			S FF 97 S FF 98 B FF 99 F FF 98 F CH 89 X SL 86 1-2 1B		B SI 98 B SI 96 F SI 97 B CH 90 F SI 98 S CH 90 3-3 ② K		X SL 81 0-0 5 G3-4-3 1-3 1B		4	0	2	0	0	1	2
5 Albert Pujols, R (1, 10) OBP: 0.310, SLG: 0.449	C FF 97 X SL 86 0-1 ②③ G6-4-3 1-2f			B FF 97 X FF 97 1-0 ① L8		B FF 98 C SI 97 X SI 97 1-1 ③ G4-3		C SL 82 X SI 90 0-1 ②③ G3-4-3 1-2f		4	0	0	0	0	0	5
2 Andrelton Simmons, R (1, 6) OBP: 0.304, SLG: 0.356		B SL 80 C FF 97 X FF 95 1-1 ① G1-3		F CH 88 F FF 98 B FF 99 S SL 87 1-3 ② K			C SI 94 B SL 82 X SI 94 1-1 23 WP 1B		X FF 92 0-0 ① P6	4	0	1	0	0	1	1
25 Jared Walsh, L (1, 3) OBP: 0.262, SLG: 0.317		C FF 96 B CH 88 B CH 89 C FF 96 F FF 97 F CH 89 B SL 85 S FF 97 3-3 ② K		B FF 98 C CH 89 X CH 90 1-1 ③ G4-3			B SL 83 D SI 94 S SI 93 S SL 82 F SL 82 F SL 81 C SL 82 2-3 ① K		C SL 81 B FF 93 B CH 84 F FF 92 F SL 82 B SL 83 B FF 92 4-2 23 1B BB	3	0	0	0	1	2	2
4 Luis Rengifo, S (1, 4) OBP: 0.321, SLG: 0.364 23 Matt Thaiss, L (7, PH) OBP: 0.283, SLG: 0.385 (7, 5)		C SL 84 C FF 97 F FF 98 S SL 86 0-3 ③ K			C FF 98 C FF 98 S CU 86 0-3 ① K		B SI 93 D SL 81 S SI 94 S SL 81 B SL 84 S SL 82 3-3 ② K 1-2		C FF 92 D SL 82 B FF 91 C FF 91 D SL 82 F FF 92 X FF 91 3-2 1-2 1B	2 2	0 0	0 1	0 0	0 0	2 1	0 1
21 Michael Hermosillo, R (1, 7) OBP: 0.444, SLG: 0.231		B SL 81 S FF 94 C SL 83 F SL 85 B FF 96 B SL 84 F SL 83 B FF 97 4-2 BB			C SI 97 B SI 97 S CU 86 B CU 85 F SI 97 B CU 86 F SI 98 B FF 98 4-2 48 FC6 BB		B SI 94 S SL 79 C SL 81 H SL 81 2-2 HBP		D SI 92 B FF 91 F FF 91 F FF 91 S SL 82 2-3 ② K	1	0	0	0	2	1	2
48 Anthony Bemboom, L (1, 2) OBP: 0.140, SLG: 0.233		1 SAFE B FF 94 B FF 94 T FF 96 B FF 96 S FF 96 T FF 97 3-2 ① K			C FF 98 X SI 98 0-1 ② FC6 1-2f		C SI 93 C SL 81 S SL 82 0-3 ③ K		B FF 91 F FF 90 F FF 92 S CU 82 1-3 ③ K	4	0	0	0	0	3	6
Inning Stats	R: 0 E: 0 K: 0 S: 15 H: 1 LOB: 1 BB: 1 P: 19	R: 0 E: 0 K: 2 S: 11 H: 0 LOB: 0 BB: 0 P: 15	R: 0 E: 0 K: 1 S: 10 H: 0 LOB: 1 BB: 1 P: 18	R: 0 E: 0 K: 1 S: 11 H: 1 LOB: 1 BB: 0 P: 15	R: 0 E: 0 K: 2 S: 13 H: 0 LOB: 1 BB: 1 P: 18	R: 0 E: 0 K: 1 S: 8 H: 0 LOB: 0 BB: 0 P: 15	R: 0 E: 0 K: 3 S: 15 H: 1 LOB: 2 BB: 0 P: 23	R: 0 E: 0 K: 1 S: 12 H: 2 LOB: 1 BB: 0 P: 14	R: 0 E: 0 K: 2 S: 14 H: 1 LOB: 2 BB: 1 P: 24	1B: 6 2B: 0 3B: 0 HR: 0 SF: 0 SAC: 0 DP: 2 HBP: 1						

TOP

Los Angeles Angels @ New York Yankees

Yankee Stadium, Bronx, NY

Tue Sep 17 2019, 6:42 PM - 9:42 PM EDT

Att. 41,026 - Clear - 74 F

livebaseballscorecards.com

AB	31
R	0
H	6
RBI	0
BB	4
SO	13
LOB	22

WP: 1 PA: 36
PB: 0
SB: 0
CS: 0

PITCHER		IP	WLS	BF	H	R	ER	SO	BB	IBB	HBP	BLK	WP	HR	S	P	ERA	WHIP
40 Luis Severino, R ERA:	(1, 1)	4.0		15	2	0	0	4	2	0	0	0	0	0	47	67	0.00	1.000
43 Jonathan Loáisiga, R ERA: 4.23	(5, 1)	2.0	W	7	0	0	0	3	1	0	0	0	0	0	21	33	0.00	0.500
71 Stephen Tarpley, L ERA: 7.71	(7, 1)	1.1		8	3	0	0	4	0	0	1	0	1	0	25	35	0.00	2.250
35 Cory Gearrin, R ERA: 4.18	(8, 1)	0.2		1	0	0	0	0	0	0	0	0	0	0	2	2	0.00	0.000
72 Chance Adams, R ERA: 7.2	(9, 1)	1.0		5	1	0	0	2	1	0	0	0	0	0	14	24	0.00	2.000

PITCHER	IP	WLS	BF	H	R	ER	SO	BB	IBB	HBP	BLK	WP	HR	S	P	ERA	WHIP

Batter	1	2	3	4	5	6	7	8	9	AB	R	H	RBI	BB	SO	LOB
26 DJ LeMahieu, R (1, 3) OBP: 0.377, SLG: 0.516	C FF 91 B CU 78 S CH 84 X CU 78 1-2 ① F8	D CU 77 B FF 92 F CH 82 B FF 92 F FF 92 D CU 78 4-2 BB		1 SAFE B FF 92 1 SAFE F CH 81 1 SAFE B FF 92 X CH 82 2-1 99 BB 18 2B 1-2 3-H 1B	B FF 94 S SL 84 X SL 83 1-1 ③ F8			B SI 92 X FC 86 1-0 1B		4	1	2	1	1	0	0
99 Aaron Judge, R (1, 9) OBP: 0.382, SLG: 0.513	C CU 78 S CH 85 B CU 79 S CH 85 1-3 ② K	C FF 93 B CH 83 S CH 84 F FF 92 X CH 82 1-2 ③ L8		B FF 92 B CH 83 B CH 83 B FF 92 4-0 18 2B 25 HR 1-2 2-3 BB		S FF 94 S FF 94 S SL 85 0-3 ① K		C KC 78 S FC 84 D CH 81 S CH 83 1-3 ② K		4	1	0	0	1	3	4
18 Didi Gregorius, L (1, 6) OBP: 0.288, SLG: 0.469	C CU 78 B CH 85 B CH 84 B CH 86 C CU 78 F CH 84 F FF 90 S CH 84 3-3 ③ K		B FF 91 F FF 92 B SL 81 F SL 81 X SL 80 2-2 ① P5	X SL 81 0-0 25 HR 1-3 2-H 3-H 2B		F CU 78 B CH 86 S CH 87 B FF 94 F CH 86 B FF 94 F CH 85 F CU 79 X CH 86 3-2 ② F7		B FC 86 X CH 83 1-0 ③ L6		5	1	1	2	0	1	1
25 Gleyber Torres, R (1, 4) OBP: 0.345, SLG: 0.550		X CU 77 0-0 45 BB 29 1B 1B	C CU 76 C CH 82 F FF 92 B FF 91 C CU 75 1-3 ② K	X FF 92 0-0 2-H 3-H HR		C SL 84 X SL 84 0-1 ③ G6-3				4	2	2	3	0	1	0
45 Luke Voit, R (1, 10) OBP: 0.392, SLG: 0.491		B CH 85 B CU 78 F CU 76 1 SAFE B CH 84 B CU 78 4-1 29 1B 38 2B 1-2 BB	B FF 92 B CU 75 S FF 91 S CH 83 X FF 92 2-2 ③ G5-3	B CU 77 B FF 94 C FF 93 C SL 83 F FF 95 B SL 84 B SL 83 4-2 11 1B BB			F SL 83 B FF 93 F CU 78 S SL 85 1-3 ① K			2	1	0	0	2	1	0
11 Brett Gardner, L (1, 8) OBP: 0.326, SLG: 0.498	C FF 93 C FF 92 S SL 83 0-3 ① K			B SL 79 C FF 92 X SL 87 1-1 ③ L3 S FF 93 C FF 94 X SL 86 0-2 1-2 1B			S FF 93 B CH 87 F FF 93 B SI 93 X SL 83 2-2 ② L8			4	0	1	0	0	1	2
29 Gio Urshela, R (1, 5) OBP: 0.365, SLG: 0.554	F CU 74 F CH 82 X CH 82 0-2 38 2B 1-2 2-H 1B			X CU 76 0-0 28 F9 38 1B 26 1B 1B X FF 94 0-0 ③ F9			B FF 92 T FF 93 B SL 84 B SL 82 F SI 92 B SL 82 4-2 BB			3	1	2	1	1	0	2
38 Cameron Maybin, R (1, 7) OBP: 0.363, SLG: 0.472	B FF 92 X CH 82 1-0 1-3 2-H 2B			C FF 92 F CH 83 1 SAFE F CU 76 F FF 94 X CH 82 0-2 99 BB 26 1B 18 2B 1-2 1B	B FF 94 B FF 94 F FF 94 B FF 94 B FF 93 4-1 28 G1-4-3 BB		B FC 86 C SI 92 B SI 93 C FC 85 F KC 80 S CH 85 2-3 ③ K			3	1	2	1	1	1	1
28 Austin Romine, R (1, 2) OBP: 0.312, SLG: 0.438	C FF 92 B FF 93 F FF 93 S CU 76 1-3 ② K			B CU 76 X FF 92 1-0 ② F9 2-3	C CU 78 F SL 85 X SL 85 0-2 ① ② G1-4-3 1-2f			X SI 92 0-0 ① L8		4	0	0	0	0	1	5
Inning Stats	R: 0 E: 0 K: 2 S: 11 H: 0 LOB: 0 BB: 0 P: 16	R: 2 E: 0 K: 2 S: 18 H: 3 LOB: 3 BB: 2 P: 29	R: 0 E: 0 K: 1 S: 10 H: 0 LOB: 0 BB: 0 P: 15	R: 6 E: 0 K: 0 S: 21 H: 6 LOB: 2 BB: 2 P: 33	R: 0 E: 0 K: 0 S: 6 H: 0 LOB: 0 BB: 1 P: 11	R: 0 E: 0 K: 1 S: 11 H: 0 LOB: 0 BB: 0 P: 14	R: 0 E: 0 K: 2 S: 12 H: 0 LOB: 1 BB: 1 P: 21	R: 0 E: 0 K: 1 S: 6 H: 1 LOB: 1 BB: 0 P: 9		1B: 7 2B: 2 3B: 0 HR: 1 SF: 0 SAC: 0 DP: 1 HBP: 0			WP: 0 PB: 0 SB: 0 CS: 0 PA: 39	

PITCHER		IP	WLS	BF	H	R	ER	SO	BB	IBB	HBP	BLK	WP	HR	S	P	ERA	WHIP
24 Noé Ramirez, R ERA: 4.26	(1, 1)	1.0	L	5	1	2	2	2	1	0	0	0	0	0	13	22	18.00	2.000
54 José Suarez, L ERA: 7.42	(2, 1)	2.2		17	7	6	6	3	2	0	0	0	0	1	39	59	20.25	3.375
63 José Rodríguez, R ERA: 1.84	(4, 1)	3.0		12	1	0	0	2	3	0	0	0	0	0	33	52	0.00	1.333
53 Trevor Cahill, R ERA: 6.22	(7, 1)	1.1		5	1	0	0	2	0	0	0	0	0	0	10	15	0.00	0.750

PITCHER	IP	WLS	BF	H	R	ER	SO	BB	IBB	HBP	BLK	WP	HR	S	P	ERA	WHIP

BOTTOM

Los Angeles Angels @ New York Yankees

Yankee Stadium, Bronx, NY

Tue Sep 17 2019, 6:42 PM - 9:42 PM EDT

Att. 41,026 - Clear - 74 F

livebaseballscorecards.com

AB	33
R	8
H	10
RBI	8
BB	6
SO	9
LOB	15

Los Angeles Angels @ New York Yankees

Yankee Stadium, Bronx, NY

Wed Sep 18 2019, 6:38 PM - 9:58 PM EDT

Att. 38,106 - Clear - 66 F

TOP

livebaseballscorecards.com

Batter	1	2	3	4	5	6	7	8	9	AB	R	H	RBI	BB	SO	LOB
6 David Fletcher, R (1, 4) OBP: 0.353, SLG: 0.388	X FC 86 0-0 56 1B 1B		C FC 89 B SL 80 B FC 89 B CH 83 C SI 90 F FC 90 F SL 78 X FC 91 3-2 2 BB 5 1B 1B	B FF 94 X CH 88 1-0 ② F9		B SI 94 B ST 81 D SI 93 C SI 94 C ST 79 X SI 94 3-2 5 E 1-2 1B	C FF 97 F FF 97 B SL 88 S FF 96 1-3 ③ K			5	1	3	0	0	1	3
2 Andrelton Simmons, R (1, 6) OBP: 0.302, SLG: 0.352	B SI 89 B CH 82 B FC 88 C SI 89 X SI 90 3-1 ① L8		B FC 89 D CH 85 B FC 89 C SI 91 D CH 85 4-1 56 BB 5 1B 44 1B 1-2 BB	1 SAFE C CU 82 B SI 92 S CH 87 D CU 84 X SI 94 2-2 ③ L9		C SI 94 X ST 83 0-1 ① F8		C SI 94 B SI 94 F SI 94 B SI 94 B SI 95 F SI 94 S SI 95 3-3 ① K		4	1	0	0	1	1	5
5 Albert Pujols, R (1, 3) OBP: 0.311, SLG: 0.448	B FC 87 S SL 80 C FC 88 1 SAFE X FC 89 1-2 ② F9		S SL 80 X FC 90 0-1 44 1B 56 BB 1-2 2-H 1B		B FF 92 C CU 82 X SI 92 1-1 18 S 1B	B SI 95 C SI 93 X SI 95 1-1 FC1 1-2 2-3 3-H		B SI 94 C SI 94 X SI 94 1-1 ② G6-3		5	0	2	1	0	0	3
56 Kole Calhoun, L (1, 9) OBP: 0.327, SLG: 0.472	X SL 80 0-0 1-2 1B		C SI 91 S SL 81 B FC 91 B SI 92 B SI 92 F SI 91 B SI 91 4-2 44 1B 1-2 2-3 BB		C FF 94 C CH 88 F CH 89 D CU 83 S CU 84 1-3 ① K	S CH 89 D CH 91 C FF 97 S FF 98 1-3 ② K		B SI 95 F SI 95 S SI 94 S SL 80 1-3 ③ K		4	0	1	0	1	3	4
44 Kevan Smith, R (1, 2) OBP: 0.326, SLG: 0.384	C FC 88 F FC 88 X FC 91 0-2 ③ G5-3		C SL 80 D CH 84 S FC 89 B CH 84 F CH 83 X SL 80 2-2 3 FC4 1-2 2-3 3-H 1B		C CU 83 F SI 94 X FF 95 0-2 ② F9	C FF 98 S CH 90 S CH 92 0-3 ③ K			C SL 84 B SI 92 B SL 85 C SL 84 F SL 84 F CH 88 F SL 86 B FF 95 X SL 84 3-2 18 G1-6-3 1B	5	0	2	1	0	1	6
18 Brian Goodwin, L (1, 8) OBP: 0.329, SLG: 0.478		B SL 78 C SI 89 B SL 80 B SI 89 F SI 89 S SL 79 3-3 ① K	X SL 80 0-0 ② F4		B CU 82 C CH 88 B CU 84 D CU 82 S CH 88 F CH 88 B FF 95 4-2 3 FC6-4 1-2 BB		C FF 96 B FF 95 S FF 95 B FF 97 C FF 97 2-3 ① K		X CH 87 0-0 ①② G1-6-3 1-2f	4	0	0	0	1	2	4
3 Taylor Ward, R (1, 10) OBP: 0.208, SLG: 0.190 41 Justin Bour, L (9, PH) OBP: 0.262, SLG: 0.377 (9, 10)	C SL 78 B FC 86 F CH 83 S FC 88 1-3 ② K	D CU 84 B CU 82 B FF 95 C FF 95 X FF 95 3-1 ③ FC4 1-2f	S CU 83 X FF 94 0-1 ③ FC6-4 1-2f		S SL 87 C FF 96 B FF 98 B SL 88 B SL 87 B FF 96 4-2 21 HBP BB		B FF 93 B SL 84 C SL 84 S CH 88 F CH 88 S SL 85 2-3 ③ K	3 1	0 0	0 0	0 0	1 0	1 0	5 0
21 Michael Hermosillo, R (1, 7) OBP: 0.455, SLG: 0.313	F FC 89 C CH 83 B FC 88 B CH 83 S CH 82 2-3 ③ K		B CH 88 B FF 94 F FF 93 B CH 87 S CH 86 S SI 94 3-3 ① K			B ST 79 F ST 79 S SI 93 X ST 79 1-2 23 1B 5 E 2B	S FF 95 1 SAFE H FF 95 1-1 1-2 HBP			3	1	1	0	0	2	0
23 Matt Thaiss, L (1, 5) OBP: 0.289, SLG: 0.384 22 Kaleb Cowart, S (9, 5)			C SI 89 C SL 80 B SL 81 S SL 80 1-3 ① K C FF 94 B CH 88 F CU 82 B FF 95 B SI 95 B CH 88 4-2 BB			C ST 80 F SI 95 B SI 95 X ST 80 1-2 5 E 6 1B 2-3 1B	B FF 95 F FF 96 S FF 96 F FF 96 F FF 96 S FF 97 1-3 ② K			3 0	0 0	1 0	0 0	1 0	2 0	2 0
Inning Stats	R: 0 E: 0 K: 0 S: 10 H: 2 LOB: 2 BB: 0 P: 14	R: 0 E: 0 K: 3 S: 9 H: 0 LOB: 0 BB: 0 P: 15	R: 2 E: 0 K: 1 S: 21 H: 3 LOB: 3 BB: 2 P: 38	R: 0 E: 0 K: 1 S: 9 H: 0 LOB: 1 BB: 1 P: 19	R: 0 E: 0 K: 1 S: 14 H: 1 LOB: 2 BB: 1 P: 20	R: 1 E: 1 K: 2 S: 19 H: 3 LOB: 3 BB: 0 P: 26	R: 0 E: 0 K: 3 S: 15 H: 0 LOB: 0 BB: 1 P: 24	R: 0 E: 0 K: 2 S: 9 H: 0 LOB: 0 BB: 0 P: 14	R: 0 E: 0 K: 1 S: 11 H: 1 LOB: 0 BB: 0 P: 16	1B: 9 2B: 1 3B: 0 HR: 0 SF: 0 SAC: 0 DP: 1 HBP: 1						

	AB	37
	R	3
	H	10
	RBI	2
	BB	5
	SO	14
	LOB	32

WP: 0 PB: 0 SB: 1 CS: 0 PA: 43

PITCHER		IP	WLS	BF	H	R	ER	SO	BB	IBB	HBP	BLK	WP	HR	S	P	ERA	WHIP
52 CC Sabathia, L ERA: 4.99	(1, 1)	2.2		15	5	2	2	4	2	0	0	0	0	0	38	62	6.75	2.625
55 Domingo Germán, R ERA: 4.03	(3, 1)	2.1		10	1	0	0	2	2	0	0	0	0	0	25	44	0.00	1.286
0 Adam Ottavino, R ERA: 1.84	(6, 1)	0.1	L	5	3	1	0	0	0	0	0	0	0	0	13	19	0.00	9.000
48 Tommy Kahnle, R ERA: 3.26	(6, 1)	0.2		2	0	0	0	2	0	0	0	0	0	0	6	7	0.00	0.000
57 Chad Green, R ERA: 4.43	(7, 1)	1.0		5	0	0	0	3	1	0	1	0	0	0	15	24	0.00	1.000

PITCHER		IP	WLS	BF	H	R	ER	SO	BB	IBB	HBP	BLK	WP	HR	S	P	ERA	WHIP
53 Zack Britton, L ERA: 1.97	(8, 1)	1.0		3	0	0	0	2	0	0	0	0	0	0	9	14	0.00	0.000
85 Luis Cessa, R ERA: 3.66	(9, 1)	1.0		3	1	0	0	1	0	0	0	0	0	0	11	16	0.00	1.000

Batter	1	2	3	4	5	6	7	8	9	AB	R	H	RBI	BB	SO	LOB
26 DJ LeMahieu, R (1, 4) OBP: 0.378, SLG: 0.515	C FF 92 F CU 78 F CU 79 B CH 85 X CU 77 1-2 1B		B CU 77 B CU 75 C FF 90 C CU 76 F FF 91 B CH 85 B FF 91 4-2 99 HR BB	C CU 76 F FF 90 B CU 78 X CH 85 1-2 G4-3 ③			C FF 95 B SL 87 C SL 85 X SL 85 1-2 G6-3 ③			3	1	1	0	1	0	1
99 Aaron Judge, R (1, 9) OBP: 0.380, SLG: 0.518	C FF 92 B CH 86 S CU 76 F FF 91 S CU 77 1-3 K ①		X FF 91 0-0 1-H HR		F FF 96 B FF 95 B SL 88 X SL 88 2-1 G6-3 ①			X SL 84 0-0 G5-3 ①		4	1	1	2	0	1	1
25 Gleyber Torres, R (1, 10) OBP: 0.345, SLG: 0.549	C FF 92 D CU 76 1 SAFE X CU 77 1-1 L6 ②		B CU 76 B CH 84 S CH 83 S FF 91 X CU 77 2-2 27 G4-3 2B		C SL 87 B FF 96 S SL 89 S SI 96 1-3 K ②			C CH 88 S FF 99 B SL 85 X SL 85 1-2 F9 ②		4	0	1	0	0	1	1
18 Didi Gregorius, L (1, 6) OBP: 0.284, SLG: 0.463	C FF 92 B CU 77 F SL 82 1 SAFE B FF 91 D CU 78 F FF 91 X CH 84 3-2 G3 ③		C FF 90 X CU 75 0-1 F9 ①		C SL 88 F SI 96 X CH 87 0-2 L6 ③			F FF 100 B FF 98 B CH 89 F SL 84 B FF 99 X FF 97 3-2 F8 ③		4	0	0	0	0	0	2
27 Giancarlo Stanton, R (1, 7) 14 Tyler Wade, L (7, 7) 36 Mike Ford, L (9, PH) OBP: 0.324, SLG: 0.515		C FF 92 C CU 78 B CU 79 F FF 92 B CH 86 X FF 92 2-2 2B	X CU 75 0-0 G4-3 ② 2-3			F FF 94 C SL 86 S SL 87 0-3 K ①			C SL 86 C SL 88 B CH 88 F FF 98 S CH 88 1-3 K ①	3 0 1	0 0 0	1 0 0	0 0 0	0 0 0	1 0 1	1 0 0
45 Luke Voit, R (1, 3) OBP: 0.388, SLG: 0.486		C FF 91 B CH 85 C CU 76 X FF 91 1-2 F9 ① S CH 84 C FF 90 C FF 91 0-3 K ③				S SL 86 S SL 86 B FF 94 B SL 88 X SL 86 2-2 G5-3 ②			F CH 87 B FF 98 C CH 89 B FF 98 B CH 89 X CH 89 3-2 G6-3 ②	4	0	0	0	0	1	2
11 Brett Gardner, L (1, 8) OBP: 0.327, SLG: 0.498		B FF 91 X FF 91 1-0 P3 ②		X FF 90 0-0 29 WP 1B		C FF 95 B FF 96 B SL 85 C SL 85 S SI 96 2-3 K ③			B FF 98 C CH 89 X CH 89 1-1 1B	4	0	2	0	0	1	1
29 Gio Urshela, R (1, 5) OBP: 0.364, SLG: 0.550		0-0 IBB	B CU 76 C FF 90 B FF 89 X FF 89 2-1 G5-3 ① 1-2				F FF 94 C SL 86 F FF 94 F SL 86 S SL 87 0-3 K ①		S FF 97 S FF 98 F FF 97 1 SAFE F FF 98 S CH 91 0-3 K2-3 ③	3	0	0	0	1	2	2
66 Kyle Higashioka, R (1, 2) OBP: 0.220, SLG: 0.510		D CU 76 F CU 76 X FF 91 1-1 G5-3 ③		X FF 90 0-0 F9 ②			C FF 95 S SL 86 B FF 95 S SL 86 1-3 K ②			3	0	0	0	0	1	3
Inning Stats	R: 0 E: 0 K: 1 S: 14 H: 1 LOB: 1 BB: 0 P: 20	R: 0 E: 0 K: 0 S: 10 H: 1 LOB: 2 BB: 1 P: 15	R: 2 E: 0 K: 1 S: 13 H: 2 LOB: 1 BB: 1 P: 19	R: 0 E: 0 K: 0 S: 7 H: 1 LOB: 1 BB: 0 P: 10	R: 0 E: 0 K: 1 S: 8 H: 0 LOB: 0 BB: 0 P: 11	R: 0 E: 0 K: 2 S: 9 H: 0 LOB: 0 BB: 0 P: 13	R: 0 E: 0 K: 2 S: 11 H: 0 LOB: 0 BB: 0 P: 13	R: 0 E: 0 K: 0 S: 7 H: 0 LOB: 0 BB: 0 P: 11	R: 0 E: 0 K: 2 S: 14 H: 1 LOB: 1 BB: 0 P: 19	1B: 3 2B: 2 3B: 0 HR: 1 SF: 0 SAC: 0 DP: 0 HBP: 0				WP: 1 PB: 0 SB: 0 CS: 0		PA: 35

PITCHER		IP	WLS	BF	H	R	ER	SO	BB	IBB	HBP	BLK	WP	HR	S	P	ERA	WHIP
52 Dillon Peters, L ERA: 4.81	(1, 1)	4.0		19	5	2	2	2	1	1	0	0	1	1	44	64	4.50	1.500
39 Luke Bard, R ERA: 4.7	(5, 1)	3.0	W	9	0	0	0	5	0	0	0	0	0	0	28	37	0.00	0.000
31 Ty Buttrey, R ERA: 4.24	(8, 1)	1.0	H	3	0	0	0	0	0	0	0	0	0	0	7	11	0.00	0.000
57 Hansel Robles, R ERA: 2.33	(9, 1)	1.0	S	4	1	0	0	2	0	0	0	0	0	0	14	19	0.00	1.000

PITCHER	IP	WLS	BF	H	R	ER	SO	BB	IBB	HBP	BLK	WP	HR	S	P	ERA	WHIP

BOTTOM

Los Angeles Angels @ New York Yankees

Yankee Stadium, Bronx, NY

Wed Sep 18 2019, 6:38 PM - 9:58 PM EDT

Att. 38,106 - Clear - 66 F

livebaseballscorecards.com

AB	33
R	2
H	6
RBI	2
BB	2
SO	9
LOB	14

Los Angeles Angels @ New York Yankees

Yankee Stadium, Bronx, NY

Thu Sep 19 2019, 6:39 PM - 9:17 PM EDT

Att. 42,056 - Clear - 68 F

livebaseballscorecards.com

TOP

Batter	1	2	3	4	5	6	7	8	9	AB	R	H	RBI	BB	SO	LOB
18 Brian Goodwin, L (1, 8) OBP: 0.326, SLG: 0.473	F FF 90 X FS 86 0-1 ① G4-3		B CU 76 B FF 92 1 SAFE C SL 82 B FS 86 X SL 82 3-1 ② F7			C SL 82 B FF 90 S FS 85 F FF 90 S FS 86 1-3 ① K			B FF 99 C FF 99 S FF 100 F FF 102 B FF 102 C SL 86 2-3 ① K	4	0	0	0	0	2	1
6 David Fletcher, R (1, 4) OBP: 0.350, SLG: 0.385	C CU 75 F FS 89 S SL 85 0-3 ② K		C SL 82 F FS 89 B SL 84 F FF 92 D FS 87 T SL 86 2-2 ③ K			F CU 74 X FS 85 0-1 ② L4			C FF 99 X FF 101 0-1 ② G4-3	4	0	0	0	0	2	1
56 Kole Calhoun, L (1, 9) OBP: 0.328, SLG: 0.478	S CU 76 S FF 91 F FF 91 B SL 84 B FS 87 X FF 91 2-2 ③ P2			B FF 90 B SL 81 X FF 92 2-0 HR		F SL 82 B SL 84 B FS 87 X SL 83 2-1 ③ G6-3			B FF 101 B FF 100 B FF 99 C SL 86 S SL 85 X FF 101 3-2 1B	4	1	2	1	0	0	0
5 Albert Pujols, R (1, 10) OBP: 0.308, SLG: 0.444		B FF 89 C SL 81 B FS 84 S FS 85 X SL 84 2-2 ① F9		C FS 84 B FF 91 F FS 86 F SL 85 X SL 85 1-2 ① L6			C FS 82 B FF 89 S FS 84 B FF 89 X FS 86 2-2 ① P5		C FF 100 S FF 100 F SI 102 B SI 102 F SL 84 F SL 87 S SL 88 1-3 ③ K	4	0	0	0	0	1	1
25 Jared Walsh, L (1, 3) OBP: 0.265, SLG: 0.317		B CU 74 F FF 91 S FS 85 S SL 84 1-3 ② K		X FS 86 0-0 ② G3-1			C SL 81 X FS 84 0-1 2 G5-4-3 1B			3	0	1	0	0	1	0
2 Andrelton Simmons, R (1, 6) OBP: 0.303, SLG: 0.351		C SL 84 B FS 86 X SL 83 1-1 44 FC6-4 1B		X FS 85 0-0 ③ G6-3			B SL 81 X FS 84 1-0 ②③ G5-4-3 1-2f			3	0	1	0	0	0	1
44 Kevan Smith, R (1, 2) OBP: 0.321, SLG: 0.377		C CU 76 X FS 89 0-1 ③ FC6-4 1-2f			X FF 90 0-0 ① G5-3			C SI 90 X SL 85 0-1 ① L8		3	0	0	0	0	0	1
23 Matt Thaiss, L (1, 5) OBP: 0.290, SLG: 0.383			C FF 89 B FS 84 B SL 82 X FF 91 2-1 1B		B CU 75 C SL 82 X FS 86 1-1 ② L8			B SI 90 B SI 92 C CH 86 B CH 86 C CH 86 X CH 86 3-2 ② F8		3	0	1	0	0	0	0
21 Michael Hermosillo, R (1, 7) OBP: 0.400, SLG: 0.263			C SL 83 F FS 89 S FS 86 0-3 ① K		C SI 90 B FS 86 S SL 85 B FF 92 F SL 85 B SL 86 F SL 85 S FS 87 3-3 ③ K			C SI 91 X SI 91 0-1 ③ G6-3		3	0	0	0	0	2	1
Inning Stats	R: 0 E: 0 K: 1 S: 9 H: 0 LOB: 0 BB: 0 P: 11	R: 0 E: 0 K: 1 S: 10 H: 1 LOB: 1 BB: 0 P: 14	R: 0 E: 0 K: 2 S: 11 H: 1 LOB: 1 BB: 0 P: 18	R: 1 E: 0 K: 0 S: 7 H: 1 LOB: 0 BB: 0 P: 10	R: 0 E: 0 K: 1 S: 8 H: 0 LOB: 0 BB: 0 P: 12	R: 0 E: 0 K: 1 S: 8 H: 0 LOB: 0 BB: 0 P: 11	R: 0 E: 0 K: 0 S: 7 H: 1 LOB: 0 BB: 0 P: 10	R: 0 E: 0 K: 0 S: 7 H: 0 LOB: 0 BB: 0 P: 10	R: 0 E: 0 K: 2 S: 15 H: 1 LOB: 1 BB: 0 P: 21	1B: 4 2B: 0 3B: 0 HR: 1 SF: 0 SAC: 0 DP: 1 HBP: 0						

	AB	31
	R	1
	H	5
	RBI	1
	BB	0
	SO	8
	LOB	6

WP: 0 PA: 31
PB: 0
SB: 0
CS: 0

PITCHER	IP	WLS	BF	H	R	ER	SO	BB	IBB	HBP	BLK	WP	HR	S	P	ERA	WHIP
19 Masahiro Tanaka, R (1, 1) ERA: 4.47	7.0	W	24	4	1	1	6	0	0	0	0	0	1	60	86	1.29	0.571
35 Cory Gearrin, R (8, 1) ERA: 4.1	1.0		3	0	0	0	0	0	0	0	0	0	0	7	10	0.00	0.000
54 Aroldis Chapman, L (9, 1) ERA: 2.28	1.0		4	1	0	0	2	0	0	0	0	0	0	15	21	0.00	1.000

PITCHER	IP	WLS	BF	H	R	ER	SO	BB	IBB	HBP	BLK	WP	HR	S	P	ERA	WHIP

Batter	1	2	3	4	5	6	7	8	9	AB	R	H	RBI	BB	SO	LOB
26 DJ LeMahieu, R (1, 4) OBP: 0.377, SLG: 0.518	C SI 92 F CU 79 S SI 93 0-3 ① K	B CU 79 X CH 85 1-0 1-H 2-H HR			B SI 92 X CU 80 1-0 ① L7		F FF 94 B SL 84 F SL 83 F FF 95 B FF 94 F CH 83 S SL 85 2-3 ① K			4	1	1	3	0	2	0
27 Giancarlo Stanton, R (1, 10) OBP: 0.400, SLG: 0.405	S SI 93 B CU 82 B SI 94 S SI 94 F SI 94 B CH 86 B SI 94 4-2 18 1B BB	S CU 78 F CU 79 B SI 94 S SI 93 1-3 ③ K			B SI 93 S SI 93 S CU 81 S CU 80 1-3 ② K		B FF 94 X CH 83 1-0 ② G4-3			3	0	0	0	1	2	0
45 Luke Voit, R (1, 3) OBP: 0.385, SLG: 0.482	S SI 94 B SI 94 B CH 86 B CH 86 C SI 94 S SI 94 3-3 ② K	X CU 75 0-0 ① F7			S SI 94 C SI 93 B CU 81 F SI 94 X CU 80 1-2 ③ L5		F FF 94 B SL 84 F SL 82 T FF 94 1-2 ③ K			4	0	0	0	0	2	1
18 Didi Gregorius, L (1, 6) OBP: 0.287, SLG: 0.464	D CU 80 X SI 93 1-0 1-2 1B	C SI 92 F SI 91 B CU 80 S CU 80 1-3 ② K2-3				F SI 93 B CU 80 S CU 79 B CU 79 B CU 79 X CU 79 3-2 38 G3-1 29 S 11 2B 1B		B CU 81 S CU 80 B FF 95 F FF 95 B FF 95 F FF 96 X FF 95 3-2 ① F7		4	1	2	0	0	1	0
29 Gio Urshela, R (1, 5) OBP: 0.363, SLG: 0.546	S SI 93 F CH 87 S SI 94 0-3 ③ K	B SI 93 S SI 92 F SI 92 B SI 94 S CU 79 2-3 ③ K				F CH 85 B SI 92 B SI 92 S SI 93 B CU 80 F SI 92 F CU 80 B SI 92 4-2 38 G3-1 11 2B 1-2 BB		B CU 80 S FF 95 B CH 90 F FF 95 X FF 96 2-2 ② F9		3	1	0	0	1	2	2
38 Cameron Maybin, R (1, 7) OBP: 0.365, SLG: 0.484		B SI 92 B SI 92 B SI 91 C SI 91 F SI 91 B SI 93 4-2 11 FC3-6 BB		C CH 83 C SI 92 B CU 81 B CU 80 B SI 93 F SI 91 F SI 92 C SI 93 3-3 ① K		C SL 85 C SL 86 X FF 96 0-2 ① G3-1 1-2 2-3		F FF 95 X FF 94 0-1 HR		3	1	1	1	1	1	2
11 Brett Gardner, L (1, 8) OBP: 0.330, SLG: 0.508		B SI 92 C SI 93 B SI 92 X SI 93 2-1 ① FC3-6 28 1B 26 HR 1-2f		B SI 93 X SI 93 1-0 HR		B FF 94 B SL 86 S FF 95 C FF 96 X SL 87 2-2 2-H 3-H 2B		C FF 94 B CU 79 B CU 79 S FF 95 B FF 94 F FF 94 B FF 95 4-2 77 HR BB		3	3	2	3	1	0	1
77 Clint Frazier, R (1, 9) OBP: 0.315, SLG: 0.495		1 SAFE C CH 84 X SI 91 0-1 ② F9		B SI 93 X CH 85 1-0 ② F9		B FF 96 C FF 96 X SL 85 1-1 ② P5		D FF 95 B FF 94 X FF 94 2-0 1-H HR		4	1	1	2	0	0	2
28 Austin Romine, R (1, 2) OBP: 0.311, SLG: 0.435		C SI 93 C SI 92 X CH 86 0-2 26 HR 1-2 1B		X CH 86 0-0 ③ P4		B FF 95 S SL 87 S FF 95 S SL 86 1-3 ③ K		F FF 95 C SL 87 B FF 96 X SL 86 1-2 ③ G6-3		4	1	1	0	0	1	1
Inning Stats	R: 0 E: 0 K: 3 S: 13 H: 1 LOB: 2 BB: 1 P: 21	R: 3 E: 0 K: 1 S: 13 H: 2 LOB: 0 BB: 1 P: 21	R: 0 E: 0 K: 2 S: 7 H: 0 LOB: 0 BB: 0 P: 10	R: 1 E: 0 K: 1 S: 8 H: 1 LOB: 0 BB: 0 P: 13	R: 0 E: 0 K: 1 S: 8 H: 0 LOB: 0 BB: 0 P: 11	R: 2 E: 0 K: 1 S: 18 H: 2 LOB: 1 BB: 1 P: 29	R: 0 E: 0 K: 2 S: 9 H: 0 LOB: 0 BB: 0 P: 13	R: 3 E: 0 K: 0 S: 16 H: 2 LOB: 0 BB: 1 P: 28		1B: 3 2B: 1 3B: 0 HR: 4 SF: 0 SAC: 0 DP: 0 HBP: 0						

PITCHER		IP	WLS	BF	H	R	ER	SO	BB	IBB	HBP	BLK	WP	HR	S	P	ERA	WHIP
28 Andrew Heaney, L ERA: 5.1	(1, 1)	5.0	L	23	5	6	6	8	3	0	0	0	0	2	56	90	10.80	1.600
38 Justin Anderson, R ERA: 5.56	(6, 1)	1.0		4	1	0	0	1	0	0	0	0	0	0	11	15	0.00	1.000
99 Keynan Middleton, R ERA:	(7, 1)	1.0		3	0	0	0	2	0	0	0	0	0	0	9	13	0.00	0.000
58 Miguel Del Pozo, L ERA: 8.64	(8, 1)	0.2		5	2	3	3	0	1	0	0	0	0	2	13	24	40.50	4.500
65 Jake Jewell, R ERA: 6.86	(8, 1)	0.1		1	0	0	0	0	0	0	0	0	0	0	3	4	0.00	0.000

PITCHER	IP	WLS	BF	H	R	ER	SO	BB	IBB	HBP	BLK	WP	HR	S	P	ERA	WHIP

BOTTOM

Los Angeles Angels @ New York Yankees

Yankee Stadium, Bronx, NY

Thu Sep 19 2019, 6:39 PM - 9:17 PM EDT

Att. 42,056 - Clear - 68 F

livebaseballscorecards.com

AB	32
R	9
H	8
RBI	9
BB	4
SO	11
LOB	9

WP: 0 PA: 36
PB: 0
SB: 1
CS: 0

Batter	1	2	3	4	5	6	7	8	9	AB	R	H	RBI	BB	SO	LOB
6 David Fletcher, R (1, 4) OBP: 0.348, SLG: 0.383	B FF 88 F FF 89 B FF 90 B SL 85 X FF 89 3-1 ① F7		C FF 91 F CH 88 C SI 92 0-3 ② K		B FF 90 X SL 85 1-0 ① P4		C CU 83 B FF 95 F SL 88 S FF 95 1-3 ③ K			4	0	0	0	0	2	1
18 Brian Goodwin, L (1, 8) OBP: 0.323, SLG: 0.468	C FF 90 B CU 73 X CH 88 1-1 ② F7		B CU 70 S CH 89 T CU 73 1 SAFE D SL 87 S CH 88 2-3 ③ K		B FF 90 B FF 91 F CH 87 C CH 87 X SL 85 2-2 ② G4-3			C CU 80 S FC 91 B FC 91 F FC 91 B CU 82 T CU 82 2-2 ① K		4	0	0	0	0	2	1
5 Albert Pujols, R (1, 10) OBP: 0.308, SLG: 0.443	F FF 90 B CH 88 B SL 84 B CU 71 X FF 91 3-1 ③ G6-3			C FF 90 B SL 85 X FF 90 1-1 56 1B; 2 2B; 1B	C SI 91 C FF 90 B EP 63 F SL 84 X CU 74 1-2 ③ P6			B CU 81 C CU 80 X FC 91 1-1 ② G6-3		4	1	1	0	0	0	0
56 Kole Calhoun, L (1, 9) OBP: 0.328, SLG: 0.476		C FF 89 B SL 86 F SL 87 F CH 88 F FF 93 B CU 67 X FF 92 2-2 ① G4-3		S CH 88 F FF 90 X SL 87 0-2; 1-2 2 2B; 1B		C SL 83 X CH 90 0-1 ① F9		B FC 91 C FC 90 X FC 90 1-1 ③ P4		4	1	1	0	0	0	0
2 Andrelton Simmons, R (1, 6) OBP: 0.302, SLG: 0.353		C FF 90 X SL 86 0-1 ② P5		X FF 91 0-0; 1-H; 2-H 25 1B; 44 1B; 2B		F FF 96 F FF 96 C SL 83 0-3 ② K			X FC 91 0-0 ① G5-3	4	1	1	2	0	1	0
25 Jared Walsh, L (1, 3) OBP: 0.278, SLG: 0.318		C CU 74 F FF 90 B CH 87 B FF 94 X CU 68 2-2 ③ P5		C FF 91 F CU 74 B CH 88 B CH 88 F SL 88 X CU 68 2-2; G4-6-3; 2-3 23; 44 1B; 1B		B FF 95 B SL 85 C FF 95 S FF 96 B FF 96 B FF 96 4-2 BB			C CU 83 B FC 93 S FF 96 F FF 97 B CH 83 B CH 85 S FF 98 3-3 ② K	3	0	1	0	1	1	0
44 Kevan Smith, R (1, 2) OBP: 0.330, SLG: 0.404			X FF 89 0-0 HR	B CH 88 C CH 89 X SL 87 1-1; 1-2; 3-H 23; G4-6-3; 1B		C SL 85 D CH 88 F FF 97 D SL 86 S CH 88 2-3 ③ K			F FC 93 X FF 97 0-1 1B	4	1	3	2	0	1	1
23 Matt Thaiss, L (1, 5) OBP: 0.289, SLG: 0.379			B FF 88 F CU 73 F CH 87 B SL 87 F FF 93 X CU 66 2-2 1B	X CH 89 0-0 ① ② G4-6-3; 1-2f; 2-3			F CU 82 S SL 90 C CU 82 0-3 ① K		D CH 84 F CH 86 F FF 98 B FF 98 T FF 98 2-2 ③ K	4	0	1	0	0	2	3
21 Michael Hermosillo, R (1, 7) OBP: 0.357, SLG: 0.227			F SL 85 S SL 84 B SL 83 D SI 92 F CH 88 S CU 71 2-3 ① K	C SL 85 B CH 89 F SL 85 F FF 93 F CU 65 D SL 83 B CH 88 F CU 70 S CH 89 3-3 ③ K			B FF 94 S SL 88 X SL 91 1-1 ② F8			3	0	0	0	0	2	2
Inning Stats	R: 0 E: 0 K: 0 S: 6 H: 0 LOB: 0 BB: 0 P: 13	R: 0 E: 0 K: 0 S: 10 H: 0 LOB: 0 BB: 0 P: 14	R: 1 E: 0 K: 3 S: 15 H: 2 LOB: 0 BB: 0 P: 21	R: 3 E: 0 K: 1 S: 19 H: 5 LOB: 1 BB: 0 P: 26	R: 0 E: 0 K: 0 S: 8 H: 0 LOB: 0 BB: 0 P: 12	R: 0 E: 0 K: 2 S: 10 H: 0 LOB: 1 BB: 1 P: 16	R: 0 E: 0 K: 2 S: 8 H: 0 LOB: 0 BB: 0 P: 10	R: 0 E: 0 K: 1 S: 8 H: 0 LOB: 0 BB: 0 P: 12	R: 0 E: 0 K: 2 S: 10 H: 1 LOB: 1 BB: 0 P: 15	1B: 6 2B: 1 3B: 0 HR: 1 SF: 0 SAC: 0 DP: 1 HBP: 0						

TOP

Los Angeles Angels @ Houston Astros

Minute Maid Park, Houston, TX

Fri Sep 20 2019, 7:12 PM - 9:59 PM CDT

Att. 40,106 - Roof Closed - 73 F

livebaseballscorecards.com

AB	34
R	4
H	8
RBI	4
BB	1
SO	11
LOB	8

PITCHER		IP	WLS	BF	H	R	ER	SO	BB	IBB	HBP	BLK	WP	HR	S	P	ERA	WHIP
21 Zack Greinke, R ERA: 3.05	(1, 1)	5.0	W	21	7	4	4	4	0	0	0	0	0	1	58	86	7.20	1.400
39 Josh James, R ERA: 4.94	(6, 1)	1.0	H	4	0	0	0	2	1	0	0	0	0	0	10	16	0.00	1.000
55 Ryan Pressly, R ERA: 2.45	(7, 1)	1.0	H	3	0	0	0	2	0	0	0	0	0	0	8	10	0.00	0.000
36 Will Harris, R ERA: 1.55	(8, 1)	1.0	H	3	0	0	0	1	0	0	0	0	0	0	8	12	0.00	0.000
54 Roberto Osuna, R ERA: 2.76	(9, 1)	1.0	S	4	1	0	0	2	0	0	0	0	0	0	10	15	0.00	1.000

PITCHER	IP	WLS	BF	H	R	ER	SO	BB	IBB	HBP	BLK	WP	HR	S	P	ERA	WHIP

Batter	1	2	3	4	5	6	7	8	9	AB	R	H	RBI	BB	SO	LOB
27 Jose Altuve, R (1, 4) OBP: 0.357, SLG: 0.557	F FF 90 B SL 84 F SL 84 B FF 90 X SL 84 2-2 HR	C FF 90 B FF 91 X FF 91 1-1 ① F7		B CU 81 C CU 84 B FF 93 F CH 86 B CU 77 X CU 84 3-2 ① G4-3		C FF 90 B FF 89 C FF 90 S CH 86 1-3 ② K				4	1	1	1	0	1	1
23 Michael Brantley, L (1, 7) OBP: 0.377, SLG: 0.506	B SL 82 F FF 91 B FF 92 F CH 81 B SL 83 X SL 83 3-2 ① F9	B FF 92 C SL 85 X FF 91 1-1 ② G4-3		X CU 78 0-0 ② G1-3		B CH 86 F CH 86 X CU 79 1-1 ③ G4-3				4	0	0	0	0	0	1
2 Alex Bregman, R (1, 5) OBP: 0.420, SLG: 0.585	C FF 92 B FF 91 B SL 85 X SL 85 2-1 HR	B SL 84 S FF 92 S CH 85 B FF 92 F SL 87 X CH 86 2-2 ③ F7		B SL 85 B CU 84 C FF 94 B CH 88 C FF 94 X CU 84 3-2 ③ F8			B FF 94 B SL 81 C SL 81 C FF 93 B CH 85 F FF 94 B FF 94 4-2 BB			3	1	1	1	1	0	0
44 Yordan Alvarez, L (1, 10) OBP: 0.417, SLG: 0.666	B CH 81 X CH 81 1-0 1 HR 1B		B CH 82 C SL 83 X FF 90 1-1 ① G1-3		C SL 85 S FC 92 B CH 87 B FF 92 X FC 93 2-2 ① G4-3		B FF 93 F FF 93 B FF 93 F FF 94 F CH 85 C CH 85 2-3 ① K			4	1	1	0	0	1	1
1 Carlos Correa, R (1, 6) OBP: 0.355, SLG: 0.568	F FF 92 B CH 84 C SL 81 X CH 84 1-2 1-H HR		C SL 85 B FF 91 B SL 85 X SL 85 2-1 HR		C CU 80 B CU 84 F CH 88 B FF 94 C FF 94 2-3 ② K		1 SAFE C FF 94 B FF 93 X FF 94 1-1 ② F9			4	2	2	3	0	1	1
16 Aledmys Díaz, R (1, 3) OBP: 0.332, SLG: 0.430	C FF 91 B FF 92 B FF 92 B SL 84 X FF 91 3-1 22 1B 2B		F FF 92 X SL 86 0-1 28 HBP 1B		X FF 94 0-0 1B		X SL 82 0-0 ③ G5-3			4	1	3	0	0	0	1
22 Josh Reddick, L (1, 9) OBP: 0.317, SLG: 0.404	B FF 92 B CH 84 X FF 91 2-0 2-H 1B		1 SAFE C FF 90 B FF 92 F SL 84 X CH 83 1-2 ② P6		C FC 92 D CH 87 X FF 94 1-1 ③ G6-3			C FF 92 B SL 84 C SL 84 X SI 92 1-2 ① G3		4	0	1	1	0	0	2
28 Robinson Chirinos, R (1, 2) OBP: 0.354, SLG: 0.454	F FF 92 T FF 92 F SL 86 T FF 92 0-2 ② K		C FF 92 T FF 90 H FF 91 1-2 1-2 HBP			S CU 76 F FF 90 X CU 77 0-2 6 G4-3 2B		C SI 91 F CH 81 F FF 93 B FF 94 B FF 93 B CH 80 S SL 82 3-3 ② K		3	0	1	0	0	2	1
6 Jake Marisnick, R (1, 8) OBP: 0.294, SLG: 0.414	C SL 84 F FF 91 B FF 91 X SL 85 1-2 ③ F7		C CU 83 F FF 93 B FC 92 B SL 85 X FF 93 2-2 ③ P4			B CH 86 X CU 78 1-0 ① G4-3 2-3		X SI 92 0-0 ③ B1-3		4	0	0	0	0	0	4
Inning Stats	R: 5 E: 0 K: 1 S: 22 H: 6 LOB: 1 BB: 0 P: 37	R: 0 E: 0 K: 0 S: 8 H: 0 LOB: 0 BB: 0 P: 12	R: 1 E: 0 K: 0 S: 14 H: 2 LOB: 2 BB: 0 P: 21	R: 0 E: 0 K: 0 S: 7 H: 0 LOB: 0 BB: 0 P: 13	R: 0 E: 0 K: 1 S: 9 H: 1 LOB: 1 BB: 0 P: 14	R: 0 E: 0 K: 1 S: 9 H: 1 LOB: 1 BB: 1 P: 12	R: 0 E: 0 K: 1 S: 10 H: 0 LOB: 1 BB: 1 P: 17	R: 0 E: 0 K: 1 S: 8 H: 0 LOB: 0 BB: 0 P: 12		1B: 4 2B: 2 3B: 0 HR: 4 SF: 0 SAC: 0 DP: 0 HBP: 1		WP: 0 PB: 0 SB: 0 CS: 0 PA: 36		

PITCHER		IP	WLS	BF	H	R	ER	SO	BB	IBB	HBP	BLK	WP	HR	S	P	ERA	WHIP
51 Jaime Barria, R ERA: 6.43	(1, 1)	2.2	L	17	8	6	6	1	0	0	1	0	0	4	41	65	20.25	3.000
67 Taylor Cole, R ERA: 6.24	(3, 1)	2.1		8	1	0	0	1	0	0	0	0	0	0	19	32	0.00	0.429
24 Noé Ramirez, R ERA: 4.2	(6, 1)	1.0		4	1	0	0	1	0	0	0	0	0	0	9	12	0.00	1.000
99 Keynan Middleton, R ERA:	(7, 1)	1.0		4	0	0	0	1	1	0	0	0	0	0	10	17	0.00	1.000
49 Adalberto Mejía, L ERA: 6.9	(8, 1)	1.0		3	0	0	0	1	0	0	0	0	0	0	8	12	0.00	0.000

PITCHER	IP	WLS	BF	H	R	ER	SO	BB	IBB	HBP	BLK	WP	HR	S	P	ERA	WHIP

BOTTOM

Los Angeles Angels @ Houston Astros

Minute Maid Park, Houston, TX

Fri Sep 20 2019, 7:12 PM - 9:59 PM CDT

Att. 40,106 - Roof Closed - 73 F

livebaseballscorecards.com

AB	34
R	6
H	10
RBI	6
BB	1
SO	5
LOB	12

Los Angeles Angels @ Houston Astros

Minute Maid Park, Houston, TX

Sat Sep 21 2019, 6:11 PM - 9:33 PM CDT

Att. 43,264 - Roof Closed - 73 F

TOP

livebaseballscorecards.com

Batter	1	2	3	4	5	6	7	8	9	AB	R	H	RBI	BB	SO	LOB
6 David Fletcher, R (1, 4) OBP: 0.350, SLG: 0.390	C FF 89 C SI 89 X FC 87 0-2 HR	F FF 92 D ST 82 F CH 83 X CH 83 1-2 1-2 3-H 1B		C FF 93 X CU 80 0-1 2 1B 5 2B 1B		S SL 86 D SL 87 F SL 87 F CU 86 X FF 96 1-2 F9 ②		C SI 87 B SI 87 X SI 87 1-1 F8 ③		5	2	3	2	0	0	1
2 Andrelton Simmons, R (1, 6) OBP: 0.306, SLG: 0.355	B FC 86 B CH 82 B FF 89 B FF 90 4-0 56 1B 5 F8 44 G4-3 BB	S ST 83 B ST 83 X FF 93 1-1 F3 ①		B ST 81 B CH 83 B ST 82 C FF 90 C FF 92 X FF 93 3-2 5 2B 1-3 1B		C SL 84 X SL 86 0-1 2-H 1B			C FF 97 C FF 98 B SL 87 B SL 89 X FF 98 2-2 F8 ①	4	1	2	1	1	0	2
5 Albert Pujols, R (1, 3) OBP: 0.311, SLG: 0.445	C FC 87 D FC 88 D CH 81 X FF 92 2-1 F8 ① 1-2	C ST 84 S ST 83 B ST 84 X FF 94 1-2 F4 ②		D ST 84 B CH 85 C FF 92 X FF 93 2-1 1-3 3-H 2B		B SL 86 B SL 88 C CU 84 S CU 83 D CU 87 B CU 84 4-2 BB			B SL 88 S SL 88 B FF 98 F FF 97 F FF 98 B FF 98 F SL 88 X FF 98 3-2 56 HR 1B	4	1	2	1	1	0	3
56 Kole Calhoun, L (1, 9) OBP: 0.328, SLG: 0.481	X FC 87 0-0 44 G4-3 3 1B 2-3 1B	T CH 83 S FF 94 F FF 94 F CH 84 B CH 83 S CU 78 1-3 K ③		C CH 84 X CH 84 0-1 F8 ③		S SL 87 X SL 87 0-1 G3-1 ③			F FF 98 B FF 99 B FF 98 B SL 88 X SI 97 3-1 1-H HR	5	2	2	2	0	1	6
44 Kevan Smith, R (1, 2) OBP: 0.321, SLG: 0.392	C FF 90 C FF 92 X FF 92 0-2 G4-3 ② 1-2 3-H	C FF 90 B ST 82 F ST 82 B FF 93 F CH 84 C FF 93 2-3 K ①			C SL 86 T SI 96 B CU 86 S SL 87 1-3 K ①		C FF 94 T SL 82 X SL 81 1-1 L4 ①		B SI 98 B SI 98 X FF 98 2-0 L9 ②	5	0	0	1	0	2	1
3 Taylor Ward, R (1, 7) OBP: 0.214, SLG: 0.200 18 Brian Goodwin, L (7, 8) OBP: 0.325, SLG: 0.470	B FC 86 X FF 90 1-0 2-H 1B	B FF 93 S ST 83 B ST 82 F CH 85 B FF 94 X FF 93 3-2 P4 ②			C SI 97 B SL 87 S SL 86 C CU 86 1-3 K ②		S SL 82 C SL 81 B FF 95 B CH 85 S FF 95 2-3 K ②		C SL 86 F SL 88 B FF 98 B FF 97 X FF 98 2-2 41 E 41 S 1B	4 1	0 0	1 1	1 0	0 0	2 0	0 0
41 Justin Bour, L (1, 10) OBP: 0.260, SLG: 0.367	B FC 87 B FC 88 X FC 86 2-0 G3-1 ③	S CU 77 S CH 84 S CH 86 0-3 K ③			B SL 87 S SL 87 F CU 85 S SL 87 1-3 K ③		B CH 85 C CH 84 F FF 94 X CH 85 1-2 F8 ③		B FC 87 B CH 85 B FF 93 B FF 94 4-0 1-3 BB	4	0	0	0	1	2	1
21 Michael Hermosillo, R (1, 8) OBP: 0.364, SLG: 0.200 (7, 7)		B SI 90 C CH 82 B CH 81 H FC 87 3-1 22 1B 6 1B HBP		B ST 82 B ST 82 C FF 93 C CH 85 B CH 85 S FF 93 3-3 K ①		S SL 86 B FF 95 B SL 87 B SL 87 B FF 95 4-1 22 S 2 1B BB		C SL 79 C SL 79 S SL 80 0-3 K ①	C FF 94 S FC 88 D FC 89 F FF 94 F FC 89 F CH 86 B FF 94 X FF 94 2-2 L8 ③	3	2	0	0	1	2	2
22 Kaleb Cowart, S (1, 5) OBP: 0.250, SLG: 0.250		1 SAFE B FF 90 B CH 82 X FF 91 2-0 6 1B 1-3 1B		F FF 95 B FF 95 B CH 86 F CH 84 B FF 94 X FF 94 3-2 P5 ②		B FF 94 C SL 86 1 SAFE B FF 94 S SL 87 S SL 88 2-3 K ① 1-2		X FF 89 0-0 F8 ②		4	0	1	0	0	1	1
Inning Stats	R: 3 E: 0 K: 0 S: 11 H: 3 LOB: 1 BB: 1 P: 20	R: 1 E: 0 K: 1 S: 15 H: 2 LOB: 2 BB: 0 P: 24	R: 0 E: 0 K: 2 S: 10 H: 0 LOB: 0 BB: 0 P: 15	R: 1 E: 0 K: 1 S: 15 H: 3 LOB: 2 BB: 0 P: 26	R: 0 E: 0 K: 3 S: 9 H: 0 LOB: 0 BB: 0 P: 12	R: 1 E: 0 K: 1 S: 14 H: 1 LOB: 2 BB: 2 P: 25	R: 0 E: 0 K: 1 S: 8 H: 0 LOB: 0 BB: 0 P: 12	R: 0 E: 0 K: 1 S: 6 H: 0 LOB: 0 BB: 0 P: 7	R: 2 E: 0 K: 0 S: 20 H: 3 LOB: 2 BB: 1 P: 38	1B: 9 2B: 1 3B: 0 HR: 2 SF: 0 SAC: 0 DP: 0 HBP: 1						

PITCHER		IP	WLS	BF	H	R	ER	SO	BB	IBB	HBP	BLK	WP	HR	S	P	ERA	WHIP
20 Wade Miley, L ERA: 3.91	(1, 1)	1.0	L	9	4	4	4	0	1	0	1	0	0	1	13	27	36.00	5.000
65 José Urquidy, R ERA: 4.63	(2, 1)	3.0		13	4	1	1	4	0	0	0	0	0	0	38	58	3.00	1.333
66 Bryan Abreu, R ERA: 1.35	(5, 1)	2.0		9	1	1	1	4	2	0	0	0	0	0	23	37	4.50	1.500
47 Chris Devenski, R ERA: 5.12	(7, 1)	1.0		3	0	0	0	1	0	0	0	0	0	0	8	12	0.00	0.000
38 Joe Smith, R ERA: 1.16	(8, 1)	1.0		3	0	0	0	1	0	0	0	0	0	0	6	7	0.00	0.000

PITCHER		IP	WLS	BF	H	R	ER	SO	BB	IBB	HBP	BLK	WP	HR	S	P	ERA	WHIP
30 Héctor Rondón, R ERA: 3.84	(9, 1)	0.2		5	3	2	2	0	0	0	0	0	0	1	14	26	27.00	4.500
29 Joe Biagini, R ERA: 4.64	(9, 1)	0.1		2	0	0	0	0	1	0	0	0	0	0	6	12	0.00	3.000

AB	39
R	8
H	12
RBI	8
BB	4
SO	10
LOB	17

WP: 0	PA: 44		
PB: 0			
SB: 2			
CS: 0			

Los Angeles Angels @ Houston Astros

Minute Maid Park, Houston, TX

Sat Sep 21 2019, 6:11 PM - 9:33 PM CDT

Att. 43,264 - Roof Closed - 73 F

livebaseballscorecards.com

BOTTOM

Batter	1	2	3	4	5	6	7	8	9	AB	R	H	RBI	BB	SO	LOB
4 George Springer, R (1, 9) (8, 8) OBP: 0.376, SLG: 0.572	C FF 93 B FF 94 S CH 84 B CH 84 X CU 81 2-2 ① F8	C CU 78 B FF 94 F CH 84 B FF 94 F FF 94 S CU 78 2-3 ③ K			S SL 88 B SL 86 X CH 86 1-1 ① F7		1 SAFE B SL 85 F FF 99 C SL 88 D FS 91 D SL 87 S FS 90 3-3 ② K			4	0	0	0	0	2	2
27 Jose Altuve, R (1, 4) OBP: 0.356, SLG: 0.555	S CU 80 C CU 80 B CH 86 X CH 85 1-2 ② G6-3		F FF 92 B CH 82 X CH 82 1-1 ① F7		C SI 95 B SL 88 F SL 86 F SI 95 F SL 87 B FF 95 C SL 88 2-3 ② K		S CH 88 F FF 98 X FF 98 0-2 ③ 1-3 1B			4	0	1	0	0	1	0
2 Alex Bregman, R (1, 5) (8, 6) OBP: 0.419, SLG: 0.582	B FF 94 C CU 79 B CU 80 C FF 94 B CH 84 X CH 85 3-2 ③ F9		B CU 78 B CH 85 C CU 77 C CU 79 B FF 94 B FF 94 4-2 44 G4-6-3 BB		S SL 87 B SL 88 B SL 86 X FF 94 2-1 ③ L8			B SL 84 C FF 97 C CH 88 X FF 97 1-2 ① G6-3		3	0	0	0	1	0	0
44 Yordan Alvarez, L (1, 10) OBP: 0.415, SLG: 0.670		B CU 79 S CH 82 B FF 91 B CU 78 C FF 93 X SL 88 3-2 HR	1 SAFE 1 SAFE F FF 93 F FF 93 F CU 80 F CH 86 X SL 86 0-2 ② ③ G4-6-3 1-2f			C FF 94 B FF 94 B FF 95 F SL 87 B FF 96 S SL 87 3-3 ① K		B FF 97 X CH 88 1-0 ② G3		4	1	1	1	0	1	1
10 Yuli Gurriel, R (1, 3) OBP: 0.350, SLG: 0.552		C CU 80 B FF 94 H FF 91 2-1 1 BB 3 2B HBP		C SI 95 X SL 85 0-1 3 G3 1 1B 1B		B SL 86 C SL 87 B FF 95 C SL 87 X SL 87 2-2 ② G6-3		B FF 98 F FF 97 X FF 98 1-1 ③ G5-3		3	1	1	0	0	0	0
1 Carlos Correa, R (1, 6) OBP: 0.358, SLG: 0.568 9 Jack Mayfield, R (7, 6) OBP: 0.140, SLG: 0.268 22 Josh Reddick, L (8, 9) OBP: 0.316, SLG: 0.403		D FF 92 B CH 83 C FF 94 B FF 92 B CH 83 4-1 3 2B 12 G4-3 1-2 BB		C SI 94 X SI 95 0-1 3 G3 1-2 1B		C FF 95 B FF 96 B FF 95 C FF 94 B SL 87 F SL 87 S SL 87 3-3 ③ K			B CH 88 X SI 96 1-0 ① F7	2 0 1	1 0 0	1 0 0	0 0 0	1 0 0	1 0 0	0 0 0
3 Kyle Tucker, L (1, 7) OBP: 0.340, SLG: 0.542		B FF 93 B CU 78 X FF 94 2-0 12 G4-3 1-3 2-H 2B		S SL 86 X CH 89 0-1 ① G3 1-2 2-3			B FS 88 F SL 86 S FS 86 B FF 98 B FS 90 X SI 98 3-2 11 WP 13 SF9 2B		X CH 86 0-0 ② G3-1	4	1	2	1	0	0	2
12 Martín Maldonado, R (1, 2) OBP: 0.294, SLG: 0.389 11 Garrett Stubbs, L (7, PH) (8, 2) OBP: 0.306, SLG: 0.313		B CH 84 X FF 93 1-0 ① G4-3 2-3 3-H		C SI 94 X SL 86 0-1 ② G5-3			C SL 85 B SI 99 B FS 89 S SI 99 B FS 89 B FS 91 4-2 27 1B 2-3 BB		C FF 96 F SL 90 F FF 96 B SL 87 F CH 87 S FF 97 1-3 ③ K	2 1	0 0	0 0	1 0	0 1	0 1	3 0
26 Myles Straw, R (1, 8) OBP: 0.365, SLG: 0.327 13 Abraham Toro, S (7, PH) (8, 5) OBP: 0.316, SLG: 0.433		C CU 77 X FF 92 0-1 ② B1-4		C SL 86 C FF 96 D SL 87 D CH 90 X SL 85 2-2 ③ F8			B SL 84 B SI 98 X SL 85 2-0 ① SF9 3-H			2 0	0 0	0 0	0 1	0 0	0 0	3 0

	AB	R	H	RBI	BB	SO	LOB
	30	4	6	4	3	6	11

Inning Stats	1	2	3	4	5	6	7	8	9
	R: 0 E: 0 K: 0 S: 9 H: 0 LOB: 0 BB: 0 P: 15	R: 3 E: 0 K: 1 S: 13 H: 2 LOB: 1 BB: 1 P: 27	R: 0 E: 0 K: 0 S: 9 H: 0 LOB: 0 BB: 1 P: 14	R: 0 E: 0 K: 0 S: 11 H: 2 LOB: 2 BB: 0 P: 13	R: 0 E: 0 K: 1 S: 9 H: 0 LOB: 0 BB: 0 P: 14	R: 0 E: 0 K: 2 S: 10 H: 0 LOB: 0 BB: 0 P: 18	R: 1 E: 0 K: 1 S: 12 H: 2 LOB: 2 BB: 1 P: 24	R: 0 E: 0 K: 0 S: 6 H: 0 LOB: 0 BB: 0 P: 9	R: 0 E: 0 K: 1 S: 7 H: 0 LOB: 0 BB: 0 P: 9

1B: 3	SF: 1	WP: 1	PA: 35
2B: 2	SAC: 0	PB: 0	
3B: 0	DP: 1	SB: 0	
HR: 1	HBP: 1	CS: 0	

PITCHER		IP	WLS	BF	H	R	ER	SO	BB	IBB	HBP	BLK	WP	HR	S	P	ERA	WHIP
43 Patrick Sandoval, L ERA: 5.25	(1, 1)	3.0		13	2	3	3	1	2	0	1	0	0	1	31	56	9.00	1.333
65 Jake Jewell, R ERA: 6.55	(4, 1)	1.0		5	2	0	0	0	0	0	0	0	0	0	11	13	0.00	2.000
39 Luke Bard, R ERA: 4.5	(5, 1)	2.0	W	6	0	0	0	3	0	0	0	0	0	0	19	32	0.00	0.000
40 Luis García, R ERA: 4.12	(7, 1)	0.2	H	4	1	1	0	1	1	0	0	0	1	0	9	21	0.00	3.000
31 Ty Buttrey, R ERA: 4.15	(7, 1)	1.1	H	4	1	0	0	0	0	0	0	0	0	0	9	12	0.00	0.750

PITCHER		IP	WLS	BF	H	R	ER	SO	BB	IBB	HBP	BLK	WP	HR	S	P	ERA	WHIP
57 Hansel Robles, R ERA: 2.29	(9, 1)	1.0		3	0	0	0	1	0	0	0	0	0	0	7	9	0.00	0.000

Batter	1	2	3	4	5	6	7	8	9	AB	R	H	RBI	BB	SO	LOB
6 David Fletcher, R (1, 4) (7, 6) OBP: 0.349, SLG: 0.388	X FF 93 0-0 ① F8		F FF 95 X SL 85 0-1 ① G2-3 1-2		C FF 94 X SL 88 0-1 ② L7		B SI 93 C SI 92 F SI 93 X SI 96 1-2 5 E 18 BB 2 1B 1B	B FF 94 C FF 94 S SL 81 F FF 96 B FF 95 X CH 84 2-2 ② P4		5	1	1	0	0	0	1
18 Brian Goodwin, L (1, 8) OBP: 0.328, SLG: 0.469	B CU 78 B CH 86 S FF 93 B CH 86 S FF 94 F FF 95 B CU 81 4-2 5 G5-4-3 BB		B CU 78 B SL 88 S SL 87 B FF 95 F FF 95 F SL 87 F SL 87 S CU 79 3-3 ② K		B CH 86 C CU 78 S CU 80 B SL 88 F CU 81 F FF 97 X CU 81 2-2 5 BB 1B		B CU 78 B SI 93 B FF 94 C FF 93 B FF 94 4-1 2 1B 5 E 21 BB 1-2 2-3 BB	B FF 95 C CH 83 B CH 85 B SL 80 F FF 94 F CH 83 F CH 84 S CH 84 3-3 ③ K		3	1	1	0	2	2	1
5 Albert Pujols, R (1, 10) OBP: 0.310, SLG: 0.442	B SL 84 C FF 94 1 SAFE S SL 86 B CU 80 1 SAFE X CU 79 2-2 ②③ G5-4-3 1-2f		C CU 80 X CU 80 0-1 ③ G6-3		C CU 79 1 SAFE C CU 81 D SL 87 D CU 81 B CU 82 B CU 79 4-2 1-2 BB		C FF 96 S FF 96 X SL 85 0-2 FC5 21 BB 2 1B 1-2 2-3 3-H		F FC 91 S FF 97 F FC 92 S SL 88 0-3 ① K	4	0	0	1	1	1	4
56 Kole Calhoun, L (1, 9) OBP: 0.328, SLG: 0.479 3 Taylor Ward, R (7, 7) OBP: 0.207, SLG: 0.192		S CH 85 X CU 78 0-1 ① G4-3		F CU 78 X FF 94 0-1 2 2B 25 G6-3 1B	F CU 78 S CU 80 F CU 80 B FF 96 S FF 95 1-3 ③ K		X CH 88 0-0 ① P5		S SL 88 C FC 91 S SL 88 0-3 ② K	4 1	1 0	1 0	0 0	0 0	1 1	5 0
2 Andrelton Simmons, R (1, 6) OBP: 0.308, SLG: 0.359 22 Kaleb Cowart, S (7, 4) OBP: 0.200, SLG: 0.200		B FF 93 F FF 94 F FF 94 X SL 87 1-2 ② G5-3		F CU 77 B SL 86 X FF 95 1-1 25 G6-3 1-3 2B		C SI 93 X ST 83 0-1 ① F8	B SL 84 C FF 97 F FF 96 X SL 85 1-2 21 BB 1-2 2-3 3-H 1B		S SL 88 X FF 97 0-1 ③ P5	4 1	0 0	2 0	1 0	0 0	0 0	0 0
25 Jared Walsh, L (1, 3) OBP: 0.289, SLG: 0.348		C FF 94 S SL 87 F SL 88 X FF 96 0-2 21 3B 3B		F SL 88 D SL 88 X FF 95 1-1 ① G6-3 2-3 3-H		B ST 84 S FF 94 S FF 93 B FF 94 B FF 94 B FF 94 4-2 BB	C FF 96 B SL 84 F FF 97 S CH 89 1-3 ② K			3	1	1	1	1	1	4
21 Michael Hermosillo, R (1, 7) OBP: 0.378, SLG: 0.286 (7, 9)		C SL 86 X SL 88 0-1 3-H 3B		F FF 94 B FF 95 C CU 80 B SL 89 C CU 82 2-3 ② K		S ST 83 C SI 94 S FF 94 0-3 ② K	B FF 97 F SL 84 B FF 97 B FF 97 F FF 96 B FF 97 4-2 1-2 2-3 3-H BB			3	0	1	2	1	2	2
23 Matt Thaiss, L (1, 5) OBP: 0.281, SLG: 0.368		B FF 95 F FF 95 B CH 86 X CH 86 2-1 ③ G1-3		F FF 96 D CU 81 F CU 80 B FF 96 B FF 96 S FF 97 3-3 ③ K		B CH 87 X FF 93 1-0 ③ F9	B CH 88 B CH 88 X FF 96 2-0 ③ F9			4	0	0	0	0	1	6
48 Anthony Bemboom, L (1, 2) OBP: 0.170, SLG: 0.239			F FF 94 F FF 95 B SL 87 F FF 96 B SL 88 X SL 87 2-2 6 G2-3 1B		B FF 94 S FF 94 F FF 95 B SL 88 B SL 88 S FF 96 3-3 ① K		C FF 95 F SI 95 B CU 80 B CU 80 B CU 79 F SI 94 B SI 93 4-2 18 BB 6 1B 5 E BB	B CH 83 B FF 93 B FF 93 C FF 92 X FF 93 3-1 ① F8		3	1	1	0	1	1	0

Inning Stats	1	2	3	4	5	6	7	8	9	1B: 5	SF: 0	WP: 0	PA: 41
	R: 0 E: 0 K: 0 S: 7 H: 0 LOB: 0 BB: 1 P: 13	R: 1 E: 0 K: 0 S: 13 H: 2 LOB: 1 BB: 0 P: 16	R: 0 E: 0 K: 1 S: 13 H: 1 LOB: 0 BB: 1 P: 18	R: 1 E: 0 K: 2 S: 12 H: 2 LOB: 1 BB: 0 P: 19	R: 0 E: 0 K: 2 S: 16 H: 1 LOB: 2 BB: 1 P: 26	R: 0 E: 0 K: 1 S: 8 H: 0 LOB: 1 BB: 1 P: 13	R: 3 E: 1 K: 1 S: 20 H: 2 LOB: 3 BB: 3 P: 37	R: 0 E: 0 K: 1 S: 11 H: 0 LOB: 0 BB: 0 P: 19	R: 0 E: 0 K: 2 S: 9 H: 0 LOB: 0 BB: 0 P: 9	2B: 1 3B: 2 HR: 0	SAC: 0 DP: 1 HBP: 0	PB: 0 SB: 0 CS: 0	

PITCHER		IP	WLS	BF	H	R	ER	SO	BB	IBB	HBP	BLK	WP	HR	S	P	ERA	WHIP
35 Justin Verlander, R ERA: 2.53	(1, 1)	5.0	W	22	6	2	2	5	2	0	0	0	0	0	61	92	3.60	1.600
41 Brad Peacock, R ERA: 4.01	(6, 1)	1.0		4	0	0	0	1	1	0	0	0	0	0	8	13	0.00	1.000
59 Framber Valdez, L ERA: 5.86	(7, 1)	0.0		3	1	3	2	0	2	0	0	0	0	0	7	16	∞	∞
39 Josh James, R ERA: 4.85	(7, 1)	1.0		6	1	0	0	1	1	0	0	0	0	0	13	21	0.00	2.000
47 Chris Devenski, R ERA: 5.05	(8, 1)	1.0		3	0	0	0	1	0	0	0	0	0	0	11	19	0.00	0.000

PITCHER		IP	WLS	BF	H	R	ER	SO	BB	IBB	HBP	BLK	WP	HR	S	P	ERA	WHIP
54 Roberto Osuna, R ERA: 2.71	(9, 1)	1.0		3	0	0	0	2	0	0	0	0	0	0	9	9	0.00	0.000

TOP

Los Angeles Angels @ Houston Astros

Minute Maid Park, Houston, TX

Sun Sep 22 2019, 1:11 PM - 4:43 PM CDT

Att. 43,169 - Roof Closed - 73 F

livebaseballscorecards.com

AB	35
R	5
H	8
RBI	5
BB	6
SO	10
LOB	23

Batter	1	2	3	4	5	6	7	8	9	AB	R	H	RBI	BB	SO	LOB
4 George Springer, R (1, 8) OBP: 0.378, SLG: 0.592	X FF 92 0-0 HR	B CU 79 F SL 86 F SL 85 B FF 94 B SL 87 X SL 84 3-2 1-H HR		B CH 82 B FF 93 B FF 91 X FF 92 3-0 HR	C SL 87 F SL 84 B FF 94 X SL 84 1-2 P4 ①		C KC 78 X FC 87 0-1 G1-3 ①			5	3	3	4	0	0	3
27 Jose Altuve, R (1, 4) OBP: 0.357, SLG: 0.552	C CU 78 C CH 85 B FF 94 B SL 86 X FF 93 2-2 F9 ①	C FF 94 X CH 86 0-1 G5-3 ③		B CU 75 B FF 89 S CH 83 X FF 92 2-1 F7 ③	C SL 84 S SL 83 B FF 94 X SL 84 1-2 23 G6-5-3 1-3 2-H 3-H 1B		F FC 87 B CH 84 C FF 93 F CH 82 B SI 93 B FC 86 B KC 79 4-2 23 G3-1 BB			4	0	1	1	1	0	0
23 Michael Brantley, L (1, 7) OBP: 0.377, SLG: 0.504	B FF 92 B CH 85 F FF 92 C FF 91 B FF 93 B CH 85 4-2 44 1B BB		B CU 75 F FF 92 C FF 91 C FF 92 1-3 K ①		B CU 81 X FF 93 2 HR 1B G6-5-3 1-3		C SI 92 X CH 85 0-1 G3-1 ② 1-2			4	1	1	0	1	1	3
2 Alex Bregman, R (1, 6) OBP: 0.419, SLG: 0.585	C SL 83 B FF 93 B FF 93 B SL 83 X FF 93 3-1 F9 ②		C FF 92 H CU 78 1-1 44 2B HBP		X FF 94 0-0 1-H HR	B SL 85 C SL 84 C FF 94 B SL 85 X CH 88 2-2 G6-3 ①	S CH 83 S FC 87 D CH 82 C SI 93 1-3 K ③			4	1	1	2	0	1	2
44 Yordan Alvarez, L (1, 10) OBP: 0.422, SLG: 0.681 3 Kyle Tucker, L (6, PR) OBP: 0.333, SLG: 0.531 (7, 10)	C SI 93 F SI 93 F CH 87 F FF 95 B CH 86 F SL 86 X CU 80 1-2 10 FC6-4 1B		S SL 81 D FF 92 B FF 92 1 SAFE B FF 92 X SL 80 3-1 1-3 2B		B CU 81 S CU 85 B CU 83 B FF 95 X FF 95 3-1 10 1B 28 1B 2B	C FF 94 S CH 88 X FF 95 0-2 13 BB 16 HR 1B		B FC 86 B CH 84 X CH 83 2-0 F9 ①		4 1	1 1	4 0	0 0	0 0	0 0	0 0
10 Yuli Gurriel, R (1, 3) OBP: 0.350, SLG: 0.550 13 Abraham Toro, S (6, 5) OBP: 0.321, SLG: 0.426	B SL 85 C CU 78 B FF 93 X SL 84 2-1 FC6-4 ③ 1-2f		F CU 77 B FF 91 X FF 92 1-1 F9 ②		B SL 84 X FF 94 1-0 16 BB 28 1B 2-3 1B	D FF 96 B SI 94 C FF 95 B CH 88 B FF 94 4-1 16 HR 1-2 BB		C SI 93 F CH 84 X KC 81 0-2 G6-3 ②		3 1	1 1	1 0	0 0	0 1	0 0	4 0
16 Aledmys Díaz, R (1, 5) OBP: 0.342, SLG: 0.452 (6, 3)		B FF 93 C FF 92 X SL 84 1-1 4 WP 4 HR 1B	C CU 76 F CH 81 B FF 93 X CH 81 1-2 F9 ③		F FF 94 1 SAFE B FF 94 D SL 86 B SL 83 B FF 92 4-1 22 BB 28 1B 27 PB 1-2 BB	F SL 85 D CH 89 B SI 95 X SL 86 2-1 1-H 2-H HR		C FC 85 B CH 85 X CH 84 1-1 1B		4	3	3	3	1	0	2
28 Robinson Chirinos, R (1, 2) OBP: 0.352, SLG: 0.451		C CU 77 B FF 93 B FF 93 B SL 84 F SI 92 F SL 83 S SL 84 3-3 K ①		C CU 72 B FF 91 F CH 80 B CH 81 X CH 81 2-2 P3 ①	X SL 87 0-0 27 PB 22 BB 27 1B 1-2 2-H 3-H 1B	F FF 93 X FF 95 0-1 F7 ②		S SI 92 B SI 92 X FC 85 1-1 G5-3 ③		5	1	1	2	0	1	3
22 Josh Reddick, L (1, 9) OBP: 0.316, SLG: 0.400		C SI 93 1 SAFE X CH 86 0-1 P5 ②		F FF 92 F FF 93 S CH 82 0-3 K ②	B SL 84 F SL 86 B FF 94 B FF 94 B SL 84 4-1 27 1B 27 PB 1-2 2-3 BB	S SL 86 X CH 88 0-1 G1-3 ③				3	0	0	0	1	1	2
Inning Stats	R: 1 E: 0 K: 0 S: 16 H: 2 LOB: 2 BB: 1 P: 28	R: 2 E: 0 K: 1 S: 13 H: 2 LOB: 0 BB: 0 P: 20	R: 0 E: 0 K: 1 S: 11 H: 1 LOB: 2 BB: 0 P: 18	R: 1 E: 0 K: 1 S: 9 H: 1 LOB: 0 BB: 0 P: 16	R: 6 E: 0 K: 0 S: 15 H: 6 LOB: 1 BB: 2 P: 30	R: 3 E: 0 K: 0 S: 13 H: 2 LOB: 1 BB: 1 P: 21	R: 0 E: 0 K: 1 S: 10 H: 0 LOB: 1 BB: 1 P: 15	R: 0 E: 0 K: 0 S: 8 H: 1 LOB: 1 BB: 0 P: 12							

PITCHER		IP	WLS	BF	H	R	ER	SO	BB	IBB	HBP	BLK	WP	HR	S	P	ERA	WHIP
63 José Rodríguez, R ERA: 3.24	(1, 1)	2.0	L	11	4	3	3	1	1	0	0	0	1	2	29	48	13.50	2.500
54 José Suarez, L ERA: 7.34	(3, 1)	2.0		9	2	1	1	2	0	0	1	0	0	1	20	34	4.50	1.000
58 Miguel Del Pozo, L ERA: 11.88	(5, 1)	0.0		3	3	3	3	0	0	0	0	0	0	1	4	8	∞	∞
38 Justin Anderson, R ERA: 5.93	(5, 1)	0.1		6	3	3	2	0	2	0	0	0	0	0	10	21	54.00	15.000
65 Jake Jewell, R ERA: 7.23	(5, 1)	1.2		7	2	3	3	0	1	0	0	0	0	1	14	22	16.20	1.800

PITCHER		IP	WLS	BF	H	R	ER	SO	BB	IBB	HBP	BLK	WP	HR	S	P	ERA	WHIP
53 Trevor Cahill, R ERA: 6.1	(7, 1)	2.0		8	1	0	0	1	1	0	0	0	0	0	18	27	0.00	1.000

BOTTOM

Los Angeles Angels @ Houston Astros

Minute Maid Park, Houston, TX

Sun Sep 22 2019, 1:11 PM - 4:43 PM CDT

Att. 43,169 - Roof Closed - 73 F

livebaseballscorecards.com

AB	38
R	13
H	15
RBI	12
BB	5
SO	4
LOB	19

1B: 8 SF: 0 WP: 1 PA: 44
2B: 2 SAC: 0 PB: 1
3B: 0 DP: 1 SB: 0
HR: 5 HBP: 1 CS: 0

Oakland Athletics @ Los Angeles Angels

Angel Stadium, Anaheim, CA

Tue Sep 24 2019, 7:08 PM - 9:58 PM PDT

Att. 34,505 - Clear - 81 F

TOP

livebaseballscorecards.com

Batter	1	2	3	4	5	6	7	8	9	AB	R	H	RBI	BB	SO	LOB
10 Marcus Semien, R (1, 6) OBP: 0.370, SLG: 0.524	B FF 91 B FF 91 B FF 91 C FF 91 F FF 91 D CH 85 4-2 26 FC6-4 BB		B CU 77 B FF 92 C FF 91 B CH 85 X FF 91 3-1 ② P6		C FF 91 B CH 84 1 SAFE F CU 76 B FF 91 X CU 77 2-2 26 FC5-4 1-2 1B			C SL 84 F FF 97 F SL 84 B SL 85 C SL 85 1-3 ① K		3	0	1	0	1	1	0
26 Matt Chapman, R (1, 5) OBP: 0.339, SLG: 0.500	B CU 77 C FF 91 B FF 91 S CH 84 F CU 75 F FF 91 1 SAFE X CH 84 2-2 ① FC6-4 1-2f		B CH 84 F FF 91 B FF 90 C CH 83 F FF 91 X CU 78 2-2 ③ G6-3		S FF 90 C FF 90 X CH 84 0-2 ② FC5-4 1-2f 2-3			B FF 99 F CH 88 B FF 99 X FF 97 2-1 ② G6-3		4	0	0	0	0	0	3
28 Matt Olson, L (1, 3) OBP: 0.350, SLG: 0.546	B FF 92 B FF 90 S CH 85 C SL 83 B CH 83 F FF 91 S CU 76 3-3 ② K			F CU 76 B FF 88 F FF 90 X CH 84 1-2 ① P2	F CH 84 B FF 90 1 SAFE C CU 76 F CH 84 X CU 77 1-2 ③ F9			F FF 99 B FF 98 F CH 88 F FF 99 F FF 98 B CH 89 C SL 85 2-3 ③ K		4	0	0	0	0	2	3
20 Mark Canha, R (1, 8) OBP: 0.398, SLG: 0.526	S CU 76 B FF 90 S CH 84 D CH 85 B FF 92 F FF 91 S CH 85 3-3 ③ K			C CH 82 B FF 91 F FF 91 F FF 92 X CU 78 1-2 ② L8		C CU 77 B CH 85 B CH 86 S FF 90 S FF 91 2-3 ① K			X CH 86 0-0 79 G6-3 1B	4	0	1	0	0	2	1
79 Ramón Laureano, R (1, 9) OBP: 0.341, SLG: 0.517		C CH 83 X FF 91 0-1 ① F9		B CH 84 F FF 91 B FF 90 X CH 83 2-1 2 HR 1B		C FF 90 S CU 78 B CH 86 B CH 84 X CU 78 2-2 ② F9			F CH 88 1 SAFE S CH 89 F FF 98 F SI 97 X CH 90 0-2 ①② G6-3 1-2f	4	1	1	0	0	0	1
2 Khris Davis, R (1, 10) OBP: 0.291, SLG: 0.389		B CU 77 X FF 91 1-0 1B		1 SAFE X FF 89 0-0 1-H HR		B CH 84 S CH 86 X CU 78 1-1 ③ F7			S CH 89 B CH 89 S CH 89 S CH 88 1-3 ③ K	4	1	2	2	0	1	0
18 Chad Pinder, R (1, 7) OBP: 0.283, SLG: 0.413 23 Jurickson Profar, S (7, PH) OBP: 0.296, SLG: 0.408 (7, 4)		B CU 77 B CH 84 X CH 84 2-0 ② F9		C CU 76 S CH 84 X FF 91 0-2 ③ G6-3			C CU 77 S CU 77 B FF 90 B FF 89 F CH 86 X CH 86 2-2 ① P5			2 1	0 0	0 0	0 0	0 0	0 0	1 0
12 Sean Murphy, R (1, 2) OBP: 0.362, SLG: 0.690		C FF 90 S CH 81 F FF 90 B CH 86 F CH 85 D CH 85 X FF 92 2-2 ③ F9			C FF 90 F CH 83 B FF 91 B CH 84 F CU 77 F CH 84 F CU 78 F FF 92 S CH 85 2-3 ① K		X CU 78 0-0 ② F8			3	0	0	0	0	1	1
64 Sheldon Neuse, R (1, 4) OBP: 0.320, SLG: 0.348 8 Robbie Grossman, S (7, PH) OBP: 0.337, SLG: 0.351 (7, 7)			C FF 90 B FF 91 X CU 76 1-1 ① G4-3		X CU 77 0-0 26 FC5-4 10 1B 1B		X SI 92 0-0 ③ F7			2 1	0 0	1 0	0 0	0 0	0 0	0 0
Inning Stats	R: 0 E: 0 K: 2 S: 15 H: 0 LOB: 1 BB: 1 P: 27	R: 0 E: 0 K: 0 S: 9 H: 1 LOB: 1 BB: 0 P: 14	R: 0 E: 0 K: 0 S: 8 H: 0 LOB: 0 BB: 0 P: 14	R: 2 E: 0 K: 0 S: 13 H: 2 LOB: 0 BB: 0 P: 17	R: 0 E: 0 K: 1 S: 18 H: 2 LOB: 2 BB: 0 P: 23	R: 0 E: 0 K: 1 S: 8 H: 0 LOB: 0 BB: 0 P: 13	R: 0 E: 0 K: 0 S: 6 H: 0 LOB: 0 BB: 0 P: 8	R: 0 E: 0 K: 2 S: 11 H: 0 LOB: 0 BB: 0 P: 16	R: 0 E: 0 K: 1 S: 9 H: 1 LOB: 0 BB: 0 P: 10	1B: 5 2B: 0 3B: 0 HR: 1 SF: 0 SAC: 0 DP: 1 HBP: 0						

	AB	32
	R	2
	H	6
	RBI	2
	BB	1
	SO	7
	LOB	10

WP: 0 PB: 0 SB: 0 CS: 0 PA: 33

PITCHER		IP	WLS	BF	H	R	ER	SO	BB	IBB	HBP	BLK	WP	HR	S	P	ERA	WHIP
52 Dillon Peters, L ERA: 4.72	(1, 1)	5.0	W	21	5	2	2	3	1	0	0	0	0	1	63	95	3.60	1.200
24 Noé Ramirez, R ERA: 4.09	(6, 1)	1.2	H	5	0	0	0	1	0	0	0	0	0	0	13	20	0.00	0.000
49 Adalberto Mejía, L ERA: 6.82	(7, 1)	0.1	H	1	0	0	0	0	0	0	0	0	0	0	1	1	0.00	0.000
31 Ty Buttrey, R ERA: 4.09	(8, 1)	1.0	H	3	0	0	0	2	0	0	0	0	0	0	11	16	0.00	0.000
57 Hansel Robles, R ERA: 2.26	(9, 1)	1.0	S	3	1	0	0	1	0	0	0	0	0	0	9	10	0.00	1.000

PITCHER	IP	WLS	BF	H	R	ER	SO	BB	IBB	HBP	BLK	WP	HR	S	P	ERA	WHIP

Oakland Athletics @ Los Angeles Angels

Angel Stadium, Anaheim, CA

Tue Sep 24 2019, 7:08 PM - 9:58 PM PDT

Att. 34,505 - Clear - 81 F

livebaseballscorecards.com

BOTTOM

Batter	1	2	3	4	5	6	7	8	9	AB	R	H	RBI	BB	SO	LOB
6 David Fletcher, R (1, 6) OBP: 0.351, SLG: 0.391	C FF 92 B FF 92 B FF 91 X FF 93 2-1 1B		B FF 91 F FF 94 B FF 94 F FS 81 F FS 83 X FF 93 2-2 18 G3-6-3 2-3 1B		D FS 83 X FF 93 1-0 18 2B 5 SF7 1-3 2-H 1B		B FC 86 X FC 86 1-0 ① L8 2-3			4	1	3	1	0	0	1
18 Brian Goodwin, L (1, 8) OBP: 0.330, SLG: 0.470	C FF 92 B FS 83 B FF 93 X FF 92 2-1 ① P6		B FF 92 B FF 92 F FS 83 F FS 83 B FF 94 X FS 81 3-2 ② ③ G3-6-3 1-2f		C FF 94 F FF 94 X FF 94 0-2 1-3 3-H 2B		C CU 74 B FF 90 B CU 75 D CH 83 C CH 83 D CU 78 4-2 BB			3	0	1	1	1	0	3
5 Albert Pujols, R (1, 10) OBP: 0.309, SLG: 0.441	X FF 93 0-0 ② P3			B SL 86 B FF 93 B FF 93 C FF 92 F SL 89 X SL 87 3-2 1B	S FS 84 S FS 85 B FS 83 F FF 95 X FS 85 1-2 ② SF7 3-H		B FC 85 B FF 88 F FC 86 F FF 90 S CU 76 2-3 ② K			3	0	1	1	0	1	3
56 Kole Calhoun, L (1, 9) OBP: 0.326, SLG: 0.476	1 SAFE S FF 92 F FF 91 X FF 93 0-2 ③ F9			X FS 83 0-0 ① P5	S FS 84 B FF 95 S FS 84 F FF 95 X FS 84 1-2 ③ F9		B FF 95 S SL 84 B SL 85 S SL 85 S SL 86 2-3 ③ K			4	0	0	0	0	1	5
44 Kevan Smith, R (1, 2) OBP: 0.320, SLG: 0.394		B KC 78 C FF 92 S SL 88 X SL 87 1-2 ① G3		C FF 93 B SL 87 F SL 85 X FF 93 1-2 ② L4		F SI 94 C CH 86 F CH 84 F SL 81 B SL 82 B FF 97 X CH 87 2-2 2B		C FF 91 C FF 93 B CU 78 F SL 77 X FF 92 1-2 ① G4-3		4	0	1	0	0	0	1
25 Jared Walsh, L (1, 3) OBP: 0.275, SLG: 0.329		C FF 92 F FF 93 S FS 85 0-3 ② K		F FF 92 F FS 84 B FS 84 X FS 84 1-2 ③ F8		B FF 95 C SI 96 F FF 97 B SL 84 C SL 84 2-3 ① K		C SI 92 B FF 91 F CH 88 B FF 93 B CU 69 S FF 92 3-3 ② K		4	0	0	0	0	3	2
3 Taylor Ward, R (1, 7) OBP: 0.212, SLG: 0.200 21 Michael Hermosillo, R (9, 7) OBP: 0.378, SLG: 0.286		C FF 93 C FF 94 S FS 85 0-3 ③ K			B FF 92 S SL 86 X SL 87 1-1 23 1B 6 1B 1B		C SI 96 B SI 97 D SL 82 S CH 86 S CH 86 2-3 ② K		C CU 75 B SL 81 T FF 93 S CU 70 1-3 ③ K	4 0	1 0	1 0	0 0	0 0	3 0	1 0
23 Matt Thaiss, L (1, 5) OBP: 0.282, SLG: 0.367			B FS 83 X FF 91 1-0 ① F9		X FS 82 0-0 6 1B 18 2B 1-2 1B	B SL 83 B FF 98 X SL 83 2-0 ③ G6-3				3	1	1	0	0	0	1
22 Kaleb Cowart, S (1, 4) OBP: 0.375, SLG: 0.625			C KC 78 B KC 80 X FF 93 1-1 6 1B 2B		F FS 84 F FS 80 S FF 93 0-3 ① K		C CH 82 X FF 89 0-1 6 L8 2B			3	0	2	0	0	1	2

	AB	32
	R	3
	H	10
	RBI	3
	BB	1
	SO	9
	LOB	19

Inning Stats																				
	R: 0 E: 0 K: 0 S: 8	H: 1 LOB: 1 BB: 0 P: 12	R: 0 E: 0 K: 2 S: 9	H: 0 LOB: 0 BB: 0 P: 10	R: 0 E: 0 K: 0 S: 10	H: 2 LOB: 1 BB: 0 P: 17	R: 0 E: 0 K: 0 S: 10	H: 1 LOB: 1 BB: 0 P: 15	R: 3 E: 0 K: 1 S: 18	H: 4 LOB: 1 BB: 0 P: 22	R: 0 E: 0 K: 2 S: 12	H: 1 LOB: 1 BB: 0 P: 20	R: 0 E: 0 K: 2 S: 11	H: 1 LOB: 2 BB: 1 P: 20	R: 0 E: 0 K: 2 S: 10	H: 0 LOB: 0 BB: 0 P: 15	1B: 6 2B: 4 3B: 0 HR: 0	SF: 1 SAC: 0 DP: 1 HBP: 0	WP: 0 PB: 0 SB: 0 CS: 0	PA: 34

PITCHER		IP	WLS	BF	H	R	ER	SO	BB	IBB	HBP	BLK	WP	HR	S	P	ERA	WHIP
15 Homer Bailey, R ERA: 4.57	(1, 1)	5.0	L	22	8	3	3	3	0	0	0	0	0	0	55	76	5.40	1.600
44 Jesús Luzardo, L ERA: 2.25	(6, 1)	1.0		4	1	0	0	2	0	0	0	0	0	0	12	20	0.00	1.000
36 Yusmeiro Petit, R ERA: 2.68	(7, 1)	0.2		4	1	0	0	1	1	0	0	0	0	0	8	15	0.00	3.000
35 Jake Diekman, L ERA: 4.8	(7, 1)	0.1		1	0	0	0	1	0	0	0	0	0	0	3	5	0.00	0.000
48 Joakim Soria, R ERA: 4.43	(8, 1)	1.0		3	0	0	0	2	0	0	0	0	0	0	10	15	0.00	0.000

PITCHER		IP	WLS	BF	H	R	ER	SO	BB	IBB	HBP	BLK	WP	HR	S	P	ERA	WHIP

Batter	1	2	3	4	5	6	7	8	9	AB	R	H	RBI	BB	SO	LOB
10 Marcus Semien, R (1, 6) OBP: 0.370, SLG: 0.525	B SI 92 F SI 92 C SI 92 X CH 85 1-2 79 G1-3 2B	B SI 92 C SI 92 S CU 80 F SI 93 D CH 85 B SI 93 X SI 93 3-2 ③ P3			F CU 78 B SI 90 F SI 91 B CU 79 B SI 92 X SI 92 3-2 ① G4-3		C FF 94 X FF 95 0-1 ① L7		S SL 89 F SL 91 B CH 90 X FF 97 1-2 79 26 HR SH1-3 1B	5	1	2	0	0	0	2
79 Ramón Laureano, R (1, 9) OBP: 0.343, SLG: 0.523	B CU 80 C SI 93 B SI 93 F CH 85 X SI 93 2-2 ① G1-3 2-3		B SI 92 B SI 92 C CH 84 F CH 84 C CU 79 2-3 ① K		C SI 93 F SI 92 F SI 93 F CU 80 F SI 92 X SI 92 0-2 HR		B SL 84 C CH 83 F FF 94 B SL 84 B CH 86 B FF 95 4-2 28 1B 26 1B BB		X FF 96 0-0 ① SH1-3 1-2	3	1	1	1	1	1	1
26 Matt Chapman, R (1, 5) OBP: 0.340, SLG: 0.504	B CU 79 S SI 94 C SI 93 D CU 80 B SI 93 S SI 93 3-3 ② K		C CU 78 X CU 79 0-1 ② F7		C SI 92 X CU 79 0-1 ② G6-3		1 SAFE S CH 83 B FF 94 1 SAFE D CH 85 B SL 84 F CH 83 X FF 94 3-2 28 1B 1-2 1B		X SL 91 0-0 2-H HR	5	1	2	2	0	1	1
28 Matt Olson, L (1, 3) OBP: 0.352, SLG: 0.546	B SI 93 B CU 80 B CU 79 B SI 93 4-0 BB		X SI 93 0-0 20 HBP 1B		C CU 79 B CU 79 C SI 91 S SI 92 1-3 ③ K		F CU 82 X CU 81 0-1 20 G6-4-3 1-2 2-3 1B		C CH 88 B CH 90 S SI 96 F SI 96 S CH 88 1-3 ② K	4	0	2	0	1	2	0
20 Mark Canha, R (1, 8) OBP: 0.399, SLG: 0.524 1 Franklin Barreto, R (7, 4) OBP: 0.145, SLG: 0.278	D CU 80 B SI 92 C SI 94 C CU 78 B SI 94 S SI 93 3-3 ③ K		C SI 91 S SI 92 D CU 80 B SI 92 B SI 93 H CU 79 4-2 1-2 HBP			B CH 83 S SI 91 C CH 83 F SI 92 B SI 92 F SI 93 B CU 79 4-2 23 1B BB	C CH 85 X CH 86 0-1 ② ③ G6-4-3 1-2f		X SI 97 0-0 2B	2 1	0 0	0 1	0 0	1 0	1 0	5 0
18 Chad Pinder, R (1, 7) OBP: 0.285, SLG: 0.416 (6, 4) (7, 8)		B SI 91 X SI 91 1-0 23 1B 1B	D CH 86 X CU 79 1-0 ③ G5-3			D CU 78 X CH 84 1-0 ① L8		C FF 96 X SL 84 0-1 2B	F CH 86 B FF 97 B CH 89 F CH 88 C FF 97 2-3 ③ K	5	0	2	0	0	1	4
23 Jurickson Profar, S (1, 10) OBP: 0.297, SLG: 0.409	S CU 78 F SI 92 B SI 92 X CH 84 1-2 1-2 1B			B SI 91 C CH 83 B SI 91 X CU 77 2-1 ① G6-3		X CU 78 0-0 65 S 1-3 1B		B FF 98 S FF 98 C FF 98 S FF 97 1-3 ① K		4	0	2	0	0	1	1
64 Sheldon Neuse, R (1, 4) OBP: 0.308, SLG: 0.333 65 Seth Brown, L (6, PH) OBP: 0.384, SLG: 0.507 (6, 7)		C SI 92 F CH 84 B SI 92 S SI 93 1-3 ① K		B SI 91 S SI 92 C CH 84 S SI 92 1-3 ② K		C SL 86 1 SAFE S CH 87 B SL 88 1 SAFE F SI 96 B CH 88 D SL 88 F FF 96 3-2 ② F SL 85 X FF 85 F8 1-2		B CH 88 C SL 86 S FF 98 X FF 98 1-2 ② P6	2 2	0 0	0 0	0 0	0 0	2 0	2 3
19 Josh Phegley, R (1, 2) OBP: 0.287, SLG: 0.419 8 Robbie Grossman, S (6, PH) OBP: 0.337, SLG: 0.351 12 Sean Murphy, R (6, PH) OBP: 0.347, SLG: 0.659 (6, 2)		C CU 79 D CH 85 F SI 93 S CU 80 1-3 ② K		B CU 79 B SI 91 S CH 85 X SI 91 2-1 ③ G5-3		B SL 83 C SL 84 C CH 78 B FF 94 F FF 94 B CH 78 F SL 83 X FF 94 3-2 ③ G1-3		F FF 98 C SL 85 B FF 97 S CH 87 1-3 ③ K		2 0 2	0 0 0	0 0 0	0 0 0	1 0 1	2 0 3	2 0 3

TOP

Oakland Athletics @ Los Angeles Angels

Angel Stadium, Anaheim, CA

Wed Sep 25 2019, 7:09 PM - 10:37 PM PDT

Att. 36,865 - Partly Cloudy - 72 F

livebaseballscorecards.com

AB	37
R	3
H	12
RBI	3
BB	3
SO	11
LOB	24

Inning Stats	1	2	3	4	5	6	7	8	9
	R: 0 E: 0 K: 2 S: 12	R: 0 E: 0 K: 2 S: 14	R: 0 E: 0 K: 1 S: 9	R: 0 E: 0 K: 1 S: 7	R: 1 E: 0 K: 1 S: 15	R: 0 E: 0 K: 0 S: 16	R: 0 E: 0 K: 0 S: 11	R: 0 E: 0 K: 2 S: 11	R: 2 E: 0 K: 2 S: 13
	H: 1 LOB: 2 BB: 1 P: 25	H: 2 LOB: 2 BB: 0 P: 21	H: 1 LOB: 2 BB: 0 P: 16	H: 0 LOB: 0 BB: 0 P: 12	H: 1 LOB: 0 BB: 0 P: 19	H: 1 LOB: 2 BB: 1 P: 27	H: 2 LOB: 2 BB: 1 P: 18	H: 1 LOB: 1 BB: 0 P: 14	H: 3 LOB: 1 BB: 0 P: 17

| | | |

Oakland Athletics @ Los Angeles Angels

Angel Stadium, Anaheim, CA

Wed Sep 25 2019, 7:09 PM - 10:37 PM PDT

Att. 36,865 - Partly Cloudy - 72 F

livebaseballscorecards.com

BOTTOM

Batter	1	2	3	4	5	6	7	8	9	AB	R	H	RBI	BB	SO	LOB
6 David Fletcher, R (1, 4) OBP: 0.354, SLG: 0.391	C SI 97 B FF 98 S SL 88 X SL 88 1-2 56 BB 1B		B FF 97 B SI 96 B SI 95 B FF 97 4-0 56 G3-1 5 1B BB		B SI 96 C SL 88 C FF 97 B FS 88 B FS 88 S FS 88 3-3 ② K2-3		0-0 IBB			2	0	1	0	2	1	0
18 Brian Goodwin, L (1, 8) OBP: 0.327, SLG: 0.465	C SI 95 S SI 96 B SI 96 B SL 87 S SI 96 2-3 ① K		B SI 95 C SL 86 C SI 95 B SI 96 B SI 97 1 SAFE S SL 86 3-3 ① K		F SL 90 B FS 88 B SI 99 C SI 96 S FS 90 2-3 ③ K		C SL 84 X SL 84 0-1 ③ F7			4	0	0	0	0	3	4
5 Albert Pujols, R (1, 10) OBP: 0.309, SLG: 0.439	C SL 86 D SI 97 1 SAFE F SI 96 F SI 97 D FS 86 X FS 86 2-2 ② P6		F SI 96 X SI 96 0-1 56 G3-1 1-2 1B			B FF 96 B SL 84 F FF 96 S FF 96 B SL 86 X FF 96 3-2 ① P6		B FF 91 C SI 90 X FF 92 1-1 ① P4		4	0	1	0	0	0	1
56 Kole Calhoun, L (1, 9) OBP: 0.327, SLG: 0.474	B SI 95 B SL 88 B SI 95 D FF 96 4-0 1-2 BB		B SI 97 C SL 86 X FS 86 1-1 ② G3-1 1-2 2-3			B SI 96 F FS 87 X FS 87 1-1 ② G3		F SI 93 B FF 91 H FF 92 2-1 HBP		2	0	0	0	1	0	2
2 Andrelton Simmons, R (1, 6) OBP: 0.305, SLG: 0.355	C SL 86 X SL 86 0-1 ③ P6		C SI 96 F SL 87 X FS 86 0-2 ③ G6-3			F FF 96 X FS 87 0-1 ③ L7		B SL 77 1 SAFE 1 SAFE F FF 90 X SL 78 1-1 ② P5		4	0	0	0	0	0	5
25 Jared Walsh, L (1, 3) OBP: 0.277, SLG: 0.342 21 Michael Hermosillo, R (7, PR) OBP: 0.368, SLG: 0.276 (8, 7)		S SI 96 S SI 97 B FF 98 C SI 98 1-3 ① K		F SI 96 F FS 87 B FS 88 B SI 98 S FS 87 2-3 ① K			L FF 88 X CH 82 0-1 3 F8 22 2B 2B	B FF 89 X SI 92 1-0 ③ F9		3 1	0 1	1 0	0 0	0 0	2 0	0 1
3 Taylor Ward, R (1, 7) OBP: 0.250, SLG: 0.333 23 Matt Thaiss, L (8, 3) OBP: 0.280, SLG: 0.364		C FF 97 B SL 89 X SL 87 1-1 HR		X SI 97 0-0 22 L9-3 1B			B FC 85 B FC 84 F FC 86 B FF 90 X FF 89 3-1 ① F8 2-3		F CU 83 F FF 97 B FF 98 S CU 84 1-3 ① K	3 1	1 0	2 0	1 0	0 0	0 1	1 0
22 Kaleb Cowart, S (1, 5) OBP: 0.333, SLG: 0.583	B SI 96 B SL 88 X SI 96 2-0 ② F7			F FS 86 X SL 86 0-1 ② ③ L9-3 1-1			B CU 75 B CH 84 D CH 84 C FF 88 X FF 89 3-1 2B		C FF 97 S CU 86 B CU 87 B CU 84 F SL 89 F FF 97 B CU 85 F FF 97 S SL 90 3-3 ② K	4	0	1	1	0	1	1
48 Anthony Bemboom, L (1, 2) OBP: 0.163, SLG: 0.229 41 Justin Bour, L (7, PH) OBP: 0.260, SLG: 0.367 44 Kevan Smith, R (7, PH) OBP: 0.317, SLG: 0.390 (8, 2)	F SI 97 C FS 88 B SI 99 X FS 88 1-2 ③ P5				C SL 88 B SI 96 B SI 96 X FS 86 2-1 ① P2		B FF 96 B FF 95 C SL 83 F SL 84 C FF 96 3-H 2-3 ② K		F FF 98 C FF 98 F SL 90 B CU 85 X FF 99 1-2 ③ G4-3	2 0 2	0 0 0	0 0 0	0 0 1	0 0 0	0 0 1	0 0 1
Inning Stats	R: 0 E: 0 K: 1 S: 12 H: 1 LOB: 2 BB: 1 P: 21	R: 1 E: 0 K: 1 S: 9 H: 1 LOB: 0 BB: 0 P: 14	R: 0 E: 0 K: 1 S: 10 H: 1 LOB: 2 BB: 1 P: 18	R: 0 E: 0 K: 1 S: 6 H: 1 LOB: 0 BB: 0 P: 8	R: 0 E: 0 K: 2 S: 8 H: 0 LOB: 0 BB: 0 P: 15	R: 0 E: 0 K: 0 S: 7 H: 0 LOB: 0 BB: 0 P: 11	R: 1 E: 0 K: 1 S: 11 H: 2 LOB: 2 BB: 1 P: 19	R: 0 E: 0 K: 0 S: 6 H: 0 LOB: 1 BB: 0 P: 11	R: 0 E: 0 K: 2 S: 13 H: 0 LOB: 0 BB: 0 P: 18	1B: 3 2B: 3 3B: 0 HR: 1 SF: 0 SAC: 0 DP: 1 HBP: 1						WP: 0 PB: 0 SB: 0 CS: 0 PA: 36	

PITCHER		IP	WLS	BF	H	R	ER	SO	BB	IBB	HBP	BLK	WP	HR	S	P	ERA	WHIP
47 Frankie Montas, R ERA: 2.63	(1, 1)	6.0		23	4	1	1	6	2	0	0	0	0	1	52	87	1.50	1.000
36 Yusmeiro Petit, R ERA: 2.78	(7, 1)	0.1		3	2	1	1	0	0	0	0	0	0	0	6	12	27.00	6.000
35 Jake Diekman, L ERA: 4.75	(7, 1)	0.2		3	0	0	0	1	0	1	0	0	0	0	5	7	0.00	0.000
48 Joakim Soria, R ERA: 4.37	(8, 1)	1.0	W	4	0	0	0	0	0	0	1	0	0	0	6	11	0.00	0.000
16 Liam Hendriks, R ERA: 1.62	(9, 1)	1.0	S	3	0	0	0	2	0	0	0	0	0	0	13	18	0.00	0.000

PITCHER	IP	WLS	BF	H	R	ER	SO	BB	IBB	HBP	BLK	WP	HR	S	P	ERA	WHIP

Batter	1	2	3	4	5	6	7	8	9	10	11	12	AB	R	H	RBI	BB	SO	LOB
26 Myles Straw, R (1, 4) (8, 6) OBP: 0.377, SLG: 0.337	X FF 91 0-0 P4 ①		B SL 85 C SL 84 B FF 93 F SL 86 B FF 94 X SL 86 3-2 1B		F FF 91 B CH 84 C SL 85 F FF 92 B CH 83 X SL 84 2-2 F9 ①		C SL 84 C SL 85 B FF 96 F SL 84 B SL 87 F CH 90 X SI 96 2-2 23 1B 1B		S SL 85 C SL 84 B SL 85 X SL 86 1-2 G6-3 ①		C CU 81 B SL 87 X SL 85 1-1 2 BB 6 1B 1B	B FC 87 D FC 85 C SI 93 C KC 79 B KC 80 F SI 93 D CH 84 4-2 1-2 2-3 BB	6	0	3	0	1	0	0
23 Michael Brantley, L (1, 9) (8, 7) OBP: 0.373, SLG: 0.498 6 Jake Marisnick, R (9, 8) OBP: 0.291, SLG: 0.409	B FF 91 X SL 85 1-0 G4-3 ②		C SL 84 1 SAFE B FF 92 X CH 84 1-1 G4-3 ③		C CH 89 X CH 84 0-1 G4-3 ②		X FF 94 0-0 1-2 1B		C SL 86 B FF 94 B SI 93 B SL 86 C SL 85 F FF 94 X FF 94 3-2 F8 ②		F FF 93 X FF 93 0-1 2 BB 1-2 1B	S FC 86 D KC 79 F CH 83 S CH 85 1-3 K ③	5	0	1	0	0	0	1
													2	0	1	0	0	1	3
2 Alex Bregman, R (1, 10) OBP: 0.420, SLG: 0.590	B SL 87 C SL 87 B FF 92 F CH 81 X CH 84 2-2 G4-3 ③			B FF 90 B CH 84 X SL 87 2-0 L6 ①	B CU 82 B FF 93 B FF 92 C FF 92 B SL 82 4-1 BB		C FF 88 B SL 87 B FS 85 F SL 83 S SL 86 2-3 K ②		B FF 94 B SL 83 C SL 86 X SL 87 2-1 L8 ③		B FF 93 B CU 79 B FF 92 B SL 85 4-0 16 FC6-4 1-2 2-3 BB		4	0	0	0	2	1	2
3 Kyle Tucker, L (1, 7) OBP: 0.323, SLG: 0.581		S SL 82 F SL 82 B FF 92 B CH 82 S SL 84 2-3 K ①		X CH 82 0-0 HR	B CU 78 F FC 92 B CH 87 C FC 92 1 SAFE F FC 92 T SL 84 2-2 K ③		D SL 85 S FS 89 D SL 87 S FS 88 D FS 90 S FS 87 3-3 K ③			X CU 80 0-0 L7 ①	F CH 86 F CH 86 F SI 93 B SI 93 S CH 87 1-3 K ②		6	1	1	1	0	4	6
16 Aledmys Díaz, R (1, 3) (8, 4) OBP: 0.353, SLG: 0.450		B SL 83 B CH 82 C FF 92 B CH 84 C SL 85 B SL 86 4-2 BB		F SL 85 B FF 92 X SL 85 1-1 G5-3 ②		B SL 85 C FF 95 S SL 85 B SL 85 B FF 95 B FF 94 4-2 13 G3-6-3 22 1B BB	B FF 97 C FF 98 C SL 85 B FS 89 F SL 86 H FS 86 3-2 13 FC4-6 22 1B HBP		B SI 94 C FF 95 X CU 81 1-1 P6 ②	B CU 81 C SL 85 B FF 94 B SL 85 X FF 93 3-1 FC6-4 ③ 1-2f		3	0	0	0	2	0	3
22 Josh Reddick, L (1, 8) OBP: 0.319, SLG: 0.404		C FF 92 D SL 84 F CH 83 B FF 92 T SL 84 2-2 K ②		B SL 85 B CH 81 X SL 84 2-0 1B		B SL 88 X SL 85 1-0 13 G3-6-3 1-2 1B	C SI 98 X FS 89 0-1 13 FC4-6 1-2 1B		B CH 87 B FF 93 F CU 80 X FF 94 2-1 13 BB 1B		B SI 93 F FC 86 X CH 83 1-1 26 S 2B	6	0	5	0	0	1	1
13 Abraham Toro, S (1, 5) OBP: 0.295, SLG: 0.377	B FF 91 X SL 86 1-0 F7 ③		C SL 84 F FF 92 B FF 92 F SL 84 S SL 83 1-3 K ③		D FF 95 F FF 94 X SL 85 1-1 G3-6-3 1-2f 2-3		C SI 98 F FF 98 X FS 89 0-2 FC4-6 44 BB 1-2f 2-3		B SI 94 B FF 94 B CU 80 C FF 94 F CH 87 F CH 87 B CH 87 4-2 1-2 BB		C SI 92 D CH 85 F KC 79 B SI 92 S FC 85 2-3 K ①	5	0	0	0	1	2	7
12 Martín Maldonado, R (1, 2) OBP: 0.294, SLG: 0.383 44 Yordan Alvarez, L (8, PH) OBP: 0.421, SLG: 0.679 11 Garrett Stubbs, L (8, PR) OBP: 0.289, SLG: 0.294 (8, 2)		C CH 78 B FF 90 F FF 91 B FF 92 F SL 86 S CH 83 2-3 K ①		B FF 91 B SL 84 B FF 92 B FF 91 4-0 9 WP 9 HR BB	C FF 95 X FF 95 0-1 P2			B SL 82 B SI 90 B FF 91 B FF 89 4-0 4 G6-4-3 1-2 BB	C CU 80 F FF 95 S CH 88 0-3 K ③		C KC 78 C SI 92 X CH 86 0-2 P5 ②	2	1	0	0	1	1	1
													0	0	0	0	1	0	0
													2	0	0	0	0	1	3
9 Jack Mayfield, R (1, 6) OBP: 0.150, SLG: 0.322 4 George Springer, R (8, PH) OBP: 0.378, SLG: 0.584 (8, 8) (9, 9)		C FF 93 B CH 82 S CH 83 B FF 94 X SL 86 2-2 L8 ②		C FF 91 B FF 92 B CH 82 B SL 86 X FF 92 3-1 1-H HR			X SI 94 0-0 F9 ①	C SL 87 F FF 94 O SL 86 X SI 96 1-2 G6-4-3 ②③ 1-2f		B SL 87 F SL 85 C FF 94 B SL 87 B SL 88 F SL 84 F FF 94 F FF 94 X SL 84 3-2 F7 ①	D FC 86 C CH 83 B SI 92 S CH 84 B SI 92 B CH 84 4-2 26 S BB	3	1	1	2	0	0	0
													2	0	0	0	1	0	3
Inning Stats	R: 0 H: 0 E: 0 LOB: 0 K: 0 BB: 0 S: 5 P: 8	R: 0 H: 0 E: 0 LOB: 1 K: 2 BB: 1 S: 9 P: 18	R: 0 H: 1 E: 0 LOB: 1 K: 1 BB: 0 S: 12 P: 20	R: 1 H: 2 E: 0 LOB: 1 K: 1 BB: 0 S: 9 P: 15	R: 2 H: 1 E: 0 LOB: 1 K: 1 BB: 2 S: 13 P: 28	R: 0 H: 1 E: 0 LOB: 1 K: 0 BB: 1 S: 7 P: 13	R: 0 H: 2 E: 0 LOB: 2 K: 2 BB: 0 S: 13 P: 20	R: 0 H: 1 E: 0 LOB: 3 K: 0 BB: 1 S: 11 P: 19	R: 0 H: 0 E: 0 LOB: 0 K: 0 BB: 0 S: 9 P: 15	R: 0 H: 1 E: 0 LOB: 2 K: 1 BB: 1 S: 11 P: 18	R: 0 H: 2 E: 0 LOB: 3 K: 1 BB: 1 S: 16 P: 28	R: 0 H: 1 E: 0 LOB: 3 K: 2 BB: 2 S: 16 P: 28	1B: 9 SF: 0 2B: 1 SAC: 0 3B: 0 DP: 2 HR: 2 HBP: 1				WP: 1 PA: 56 PB: 0 SB: 2 CS: 0		

TOP

Houston Astros @ Los Angeles Angels

Angel Stadium, Anaheim, CA

Thu Sep 26 2019, 7:08 PM - 11:39 PM PDT

Att. 39,658 - Cloudy - 72 F

livebaseballscorecards.com

AB	46
R	3
H	12
RBI	3
BB	9
SO	11
LOB	30

PITCHER		IP	WLS	BF	H	R	ER	SO	BB	IBB	HBP	BLK	WP	HR	S	P	ERA	WHIP
51 Jaime Barria, R ERA: 6.42	(1, 1)	4.1		19	4	3	3	4	2	0	0	0	1	2	41	76	6.23	1.385
67 Taylor Cole, R ERA: 6.16	(5, 1)	0.2		3	0	0	0	1	1	0	0	0	0	0	7	13	0.00	1.500
38 Justin Anderson, R ERA: 5.8	(6, 1)	1.0		4	1	0	0	0	1	0	0	0	0	0	7	13	0.00	2.000
65 Jake Jewell, R ERA: 7.13	(7, 1)	0.1		2	1	0	0	0	0	0	0	0	0	0	6	8	0.00	3.000
58 Miguel Del Pozo, L ERA: 11.88	(7, 1)	0.0		1	1	0	0	0	0	0	0	0	0	0	1	1	∞	∞

PITCHER		IP	WLS	BF	H	R	ER	SO	BB	IBB	HBP	BLK	WP	HR	S	P	ERA	WHIP
40 Luis García, R ERA: 4.05	(7, 1)	1.0		5	1	0	0	2	0	0	1	0	0	0	14	22	0.00	1.000
49 Adalberto Mejía, L ERA: 6.75	(8, 1)	0.0		1	0	0	0	0	1	0	0	0	0	0	0	4	∞	∞
39 Luke Bard, R ERA: 4.31	(8, 1)	1.2		4	0	0	0	0	0	0	0	0	0	0	12	19	0.00	0.000
63 José Rodríguez, R ERA: 2.89	(10, 1)	2.0		11	3	0	0	2	2	0	0	0	0	0	27	46	0.00	2.500
53 Trevor Cahill, R ERA: 6.04	(12, 1)	1.0	W	6	1	0	0	2	2	0	0	0	0	0	16	28	0.00	3.000

Houston Astros @ Los Angeles Angels

Angel Stadium, Anaheim, CA

Thu Sep 26 2019, 7:08 PM - 11:39 PM PDT

Att. 39,658 - Cloudy - 72 F

livebaseballscorecards.com

Batter	1	2	3	4	5	6	7	8	9	10	11	12	AB	R	H	RBI	BB	SO	LOB
6 David Fletcher, R (1, 4) (3, 7) OBP: 0.354, SLG: 0.389	C SI 91 C CH 83 X CH 82 0-2 G6-3	C FC 88 B CU 78 S FC 89 X FF 92 1-2 FC5 5 2 BLK 1B		C FC 86 B CH 82 B CH 82 F FC 89 X CH 82 2-2 P6			B SL 80 B FF 88 B FF 88 C FF 88 C FF 88 F SL 81 X FF 88 3-2 P2			C FF 92 B FF 93 B FF 93 B FF 93 B FF 94 4-1 2 G1-3 BB		X FF 94 0-0 G4-3 2-3	5	0	1	0	1	0	1
2 Andrelton Simmons, R (1, 6) OBP: 0.305, SLG: 0.353	B CU 77 C CH 83 B FF 91 X FF 91 2-1 56 G3 5 44 2B 1B	B CH 82 D CH 82 D CH 82 C FF 92 B FC 90 4-1 1-2 BB			F FF 92 F SI 92 B FF 93 B ST 81 X ST 81 2-2 G5-3		F SI 86 B SL 80 X SI 87 1-1 P3			B FF 93 X FF 93 1-0 G1-3 1-2		X FF 94 0-0 E3 3-H	5	1	1	0	1	0	1
5 Albert Pujols, R (1, 3) OBP: 0.308, SLG: 0.436	B FC 86 S FC 87 C CH 83 D FC 87 D CH 83 D FC 89 4-2 56 G3 44 2B 1-2 BB	C FC 89 X FC 90 0-1 FC5 2-3f			X SI 92 0-0 G6-3			C FF 96 B FF 96 B FF 96 S FF 96 F FF 98 X FF 97 2-2 F7		X FF 94 0-0 G5-3			4	1	0	0	1	0	3
56 Kole Calhoun, L (1, 9) OBP: 0.324, SLG: 0.470	X SI 91 0-0 G3 1-2 2-3		B CH 81 B CH 84 C FF 92 F FC 89 F CH 83 F FF 94 B FC 89 X FF 92 3-2 G4-3		C FF 93 X CH 84 0-1 G4-3			C FF 96 B CH 89 B CH 88 B CH 88 S FF 96 S FF 98 3-3 K		S FF 94 F CH 84 X FF 95 0-2 F7			5	0	0	0	0	1	3
44 Kevan Smith, R (1, 2) OBP: 0.319, SLG: 0.396	C FC 89 F CH 83 F CH 84 F FF 92 D CH 82 B CH 82 F FC 89 X FF 93 2-2 K 2-H 3-H 2B		C CU 77 B CU 79 B FC 88 F FC 89 F CH 83 X CH 82 2-2 F8			X ST 80 0-0 F7		S CH 90 S CH 90 B SL 87 B SL 84 B CH 90 X FF 97 3-2 1B			C SL 79 F CH 82 B CH 83 B CH 84 T FF 93 2-2 K		5	0	2	2	0	1	0
3 Taylor Ward, R (1, 10) OBP: 0.268, SLG: 0.368	C FC 88 B FC 88 B CH 83 F SI 92 S CU 78 2-3 K		B CH 81 C CH 82 C FC 89 B CH 82 B FC 89 X FC 88 3-2 1B			C SI 91 C ST 82 B FF 92 B SI 92 X SI 92 2-2 2B		F FF 96 C SL 84 F FF 97 S SL 86 0-3 K			B FF 95 F FF 95 F SL 81 B CH 85 F SL 80 X FF 95 2-2 G5-3		5	0	2	0	0	2	2
18 Brian Goodwin, L (1, 8) OBP: 0.328, SLG: 0.469 20 Kean Wong, L (2, PR) OBP: 0.167, SLG: 0.167 (3, 4)		B FC 87 B FC 87 B FF 92 C FF 92 X FC 89 3-1 22 G3 21 SF8 2B	B FC 90 C FC 89 B FC 90 F FC 90 F FF 92 F CU 80 B FC 90 X FC 91 3-2 G4-3			B SL 84 B SI 93 C SL 85 B SL 85 X SL 86 3-1 F7			B FF 96 T FF 97 F SL 87 B SL 88 F FF 98 F SL 88 T FF 97 2-2 K			C CH 84 S CH 83 B CH 83 X CH 84 1-2 G3-1		1 4	0 1	1 0	0 0	0 1	0 2	0 2
22 Kaleb Cowart, S (1, 5) OBP: 0.294, SLG: 0.438		B SI 91 C CU 77 X CH 82 1-1 G3 2-3	B CH 81 B CH 82 X FC 88 2-0 G6-3			X SL 85 0-0 G4-3			B SL 86 C SL 86 S CH 91 B CH 92 X FF 97 2-2 F7			B FF 93 B FF 94 B FF 94 C FF 94 F FF 95 B FF 94 4-2 6 G4-3 21 S 2 E BB	4	1	0	0	1	0	2
21 Michael Hermosillo, R (1, 7) (3, 8) OBP: 0.326, SLG: 0.242		B FC 89 B FC 90 C FC 89 S CH 83 X FC 90 2-2 SF8 3-H	B CU 76 S FC 87 B CH 82 S CH 83 B FF 94 S FC 90 3-3 K				C SL 80 X SL 80 0-1 F7		B SL 86 C SL 86 S SL 86 F SL 86 B SL 87 X FF 97 2-2 F9			B FC 88 C FF 94 B FF 94 C FF 95 S FC 88 2-3 K 1-2	4	0	0	1	0	2	1
Inning Stats	R: 2 H: 2 E: 0 LOB: 1 K: 1 BB: 1 S: 17 P: 27	R: 1 H: 2 E: 0 LOB: 2 K: 0 BB: 1 S: 13 P: 24	R: 0 H: 1 E: 0 LOB: 1 K: 0 BB: 0 S: 17 P: 28	R: 0 H: 0 E: 0 LOB: 1 K: 1 BB: 0 S: 7 P: 14	R: 0 H: 0 E: 0 LOB: 0 K: 0 BB: 0 S: 6 P: 8	R: 0 H: 1 E: 0 LOB: 1 K: 0 BB: 0 S: 7 P: 12	R: 0 H: 0 E: 0 LOB: 0 K: 0 BB: 0 S: 8 P: 12	R: 0 H: 1 E: 0 LOB: 1 K: 2 BB: 0 S: 14 P: 22	R: 0 H: 0 E: 0 LOB: 0 K: 1 BB: 0 S: 11 P: 17	R: 0 H: 0 E: 0 LOB: 1 K: 0 BB: 1 S: 6 P: 11	R: 0 H: 0 E: 0 LOB: 0 K: 1 BB: 0 S: 10 P: 15	R: 1 H: 0 E: 1 LOB: 1 K: 1 BB: 1 S: 7 P: 13	1B: 4 2B: 3 3B: 0 HR: 0	SF: 1 SAC: 0 DP: 0 HBP: 0	WP: 0 PB: 0 SB: 1 CS: 0	PA: 47			

	AB	R	H	RBI	BB	SO	LOB
BOTTOM							
	5	0	1	0	1	0	1
	5	1	1	0	1	0	1
	4	1	0	0	1	0	3
	5	0	0	0	0	1	3
	5	0	2	2	0	1	0
	5	0	2	0	0	2	2
	1	0	1	0	0	0	0
	4	1	0	0	0	1	2
	4	1	0	0	1	0	2
	4	0	0	1	0	2	1

AB	42
R	4
H	7
RBI	3
BB	4
SO	7
LOB	15

PITCHER		IP	WLS	BF	H	R	ER	SO	BB	IBB	HBP	BLK	WP	HR	S	P	ERA	WHIP
20 Wade Miley, L ERA: 3.98	(1, 1)	4.0		19	5	3	3	2	2	0	0	1	0	0	54	93	6.75	1.750
41 Brad Peacock, R ERA: 3.96	(5, 1)	1.1		5	1	0	0	0	0	0	0	0	0	0	10	14	0.00	0.750
66 Bryan Abreu, R ERA: 1.23	(6, 1)	0.2		2	0	0	0	0	0	0	0	0	0	0	3	6	0.00	0.000
38 Joe Smith, R ERA: 1.11	(7, 1)	1.0		3	0	0	0	0	0	0	0	0	0	0	8	12	0.00	0.000
39 Josh James, R ERA: 4.77	(8, 1)	1.0		4	1	0	0	2	0	0	0	0	0	0	14	22	0.00	1.000

PITCHER		IP	WLS	BF	H	R	ER	SO	BB	IBB	HBP	BLK	WP	HR	S	P	ERA	WHIP
30 Héctor Rondón, R ERA: 3.77	(9, 1)	1.0		3	0	0	0	1	0	0	0	0	0	0	11	17	0.00	0.000
47 Chris Devenski, R	(10, 1)	2.0		7	0	0	0	1	1	0	0	0	0	0	16	26	0.00	0.500
29 Joe Biagini, R ERA: 4.59	(12, 1)	0.2	L	4	0	1	0	1	1	0	0	0	0	0	7	13	0.00	1.500

Batter	1	2	3	4	5	6	7	8	9	AB	R	H	RBI	BB	SO	LOB
4 George Springer, R (1, 8) (8, 9) OBP: 0.379, SLG: 0.581	B FF 93 C CH 84 B FF 93 B FF 93 B FF 93 4-1 27 G4-6-3 BB		X CH 82 0-0 ① P4			C CH 84 F CH 85 B CH 86 B CH 85 S CU 78 2-3 ① K		C SL 85 B SL 84 B SI 98 D SL 85 B FF 100 4-1 1-2 23 HR BB		2	1	0	0	2	1	1
27 Jose Altuve, R (1, 4) OBP: 0.351, SLG: 0.541	C CU 78 B CH 85 B FF 94 D CH 85 C CU 80 X FF 94 3-2 ① ② G4-6-3 1-2f		X CH 82 0-0 ② F7			B CU 78 B CH 85 C CU 78 F CH 84 S CH 85 2-3 ② K		D SL 87 B FF 99 C SL 84 B FS 87 F FF 99 C SL 86 3-3 ② K		4	0	0	0	0	2	4
23 Michael Brantley, L (1, 7) OBP: 0.372, SLG: 0.502 6 Jake Marisnick, R (8, 8) OBP: 0.291, SLG: 0.409	C FF 94 F FF 95 B FF 95 F SL 89 B CU 80 X CH 86 2-2 ③ L4		D SL 85 B FF 92 1 SAFE F FF 91 D CH 84 C SL 88 F SL 88 S SL 90 3-3 ③ K			B FF 90 F CH 85 F FF 89 B CH 85 X CH 84 2-2 ③ G3-1		B SI 99 X FS 87 1-0 1-H 2-H HR		4 0	1 0	1 0	3 0	0 0	1 0	1 0
2 Alex Bregman, R (1, 5) OBP: 0.421, SLG: 0.595		C FF 92 B FF 92 X CU 78 1-1 HR	S CH 83 B FF 92 B FF 92 B FF 92 D CH 84 4-1 10 G5-4-3 BB			B FF 97 X FF 96 1-0 ① G6-3	F FF 99 B SI 98 S SL 86 B FF 97 X SL 85 2-2 ③ F9		3	1	1	1	1	0	0
44 Yordan Alvarez, L (1, 10) OBP: 0.419, SLG: 0.672		C FF 92 S SL 87 X SL 88 0-2 ① G2-3	F SL 87 S SL 86 C SL 87 0-3 ① K			B CH 88 B CH 88 B SL 84 C FF 96 B FF 96 4-1 BB		C FC 84 B CH 80 F CH 83 C KC 81 1-3 ① K	3	0	0	0	1	2	1
10 Yuli Gurriel, R (1, 3) OBP: 0.344, SLG: 0.540		B FF 93 B FF 92 B CH 84 B FF 93 4-0 BB	C FF 95 X SI 95 0-1 ② ③ G5-4-3 1-2f			S CH 89 F FF 97 S SL 84 0-3 ② K		C FC 86 B SI 92 S CH 84 B SI 92 X CH 84 2-2 ② G6-3	3	0	0	0	1	1	2
28 Robinson Chirinos, R (1, 2) OBP: 0.348, SLG: 0.446		C FF 92 B CH 81 B FF 92 F CH 83 F FF 94 S CH 85 2-3 ② K			S SL 84 B FF 96 X SL 87 1-1 ① G6-3		B FF 98 C FF 96 S SL 84 F FF 97 B FF 98 S FF 98 2-3 ③ K		C SI 93 X CH 83 0-1 ③ L6	4	0	0	0	0	2	2
3 Kyle Tucker, L (1, 9) (8, 7) OBP: 0.324, SLG: 0.563		T SL 87 S SL 86 X FF 92 0-2 ③ G6-3			B FF 95 B CH 91 B FF 95 C FF 94 B FF 95 4-1 9 L7 BB			B SI 96 F SI 95 B FS 88 X SI 97 2-1 ① L1-6-3		2	0	0	0	1	0	1
9 Jack Mayfield, R (1, 6) OBP: 0.175, SLG: 0.339			C CU 76 B FF 92 S CH 83 F CH 83 B CU 79 B FF 92 F FF 93 X CH 84 3-2 1B		C SL 87 1 SAFE 1 SAFE S SL 87 F SL 86 X FF 96 0-2 ② ③ L7 1-2			C SL 84 B FS 88 X FF 99 1-1 4 BB 23 HR 1B		3	1	2	0	0	0	1
Inning Stats	R: 0 E: 0 K: 0 S: 8 H: 0 LOB: 0 BB: 1 P: 17	R: 1 E: 0 K: 1 S: 12 H: 1 LOB: 1 BB: 1 P: 19	R: 0 E: 0 K: 1 S: 11 H: 1 LOB: 1 BB: 0 P: 17	R: 0 E: 0 K: 1 S: 6 H: 0 LOB: 0 BB: 1 P: 10	R: 0 E: 0 K: 0 S: 7 H: 0 LOB: 0 BB: 1 P: 12	R: 0 E: 0 K: 2 S: 9 H: 0 LOB: 0 BB: 0 P: 15	R: 0 E: 0 K: 2 S: 9 H: 0 LOB: 1 BB: 1 P: 16	R: 3 E: 0 K: 1 S: 12 H: 2 LOB: 0 BB: 1 P: 25	R: 0 E: 0 K: 1 S: 8 H: 0 LOB: 0 BB: 0 P: 11	1B: 2 2B: 0 3B: 0 HR: 2 SF: 0 SAC: 0 DP: 2 HBP: 0						WP: 0 PB: 0 SB: 0 CS: 0 PA: 34

TOP

Houston Astros @ Los Angeles Angels

Angel Stadium, Anaheim, CA

Fri Sep 27 2019, 7:09 PM - 9:45 PM PDT

Att. 41,763 - Cloudy - 70 F

livebaseballscorecards.com

AB	28
R	4
H	4
RBI	4
BB	6
SO	9
LOB	13

PITCHER		IP	WLS	BF	H	R	ER	SO	BB	IBB	HBP	BLK	WP	HR	S	P	ERA	WHIP
43 Patrick Sandoval, L ERA: 5.03	(1, 1)	3.1	L	14	2	1	1	3	3	0	0	0	0	1	35	61	2.70	1.500
65 Jake Jewell, R ERA: 6.66	(4, 1)	1.2		4	0	0	0	0	1	0	0	0	0	0	9	14	0.00	0.600
24 Noé Ramirez, R ERA: 3.99	(6, 1)	1.0		3	0	0	0	2	0	0	0	0	0	0	9	15	0.00	0.000
31 Ty Buttrey, R ERA: 3.98	(7, 1)	1.0		4	0	0	0	2	1	0	0	0	0	0	9	16	0.00	1.000
40 Luis García, R ERA: 4.43	(8, 1)	1.0		6	2	3	3	1	1	0	0	0	0	1	12	25	27.00	3.000

PITCHER		IP	WLS	BF	H	R	ER	SO	BB	IBB	HBP	BLK	WP	HR	S	P	ERA	WHIP
53 Trevor Cahill, R ERA: 5.98	(9, 1)	1.0		3	0	0	0	1	0	0	0	0	0	0	8	11	0.00	0.000

Batter	1	2	3	4	5	6	7	8	9	AB	R	H	RBI	BB	SO	LOB
6 David Fletcher, R (1, 7) OBP: 0.353, SLG: 0.388	C FF 94 F FF 93 X ST 85 0-2 1B		C FF 95 B FF 94 B CH 87 X FF 94 2-1 ③ L6			B FF 95 B FF 94 C FF 94 X FF 93 2-1 ② P6			C FF 95 B SL 84 X FF 94 1-1 ② L7	4	0	1	0	0	0	0
9 Tommy La Stella, L (1, 10) OBP: 0.348, SLG: 0.488	B FF 92 B FF 91 F FF 92 B CH 84 X FF 92 3-1 ① L8			C FF 92 F CH 85 X CH 86 0-2 ① G6-3		B FF 94 C FF 93 B FF 95 F FF 92 X FF 92 2-2 ③ L8			C FF 94 B CH 88 X CH 88 1-1 ③ L8	4	0	0	0	0	0	1
5 Albert Pujols, R (1, 3) OBP: 0.306, SLG: 0.433	B FF 93 B CU 76 F FF 92 S FF 93 X FF 92 2-2 ② P5			C CU 78 B ST 79 B ST 80 S FF 94 X CU 78 2-2 ② G4-3			C FF 93 F FF 93 C FF 94 0-3 ① K			3	0	0	0	0	1	1
56 Kole Calhoun, L (1, 9) OBP: 0.324, SLG: 0.468	B CU 76 B CH 84 S CH 84 X FF 93 2-1 ③ F9			B CH 86 B CH 85 S FF 93 B CH 86 B FF 94 4-1 BB			S CU 82 B SL 88 S CU 82 B FF 94 B CU 82 X CU 81 3-2 ② G3			2	0	0	0	1	0	1
2 Andrelton Simmons, R (1, 6) OBP: 0.305, SLG: 0.353		C CH 86 B ST 85 F FF 93 B FF 94 F ST 85 X CU 80 2-2 22 G1-5-3 1B		B FF 93 X FF 92 1-0 ③ L8			S SL 89 F FF 93 S SL 89 0-3 ③ K			3	0	1	0	0	1	1
22 Kaleb Cowart, S (1, 4) OBP: 0.250, SLG: 0.368		C FF 93 B FF 92 D CU 80 F FF 93 1 SAFE F SL 88 X CU 79 2-2 ①② G1-5-3 1-2f			B CH 85 X CH 85 1-0 ① F9			C FC 90 S FC 92 S CU 82 0-3 ① K2-3		3	0	0	0	0	1	1
23 Matt Thaiss, L (1, 5) OBP: 0.281, SLG: 0.364		S FF 94 T FF 94 B FF 95 F CH 87 S FF 95 1-3 ③ K			X CH 85 0-0 21 G6-4-3 1B			C FC 91 S FC 91 S FC 91 0-3 ② K		3	0	1	0	0	2	0
21 Michael Hermosillo, R (1, 8) OBP: 0.304, SLG: 0.222			C FF 93 B ST 85 S CH 85 B FF 94 B ST 84 X FF 94 3-2 ① F7		B CH 84 X CH 83 1-0 ②③ G6-4-3 1-2f			S CU 80 C CU 80 S FC 91 0-3 ③ K		3	0	0	0	0	1	1
48 Anthony Bemboom, L (1, 2) OBP: 0.154, SLG: 0.216			B CH 86 T FF 94 S CH 86 B FF 95 S FF 95 2-3 ② K			X FF 94 0-0 ① B1-3			B FF 94 C FF 93 F FF 94 B SL 85 X FF 95 2-2 ① P2	3	0	0	0	0	1	0
Inning Stats	R: 0 E: 0 K: 0 S: 10 H: 1 LOB: 1 BB: 0 P: 17	R: 0 E: 0 K: 1 S: 12 H: 1 LOB: 0 BB: 0 P: 17	R: 0 E: 0 K: 1 S: 8 H: 0 LOB: 0 BB: 0 P: 15	R: 0 E: 0 K: 0 S: 8 H: 0 LOB: 1 BB: 1 P: 15	R: 0 E: 0 K: 0 S: 3 H: 1 LOB: 0 BB: 0 P: 5	R: 0 E: 0 K: 0 S: 6 H: 0 LOB: 0 BB: 0 P: 10	R: 0 E: 0 K: 2 S: 9 H: 0 LOB: 0 BB: 0 P: 12	R: 0 E: 0 K: 3 S: 9 H: 0 LOB: 0 BB: 0 P: 9	R: 0 E: 0 K: 0 S: 7 H: 0 LOB: 0 BB: 0 P: 11	1B: 3 2B: 0 3B: 0 HR: 0	SF: 0 SAC: 0 DP: 2 HBP: 0			WP: 0 PB: 0 SB: 0 CS: 0	PA: 29		

PITCHER		IP	WLS	BF	H	R	ER	SO	BB	IBB	HBP	BLK	WP	HR	S	P	ERA	WHIP
65 José Urquidy, R ERA: 3.95	(1, 1)	6.0	W	20	3	0	0	2	1	0	0	0	0	0	47	79	0.00	0.667
55 Ryan Pressly, R ERA: 2.36	(7, 1)	1.0	H	3	0	0	0	2	0	0	0	0	0	0	9	12	0.00	0.000
36 Will Harris, R ERA: 1.51	(8, 1)	1.0		3	0	0	0	3	0	0	0	0	0	0	9	9	0.00	0.000
39 Josh James, R ERA: 4.7	(9, 1)	1.0		3	0	0	0	0	0	0	0	0	0	0	7	11	0.00	0.000

PITCHER	IP	WLS	BF	H	R	ER	SO	BB	IBB	HBP	BLK	WP	HR	S	P	ERA	WHIP

BOTTOM

Houston Astros @ Los Angeles Angels

Angel Stadium, Anaheim, CA

Fri Sep 27 2019, 7:09 PM - 9:45 PM PDT

Att. 41,763 - Cloudy - 70 F

livebaseballscorecards.com

AB	28
R	0
H	3
RBI	0
BB	1
SO	7
LOB	6

Houston Astros @ Los Angeles Angels

Angel Stadium, Anaheim, CA

Sat Sep 28 2019, 6:10 PM - 9:03 PM PDT

Att. 35,814 - Overcast - 68 F

livebaseballscorecards.com

Batter	1	2	3	4	5	6	7	8	9	AB	R	H	RBI	BB	SO	LOB
4 George Springer, R (1, 9) OBP: 0.379, SLG: 0.579 3 Kyle Tucker, L (6, PR) OBP: 0.329, SLG: 0.554 (6, 9)	B FF 90 B CH 82 C CH 82 S FF 91 X CH 82 2-2 G5-3 ①			X CU 75 0-0 F7 ①		B CH 81 C FF 92 B FF 92 F CU 76 B CH 82 B CU 75 4-2 27 HR BB	F FF 94 B CH 87 B SL 84 B SL 84 F FF 94 B FF 94 4-2 27 2B BB		B CU 84 B FC 93 S SL 85 D CH 87 S CU 82 X CU 85 3-2 G3 ①	2 1	0 2	0 0	0 0	1 1	0 0	0 1
27 Jose Altuve, R (1, 4) OBP: 0.353, SLG: 0.549	C FF 91 X FF 92 0-1 F7 ②			B FF 91 B CU 72 B FF 90 F FF 91 F FF 92 X FF 92 3-2 1B		C CU 74 1 SAFE F CU 75 X FF 91 0-2 1-H HR	1 SAFE X SL 83 0-0 1-H 2B		S CH 87 B FF 96 B FF 93 X FF 93 2-1 F9 ②	5	1	3	3	0	0	1
2 Alex Bregman, R (1, 6) OBP: 0.421, SLG: 0.591 9 Jack Mayfield, R (9, 6) OBP: 0.175, SLG: 0.339	C FF 91 B CH 83 F CH 82 S FF 91 1-3 K ③			X CH 81 0-0 P4 ②		B FF 94 B SL 86 B SL 87 B FF 94 4-0 10 G5-3 22 HR BB	B FF 93 B FF 93 B FF 93 B FF 92 4-0 BB		B FF 94 B CH 89 C FF 94 X CH 88 2-1 F9 ③	3 0	1 0	0 0	0 0	2 0	1 0	2 0
44 Yordan Alvarez, L (1, 10) OBP: 0.415, SLG: 0.663		C CU 74 F FF 92 B SL 79 B CH 81 B FF 93 S CU 74 3-3 K ①		B FF 92 1 SAFE B CH 81 X CU 76 2-0 G4-3 ③		S SL 86 C FF 96 B FF 96 S SL 87 1-3 K ①	C FF 91 B SL 83 F SI 91 T SL 83 1-2 K ②			4	0	0	0	0	3	4
10 Yuli Gurriel, R (1, 3) OBP: 0.344, SLG: 0.538		B FF 92 B CH 83 C CU 75 X CU 75 2-1 P6 ②			B FF 91 C CU 75 C FF 91 F CH 81 B CH 80 F FF 92 B CU 74 X CH 82 3-2 28 S 1B	C FF 96 B FF 95 1 SAFE 1 SAFE C SL 86 X SL 87 1-2 G5-3 ②	C FF 93 X FF 93 0-1 L8 ③			4	0	1	0	0	0	3
16 Aledmys Díaz, R (1, 5) OBP: 0.351, SLG: 0.444		C FF 92 X CH 82 0-1 F7 ③			B FF 92 B CU 74 B CH 82 C FF 91 F CU 75 X CU 76 3-2 F7 ①	C SL 86 H FF 95 1-1 22 HR HBP		B FF 94 B FF 93 F FF 93 X FF 93 2-1 F8 ①		3	1	0	0	0	0	1
22 Josh Reddick, L (1, 7) OBP: 0.319, SLG: 0.409 26 Myles Straw, R (8, 7) OBP: 0.377, SLG: 0.337			C FF 90 B CU 76 S FF 91 S SL 79 1-3 K ①		D SL 82 1 SAFE S FF 92 S CH 81 S FF 91 1-3 K ②	B FF 95 S SL 86 B FF 94 X SL 86 2-1 1-H 2-H HR		B FF 94 S SL 84 B FF 93 B FF 94 C SL 85 X SL 85 3-2 F8 ②		4 0	1 0	1 0	3 0	0 0	2 0	1 0
28 Robinson Chirinos, R (1, 2) OBP: 0.347, SLG: 0.443			B FF 90 F CH 81 S FF 91 X CH 82 1-2 L5 ②		S CU 77 B FF 91 1 SAFE C FF 92 D CH 82 F FF 90 D CU 76 B FF 91 4-2 1-2 BB	B SL 85 C SL 85 B FF 95 C FF 94 F FF 95 F SL 87 S SL 85 2-3 K ③		X FF 93 0-0 P5 ③		3	0	0	0	1	1	1
6 Jake Marisnick, R (1, 8) OBP: 0.291, SLG: 0.414			C CU 73 S FF 92 B CH 82 S FF 92 1-3 K ③		B CH 83 F CU 77 S FF 90 S FF 92 1-3 K ③		F FF 93 X SL 84 0-1 G5-3 ①		F FF 91 F CU 83 B CH 86 B FC 91 B SL 84 X CH 85 3-2 3B	4	0	1	0	0	2	2
Inning Stats	R: 0 E: 0 K: 1 S: 8 H: 0 LOB: 0 BB: 0 P: 11	R: 0 E: 0 K: 1 S: 7 H: 0 LOB: 0 BB: 0 P: 12	R: 0 E: 0 K: 2 S: 9 H: 0 LOB: 0 BB: 0 P: 12	R: 0 E: 0 K: 0 S: 6 H: 1 LOB: 1 BB: 0 P: 11	R: 0 E: 0 K: 2 S: 17 H: 1 LOB: 2 BB: 1 P: 29	R: 5 E: 0 K: 2 S: 19 H: 2 LOB: 1 BB: 2 P: 34	R: 1 E: 0 K: 1 S: 10 H: 1 LOB: 2 BB: 2 P: 19	R: 0 E: 0 K: 0 S: 6 H: 0 LOB: 0 BB: 0 P: 11	R: 0 E: 0 K: 0 S: 10 H: 1 LOB: 1 BB: 0 P: 20	1B: 2 2B: 1 3B: 1 HR: 2 SF: 0 SAC: 0 DP: 0 HBP: 1						

TOP

AB	33
R	6
H	6
RBI	6
BB	5
SO	9
LOB	16

WP: 0 PB: 0 SB: 1 CS: 0 PA: 39

PITCHER		IP	WLS	BF	H	R	ER	SO	BB	IBB	HBP	BLK	WP	HR	S	P	ERA	WHIP
54 José Suarez, L ERA: 7.11	(1, 1)	5.0		20	3	3	3	6	2	0	0	0	0	1	52	84	5.40	1.000
39 Luke Bard, R ERA: 4.78	(6, 1)	1.0	L	6	1	2	2	2	1	0	1	0	0	1	14	25	18.00	2.000
99 Keynan Middleton, R ERA: 1.17	(7, 1)	0.1		4	1	1	1	0	2	0	0	0	0	0	5	13	27.00	9.000
49 Adalberto Mejía, L ERA: 6.61	(7, 1)	0.2		2	0	0	0	1	0	0	0	0	0	0	5	6	0.00	0.000
38 Justin Anderson, R ERA: 5.67	(8, 1)	1.0		3	0	0	0	0	0	0	0	0	0	0	6	11	0.00	0.000

PITCHER		IP	WLS	BF	H	R	ER	SO	BB	IBB	HBP	BLK	WP	HR	S	P	ERA	WHIP
67 Taylor Cole, R ERA: 6.04	(9, 1)	1.0		4	1	0	0	0	0	0	0	0	0	0	10	20	0.00	1.000

Batter	1	2	3	4	5	6	7	8	9	AB	R	H	RBI	BB	SO	LOB
6 David Fletcher, R (1, 4) OBP: 0.351, SLG: 0.386	C FF 93 B SL 89 X FF 95 1-1 ① P6		C SL 87 C FF 95 F FF 95 X FF 95 0-2 ② F7		C SL 88 C CU 79 F CU 80 S SL 87 0-3 ② K			C FF 93 X SL 89 0-1 ① L7		4	0	0	0	0	1	0
18 Brian Goodwin, L (1, 8) OBP: 0.327, SLG: 0.474	B FF 94 S FF 95 X CU 80 1-1 HR		F FF 94 S CH 87 S CH 88 0-3 ③ K		B FF 95 B FF 95 F FF 94 S SL 86 F SL 88 S CU 82 2-3 ③ K			C FF 94 B FF 93 B SL 90 B CU 80 X FF 94 3-1 ② G4-3		4	1	1	1	0	2	0
5 Albert Pujols, R (1, 10) OBP: 0.304, SLG: 0.429	X FF 95 0-0 ② L7			X FF 94 0-0 ① F8		B SL 86 C SL 87 X SL 90 1-1 ① L9		C SL 86 X CU 84 0-1 ③ G4-3		4	0	0	0	0	0	0
56 Kole Calhoun, L (1, 9) OBP: 0.324, SLG: 0.466	X FF 95 0-0 1B			B CU 80 B CH 87 S FF 95 C CH 86 S SL 88 2-3 K 2 HR		C CH 86 S FF 95 B CU 80 T FF 95 1-2 ② K			S FF 96 B FF 97 S FC 92 S SL 88 1-3 ① K	4	1	1	0	0	3	0
2 Andrelton Simmons, R (1, 6) OBP: 0.307, SLG: 0.362	B SL 88 1 SAFE B FF 94 X FF 94 2-0 ③ P2			1 SAFE X FF 94 0-0 1-H HR		C FF 94 X SL 87 0-1 ③ G5-3			B SL 89 X FC 92 1-0 44 FC5-4 1B	4	1	2	2	0	0	1
44 Kevan Smith, R (1, 2) OBP: 0.318, SLG: 0.393		C FF 95 F FF 94 F FF 95 C CH 87 0-3 ① K		C CU 80 X SL 88 0-1 1B			B SL 85 X SI 97 1-0 ① G6-3		C FF 97 X CH 84 0-1 ② FC5-4 1-2f	4	0	1	0	0	1	1
25 Jared Walsh, L (1, 3) OBP: 0.276, SLG: 0.329		F FF 95 F FF 95 F SL 88 B CU 83 F CU 82 S SL 90 1-3 ② K		C CU 80 C SL 88 B SL 87 D SL 88 S CU 80 2-3 ② K			C SL 86 S FF 98 H SL 84 1-2 3 BB HBP		S SL 90 X FF 96 0-1 ③ F9	3	0	0	0	0	2	2
3 Taylor Ward, R (1, 7) OBP: 0.273, SLG: 0.350		B FF 96 C FF 95 B CU 80 B FF 95 S FF 94 F FF 95 C FF 95 3-3 ③ K		C CU 79 F FF 95 S SL 88 0-3 ③ K			C SI 97 F SI 97 B SL 88 B SL 87 B SL 87 B SI 97 4-2 22 G3-6-1 1-2 BB			2	0	0	0	1	2	1
22 Kaleb Cowart, S (1, 5) OBP: 0.217, SLG: 0.318			C CU 79 F SL 88 S SL 87 0-3 ① K		F SL 85 F FF 93 B CU 80 F SL 87 B CU 81 S SL 87 2-3 ① K		C SL 85 X FF 98 0-1 ②③ G3-6-1 1-2f			3	0	0	0	0	2	2
Inning Stats	R: 1 E: 0 K: 0 S: 7 H: 2 LOB: 1 BB: 0 P: 11	R: 0 E: 0 K: 3 S: 13 H: 0 LOB: 0 BB: 0 P: 17	R: 0 E: 0 K: 2 S: 10 H: 0 LOB: 0 BB: 0 P: 10	R: 2 E: 0 K: 3 S: 13 H: 2 LOB: 1 BB: 0 P: 17	R: 0 E: 0 K: 3 S: 12 H: 0 LOB: 0 BB: 0 P: 16	R: 0 E: 0 K: 1 S: 7 H: 0 LOB: 0 BB: 0 P: 9	R: 0 E: 0 K: 0 S: 7 H: 0 LOB: 1 BB: 1 P: 13	R: 0 E: 0 K: 0 S: 6 H: 0 LOB: 0 BB: 0 P: 9	R: 0 E: 0 K: 1 S: 8 H: 1 LOB: 1 BB: 0 P: 10	1B: 3 2B: 0 3B: 0 HR: 2 SF: 0 SAC: 0 DP: 1 HBP: 1						

PITCHER		IP	WLS	BF	H	R	ER	SO	BB	IBB	HBP	BLK	WP	HR	S	P	ERA	WHIP
35 Justin Verlander, R ERA: 2.58	(1, 1)	6.0	W	23	4	3	3	12	0	0	0	0	1	2	62	80	4.50	0.667
30 Héctor Rondón, R ERA: 3.71	(7, 1)	1.0	H	4	0	0	0	0	1	0	1	0	0	0	7	13	0.00	1.000
55 Ryan Pressly, R ERA: 2.32	(8, 1)	1.0	H	3	0	0	0	0	0	0	0	0	0	0	6	9	0.00	0.000
54 Roberto Osuna, R ERA: 2.63	(9, 1)	1.0	S	4	1	0	0	1	0	0	0	0	0	0	8	10	0.00	1.000

PITCHER	IP	WLS	BF	H	R	ER	SO	BB	IBB	HBP	BLK	WP	HR	S	P	ERA	WHIP

BOTTOM

Houston Astros @ Los Angeles Angels

Angel Stadium, Anaheim, CA

Sat Sep 28 2019, 6:10 PM - 9:03 PM PDT

Att. 35,814 - Overcast - 68 F

livebaseballscorecards.com

AB	32
R	3
H	5
RBI	3
BB	1
SO	13
LOB	7



WP: 1	PB: 0	SB: 0	CS: 0
PA: 34			

Batter	1	2	3	4	5	6	7	8	9	AB	R	H	RBI	BB	SO	LOB
4 George Springer, R (1, 9) OBP: 0.383, SLG: 0.591	B FF 90 C FF 89 F FF 90 B CH 84 F CH 84 F FF 91 X FF 92 2-2 27 2B 1B	X CH 83 0-0 HR		C CU 74 B FF 89 C FF 89 B CU 74 X CU 75 2-2 2-H 23 2B 2B	F SI 93 B FF 92 X SL 86 1-1 1-2 2-3 1B			B CU 84 C CH 85 X FF 94 1-1 9 FC6-4 1B		4	3	4	2	0	0	0
13 Abraham Toro, S (5, PR) OBP: 0.303, SLG: 0.385 (5, 5)										1	0	1	0	0	0	0
27 Jose Altuve, R (1, 4) OBP: 0.353, SLG: 0.550	B CH 83 F FF 90 D CU 77 X CH 82 2-1 23 L8 1-H 2B	C FF 90 X CU 76 0-1 G6-3		X SL 82 0-0 G6-3 2B	D CH 86 X SL 83 1-0 G1-3			C SL 84 F FF 93 B SL 86 X FF 95 1-2 P4		3	0	1	1	0	0	1
6 Jake Marisnick, R (4, 8) OBP: 0.289, SLG: 0.411										2	0	0	0	0	0	4
23 Michael Brantley, L (1, 7) OBP: 0.372, SLG: 0.503	X FF 90 0-0 L8 2-3	B CU 76 X FF 90 1-0 F9	B SL 85 B CH 88 F FF 94 X FF 94 2-1 2 1B 2-H 2B		B CU 80 C FF 93 B FF 93 F CU 82 F CU 82 C FF 94 2-3 K		S FC 94 S CH 89 S CH 89 0-3 K		3	0	1	1	0	0	1
3 Kyle Tucker, L (4, PR) OBP: 0.319, SLG: 0.537 (4, 7) (5, 9)										2	1	0	0	0	2	1
2 Alex Bregman, R (1, 6) OBP: 0.423, SLG: 0.592	B FF 90 B CH 83 B CH 82 F FF 90 B FF 91 4-1 10 FC6-4 BB	C FF 91 C CU 77 B FF 90 B FF 91 F CU 77 B FF 92 F FF 91 B CU 77 4-2 10 HR BB	C FF 95 B SL 86 B CH 88 B SL 85 F FF 96 X FF 96 3-2 2-H 1B		C CU 81 B CH 87 F FF 93 F CU 82 F CU 83 X FF 94 1-2 P3		C FF 95 X SL 86 0-1 FC6-4 1-2f		1	1	1	1	2	0	0
9 Jack Mayfield, R (4, PR) OBP: 0.169, SLG: 0.328 (4, 6)										2	0	0	0	0	0	1
44 Yordan Alvarez, L (1, 10) OBP: 0.412, SLG: 0.655	1 SAFE S CU 76 F CU 75 F FF 90 D CU 76 1 SAFE S SL 82 1-3 K	F SL 82 C CH 82 B SL 82 X CU 74 1-2 L8	C FF 95 F CH 89 D SL 86 B FF 95 S CH 89 2-3 K		B CU 82 B CU 81 B FF 94 B FF 93 4-0 BB			B SI 96 B SL 82 X SI 96 2-0 G5-3		4	0	0	0	1	2	5
10 Yuli Gurriel, R (1, 3) OBP: 0.343, SLG: 0.541	B FF 90 B FF 90 F CH 82 B FF 91 X FF 90 3-1 FC6-4 1-2f	1 SAFE X CU 76 0-0 1-H HR	B FF 93 B CH 85 F FF 92 C SI 91 X FF 92 2-2 G6-3		B FF 94 F FF 94 D FF 94 F FF 92 X CU 84 2-2 F7			X SI 96 0-0 G3-1		4	1	1	2	0	0	3
11 Garrett Stubbs, L (6, 7) OBP: 0.282, SLG: 0.286										1	0	0	0	0	0	0
16 Aledmys Díaz, R (1, 5) OBP: 0.356, SLG: 0.467 (5, 4) (6, 3)		C FF 90 C FF 89 X FF 91 0-2 HR	F FF 91 X CH 82 0-1 L8		X CU 80 0-0 4 1B 26 BB 1B		X FF 94 0-0 L7		X FF 97 0-0 2B	5	1	3	1	0	0	0
12 Martín Maldonado, R (1, 2) OBP: 0.293, SLG: 0.378		C CU 76 X FF 91 0-1 G6-3	C FF 89 S FF 89 S CU 77 0-3 K	F CU 79 C SL 85 X SL 85 0-2 L8		F FF 95 B SL 84 S SL 84 S SL 84 1-3 K		C SL 84 B FF 97 H SI 94 2-1 HBP		4	0	0	0	0	2	1
26 Myles Straw, R (1, 8) OBP: 0.378, SLG: 0.343 (4, 4) (5, 7) (6, 4)		B FF 90 F FF 90 X CH 83 1-1 G5-3	B CU 75 X FF 89 1-0 4 S 4 2B 2B	B FF 93 B SL 82 F FF 91 C SL 83 F SL 86 B SI 94 B SL 86 4-2 4 1B 1-2 BB		B FF 94 B SL 84 X FF 95 2-0 G3		B FF 96 C SL 80 F FF 97 S SL 85 1-3 K		4	1	1	0	1	1	2
Inning Stats	R: 1 H: 2 E: 0 LOB: 2 K: 1 BB: 1 S: 15 P: 27	R: 2 H: 2 E: 0 LOB: 0 K: 0 BB: 0 S: 10 P: 11	R: 2 H: 1 E: 0 LOB: 0 K: 0 BB: 1 S: 11 P: 17	R: 3 H: 4 E: 0 LOB: 2 K: 2 BB: 0 S: 16 P: 26	R: 0 H: 2 E: 0 LOB: 3 K: 0 BB: 1 S: 13 P: 21	R: 0 H: 0 E: 0 LOB: 1 K: 1 BB: 1 S: 12 P: 21	R: 0 H: 0 E: 0 LOB: 1 K: 1 BB: 0 S: 5 P: 8	R: 0 H: 1 E: 0 LOB: 1 K: 1 BB: 0 S: 10 P: 12	R: 0 H: 1 E: 0 LOB: 2 K: 1 BB: 0 S: 7 P: 12	1B: 5 SF: 0 2B: 5 SAC: 0 3B: 0 DP: 0 HR: 3 HBP: 1						WP: 0 PA: 45 PB: 0 SB: 1 CS: 0

TOP

Houston Astros @ Los Angeles Angels

Angel Stadium, Anaheim, CA

Sun Sep 29 2019, 12:11 PM - 3:39 PM PDT

Att. 34,693 - Cloudy - 71 F

livebaseballscorecards.com

AB	40
R	8
H	13
RBI	8
BB	4
SO	7
LOB	19

PITCHER		IP	WLS	BF	H	R	ER	SO	BB	IBB	HBP	BLK	WP	HR	S	P	ERA	WHIP
52 Dillon Peters, L ERA: 5.38	(1, 1)	3.1	L	19	7	7	7	2	2	0	0	0	0	3	43	65	18.90	2.700
65 Jake Jewell, R ERA: 6.84	(4, 1)	0.2		4	2	1	1	1	0	0	0	0	0	0	9	16	13.50	3.000
63 José Rodríguez, R ERA: 2.75	(5, 1)	1.0		6	2	0	0	0	1	0	0	0	0	0	13	21	0.00	3.000
58 Miguel Del Pozo, L ERA: 10.61	(6, 1)	1.0		4	0	0	0	1	1	0	0	0	0	0	12	21	0.00	1.000
38 Justin Anderson, R ERA: 5.55	(7, 1)	1.0		3	0	0	0	1	0	0	0	0	0	0	5	8	0.00	0.000

PITCHER		IP	WLS	BF	H	R	ER	SO	BB	IBB	HBP	BLK	WP	HR	S	P	ERA	WHIP
67 Taylor Cole, R ERA: 5.92	(8, 1)	1.0		4	1	0	0	1	0	0	0	0	0	0	10	12	0.00	1.000
40 Luis García, R ERA: 4.35	(9, 1)	1.0		5	1	0	0	1	0	0	1	0	0	0	7	12	0.00	1.000

Houston Astros @ Los Angeles Angels

Angel Stadium, Anaheim, CA

Sun Sep 29 2019, 12:11 PM - 3:39 PM PDT

Att. 34,693 - Cloudy - 71 F

livebaseballscorecards.com

BOTTOM

Batter	1	2	3	4	5	6	7	8	9	AB	R	H	RBI	BB	SO	LOB
9 Tommy La Stella, L (1, 10) OBP: 0.346, SLG: 0.486	B FF 94 F FF 94 C FF 95 B CH 88 X FF 95 2-2 ① G3-1		B KC 82 X KC 83 1-0 6 G6-3 2B		S FF 97 F FF 97 B FF 98 S FF 98 1-3 ① K		C FF 93 C FF 95 X CU 85 0-2 ① G1-3		C FF 91 X FF 92 0-1 ① F8	5	0	1	0	0	1	0
6 David Fletcher, R (1, 4) OBP: 0.350, SLG: 0.384	C FF 95 C FF 95 S SL 90 0-3 ② K		D SL 88 C FF 98 D SL 90 X SL 89 2-1 ② G6-3 2-3		F FF 97 C SL 91 B FF 98 X KC 86 1-2 ② G5-3		B SL 86 B SL 84 B SI 95 C FF 94 F FF 94 F FF 96 S SL 86 3-3 ② K		C FF 93 B CH 83 X CH 82 1-1 18 FC4-5 1B	5	0	1	0	0	2	1
18 Brian Goodwin, L (1, 8) OBP: 0.326, SLG: 0.470	B FF 96 F CH 88 B FF 96 F FF 96 B SL 91 F FF 97 C CH 90 3-3 ③ K		B SL 89 B SL 88 S CH 88 F FF 99 B FF 99 S FF 98 3-3 ③ K		B SL 90 C CH 90 B FF 99 S FF 98 B FF 100 F FF 100 B FF 99 4-2 BB		F FF 95 B CH 88 B SL 87 C SL 86 S CU 88 2-3 ③ K		B CH 82 C CH 80 1 SAFE 1 SAFE X FF 94 1-1 ② FC4-5 1-2f	4	0	0	0	1	3	2
5 Albert Pujols, R (1, 3) OBP: 0.305, SLG: 0.430 22 Kaleb Cowart, S (4, PR) OBP: 0.192, SLG: 0.280 (5, 5)		C FF 95 B KC 82 S SL 89 X FF 97 1-2 ① F9		S SL 89 F FF 99 B FF 98 X FF 99 1-2 3 BB 2 HBP 1B	S FF 98 F FF 99 F KC 86 B FF 99 S FF 98 1-3 ③ K			B SL 79 B SL 78 C FF 88 X FF 89 2-1 ① P6	F FC 90 X CU 81 0-1 ③ L8	2 3	0 0	1 0	0 0	0 0	0 1	0 2
56 Kole Calhoun, L (1, 9) OBP: 0.325, SLG: 0.467		B KC 85 C FF 96 X CH 88 1-1 2B		S FF 97 S FF 99 F FF 100 S SL 91 0-3 ① K		F FF 92 B CH 86 B CH 83 S FF 92 S FF 93 2-3 ① K		C SL 80 B CH 78 B SL 80 B SI 88 B SI 86 4-1 2 2B BB		3	1	1	0	1	2	1
2 Andrelton Simmons, R (1, 6) OBP: 0.309, SLG: 0.364		B SL 88 F SL 86 C FF 97 S SL 88 1-3 ② K		B KC 82 B SL 88 H CH 88 3-0 3 BB HBP 1-2		C SI 92 X FF 92 0-1 ② G1-3		X SI 88 0-0 23 2B 2B 1-H		3	1	1	1	0	1	1
3 Taylor Ward, R (1, 7) OBP: 0.292, SLG: 0.333		S SL 89 D SL 89 F SL 90 C FF 98 1-3 ③ K		B SL 89 C SL 88 B FF 98 C FF 98 D SL 90 B FF 99 4-2 1-2 2-3 BB		C ST 82 B ST 82 B SI 92 B ST 82 C SI 92 F SI 92 B FF 93 4-2 23 HR BB		C SL 80 B SL 80 S SL 81 C FF 89 1-3 ② K		2	1	0	0	2	2	2
23 Matt Thaiss, L (1, 5) OBP: 0.293, SLG: 0.422 (5, 3)			X FF 96 0-0 HR	C FF 98 F FF 97 D SL 90 B FF 100 S FF 100 2-3 ② K		F FF 94 S CH 85 B CH 81 B FF 93 F FF 92 B ST 84 F FF 92 F FF 93 F FF 92 3-2 X FF 83 1-H HR		B SL 80 C SL 80 F FF 90 F FF 89 F SL 81 F SL 81 F CH 78 B SL 80 X FF 88 2-2 2-H 2B		4	2	3	4	0	1	3
48 Anthony Bemboom, L (1, 2) OBP: 0.145, SLG: 0.204 41 Justin Bour, L (8, PH) OBP: 0.259, SLG: 0.364 44 Kevan Smith, R (9, 2) OBP: 0.318, SLG: 0.393			F FF 95 T FF 96 X KC 86 0-2 ① G3-1	B KC 85 S FF 99 S FF 98 S FF 100 1-3 ③ K		B FF 94 S SL 85 C SL 86 B CU 85 B SL 87 S SL 86 3-3 ③ K		C CH 82 X CH 82 0-1 ③ F8		3 1 0	0 0 0	0 0 0	0 0 0	0 0 0	2 0 0	3 1 0
Inning Stats	R: 0 E: 0 K: 2 S: 10 H: 0 LOB: 0 BB: 0 P: 15	R: 0 E: 0 K: 2 S: 11 H: 1 LOB: 1 BB: 0 P: 15	R: 1 E: 0 K: 1 S: 10 H: 2 LOB: 1 BB: 0 P: 16	R: 0 E: 0 K: 3 S: 15 H: 1 LOB: 3 BB: 1 P: 26	R: 0 E: 0 K: 2 S: 13 H: 0 LOB: 1 BB: 1 P: 20	R: 2 E: 0 K: 2 S: 18 H: 1 LOB: 0 BB: 1 P: 30	R: 0 E: 0 K: 2 S: 10 H: 0 LOB: 0 BB: 0 P: 15	R: 2 E: 0 K: 1 S: 16 H: 2 LOB: 1 BB: 1 P: 25	R: 0 E: 0 K: 0 S: 8 H: 1 LOB: 1 BB: 0 P: 10	1B: 2 2B: 4 3B: 0 HR: 2	SF: 0 SAC: 0 DP: 0 HBP: 1		WP: 0 PB: 0 SB: 0 CS: 0	PA: 40			

	AB	35
	R	5
	H	8
	RBI	5
	BB	4
	SO	15
	LOB	16

PITCHER		IP	WLS	BF	H	R	ER	SO	BB	IBB	HBP	BLK	WP	HR	S	P	ERA	WHIP
45 Gerrit Cole, R ERA: 2.5	(1, 1)	5.0	W	22	4	1	1	10	2	0	1	0	0	1	59	92	1.80	1.200
41 Brad Peacock, R ERA: 4.12	(6, 1)	0.2		4	1	2	2	1	1	0	0	0	0	1	15	24	27.00	3.000
66 Bryan Abreu, R ERA: 1.04	(6, 1)	1.1		4	0	0	0	3	0	0	0	0	0	0	13	21	0.00	0.000
38 Joe Smith, R ERA: 1.8	(8, 1)	0.2		5	2	2	2	1	1	0	0	0	0	0	14	23	27.00	4.500
47 Chris Devenski, R ERA: 4.83	(8, 1)	1.0	H	4	1	0	0	0	0	0	0	0	0	0	8	10	0.00	1.000

PITCHER		IP	WLS	BF	H	R	ER	SO	BB	IBB	HBP	BLK	WP	HR	S	P	ERA	WHIP
36 Will Harris, R ERA: 1.5	(9, 1)	0.1	S	1	0	0	0	0	0	0	0	0	0	0	2	2	0.00	0.000