

# Los Angeles Angels - 2019

Batter	1	2	3	4	5	6	7	8	9	AB	R	H	RBI	BB	SO	LOB	TOP				
5 Cameron Maybin, R (1.9) 16 Aramis Garcia, R (5.9)	G1-3		G4-3			P3		F9	P5	2	0	0	0	0	0	0					
2 Abiatl Avelino, R (1.6) 89 Ryan Howard, R (5.6) OBP: 0.500, SLG: 1.000	G5-3			G6-3		K		79 1B 2B		2	0	0	0	0	0	0					
22 Yangervis Solarte, S (1.5) 79 Levi Michael, R (5.5) OBP: 1.000, SLG: 1.000	P4			K2-3				26 BB 1B		2	0	0	0	0	0	1					
51 Mac Williamson, R (1.7) 26 Chris Shaw, L (5.7)		G6-3		F7		G6-3				2	0	0	0	0	0	0					
53 Austin Slater, R (1.3) 76 Zach Green, R (5.3)						K		58 G5-4-3 BB	G5-3	2	0	1	0	0	1	0					
16 Aramis Garcia, R (1.2) 58 Cameron Rupp, R (5.2) 72 Hamlet Marte, R (8.2)						7 BB BB			G5-4-3	1	0	0	0	1	1	1					
70 Henry Ramos, S (1.10) 67 Joey Bart, R (7. PH) OBP: 0.500, SLG: 0.500						L8				1	0	0	0	0	0	2					
7 Donovan Solano, R (1.4) 1 Breyvic Valera, S (5.4)			G5-3						P6	1	0	0	0	1	0	0					
52 Drew Ferguson, R (1.8) 65 Mike Gerber, L (5.8) OBP: 0.500, SLG: 2.000			G5-3			F7			FC7-4	2	0	0	0	0	0	2					
								89 2B 2B	SF8	1	1	1	1	1	0	0					
<b>Inning Stats</b>	R: 0 E: 0 K: 0 S: 3	H: 0 LOB: 0 BB: 0 P: 3	R: 0 E: 0 K: 1 S: 6	H: 1 LOB: 1 BB: 0 P: 6	R: 0 E: 0 K: 0 S: 3	H: 0 LOB: 0 BB: 0 P: 3	R: 0 E: 0 K: 1 S: 5	H: 0 LOB: 2 BB: 2 P: 5	R: 0 E: 0 K: 1 S: 5	H: 0 LOB: 1 BB: 0 P: 6	R: 0 E: 0 K: 1 S: 4	H: 0 LOB: 0 BB: 1 P: 8	R: 2 E: 0 K: 0 S: 6	H: 3 LOB: 2 BB: 1 P: 10	R: 1 E: 0 K: 0 S: 4	H: 1 LOB: 1 BB: 1 P: 8	1B: 3 2B: 2 3B: 0 HR: 0	SF: 1 SAC: 0 DP: 1 HBP: 1	WP: 0 PB: 0 SB: 0 CS: 0	PA: 37	
<b>PITCHER</b>	IP WLS BF H R ER SO BB IBB HBP BLK WP HR S P ERA WHIP	IP WLS BF H R ER SO BB IBB HBP BLK WP HR S P ERA WHIP	IP WLS BF H R ER SO BB IBB HBP BLK WP HR S P ERA WHIP	IP WLS BF H R ER SO BB IBB HBP BLK WP HR S P ERA WHIP	IP WLS BF H R ER SO BB IBB HBP BLK WP HR S P ERA WHIP	IP WLS BF H R ER SO BB IBB HBP BLK WP HR S P ERA WHIP	IP WLS BF H R ER SO BB IBB HBP BLK WP HR S P ERA WHIP	IP WLS BF H R ER SO BB IBB HBP BLK WP HR S P ERA WHIP	IP WLS BF H R ER SO BB IBB HBP BLK WP HR S P ERA WHIP	IP WLS BF H R ER SO BB IBB HBP BLK WP HR S P ERA WHIP	IP WLS BF H R ER SO BB IBB HBP BLK WP HR S P ERA WHIP	IP WLS BF H R ER SO BB IBB HBP BLK WP HR S P ERA WHIP	IP WLS BF H R ER SO BB IBB HBP BLK WP HR S P ERA WHIP	IP WLS BF H R ER SO BB IBB HBP BLK WP HR S P ERA WHIP	IP WLS BF H R ER SO BB IBB HBP BLK WP HR S P ERA WHIP	IP WLS BF H R ER SO BB IBB HBP BLK WP HR S P ERA WHIP	IP WLS BF H R ER SO BB IBB HBP BLK WP HR S P ERA WHIP	IP WLS BF H R ER SO BB IBB HBP BLK WP HR S P ERA WHIP	IP WLS BF H R ER SO BB IBB HBP BLK WP HR S P ERA WHIP	IP WLS BF H R ER SO BB IBB HBP BLK WP HR S P ERA WHIP	IP WLS BF H R ER SO BB IBB HBP BLK WP HR S P ERA WHIP

San Francisco Giants @ Los Angeles Angels  
 Tempe Diablo Stadium, Tempe, AZ  
 Sat Feb 23 2019, 3:12 PM - 5:59 PM EST  
 Att: 6,624 - Partly Cloudy - 52 F

AB 27  
 R 3  
 H 5  
 RBI 3  
 SO 5  
 LOB 11



Batter	1	2	3	4	5	6	7	8	9	AB	R	H	RBI	BB	SO	LOB	BOTTOM				
7 Zack Cozart, R (1.5) 3 Taylor Ward, R (4.5) OBP: 0.500, SLG: 0.500 OBP: 0.333, SLG: 1.333	85 2B 1B		F7	HR			K	F8		2	1	1	0	0	0	0					
9 Tommy La Stella, L (1.4) 87 Jahmai Jones, R (5.4)	85 2B BB		L7	F7			F8			2	1	0	0	1	0	0					
20 Jonathan Lucroy, R (1.2) 98 Jack Kruger, R (4.2) 97 Julian Leon, R (7.2)	F8		G6-3			75 1B 1B	P4			2	0	0	0	0	0	2					
44 Kevan Smith, R (1.10) 4 Luis Rengifo, S (8. PH) (9.10)	K			E6		85 1B 25 1B	F8	19 1B 75 BB 16 2B BB		3	1	0	0	0	1	3					
85 Matt Thaiss, L (1.3) 75 Jared Walsh, L (5.3) 78 Jhoan Urena, S (8. PR) (9.3)				59 F9 3 HR 1B		19 G4-6-3 1B		16 2B BB		2	1	2	2	0	0	0					
6 David Fletcher, R (1.6) 19 Wilfredo Tovar, R (5.6) OBP: 0.500, SLG: 0.500	G6-3			K		G4-6-3		16 2B 89 SF7 1B		2	0	0	0	0	1	3					
25 Peter Bourjos, R (1.7) 16 Jarrett Parker, L (5.7) OBP: 1.000, SLG: 1.000 OBP: 0.500, SLG: 1.000				81 BB 3 HR 1B			G3	48 WP 2B		2	1	2	1	0	0	0					
59 Jo Adell, R (1.8) 89 Brandon Marsh, L (5.8)	G1-4-3			F9			48 G6-4-3 BB	SF7		2	0	0	0	0	0	3					
81 Brennon Lund, L (1.9) 48 César Puello, R (5.9)				3 HR BB			G6-4-3	P4		1	1	0	0	1	1	0					
<b>Inning Stats</b>	R: 2 E: 0 K: 1 S: 7	H: 2 LOB: 1 BB: 1 P: 11	R: 0 E: 0 K: 1 S: 5	H: 1 LOB: 0 BB: 0 P: 5	R: 0 E: 0 K: 0 S: 3	H: 0 LOB: 0 BB: 0 P: 3	R: 5 E: 1 K: 1 S: 9	H: 3 LOB: 0 BB: 1 P: 14	R: 0 E: 0 K: 0 S: 2	H: 0 LOB: 1 BB: 1 P: 6	R: 0 E: 0 K: 1 S: 5	H: 0 LOB: 0 BB: 0 P: 5	R: 3 E: 0 K: 0 S: 5	H: 2 LOB: 2 BB: 2 P: 14	R: 0 E: 0 K: 0 S: 5	H: 0 LOB: 0 BB: 0 P: 5	1B: 7 2B: 2 3B: 0 HR: 1	SF: 1 SAC: 0 DP: 3 HBP: 0	WP: 1 PB: 0 SB: 0 CS: 0	PA: 37	
<b>PITCHER</b>	IP WLS BF H R ER SO BB IBB HBP BLK WP HR S P ERA WHIP	IP WLS BF H R ER SO BB IBB HBP BLK WP HR S P ERA WHIP	IP WLS BF H R ER SO BB IBB HBP BLK WP HR S P ERA WHIP	IP WLS BF H R ER SO BB IBB HBP BLK WP HR S P ERA WHIP	IP WLS BF H R ER SO BB IBB HBP BLK WP HR S P ERA WHIP	IP WLS BF H R ER SO BB IBB HBP BLK WP HR S P ERA WHIP	IP WLS BF H R ER SO BB IBB HBP BLK WP HR S P ERA WHIP	IP WLS BF H R ER SO BB IBB HBP BLK WP HR S P ERA WHIP	IP WLS BF H R ER SO BB IBB HBP BLK WP HR S P ERA WHIP	IP WLS BF H R ER SO BB IBB HBP BLK WP HR S P ERA WHIP	IP WLS BF H R ER SO BB IBB HBP BLK WP HR S P ERA WHIP	IP WLS BF H R ER SO BB IBB HBP BLK WP HR S P ERA WHIP	IP WLS BF H R ER SO BB IBB HBP BLK WP HR S P ERA WHIP	IP WLS BF H R ER SO BB IBB HBP BLK WP HR S P ERA WHIP	IP WLS BF H R ER SO BB IBB HBP BLK WP HR S P ERA WHIP	IP WLS BF H R ER SO BB IBB HBP BLK WP HR S P ERA WHIP	IP WLS BF H R ER SO BB IBB HBP BLK WP HR S P ERA WHIP	IP WLS BF H R ER SO BB IBB HBP BLK WP HR S P ERA WHIP	IP WLS BF H R ER SO BB IBB HBP BLK WP HR S P ERA WHIP	IP WLS BF H R ER SO BB IBB HBP BLK WP HR S P ERA WHIP	IP WLS BF H R ER SO BB IBB HBP BLK WP HR S P ERA WHIP

San Francisco Giants @ Los Angeles Angels  
 Tempe Diablo Stadium, Tempe, AZ  
 Sat Feb 23 2019, 3:12 PM - 5:59 PM EST  
 Att: 6,624 - Partly Cloudy - 52 F

AB 31  
 R 10  
 H 10  
 RBI 10  
 SO 4  
 LOB 18



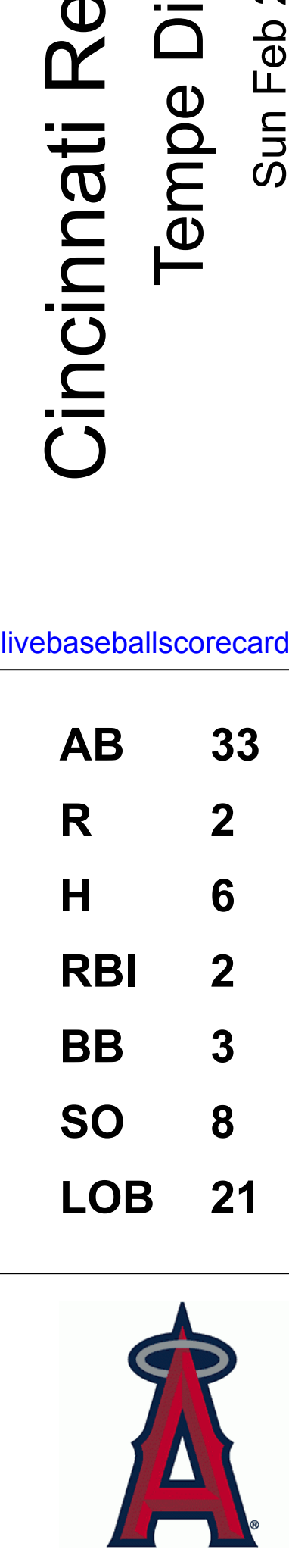


Batter	1	2	3	4	5	6	7	8	9	AB	R	H	RBI	BB	SO	LOB	TOP					
9 José Peraza, R OBP: 1.000, SLG: 1.000 69 Alfredo Rodríguez, R (3, PR)										3	1	3	1	0	0	0	<b>Cincinnati Reds @ Los Angeles Angels</b> Tempe Diablo Stadium, Tempe, AZ Sun Feb 24 2019, 3:12 PM - 6:58 PM EST Att: 3,441 - Sunny - 60 F					
28 Cassidy Brown, R 25 Luis Gonzalez, R (9, 6)										2	0	0	0	0	0	2						
3 Scooter Gennett, L 51 Blake Trahan, R OBP: 0.500, SLG: 0.400 (3, 4)										3	0	0	0	0	1	5						
22 Derek Dietrich, L 46 Mason Williams, L (5, PH)										4	1	2	0	0	0	3						
15 Mitch Nay, R (8, PH)										3	0	1	0	0	0	4						
43 Scott Schebler, L 79 TJ Friedl, L OBP: 0.333, SLG: 0.333 (4, 8)										1	1	0	0	1	1							
6 Phillip Ervin, R 71 Aristides Aquino, R (4, PR)										0	1	0	0	1	0							
17 Connor Joe, R 82 Brian O'Grady, L OBP: 0.667, SLG: 1.333 (4, 3)										0	0	0	0	3	0							
78 Taylor Trammell, L 87 Kyle Wren, L (1, 7)										3	2	2	0	0	1	3						
68 Juan Graterol, R 84 Tyler Stephenson, R (1, 2)										3	1	3	3	0	0	0						
77 Christian Colón, R 16 Brantley Bell, R (4, 5)										1	0	0	0	2	1	0						
<b>Inning Stats</b>	R: 1 E: 1 K: 1 S: 8	H: 2 LOB: 2 BB: 1 P: 13	R: 3 E: 0 K: 1 S: 11	H: 5 LOB: 3 BB: 1 P: 15	R: 1 E: 0 K: 0 S: 6	H: 4 LOB: 3 BB: 4 P: 6	R: 3 E: 0 K: 1 S: 5	H: 1 LOB: 2 BB: 4 P: 21	R: 0 E: 0 K: 1 S: 6	H: 1 LOB: 1 BB: 0 P: 7	R: 1 E: 0 K: 0 S: 4	H: 1 LOB: 2 BB: 1 P: 9	R: 2 E: 0 K: 1 S: 6	H: 1 LOB: 2 BB: 3 P: 18	R: 3 E: 1 K: 1 S: 7	H: 2 LOB: 1 BB: 2 P: 15	R: 0 E: 1 K: 1 S: 6	H: 0 LOB: 1 BB: 0 P: 6	1B: 12 2B: 4 3B: 0 HR: 1	SF: 0 SAC: 0 DP: 2 HBP: 1	WP: 2 PB: 0 SB: 2 CS: 0	PA: 56
<b>PITCHER</b>	IP WLS BF H R ER SO BB IBB HBP BLK WP HR S P ERA WHIP	1.0 0 6 2 1 1 1 1 0 0 0 0 0 8 13 9.00 3.000	1.0 9 5 3 3 1 1 0 0 0 0 0 1 11 15 27.00 6.000	1.0 6 4 1 1 0 0 0 0 0 0 0 6 6 20.00 4.000	0.1 6 1 3 3 1 4 0 0 0 0 0 4 20 81.00 15.000	2.2 11 2 1 1 1 1 0 1 0 2 0 11 17 3.38 1.125	0.2 5 1 2 2 1 2 0 0 0 0 0 5 13 27.00 4.500	0.2 7 2 3 2 0 3 0 0 0 0 0 4 16 27.00 7.500	0.2 2 0 0 0 1 0 0 0 0 0 0 4 4 0.00 0.000	1.0 4 0 0 0 1 0 0 0 0 0 0 6 6 0.00 0.000												
27 Mike Trout, R 89 Brandon Marsh, L (4, 8)										2	0	0	0	0	0	1	<b>Cincinnati Reds @ Los Angeles Angels</b> Tempe Diablo Stadium, Tempe, AZ Sun Feb 24 2019, 3:12 PM - 6:58 PM EST Att: 3,441 - Sunny - 60 F					
2 Andrelton Simmons, R 7 Connor Justus, R OBP: 0.500, SLG: 1.500 (1, 6)										2	0	0	0	0	0	0						
5 Albert Pujols, R 98 Jack Kruger, R OBP: 0.333, SLG: 0.333 (1, 10)										2	0	2	0	0	0	0						
75 Jared Walsh, L 90 Jose Rojas, L (1, 3)										2	1	1	0	0	0	1						
3 Taylor Ward, R 9 Tommy La Stella, L OBP: 0.400, SLG: 1.000 (1, 5)										2	0	0	0	0	0	0						
48 César Puello, R 71 Brandon Sandoval, R (1, 7)										2	0	0	0	0	0	4						
81 Brennan Lundt, L 9 Orlando Martínez, L (1, 9)										2	0	1	2	0	1	1						
10 José Briceño, R 95 Roberto Peña, R 87 Ryan Scott, R (1, 2)										2	0	0	0	0	1	2						
4 Luis Rengifo, S 72 Leo Rivas, S (1, 4)										3	0	0	0	1	0	0						
<b>Inning Stats</b>	R: 0 E: 0 K: 0 S: 5	H: 1 LOB: 1 BB: 0 P: 5	R: 0 E: 0 K: 2 S: 7	H: 0 LOB: 1 BB: 1 P: 11	R: 0 E: 0 K: 0 S: 2	H: 0 LOB: 1 BB: 1 P: 6	R: 2 E: 0 K: 1 S: 8	H: 3 LOB: 1 BB: 0 P: 8	R: 0 E: 0 K: 0 S: 4	H: 1 LOB: 1 BB: 0 P: 4	R: 0 E: 0 K: 0 S: 4	H: 1 LOB: 1 BB: 0 P: 4	R: 0 E: 1 K: 1 S: 6	H: 0 LOB: 1 BB: 0 P: 6	R: 0 E: 0 K: 1 S: 5	H: 0 LOB: 0 BB: 0 P: 5		R: 0 E: 0 K: 3 S: 9	H: 0 LOB: 1 BB: 1 P: 13	1B: 3 2B: 2 3B: 1 HR: 0	SF: 0 SAC: 0 DP: 1 HBP: 0	WP: 0 PB: 0 SB: 0 CS: 0
<b>PITCHER</b>	IP WLS BF H R ER SO BB IBB HBP BLK WP HR S P ERA WHIP	1.0 4 0 0 0 2 1 0 0 0 0 0 7 11 0.00 1.000	1.0 3 0 0 0 0 1 0 0 0 0 0 2 6 0.00 1.000	1.0 6 3 2 2 1 0 0 0 0 0 0 8 8 18.00 3.000	1.0 4 1 0 0 0 0 0 0 0 0 0 4 4 0.00 1.000	1.0 4 1 0 0 0 0 0 0 0 0 0 4 4 0.00 1.000	6.1 4 1 0 0 0 0 0 0 0 0 0 7 11 0.00 1.000	7.1 4 0 0 0 1 0 0 0 0 0 0 6 6 0.00 0.000	8.1 3 0 0 0 1 0 0 0 0 0 0 5 5 0.00 0.000	9.1 4 0 0 0 3 1 0 0 0 0 0 9 13 0.00 1.000												

AB	43
R	14
H	17
RBI	12
BB	12
SO	7
LOB	36



AB	33
R	2
H	6
RBI	2
BB	3
SO	8
LOB	21





Batter	1	2	3	4	5	6	7	8	9	AB	R	H	RBI	BB	SO	LOB	TOP							
56 Kole Calhoun, L OBP: 1.000, SLG: 1.000 49 Brendon Sanger, L (4, FH) OBP: 0.250, SLG: 0.250	0-0 1B		4-0 25 2B 44 G5-3 BB	0-1 1-3 25 FC6-4 1B	0-0 G4-3		0-0 G4-3		0-3 K	1	1	1	0	1	0	0								
25 Peter Bourjos, R OBP: 0.600, SLG: 0.800 28 Torii Hunter Jr., R	0-0 L7		0-0 44 G5-3 85 3B	0-0 1-3 96 1B 6 FC3-6 1-2		0-0 G5-3		0-3 K	3	2	1	1	0	0	0	2								
44 Kevan Smith, R 96 Keiner Peña, R OBP: 1.000, SLG: 1.000 65 Franklin Navarro, S	0-0 F9		0-0 G5-3	0-0 6 FC3-6 85 E 1B		0-0 78 1B 32 2-1 84 1B		0-3 K		2	0	0	1	0	0	2								
16 Jarrett Parker, L OBP: 0.600, SLG: 0.667 22 Bo Way, L	0-3 K		4-0 85 3B WP	4-0 1-2 6 FC3-6 BB		0-3 K		4-0 84 FC6-4 BB			2	0	0	1	0	0	2							
6 David Fletcher, R 84 Jordan Zimmerman, R OBP: 0.500, SLG: 0.500		4-0 85 E 85 FC1 BB	4-0 85 3B BB	0-0 1-2 85 3B BB		0-0 78 1B		0-0 FC6-4			1	1	0	1	2	0	2							
85 Matt Thaiss, L OBP: 0.600, SLG: 1.200 78 Jhoan Urena, S OBP: 1.000, SLG: 1.000	0-0 FC1		0-0 1-3 1-1 2-H 3-H 3B	0-0 1-2 2-3 3-H E4		0-0 1-2 2-3 1B		0-0 64 HR			3	0	1	3	0	0	2							
87 Jahmai Jones, R 32 Franklin Torres, R	0-3 K		0-3 K	0-3 K		1-0 2-1		0-0 G1-3			3	0	0	0	0	3	5							
97 Julian Leon, R 64 Harrison Wenson, R (7, PH) OBP: 1.000, SLG: 4.000	0-3 K		0-0 F9		0-0 G5-3		4-0 BB		0-0 1-H HR		3	0	0	0	0	1	3							
19 Wilfredo Tovar, R OBP: 0.500, SLG: 0.500 85 Roberto Baldoquin, R	0-3 K		0-0 K	0-0 49 1B 25 FC6-4 1B		0-0 G6-3		0-3 K			2	1	1	0	0	1	2							
<b>Inning Stats</b>	R: 0 E: 0 K: 1 S: 6	H: 1 LOB: 1 BB: 0 P: 6	R: 0 E: 1 K: 3 S: 10	H: 0 LOB: 2 BB: 1 P: 14	R: 4 E: 0 K: 1 S: 7	H: 2 LOB: 1 BB: 3 P: 19	R: 3 E: 1 K: 1 S: 10	H: 3 LOB: 2 BB: 1 P: 14	R: 0 E: 0 K: 0 S: 3	H: 0 LOB: 0 BB: 0 P: 3	R: 0 E: 0 K: 1 S: 7	H: 3 LOB: 3 BB: 0 P: 8	R: 0 E: 0 K: 1 S: 5	H: 0 LOB: 1 BB: 1 P: 9	R: 0 E: 0 K: 2 S: 7	H: 0 LOB: 1 BB: 1 P: 11	R: 2 E: 0 K: 2 S: 9	H: 2 LOB: 1 BB: 1 P: 13	1B: 8 2B: 1 3B: 1 HR: 1	SF: 0 SAC: 0 DP: 0 HBP: 0	WP: 1 PB: 0 SB: 1 CS: 0	PA: 47		
<b>PITCHER</b>	IP WLS BF H R ER SO BB IBB HBP BLK WP HR S P ERA WHIP	99 Hyun Jin Ryu, L ERA: 0.00	77 Dennis Santana, R ERA: 0.00	79 Joe Broussard, R ERA: 108.0	80 Parker Curry, R ERA: 54.0	62 Adam McCreery, L ERA: 54.0	87 Ryan Moseley, R ERA: 0.00	84 Tony Gonsolin, R ERA: 0.00	85 Dustin May, R ERA: 108.0	87 Mitch White, R ERA: 54.0	89 Michael Johnson, L ERA: 18.0	IP WLS BF H R ER SO BB IBB HBP BLK WP HR S P ERA WHIP	87 Ryan Moseley, R ERA: 0.00	84 Tony Gonsolin, R ERA: 0.00	85 Dustin May, R ERA: 108.0	87 Mitch White, R ERA: 54.0	89 Michael Johnson, L ERA: 18.0	IP WLS BF H R ER SO BB IBB HBP BLK WP HR S P ERA WHIP	87 Ryan Moseley, R ERA: 0.00	84 Tony Gonsolin, R ERA: 0.00	85 Dustin May, R ERA: 108.0	87 Mitch White, R ERA: 54.0	89 Michael Johnson, L ERA: 18.0	IP WLS BF H R ER SO BB IBB HBP BLK WP HR S P ERA WHIP

**Los Angeles Angels @ Los Angeles Dodgers**  
 Camelback Ranch, Glendale, AZ  
 Sun Feb 24 2019, 3:05 PM - 6:45 PM EST  
 Att: 11,632 - Cloudy - 61°F  
  
**AB 39**  
**R 9**  
**H 11**  
**RBI 8**  
**BB 8**  
**SO 12**  
**LOB 26**



Batter	1	2	3	4	5	6	7	8	9	AB	R	H	RBI	BB	SO	LOB	BOTTOM			
11 AJ Pollock, R 43 Cameron Perkins, R (5, 9)	0-0 P5		0-3 K		0-0 G6-3		0-0 89 FC6-4 1B		0-0 F9	3	0	0	0	0	1	1				
13 Max Muncy, L 28 Josh Thole, L	1-0 3 BB HBP		0-3 K2-3		1-0 HBP		0-0 P6		0-0 SF7	1	1	0	0	0	1	1				
3 Chris Taylor, R OBP: 0.687, SLG: 1.000 89 Kyle Garlick, R	4-0 55 1B 41 1B BB		0-0 55 WP 41 1B BB		0-0 F8		0-0 FC6-4		0-0 L8	2	1	1	1	1	0	1				
55 Russell Martin, R OBP: 0.333, SLG: 0.500 88 Omar Estevez, R OBP: 0.500, SLG: 2.000	0-0 41 1B 27 PB 1B		1-0 L8		0-0 F8		0-0 F8		1-1 HR	3	1	1	1	0	0	2				
25 David Freese, R OBP: 1.000, SLG: 1.000 72 Matt Beatty, L OBP: 0.333, SLG: 0.833	4-0 27 PB 41 1B SF7 BB		0-0 41 1B 27 E 1B		0-0 G5-3		0-0 HR		0-0 G3-1	1	1	1	0	1	0	0				
41 Ezequiel Carrera, L OBP: 1.000, SLG: 1.000 80 DJ Peters, R OBP: 0.500, SLG: 2.000	0-0 27 PB 1B		0-0 27 PB 1B		3-2 HR		1-1 HR		0-0 P4	2	0	2	1	0	0	0				
27 Alex Verdugo, L 70 Keibert Ruiz, S	1-2 2-H 3-H 1B		0-0 FC4		0-3 K		4-0 71 2B 9 2B BB		0-0 K	1	0	0	1	0	0	1				
71 Edwin Rios, L OBP: 0.286, SLG: 0.333	0-3 K		0-0 G3		0-0 G4-3		0-0 9 2B		1-3 2B	4	1	1	0	0	1	3				
83 Jake Peter, L OBP: 0.500, SLG: 0.333 9 Daniel Castro, R OBP: 0.250, SLG: 0.500		4-0 11 S 3 2B BB		0-0 L9		0-0 G5-3		0-0 43 F9 28 SF7 2B			1	1	0	0	1	2				
<b>Inning Stats</b>	R: 4 E: 0 K: 1 S: 7	H: 2 LOB: 1 BB: 2 P: 17	R: 1 E: 0 K: 2 S: 8	H: 1 LOB: 1 BB: 1 P: 13	R: 1 E: 1 K: 0 S: 5	H: 2 LOB: 2 BB: 0 P: 5	R: 0 E: 0 K: 0 S: 3	H: 0 LOB: 1 BB: 0 P: 4	R: 1 E: 0 K: 1 S: 8	H: 1 LOB: 0 BB: 0 P: 11	R: 0 E: 0 K: 0 S: 4	H: 1 LOB: 1 BB: 0 P: 4	R: 6 E: 0 K: 0 S: 12	H: 5 LOB: 0 BB: 1 P: 18	R: 0 E: 0 K: 0 S: 3	H: 0 LOB: 0 BB: 0 P: 3	1B: 5 2B: 3 3B: 0 HR: 4	SF: 2 SAC: 0 DP: 0 HBP: 2	WP: 1 PB: 1 SB: 1 CS: 0	PA: 42
<b>PITCHER</b>	IP WLS BF H R ER SO BB IBB HBP BLK WP HR S P ERA WHIP	71 Jesús Castillo, R ERA: 40.5	62 Luis Peña, R ERA: 6.75	73 Luis Madero, R ERA: 0.00	73 Alex Klonowski, R ERA: 27.0	56 Augustin Kzemiński, R ERA: 4.5	IP WLS BF H R ER SO BB IBB HBP BLK WP HR S P ERA WHIP	87 Ryan Moseley, R ERA: 0.00	84 Tony Gonsolin, R ERA: 0.00	85 Dustin May, R ERA: 108.0	87 Mitch White, R ERA: 54.0	89 Michael Johnson, L ERA: 18.0	IP WLS BF H R ER SO BB IBB HBP BLK WP HR S P ERA WHIP	87 Ryan Moseley, R ERA: 0.00	84 Tony Gonsolin, R ERA: 0.00	85 Dustin May, R ERA: 108.0	87 Mitch White, R ERA: 54.0	89 Michael Johnson, L ERA: 18.0	IP WLS BF H R ER SO BB IBB HBP BLK WP HR S P ERA WHIP	

**Los Angeles Angels @ Los Angeles Dodgers**  
 Camelback Ranch, Glendale, AZ  
 Sun Feb 24 2019, 3:05 PM - 6:45 PM EST  
 Att: 11,632 - Cloudy - 61°F  
  
**AB 34**  
**R 13**  
**H 12**  
**RBI 11**  
**BB 4**  
**SO 4**  
**LOB 14**





Batter	1	2	3	4	5	6	7	8	9	AB	R	H	RBI	BB	SO	LOB	TOP										
5 Cory Spangenberg, L (1.6) OBP: 0.167, SLG: 0.667 26 Jacob Nottingham, R (7.3) OBP: 0.333, SLG: 0.200			K2-3			G6-3		BB		3	1	1	1	0	1	0	<b>Milwaukee Brewers @ Los Angeles Angels</b> Tempe Diablo Stadium, Tempe, AZ Mon Feb 25 2019, 3:12 PM - 5:51 PM EST Att: 4,109 - Sunny - 62 F										
13 Tyler Saladino, R (1.5) OBP: 0.333, SLG: 0.333 96 Tristen Lutz, R (6.8)	F8		K			K		G3		3	0	0	0	0	2	0											
7 Eric Thames, L (1.3) OBP: 0.333, SLG: 0.333 90 Brice Turang, L (7.6) OBP: 1.000, SLG: 1.000						F9		K		3	0	1	0	0	1	0											
9 Manny Pina, R (1.10) 92 Payton Henry, R (9, PH)	F9					G6-3		F9		3	0	0	0	0	0	1											
16 Ben Gamel, L (1.7) OBP: 0.167, SLG: 0.167 77 Lucas Erceg, L (6.5) OBP: 0.400, SLG: 1.200 90 Devin Hairston, R (9, PR)	G3					F7				2	0	0	0	0	0	1											
15 Erik Kratz, R (1.2) 29 Tuffy Gosewisch, R (6.2)		F7				P2				2	0	0	0	0	0	0											
78 Corey Ray, L (1.9) 97 Trent Grisham, L (6.9) OBP: 0.400, SLG: 0.400		K						K	F9	2	0	1	0	0	1	0											
60 Tyrone Taylor, R (1.8) 62 Troy Stokes Jr., R (5.7) OBP: 0.167, SLG: 0.167		G1-3				K			G5-3	2	0	0	0	0	1	1											
70 Nate Orf, R (1.4) 68 Jake Hager, R (6.4) OBP: 0.250, SLG: 0.500			F8			CS				2	0	0	0	0	0	0											
										1	0	0	0	0	1	0											
<b>Inning Stats</b>	R: 1 E: 0 K: 0 S: 5	H: 2 LOB: 1 BB: 0 P: 6	R: 0 E: 0 K: 1 S: 5	H: 0 LOB: 0 BB: 0 P: 5	R: 0 E: 0 K: 2 S: 7	H: 0 LOB: 0 BB: 0 P: 7	R: 0 E: 0 K: 0 S: 3	H: 0 LOB: 0 BB: 0 P: 3	R: 0 E: 0 K: 1 S: 5	H: 1 LOB: 0 BB: 0 P: 6	R: 0 E: 0 K: 1 S: 5	H: 0 LOB: 0 BB: 0 P: 5	R: 1 E: 0 K: 2 S: 8	H: 1 LOB: 1 BB: 1 P: 13	R: 0 E: 0 K: 1 S: 5	H: 0 LOB: 1 BB: 1 P: 9	R: 1 E: 0 K: 1 S: 7	H: 2 LOB: 1 BB: 0 P: 8	1B: 3 2B: 1 3B: 0 HR: 2	SF: 0 SAC: 0 DP: 0 HBP: 0	WP: 1 PB: 0 SB: 0 CS: 1	PA: 35					
<b>PITCHER</b>	IP	WLS	BF	H	R	ER	SO	BB	IBB	HBP	BLK	WP	HR	S	P	ERA	WHIP										
51 Jaime Barria, R (1.1) ERA: 4.5	2.0		8	2	1	1	1	0	0	0	0	0	1	10	11	4.50	1.000										
64 Félix Peña, R (3.1) ERA:	3.0	W	9	1	0	0	3	0	0	0	0	0	0	15	16	0.00	0.333										
78 Jeremy Rhoades, R (6.1) ERA:	1.0	H	3	0	0	0	1	0	0	0	0	0	0	5	5	0.00	0.000										
95 Ryan Clark, R (7.1) ERA: 4.5	2.0	H	9	1	1	1	3	2	0	0	0	0	1	13	22	4.50	1.500										
64 Sean Isaac, R (9.1) ERA: 9.0	1.0	S	5	2	1	1	1	0	0	0	0	1	0	7	8	9.00	2.000										

Batter	1	2	3	4	5	6	7	8	9	AB	R	H	RBI	BB	SO	LOB	BOTTOM										
56 Kole Calhoun, L (1.9) OBP: 0.500, SLG: 0.333 9 Orlando Martinez, L (5.9)	L8		G3			K		K		2	0	0	0	0	0	0	<b>Milwaukee Brewers @ Los Angeles Angels</b> Tempe Diablo Stadium, Tempe, AZ Mon Feb 25 2019, 3:12 PM - 5:51 PM EST Att: 4,109 - Sunny - 62 F										
16 Jarrett Parker, L (1.10) OBP: 0.750, SLG: 1.500 13 Dustin Garneau, R (7, PH) OBP: 1.000, SLG: 3.000										1	2	1	1	2	0	0											
20 Jonathan Lucroy, R (1.2) OBP: 0.250, SLG: 0.250 97 Julian Leon, R (5.2) OBP: 0.167, SLG: 0.333	P3							G6-3		2	0	1	0	0	0	1											
48 César Puello, R (1.7) 49 Brandon Sanger, L (6.7) OBP: 0.200, SLG: 0.200	FC6-4		L6			G4-3		K		3	0	0	0	0	3	3											
59 Jo Adell, R (1.8) 71 Brandon Sandoval, R (6.8)		P5				F9		K		3	0	0	0	0	1	1											
4 Luis Rengifo, S (1.4) 7 Connor Justus, R (6.4) OBP: 0.500, SLG: 1.000		G4-3				K				2	0	0	0	0	1	0											
90 Jose Rojas, L (1.3) 78 Jhoan Urena, S (6.3) OBP: 0.750, SLG: 0.667						P4			K	1	0	0	0	1	0	0											
19 Wilfredo Tovar, R (1.6) 72 Leo Rivas, S (6.6)		FC6-4								2	1	1	1	0	0	1											
85 Roberto Baldoquin, R (1.5) 84 Jordan Zimmerman, R (6.5) OBP: 0.250, SLG: 0.250			K					K	K	1	0	0	0	1	0	2											
										2	0	0	0	0	2	3											
<b>Inning Stats</b>	R: 0 E: 0 K: 0 S: 3	H: 0 LOB: 1 BB: 1 P: 7	R: 0 E: 0 K: 0 S: 3	H: 0 LOB: 1 BB: 1 P: 7	R: 1 E: 0 K: 1 S: 7	H: 2 LOB: 1 BB: 0 P: 9	R: 0 E: 0 K: 1 S: 5	H: 0 LOB: 0 BB: 0 P: 5	R: 3 E: 0 K: 2 S: 9	H: 2 LOB: 1 BB: 1 P: 14	R: 0 E: 1 K: 3 S: 9	H: 0 LOB: 2 BB: 2 P: 17	R: 0 E: 0 K: 2 S: 8	H: 1 LOB: 1 BB: 0 P: 8	R: 0 E: 0 K: 2 S: 7	H: 0 LOB: 1 BB: 1 P: 11	R: 0 E: 0 K: 2 S: 7	H: 0 LOB: 1 BB: 1 P: 11	1B: 1 2B: 1 3B: 1 HR: 2	SF: 0 SAC: 0 DP: 0 HBP: 1	WP: 0 PB: 0 SB: 1 CS: 0	PA: 36					
<b>PITCHER</b>	IP	WLS	BF	H	R	ER	SO	BB	IBB	HBP	BLK	WP	HR	S	P	ERA	WHIP										
74 Zack Brown, R (1.1) ERA:	1.0		4	0	0	0	0	1	0	0	0	0	0	3	7	0.00	1.000										
65 Burch Smith, R (2.1) ERA:	1.0	H	4	0	0	0	0	1	0	0	0	0	0	3	7	0.00	1.000										
75 Bubba Derby, R (3.1) ERA: 9.0	1.0	B	5	2	1	1	1	0	0	0	0	0	1	7	9	9.00	2.000										
73 Marcos Diplán, R (4.1) ERA:	1.0		3	0	0	0	1	0	0	0	0	0	0	5	5	0.00	0.000										
76 Jon Olczak, R (5.1) ERA: 27.0	1.0	L	7	2	3	3	2	1	0	1	0	0	1	9	14	27.00	3.000										
67 Angel Perdomo, L (6.1) ERA:	1.0		5	0	0	0	3	0	0	0	0	0	0	8	8	0.00	1.000										
94 Nate Griep, R (7.1) ERA:	1.0		4	1	0	0	2	0	0	0	0	0	0	7	11	0.00	1.000										
97 Tristan Archer, R (8.1) ERA:	1.0		4	0	0	0	2	1	0	0	0	0	0	7	11	0.00	1.000										

























Batter	1	2	3	4	5	6	7	8	9	AB	R	H	RBI	BB	SO	LOB	TOP				
11 Dustin Fowler, L (1, 8) 91 Austin Beck, R (7, 8)										3	0	0	0	0	1	1					
1 Franklin Barreto, R (1, 4) 12 Sean Murphy, R (7, 2)										3	0	0	0	0	1	0					
18 Chad Pinder, R (1, 7) Skye Bolt, S (6, PR)										2	0	0	0	1	0	0					
20 Mark Canha, R (1, 3) 8 Eric Campbell, R (4, PR)										2	0	0	0	0	0	1					
Chris Herrmann, L (1, 10) 46 Beau Taylor, L (9, PH)										2	0	0	0	1	2	0					
19 Josh Phegley, R (1, 2) 82 Greg Deichmann, L (7, 9)										3	0	0	0	1	2	1					
Jorge Mateo, R (1, 6) 76 Corban Joseph, L (7, 4)										3	1	1	0	0	1	0					
Luis Barrera, L (1, 9) 81 Kevin Merrell, L (7, 6)										3	0	1	1	0	1	0					
15 Cliff Pennington, S (1, 5) 64 Sheldon Neuse, R (7, 5)										3	0	1	0	0	0	1					
<b>Inning Stats</b>	R: 0 E: 0 K: 1 S: 5	H: 0 LOB: 0 BB: 0 P: 5	R: 0 E: 0 K: 1 S: 5	H: 0 LOB: 0 BB: 0 P: 5	R: 0 E: 0 K: 1 S: 6	H: 1 LOB: 1 BB: 0 P: 7	R: 0 E: 1 K: 2 S: 8	H: 0 LOB: 2 BB: 1 P: 12	R: 0 E: 0 K: 1 S: 5	H: 0 LOB: 0 BB: 0 P: 5	R: 0 E: 0 K: 0 S: 3	H: 0 LOB: 1 BB: 1 P: 7	R: 1 E: 0 K: 1 S: 7	H: 2 LOB: 1 BB: 0 P: 8	R: 0 E: 0 K: 1 S: 5	H: 0 LOB: 0 BB: 2 P: 15	1B: 1 2B: 2 3B: 0 HR: 0	SF: 0 SAC: 0 DP: 0 HBP: 0	WP: 2 PB: 2 SB: 0 CS: 0	PA: 35	
<b>PITCHER</b>	IP WLS BF H R ER SO BB IBB HBP BLK WP HR S P ERA WHIP	IP WLS BF H R ER SO BB IBB HBP BLK WP HR S P ERA WHIP	IP WLS BF H R ER SO BB IBB HBP BLK WP HR S P ERA WHIP	IP WLS BF H R ER SO BB IBB HBP BLK WP HR S P ERA WHIP	IP WLS BF H R ER SO BB IBB HBP BLK WP HR S P ERA WHIP	IP WLS BF H R ER SO BB IBB HBP BLK WP HR S P ERA WHIP	IP WLS BF H R ER SO BB IBB HBP BLK WP HR S P ERA WHIP	IP WLS BF H R ER SO BB IBB HBP BLK WP HR S P ERA WHIP	IP WLS BF H R ER SO BB IBB HBP BLK WP HR S P ERA WHIP	IP WLS BF H R ER SO BB IBB HBP BLK WP HR S P ERA WHIP	IP WLS BF H R ER SO BB IBB HBP BLK WP HR S P ERA WHIP	IP WLS BF H R ER SO BB IBB HBP BLK WP HR S P ERA WHIP	IP WLS BF H R ER SO BB IBB HBP BLK WP HR S P ERA WHIP	IP WLS BF H R ER SO BB IBB HBP BLK WP HR S P ERA WHIP	IP WLS BF H R ER SO BB IBB HBP BLK WP HR S P ERA WHIP	IP WLS BF H R ER SO BB IBB HBP BLK WP HR S P ERA WHIP	IP WLS BF H R ER SO BB IBB HBP BLK WP HR S P ERA WHIP	IP WLS BF H R ER SO BB IBB HBP BLK WP HR S P ERA WHIP	IP WLS BF H R ER SO BB IBB HBP BLK WP HR S P ERA WHIP	IP WLS BF H R ER SO BB IBB HBP BLK WP HR S P ERA WHIP	IP WLS BF H R ER SO BB IBB HBP BLK WP HR S P ERA WHIP

Oakland Athletics @ Los Angeles Angels  
 Tempe Diablo Stadium, Tempe, AZ  
 Sun Mar 03 2019, 3:12 PM - 5:49 PM EST  
 Att: 7,407 - Sunny - 72 F

livebaseballscores.com

AB 31  
 R 1  
 H 3  
 RBI 1  
 BB 4  
 SO 10  
 LOB 8

Batter	1	2	3	4	5	6	7	8	9	AB	R	H	RBI	BB	SO	LOB	BOTTOM				
56 Kole Calhoun, L (1, 9) 9 Orlando Martinez, L (6, 9)										3	1	1	0	0	1	0					
27 Mike Trout, R (1, 8) 28 Torii Hunter Jr., R (6, 8)										3	1	1	2	0	0	0					
5 Albert Pujols, R (1, 10) 75 Jared Walsh, L (6, PR)										3	1	3	1	0	0	0					
3 Taylor Ward, R (1, 5) 84 Jordan Zimmerman, R (6, 5)										3	0	3	0	0	0	0					
85 Matt Thaiss, L (1, 3) 90 Jose Rojas, L (6, 3)										3	0	0	0	0	2	5					
9 Tommy La Stella, L (1, 4) 87 Jahmai Jones, R (6, 4)										2	0	0	0	0	1	1					
13 Dustin Garneau, R (1, 2) 44 Kevan Smith, R (6, 2)										2	0	0	0	0	2	0					
25 Peter Bourjos, R (1, 7) 48 César Puello, R (6, 7)										2	0	0	0	1	0	1					
7 Connor Justus, R (1, 6) 72 Leo Rivas, S (6, 6)										2	0	0	0	1	0	1					
<b>Inning Stats</b>	R: 0 E: 0 K: 1 S: 7	H: 2 LOB: 2 BB: 0 P: 7	R: 0 E: 0 K: 2 S: 7	H: 0 LOB: 0 BB: 0 P: 7	R: 3 E: 0 K: 0 S: 10	H: 4 LOB: 1 BB: 0 P: 13	R: 0 E: 0 K: 3 S: 9	H: 0 LOB: 0 BB: 0 P: 9	R: 0 E: 0 K: 2 S: 9	H: 2 LOB: 2 BB: 0 P: 9	R: 0 E: 0 K: 1 S: 6	H: 1 LOB: 1 BB: 0 P: 6	R: 0 E: 0 K: 0 S: 3	H: 0 LOB: 1 BB: 0 P: 4	R: 1 E: 0 K: 2 S: 11	H: 2 LOB: 1 BB: 0 P: 14	1B: 5 2B: 3 3B: 0 HR: 3	SF: 0 SAC: 0 DP: 0 HBP: 1	WP: 0 PB: 0 SB: 0 CS: 0	PA: 36	
<b>PITCHER</b>	IP WLS BF H R ER SO BB IBB HBP BLK WP HR S P ERA WHIP	IP WLS BF H R ER SO BB IBB HBP BLK WP HR S P ERA WHIP	IP WLS BF H R ER SO BB IBB HBP BLK WP HR S P ERA WHIP	IP WLS BF H R ER SO BB IBB HBP BLK WP HR S P ERA WHIP	IP WLS BF H R ER SO BB IBB HBP BLK WP HR S P ERA WHIP	IP WLS BF H R ER SO BB IBB HBP BLK WP HR S P ERA WHIP	IP WLS BF H R ER SO BB IBB HBP BLK WP HR S P ERA WHIP	IP WLS BF H R ER SO BB IBB HBP BLK WP HR S P ERA WHIP	IP WLS BF H R ER SO BB IBB HBP BLK WP HR S P ERA WHIP	IP WLS BF H R ER SO BB IBB HBP BLK WP HR S P ERA WHIP	IP WLS BF H R ER SO BB IBB HBP BLK WP HR S P ERA WHIP	IP WLS BF H R ER SO BB IBB HBP BLK WP HR S P ERA WHIP	IP WLS BF H R ER SO BB IBB HBP BLK WP HR S P ERA WHIP	IP WLS BF H R ER SO BB IBB HBP BLK WP HR S P ERA WHIP	IP WLS BF H R ER SO BB IBB HBP BLK WP HR S P ERA WHIP	IP WLS BF H R ER SO BB IBB HBP BLK WP HR S P ERA WHIP	IP WLS BF H R ER SO BB IBB HBP BLK WP HR S P ERA WHIP	IP WLS BF H R ER SO BB IBB HBP BLK WP HR S P ERA WHIP	IP WLS BF H R ER SO BB IBB HBP BLK WP HR S P ERA WHIP	IP WLS BF H R ER SO BB IBB HBP BLK WP HR S P ERA WHIP	IP WLS BF H R ER SO BB IBB HBP BLK WP HR S P ERA WHIP

Oakland Athletics @ Los Angeles Angels  
 Tempe Diablo Stadium, Tempe, AZ  
 Sun Mar 03 2019, 3:12 PM - 5:49 PM EST  
 Att: 7,407 - Sunny - 72 F

livebaseballscores.com

AB 35  
 R 4  
 H 11  
 RBI 4  
 BB 0  
 SO 11  
 LOB 11



Batter	1	2	3	4	5	6	7	8	9	AB	R	H	RBI	BB	SO	LOB	TOP
4 Luis Rengifo, S (1,4) OBP: 0.333, SLG: 0.364 87 Jahmai Jones, R (6,4) OBP: 0.231, SLG: 0.167	0-3 K2-3		0-0 G4-3	0-0 F9			0-3 K			3	0	0	0	0	1	0	<b>Los Angeles Angels @ Chicago White Sox</b> Camelback Ranch, Glendale, AZ Mon Mar 04 2019, 3:12 PM - 6:15 PM EST Att: 3,796 - Partly Cloudy - 72 F
6 David Fletcher, R (1,5) OBP: 0.278, SLG: 0.077 84 Jordan Zimmerman, R (6,5) OBP: 0.167, SLG: 0.167	0-0 G5-3		4-0 G4-6-3 BB			0-0 P6	0-3 K			2	0	0	0	1	0	0	
41 Justin Bour, L (1,10) OBP: 0.167, SLG: 0.687 10 José Briceño, R (8,PH) OBP: 0.333, SLG: 0.286 (8,10)	0-3 K		0-0 G4-6-3 1-2			0-0 F7				3	0	0	0	0	1	1	
20 Jonathan Lucroy, R (1,2) OBP: 0.462, SLG: 0.455 98 Jack Kruger, R (6,2) OBP: 0.500, SLG: 0.400		0-0 16 HR 1B		0-3 K		0-0 F8				3	1	1	0	0	1	0	
16 Jarrett Parker, L (1,7) OBP: 0.706, SLG: 1.273 89 Brandon Marsh, L (6,7) OBP: 0.467, SLG: 0.455		1-0 1B 1-H HR		4-0 59 BB 22 HR 48 1B BB		0-0 48 HR G6-4-3 1B				2	2	2	2	1	0	0	
48 César Puello, R (1,9) OBP: 0.263, SLG: 0.263 81 Brennan Lund, L (6,9) OBP: 0.308, SLG: 0.250	0-0 G1-3		0-0 59 BB 22 HR 1B			0-0 G6-4-3 1-2				3	1	1	0	0	0	1	
59 Jo Adell, R (1,8) OBP: 0.412, SLG: 0.467 71 Brandon Sandoval, R (6,8) OBP: 0.667, SLG: 0.333	0-0 1B		4-0 22 HR BB			0-3 K				2	1	1	0	1	1	0	
22 Kaleb Cowart, S (1,3) OBP: 0.500, SLG: 2.000 78 Jhoan Urena, S (4,3) OBP: 0.529, SLG: 0.364	0-3 K		2-1 2-3 HR			0-3 K				2	1	1	4	0	1	1	
19 Wilfredo Tovar, R (1,6) OBP: 0.333, SLG: 0.733 72 Leo Rivas, S (6,6) OBP: 0.273, SLG: 0.333	0-0 G4-3		0-0 G4-3			0-0 3B				2	0	0	0	0	0	1	
	R: 0 H: 0 E: 0 LOB: 0 K: 2 BB: 0 S: 7 P: 7	R: 2 H: 3 E: 0 LOB: 1 K: 1 BB: 0 S: 8 P: 9	R: 0 H: 0 E: 0 LOB: 0 K: 0 BB: 1 S: 2 P: 6	R: 4 H: 2 E: 0 LOB: 0 K: 1 BB: 2 S: 8 P: 18	R: 0 H: 0 E: 0 LOB: 0 K: 0 BB: 0 S: 3 P: 3	R: 0 H: 1 E: 0 LOB: 0 K: 1 BB: 0 S: 5 P: 5	R: 0 H: 1 E: 0 LOB: 1 K: 1 BB: 0 S: 5 P: 10	R: 0 H: 1 E: 0 LOB: 1 K: 1 BB: 1 S: 5 P: 6	R: 0 H: 0 E: 0 LOB: 0 K: 0 BB: 1 S: 3 P: 7	1B: 5 SF: 0 2B: 0 SAC: 0 3B: 1 DP: 3 HR: 2 HBP: 1	WP: 0 PA: 36 PB: 0 SB: 0 CS: 1						
PITCHER	IP WLS BF H R ER SO BB IBB HBP BLK WP HR S P ERA WHIP	40 Reynaldo López, R (1,1) ERA: 10.13 25 Randall Delgado, R (4,1) ERA: 10.8 48 Alex Colomé, R (5,1) ERA: 6.0 65 Nate Jones, R (6,1) ERA: 6.0 59 Evan Marshall, R (7,1) ERA: 4.15										66 José Ruiz, R (8,1) ERA: 2.45 78 Zach Thompson, R (9,1) ERA: 1.93	IP WLS BF H R ER SO BB IBB HBP BLK WP HR S P ERA WHIP	66 José Ruiz, R (8,1) ERA: 2.45 78 Zach Thompson, R (9,1) ERA: 1.93	IP WLS BF H R ER SO BB IBB HBP BLK WP HR S P ERA WHIP		

Batter	1	2	3	4	5	6	7	8	9	AB	R	H	RBI	BB	SO	LOB	BOTTOM
45 Jon Jay, L (1,9) OBP: 0.553, SLG: 0.706 90 Blake Rutherford, L (6,9) OBP: 0.313, SLG: 0.333	0-0 F7		28 1B 79 SF8 1B			0-3 K				3	1	1	0	0	1	1	<b>Los Angeles Angels @ Chicago White Sox</b> Camelback Ranch, Glendale, AZ Mon Mar 04 2019, 3:12 PM - 6:15 PM EST Att: 3,796 - Partly Cloudy - 72 F
28 Leury García, S (1,6) OBP: 0.294, SLG: 0.500 97 Laz Rivera, R (6,6) OBP: 0.333, SLG: 1.333	0-0 F8		1-3 1B			0-0 1-2 1B				3	0	2	0	0	0	0	
79 José Abreu, R (1,3) OBP: 0.250, SLG: 0.556 84 Matt Skole, L (6,3) OBP: 0.500, SLG: 0.500	0-3 K		0-0 SF8			0-0 G4-3				2	0	0	1	0	1	2	
33 James McCann, R (1,2) OBP: 0.467, SLG: 0.333 93 Nate Nolan, R (7,PH) OBP: 0.167, SLG: 0.167		0-0 38 2B 22 G3-1 1B	0-0 F9			0-0 22 BB 87 2B 1B				3	2	2	0	0	0	1	
38 Ryan Goins, L (1,4) OBP: 0.067, SLG: 0.133 92 Nick Madrigal, R (7,4) OBP: 0.385, SLG: 0.333		0-0 22 G3-1 1-3 2B		0-0 G3		0-0 F8				3	0	1	0	0	0	1	
77 Micker Adolfo, R (1,10) OBP: 0.400, SLG: 0.375	0-3 K		3-3 3-H			0-0 F8				3	0	0	0	0	2	3	
22 Charles Tilson, L (1,7) OBP: 0.357, SLG: 0.500 91 Luis González, L (7,7) OBP: 0.333, SLG: 0.286	0-0 G3-1		0-0 22 BB 87 2B BB			4-0 28 1B 1B				2	1	0	1	1	1	1	
87 Danny Mendick, R (1,5) OBP: 0.429, SLG: 0.750 85 D.J. Peterson, R (7,5) OBP: 0.167, SLG: 0.417	0-0 P5		0-0 28 1B BB			0-0 1-2 2B				2	0	1	2	1	0	1	
15 Adam Engel, R (1,8) OBP: 0.389, SLG: 0.533 49 Ryan Cordell, R (7,8) OBP: 0.263, SLG: 0.412			0-0 G3			0-3 K				3	0	0	0	0	1	2	
	R: 0 H: 0 E: 0 LOB: 0 K: 1 BB: 0 S: 5 P: 5	R: 1 H: 2 E: 0 LOB: 1 K: 1 BB: 0 S: 7 P: 7	R: 1 H: 2 E: 0 LOB: 1 K: 0 BB: 0 S: 5 P: 5	R: 0 H: 0 E: 0 LOB: 0 K: 2 BB: 0 S: 7 P: 7	R: 0 H: 1 E: 0 LOB: 2 K: 2 BB: 1 S: 8 P: 12	R: 2 H: 2 E: 0 LOB: 1 K: 0 BB: 1 S: 5 P: 9	R: 2 H: 3 E: 1 LOB: 1 K: 2 BB: 0 S: 12 P: 16	R: 0 H: 1 E: 0 LOB: 1 K: 1 BB: 0 S: 6 P: 6	R: 0 H: 0 E: 0 LOB: 0 K: 0 BB: 0 S: 3 P: 3	1B: 7 SF: 1 2B: 3 SAC: 0 3B: 0 DP: 0 HR: 1 HBP: 0	WP: 1 PA: 40 PB: 0 SB: 0 CS: 0						
PITCHER	IP WLS BF H R ER SO BB IBB HBP BLK WP HR S P ERA WHIP	53 Trevor Cahill, R (1,1) ERA: 13.5 40 Luis García, R (4,1) ERA: 3.0 57 Hansel Robles, R (5,1) ERA: 13.5 47 Griffin Canning, R (6,1) ERA: 11.57 78 Jeremy Rhoades, R (7,1) ERA: 2.7										31 Ty Buttrey, R (8,1) ERA: 6.75 75 Jared Walsh, L (9,1) ERA:	IP WLS BF H R ER SO BB IBB HBP BLK WP HR S P ERA WHIP	31 Ty Buttrey, R (8,1) ERA: 6.75 75 Jared Walsh, L (9,1) ERA:	IP WLS BF H R ER SO BB IBB HBP BLK WP HR S P ERA WHIP		



Batter	1	2	3	4	5	6	7	8	9	AB	R	H	RBI	BB	SO	LOB	TOP			
18 Ben Zobrist, S OBP: 0.182, SLG: 0.200	G6-3	K			F9		K		P3	3	0	0	0	0	1	2	<b>Chicago Cubs @ Los Angeles Angels</b> Tempe Diablo Stadium, Tempe, AZ Tue Mar 05 2019, 3:13 PM - 6:07 PM EST Att: 5,981 - Sunny - 75 F <a href="http://livebaseballscorecards.com">livebaseballscorecards.com</a>			
77 Evan Marzilli, L OBP: 0.214, SLG: 0.231										2	0	0	0	0	1	1				
17 Kris Bryant, R OBP: 0.583, SLG: 0.909										2	0	0	0	0	1	1				
81 Phillip Evans, R OBP: 0.333, SLG: 0.529	HBP									1	0	0	0	0	0	1				
44 Anthony Rizzo, L OBP: 0.333, SLG: 0.231										3	1	1	0	0	0	1				
66 Ryan Court, R OBP: 0.429, SLG: 0.444	1B									1	0	0	0	0	1	0				
40 Wilson Contreras, R OBP: 0.467, SLG: 0.923										3	1	2	1	0	1	0				
63 Jared Young, L OBP: 0.375, SLG: 1.125	2B									1	0	0	0	0	0	0				
12 Kyle Schwarber, L OBP: 0.737, SLG: 0.800										2	0	1	0	1	1	1				
54 Charcer Burks, R OBP: 0.294, SLG: 0.412	BB									1	0	1	0	0	0	0				
22 Jason Heyward, L OBP: 0.222, SLG: 0.222										3	0	0	0	0	0	2				
53 Taylor Davis, R OBP: 0.273, SLG: 0.200										1	0	1	0	0	0	0				
8 Ian Happ, S OBP: 0.158, SLG: 0.167										3	0	0	0	0	1	2				
85 Trent Giambrone, R OBP: 0.444, SLG: 0.882										1	0	0	0	0	0	2				
Addison Russell, R OBP: 0.385, SLG: 0.636										3	0	2	0	0	1	0				
65 Nico Hoerner, R OBP: 0.385, SLG: 0.636										1	0	0	0	0	0	0				
13 David Bote, R OBP: 0.571, SLG: 0.500										3	0	0	0	1	1	2				
<b>Inning Stats</b>	R: 2 E: 1 K: 0 S: 4	H: 2 LOB: 1 BB: 1 P: 11	R: 0 E: 0 K: 2 S: 8	H: 1 LOB: 1 BB: 0 P: 9	R: 0 E: 0 K: 2 S: 8	H: 1 LOB: 0 BB: 0 P: 8	R: 0 E: 0 K: 2 S: 7	H: 0 LOB: 0 BB: 0 P: 7	R: 0 E: 0 K: 1 S: 6	H: 1 LOB: 2 BB: 0 P: 6	R: 0 E: 0 K: 1 S: 6	H: 1 LOB: 1 BB: 0 P: 6	R: 0 E: 0 K: 1 S: 7	H: 2 LOB: 2 BB: 0 P: 7	R: 0 E: 0 K: 0 S: 3	H: 0 LOB: 0 BB: 0 P: 3	1B: 4 2B: 4 3B: 0 HR: 0	SF: 0 SAC: 0 DP: 0 HBP: 1	WP: 1 PB: 0 SB: 0 CS: 1	PA: 37
<b>PITCHER</b>	IP WLS BF H R ER SO BB IBB HBP BLK WP HR S P ERA WHIP	<b>42 Tyler Skaggs, L</b> (1, 1) 3.0 W 14 4 2 1 4 1 0 1 0 0 0 0 7 28 3.00 1.667 <b>39 Luke Bard, R</b> (4, 1) 1.0 H 3 0 0 0 2 0 0 0 0 0 0 0 7 7 0.00 0.000 <b>37 Cody Allen, R</b> (5, 1) 1.0 H 4 0 0 0 0 0 1 0 0 0 0 0 3 7 0.00 1.000 <b>24 Noé Ramirez, R</b> (6, 1) 1.0 4 1 0 0 1 0 0 0 0 0 0 0 6 6 0.00 1.000 <b>67 Taylor Cole, R</b> (7, 1) 1.0 4 1 0 0 1 0 0 0 0 0 0 0 6 6 0.00 1.000 <b>52 Dillon Peters, L</b> (8, 1) 2.0 8 2 0 0 1 0 0 0 0 0 0 10 10 0.00 1.000 ERA: 1.5																		

Batter	1	2	3	4	5	6	7	8	9	AB	R	H	RBI	BB	SO	LOB	BOTTOM			
41 Justin Bour, L OBP: 0.250, SLG: 0.571	K									1	0	0	0	1	1	0	<b>Chicago Cubs @ Los Angeles Angels</b> Tempe Diablo Stadium, Tempe, AZ Tue Mar 05 2019, 3:13 PM - 6:07 PM EST Att: 5,981 - Sunny - 75 F <a href="http://livebaseballscorecards.com">livebaseballscorecards.com</a>			
85 Matt Thaiss, L OBP: 0.500, SLG: 1.000										3	1	1	0	0	1	3				
56 Kole Calhoun, L OBP: 0.438, SLG: 0.800										3	2	3	1	0	0	0				
89 Brandon Marsh, L OBP: 0.412, SLG: 0.385	1B									2	0	0	0	0	1	3				
27 Mike Trout, R OBP: 0.471, SLG: 0.857										3	1	2	3	0	1	1				
59 Jo Adell, R OBP: 0.421, SLG: 0.471										2	1	1	0	0	0	0				
5 Albert Pujols, R OBP: 0.643, SLG: 0.917										3	0	2	0	0	0	1				
75 Jared Walsh, L OBP: 0.497, SLG: 0.583	1B									2	1	0	0	0	1	1				
2 Andrelton Simmons, R OBP: 0.182, SLG: 0.182										3	0	0	1	0	1	5				
7 Connor Justus, R OBP: 0.364, SLG: 0.600										2	0	1	0	0	1	1				
3 Taylor Ward, R OBP: 0.421, SLG: 0.667										3	0	1	0	0	0	2				
32 Franklin Torres, R										2	0	0	0	0	0	2				
9 Tommy La Stella, L OBP: 0.333, SLG: 0.296										2	1	0	0	0	1	1				
19 Wilfredo Tovar, R OBP: 0.313, SLG: 0.688										1	0	0	0	0	0	0				
25 Peter Bourjos, R OBP: 0.526, SLG: 1.053										3	1	2	2	0	1	0				
16 Jarrett Parker, L OBP: 0.722, SLG: 1.273										0	1	0	0	1	0	0				
10 José Briceño, R OBP: 0.333, SLG: 0.300										3	0	1	1	0	0	2				
95 Roberto Peña, R OBP: 0.500, SLG: 0.400										1	0	1	1	0	0	0				
<b>Inning Stats</b>	R: 0 E: 1 K: 3 S: 11	H: 2 LOB: 2 BB: 0 P: 11	R: 0 E: 0 K: 1 S: 5	H: 0 LOB: 0 BB: 0 P: 5	R: 3 E: 0 K: 0 S: 5	H: 2 LOB: 1 BB: 1 P: 9	R: 0 E: 0 K: 2 S: 9	H: 2 LOB: 2 BB: 0 P: 9	R: 5 E: 1 K: 0 S: 10	H: 6 LOB: 2 BB: 0 P: 10	R: 0 E: 0 K: 1 S: 7	H: 1 LOB: 1 BB: 0 P: 7	R: 1 E: 0 K: 1 S: 6	H: 1 LOB: 1 BB: 1 P: 11	R: 0 E: 0 K: 1 S: 6	H: 1 LOB: 1 BB: 0 P: 6	1B: 11 2B: 1 3B: 1 HR: 2	SF: 0 SAC: 0 DP: 0 HBP: 0	WP: 1 PB: 0 SB: 1 CS: 0	PA: 42
<b>PITCHER</b>	IP WLS BF H R ER SO BB IBB HBP BLK WP HR S P ERA WHIP	<b>28 Kyle Hendricks, R</b> (1, 1) 2.1 11 3 2 2 4 4 1 0 0 0 0 0 1 33 5.00 2.000 <b>91 Mario Meza, R</b> (3, 1) 0.2 L 3 1 1 1 0 0 0 0 0 0 0 0 1 3 13.50 1.500 <b>6 Carl Edwards Jr., R</b> (4, 1) 1.0 5 2 0 0 0 2 0 0 0 0 0 0 9 9 0.00 2.000 <b>50 Rowan Wick, R</b> (5, 1) 0.2 7 4 5 4 0 0 0 0 0 0 0 1 7 54.00 6.000 <b>56 Kyle Ryan, L</b> (5, 1) 1.1 7 3 0 0 1 0 0 0 0 0 0 0 10 10 0.00 2.250 <b>78 Matt Carasiti, R</b> (7, 1) 1.0 5 1 1 1 0 0 1 0 0 0 0 1 6 9.00 2.000 <b>87 Alberto Baldonado, L</b> (8, 1) 1.0 4 1 0 0 1 0 0 0 0 0 0 0 6 6 0.00 1.000 ERA:																		























Batter	1	2	3	4	5	6	7	8	9	AB	R	H	RBI	BB	SO	LOB	TOP							
7 Eric Thames, L (1, 3) OBP: 0.375, SLG: 0.619 68 Jake Hager, R (6, 5) OBP: 0.063, SLG: 0.133	0-1 HR		4-0 BB			0-0 L9		0-1 SF9		2	1	1	1	1	0	0								
22 Christian Yelich, L (1, 10) OBP: 0.389, SLG: 0.889 92 Payton Henry, R (8, 10) (8, 10)	0-0 HR		0-3 K			0-0 L6		0-3 K		3	1	1	1	0	1	1								
21 Travis Shaw, L (1, 5) OBP: 0.300, SLG: 0.750 99 Patrick Leonard, R (6, 3)	0-0 G1-3		0-3 K			0-3 K			0-0 G6-3	3	0	0	0	0	2	1								
11 Mike Moustakas, L (1, 4) OBP: 0.350, SLG: 0.556 95 Blake Allemand, S (7, 4) OBP: 0.200, SLG: 0.200	0-0 F8					0-0 G6-3			0-0 E7	3	0	0	0	0	1	0								
14 Hernán Pérez, R (1, 7) OBP: 0.200, SLG: 0.600 97 Dillon Thomas, L (7, 7)	0-0 F9					0-3 K			0-0 SF7	3	0	0	0	0	2	0								
15 Erik Kratz, R (1, 2) OBP: 0.333, SLG: 0.706 26 Jacob Nottingham, R (7, 2) OBP: 0.227, SLG: 0.190		0-0 G6-3				0-0 F9			0-0 3H	3	0	0	0	0	0	0								
13 Tyler Saladino, R (1, 6) OBP: 0.333, SLG: 0.462 90 Brice Turang, L (8, 6) OBP: 0.500, SLG: 0.500		0-3 K						0-0 F8	1-0 94 FC6	3	0	0	0	0	2	0								
78 Corey Ray, L (1, 9) OBP: 0.296, SLG: 0.560 94 Cooper Hummel, S (8, 9)		0-0 G4-3						0-0 68 S	0-0 1-2	3	1	1	0	0	1	0								
60 Tyrone Taylor, R (1, 8) OBP: 0.321, SLG: 0.407 91 Rob Henry, R (8, 8)								0-0 68 SF9		3	0	1	0	0	1	0								
								0-0 68 S		0	0	0	0	0	0	0								
<b>Inning Stats</b>	R: 2 E: 0 K: 0 S: 6	H: 2 LOB: 0 BB: 0 P: 6	R: 0 E: 0 K: 1 S: 5	H: 0 LOB: 0 BB: 0 P: 5	R: 0 E: 0 K: 2 S: 7	H: 0 LOB: 1 BB: 1 P: 11	R: 0 E: 0 K: 1 S: 5	H: 0 LOB: 0 BB: 0 P: 5	R: 0 E: 0 K: 3 S: 9	H: 0 LOB: 0 BB: 0 P: 9	R: 0 E: 0 K: 1 S: 5	H: 0 LOB: 0 BB: 0 P: 5	R: 0 E: 0 K: 2 S: 7	H: 0 LOB: 0 BB: 0 P: 7	R: 1 E: 0 K: 1 S: 8	H: 2 LOB: 1 BB: 0 P: 8	R: 2 E: 0 K: 0 S: 6	H: 2 LOB: 1 BB: 0 P: 7	1B: 3 2B: 1 3B: 0 HR: 2	SF: 2 SAC: 0 DP: 0 HBP: 0	WP: 0 PB: 0 CS: 3	PA: 35		
<b>PITCHER</b>	IP WLS BF H R ER SO BB IBB HBP BLK WP HR S P ERA WHIP	3.1 L 13 2 2 2 3 1 0 0 0 0 2 19 23 5.40 0.900	IP WLS BF H R ER SO BB IBB HBP BLK WP HR S P ERA WHIP	1.0 L 6 2 2 0 0 0 0 0 0 0 0 13 13 0.00 0.000	IP WLS BF H R ER SO BB IBB HBP BLK WP HR S P ERA WHIP	1.0 L 6 2 2 0 0 0 0 0 0 0 0 7 7 0.00 0.000	IP WLS BF H R ER SO BB IBB HBP BLK WP HR S P ERA WHIP	1.0 L 6 2 2 0 0 0 0 0 0 0 0 8 8 9.00 2.000	IP WLS BF H R ER SO BB IBB HBP BLK WP HR S P ERA WHIP	1.0 L 6 2 2 0 0 0 0 0 0 0 0 6 6 0.00 0.000	IP WLS BF H R ER SO BB IBB HBP BLK WP HR S P ERA WHIP	1.0 L 6 2 2 0 0 0 0 0 0 0 0 6 6 0.00 0.000	IP WLS BF H R ER SO BB IBB HBP BLK WP HR S P ERA WHIP	1.0 L 6 2 2 0 0 0 0 0 0 0 0 6 6 0.00 0.000	IP WLS BF H R ER SO BB IBB HBP BLK WP HR S P ERA WHIP	1.0 L 6 2 2 0 0 0 0 0 0 0 0 6 6 0.00 0.000	IP WLS BF H R ER SO BB IBB HBP BLK WP HR S P ERA WHIP	1.0 L 6 2 2 0 0 0 0 0 0 0 0 6 6 0.00 0.000	IP WLS BF H R ER SO BB IBB HBP BLK WP HR S P ERA WHIP	1.0 L 6 2 2 0 0 0 0 0 0 0 0 6 6 0.00 0.000	IP WLS BF H R ER SO BB IBB HBP BLK WP HR S P ERA WHIP	1.0 L 6 2 2 0 0 0 0 0 0 0 0 6 6 0.00 0.000	IP WLS BF H R ER SO BB IBB HBP BLK WP HR S P ERA WHIP	1.0 L 6 2 2 0 0 0 0 0 0 0 0 6 6 0.00 0.000

Milwaukee Brewers @ Los Angeles Angels  
 Tempe Diablo Stadium, Tempe, AZ  
 Sat Mar 09 2019, 3:11 PM - 5:44 PM EST  
 Att: 6,707 - Partly Cloudy - 67 F

AB 32  
 R 5  
 H 6  
 RBI 5  
 BB 1  
 SO 11  
 LOB 4



Batter	1	2	3	4	5	6	7	8	9	AB	R	H	RBI	BB	SO	LOB	BOTTOM							
56 Kole Calhoun, L (1, 9) OBP: 0.360, SLG: 0.609 81 Brennon Lund, L (7, 9) OBP: 0.263, SLG: 0.294	0-0 G3-1		0-3 K			0-0 G4-3		0-0 SF8		3	0	0	0	0	1	0								
2 Andrelton Simmons, R (1, 6) OBP: 0.176, SLG: 0.125 72 Leo Rivas, S (7, 6) OBP: 0.412, SLG: 0.615	0-0 G5-3					0-0 F9		3-0 49 BB		3	0	0	0	0	0	0								
16 Jarrett Parker, L (1, 7) OBP: 0.360, SLG: 1.737 49 Brendon Sanger, L (7, 7) OBP: 0.333, SLG: 0.273	0-0 G6-3					0-3 K		4-1 1-2		3	0	0	0	0	1	0								
25 Peter Bourjos, R (1, 8) OBP: 0.538, SLG: 0.957 28 Torii Hunter, Jr., R (7, 8) OBP: 0.231, SLG: 0.182		0-0 G5-3				4-0 BB		0-3 K		1	0	0	0	1	0	0								
9 Tommy La Stella, L (1, 4) OBP: 0.292, SLG: 0.250 32 Franklin Torres, R (7, 4) OBP: 0.182, SLG: 0.273								0-3 K		2	0	0	0	0	2	0								
75 Jared Walsh, L (1, 3) OBP: 0.421, SLG: 0.467 85 Matt Thaiss, L (7, 3) OBP: 0.407, SLG: 0.808		0-0 F8						1-2 2-3		1	0	0	0	0	0	1								
13 Dustin Garneau, R (1, 2) OBP: 0.333, SLG: 0.509 10 José Briceño, R (7, 2) OBP: 0.294, SLG: 0.214								0-0 G5-3		2	0	0	0	0	1	0								
22 Kaleb Cowart, S (1, 5) OBP: 0.500, SLG: 1.000 84 Jordan Zimmerman, R (7, 5) OBP: 0.250, SLG: 0.143								0-0 K		2	0	0	0	0	1	2								
95 Roberto Peña, R (1, 10) OBP: 0.364, SLG: 0.300								0-0 G4-3		2	0	0	0	0	0	0								
								0-0 P3		2	0	0	0	0	0	0								
<b>Inning Stats</b>	R: 0 E: 0 K: 0 S: 3	H: 0 LOB: 0 BB: 0 P: 3	R: 0 E: 0 K: 1 S: 6	H: 1 LOB: 0 BB: 0 P: 6	R: 0 E: 0 K: 1 S: 5	H: 0 LOB: 0 BB: 0 P: 5	R: 0 E: 0 K: 0 S: 3	H: 0 LOB: 1 BB: 1 P: 7	R: 0 E: 0 K: 1 S: 5	H: 0 LOB: 0 BB: 0 P: 6	R: 0 E: 0 K: 2 S: 7	H: 0 LOB: 0 BB: 0 P: 7	R: 0 E: 0 K: 2 S: 7	H: 0 LOB: 0 BB: 0 P: 7	R: 1 E: 0 K: 1 S: 7	H: 1 LOB: 3 BB: 3 P: 19	R: 0 E: 0 K: 2 S: 7	H: 0 LOB: 0 BB: 0 P: 7	1B: 2 2B: 0 3B: 0 HR: 0	SF: 1 SAC: 0 DP: 0 HBP: 1	WP: 0 PB: 0 CS: 0	PA: 34		
<b>PITCHER</b>	IP WLS BF H R ER SO BB IBB HBP BLK WP HR S P ERA WHIP	5.0 W 18 1 0 0 3 1 0 0 0 0 0 22 27 0.00 0.400	IP WLS BF H R ER SO BB IBB HBP BLK WP HR S P ERA WHIP	1.0 H 3 0 0 0 1 0 0 0 0 0 0 5 5 0.00 0.000	IP WLS BF H R ER SO BB IBB HBP BLK WP HR S P ERA WHIP	1.0 H 3 0 0 0 2 0 0 0 0 0 0 7 7 0.00 0.000	IP WLS BF H R ER SO BB IBB HBP BLK WP HR S P ERA WHIP	0.2 S 6 1 1 1 0 3 0 0 0 0 0 4 16 13.50 6.000	IP WLS BF H R ER SO BB IBB HBP BLK WP HR S P ERA WHIP	1.1 S 4 0 0 0 3 0 0 0 0 0 0 10 10 0.00 0.000	IP WLS BF H R ER SO BB IBB HBP BLK WP HR S P ERA WHIP	1.0 H 3 0 0 0 1 0 0 0 0 0 0 7 7 0.00 0.000	IP WLS BF H R ER SO BB IBB HBP BLK WP HR S P ERA WHIP	1.0 H 3 0 0 0 2 0 0 0 0 0 0 7 7 0.00 0.000	IP WLS BF H R ER SO BB IBB HBP BLK WP HR S P ERA WHIP	1.1 S 4 0 0 0 3 0 0 0 0 0 0 10 10 0.00 0.000	IP WLS BF H R ER SO BB IBB HBP BLK WP HR S P ERA WHIP	1.1 S 4 0 0 0 3 0 0 0 0 0 0 10 10 0.00 0.000	IP WLS BF H R ER SO BB IBB HBP BLK WP HR S P ERA WHIP	1.1 S 4 0 0 0 3 0 0 0 0 0 0 10 10 0.00 0.000	IP WLS BF H R ER SO BB IBB HBP BLK WP HR S P ERA WHIP	1.1 S 4 0 0 0 3 0 0 0 0 0 0 10 10 0.00 0.000	IP WLS BF H R ER SO BB IBB HBP BLK WP HR S P ERA WHIP	1.1 S 4 0 0 0 3 0 0 0 0 0 0 10 10 0.00 0.000

Milwaukee Brewers @ Los Angeles Angels  
 Tempe Diablo Stadium, Tempe, AZ  
 Sat Mar 09 2019, 3:11 PM - 5:44 PM EST  
 Att: 6,707 - Partly Cloudy - 67 F

AB 28  
 R 1  
 H 2  
 RBI 1  
 BB 4  
 SO 9  
 LOB 9





Batter	1	2	3	4	5	6	7	8	9	AB	R	H	RBI	BB	SO	LOB	TOP						
25 Peter Bourjos, R OBP: 0.517, SLG: 0.885 28 Tori Hunter Jr., R OBP: 0.333, SLG: 0.250										3	1	1	0	0	1	0	<b>Los Angeles Angels @ Texas Rangers</b> Surprise Stadium, Surprise, AZ Mon Mar 11 2019, 4:10 PM - 7:56 PM EDT Att: 5,004 - Cloudy - 69 F						
41 Justin Bour, L OBP: 0.222, SLG: 0.529 75 Jared Walsh, L OBP: 0.435, SLG: 0.500										3	0	0	0	0	1	1							
20 Jonathan Lucroy, R OBP: 0.360, SLG: 0.499 13 Dustin Garneau, R OBP: 0.353, SLG: 0.733										2	1	1	0	1	0	0							
3 Taylor Ward, R OBP: 0.374, SLG: 0.394 85 Roberto Baldoquin, R OBP: 0.455, SLG: 0.429										2	1	0	0	1	1	1							
44 Kevan Smith, R OBP: 0.292, SLG: 0.375 98 Jack Kruger, R OBP: 0.438, SLG: 0.733										3	1	1	2	0	1	0							
6 David Fletcher, R OBP: 0.285, SLG: 0.214 19 Wilfredo Tovar, R OBP: 0.346, SLG: 0.731										3	0	1	2	0	0	0							
48 César Puello, R OBP: 0.314, SLG: 0.394 71 Brandon Sandoval, R OBP: 0.545, SLG: 0.429										2	0	1	0	1	1	1							
9 Tommy La Stella, L OBP: 0.300, SLG: 0.308 4 Luis Rengifo, S OBP: 0.286, SLG: 0.294										3	0	0	0	0	0	2							
81 Brennan Lund, L OBP: 0.250, SLG: 0.238 49 Brendon Sanger, L OBP: 0.308, SLG: 0.250										3	0	0	0	0	1	0							
<b>Inning Stats</b>	R: 0 E: 0 K: 1 S: 6	H: 1 LOB: 1 BB: 0 P: 6	R: 0 E: 0 K: 1 S: 5	H: 0 LOB: 1 BB: 1 P: 9	R: 4 E: 0 K: 2 S: 10	H: 3 LOB: 1 BB: 2 P: 19	R: 0 E: 0 K: 0 S: 3	H: 0 LOB: 0 BB: 0 P: 3	R: 0 E: 0 K: 2 S: 7	H: 0 LOB: 0 BB: 0 P: 7	R: 0 E: 0 K: 0 S: 4	H: 1 LOB: 1 BB: 0 P: 4	R: 4 E: 0 K: 0 S: 6	H: 3 LOB: 0 BB: 1 P: 11	R: 0 E: 0 K: 1 S: 5	H: 0 LOB: 0 BB: 0 P: 5		R: 4 E: 0 K: 1 S: 7	H: 2 LOB: 1 BB: 3 P: 19	1B: 4 2B: 3 3B: 2 HR: 1	SF: 0 SAC: 0 DP: 0 HBP: 0	WP: 2 PB: 0 SB: 1 CS: 0	PA: 44
<b>PITCHER</b>	IP	WLS	BF	H	R	ER	SO	BB	IBB	HBP	BLK	WP	HR	S	P	ERA	WHIP			ERA	WHIP		
19 Shelby Miller, R ERA: 6.75	2.2		11	2	1	1	3	1	0	0	0	0	0	16	20	3.38	1.125			108.00	12.000		
59 Connor Sadzeck, R ERA: 8.1	0.1		5	2	3	3	1	2	0	0	0	1	0	5	14	81.00	12.000			0.00	1.500		
20 Zach McAllister, R ERA: 3.24	2.0	H	6	0	0	0	2	0	0	0	0	0	0	10	10	0.00	0.000			0.00	1.500		
77 Wei-Chieh Huang, R ERA: 14.73	1.2	B	10	4	4	4	0	1	0	0	0	0	1	9	14	21.60	3.000			0.00	1.500		
56 David Carpenter, R ERA:	1.1		4	0	0	0	1	0	0	0	0	0	0	6	6	0.00	0.000			0.00	1.500		

AB 37  
R 12  
H 10  
RBI 12  
BB 7  
SO 8  
LOB 10

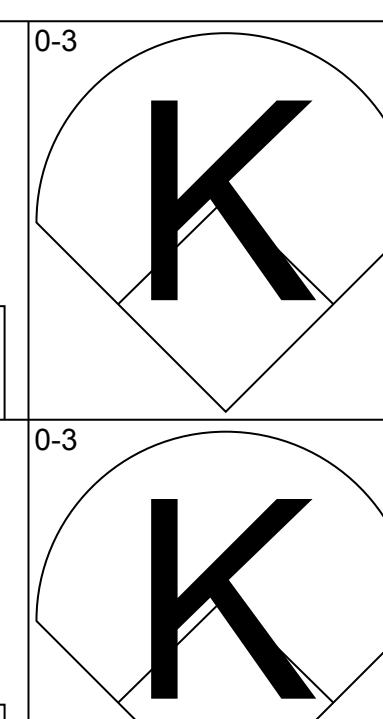
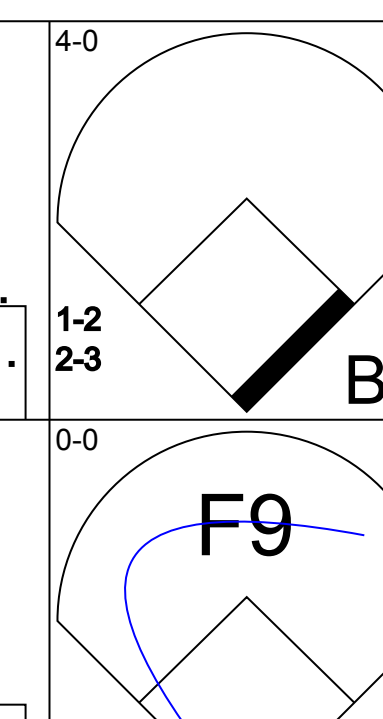
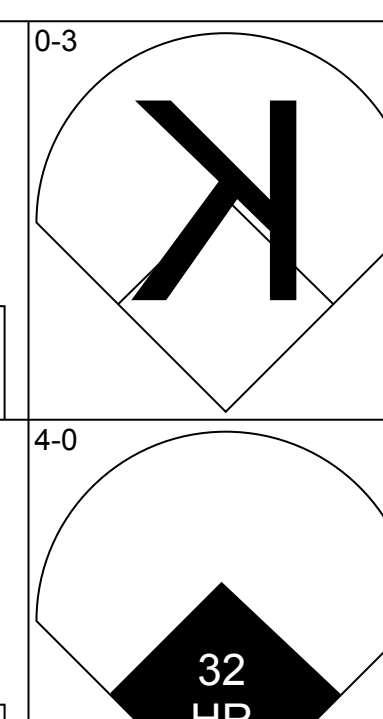
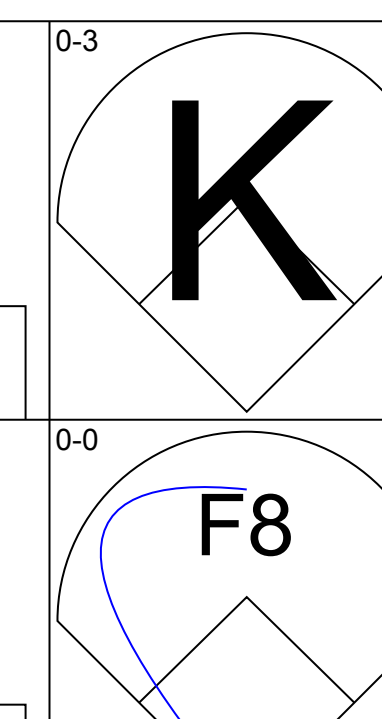
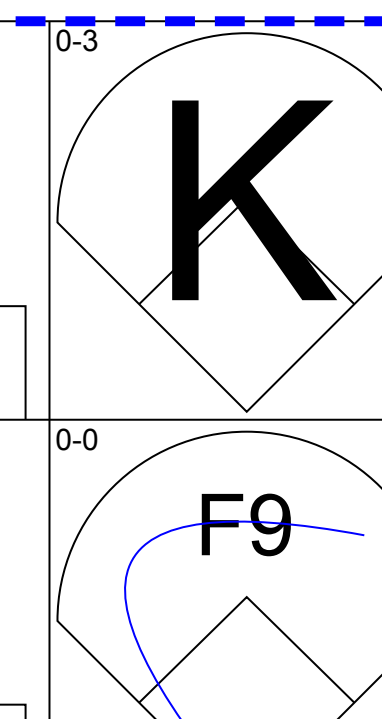
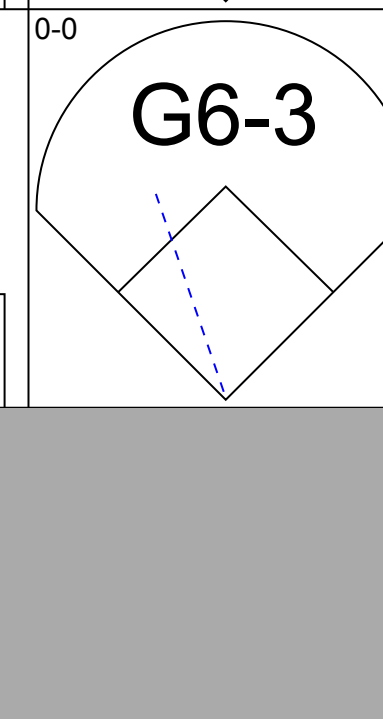
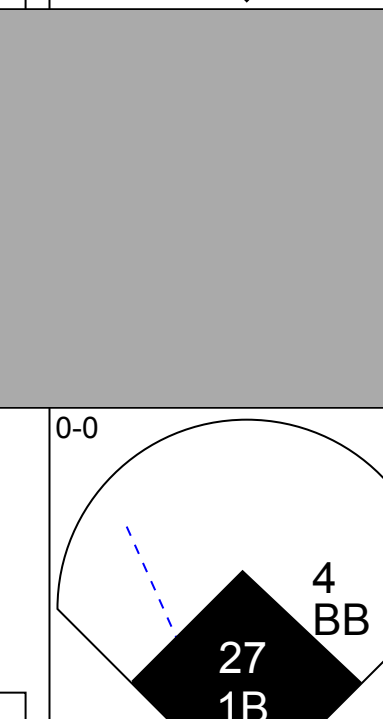
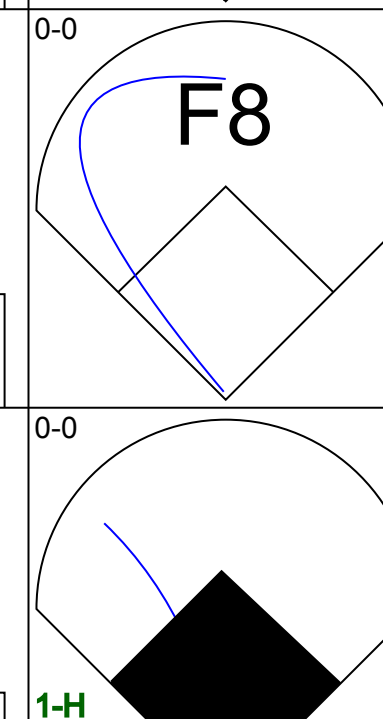

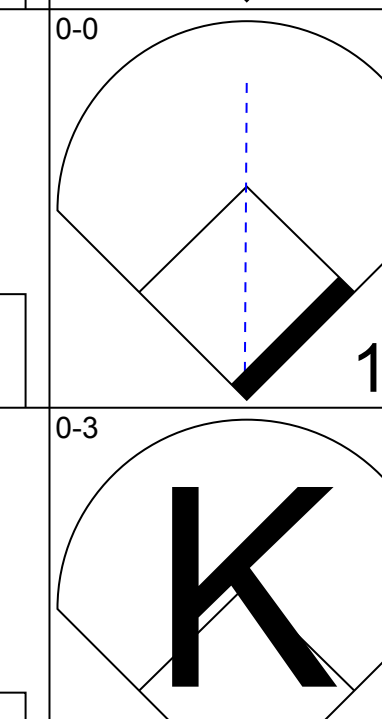

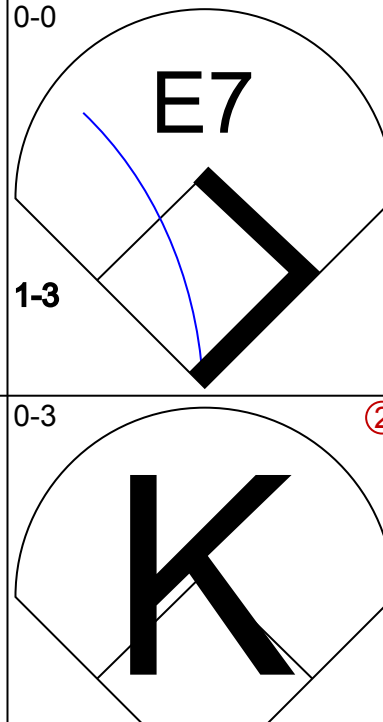
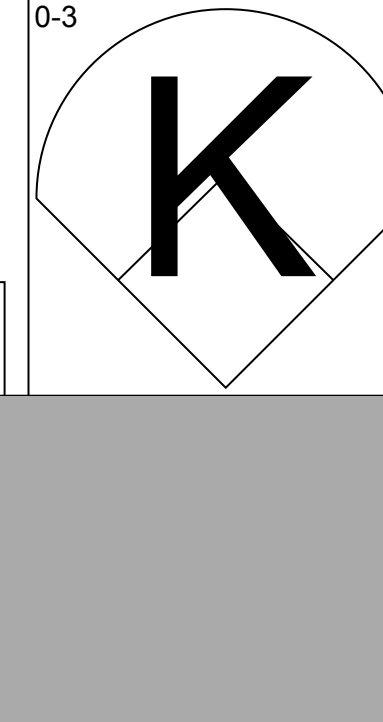
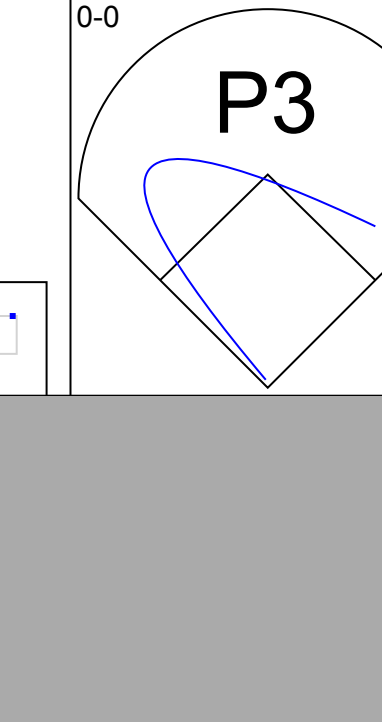

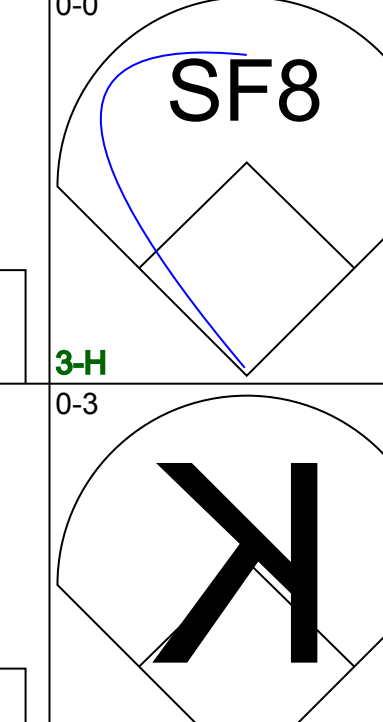

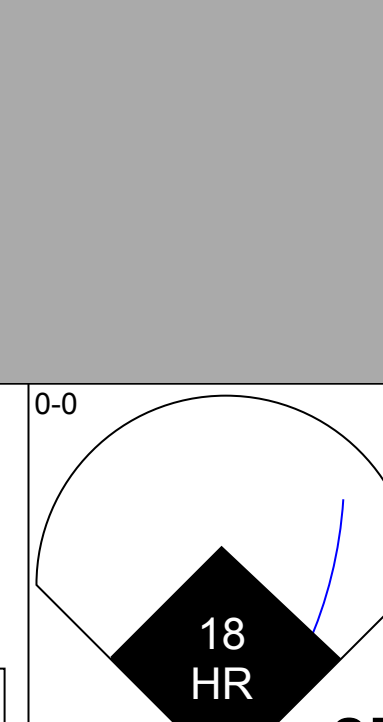


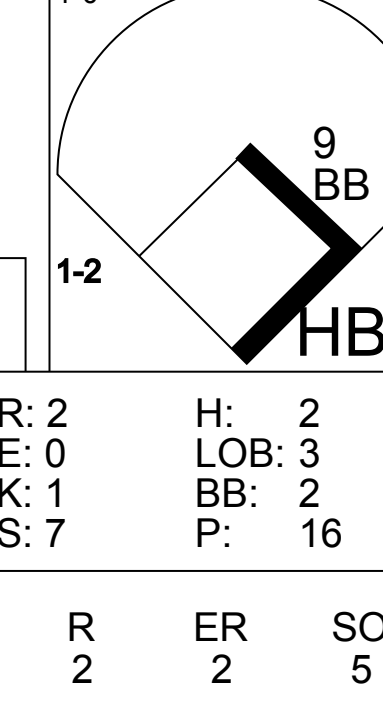

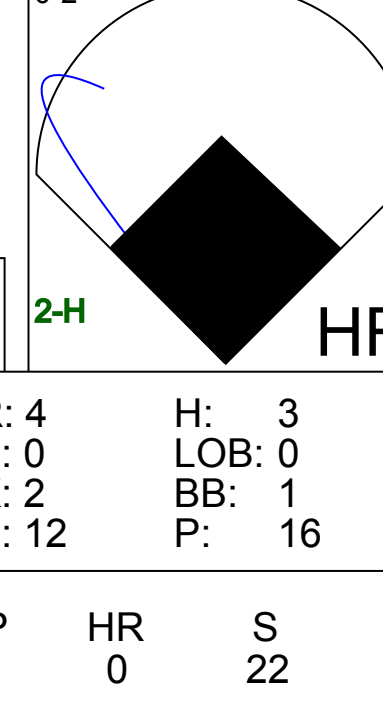
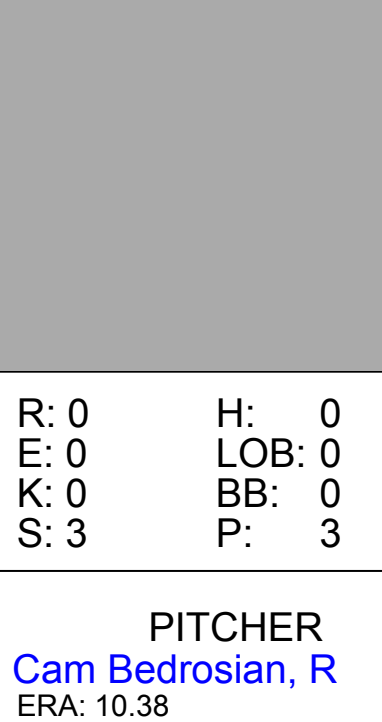
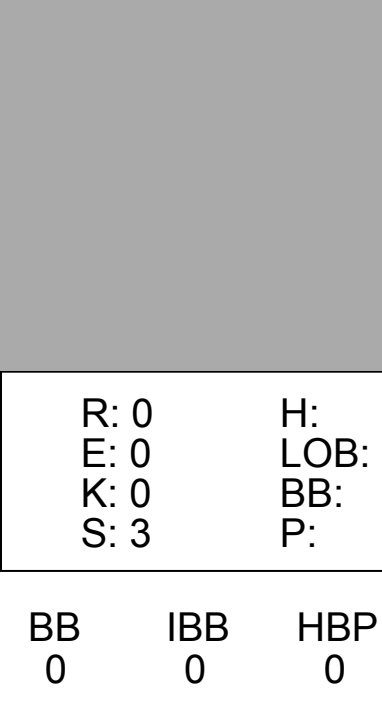
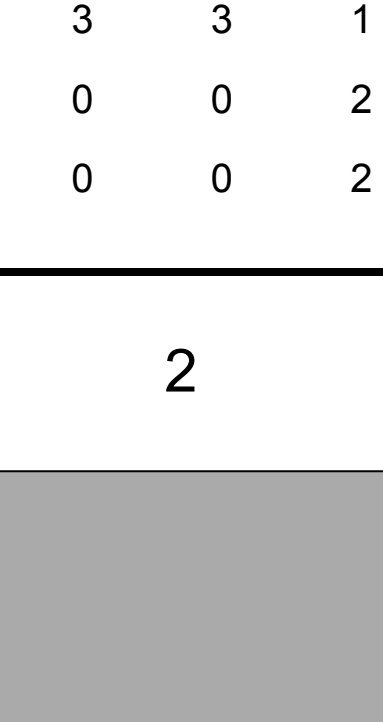
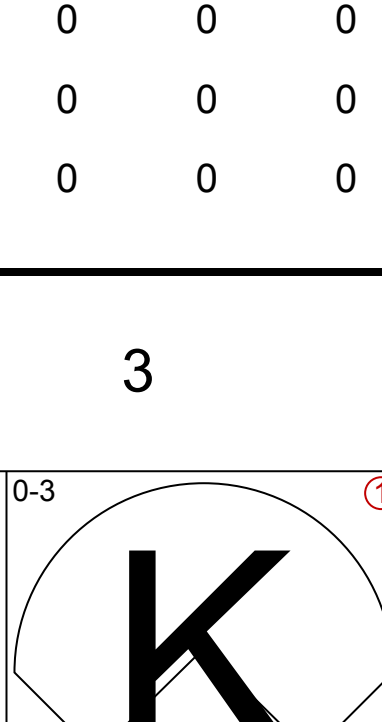
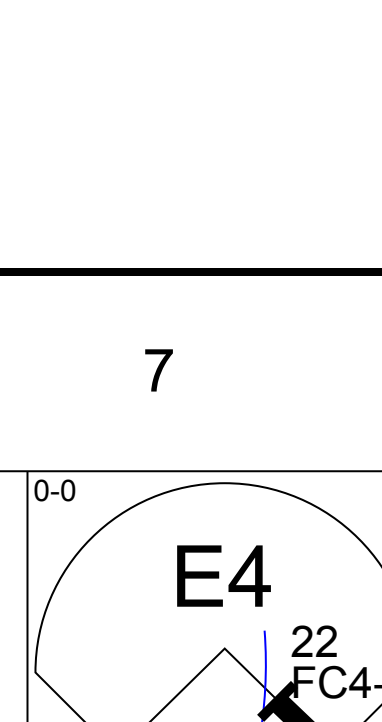
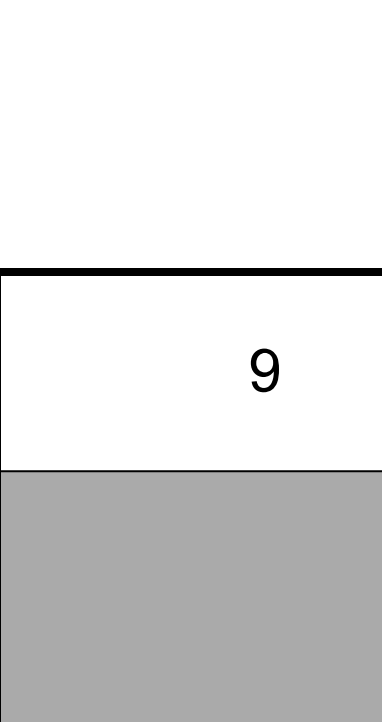

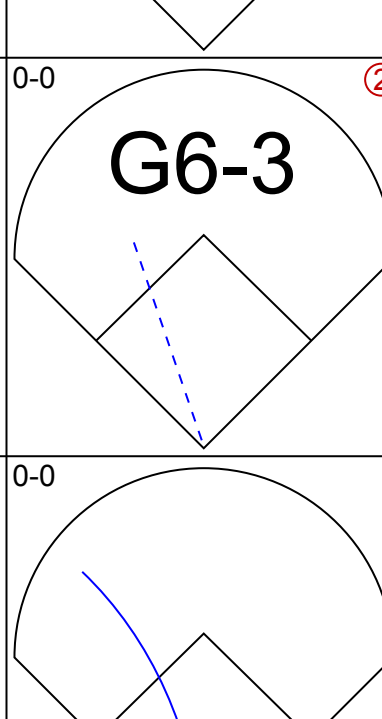
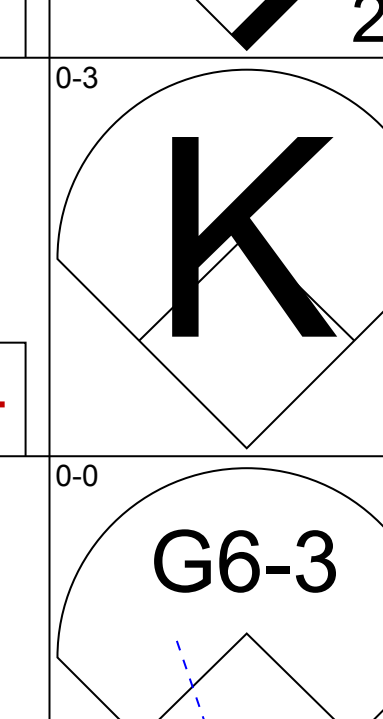
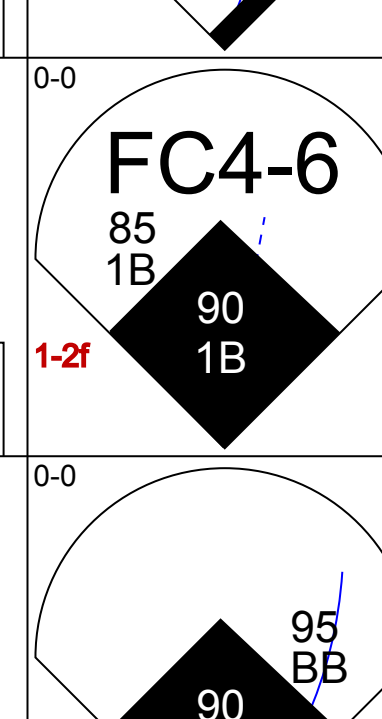
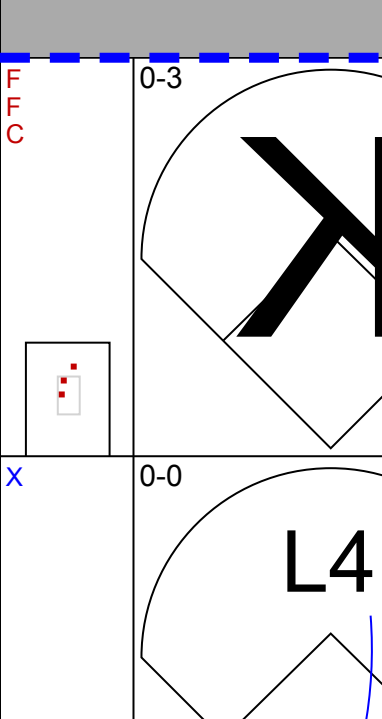

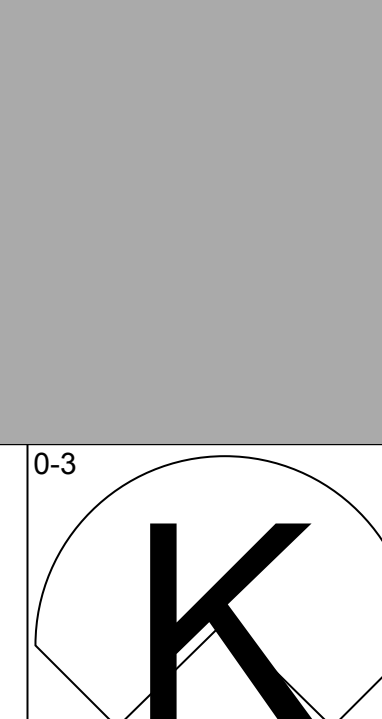

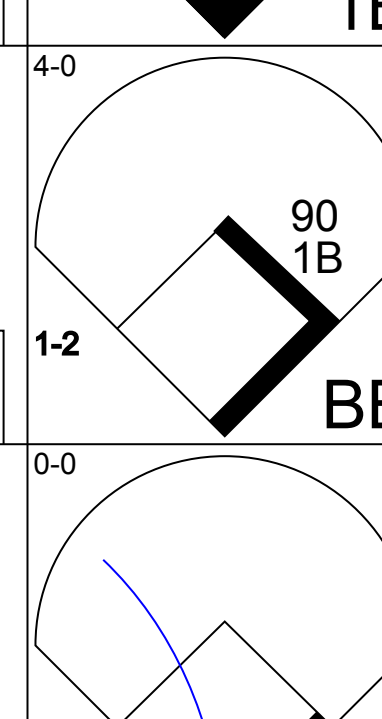
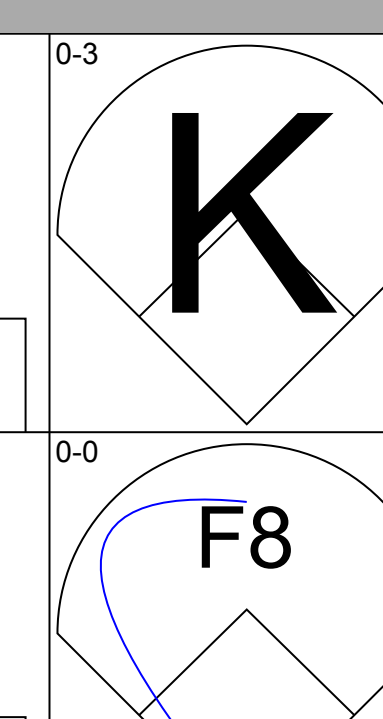
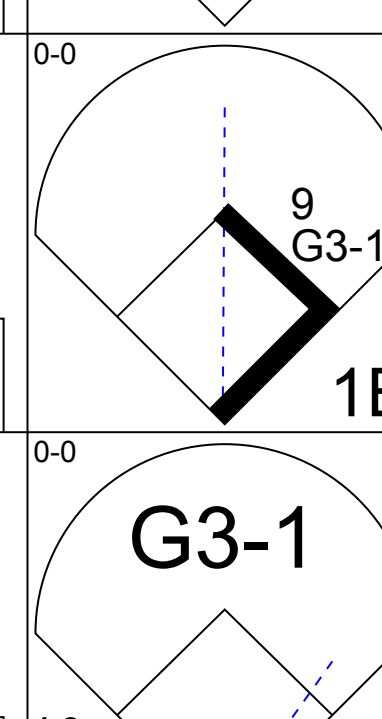

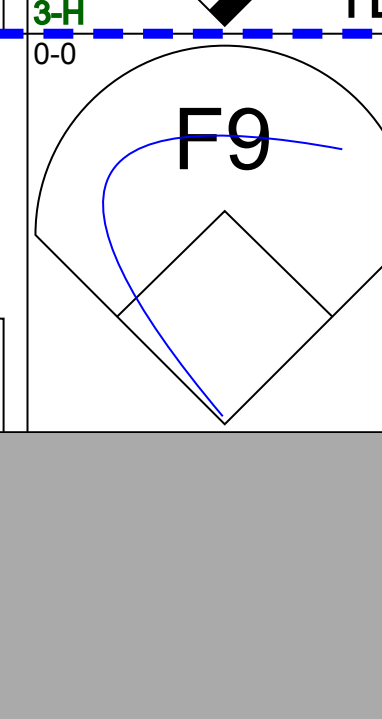


Batter	1	2	3	4	5	6	7	8	9	AB	R	H	RBI	BB	SO	LOB	BOTTOM						
17 Shin-Soo Choo, L OBP: 0.333, SLG: 0.353 49 Franklin Rollin, R OBP: 0.333, SLG: 0.400										2	0	1	2	0	0	0	<b>Los Angeles Angels @ Texas Rangers</b> Surprise Stadium, Surprise, AZ Mon Mar 11 2019, 4:10 PM - 7:56 PM EDT Att: 5,004 - Cloudy - 69 F						
3 Delino DeShields, R OBP: 0.379, SLG: 0.346 15 Carlos Tocci, R OBP: 0.400, SLG: 0.654 60 Eleizer Alvarez, L OBP: 0.571, SLG: 0.250										3	1	2	1	0	0	2							
13 Joey Gallo, L OBP: 0.476, SLG: 0.385 58 Preston Scott, R OBP: 0.333, SLG: 0.667										3	0	1	1	0	2	1							
40 Matt Davidson, R OBP: 0.290, SLG: 0.571 18 Charles Leblanc, R OBP: 0.333, SLG: 0.667										3	0	0	0	0	2	2							
24 Hunter Pence, R OBP: 0.486, SLG: 0.833 40 LeDarius Clark, R OBP: 0.750, SLG: 1.167										3	1	2	1	0	0	2							
21 Patrick Wisdom, R OBP: 0.270, SLG: 0.313 56 Tony Sanchez, R OBP: 0.250, SLG: 0.182										2	1	0	0	1	1	2							
2 Jeff Mathis, R OBP: 0.476, SLG: 0.400 56 Preston Beck, L OBP: 0.348, SLG: 0.450										1	1	0	0	2	1	1							
6 Chase d'Arnaud, R OBP: 0.636, SLG: 0.857 96 Michael De León, S OBP: 0.348, SLG: 0.450										2	1	1	0	1	1	1							
16 Nolan Fontana, L OBP: 0.448, SLG: 0.451 93 Tyler DePreta-Johnson, R OBP: 0.348, SLG: 0.451										3	1	2	1	0	1	2							
<b>Inning Stats</b>	R: 1 E: 2 K: 1 S: 8	H: 2 LOB: 2 BB: 0 P: 10	R: 3 E: 0 K: 2 S: 10	H: 3 LOB: 1 BB: 1 P: 14	R: 2 E: 0 K: 2 S: 14	H: 3 LOB: 2 BB: 1 P: 21	R: 0 E: 0 K: 2 S: 7	H: 1 LOB: 1 BB: 0 P: 8	R: 0 E: 0 K: 2 S: 7	H: 0 LOB: 0 BB: 0 P: 7	R: 3 E: 0 K: 2 S: 15	H: 3 LOB: 0 BB: 0 P: 18	R: 2 E: 0 K: 0 S: 6	H: 3 LOB: 1 BB: 0 P: 7	R: 0 E: 0 K: 1 S: 5	H: 0 LOB: 2 BB: 2 P: 13		1B: 10 2B: 3 3B: 0 HR: 2	SF: 1 SAC: 0 DP: 0 HBP: 0	WP: 3 PB: 0 SB: 1 CS: 1	PA: 49		
<b>PITCHER</b>	IP	WLS	BF	H	R	ER	SO	BB	IBB	HBP	BLK	WP	HR	S	P	ERA	WHIP			ERA	WHIP		
33 Matt Harvey, R ERA: 10.38	1.1		11	5	4	4	1	1	0	0	0	0	0	6	6	0.00	0.000			15.00	2.000		
45 Adam Hofackett, R ERA: 3.6	0.2		2	0	0	0	2	0	0	0	0	0	0	6	6	0.00	0.000			0.00	2.000		
37 Cody Allen, R ERA: 3.6	1.0		7	3	2	2	2	1	0	0	0	0	1	14	21	18.00	4.000			0.00	2.000		
31 Ty Buttrey, R ERA: 3.86	1.0		3	1	0	0	2	0	0	0	0	0	0	7	8	0.00	1.000			0.00	2.000		
40 Luis García, R ERA: 8.31	1.0		5	0	0	0	2	2	0	0	0	1	0	7	16	0.00	2.000			0.00	2.000		

AB 41  
R 11  
H 15  
RBI 11  
BB 6  
SO 14  
LOB 22



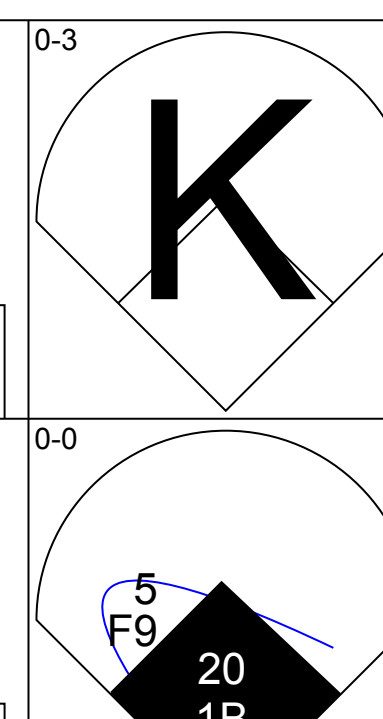
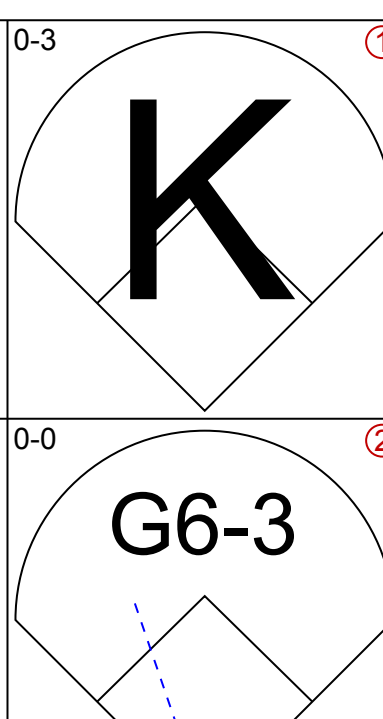
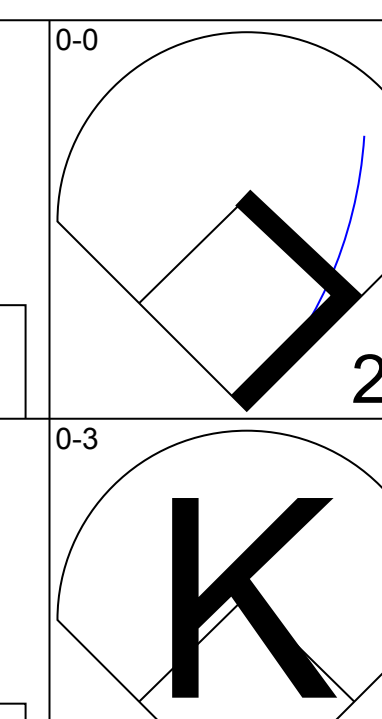
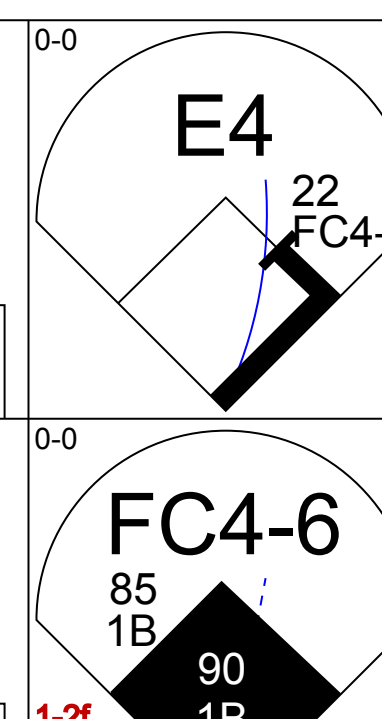
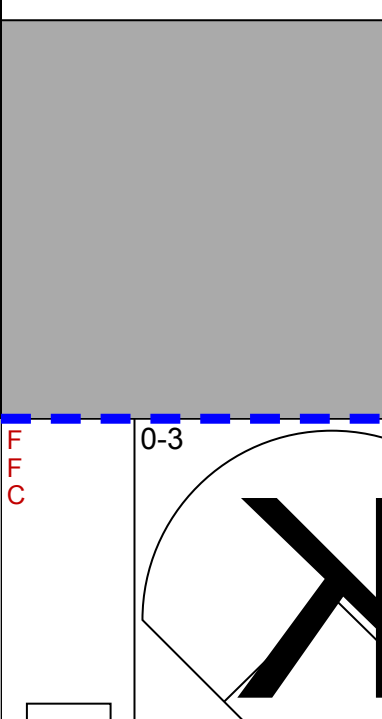
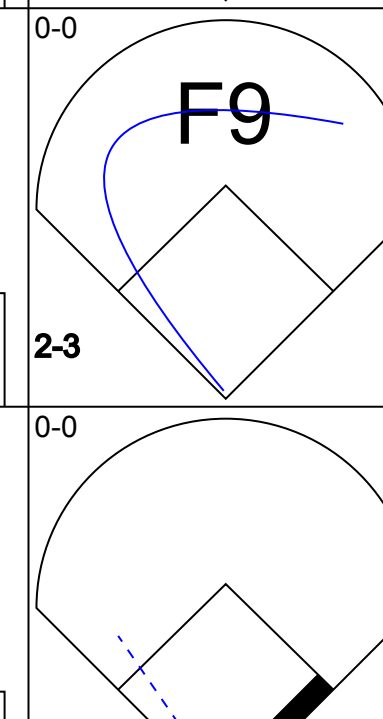
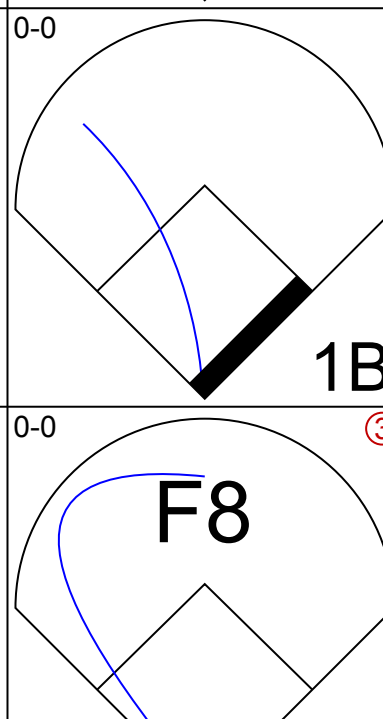
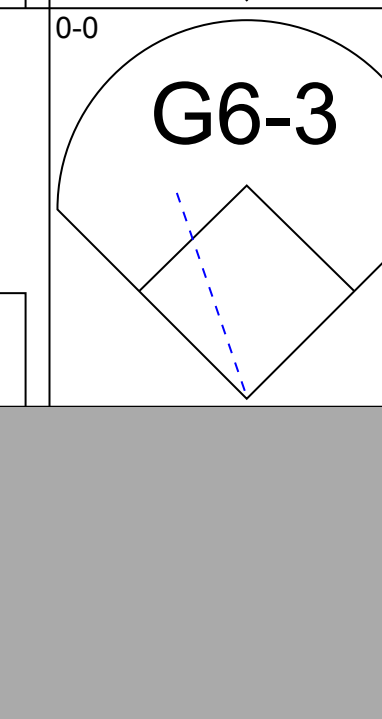
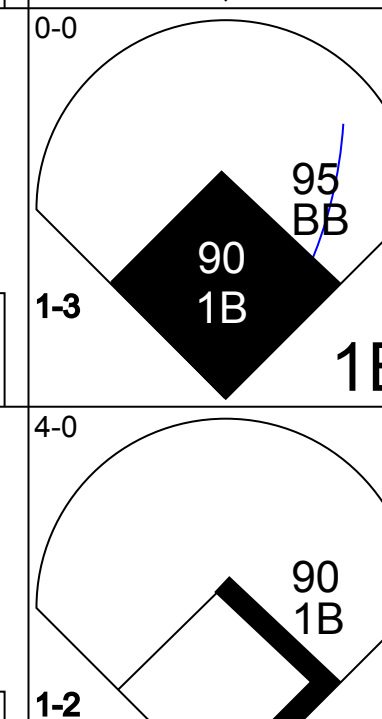
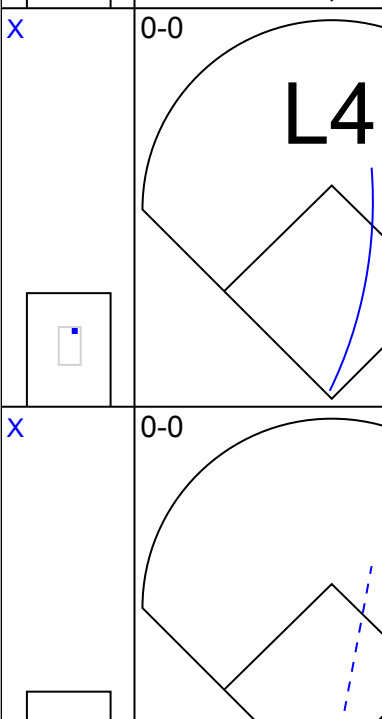
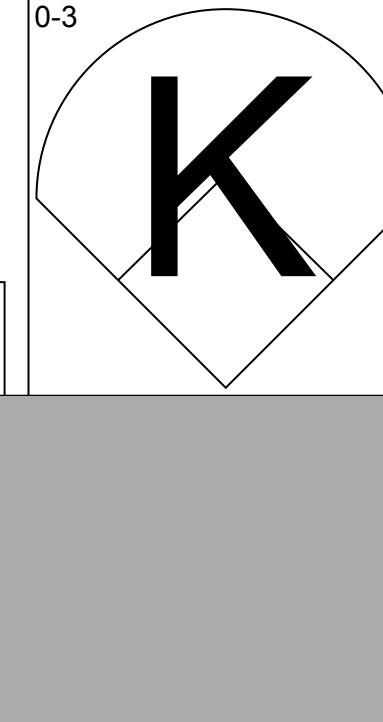


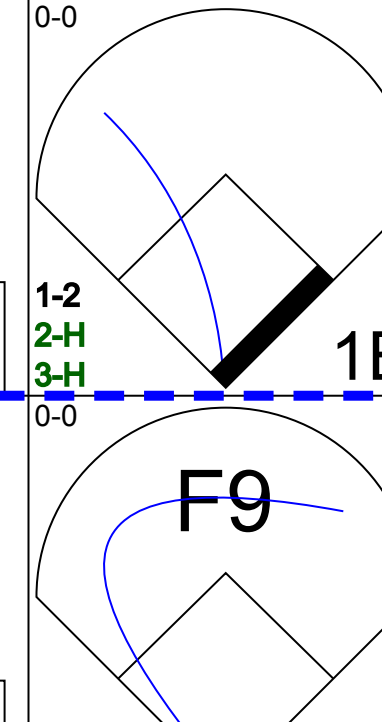
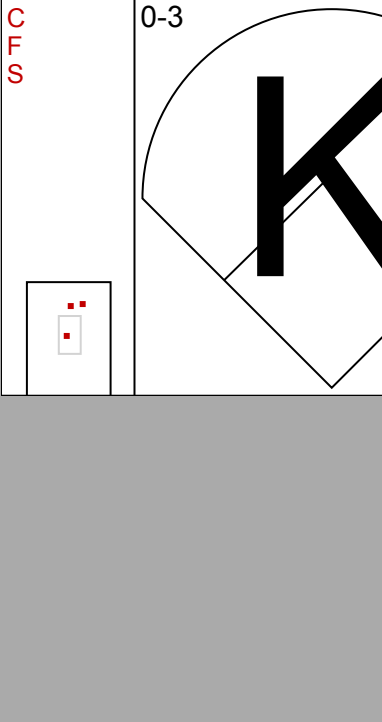


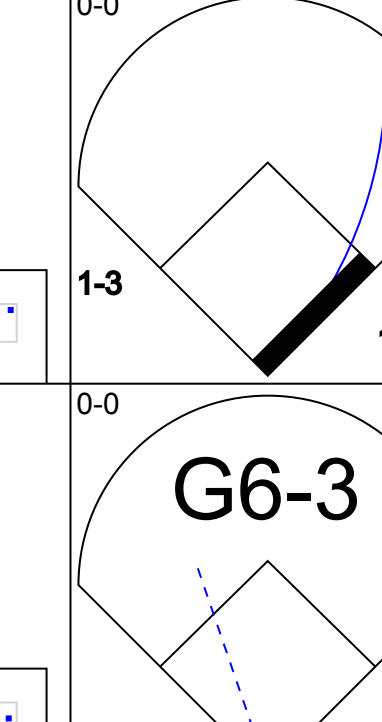




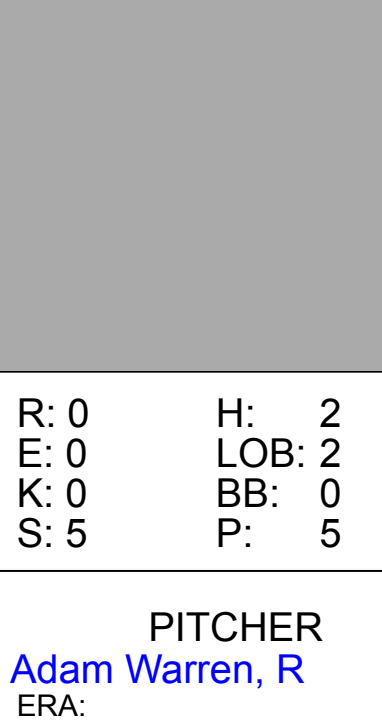
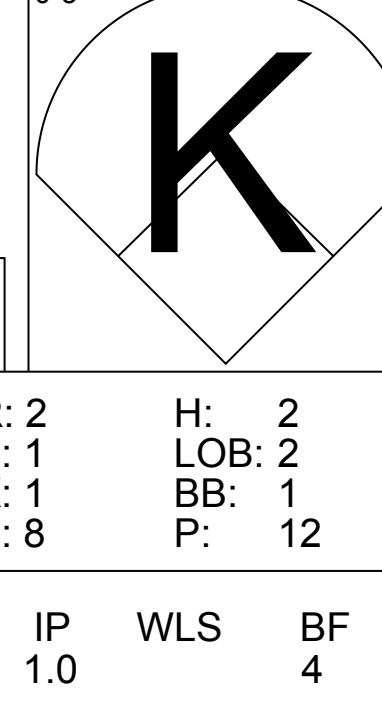
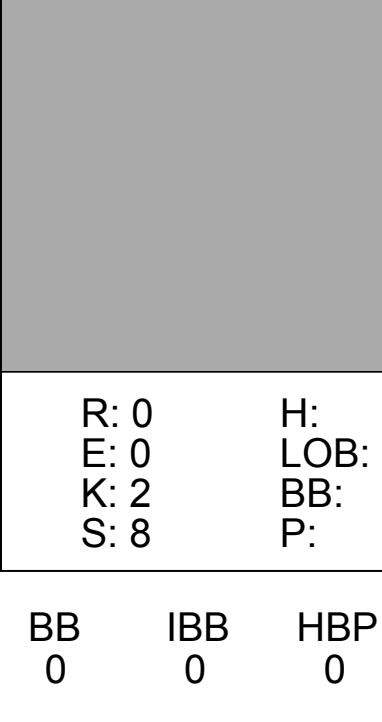







Batter	1	2	3	4	5	6	7	8	9	AB	R	H	RBI	BB	SO	LOB	TOP				
9 Luis Urias, R OBP: 0.308, SLG: 0.417 87 Josh Naylor, L OBP: 0.313, SLG: 0.387										3	0	0	0	1	3	0					
30 Eric Hosmer, L OBP: 0.276, SLG: 0.350 77 Aderlin Rodriguez, R OBP: 0.273, SLG: 0.309										3	1	0	0	1	1	3					
13 Manny Machado, R OBP: 0.276, SLG: 0.353 2 José Pirela, R OBP: 0.467, SLG: 0.964										4	0	1	0	0	0	1					
32 Franmil Reyes, R OBP: 0.324, SLG: 0.563 67 Ty France, R OBP: 0.433, SLG: 0.680										4	2	2	2	0	1	1					
4 Wil Myers, R OBP: 0.370, SLG: 0.273 12 Chris Stewart, R OBP: 0.538, SLG: 0.444										3	1	0	0	1	1	1					
27 Francisco Mejia, S OBP: 0.452, SLG: 0.862 7 Manuel Margot, R OBP: 0.353, SLG: 0.452										3	1	2	1	0	1	2					
10 Hunter Renfroe, R OBP: 0.292, SLG: 0.273 33 Franchy Cordero, L OBP: 0.292, SLG: 0.273										2	0	0	1	0	1	3					
5 Greg Garcia, L OBP: 0.556, SLG: 0.450 84 Fernando Tatis Jr., R OBP: 0.385, SLG: 0.696										2	2	1	0	1	1	1					
18 Austin Hedges, R OBP: 0.381, SLG: 0.778										3	2	2	5	0	1	1					
<b>Inning Stats</b>	R: 0 E: 0 K: 2 S: 7	H: 0 LOB: 0 BB: 0 P: 7	R: 2 E: 0 K: 1 S: 7	H: 2 LOB: 3 BB: 2 P: 16	R: 0 E: 1 K: 3 S: 11	H: 1 LOB: 2 BB: 0 P: 11	R: 4 E: 0 K: 2 S: 12	H: 3 LOB: 0 BB: 1 P: 16	R: 3 E: 0 K: 1 S: 9	H: 2 LOB: 0 BB: 1 P: 14	R: 0 E: 0 K: 0 S: 3	H: 0 LOB: 1 BB: 0 P: 12	R: 0 E: 0 K: 2 S: 8	H: 1 LOB: 1 BB: 0 P: 8	R: 0 E: 0 K: 0 S: 3	H: 0 LOB: 0 BB: 0 P: 3	1B: 4 2B: 2 3B: 0 HR: 3	SF: 1 SAC: 0 DP: 0 HBP: 1	WP: 1 PB: 0 SB: 0 CS: 0	PA: 43	
<b>PITCHER</b>	IP	WLS	BF	H	R	ER	SO	BB	IBB	HBP	BLK	WP	HR	S	P	ERA	WHIP				
64 Félix Peña, R ERA: 3.18	2.2	L	15	3	2	2	5	2	0	1	0	0	0	2	22	31	6.75	1.875			
43 John Curtiss, R ERA: 6.43	1.1		8	3	4	4	3	1	0	0	0	0	0	2	15	19	27.00	3.000			
54 Daniel Hudson, R ERA: 7.2	1.0		6	2	3	3	1	1	0	0	0	0	1	9	14	27.00	3.000				
38 Justin Anderson, R ERA: 1.5	2.0		7	0	0	0	2	1	0	0	0	1	0	10	15	0.00	0.500				
46 Dan Jennings, L ERA: 9.0	1.0		4	1	0	0	2	0	0	0	0	0	0	8	8	0.00	1.000				

San Diego Padres @ Los Angeles Angels  
 Tempe Diablo Stadium, Tempe, AZ  
 Wed Mar 13 2019, 9:12 PM - 12:27 AM EDT  
 Att: 7,259 - Clear - 63 F

AB 36  
 R 9  
 H 9  
 RBI 9  
 BB 5  
 SO 13  
 LOB 15



Batter	1	2	3	4	5	6	7	8	9	AB	R	H	RBI	BB	SO	LOB	BOTTOM			
56 Kole Calhoun, L OBP: 0.375, SLG: 0.586 81 Brennon Lund, L OBP: 0.231, SLG: 0.217										3	0	1	0	0	2	0				
27 Mike Trout, R OBP: 0.400, SLG: 0.778 22 Bo Way, L OBP: 0.462, SLG: 0.600										3	1	1	0	0	1	1				
5 Albert Pujols, R OBP: 0.520, SLG: 0.636 85 Matt Thaiss, L OBP: 0.400, SLG: 0.759										3	0	1	0	0	0	2				
20 Jonathan Lucroy, R OBP: 0.393, SLG: 0.440 95 Roberto Peña, R OBP: 0.462, SLG: 0.364										3	0	2	1	0	0	1				
3 Taylor Ward, R OBP: 0.297, SLG: 0.457 90 Jose Rojas, L OBP: 0.500, SLG: 0.670										3	0	0	0	0	2	2				
25 Peter Bourjos, R OBP: 0.500, SLG: 0.628 71 Brandon Sandoval, R OBP: 0.500, SLG: 0.375										3	0	1	0	0	1	1				
9 Tommy La Stella, L OBP: 0.303, SLG: 0.310 32 Franklin Torres, R OBP: 0.250, SLG: 0.273 84 Jordan Zimmerman, R OBP: 0.250, SLG: 0.143										3	0	1	0	0	0	1				
19 Wilfredo Tovar, R OBP: 0.345, SLG: 0.690 72 Leo Rivas, S OBP: 0.400, SLG: 0.533										3	0	1	0	0	0	3				
22 Kaleb Cowart, S OBP: 0.300, SLG: 0.556										4	0	0	0	0	3	3				
<b>Inning Stats</b>	R: 1 E: 0 K: 2 S: 9	H: 2 LOB: 1 BB: 0 P: 9	R: 0 E: 0 K: 2 S: 8	H: 1 LOB: 1 BB: 0 P: 8	R: 0 E: 0 K: 1 S: 6	H: 1 LOB: 1 BB: 0 P: 6	R: 0 E: 0 K: 1 S: 6	H: 1 LOB: 1 BB: 0 P: 6	R: 0 E: 0 K: 0 S: 5	H: 2 LOB: 2 BB: 0 P: 5	R: 2 E: 1 K: 1 S: 8	H: 2 LOB: 2 BB: 1 P: 12	R: 0 E: 0 K: 2 S: 7	H: 0 LOB: 2 BB: 0 P: 9	R: 0 E: 0 K: 2 S: 8	H: 1 LOB: 1 BB: 0 P: 8	1B: 9 2B: 2 3B: 0 HR: 0	SF: 0 SAC: 0 DP: 0 HBP: 1	WP: 1 PB: 0 SB: 0 CS: 0	PA: 41
<b>PITCHER</b>	IP	WLS	BF	H	R	ER	SO	BB	IBB	HBP	BLK	WP	HR	S	P	ERA	WHIP			
59 Chris Paddack, R ERA: 2.13	4.0	W	17	5	1	1	6	0	0	0	0	0	0	29	29	0.00	1.250			
56 Trey Wingerter, R ERA:	1.0		4	1	0	0	1	0	0	0	0	0	0	6	6	0.00	1.000			
34 Craig Stammen, R ERA:	1.0		5	2	0	0	0	0	0	0	0	0	0	5	5	0.00	2.000			
38 Aaron Loup, L ERA: 4.91	0.2		6	2	2	0	1	1	0	0	0	0	0	7	11	0.00	4.500			
88 Phil Maton, R ERA:	1.1		5	0	0	0	2	0	0	1	0	0	1	8	10	0.00	0.000			

San Diego Padres @ Los Angeles Angels  
 Tempe Diablo Stadium, Tempe, AZ  
 Wed Mar 13 2019, 9:12 PM - 12:27 AM EDT  
 Att: 7,259 - Clear - 63 F

AB 39  
 R 3  
 H 11  
 RBI 3  
 BB 1  
 SO 12  
 LOB 21













Batter	1	2	3	4	5	6	7	8	9	AB	R	H	RBI	BB	SO	LOB	TOP																
6 David Fletcher, R OBP: 0.333, SLG: 0.333 85 Roberto Baldoquin, R OBP: 0.357, SLG: 0.350										4	2	2	0	0	0	0	<b>Los Angeles Angels @ San Francisco Giants</b> Scottsdale Stadium, Scottsdale, AZ Fri Mar 15 2019, 4:05 PM - 6:53 PM EDT Att: 11,740 - Sunny - 71 F																
41 Justin Bour, L OBP: 0.308, SLG: 0.609										3	1	1	0	1	1																		
44 Kevan Smith, R OBP: 0.281, SLG: 0.438 98 Jack Kruger, R OBP: 0.412, SLG: 0.688										4	2	2	3	0	0	1																	
3 Taylor Ward, R OBP: 0.268, SLG: 0.410 78 Jhoan Urena, S OBP: 0.476, SLG: 0.500										4	0	0	0	0	0	3																	
25 Peter Bourjos, R OBP: 0.457, SLG: 0.750 22 Bo Way, L OBP: 0.429, SLG: 0.545										3	0	0	0	0	3	2																	
48 César Puello, R OBP: 0.333, SLG: 0.385 28 Tori Hunter Jr., R OBP: 0.294, SLG: 0.214										3	0	1	2	0	0	0																	
4 Luis Rengifo, S OBP: 0.259, SLG: 0.227 81 Ty Kelly, S										3	0	0	0	0	0	1																	
81 Brennan Lund, L OBP: 0.276, SLG: 0.269 71 Jonah Todd, L										3	0	2	0	0	0	0																	
9 Orlando Martinez, L										0	0	0	0	0	0	0																	
90 Jose Rojas, L OBP: 0.469, SLG: 0.786 84 Jordan Zimmerman, R OBP: 0.333, SLG: 0.143										3	0	0	0	0	0	2																	
<b>Inning Stats</b>	R: 2 E: 0 K: 2 S: 11	H: 2 LOB: 0 BB: 0 P: 14	R: 0 E: 0 K: 0 S: 4	H: 1 LOB: 1 BB: 0 P: 4	R: 0 E: 0 K: 0 S: 3	H: 0 LOB: 0 BB: 0 P: 3	R: 0 E: 0 K: 1 S: 5	H: 0 LOB: 0 BB: 0 P: 5	R: 0 E: 0 K: 0 S: 3	H: 1 LOB: 0 BB: 0 P: 3	R: 3 E: 1 K: 1 S: 9	H: 4 LOB: 1 BB: 0 P: 9	R: 0 E: 0 K: 0 S: 3	H: 0 LOB: 1 BB: 1 P: 6	R: 0 E: 0 K: 2 S: 8	H: 0 LOB: 1 BB: 0 P: 8	1B: 7 2B: 0 3B: 0 HR: 1	SF: 0 SAC: 0 DP: 2 HBP: 0	WP: 0 PB: 0 SB: 1 CS: 0	PA: 34													
<b>PITCHER</b>	IP WLS BF H R ER SO BB IBB HBP BLK WP HR S P ERA WHIP																																
29 Jeff Samardzija, R ERA: 2.63	5.0	19	5	3	3	3	0	0	0	0	0	0	0	1	27	30	5.40	1.000															
50 Ty Blach, L ERA: 3.45	2.0	B	9	3	2	1	1	0	0	0	0	0	0	0	11	11	4.50	1.500															
54 Reyes Moronta, R ERA: 3.0	1.0		3	0	0	0	0	1	0	0	0	0	0	2	6	6	0.00	1.000															
91 Trevor Gott, R ERA:	1.0		3	0	0	0	2	0	0	0	0	0	0	0	8	8	0.00	0.000															

Batter	1	2	3	4	5	6	7	8	9	AB	R	H	RBI	BB	SO	LOB	BOTTOM																
6 Steven Duggar, L OBP: 0.333, SLG: 0.400 65 Mike Gerber, L OBP: 0.400, SLG: 0.556										4	1	2	0	0	0	1	<b>Los Angeles Angels @ San Francisco Giants</b> Scottsdale Stadium, Scottsdale, AZ Fri Mar 15 2019, 4:05 PM - 6:53 PM EDT Att: 11,740 - Sunny - 71 F																
22 Yanervis Solarte, S OBP: 0.334, SLG: 0.459 79 Levi Michael, R OBP: 0.421, SLG: 0.467										3	0	1	1	0	1	1																	
10 Evan Longoria, R OBP: 0.344, SLG: 0.536 48 Pablo Sandoval, S OBP: 0.231, SLG: 0.320										2	0	0	0	1	2	1																	
9 Brandon Belt, L OBP: 0.452, SLG: 0.593 7 Donovan Solano, R OBP: 0.333, SLG: 0.276										2	1	2	0	1	0	0																	
80 Anthony Garcia, R OBP: 0.242, SLG: 0.484										2	1	1	3	1	0	2																	
16 Aramis Garcia, R OBP: 0.345, SLG: 0.478 67 Joey Bart, R OBP: 0.471, SLG: 0.750										2	0	0	0	1	1	2																	
70 Henry Ramos, S OBP: 0.267, SLG: 0.333										4	1	2	0	0	1	2																	
19 Aien Hanson, S OBP: 0.237, SLG: 0.257										4	0	1	1	0	1	2																	
52 Drew Ferguson, R OBP: 0.281, SLG: 0.115										4	0	0	0	0	2	1																	
<b>Inning Stats</b>	R: 0 E: 0 K: 1 S: 5	H: 1 LOB: 0 BB: 0 P: 5	R: 3 E: 0 K: 0 S: 9	H: 3 LOB: 1 BB: 1 P: 14	R: 0 E: 0 K: 2 S: 8	H: 1 LOB: 2 BB: 1 P: 12	R: 0 E: 0 K: 1 S: 5	H: 0 LOB: 0 BB: 0 P: 5	R: 2 E: 0 K: 2 S: 10	H: 3 LOB: 2 BB: 1 P: 15	R: 0 E: 0 K: 1 S: 5	H: 0 LOB: 0 BB: 0 P: 5	R: 0 E: 0 K: 1 S: 5	H: 1 LOB: 1 BB: 1 P: 9	R: 0 E: 0 K: 1 S: 5	H: 0 LOB: 1 BB: 1 P: 9		1B: 7 2B: 1 3B: 0 HR: 1	SF: 1 SAC: 0 DP: 2 HBP: 0	WP: 1 PB: 0 SB: 0 CS: 0	PA: 39												
<b>PITCHER</b>	IP WLS BF H R ER SO BB IBB HBP BLK WP HR S P ERA WHIP																																
52 Dillon Peters, L ERA: 3.86	4.0	20	7	5	5	4	2	0	0	0	0	0	1	0	29	38	11.25	2.250															
76 Jeremy Rhoades, R ERA: 4.78	1.0		5	1	0	0	2	1	0	0	0	0	1	0	8	13	0.00	2.000															
24 Noé Ramirez, R ERA: 12.0	2.0		6	0	0	0	2	0	0	0	0	0	0	0	10	10	0.00	0.000															
75 Jared Walsh, L ERA: 5.79	1.0		4	1	0	0	1	1	0	0	0	0	0	5	9	0.00	2.000																
95 Ryan Clark, R ERA: 9.64	1.0		4	0	0	0	1	1	0	0	0	0	0	5	9	0.00	1.000																






























Batter	1	2	3	4	5	6	7	8	9	AB	R	H	RBI	BB	SO	LOB	TOP										
7 Zack Cozart, R OBP: 0.471, SLG: 0.733 72 Leo Rivas, S OBP: 0.381, SLG: 0.500	L5		1B		HBP	HR		K		3	1	2	2	0	0	0	<b>Los Angeles Angels @ Seattle Mariners</b> Peoria Stadium, Peoria, AZ Fri Mar 22 2019, 9:42 PM - 12:37 AM EDT Att: 8,028 - Clear - 70 F										
6 David Fletcher, R OBP: 0.333, SLG: 0.373 71 Brandon Sandoval, R OBP: 0.462, SLG: 0.333	K		K		FC6-4	1B		L8		4	0	1	1	0	2	3											
44 Kevan Smith, R OBP: 0.349, SLG: 0.370 13 Dustin Garneau, R OBP: 0.333, SLG: 0.571	K				K	L8		F8		4	0	0	0	0	2	2											
85 Matt Thaiss, L OBP: 0.366, SLG: 0.615		K			G4-3	1B		F9		5	0	1	0	0	1	1											
48 César Puello, R OBP: 0.352, SLG: 0.367 9 Orlando Martinez, L OBP: 0.333, SLG: 0.571	K				81 3B	K		K		3	1	1	0	0	2	2											
81 Brennan Lund, L OBP: 0.283, SLG: 0.405 49 Spencer Griffin, R OBP: 0.333, SLG: 0.571	G4-3				3B			K		3	0	1	1	0	0	0											
19 Wilfredo Tovar, R OBP: 0.349, SLG: 0.571 32 Franklin Torres, R OBP: 0.231, SLG: 0.250			1B		P2			K		3	1	2	0	0	0	1											
75 Jared Walsh, L OBP: 0.429, SLG: 0.739			L8			HR		G3		4	2	2	3	0	0	1											
84 Jordan Zimmerman, R OBP: 0.308, SLG: 0.384 85 Roberto Baldoquin, R OBP: 0.313, SLG: 0.250	F7				6 FC6-4	3B		E6		3	2	1	0	0	0	1											
<b>Inning Stats</b>	R: 0 E: 0 K: 2 S: 8	H: 0 LOB: 0 BB: 0 P: 8	R: 0 E: 0 K: 2 S: 7	H: 0 LOB: 0 BB: 0 P: 7	R: 0 E: 0 K: 1 S: 7	H: 2 LOB: 2 BB: 0 P: 7	R: 1 E: 0 K: 1 S: 7	H: 2 LOB: 1 BB: 0 P: 7	R: 2 E: 0 K: 3 S: 10	H: 3 LOB: 2 BB: 0 P: 15	R: 4 E: 1 K: 0 S: 11	H: 4 LOB: 1 BB: 0 P: 17	R: 0 E: 0 K: 3 S: 9	H: 0 LOB: 0 BB: 0 P: 9	R: 0 E: 0 K: 1 S: 5	H: 0 LOB: 0 BB: 0 P: 5		R: 0 E: 0 K: 0 S: 3	H: 0 LOB: 0 BB: 0 P: 3	1B: 6 2B: 0 3B: 2 HR: 3	SF: 0 SAC: 0 DP: 0 HBP: 1	WP: 2 PB: 0 SB: 2 CS: 0	PA: 40				
<b>PITCHER</b>	IP	WLS	BF	H	R	ER	SO	BB	IBB	HBP	BLK	WP	HR	S	P	ERA	WHIP										
61 Tyler Danish, R ERA: 1.35	4.0		16	4	1	1	6	0	0	0	0	0	0	29	29	2.25	1.000										
64 Jorgan Cavanerio, R ERA: 13.5	1.1	B	11	5	5	5	1	0	0	1	0	2	2	15	21	33.75	3.750										
96 Jake Haberer, R ERA: 13.5	0.2		4	2	1	0	0	0	0	0	0	0	1	6	11	0.00	3.000										
95 Zac Grotz, R ERA:	3.0	W	9	0	0	0	4	0	0	0	0	0	0	17	17	0.00	0.000										

Batter	1	2	3	4	5	6	7	8	9	AB	R	H	RBI	BB	SO	LOB	BOTTOM										
83 Ian Miller, L OBP: 0.294, SLG: 0.467	70 1B 63 G6-3 HBP		L8		94 S 94 S BB		94 S 89 HBP 86 1B	F8		3	3	1	0	1	0	0	<b>Los Angeles Angels @ Seattle Mariners</b> Peoria Stadium, Peoria, AZ Fri Mar 22 2019, 9:42 PM - 12:37 AM EDT Att: 8,028 - Clear - 70 F										
70 Tim Lopes, R OBP: 0.333, SLG: 0.292 89 Donovan Walton, L OBP: 0.833, SLG: 1.500	63 S 1B		G4-3		K		94 S 86 1B HBP			3	0	1	0	0	1	2											
63 Evan White, R OBP: 0.300, SLG: 0.368 84 Eugene Helder, R OBP: 0.833, SLG: 1.500	G5-3				K		K			2	0	0	1	0	0	1											
75 Kyle Lewis, R OBP: 0.464, SLG: 0.923 94 Anthony Jimenez, R OBP: 0.833, SLG: 1.500	K				73 1B 2B		K			2	1	1	0	0	1	1											
73 Jake Fraley, L OBP: 0.316, SLG: 0.514 86 Ariel Sandoval, R OBP: 1.000, SLG: 2.500	K				76 1B 77 SF9 1B		HR			2	1	1	1	0	1	1											
76 Tito Polo, R OBP: 0.348, SLG: 0.435 88 Luis Liberato, L OBP: 0.750, SLG: 0.667	F7				77 SF9 1B		93 F8 78 WP 1B			2	0	1	0	0	0	0											
77 Austin Nola, R OBP: 0.300, SLG: 0.313 78 Cal Raleigh, S OBP: 0.111, SLG: 0.111	K				SF9		P5			1	0	0	1	0	1	0											
92 Chris Mariscal, R OBP: 0.267, SLG: 0.643 93 Johnny Adams, R OBP: 0.500, SLG: 0.250	F8				F9		F8			2	0	0	0	0	0	1											
86 Adam Law, R OBP: 0.316, SLG: 0.514			G6-3		94 S 83 BB 94 E BB		F9			3	1	0	0	1	0	1											
<b>Inning Stats</b>	R: 1 E: 0 K: 2 S: 9	H: 1 LOB: 1 BB: 0 P: 10	R: 0 E: 0 K: 1 S: 5	H: 0 LOB: 0 BB: 0 P: 5	R: 0 E: 0 K: 0 S: 3	H: 0 LOB: 0 BB: 0 P: 3	R: 2 E: 0 K: 0 S: 6	H: 3 LOB: 1 BB: 0 P: 6	R: 2 E: 0 K: 3 S: 9	H: 0 LOB: 0 BB: 2 P: 18	R: 1 E: 0 K: 0 S: 6	H: 2 LOB: 1 BB: 0 P: 7	R: 2 E: 0 K: 3 S: 12	H: 3 LOB: 2 BB: 0 P: 13	R: 0 E: 0 K: 0 S: 3	H: 0 LOB: 0 BB: 0 P: 3		R: 0 E: 0 K: 0 S: 3	H: 0 LOB: 0 BB: 0 P: 3	1B: 7 2B: 1 3B: 0 HR: 1	SF: 1 SAC: 0 DP: 0 HBP: 2	WP: 1 PB: 0 SB: 6 CS: 0	PA: 37				
<b>PITCHER</b>	IP	WLS	BF	H	R	ER	SO	BB	IBB	HBP	BLK	WP	HR	S	P	ERA	WHIP										
52 Dillon Peters, L ERA: 4.34	4.2		21	4	5	3	5	2	0	0	0	0	1	8	10	9.00	2.000										
90 Matt Ramsey, R ERA: 10.13	1.0		5	2	1	1	1	0	0	0	0	1	1	8	10	9.00	2.000										
97 Matt Custred, R ERA:	0.1	H	1	0	0	0	0	0	0	0	0	0	0	1	1	0.00	0.000										
39 Luke Bard, R ERA: 5.4	1.2	L	9	3	2	2	3	0	0	1	0	0	0	14	15	10.80	1.800										
73 Alex Klonowski, R ERA: 21.6	0.1		1	0	0	0	0	0	0	0	0	0	0	1	1	0.00	0.000										

AB	39
R	7
H	11
RBI	7
BB	0
SO	11
LOB	11





Batter	1	2	3	4	5	6	7	8	9	AB	R	H	RBI	BB	SO	LOB	TOP																		
41 Justin Bour, L (1, 3) OBP: 0.350, SLG: 0.629 78 Jhoan Urena, S (4, 3) OBP: 0.481, SLG: 0.444	4-0 BB		2-1 1-H HR		4-0 BB		0-0 P5		0-3 K	1 1 1 2 1 0 0 2 0 0 0 1 1 1																									
44 Kavan Smith, R (1, 10) OBP: 0.271, SLG: 0.396 81 Ty Kelly, S (5, PH) (5, 10)	0-3 K		0-0 2B		0-0 G2-3			0-0 G4-3		2 0 1 0 0 1 1 2 0 0 0 0 0 1																									
48 César Puello, R (1, 9) OBP: 0.351, SLG: 0.385 28 Tori Hunter Jr., R (6, 9) OBP: 0.333, SLG: 0.278	0-3 K		0-0 L7		0-0 1B		0-0 13 HR 1B	0-0 71 1B 1B		3 1 1 0 0 1 2 1 0 1 0 0 0 0																									
81 Brennan Lund, L (1, 7) OBP: 0.265, SLG: 0.378 71 Brandon Sandoval, R (6, 7) OBP: 0.500, SLG: 0.400	0-0 G3		0-0 G3-1		0-0 F7		0-0 1B	0-0 1B		3 0 0 0 0 0 3 1 0 1 0 0 0 0																									
13 Dustin Garneau, R (1, 2) OBP: 0.370, SLG: 0.708 95 Roberto Peña, R (6, 2) OBP: 0.438, SLG: 0.308		0-0 89 G3-6 1B		0-3 K		1-0 1-H HR		0-0 P3		3 1 2 2 0 1 0 1 0 0 0 0 0 2																									
89 Brandon Marsh, L (1, 8) OBP: 0.304, SLG: 0.263	0-0 G3-6		0-0 G4-3		0-0 G1-3		0-3 K			4 0 0 0 0 1 3																									
19 Wilfredo Tovar, R (1, 6) OBP: 0.324, SLG: 0.533 7 Connor Justus, R (6, 6) OBP: 0.450, SLG: 0.556	0-0 L6		0-0 F8		0-0 G4-3		0-0 G4-3		0-0 72 G3 1B	3 0 0 0 0 0 0 1 0 1 0 0 0 0																									
84 Jordan Zimmerman, R (1, 5) OBP: 0.267, SLG: 0.308 51 Zach Houchins, R (6, 5)		0-0 G5-3		0-0 F9		0-3 K		0-0 P4		2 0 0 0 0 0 0 2 0 0 0 0 1 1																									
8 Erick Salcedo, S (1, 4) OBP: 0.333, SLG: 0.200 72 Leo Rivas, S (6, 4) OBP: 0.348, SLG: 0.444	0-0 G4-3		0-0 41 HR 1B		0-0 G4-3		0-3 K		0-0 G3	2 1 1 0 0 0 0 2 0 0 0 0 1 1																									
<b>Inning Stats</b>	R: 0 E: 0 K: 2 S: 7	H: 0 LOB: 1 BB: 1 P: 11	R: 0 E: 0 K: 0 S: 3	H: 1 LOB: 0 BB: 3 P: 3	R: 2 E: 0 K: 0 S: 7	H: 3 LOB: 1 BB: 0 P: 9	R: 0 E: 0 K: 1 S: 5	H: 0 LOB: 0 BB: 0 P: 5	R: 0 E: 0 K: 0 S: 3	H: 0 LOB: 1 BB: 1 P: 7	R: 2 E: 0 K: 0 S: 5	H: 2 LOB: 0 BB: 0 P: 6	R: 0 E: 0 K: 2 S: 7	H: 0 LOB: 0 BB: 0 P: 7	R: 0 E: 0 K: 1 S: 6	H: 2 LOB: 2 BB: 0 P: 7	R: 0 E: 0 K: 1 S: 6	H: 1 LOB: 1 BB: 0 P: 6	1B: 6 2B: 1 3B: 0 HR: 2	SF: 0 SAC: 0 DP: 1 HBP: 0	WP: 0 PB: 0 SB: 0 CS: 0	PA: 37													
<b>PITCHER</b>	IP	WLS	BF	H	R	ER	SO	BB	IBB	HBP	BLK	WP	HR	S	P	ERA	WHIP	<b>PITCHER</b>	IP	WLS	BF	H	R	ER	SO	BB	IBB	HBP	BLK	WP	HR	S	P	ERA	WHIP
37 Joey Lucchesi, L (1, 1) ERA: 3.21	5.0	W	20	4	2	2	3	2	0	0	0	0	1	25	35	3.60	1.200	58 Trey Wingenter, R (9, 1) ERA:	1.0		4	1	0	0	1	0	0	0	0	0	6	6	0.00	1.000	
39 Kirby Yates, R (6, 1) ERA: 2.57	1.0		5	2	2	2	0	0	0	0	0	0	1	5	6	18.00	2.000																		
34 Craig Stammen, R (7, 1) ERA: 4.26	1.0		3	0	0	0	2	0	0	0	0	0	0	7	7	0.00	0.000																		
17 Adam Warren, R (8, 1) ERA: 2.08	0.2		4	2	0	0	0	0	0	0	0	0	0	4	4	0.00	3.000																		
38 Aaron Loup, L (8, 1) ERA: 2.84	0.1		1	0	0	0	1	0	0	0	0	0	0	3	3	0.00	0.000																		

Los Angeles Angels @ San Diego Padres  
Peoria Stadium, Peoria, AZ  
Sat Mar 23 2019, 4:11 PM - 6:58 PM EDT  
Att. 10,247 - Sunny - 75 F

AB 35  
R 4  
H 9  
RBI 4  
BB 2  
SO 7  
LOB 15



Batter	1	2	3	4	5	6	7	8	9	AB	R	H	RBI	BB	SO	LOB	BOTTOM																		
3 Ian Kinsler, R (1, 4) OBP: 0.421, SLG: 0.771 2 José Pirela, R (6, 3) OBP: 0.400, SLG: 0.725	2-0 HR	4-0 1-2 BB	0-0 F8		0-0 F8		4-0 32 HR BB			3 1 1 1 1 0 3 0 1 0 0 1 0 0																									
30 Eric Hosmer, L (1, 3) OBP: 0.391, SLG: 0.442 34 Craig Stammen, R (7, 1) ERA: 4.26 32 Franmil Reyes, R (8, 1) OBP: 0.396, SLG: 0.585 17 Adam Warren, R (8, 1) ERA: 2.08 38 Aaron Loup, L (8, 1) ERA: 2.84 58 Trey Wingenter, R (9, 1)	0-0 G4-3	0-3 K		4-0 13 1B 4 2B BB	0-3 K		0-0 1-H HR			3 1 0 0 0 1 2 2 0 0 0 0 0 0 0 0 1 1 1 2 0																									
13 Manny Machado, R (1, 5) OBP: 0.244, SLG: 0.480 67 Ty France, R (5, 5) OBP: 0.375, SLG: 0.529	0-0 33 HR 2B		0-0 L8	0-0 4 2B 1-2 27 1B 1B	0-0 G5-3		0-0 G5-3			3 2 2 0 0 0 0 2 0 0 0 0 0 0																									
4 Wil Myers, R (1, 8) OBP: 0.327, SLG: 0.500	0-0 F7		0-0 10 S 27 1B 2B	0-0 27 1B 2B	1-1 HR		0-0 E3			5 3 3 2 0 0 1																									
33 Franchy Cordero, L (1, 7) OBP: 0.306, SLG: 0.444	3-2 2-H HR		4-0 27 1B 9 S BB	0-0 L3	0-0 G4-3		0-0 L7			4 2 1 2 1 0 3																									
10 Hunter Renfroe, R (1, 9) OBP: 0.222, SLG: 0.293	0-0 G5-3		4-0 9 BB 27 1B BB	0-3 K	0-0 2B		0-3 K			4 0 1 0 1 2 3																									
27 Francisco Mejía, S (1, 2) OBP: 0.391, SLG: 0.659 12 Chris Stewart, R (7, 2) OBP: 0.500, SLG: 0.563		0-0 P3	1-2 2-3 3-H 1B	0-0 2-H 1B	0-0 F9		0-0 G4-3			4 0 2 3 0 0 1 1 0 0 0 0 0 1																									
9 Luis Urias, R (1, 6) OBP: 0.306, SLG: 0.302 (6, 4) 5 Greg Garcia, L (8, 4) OBP: 0.439, SLG: 0.344	4-0 3 BB BB		4-0 1-2 2-3 3-H BB	0-0 G6-3		0-0 P3				2 0 0 1 2 0 1 0 0 0 0 0 0 0																									
37 Joey Lucchesi, L (1, 1) ERA: 19.29 84 Fernando Tatis Jr., R (6, PH) OBP: 0.327, SLG: 0.500	0-2 BB		0-3 K		0-0 P6		0-0 G5-3			2 0 0 0 0 1 4 2 0 0 0 0 0 0																									
<b>Inning Stats</b>	R: 3 E: 0 K: 0 S: 8	H: 3 LOB: 0 BB: 0 P: 13	R: 0 E: 0 K: 1 S: 7	H: 0 LOB: 2 BB: 2 P: 15	R: 2 E: 0 K: 1 S: 7	H: 2 LOB: 3 BB: 3 P: 19	R: 3 E: 0 K: 1 S: 8	H: 3 LOB: 1 BB: 1 P: 12	R: 0 E: 0 K: 1 S: 5	H: 0 LOB: 0 BB: 0 P: 5	R: 1 E: 0 K: 0 S: 6	H: 2 LOB: 1 BB: 0 P: 7	R: 2 E: 0 K: 0 S: 4	H: 1 LOB: 0 BB: 1 P: 8	R: 0 E: 1 K: 1 S: 6	H: 0 LOB: 1 BB: 0 P: 6	1B: 3 2B: 4 3B: 0 HR: 4	SF: 0 SAC: 0 DP: 0 HBP: 0	WP: 0 PB: 0 SB: 2 CS: 0	PA: 43															
<b>PITCHER</b>	IP	WLS	BF	H	R	ER	SO	BB	IBB	HBP	BLK	WP	HR	S	P	ERA	WHIP	<b>PITCHER</b>	IP	WLS	BF	H	R	ER	SO	BB	IBB	HBP	BLK	WP	HR	S	P	ERA	WHIP
45 Jeremy Beasley, R (1, 1) ERA: 19.29	2.1	L	16	5	5	5	1	4	0	0	0	0	2	18	39	19.29	3.857	98 Max Herrmann, L (8, 1) ERA:	1.0		4	1	0	0	1	0	0	0	0	6	6	0.00	0.000		
67 Zac Ryan, R (3, 1) ERA: 16.2	0.2		3	0	0	0	1	1	0	0	0	0	0	4	8	0.00	1.500																		
37 Cody Allen, R (4, 1) ERA: 6.0	1.0		7	3	3	3	1	1	0	0	0	0	0	8	12	27.00	4.000																		
71 Isaac Mattson, R (5, 1) ERA:	1.0		3	0	0	0	1	0	0	0	0	0	0	5	5	0.00	0.000																		
60 Joe Gatto, R (6, 1) ERA: 13.5	2.0		10	3	3	3	0	1	0	0	0	0	2	10	15	13.50	2.000																		

Los Angeles Angels @ San Diego Padres  
Peoria Stadium, Peoria, AZ  
Sat Mar 23 2019, 4:11 PM - 6:58 PM EDT  
Att. 10,247 - Sunny - 75 F

AB 36  
R 11  
H 11  
RBI 11  
BB 7  
SO 5  
LOB 19

















Batter	1	2	3	4	5	6	7	8	9	AB	R	H	RBI	BB	SO	LOB	TOP								
56 Kole Calhoun, L OBP: 0.500, SLG: 0.333										3	0	1	0	1	0	0	<b>Los Angeles Angels @ Oakland Athletics</b> Oakland Coliseum, Oakland, CA Thu Mar 28 2019, 1:10 PM - 3:29 PM PDT Att: 22,691 - Cloudy - 61 F								
27 Mike Trout, R OBP: 0.500, SLG: 0.333										3	0	1	0	1	0	1									
41 Justin Bour, L										4	0	0	0	0	0	4									
2 Andreton Simmons, R											3	0	0	0	1	0		1							
5 Albert Pujols, R											3	0	0	0	0	1		2							
7 Zack Cozart, R											4	0	0	0	0	1		2							
9 Tommy La Stella, L OBP: 0.333, SLG: 0.667										3	0	1	0	0	0	2									
20 Jonathan Lucroy, R										2	0	0	0	1	0	0									
25 Peter Bourjos, R										3	0	0	0	0	1	2									
<b>Inning Stats</b>	R: 0 E: 0 K: 0 S: 6	H: 0 LOB: 0 BB: 0 P: 11	R: 0 E: 0 K: 0 S: 10	H: 0 LOB: 1 BB: 0 P: 17	R: 0 E: 0 K: 1 S: 12	H: 0 LOB: 0 BB: 0 P: 18	R: 0 E: 0 K: 0 S: 8	H: 0 LOB: 1 BB: 1 P: 13	R: 0 E: 0 K: 1 S: 8	H: 1 LOB: 1 BB: 1 P: 14	R: 0 E: 0 K: 0 S: 6	H: 0 LOB: 0 BB: 1 P: 10	R: 0 E: 0 K: 1 S: 7	H: 0 LOB: 1 BB: 1 P: 12	R: 0 E: 1 K: 0 S: 11	H: 2 LOB: 2 BB: 0 P: 16	R: 0 E: 0 K: 0 S: 4	H: 0 LOB: 0 BB: 0 P: 7	1B: 2 2B: 1 3B: 0 HR: 0	SF: 0 SAC: 0 DP: 2 HBP: 1	WP: 1 PB: 0 SB: 0 CS: 0	PA: 33			
<b>PITCHER</b>	IP	WLS	BF	H	R	ER	SO	BB	IBB	HBP	BLK	WP	HR	S	P	ERA	WHIP								
50 Mike Fiers, R ERA: 5.0	6.0	W	21	1	0	0	2	3	0	1	0	1	0	50	83	0.00	0.667								
62 Lou Trivino, R ERA:	1.0		4	0	0	0	1	1	0	0	0	0	0	7	12	0.00	1.000								
48 Joakim Soria, R ERA: 4.5	1.0		5	2	0	0	0	0	0	0	0	0	0	11	16	0.00	2.000								
39 Blake Treinen, R ERA:	1.0		3	0	0	0	0	0	0	0	0	0	0	4	7	0.00	0.000								

AB	28
R	0
H	3
RBI	0
BB	4
SO	3
LOB	14



Batter	1	2	3	4	5	6	7	8	9	AB	R	H	RBI	BB	SO	LOB	BOTTOM								
8 Robbie Grossman, S OBP: 0.429, SLG: 0.429										4	1	2	0	0	0	0	<b>Los Angeles Angels @ Oakland Athletics</b> Oakland Coliseum, Oakland, CA Thu Mar 28 2019, 1:10 PM - 3:29 PM PDT Att: 22,691 - Cloudy - 61 F								
26 Matt Chapman, R OBP: 0.400, SLG: 0.583										3	0	1	0	1	0	1									
25 Stephen Piscotty, R OBP: 0.397, SLG: 0.593										4	0	1	1	0	1	2									
2 Khris Davis, R OBP: 0.286, SLG: 0.692										4	1	1	1	0	1	4									
23 Jurickson Profar, S OBP: 0.214, SLG: 0.429										4	1	1	0	0	0	3									
18 Chad Pinder, R OBP: 0.231, SLG: 0.417										2	0	0	1	0	0	0									
10 Marcus Semien, R OBP: 0.536, SLG: 0.727										3	1	1	1	0	1	0									
22 Ramón Laureano, R OBP: 0.154, SLG: 0.154										3	0	0	0	0	1	0									
19 Josh Phegley, R										3	0	0	0	0	0	0									
<b>Inning Stats</b>	R: 0 E: 0 K: 0 S: 10	H: 1 LOB: 1 BB: 0 P: 10	R: 1 E: 0 K: 2 S: 9	H: 1 LOB: 0 BB: 0 P: 13	R: 1 E: 0 K: 0 S: 13	H: 2 LOB: 2 BB: 1 P: 22	R: 1 E: 0 K: 0 S: 11	H: 1 LOB: 0 BB: 0 P: 15	R: 0 E: 0 K: 1 S: 9	H: 0 LOB: 0 BB: 0 P: 13	R: 1 E: 0 K: 0 S: 8	H: 1 LOB: 0 BB: 0 P: 13	R: 0 E: 0 K: 0 S: 6	H: 0 LOB: 0 BB: 0 P: 7	R: 0 E: 1 K: 1 S: 8	H: 1 LOB: 1 BB: 0 P: 10	R: 0 E: 0 K: 1 S: 8	H: 3 LOB: 1 3B: 1 HR: 2	SF: 1 SAC: 0 DP: 0 HBP: 0	WP: 0 PB: 0 SB: 1 CS: 0	PA: 32				
<b>PITCHER</b>	IP	WLS	BF	H	R	ER	SO	BB	IBB	HBP	BLK	WP	HR	S	P	ERA	WHIP								
53 Trevor Cahill, R ERA: 6.0	6.0	L	25	6	4	4	3	1	0	0	0	0	0	60	86	6.00	1.167								
32 Cam Bedrosian, R ERA:	1.0		3	0	0	0	0	0	0	0	0	0	0	6	7	0.00	0.000								
39 Luke Bard, R ERA:	1.0		4	1	0	0	1	0	0	0	0	0	0	8	10	0.00	1.000								

AB	30
R	4
H	7
RBI	4
BB	1
SO	4
LOB	10





Batter	1	2	3	4	5	6	7	8	9	AB	R	H	RBI	BB	SO	LOB	TOP																				
56 Kole Calhoun, L OBP: 0.444, SLG: 0.500	F9			G4-3		K		41 BB 2 1B	27 2B	5	2	2	1	0	1	0	<b>Los Angeles Angels @ Oakland Athletics</b> Oakland Coliseum, Oakland, CA Fri Mar 29 2019, 7:09 PM - 10:00 PM PDT Att: 22,585 - Partly Cloudy - 57 F																				
27 Mike Trout, R OBP: 0.556, SLG: 0.571	P3			F8		41 BB 1B		41 BB 2 1B	IBB	4	1	2	2	1	0	0																					
41 Justin Bour, L	P2			K 5 BB 2 1B		2 G6-4-3 BB		5 G5-4-3 2 1B	G6-3	3	0	0	1	2	1	1																					
2 Andreton Simmons, R OBP: 0.375, SLG: 0.286	P4			5 BB 1B		G6-4-3		5 G5-4-3 1B		4	0	2	2	0	0	2																					
5 Albert Pujols, R	F8			7 FC6-4 BB				1-2 2-3 3-H		3	0	0	0	1	0	2																					
7 Zack Cozart, R	F8			FC6-4				G5-3		4	0	0	0	0	0	4																					
9 Tommy La Stella, L OBP: 0.167, SLG: 0.333	F8			F7						3	0	0	0	0	0	0																					
6 David Fletcher, R OBP: 1.000, SLG: 1.000									20 G4-6-3 1B	1	0	1	0	0	0	0																					
20 Jonathan Lucroy, R OBP: 0.286, SLG: 0.167	P6			F7				18 1B	G4-6-3	4	1	1	0	0	0	1																					
18 Brian Goodwin, L OBP: 0.500, SLG: 0.500	K			L9				56 2B	56 2B	4	2	2	0	0	1	0																					
<b>Inning Stats</b>	R: 0 E: 0 K: 0 S: 6	H: 0 LOB: 0 BB: 0 P: 12	R: 0 E: 0 K: 0 S: 6	H: 0 LOB: 0 BB: 0 P: 7	R: 0 E: 0 K: 1 S: 7	H: 0 LOB: 0 BB: 0 P: 9	R: 0 E: 0 K: 1 S: 15	H: 1 LOB: 3 BB: 1 P: 27	R: 0 E: 0 K: 0 S: 6	H: 0 LOB: 0 BB: 0 P: 8	R: 0 E: 0 K: 1 S: 6	H: 1 LOB: 1 BB: 1 P: 14	R: 0 E: 0 K: 0 S: 8	H: 0 LOB: 0 BB: 0 P: 11	R: 4 E: 0 K: 0 S: 13	H: 4 LOB: 2 BB: 2 P: 20	R: 2 E: 0 K: 0 S: 18	H: 4 LOB: 1 BB: 0 P: 28	1B: 8 2B: 2 3B: 0 HR: 0	SF: 0 SAC: 0 DP: 3 HBP: 0	WP: 1 PB: 0 SB: 0 CS: 0	PA: 39															
<b>PITCHER</b>	IP	WLS	BF	H	R	ER	SO	BB	IBB	HBP	BLK	WP	HR	S	P	ERA	WHIP	<b>PITCHER</b>	IP	WLS	BF	H	R	ER	SO	BB	IBB	HBP	BLK	WP	HR	S	P	ERA	WHIP		
21 Marco Estrada, R ERA: 2.45	6.0		22	2	0	0	3	2	0	0	0	1	0	46	77	0.00	0.667	56 Fernando Rodney, R (9, 1) ERA: 6.75	1.0		6	4	2	2	0	0	0	0	0	0	0	18	28	18.00	4.000		
62 Lou Trivino, R	7.1	H	3	0	0	0	0	0	0	0	0	0	0	8	11	0.00	0.000																				
48 Joaquin Soria, R ERA: 22.5	0.0	L	4	3	4	4	0	0	1	0	0	0	0	5	5	∞	∞																				
52 Ryan Buchter, L ERA: 13.5	0.0	B	1	0	0	0	0	1	0	0	0	0	0	1	5	∞	∞																				
16 Liam Hendriks, R ERA: 3.0	1.0		3	1	0	0	0	0	0	0	0	0	0	7	10	0.00	1.000																				

AB 35  
R 6  
H 10  
RBI 6  
BB 4  
SO 3  
LOB 10



Batter	1	2	3	4	5	6	7	8	9	AB	R	H	RBI	BB	SO	LOB	BOTTOM																				
8 Robbie Grossman, S OBP: 0.364, SLG: 0.300			G4-3			F7				3	0	0	0	1	1	1	<b>Los Angeles Angels @ Oakland Athletics</b> Oakland Coliseum, Oakland, CA Fri Mar 29 2019, 7:09 PM - 10:00 PM PDT Att: 22,585 - Partly Cloudy - 57 F																				
26 Matt Chapman, R OBP: 0.421, SLG: 0.625	F9			G1-3		2 HR 2B		25 G5-4-3 1B		4	1	2	0	0	0	1																					
25 Stephen Piscotty, R OBP: 0.276, SLG: 0.436	P3			G5-3		F8		G5-4-3		4	0	0	0	0	0	3																					
2 Khris Davis, R OBP: 0.333, SLG: 0.824	F8			P4		2H HR		1B		4	1	2	2	0	0	1																					
12 Kendrys Morales, S OBP: 0.500, SLG: 0.333	G5-3			10 1B 23 BB		1B		K		3	0	1	0	1	1	1																					
23 Jurickson Profar, S OBP: 0.222, SLG: 0.353	P6			10 1B BB		G3				3	0	0	0	1	0	1																					
10 Marcus Semien, R OBP: 0.529, SLG: 0.643	F8			3 G5-4-3 1B						3	0	1	0	1	0	0																					
22 Ramon Laureano, R (1, 8) OBP: 0.118, SLG: 0.118	G6-3			K						4	0	0	0	0	3	4																					
3 Nick Hundley, R OBP: 0.143, SLG: 0.143	G6-3			G5-4-3						3	0	1	0	0	0	3																					
18 Chad Pinder, R (9, PH) OBP: 0.214, SLG: 0.385				1-2						1	0	0	0	0	0	1																					
<b>Inning Stats</b>	R: 0 E: 0 K: 0 S: 11	H: 0 LOB: 1 BB: 1 P: 18	R: 0 E: 0 K: 0 S: 7	H: 0 LOB: 0 BB: 0 P: 10	R: 0 E: 0 K: 0 S: 6	H: 0 LOB: 0 BB: 0 P: 9	R: 0 E: 0 K: 0 S: 10	H: 0 LOB: 0 BB: 0 P: 16	R: 2 E: 0 K: 0 S: 13	H: 3 LOB: 1 BB: 0 P: 16	R: 0 E: 0 K: 2 S: 12	H: 1 LOB: 0 BB: 0 P: 18	R: 0 E: 0 K: 1 S: 13	H: 2 LOB: 1 BB: 0 P: 16	R: 0 E: 0 K: 1 S: 8	H: 0 LOB: 1 BB: 1 P: 16	1B: 5 2B: 1 3B: 0 HR: 1	SF: 0 SAC: 0 DP: 2 HBP: 0	WP: 0 PB: 0 SB: 0 CS: 0	PA: 36																	
<b>PITCHER</b>	IP	WLS	BF	H	R	ER	SO	BB	IBB	HBP	BLK	WP	HR	S	P	ERA	WHIP	<b>PITCHER</b>	IP	WLS	BF	H	R	ER	SO	BB	IBB	HBP	BLK	WP	HR	S	P	ERA	WHIP		
33 Matt Harvey, R ERA: 3.0	6.0		24	4	2	2	2	3	0	0	0	0	0	12	18	0.00	1.167																				
57 Hansel Robles, R	7.1	W	4	1	0	0	2	0	0	0	0	0	0	12	18	0.00	1.000																				
31 Ty Buttrey, R ERA:	8.1	H	4	2	0	0	1	0	0	0	0	0	0	13	16	0.00	2.000																				
37 Cody Allen, R ERA:	9.1		4	0	0	0	1	1	0	0	0	0	0	8	16	0.00	1.000																				

AB 32  
R 2  
H 7  
RBI 2  
BB 4  
SO 5  
LOB 16





Batter	1	2	3	4	5	6	7	8	9	AB	R	H	RBI	BB	SO	LOB	TOP									
7 Zack Cozart, R OBP: 0.167, SLG: 0.182										3	1	1	0	1	0	0	<b>Los Angeles Angels @ Oakland Athletics</b> Oakland Coliseum, Oakland, CA Sat Mar 30 2019, 6:08 PM - 8:49 PM PDT Att: 16,051 - Clear - 63 F <a href="http://livebaseballscorecards.com">livebaseballscorecards.com</a>									
27 Mike Trout, R OBP: 0.462, SLG: 0.600										3	0	1	1	0	0	1										
2 Andreton Simmons, R OBP: 0.333, SLG: 0.273										4	0	1	1	0	0	2										
5 Albert Pujols, R OBP: 0.333, SLG: 0.200 18 Brian Goodwin, L OBP: 0.500, SLG: 0.500										4	0	2	0	0	0	2										
41 Justin Bour, L										3	0	0	0	1	3	3										
20 Jonathan Lucroy, R OBP: 0.273, SLG: 0.200										4	0	1	0	0	0	2										
56 Kole Calhoun, L OBP: 0.308, SLG: 0.333										4	0	0	0	0	1	2										
25 Peter Bourjos, R										3	0	0	0	0	3	2										
9 Tommy La Stella, L OBP: 0.143, SLG: 0.286										1	0	0	0	0	0	0										
6 David Fletcher, R OBP: 0.200, SLG: 0.200										4	1	0	0	0	0	2										
<b>Inning Stats</b>	R: 0 E: 0 K: 0 S: 8	H: 0 LOB: 1 BB: 1 P: 17	R: 0 E: 0 K: 1 S: 15	H: 1 LOB: 2 BB: 1 P: 26	R: 0 E: 0 K: 1 S: 7	H: 1 LOB: 0 BB: 0 P: 11	R: 0 E: 0 K: 1 S: 8	H: 0 LOB: 0 BB: 0 P: 15	R: 0 E: 0 K: 1 S: 9	H: 0 LOB: 0 BB: 0 P: 13	R: 0 E: 0 K: 1 S: 9	H: 1 LOB: 1 BB: 0 P: 14	R: 0 E: 0 K: 1 S: 7	H: 0 LOB: 0 BB: 0 P: 9	R: 2 E: 1 K: 1 S: 17	H: 3 LOB: 2 BB: 0 P: 28	R: 0 E: 0 K: 1 S: 7	H: 0 LOB: 0 BB: 0 P: 13	1B: 4 2B: 2 3B: 0 HR: 0	SF: 1 SAC: 0 DP: 0 HBP: 0	WP: 0 PB: 1 SB: 0 CS: 0	PA: 36				
<b>PITCHER</b>	IP WLS BF ERA WHIP	IP WLS BF ERA WHIP	IP WLS BF ERA WHIP	IP WLS BF ERA WHIP	IP WLS BF ERA WHIP	IP WLS BF ERA WHIP	IP WLS BF ERA WHIP	IP WLS BF ERA WHIP	IP WLS BF ERA WHIP	IP WLS BF ERA WHIP	IP WLS BF ERA WHIP	IP WLS BF ERA WHIP	IP WLS BF ERA WHIP	IP WLS BF ERA WHIP	IP WLS BF ERA WHIP	IP WLS BF ERA WHIP	IP WLS BF ERA WHIP	IP WLS BF ERA WHIP	IP WLS BF ERA WHIP	IP WLS BF ERA WHIP	IP WLS BF ERA WHIP	IP WLS BF ERA WHIP	IP WLS BF ERA WHIP			
30 Brett Anderson, L ERA: 2.7	6.0	W	23	3	0	0	4	2	0	0	0	0	0	0	0	0	0	0	0	0	0	0	0	0	0.00	0.833
57 J.B. Wendelen, R ERA: 2.7	1.1		7	2	2	1	1	0	0	0	0	0	0	0	0	0	0	0	0	0	0	0	0	0	6.75	1.500
39 Blake Treinen, R ERA: 2.7	1.2	S	6	1	0	0	2	0	0	0	0	0	0	0	0	0	0	0	0	0	0	0	0	0	0.00	0.600

Batter	1	2	3	4	5	6	7	8	9	AB	R	H	RBI	BB	SO	LOB	BOTTOM									
8 Robbie Grossman, S OBP: 0.333, SLG: 0.286										4	1	1	0	0	1	0	<b>Los Angeles Angels @ Oakland Athletics</b> Oakland Coliseum, Oakland, CA Sat Mar 30 2019, 6:08 PM - 8:49 PM PDT Att: 16,051 - Clear - 63 F <a href="http://livebaseballscorecards.com">livebaseballscorecards.com</a>									
26 Matt Chapman, R OBP: 0.435, SLG: 0.579										3	0	1	0	0	1	0										
25 Stephen Piscotty, R OBP: 0.316, SLG: 0.450										4	0	2	2	0	2	1										
2 Khris Davis, R OBP: 0.273, SLG: 0.667										4	0	0	0	0	1	4										
12 Kendrys Morales, S OBP: 0.375, SLG: 0.167										3	1	0	0	1	0	0										
23 Jurickson Profar, S OBP: 0.192, SLG: 0.286										4	0	0	0	0	1	1										
10 Marcus Semien, R OBP: 0.476, SLG: 0.556										4	0	1	0	0	0	1										
20 Mark Canha, R OBP: 0.600, SLG: 1.333 22 Ramón Laureano, R OBP: 0.116, SLG: 0.116										2	1	1	2	1	0	0										
19 Josh Phegley, R OBP: 0.100, SLG: 0.100										3	1	1	0	0	0	2										
<b>Inning Stats</b>	R: 0 E: 0 K: 2 S: 8	H: 0 LOB: 0 BB: 0 P: 15	R: 0 E: 0 K: 1 S: 8	H: 0 LOB: 0 BB: 0 P: 10	R: 2 E: 0 K: 0 S: 10	H: 3 LOB: 0 BB: 0 P: 21	R: 2 E: 0 K: 0 S: 10	H: 1 LOB: 0 BB: 1 P: 20	R: 0 E: 0 K: 3 S: 11	H: 1 LOB: 1 BB: 0 P: 18	R: 0 E: 0 K: 0 S: 9	H: 1 LOB: 2 BB: 1 P: 16	R: 0 E: 0 K: 0 S: 8	H: 1 LOB: 0 BB: 0 P: 14	R: 0 E: 0 K: 0 S: 7	H: 0 LOB: 0 BB: 0 P: 9		R: 0 E: 0 K: 0 S: 7	H: 0 LOB: 0 BB: 0 P: 9	1B: 6 2B: 0 3B: 0 HR: 1	SF: 0 SAC: 0 DP: 0 HBP: 1	WP: 0 PB: 0 SB: 0 CS: 0	PA: 34			
<b>PITCHER</b>	IP WLS BF ERA WHIP	IP WLS BF ERA WHIP	IP WLS BF ERA WHIP	IP WLS BF ERA WHIP	IP WLS BF ERA WHIP	IP WLS BF ERA WHIP	IP WLS BF ERA WHIP	IP WLS BF ERA WHIP	IP WLS BF ERA WHIP	IP WLS BF ERA WHIP	IP WLS BF ERA WHIP	IP WLS BF ERA WHIP	IP WLS BF ERA WHIP	IP WLS BF ERA WHIP	IP WLS BF ERA WHIP	IP WLS BF ERA WHIP	IP WLS BF ERA WHIP	IP WLS BF ERA WHIP	IP WLS BF ERA WHIP	IP WLS BF ERA WHIP	IP WLS BF ERA WHIP	IP WLS BF ERA WHIP	IP WLS BF ERA WHIP			
64 Félix Peña, R ERA: 9.82	3.2	L	17	4	4	4	3	1	0	1	0	0	0	0	0	0	0	0	0	0	0	0	0	0	9.82	1.364
24 Noé Ramirez, R ERA: 9.82	2.0		9	2	0	0	3	1	0	0	0	0	0	0	0	0	0	0	0	0	0	0	0	0	0.00	1.500
3B Justin Anderson, R ERA: 9.82	1.1		5	1	0	0	0	0	0	0	0	0	0	0	0	0	0	0	0	0	0	0	0	0	0.00	0.750
40 Luis García, R ERA: 9.82	1.0		3	0	0	0	0	0	0	0	0	0	0	0	0	0	0	0	0	0	0	0	0	0	0.00	0.000



Batter	1	2	3	4	5	6	7	8	9	AB	R	H	RBI	BB	SO	LOB	TOP								
56 Kole Calhoun, L OBP: 0.353, SLG: 0.625										4	1	2	1	0	0	0	<b>Los Angeles Angels @ Oakland Athletics</b> Oakland Coliseum, Oakland, CA Sun Mar 31 2019, 1:09 PM - 3:47 PM PDT Att: 23,265 - Sunny - 68 F								
27 Mike Trout, R OBP: 0.471, SLG: 0.500										2	0	0	0	1	1	0									
41 Justin Bour, L OBP: 0.235, SLG: 0.143										4	0	1	0	0	1	3									
2 Andreton Simmons, R OBP: 0.250, SLG: 0.200										4	0	0	0	0	1	3									
7 Zack Cozart, R OBP: 0.133, SLG: 0.143										3	0	0	0	0	1	1									
9 Tommy La Stella, L OBP: 0.100, SLG: 0.200										3	0	0	0	0	1	1									
44 Kevan Smith, R OBP: 0.200, SLG: 0.200										3	0	0	0	0	1	0									
18 Brian Goodwin, L OBP: 0.286, SLG: 0.286										3	0	0	0	0	2	0									
25 Peter Bourjos, R OBP: 0.200, SLG: 0.200										2	0	0	0	0	0	0									
5 Albert Pujols, R OBP: 0.309, SLG: 0.182										1	0	0	0	0	0	0									
6 David Fletcher, R OBP: 0.200, SLG: 0.200										0	0	0	0	0	0	0									
<b>Inning Stats</b>	R: 0 E: 0 K: 1 S: 8	H: 1 LOB: 1 BB: 0 P: 14	R: 0 E: 0 K: 2 S: 9	H: 0 LOB: 0 BB: 0 P: 15	R: 0 E: 0 K: 1 S: 8	H: 0 LOB: 0 BB: 0 P: 11	R: 0 E: 0 K: 1 S: 7	H: 0 LOB: 0 BB: 0 P: 9	R: 0 E: 0 K: 0 S: 7	H: 0 LOB: 0 BB: 0 P: 10	R: 1 E: 0 K: 1 S: 10	H: 1 LOB: 0 BB: 0 P: 16	R: 0 E: 0 K: 1 S: 9	H: 0 LOB: 1 BB: 0 P: 12	R: 0 E: 0 K: 1 S: 8	H: 0 LOB: 0 BB: 0 P: 11	R: 0 E: 0 K: 0 S: 10	H: 0 LOB: 1 BB: 1 P: 15	1B: 0 2B: 2 3B: 0 HR: 1	SF: 0 SAC: 0 DP: 1 HBP: 1	WP: 0 PB: 0 SB: 1 CS: 0	PA: 31			
<b>PITCHER</b>	IP WLS BF H R ER SO BB IBB HBP BLK WP HR S P ERA WHIP	6.0 W 21 3 1 1 6 0 0 1 0 0 0 7 10 1.50 0.500	7.1 H 3 0 0 0 1 0 0 0 0 0 0 8 11 0.00 0.000	8.1 H 3 0 0 0 1 0 0 0 0 0 0 10 15 0.00 1.000	9.1 S 4 0 0 0 0 1 0 0 0 0 0 0 0 0 0.00 1.000																				

Batter	1	2	3	4	5	6	7	8	9	AB	R	H	RBI	BB	SO	LOB	BOTTOM						
10 Marcus Semien, R OBP: 0.480, SLG: 0.591										4	1	2	0	0	1	1	<b>Los Angeles Angels @ Oakland Athletics</b> Oakland Coliseum, Oakland, CA Sun Mar 31 2019, 1:09 PM - 3:47 PM PDT Att: 23,265 - Sunny - 68 F						
26 Matt Chapman, R OBP: 0.481, SLG: 0.591										3	0	2	1	1	0	0							
25 Stephen Piscotty, R OBP: 0.289, SLG: 0.375									4	0	0	0	0	2	5								
2 Khris Davis, R OBP: 0.308, SLG: 0.750										3	1	1	1	1	1	0							
20 Mark Canha, R OBP: 0.444, SLG: 0.667										3	0	0	0	1	1	0							
18 Chad Pinder, R OBP: 0.167, SLG: 0.294										4	0	0	0	0	1	3							
23 Jurickson Profar, S OBP: 0.194, SLG: 0.240										4	0	0	0	0	3								
22 Ramon Laureano, R OBP: 0.150, SLG: 0.150										3	0	1	0	0	0	0							
3 Nick Hundley, R OBP: 0.222, SLG: 0.222										2	0	1	0	0	0	1							
12 Kendrys Morales, S OBP: 0.333, SLG: 0.143										1	0	0	0	0	0	1							
19 Josh Phegley, R OBP: 0.100, SLG: 0.100										0	0	0	0	0	0	0							
<b>Inning Stats</b>	R: 0 E: 0 K: 1 S: 6	H: 0 LOB: 0 BB: 0 P: 10	R: 0 E: 0 K: 1 S: 8	H: 0 LOB: 0 BB: 0 P: 15	R: 0 E: 0 K: 0 S: 17	H: 2 LOB: 3 BB: 1 P: 33	R: 1 E: 0 K: 0 S: 10	H: 1 LOB: 0 BB: 0 P: 13	R: 1 E: 0 K: 1 S: 15	H: 3 LOB: 1 BB: 0 P: 23	R: 0 E: 0 K: 1 S: 7	H: 0 LOB: 0 BB: 0 P: 11	R: 0 E: 1 K: 1 S: 15	H: 0 LOB: 1 BB: 0 P: 22	R: 0 E: 1 K: 1 S: 10	H: 1 LOB: 3 BB: 2 P: 19	1B: 5 2B: 1 3B: 0 HR: 1	SF: 0 SAC: 0 DP: 1 HBP: 0	WP: 0 PB: 0 SB: 0 CS: 0	PA: 34			
<b>PITCHER</b>	IP WLS BF H R ER SO BB IBB HBP BLK WP HR S P ERA WHIP	4.2 L 19 5 2 2 2 0 0 0 0 0 0 13 19 3.86 1.286	5.1 5 1 0 0 2 0 0 0 0 0 0 15 22 0.00 0.000	7.1 H 4 0 0 0 1 0 0 0 0 0 0 10 19 0.00 2.000	8.1 S 6 1 0 0 1 1 1 0 0 0 0 0 0 0 0.00 2.000																		

livebaseballscores.com

AB 29  
R 1  
H 3  
RBI 1  
BB 1  
SO 8  
LOB 8

livebaseballscores.com

AB 31  
R 2  
H 7  
RBI 2  
BB 3  
SO 6  
LOB 14



Batter	1	2	3	4	5	6	7	8	9	AB	R	H	RBI	BB	SO	LOB	TOP										
56 Kole Calhoun, L OBP: 0.273, SLG: 0.476	L9		K	G1-3		G3-1			L8	5	0	0	0	0	1	1											
27 Mike Trout, R OBP: 0.476, SLG: 0.429	HBP		E5		F9		IBB			2	0	0	0	1	0	0											
41 Justin Bour, L OBP: 0.190, SLG: 0.111	FC5-6		K		G3		P6			4	0	0	0	0	1	3											
2 Andrelton Simmons, R OBP: 0.200, SLG: 0.158	F7		F7		K				K	4	0	0	0	0	2	2											
5 Albert Pujols, R OBP: 0.353, SLG: 0.333	E7				G6-3		G6-3		G6-3	4	2	2	0	0	0	0											
9 Tommy La Stella, L OBP: 0.214, SLG: 0.286	L8				G4-3		WP		WP	4	0	2	0	0	0	2											
20 Jonathan Lucroy, R OBP: 0.333, SLG: 0.286	G5-3		E2		E2		G6-3		G6-3	4	1	2	1	0	0	2											
18 Brian Goodwin, L OBP: 0.300, SLG: 0.300					F7		G6-3		P5	3	0	1	1	0	0	3											
7 Zack Cozart, R OBP: 0.125, SLG: 0.133	WP				F7		G6-3			1	0	0	0	0	0	0											
6 David Fletcher, R OBP: 0.222, SLG: 0.222	K		E2		E2		P2		F9	4	0	1	1	0	1	1											
<b>Inning Stats</b>	R: 0 E: 0 K: 0 S: 7	H: 0 LOB: 1 BB: 0 P: 14	R: 1 E: 0 K: 1 S: 13	H: 2 LOB: 1 BB: 0 P: 19	R: 0 E: 1 K: 2 S: 13	H: 0 LOB: 1 BB: 0 P: 18	R: 2 E: 2 K: 0 S: 13	H: 3 LOB: 1 BB: 0 P: 19	R: 0 E: 0 K: 1 S: 7	H: 0 LOB: 0 BB: 0 P: 10	R: 0 E: 0 K: 0 S: 10	H: 2 LOB: 1 BB: 0 P: 17	R: 0 E: 0 K: 0 S: 10	H: 0 LOB: 1 BB: 1 P: 14	R: 0 E: 0 K: 1 S: 8	H: 1 LOB: 2 BB: 0 P: 12	R: 0 E: 0 K: 0 S: 10	H: 0 LOB: 0 BB: 0 P: 15	1B: 7 2B: 1 3B: 0 HR: 0	SF: 0 SAC: 0 DP: 1 HBP: 1	WP: 2 PB: 0 SB: 0 CS: 0	PA: 37					
<b>PITCHER</b>	IP	WLS	BF	H	R	ER	SO	BB	IBB	HBP	BLK	WP	HR	S	P	ERA	WHIP										
34 Félix Hernández, R ERA: 1.69	5.1	W	25	7	3	1	4	0	0	1	0	1	0	60	92	1.69	1.312										
60 Chasen Bradford, R ERA: 1.69	1.0	H	2	0	0	0	0	0	0	0	0	0	0	6	10	0.00	0.000										
59 Zac Rosscup, L ERA: 2.7	0.2	H	3	0	0	0	0	0	1	0	0	0	0	4	9	0.00	0.000										
65 Brandon Brennan, R ERA: 2.7	1.0	H	4	1	0	0	1	0	0	0	0	1	0	8	12	0.00	1.000										
55 Roenis Elías, L ERA: 3.86	1.0	S	3	0	0	0	0	0	0	0	0	0	0	10	15	0.00	0.000										

Los Angeles Angels @ Seattle Mariners  
T-Mobile Park, Seattle, WA  
Mon Apr 01 2019, 7:10 PM - 10:30 PM PDT  
Att: 14,459 - Partly Cloudy - 66 F


AB 35  
R 3  
H 8  
RBI 3  
BB 1  
SO 5  
LOB 14



Batter	1	2	3	4	5	6	7	8	9	AB	R	H	RBI	BB	SO	LOB	BOTTOM										
0 Mallex Smith, L OBP: 0.350, SLG: 0.588	WP				G1-3		K2-3			4	1	2	0	1	1	2											
17 Mitch Haniger, R OBP: 0.389, SLG: 0.500	BB				G5-4-3		K		BB	3	1	1	0	1	1	3											
16 Domingo Santana, R OBP: 0.444, SLG: 0.700	BB				G1-3		BB		K	4	2	2	1	1	1	2											
32 Jay Bruce, L OBP: 0.344, SLG: 0.600	K						K		K	3	1	1	2	1	2	4											
25 Dylan Moore, R	K						HR		K	1	0	0	0	0	1	2											
10 Edwin Encarnación, R OBP: 0.429, SLG: 0.381	F4				F9					3	0	1	0	1	0	3											
22 Omar Narváez, L OBP: 0.261, SLG: 0.500	BB				F8		BB		F9	4	1	1	1	0	0	5											
1 Tim Beckham, R OBP: 0.516, SLG: 0.885	BB				G3-1				K	3	0	1	2	1	1	1											
27 Ryon Healy, R OBP: 0.355, SLG: 0.724	P6				G6-3		FC4-6		L9	4	0	0	0	0	0	3											
9 Dee Strange-Gordon, L OBP: 0.258, SLG: 0.276	F8				G6-3				G3-1	4	0	1	0	0	0	0											
<b>Inning Stats</b>	R: 4 E: 0 K: 1 S: 16	H: 4 LOB: 1 BB: 1 P: 27	R: 0 E: 0 K: 0 S: 4	H: 1 LOB: 0 BB: 0 P: 10	R: 0 E: 0 K: 0 S: 11	H: 0 LOB: 1 BB: 1 P: 21	R: 0 E: 0 K: 0 S: 7	H: 0 LOB: 0 BB: 0 P: 9	R: 0 E: 0 K: 1 S: 14	H: 2 LOB: 3 BB: 1 P: 26	R: 0 E: 0 K: 2 S: 10	H: 1 LOB: 2 BB: 1 P: 20	R: 2 E: 0 K: 1 S: 16	H: 2 LOB: 1 BB: 1 P: 22	R: 0 E: 0 K: 2 S: 11	H: 0 LOB: 2 BB: 1 P: 23	1B: 8 2B: 1 3B: 0 HR: 1	SF: 0 SAC: 0 DP: 1 HBP: 1	WP: 1 PB: 0 SB: 3 CS: 0	PA: 40							
<b>PITCHER</b>	IP	WLS	BF	H	R	ER	SO	BB	IBB	HBP	BLK	WP	HR	S	P	ERA	WHIP										
36 Chris Stratton, R ERA: 8.31	4.1	L	21	7	4	4	1	2	0	0	0	0	0	8	20	8.31	2.077										
36 Justin Anderson, R ERA: 8.31	1.0		6	1	0	0	1	2	0	0	0	0	0	8	20	0.00	3.000										
31 Ty Buttrey, R ERA: 8.31	0.2		2	0	0	0	2	0	0	0	0	0	0	7	11	0.00	0.000										
57 Hansel Robles, R ERA: 8.75	0.2		5	2	2	2	1	1	0	0	0	0	1	14	20	27.00	4.500										
32 Cam Bedrosian, R ERA: 8.75	1.1		6	0	0	0	2	1	0	1	0	0	0	13	25	0.00	0.750										

Los Angeles Angels @ Seattle Mariners  
T-Mobile Park, Seattle, WA  
Mon Apr 01 2019, 7:10 PM - 10:30 PM PDT  
Att: 14,459 - Partly Cloudy - 66 F

AB 33  
R 6  
H 10  
RBI 6  
BB 6  
SO 7  
LOB 25





Batter	1	2	3	4	5	6	7	8	9	AB	R	H	RBI	BB	SO	LOB	TOP				
7 Zack Cozart, R OBP: 0.100, SLG: 0.105										4	0	0	0	0	1	0	<b>Los Angeles Angels @ Seattle Mariners</b> T-Mobile Park, Seattle, WA Tue Apr 02 2019, 7:10 PM - 9:26 PM PDT Att: 13,547 - Cloudy - 63 F				
27 Mike Trout, R OBP: 0.480, SLG: 0.412										3	0	1	0	1	0	0					
2 Andrelton Simmons, R OBP: 0.209, SLG: 0.174										4	0	1	0	0	0	1					
5 Albert Pujols, R OBP: 0.286, SLG: 0.263										4	0	0	0	0	2	3					
20 Jonathan Lucroy, R OBP: 0.368, SLG: 0.389										4	1	2	0	0	0	2					
56 Kole Calhoun, L OBP: 0.240, SLG: 0.417										3	0	0	0	0	1	2					
44 Kevan Smith, R (1, 10)										3	0	0	1	0	0	0					
6 David Fletcher, R OBP: 0.167, SLG: 0.167										3	0	0	0	0	0	0					
25 Peter Bourjos, R (1, 7)										3	0	0	0	0	0	0					
<b>Inning Stats</b>	R: 0 H: 1 E: 0 K: 1 S: 10	H: 1 LOB: 1 BB: 0 P: 14	R: 1 H: 1 E: 0 K: 0 S: 6	H: 1 LOB: 0 BB: 0 P: 7	R: 0 H: 0 E: 0 K: 0 S: 7	H: 0 LOB: 0 BB: 0 P: 10	R: 0 H: 0 E: 0 K: 1 S: 6	H: 0 LOB: 0 BB: 0 P: 10	R: 0 H: 0 E: 0 K: 1 S: 8	H: 0 LOB: 0 BB: 0 P: 12	R: 0 H: 1 E: 0 K: 0 S: 9	H: 1 LOB: 1 BB: 0 P: 11	R: 0 H: 0 E: 0 K: 0 S: 9	H: 0 LOB: 2 BB: 1 P: 12	R: 0 H: 1 E: 0 K: 1 S: 11	H: 1 LOB: 2 BB: 1 P: 21	1B: 3 2B: 1 3B: 0 HR: 0	SF: 0 SAC: 0 DP: 0 HBP: 0	WP: 0 PB: 0 SB: 0 CS: 0	PA: 32	
<b>PITCHER</b>	IP	WLS	BF	H	R	ER	SO	BB	IBB	HBP	BLK	WP	HR	S	P	ERA	WHIP				
7 Marco Gonzales, L ERA: 3.2	8.1	W	30	4	1	1	3	1	0	0	0	0	0	70	100	1.08	0.600				
30 Anthony Swarzak, R ERA:	0.2	S	2	0	0	0	1	0	0	0	0	0	0	5	9	0.00	0.000				

AB	31
R	1
H	4
RBI	1
BB	1
SO	4
LOB	8



Batter	1	2	3	4	5	6	7	8	9	AB	R	H	RBI	BB	SO	LOB	BOTTOM				
0 Mallex Smith, L OBP: 0.333, SLG: 0.524										4	0	1	0	0	0	2	<b>Los Angeles Angels @ Seattle Mariners</b> T-Mobile Park, Seattle, WA Tue Apr 02 2019, 7:10 PM - 9:26 PM PDT Att: 13,547 - Cloudy - 63 F				
17 Mitch Haniger, R OBP: 0.375, SLG: 0.500										4	0	1	1	0	1	1					
16 Domingo Santana, R OBP: 0.410, SLG: 0.636										3	0	0	0	0	1	1					
32 Jay Bruce, L OBP: 0.314, SLG: 0.536										3	0	0	0	0	1	0					
22 Omar Narváez, L OBP: 0.231, SLG: 0.440										3	0	0	0	0	1	0					
1 Tim Beckham, R OBP: 0.471, SLG: 0.793										3	0	0	0	0	1	0					
27 Ryon Healy, R OBP: 0.324, SLG: 0.656										3	0	0	0	0	1	0					
20 Daniel Vogelbach, L OBP: 0.500, SLG: 0.857										3	1	2	1	0	0	0					
9 Dee Strange-Gordon, L OBP: 0.285, SLG: 0.313										3	1	1	0	0	0	1					
<b>Inning Stats</b>	R: 0 H: 0 E: 0 K: 1 S: 8	H: 0 LOB: 0 BB: 0 P: 12	R: 0 H: 0 E: 0 K: 1 S: 7	H: 0 LOB: 0 BB: 0 P: 10	R: 0 H: 1 E: 0 K: 1 S: 6	H: 1 LOB: 1 BB: 0 P: 10	R: 0 H: 0 E: 0 K: 2 S: 11	H: 0 LOB: 0 BB: 0 P: 17	R: 0 H: 0 E: 0 K: 0 S: 7	H: 0 LOB: 0 BB: 0 P: 11	R: 1 H: 2 E: 0 K: 0 S: 11	H: 2 LOB: 1 BB: 0 P: 23	R: 0 H: 0 E: 0 K: 1 S: 7	H: 0 LOB: 0 BB: 0 P: 12	R: 1 H: 2 E: 0 K: 0 S: 9	H: 2 LOB: 1 BB: 0 P: 15	1B: 1 2B: 3 3B: 0 HR: 1	SF: 0 SAC: 0 DP: 0 HBP: 0	WP: 2 PB: 0 SB: 0 CS: 0	PA: 29	
<b>PITCHER</b>	IP	WLS	BF	H	R	ER	SO	BB	IBB	HBP	BLK	WP	HR	S	P	ERA	WHIP				
53 Trevor Cahill, R ERA: 3.75	6.0		21	3	1	1	5	0	0	0	0	2	0	50	83	1.50	0.500				
38 Justin Anderson, R ERA:	1.0		3	0	0	0	1	0	0	0	0	0	0	7	12	0.00	0.000				
40 Luis García, R ERA: 3.0	1.0	L	5	2	1	1	0	0	0	0	0	0	1	9	15	9.00	2.000				

AB	29
R	2
H	5
RBI	2
BB	0
SO	6
LOB	5





Batter	1	2	3	4	5	6	7	8	9	AB	R	H	RBI	BB	SO	LOB	TOP								
17 Shin-Soo Choo, L OBP: 0.333, SLG: 0.429										3	2	3	1	0	2										
12 Rougned Odor, L OBP: 0.297, SLG: 0.222										5	0	0	0	0	3	5									
1 Elvis Andrus, R OBP: 0.433, SLG: 0.552										5	1	3	2	0	1	1									
13 Joey Gallo, L OBP: 0.433, SLG: 0.545										4	1	1	3	1	1	3									
14 Asdrúbal Cabrera, S OBP: 0.310, SLG: 0.654										4	2	2	0	1	0	1									
11 Ronald Guzmán, L OBP: 0.324, SLG: 0.667										4	2	2	2	1	1	2									
41 Logan Forsythe, R OBP: 0.444, SLG: 0.286										5	2	2	0	0	3	0									
9 Isiah Kiner-Falefa, R OBP: 0.385, SLG: 0.364										5	0	2	1	0	0	3									
3 Delino DeShields, R OBP: 0.320, SLG: 0.263										4	1	1	0	0	1	4									
<b>Inning Stats</b>	R: 5 E: 0 K: 3 S: 20	H: 4 LOB: 1 BB: 1 P: 32	R: 0 E: 0 K: 2 S: 11	H: 1 LOB: 1 BB: 0 P: 16	R: 1 E: 0 K: 0 S: 17	H: 3 LOB: 2 BB: 0 P: 24	R: 0 E: 0 K: 0 S: 8	H: 1 LOB: 0 BB: 0 P: 13	R: 3 E: 0 K: 0 S: 15	H: 3 LOB: 1 BB: 1 P: 25	R: 0 E: 0 K: 0 S: 10	H: 0 LOB: 0 BB: 0 P: 16	R: 0 E: 0 K: 1 S: 10	H: 0 LOB: 0 BB: 0 P: 13	R: 2 E: 1 K: 3 S: 20	H: 3 LOB: 2 BB: 1 P: 32	R: 0 E: 0 K: 1 S: 10	H: 0 LOB: 0 BB: 0 P: 17	1B: 10 HR: 2	SF: 0 2B: 4 3B: 0 HR: 2	WP: 2 PB: 0 SB: 0 CS: 0	PA: 45			
<b>PITCHER</b>	IP WLS BF H R ER SO BB IBB HBP BLK WP HR S P ERA WHIP	IP WLS BF H R ER SO BB IBB HBP BLK WP HR S P ERA WHIP	IP WLS BF H R ER SO BB IBB HBP BLK WP HR S P ERA WHIP	IP WLS BF H R ER SO BB IBB HBP BLK WP HR S P ERA WHIP	IP WLS BF H R ER SO BB IBB HBP BLK WP HR S P ERA WHIP	IP WLS BF H R ER SO BB IBB HBP BLK WP HR S P ERA WHIP	IP WLS BF H R ER SO BB IBB HBP BLK WP HR S P ERA WHIP	IP WLS BF H R ER SO BB IBB HBP BLK WP HR S P ERA WHIP	IP WLS BF H R ER SO BB IBB HBP BLK WP HR S P ERA WHIP	IP WLS BF H R ER SO BB IBB HBP BLK WP HR S P ERA WHIP	IP WLS BF H R ER SO BB IBB HBP BLK WP HR S P ERA WHIP	IP WLS BF H R ER SO BB IBB HBP BLK WP HR S P ERA WHIP	IP WLS BF H R ER SO BB IBB HBP BLK WP HR S P ERA WHIP	IP WLS BF H R ER SO BB IBB HBP BLK WP HR S P ERA WHIP	IP WLS BF H R ER SO BB IBB HBP BLK WP HR S P ERA WHIP	IP WLS BF H R ER SO BB IBB HBP BLK WP HR S P ERA WHIP	IP WLS BF H R ER SO BB IBB HBP BLK WP HR S P ERA WHIP	IP WLS BF H R ER SO BB IBB HBP BLK WP HR S P ERA WHIP	IP WLS BF H R ER SO BB IBB HBP BLK WP HR S P ERA WHIP	IP WLS BF H R ER SO BB IBB HBP BLK WP HR S P ERA WHIP	IP WLS BF H R ER SO BB IBB HBP BLK WP HR S P ERA WHIP	IP WLS BF H R ER SO BB IBB HBP BLK WP HR S P ERA WHIP	IP WLS BF H R ER SO BB IBB HBP BLK WP HR S P ERA WHIP	IP WLS BF H R ER SO BB IBB HBP BLK WP HR S P ERA WHIP	IP WLS BF H R ER SO BB IBB HBP BLK WP HR S P ERA WHIP
33 Matt Harvey, R ERA: 9.0	4.0	2	1	1	0	1	0	0	0	0	0	23	35	4.50	1.500										
39 Luke Bard, R ERA: 3.0	2.0	8	2	1	1	0	1	0	0	0	0	10	13	0.00	0.000										
24 Noé Ramirez, R ERA: 5.4	1.0	3	0	0	0	1	0	0	0	0	0	20	32	18.00	4.000										
32 Cam Bedrosian, R ERA: 5.4	1.0	7	3	2	2	3	1	0	0	0	2	0	20	32	18.00	4.000									
37 Cody Allen, R ERA: 5.4	1.0	3	0	0	0	1	0	0	0	0	0	10	17	0.00	0.000										

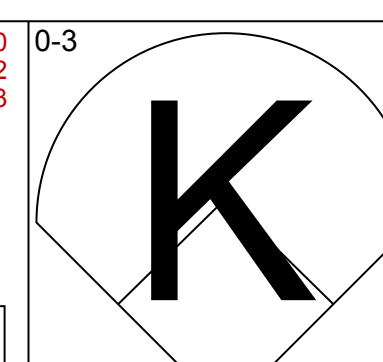
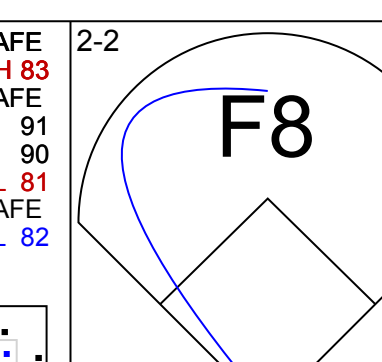
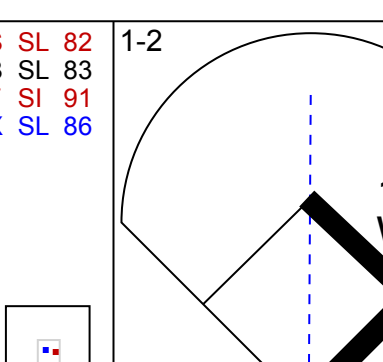
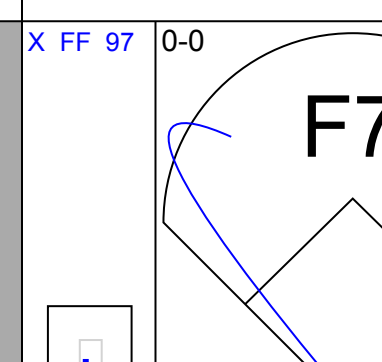
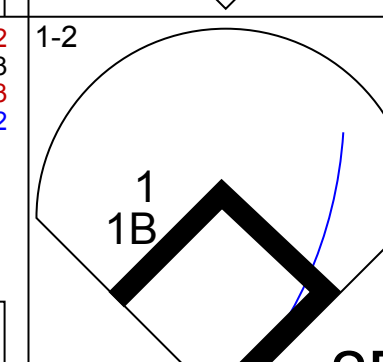
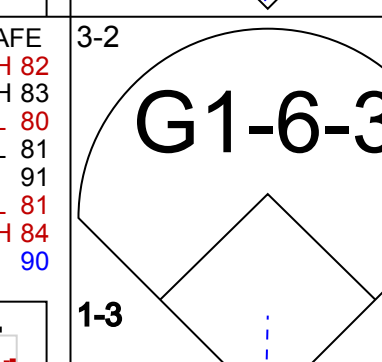
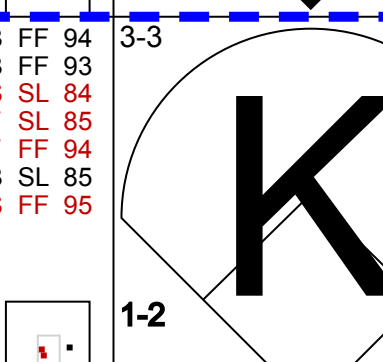
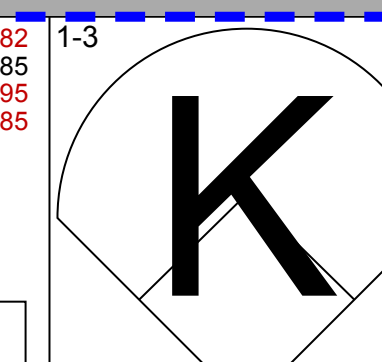
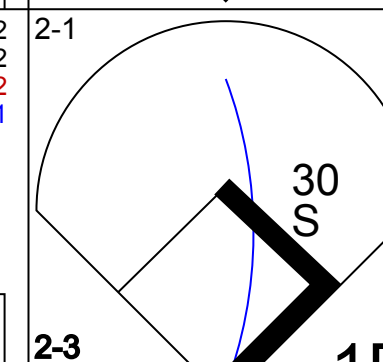
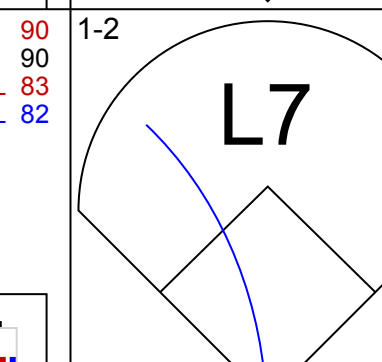

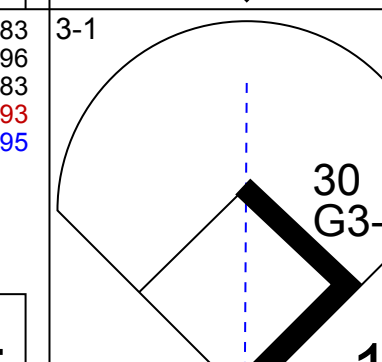
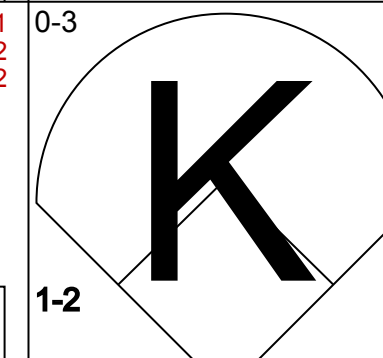


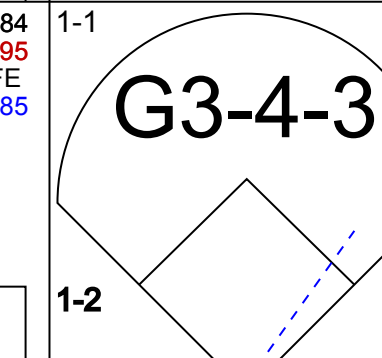
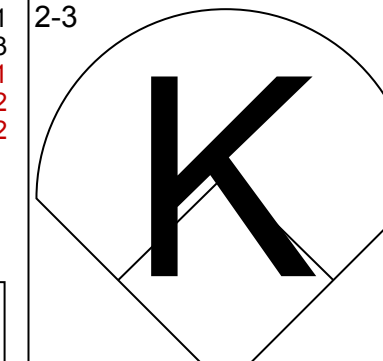


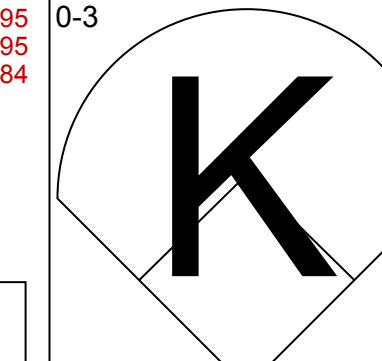
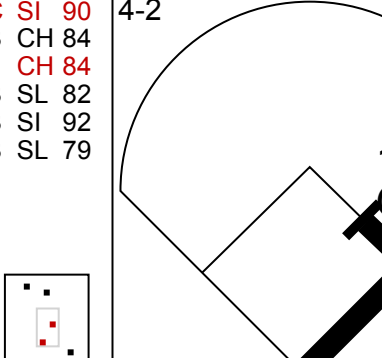


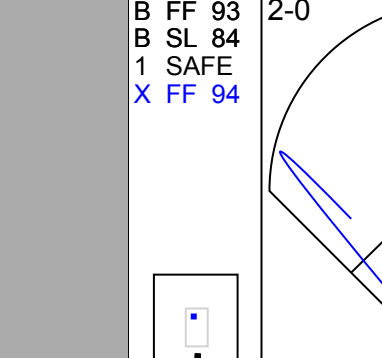
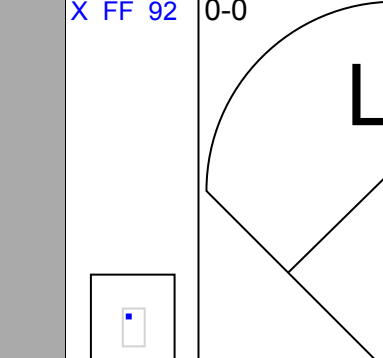
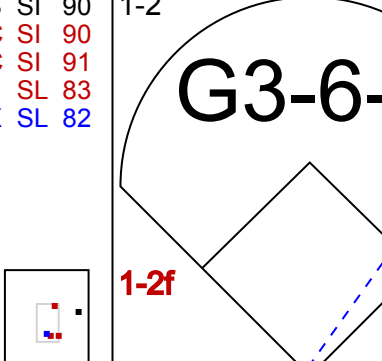



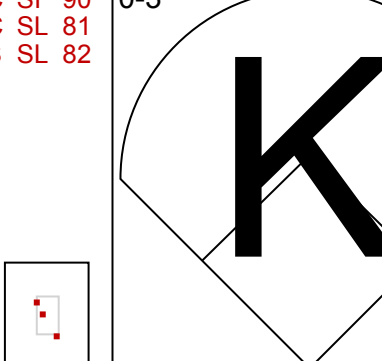
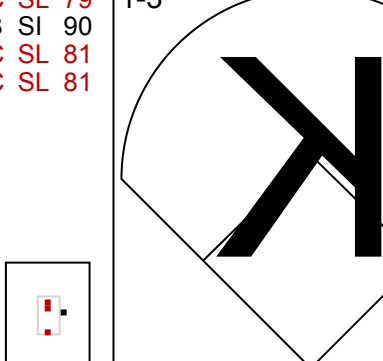
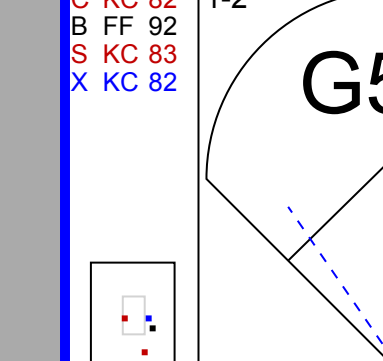

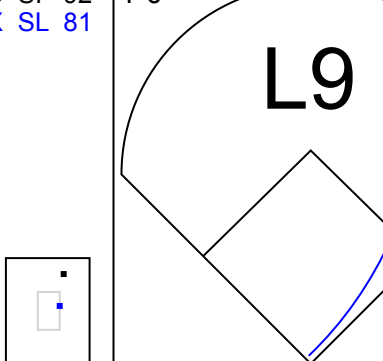
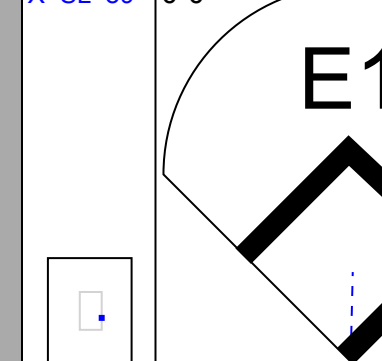
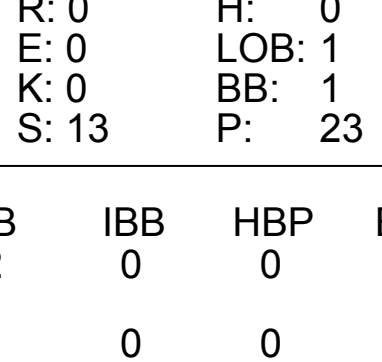
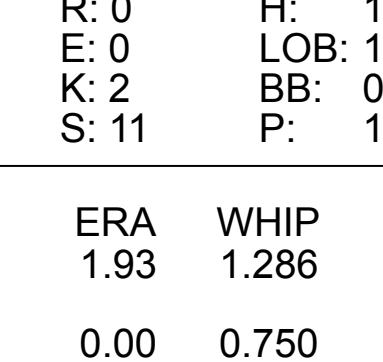
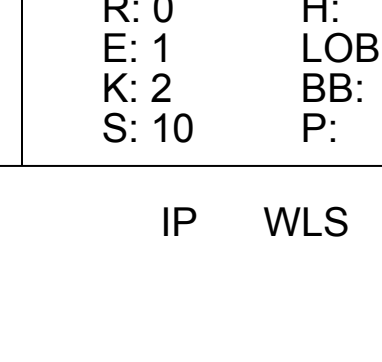
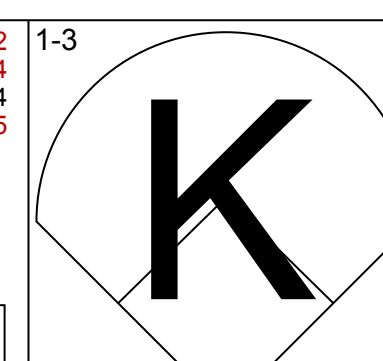
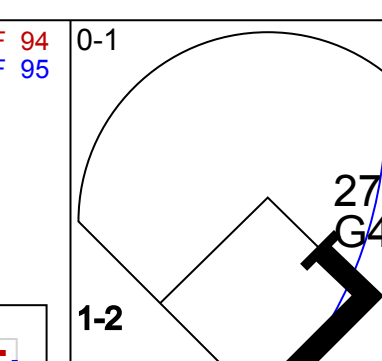
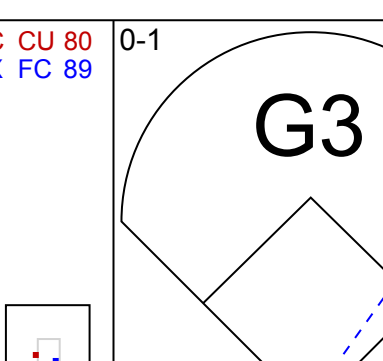
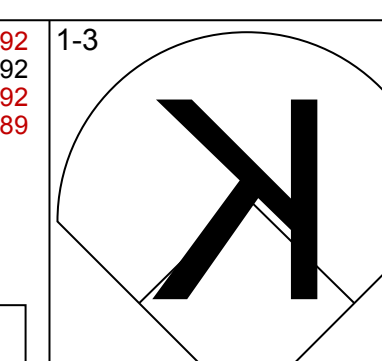
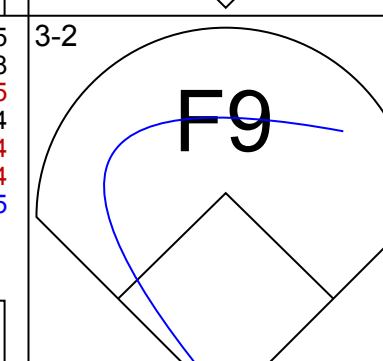
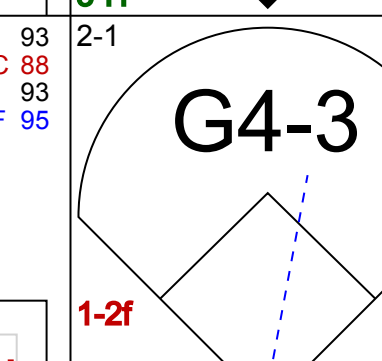

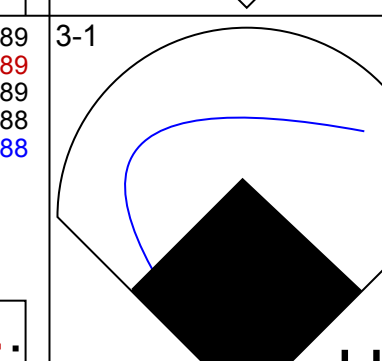
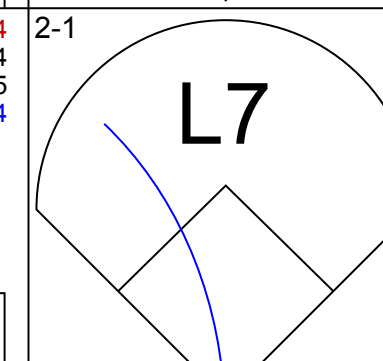


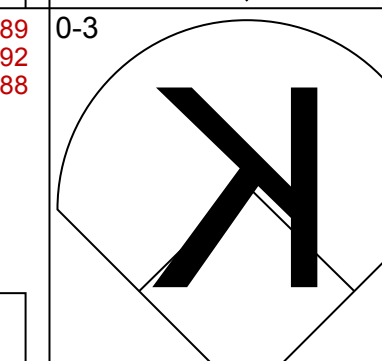
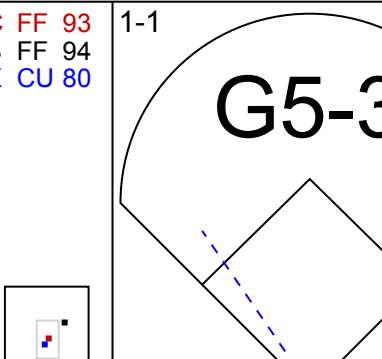
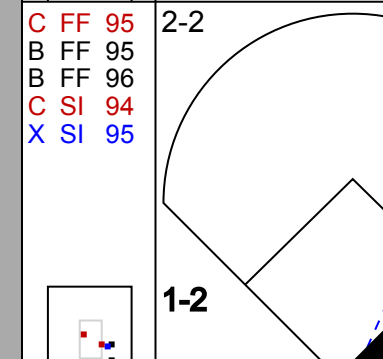
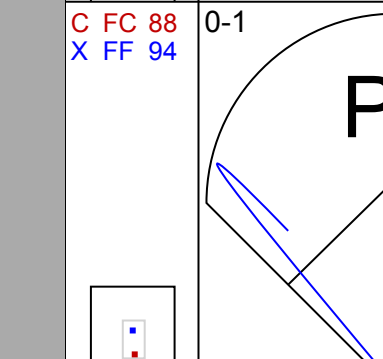
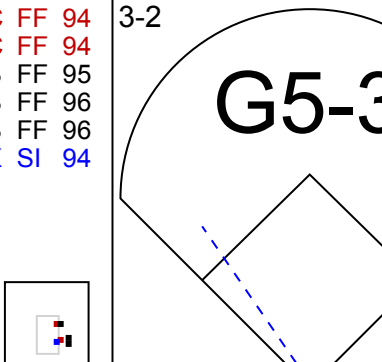
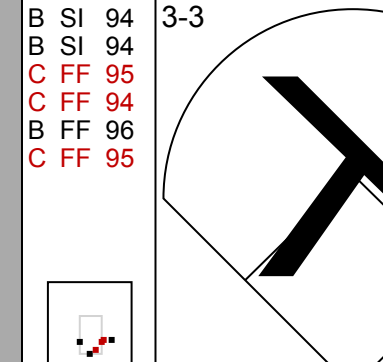
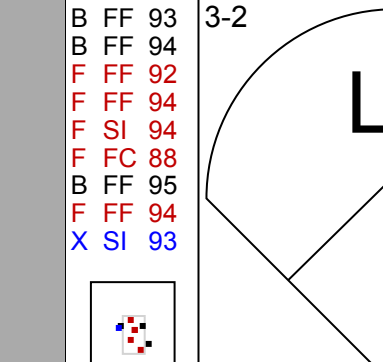
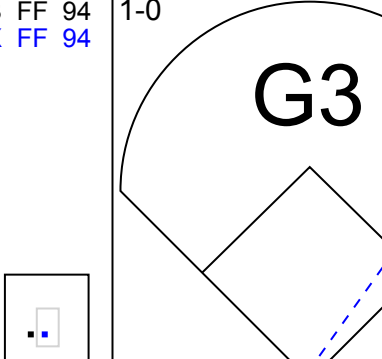
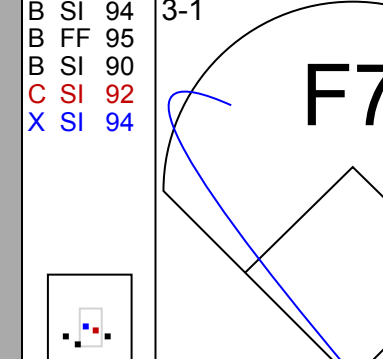
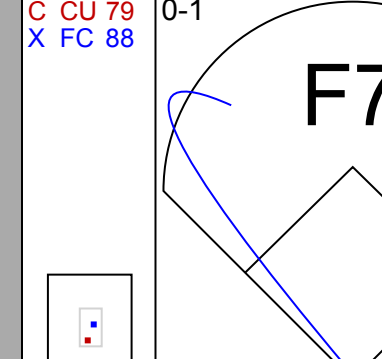
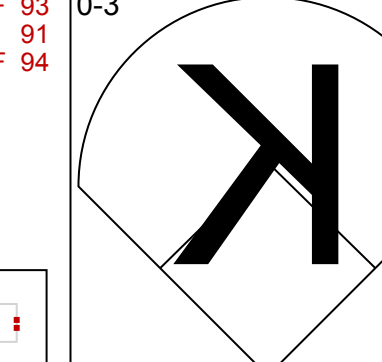

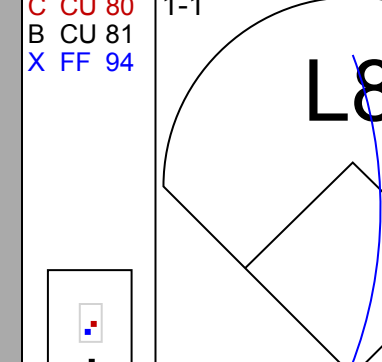
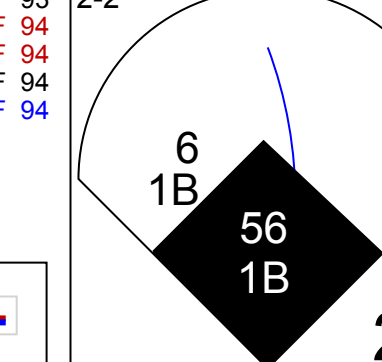
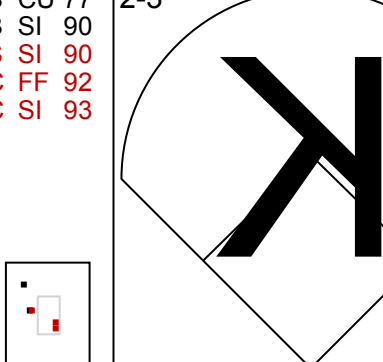
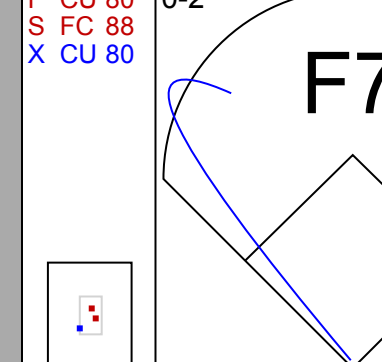
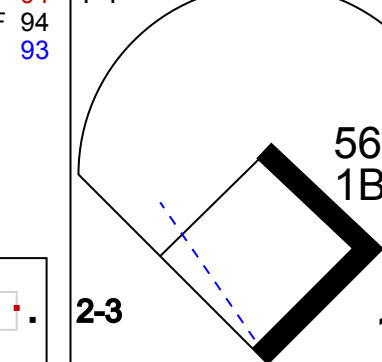
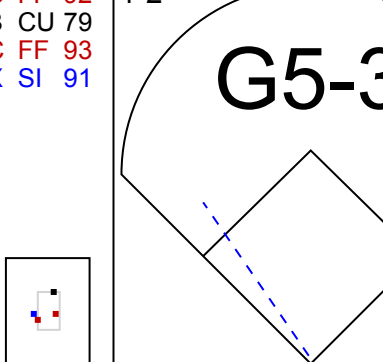

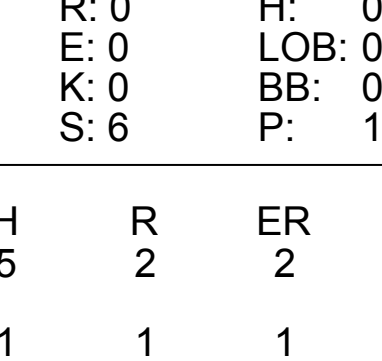
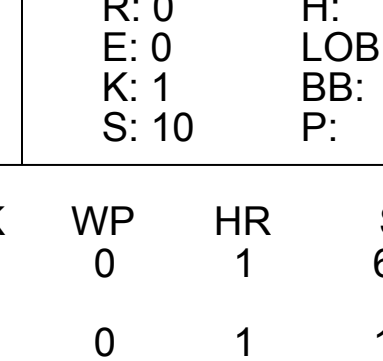
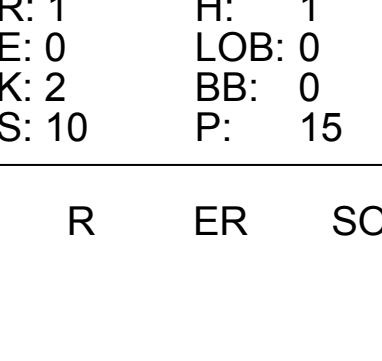
Texas Rangers @ Los Angeles Angels  
Angel Stadium, Anaheim, CA  
Thu Apr 04 2019, 7:10 PM - 10:57 PM PDT  
Att: 42,027 - Overcast - 61 F

AB	39
R	11
H	15
RBI	11
BB	4
SO	10
LOB	21



Batter	1	2	3	4	5	6	7	8	9	AB	R	H	RBI	BB	SO	LOB	BOTTOM								
56 Kole Calhoun, L OBP: 0.267, SLG: 0.500										4	1	1	1	1	3	1									
27 Mike Trout, R OBP: 0.517, SLG: 0.600										3	1	2	1	1	1	0									
25 Peter Bourjos, R ERA: 3.0										1	1	0	0	0	1	0									
41 Justin Bour, L OBP: 0.231, SLG: 0.136										4	0	1	0	1	0	4									
2 Andrelton Simmons, R OBP: 0.250, SLG: 0.167										1	0	0	0	0	1	2									
6 David Fletcher, R OBP: 0.250, SLG: 0.250										4	0	2	0	0	0	3									
5 Albert Pujols, R OBP: 0.346, SLG: 0.273										3	0	1	1	2	0	2									
9 Tommy La Stella, L OBP: 0.211, SLG: 0.222										4	1	0	0	1	0	8									
20 Jonathan Lucroy, R OBP: 0.304, SLG: 0.316										4	0	0	0	0	1	3									
18 Brian Goodwin, L OBP: 0.357, SLG: 0.385										3	0	1	1	1	2	0									
7 Zack Cozart, R OBP: 0.083, SLG: 0.087										4	0	0	0	0	2										
<b>Inning Stats</b>	R: 1 E: 0 K: 1 S: 12	H: 2 LOB: 2 BB: 2 P: 23	R: 0 E: 0 K: 1 S: 10	H: 0 LOB: 0 BB: 0 P: 12	R: 1 E: 0 K: 1 S: 16	H: 2 LOB: 2 BB: 1 P: 33	R: 0 E: 0 K: 1 S: 10	H: 0 LOB: 1 BB: 1 P: 19	R: 0 E: 0 K: 1 S: 11	H: 1 LOB: 1 BB: 0 P: 15	R: 1 E: 0 K: 1 S: 18	H: 1 LOB: 3 BB: 3 P: 37	R: 0 E: 0 K: 0 S: 10	H: 2 LOB: 1 BB: 0 P: 15	R: 0 E: 0 K: 2 S: 11	H: 0 LOB: 0 BB: 0 P: 17	R: 1 E: 1 K: 1 S: 12	H: 0 LOB: 1 BB: 0 P: 16	1B: 5 HR: 2	SF: 0 2B: 1 3B: 0 HR: 2	WP: 1 PB: 1 SB: 0 CS: 0	PA: 42			
<b>PITCHER</b>	IP WLS BF H R ER SO BB IBB HBP BLK WP HR S P ERA WHIP	IP WLS BF H R ER SO BB IBB HBP BLK WP HR S P ERA WHIP	IP WLS BF H R ER SO BB IBB HBP BLK WP HR S P ERA WHIP	IP WLS BF H R ER SO BB IBB HBP BLK WP HR S P ERA WHIP	IP WLS BF H R ER SO BB IBB HBP BLK WP HR S P ERA WHIP	IP WLS BF H R ER SO BB IBB HBP BLK WP HR S P ERA WHIP	IP WLS BF H R ER SO BB IBB HBP BLK WP HR S P ERA WHIP	IP WLS BF H R ER SO BB IBB HBP BLK WP HR S P ERA WHIP	IP WLS BF H R ER SO BB IBB HBP BLK WP HR S P ERA WHIP	IP WLS BF H R ER SO BB IBB HBP BLK WP HR S P ERA WHIP	IP WLS BF H R ER SO BB IBB HBP BLK WP HR S P ERA WHIP	IP WLS BF H R ER SO BB IBB HBP BLK WP HR S P ERA WHIP	IP WLS BF H R ER SO BB IBB HBP BLK WP HR S P ERA WHIP	IP WLS BF H R ER SO BB IBB HBP BLK WP HR S P ERA WHIP	IP WLS BF H R ER SO BB IBB HBP BLK WP HR S P ERA WHIP	IP WLS BF H R ER SO BB IBB HBP BLK WP HR S P ERA WHIP	IP WLS BF H R ER SO BB IBB HBP BLK WP HR S P ERA WHIP	IP WLS BF H R ER SO BB IBB HBP BLK WP HR S P ERA WHIP	IP WLS BF H R ER SO BB IBB HBP BLK WP HR S P ERA WHIP	IP WLS BF H R ER SO BB IBB HBP BLK WP HR S P ERA WHIP	IP WLS BF H R ER SO BB IBB HBP BLK WP HR S P ERA WHIP	IP WLS BF H R ER SO BB IBB HBP BLK WP HR S P ERA WHIP	IP WLS BF H R ER SO BB IBB HBP BLK WP HR S P ERA WHIP	IP WLS BF H R ER SO BB IBB HBP BLK WP HR S P ERA WHIP	IP WLS BF H R ER SO BB IBB HBP BLK WP HR S P ERA WHIP
36 Edinson Volquez, R ERA: 7.04	3.2	18	4	2	2	3	4	0	0	0	0	0	0	0	0										
54 Jeffrey Springs, L ERA: 1.8	2.1	W 12	2	1	1	3	3	0	0	0	0	0	32	56	3.86	2.143									
46 Jeanmar Gómez, R ERA: 7.71	1.0	4	2	0	0	0	0	0	0	0	0	10	15	0.00	2.000										
43 Kyle Dowdy, R ERA: 6.75	2.0	8	0	1	0	3	0	0	0																



Batter	1	2	3	4	5	6	7	8	9	AB	R	H	RBI	BB	SO	LOB	TOP						
17 Shin-Soo Choo, L (1,9) OBP: 0.321, SLG: 0.400										4	0	1	0	0	1	2							
12 Rougned Odor, L (1,4) OBP: 0.265, SLG: 0.258										4	0	1	0	0	2	2							
1 Elvis Andrus, R (1,6) OBP: 0.441, SLG: 0.545										4	0	2	0	0	0	1							
30 Nomar Mazara, L (1,10) OBP: 0.357, SLG: 0.583										4	0	0	0	0	2	3							
13 Joey Gallo, L (1,7) OBP: 0.441, SLG: 0.640										3	1	1	1	1	2	3							
14 Adrián Cabrera, S (1,5) OBP: 0.393, SLG: 0.586																							
11 Ronald Guzmán, L (1,3) OBP: 0.259, SLG: 0.560										4	0	0	0	0	1	1							
2 Jeff Mathis, R (1,2) OBP: 0.176, SLG: 0.313										3	0	0	0	0	3	0							
24 Hunter Pence, R (9,PH) OBP: 0.417, SLG: 0.394										2	0	1	0	1	0	0							
3 Delino DeShields, R (1,8) OBP: 0.357, SLG: 0.286																							
<b>Inning Stats</b>	R: 0 H: 2 E: 0 K: 3 S: 14	H: 2 LOB: 2 BB: 0 P: 19	R: 0 H: 0 E: 0 K: 1 S: 9	H: 0 LOB: 0 BB: 1 P: 14	R: 0 H: 0 E: 0 K: 0 S: 13	H: 0 LOB: 1 BB: 1 P: 23	R: 1 H: 1 E: 0 K: 2 S: 15	H: 1 LOB: 0 BB: 0 P: 24	R: 0 H: 1 E: 0 K: 2 S: 11	H: 1 LOB: 1 BB: 0 P: 17	R: 0 H: 0 E: 0 K: 0 S: 8	H: 0 LOB: 1 BB: 1 P: 19	R: 0 H: 1 E: 1 K: 2 S: 10	H: 1 LOB: 1 BB: 0 P: 14	R: 0 H: 1 E: 0 K: 2 S: 10	H: 1 LOB: 0 BB: 0 P: 15	R: 0 H: 0 E: 0 K: 0 S: 7	H: 0 LOB: 0 BB: 0 P: 10	1B: 4 2B: 1 3B: 0 HR: 1	SF: 0 SAC: 0 DP: 1 HBP: 0	WP: 1 PB: 0 SB: 2 CS: 0	PA: 35	
<b>PITCHER</b>	IP WLS BF H R ER SO BB IBB HBP BLK WP HR S P ERA WHIP	IP WLS BF H R ER SO BB IBB HBP BLK WP HR S P ERA WHIP	IP WLS BF H R ER SO BB IBB HBP BLK WP HR S P ERA WHIP	IP WLS BF H R ER SO BB IBB HBP BLK WP HR S P ERA WHIP	IP WLS BF H R ER SO BB IBB HBP BLK WP HR S P ERA WHIP	IP WLS BF H R ER SO BB IBB HBP BLK WP HR S P ERA WHIP	IP WLS BF H R ER SO BB IBB HBP BLK WP HR S P ERA WHIP	IP WLS BF H R ER SO BB IBB HBP BLK WP HR S P ERA WHIP	IP WLS BF H R ER SO BB IBB HBP BLK WP HR S P ERA WHIP	IP WLS BF H R ER SO BB IBB HBP BLK WP HR S P ERA WHIP	IP WLS BF H R ER SO BB IBB HBP BLK WP HR S P ERA WHIP	IP WLS BF H R ER SO BB IBB HBP BLK WP HR S P ERA WHIP	IP WLS BF H R ER SO BB IBB HBP BLK WP HR S P ERA WHIP	IP WLS BF H R ER SO BB IBB HBP BLK WP HR S P ERA WHIP	IP WLS BF H R ER SO BB IBB HBP BLK WP HR S P ERA WHIP	IP WLS BF H R ER SO BB IBB HBP BLK WP HR S P ERA WHIP	IP WLS BF H R ER SO BB IBB HBP BLK WP HR S P ERA WHIP	IP WLS BF H R ER SO BB IBB HBP BLK WP HR S P ERA WHIP	IP WLS BF H R ER SO BB IBB HBP BLK WP HR S P ERA WHIP	IP WLS BF H R ER SO BB IBB HBP BLK WP HR S P ERA WHIP	IP WLS BF H R ER SO BB IBB HBP BLK WP HR S P ERA WHIP	IP WLS BF H R ER SO BB IBB HBP BLK WP HR S P ERA WHIP	IP WLS BF H R ER SO BB IBB HBP BLK WP HR S P ERA WHIP
64 Félix Peña, R (1,1) ERA: 5.4	4.2	19	4	1	1	7	2	0	0	0	0	0	0	1	0	12	26	0.00	0.750				
36 Justin Anderson, R (5,1) ERA:	1.1	5	0	0	0	1	1	0	0	0	0	0	0	1	0	12	26	0.00	0.750				
57 Hansel Robles, R (7,1) ERA: 4.91	1.0	4	1	0	0	2	0	0	0	0	0	0	0	0	10	14	0.00	1.000					
31 Ty Buttrey, R (8,1) ERA:	1.0	4	1	0	0	2	0	0	0	0	0	0	0	0	10	15	0.00	1.000					
37 Cody Allen, R (9,1) ERA:	1.0	3	0	0	0	0	0	0	0	0	0	0	0	7	10	0.00	0.000						
<b>Batter</b>	1	2	3	4	5	6	7	8	9	AB	R	H	RBI	BB	SO	LOB	BOTTOM						
56 Kole Calhoun, L (1,9) OBP: 0.265, SLG: 0.469										4	0	1	1	0	2	0							
27 Mike Trout, R (1,8) OBP: 0.515, SLG: 0.833										4	2	2	2	0	0	2							
41 Justin Bour, L (1,3) OBP: 0.233, SLG: 0.120										3	0	0	0	1	2	0							
5 Albert Pujols, R (1,10) OBP: 0.345, SLG: 0.280										3	0	1	0	0	0	0							
20 Jonathan Lucroy, R (1,2) OBP: 0.269, SLG: 0.280										3	0	0	0	0	1	2							
9 Tommy La Stella, L (1,4) OBP: 0.182, SLG: 0.190										3	0	0	0	0	0	2							
7 Zack Cozart, R (1,5) OBP: 0.074, SLG: 0.077										3	0	0	0	0	1	2							
18 Brian Goodwin, L (1,7) OBP: 0.353, SLG: 0.438										3	1	1	0	0	1	0							
25 Peter Bourjos, R (8,7) OBP: 0.353, SLG: 0.438										0	0	0	0	0	0	0							
6 David Fletcher, R (1,6) OBP: 0.263, SLG: 0.263										3	0	1	0	0	0	0							
<b>Inning Stats</b>	R: 0 H: 0 E: 0 K: 1 S: 9	H: 0 LOB: 0 BB: 0 P: 15	R: 0 H: 0 E: 0 K: 0 S: 6	H: 0 LOB: 0 BB: 0 P: 11	R: 1 H: 3 E: 0 K: 1 S: 12	H: 3 LOB: 1 BB: 0 P: 17	R: 0 H: 1 E: 0 K: 1 S: 10	H: 1 LOB: 2 BB: 1 P: 23	R: 0 H: 0 E: 0 K: 1 S: 8	H: 0 LOB: 0 BB: 0 P: 11	R: 1 H: 1 E: 0 K: 1 S: 13	H: 1 LOB: 0 BB: 0 P: 20	R: 0 H: 0 E: 0 K: 0 S: 7	H: 0 LOB: 0 BB: 0 P: 8	R: 1 H: 1 E: 0 K: 2 S: 10	H: 1 LOB: 0 BB: 0 P: 15	R: 0 H: 0 E: 0 K: 0 S: 10	H: 0 LOB: 0 BB: 0 P: 10	1B: 3 2B: 1 3B: 0 HR: 2	SF: 0 SAC: 0 DP: 1 HBP: 0	WP: 0 PB: 0 SB: 0 CS: 0	PA: 30	
<b>PITCHER</b>	IP WLS BF H R ER SO BB IBB HBP BLK WP HR S P ERA WHIP	IP WLS BF H R ER SO BB IBB HBP BLK WP HR S P ERA WHIP	IP WLS BF H R ER SO BB IBB HBP BLK WP HR S P ERA WHIP	IP WLS BF H R ER SO BB IBB HBP BLK WP HR S P ERA WHIP	IP WLS BF H R ER SO BB IBB HBP BLK WP HR S P ERA WHIP	IP WLS BF H R ER SO BB IBB HBP BLK WP HR S P ERA WHIP	IP WLS BF H R ER SO BB IBB HBP BLK WP HR S P ERA WHIP	IP WLS BF H R ER SO BB IBB HBP BLK WP HR S P ERA WHIP	IP WLS BF H R ER SO BB IBB HBP BLK WP HR S P ERA WHIP	IP WLS BF H R ER SO BB IBB HBP BLK WP HR S P ERA WHIP	IP WLS BF H R ER SO BB IBB HBP BLK WP HR S P ERA WHIP	IP WLS BF H R ER SO BB IBB HBP BLK WP HR S P ERA WHIP	IP WLS BF H R ER SO BB IBB HBP BLK WP HR S P ERA WHIP	IP WLS BF H R ER SO BB IBB HBP BLK WP HR S P ERA WHIP	IP WLS BF H R ER SO BB IBB HBP BLK WP HR S P ERA WHIP	IP WLS BF H R ER SO BB IBB HBP BLK WP HR S P ERA WHIP	IP WLS BF H R ER SO BB IBB HBP BLK WP HR S P ERA WHIP	IP WLS BF H R ER SO BB IBB HBP BLK WP HR S P ERA WHIP	IP WLS BF H R ER SO BB IBB HBP BLK WP HR S P ERA WHIP	IP WLS BF H R ER SO BB IBB HBP BLK WP HR S P ERA WHIP	IP WLS BF H R ER SO BB IBB HBP BLK WP HR S P ERA WHIP	IP WLS BF H R ER SO BB IBB HBP BLK WP HR S P ERA WHIP	IP WLS BF H R ER SO BB IBB HBP BLK WP HR S P ERA WHIP
35 Lance Lynn, R (1,1) ERA: 6.39	7.0	26	5	2	2	5	1	0	0	0	0	0	0	0	65	105	2.57	0.857					
53 Jesse Chavez, R (8,1) ERA: 17.16	1.0	4	1	1	1	2	0	0	0	0	0	0	0	1	10	15	9.00	1.000					

Texas Rangers @ Los Angeles Angels  
Angel Stadium, Anaheim, CA  
Fri Apr 05 2019, 7:10 PM - 10:02 PM PDT  
Att: 41,089 - Partly Cloudy - G3 F

AB 32  
R 1  
H 6  
RBI 1  
BB 3  
SO 12  
LOB 13





Texas Rangers @ Los Angeles Angels  
Angel Stadium, Anaheim, CA  
Fri Apr 05 2019, 7:10 PM - 10:02 PM PDT  
Att: 41,089 - Partly Cloudy - G3 F

AB 29  
R 3  
H 6  
RBI 3  
BB 1  
SO 7  
LOB 8





Batter	1	2	3	4	5	6	7	8	9	AB	R	H	RBI	BB	SO	LOB	TOP										
3 Delino DeShields, R OBP: 0.313, SLG: 0.240	F8		K2-3		FC6-4			K		4	0	0	0	0	2	3	<p><b>Texas Rangers @ Los Angeles Angels</b> Angel Stadium, Anaheim, CA Sat Apr 06 2019, 1:10 PM - 4:30 PM PDT Att: 31,747 - Partly Cloudy - 68 F</p> <p>livebaseballscorecards.com</p> <p>AB 31 R 1 H 6 RBI 1 BB 1 SO 12 LOB 15</p> 										
17 Shin-Soo Choo, L OBP: 0.375, SLG: 0.464	2B		BB		K			1B		3	0	2	0	1	1												
1 Elvis Andrus, R OBP: 0.395, SLG: 0.486	G5-3		K				F9	K		4	0	0	0	0	2	5											
24 Hunter Pence, R OBP: 0.375, SLG: 0.333	G6-3				1B		K	K		4	0	1	0	0	2	2											
30 Nomar Mazara, L OBP: 0.313, SLG: 0.500	L7		G3-6-3		L8			K		4	0	0	0	0	1	1											
12 Rouvenel Odor, L OBP: 0.237, SLG: 0.229	P4				K		L8	K		4	0	0	0	0	2	0											
41 Logan Forsythe, R OBP: 0.462, SLG: 0.400	L8				2B		HBP	K		3	1	1	0	0	1	0											
11 Ronald Guzmán, L OBP: 0.286, SLG: 0.615			SH1-3		G6-3		K			1	0	1	0	0	0	0											
14 Adrián Cabrera, S OBP: 0.286, SLG: 0.548			2B				K			2	0	0	0	0	1	2											
9 Isiah Kiner-Falefa, R OBP: 0.400, SLG: 0.385			SH1-3		2B		G5-3			2	0	1	1	0	0	1											
Inning Stats	R: 0 H: 1 E: 0 K: 0 S: 8	H: 1 LOB: 1 BB: 0 P: 16	R: 0 H: 0 E: 0 K: 0 S: 10	H: 0 LOB: 0 BB: 0 P: 14	R: 0 H: 1 E: 0 K: 2 S: 11	H: 1 LOB: 3 BB: 1 P: 15	R: 0 H: 1 E: 0 K: 1 S: 13	H: 1 LOB: 0 BB: 0 P: 17	R: 1 H: 2 E: 0 K: 1 S: 15	H: 2 LOB: 1 BB: 0 P: 20	R: 0 H: 0 E: 0 K: 1 S: 9	H: 0 LOB: 1 BB: 0 P: 14	R: 0 H: 0 E: 0 K: 1 S: 10	H: 0 LOB: 1 BB: 0 P: 16	R: 0 H: 1 E: 0 K: 3 S: 11	H: 1 LOB: 1 BB: 0 P: 15		R: 0 H: 0 E: 0 K: 3 S: 12	H: 0 LOB: 0 BB: 0 P: 19	1B: 3 2B: 3 3B: 0 HR: 0	SF: 0 SAC: 1 DP: 1 HBP: 1	WP: 0 PB: 0 SB: 0 CS: 0	PA: 34				
PITCHER	IP	WLS	BF	H	R	ER	SO	BB	IBB	HBP	BLK	WP	HR	S	P	ERA		WHIP									
42 Tyler Skaggs, L ERA: 2.45	6.1	W	24	5	1	1	5	1	0	0	0	0	0	70	101	1.42	0.947										
40 Luis García, R ERA: 2.45	0.2	H	3	0	0	0	1	0	0	1	0	0	0	6	11	0.00	0.000										
57 Hansel Robles, R ERA: 3.86	1.0		4	1	0	0	3	0	0	0	0	0	0	11	15	0.00	1.000										
39 Luke Bard, R ERA: 2.25	1.0		3	0	0	0	3	0	0	0	0	0	0	12	19	0.00	0.000										

Batter	1	2	3	4	5	6	7	8	9	AB	R	H	RBI	BB	SO	LOB	BOTTOM										
6 David Fletcher, R OBP: 0.333, SLG: 0.375	E5		L6-4		27 HR			2B		5	1	3	0	0	0	2	<p><b>Texas Rangers @ Los Angeles Angels</b> Angel Stadium, Anaheim, CA Sat Apr 06 2019, 1:10 PM - 4:30 PM PDT Att: 31,747 - Partly Cloudy - 68 F</p> <p>livebaseballscorecards.com</p> <p>AB 33 R 5 H 10 RBI 5 BB 5 SO 7 LOB 24</p> 										
27 Mike Trout, R OBP: 0.553, SLG: 0.923	2B		FC6-4		HR			1B		2	1	1	4	2	1	1											
2 Andrelton Simmons, R OBP: 0.290, SLG: 0.172	BB		HBP		HR			IBB		5	0	1	0	0	0	4											
5 Albert Pujols, R OBP: 0.353, SLG: 0.379	1B		G5-3		G5-3			F9		4	1	1	1	1	2	4											
20 Jonathan Lucroy, R OBP: 0.233, SLG: 0.241	K		BB		F7			HR		4	0	0	0	0	0	5											
56 Kole Calhoun, L OBP: 0.243, SLG: 0.429	F4		F7		G6-3			F7		3	0	0	0	0	3	5											
18 Brian Goodwin, L OBP: 0.389, SLG: 0.529	K		FC6-4		K			2B		1	0	1	0	0	0	0											
44 Kevan Smith, R OBP: 0.200, SLG: 0.111			G6-3		G5-3			HBP		3	0	1	0	0	0	0											
25 Peter Bourjos, R OBP: 0.125, SLG: 0.067			1B		27 HR			BB		3	1	1	0	1	1	1											
9 Tommy La Stella, L OBP: 0.231, SLG: 0.208			1B		27 HR			BB		3	1	1	0	1	0	2											
Inning Stats	R: 0 H: 1 E: 1 K: 2 S: 19	H: 2 LOB: 3 BB: 1 P: 28	R: 0 H: 2 E: 0 K: 1 S: 20	H: 2 LOB: 1 BB: 0 P: 29	R: 0 H: 0 E: 0 K: 1 S: 9	H: 0 LOB: 2 BB: 1 P: 17	R: 4 H: 3 E: 0 K: 0 S: 13	H: 3 LOB: 0 BB: 1 P: 24	R: 0 H: 0 E: 0 K: 1 S: 7	H: 1 LOB: 2 BB: 1 P: 19	R: 1 H: 2 E: 0 K: 0 S: 12	H: 2 LOB: 2 BB: 1 P: 21	R: 0 H: 1 E: 0 K: 2 S: 11	H: 1 LOB: 1 BB: 0 P: 20	1B: 6 2B: 3 3B: 0 HR: 2	SF: 0 SAC: 0 DP: 1 HBP: 2		WP: 2 PB: 0 SB: 2 CS: 0	PA: 40								
PITCHER	IP	WLS	BF	H	R	ER	SO	BB	IBB	HBP	BLK	WP	HR	S	P	ERA		WHIP									
33 Drew Smyly, L ERA: 7.11	3.1	L	20	6	4	4	4	3	0	1	0	0	1	56	90	10.80	2.700										
53 Jesse Chavez, R ERA: 14.54	0.2		2	0	0	0	0	0	0	0	0	0	0	5	8	0.00	0.000										
52 Adrian Sampson, R ERA: 1.86	3.2		17	4	1	1	2	1	1	1	0	1	1	38	66	2.46	1.364										
46 Jeanmar Gómez, R ERA: 6.75	0.1		1	0	0	0	1	0	0	0	0	0	0	5	8	0.00	0.000										







Batter	1	2	3	4	5	6	7	8	9	AB	R	H	RBI	BB	SO	LOB	TOP										
6 Lorenzo Cain, R OBP: 0.396, SLG: 0.500										4	0	0	0	0	0	2	<b>Milwaukee Brewers @ Los Angeles Angels</b> Angel Stadium, Anaheim, CA Mon Apr 08 2019, 7:09 PM - 9:47 PM PDT Att: 28,571 - Partly Cloudy - 77 F										
22 Christian Yelich, L OBP: 0.400, SLG: 0.850										4	0	2	0	0	1	0											
8 Ryan Braun, R OBP: 0.250, SLG: 0.556										4	0	0	0	0	2	2											
21 Travis Shaw, L OBP: 0.236, SLG: 0.257										4	0	0	0	0	4	2											
24 Jesús Aguilar, R OBP: 0.270, SLG: 0.129										4	0	0	0	0	2	0											
11 Mike Moustakas, L OBP: 0.293, SLG: 0.500										4	2	2	1	0	0	0											
10 Yasmani Grandal, S OBP: 0.344, SLG: 0.448										3	0	1	0	1	0	0											
7 Eric Thames, L OBP: 0.278, SLG: 0.588										2	0	0	0	0	0	2											
3 Orlando Arcia, R OBP: 0.324, SLG: 0.424										3	0	1	1	0	1	2											
<b>Inning Stats</b>	R: 0 H: 1 E: 0 K: 1 S: 11	H: 1 LOB: 1 BB: 0 P: 12	R: 1 H: 2 E: 1 K: 0 S: 10	H: 2 LOB: 2 BB: 1 P: 21	R: 0 H: 0 E: 0 K: 2 S: 10	H: 0 LOB: 0 BB: 0 P: 14	R: 1 H: 2 E: 0 K: 1 S: 11	H: 2 LOB: 1 BB: 0 P: 16	R: 0 H: 0 E: 0 K: 2 S: 8	H: 0 LOB: 0 BB: 0 P: 13	R: 0 H: 0 E: 0 K: 2 S: 9	H: 0 LOB: 0 BB: 0 P: 14	R: 0 H: 0 E: 0 K: 1 S: 8	H: 0 LOB: 0 BB: 0 P: 16	R: 0 H: 1 E: 0 K: 1 S: 11	H: 1 LOB: 1 BB: 0 P: 18	R: 0 H: 0 E: 0 K: 0 S: 7	H: 0 LOB: 0 BB: 0 P: 13	1B: 5 2B: 0 3B: 0 HR: 1	SF: 0 SAC: 0 DP: 1 HBP: 1	WP: 0 PB: 0 SB: 1 CS: 0	PA: 34					
<b>PITCHER</b>	IP	WLS	BF	H	R	ER	SO	BB	IBB	HBP	BLK	WP	HR	S	P	ERA	WHIP										
53 Trevor Cahill, R ERA: 3.5	6.0	W	24	5	2	2	8	1	0	1	0	0	1	59	90	3.00	1.000										
57 Hansel Robles, R ERA: 3.18	1.0	H	3	0	0	0	1	0	0	0	0	0	0	8	16	0.00	0.000										
31 Ty Buttrey, R ERA:	1.0	H	4	1	0	0	1	0	0	0	0	0	0	11	18	0.00	1.000										
37 Cody Allen, R ERA:	1.0	S	3	0	0	0	0	0	0	0	0	0	0	7	13	0.00	0.000										

Batter	1	2	3	4	5	6	7	8	9	AB	R	H	RBI	BB	SO	LOB	BOTTOM										
56 Kole Calhoun, L OBP: 0.220, SLG: 0.385										4	0	0	0	0	0	0	<b>Milwaukee Brewers @ Los Angeles Angels</b> Angel Stadium, Anaheim, CA Mon Apr 08 2019, 7:09 PM - 9:47 PM PDT Att: 28,571 - Partly Cloudy - 77 F										
27 Mike Trout, R OBP: 0.574, SLG: 0.933										2	1	0	0	2	1	1											
41 Justin Bour, L OBP: 0.282, SLG: 0.250										3	1	1	2	1	0	0											
2 Andrelton Simmons, R OBP: 0.205, SLG: 0.263										4	1	1	1	0	1	2											
5 Albert Pujols, R OBP: 0.357, SLG: 0.343										3	0	0	0	1	0	0											
18 Brian Goodwin, L OBP: 0.440, SLG: 0.652										3	1	1	0	0	0	0											
7 Zack Cozart, R OBP: 0.107, SLG: 0.077										0	0	0	0	0	0	0											
20 Jonathan Lucroy, R OBP: 0.270, SLG: 0.278										3	0	1	0	0	0	2											
9 Tommy La Stella, L OBP: 0.265, SLG: 0.300										2	1	1	2	1	0	0											
25 Peter Bourjos, R OBP: 0.105, SLG: 0.056										0	0	0	0	0	0	0											
6 David Fletcher, R OBP: 0.290, SLG: 0.323										3	0	0	0	0	0	2											
<b>Inning Stats</b>	R: 0 H: 0 E: 0 K: 0 S: 5	H: 0 LOB: 1 BB: 2 P: 13	R: 2 H: 2 E: 0 K: 0 S: 9	H: 2 LOB: 0 BB: 1 P: 16	R: 0 H: 0 E: 0 K: 1 S: 10	H: 0 LOB: 0 BB: 0 P: 18	R: 1 H: 1 E: 0 K: 0 S: 11	H: 1 LOB: 0 BB: 0 P: 17	R: 0 H: 0 E: 0 K: 0 S: 6	H: 0 LOB: 0 BB: 0 P: 10	R: 0 H: 0 E: 0 K: 0 S: 9	H: 0 LOB: 0 BB: 0 P: 13	R: 0 H: 1 E: 0 K: 0 S: 13	H: 1 LOB: 2 BB: 1 P: 22	R: 2 H: 1 E: 0 K: 1 S: 11	H: 1 LOB: 1 BB: 1 P: 16	1B: 2 2B: 2 3B: 0 HR: 3	SF: 0 SAC: 0 DP: 3 HBP: 0	WP: 0 PB: 0 SB: 0 CS: 1	PA: 32							
<b>PITCHER</b>	IP	WLS	BF	H	R	ER	SO	BB	IBB	HBP	BLK	WP	HR	S	P	ERA	WHIP										
45 Jhoulys Chacin, R ERA: 4.24	6.1	L	23	3	3	3	1	3	0	0	0	0	2	51	89	4.26	0.947										
57 Chase Anderson, R ERA: 6.0	1.0		7	2	2	2	0	2	0	0	0	0	1	19	31	18.00	4.000										
12 Alex Wilson, R ERA: 10.8	0.2		2	0	0	0	1	0	0	0	0	0	0	4	5	0.00	0.000										

AB	32
R	2
H	6
RBI	2
BB	1
SO	10
LOB	10



AB	27
R	5
H	5
RBI	5
BB	5
SO	2
LOB	7









Batter	1	2	3	4	5	6	7	8	9	AB R H RBI BB SO LOB	TOP																					
6 Lorenzo Cain, R OBP: 0.414, SLG: 0.510										5 0 2 0 0 0 3	<b>Milwaukee Brewers @ Los Angeles Angels</b> Angel Stadium, Anaheim, CA Wed Apr 10 2019, 7:09 PM - 10:08 PM PDT Att: 30,446 - Clear - 70 F																					
22 Christian Yelich, L OBP: 0.467, SLG: 0.755										4 0 2 2 0 1 2																						
8 Ryan Braun, R OBP: 0.227, SLG: 0.477										4 0 1 0 0 0 4																						
21 Travis Shaw, L OBP: 0.327, SLG: 0.231										0 0 0 0 0 0 0																						
14 Hernán Pérez, R OBP: 0.300, SLG: 0.421										3 0 0 0 0 0 2																						
11 Mike Moustakas, L OBP: 0.327, SLG: 0.548										4 0 1 0 0 2 1																						
10 Yasmani Grandal, S OBP: 0.400, SLG: 0.629										2 0 0 0 2 0 1																						
7 Eric Thames, L OBP: 0.217, SLG: 0.455										4 0 0 0 0 1 3																						
16 Ben Gamel, L OBP: 0.333, SLG: 0.375										2 1 0 0 1 0 0																						
3 Orlando Arcia, R OBP: 0.317, SLG: 0.432										4 1 1 0 0 1 4																						
<b>Inning Stats</b>	R: 0 E: 0 K: 0 S: 6	H: 1 LOB: 0 BB: 0 P: 9	R: 0 E: 0 K: 1 S: 6	H: 0 LOB: 1 BB: 0 P: 11	R: 1 E: 0 K: 0 S: 11	H: 1 LOB: 2 BB: 0 P: 19	R: 0 E: 0 K: 1 S: 17	H: 1 LOB: 3 BB: 2 P: 33	R: 0 E: 0 K: 2 S: 8	H: 0 LOB: 0 BB: 0 P: 11	R: 1 E: 0 K: 0 S: 15	H: 2 LOB: 1 BB: 0 P: 22	R: 0 E: 0 K: 0 S: 9	H: 0 LOB: 1 BB: 1 P: 13	R: 0 E: 0 K: 0 S: 9	H: 0 LOB: 0 BB: 0 P: 12	1B: 6 2B: 1 3B: 0 HR: 0	SF: 0 SAC: 0 DP: 2 HBP: 2	WP: 0 PB: 0 CS: 1	PA: 37												
<b>PITCHER</b>	IP WLS BF H R ER SO BB IBB HBP BLK WP HR S P ERA WHIP															IP WLS BF H R ER SO BB IBB HBP BLK WP HR S P ERA WHIP																
64 Félix Peña, R ERA: 3.65	4.0	18	3	1	0	2	2	0	2	0	0	0	0	0	0	0	0.00	1.250														
51 Jaime Barria, R ERA: 3.39	2.2	11	4	1	1	3	0	0	0	0	0	0	31	43	3.38	1.500																
32 Cam Bedrosian, R ERA: 2.7	1.1	5	0	0	0	0	1	0	0	0	0	0	12	18	0.00	0.750																
57 Hansel Robles, R ERA: 2.7	1.0	3	0	0	0	0	0	0	0	0	0	0	9	12	0.00	0.000																

Batter	1	2	3	4	5	6	7	8	9	AB R H RBI BB SO LOB	BOTTOM																			
56 Kole Calhoun, L OBP: 0.240, SLG: 0.348										4 1 1 0 0 1 1	<b>Milwaukee Brewers @ Los Angeles Angels</b> Angel Stadium, Anaheim, CA Wed Apr 10 2019, 7:09 PM - 10:08 PM PDT Att: 30,446 - Clear - 70 F																			
2 Andrelton Simmons, R OBP: 0.250, SLG: 0.340										4 1 1 1 0 0 1																				
41 Justin Bour, L OBP: 0.313, SLG: 0.256										4 0 1 2 0 2 1																				
5 Albert Pujols, R OBP: 0.320, SLG: 0.310										3 0 0 0 0 1 1																				
18 Brian Goodwin, L OBP: 0.394, SLG: 0.533										3 0 0 0 0 1 0																				
3 Taylor Ward, R OBP: 0.333, SLG: 0.667										3 0 1 0 0 2 0																				
7 Zack Cozart, R OBP: 0.094, SLG: 0.067										0 0 0 0 0 0 0																				
9 Tommy La Stella, L OBP: 0.268, SLG: 0.459										3 0 0 0 0 1 1																				
25 Peter Bourjos, R OBP: 0.091, SLG: 0.048										0 0 0 0 0 0 0																				
44 Kevan Smith, R OBP: 0.231, SLG: 0.091										2 1 0 0 0 2 0																				
20 Jonathan Lucroy, R OBP: 0.317, SLG: 0.355										0 0 0 0 0 0 0																				
6 David Fletcher, R OBP: 0.324, SLG: 0.333										2 1 1 0 1 0 0																				
<b>Inning Stats</b>	R: 0 E: 0 K: 1 S: 8	H: 0 LOB: 0 BB: 0 P: 11	R: 0 E: 0 K: 2 S: 12	H: 1 LOB: 1 BB: 0 P: 16	R: 4 E: 0 K: 1 S: 13	H: 3 LOB: 0 BB: 1 P: 24	R: 0 E: 0 K: 2 S: 12	H: 0 LOB: 0 BB: 0 P: 15	R: 0 E: 0 K: 0 S: 7	H: 0 LOB: 0 BB: 0 P: 12	R: 0 E: 0 K: 1 S: 12	H: 0 LOB: 0 BB: 0 P: 19	R: 0 E: 0 K: 2 S: 9	H: 0 LOB: 0 BB: 0 P: 16	R: 0 E: 0 K: 1 S: 9	H: 1 LOB: 1 BB: 0 P: 13	1B: 4 2B: 1 3B: 0 HR: 0	SF: 0 SAC: 0 DP: 1 HBP: 1	WP: 0 PB: 0 CS: 0	PA: 30										
<b>PITCHER</b>	IP WLS BF H R ER SO BB IBB HBP BLK WP HR S P ERA WHIP															IP WLS BF H R ER SO BB IBB HBP BLK WP HR S P ERA WHIP														
53 Brandon Woodruff, R ERA: 6.0	6.0	23	4	4	4	7	1	0	1	0	0	0	64	97	6.00	0.833														
41 Junior Guerra, R ERA: 2.57	1.0	3	0	0	0	2	0	0	0	0	0	0	9	16	0.00	0.000														
50 Jacob Barnes, R ERA: 1.76	0.2	3	1	0	0	1	0	0	0	0	0	0	8	12	0.00	1.500														
58 Alex Claudio, L ERA: 3.0	0.1	1	0	0	0	0	0	0	0	0	0	0	1	1	0.00	0.000														

AB	32
R	2
H	7
RBI	2
BB	3
SO	5
LOB	20



AB	28
R	4
H	5
RBI	3
BB	1
SO	10
LOB	5



WP: 0	PA: 30
PB: 0	
SB: 1	
CS: 0	











Batter	1	2	3	4	5	6	7	8	9	AB	R	H	RBI	BB	SO	LOB	TOP					
56 Kole Calhoun, L OBP: 0.254, SLG: 0.379										5	2	3	2	0	0	0	<b>Los Angeles Angels @ Texas Rangers</b> Globe Life Park in Arlington, Arlington, TX Mon Apr 15 2019, 8:07 PM - 11:31 PM EDT Att: 18,265 - Partly Cloudy - 76 F					
27 Mike Trout, R OBP: 0.593, SLG: 0.882										2	2	0	0	3	0	0						
2 Andrelton Simmons, R OBP: 0.210, SLG: 0.279										5	0	1	0	0	0	5						
5 Albert Pujols, R OBP: 0.333, SLG: 0.367										3	0	0	1	1	0	2						
18 Brian Goodwin, L OBP: 0.396, SLG: 0.564										3	1	1	3	0	1	1						
44 Kevan Smith, R OBP: 0.333, SLG: 0.214										3	1	1	0	2	0	1						
9 Tommy La Stella, L OBP: 0.320, SLG: 0.429										4	0	1	1	1	0	2						
7 Zack Cozart, R OBP: 0.159, SLG: 0.122										4	1	0	0	1	0	4						
6 David Fletcher, R OBP: 0.340, SLG: 0.364										4	0	1	0	0	0	1						
<b>Inning Stats</b>	R: 3 E: 0 K: 0 S: 12	H: 2 LOB: 0 BB: 1 P: 21	R: 0 E: 0 K: 0 S: 17	H: 2 LOB: 3 BB: 1 P: 28	R: 1 E: 0 K: 0 S: 13	H: 2 LOB: 1 BB: 0 P: 22	R: 0 E: 0 K: 0 S: 5	H: 0 LOB: 2 BB: 2 P: 9	R: 0 E: 0 K: 1 S: 10	H: 0 LOB: 2 BB: 0 P: 20	R: 0 E: 0 K: 0 S: 6	H: 0 LOB: 0 BB: 0 P: 8	R: 1 E: 0 K: 0 S: 10	H: 1 LOB: 1 BB: 1 P: 18	R: 2 E: 0 K: 0 S: 8	H: 1 LOB: 0 BB: 2 P: 17	R: 0 E: 0 K: 0 S: 12	H: 0 LOB: 3 BB: 2 P: 27	1B: 4 2B: 2 3B: 0 HR: 2	SF: 2 SAC: 0 DP: 0 HBP: 1	WP: 0 PB: 0 SB: 0 CS: 0	PA: 44
<b>PITCHER</b>	IP WLS BF H R ER SO BB IBB HBP BLK WP HR S P ERA WHIP																					
19 Shelby Miller, R ERA: 9.0	4.1 2.2 22 6 4 4 0 3 0 0 0 0 1 49 87 8.31 2.077																					
43 Kyle Dowdy, R ERA: 5.4	2.2 W 11 1 1 1 1 2 0 0 0 0 0 24 39 3.38 1.125																					
55 Kyle Bird, L ERA: 6.75	1.2 10 1 2 2 0 3 0 1 0 0 1 16 37 10.80 2.400																					
25 José Leclerc, R ERA: 5.88	0.1 S 1 0 0 0 0 0 0 0 0 0 0 4 7 0.00 0.000																					

Batter	1	2	3	4	5	6	7	8	9	AB	R	H	RBI	BB	SO	LOB	BOTTOM			
17 Shin-Soo Choo, L OBP: 0.439, SLG: 0.563										5	1	3	1	1	0	4	<b>Los Angeles Angels @ Texas Rangers</b> Globe Life Park in Arlington, Arlington, TX Mon Apr 15 2019, 8:07 PM - 11:31 PM EDT Att: 18,265 - Partly Cloudy - 76 F			
38 Danny Santana, S OBP: 0.500, SLG: 0.833										5	2	2	0	0	5					
1 Elvis Andrus, R OBP: 0.415, SLG: 0.635										5	1	1	1	0	2	4				
30 Nomar Mazara, L OBP: 0.358, SLG: 0.444										3	2	1	2	1	0	1				
13 Joey Gallo, L OBP: 0.357, SLG: 0.587									5	2	3	2	0	1	3					
14 Adrián Cabrera, S OBP: 0.288, SLG: 0.549									5	2	2	2	0	1	3					
41 Logan Forsythe, R OBP: 0.342, SLG: 0.313									3	0	0	0	2	1	3					
9 Isiah Kiner-Falefa, R OBP: 0.406, SLG: 0.308									4	1	1	2	1	1	3					
3 Delino DeShields, R OBP: 0.370, SLG: 0.302									3	1	1	1	2	0	1					
<b>Inning Stats</b>	R: 0 E: 0 K: 1 S: 12	H: 1 LOB: 2 BB: 0 P: 17	R: 1 E: 0 K: 1 S: 10	H: 1 LOB: 0 BB: 0 P: 14	R: 3 E: 0 K: 0 S: 14	H: 3 LOB: 0 BB: 0 P: 20	R: 0 E: 0 K: 0 S: 8	H: 0 LOB: 2 BB: 2 P: 20	R: 4 E: 1 K: 1 S: 24	H: 4 LOB: 1 BB: 1 P: 39	R: 3 E: 0 K: 2 S: 22	H: 3 LOB: 1 BB: 1 P: 33	R: 1 E: 0 K: 0 S: 12	H: 1 LOB: 1 BB: 1 P: 19	R: 0 E: 0 K: 1 S: 12	H: 1 LOB: 3 BB: 2 P: 26	1B: 8 2B: 3 3B: 0 HR: 3	SF: 0 SAC: 0 DP: 0 HBP: 1	WP: 2 PB: 0 SB: 3 CS: 0	PA: 46
<b>PITCHER</b>	IP WLS BF H R ER SO BB IBB HBP BLK WP HR S P ERA WHIP																			
53 Trevor Cahill, R ERA: 4.5	4.0 L 7 4 4 3 1 1 0 0 0 1 0 21 34 40.50 7.500																			
32 Cam Bedrosian, R ERA: 8.14	1.0 7 3 3 3 2 1 0 0 0 0 1 23 35 27.00 4.000																			
43 John Curtiss, R ERA: 3.86	2.1 12 2 1 1 1 3 0 0 0 0 0 26 48 3.86 2.143																			








Batter	1	2	3	4	5	6	7	8	9	AB	R	H	RBI	BB	SO	LOB	TOP										
56 Kole Calhoun, L OBP: 0.239, SLG: 0.338										4	0	0	0	1	2	0											
27 Mike Trout, R OBP: 0.571, SLG: 0.780										3	1	1	0	1	0	0											
41 Justin Bour, L OBP: 0.328, SLG: 0.313										5	0	1	0	0	2	5											
2 Andreton Simmons, R OBP: 0.239, SLG: 0.314										5	1	2	2	0	1	4											
18 Brian Goodwin, L OBP: 0.398, SLG: 0.535										4	0	1	0	1	1	2											
20 Jonathan Lucroy, R OBP: 0.316, SLG: 0.296										3	0	2	1	1	0	0											
9 Tommy La Stella, L OBP: 0.298, SLG: 0.449										4	1	1	1	0	0	6											
7 Zack Cozart, R OBP: 0.157, SLG: 0.125										4	0	1	0	0	0	2											
6 David Fletcher, R OBP: 0.327, SLG: 0.353										4	1	1	0	0	0	4											
<b>Inning Stats</b>	R: 0 E: 0 K: 1 S: 7	H: 0 LOB: 0 BB: 0 P: 8	R: 1 E: 0 K: 0 S: 17	H: 3 LOB: 2 BB: 0 P: 24	R: 1 E: 0 K: 1 S: 16	H: 1 LOB: 3 BB: 3 P: 31	R: 0 E: 0 K: 0 S: 6	H: 0 LOB: 0 BB: 0 P: 8	R: 0 E: 0 K: 0 S: 7	H: 1 LOB: 0 BB: 0 P: 9	R: 0 E: 0 K: 0 S: 16	H: 2 LOB: 2 BB: 0 P: 25	R: 0 E: 0 K: 2 S: 12	H: 1 LOB: 1 BB: 0 P: 16	R: 1 E: 0 K: 0 S: 13	H: 1 LOB: 0 BB: 0 P: 22	R: 1 E: 0 K: 2 S: 15	H: 1 LOB: 2 BB: 1 P: 26	1B: 6 2B: 3 HR: 1	SF: 0 SAC: 0 DP: 1 HBP: 1	WP: 0 PB: 0 SB: 0 CS: 0	PA: 41					
<b>PITCHER</b>	IP	WLS	BF	H	R	ER	SO	BB	IBB	HBP	BLK	WP	HR	S	P	ERA	WHIP										
35 Lance Lynn, R ERA: 4.44	5.2	W	26	7	2	2	2	3	0	0	0	0	0	68	102	3.18	1.765										
53 Jesse Chavez, R ERA: 9.39	0.1	H	1	0	0	0	0	0	0	0	0	0	0	1	3	0.00	0.000										
27 Shawn Kelley, R ERA: 2.25	1.0	H	4	1	0	0	2	0	0	0	0	0	0	12	16	0.00	1.000										
31 Chris Martin, R ERA: 6.0	1.0	H	4	1	1	1	0	0	0	0	0	0	1	13	22	9.00	1.000										
25 José Leclerc, R ERA: 6.14	1.0	S	6	1	1	1	2	1	0	1	0	0	0	15	26	9.00	2.000										

Los Angeles Angels @ Texas Rangers  
Globe Life Park in Arlington, Arlington, TX  
Wed Apr 17 2019, 8:08 PM - 11:26 PM EDT  
Att: 16,691 - Clear - 80 F

AB 36  
R 4  
H 10  
RBI 4  
BB 4  
SO 6  
LOB 23



Batter	1	2	3	4	5	6	7	8	9	AB	R	H	RBI	BB	SO	LOB	BOTTOM										
17 Shin-Soo Choo, L OBP: 0.446, SLG: 0.600										3	2	2	2	1	0	0											
38 Danny Santana, S OBP: 0.286, SLG: 0.500										4	0	1	1	0	1	2											
1 Elvis Andrus, R OBP: 0.411, SLG: 0.600										3	0	0	0	1	1	2											
30 Nomar Mazara, L OBP: 0.328, SLG: 0.415										4	0	0	0	0	1	2											
13 Joey Gallo, L OBP: 0.359, SLG: 0.604										4	0	0	0	0	3	3											
14 Adrián Beltrán, S OBP: 0.302, SLG: 0.589										2	1	1	0	1	0	0											
21 Patrick Wisdom, R OBP: 0.133, SLG: 0.133										1	0	0	0	0	1	0											
41 Logan Forsythe, R OBP: 0.364, SLG: 0.324										3	1	1	0	0	0	1											
9 Isiah Kiner-Faleola, R OBP: 0.400, SLG: 0.310										3	1	1	1	0	0	1											
3 Delino DeShields, R OBP: 0.357, SLG: 0.289										2	0	0	0	0	1	1											
<b>Inning Stats</b>	R: 0 E: 0 K: 1 S: 9	H: 1 LOB: 0 BB: 0 P: 15	R: 0 E: 0 K: 1 S: 8	H: 0 LOB: 0 BB: 0 P: 15	R: 0 E: 0 K: 0 S: 7	H: 0 LOB: 0 BB: 0 P: 12	R: 1 E: 2 K: 1 S: 10	H: 0 LOB: 1 BB: 1 P: 19	R: 4 E: 0 K: 2 S: 20	H: 5 LOB: 2 BB: 1 P: 33	R: 0 E: 0 K: 1 S: 13	H: 0 LOB: 1 BB: 1 P: 25	R: 0 E: 0 K: 1 S: 7	H: 0 LOB: 0 BB: 0 P: 11	R: 0 E: 0 K: 1 S: 10	H: 0 LOB: 0 BB: 0 P: 16	1B: 4 2B: 1 3B: 1 HR: 0	SF: 0 SAC: 1 DP: 0 HBP: 0	WP: 1 PB: 0 SB: 0 CS: 1	PA: 34							
<b>PITCHER</b>	IP	WLS	BF	H	R	ER	SO	BB	IBB	HBP	BLK	WP	HR	S	P	ERA	WHIP										
33 Matt Harvey, R ERA: 9.64	1.1	L	19	5	5	4	3	1	0	0	0	1	0	44	77	8.31	1.385										
31 Ty Buttrey, R ERA	0.2		4	1	0	0	2	1	0	0	0	1	0	10	17	0.00	3.000										
32 Cam Bedrosian, R ERA: 5.4	1.0		4	0	0	0	1	1	0	0	0	0	0	13	25	0.00	1.000										
40 Luis García, R ERA: 1.13	1.0		3	0	0	0	1	0	0	0	0	0	0	7	11	0.00	0.000										
57 Hansel Robles, R ERA: 4.32	1.0		3	0	0	0	1	0	0	0	0	0	0	10	16	0.00	0.000										

Los Angeles Angels @ Texas Rangers  
Globe Life Park in Arlington, Arlington, TX  
Wed Apr 17 2019, 8:08 PM - 11:26 PM EDT  
Att: 16,691 - Clear - 80 F

AB 29  
R 5  
H 6  
RBI 4  
BB 3  
SO 8  
LOB 12










Batter	1	2	3	4	5	6	7	8	9	AB	R	H	RBI	BB	SO	LOB	TOP					
0 Mallex Smith, L (1,8) OBP: 0.281, SLG: 0.304	F7		K		G4-3		K		K	5	0	0	0	0	3	4						
17 Mitch Haniger, R (1,9) OBP: 0.317, SLG: 0.538	G5-3				10 HR G5-3 BB		P3		G6-3	3	1	0	0	2	0	0						
10 Edwin Encarnación, R (1,3) OBP: 0.352, SLG: 0.479	G6-3				G5-3		F7		L9	5	0	0	0	0	1	4						
20 Daniel Vogelbach, L (1,10) OBP: 0.492, SLG: 0.875	P5				2H HR		32 2B BB		L8	3	1	1	2	2	0	3						
32 Jay Bruce, L (1,7) OBP: 0.272, SLG: 0.611	HR				G4-3		1-3 2B		P5	4	1	2	1	0	0	1						
1 Tim Beckham, R (1,6) OBP: 0.379, SLG: 0.584	G6-3				G5-3		K		HR	4	1	1	1	0	1	2						
22 Omar Narváez, L (1,2) OBP: 0.370, SLG: 0.545	P5						27 FC5-4 BB		HR	2	1	1	1	2	0	0						
27 Ryon Healy, R (1,5) OBP: 0.277, SLG: 0.506					FC5-4		1-2 BB		17 PB 9 1B BB	3	0	0	0	1	1	2						
9 Dee Strange-Gordon, L (1,4) OBP: 0.321, SLG: 0.364	B5-3				P5		P5		17 PB 1B	4	0	1	0	0	0	2						
<b>Inning Stats</b>	R: 0 E: 0 K: 0 S: 9	H: 0 LOB: 0 BB: 0 P: 12	R: 1 E: 0 K: 0 S: 9	H: 1 LOB: 0 BB: 0 P: 15	R: 0 E: 0 K: 2 S: 7	H: 0 LOB: 0 BB: 0 P: 11	R: 2 E: 0 K: 0 S: 10	H: 1 LOB: 0 BB: 1 P: 20	R: 0 E: 0 K: 0 S: 4	H: 0 LOB: 1 BB: 1 P: 13	R: 0 E: 0 K: 1 S: 17	H: 1 LOB: 2 BB: 1 P: 25	R: 0 E: 0 K: 1 S: 11	H: 0 LOB: 1 BB: 1 P: 21	R: 0 E: 0 K: 0 S: 13	H: 0 LOB: 1 BB: 1 P: 22	R: 2 E: 0 K: 2 S: 19	H: 3 LOB: 3 BB: 2 P: 34	1B: 1 2B: 1 3B: 0 HR: 4	SF: 0 SAC: 0 DP: 0 HBP: 0	WP: 0 PB: 1 SB: 0 CS: 0	PA: 40
<b>PITCHER</b>	IP	WLS	BF	H	R	ER	SO	BB	IBB	HBP	BLK	WP	HR	S	P	ERA	WHIP					
64 Félix Peña, R (1,1) ERA: 4.15	5.0		19	2	3	3	2	2	0	0	0	0	2	39	71	5.40	0.800					
31 Ty Buttrey, R (6,1)	1.0		5	1	0	0	1	1	0	0	0	0	0	17	25	0.00	2.000					
52 Dillon Peters, L (7,1) ERA: 3.0	1.0		4	0	0	0	1	1	0	0	0	0	0	11	21	0.00	1.000					
57 Hansel Robles, R (8,1) ERA: 3.86	1.0		4	0	0	0	0	1	0	0	0	0	0	13	22	0.00	1.000					
37 Cody Allen, R (9,1) ERA: 4.91	0.0	L	3	2	2	2	0	1	0	0	0	0	2	6	14	∞	∞					
<b>PITCHER</b>	IP	WLS	BF	H	R	ER	SO	BB	IBB	HBP	BLK	WP	HR	S	P	ERA	WHIP					
24 Noé Ramirez, R (9,1) ERA: 1.04	1.0		5	1	0	0	2	1	0	0	0	0	0	13	20	0.00	2.000					

Seattle Mariners @ Los Angeles Angels  
 Angel Stadium, Anaheim, CA  
 Fri Apr 19 2019, 7:10 PM - 10:13 PM PDT  
 Att: 41,021 - Partly Cloudy - 64 F

livebaseballscorecards.com

AB 33  
 R 5  
 H 6  
 RBI 5  
 BB 7  
 SO 6  
 LOB 18




Batter	1	2	3	4	5	6	7	8	9	AB	R	H	RBI	BB	SO	LOB	BOTTOM					
6 David Fletcher, R (1,4) OBP: 0.359, SLG: 0.424	1B		2B BB		1B			27 HR 1B		3	1	3	0	1	0	0						
27 Mike Trout, R (1,8) OBP: 0.528, SLG: 0.740	K		L6		G1-3			HR		4	1	1	2	0	1	2						
2 Andrelton Simmons, R (1,6) OBP: 0.263, SLG: 0.367	P4				G4-3			P2		4	0	1	0	0	0	1						
5 Albert Pujols, R (1,10) OBP: 0.347, SLG: 0.362	F8				F9					3	0	0	0	0	1	3						
18 Brian Goodwin, L (8, PR) OBP: 0.369, SLG: 0.511								41 G5-6-3 HBP		0	0	0	0	0	0	0						
41 Justin Bour, L (1,3) OBP: 0.333, SLG: 0.321					20 G5-3 1B			G5-6-3		4	1	2	0	0	0	1						
20 Jonathan Lucroy, R (1,2) OBP: 0.323, SLG: 0.305	G5-3				56 BB 7 SF7-2-6 1B			G6-3		4	0	1	0	0	0	1						
56 Kole Calhoun, L (1,9) OBP: 0.275, SLG: 0.394	K				56 BB 1B					3	0	0	0	1	1	1						
25 Peter Bourjos, R (1,7) OBP: 0.108, SLG: 0.114								F8		3	0	0	0	1	1	1						
44 Kevan Smith, R (9, PH) ERA: 5.19								G6-3		1	0	1	0	0	0	0						
9 Tommy La Stella, L (9, PR) OBP: 0.328, SLG: 0.472								P3		0	0	0	0	0	0	0						
7 Zack Cozart, R (1,5) OBP: 0.143, SLG: 0.115	L9							K		3	0	0	1	0	1	1						
<b>Inning Stats</b>	R: 0 E: 0 K: 1 S: 11	H: 1 LOB: 1 BB: 0 P: 13	R: 0 E: 0 K: 2 S: 9	H: 1 LOB: 0 BB: 0 P: 13	R: 0 E: 0 K: 0 S: 5	H: 1 LOB: 2 BB: 1 P: 11	R: 0 E: 0 K: 1 S: 14	H: 2 LOB: 1 BB: 1 P: 21	R: 0 E: 0 K: 0 S: 8	H: 1 LOB: 0 BB: 0 P: 10	R: 0 E: 0 K: 1 S: 9	H: 0 LOB: 0 BB: 0 P: 11	R: 0 E: 0 K: 1 S: 8	H: 0 LOB: 0 BB: 0 P: 10	R: 2 E: 0 K: 0 S: 10	H: 2 LOB: 1 BB: 0 P: 16	R: 0 E: 0 K: 0 S: 7	H: 1 LOB: 0 BB: 0 P: 9	1B: 7 2B: 2 3B: 0 HR: 1	SF: 1 SAC: 0 DP: 2 HBP: 1	WP: 0 PB: 0 SB: 0 CS: 0	PA: 36
<b>PITCHER</b>	IP	WLS	BF	H	R	ER	SO	BB	IBB	HBP	BLK	WP	HR	S	P	ERA	WHIP					
7 Marco Gonzales, L (1,1) ERA: 3.32	7.0		29	8	3	3	6	2	0	0	0	0	1	68	96	3.86	1.429					
35 Cory Gearrin, R (8,1)	0.1		2	0	0	0	0	0	0	1	0	0	0	3	6	0.00	0.000					
59 Zac Rosscup, L (8,1) ERA: 2.7	0.2	W	1	0	0	0	0	0	0	0	0	0	0	3	3	0.00	0.000					
55 Roenis Elias, L (9,1) ERA: 2.63	1.0	S	4	1	0	0	0	0	0	0	0	0	0	7	9	0.00	1.000					

Seattle Mariners @ Los Angeles Angels  
 Angel Stadium, Anaheim, CA  
 Fri Apr 19 2019, 7:10 PM - 10:13 PM PDT  
 Att: 41,021 - Partly Cloudy - 64 F

livebaseballscorecards.com

AB 32  
 R 3  
 H 9  
 RBI 3  
 BB 2  
 SO 6  
 LOB 14













Batter	1	2	3	4	5	6	7	8	9	10	11	12	13	14	AB	R	H	RBI	BB	SO	LOB	TOP				
11 Brett Gardner, L OBP: 0.326, SLG: 0.443 (1, 8)															4	0	0	0	2	0	0					
45 Luke Voit, R OBP: 0.344, SLG: 0.432 (1, 3)															5	1	1	1	1	1	1					
25 Gleyber Torres, R OBP: 0.275, SLG: 0.429 (1, 9)															5	1	0	1	0	3	1					
77 Clint Frazier, R OBP: 0.342, SLG: 0.632 (1, 7)															6	1	1	0	0	2	3					
39 Mike Tauchman, L OBP: 0.295, SLG: 0.538 (1, 9)															6	0	0	0	0	2	2					
36 Mike Ford, L OBP: 0.316, SLG: 0.143 (1, 10)															4	0	0	0	2	1	0					
29 Gio Urshela, R OBP: 0.372, SLG: 0.405 (1, 5)															5	0	2	2	0	1	0					
66 Kyle Higashioka, R OBP: 0.188, SLG: 0.333 (1, 2)															6	1	1	0	0	3	4					
14 Tyler Wade, L OBP: 0.276, SLG: 0.192 (1, 4)															2	0	0	0	0	1	1					
26 DJ LeMahieu, R OBP: 0.353, SLG: 0.413 (8, 4)															3	0	0	0	0	0	0					
<b>Inning Stats</b>	R: 1 E: 0 K: 0 S: 10	H: 1 LOB: 0 BB: 0 P: 15	R: 0 E: 0 K: 0 S: 7	H: 0 LOB: 0 BB: 0 P: 10	R: 1 E: 0 K: 1 S: 11	H: 1 LOB: 1 BB: 2 P: 25	R: 0 E: 0 K: 0 S: 6	H: 0 LOB: 0 BB: 0 P: 9	R: 0 E: 0 K: 1 S: 8	H: 0 LOB: 0 BB: 0 P: 15	R: 0 E: 0 K: 2 S: 10	H: 0 LOB: 1 BB: 1 P: 16	R: 0 E: 0 K: 0 S: 11	H: 0 LOB: 0 BB: 0 P: 18	R: 1 E: 0 K: 0 S: 10	H: 1 LOB: 1 BB: 1 P: 16	R: 0 E: 0 K: 0 S: 8	H: 0 LOB: 0 BB: 0 P: 11	R: 1 E: 1 K: 4 S: 16	H: 1 LOB: 2 BB: 1 P: 25	1B: 2 2B: 2 3B: 0 HR: 1	SF: 2 SAC: 0 DP: 0 HBP: 0	WP: 2 PB: 0 SB: 2 CS: 0	PA: 53		
<b>PITCHER</b>	IP: 6.0 ERA: 8.03	WLS: 23 ERA: 4.06	BF: 3 ERA: 0.87	H: 3 ERA: 3.18	R: 2 ERA: 1.8	ER: 2 ERA: 3.00	SO: 2 ERA: 0.633	BB: 0 ERA: 0.000	IBB: 0 ERA: 1.000	HBP: 0 ERA: 0.000	BLK: 0 ERA: 0.000	WP: 0 ERA: 3.00	HR: 1 ERA: 0.333	S: 48 ERA: 0.633	P: 83 ERA: 0.500	WHIP: 0.833										
33 Matt Harvey, R ERA: 8.03	32 Cam Bedrosian, R ERA: 4.06	40 Luis Garcia, R ERA: 0.87	57 Hansel Robles, R ERA: 3.18	67 Taylor Cole, R ERA: 1.8	39 Luke Bard, R ERA: 4.15																					

New York Yankees @ Los Angeles Angels  
 Angel Stadium, Anaheim, CA  
 Mon Apr 22 2019, 7:08 PM - 11:43 PM PDT  
 Att: 35,403 - Partly Cloudy - 67 F

AB	46
R	4
H	5
RBI	4
BB	5
SO	14
LOB	12



Batter	1	2	3	4	5	6	7	8	9	10	11	12	13	14	AB	R	H	RBI	BB	SO	LOB	BOTTOM			
8 David Fletcher, R OBP: 0.250, SLG: 0.386 (1, 4)															3	0	0	0	0	1	1				
41 Jacob deGrom, R OBP: 0.174, SLG: 0.269 (8, 9)															4	0	1	0	2	2	0				
9 Tommy La Stella, L OBP: 0.328, SLG: 0.553 (14, 6)															6	0	0	0	1	0	2				
27 Mike Trout, R OBP: 0.523, SLG: 0.689 (1, 8)															5	0	0	0	1	0	2				
2 Andrelton Simmons, R OBP: 0.274, SLG: 0.376 (1, 6)															6	0	0	0	1	0	2				
5 Albert Pujols, R OBP: 0.337, SLG: 0.397 (1, 3)															5	0	0	0	1	2	2				
44 Kevan Smith, R OBP: 0.371, SLG: 0.433 (1, 10)															5	1	2	0	0	1	1				
25 Pater Scaurus, R OBP: 0.119, SLG: 0.125 (13, 4)															1	1	0	0	0	1	0				
20 Jonathan Lucroy, R OBP: 0.315, SLG: 0.357 (1, 2)															6	1	1	2	0	1	1				
56 Kole Calhoun, L OBP: 0.275, SLG: 0.375 (1, 9)															4	0	0	0	2	2	2				
7 Zack Cozart, R OBP: 0.159, SLG: 0.127 (1, 5)															4	0	1	0	0	0	1				
64 Félix Peña, R OBP: 0.119, SLG: 0.125 (12, PR)															0	0	0	0	0	0	0				
39 Luke Bard, R ERA: 4.15 (13, 1)															1	0	0	0	0	1	1				
53 Trevor Cahill, R ERA: 4.15 (14, PH)															5	0	2	1	0	1	1				
18 Brian Goodwin, L OBP: 0.433, SLG: 0.596 (1, 7)															5	0	2	1	0	1	1				
<b>Inning Stats</b>	R: 0 E: 0 K: 0 S: 6	H: 0 LOB: 0 BB: 0 P: 12	R: 2 E: 0 K: 1 S: 10	H: 2 LOB: 0 BB: 1 P: 16	R: 0 E: 0 K: 0 S: 9	H: 0 LOB: 1 BB: 1 P: 17	R: 0 E: 0 K: 0 S: 7	H: 0 LOB: 0 BB: 0 P: 10	R: 0 E: 0 K: 2 S: 9	H: 0 LOB: 0 BB: 0 P: 14	R: 0 E: 0 K: 1 S: 10	H: 0 LOB: 0 BB: 0 P: 14	R: 0 E: 0 K: 1 S: 7	H: 0 LOB: 2 BB: 2 P: 19	R: 0 E: 0 K: 1 S: 19	H: 0 LOB: 2 BB: 1 P: 27	R: 0 E: 0 K: 1 S: 8	H: 0 LOB: 0 BB: 0 P: 11	R: 0 E: 0 K: 2 S: 9	H: 0 LOB: 1 BB: 1 P: 12	1B: 6 2B: 0 3B: 0 HR: 1	SF: 0 SAC: 0 DP: 3 HBP: 1	WP: 0 PB: 0 SB: 2 CS: 0	PA: 53	
<b>PITCHER</b>	IP: 7.0 ERA: 5.96	WLS: 25 ERA: 2.77	BF: 7 ERA: 2.16	H: 2 ERA: 1.74	R: 0 ERA: 3.0	ER: 2 ERA: 9.00	SO: 5 ERA: 2.000	BB: 2 ERA: 2.000	IBB: 0 ERA: 1.000	HBP: 0 ERA: 0.000	BLK: 0 ERA: 19.000	WP: 0 ERA: 27.000	HR: 1 ERA: 2.000	S: 54 ERA: 9.000	P: 89 ERA: 2.57	WHIP: 0.714									
34 J.A. Happ, L ERA: 5.96	0 Adam Ottavino, R ERA: 2.77	48 Tommy Kahnle, R ERA: 2.16	85 Luis Cessa, R ERA: 1.74	54 Aroldis Chapman, L ERA: 3.0	56 Jonathan Holder, R ERA: 5.54																				

New York Yankees @ Los Angeles Angels  
 Angel Stadium, Anaheim, CA  
 Mon Apr 22 2019, 7:08 PM - 11:43 PM PDT  
 Att: 35,403 - Partly Cloudy - 67 F

AB	46
R	3
H	7
RBI	3
BB	6
SO	11
LOB	15









Batter	1	2	3	4	5	6	7	8	9	AB	R	H	RBI	BB	SO	LOB	TOP					
26 DJ LeMahieu, R OBP: 0.333, SLG: 0.400	K2-3		G1-3			1 SAFE X SL 82	SF7		1-2 1-H	4	1	2	3	0	1	0	<b>New York Yankees @ Los Angeles Angels</b> Angel Stadium, Anaheim, CA Wed Apr 24 2019, 7:10 PM - 10:37 PM PDT Att: 37,928 - Clear - 70 F					
45 Luke Voit, R OBP: 0.358, SLG: 0.494	11 FC4-6 BB			K		X SI 91	25 PB 1B		1-2 3-H	4	0	1	1	1	1	2						
11 Brett Gardner, L OBP: 0.337, SLG: 0.477	FC4-6			G4-3		B SL 80 B CH 86 X SL 93	P6		1-0 2-2	4	0	0	0	0	0	5						
24 Gary Sánchez, R OBP: 0.306, SLG: 0.667	K			K		F SL 82 B SL 81 S SL 84 X SL 91	K		0-3	4	0	0	0	0	4	3						
25 Gleyber Torres, R OBP: 0.280, SLG: 0.419		G6-3				B SL 80 X SL 90	G4-3		2-1	4	0	1	0	0	0	1						
36 Mike Ford, L OBP: 0.346, SLG: 0.350		K				S SL 82 B SL 83 C SL 83	39 BB 29 1B 14 BB		2-3	3	1	0	0	1	3	1						
29 Gio Urshela, R OBP: 0.347, SLG: 0.372			G4-3			F SL 91 B SL 92 X SL 96	14 BB 26 SF7 39 BB		1-2	4	1	1	0	0	1	1						
39 Mike Tauchman, L OBP: 0.321, SLG: 0.489				K		F SL 90 B SL 93 S SL 94	26 SF7 45 BB		1-0	3	1	0	0	1	2	1						
14 Tyler Wade, L OBP: 0.342, SLG: 0.242				K		C CH 85 B SL 83	11 L8-6 26 SF7		3-1	3	2	2	1	1	1	0						
						B SL 79 X SL 93	26 2B 1B		1-2 2-3 3-H	3	2	2	1	1	1	0						
<b>Inning Stats</b>	R: 0 H: 0 K: 2 S: 11	H: 0 LOB: 1 BB: 1 P: 20	R: 0 H: 0 K: 1 S: 7	H: 0 LOB: 0 BB: 0 P: 10	R: 0 H: 0 K: 2 S: 9	H: 0 LOB: 0 BB: 0 P: 12	R: 0 H: 0 K: 2 S: 7	H: 0 LOB: 0 BB: 0 P: 11	R: 0 H: 0 K: 2 S: 12	H: 1 LOB: 1 BB: 0 P: 21	R: 2 H: 3 K: 1 S: 14	H: 3 LOB: 1 BB: 0 P: 24	R: 3 H: 1 K: 0 S: 14	H: 1 LOB: 3 BB: 3 P: 30	R: 0 H: 0 K: 2 S: 8	H: 0 LOB: 0 BB: 0 P: 12	R: 1 H: 2 K: 1 S: 12	H: 2 LOB: 1 BB: 0 P: 18	1B: 6 2B: 2 3B: 0 HR: 0	SF: 1 SAC: 0 DP: 1 HBP: 0	WP: 0 PB: 1 SB: 2 CS: 0	PA: 38
<b>PITCHER</b>	IP WLS BF H R ER SO BB IBB HBP BLK WP HR S P ERA WHIP	IP WLS BF H R ER SO BB IBB HBP BLK WP HR S P ERA WHIP	IP WLS BF H R ER SO BB IBB HBP BLK WP HR S P ERA WHIP	IP WLS BF H R ER SO BB IBB HBP BLK WP HR S P ERA WHIP	IP WLS BF H R ER SO BB IBB HBP BLK WP HR S P ERA WHIP	IP WLS BF H R ER SO BB IBB HBP BLK WP HR S P ERA WHIP	IP WLS BF H R ER SO BB IBB HBP BLK WP HR S P ERA WHIP	IP WLS BF H R ER SO BB IBB HBP BLK WP HR S P ERA WHIP	IP WLS BF H R ER SO BB IBB HBP BLK WP HR S P ERA WHIP	IP WLS BF H R ER SO BB IBB HBP BLK WP HR S P ERA WHIP	IP WLS BF H R ER SO BB IBB HBP BLK WP HR S P ERA WHIP	IP WLS BF H R ER SO BB IBB HBP BLK WP HR S P ERA WHIP	IP WLS BF H R ER SO BB IBB HBP BLK WP HR S P ERA WHIP	IP WLS BF H R ER SO BB IBB HBP BLK WP HR S P ERA WHIP	IP WLS BF H R ER SO BB IBB HBP BLK WP HR S P ERA WHIP	IP WLS BF H R ER SO BB IBB HBP BLK WP HR S P ERA WHIP	IP WLS BF H R ER SO BB IBB HBP BLK WP HR S P ERA WHIP					
32 Cam Bedrosian, R ERA: 3.75	1.0	4	0	0	2	1	0	0	0	0	0	0	0	0	0	0	0.00	1.000				
64 Félix Peña, R ERA: 3.63	5.0	19	4	2	1	8	0	0	0	0	0	0	0	0	0	0	1.80	0.800				
40 Luis García, R ERA: 3.48	0.0	4	1	3	3	0	3	0	0	0	0	0	0	0	0	0	∞	∞				
31 Ty Buttrey, R ERA: 0.75	2.2	L 10	2	1	1	3	0	0	0	0	0	0	0	0	0	0	3.38	0.750				
57 Hansel Robles, R ERA: 3.09	0.1	1	0	0	0	0	0	0	0	0	0	0	0	0	0	0	0.00	0.000				
<b>Batter</b>	<b>1</b>	<b>2</b>	<b>3</b>	<b>4</b>	<b>5</b>	<b>6</b>	<b>7</b>	<b>8</b>	<b>9</b>	<b>AB</b>	<b>R</b>	<b>H</b>	<b>RBI</b>	<b>BB</b>	<b>SO</b>	<b>LOB</b>	<b>BOTTOM</b>					
6 David Fletcher, R OBP: 0.333, SLG: 0.380	F7		L9	L9			2 FC5 27 BB 1B		G5-3	5	0	1	0	0	0	2	<b>New York Yankees @ Los Angeles Angels</b> Angel Stadium, Anaheim, CA Wed Apr 24 2019, 7:10 PM - 10:37 PM PDT Att: 37,928 - Clear - 70 F					
27 Mike Trout, R OBP: 0.510, SLG: 0.636	F9		G4-3							3	0	0	0	1	1	0						
2 Andreion Simmons, R OBP: 0.282, SLG: 0.446	HR									4	2	2	2	0	1	2						
5 Albert Pujols, R OBP: 0.341, SLG: 0.387	1B									4	1	2	0	0	0	0						
18 Brian Goodwin, L OBP: 0.419, SLG: 0.594	G4-3									3	0	0	0	0	1	1						
20 Jonathan Lucroy, R OBP: 0.295, SLG: 0.333	K									4	1	0	0	0	1	2						
56 Kole Calhoun, L OBP: 0.273, SLG: 0.398	P5									4	1	1	3	0	1	0						
44 Kevan Smith, R OBP: 0.372, SLG: 0.432	F8									3	0	2	0	1	0	0						
25 Peter Bourjos, R OBP: 0.119, SLG: 0.125										0	0	0	0	0	0	0						
9 Tommy La Stella, L OBP: 0.320, SLG: 0.515	L4									4	0	0	0	0	0	3						
<b>Inning Stats</b>	R: 1 H: 2 K: 0 S: 10	H: 2 LOB: 1 BB: 0 P: 13	R: 0 H: 0 K: 1 S: 6	H: 0 LOB: 0 BB: 0 P: 9	R: 0 H: 0 K: 0 S: 11	H: 0 LOB: 0 BB: 0 P: 16	R: 4 H: 4 K: 0 S: 23	H: 4 LOB: 1 BB: 0 P: 36	R: 0 H: 0 K: 2 S: 10	H: 0 LOB: 0 BB: 0 P: 12	R: 0 H: 0 K: 0 S: 8	H: 0 LOB: 0 BB: 0 P: 10	R: 0 H: 2 K: 0 S: 10	H: 2 LOB: 1 BB: 3 P: 19	R: 0 H: 0 K: 1 S: 11	H: 0 LOB: 0 BB: 0 P: 16	R: 0 H: 0 K: 1 S: 8	H: 0 LOB: 1 BB: 1 P: 17	1B: 4 2B: 1 3B: 0 HR: 3	SF: 0 SAC: 1 DP: 1 HBP: 0	WP: 0 PB: 0 SB: 0 CS: 0	PA: 37
<b>PITCHER</b>	IP WLS BF H R ER SO BB IBB HBP BLK WP HR S P ERA WHIP	IP WLS BF H R ER SO BB IBB HBP BLK WP HR S P ERA WHIP	IP WLS BF H R ER SO BB IBB HBP BLK WP HR S P ERA WHIP	IP WLS BF H R ER SO BB IBB HBP BLK WP HR S P ERA WHIP	IP WLS BF H R ER SO BB IBB HBP BLK WP HR S P ERA WHIP	IP WLS BF H R ER SO BB IBB HBP BLK WP HR S P ERA WHIP	IP WLS BF H R ER SO BB IBB HBP BLK WP HR S P ERA WHIP	IP WLS BF H R ER SO BB IBB HBP BLK WP HR S P ERA WHIP	IP WLS BF H R ER SO BB IBB HBP BLK WP HR S P ERA WHIP	IP WLS BF H R ER SO BB IBB HBP BLK WP HR S P ERA WHIP	IP WLS BF H R ER SO BB IBB HBP BLK WP HR S P ERA WHIP	IP WLS BF H R ER SO BB IBB HBP BLK WP HR S P ERA WHIP	IP WLS BF H R ER SO BB IBB HBP BLK WP HR S P ERA WHIP	IP WLS BF H R ER SO BB IBB HBP BLK WP HR S P ERA WHIP	IP WLS BF H R ER SO BB IBB HBP BLK WP HR S P ERA WHIP	IP WLS BF H R ER SO BB IBB HBP BLK WP HR S P ERA WHIP						
52 CC Sabathia, L ERA: 2.4	5.0	22	6	5	4	3	0	0	0	0	0	0	0	0	0	0	0.00	1.000				
43 Jonathan Loáisiga, R ERA: 2.7	3.0	W 11	2	0	0	1	1	0	0	0	0	0	0	0	0	0	0.00	1.000				
54 Aroldis Chapman, L ERA: 2.7	1.0	S 4	0	0	0	1	1	0	0	0	0	0	0	0	0	0	0.00	1.000				



Batter	1	2	3	4	5	6	7	8	9	AB	R	H	RBI	BB	SO	LOB	TOP									
26 DJ LeMahieu, R OBP: 0.337, SLG: 0.400										5	0	2	1	0	1	1	<b>New York Yankees @ Los Angeles Angels</b> Angel Stadium, Anaheim, CA Thu Apr 25 2019, 6:08 PM - 9:56 PM PDT Att: 39,584 - Clear - 71 F									
45 Luke Voit, R OBP: 0.389, SLG: 0.500										5	1	3	0	0	1	4										
11 Brett Gardner, L OBP: 0.340, SLG: 0.467										4	1	1	1	1	0	3										
24 Gary Sánchez, R OBP: 0.315, SLG: 0.625										3	0	0	0	2	1	4										
39 Mike Tauchman, L OBP: 0.310, SLG: 0.449										4	0	0	0	1	2	5										
25 Gleyber Torres, R OBP: 0.310, SLG: 0.408										5	0	1	1	0	1	1										
36 Mike Ford, L OBP: 0.355, SLG: 0.304										3	1	0	0	1	1	2										
29 Gio Urshela, R OBP: 0.358, SLG: 0.435										3	1	1	1	1	0	4										
14 Tyler Wade, L OBP: 0.357, SLG: 0.250										3	1	1	0	1	1	2										
<b>Inning Stats</b>	R: 0 H: 1 E: 1 K: 2 S: 10	H: 1 LOB: 1 BB: 0 P: 14	R: 0 H: 0 E: 0 K: 0 S: 10	H: 0 LOB: 1 BB: 21 P: 21	R: 1 H: 2 E: 0 K: 0 S: 15	H: 2 LOB: 2 BB: 1 P: 27	R: 1 H: 1 E: 0 K: 0 S: 11	H: 1 LOB: 2 BB: 1 P: 21	R: 2 H: 3 E: 0 K: 1 S: 19	LOB: 3 BB: 1 P: 31	R: 0 H: 1 E: 0 K: 0 S: 9	H: 1 LOB: 1 BB: 0 P: 14	R: 0 H: 0 E: 0 K: 2 S: 10	H: 0 LOB: 0 BB: 13 P: 13	R: 1 H: 1 E: 0 K: 2 S: 15	H: 1 LOB: 3 BB: 3 P: 29	R: 0 H: 0 E: 0 K: 1 S: 7	H: 0 LOB: 0 BB: 0 P: 11	1B: 8 2B: 0 3B: 0 HR: 1	SF: 0 SAC: 0 DP: 1 HBP: 1	WP: 1 PB: 1 SB: 5 CS: 0	PA: 43				
<b>PITCHER</b>	IP	WLS	BF	H	R	ER	SO	BB	IBB	HBP	BLK	WP	HR	S	P	ERA	WHIP									
53 Trevor Cahill, R ERA: 5.93	4.0		22	6	4	4	2	4	0	1	0	0	1	0	15	21	9.00	2.500								
38 Justin Anderson, R ERA: 2.35	1.0		4	1	0	0	1	0	0	0	0	0	0	1	19	27	0.00	1.000								
24 Noé Ramirez, R ERA: 3.65	2.0	W	7	1	0	0	2	0	0	0	0	0	0	0	19	27	0.00	0.500								
37 Cody Allen, R ERA: 6.0	0.2		6	1	1	1	2	3	0	0	0	0	0	11	25	13.50	6.000									
57 Hansel Robles, R ERA: 3.0	0.1		1	0	0	0	0	0	0	0	0	0	0	4	4	0.00	0.000									
60 Matt Ramsey, R ERA:	1.0		3	0	0	0	1	0	0	0	0	0	0	7	11	0.00	0.000									

Batter	1	2	3	4	5	6	7	8	9	AB	R	H	RBI	BB	SO	LOB	BOTTOM								
56 Kole Calhoun, L OBP: 0.279, SLG: 0.424										4	2	1	2	1	2	0	<b>New York Yankees @ Los Angeles Angels</b> Angel Stadium, Anaheim, CA Thu Apr 25 2019, 6:08 PM - 9:56 PM PDT Att: 39,584 - Clear - 71 F								
27 Mike Trout, R OBP: 0.515, SLG: 0.623										3	1	1	0	2	0	0									
41 Justin Bour, L OBP: 0.291, SLG: 0.319										5	0	0	0	0	2	4									
2 Andrelton Simmons, R OBP: 0.290, SLG: 0.448										4	0	2	1	0	0	1									
18 Brian Goodwin, L OBP: 0.423, SLG: 0.576										2	2	0	0	2	0	1									
20 Jonathan Lucroy, R OBP: 0.395, SLG: 0.333										3	2	1	0	1	0	1									
9 Tommy La Stella, L OBP: 0.329, SLG: 0.551										3	3	1	2	1	0	3									
6 David Fletcher, R OBP: 0.341, SLG: 0.410										4	0	2	5	0	0	0									
4 Luis Rengifo, S OBP: 0.250, SLG: 0.250										4	1	1	0	0	1	2									
<b>Inning Stats</b>	R: 0 H: 0 E: 0 K: 1 S: 10	H: 0 LOB: 1 BB: 1 P: 18	R: 0 H: 0 E: 0 K: 0 S: 7	H: 0 LOB: 0 BB: 0 P: 10	R: 0 H: 2 E: 1 K: 1 S: 8	H: 2 LOB: 1 BB: 0 P: 16	R: 4 H: 4 E: 0 K: 0 S: 18	H: 4 LOB: 0 BB: 0 P: 22	R: 2 H: 1 E: 0 K: 1 S: 13	LOB: 1 BB: 2 P: 25	R: 5 H: 2 E: 1 K: 1 S: 24	H: 2 LOB: 4 BB: 4 P: 48	R: 0 H: 0 E: 0 K: 1 S: 6	H: 0 LOB: 0 BB: 0 P: 10	1B: 6 2B: 1 3B: 1 HR: 2	SF: 0 SAC: 0 DP: 1 HBP: 0	WP: 1 PB: 2 SB: 1 CS: 1	PA: 39							
<b>PITCHER</b>	IP	WLS	BF	H	R	ER	SO	BB	IBB	HBP	BLK	WP	HR	S	P	ERA	WHIP								
19 Masahiro Tanaka, R ERA: 3.6	5.2	L	25	6	6	5	2	3	0	0	0	0	0	6	10	0.00	3.000								
56 Jonathan Holder, R ERA: 5.4	0.1		2	1	0	0	1	0	0	0	0	0	0	6	10	0.00	3.000								
71 Stephen Tarpley, L ERA: 10.8	0.1		3	0	2	2	1	2	0	0	0	1	0	8	18	54.00	6.000								
74 Joe Harvey, R ERA: 6.35	0.2		6	2	3	3	0	2	0	0	0	0	0	16	30	40.50	6.000								
48 Tommy Kahnle, R ERA: 1.93	1.0		3	0	0	0	1	0	0	0	0	0	0	6	10	0.00	0.000								









Batter	1	2	3	4	5	6	7	8	9	AB	R	H	RBI	BB	SO	LOB	TOP							
56 Kole Calhoun, L OBP: 0.301, SLG: 0.470											5	1	2	0	0	0	2	<b>Los Angeles Angels @ Kansas City Royals</b> Kauffman Stadium, Kansas City, MO Sat Apr 27 2019, 6:18 PM - 9:56 PM CDT Att: 18,755 - Partly Cloudy - 56 F						
27 Mike Trout, R OBP: 0.495, SLG: 0.590											4	0	1	2	1	1								
41 Justin Bour, L OBP: 0.274, SLG: 0.297											5	0	0	0	0	3	4							
2 Andrelton Simmons, R OBP: 0.293, SLG: 0.442										3	1	1	0	1	0	0								
5 Albert Pujols, R OBP: 0.323, SLG: 0.398										4	0	0	0	0	1	3								
18 Brian Goodwin, L OBP: 0.293, SLG: 0.556											3	1	1	0	1	1	0							
20 Jonathan Lucroy, R OBP: 0.314, SLG: 0.325											2	1	0	0	1	0	1							
9 Tommy La Stella, L OBP: 0.349, SLG: 0.556											3	0	2	2	1	1	1							
4 Luis Rengifo, S OBP: 0.417, SLG: 0.444											3	0	0	0	1	1	5							
<b>Inning Stats</b>	R: 1 H: 2 E: 0 K: 0 S: 9	H: 2 LOB: 1 BB: 1 P: 20	R: 0 H: 1 E: 0 K: 0 S: 10	H: 1 LOB: 1 BB: 0 P: 17	R: 0 H: 0 E: 0 K: 1 S: 6	H: 0 LOB: 0 BB: 0 P: 10	R: 3 H: 3 E: 0 K: 2 S: 17	H: 3 LOB: 3 BB: 3 P: 41	R: 0 H: 0 E: 0 K: 1 S: 8	H: 0 LOB: 2 BB: 0 P: 13	R: 0 H: 0 E: 0 K: 1 S: 10	H: 0 LOB: 2 BB: 2 P: 23	R: 0 H: 0 E: 0 K: 0 S: 8	H: 0 LOB: 0 BB: 0 P: 12	R: 0 H: 1 E: 0 K: 2 S: 13	H: 1 LOB: 1 BB: 0 P: 19	R: 0 H: 0 E: 0 K: 1 S: 11		H: 0 LOB: 0 BB: 0 P: 15	1B: 5 2B: 2 3B: 0 HR: 0	SF: 0 SAC: 0 DP: 2 HBP: 1	WP: 0 PB: 0 SB: 0 CS: 0	PA: 39	
<b>PITCHER</b>	IP WLS BF H R ER SO BB IBB HBP BLK WP HR S P ERA WHIP	3.2 19 6 4 4 2 3 0 1 0 0 0 37 77 9.82 2.455	1.2 W 8 0 0 0 2 3 0 0 0 0 0 18 39 0.00 1.800	1.2 5 0 0 0 1 0 0 0 0 0 0 13 20 0.00 0.000	1.0 4 1 0 0 2 0 0 0 0 0 0 13 19 0.00 1.000	1.0 3 0 0 0 1 0 0 0 0 0 0 11 15 0.00 0.000																		

Batter	1	2	3	4	5	6	7	8	9	AB	R	H	RBI	BB	SO	LOB	BOTTOM					
15 Whit Merrifield, R OBP: 0.355, SLG: 0.509										4	0	1	0	1	1	2	<b>Los Angeles Angels @ Kansas City Royals</b> Kauffman Stadium, Kansas City, MO Sat Apr 27 2019, 6:18 PM - 9:56 PM CDT Att: 18,755 - Partly Cloudy - 56 F					
27 Adalberto Mondesi, S OBP: 0.310, SLG: 0.565										5	2	3	1	0	0	1						
4 Alex Gordon, L OBP: 0.400, SLG: 0.557										3	2	1	0	2	1	3						
17 Hunter Dozier, R OBP: 0.442, SLG: 0.713										5	1	4	4	0	0	1						
66 Ryan O'Hearn, L OBP: 0.308, SLG: 0.368										5	2	2	1	0	2	3						
12 Jorge Soler, R OBP: 0.298, SLG: 0.476											5	1	2	0	0	1		2				
47 Kelvin Gutiérrez, R OBP: 0.500, SLG: 0.333											3	0	1	2	1	1		2				
16 Martín Maldonado, R OBP: 0.266, SLG: 0.268											4	0	1	1	0	0		3				
6 Billy Hamilton, S OBP: 0.298, SLG: 0.284											2	1	0	0	0	1		3				
2 Chris Owings, R OBP: 0.229, SLG: 0.284											2	0	0	0	0	0		0				
<b>Inning Stats</b>	R: 0 H: 0 E: 0 K: 0 S: 10	H: 0 LOB: 1 BB: 1 P: 18	R: 1 H: 2 E: 0 K: 1 S: 17	H: 2 LOB: 1 BB: 1 P: 30	R: 6 H: 8 E: 0 K: 0 S: 26	H: 8 LOB: 2 BB: 0 P: 36	R: 0 H: 2 E: 0 K: 2 S: 14	H: 2 LOB: 2 BB: 0 P: 24	R: 2 H: 2 E: 0 K: 2 S: 18	H: 2 LOB: 1 BB: 1 P: 29	R: 0 H: 0 E: 0 K: 1 S: 7	H: 0 LOB: 0 BB: 0 P: 13	R: 0 H: 0 E: 0 K: 1 S: 10	H: 0 LOB: 1 BB: 1 P: 21	R: 0 H: 1 E: 0 K: 0 S: 6	H: 1 LOB: 0 BB: 0 P: 10	1B: 11 2B: 2 3B: 2 HR: 0	SF: 0 SAC: 0 DP: 1 HBP: 0	WP: 0 PB: 0 SB: 0 CS: 0	PA: 42		
<b>PITCHER</b>	IP WLS BF H R ER SO BB IBB HBP BLK WP HR S P ERA WHIP	1.0 16 10 7 7 1 1 0 0 0 0 0 42 64 37.80 6.600	2.1 L 12 4 2 2 4 1 0 0 0 0 0 33 55 7.71 2.143	2.0 7 0 0 0 2 1 0 0 0 0 0 17 34 0.00 0.500	1.0 3 1 0 0 0 0 0 0 0 0 0 6 10 0.00 1.000																	





Batter	1	2	3	4	5	6	7	8	9	AB	R	H	RBI	BB	SO	LOB	TOP			
56 Kole Calhoun, L OBP: 0.291, SLG: 0.452	G5-3	K			F9			E1		4	0	0	0	0	1	0	<b>Los Angeles Angels @ Kansas City Royals</b> Kauffman Stadium, Kansas City, MO Sun Apr 28 2019, 1:16 PM - 4:18 PM CDT Att: 21,549 - Overcast - 52 F <a href="http://livebaseballscorecards.com">livebaseballscorecards.com</a>			
27 Mike Trout, R OBP: 0.496, SLG: 0.585	1B				F8			G4-3		4	2	2	0	0	0	1				
18 Brian Goodwin, L OBP: 0.422, SLG: 0.539					F9					4	1	1	0	0	1	1				
25 Peter Bourjos, R OBP: 0.109, SLG: 0.114	1B							K		0	0	0	0	0	0	0				
2 Andrelton Simmons, R OBP: 0.300, SLG: 0.444	1B									4	1	2	1	0	0	0				
5 Albert Pujols, R OBP: 0.330, SLG: 0.414										4	0	2	2	0	1	1				
44 Kevan Smith, R OBP: 0.362, SLG: 0.415	1B									0	1	0	0	0	0	0				
9 Tommy La Stella, L OBP: 0.349, SLG: 0.541	2B									2	0	0	1	0	0	1				
6 David Fletcher, R OBP: 0.351, SLG: 0.409	G4-3				CS	G5-3				1	1	1	0	0	0	0				
20 Jonathan Lucroy, R OBP: 0.311, SLG: 0.313	G4-3					F7				3	0	0	0	1	0	3				
41 Justin Bour, L OBP: 0.273, SLG: 0.333		P5				K				4	1	1	3	0	1	2				
4 Luis Rengifo, S OBP: 0.313, SLG: 0.308	G6-3					G3-1				4	0	0	0	0	1	2				
<b>Inning Stats</b>	R: 3 H: 4 E: 0 K: 0 S: 16	H: 4 LOB: 1 BB: 0 P: 27	R: 0 H: 0 E: 0 K: 1 S: 12	H: 0 LOB: 0 BB: 0 P: 18	R: 1 H: 2 E: 0 K: 1 S: 10	H: 2 LOB: 0 BB: 0 P: 16	R: 0 H: 0 E: 0 K: 1 S: 7	H: 0 LOB: 0 BB: 0 P: 10	R: 0 H: 0 E: 0 K: 0 S: 8	H: 0 LOB: 0 BB: 0 P: 14	R: 0 H: 0 E: 0 K: 0 S: 10	H: 0 LOB: 1 BB: 1 P: 22	R: 0 H: 0 E: 1 K: 1 S: 10	H: 0 LOB: 0 BB: 0 P: 13	R: 3 H: 3 E: 0 K: 1 S: 18	H: 3 LOB: 1 BB: 0 P: 27	1B: 7 2B: 2 3B: 0 HR: 1	SF: 0 SAC: 0 DP: 2 HBP: 1	WP: 1 PB: 0 SB: 1 CS: 1	PA: 37
<b>PITCHER</b>	IP WLS BF H R ER SO BB IBB HBP BLK WP HR S P ERA WHIP	IP WLS BF H R ER SO BB IBB HBP BLK WP HR S P ERA WHIP	IP WLS BF H R ER SO BB IBB HBP BLK WP HR S P ERA WHIP	IP WLS BF H R ER SO BB IBB HBP BLK WP HR S P ERA WHIP	IP WLS BF H R ER SO BB IBB HBP BLK WP HR S P ERA WHIP	IP WLS BF H R ER SO BB IBB HBP BLK WP HR S P ERA WHIP	IP WLS BF H R ER SO BB IBB HBP BLK WP HR S P ERA WHIP	IP WLS BF H R ER SO BB IBB HBP BLK WP HR S P ERA WHIP	IP WLS BF H R ER SO BB IBB HBP BLK WP HR S P ERA WHIP	IP WLS BF H R ER SO BB IBB HBP BLK WP HR S P ERA WHIP	IP WLS BF H R ER SO BB IBB HBP BLK WP HR S P ERA WHIP	IP WLS BF H R ER SO BB IBB HBP BLK WP HR S P ERA WHIP	IP WLS BF H R ER SO BB IBB HBP BLK WP HR S P ERA WHIP	IP WLS BF H R ER SO BB IBB HBP BLK WP HR S P ERA WHIP	IP WLS BF H R ER SO BB IBB HBP BLK WP HR S P ERA WHIP	IP WLS BF H R ER SO BB IBB HBP BLK WP HR S P ERA WHIP	IP WLS BF H R ER SO BB IBB HBP BLK WP HR S P ERA WHIP			
21 Homer Bailey, R ERA: 5.7	6.0	L	23	6	4	4	3	0	0	0	0	0	0	0	60	98	6.00	1.000		
55 Richard Lovelady, L ERA: 5.14	2.0	H	7	0	0	0	1	1	0	0	1	0	0	20	35	0.00	0.500			
48 Ben Lively, R ERA: 27.0	1.0	H	6	3	3	3	1	0	0	0	0	0	0	1	18	27	27.00	3.000		

Batter	1	2	3	4	5	6	7	8	9	AB	R	H	RBI	BB	SO	LOB	BOTTOM			
15 Whit Merrifield, R OBP: 0.349, SLG: 0.496	L9				K					5	1	1	0	0	1	3	<b>Los Angeles Angels @ Kansas City Royals</b> Kauffman Stadium, Kansas City, MO Sun Apr 28 2019, 1:16 PM - 4:18 PM CDT Att: 21,549 - Overcast - 52 F <a href="http://livebaseballscorecards.com">livebaseballscorecards.com</a>			
27 Adalberto Mondesi, S OBP: 0.306, SLG: 0.486	K				F8					4	0	0	0	1	2	2				
4 Alex Gordon, L OBP: 0.408, SLG: 0.560	2B									3	1	1	0	1	1	2				
17 Hunter Dozier, R OBP: 0.444, SLG: 0.699	G6-3									3	0	1	1	1	0	2				
66 Ryan O'Hearn, L OBP: 0.295, SLG: 0.350										4	0	0	0	0	1	5				
12 Jorge Soler, R OBP: 0.294, SLG: 0.462	G6-3									3	0	0	1	0	1	2				
47 Kelvin Gutiérrez, R OBP: 0.500, SLG: 0.429	G6-3									4	1	2	0	0	1	1				
2 Chris Owings, R OBP: 0.230, SLG: 0.283	G6-3									4	0	1	0	0	0	1				
36 Cam Gallagher, R OBP: 0.185, SLG: 0.154	BB									3	0	0	0	1	0	3				
<b>Inning Stats</b>	R: 0 H: 1 E: 0 K: 1 S: 8	H: 0 LOB: 0 BB: 0 P: 13	R: 0 H: 0 E: 0 K: 0 S: 7	H: 0 LOB: 0 BB: 0 P: 11	R: 0 H: 0 E: 0 K: 0 S: 6	H: 0 LOB: 1 BB: 1 P: 12	R: 1 H: 0 E: 0 K: 2 S: 12	H: 0 LOB: 1 BB: 1 P: 24	R: 0 H: 0 E: 0 K: 1 S: 6	H: 0 LOB: 0 BB: 0 P: 9	R: 0 H: 0 E: 0 K: 0 S: 6	H: 0 LOB: 1 BB: 1 P: 14	R: 0 H: 1 E: 0 K: 1 S: 8	H: 1 LOB: 0 BB: 0 P: 12	R: 1 H: 2 E: 0 K: 2 S: 13	H: 2 LOB: 2 BB: 0 P: 18		1B: 5 2B: 1 3B: 0 HR: 0	SF: 1 SAC: 0 DP: 0 HBP: 1	WP: 2 PB: 0 SB: 0 CS: 0
<b>PITCHER</b>	IP WLS BF H R ER SO BB IBB HBP BLK WP HR S P ERA WHIP	IP WLS BF H R ER SO BB IBB HBP BLK WP HR S P ERA WHIP	IP WLS BF H R ER SO BB IBB HBP BLK WP HR S P ERA WHIP	IP WLS BF H R ER SO BB IBB HBP BLK WP HR S P ERA WHIP	IP WLS BF H R ER SO BB IBB HBP BLK WP HR S P ERA WHIP	IP WLS BF H R ER SO BB IBB HBP BLK WP HR S P ERA WHIP	IP WLS BF H R ER SO BB IBB HBP BLK WP HR S P ERA WHIP	IP WLS BF H R ER SO BB IBB HBP BLK WP HR S P ERA WHIP	IP WLS BF H R ER SO BB IBB HBP BLK WP HR S P ERA WHIP	IP WLS BF H R ER SO BB IBB HBP BLK WP HR S P ERA WHIP	IP WLS BF H R ER SO BB IBB HBP BLK WP HR S P ERA WHIP	IP WLS BF H R ER SO BB IBB HBP BLK WP HR S P ERA WHIP	IP WLS BF H R ER SO BB IBB HBP BLK WP HR S P ERA WHIP	IP WLS BF H R ER SO BB IBB HBP BLK WP HR S P ERA WHIP	IP WLS BF H R ER SO BB IBB HBP BLK WP HR S P ERA WHIP	IP WLS BF H R ER SO BB IBB HBP BLK WP HR S P ERA WHIP	IP WLS BF H R ER SO BB IBB HBP BLK WP HR S P ERA WHIP			
33 Matt Harvey, R ERA: 6.54	7.0	W	27	2	1	1	1	2	0	0	0	0	0	13	18	9.00	2.000			
31 Ty Buttrey, R ERA: 1.39	1.0	H	6	2	1	1	2	0	0	0	0	0	0	13	18	9.00	2.000			
57 Hansel Robles, R ERA: 3.46	1.0	H	6	2	1	1	0	1	0	0	0	0	0	19	30	9.00	3.000			





Batter	1	2	3	4	5	6	7	8	9	AB	R	H	RBI	BB	SO	LOB	TOP			
5 Eric Sogard, L (1,4) OBP: 0.358, SLG: 0.698 28 Billy McKinney, L (5, FH) OBP: 0.278, SLG: 0.337	G6-3			G4-3	G6-3		P6			2	0	0	0	0	0	0	Toronto Blue Jays @ Los Angeles Angels Angel Stadium, Anaheim, CA Tue Apr 30 2019, 7:09 PM - 10:04 PM PDT Att: 38,797 - Partly Cloudy - 63 F			
16 Freddy Galvis, S (1,6) OBP: 0.333, SLG: 0.510	F7			14 BB 27 WP 1B	G4-3			K		4	1	1	0	0	1	0				
15 Randal Grichuk, R (1,8) OBP: 0.303, SLG: 0.418	G6-3			27 WP 14 BB 1B				P2		4	0	2	0	0	0	0				
14 Justin Smoak, S (1,10) OBP: 0.385, SLG: 0.462				27 WP BB	F8			L9		3	0	0	0	1	1	1				
27 Vladimir Guerrero Jr., R (1,5) OBP: 0.353, SLG: 0.286 1 ALEN HANSON, S (9, PR) OBP: 0.244, SLG: 0.175				G6-3				44 G6-3 BB		2	0	0	0	2	1	2				
44 Rowdy Tellez, L (1,3) OBP: 0.291, SLG: 0.455				1-2 3-4				G6-3		4	0	0	0	0	3	5				
3 Brandon Drury, R (1,9) OBP: 0.284, SLG: 0.440								K		4	1	1	1	0	2	3				
37 Teoscar Hernández, R (1,7) OBP: 0.291, SLG: 0.337					HR			G1-3												
21 Luke Maile, R (1,2) OBP: 0.216, SLG: 0.265					L9			K		3	1	1	0	0	2	0				
					2B			P6		3	0	0	0	0	0	1				
<b>Inning Stats</b>	R: 0 E: 0 K: 0 S: 6	H: 0 LOB: 0 BB: 0 P: 12	R: 0 E: 0 K: 3 S: 13	H: 0 LOB: 0 BB: 0 P: 21	R: 0 E: 0 K: 2 S: 8	H: 0 LOB: 0 BB: 0 P: 15	R: 1 E: 0 K: 1 S: 15	H: 2 LOB: 2 BB: 1 P: 26	R: 2 E: 0 K: 0 S: 11	H: 2 LOB: 0 BB: 0 P: 13	R: 0 E: 0 K: 1 S: 10	H: 1 LOB: 2 BB: 1 P: 18	R: 0 E: 0 K: 1 S: 7	H: 0 LOB: 0 BB: 0 P: 12	R: 0 E: 0 K: 1 S: 8	H: 0 LOB: 1 BB: 1 P: 11	1B: 3 2B: 1 3B: 0 HR: 1	SF: 0 SAC: 0 DP: 1 HBP: 0	WP: 1 PB: 0 SB: 0 CS: 0	PA: 34
<b>PITCHER</b>	IP WLS BF H R ER SO BB IBB HBP BLK WP HR S P ERA WHIP	IP WLS BF H R ER SO BB IBB HBP BLK WP HR S P ERA WHIP	IP WLS BF H R ER SO BB IBB HBP BLK WP HR S P ERA WHIP	IP WLS BF H R ER SO BB IBB HBP BLK WP HR S P ERA WHIP	IP WLS BF H R ER SO BB IBB HBP BLK WP HR S P ERA WHIP	IP WLS BF H R ER SO BB IBB HBP BLK WP HR S P ERA WHIP	IP WLS BF H R ER SO BB IBB HBP BLK WP HR S P ERA WHIP	IP WLS BF H R ER SO BB IBB HBP BLK WP HR S P ERA WHIP	IP WLS BF H R ER SO BB IBB HBP BLK WP HR S P ERA WHIP	IP WLS BF H R ER SO BB IBB HBP BLK WP HR S P ERA WHIP	IP WLS BF H R ER SO BB IBB HBP BLK WP HR S P ERA WHIP	IP WLS BF H R ER SO BB IBB HBP BLK WP HR S P ERA WHIP	IP WLS BF H R ER SO BB IBB HBP BLK WP HR S P ERA WHIP	IP WLS BF H R ER SO BB IBB HBP BLK WP HR S P ERA WHIP	IP WLS BF H R ER SO BB IBB HBP BLK WP HR S P ERA WHIP	IP WLS BF H R ER SO BB IBB HBP BLK WP HR S P ERA WHIP	IP WLS BF H R ER SO BB IBB HBP BLK WP HR S P ERA WHIP			
47 Griffin Canning, R (1,1) ERA: 6.23	4.1	18	4	3	3	6	1	0	0	0	0	1	1	49	82	6.23	1.154			
32 Cam Bedrosian, R (5,1) ERA: 2.97	1.2	7	1	0	0	1	1	0	0	0	0	0	0	14	23	0.00	1.200			
38 Justin Anderson, R (7,1) ERA: 2.79	1.0	3	0	0	0	1	0	0	0	0	0	0	0	7	12	0.00	0.000			
31 Ty Buttrey, R (8,1) ERA: 1.29	1.0	W	3	0	0	0	0	0	0	0	0	0	0	8	11	0.00	0.000			
57 Hansel Robles, R (9,1) ERA: 3.21	1.0	S	3	0	0	0	1	0	0	0	0	0	0	6	11	0.00	1.000			

Batter	1	2	3	4	5	6	7	8	9	AB	R	H	RBI	BB	SO	LOB	BOTTOM			
56 Kole Calhoun, L (1,9) OBP: 0.281, SLG: 0.435	L3			F7			K			4	0	0	0	0	1	2	Toronto Blue Jays @ Los Angeles Angels Angel Stadium, Anaheim, CA Tue Apr 30 2019, 7:09 PM - 10:04 PM PDT Att: 38,797 - Partly Cloudy - 63 F			
27 Mike Trout, R (1,8) OBP: 0.487, SLG: 0.565	P3			18 BB 1B IBB				L7		3	0	0	0	1	1	0				
18 Brian Goodwin, L (1,7) OBP: 0.426, SLG: 0.575 25 Peter Bourjos, R (9,7) OBP: 0.109, SLG: 0.114								K		4	1	2	1	0	2	0				
								HR		0	0	0	0	0	0	0				
2 Andrelton Simmons, R (1,6) OBP: 0.306, SLG: 0.446								G6-3		4	1	2	0	0	0	0				
5 Albert Pujols, R (1,10) OBP: 0.318, SLG: 0.396								P3		4	0	0	0	0	0	2				
9 Tommy La Stella, L (1,5) OBP: 0.352, SLG: 0.539 6 David Fletcher, R (9,5) OBP: 0.351, SLG: 0.409								P6		2	1	1	1	0	0	0				
								P4		0	0	0	0	0	0	0				
20 Jonathan Lucroy, R (1,2) OBP: 0.312, SLG: 0.349								K		3	1	1	2	0	1	2				
41 Justin Bour, L (1,3) OBP: 0.275, SLG: 0.325										2	0	0	0	1	1	0				
4 Luis Rengifo, S (1,4) OBP: 0.316, SLG: 0.375								L9		3	0	1	0	0	0	1				
<b>Inning Stats</b>	R: 0 E: 0 K: 1 S: 6	H: 0 LOB: 0 BB: 0 P: 12	R: 0 E: 0 K: 0 S: 11	H: 1 LOB: 1 BB: 0 P: 18	R: 0 E: 0 K: 0 S: 16	H: 1 LOB: 2 BB: 2 P: 29	R: 3 E: 0 K: 0 S: 17	H: 4 LOB: 1 BB: 0 P: 25	R: 0 E: 0 K: 2 S: 8	H: 0 LOB: 0 BB: 0 P: 11	R: 0 E: 0 K: 1 S: 7	H: 0 LOB: 0 BB: 0 P: 13	R: 0 E: 0 K: 2 S: 7	H: 0 LOB: 0 BB: 0 P: 11	R: 1 E: 0 K: 0 S: 8	H: 1 LOB: 0 BB: 0 P: 14	1B: 4 2B: 1 3B: 0 HR: 2	SF: 0 SAC: 0 DP: 1 HBP: 0	WP: 1 PB: 0 SB: 1 CS: 0	PA: 32
<b>PITCHER</b>	IP WLS BF H R ER SO BB IBB HBP BLK WP HR S P ERA WHIP	IP WLS BF H R ER SO BB IBB HBP BLK WP HR S P ERA WHIP	IP WLS BF H R ER SO BB IBB HBP BLK WP HR S P ERA WHIP	IP WLS BF H R ER SO BB IBB HBP BLK WP HR S P ERA WHIP	IP WLS BF H R ER SO BB IBB HBP BLK WP HR S P ERA WHIP	IP WLS BF H R ER SO BB IBB HBP BLK WP HR S P ERA WHIP	IP WLS BF H R ER SO BB IBB HBP BLK WP HR S P ERA WHIP	IP WLS BF H R ER SO BB IBB HBP BLK WP HR S P ERA WHIP	IP WLS BF H R ER SO BB IBB HBP BLK WP HR S P ERA WHIP	IP WLS BF H R ER SO BB IBB HBP BLK WP HR S P ERA WHIP	IP WLS BF H R ER SO BB IBB HBP BLK WP HR S P ERA WHIP	IP WLS BF H R ER SO BB IBB HBP BLK WP HR S P ERA WHIP	IP WLS BF H R ER SO BB IBB HBP BLK WP HR S P ERA WHIP	IP WLS BF H R ER SO BB IBB HBP BLK WP HR S P ERA WHIP	IP WLS BF H R ER SO BB IBB HBP BLK WP HR S P ERA WHIP	IP WLS BF H R ER SO BB IBB HBP BLK WP HR S P ERA WHIP	IP WLS BF H R ER SO BB IBB HBP BLK WP HR S P ERA WHIP			
36 Clay Buchholz, R (1,1) ERA: 4.79	5.0	22	6	3	3	3	1	1	0	0	0	0	0	58	95	5.40	1.400			
43 Sam Gaviglio, R (6,1) ERA: 0.95	1.0	3	0	0	0	1	0	0	0	0	0	0	0	7	13	0.00	0.000			
58 Tim Mayza, L (7,1) ERA: 5.56	1.0	3	0	0	0	2	0	0	0	0	0	0	0	7	11	0.00	0.000			
52 Ryan Tepera, R (8,1) ERA: 6.75	1.0	L	4	1	1	1	0	0	0	0	1	8	14	9.00	1.000					







Batter	1	2	3	4	5	6	7	8	9	AB	R	H	RBI	BB	SO	LOB	TOP								
5 Eric Sogard, L (1,4) OBP: 0.342, SLG: 0.652	L5		F7					L1-6-3		3	1	0	0	1	0	1	<b>Toronto Blue Jays @ Los Angeles Angels</b> Angel Stadium, Anaheim, CA Thu May 02 2019, 7:11 PM - 10:11 PM PDT Att: 40,064 - Clear - 67 F <a href="http://livebaseballscorecards.com">livebaseballscorecards.com</a>								
16 Freddy Galvis, S (1,6) OBP: 0.306, SLG: 0.487	K			G6-3		G6-3		K		4	0	0	0	0	2	1									
15 Randal Grichuk, R (1,8) OBP: 0.307, SLG: 0.449	K			G1-3						4	0	2	1	0	1	0									
14 Justin Smoak, S (1,3) OBP: 0.385, SLG: 0.459		L8			G6-3					3	0	1	0	1	0	0									
3 Brandon Drury, R (1,5) OBP: 0.254, SLG: 0.426		K								4	1	1	0	0	2	4									
44 Rowdy Tellez, L (1,10) OBP: 0.319, SLG: 0.512		L3								4	0	2	0	0	1	0									
37 Teoscar Hernández, R (1,7) OBP: 0.279, SLG: 0.313										3	0	0	1	1	1	2									
9 Danny Jansen, R (1,2) OBP: 0.266, SLG: 0.247										3	0	0	0	0	2	3									
28 Billy McKinney, L (9,PH) OBP: 0.263, SLG: 0.318										1	0	0	0	0	1	0									
1 Alen Hanson, S (1,9) OBP: 0.229, SLG: 0.163				F8						3	0	0	0	0	1	3									
<b>Inning Stats</b>	R: 0 E: 0 K: 2 S: 10	H: 0 LOB: 0 BB: 0 P: 15	R: 0 E: 0 K: 1 S: 8	H: 0 LOB: 0 BB: 0 P: 11	R: 0 E: 0 K: 1 S: 9	H: 0 LOB: 1 BB: 1 P: 15	R: 0 E: 0 K: 0 S: 7	H: 0 LOB: 0 BB: 0 P: 12	R: 1 E: 0 K: 1 S: 12	H: 2 LOB: 1 BB: 0 P: 16	R: 1 E: 0 K: 0 S: 12	H: 1 LOB: 1 BB: 2 P: 21	R: 0 E: 0 K: 2 S: 14	H: 1 LOB: 1 BB: 0 P: 21	R: 0 E: 0 K: 2 S: 9	H: 2 LOB: 2 BB: 0 P: 15	R: 0 E: 0 K: 2 S: 8	H: 0 LOB: 0 BB: 0 P: 12	1B: 3 2B: 3 3B: 0 HR: 0	SF: 0 SAC: 0 DP: 1 HBP: 0	WP: 0 PB: 0 SB: 0 CS: 0	PA: 35			
<b>PITCHER</b>	IP	WLS	BF	H	R	ER	SO	BB	IBB	HBP	BLK	WP	HR	S	P	ERA	WHIP								
45 Tyler Skaggs, L (1,1) ERA: 3.12	6.0	W	24	4	2	2	5	3	0	0	0	0	0	63	98	3.00	1.167								
39 Luke Bard, R (7,1) ERA: 2.94	1.0		3	0	0	0	2	0	0	0	0	0	0	9	13	0.00	0.000								
40 Luis García, R (8,1) ERA: 2.92	1.0		5	2	0	0	2	0	0	0	0	0	0	9	15	0.00	2.000								
57 Hansel Robles, R (9,1) ERA: 3.0	1.0		3	0	0	0	2	0	0	0	0	0	0	8	12	0.00	0.000								

Batter	1	2	3	4	5	6	7	8	9	AB	R	H	RBI	BB	SO	LOB	BOTTOM								
9 Tommy La Stella, L (1,5) OBP: 0.347, SLG: 0.506	F7									5	0	0	0	0	1	1	<b>Toronto Blue Jays @ Los Angeles Angels</b> Angel Stadium, Anaheim, CA Thu May 02 2019, 7:11 PM - 10:11 PM PDT Att: 40,064 - Clear - 67 F <a href="http://livebaseballscorecards.com">livebaseballscorecards.com</a>								
6 David Fletcher, R (9,5) OBP: 0.347, SLG: 0.396		F7								0	0	0	0	0	0	0									
27 Mike Trout, R (1,8) OBP: 0.492, SLG: 0.602	G6-3		G5-3							4	2	2	1	0	0	0									
18 Brian Goodwin, L (1,7) OBP: 0.427, SLG: 0.557				K						4	1	3	0	0	1	0									
2 Andrelton Simmons, R (1,6) OBP: 0.308, SLG: 0.438		G1-3								4	1	2	1	0	0	2									
5 Albert Pujols, R (1,10) OBP: 0.310, SLG: 0.404										4	1	2	0	0	0	1									
56 Kole Calhoun, L (1,9) OBP: 0.297, SLG: 0.469										3	1	1	2	1	1	0									
44 Kevan Smith, R (1,2) OBP: 0.353, SLG: 0.386										3	0	0	1	1	0	0									
41 Justin Bour, L (1,3) OBP: 0.283, SLG: 0.314										4	0	0	0	0	1	3									
4 Luis Rengifo, S (1,4) OBP: 0.304, SLG: 0.450										4	0	1	0	0	0	0									
<b>Inning Stats</b>	R: 0 E: 0 K: 0 S: 10	H: 1 LOB: 1 BB: 0 P: 16	R: 2 E: 0 K: 0 S: 14	H: 3 LOB: 1 BB: 0 P: 22	R: 1 E: 0 K: 1 S: 14	H: 2 LOB: 3 BB: 2 P: 27	R: 2 E: 1 K: 1 S: 16	H: 3 LOB: 1 BB: 0 P: 24	R: 0 E: 0 K: 0 S: 5	H: 0 LOB: 0 BB: 0 P: 7	R: 1 E: 0 K: 0 S: 12	H: 2 LOB: 1 BB: 0 P: 21	R: 0 E: 0 K: 1 S: 7	H: 0 LOB: 0 BB: 0 P: 13	R: 0 E: 0 K: 1 S: 13	H: 0 LOB: 0 BB: 0 P: 17	R: 0 E: 0 K: 1 S: 13	H: 0 LOB: 0 BB: 0 P: 17	1B: 6 2B: 2 3B: 1 HR: 2	SF: 0 SAC: 0 DP: 0 HBP: 0	WP: 0 PB: 0 SB: 1 CS: 0	PA: 37			
<b>PITCHER</b>	IP	WLS	BF	H	R	ER	SO	BB	IBB	HBP	BLK	WP	HR	S	P	ERA	WHIP								
41 Aaron Sanchez, R (1,1) ERA: 3.09	4.0	L	23	9	5	4	2	1	0	0	0	0	0	11	54	9.00	2.500								
58 Tim Lincecum, L (5,1) ERA: 4.85	1.2		5	0	0	0	0	0	0	0	0	0	0	11	18	0.00	0.000								
43 Sam Gaviglio, R (6,1) ERA: 1.33	1.1		6	2	1	1	1	0	0	0	0	0	1	13	23	6.75	1.500								
51 Ken Giles, R (8,1) ERA: 1.88	1.0		3	0	0	0	1	0	0	0	0	0	0	13	17	0.00	0.000								















Batter	1	2	3	4	5	6	7	8	9	AB	R	H	RBI	BB	SO	LOB	TOP					
6 David Fletcher, R OBP: 0.359, SLG: 0.454										5	1	2	1	0	0	3	<b>Los Angeles Angels @ Detroit Tigers</b> Comerica Park, Detroit, MI Wed May 08 2019, 7:11 PM - 10:03 PM EDT Att: 13,224 - Cloudy - 58 F					
27 Mike Trout, R OBP: 0.462, SLG: 0.542										4	0	0	0	0	3	2						
17 Shohei Ohtani, L (1, 10)										3	0	0	0	0	2	2						
2 Andrelton Simmons, R OBP: 0.313, SLG: 0.432										4	1	2	0	0	0	0						
5 Albert Pujols, R OBP: 0.286, SLG: 0.388										4	0	0	0	0	0	3						
18 Brian Goodwin, L OBP: 0.327, SLG: 0.500										4	0	0	0	0	2	1						
20 Jonathan Lucroy, R OBP: 0.327, SLG: 0.448										4	1	2	2	0	1	0						
56 Kole Calhoun, L OBP: 0.306, SLG: 0.460										3	0	0	0	1	0	0						
7 Zack Cozart, R OBP: 0.167, SLG: 0.139										4	0	1	0	0	1	1						
<b>Inning Stats</b>	R: 1 H: 1 E: 0 K: 1 S: 10	H: 1 LOB: 0 BB: 0 P: 13	R: 0 H: 0 E: 0 K: 1 S: 10	H: 0 LOB: 0 BB: 0 P: 16	R: 0 H: 1 E: 1 K: 2 S: 18	H: 1 LOB: 2 BB: 0 P: 24	R: 0 H: 0 E: 0 K: 1 S: 7	H: 0 LOB: 0 BB: 0 P: 10	R: 0 H: 1 E: 0 K: 1 S: 11	H: 1 LOB: 2 BB: 0 P: 20	R: 1 H: 1 E: 0 K: 0 S: 9	H: 1 LOB: 0 BB: 0 P: 14	R: 0 H: 0 E: 0 K: 2 S: 10	H: 0 LOB: 0 BB: 0 P: 14	R: 1 H: 3 E: 0 K: 1 S: 15	H: 3 LOB: 3 BB: 1 P: 27		1B: 3 2B: 2 3B: 0 HR: 2	SF: 0 SAC: 0 DP: 0 HBP: 1	WP: 0 PB: 0 SB: 0 CS: 0	PA: 37	
<b>PITCHER</b>	IP WLS BF H R ER SO BB IBB HBP BLK WP HR S P ERA WHIP	IP WLS BF H R ER SO BB IBB HBP BLK WP HR S P ERA WHIP	IP WLS BF H R ER SO BB IBB HBP BLK WP HR S P ERA WHIP	IP WLS BF H R ER SO BB IBB HBP BLK WP HR S P ERA WHIP	IP WLS BF H R ER SO BB IBB HBP BLK WP HR S P ERA WHIP	IP WLS BF H R ER SO BB IBB HBP BLK WP HR S P ERA WHIP	IP WLS BF H R ER SO BB IBB HBP BLK WP HR S P ERA WHIP	IP WLS BF H R ER SO BB IBB HBP BLK WP HR S P ERA WHIP	IP WLS BF H R ER SO BB IBB HBP BLK WP HR S P ERA WHIP	IP WLS BF H R ER SO BB IBB HBP BLK WP HR S P ERA WHIP	IP WLS BF H R ER SO BB IBB HBP BLK WP HR S P ERA WHIP	IP WLS BF H R ER SO BB IBB HBP BLK WP HR S P ERA WHIP	IP WLS BF H R ER SO BB IBB HBP BLK WP HR S P ERA WHIP	IP WLS BF H R ER SO BB IBB HBP BLK WP HR S P ERA WHIP	IP WLS BF H R ER SO BB IBB HBP BLK WP HR S P ERA WHIP	IP WLS BF H R ER SO BB IBB HBP BLK WP HR S P ERA WHIP	IP WLS BF H R ER SO BB IBB HBP BLK WP HR S P ERA WHIP	IP WLS BF H R ER SO BB IBB HBP BLK WP HR S P ERA WHIP	IP WLS BF H R ER SO BB IBB HBP BLK WP HR S P ERA WHIP	IP WLS BF H R ER SO BB IBB HBP BLK WP HR S P ERA WHIP	IP WLS BF H R ER SO BB IBB HBP BLK WP HR S P ERA WHIP	IP WLS BF H R ER SO BB IBB HBP BLK WP HR S P ERA WHIP
48 Matthew Boyd, L ERA: 2.86	6.0	W	23	3	1	1	6	0	0	0	0	0	0	0	0	1	64	93	1.50	0.500		
68 Daniel Stumpf, L ERA: 4.15	1.0		4	1	1	1	0	0	0	0	0	0	0	0	0	1	9	14	9.00	1.000		
77 Joe Jiménez, R ERA: 4.4	1.0		3	0	0	0	2	0	0	0	0	0	0	0	0	10	14	0.00	0.000			
50 Reed Garrett, R ERA: 4.76	1.0		7	3	1	1	1	1	0	0	0	0	0	0	0	15	27	9.00	4.000			

Batter	1	2	3	4	5	6	7	8	9	AB	R	H	RBI	BB	SO	LOB	BOTTOM					
46 Jeimer Candelario, S OBP: 0.317, SLG: 0.301										5	0	0	0	0	3	3	<b>Los Angeles Angels @ Detroit Tigers</b> Comerica Park, Detroit, MI Wed May 08 2019, 7:11 PM - 10:03 PM EDT Att: 13,224 - Cloudy - 58 F					
9 Nick Castellanos, R OBP: 0.338, SLG: 0.439										4	2	1	0	0	0	0						
24 Miguel Cabrera, R OBP: 0.369, SLG: 0.372										4	1	1	0	1	2	0						
30 Harold Castro, L OBP: 0.231, SLG: 0.167										0	0	0	0	0	0	0						
28 Niko Goodrum, S OBP: 0.331, SLG: 0.387										4	2	1	0	0	0	4						
60 Ronny Rodríguez, R OBP: 0.379, SLG: 0.717										4	1	3	4	0	0	0						
55 John Hicks, R OBP: 0.348, SLG: 0.450										3	1	1	2	0	0	1						
12 Brandon Dixon, R OBP: 0.310, SLG: 0.464										4	1	1	1	0	3	1						
29 Gordon Beckham, R OBP: 0.382, SLG: 0.565										2	1	1	0	2	0	0						
21 JaCoby Jones, R OBP: 0.230, SLG: 0.294										4	1	1	2	0	0	2						
<b>Inning Stats</b>	R: 2 H: 2 E: 0 K: 0 S: 10	H: 2 LOB: 1 BB: 1 P: 19	R: 0 H: 0 E: 0 K: 2 S: 13	H: 0 LOB: 1 BB: 1 P: 23	R: 2 H: 2 E: 0 K: 1 S: 11	H: 2 LOB: 1 BB: 0 P: 15	R: 0 H: 0 E: 0 K: 0 S: 5	H: 0 LOB: 0 BB: 0 P: 7	R: 4 H: 4 E: 1 K: 2 S: 24	H: 4 LOB: 2 BB: 1 P: 37	R: 0 H: 0 E: 0 K: 1 S: 7	H: 0 LOB: 0 BB: 0 P: 11	R: 2 H: 2 E: 0 K: 1 S: 12	H: 2 LOB: 0 BB: 0 P: 23	R: 1 H: 5 E: 0 K: 3 S: 12	H: 5 LOB: 1 SAC: 0 DP: 0 HBP: 1	WP: 0 PB: 0 SB: 0 CS: 0	PA: 39				
<b>PITCHER</b>	IP WLS BF H R ER SO BB IBB HBP BLK WP HR S P ERA WHIP	IP WLS BF H R ER SO BB IBB HBP BLK WP HR S P ERA WHIP	IP WLS BF H R ER SO BB IBB HBP BLK WP HR S P ERA WHIP	IP WLS BF H R ER SO BB IBB HBP BLK WP HR S P ERA WHIP	IP WLS BF H R ER SO BB IBB HBP BLK WP HR S P ERA WHIP	IP WLS BF H R ER SO BB IBB HBP BLK WP HR S P ERA WHIP	IP WLS BF H R ER SO BB IBB HBP BLK WP HR S P ERA WHIP	IP WLS BF H R ER SO BB IBB HBP BLK WP HR S P ERA WHIP	IP WLS BF H R ER SO BB IBB HBP BLK WP HR S P ERA WHIP	IP WLS BF H R ER SO BB IBB HBP BLK WP HR S P ERA WHIP	IP WLS BF H R ER SO BB IBB HBP BLK WP HR S P ERA WHIP	IP WLS BF H R ER SO BB IBB HBP BLK WP HR S P ERA WHIP	IP WLS BF H R ER SO BB IBB HBP BLK WP HR S P ERA WHIP	IP WLS BF H R ER SO BB IBB HBP BLK WP HR S P ERA WHIP	IP WLS BF H R ER SO BB IBB HBP BLK WP HR S P ERA WHIP	IP WLS BF H R ER SO BB IBB HBP BLK WP HR S P ERA WHIP	IP WLS BF H R ER SO BB IBB HBP BLK WP HR S P ERA WHIP	IP WLS BF H R ER SO BB IBB HBP BLK WP HR S P ERA WHIP	IP WLS BF H R ER SO BB IBB HBP BLK WP HR S P ERA WHIP	IP WLS BF H R ER SO BB IBB HBP BLK WP HR S P ERA WHIP	IP WLS BF H R ER SO BB IBB HBP BLK WP HR S P ERA WHIP	IP WLS BF H R ER SO BB IBB HBP BLK WP HR S P ERA WHIP
45 Tyler Skaggs, L ERA: 4.7	4.2	L	25	8	8	7	4	2	0	1	0	0	0	0	0	0	57	88	13.50	2.143		
24 Noé Ramirez, R ERA: 2.7	1.1		6	0	0	0	2	1	0	0	0	0	0	0	0	14	22	0.00	0.750			
40 Luis García, R ERA: 2.57	1.0		3	0	0	0	1	0	0	0	0	0	0	0	7	11	0.00	0.000				
37 Cody Allen, R ERA: 7.2	1.0		5	2	2	2	1	0	0	0	0	0	0	0	12	23	18.00	2.000				

AB 35  
R 3  
H 7  
RBI 3  
BB 1  
SO 9  
LOB 12



AB 34  
R 10  
H 10  
RBI 9  
BB 3  
SO 8  
LOB 11





Batter	1	2	3	4	5	6	7	8	9	AB	R	H	RBI	BB	SO	LOB	TOP			
6 David Fletcher, R OBP: 0.361, SLG: 0.469	1-2 27 BB 1B	2-2 P4			1-1 L9		0-1 27 SF8 3B	2-2 L9		5	2	2	0	0	0	1	<b>Los Angeles Angels @ Detroit Tigers</b> Comerica Park, Detroit, MI Thu May 09 2019, 2:04 PM - 4:48 PM EDT Att: 16,404 - Partly Cloudy - 68 F			
27 Mike Trout, R OBP: 0.456, SLG: 0.532	4-0 17 BB 2 G6-4-3 BB	0-1 F7			1-1 E5 FC6-4		0-1 SF8	3-1 17 BB 1B		2	1	0	1	1	0	0				
18 Brian Goodwin, L OBP: 0.392, SLG: 0.505	1-2 17 BB 2 G6-4-3 BB				3-3 K		3-2 G4-3	4-0 1B		4	0	2	1	1	1	1				
17 Shohel Ohtani, L OBP: 0.357, SLG: 0.162	0-1 2 G6-4-3 1B				0-1 1B		0-1 FC6-4	2-2 G5-3		5	0	1	0	0	0	5				
2 Andrelton Simmons, R OBP: 0.310, SLG: 0.430	1-0 G6-4-3				2-0 K		1-1 G6-3	3-2 HR		4	1	1	1	0	2	1				
5 Albert Pujols, R OBP: 0.285, SLG: 0.408	1-3 K				1-1 HR		2-3 K	3-2 HR		1	1	1	1	0	0	0				
41 Justin Bour, L OBP: 0.282, SLG: 0.344					2-0 HR		1-1 G6-3			4	3	2	1	1	0	0				
56 Kole Calhoun, L OBP: 0.315, SLG: 0.485		1-1 44 2B 7 SF9 1B			1-0 HR		1-0 HR	4-0 44 1B 7 2B BB		4	2	2	0	1	0	0				
44 Kevan Smith, R OBP: 0.400, SLG: 0.431	1-1 7 SF9 9 HR 2B				2-0 L7		4-2 7 G6-4-3 BB	1-2 7 2B 9 G6-3 1B		4	2	2	0	1	0	0				
7 Zack Cozart, R OBP: 0.169, SLG: 0.158	1-0 SF9				2-2 L8		1-2 G6-4-3	2-0 9 G6-3 18 1B 2B		4	1	1	2	0	0	1				
9 Tommy La Stella, L OBP: 0.350, SLG: 0.567	1-2 HR				2-1 G5-3		2-0 HR	0-1 G6-3		4	2	2	4	0	0	1				
<b>Inning Stats</b>	R: 2 E: 0 K: 1 S: 9	H: 2 LOB: 0 BB: 1 P: 17	R: 3 E: 0 K: 0 S: 18	H: 3 LOB: 0 BB: 0 P: 24	R: 1 E: 0 K: 0 S: 9	H: 2 LOB: 0 BB: 0 P: 12	R: 0 E: 0 K: 0 S: 6	H: 0 LOB: 0 BB: 0 P: 12	R: 0 E: 1 K: 1 S: 10	H: 1 LOB: 1 BB: 1 P: 18	R: 2 E: 0 K: 0 S: 12	H: 3 LOB: 1 BB: 0 P: 19	R: 3 E: 0 K: 0 S: 15	H: 3 LOB: 2 BB: 2 P: 33	R: 1 E: 0 K: 0 S: 14	H: 1 LOB: 0 BB: 0 P: 23	1B: 6 2B: 3 3B: 1 HR: 5	SF: 2 SAC: 0 DP: 3 HBP: 0	WP: 0 PB: 0 SB: 0 CS: 0	PA: 44
<b>PITCHER</b>	IP WLS BF H R ER SO BB IBB HBP BLK WP HR S P ERA WHIP	5.0 L 22 7 6 6 2 1 0 0 0 0 2 52 80 10.80 1.600	6.1 9 4 3 3 1 1 0 0 0 0 0 2 20 34 16.20 3.000	7.1 9 3 3 3 0 2 0 0 0 0 0 1 17 36 20.25 3.750	9.1 4 1 1 1 0 0 0 0 0 0 0 1 14 23 9.00 1.000	<b>PITCHER</b>														
31 Ryan Carpenter, L ERA: 10.8																				
26 Zac Reinger, R ERA: 14.85																				
66 Eduardo Jiménez, R ERA: 11.57																				
50 Reed Garrett, R ERA: 5.11																				
<b>Batter</b>	<b>1</b>	<b>2</b>	<b>3</b>	<b>4</b>	<b>5</b>	<b>6</b>	<b>7</b>	<b>8</b>	<b>9</b>	<b>AB</b>	<b>R</b>	<b>H</b>	<b>RBI</b>	<b>BB</b>	<b>SO</b>	<b>LOB</b>	<b>BOTTOM</b>			
46 Jeimer Candelario, S OBP: 0.308, SLG: 0.291	0-0 F7		2-3 K			1-3 K		3-1 F9		4	0	0	0	0	2	1	<b>Los Angeles Angels @ Detroit Tigers</b> Comerica Park, Detroit, MI Thu May 09 2019, 2:04 PM - 4:48 PM EDT Att: 16,404 - Partly Cloudy - 68 F			
9 Nick Castellanos, R OBP: 0.309, SLG: 0.425	1-2 G4-3		1-0 G5-3			1-3 K		1-2 G6-3		4	0	0	0	0	1	1				
24 Miguel Cabrera, R OBP: 0.397, SLG: 0.371	0-0 28 2B 1B		2-1 G5-3			0-3 K		1-1 F8		3	0	1	0	0	0	0				
14 Christin Stewart, L OBP: 0.308, SLG: 0.509			1-3 K			3-2 F7		1-3 K		4	0	1	0	0	2	0				
28 Niko Goodrum, S OBP: 0.328, SLG: 0.391	2-1 2B		1-3 K			0-1 P6		2-2 L7		3	0	0	0	0	0	2				
60 Ronny Rodríguez, R OBP: 0.361, SLG: 0.679	2-1 G6-3		1-1 F7			0-1 P6		2-2 L7		1	0	0	0	0	0	0				
12 Brandon Dixon, R OBP: 0.300, SLG: 0.448						0-1 P6				3	0	2	0	0	0	0				
30 Harold Castro, L OBP: 0.313, SLG: 0.333		1-2 L3				3-1 2B		0-1 1B		3	0	2	0	0	0	0				
29 Gordon Beckham, R OBP: 0.362, SLG: 0.531		2-2 K				0-0 L3		0-0 G6-3		3	0	0	0	0	1	2				
17 Grayson Greiner, R OBP: 0.253, SLG: 0.341		1-0 G3				1-3 K		2-2 21 FC6-4 2B		3	0	1	0	0	1	1				
21 JaCoby Jones, R OBP: 0.221, SLG: 0.282			1-1 L8			0-1 F9		2-2 FC6-4 9 DI 2B		3	0	0	0	0	2					
<b>Inning Stats</b>	R: 0 E: 0 K: 0 S: 9	H: 2 LOB: 2 BB: 0 P: 14	R: 0 E: 0 K: 1 S: 7	H: 0 LOB: 0 BB: 0 P: 11	R: 0 E: 0 K: 1 S: 6	H: 0 LOB: 0 BB: 0 P: 10	R: 0 E: 0 K: 1 S: 7	H: 0 LOB: 0 BB: 0 P: 11	R: 0 E: 0 K: 3 S: 10	H: 0 LOB: 0 BB: 0 P: 12	R: 0 E: 0 K: 0 S: 8	H: 1 LOB: 1 BB: 0 P: 11	R: 0 E: 0 K: 0 S: 11	H: 1 LOB: 1 BB: 0 P: 19	R: 0 E: 0 K: 1 S: 8	H: 0 LOB: 0 BB: 0 P: 12	1B: 2 2B: 3 3B: 0 HR: 0	SF: 0 SAC: 0 DP: 0 HBP: 0	WP: 0 PB: 0 SB: 0 CS: 0	PA: 32
<b>PITCHER</b>	IP WLS BF H R ER SO BB IBB HBP BLK WP HR S P ERA WHIP	1.0 W 24 3 0 0 7 0 0 0 0 0 0 57 86 0.00 0.429	<b>PITCHER</b>																	
39 Luke Bard, R ERA: 2.2																				
64 Félix Peña, R ERA: 3.21																				
32 Cam Bedrosian, R ERA: 3.0																				



Batter	1	2	3	4	5	6	7	8	9	AB	R	H	RBI	BB	SO	LOB	TOP										
9 Tommy La Stella, L OBP: 0.352, SLG: 0.564	P5		K		HBP			G4-3		4	1	1	0	0	1	1	<b>Los Angeles Angels @ Baltimore Orioles</b> Oriole Park at Camden Yards, Baltimore, MD Fri May 10 2019, 7:08 PM - 12:01 AM EDT Att: 14,495 - Overcast - 73 F										
27 Mike Trout, R OBP: 0.461, SLG: 0.566	K		HR		2B				K	4	2	2	3	1	2	0											
17 Shohel Ohtani, L OBP: 0.263, SLG: 0.125	K		K		G6-3			G5-3	F7	5	0	0	0	0	2	4											
2 Andreton Simmons, R OBP: 0.325, SLG: 0.442		G4-3			1B			FC4-6	1B	5	2	4	2	0	0	0											
18 Brian Goodwin, L OBP: 0.392, SLG: 0.509	L9				F8			K	1B	5	1	2	1	0	1	2											
56 Kole Calhoun, L OBP: 0.325, SLG: 0.500					G5-4-3			FC4-6	G5-3	4	0	2	2	1	0	3											
20 Jonathan Lucroy, R OBP: 0.316, SLG: 0.431	P3				G5-4-3			F8		4	0	0	0	0	1	4											
41 Justin Bour, L OBP: 0.280, SLG: 0.333	F8				BB			F8		3	1	0	0	1	0	1											
6 David Fletcher, R OBP: 0.357, SLG: 0.462			HR		F7			G5-3	K	4	1	1	0	0	1	1											
<b>Inning Stats</b>	R: 0 E: 0 K: 2 S: 7	H: 0 LOB: 0 BB: 0 P: 11	R: 1 E: 0 K: 0 S: 9	H: 2 LOB: 1 BB: 0 P: 17	R: 2 E: 0 K: 2 S: 18	H: 2 LOB: 0 BB: 0 P: 29	R: 0 E: 0 K: 0 S: 10	H: 0 LOB: 0 BB: 1 P: 18	R: 5 E: 0 K: 1 S: 20	H: 4 LOB: 1 BB: 1 P: 36	R: 0 E: 0 K: 0 S: 11	H: 1 LOB: 1 BB: 0 P: 20	R: 0 E: 0 K: 1 S: 14	H: 0 LOB: 0 BB: 0 P: 18	R: 0 E: 0 K: 1 S: 6	H: 2 LOB: 2 BB: 0 P: 12	R: 0 E: 0 K: 1 S: 14	H: 2 LOB: 2 BB: 0 P: 18	1B: 7 2B: 3 3B: 1 HR: 1	SF: 0 SAC: 0 DP: 1 HBP: 1	WP: 0 PB: 0 SB: 0 CS: 0	PA: 42					
<b>PITCHER</b>	IP	WLS	BF	H	R	ER	SO	BB	IBB	HBP	BLK	WP	HR	S	P	ERA	WHIP	<b>PITCHER</b>									
53 Dan Straily, R ERA: 8.23	4.1	L	20	5	6	6	4	2	0	1	0	0	1	53	95	12.46	1.615										
58 Evan Phillips, R ERA: 7.11	1.2		10	4	2	2	1	1	0	0	0	0	0	22	36	10.80	3.000										
32 Yefry Ramirez, R ERA: 5.14	0.0		0	0	0	0	0	0	0	0	0	0	0	0	0	∞	∞										
50 Miguel Castro, R ERA: 6.63	3.0		12	3	0	0	3	0	0	0	0	0	0	34	48	0.00	1.000										
<b>Batter</b>	<b>1</b>	<b>2</b>	<b>3</b>	<b>4</b>	<b>5</b>	<b>6</b>	<b>7</b>	<b>8</b>	<b>9</b>	<b>AB</b>	<b>R</b>	<b>H</b>	<b>RBI</b>	<b>BB</b>	<b>SO</b>	<b>LOB</b>	<b>BOTTOM</b>										
2 Jonathan Villar, S OBP: 0.308, SLG: 0.404	G4-3		16 S		L6			G1-3		4	0	1	0	0	0	0	<b>Los Angeles Angels @ Baltimore Orioles</b> Oriole Park at Camden Yards, Baltimore, MD Fri May 10 2019, 7:08 PM - 12:01 AM EDT Att: 14,495 - Overcast - 73 F										
16 Trev Mancini, R OBP: 0.377, SLG: 0.572	HR		L7		L5			G1-3		4	1	1	1	0	0	1											
35 Dwight Smith Jr., L OBP: 0.322, SLG: 0.471	K				K2-3			E6		4	0	0	0	0	2	0											
14 Rio Ruiz, L OBP: 0.313, SLG: 0.342	G5-3				G4-3			K		4	0	0	0	0	2	1											
12 Stevie Wilkerson, S OBP: 0.264, SLG: 0.423		K2-3			19 1B			F8		4	1	1	0	0	2	1											
19 Chris Davis, L OBP: 0.283, SLG: 0.364		L3			2B			HR	BB	3	1	2	2	1	0	0											
39 Renato Nunez, R OBP: 0.268, SLG: 0.390		G3-1			K			P4	K	4	0	0	0	0	2	3											
57 Hanser Alberto, R OBP: 0.295, SLG: 0.359			F8		G4-3			K		3	0	0	0	0	1	0											
28 Pedro Severino, R OBP: 0.308, SLG: 0.475			G5-3		G6-3			F9		3	0	0	0	0	0	0											
<b>Inning Stats</b>	R: 1 E: 0 K: 1 S: 7	H: 1 LOB: 0 BB: 0 P: 9	R: 0 E: 0 K: 1 S: 7	H: 0 LOB: 0 BB: 0 P: 8	R: 0 E: 0 K: 0 S: 11	H: 1 LOB: 1 BB: 0 P: 17	R: 1 E: 0 K: 1 S: 11	H: 2 LOB: 1 BB: 0 P: 18	R: 0 E: 0 K: 0 S: 8	H: 0 LOB: 0 BB: 0 P: 13	R: 0 E: 0 K: 2 S: 8	H: 0 LOB: 0 BB: 0 P: 13	R: 1 E: 0 K: 2 S: 13	H: 1 LOB: 0 BB: 0 P: 18	R: 0 E: 0 K: 0 S: 8	H: 0 LOB: 0 BB: 0 P: 12	R: 0 E: 0 K: 2 S: 10	H: 0 LOB: 2 BB: 1 P: 18	1B: 2 2B: 1 3B: 0 HR: 2	SF: 0 SAC: 0 DP: 0 HBP: 0	WP: 0 PB: 0 SB: 1 CS: 0	PA: 34					
<b>PITCHER</b>	IP	WLS	BF	H	R	ER	SO	BB	IBB	HBP	BLK	WP	HR	S	P	ERA	WHIP	<b>PITCHER</b>									
53 Trevor Cahill, R ERA: 6.35	6.0	W	22	4	2	2	5	0	0	0	0	0	1	13	18	9.00	1.000										
38 Justin Anderson, R ERA: 3.65	1.0		4	1	1	1	2	0	0	0	0	0	0	8	12	0.00	0.000										
40 Luis Garcia, R ERA: 2.4	1.0		3	0	0	0	0	0	0	0	0	0	0	10	18	0.00	1.000										
37 Cody Allen, R ERA: 6.55	1.0		5	0	0	0	2	1	0	0	0	0	0	10	18	0.00	1.000										



Batter	1	2	3	4	5	6	7	8	9	AB	R	H	RBI	BB	SO	LOB	TOP	
9 Tommy La Stella, L OBP: 0.360, SLG: 0.563 2 Andreton Simmons, R OBP: 0.330, SLG: 0.446										2	0	1	0	1	0	1		<p>Los Angeles Angels @ Baltimore Orioles Oriole Park at Camden Yards, Baltimore, MD Sat May 11 2019, 4:07 PM - 7:40 PM EDT Att: 21,106 - Overcast - 68 F</p> <p>livebaseballscorecards.com</p> <p>AB 36 R 7 H 10 RBI 7 BB 3 SO 7 LOB 20</p>
27 Mike Trout, R OBP: 0.447, SLG: 0.542										5	1	0	0	0	2	7		
17 Shohel Ohtani, L OBP: 0.292, SLG: 0.190										5	1	2	1	0	0	2		
5 Albert Pujols, R OBP: 0.296, SLG: 0.464										5	3	3	3	0	0	1		
18 Brian Goodwin, L OBP: 0.384, SLG: 0.491										4	0	0	0	0	2	2		
20 Jonathan Lucroy, R OBP: 0.314, SLG: 0.420										3	1	0	0	1	1	0		
56 Kole Calhoun, L OBP: 0.329, SLG: 0.500										4	0	2	1	0	1	0		
7 Zack Cozart, R OBP: 0.172, SLG: 0.152										3	0	0	1	1	0	3		
6 David Fletcher, R OBP: 0.354, SLG: 0.455										4	0	1	1	0	1	4		
<b>Inning Stats</b>	R: 2 H: 2 E: 0 LOB: 0 K: 0 BB: 0 S: 8 P: 11	R: 0 H: 0 E: 0 LOB: 0 K: 1 BB: 0 S: 11 P: 15	R: 0 H: 1 E: 0 LOB: 1 K: 0 BB: 0 S: 10 P: 18	R: 1 H: 1 E: 0 LOB: 0 K: 1 BB: 0 S: 9 P: 14	R: 0 H: 0 E: 0 LOB: 0 K: 0 BB: 2 S: 10 P: 22	R: 3 H: 3 E: 1 LOB: 3 K: 2 BB: 1 S: 25 P: 43	R: 0 H: 0 E: 0 LOB: 0 K: 0 BB: 0 S: 7 P: 11	R: 0 H: 1 E: 0 LOB: 1 K: 2 BB: 0 S: 9 P: 15	R: 1 H: 2 E: 0 LOB: 0 K: 1 BB: 0 S: 9 P: 14	1B: 8 2B: 0 3B: 0 HR: 2	SF: 0 SAC: 0 DP: 2 HBP: 0	WP: 3 PB: 0 SB: 2 CS: 0	PA: 40					
<b>PITCHER</b>	IP WLS BF H R ER SO BB IBB HBP BLK WP HR S P ERA WHIP	IP WLS BF H R ER SO BB IBB HBP BLK WP HR S P ERA WHIP	IP WLS BF H R ER SO BB IBB HBP BLK WP HR S P ERA WHIP	IP WLS BF H R ER SO BB IBB HBP BLK WP HR S P ERA WHIP	IP WLS BF H R ER SO BB IBB HBP BLK WP HR S P ERA WHIP	IP WLS BF H R ER SO BB IBB HBP BLK WP HR S P ERA WHIP	IP WLS BF H R ER SO BB IBB HBP BLK WP HR S P ERA WHIP	IP WLS BF H R ER SO BB IBB HBP BLK WP HR S P ERA WHIP	IP WLS BF H R ER SO BB IBB HBP BLK WP HR S P ERA WHIP	IP WLS BF H R ER SO BB IBB HBP BLK WP HR S P ERA WHIP	IP WLS BF H R ER SO BB IBB HBP BLK WP HR S P ERA WHIP	IP WLS BF H R ER SO BB IBB HBP BLK WP HR S P ERA WHIP	IP WLS BF H R ER SO BB IBB HBP BLK WP HR S P ERA WHIP					
37 Dylan Bundy, R ERA: 5.31	5.0	L	20	4	3	3	2	2	0	0	0	0	2	2	48	80	5.40	1.200
64 Gabriel Ynoa, R ERA: 3.0	0.2	7	3	3	3	1	1	0	0	0	0	1	0	18	30	40.50	6.000	
52 Brandon Kline, R ERA: 6.14	1.1	5	0	0	0	1	0	0	0	0	0	0	0	14	24	0.00	0.000	
31 Jimmy Yacabonis, R ERA: 6.11	2.0	8	3	1	1	3	0	0	0	0	0	0	0	18	29	4.50	1.500	

Batter	1	2	3	4	5	6	7	8	9	AB	R	H	RBI	BB	SO	LOB	BOTTOM	
2 Jonathan Villar, S OBP: 0.305, SLG: 0.404										5	1	1	0	0	3	3		<p>Los Angeles Angels @ Baltimore Orioles Oriole Park at Camden Yards, Baltimore, MD Sat May 11 2019, 4:07 PM - 7:40 PM EDT Att: 21,106 - Overcast - 68 F</p> <p>livebaseballscorecards.com</p> <p>AB 36 R 2 H 9 RBI 2 BB 3 SO 12 LOB 17</p>
16 Trey Mancini, R OBP: 0.372, SLG: 0.559										5	0	1	0	0	1	1		
35 Dwight Smith Jr., L OBP: 0.325, SLG: 0.490										5	1	2	2	0	0	0		
14 Rio Ruiz, L OBP: 0.319, SLG: 0.342										3	0	1	0	1	2	2		
12 Stevie Wilkerson, S OBP: 0.281, SLG: 0.429										4	0	2	0	0	1	2		
19 Chris Davis, L OBP: 0.282, SLG: 0.352										3	0	0	0	1	1	4		
23 Joey Rickard, R OBP: 0.290, SLG: 0.343										3	0	0	0	1	1	3		
61 Austin Wyn																		



Batter	1	2	3	4	5	6	7	8	9	AB	R	H	RBI	BB	SO	LOB	TOP			
6 David Fletcher, R OBP: 0.343, SLG: 0.440	E4	B2			L7		L8			4	0	0	0	0	0	2	<b>Los Angeles Angels @ Baltimore Orioles</b> Oriole Park at Camden Yards, Baltimore, MD Sun May 12, 2019, 3:49 PM - 6:56 PM EDT Att: 16,387 - Overcast - 54 F			
27 Mike Trout, R OBP: 0.454, SLG: 0.567	FC3-4		HR		G4-3		BB	G5-4-3		2	1	1	1	2	0	1				
2 Andrelton Simmons, R OBP: 0.333, SLG: 0.444					G5-4-3		BB	G5-4-3		3	0	1	0	1	0	2				
5 Albert Pujols, R OBP: 0.288, SLG: 0.450	P5		G5-4-3		G6-3			F9		4	0	0	0	0	0	3				
56 Kole Calhoun, L OBP: 0.281, SLG: 0.486	P5		L8		K			K		4	0	0	0	0	2	2				
44 Kevan Smith, R OBP: 0.397, SLG: 0.444		F9		P2				P5		3	0	1	0	0	0	0				
18 Brian Goodwin, L (9, PH) OBP: 0.377, SLG: 0.487										1	0	0	0	0	0	0				
41 Justin Bour, L OBP: 0.270, SLG: 0.320		K		L9				K		4	0	0	0	0	3	1				
7 Zack Cozart, R OBP: 0.189, SLG: 0.160								P4		2	0	1	0	1	0	0				
9 Tommy La Stella, L OBP: 0.354, SLG: 0.551		CI		K				G3-1		2	0	0	0	0	1	1				
<b>Inning Stats</b>	R: 0 E: 0 K: 0 S: 15	H: 0 LOB: 2 BB: 1 P: 29	R: 0 E: 1 K: 1 S: 10	H: 0 LOB: 2 BB: 1 P: 18	R: 1 E: 0 K: 0 S: 11	H: 2 LOB: 0 BB: 0 P: 17	R: 0 E: 0 K: 1 S: 14	H: 1 LOB: 1 BB: 0 P: 20	R: 0 E: 0 K: 2 S: 12	H: 1 LOB: 1 BB: 0 P: 17	R: 0 E: 0 K: 0 S: 6	H: 0 LOB: 0 BB: 0 P: 12	R: 0 E: 0 K: 0 S: 3	H: 0 LOB: 0 BB: 1 P: 9	R: 0 E: 0 K: 2 S: 10	H: 0 LOB: 0 BB: 0 P: 15	1B: 2 2B: 1 3B: 0 HR: 1	SF: 0 SAC: 0 DP: 3 HBP: 0	WP: 1 PB: 0 SB: 0 CS: 0	PA: 34
<b>PITCHER</b>	IP ERA WLS BF H R ER SO BB IBB HBP BLK WP HR S P ERA WHIP	6.0 2.33 W 25 4 1 1 4 3 0 0 0 1 1 67 110 1.50 1.167	7.1 1.0 3 0 0 0 0 0 0 0 0 0 0 0 6 12 0.00 0.000	8.1 1.0 3 0 0 0 0 1 0 0 0 0 0 0 3 9 0.00 1.000	9.1 1.0 3 0 0 0 2 0 0 0 0 0 0 0 10 15 0.00 0.000	<b>PITCHER</b>										IP ERA WLS BF H R ER SO BB IBB HBP BLK WP HR S P ERA WHIP				

Batter	1	2	3	4	5	6	7	8	9	AB	R	H	RBI	BB	SO	LOB	BOTTOM			
2 Jonathan Villar, S OBP: 0.313, SLG: 0.406	K		HR					L7		4	1	2	0	1	1	1	<b>Los Angeles Angels @ Baltimore Orioles</b> Oriole Park at Camden Yards, Baltimore, MD Sun May 12, 2019, 3:49 PM - 6:56 PM EDT Att: 16,387 - Overcast - 54 F			
35 Dwight Smith Jr., L ERA: 3.31	F8		HR		F7			WP		4	1	2	2	1	0	2				
16 Trey Mancini, R OBP: 0.366, SLG: 0.547	G4-3		WP		K		F9	F9		5	0	1	0	0	1	4				
19 Chris Davis, L OBP: 0.287, SLG: 0.379		HR	K		K		L4	BB		4	1	1	1	1	2	1				
14 Rio Ruiz, L OBP: 0.329, SLG: 0.341		K		WP			BB	L7		3	0	1	0	2	1	3				
12 Stevie Wilkerson, S OBP: 0.295, SLG: 0.475		HR		F8			BB			3	1	1	1	1	0	3				
39 Renato Núñez, R OBP: 0.261, SLG: 0.379		K			P6		K	K		4	0	0	0	0	3	2				
57 Hanser Alberto, R OBP: 0.283, SLG: 0.344	G6-3				G3-1		F7	G4-3		4	0	0	0	0	0	2				
1 Richie Martin, R OBP: 0.247, SLG: 0.259										0	0	0	0	0	0	0				
28 Pedro Severino, R OBP: 0.333, SLG: 0.525		G6-3		BB			HR	BB		2	1	1	1	2	0	0				
<b>Inning Stats</b>	R: 0 E: 0 K: 1 S: 10	H: 0 LOB: 0 BB: 0 P: 15	R: 2 E: 0 K: 2 S: 15	H: 2 LOB: 0 BB: 0 P: 23	R: 2 E: 1 K: 1 S: 14	H: 2 LOB: 2 BB: 2 P: 30	R: 0 E: 0 K: 0 S: 11	H: 1 LOB: 2 BB: 1 P: 16	R: 0 E: 0 K: 2 S: 17	H: 2 LOB: 1 BB: 1 P: 26	R: 1 E: 0 K: 1 S: 18	H: 2 LOB: 2 BB: 1 P: 30	R: 0 E: 0 K: 1 S: 10	H: 1 LOB: 2 BB: 1 P: 17	R: 0 E: 0 K: 0 S: 9	H: 1 LOB: 3 BB: 2 P: 18	1B: 5 2B: 0 3B: 0 HR: 4	SF: 0 SAC: 0 DP: 0 HBP: 0	WP: 3 PB: 0 SB: 0 CS: 0	PA: 41
<b>PITCHER</b>	IP ERA WLS BF H R ER SO BB IBB HBP BLK WP HR S P ERA WHIP	4.2 5.65 L 23 4 4 4 6 4 0 0 0 1 1 61 101 7.71 1.929	5.1 1.1 7 2 1 1 1 1 1 0 0 0 1 1 24 39 6.75 2.250	7.1 1.0 5 1 0 0 1 1 0 0 0 0 0 0 10 17 0.00 2.000	8.1 1.0 6 1 0 0 0 2 0 0 0 0 1 0 9 18 0.00 3.000	<b>PITCHER</b>										IP ERA WLS BF H R ER SO BB IBB HBP BLK WP HR S P ERA WHIP				

AB	29
R	1
H	4
RBI	1
BB	4
SO	6
LOB	12



AB	33
R	5
H	9
RBI	5
BB	8
SO	8
LOB	18






Batter	1	2	3	4	5	6	7	8	9	AB	R	H	RBI	BB	SO	LOB	TOP																				
9 Tommy La Stella, L OBP: 0.364, SLG: 0.583 7 Zack Cozart, R OBP: 0.189, SLG: 0.160	L5		27 1B E	27 1B		HR		G3		5	2	3	1	0	0	0																					
27 Mike Trout, R OBP: 0.458, SLG: 0.568	G4-3		E9 17 HR	17 G4-3 1B		17 1B BB		K		5	1	3	0	0	1	0																					
17 Shohel Ohtani, L OBP: 0.379, SLG: 0.375	BB		HR	G4-6-3 1-2		BB			2 G6-4-3 1B	3	1	2	2	2	0	2																					
2 Andrelton Simmons, R OBP: 0.335, SLG: 0.439	BB		G5-3			G6-3		G6-4-3 1-2		4	1	1	0	1	0	3																					
5 Albert Pujols, R OBP: 0.298, SLG: 0.455	K		44 FC5 56 1B	56 G4-6-3 1B		F8		1B		5	0	3	1	0	1	2																					
56 Kole Calhoun, L OBP: 0.323, SLG: 0.490	G1-3		44 G1-3 2B	44 FC5 1B		G4-6-3 1-2		F8		5	0	2	0	0	0	2																					
44 Kevan Smith, R OBP: 0.388, SLG: 0.431	G1-3		G1-3 2-3	FC5 1-2 2-3		G5-3		18 S 1B		4	0	1	0	0	0	3																					
18 Brian Goodwin, L OBP: 0.366, SLG: 0.471	K		G3			K		K		4	0	0	0	0	3	4																					
6 David Fletcher, R OBP: 0.333, SLG: 0.426	G5-3		G5-3	L7		G6-3		K		4	0	0	0	0	1	1																					
<b>Inning Stats</b>	R: 0 H: 0 E: 0 K: 1 S: 10	H: 0 LOB: 2 BB: 2 P: 22	R: 0 H: 1 E: 0 K: 1 S: 9	H: 1 LOB: 1 BB: 0 P: 11	R: 3 H: 5 E: 1 K: 0 S: 16	H: 5 LOB: 2 BB: 0 P: 26	R: 0 H: 2 E: 0 K: 0 S: 9	H: 2 LOB: 1 BB: 0 P: 15	R: 1 H: 2 E: 0 K: 1 S: 14	H: 2 LOB: 2 BB: 1 P: 22	R: 0 H: 1 E: 0 K: 1 S: 11	H: 1 LOB: 0 BB: 0 P: 15	R: 0 H: 0 E: 0 K: 2 S: 14	H: 0 LOB: 0 BB: 0 P: 19	R: 0 H: 2 E: 0 K: 0 S: 10	H: 2 LOB: 1 BB: 0 P: 12	1B: 12 2B: 1 3B: 0 HR: 2	SF: 0 SAC: 0 DP: 3 HBP: 0	WP: 0 PB: 0 SB: 2 CS: 0	PA: 42																	
<b>PITCHER</b>	IP	WLS	BF	H	R	ER	SO	BB	IBB	HBP	BLK	WP	HR	S	P	ERA	WHIP	<b>PITCHER</b>			IP	WLS	BF	H	R	ER	SO	BB	IBB	HBP	BLK	WP	HR	S	P	ERA	WHIP
17 José Berrios, R ERA: 3.05	5.2	L	30	12	5	5	3	3	0	0	0	0	2	63	101	7.94	2.647																				
68 Matt Magill, R ERA: 2.57	0.1		1	0	0	0	0	0	0	0	0	0	0	3	3	0.00	0.000																				
65 Trevor May, R ERA: 2.35	1.0		4	1	0	0	1	0	0	0	0	0	0	11	15	0.00	1.000																				
55 Taylor Rogers, L ERA: 1.53	2.0		7	2	0	0	2	0	0	0	0	0	0	24	31	0.00	1.000																				

**Los Angeles Angels @ Minnesota Twins**  
Target Field, Minneapolis, MN  
Mon May 13 2019, 6:41 PM - 9:55 PM CDT  
Att: 21,359 - Partly Cloudy - 66 F

livebaseballscorecards.com

AB 39  
R 5  
H 15  
RBI 4  
BB 3  
SO 6  
LOB 17




Batter	1	2	3	4	5	6	7	8	9	AB	R	H	RBI	BB	SO	LOB	BOTTOM																				
18 Mitch Garver, R OBP: 0.425, SLG: 0.733	11 HR BB	F9		F7		F9		F8		4	1	0	0	1	0	3																					
11 Jorge Polanco, S OBP: 0.393, SLG: 0.620	HR		P4		24 FC5-4 1B		K		K	5	1	2	2	0	2	0																					
24 C.J. Cron, R OBP: 0.310, SLG: 0.488	20 WP BB		K2-3		9 HR FC5-4		20 1B HBP		P4	3	1	0	0	1	1	1																					
20 Eddie Rosario, L OBP: 0.280, SLG: 0.536	K		1B		K		1B			4	0	2	0	0	2	2																					
9 Marwin Gonzalez, S OBP: 0.316, SLG: 0.347	F8		K		HR		G4-3			4	1	1	2	0	1	4																					
64 Williams Astudillo, R OBP: 0.323, SLG: 0.517 16 Jonathan Schoop, R OBP: 0.324, SLG: 0.554	L4		E3 13 BB		G6-3				2B	4	0	1	0	0	0	1																					
13 Ehire Adrianza, S OBP: 0.271, SLG: 0.254 26 Max Kepler, L OBP: 0.304, SLG: 0.457	G5-3						K		P5	2	0	0	0	1	1	0																					
15 Jason Castro, L OBP: 0.362, SLG: 0.612	L3						K		K	4	0	0	0	0	2	3																					
25 Byron Buxton, R OBP: 0.331, SLG: 0.475	1B						K		F9	4	0	1	0	0	2	3																					
<b>Inning Stats</b>	R: 2 H: 1 E: 0 K: 1 S: 12	H: 1 LOB: 2 BB: 2 P: 25	R: 0 H: 1 E: 0 K: 0 S: 8	H: 1 LOB: 0 BB: 0 P: 11	R: 0 H: 1 E: 1 K: 2 S: 18	H: 1 LOB: 1 BB: 0 P: 27	R: 0 H: 0 E: 1 K: 1 S: 10	H: 0 LOB: 2 BB: 1 P: 19	R: 2 H: 2 E: 0 K: 1 S: 12	H: 2 LOB: 0 BB: 0 P: 19	R: 0 H: 0 E: 0 K: 3 S: 10	H: 0 LOB: 0 BB: 0 P: 17	R: 0 H: 1 E: 0 K: 1 S: 7	H: 1 LOB: 2 BB: 0 P: 13	R: 0 H: 1 E: 0 K: 1 S: 9	H: 1 LOB: 1 BB: 0 P: 12	R: 0 H: 0 E: 0 K: 1 S: 8	H: 0 LOB: 0 BB: 0 P: 13	1B: 4 2B: 1 3B: 0 HR: 2	SF: 0 SAC: 0 DP: 0 HBP: 1	WP: 1 PB: 0 SB: 0 CS: 0	PA: 39															
<b>PITCHER</b>	IP	WLS	BF	H	R	ER	SO	BB	IBB	HBP	BLK	WP	HR	S	P	ERA	WHIP	<b>PITCHER</b>			IP	WLS	BF	H	R	ER	SO	BB	IBB	HBP	BLK	WP	HR	S	P	ERA	WHIP
45 Tyler Skaggs, L ERA: 5.05	5.0	W	24	4	4	4	5	3	0	0	0	0	0	60	101	7.20	1.600																				
38 Justin Anderson, R ERA: 3.35	1.0	H	3	0	0	0	3	0	0	0	0	0	0	10	17	0.00	0.000																				
31 Ty Buttrey, R ERA: 0.86	2.0	H	9	2	0	0	2	0	0	1	0	0	0	16	25	0.00	1.000																				
57 Hansel Robles, R ERA: 3.79	1.0	S	3	0	0	0	1	0	0	0	0	0	0	8	13	0.00	0.000																				

**Los Angeles Angels @ Minnesota Twins**  
Target Field, Minneapolis, MN  
Mon May 13 2019, 6:41 PM - 9:55 PM CDT  
Att: 21,359 - Partly Cloudy - 66 F

livebaseballscorecards.com

AB 35  
R 4  
H 7  
RBI 4  
BB 3  
SO 11  
LOB 18









Batter	1	2	3	4	5	6	7	8	9	AB	R	H	RBI	BB	SO	LOB	TOP					
9 Tommy La Stella, L (1.5) OBP: 0.388, SLG: 0.611										5	1	4	1	1	0	2						
27 Mike Trout, R (1.8) OBP: 0.449, SLG: 0.541										4	0	1	1	1	2	2						
17 Shohel Ohtani, L (1.10) OBP: 0.385, SLG: 0.382										6	1	1	0	0	1	9						
2 Andrelton Simmons, R (1.6) OBP: 0.330, SLG: 0.428										5	0	1	0	0	0	3						
18 Brian Goodwin, L (1.9) OBP: 0.378, SLG: 0.496										4	2	4	1	0	0	0						
20 Jonathan Lucroy, R (1.2) OBP: 0.331, SLG: 0.454										4	2	2	3	1	1	2						
6 David Fletcher, R (1.7) OBP: 0.342, SLG: 0.438										5	1	2	1	0	0	3						
25 Jared Walsh, L (1.3) OBP: 0.600, SLG: 0.600										5	0	3	0	0	0	1						
7 Zack Cozart, R (0.160) OBP: 0.189, SLG: 0.160										0	0	0	0	0	0	0						
4 Luis Rengifo, S (1.4) OBP: 0.231, SLG: 0.265										5	0	0	0	0	3	5						
<b>Inning Stats</b>	R: 0 E: 0 K: 0 S: 5	H: 1 LOB: 1 BB: 1 P: 11	R: 0 E: 0 K: 1 S: 12	H: 1 LOB: 1 BB: 0 P: 20	R: 1 E: 1 K: 2 S: 14	H: 1 LOB: 1 BB: 0 P: 21	R: 0 E: 0 K: 0 S: 9	H: 1 LOB: 0 BB: 0 P: 14	R: 0 E: 0 K: 0 S: 10	H: 1 LOB: 2 BB: 1 P: 17	R: 2 E: 0 K: 0 S: 17	H: 4 LOB: 2 BB: 0 P: 20	R: 1 E: 0 K: 1 S: 11	H: 2 LOB: 2 BB: 1 P: 24	R: 0 E: 0 K: 2 S: 16	H: 2 LOB: 2 BB: 0 P: 18	R: 3 E: 0 K: 1 S: 23	H: 5 LOB: 3 BB: 0 P: 37	1B: 13 2B: 3 3B: 0 HR: 2	SF: 1 SAC: 0 DP: 1 HBP: 1	WP: 1 PB: 0 CS: 0	PA: 48
<b>PITCHER</b>	IP: 5.1 WLS: W BF: 26 ERA: 2.63	H: 9 R: 3 ER: 3 SO: 3	BB: 2 IBB: 0 HBP: 0 BLK: 0	WP: 0 HR: 2 S: 63 P: 98	ERA: 5.06 WHIP: 2.062	<b>PITCHER</b>	IP: 0.1 WLS: S BF: 5 ERA: 1.8	H: 3 R: 3 ER: 0 SO: 1	BB: 0 IBB: 0 HBP: 1 BLK: 0	WP: 0 HR: 0 S: 10 P: 17	ERA: 81.00 WHIP: 9.000	<b>PITCHER</b>	IP: 0.2 WLS: S BF: 5 ERA: 1.8	H: 2 R: 0 ER: 0 SO: 1	BB: 0 IBB: 0 HBP: 0 BLK: 0	WP: 0 HR: 0 S: 13 P: 20	ERA: 0.00 WHIP: 3.000					
12 Jake Odorizzi, R (1.1) ERA: 2.63	65 Trevor May, R (6.1) ERA: 2.79	68 Matt Magill, R (7.1) ERA: 2.35	19 Ryne Harper, R (8.1) ERA: 1.5	38 Blake Parker, R (8.1) ERA: 1.17	39 Trevor Hildenberger, R (9.1) ERA: 8.38	51 Mike Morin, R (9.1) ERA: 1.8																
<b>Batter</b>	<b>1</b>	<b>2</b>	<b>3</b>	<b>4</b>	<b>5</b>	<b>6</b>	<b>7</b>	<b>8</b>	<b>9</b>	<b>AB</b>	<b>R</b>	<b>H</b>	<b>RBI</b>	<b>BB</b>	<b>SO</b>	<b>LOB</b>	<b>BOTTOM</b>					
26 Max Kepler, L (1.9) OBP: 0.305, SLG: 0.442										4	0	0	0	1	0	2						
11 Jorge Polanco, S (1.10) OBP: 0.398, SLG: 0.624										4	1	2	0	0	1	1						
20 Eddie Rosario, L (1.7) OBP: 0.284, SLG: 0.532										4	1	1	1	0	0	1						
24 C.J. Cron, R (1.3) OBP: 0.307, SLG: 0.470										3	1	1	0	1	1	1						
64 Williams Astudillo, R (1.5) OBP: 0.286, SLG: 0.462										3	0	0	1	0	0	2						
16 Jonathan Schoop, R (1.4) OBP: 0.326, SLG: 0.496										4	1	2	0	0	0	1						
13 Ehire Adrianza, S (1.6) OBP: 0.297, SLG: 0.290										3	1	2	2	1	0	0						
15 Jason Castro, L (1.2) OBP: 0.371, SLG: 0.654										3	2	1	2	1	1	3						
25 Byron Buxton, R (1.8) OBP: 0.336, SLG: 0.500										4	1	1	2	0	0	3						
<b>Inning Stats</b>	R: 0 E: 0 K: 0 S: 7	H: 2 LOB: 0 BB: 0 P: 9	R: 2 E: 1 K: 1 S: 15	H: 2 LOB: 1 BB: 0 P: 21	R: 0 E: 0 K: 0 S: 13	H: 1 LOB: 0 BB: 0 P: 19	R: 0 E: 0 K: 0 S: 5	H: 0 LOB: 0 BB: 0 P: 11	R: 4 E: 0 K: 0 S: 18	H: 3 LOB: 1 BB: 2 P: 31	R: 2 E: 0 K: 1 S: 15	H: 2 LOB: 0 BB: 1 P: 26	R: 0 E: 0 K: 0 S: 5	H: 1 LOB: 2 BB: 0 P: 8	R: 0 E: 0 K: 1 S: 15	H: 1 LOB: 2 BB: 1 P: 20	R: 0 E: 0 K: 1 S: 15	H: 1 LOB: 2 BB: 1 P: 20	1B: 5 2B: 2 3B: 1 HR: 2	SF: 1 SAC: 0 DP: 1 HBP: 0	WP: 2 PB: 0 CS: 1	PA: 37
<b>PITCHER</b>	IP: 4.1 WLS: L BF: 22 ERA: 6.95	H: 6 R: 6 ER: 6 SO: 6	BB: 2 IBB: 0 HBP: 0 BLK: 0	WP: 2 HR: 1 S: 54 P: 84	ERA: 12.46 WHIP: 1.846	<b>PITCHER</b>	IP: 1.0 WLS: S BF: 4 ERA: 2.75	H: 2 R: 2 ER: 0 SO: 1	BB: 0 IBB: 0 HBP: 0 BLK: 0	WP: 0 HR: 0 S: 10 P: 15	ERA: 0.00 WHIP: 0.600	<b>PITCHER</b>	IP: 1.0 WLS: S BF: 5 ERA: 5.54	H: 1 R: 0 ER: 0 SO: 1	BB: 0 IBB: 0 HBP: 0 BLK: 0	WP: 0 HR: 0 S: 15 P: 20	ERA: 0.00 WHIP: 2.000					
53 Trevor Cahill, R (1.1) ERA: 6.95	39 Luke Bard, R (5.1) ERA: 2.94	24 Noé Ramirez, R (6.1) ERA: 2.75	37 Cody Allen, R (8.1) ERA: 5.54	51 Mike Morin, R (9.1) ERA: 1.8																		

Los Angeles Angels @ Minnesota Twins  
Target Field, Minneapolis, MN  
Wed May 15 2019, 12:13 PM - 3:52 PM CDT  
Att: 31,919 - Partly Cloudy - 69 F

AB	43
R	7
H	18
RBI	7
BB	3
SO	7
LOB	27



Los Angeles Angels @ Minnesota Twins  
Target Field, Minneapolis, MN  
Wed May 15 2019, 12:13 PM - 3:52 PM CDT  
Att: 31,919 - Partly Cloudy - 69 F

AB	32
R	8
H	10
RBI	8
BB	4
SO	3
LOB	14





Batter	1	2	3	4	5	6	7	8	9	AB	R	H	RBI	BB	SO	LOB	TOP								
15 Whit Merrifield, R OBP: 0.345, SLG: 0.505										5	0	2	0	0	2	0	<b>Kansas City Royals @ Los Angeles Angels</b> Angel Stadium, Anaheim, CA Fri May 17 2019, 7:09 PM - 10:25 PM PDT Att. 43,444 - Clear - 66 F								
1 Nicky Lopez, L OBP: 0.474, SLG: 0.563										5	0	1	0	0	1	1									
27 Adalberto Mondesi, S OBP: 0.314, SLG: 0.486										3	1	0	0	1	1	2									
4 Alex Gordon, L OBP: 0.380, SLG: 0.529										3	1	1	0	1	1	0									
17 Hunter Dozier, R OBP: 0.395, SLG: 0.581										3	0	0	0	1	1	3									
12 Jorge Soler, R OBP: 0.312, SLG: 0.503										4	0	1	0	0	2	4									
66 Ryan O'Hearn, L OBP: 0.313, SLG: 0.355										2	0	1	2	2	1	1									
16 Martin Maldonado, R OBP: 0.287, SLG: 0.248										3	0	0	0	1	0	4									
2 Chris Owings, R OBP: 0.203, SLG: 0.236										4	0	0	0	0	1	2									
<b>Inning Stats</b>	R: 0 E: 0 K: 1 S: 6	H: 0 LOB: 0 BB: 0 P: 9	R: 0 E: 0 K: 2 S: 13	H: 0 LOB: 1 BB: 1 P: 20	R: 0 E: 0 K: 0 S: 8	H: 2 LOB: 2 BB: 0 P: 12	R: 0 E: 0 K: 1 S: 12	H: 1 LOB: 2 BB: 1 P: 23	R: 0 E: 0 K: 2 S: 9	H: 1 LOB: 1 BB: 0 P: 16	R: 2 E: 0 K: 2 S: 15	H: 1 LOB: 2 BB: 3 P: 29	R: 0 E: 0 K: 2 S: 8	H: 0 LOB: 0 BB: 0 P: 9	R: 0 E: 0 K: 0 S: 14	H: 1 LOB: 2 BB: 1 P: 21	R: 0 E: 0 K: 0 S: 11	H: 0 LOB: 0 BB: 0 P: 16	1B: 5 2B: 2 3B: 0 HR: 0	SF: 0 SAC: 0 DP: 1 HBP: 0	WP: 2 PB: 0 SB: 3 CS: 1	PA: 38			
<b>PITCHER</b>	IP	WLS	BF	H	R	ER	SO	BB	IBB	HBP	BLK	WP	HR	S	P	ERA	WHIP								
33 Matt Harvey, R ERA: 6.35	5.0	W	22	4	2	2	6	4	0	0	0	0	0	51	91	3.60	1.600								
36 Justin Anderson, R ERA: 3.14	1.0	H	5	1	0	0	2	1	0	0	0	0	0	12	18	0.00	2.000								
31 Ty Buttrey, R ERA: 0.82	1.0	H	3	0	0	0	2	0	0	0	0	0	0	8	9	0.00	0.000								
32 Cam Bedrosian, R ERA: 2.95	1.0	H	5	1	0	0	0	1	0	0	0	1	0	14	21	0.00	2.000								
57 Hansel Robles, R ERA: 3.6	1.0	S	3	0	0	0	0	0	0	0	0	0	0	11	16	0.00	0.000								

Batter	1	2	3	4	5	6	7	8	9	AB	R	H	RBI	BB	SO	LOB	BOTTOM								
9 Tommy La Stella, L OBP: 0.383, SLG: 0.598										4	0	1	1	0	1	2	<b>Kansas City Royals @ Los Angeles Angels</b> Angel Stadium, Anaheim, CA Fri May 17 2019, 7:09 PM - 10:25 PM PDT Att. 43,444 - Clear - 66 F								
7 Zack Cozart, R OBP: 0.189, SLG: 0.160										0	0	0	0	0	0	0									
27 Mike Trout, R OBP: 0.456, SLG: 0.551										3	1	2	0	1	0	1									
17 Shohel Ohtani, L OBP: 0.372, SLG: 0.368										4	0	1	0	0	2	2									
2 Andrelton Simmons, R OBP: 0.328, SLG: 0.424										4	1	1	0	0	1	4									
5 Albert Pujols, R OBP: 0.308, SLG: 0.454										3	1	2	1	1	0	2									
56 Kole Calhoun, L OBP: 0.322, SLG: 0.490										4	1	1	1	0	1	2									
20 Jonathan Lucroy, R OBP: 0.328, SLG: 0.443										3	1	0	0	1	2	1									
18 Brian Goodwin, L OBP: 0.381, SLG: 0.488										2	0	0	1	2	0	0									
6 David Fletcher, R OBP: 0.347, SLG: 0.440										4	0	2	0	0	0	2									
<b>Inning Stats</b>	R: 0 E: 0 K: 1 S: 9	H: 1 LOB: 1 BB: 0 P: 14	R: 3 E: 0 K: 0 S: 14	H: 2 LOB: 1 BB: 3 P: 30	R: 1 E: 0 K: 1 S: 11	H: 2 LOB: 1 BB: 0 P: 13	R: 0 E: 0 K: 1 S: 12	H: 0 LOB: 0 BB: 0 P: 18	R: 0 E: 0 K: 0 S: 8	H: 1 LOB: 2 BB: 1 P: 16	R: 0 E: 0 K: 0 S: 11	H: 1 LOB: 2 BB: 1 P: 22	R: 1 E: 0 K: 3 S: 16	H: 2 LOB: 1 BB: 0 P: 26	R: 0 E: 0 K: 1 S: 8	H: 1 LOB: 0 BB: 0 P: 14	1B: 8 2B: 2 3B: 0 HR: 0	SF: 0 SAC: 0 DP: 2 HBP: 0	WP: 0 PB: 0 SB: 1 CS: 1	PA: 37					
<b>PITCHER</b>	IP	WLS	BF	H	R	ER	SO	BB	IBB	HBP	BLK	WP	HR	S	P	ERA	WHIP								
56 Brad Keller, R ERA: 4.68	5.2	L	27	7	4	4	3	5	0	0	0	0	0	2	5	0.00	0.000								
55 Richard Lovelady, L ERA: 3.55	0.1		1	0	0	0	0	0	0	0	0	0	0	2	5	0.00	0.000								
58 Scott Barlow, R ERA: 2.11	1.0		5	2	1	1	3	0	0	0	0	0	0	16	26	9.00	2.000								
43 Wily Peralta, R ERA: 6.2	1.0		3	1	0	0	1	0	0	0	0	0	0	8	14	0.00	1.000								



Batter	1	2	3	4	5	6	7	8	9	AB	R	H	RBI	BB	SO	LOB	TOP			
15 Whit Merrifield, R (1, 10) OBP: 0.348, SLG: 0.516										4	1	2	2	0	1	0	<b>Kansas City Royals @ Los Angeles Angels</b> Angel Stadium, Anaheim, CA Sat May 18 20:19, 7:10 PM - 9:50 PM PDT Att: 43,415 - Cloudy - 64 F			
1 Nicky Lopez, L (1, 4) OBP: 0.391, SLG: 0.450										4	0	0	0	0	1	2				
27 Adalberto Mondesi, S (1, 6) OBP: 0.313, SLG: 0.481										4	0	1	1	0	1	1				
4 Alex Gordon, L (1, 7) OBP: 0.383, SLG: 0.525										3	0	1	0	1	0	0				
17 Hunter Dozier, R (1, 5) OBP: 0.398, SLG: 0.576										3	0	1	0	1	0	0				
12 Jorge Soler, R (1, 9) OBP: 0.311, SLG: 0.497										4	0	1	0	0	2	4				
66 Ryan O'Hearn, L (1, 3) OBP: 0.305, SLG: 0.344										4	0	0	0	0	2	3				
16 Martin Maldonado, R (1, 2) OBP: 0.286, SLG: 0.248										4	1	1	0	0	0	2				
6 Billy Hamilton, S (1, 8) OBP: 0.304, SLG: 0.283										4	1	1	0	0	2	0				
<b>Inning Stats</b>	R: 0 H: 0 E: 0 K: 1 S: 9	H: 0 LOB: 0 BB: 0 P: 14	R: 0 H: 0 E: 0 K: 1 S: 7	H: 0 LOB: 0 BB: 0 P: 9	R: 0 H: 0 E: 0 K: 0 S: 8	H: 0 LOB: 0 BB: 0 P: 15	R: 0 H: 0 E: 0 K: 1 S: 7	H: 0 LOB: 0 BB: 0 P: 11	R: 0 H: 1 E: 0 K: 1 S: 9	H: 1 LOB: 1 BB: 0 P: 11	R: 0 H: 1 E: 0 K: 1 S: 9	H: 1 LOB: 1 BB: 0 P: 14	R: 3 H: 5 E: 0 K: 2 S: 18	H: 5 LOB: 2 BB: 1 P: 30	R: 0 H: 0 E: 0 K: 2 S: 9	H: 0 LOB: 0 BB: 0 P: 11	1B: 6 2B: 2 3B: 0 HR: 0	SF: 0 SAC: 0 DP: 0 HBP: 0	WP: 0 PB: 0 SB: 0 CS: 1	PA: 36
<b>PITCHER</b>	IP WLS BF H R ER SO BB IBB HBP BLK WP HR S P ERA WHIP																			
47 Griffin Canning, R (1, 1) ERA: 3.8	7.0 W 25 3 0 0 5 1 0 0 0 0 0 0 60 93 0.00 0.571																			
67 Taylor Cole, R (8, 1) ERA: 4.91	0.1 5 4 3 3 1 0 0 0 0 0 0 0 13 20 81.00 12.000																			
31 Ty Buttrey, R (8, 1) ERA: 0.76	1.2 S 6 1 0 0 3 1 0 0 0 0 0 0 14 21 0.00 1.200																			

Batter	1	2	3	4	5	6	7	8	9	AB	R	H	RBI	BB	SO	LOB	BOTTOM			
9 Tommy La Stella, L (1, 4) OBP: 0.372, SLG: 0.579										4	0	0	0	0	0	2	<b>Kansas City Royals @ Los Angeles Angels</b> Angel Stadium, Anaheim, CA Sat May 18 20:19, 7:10 PM - 9:50 PM PDT Att: 43,415 - Cloudy - 64 F			
7 Zack Cozart, R (9, 5) OBP: 0.189, SLG: 0.160										0	0	0	0	0	0	0				
27 Mike Trout, R (1, 8) OBP: 0.482, SLG: 0.572										2	3	1	1	2	0	0				
17 Shohei Ohtani, L (1, 10) OBP: 0.362, SLG: 0.429										4	1	1	2	0	2	1				
2 Andrelton Simmons, R (1, 6) OBP: 0.332, SLG: 0.428										3	1	1	0	0	1	0				
56 Kole Calhoun, L (1, 9) OBP: 0.320, SLG: 0.494										3	1	1	1	0	0	2				
20 Jonathan Lucroy, R (1, 2) OBP: 0.333, SLG: 0.452										4	0	2	2	0	2	0				
18 Brian Goodwin, L (1, 7) OBP: 0.371, SLG: 0.474										4	0	0	0	0	0	3				
25 Jared Walsh, L (1, 3) OBP: 0.500, SLG: 0.429										2	0	0	0	1	1	1				
6 David Fletcher, R (1, 5) OBP: 0.346, SLG: 0.438										3	0	1	0	0	1	1				
<b>Inning Stats</b>	R: 1 H: 1 E: 0 K: 2 S: 11	H: 2 LOB: 1 BB: 0 P: 18	R: 0 H: 0 E: 0 K: 0 S: 12	H: 0 LOB: 0 BB: 0 P: 18	R: 0 H: 0 E: 0 K: 1 S: 7	H: 0 LOB: 0 BB: 0 P: 12	R: 0 H: 0 E: 0 K: 1 S: 5	H: 0 LOB: 0 BB: 0 P: 7	R: 0 H: 0 E: 0 K: 1 S: 8	H: 0 LOB: 0 BB: 0 P: 12	R: 3 H: 2 E: 1 K: 1 S: 12	H: 2 LOB: 0 BB: 1 P: 20	R: 0 H: 1 E: 0 K: 0 S: 6	H: 1 LOB: 1 BB: 1 P: 12	R: 1 H: 1 E: 0 K: 1 S: 12	H: 1 LOB: 2 BB: 1 P: 24	1B: 2 2B: 4 3B: 0 HR: 2	SF: 1 SAC: 0 DP: 1 HBP: 1	WP: 0 PB: 0 SB: 1 CS: 0	PA: 34
<b>PITCHER</b>	IP WLS BF H R ER SO BB IBB HBP BLK WP HR S P ERA WHIP																			
65 Jakob Junis, R (1, 1) ERA: 5.69	7.0 L 28 6 5 4 6 2 0 0 0 0 0 0 2 61 99 5.14 1.143																			
40 Jake Diekmann, L (8, 1) ERA: 3.32	1.0 6 1 1 1 1 1 0 1 0 0 0 0 12 24 9.00 2.000																			

AB	34
R	3
H	8
RBI	3
BB	2
SO	9
LOB	12



AB	29
R	6
H	7
RBI	6
BB	3
SO	7
LOB	10





Batter	1	2	3	4	5	6	7	8	9	AB	R	H	RBI	BB	SO	LOB	TOP					
15 Whit Merrifield, R OBP: 0.349, SLG: 0.508										3	1	0	0	2	0	0	<b>Kansas City Royals @ Los Angeles Angels</b> Angel Stadium, Anaheim, CA Sun May 19 2019, 1:11 PM - 4:30 PM PDT Att: 43,329 - Cloudy - 61 F					
1 Nicky Lopez, L OBP: 0.353, SLG: 0.440										5	1	2	0	0	0	3						
27 Adalberto Mondesi, S OBP: 0.315, SLG: 0.478										5	1	2	0	0	1	3						
4 Alex Gordon, L OBP: 0.389, SLG: 0.528										3	1	1	1	1	2	4						
17 Hunter Dozier, R OBP: 0.398, SLG: 0.574										4	0	1	2	1	1	6						
12 Jorge Soler, R OBP: 0.302, SLG: 0.486										4	0	0	0	0	0	4						
2 Chris Owings, R OBP: 0.204, SLG: 0.236										4	0	1	1	0	3	2						
36 Cam Gallagher, R OBP: 0.170, SLG: 0.114										4	0	1	0	0	1	1						
0 Terrance Gore, R OBP: 0.423, SLG: 0.520										0	0	0	0	0	0	0						
16 Martin Maldonado, R OBP: 0.286, SLG: 0.245										0	0	0	0	0	0	0						
6 Billy Hamilton, S OBP: 0.302, SLG: 0.290										4	1	1	0	0	2	0						
<b>Inning Stats</b>	R: 0 H: 2 E: 0 K: 1 S: 16	H: 2 LOB: 2 BB: 0 P: 24	R: 0 H: 0 E: 0 K: 2 S: 8	H: 0 LOB: 0 BB: 0 P: 14	R: 3 H: 3 E: 1 K: 2 S: 24	H: 3 LOB: 1 BB: 1 P: 34	R: 0 H: 0 E: 0 K: 1 S: 5	H: 0 LOB: 0 BB: 0 P: 7	R: 0 H: 0 E: 0 K: 0 S: 8	H: 0 LOB: 0 BB: 0 P: 12	R: 1 H: 1 E: 0 K: 1 S: 11	H: 1 LOB: 1 BB: 1 P: 23	R: 0 H: 0 E: 0 K: 1 S: 13	H: 0 LOB: 0 BB: 0 P: 19	R: 0 H: 1 E: 0 K: 1 S: 12	H: 1 LOB: 2 BB: 1 P: 19	R: 1 H: 2 E: 0 K: 1 S: 12	H: 3 LOB: 3 BB: 1 P: 25	1B: 6 2B: 3 3B: 0 HR: 0	SF: 0 SAC: 0 DP: 0 HBP: 1	WP: 0 PB: 0 SB: 0 CS: 0	PA: 41
<b>PITCHER</b>	IP WLS BF H R ER SO BB IBB HBP BLK WP HR S P ERA WHIP																					
45 Tyler Skaggs, L ERA: 5.01	5.2 L 25 6 4 3 7 2 0 0 0 0 0 0 70 110 4.76 1.412																					
39 Luke Bard, R ERA: 2.66	1.1 4 0 0 0 1 0 0 0 0 0 0 15 23 0.00 0.000																					
37 Cody Allen, R ERA: 5.14	1.0 5 1 0 0 1 1 0 0 0 0 0 12 19 0.00 2.000																					
24 Noé Ramirez, R ERA: 3.05	1.0 7 2 1 1 1 1 0 1 0 0 0 12 25 9.00 3.000																					

Batter	1	2	3	4	5	6	7	8	9	AB	R	H	RBI	BB	SO	LOB	BOTTOM					
6 David Fletcher, R OBP: 0.335, SLG: 0.423										5	0	0	0	0	0	2	<b>Kansas City Royals @ Los Angeles Angels</b> Angel Stadium, Anaheim, CA Sun May 19 2019, 1:11 PM - 4:30 PM PDT Att: 43,329 - Cloudy - 61 F					
27 Mike Trout, R OBP: 0.486, SLG: 0.577										4	0	2	0	0	0	0						
17 Shohei Ohtani, L OBP: 0.353, SLG: 0.400										3	0	0	0	1	2	2						
2 Andrelton Simmons, R OBP: 0.325, SLG: 0.418										4	0	0	0	0	1	4						
5 Albert Pujols, R OBP: 0.307, SLG: 0.448										4	0	1	0	0	1	2						
56 Kole Calhoun, L OBP: 0.318, SLG: 0.484										3	1	0	0	0	3	1						
44 Kevan Smith, R OBP: 0.408, SLG: 0.450										2	0	1	1	2	1	1						
9 Tommy La Stella, L OBP: 0.376, SLG: 0.576										4	0	2	0	0	1	2						
7 Zack Cozart, R OBP: 0.183, SLG: 0.155										3	0	0	0	0	0	5						
18 Brian Goodwin, L OBP: 0.368, SLG: 0.470										1	0	0	0	0	0	0						
<b>Inning Stats</b>	R: 0 H: 1 E: 0 K: 0 S: 7	H: 0 LOB: 2 BB: 1 P: 14	R: 0 H: 0 E: 0 K: 1 S: 12	H: 0 LOB: 1 BB: 1 P: 20	R: 0 H: 1 E: 0 K: 1 S: 13	H: 1 LOB: 0 BB: 0 P: 22	R: 1 H: 2 E: 0 K: 1 S: 14	H: 2 LOB: 2 BB: 0 P: 17	R: 0 H: 0 E: 0 K: 1 S: 9	H: 0 LOB: 0 BB: 0 P: 12	R: 0 H: 1 E: 0 K: 1 S: 14	H: 1 LOB: 2 BB: 1 P: 21	R: 0 H: 0 E: 0 K: 3 S: 11	H: 0 LOB: 1 BB: 0 P: 15	R: 0 H: 1 E: 0 K: 3 S: 14	H: 1 LOB: 1 BB: 0 P: 20	R: 0 H: 0 E: 0 K: 0 S: 10	H: 0 LOB: 0 BB: 0 P: 15	1B: 4 2B: 2 3B: 0 HR: 0	SF: 0 SAC: 0 DP: 0 HBP: 2	WP: 1 PB: 0 SB: 0 CS: 0	PA: 38
<b>PITCHER</b>	IP WLS BF H R ER SO BB IBB HBP BLK WP HR S P ERA WHIP																					
41 Danny Duffy, L ERA: 3.45	6.0 W 27 5 1 1 1 3 0 0 1 0 0 0 69 106 1.50 1.333																					
58 Scott Barlow, R ERA: 2.01	1.0 H 5 1 0 0 1 0 0 1 0 0 0 14 20 0.00 1.000																					
40 Jake Diekmann, L ERA: 3.15	1.0 H 3 0 0 0 3 0 0 0 0 0 0 11 15 0.00 0.000																					
31 Ian Kennedy, R ERA: 3.2	1.0 3 0 0 0 0 0 0 0 0 0 0 10 15 0.00 0.000																					










Batter	1	2	3	4	5	6	7	8	9	AB	R	H	RBI	BB	SO	LOB	TOP						
26 Max Kepler, L OBP: 0.328, SLG: 0.464	L9		BB			11 2B 2B	11 1B 9 2B 1B	CS	F9	4	2	2	0	1	0	0							
11 Jorge Polanco, S OBP: 0.405, SLG: 0.596	K		K			9 HR 2B	9 2B 20 1B 1B		20 1B BB	4	2	2	2	1	2	1							
9 Marwin Gonzalez, S OBP: 0.329, SLG: 0.393	G4-3			G6-3		2-H HR	2-H HR		P6	5	2	2	3	0	0	1							
20 Eddie Rosario, L OBP: 0.295, SLG: 0.511		F8		G3		K				5	0	2	2	0	1	0							
24 C.J. Cron, R OBP: 0.322, SLG: 0.519		FC3-6 BB		P4		L5	G6-3			4	0	0	0	1	1	3							
2 Luis Arraez, L OBP: 0.643, SLG: 0.917	FC3-6					F7				4	1	2	1	0	0	1							
16 Jonathan Schoop, R OBP: 0.310, SLG: 0.494		P4				1B			HR	4	0	0	0	0	2	2							
15 Jason Castro, L OBP: 0.358, SLG: 0.603			K			K			L8	3	1	0	0	0	2	1							
25 Byron Buxton, R OBP: 0.325, SLG: 0.490			G6-3			L5			P4	3	0	0	0	1	0	2							
<b>Inning Stats</b>	R: 0 E: 0 K: 1 S: 9	H: 0 LOB: 0 BB: 0 P: 13	R: 0 E: 0 K: 0 S: 12	H: 0 LOB: 1 BB: 1 P: 19	R: 0 E: 0 K: 2 S: 8	H: 0 LOB: 0 BB: 1 P: 18	R: 0 E: 0 K: 0 S: 9	H: 1 LOB: 0 BB: 0 P: 12	R: 0 E: 0 K: 2 S: 16	H: 1 LOB: 0 BB: 0 P: 25	R: 3 E: 0 K: 1 S: 13	H: 3 LOB: 0 BB: 0 P: 17	R: 4 E: 0 K: 0 S: 24	H: 4 LOB: 1 BB: 0 P: 35	R: 1 E: 0 K: 1 S: 9	H: 1 LOB: 0 BB: 1 P: 19	R: 0 E: 0 K: 1 S: 11	H: 1 LOB: 2 BB: 1 P: 20	1B: 5 2B: 3 HR: 2	SF: 0 SAC: 0 DP: 0	WP: 0 PB: 0 CS: 1	PA: 42	
<b>PITCHER</b>	IP WLS BF H R ER SO BB IBB HBP BLK WP HR S P ERA WHIP	IP WLS BF H R ER SO BB IBB HBP BLK WP HR S P ERA WHIP	IP WLS BF H R ER SO BB IBB HBP BLK WP HR S P ERA WHIP	IP WLS BF H R ER SO BB IBB HBP BLK WP HR S P ERA WHIP	IP WLS BF H R ER SO BB IBB HBP BLK WP HR S P ERA WHIP	IP WLS BF H R ER SO BB IBB HBP BLK WP HR S P ERA WHIP	IP WLS BF H R ER SO BB IBB HBP BLK WP HR S P ERA WHIP	IP WLS BF H R ER SO BB IBB HBP BLK WP HR S P ERA WHIP	IP WLS BF H R ER SO BB IBB HBP BLK WP HR S P ERA WHIP	IP WLS BF H R ER SO BB IBB HBP BLK WP HR S P ERA WHIP	IP WLS BF H R ER SO BB IBB HBP BLK WP HR S P ERA WHIP	IP WLS BF H R ER SO BB IBB HBP BLK WP HR S P ERA WHIP	IP WLS BF H R ER SO BB IBB HBP BLK WP HR S P ERA WHIP	IP WLS BF H R ER SO BB IBB HBP BLK WP HR S P ERA WHIP	IP WLS BF H R ER SO BB IBB HBP BLK WP HR S P ERA WHIP	IP WLS BF H R ER SO BB IBB HBP BLK WP HR S P ERA WHIP	IP WLS BF H R ER SO BB IBB HBP BLK WP HR S P ERA WHIP	IP WLS BF H R ER SO BB IBB HBP BLK WP HR S P ERA WHIP	IP WLS BF H R ER SO BB IBB HBP BLK WP HR S P ERA WHIP	IP WLS BF H R ER SO BB IBB HBP BLK WP HR S P ERA WHIP	IP WLS BF H R ER SO BB IBB HBP BLK WP HR S P ERA WHIP	IP WLS BF H R ER SO BB IBB HBP BLK WP HR S P ERA WHIP	IP WLS BF H R ER SO BB IBB HBP BLK WP HR S P ERA WHIP

Minnesota Twins @ Los Angeles Angels  
 Angel Stadium, Anaheim, CA  
 Tue May 21 2019, 7:09 PM - 10:34 PM PDT  
 Att: 32,316 - Cloudy - 63 F

livebaseballscorecards.com

AB 36  
 R 8  
 H 10  
 RBI 8  
 BB 4  
 SO 8  
 LOB 11




Batter	1	2	3	4	5	6	7	8	9	AB	R	H	RBI	BB	SO	LOB	BOTTOM						
9 Tommy La Stella, L OBP: 0.373, SLG: 0.560	G6-3				B2-3		FC5-6		G5-3	5	0	0	0	0	0	5							
27 Mike Trout, R OBP: 0.397, SLG: 0.577	HR		K		F7			17 FC4 BB		3	1	1	1	1	1	1							
17 Shohel Ohtani, L OBP: 0.339, SLG: 0.365	G6-3		L8			1B		FC4		4	0	1	0	0	0	1							
5 Albert Pujols, R OBP: 0.304, SLG: 0.436	F8		G4-3			L7		K		4	0	0	0	0	1	2							
56 Kole Calhoun, L OBP: 0.305, SLG: 0.461		K		L8		L9		L7		4	0	0	0	0	1	2							
44 Kevan Smith, R OBP: 0.397, SLG: 0.435	L9			G5-3		K				2	0	0	0	0	0	0							
20 Jonathan Lucroy, R OBP: 0.326, SLG: 0.439						K			6 1B 1B	2	0	1	0	0	1	1							
18 Brian Goodwin, L OBP: 0.369, SLG: 0.461		4 1B 6 1B BB		F8				K		3	1	0	0	1	1	1							
4 Luis Rengifo, S OBP: 0.233, SLG: 0.263		6 1B 9 WP 1B				G3		K		4	1	1	0	0	1	1							
6 David Fletcher, R OBP: 0.349, SLG: 0.426		9 WP 1B						9 FC5-6 1B		3	0	3	1	1	0	0							
<b>Inning Stats</b>	R: 1 E: 0 K: 0 S: 5	H: 1 LOB: 0 BB: 0 P: 7	R: 2 E: 0 K: 1 S: 15	H: 2 LOB: 1 BB: 1 P: 27	R: 0 E: 0 K: 1 S: 8	H: 0 LOB: 0 BB: 0 P: 11	R: 0 E: 0 K: 0 S: 6	H: 0 LOB: 0 BB: 0 P: 10	R: 0 E: 0 K: 0 S: 8	H: 0 LOB: 1 BB: 1 P: 13	R: 0 E: 0 K: 1 S: 10	H: 1 LOB: 1 BB: 0 P: 13	R: 0 E: 0 K: 2 S: 10	H: 1 LOB: 0 BB: 0 P: 13	R: 0 E: 0 K: 1 S: 11	H: 0 LOB: 1 BB: 1 P: 19	R: 0 E: 0 K: 0 S: 12	H: 2 LOB: 2 BB: 0 P: 17	1B: 6 2B: 0 HR: 1	SF: 0 SAC: 0 DP: 0	WP: 1 PB: 0 CS: 0	PA: 37	
<b>PITCHER</b>	IP WLS BF H R ER SO BB IBB HBP BLK WP HR S P ERA WHIP	IP WLS BF H R ER SO BB IBB HBP BLK WP HR S P ERA WHIP	IP WLS BF H R ER SO BB IBB HBP BLK WP HR S P ERA WHIP	IP WLS BF H R ER SO BB IBB HBP BLK WP HR S P ERA WHIP	IP WLS BF H R ER SO BB IBB HBP BLK WP HR S P ERA WHIP	IP WLS BF H R ER SO BB IBB HBP BLK WP HR S P ERA WHIP	IP WLS BF H R ER SO BB IBB HBP BLK WP HR S P ERA WHIP	IP WLS BF H R ER SO BB IBB HBP BLK WP HR S P ERA WHIP	IP WLS BF H R ER SO BB IBB HBP BLK WP HR S P ERA WHIP	IP WLS BF H R ER SO BB IBB HBP BLK WP HR S P ERA WHIP	IP WLS BF H R ER SO BB IBB HBP BLK WP HR S P ERA WHIP	IP WLS BF H R ER SO BB IBB HBP BLK WP HR S P ERA WHIP	IP WLS BF H R ER SO BB IBB HBP BLK WP HR S P ERA WHIP	IP WLS BF H R ER SO BB IBB HBP BLK WP HR S P ERA WHIP	IP WLS BF H R ER SO BB IBB HBP BLK WP HR S P ERA WHIP	IP WLS BF H R ER SO BB IBB HBP BLK WP HR S P ERA WHIP	IP WLS BF H R ER SO BB IBB HBP BLK WP HR S P ERA WHIP	IP WLS BF H R ER SO BB IBB HBP BLK WP HR S P ERA WHIP	IP WLS BF H R ER SO BB IBB HBP BLK WP HR S P ERA WHIP	IP WLS BF H R ER SO BB IBB HBP BLK WP HR S P ERA WHIP	IP WLS BF H R ER SO BB IBB HBP BLK WP HR S P ERA WHIP	IP WLS BF H R ER SO BB IBB HBP BLK WP HR S P ERA WHIP	IP WLS BF H R ER SO BB IBB HBP BLK WP HR S P ERA WHIP

Minnesota Twins @ Los Angeles Angels  
 Angel Stadium, Anaheim, CA  
 Tue May 21 2019, 7:09 PM - 10:34 PM PDT  
 Att: 32,316 - Cloudy - 63 F

livebaseballscorecards.com

AB 34  
 R 3  
 H 7  
 RBI 2  
 BB 3  
 SO 6  
 LOB 14









Batter	1	2	3	4	5	6	7	8	9	AB	R	H	RBI	BB	SO	LOB	TOP							
17 Shin-Soo Choo, L (1,7) OBP: 0.399, SLG: 0.541 3 Delino DeShields, R (9,8) OBP: 0.321, SLG: 0.264											5	2	2	1	0	1	2							
41 Logan Forsythe, R (1,6) OBP: 0.410, SLG: 0.483										3	1	0	0	1	0	1								
30 Nomar Mazara, L (1,9) OBP: 0.310, SLG: 0.438										5	0	0	0	0	2	5								
24 Hunter Pence, R (1,10) OBP: 0.365, SLG: 0.649										5	1	2	2	0	1	2								
13 Joey Gallo, L (1,8) (9,7) OBP: 0.417, SLG: 0.669										4	0	0	0	0	2	4								
14 Asdrúbal Cabrera, S (1,5) OBP: 0.284, SLG: 0.445										3	0	1	1	1	1	1								
12 Rougned Odor, L (1,4) OBP: 0.233, SLG: 0.346										3	0	0	0	1	1	1								
11 Ronald Guzmán, L (1,3) OBP: 0.282, SLG: 0.457										3	0	0	0	1	2	2								
9 Isiah Kiner-Falefa, R (1,2) OBP: 0.316, SLG: 0.356										4	0	2	0	0	1	4								
<b>Inning Stats</b>	R: 1 E: 0 K: 0 S: 11	H: 1 LOB: 0 BB: 0 P: 19	R: 0 E: 0 K: 1 S: 12	H: 0 LOB: 2 BB: 2 P: 26	R: 0 E: 0 K: 2 S: 16	H: 1 LOB: 2 BB: 0 P: 27	R: 0 E: 0 K: 1 S: 7	H: 0 LOB: 0 BB: 0 P: 7	R: 0 E: 0 K: 1 S: 12	H: 1 LOB: 1 BB: 0 P: 16	R: 1 E: 0 K: 3 S: 17	H: 2 LOB: 2 BB: 1 P: 21	R: 2 E: 2 K: 1 S: 14	H: 1 LOB: 1 BB: 1 P: 25	R: 0 E: 0 K: 1 S: 12	H: 1 LOB: 1 BB: 0 P: 17	R: 0 E: 0 K: 1 S: 7	H: 0 LOB: 0 BB: 0 P: 10	1B: 3 2B: 3 3B: 0 HR: 1	SF: 0 SAC: 0 DP: 0 HBP: 1	WP: 2 PB: 0 SB: 0 CS: 0	PA: 40		
<b>PITCHER</b>	IP WLS BF H R ER SO BB IBB HBP BLK WP HR S P ERA WHIP	IP WLS BF H R ER SO BB IBB HBP BLK WP HR S P ERA WHIP	IP WLS BF H R ER SO BB IBB HBP BLK WP HR S P ERA WHIP	IP WLS BF H R ER SO BB IBB HBP BLK WP HR S P ERA WHIP	IP WLS BF H R ER SO BB IBB HBP BLK WP HR S P ERA WHIP	IP WLS BF H R ER SO BB IBB HBP BLK WP HR S P ERA WHIP	IP WLS BF H R ER SO BB IBB HBP BLK WP HR S P ERA WHIP	IP WLS BF H R ER SO BB IBB HBP BLK WP HR S P ERA WHIP	IP WLS BF H R ER SO BB IBB HBP BLK WP HR S P ERA WHIP	IP WLS BF H R ER SO BB IBB HBP BLK WP HR S P ERA WHIP	IP WLS BF H R ER SO BB IBB HBP BLK WP HR S P ERA WHIP	IP WLS BF H R ER SO BB IBB HBP BLK WP HR S P ERA WHIP	IP WLS BF H R ER SO BB IBB HBP BLK WP HR S P ERA WHIP	IP WLS BF H R ER SO BB IBB HBP BLK WP HR S P ERA WHIP	IP WLS BF H R ER SO BB IBB HBP BLK WP HR S P ERA WHIP	IP WLS BF H R ER SO BB IBB HBP BLK WP HR S P ERA WHIP	IP WLS BF H R ER SO BB IBB HBP BLK WP HR S P ERA WHIP	IP WLS BF H R ER SO BB IBB HBP BLK WP HR S P ERA WHIP	IP WLS BF H R ER SO BB IBB HBP BLK WP HR S P ERA WHIP	IP WLS BF H R ER SO BB IBB HBP BLK WP HR S P ERA WHIP	IP WLS BF H R ER SO BB IBB HBP BLK WP HR S P ERA WHIP	IP WLS BF H R ER SO BB IBB HBP BLK WP HR S P ERA WHIP	IP WLS BF H R ER SO BB IBB HBP BLK WP HR S P ERA WHIP	IP WLS BF H R ER SO BB IBB HBP BLK WP HR S P ERA WHIP

Texas Rangers @ Los Angeles Angels  
Angel Stadium, Anaheim, CA  
Fri May 24 2019, 7:09 PM - 10:21 PM PDT  
Att: 43,806 - Clear - 68 F

AB	35
R	4
H	7
RBI	4
BB	4
SO	11
LOB	22



Batter	1	2	3	4	5	6	7	8	9	AB	R	H	RBI	BB	SO	LOB	BOTTOM							
6 David Fletcher, R (1,7) OBP: 0.347, SLG: 0.433										4	0	1	0	1	1	1								
27 Mike Trout, R (1,8) OBP: 0.459, SLG: 0.577										4	0	1	0	1	1	2								
17 Shohel Ohtani, L (1,10) OBP: 0.333, SLG: 0.345										3	0	0	0	1	0	3								
5 Albert Pujols, R (1,3) OBP: 0.307, SLG: 0.432										3	0	0	0	1	1	4								
20 Jonathan Lucroy, R (1,2) OBP: 0.340, SLG: 0.460										4	1	2	1	0	0	3								
9 Tommy La Stella, L (1,5) OBP: 0.371, SLG: 0.566										4	1	1	0	0	0	2								
4 Luis Rengifo, S (1,4) OBP: 0.250, SLG: 0.261										4	0	0	0	0	2	1								
7 Zack Cozart, R (1,6) OBP: 0.176, SLG: 0.141 56 Kole Calhoun, L (9,PH) OBP: 0.301, SLG: 0.450										2	0	0	0	1	0	1								
18 Brian Goodwin, L (1,9) OBP: 0.369, SLG: 0.497										4	1	2	2	0	1	1								
<b>Inning Stats</b>	R: 0 E: 0 K: 0 S: 6	H: 0 LOB: 1 BB: 1 P: 12	R: 3 E: 0 K: 0 S: 17	H: 3 LOB: 1 BB: 1 P: 27	R: 0 E: 0 K: 2 S: 9	H: 0 LOB: 0 BB: 0 P: 11	R: 0 E: 0 K: 1 S: 12	H: 2 LOB: 2 BB: 0 P: 15	R: 0 E: 0 K: 1 S: 11	H: 0 LOB: 1 BB: 1 P: 19	R: 0 E: 0 K: 1 S: 9	H: 0 LOB: 1 BB: 1 P: 16	R: 0 E: 0 K: 0 S: 8	H: 1 LOB: 0 BB: 0 P: 9	R: 0 E: 0 K: 1 S: 9	H: 1 LOB: 1 BB: 0 P: 14	R: 0 E: 0 K: 1 S: 9	H: 1 LOB: 1 BB: 0 P: 10	1B: 4 2B: 1 3B: 0 HR: 2	SF: 0 SAC: 0 DP: 1 HBP: 0	WP: 2 PB: 0 SB: 0 CS: 0	PA: 38		
<b>PITCHER</b>	IP WLS BF H R ER SO BB IBB HBP BLK WP HR S P ERA WHIP	IP WLS BF H R ER SO BB IBB HBP BLK WP HR S P ERA WHIP	IP WLS BF H R ER SO BB IBB HBP BLK WP HR S P ERA WHIP	IP WLS BF H R ER SO BB IBB HBP BLK WP HR S P ERA WHIP	IP WLS BF H R ER SO BB IBB HBP BLK WP HR S P ERA WHIP	IP WLS BF H R ER SO BB IBB HBP BLK WP HR S P ERA WHIP	IP WLS BF H R ER SO BB IBB HBP BLK WP HR S P ERA WHIP	IP WLS BF H R ER SO BB IBB HBP BLK WP HR S P ERA WHIP	IP WLS BF H R ER SO BB IBB HBP BLK WP HR S P ERA WHIP	IP WLS BF H R ER SO BB IBB HBP BLK WP HR S P ERA WHIP	IP WLS BF H R ER SO BB IBB HBP BLK WP HR S P ERA WHIP	IP WLS BF H R ER SO BB IBB HBP BLK WP HR S P ERA WHIP	IP WLS BF H R ER SO BB IBB HBP BLK WP HR S P ERA WHIP	IP WLS BF H R ER SO BB IBB HBP BLK WP HR S P ERA WHIP	IP WLS BF H R ER SO BB IBB HBP BLK WP HR S P ERA WHIP	IP WLS BF H R ER SO BB IBB HBP BLK WP HR S P ERA WHIP	IP WLS BF H R ER SO BB IBB HBP BLK WP HR S P ERA WHIP	IP WLS BF H R ER SO BB IBB HBP BLK WP HR S P ERA WHIP	IP WLS BF H R ER SO BB IBB HBP BLK WP HR S P ERA WHIP	IP WLS BF H R ER SO BB IBB HBP BLK WP HR S P ERA WHIP	IP WLS BF H R ER SO BB IBB HBP BLK WP HR S P ERA WHIP	IP WLS BF H R ER SO BB IBB HBP BLK WP HR S P ERA WHIP	IP WLS BF H R ER SO BB IBB HBP BLK WP HR S P ERA WHIP	IP WLS BF H R ER SO BB IBB HBP BLK WP HR S P ERA WHIP

Texas Rangers @ Los Angeles Angels  
Angel Stadium, Anaheim, CA  
Fri May 24 2019, 7:09 PM - 10:21 PM PDT  
Att: 43,806 - Clear - 68 F

AB	33
R	3
H	7
RBI	3
BB	5
SO	6
LOB	18





Batter	1	2	3	4	5	6	7	8	9	AB	R	H	RBI	BB	SO	LOB	TOP																	
17 Shin-Soo Choo, L (1,10) OBP: 0.389, SLG: 0.526	G5-3		F8		K		F7		F7	5	0	0	0	0	1	2																		
1 Elvis Andrus, R (1,6) OBP: 0.382, SLG: 0.513	1B		BB			1B		E6 G5-3	CS	3	0	2	0	1	0	0																		
24 Hunter Pence, R (1,7) OBP: 0.354, SLG: 0.627	L9		L9			F9		G5-3		4	0	0	0	0	0	4																		
30 Nomar Mazara, L (1,9) OBP: 0.303, SLG: 0.428	P5				F7		K		G5-3	4	0	0	0	0	1	3																		
13 Joey Gallo, L (1,8) OBP: 0.419, SLG: 0.660		BB			G6-3		HBP		P4	2	0	0	0	1	0	1																		
41 Logan Forsythe, R (1,4) (9,5)	K		K		K		BB			2	0	0	0	2	2	1																		
14 Asdrúbal Cabrera, S (1,5) OBP: 0.293, SLG: 0.443	K		K						FC4-6	4	0	1	0	0	1	5	AB 32																	
38 Danny Santana, S (9,PH) OBP: 0.360, SLG: 0.514	K								11 2B	0	1	0	0	0	0	0	R 2																	
9 Isiah Kiner-Faleola, R (9,2) OBP: 0.316, SLG: 0.356	K									0	0	0	0	0	0	0	H 5																	
11 Ronald Guzmán, L (1,3) OBP: 0.280, SLG: 0.459	K				F8		L7		12 1B	4	1	1	1	0	1	2	RBI 2																	
2 Jeff Mathis, R (1,2) OBP: 0.209, SLG: 0.222										3	0	0	0	0	1	1	BB 4																	
12 Rougned Odor, L (9,PH) OBP: 0.238, SLG: 0.351	K				F7		F9		1 CS	1	0	1	1	0	0	0	SO 7																	
									1B	1	0	1	1	0	0	0	LOB 19																	
<b>Inning Stats</b>	R: 0 E: 0 K: 0 S: 7	H: 1 LOB: 1 BB: 0 P: 12	R: 0 E: 0 K: 3 S: 16	H: 0 LOB: 1 BB: 1 P: 23	R: 0 E: 0 K: 1 S: 10	H: 0 LOB: 1 BB: 1 P: 18	R: 0 E: 0 K: 1 S: 8	H: 0 LOB: 0 BB: 0 P: 16	R: 0 E: 0 K: 1 S: 10	H: 1 LOB: 3 BB: 1 P: 12	R: 0 E: 0 K: 0 S: 6	H: 0 LOB: 0 BB: 0 P: 8	R: 0 E: 1 K: 0 S: 7	H: 0 LOB: 1 BB: 0 P: 12	R: 2 E: 0 K: 0 S: 19	H: 2 LOB: 1 BB: 1 P: 28	1B: 4 2B: 1 3B: 0 HR: 0	SF: 0 SAC: 0 DP: 0 HBP: 1	WP: 0 PB: 0 SB: 1 CS: 1	PA: 38														
<b>PITCHER</b>	IP WLS BF H R ER SO BB IBB HBP BLK WP HR S P ERA WHIP																																	
45 Tyler Skaggs, L (1,1) ERA: 4.4	5.2	23	3	0	0	7	2	0	1	0	0	0	0	0	59	93	0.00	0.882																
31 Ty Buttrey, R (6,1) ERA: 1.37	1.1	5	0	0	0	0	1	0	0	0	0	0	0	0	9	17	0.00	0.750																
32 Cam Bedrosian, R (8,1) ERA: 3.04	0.2	3	0	0	0	0	0	0	0	0	0	0	0	6	10	0.00	0.000																	
57 Hansel Robles, R (8,1) ERA: 3.86	1.1	6	2	2	2	0	1	0	0	0	0	0	0	20	30	13.50	2.250																	

Texas Rangers @ Los Angeles Angels  
Angel Stadium, Anaheim, CA  
Sat May 25 2019, 7:10 PM - 10:21 PM PDT  
Att: 36,392 - Clear - 64 F

AB	32
R	2
H	5
RBI	2
BB	4
SO	7
LOB	19



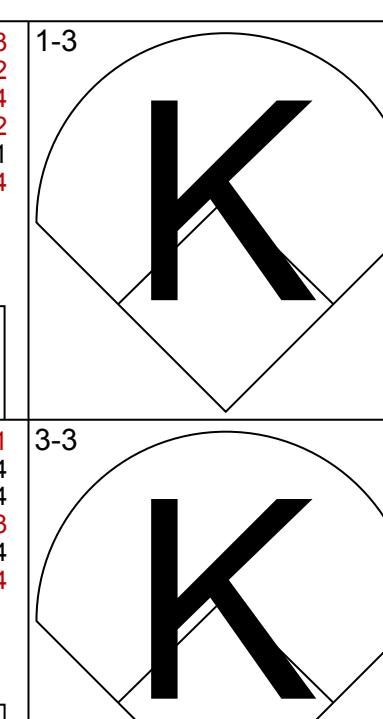
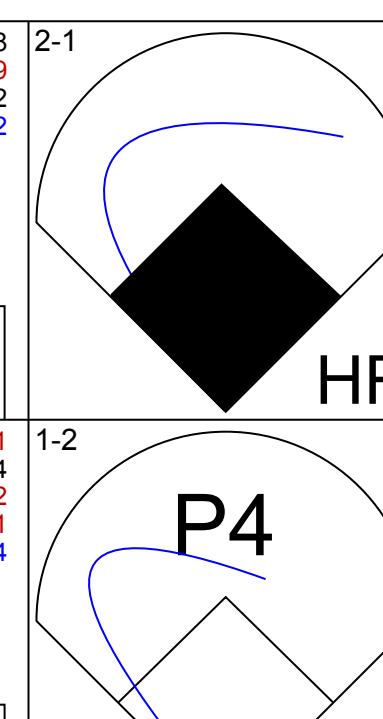
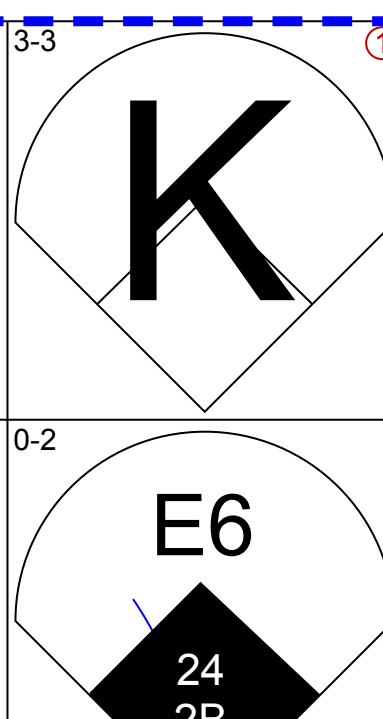
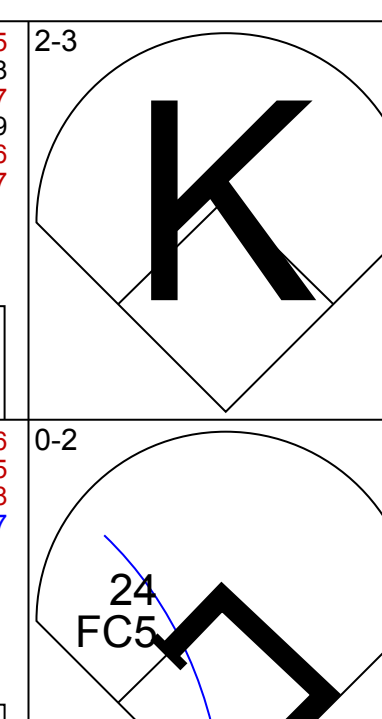
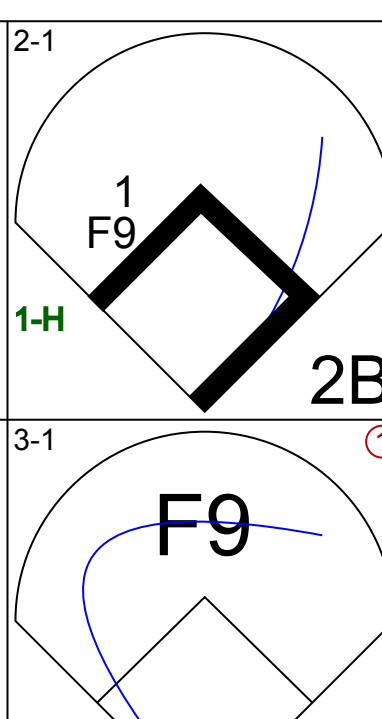
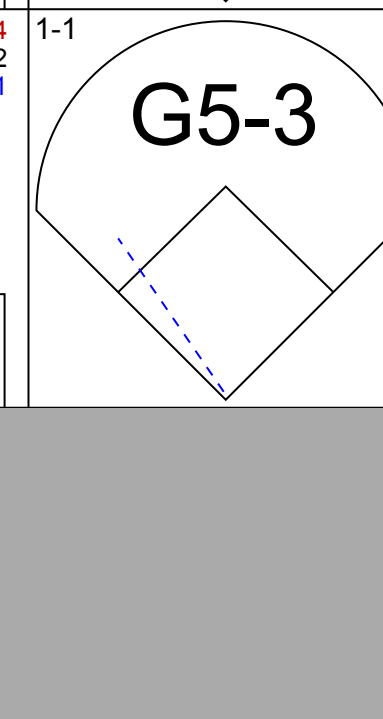
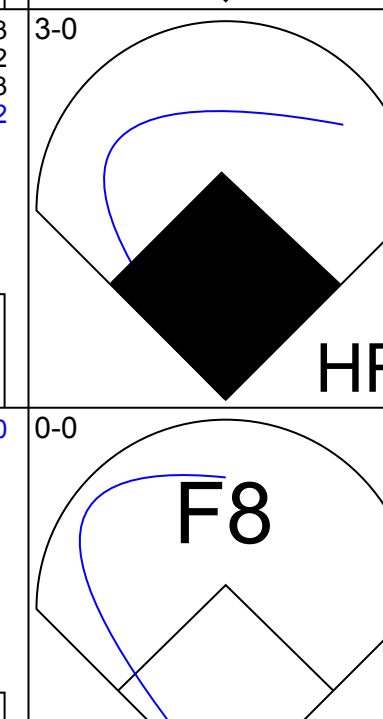
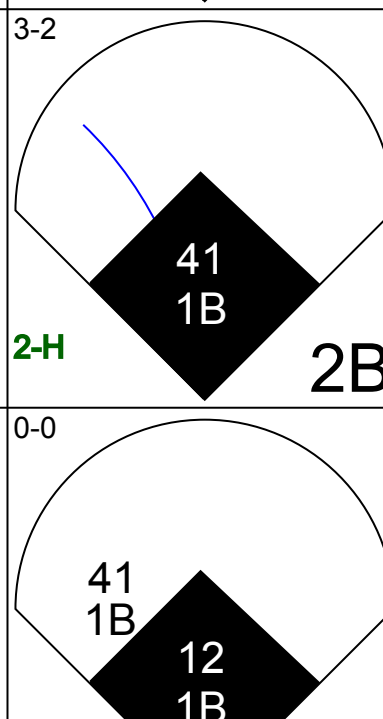
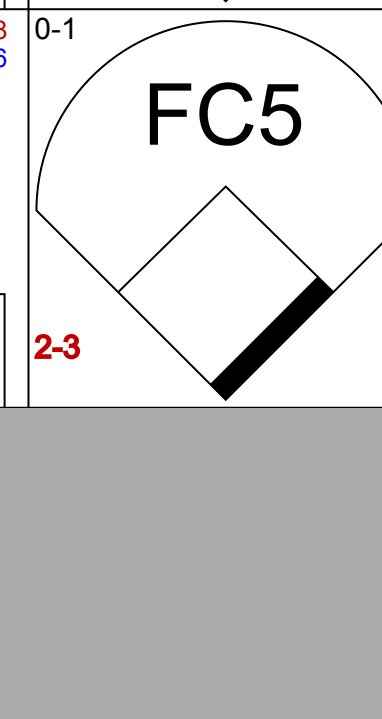
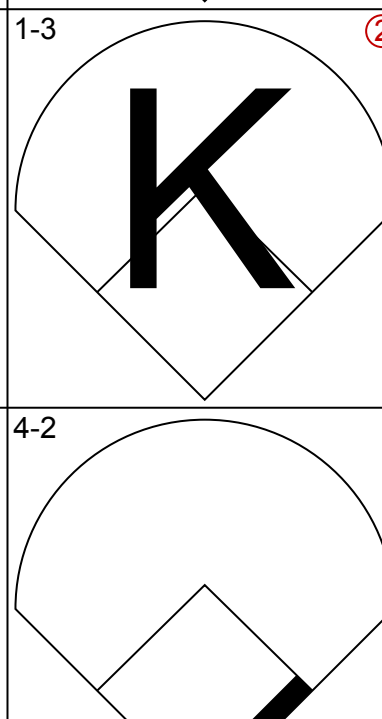

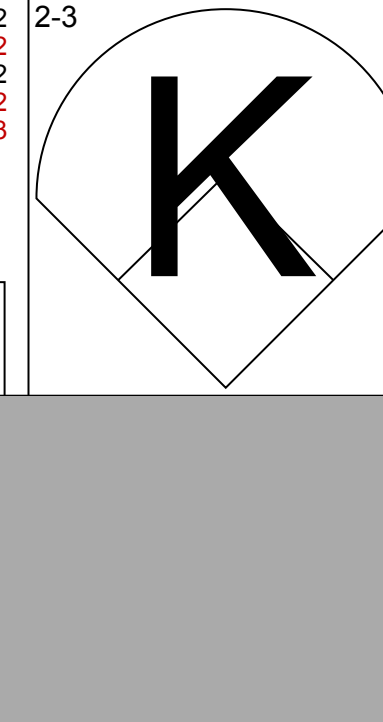
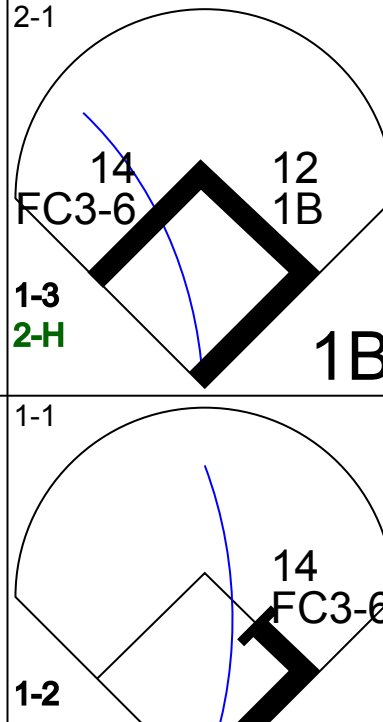

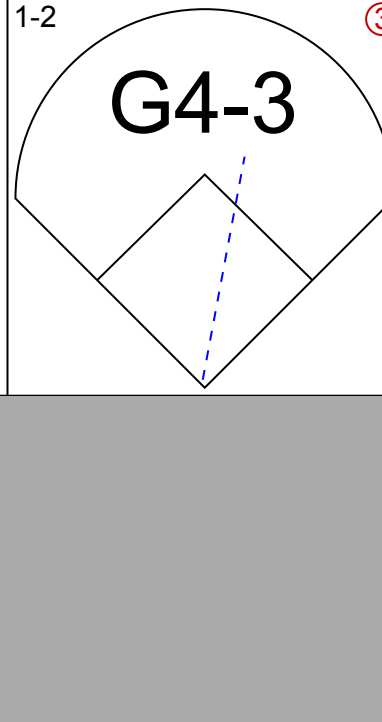
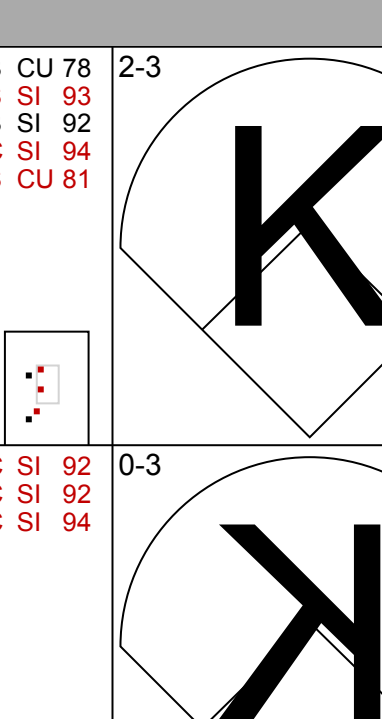
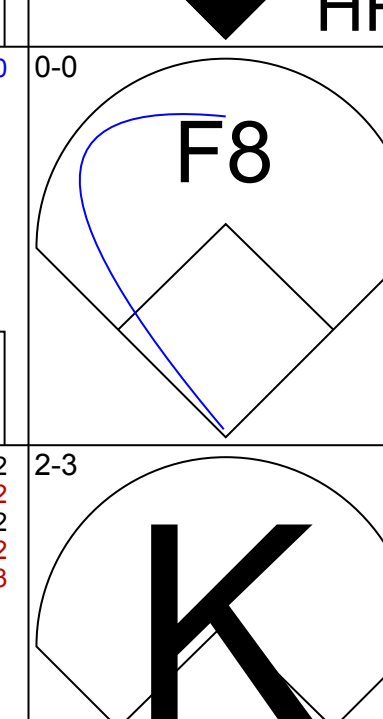
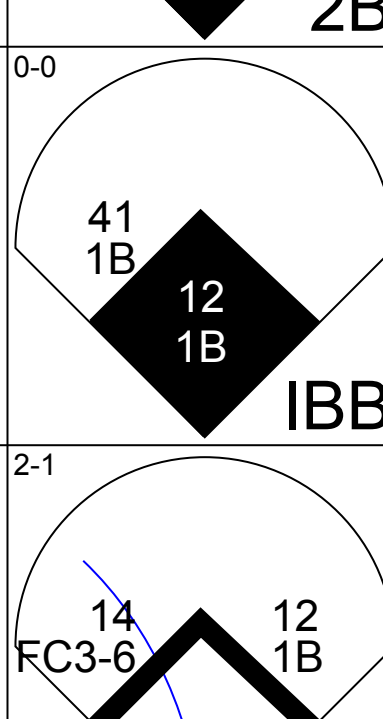
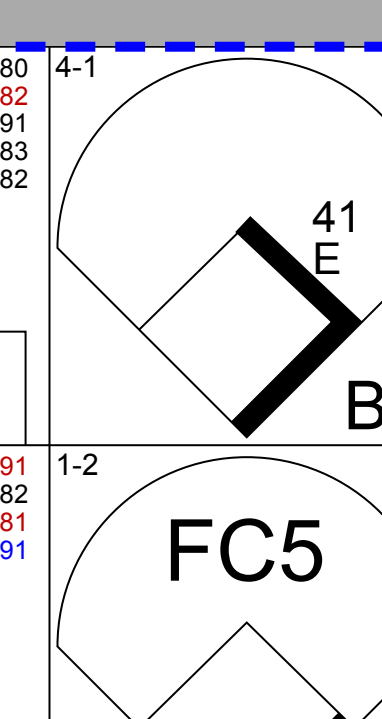
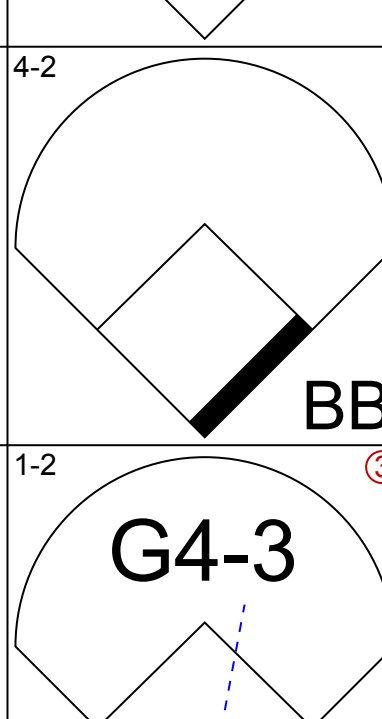


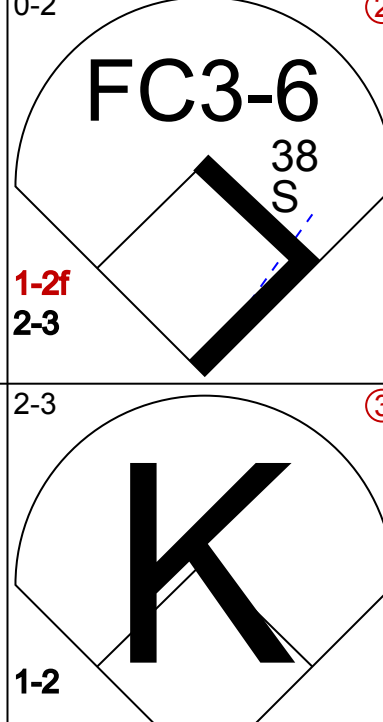

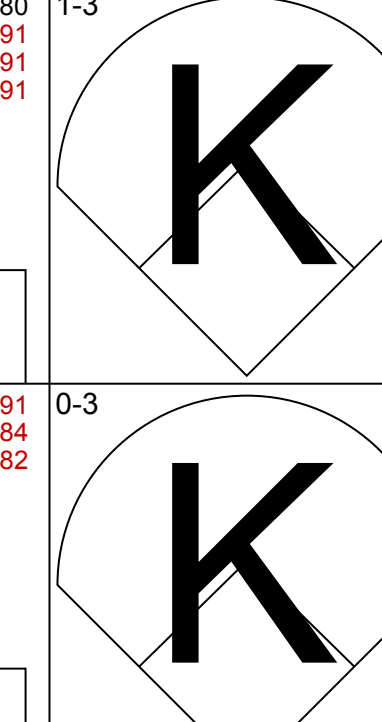

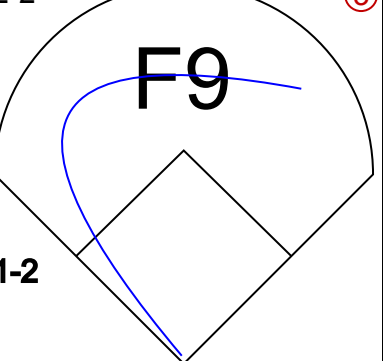


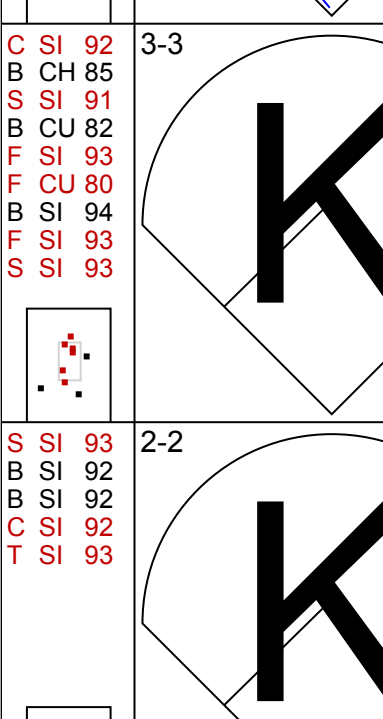
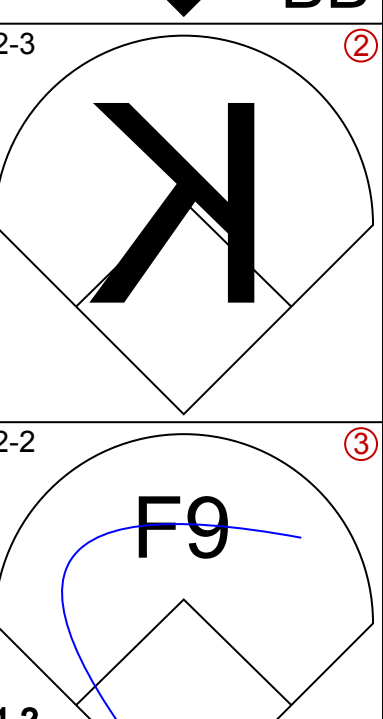
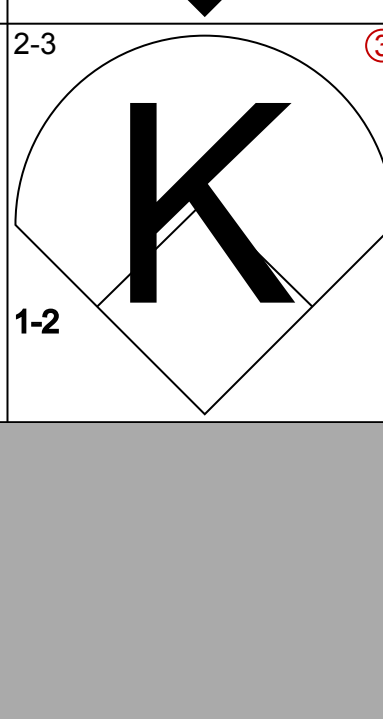
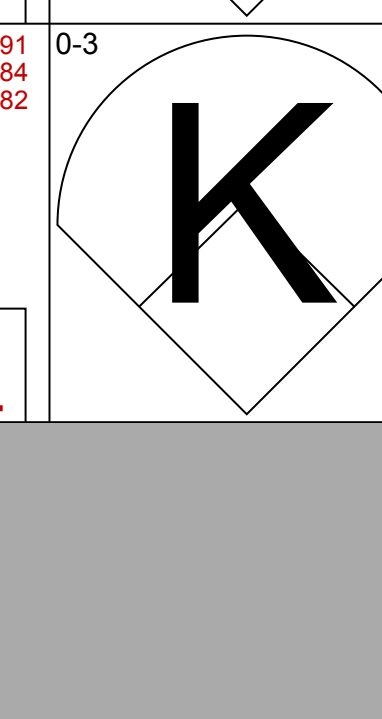
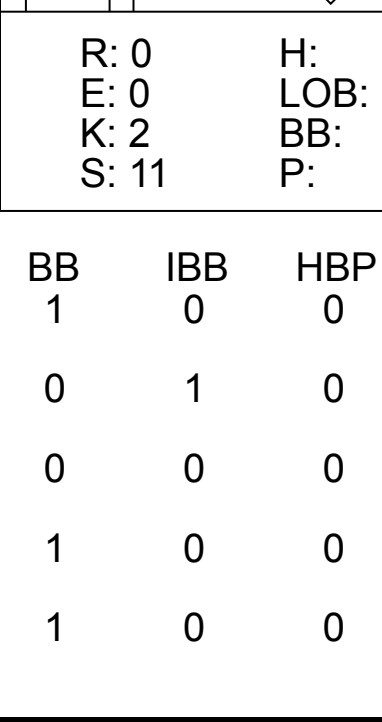
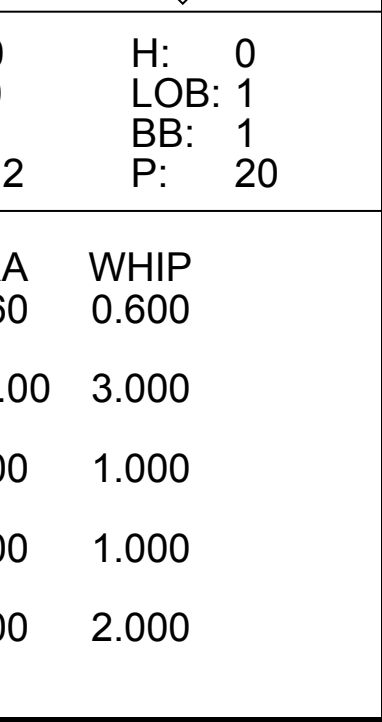
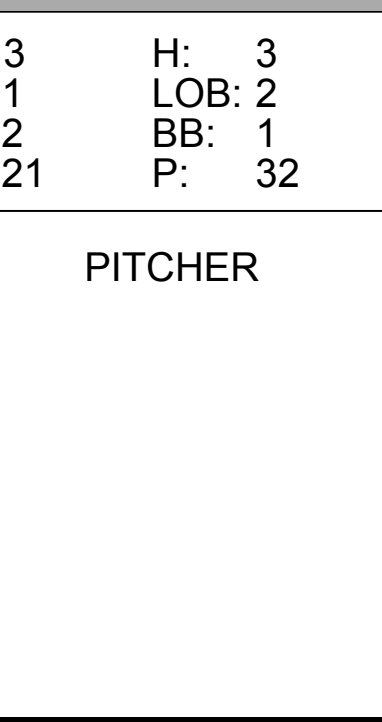
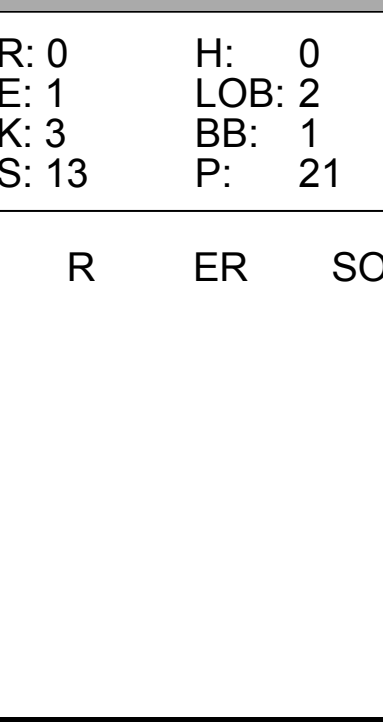
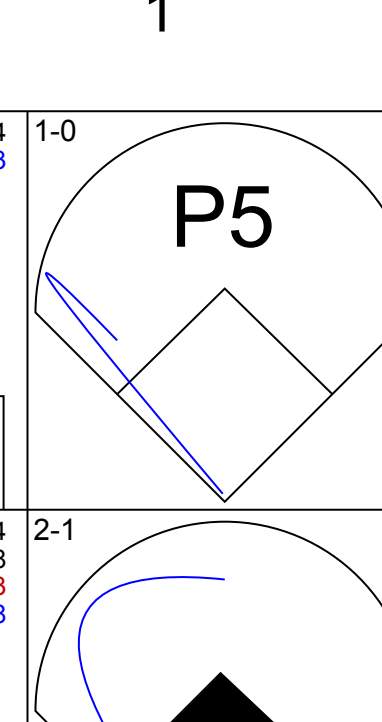
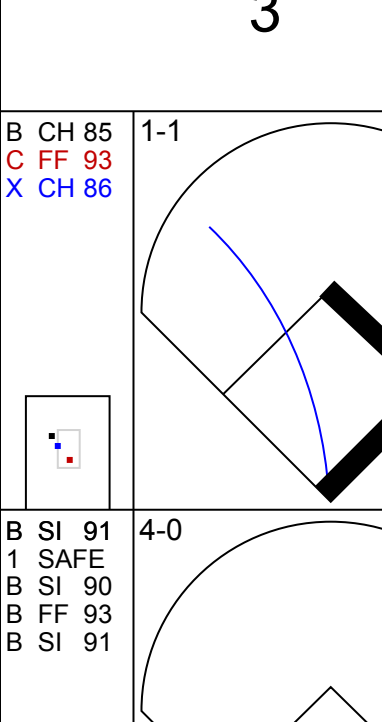
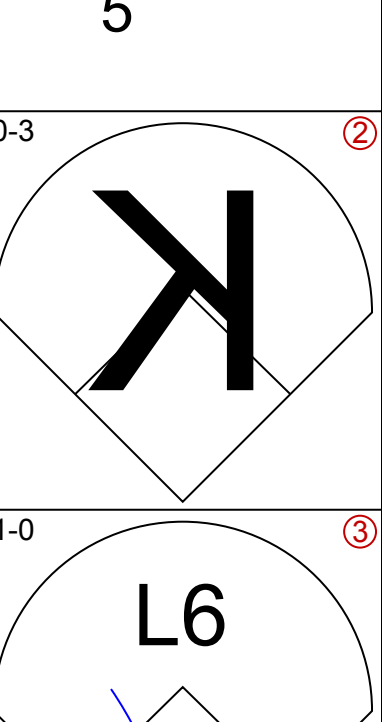
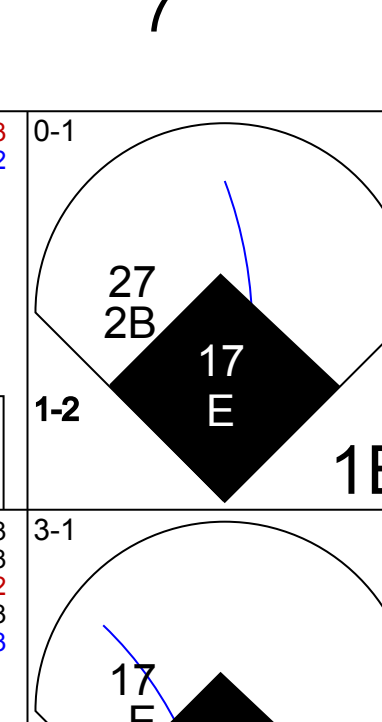

Batter	1	2	3	4	5	6	7	8	9	AB	R	H	RBI	BB	SO	LOB	BOTTOM																
6 David Fletcher, R (1,7) (8,6)	K		P4		BB			2B		3	0	1	0	1	1	1																	
27 Mike Trout, R (1,8) OBP: 0.451, SLG: 0.563	G5-3		F9		F9			K		4	0	0	0	0	1	5																	
17 Shohel Ohtani, L (1,10) OBP: 0.328, SLG: 0.339	K				1B		G4-3		L6	4	0	1	0	0	1	1																	
5 Albert Pujols, R (1,3) OBP: 0.300, SLG: 0.421		G5-3			G5-4-3		F7		K	4	0	0	0	0	1	2																	
9 Tommy La Stella, L (1,4) OBP: 0.364, SLG: 0.555		G3-1			K		P6		F9	3	0	0	0	0	1	0																	
18 Brian Goodwin, L (8,7) OBP: 0.367, SLG: 0.493										1	0	0	0	0	0	0																	
4 Luis Rengifo, S (1,6) (8,4)		K					K		56 2B	4	1	2	0	0	2	0																	
56 Kole Calhoun, L (1,9) OBP: 0.315, SLG: 0.483									1B	3	2	3	2	1	0	0																	
7 Zack Cozart, R (1,5) OBP: 0.179, SLG: 0.146		HR			K				2B	4	0	1	0	0	2	2																	
13 Dustin Garneau, R (1,2) OBP: 0.455, SLG: 0.400									L8	2	0	0	0	1	1	4																	
25 Jared Walsh, L (9,PH) OBP: 0.455, SLG: 0.400									1B	1	0	1	1	0	0	0																	
<b>Inning Stats</b>	R: 0 E: 0 K: 2 S: 11	H: 0 LOB: 0 BB: 0 P: 14	R: 0 E: 0 K: 1 S: 11	H: 0 LOB: 0 BB: 0 P: 16	R: 1 E: 0 K: 1 S: 11	H: 1 LOB: 1 BB: 1 P: 20	R: 0 E: 0 K: 1 S: 12	H: 1 LOB: 0 BB: 0 P: 16	R: 0 E: 0 K: 0 S: 15	H: 3 LOB: 3 BB: 1 P: 25	R: 0 E: 0 K: 0 S: 5	H: 0 LOB: 0 BB: 0 P: 9	R: 0 E: 0 K: 3 S: 14	H: 0 LOB: 1 BB: 1 P: 23	R: 0 E: 0 K: 2 S: 12	H: 1 LOB: 0 BB: 0 P: 20	R: 2 E: 0 K: 0 S: 8	H: 3 LOB: 1 BB: 0 P: 14	1B: 6 2B: 2 3B: 0 HR: 1	SF: 0 SAC: 0 DP: 2 HBP: 0	WP: 0 PB: 0 SB: 0 CS: 0	PA: 36											
<b>PITCHER</b>	IP WLS BF H R ER SO BB IBB HBP BLK WP HR S P ERA WHIP																																
23 Mike Minor, L (1,1) ERA: 2.55	6.0	23	5	1	1	5	2	0	0	0	0	0	0	14	23	0.00	1.000																
25 José Leclerc, R (7,1) ERA: 4.79	1.0	4	0	0	0	3	1	0	0	0	0	0	0	12	20	0.00	1.000																
53 Jesse Chavez, R (8,1) ERA: 4.55	1.0	4	1	0	0	2	0	0	0	0	0	0	0	8	14	27.00	4.500																
27 Shawn Kelley, R (9,1) ERA: 2.55	0.2	5	3	2	2	0	0	0	0	0	0	0	0	8	14	27.00	4.500																

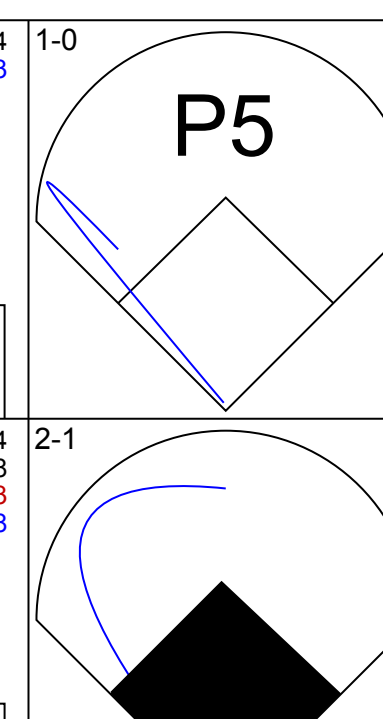
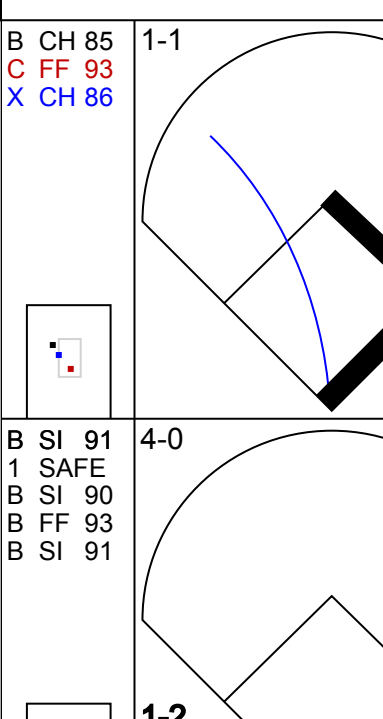

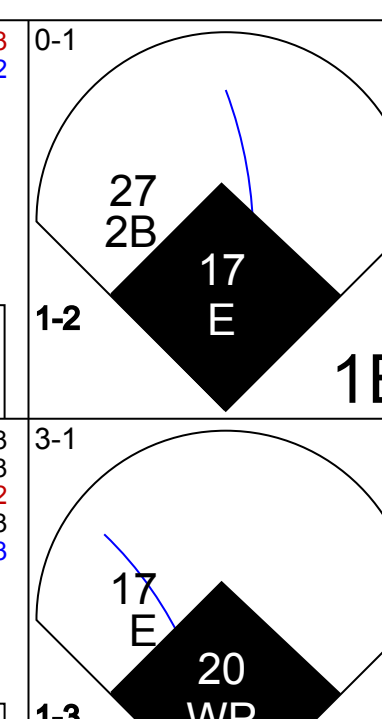
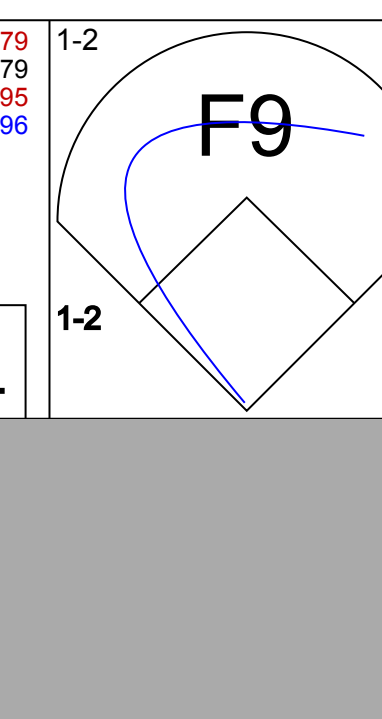
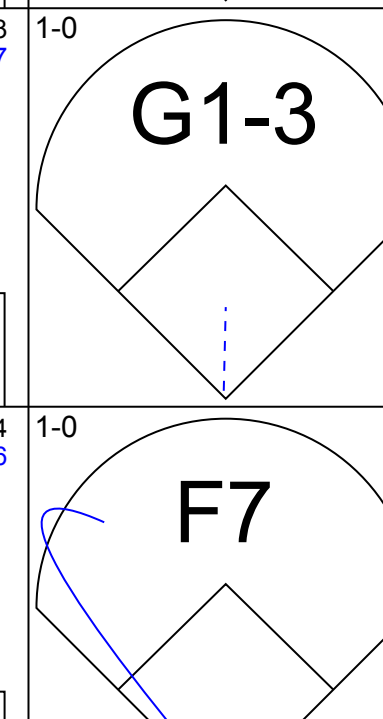
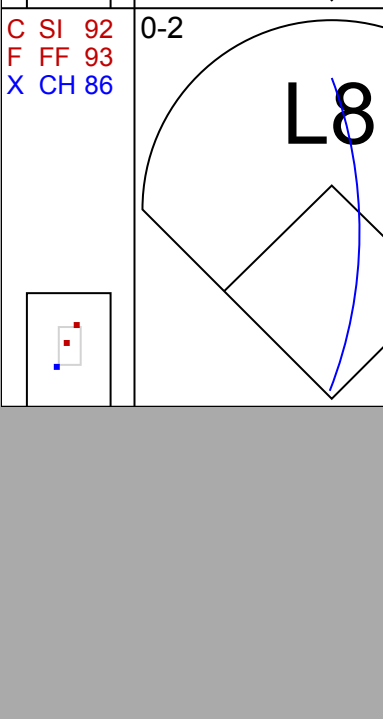

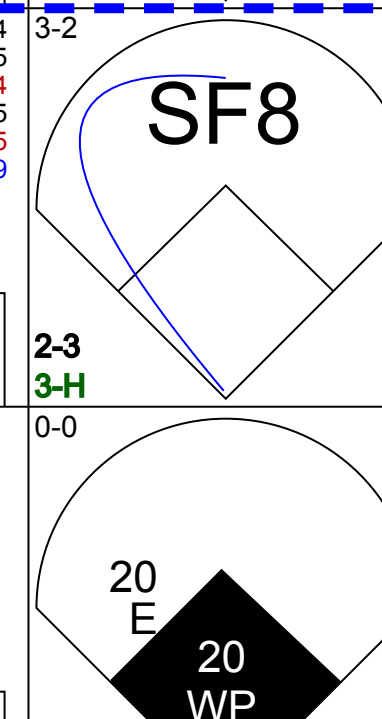


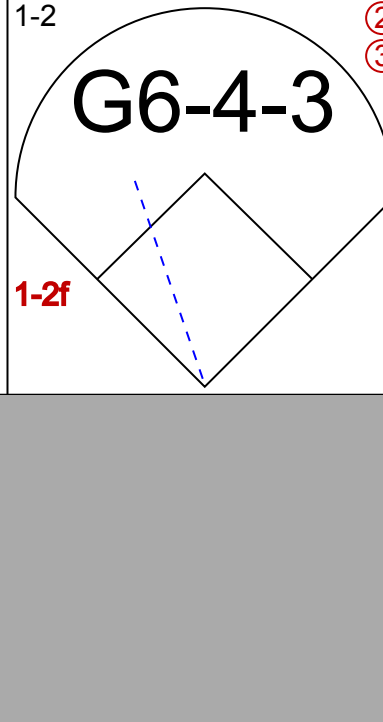
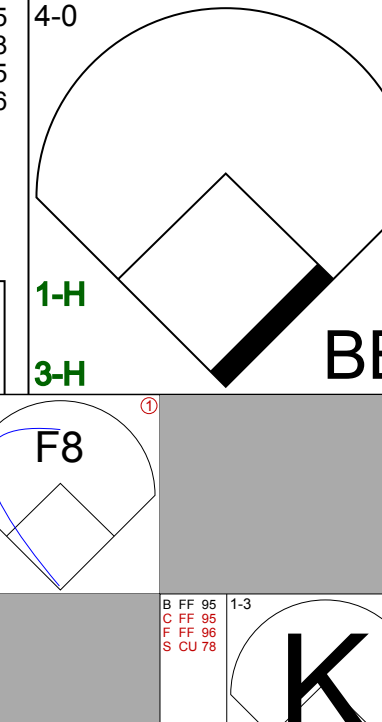



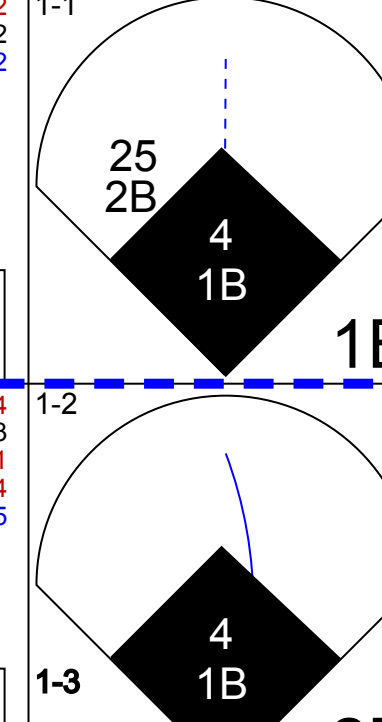
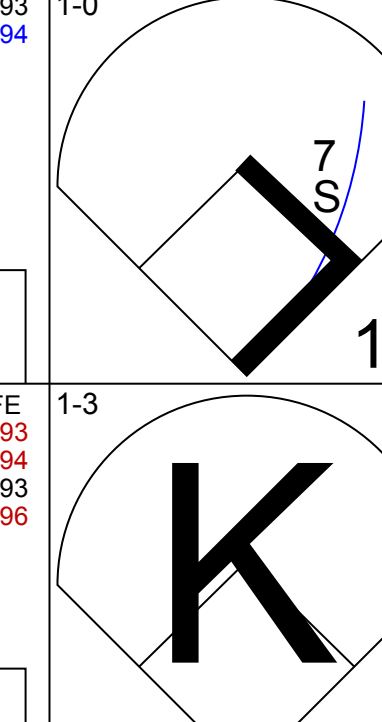
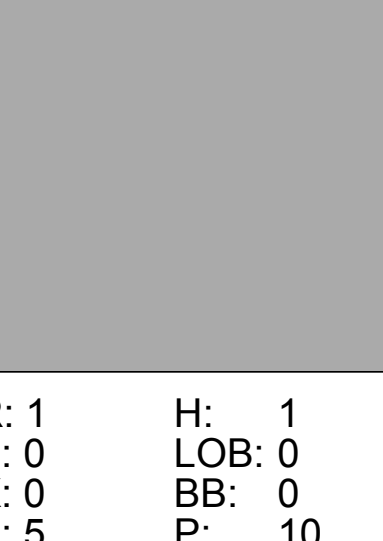
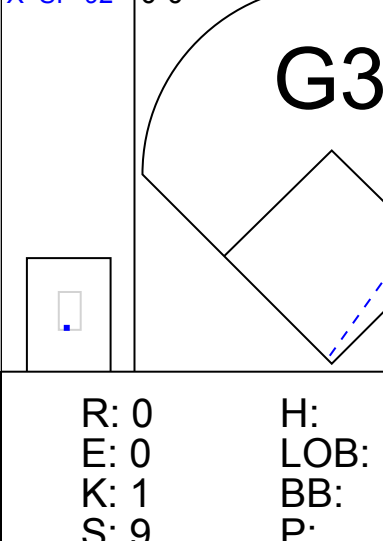
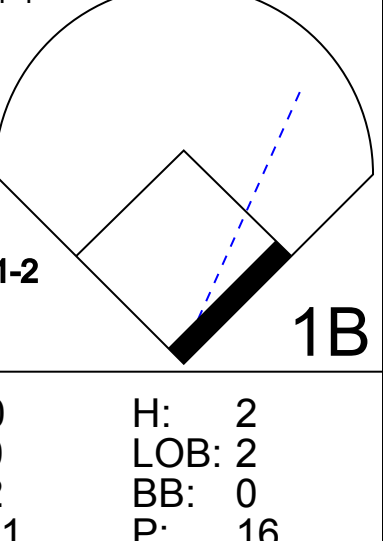
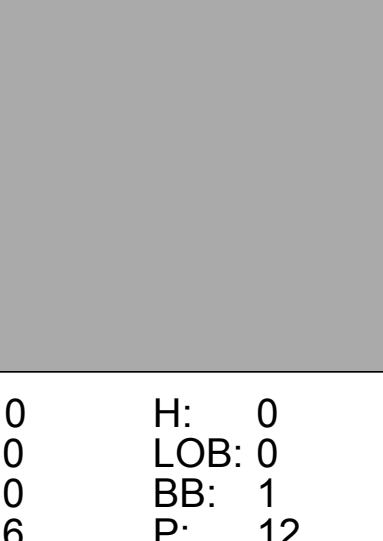
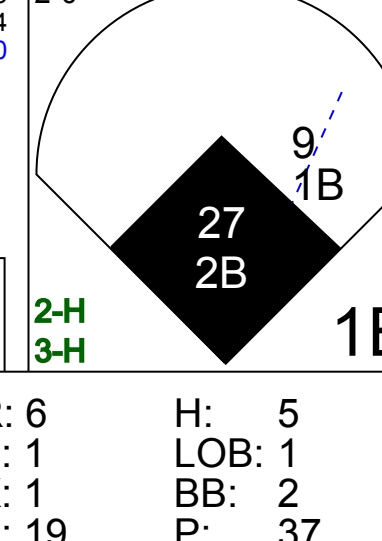


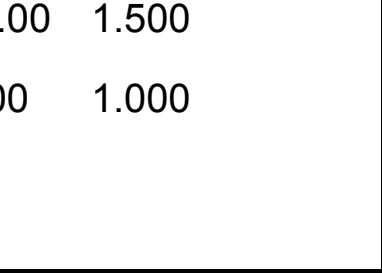

Texas Rangers @ Los Angeles Angels  
Angel Stadium, Anaheim, CA  
Sat May 25 2019, 7:10 PM - 10:21 PM PDT  
Att: 36,392 - Clear - 64 F

AB	33
R	3
H	9
RBI	3
BB	3
SO	10
LOB	15





Batter	1	2	3	4	5	6	7	8	9	AB	R	H	RBI	BB	SO	LOB	TOP								
17 Shin-Soo Choo, L (1, 9) OBP: 0.389, SLG: 0.544										5	1	2	2	0	3	0	<p><b>Texas Rangers @ Los Angeles Angels</b>  Angel Stadium, Anaheim, CA  Sun May 26 2019, 1:10 PM - 4:35 PM PDT  Att: 39,406 - Cloudy - 60 F</p>								
1 Elvis Andrus, R (1, 6) OBP: 0.376, SLG: 0.509										5	1	1	0	0	1	1									
24 Hunter Pence, R (1, 7) OBP: 0.356, SLG: 0.650										5	2	2	2	0	1	2									
13 Joey Gallo, L (1, 10) OBP: 0.423, SLG: 0.652										2	1	0	0	3	1	0									
41 Logan Forsythe, R (1, 3) OBP: 0.408, SLG: 0.468 30 Nomar Mazara, L (9, PH) OBP: 0.302, SLG: 0.425										4	0	1	1	0	2	1									
12 Rouven Odor, L (1, 4) OBP: 0.238, SLG: 0.348										4	0	1	1	0	1	2									
14 Asdrúbal Cabrera, S (1, 5) OBP: 0.292, SLG: 0.434										3	0	0	0	1	1	4									
38 Danny Santana, S (1, 8) OBP: 0.347, SLG: 0.495										4	0	0	0	0	4	5									
9 Isiah Kiner-Falefa, R (1, 2) OBP: 0.307, SLG: 0.344 11 Ronald Guzmán, L (9, PH) OBP: 0.277, SLG: 0.453										3	0	0	0	0	2	1									
										1	1	0	0	0	1	0									
<b>Inning Stats</b>	R: 0 E: 0 K: 2 S: 10	H: 0 LOB: 0 BB: 0 P: 15	R: 0 E: 0 K: 2 S: 9	H: 0 LOB: 0 BB: 0 P: 14	R: 0 E: 0 K: 2 S: 11	H: 0 LOB: 0 BB: 0 P: 17	R: 2 E: 0 K: 1 S: 11	H: 2 LOB: 0 BB: 0 P: 19	R: 0 E: 0 K: 1 S: 12	H: 0 LOB: 1 BB: 1 P: 20	R: 3 E: 1 K: 2 S: 21	H: 3 LOB: 2 BB: 1 P: 32	R: 0 E: 0 K: 2 S: 13	H: 1 LOB: 0 BB: 0 P: 16	R: 0 E: 1 K: 3 S: 13	H: 0 LOB: 2 BB: 1 P: 21	R: 1 E: 0 K: 2 S: 17	H: 1 LOB: 2 BB: 1 P: 29	1B: 2 2B: 3 3B: 0 HR: 2	SF: 0 SAC: 0 DP: 0 HBP: 0	WP: 1 PB: 1 SB: 1 CS: 0	PA: 41			
<b>PITCHER</b>	IP	WLS	BF	H	R	ER	SO	BB	IBB	HBP	BLK	WP	HR	S	P	ERA	WHIP								
28 Andrew Heaney, L (1, 1) ERA: 3.6	5.0		18	2	2	2	8	1	0	0	0	0	2	53	85	3.60	0.600								
67 Taylor Cole, R (6, 1) ERA: 4.53	1.0		8	3	3	2	2	0	1	0	0	0	0	21	32	18.00	3.000								
40 Luis García, R (7, 1) ERA: 2.12	1.0	W	4	1	0	0	2	0	0	0	0	0	0	13	16	0.00	1.000								
64 Félix Peña, R (8, 1) ERA: 3.22	1.0	H	5	0	0	0	3	1	0	0	0	0	0	13	21	0.00	1.000								
38 Justin Anderson, R (9, 1) ERA: 4.42	1.0	S	6	1	1	1	2	1	0	0	0	1	0	17	29	9.00	2.000								

Batter	1	2	3	4	5	6	7	8	9	AB	R	H	RBI	BB	SO	LOB	BOTTOM								
9 Tommy La Stella, L (1, 4) OBP: 0.367, SLG: 0.553 7 Zack Cozart, R (8, 5) OBP: 0.178, SLG: 0.144										4	1	2	0	0	1	2	<p><b>Texas Rangers @ Los Angeles Angels</b>  Angel Stadium, Anaheim, CA  Sun May 26 2019, 1:10 PM - 4:35 PM PDT  Att: 39,406 - Cloudy - 60 F</p>								
27 Mike Trout, R (1, 8) OBP: 0.456, SLG: 0.589									3	2	2	2	1	0	2										
17 Shohel Ohtani, L (1, 10) OBP: 0.310, SLG: 0.323									3	0	0	1	0	0	2										
56 Kole Calhoun, L (1, 9) OBP: 0.323, SLG: 0.483									2	1	1	0	2	0	0										
20 Jonathan Lucroy, R (1, 2) OBP: 0.338, SLG: 0.451									3	0	0	0	1	0	2										
18 Brian Goodwin, L (1, 7) OBP: 0.358, SLG: 0.481									4	0	0	0	0	1	1										
6 David Fletcher, R (1, 5) OBP: 0.359, SLG: 0.444									4	1	3	0	0	0	0										
25 Jared Walsh, L (1, 3) OBP: 0.400, SLG: 0.429									4	1	1	0	0	3	2										
4 Luis Rengifo, S (1, 6) OBP: 0.283, SLG: 0.296									4	1	2	2	0	0	1										
										1B: 8 2B: 2 3B: 0 HR: 1	SF: 1 SAC: 0 DP: 2 HBP: 0	WP: 2 PB: 0 SB: 1 CS: 0	PA: 37												
<b>Inning Stats</b>	R: 1 E: 0 K: 0 S: 5	H: 1 LOB: 0 BB: 0 P: 10	R: 0 E: 0 K: 0 S: 11	H: 0 LOB: 0 BB: 0 P: 18	R: 0 E: 0 K: 1 S: 9	H: 1 LOB: 2 BB: 1 P: 16	R: 0 E: 0 K: 0 S: 8	H: 1 LOB: 0 BB: 0 P: 14	R: 0 E: 0 K: 0 S: 11	H: 2 LOB: 0 BB: 0 P: 16	R: 0 E: 0 K: 0 S: 6	H: 0 LOB: 1 BB: 1 P: 12	R: 6 E: 1 K: 1 S: 19	H: 5 LOB: 2 BB: 2 P: 37	R: 0 E: 0 K: 1 S: 12	H: 1 LOB: 1 BB: 0 P: 17	1B: 8 2B: 2 3B: 0 HR: 1	SF: 1 SAC: 0 DP: 2 HBP: 0	WP: 2 PB: 0 SB: 1 CS: 0	PA: 37					
<b>PITCHER</b>	IP	WLS	BF	H	R	ER	SO	BB	IBB	HBP	BLK	WP	HR	S	P	ERA	WHIP								
57 Ariel Jurado, R (1, 1) ERA: 2.28	6.1		25	6	2	2	3	2	0	0	0	0	0	9	15	2.84	1.263								
54 Jeffrey Springs, L (7, 1) ERA: 5.75	0.0	L	4	4	2	2	0	0	0	0	0	0	0	9	15	∞	∞								
43 Kyle Dowdy, R (7, 1) ERA: 7.25	0.2	B	4	0	3	2	1	1	1	0	0	1	0	6	14	27.00	1.500								
19 Shelby Miller, R (8, 1) ERA: 9.95	1.0		4	1	0	0	1	0	0	0	0	0	0	12	17	0.00	1.000								

**Texas Rangers @ Los Angeles Angels**  
Angel Stadium, Anaheim, CA  
Sun May 26 2019, 1:10 PM - 4:35 PM PDT  
Att: 39,406 - Cloudy - 60 F

**Texas Rangers @ Los Angeles Angels**  
Angel Stadium, Anaheim, CA  
Sun May 26 2019, 1:10 PM - 4:35 PM PDT  
Att: 39,406 - Cloudy - 60 F

AB	37
R	6
H	7
RBI	6
BB	4
SO	17
LOB	18



AB	32
R	7
H	11
RBI	5
BB	4
SO	5
LOB	13









Batter	1	2	3	4	5	6	7	8	9	AB	R	H	RBI	BB	SO	LOB	TOP	
9 Tommy La Stella, L (1, 5) OBP: 0.369, SLG: 0.547										4	1	2	2	1	1	1		
27 Mike Trout, R (1, 8) OBP: 0.449, SLG: 0.565										3	1	0	0	2	1	2		
17 Shohel Ohtani, L (1, 10) OBP: 0.313, SLG: 0.324										5	0	2	2	0	1	2		
5 Albert Pujols, R (1, 3) OBP: 0.302, SLG: 0.431										4	1	0	0	1	0	4		
56 Kole Calhoun, L (1, 9) OBP: 0.325, SLG: 0.486										4	0	0	0	0	2	1		
20 Jonathan Lucroy, R (1, 2) OBP: 0.335, SLG: 0.445										4	1	1	0	0	1	0		
18 Brian Goodwin, L (1, 7) OBP: 0.348, SLG: 0.463										4	0	0	0	0	2	2		
4 Luis Rengifo, S (1, 4) OBP: 0.279, SLG: 0.271										2	1	0	0	2	1	0		
6 David Fletcher, R (1, 6) OBP: 0.365, SLG: 0.458										4	1	2	2	0	1	1		
<b>Inning Stats</b>	R: 0 H: 0 E: 0 K: 1 S: 11	H: 0 LOB: 0 BB: 0 P: 18	R: 4 H: 4 E: 0 K: 1 S: 19	H: 4 LOB: 3 BB: 3 P: 37	R: 0 H: 0 E: 0 K: 1 S: 12	H: 0 LOB: 0 BB: 0 P: 16	R: 0 H: 0 E: 0 K: 2 S: 14	H: 0 LOB: 2 BB: 2 P: 25	R: 0 H: 1 E: 0 K: 1 S: 7	H: 1 LOB: 1 BB: 0 P: 12	R: 0 H: 0 E: 0 K: 3 S: 16	H: 0 LOB: 0 BB: 0 P: 21	R: 2 H: 2 E: 0 K: 0 S: 17	H: 2 LOB: 1 BB: 1 P: 28	1B: 5 2B: 2 3B: 0 HR: 0	SF: 0 SAC: 0 DP: 0 HBP: 0	WP: 2 PB: 0 CS: 0 SB: 0	PA: 40
<b>PITCHER</b>	IP WLS BF H R ER SO BB IBB HBP BLK WP HR S P ERA WHIP																	
47 Frankie Montas, R (1, 1) ERA: 2.81	4.0	21	4	4	4	5	4	1	0	0	0	1	0	56	96	9.00	2.000	
61 Wei-Chung Wang, L (5, 1) ERA:	2.0	7	1	0	0	1	0	0	0	0	0	0	0	14	23	0.00	0.500	
16 Liam Hendriks, R (7, 1) ERA: 1.17	2.0	6	0	0	0	4	0	0	0	0	0	0	0	23	33	0.00	0.000	
48 Joakim Soria, R (9, 1) ERA: 4.73	1.0	L	6	2	2	2	0	1	0	0	0	1	0	17	28	18.00	3.000	

**Los Angeles Angels @ Oakland Athletics**  
Oakland Coliseum, Oakland, CA  
Tue May 28 2019, 7:11 PM - 10:39 PM PDT  
Att: 13,060 - Partly Cloudy - 60 F

AB 34  
R 6  
H 7  
RBI 6  
BB 6  
SO 10  
LOB 13



Batter	1	2	3	4	5	6	7	8	9	AB	R	H	RBI	BB	SO	LOB	BOTTOM					
10 Marcus Semien, R (1, 6) OBP: 0.358, SLG: 0.409										4	1	1	1	1	1	2						
8 Robbie Grossman, S (1, 7) OBP: 0.323, SLG: 0.357										4	0	0	0	1	1	2						
26 Matt Chapman, R (1, 5) OBP: 0.357, SLG: 0.548										4	1	1	0	0	1	3						
28 Matt Olson, L (1, 3) OBP: 0.326, SLG: 0.494										4	1	1	2	0	1	0						
25 Stephen Piscotty, R (1, 9) OBP: 0.345, SLG: 0.424										3	0	1	0	1	1	0						
20 Mark Canha, R (1, 10) OBP: 0.353, SLG: 0.542										3	0	0	0	1	1	2						
23 Jurickson Profar, S (1, 4) OBP: 0.260, SLG: 0.356										4	0	1	0	0	2	2						
22 Ramon Laureano, R (1, 8) OBP: 0.297, SLG: 0.393										4	1	1	1	0	1	2						
19 Josh Phegley, R (1, 2) OBP: 0.331, SLG: 0.528										3	0	1	0	1	1	0						
<b>Inning Stats</b>	R: 1 H: 1 E: 0 K: 1 S: 9	H: 1 LOB: 0 BB: 0 P: 17	R: 0 H: 1 E: 0 K: 1 S: 14	H: 1 LOB: 1 BB: 1 P: 25	R: 0 H: 0 E: 0 K: 1 S: 8	H: 0 LOB: 1 BB: 1 P: 15	R: 0 H: 1 E: 0 K: 0 S: 11	H: 1 LOB: 1 BB: 0 P: 18	R: 1 H: 1 E: 0 K: 0 S: 8	H: 1 LOB: 0 BB: 0 P: 12	R: 2 H: 2 E: 0 K: 2 S: 12	H: 2 LOB: 0 BB: 0 P: 17	R: 0 H: 1 E: 0 K: 3 S: 14	H: 1 LOB: 2 BB: 1 P: 26	R: 0 H: 0 E: 0 K: 2 S: 10	H: 0 LOB: 1 BB: 1 P: 16	R: 0 H: 0 E: 0 K: 0 S: 11	H: 0 LOB: 1 BB: 1 P: 20	1B: 3 2B: 1 3B: 0 HR: 3	SF: 0 SAC: 0 DP: 1 HBP: 0	WP: 1 PB: 0 CS: 0 SB: 0	PA: 38
<b>PITCHER</b>	IP WLS BF H R ER SO BB IBB HBP BLK WP HR S P ERA WHIP																					
32 Cam Bedrosian, R (1, 1) ERA: 3.2	1.0	4	1	1	1	1	0	0	0	0	0	0	0	11	20	9.00	1.000					
35 Nick Tropeano, R (2, 1) ERA: 5.4	5.0	21	5	3	3	4	2	0	0	0	0	2	53	87	5.40	1.400						
37 Cody Allen, R (7, 1) ERA: 5.0	0.2	3	1	0	0	2	0	0	0	0	1	0	9	16	0.00	1.500						
31 Ty Buttrey, R (7, 1) ERA: 1.3	1.1	W	6	0	0	0	2	0	0	0	0	0	15	26	0.00	1.500						
57 Hansel Robles, R (9, 1) ERA: 3.7	1.0	S	4	0	0	0	1	0	0	0	0	0	11	20	0.00	1.000						

**Los Angeles Angels @ Oakland Athletics**  
Oakland Coliseum, Oakland, CA  
Tue May 28 2019, 7:11 PM - 10:39 PM PDT  
Att: 13,060 - Partly Cloudy - 60 F

AB 33  
R 4  
H 7  
RBI 4  
BB 5  
SO 10  
LOB 13










Batter	1	2	3	4	5	6	7	8	9	AB	R	H	RBI	BB	SO	LOB	TOP					
6 David Fletcher, R OBP: 0.368, SLG: 0.447										4	1	1	0	1	0	5						
27 Mike Trout, R OBP: 0.497, SLG: 0.572										3	0	2	3	2	1	2						
5 Albert Pujols, R OBP: 0.304, SLG: 0.427										4	0	1	1	1	0	4						
9 Tommy La Stella, L OBP: 0.372, SLG: 0.538										5	1	2	0	0	1	4						
20 Jonathan Lucroy, R OBP: 0.298, SLG: 0.427										5	0	0	0	0	1	4						
48 César Puello, R OBP: 0.383, SLG: 1.091										5	2	3	1	0	0	2						
56 Kole Calhoun, L OBP: 0.335, SLG: 0.495										4	2	2	2	1	1	0						
13 Dustin Garneau, R OBP: 0.500, SLG: 0.250										5	1	2	0	0	1	4						
4 Luis Rengifo, S OBP: 0.308, SLG: 0.313										4	2	2	2	1	1	3						
<b>Inning Stats</b>	R: 1 E: 0 K: 0 S: 12	H: 1 LOB: 2 BB: 2 P: 25	R: 2 E: 0 K: 0 S: 11	H: 4 LOB: 1 BB: 0 P: 17	R: 1 E: 0 K: 0 S: 8	H: 2 LOB: 0 BB: 0 P: 16	R: 2 E: 0 K: 0 S: 14	H: 3 LOB: 1 BB: 1 P: 24	R: 2 E: 1 K: 2 S: 20	H: 2 LOB: 2 BB: 1 P: 35	R: 0 E: 0 K: 1 S: 9	H: 0 LOB: 0 BB: 0 P: 14	R: 0 E: 0 K: 2 S: 11	H: 0 LOB: 0 BB: 0 P: 16	R: 0 E: 0 K: 0 S: 6	H: 0 LOB: 1 BB: 2 P: 15	R: 1 E: 0 K: 1 S: 13	H: 3 LOB: 2 BB: 0 P: 17	1B: 11 2B: 2 3B: 0 HR: 2	SF: 0 SAC: 0 DP: 4 HBP: 0	WP: 0 PB: 0 SB: 0 CS: 0	PA: 45
<b>PITCHER</b>	IP WLS BF H R ER SO BB IBB HBP BLK WP HR S P ERA WHIP	18 Yusei Kikuchi, L ERA: 4.43	64 David McKay, R ERA: 3.95	65 Brandon Brennan, R ERA: 3.0	35 Cory Gearrin, R ERA: 3.48	55 Roenis Elias, L ERA: 4.0	54 Connor Sadzeck, R ERA: 2.7	IP WLS BF H R ER SO BB IBB HBP BLK WP HR S P ERA WHIP	1.0 6 3 1 1 1 0 0 0 0 0 0 0 0 2 40 73 16.20 3.600	1.0 6 3 1 1 1 0 0 0 0 0 0 0 0 2 40 73 16.20 3.600												

Los Angeles Angels @ Seattle Mariners  
T-Mobile Park, Seattle, WA  
Thu May 30 2019, 7:12 PM - 10:31 PM PDT  
Att: 13,978 - Clear - 73 F

livebaseballscorecards.com

AB 39  
R 9  
H 15  
RBI 9  
BB 6  
SO 6  
LOB 28




Batter	1	2	3	4	5	6	7	8	9	AB	R	H	RBI	BB	SO	LOB	BOTTOM							
0 Mallex Smith, L OBP: 0.279, SLG: 0.299										3	0	0	0	1	0	0								
15 Kyle Seager, L OBP: 0.296, SLG: 0.280										4	0	1	0	0	2	1								
10 Edwin Encarnación, R OBP: 0.352, SLG: 0.467										4	0	0	0	0	3	3								
20 Daniel Vogelbach, L OBP: 0.376, SLG: 0.572										4	0	0	0	0	2	2								
17 Mitch Haniger, R OBP: 0.322, SLG: 0.486											3	1	1	0	1	0								
22 Omar Narváez, L OBP: 0.362, SLG: 0.465										3	0	0	0	1	0	1								
32 Jay Bruce, L OBP: 0.276, SLG: 0.515										3	1	1	0	1	1	2								
1 Tim Beckham, R OBP: 0.310, SLG: 0.523										3	1	1	3	0	1	3								
39 Shed Long Jr., L OBP: 0.333, SLG: 0.361										3	0	0	0	0	2	1								
<b>Inning Stats</b>	R: 0 E: 0 K: 0 S: 6	H: 1 LOB: 0 BB: 0 P: 9	R: 0 E: 0 K: 3 S: 14	H: 1 LOB: 2 BB: 1 P: 25	R: 0 E: 0 K: 2 S: 8	H: 0 LOB: 0 BB: 0 P: 12	R: 0 E: 0 K: 2 S: 12	H: 0 LOB: 0 BB: 0 P: 18	R: 2 E: 1 K: 1 S: 14	H: 1 LOB: 0 BB: 1 P: 23	R: 0 E: 1 K: 1 S: 9	H: 0 LOB: 0 BB: 0 P: 13	R: 1 E: 0 K: 1 S: 12	H: 1 LOB: 1 BB: 1 P: 19	R: 0 E: 0 K: 2 S: 8	H: 0 LOB: 1 BB: 1 P: 19	R: 0 E: 0 K: 0 S: 7	H: 0 LOB: 0 BB: 0 P: 9	1B: 2 2B: 1 3B: 0 HR: 1	SF: 0 SAC: 0 DP: 2 HBP: 0	WP: 0 PB: 0 SB: 1 CS: 0	PA: 34		
<b>PITCHER</b>	IP WLS BF H R ER SO BB IBB HBP BLK WP HR S P ERA WHIP	40 Luis García, R ERA: 3.15	64 Félix Peña, R ERA: 3.42	65 Jake Jewell, R ERA: 8.59				PITCHER	IP WLS BF H R ER SO BB IBB HBP BLK WP HR S P ERA WHIP															

Los Angeles Angels @ Seattle Mariners  
T-Mobile Park, Seattle, WA  
Thu May 30 2019, 7:12 PM - 10:31 PM PDT  
Att: 13,978 - Clear - 73 F

livebaseballscorecards.com

AB 30  
R 3  
H 4  
RBI 3  
BB 4  
SO 11  
LOB 13





Batter	1	2	3	4	5	6	7	8	9	AB	R	H	RBI	BB	SO	LOB	TOP										
9 Tommy La Stella, L OBP: 0.365, SLG: 0.526										4	0	0	0	0	0	1	<b>Los Angeles Angels @ Seattle Mariners</b> T-Mobile Park, Seattle, WA Fri May 31 2019, 7:10 PM - 9:45 PM PDT Att: 32,167 - Clear - 74 F										
27 Mike Trout, R OBP: 0.458, SLG: 0.585										3	1	1	1	1	0	0											
17 Shohel Ohtani, L OBP: 0.350, SLG: 0.363										4	1	2	2	0	0	0											
56 Kole Calhoun, L OBP: 0.333, SLG: 0.487										3	0	0	0	1	1	0											
20 Jonathan Lucroy, R OBP: 0.322, SLG: 0.416										4	0	0	0	0	0	3											
18 Brian Goodwin, L OBP: 0.356, SLG: 0.462										4	0	2	0	0	1	0											
6 David Fletcher, R OBP: 0.365, SLG: 0.443										4	0	1	0	0	0	2											
25 Jared Walsh, L OBP: 0.346, SLG: 0.333										4	0	0	0	0	1	1											
4 Luis Rengifo, S OBP: 0.309, SLG: 0.304										2	1	0	0	1	1	0											
<b>Inning Stats</b>	R: 0 E: 0 K: 0 S: 5	H: 0 LOB: 0 BB: 0 P: 8	R: 0 E: 0 K: 1 S: 10	H: 1 LOB: 1 BB: 0 P: 15	R: 0 E: 0 K: 1 S: 11	H: 0 LOB: 0 BB: 0 P: 19	R: 0 E: 0 K: 0 S: 12	H: 0 LOB: 0 BB: 0 P: 20	R: 0 E: 0 K: 0 S: 10	H: 1 LOB: 1 BB: 0 P: 11	R: 2 E: 0 K: 0 S: 12	H: 2 LOB: 0 BB: 0 P: 17	R: 0 E: 0 K: 0 S: 7	H: 1 LOB: 0 BB: 0 P: 12	R: 1 E: 0 K: 0 S: 12	H: 1 LOB: 3 BB: 3 P: 30		R: 0 E: 0 K: 2 S: 10	H: 0 LOB: 0 BB: 0 P: 17	1B: 4 2B: 0 3B: 0 HR: 2	SF: 0 SAC: 0 DP: 0 HBP: 0	WP: 0 PB: 0 SB: 0 CS: 1	PA: 35				
<b>PITCHER</b>	IP	WLS	BF	H	R	ER	SO	BB	IBB	HBP	BLK	WP	HR	S	P	ERA	WHIP										
8 Mike Leake, R ERA: 4.71	7.0	W	25	5	2	2	2	0	0	0	0	0	2	67	102	2.57	0.714										
63 Austin Adams, R ERA: 3.95	0.2	H	4	0	1	1	0	2	0	0	0	0	0	6	18	13.50	3.000										
36 Jesse Biddle, L ERA: 4.5	0.0		2	1	0	0	0	1	0	0	0	0	0	4	8	∞	∞										
52 Anthony Bass, R ERA: 1.42	1.1	S	4	0	0	0	2	0	0	0	0	0	0	12	21	0.00	0.000										

Batter	1	2	3	4	5	6	7	8	9	AB	R	H	RBI	BB	SO	LOB	BOTTOM										
0 Mallex Smith, L OBP: 0.272, SLG: 0.291										4	0	0	0	0	1	1	<b>Los Angeles Angels @ Seattle Mariners</b> T-Mobile Park, Seattle, WA Fri May 31 2019, 7:10 PM - 9:45 PM PDT Att: 32,167 - Clear - 74 F										
17 Mitch Haniger, R OBP: 0.320, SLG: 0.482										4	0	1	0	0	0	0											
16 Domingo Santana, R OBP: 0.333, SLG: 0.471										3	0	0	0	0	3	1											
15 Kyle Seager, L OBP: 0.267, SLG: 0.250											3	0	0	0	0	1		1									
1 Tim Beckham, R OBP: 0.305, SLG: 0.514											3	0	0	0	0	2		0									
20 Daniel Vogelbach, L OBP: 0.371, SLG: 0.562											3	0	0	0	0	1		0									
32 Jay Bruce, L OBP: 0.283, SLG: 0.533											2	2	1	1	1	0		0									
2 Tom Murphy, R OBP: 0.333, SLG: 0.508											3	2	2	2	0	1		0									
25 Dylan Moore, R OBP: 0.317, SLG: 0.382											3	0	1	1	0	1		0									
<b>Inning Stats</b>	R: 0 E: 0 K: 1 S: 10	H: 0 LOB: 0 BB: 0 P: 16	R: 0 E: 0 K: 1 S: 6	H: 0 LOB: 0 BB: 0 P: 7	R: 1 E: 0 K: 0 S: 5	H: 2 LOB: 0 BB: 0 P: 9	R: 0 E: 0 K: 2 S: 8	H: 0 LOB: 0 BB: 0 P: 11	R: 2 E: 0 K: 1 S: 13	H: 1 LOB: 0 BB: 1 P: 20	R: 0 E: 0 K: 1 S: 13	H: 1 LOB: 1 BB: 0 P: 18	R: 1 E: 0 K: 2 S: 14	H: 1 LOB: 0 BB: 0 P: 21	R: 0 E: 0 K: 2 S: 8	H: 0 LOB: 0 BB: 0 P: 12		1B: 2 2B: 1 3B: 0 HR: 2	SF: 0 SAC: 0 DP: 0 HBP: 0	WP: 0 PB: 0 SB: 0 CS: 1	PA: 29						
<b>PITCHER</b>	IP	WLS	BF	H	R	ER	SO	BB	IBB	HBP	BLK	WP	HR	S	P	ERA	WHIP										
45 Tyler Skaggs, L ERA: 4.5	7.0	L	26	5	4	4	8	1	0	0	1	0	2	69	102	5.14	0.857										
38 Justin Anderson, R ERA: 5.03	1.0		3	0	0	0	2	0	0	0	0	0	0	8	12	0.00	0.000										

AB	32
R	3
H	6
RBI	3
BB	3
SO	4
LOB	7






Batter	1	2	3	4	5	6	7	8	9	AB	R	H	RBI	BB	SO	LOB	TOP					
6 David Fletcher, R OBP: 0.371, SLG: 0.449										4	2	2	0	1	0	1						
27 Mike Trout, R OBP: 0.461, SLG: 0.600										4	1	2	1	1	1	2						
17 Shohel Ohtani, L OBP: 0.323, SLG: 0.345										4	0	0	0	1	2	4						
5 Albert Pujols, R OBP: 0.307, SLG: 0.440										4	1	1	2	1	0	4						
48 César Puello, R OBP: 0.588, SLG: 1.000										4	1	2	1	1	1	2						
9 Tommy La Stella, L OBP: 0.308, SLG: 0.517										5	0	1	0	0	0	3						
20 Jonathan Lucroy, R OBP: 0.315, SLG: 0.406										4	0	0	0	0	0	2						
56 Kole Calhoun, L OBP: 0.336, SLG: 0.503										4	1	2	2	0	1	0						
4 Luis Rengifo, S OBP: 0.306, SLG: 0.301										4	0	1	0	0	2	1						
<b>Inning Stats</b>	R: 2 E: 0 K: 2 S: 13	H: 1 LOB: 0 BB: 1 P: 25	R: 0 E: 0 K: 1 S: 9	H: 1 LOB: 1 BB: 0 P: 12	R: 1 E: 0 K: 1 S: 20	H: 2 LOB: 2 BB: 1 P: 29	R: 0 E: 0 K: 1 S: 9	H: 1 LOB: 0 BB: 0 P: 15	R: 0 E: 0 K: 1 S: 13	H: 0 LOB: 2 BB: 0 P: 20	R: 0 E: 0 K: 1 S: 12	H: 0 LOB: 2 BB: 2 P: 22	R: 2 E: 1 K: 0 S: 14	H: 3 LOB: 1 BB: 0 P: 24	R: 1 E: 0 K: 0 S: 9	H: 1 LOB: 1 BB: 1 P: 16	1B: 6 2B: 2 3B: 0 HR: 3	SF: 0 SAC: 0 DP: 1 HBP: 0	WP: 0 PB: 0 SB: 2 CS: 1	PA: 43		
<b>PITCHER</b>	IP WLS BF H R ER SO BB IBB HBP BLK WP HR S P ERA WHIP	IP WLS BF H R ER SO BB IBB HBP BLK WP HR S P ERA WHIP	IP WLS BF H R ER SO BB IBB HBP BLK WP HR S P ERA WHIP	IP WLS BF H R ER SO BB IBB HBP BLK WP HR S P ERA WHIP	IP WLS BF H R ER SO BB IBB HBP BLK WP HR S P ERA WHIP	IP WLS BF H R ER SO BB IBB HBP BLK WP HR S P ERA WHIP	IP WLS BF H R ER SO BB IBB HBP BLK WP HR S P ERA WHIP	IP WLS BF H R ER SO BB IBB HBP BLK WP HR S P ERA WHIP	IP WLS BF H R ER SO BB IBB HBP BLK WP HR S P ERA WHIP	IP WLS BF H R ER SO BB IBB HBP BLK WP HR S P ERA WHIP	IP WLS BF H R ER SO BB IBB HBP BLK WP HR S P ERA WHIP	IP WLS BF H R ER SO BB IBB HBP BLK WP HR S P ERA WHIP	IP WLS BF H R ER SO BB IBB HBP BLK WP HR S P ERA WHIP	IP WLS BF H R ER SO BB IBB HBP BLK WP HR S P ERA WHIP	IP WLS BF H R ER SO BB IBB HBP BLK WP HR S P ERA WHIP	IP WLS BF H R ER SO BB IBB HBP BLK WP HR S P ERA WHIP	IP WLS BF H R ER SO BB IBB HBP BLK WP HR S P ERA WHIP	IP WLS BF H R ER SO BB IBB HBP BLK WP HR S P ERA WHIP	IP WLS BF H R ER SO BB IBB HBP BLK WP HR S P ERA WHIP	IP WLS BF H R ER SO BB IBB HBP BLK WP HR S P ERA WHIP	IP WLS BF H R ER SO BB IBB HBP BLK WP HR S P ERA WHIP	
57 Tommy Milone, L ERA: 3.6	4.1	21	7	3	2	6	1	1	0	0	0	0	0	0	0	0	0	12	17	0.00	0.000	
35 Cory Gearrin, R ERA: 3.22	1.2	5	0	0	0	0	0	0	0	0	0	0	0	0	0	0	0	0	15	28	9.00	3.000
65 Brandon Brennan, R ERA: 3.19	1.0	L	6	1	1	1	2	0	0	0	0	0	0	0	0	0	0	1	11	18	9.00	2.000
55 Roenis Elias, L ERA: 4.18	1.0	5	2	1	1	0	0	0	0	0	0	0	0	0	0	0	0	1	9	16	9.00	2.000
60 Chasen Bradford, R ERA: 4.91	1.0	5	1	1	1	0	1	0	0	0	0	0	0	0	0	0	0	1	9	16	9.00	2.000

Los Angeles Angels @ Seattle Mariners  
T-Mobile Park, Seattle, WA  
Sat Jun 01 2019, 4:17 PM - 7:32 PM PDT  
Att: 28,109 - Cloudy - 73 F

AB 37  
R 6  
H 11  
RBI 6  
BB 5  
SO 7  
LOB 19



Batter	1	2	3	4	5	6	7	8	9	AB	R	H	RBI	BB	SO	LOB	BOTTOM					
0 Mallex Smith, L OBP: 0.272, SLG: 0.290										4	0	1	0	0	2	0						
17 Mitch Haniger, R OBP: 0.319, SLG: 0.478										4	1	1	0	0	0	1						
10 Edwin Encarnación, R OBP: 0.354, SLG: 0.496										4	2	2	3	0	0	1						
16 Domingo Santana, R OBP: 0.328, SLG: 0.463										4	0	0	0	0	3	1						
15 Kyle Seager, L OBP: 0.265, SLG: 0.250										4	0	1	0	0	3	0						
1 Tim Beckham, R OBP: 0.299, SLG: 0.503										4	0	0	0	0	3	1						
2 Tom Murphy, R OBP: 0.353, SLG: 0.500										3	0	1	0	0	1	0						
22 Omar Narváez, L OBP: 0.360, SLG: 0.462										1	0	0	0	0	0	1						
20 Daniel Vogelbach, L OBP: 0.370, SLG: 0.558										3	0	1	0	0	1	1						
25 Dylan Moore, R OBP: 0.303, SLG: 0.362										3	0	0	0	0	1	2						
<b>Inning Stats</b>	R: 0 E: 0 K: 1 S: 10	H: 1 LOB: 1 BB: 0 P: 11	R: 0 E: 0 K: 3 S: 10	H: 0 LOB: 0 BB: 0 P: 15	R: 0 E: 0 K: 1 S: 11	H: 0 LOB: 0 BB: 0 P: 14	R: 1 E: 0 K: 1 S: 6	H: 1 LOB: 0 BB: 0 P: 7	R: 0 E: 0 K: 2 S: 13	H: 1 LOB: 1 BB: 0 P: 23	R: 2 E: 0 K: 2 S: 15	H: 2 LOB: 0 BB: 0 P: 22	R: 0 E: 0 K: 1 S: 9	H: 1 LOB: 1 BB: 0 P: 12	R: 0 E: 0 K: 1 S: 8	H: 0 LOB: 0 BB: 0 P: 11	R: 0 E: 0 K: 2 S: 11	H: 1 LOB: 1 BB: 0 P: 15	1B: 5 2B: 0 3B: 0 HR: 2	SF: 0 SAC: 0 DP: 0 HBP: 0	WP: 0 PB: 0 SB: 1 CS: 0	PA: 34
<b>PITCHER</b>	IP WLS BF H R ER SO BB IBB HBP BLK WP HR S P ERA WHIP	IP WLS BF H R ER SO BB IBB HBP BLK WP HR S P ERA WHIP	IP WLS BF H R ER SO BB IBB HBP BLK WP HR S P ERA WHIP	IP WLS BF H R ER SO BB IBB HBP BLK WP HR S P ERA WHIP	IP WLS BF H R ER SO BB IBB HBP BLK WP HR S P ERA WHIP	IP WLS BF H R ER SO BB IBB HBP BLK WP HR S P ERA WHIP	IP WLS BF H R ER SO BB IBB HBP BLK WP HR S P ERA WHIP	IP WLS BF H R ER SO BB IBB HBP BLK WP HR S P ERA WHIP	IP WLS BF H R ER SO BB IBB HBP BLK WP HR S P ERA WHIP	IP WLS BF H R ER SO BB IBB HBP BLK WP HR S P ERA WHIP	IP WLS BF H R ER SO BB IBB HBP BLK WP HR S P ERA WHIP	IP WLS BF H R ER SO BB IBB HBP BLK WP HR S P ERA WHIP	IP WLS BF H R ER SO BB IBB HBP BLK WP HR S P ERA WHIP	IP WLS BF H R ER SO BB IBB HBP BLK WP HR S P ERA WHIP	IP WLS BF H R ER SO BB IBB HBP BLK WP HR S P ERA WHIP	IP WLS BF H R ER SO BB IBB HBP BLK WP HR S P ERA WHIP	IP WLS BF H R ER SO BB IBB HBP BLK WP HR S P ERA WHIP	IP WLS BF H R ER SO BB IBB HBP BLK WP HR S P ERA WHIP	IP WLS BF H R ER SO BB IBB HBP BLK WP HR S P ERA WHIP	IP WLS BF H R ER SO BB IBB HBP BLK WP HR S P ERA WHIP	IP WLS BF H R ER SO BB IBB HBP BLK WP HR S P ERA WHIP	
28 Andrew Heaney, L ERA: 4.09	6.0	23	5	3	3	10	0	0	0	0	0	9	12	0.00	1.000							
32 Cam Bedrosian, R ERA: 3.08	1.0	W	4	1	0	0	0	0	0	0	0	8	11	0.00	0.000							
31 Ty Buttrey, R ERA: 1.23	1.0	H	3	0	0	0	0	0	0	0	0	11	15	0.00	1.000							
57 Hansel Robles, R ERA: 4.1	1.0	S	4	1	0	0	0	0	0	0	0	11	15	0.00	1.000							

Los Angeles Angels @ Seattle Mariners  
T-Mobile Park, Seattle, WA  
Sat Jun 01 2019, 4:17 PM - 7:32 PM PDT  
Att: 28,109 - Cloudy - 73 F

AB 34  
R 3  
H 7  
RBI 3  
BB 0  
SO 14  
LOB 8





Batter	1	2	3	4	5	6	7	8	9	AB	R	H	RBI	BB	SO	LOB	TOP				
6 David Fletcher, R OBP: 0.379, SLG: 0.463	L8	17 SF9 5 HR 2B		L6-4 5 27 1B	17 E 5 2B BB			FC4-6 1-2		5	2	3	1	1	0	2					
27 Mike Trout, R OBP: 0.467, SLG: 0.603									F7	4	2	3	2	1	0	1					
56 Kole Calhoun, L OBP: 0.335, SLG: 0.500										1	0	0	0	0	0	0					
17 Shohel Ohtani, L OBP: 0.304, SLG: 0.326	K	SF9		L7	E5 5 2B BB			E4 5 G1-4-3	E5 20 G5-4-3	5	0	0	1	0	1	5					
5 Albert Pujols, R OBP: 0.309, SLG: 0.461	F8			L6-4				G1-4-3	G5-4-3	5	1	2	5	0	0	4					
20 Jonathan Lucroy, R (9, PH) OBP: 0.313, SLG: 0.494										1	0	0	0	0	0	1					
48 César Puello, R OBP: 0.545, SLG: 0.842										4	0	1	0	1	1	0					
9 Tommy La Stella, L OBP: 0.361, SLG: 0.519										5	2	2	0	0	0	4					
13 Dustin Garneau, R OBP: 0.529, SLG: 0.273				L8						3	2	1	0	1	1	0					
18 Brian Goodwin, L OBP: 0.352, SLG: 0.460										5	1	1	1	0	0	3					
4 Luis Rengifo, S OBP: 0.322, SLG: 0.351										4	3	2	2	1	0	1					
<b>Inning Stats</b>	R: 0 E: 0 K: 1 S: 8	H: 1 LOB: 1 BB: 0 P: 14	R: 7 E: 0 K: 1 S: 25	H: 5 LOB: 1 BB: 1 P: 37	R: 0 E: 0 K: 0 S: 4	H: 0 LOB: 0 BB: 0 P: 10	R: 0 E: 0 K: 0 S: 8	H: 2 LOB: 1 BB: 0 P: 14	R: 5 E: 1 K: 0 S: 28	H: 3 LOB: 3 BB: 4 P: 53	R: 1 E: 0 K: 1 S: 10	H: 2 LOB: 1 BB: 0 P: 18	R: 0 E: 1 K: 0 S: 14	H: 2 LOB: 2 BB: 0 P: 24	R: 0 E: 1 K: 0 S: 8	H: 0 LOB: 0 BB: 0 P: 11	1B: 8 2B: 6 3B: 0 HR: 2	SF: 1 SAC: 0 DP: 3 HBP: 1	WP: 1 PB: 0 SB: 0 CS: 0	PA: 49	
<b>PITCHER</b>	IP WLS BF H R ER SO BB IBB HBP BLK WP HR S P ERA WHIP	IP WLS BF H R ER SO BB IBB HBP BLK WP HR S P ERA WHIP	IP WLS BF H R ER SO BB IBB HBP BLK WP HR S P ERA WHIP	IP WLS BF H R ER SO BB IBB HBP BLK WP HR S P ERA WHIP	IP WLS BF H R ER SO BB IBB HBP BLK WP HR S P ERA WHIP	IP WLS BF H R ER SO BB IBB HBP BLK WP HR S P ERA WHIP	IP WLS BF H R ER SO BB IBB HBP BLK WP HR S P ERA WHIP	IP WLS BF H R ER SO BB IBB HBP BLK WP HR S P ERA WHIP	IP WLS BF H R ER SO BB IBB HBP BLK WP HR S P ERA WHIP	IP WLS BF H R ER SO BB IBB HBP BLK WP HR S P ERA WHIP	IP WLS BF H R ER SO BB IBB HBP BLK WP HR S P ERA WHIP	IP WLS BF H R ER SO BB IBB HBP BLK WP HR S P ERA WHIP	IP WLS BF H R ER SO BB IBB HBP BLK WP HR S P ERA WHIP	IP WLS BF H R ER SO BB IBB HBP BLK WP HR S P ERA WHIP	IP WLS BF H R ER SO BB IBB HBP BLK WP HR S P ERA WHIP	IP WLS BF H R ER SO BB IBB HBP BLK WP HR S P ERA WHIP	IP WLS BF H R ER SO BB IBB HBP BLK WP HR S P ERA WHIP	IP WLS BF H R ER SO BB IBB HBP BLK WP HR S P ERA WHIP	IP WLS BF H R ER SO BB IBB HBP BLK WP HR S P ERA WHIP	IP WLS BF H R ER SO BB IBB HBP BLK WP HR S P ERA WHIP	IP WLS BF H R ER SO BB IBB HBP BLK WP HR S P ERA WHIP

Los Angeles Angels @ Seattle Mariners  
T-Mobile Park, Seattle, WA  
Sun Jun 02 2019, 1:11 PM - 4:32 PM PDT  
Att: 28,905 - Sunny - 70 F


AB 42  
R 13  
H 15  
RBI 12  
BB 5  
SO 3  
LOB 21



Batter	1	2	3	4	5	6	7	8	9	AB	R	H	RBI	BB	SO	LOB	BOTTOM					
0 Mallex Smith, L OBP: 0.269, SLG: 0.287	F7		G6-4-3					F8		5	0	1	0	0	1	4						
17 Mitch Haniger, R OBP: 0.316, SLG: 0.472	F9									3	0	0	0	0	2	2						
5 Braden Bishop, R OBP: 0.091, SLG: 0.091										2	0	0	0	0	0	2						
10 Edwin Encarnación, R OBP: 0.354, SLG: 0.495	P3									3	0	1	0	0	0	0						
20 Daniel Vogelbach, L OBP: 0.368, SLG: 0.554										1	0	0	0	0	1	0						
16 Domingo Santana, R OBP: 0.335, SLG: 0.463										2	1	1	0	2	0	0						
15 Kyle Seager, L OBP: 0.316, SLG: 0.400										3	2	2	1	1	0	2						
1 Tim Beckham, R OBP: 0.293, SLG: 0.492										4	0	0	1	0	1	5						
22 Omar Narváez, L OBP: 0.357, SLG: 0.453										3	0	0	1	1	1	0						
25 Dylan Moore, R OBP: 0.314, SLG: 0.350										2	0	0	0	1	1	1						
39 Shed Long Jr., L OBP: 0.348, SLG: 0.342										2	0	0	0	2	1	2						
<b>Inning Stats</b>	R: 0 E: 0 K: 0 S: 9	H: 0 LOB: 0 BB: 0 P: 16	R: 2 E: 0 K: 1 S: 14	H: 2 LOB: 0 BB: 0 P: 19	R: 0 E: 0 K: 1 S: 7	H: 0 LOB: 0 BB: 1 P: 15	R: 0 E: 0 K: 0 S: 9	H: 1 LOB: 1 BB: 1 P: 16	R: 0 E: 0 K: 2 S: 9	H: 1 LOB: 2 BB: 1 P: 14	R: 1 E: 0 K: 1 S: 10	H: 1 LOB: 0 BB: 0 P: 11	R: 0 E: 0 K: 1 S: 15	H: 0 LOB: 1 BB: 0 P: 22	R: 0 E: 0 K: 1 S: 10	H: 0 LOB: 2 BB: 2 P: 22	R: 0 E: 0 K: 1 S: 9	H: 0 LOB: 2 BB: 2 P: 19	1B: 3 2B: 1 3B: 0 HR: 1	SF: 0 SAC: 0 DP: 2 HBP: 1	WP: 0 PB: 0 SB: 0 CS: 0	PA: 38
<b>PITCHER</b>	IP WLS BF H R ER SO BB IBB HBP BLK WP HR S P ERA WHIP	IP WLS BF H R ER SO BB IBB HBP BLK WP HR S P ERA WHIP	IP WLS BF H R ER SO BB IBB HBP BLK WP HR S P ERA WHIP	IP WLS BF H R ER SO BB IBB HBP BLK WP HR S P ERA WHIP	IP WLS BF H R ER SO BB IBB HBP BLK WP HR S P ERA WHIP	IP WLS BF H R ER SO BB IBB HBP BLK WP HR S P ERA WHIP	IP WLS BF H R ER SO BB IBB HBP BLK WP HR S P ERA WHIP	IP WLS BF H R ER SO BB IBB HBP BLK WP HR S P ERA WHIP	IP WLS BF H R ER SO BB IBB HBP BLK WP HR S P ERA WHIP	IP WLS BF H R ER SO BB IBB HBP BLK WP HR S P ERA WHIP	IP WLS BF H R ER SO BB IBB HBP BLK WP HR S P ERA WHIP	IP WLS BF H R ER SO BB IBB HBP BLK WP HR S P ERA WHIP	IP WLS BF H R ER SO BB IBB HBP BLK WP HR S P ERA WHIP	IP WLS BF H R ER SO BB IBB HBP BLK WP HR S P ERA WHIP	IP WLS BF H R ER SO BB IBB HBP BLK WP HR S P ERA WHIP	IP WLS BF H R ER SO BB IBB HBP BLK WP HR S P ERA WHIP	IP WLS BF H R ER SO BB IBB HBP BLK WP HR S P ERA WHIP	IP WLS BF H R ER SO BB IBB HBP BLK WP HR S P ERA WHIP	IP WLS BF H R ER SO BB IBB HBP BLK WP HR S P ERA WHIP	IP WLS BF H R ER SO BB IBB HBP BLK WP HR S P ERA WHIP	IP WLS BF H R ER SO BB IBB HBP BLK WP HR S P ERA WHIP	IP WLS BF H R ER SO BB IBB HBP BLK WP HR S P ERA WHIP

Los Angeles Angels @ Seattle Mariners  
T-Mobile Park, Seattle, WA  
Sun Jun 02 2019, 1:11 PM - 4:32 PM PDT  
Att: 28,905 - Sunny - 70 F

AB 30  
R 3  
H 5  
RBI 3  
BB 7  
SO 8  
LOB 18









Batter	1	2	3	4	5	6	7	8	9	AB R H RBI BB SO LOB	TOP												
10 Marcus Semien, R (1, 6) OBP: 0.342, SLG: 0.395										5 0 1 0 0 0 1	<p><b>Oakland Athletics @ Los Angeles Angels</b> Angel Stadium, Anaheim, CA Tue Jun 04 2019, 7:08 PM - 10:12 PM PDT Att: 36,009 - Clear - 67 F</p> <p>livebaseballscorecards.com</p> <p>AB 34 R 4 H 8 RBI 4 BB 2 SO 9 LOB 11</p>												
26 Matt Chapman, R (1, 5) OBP: 0.355, SLG: 0.552										5 1 1 0 0 2 1													
28 Matt Olson, L (1, 3) OBP: 0.298, SLG: 0.440										3 1 0 0 1 2 1													
2 Khris Davis, R (1, 10)										4 0 1 1 0 2 1													
25 Stephen Piscotty, R (1, 9) OBP: 0.331, SLG: 0.420										3 0 0 1 0 1 0													
8 Robbie Grossman, S (1, 7) OBP: 0.323, SLG: 0.370										4 1 2 0 0 0 1													
22 Ramón Laureano, R (1, 8) OBP: 0.312, SLG: 0.435										2 1 2 2 1 0 0													
23 Jurickson Profar, S (1, 4) OBP: 0.262, SLG: 0.364										4 0 1 0 0 0 3													
19 Josh Phegley, R (1, 2) OBP: 0.313, SLG: 0.493										4 0 0 0 0 2 3													
<b>Inning Stats</b>	R: 0 E: 0 K: 3 S: 14	H: 1 LOB: 1 BB: 0 P: 20	R: 0 E: 0 K: 0 S: 7	H: 1 LOB: 2 BB: 0 P: 14	R: 2 E: 0 K: 0 S: 9	H: 2 LOB: 1 BB: 1 P: 17	R: 0 E: 0 K: 1 S: 9	H: 1 LOB: 1 BB: 0 P: 13	R: 0 E: 0 K: 2 S: 10	H: 0 LOB: 0 BB: 0 P: 16	R: 2 E: 0 K: 2 S: 14	H: 2 LOB: 0 BB: 0 P: 22	R: 0 E: 0 K: 1 S: 10	H: 0 LOB: 0 BB: 0 P: 16	R: 0 E: 0 K: 0 S: 12	H: 1 LOB: 2 BB: 1 P: 20	R: 0 E: 0 K: 0 S: 8	H: 0 LOB: 0 BB: 0 P: 13	1B: 5 2B: 2 HR: 1	SF: 1 SAC: 0 DP: 0 HBP: 1	WP: 0 PB: 0 SB: 1 CS: 0	PA: 38	
<b>PITCHER</b>	IP WLS BF H R ER SO BB IBB HBP BLK WP HR S P ERA WHIP											<b>PITCHER</b>	IP WLS BF H R ER SO BB IBB HBP BLK WP HR S P ERA WHIP										
47 Griffin Canning, R (1, 1) ERA: 3.52	6.0 L 27 7 4 4 8 1 0 1 0 0 1 63 102 6.00 1.333																						
37 Cody Allen, R (7, 1) ERA: 4.5	1.0 3 0 0 0 1 0 0 0 0 0 0 10 16 0.00 0.000																						
40 Luis García, R (8, 1) ERA: 3.63	1.0 5 1 0 0 0 1 0 0 0 0 0 12 20 0.00 2.000																						
57 Hansel Robles, R (9, 1) ERA: 3.95	1.0 3 0 0 0 0 0 0 0 0 0 0 8 13 0.00 0.000																						

Batter	1	2	3	4	5	6	7	8	9	AB R H RBI BB SO LOB	BOTTOM												
9 Tommy La Stella, L (1, 5) OBP: 0.362, SLG: 0.510										4 0 1 0 0 0 1	<p><b>Oakland Athletics @ Los Angeles Angels</b> Angel Stadium, Anaheim, CA Tue Jun 04 2019, 7:08 PM - 10:12 PM PDT Att: 36,009 - Clear - 67 F</p> <p>livebaseballscorecards.com</p> <p>AB 30 R 2 H 4 RBI 2 BB 2 SO 6 LOB 9</p>												
27 Mike Trout, R (1, 8) OBP: 0.465, SLG: 0.589										2 1 0 0 1 0 2													
17 Shohel Ohtani, L (1, 10)										3 1 2 2 1 1 0													
20 Jonathan Lucroy, R (1, 2) OBP: 0.300, SLG: 0.387										4 0 0 0 0 0 4													
56 Kole Calhoun, L (1, 9) OBP: 0.329, SLG: 0.485										4 0 0 0 0 1 0													
6 David Fletcher, R (1, 6) OBP: 0.370, SLG: 0.450										4 0 0 0 0 2 0													
18 Brian Goodwin, L (1, 7) OBP: 0.350, SLG: 0.461										4 0 1 0 0 1 0													
25 Jared Walsh, L (1, 3) OBP: 0.300, SLG: 0.286										3 0 0 0 0 1 1													
4 Luis Rengifo, S (1, 4) OBP: 0.323, SLG: 0.342										2 0 0 0 0 0 1													
<b>Inning Stats</b>	R: 0 E: 0 K: 0 S: 10	H: 1 LOB: 1 BB: 1 P: 17	R: 0 E: 0 K: 2 S: 9	H: 0 LOB: 0 BB: 0 P: 13	R: 0 E: 0 K: 1 S: 11	H: 1 LOB: 0 BB: 0 P: 18	R: 0 E: 0 K: 1 S: 10	H: 0 LOB: 0 BB: 0 P: 14	R: 0 E: 0 K: 0 S: 8	H: 1 LOB: 1 BB: 0 P: 11	R: 2 E: 0 K: 0 S: 17	H: 1 LOB: 0 BB: 0 P: 26	R: 0 E: 0 K: 1 S: 9	H: 0 LOB: 0 BB: 0 P: 10	R: 0 E: 0 K: 0 S: 10	H: 0 LOB: 2 BB: 1 P: 20	R: 0 E: 0 K: 2 S: 9	H: 0 LOB: 0 BB: 0 P: 13	1B: 2 2B: 1 HR: 1	SF: 0 SAC: 0 DP: 1 HBP: 2	WP: 1 PB: 0 SB: 0 CS: 0	PA: 34	
<b>PITCHER</b>	IP WLS BF H R ER SO BB IBB HBP BLK WP HR S P ERA WHIP											<b>PITCHER</b>	IP WLS BF H R ER SO BB IBB HBP BLK WP HR S P ERA WHIP										
47 Frankie Montas, R (1, 1) ERA: 2.83	6.0 W 23 4 2 2 3 1 0 1 0 0 1 65 99 3.00 0.833																						
36 Yusmeiro Petit, R (7, 1) ERA: 2.99	1.0 H 3 0 0 0 1 0 0 0 0 0 0 9 10 0.00 0.000																						
16 Liam Hendriks, R (8, 1) ERA: 1.57	1.0 H 5 0 0 0 0 1 0 1 0 1 0 10 20 0.00 1.000																						
39 Blake Treinen, R (9, 1) ERA: 3.26	1.0 S 3 0 0 0 2 0 0 0 0 0 0 9 13 0.00 0.000																						



Batter	1	2	3	4	5	6	7	8	9	AB	R	H	RBI	BB	SO	LOB	TOP							
10 Marcus Semien, R OBP: 0.350, SLG: 0.401										4	2	3	3	1	0	0								
26 Matt Chapman, R OBP: 0.356, SLG: 0.549										5	1	2	1	0	2	3								
28 Matt Olson, L OBP: 0.311, SLG: 0.452										4	0	2	1	1	1	1								
2 Khris Davis, R OBP: 0.313, SLG: 0.471										4	1	1	0	1	2	2								
25 Stephen Piscotty, R OBP: 0.328, SLG: 0.413										4	1	0	0	1	2	1								
8 Robbie Grossman, S OBP: 0.335, SLG: 0.394										5	2	4	1	0	0	0								
22 Ramón Laureano, R (1, 8)										4	1	0	0	1	2	4								
23 Jurickson Profar, S OBP: 0.289, SLG: 0.379										5	1	3	2	0	1	2								
3 Nick Hundley, R OBP: 0.236, SLG: 0.362										3	0	0	0	0	2	5								
20 Mark Canha, R (8, PH)										1	0	0	0	0	1	0								
19 Josh Phegley, R OBP: 0.311, SLG: 0.489										1	0	0	0	0	0	1								
<b>Inning Stats</b>	R: 0 E: 0 K: 2 S: 12	H: 0 LOB: 1 BB: 1 P: 21	R: 4 E: 0 K: 1 S: 16	H: 4 LOB: 1 BB: 1 P: 28	R: 3 E: 0 K: 2 S: 24	H: 4 LOB: 2 BB: 1 P: 40	R: 0 E: 0 K: 3 S: 11	H: 0 LOB: 0 BB: 0 P: 16	R: 0 E: 0 K: 2 S: 10	H: 1 LOB: 1 BB: 0 P: 12	R: 0 E: 0 K: 1 S: 8	H: 2 LOB: 1 BB: 0 P: 13	R: 0 E: 0 K: 0 S: 13	H: 1 LOB: 1 BB: 0 P: 20	R: 2 E: 0 K: 1 S: 18	H: 2 LOB: 1 BB: 2 P: 32	R: 0 E: 0 K: 1 S: 11	H: 1 LOB: 1 BB: 0 P: 15	1B: 10 2B: 6 3B: 0 HR: 0	SF: 0 SAC: 0 DP: 1 HBP: 0	WP: 2 PB: 0 SB: 1 CS: 1	PA: 45		
<b>PITCHER</b>	IP ERA WLS BF H R ER SO BB IBB HBP BLK WP HR S P ERA WHIP	IP ERA WLS BF H R ER SO BB IBB HBP BLK WP HR S P ERA WHIP	IP ERA WLS BF H R ER SO BB IBB HBP BLK WP HR S P ERA WHIP	IP ERA WLS BF H R ER SO BB IBB HBP BLK WP HR S P ERA WHIP	IP ERA WLS BF H R ER SO BB IBB HBP BLK WP HR S P ERA WHIP	IP ERA WLS BF H R ER SO BB IBB HBP BLK WP HR S P ERA WHIP	IP ERA WLS BF H R ER SO BB IBB HBP BLK WP HR S P ERA WHIP	IP ERA WLS BF H R ER SO BB IBB HBP BLK WP HR S P ERA WHIP	IP ERA WLS BF H R ER SO BB IBB HBP BLK WP HR S P ERA WHIP	IP ERA WLS BF H R ER SO BB IBB HBP BLK WP HR S P ERA WHIP	IP ERA WLS BF H R ER SO BB IBB HBP BLK WP HR S P ERA WHIP	IP ERA WLS BF H R ER SO BB IBB HBP BLK WP HR S P ERA WHIP	IP ERA WLS BF H R ER SO BB IBB HBP BLK WP HR S P ERA WHIP	IP ERA WLS BF H R ER SO BB IBB HBP BLK WP HR S P ERA WHIP	IP ERA WLS BF H R ER SO BB IBB HBP BLK WP HR S P ERA WHIP	IP ERA WLS BF H R ER SO BB IBB HBP BLK WP HR S P ERA WHIP	IP ERA WLS BF H R ER SO BB IBB HBP BLK WP HR S P ERA WHIP	IP ERA WLS BF H R ER SO BB IBB HBP BLK WP HR S P ERA WHIP	IP ERA WLS BF H R ER SO BB IBB HBP BLK WP HR S P ERA WHIP	IP ERA WLS BF H R ER SO BB IBB HBP BLK WP HR S P ERA WHIP	IP ERA WLS BF H R ER SO BB IBB HBP BLK WP HR S P ERA WHIP	IP ERA WLS BF H R ER SO BB IBB HBP BLK WP HR S P ERA WHIP	IP ERA WLS BF H R ER SO BB IBB HBP BLK WP HR S P ERA WHIP	IP ERA WLS BF H R ER SO BB IBB HBP BLK WP HR S P ERA WHIP

Oakland Athletics @ Los Angeles Angels  
Angel Stadium, Anaheim, CA  
Wed Jun 05 2019, 7:11 PM - 11:21 PM PDT  
Att: 36,065 - Clear - 67 F

AB 40  
R 9  
H 15  
RBI 8  
BB 5  
SO 13  
LOB 19



Batter	1	2	3	4	5	6	7	8	9	AB	R	H	RBI	BB	SO	LOB	BOTTOM							
9 Tommy La Stella, L OBP: 0.372, SLG: 0.531										4	3	3	1	1	0	1								
27 Mike Trout, R OBP: 0.463, SLG: 0.598										4	1	1	2	1	2	3								
17 Shohel Ohtani, L (1, 10)										4	2	2	4	1	2	1								
5 Albert Pujols, R OBP: 0.310, SLG: 0.457										4	1	2	0	1	1	3								
56 Kole Calhoun, L OBP: 0.322, SLG: 0.474										5	0	0	1	0	0	3								
6 David Fletcher, R OBP: 0.366, SLG: 0.444										5	0	1	1	0	0	0								
18 Brian Goodwin, L OBP: 0.346, SLG: 0.454										5	1	1	0	0	0	1								
20 Jonathan Lucroy, R OBP: 0.299, SLG: 0.384										4	0	1	0	0	0	0								
3 Taylor Ward, R (8, PR)										0	1	0	0	0	0	0								
13 Dustin Garneau, R OBP: 0.556, SLG: 0.417										1	0	1	1	0	0	0								
4 Luis Rengifo, S OBP: 0.330, SLG: 0.349										4	1	2	0	0	0	1								
<b>Inning Stats</b>	R: 1 E: 0 K: 2 S: 13	H: 2 LOB: 0 BB: 0 P: 19	R: 0 E: 0 K: 0 S: 11	H: 0 LOB: 0 BB: 0 P: 19	R: 4 E: 0 K: 0 S: 18	H: 5 LOB: 1 BB: 0 P: 28	R: 3 E: 0 K: 0 S: 16	H: 2 LOB: 1 BB: 2 P: 33	R: 0 E: 0 K: 0 S: 10	H: 0 LOB: 0 BB: 0 P: 15	R: 0 E: 0 K: 2 S: 11	H: 1 LOB: 1 BB: 0 P: 18	R: 0 E: 0 K: 0 S: 5	H: 0 LOB: 0 BB: 0 P: 12	R: 1 E: 0 K: 1 S: 13	H: 2 LOB: 3 BB: 2 P: 22	R: 1 E: 0 K: 0 S: 12	H: 2 LOB: 1 BB: 0 P: 17	1B: 9 2B: 2 3B: 0 HR: 3	SF: 0 SAC: 0 DP: 0 HBP: 0	WP: 0 PB: 0 SB: 1 CS: 0	PA: 44		
<b>PITCHER</b>	IP ERA WLS BF H R ER SO BB IBB HBP BLK WP HR S P ERA WHIP	IP ERA WLS BF H R ER SO BB IBB HBP BLK WP HR S P ERA WHIP	IP ERA WLS BF H R ER SO BB IBB HBP BLK WP HR S P ERA WHIP	IP ERA WLS BF H R ER SO BB IBB HBP BLK WP HR S P ERA WHIP	IP ERA WLS BF H R ER SO BB IBB HBP BLK WP HR S P ERA WHIP	IP ERA WLS BF H R ER SO BB IBB HBP BLK WP HR S P ERA WHIP	IP ERA WLS BF H R ER SO BB IBB HBP BLK WP HR S P ERA WHIP	IP ERA WLS BF H R ER SO BB IBB HBP BLK WP HR S P ERA WHIP	IP ERA WLS BF H R ER SO BB IBB HBP BLK WP HR S P ERA WHIP	IP ERA WLS BF H R ER SO BB IBB HBP BLK WP HR S P ERA WHIP	IP ERA WLS BF H R ER SO BB IBB HBP BLK WP HR S P ERA WHIP	IP ERA WLS BF H R ER SO BB IBB HBP BLK WP HR S P ERA WHIP	IP ERA WLS BF H R ER SO BB IBB HBP BLK WP HR S P ERA WHIP	IP ERA WLS BF H R ER SO BB IBB HBP BLK WP HR S P ERA WHIP	IP ERA WLS BF H R ER SO BB IBB HBP BLK WP HR S P ERA WHIP	IP ERA WLS BF H R ER SO BB IBB HBP BLK WP HR S P ERA WHIP	IP ERA WLS BF H R ER SO BB IBB HBP BLK WP HR S P ERA WHIP	IP ERA WLS BF H R ER SO BB IBB HBP BLK WP HR S P ERA WHIP	IP ERA WLS BF H R ER SO BB IBB HBP BLK WP HR S P ERA WHIP	IP ERA WLS BF H R ER SO BB IBB HBP BLK WP HR S P ERA WHIP	IP ERA WLS BF H R ER SO BB IBB HBP BLK WP HR S P ERA WHIP	IP ERA WLS BF H R ER SO BB IBB HBP BLK WP HR S P ERA WHIP	IP ERA WLS BF H R ER SO BB IBB HBP BLK WP HR S P ERA WHIP	IP ERA WLS BF H R ER SO BB IBB HBP BLK WP HR S P ERA WHIP

Oakland Athletics @ Los Angeles Angels  
Angel Stadium, Anaheim, CA  
Wed Jun 05 2019, 7:11 PM - 11:21 PM PDT  
Att: 36,065 - Clear - 67 F

AB 40  
R 10  
H 14  
RBI 10  
BB 4  
SO 5  
LOB 13









Batter	1	2	3	4	5	6	7	8	9	AB	R	H	RBI	BB	SO	LOB	TOP					
0 Mallex Smith, L (1, 8) OBP: 0.281, SLG: 0.312										5	0	1	0	0	3	0						
16 Domingo Santana, R (1, 9) OBP: 0.337, SLG: 0.484										5	2	2	2	0	2	2						
10 Edwin Encarnación, R (1, 3) OBP: 0.353, SLG: 0.498										4	0	0	0	1	2	0						
20 Daniel Vogelbach, L (1, 10) OBP: 0.386, SLG: 0.544										4	1	2	0	1	1	0						
1 Tim Beckham, R (1, 4) OBP: 0.293, SLG: 0.482										4	2	1	0	0	1	3						
15 Kyle Seager, L (1, 5) OBP: 0.323, SLG: 0.358										2	0	0	0	2	2	2						
12 Mac Williamson, R (1, 7) OBP: 0.227, SLG: 0.254										4	0	1	1	0	0	5						
2 Tom Murphy, R (1, 2) OBP: 0.325, SLG: 0.554										4	1	1	3	0	1	2						
25 Dylan Moore, R (1, 6) OBP: 0.315, SLG: 0.316										3	0	0	0	1	1	0						
<b>Inning Stats</b>	R: 0 E: 0 K: 2 S: 10	H: 0 LOB: 0 BB: 0 P: 12	R: 0 E: 0 K: 2 S: 9	H: 0 LOB: 0 BB: 0 P: 12	R: 0 E: 0 K: 2 S: 13	H: 1 LOB: 2 BB: 1 P: 23	R: 1 E: 0 K: 1 S: 16	H: 2 LOB: 2 BB: 1 P: 27	R: 1 E: 0 K: 2 S: 10	H: 1 LOB: 0 BB: 0 P: 12	R: 3 E: 0 K: 1 S: 17	H: 2 LOB: 2 BB: 0 P: 23	R: 1 E: 0 K: 1 S: 19	H: 1 LOB: 3 BB: 3 P: 34	R: 0 E: 0 K: 0 S: 5	H: 0 LOB: 0 BB: 0 P: 9	R: 0 E: 0 K: 2 S: 10	H: 1 LOB: 1 BB: 0 P: 15	1B: 5 2B: 0 3B: 0 HR: 3	SF: 0 SAC: 0 DP: 0 HBP: 1	WP: 0 PB: 0 SB: 0 CS: 0	PA: 41
<b>PITCHER</b>	IP	WLS	BF	H	R	ER	SO	BB	IBB	HBP	BLK	WP	HR	S	P	ERA	WHIP					
28 Andrew Heaney, L (1, 1) ERA: 5.4	5.2	L	26	6	5	5	10	2	0	1	0	0	2	74	107	7.94	1.412					
40 Luis García, R (6, 1) ERA: 3.8	1.1		8	1	1	1	1	3	0	0	0	0	1	20	36	6.75	3.000					
37 Cody Allen, R (8, 1) ERA: 4.09	2.0		7	1	0	0	2	0	0	0	0	0	0	15	24	0.00	0.500					

Seattle Mariners @ Los Angeles Angels  
 Angel Stadium, Anaheim, CA  
 Fri Jun 07 2019, 7:08 PM - 10:29 PM PDT  
 Att: 41,495 - Partly Cloudy - 68 F

AB	35
R	6
H	8
RBI	6
BB	5
SO	13
LOB	14



Batter	1	2	3	4	5	6	7	8	9	AB	R	H	RBI	BB	SO	LOB	BOTTOM					
6 David Fletcher, R (1, 5) OBP: 0.363, SLG: 0.434										3	0	0	0	1	0	0						
27 Mike Trout, R (1, 8) OBP: 0.483, SLG: 0.607										3	1	1	0	1	1	1						
17 Shohé Ohtani, L (1, 10) OBP: 0.319, SLG: 0.385										4	0	0	0	0	1	3						
5 Albert Pujols, R (1, 3) OBP: 0.309, SLG: 0.453										4	0	1	0	0	0	2						
48 César Puello, R (1, 7) OBP: 0.500, SLG: 0.696										2	0	0	0	0	1	0						
9 Tommy La Stella, L (6, PH) OBP: 0.374, SLG: 0.527										2	0	1	1	0	0	0						
56 Kole Calhoun, L (1, 9) OBP: 0.328, SLG: 0.486										3	1	1	1	1	0	2						
20 Jonathan Lucroy, R (1, 2) OBP: 0.293, SLG: 0.376										4	0	0	0	0	0	1						
19 Wilfredo Tovar, R (1, 6) OBP: 0.314, SLG: 0.341										2	0	0	0	2	1	0						
4 Luis Rengifo, S (1, 4) OBP: 0.314, SLG: 0.341										4	0	0	0	0	3	3						
<b>Inning Stats</b>	R: 0 E: 0 K: 1 S: 10	H: 0 LOB: 1 BB: 1 P: 21	R: 1 E: 0 K: 1 S: 15	H: 1 LOB: 1 BB: 1 P: 23	R: 0 E: 0 K: 0 S: 6	H: 0 LOB: 0 BB: 0 P: 7	R: 0 E: 0 K: 0 S: 10	H: 0 LOB: 0 BB: 0 P: 15	R: 0 E: 0 K: 2 S: 10	H: 0 LOB: 0 BB: 0 P: 18	R: 1 E: 0 K: 1 S: 22	H: 2 LOB: 2 BB: 1 P: 32	R: 0 E: 0 K: 1 S: 7	H: 0 LOB: 0 BB: 0 P: 9	R: 0 E: 0 K: 0 S: 10	H: 1 LOB: 1 BB: 0 P: 15	R: 0 E: 0 K: 1 S: 9	H: 0 LOB: 2 BB: 2 P: 20	1B: 2 2B: 1 3B: 0 HR: 1	SF: 0 SAC: 0 DP: 0 HBP: 0	WP: 0 PB: 0 SB: 0 CS: 0	PA: 36
<b>PITCHER</b>	IP	WLS	BF	H	R	ER	SO	BB	IBB	HBP	BLK	WP	HR	S	P	ERA	WHIP					
7 Marco Gonzales, L (1, 1) ERA: 4.77	5.2	W	22	2	2	2	5	3	0	0	0	0	0	6	7	0.00	3.000					
35 Cory Gearrin, R (6, 1) ERA: 3.85	0.1	H	2	1	0	0	0	0	0	0	0	0	0	6	7	0.00	3.000					
63 Austin Adams, R (7, 1) ERA: 5.11	1.0		3	0	0	0	1	0	0	0	0	0	0	7	9	0.00	0.000					
65 Brandon Brennan, R (8, 1) ERA: 3.71	1.0		4	1	0	0	0	0	0	0	0	0	0	10	15	0.00	1.000					
55 Roenis Elías, L (9, 1) ERA: 4.2	1.0		5	0	0	0	1	2	0	0	0	0	0	9	20	0.00	2.000					

Seattle Mariners @ Los Angeles Angels  
 Angel Stadium, Anaheim, CA  
 Fri Jun 07 2019, 7:08 PM - 10:29 PM PDT  
 Att: 41,495 - Partly Cloudy - 68 F

AB	31
R	2
H	4
RBI	2
BB	5
SO	7
LOB	12





Batter	1	2	3	4	5	6	7	8	9	AB	R	H	RBI	BB	SO	LOB	TOP								
0 Mallex Smith, L (1, 8) OBP: 0.281, SLG: 0.316										4	0	1	0	0	1	3	Seattle Mariners @ Los Angeles Angels Angel Stadium, Anaheim, CA Sat Jun 08 2019, 7:09 PM - 10:16 PM PDT Att. 40,569 - Clear - 71 F								
16 Domingo Santana, R (1, 9) OBP: 0.326, SLG: 0.484										4	0	1	1	0	3	2									
20 Daniel Vogelbach, L (1, 10) OBP: 0.379, SLG: 0.532										4	0	0	0	0	0	1									
10 Edwin Encarnación, R (1, 3) OBP: 0.355, SLG: 0.509										3	1	1	1	1	1	0									
22 Omar Narváez, L (1, 2) OBP: 0.353, SLG: 0.449										4	0	0	0	0	0	2									
15 Kyle Seager, L (1, 5) OBP: 0.318, SLG: 0.404										4	1	1	1	0	1	0									
12 Mac Williamson, R (1, 7) OBP: 0.214, SLG: 0.238										4	0	0	0	0	3	0									
39 Shed Long Jr., L (1, 4) OBP: 0.329, SLG: 0.328										4	0	2	0	0	0	0									
25 Dylan Moore, R (1, 6) OBP: 0.326, SLG: 0.333										2	1	1	0	0	0	1									
<b>Inning Stats</b>	R: 0 E: 0 K: 2 S: 8	H: 0 LOB: 0 BB: 0 P: 12	R: 1 E: 0 K: 2 S: 13	H: 1 LOB: 0 BB: 0 P: 17	R: 1 E: 0 K: 0 S: 14	H: 2 LOB: 1 BB: 0 P: 21	R: 0 E: 1 K: 0 S: 7	H: 0 LOB: 0 BB: 0 P: 13	R: 0 E: 0 K: 2 S: 12	H: 2 LOB: 2 BB: 0 P: 15	R: 1 E: 0 K: 0 S: 8	H: 1 LOB: 0 BB: 0 P: 9	R: 0 E: 0 K: 1 S: 11	H: 1 LOB: 1 BB: 0 P: 16	R: 0 E: 0 K: 1 S: 10	H: 0 LOB: 1 BB: 1 P: 20	R: 0 E: 0 K: 1 S: 6	H: 0 LOB: 0 BB: 0 P: 10	1B: 2 2B: 3 HR: 2	SF: 0 SAC: 0 DP: 2 HBP: 1	WP: 0 PB: 0 SB: 0 CS: 0	PA: 35			
<b>PITCHER</b>	IP WLS BF H R ER SO BB IBB HBP BLK WP HR S P ERA WHIP	IP WLS BF H R ER SO BB IBB HBP BLK WP HR S P ERA WHIP	IP WLS BF H R ER SO BB IBB HBP BLK WP HR S P ERA WHIP	IP WLS BF H R ER SO BB IBB HBP BLK WP HR S P ERA WHIP	IP WLS BF H R ER SO BB IBB HBP BLK WP HR S P ERA WHIP	IP WLS BF H R ER SO BB IBB HBP BLK WP HR S P ERA WHIP	IP WLS BF H R ER SO BB IBB HBP BLK WP HR S P ERA WHIP	IP WLS BF H R ER SO BB IBB HBP BLK WP HR S P ERA WHIP	IP WLS BF H R ER SO BB IBB HBP BLK WP HR S P ERA WHIP	IP WLS BF H R ER SO BB IBB HBP BLK WP HR S P ERA WHIP	IP WLS BF H R ER SO BB IBB HBP BLK WP HR S P ERA WHIP	IP WLS BF H R ER SO BB IBB HBP BLK WP HR S P ERA WHIP	IP WLS BF H R ER SO BB IBB HBP BLK WP HR S P ERA WHIP	IP WLS BF H R ER SO BB IBB HBP BLK WP HR S P ERA WHIP	IP WLS BF H R ER SO BB IBB HBP BLK WP HR S P ERA WHIP	IP WLS BF H R ER SO BB IBB HBP BLK WP HR S P ERA WHIP	IP WLS BF H R ER SO BB IBB HBP BLK WP HR S P ERA WHIP	IP WLS BF H R ER SO BB IBB HBP BLK WP HR S P ERA WHIP	IP WLS BF H R ER SO BB IBB HBP BLK WP HR S P ERA WHIP	IP WLS BF H R ER SO BB IBB HBP BLK WP HR S P ERA WHIP	IP WLS BF H R ER SO BB IBB HBP BLK WP HR S P ERA WHIP	IP WLS BF H R ER SO BB IBB HBP BLK WP HR S P ERA WHIP	IP WLS BF H R ER SO BB IBB HBP BLK WP HR S P ERA WHIP	IP WLS BF H R ER SO BB IBB HBP BLK WP HR S P ERA WHIP	IP WLS BF H R ER SO BB IBB HBP BLK WP HR S P ERA WHIP

AB 33  
R 3  
H 7  
RBI 3  
BB 1  
SO 9  
LOB 9

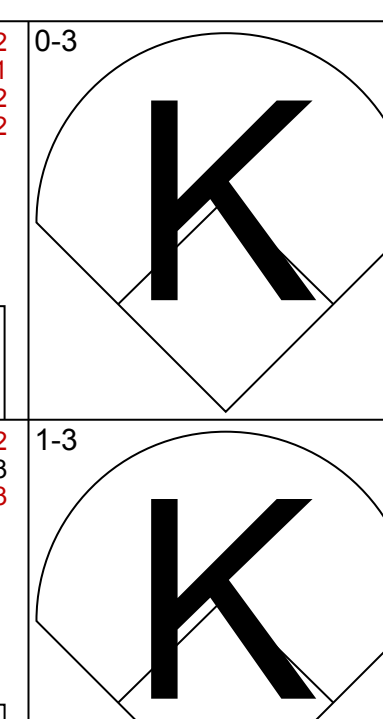
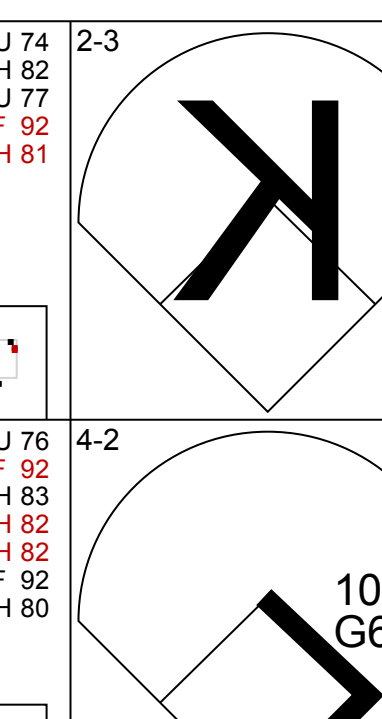
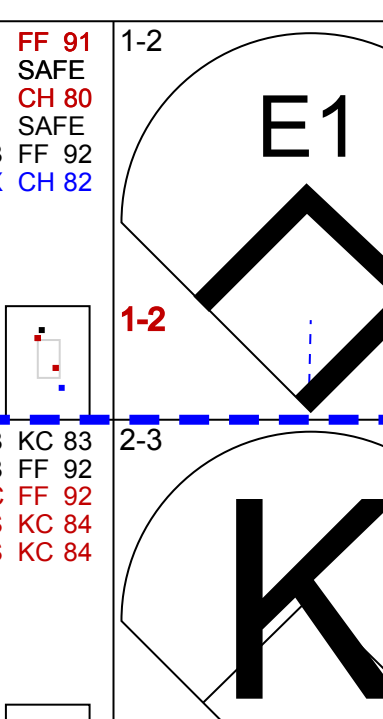
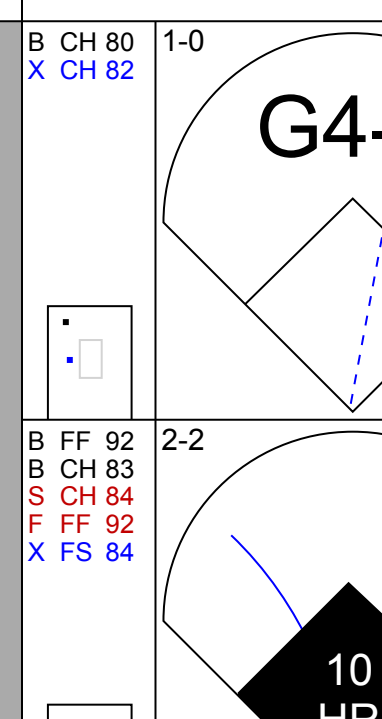
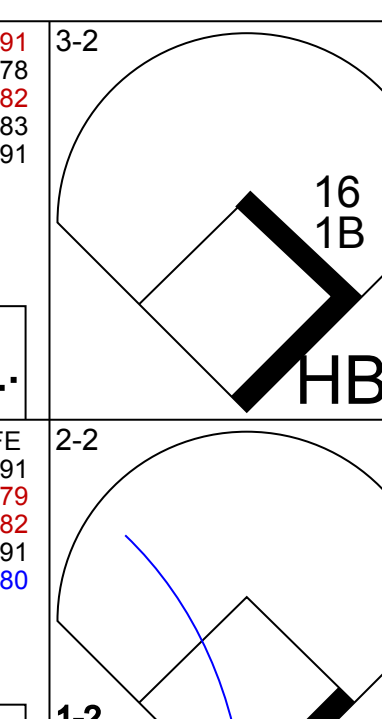
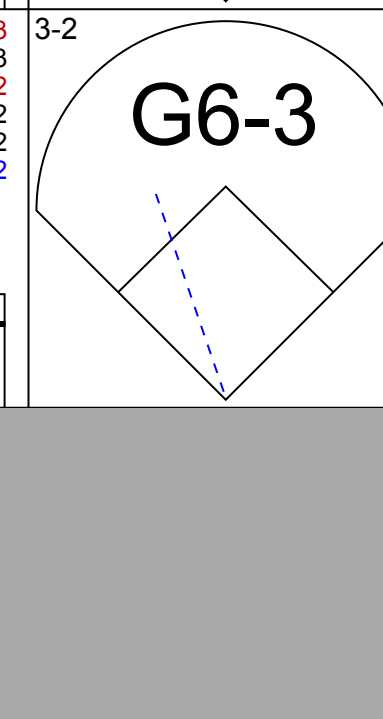
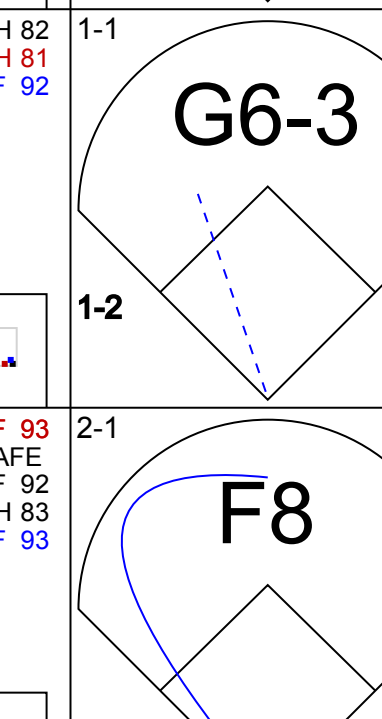

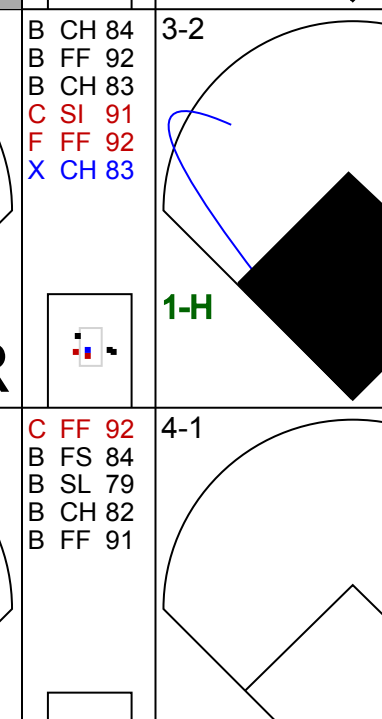
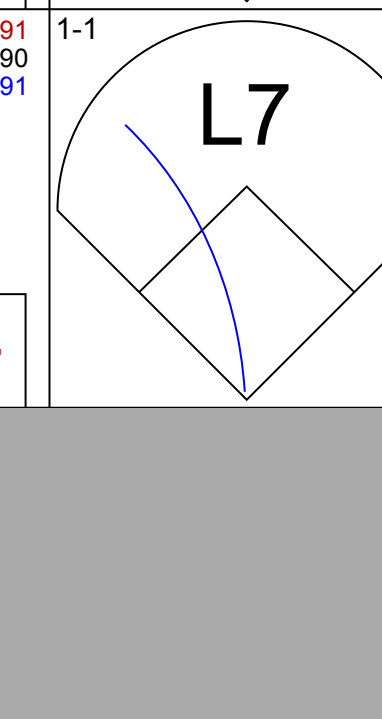


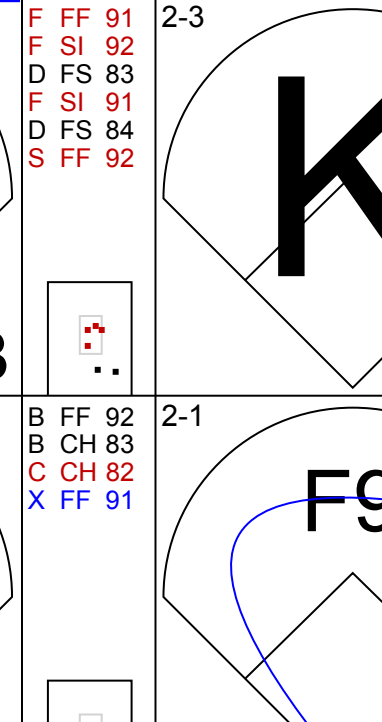

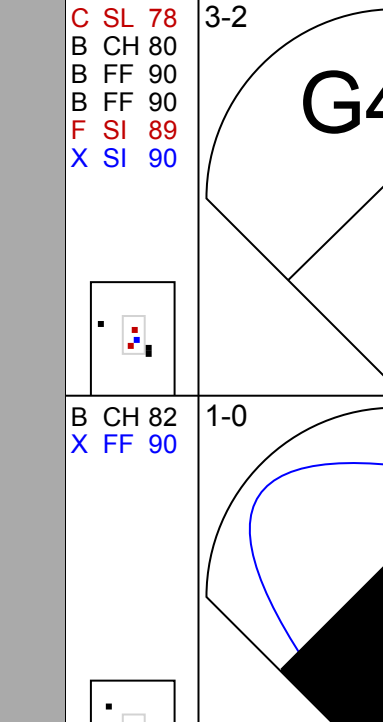
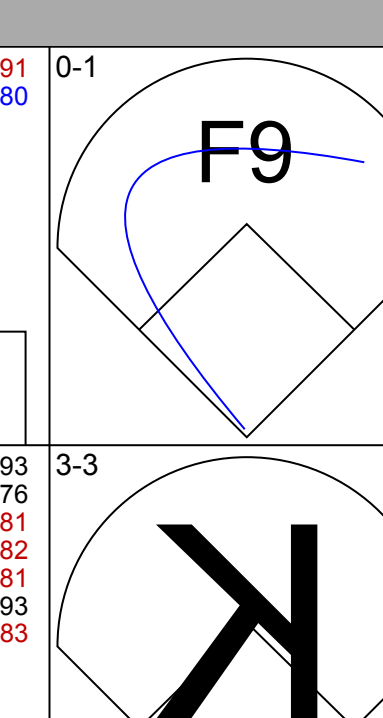
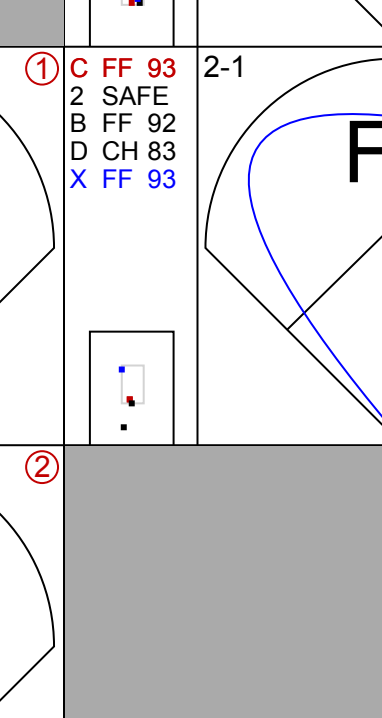
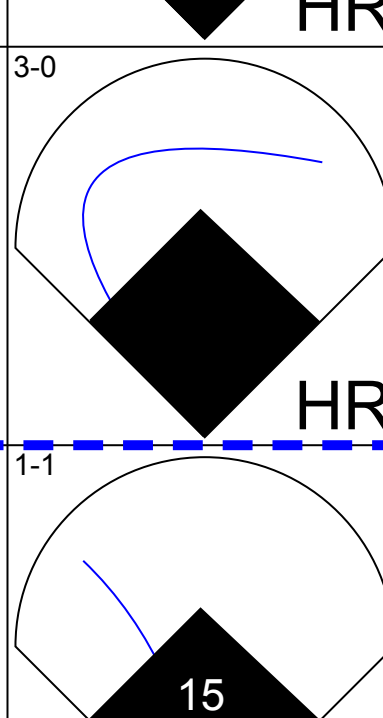
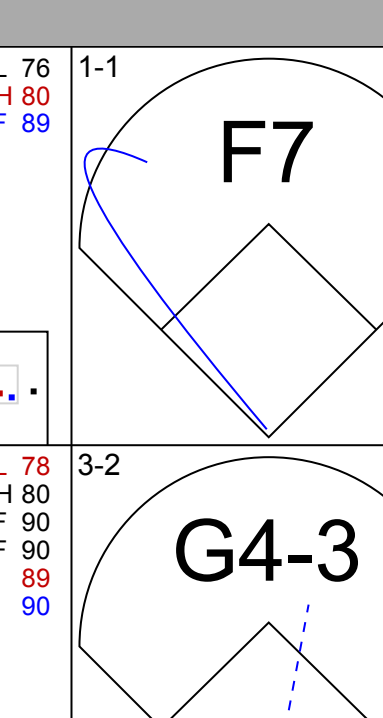
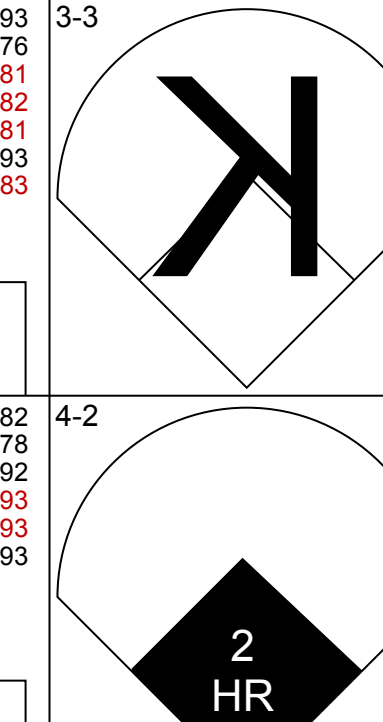
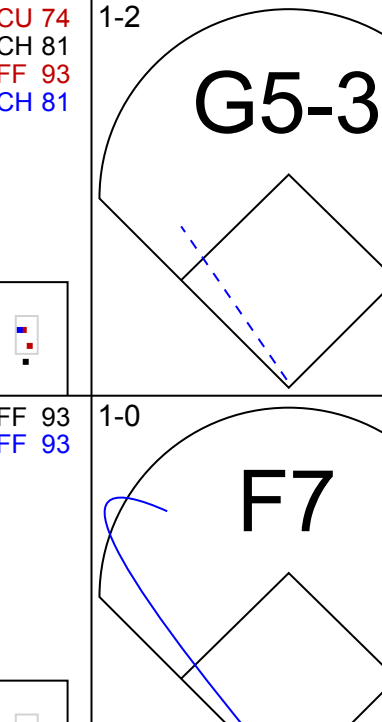
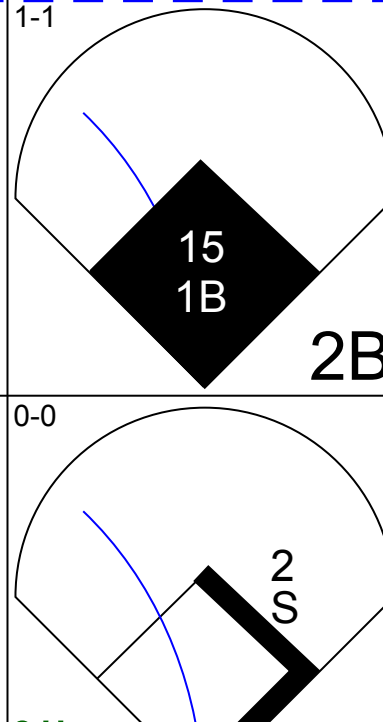
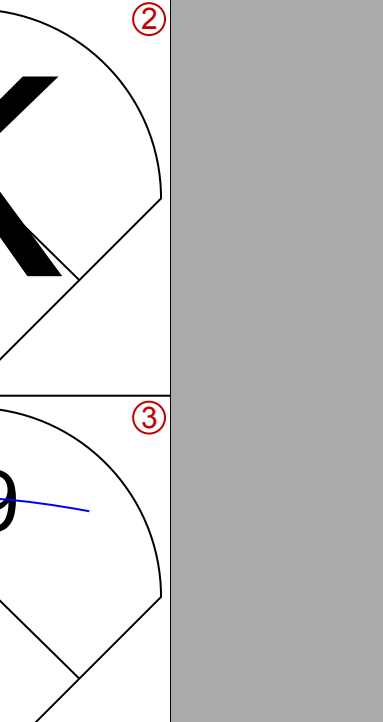
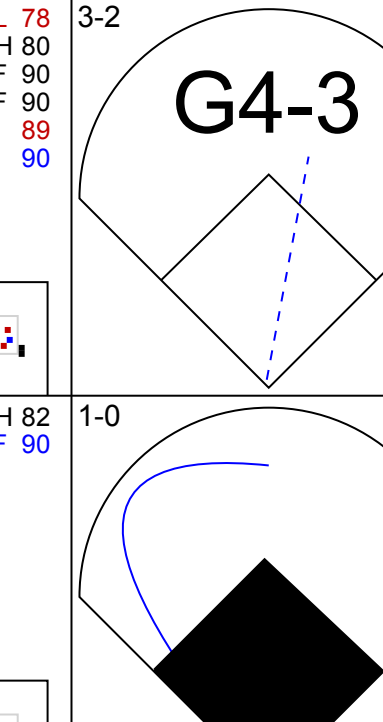
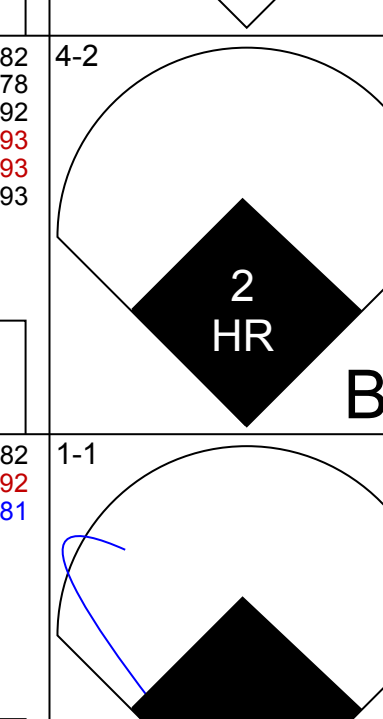
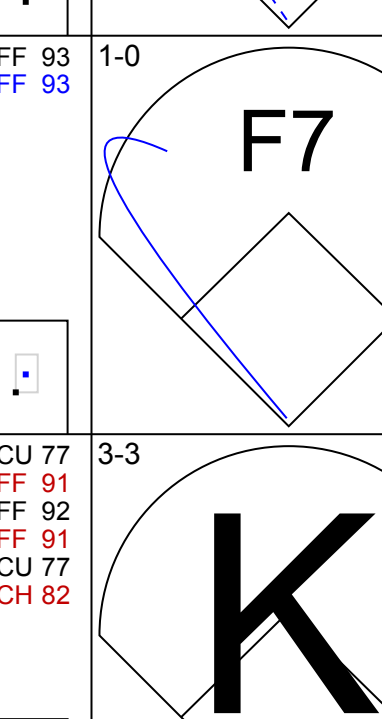
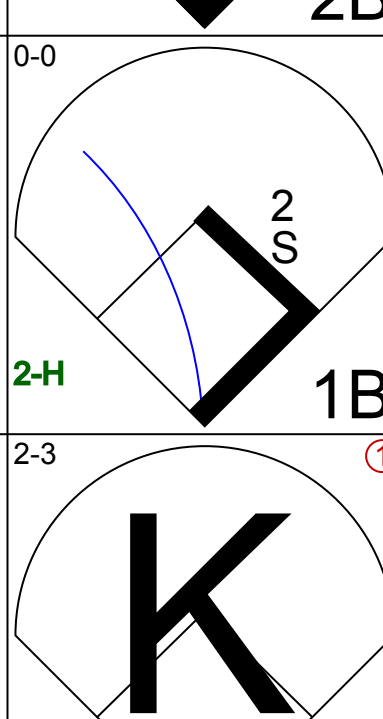
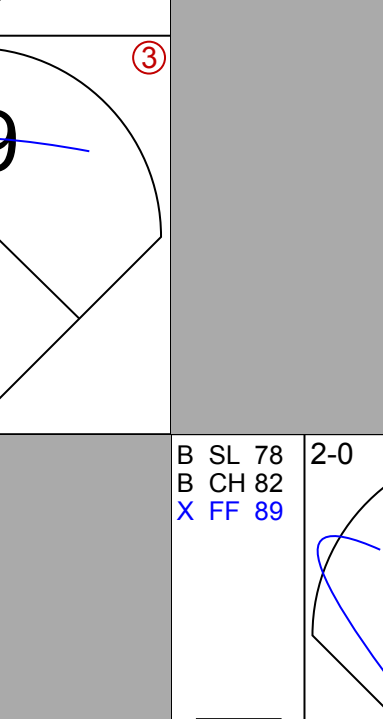
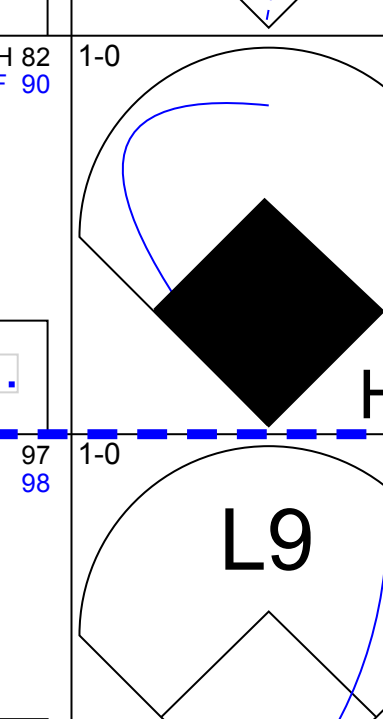
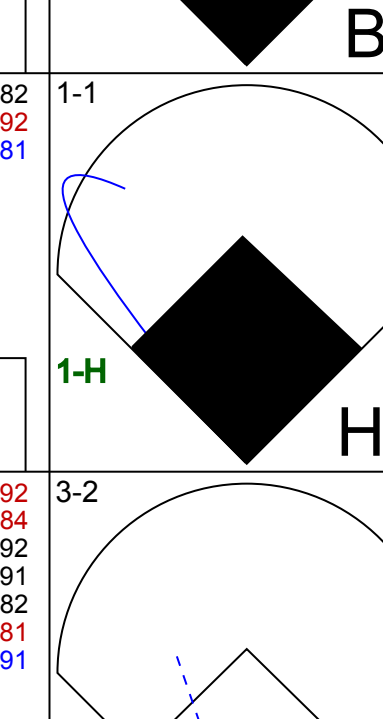
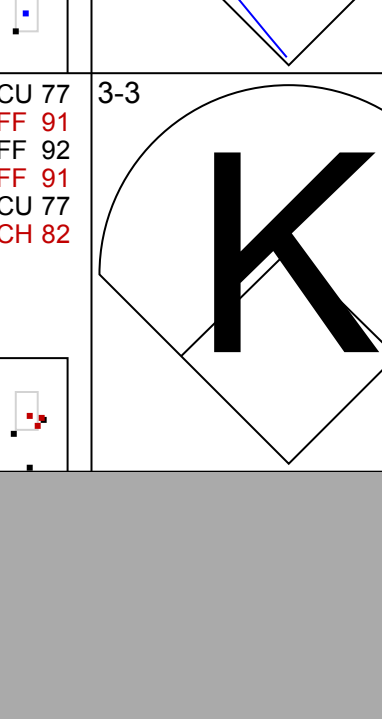
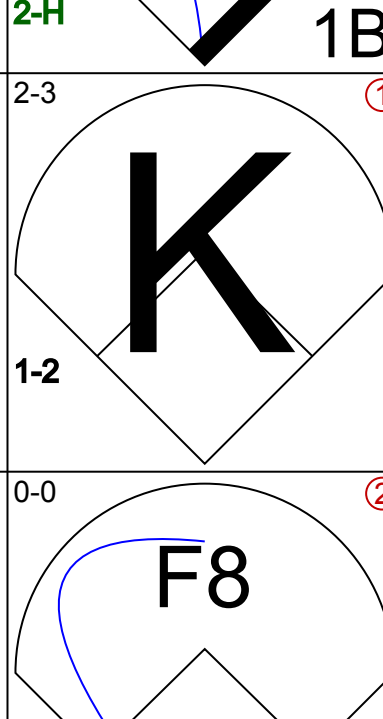
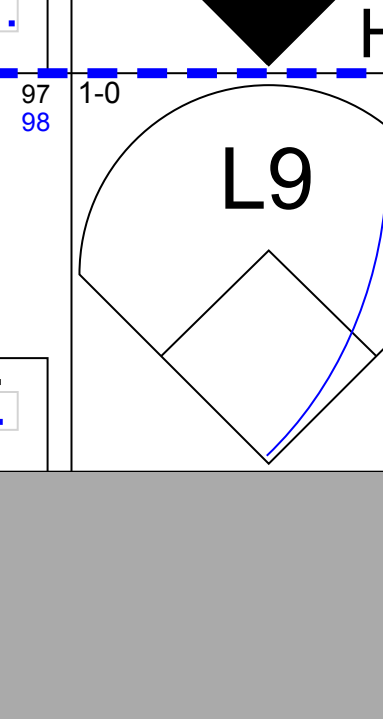
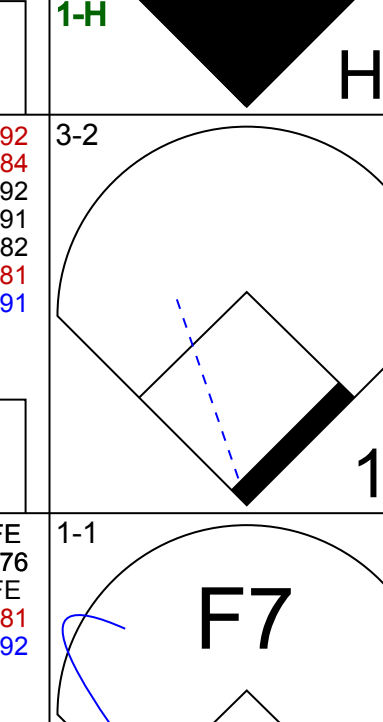

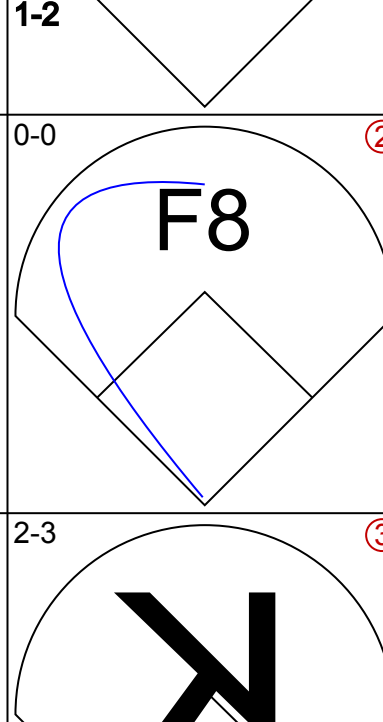

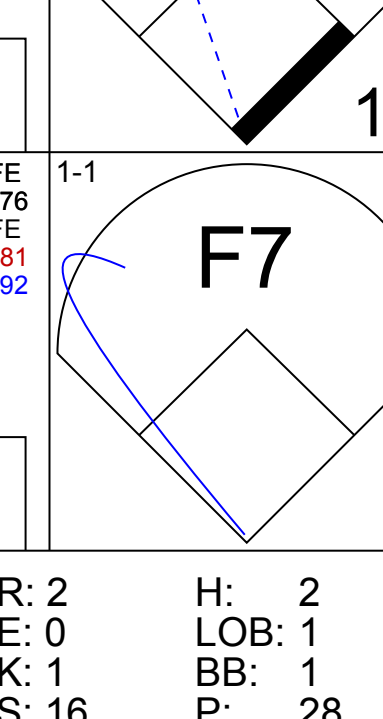

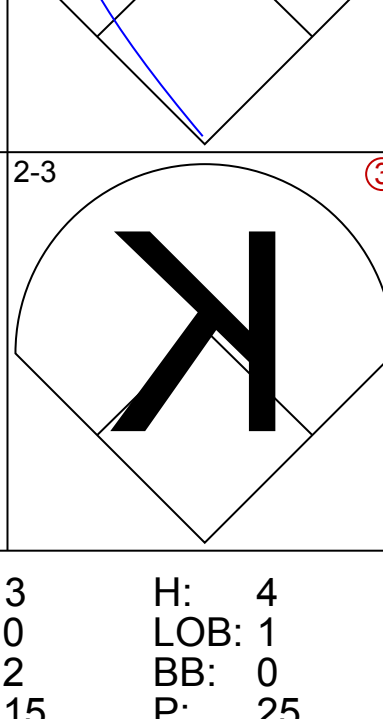



Batter	1	2	3	4	5	6	7	8	9	AB	R	H	RBI	BB	SO	LOB	BOTTOM								
9 Tommy La Stella, L (1, 5) OBP: 0.373, SLG: 0.541										6	2	2	1	0	1	2	Seattle Mariners @ Los Angeles Angels Angel Stadium, Anaheim, CA Sat Jun 08 2019, 7:09 PM - 10:16 PM PDT Att. 40,569 - Clear - 71 F								
27 Mike Trout, R (1, 8) OBP: 0.489, SLG: 0.632										3	2	2	1	1	0	0									
18 Brian Goodwin, L (9, 8) OBP: 0.344, SLG: 0.449										0	0	0	0	0	0	0									
17 Shohel Ohtani, L (1, 10) OBP: 0.331, SLG: 0.431										5	3	3	2	0	0	3									
5 Albert Pujols, R (1, 3) OBP: 0.320, SLG: 0.462										3	1	2	2	2	0	2									
20 Jonathan Lucroy, R (9, 3) OBP: 0.293, SLG: 0.376										0	0	0	0	0	0	0									
44 Kevan Smith, R (1, 2) OBP: 0.397, SLG: 0.448										5	2	2	2	0	1	4									
56 Kole Calhoun, L (1, 9) OBP: 0.329, SLG: 0.482										4	1	1	0	1	1	3									
48 César Puello, R (1, 7) OBP: 0.545, SLG: 0.815										4	1	3	4	0	1	1									
19 Wilfredo Tovar, R (1, 6) OBP: 0.309, SLG: 0.333										4	0	0	0	1	2	6									
4 Luis Rengifo, S (1, 4) OBP: 0.309, SLG: 0.333										5	0	1	0	0	0	5									
<b>Inning Stats</b>	R: 3 E: 1 K: 0 S: 19	H: 4 LOB: 2 BB: 0 P: 30	R: 0 E: 1 K: 1 S: 10	H: 1 LOB: 2 BB: 1 P: 17	R: 0 E: 0 K: 0 S: 11	H: 1 LOB: 2 BB: 0 P: 14	R: 4 E: 0 K: 1 S: 14	H: 4 LOB: 2 BB: 2 P: 29	R: 3 E: 0 K: 3 S: 16	H: 3 LOB: 1 BB: 0 P: 23	R: 0 E: 0 K: 0 S: 5	H: 0 LOB: 0 BB: 1 P: 10	R: 0 E: 0 K: 0 S: 7	H: 1 LOB: 1 BB: 1 P: 12	R: 2 E: 0 K: 1 S: 12	H: 2 LOB: 0 BB: 0 P: 19	R: 0 E: 0 K: 1 S: 6	H: 0 LOB: 0 BB: 0 P: 10	1B: 7 2B: 4 3B: 1 HR: 4	SF: 0 SAC: 0 DP: 2 HBP: 2	WP: 0 PB: 0 SB: 0 CS: 0	PA: 46			
<b>PITCHER</b>	IP WLS BF H R ER SO BB IBB HBP BLK WP HR S P ERA WHIP	IP WLS BF H R ER SO BB IBB HBP BLK WP HR S P ERA WHIP	IP WLS BF H R ER SO BB IBB HBP BLK WP HR S P ERA WHIP	IP WLS BF H R ER SO BB IBB HBP BLK WP HR S P ERA WHIP	IP WLS BF H R ER SO BB IBB HBP BLK WP HR S P ERA WHIP	IP WLS BF H R ER SO BB IBB HBP BLK WP HR S P ERA WHIP	IP WLS BF H R ER SO BB IBB HBP BLK WP HR S P ERA WHIP	IP WLS BF H R ER SO BB IBB HBP BLK WP HR S P ERA WHIP	IP WLS BF H R ER SO BB IBB HBP BLK WP HR S P ERA WHIP	IP WLS BF H R ER SO BB IBB HBP BLK WP HR S P ERA WHIP	IP WLS BF H R ER SO BB IBB HBP BLK WP HR S P ERA WHIP	IP WLS BF H R ER SO BB IBB HBP BLK WP HR S P ERA WHIP	IP WLS BF H R ER SO BB IBB HBP BLK WP HR S P ERA WHIP	IP WLS BF H R ER SO BB IBB HBP BLK WP HR S P ERA WHIP	IP WLS BF H R ER SO BB IBB HBP BLK WP HR S P ERA WHIP	IP WLS BF H R ER SO BB IBB HBP BLK WP HR S P ERA WHIP	IP WLS BF H R ER SO BB IBB HBP BLK WP HR S P ERA WHIP	IP WLS BF H R ER SO BB IBB HBP BLK WP HR S P ERA WHIP	IP WLS BF H R ER SO BB IBB HBP BLK WP HR S P ERA WHIP	IP WLS BF H R ER SO BB IBB HBP BLK WP HR S P ERA WHIP	IP WLS BF H R ER SO BB IBB HBP BLK WP HR S P ERA WHIP	IP WLS BF H R ER SO BB IBB HBP BLK WP HR S P ERA WHIP	IP WLS BF H R ER SO BB IBB HBP BLK WP HR S P ERA WHIP	IP WLS BF H R ER SO BB IBB HBP BLK WP HR S P ERA WHIP	IP WLS BF H R ER SO BB IBB HBP BLK WP HR S P ERA WHIP

AB 39  
R 12  
H 16  
RBI 12  
BB 5  
SO 6  
LOB 26



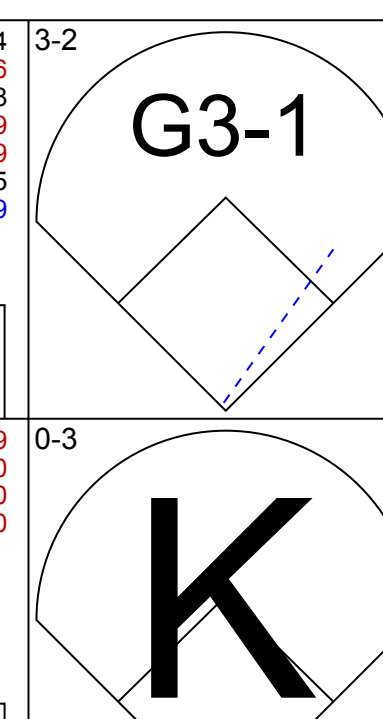
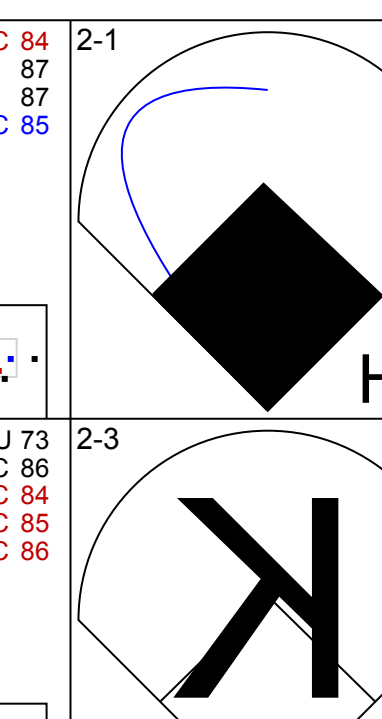
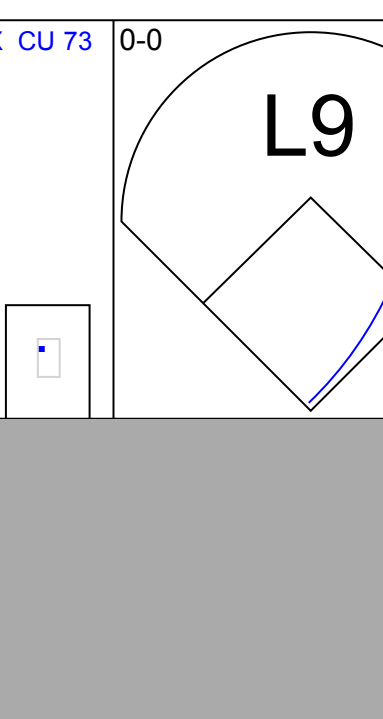
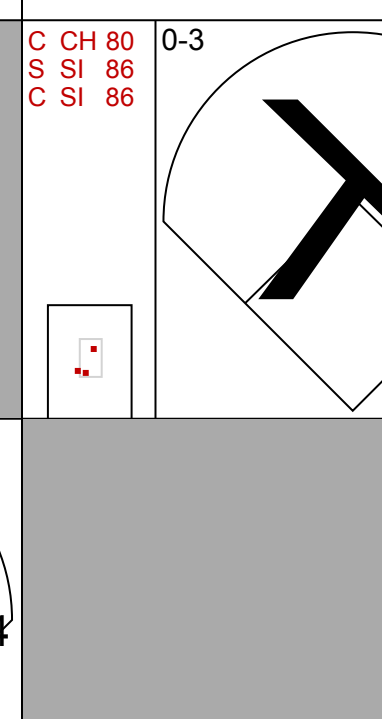
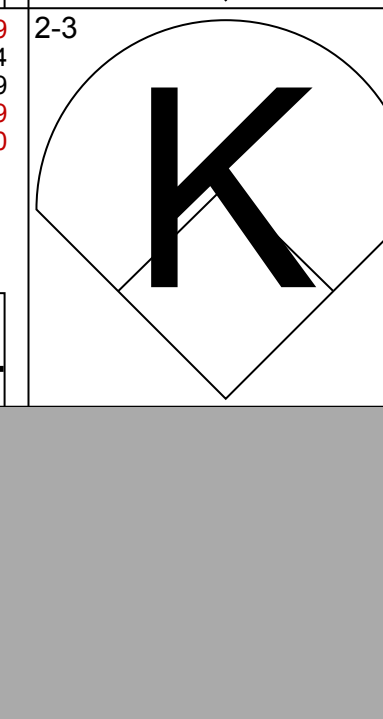

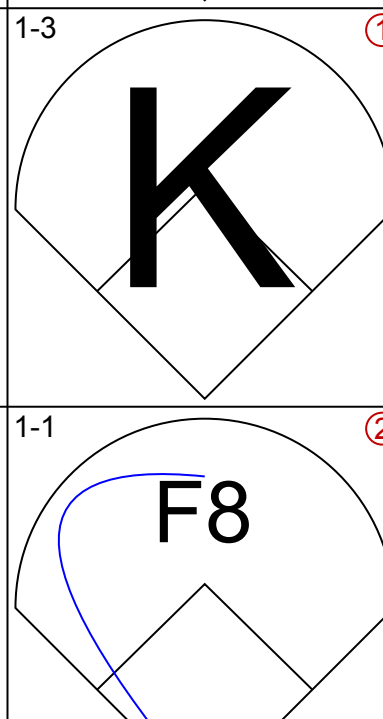
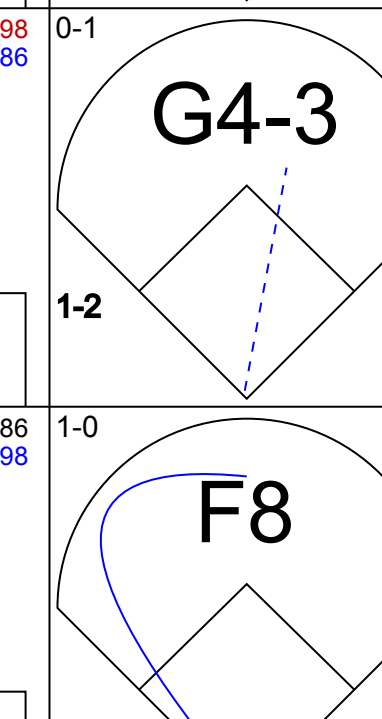

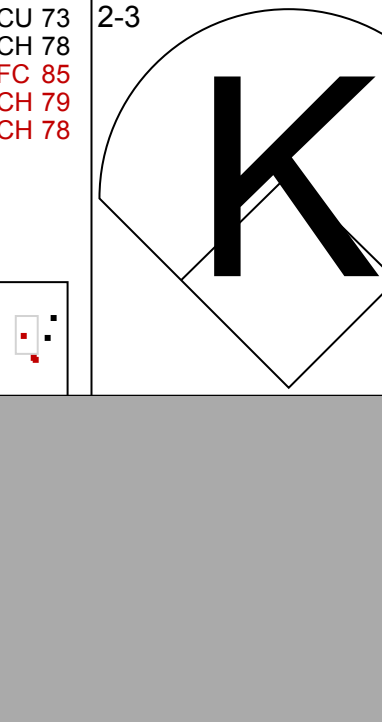
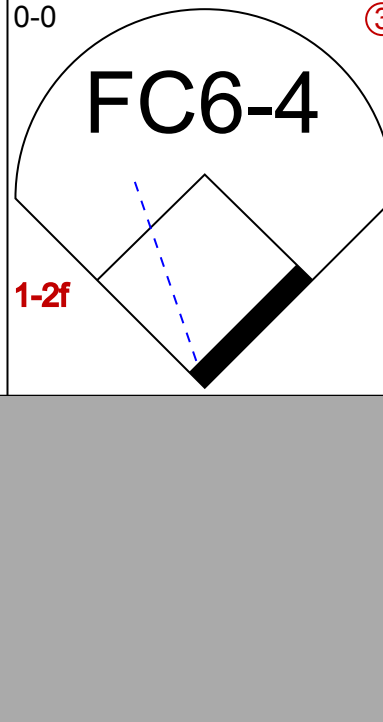
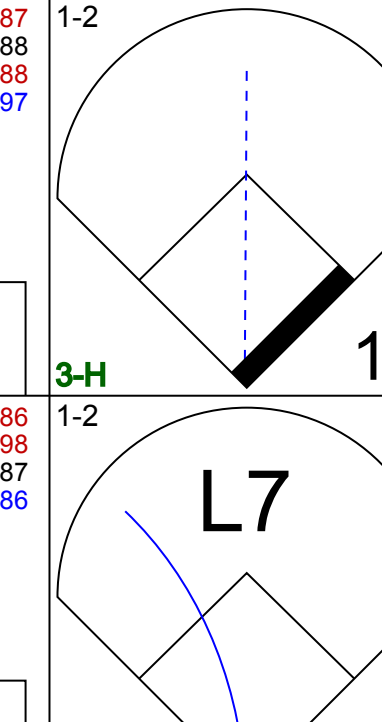
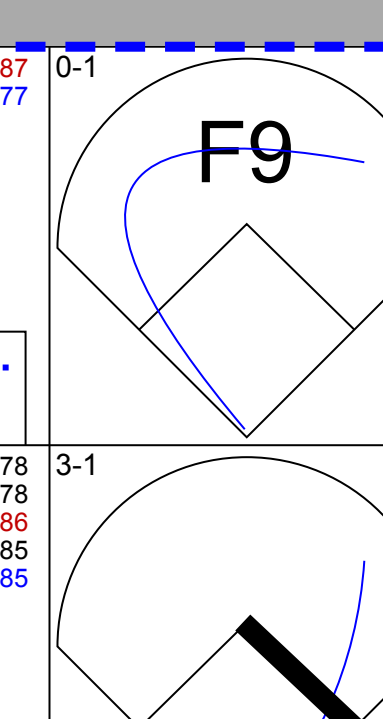
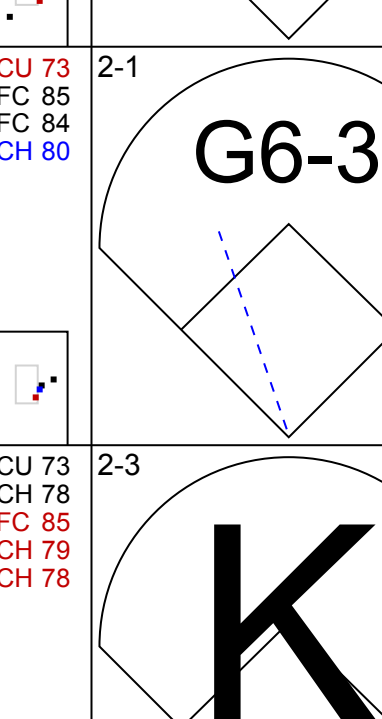
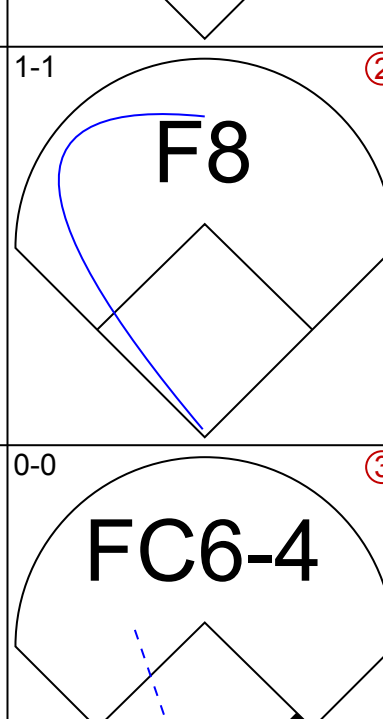
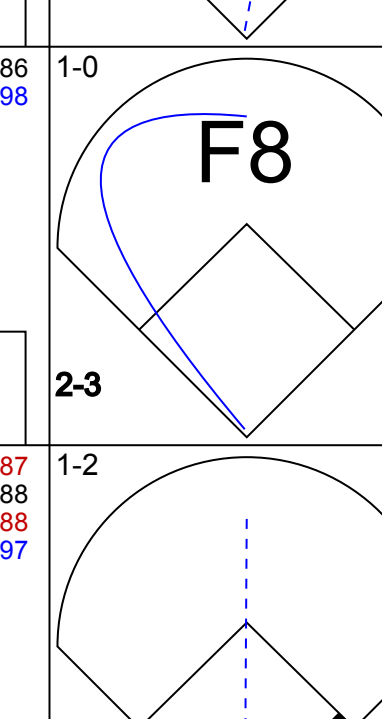
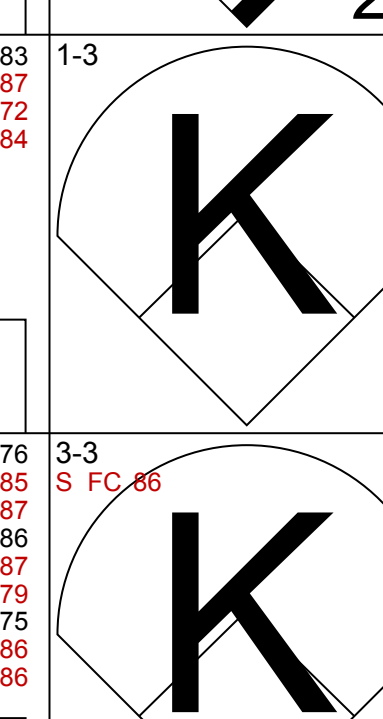


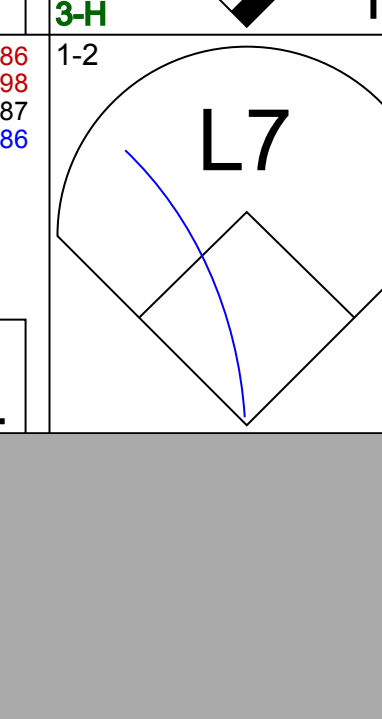

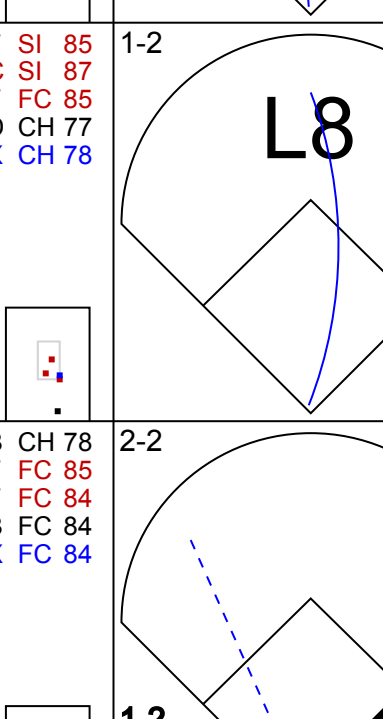
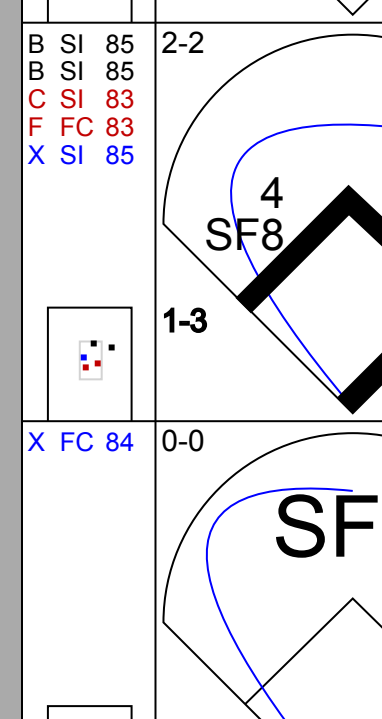

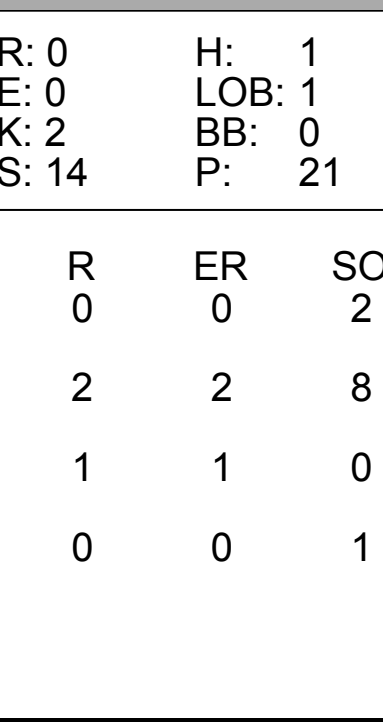
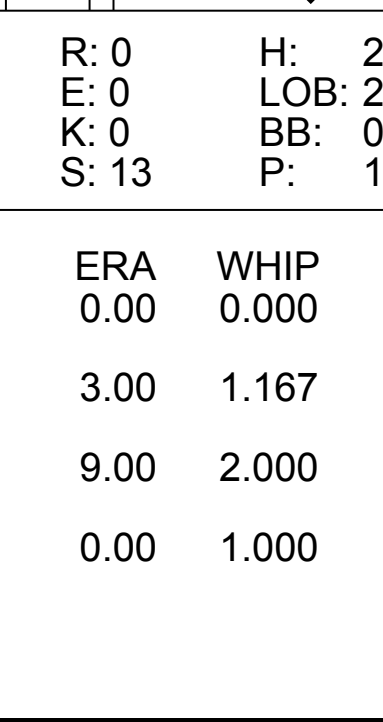
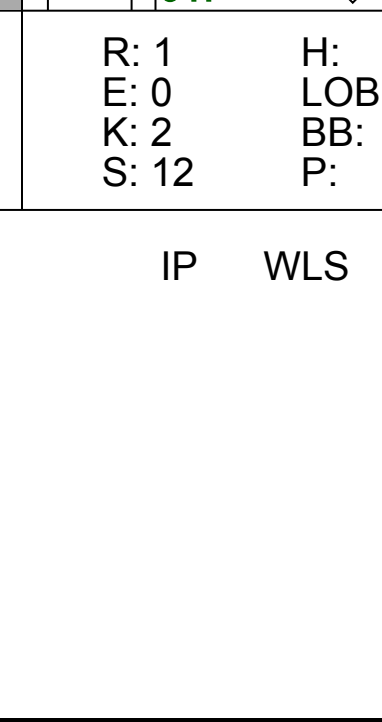
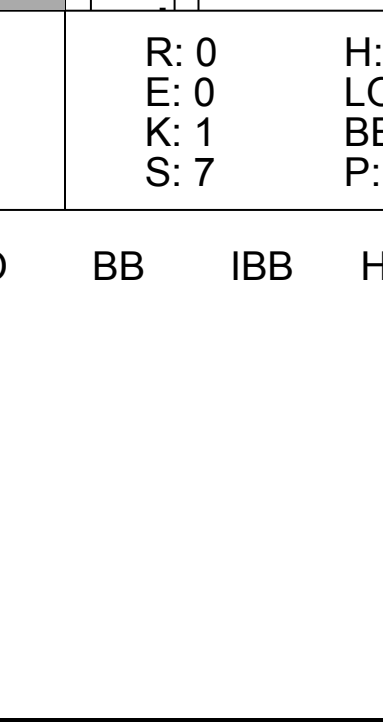
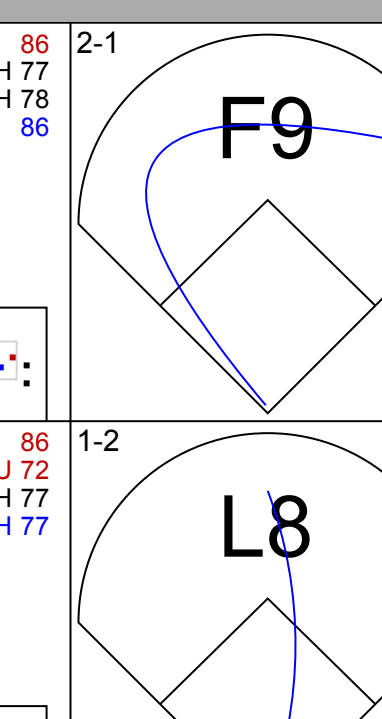
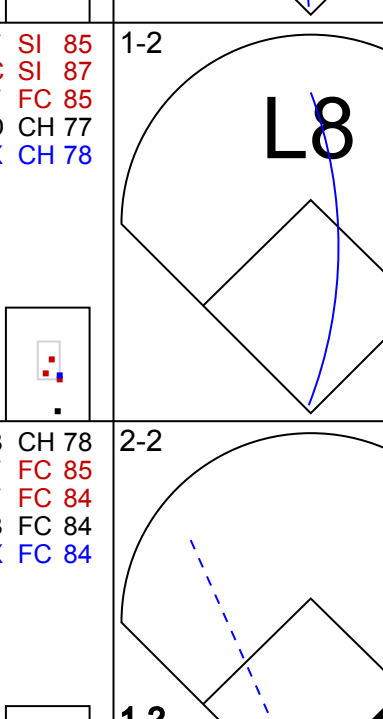
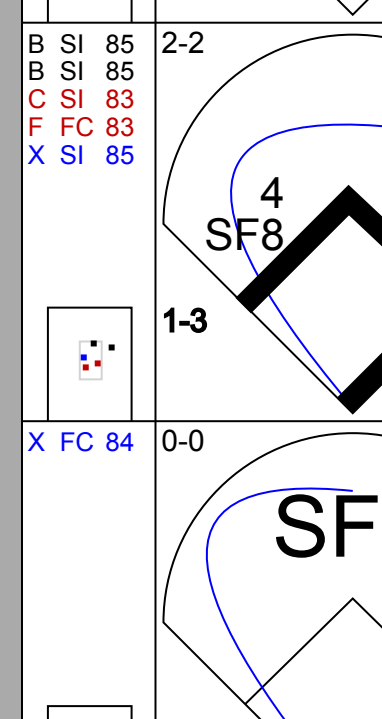
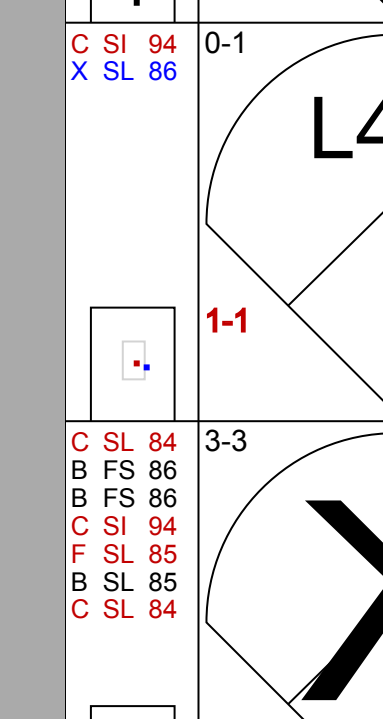
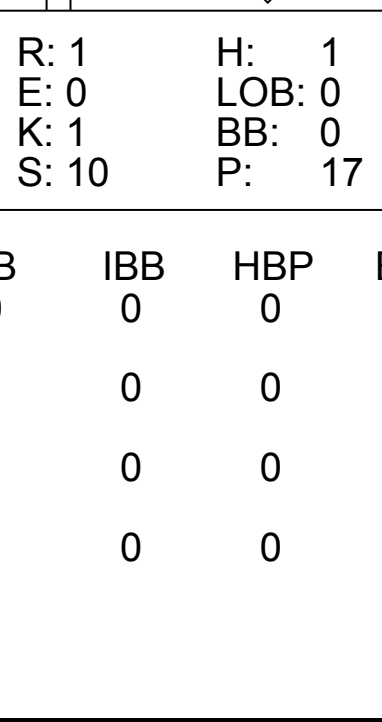
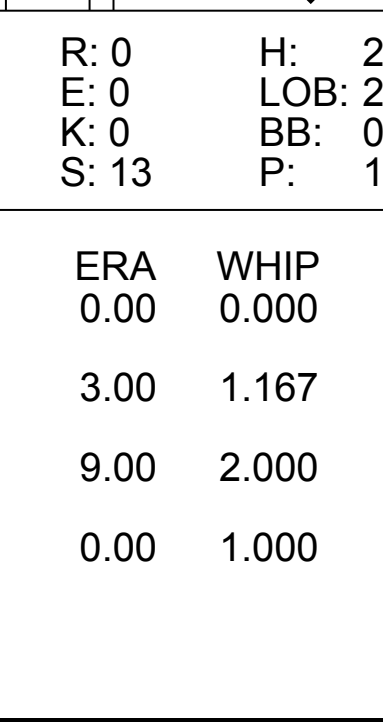
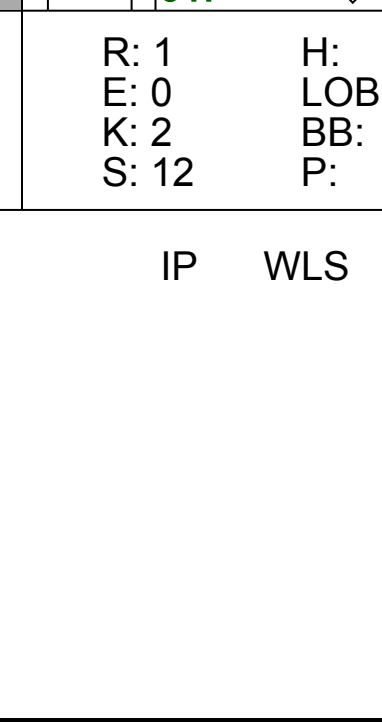
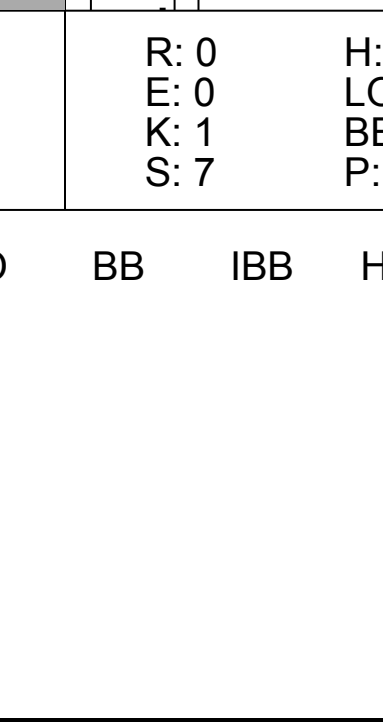


Batter	1	2	3	4	5	6	7	8	9	AB	R	H	RBI	BB	SO	LOB	TOP		
0 Mallex Smith, L (1, 8) OBP: 0.284, SLG: 0.315					 1B			 HBP		4	0	1	0	0	2	0			
16 Domingo Santana, R (1, 9) OBP: 0.340, SLG: 0.485			 BB				 1B			4	1	2	0	1	2	1			
10 Edwin Encarnación, R (1, 10) OBP: 0.359, SLG: 0.532											5	2	2	3	0	0	3		
20 Daniel Vogelbach, L (1, 3)											4	1	1	1	1	0	1		
1 Tim Beckham, R (1, 4) OBP: 0.290, SLG: 0.480						 2B					5	1	1	0	0	2	1		
15 Kyle Seager, L (1, 5) OBP: 0.338, SLG: 0.459	 BB					 1B					4	2	2	2	1	0	1		
2 Tom Murphy, R (1, 2) OBP: 0.329, SLG: 0.620											5	2	2	3	0	2	1		
12 Mac Williamson, R (1, 7) OBP: 0.216, SLG: 0.239											4	0	1	0	0	1	1		
25 Dylan Moore, R (1, 6) OBP: 0.323, SLG: 0.329											4	0	1	0	0	1	2		
<b>Inning Stats</b>	R: 0 H: 0 E: 0 K: 2 S: 10	H: 0 LOB: 0 BB: 0 P: 14	R: 2 H: 2 E: 0 K: 1 S: 16	H: 2 LOB: 1 BB: 1 P: 28	R: 0 H: 0 E: 0 K: 1 S: 10	H: 0 LOB: 1 BB: 1 P: 19	R: 0 H: 2 E: 1 K: 2 S: 11	H: 2 LOB: 1 BB: 0 P: 19	R: 3 H: 4 E: 0 K: 2 S: 15	H: 4 LOB: 1 BB: 2 P: 25	R: 2 H: 2 E: 0 K: 1 S: 14	H: 2 LOB: 1 BB: 1 P: 28	R: 1 H: 2 E: 0 K: 0 S: 15	H: 2 LOB: 2 BB: 0 P: 29	R: 1 H: 1 E: 0 K: 0 S: 7	H: 1 LOB: 0 BB: 0 P: 13	1B: 6 RBI: 0 2B: 1 3B: 0 HR: 6	SF: 0 SAC: 0 DP: 0 HBP: 1	WP: 0 PA: 43 PB: 0 SB: 1 CS: 1
<b>PITCHER</b>	IP WLS BF H R ER SO BB IBB HBP BLK WP HR S P ERA WHIP	IP WLS BF H R ER SO BB IBB HBP BLK WP HR S P ERA WHIP	IP WLS BF H R ER SO BB IBB HBP BLK WP HR S P ERA WHIP	IP WLS BF H R ER SO BB IBB HBP BLK WP HR S P ERA WHIP	IP WLS BF H R ER SO BB IBB HBP BLK WP HR S P ERA WHIP	IP WLS BF H R ER SO BB IBB HBP BLK WP HR S P ERA WHIP	IP WLS BF H R ER SO BB IBB HBP BLK WP HR S P ERA WHIP	IP WLS BF H R ER SO BB IBB HBP BLK WP HR S P ERA WHIP	IP WLS BF H R ER SO BB IBB HBP BLK WP HR S P ERA WHIP	IP WLS BF H R ER SO BB IBB HBP BLK WP HR S P ERA WHIP	IP WLS BF H R ER SO BB IBB HBP BLK WP HR S P ERA WHIP	IP WLS BF H R ER SO BB IBB HBP BLK WP HR S P ERA WHIP	IP WLS BF H R ER SO BB IBB HBP BLK WP HR S P ERA WHIP	IP WLS BF H R ER SO BB IBB HBP BLK WP HR S P ERA WHIP	IP WLS BF H R ER SO BB IBB HBP BLK WP HR S P ERA WHIP	IP WLS BF H R ER SO BB IBB HBP BLK WP HR S P ERA WHIP	IP WLS BF H R ER SO BB IBB HBP BLK WP HR S P ERA WHIP	IP WLS BF H R ER SO BB IBB HBP BLK WP HR S P ERA WHIP	
54 José Suarez, L (1, 1) ERA: 4.35	4.2 L 19 4 2 2 6 2 0 0 0 0 1 51 87 3.86 1.286																		
37 Cody Allen, R (5, 1) ERA: 4.94	0.1 3 2 2 1 0 0 0 0 0 2 8 15 54.00 6.000																		
35 Nick Tropeano, R (6, 1) ERA: 8.31	3.2 20 7 5 5 3 1 0 0 0 3 45 83 12.27 2.182																		
40 Luis Garcia, R (9, 1) ERA: 3.75	0.1 1 0 0 0 0 0 0 0 0 0 1 2 0.00 0.000																		

Seattle Mariners @ Los Angeles Angels  
Angel Stadium, Anaheim, CA  
Sun Jun 09 2019, 1:08 PM - 4:24 PM PDT  
Att: 41,614 - Sunny - 80 F

AB 39  
R 9  
H 13  
RBI 9  
BB 3  
SO 10  
LOB 11



Batter	1	2	3	4	5	6	7	8	9	AB	R	H	RBI	BB	SO	LOB	BOTTOM		
9 Tommy La Stella, L (1, 5) OBP: 0.371, SLG: 0.549										4	1	1	1	0	1	3			
27 Mike Trout, R (1, 8) OBP: 0.469, SLG: 0.626						 BB	 17 G4-3 18 1B			2	1	0	0	2	2	0			
17 Shohel Ohtani, L (1, 10) OBP: 0.320, SLG: 0.416										4	0	0	0	0	3	2			
5 Albert Pujols, R (1, 3) OBP: 0.314, SLG: 0.452										4	0	0	0	0	0	2			
48 César Puello, R (1, 7) OBP: 0.541, SLG: 0.806										4	0	2	1	0	1	1			
18 Brian Goodwin, L (1, 9) OBP: 0.347, SLG: 0.450					 1B		 4 SF8 1B			4	1	2	0	0	1	2			
20 Jonathan Lucroy, R (1, 2) OBP: 0.292, SLG: 0.370									 4-3 BB	3	0	0	0	1	2	3			
19 Wilfredo Tovar, R (1, 6) OBP: 0.308, SLG: 0.200							 2B			4	0	1	0	0	0	2			
4 Luis Rengifo, S (1, 4) OBP: 0.307, SLG: 0.333										3	0	1	1	0	1	0			
<b>Inning Stats</b>	R: 0 H: 0 E: 0 K: 2 S: 11	H: 1 LOB: 1 BB: 0 P: 16	R: 0 H: 1 E: 0 K: 2 S: 14	H: 1 LOB: 0 BB: 0 P: 21	R: 1 H: 1 E: 0 K: 1 S: 10	H: 1 LOB: 0 BB: 0 P: 17	R: 0 H: 0 E: 0 K: 2 S: 8	H: 0 LOB: 0 BB: 0 P: 14	R: 0 H: 2 E: 0 K: 1 S: 12	H: 2 LOB: 1 BB: 0 P: 14	R: 1 H: 1 E: 0 K: 0 S: 10	H: 1 LOB: 1 BB: 1 P: 17	R: 0 H: 0 E: 0 K: 1 S: 7	H: 0 LOB: 1 BB: 1 P: 14	1B: 4 RBI: 0 2B: 3 3B: 0 HR: 1	SF: 1 SAC: 0 DP: 1 HBP: 0	WP: 0 PA: 36 PB: 0 SB: 0 CS: 0		
<b>PITCHER</b>	IP WLS BF H R ER SO BB IBB HBP BLK WP HR S P ERA WHIP	IP WLS BF H R ER SO BB IBB HBP BLK WP HR S P ERA WHIP	IP WLS BF H R ER SO BB IBB HBP BLK WP HR S P ERA WHIP	IP WLS BF H R ER SO BB IBB HBP BLK WP HR S P ERA WHIP	IP WLS BF H R ER SO BB IBB HBP BLK WP HR S P ERA WHIP	IP WLS BF H R ER SO BB IBB HBP BLK WP HR S P ERA WHIP	IP WLS BF H R ER SO BB IBB HBP BLK WP HR S P ERA WHIP	IP WLS BF H R ER SO BB IBB HBP BLK WP HR S P ERA WHIP	IP WLS BF H R ER SO BB IBB HBP BLK WP HR S P ERA WHIP	IP WLS BF H R ER SO BB IBB HBP BLK WP HR S P ERA WHIP	IP WLS BF H R ER SO BB IBB HBP BLK WP HR S P ERA WHIP	IP WLS BF H R ER SO BB IBB HBP BLK WP HR S P ERA WHIP	IP WLS BF H R ER SO BB IBB HBP BLK WP HR S P ERA WHIP	IP WLS BF H R ER SO BB IBB HBP BLK WP HR S P ERA WHIP	IP WLS BF H R ER SO BB IBB HBP BLK WP HR S P ERA WHIP	IP WLS BF H R ER SO BB IBB HBP BLK WP HR S P ERA WHIP	IP WLS BF H R ER SO BB IBB HBP BLK WP HR S P ERA WHIP		
63 Austin Adams, R (1, 1) ERA: 4.73	1.0 W 25 6 2 2 8 1 0 0 0 0 1 65 98 3.00 1.167																		
49 Wade LeBlanc, L (2, 1) ERA: 5.31	6.0 W 25 6 2 2 8 1 0 0 0 0 1 65 98 3.00 1.167																		
46 Gerson Bautista, R (8, 1) ERA: 9.0	1.0 5 1 1 1 0 1 0 0 0 0 0 10 17 9.00 2.000																		
52 Anthony Bass, R (9, 1) ERA: 1.93	1.0 3 0 0 0 1 1 0 0 0 0 0 7 14 0.00 1.000																		

Seattle Mariners @ Los Angeles Angels  
Angel Stadium, Anaheim, CA  
Sun Jun 09 2019, 1:08 PM - 4:24 PM PDT  
Att: 41,614 - Sunny - 80 F

AB 32  
R 3  
H 7  
RBI 3  
BB 3  
SO 11  
LOB 15





Batter	1	2	3	4	5	6	7	8	9	AB	R	H	RBI	BB	SO	LOB	TOP	
31 Joc Pederson, L (1, 7) OBP: 0.349, SLG: 0.599	G4-1	P6			G6-3		K		G3-6-1	5	0	0	0	0	1	3		
13 Max Muncy, L (1, 5) OBP: 0.370, SLG: 0.507	F7				K			BB		3	0	0	0	1	2	0		
10 Justin Turner, R (1, 10) OBP: 0.400, SLG: 0.450	K				G1-3			1B		4	0	2	0	0	1	0		
35 Cody Bellinger, L (1, 9) OBP: 0.446, SLG: 0.685		B1-3			P5			1B		4	0	1	0	0	0	2		
5 Corey Seager, L (1, 6) OBP: 0.351, SLG: 0.464		2B			L8			F7		4	1	1	0	0	1	4		
27 Alex Verdugo, L (1, 8) OBP: 0.342, SLG: 0.449	P6				HBP			G5-3		3	0	0	0	0	0	5		
55 Russell Martin, R (1, 2) OBP: 0.388, SLG: 0.395		HBP			P3					3	1	1	0	0	1	3		
3 Chris Taylor, R (1, 4) OBP: 0.290, SLG: 0.402		2B			F7			K		4	1	2	2	0	1	1		
14 Enrique Hernández, R (1, 3) OBP: 0.283, SLG: 0.397		2B			G5-3			L7		4	0	1	1	0	0	2		
<b>Inning Stats</b>	R: 0 E: 0 K: 1 S: 7	H: 0 LOB: 0 BB: 0 P: 10	R: 3 E: 0 K: 0 S: 15	H: 3 LOB: 1 BB: 0 P: 21	R: 0 E: 0 K: 1 S: 11	H: 0 LOB: 0 BB: 0 P: 17	R: 0 E: 0 K: 0 S: 7	H: 0 LOB: 1 BB: 0 P: 10	R: 0 E: 0 K: 2 S: 14	H: 2 LOB: 2 BB: 0 P: 19	R: 0 E: 0 K: 2 S: 10	H: 0 LOB: 2 BB: 1 P: 18	R: 0 E: 0 K: 0 S: 15	H: 2 LOB: 1 BB: 0 P: 20	1B: 5 2B: 3 HR: 0	SF: 0 SAC: 0 DP: 1 HBP: 2	WP: 0 PB: 0 SB: 0 CS: 0	PA: 37
<b>PITCHER</b>	IP WLS BF H R ER SO BB IBB HBP BLK WP HR S P ERA WHIP	IP WLS BF H R ER SO BB IBB HBP BLK WP HR S P ERA WHIP	IP WLS BF H R ER SO BB IBB HBP BLK WP HR S P ERA WHIP	IP WLS BF H R ER SO BB IBB HBP BLK WP HR S P ERA WHIP	IP WLS BF H R ER SO BB IBB HBP BLK WP HR S P ERA WHIP	IP WLS BF H R ER SO BB IBB HBP BLK WP HR S P ERA WHIP	IP WLS BF H R ER SO BB IBB HBP BLK WP HR S P ERA WHIP	IP WLS BF H R ER SO BB IBB HBP BLK WP HR S P ERA WHIP	IP WLS BF H R ER SO BB IBB HBP BLK WP HR S P ERA WHIP	IP WLS BF H R ER SO BB IBB HBP BLK WP HR S P ERA WHIP	IP WLS BF H R ER SO BB IBB HBP BLK WP HR S P ERA WHIP	IP WLS BF H R ER SO BB IBB HBP BLK WP HR S P ERA WHIP	IP WLS BF H R ER SO BB IBB HBP BLK WP HR S P ERA WHIP	IP WLS BF H R ER SO BB IBB HBP BLK WP HR S P ERA WHIP	IP WLS BF H R ER SO BB IBB HBP BLK WP HR S P ERA WHIP	IP WLS BF H R ER SO BB IBB HBP BLK WP HR S P ERA WHIP	IP WLS BF H R ER SO BB IBB HBP BLK WP HR S P ERA WHIP	IP WLS BF H R ER SO BB IBB HBP BLK WP HR S P ERA WHIP

**Los Angeles Dodgers @ Los Angeles Angels**  
Angel Stadium, Anaheim, CA  
Mon Jun 10 2019, 7:09 PM - 10:27 PM PDT  
Att: 45,477 - Partly Cloudy - 85 F

livebaseballscorecards.com

**AB 34**  
**R 3**  
**H 8**  
**RBI 3**  
**BB 1**  
**SO 7**  
**LOB 20**



Batter	1	2	3	4	5	6	7	8	9	AB	R	H	RBI	BB	SO	LOB	BOTTOM			
9 Tommy La Stella, L (1, 5) OBP: 0.363, SLG: 0.537	P5		G1-3		FC4-6		K		K	5	0	0	0	0	2	5				
27 Mike Trout, R (1, 8) OBP: 0.456, SLG: 0.633	L7		K		K			HR		4	1	1	2	0	2	2				
5 Albert Pujols, R (1, 3) OBP: 0.313, SLG: 0.448	1B				L9		G3	G6-3		4	0	1	0	0	0	0				
44 Kevan Smith, R (1, 10) OBP: 0.395, SLG: 0.443	PO		G3		K		48 HBP	BB		3	0	1	0	0	1	0				
17 Shohei Ohtani, L (8, PH) OBP: 0.326, SLG: 0.416								BB		0	1	0	0	1	0	0				
56 Kole Calhoun, L (1, 9) OBP: 0.332, SLG: 0.496		HR			E6		F7	K		4	1	2	1	0	1	2				
48 César Puello, R (1, 7) OBP: 0.550, SLG: 0.818					L4			IBB		2	0	1	0	0	0	1				
18 Brian Goodwin, L (8, PH) OBP: 0.350, SLG: 0.450		2B					HBP			0	1	0	0	1	0	0				
20 Jonathan Lucroy, R (1, 2) OBP: 0.296, SLG: 0.369		K			FC4-6		K	BB		3	0	1	0	1	2	3				
19 Wilfredo Tovar, R (1, 6) OBP: 0.294, SLG: 0.214		G1-3			FC4-6		K	BB		4	0	1	0	0	1	3				
4 Luis Rengifo, S (1, 4) OBP: 0.305, SLG: 0.330		G5-3			K		27 HR	K		4	1	1	0	0	2	4				
<b>Inning Stats</b>	R: 0 E: 0 K: 0 S: 6	H: 1 LOB: 0 BB: 0 P: 9	R: 1 E: 0 K: 1 S: 14	H: 2 LOB: 1 BB: 0 P: 21	R: 0 E: 0 K: 1 S: 9	H: 0 LOB: 0 BB: 0 P: 13	R: 0 E: 1 K: 1 S: 11	H: 1 LOB: 1 BB: 0 P: 15	R: 0 E: 0 K: 2 S: 12	H: 2 LOB: 2 BB: 0 P: 18	R: 0 E: 0 K: 1 S: 16	H: 1 LOB: 0 BB: 0 P: 23	R: 2 E: 0 K: 2 S: 16	H: 2 LOB: 2 BB: 0 P: 24	R: 2 E: 3 S: 15	H: 0 LOB: 3 BB: 3 P: 31	1B: 6 2B: 1 3B: 0 HR: 2	SF: 0 SAC: 0 DP: 0 HBP: 1	WP: 2 PB: 0 SB: 0 CS: 0	PA: 38
<b>PITCHER</b>	IP WLS BF H R ER SO BB IBB HBP BLK WP HR S P ERA WHIP	IP WLS BF H R ER SO BB IBB HBP BLK WP HR S P ERA WHIP	IP WLS BF H R ER SO BB IBB HBP BLK WP HR S P ERA WHIP	IP WLS BF H R ER SO BB IBB HBP BLK WP HR S P ERA WHIP	IP WLS BF H R ER SO BB IBB HBP BLK WP HR S P ERA WHIP	IP WLS BF H R ER SO BB IBB HBP BLK WP HR S P ERA WHIP	IP WLS BF H R ER SO BB IBB HBP BLK WP HR S P ERA WHIP	IP WLS BF H R ER SO BB IBB HBP BLK WP HR S P ERA WHIP	IP WLS BF H R ER SO BB IBB HBP BLK WP HR S P ERA WHIP	IP WLS BF H R ER SO BB IBB HBP BLK WP HR S P ERA WHIP	IP WLS BF H R ER SO BB IBB HBP BLK WP HR S P ERA WHIP	IP WLS BF H R ER SO BB IBB HBP BLK WP HR S P ERA WHIP	IP WLS BF H R ER SO BB IBB HBP BLK WP HR S P ERA WHIP	IP WLS BF H R ER SO BB IBB HBP BLK WP HR S P ERA WHIP	IP WLS BF H R ER SO BB IBB HBP BLK WP HR S P ERA WHIP	IP WLS BF H R ER SO BB IBB HBP BLK WP HR S P ERA WHIP	IP WLS BF H R ER SO BB IBB HBP BLK WP HR S P ERA WHIP	IP WLS BF H R ER SO BB IBB HBP BLK WP HR S P ERA WHIP		

**Los Angeles Dodgers @ Los Angeles Angels**  
Angel Stadium, Anaheim, CA  
Mon Jun 10 2019, 7:09 PM - 10:27 PM PDT  
Att: 45,477 - Partly Cloudy - 85 F

livebaseballscorecards.com

**AB 33**  
**R 5**  
**H 9**  
**RBI 3**  
**BB 3**  
**SO 11**  
**LOB 20**





Batter	1	2	3	4	5	6	7	8	9	AB	R	H	RBI	BB	SO	LOB	TOP					
31 Joc Pederson, L (1, 7) OBP: 0.346, SLG: 0.586	L4		F8	G4-3				G3		4	0	0	0	1	0	2	<b>Los Angeles Dodgers @ Los Angeles Angels</b> Angel Stadium, Anaheim, CA Tue Jun 11 2019, 7:09 PM - 10:58 PM PDT Att: 45,404 - Partly Cloudy - 77 F					
13 Max Muncy, L (1, 5) OBP: 0.374, SLG: 0.534	K		HR		HR	F7		BB		4	2	2	2	1	1							
10 Justin Turner, R (1, 10) OBP: 0.400, SLG: 0.446	1B		HBP		K		K	F8		4	0	1	0	0	2	1						
35 Cody Bellinger, L (1, 9) OBP: 0.445, SLG: 0.678	L3		BB		L8		1B	K		4	0	1	0	1	1	2						
5 Corey Seager, L (1, 6) OBP: 0.359, SLG: 0.468		1B	G4-3							4	0	3	0	1	0	2						
41 Kyle Garlick, R (9, PR) OBP: 0.125, SLG: 0.250										0	0	0	0	0	0	0						
27 Alex Verdugo, L (1, 8) OBP: 0.323, SLG: 0.456	K									4	0	3	0	1	1	1						
3 Chris Taylor, R (1, 4) OBP: 0.283, SLG: 0.391	K									5	0	0	0	0	3	9						
14 Enrique Hernández, R (1, 3) OBP: 0.282, SLG: 0.393	G4-3									5	0	1	0	0	1	6						
15 Austin Barnes, R (1, 2) OBP: 0.331, SLG: 0.373										3	0	0	0	0	1	2						
25 David Freese, R (8, PH) OBP: 0.417, SLG: 0.610										1	1	1	1	0	0	0						
55 Russell Martin, R (8, 2) OBP: 0.384, SLG: 0.390										1	0	0	0	0	0	2						
<b>Inning Stats</b>	R: 0 E: 0 K: 1 S: 11	H: 1 LOB: 1 BB: 0 P: 16	R: 0 E: 0 K: 2 S: 12	H: 1 LOB: 1 BB: 0 P: 20	R: 1 E: 0 K: 0 S: 11	H: 1 LOB: 2 BB: 1 P: 19	R: 0 E: 0 K: 1 S: 13	H: 2 LOB: 2 BB: 0 P: 21	R: 1 E: 0 K: 1 S: 18	H: 2 LOB: 2 BB: 1 P: 28	R: 0 E: 0 K: 0 S: 9	H: 0 LOB: 1 BB: 1 P: 16	R: 0 E: 0 K: 2 S: 14	H: 2 LOB: 3 BB: 1 P: 22	R: 1 E: 0 K: 1 S: 10	H: 1 LOB: 1 BB: 1 P: 19	R: 0 E: 0 K: 2 S: 16	H: 2 LOB: 2 BB: 0 P: 28	1B: 9 2B: 0 3B: 0 HR: 3	SF: 0 SAC: 0 DP: 0 HBP: 1	WP: 3 PB: 0 SB: 0 CS: 0	PA: 45
<b>PITCHER</b>	IP WLS BF H R ER SO BB IBB HBP BLK WP HR S P ERA WHIP																					
32 Cam Bedrosian, R (1, 1) ERA: 2.59	1.0	4	1	0	0	1	0	0	0	0	0	0	0	0	11	16	0.00	1.000				
64 Félix Peña, R (2, 1) ERA: 4.55	3.2	19	6	2	2	4	1	0	1	0	2	2	47	74	4.91	1.909						
38 Justin Anderson, R (5, 1) ERA: 4.63	1.1	6	0	0	0	0	2	0	0	0	0	0	16	30	0.00	1.500						
31 Ty Buttrey, R (7, 1) ERA: 1.89	1.1	9	3	1	1	2	2	0	0	0	0	1	19	34	6.75	3.750						
57 Hansel Robles, R (8, 1) ERA: 3.45	1.2	7	2	0	0	3	0	0	0	0	1	0	21	35	0.00	1.200						

Batter	1	2	3	4	5	6	7	8	9	AB	R	H	RBI	BB	SO	LOB	BOTTOM			
9 Tommy La Stella, L (1, 5) OBP: 0.361, SLG: 0.529	P6									3	0	0	0	1	0	0	<b>Los Angeles Dodgers @ Los Angeles Angels</b> Angel Stadium, Anaheim, CA Tue Jun 11 2019, 7:09 PM - 10:58 PM PDT Att: 45,404 - Partly Cloudy - 77 F			
6 David Fletcher, R (9, 5) OBP: 0.363, SLG: 0.434		BB								0	0	0	0	0	0	0				
27 Mike Trout, R (1, 8) OBP: 0.480, SLG: 0.621	K									4	0	0	0	0	2	1				
17 Shohei Ohtani, L (1, 10) OBP: 0.331, SLG: 0.444	HR									4	1	2	1	0	2	1				
56 Kole Calhoun, L (1, 9) OBP: 0.338, SLG: 0.493	20 BB 18 1B									1	1	0	0	2	0	0				
20 Jonathan Lucroy, R (1, 2) OBP: 0.300, SLG: 0.368	18 1B 41 HR									3	1	1	0	1	0	3				
18 Brian Goodwin, L (1, 7) OBP: 0.349, SLG: 0.446	41 HR									4	1	1	1	0	1	2				
41 Justin Bour, L (1, 3) OBP: 0.267, SLG: 0.343	HR									4	1	1	3	0	2	2				
19 Wilfredo Tovar, R (1, 6) OBP: 0.286, SLG: 0.222	K									4	0	1	0	0	1	0				
4 Luis Rengifo, S (1, 4) OBP: 0.298, SLG: 0.321	L8									3	0	0	0	0	1	2				
<b>Inning Stats</b>	R: 5 E: 0 K: 2 S: 22	H: 3 LOB: 0 BB: 1 P: 36	R: 0 E: 0 K: 1 S: 12	H: 0 LOB: 1 BB: 1 P: 22	R: 0 E: 0 K: 0 S: 12	H: 0 LOB: 1 BB: 1 P: 22	R: 0 E: 0 K: 0 S: 9	H: 0 LOB: 0 BB: 0 P: 14	R: 0 E: 0 K: 2 S: 7	H: 0 LOB: 0 BB: 0 P: 10	R: 0 E: 0 K: 2 S: 17	H: 2 LOB: 2 BB: 0 P: 27	R: 0 E: 0 K: 0 S: 10	H: 1 LOB: 2 BB: 1 P: 17	R: 0 E: 0 K: 2 S: 9	H: 0 LOB: 0 BB: 0 P: 13	1B: 4 2B: 0 3B: 0 HR: 2	SF: 0 SAC: 0 DP: 0 HBP: 1	WP: 0 PB: 0 SB: 1 CS: 0	PA: 35
<b>PITCHER</b>	IP WLS BF H R ER SO BB IBB HBP BLK WP HR S P ERA WHIP																			
18 Kenta Maeda, R (1, 1) ERA: 3.89	4.1	20	3	5	5	4	3	0	1	0	0	2	58	97	10.38	1.385				
64 Caleb Ferguson, L (5, 1) ERA: 5.4	1.2	7	2	0	0	3	0	0	0	0	0	0	21	34	0.00	1.200				
52 Pedro Báez, R (7, 1) ERA: 3.07	1.0	5	1	0	0	0	0	1	0	0	0	0	10	17	0.00	1.000				
68 Ross Stripling, R (8, 1) ERA: 3.28	1.0	3	0	0	0	2	0	0	0	0	0	0	9	13	0.00	0.000				

AB	39
R	3
H	12
RBI	3
BB	5
SO	10
LOB	28

AB	30
R	5
H	6
RBI	5
BB	4
SO	9
LOB	11





Batter	1	2	3	4	5	6	7	8	9	AB	R	H	RBI	BB	SO	LOB	TOP									
9 Tommy La Stella, L (1,5) OBP: 0.361, SLG: 0.531 6 David Fletcher, R (8,5)										3	1	1	0	0	0	0										
27 Mike Trout, R (1,8) OBP: 0.457, SLG: 0.613										3	1	0	0	0	1	1										
17 Shohel Ohtani, L (1,10) OBP: 0.350, SLG: 0.512										4	2	4	3	0	0	0										
5 Albert Pujols, R (1,3) OBP: 0.316, SLG: 0.461										3	1	1	2	1	0	3										
48 César Puello, R (1,7) OBP: 0.252, SLG: 0.750										3	0	0	0	0	0	1										
56 Kole Calhoun, L (1,9) OBP: 0.333, SLG: 0.485										4	0	0	0	0	1	3										
44 Kevan Smith, R (1,2) OBP: 0.376, SLG: 0.419										4	0	0	0	0	1	2										
19 Wilfredo Tovar, R (1,6) OBP: 0.240, SLG: 0.182										4	0	0	0	0	1	2										
4 Luis Rengifo, S (1,4) OBP: 0.288, SLG: 0.309										4	0	0	0	0	2	0										
<b>Inning Stats</b>	R: 3 H: 2 E: 0 K: 2 S: 15	H: 2 LOB: 2 BB: 1 P: 32	R: 0 H: 0 E: 0 K: 1 S: 6	H: 0 LOB: 0 BB: 0 P: 7	R: 0 H: 1 E: 0 K: 0 S: 8	H: 1 LOB: 0 BB: 0 P: 11	R: 0 H: 0 E: 0 K: 1 S: 11	H: 0 LOB: 0 BB: 0 P: 16	R: 2 H: 2 E: 0 K: 0 S: 13	H: 2 LOB: 0 BB: 0 P: 18	R: 0 H: 0 E: 0 K: 0 S: 5	H: 0 LOB: 0 BB: 0 P: 6	R: 0 H: 1 E: 1 K: 0 S: 13	H: 1 LOB: 2 BB: 0 P: 21	R: 0 H: 0 E: 0 K: 0 S: 6	H: 0 LOB: 0 BB: 0 P: 11	R: 0 H: 0 E: 0 K: 2 S: 12	H: 0 LOB: 0 BB: 0 P: 17	1B: 1 2B: 2 HR: 2	SF: 0 SAC: 0 HBP: 2	WP: 0 PB: 0 SB: 0 CS: 0	PA: 37				
<b>PITCHER</b>	IP WLS BF H R ER SO BB IBB HBP BLK WP HR S P ERA WHIP	IP WLS BF H R ER SO BB IBB HBP BLK WP HR S P ERA WHIP	IP WLS BF H R ER SO BB IBB HBP BLK WP HR S P ERA WHIP	IP WLS BF H R ER SO BB IBB HBP BLK WP HR S P ERA WHIP	IP WLS BF H R ER SO BB IBB HBP BLK WP HR S P ERA WHIP	IP WLS BF H R ER SO BB IBB HBP BLK WP HR S P ERA WHIP	IP WLS BF H R ER SO BB IBB HBP BLK WP HR S P ERA WHIP	IP WLS BF H R ER SO BB IBB HBP BLK WP HR S P ERA WHIP	IP WLS BF H R ER SO BB IBB HBP BLK WP HR S P ERA WHIP	IP WLS BF H R ER SO BB IBB HBP BLK WP HR S P ERA WHIP	IP WLS BF H R ER SO BB IBB HBP BLK WP HR S P ERA WHIP	IP WLS BF H R ER SO BB IBB HBP BLK WP HR S P ERA WHIP	IP WLS BF H R ER SO BB IBB HBP BLK WP HR S P ERA WHIP	IP WLS BF H R ER SO BB IBB HBP BLK WP HR S P ERA WHIP	IP WLS BF H R ER SO BB IBB HBP BLK WP HR S P ERA WHIP	IP WLS BF H R ER SO BB IBB HBP BLK WP HR S P ERA WHIP	IP WLS BF H R ER SO BB IBB HBP BLK WP HR S P ERA WHIP	IP WLS BF H R ER SO BB IBB HBP BLK WP HR S P ERA WHIP	IP WLS BF H R ER SO BB IBB HBP BLK WP HR S P ERA WHIP	IP WLS BF H R ER SO BB IBB HBP BLK WP HR S P ERA WHIP	IP WLS BF H R ER SO BB IBB HBP BLK WP HR S P ERA WHIP	IP WLS BF H R ER SO BB IBB HBP BLK WP HR S P ERA WHIP	IP WLS BF H R ER SO BB IBB HBP BLK WP HR S P ERA WHIP			
48 Ryan Yarbrough, L (1,1) ERA: 5.99	6.0 L	26 L	5 5	5 5	4 4	1 0	0 2	0 0	0 0	0 0	0 0	0 0	0 0	0 0	0 0	0 0	0 0	0 0	0 0	0 0	0 0	0 0	0 0	0 0	7.50 1.000	
44 Hunter Wood, R (7,1) ERA: 2.11	2.0	8	1	0	0	0	0	0	0	0	0	0	0	0	0	0	0	0	0	0	0	0	0	0	0	0.00 0.500
52 Chaz Roe, R (9,1) ERA: 3.98	1.0	3	0	0	0	2	0	0	0	0	0	0	0	0	0	0	0	0	0	0	0	0	0	0	0	0.00 0.000

Los Angeles Angels @ Tampa Bay Rays  
Tropicana Field, St. Petersburg, FL  
Thu Jun 13 2019, 7:11 PM - 10:41 PM EDT  
Att: 15,291 - Dome - 72 F

livebaseballscorecards.com

AB 33  
R 5  
H 6  
RBI 5  
BB 1  
SO 6  
LOB 12

Batter	1	2	3	4	5	6	7	8	9	AB	R	H	RBI	BB	SO	LOB	BOTTOM								
24 Avisail García, R (1,9) OBP: 0.356, SLG: 0.500										4	0	1	0	1	2	2									
29 Tommy Pham, R (1,7) OBP: 0.399, SLG: 0.462										5	1	2	2	0	0	2									
8 Brandon Lowe, L (1,4) OBP: 0.341, SLG: 0.544										4	0	2	0	0	1	1									
2 Yandy Díaz, R (1,10) OBP: 0.353, SLG: 0.483										3	0	1	1	1	0	0									
37 Travis d'Arnaud, R (1,3) OBP: 0.250, SLG: 0.326										4	0	0	0	0	2	4									
1 Willy Adames, R (1,6) OBP: 0.315, SLG: 0.376										4	0	1	0	0	1	0									
39 Kevin Kiermaier, L (1,8) OBP: 0.309, SLG: 0.447										4	0	1	0	0	1	1									
28 Daniel Robertson, R (1,5) OBP: 0.308, SLG: 0.286										3	1	1	0	0	1	1									
26 Ji Man Choi, L (9,PH) OBP: 0.359, SLG: 0.448										1	0	0	0	0	1	0									
10 Mike Zunino, R (1,2) OBP: 0.231, SLG: 0.328										3	1	1	0	0	0	1									
17 Austin Meadows, L (9,PH) OBP: 0.402, SLG: 0.588										1	0	0	0	0	1	0									
<b>Inning Stats</b>	R: 0 H: 1 E: 0 K: 0 S: 11	H: 1 LOB: 1 BB: 0 P: 15	R: 0 H: 0 E: 0 K: 1 S: 7	H: 0 LOB: 0 BB: 1 P: 15	R: 0 H: 0 E: 0 K: 1 S: 9	H: 0 LOB: 0 BB: 0 P: 14	R: 3 H: 5 E: 0 K: 1 S: 18	H: 5 LOB: 2 BB: 0 P: 29	R: 0 H: 0 E: 0 K: 0 S: 6	H: 0 LOB: 0 BB: 0 P: 10	R: 0 H: 1 E: 0 K: 1 S: 10	H: 1 LOB: 1 BB: 0 P: 14	R: 0 H: 0 E: 0 K: 2 S: 14	H: 0 LOB: 0 BB: 0 P: 20	R: 0 H: 1 E: 0 K: 2 S: 14	H: 1 LOB: 1 BB: 0 P: 20	R: 0 H: 1 E: 0 K: 2 S: 12	H: 1 LOB: 1 BB: 0 P: 15	1B: 9 2B: 1 HR: 0	SF: 0 SAC: 0 HBP: 0	WP: 0 PB: 0 SB: 1 CS: 0	PA: 38			
<b>PITCHER</b>	IP WLS BF H R ER SO BB IBB HBP BLK WP HR S P ERA WHIP	IP WLS BF H R ER SO BB IBB HBP BLK WP HR S P ERA WHIP	IP WLS BF H R ER SO BB IBB HBP BLK WP HR S P ERA WHIP	IP WLS BF H R ER SO BB IBB HBP BLK WP HR S P ERA WHIP	IP WLS BF H R ER SO BB IBB HBP BLK WP HR S P ERA WHIP	IP WLS BF H R ER SO BB IBB HBP BLK WP HR S P ERA WHIP	IP WLS BF H R ER SO BB IBB HBP BLK WP HR S P ERA WHIP	IP WLS BF H R ER SO BB IBB HBP BLK WP HR S P ERA WHIP	IP WLS BF H R ER SO BB IBB HBP BLK WP HR S P ERA WHIP	IP WLS BF H R ER SO BB IBB HBP BLK WP HR S P ERA WHIP	IP WLS BF H R ER SO BB IBB HBP BLK WP HR S P ERA WHIP	IP WLS BF H R ER SO BB IBB HBP BLK WP HR S P ERA WHIP	IP WLS BF H R ER SO BB IBB HBP BLK WP HR S P ERA WHIP	IP WLS BF H R ER SO BB IBB HBP BLK WP HR S P ERA WHIP	IP WLS BF H R ER SO BB IBB HBP BLK WP HR S P ERA WHIP	IP WLS BF H R ER SO BB IBB HBP BLK WP HR S P ERA WHIP	IP WLS BF H R ER SO BB IBB HBP BLK WP HR S P ERA WHIP	IP WLS BF H R ER SO BB IBB HBP BLK WP HR S P ERA WHIP	IP WLS BF H R ER SO BB IBB HBP BLK WP HR S P ERA WHIP	IP WLS BF H R ER SO BB IBB HBP BLK WP HR S P ERA WHIP	IP WLS BF H R ER SO BB IBB HBP BLK WP HR S P ERA WHIP	IP WLS BF H R ER SO BB IBB HBP BLK WP HR S P ERA WHIP	IP WLS BF H R ER SO BB IBB HBP BLK WP HR S P ERA WHIP	IP WLS BF H R ER SO BB IBB HBP BLK WP HR S P ERA WHIP	
45 Tyler Skaggs, L (1,1) ERA: 5.0	5.0 W	23	7	3	5	2	0	0	0	0	0	0	0	0	0	0	0	0	0	0	0	0	0	0	5.40 1.800
24 Noé Ramirez, R (6,1) ERA: 3.44	2.2	H 10	2	0	0	2	0	0	0	0	0	0	0	0	0	0	0	0	0	0	0	0	0	0	0.00 0.750
3B Justin Anderson, R (8,1) ERA: 4.56	0.1	H 1																							








Batter	1	2	3	4	5	6	7	8	9	AB	R	H	RBI	BB	SO	LOB	TOP																					
56 Kole Calhoun, L OBP: 0.322, SLG: 0.467	G4-3	L9			K		G4-3		K	5	0	0	0	0	2	2																						
27 Mike Trout, R OBP: 0.453, SLG: 0.603	K		K		G5-3			L4		4	0	0	0	0	2	0																						
17 Shohel Ohtani, L OBP: 0.342, SLG: 0.488	K		G5-3		G4-3			G4-3		4	0	0	0	0	1	0																						
44 Kevan Smith, R OBP: 0.393, SLG: 0.481		18 2B BB				K		HR		3	2	2	1	1	1	0																						
18 Brian Goodwin, L OBP: 0.345, SLG: 0.445		6 HR 2B			G6-3			E3		4	1	1	1	0	1	1																						
6 David Fletcher, R OBP: 0.360, SLG: 0.442								G6-3		4	1	2	2	0	1	1																						
41 Justin Bour, L OBP: 0.267, SLG: 0.368		2H HR						G6-3		4	1	1	1	0	2	1																						
19 Wilfredo Tovar, R OBP: 0.273, SLG: 0.276								G4-3		4	0	0	0	0	1	0																						
4 Luis Rengifo, S OBP: 0.293, SLG: 0.316								G6-3		3	0	1	0	1	1	0																						
<b>Inning Stats</b>	R: 0 E: 0 K: 2 S: 7	H: 0 LOB: 0 BB: 0 P: 11	R: 3 E: 0 K: 1 S: 18	H: 2 LOB: 1 BB: 2 P: 28	R: 0 E: 0 K: 1 S: 11	H: 1 LOB: 1 BB: 0 P: 16	R: 1 E: 0 K: 2 S: 11	H: 1 LOB: 0 BB: 0 P: 13	R: 0 E: 0 K: 1 S: 10	H: 0 LOB: 0 BB: 0 P: 11	R: 0 E: 0 K: 2 S: 13	H: 1 LOB: 1 BB: 0 P: 16	R: 0 E: 0 K: 1 S: 8	H: 0 LOB: 0 BB: 0 P: 10	R: 1 E: 1 K: 0 S: 14	H: 1 LOB: 1 BB: 0 P: 19	R: 0 E: 0 K: 2 S: 15	H: 1 LOB: 1 BB: 0 P: 21	1B: 1 2B: 3 3B: 0 HR: 3	SF: 0 SAC: 0 DP: 0 HBP: 0	WP: 0 PB: 0 SB: 0 CS: 0	PA: 37																
<b>PITCHER</b>	IP	WLS	BF	H	R	ER	SO	BB	IBB	HBP	BLK	WP	HR	S	P	ERA	WHIP	<b>PITCHER</b>				IP	WLS	BF	H	R	ER	SO	BB	IBB	HBP	BLK	WP	HR	S	P	ERA	WHIP
50 Charlie Morton, R ERA: 2.37	6.0	L	25	5	4	4	9	2	0	0	0	0	2	70	95	6.00	1.167																					
56 Adam Kolarek, L ERA: 4.24	1.0		3	0	0	0	1	0	0	0	0	0	0	8	10	0.00	0.000																					
34 Jake Faria, R ERA: 2.25	2.0		9	2	1	1	2	0	0	0	0	0	1	29	40	4.50	1.000																					

Los Angeles Angels @ Tampa Bay Rays  
Tropicana Field, St. Petersburg, FL  
Sat Jun 15 2019, 1:11 PM - 3:52 PM EDT  
Att: 22,320 - Dome - 72 F

livebaseballscores.com

AB 35  
R 5  
H 7  
RBI 5  
BB 2  
SO 12  
LOB 5



Batter	1	2	3	4	5	6	7	8	9	AB	R	H	RBI	BB	SO	LOB	BOTTOM																					
24 Avisail Garcia, R OBP: 0.355, SLG: 0.492	P3		P4			17 F8 29 1B 2 HR 1B	G5-3			4	1	1	0	0	0	1																						
29 Tommy Pham, R OBP: 0.408, SLG: 0.465		2 FC5-4 BB						G3		3	1	2	0	1	0	0																						
17 Austin Meadows, L OBP: 0.390, SLG: 0.571								F7		4	0	0	0	0	1	4																						
2 Yandy Diaz, R OBP: 0.361, SLG: 0.502		FC5-4						G3-1		4	1	1	3	0	0	2																						
26 Ji Man Choi, L OBP: 0.357, SLG: 0.457		F7						G3		4	0	0	0	0	0	1																						
1 Willy Adames, R OBP: 0.308, SLG: 0.368										3	0	0	0	0	1	0																						
8 Brandon Lowe, L OBP: 0.344, SLG: 0.546										1	0	0	0	0	1	0																						
39 Kevin Kiermaier, L OBP: 0.310, SLG: 0.444										4	0	1	0	0	1	0																						
37 Travis d'Arnaud, R OBP: 0.260, SLG: 0.344										3	0	1	0	0	0	1																						
18 Joey Wendle, L OBP: 0.212, SLG: 0.167										3	0	0	0	0	1	2																						
<b>Inning Stats</b>	R: 0 E: 0 K: 1 S: 9	H: 0 LOB: 1 BB: 1 P: 17	R: 0 E: 0 K: 1 S: 10	H: 0 LOB: 0 BB: 0 P: 14	R: 0 E: 0 K: 0 S: 6	H: 0 LOB: 0 BB: 0 P: 7	R: 0 E: 0 K: 0 S: 9	H: 1 LOB: 1 BB: 0 P: 11	R: 0 E: 0 K: 1 S: 12	H: 1 LOB: 1 BB: 0 P: 15	R: 3 E: 0 K: 1 S: 11	H: 3 LOB: 0 BB: 0 P: 22	R: 0 E: 0 K: 0 S: 9	H: 1 LOB: 1 BB: 0 P: 12	R: 0 E: 0 K: 0 S: 10	H: 0 LOB: 0 BB: 0 P: 15	R: 0 E: 0 K: 1 S: 11	H: 0 LOB: 0 BB: 0 P: 16	1B: 5 2B: 0 3B: 0 HR: 1	SF: 0 SAC: 0 DP: 0 HBP: 0	WP: 0 PB: 0 SB: 0 CS: 0	PA: 34																
<b>PITCHER</b>	IP	WLS	BF	H	R	ER	SO	BB	IBB	HBP	BLK	WP	HR	S	P	ERA	WHIP	<b>PITCHER</b>				IP	WLS	BF	H	R	ER	SO	BB	IBB	HBP	BLK	WP	HR	S	P	ERA	WHIP
54 José Suarez, L ERA: 4.5	5.2	W	23	5	3	3	3	1	0	0	0	0	0	12	17	0.00	0.750																					
32 Cam Bedrosian, R ERA: 2.41	1.1	H	5	1	0	0	1	0	0	0	0	0	0	10	15	0.00	0.000																					
31 Ty Buttrey, R ERA: 2.08	1.0	H	3	0	0	0	0	0	0	0	0	0	0	10	15	0.00	0.000																					
57 Hansel Robles, R ERA: 3.24	1.0	S	3	0	0	0	1	0	0	0	0	0	0	11	16	0.00	0.000																					

Los Angeles Angels @ Tampa Bay Rays  
Tropicana Field, St. Petersburg, FL  
Sat Jun 15 2019, 1:11 PM - 3:52 PM EDT  
Att: 22,320 - Dome - 72 F

livebaseballscores.com

AB 33  
R 3  
H 6  
RBI 3  
BB 1  
SO 5  
LOB 11





Batter	1	2	3	4	5	6	7	8	9	AB	R	H	RBI	BB	SO	LOB	TOP										
9 Tommy La Stella, L (1,4) OBP: 0.357, SLG: 0.524	E3 17 BB 5 SF9	G6-3	G4-3	G4-3	F7	F7	F7	F7	27 HR	5	2	1	0	0	0	2											
27 Mike Trout, R (1,8) OBP: 0.455, SLG: 0.614	5 SF9 17 BB	1B	5 1B 6 SF7	BB	5 1B 6 SF7	BB	F8	F8	HR	4	2	2	2	1	1	0											
17 Shohel Ohtani, L (1,10) OBP: 0.351, SLG: 0.489	48 G6-4-3	BB	56 G3-1 6 BB	1B	56 G3-1 6 BB	1B	K	K	5 G1-3	4	1	2	0	1	2	1											
5 Albert Pujols, R (1,3) OBP: 0.311, SLG: 0.451	SF9	BB	6 SF7 48 BB	1B	6 SF7 48 BB	1B	F9	F9	G1-3	3	0	1	1	1	0	1											
48 César Puello, R (1,7) OBP: 0.500, SLG: 0.683	G6-4-3	G6-4-3	G6-4-3	G6-4-3	G6-4-3	G6-4-3	G6-4-3	G6-4-3	G6-4-3	1	0	0	0	1	0	2											
56 Kole Calhoun, L (5,9) OBP: 0.323, SLG: 0.465	G6-4-3	G6-4-3	G6-4-3	G6-4-3	G6-4-3	G6-4-3	G6-4-3	G6-4-3	G6-4-3	3	0	1	0	0	1	3											
6 David Fletcher, R (1,5) OBP: 0.358, SLG: 0.440	G5-3	G5-3	SF7	SF7	SF7	SF7	SF7	SF7	SF7	3	0	1	2	0	0	1											
18 Brian Goodwin, L (1,9) OBP: 0.348, SLG: 0.446	G5-3	G5-3	G3	G3	G3	G3	G3	G3	G3	4	0	2	0	0	0	4											
20 Jonathan Lucroy, R (1,2) OBP: 0.303, SLG: 0.362	FC5-4 19 BB	FC5-4	L9	L9	L9	L9	L9	L9	L9	4	0	0	0	0	1	3											
19 Wilfredo Tovar, R (1,6) OBP: 0.270, SLG: 0.303	G6-3	G6-3	G6-3	G6-3	G6-3	G6-3	G6-3	G6-3	G6-3	4	0	1	0	0	1	0											
<b>Inning Stats</b>	R: 1 E: 1 K: 0 S: 8	H: 1 LOB: 1 BB: 1 P: 14	R: 0 E: 0 K: 0 S: 9	H: 2 LOB: 2 BB: 0 P: 13	R: 1 E: 0 K: 1 S: 17	H: 1 LOB: 2 BB: 2 P: 35	R: 0 E: 0 K: 0 S: 6	H: 0 LOB: 0 BB: 0 P: 10	R: 1 E: 0 K: 2 S: 19	H: 2 LOB: 2 BB: 1 P: 33	R: 0 E: 0 K: 1 S: 7	H: 0 LOB: 0 BB: 0 P: 7	R: 0 E: 0 K: 1 S: 5	H: 0 LOB: 0 BB: 0 P: 8	R: 0 E: 0 K: 0 S: 9	H: 2 LOB: 1 BB: 0 P: 12	R: 2 E: 0 K: 1 S: 15	H: 3 LOB: 1 BB: 0 P: 25	1B: 9 2B: 1 3B: 0 HR: 1	SF: 2 SAC: 0 DP: 2 HBP: 0	WP: 1 PB: 0 CS: 0	PA: 41					
<b>PITCHER</b>	IP	WLS	BF	H	R	ER	SO	BB	IBB	HBP	BLK	WP	HR	S	P	ERA	WHIP										
55 Ryne Stanek, R (1,1) ERA: 2.45	1.1		6	1	1	0	0	1	0	0	0	0	0	9	15	0.00	1.500										
68 Jalen Beeks, L (2,1) ERA: 2.73	3.0		15	4	2	2	2	2	0	0	0	0	0	37	69	6.00	2.000										
15 Emilio Pagán, R (5,1) ERA: 1.38	0.2	B	4	1	0	0	0	1	0	0	0	1	0	13	21	0.00	3.000										
38 Colin Poche, L (6,1) ERA: 5.68	2.0	W	6	0	0	0	3	0	0	0	0	0	0	12	15	0.00	0.000										
56 Adam Kolarek, L (8,1) ERA: 4.07	1.0	H	4	2	0	0	0	0	0	0	0	0	0	9	12	0.00	2.000										

Los Angeles Angels @ Tampa Bay Rays  
Tropicana Field, St. Petersburg, FL  
Sun Jun 16 2019, 1:10 PM - 4:17 PM EDT  
Att: 20,508 - Dome - 72 F

AB	35
R	5
H	11
RBI	5
BB	4
SO	6
LOB	17



Batter	1	2	3	4	5	6	7	8	9	AB	R	H	RBI	BB	SO	LOB	BOTTOM										
17 Austin Meadows, L (1,10) OBP: 0.388, SLG: 0.575	K	K	29 F9-2	3B	F7	F7	K	K	K	4	0	1	0	0	2	1											
29 Tommy Pham, R (1,7) OBP: 0.409, SLG: 0.475	K	K	F9-2	HR	F7	F7	K	K	8 BB 2 BB	3	2	1	1	1	1	1											
8 Brandon Lowe, L (1,4) OBP: 0.350, SLG: 0.560	HR	HR	HBP	HBP	K	K	K	K	2 BB 39 WP	3	2	2	1	0	1	0											
26 Ji Man Choi, L (1,3) OBP: 0.351, SLG: 0.448	G1-3	G1-3	G5-3	G5-3	F8	F8	K	K	K	4	0	0	0	0	1	3											
2 Yandy Diaz, R (1,5) OBP: 0.363, SLG: 0.502	39 BB 3B	39 BB 3B	39 BB 3B	39 BB 3B	G6-3	G6-3	G6-3	G6-3	39 G4-3 39 WP	4	1	2	1	0	1	0											
1 Willy Adames, R (9,6) OBP: 0.308, SLG: 0.368	39 BB 3B	39 BB 3B	39 BB 3B	39 BB 3B	G6-3	G6-3	G6-3	G6-3	39 G4-3 39 WP	0	0	0	0	0	0	0											
39 Kevin Kiermaier, L (1,8) OBP: 0.309, SLG: 0.449	24 SF3	24 SF3	24 SF3	24 SF3	F9	F9	K	K	G4-3	4	1	1	1	0	1	1											
24 Avisail Garcia, R (1,9) OBP: 0.354, SLG: 0.494	SF3	SF3	SF3	SF3	F9	F9	K	K	L9	3	0	1	1	0	1	1											
18 Joey Wendle, L (1,6) OBP: 0.194, SLG: 0.152	G6-3	G6-3	G6-3	G6-3	F7	F7	G4-3	G4-3	G4-3	3	0	0	0	0	0	1											
10 Mike Zunino, R (1,2) OBP: 0.230, SLG: 0.331	K	K	K	K	K	K	K	K	K	3	0	1	0	0	2	0											
<b>Inning Stats</b>	R: 1 E: 0 K: 2 S: 9	H: 1 LOB: 0 BB: 0 P: 14	R: 2 E: 0 K: 1 S: 12	H: 2 LOB: 0 BB: 0 P: 17	R: 0 E: 0 K: 0 S: 9	H: 1 LOB: 1 BB: 0 P: 17	R: 0 E: 0 K: 1 S: 13	H: 1 LOB: 0 BB: 0 P: 21	R: 1 E: 0 K: 2 S: 10	H: 1 LOB: 0 BB: 0 P: 14	R: 0 E: 0 K: 1 S: 6	H: 0 LOB: 0 BB: 0 P: 10	R: 0 E: 0 K: 2 S: 10	H: 1 LOB: 0 BB: 0 P: 15	R: 2 E: 0 K: 1 S: 16	H: 2 LOB: 1 BB: 1 P: 28	1B: 3 2B: 3 3B: 2 HR: 2	SF: 1 SAC: 0 DP: 1 HBP: 1	WP: 1 PB: 0 CS: 0	PA: 34							
<b>PITCHER</b>	IP	WLS	BF	H	R	ER	SO	BB	IBB	HBP	BLK	WP	HR	S	P	ERA	WHIP										
47 Griffin Canning, R (1,1) ERA: 3.93	6.0	L	24	4	4	4	7	0	0	1	0	0	0	2	59	6.00	1.000										
67 Taylor Cole, R (7,1) ERA: 5.65	1.2		9	3	2	2	3	1	0	0	0	1	0	25	41	10.80	2.400										
40 Luis Garcia, R (8,1) ERA: 4.68	0.1		1	0	0	0	0	0	0	0	0	0	0	1	2	0.00	0.000										

Los Angeles Angels @ Tampa Bay Rays  
Tropicana Field, St. Petersburg, FL  
Sun Jun 16 2019, 1:10 PM - 4:17 PM EDT  
Att: 20,508 - Dome - 72 F

AB	31
R	6
H	9
RBI	5
BB	1
SO	10
LOB	8

















Batter	1	2	3	4	5	6	7	8	9	10	AB	R	H	RBI	BB	SO	LOB	TOP
6 David Fletcher, R OBP: 0.352, SLG: 0.422 (1.7) (6.5)	F8		G6-3			L9					5	0	2	0	0	0	3	<b>Los Angeles Angels @ Toronto Blue Jays</b> Rogers Centre, Toronto, ON Thu Jun 20 2019, 7:07 PM - 10:41 PM EDT Att: 24,291 - Roof Closed - 68 F  <b>livebaseballscorecards.com</b>
27 Mike Trout, R OBP: 0.464, SLG: 0.653 (1.8) (6.4)			G4-3					F9			4	1	2	0	1	0	2	
8 Justin Upton, R OBP: 0.313, SLG: 0.643 (1.10) (6.4)			L6			K					5	0	0	0	0	3	4	
56 Kole Calhoun, L OBP: 0.332, SLG: 0.484 (1.9) (6.4)			FC5-6			K					3	1	0	0	2	2	1	
5 Albert Pujols, R OBP: 0.354, SLG: 0.439 (1.3) (6.4)			G6-3			P3					4	0	0	1	0	0	1	
9 Tommy La Stella, L OBP: 0.356, SLG: 0.512 (1.5) (6.4)						G3					5	1	3	0	0	0	1	
4 Luis Rengifo, S OBP: 0.315, SLG: 0.377 (1.4) (6.6)											5	2	3	3	0	1	1	
13 Dustin Garneau, R OBP: 0.462, SLG: 0.400 (1.2) (10, PH)											4	0	2	0	0	1	3	
41 Justin Bour, L OBP: 0.341, SLG: 0.497 (10.2) (6.7)											1	0	0	0	0	0	0	
20 Jonathan Lucroy, R OBP: 0.311, SLG: 0.360 (10.2) (6.6)											0	0	0	0	0	0	0	
19 Wilfredo Tovar, R OBP: 0.267, SLG: 0.293 (1.6) (6, PH)											2	0	0	1	0	0	1	
17 Shohei Ohtani, L OBP: 0.341, SLG: 0.497 (6, PH) (6.7)											1	0	0	0	0	0	3	
18 Brian Goodwin, L OBP: 0.348, SLG: 0.459 (6.7) (6.6)											1	0	0	0	0	1	1	
<b>Inning Stats</b>	R: 0 E: 0 K: 0 S: 6	H: 0 LOB: 1 BB: 1 P: 11	R: 2 E: 0 K: 0 S: 10	H: 2 LOB: 0 BB: 0 P: 16	R: 0 E: 0 K: 0 S: 7	H: 0 LOB: 0 BB: 0 P: 11	R: 0 E: 0 K: 1 S: 6	H: 0 LOB: 0 BB: 0 P: 8	R: 1 E: 0 K: 1 S: 15	H: 1 LOB: 1 BB: 1 P: 26	R: 0 E: 0 K: 2 S: 10	H: 0 LOB: 0 BB: 0 P: 14	R: 0 E: 0 K: 0 S: 10	H: 1 LOB: 0 BB: 0 P: 15	1B: 9 2B: 2 3B: 0 HR: 1	SF: 1 SAC: 0 DP: 1 HBP: 0	WP: 0 PB: 0 SB: 1 CS: 0	PA: 44
<b>PITCHER</b>	IP 5.0	WLS 2	BF 22	H 6	R 4	ER 4	SO 2	BB 2	IBB 0	HBP 0	BLK 1	WP 0	HR 1	S 45	P 74	ERA 7.20	WHIP 1.600	
2 Clayton Richard, L ERA: 7.46 (1.1)																		
64 Derek Law, R ERA: 5.16 (6.1)																		
31 Joe Biagini, R ERA: 3.41 (6.1)																		
58 Tim Lincecum, L ERA: 4.44 (6.1)																		
46 Daniel Hudson, R ERA: 3.03 (7.1)																		

Batter	1	2	3	4	5	6	7	8	9	10	AB	R	H	RBI	BB	SO	LOB	BOTTOM				
5 Eric Sogard, L OBP: 0.371, SLG: 0.503 (1.10) (6.4)											3	2	3	1	2	0	0	<b>Los Angeles Angels @ Toronto Blue Jays</b> Rogers Centre, Toronto, ON Thu Jun 20 2019, 7:07 PM - 10:41 PM EDT Att: 24,291 - Roof Closed - 68 F  <b>livebaseballscorecards.com</b>				
27 Vladimir Guerrero Jr., R OBP: 0.319, SLG: 0.426 (1.5) (6.4)											4	0	0	0	1	1	7					
13 Lourdes Gurriel Jr., R OBP: 0.338, SLG: 0.576 (1.7) (6.4)											5	2	3	1	0	1	2					
8 Cavan Biggio, L OBP: 0.349, SLG: 0.449 (1.4) (6.4)											3	0	0	1	1	2	2					
37 Teoscar Hernandez, R OBP: 0.277, SLG: 0.362 (1.8) (6.4)											5	1	1	2	0	2	1					
15 Randal Grichuk, R OBP: 0.279, SLG: 0.409 (1.9) (6.4)											5	1	2	0	0	2	1					
44 Rowdy Tellez, L OBP: 0.270, SLG: 0.440 (1.3) (8, PR)											2	0	0	0	2	1	2					
28 Billy McKinney, L OBP: 0.276, SLG: 0.390 (9.3) (6.4)											1	1	1	2	0	0	0					
16 Freddy Galvis, S OBP: 0.295, SLG: 0.423 (1.6) (6.4)											4	0	2	0	0	1	0					
21 Luke Maile, R OBP: 0.221, SLG: 0.258 (1.2) (6.4)											4	0	0	0	0	2	3					
<b>Inning Stats</b>	R: 3 E: 0 K: 2 S: 14	H: 4 LOB: 1 BB: 0 P: 26	R: 1 E: 0 K: 1 S: 10	H: 2 LOB: 2 BB: 1 P: 21	R: 0 E: 0 K: 0 S: 5	H: 0 LOB: 0 BB: 1 P: 12	R: 0 E: 0 K: 1 S: 11	H: 1 LOB: 1 BB: 0 P: 14	R: 1 E: 0 K: 2 S: 9	H: 1 LOB: 1 BB: 1 P: 17	R: 0 E: 0 K: 0 S: 8	H: 0 LOB: 0 BB: 0 P: 11	R: 0 E: 0 K: 1 S: 11	H: 1 LOB: 2 BB: 2 P: 19	R: 0 E: 0 K: 3 S: 10	H: 0 LOB: 0 BB: 0 P: 15	R: 2 E: 0 K: 0 S: 4	H: 2 LOB: 0 BB: 0 P: 5	1B: 5 2B: 3 3B: 0 HR: 4	SF: 1 SAC: 0 DP: 1 HBP: 0	WP: 0 PB: 0 SB: 0 CS: 1	PA: 44
<b>PITCHER</b>	IP 5.0	WLS 5	BF 25	H 8	R 5	ER 5	SO 6	BB 3	IBB 0	HBP 0	BLK 0	WP 0	HR 3	S 49	P 90	ERA 9.00	WHIP 2.200					
67 Taylor Cole, R ERA: 4.96 (6.1)																						
40 Luis Garcia, R ERA: 4.67 (7.1)																						
32 Cam Bedrosian, R ERA: 2.48 (8.1)																						
57 Hansel Robles, R ERA: 3.06 (9.1)																						

AB	40
R	5
H	12
RBI	5
BB	3
SO	8
LOB	21



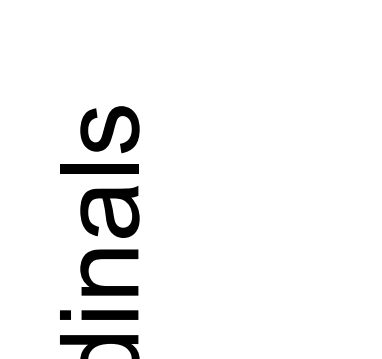
AB	36
R	7
H	12
RBI	7
BB	6
SO	12
LOB	18





Batter	1	2	3	4	5	6	7	8	9	AB	R	H	RBI	BB	SO	LOB	TOP					
9 Tommy La Stella, L (1,4) OBP: 0.391, SLG: 0.504										4	0	0	0	0	1	0	<b>Los Angeles Angels @ St. Louis Cardinals</b> Busch Stadium, St. Louis, MO Fri Jun 21 2019, 7:17 PM - 10:40 PM CDT Att: 48,423 - Cloudy - 68 F					
27 Mike Trout, R (1,8) OBP: 0.498, SLG: 0.653										3	1	2	0	1	0	0						
8 Justin Upton, R (1,7) OBP: 0.350, SLG: 0.667										4	0	2	1	0	2	1						
56 Kole Calhoun, L (1,9) OBP: 0.328, SLG: 0.477										4	0	0	0	0	1	4						
5 Albert Pujols, R (1,3) OBP: 0.309, SLG: 0.439										2	0	1	0	1	0	1						
19 Wilfredo Tovar, R (7, PR) OBP: 0.267, SLG: 0.293										0	0	0	0	0	0	0						
18 Brian Goodwin, L (9, PH) OBP: 0.351, SLG: 0.482										1	0	1	0	0	0	0						
6 David Fletcher, R (1,5) OBP: 0.347, SLG: 0.416										4	0	0	0	0	0	3						
4 Luis Rengifo, S (1,6) OBP: 0.313, SLG: 0.373										4	0	1	0	0	1	2						
20 Jonathan Lucroy, R (1,2) OBP: 0.313, SLG: 0.361										2	0	1	0	0	0	0						
17 Shohei Ohtani, L (7, PH) OBP: 0.339, SLG: 0.493										1	0	0	0	0	1	2						
39 Luke Bard, R (7,1)										0	0	0	0	0	0	0						
47 Griffin Canning, R (1,1)										2	0	0	0	0	1	1						
38 Justin Anderson, L (6,1)										0	0	0	0	0	0	0						
13 Dustin Garneau, R (7, PH) OBP: 0.444, SLG: 0.381										1	0	0	0	0	1	2						
<b>Inning Stats</b>	R: 1 H: 2 E: 0 K: 1 S: 13	WLS: 2 BF: 22 LOB: 0 P: 22	R: 0 H: 1 E: 0 K: 0 S: 13	WLS: 1 BF: 19 LOB: 1 P: 19	R: 0 H: 2 E: 0 K: 0 S: 8	WLS: 2 BF: 13 LOB: 1 P: 13	R: 0 H: 0 E: 0 K: 1 S: 7	WLS: 0 BF: 17 LOB: 0 P: 17	R: 0 H: 0 E: 0 K: 1 S: 7	WLS: 0 BF: 11 LOB: 0 P: 11	R: 0 H: 0 E: 0 K: 1 S: 7	WLS: 0 BF: 13 LOB: 0 P: 13	R: 0 H: 2 E: 0 K: 2 S: 14	WLS: 2 BF: 20 LOB: 0 P: 20	R: 0 H: 0 E: 0 K: 2 S: 10	WLS: 0 BF: 20 LOB: 1 P: 20	R: 0 H: 1 E: 0 K: 0 S: 10	WLS: 1 BF: 13 LOB: 0 P: 13	1B: 7 2B: 2 3B: 0 HR: 0	SF: 0 SAC: 0 DP: 3 HBP: 0	WP: 0 PB: 0 SB: 0 CS: 1	PA: 34
<b>PITCHER</b>	IP WLS BF H R ER SO BB IBB HBP BLK WP HR S P ERA WHIP	IP WLS BF H R ER SO BB IBB HBP BLK WP HR S P ERA WHIP	IP WLS BF H R ER SO BB IBB HBP BLK WP HR S P ERA WHIP	IP WLS BF H R ER SO BB IBB HBP BLK WP HR S P ERA WHIP	IP WLS BF H R ER SO BB IBB HBP BLK WP HR S P ERA WHIP	IP WLS BF H R ER SO BB IBB HBP BLK WP HR S P ERA WHIP	IP WLS BF H R ER SO BB IBB HBP BLK WP HR S P ERA WHIP	IP WLS BF H R ER SO BB IBB HBP BLK WP HR S P ERA WHIP	IP WLS BF H R ER SO BB IBB HBP BLK WP HR S P ERA WHIP	IP WLS BF H R ER SO BB IBB HBP BLK WP HR S P ERA WHIP	IP WLS BF H R ER SO BB IBB HBP BLK WP HR S P ERA WHIP	IP WLS BF H R ER SO BB IBB HBP BLK WP HR S P ERA WHIP	IP WLS BF H R ER SO BB IBB HBP BLK WP HR S P ERA WHIP	IP WLS BF H R ER SO BB IBB HBP BLK WP HR S P ERA WHIP	IP WLS BF H R ER SO BB IBB HBP BLK WP HR S P ERA WHIP	IP WLS BF H R ER SO BB IBB HBP BLK WP HR S P ERA WHIP	IP WLS BF H R ER SO BB IBB HBP BLK WP HR S P ERA WHIP	IP WLS BF H R ER SO BB IBB HBP BLK WP HR S P ERA WHIP	1B: 7 2B: 2 3B: 0 HR: 0	SF: 0 SAC: 0 DP: 3 HBP: 0	WP: 0 PB: 0 SB: 0 CS: 1	PA: 34

Batter	1	2	3	4	5	6	7	8	9	AB	R	H	RBI	BB	SO	LOB	BOTTOM					
13 Matt Carpenter, L (1,5) OBP: 0.332, SLG: 0.382										3	2	0	0	2	1	1	<b>Los Angeles Angels @ St. Louis Cardinals</b> Busch Stadium, St. Louis, MO Fri Jun 21 2019, 7:17 PM - 10:40 PM CDT Att: 48,423 - Cloudy - 68 F					
12 Paul DeJong, R (1,6) OBP: 0.383, SLG: 0.487										4	1	0	0	1	1	2						
46 Paul Goldschmidt, R (1,3) OBP: 0.347, SLG: 0.431										3	0	0	0	1	2	2						
23 Marcell Ozuna, R (1,7) OBP: 0.326, SLG: 0.511										4	2	3	3	0	0	0						
38 José Martínez, R (1,9) OBP: 0.365, SLG: 0.402										3	0	2	1	1	0	0						
18 Carlos Martínez, R (8,1)										0	0	0	0	0	0	0						
4 Yadier Molina, R (1,2) OBP: 0.291, SLG: 0.383										4	0	1	0	0	0	5						
16 Kolten Wong, L (1,4) OBP: 0.327, SLG: 0.376										4	0	1	1	0	0	5						
48 Harrison Bader, R (1,8) OBP: 0.332, SLG: 0.393										3	0	0	0	1	0	2						
52 Michael Wacha, R (1,1) OBP: 0.290, SLG: 0.250										2	0	1	0	0	1	0						
19 Tommy Edman, S (6, PH) OBP: 0.355, SLG: 0.667										1	0	0	0	0	0	3						
65 Giovanni Gallegos, R (7,1) OBP: 0.355, SLG: 0.667										0	0	0	0	0	0	0						
21 Andrew Miller, L (7,1)										0	0	0	0	0	0	0						
25 Dexter Fowler, S (8,9) OBP: 0.347, SLG: 0.402										1	0	0	0	0	0	0						
<b>Inning Stats</b>	R: 0 H: 0 E: 0 K: 2 S: 13	WLS: 0 BF: 15 LOB: 0 P: 15	R: 0 H: 0 E: 0 K: 0 S: 9	WLS: 0 BF: 15 LOB: 0 P: 15	R: 0 H: 0 E: 0 K: 1 S: 5	WLS: 0 BF: 8 LOB: 0 P: 8	R: 1 H: 1 E: 0 K: 0 S: 13	WLS: 1 BF: 28 LOB: 3 P: 28	R: 0 H: 1 E: 0 K: 0 S: 8	WLS: 1 BF: 11 LOB: 1 P: 11	R: 1 H: 3 E: 0 K: 0 S: 22	WLS: 3 BF: 37 LOB: 3 P: 37	R: 3 H: 3 E: 0 K: 1 S: 17	WLS: 3 BF: 27 LOB: 2 P: 27	R: 0 H: 0 E: 0 K: 1 S: 7	WLS: 0 BF: 13 LOB: 0 P: 13	1B: 7 2B: 0 3B: 0 HR: 1	SF: 0 SAC: 0 DP: 0 HBP: 0	WP: 1 PB: 0 SB: 3 CS: 0	PA: 38		
<b>PITCHER</b>	IP WLS BF H R ER SO BB IBB HBP BLK WP HR S P ERA WHIP	IP WLS BF H R ER SO BB IBB HBP BLK WP HR S P ERA WHIP	IP WLS BF H R ER SO BB IBB HBP BLK WP HR S P ERA WHIP	IP WLS BF H R ER SO BB IBB HBP BLK WP HR S P ERA WHIP	IP WLS BF H R ER SO BB IBB HBP BLK WP HR S P ERA WHIP	IP WLS BF H R ER SO BB IBB HBP BLK WP HR S P ERA WHIP	IP WLS BF H R ER SO BB IBB HBP BLK WP HR S P ERA WHIP	IP WLS BF H R ER SO BB IBB HBP BLK WP HR S P ERA WHIP	IP WLS BF H R ER SO BB IBB HBP BLK WP HR S P ERA WHIP	IP WLS BF H R ER SO BB IBB HBP BLK WP HR S P ERA WHIP	IP WLS BF H R ER SO BB IBB HBP BLK WP HR S P ERA WHIP	IP WLS BF H R ER SO BB IBB HBP BLK WP HR S P ERA WHIP	IP WLS BF H R ER SO BB IBB HBP BLK WP HR S P ERA WHIP	IP WLS BF H R ER SO BB IBB HBP BLK WP HR S P ERA WHIP	IP WLS BF H R ER SO BB IBB HBP BLK WP HR S P ERA WHIP	IP WLS BF H R ER SO BB IBB HBP BLK WP HR S P ERA WHIP	IP WLS BF H R ER SO BB IBB HBP BLK WP HR S P ERA WHIP	IP WLS BF H R ER SO BB IBB HBP BLK WP HR S P ERA WHIP	1B: 7 2B: 0 3B: 0 HR: 1	SF: 0 SAC: 0 DP: 0 HBP: 0	WP: 1 PB: 0 SB: 3 CS: 0	PA: 38





Batter	1	2	3	4	5	6	7	8	9	AB	R	H	RBI	BB	SO	LOB	TOP										
9 Tommy La Stella, L OBP: 0.348, SLG: 0.500	G4-3		L7		L7			G4-3		4	0	1	0	0	0	0	<b>Los Angeles Angels @ St. Louis Cardinals</b> Busch Stadium, St. Louis, MO Sat Jun 22 2019, 1:31 PM - 4:30 PM CDT Alt. 46,711 - Rain - 72 F										
27 Mike Trout, R OBP: 0.468, SLG: 0.649	BB		1B					K		3	0	1	0	1	2	0											
8 Justin Upton, R OBP: 0.333, SLG: 0.727	K		1B					K		4	1	1	1	0	2	4											
56 Kole Calhoun, L OBP: 0.324, SLG: 0.470	K		1B					HR		4	0	0	0	0	2	4											
5 Albert Pujols, R OBP: 0.308, SLG: 0.449	G6-3		G5-3					G4-3		4	1	1	1	0	0	0											
6 David Fletcher, R OBP: 0.322, SLG: 0.409	G6-3		K					K		4	0	0	0	0	2	0											
4 Luis Rengifo, S OBP: 0.312, SLG: 0.365	G4-3		G3					BB		3	0	0	0	1	0	0											
20 Jonathan Lucroy, R OBP: 0.316, SLG: 0.364			1B					G4-3		4	0	2	0	0	0	1											
24 Noé Ramirez, R 17 Shohel Ohtani, L 64 Félix Peña, R 18 Brian Goodwin, L 65 Jake Jewell, R 40 Luis Garcia, R	FC5-4		G3					G5-3		0	0	0	0	0	0	0											
<b>Inning Stats</b>	R: 0 E: 0 K: 2 S: 8	H: 0 LOB: 1 BB: 1 P: 17	R: 0 E: 0 K: 0 S: 10	H: 0 LOB: 0 BB: 0 P: 16	R: 0 E: 0 K: 0 S: 10	H: 3 LOB: 3 BB: 0 P: 14	R: 0 E: 0 K: 1 S: 10	H: 0 LOB: 0 BB: 0 P: 14	R: 0 E: 0 K: 3 S: 11	H: 0 LOB: 0 BB: 0 P: 18	R: 0 E: 0 K: 3 S: 11	H: 0 LOB: 0 BB: 0 P: 18	R: 1 E: 0 K: 0 S: 10	H: 2 LOB: 1 BB: 0 P: 15	R: 1 E: 0 K: 1 S: 13	H: 1 LOB: 0 BB: 0 P: 23	R: 0 E: 0 K: 1 S: 14	H: 0 LOB: 1 BB: 1 P: 22	1B: 4 2B: 0 3B: 0 HR: 2	SF: 0 SAC: 0 DP: 0 HBP: 0	WP: 0 PB: 0 SB: 0 CS: 0	PA: 35					
<b>PITCHER</b>	IP	WLS	BF	H	R	ER	SO	BB	IBB	HBP	BLK	WP	HR	S	P	ERA	WHIP										
43 Dakota Hudson, R ERA: 3.36	7.0	W	27	5	1	1	6	1	0	0	0	0	1	70	112	1.29	0.857										
21 Andrew Miller, L ERA: 4.15	0.1	H	1	0	0	0	0	0	0	0	0	0	0	4	5	0.00	0.000										
49 Jordan Hicks, R ERA: 3.14	1.1	H	5	1	1	1	2	0	0	0	0	0	1	15	28	6.75	0.750										
30 Tyler Webb, L ERA: 4.38	0.1	S	2	0	0	0	0	1	0	0	0	0	0	8	12	0.00	3.000										

Batter	1	2	3	4	5	6	7	8	9	AB	R	H	RBI	BB	SO	LOB	BOTTOM										
13 Matt Carpenter, L OBP: 0.331, SLG: 0.383	G6-3		K		K			G3-1		4	0	1	0	0	1	1	<b>Los Angeles Angels @ St. Louis Cardinals</b> Busch Stadium, St. Louis, MO Sat Jun 22 2019, 1:31 PM - 4:30 PM CDT Alt. 46,711 - Rain - 72 F										
12 Paul DeJong, R OBP: 0.359, SLG: 0.481	K		F8		L5			G4-3		4	0	0	0	0	1	2											
46 Paul Goldschmidt, R OBP: 0.349, SLG: 0.432	FC5-4		1B		F9			F8		4	1	2	0	0	0	0											
23 Marcell Ozuna, R OBP: 0.328, SLG: 0.520	FC5-4		G6-3		G6-3			HR		3	1	1	2	1	0	1											
38 José Martínez, R OBP: 0.360, SLG: 0.396	P4		F8		F8			K		3	0	0	0	0	1	0											
48 Harrison Bader, R OBP: 0.330, SLG: 0.391			K		K			L6		1	0	0	0	0	0	1											
4 Yadier Molina, R OBP: 0.291, SLG: 0.382	F7		1B		K			K		3	1	1	0	0	1	0											
25 Dexter Fowler, S OBP: 0.343, SLG: 0.396	P1		G5-3		K			K		3	0	0	0	0	1	1											
16 Kolten Wong, L OBP: 0.327, SLG: 0.373	P6		BB		K			F8		2	1	0	0	1	0	0											
43 Dakota Hudson, R 19 Tommy Edman, S 21 Andrew Miller, L 49 Jordan Hicks, R 30 Tyler Webb, L	K		FC1		G6-3			G6-3		2	0	0	0	0	1	0											
<b>Inning Stats</b>	R: 0 E: 0 K: 1 S: 14	H: 1 LOB: 1 BB: 0 P: 19	R: 0 E: 0 K: 0 S: 5	H: 0 LOB: 0 BB: 0 P: 6	R: 0 E: 0 K: 1 S: 9	H: 1 LOB: 1 BB: 0 P: 13	R: 0 E: 0 K: 0 S: 8	H: 0 LOB: 0 BB: 0 P: 15	R: 2 E: 0 K: 3 S: 14	H: 2 LOB: 0 BB: 0 P: 24	R: 0 E: 0 K: 0 S: 6	H: 0 LOB: 0 BB: 0 P: 9	R: 0 E: 0 K: 0 S: 7	H: 0 LOB: 1 BB: 1 P: 13	1B: 3 2B: 1 3B: 0 HR: 1	SF: 0 SAC: 0 DP: 0 HBP: 0	WP: 1 PB: 0 SB: 0 CS: 0	PA: 32									
<b>PITCHER</b>	IP	WLS	BF	H	R	ER	SO	BB	IBB	HBP	BLK	WP	HR	S	P	ERA	WHIP										
24 Noé Ramirez, R ERA: 3.08	2.0	L	18	4	4	2	5	1	0	0	0	1	1	44	72	4.50	1.250										
64 Félix Peña, R ERA: 4.69	4.0			4	4	2	5	1	0	0	0	1	1	44	72	4.50	1.250										
65 Jake Jewell, R ERA: 7.56	1.0			3	0	0	0	0	0	0	0	0	0	6	9	0.00	0.000										
40 Luis Garcia, R ERA: 4.5	1.0			4	0	0	0	1	0	0	0	0	0	7	13	0.00	1.000										

AB	33
R	2
H	6
RBI	2
BB	2
SO	8
LOB	11

AB	30
R	4
H	5
RBI	2
BB	2
SO	6
LOB	6

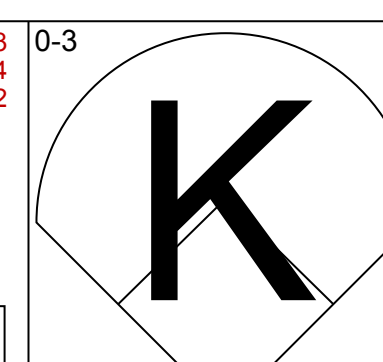
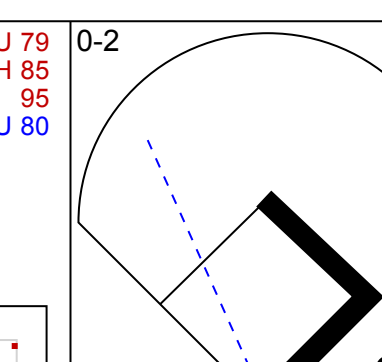
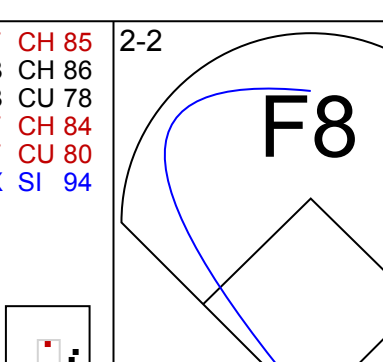
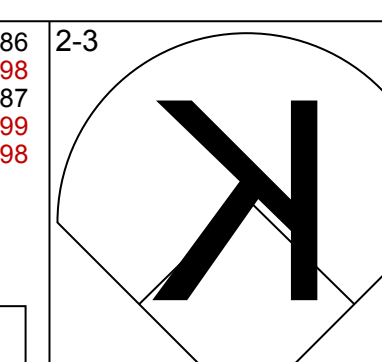
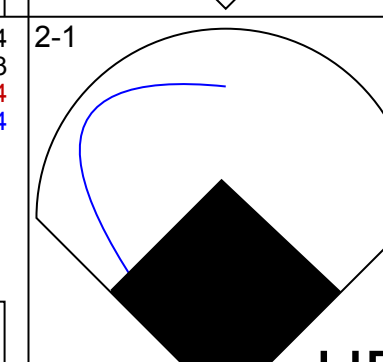
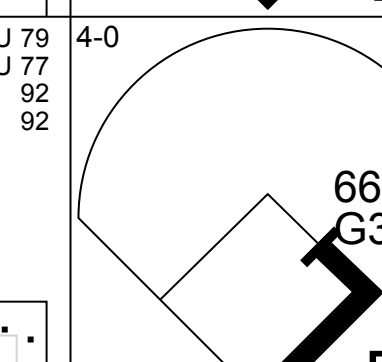

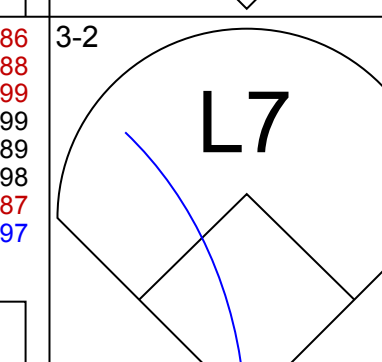
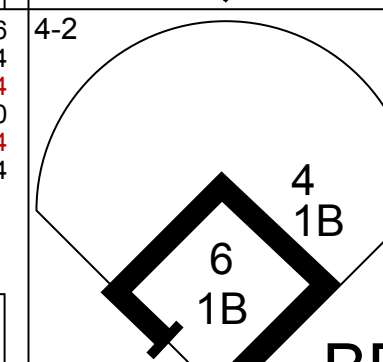
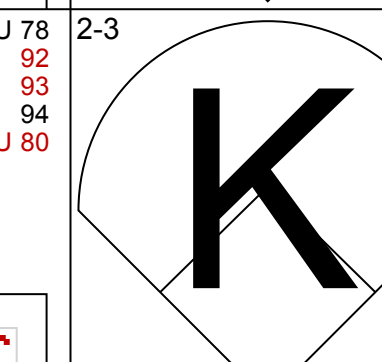


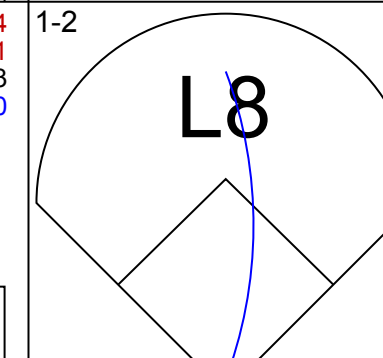
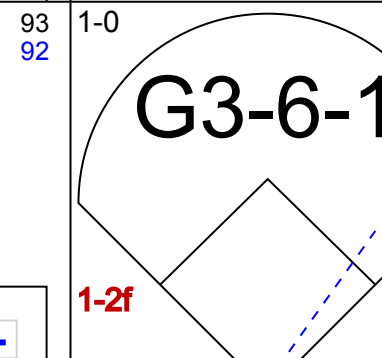


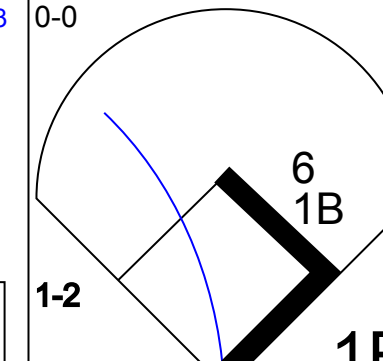



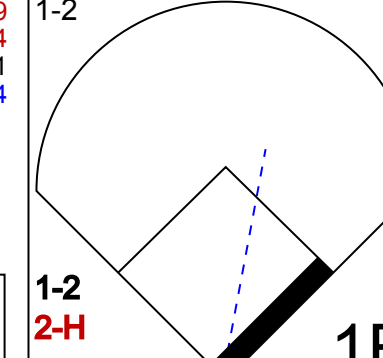









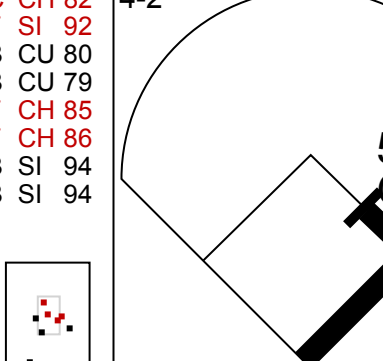



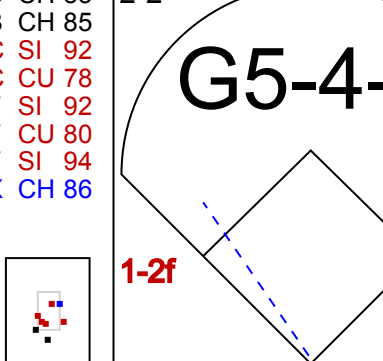

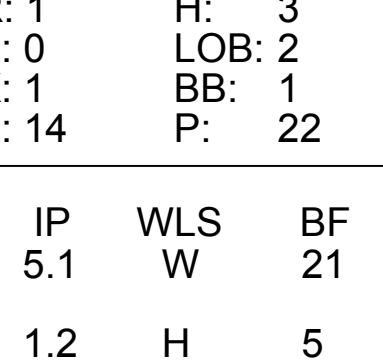
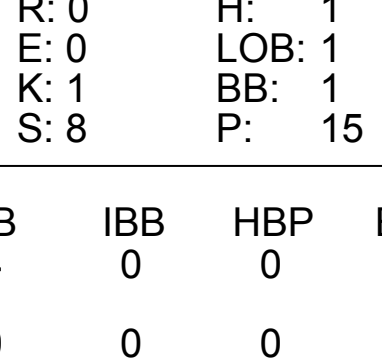
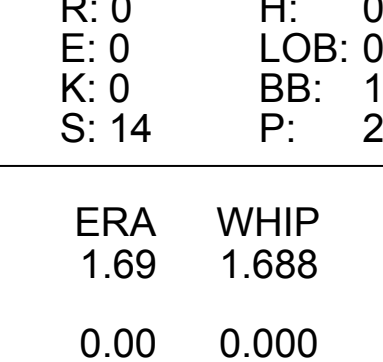
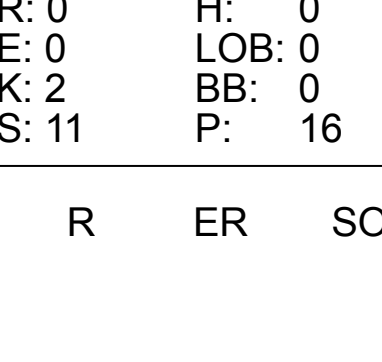






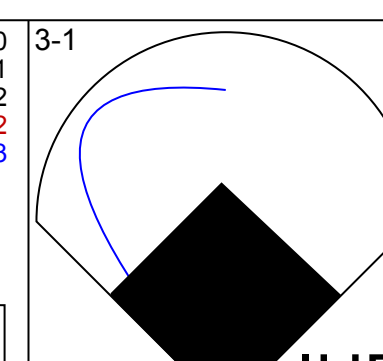
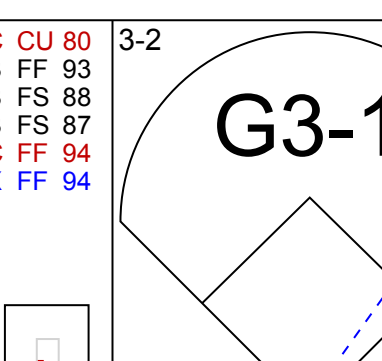
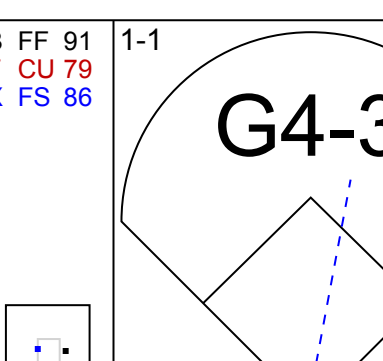
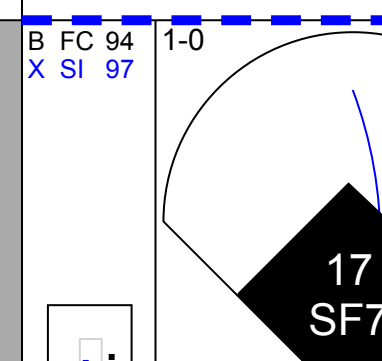
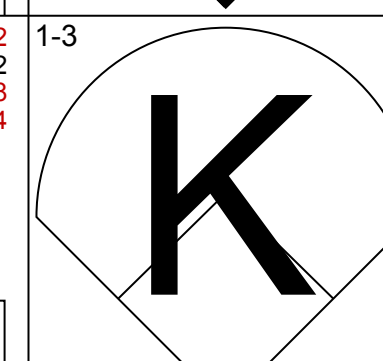

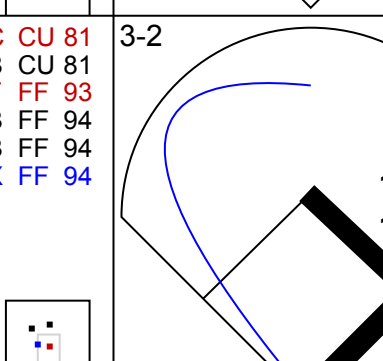
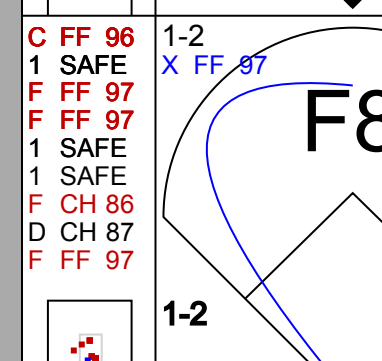
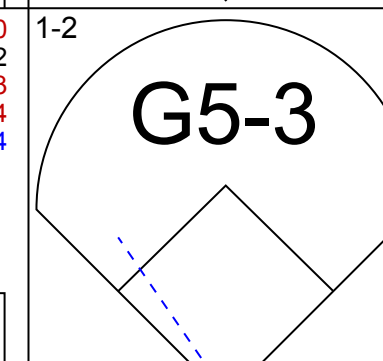

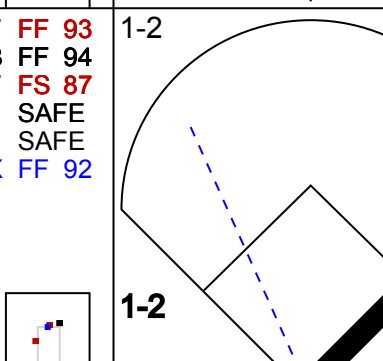
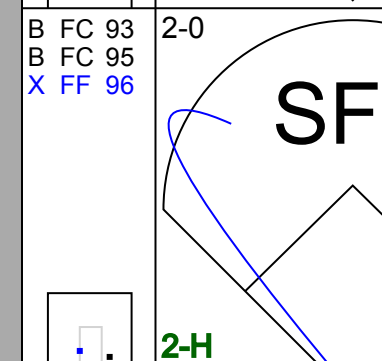
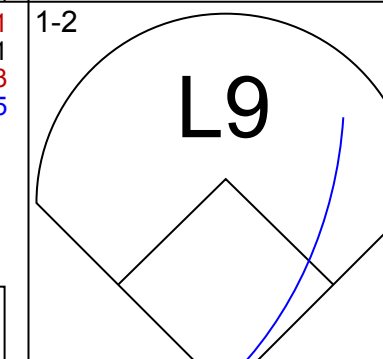

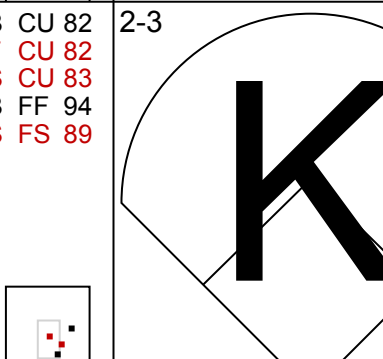
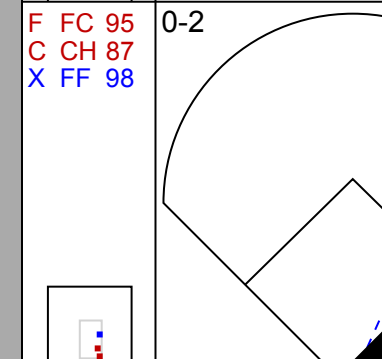

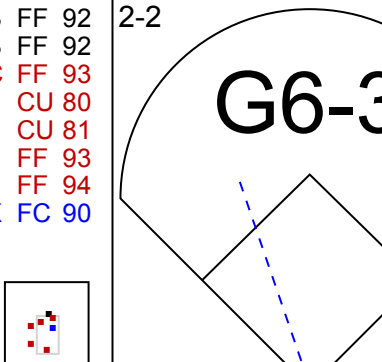
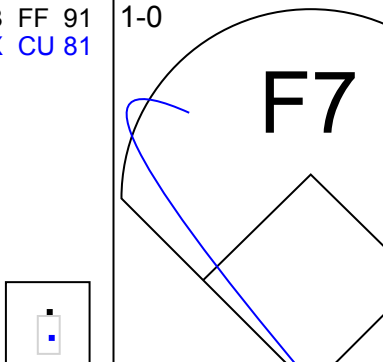
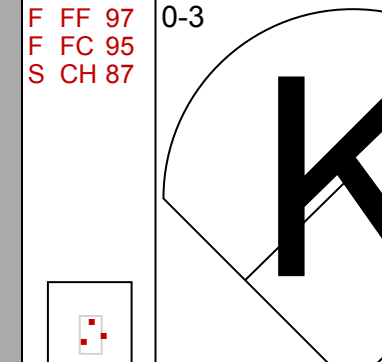

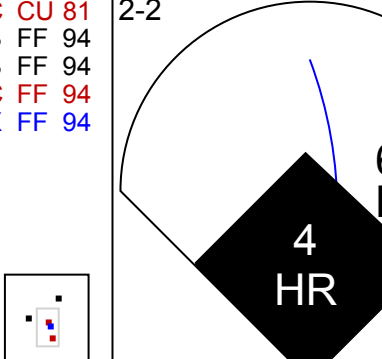



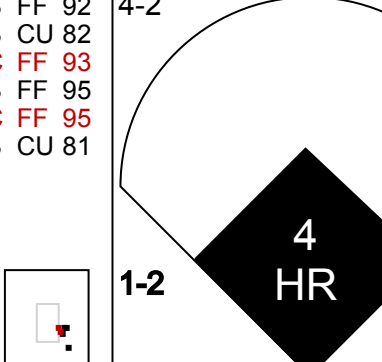



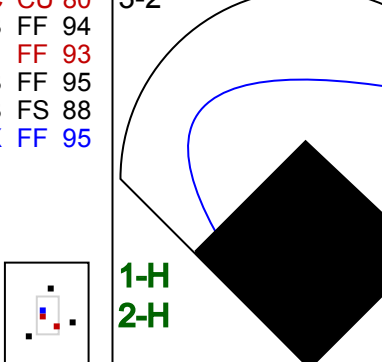


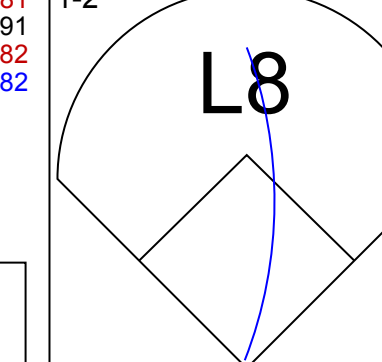

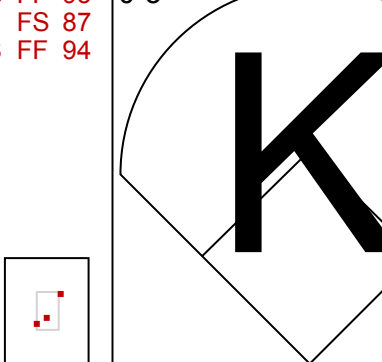



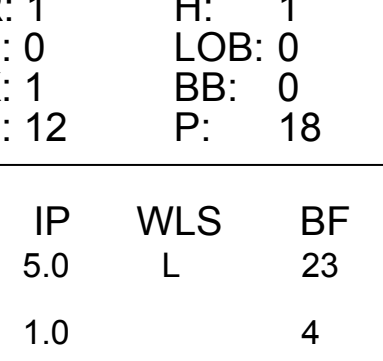
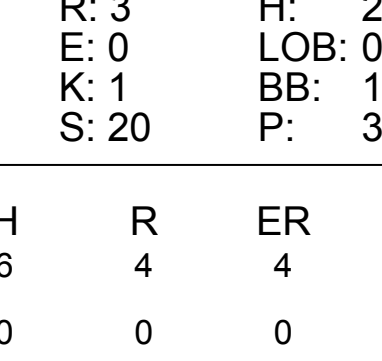
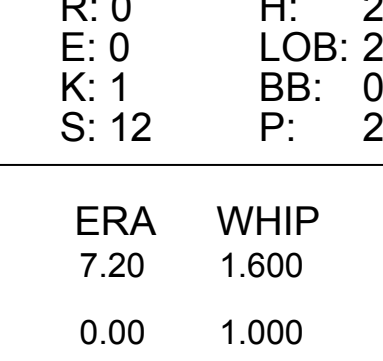
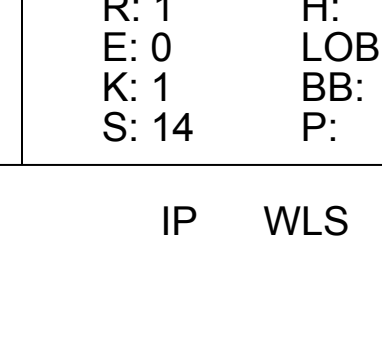
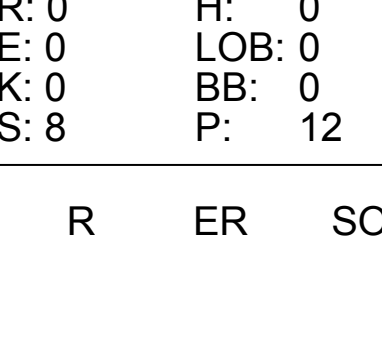

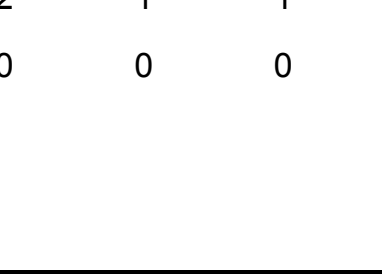




Batter	1	2	3	4	5	6	7	8	9	AB	R	H	RBI	BB	SO	LOB	TOP								
9 Tommy La Stella, L OBP: 0.350, SLG: 0.498										5	0	2	2	0	2	1	<b>Los Angeles Angels @ St. Louis Cardinals</b> Busch Stadium, St. Louis, MO Sun Jun 23 2019, 6:11 PM - 9:51 PM CDT Att: 47,114 - Overcast - 73 F								
31 Ty Buttrey, L										0	0	0	0	0	0	0									
20 Jonathan Lucroy, R OBP: 0.315, SLG: 0.362										1	0	0	0	0	1	3									
65 Jake Jewell, R										0	0	0	0	0	0	0									
57 Hansel Robles, R										0	0	0	0	0	0	0									
27 Mike Trout, R OBP: 0.466, SLG: 0.642										6	1	2	0	0	2	7									
8 Justin Upton, R OBP: 0.379, SLG: 0.680										3	0	1	0	2	1	1									
18 Brian Goodwin, L OBP: 0.349, SLG: 0.459										0	1	0	0	0	0	0									
56 Kole Calhoun, L OBP: 0.325, SLG: 0.469										5	1	2	0	0	1	2									
5 Albert Pujols, R OBP: 0.309, SLG: 0.448										5	0	2	0	0	0	6									
6 David Fletcher, R OBP: 0.346, SLG: 0.411										4	2	2	2	1	1	1									
4 Luis Rengifo, S OBP: 0.314, SLG: 0.357										3	0	0	0	2	0	2									
13 Dustin Garneau, R OBP: 0.436, SLG: 0.385										5	1	2	1	0	1	2									
45 Tyler Skaggs, L ERA: 4.33										1	0	0	0	1	0	0									
17 Shohel Ohtani, L ERA: 4.1										1	0	1	0	0	0	0									
36 Justin Anderson, L ERA: 2.41										0	0	0	0	0	0	0									
32 Cam Bedrosian, R ERA: 2.41										0	0	0	0	0	0	0									
41 Justin Bour, L ERA: 2.45										1	0	1	0	0	0	0									
19 Wilfredo Tovar, R ERA: 10.0										0	0	0	1	1	0	0									
<b>Inning Stats</b>	R: 0 E: 0 K: 1 S: 11	H: 2 LOB: 2 BB: 0 P: 17	R: 1 E: 0 K: 1 S: 15	H: 2 LOB: 2 BB: 1 P: 24	R: 0 E: 0 K: 0 S: 17	H: 2 LOB: 2 BB: 1 P: 26	R: 0 E: 0 K: 1 S: 8	H: 0 LOB: 0 BB: 0 P: 14	R: 0 E: 0 K: 1 S: 6	H: 1 LOB: 1 BB: 0 P: 9	R: 1 E: 0 K: 1 S: 13	H: 2 LOB: 2 BB: 2 P: 28	R: 0 E: 0 K: 1 S: 10	H: 1 LOB: 1 BB: 0 P: 16	R: 0 E: 0 K: 1 S: 7	H: 1 LOB: 3 BB: 3 P: 47	1B: 14 HR: 0	SF: 0 SAC: 0 DP: 1 HBP: 0	WP: 0 PB: 0 SB: 0 CS: 0	PA: 47					
<b>PITCHER</b>	IP: 5.0 WLS: 0 BF: 23	H: 7 R: 1 ER: 1 SO: 4	BB: 2 IBB: 0 HBP: 0 BLK: 0	WP: 0 HR: 0 S: 6 P: 9	ERA: 1.80 WHIP: 1.800	IP: 0.2 WLS: 0 BF: 3	H: 0 R: 0 ER: 0 SO: 2	BB: 1 IBB: 0 HBP: 0 BLK: 0	WP: 0 HR: 0 S: 8 P: 16	ERA: 0.00 WHIP: 1.500	IP: 6.1 WLS: 0 BF: 27	H: 17 R: 0 ER: 0 SO: 17	BB: 2 IBB: 0 HBP: 0 BLK: 0	WP: 0 HR: 0 S: 13 P: 28	ERA: 0.00 WHIP: 1.800	IP: 1.0 WLS: 0 BF: 4	H: 0 R: 0 ER: 0 SO: 0	BB: 0 IBB: 0 HBP: 0 BLK: 0	WP: 0 HR: 0 S: 16 P: 10	ERA: 0.00 WHIP: 1.000	IP: 0.1 WLS: 0 BF: 7	H: 4 R: 0 ER: 0 SO: 0	BB: 3 IBB: 0 HBP: 0 BLK: 0	WP: 0 HR: 0 S: 14 P: 31	ERA: 108.00 WHIP: 18.000

Batter	1	2	3	4	5	6	7	8	9	AB	R	H	RBI	BB	SO	LOB	BOTTOM								
13 Matt Carpenter, L OBP: 0.329, SLG: 0.380										5	0	1	0	0	1	4	<b>Los Angeles Angels @ St. Louis Cardinals</b> Busch Stadium, St. Louis, MO Sun Jun 23 2019, 6:11 PM - 9:51 PM CDT Att: 47,114 - Overcast - 73 F								
12 Paul DeJong, R OBP: 0.353, SLG: 0.472										5	0	0	0	0	1	4									
46 Paul Goldschmidt, R OBP: 0.345, SLG: 0.426										4	0	0	0	0	1	0									
23 Marcell Ozuna, R OBP: 0.324, SLG: 0.512										4	0	0	0	0	2	0									
38 José Martínez, R OBP: 0.358, SLG: 0.408										4	1	1	1	0	1	0									
4 Yadier Molina, R OBP: 0.295, SLG: 0.384										4	1	2	0	0	1	0									
48 Harrison Bader, R OBP: 0.328, SLG: 0.394										3	1	0	0	1	0	1									
16 Kolten Wong, L OBP: 0.330, SLG: 0.379										4	1	2	2	0	0	0									
39 Miles Mikolas, R ERA: 4.33										1	0	1	0	0	0	0									
34 Yairo Muñoz, R ERA: 4.33										0	0	0	0	0	0	0									
80 John Gant, R ERA: 2.4										0	0	0	0	0	0	0									
65 Giovanni Gallegos, R ERA: 2.6										0	0	0	0	0	0	0									
53 John Gant, R ERA: 2.4										0	0	0	0	0	0	0									
81 Genesis Cabrera, L ERA: 10.0										1	0	1	0	0	0	0									
<b>Inning Stats</b>	R: 0 E: 0 K: 1 S: 7	H: 0 LOB: 0 BB: 0 P: 10	R: 0 E: 0 K: 1 S: 10	H: 1 LOB: 1 BB: 0 P: 15	R: 0 E: 0 K: 0 S: 8	H: 1 LOB: 1 BB: 0 P: 9	R: 0 E: 0 K: 1 S: 12	H: 0 LOB: 0 BB: 0 P: 16	R: 0 E: 0 K: 0 S: 14	H: 2 LOB: 2 BB: 0 P: 20	R: 0 E: 0 K: 2 S: 8	H: 0 LOB: 0 BB: 0 P: 13	R: 0 E: 0 K: 1 S: 8	H: 0 LOB: 0 BB: 0 P: 12	R: 0 E: 0 K: 1 S: 14	H: 1 LOB: 1 BB: 0 P: 19	R: 4 E: 0 K: 0 S: 21	H: 5 LOB: 2 BB: 1 P: 35	1B: 7 HR: 1	SF: 0 SAC: 0 DP: 0 HBP: 0	WP: 0 PB: 0 SB: 0 CS: 0	PA: 38			
<b>PITCHER</b>	IP: 5.0 WLS: 0 BF: 19	H: 4 R: 0 ER: 0 SO: 3	BB: 0 IBB: 0 HBP: 0 BLK: 0	WP: 0 HR: 0 S: 5 P: 7	ERA: 0.00 WHIP: 0.800	IP: 0.1 WLS: 0 BF: 4	H: 3 R: 1 ER: 1 SO: 0	BB: 0 IBB: 0 HBP: 0 BLK: 0	WP: 0 HR: 0 S: 8 P: 12	ERA: 27.00 WHIP: 9.000	IP: 0.1 WLS: 0 BF: 5	H: 3 R: 0 ER: 0 SO: 0	BB: 0 IBB: 0 HBP: 0 BLK: 0	WP: 0 HR: 0 S: 13 P: 23	ERA: 40.50 WHIP: 4.500	IP: 0.2 WLS: 0 BF: 3	H: 0 R: 0 ER: 0 SO: 2	BB: 1 IBB: 0 HBP: 0 BLK: 0	WP: 0 HR: 0 S: 16 P: 10	ERA: 0.00 WHIP: 1.500	IP: 0.2 WLS: 0 BF: 3	H: 0 R: 0 ER: 0 SO: 0	BB: 0 IBB: 0 HBP: 0 BLK: 0	WP: 0 HR: 0 S: 8 P: 16	ERA: 108.00 WHIP: 18.000



Batter	1	2	3	4	5	6	7	8	9	AB	R	H	RBI	BB	SO	LOB	TOP					
15 Nick Senzel, R OBP: 0.328, SLG: 0.492										4	0	1	0	0	2	0	<b>Cincinnati Reds @ Los Angeles Angels</b> Angel Stadium, Anaheim, CA Tue Jun 25 2019, 7:09 PM - 10:04 PM PDT Att: 37,260 - Overcast - 65 F					
19 Joey Votto, L OBP: 0.358, SLG: 0.418										3	1	1	1	1	0	0						
7 Eugenio Suárez, R OBP: 0.328, SLG: 0.466										2	0	1	0	2	1	2						
66 Yasiel Puig, R OBP: 0.283, SLG: 0.456										3	0	0	0	0	1	4						
22 Derek Dietrich, L OBP: 0.337, SLG: 0.580										1	0	0	0	0	0	1						
4 Jose Iglesias, R OBP: 0.336, SLG: 0.421										4	0	2	0	0	0	1						
6 Phillip Ervin, R OBP: 0.306, SLG: 0.290										3	0	1	0	0	1	0						
33 Jesse Winker, L OBP: 0.333, SLG: 0.463										1	0	0	0	0	1	2						
9 José Peraza, R OBP: 0.270, SLG: 0.343										4	0	1	0	0	1	2						
12 Curt Casali, R OBP: 0.344, SLG: 0.431										2	0	0	0	1	2	1						
52 Kyle Farmer, R OBP: 0.283, SLG: 0.449										3	0	0	0	0	1	1						
<b>Inning Stats</b>	R: 1 E: 0 K: 1 S: 14	H: 3 LOB: 2 BB: 1 P: 22	R: 0 E: 0 K: 1 S: 8	H: 1 LOB: 0 BB: 1 P: 14	R: 0 E: 0 K: 1 S: 8	H: 1 LOB: 1 BB: 1 P: 15	R: 0 E: 0 K: 1 S: 14	H: 0 LOB: 0 BB: 0 P: 20	R: 0 E: 0 K: 0 S: 14	H: 0 LOB: 1 BB: 1 P: 22	R: 0 E: 0 K: 1 S: 9	H: 0 LOB: 1 BB: 1 P: 14	R: 0 E: 0 K: 2 S: 7	H: 0 LOB: 0 BB: 0 P: 10	R: 0 E: 0 K: 2 S: 11	H: 0 LOB: 0 BB: 0 P: 16	R: 0 E: 0 K: 1 S: 10	H: 2 LOB: 2 BB: 0 P: 15	1B: 4 2B: 2 3B: 0 HR: 1	SF: 0 SAC: 0 DP: 2 HBP: 0	WP: 0 PB: 0 SB: 0 CS: 1	PA: 34
<b>PITCHER</b>	IP WLS BF H R ER SO BB IBB HBP BLK WP HR S P ERA WHIP																					
28 Andrew Heaney, L ERA: 4.99	(1.1) 5.1 W 21 5 1 1 4 4 0 0 0 0 0 1 61 101 1.69 1.688																					
24 Noé Ramirez, R ERA: 2.95	(6.1) 1.2 H 5 0 0 0 3 0 0 0 0 0 0 0 13 16 0.00 0.000																					
31 Ty Buttrey, R ERA: 2.39	(8.1) 1.0 3 0 0 0 2 0 0 0 0 0 0 0 11 16 0.00 0.000																					
57 Hansel Robles, R ERA: 3.19	(9.1) 1.0 5 2 0 0 1 0 0 0 0 0 0 0 10 15 0.00 2.000																					

Batter	1	2	3	4	5	6	7	8	9	AB	R	H	RBI	BB	SO	LOB	BOTTOM					
9 Tommy La Stella, L OBP: 0.352, SLG: 0.510										4	1	2	1	0	0	0	<b>Cincinnati Reds @ Los Angeles Angels</b> Angel Stadium, Anaheim, CA Tue Jun 25 2019, 7:09 PM - 10:04 PM PDT Att: 37,260 - Overcast - 65 F					
19 Wilfredo Tovar, R OBP: 0.283, SLG: 0.293										4	0	1	0	0	1	1						
27 Mike Trout, R OBP: 0.483, SLG: 0.636										4	0	1	0	0	1	1						
17 Shohel Ohtani, L OBP: 0.339, SLG: 0.490										3	0	1	1	0	0	0						
8 Justin Upton, R OBP: 0.364, SLG: 0.621										4	0	1	0	0	1	2						
18 Brian Goodwin, L OBP: 0.349, SLG: 0.459										0	0	0	0	0	0	0						
56 Kole Calhoun, L OBP: 0.321, SLG: 0.462										4	0	0	0	0	2	3						
5 Albert Pujols, R OBP: 0.309, SLG: 0.445										4	1	1	0	0	0	0						
6 David Fletcher, R OBP: 0.352, SLG: 0.411										2	1	1	0	2	0	0						
4 Luis Rengifo, S OBP: 0.319, SLG: 0.378										3	1	1	3	1	0	1						
20 Jonathan Lucroy, R OBP: 0.311, SLG: 0.357										3	0	0	0	0	1	3						
<b>Inning Stats</b>	R: 1 E: 0 K: 1 S: 12	H: 1 LOB: 0 BB: 0 P: 18	R: 3 E: 0 K: 1 S: 20	H: 2 LOB: 1 BB: 1 P: 34	R: 0 E: 0 K: 0 S: 6	H: 0 LOB: 0 BB: 0 P: 10	R: 0 E: 0 K: 1 S: 13	H: 1 LOB: 2 BB: 1 P: 21	R: 0 E: 0 K: 1 S: 12	H: 2 LOB: 0 BB: 0 P: 20	R: 0 E: 0 K: 0 S: 6	H: 0 LOB: 1 BB: 1 P: 12	R: 1 E: 0 K: 1 S: 14	H: 2 LOB: 1 BB: 0 P: 18	R: 0 E: 0 K: 0 S: 8	H: 0 LOB: 0 BB: 0 P: 12	R: 0 E: 0 K: 0 S: 8	H: 0 LOB: 0 BB: 0 P: 12	1B: 6 2B: 0 3B: 0 HR: 2	SF: 1 SAC: 0 DP: 0 HBP: 0	WP: 0 PB: 0 SB: 0 CS: 0	PA: 35
<b>PITCHER</b>	IP WLS BF H R ER SO BB IBB HBP BLK WP HR S P ERA WHIP																					
30 Tyler Mahle, R ERA: 4.38	(1.1) 5.0 L 23 6 4 4 4 2 0 0 0 0 0 0 1 63 103 7.20 1.600																					
48 Jared Hughes, R ERA: 2.91	(6.1) 1.0 4 0 0 0 0 1 0 0 0 0 0 0 6 12 0.00 1.000																					
21 Michael Lorenzen, R ERA: 3.12	(7.1) 1.0 5 2 1 1 1 0 0 0 0 0 0 0 14 18 9.00 2.000																					
67 Matt Bowman, R ERA: 2.51	(8.1) 1.0 3 0 0 0 0 0 0 0 0 0 0 0 8 12 0.00 0.000																					




Batter	1	2	3	4	5	6	7	8	9	AB	R	H	RBI	BB	SO	LOB	TOP				
33 Jesse Winker, L OBP: 0.332, SLG: 0.463	L8		K			G3		G4-3		4	0	1	0	0	1	2					
19 Joey Votto, L OBP: 0.353, SLG: 0.411	F9		K			G3		E7		4	0	0	0	0	1	3					
7 Eugenio Suárez, R OBP: 0.324, SLG: 0.460	G5-3				F9			L3		4	0	0	0	0	0	2					
22 Derek Dietrich, L OBP: 0.350, SLG: 0.567		K			K			L3		4	0	0	0	0	3	2					
15 Nick Senzel, R OBP: 0.327, SLG: 0.486		K			G6-3					4	0	1	0	0	2	0					
66 Yasiel Puig, R OBP: 0.282, SLG: 0.464										4	1	1	1	0	2	1					
4 Jose Iglesias, R OBP: 0.335, SLG: 0.419										4	0	1	0	0	0	1					
12 Curt Casali, R OBP: 0.351, SLG: 0.432										2	0	1	0	1	0	0					
9 José Peraza, R OBP: 0.266, SLG: 0.338										3	0	0	0	0	0	4					
<b>Inning Stats</b>	R: 0 E: 0 K: 0 S: 7	H: 0 LOB: 0 BB: 0 P: 14	R: 0 E: 0 K: 3 S: 10	H: 0 LOB: 0 BB: 0 P: 15	R: 0 E: 0 K: 2 S: 13	H: 2 LOB: 2 BB: 0 P: 21	R: 0 E: 0 K: 1 S: 8	H: 0 LOB: 0 BB: 0 P: 11	R: 1 E: 0 K: 0 S: 10	H: 1 LOB: 0 BB: 0 P: 14	R: 0 E: 0 K: 0 S: 8	H: 1 LOB: 2 BB: 1 P: 14	R: 0 E: 0 K: 0 S: 11	H: 0 LOB: 0 BB: 0 P: 16	R: 0 E: 0 K: 2 S: 10	H: 0 LOB: 0 BB: 0 P: 15	1B: 3 2B: 1 3B: 0 HR: 1	SF: 0 SAC: 0 DP: 0 HBP: 0	WP: 0 PB: 0 SB: 1 CS: 0	PA: 34	
<b>PITCHER</b>	IP	WLS	BF	H	R	ER	SO	BB	IBB	HBP	BLK	WP	HR	S	P	ERA	WHIP				
51 Jaime Barria, R ERA: 5.55	5.0		18	3	1	1	6	0	0	0	0	0	1	48	75	1.80	0.600				
53 Trevor Cahill, R ERA: 6.94	2.0		9	2	0	0	0	1	0	0	0	0	0	15	28	0.00	1.500				
32 Cam Bedrosian, R ERA: 2.35	1.0	W	4	0	0	0	1	0	0	0	0	0	0	11	16	0.00	0.000				
31 Ty Buttrey, R ERA: 2.33	1.0		3	0	0	0	2	0	0	0	0	0	0	10	15	0.00	0.000				

Cincinnati Reds @ Los Angeles Angels  
Angel Stadium, Anaheim, CA  
Wed Jun 26 2019, 5:09 PM - 7:51 PM PDT  
Att: 35,272 - Clear - 73 F

livebaseballscorecards.com

AB 33  
R 1  
H 5  
RBI 1  
BB 1  
SO 9  
LOB 15




Batter	1	2	3	4	5	6	7	8	9	AB	R	H	RBI	BB	SO	LOB	BOTTOM				
9 Tommy La Stella, L OBP: 0.347, SLG: 0.502	G3		F7			G4-6-3		G3		4	0	0	0	0	2						
27 Mike Trout, R OBP: 0.341, SLG: 0.629	P3		G6-3							3	1	0	0	1	1	0					
17 Shohel Ohtani, L OBP: 0.354, SLG: 0.506	1B									3	1	3	0	1	0	0					
8 Justin Upton, R OBP: 0.378, SLG: 0.594	1B									3	0	1	0	1	0	3					
56 Kole Calhoun, L OBP: 0.321, SLG: 0.462	1B									0	0	0	0	0	0	0					
18 Brian Goodwin, L OBP: 0.343, SLG: 0.451	G4-3									4	0	0	0	0	3	7					
6 David Fletcher, R OBP: 0.350, SLG: 0.409			K			G6-3				4	1	1	1	0	1	3					
41 Justin Bour, L OBP: 0.272, SLG: 0.430			K							4	2	2	4	0	2	0					
4 Luis Rengifo, S OBP: 0.311, SLG: 0.367			K							4	0	0	0	0	2	0					
13 Dustin Garneau, R OBP: 0.429, SLG: 0.357			P3							2	0	0	0	1	0	0					
<b>Inning Stats</b>	R: 0 E: 0 K: 0 S: 11	H: 2 LOB: 2 BB: 0 P: 13	R: 0 E: 0 K: 3 S: 10	H: 0 LOB: 0 BB: 0 P: 15	R: 0 E: 0 K: 0 S: 7	H: 0 LOB: 0 BB: 0 P: 12	R: 0 E: 0 K: 1 S: 12	H: 1 LOB: 1 BB: 0 P: 20	R: 1 E: 1 K: 1 S: 9	H: 1 LOB: 0 BB: 0 P: 16	R: 0 E: 0 K: 2 S: 14	H: 0 LOB: 2 BB: 2 P: 26	R: 0 E: 0 K: 1 S: 12	H: 0 LOB: 1 BB: 1 P: 20	R: 4 E: 1 K: 1 S: 16	H: 3 LOB: 0 BB: 1 P: 30	1B: 4 2B: 1 3B: 0 HR: 2	SF: 0 SAC: 0 DP: 1 HBP: 0	WP: 0 PB: 0 SB: 1 CS: 0	PA: 35	
<b>PITCHER</b>	IP	WLS	BF	H	R	ER	SO	BB	IBB	HBP	BLK	WP	HR	S	P	ERA	WHIP				
35 Tanner Roark, R ERA: 3.36	5.1		22	4	1	1	6	2	0	0	0	0	0	57	95	1.69	1.125				
50 Amir Garrett, L ERA: 1.5	1.2		6	0	0	0	2	1	0	0	0	0	0	18	27	0.00	0.600				
26 Raisel Iglesias, R ERA: 3.86	1.0	L	7	3	4	4	1	1	0	0	0	0	1	16	30	36.00	4.000				

Cincinnati Reds @ Los Angeles Angels  
Angel Stadium, Anaheim, CA  
Wed Jun 26 2019, 5:09 PM - 7:51 PM PDT  
Att: 35,272 - Clear - 73 F

livebaseballscorecards.com

AB 31  
R 5  
H 7  
RBI 5  
BB 4  
SO 9  
LOB 15









Batter	1	2	3	4	5	6	7	8	9	AB	R	H	RBI	BB	SO	LOB	TOP			
10 Marcus Semien, R OBP: 0.353, SLG: 0.434										4	1	1	0	1	2	0	<b>Oakland Athletics @ Los Angeles Angels</b> Angel Stadium, Anaheim, CA Fri Jun 28 2019, 7:09 PM - 10:24 PM PDT Att: 41,913 - Clear - 75 F			
20 Mark Canha, R OBP: 0.366, SLG: 0.521										4	3	2	2	1	0	1				
26 Matt Chapman, R OBP: 0.353, SLG: 0.526										3	1	0	0	1	2	1				
28 Matt Olson, L OBP: 0.343, SLG: 0.571										3	2	3	5	1	0	0				
22 Ramón Laureano, R OBP: 0.304, SLG: 0.443										3	0	0	0	1	2	1				
25 Stephen Piscotty, R OBP: 0.302, SLG: 0.350										4	0	0	0	0	2	3				
8 Robbie Grossman, S OBP: 0.328, SLG: 0.382										3	0	0	0	1	1	3				
23 Jurickson Profar, S OBP: 0.275, SLG: 0.374										4	0	0	0	0	1	1				
19 Josh Phegley, R OBP: 0.296, SLG: 0.468										4	0	0	0	0	1	0				
<b>Inning Stats</b>	R: 2 H: 1 E: 0 K: 3 S: 16	H: 1 LOB: 0 BB: 1 P: 26	R: 0 H: 0 E: 0 K: 2 S: 9	H: 0 LOB: 0 BB: 0 P: 11	R: 3 H: 2 E: 0 K: 3 S: 17	H: 2 LOB: 0 BB: 1 P: 27	R: 0 H: 0 E: 0 K: 1 S: 7	H: 0 LOB: 0 BB: 1 P: 12	R: 0 H: 0 E: 0 K: 0 S: 6	H: 0 LOB: 0 BB: 2 P: 26	R: 2 H: 2 E: 0 K: 1 S: 13	H: 2 LOB: 0 BB: 0 P: 21	R: 0 H: 1 E: 0 K: 0 S: 9	H: 1 LOB: 1 BB: 0 P: 12	R: 0 H: 0 E: 0 K: 0 S: 8	H: 0 LOB: 1 BB: 1 P: 14		1B: 3 2B: 0 3B: 0 HR: 3	SF: 0 SAC: 0 DP: 0 HBP: 0	WP: 2 PB: 2 SB: 0 CS: 1
<b>PITCHER</b>	IP WLS BF H R ER SO BB IBB HBP BLK WP HR S P ERA WHIP	IP WLS BF H R ER SO BB IBB HBP BLK WP HR S P ERA WHIP	<b>PITCHER</b>																	
24 Noé Ramirez, R ERA: 3.32	1.0	L	5	1	2	2	3	1	0	0	0	0	0	1	16	26	18.00	2.000		
64 Félix Peña, R ERA: 4.73	5.0		20	2	3	3	7	4	0	0	0	1	1	53	85	5.40	1.200			
39 Luke Bard, R ERA: 5.47	1.0		5	2	2	2	1	0	0	0	1	1	1	13	21	18.00	2.000			
40 Luis García, R ERA: 4.2	1.0		4	1	0	0	0	0	0	0	0	0	0	9	12	0.00	1.000			
38 Justin Anderson, R ERA: 3.77	1.0		4	0	0	0	0	1	0	0	0	0	0	8	14	0.00	1.000			
<b>Batter</b>	<b>1</b>	<b>2</b>	<b>3</b>	<b>4</b>	<b>5</b>	<b>6</b>	<b>7</b>	<b>8</b>	<b>9</b>	<b>AB</b>	<b>R</b>	<b>H</b>	<b>RBI</b>	<b>BB</b>	<b>SO</b>	<b>LOB</b>	<b>BOTTOM</b>			
9 Tommy La Stella, L OBP: 0.349, SLG: 0.496										5	0	2	0	0	0	1	<b>Oakland Athletics @ Los Angeles Angels</b> Angel Stadium, Anaheim, CA Fri Jun 28 2019, 7:09 PM - 10:24 PM PDT Att: 41,913 - Clear - 75 F			
27 Mike Trout, R OBP: 0.358, SLG: 0.614										4	0	0	0	0	1	3				
17 Shohel Ohtani, L OBP: 0.360, SLG: 0.530										4	1	3	0	0	0	1				
56 Kole Calhoun, L OBP: 0.319, SLG: 0.465										4	0	0	0	0	2	4				
5 Albert Pujols, R OBP: 0.307, SLG: 0.439										4	0	1	1	0	0	2				
18 Brian Goodwin, L OBP: 0.338, SLG: 0.442										4	0	0	0	0	1	3				
6 David Fletcher, R OBP: 0.356, SLG: 0.410										2	1	1	0	2	0	0				
4 Luis Rengifo, S OBP: 0.320, SLG: 0.374										4	0	1	0	0	0	3				
20 Jonathan Lucroy, R OBP: 0.309, SLG: 0.352										3	0	0	1	0	0	2				
<b>Inning Stats</b>	R: 0 H: 1 E: 0 K: 0 S: 8	H: 1 LOB: 0 BB: 0 P: 11	R: 0 H: 1 E: 0 K: 0 S: 9	H: 1 LOB: 0 BB: 0 P: 12	R: 0 H: 0 E: 0 K: 0 S: 8	H: 0 LOB: 0 BB: 0 P: 14	R: 0 H: 1 E: 0 K: 1 S: 9	H: 1 LOB: 1 BB: 0 P: 12	R: 0 H: 2 E: 0 K: 3 S: 17	H: 2 LOB: 1 BB: 0 P: 26	R: 0 H: 2 E: 0 K: 0 S: 12	H: 2 LOB: 2 BB: 0 P: 16	R: 0 H: 1 E: 0 K: 0 S: 9	H: 1 LOB: 1 BB: 0 P: 12	R: 1 H: 0 E: 0 K: 0 S: 10	H: 0 LOB: 0 BB: 1 P: 18		1B: 7 2B: 1 3B: 0 HR: 0	SF: 1 SAC: 0 DP: 0 HBP: 0	WP: 1 PB: 1 SB: 0 CS: 0
<b>PITCHER</b>	IP WLS BF H R ER SO BB IBB HBP BLK WP HR S P ERA WHIP	IP WLS BF H R ER SO BB IBB HBP BLK WP HR S P ERA WHIP	<b>PITCHER</b>																	
50 Mike Fiers, R ERA: 4.01	6.2	W	27	6	1	1	4	1	0	0	0	0	0	0	70	104	1.35	1.050		
61 Wei-Chung Wang, L ERA: 1.6	0.0		1	1	0	0	0	0	0	0	0	0	0	4	5	∞	∞			
36 Yusmeiro Petit, R ERA: 2.58	0.1		1	0	0	0	0	0	0	0	0	0	0	1	2	0.00	0.000			
52 Ryan Buchter, L ERA: 3.52	1.0		4	1	0	0	0	0	0	0	0	0	0	9	12	0.00	1.000			
62 Lou Trivino, R ERA: 4.74	1.0		4	0	1	0	0	1	0	0	0	0	0	10	18	0.00	1.000			



Batter	1	2	3	4	5	6	7	8	9	AB	R	H	RBI	BB	SO	LOB	TOP					
10 Marcus Semien, R OBP: 0.391, SLG: 0.434	G4-3		G5-3				G4-6-3		F8	5	1	1	1	0	0	2	<b>Oakland Athletics @ Los Angeles Angels</b> Angel Stadium, Anaheim, CA Sat Jun 29 2019, 7:09 PM - 9:53 PM PDT Att: 41,447 - Partly Cloudy - 76 F <a href="http://livebaseballscorecards.com">livebaseballscorecards.com</a>					
26 Matt Chapman, R OBP: 0.355, SLG: 0.533	BB		K				L5			3	1	1	2	1	1	0						
28 Matt Olson, L OBP: 0.336, SLG: 0.559	F9			L8			K		K	4	0	0	0	0	2	1						
20 Mark Canha, R OBP: 0.364, SLG: 0.514	K				L8		G5-3		E6	4	0	1	0	0	1	1						
18 Chad Pinder, R OBP: 0.301, SLG: 0.453		K		FC4			K		G5-3	4	0	0	0	0	2	2						
22 Ramon Laureano, R OBP: 0.304, SLG: 0.439		K			F7				K	3	0	0	0	1	2	1						
25 Stephen Piscotty, R OBP: 0.306, SLG: 0.591										2	0	1	0	1	0	3						
8 Robbie Grossman, S OBP: 0.331, SLG: 0.385										1	0	1	0	0	0	0						
23 Jurickson Profar, S OBP: 0.277, SLG: 0.377										3	2	1	0	1	2	2						
19 Josh Phegley, R OBP: 0.300, SLG: 0.469										4	0	2	1	0	0	1						
<b>Inning Stats</b>	R: 0 H: 0 E: 0 K: 1 S: 14	H: 0 LOB: 1 BB: 1 P: 23	R: 0 H: 0 E: 0 K: 3 S: 10	H: 0 LOB: 1 BB: 1 P: 16	R: 0 H: 0 E: 0 K: 1 S: 9	H: 0 LOB: 0 BB: 0 P: 13	R: 0 H: 1 E: 1 K: 0 S: 13	H: 2 LOB: 2 BB: 1 P: 27	R: 3 H: 2 E: 0 K: 1 S: 12	H: 1 LOB: 1 BB: 0 P: 12	R: 1 H: 2 E: 0 K: 0 S: 15	H: 2 LOB: 0 BB: 0 P: 19	R: 0 H: 0 E: 1 K: 2 S: 9	H: 0 LOB: 1 BB: 0 P: 16	R: 0 H: 2 E: 0 K: 1 S: 11	H: 2 LOB: 1 BB: 0 P: 19	1B: 5 2B: 2 3B: 0 HR: 1	SF: 0 SAC: 0 DP: 2 HBP: 0	WP: 0 PB: 0 SB: 0 CS: 1	PA: 37		
<b>PITCHER</b>	IP WLS BF H R ER SO BB IBB HBP BLK WP HR S P ERA WHIP	IP WLS BF H R ER SO BB IBB HBP BLK WP HR S P ERA WHIP	IP WLS BF H R ER SO BB IBB HBP BLK WP HR S P ERA WHIP	IP WLS BF H R ER SO BB IBB HBP BLK WP HR S P ERA WHIP	IP WLS BF H R ER SO BB IBB HBP BLK WP HR S P ERA WHIP	IP WLS BF H R ER SO BB IBB HBP BLK WP HR S P ERA WHIP	IP WLS BF H R ER SO BB IBB HBP BLK WP HR S P ERA WHIP	IP WLS BF H R ER SO BB IBB HBP BLK WP HR S P ERA WHIP	IP WLS BF H R ER SO BB IBB HBP BLK WP HR S P ERA WHIP	IP WLS BF H R ER SO BB IBB HBP BLK WP HR S P ERA WHIP	IP WLS BF H R ER SO BB IBB HBP BLK WP HR S P ERA WHIP	IP WLS BF H R ER SO BB IBB HBP BLK WP HR S P ERA WHIP	IP WLS BF H R ER SO BB IBB HBP BLK WP HR S P ERA WHIP	IP WLS BF H R ER SO BB IBB HBP BLK WP HR S P ERA WHIP	IP WLS BF H R ER SO BB IBB HBP BLK WP HR S P ERA WHIP	IP WLS BF H R ER SO BB IBB HBP BLK WP HR S P ERA WHIP	IP WLS BF H R ER SO BB IBB HBP BLK WP HR S P ERA WHIP	IP WLS BF H R ER SO BB IBB HBP BLK WP HR S P ERA WHIP	IP WLS BF H R ER SO BB IBB HBP BLK WP HR S P ERA WHIP	IP WLS BF H R ER SO BB IBB HBP BLK WP HR S P ERA WHIP	IP WLS BF H R ER SO BB IBB HBP BLK WP HR S P ERA WHIP	IP WLS BF H R ER SO BB IBB HBP BLK WP HR S P ERA WHIP
45 Tyler Skaggs, L ERA: 4.29	4.1	L	19	2	2	2	5	4	0	0	0	1	0	0	0	0	0	1	28	39	6.75	1.500
53 Trevor Cahill, R ERA: 5.53	2.2		10	4	2	2	2	0	0	0	0	0	0	0	0	0	0	0	9	16	0.00	0.000
40 Luis Garcia, R ERA: 4.06	1.0		4	0	0	0	2	0	0	0	0	0	0	0	0	0	0	0	11	19	0.00	2.000
57 Hansel Robles, R ERA: 3.11	1.0		4	2	0	0	1	0	0	0	0	0	0	0	0	0	0	0	11	19	0.00	2.000

Batter	1	2	3	4	5	6	7	8	9	AB	R	H	RBI	BB	SO	LOB	BOTTOM					
6 David Fletcher, R OBP: 0.354, SLG: 0.405	K			G6-3					L7	3	0	0	0	1	1	0	<b>Oakland Athletics @ Los Angeles Angels</b> Angel Stadium, Anaheim, CA Sat Jun 29 2019, 7:09 PM - 9:53 PM PDT Att: 41,447 - Partly Cloudy - 76 F <a href="http://livebaseballscorecards.com">livebaseballscorecards.com</a>					
27 Mike Trout, R OBP: 0.454, SLG: 0.611	F8									3	0	1	0	1	0	1						
17 Shohel Ohtani, L OBP: 0.353, SLG: 0.518	G6-3									4	0	0	0	0	2	2						
8 Justin Upton, R OBP: 0.356, SLG: 0.525		F7								4	0	0	0	0	1	2						
2 Andrelton Simmons, R OBP: 0.322, SLG: 0.410			G5-3							3	0	1	0	0	0	0						
5 Albert Pujols, R OBP: 0.304, SLG: 0.433										3	0	0	0	0	1	1						
56 Kole Calhoun, L OBP: 0.316, SLG: 0.460										3	0	0	0	0	0	1						
4 Luis Rengifo, S OBP: 0.320, SLG: 0.380										3	0	1	0	0	0	0						
13 Dustin Garneau, R OBP: 0.405, SLG: 0.333										2	0	0	0	0	0	0						
18 Brian Goodwin, L OBP: 0.336, SLG: 0.440										1	0	0	0	0	0	1						
20 Jonathan Lucroy, R OBP: 0.309, SLG: 0.352										0	0	0	0	0	0	0						
<b>Inning Stats</b>	R: 0 H: 0 E: 0 K: 1 S: 7	H: 0 LOB: 0 BB: 0 P: 9	R: 0 H: 0 E: 0 K: 1 S: 13	H: 0 LOB: 0 BB: 0 P: 16	R: 0 H: 0 E: 0 K: 0 S: 6	H: 0 LOB: 0 BB: 0 P: 11	R: 0 H: 0 E: 0 K: 1 S: 10	H: 0 LOB: 1 BB: 1 P: 17	R: 0 H: 1 E: 0 K: 0 S: 6	H: 0 LOB: 1 BB: 1 P: 10	R: 0 H: 0 E: 0 K: 0 S: 6	H: 0 LOB: 1 BB: 1 P: 13	R: 0 H: 0 E: 0 K: 0 S: 9	H: 0 LOB: 0 BB: 0 P: 14	R: 0 H: 1 E: 0 K: 0 S: 9	H: 1 LOB: 1 BB: 0 P: 14	R: 0 H: 1 E: 0 K: 2 S: 13	H: 1 LOB: 1 BB: 0 P: 17	1B: 2 2B: 2 3B: 0 HR: 0	SF: 0 SAC: 0 DP: 1 HBP: 0	WP: 0 PB: 0 SB: 0 CS: 0	PA: 31
<b>PITCHER</b>	IP WLS BF H R ER SO BB IBB HBP BLK WP HR S P ERA WHIP	IP WLS BF H R ER SO BB IBB HBP BLK WP HR S P ERA WHIP	IP WLS BF H R ER SO BB IBB HBP BLK WP HR S P ERA WHIP	IP WLS BF H R ER SO BB IBB HBP BLK WP HR S P ERA WHIP	IP WLS BF H R ER SO BB IBB HBP BLK WP HR S P ERA WHIP	IP WLS BF H R ER SO BB IBB HBP BLK WP HR S P ERA WHIP	IP WLS BF H R ER SO BB IBB HBP BLK WP HR S P ERA WHIP	IP WLS BF H R ER SO BB IBB HBP BLK WP HR S P ERA WHIP	IP WLS BF H R ER SO BB IBB HBP BLK WP HR S P ERA WHIP	IP WLS BF H R ER SO BB IBB HBP BLK WP HR S P ERA WHIP	IP WLS BF H R ER SO BB IBB HBP BLK WP HR S P ERA WHIP	IP WLS BF H R ER SO BB IBB HBP BLK WP HR S P ERA WHIP	IP WLS BF H R ER SO BB IBB HBP BLK WP HR S P ERA WHIP	IP WLS BF H R ER SO BB IBB HBP BLK WP HR S P ERA WHIP	IP WLS BF H R ER SO BB IBB HBP BLK WP HR S P ERA WHIP	IP WLS BF H R ER SO BB IBB HBP BLK WP HR S P ERA WHIP	IP WLS BF H R ER SO BB IBB HBP BLK WP HR S P ERA WHIP	IP WLS BF H R ER SO BB IBB HBP BLK WP HR S P ERA WHIP	IP WLS BF H R ER SO BB IBB HBP BLK WP HR S P ERA WHIP	IP WLS BF H R ER SO BB IBB HBP BLK WP HR S P ERA WHIP	IP WLS BF H R ER SO BB IBB HBP BLK WP HR S P ERA WHIP	IP WLS BF H R ER SO BB IBB HBP BLK WP HR S P ERA WHIP
30 Brett Anderson, L ERA: 3.92	7.2		26	2	0	0	3	2	0	0	0	0	0	0	0	0	0	0	63	100	0.00	0.522
16 Liam Hendriks, R ERA: 1.35	1.1		5	1	0	0	2	0	0	0	0	0	0	0	0	0	0	0	16	21	0.00	0.750










Batter	1	2	3	4	5	6	7	8	9	AB	R	H	RBI	BB	SO	LOB	TOP			
6 David Fletcher, R OBP: 0.353, SLG: 0.401																				
27 Mike Trout, R OBP: 0.452, SLG: 0.599																				
8 Justin Upton, R OBP: 0.345, SLG: 0.469																				
5 Albert Pujols, R OBP: 0.304, SLG: 0.429																				
57 Hansel Robles, R																				
9 Tommy La Stella, L OBP: 0.337, SLG: 0.495																				
41 Justin Bour, L OBP: 0.294, SLG: 0.432																				
2 Andrelton Simmons, R OBP: 0.317, SLG: 0.400																				
20 Jonathan Lucroy, R OBP: 0.306, SLG: 0.348																				
56 Kole Calhoun, L OBP: 0.319, SLG: 0.471																				
4 Luis Rengifo, S OBP: 0.321, SLG: 0.370																				
18 Brian Goodwin, L OBP: 0.337, SLG: 0.434																				
17 Shohei Ohtani, L OBP: 0.359, SLG: 0.594																				
32 Cam Bedrosian, R																				
13 Dustin Garneau, R OBP: 0.385, SLG: 0.313																				
<b>Inning Stats</b>	R: 1 H: 1 E: 0 K: 0 S: 15	H: 1 LOB: 1 BB: 1 P: 25	R: 0 H: 1 E: 1 K: 0 S: 12	H: 1 LOB: 3 BB: 1 P: 24	R: 0 H: 0 E: 0 K: 2 S: 14	H: 0 LOB: 0 BB: 0 P: 18	R: 0 H: 0 E: 0 K: 2 S: 16	H: 0 LOB: 1 BB: 0 P: 22	R: 2 H: 2 E: 1 K: 1 S: 17	H: 2 LOB: 2 BB: 3 P: 36	R: 0 H: 0 E: 0 K: 2 S: 17	H: 0 LOB: 3 BB: 2 P: 30	R: 2 H: 2 E: 1 K: 1 S: 21	H: 2 LOB: 2 BB: 1 P: 33	R: 0 H: 0 E: 0 K: 1 S: 7	H: 0 LOB: 0 BB: 0 P: 13	1B: 5 2B: 2 HR: 1	SF: 1 SAC: 0 DP: 0 HBP: 2	WP: 0 PB: 0 SB: 1 CS: 0	PA: 50
<b>PITCHER</b>	IP: 4.1 WLS: 2 BF: 21 ERA: 2.54	WLS: 6 R: 2 ER: 0 SO: 4	H: 2 R: 0 ER: 0 SO: 0	H: 1 R: 0 ER: 0 SO: 0	H: 0 R: 0 ER: 0 SO: 0	H: 0 R: 0 ER: 0 SO: 0	H: 0 R: 0 ER: 0 SO: 0	H: 1 R: 0 ER: 0 SO: 14	H: 1 R: 0 ER: 0 SO: 14	H: 3 R: 0 ER: 0 SO: 19	H: 3 R: 0 ER: 0 SO: 19	H: 7 R: 1 ER: 0 SO: 1	H: 7 R: 0 ER: 0 SO: 1	H: 1 R: 0 ER: 0 SO: 1	H: 0 R: 0 ER: 0 SO: 23	H: 0 R: 0 ER: 0 SO: 35	ERA: 6.23	WHIP: 1.385	ERA: 0.00	WHIP: 0.600

Los Angeles Angels @ Texas Rangers  
Globe Life Park in Arlington, Arlington, TX  
Tue Jul 02 2019, 8:10 PM - 12:19 AM EDT  
Att: 20,931 - Clear - 90 F


AB 36  
R 9  
H 8  
RBI 9  
BB 11  
SO 9  
LOB 33



Batter	1	2	3	4	5	6	7	8	9	AB	R	H	RBI	BB	SO	LOB	BOTTOM					
17 Shin-Soo Choo, L OBP: 0.376, SLG: 0.482																						
3 Delino DeShields, R OBP: 0.359, SLG: 0.345																						
1 Elvis Andrus, R OBP: 0.347, SLG: 0.456																						
13 Joey Gallo, L OBP: 0.423, SLG: 0.672																						
30 Nomar Mazara, L OBP: 0.317, SLG: 0.451																						
41 Logan Forsythe, R OBP: 0.363, SLG: 0.398																						
12 Rougned Odor, L OBP: 0.259, SLG: 0.369																						
11 Ronald Guzmán, L OBP: 0.291, SLG: 0.427																						
2 Jeff Mathis, R OBP: 0.204, SLG: 0.213																						
5 Willie Calhoun, L OBP: 0.352, SLG: 0.567																						
<b>Inning Stats</b>	R: 1 H: 1 E: 1 K: 2 S: 19	H: 1 LOB: 3 BB: 1 P: 34	R: 0 H: 0 E: 0 K: 2 S: 10	H: 0 LOB: 0 BB: 0 P: 14	R: 2 H: 2 E: 0 K: 2 S: 15	H: 2 LOB: 1 BB: 1 P: 27	R: 0 H: 0 E: 0 K: 1 S: 10	H: 0 LOB: 0 BB: 0 P: 16	R: 0 H: 0 E: 0 K: 0 S: 7	H: 0 LOB: 0 BB: 1 P: 13	R: 1 H: 1 E: 0 K: 0 S: 12	H: 1 LOB: 0 BB: 0 P: 20	R: 0 H: 1 E: 0 K: 2 S: 9	H: 1 LOB: 1 BB: 0 P: 10	R: 0 H: 0 E: 0 K: 1 S: 8	H: 0 LOB: 0 BB: 0 P: 16	R: 0 H: 1 E: 0 K: 0 S: 8	H: 1 LOB: 0 BB: 0 P: 10	1B: 3 2B: 2 HR: 1	SF: 2 SAC: 0 DP: 1 HBP: 1	WP: 3 PB: 0 SB: 5 CS: 1	PA: 36
<b>PITCHER</b>	IP: 4.0 WLS: 7 BF: 19 ERA: 5.4	WLS: 7 R: 1 ER: 1 SO: 0	H: 1 R: 0 ER: 0 SO: 0	H: 1 R: 0 ER: 0 SO: 0	H: 0 R: 0 ER: 0 SO: 0	H: 0 R: 0 ER: 0 SO: 0	H: 0 R: 0 ER: 0 SO: 0	H: 0 R: 0 ER: 0 SO: 0	H: 1 R: 0 ER: 0 SO: 19	H: 3 R: 0 ER: 0 SO: 33	H: 7 R: 1 ER: 0 SO: 10	H: 7 R: 0 ER: 0 SO: 10	H: 1 R: 0 ER: 0 SO: 16	H: 1 R: 0 ER: 0 SO: 16	H: 0 R: 0 ER: 0 SO: 23	H: 0 R: 0 ER: 0 SO: 35	ERA: 4.50	WHIP: 1.000	ERA: 0.00	WHIP: 0.000		

Los Angeles Angels @ Texas Rangers  
Globe Life Park in Arlington, Arlington, TX  
Tue Jul 02 2019, 8:10 PM - 12:19 AM EDT  
Att: 20,931 - Clear - 90 F

AB 30  
R 4  
H 6  
RBI 3  
BB 3  
SO 10  
LOB 12









Batter	1	2	3	4	5	6	7	8	9	AB	R	H	RBI	BB	SO	LOB	TOP		
56 Kole Calhoun, L OBP: 0.322, SLG: 0.469	G3		G3	K			1B		G3-1	5	0	1	1	0	1	3	<p>Los Angeles Angels @ Texas Rangers Globe Life Park in Arlington, Arlington, TX</p> <p>Thu Jul 04 2019, 8:09 PM - 11:35 PM EDT Att: 45,566 - Partly Cloudy - 90 F</p> <p>livebaseballscorecards.com</p>		
27 Mike Trout, R OBP: 0.454, SLG: 0.625	HR		1B		L9		F8		BB	4	2	2	1	1	0	2			
17 Shohel Ohtani, L OBP: 0.363, SLG: 0.560	1B		1B		G6-3		L9		G4-3	5	0	2	0	0	0	4			
2 Andreton Simmons, R OBP: 0.315, SLG: 0.391	P5		1B		G6-3		F7			4	0	1	1	0	0	1			
41 Justin Bour, L OBP: 0.268, SLG: 0.406	FC6-5		G4-3		L6		K		G3	4	0	0	0	0	1	3			
23 Matt Thaiss, L OBP: 0.143, SLG: 0.286	F7		K		K		G3			4	0	0	0	0	2	0			
20 Jonathan Lucroy, R OBP: 0.305, SLG: 0.346	F8		1B		P2		G6-3			4	0	1	0	0	0	0			
16 Jarrett Parker, L (1, 7)	K		K		G4-3		G4-3		BB	3	1	0	0	1	2	1			
4 Luis Rengifo, S OBP: 0.328, SLG: 0.383	G6-3		1B		1B		1B		2B	4	0	3	0	0	0	0			
<b>Inning Stats</b>	R: 1 E: 0 K: 0 S: 12	H: 2 LOB: 1 BB: 0 P: 18	R: 0 E: 0 K: 1 S: 8	H: 0 LOB: 0 BB: 0 P: 12	R: 1 E: 0 K: 0 S: 12	H: 3 LOB: 2 BB: 0 P: 14	R: 0 E: 0 K: 3 S: 18	H: 2 LOB: 0 BB: 0 P: 29	R: 0 E: 0 K: 1 S: 7	H: 0 LOB: 0 BB: 0 P: 10	R: 0 E: 0 K: 0 S: 11	H: 2 LOB: 0 BB: 0 P: 18	R: 0 E: 0 K: 1 S: 11	H: 0 LOB: 0 BB: 0 P: 12	R: 1 E: 0 K: 0 S: 11	H: 1 LOB: 2 BB: 2 P: 21		1B: 8 2B: 1 3B: 0 HR: 1	SF: 0 SAC: 0 DP: 0 HBP: 0
<b>PITCHER</b>	IP WLS BF H R ER SO BB IBB HBP BLK WP HR S P ERA WHIP																		
35 Lance Lynn, R ERA: 3.91	7.0 W 30 9 2 2 5 0 0 0 0 0 1 76 115 2.57 1.286																		
31 Chris Martin, R ERA: 3.54	1.0 3 0 0 0 1 0 0 0 0 0 0 11 12 0.00 0.000																		
45 Locke St. John, L ERA: 2.08	1.0 6 1 1 1 0 2 0 0 0 0 0 0 11 21 9.00 3.000																		

Batter	1	2	3	4	5	6	7	8	9	AB	R	H	RBI	BB	SO	LOB	BOTTOM		
17 Shin-Soo Choo, L OBP: 0.375, SLG: 0.481	K		G6-3	2B		E4	1B			5	1	2	0	0	1	0	<p>Los Angeles Angels @ Texas Rangers Globe Life Park in Arlington, Arlington, TX</p> <p>Thu Jul 04 2019, 8:09 PM - 11:35 PM EDT Att: 45,566 - Partly Cloudy - 90 F</p> <p>livebaseballscorecards.com</p>		
38 Danny Santana, S OBP: 0.330, SLG: 0.515	K		F7	1B		G6-3	K			5	0	1	1	0	2	3			
1 Elvis Andrus, R OBP: 0.343, SLG: 0.454	K		2B	F9		G4-3			1B	5	1	2	0	0	1	2			
13 Joey Gallo, L OBP: 0.420, SLG: 0.653	1B	1B	BB	BB		BB	K		K	3	2	1	0	2	2	1			
30 Nomar Mazara, L OBP: 0.323, SLG: 0.459	1B	1B	2B	BB		K	1B		2B	5	1	4	2	0	1	1			
5 Willie Calhoun, L OBP: 0.342, SLG: 0.527	1B	2B		2B		G3			K	3	0	1	0	1	0	2			
3 Delino DeShields, R OBP: 0.354, SLG: 0.343	BB					G3			K	1	1	0	0	0	1	2			
14 Adrúbal Cabrera, S OBP: 0.314, SLG: 0.402	SF9			BB		BB	F7		K	2	1	0	1	2	1	4			
12 Rougned Odor, L OBP: 0.259, SLG: 0.389	K		HR			F8			HR	4	2	2	5	0	1	4			
2 Jeff Mathis, R OBP: 0.205, SLG: 0.214	K		K		G6-3		1B			4	0	1	0	0	2	2			
<b>Inning Stats</b>	R: 0 E: 0 K: 3 S: 12	H: 0 LOB: 0 BB: 0 P: 17	R: 1 E: 0 K: 2 S: 14	H: 2 LOB: 1 BB: 1 P: 22	R: 2 E: 0 K: 0 S: 11	H: 2 LOB: 1 BB: 1 P: 20	R: 3 E: 0 K: 1 S: 15	H: 3 LOB: 0 BB: 1 P: 29	R: 0 E: 0 K: 1 S: 14	H: 0 LOB: 2 BB: 2 P: 24	R: 0 E: 1 K: 0 S: 9	H: 0 LOB: 1 BB: 0 P: 13	R: 3 E: 0 K: 2 S: 19	H: 5 LOB: 2 BB: 0 P: 28	R: 0 E: 0 K: 3 S: 17	H: 2 LOB: 2 BB: 0 P: 22	1B: 8 2B: 4 3B: 0 HR: 2	SF: 1 SAC: 0 DP: 0 HBP: 0	WP: 0 PA: 43
<b>PITCHER</b>	IP WLS BF H R ER SO BB IBB HBP BLK WP HR S P ERA WHIP																		
47 Griffin Canning, R ERA: 4.43	3.1 L 20 7 0 0 0 1 2 0 0 0 0 0 25 40 0.00 0.750																		
67 Taylor Cole, R ERA: 4.19	2.2 10 0 0 0 1 2 0 0 0 0 0 1 19 28 27.00 5.000																		
40 Luis García, R ERA: 4.78	1.0 8 5 3 3 2 0 0 0 0 0 0 1 17 22 0.00 2.000																		
24 Noé Ramirez, R ERA: 3.16	1.0 5 2 0 0 3 0 0 0 0 0 0 0 17 22 0.00 2.000																		



Batter	1	2	3	4	5	6	7	8	9	AB	R	H	RBI	BB	SO	LOB	TOP								
56 Kole Calhoun, L OBP: 0.324, SLG: 0.482	G3		1-H HR		2-2 2B		1-3 K			4	1	2	2	0	1	0									
27 Mike Trout, R OBP: 0.454, SLG: 0.633	17 WP BB		F8		F7			3-2 HR		3	1	1	1	1	0	1									
17 Shohel Ohtani, L OBP: 0.361, SLG: 0.569	K		HR		G3-1			1-0 G4-3		4	1	1	1	0	1	2									
2 Andrelton Simmons, R OBP: 0.314, SLG: 0.403	K		P4			1-1 HR		1-0 G6-3		4	1	1	1	0	1	1									
5 Albert Pujols, R OBP: 0.303, SLG: 0.426		20 G5-4-3 1B		G4-3		G4-3		1-2 L8		4	0	1	0	0	0	0									
16 Jarrett Parker, L (1.7)	K		K		F8			1-3 K		4	0	0	0	0	3	1									
20 Jonathan Lucroy, R OBP: 0.304, SLG: 0.349	G5-4-3		2B		L8			1-3 K		4	0	1	0	0	1	1									
4 Luis Rengifo, S OBP: 0.326, SLG: 0.380			K		L7		G4-3	6 CS 1B		4	0	1	0	0	1	1									
6 David Fletcher, R OBP: 0.351, SLG: 0.398	56 HR 1B				P4		G4-3	1-2 CS		3	1	1	0	0	0	0									
<b>Inning Stats</b>	R: 0 E: 0 K: 2 S: 12	H: 0 LOB: 1 BB: 1 P: 16	R: 0 E: 0 K: 1 S: 6	H: 1 LOB: 0 BB: 0 P: 6	R: 3 E: 0 K: 1 S: 17	H: 3 LOB: 0 BB: 0 P: 24	R: 0 E: 0 K: 1 S: 12	H: 1 LOB: 1 BB: 0 P: 17	R: 0 E: 0 K: 0 S: 10	H: 1 LOB: 0 BB: 0 P: 14	R: 1 E: 0 K: 0 S: 9	H: 1 LOB: 0 BB: 0 P: 13	R: 0 E: 0 K: 1 S: 9	H: 0 LOB: 0 BB: 0 P: 12	R: 1 E: 0 K: 0 S: 8	H: 1 LOB: 0 BB: 0 P: 14	R: 0 E: 0 K: 2 S: 11	H: 1 LOB: 0 BB: 0 P: 17	1B: 3 2B: 2 3B: 0 HR: 4	SF: 0 SAC: 0 DP: 1 HBP: 0	WP: 1 PB: 0 SB: 0 CS: 1	PA: 36			
<b>PITCHER</b>	IP	WLS	BF	H	R	ER	SO	BB	IBB	HBP	BLK	WP	HR	S	P	ERA	WHIP								
35 Justin Verlander, R ERA: 2.98	7.0	L	28	7	4	4	6	1	0	0	0	1	3	75	102	5.14	1.143								
30 Héctor Rondón, R ERA: 3.0	1.0		4	1	1	1	0	0	0	0	0	0	1	8	14	9.00	1.000								
39 Josh James, R ERA: 5.15	1.0		3	1	0	0	2	0	0	0	0	0	0	11	17	0.00	1.000								

Los Angeles Angels @ Houston Astros  
Minute Maid Park, Houston, TX  
Fri Jul 05 2019, 7:11 PM - 10:05 PM CDT  
Att.: 41,219 - Roof Closed - 73 F

AB	34
R	5
H	9
RBI	5
BB	1
SO	8
LOB	7




Batter	1	2	3	4	5	6	7	8	9	AB	R	H	RBI	BB	SO	LOB	BOTTOM								
4 George Springer, R OBP: 0.381, SLG: 0.599	G6-3		G5-3		27 FC5-4 BB		P3		G6-3	4	0	0	0	1	0	1									
27 Jose Altuve, R OBP: 0.325, SLG: 0.454	G5-3		L7		FC5-4		G3			4	0	0	0	0	2										
2 Alex Bregman, R OBP: 0.391, SLG: 0.535	F7				23 2B BB			P4		3	0	0	0	1	1	0									
23 Michael Brantley, L OBP: 0.378, SLG: 0.508		HR		44 2B 10 G6-3				10 HR 1B		4	3	4	1	0	0	0									
44 Yordan Alvarez, L OBP: 0.397, SLG: 0.719		K					K		K	4	0	1	0	0	3	3									
10 Yuli Gurriel, R OBP: 0.305, SLG: 0.466		K					P4			4	1	1	3	0	1	3									
22 Josh Reddick, L OBP: 0.327, SLG: 0.433	F9							1-H HR		3	0	0	0	1	1	1									
28 Robinson Chirinos, R OBP: 0.358, SLG: 0.455			K				P4		G4-3	4	0	0	0	0	1	3									
26 Myles Straw, R OBP: 0.403, SLG: 0.365							G6-3			2	0	0	0	1	0	0									
18 Tony Kemp, L OBP: 0.311, SLG: 0.403	4 S BB						G6-3		K	1	0	0	0	0	1	0									
<b>Inning Stats</b>	R: 0 E: 0 K: 0 S: 6	H: 0 LOB: 0 BB: 0 P: 8	R: 1 E: 0 K: 2 S: 12	H: 1 LOB: 0 BB: 0 P: 16	R: 0 E: 0 K: 1 S: 10	H: 0 LOB: 1 BB: 1 P: 16	R: 1 E: 0 K: 2 S: 12	H: 2 LOB: 1 BB: 0 P: 19	R: 0 E: 0 K: 0 S: 4	H: 0 LOB: 3 BB: 2 P: 10	R: 0 E: 0 K: 1 S: 15	H: 1 LOB: 0 BB: 2 P: 26	R: 0 E: 0 K: 0 S: 8	H: 0 LOB: 0 BB: 0 P: 12	R: 2 E: 0 K: 1 S: 14	H: 2 LOB: 0 BB: 0 P: 18	R: 0 E: 0 K: 1 S: 8	H: 0 LOB: 0 BB: 0 P: 12	1B: 1 2B: 3 3B: 0 HR: 2	SF: 0 SAC: 0 DP: 0 HBP: 0	WP: 0 PB: 0 SB: 1 CS: 0	PA: 37			
<b>PITCHER</b>	IP	WLS	BF	H	R	ER	SO	BB	IBB	HBP	BLK	WP	HR	S	P	ERA	WHIP								
24 Noé Ramirez, R ERA: 3.09	1.0		3	0	0	0	0	0	0	0	0	0	1	6	8	0.00	0.000								
64 Félix Peña, R ERA: 4.72	4.0	W	17	3	2	2	5	2	0	0	0	0	1	38	61	4.50	1.250								
3B Justin Anderson, R ERA: 3.45	0.2	H	4	1	0	0	1	1	0	0	0	0	0	13	20	0.00	3.000								
31 Ty Buttrey, R ERA: 2.2	1.1	H	5	0	0	0	0	1	0	0	0	0	0	10	18	0.00	0.750								
32 Cam Bedrosian, R ERA: 2.79	1.0	H	5	2	2	2	1	0	0	0	0	0	1	14	18	18.00	2.000								


Los Angeles Angels @ Houston Astros  
Minute Maid Park, Houston, TX  
Fri Jul 05 2019, 7:11 PM - 10:05 PM CDT  
Att.: 41,219 - Roof Closed - 73 F

AB	33
R	4
H	6
RBI	4
BB	4
SO	8
LOB	13





Batter	1	2	3	4	5	6	7	8	9	AB	R	H	RBI	BB	SO	LOB	TOP			
6 David Fletcher, R OBP: 0.353, SLG: 0.399	G5-3		G5-4-3 1B			K		G5-3 1B		4	0	2	0	0	1	0	<b>Los Angeles Angels @ Houston Astros</b> Minute Maid Park, Houston, TX Sat Jul 06 2019, 6:17 PM - 8:59 PM CDT Att: 39,470 - Roof Closed - 73 F  livebaseballscorecards.com  AB 30 R 0 H 4 RBI 0 BB 4 SO 14 LOB 14  			
27 Mike Trout, R OBP: 0.455, SLG: 0.630	L4		G5-4-3 1-2			G6-3 1B		G6-3 BB		3	0	1	0	1	0	1				
17 Shohei Ohtani, L OBP: 0.358, SLG: 0.568			K			G6-3		P5		4	0	1	0	0	1	4				
56 Kole Calhoun, L OBP: 0.323, SLG: 0.477						K		K		3	0	0	0	1	2	4				
2 Andrelton Simmons, R OBP: 0.308, SLG: 0.395	G4-3					L6		P4		4	0	0	0	0	1	2				
41 Justin Bour, L OBP: 0.281, SLG: 0.394			G5-3			K		K		4	0	0	0	0	3	0				
16 Jarrett Parker, L						K		K		3	0	0	0	1	3	0				
13 Dustin Garneau, R OBP: 0.391, SLG: 0.316						P6		27 BB 6 1B BB		2	0	0	0	1	1	1				
4 Luis Rengifo, S						K		K		3	0	0	0	0	2	2				
<b>Inning Stats</b>	R: 0 H: 1 E: 0 K: 0 S: 14	H: 1 LOB: 2 BB: 1 P: 21	R: 0 H: 0 E: 0 K: 1 S: 10	H: 0 LOB: 1 BB: 1 P: 18	R: 0 H: 1 E: 0 K: 1 S: 8	H: 0 LOB: 0 BB: 0 P: 11	R: 0 H: 0 E: 0 K: 1 S: 8	H: 0 LOB: 0 BB: 0 P: 12	R: 0 H: 1 E: 0 K: 2 S: 14	H: 0 LOB: 1 BB: 0 P: 23	R: 0 H: 0 E: 0 K: 2 S: 8	H: 0 LOB: 0 BB: 0 P: 12	R: 0 H: 1 E: 0 K: 2 S: 13	H: 1 LOB: 3 BB: 2 P: 25	R: 0 H: 0 E: 0 K: 3 S: 10	H: 0 LOB: 0 BB: 0 P: 14	1B: 3 2B: 1 3B: 0 HR: 0	SF: 0 SAC: 0 DP: 1 HBP: 0	WP: 0 PB: 0 SB: 0 CS: 0	PA: 34
<b>PITCHER</b>	IP WLS BF H R ER SO BB IBB HBP BLK WP HR S P ERA WHIP	IP WLS BF H R ER SO BB IBB HBP BLK WP HR S P ERA WHIP	IP WLS BF H R ER SO BB IBB HBP BLK WP HR S P ERA WHIP	IP WLS BF H R ER SO BB IBB HBP BLK WP HR S P ERA WHIP	IP WLS BF H R ER SO BB IBB HBP BLK WP HR S P ERA WHIP	IP WLS BF H R ER SO BB IBB HBP BLK WP HR S P ERA WHIP	IP WLS BF H R ER SO BB IBB HBP BLK WP HR S P ERA WHIP	IP WLS BF H R ER SO BB IBB HBP BLK WP HR S P ERA WHIP	IP WLS BF H R ER SO BB IBB HBP BLK WP HR S P ERA WHIP	IP WLS BF H R ER SO BB IBB HBP BLK WP HR S P ERA WHIP	IP WLS BF H R ER SO BB IBB HBP BLK WP HR S P ERA WHIP	IP WLS BF H R ER SO BB IBB HBP BLK WP HR S P ERA WHIP	IP WLS BF H R ER SO BB IBB HBP BLK WP HR S P ERA WHIP	IP WLS BF H R ER SO BB IBB HBP BLK WP HR S P ERA WHIP	IP WLS BF H R ER SO BB IBB HBP BLK WP HR S P ERA WHIP	IP WLS BF H R ER SO BB IBB HBP BLK WP HR S P ERA WHIP	IP WLS BF H R ER SO BB IBB HBP BLK WP HR S P ERA WHIP			
45 Gerrit Cole, R ERA: 3.09	7.0	W	25	3	0	0	9	2	0	0	0	0	0	0	0	0	0.00	0.714		
55 Ryan Pressly, R ERA: 1.4	1.0		6	1	0	0	2	2	0	0	0	0	0	0	0	0	0.00	3.000		
31 Collin McHugh, R ERA: 5.4	1.0		3	0	0	0	3	0	0	0	0	0	0	0	0	0	0.00	0.000		

Batter	1	2	3	4	5	6	7	8	9	AB	R	H	RBI	BB	SO	LOB	BOTTOM			
4 George Springer, R OBP: 0.383, SLG: 0.594	F9		27 FC6-4 BB			2 BB BB		G5-3		2	1	0	0	2	0	0	<b>Los Angeles Angels @ Houston Astros</b> Minute Maid Park, Houston, TX Sat Jul 06 2019, 6:17 PM - 8:59 PM CDT Att: 39,470 - Roof Closed - 73 F  livebaseballscorecards.com  AB 32 R 4 H 10 RBI 4 BB 4 SO 6 LOB 15  			
27 Jose Altuve, R OBP: 0.328, SLG: 0.452			FC6-4 1-2			K		2 BB BB		3	0	1	0	1	1	2				
2 Alex Bregman, R OBP: 0.394, SLG: 0.540						10 FC5-4 22 1B 1B		44 1B 2B		3	2	2	1	1	0	1				
44 Yordan Alvarez, L OBP: 0.403, SLG: 0.721						10 FC5-4 1B		G1-3		4	0	2	1	0	1	2				
10 Yuli Gurriel, R OBP: 0.308, SLG: 0.472						FC5-4 22 1B		HR		4	1	1	1	0	0	3				
28 Robinson Chirinos, R OBP: 0.358, SLG: 0.451						K		13 BB 1B		4	0	1	0	0	2	2				
22 Josh Reddick, L OBP: 0.326, SLG: 0.430						SAFE CU 80 SI 93		L1		4	0	1	1	0	0	1				
13 Tyler White, R OBP: 0.324, SLG: 0.335						SAFE CU 80 SI 93		L1		4	0	2	0	0	0	2				
6 Jake Marisnick, R OBP: 0.305, SLG: 0.466						G1-3		FC5		4	0	0	0	0	2	2				
<b>Inning Stats</b>	R: 0 H: 1 E: 0 K: 1 S: 8	H: 0 LOB: 0 BB: 0 P: 16	R: 0 H: 0 E: 0 K: 1 S: 6	H: 0 LOB: 0 BB: 0 P: 10	R: 0 H: 0 E: 0 K: 1 S: 8	H: 0 LOB: 1 BB: 1 P: 14	R: 1 H: 3 E: 0 K: 1 S: 14	H: 3 LOB: 2 BB: 0 P: 22	R: 1 H: 1 E: 0 K: 0 S: 13	H: 1 LOB: 1 BB: 1 P: 23	R: 1 H: 3 E: 0 K: 0 S: 14	H: 3 LOB: 1 BB: 1 P: 20	R: 1 H: 1 E: 0 K: 0 S: 9	H: 1 LOB: 1 BB: 0 P: 18	R: 0 H: 1 E: 0 K: 1 S: 9	H: 1 LOB: 1 BB: 0 P: 11	1B: 6 2B: 3 3B: 0 HR: 1	SF: 0 SAC: 0 DP: 0 HBP: 0	WP: 0 PB: 0 SB: 0 CS: 0	PA: 36
<b>PITCHER</b>	IP WLS BF H R ER SO BB IBB HBP BLK WP HR S P ERA WHIP	IP WLS BF H R ER SO BB IBB HBP BLK WP HR S P ERA WHIP	IP WLS BF H R ER SO BB IBB HBP BLK WP HR S P ERA WHIP	IP WLS BF H R ER SO BB IBB HBP BLK WP HR S P ERA WHIP	IP WLS BF H R ER SO BB IBB HBP BLK WP HR S P ERA WHIP	IP WLS BF H R ER SO BB IBB HBP BLK WP HR S P ERA WHIP	IP WLS BF H R ER SO BB IBB HBP BLK WP HR S P ERA WHIP	IP WLS BF H R ER SO BB IBB HBP BLK WP HR S P ERA WHIP	IP WLS BF H R ER SO BB IBB HBP BLK WP HR S P ERA WHIP	IP WLS BF H R ER SO BB IBB HBP BLK WP HR S P ERA WHIP	IP WLS BF H R ER SO BB IBB HBP BLK WP HR S P ERA WHIP	IP WLS BF H R ER SO BB IBB HBP BLK WP HR S P ERA WHIP	IP WLS BF H R ER SO BB IBB HBP BLK WP HR S P ERA WHIP	IP WLS BF H R ER SO BB IBB HBP BLK WP HR S P ERA WHIP	IP WLS BF H R ER SO BB IBB HBP BLK WP HR S P ERA WHIP	IP WLS BF H R ER SO BB IBB HBP BLK WP HR S P ERA WHIP	IP WLS BF H R ER SO BB IBB HBP BLK WP HR S P ERA WHIP			
28 Andrew Heaney, L ERA: 5.18	5.0	L	22	5	2	2	5	2	0	0	0	0	0	0	0	0	3.60	1.400		
53 Trevor Cahill, R ERA: 6.52	2.0		10	4	2	2	0	2	0	0	0	0	0	0	0	0	9.00	3.000		
40 Luis Garcia, R ERA: 4.64	1.0		4	1	0	0	1	0	0	0	0	0	0	0	0	0	0.00	1.000		




Batter	1	2	3	4	5	6	7	8	9	10	AB	R	H	RBI	BB	SO	LOB	TOP		
6 David Fletcher, R OBP: 0.359, SLG: 0.409 (1.7) (5.5)											5	2	3	0	1	1	4			
27 Mike Trout, R OBP: 0.453, SLG: 0.646 (1.8)											5	2	2	4	0	1	2			
17 Shohei Ohtani, L OBP: 0.353, SLG: 0.571 (1.10)											6	1	1	2	0	1	2			
56 Kole Calhoun, L OBP: 0.323, SLG: 0.475 (1.9)											6	1	2	0	0	1	2			
2 Andrelton Simmons, R OBP: 0.313, SLG: 0.388 (1.6)											6	1	3	0	0	1	1			
5 Albert Pujols, R OBP: 0.302, SLG: 0.425 (1.3)											5	0	1	1	0	2	2			
23 Matt Thaiss, L OBP: 0.100, SLG: 0.200 16 Jarrett Parker, L (5.7)											3	0	0	0	0	3	3			
20 Jonathan Lucroy, R OBP: 0.307, SLG: 0.364 41 Justin Bour, L OBP: 0.269, SLG: 0.391 13 Dustin Garneau, R OBP: 0.391, SLG: 0.316 (9.2)											1	0	0	0	0	1	1			
4 Luis Rengifo, S OBP: 0.333, SLG: 0.379 (1.4)											3	2	2	0	2	0	0			
<b>Inning Stats</b>	R: 0 E: 0 K: 1 S: 10	H: 1 LOB: 1 BB: 0 P: 24	R: 0 E: 0 K: 2 S: 9	H: 0 LOB: 0 BB: 0 P: 11	R: 5 E: 1 K: 1 S: 23	H: 7 LOB: 2 BB: 0 P: 34	R: 1 E: 0 K: 3 S: 15	H: 2 LOB: 1 BB: 1 P: 33	R: 1 E: 0 K: 1 S: 9	H: 0 LOB: 0 BB: 0 P: 14	R: 2 E: 0 K: 0 S: 9	H: 1 LOB: 0 BB: 1 P: 14	R: 0 E: 0 K: 1 S: 12	H: 0 LOB: 2 BB: 2 P: 22	R: 0 E: 0 K: 2 S: 11	H: 1 LOB: 1 BB: 0 P: 15	1B: 8 2B: 4 3B: 1 HR: 3	SF: 1 SAC: 0 DP: 0 HBP: 0	WP: 1 PB: 0 SB: 1 CS: 0	PA: 50
<b>PITCHER</b>	IP 2.1	WLS 15	BF 8	H 5	R 5	ER 5	SO 4	BB 0	IBB 0	HBP 0	BLK 0	WP 1	HR 1	S 41	P 60	ERA 19.29	WHIP 3.429			
65 José Urquidy, R ERA: 10.5 47 Chris Devenski, R ERA: 4.7 39 Josh James, R ERA: 5.24 31 Collin McHugh, R ERA: 5.37 36 Will Harris, R ERA: 1.87	1.2	7	2	1	1	1	0	0	0	0	0	0	0	21	29	5.40	1.200			
<b>PITCHER</b>	IP 1.0	WLS 5	BF 4	H 1	R 0	ER 0	SO 1	BB 2	IBB 0	HBP 0	BLK 0	WP 0	HR 0	S 12	P 22	ERA 0.00	WHIP 2.000			
54 Roberto Osuna, R ERA: 1.95 55 Ryan Pressly, R ERA: 1.36	1.0	4	1	0	0	2	0	0	0	0	0	0	0	11	15	0.00	1.000			

Los Angeles Angels @ Houston Astros  
Minute Maid Park, Houston, TX  
Sun Jul 07 2019, 1:11 PM - 5:59 PM CDT  
Att. 37,264 - Roof Closed - 73 F

livebaseballscores.com

AB	45
R	10
H	16
RBI	8
BB	4
SO	12
LOB	19



Batter	1	2	3	4	5	6	7	8	9	10	AB	R	H	RBI	BB	SO	LOB	BOTTOM						
4 George Springer, R OBP: 0.364, SLG: 0.589 (1.9) (6.8) (9.9)											7	0	3	1	0	2	8							
27 Jose Altuve, R OBP: 0.328, SLG: 0.453 (1.4)											6	1	2	0	0	0	3							
2 Alex Bregman, R OBP: 0.359, SLG: 0.533 (1.6)											4	1	0	0	2	2	2							
23 Michael Brantley, L OBP: 0.383, SLG: 0.511 (1.10)											6	3	4	0	0	1	2							
10 Yuli Gurriel, R OBP: 0.314, SLG: 0.482 (1.5)											4	3	2	4	2	0	4							
44 Yordan Alvarez, L OBP: 0.415, SLG: 0.726 6 Jake Marisnick, R OBP: 0.309, SLG: 0.466 (9.8)											5	0	3	3	0	1	1							
13 Tyler White, R OBP: 0.329, SLG: 0.345 (1.3)											6	1	3	1	0	2	4							
12 Max Stassi, R OBP: 0.243, SLG: 0.235 22 Josh Reddick, L OBP: 0.328, SLG: 0.433 (6.9) (9.7)											1	0	0	0	1	1	1							
18 Tony Kemp, L OBP: 0.323, SLG: 0.428 28 Robinson Chirinos, R OBP: 0.352, SLG: 0.445 (6.2)											1	1	1	2	1	0	0							
<b>Inning Stats</b>	R: 0 E: 0 K: 1 S: 10	H: 2 LOB: 2 BB: 0 P: 16	R: 2 E: 0 K: 1 S: 14	H: 3 LOB: 0 BB: 0 P: 20	R: 0 E: 0 K: 2 S: 13	H: 0 LOB: 1 BB: 1 P: 23	R: 0 E: 0 K: 0 S: 10	H: 0 LOB: 2 BB: 1 P: 18	R: 2 E: 0 K: 3 S: 23	H: 3 LOB: 3 BB: 2 P: 41	R: 4 E: 0 K: 1 S: 20	H: 4 LOB: 1 BB: 1 P: 32	R: 0 E: 0 K: 1 S: 12	H: 0 LOB: 0 BB: 0 P: 18	R: 2 E: 0 K: 0 S: 16	H: 4 LOB: 2 BB: 1 P: 25	R: 0 E: 0 K: 1 S: 12	H: 1 LOB: 3 BB: 2 P: 24	R: 1 E: 0 K: 0 S: 5	H: 2 LOB: 1 BB: 0 P: 6	1B: 13 2B: 5 3B: 0 HR: 2	SF: 0 SAC: 0 DP: 1 HBP: 1	WP: 1 PB: 1 SB: 1 CS: 0	PA: 55
<b>PITCHER</b>	IP 3.1	WLS 18	BF 5	H 2	R 2	ER 2	SO 4	BB 2	IBB 0	HBP 1	BLK 0	WP 0	HR 1	S 41	P 69	ERA 5.40	WHIP 2.100							
54 José Suarez, L ERA: 5.4 24 Noé Ramirez, R ERA: 3.43 38 Justin Anderson, R ERA: 3.38 32 Cam Bedrosian, R ERA: 3.56 31 Ty Buttrey, R ERA: 2.57	1.0	7	3	2	2	1	1	0	0	0	0	0	0	23	36	18.00	4.000							
<b>PITCHER</b>	IP 2.0	WLS 9	BF 3	H 1	R 0	ER 0	SO 1	BB 3	IBB 0	HBP 0	BLK 0	WP 0	HR 0	S 17	P 35	ERA 0.00	WHIP 2.000							
57 Hansel Robles, R ERA: 2.74 67 Taylor Cole, R ERA: 4.58	0.1	L	3	2	1	1	0	0	0	0	0	0	0	5	6	27.00	6.000							

Los Angeles Angels @ Houston Astros  
Minute Maid Park, Houston, TX  
Sun Jul 07 2019, 1:11 PM - 5:59 PM CDT  
Att. 37,264 - Roof Closed - 73 F

livebaseballscores.com

AB	46
R	11
H	19
RBI	11
BB	8
SO	10
LOB	33









Batter	1	2	3	4	5	6	7	8	9	AB	R	H	RBI	BB	SO	LOB	TOP										
0 Mallex Smith, L OBP: 0.306, SLG: 0.365	G6-3									2	1	1	0	2	0	0	<b>Seattle Mariners @ Los Angeles Angels</b> Angel Stadium, Anaheim, CA Sat Jul 13 2019, 6:08 PM - 9:15 PM PDT Att: 41,549 - Clear - 76 F										
3 J.P. Crawford, L OBP: 0.345, SLG: 0.464	G5-3									2	0	1	1	1	0	2											
16 Domingo Santana, R OBP: 0.254, SLG: 0.262	G5-3									4	0	0	0	0	1	3											
12 Mac Williamson, R OBP: 0.254, SLG: 0.262	G5-4-3									0	0	0	0	0	0	0											
20 Daniel Vogelbach, L OBP: 0.376, SLG: 0.502										3	0	2	0	1	1	0											
22 Omar Narváez, L OBP: 0.364, SLG: 0.479	P6									4	0	1	0	0	1	4											
15 Kyle Seager, L OBP: 0.276, SLG: 0.353	F8									4	1	0	0	0	1	1											
1 Tim Beckham, R OBP: 0.280, SLG: 0.464	K									4	0	1	1	0	2	0											
25 Dylan Moore, R OBP: 0.293, SLG: 0.328	F8									4	0	0	0	0	3	1											
9 Dee Strange-Gordon, L OBP: 0.290, SLG: 0.350	G4-1									3	0	0	0	0	0	1											
<b>Inning Stats</b>	R: 0 H: 1 E: 0 K: 0 S: 14	H: 1 LOB: 2 BB: 1 P: 27	R: 0 H: 0 E: 0 K: 1 S: 8	LOB: 0 BB: 0 P: 10	R: 0 H: 0 E: 0 K: 0 S: 8	H: 0 LOB: 1 BB: 2 P: 20	R: 0 H: 1 E: 0 K: 1 S: 9	H: 1 LOB: 0 BB: 0 P: 13	R: 0 H: 0 E: 0 K: 1 S: 7	H: 0 LOB: 0 BB: 0 P: 11	R: 1 H: 2 E: 0 K: 1 S: 14	H: 2 LOB: 1 BB: 0 P: 18	R: 1 H: 1 E: 0 K: 2 S: 18	H: 1 LOB: 2 BB: 1 P: 30	R: 0 H: 1 E: 0 K: 1 S: 9	H: 0 LOB: 0 BB: 0 P: 16	1B: 4 2B: 2 3B: 1 HR: 0	SF: 1 SAC: 0 DP: 3 HBP: 0	WP: 2 PB: 0 SB: 3 CS: 0	PA: 35							
<b>PITCHER</b>	IP	WLS	BF	H	R	ER	SO	BB	IBB	HBP	BLK	WP	HR	S	P	ERA	WHIP	<b>PITCHER</b>									
33 Matt Harvey, R ERA: 6.88	5.2	W	22	4	1	1	3	3	0	0	0	0	0	56	93	1.59	1.235										
36 Justin Anderson, R ERA: 3.52	0.1		2	0	1	1	2	0	0	0	0	1	0	9	13	27.00	0.000										
40 Luis Garcia, R ERA: 4.5	1.0		5	1	0	0	1	1	0	0	0	0	0	13	23	0.00	2.000										
31 Ty Buttrey, R ERA: 2.51	1.0		3	1	0	0	1	0	0	0	0	0	0	9	14	0.00	1.000										
53 Trevor Cahill, R ERA: 6.82	1.0		3	0	0	0	2	0	0	0	0	0	0	9	16	0.00	0.000										
<b>Batter</b>	<b>1</b>	<b>2</b>	<b>3</b>	<b>4</b>	<b>5</b>	<b>6</b>	<b>7</b>	<b>8</b>	<b>9</b>	<b>AB</b>	<b>R</b>	<b>H</b>	<b>RBI</b>	<b>BB</b>	<b>SO</b>	<b>LOB</b>	<b>BOTTOM</b>										
6 David Fletcher, R OBP: 0.365, SLG: 0.425	G5-3									5	1	2	2	0	1	1	<b>Seattle Mariners @ Los Angeles Angels</b> Angel Stadium, Anaheim, CA Sat Jul 13 2019, 6:08 PM - 9:15 PM PDT Att: 41,549 - Clear - 76 F										
27 Mike Trout, R OBP: 0.456, SLG: 0.668	G3									4	1	1	2	0	1	3											
17 Shohel Ohtani, L OBP: 0.352, SLG: 0.556	K									3	1	0	0	1	2	3											
8 Justin Upton, R OBP: 0.343, SLG: 0.483	K									3	0	0	0	1	2	1											
2 Andrelton Simmons, R OBP: 0.322, SLG: 0.406	G6-3									3	2	1	0	1	0	1											
5 Albert Pujols, R OBP: 0.304, SLG: 0.438	G6-3									4	1	2	4	0	0	0											
56 Kole Calhoun, L OBP: 0.321, SLG: 0.477	HR									4	2	2	1	0	0	0											
44 Kevan Smith, R OBP: 0.381, SLG: 0.459	G1-4-3									4	0	1	0	0	1	0											
4 Luis Rengifo, S OBP: 0.341, SLG: 0.392										4	1	3	0	0	1	0											
<b>Inning Stats</b>	R: 0 H: 0 E: 0 K: 1 S: 7	H: 3 LOB: 0 BB: 0 P: 17	R: 3 H: 3 E: 0 K: 2 S: 16	H: 3 LOB: 0 BB: 0 P: 25	R: 1 H: 4 E: 0 K: 1 S: 17	H: 4 LOB: 3 BB: 0 P: 20	R: 0 H: 1 E: 0 K: 2 S: 11	H: 1 LOB: 0 BB: 0 P: 18	R: 3 H: 1 E: 0 K: 0 S: 14	H: 1 LOB: 0 BB: 2 P: 27	R: 0 H: 0 E: 0 K: 1 S: 8	H: 0 LOB: 0 BB: 0 P: 13	1B: 7 2B: 1 3B: 1 HR: 3	SF: 0 SAC: 0 DP: 1 HBP: 0	WP: 0 PB: 0 SB: 2 CS: 0	PA: 37											
<b>PITCHER</b>	IP	WLS	BF	H	R	ER	SO	BB	IBB	HBP	BLK	WP	HR	S	P	ERA	WHIP	<b>PITCHER</b>									
49 Wade LeBlanc, L ERA: 5.15	4.0	L	21	10	6	6	5	1	0	0	0	0	0	8	14	0.00	1.000										
56 Matt Carasiti, R ERA: 7.11	1.0		3	0	0	0	0	1	0	0	0	0	0	8	14	0.00	1.000										
52 Anthony Bass, R ERA: 3.92	1.0		4	1	0	0	2	0	0	0	0	0	0	11	18	0.00	1.000										
64 David McKay, R ERA: 6.0	1.0		6	1	3	3	0	2	0	0	0	0	1	14	27	27.00	3.000										
55 Roenis Elías, L ERA: 3.89	1.0		3	0	0	0	1	0	0	0	0	0	0	8	13	0.00	0.000										




Batter	1	2	3	4	5	6	7	8	9	AB	R	H	RBI	BB	SO	LOB	TOP					
0 Mallex Smith, L (1, 8) OBP: 0.304, SLG: 0.369										5	0	1	0	0	3	4	<b>Seattle Mariners @ Los Angeles Angels</b> Angel Stadium, Anaheim, CA Sun Jul 14 2019, 1:09 PM - 4:37 PM PDT Att: 38,560 - Sunny - 82 F					
3 J.P. Crawford, L (1, 6) OBP: 0.337, SLG: 0.452										4	0	0	0	0	1	2						
16 Domingo Santana, R (1, 9) OBP: 0.350, SLG: 0.495										4	2	2	1	0	2	1						
1 Tim Beckham, R (1, 10) OBP: 0.279, SLG: 0.461										4	0	1	0	0	2	0						
2 Tom Murphy, R (1, 2) OBP: 0.298, SLG: 0.524										2	0	1	1	1	1	0						
22 Omar Narváez, L (8, PH) OBP: 0.363, SLG: 0.477										1	0	0	0	0	1	0						
15 Kyle Seager, L (1, 5) OBP: 0.276, SLG: 0.351										4	0	1	0	0	1	3						
23 Austin Nola, R (1, 3) OBP: 0.364, SLG: 0.548										4	1	2	1	0	0	1						
12 Mac Williamson, R (1, 7) OBP: 0.250, SLG: 0.258										2	0	0	0	0	2	1						
20 Daniel Vogelbach, L (6, PH) OBP: 0.374, SLG: 0.498										2	0	0	0	0	1	1						
25 Dylan Moore, R (1, 4) OBP: 0.301, SLG: 0.338										2	0	1	0	0	1	0						
9 Dee Strange-Gordon, L (9, PH) OBP: 0.293, SLG: 0.352										1	0	1	0	0	0	0						
<b>Inning Stats</b>	R: 1 E: 0 K: 3 S: 20	H: 3 LOB: 2 BB: 0 P: 28	R: 1 E: 0 K: 2 S: 14	H: 1 LOB: 1 BB: 0 P: 24	R: 1 E: 0 K: 1 S: 10	H: 1 LOB: 0 BB: 1 P: 21	R: 0 E: 0 K: 1 S: 11	H: 2 LOB: 1 BB: 0 P: 15	R: 0 E: 0 K: 1 S: 8	H: 0 LOB: 0 BB: 0 P: 12	R: 0 E: 0 K: 1 S: 9	H: 1 LOB: 1 BB: 0 P: 15	R: 0 E: 0 K: 2 S: 10	H: 1 LOB: 0 BB: 0 P: 14	R: 0 E: 0 K: 2 S: 9	H: 0 LOB: 0 BB: 0 P: 13	R: 0 E: 0 K: 2 S: 15	H: 1 LOB: 1 BB: 0 P: 20	1B: 6 2B: 1 3B: 1 HR: 2	SF: 0 SAC: 0 DP: 0 HBP: 1	WP: 0 PB: 0 SB: 1 CS: 2	PA: 39
<b>PITCHER</b>	IP WLS BF H R ER SO BB IBB HBP BLK WP HR S P ERA WHIP	IP WLS BF H R ER SO BB IBB HBP BLK WP HR S P ERA WHIP	IP WLS BF H R ER SO BB IBB HBP BLK WP HR S P ERA WHIP	IP WLS BF H R ER SO BB IBB HBP BLK WP HR S P ERA WHIP	IP WLS BF H R ER SO BB IBB HBP BLK WP HR S P ERA WHIP	IP WLS BF H R ER SO BB IBB HBP BLK WP HR S P ERA WHIP	IP WLS BF H R ER SO BB IBB HBP BLK WP HR S P ERA WHIP	IP WLS BF H R ER SO BB IBB HBP BLK WP HR S P ERA WHIP	IP WLS BF H R ER SO BB IBB HBP BLK WP HR S P ERA WHIP	IP WLS BF H R ER SO BB IBB HBP BLK WP HR S P ERA WHIP	IP WLS BF H R ER SO BB IBB HBP BLK WP HR S P ERA WHIP	IP WLS BF H R ER SO BB IBB HBP BLK WP HR S P ERA WHIP	IP WLS BF H R ER SO BB IBB HBP BLK WP HR S P ERA WHIP	IP WLS BF H R ER SO BB IBB HBP BLK WP HR S P ERA WHIP	IP WLS BF H R ER SO BB IBB HBP BLK WP HR S P ERA WHIP	IP WLS BF H R ER SO BB IBB HBP BLK WP HR S P ERA WHIP	IP WLS BF H R ER SO BB IBB HBP BLK WP HR S P ERA WHIP					
54 José Suarez, L (1, 1) ERA: 5.51	4.1	20	7	3	3	7	1	0	1	0	0	0	0	0	2	56	91	6.23	1.846			
24 Noé Ramirez, R (5, 1) ERA: 3.3	1.2	6	1	0	0	2	0	0	0	0	0	0	0	0	16	24	0.00	0.600				
32 Cam Bedrosian, R (7, 1) ERA: 3.48	1.0	4	1	0	0	2	0	0	0	0	0	0	0	0	10	14	0.00	1.000				
31 Ty Buttrey, R (8, 1) ERA: 2.45	1.0	W	3	0	0	2	0	0	0	0	0	0	0	9	13	0.00	0.000					
57 Hansel Robles, R (9, 1) ERA: 2.88	1.0	S	4	1	0	2	0	0	0	0	0	0	0	15	20	0.00	1.000					

Batter	1	2	3	4	5	6	7	8	9	AB	R	H	RBI	BB	SO	LOB	BOTTOM			
6 David Fletcher, R (1, 6) OBP: 0.362, SLG: 0.420										4	0	0	0	1	0	2	<b>Seattle Mariners @ Los Angeles Angels</b> Angel Stadium, Anaheim, CA Sun Jul 14 2019, 1:09 PM - 4:37 PM PDT Att: 38,560 - Sunny - 82 F			
27 Mike Trout, L (1, 8) OBP: 0.453, SLG: 0.666										1	0	0	0	0	0	0				
2 Andrelton Simmons, R (3, 6) OBP: 0.322, SLG: 0.403										2	0	0	1	1	0	0				
17 Shohei Ohtani, L (1, 10) OBP: 0.355, SLG: 0.556										2	0	1	1	1	1	0				
8 Justin Upton, R (1, 7) OBP: 0.338, SLG: 0.460										3	0	0	0	1	3	3				
5 Albert Pujols, R (1, 3) OBP: 0.300, SLG: 0.431										4	0	0	0	0	0	4				
56 Kole Calhoun, L (1, 9) OBP: 0.323, SLG: 0.485										3	2	1	1	1	0	0				
4 Luis Rengifo, S (1, 4) OBP: 0.340, SLG: 0.389										4	0	1	0	0	1	1				
13 Dustin Garneau, R (1, 2) OBP: 0.396, SLG: 0.302										2	1	0	0	1	1	1				
41 Justin Bour, L (8, PH) OBP: 0.269, SLG: 0.387										1	0	1	0	0	0	0				
44 Kevan Smith, R (8, PR) OBP: 0.381, SLG: 0.459										0	1	0	0	0	0	0				
23 Matt Thaiss, L (1, 5) OBP: 0.263, SLG: 0.412										3	2	2	3	1	0	1				
<b>Inning Stats</b>	R: 0 E: 0 K: 0 S: 12	H: 0 LOB: 2 BB: 2 P: 24	R: 1 E: 0 K: 0 S: 15	H: 1 LOB: 1 BB: 1 P: 25	R: 0 E: 0 K: 2 S: 10	H: 0 LOB: 0 BB: 0 P: 16	R: 0 E: 0 K: 1 S: 9	H: 0 LOB: 0 BB: 0 P: 11	R: 2 E: 0 K: 1 S: 17	H: 1 LOB: 2 BB: 3 P: 36	R: 0 E: 0 K: 1 S: 12	H: 1 LOB: 1 BB: 0 P: 20	R: 0 E: 0 K: 1 S: 9	H: 1 LOB: 0 BB: 0 P: 11	R: 3 E: 0 K: 3 S: 12	H: 2 LOB: 1 BB: 1 P: 21	1B: 4 2B: 0 3B: 0 HR: 2	SF: 1 SAC: 0 DP: 0 HBP: 0	WP: 1 PB: 0 SB: 1 CS: 0	PA: 37
<b>PITCHER</b>	IP WLS BF H R ER SO BB IBB HBP BLK WP HR S P ERA WHIP	IP WLS BF H R ER SO BB IBB HBP BLK WP HR S P ERA WHIP	IP WLS BF H R ER SO BB IBB HBP BLK WP HR S P ERA WHIP	IP WLS BF H R ER SO BB IBB HBP BLK WP HR S P ERA WHIP	IP WLS BF H R ER SO BB IBB HBP BLK WP HR S P ERA WHIP	IP WLS BF H R ER SO BB IBB HBP BLK WP HR S P ERA WHIP	IP WLS BF H R ER SO BB IBB HBP BLK WP HR S P ERA WHIP	IP WLS BF H R ER SO BB IBB HBP BLK WP HR S P ERA WHIP	IP WLS BF H R ER SO BB IBB HBP BLK WP HR S P ERA WHIP	IP WLS BF H R ER SO BB IBB HBP BLK WP HR S P ERA WHIP	IP WLS BF H R ER SO BB IBB HBP BLK WP HR S P ERA WHIP	IP WLS BF H R ER SO BB IBB HBP BLK WP HR S P ERA WHIP	IP WLS BF H R ER SO BB IBB HBP BLK WP HR S P ERA WHIP	IP WLS BF H R ER SO BB IBB HBP BLK WP HR S P ERA WHIP	IP WLS BF H R ER SO BB IBB HBP BLK WP HR S P ERA WHIP	IP WLS BF H R ER SO BB IBB HBP BLK WP HR S P ERA WHIP				
18 Yusei Kikuchi, L (1, 1) ERA: 5.01	4.0	18	2	3	3	3	4	0	0	0	0	0	0	0	13	25	0.00	2.000		
56 Matt Carasiti, R (5, 1) ERA: 6.14	1.0	5	0	0	0	1	2	0	0	0	0	0	0	0	1	2	0.00	1.000		
35 Cory Gearrin, R (6, 1) ERA: 4.36	1.0	4	1	0	0	1	0	0	0	0	0	0	0	1	2	20	0.00	1.000		
52 Anthony Bass, R (7, 1) ERA: 4.43	1.2	L	8	2	2	2	1	1	0	0	0	0	0	0	17	26	10.80	1.800		
55 Roenis Elías, L (8, 1) ERA: 4.07	0.1	2	1	1	1	0	0	0	0	0	0	0	0	1	4	6	27.00	3.000		

AB	35
R	3
H	10
RBI	3
BB	1
SO	15
LOB	13



AB	29
R	6
H	6
RBI	6
BB	7
SO	6
LOB	12









Batter	1	2	3	4	5	6	7	8	9	AB	R	H	RBI	BB	SO	LOB	TOP										
4 George Springer, R OBP: 0.389, SLG: 0.595										4	0	1	0	1	1	4											
27 Jose Altuve, R OBP: 0.332, SLG: 0.473										5	0	2	0	0	2	3											
2 Alex Bregman, R OBP: 0.400, SLG: 0.532										3	1	1	0	2	1	2											
23 Michael Brantley, L OBP: 0.381, SLG: 0.501										5	0	2	0	0	0	6											
44 Yordan Alvarez, L OBP: 0.402, SLG: 0.677										5	0	0	0	0	3	6											
10 Yuli Gurriel, R OBP: 0.363, SLG: 0.497										5	1	3	0	0	0	2											
13 Tyler White, R OBP: 0.322, SLG: 0.336										5	0	3	2	0	0	3											
12 Max Stassi, R OBP: 0.244, SLG: 0.227										4	0	0	0	0	2	5											
6 Jake Marisnick, R OBP: 0.312, SLG: 0.463										3	0	2	0	0	0	1											
<b>Inning Stats</b>	R: 0 E: 0 K: 1 S: 13	H: 1 LOB: 2 BB: 1 P: 28	R: 0 E: 0 K: 0 S: 11	H: 2 LOB: 2 BB: 0 P: 17	R: 0 E: 0 K: 1 S: 12	H: 2 LOB: 1 BB: 0 P: 16	R: 1 E: 0 K: 2 S: 20	H: 3 LOB: 2 BB: 0 P: 31	R: 1 E: 0 K: 1 S: 14	H: 2 LOB: 2 BB: 1 P: 22	R: 0 E: 0 K: 1 S: 8	H: 1 LOB: 1 BB: 0 P: 12	R: 0 E: 0 K: 1 S: 7	H: 1 LOB: 0 BB: 0 P: 9	R: 0 E: 0 K: 1 S: 11	H: 2 LOB: 2 BB: 0 P: 16	1B: 13 2B: 1 3B: 0 HR: 0	SF: 0 SAC: 0 DP: 2 HBP: 1	WP: 1 PB: 0 SB: 1 CS: 0	PA: 43							
<b>PITCHER</b>	IP	WLS	BF	H	R	ER	SO	BB	IBB	HBP	BLK	WP	HR	S	P	ERA	WHIP										
28 Andrew Heaney, L ERA: 5.09	4.1		23	9	2	2	5	2	0	0	0	0	0	63	103	4.15	2.538										
24 Noé Ramirez, R ERA: 3.21	1.1	W	7	1	0	0	1	1	0	1	0	0	0	13	26	0.00	1.500										
3B Justin Anderson, R ERA: 3.97	0.2	H	2	0	0	0	0	0	0	0	0	0	0	3	5	0.00	0.000										
53 Trevor Cahill, R ERA: 6.56	2.2		11	4	0	0	3	0	0	0	0	1	0	25	35	0.00	1.500										

Houston Astros @ Los Angeles Angels  
Angel Stadium, Anaheim, CA  
Tue Jul 16 2019, 7:09 PM - 10:41 PM PDT  
Att: 42,678 - Clear - 74 F

AB 39  
R 2  
H 14  
RBI 2  
BB 3  
SO 9  
LOB 32



Batter	1	2	3	4	5	6	7	8	9	AB	R	H	RBI	BB	SO	LOB	BOTTOM
6 David Fletcher, R OBP: 0.363, SLG: 0.427										4	1	1	0	1	0	2	
2 Andrelton Simmons, R OBP: 0.319, SLG: 0.469										4	1	1	0	0	1	2	
17 Shohei Ohtani, L OBP: 0.354, SLG: 0.544										4	1	2	1	0	0	2	
8 Justin Upton, R OBP: 0.342, SLG: 0.457										3	1	0	0	1	1	1	
56 Kole Calhoun, L OBP: 0.329, SLG: 0.482										1	1	0	1	2	1	0	
5 Albert Pujols, R OBP: 0.305, SLG: 0.440										4	1	1	3	0	1	3	
18 Brian Goodwin, L OBP: 0.340, SLG: 0.440										4	1	2	0	0	2	1	
44 Kevan Smith, R OBP: 0.371, SLG: 0.451										4	0	0	0	0	0	4	
4 Luis Rengifo, S OBP: 0.336, SLG: 0.399										4	0	2	2	0	0	1	
<b>Inning Stats</b>	R: 6 E: 0 K: 1 S: 21	H: 5 LOB: 1 BB: 1 P: 34	R: 0 E: 0 K: 1 S: 13	H: 1 LOB: 2 BB: 1 P: 24	R: 0 E: 0 K: 0 S: 4	H: 1 LOB: 0 BB: 0 P: 8	R: 0 E: 0 K: 0 S: 8	H: 0 LOB: 0 BB: 0 P: 13	R: 0 E: 0 K: 1 S: 7	H: 0 LOB: 0 BB: 0 P: 14	R: 1 E: 0 K: 2 S: 23	H: 1 LOB: 2 BB: 1 P: 36	R: 0 E: 0 K: 1 S: 6	H: 0 LOB: 0 BB: 1			













Batter	1	2	3	4	5	6	7	8	9	AB	R	H	RBI	BB	SO	LOB	TOP			
18 Brian Goodwin, L OBP: 0.336, SLG: 0.447	F9			K			F9		P4	4	0	0	0	0	1	2	<b>Los Angeles Angels @ Seattle Mariners</b> T-Mobile Park, Seattle, WA Fri Jul 19 2019, 7:11 PM - 9:42 PM PDT Att: 19,994 - Clear - 70 F			
27 Mike Trout, R OBP: 0.449, SLG: 0.655	L5			L8			L6		K	4	0	0	0	0	1	2				
17 Shohei Ohtani, L OBP: 0.355, SLG: 0.536	F8			K			G3			3	0	0	0	0	1	0				
13 Dustin Garneau, R OBP: 0.383, SLG: 0.380										0	0	0	0	0	0	0				
2 Andrelton Simmons, R OBP: 0.318, SLG: 0.404		G5-3			K			F9		2	0	0	0	0	1	0				
25 Jared Walsh, L OBP: 0.286, SLG: 0.303										1	0	0	0	0	0	0				
56 Kole Calhoun, L OBP: 0.325, SLG: 0.471		F8			G6-3			G1		3	0	0	0	0	0	0				
6 David Fletcher, R OBP: 0.354, SLG: 0.414										3	0	0	0	0	1	0				
4 Luis Rengifo, S OBP: 0.329, SLG: 0.384				G3		G1-3				3	0	1	0	0	0	0				
44 Kevan Smith, R OBP: 0.370, SLG: 0.441				G6-3		L8				2	0	0	0	1	0	0				
23 Matt Thaiss, L OBP: 0.185, SLG: 0.280				K		F7				3	0	0	0	0	1	2				
<b>Inning Stats</b>	R: 0 E: 0 K: 0 S: 5	H: 0 LOB: 0 BB: 0 P: 7	R: 0 E: 0 K: 0 S: 8	H: 0 LOB: 0 BB: 0 P: 9	R: 0 E: 0 K: 1 S: 7	H: 0 LOB: 0 BB: 0 P: 10	R: 0 E: 0 K: 2 S: 8	H: 0 LOB: 0 BB: 0 P: 11	R: 0 E: 0 K: 2 S: 8	H: 0 LOB: 0 BB: 0 P: 10	R: 0 E: 0 K: 0 S: 6	H: 0 LOB: 0 BB: 0 P: 8	R: 0 E: 0 K: 0 S: 6	H: 0 LOB: 0 BB: 0 P: 12	R: 0 E: 0 K: 0 S: 7	H: 1 LOB: 2 BB: 1 P: 22	1B: 1 2B: 0 3B: 0 HR: 0	SF: 0 SAC: 0 DP: 0 HBP: 0	WP: 0 PB: 0 SB: 0 CS: 0	PA: 29
<b>PITCHER</b> 8 Mike Leake, R ERA: 4.27	IP: 9.0 W: 1 L: 0 BF: 29	WLS: 0 R: 0 ER: 0 SO: 6	H: 1 R: 0 ER: 0 SO: 6	R: 0 ER: 0 SO: 6	BB: 1 IBB: 0 HBP: 0 BLK: 0	WP: 0 HR: 0 S: 66 P: 98	ERA: 0.00 WHIP: 0.222	<b>PITCHER</b>	IP: 0.0 WLS: 0 BF: 0	H: 0 R: 0 ER: 0 SO: 0	BB: 0 IBB: 0 HBP: 0 BLK: 0	WP: 0 HR: 0 S: 0 P: 0	ERA: 0.00 WHIP: 0.000	AB: 28 R: 0 H: 1 RBI: 0 BB: 1 SO: 6 LOB: 6						

Batter	1	2	3	4	5	6	7	8	9	AB	R	H	RBI	BB	SO	LOB	BOTTOM			
0 Mallex Smith, L OBP: 0.306, SLG: 0.370	G6-3		K		16 BB 20 HR	P5		K		2	1	1	0	1	1	1	<b>Los Angeles Angels @ Seattle Mariners</b> T-Mobile Park, Seattle, WA Fri Jul 19 2019, 7:11 PM - 9:42 PM PDT Att: 19,994 - Clear - 70 F			
25 Dylan Moore, R OBP: 0.296, SLG: 0.345										2	0	0	0	0	1	4				
3 J.P. Crawford, L OBP: 0.330, SLG: 0.444	G6-3			16 BB 20 HR	L9	16 BB 2B		FC1-6		4	1	1	2	1	0	4				
16 Domingo Santana, R OBP: 0.346, SLG: 0.483				16 BB 20 HR	20 HR BB			K		3	2	1	0	2	2	2				
20 Daniel Vogelbach, L OBP: 0.372, SLG: 0.512				20 HR BB	20 HR BB					4	2	2	6	0	0	2				
23 Austin Nola, R OBP: 0.381, SLG: 0.559				20 HR BB	20 HR BB					0	0	0	0	0	0	0				
22 Omar Narváez, L OBP: 0.365, SLG: 0.495		L8		15 BB 2B	G3			F8		4	1	1	0	0	0	0				
15 Kyle Seager, L OBP: 0.289, SLG: 0.343				2 BB 1B	K			K		4	1	1	0	0	2	0				
2 Tom Murphy, R OBP: 0.309, SLG: 0.527				2 BB 1B	G4-3			K		4	1	2	2	0	1	0				
45 Kristopher Negrón, R OBP: 0.309, SLG: 0.527				2 BB 1B	K2-3			L9		3	0	0	0	1	2	1				
9 Dee Strange-Gordon, L OBP: 0.299, SLG: 0.360				2 BB 1B	B5-3					4	1	3	0	0	0	0				
<b>Inning Stats</b>	R: 0 E: 0 K: 1 S: 11	H: 1 LOB: 0 BB: 0 P: 16	R: 0 E: 0 K: 0 S: 5	H: 0 LOB: 0 BB: 0 P: 9	R: 0 E: 0 K: 2 S: 9	H: 1 LOB: 1 BB: 0 P: 13	R: 5 E: 0 K: 1 S: 16	H: 4 LOB: 0 BB: 2 P: 29	R: 3 E: 0 K: 1 S: 12	H: 1 LOB: 2 BB: 2 P: 26	R: 2 E: 0 K: 0 S: 13	H: 4 LOB: 2 BB: 0 P: 23	R: 0 E: 0 K: 2 S: 10	H: 0 LOB: 0 BB: 0 P: 13	R: 0 E: 0 K: 2 S: 15	H: 1 LOB: 2 BB: 1 P: 25	1B: 7 2B: 3 3B: 0 HR: 2	SF: 0 SAC: 0 DP: 0 HBP: 0	WP: 0 PB: 0 SB: 1 CS: 0	PA: 39
<b>PITCHER</b> 67 Taylor Cole, R ERA: 3.33	IP: 2.0 W: 0 L: 1 BF: 23	WLS: 0 R: 10 ER: 10 SO: 4	H: 9 R: 10 ER: 10 SO: 4	R: 4 ER: 10 SO: 4	BB: 4 IBB: 0 HBP: 0 BLK: 0	WP: 0 HR: 2 S: 45 P: 80	ERA: 24.55 WHIP: 3.545	<b>PITCHER</b>	IP: 0.0 WLS: 0 BF: 0	H: 0 R: 0 ER: 0 SO: 0	BB: 0 IBB: 0 HBP: 0 BLK: 0	WP: 0 HR: 0 S: 0 P: 0	ERA: 0.00 WHIP: 0.000	AB: 34 R: 10 H: 12 RBI: 10 BB: 5 SO: 9 LOB: 14						



















Batter	1	2	3	4	5	6	7	8	9	10	11	12	13	14	15	16	AB	R	H	RBI	BB	SO	LOB	TOP										
57 Hanser Alberto, R OBP: 0.330, SLG: 0.410																	8	0	4	1	0	2	0											
16 Trey Mancini, R OBP: 0.342, SLG: 0.535																	8	1	1	1	0	2	5											
39 Renato Núñez, R OBP: 0.319, SLG: 0.510																	6	1	2	1	2	2	1											
19 Chris Davis, L OBP: 0.262, SLG: 0.309																	0	0	0	0	0	0	0											
25 Anthony Santander, S OBP: 0.336, SLG: 0.494																	8	0	1	1	0	1	4											
28 Pedro Severino, R OBP: 0.335, SLG: 0.483																	8	2	4	0	0	1	2											
2 Jonathan Villar, S OBP: 0.313, SLG: 0.404																	8	3	2	2	0	3	4											
35 Dwight Smith Jr., L OBP: 0.298, SLG: 0.421																	5	1	1	1	2	2	3											
12 Stevie Wilkerson, S OBP: 0.268, SLG: 0.461																	7	0	1	1	0	3	4											
1 Richie Martin, R OBP: 0.294, SLG: 0.298																	3	1	1	0	0	0	0											
23 Jace Peterson, L OBP: 0.290, SLG: 0.250																	4	1	1	2	0	1	2											
<b>Inning Stats</b>	R: 0 E: 0 K: 2 S: 10	H: 0 LOB: 0 BB: 0 P: 14	R: 0 E: 0 K: 2 S: 11	H: 1 LOB: 1 BB: 0 P: 19	R: 0 E: 0 K: 2 S: 8	H: 0 LOB: 0 BB: 0 P: 12	R: 1 E: 0 K: 0 S: 14	H: 1 LOB: 2 BB: 1 P: 24	R: 1 E: 0 K: 1 S: 15	H: 3 LOB: 2 BB: 0 P: 20	R: 0 E: 0 K: 2 S: 6	H: 0 LOB: 1 BB: 0 P: 13	R: 0 E: 0 K: 1 S: 11	H: 1 LOB: 1 BB: 0 P: 18	R: 2 E: 0 K: 0 S: 16	H: 3 LOB: 1 BB: 0 P: 27	R: 0 E: 0 K: 0 S: 12	H: 1 LOB: 1 BB: 0 P: 16	R: 0 E: 0 K: 1 S: 11	H: 0 LOB: 0 BB: 0 P: 16	R: 0 E: 0 K: 2 S: 10	H: 0 LOB: 0 BB: 0 P: 18	R: 0 E: 0 K: 0 S: 7	H: 0 LOB: 0 BB: 0 P: 10	R: 0 E: 0 K: 0 S: 12	H: 0 LOB: 1 BB: 0 P: 19	R: 3 E: 1 K: 1 S: 14	H: 3 LOB: 1 BB: 1 P: 24	R: 2 E: 0 K: 1 S: 12	H: 2 LOB: 0 BB: 0 P: 16	1B: 14 R: 2 3B: 0 HR: 2	SF: 1 SAC: 0 DP: 1 HBP: 0	WP: 3 PB: 0 SB: 5 CS: 0	PA: 70
<b>PITCHER</b>	IP 4.1	WLS 4	BF 19	H 4	R 2	ER 2	SO 6	BB 1	IBB 0	HBP 0	BLK 0	WP 0	HR 0	S 52	P 0	ERA 4.15	WHIP 1.154																	
54 José Suarez, L ERA: 5.05											<b>PITCHER</b>	IP 4.1	WLS 0	BF 16	H 12	R 16	ER 9.00	SO 2.000																
40 Luis Garcia, R ERA: 4.23											57 Hansel Robles, R ERA: 2.77																							
38 Justin Anderson, R ERA: 4.21											32 Cam Bedrosian, R ERA: 3.1																							
53 Trevor Cahill, R ERA: 6.5											67 Taylor Cole, R ERA: 3.0																							
31 Ty Buttrey, R ERA: 2.77											49 Adalberto Mejia, L ERA: 7.32																							
											47 Griffin Canning, R ERA: 5.15																							

Baltimore Orioles @ Los Angeles Angels  
 Angel Stadium, Anaheim, CA  
 Thu Jul 25 2019, 7:09 PM - 1:27 AM PDT  
 Att. 36,214 - Clear - 88 F

AB 65  
 R 18  
 H 10  
 RBI 10  
 BB 4  
 SO 17  
 LOB 25



Batter	1	2	3	4	5	6	7	8	9	10	11	12	13	14	15	16	AB	R	H	RBI	BB	SO	LOB	BOTTOM														
6 David Fletcher, R OBP: 0.355, SLG: 0.408																	7	1	2	1	1	0	1															
27 Mike Trout, R OBP: 0.444, SLG: 0.663																	7	2	3	2	1	3	3															
17 Shohei Ohtani, L OBP: 0.358, SLG: 0.521																	5	0	0	0	2	1	3															
8 Justin Upton, R OBP: 0.330, SLG: 0.415																	1	1	0	1	2	0	0															
18 Brian Goodwin, L OBP: 0.343, SLG: 0.478																	3	1	1	1	1	0	0															
56 Kaleb Cuthoun, L OBP: 0.328, SLG: 0.494																	8	0	1	3	0	1	6															
5 Albert Pujols, R OBP: 0.304, SLG: 0.439																	8	1	2	0	0	2	3															
44 Kevan Smith, R OBP: 0.300, SLG: 0.402																	7	0	1	0	0	3	3															
23 Matt Thaiss, L OBP: 0.260, SLG: 0.289																	2	0	0	0	1	0	0															
2 Andruw Simmons, R OBP: 0.312, SLG: 0.387																	2	1	0	0	2	0	1															
4 Luis Rengifo, S OBP: 0.323, SLG: 0.377																	6	1	1	0	1	1	2															
<b>Inning Stats</b>	R: 1 E: 0 K: 0 S: 15	H: 1 LOB: 1 BB: 1 P: 26	R: 0 E: 0 K: 1 S: 11	H: 0 LOB: 0 BB: 1 P: 20	R: 0 E: 0 K: 1 S: 10	H: 1 LOB: 3 BB: 1 P: 21	R: 0 E: 0 K: 1 S: 12	H: 2 LOB: 2 BB: 0 P: 18	R: 0 E: 0 K: 0 S: 6	H: 0 LOB: 0 BB: 0 P: 8	R: 0 E: 0 K: 1 S: 20	H: 3 LOB: 2 BB: 2 P: 35	R: 0 E: 0 K: 1 S: 11	H: 0 LOB: 0 BB: 0 P: 19	R: 1 E: 0 K: 2 S: 10	H: 1 LOB: 0 BB: 0 P: 13	R: 0 E: 0 K: 0 S: 7	H: 0 LOB: 0 BB: 0 P: 10	R: 0 E: 0 K: 1 S: 10	H: 0 LOB: 2 BB: 2 P: 21	R: 0 E: 0 K: 0 S: 6	H: 1 LOB: 0 BB: 0 P: 8	R: 0 E: 0 K: 0 S: 6	H: 0 LOB: 0 BB: 0 P: 12	R: 0 E: 0 K: 0 S: 8	H: 0 LOB: 0 BB: 0 P: 13	R: 3 E: 0 K: 1 S: 11	H: 2 LOB: 1 BB: 3 P: 30	R: 0 E: 0 K: 0 S: 10	H: 0 LOB: 0 BB: 0 P: 14	1B: 7 R: 3 3B: 0 HR: 1	SF: 1 SAC: 0 DP: 1	WP: 2 PB: 0 SB: 2 CS: 0	PA: 69				
<b>PITCHER</b>	IP 2.0	WLS 1	BF 9	H 1	R 1	ER 1	SO 6	BB 2	IBB 0	HBP 0	BLK 0	WP 0	HR 0	S 26	P 4	ERA 4.50	WHIP 1.500																					
31 Jimmy Yacabonis, R ERA: 6.1											<b>PITCHER</b>	IP 1.2	WLS 0	BF 7	H 0	R 0	ER 0	SO 2	BB 0	IBB 0	HBP 0	BLK 0	WP 0	HR 0	S 15	P 28	ERA 0.00	WHIP 1.200										
32 Thomas Eshelman, R ERA: 5.79											50 Miguel Castro, R ERA: 0.04																											
43 Shawn Armstrong, R ERA: 5.77											48 Richard Bleier, L ERA: 5.39																											
51 Paul Fry, L ERA: 3.69											64 Gabriel Ynoa, R ERA: 5.79																											
42 Mychal Givens, R ERA: 4.28											66 Tanner Scott, L ERA: 5.29																											
											12 Stevie Wilkerson, R ERA: 2.25																											

Baltimore Orioles @ Los Angeles Angels  
 Angel Stadium, Anaheim, CA  
 Thu Jul 25 2019, 7:09 PM - 1:27 AM PDT  
 Att. 36,214 - Clear - 88 F

AB 56  
 R 8  
 H 11  
 RBI 8  
 BB 11  
 SO 11  
 LOB 22





Batter	1	2	3	4	5	6	7	8	9	AB	R	H	RBI	BB	SO	LOB	TOP			
2 Jonathan Villar, S OBP: 0.318, SLG: 0.405										3	3	2	0	1	0	0				
16 Trey Mancini, R OBP: 0.343, SLG: 0.541										5	2	2	2	0	0	4				
25 Anthony Santander, S OBP: 0.343, SLG: 0.596										4	1	3	3	0	0	1				
39 Renato Núñez, R OBP: 0.322, SLG: 0.518										4	1	2	3	1	0	2				
15 Chance Sisco, L OBP: 0.352, SLG: 0.495										5	0	0	0	0	1	4				
35 Dwight Smith Jr., L OBP: 0.263, SLG: 0.416										4	0	0	0	0	1	0				
23 Jace Peterson, L OBP: 0.375, SLG: 0.375										4	1	2	0	0	0	0				
1 Richie Martin, R OBP: 0.234, SLG: 0.298										0	0	0	0	0	0	0				
19 Chris Davis, L OBP: 0.262, SLG: 0.305										3	1	0	0	1	2	1				
12 Stevie Wilkerson, S OBP: 0.263, SLG: 0.393										4	0	0	1	0	3	2				
<b>Inning Stats</b>	R: 1 H: 0 E: 0 K: 1 S: 14	H: 0 LOB: 1 BB: 1 P: 24	R: 6 H: 3 E: 0 K: 1 S: 19	H: 3 LOB: 0 BB: 2 P: 37	R: 0 H: 1 E: 0 K: 1 S: 10	H: 1 LOB: 1 BB: 0 P: 15	R: 0 H: 2 E: 0 K: 0 S: 14	H: 2 LOB: 1 BB: 0 P: 18	R: 0 H: 0 E: 0 K: 2 S: 9	H: 0 LOB: 0 BB: 0 P: 13	R: 0 H: 1 E: 0 K: 0 S: 8	H: 1 LOB: 1 BB: 0 P: 13	R: 0 H: 0 E: 0 K: 1 S: 7	H: 0 LOB: 0 BB: 0 P: 10	R: 2 H: 4 E: 0 K: 1 S: 12	H: 4 LOB: 1 BB: 0 P: 17	1B: 8 2B: 1 3B: 0 HR: 2	SF: 1 SAC: 0 DP: 1 HBP: 1	WP: 0 PB: 0 SB: 3 CS: 0	PA: 41
<b>PITCHER</b>	IP	WLS	BF	H	R	ER	SO	BB	IBB	HBP	BLK	WP	HR	S	P	ERA	WHIP			
35 Nick Tropeano, R ERA: 9.88	5.0	L	25	6	7	7	3	3	0	1	0	0	1	62	103	12.60	1.800			
36 Justin Anderson, R ERA: 3.99	2.0		7	1	0	0	2	0	0	0	0	0	0	17	26	0.00	0.500			
40 Luis García, R ERA: 4.46	2.0		9	4	2	2	2	0	0	0	0	0	1	19	27	9.00	2.000			

Baltimore Orioles @ Los Angeles Angels  
 Angel Stadium, Anaheim, CA  
 Fri Jul 26 2019, 7:09 PM - 10:08 PM PDT  
 Att: 38,852 - Clear - 83 F

AB	36
R	9
H	11
RBI	9
BB	3
SO	7
LOB	14



Batter	1	2	3	4	5	6	7	8	9	AB	R	H	RBI	BB	SO	LOB	BOTTOM					
6 David Fletcher, R OBP: 0.354, SLG: 0.404										3	0	0	0	1	1	0						
27 Mike Trout, R OBP: 0.442, SLG: 0.661										4	0	1	0	0	1	1						
17 Shohel Ohtani, L OBP: 0.357, SLG: 0.525										4	0	1	0	0	0	1						
8 Justin Upton, R OBP: 0.327, SLG: 0.439										4	1	1	1	0	1	2						
18 Brian Goodwin, L OBP: 0.342, SLG: 0.478										4	0	1	0	0	1	0						
2 Andrelton Simmons, R OBP: 0.308, SLG: 0.381										4	0	0	0	0	3	1						
4 Luis Rengifo, S OBP: 0.322, SLG: 0.372										3	1	0	0	1	1	1						
23 Matt Thaiss, L OBP: 0.212, SLG: 0.367										3	1	1	2	0	0	0						
13 Dustin Garneau, R OBP: 0.366, SLG: 0.400										3	0	0	0	0	1	0						
<b>Inning Stats</b>	R: 0 H: 0 E: 0 K: 1 S: 9	H: 0 LOB: 0 BB: 0 P: 13	R: 0 H: 0 E: 0 K: 1 S: 8	H: 0 LOB: 0 BB: 0 P: 10	R: 0 H: 0 E: 0 K: 0 S: 6	H: 0 LOB: 0 BB: 0 P: 10	R: 0 H: 1 E: 0 K: 0 S: 8	H: 1 LOB: 1 BB: 0 P: 12	R: 2 H: 1 E: 0 K: 3 S: 15	H: 1 LOB: 0 BB: 1 P: 29	R: 0 H: 1 E: 0 K: 1 S: 10	H: 1 LOB: 1 BB: 0 P: 15	R: 0 H: 0 E: 0 K: 0 S: 8	H: 0 LOB: 0 BB: 0 P: 11	R: 0 H: 0 E: 0 K: 1 S: 11	H: 0 LOB: 1 BB: 1 P: 19	R: 1 H: 2 E: 0 K: 2 S: 13	H: 2 LOB: 1 BB: 0 P: 19	1B: 0 2B: 2 3B: 1 HR: 2	SF: 0 SAC: 0 DP: 0 HBP: 0	WP: 0 PB: 0 SB: 0 CS: 0	PA: 34
<b>PITCHER</b>	IP	WLS	BF	H	R	ER	SO	BB	IBB	HBP	BLK	WP	HR	S	P	ERA	WHIP					
29 Asher Wojciechowski, R ERA: 3.6	7.0	W	25	3	2	2	6	1	0	0	0	0	0	64	100	2.57	0.571					
43 Shawn Armstrong, R ERA: 5.6	1.0		4	0	0	0	1	1	0	0	0	0	0	11	19	0.00	1.000					
58 Evan Phillips, R ERA: 7.85	1.0		5	2	1	1	2	0	0	0	0	0	1	13	19	9.00	2.000					

Baltimore Orioles @ Los Angeles Angels  
 Angel Stadium, Anaheim, CA  
 Fri Jul 26 2019, 7:09 PM - 10:08 PM PDT  
 Att: 38,852 - Clear - 83 F

AB	32
R	3
H	5
RBI	3
BB	2
SO	9
LOB	6





Batter	1	2	3	4	5	6	7	8	9	AB	R	H	RBI	BB	SO	LOB	TOP					
57 Hanser Alberto, R OBP: 0.331, SLG: 0.409		CS	P4	G4-3		K2-3		G4-6-3									5 1 2 2 0 1 0					
16 Trey Mancini, R OBP: 0.339, SLG: 0.534	K		G1				G6-3	G4-6-3									5 0 0 0 0 2 2					
39 Renato Núñez, R OBP: 0.323, SLG: 0.515			E5														4 2 1 0 1 2 0					
19 Chris Davis, L OBP: 0.262, SLG: 0.305						K											0 0 0 0 0 0 0					
25 Anthony Santander, S OBP: 0.344, SLG: 0.509	G1-4-3						L4										5 1 2 1 0 1 3					
28 Pedro Severino, R OBP: 0.345, SLG: 0.477																	5 1 4 4 0 1 1					
23 Jace Peterson, L OBP: 0.308, SLG: 0.250	L7																4 0 0 0 1 2 5					
2 Jonathan Villar, S OBP: 0.324, SLG: 0.417																	3 2 3 1 1 0 0					
35 Dwight Smith Jr., L OBP: 0.291, SLG: 0.413																	2 0 0 0 0 0 3					
12 Steve Wilkerson, S OBP: 0.270, SLG: 0.401																	1 1 1 0 0 0 0					
1 Richie Martin, R OBP: 0.235, SLG: 0.297																	4 0 1 0 0 0 2					
<b>Inning Stats</b>	R: 2 H: 3 E: 0 K: 1 S: 16	H: 3 BB: 0 P: 20	R: 0 H: 1 E: 0 K: 0 S: 6	H: 1 LOB: 0 P: 11	R: 3 H: 3 E: 1 K: 0 S: 19	H: 3 LOB: 2 P: 32	R: 0 H: 0 E: 0 K: 1 S: 7	H: 0 LOB: 1 P: 9	R: 0 H: 1 E: 0 K: 3 S: 12	H: 1 LOB: 1 P: 18	R: 1 H: 2 E: 0 K: 1 S: 10	H: 2 LOB: 0 P: 11	R: 0 H: 1 E: 1 K: 1 S: 11	H: 1 LOB: 2 P: 19	R: 2 H: 2 E: 0 K: 0 S: 15	H: 2 LOB: 0 P: 20	R: 0 H: 1 E: 0 K: 2 S: 12	H: 1 LOB: 0 P: 14	1B: 10 2B: 2 3B: 0 HR: 2	SF: 0 SAC: 0 DP: 2 HBP: 1	WP: 0 PB: 0 SB: 1 CS: 1	PA: 43
<b>PITCHER</b>	IP WLS BF H R ER SO BB IBB HBP BLK WP HR S P ERA WHIP																					
52 Dillon Peters, L ERA: 3.06	4.0	20	7	5	2	2	2	2	0	0	0	0	0	0	1	48	72	4.50	2.250			
53 Trevor Cahill, R ERA: 6.37	3.0	13	4	1	1	5	1	0	0	0	0	1	33	48	3.00	1.667						
31 Ty Burrety, R ERA: 3.12	0.1	L	2	2	2	0	0	0	1	0	13	18	54.00	6.000								
63 José Rodríguez, R ERA:	1.2	5	1	0	0	2	0	0	0	0	14	16	0.00	0.600								
<b>Batter</b>	<b>1</b>	<b>2</b>	<b>3</b>	<b>4</b>	<b>5</b>	<b>6</b>	<b>7</b>	<b>8</b>	<b>9</b>	<b>AB</b>	<b>R</b>	<b>H</b>	<b>RBI</b>	<b>BB</b>	<b>SO</b>	<b>LOB</b>	<b>BOTTOM</b>					
6 David Fletcher, R OBP: 0.360, SLG: 0.415																	5 1 4 3 0 0 0					
27 Mike Trout, R OBP: 0.349, SLG: 0.663																	5 1 1 2 0 2 5					
17 Shohel Ohtani, L OBP: 0.357, SLG: 0.533	K																4 1 1 1 1 1 0					
8 Justin Upton, R OBP: 0.314, SLG: 0.417	K																5 0 0 0 0 2 3					
56 Kole Calhoun, L OBP: 0.325, SLG: 0.489																	4 0 0 0 0 3 0					
5 Albert Pujols, R OBP: 0.303, SLG: 0.446																	4 1 1 1 1 0 0					
44 Kevan Smith, R OBP: 0.349, SLG: 0.400																	3 1 1 0 0 1 0					
18 Brian Goodwin, L OBP: 0.341, SLG: 0.476																	1 0 0 0 0 1 0					
23 Matt Thaiss, L OBP: 0.243, SLG: 0.364																	3 1 1 0 1 1 1					
4 Luis Rengifo, S OBP: 0.320, SLG: 0.367																	3 1 0 0 1 0 2					
<b>Inning Stats</b>	R: 2 H: 2 E: 0 K: 3 S: 18	H: 2 LOB: 0 P: 25	R: 2 H: 2 E: 0 K: 1 S: 12	H: 2 LOB: 1 P: 21	R: 1 H: 1 E: 0 K: 1 S: 11	H: 1 LOB: 0 P: 18	R: 0 H: 2 E: 0 K: 0 S: 13	H: 2 LOB: 2 P: 20	R: 0 H: 0 E: 0 K: 1 S: 9	H: 0 LOB: 0 P: 12	R: 1 H: 1 E: 0 K: 1 S: 9	H: 1 LOB: 0 P: 13	R: 0 H: 0 E: 0 K: 1 S: 8	H: 0 LOB: 0 P: 12	R: 0 H: 0 E: 0 K: 1 S: 10	H: 0 LOB: 0 P: 13	R: 1 H: 1 E: 0 K: 2 S: 15	H: 1 LOB: 3 P: 28	1B: 4 2B: 2 3B: 0 HR: 3	SF: 0 SAC: 0 DP: 0 HBP: 0	WP: 1 PB: 0 SB: 1 CS: 0	PA: 40
<b>PITCHER</b>	IP WLS BF H R ER SO BB IBB HBP BLK WP HR S P ERA WHIP																					
38 Aaron Brooks, R ERA: 5.46	5.0	23	7	5	5	6	1	0	0	0	0	1	63	96	9.00	1.600						
50 Miguel Castro, R ERA: 6.05	1.2	B	6	1	1	1	2	0	0	0	0	1	14	21	5.40	0.600						
48 Richard Bleier, L ERA: 6.19	1.0	W	3	0	0	1	0	0	0	0	0	11	15	0.00	0.000							
42 Mychal Givens, R ERA: 4.35	1.1	S	8	1	1	1	2	1	1	0	0	0	17	30	6.75	1.500						

Baltimore Orioles @ Los Angeles Angels  
 Angel Stadium, Anaheim, CA  
 Sat Jul 27 2019, 6:07 PM - 9:31 PM PDT  
 Att: 42,289 - Clear - 86 F



Baltimore Orioles @ Los Angeles Angels  
 Angel Stadium, Anaheim, CA  
 Sat Jul 27 2019, 6:07 PM - 9:31 PM PDT  
 Att: 42,289 - Clear - 86 F











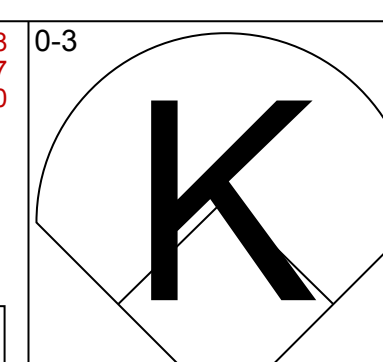
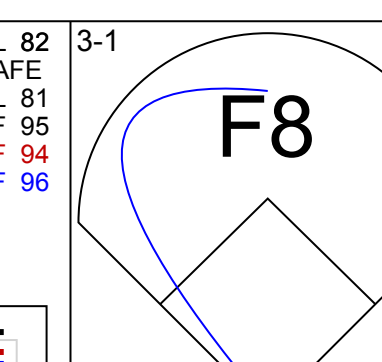
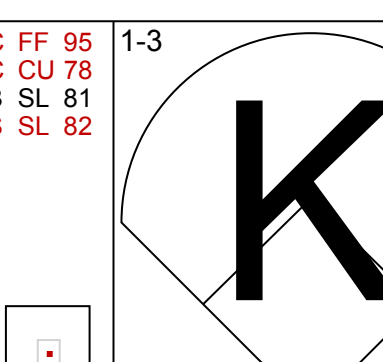
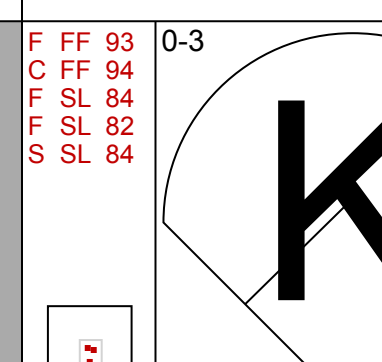
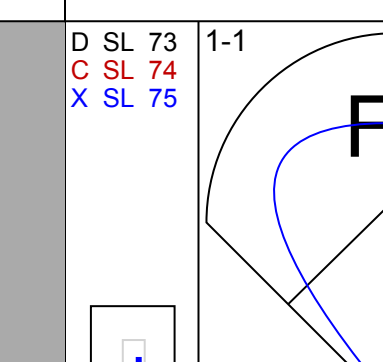
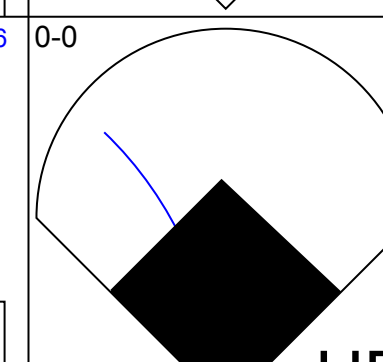
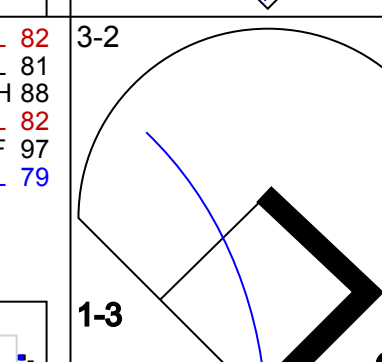
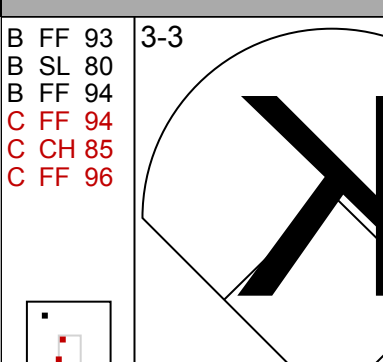
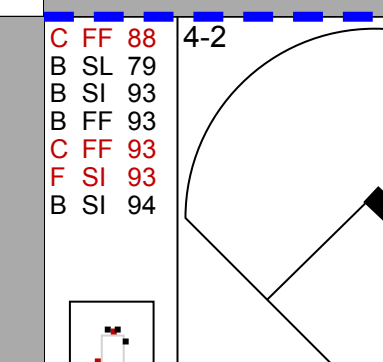
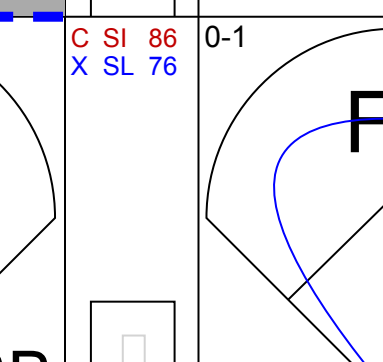
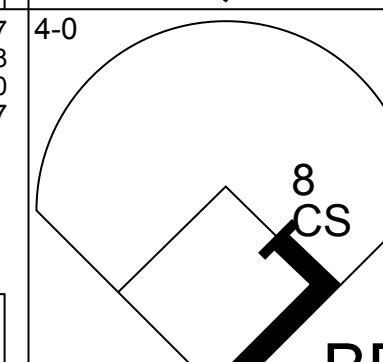
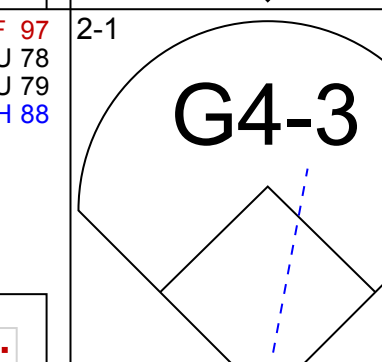
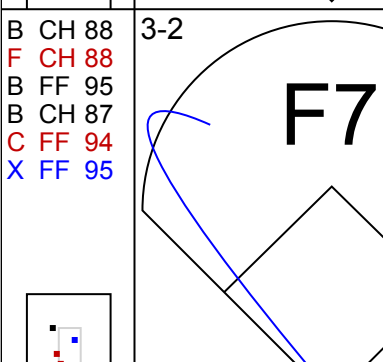
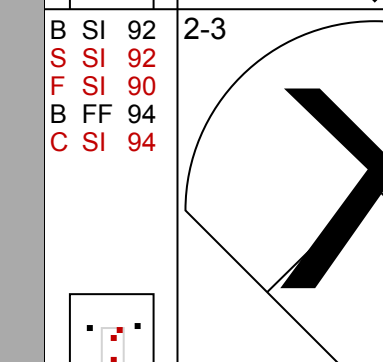
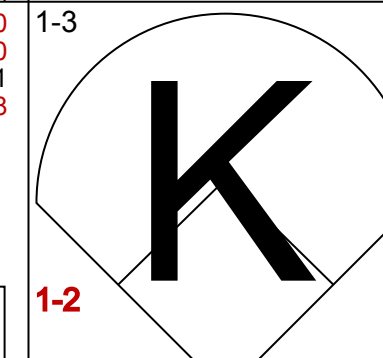
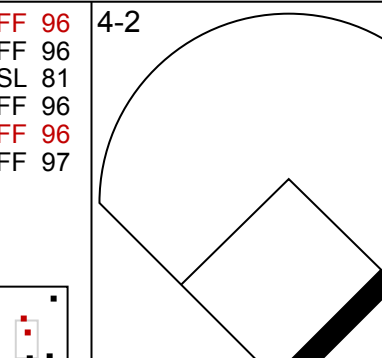
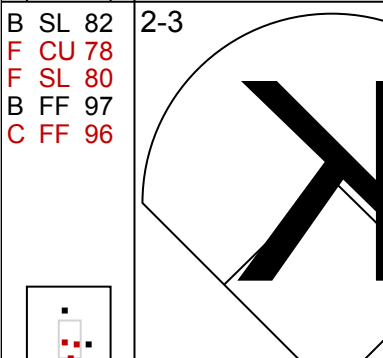
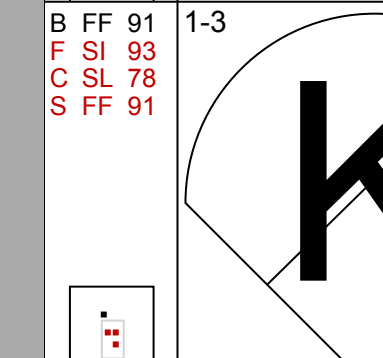
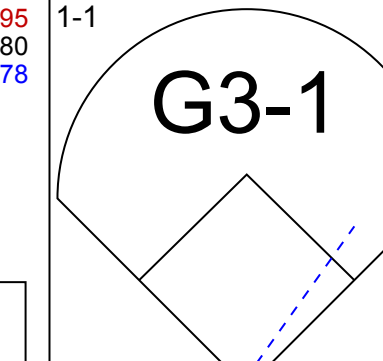
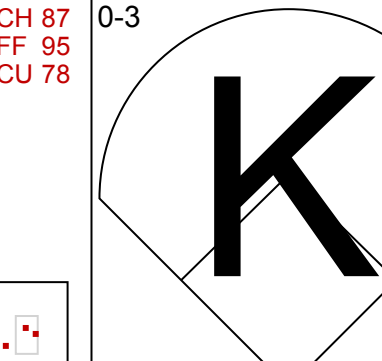
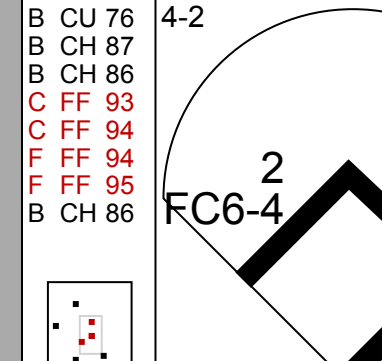
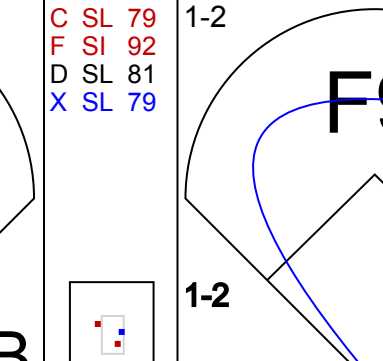
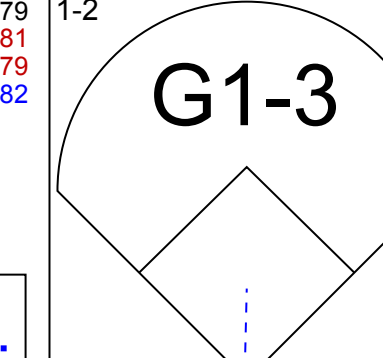
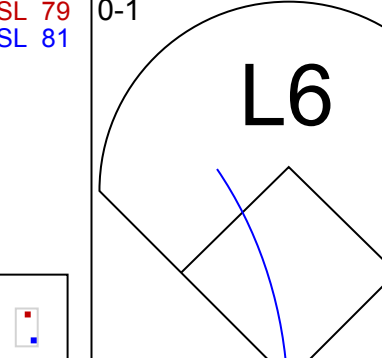
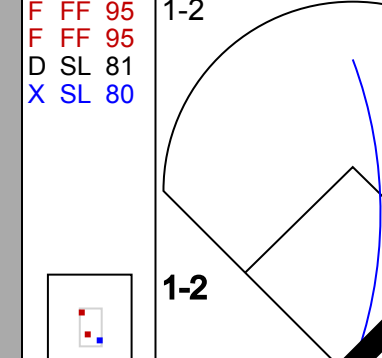
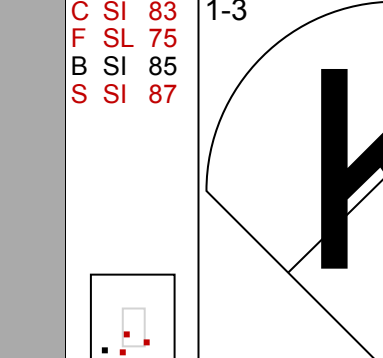
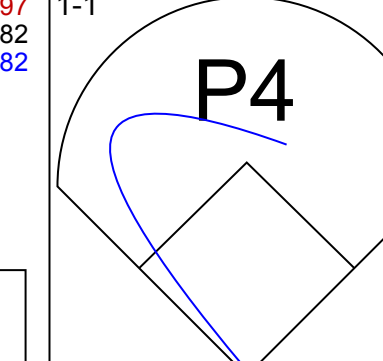
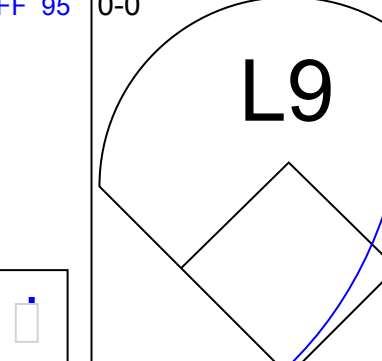
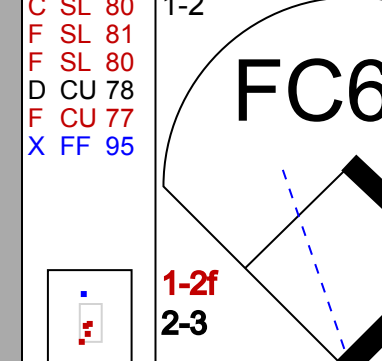
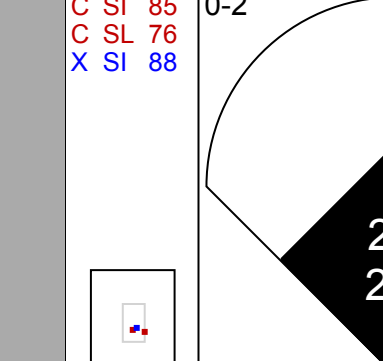
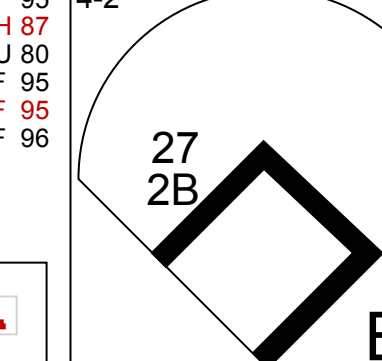
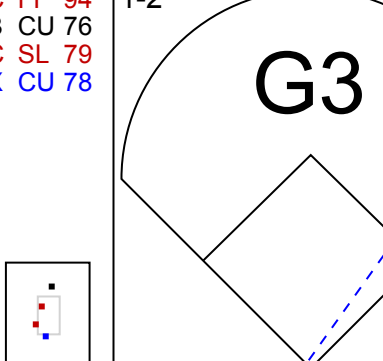
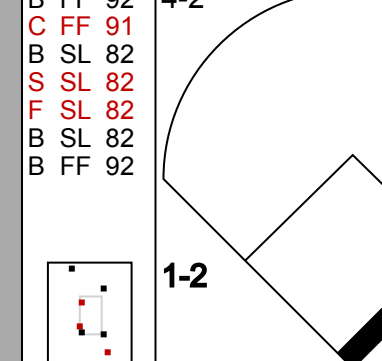
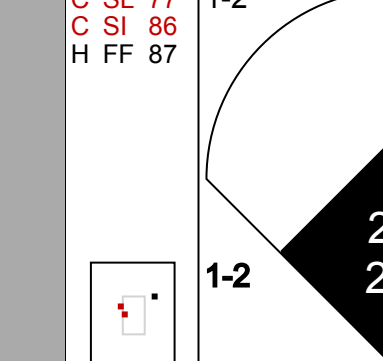
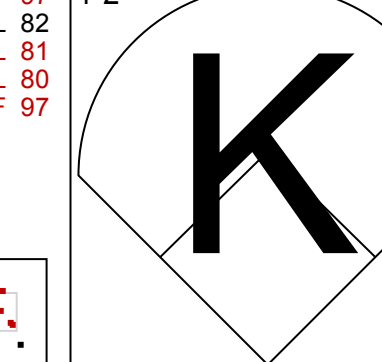
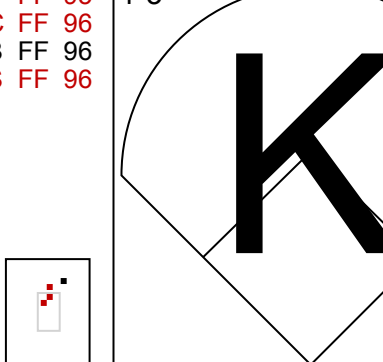
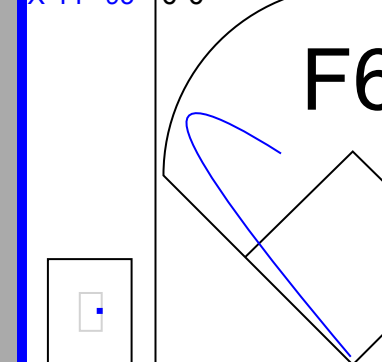
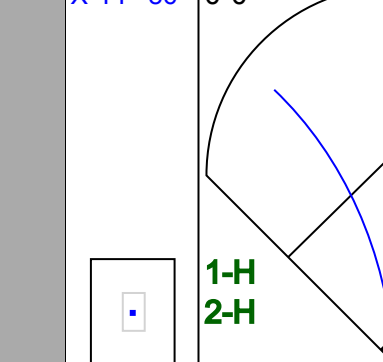
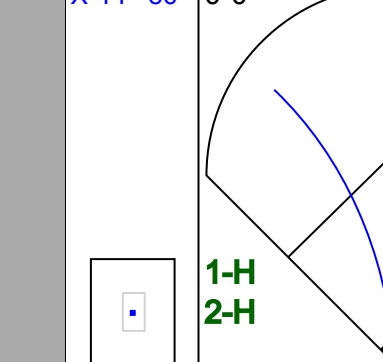








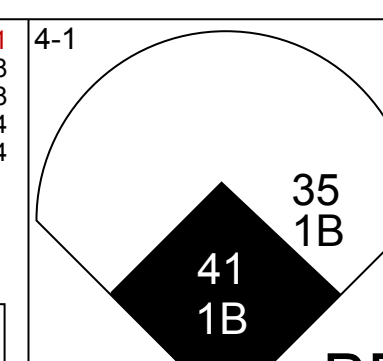
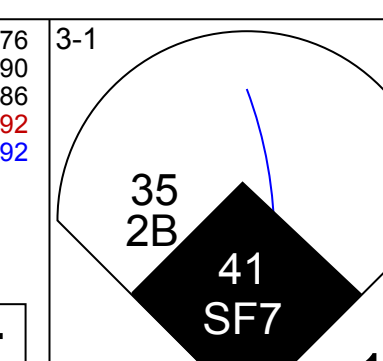
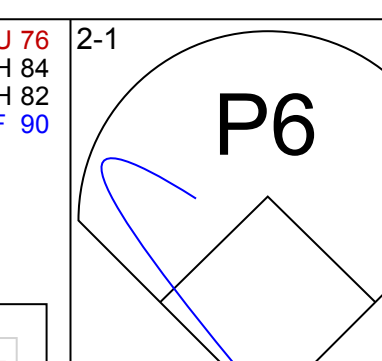
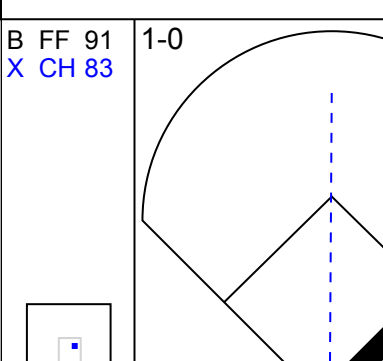
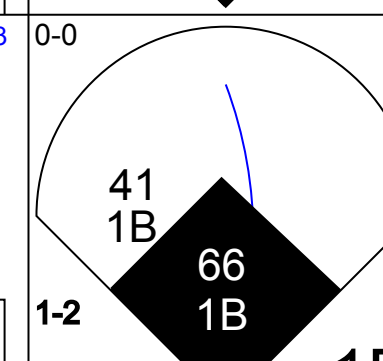
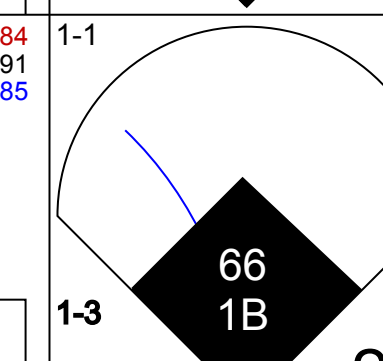
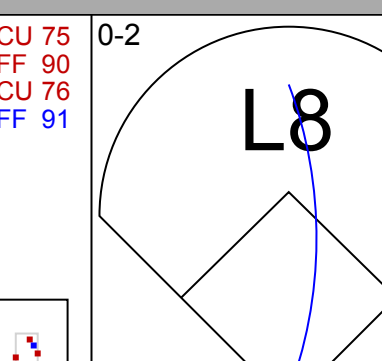
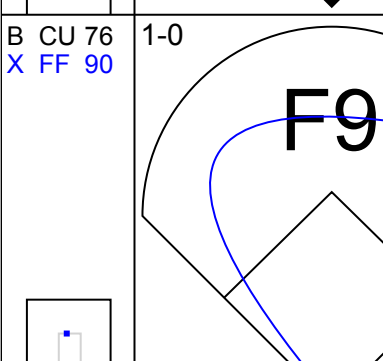
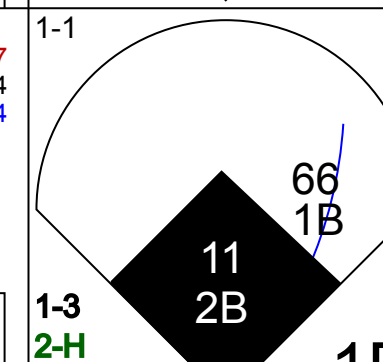
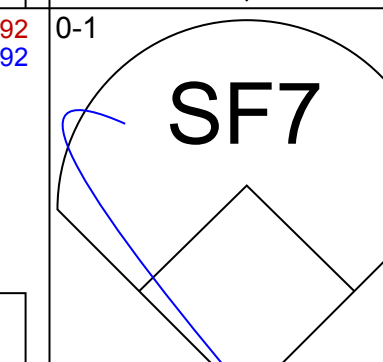
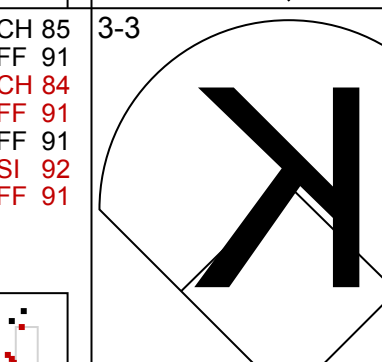
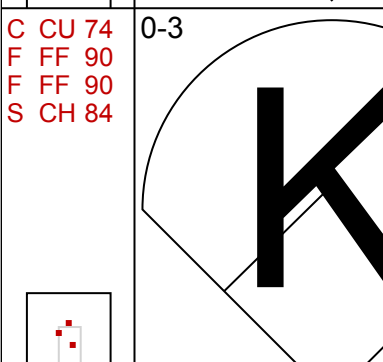
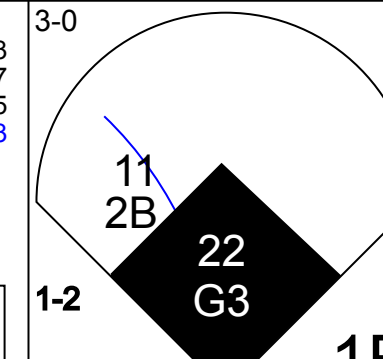
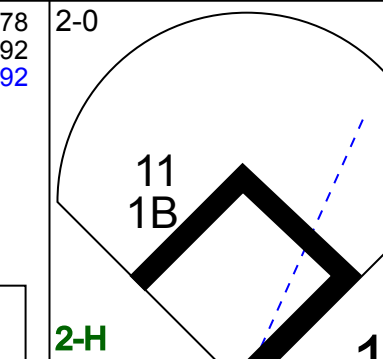
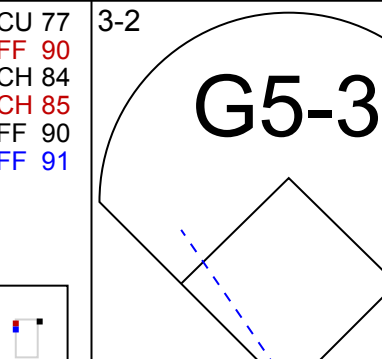

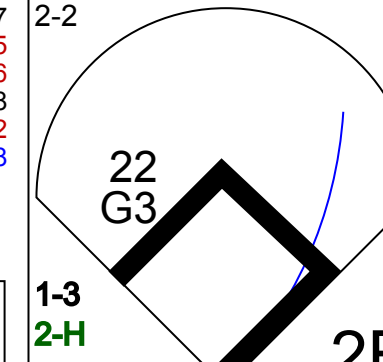
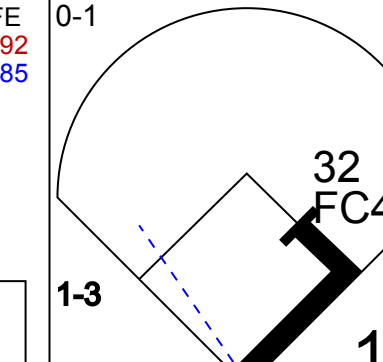


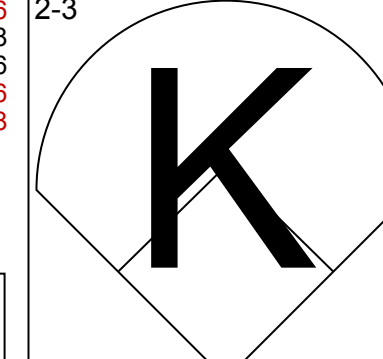
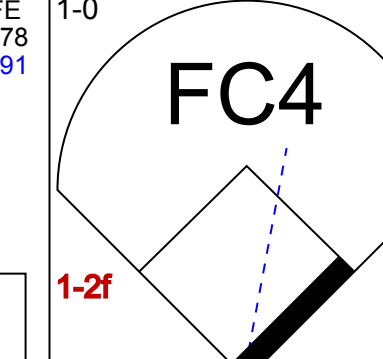


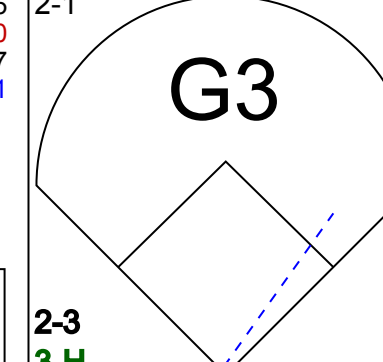
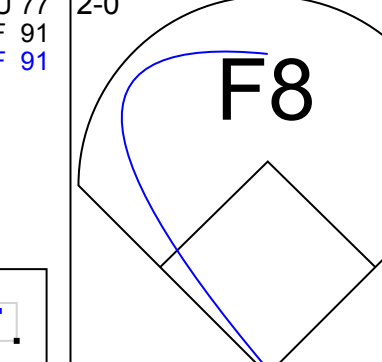
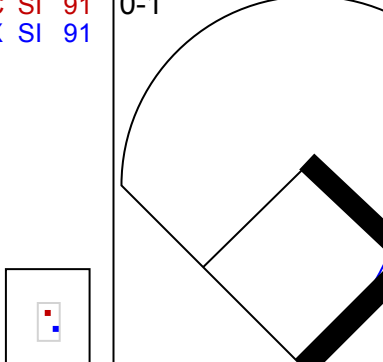
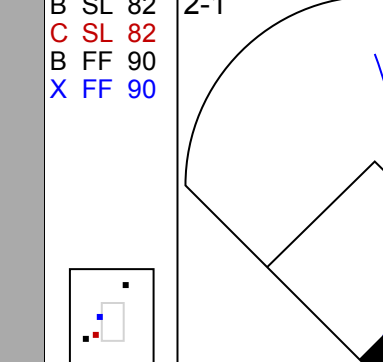
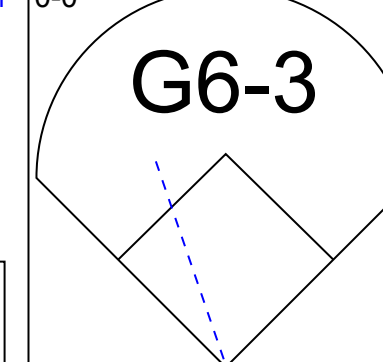


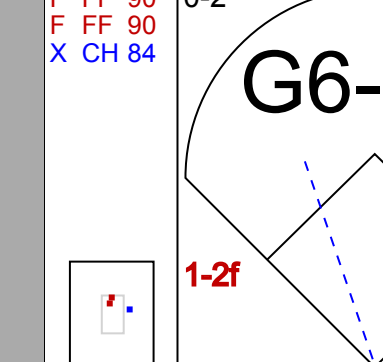

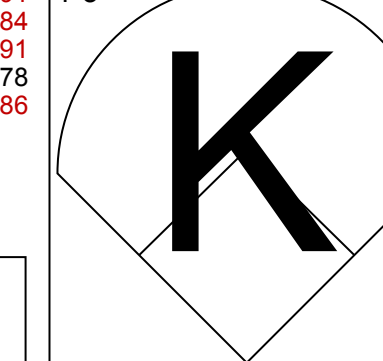

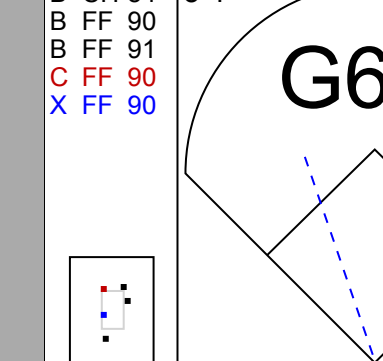


Batter	1	2	3	4	5	6	7	8	9	AB	R	H	RBI	BB	SO	LOB	TOP			
6 David Fletcher, R OBP: 0.351, SLG: 0.403										5	0	0	0	0	3	5				
27 Mike Trout, R OBP: 0.440, SLG: 0.665										4	1	2	1	1	1	1				
17 Shohel Ohtani, L OBP: 0.355, SLG: 0.515										3	0	0	0	1	1	3				
8 Justin Upton, R OBP: 0.300, SLG: 0.381										3	0	0	0	1	3	2				
56 Kole Calhoun, L OBP: 0.321, SLG: 0.482										3	0	0	0	1	1	2				
5 Albert Pujols, R OBP: 0.326, SLG: 0.441										4	0	1	0	0	1	1				
2 Andrelton Simmons, R OBP: 0.314, SLG: 0.405										3	0	0	0	0	0	3				
4 Luis Rengifo, S OBP: 0.324, SLG: 0.360										1	1	0	0	2	0	0				
33 Max Stassi, R OBP: 0.230, SLG: 0.207										2	0	0	0	0	2	1				
23 Matt Thaiss, L OBP: 0.314, SLG: 0.617										2	0	1	2	0	0	3				
<b>Inning Stats</b>	R: 1 E: 0 K: 2 S: 7	H: 1 LOB: 1 BB: 1 P: 12	R: 0 E: 0 K: 0 S: 7	H: 0 LOB: 2 BB: 0 P: 10	R: 0 E: 0 K: 1 S: 13	H: 1 LOB: 2 BB: 1 P: 26	R: 0 E: 0 K: 1 S: 8	H: 0 LOB: 0 BB: 1 P: 12	R: 0 E: 0 K: 2 S: 9	H: 0 LOB: 0 BB: 0 P: 17	R: 0 E: 0 K: 1 S: 21	H: 1 LOB: 3 BB: 2 P: 31	R: 0 E: 0 K: 2 S: 12	H: 0 LOB: 1 BB: 0 P: 20	R: 2 E: 0 K: 1 S: 13	H: 2 LOB: 1 BB: 0 P: 16	1B: 2 2B: 3 3B: 0 HR: 1	SF: 0 SAC: 0 DP: 1 HBP: 1	WP: 0 PB: 0 SB: 0 CS: 1	PA: 38
<b>PITCHER</b>	IP	WLS	BF	H	R	ER	SO	BB	IBB	HBP	BLK	WP	HR	S	P	ERA	WHIP			
52 Mike Clevinger, R ERA: 3.07	6.1	W	25	3	1	1	8	4	0	0	0	0	1	65	107	1.42	1.105			
44 Nick Goody, R ERA: 1.5	0.2		3	0	0	0	1	1	0	0	0	0	0	9	13	0.00	1.500			
39 Oliver Pérez, L ERA: 2.79	1.0		4	0	0	0	2	1	0	0	0	0	0	12	20	0.00	1.000			
90 Adam Cimber, R ERA: 3.2	1.0		6	2	2	2	1	0	0	1	0	0	0	13	16	18.00	2.000			

Los Angeles Angels @ Cleveland Indians  
 Progressive Field, Cleveland, OH  
 Fri Aug 02 2019, 7:11 PM - 10:05 PM EDT  
 Att: 28,386 - Clear - 79 F

AB 31  
 R 3  
 H 5  
 RBI 3  
 BB 6  
 SO 12  
 LOB 21



Batter	1	2	3	4	5	6	7	8	9	AB	R	H	RBI	BB	SO	LOB	BOTTOM			
12 Francisco Lindor, S OBP: 0.359, SLG: 0.525										3	2	2	0	1	0	0				
35 Óscar Mercado, R OBP: 0.341, SLG: 0.468										4	2	2	0	0	0	1				
41 Carlos Santana, S OBP: 0.398, SLG: 0.518										3	1	1	2	0	2	1				
66 Yasiel Puig, R OBP: 0.306, SLG: 0.476										4	1	2	2	0	1	0				
11 José Ramírez, S OBP: 0.315, SLG: 0.415										4	0	2	1	0	0	0				
32 Franmil Reyes, R OBP: 0.309, SLG: 0.526										4	0	0	0	0	1	4				
22 Jason Kipnis, L OBP: 0.313, SLG: 0.388										4	0	2	1	0	0	1				
55 Roberto Pérez, R OBP: 0.325, SLG: 0.490										4	1	1	1	0	1	3				
8 Jordan Luplow, R OBP: 0.340, SLG: 0.497										4	0	0	0	0	1	0				
<b>Inning Stats</b>	R: 4 E: 0 K: 1 S: 15	H: 4 LOB: 1 BB: 1 P: 29	R: 2 E: 0 K: 1 S: 14	H: 4 LOB: 2 BB: 0 P: 22	R: 1 E: 0 K: 0 S: 8	H: 1 LOB: 0 BB: 0 P: 16	R: 0 E: 0 K: 1 S: 11	H: 0 LOB: 0 BB: 0 P: 17	R: 0 E: 0 K: 1 S: 8	H: 1 LOB: 1 BB: 0 P: 10	R: 0 E: 0 K: 1 S: 7	H: 1 LOB: 0 BB: 0 P: 9	R: 0 E: 0 K: 1 S: 6	H: 0 LOB: 0 BB: 0 P: 13	R: 0 E: 0 K: 0 S: 7	H: 1 LOB: 0 BB: 0 P: 12	1B: 8 2B: 3 3B: 0 HR: 1	SF: 1 SAC: 0 DP: 1 HBP: 0	WP: 0 PB: 0 SB: 0 CS: 0	PA: 36
<b>PITCHER</b>	IP	WLS	BF	H	R	ER	SO	BB	IBB	HBP	BLK	WP	HR	S	P	ERA	WHIP			
67 Taylor Cole, R ERA: 3.97	0.1	L	6	4	4	4	5	1	0	0	0	0	1	64	104	3.52	1.043			
52 Dillon Peters, L ERA: 3.2	7.2		30	8	3	3	5	0	0	0	0	0	0	64	104	3.52	1.043			

Los Angeles Angels @ Cleveland Indians  
 Progressive Field, Cleveland, OH  
 Fri Aug 02 2019, 7:11 PM - 10:05 PM EDT  
 Att: 28,386 - Clear - 79 F

AB 34  
 R 7  
 H 12  
 RBI 7  
 BB 1  
 SO 6  
 LOB 10





Batter	1	2	3	4	5	6	7	8	9	AB	R	H	RBI	BB	SO	LOB	TOP								
6 David Fletcher, R OBP: 0.350, SLG: 0.401	G6-3		L8			17 2B 8 SF7 1B		G4-3		4	1	1	0	0	0	1	<b>Los Angeles Angels @ Cleveland Indians</b> Progressive Field, Cleveland, OH Sat Aug 03 2019, 7:10 PM - 10:10 PM EDT Att: 31,222 - Clear - 78 F								
27 Mike Trout, R OBP: 0.439, SLG: 0.660	F8		K			F8		17 F 8 1B 1B		4	1	1	0	0	1	2									
17 Shohel Ohtani, L OBP: 0.357, SLG: 0.519	G3			L8		2B		E5 8 1B 1B		4	0	2	0	0	0	0									
8 Justin Upton, R OBP: 0.299, SLG: 0.379		K		K		SF7		1B		3	0	1	2	0	2	0									
56 Kole Calhoun, L OBP: 0.320, SLG: 0.479				K		F9		1B		4	0	1	0	0	2	3									
5 Albert Pujols, R OBP: 0.298, SLG: 0.442	F8									4	0	2	0	0	0	1									
23 Matt Thaiss, L OBP: 0.309, SLG: 0.580	L7									3	0	0	0	1	1	2									
44 Kevan Smith, R OBP: 0.344, SLG: 0.391			L1		G4-6-3		F9	L5		4	0	0	0	0	0	3									
4 Luis Rengifo, S OBP: 0.322, SLG: 0.358					G3			K	K	4	0	1	0	0	2	2									
<b>Inning Stats</b>	R: 0 E: 0 K: 0 S: 8	H: 0 LOB: 0 BB: 0 P: 12	R: 0 E: 0 K: 1 S: 9	H: 1 LOB: 1 BB: 0 P: 13	R: 0 E: 0 K: 1 S: 12	H: 1 LOB: 1 BB: 0 P: 18	R: 0 E: 0 K: 2 S: 11	H: 0 LOB: 0 BB: 0 P: 14	R: 0 E: 0 K: 0 S: 10	H: 1 LOB: 1 BB: 1 P: 18	R: 1 E: 0 K: 0 S: 12	H: 2 LOB: 1 BB: 0 P: 20	R: 0 E: 0 K: 0 S: 6	H: 0 LOB: 0 BB: 0 P: 10	R: 1 E: 1 K: 2 S: 15	H: 3 LOB: 2 BB: 0 P: 23	R: 0 E: 0 K: 2 S: 11	H: 1 LOB: 1 BB: 0 P: 16	1B: 8 2B: 1 3B: 0 HR: 0	SF: 1 SAC: 0 DP: 1 HBP: 0	WP: 0 PB: 0 SB: 0 CS: 0	PA: 36			
<b>PITCHER</b>	IP	WLS	BF	H	R	ER	SO	BB	IBB	HBP	BLK	WP	HR	S	P	ERA	WHIP								
45 Adam Plutko, R ERA: 4.55	5.1	W	21	5	1	1	4	1	0	0	0	0	0	57	87	1.69	1.125								
44 Nick Goody, R ERA: 1.46	0.2		2	0	0	0	0	0	0	0	0	0	0	5	8	0.00	0.000								
62 Nick Wittgren, R ERA: 2.72	1.2		6	1	1	0	1	0	0	0	0	0	0	14	23	0.00	0.600								
39 Oliver Pérez, L ERA: 2.79	0.0		1	1	0	0	0	0	0	0	0	0	0	2	5	∞	∞								
90 Adam Cimber, R ERA: 3.19	0.1	H	2	1	0	0	1	0	0	0	0	0	0	5	5	0.00	3.000								
33 Brad Hand, L ERA: 2.4	1.0		4	1	0	0	2	0	0	0	0	0	0	11	16	0.00	1.000								

AB	34
R	2
H	9
RBI	2
BB	1
SO	8
LOB	14

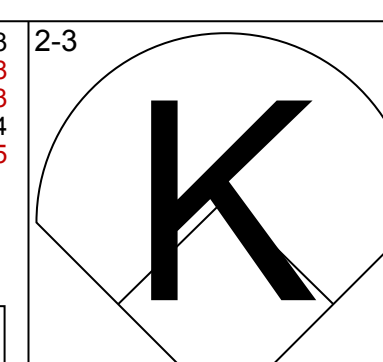
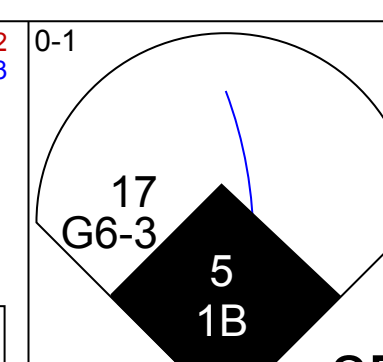
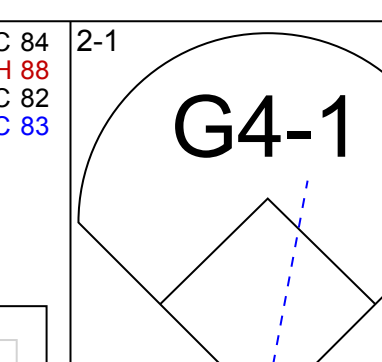
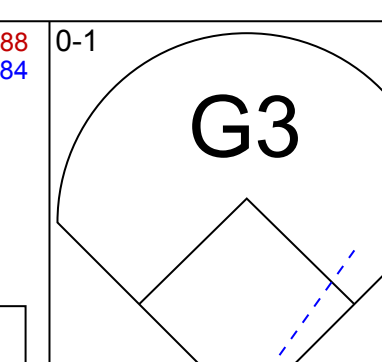
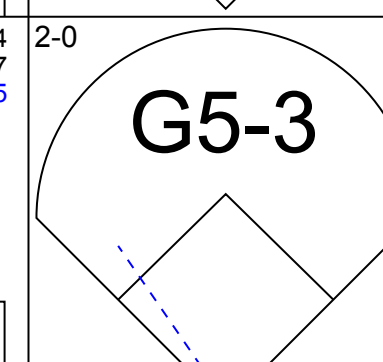
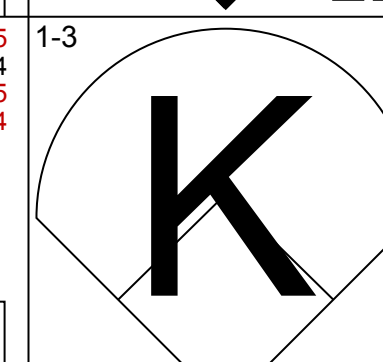
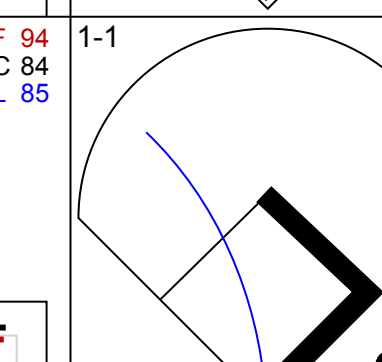
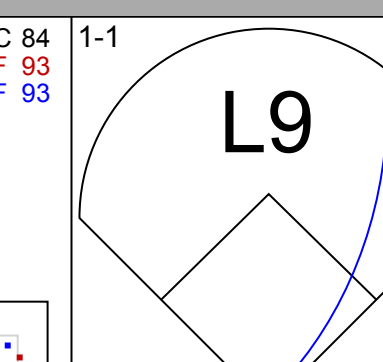
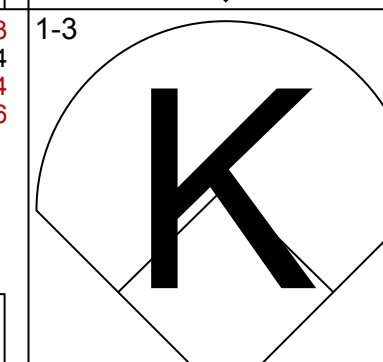
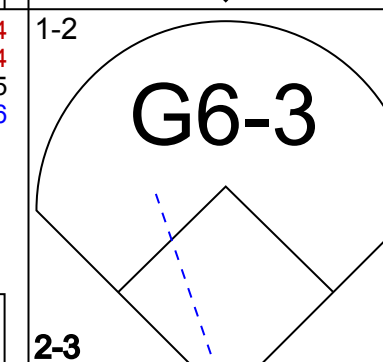
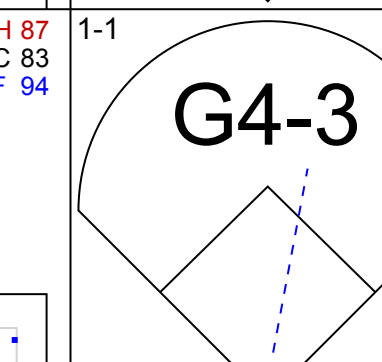
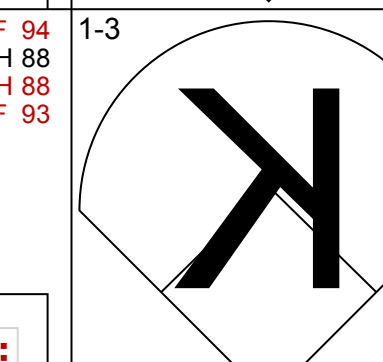
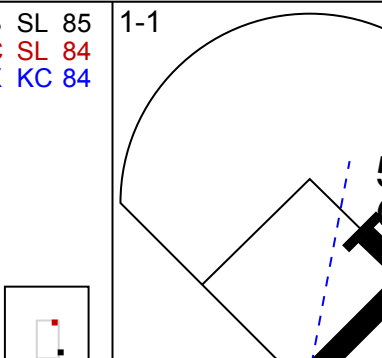
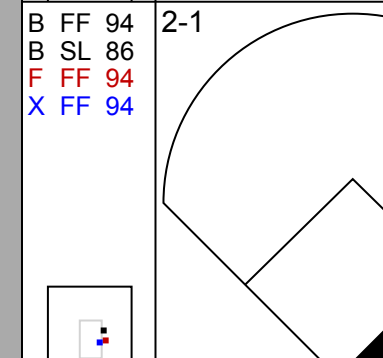
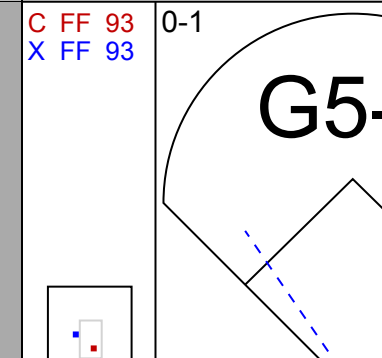
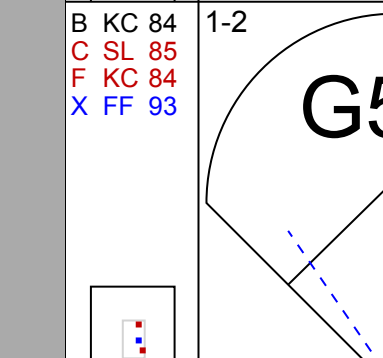
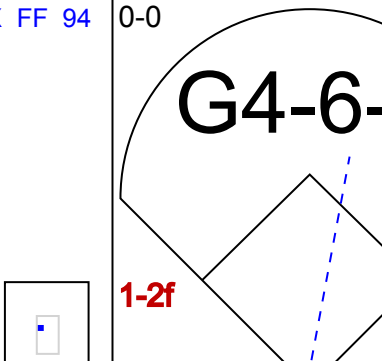
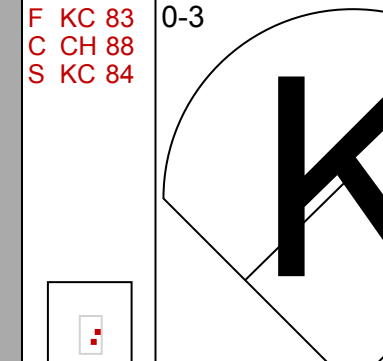
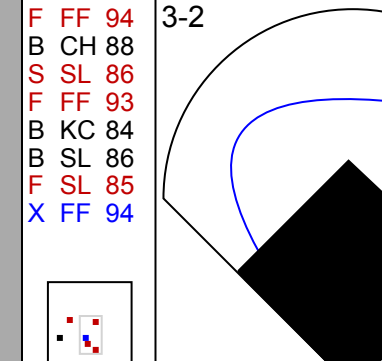
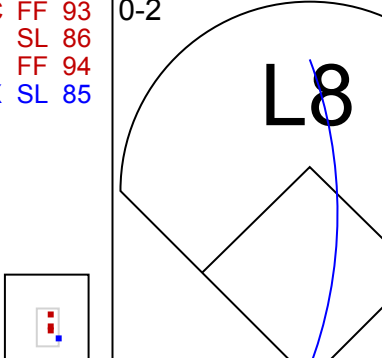
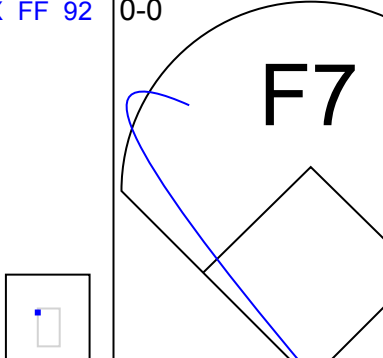
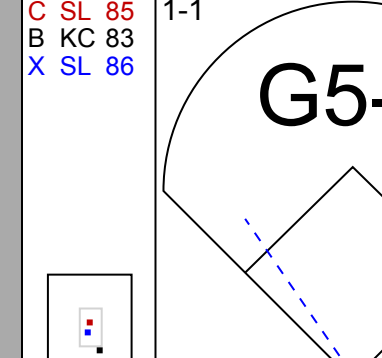
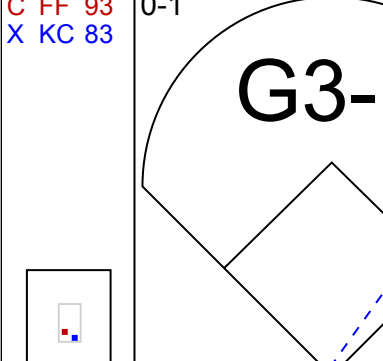
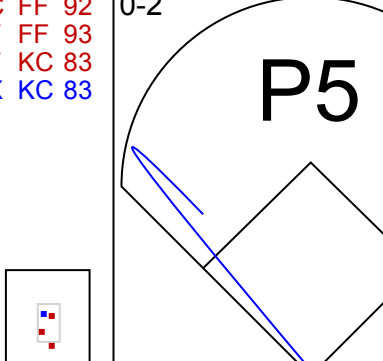
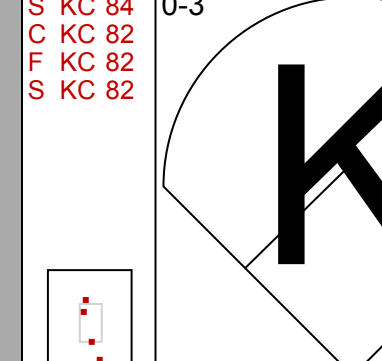
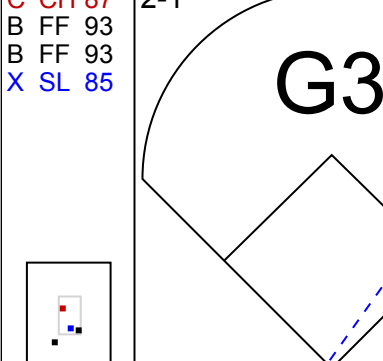
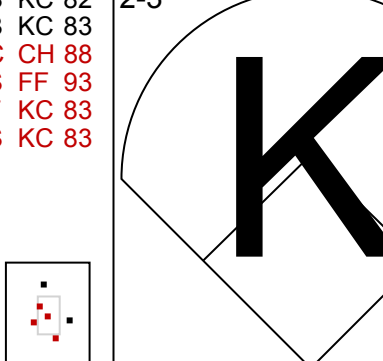
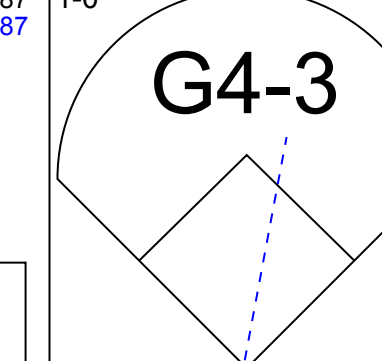
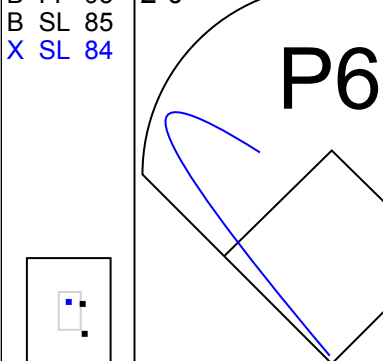
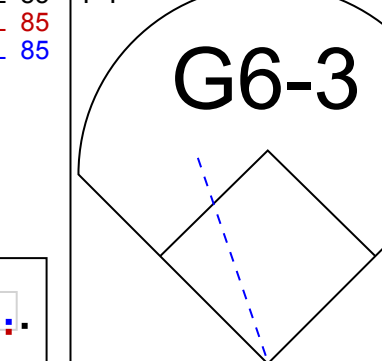
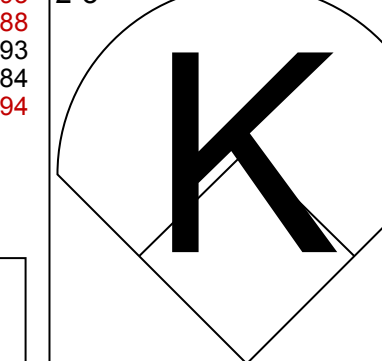


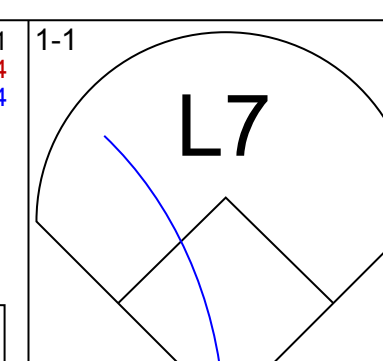
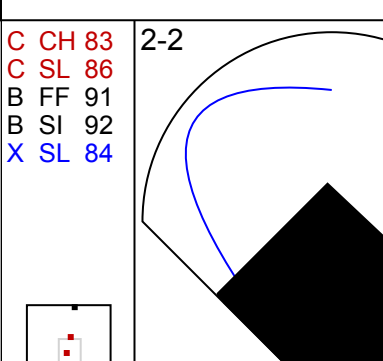
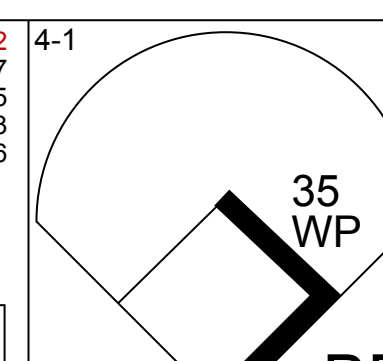
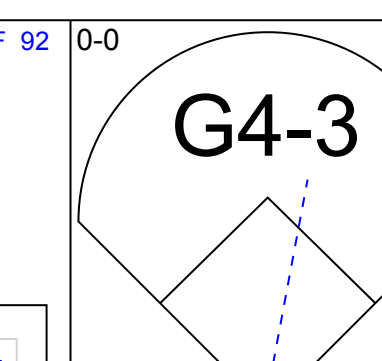
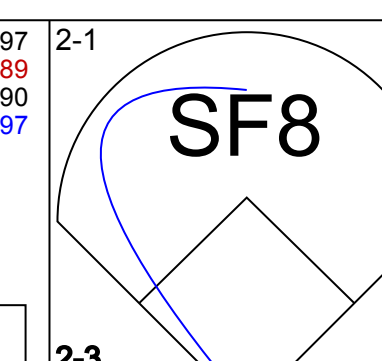
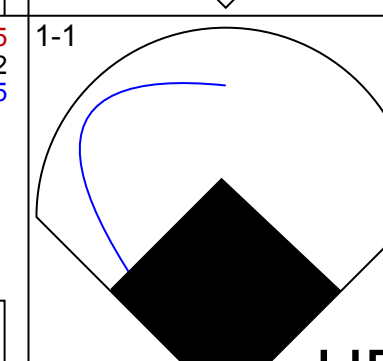
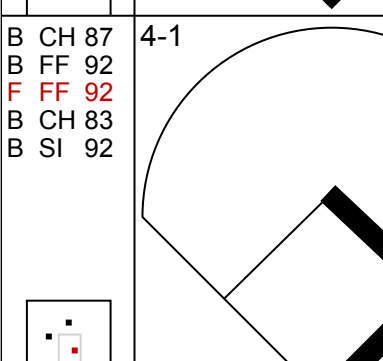
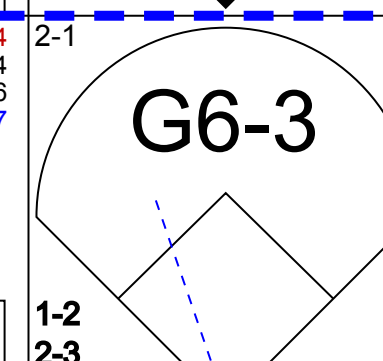
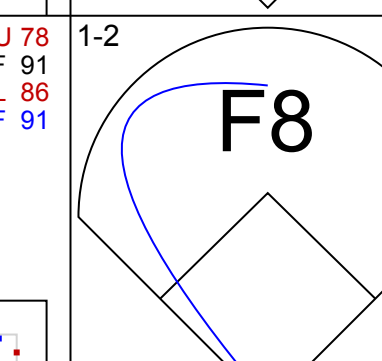
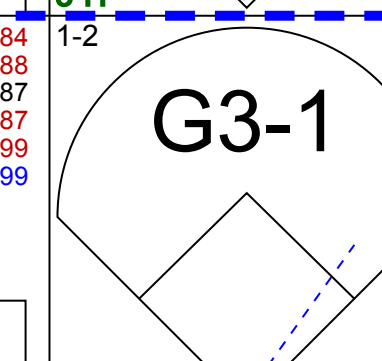
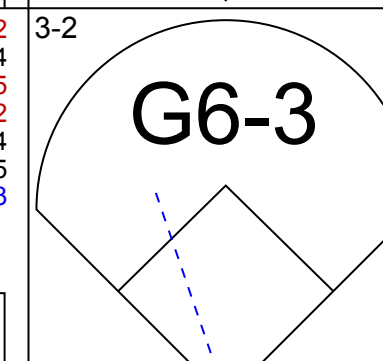
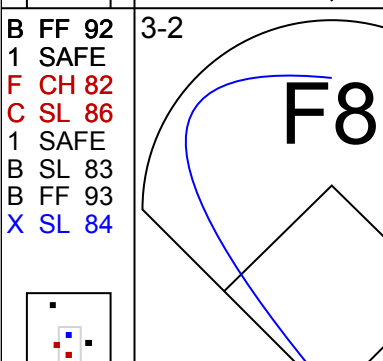
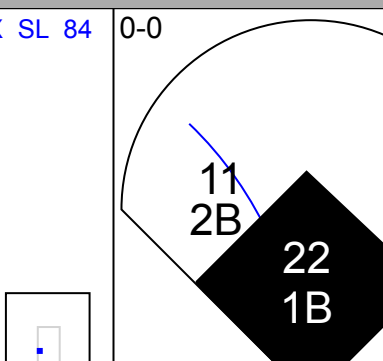
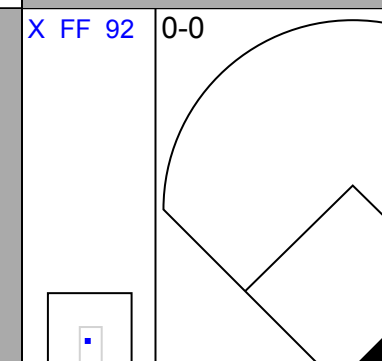
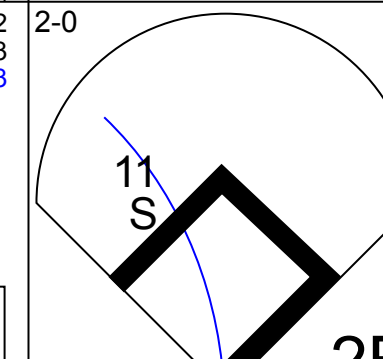
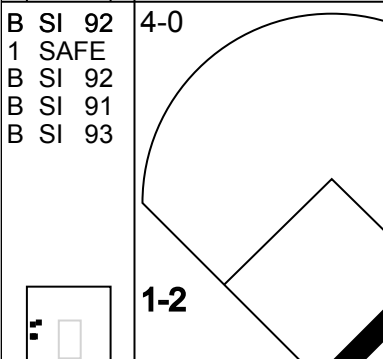
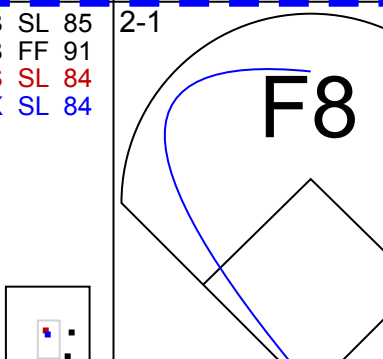
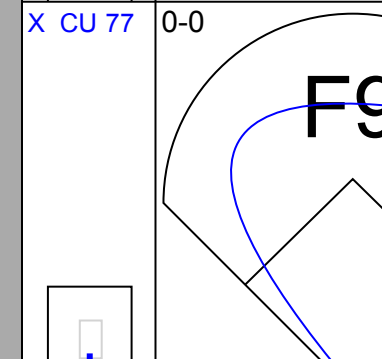
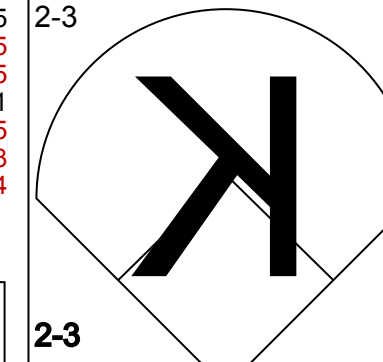
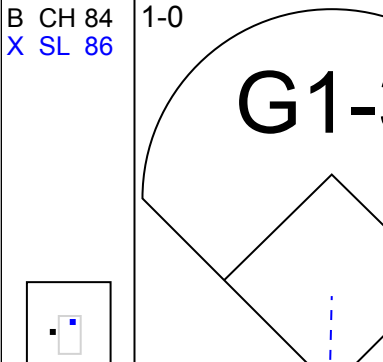
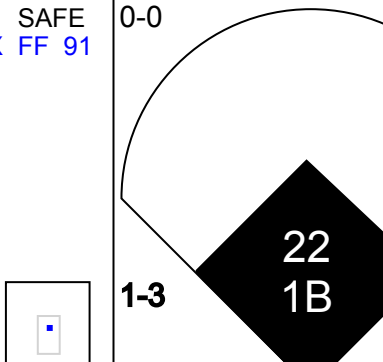
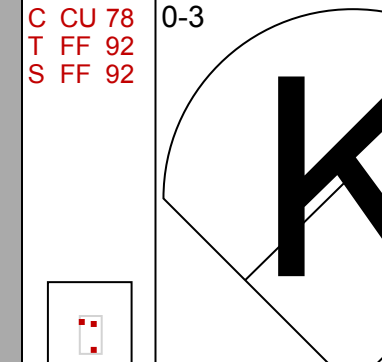
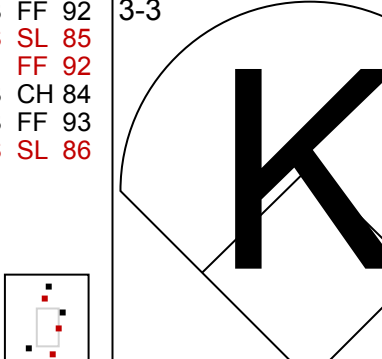
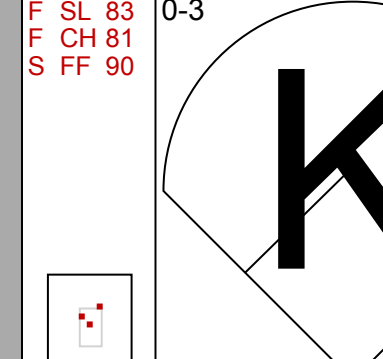
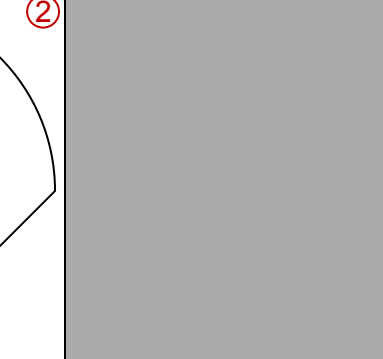
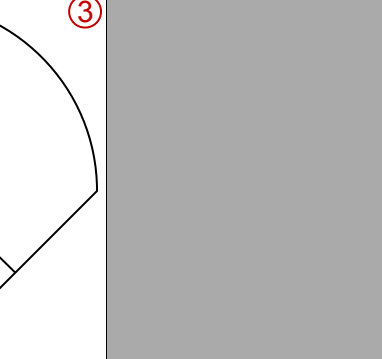
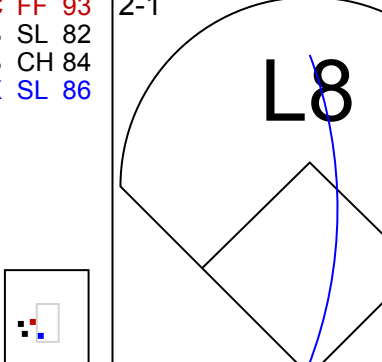
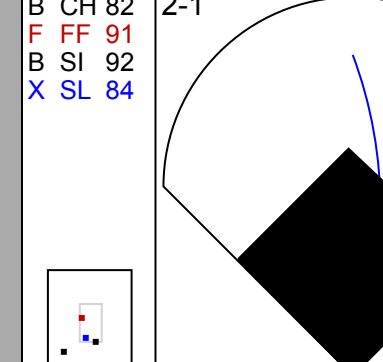
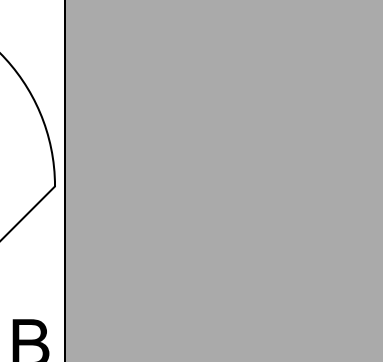
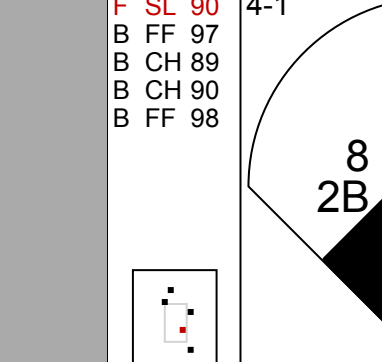
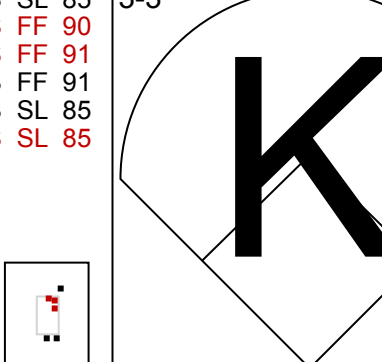
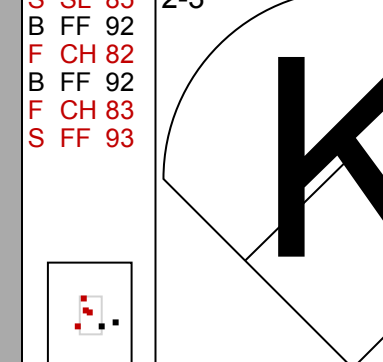
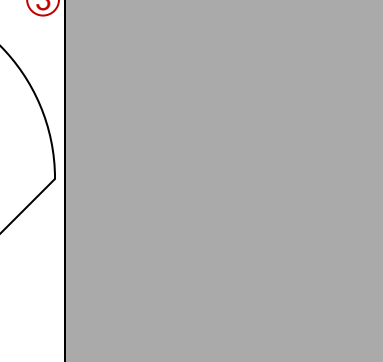
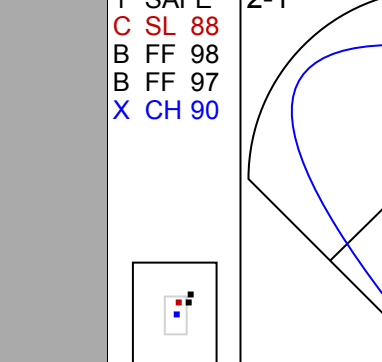
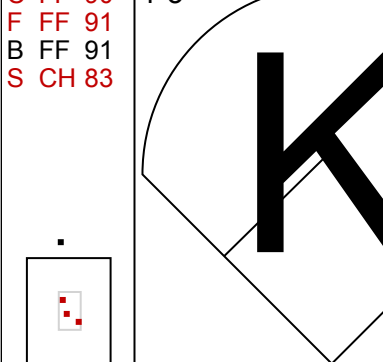
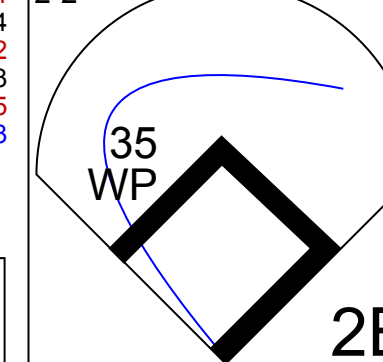
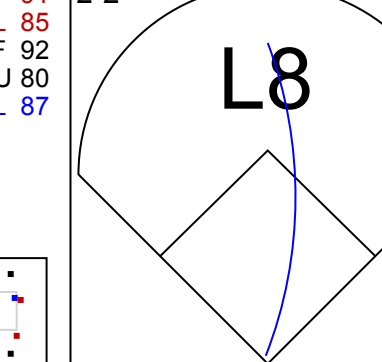
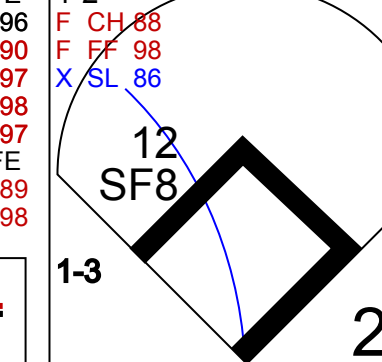
Batter	1	2	3	4	5	6	7	8	9	AB	R	H	RBI	BB	SO	LOB	BOTTOM								
12 Francisco Lindor, S OBP: 0.357, SLG: 0.530	L7			G3-1		G3-1		F7		4	1	1	3	0	0	1	<b>Los Angeles Angels @ Cleveland Indians</b> Progressive Field, Cleveland, OH Sat Aug 03 2019, 7:10 PM - 10:10 PM EDT Att: 31,222 - Clear - 78 F								
35 Oscar Mercado, R OBP: 0.336, SLG: 0.461	F9			G5-3		G5-3		K2-3		4	0	0	0	0	1	1									
41 Carlos Santana, S OBP: 0.401, SLG: 0.526	G3-1									2	1	1	1	2	0	0									
66 Yasiel Puig, R OBP: 0.303, SLG: 0.471		E5 11 G3-1		G6-3		FC6-4		L9		4	0	0	0	0	2	2									
11 José Ramírez, S OBP: 0.314, SLG: 0.416		G3-1				F8		E7 32 SF8		4	1	1	0	0	1	1									
32 Franmil Reyes, R OBP: 0.309, SLG: 0.527		L7				F8		SF8		3	1	1	1	0	0	0									
22 Jason Kipnis, L OBP: 0.313, SLG: 0.395				G3-1				G3-1		4	1	1	2	0	0	0									
27 Kevin Plawecki, R OBP: 0.293, SLG: 0.345				G5-3						2	1	1	0	0	0	0									
30 Tyler Naquin, L OBP: 0.320, SLG: 0.491				P4						3	1	1	0	0	1	1									
<b>Inning Stats</b>	R: 0 E: 0 K: 0 S: 5	H: 0 LOB: 0 BB: 0 P: 9	R: 0 E: 1 K: 0 S: 7	H: 0 LOB: 0 BB: 0 P: 13	R: 0 E: 0 K: 0 S: 12	H: 0 LOB: 0 BB: 0 P: 19	R: 0 E: 0 K: 0 S: 12	H: 0 LOB: 1 BB: 1 P: 21	R: 5 E: 0 K: 0 S: 20	H: 4 LOB: 1 BB: 1 P: 37	R: 0 E: 0 K: 1 S: 6	H: 0 LOB: 0 BB: 0 P: 7	R: 0 E: 0 K: 2 S: 12	H: 1 LOB: 1 BB: 0 P: 18	R: 2 E: 1 K: 0 S: 7	H: 2 LOB: 0 BB: 0 P: 12	R: 0 E: 0 K: 0 S: 5	H: 0 LOB: 0 BB: 0 P: 13	1B: 1 2B: 3 3B: 0 HR: 3	SF: 1 SAC: 0 DP: 0 HBP: 1	WP: 1 PB: 0 SB: 0 CS: 0	PA: 34			
<b>PITCHER</b>	IP	WLS	BF	H	R	ER	SO	BB	IBB	HBP	BLK	WP	HR	S	P	ERA	WHIP								
64 Félix Peña, R ERA: 4.98	1.2		12	2	3	3	0	1	0	1	0	0	1	33	58	10.12	1.125								
53 Trevor Cahill, R ERA: 6.29	0.2	L	5	2	2	2	0	1	0	0	0	0	1	13	23	27.00	4.500								
38 Justin Anderson, R ERA: 4.28	1.2		6	1	0	0	2	0	0	0	0	1	0	15	20	0.00	0.600								
31 Ty Buttrey, R ERA: 3.48	1.1		6	2	2	1	1	0	0	0	0	0	1	10	17	6.75	1.500								

AB	30
R	7
H	7
RBI	7
BB	2
SO	3
LOB	6





Batter	1	2	3	4	5	6	7	8	9	AB	R	H	RBI	BB	SO	LOB	TOP					
18 Brian Goodwin, L (1, 7) OBP: 0.338, SLG: 0.476				 17 5 1B 2B		 2		 3		4	1	1	0	0	1	0	<b>Los Angeles Angels @ Cleveland Indians</b> Progressive Field, Cleveland, OH Sun Aug 04 2019, 1:12 PM - 4:12 PM EDT Att: 26,099 - Sunny - 82 F					
27 Mike Trout, R (1, 8) OBP: 0.437, SLG: 0.659				 1		 2B			 1	4	0	1	0	0	1	1						
17 Shohel Ohtani, L (1, 10) OBP: 0.352, SLG: 0.511				 2		 3			 2	4	0	0	0	0	2	2						
5 Albert Pujols, R (1, 3) OBP: 0.301, SLG: 0.442		 1B 56 G4-6-3		 1B			 1		 3	4	0	2	1	0	0	0						
56 Kole Calhoun, L (1, 9) OBP: 0.321, SLG: 0.486	 1-2			 3			 HR			3	1	1	1	0	1	2						
6 David Fletcher, R (1, 6) OBP: 0.348, SLG: 0.398	 3				 1		 2			3	0	0	0	0	0	0						
23 Matt Thaiss, L (1, 5) OBP: 0.293, SLG: 0.547			 1		 2		 3			3	0	0	0	0	1	0						
4 Luis Rengifo, S (1, 4) OBP: 0.319, SLG: 0.354			 2		 3			 1		3	0	0	0	0	1	0						
33 Max Stassi, R (1, 2) OBP: 0.225, SLG: 0.202			 3			 1		 2		2	0	0	0	0	0	0						
25 Jared Walsh, L (8, PH) OBP: 0.278, SLG: 0.294										1	0	0	0	0	1	0						
44 Kevan Smith, R (8, 2) OBP: 0.344, SLG: 0.391										0	0	0	0	0	0	0						
<b>Inning Stats</b>	R: 0 E: 0 K: 2 S: 7	H: 0 LOB: 0 BB: 0 P: 12	R: 0 E: 0 K: 0 S: 7	H: 1 LOB: 0 BB: 0 P: 8	R: 0 E: 0 K: 0 S: 5	H: 0 LOB: 0 BB: 0 P: 9	R: 1 E: 0 K: 2 S: 13	H: 2 LOB: 1 BB: 0 P: 17	R: 0 E: 0 K: 1 S: 9	H: 0 LOB: 0 BB: 0 P: 11	R: 0 E: 0 K: 0 S: 8	H: 1 LOB: 1 BB: 0 P: 13	R: 1 E: 0 K: 1 S: 13	H: 1 LOB: 0 BB: 0 P: 17	R: 0 E: 0 K: 1 S: 6	H: 0 LOB: 0 BB: 0 P: 9	R: 0 E: 0 K: 1 S: 8	H: 0 LOB: 0 BB: 0 P: 11	1B: 2 2B: 2 3B: 0 HR: 1	SF: 0 SAC: 0 DP: 1 HBP: 0	WP: 0 PB: 0 SB: 0 CS: 0	PA: 31
<b>PITCHER</b> 57 Shane Bieber, R (1, 1) ERA: 3.31	IP: 9.0 WLS: W BF: 31 H: 5 R: 2 ER: 2 SO: 8 BB: 0 IBB: 0 HBP: 0 BLK: 0 WP: 0 HR: 1 S: 76 P: 107 ERA: 2.00 WHIP: 0.556															<b>PITCHER</b>						

Batter	1	2	3	4	5	6	7	8	9	AB	R	H	RBI	BB	SO	LOB	BOTTOM					
12 Francisco Lindor, S (1, 6) OBP: 0.357, SLG: 0.536	 1		 HR	 35 WP BB		 2		 2		3	1	1	2	1	0	0	<b>Los Angeles Angels @ Cleveland Indians</b> Progressive Field, Cleveland, OH Sun Aug 04 2019, 1:12 PM - 4:12 PM EDT Att: 26,099 - Sunny - 82 F					
35 Oscar Mercado, R (1, 8) OBP: 0.337, SLG: 0.469	 HR		 66 BB	 3		 3		 3		4	1	1	1	1	0	3						
41 Carlos Santana, S (1, 3) OBP: 0.402, SLG: 0.526	 2		 2		 1B		 1B			4	1	2	0	0	0	1						
66 Yasiel Puig, R (1, 9) OBP: 0.305, SLG: 0.473	 2B		 BB		 1		 1			3	0	1	0	1	0	2						
11 José Ramírez, S (1, 5) OBP: 0.314, SLG: 0.417	 3		 3		 2B		 2			4	1	1	0	0	2	4						
32 Franmil Reyes, R (1, 10) OBP: 0.305, SLG: 0.521	 1		 1		 2		 3			4	0	0	0	0	4	3						
22 Jason Kipnis, L (1, 4) OBP: 0.317, SLG: 0.407	 2		 HR	 1B		 8 SF8 BB				3	2	2	3	1	0	0						
55 Roberto Pérez, R (1, 2) OBP: 0.320, SLG: 0.483	 3		 2	 3		 1				4	0	0	0	0	2	2						
8 Jordan Luplow, R (1, 7) OBP: 0.343, SLG: 0.508	 1		 35 WP 2B		 1		 12 SF8 2B			4	0	2	0	0	1	0						
<b>Inning Stats</b>	R: 1 E: 0 K: 1 S: 14	H: 2 LOB: 1 BB: 0 P: 23	R: 0 E: 0 K: 2 S: 8	H: 0 LOB: 0 BB: 0 P: 16	R: 1 E: 0 K: 1 S: 11	H: 1 LOB: 2 BB: 2 P: 26	R: 1 E: 0 K: 2 S: 16	H: 2 LOB: 1 BB: 1 P: 28	R: 2 E: 0 K: 1 S: 12	H: 3 LOB: 1 BB: 0 P: 18	R: 0 E: 0 K: 0 S: 7	H: 0 LOB: 0 BB: 0 P: 10	R: 0 E: 0 K: 2 S: 9	H: 1 LOB: 0 BB: 0 P: 12	R: 1 E: 0 K: 0 S: 19	H: 1 LOB: 1 BB: 1 P: 29		R: 1 E: 0 K: 0 S: 19	H: 1 LOB: 1 BB: 1 P: 29	1B: 3 2B: 4 3B: 0 HR: 3	SF: 1 SAC: 0 DP: 0 HBP: 0	WP: 1 PB: 0 SB: 2 CS: 0
<b>PITCHER</b> 51 Jaime Barria, R (1, 1) ERA: 6.36	IP: 3.2 WLS: L BF: 19 H: 5 R: 3 ER: 3 SO: 3 BB: 3 IBB: 0 HBP: 0 BLK: 0 WP: 0 HR: 3 S: 47 P: 89 ERA: 7.36 WHIP: 2.182															<b>PITCHER</b>						
39 Luke Bard, R (4, 1) ERA: 5.68	0.1	2	1	1	1	0	0	0	0	0	0	0	0	0	0	0	1	0	3	5	27.00	3.000
66 JC Ramirez, R (5, 1) ERA: 2.25	3.0	12	3	1	1	3	0	0	0	0	0	0	0	0	0	0	0	27	39	3.00	1.000	
57 Hansel Robles, R (8, 1) ERA: 2.86	0.2	4	1	1	1	0	1	0	0	0	0	0	0	0	0	0	0	14	23	13.50	3.000	
40 Luis García, R (8, 1) ERA: 5.27	0.1	1	0	0	0	0	0	0	0	0	0	0	0	0	0	0	0	5	6	0.00	0.000	

AB	31
R	2
H	5
RBI	2
BB	0
SO	8
LOB	5



AB	33
R	6
H	10
RBI	6
BB	4
SO	9
LOB	15









Batter	1	2	3	4	5	6	7	8	9	AB	R	H	RBI	BB	SO	LOB	TOP		
6 David Fletcher, R OBP: 0.342, SLG: 0.390	L8		G6-3			G5-3			G5-3	4	0	0	0	0	0	0			
27 Mike Trout, R OBP: 0.439, SLG: 0.668	K			K			1B		K	4	0	1	0	0	3	0			
17 Shohel Ohtani, L OBP: 0.353, SLG: 0.511	2B			F8			K			3	0	1	0	0	1	1			
8 Justin Upton, R OBP: 0.297, SLG: 0.384	K			K			K			3	0	0	0	0	3	2			
5 Albert Pujols, R OBP: 0.297, SLG: 0.435		G4-3			F8					3	0	0	0	0	1	1			
56 Kole Calhoun, L OBP: 0.315, SLG: 0.476	K				L7				K	3	0	0	0	0	2	0			
4 Luis Rengifo, S OBP: 0.322, SLG: 0.360		G5-3				K			L9	3	0	0	0	0	1	0			
19 Wilfredo Tovar, R OBP: 0.280, SLG: 0.289			K			L8			K	3	0	0	0	0	2	0			
33 Max Stassi, R OBP: 0.213, SLG: 0.190										2	0	0	0	0	1	0			
18 Brian Goodwin, L (9, PH) OBP: 0.338, SLG: 0.487			P5			K			K	1	0	0	0	0	1	0			
<b>Inning Stats</b>	R: 0 H: 1 E: 0 K: 2 S: 10	H: 1 LOB: 1 BB: 0 P: 16	R: 0 H: 0 E: 0 K: 1 S: 6	H: 0 LOB: 0 BB: 0 P: 9	R: 0 H: 0 E: 0 K: 1 S: 9	H: 0 LOB: 0 BB: 0 P: 14	R: 0 H: 0 E: 0 K: 1 S: 7	H: 0 LOB: 0 BB: 0 P: 10	R: 0 H: 0 E: 0 K: 1 S: 6	H: 0 LOB: 0 BB: 0 P: 9	R: 0 H: 1 E: 0 K: 3 S: 11	H: 1 LOB: 1 BB: 0 P: 17	R: 0 H: 0 E: 0 K: 2 S: 11	H: 0 LOB: 0 BB: 0 P: 14	R: 0 H: 0 E: 0 K: 2 S: 10	H: 0 LOB: 0 BB: 0 P: 16	1B: 1 2B: 1 3B: 0 HR: 0	SF: 0 SAC: 0 DP: 0 HBP: 0	WP: 0 PA: 29 PB: 0 SB: 0 CS: 0
<b>PITCHER</b>	IP	WLS	BF	H	R	ER	SO	BB	IBB	HBP	BLK	WP	HR	S	P	ERA	WHIP		
41 Chris Sale, L ERA: 4.41	8.0	W	26	2	0	0	13	0	0	0	0	0	0	67	99	0.00	0.250		
44 Brandon Workman, R (9, 1) ERA: 1.92	1.0	S	3	0	0	0	2	0	0	0	0	0	0	10	16	0.00	0.000		

Los Angeles Angels @ Boston Red Sox  
Fenway Park, Boston, MA  
Thu Aug 08 2019, 7:11 PM - 9:26 PM EDT  
Att: 34,744 - Partly Cloudy - 85 F

AB	29
R	0
H	2
RBI	0
BB	0
SO	15
LOB	4



Batter	1	2	3	4	5	6	7	8	9	AB	R	H	RBI	BB	SO	LOB	BOTTOM		
50 Mookie Betts, R OBP: 0.387, SLG: 0.483	G4-3		G1-6-3			F9			G6-3	4	0	0	0	0	0	1			
11 Rafael Devers, L OBP: 0.384, SLG: 0.558	K		K			G6-3			G1-3	4	0	0	0	0	2	0			
2 Xander Bogaerts, R OBP: 0.387, SLG: 0.582	K			L9					K	3	0	0	0	0	2	0			
28 J.D. Martinez, R OBP: 0.379, SLG: 0.547		59 HR		16 2B					K	3	1	2	0	0	1	0			
59 Sam Travis, R OBP: 0.295, SLG: 0.434		1-H		K					P3	3	1	1	2	0	1	1			
16 Andrew Benintendi, L OBP: 0.355, SLG: 0.488			K			G4-3				3	0	1	0	0	1	0			
23 Michael Chavis, R OBP: 0.328, SLG: 0.456			G6-3			P4			K	3	0	0	0	0	1	2			
3 Sandy León, S OBP: 0.257, SLG: 0.326			K						K	3	1	1	1	0	2	0			
19 Jackie Bradley Jr., L OBP: 0.313, SLG: 0.384						G4-3			G6-3	2	0	0	0	1	0	0			
<b>Inning Stats</b>	R: 0 H: 0 E: 0 K: 2 S: 11	H: 0 LOB: 0 BB: 0 P: 13	R: 2 H: 2 E: 0 K: 2 S: 15	H: 2 LOB: 0 BB: 0 P: 24	R: 0 H: 0 E: 0 K: 1 S: 9	H: 0 LOB: 0 BB: 1 P: 17	R: 0 H: 2 E: 0 K: 1 S: 13	H: 2 LOB: 2 BB: 0 P: 20	R: 1 H: 1 E: 0 K: 0 S: 8	H: 1 LOB: 0 BB: 0 P: 12	R: 0 H: 0 E: 0 K: 2 S: 8	H: 0 LOB: 0 BB: 0 P: 11	R: 0 H: 0 E: 0 K: 2 S: 9	H: 0 LOB: 0 BB: 0 P: 13	R: 0 H: 0 E: 0 K: 0 S: 5	H: 0 LOB: 0 BB: 0 P: 8	1B: 2 2B: 1 3B: 0 HR: 2	SF: 0 SAC: 0 DP: 1 HBP: 0	WP: 0 PA: 29 PB: 0 SB: 0 CS: 0
<b>PITCHER</b>	IP	WLS	BF	H	R	ER	SO	BB	IBB	HBP	BLK	WP	HR	S	P	ERA	WHIP		
52 Dillon Peters, L ERA: 3.45	6.0	L	23	5	3	3	8	1	0	0	0	0	2	64	97	4.50	1.000		
67 Taylor Cole, R ERA: 5.0	1.0		3	0	0	0	2	0	0	0	0	0	0	9	13	0.00	0.000		
66 JC Ramirez, R ERA: 1.8	1.0		3	0	0	0	0	0	0	0	0	0	0	5	8	0.00	0.000		

Los Angeles Angels @ Boston Red Sox  
Fenway Park, Boston, MA  
Thu Aug 08 2019, 7:11 PM - 9:26 PM EDT  
Att: 34,744 - Partly Cloudy - 85 F

AB	28
R	3
H	5
RBI	3
BB	1
SO	10
LOB	4





Batter	1	2	3	4	5	6	7	8	9	AB	R	H	RBI	BB	SO	LOB	TOP			
6 David Fletcher, R OBP: 0.339, SLG: 0.386	L9		G6-3			G5-3		F8		4	0	0	0	0	0	0	<b>Los Angeles Angels @ Boston Red Sox</b> Fenway Park, Boston, MA Fri Aug 09 2019, 7:10 PM - 10:43 PM EDT Att: 36,650 - Clear - 84 F			
27 Mike Trout, R OBP: 0.439, SLG: 0.668	5 HR		17 FC4-6			K		P3		3	1	1	0	1	1	0				
17 Shohel Ohtani, L OBP: 0.348, SLG: 0.504	F7		FC4-6			G6-3		K2-3		4	0	0	0	0	1	2				
8 Justin Upton, R OBP: 0.302, SLG: 0.391	5 HR		CS			K		K		3	2	1	0	1	2	0				
5 Albert Pujols, R OBP: 0.299, SLG: 0.443	1-H					G5-3		K		3	1	1	3	0	1	1				
56 Kole Calhoun, L OBP: 0.314, SLG: 0.473	K					G3-6-3		L9		3	0	0	0	0	1	1				
4 Luis Rengifo, S OBP: 0.322, SLG: 0.357	F9					L8				2	0	0	0	1	0	0				
33 Max Stassi, R OBP: 0.209, SLG: 0.186	P4					P6				2	0	0	0	0	0	0				
18 Brian Goodwin, L OBP: 0.340, SLG: 0.457										0	0	0	1	1	0	0				
44 Kevan Smith, R OBP: 0.333, SLG: 0.378										0	0	0	0	0	0	0				
19 Wilfredo Tovar, R OBP: 0.269, SLG: 0.277	L6					G5-3				2	0	0	0	0	0	0				
23 Matt Thaiss, L OBP: 0.273, SLG: 0.483								G4-6-3		1	0	0	0	0	0	3				
<b>Inning Stats</b>	R: 3 H: 2 E: 0 K: 1 S: 16	H: 2 LOB: 1 BB: 0 P: 30	R: 0 H: 0 E: 0 K: 0 S: 6	H: 0 LOB: 0 BB: 0 P: 9	R: 0 H: 0 E: 0 K: 0 S: 7	H: 0 LOB: 0 BB: 1 P: 13	R: 0 H: 0 E: 0 K: 1 S: 5	H: 0 LOB: 0 BB: 0 P: 7	R: 0 H: 0 E: 0 K: 1 S: 13	H: 0 LOB: 0 BB: 0 P: 9	R: 0 H: 0 E: 0 K: 1 S: 13	H: 1 LOB: 2 BB: 2 P: 20	R: 1 H: 1 E: 0 K: 0 S: 10	H: 1 LOB: 2 BB: 2 P: 20	R: 0 H: 0 E: 0 K: 2 S: 11	H: 0 LOB: 0 BB: 0 P: 20	1B: 0 2B: 2 3B: 0 HR: 1	SF: 0 SAC: 0 DP: 2 HBP: 2	WP: 0 PB: 0 SB: 0 CS: 1	PA: 34
<b>PITCHER</b>	IP WLS BF H R ER SO BB IBB HBP BLK WP HR S P ERA WHIP																			
61 Brian Johnson, L ERA: 7.32	(1, 1) 2.2 12 2 3 3 1 2 0 0 0 0 0 1 28 50 10.12 1.500																			
64 Marcus Walden, R ERA: 3.36	(3, 1) 2.1 W 6 0 0 0 1 0 0 0 1 0 0 0 0 13 18 0.00 0.000																			
17 Nathan Eovaldi, R ERA: 6.46	(6, 1) 2.0 H 9 1 1 1 1 2 0 0 1 0 0 0 0 23 40 4.50 1.500																			
76 Hector Velázquez, R ERA: 5.55	(8, 1) 1.0 3 0 0 0 1 0 0 0 0 0 0 0 6 11 0.00 0.000																			
72 Josh Taylor, L ERA: 3.48	(9, 1) 1.0 3 0 0 0 2 0 0 0 0 0 0 0 0 11 20 0.00 0.000																			

Batter	1	2	3	4	5	6	7	8	9	AB	R	H	RBI	BB	SO	LOB	BOTTOM			
50 Mookie Betts, R OBP: 0.389, SLG: 0.491	28 2B		K			11 1B		G6-3		4	2	2	2	1	1	2	<b>Los Angeles Angels @ Boston Red Sox</b> Fenway Park, Boston, MA Fri Aug 09 2019, 7:10 PM - 10:43 PM EDT Att: 36,650 - Clear - 84 F			
11 Rafael Devers, L OBP: 0.365, SLG: 0.563	F7		G4-3			K				5	1	2	3	0	1	1				
2 Xander Bogaerts, R OBP: 0.366, SLG: 0.561	P5					F8				4	1	1	0	0	0	3				
3 Sandy León, S OBP: 0.255, SLG: 0.323										1	0	0	0	0	0	0				
28 J.D. Martinez, R OBP: 0.383, SLG: 0.569	2H					7 1B				5	4	4	4	0	0	0				
16 Andrew Benintendi, L OBP: 0.356, SLG: 0.465	G3-1					59 BB				3	2	0	0	1	2	2				
7 Christian Vázquez, R OBP: 0.365, SLG: 0.460	G5-3					19 FC4				4	2	2	1	1	0	0				
18 Mitch Moreland, L OBP: 0.306, SLG: 0.514	G4-3					F8				5	1	2	3	0	0	3				
12 Brock Holt, L OBP: 0.382, SLG: 0.400	F9					G3-1				2	0	0	0	0	0	0				
59 Sam Travis, R ERA: 5.01										0	1	0	1	1	0	0				
23 Michael Chavis, R OBP: 0.326, SLG: 0.453										2	0	0	0	0	1	2				
19 Jackie Bradley Jr., L OBP: 0.312, SLG: 0.383	G4-3					50 HR				4	2	1	1	0	1	3				
<b>Inning Stats</b>	R: 1 H: 2 E: 0 K: 0 S: 14	H: 2 LOB: 1 BB: 0 P: 25	R: 0 H: 0 E: 0 K: 0 S: 10	H: 0 LOB: 0 BB: 0 P: 16	R: 0 H: 0 E: 0 K: 1 S: 7	H: 0 LOB: 0 BB: 0 P: 12	R: 2 H: 2 E: 0 K: 1 S: 12	H: 2 LOB: 0 BB: 0 P: 22	R: 2 H: 2 E: 0 K: 1 S: 14	H: 2 LOB: 0 BB: 0 P: 24	R: 2 H: 3 E: 1 K: 0 S: 18	H: 3 LOB: 1 BB: 3 P: 35	R: 2 H: 2 E: 0 K: 1 S: 20	H: 2 LOB: 1 BB: 1 P: 38	R: 4 H: 3 E: 1 K: 2 S: 17	H: 3 LOB: 0 BB: 0 P: 23	1B: 4 2B: 5 3B: 0 HR: 5	SF: 0 SAC: 0 DP: 1 HBP: 1	WP: 1 PB: 0 SB: 0 CS: 0	PA: 44
<b>PITCHER</b>	IP WLS BF H R ER SO BB IBB HBP BLK WP HR S P ERA WHIP																			
51 Jaime Barria, R ERA: 6.62	(1, 1) 5.0 L 21 6 5 5 3 0 0 0 0 0 0 0 0 9 15 81.00 9.000																			
38 Justin Anderson, R ERA: 5.01	(6, 1) 0.1 4 2 3 3 0 1 0 0 0 0 0 0 0 9 15 81.00 9.000																			
49 Adalberto Mejia, L ERA: 7.94	(6, 1) 0.0 4 1 2 1 0 2 0 0 0 0 0 0 0 8 18 ∞ ∞																			
53 Trevor Cahill, R ERA: 6.4	(6, 1) 2.2 15 5 6 3 3 1 0 1 0 1 3 38 63 10.12 2.250																			







Batter	1	2	3	4	5	6	7	8	9	10	AB	R	H	RBI	BB	SO	LOB	TOP						
18 Brian Goodwin, L OBP: 0.337, SLG: 0.484											5	1	1	0	0	2	5	<b>Los Angeles Angels @ Boston Red Sox</b> Fenway Park, Boston, MA Sun Aug 11 2019, 1:08 PM - 5:10 PM EDT Att. 36,709 - Sunny - 77 F						
27 Mike Trout, R OBP: 0.439, SLG: 0.668											3	0	0	0	2	2	0							
17 Shohei Ohtani, L OBP: 0.353, SLG: 0.507											5	0	3	2	0	2	0							
5 Albert Pujols, R OBP: 0.298, SLG: 0.438											4	0	0	0	1	1	3							
56 Kole Calhoun, L OBP: 0.323, SLG: 0.480											2	2	1	1	2	0	3							
6 David Fletcher, R OBP: 0.338, SLG: 0.384											5	0	0	0	0	1	4							
23 Matt Thaiss, L OBP: 0.289, SLG: 0.448											4	1	0	0	1	1	1							
19 Wilfredo Tovar, R OBP: 0.268, SLG: 0.275											0	0	0	0	0	0	0							
33 Max Stassi, R OBP: 0.212, SLG: 0.183											2	1	0	0	1	1	0							
8 Justin Upton, R OBP: 0.303, SLG: 0.409											0	0	0	0	1	0	0							
48 Anthony Bambom, L OBP: 0.500, SLG: 0.667											1	0	1	1	0	0	0							
4 Luis Rengifo, S OBP: 0.321, SLG: 0.358											5	0	2	0	0	0	3							
<b>Inning Stats</b>	R: 1 E: 0 K: 0 S: 9	H: 2 LOB: 2 BB: 1 P: 20	R: 2 E: 0 K: 1 S: 16	H: 1 LOB: 3 BB: 4 P: 32	R: 0 E: 0 K: 3 S: 10	H: 0 LOB: 0 BB: 0 P: 13	R: 0 E: 0 K: 1 S: 10	H: 0 LOB: 1 BB: 1 P: 17	R: 0 E: 0 K: 0 S: 9	H: 1 LOB: 1 BB: 0 P: 14	R: 0 E: 0 K: 1 S: 8	H: 0 LOB: 0 BB: 0 P: 14	R: 1 E: 0 K: 2 S: 14	H: 2 LOB: 2 BB: 1 P: 26	R: 0 E: 0 K: 2 S: 7	H: 0 LOB: 0 BB: 0 P: 9	R: 1 E: 0 K: 0 S: 11	H: 1 LOB: 1 BB: 1 P: 16	1B: 5 2B: 2 3B: 0 HR: 1	SF: 0 SAC: 0 DP: 2 HBP: 1	WP: 0 PB: 0 SB: 0 CS: 0	PA: 45		
<b>PITCHER</b>	IP 1.2	WLS 13	BF 3	H 3	R 3	ER 3	SO 1	BB 5	IBB 0	HBP 1	BLK 0	WP 0	HR 0	S 24	P 51	ERA 16.20	WHIP 4.800							
48 Andrew Cashner, R ERA: 4.83																								
72 Josh Taylor, L ERA: 3.24																								
64 Marcus Walden, R ERA: 3.3																								
17 Nathan Eovaldi, R ERA: 6.25																								
32 Matt Barnes, R ERA: 4.7																								

**Los Angeles Angels @ Boston Red Sox**  
 Fenway Park, Boston, MA  
 Sun Aug 11 2019, 1:08 PM - 5:10 PM EDT  
 Att. 36,709 - Sunny - 77 F

AB 36  
 R 5  
 H 8  
 RBI 4  
 BB 8  
 SO 10  
 LOB 19



Batter	1	2	3	4	5	6	7	8	9	10	AB	R	H	RBI	BB	SO	LOB	BOTTOM						
36 Chris Owings, R OBP: 0.187, SLG: 0.214											5	0	0	0	0	3	3	<b>Los Angeles Angels @ Boston Red Sox</b> Fenway Park, Boston, MA Sun Aug 11 2019, 1:08 PM - 5:10 PM EDT Att. 36,709 - Sunny - 77 F						
11 Rafael Devers, L OBP: 0.365, SLG: 0.593											5	1	2	0	0	1	0							
2 Xander Bogaerts, R OBP: 0.360, SLG: 0.551											5	0	1	0	0	1	2							
28 J.D. Martinez, R OBP: 0.381, SLG: 0.562											5	0	1	0	0	1	1							
16 Andrew Benintendi, L OBP: 0.358, SLG: 0.465											4	1	2	0	1	0	1							
59 Sam Travis, R OBP: 0.313, SLG: 0.466											1	1	1	0	1	0	0							
18 Mitch Moreland, L OBP: 0.313, SLG: 0.514											0	0	0	0	2	0	0							
50 Mookie Betts, R OBP: 0.390, SLG: 0.493											1	0	0	0	0	0	1							
7 Christian Vázquez, R OBP: 0.322, SLG: 0.493											5	1	1	2	0	3	7							
23 Michael Chavis, R OBP: 0.322, SLG: 0.444											2	0	0	0	1	1	0							
12 Brock Holt, L OBP: 0.393, SLG: 0.425											0	0	0	0	1	0	0							
19 Jackie Bradley Jr., L OBP: 0.316, SLG: 0.380											3	0	0	1	1	1	1							
<b>Inning Stats</b>	R: 0 E: 0 K: 2 S: 10	H: 1 LOB: 0 BB: 0 P: 15	R: 1 E: 0 K: 2 S: 15	H: 1 LOB: 3 BB: 3 P: 31	R: 0 E: 0 K: 0 S: 8	H: 0 LOB: 0 BB: 0 P: 13	R: 2 E: 0 K: 0 S: 10	H: 2 LOB: 0 BB: 0 P: 15	R: 1 E: 0 K: 1 S: 14	H: 2 LOB: 3 BB: 1 P: 31	R: 0 E: 0 K: 2 S: 11	H: 0 LOB: 0 BB: 0 P: 13	R: 0 E: 0 K: 0 S: 11	H: 1 LOB: 1 BB: 0 P: 12	R: 0 E: 0 K: 0 S: 9	H: 0 LOB: 1 BB: 2 P: 20	R: 0 E: 0 K: 2 S: 7	H: 0 LOB: 0 BB: 0 P: 11	R: 0 E: 0 K: 2 S: 9	H: 1 LOB: 1 BB: 0 P: 13	1B: 6 2B: 1 3B: 0 HR: 1	SF: 0 SAC: 0 DP: 0 HBP: 0	WP: 0 PB: 1 SB: 0 CS: 2	PA: 43
<b>PITCHER</b>	IP 4.2	WLS 23	BF 6	H 4	R 4	ER 4	SO 4	BB 4	IBB 0	HBP 0	BLK 0	WP 0	HR 0	S 1	P 54	ERA 7.71	WHIP 2.143							
43 Patrick Sandoval, L ERA: 5.59																								
31 Ty Buttrey, R ERA: 3.46																								
32 Cam Bedrosian, R ERA: 2.96																								
57 Hansel Robles, R ERA: 2.73																								

**Los Angeles Angels @ Boston Red Sox**  
 Fenway Park, Boston, MA  
 Sun Aug 11 2019, 1:08 PM - 5:10 PM EDT  
 Att. 36,709 - Sunny - 77 F

AB 36  
 R 4  
 H 8  
 RBI 3  
 BB 7  
 SO 11  
 LOB 16





Batter	1	2	3	4	5	6	7	8	9	AB R H RBI BB SO LOB	TOP											
27 Kevin Newman, R OBP: 0.347, SLG: 0.422										5 2 2 1 0 1 1	<b>Pittsburgh Pirates @ Los Angeles Angels</b> Angel Stadium, Anaheim, CA Mon Aug 12 2019, 7:08 PM - 10:15 PM PDT Att: 33,527 - Clear - 74 F											
10 Bryan Reynolds, S OBP: 0.405, SLG: 0.630										5 1 1 1 0 2 1												
6 Starling Marte, R OBP: 0.327, SLG: 0.497										5 2 3 0 0 0 0												
55 Josh Bell, S OBP: 0.368, SLG: 0.595										5 2 2 2 0 1 3												
36 José Osuna, R OBP: 0.357, SLG: 0.613										5 0 1 1 0 1 3												
53 Melky Cabrera, S OBP: 0.318, SLG: 0.417										5 1 1 0 0 0 2												
15 Pablo Reyes, R OBP: 0.234, SLG: 0.300										5 1 1 0 0 0 3												
58 Jacob Stallings, R OBP: 0.348, SLG: 0.441										3 1 2 3 0 1 0												
2 Erik González, R OBP: 0.282, SLG: 0.266										4 0 0 0 0 1 4												
<b>Inning Stats</b>	R: 3 E: 0 K: 0 S: 22	H: 3 LOB: 3 BB: 0 P: 35	R: 1 E: 1 K: 0 S: 8	H: 1 LOB: 0 BB: 0 P: 13	R: 2 E: 0 K: 2 S: 13	H: 3 LOB: 1 BB: 0 P: 21	R: 0 E: 0 K: 2 S: 14	H: 1 LOB: 1 BB: 0 P: 20	R: 1 E: 0 K: 0 S: 10	H: 1 LOB: 0 BB: 0 P: 11		R: 2 E: 0 K: 0 S: 6	H: 2 LOB: 0 BB: 0 P: 10	R: 0 E: 0 K: 1 S: 12	H: 0 LOB: 0 BB: 0 P: 16	R: 0 E: 0 K: 2 S: 8	H: 0 LOB: 0 BB: 0 P: 10	R: 1 E: 0 K: 0 S: 10	H: 2 LOB: 1 BB: 0 P: 14	1B: 6 2B: 3 3B: 0 HR: 4	SF: 0 SAC: 0 DP: 0 HBP: 1	WP: 0 PB: 0 SB: 1 CS: 1
<b>PITCHER</b>	IP WLS BF H R ER SO BB IBB HBP BLK WP HR S P ERA WHIP											<b>PITCHER</b>	IP WLS BF H R ER SO BB IBB HBP BLK WP HR S P ERA WHIP									
54 José Suarez, L ERA: 6.57	3.0 L 19 7 6 4 2 0 0 0 1 0 0 1 43 69 12.00 2.3333																					
63 José Rodríguez, R ERA: 4.75	4.0 16 4 3 3 3 0 0 0 0 0 3 42 57 6.75 1.000																					
40 Luis García, R ERA: 4.93	1.0 3 0 0 0 2 0 0 0 0 0 0 8 10 0.00 0.000																					
66 JC Ramírez, R ERA: 4.5	1.0 5 2 1 1 0 0 0 0 0 0 0 10 14 9.00 2.000																					

Batter	1	2	3	4	5	6	7	8	9	AB R H RBI BB SO LOB	BOTTOM											
56 Kole Calhoun, L OBP: 0.323, SLG: 0.479										5 1 2 0 0 1 1	<b>Pittsburgh Pirates @ Los Angeles Angels</b> Angel Stadium, Anaheim, CA Mon Aug 12 2019, 7:08 PM - 10:15 PM PDT Att: 33,527 - Clear - 74 F											
27 Mike Trout, R OBP: 0.318, SLG: 0.662										3 0 0 0 2 0 2												
17 Shohel Ohtani, L OBP: 0.351, SLG: 0.502										5 0 1 0 0 2 4												
8 Justin Upton, R OBP: 0.302, SLG: 0.404										4 1 1 0 0 1 3												
5 Albert Pujols, R OBP: 0.295, SLG: 0.433										4 0 0 0 0 1 2												
23 Matt Thaiss, L OBP: 0.288, SLG: 0.437										4 0 1 0 0 2 0												
4 Luis Rengifo, S OBP: 0.327, SLG: 0.362										3 0 2 0 0 0 0												
33 Max Stassi, R OBP: 0.214, SLG: 0.187										3 0 1 1 0 0 1												
19 Wilfredo Tovar, R OBP: 0.267, SLG: 0.273										4 0 1 0 0 1 4												
<b>Inning Stats</b>	R: 0 E: 0 K: 1 S: 13	H: 0 LOB: 1 BB: 1 P: 20	R: 0 E: 0 K: 1 S: 13	H: 2 LOB: 2 BB: 0 P: 17	R: 0 E: 0 K: 1 S: 11	H: 0 LOB: 0 BB: 0 P: 15	R: 1 E: 0 K: 1 S: 12	H: 2 LOB: 2 BB: 0 P: 19	R: 1 E: 0 K: 0 S: 13	H: 1 LOB: 1 BB: 1 P: 23		R: 0 E: 0 K: 0 S: 9	H: 0 LOB: 0 BB: 0 P: 14	R: 0 E: 0 K: 2 S: 15	H: 2 LOB: 2 BB: 0 P: 20	R: 0 E: 0 K: 1 S: 10	H: 1 LOB: 1 BB: 0 P: 14	R: 0 E: 0 K: 1 S: 9	H: 1 LOB: 1 BB: 0 P: 11	1B: 9 2B: 0 3B: 0 HR: 0	SF: 1 SAC: 0 DP: 1 HBP: 1	WP: 0 PB: 0 SB: 0 CS: 0
<b>PITCHER</b>	IP WLS BF H R ER SO BB IBB HBP BLK WP HR S P ERA WHIP											<b>PITCHER</b>	IP WLS BF H R ER SO BB IBB HBP BLK WP HR S P ERA WHIP									
23 Mitch Keller, R ERA: 7.94	5.0 W 23 5 2 1 4 2 0 0 0 0 0 34 48 0.00 1.000																					
46 Chris Stratton, R ERA: 5.23	3.0 H 12 3 0 0 3 0 0 0 0 0 0 34 48 0.00 1.000																					
73 Felipe Vázquez, L ERA: 1.75	1.0 4 1 0 0 1 0 0 0 0 0 0 9 11 0.00 1.000																					







Batter	1	2	3	4	5	6	7	8	9	AB	R	H	RBI	BB	SO	LOB	TOP	
27 Kevin Newman, R OBP: 0.349, SLG: 0.426										2	1	1	0	1	1	0	<b>Pittsburgh Pirates @ Los Angeles Angels</b> Angel Stadium, Anaheim, CA Wed Aug 14, 2019, 5:09 PM - 8:14 PM PDT Att: 33,544 - Clear - 86 F	
10 Bryan Reynolds, S OBP: 0.410, SLG: 0.537										3	1	0	0	0	2	2		
6 Starling Marte, R OBP: 0.321, SLG: 0.496										3	0	1	0	0	1	0		
55 Josh Bell, S OBP: 0.367, SLG: 0.595										4	0	0	0	0	2	3		
53 Melky Cabrera, S OBP: 0.321, SLG: 0.418										4	1	2	1	0	1	1		
19 Colin Moran, L OBP: 0.329, SLG: 0.443										4	0	1	0	0	0	3		
32 Elias Díaz, R OBP: 0.303, SLG: 0.314										3	1	1	1	1	0	1		
26 Adam Frazier, L OBP: 0.327, SLG: 0.388										4	0	0	0	0	1	2		
2 Erik González, R OBP: 0.270, SLG: 0.254										3	0	0	0	0	1	1		
15 Pablo Reyes, R OBP: 0.243, SLG: 0.292										1	0	0	0	0	1	1		
<b>Inning Stats</b>	R: 2 E: 0 K: 0 S: 9	H: 1 LOB: 1 BB: 1 P: 20	R: 0 E: 0 K: 2 S: 9	H: 0 LOB: 0 BB: 0 P: 13	R: 0 E: 0 K: 1 S: 12	H: 0 LOB: 0 BB: 0 P: 19	R: 0 E: 0 K: 0 S: 6	H: 1 LOB: 1 BB: 0 P: 9	R: 0 E: 0 K: 1 S: 12	H: 1 LOB: 1 BB: 0 P: 17	R: 0 E: 0 K: 2 S: 11	H: 1 LOB: 1 BB: 0 P: 16	R: 1 E: 0 K: 1 S: 8	H: 2 LOB: 1 BB: 0 P: 12	1B: 5 2B: 2 3B: 1 HR: 0	SF: 0 SAC: 0 DP: 2 HBP: 3	WP: 1 PB: 0 SB: 1 CS: 1	PA: 36
<b>PITCHER</b>	IP WLS BF H R ER SO BB IBB HBP BLK WP HR S P ERA WHIP	IP WLS BF H R ER SO BB IBB HBP BLK WP HR S P ERA WHIP	IP WLS BF H R ER SO BB IBB HBP BLK WP HR S P ERA WHIP	IP WLS BF H R ER SO BB IBB HBP BLK WP HR S P ERA WHIP	IP WLS BF H R ER SO BB IBB HBP BLK WP HR S P ERA WHIP	IP WLS BF H R ER SO BB IBB HBP BLK WP HR S P ERA WHIP	IP WLS BF H R ER SO BB IBB HBP BLK WP HR S P ERA WHIP	IP WLS BF H R ER SO BB IBB HBP BLK WP HR S P ERA WHIP	IP WLS BF H R ER SO BB IBB HBP BLK WP HR S P ERA WHIP	IP WLS BF H R ER SO BB IBB HBP BLK WP HR S P ERA WHIP	IP WLS BF H R ER SO BB IBB HBP BLK WP HR S P ERA WHIP	IP WLS BF H R ER SO BB IBB HBP BLK WP HR S P ERA WHIP	IP WLS BF H R ER SO BB IBB HBP BLK WP HR S P ERA WHIP	IP WLS BF H R ER SO BB IBB HBP BLK WP HR S P ERA WHIP	IP WLS BF H R ER SO BB IBB HBP BLK WP HR S P ERA WHIP	IP WLS BF H R ER SO BB IBB HBP BLK WP HR S P ERA WHIP	IP WLS BF H R ER SO BB IBB HBP BLK WP HR S P ERA WHIP	

Batter	1	2	3	4	5	6	7	8	9	AB	R	H	RBI	BB	SO	LOB	BOTTOM			
18 Brian Goodwin, L OBP: 0.335, SLG: 0.481										4	0	1	0	0	3	1	<b>Pittsburgh Pirates @ Los Angeles Angels</b> Angel Stadium, Anaheim, CA Wed Aug 14, 2019, 5:09 PM - 8:14 PM PDT Att: 33,544 - Clear - 86 F			
27 Mike Trout, R OBP: 0.439, SLG: 0.654										3	1	0	0	1	3	2				
17 Shohei Ohtani, L OBP: 0.356, SLG: 0.512										3	1	2	0	1	1	1				
56 Kole Calhoun, L OBP: 0.326, SLG: 0.479										4	1	1	0	0	2	4				
5 Albert Pujols, R OBP: 0.299, SLG: 0.433										4	2	2	3	0	0	0				
6 David Fletcher, R OBP: 0.343, SLG: 0.394										3	1	1	1	0	0	0				
4 Luis Rengifo, S OBP: 0.328, SLG: 0.366										4	1	2	2	0	2	0				
48 Anthony Bemboom, L OBP: 0.300, SLG: 0.400										4	0	0	0	0	3	1				
19 Wilfredo Tovar, R OBP: 0.270, SLG: 0.276										3	0	1	0	0	0	0				
<b>Inning Stats</b>	R: 0 E: 0 K: 2 S: 9	H: 1 LOB: 1 BB: 0 P: 14	R: 0 E: 0 K: 1 S: 6	H: 0 LOB: 0 BB: 0 P: 9	R: 0 E: 0 K: 2 S: 12	H: 0 LOB: 0 BB: 0 P: 18	R: 4 E: 1 K: 3 S: 19	H: 3 LOB: 1 BB: 1 P: 35	R: 0 E: 0 K: 2 S: 14	H: 1 LOB: 2 BB: 1 P: 22	R: 0 E: 0 K: 1 S: 8	H: 0 LOB: 0 BB: 0 P: 12	R: 0 E: 0 K: 2 S: 10	H: 1 LOB: 1 BB: 0 P: 14	R: 3 E: 0 K: 1 S: 19	H: 4 LOB: 0 BB: 0 P: 25		1B: 8 2B: 2 3B: 0 HR: 0	SF: 0 SAC: 1 DP: 0 HBP: 0	WP: 3 PB: 0 SB: 1 CS: 1
<b>PITCHER</b>	IP WLS BF H R ER SO BB IBB HBP BLK WP HR S P ERA WHIP	IP WLS BF H R ER SO BB IBB HBP BLK WP HR S P ERA WHIP	IP WLS BF H R ER SO BB IBB HBP BLK WP HR S P ERA WHIP	IP WLS BF H R ER SO BB IBB HBP BLK WP HR S P ERA WHIP	IP WLS BF H R ER SO BB IBB HBP BLK WP HR S P ERA WHIP	IP WLS BF H R ER SO BB IBB HBP BLK WP HR S P ERA WHIP	IP WLS BF H R ER SO BB IBB HBP BLK WP HR S P ERA WHIP	IP WLS BF H R ER SO BB IBB HBP BLK WP HR S P ERA WHIP	IP WLS BF H R ER SO BB IBB HBP BLK WP HR S P ERA WHIP	IP WLS BF H R ER SO BB IBB HBP BLK WP HR S P ERA WHIP	IP WLS BF H R ER SO BB IBB HBP BLK WP HR S P ERA WHIP	IP WLS BF H R ER SO BB IBB HBP BLK WP HR S P ERA WHIP	IP WLS BF H R ER SO BB IBB HBP BLK WP HR S P ERA WHIP	IP WLS BF H R ER SO BB IBB HBP BLK WP HR S P ERA WHIP	IP WLS BF H R ER SO BB IBB HBP BLK WP HR S P ERA WHIP	IP WLS BF H R ER SO BB IBB HBP BLK WP HR S P ERA WHIP	IP WLS BF H R ER SO BB IBB HBP BLK WP HR S P ERA WHIP			






Batter	1	2	3	4	5	6	7	8	9	AB	R	H	RBI	BB	SO	LOB	TOP								
28 Leury García, S OBP: 0.318, SLG: 0.389	G4-3			G3		F9		G3		4	0	0	0	0	0	0									
7 Tim Anderson, R OBP: 0.348, SLG: 0.491	G5-3			79 HR 1B		F9			33 3B 1B	4	2	2	0	0	0	0									
79 José Abreu, R OBP: 0.318, SLG: 0.497	K			1-H HR					P6	4	2	2	3	0	1	1									
33 James McCann, R OBP: 0.341, SLG: 0.467		K		K		F8			74 1B 3B	4	1	1	1	0	2	0									
74 Eloy Jiménez, R OBP: 0.294, SLG: 0.461	L9			L8		L3			21 HR 1B	4	1	1	1	0	0	0									
21 Wellington Castillo, R OBP: 0.263, SLG: 0.386	K				G4-3				HR	4	1	2	2	0	1	0									
5 Yolmer Sánchez, S OBP: 0.308, SLG: 0.318					G2-3				45 FC5-4 1B	4	0	1	0	0	0	1									
15 Adam Engel, R OBP: 0.279, SLG: 0.336					L6					2	0	0	0	0	1	0									
45 Jon Jay, L OBP: 0.313, SLG: 0.338									FC5-4	2	0	0	0	0	0	1									
49 Ryan Cordell, R OBP: 0.286, SLG: 0.358										2	0	0	0	0	1	0									
17 Ryan Goins, L OBP: 0.375, SLG: 0.422										2	0	0	0	0	1	1									
<b>Inning Stats</b>	R: 0 E: 0 K: 1 S: 12	H: 0 LOB: 0 BB: 0 P: 16	R: 0 E: 0 K: 2 S: 8	H: 0 LOB: 0 BB: 0 P: 10	R: 0 E: 0 K: 1 S: 10	H: 0 LOB: 0 BB: 0 P: 12	R: 2 E: 0 K: 1 S: 12	H: 2 LOB: 0 BB: 0 P: 17	R: 0 E: 0 K: 0 S: 9	H: 0 LOB: 0 BB: 0 P: 13	R: 0 E: 0 K: 1 S: 6	H: 0 LOB: 0 BB: 0 P: 11	R: 1 E: 0 K: 0 S: 8	H: 2 LOB: 1 BB: 0 P: 11	R: 0 E: 0 K: 0 S: 6	H: 0 LOB: 0 BB: 0 P: 9	R: 4 E: 1 K: 1 S: 22	H: 5 LOB: 1 BB: 0 P: 31	1B: 4 2B: 1 3B: 1 HR: 3	SF: 0 SAC: 0 DP: 0 HBP: 0	WP: 0 PB: 0 CS: 0	PA: 36			
<b>PITCHER</b>	IP	WLS	BF	H	R	ER	SO	BB	IBB	HBP	BLK	WP	HR	S	P	ERA	WHIP								
28 Andrew Heaney, L ERA: 4.76	7.0	W	25	4	3	3	6	0	0	0	0	0	2	65	90	3.86	0.571								
53 Trevor Cahill, R ERA: 6.62	1.1		7	3	3	3	0	0	0	0	0	0	0	19	27	20.25	2.250								
57 Hansel Robles, R ERA: 2.98	0.2	S	4	2	1	1	1	0	0	0	0	0	1	9	13	13.50	3.000								

**Chicago White Sox @ Los Angeles Angels**  
 Angel Stadium, Anaheim, CA  
 Thu Aug 15 2019, 7:09 PM - 10:04 PM PDT  
 Att: 33,533 - Clear - 78 F

livebaseballscorecards.com

AB 36  
R 7  
H 9  
RBI 7  
BB 0  
SO 7  
LOB 4



Batter	1	2	3	4	5	6	7	8	9	AB	R	H	RBI	BB	SO	LOB	BOTTOM								
18 Brian Goodwin, L OBP: 0.333, SLG: 0.474	P3					K				4	1	0	0	1	3	0									
27 Mike Trout, R OBP: 0.444, SLG: 0.665	17 2B 8 G6-3 1B					8 WP 6 1B BB				4	4	4	1	1	0	0									
17 Shohei Ohtani, L OBP: 0.357, SLG: 0.513	8 G6-3 1-3 2B					8 WP 6 1B 1B				5	1	2	0	0	1	4									
8 Justin Upton, R OBP: 0.304, SLG: 0.417	8 G6-3 2-3 3-H 1B					6 1B 4 1B BB				3	2	1	4	1	0	2									
6 David Fletcher, R OBP: 0.345, SLG: 0.398	G4-3					6 1B 4 1B BB				4	0	2	2	0	1	1									
23 Matt Thaiss, L OBP: 0.273, SLG: 0.405						23 1B 2B				4	0	1	0	0	2	2									
4 Luis Rengifo, S OBP: 0.327, SLG: 0.364						4 1B 1-2 2-H 1B				4	0	1	1	0	0	2									
19 Wilfredo Tovar, R OBP: 0.254, SLG: 0.258						4 1B 1-2 2-H 1B				4	0	0	0	0	2	4									
33 Max Stassi, R OBP: 0.200, SLG: 0.174						4 1B 1-2 2-H 1B				4	0	0	0	0	2	2									
<b>Inning Stats</b>	R: 1 E: 0 K: 0 S: 15	H: 2 LOB: 1 BB: 0 P: 23	R: 0 E: 0 K: 2 S: 9	H: 0 LOB: 0 BB: 0 P: 16	R: 1 E: 0 K: 1 S: 9	H: 2 LOB: 1 BB: 0 P: 14	R: 0 E: 0 K: 1 S: 8	H: 2 LOB: 0 BB: 0 P: 11	R: 3 E: 0 K: 2 S: 16	H: 3 LOB: 2 BB: 2 P: 32	R: 3 E: 1 K: 2 S: 14	H: 2 LOB: 0 BB: 0 P: 20	R: 0 E: 0 K: 1 S: 9	H: 0 LOB: 0 BB: 0 P: 16	R: 0 E: 0 K: 2 S: 7	H: 0 LOB: 1 BB: 1 P: 16	1B: 7 2B: 2 3B: 0 HR: 2	SF: 0 SAC: 0 DP: 0 HBP: 0	WP: 1 PB: 0 SB: 0 CS: 0	PA: 39					
<b>PITCHER</b>	IP	WLS	BF	H	R	ER	SO	BB	IBB	HBP	BLK	WP	HR	S	P	ERA	WHIP								
40 Reynaldo López, R ERA: 5.29	5.1	L	27	9	5	5	6	2	0	0	0	0	1	59	98	8.44	2.062								
64 Josh Osich, L ERA: 5.51	1.1		7	2	3	0	2	0	0	0	0	0	1	18	30	0.00	1.500								
57 Jace Fry, L ERA: 4.91	1.1		5	0	0	0	3	1	0	0	0	0	0	10	20	0.00	0.750								

**Chicago White Sox @ Los Angeles Angels**  
 Angel Stadium, Anaheim, CA  
 Thu Aug 15 2019, 7:09 PM - 10:04 PM PDT  
 Att: 33,533 - Clear - 78 F

livebaseballscorecards.com

AB 36  
R 8  
H 11  
RBI 8  
BB 3  
SO 11  
LOB 17





Batter	1	2	3	4	5	6	7	8	9	AB R H RBI BB SO LOB	TOP									
28 Leury Garcia, S OBP: 0.319, SLG: 0.391	G4-3		7 1B 2B		K			7 1B 33 HR 1B	G4-3	5 2 2 0 0 1 0	<b>Chicago White Sox @ Los Angeles Angels</b> Angel Stadium, Anaheim, CA Fri Aug 16 2019, 7:10 PM - 10:18 PM PDT Att: 39,206 - Clear - 71 F <a href="http://livebaseballscorecards.com">livebaseballscorecards.com</a>									
7 Tim Anderson, R OBP: 0.348, SLG: 0.490	L1		79 G6-3 74 WP 2H 1B		K			SAFE 33 HR 1B	G5-3	5 2 2 1 0 1 0										
79 José Abreu, R OBP: 0.315, SLG: 0.492	G4-3				K			33 HR	G6-3	5 1 0 0 0 1 3										
33 James McCann, R OBP: 0.345, SLG: 0.482		5 5B 45 E 1B	G6-3			74 F8-5 2B		HR		4 1 3 4 0 0 1										
74 Eloy Jiménez, R OBP: 0.290, SLG: 0.455	L9				K	F8-5 2B		P4		4 0 0 0 0 1 2										
21 Wellington Castillo, R OBP: 0.292, SLG: 0.388	K					L8		P3		4 1 1 0 0 1 1										
45 Jon Jay, L 15 Adam Engel, R OBP: 0.279, SLG: 0.336	E1 5 BB				SH1-3 5 1B 2B			F7	5 1B BB	2 0 0 0 1 0 1 0 0 0 0 0 0 0										
5 Yolmer Sánchez, S OBP: 0.313, SLG: 0.321								K	17 FC5-4 1B	3 0 2 1 1 1 0										
17 Ryan Goins, L OBP: 0.361, SLG: 0.404	F7				G4-6-3 1B			P5	FC5-4 1B	4 0 0 0 0 0 6										
<b>Inning Stats</b>	R: 0 H: 0 K: 0 S: 10	H: 0 LOB: 0 BB: 0 P: 13	R: 0 H: 1 K: 1 S: 13	H: 1 LOB: 3 BB: 1 P: 24	R: 2 H: 2 K: 1 S: 12	H: 2 LOB: 0 BB: 0 P: 20	R: 1 H: 2 K: 0 S: 7	H: 2 LOB: 0 BB: 0 P: 11	R: 0 H: 1 K: 0 S: 7	H: 1 LOB: 0 BB: 0 P: 17	R: 0 H: 0 K: 1 S: 7	H: 0 LOB: 0 BB: 0 P: 12	R: 4 H: 4 K: 0 S: 14	H: 4 LOB: 2 BB: 1 P: 23	R: 0 H: 0 K: 0 S: 7	H: 0 LOB: 0 BB: 0 P: 9	1B: 6 2B: 4 3B: 0 HR: 1	SF: 0 SAC: 1 DP: 2 HBP: 0	WP: 1 PB: 0 SB: 0 CS: 0	PA: 39
<b>PITCHER</b>	IP WLS BF H R ER SO BB IBB HBP BLK WP HR S P ERA WHIP											IP WLS BF H R ER SO BB IBB HBP BLK WP HR S P ERA WHIP								
43 Patrick Sandoval, L ERA: 5.79	4.1 L 19 5 3 3 3 1 0 0 1 1 0 45 74 6.23 1.385																			
40 Luis García, R ERA: 4.81	1.2 5 1 0 2 0 0 0 0 0 0 0 15 22 0.00 0.600																			
49 Adalberto Mejía, L ERA: 9.25	1.0 4 1 1 1 1 0 0 0 0 0 0 9 14 9.00 1.000																			
31 Ty Buttrey, R ERA: 3.83	0.2 5 2 3 3 0 0 0 0 0 0 1 7 10 40.50 3.000																			
53 Trevor Cahill, R ERA: 6.52	1.1 6 1 0 0 0 1 0 0 0 0 0 0 12 20 0.00 1.500																			

Batter	1	2	3	4	5	6	7	8	9	AB R H RBI BB SO LOB	BOTTOM									
6 David Fletcher, R OBP: 0.345, SLG: 0.402	8 BB 27 HBP 1B		17 1B 3B		L8				G5-3	5 1 2 0 0 1 2	<b>Chicago White Sox @ Los Angeles Angels</b> Angel Stadium, Anaheim, CA Fri Aug 16 2019, 7:10 PM - 10:18 PM PDT Att: 39,206 - Clear - 71 F <a href="http://livebaseballscorecards.com">livebaseballscorecards.com</a>									
27 Mike Trout, R OBP: 0.444, SLG: 0.668	8 BB HBP				K			E1 FC6-5 8 17 G4-3 HR		4 1 1 1 0 2 1										
17 Shohei Ohtani, L OBP: 0.356, SLG: 0.510	K				F7			G4-3		4 0 1 1 0 1 3										
8 Justin Upton, R OBP: 0.308, SLG: 0.411					L8			FC6-5		2 0 0 0 2 0 2										
56 Kole Calhoun, L OBP: 0.323, SLG: 0.474	K				K			G3		4 0 0 0 0 3 6										
5 Albert Pujols, R OBP: 0.301, SLG: 0.433	G5-3							G5-3		4 0 2 0 0 0 3										
23 Matt Thaiss, L OBP: 0.272, SLG: 0.390										3 0 0 0 1 2 1										
4 Luis Rengifo, S OBP: 0.323, SLG: 0.359	K				K			G3-1		4 0 0 0 0 2 3										
48 Anthony Rendon, L OBP: 0.250, SLG: 0.333 18 Brian Goodwin, L OBP: 0.332, SLG: 0.472 33 Max Stassi, R OBP: 0.198, SLG: 0.172										2 0 0 0 0 2 1 1 0 0 0 0 0 2 1 0 0 0 0 0 0										
<b>Inning Stats</b>	R: 0 H: 1 K: 2 S: 16	H: 0 LOB: 3 BB: 1 P: 25	R: 0 H: 0 K: 2 S: 9	H: 0 LOB: 0 BB: 0 P: 14	R: 1 H: 2 K: 2 S: 11	H: 2 LOB: 1 BB: 0 P: 15	R: 0 H: 1 K: 3 S: 12	H: 1 LOB: 1 BB: 0 P: 18	R: 1 H: 1 K: 1 S: 10	H: 1 LOB: 1 BB: 1 P: 19	R: 0 H: 1 K: 1 S: 12	H: 1 LOB: 2 BB: 1 P: 22	R: 0 H: 0 K: 1 S: 6	H: 0 LOB: 0 BB: 0 P: 7	R: 0 H: 0 K: 1 S: 8	H: 0 LOB: 0 BB: 0 P: 14	1B: 4 2B: 0 3B: 1 HR: 1	SF: 0 SAC: 0 DP: 0 HBP: 1	WP: 1 PB: 0 SB: 0 CS: 0	PA: 38
<b>PITCHER</b>	IP WLS BF H R ER SO BB IBB HBP BLK WP HR S P ERA WHIP											IP WLS BF H R ER SO BB IBB HBP BLK WP HR S P ERA WHIP								
27 Lucas Giolito, R ERA: 3.41	6.0 W 28 6 2 2 11 3 0 1 0 0 0 70 113 3.00 1.500																			
43 Evan Marshall, R ERA: 2.73	0.0 1 0 0 0 0 0 0 0 0 0 0 1 3 ∞ ∞																			
39 Aaron Bummer, L ERA: 1.65	2.0 H 6 0 0 0 1 0 0 0 0 0 0 13 18 0.00 0.000																			
41 Kelvin Herrera, R ERA: 6.88	1.0 3 0 0 0 1 0 0 0 0 0 0 8 14 0.00 0.000																			









Batter	1	2	3	4	5	6	7	8	9	AB	R	H	RBI	BB	SO	LOB	TOP										
28 Leury Garcia, S OBP: 0.315, SLG: 0.390	L4		G4-3			G3		K		4	0	0	0	0	1	1	<b>Chicago White Sox @ Los Angeles Angels</b> Angel Stadium, Anaheim, CA Sun Aug 18 2019, 1:09 PM - 4:05 PM PDT Att: 35,436 - Sunny - 77 F										
45 Jon Jay, L OBP: 0.310, SLG: 0.329	L8			G6-3		33 1B		G4-3		4	0	1	0	0	0	1											
79 José Abreu, R OBP: 0.314, SLG: 0.487	HBP			G4-3		K		K		3	0	0	0	0	2	2											
33 James McCann, R OBP: 0.347, SLG: 0.483	K				74 3B	HBP				2	1	1	0	0	1	1											
49 Ryan Cordell, R OBP: 0.294, SLG: 0.359								K		1	0	0	0	0	1	0											
74 Eloy Jiménez, R OBP: 0.295, SLG: 0.480	K									4	1	2	2	0	2	0											
32 Matt Skole, L OBP: 0.303, SLG: 0.267								K		3	0	0	0	1	3	1											
7 Tim Anderson, R OBP: 0.353, SLG: 0.493										4	0	2	0	0	0	1											
17 Ryan Goins, L OBP: 0.357, SLG: 0.390										3	0	0	0	0	0	2											
5 Yolmer Sánchez, S OBP: 0.312, SLG: 0.323										3	0	1	0	0	2	0											
<b>Inning Stats</b>	R: 0 H: 0 E: 0 K: 1 S: 8	H: 0 LOB: 1 BB: 0 P: 13	R: 0 H: 0 E: 0 K: 1 S: 6	H: 0 LOB: 0 BB: 1 P: 13	R: 0 H: 0 E: 0 K: 1 S: 7	H: 0 LOB: 0 BB: 0 P: 9	R: 1 H: 1 E: 0 K: 1 S: 10	H: 1 LOB: 1 BB: 0 P: 16	R: 0 H: 2 E: 0 K: 1 S: 14	H: 2 LOB: 2 BB: 0 P: 20	R: 0 H: 1 E: 0 K: 2 S: 11	H: 1 LOB: 1 BB: 0 P: 19	R: 0 H: 1 E: 0 K: 2 S: 13	H: 1 LOB: 0 BB: 0 P: 18	R: 1 H: 1 E: 0 K: 2 S: 10	H: 1 LOB: 0 BB: 0 P: 16	1B: 3 2B: 2 3B: 1 HR: 1	SF: 0 SAC: 0 DP: 1 HBP: 2	WP: 0 PB: 0 SB: 0 CS: 0	PA: 34							
<b>PITCHER</b>	IP	WLS	BF	H	R	ER	SO	BB	IBB	HBP	BLK	WP	HR	S	P	ERA	WHIP										
47 Griffin Canning, R ERA: 4.58	7.0	W	26	5	1	1	8	1	0	2	0	0	0	63	101	1.29	0.857										
31 Ty Buttrey, R ERA: 3.77	1.0		4	1	0	0	2	0	0	0	0	0	0	13	18	0.00	1.000										
49 Adalberto Mejia, L ERA: 8.28	1.0		4	1	1	1	2	0	0	0	0	0	1	10	16	9.00	1.000										

Batter	1	2	3	4	5	6	7	8	9	AB	R	H	RBI	BB	SO	LOB	BOTTOM										
18 Brian Goodwin, L OBP: 0.338, SLG: 0.485	P5		8 2B			K				4	0	2	0	1	1	1	<b>Chicago White Sox @ Los Angeles Angels</b> Angel Stadium, Anaheim, CA Sun Aug 18 2019, 1:09 PM - 4:05 PM PDT Att: 35,436 - Sunny - 77 F										
6 David Fletcher, R OBP: 0.346, SLG: 0.400	K		L9		L9			K		4	1	0	0	1	2	4											
17 Shohel Ohtani, L OBP: 0.358, SLG: 0.519	G4-3									5	1	2	2	0	1	1											
8 Justin Upton, R OBP: 0.315, SLG: 0.435										5	0	1	0	0	3	2											
56 Kole Calhoun, L OBP: 0.324, SLG: 0.480										4	2	2	1	0	1	1											
4 Luis Rengifo, S OBP: 0.327, SLG: 0.362										3	2	2	0	0	0	0											
23 Matt Thaiss, L OBP: 0.286, SLG: 0.443										4	1	3	4	0	0	1											
19 Wilfredo Tovar, R OBP: 0.260, SLG: 0.279										4	1	2	0	0	0	1											
48 Anthony Bemboom, L OBP: 0.235, SLG: 0.471										4	1	1	2	0	0	3											
<b>Inning Stats</b>	R: 0 H: 0 E: 0 K: 1 S: 9	H: 2 LOB: 0 BB: 0 P: 14	R: 3 H: 2 E: 0 K: 1 S: 12	H: 2 LOB: 0 BB: 0 P: 20	R: 0 H: 1 E: 0 K: 2 S: 9	H: 1 LOB: 1 BB: 0 P: 17	R: 1 H: 3 E: 0 K: 0 S: 14	H: 3 LOB: 3 BB: 1 P: 22	R: 0 H: 0 E: 0 K: 2 S: 8	H: 0 LOB: 0 BB: 0 P: 14	R: 1 H: 2 E: 0 K: 1 S: 14	H: 2 LOB: 1 BB: 0 P: 23	R: 2 H: 3 E: 0 K: 0 S: 11	H: 3 LOB: 1 BB: 1 P: 21	R: 2 H: 4 E: 0 K: 1 S: 10	H: 4 LOB: 1 BB: 0 P: 13		1B: 6 2B: 5 3B: 0 HR: 4	SF: 0 SAC: 0 DP: 1 HBP: 1	WP: 1 PB: 0 SB: 0 CS: 0	PA: 40						
<b>PITCHER</b>	IP	WLS	BF	H	R	ER	SO	BB	IBB	HBP	BLK	WP	HR	S	P	ERA	WHIP										
84 Dylan Cease, R ERA: 5.93	5.0	L	24	7	5	5	6	1	0	1	0	0	2	57	95	9.00	1.600										
54 Ross Detwiler, L ERA: 6.1	3.0		16	8	4	4	2	1	0	0	0	0	2	30	49	12.00	3.000										




Batter	1	2	3	4	5	6	7	8	9	10	11	AB	R	H	RBI	BB	SO	LOB	TOP	
6 David Fletcher, R OBP: 0.346, SLG: 0.397	(1.5) G5-3	(10.6) BB		(1.2) L6			(3.2) F9	(2.1) FC5-4		(1.1) 27B		5	1	1	0	1	0	3		
27 Mike Trout, R OBP: 0.443, SLG: 0.661	(1.8) 17 CI	(8) 8 2B		(1.3) K			(2) P4		(1.0) P4	(1.1) 17 L4-3		6	1	2	0	0	2	1		
17 Shohei Ohtani, L OBP: 0.362, SLG: 0.525	(1.10) CI	(2.2) 8 2B		(0.1) G4-3			(0.1) 8 S		(4.1) 5 BB	(0.0) 17 L4-3		4	2	2	1	1	0	3		
8 Justin Upton, R OBP: 0.324, SLG: 0.446	(1.7) 56 1B																			
48 Anthony Bemboom, L OBP: 0.211, SLG: 0.421	(8.2) 56 1B																			
56 Kole Calhoun, L OBP: 0.324, SLG: 0.477	(1.9) 5 HR																			
5 Albert Pujols, R OBP: 0.343, SLG: 0.438	(1.3) 1-H																			
4 Luis Rengifo, S OBP: 0.193, SLG: 0.167	(1.4) P2																			
19 Wilfredo Tovar, R OBP: 0.273, SLG: 0.292	(1.6) 1B																			
23 Matt Thielen, L OBP: 0.283, SLG: 0.438	(10.5) 1B																			
33 Max Stassi, R OBP: 0.339, SLG: 0.483	(1.2) K																			
18 Brian Goodwin, L OBP: 0.339, SLG: 0.483	(8.7) K																			
<b>Inning Stats</b>	R: 5 E: 1 K: 1 S: 28	H: 5 LOB: 1 BB: 0 P: 38	R: 2 E: 0 K: 1 S: 15	H: 2 LOB: 1 BB: 1 P: 27	R: 0 E: 0 K: 0 S: 7	H: 0 LOB: 0 BB: 0 P: 11	R: 0 E: 0 K: 1 S: 12	H: 0 LOB: 0 BB: 0 P: 14	R: 0 E: 0 K: 1 S: 9	H: 1 LOB: 1 BB: 0 P: 14	R: 0 E: 0 K: 2 S: 16	H: 0 LOB: 3 BB: 3 P: 23	R: 0 E: 0 K: 0 S: 9	H: 2 LOB: 2 BB: 1 P: 15	R: 0 E: 0 K: 0 S: 7	H: 0 LOB: 1 BB: 1 P: 16	1B: 10 2B: 2 3B: 1 HR: 1	SF: 0 SAC: 0 DP: 2 HBP: 0	WP: 1 PB: 0 SB: 2 CS: 0	PA: 52
<b>PITCHER</b>	39 Kolby Allard, L ERA: 6.6	67 Phillips Valdez, R ERA: 3.55	27 Shawn Kelley, R ERA: 3.99	63 Ian Gibaut, R ERA: 3.6	25 José Leclerc, R ERA: 4.19	<b>PITCHER</b>	48 Rafael Montero, R ERA: 1.2													
(1.1) IP: 5.0	(6.1) WLS: 1.0	(7.1) WLS: 1.0	(8.1) WLS: 1.0	(9.1) WLS: 1.0		(10.1) IP: 2.0														
BF: 24	R: 7	R: 1	R: 3	R: 0		W: 9														
H: 7	ER: 6	ER: 0	ER: 0	ER: 1		R: 2														
R: 7	SO: 3	SO: 0	SO: 2	SO: 1		ER: 0														
ER: 6	BB: 0	BB: 0	BB: 0	BB: 0		SO: 0														
SO: 3	BB: 0	BB: 0	BB: 0	BB: 0		BB: 0														
BB: 0	HBP: 0	HBP: 0	HBP: 0	HBP: 0		HBP: 0														
HBP: 0	BLK: 0	BLK: 0	BLK: 0	BLK: 0		BLK: 0														
BLK: 0	WP: 1	WP: 0	WP: 0	WP: 0		WP: 0														
WP: 1	HR: 1	HR: 0	HR: 0	HR: 0		HR: 0														
HR: 1	S: 69	S: 0	S: 0	S: 0		S: 13														
S: 7	P: 103	P: 8	P: 9	P: 16		P: 7														
P: 11	ERA: 10.80	ERA: 0.00	ERA: 0.00	ERA: 3.00		ERA: 0.00														
ERA: 4.19	WHIP: 1.800	WHIP: 0.000	WHIP: 1.000	WHIP: 3.000		WHIP: 2.000														

Los Angeles Angels @ Texas Rangers  
 Globe Life Park in Arlington, Arlington, TX  
 Mon Aug 19 2019, 8:08 PM - 12:42 AM EDT  
 Att: 17,326 - Clear - 98 F

livebaseballscores.com

AB 44  
 R 7  
 H 13  
 RBI 7  
 BB 7  
 SO 8  
 LOB 20




Batter	1	2	3	4	5	6	7	8	9	10	11	AB	R	H	RBI	BB	SO	LOB	BOTTOM					
17 Shin-Soo Choo, L OBP: 0.376, SLG: 0.478	(1.7) 24 1B	(3.9) 38 G2-3		(1.0) G6-3				(4.2) 9 FC4-6			(2.2) 9 1B	4	1	1	0	3	1	2						
38 Danny Santana, S OBP: 0.333, SLG: 0.376	(1.5) G2-3																							
9 Isiah Kiner-Falefa, R OBP: 0.309, SLG: 0.331	(5.5) G5-3																							
1 Elvis Andrus, R OBP: 0.319, SLG: 0.407	(1.6) L3																							
24 Hunter Pence, R OBP: 0.363, SLG: 0.568	(1.10) 30 E																							
12 Rougned Odor, L OBP: 0.284, SLG: 0.425	(1.4) 30 E																							
30 Nomar Mazara, L OBP: 0.318, SLG: 0.466	(1.9) E4																							
5 Willie Calhoun, L OBP: 0.328, SLG: 0.538	(3.7) 1B																							
16 Scott Heineman, R OBP: 0.235, SLG: 0.250	(1.3) K																							
3 Delino DeShields, R OBP: 0.348, SLG: 0.365	(1.8) 17 S																							
56 Jose Trevino, R OBP: 0.219, SLG: 0.290	(1.2) F8																							
<b>Inning Stats</b>	R: 1 E: 1 K: 1 S: 17	H: 1 LOB: 3 BB: 2 P: 31	R: 0 E: 0 K: 0 S: 10	H: 1 LOB: 1 BB: 0 P: 12	R: 0 E: 0 K: 1 S: 10	H: 1 LOB: 2 BB: 1 P: 18	R: 1 E: 0 K: 1 S: 14	H: 2 LOB: 1 BB: 0 P: 23	R: 3 E: 1 K: 1 S: 24	H: 2 LOB: 1 BB: 2 P: 40	R: 0 E: 0 K: 2 S: 12	H: 0 LOB: 2 BB: 1 P: 23	R: 0 E: 0 K: 1 S: 7	H: 0 LOB: 0 BB: 0 P: 11	R: 2 E: 0 K: 1 S: 18	H: 3 LOB: 2 BB: 1 P: 27	R: 0 E: 0 K: 1 S: 9	H: 1 LOB: 1 BB: 1 P: 15	R: 0 E: 0 K: 1 S: 10	H: 2 LOB: 2 BB: 1 P: 20	1B: 10 2B: 2 3B: 0 HR: 1	SF: 0 SAC: 1 DP: 1 HBP: 1	WP: 1 PB: 1 SB: 3 CS: 0	PA: 56
<b>PITCHER</b>	52 Dillon Peters, L ERA: 3.46	40 Luis Garcia, R ERA: 4.71	67 Taylor Cole, R ERA: 5.27	31 Ty Buttrey, R ERA: 3.7	32 Cam Bedrosian, R ERA: 2.95	<b>PITCHER</b>	57 Hansel Robles, R ERA: 2.86	49 Adalberto Mejia, L ERA: 8.08	24 Noé Ramirez, R ERA: 3.38															
(1.1) IP: 4.0	(5.1) WLS: 1.0	(6.1) WLS: 1.0	(7.1) WLS: 1.0	(8.1) WLS: 1.0		(9.1) IP: 1.1	(10.1) WLS: 0.2	(11.1) WLS: 0.2																
BF: 24	R: 1	R: 0	R: 0	R: 0		W: 0																		
H: 4	ER: 0	ER: 0	ER: 0	ER: 0		R: 0																		
R: 1	SO: 1	SO: 0	SO: 0	SO: 0		SO: 0																		
ER: 0	BB: 0	BB: 0	BB: 0	BB: 0		BB: 0																		
BB: 0	HBP: 0	HBP: 0	HBP: 0	HBP: 0		HBP: 0																		
HBP: 0	BLK: 0	BLK: 0	BLK: 0	BLK: 0		BLK: 0																		
BLK: 0	WP: 0	WP: 0	WP: 0	WP: 0		WP: 0																		
WP: 0	HR: 0	HR: 0	HR: 0	HR: 0		HR: 0																		
HR: 0	S: 64	S: 0	S: 0	S: 0		S: 16																		
S: 10	P: 106	P: 11	P: 18	P: 23		P: 7																		
P: 12	ERA: 4.50	ERA: 2.000	ERA: 0.000	ERA: 0.000		ERA: 0.00																		
ERA: 2.95	WHIP: 2.500	WHIP: 0.000	WHIP: 1.000	WHIP: 0.000		WHIP: 4.500																		

Los Angeles Angels @ Texas Rangers  
 Globe Life Park in Arlington, Arlington, TX  
 Mon Aug 19 2019, 8:08 PM - 12:42 AM EDT  
 Att: 17,326 - Clear - 98 F

livebaseballscores.com

AB 45  
 R 8  
 H 13  
 RBI 6  
 BB 9  
 SO 11  
 LOB 30

















Batter	1	2	3	4	5	6	7	8	9	AB	R	H	RBI	BB	SO	LOB	TOP					
6 David Fletcher, R OBP: 0.346, SLG: 0.397	P3		G4-6-3 1B		G6-3				G3-1	5	0	2	0	0	0	1						
27 Mike Trout, R OBP: 0.437, SLG: 0.654	P3		K		P4		F8			4	0	0	0	0	1	4						
17 Shohei Ohtani, L OBP: 0.360, SLG: 0.521	F8		G4-6-3 1-2			E4 5B 1B FC5-4	K			4	1	0	0	0	1	3						
56 Kole Calhoun, L OBP: 0.330, SLG: 0.484										4	2	4	1	0	0	0						
8 Justin Upton, R OBP: 0.317, SLG: 0.418										4	1	1	1	0	0	2						
5 Albert Pujols, R OBP: 0.307, SLG: 0.442										4	0	2	1	0	0	1						
2 Andreton Simmonds, R OBP: 0.311, SLG: 0.377										4	0	0	1	0	0	4						
23 Matt Thaiss, L OBP: 0.275, SLG: 0.418										4	0	1	0	0	0	1						
4B Anthony Bemboom, L OBP: 0.185, SLG: 0.333										3	0	1	0	0	0	2						
18 Brian Goodwin, L OBP: 0.342, SLG: 0.494										1	0	0	0	0	1	0						
<b>Inning Stats</b>	R: 0 E: 0 K: 0 S: 7	H: 0 LOB: 0 BB: 0 P: 10	R: 2 E: 0 K: 0 S: 12	H: 3 LOB: 1 BB: 0 P: 21	R: 0 E: 0 K: 1 S: 9	H: 1 LOB: 0 BB: 0 P: 15	R: 0 E: 0 K: 0 S: 6	H: 1 LOB: 1 BB: 0 P: 9	R: 0 E: 0 K: 0 S: 11	H: 1 LOB: 1 BB: 0 P: 14	R: 1 E: 1 K: 0 S: 10	H: 2 LOB: 1 BB: 0 P: 15	R: 0 E: 0 K: 1 S: 11	H: 2 LOB: 2 BB: 0 P: 16	R: 1 E: 0 K: 0 S: 8	H: 1 LOB: 0 BB: 0 P: 13	R: 0 E: 0 K: 1 S: 9	H: 0 LOB: 0 BB: 0 P: 11	1B: 8 2B: 2 HR: 1	SF: 0 SAC: 0 DP: 2 HBP: 0	WP: 0 PB: 0 SB: 0 CS: 0	PA: 37
<b>PITCHER</b>	IP	WLS	BF	H	R	ER	SO	BB	IBB	HBP	BLK	WP	HR	S	P	ERA	WHIP					
21 Zack Greinke, R ERA: 2.83	6.2	W	29	10	3	2	1	0	0	0	0	0	0	63	96	2.70	1.500					
36 Will Harris, R ERA: 1.99	0.1	H	1	0	0	0	1	0	0	0	0	0	0	3	4	0.00	0.000					
30 Héctor Rondón, R ERA: 3.83	1.0	H	4	1	1	1	0	0	0	0	0	0	1	8	13	9.00	1.000					
54 Roberto Osuna, R ERA: 2.73	1.0	S	3	0	0	0	1	0	0	0	0	0	0	9	11	0.00	0.000					

**Los Angeles Angels @ Houston Astros**  
Minute Maid Park, Houston, TX  
Fri Aug 23 2019, 7:11 PM - 10:18 PM CDT  
Att: 35,201 - Roof Closed - 73 F

AB	37
R	4
H	11
RBI	4
BB	0
SO	3
LOB	18



Batter	1	2	3	4	5	6	7	8	9	AB	R	H	RBI	BB	SO	LOB	BOTTOM					
4 George Springer, R OBP: 0.379, SLG: 0.565			G6-4-3 1-2	FC5-4			G6-3			3	0	0	0	1	0	4						
27 Jose Altuve, R OBP: 0.382, SLG: 0.538	SH1-3						F8			3	1	2	1	0	0	0						
23 Michael Brantley, L OBP: 0.394, SLG: 0.541	L7						K			4	0	1	0	0	1	2						
2 Alex Bregman, R OBP: 0.408, SLG: 0.560	K									4	1	2	1	0	1	3						
10 Yuli Gurriel, R OBP: 0.344, SLG: 0.548										4	1	2	2	0	0	0						
28 Robinson Chirinos, R OBP: 0.346, SLG: 0.454										4	1	1	0	0	2	2						
13 Abraham Toro, S OBP: 0.250, SLG: 0.250										4	0	2	0	0	0	0						
6 Jake Marisnick, R OBP: 0.304, SLG: 0.442										3	1	2	1	1	1	0						
22 Josh Reddick, L OBP: 0.301, SLG: 0.375										4	0	1	0	0	2	3						
<b>Inning Stats</b>	R: 0 E: 0 K: 1 S: 10	H: 0 LOB: 1 BB: 1 P: 19	R: 0 E: 0 K: 0 S: 10	H: 0 LOB: 0 BB: 0 P: 16	R: 1 E: 0 K: 0 S: 19	H: 3 LOB: 2 BB: 1 P: 28	R: 1 E: 0 K: 1 S: 10	H: 3 LOB: 0 BB: 0 P: 15	R: 2 E: 0 K: 2 S: 15	H: 2 LOB: 0 BB: 0 P: 26	R: 0 E: 0 K: 0 S: 7	H: 2 LOB: 0 BB: 0 P: 11	R: 1 E: 0 K: 1 S: 13	H: 3 LOB: 2 BB: 0 P: 21	R: 0 E: 0 K: 2 S: 12	H: 0 LOB: 0 BB: 0 P: 14	1B: 10 2B: 2 HR: 1	SF: 0 SAC: 1 DP: 1 HBP: 0	WP: 0 PB: 0 SB: 0 CS: 2	PA: 36		
<b>PITCHER</b>	IP	WLS	BF	H	R	ER	SO	BB	IBB	HBP	BLK	WP	HR	S	P	ERA	WHIP					
54 José Suarez, L ERA: 6.67	4.2	L	22	7	3	3	3	2	0	0	0	0	0	57	92	5.79	1.929					
24 Noé Ramirez, R ERA: 3.46	2.0		8	4	2	2	1	0	0	0	0	0	1	20	34	9.00	2.000					
40 Luis García, R ERA: 4.8	0.1		3	2	0	0	1	0	0	0	0	0	0	7	10	0.00	6.000					
58 Miguel Del Pozo, L ERA:	1.0		3	0	0	0	2	0	0	0	0	0	0	12	14	0.00	0.000					

**Los Angeles Angels @ Houston Astros**  
Minute Maid Park, Houston, TX  
Fri Aug 23 2019, 7:11 PM - 10:18 PM CDT  
Att: 35,201 - Roof Closed - 73 F

AB	33
R	5
H	13
RBI	5
BB	2
SO	7
LOB	14



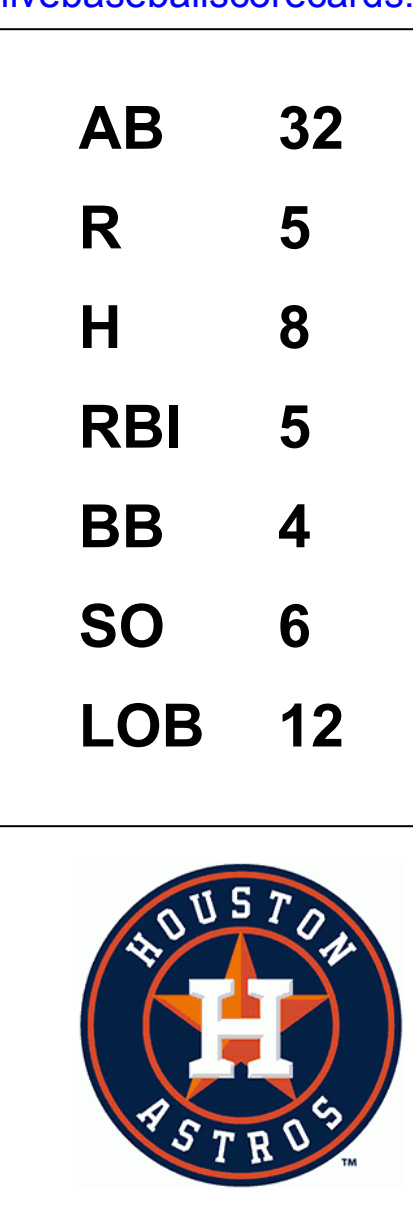


Batter	1	2	3	4	5	6	7	8	9	AB	R	H	RBI	BB	SO	LOB	TOP					
6 David Fletcher, R OBP: 0.349, SLG: 0.400	L5			17 1B	2B	1-2 2-3	1B	G5-3	BB	4	0	2	0	1	0	1	<b>Los Angeles Angels @ Houston Astros</b> Minute Maid Park, Houston, TX Sat Aug 24 2019, 6:10 PM - 9:13 PM CDT Att: 37,862 - Roof Closed - 73 F					
27 Mike Trout, R OBP: 0.435, SLG: 0.649	G5-3			G6-3	F8			2H	1B	5	0	1	1	0	0	5						
17 Shohei Ohtani, L OBP: 0.358, SLG: 0.517	K			2-3	1B		K		K	5	0	1	0	0	3	2						
8 Justin Upton, R OBP: 0.316, SLG: 0.414	K			L7					G6-3	4	0	1	0	0	1	2						
5 Albert Pujols, R OBP: 0.309, SLG: 0.440	G5-3				K				BB	2	0	0	0	2	1	0						
56 Kole Calhoun, L OBP: 0.328, SLG: 0.480	L5			G3-1	F7				G4-3-6-4	4	0	0	0	0	0	3						
4 Luis Rengifo, S OBP: 0.329, SLG: 0.372	F8				HR				BB	2	1	1	1	2	0	0						
23 Matt Thaiss, L OBP: 0.274, SLG: 0.412	G5-3			6 1B	33 BB		K		G4-3	4	0	1	0	0	1	4						
33 Max Stassi, R OBP: 0.216, SLG: 0.175	K				6 1B					1	0	0	0	1	1	0						
18 Brian Goodwin, L OBP: 0.344, SLG: 0.494	K									0	1	0	0	1	0	0						
44 Kevan Smith, R OBP: 0.329, SLG: 0.366										1	0	0	0	0	1	0						
<b>Inning Stats</b>	R: 0 E: 0 K: 1 S: 8	H: 0 LOB: 0 BB: 0 P: 14	R: 0 E: 0 K: 1 S: 10	H: 0 LOB: 0 BB: 0 P: 14	R: 0 E: 0 K: 1 S: 7	H: 0 LOB: 0 BB: 0 P: 12	R: 0 E: 0 K: 0 S: 10	H: 2 LOB: 1 BB: 0 P: 17	R: 1 E: 0 K: 1 S: 22	H: 3 LOB: 3 BB: 1 P: 39	R: 0 E: 0 K: 2 S: 14	H: 1 LOB: 1 BB: 2 P: 32	R: 1 E: 0 K: 1 S: 13	H: 1 LOB: 1 BB: 1 P: 18	R: 0 E: 0 K: 0 S: 5	H: 0 LOB: 1 BB: 2 P: 15	R: 0 E: 0 K: 1 S: 7	H: 0 LOB: 1 BB: 1 P: 16	1B: 5 2B: 1 3B: 0 HR: 1	SF: 0 SAC: 0 DP: 1 HBP: 0	WP: 0 PB: 0 SB: 0 CS: 0	PA: 39
<b>PITCHER</b>	IP ERA	WLS BF	H R ER SO	BB IBB HBP BLK	WP HR S P	ERA WHIP	<b>PITCHER</b>	IP ERA	WLS BF	H R ER SO	BB IBB HBP BLK	WP HR S P	ERA WHIP									
20 Wade Miley, L ERA: 3.13	5.0	W 20	5 1 1 4	1 0 0 0	0 0 0 0	1.80 1.200	36 Will Harris, R ERA: 1.64	1.0	S 4	0 0 0 1	1 0 0 0	0 0 7 16	0.00 6.000									
41 Brad Peacock, R ERA: 4.03	0.1	3	1 0 0 1	1 0 0 0	0 0 7 17	0.00 6.000																
47 Chris Devenski, R ERA: 4.76	0.2	H 3	0 0 0 1	1 0 0 0	0 0 7 15	0.00 1.500																
38 Joe Smith, R ERA: 1.8	1.0	5	1 1 1 1	1 0 0 0	0 0 13 18	9.00 2.000																
31 Collin McHugh, R ERA: 4.79	1.0	H 4	0 0 0 0	2 0 0 0	0 0 5 15	0.00 2.000																

AB	32
R	2
H	7
RBI	2
BB	7
SO	8
LOB	17



Batter	1	2	3	4	5	6	7	8	9	AB	R	H	RBI	BB	SO	LOB	BOTTOM			
4 George Springer, R OBP: 0.377, SLG: 0.560	F8	L8		K					K	5	0	1	0	0	2	0	<b>Los Angeles Angels @ Houston Astros</b> Minute Maid Park, Houston, TX Sat Aug 24 2019, 6:10 PM - 9:13 PM CDT Att: 37,862 - Roof Closed - 73 F			
27 Jose Altuve, R OBP: 0.386, SLG: 0.547	23 HR			2 HR					K	3	2	2	0	1	1	1				
23 Michael Brantley, L OBP: 0.385, SLG: 0.546	HR			2 HR					G4-3	3	2	1	2	0	0	1				
2 Alex Bregman, R OBP: 0.410, SLG: 0.567	44 FC4-6			HR					10 BB	3	1	2	3	1	0	1				
44 Yordan Alvarez, L OBP: 0.415, SLG: 0.679	10 2B			G3-1					K	4	0	1	0	0	1	2				
10 Yuli Gurriel, R OBP: 0.347, SLG: 0.550				G6-3					BB	2	0	1	0	2	0	0				
28 Robinson Chirinos, R OBP: 0.342, SLG: 0.428	K			G6-3					L9	4	0	0	0	0	1	7				
13 Abraham Toro, S OBP: 0.167, SLG: 0.167	F9			F8					G4-3	4	0	0	0	0	1	0				
22 Josh Reddick, L OBP: 0.298, SLG: 0.371	G4-3			F7					F7	4	0	0	0	0	0	0				
<b>Inning Stats</b>	R: 2 E: 0 K: 1 S: 14	H: 3 LOB: 2 BB: 1 P: 26	R: 0 E: 0 K: 0 S: 7	H: 0 LOB: 0 BB: 0 P: 8	R: 3 E: 0 K: 0 S: 11	H: 2 LOB: 0 BB: 0 P: 19	R: 0 E: 0 K: 1 S: 7	H: 0 LOB: 0 BB: 0 P: 10	R: 0 E: 0 K: 2 S: 17	H: 1 LOB: 3 BB: 2 P: 31	R: 0 E: 0 K: 2 S: 11	H: 1 LOB: 1 BB: 0 P: 18	R: 0 E: 0 K: 1 S: 9	H: 1 LOB: 2 BB: 1 P: 18	R: 0 E: 0 K: 1 S: 9	H: 0 LOB: 0 BB: 0 P: 15		1B: 2 2B: 3 3B: 1 HR: 2	SF: 0 SAC: 0 DP: 0 HBP: 1	WP: 0 PB: 0 SB: 0 CS: 0
<b>PITCHER</b>	IP ERA	WLS BF	H R ER SO	BB IBB HBP BLK	WP HR S P	ERA WHIP	<b>PITCHER</b>	IP ERA	WLS BF	H R ER SO	BB IBB HBP BLK	WP HR S P	ERA WHIP							
52 Dillon Peters, L ERA: 4.11	4.2	L 23	6 5 5 2	2 0 0 0	0 0 23 43	9.64 1.714														
53 Trevor Cahill, R ERA: 6.45	2.1	11	2 0 0 3	2 0 0 0	0 0 9 15	0.00 0.000														
32 Cam Bedrosian, R ERA: 2.85	1.0	3	0 0 0 1	0 0 0 0	0 0 9 15	0.00 0.000														





Batter	1	2	3	4	5	6	7	8	9	AB	R	H	RBI	BB	SO	LOB	TOP				
6 David Fletcher, R OBP: 0.350, SLG: 0.400										3	0	1	0	1	1	0					
27 Mike Trout, R OBP: 0.437, SLG: 0.648										2	0	1	0	1	0	1					
17 Shohei Ohtani, L OBP: 0.357, SLG: 0.512										3	0	0	0	1	1	5					
8 Justin Upton, R OBP: 0.310, SLG: 0.404										4	0	0	0	0	2	6					
5 Albert Pujols, R OBP: 0.306, SLG: 0.436										4	0	0	0	0	1	3					
2 Andrelton Simmons, R OBP: 0.313, SLG: 0.388										3	1	1	1	1	0	0					
18 Brian Goodwin, L OBP: 0.346, SLG: 0.502										3	1	1	1	0	2	1					
44 Kevan Smith, R OBP: 0.319, SLG: 0.354										4	0	0	0	0	0	1					
4 Luis Rengifo, S OBP: 0.329, SLG: 0.370										2	0	0	0	1	1	0					
<b>Inning Stats</b>	R: 0 E: 0 K: 0 S: 3	H: 0 LOB: 1 BB: 2 P: 11	R: 1 E: 0 K: 1 S: 6	H: 1 LOB: 0 BB: 0 P: 11	R: 0 E: 0 K: 2 S: 13	H: 1 LOB: 3 BB: 1 P: 22	R: 0 E: 0 K: 1 S: 10	H: 0 LOB: 0 BB: 0 P: 16	R: 0 E: 0 K: 2 S: 11	H: 0 LOB: 1 BB: 1 P: 18	R: 0 E: 0 K: 0 S: 8	H: 0 LOB: 0 BB: 0 P: 11	R: 0 E: 0 K: 0 S: 4	H: 1 LOB: 0 BB: 0 P: 6	R: 1 E: 0 K: 0 S: 9	H: 1 LOB: 0 BB: 0 P: 16	1B: 2 2B: 0 3B: 0 HR: 2	SF: 0 SAC: 0 DP: 3 HBP: 2	WP: 0 PB: 0 SB: 0 CS: 0	PA: 35	
<b>PITCHER</b>	IP	WLS	BF	H	R	ER	SO	BB	IBB	HBP	BLK	WP	HR	S	P	ERA	WHIP				
59 Framber Valdez, L ERA: 5.14	6.0	W	25	2	1	1	8	5	0	2	0	0	1	52	94	1.50	1.167				
30 Héctor Rondón, R ERA: 3.75	1.0	H	3	0	0	0	0	0	0	0	0	0	0	8	11	0.00	0.000				
38 Joe Smith, R ERA: 1.69	1.0	H	3	1	0	0	0	0	0	0	0	0	0	4	6	0.00	1.000				
47 Chris Devenski, R ERA: 4.84	1.0		4	1	1	1	0	0	0	0	0	0	1	9	16	9.00	1.000				

Los Angeles Angels @ Houston Astros  
Minute Maid Park, Houston, TX  
Sun Aug 25 2019, 1:12 PM - 4:10 PM CDT  
Att: 38,989 - Roof Closed - 73 F

AB	28
R	2
H	4
RBI	2
BB	5
SO	8
LOB	17



Batter	1	2	3	4	5	6	7	8	9	AB	R	H	RBI	BB	SO	LOB	BOTTOM				
27 Jose Altuve, R OBP: 0.366, SLG: 0.556										5	2	2	2	0	1	0					
23 Michael Brantley, L OBP: 0.398, SLG: 0.440										2	0	1	0	2	0	0					
26 Myles Straw, R OBP: 0.353, SLG: 0.291										0	1	0	0	1	0	0					
2 Alex Bregman, R OBP: 0.408, SLG: 0.565										5	1	1	1	0	1	4					
44 Yordan Alvarez, L OBP: 0.417, SLG: 0.673										2	2	0	1	2	0	1					
10 Yuli Gurriel, R OBP: 0.348, SLG: 0.550										4	1	2	0	0	0	1					
13 Abraham Toro, S OBP: 0.250, SLG: 0.200										3	2	1	1	1	1	1					
22 Josh Reddick, L OBP: 0.301, SLG: 0.376										3	1	2	3	0	0	0					
12 Martin Maldonado, R OBP: 0.284, SLG: 0.360										4	1	1	2	0	1	3					
6 Jake Marisnick, R OBP: 0.299, SLG: 0.434										4	0	0	0	0	2	2					
<b>Inning Stats</b>	R: 1 E: 0 K: 0 S: 10	H: 1 LOB: 1 BB: 1 P: 20	R: 0 E: 0 K: 1 S: 9	H: 0 LOB: 0 BB: 0 P: 14	R: 0 E: 0 K: 1 S: 8	H: 0 LOB: 1 BB: 1 P: 19	R: 1 E: 0 K: 1 S: 12	H: 2 LOB: 1 BB: 1 P: 20	R: 0 E: 0 K: 0 S: 7	H: 0 LOB: 0 BB: 0 P: 11	R: 0 E: 0 K: 1 S: 7	H: 0 LOB: 0 BB: 0 P: 11	R: 2 E: 0 K: 1 S: 11	H: 1 LOB: 0 BB: 1 P: 19	R: 7 E: 0 K: 1 S: 20	H: 6 LOB: 1 BB: 2 P: 37	1B: 5 2B: 3 3B: 0 HR: 2	SF: 0 SAC: 1 DP: 0 HBP: 0	WP: 1 PB: 0 SB: 0 CS: 0	PA: 39	
<b>PITCHER</b>	IP	WLS	BF	H	R	ER	SO	BB	IBB	HBP	BLK	WP	HR	S	P	ERA	WHIP				
51 Jaime Barria, R ERA: 6.1	5.1	L	21	3	2	2	4	3	0	0	0	0	0	49	90	3.38	1.125				
58 Miguel Del Pozo, L ERA: 2.7	1.0		4	0	1	1	0	1	0	0	0	0	0	8	14	9.00	1.000				
31 Ty Buttrey, R ERA: 3.77	0.2		3	1	1	1	1	0	0	0	0	0	1	7	10	13.50	1.500				
67 Taylor Cole, R ERA: 6.8	1.0		11	6	7	7	1	1	1	0	0	1	1	20	37	63.00	7.000				

Los Angeles Angels @ Houston Astros  
Minute Maid Park, Houston, TX  
Sun Aug 25 2019, 1:12 PM - 4:10 PM CDT  
Att: 38,989 - Roof Closed - 73 F

AB	32
R	11
H	10
RBI	10
BB	6
SO	6
LOB	12













Batter	1	2	3	4	5	6	7	8	9	10	11	12	13	14	15	AB	R	H	RBI	BB	SO	LOB	TOP																																																				
50 Mookie Betts, R OBP: 0.385, SLG: 0.505 (14, 9)																7	3	3	2	0	1	1																																																					
11 Rafael Devers, L OBP: 0.373, SLG: 0.583 (1, 5)																6	0	0	0	0	1	2																																																					
2 Xander Bogaerts, R OBP: 0.387, SLG: 0.573 (1, 6)																6	1	1	0	0	2	2																																																					
28 J.D. Martinez, R OBP: 0.366, SLG: 0.582 (1, 9)																5	2	3	1	1	1	1																																																					
19 Jackie Bradley Jr., L OBP: 0.316, SLG: 0.416 (14, 8)																3	0	0	0	0	1	1																																																					
59 Sam Travis, R OBP: 0.311, SLG: 0.450 (1, 10)																1	1	0	0	1	0	0																																																					
40 Marco Hernandez, L OBP: 0.326, SLG: 0.437 (6, 10)																3	0	0	0	0	1	1																																																					
16 Andrew Benintendi, L OBP: 0.357, SLG: 0.460 (1, 7)																4	0	1	1	0	2	0																																																					
7 Christian Vazquez, R OBP: 0.317, SLG: 0.479 (10, 2)																6	0	0	0	0	0	4																																																					
12 Brock Holt, L OBP: 0.362, SLG: 0.448 (1, 4)																5	0	1	1	1	3	0																																																					
3 Sandy Leon, S OBP: 0.245, SLG: 0.301 (1, 2)																3	0	0	0	0	1	1																																																					
18 Mitch Moreland, L OBP: 0.324, SLG: 0.500 (10, 3)																3	0	0	0	0	1	1																																																					
<b>Inning Stats</b>	R: 1 E: 0 K: 1 S: 8	H: 1 LOB: 0 BB: 0 P: 14	R: 1 E: 0 K: 0 S: 10	H: 1 LOB: 0 BB: 1 P: 18	R: 2 E: 0 K: 0 S: 14	H: 2 LOB: 0 BB: 0 P: 23	R: 0 E: 0 K: 1 S: 10	H: 0 LOB: 0 BB: 0 P: 11	R: 0 E: 0 K: 0 S: 8	H: 0 LOB: 0 BB: 0 P: 10	R: 2 E: 0 K: 0 S: 7	H: 2 LOB: 0 BB: 0 P: 12	R: 0 E: 0 K: 1 S: 9	H: 0 LOB: 0 BB: 0 P: 13	R: 0 E: 0 K: 2 S: 7	H: 0 LOB: 0 BB: 0 P: 13	R: 0 E: 0 K: 2 S: 9	H: 0 LOB: 0 BB: 0 P: 14	R: 0 E: 0 K: 1 S: 10	H: 1 LOB: 1 BB: 1 P: 18	R: 0 E: 1 K: 1 S: 10	H: 1 LOB: 2 BB: 1 P: 19	R: 1 E: 0 K: 1 S: 10	H: 1 LOB: 0 BB: 0 P: 15	1B: 4 2B: 1 3B: 0 HR: 3	SF: 1 SAC: 0 DP: 2 HBP: 3	WP: 0 PB: 0 SB: 0 CS: 2	PA: 56																																															
<b>PITCHER</b>	IP ERA 54 José Suarez, L ERA: 6.71	WLS 5.0	BF 20	H 4	R 4	ER 4	SO 2	BB 0	IBB 0	HBP 0	BLK 0	WP 0	HR 0	HR 0	S 50	P 76	ERA 7.20	WHIP 1.000	31 Ty Burrell, R ERA: 3.59	IP 11.1	WLS 2.0	BF 50	H 0	R 0	ER 0	SO 3	BB 0	IBB 0	HBP 0	BLK 0	WP 0	HR 0	HR 0	S 18	P 27	ERA 0.00	WHIP 0.000	99 Keynan Middleton, R ERA: 13.1	IP 1.0	WLS 4	BF 0	H 0	R 0	ER 0	SO 1	BB 1	IBB 0	HBP 0	BLK 0	WP 0	HR 0	HR 0	S 10	P 18	ERA 0.00	WHIP 1.000	53 Trevor Cahill, R ERA: 6.41	IP 2.0	WLS L	BF 9	H 2	R 1	ER 1	SO 2	BB 1	IBB 0	HBP 0	BLK 0	WP 0	HR 0	HR 0	S 20	P 34	ERA 4.50	WHIP 1.500

**Boston Red Sox @ Los Angeles Angels**  
 Angel Stadium, Anaheim, CA  
 Fri Aug 30 2019, 7:09 PM - 12:31 AM PDT  
 Att: 39,768 - Clear - 81 F

livebaseballscorecards.com

AB 49  
 R 7  
 H 8  
 RBI 7  
 BB 3  
 SO 13  
 LOB 13

Batter	1	2	3	4	5	6	7	8	9	10	11	12	13	14	15	AB	R	H	RBI	BB	SO	LOB	BOTTOM																																																				
18 Brian Goodwin, L OBP: 0.347, SLG: 0.512 (1, 7)																6	4	2	2	2	3	0																																																					
27 Mike Trout, R OBP: 0.437, SLG: 0.646 (1, 8)																5	0	1	0	3	1	3																																																					
17 Shohei Ohtani, L OBP: 0.347, SLG: 0.497 (1, 10)																8	1	0	0	0	4	8																																																					
5 Albert Pujols, R OBP: 0.310, SLG: 0.433 (1, 3)																8	0	4	3	0	1	1																																																					
56 Kole Calhoun, L OBP: 0.329, SLG: 0.479 (1, 9)																5	0	0	0	2	3	5																																																					
6 David Fletcher, R OBP: 0.344, SLG: 0.391 (8, 4)																7	0	1	0	0	4	4																																																					
2 Andrelton Simmons, R OBP: 0.316, SLG: 0.390 (1, 6)																5	0	1	0	2	0	1																																																					
4 Luis Rengifo, S OBP: 0.328, SLG: 0.366 (8, 14)																3	0	1	0	0	1	0																																																					
8 Justin Upton, R OBP: 0.311, SLG: 0.395 (8, 14)																1	0	1	0	0	0	0																																																					
23 Matt Thaiss, L OBP: 0.269, SLG: 0.393 (9, 5)																2	0	0	0	1	1	5																																																					
33 Max Stassi, R OBP: 0.217, SLG: 0.171 (1, 2)																1	1	0	0	1	1	0																																																					
44 Kevan Smith, R OBP: 0.303, SLG: 0.333 (8, 2)																5	0	0	0	1	4																																																						
<b>Inning Stats</b>	R: 0 E: 0 K: 2 S: 17	H: 1 LOB: 2 BB: 1 P: 27	R: 0 E: 0 K: 2 S: 8	H: 0 LOB: 0 BB: 0 P: 13	R: 1 E: 0 K: 3 S: 15	H: 1 LOB: 0 BB: 0 P: 20	R: 0 E: 0 K: 1 S: 14	H: 1 LOB: 1 BB: 0 P: 21	R: 2 E: 0 K: 0 S: 16	H: 2 LOB: 2 BB: 2 P: 31	R: 0 E: 0 K: 0 S: 7	H: 0 LOB: 0 BB: 0 P: 10	R: 1 E: 0 K: 1 S: 10	H: 1 LOB: 3 BB: 0 P: 17	R: 0 E: 0 K: 2 S: 13	H: 1 LOB: 3 BB: 0 P: 26	R: 2 E: 1 K: 1 S: 12	H: 1 LOB: 1 BB: 4 P: 23	R: 0 E: 0 K: 2 S: 11	H: 1 LOB: 1 BB: 0 P: 15	R: 0 E: 0 K: 3 S: 17	H: 2 LOB: 2 BB: 0 P: 27	R: 0 E: 0 K: 1 S: 7	H: 0 LOB: 0 BB: 0 P: 10	R: 0 E: 0 K: 1 S: 6	H: 0 LOB: 0 BB: 0 P: 8	R: 0 E: 0 K: 1 S: 6	H: 0 LOB: 1 BB: 1 P: 12	R: 0 E: 0 K: 1 S: 10	H: 0 LOB: 1 BB: 1 P: 18	1B: 9 2B: 0 3B: 0 HR: 2	SF: 0 SAC: 0 DP: 0 HBP: 0	WP: 1 PB: 0 SB: 0 CS: 0	PA: 67																																									
<b>PITCHER</b>	IP ERA 17 Nathan Eovaldi, R ERA: 6.23	WLS 4.0	BF 16	H 3	R 1	ER 1	SO 8	BB 0	IBB 0	HBP 0	BLK 0	WP 0	HR 0	HR 0	S 54	P 81	ERA 2.25	WHIP 1.000	44 Brandon Workman, R ERA: 2.24	IP 1.1	WLS 1	BF 5	H 2	R 2	ER 2	SO 2	BB 2	IBB 0	HBP 0	BLK 0	WP 0	HR 0	HR 0	S 16	P 29	ERA 13.50	WHIP 3.000	63 Darwinzon Hernández, L ERA: 10.1	IP 2.0	WLS 9	BF 3	H 0	R 0	ER 0	SO 5	BB 0	IBB 0	HBP 0	BLK 0	WP 0	HR 0	HR 0	S 28	P 42	ERA 0.00	WHIP 1.500	48 Andrew Cashner, R ERA: 4.54	IP 12.1	WLS 4	BF 14	H 0	R 0	ER 0	SO 3	BB 2	IBB 0	HBP 0	BLK 0	WP 0	HR 0	HR 0	S 29	P 48	ERA 0.00	WHIP 0.500

**Boston Red Sox @ Los Angeles Angels**  
 Angel Stadium, Anaheim, CA  
 Fri Aug 30 2019, 7:09 PM - 12:31 AM PDT  
 Att: 39,768 - Clear - 81 F

livebaseballscorecards.com

AB 56  
 R 6  
 H 11  
 RBI 5  
 BB 20  
 SO 11  
 LOB 31







Batter	1	2	3	4	5	6	7	8	9	AB R H RBI BB SO LOB	TOP												
50 Mookie Betts, R OBP: 0.387, SLG: 0.507										5 1 1 0 0 1 0	<b>Boston Red Sox @ Los Angeles Angels</b> Angel Stadium, Anaheim, CA Sun Sep 01 2019, 1:10 PM - 4:31 PM PDT Att: 39,382 - Partly Cloudy - 83 F												
11 Rafael Devers, L OBP: 0.370, SLG: 0.577										4 1 2 0 0 1 1													
2 Xander Bogaerts, R OBP: 0.388, SLG: 0.580										4 1 3 3 0 0 1													
28 J.D. Martinez, R OBP: 0.393, SLG: 0.590										2 1 1 1 2 1 0													
59 Sam Travis, R OBP: 0.297, SLG: 0.427										3 0 0 0 0 2 4													
18 Mitch Moreland, L OBP: 0.325, SLG: 0.498										1 0 0 0 0 1 0													
16 Andrew Benintendi, L OBP: 0.356, SLG: 0.459										3 0 0 0 1 1 0													
7 Christian Vázquez, R OBP: 0.312, SLG: 0.471										4 0 0 0 0 1 1													
12 Brock Holt, L OBP: 0.395, SLG: 0.453										3 0 1 0 1 1 0													
47 Gorkys Hernández, R OBP: 0.316, SLG: 0.469										3 0 0 0 0 1 2													
19 Jackie Bradley Jr., L OBP: 0.316, SLG: 0.469										1 0 0 0 0 0 0													
<b>Inning Stats</b>	R: 1 E: 0 K: 0 S: 10	H: 2 LOB: 1 BB: 1 P: 21	R: 0 E: 0 K: 1 S: 9	H: 1 LOB: 1 BB: 0 P: 16	R: 3 E: 0 K: 1 S: 17	H: 3 LOB: 0 BB: 0 P: 28	R: 0 E: 0 K: 0 S: 5	H: 0 LOB: 2 BB: 1 P: 5	R: 0 E: 0 K: 2 S: 16	H: 1 LOB: 1 BB: 1 P: 27	R: 0 E: 0 K: 0 S: 8	H: 1 LOB: 0 BB: 0 P: 11	R: 0 E: 0 K: 2 S: 12	H: 0 LOB: 1 BB: 1 P: 18	R: 0 E: 0 K: 2 S: 7	H: 0 LOB: 0 BB: 0 P: 12	1B: 5 2B: 1 3B: 0 HR: 2	SF: 0 SAC: 0 DP: 2 HBP: 0	WP: 2 PB: 0 SB: 0 CS: 0	PA: 37			
<b>PITCHER</b>	IP WLS BF H R ER SO BB IBB HBP BLK WP HR S P ERA WHIP	IP WLS BF H R ER SO BB IBB HBP BLK WP HR S P ERA WHIP	IP WLS BF H R ER SO BB IBB HBP BLK WP HR S P ERA WHIP	IP WLS BF H R ER SO BB IBB HBP BLK WP HR S P ERA WHIP	IP WLS BF H R ER SO BB IBB HBP BLK WP HR S P ERA WHIP	IP WLS BF H R ER SO BB IBB HBP BLK WP HR S P ERA WHIP	IP WLS BF H R ER SO BB IBB HBP BLK WP HR S P ERA WHIP	IP WLS BF H R ER SO BB IBB HBP BLK WP HR S P ERA WHIP	IP WLS BF H R ER SO BB IBB HBP BLK WP HR S P ERA WHIP	IP WLS BF H R ER SO BB IBB HBP BLK WP HR S P ERA WHIP	IP WLS BF H R ER SO BB IBB HBP BLK WP HR S P ERA WHIP	IP WLS BF H R ER SO BB IBB HBP BLK WP HR S P ERA WHIP	IP WLS BF H R ER SO BB IBB HBP BLK WP HR S P ERA WHIP	IP WLS BF H R ER SO BB IBB HBP BLK WP HR S P ERA WHIP	IP WLS BF H R ER SO BB IBB HBP BLK WP HR S P ERA WHIP	IP WLS BF H R ER SO BB IBB HBP BLK WP HR S P ERA WHIP	IP WLS BF H R ER SO BB IBB HBP BLK WP HR S P ERA WHIP	IP WLS BF H R ER SO BB IBB HBP BLK WP HR S P ERA WHIP	IP WLS BF H R ER SO BB IBB HBP BLK WP HR S P ERA WHIP	IP WLS BF H R ER SO BB IBB HBP BLK WP HR S P ERA WHIP	IP WLS BF H R ER SO BB IBB HBP BLK WP HR S P ERA WHIP	IP WLS BF H R ER SO BB IBB HBP BLK WP HR S P ERA WHIP	
28 Andrew Heaney, L ERA: 4.16	5.0 L 23 7 4 4 4 1 1 0 0 2 2 57 97 7.20 1.600	5.0 L 23 7 4 4 4 1 1 0 0 2 2 57 97 7.20 1.600	5.0 L 23 7 4 4 4 1 1 0 0 2 2 57 97 7.20 1.600	5.0 L 23 7 4 4 4 1 1 0 0 2 2 57 97 7.20 1.600	5.0 L 23 7 4 4 4 1 1 0 0 2 2 57 97 7.20 1.600	5.0 L 23 7 4 4 4 1 1 0 0 2 2 57 97 7.20 1.600	5.0 L 23 7 4 4 4 1 1 0 0 2 2 57 97 7.20 1.600	5.0 L 23 7 4 4 4 1 1 0 0 2 2 57 97 7.20 1.600	5.0 L 23 7 4 4 4 1 1 0 0 2 2 57 97 7.20 1.600	5.0 L 23 7 4 4 4 1 1 0 0 2 2 57 97 7.20 1.600	5.0 L 23 7 4 4 4 1 1 0 0 2 2 57 97 7.20 1.600	5.0 L 23 7 4 4 4 1 1 0 0 2 2 57 97 7.20 1.600	5.0 L 23 7 4 4 4 1 1 0 0 2 2 57 97 7.20 1.600	5.0 L 23 7 4 4 4 1 1 0 0 2 2 57 97 7.20 1.600	5.0 L 23 7 4 4 4 1 1 0 0 2 2 57 97 7.20 1.600	5.0 L 23 7 4 4 4 1 1 0 0 2 2 57 97 7.20 1.600	5.0 L 23 7 4 4 4 1 1 0 0 2 2 57 97 7.20 1.600	5.0 L 23 7 4 4 4 1 1 0 0 2 2 57 97 7.20 1.600	5.0 L 23 7 4 4 4 1 1 0 0 2 2 57 97 7.20 1.600	5.0 L 23 7 4 4 4 1 1 0 0 2 2 57 97 7.20 1.600	5.0 L 23 7 4 4 4 1 1 0 0 2 2 57 97 7.20 1.600	5.0 L 23 7 4 4 4 1 1 0 0 2 2 57 97 7.20 1.600	
58 Miguel Del Pozo, L ERA: 2.7	1.0 4 0 0 0 2 1 0 0 0 0 0 10 16 0.00 1.000	1.0 4 0 0 0 2 1 0 0 0 0 0 10 16 0.00 1.000	1.0 4 0 0 0 2 1 0 0 0 0 0 10 16 0.00 1.000	1.0 4 0 0 0 2 1 0 0 0 0 0 10 16 0.00 1.000	1.0 4 0 0 0 2 1 0 0 0 0 0 10 16 0.00 1.000	1.0 4 0 0 0 2 1 0 0 0 0 0 10 16 0.00 1.000	1.0 4 0 0 0 2 1 0 0 0 0 0 10 16 0.00 1.000	1.0 4 0 0 0 2 1 0 0 0 0 0 10 16 0.00 1.000	1.0 4 0 0 0 2 1 0 0 0 0 0 10 16 0.00 1.000	1.0 4 0 0 0 2 1 0 0 0 0 0 10 16 0.00 1.000	1.0 4 0 0 0 2 1 0 0 0 0 0 10 16 0.00 1.000	1.0 4 0 0 0 2 1 0 0 0 0 0 10 16 0.00 1.000	1.0 4 0 0 0 2 1 0 0 0 0 0 10 16 0.00 1.000	1.0 4 0 0 0 2 1 0 0 0 0 0 10 16 0.00 1.000	1.0 4 0 0 0 2 1 0 0 0 0 0 10 16 0.00 1.000	1.0 4 0 0 0 2 1 0 0 0 0 0 10 16 0.00 1.000	1.0 4 0 0 0 2 1 0 0 0 0 0 10 16 0.00 1.000	1.0 4 0 0 0 2 1 0 0 0 0 0 10 16 0.00 1.000	1.0 4 0 0 0 2 1 0 0 0 0 0 10 16 0.00 1.000	1.0 4 0 0 0 2 1 0 0 0 0 0 10 16 0.00 1.000	1.0 4 0 0 0 2 1 0 0 0 0 0 10 16 0.00 1.000	1.0 4 0 0 0 2 1 0 0 0 0 0 10 16 0.00 1.000	
39 Luke Bard, R ERA: 5.09	1.1 4 1 0 0 1 0 0 0 0 0 0 11 14 0.00 0.750	1.1 4 1 0 0 1 0 0 0 0 0 0 11 14 0.00 0.750	1.1 4 1 0 0 1 0 0 0 0 0 0 11 14 0.00 0.750	1.1 4 1 0 0 1 0 0 0 0 0 0 11 14 0.00 0.750	1.1 4 1 0 0 1 0 0 0 0 0 0 11 14 0.00 0.750	1.1 4 1 0 0 1 0 0 0 0 0 0 11 14 0.00 0.750	1.1 4 1 0 0 1 0 0 0 0 0 0 11 14 0.00 0.750	1.1 4 1 0 0 1 0 0 0 0 0 0 11 14 0.00 0.750	1.1 4 1 0 0 1 0 0 0 0 0 0 11 14 0.00 0.750	1.1 4 1 0 0 1 0 0 0 0 0 0 11 14 0.00 0.750	1.1 4 1 0 0 1 0 0 0 0 0 0 11 14 0.00 0.750	1.1 4 1 0 0 1 0 0 0 0 0 0 11 14 0.00 0.750	1.1 4 1 0 0 1 0 0 0 0 0 0 11 14 0.00 0.750	1.1 4 1 0 0 1 0 0 0 0 0 0 11 14 0.00 0.750	1.1 4 1 0 0 1 0 0 0 0 0 0 11 14 0.00 0.750	1.1 4 1 0 0 1 0 0 0 0 0 0 11 14 0.00 0.750	1.1 4 1 0 0 1 0 0 0 0 0 0 11 14 0.00 0.750	1.1 4 1 0 0 1 0 0 0 0 0 0 11 14 0.00 0.750	1.1 4 1 0 0 1 0 0 0 0 0 0 11 14 0.00 0.750	1.1 4 1 0 0 1 0 0 0 0 0 0 11 14 0.00 0.750	1.1 4 1 0 0 1 0 0 0 0 0 0 11 14 0.00 0.750	1.1 4 1 0 0 1 0 0 0 0 0 0 11 14 0.00 0.750	
49 Adalberto Mejia, L ERA: 7.86	0.2 3 0 0 0 1 1 0 0 0 0 0 9 15 0.00 1.500	0.2 3 0 0 0 1 1 0 0 0 0 0 9 15 0.00 1.500	0.2 3 0 0 0 1 1 0 0 0 0 0 9 15 0.00 1.500	0.2 3 0 0 0 1 1 0 0 0 0 0 9 15 0.00 1.500	0.2 3 0 0 0 1 1 0 0 0 0 0 9 15 0.00 1.500	0.2 3 0 0 0 1 1 0 0 0 0 0 9 15 0.00 1.500	0.2 3 0 0 0 1 1 0 0 0 0 0 9 15 0.00 1.500	0.2 3 0 0 0 1 1 0 0 0 0 0 9 15 0.00 1.500	0.2 3 0 0 0 1 1 0 0 0 0 0 9 15 0.00 1.500	0.2 3 0 0 0 1 1 0 0 0 0 0 9 15 0.00 1.500	0.2 3 0 0 0 1 1 0 0 0 0 0 9 15 0.00 1.500	0.2 3 0 0 0 1 1 0 0 0 0 0 9 15 0.00 1.500	0.2 3 0 0 0 1 1 0 0 0 0 0 9 15 0.00 1.500	0.2 3 0 0 0 1 1 0 0 0 0 0 9 15 0.00 1.500	0.2 3 0 0 0 1 1 0 0 0 0 0 9 15 0.00 1.500	0.2 3 0 0 0 1 1 0 0 0 0 0 9 15 0.00 1.500	0.2 3 0 0 0 1 1 0 0 0 0 0 9 15 0.00 1.500	0.2 3 0 0 0 1 1 0 0 0 0 0 9 15 0.00 1.500	0.2 3 0 0 0 1 1 0 0 0 0 0 9 15 0.00 1.500	0.2 3 0 0 0 1 1 0 0 0 0 0 9 15 0.00 1.500	0.2 3 0 0 0 1 1 0 0 0 0 0 9 15 0.00 1.500	0.2 3 0 0 0 1 1 0 0 0 0 0 9 15 0.00 1.500	
57 Hansel Robles, R ERA: 2.6	1.0 3 0 0 0 2 0 0 0 0 0 0 7 12 0.00 0.000	1.0 3 0 0 0 2 0 0 0 0 0 0 7 12 0.00 0.000	1.0 3 0 0 0 2 0 0 0 0 0 0 7 12 0.00 0.000	1.0 3 0 0 0 2 0 0 0 0 0 0 7 12 0.00 0.000	1.0 3 0 0 0 2 0 0 0 0 0 0 7 12 0.00 0.000	1.0 3 0 0 0 2 0 0 0 0 0 0 7 12 0.00 0.000	1.0 3 0 0 0 2 0 0 0 0 0 0 7 12 0.00 0.000	1.0 3 0 0 0 2 0 0 0 0 0 0 7 12 0.00 0.000	1.0 3 0 0 0 2 0 0 0 0 0 0 7 12 0.00 0.000	1.0 3 0 0 0 2 0 0 0 0 0 0 7 12 0.00 0.000	1.0 3 0 0 0 2 0 0 0 0 0 0 7 12 0.00 0.000	1.0 3 0 0 0 2 0 0 0 0 0 0 7 12 0.00 0.000	1.0 3 0 0 0 2 0 0 0 0 0 0 7 12 0.00 0.000	1.0 3 0 0 0 2 0 0 0 0 0 0 7 12 0.00 0.000	1.0 3 0 0 0 2 0 0 0 0 0 0 7 12 0.00 0.000	1.0 3 0 0 0 2 0 0 0 0 0 0 7 12 0.00 0.000	1.0 3 0 0 0 2 0 0 0 0 0 0 7 12 0.00 0.000	1.0 3 0 0 0 2 0 0 0 0 0 0 7 12 0.00 0.000	1.0 3 0 0 0 2 0 0 0 0 0 0 7 12 0.00 0.000	1.0 3 0 0 0 2 0 0 0 0 0 0 7 12 0.00 0.000	1.0 3 0 0 0 2 0 0 0 0 0 0 7 12 0.00 0.000	1.0 3 0 0 0 2 0 0 0 0 0 0 7 12 0.00 0.000	1.0 3 0 0 0 2 0 0 0 0 0 0 7 12 0.00 0.000

Batter	1	2	3	4	5	6	7	8	9	AB R H RBI BB SO LOB	BOTTOM
6 David Fletcher, R OBP: 0.343, SLG: 0.391										5 0 1 0 0 0 2	<b>Boston Red Sox @ Los Angeles Angels</b> Angel Stadium, Anaheim, CA Sun Sep 01 2019, 1:10 PM - 4:31 PM PDT Att: 39,382 - Partly Cloudy - 83 F
27 Mike Trout, R OBP: 0.439, SLG: 0.642										3 1 1 0 1 1 2	
18 Brian Goodwin, L OBP: 0.349, SLG: 0.515										5 0 2 0 0 0 2	
5 Albert Pujols, R OBP: 0.313, SLG: 0.444										4 0 1 1 0 1 1	
8 Justin Upton, R OBP: 0.307, SLG: 0.402										4 1 1 1 0 1 2	
56 Kole Calhoun, L OBP: 0.331, SLG: 0.480										2 1 0 0 2 2 0	
2 Andrelton Simmons, R OBP: 0.314, SLG: 0.377										4 0 0 0 0 0 2	
4 Luis Rengifo, S OBP: 0.329, SLG: 0.375										3 0 2 0 0 0 1	
41 Justin Bour, L OBP: 0.297, SLG: 0.385										1 0 0 0 1 0 0	
23 Matt Thaiss, L OBP: 0.267, SLG: 0.389										0 0 0 0 0 0 0	
33 Max Stassi, R OBP: 0.214, SLG: 0.169										0 0 0 0 1 0 0	
17 Shohei Ohtani, L OBP: 0.346, SLG: 0.496										0 0 0 0 1 0 0	
44 Kevan Smith, R OBP: 0.301, SLG: 0.326										1 0 0 0 0 1 0	
<b>Inning Stats</b>	R: 0 E: 0 K: 1 S: 13	H: 1 LOB: 1 BB: 0 P: 22	R: 0 E: 0 K: 1 S: 13	H: 0 LOB: 1 BB: 1 P: 23	R: 1 E: 0 K: 0 S: 16	H: 3 LOB: 2 BB: 0 P: 24	R: 1 E: 0 K: 0 S: 11	H: 2 LOB: 2 BB: 1 P: 19	R: 0 E: 0 K: 0 S: 7	H: 1 LOB: 1 BB: 1 P: 10	R: 0 E: 0 K: 1



Batter	1	2	3	4	5	6	7	8	9	AB	R	H	RBI	BB	SO	LOB	TOP			
6 David Fletcher, R OBP: 0.344, SLG: 0.391	F7		G3-6			P3			G6-3	5	1	2	0	0	0	2	<b>Los Angeles Angels @ Oakland Athletics</b> Oakland Coliseum, Oakland, CA Tue Sep 03 2019, 7:11 PM - 10:12 PM PDT Att: 14,031 - Clear - 69 F			
27 Mike Trout, R OBP: 0.440, SLG: 0.646	HR		K			BB			F8	3	1	1	1	1	1	1				
17 Shohel Ohtani, L OBP: 0.347, SLG: 0.496	K		G3-6			BB			K	4	0	1	1	0	2	1				
5 Albert Pujols, R OBP: 0.312, SLG: 0.449	F8					G6-3			F8	4	1	1	1	0	0	2				
56 Kole Calhoun, L OBP: 0.331, SLG: 0.477						L3			K	3	1	0	0	1	2	0				
8 Justin Upton, R OBP: 0.315, SLG: 0.421						K			BB	3	1	2	1	1	1	0				
2 Andreton Simmonds, R OBP: 0.317, SLG: 0.377						P3			G6-4-3	3	0	1	1	1	0	1				
4 Luis Rengifo, S OBP: 0.328, SLG: 0.371						G4-3			K	3	0	0	0	1	2	1				
33 Max Stassi, R OBP: 0.211, SLG: 0.167						F8			K	2	0	0	0	0	0	1				
18 Brian Goodwin, L OBP: 0.348, SLG: 0.513										1	0	0	0	0	1	2				
48 Anthony Bambom, L OBP: 0.185, SLG: 0.333										0	0	0	0	0	0	0				
41 Justin Bour, L OBP: 0.265, SLG: 0.382										1	0	0	0	0	1	0				
<b>Inning Stats</b>	R: 1 H: 1 E: 0 K: 1 S: 10	H: 1 LOB: 0 BB: 0 P: 17	R: 1 H: 2 E: 0 K: 1 S: 14	H: 2 LOB: 1 BB: 1 P: 22	R: 0 H: 1 E: 0 K: 1 S: 6	H: 1 LOB: 0 BB: 0 P: 8	R: 1 H: 1 E: 0 K: 1 S: 9	H: 1 LOB: 0 BB: 0 P: 14	R: 1 H: 2 E: 0 K: 0 S: 12	H: 2 LOB: 2 BB: 1 P: 22	R: 1 H: 1 E: 0 K: 2 S: 17	H: 1 LOB: 2 BB: 2 P: 31	R: 0 H: 0 E: 0 K: 1 S: 5	H: 0 LOB: 0 BB: 1 P: 11	R: 0 H: 0 E: 0 K: 2 S: 8	H: 0 LOB: 0 BB: 0 P: 8	1B: 4 2B: 1 3B: 0 HR: 3	SF: 0 SAC: 0 DP: 2 HBP: 0	WP: 0 PB: 0 SB: 1 CS: 0	PA: 37
<b>PITCHER</b>	IP WLS BF H R ER SO BB IBB HBP BLK WP HR S P ERA WHIP	IP WLS BF H R ER SO BB IBB HBP BLK WP HR S P ERA WHIP	IP WLS BF H R ER SO BB IBB HBP BLK WP HR S P ERA WHIP	IP WLS BF H R ER SO BB IBB HBP BLK WP HR S P ERA WHIP	IP WLS BF H R ER SO BB IBB HBP BLK WP HR S P ERA WHIP	IP WLS BF H R ER SO BB IBB HBP BLK WP HR S P ERA WHIP	IP WLS BF H R ER SO BB IBB HBP BLK WP HR S P ERA WHIP	IP WLS BF H R ER SO BB IBB HBP BLK WP HR S P ERA WHIP	IP WLS BF H R ER SO BB IBB HBP BLK WP HR S P ERA WHIP	IP WLS BF H R ER SO BB IBB HBP BLK WP HR S P ERA WHIP	IP WLS BF H R ER SO BB IBB HBP BLK WP HR S P ERA WHIP	IP WLS BF H R ER SO BB IBB HBP BLK WP HR S P ERA WHIP	IP WLS BF H R ER SO BB IBB HBP BLK WP HR S P ERA WHIP	IP WLS BF H R ER SO BB IBB HBP BLK WP HR S P ERA WHIP	IP WLS BF H R ER SO BB IBB HBP BLK WP HR S P ERA WHIP	IP WLS BF H R ER SO BB IBB HBP BLK WP HR S P ERA WHIP	ERA WHIP	ERA WHIP		
50 Mike Fiers, R ERA: 3.51	5.0	22	7	4	4	4	2	0	0	0	0	0	0	0	0	0	7.20	1.800		
39 Blake Treinen, R ERA: 4.79	0.1	4	1	1	1	1	2	0	0	0	0	0	0	0	0	1	9	21	27.00	9.000
52 Ryan Buchter, L ERA: 3.11	0.1	1	0	0	0	1	0	0	0	0	0	0	0	0	0	4	5	0.00	0.000	
36 Yusmeiro Petit, R ERA: 2.84	1.1	4	0	0	0	1	0	0	0	0	0	0	0	0	16	23	0.00	0.000		
48 Joaquin Soria, R ERA: 4.79	1.0	3	0	0	0	1	1	0	0	0	0	0	0	0	5	11	0.00	1.000		



Batter	1	2	3	4	5	6	7	8	9	AB	R	H	RBI	BB	SO	LOB	BOTTOM			
10 Marcus Semien, R OBP: 0.355, SLG: 0.487	F9		G6-3			G6-4-3			BB	3	1	1	0	1	0	0	<b>Los Angeles Angels @ Oakland Athletics</b> Oakland Coliseum, Oakland, CA Tue Sep 03 2019, 7:11 PM - 10:12 PM PDT Att: 14,031 - Clear - 69 F			
8 Robbie Grossman, S OBP: 0.346, SLG: 0.357	K		FC6			L8			G6-4-3	4	1	0	0	0	1	2				
26 Matt Chapman, R OBP: 0.347, SLG: 0.529	K		HR			L9			BB	3	1	1	3	1	1	0				
28 Matt Olson, L OBP: 0.351, SLG: 0.536			F7			F9			K	4	1	1	0	0	1	1				
20 Mark Canha, R OBP: 0.389, SLG: 0.536	G6-3		K			BB			65	3	1	1	0	1	1	1				
65 Seth Brown, L OBP: 0.484, SLG: 0.690						BB			G1-4-6-3	3	2	2	2	1	0	1				
2 Khris Davis, R OBP: 0.292, SLG: 0.385	G6-3		FC5-4			SF8			L6	3	0	0	2	0	0	1				
23 Jurickson Profar, S OBP: 0.295, SLG: 0.408						G4-3			G3-1	2	0	0	0	1	0	0				
19 Josh Phegley, R OBP: 0.289, SLG: 0.413	K					K			K	3	0	0	0	0	3	1				
<b>Inning Stats</b>	R: 0 H: 0 E: 0 K: 2 S: 11	H: 0 LOB: 0 BB: 0 P: 18	R: 2 H: 2 E: 0 K: 1 S: 14	H: 2 LOB: 1 BB: 1 P: 24	R: 3 H: 2 E: 1 K: 1 S: 13	H: 2 LOB: 1 BB: 1 P: 25	R: 0 H: 0 E: 0 K: 1 S: 6	H: 0 LOB: 0 BB: 0 P: 7	R: 0 H: 0 E: 0 K: 0 S: 7	H: 0 LOB: 0 BB: 0 P: 12	R: 2 H: 2 E: 0 K: 1 S: 12	H: 2 LOB: 0 BB: 0 P: 17	R: 0 H: 0 E: 0 K: 1 S: 9	H: 0 LOB: 1 BB: 2 P: 18	R: 0 H: 0 E: 0 K: 0 S: 4	H: 0 LOB: 0 BB: 1 P: 11		1B: 2 2B: 1 3B: 2 HR: 1	SF: 1 SAC: 0 DP: 2 HBP: 0	WP: 0 PB: 0 SB: 0 CS: 0
<b>PITCHER</b>	IP WLS BF H R ER SO BB IBB HBP BLK WP HR S P ERA WHIP	IP WLS BF H R ER SO BB IBB HBP BLK WP HR S P ERA WHIP	IP WLS BF H R ER SO BB IBB HBP BLK WP HR S P ERA WHIP	IP WLS BF H R ER SO BB IBB HBP BLK WP HR S P ERA WHIP	IP WLS BF H R ER SO BB IBB HBP BLK WP HR S P ERA WHIP	IP WLS BF H R ER SO BB IBB HBP BLK WP HR S P ERA WHIP	IP WLS BF H R ER SO BB IBB HBP BLK WP HR S P ERA WHIP	IP WLS BF H R ER SO BB IBB HBP BLK WP HR S P ERA WHIP	IP WLS BF H R ER SO BB IBB HBP BLK WP HR S P ERA WHIP	IP WLS BF H R ER SO BB IBB HBP BLK WP HR S P ERA WHIP	IP WLS BF H R ER SO BB IBB HBP BLK WP HR S P ERA WHIP	IP WLS BF H R ER SO BB IBB HBP BLK WP HR S P ERA WHIP	IP WLS BF H R ER SO BB IBB HBP BLK WP HR S P ERA WHIP	IP WLS BF H R ER SO BB IBB HBP BLK WP HR S P ERA WHIP	IP WLS BF H R ER SO BB IBB HBP BLK WP HR S P ERA WHIP	IP WLS BF H R ER SO BB IBB HBP BLK WP HR S P ERA WHIP	ERA WHIP	ERA WHIP		
51 Jaime Barria, R ERA: 6.27	4.0	19	4	5	4	5	2	0	0	0	0	0	0	0	0	0	9.00	1.500		
49 Adalberto Mejia, L ERA: 7.57	1.0	3	0	0	0	0	0	0	0	0	0	0	0	0	0	7	12	0.00	0.000	
24 Noé Ramirez, R ERA: 3.95	1.0	L	5	2	2	2	1	0	0	0	0	0	0	0	0	12	17	18.00	2.000	
99 Keynan Middleton, R ERA: 4.42	1.0	4	0	0	0	1	2	0	0	0	0	0	0	0	0	9	18	0.00	2.000	
40 Luis Garcia, R ERA: 4.42	1.0	3	0	0	0	0	1	0	0	0	0	0	0	0	4	11	0.00	1.000		





Batter	1	2	3	4	5	6	7	8	9	AB	R	H	RBI	BB	SO	LOB	TOP										
6 David Fletcher, R OBP: 0.345, SLG: 0.392	G5-3		F7							4	0	2	0	0	0	1											
27 Mike Trout, R OBP: 0.347, SLG: 0.641	K		F9							4	0	0	0	0	1	2											
18 Brian Goodwin, L OBP: 0.347, SLG: 0.510	1B		K							4	0	1	0	0	2	1											
5 Albert Pujols, R OBP: 0.314, SLG: 0.451	2B		BB							3	0	1	0	1	0	0											
17 Shohei Ohtani, L OBP: 0.344, SLG: 0.492	K2-3		CI							3	0	0	0	0	3	2											
8 Justin Upton, R OBP: 0.309, SLG: 0.413	L8		G4-3							4	0	0	0	0	1	3											
2 Andreton Simmonds, R OBP: 0.313, SLG: 0.372	G5-3									4	0	0	0	0	0	0											
23 Matt Thaiss, L OBP: 0.276, SLG: 0.400										2	0	1	0	1	0	0											
25 Jared Walsh, L OBP: 0.298, SLG: 0.282										1	0	0	0	0	1	0											
48 Anthony Bemboom, L OBP: 0.187, SLG: 0.300	F7									3	0	0	0	0	1	2											
<b>Inning Stats</b>	R: 0 E: 0 K: 2 S: 13	H: 2 LOB: 2 BB: 0 P: 19	R: 0 E: 0 K: 0 S: 12	H: 0 LOB: 1 BB: 1 P: 20	R: 0 E: 1 K: 1 S: 17	H: 1 LOB: 3 BB: 1 P: 27	R: 0 E: 0 K: 1 S: 8	H: 1 LOB: 1 BB: 0 P: 12	R: 0 E: 0 K: 1 S: 9	H: 0 LOB: 0 BB: 0 P: 14	R: 0 E: 0 K: 1 S: 10	H: 0 LOB: 0 BB: 0 P: 12	R: 0 E: 0 K: 0 S: 7	H: 1 LOB: 1 BB: 0 P: 11	R: 0 E: 0 K: 1 S: 8	H: 0 LOB: 0 BB: 0 P: 10	R: 0 E: 0 K: 2 S: 8	H: 0 LOB: 0 BB: 0 P: 11	1B: 3 2B: 2 3B: 0 HR: 0	SF: 0 SAC: 0 DP: 0 HBP: 0	WP: 1 PB: 0 CS: 0 SB: 0	PA: 35					
<b>PITCHER</b>	IP	WLS	BF	H	R	ER	SO	BB	IBB	HBP	BLK	WP	HR	S	P	ERA	WHIP										
60 Tanner Roark, R ERA: 3.86	6.2	W	28	5	0	0	6	2	0	0	0	1	0	74	113	0.00	1.050										
36 Yusmeiro Petit, R ERA: 2.92	0.1		1	0	0	0	0	0	0	0	0	0	0	2	2	0.00	0.000										
48 Joakim Soria, R ERA: 4.69	1.0		3	0	0	0	1	0	0	0	0	0	0	8	10	0.00	0.000										
16 Liam Hendriks, R ERA: 1.7	1.0		3	0	0	0	2	0	0	0	0	0	0	8	11	0.00	0.000										

Los Angeles Angels @ Oakland Athletics  
Oakland Coliseum, Oakland, CA  
Wed Sep 04 2019, 7:08 PM - 9:38 PM PDT  
Att. 12,597 - Clear - 67 F

livebaseballscores.com

AB 32  
R 0  
H 5  
RBI 0  
BB 2  
SO 9  
LOB 11



Batter	1	2	3	4	5	6	7	8	9	AB	R	H	RBI	BB	SO	LOB	BOTTOM										
10 Marcus Semien, R OBP: 0.354, SLG: 0.490	G5-3		G6-3							4	1	1	2	0	0	0											
26 Matt Chapman, R OBP: 0.348, SLG: 0.527	BB		K							2	0	0	0	2	2	0											
28 Matt Olson, L OBP: 0.350, SLG: 0.535	FC3-6									4	0	1	0	0	1	2											
20 Mark Canha, R OBP: 0.390, SLG: 0.533	FC6-4									2	0	0	0	1	0	2											
2 Khris Davis, R OBP: 0.290, SLG: 0.381	G5-3									4	0	0	0	0	1	3											
18 Chad Pinder, R OBP: 0.289, SLG: 0.424	K									2	0	0	0	0	2	1											
8 Robbie Grossman, S OBP: 0.344, SLG: 0.355	K									2	0	0	0	0	0	2											
23 Jurickson Profar, S OBP: 0.295, SLG: 0.415	HR									3	1	1	1	0	1	0											
12 Sean Murphy, R OBP: 0.250, SLG: 1.000	K									3	1	1	1	0	1	0											
64 Sheldon Neuse, R OBP: 0.294, SLG: 0.214	G4-3									3	1	1	0	0	0	0											
<b>Inning Stats</b>	R: 0 E: 0 K: 0 S: 9	H: 0 LOB: 1 BB: 1 P: 19	R: 1 E: 0 K: 2 S: 11	H: 1 LOB: 0 BB: 0 P: 19	R: 0 E: 0 K: 1 S: 8	H: 0 LOB: 0 BB: 0 P: 12	R: 0 E: 0 K: 2 S: 10	H: 0 LOB: 1 BB: 0 P: 13	R: 3 E: 0 K: 2 S: 18	H: 4 LOB: 1 BB: 0 P: 24	R: 0 E: 0 K: 0 S: 8	H: 0 LOB: 0 BB: 0 P: 16	R: 0 E: 0 K: 0 S: 6	H: 0 LOB: 0 BB: 0 P: 8	R: 0 E: 0 K: 1 S: 12	H: 0 LOB: 2 BB: 2 P: 24	1B: 1 2B: 1 3B: 0 HR: 3	SF: 0 SAC: 0 DP: 0 HBP: 1	WP: 0 PB: 0 CS: 0 SB: 0	PA: 33							
<b>PITCHER</b>	IP	WLS	BF	H	R	ER	SO	BB	IBB	HBP	BLK	WP	HR	S	P	ERA	WHIP										
43 Patrick Sandoval, L ERA: 4.91	3.1	L	12	4	1	1	3	1	0	0	0	0	1	30	52	2.70	0.600										
65 Jake Jewell, R ERA: 8.1	1.2		10	4	3	3	4	0	0	1	0	0	2	26	35	16.20	2.400										
53 Trevor Cahill, R ERA: 6.2	3.0		11	0	0	0	1	2	0	0	0	0	0	26	48	0.00	0.667										

Los Angeles Angels @ Oakland Athletics  
Oakland Coliseum, Oakland, CA  
Wed Sep 04 2019, 7:08 PM - 9:38 PM PDT  
Att. 12,597 - Clear - 67 F

livebaseballscores.com

AB 29  
R 4  
H 5  
RBI 4  
BB 3  
SO 8  
LOB 10









Batter	1	2	3	4	5	6	7	8	9	AB	R	H	RBI	BB	SO	LOB	TOP			
6 David Fletcher, R OBP: 0.343, SLG: 0.389	G1-3		L8			P6		FC1-4 18 HR		4	1	0	0	0	0	1	<b>Los Angeles Angels @ Chicago White Sox</b> Guaranteed Rate Field, Chicago, IL Fri Sep 06 2019, 7:12 PM - 10:14 PM CDT Att: 20,026 - Overcast - 67 F			
27 Mike Trout, R OBP: 0.437, SLG: 0.645	F7		F8			F7		HR		2	0	0	0	0	0	0				
18 Brian Goodwin, L OBP: 0.346, SLG: 0.516										2	1	1	2	0	0	0				
56 Kole Calhoun, L OBP: 0.328, SLG: 0.471	K				G6-3	G1-3		F7		4	0	0	0	0	1	0				
8 Justin Upton, R OBP: 0.311, SLG: 0.431		P6			K					4	1	1	1	0	2	0				
21 Michael Hermsillo, R OBP: 0.346, SLG: 0.500					K					0	0	0	0	0	0	0				
17 Shohei Ohtani, L OBP: 0.346, SLG: 0.500		G6-3 2B								4	1	2	0	0	2	0				
2 Andrelton Simmons, R OBP: 0.309, SLG: 0.388		G6-3			G6-3	G4-3		F9		4	0	0	1	0	0	1				
25 Jared Walsh, L OBP: 0.267, SLG: 0.262							L5			3	0	0	0	1	0	1				
4 Luis Rengifo, S OBP: 0.325, SLG: 0.375										3	1	1	1	0	2	1				
4B Anthony Bemboom, L OBP: 0.156, SLG: 0.281										2	0	0	0	0	1	1				
3 Taylor Ward, R OBP: 0.250, SLG: 0.200										0	0	0	0	1	0	0				
44 Kevan Smith, R OBP: 0.300, SLG: 0.345										0	0	0	0	0	0	0				
<b>Inning Stats</b>	R: 0 E: 0 K: 1 S: 8	H: 0 LOB: 0 BB: 0 P: 13	R: 0 E: 0 K: 0 S: 9	H: 1 LOB: 1 BB: 0 P: 14	R: 1 E: 0 K: 0 S: 11	H: 1 LOB: 0 BB: 0 P: 15	R: 0 E: 0 K: 2 S: 9	H: 0 LOB: 0 BB: 0 P: 13	R: 0 E: 0 K: 0 S: 6	H: 0 LOB: 0 BB: 0 P: 7	R: 1 E: 0 K: 1 S: 11	H: 1 LOB: 0 BB: 0 P: 17	R: 2 E: 0 K: 1 S: 16	H: 1 LOB: 0 BB: 0 P: 27	R: 1 E: 0 K: 1 S: 9	H: 1 LOB: 0 BB: 0 P: 15	1B: 0 2B: 1 3B: 1 HR: 3	SF: 0 SAC: 0 DP: 0 HBP: 0	WP: 0 PB: 0 CS: 0	PA: 34
<b>PITCHER</b>	IP WLS BF H R ER SO BB IBB HBP BLK WP HR S P ERA WHIP																			
27 Lucas Giolito, R ERA: 3.27	(1, 1) 7.0 0 25 3 2 2 6 1 0 0 0 0 1 66 103 2.57 0.571																			
39 Aaron Sumner, L ERA: 2.29	(8, 1) 1.0 0 5 1 2 2 1 1 0 0 0 0 1 16 27 18.00 2.000																			
4B Alex Colomé, R ERA: 2.55	(9, 1) 1.0 0 4 1 1 1 1 0 0 0 0 0 1 9 15 9.00 1.000																			

AB 32  
R 5  
H 5  
RBI 5  
BB 2  
SO 8  
LOB 5



Batter	1	2	3	4	5	6	7	8	9	AB	R	H	RBI	BB	SO	LOB	BOTTOM			
7 Tim Anderson, R OBP: 0.354, SLG: 0.514	1B		G4-3					G5-4-3		4	2	2	2	0	0	1	<b>Los Angeles Angels @ Chicago White Sox</b> Guaranteed Rate Field, Chicago, IL Fri Sep 06 2019, 7:12 PM - 10:14 PM CDT Att: 20,026 - Overcast - 67 F			
10 Yadir Moncada, S OBP: 0.353, SLG: 0.522	1B		2B					G4-3		4	1	2	0	0	0	0				
79 José Abreu, R OBP: 0.324, SLG: 0.497										3	0	1	1	1	2	1				
74 Eloy Jiménez, R OBP: 0.302, SLG: 0.473										4	0	0	1	0	1	3				
33 James McCann, R OBP: 0.327, SLG: 0.456										3	0	0	0	1	2	1				
21 Wellington Castillo, R OBP: 0.265, SLG: 0.390										4	0	0	0	0	0	2				
20 Danny Mendick, R OBP: 0.333, SLG: 0.333										4	0	1	0	0	0	0				
49 Ryan Cordell, R OBP: 0.276, SLG: 0.345										3	0	0	0	0	1	1				
18 Daniel Palka, L OBP: 0.131, SLG: 0.019										1	0	0	0	0	1	0				
15 Adam Engel, R OBP: 0.311, SLG: 0.335										1	1	0	0	2	1	0				
<b>Inning Stats</b>	R: 2 E: 0 K: 0 S: 16	H: 3 LOB: 1 BB: 1 P: 23	R: 0 E: 0 K: 1 S: 8	H: 0 LOB: 0 BB: 0 P: 12	R: 0 E: 0 K: 2 S: 10	H: 1 LOB: 1 BB: 0 P: 18	R: 0 E: 0 K: 0 S: 11	H: 1 LOB: 1 BB: 0 P: 18	R: 2 E: 0 K: 1 S: 15	H: 1 LOB: 1 BB: 2 P: 26	R: 0 E: 0 K: 1 S: 8	H: 0 LOB: 0 BB: 1 P: 9	R: 0 E: 0 K: 2 S: 9	H: 0 LOB: 0 BB: 0 P: 11	R: 0 E: 0 K: 1 S: 9	H: 0 LOB: 0 BB: 0 P: 10	1B: 3 2B: 2 3B: 0 HR: 1	SF: 0 SAC: 0 DP: 2 HBP: 0	WP: 1 PB: 0 CS: 0	PA: 35
<b>PITCHER</b>	IP WLS BF H R ER SO BB IBB HBP BLK WP HR S P ERA WHIP																			
52 Dillon Peters, L ERA: 4.45	(1, 1) 4.1 0 21 6 4 4 3 3 0 0 0 0 1 54 88 8.31 2.077																			
99 Keynan Middleton, R ERA: 4.45	(5, 1) 0.2 0 2 0 0 0 1 0 0 0 0 0 1 6 9 0.00 0.000																			
63 José Rodríguez, R ERA: 3.12	(6, 1) 2.0 0 6 0 0 0 1 1 0 0 0 0 0 0 15 23 0.00 0.500																			
57 Hansel Robles, R ERA: 2.52	(8, 1) 2.0 0 6 0 0 0 3 0 0 0 0 0 0 0 18 21 0.00 0.000																			

AB 31  
R 4  
H 6  
RBI 4  
BB 4  
SO 8  
LOB 9









Batter	1	2	3	4	5	6	7	8	9	AB	R	H	RBI	BB	SO	LOB	TOP																					
18 Brian Goodwin, L (1.7)	G4-3	P3		K			F9			4	0	0	0	0	1	3																						
6 David Fletcher, R (1.6)	17 WP 1B	BB		L5			G6-3			2	1	0	0	2	0	1																						
17 Shohet Ohtani, L (1.10)	BB	1B		K			K			4	0	1	1	0	3	3																						
5 Albert Pujols, R (1.3)	K	F8		P1			56 G6-5-3 BB			3	0	0	0	1	1	4																						
56 Kole Calhoun, L (1.9)	4 BB BB			P5			L9			3	0	0	0	1	0	1																						
4 Luis Rengifo, S (1.4)	BB	BB		44 G4-6-3 1B			G6-3			3	0	1	0	1	1	0																						
44 Kevan Smith, R (1.2)	K	G4-6-3		G4-6-3			23 G4-6-3 1B			4	0	1	0	0	1	4																						
23 Matt Thaiss, L (1.5)		6 BB 21 1B BB		K			G4-6-3			3	0	0	0	1	1	1																						
21 Michael Hermosillo, R (1.8)		6 BB 1B		G6-3			G6-3			3	0	2	0	0	0	0																						
<b>Inning Stats</b>	R: 1 E: 0 K: 2 S: 17	H: 1 LOB: 3 BB: 3 P: 36	R: 0 E: 0 K: 1 S: 15	H: 1 LOB: 3 BB: 2 P: 30	R: 0 E: 0 K: 0 S: 7	H: 1 LOB: 1 BB: 0 P: 11	R: 0 E: 0 K: 2 S: 12	H: 1 LOB: 1 BB: 0 P: 18	R: 0 E: 0 K: 1 S: 6	H: 0 LOB: 0 BB: 0 P: 8	R: 0 E: 0 K: 0 S: 9	H: 1 LOB: 0 BB: 0 P: 15	R: 0 E: 0 K: 0 S: 9	H: 0 LOB: 0 BB: 0 P: 17	R: 0 E: 0 K: 1 S: 6	H: 0 LOB: 0 BB: 0 P: 12	R: 0 E: 0 K: 1 S: 9	H: 0 LOB: 0 BB: 0 P: 14	1B: 5 2B: 0 3B: 0 HR: 0	SF: 0 SAC: 0 DP: 3 HBP: 0	WP: 1 PB: 0 SB: 1 CS: 0	PA: 35																
<b>PITCHER</b>	IP	WLS	BF	H	R	ER	SO	BB	IBB	HBP	BLK	WP	HR	S	P	ERA	WHIP	<b>PITCHER</b>				IP	WLS	BF	H	R	ER	SO	BB	IBB	HBP	BLK	WP	HR	S	P	ERA	WHIP
84 Dylan Cease, R (1.1)	3.1		18	4	1	1	4	5	0	0	0	1	0	46	88	2.70	2.700																					
64 Josh Osich, L (4.1)	2.2	W	8	1	0	0	2	0	0	0	0	0	0	20	30	0.00	0.375																					
39 Aaron Bummer, L (7.1)	2.0	H	6	0	0	0	1	1	0	0	0	0	0	15	29	0.00	0.500																					
48 Alex Colomé, R (9.1)	1.0		3	0	0	0	1	0	0	0	0	0	0	9	14	0.00	0.000																					

Los Angeles Angels @ Chicago White Sox  
Guaranteed Rate Field, Chicago, IL  
Sun Sep 08 2019, 1:12 PM - 4:30 PM CDT  
Att: 22,681 - Cloudy - 63 F

livebaseballscorecards.com

AB 29  
R 1  
H 5  
RBI 1  
BB 6  
SO 8  
LOB 17



Batter	1	2	3	4	5	6	7	8	9	AB	R	H	RBI	BB	SO	LOB	BOTTOM																					
10 Yoán Moncada, S (1.5)	G4-3		F7		L8	K				5	0	1	0	0	1	2																						
20 Danny Mendick, R (1.6)	74 F8 33 1B BB		G5-3		HR	F9		2B		5	2	2	1	0	0	3																						
79 José Abreu, R (1.3)	33 1B BB		HR		BB		K			2	1	1	1	3	1	0																						
74 Eloy Jiménez, R (1.7)	F8		G5-3		F7		21 BB 49 SF7 2B	G4-3		5	1	1	0	0	0	5																						
33 James McCann, R (1.2)	1B			G6-3	P2		21 BB 1B			4	0	2	1	0	0	1																						
32 Matt Skole, L (1.10)	K			5 FC3-6 17 1B 1B			17 BB 5 1B 1B	BB		3	1	2	0	0	1	2																						
21 Wellington Castillo, R (7.10)										0	0	0	0	1	0	0																						
17 Ryan Goins, L (1.9)		L8					5 BB 1B	SF7		2	0	1	0	1	0	0																						
49 Ryan Cordell, R (7.9)										0	0	0	1	0	0	0																						
5 Yolmer Sánchez, S (1.4)		G3		FC3-6			K			4	0	1	1	0	1	4																						
15 Adam Engel, R (1.8)		K			P6		B1			4	0	0	0	0	1	4																						
<b>Inning Stats</b>	R: 1 E: 0 K: 1 S: 14	H: 2 LOB: 2 BB: 1 P: 26	R: 0 E: 0 K: 1 S: 10	H: 0 LOB: 0 BB: 0 P: 18	R: 1 E: 0 K: 0 S: 10	H: 1 LOB: 0 BB: 0 P: 16	R: 0 E: 0 K: 0 S: 8	H: 2 LOB: 2 BB: 0 P: 12	R: 1 E: 0 K: 1 S: 9	H: 1 LOB: 1 BB: 1 P: 16	R: 1 E: 0 K: 1 S: 17	H: 2 LOB: 2 BB: 1 P: 24	R: 1 E: 0 K: 2 S: 14	H: 2 LOB: 2 BB: 1 P: 26	R: 0 E: 0 K: 0 S: 8	H: 1 LOB: 2 BB: 1 P: 9	1B: 7 2B: 2 3B: 0 HR: 2	SF: 1 SAC: 0 DP: 0 HBP: 0	WP: 0 PB: 0 SB: 0 CS: 0	PA: 40																		
<b>PITCHER</b>	IP	WLS	BF	H	R	ER	SO	BB	IBB	HBP	BLK	WP	HR	S	P	ERA	WHIP	<b>PITCHER</b>				IP	WLS	BF	H	R	ER	SO	BB	IBB	HBP	BLK	WP	HR	S	P	ERA	WHIP
24 Noé Ramirez, R (1.1)	0.2		5	1	1	0	0	1	0	0	0	0	0	2	42	4.15	1.154																					
51 Jaime Barria, R (1.1)	4.1	L	18	4	2	2	2	1	0	0	0	0	0	13	19	13.50	4.500																					
58 Miguel Del Pozo, L (6.1)	0.2		5	2	1	1	1	1	0	0	0	0	0	4	5	0.00	4.000																					
99 Keynan Middleton, R (6.1)	0.1		1	0	0	0	0	0	0	0	0	0	0	4	5	0.00	4.000																					
53 Trevor Cahill, R (7.1)	0.1		3	2	1	1	1	0	0	0	0	0	0	5	10	27.00	6.000																					

Los Angeles Angels @ Chicago White Sox  
Guaranteed Rate Field, Chicago, IL  
Sun Sep 08 2019, 1:12 PM - 4:30 PM CDT  
Att: 22,681 - Cloudy - 63 F

livebaseballscorecards.com

AB 34  
R 5  
H 11  
RBI 5  
BB 5  
SO 5  
LOB 21









Batter	1	2	3	4	5	6	7	8	9	AB	R	H	RBI	BB	SO	LOB	TOP																					
12 Francisco Lindor, S OBP: 0.347, SLG: 0.542 7 Ryan Flaherty, L (8, PR) (8, 5)	F7		FC6 66 HBP 8 BB 41 HBP 1-2	G3-1			HR	2B		5	2	2	1	0	0	1																						
35 Oscar Mercado, R OBP: 0.320, SLG: 0.423	1B		P6		K		1B	G5-3		5	1	2	0	0	1	2																						
41 Carlos Santana, S OBP: 0.315, SLG: 0.533 10 Jake Bauers, L OBP: 0.314, SLG: 0.382	K		HBP		BB		1B	BB		2	1	1	0	1	1	1																						
66 Yasiel Puig, R OBP: 0.315, SLG: 0.455 1 Greg Allen, S (7, PR) (7, 7)	2-4		HBP		HBP		FC5-4 8 HBP	K		1	2	0	0	1	0	2																						
8 Jordan Luplow, R OBP: 0.357, SLG: 0.518 (7, 9)	HR		BB		F9		HBP	BB		2	2	1	3	2	0	2																						
32 Frammil Reyes, R OBP: 0.313, SLG: 0.516 38 Eric Haase, R (9, PH) (9, 10)	BB		2B		K		SF8	K		2	0	1	4	1	1	2																						
22 Jason Kipnis, L OBP: 0.305, SLG: 0.414 6 Mike Freeman, L OBP: 0.372, SLG: 0.416	P5		F7		F9		F7	G6-3		4	0	0	0	0	0	4																						
55 Roberto Pérez, R OBP: 0.311, SLG: 0.444	G4-6-3		G6-3		G6-3		K			4	0	0	0	0	1	1																						
2 Yu Chang, R OBP: 0.340, SLG: 0.333 (8, 6)	1B		F7		F8		F9			4	0	1	0	0	0	0																						
<b>Inning Stats</b>	R: 0 E: 0 K: 1 S: 6	H: 1 LOB: 1 BB: 0 P: 10	R: 2 E: 0 K: 0 S: 10	H: 1 LOB: 0 BB: 1 P: 16	R: 4 E: 0 K: 0 S: 19	H: 2 LOB: 1 BB: 1 P: 34	R: 0 E: 0 K: 0 S: 4	H: 0 LOB: 0 BB: 0 P: 6	R: 0 E: 0 K: 2 S: 10	H: 0 LOB: 2 BB: 2 P: 22	R: 2 E: 0 K: 0 S: 14	H: 3 LOB: 2 BB: 0 P: 19	R: 0 E: 0 K: 1 S: 10	H: 1 LOB: 1 BB: 0 P: 17	R: 0 E: 0 K: 2 S: 17	H: 0 LOB: 0 BB: 2 P: 30	1B: 4 2B: 2 3B: 0 HR: 2	SF: 1 SAC: 0 DP: 1 HBP: 4	WP: 0 PB: 0 SB: 0 CS: 0	PA: 43																		
<b>PITCHER</b>	IP	WLS	BF	H	R	ER	SO	BB	IBB	HBP	BLK	WP	HR	S	P	ERA	WHIP	<b>PITCHER</b>				IP	WLS	BF	H	R	ER	SO	BB	IBB	HBP	BLK	WP	HR	S	P	ERA	WHIP
54 José Suarez, L ERA: 6.94	3.0	L	17	4	6	6	1	2	0	3	0	0	1	35	60	18.00	2.000																					
63 José Rodríguez, R ERA: 2.31	3.0		11	0	0	0	2	2	0	0	0	0	0	22	40	0.00	0.667																					
53 Trevor Cahill, R ERA: 6.31	2.1		13	4	2	2	1	0	1	0	0	0	1	35	54	7.71	2.143																					
25 Jared Walsh, L ERA: 1.8	0.2		3	0	0	0	1	1	0	0	0	0	0	6	12	0.00	1.500																					

Cleveland Indians @ Los Angeles Angels  
Angel Stadium, Anaheim, CA  
Tue Sep 10 2019, 7:09 PM - 9:54 PM PDT  
Att: 35,508 - Partly Cloudy - 72 F

AB 32  
R 8  
H 8  
RBI 8  
BB 6  
SO 6  
LOB 20



Batter	1	2	3	4	5	6	7	8	9	AB	R	H	RBI	BB	SO	LOB	BOTTOM																					
18 Brian Goodwin, L OBP: 0.336, SLG: 0.494	F8		G6-3			P3		F8		4	0	0	0	0	0	0																						
6 David Fletcher, R OBP: 0.349, SLG: 0.389 (8, 6)	1B		G4-3			1B		G4-3		4	0	2	0	0	0	0																						
17 Shohel Ohtani, L OBP: 0.344, SLG: 0.501 41 Justin Bour, L OBP: 0.264, SLG: 0.379 (9, 3)	F7		G6-3			F7		K		2	0	0	0	1	0	2																						
8 Justin Upton, R OBP: 0.309, SLG: 0.416 3 Taylor Ward, R OBP: 0.308, SLG: 0.364 (8, 7)	BB		G6-3			G5-3		2B		2	0	0	0	1	0	1																						
56 Kole Calhoun, L OBP: 0.324, SLG: 0.462 23 Matt Thaiss, L OBP: 0.273, SLG: 0.386 (8, 5)	K		L8			2B		K		3	0	1	0	0	1	2																						
2 Andrelton Simmons, R OBP: 0.304, SLG: 0.359 21 Michael Hermosillo, R OBP: 0.429, SLG: 0.333 (8, 9)	K		G5-3			P3				3	0	0	0	0	1	1																						
25 Jared Walsh, L OBP: 0.265, SLG: 0.326 (9, 1)	L4		K			G4-3				3	0	0	0	0	1	1																						
4 Luis Rengifo, S OBP: 0.322, SLG: 0.366 (1, 4)	F8		G3-1			G4-3		G4-3		3	0	0	0	0	0	0																						
4B Anthony Bernboom, L OBP: 0.162, SLG: 0.270 (1, 2)	G6-3		G3-1			F9				3	0	0	0	0	0	0																						
<b>Inning Stats</b>	R: 0 E: 0 K: 1 S: 11	H: 1 LOB: 2 BB: 1 P: 20	R: 0 E: 0 K: 1 S: 8	H: 0 LOB: 0 BB: 0 P: 11	R: 0 E: 0 K: 0 S: 9	H: 0 LOB: 0 BB: 0 P: 14	R: 0 E: 0 K: 0 S: 6	H: 0 LOB: 0 BB: 1 P: 11	R: 0 E: 0 K: 1 S: 8	H: 1 LOB: 1 BB: 0 P: 12	R: 0 E: 0 K: 0 S: 8	H: 1 LOB: 1 BB: 0 P: 10	R: 0 E: 0 K: 0 S: 6	H: 0 LOB: 0 BB: 0 P: 9	R: 0 E: 0 K: 2 S: 13	H: 1 LOB: 1 BB: 0 P: 18	1B: 2 2B: 2 3B: 0 HR: 0	SF: 0 SAC: 0 DP: 1 HBP: 0	WP: 0 PB: 0 SB: 0 CS: 0	PA: 32																		
<b>PITCHER</b>	IP	WLS	BF	H	R	ER	SO	BB	IBB	HBP	BLK	WP	HR	S	P	ERA	WHIP	<b>PITCHER</b>				IP	WLS	BF	H	R	ER	SO	BB	IBB	HBP	BLK	WP	HR	S	P	ERA	WHIP
65 Zach Plesac, R ERA: 3.64	9.0	W	32	4	0	0	5	2	0	0	0	0	0	78	114	0.00	0.667																					

Cleveland Indians @ Los Angeles Angels  
Angel Stadium, Anaheim, CA  
Tue Sep 10 2019, 7:09 PM - 9:54 PM PDT  
Att: 35,508 - Partly Cloudy - 72 F

AB 30  
R 0  
H 4  
RBI 0  
BB 2  
SO 5  
LOB 8

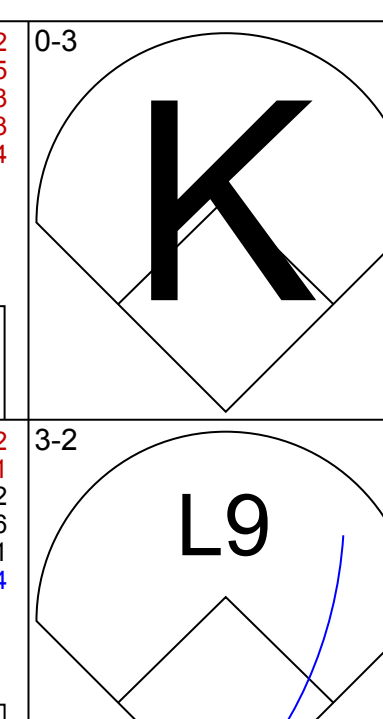
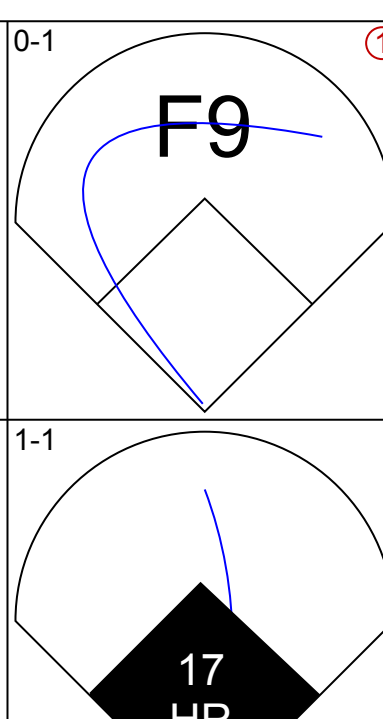
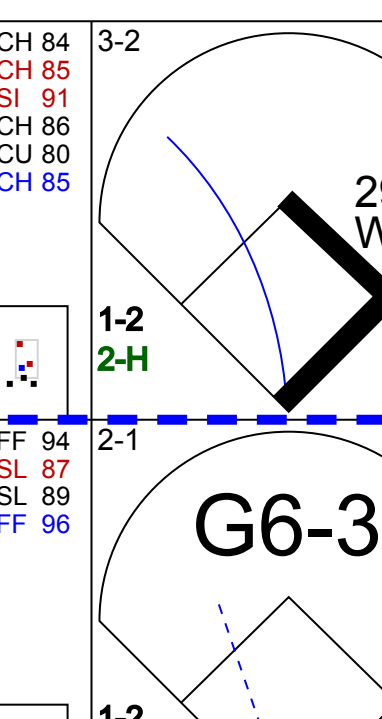
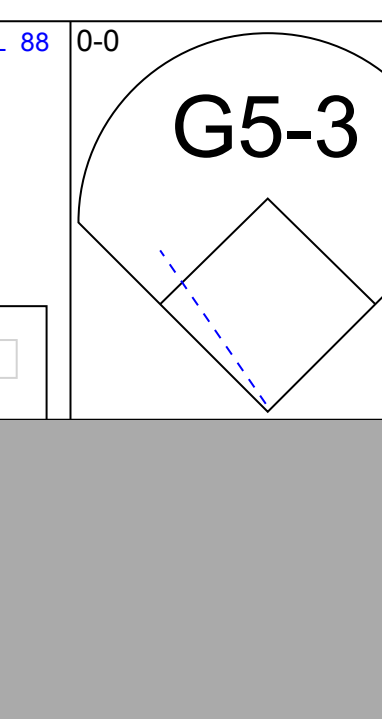
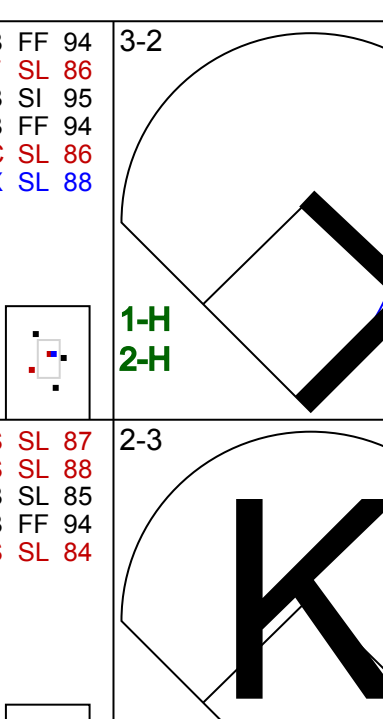
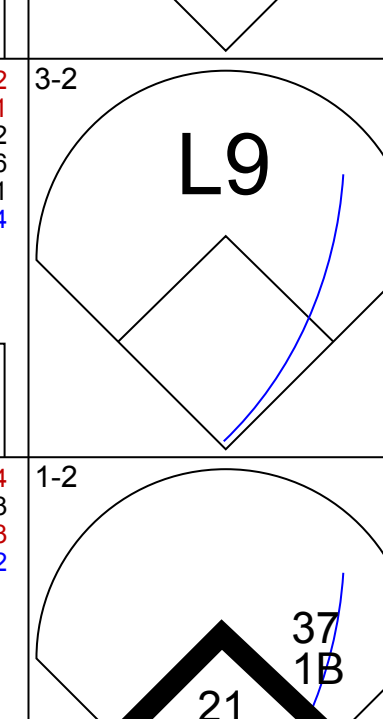
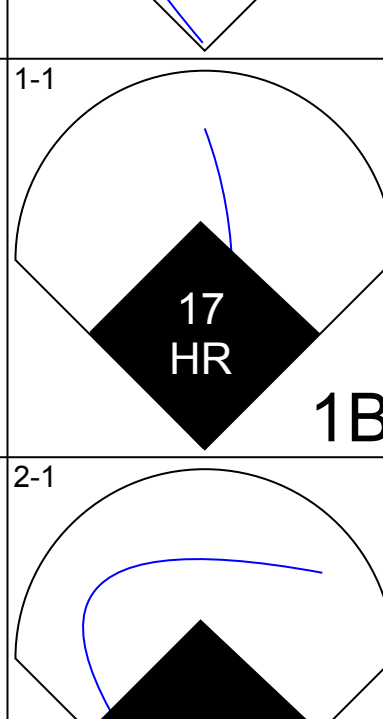
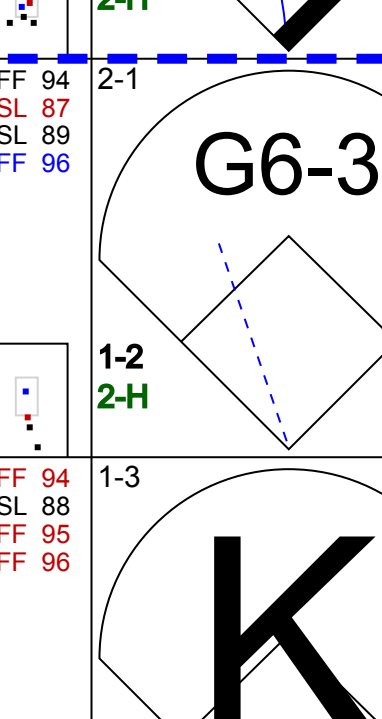
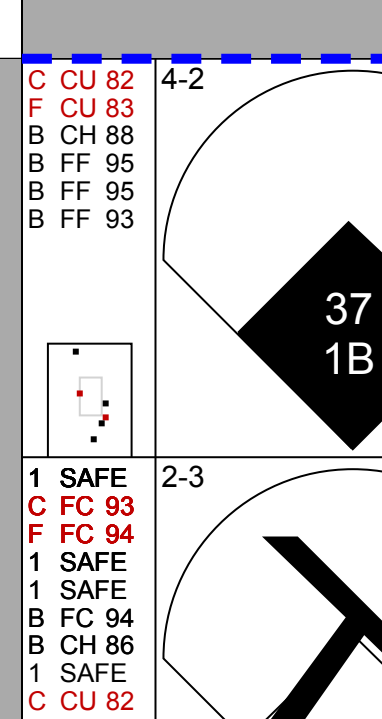
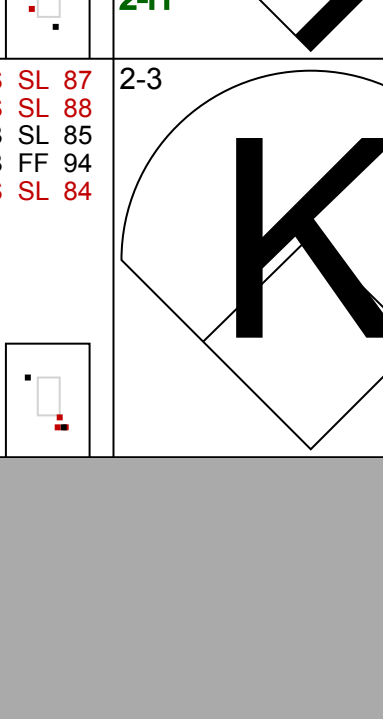
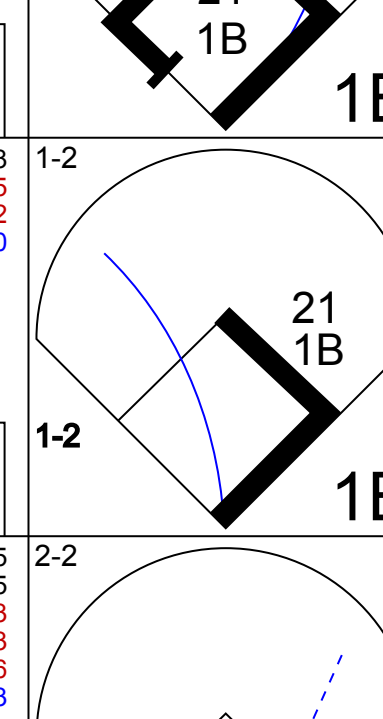
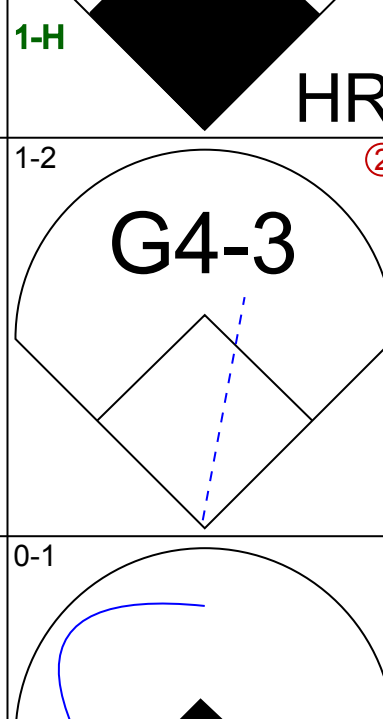

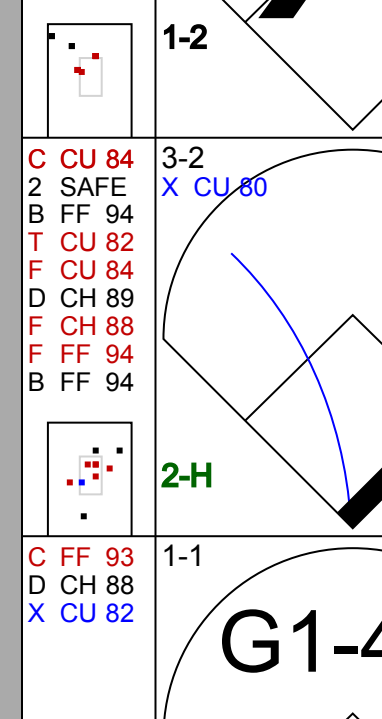

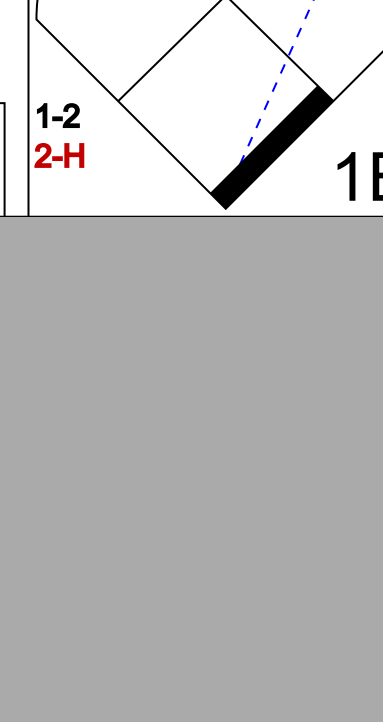
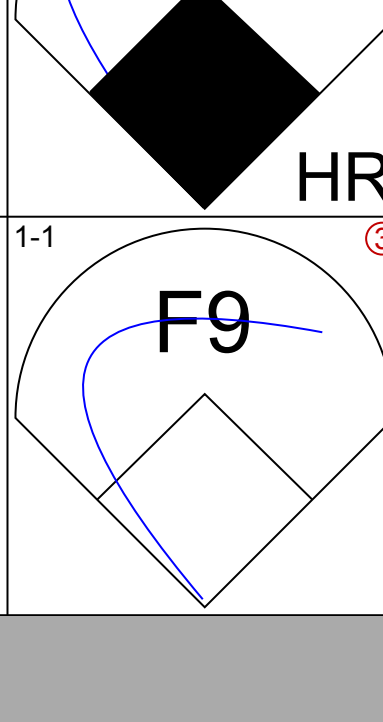

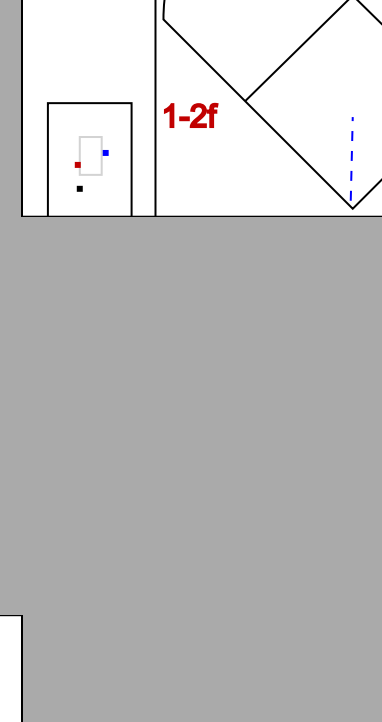
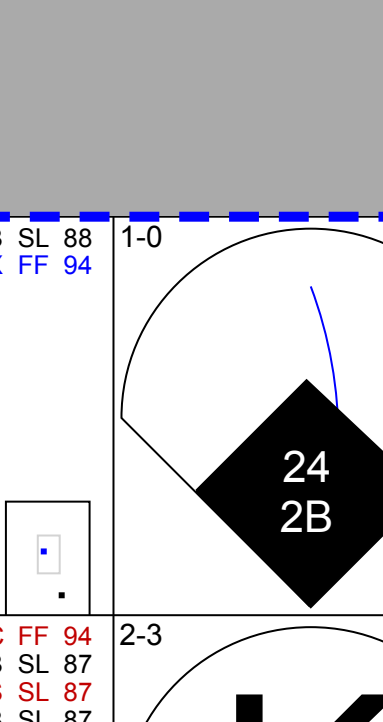
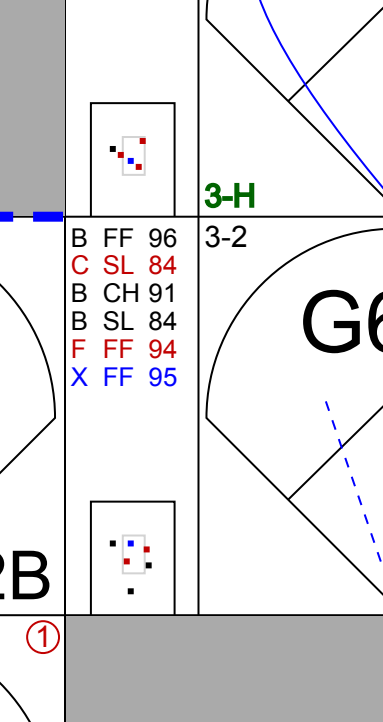


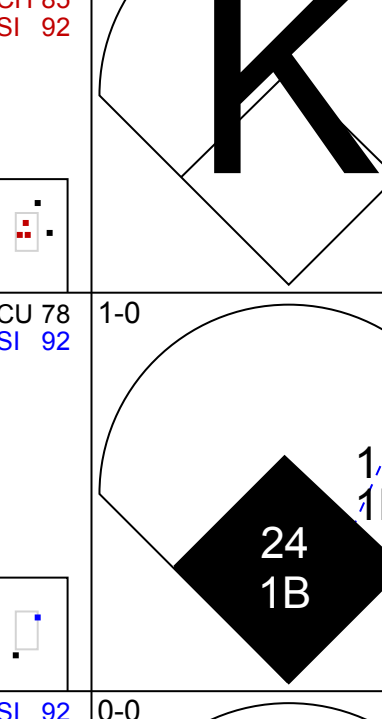

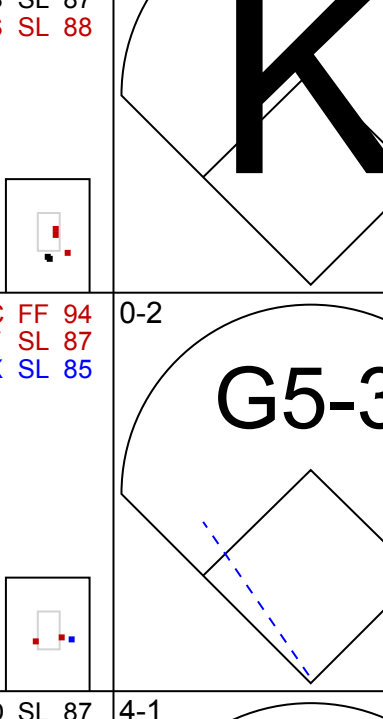
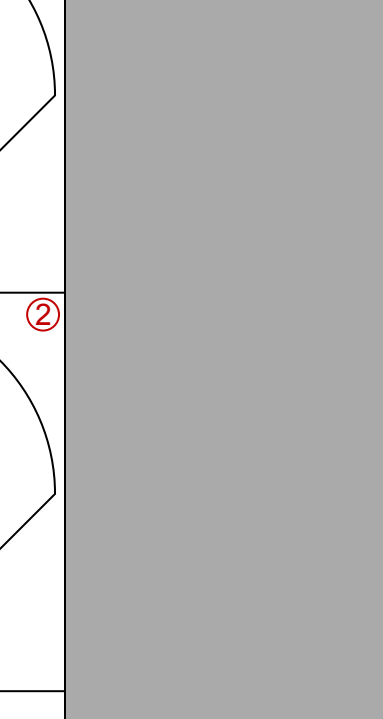

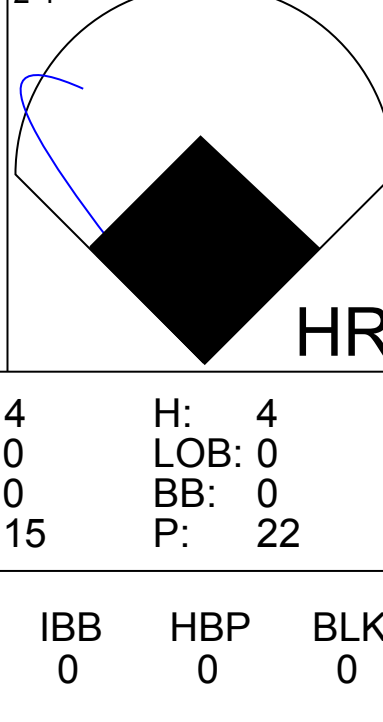
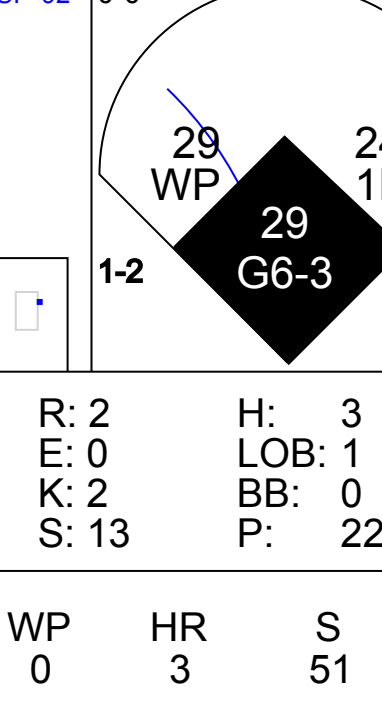
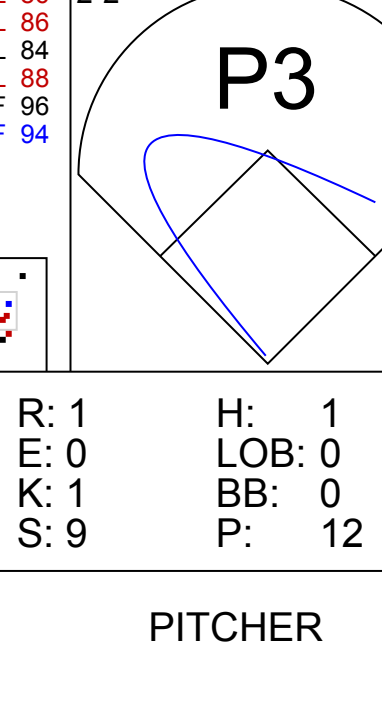
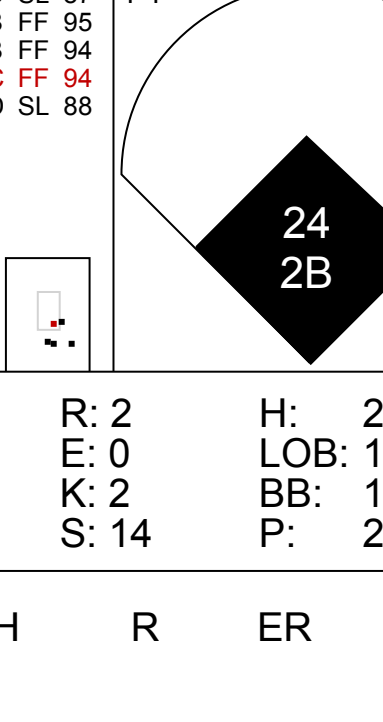
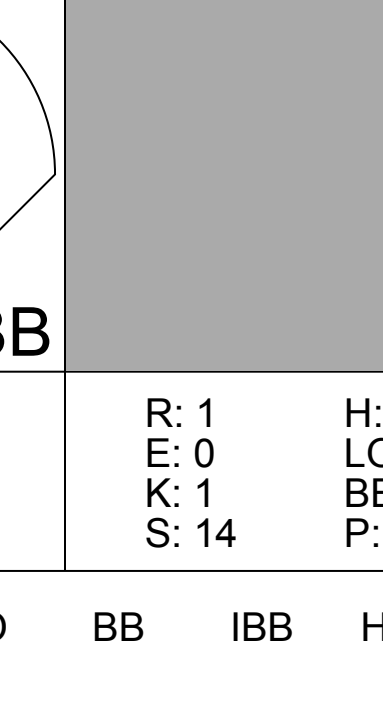

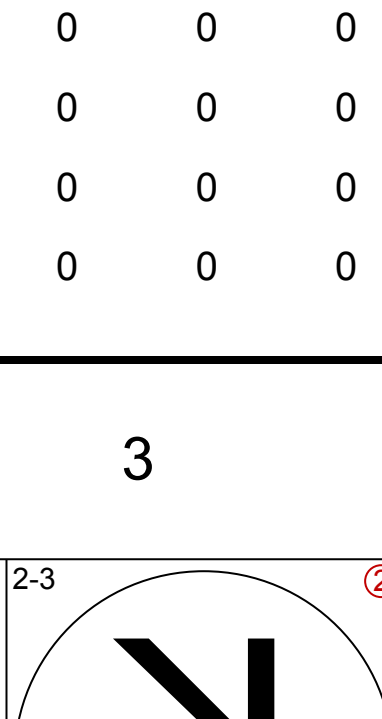
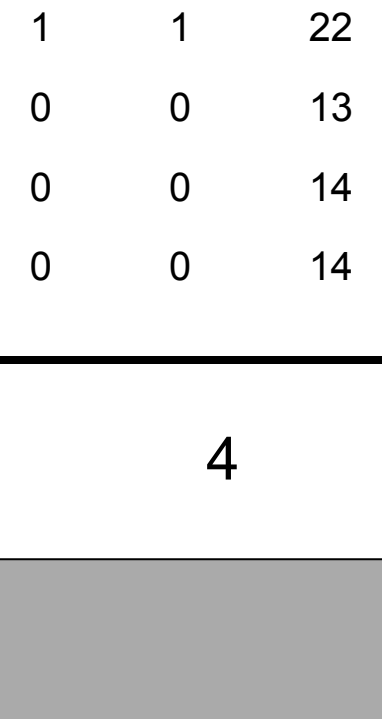
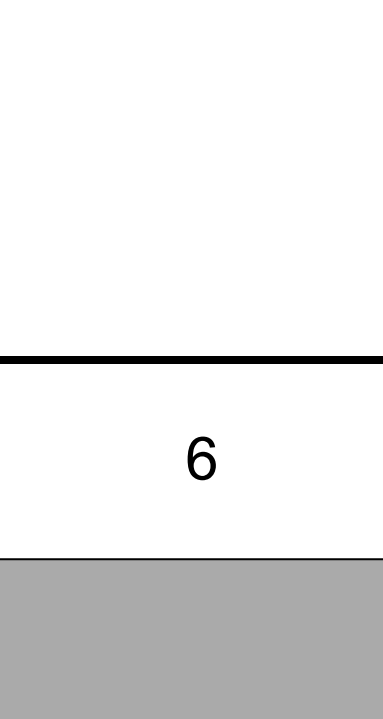
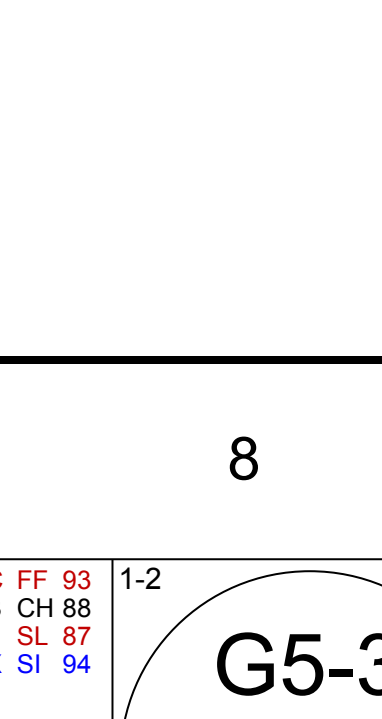
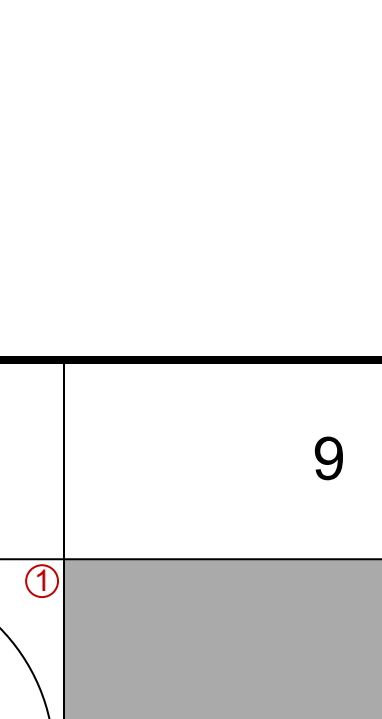
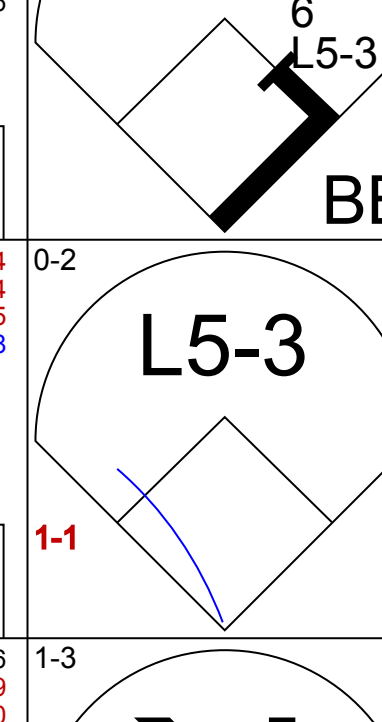
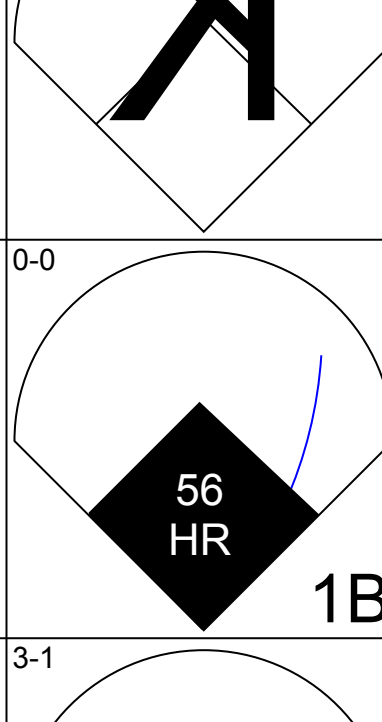


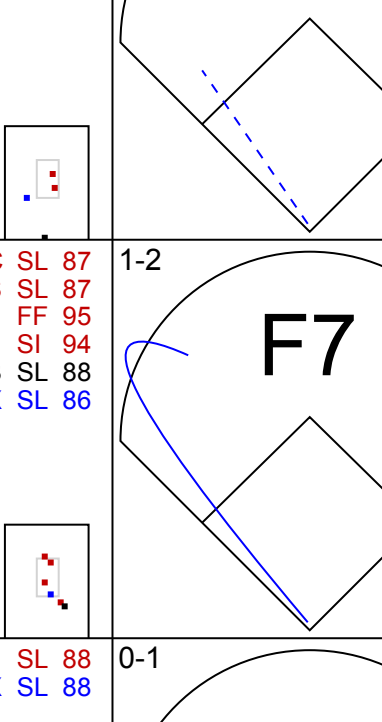
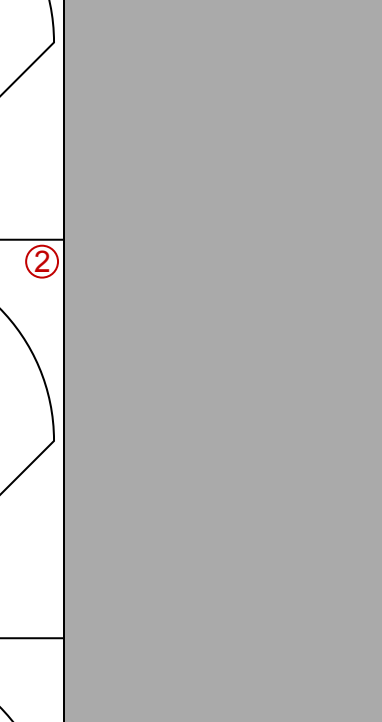
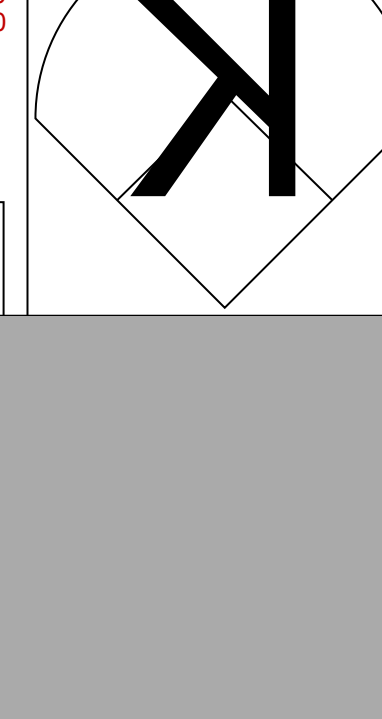
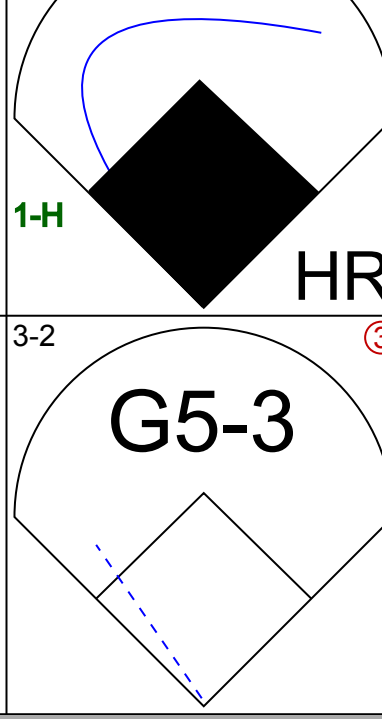

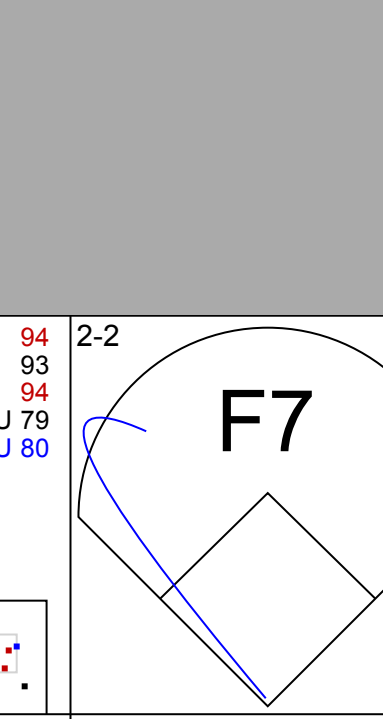
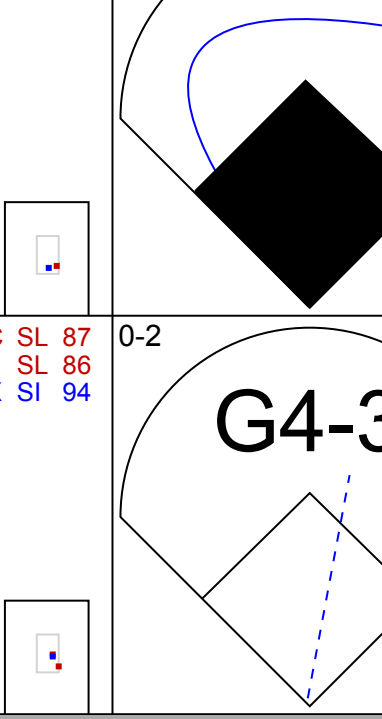


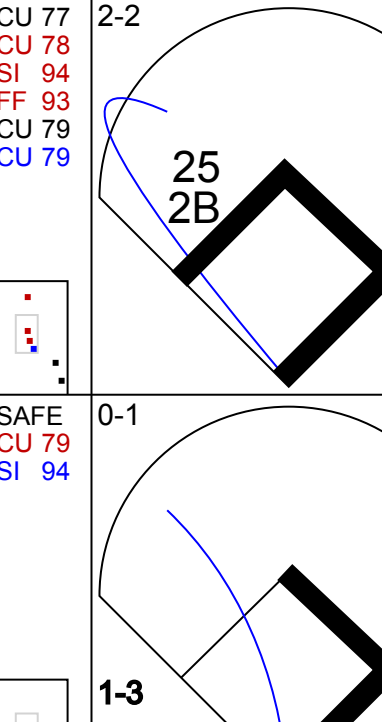
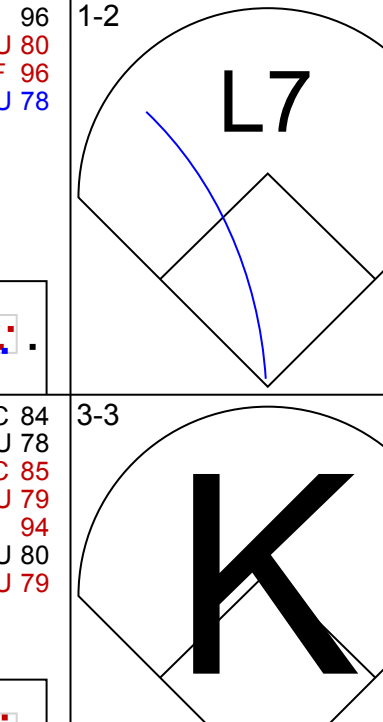



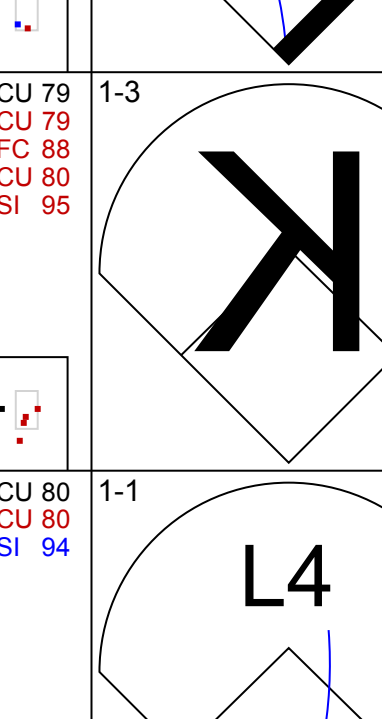





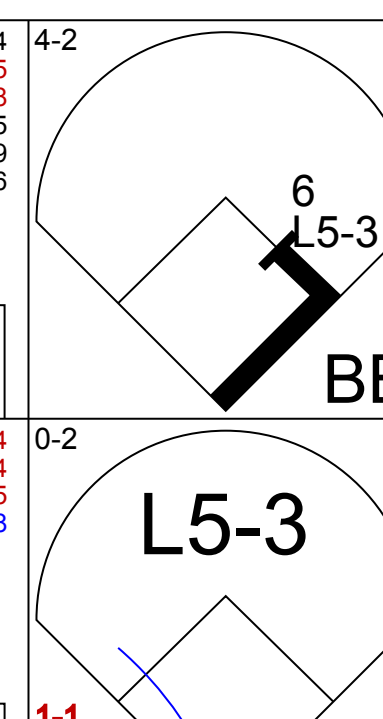
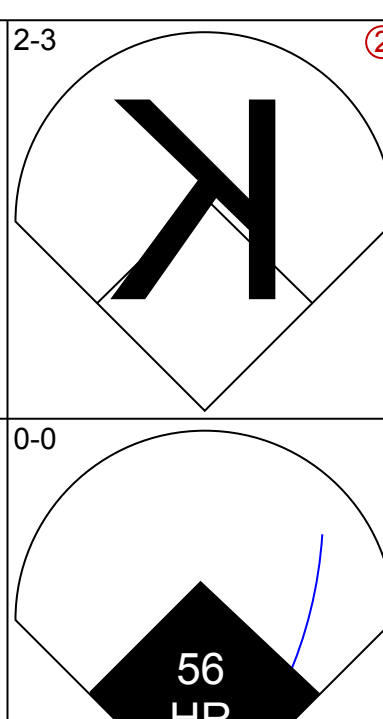
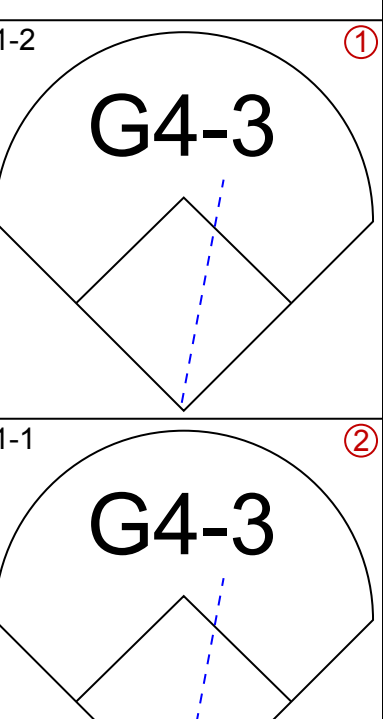
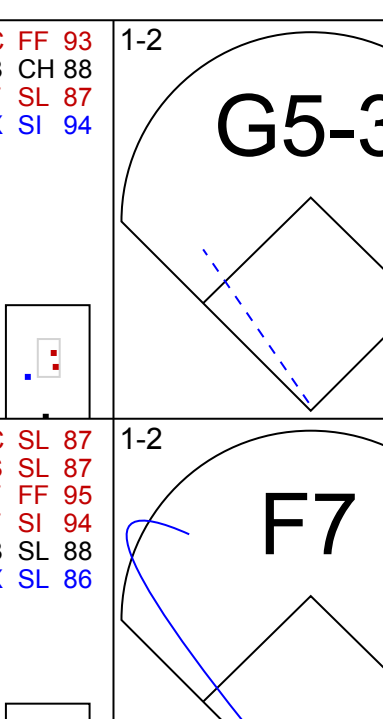
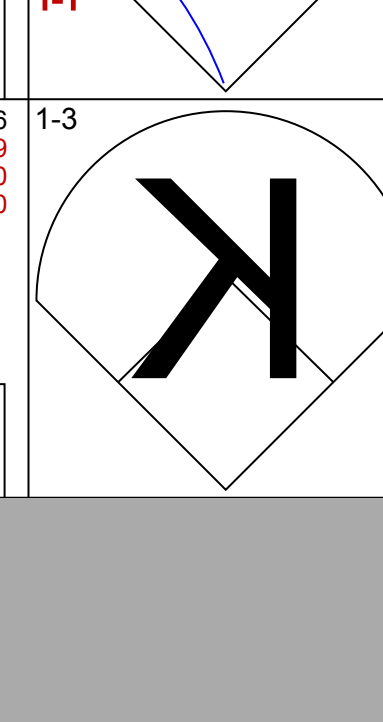
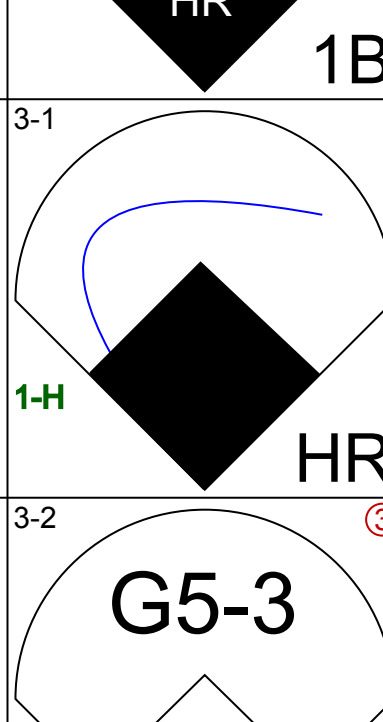
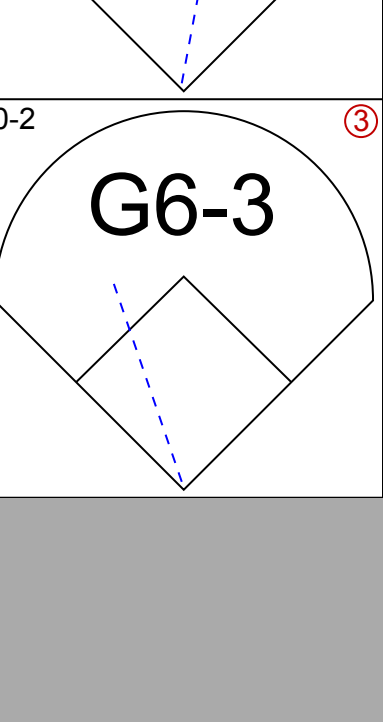
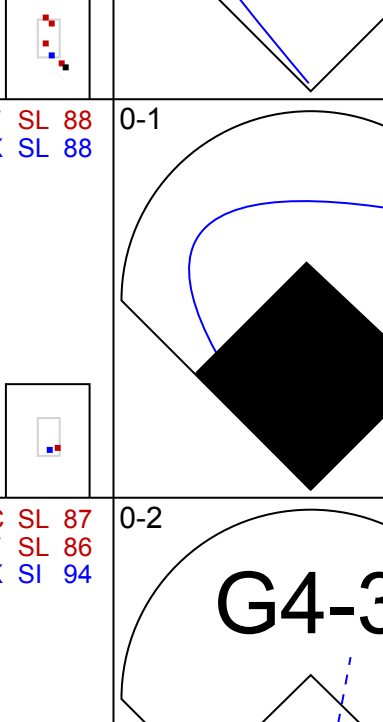









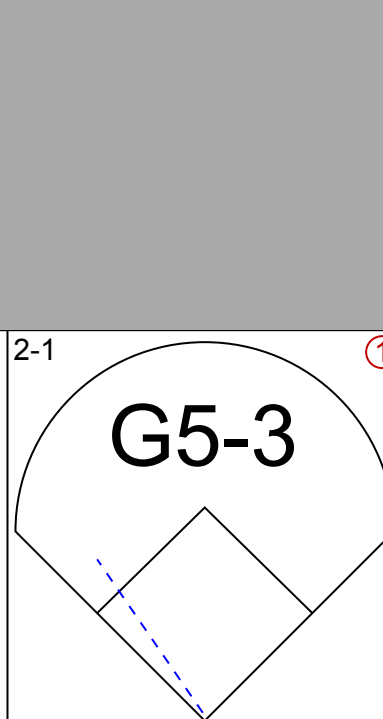


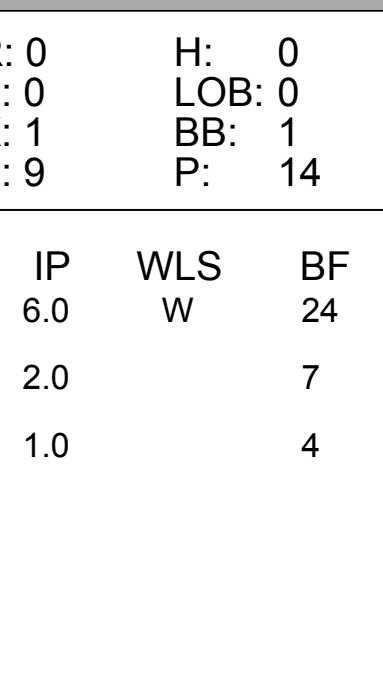
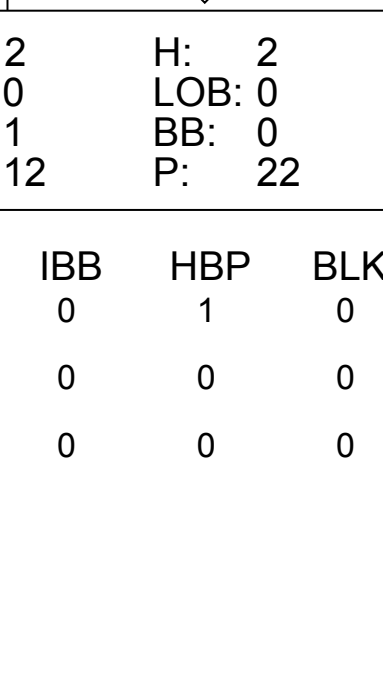
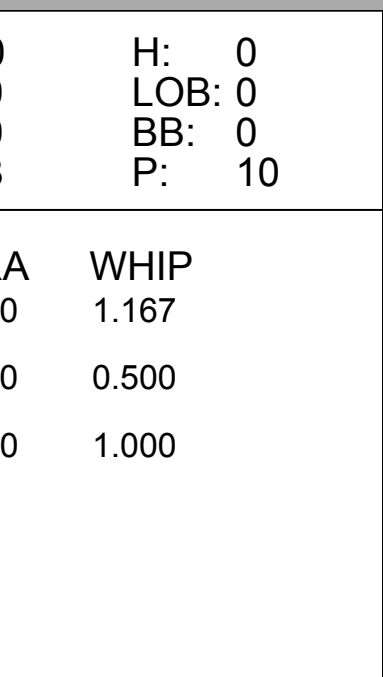
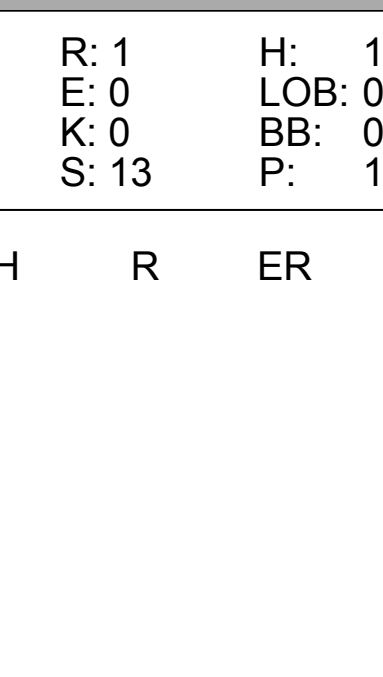



Batter	1	2	3	4	5	6	7	8	9	AB	R	H	RBI	BB	SO	LOB	TOP			
12 Francisco Lindor, S OBP: 0.319, SLG: 0.545	F7	HR		F7		F8			F8	5	1	2	0	0	2		<b>Cleveland Indians @ Los Angeles Angels</b> Angel Stadium, Anaheim, CA Wed Sep 11 2019, 5:09 PM - 8:32 PM PDT Att: 33,952 - Clear - 79 F			
35 Oscar Mercado, R OBP: 0.319, SLG: 0.420	L8	G4-3		1B		F9			F7	5	0	1	0	0	1					
41 Carlos Santana, S OBP: 0.402, SLG: 0.535	HR	F7		K					G3-1	5	1	1	1	0	2					
66 Yasiel Puig, R OBP: 0.317, SLG: 0.456	8 BLK			K					P3	4	0	2	0	0	1	0				
8 Jordan Luplow, R OBP: 0.364, SLG: 0.525 1 Greg Allen, S OBP: 0.294, SLG: 0.361						P6				3	0	2	0	1	0	1				
32 Frammil Reyes, R OBP: 0.310, SLG: 0.511				2B					32 S	0	0	0	0	0	0	0				
22 Jason Kipnis, L OBP: 0.305, SLG: 0.412										4	0	0	0	0	1	5				
27 Kevin Plawecki, R OBP: 0.287, SLG: 0.349 55 Roberto Pérez, R OBP: 0.311, SLG: 0.444		27 BLK		G3-1					F9	3	1	0	0	1	0	2				
27 Kevin Plawecki, R OBP: 0.287, SLG: 0.349 55 Roberto Pérez, R OBP: 0.311, SLG: 0.444		12 HR				G5-3				3	1	2	1	1	0	0				
2 Yu Chang, R OBP: 0.333, SLG: 0.347										0	0	0	0	0	0	0				
<b>Inning Stats</b>	R: 1 H: 2 E: 0 K: 0 S: 11	H: 2 LOB: 2 BB: 1 P: 23	R: 3 H: 2 E: 0 K: 0 S: 12	H: 2 LOB: 0 BB: 1 P: 17	R: 0 H: 1 E: 0 K: 1 S: 11	LOB: 1 BB: 0 P: 18	R: 0 H: 1 E: 0 K: 2 S: 13	H: 1 LOB: 2 BB: 1 P: 19	R: 0 H: 1 E: 0 K: 1 S: 8	H: 1 LOB: 1 BB: 0 P: 14	R: 0 H: 1 E: 0 K: 0 S: 11	H: 1 LOB: 1 BB: 0 P: 18	R: 0 H: 1 E: 0 K: 0 S: 9	H: 1 LOB: 0 BB: 0 P: 11	R: 0 H: 0 E: 0 K: 0 S: 4	H: 0 LOB: 0 BB: 0 P: 8	1B: 5 2B: 3 3B: 0 HR: 2	SF: 0 SAC: 0 DP: 1 HBP: 0	WP: 0 PB: 0 SB: 1 CS: 0	PA: 39
<b>PITCHER</b>	IP WLS BF H R ER SO	IP WLS BF H R ER SO	IP WLS BF H R ER SO	IP WLS BF H R ER SO	IP WLS BF H R ER SO	IP WLS BF H R ER SO	IP WLS BF H R ER SO	IP WLS BF H R ER SO	IP WLS BF H R ER SO	IP WLS BF H R ER SO	IP WLS BF H R ER SO	IP WLS BF H R ER SO	IP WLS BF H R ER SO	IP WLS BF H R ER SO	IP WLS BF H R ER SO	IP WLS BF H R ER SO	ERA WHIP	ERA WHIP	ERA WHIP	
52 Dillon Peters, L ERA: 4.85	3.0	L	17	5	4	4	1	3	0	0	2	0	2	37	65	12.00	2.667			
24 Noé Ramirez, R ERA: 4.18	1.2		7	2	0	0	3	0	0	0	0	0	0	17	24	0.00	1.200			
58 Miguel Del Pozo, L ERA: 4.7	0.1		1	0	0	0	0	0	0	0	0	0	0	1	2	0.00	0.000			
99 Keynan Middleton, R ERA:	1.0		4	1	0	0	0	0	0	0	0	0	0	11	18	0.00	1.000			
40 Luis Garcia, R ERA: 4.24	1.0		4	1	0	0	0	0	0	0	0	0	0	8	13	0.00	1.000			
31 Ty Buttrey, R ERA: 3.99	1.0		3	1	0	0	0	0	0	0	0	0	0	9	11	0.00	1.000			
57 Hansel Robles, R ERA: 2.44	1.0		3	0	0	0	0	0	0	0	0	0	0	4	8	0.00	0.000			

Batter	1	2	3	4	5	6	7	8	9	AB	R	H	RBI	BB	SO	LOB	BOTTOM					
18 Brian Goodwin, L OBP: 0.332, SLG: 0.488	L5	P5		F8		G4-3			P6	5	0	0	0	0	4		<b>Cleveland Indians @ Los Angeles Angels</b> Angel Stadium, Anaheim, CA Wed Sep 11 2019, 5:09 PM - 8:32 PM PDT Att: 33,952 - Clear - 79 F					
6 David Fletcher, R OBP: 0.352, SLG: 0.390	56 BB	5 BB				L9			F7	4	0	2	1	1	0	0						
17 Shohel Ohtani, L OBP: 0.343, SLG: 0.505	K	L9							K	5	1	1	1	0	2	4						
5 Albert Pujols, R OBP: 0.312, SLG: 0.445	56 BB			L7					G6-3	3	0	0	0	2	1	1						
56 Kole Calhoun, L OBP: 0.325, SLG: 0.467				F9						3	1	1	1	1	1	1						
3 Taylor Ward, R OBP: 0.250, SLG: 0.286 25 Jared Walsh, L OBP: 0.280, SLG: 0.319 21 Michael Hermosillo, R OBP: 0.429, SLG: 0.333										3	0	0	0	0	2	4						
2 Andrelton Simmons, R OBP: 0.301, SLG: 0.355										1	0	0	0	0	1	0						
23 Matt Thaiss, L OBP: 0.288, SLG: 0.397 4 Luis Rengifo, S OBP: 0.322, SLG: 0.366										0	0	0	0	0	0	0						
44 Kevan Smith, R OBP: 0.320, SLG: 0.382										4	0	2	0	0	1	2						
<b>Inning Stats</b>	R: 0 H: 1 E: 0 K: 2 S: 16	H: 1 LOB: 3 BB: 2 P: 26	R: 1 H: 3 E: 0 K: 0 S: 12	H: 3 LOB: 0 BB: 0 P: 20	R: 0 H: 0 E: 0 K: 0 S: 5	LOB: 0 BB: 0 P: 8	R: 0 H: 1 E: 0 K: 1 S: 10	H: 1 LOB: 1 BB: 0 P: 15	R: 1 H: 1 E: 0 K: 2 S: 15	H: 1 LOB: 1 BB: 1 P: 21	R: 0 H: 0 E: 0 K: 0 S: 10	H: 0 LOB: 1 BB: 1 P: 16	R: 0 H: 0 E: 0 K: 1 S: 11	H: 0 LOB: 0 BB: 0 P: 17	R: 1 H: 1 E: 0 K: 3 S: 15	H: 1 LOB: 2 BB: 1 P: 24		R: 0 H: 0 E: 0 K: 1 S: 10	H: 0 LOB: 1 BB: 1 P: 17	1B: 3 2B: 2 3B: 0 HR: 2	SF: 0 SAC: 0 DP: 0 HBP: 0	WP: 0 PB: 0 SB: 1 CS: 0
<b>PITCHER</b>	IP WLS BF H R ER SO	IP WLS BF H R ER SO	IP WLS BF H R ER SO	IP WLS BF H R ER SO	IP WLS BF H R ER SO	IP WLS BF H R ER SO	IP WLS BF H R ER SO	IP WLS BF H R ER SO	IP WLS BF H R ER SO	IP WLS BF H R ER SO	IP WLS BF H R ER SO	IP WLS BF H R ER SO	IP WLS BF H R ER SO	IP WLS BF H R ER SO	IP WLS BF H R ER SO	IP WLS BF H R ER SO	ERA WHIP	ERA WHIP	ERA WHIP			
45 Adam Plutko, R ERA: 4.42	4.1		21	6	2	2	3	2	0	0	0	0	0	19	30	4.15	1.846					
59 Carlos Carrasco, R ERA: 5.35	1.2	W	7	0	0	0	2	2	0	0	0	0	0	1	3	0.00	1.200					
36 Tyler Clippard, R ERA: 2.65	1.0	H	4	1	1	1	1	0	0	0	0	0	0	13	20	9.00	1.000					
44 Nick Goody, R ERA: 2.63	1.0	H	4	0	0	0	3	1	0	0	0	0	0	13	21	0.00	1.000					
62 Nick Wittgren, R ERA: 2.68	0.1	H	2	0	0	0	0	1	0	0	0	0	0	4	10	0.00	3.000					
39 Oliver Pérez, L ERA: 2.84	0.1	H	1	0	0	0	1	0	0	0	0	0	0	3	4	0.00	0.000					
90 Adam Cimber, R ERA: 4.27	0.1	S	1	0	0	0	1	0	0	0	0	0	0	3	3	0.00	0.000					



Batter	1	2	3	4	5	6	7	8	9	AB	R	H	RBI	BB	SO	LOB	TOP					
24 Avisail Garcia, R (1.10) OBP: 0.328, SLG: 0.456										5	0	2	3	0	1	0	<b>Tampa Bay Rays @ Los Angeles Angels</b> Angel Stadium, Anaheim, CA Fri Sep 13 2019, 7:10 PM - 10:15 PM PDT Att: 39,914 - Clear - 85 F					
29 Tommy Pham, R (1.7) OBP: 0.377, SLG: 0.460										3	2	1	1	1	0	1						
39 Kevin Kiermaier, L (7.8) OBP: 0.286, SLG: 0.413										1	0	0	0	0	1	1						
17 Austin Meadows, L (1.9) OBP: 0.356, SLG: 0.561										4	1	2	2	0	2	2						
73 Johnny Davis, S (8.7) OBP: 1.000, SLG: 3.000										1	1	1	0	0	0	0						
37 Travis d'Arnaud, R (1.2) OBP: 0.319, SLG: 0.447										5	0	2	1	0	1	1						
21 Jesús Aguilar, R (1.3) OBP: 0.330, SLG: 0.390										4	1	2	2	0	0	1						
5 Matt Duffy, R (1.5) OBP: 0.326, SLG: 0.287										5	1	1	0	0	0	0						
54 Guillermo Heredia, R (1.8) OBP: 0.309, SLG: 0.369										4	1	1	1	0	3	1	<b>AB 39</b> <b>R 11</b> <b>H 15</b> <b>RBI 11</b> <b>BB 2</b> <b>SO 9</b> <b>LOB 8</b>					
28 Daniel Robertson, R (1.4) OBP: 0.314, SLG: 0.299										4	1	1	0	0	1	1						
1 Willy Adames, R (1.6) OBP: 0.314, SLG: 0.412										3	3	2	1	1	0	0						
<b>Inning Stats</b>	R: 0 E: 0 K: 1 S: 18	H: 3 LOB: 2 BB: 0 P: 25	R: 0 E: 0 K: 1 S: 10	H: 0 LOB: 0 BB: 0 P: 12	R: 4 E: 0 K: 0 S: 15	H: 4 LOB: 0 BB: 0 P: 22	R: 2 E: 0 K: 2 S: 13	H: 3 LOB: 1 BB: 0 P: 20	R: 0 E: 0 K: 0 S: 8	H: 0 LOB: 0 BB: 0 P: 12	R: 1 E: 0 K: 1 S: 9	H: 1 LOB: 0 BB: 1 P: 12	R: 1 E: 0 K: 1 S: 13	H: 1 LOB: 0 BB: 1 P: 23	R: 2 E: 0 K: 2 S: 14	H: 2 LOB: 1 BB: 1 P: 26		R: 1 E: 0 K: 1 S: 14	H: 1 LOB: 0 BB: 0 P: 19	1B: 8 2B: 2 3B: 1 HR: 4	SF: 1 SAC: 0 DP: 1 HBP: 0	WP: 1 PB: 0 SB: 1 CS: 0
<b>PITCHER</b>	IP WLS BF H R ER SO BB IBB HBP BLK WP HR S P ERA WHIP																					
28 Andrew Heaney, L (1.1) ERA: 4.76	3.1 L 19 10 6 6 3 0 0 0 0 0 3 51 73 16.20 3.000																					
39 Luke Bard, R (4.1) ERA: 5.05	2.2 9 1 1 1 2 0 0 0 0 1 1 22 32 3.38 0.375																					
67 Taylor Cole, R (7.1) ERA: 6.6	1.0 4 1 1 1 1 1 0 0 0 0 0 13 23 9.00 2.000																					
38 Justin Anderson, R (8.1) ERA: 5.7	1.0 6 2 2 2 2 1 0 0 0 0 0 14 26 18.00 3.000																					
65 Jake Jewell, R (9.1) ERA: 6.97	1.0 4 1 1 1 1 0 0 0 0 0 0 14 19 9.00 1.000																					

Batter	1	2	3	4	5	6	7	8	9	AB	R	H	RBI	BB	SO	LOB	BOTTOM					
18 Brian Goodwin, L (1.8) OBP: 0.331, SLG: 0.484										3	0	0	0	1	1	0	<b>Tampa Bay Rays @ Los Angeles Angels</b> Angel Stadium, Anaheim, CA Fri Sep 13 2019, 7:10 PM - 10:15 PM PDT Att: 39,914 - Clear - 85 F					
6 David Fletcher, R (1.5) OBP: 0.351, SLG: 0.388										4	1	1	0	0	0	1						
56 Kole Calhoun, L (1.9) OBP: 0.326, SLG: 0.479										4	2	2	3	0	1	0						
5 Albert Pujols, R (1.10) OBP: 0.311, SLG: 0.445										4	1	1	0	0	0	0						
2 Andrelton Simmons, R (1.6) OBP: 0.300, SLG: 0.353										4	0	1	0	0	1	1						
25 Jared Walsh, L (1.3) OBP: 0.278, SLG: 0.340										3	0	1	0	0	1	0						
4 Luis Rengifo, S (1.4) OBP: 0.323, SLG: 0.368										4	0	2	1	0	1	2						
3 Taylor Ward, R (1.7) OBP: 0.200, SLG: 0.222										4	0	0	0	0	1	5						
44 Kevan Smith, R (1.2) OBP: 0.314, SLG: 0.374										3	0	0	0	0	0	2						
<b>Inning Stats</b>	R: 0 E: 0 K: 1 S: 9	H: 0 LOB: 0 BB: 1 P: 14	R: 1 E: 0 K: 0 S: 9	H: 2 LOB: 1 BB: 0 P: 14	R: 2 E: 0 K: 1 S: 12	H: 2 LOB: 0 BB: 0 P: 22	R: 0 E: 0 K: 1 S: 14	H: 2 LOB: 2 BB: 0 P: 18	R: 0 E: 0 K: 0 S: 8	H: 0 LOB: 0 BB: 0 P: 10	R: 0 E: 0 K: 1 S: 10	H: 0 LOB: 0 BB: 0 P: 16	R: 0 E: 0 K: 1 S: 7	H: 0 LOB: 0 BB: 0 P: 9	R: 1 E: 0 K: 0 S: 13	H: 1 LOB: 0 BB: 0 P: 15		R: 0 E: 0 K: 1 S: 9	H: 1 LOB: 1 BB: 0 P: 15	1B: 4 2B: 3 3B: 0 HR: 2	SF: 0 SAC: 0 DP: 2 HBP: 1	WP: 0 PB: 0 SB: 0 CS: 0
<b>PITCHER</b>	IP WLS BF H R ER SO BB IBB HBP BLK WP HR S P ERA WHIP																					
50 Charlie Morton, R (1.1) ERA: 3.16	6.0 W 24 6 3 3 4 1 0 0 0 0 1 62 94 4.50 1.167																					
36 Andrew Kittredge, R (7.1) ERA: 4.81	2.0 7 1 1 1 1 0 0 0 0 0 1 20 24 4.50 0.500																					
68 Jalen Beeks, L (9.1) ERA: 4.43	1.0 4 1 0 0 1 0 0 0 0 0 0 9 15 0.00 1.000																					







Batter	1	2	3	4	5	6	7	8	9	AB	R	H	RBI	BB	SO	LOB	TOP										
29 Tommy Pham, R (1, 10) OBP: 0.375, SLG: 0.456										3	1	1	0	1	1	2	<b>Tampa Bay Rays @ Los Angeles Angels</b> Angel Stadium, Anaheim, CA Sun Sep 15 2019, 1:10 PM - 4:03 PM PDT Att: 36,709 - Sunny - 86 F										
17 Austin Meadows, L (1, 7) OBP: 0.357, SLG: 0.563										4	1	1	3	0	2	2											
24 Avisail Garcia, R (1, 9) OBP: 0.329, SLG: 0.456										4	0	2	0	0	0	1											
21 Jesús Aguilar, R (1, 3) OBP: 0.327, SLG: 0.387										2	0	0	1	0	1	0											
26 Ji Man Choi, L (8, PH) OBP: 0.356, SLG: 0.435										1	0	0	0	0	1	1											
18 Joey Wendle, L (1, 4) OBP: 0.296, SLG: 0.337										3	0	0	0	1	1	1											
5 Matt Duffy, R (1, 5) OBP: 0.322, SLG: 0.280										3	0	0	0	0	0	0											
9 Eric Sogard, L (8, PH) OBP: 0.353, SLG: 0.457										1	0	0	0	0	0	1											
1 Willy Adames, R (1, 6) OBP: 0.316, SLG: 0.410										3	0	1	0	0	1	0											
35 Nathaniel Lowe, L (8, PH) OBP: 0.333, SLG: 0.465										1	0	0	0	0	1	1											
39 Kevin Kiermaier, L (1, 8) OBP: 0.281, SLG: 0.405										4	1	0	0	0	0	2											
10 Mike Zunino, R (1, 2) OBP: 0.238, SLG: 0.322										2	0	0	0	0	1	0											
49 Brendan McKay, L (8, PH) OBP: 0.286, SLG: 0.167										1	1	1	0	0	0	0											
7 Michael Pérez, L (8, 2) OBP: 0.340, SLG: 0.349										0	0	0	0	0	0	0											
<b>Inning Stats</b>	R: 1 H: 2 E: 0 K: 1 S: 13	H: 2 R: 1 ER: 1 LOB: 1 BB: 0 P: 22	R: 0 H: 0 E: 0 K: 1 S: 5	H: 0 R: 0 ER: 0 LOB: 1 BB: 1 P: 6	R: 0 H: 0 E: 0 K: 1 S: 10	H: 0 R: 0 ER: 0 LOB: 0 BB: 1 P: 18	R: 0 H: 0 E: 0 K: 1 S: 9	H: 0 R: 0 ER: 0 LOB: 0 BB: 0 P: 15	R: 0 H: 0 E: 0 K: 0 S: 10	H: 0 R: 0 ER: 0 LOB: 0 BB: 0 P: 15	R: 0 H: 0 E: 0 K: 1 S: 8	H: 0 R: 0 ER: 0 LOB: 0 BB: 0 P: 10	R: 3 H: 4 E: 0 K: 2 S: 20	H: 4 R: 1 ER: 1 LOB: 1 BB: 0 P: 26	R: 0 H: 0 E: 0 K: 1 S: 10	H: 0 R: 0 ER: 0 LOB: 1 BB: 1 P: 20	1B: 5 2B: 0 3B: 0 HR: 1	SF: 1 SAC: 0 DP: 0 HBP: 0	WP: 0 PB: 0 SB: 1 CS: 0	PA: 35							
<b>PITCHER</b>	IP	WLS	BF	H	R	ER	SO	BB	IBB	HBP	BLK	WP	HR	S	P	ERA	WHIP										
43 Patrick Sandoval, L (1, 1) ERA: 4.91	4.0		15	2	1	1	4	1	0	0	0	0	0	37	61	2.25	0.750										
24 Noé Ramirez, R (5, 1) ERA: 4.04	2.0	W	6	0	0	0	1	0	0	0	0	0	0	17	24	0.00	0.000										
40 Luis García, R (7, 1) ERA: 4.17	1.0		3	0	0	0	1	0	0	0	0	0	0	8	10	0.00	0.000										
31 Ty Buttrey, R (8, 1) ERA: 4.3	0.2		6	4	3	3	1	0	0	0	0	0	1	17	21	40.50	6.000										
57 Hansel Robles, R (8, 1) ERA: 2.38	1.1	S	5	0	0	0	2	1	0	0	0	0	0	13	25	0.00	0.750										

Batter	1	2	3	4	5	6	7	8	9	AB	R	H	RBI	BB	SO	LOB	BOTTOM										
6 David Fletcher, R (1, 5) OBP: 0.349, SLG: 0.385										3	1	1	1	1	0	0	<b>Tampa Bay Rays @ Los Angeles Angels</b> Angel Stadium, Anaheim, CA Sun Sep 15 2019, 1:10 PM - 4:03 PM PDT Att: 36,709 - Sunny - 86 F										
2 Andrelton Simmons, R (1, 6) OBP: 0.304, SLG: 0.397										4	2	2	0	0	0	2											
5 Albert Pujols, R (1, 10) OBP: 0.313, SLG: 0.453										4	1	2	4	0	0	0											
56 Kole Calhoun, L (1, 9) OBP: 0.325, SLG: 0.473										3	0	0	0	1	2	0											
44 Kevan Smith, R (1, 2) OBP: 0.324, SLG: 0.384										4	0	3	0	0	0	2											
18 Brian Goodwin, L (1, 8) OBP: 0.332, SLG: 0.487										4	0	1	0	0	2	2											
21 Michael Hermosillo, R (1, 7) OBP: 0.357, SLG: 0.250										4	1	0	0	0	2	2											
25 Jared Walsh, L (1, 3) OBP: 0.262, SLG: 0.333										3	1	1	1	0	0	0											
4 Luis Rengifo, S (1, 4) OBP: 0.323, SLG: 0.366										3	0	1	0	0	1	0											
<b>Inning Stats</b>	R: 1 H: 2 E: 0 K: 0 S: 9	H: 4 R: 2 ER: 2 LOB: 1 BB: 0 P: 18	R: 0 H: 1 E: 0 K: 2 S: 15	H: 1 R: 0 ER: 0 LOB: 1 BB: 0 P: 21	R: 0 H: 0 E: 0 K: 0 S: 9	H: 0 R: 0 ER: 0 LOB: 0 BB: 0 P: 14	R: 3 H: 3 E: 0 K: 1 S: 14	H: 3 R: 1 ER: 1 LOB: 1 BB: 1 P: 21	R: 0 H: 0 E: 0 K: 1 S: 12	H: 0 R: 0 ER: 0 LOB: 0 BB: 0 P: 14	R: 0 H: 0 E: 0 K: 1 S: 9	H: 0 R: 0 ER: 0 LOB: 0 BB: 0 P: 13	R: 0 H: 1 E: 0 K: 2 S: 9	H: 1 R: 0 ER: 0 LOB: 0 BB: 0 P: 13	1B: 8 2B: 3 3B: 0 HR: 1	SF: 0 SAC: 0 DP: 2 HBP: 0		WP: 0 PB: 0 SB: 2 CS: 0	PA: 34								
<b>PITCHER</b>	IP	WLS	BF	H	R	ER	SO	BB	IBB	HBP	BLK	WP	HR	S	P	ERA	WHIP										
Ryan Yarbrough, L (1, 1) ERA: 3.78	5.0	L	25	10	6	6	3	2	0	0	0	0	0	1	60	9.30	2.400										
53 Anthony Banda, L (6, 1) ERA: 3.0	2.0		6	0	0	0	2	0	0	0	0	0	0	21	27	0.00	0.000										
71 Cole Sulser, R (8, 1) ERA:	1.0		3	1	0	0	2	0	0	0	0	0	0	9	13	0.00	1.000										

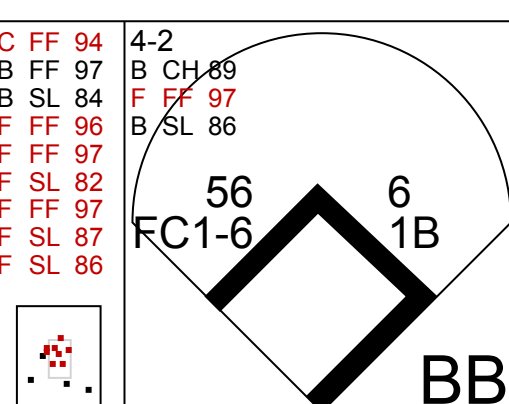
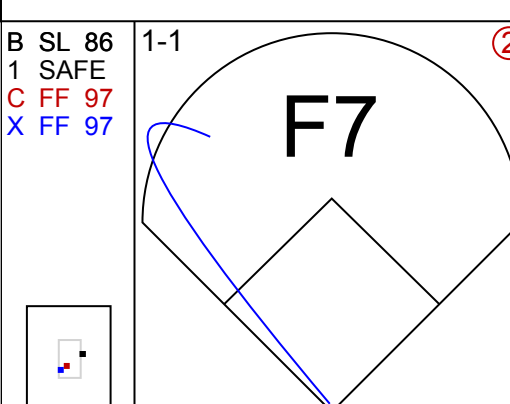
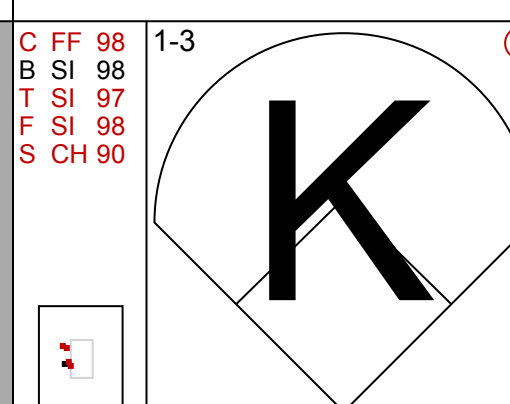
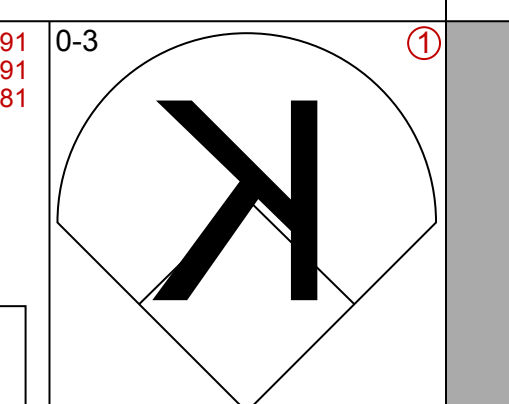
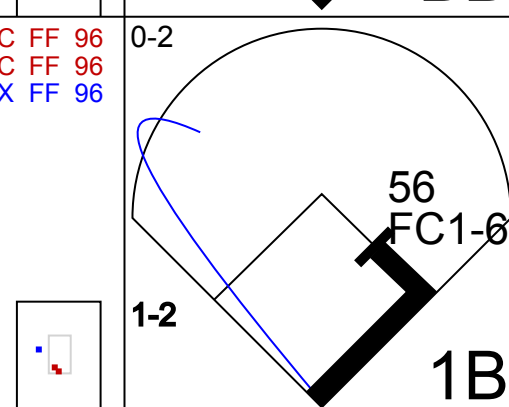
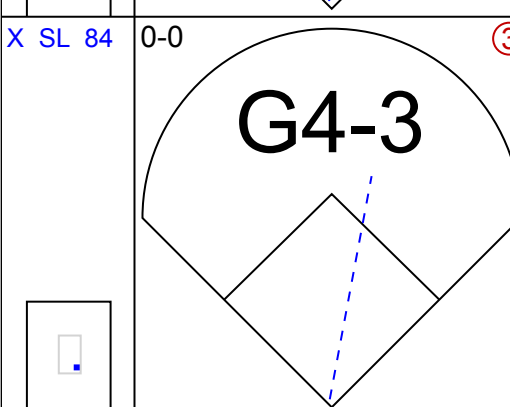
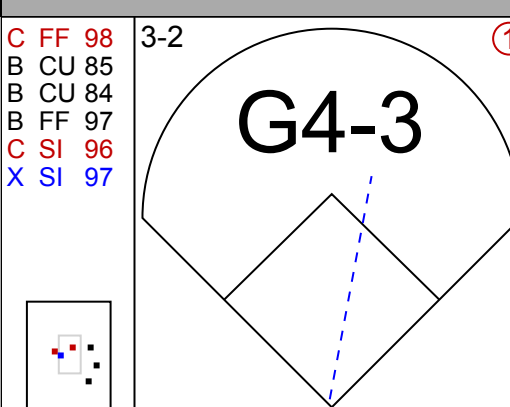
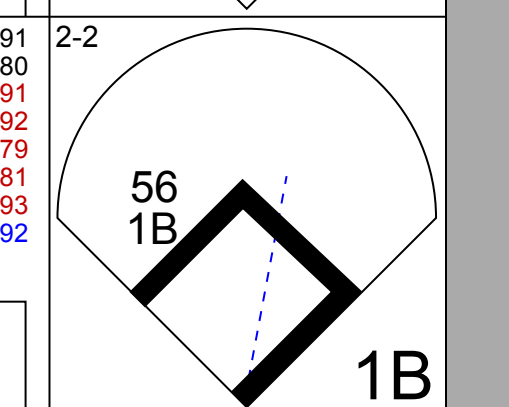
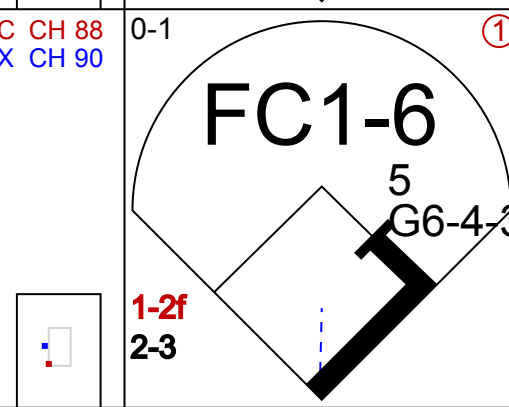
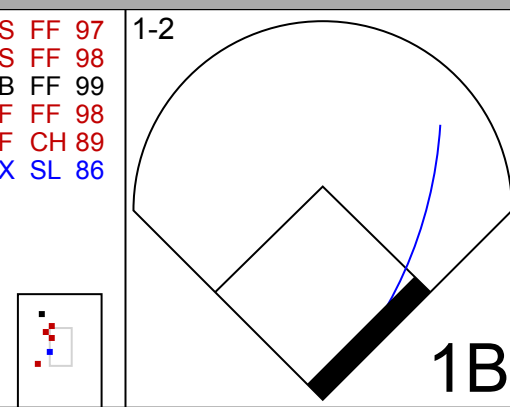
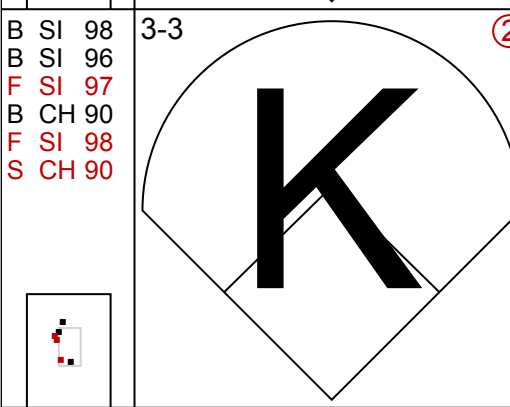
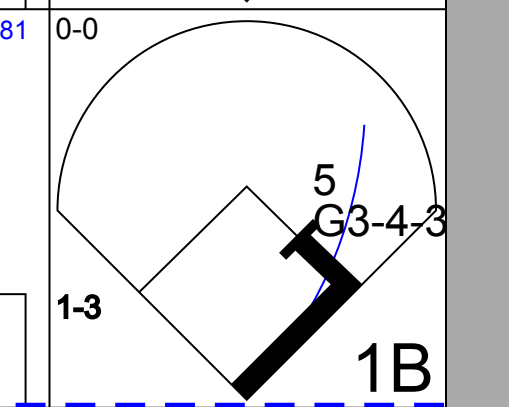
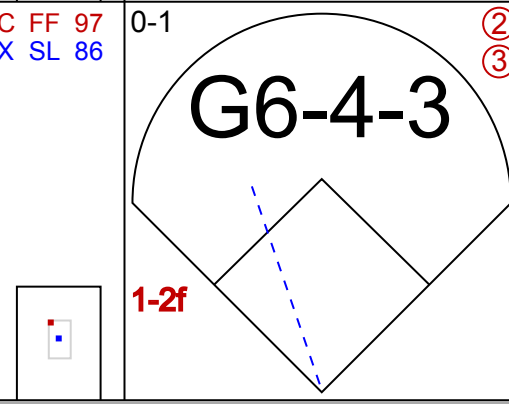
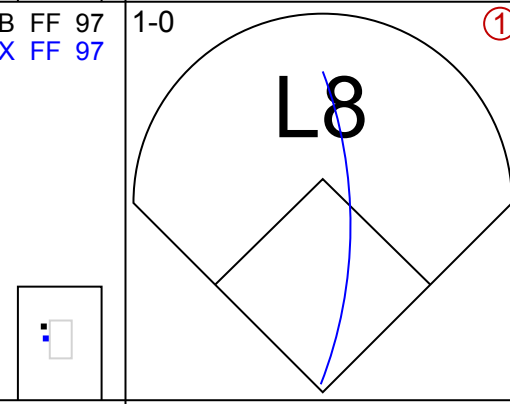
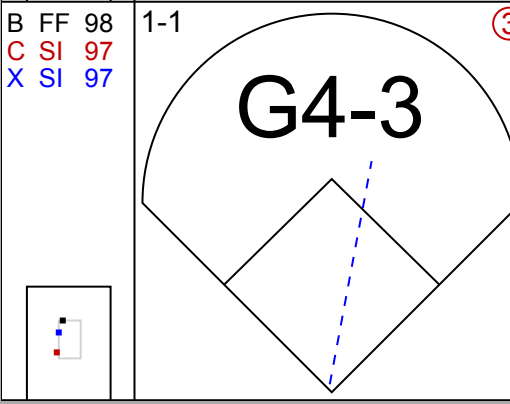
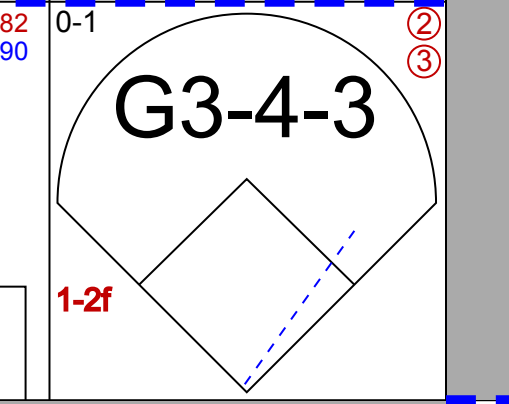
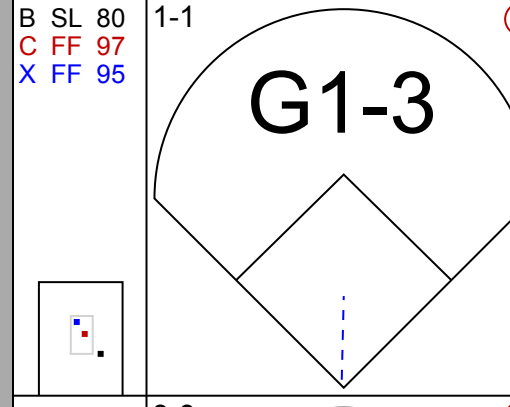
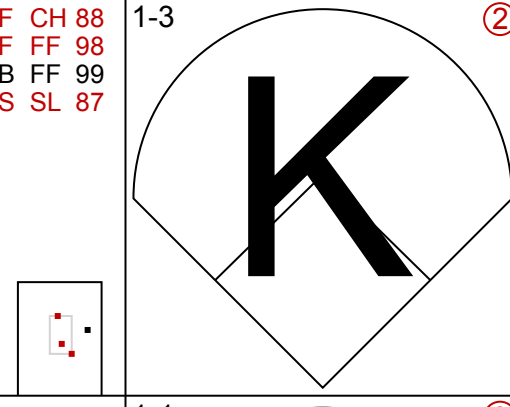
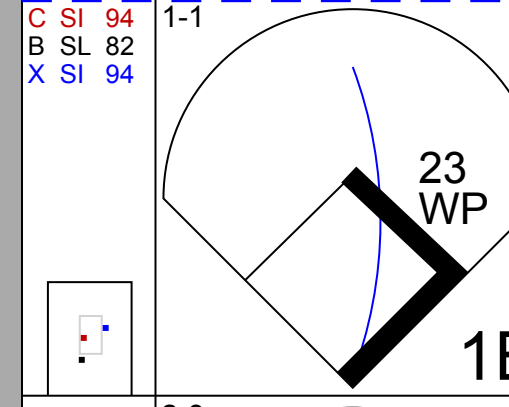
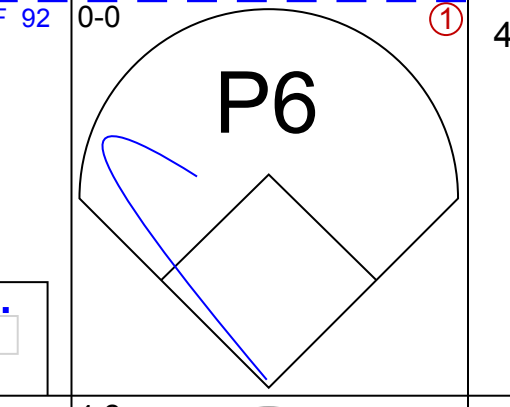
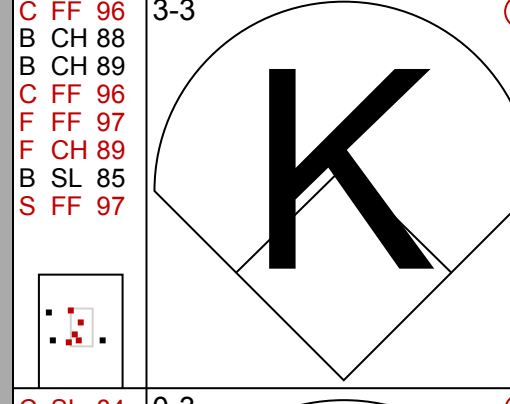
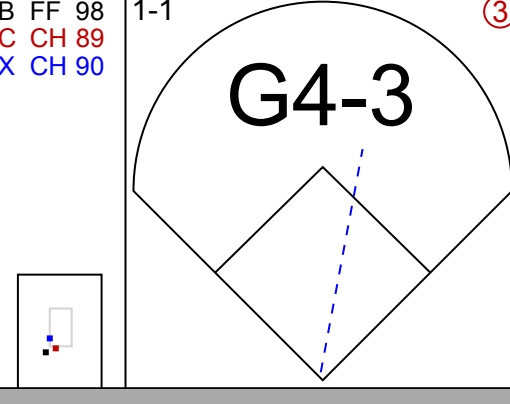
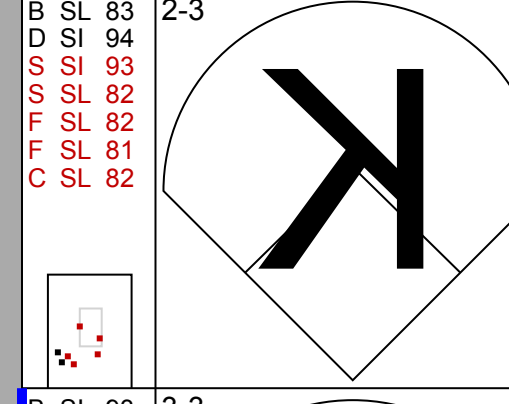
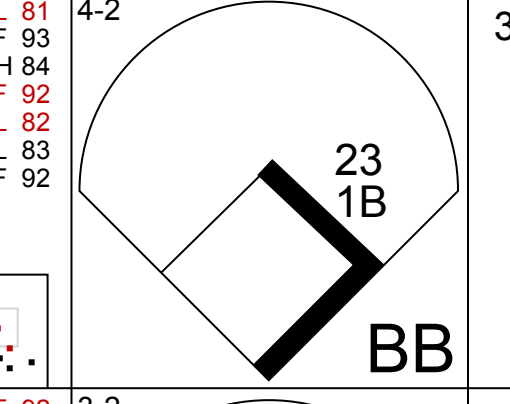
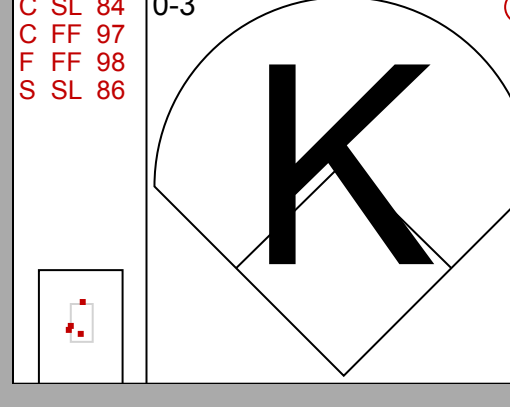
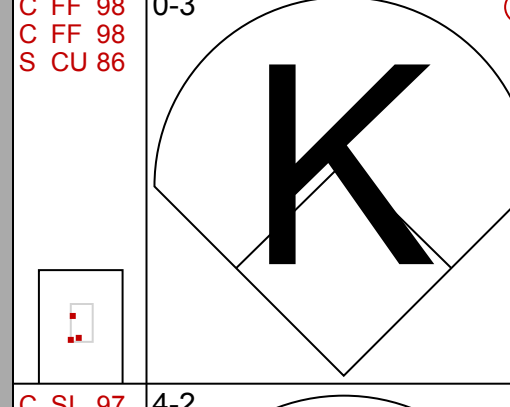

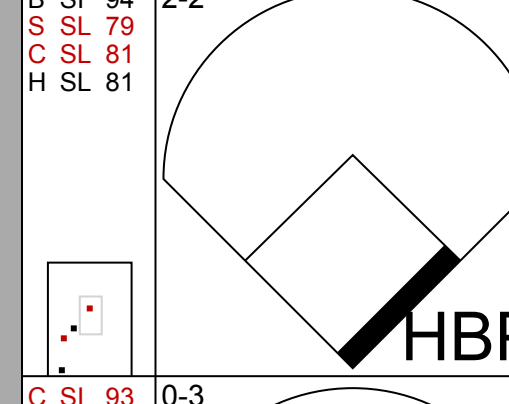
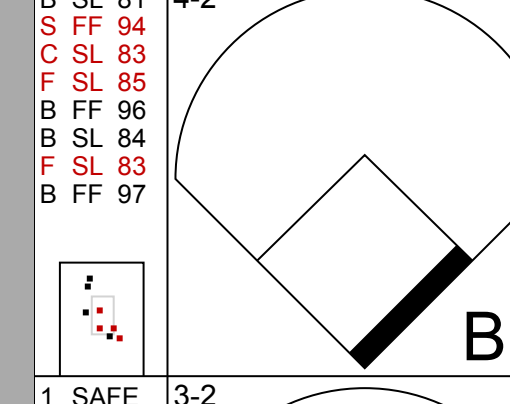
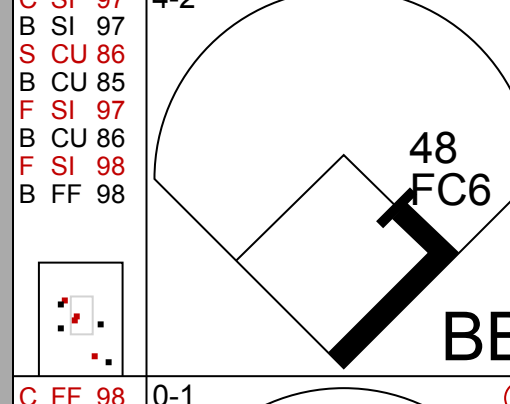

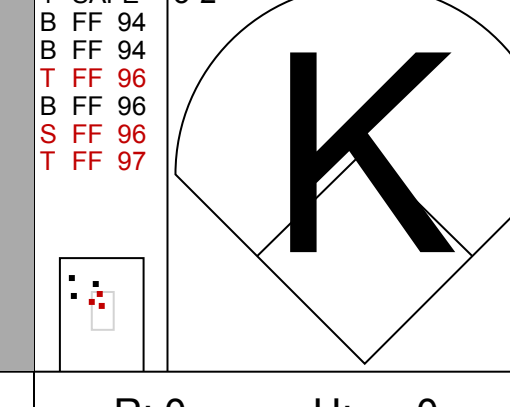
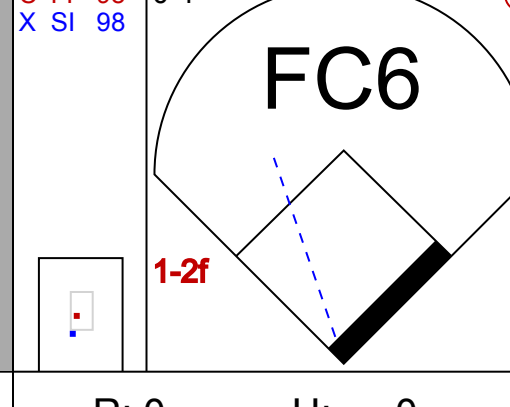

AB	32
R	4
H	6
RBI	4
BB	2
SO	9
LOB	11



AB	32
R	6
H	11
RBI	6
BB	2
SO	7
LOB	8






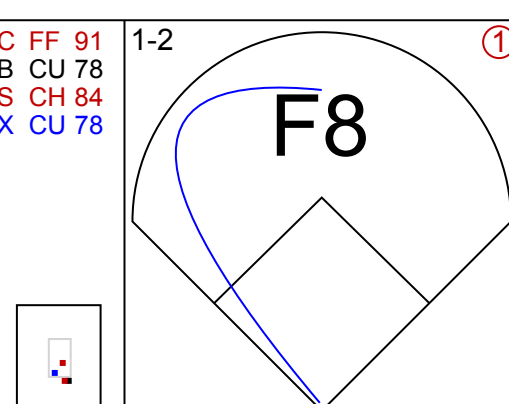
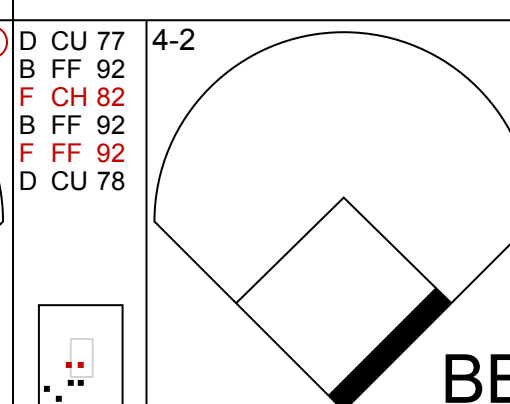
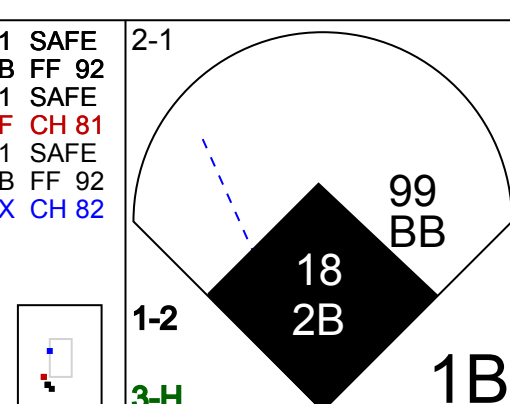
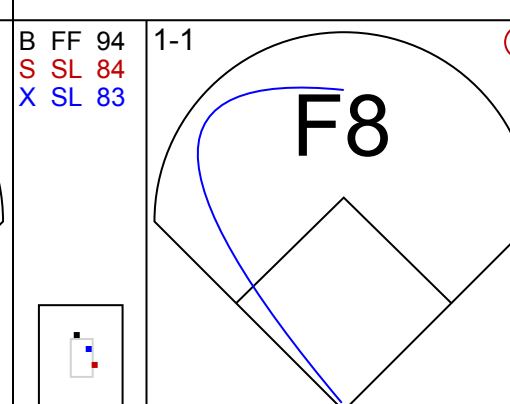
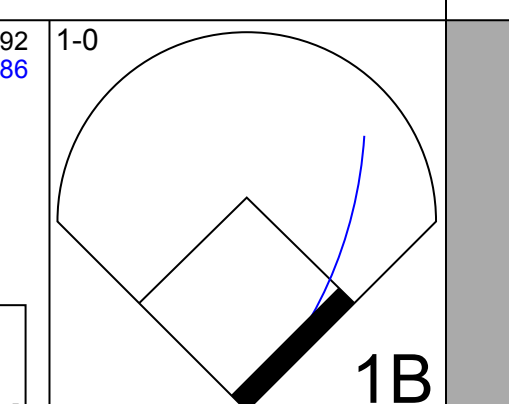
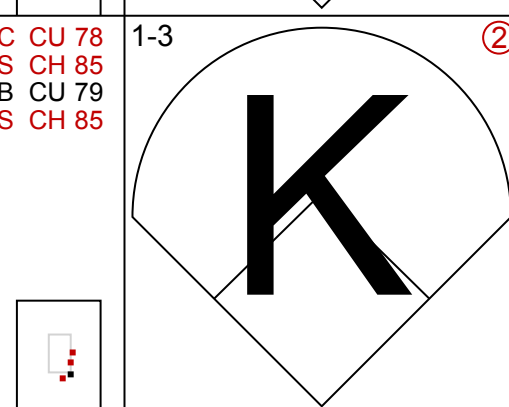
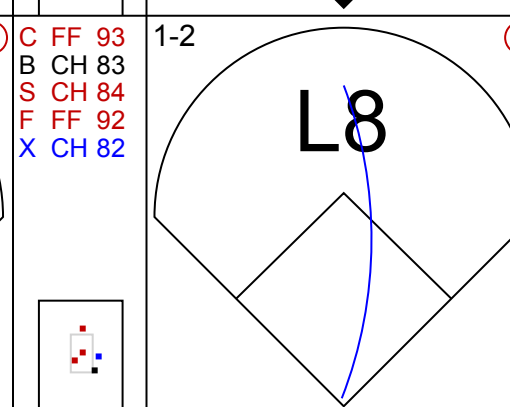
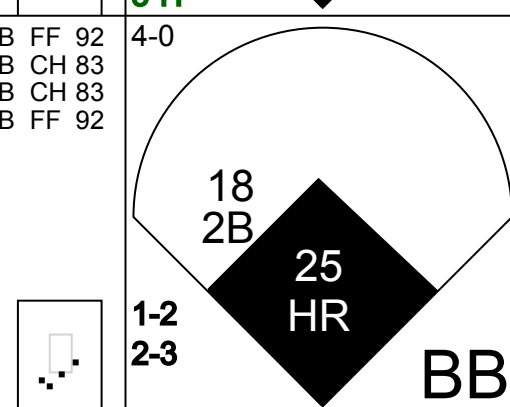
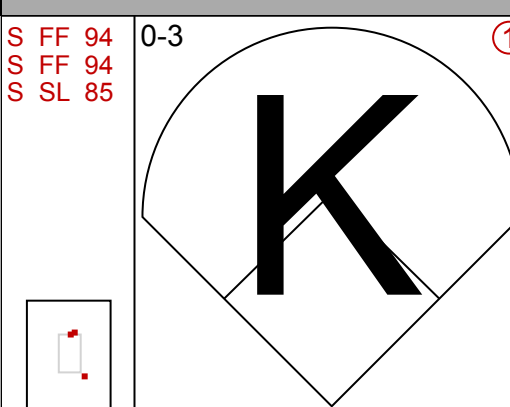
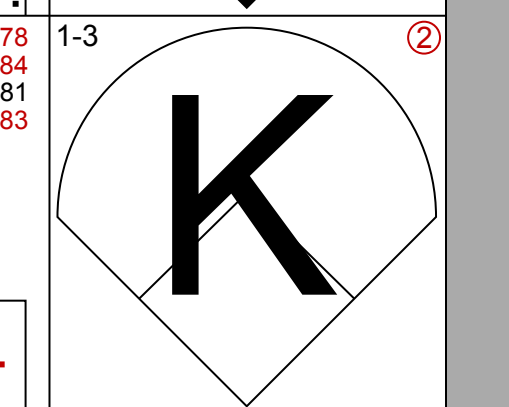
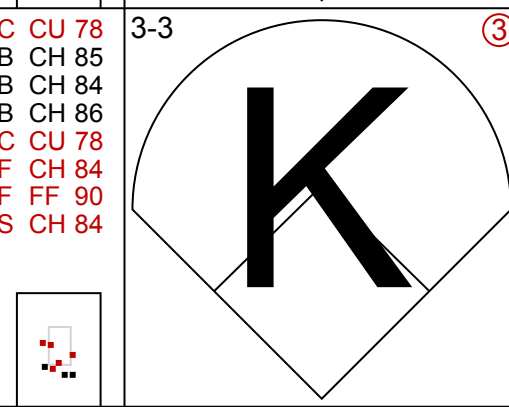
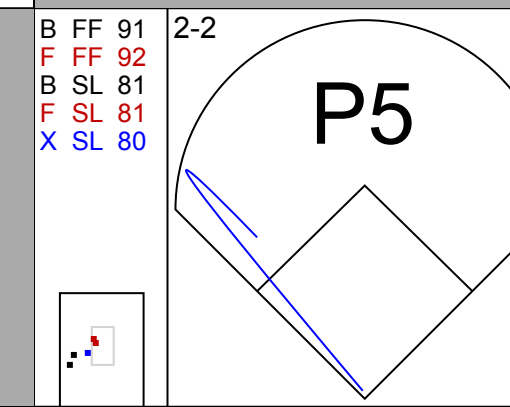
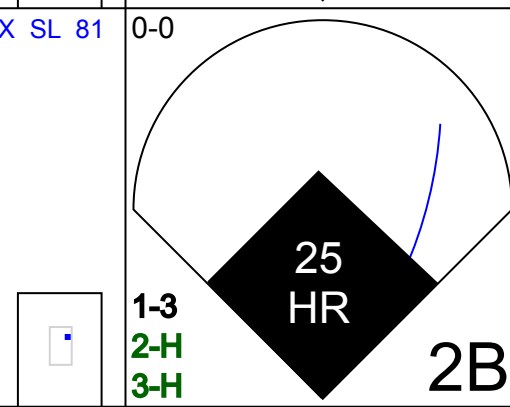

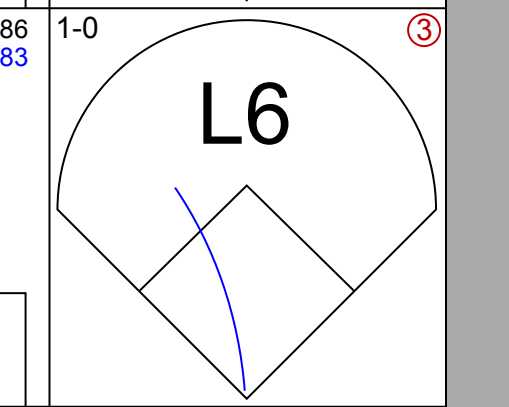
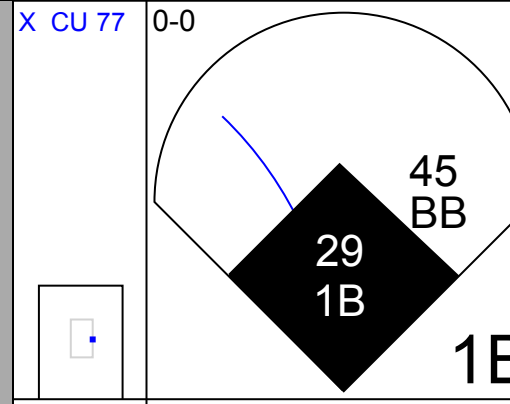
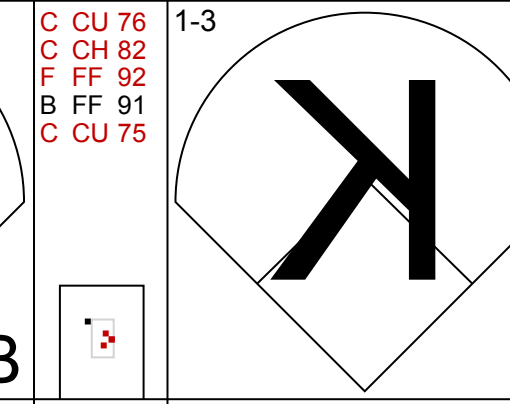
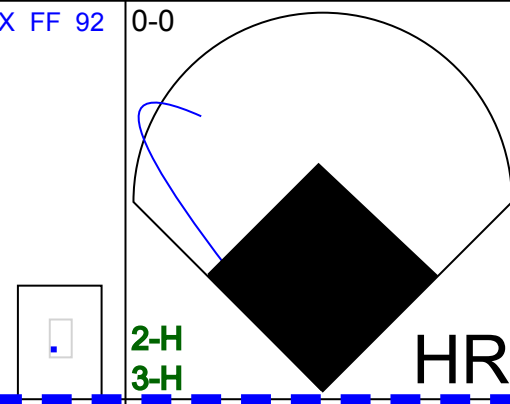
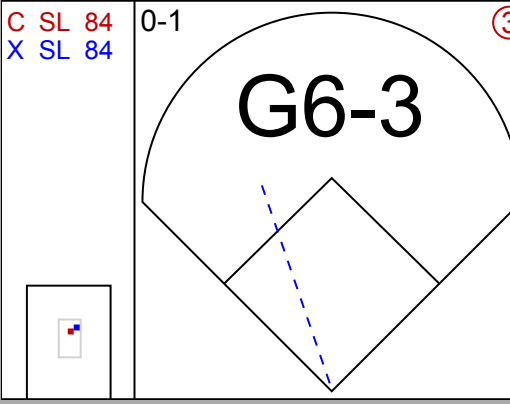
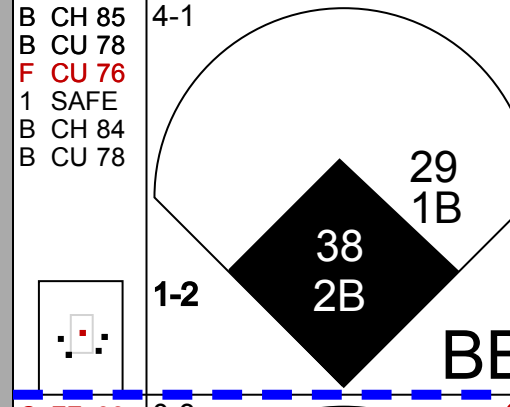
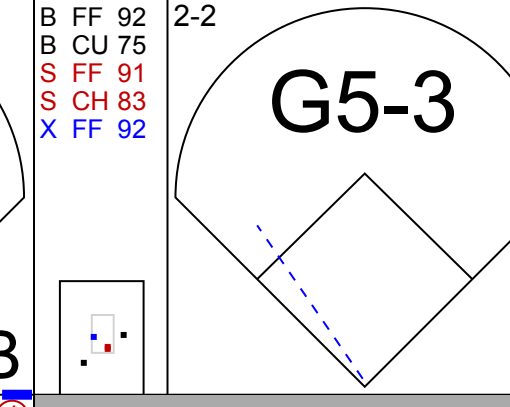
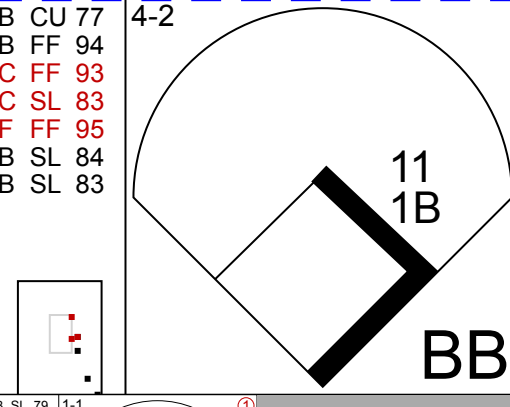
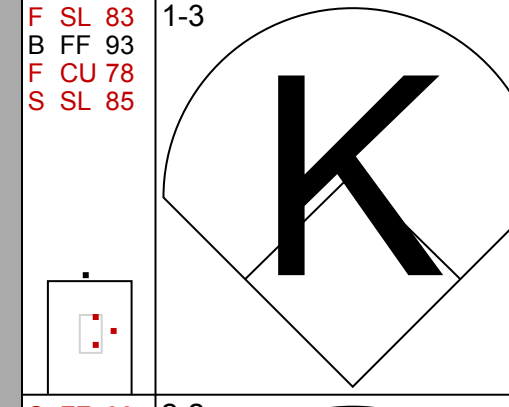

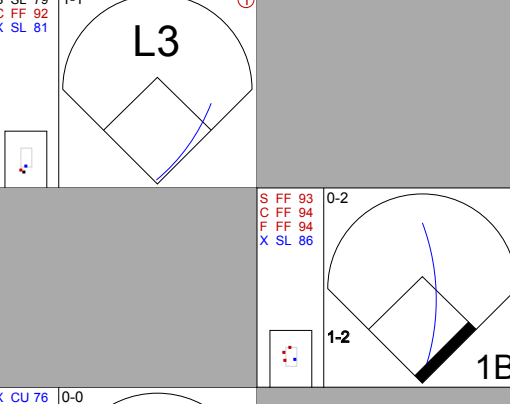
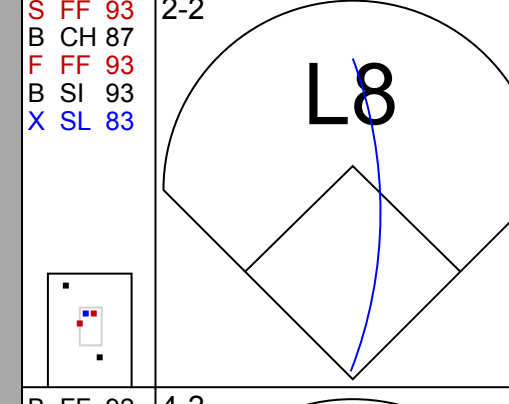

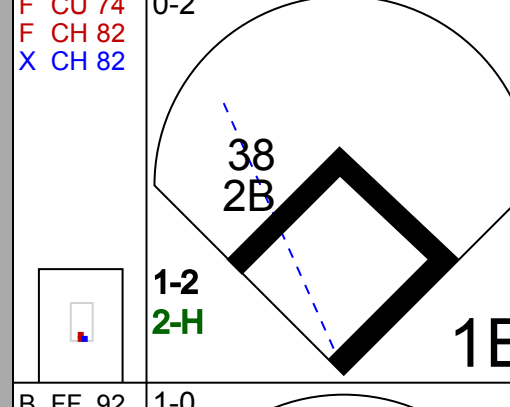
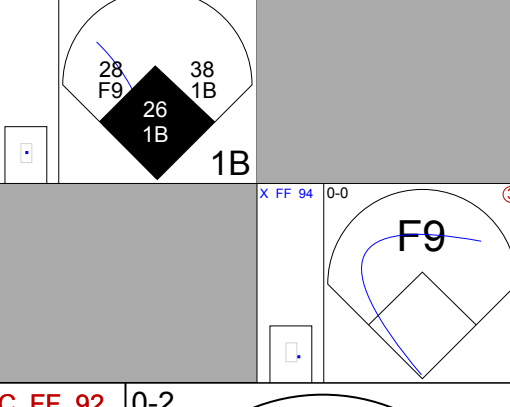

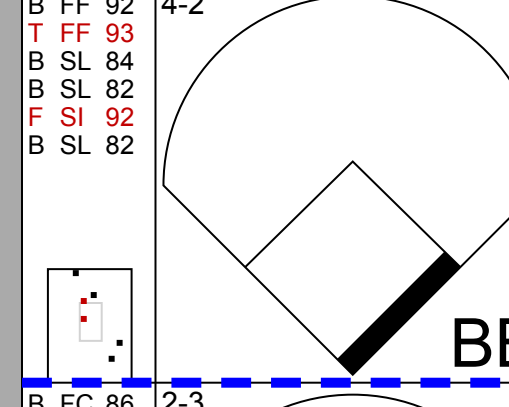
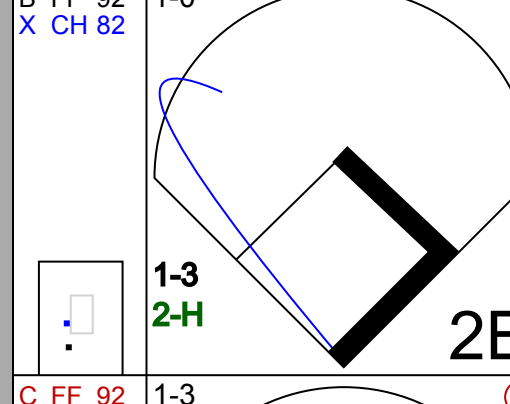
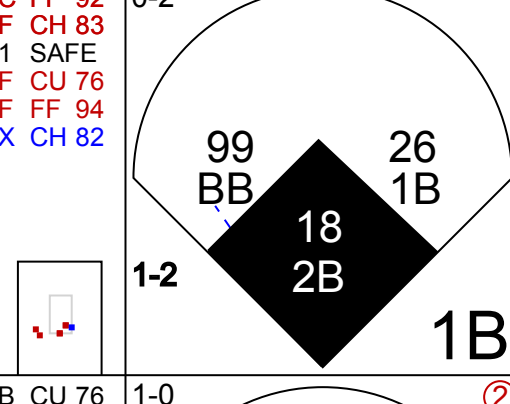
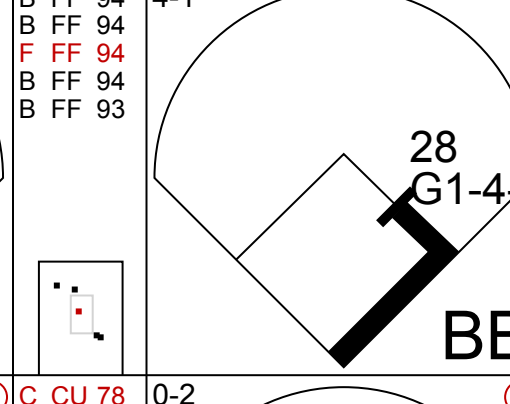
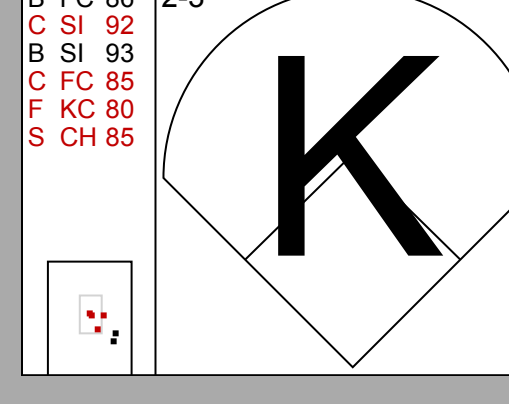

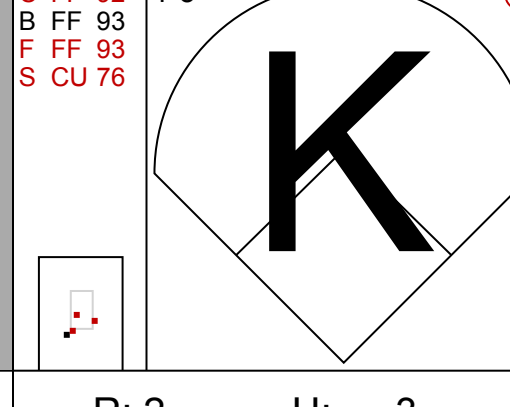
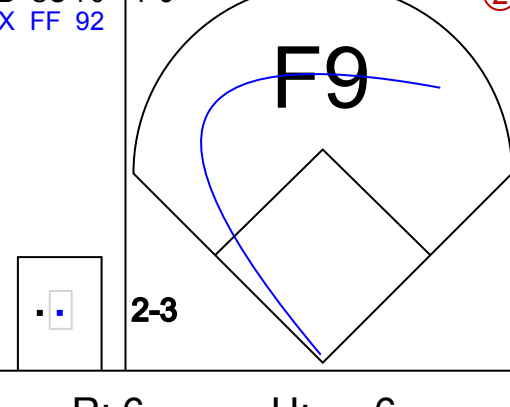
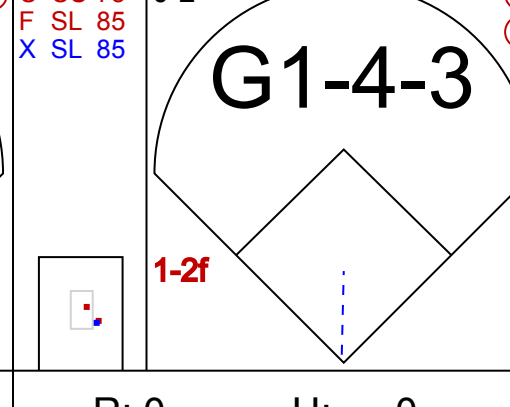
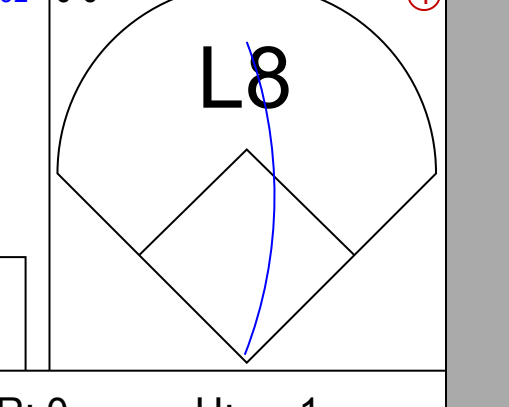
Batter	1	2	3	4	5	6	7	8	9	AB	R	H	RBI	BB	SO	LOB	TOP	
18 Brian Goodwin, L (1, 8) OBP: 0.331, SLG: 0.483										3	0	0	0	1	2	2		
6 David Fletcher, R (1, 5) OBP: 0.350, SLG: 0.386										4	0	2	0	0	0	1		
56 Kole Calhoun, L (1, 9) OBP: 0.326, SLG: 0.474										4	0	2	0	0	1	2		
5 Albert Pujols, R (1, 10) OBP: 0.310, SLG: 0.449										4	0	0	0	0	0	5		
2 Andrelton Simmons, R (1, 6) OBP: 0.304, SLG: 0.356										4	0	1	0	0	1	1		
25 Jared Walsh, L (1, 3) OBP: 0.282, SLG: 0.317										3	0	0	0	1	2	2		
4 Luis Rengifo, S (1, 4) OBP: 0.321, SLG: 0.364										2	0	0	0	0	2	0		
23 Matt Thaiss, L (7, 7) OBP: 0.283, SLG: 0.385										2	0	1	0	0	1	1		
21 Michael Hermosillo, R (1, 7) OBP: 0.444, SLG: 0.231										1	0	0	0	2	1	2		
48 Anthony Bernboom, L (1, 2) OBP: 0.140, SLG: 0.233										4	0	0	0	0	3	6		
<b>Inning Stats</b>	R: 0 H: 1 E: 0 K: 0 S: 15	H: 1 LOB: 1 BB: 1 P: 19	R: 0 H: 0 E: 0 K: 2 S: 11	H: 0 LOB: 0 BB: 0 P: 15	R: 0 H: 0 E: 0 K: 1 S: 10	H: 0 LOB: 1 BB: 1 P: 18	R: 0 H: 1 E: 0 K: 1 S: 11	H: 0 LOB: 1 BB: 0 P: 15	R: 0 H: 2 E: 0 K: 1 S: 12	H: 1 LOB: 1 BB: 1 P: 24	1B: 6 2B: 0 3B: 0 HR: 0	SF: 0 SAC: 0 DP: 2 HBP: 1	WP: 1 PB: 0 SB: 0 CS: 0	PA: 36				
<b>PITCHER</b>	IP WLS BF H R ER SO BB IBB HBP BLK WP HR S P ERA WHIP																	
40 Luis Severino, R (1, 1) ERA: 4.23	4.0	15	2	0	0	4	2	0	0	0	0	0	47	67	0.00	1.000		
43 Jonathan Loaisiga, R (5, 1) ERA: 7.71	2.0	7	0	0	0	3	1	0	0	0	0	1	21	33	0.00	0.500		
71 Stephen Tarpley, L (7, 1) ERA: 4.18	1.1	8	3	0	0	4	0	0	1	0	1	0	25	35	0.00	2.250		
35 Cory Gearrin, R (8, 1) ERA: 7.2	0.2	1	0	0	0	0	0	0	0	0	0	0	2	2	0.00	0.000		
72 Chance Adams, R (9, 1) ERA: 7.2	1.0	5	1	0	0	2	1	0	0	0	0	0	14	24	0.00	2.000		

Los Angeles Angels @ New York Yankees  
Yankee Stadium, Bronx, NY  
Tue Sep 17 2019, 6:42 PM - 9:42 PM EDT  
Att. 41,026 - Clear - 74 F

livebaseballscores.com

AB 31  
R 0  
H 6  
RBI 0  
BB 4  
SO 13  
LOB 22



Batter	1	2	3	4	5	6	7	8	9	AB	R	H	RBI	BB	SO	LOB	BOTTOM	
26 DJ LeMahieu, R (1, 3) OBP: 0.377, SLG: 0.516										4	1	2	1	1	0	0		
99 Aaron Judge, R (1, 9) OBP: 0.382, SLG: 0.513										4	1	0	0	1	3	4		
18 Didi Gregorius, L (1, 6) OBP: 0.288, SLG: 0.469										5	1	1	2	0	1	1		
25 Gleyber Torres, R (1, 4) OBP: 0.345, SLG: 0.550										4	2	2	3	0	1	0		
45 Luke Voit, R (1, 10) OBP: 0.392, SLG: 0.491										2	1	0	0	2	1	0		
11 Brett Gardner, L (1, 8) OBP: 0.326, SLG: 0.498										4	0	1	0	0	1	2		
29 Gio Urshela, R (1, 5) OBP: 0.365, SLG: 0.554										3	1	2	1	1	0	2		
38 Cameron Maybin, R (1, 7) OBP: 0.363, SLG: 0.472										3	1	2	1	1	1	1		
28 Austin Romine, R (1, 2) OBP: 0.312, SLG: 0.438										4	0	0	0	0	1	5		
<b>Inning Stats</b>	R: 0 H: 0 E: 0 K: 2 S: 11	H: 3 LOB: 3 BB: 2 P: 29	R: 0 H: 0 E: 0 K: 1 S: 10	H: 0 LOB: 0 BB: 0 P: 15	R: 6 H: 6 E: 0 K: 0 S: 21	H: 2 LOB: 2 BB: 2 P: 33	R: 0 H: 0 E: 0 K: 0 S: 6	H: 0 LOB: 0 BB: 1 P: 11	R: 0 H: 0 E: 0 K: 1 S: 11	H: 0 LOB: 0 BB: 0 P: 14	R: 0 H: 0 E: 0 K: 2 S: 12	H: 1 LOB: 1 BB: 0 P: 9	1B: 7 2B: 2 3B: 0 HR: 1	SF: 0 SAC: 0 DP: 1 HBP: 0	WP: 0 PB: 0 SB: 0 CS: 0	PA: 39		
<b>PITCHER</b>	IP WLS BF H R ER SO BB IBB HBP BLK WP HR S P ERA WHIP																	
24 Noé Ramirez, R (1, 1) ERA: 4.26	1.0	5	1	2	2	2	1	0	0	0	0	0	1	39	59	20.25	3.375	
54 José Suarez, L (2, 1) ERA: 7.42	2.2	17	7	6	6	3	2	0	0	0	0	0	33	52	0.00	1.333		
63 José Rodríguez, R (4, 1) ERA: 1.84	3.0	12	1	0	0	2	3	0	0	0	0	0	10	15	0.00	0.750		
53 Trevor Cahill, R (7, 1) ERA: 6.22	1.1	5	1	0	0	2	0	0	0	0	0	0	10	15	0.00	0.750		

Los Angeles Angels @ New York Yankees  
Yankee Stadium, Bronx, NY  
Tue Sep 17 2019, 6:42 PM - 9:42 PM EDT  
Att. 41,026 - Clear - 74 F

livebaseballscores.com

AB 33  
R 8  
H 10  
RBI 8  
BB 6  
SO 9  
LOB 15










Batter	1	2	3	4	5	6	7	8	9	AB	R	H	RBI	BB	SO	LOB	TOP					
18 Brian Goodwin, L (1,8) OBP: 0.326, SLG: 0.473	G4-3		F7			K			K	4	0	0	0	0	2	1						
6 David Fletcher, R (1,4) OBP: 0.350, SLG: 0.385	K		K			L4			G4-3	4	0	0	0	0	2	1						
56 Kole Calhoun, L (1,9) OBP: 0.328, SLG: 0.478	P2					G6-3			1B	4	1	2	1	0	0	0						
5 Albert Pujols, R (1,10) OBP: 0.308, SLG: 0.444		F9				L6			K	4	0	0	0	0	1	1						
25 Jared Walsh, L (1,3) OBP: 0.265, SLG: 0.317	K					G3-1				3	0	1	0	0	1	0						
2 Andrelton Simmons, R (1,6) OBP: 0.303, SLG: 0.351						G6-3			1B	3	0	1	0	0	0	1						
44 Kevan Smith, R (1,2) OBP: 0.321, SLG: 0.377						G5-4-3			G6-3	3	0	0	0	0	0	1						
23 Matt Thaiss, L (1,5) OBP: 0.290, SLG: 0.383						L8			F8	3	0	1	0	0	0	0						
21 Michael Hermosillo, R (1,7) OBP: 0.400, SLG: 0.283						K			G6-3	3	0	0	0	0	2	1						
<b>Inning Stats</b>	R: 0 E: 0 K: 1 S: 9	H: 0 LOB: 0 BB: 0 P: 11	R: 0 E: 0 K: 1 S: 10	H: 1 LOB: 1 BB: 0 P: 14	R: 0 E: 0 K: 2 S: 11	H: 1 LOB: 1 BB: 0 P: 18	R: 1 E: 0 K: 0 S: 7	H: 1 LOB: 0 BB: 0 P: 10	R: 0 E: 0 K: 1 S: 8	H: 0 LOB: 0 BB: 0 P: 12	R: 0 E: 0 K: 1 S: 8	H: 0 LOB: 0 BB: 0 P: 11	R: 0 E: 0 K: 0 S: 7	H: 1 LOB: 1 BB: 0 P: 10	R: 0 E: 0 K: 0 S: 7	H: 0 LOB: 0 BB: 0 P: 10	R: 0 E: 0 K: 2 S: 15	H: 1 LOB: 1 BB: 0 P: 21	1B: 4 2B: 0 HR: 1	SF: 0 SAC: 0 HBP: 0	WP: 0 PB: 0 CS: 0	PA: 31
<b>PITCHER</b>	IP	WLS	BF	H	R	ER	SO	BB	IBB	HBP	BLK	WP	HR	S	P	ERA	WHIP					
19 Masahiro Tanaka, R (1,1) ERA: 4.47	7.0	W	24	4	1	1	6	0	0	0	0	0	1	60	86	1.29	0.571					
35 Cory Gearrin, R (8,1) ERA: 4.1	1.0		3	0	0	0	0	0	0	0	0	0	0	7	10	0.00	0.000					
54 Aroldis Chapman, L (9,1) ERA: 2.28	1.0		4	1	0	0	2	0	0	0	0	0	0	15	21	0.00	1.000					

Los Angeles Angels @ New York Yankees  
Yankee Stadium, Bronx, NY  
Thu Sep 19 2019, 6:39 PM - 9:17 PM EDT  
Att. 42,056 - Clear - 68 F

livebaseballscorecards.com

AB 31  
R 1  
H 5  
RBI 1  
BB 0  
SO 8  
LOB 6




Batter	1	2	3	4	5	6	7	8	9	AB	R	H	RBI	BB	SO	LOB	BOTTOM					
26 DJ LeMahieu, R (1,4) OBP: 0.377, SLG: 0.518	K					L7			K	4	1	1	3	0	2	0						
27 Giancarlo Stanton, R (1,10) OBP: 0.400, SLG: 0.605						K			G4-3	3	0	0	0	1	2	0						
45 Luke Voit, R (1,3) OBP: 0.385, SLG: 0.482	K					L5			K	4	0	0	0	0	2	1						
18 Didi Gregorius, L (1,6) OBP: 0.287, SLG: 0.464						K2-3			F7	4	1	2	0	0	1	0						
29 Gio Urshela, R (1,5) OBP: 0.363, SLG: 0.546	K					K			F9	3	1	0	0	1	2	2						
38 Cameron Maybin, R (1,7) OBP: 0.395, SLG: 0.484						K			G3-1	3	1	1	1	1	1	2						
11 Brett Gardner, L (1,8) OBP: 0.330, SLG: 0.508						HR			HR	3	3	2	3	1	0	1						
77 Clint Frazier, R (1,9) OBP: 0.315, SLG: 0.495						F9			P5	4	1	1	2	0	0	2						
28 Austin Romine, R (1,2) OBP: 0.311, SLG: 0.435						P4			K	4	1	1	0	0	1	1						
<b>Inning Stats</b>	R: 0 E: 0 K: 3 S: 13	H: 1 LOB: 2 BB: 1 P: 21	R: 3 E: 0 K: 1 S: 13	H: 2 LOB: 0 BB: 1 P: 21	R: 0 E: 0 K: 2 S: 7	H: 0 LOB: 0 BB: 0 P: 10	R: 1 E: 0 K: 1 S: 8	H: 1 LOB: 0 BB: 0 P: 13	R: 0 E: 0 K: 1 S: 8	H: 0 LOB: 0 BB: 0 P: 11	R: 2 E: 0 K: 1 S: 18	H: 2 LOB: 1 BB: 1 P: 29	R: 0 E: 0 K: 2 S: 9	H: 0 LOB: 0 BB: 0 P: 13	R: 3 E: 0 K: 0 S: 16	H: 2 LOB: 0 BB: 1 P: 28	1B: 3 2B: 1 HR: 4	SF: 0 SAC: 0 HBP: 0	WP: 0 PB: 0 CS: 0	PA: 36		
<b>PITCHER</b>	IP	WLS	BF	H	R	ER	SO	BB	IBB	HBP	BLK	WP	HR	S	P	ERA	WHIP					
28 Andrew Heaney, L (1,1) ERA: 5.1	5.0	L	23	5	6	6	8	3	0	0	0	0	2	56	90	10.80	1.600					
38 Justin Anderson, R (6,1) ERA: 5.56	1.0		4	1	0	0	1	0	0	0	0	0	0	11	15	0.00	1.000					
99 Keynan Middleton, R (7,1) ERA: 8.64	1.0		3	0	0	0	2	0	0	0	0	0	0	9	13	0.00	0.000					
58 Miguel Del Pozo, L (8,1) ERA: 8.64	0.2		5	2	3	3	0	1	0	0	0	0	2	13	24	40.50	4.500					
65 Jake Jewell, R (8,1) ERA: 6.86	0.1		1	0	0	0	0	0	0	0	0	0	0	3	4	0.00	0.000					

Los Angeles Angels @ New York Yankees  
Yankee Stadium, Bronx, NY  
Thu Sep 19 2019, 6:39 PM - 9:17 PM EDT  
Att. 42,056 - Clear - 68 F

livebaseballscorecards.com

AB 32  
R 9  
H 8  
RBI 9  
BB 4  
SO 11  
LOB 9

























Batter	1	2	3	4	5	6	7	8	9	10	11	12	AB	R	H	RBI	BB	SO	LOB	TOP								
26 Myles Straw, R OBP: 0.377, SLG: 0.337 (1.4) (8.6)														6	0	3	0	1	0	0								
23 Michael Brantley, L OBP: 0.373, SLG: 0.488 (1.9) (8.7)														5	0	1	0	0	0	1								
6 Jake Marjnick, R OBP: 0.291, SLG: 0.409 (8.8)														2	0	1	0	0	1	3								
2 Alex Bregman, R OBP: 0.420, SLG: 0.590 (1.10) (8.8)														4	0	0	0	2	1	2								
3 Kyle Tucker, L OBP: 0.323, SLG: 0.581 (1.7) (8.3)														6	1	1	1	0	4	6								
16 Aledmys Diaz, R OBP: 0.353, SLG: 0.450 (1.3) (8.4)														3	0	0	0	2	0	3								
22 Josh Reddick, L OBP: 0.319, SLG: 0.404 (1.8) (8.9)														6	0	5	0	0	1	1								
13 Abraham Toro, S OBP: 0.295, SLG: 0.377 (1.5) (8.9)														5	0	0	0	1	2	7								
12 Martin Maldonado, R OBP: 0.294, SLG: 0.383 (8.7) (8.7)														2	1	0	0	1	1	1								
44 Yordan Alvarez, L OBP: 0.421, SLG: 0.679 (8.7) (8.7)														0	0	0	0	1	0	0								
11 Garrett Stubbs, L OBP: 0.289, SLG: 0.294 (8.2) (8.2)														2	0	0	0	0	1	3								
9 Jack Mayfield, R OBP: 0.150, SLG: 0.322 (1.6) (8.9)														3	1	1	2	0	0	0								
4 George Springer, R OBP: 0.378, SLG: 0.584 (8.7) (8.8)														2	0	0	0	1	0	3								
<b>Inning Stats</b>	R: 0 E: 0 K: 5	H: 0 LOB: 0 BB: 8	R: 0 E: 0 K: 2	H: 0 LOB: 1 BB: 18	R: 0 E: 0 K: 1	H: 1 LOB: 1 BB: 20	R: 0 E: 0 K: 1	H: 2 LOB: 0 BB: 9	R: 2 E: 0 K: 1	H: 1 LOB: 1 BB: 28	R: 0 E: 0 K: 7	H: 1 LOB: 1 BB: 13	R: 0 E: 0 K: 9	H: 0 LOB: 0 BB: 15	R: 0 E: 0 K: 11	H: 1 LOB: 2 BB: 18	R: 0 E: 0 K: 16	H: 2 LOB: 3 BB: 28	R: 0 E: 0 K: 16	H: 1 LOB: 3 BB: 28	1B: 9 2B: 1 3B: 0 HR: 2	SF: 0 SAC: 0 DP: 2 HBP: 1	WP: 1 PB: 0 SB: 2 CS: 0	PA: 56				
<b>PITCHER</b>	IP WLS BF H R ER SO BB IBB HBP BLK WP HR S P ERA WHIP	4.1 0.2 3 0 0 0 1 1 0 0 0 0 0 7 13 0.00 1.500	5.1 0.2 3 0 0 0 1 1 0 0 0 0 0 7 13 0.00 2.000	6.1 1.0 4 1 0 0 0 1 0 0 0 0 0 7 13 0.00 3.000	7.1 0.1 2 1 0 0 0 0 0 0 0 0 0 6 8 0.00 3.000	8.1 0.0 1 1 0 0 0 0 0 0 0 0 0 1 1 ∞ ∞	9.1 0.0 1 1 0 0 0 0 0 0 0 0 0 0 1 1 ∞ ∞	10.1 0.0 1 1 0 0 0 0 0 0 0 0 0 0 1 1 ∞ ∞	11.1 0.0 1 1 0 0 0 0 0 0 0 0 0 0 1 1 ∞ ∞	12.1 0.0 1 1 0 0 0 0 0 0 0 0 0 0 1 1 ∞ ∞	13.1 0.0 1 1 0 0 0 0 0 0 0 0 0 0 1 1 ∞ ∞	14.1 0.0 1 1 0 0 0 0 0 0 0 0 0 0 1 1 ∞ ∞	15.1 0.0 1 1 0 0 0 0 0 0 0 0 0 0 1 1 ∞ ∞	16.1 0.0 1 1 0 0 0 0 0 0 0 0 0 0 1 1 ∞ ∞	17.1 0.0 1 1 0 0 0 0 0 0 0 0 0 0 1 1 ∞ ∞	18.1 0.0 1 1 0 0 0 0 0 0 0 0 0 0 1 1 ∞ ∞	19.1 0.0 1 1 0 0 0 0 0 0 0 0 0 0 1 1 ∞ ∞	20.1 0.0 1 1 0 0 0 0 0 0 0 0 0 0 1 1 ∞ ∞	21.1 0.0 1 1 0 0 0 0 0 0 0 0 0 0 1 1 ∞ ∞	22.1 0.0 1 1 0 0 0 0 0 0 0 0 0 0 1 1 ∞ ∞	23.1 0.0 1 1 0 0 0 0 0 0 0 0 0 0 1 1 ∞ ∞	24.1 0.0 1 1 0 0 0 0 0 0 0 0 0 0 1 1 ∞ ∞	25.1 0.0 1 1 0 0 0 0 0 0 0 0 0 0 1 1 ∞ ∞	26.1 0.0 1 1 0 0 0 0 0 0 0 0 0 0 1 1 ∞ ∞	27.1 0.0 1 1 0 0 0 0 0 0 0 0 0 0 1 1 ∞ ∞	28.1 0.0 1 1 0 0 0 0 0 0 0 0 0 0 1 1 ∞ ∞	29.1 0.0 1 1 0 0 0 0 0 0 0 0 0 0 1 1 ∞ ∞	30.1 0.0 1 1 0 0 0 0 0 0 0 0 0 0 1 1 ∞ ∞

Houston Astros @ Los Angeles Angels  
Angel Stadium, Anaheim, CA  
Thu Sep 26 2019, 7:08 PM - 11:39 PM PDT  
Alt. 39,658 - Cloudy - 72 F

AB 46  
R 3  
H 12  
RBI 3  
BB 9  
SO 11  
LOB 30



Batter	1	2	3	4	5	6	7	8	9	10	11	12	AB	R	H	RBI	BB	SO	LOB	BOTTOM								
6 David Fletcher, R OBP: 0.354, SLG: 0.389 (1.4) (3.7)													5	0	1	0	1	0	1									
2 Andrelton Simmons, R OBP: 0.305, SLG: 0.353 (1.6) (8.6)													5	1	1	0	1	0	1									
5 Albert Pujols, R OBP: 0.308, SLG: 0.436 (1.3) (8.8)													4	1	0	0	1	0	3									
56 Kole Calhoun, L OBP: 0.324, SLG: 0.470 (1.9) (8.9)														5	0	0	0	0	3									
44 Kevan Smith, R OBP: 0.319, SLG: 0.396 (1.2) (8.8)														5	0	2	2	0	1									
3 Taylor Ward, R OBP: 0.268, SLG: 0.368 (1.10) (8.8)														5	0	2	0	0	2									
18 Brian Goodwin, L OBP: 0.326, SLG: 0.469 (1.8) (8.8)														1	0	1	0	0	0									
20 Kean Wong, L OBP: 0.167, SLG: 0.167 (2.7) (3.4)														4	1	0	0	0	1									
22 Kaleb Cowart, S OBP: 0.294, SLG: 0.438 (1.5) (8.8)														4	1	0	0	1	0									
21 Michael Hermosillo, R OBP: 0.306, SLG: 0.342 (1.7) (3.8)														4	0	0	1	0	1									
<b>Inning Stats</b>	R: 2 E: 0 K: 17	H: 2 LOB: 1 BB: 27	R: 1 E: 0 K: 13	H: 2 LOB: 1 BB: 24	R: 0 E: 0 K: 0	H: 1 LOB: 1 BB: 28	R: 0 E: 0 K: 0	H: 0 LOB: 0 BB: 14	R: 0 E: 0 K: 0	H: 0 LOB: 0 BB: 6	R: 0 E: 0 K: 0	H: 0 LOB: 0 BB: 11	R: 0 E: 0 K: 0	H: 0 LOB: 0 BB: 15	R: 1 E: 1 K: 0	H: 0 LOB: 1 BB: 13	1B: 4 2B: 3 3B: 0 HR: 0	SF: 1 SAC: 0 DP: 0 HBP: 0	WP: 0 PB: 0 SB: 1 CS: 0	PA: 47								
<b>PITCHER</b>	IP WLS BF H R ER SO BB IBB HBP BLK WP HR S P ERA WHIP	4.0 1.1 5 1 0 0 0 2 0 0 0 0 0 10 14 0.00 0.750	5.1 0.2 3 0 0 0 0 1 0 0 0 0 0 7 13 0.00 0.000	6.1 1.0 4 1 0 0 0 1 0 0 0 0 0 7 13 0.00 2.000	7.1 0.1 2 1 0 0 0 0 0 0 0 0 0 6 8 0.00 3.000	8.1 0.0 1 1 0 0 0 0 0 0 0 0 0 1 1 ∞ ∞	9.1 0.0 1 1 0 0 0 0 0 0 0 0 0 1 1 ∞ ∞	10.1 0.0 1 1 0 0 0 0 0 0 0 0 0 0 1 1 ∞ ∞	11.1 0.0 1 1 0 0 0 0 0 0 0 0 0 0 1 1 ∞ ∞	12.1 0.0 1 1 0 0 0 0 0 0 0 0 0 0 1 1 ∞ ∞	13.1 0.0 1 1 0 0 0 0 0 0 0 0 0 0 1 1 ∞ ∞	14.1 0.0 1 1 0 0 0 0 0 0 0 0 0 0 1 1 ∞ ∞	15.1 0.0 1 1 0 0 0 0 0 0 0 0 0 0 1 1 ∞ ∞	16.1 0.0 1 1 0 0 0 0 0 0 0 0 0 0 1 1 ∞ ∞	17.1 0.0 1 1 0 0 0 0 0 0 0 0 0 0 1 1 ∞ ∞	18.1 0.0 1 1 0 0 0 0 0 0 0 0 0 0 0 1 1 ∞ ∞	19.1 0.0 1 1 0 0 0 0 0 0 0 0 0 0 0 1 1 ∞ ∞	20.1 0.0 1 1 0 0 0 0 0 0 0 0 0 0 0 1 1 ∞ ∞	21.1 0.0 1 1 0 0 0 0 0 0 0 0 0 0 0 1 1 ∞ ∞	22.1 0.0 1 1 0 0 0 0 0 0 0 0 0 0 0 1 1 ∞ ∞	23.1 0.0 1 1 0 0 0 0 0 0 0 0 0 0 0 1 1 ∞ ∞	24.1 0.0 1 1 0 0 0 0 0 0 0 0 0 0 0 1 1 ∞ ∞	25.1 0.0 1 1 0 0 0 0 0 0 0 0 0 0 0 1 1 ∞ ∞	26.1 0.0 1 1 0 0 0 0 0 0 0 0 0 0 0 1 1 ∞ ∞	27.1 0.0 1 1 0 0 0 0 0 0 0 0 0 0 0 1 1 ∞ ∞	28.1 0.0 1 1 0 0 0 0 0 0 0 0 0 0 0 1 1 ∞ ∞	29.1 0.0 1 1 0 0 0 0 0 0 0 0 0 0 0 1 1 ∞ ∞	30.1 0.0 1 1 0 0 0 0 0 0 0 0 0 0 0 1 1 ∞ ∞

Houston Astros @ Los Angeles Angels  
Angel Stadium, Anaheim, CA  
Thu Sep 26 2019, 7:08 PM - 11:39 PM PDT  
Alt. 39,658 - Cloudy - 72 F

AB 42  
R 4  
H 7  
RBI 3  
BB 4  
SO 7  
LOB 15













Batter	1	2	3	4	5	6	7	8	9	AB	R	H	RBI	BB	SO	LOB	TOP						
4 George Springer, R OBP: 0.383, SLG: 0.591 13 Abraham Toro, S OBP: 0.303, SLG: 0.385										4	3	4	2	0	0	0							
27 Jose Altuve, R OBP: 0.383, SLG: 0.550 6 Jake Marisnick, R OBP: 0.289, SLG: 0.411										3	0	1	1	0	0	1							
23 Michael Brantley, L OBP: 0.319, SLG: 0.537 3 Kyle Tucker, L										3	0	1	1	0	0	1							
2 Alex Bregman, R OBP: 0.423, SLG: 0.592 9 Jack Mayfield, R OBP: 0.169, SLG: 0.328										1	1	1	1	2	0	0							
44 Yordan Alvarez, L OBP: 0.412, SLG: 0.655										4	0	0	0	1	2	5							
10 Yuli Gurriel, R OBP: 0.343, SLG: 0.541 11 Garrett Stubbs, L OBP: 0.282, SLG: 0.286										4	1	1	2	0	0	3							
16 Aledmys Diaz, R OBP: 0.356, SLG: 0.467										5	1	3	1	0	0	0							
12 Martin Maldonado, R OBP: 0.293, SLG: 0.378										4	0	0	0	0	2	1							
26 Myles Straw, R OBP: 0.378, SLG: 0.343										4	1	1	0	1	1	2							
<b>Inning Stats</b>	R: 1 H: 2 E: 0 K: 1 S: 15	WLS: 2 BF: 19 LOB: 2 P: 27	R: 2 H: 2 E: 0 K: 0 S: 10	H: 2 R: 7 ER: 7 SO: 2	ER: 0 LOB: 0 BB: 0 P: 11	R: 2 H: 1 E: 0 K: 0 S: 11	LOB: 1 BB: 1 P: 17	R: 3 H: 4 E: 0 K: 2 S: 16	H: 4 R: 3 ER: 3 SO: 2	R: 0 H: 2 E: 0 K: 1 S: 13	H: 0 R: 0 ER: 0 SO: 3	R: 0 H: 0 E: 0 K: 1 S: 12	H: 0 R: 0 ER: 0 SO: 1	R: 0 H: 1 E: 0 K: 1 S: 10	H: 1 R: 0 ER: 0 SO: 1	R: 0 H: 1 E: 0 K: 1 S: 7	H: 2 R: 0 ER: 0 SO: 12	1B: 5 2B: 5 HR: 3	SF: 0 SAC: 0 DP: 0 HBP: 1	WP: 0 PB: 0 SB: 1 CS: 0	PA: 45		
<b>PITCHER</b>	IP: 3.1 WLS: 1 BF: 19 LOB: 2 ERA: 5.38	WLS: 2 BF: 19 LOB: 2 ERA: 5.38	H: 2 R: 7 ER: 7 SO: 2	H: 2 R: 7 ER: 7 SO: 2	H: 1 R: 3 ER: 3 SO: 2	H: 1 R: 3 ER: 3 SO: 2	H: 4 R: 3 ER: 3 SO: 2	H: 4 R: 3 ER: 3 SO: 2	H: 2 R: 0 ER: 0 SO: 3	H: 2 R: 0 ER: 0 SO: 3	H: 0 R: 0 ER: 0 SO: 1	H: 0 R: 0 ER: 0 SO: 1	H: 0 R: 0 ER: 0 SO: 1	H: 1 R: 0 ER: 0 SO: 1	H: 1 R: 0 ER: 0 SO: 1	H: 2 R: 0 ER: 0 SO: 12	0.00 2.700	0.00 1.000	0.00 1.000	0.00 1.000	0.00 1.000	0.00 1.000	
52 Dillon Peters, L ERA: 5.38 65 Jake Jewell, R ERA: 6.84 63 José Rodríguez, R ERA: 2.75 58 Miguel Del Pozo, L ERA: 10.61 38 Justin Anderson, R ERA: 5.55	IP: 3.1 WLS: 1 BF: 19 LOB: 2 ERA: 5.38	IP: 3.1 WLS: 1 BF: 19 LOB: 2 ERA: 5.38	IP: 3.1 WLS: 1 BF: 19 LOB: 2 ERA: 5.38	IP: 3.1 WLS: 1 BF: 19 LOB: 2 ERA: 5.38	IP: 3.1 WLS: 1 BF: 19 LOB: 2 ERA: 5.38	IP: 3.1 WLS: 1 BF: 19 LOB: 2 ERA: 5.38	IP: 3.1 WLS: 1 BF: 19 LOB: 2 ERA: 5.38	IP: 3.1 WLS: 1 BF: 19 LOB: 2 ERA: 5.38	IP: 3.1 WLS: 1 BF: 19 LOB: 2 ERA: 5.38	IP: 3.1 WLS: 1 BF: 19 LOB: 2 ERA: 5.38	IP: 3.1 WLS: 1 BF: 19 LOB: 2 ERA: 5.38	IP: 3.1 WLS: 1 BF: 19 LOB: 2 ERA: 5.38	IP: 3.1 WLS: 1 BF: 19 LOB: 2 ERA: 5.38	IP: 3.1 WLS: 1 BF: 19 LOB: 2 ERA: 5.38	IP: 3.1 WLS: 1 BF: 19 LOB: 2 ERA: 5.38	IP: 3.1 WLS: 1 BF: 19 LOB: 2 ERA: 5.38	18.90 2.700	13.50 3.000	0.00 3.000	0.00 1.000	0.00 0.000	0.00 0.000	
67 Taylor Cole, R ERA: 5.92 40 Luis García, R ERA: 4.35	IP: 1.0 WLS: 0 BF: 4 LOB: 1 ERA: 5.92	IP: 1.0 WLS: 0 BF: 4 LOB: 1 ERA: 5.92	IP: 1.0 WLS: 0 BF: 4 LOB: 1 ERA: 5.92	IP: 1.0 WLS: 0 BF: 4 LOB: 1 ERA: 5.92	IP: 1.0 WLS: 0 BF: 4 LOB: 1 ERA: 5.92	IP: 1.0 WLS: 0 BF: 4 LOB: 1 ERA: 5.92	IP: 1.0 WLS: 0 BF: 4 LOB: 1 ERA: 5.92	IP: 1.0 WLS: 0 BF: 4 LOB: 1 ERA: 5.92	IP: 1.0 WLS: 0 BF: 4 LOB: 1 ERA: 5.92	IP: 1.0 WLS: 0 BF: 4 LOB: 1 ERA: 5.92	IP: 1.0 WLS: 0 BF: 4 LOB: 1 ERA: 5.92	IP: 1.0 WLS: 0 BF: 4 LOB: 1 ERA: 5.92	IP: 1.0 WLS: 0 BF: 4 LOB: 1 ERA: 5.92	IP: 1.0 WLS: 0 BF: 4 LOB: 1 ERA: 5.92	IP: 1.0 WLS: 0 BF: 4 LOB: 1 ERA: 5.92	IP: 1.0 WLS: 0 BF: 4 LOB: 1 ERA: 5.92	5.92 1.000	5.92 1.000	5.92 1.000	5.92 1.000	5.92 1.000	5.92 1.000	
<b>Batter</b>	<b>1</b>	<b>2</b>	<b>3</b>	<b>4</b>	<b>5</b>	<b>6</b>	<b>7</b>	<b>8</b>	<b>9</b>	<b>AB</b>	<b>R</b>	<b>H</b>	<b>RBI</b>	<b>BB</b>	<b>SO</b>	<b>LOB</b>	<b>BOTTOM</b>						
9 Tommy La Stella, L OBP: 0.346, SLG: 0.486										5	0	1	0	0	1	0							
6 David Fletcher, R OBP: 0.250, SLG: 0.384										5	0	1	0	0	2	1							
18 Brian Goodwin, L OBP: 0.326, SLG: 0.470										4	0	0	0	1	3	2							
5 Albert Pujols, R OBP: 0.305, SLG: 0.430 22 Kaleb Cowart, S OBP: 0.192, SLG: 0.290										2	0	1	0	0	0	0							
56 Kole Calhoun, L OBP: 0.325, SLG: 0.467										3	1	1	0	1	2	1							
2 Andrelton Simmons, R OBP: 0.309, SLG: 0.364										3	1	1	1	0	1	1							
3 Taylor Ward, R OBP: 0.292, SLG: 0.333										2	1	0	0	2	2	2							
23 Matt Thaiss, L OBP: 0.293, SLG: 0.422										4	2	3	4	0	1	3							
48 Anthony Bermboom, L OBP: 0.145, SLG: 0.204 41 Justin Bour, L OBP: 0.259, SLG: 0.364 44 Kevan Smith, R OBP: 0.318, SLG: 0.393										3	0	0	0	0	2	3							
<b>Inning Stats</b>	R: 0 H: 0 E: 0 K: 2 S: 10	H: 0 R: 0 ER: 0 SO: 0 P: 15	R: 0 H: 1 E: 0 K: 2 S: 11	H: 1 R: 1 ER: 1 SO: 1	R: 1 H: 2 E: 0 K: 1 S: 10	H: 2 R: 1 ER: 1 SO: 1	R: 0 H: 1 E: 0 K: 3 S: 15	H: 1 R: 0 ER: 0 SO: 1	R: 0 H: 0 E: 0 K: 2 S: 10	H: 0 R: 0 ER: 0 SO: 1	R: 2 H: 2 E: 0 K: 1 S: 16	H: 2 R: 0 ER: 0 SO: 1	R: 2 H: 2 E: 0 K: 1 S: 16	R: 0 H: 1 E: 0 K: 0 S: 8	H: 1 R: 0 ER: 0 SO: 10	1B: 2 2B: 4 HR: 2	SF: 0 SAC: 0 DP: 0 HBP: 1	WP: 0 PB: 0 SB: 0 CS: 0	PA: 40				
<b>PITCHER</b>	IP: 5.0 WLS: 2 BF: 22 LOB: 0 ERA: 2.5	IP: 5.0 WLS: 2 BF: 22 LOB: 0 ERA: 2.5	IP: 5.0 WLS: 2 BF: 22 LOB: 0 ERA: 2.5	IP: 5.0 WLS: 2 BF: 22 LOB: 0 ERA: 2.5	IP: 5.0 WLS: 2 BF: 22 LOB: 0 ERA: 2.5	IP: 5.0 WLS: 2 BF: 22 LOB: 0 ERA: 2.5	IP: 5.0 WLS: 2 BF: 22 LOB: 0 ERA: 2.5	IP: 5.0 WLS: 2 BF: 22 LOB: 0 ERA: 2.5	IP: 5.0 WLS: 2 BF: 22 LOB: 0 ERA: 2.5	IP: 5.0 WLS: 2 BF: 22 LOB: 0 ERA: 2.5	IP: 5.0 WLS: 2 BF: 22 LOB: 0 ERA: 2.5	IP: 5.0 WLS: 2 BF: 22 LOB: 0 ERA: 2.5	IP: 5.0 WLS: 2 BF: 22 LOB: 0 ERA: 2.5	IP: 5.0 WLS: 2 BF: 22 LOB: 0 ERA: 2.5	IP: 5.0 WLS: 2 BF: 22 LOB: 0 ERA: 2.5	IP: 5.0 WLS: 2 BF: 22 LOB: 0 ERA: 2.5	IP: 5.0 WLS: 2 BF: 22 LOB: 0 ERA: 2.5	27.00 3.000	27.00 3.000	27.00 4.500	27.00 1.000	27.00 1.000	27.00 1.000
45 Gerrit Cole, R ERA: 2.5 41 Brad Peacock, R ERA: 4.12 66 Bryan Abreu, R ERA: 1.04 38 Joe Smith, R ERA: 1.8 47 Chris Devenski, R ERA: 4.83	IP: 5.0 WLS: 2 BF: 22 LOB: 0 ERA: 2.5	IP: 5.0 WLS: 2 BF: 22 LOB: 0 ERA: 2.5	IP: 5.0 WLS: 2 BF: 22 LOB: 0 ERA: 2.5	IP: 5.0 WLS: 2 BF: 22 LOB: 0 ERA: 2.5	IP: 5.0 WLS: 2 BF: 22 LOB: 0 ERA: 2.5	IP: 5.0 WLS: 2 BF: 22 LOB: 0 ERA: 2.5	IP: 5.0 WLS: 2 BF: 22 LOB: 0 ERA: 2.5	IP: 5.0 WLS: 2 BF: 22 LOB: 0 ERA: 2.5	IP: 5.0 WLS: 2 BF: 22 LOB: 0 ERA: 2.5	IP: 5.0 WLS: 2 BF: 22 LOB: 0 ERA: 2.5	IP: 5.0 WLS: 2 BF: 22 LOB: 0 ERA: 2.5	IP: 5.0 WLS: 2 BF: 22 LOB: 0 ERA: 2.5	IP: 5.0 WLS: 2 BF: 22 LOB: 0 ERA: 2.5	IP: 5.0 WLS: 2 BF: 22 LOB: 0 ERA: 2.5	IP: 5.0 WLS: 2 BF: 22 LOB: 0 ERA: 2.5	IP: 5.0 WLS: 2 BF: 22 LOB: 0 ERA: 2.5	1.80 1.200	1.80 1.200	27.00 4.500	27.00 1.000	27.00 1.000	27.00 1.000	
36 Will Harris, R ERA: 1.5	IP: 0.1 WLS: 0 BF: 1 LOB: 0 ERA: 1.5	IP: 0.1 WLS: 0 BF: 1 LOB: 0 ERA: 1.5	IP: 0.1 WLS: 0 BF: 1 LOB: 0 ERA: 1.5	IP: 0.1 WLS: 0 BF: 1 LOB: 0 ERA: 1.5	IP: 0.1 WLS: 0 BF: 1 LOB: 0 ERA: 1.5	IP: 0.1 WLS: 0 BF: 1 LOB: 0 ERA: 1.5	IP: 0.1 WLS: 0 BF: 1 LOB: 0 ERA: 1.5	IP: 0.1 WLS: 0 BF: 1 LOB: 0 ERA: 1.5	IP: 0.1 WLS: 0 BF: 1 LOB: 0 ERA: 1.5	IP: 0.1 WLS: 0 BF: 1 LOB: 0 ERA: 1.5	IP: 0.1 WLS: 0 BF: 1 LOB: 0 ERA: 1.5	IP: 0.1 WLS: 0 BF: 1 LOB: 0 ERA: 1.5	IP: 0.1 WLS: 0 BF: 1 LOB: 0 ERA: 1.5	IP: 0.1 WLS: 0 BF: 1 LOB: 0 ERA: 1.5	IP: 0.1 WLS: 0 BF: 1 LOB: 0 ERA: 1.5	IP: 0.1 WLS: 0 BF: 1 LOB: 0 ERA: 1.5	1.5 0.000	1.5 0.000	1.5 0.000	1.5 0.000	1.5 0.000	1.5 0.000	

Houston Astros @ Los Angeles Angels  
Angel Stadium, Anaheim, CA  
Sun Sep 29 2019, 12:11 PM - 3:39 PM PDT  
Att: 34,693 - Cloudy - 71 F

AB	40
R	8
H	13
RBI	8
BB	4