



Los Angeles Angels - 2020

Batter	1	2	3	4	5	6	7	8	9	AB R H RBI BB SO LOB	TOP																								
											<p style="text-align: center;"><b>Los Angeles Angels @ Chicago White Sox</b>            Camelback Ranch, Glendale, AZ            Sat Feb 22 2020, 3:05 PM EST</p> <p style="text-align: right;"><a href="http://livebaseballscorecards.com">livebaseballscorecards.com</a></p> <p><b>AB</b> 0  <b>R</b> 0  <b>H</b> 0  <b>RBI</b> 0  <b>BB</b> 0  <b>SO</b> 0  <b>LOB</b> 0</p> 																								
Inning Stats										1B: 0 SF: 0 2B: 0 SAC: 0 3B: 0 DP: 0 HR: 0 HBP: 0	WP: 0 PA: 0 FB: 0 SB: 0 CS: 0																								
PITCHER	IP	WLS	BF	H	R	ER	SO	BB	IBB	HBP	BLK	WP	HR	S	P	ERA	WHIP	PITCHER	IP	WLS	BF	H	R	ER	SO	BB	IBB	HBP	BLK	WP	HR	S	P	ERA	WHIP

Batter	1	2	3	4	5	6	7	8	9	AB R H RBI BB SO LOB	BOTTOM																								
											<p style="text-align: center;"><b>Los Angeles Angels @ Chicago White Sox</b>            Camelback Ranch, Glendale, AZ            Sat Feb 22 2020, 3:05 PM EST</p> <p style="text-align: right;"><a href="http://livebaseballscorecards.com">livebaseballscorecards.com</a></p> <p><b>AB</b> 0  <b>R</b> 0  <b>H</b> 0  <b>RBI</b> 0  <b>BB</b> 0  <b>SO</b> 0  <b>LOB</b> 0</p> 																								
Inning Stats										1B: 0 SF: 0 2B: 0 SAC: 0 3B: 0 DP: 0 HR: 0 HBP: 0	WP: 0 PA: 0 FB: 0 SB: 0 CS: 0																								
PITCHER	IP	WLS	BF	H	R	ER	SO	BB	IBB	HBP	BLK	WP	HR	S	P	ERA	WHIP	PITCHER	IP	WLS	BF	H	R	ER	SO	BB	IBB	HBP	BLK	WP	HR	S	P	ERA	WHIP











Batter	1	2	3	4	5	6	7	8	9	AB	R	H	RBI	BB	SO	LOB	TOP								
4 Shogo Akiyama, L OBP: 0.333, SLG: 0.333 84 Stuart Fairchild, R OBP: 0.400, SLG: 1.000	0-3 K		0-0 44 BB 1B		0-0 P5			0-0 F7	0-0 FC5-4	3	0	1	0	0	1	0									
44 Aristides Aquino, R 39 Brandon Barnes, R	0-0 P2		4-0 1-2 BB			4-0 HBP		0-3 K		1	0	0	0	1	0	0									
12 Curt Casali, R 52 Kyle Farmer, R	0-0 F7		0-3 K			0-3 K		0-0 L9		2	0	0	0	0	1	2									
35 Derek Dietrich, L 64 Matt Davidson, R OBP: 0.500, SLG: 0.333		4-0 43 WP BB		0-3 K		0-3 K			0-0 F9	1	0	0	0	1	1	0									
0 Alex Blandino, R OBP: 0.200, SLG: 0.200 16 Brantley Bell, R OBP: 1.000, SLG: 1.000		0-3 K		0-0 F9		0-3 K			0-0 69 1B 34 DI 41 E 1B	3	0	0	0	0	2	2									
43 Scott Schebler, L 34 Mark Payton, L OBP: 0.143, SLG: 0.143		1-3 K		0-3 K			0-0 P6		1-0 F9	2	0	0	0	0	2	1									
85 Jonathan India, R 63 Blake Trahan, R		0-3 K			0-0 P3		0-0 G5-3		4-0 41 E 69 1B BB	2	0	0	0	0	1	1									
83 Jose Barrero, R OBP: 0.333, SLG: 1.600 69 Alfredo Rodriguez, R OBP: 0.500, SLG: 0.750			0-0 G4-3		3-1 HR		2-2 HR		0-0 41 E 1B	3	2	2	2	0	0	0									
71 Tyler Stephenson, R OBP: 0.200, SLG: 0.400 41 Francisco Peña, R OBP: 0.200, SLG: 0.400			0-0 G6-3		0-3 K		0-3 K		1-2 2-3 3-H E5 84 FC5-4	2	0	0	0	0	1	0									
<b>Inning Stats</b>	R: 0 E: 0 K: 1 S: 5	H: 0 LOB: 0 BB: 0 P: 5	R: 0 E: 0 K: 3 S: 9	H: 0 LOB: 1 BB: 1 P: 14	R: 0 E: 0 K: 1 S: 6	H: 1 LOB: 2 BB: 1 P: 10	R: 0 E: 0 K: 2 S: 7	H: 0 LOB: 0 BB: 0 P: 7	R: 1 E: 0 K: 1 S: 7	H: 1 LOB: 0 BB: 0 P: 10	R: 0 E: 0 K: 3 S: 9	H: 0 LOB: 0 BB: 0 P: 13	R: 1 E: 0 K: 1 S: 8	H: 1 LOB: 0 BB: 0 P: 10	R: 0 E: 0 K: 1 S: 5	H: 0 LOB: 0 BB: 0 P: 5	R: 1 E: 1 K: 0 S: 6	H: 2 LOB: 3 BB: 1 P: 11	1B: 3 2B: 0 3B: 0 HR: 2	SF: 0 SAC: 0 DP: 0 HBP: 1	WP: 1 PB: 0 SB: 0 CS: 0	PA: 37			
<b>PITCHER</b>	IP WLS BF H R ER SO BB IBB HBP BLK WP HR S P ERA WHIP	IP WLS BF H R ER SO BB IBB HBP BLK WP HR S P ERA WHIP	IP WLS BF H R ER SO BB IBB HBP BLK WP HR S P ERA WHIP	IP WLS BF H R ER SO BB IBB HBP BLK WP HR S P ERA WHIP	IP WLS BF H R ER SO BB IBB HBP BLK WP HR S P ERA WHIP	IP WLS BF H R ER SO BB IBB HBP BLK WP HR S P ERA WHIP	IP WLS BF H R ER SO BB IBB HBP BLK WP HR S P ERA WHIP	IP WLS BF H R ER SO BB IBB HBP BLK WP HR S P ERA WHIP	IP WLS BF H R ER SO BB IBB HBP BLK WP HR S P ERA WHIP	IP WLS BF H R ER SO BB IBB HBP BLK WP HR S P ERA WHIP	IP WLS BF H R ER SO BB IBB HBP BLK WP HR S P ERA WHIP	IP WLS BF H R ER SO BB IBB HBP BLK WP HR S P ERA WHIP	IP WLS BF H R ER SO BB IBB HBP BLK WP HR S P ERA WHIP	IP WLS BF H R ER SO BB IBB HBP BLK WP HR S P ERA WHIP	IP WLS BF H R ER SO BB IBB HBP BLK WP HR S P ERA WHIP	IP WLS BF H R ER SO BB IBB HBP BLK WP HR S P ERA WHIP	IP WLS BF H R ER SO BB IBB HBP BLK WP HR S P ERA WHIP	IP WLS BF H R ER SO BB IBB HBP BLK WP HR S P ERA WHIP	IP WLS BF H R ER SO BB IBB HBP BLK WP HR S P ERA WHIP	IP WLS BF H R ER SO BB IBB HBP BLK WP HR S P ERA WHIP	IP WLS BF H R ER SO BB IBB HBP BLK WP HR S P ERA WHIP	IP WLS BF H R ER SO BB IBB HBP BLK WP HR S P ERA WHIP	IP WLS BF H R ER SO BB IBB HBP BLK WP HR S P ERA WHIP	IP WLS BF H R ER SO BB IBB HBP BLK WP HR S P ERA WHIP	IP WLS BF H R ER SO BB IBB HBP BLK WP HR S P ERA WHIP

Cincinnati Reds @ Los Angeles Angels  
 Tempe Diablo Stadium, Tempe, AZ  
 Tue Feb 25 2020, 3:10 PM - 6:20 PM EST  
 Att: 4,187 - Sunny - 67 F

AB	33
R	3
H	5
RBI	2
BB	3
SO	13
LOB	14



Batter	1	2	3	4	5	6	7	8	9	AB	R	H	RBI	BB	SO	LOB	BOTTOM								
22 David Fletcher, R OBP: 0.500, SLG: 0.750 74 Jahmai Jones, R OBP: 0.167, SLG: 0.333	0-3 K2-3		0-3 K		0-0 G6-3			0-3 K		2	1	1	0	0	1	0									
27 Mike Trout, R 59 Jo Adell, R OBP: 0.333, SLG: 0.333	4-0 17 HBP 6 1B 5 1B BB	0-0 F7		0-3 K		0-0 F9		0-0 G5-3		1	1	0	0	1	0	1									
6 Anthony Rendon, R OBP: 1.000, SLG: 1.000 20 Arismendy Alcántara, S OBP: 0.600, SLG: 0.800	0-0 17 HBP 5 1B 1B	0-0 1B		0-0 L6		0-0 33 C6-4 1B				2	1	2	1	0	0	0									
17 Shohei Ohtani, L 33 Max Stassi, R	1-0 16 WP 5 1B HBP	0-3 K		0-0 G6-3		0-0 FC6-4				2	0	0	0	0	1	1									
10 Justin Upton, R 28 Orlando Martinez, L	0-3 K		4-0 2 F9 3 3B 16 WP BB		0-3 K		0-3 K			1	0	0	0	1	1	3									
5 Albert Pujols, R OBP: 0.500, SLG: 0.500 23 Matt Thaiss, L OBP: 0.200, SLG: 0.600	0-0 16 WP 1-2 2-H 3-H 1B		0-0 F9		0-0 E4 16 E		0-0 F7			2	0	1	2	0	0	1									
16 Jason Castro, L 98 Jack Kruger, R	1-2 2-3 K		2-0 3 3B HBP		0-0 E3 3 1B		0-0 G5-3			2	1	0	0	0	1	2									
2 Andrelton Simmons, R 76 Elliot Soto, R OBP: 0.333, SLG: 0.333		0-0 F9		0-0 F9		0-3 K		0-0 G4-3		2	0	0	0	0	2	2									
3 Taylor Ward, R OBP: 0.667, SLG: 1.600 21 Michael Hermosillo, R OBP: 0.250, SLG: 0.250		1-1 HR		0-0 1-H 3-H 3B		0-0 1-2 1B		0-0 F7		3	1	3	3	0	0	0									
<b>Inning Stats</b>	R: 2 E: 0 K: 3 S: 11	H: 2 LOB: 2 BB: 1 P: 17	R: 2 E: 0 K: 1 S: 9	H: 3 LOB: 1 BB: 0 P: 10	R: 2 E: 0 K: 1 S: 6	H: 1 LOB: 2 BB: 1 P: 12	R: 0 E: 0 K: 1 S: 5	H: 0 LOB: 0 BB: 0 P: 5	R: 1 E: 2 K: 2 S: 10	H: 1 LOB: 2 BB: 0 P: 10	R: 0 E: 0 K: 1 S: 6	H: 1 LOB: 1 BB: 0 P: 6	R: 0 E: 0 K: 0 S: 3	H: 0 LOB: 0 BB: 0 P: 3	R: 0 E: 0 K: 1 S: 5	H: 0 LOB: 0 BB: 0 P: 5	R: 0 E: 0 K: 1 S: 5	H: 0 LOB: 0 BB: 0 P: 5	1B: 5 2B: 1 3B: 1 HR: 1	SF: 0 SAC: 0 DP: 0 HBP: 2	WP: 2 PB: 0 SB: 0 CS: 0	PA: 38			
<b>PITCHER</b>	IP WLS BF H R ER SO BB IBB HBP BLK WP HR S P ERA WHIP	IP WLS BF H R ER SO BB IBB HBP BLK WP HR S P ERA WHIP	IP WLS BF H R ER SO BB IBB HBP BLK WP HR S P ERA WHIP	IP WLS BF H R ER SO BB IBB HBP BLK WP HR S P ERA WHIP	IP WLS BF H R ER SO BB IBB HBP BLK WP HR S P ERA WHIP	IP WLS BF H R ER SO BB IBB HBP BLK WP HR S P ERA WHIP	IP WLS BF H R ER SO BB IBB HBP BLK WP HR S P ERA WHIP	IP WLS BF H R ER SO BB IBB HBP BLK WP HR S P ERA WHIP	IP WLS BF H R ER SO BB IBB HBP BLK WP HR S P ERA WHIP	IP WLS BF H R ER SO BB IBB HBP BLK WP HR S P ERA WHIP	IP WLS BF H R ER SO BB IBB HBP BLK WP HR S P ERA WHIP	IP WLS BF H R ER SO BB IBB HBP BLK WP HR S P ERA WHIP	IP WLS BF H R ER SO BB IBB HBP BLK WP HR S P ERA WHIP	IP WLS BF H R ER SO BB IBB HBP BLK WP HR S P ERA WHIP	IP WLS BF H R ER SO BB IBB HBP BLK WP HR S P ERA WHIP	IP WLS BF H R ER SO BB IBB HBP BLK WP HR S P ERA WHIP	IP WLS BF H R ER SO BB IBB HBP BLK WP HR S P ERA WHIP	IP WLS BF H R ER SO BB IBB HBP BLK WP HR S P ERA WHIP	IP WLS BF H R ER SO BB IBB HBP BLK WP HR S P ERA WHIP	IP WLS BF H R ER SO BB IBB HBP BLK WP HR S P ERA WHIP	IP WLS BF H R ER SO BB IBB HBP BLK WP HR S P ERA WHIP	IP WLS BF H R ER SO BB IBB HBP BLK WP HR S P ERA WHIP	IP WLS BF H R ER SO BB IBB HBP BLK WP HR S P ERA WHIP	IP WLS BF H R ER SO BB IBB HBP BLK WP HR S P ERA WHIP	IP WLS BF H R ER SO BB IBB HBP BLK WP HR S P ERA WHIP

Cincinnati Reds @ Los Angeles Angels  
 Tempe Diablo Stadium, Tempe, AZ  
 Tue Feb 25 2020, 3:10 PM - 6:20 PM EST  
 Att: 4,187 - Sunny - 67 F

AB	34
R	7
H	8
RBI	6
BB	2
SO	10
LOB	17









Batter	1	2	3	4	5	6	7	8	9	AB	R	H	RBI	BB	SO	LOB	TOP	
2 Trent Grisham, L (1, 8) 87 Michael Gettys, R (6, 8)	G3		1B				G5-3		G6-3	2	0	1	0	1	0	0	<b>San Diego Padres @ Los Angeles Angels</b> Tempe Diablo Stadium, Tempe, AZ Thu Feb 27 2020, 3:11 PM - 6:09 PM EST Att: 4,197 - Sunny - 71 F	
5 Greg Garcia, L (1, 5) 11 Ty France, R (6, 5)	1B		K						K	3	0	1	0	0	2	2		
25 Brian Dozier, R (1, 10) 91 Luis Campusano, R (7, PH) (7, 10)	F7		K						F7	3	0	1	0	0	1	2		
77 Jason Vosler, L (1, 3) 75 Hudson Potts, R (6, 3)	1B		K						K	3	0	1	0	0	2	3		
27 Francisco Mejia, S (1, 2) 76 Webster Rivas, R (6, 2)										2	0	0	0	1	0	0		
3 Gordon Beckham, R (1, 4) 1 Breyvic Valera, S (6, PR) (6, 4)	K									1	1	0	0	2	1	3		
7 Juan Lagares, R (1, 9) 71 Edward Olivares, R (6, 9)										3	0	0	0	0	0	2		
86 Taylor Trammell, L (1, 7) 63 Jorge Oña, R (6, 7)										3	0	2	1	0	1	0		
72 Ivan Castillo, S (1, 6) 94 Gabriel Arias, R (6, 6)										3	0	0	0	0	1	2		
<b>Inning Stats</b>	R: 0 H: 2 E: 0 K: 1 S: 7	H: 0 R: 0 ER: 0 LOB: 3 P: 11	R: 0 H: 0 E: 0 K: 2 S: 7	H: 0 R: 0 ER: 0 LOB: 0 P: 7	R: 0 H: 1 E: 0 K: 3 S: 10	H: 1 R: 0 ER: 0 LOB: 0 P: 10	R: 1 H: 1 E: 0 K: 0 S: 3	H: 1 R: 0 ER: 0 LOB: 2 P: 9	R: 0 H: 1 E: 0 K: 2 S: 8	H: 1 R: 0 ER: 0 LOB: 1 P: 12	R: 0 H: 1 E: 0 K: 0 S: 4	H: 1 R: 0 ER: 0 LOB: 2 P: 4	R: 0 H: 0 E: 0 K: 1 S: 5	H: 0 R: 0 ER: 0 LOB: 0 P: 5	1B: 7 2B: 1 3B: 0 HR: 0	SF: 0 SAC: 0 DP: 0 HBP: 0		WP: 1 PB: 0 SB: 2 CS: 1
<b>PITCHER</b>	IP WLS BF H R ER SO BB IBB HBP BLK WP HR S P ERA WHIP	IP WLS BF H R ER SO BB IBB HBP BLK WP HR S P ERA WHIP	IP WLS BF H R ER SO BB IBB HBP BLK WP HR S P ERA WHIP	IP WLS BF H R ER SO BB IBB HBP BLK WP HR S P ERA WHIP	IP WLS BF H R ER SO BB IBB HBP BLK WP HR S P ERA WHIP	IP WLS BF H R ER SO BB IBB HBP BLK WP HR S P ERA WHIP	IP WLS BF H R ER SO BB IBB HBP BLK WP HR S P ERA WHIP	IP WLS BF H R ER SO BB IBB HBP BLK WP HR S P ERA WHIP	IP WLS BF H R ER SO BB IBB HBP BLK WP HR S P ERA WHIP	IP WLS BF H R ER SO BB IBB HBP BLK WP HR S P ERA WHIP	IP WLS BF H R ER SO BB IBB HBP BLK WP HR S P ERA WHIP	IP WLS BF H R ER SO BB IBB HBP BLK WP HR S P ERA WHIP	IP WLS BF H R ER SO BB IBB HBP BLK WP HR S P ERA WHIP	IP WLS BF H R ER SO BB IBB HBP BLK WP HR S P ERA WHIP	IP WLS BF H R ER SO BB IBB HBP BLK WP HR S P ERA WHIP	IP WLS BF H R ER SO BB IBB HBP BLK WP HR S P ERA WHIP	ERA WHIP	ERA WHIP
35 Matt Andriese, R (1, 1) ERA: 4.5	2.0	9	2	0	0	3	1	0	0	0	0	0	0	0	13	19	4.50	1.500
66 JC Ramirez, R (3, 1) ERA: 4.5	2.0	L	8	2	1	1	3	1	0	0	0	0	0	0	0	0	∞	∞
24 Noé Ramirez, R (5, 1) ERA: 4.5	0.0		0	0	0	0	0	0	0	0	0	0	0	0	0	0	∞	∞
46 Ryan Buchter, L (6, 1) ERA: 4.5	1.0		5	1	0	0	1	0	0	0	1	0	4	9	0.00	2.000		
67 Taylor Cole, R (7, 1) ERA: 4.5	1.0		5	1	0	0	2	1	0	0	0	0	8	12	0.00	2.000		

Batter	1	2	3	4	5	6	7	8	9	AB	R	H	RBI	BB	SO	LOB	BOTTOM					
22 David Fletcher, R (1, 4) 3 Michael Stefanic, R (6, 4)	G4-3		G5-3							2	0	0	0	0	0	0	<b>San Diego Padres @ Los Angeles Angels</b> Tempe Diablo Stadium, Tempe, AZ Thu Feb 27 2020, 3:11 PM - 6:09 PM EST Att: 4,197 - Sunny - 71 F					
27 Mike Trout, R (1, 8) 81 Brennon Lund, L (6, 8)			K							2	0	1	0	0	1	0						
6 Anthony Rendon, R (1, 5) 90 Jose Rojas, L (6, 3)										2	0	1	0	0	1	1						
17 Shohei Ohtani, L (1, 10) 25 Jared Walsh, L (6, PR) (7, 10)										2	0	0	0	0	2	2						
10 Justin Upton, R (1, 7) 28 Orlando Martinez, L (6, 7)										2	0	0	0	1	0	1						
5 Albert Pujols, R (1, 3) 20 Arismendy Alcántara, S (6, PR) (6, 6)										2	0	1	0	0	0	1						
16 Jason Castro, L (1, 2) 2 Erick Salcedo, S (6, 5)										2	0	0	0	2	2	2						
2 Andrelton Simmons, R (1, 6) 20 D'Shawn Knowles, S (6, 9)										2	0	0	0	0	2	2						
18 Brian Goodwin, L (1, 9) 98 Jack Kruger, R (6, 2)										2	0	0	0	1	2	2						
<b>Inning Stats</b>	R: 0 H: 1 E: 0 K: 2 S: 8	H: 0 R: 0 ER: 0 LOB: 1 P: 8	R: 0 H: 0 E: 0 K: 1 S: 5	H: 0 R: 0 ER: 0 LOB: 1 P: 10	R: 0 H: 0 E: 0 K: 2 S: 7	H: 0 R: 0 ER: 0 LOB: 0 P: 7	R: 0 H: 1 E: 0 K: 1 S: 5	H: 1 R: 0 ER: 0 LOB: 0 P: 6	R: 0 H: 1 E: 0 K: 1 S: 6	H: 1 R: 0 ER: 0 LOB: 2 P: 8	R: 0 H: 0 E: 0 K: 0 S: 3	H: 0 R: 0 ER: 0 LOB: 1 P: 8	R: 0 H: 1 E: 0 K: 0 S: 4	H: 1 R: 0 ER: 0 LOB: 0 P: 4	R: 0 H: 0 E: 0 K: 1 S: 4	H: 0 R: 0 ER: 0 LOB: 1 P: 8		R: 0 H: 0 E: 0 K: 1 S: 5	H: 0 R: 0 ER: 0 LOB: 1 P: 9	1B: 3 2B: 2 3B: 0 HR: 0	SF: 0 SAC: 0 DP: 1 HBP: 1	WP: 1 PB: 0 SB: 0 CS: 0
<b>PITCHER</b>	IP WLS BF H R ER SO BB IBB HBP BLK WP HR S P ERA WHIP	IP WLS BF H R ER SO BB IBB HBP BLK WP HR S P ERA WHIP	IP WLS BF H R ER SO BB IBB HBP BLK WP HR S P ERA WHIP	IP WLS BF H R ER SO BB IBB HBP BLK WP HR S P ERA WHIP	IP WLS BF H R ER SO BB IBB HBP BLK WP HR S P ERA WHIP	IP WLS BF H R ER SO BB IBB HBP BLK WP HR S P ERA WHIP	IP WLS BF H R ER SO BB IBB HBP BLK WP HR S P ERA WHIP	IP WLS BF H R ER SO BB IBB HBP BLK WP HR S P ERA WHIP	IP WLS BF H R ER SO BB IBB HBP BLK WP HR S P ERA WHIP	IP WLS BF H R ER SO BB IBB HBP BLK WP HR S P ERA WHIP	IP WLS BF H R ER SO BB IBB HBP BLK WP HR S P ERA WHIP	IP WLS BF H R ER SO BB IBB HBP BLK WP HR S P ERA WHIP	IP WLS BF H R ER SO BB IBB HBP BLK WP HR S P ERA WHIP	IP WLS BF H R ER SO BB IBB HBP BLK WP HR S P ERA WHIP	IP WLS BF H R ER SO BB IBB HBP BLK WP HR S P ERA WHIP	IP WLS BF H R ER SO BB IBB HBP BLK WP HR S P ERA WHIP	IP WLS BF H R ER SO BB IBB HBP BLK WP HR S P ERA WHIP	IP WLS BF H R ER SO BB IBB HBP BLK WP HR S P ERA WHIP	ERA WHIP	ERA WHIP		
50 Adrian Morejon, L (1, 1) ERA: 13.5	1.1	6	1	0	0	2	1	0	0	0	0	0	4	4	0.00	1.000						
68 Evan Miller, R (2, 1) ERA: 13.5	0.2		2	0	0	1	0	0	0	0	0	0	4	4	0.00	1.000						
14 Emilio Pagan, R (3, 1) ERA: 13.5	1.0	W	3	0	0	2	0	0	0	0	0	7	7	0.00	0.000							
45 Kyle Barraclough, R (4, 1) ERA: 13.5	1.0	H	4	1	0	1	0	0	0	0	0	5	6	0.00	1.000							
50 Brady Feigl, L (5, 1) ERA: 13.5	1.0	H	4	1	0	1	0	0	0	0	0	6	6	0.00	1.000							
44 Jose Quezada, R (6, 1) ERA: 13.5	1.0	H	5	0	0	0	0	0	0	0	0	4	4	0.00	1.000							
77 Sam Williams, L (7, 1) ERA: 13.5	1.0	H	4	1	0	0	0	0	0	0	0	4	4	0.00	1.000							
46 Elliot Ashbeck, R (8, 1) ERA: 13.5	1.0	H	3	0	0	0	1	0	0	0	0	4	8	0.00	1.000							
41 Daniel Camarena, L (9, 1) ERA: 13.5	1.0	S	4	0	0	0	1	0	0	0	1	0	5	9	0.00	1.000						











Batter	1	2	3	4	5	6	7	8	9	AB	R	H	RBI	BB	SO	LOB	TOP			
15 Adam Engel, R OBP: 0.200, SLG: 0.500 73 Luis Alexander Basabe, R OBP: 0.309, SLG: 0.250	K		L7	92 1B 94 G6-3 1B		K		L3		4	1	1	2	0	2	2	Chicago White Sox @ Los Angeles Angels Tempe Diablo Stadium, Tempe, AZ Sun Mar 01 2020, 3:12 PM - 6:37 PM EST Att: 7,393 - Sunny - 74 F			
92 Nick Madrigal, R OBP: 0.188, SLG: 0.188 82 Laz Rivera, R OBP: 0.400, SLG: 0.250	F9		K	94 G6-3 30 1B 1B		G4-3		93 G1-6-3 1B		4	1	1	1	0	1	2				
94 Andrew Vaughn, R OBP: 0.333, SLG: 0.727 93 Gavin Sheets, L OBP: 0.308, SLG: 0.182	K		F8	G6-3		1B		G1-6-3 1-2		4	0	1	1	0	1	1				
30 Nomar Mazara, L OBP: 0.357, SLG: 0.182 77 Micker Adolfo, R OBP: 0.296, SLG: 0.182		G6-3		75 BB 2B		K		K		2	1	1	1	1	0	0				
75 Yermin Mercedes, R OBP: 0.462, SLG: 1.000 38 Zack Collins, L OBP: 0.500, SLG: 0.571		E5		26 G5-4-3 G3				81 1B BB		3	1	1	1	0	0	1				
26 Nicky Delmonico, L OBP: 0.533, SLG: 0.667 71 Jaycob Brugman, L OBP: 0.200, SLG: 0.500		G5-4-3		36 2B 2B		K		G3-1 1-2		3	1	1	1	0	1	1				
36 Cheslor Cuthbert, R OBP: 0.589, SLG: 0.727 81 Ramón Torres, S OBP: 0.444, SLG: 0.375			HBP	91 1B 37 BB 15 1B 2B		1B		1-2 1B		2	1	2	1	0	0	0				
91 Luis González, L OBP: 0.545, SLG: 0.800 76 Blake Rutherford, L OBP: 0.125, SLG: 0.125			1B	37 BB 15 1B BB		P4		K		2	1	1	0	1	0	1				
37 Andrew Romine, S OBP: 0.308, SLG: 0.100 90 Zach Remillard, R OBP: 0.308, SLG: 0.100			K	92 1B 1-2 2-3 BB		K		K		2	1	0	0	1	2	3				
										1	0	0	0	0	1	2				
<b>Inning Stats</b>	R: 0 E: 0 K: 2 S: 7	H: 0 LOB: 0 BB: 0 P: 8	R: 0 E: 1 K: 0 S: 3	H: 0 LOB: 0 BB: 0 P: 3	R: 0 E: 0 K: 2 S: 8	H: 1 LOB: 2 BB: 0 P: 9	R: 8 E: 0 K: 0 S: 9	H: 6 LOB: 1 BB: 3 P: 21	R: 0 E: 0 K: 2 S: 8	H: 1 LOB: 1 BB: 0 P: 8	R: 0 E: 0 K: 3 S: 10	H: 1 LOB: 2 BB: 1 P: 14	R: 0 E: 0 K: 0 S: 3	H: 1 LOB: 0 BB: 1 P: 9	R: 0 E: 0 K: 1 S: 5	H: 0 LOB: 1 BB: 1 P: 9	1B: 8 2B: 3 3B: 0 HR: 0	SF: 0 SAC: 0 DP: 2 HBP: 1	WP: 0 PB: 0 CS: 0	PA: 43
<b>PITCHER</b>	IP WLS BF H R ER SO	IP WLS BF H R ER SO	IP WLS BF H R ER SO	IP WLS BF H R ER SO	IP WLS BF H R ER SO	IP WLS BF H R ER SO	IP WLS BF H R ER SO	IP WLS BF H R ER SO	IP WLS BF H R ER SO	IP WLS BF H R ER SO	IP WLS BF H R ER SO	IP WLS BF H R ER SO	IP WLS BF H R ER SO	IP WLS BF H R ER SO	IP WLS BF H R ER SO	IP WLS BF H R ER SO	ERA WHIP	ERA WHIP	ERA WHIP	ERA WHIP
43 Patrick Sandoval, L ERA: 3.1	2.0 6 1 0 0 2	2.0 5 1 0 0 2	2.0 5 1 0 0 2	2.0 5 1 0 0 2	2.0 5 1 0 0 2	2.0 5 1 0 0 2	2.0 5 1 0 0 2	2.0 5 1 0 0 2	2.0 5 1 0 0 2	2.0 5 1 0 0 2	2.0 5 1 0 0 2	2.0 5 1 0 0 2	2.0 5 1 0 0 2	2.0 5 1 0 0 2	2.0 5 1 0 0 2	2.0 5 1 0 0 2	0.00 0.000	0.00 0.000	0.00 0.000	0.00 0.000
24 Noé Ramirez, R ERA: 4.1	1.0 5 1 0 0 2	1.0 5 1 0 0 2	1.0 5 1 0 0 2	1.0 5 1 0 0 2	1.0 5 1 0 0 2	1.0 5 1 0 0 2	1.0 5 1 0 0 2	1.0 5 1 0 0 2	1.0 5 1 0 0 2	1.0 5 1 0 0 2	1.0 5 1 0 0 2	1.0 5 1 0 0 2	1.0 5 1 0 0 2	1.0 5 1 0 0 2	1.0 5 1 0 0 2	1.0 5 1 0 0 2	0.00 1.000	0.00 1.000	0.00 1.000	0.00 1.000
39 Michael Kohn, R ERA: 5.7	0.2 3 1 0 0 0	0.2 3 1 0 0 0	0.2 3 1 0 0 0	0.2 3 1 0 0 0	0.2 3 1 0 0 0	0.2 3 1 0 0 0	0.2 3 1 0 0 0	0.2 3 1 0 0 0	0.2 3 1 0 0 0	0.2 3 1 0 0 0	0.2 3 1 0 0 0	0.2 3 1 0 0 0	0.2 3 1 0 0 0	0.2 3 1 0 0 0	0.2 3 1 0 0 0	0.2 3 1 0 0 0	0.00 1.500	0.00 1.500	0.00 1.500	0.00 1.500
57 Hansel Robles, R ERA: 4.5	1.0 4 1 0 0 2	1.0 4 1 0 0 2	1.0 4 1 0 0 2	1.0 4 1 0 0 2	1.0 4 1 0 0 2	1.0 4 1 0 0 2	1.0 4 1 0 0 2	1.0 4 1 0 0 2	1.0 4 1 0 0 2	1.0 4 1 0 0 2	1.0 4 1 0 0 2	1.0 4 1 0 0 2	1.0 4 1 0 0 2	1.0 4 1 0 0 2	1.0 4 1 0 0 2	1.0 4 1 0 0 2	0.00 1.000	0.00 1.000	0.00 1.000	0.00 1.000

Batter	1	2	3	4	5	6	7	8	9	AB	R	H	RBI	BB	SO	LOB	BOTTOM			
18 Brian Goodwin, L OBP: 0.462, SLG: 0.500 53 Gareth Morgan, R OBP: 0.222, SLG: 0.125	6 HR 2B	27 1B 1B		G5-3		F8			BB	3	1	2	1	0	0	0	Chicago White Sox @ Los Angeles Angels Tempe Diablo Stadium, Tempe, AZ Sun Mar 01 2020, 3:12 PM - 6:37 PM EST Att: 7,393 - Sunny - 74 F			
27 Mike Trout, R OBP: 0.500, SLG: 0.444 21 Jordyn Adams, R OBP: 0.222, SLG: 0.125	6 HR 1B	3H 1B		K				L7		3	1	2	0	0	1	0				
6 Anthony Rendon, R OBP: 0.750, SLG: 1.167 58 Kevin Maitan, S OBP: 0.333, SLG: 0.200	1H 2H HR		10 BB 5 1B 2 1B HBP	P5				K		1	2	1	3	0	0	0				
17 Shohei Ohtani, L OBP: 0.300, SLG: 0.125 25 Jared Walsh, L OBP: 0.375, SLG: 0.429	K		K	G4-3				K		2	0	0	0	0	2	1				
5 Albert Pujols, R OBP: 0.400, SLG: 0.500 59 Joey Curletta, R OBP: 0.200, SLG: 0.800	G4-3		2 1B 4 SF7 10 BB 1B	10 G4-3 8 WP 10 WP 1B				K		3	1	2	0	0	0	0				
10 Justin Upton, R OBP: 0.444, SLG: 0.333 28 Orlando Martínez, L	P3		4 SF7 2 1B BB	G4-3				F7		2	0	0	0	1	0	1				
2 Andrelton Simmons, R OBP: 0.394, SLG: 0.900 8 Leo Rivas, S		4 SH1-3 18 1B 2B	4 SF7 1B	P6				K		2	1	2	1	0	0	0				
4 Luis Rengifo, S OBP: 0.385, SLG: 0.300 20 Anismerkny Alcántara, S OBP: 0.545, SLG: 0.900		SH1-3	1-2 2-3 3H	SF7				G1-3		1	0	0	1	0	0	0				
12 Anthony Bemboom, L OBP: 0.125, SLG: 0.125 97 Harrison Wenson, R	K		L8	K				K		2	0	0	0	0	1	3				
										2	0	0	0	0	2	0				
<b>Inning Stats</b>	R: 3 E: 0 K: 1 S: 8	H: 3 LOB: 0 BB: 0 P: 8	R: 1 E: 0 K: 1 S: 7	H: 3 LOB: 2 BB: 0 P: 7	R: 2 E: 0 K: 1 S: 7	H: 2 LOB: 2 BB: 1 P: 12	R: 0 E: 0 K: 1 S: 5	H: 0 LOB: 0 BB: 0 P: 5	R: 1 E: 0 K: 0 S: 4	H: 1 LOB: 1 BB: 0 P: 6	R: 0 E: 0 K: 1 S: 5	H: 0 LOB: 0 BB: 0 P: 5	R: 0 E: 0 K: 2 S: 7	H: 0 LOB: 0 BB: 0 P: 7	R: 0 E: 0 K: 3 S: 9	H: 0 LOB: 1 BB: 1 P: 13	1B: 6 2B: 2 3B: 0 HR: 1	SF: 1 SAC: 1 DP: 0 HBP: 1	WP: 2 PB: 0 SB: 0 CS: 0	PA: 38
<b>PITCHER</b>	IP WLS BF H R ER SO	IP WLS BF H R ER SO	IP WLS BF H R ER SO	IP WLS BF H R ER SO	IP WLS BF H R ER SO	IP WLS BF H R ER SO	IP WLS BF H R ER SO	IP WLS BF H R ER SO	IP WLS BF H R ER SO	IP WLS BF H R ER SO	IP WLS BF H R ER SO	IP WLS BF H R ER SO	IP WLS BF H R ER SO	IP WLS BF H R ER SO	IP WLS BF H R ER SO	IP WLS BF H R ER SO	ERA WHIP	ERA WHIP	ERA WHIP	ERA WHIP
54 Ross Detwiler, L ERA: 12.46	2.1 W 4 1 0 0 0	2.1 W 4 1 0 0 0	2.1 W 4 1 0 0 0	2.1 W 4 1 0 0 0	2.1 W 4 1 0 0 0	2.1 W 4 1 0 0 0	2.1 W 4 1 0 0 0	2.1 W 4 1 0 0 0	2.1 W 4 1 0 0 0	2.1 W 4 1 0 0 0	2.1 W 4 1 0 0 0	2.1 W 4 1 0 0 0	2.1 W 4 1 0 0 0	2.1 W 4 1 0 0 0	2.1 W 4 1 0 0 0	2.1 W 4 1 0 0 0	0.00 3.000	0.00 3.000	0.00 3.000	0.00 3.000
92 Will Kincaid, R ERA: 3.0	1.0 H 3 0 0 0 1	1.0 H 3 0 0 0 1	1.0 H 3 0 0 0 1	1.0 H 3 0 0 0 1	1.0 H 3 0 0 0 1	1.0 H 3 0 0 0 1	1.0 H 3 0 0 0 1	1.0 H 3 0 0 0 1	1.0 H 3 0 0 0 1	1.0 H 3 0 0 0 1	1.0 H 3 0 0 0 1	1.0 H 3 0 0 0 1	1.0 H 3 0 0 0 1	1.0 H 3 0 0 0 1	1.0 H 3 0 0 0 1	1.0 H 3 0 0 0 1	0.00 0.000	0.00 0.000	0.00 0.000	0.00 0.000
52 Ian Hamilton, R ERA: 9.0	1.0 H 4 1 1 1 0	1.0 H 4 1 1 1 0	1.0 H 4 1 1 1 0	1.0 H 4 1 1 1 0	1.0 H 4 1 1 1 0	1.0 H 4 1 1 1 0	1.0 H 4 1 1 1 0	1.0 H 4 1 1 1 0	1.0 H 4 1 1 1 0	1.0 H 4 1 1 1 0	1.0 H 4 1 1 1 0	1.0 H 4 1 1 1 0	1.0 H 4 1 1 1 0	1.0 H 4 1 1 1 0	1.0 H 4 1 1 1 0	1.0 H 4 1 1 1 0	9.00 1.000	9.00 1.000	9.00 1.000	9.00 1.000
89 Codi Heuer, R ERA: 3.86	1.0 H 3 0 0 0 1	1.0 H 3 0 0 0 1	1.0 H 3 0 0 0 1	1.0 H 3 0 0 0 1	1.0 H 3 0 0 0 1	1.0 H 3 0 0 0 1	1.0 H 3 0 0 0 1	1.0 H 3 0 0 0 1	1.0 H 3 0 0 0 1	1.0 H 3 0 0 0 1	1.0 H 3 0 0 0 1	1.0 H 3 0 0 0 1	1.0 H 3 0 0 0 1	1.0 H 3 0 0 0 1	1.0 H 3 0 0 0 1	1.0 H 3 0 0 0 1	0.00 0.000	0.00 0.000	0.00 0.000	0.00 0.000











Batter	1	2	3	4	5	6	7	8	9	AB	R	H	RBI	BB	SO	LOB	TOP								
22 David Fletcher, R (1, 5) 76 Elliot Soto, R (5, 5) OBP: 0.400, SLG: 0.500 OBP: 0.500, SLG: 0.500	P3																2 0 0 0 1 0 1 2 0 0 0 1 0 1								
27 Mike Trout, R (1, 8) 81 Brennan Lund, L (5, 8) 20 D'Shawn Knowles, R (8, 8) OBP: 0.417, SLG: 0.364 OBP: 0.385, SLG: 0.667 OBP: 0.222, SLG: 0.222	G4-3																2 0 0 0 0 0 1 1 1 1 0 1 0 0 1 0 0 0 0 1 1								
10 Justin Upton, R (1, 10) 25 Jared Walsh, L (6, 10) OBP: 0.364, SLG: 0.250 OBP: 0.455, SLG: 0.375	G6-3																2 0 0 0 0 1 1 0 1 0 0 1 0 0								
2 Andrelton Simmons, R (1, 6) 4 Luis Rengifo, S (6, 6) OBP: 0.290, SLG: 0.385 OBP: 0.333, SLG: 0.250	G6-3																3 0 0 0 0 0 2 2 1 0 0 0 0 4								
23 Matt Thaiss, L (1, 3) 59 Joey Curletta, R (6, 3) OBP: 0.316, SLG: 0.556 OBP: 0.286, SLG: 0.667	E8																3 1 1 0 0 0 2 1 1 0 0 1 1 3								
21 Michael Hermosillo, R (1, 7) 4 Victor Acosta, R (6, 7) OBP: 0.533, SLG: 0.786 OBP: 0.429, SLG: 0.500																	3 2 2 4 0 1 0 1 2 1 0 1 0 0								
3 Taylor Ward, R (1, 9) 59 Jo Adell, R (6, 9) OBP: 0.294, SLG: 0.353	F9																3 0 0 0 0 0 2 2 1 1 0 0 1 1								
74 Jahmai Jones, R (1, 4) 22 Connor Justus, R (6, 4) OBP: 0.267, SLG: 0.533 OBP: 0.500, SLG: 1.000																	3 0 1 1 0 1 1 1 1 1 2 0 0 0								
12 Anthony Bemboom, L (1, 2) 96 Keinner Piña, R (7, 2) OBP: 0.182, SLG: 0.100	G4-3																2 0 0 0 1 1 1 1 0 0 1 1 0 1								
<b>Inning Stats</b>	R: 0 E: 0 K: 0 S: 4	H: 0 LOB: 0 BB: 0 P: 4	R: 2 E: 1 K: 0 S: 6	H: 3 LOB: 1 BB: 0 P: 7	R: 0 E: 0 K: 1 S: 5	H: 0 LOB: 0 BB: 0 P: 9	R: 0 E: 0 K: 1 S: 5	H: 0 LOB: 0 BB: 0 P: 5	R: 0 E: 0 K: 1 S: 5	H: 0 LOB: 0 BB: 1 P: 9	R: 4 E: 3 K: 0 S: 6	H: 1 LOB: 1 BB: 0 P: 12	R: 0 E: 0 K: 1 S: 6	H: 1 LOB: 2 BB: 0 P: 7	R: 4 E: 1 K: 2 S: 10	H: 2 LOB: 3 BB: 4 P: 28	R: 1 E: 0 K: 1 S: 6	H: 1 LOB: 1 BB: 1 P: 11	1B: 5 2B: 2 3B: 0 HR: 1	SF: 1 SAC: 0 DP: 0 HBP: 1	WP: 3 PB: 0 SB: 1 CS: 1	PA: 46			
<b>PITCHER</b>	IP	WLS	BF	H	R	ER	SO	BB	IBB	HBP	BLK	WP	HR	S	P	ERA	WHIP								
59 Carlos Carrasco, R (1, 1) ERA: 9.0	2.0		9	3	2	2	0	0	0	0	0	0	0	10	11	9.00	1.500								
33 Brad Hand, L (3, 1) ERA: 0.0	1.0		4	0	0	0	1	0	0	0	0	0	0	5	9	0.00	1.000								
39 Oliver Pérez, L (4, 1) ERA: 0.0	1.0		3	0	0	0	1	0	0	0	0	0	0	5	5	0.00	0.000								
70 James Karinchak, R (5, 1) ERA: 4.91	1.0	H	3	0	0	0	1	1	0	0	0	0	0	5	9	0.00	1.000								
44 Hunter Wood, R (6, 1) ERA: 32.4	1.0	B	7	1	4	2	0	1	0	0	0	0	1	6	12	18.00	2.000								
68 Jefry Rodriguez, R (7, 1) ERA: 16.62	1.1	L	10	3	4	4	1	2	0	1	0	0	1	0	19	27.00	3.750								
86 Kyle Dowdy, R (8, 1) ERA: 2.45	0.2		5	0	0	0	2	2	0	0	0	1	0	7	16	0.00	3.000								
83 Argenis Angulo, R (9, 1) ERA: 16.2	1.0		5	1	1	1	1	1	0	0	0	1	0	6	11	9.00	2.000								

Los Angeles Angels @ Cleveland Indians  
Goodyear Ballpark, Goodyear, AZ  
Tue Mar 03 2020, 3:08 PM - 6:06 PM EST  
Att: 3,601 - Sunny - 70 F

AB	35
R	11
H	8
RBI	8
BB	8
SO	7
LOB	22



Batter	1	2	3	4	5	6	7	8	9	AB	R	H	RBI	BB	SO	LOB	BOTTOM								
12 Francisco Lindor, S (1, 6) 2 Yu Chang, R (5, 6) OBP: 0.471, SLG: 0.765 OBP: 0.250, SLG: 0.316	F9																3 0 1 1 0 0 0 0 1 1 0 0 0 0 1 0								
7 César Hernández, S (1, 4) 84 Ernie Clement, R (6, 4) OBP: 0.353, SLG: 0.533 OBP: 0.250, SLG: 0.313	G6-3																3 1 2 2 0 0 0 1 0 0 0 0 0 0 0								
11 José Ramírez, S (1, 5) 26 Christian Arroyo, R (6, 5) OBP: 0.399, SLG: 0.647 OBP: 0.375, SLG: 0.533	K																3 0 0 0 0 2 2 1 0 0 0 0 1 0 0								
41 Carlos Santana, S (1, 3) 66 Wilson García, S (6, 3) OBP: 0.333, SLG: 0.765 OBP: 0.417, SLG: 0.636																	3 2 3 1 0 0 0 1 1 0 0 0 1 0								
32 Franmil Reyes, R (1, 7) 79 Connor Marabell, L (7, 7) OBP: 0.550, SLG: 1.222 OBP: 0.083, SLG: 0.167																	3 1 2 2 0 1 1 1 0 0 0 0 0 0								
24 Domingo Santana, R (1, 10) 40 Bobby Bradley, L (8, 10) OBP: 0.716, SLG: 0.235 OBP: 0.353, SLG: 0.688																	3 0 0 0 0 1 1 1 0 0 0 0 1 0								
35 Óscar Mercado, R (1, 8) 81 Ka'ai Tom, L (7, 8) OBP: 0.333, SLG: 0.313 OBP: 0.438, SLG: 0.400																	3 1 1 1 1 0 0 0 1 0 0 0 0 1 0								
4 Bradley Zimmer, L (1, 9) 76 Mitch Longo, L (6, 9) OBP: 0.176, SLG: 0.471 OBP: 0.500, SLG: 0.600																	2 0 0 0 0 1 0 2 0 0 0 0 0 0								
9 Sandy León, S (1, 2) 46 Beau Taylor, L (6, 2) OBP: 0.091, SLG: 0.091 OBP: 0.333, SLG: 0.200																	2 0 0 0 0 1 0 2 0 0 0 0 2 1								
<b>Inning Stats</b>	R: 0 E: 0 K: 1 S: 5	H: 0 LOB: 0 BB: 0 P: 5	R: 2 E: 0 K: 1 S: 7	H: 2 LOB: 0 BB: 0 P: 7	R: 0 E: 0 K: 0 S: 4	H: 1 LOB: 1 BB: 0 P: 4	R: 1 E: 0 K: 0 S: 4	H: 2 LOB: 0 BB: 0 P: 4	R: 2 E: 0 K: 3 S: 11	H: 2 LOB: 1 BB: 0 P: 11	R: 2 E: 1 K: 2 S: 10	H: 2 LOB: 1 BB: 0 P: 10	R: 0 E: 0 K: 2 S: 7	H: 0 LOB: 0 BB: 0 P: 7	R: 0 E: 0 K: 2 S: 7	H: 0 LOB: 0 BB: 0 P: 7	R: 0 E: 0 K: 2 S: 7	H: 0 LOB: 0 BB: 0 P: 7	1B: 4 2B: 2 3B: 0 HR: 3	SF: 0 SAC: 0 DP: 0 HBP: 0	WP: 0 PB: 0 SB: 0 CS: 0	PA: 36			
<b>PITCHER</b>	IP	WLS	BF	H	R	ER	SO	BB	IBB	HBP	BLK	WP	HR	S	P	ERA	WHIP								
28 Andrew Heaney, L (1, 1) 99 Keynan Middleton, R (4, 1) ERA: 6.0	3.0		12	3	2	2	2	0	0	0	0	0	1	16	16	6.00	1.000								
60 Mike Mayers, R (5, 1) ERA: 7.36	1.0		5	2	2	2	3	0	0	0	0	0	1	11	11	18.00	2.000								
63 José Rodríguez, R (6, 1) ERA: 1.8	2.0	W	9	2	2	1	4	0	0	0	0	0	0	17	17	4.50	1.000								
65 José Quijada, L (8, 1) ERA: 0.0	1.0	H	3	0	0	0	2	0	0	0	0	0	0	7	7	0.00	0.000								
72 Hector Yan, L (9, 1) ERA: 0.0	1.0		3	0	0	0	2	0	0	0	0	0	0	7	7	0.00	0.000								

Los Angeles Angels @ Cleveland Indians  
Goodyear Ballpark, Goodyear, AZ  
Tue Mar 03 2020, 3:08 PM - 6:06 PM EST  
Att: 3,601 - Sunny - 70 F

AB	36
R	7
H	9
RBI	6
BB	0
SO	13
LOB	5





Batter	1	2	3	4	5	6	7	8	9	AB	R	H	RBI	BB	SO	LOB	TOP			
4 Shed Long Jr., L (1,4) OBP: 0.316, SLG: 0.316 31 Donovan Walton, L (6,4) OBP: 0.200, SLG: 0.357	F8		G5-3			12 BB			P6	2	0	0	0	1	0	1				
12 Evan White, R (1,3) OBP: 0.429, SLG: 0.643 75 José Marmolejos, L (6,3) OBP: 0.263, SLG: 0.353	K			K		20 G6-3			G4-3	3	0	1	0	0	2	0				
20 Daniel Vogelbach, L (1,10) OBP: 0.500, SLG: 0.444 36 Jose Siri, R (9,PH) OBP: 0.364, SLG: 0.556	K								G6-3	3	0	1	0	0	1	2				
8 Jake Freley, L (1,7) OBP: 0.300, SLG: 0.438 38 Allen Hanson, S (6,7) OBP: 0.571, SLG: 0.714		G6-3		K				85 CS		2	0	0	0	0	1	1				
23 Austin Nola, R (1,2) OBP: 0.308, SLG: 0.308 41 Cal Raleigh, S (6,2) OBP: 0.154, SLG: 0.385		P4		K					P2	2	0	0	0	0	1	1				
1 Kyle Lewis, R (1,9) OBP: 0.211, SLG: 0.294 85 Julio Rodriguez, R (6,9) OBP: 0.231, SLG: 0.167		K							L5	2	0	0	0	0	1	0				
3 J.P. Crawford, L (1,6) OBP: 0.500, SLG: 0.462 25 Dylan Moore, R (6,6) OBP: 0.625, SLG: 1.000										2	0	1	0	0	0	0				
0 Mallex Smith, L (1,8) OBP: 0.267, SLG: 0.333 28 Sam Haggerty, S (6,8) OBP: 0.333, SLG: 0.500										2	0	0	0	0	1	1				
22 Patrick Wisdom, R (1,5) OBP: 0.353, SLG: 0.357 10 Tim Lopes, R (6,5) OBP: 0.500, SLG: 0.613										2	0	0	0	0	1	1				
<b>Inning Stats</b>	R: 0 E: 0 K: 2 S: 7	H: 0 LOB: 0 BB: 0 P: 7	R: 0 E: 0 K: 1 S: 5	H: 0 LOB: 0 BB: 0 P: 5	R: 0 E: 0 K: 0 S: 4	H: 1 LOB: 1 BB: 0 P: 5	R: 0 E: 0 K: 3 S: 10	H: 1 LOB: 1 BB: 0 P: 10	R: 0 E: 0 K: 1 S: 5	H: 0 LOB: 0 BB: 0 P: 5	R: 0 E: 0 K: 0 S: 3	H: 1 LOB: 0 BB: 0 P: 4	R: 0 E: 0 K: 0 S: 2	H: 0 LOB: 0 BB: 1 P: 6	R: 0 E: 0 K: 1 S: 5	H: 0 LOB: 0 BB: 0 P: 5	1B: 2 2B: 3 3B: 0 HR: 0	SF: 0 SAC: 0 DP: 2 HBP: 0	WP: 0 PB: 0 SB: 1 CS: 1	PA: 30
<b>PITCHER</b>	IP WLS BF H R ER SO BB IBB HBP BLK WP HR S P ERA WHIP																			
37 Dylan Bundy, R (1,1) ERA: 4.91	3.1 W 11 1 0 0 4 0 0 0 0 0 0 0 19 20 0.00 0.300																			
24 Noé Ramirez, R (4,1) ERA: 4.15	0.2 H 3 1 0 0 2 0 0 0 0 0 0 0 7 7 0.00 1.500																			
51 Jaime Barria, R (5,1) ERA: 4.15	4.0 H 13 2 0 0 2 2 0 0 0 0 0 0 15 24 0.00 1.000																			
67 Taylor Cole, R (9,1) ERA: 4.15	1.0 S 3 0 0 0 1 0 0 0 0 0 0 0 5 5 0.00 0.000																			

Seattle Mariners @ Los Angeles Angels  
 Tempe Diablo Stadium, Tempe, AZ  
 Wed Mar 04, 2020, 3:09 PM - 5:38 PM EST  
 Att: 5,062 - Sunny - 70 F

AB 28  
 R 0  
 H 4  
 RBI 0  
 BB 2  
 SO 9  
 LOB 11



Batter	1	2	3	4	5	6	7	8	9	AB	R	H	RBI	BB	SO	LOB	BOTTOM	
4 Luis Rengifo, S (1,4) OBP: 0.276, SLG: 0.200 76 Elliot Soto, R (6,4) OBP: 0.455, SLG: 0.444	K	G6-3			G5-3			G6-3		3	0	0	0	0	1	1		
27 Mike Trout, R (1,8) OBP: 0.487, SLG: 0.333 21 Jordyn Adams, R (6,FR) OBP: 0.182, SLG: 0.100				F8				P5		1	0	0	0	0	0	0		
6 Anthony Rendon, R (1,5) OBP: 0.545, SLG: 0.778 25 Luis Aviles Jr., R (7,5) OBP: 0.500, SLG: 0.333					G4-3			F8		3	0	0	0	0	2	0		
17 Shohei Ohtani, L (1,10) OBP: 0.250, SLG: 0.100 25 Jared Walsh, L (6,PH) OBP: 0.417, SLG: 0.333					K			G6-3		2	0	0	0	0	1	1		
5 Albert Pujols, R (1,3) OBP: 0.286, SLG: 0.357 90 Jose Rojas, L (7,3) OBP: 0.267, SLG: 0.286					F7					2	0	0	0	0	1	2		
10 Justin Upton, R (1,7) OBP: 0.357, SLG: 0.273 53 Gareth Morgan, R (7,FR) (8,7)										3	0	1	1	0	1	0		
18 Brian Goodwin, L (1,9) OBP: 0.366, SLG: 0.375 22 David Fletcher, R (8,9) OBP: 0.400, SLG: 0.500										3	0	0	0	0	3	1		
2 Andrelton Simmons, R (1,6) OBP: 0.294, SLG: 0.333 2 Livan Soto, L (8,6) OBP: 0.333, SLG: 1.333										2	1	0	0	1	0	1		
16 Jason Castro, L (1,2) OBP: 0.267, SLG: 0.462 33 Max Stassi, R (7,2) OBP: 0.571, SLG: 0.500										2	0	1	1	0	0	0		
<b>Inning Stats</b>	R: 0 E: 1 K: 2 S: 8	H: 0 LOB: 2 BB: 0 P: 9	R: 1 E: 0 K: 1 S: 6	H: 1 LOB: 1 BB: 1 P: 11	R: 0 E: 0 K: 1 S: 5	H: 0 LOB: 0 BB: 0 P: 5	R: 0 E: 0 K: 2 S: 7	H: 0 LOB: 0 BB: 0 P: 7	R: 0 E: 0 K: 0 S: 2	H: 0 LOB: 1 BB: 0 P: 4	R: 1 E: 0 K: 1 S: 7	H: 2 LOB: 2 BB: 0 P: 7	R: 0 E: 0 K: 1 S: 5	H: 0 LOB: 0 BB: 0 P: 5	1B: 1 2B: 2 3B: 0 HR: 0	SF: 0 SAC: 0 DP: 0 HBP: 2	WP: 0 PB: 0 SB: 2 CS: 1	PA: 30
<b>PITCHER</b>	IP WLS BF H R ER SO BB IBB HBP BLK WP HR S P ERA WHIP																	
35 Justin Dunn, R (1,1) ERA: 4.15	1.2 L 9 1 1 1 3 1 0 0 0 0 0 0 6 6 0.00 0.000																	
45 Taylor Guilbeau, L (2,1) ERA: 4.15	1.1 4 0 0 0 1 0 0 0 0 0 0 0 6 6 0.00 0.000																	
30 Nestor Cortes, L (4,1) ERA: 1.8	2.0 6 0 0 0 2 0 0 0 0 0 0 0 10 10 0.00 0.000																	
65 Brandon Brennan, R (6,1) ERA: 1.8	1.0 3 0 0 0 0 0 0 0 0 0 0 0 2 4 0.00 0.000																	
6 Yoshitaka Hirano, R (7,1) ERA: 6.75	1.0 5 2 1 1 1 0 0 0 0 0 0 0 7 7 9.00 2.000																	

Seattle Mariners @ Los Angeles Angels  
 Tempe Diablo Stadium, Tempe, AZ  
 Wed Mar 04, 2020, 3:09 PM - 5:38 PM EST  
 Att: 5,062 - Sunny - 70 F

AB 27  
 R 2  
 H 3  
 RBI 2  
 BB 1  
 SO 8  
 LOB 11






















Batter	1	2	3	4	5	6	7	8	9	AB	R	H	RBI	BB	SO	LOB	TOP																			
9 Tommy La Stella, L OBP: 0.158, SLG: 0.316 74 Jahmai Jones, R OBP: 0.250, SLG: 0.450	L8		CI		G4-6-3			F9	K	2	0	0	0	0	0	2	<b>Los Angeles Angels @ Milwaukee Brewers</b> <b>American Family Fields of Phoenix, Phoenix, AZ</b> Sun Mar 08 2020, 3:09 PM - 6:14 PM CDT Att: 6,482 - Sunny - 73 F																			
27 Mike Trout, R OBP: 0.429, SLG: 0.471 22 Connor Justus, R OBP: 0.500, SLG: 0.600			FC6-4			K			G6-3	2	0	0	0	1	1	2																				
6 Anthony Rendon, R OBP: 0.471, SLG: 0.571 58 Kevin Maitan, S OBP: 0.333, SLG: 0.375	P6		G5-4-3							2	0	0	0	1	0	3																				
10 Justin Upton, R OBP: 0.250, SLG: 0.188 25 Luis Aviles Jr., R OBP: 0.625, SLG: 0.667	K				L6					3	0	0	0	0	2	2																				
16 Jason Castro, L OBP: 0.250, SLG: 0.389 98 Jack Kruger, R OBP: 0.091, SLG: 0.100		K			L7					3	0	0	0	0	2	1																				
2 Andrelton Simmons, R OBP: 0.261, SLG: 0.288 8 Leo Rivas, S		G5-3			P4					3	0	0	0	0	0	0																				
18 Brian Goodwin, L OBP: 0.320, SLG: 0.286 23 Torii Hunter Jr., R										2	0	0	0	1	2	0																				
3 Taylor Ward, R OBP: 0.357, SLG: 0.538 53 Gareth Morgan, R OBP: 0.273, SLG: 0.444										2	1	2	0	1	0	0																				
23 Matt Thaiss, L OBP: 0.280, SLG: 0.458 15 Dustin Peterson, R OBP: 0.667, SLG: 1.000										3	0	1	1	0	0	3																				
										1	0	1	0	0	0	0																				
<b>Inning Stats</b>	R: 0 E: 0 K: 1 S: 5	H: 0 LOB: 1 BB: 1 P: 10	R: 0 E: 0 K: 2 S: 7	H: 0 LOB: 0 BB: 0 P: 7	R: 1 E: 2 K: 0 S: 6	H: 2 LOB: 1 BB: 0 P: 6	R: 0 E: 0 K: 0 S: 3	H: 0 LOB: 0 BB: 0 P: 3	R: 0 E: 0 K: 3 S: 9	H: 1 LOB: 1 BB: 1 P: 13	R: 0 E: 0 K: 1 S: 5	H: 0 LOB: 1 BB: 1 P: 9	R: 2 E: 0 K: 0 S: 6	H: 3 LOB: 2 BB: 0 P: 10	R: 0 E: 0 K: 2 S: 8	H: 1 LOB: 1 BB: 0 P: 9	1B: 5 2B: 2 3B: 0 HR: 0	SF: 1 SAC: 0 DP: 2 HBP: 0	WP: 1 PB: 0 SB: 1 CS: 0	PA: 38																
<b>PITCHER</b>	IP	WLS	BF	H	R	ER	SO	BB	IBB	HBP	BLK	WP	HR	S	P	ERA	WHIP	<b>PITCHER</b>	IP	WLS	BF	H	R	ER	SO	BB	IBB	HBP	BLK	WP	HR	S	P	ERA	WHIP	
45 Shelby Miller, R ERA: 1.42	2.1		11	2	1	1	3	1	0	0	0	0	0	17	22	3.86	1.286	99 Luke Barker, R ERA: 0.00	0.1	W	1	0	0	0	0	0	0	0	0	0	1	1	0.00	0.000		
94 Bubba Derby, R ERA: 4.5	0.2		1	0	0	0	0	0	0	0	0	0	0	1	1	0.00	0.000	70 Jesus Castillo, R ERA: 0.00	1.0		4	1	0	0	2	0	0	0	0	1	0	8	9	0.00	1.000	
66 Zack Brown, R ERA: 4.5	2.0		7	1	0	0	0	1	0	0	0	0	0	6	10	0.00	1.000																			
67 Angel Perdomo, L ERA: 6.0	1.0	H	4	0	0	0	3	1	0	0	0	0	0	9	13	0.00	1.000																			
64 Thomas Jenkins, R ERA: 6.0	1.2	B	10	3	2	2	1	2	0	0	0	0	0	10	18	10.80	3.000																			

Batter	1	2	3	4	5	6	7	8	9	AB	R	H	RBI	BB	SO	LOB	BOTTOM																		
6 Lorenzo Cain, R OBP: 0.400, SLG: 0.533 92 Luis Castro, R OBP: 0.333, SLG: 0.400	G4-3		L9		P3		G3-1	K		3	0	0	0	0	1	<b>Los Angeles Angels @ Milwaukee Brewers</b> <b>American Family Fields of Phoenix, Phoenix, AZ</b> Sun Mar 08 2020, 3:09 PM - 6:14 PM CDT Att: 6,482 - Sunny - 73 F																			
22 Christian Yelich, L OBP: 0.200, SLG: 0.200 95 Joantgel Segovia, R OBP: 0.667, SLG: 0.625	G3					K				2	0	1	0	0	0																				
18 Keston Hiura, R OBP: 0.350, SLG: 0.842 96 David Fry, R OBP: 0.400, SLG: 0.500	G5-3									3	0	0	0	1	1																				
8 Ryan Braun, R OBP: 0.333, SLG: 0.333 98 Patrick Leonard, R OBP: 0.091, SLG: 0.100		G5-3			G4-6-3					3	0	1	0	0	1																				
21 Logan Morrison, L OBP: 0.370, SLG: 0.667 92 Cam Devanney, R										0	1	0	0	1	0																				
10 Omar Narváez, L OBP: 0.300, SLG: 0.235 61 Mark Mathias, R OBP: 0.227, SLG: 0.150										3	1	1	1	0	1																				
5 Jedd Gyorko, R OBP: 0.308, SLG: 0.250 20 David Freitas, R OBP: 0.263, SLG: 0.333										2	0	1	0	0	1																				
3 Orlando Arcia, R OBP: 0.304, SLG: 1.000 93 Mario Feliciano, R OBP: 0.357, SLG: 0.500										2	1	1	2	0	1																				
14 Jace Peterson, L OBP: 0.409, SLG: 0.450 97 Chad Spanberger, L OBP: 0.636, SLG: 1.300										1	0	0	1	0	0																				
										1	0	1	1	1	0																				
<b>Inning Stats</b>	R: 0 E: 0 K: 0 S: 3	H: 0 LOB: 0 BB: 0 P: 3	R: 0 E: 0 K: 0 S: 4	H: 1 LOB: 1 BB: 0 P: 4	R: 0 E: 0 K: 0 S: 3	H: 0 LOB: 0 BB: 0 P: 3	R: 0 E: 0 K: 0 S: 3	H: 1 LOB: 0 BB: 0 P: 3	R: 2 E: 0 K: 2 S: 10	H: 2 LOB: 1 BB: 1 P: 17	R: 0 E: 0 K: 3 S: 10	H: 1 LOB: 1 BB: 0 P: 10	R: 0 E: 0 K: 1 S: 6	H: 1 LOB: 2 BB: 1 P: 10	R: 5 E: 0 K: 3 S: 12	H: 3 LOB: 1 BB: 3 P: 24	1B: 5 2B: 2 3B: 0 HR: 2	SF: 0 SAC: 0 DP: 1 HBP: 0	WP: 0 PB: 1 SB: 0 CS: 0	PA: 37															
<b>PITCHER</b>	IP	WLS	BF	H	R	ER	SO	BB	IBB	HBP	BLK	WP	HR	S	P	ERA	WHIP	<b>PITCHER</b>	IP	WLS	BF	H	R	ER	SO	BB	IBB	HBP	BLK	WP	HR	S	P	ERA	WHIP
35 Matt Andriese, R ERA: 7.2	4.0		13	2	2	2	2	1	0	0	0	0	2	10	17	18.00	3.000	68 Kyle Keller, R ERA: 9.0	1.0	B	6	3	2	2	3	0	0	0	0	12	12	18.00	3.000		
99 Keynan Middleton, R ERA: 7.2	1.0	B	6	2	2	2	2	1	0	0	0	0	2	10	17	18.00	3.000																		
60 Mike Mayers, R ERA: 4.76	1.0		4	1	0	0	3	0	0	0	0	0	0	10	10	0.00	1.000																		
46 Ryan Buchter, L ERA: 6.75	1.0		5	1	0	0	1	1	0	0	0	0	0	6	10	0.00	2.000																		
67 Taylor Cole, R ERA: 6.75	0.0	L	3	0	3	3	0	3	0	0	0	0	0	0	12	"	"																		

AB	31
R	3
H	7
RBI	3
BB	5
SO	9
LOB	17





Batter	1	2	3	4	5	6	7	8	9	AB	R	H	RBI	BB	SO	LOB	TOP
0 Delino DeShields, R OBP: 0.280, SLG: 0.273 81 Ka'ai Tom, L OBP: 0.348, SLG: 0.318	F9		FC3-6 1B	K		G6-3		71 1B 72 BB 1B	F7	3	0	1	0	0	1	0	<b>Cleveland Indians @ Los Angeles Angels</b> Tempe Diablo Stadium, Tempe, AZ Mon Mar 09 2020, 4:11 PM - 8:00 PM EDT Att: 5,873 - Partly Cloudy - 75 F
6 Mike Freeman, L OBP: 0.400, SLG: 0.381 73 Tyler Fris, S OBP: 0.800, SLG: 1.250	G4-3		K					F7		2	0	0	0	1	1	3	
10 Jake Bauers, L OBP: 0.143, SLG: 0.179 30 Mike Papi, L OBP: 0.250, SLG: 0.250	G3		FC3-6 32 HR	P6		K		72 BB 71 1B 1B	L3	3	1	0	1	0	0	3	
32 Franmil Reyes, R OBP: 0.483, SLG: 1.148 71 Daniel Johnson, L OBP: 0.353, SLG: 0.490		G6-3	HR					72 BB 1B		3	2	2	4	0	0	0	
8 Jordan Luplow, R OBP: 0.333, SLG: 0.500 56 Cody Farhat, R OBP: 0.333, SLG: 0.500			HR					72 BB 1B		2	0	2	1	0	0	0	
95 Nolan Jones, L OBP: 0.421, SLG: 0.083 72 Alexis Pantoja, L OBP: 0.333, SLG: 0.333			HR					72 BB 1B		2	1	1	0	1	1	0	
40 Bobby Bradley, L OBP: 0.276, SLG: 0.464 86 Tyler Freeman, R OBP: 0.333, SLG: 0.333			HR					72 BB 1B		1	0	0	0	2	1	1	
46 Beau Taylor, L OBP: 0.353, SLG: 0.333 65 Gavin Collins, R OBP: 0.167, SLG: 0.364			HR					72 BB 1B		1	1	0	1	1	0	0	
			HR					72 BB 1B		3	0	1	1	0	1	2	
			HR					72 BB 1B		2	1	1	1	0	1	3	
			HR					72 BB 1B		3	2	2	2	0	0	2	
			HR					72 BB 1B		2	0	1	0	0	0	0	
			HR					72 BB 1B		3	1	1	0	0	1	1	
			HR					72 BB 1B		1	0	0	0	1	1	0	
			HR					72 BB 1B		3	1	1	0	0	1	1	
			HR					72 BB 1B		1	0	0	0	1	1	0	
			HR					72 BB 1B		3	0	1	1	0	1	2	
			HR					72 BB 1B		2	1	1	1	0	1	3	
			HR					72 BB 1B		3	2	2	2	0	0	2	
			HR					72 BB 1B		2	0	1	0	0	0	0	
			HR					72 BB 1B		3	1	1	0	0	1	1	
			HR					72 BB 1B		1	0	0	0	1	1	0	
			HR					72 BB 1B		3	1	1	0	0	1	1	
			HR					72 BB 1B		1	0	0	0	1	1	0	
			HR					72 BB 1B		3	0	1	1	0	1	2	
			HR					72 BB 1B		2	1	1	1	0	1	3	
			HR					72 BB 1B		3	2	2	2	0	0	2	
			HR					72 BB 1B		2	0	1	0	0	0	0	
			HR					72 BB 1B		3	1	1	0	0	1	1	
			HR					72 BB 1B		1	0	0	0	1	1	0	
			HR					72 BB 1B		3	1	1	0	0	1	1	
			HR					72 BB 1B		1	0	0	0	1	1	0	
			HR					72 BB 1B		3	0	1	1	0	1	2	
			HR					72 BB 1B		2	1	1	1	0	1	3	
			HR					72 BB 1B		3	2	2	2	0	0	2	
			HR					72 BB 1B		2	0	1	0	0	0	0	
			HR					72 BB 1B		3	1	1	0	0	1	1	
			HR					72 BB 1B		1	0	0	0	1	1	0	
			HR					72 BB 1B		3	0	1	1	0	1	1	
			HR					72 BB 1B		1	0	0	0	1	1	0	
			HR					72 BB 1B		3	0	1	1	0	1	2	
			HR					72 BB 1B		2	1	1	1	0	1	3	
			HR					72 BB 1B		3	2	2	2	0	0	2	
			HR					72 BB 1B		2	0	1	0	0	0	0	
			HR					72 BB 1B		3	1	1	0	0	1	1	
			HR					72 BB 1B		1	0	0	0	1	1	0	
			HR					72 BB 1B		3	0	1	1	0	1	1	
			HR					72 BB 1B		1	0	0	0	1	1	0	
			HR					72 BB 1B		3	0	1	1	0	1	2	
			HR					72 BB 1B		2	1	1	1	0	1	3	
			HR					72 BB 1B		3	2	2	2	0	0	2	
			HR					72 BB 1B		2	0	1	0	0	0	0	
			HR					72 BB 1B		3	1	1	0	0	1	1	
			HR					72 BB 1B		1	0	0	0	1	1	0	
			HR					72 BB 1B		3	0	1	1	0	1	2	
			HR					72 BB 1B		2	1	1	1	0	1	3	
			HR					72 BB 1B		3	2	2	2	0	0	2	
			HR					72 BB 1B		2	0	1	0	0	0	0	
			HR					72 BB 1B		3	1	1	0	0	1	1	
			HR					72 BB 1B		1	0	0	0	1	1	0	
			HR					72 BB 1B		3	0	1	1	0	1	2	
			HR					72 BB 1B		2	1	1	1	0	1	3	
			HR					72 BB 1B		3	2	2	2	0	0	2	
			HR					72 BB 1B		2	0	1	0	0	0	0	
			HR					72 BB 1B		3	1	1	0	0	1	1	
			HR					72 BB 1B		1	0	0	0	1	1	0	
			HR					72 BB 1B		3	0	1	1	0	1	2	
			HR					72 BB 1B		2	1	1	1	0	1	3	
			HR					72 BB 1B		3	2	2	2	0	0	2	
			HR					72 BB 1B		2	0	1	0	0	0	0	
			HR					72 BB 1B		3	1	1	0	0	1	1	
			HR					72 BB 1B		1	0	0	0	1	1	0	
			HR					72 BB 1B		3	0	1	1	0	1	2	
			HR					72 BB 1B		2	1	1	1	0	1	3	
			HR					72 BB 1B		3	2	2	2	0	0	2	
			HR					72 BB 1B		2	0	1	0	0	0	0	
			HR					72 BB 1B		3	1	1	0	0	1	1	
			HR					72 BB 1B		1	0	0	0	1	1	0	
			HR					72 BB 1B		3	0	1	1	0	1	2	
			HR					72 BB 1B		2	1	1	1	0	1	3	
			HR					72 BB 1B		3	2	2	2	0	0	2	
			HR					72 BB 1B		2	0	1	0	0	0	0	
			HR					72 BB 1B		3	1	1	0	0	1	1	
			HR					72 BB 1B		1	0	0	0	1	1	0	
			HR					72 BB 1B		3	0	1	1	0	1	2	
			HR					72 BB 1B		2	1	1	1	0	1	3	
			HR					72 BB 1B		3	2	2	2	0	0	2	
			HR					72 BB 1B		2	0	1	0	0	0	0	
			HR					72 BB 1B		3	1	1	0	0	1	1	
			HR					72 BB 1B		1	0	0	0	1	1	0	
			HR					72 BB 1B		3	0	1	1	0	1	2	
			HR					72 BB 1B		2	1	1	1	0	1	3	
			HR					72 BB 1B		3	2	2	2	0	0	2	
			HR					72 BB 1B		2	0	1	0	0	0	0	
			HR					72 BB 1B		3	1	1	0	0	1	1	
			HR					72 BB 1B		1	0	0	0	1	1	0	
			HR					72 BB 1B		3	0	1	1	0	1	2	
			HR					72 BB 1B		2	1	1	1	0	1	3	
			HR					72 BB 1B		3	2	2	2	0	0	2	
			HR					72 BB 1B		2	0	1	0	0	0	0	
	</																



Batter	1	2	3	4	5	6	7	8	9	AB	R	H	RBI	BB	SO	LOB	TOP																			
4 Luis Rengifo, S OBP: 0.333, SLG: 0.280 (1, 4)	F7			G5-3		K		G6-3		3	0	0	0	0	1	0	<b>Los Angeles Angels @ Seattle Mariners</b> Peoria Stadium, Peoria, AZ Tue Mar 10 2020, 4:13 PM - 6:30 PM EDT Att: 6,095 - Cloudy - 73 F																			
2 Livan Soto, L OBP: 0.333, SLG: 0.833 (6, 4)										1	0	0	0	0	0	0																				
59 Jo Adell, R OBP: 0.308, SLG: 0.360 (1, 8)	K			F9		K			K	3	0	0	0	0	2	0																				
21 Jordyn Adams, R OBP: 0.200, SLG: 0.167 (6, 8)										1	0	0	0	0	1	0																				
18 Brian Goodwin, L OBP: 0.290, SLG: 0.296 (1, 9)										3	0	1	0	0	0	0																				
4 Victor Acosta, R OBP: 0.500, SLG: 0.600 (7, 9)	G3									1	0	1	0	0	0	0																				
17 Shohei Ohtani, L OBP: 0.292, SLG: 0.105 (1, 10)										3	0	0	0	0	2	1																				
53 Gareth Morgan, R OBP: 0.296, SLG: 0.384 (9, PH)										1	0	0	0	0	0	1																				
21 Michael Hermosillo, R OBP: 0.476, SLG: 0.850 (1, 7)										3	0	1	0	0	0	0																				
28 Orlando Martinez, L OBP: 0.250, SLG: 0.400 (7, PR)	F8									0	1	0	0	0	0	0																				
23 Matt Thaiss, L OBP: 0.321, SLG: 0.462 (1, 5)										2	0	1	0	1	1	0																				
76 Elliot Soto, R OBP: 0.313, SLG: 0.286 (7, 5)										0	0	0	0	0	0	0																				
33 Max Stassi, R OBP: 0.400, SLG: 0.333 (1, 2)										2	0	0	0	0	0	1																				
12 Anthony Bemboom, L OBP: 0.278, SLG: 0.412 (6, 2)										1	0	0	0	0	0	2																				
25 Jared Walsh, L OBP: 0.320, SLG: 0.350 (1, 3)										3	0	0	0	0	1	1																				
90 Jose Rojas, L OBP: 0.238, SLG: 0.250 (8, 3)										0	0	0	0	0	0	0																				
20 Arismendy Alcántara, S OBP: 0.393, SLG: 0.630 (1, 6)										3	0	0	0	0	1	0																				
22 Connor Justus, R OBP: 0.500, SLG: 0.600 (8, 6)										0	0	0	0	0	0	0																				
<b>Inning Stats</b>	R: 0 E: 0 K: 1 S: 5	H: 0 LOB: 0 BB: 0 P: 6	R: 0 E: 0 K: 2 S: 7	H: 0 LOB: 0 BB: 0 P: 7	R: 0 E: 0 K: 1 S: 5	H: 0 LOB: 0 BB: 0 P: 5	R: 0 E: 0 K: 0 S: 4	H: 1 LOB: 1 BB: 0 P: 4	R: 0 E: 0 K: 0 S: 3	H: 0 LOB: 1 BB: 1 P: 7	R: 0 E: 0 K: 2 S: 7	H: 0 LOB: 0 BB: 0 P: 7	R: 1 E: 1 K: 1 S: 7	H: 2 LOB: 3 BB: 0 P: 8	R: 0 E: 0 K: 1 S: 5	H: 0 LOB: 0 BB: 0 P: 5	R: 0 E: 0 K: 1 S: 5	H: 1 LOB: 0 BB: 0 P: 5	1B: 2 2B: 2 3B: 0 HR: 0	SF: 0 SAC: 0 DP: 1 HBP: 0	WP: 0 PB: 0 SB: 1 CS: 0	PA: 31														
<b>PITCHER</b>	IP	WLS	BF	H	R	ER	SO	BB	IBB	HBP	BLK	WP	HR	S	P	ERA	WHIP	<b>PITCHER</b>	IP	WLS	BF	H	R	ER	SO	BB	IBB	HBP	BLK	WP	HR	S	P	ERA	WHIP	
86 Logan Gilbert, R ERA: 3.0 (1, 1)	2.0	W	6	0	0	0	3	0	0	0	0	0	0	12	13	0.00	0.000	77 Sam Delaplane, R ERA: 3.0 (9, 1)	1.0	S	3	1	0	0	1	0	0	0	0	0	5	5	0.00	1.000		
74 Ljay Newsome, R ERA: 3.0 (3, 1)	2.0	H	7	1	0	0	1	0	0	0	0	0	0	9	9	0.00	0.500																			
46 Gerson Bautista, R ERA: 1.5 (5, 1)	1.0	H	4	0	0	0	0	1	0	0	0	0	0	3	7	0.00	1.000																			
50 Erik Swanson, R ERA: 3.0 (6, 1)	1.0	H	3	0	0	0	2	0	0	0	0	0	0	7	7	0.00	0.000																			
84 Anthony Misiewicz, L ERA: 6.4 (7, 1)	2.0	H	8	2	1	1	2	0	0	0	0	0	0	12	13	4.50	1.000																			

Batter	1	2	3	4	5	6	7	8	9	AB	R	H	RBI	BB	SO	LOB	BOTTOM																			
8 Jake Fraley, L OBP: 0.300, SLG: 0.538 (1, 8)	K									3	1	1	0	0	2	0	<b>Los Angeles Angels @ Seattle Mariners</b> Peoria Stadium, Peoria, AZ Tue Mar 10 2020, 4:13 PM - 6:30 PM EDT Att: 6,095 - Cloudy - 73 F																			
38 Aien Hanson, S OBP: 0.455, SLG: 0.500 (7, 8)										1	0	0	0	0	1	0																				
25 Dylan Moore, R OBP: 0.600, SLG: 0.800 (1, 6)	K									1	0	0	0	0	1	0																				
31 Donovan Walton, L OBP: 0.333, SLG: 0.556 (3, PR)										0	0	0	0	0	0	0																				
15 Kyle Seager, L OBP: 0.318, SLG: 0.421 (1, 5)	G5-3									2	0	0	1	0	1	1																				
94 Bobby Honeyman, L (7, 5)										0	0	0	0	0	0	0																				
27 Carlos González, L OBP: 0.360, SLG: 0.318 (1, 9)										3	1	1	0	0	1	0																				
47 Collin Cowgill, R OBP: 0.250, SLG: 0.438 (7, 9)										0	0	0	0	0	0	0																				
2 Tom Murphy, R OBP: 0.318, SLG: 0.412 (1, 2)	F7									3	0	0	0	0	1	1																				
64 Brian O'Keefe, R OBP: 0.364, SLG: 0.222 (8, 2)										0	0	0	0	0	0	0																				
75 José Marmolejos, L OBP: 0.276, SLG: 0.593 (1, 10)										3	1	1	2	0	0	0																				
9 Dee Strange-Gordon, L OBP: 0.368, SLG: 0.444 (1, 4)										3	0	2	0	0	0	0																				
91 Joseph Rosa, S (8, 4)										0	0	0	0	0	0	0																				
58 Jarred Kelenic, L OBP: 0.321, SLG: 0.400 (1, 7)										3	0	1	0	0	0	1																				
93 Connor Lien, R OBP: 0.500, SLG: 0.500 (9, 7)										0	0	0	0	0	0	0																				
22 Patrick Wisdom, R OBP: 0.308, SLG: 0.238 (1, 3)										2	0	0	0	1	1	1																				
83 Ryan Ramiz, L (8, PR)										0	0	0	0	0	0	0																				
90 Mitch Nay, R (9, 3)										0	0	0	0	0	0	0																				
<b>Inning Stats</b>	R: 0 E: 0 K: 2 S: 7	H: 3 LOB: 0 BB: 0 P: 7	R: 2 E: 0 K: 0 S: 7	H: 3 LOB: 0 BB: 0 P: 7	R: 0 E: 0 K: 3 S: 9	H: 0 LOB: 1 BB: 0 P: 10	R: 0 E: 0 K: 0 S: 3	H: 0 LOB: 0 BB: 0 P: 3	R: 0 E: 0 K: 0 S: 4	H: 2 LOB: 0 BB: 0 P: 4	R: 1 E: 0 K: 1 S: 6	H: 1 LOB: 0 BB: 0 P: 6	R: 0 E: 0 K: 1 S: 5	H: 0 LOB: 0 BB: 0 P: 5	R: 0 E: 0 K: 0 S: 2	H: 0 LOB: 1 BB: 1 P: 6	R: 0 E: 0 K: 1 S: 2	H: 0 LOB: 1 BB: 1 P: 6	1B: 4 2B: 2 3B: 0 HR: 1	SF: 1 SAC: 1 DP: 3 HBP: 1	WP: 0 PB: 0 SB: 0 CS: 1	PA: 28														
<b>PITCHER</b>	IP	WLS	BF	H	R	ER	SO	BB	IBB	HBP	BLK	WP	HR	S	P	ERA	WHIP	<b>PITCHER</b>	IP	WLS	BF	H	R	ER	SO	BB	IBB	HBP	BLK	WP	HR	S	P	ERA	WHIP	
37 Dylan Bundy, R ERA: 1.59 (5, 1)	1.0	L	15	3	2	2	5	0	0	0	0	0	0	4	4	0.00	2.000																			
31 Ty Buttrey, R ERA: 1.93 (6, 1)	1.0		4	1	1	1	1	0	0	0	0	0	0	6	6	9.00	1.000																			
40 Jacob Barnes, R ERA: 1.93 (7, 1)	1.0		3	0	0	0	1	0	0	0	0	0	0	5	5	0.00	0.000																			
46 Ryan Buchter, L ERA: 1.93 (8, 1)	1.0		3	0	0	0	0	1	0	0	0	0	0	2	6	0.00	1.000																			


AB	30
R	1
H	4
RBI	0
BB	1
SO	9
LOB	6




AB	24
R	3
H	6
RBI	3
BB	1
SO	7
LOB	5





Batter	1	2	3	4	5	6	7	8	9	AB R H RBI BB SO LOB	TOP																								
											<p>Oakland Athletics @ Los Angeles Angels            Tempe Diablo Stadium, Tempe, AZ            Wed Mar 11 2020, 4:10 PM EDT</p> <p><a href="http://livebaseballscorecards.com">livebaseballscorecards.com</a></p> <p>AB 0 R 0 H 0 RBI 0 BB 0 SO 0 LOB 0</p> 																								
Inning Stats										1B: 0 SF: 0 2B: 0 SAC: 0 3B: 0 DP: 0 HR: 0 HBP: 0	WP: 0 PA: 0 FB: 0 SB: 0 CS: 0																								
PITCHER	IP	WLS	BF	H	R	ER	SO	BB	IBB	HBP	BLK	WP	HR	S	P	ERA	WHIP	PITCHER	IP	WLS	BF	H	R	ER	SO	BB	IBB	HBP	BLK	WP	HR	S	P	ERA	WHIP

Batter	1	2	3	4	5	6	7	8	9	AB R H RBI BB SO LOB	BOTTOM																								
											<p>Oakland Athletics @ Los Angeles Angels            Tempe Diablo Stadium, Tempe, AZ            Wed Mar 11 2020, 4:10 PM EDT</p> <p><a href="http://livebaseballscorecards.com">livebaseballscorecards.com</a></p> <p>AB 0 R 0 H 0 RBI 0 BB 0 SO 0 LOB 0</p> 																								
Inning Stats										1B: 0 SF: 0 2B: 0 SAC: 0 3B: 0 DP: 0 HR: 0 HBP: 0	WP: 0 PA: 0 FB: 0 SB: 0 CS: 0																								
PITCHER	IP	WLS	BF	H	R	ER	SO	BB	IBB	HBP	BLK	WP	HR	S	P	ERA	WHIP	PITCHER	IP	WLS	BF	H	R	ER	SO	BB	IBB	HBP	BLK	WP	HR	S	P	ERA	WHIP











Batter	1	2	3	4	5	6	7	8	9	AB	R	H	RBI	BB	SO	LOB	TOP					
23 Fernando Tatis Jr., R OBP: 0.227, SLG: 0.238 9 Jake Cronenworth, L OBP: 0.307, SLG: 0.370	G6-3		13 1B		L4		G3			3	1	1	1	0	0	0	<b>San Diego Padres @ Los Angeles Angels</b> Angel Stadium, Anaheim, CA Wed Jul 22 2020, 6:41 PM - 9:51 PM PDT Clear - 72 F <a href="http://livebaseballscorecards.com">livebaseballscorecards.com</a>					
13 Manny Machado, R OBP: 0.235, SLG: 0.287 94 Gabriel Arias, R OBP: 0.444, SLG: 0.333	28 G5-4-3 BB		28 1B				K2-3			1	1	1	1	1	0	0						
28 Tommy Pham, R OBP: 0.333, SLG: 0.280 16 Abraham Almonte, S OBP: 0.367, SLG: 0.577	G5-4-3		10 1B					K		2	0	1	1	0	0	1						
30 Eric Hosmer, L OBP: 0.273, SLG: 0.267 92 Owen Miller, R OBP: 0.250, SLG: 0.100	L7		SF7		CS		F9			1	0	0	1	0	0	0						
10 Jurickson Profar, S OBP: 0.313, SLG: 0.357 5 Greg Garcia, L OBP: 0.444, SLG: 0.565	L7						K			3	0	1	0	0	1	0						
4 Wil Myers, R OBP: 0.333, SLG: 0.639 22 Josh Naylor, L OBP: 0.261, SLG: 0.318	K				L7					4	0	1	0	0	1	1						
11 Ty France, R OBP: 0.414, SLG: 0.545							L7			4	1	1	0	0	0	1						
2 Trent Grisham, L OBP: 0.410, SLG: 0.472 Edward Olivares, R OBP: 0.391, SLG: 0.682			18 E							2	1	2	0	1	0	0						
18 Austin Hedges, R OBP: 0.276, SLG: 0.192 21 Luis Torrens, R OBP: 0.292, SLG: 0.158			23 1B		F9					3	1	1	0	0	1	2						
			23 1B							1	0	0	0	0	0	1						
<b>Inning Stats</b>	R: 0 E: 0 K: 0 S: 3	H: 0 LOB: 0 BB: 1 P: 10	R: 0 E: 0 K: 1 S: 12	H: 0 LOB: 0 BB: 0 P: 18	R: 5 E: 1 K: 0 S: 16	H: 6 LOB: 1 BB: 1 P: 27	R: 0 E: 0 K: 0 S: 10	H: 1 LOB: 0 BB: 0 P: 16	R: 0 E: 0 K: 1 S: 9	H: 1 LOB: 0 BB: 0 P: 16	R: 0 E: 0 K: 1 S: 10	H: 1 LOB: 1 BB: 0 P: 14	R: 0 E: 0 K: 2 S: 11	H: 1 LOB: 2 BB: 0 P: 15	R: 0 E: 0 K: 2 S: 12	H: 0 LOB: 1 BB: 1 P: 18	R: 0 E: 1 K: 0 S: 12	H: 0 LOB: 0 BB: 0 P: 17	1B: 10 HR: 0	SF: 1 HBP: 0	WP: 0 PB: 0 SB: 0 CS: 1	PA: 38
<b>PITCHER</b>	IP WLS BF H R ER SO BB IBB HBP BLK WP HR S P ERA WHIP	3.0 L 15 6 5 5 1 2 0 0 0 0 0 31 55 15.00 2.667	2.0 7 7 2 0 0 1 0 0 0 0 0 0 19 32 0.00 1.000	1.0 4 4 1 0 0 1 0 0 0 0 0 0 10 14 0.00 1.000	7.1 1.0 4 1 0 0 2 0 0 0 0 0 0 11 15 0.00 1.000	8.1 2.0 7 0 0 0 2 1 0 0 0 0 0 24 35 0.00 0.500	<b>PITCHER</b>										IP WLS BF H R ER SO BB IBB HBP BLK WP HR S P ERA WHIP	3.0 L 15 6 5 5 1 2 0 0 0 0 0 31 55 15.00 2.667				

Batter	1	2	3	4	5	6	7	8	9	AB	R	H	RBI	BB	SO	LOB	BOTTOM					
22 David Fletcher, R OBP: 0.394, SLG: 0.393 Jahmal Jones, R OBP: 0.208, SLG: 0.375	G5-3		G5-3		K					2	0	0	0	0	0	0	<b>San Diego Padres @ Los Angeles Angels</b> Angel Stadium, Anaheim, CA Wed Jul 22 2020, 6:41 PM - 9:51 PM PDT Clear - 72 F <a href="http://livebaseballscorecards.com">livebaseballscorecards.com</a>					
27 Mike Trout, R OBP: 0.424, SLG: 0.400 95 Jordyn Adams, R OBP: 0.174, SLG: 0.143	K		G5-3		L8		K2-3			2	0	0	0	0	1	0						
17 Shohei Ohtani, L OBP: 0.276, SLG: 0.125 98 Jack Kruger, R OBP: 0.214, SLG: 0.231	K		10 1B							2	0	1	0	0	1	0						
10 Justin Upton, R OBP: 0.323, SLG: 0.423 Michael Hermosillo, R OBP: 0.462, SLG: 0.750			9 2B							3	2	2	0	0	1	0						
9 Tommy La Stella, L OBP: 0.226, SLG: 0.414 Jared Walsh, L OBP: 0.357, SLG: 0.391			16 1B							1	1	1	1	1	0	0						
3 Taylor Ward, R OBP: 0.364, SLG: 0.500 Anthony Bemboom, L OBP: 0.250, SLG: 0.368			2 2B							2	0	2	0	0	0	0						
16 Jason Castro, L OBP: 0.294, SLG: 0.482 89 Brandon Marsh, L OBP: 0.250, SLG: 0.304			2 2B							3	0	1	0	0	1	4						
2 Andrelton Simmons, R OBP: 0.294, SLG: 0.452 76 Eliot Soto, R OBP: 0.263, SLG: 0.235										2	1	2	2	0	0	0						
23 Matt Thaiss, L OBP: 0.294, SLG: 0.406 90 Jose Rojas, L OBP: 0.250, SLG: 0.304										2	0	0	0	0	1	1						
										2	0	0	0	0	0	1						
<b>Inning Stats</b>	R: 0 E: 0 K: 2 S: 10	H: 0 LOB: 0 BB: 0 P: 14	R: 1 E: 0 K: 2 S: 17	H: 2 LOB: 2 BB: 1 P: 30	R: 1 E: 0 K: 0 S: 14	H: 3 LOB: 3 BB: 1 P: 24	R: 1 E: 0 K: 1 S: 8	H: 1 LOB: 0 BB: 0 P: 11	R: 1 E: 0 K: 1 S: 11	H: 3 LOB: 1 BB: 0 P: 17	R: 0 E: 0 K: 1 S: 6	H: 0 LOB: 0 BB: 0 P: 10	R: 0 E: 0 K: 3 S: 15	H: 2 LOB: 2 BB: 0 P: 22	R: 0 E: 0 K: 2 S: 12	H: 0 LOB: 1 BB: 1 P: 17	R: 0 E: 0 K: 2 S: 10	H: 0 LOB: 0 BB: 0 P: 12	1B: 8 HR: 1	SF: 0 HBP: 0	WP: 0 PB: 0 SB: 1 CS: 0	PA: 40
<b>PITCHER</b>	IP WLS BF H R ER SO BB IBB HBP BLK WP HR S P ERA WHIP	4.0 W 20 5 1 1 5 2 0 0 0 0 0 32 49 3.00 1.667	3.0 H 13 5 1 1 5 0 0 0 0 0 0 32 49 3.00 1.667	1.0 H 4 0 0 0 2 1 0 0 0 0 0 12 17 0.00 1.000	1.0 S 3 0 0 0 2 0 0 0 0 0 0 10 12 0.00 0.000	<b>PITCHER</b>										IP WLS BF H R ER SO BB IBB HBP BLK WP HR S P ERA WHIP	4.0 W 20 5 1 1 5 2 0 0 0 0 0 32 49 3.00 1.667					









Batter	1	2	3	4	5	6	7	8	9	AB	R	H	RBI	BB	SO	LOB	TOP										
22 David Fletcher, R OBP: 0.333, SLG: 0.429	G5-3			G6-3	2B			G5-4-3 BB		3	0	1	2	1	0	0	<b>Los Angeles Angels @ Oakland Athletics</b> Oakland Coliseum, Oakland, CA Sat Jul 25 2020, 1:11 PM - 3:38 PM PDT Sunny - 75 F										
27 Mike Trout, R OBP: 0.333, SLG: 0.143	G5-3			K	F9			G5-4-3		4	0	0	0	0	1	2											
10 Justin Upton, R OBP: 0.125, SLG: 0.500	G6-3			HR				F7		4	1	1	1	0	1	0											
5 Albert Pujols, R	G5-3			G5-3			L8			4	0	0	0	0	0	0											
3 Taylor Ward, R OBP: 0.250, SLG: 0.250	F9				3B 2B		K			4	1	1	0	0	2	0											
9 Tommy La Stella, L OBP: 0.333, SLG: 0.375	K				L8			F8		4	0	1	0	0	1	1											
21 Michael Hermosillo, R				P3				G4-3 2B		3	0	0	0	0	0	2											
33 Max Stassi, R OBP: 0.333, SLG: 0.333				K	2B 2B			G6-3		3	1	1	0	0	1	1											
2 Andrelton Simmons, R OBP: 0.250, SLG: 0.375	G6-3				2B			G1-3		3	1	1	1	0	0	1											
<b>Inning Stats</b>	R: 0 E: 0 K: 0 S: 7	H: 0 LOB: 0 BB: 0 P: 10	R: 0 E: 0 K: 1 S: 8	H: 0 LOB: 0 BB: 0 P: 9	R: 0 E: 0 K: 1 S: 6	H: 0 LOB: 0 BB: 0 P: 8	R: 1 E: 0 K: 1 S: 8	H: 1 LOB: 0 BB: 0 P: 12	R: 3 E: 0 K: 2 S: 13	H: 4 LOB: 1 BB: 0 P: 19	R: 0 E: 0 K: 2 S: 14	H: 0 LOB: 0 BB: 0 P: 19	R: 0 E: 0 K: 0 S: 8	H: 1 LOB: 1 BB: 0 P: 10	R: 0 E: 0 K: 0 S: 6	H: 0 LOB: 0 BB: 0 P: 15	R: 0 E: 0 K: 1 S: 7	H: 0 LOB: 0 BB: 0 P: 10	1B: 2 2B: 3 3B: 0 HR: 1	SF: 0 SAC: 0 DP: 1 HBP: 0	WP: 0 PB: 0 SB: 0 CS: 0	PA: 33					
<b>PITCHER</b>	IP	WLS	BF	H	R	ER	SO	BB	IBB	HBP	BLK	WP	HR	S	P	ERA	WHIP										
55 Sean Manaea, L ERA: 7.71	4.2	L	19	5	4	4	3	0	0	0	0	0	1	40	55	7.71	1.071										
57 J.B. Wendelken, R ERA:	0.1		1	0	0	0	0	0	0	0	0	0	0	2	3	0.00	0.000										
44 Jesús Luzardo, L ERA:	3.0		10	1	0	0	2	1	0	0	0	0	0	28	44	0.00	0.667										
62 Lou Trivino, R ERA:	1.0		3	0	0	0	1	0	0	0	0	0	0	7	10	0.00	0.000										
<b>Batter</b>	<b>1</b>	<b>2</b>	<b>3</b>	<b>4</b>	<b>5</b>	<b>6</b>	<b>7</b>	<b>8</b>	<b>9</b>	<b>AB</b>	<b>R</b>	<b>H</b>	<b>RBI</b>	<b>BB</b>	<b>SO</b>	<b>LOB</b>	<b>BOTTOM</b>										
10 Marcus Semien, R OBP: 0.222, SLG: 0.125	K				P5			L7		4	0	1	0	0	1	1	<b>Los Angeles Angels @ Oakland Athletics</b> Oakland Coliseum, Oakland, CA Sat Jul 25 2020, 1:11 PM - 3:38 PM PDT Sunny - 75 F										
22 Ramón Laureano, R OBP: 0.097, SLG: 1.143	G1-3							P3		4	0	2	0	0	0	0											
26 Matt Chapman, R OBP: 0.111, SLG: 0.333	L8							F9		4	0	0	0	0	1	3											
28 Matt Olson, L OBP: 0.333, SLG: 0.625	K							L8		4	0	0	0	0	1	2											
2 Chris Davis, R	L7							F9		4	0	0	0	0	2	1											
25 Stephen Piscotty, R OBP: 0.250, SLG: 0.298	F9							K		4	1	1	0	0	1	0											
8 Robbie Grossman, S OBP: 0.400, SLG: 0.250	L8							HBP		3	0	1	1	0	0	0											
18 Chad Pinder, R OBP: 0.333, SLG: 0.200	K							K		2	0	0	0	1	2	1											
30 Austin Allen, L OBP: 0.250, SLG: 0.250								P5		3	0	1	0	0	0	3											
<b>Inning Stats</b>	R: 0 E: 0 K: 1 S: 6	H: 0 LOB: 0 BB: 0 P: 8	R: 0 E: 0 K: 1 S: 9	H: 0 LOB: 0 BB: 0 P: 12	R: 0 E: 0 K: 1 S: 13	H: 1 LOB: 1 BB: 0 P: 17	R: 0 E: 0 K: 2 S: 15	H: 1 LOB: 1 BB: 0 P: 22	R: 0 E: 0 K: 2 S: 9	H: 0 LOB: 1 BB: 0 P: 17	R: 0 E: 0 K: 0 S: 5	H: 0 LOB: 0 BB: 0 P: 5	R: 1 E: 0 K: 0 S: 17	H: 2 LOB: 2 BB: 1 P: 25	R: 0 E: 0 K: 0 S: 8	H: 2 LOB: 1 BB: 0 P: 15	R: 0 E: 0 K: 1 S: 12	H: 0 LOB: 0 BB: 0 P: 18	1B: 5 2B: 1 3B: 0 HR: 0	SF: 0 SAC: 0 DP: 1 HBP: 1	WP: 1 PB: 0 SB: 2 CS: 0	PA: 34					
<b>PITCHER</b>	IP	WLS	BF	H	R	ER	SO	BB	IBB	HBP	BLK	WP	HR	S	P	ERA	WHIP										
37 Dylan Bundy, R ERA: 1.35	6.2	W	24	3	1	1	7	0	0	1	0	0	0	64	90	1.35	0.450										
99 Keynan Middleton, R ERA:	0.1		3	1	0	0	0	1	0	0	0	1	0	10	16	0.00	6.000										
31 Ty Buttrey, R ERA: 10.8	1.0	H	4	2	0	0	0	0	0	0	0	0	0	8	15	0.00	2.000										
57 Hansel Robles, R ERA: 7.71	1.0	S	3	0	0	0	1	0	0	0	0	0	0	12	18	0.00	0.000										







Batter	1	2	3	4	5	6	7	8	9	AB	R	H	RBI	BB	SO	LOB	TOP								
22 David Fletcher, R OBP: 0.556, SLG: 0.667										4	0	2	0	1	1	1	<b>Los Angeles Angels @ Oakland Athletics</b> Oakland Coliseum, Oakland, CA Mon Jul 27 2020, 12:43 PM - 3:41 PM PDT Sunny - 68 F								
27 Mike Trout, R OBP: 0.333, SLG: 0.429										4	0	0	0	1	3	4									
17 Shohel Ohtani, L OBP: 0.111, SLG: 0.111										4	0	0	0	0	3	3									
10 Justin Upton, R OBP: 0.125, SLG: 0.313										4	0	1	0	0	2	2									
9 Tommy La Stella, L OBP: 0.353, SLG: 0.400										3	0	2	0	1	0	0									
5 Albert Pujols, R OBP: 0.125, SLG: 0.083										4	0	1	0	0	1	5									
16 Jason Castro, L OBP: 0.354, SLG: 0.556										2	0	1	0	0	1	1									
3 Taylor Ward, R OBP: 0.125, SLG: 0.125										2	0	0	0	0	1	0									
2 Andrelton Simmons, R OBP: 0.188, SLG: 0.250										4	0	1	0	0	0	4									
23 Matt Thaiss, L										0	0	0	0	0	0	0									
18 Brian Goodwin, L OBP: 0.400, SLG: 0.333										2	0	0	0	0	0	0									
33 Max Stassi, R OBP: 0.400, SLG: 0.400										2	0	1	0	0	0	1									
<b>Inning Stats</b>	R: 0 E: 0 K: 3 S: 18	H: 1 LOB: 1 BB: 0 P: 26	R: 0 E: 0 K: 1 S: 12	H: 1 LOB: 1 BB: 0 P: 16	R: 0 E: 0 K: 1 S: 6	H: 0 LOB: 1 BB: 1 P: 12	R: 0 E: 0 K: 0 S: 10	H: 3 LOB: 2 BB: 0 P: 12	R: 0 E: 0 K: 0 S: 4	H: 0 LOB: 0 BB: 0 P: 7	R: 0 E: 0 K: 1 S: 8	H: 1 LOB: 1 BB: 0 P: 14	R: 0 E: 0 K: 1 S: 15	H: 1 LOB: 1 BB: 0 P: 21	R: 0 E: 0 K: 3 S: 12	H: 0 LOB: 2 BB: 2 P: 23	R: 0 E: 0 K: 2 S: 17	H: 2 LOB: 2 BB: 0 P: 23	1B: 7 2B: 2 3B: 0 HR: 0	SF: 0 SAC: 0 DP: 1 HBP: 0	WP: 0 PB: 0 SB: 0 CS: 0	PA: 38			
<b>PITCHER</b>	IP WLS BF H R ER SO BB IBB HBP BLK WP HR S P ERA WHIP	IP WLS BF H R ER SO BB IBB HBP BLK WP HR S P ERA WHIP	IP WLS BF H R ER SO BB IBB HBP BLK WP HR S P ERA WHIP	IP WLS BF H R ER SO BB IBB HBP BLK WP HR S P ERA WHIP	IP WLS BF H R ER SO BB IBB HBP BLK WP HR S P ERA WHIP	IP WLS BF H R ER SO BB IBB HBP BLK WP HR S P ERA WHIP	IP WLS BF H R ER SO BB IBB HBP BLK WP HR S P ERA WHIP	IP WLS BF H R ER SO BB IBB HBP BLK WP HR S P ERA WHIP	IP WLS BF H R ER SO BB IBB HBP BLK WP HR S P ERA WHIP	IP WLS BF H R ER SO BB IBB HBP BLK WP HR S P ERA WHIP	IP WLS BF H R ER SO BB IBB HBP BLK WP HR S P ERA WHIP	IP WLS BF H R ER SO BB IBB HBP BLK WP HR S P ERA WHIP	IP WLS BF H R ER SO BB IBB HBP BLK WP HR S P ERA WHIP	IP WLS BF H R ER SO BB IBB HBP BLK WP HR S P ERA WHIP	IP WLS BF H R ER SO BB IBB HBP BLK WP HR S P ERA WHIP	IP WLS BF H R ER SO BB IBB HBP BLK WP HR S P ERA WHIP	IP WLS BF H R ER SO BB IBB HBP BLK WP HR S P ERA WHIP	IP WLS BF H R ER SO BB IBB HBP BLK WP HR S P ERA WHIP	IP WLS BF H R ER SO BB IBB HBP BLK WP HR S P ERA WHIP	IP WLS BF H R ER SO BB IBB HBP BLK WP HR S P ERA WHIP	IP WLS BF H R ER SO BB IBB HBP BLK WP HR S P ERA WHIP	IP WLS BF H R ER SO BB IBB HBP BLK WP HR S P ERA WHIP	IP WLS BF H R ER SO BB IBB HBP BLK WP HR S P ERA WHIP	IP WLS BF H R ER SO BB IBB HBP BLK WP HR S P ERA WHIP	IP WLS BF H R ER SO BB IBB HBP BLK WP HR S P ERA WHIP

AB	35
R	0
H	9
RBI	0
BB	3
SO	12
LOB	21



Batter	1	2	3	4	5	6	7	8	9	AB	R	H	RBI	BB	SO	LOB	BOTTOM								
10 Marcus Semien, R OBP: 0.294, SLG: 0.250										4	1	1	0	0	1	0	<b>Los Angeles Angels @ Oakland Athletics</b> Oakland Coliseum, Oakland, CA Mon Jul 27 2020, 12:43 PM - 3:41 PM PDT Sunny - 68 F								
22 Ramón Laureano, R OBP: 0.529, SLG: 0.750										2	0	0	1	1	0	0									
26 Matt Chapman, R OBP: 0.294, SLG: 0.438										4	0	3	1	0	1	0									
28 Matt Olson, L OBP: 0.353, SLG: 0.385										3	0	0	0	1	2	4									
20 Mark Canha, R OBP: 0.333, SLG: 0.583										4	1	2	1	0	1	0									
2 Khris Davis, R										4	0	0	0	0	2	2									
25 Stephen Piscotty, R OBP: 0.182, SLG: 0.200										3	0	0	0	0	3	0									
12 Sean Murphy, R OBP: 0.250, SLG: 0.571										3	0	0	0	0	1	0									
Tony Kemp, L										2	1	0	0	1	1	0									
<b>Inning Stats</b>	R: 0 E: 0 K: 1 S: 11	H: 1 LOB: 1 BB: 0 P: 16	R: 0 E: 0 K: 1 S: 6	H: 0 LOB: 0 BB: 0 P: 7	R: 2 E: 0 K: 2 S: 14	H: 2 LOB: 1 BB: 1 P: 29	R: 1 E: 0 K: 2 S: 11	H: 1 LOB: 0 BB: 0 P: 15	R: 0 E: 0 K: 2 S: 14	H: 1 LOB: 2 BB: 1 P: 24	R: 0 E: 0 K: 3 S: 9	H: 0 LOB: 0 BB: 0 P: 15	R: 0 E: 0 K: 0 S: 10	H: 0 LOB: 0 BB: 0 P: 15	R: 0 E: 0 K: 1 S: 13	H: 1 LOB: 2 BB: 1 P: 20		R: 0 E: 0 K: 1 S: 13	H: 1 LOB: 2 BB: 1 P: 20	1B: 4 2B: 1 3B: 0 HR: 1	SF: 1 SAC: 0 DP: 0 HBP: 0	WP: 1 PB: 0 SB: 0 CS: 0	PA: 33		
<b>PITCHER</b>	IP WLS BF H R ER SO BB IBB HBP BLK WP HR S P ERA WHIP	IP WLS BF H R ER SO BB IBB HBP BLK WP HR S P ERA WHIP	IP WLS BF H R ER SO BB IBB HBP BLK WP HR S P ERA WHIP	IP WLS BF H R ER SO BB IBB HBP BLK WP HR S P ERA WHIP	IP WLS BF H R ER SO BB IBB HBP BLK WP HR S P ERA WHIP	IP WLS BF H R ER SO BB IBB HBP BLK WP HR S P ERA WHIP	IP WLS BF H R ER SO BB IBB HBP BLK WP HR S P ERA WHIP	IP WLS BF H R ER SO BB IBB HBP BLK WP HR S P ERA WHIP	IP WLS BF H R ER SO BB IBB HBP BLK WP HR S P ERA WHIP	IP WLS BF H R ER SO BB IBB HBP BLK WP HR S P ERA WHIP	IP WLS BF H R ER SO BB IBB HBP BLK WP HR S P ERA WHIP	IP WLS BF H R ER SO BB IBB HBP BLK WP HR S P ERA WHIP	IP WLS BF H R ER SO BB IBB HBP BLK WP HR S P ERA WHIP	IP WLS BF H R ER SO BB IBB HBP BLK WP HR S P ERA WHIP	IP WLS BF H R ER SO BB IBB HBP BLK WP HR S P ERA WHIP	IP WLS BF H R ER SO BB IBB HBP BLK WP HR S P ERA WHIP	IP WLS BF H R ER SO BB IBB HBP BLK WP HR S P ERA WHIP	IP WLS BF H R ER SO BB IBB HBP BLK WP HR S P ERA WHIP	IP WLS BF H R ER SO BB IBB HBP BLK WP HR S P ERA WHIP	IP WLS BF H R ER SO BB IBB HBP BLK WP HR S P ERA WHIP	IP WLS BF H R ER SO BB IBB HBP BLK WP HR S P ERA WHIP	IP WLS BF H R ER SO BB IBB HBP BLK WP HR S P ERA WHIP	IP WLS BF H R ER SO BB IBB HBP BLK WP HR S P ERA WHIP	IP WLS BF H R ER SO BB IBB HBP BLK WP HR S P ERA WHIP	IP WLS BF H R ER SO BB IBB HBP BLK WP HR S P ERA WHIP

AB	29
R	3
H	6
RBI	3
BB	3
SO	12
LOB	6





























Batter	1	2	3	4	5	6	7	8	9	AB	R	H	RBI	BB	SO	LOB	TOP						
22 David Fletcher, R OBP: 0.442, SLG: 0.500	F8	K			K		HR			4	1	1	2	0	2	1	<b>Los Angeles Angels @ Seattle Mariners</b> T-Mobile Park, Seattle, WA Tue Aug 04 2020, 7:13 PM - 10:06 PM PDT Clear - 78 F						
27 Mike Trout, R OBP: 0.375, SLG: 0.556	HR	BB			G6-3		P4			3	1	1	1	1	0	0							
6 Anthony Rendon, R OBP: 0.412, SLG: 0.333	K	F9-6			F8			P5		4	0	0	0	0	1	2							
18 Brian Goodwin, L OBP: 0.395, SLG: 0.606	5 HR	BB			G4-3		L3			3	1	0	0	1	1	0							
5 Albert Pujols, R OBP: 0.229, SLG: 0.438	HR				G6-3		G4-3			4	1	1	2	0	1	0							
9 Tommy La Stella, L OBP: 0.400, SLG: 0.296	59 1B	BB			L7		F7			3	0	0	0	1	0	0							
59 Jo Adell, R OBP: 0.250, SLG: 0.250	1B				K2-3		G3			4	0	1	0	0	1	0							
16 Jason Castro, L OBP: 0.333, SLG: 0.435	F7				K		F8			4	0	1	0	0	1	2							
4 Luis Rengifo, S OBP: 0.318, SLG: 0.263	F9-6	BB			F7		HR			3	1	1	0	1	0	1							
<b>Inning Stats</b>	R: 3 H: 3 E: 0 K: 1 S: 20	H: 3 LOB: 2 BB: 2 P: 37	R: 0 H: 0 E: 0 K: 1 S: 7	H: 0 LOB: 1 BB: 2 P: 19	R: 0 H: 0 E: 0 K: 0 S: 6	H: 0 LOB: 0 BB: 0 P: 9	R: 0 H: 0 E: 0 K: 2 S: 9	H: 0 LOB: 0 BB: 0 P: 11	R: 0 H: 0 E: 0 K: 0 S: 8	H: 0 LOB: 0 BB: 0 P: 13	R: 2 H: 2 E: 0 K: 0 S: 12	H: 2 LOB: 0 BB: 0 P: 17	R: 0 H: 0 E: 0 K: 2 S: 8	H: 0 LOB: 0 BB: 0 P: 13	R: 0 H: 1 E: 0 K: 0 S: 8	H: 1 LOB: 1 BB: 0 P: 14	1B: 3 2B: 1 3B: 0 HR: 3	SF: 0 SAC: 0 DP: 1 HBP: 0	WP: 0 PB: 0 SB: 1 CS: 0	PA: 36			
<b>PITCHER</b>	IP WLS BF H R ER SO BB IBB HBP BLK WP HR S P ERA WHIP	IP WLS BF H R ER SO BB IBB HBP BLK WP HR S P ERA WHIP	IP WLS BF H R ER SO BB IBB HBP BLK WP HR S P ERA WHIP	IP WLS BF H R ER SO BB IBB HBP BLK WP HR S P ERA WHIP	IP WLS BF H R ER SO BB IBB HBP BLK WP HR S P ERA WHIP	IP WLS BF H R ER SO BB IBB HBP BLK WP HR S P ERA WHIP	IP WLS BF H R ER SO BB IBB HBP BLK WP HR S P ERA WHIP	IP WLS BF H R ER SO BB IBB HBP BLK WP HR S P ERA WHIP	IP WLS BF H R ER SO BB IBB HBP BLK WP HR S P ERA WHIP	35 Justin Dunn, R ERA: 6.43	4.0 L 18 3 3 3 4 4 0 0 0 0 2 42 76 6.75 1.750	16 Carl Edwards Jr., R ERA: 2.45	1.0 0 3 0 0 0 0 0 0 0 0 0 0 8 13 0.00 0.000	59 Joey Gerber, R ERA: 9.0	1.0 0 3 0 0 0 0 0 0 0 0 0 0 1 12 17 18.00 2.000	50 Erik Swanson, R ERA: 9.0	1.0 0 3 0 0 0 0 0 0 0 0 0 0 0 8 13 0.00 0.000	61 Matt Magill, R ERA: 9.0	1.0 0 3 0 0 0 0 0 0 0 0 0 0 0 8 13 0.00 0.000	45 Taylor Guilbeau, L ERA: 4.5	1.0 0 4 1 0 0 0 0 0 0 0 0 0 0 8 14 0.00 1.000		
<b>Batter</b>	1	2	3	4	5	6	7	8	9	AB	R	H	RBI	BB	SO	LOB	BOTTOM						
3 J.P. Crawford, L OBP: 0.423, SLG: 0.405	BB		G1-3		P6		K			3	0	0	0	1	1	1	<b>Los Angeles Angels @ Seattle Mariners</b> T-Mobile Park, Seattle, WA Tue Aug 04 2020, 7:13 PM - 10:06 PM PDT Clear - 78 F						
10 Tim Lopes, R OBP: 0.294, SLG: 0.438	L3		BB		K		K			3	0	0	0	1	2	1							
1 Kyle Lewis, R OBP: 0.423, SLG: 0.583	G6-3		L7		G6-3		G6-3			4	1	1	0	0	0	2							
15 Kyle Seager, L OBP: 0.408, SLG: 0.512	23 FC4-6	1B			F9		23 3B			3	1	1	0	1	0	1							
23 Austin Nola, R OBP: 0.367, SLG: 0.385	FC4-6				12 FC6-4		BB			3	0	2	2	1	0	1							
12 Evan White, R OBP: 0.204, SLG: 0.205	K		FC6-4		FC6-4		BB			4	0	0	0	0	2	4							
4 Shed Long Jr., L OBP: 0.292, SLG: 0.341	G1-3		G6-3		G6-3		K			4	0	0	0	0	2	4							
25 Dylan Moore, R OBP: 0.320, SLG: 0.680	G1-3		G6-3		F8		HR			4	1	2	1	0	0	0							
9 Dee Strange-Gordon, L OBP: 0.227, SLG: 0.200	K2-3		L4		L4		K			4	0	0	0	0	2	1							
<b>Inning Stats</b>	R: 0 H: 0 E: 0 K: 0 S: 3	H: 1 LOB: 1 BB: 0 P: 8	R: 0 H: 1 E: 0 K: 1 S: 10	H: 1 LOB: 1 BB: 0 P: 16	R: 0 H: 1 E: 0 K: 1 S: 16	H: 1 LOB: 2 BB: 1 P: 26	R: 0 H: 0 E: 0 K: 0 S: 7	H: 0 LOB: 1 BB: 1 P: 13	R: 1 H: 1 E: 0 K: 2 S: 10	H: 1 LOB: 1 BB: 1 P: 16	R: 1 H: 1 E: 0 K: 2 S: 14	H: 1 LOB: 0 BB: 0 P: 21	R: 1 H: 2 E: 0 K: 1 S: 16	H: 2 LOB: 1 BB: 0 P: 24	R: 0 H: 0 E: 0 K: 0 S: 8	H: 0 LOB: 0 BB: 0 P: 11	1B: 2 2B: 3 3B: 1 HR: 1	SF: 0 SAC: 0 DP: 1 HBP: 0	WP: 0 PB: 0 SB: 0 CS: 0	PA: 36			
<b>PITCHER</b>	IP WLS BF H R ER SO BB IBB HBP BLK WP HR S P ERA WHIP	IP WLS BF H R ER SO BB IBB HBP BLK WP HR S P ERA WHIP	IP WLS BF H R ER SO BB IBB HBP BLK WP HR S P ERA WHIP	IP WLS BF H R ER SO BB IBB HBP BLK WP HR S P ERA WHIP	IP WLS BF H R ER SO BB IBB HBP BLK WP HR S P ERA WHIP	IP WLS BF H R ER SO BB IBB HBP BLK WP HR S P ERA WHIP	IP WLS BF H R ER SO BB IBB HBP BLK WP HR S P ERA WHIP	IP WLS BF H R ER SO BB IBB HBP BLK WP HR S P ERA WHIP	IP WLS BF H R ER SO BB IBB HBP BLK WP HR S P ERA WHIP	28 Andrew Heaney, L ERA: 2.35	5.2 W 23 3 1 1 1 1 0 0 0 0 0 1 10 16 13.50 1.500	99 Keynan Middleton, R ERA: 6.23	0.2 H 3 1 1 1 1 0 0 0 0 0 0 7 10 0.00 0.000	61 Hoby Milner, L ERA: 3.0	0.2 H 2 0 0 0 0 0 0 0 0 0 0 0 13 19 13.50 3.000	64 Felix Peña, R ERA: 1.42	0.2 H 4 2 1 1 1 0 0 0 0 0 0 0 11 16 0.00 0.000	31 Ty Burrety, R ERA: 5.68	1.1 S 4 0 0 0 0 0 0 0 0 0 0 0 11 16 0.00 0.000				








Batter	1	2	3	4	5	6	7	8	9	AB	R	H	RBI	BB	SO	LOB	TOP								
22 David Fletcher, R OBP: 0.410, SLG: 0.529	F9		G4-3	FC6-4			2B		P4	5	0	1	0	0	0	3									
27 Mike Trout, R OBP: 0.396, SLG: 0.667	L9			1B	G6-3		G5-3		G4-3	5	1	1	0	0	0	1									
6 Anthony Rendon, R OBP: 0.395, SLG: 0.267	G6-3			HBP			K		K	3	1	0	0	1	2	1									
17 Shohei Ohtani, L OBP: 0.219, SLG: 0.500	HR			HBP	F7		F8			3	2	1	1	1	0	2									
9 Tommy La Stella, L OBP: 0.400, SLG: 0.344	K			1B	G4-3				HR	4	1	2	1	0	1	1									
10 Justin Upton, R OBP: 0.188, SLG: 0.256	G5-3			HBP			K		P6	3	0	0	1	0	1	1									
18 Brian Goodwin, L OBP: 0.372, SLG: 0.553	K			P5			E8		K	4	0	1	0	0	2	4									
33 Max Stassi, R OBP: 0.400, SLG: 0.905			K	SF9			F7		HR	3	1	1	3	0	1	1									
4 Luis Rengifo, S OBP: 0.276, SLG: 0.200	G4-3		G4-3	BB			P3		G5-3	3	0	0	0	1	0	1									
<b>Inning Stats</b>	R: 0 E: 0 K: 0 S: 7	H: 0 LOB: 0 BB: 0 P: 10	R: 1 E: 0 K: 2 S: 12	H: 1 LOB: 0 BB: 0 P: 18	R: 0 E: 0 K: 1 S: 8	H: 0 LOB: 0 BB: 0 P: 13	R: 3 E: 0 K: 0 S: 14	H: 2 LOB: 3 BB: 3 P: 29	R: 0 E: 0 K: 0 S: 5	H: 1 LOB: 1 BB: 0 P: 10	R: 0 E: 0 K: 1 S: 10	H: 1 LOB: 1 BB: 0 P: 13	R: 0 E: 0 K: 1 S: 13	H: 1 LOB: 1 BB: 0 P: 21	R: 2 E: 0 K: 1 S: 12	H: 2 LOB: 0 BB: 0 P: 18	R: 0 E: 0 K: 1 S: 8	H: 0 LOB: 0 BB: 0 P: 10	1B: 3 2B: 2 3B: 0 HR: 2	SF: 1 SAC: 0 DP: 0 HBP: 2	WP: 0 PB: 0 SB: 0 CS: 0	PA: 39			
<b>PITCHER</b>	IP	WLS	BF	H	R	ER	SO	BB	IBB	HBP	BLK	WP	HR	S	P	ERA	WHIP								
99 Taijuan Walker, R ERA: 5.79	3.2	L	18	3	4	4	3	3	0	1	0	0	1	40	69	9.82	1.636								
59 Joey Gerber, R ERA: 3.0	1.1		5	0	0	0	0	0	0	1	0	0	0	6	11	0.00	0.000								
45 Taylor Guilbeau, L ERA: 5.4	1.0		4	1	0	0	1	0	0	0	0	0	0	10	13	0.00	1.000								
53 Dan Altavilla, R ERA: 7.36	1.0		4	1	0	0	1	0	0	0	0	0	0	13	21	9.00	1.000								
30 Nestor Cortes, L	2.0		8	2	2	2	2	0	0	0	0	0	1	20	28	9.00	1.000								

Los Angeles Angels @ Seattle Mariners  
T-Mobile Park, Seattle, WA  
Thu Aug 06 2020, 1:12 PM - 3:34 PM PDT  
Roof Closed - 60 F

livebaseballscores.com

AB 33  
R 6  
H 7  
RBI 6  
BB 3  
SO 7  
LOB 15




Batter	1	2	3	4	5	6	7	8	9	AB	R	H	RBI	BB	SO	LOB	BOTTOM								
3 J.P. Crawford, L OBP: 0.410, SLG: 0.380	G3				G6-3				P6	4	0	1	0	0	0	1									
25 Dylan Moore, R OBP: 0.353, SLG: 0.636	HBP		K2-3				K		K	3	0	0	0	0	3	2									
15 Kyle Seager, L OBP: 0.379, SLG: 0.520	K			G3-1			G4-3		K	4	0	0	0	0	2	1									
20 Daniel Vogelbach, L OBP: 0.323, SLG: 0.250	G4-3			HR			P6		L4-6-3	4	1	1	1	0	0	1									
4 Shed Long Jr., L OBP: 0.286, SLG: 0.346	K			G1-3			K		G6-3	4	0	1	0	0	2	0									
12 Evan White, R OBP: 0.196, SLG: 0.216	G6-3			G1-3			K			3	0	0	0	0	1	1									
9 Dee Strange-Gordon, L OBP: 0.200, SLG: 0.174	G6-3			F7			L7			3	0	0	0	0	0	1									
0 Mallex Smith, L OBP: 0.156, SLG: 0.167	G3-1			K			E4		P4	3	0	1	0	0	1	0									
57 Joe Hudson, R OBP: 0.167, SLG: 0.091	K			L5						3	0	0	0	0	1	1									
<b>Inning Stats</b>	R: 0 E: 0 K: 1 S: 8	H: 0 LOB: 1 BB: 0 P: 14	R: 0 E: 0 K: 1 S: 7	H: 0 LOB: 0 BB: 0 P: 9	R: 0 E: 0 K: 2 S: 12	H: 1 LOB: 1 BB: 0 P: 18	R: 1 E: 0 K: 0 S: 10	H: 2 LOB: 1 BB: 0 P: 11	R: 0 E: 0 K: 1 S: 8	H: 0 LOB: 0 BB: 0 P: 12	R: 0 E: 0 K: 1 S: 9	H: 0 LOB: 0 BB: 0 P: 12	R: 0 E: 0 K: 2 S: 7	H: 0 LOB: 0 BB: 0 P: 9	R: 0 E: 1 K: 1 S: 8	H: 1 LOB: 1 BB: 0 P: 12	R: 0 E: 0 K: 1 S: 7	H: 0 LOB: 0 BB: 0 P: 10	1B: 2 2B: 1 3B: 0 HR: 1	SF: 0 SAC: 0 DP: 0 HBP: 1	WP: 0 PB: 0 SB: 1 CS: 0	PA: 32			
<b>PITCHER</b>	IP	WLS	BF	H	R	ER	SO	BB	IBB	HBP	BLK	WP	HR	S	P	ERA	WHIP								
37 Dylan Bundy, R ERA: 2.08	9.0	W	32	4	1	1	10	0	0	1	0	0	1	76	107	1.00	0.444								

Los Angeles Angels @ Seattle Mariners  
T-Mobile Park, Seattle, WA  
Thu Aug 06 2020, 1:12 PM - 3:34 PM PDT  
Roof Closed - 60 F

livebaseballscores.com

AB 31  
R 1  
H 4  
RBI 1  
BB 0  
SO 10  
LOB 8





Batter	1	2	3	4	5	6	7	8	9	AB	R	H	RBI	BB	SO	LOB	TOP			
22 David Fletcher, R OBP: 0.409, SLG: 0.509										4	1	1	0	1	1	1				
27 Mike Trout, R OBP: 0.370, SLG: 0.707										5	1	2	2	0	2	0				
17 Shohel Ohtani, L OBP: 0.194, SLG: 0.441										4	0	0	0	0	3	2				
6 Anthony Rendon, R OBP: 0.383, SLG: 0.242										3	0	0	0	1	1	0				
9 Tommy La Stella, L OBP: 0.409, SLG: 0.389										4	0	2	0	0	0	3				
5 Albert Pujols, R OBP: 0.233, SLG: 0.410										3	1	1	0	1	1	1				
16 Jason Castro, L OBP: 0.321, SLG: 0.417										1	0	0	0	0	1	0				
33 Max Stassi, R OBP: 0.393, SLG: 0.833										3	0	1	1	0	1	2				
10 Justin Upton, R OBP: 0.192, SLG: 0.239										3	0	0	0	1	1	3				
18 Brian Goodwin, L OBP: 0.340, SLG: 0.500										4	0	0	0	0	1	2				
<b>Inning Stats</b>	R: 2 H: 3 E: 0 K: 1 S: 12	H: 3 LOB: 1 BB: 0 P: 17	R: 0 H: 0 E: 0 K: 1 S: 12	H: 0 LOB: 1 BB: 1 P: 21	R: 0 H: 0 E: 0 K: 3 S: 10	H: 0 LOB: 0 BB: 0 P: 12	R: 1 H: 2 E: 0 K: 0 S: 12	H: 2 LOB: 1 BB: 0 P: 18	R: 0 H: 0 E: 0 K: 0 S: 8	H: 1 LOB: 2 BB: 1 P: 21	R: 0 H: 1 E: 0 K: 2 S: 14	H: 3 LOB: 2 BB: 2 P: 30	R: 0 H: 0 E: 0 K: 3 S: 9	H: 0 LOB: 0 BB: 0 P: 14	R: 0 H: 0 E: 0 K: 2 S: 10	H: 0 LOB: 0 BB: 0 P: 16	1B: 4 2B: 2 3B: 0 HR: 1	SF: 0 SAC: 0 DP: 0 HBP: 0	WP: 0 PB: 0 SB: 0 CS: 0	PA: 38
<b>PITCHER</b>	IP WLS BF H R ER SO BB IBB HBP BLK WP HR S P ERA WHIP	5.1 W 24 6 3 3 5 2 0 0 0 0 1 59 90 5.06 1.500	6.1 H 3 0 0 0 1 0 0 0 0 0 0 9 14 0.00 0.000	7.1 H 3 1 0 0 1 1 0 0 0 0 0 7 14 0.00 6.000	7.1 H 5 0 0 0 3 1 0 0 0 0 0 13 25 0.00 0.750	9.1 S 3 0 0 0 2 0 0 0 0 0 0 10 16 0.00 0.000														
24 Jordan Lyles, R ERA: 3.58																				
59 Brett Martin, L ERA: 2.7																				
63 Ian Gibaut, R ERA: 6.53																				
72 Jonathan Hernandez, R ERA: 2.25																				
48 Rafael Montero, R ERA:																				
<b>Batter</b>	<b>1</b>	<b>2</b>	<b>3</b>	<b>4</b>	<b>5</b>	<b>6</b>	<b>7</b>	<b>8</b>	<b>9</b>	<b>AB</b>	<b>R</b>	<b>H</b>	<b>RBI</b>	<b>BB</b>	<b>SO</b>	<b>LOB</b>	<b>BOTTOM</b>			
17 Shin-Soo Choo, L OBP: 0.316, SLG: 0.500										2	0	0	0	2	1	1				
15 Nick Solak, R OBP: 0.349, SLG: 0.250										1	0	0	1	2	0	0				
12 Rougned Odor, L OBP: 0.219, SLG: 0.250										4	0	0	0	0	3	5				
21 Todd Frazier, R OBP: 0.362, SLG: 0.524										4	1	1	0	0	2	1				
5 Willie Calhoun, L OBP: 0.143, SLG: 0.154										3	1	2	0	1	0	0				
16 Scott Heineman, R OBP: 0.158, SLG: 0.368										0	0	0	0	0	0	0				
1 Elvis Andrus, R OBP: 0.275, SLG: 0.222										4	0	0	0	0	1	4				
9 Isiah Kiner-Falefa, R OBP: 0.405, SLG: 0.471										4	1	2	0	0	0	3				
61 Robinson Chirinos, R OBP: 0.233, SLG: 0.160										2	1	0	2	1	1	2				
71 Anderson Tejeda, S OBP: 0.286, SLG: 0.714										3	0	0	0	0	0	4				
<b>Inning Stats</b>	R: 0 H: 0 E: 0 K: 2 S: 11	H: 2 LOB: 1 BB: 1 P: 20	R: 1 H: 2 E: 0 K: 1 S: 9	H: 2 LOB: 0 BB: 0 P: 17	R: 0 H: 0 E: 0 K: 1 S: 14	H: 0 LOB: 1 BB: 2 P: 26	R: 3 H: 1 E: 0 K: 3 S: 18	H: 1 LOB: 3 BB: 3 P: 36	R: 0 H: 0 E: 0 K: 1 S: 9	H: 1 LOB: 0 BB: 0 P: 10	R: 0 H: 1 E: 0 K: 1 S: 10	H: 0 LOB: 0 BB: 0 P: 15	R: 0 H: 0 E: 0 K: 1 S: 10	H: 0 LOB: 0 BB: 0 P: 14	R: 0 H: 1 E: 0 K: 0 S: 8	H: 1 LOB: 2 BB: 0 P: 12	1B: 4 2B: 1 3B: 0 HR: 0	SF: 1 SAC: 0 DP: 0 HBP: 1	WP: 0 PB: 0 SB: 2 CS: 2	PA: 36
<b>PITCHER</b>	IP WLS BF H R ER SO BB IBB HBP BLK WP HR S P ERA WHIP	3.2 L 19 3 4 0 0 2 6 0 0 0 0 0 16 21 2.46 2.455	4.1 5 0 0 0 2 0 0 0 1 0 0 0 16 21 0.00 0.000	6.1 3 1 0 0 1 0 0 0 0 0 0 9 12 0.00 1.500	6.1 3 0 0 0 0 0 0 0 0 0 0 6 9 0.00 0.000	7.1 5 1 0 0 1 0 0 0 0 0 0 13 20 0.00 0.750														
47 Griffin Canning, R ERA: 3.14																				
60 Mike Mayers, R ERA: 6.35																				
40 Jacob Barnes, R ERA: 3.38																				
61 Hoby Milner, L ERA: 2.08																				
24 Noe Ramirez, R ERA: 5.69																				

Los Angeles Angels @ Texas Rangers  
Globe Life Field, Arlington, TX  
Fri Aug 07 2020, 8:08 PM - 11:44 PM CDT  
Roof Closed - 72 F

AB 34  
R 3  
H 7  
RBI 3  
BB 4  
SO 12  
LOB 14



Los Angeles Angels @ Texas Rangers  
Globe Life Field, Arlington, TX  
Fri Aug 07 2020, 8:08 PM - 11:44 PM CDT  
Roof Closed - 72 F

AB 27  
R 4  
H 5  
RBI 3  
BB 6  
SO 8  
LOB 20





Batter	1	2	3	4	5	6	7	8	9	AB	R	H	RBI	BB	SO	LOB	TOP						
22 David Fletcher, R (1,6) OBP: 0.414, SLG: 0.517										3	0	1	0	1	0	0	<b>Los Angeles Angels @ Texas Rangers</b> Globe Life Field, Arlington, TX Sat Aug 08 2020, 6:07 PM - 8:53 PM CDT Roof Closed - 72 F						
27 Mike Trout, R (1,8) OBP: 0.360, SLG: 0.667										4	0	1	0	0	3	2							
6 Anthony Rendon, R (1,5) OBP: 0.373, SLG: 0.222										3	0	0	0	1	1	3							
17 Shohei Ohtani, L (1,10) OBP: 0.175, SLG: 0.395										4	0	0	0	0	2	3							
5 Albert Pujols, R (1,3) OBP: 0.255, SLG: 0.419										4	0	2	0	0	0	0							
3 Taylor Ward, R (1,7) OBP: 0.250, SLG: 0.241										3	0	0	0	0	1	3							
9 Tommy La Stella, L (9,PH) OBP: 0.400, SLG: 0.378										1	0	0	0	0	0	0							
59 Jo Adell, R (1,9) OBP: 0.182, SLG: 0.182										3	0	0	0	0	1	1							
33 Max Stassi, R (1,2) OBP: 0.355, SLG: 0.741										3	0	0	0	0	1	1							
4 Luis Rengifo, S (1,4) OBP: 0.250, SLG: 0.179										3	0	0	0	0	1	0							
<b>Inning Stats</b>	R: 0 H: 1 E: 0 K: 2 S: 15	H: 1 LOB: 1 BB: 0 P: 25	R: 0 H: 0 E: 0 K: 1 S: 8	H: 0 LOB: 0 BB: 0 P: 10	R: 0 H: 0 E: 0 K: 0 S: 9	H: 0 LOB: 0 BB: 0 P: 14	R: 0 H: 1 E: 0 K: 2 S: 17	H: 1 LOB: 2 BB: 1 P: 25	R: 0 H: 0 E: 0 K: 1 S: 13	H: 0 LOB: 0 BB: 0 P: 20	R: 0 H: 1 E: 0 K: 0 S: 12	H: 1 LOB: 1 BB: 0 P: 17	R: 0 H: 1 E: 0 K: 2 S: 9	H: 1 LOB: 1 BB: 0 P: 10	R: 0 H: 0 E: 0 K: 2 S: 11	H: 0 LOB: 1 BB: 1 P: 23	R: 0 H: 0 E: 0 K: 0 S: 8	H: 0 LOB: 0 BB: 0 P: 12	1B: 3 2B: 1 3B: 0 HR: 0	SF: 0 SAC: 0 DP: 0 HBP: 0	WP: 0 PB: 0 SB: 0 CS: 0	PA: 33	
<b>PITCHER</b>	IP WLS BF H R ER SO BB IBB HBP BLK WP HR S P ERA WHIP	5.0 1.0 W 4 1 0 0 6 1 0 0 0 0 0 62 94 0.00 0.600	39 Kolby Allard, L (1,1) ERA: 1.0	36 Edinson Volquez, R (6,1) ERA: 5.23	30 Jesse Chavez, R (7,1) ERA: 5.4	57 Joely Rodriguez, L (8,1) ERA: 6.75	63 Ian Gibaut, R (8,1) ERA: 8.1	48 Rafael Montero, R (9,1) ERA:	1.0 S 3 0 0 0 0 0 0 12 17 0.00 1.000	0.00 0.000	0.00 1.000	0.00 1.500	0.00 0.000	0.00 0.000	0.00 0.000	0.00 0.000	0.00 0.000	0.00 0.000	0.00 0.000	0.00 0.000	0.00 0.000	0.00 0.000	0.00 0.000

AB	31
R	0
H	4
RBI	0
BB	2
SO	10
LOB	13



Batter	1	2	3	4	5	6	7	8	9	AB	R	H	RBI	BB	SO	LOB	BOTTOM						
1 Elvis Andrus, R (1,6) OBP: 0.255, SLG: 0.204										4	0	0	0	0	0	0	<b>Los Angeles Angels @ Texas Rangers</b> Globe Life Field, Arlington, TX Sat Aug 08 2020, 6:07 PM - 8:53 PM CDT Roof Closed - 72 F						
9 Isiah Kiner-Falefa, R (1,5) OBP: 0.390, SLG: 0.447										4	0	1	0	0	0	0							
21 Todd Frazier, R (1,3) OBP: 0.380, SLG: 0.556										3	1	2	0	0	1	1							
13 Joey Gallo, L (1,9) OBP: 0.360, SLG: 0.605										3	1	1	2	0	1	1							
12 Rougned Odor, L (1,4) OBP: 0.200, SLG: 0.226										3	0	0	0	0	1	0							
15 Nick Solak, R (1,8) OBP: 0.326, SLG: 0.231										3	0	0	0	0	0	1							
5 Willie Calhoun, L (1,10) OBP: 0.161, SLG: 0.143										2	0	0	0	1	0	2							
61 Robinson Chirinos, R (1,2) OBP: 0.212, SLG: 0.143										3	0	0	0	0	0	3							
14 Rob Refsnyder, R (1,7) OBP: 0.294, SLG: 0.333										3	0	0	0	0	1	0							
16 Scott Heineman, R (9,8) OBP: 0.158, SLG: 0.368										0	0	0	0	0	0	0							
<b>Inning Stats</b>	R: 0 H: 1 E: 0 K: 1 S: 8	H: 0 LOB: 1 BB: 0 P: 13	R: 0 H: 0 E: 2 K: 0 S: 10	H: 0 LOB: 1 BB: 0 P: 20	R: 0 H: 1 E: 0 K: 2 S: 14	H: 1 LOB: 1 BB: 0 P: 18	R: 0 H: 0 E: 0 K: 0 S: 10	H: 0 LOB: 0 BB: 0 P: 15	R: 0 H: 0 E: 0 K: 0 S: 5	H: 0 LOB: 0 BB: 1 P: 12	R: 2 H: 2 E: 0 K: 1 S: 11	H: 2 LOB: 0 BB: 0 P: 16	R: 0 H: 0 E: 0 K: 0 S: 11	H: 0 LOB: 0 BB: 0 P: 16	R: 0 H: 0 E: 0 K: 0 S: 8	H: 0 LOB: 0 BB: 0 P: 10	R: 0 H: 0 E: 0 K: 0 S: 8	H: 0 LOB: 0 BB: 0 P: 10	1B: 2 2B: 1 3B: 0 HR: 1	SF: 0 SAC: 0 DP: 2 HBP: 0	WP: 0 PB: 0 SB: 0 CS: 0	PA: 29	
<b>PITCHER</b>	IP WLS BF H R ER SO BB IBB HBP BLK WP HR S P ERA WHIP	6.0 L 23 4 2 2 4 1 0 0 0 0 0 1 58 94 3.00 0.833	43 Patrick Sandoval, L (1,1) ERA: 2.7	99 Keynan Middleton, R (7,1) ERA: 5.06	64 Felix Peña, R (8,1) ERA: 1.23																		

AB	28
R	2
H	4
RBI	2
BB	1
SO	4
LOB	8





Batter	1	2	3	4	5	6	7	8	9	AB	R	H	RBI	BB	SO	LOB	TOP			
22 David Fletcher, R OBP: 0.400, SLG: 0.508	G6-3		G6-3		K		2B		K	5	0	1	0	0	2	1	<b>Los Angeles Angels @ Texas Rangers</b> Globe Life Field, Arlington, TX Sun Aug 09 2020, 1:39 PM - 5:12 PM CDT Roof Closed - 72 F			
9 Tommy La Stella, L OBP: 0.400, SLG: 0.439	F7		G4-3		HR		BB		G3-1	4	1	1	2	1	0	0				
27 Mike Trout, R OBP: 0.345, SLG: 0.612	1B		K		P4		G5-3		F9	4	0	0	0	1	1	2				
17 Shohei Ohtani, L OBP: 0.227, SLG: 0.439	1B		K		K		2B		BB	3	1	2	0	1	1	0				
6 Anthony Rendon, R OBP: 0.364, SLG: 0.205	K		P3		F8		2B		BB	3	0	0	0	1	1	3				
18 Brian Goodwin, L OBP: 0.360, SLG: 0.500	1B		BB		G3		G3		K	2	0	1	1	1	0	0				
3 Taylor Ward, R OBP: 0.242, SLG: 0.233	1B		BB		BB		G3		K	1	0	0	0	0	1	2				
59 Jo Adell, R OBP: 0.133, SLG: 0.133	K		K		K		K		K	4	0	0	0	0	4	3				
16 Jason Castro, L OBP: 0.344, SLG: 0.444	2B		F7		F7		K		BB	3	0	1	0	1	1	0				
4 Luis Rengifo, S OBP: 0.250, SLG: 0.161	F7		HR		BB		K		K	3	1	0	0	1	2	4				
<b>Inning Stats</b>	R: 0 H: 1 E: 0 K: 1 S: 17	H: 1 LOB: 2 BB: 1 P: 27	R: 0 H: 2 E: 0 K: 1 S: 11	H: 0 LOB: 1 BB: 0 P: 20	R: 0 H: 0 E: 0 K: 1 S: 11	H: 0 LOB: 0 BB: 0 P: 16	R: 0 H: 0 E: 0 K: 2 S: 13	H: 0 LOB: 1 BB: 1 P: 24	R: 2 H: 1 E: 0 K: 1 S: 11	H: 1 LOB: 0 BB: 0 P: 18	R: 0 H: 1 E: 0 K: 2 S: 14	H: 1 LOB: 2 BB: 1 P: 24	R: 0 H: 0 E: 0 K: 3 S: 14	H: 0 LOB: 3 BB: 3 P: 33	R: 0 H: 0 E: 0 K: 1 S: 6	H: 0 LOB: 0 BB: 0 P: 13	1B: 2 2B: 3 3B: 0 HR: 1	SF: 0 SAC: 0 DP: 0 HBP: 0	WP: 0 PB: 1 SB: 0 CS: 0	PA: 39
<b>PITCHER</b>	IP	WLS	BF	H	R	ER	SO	BB	IBB	HBP	BLK	WP	HR	S	P	ERA	WHIP			
35 Lance Lynn, R ERA: 1.16	5.0	W	21	4	2	2	6	3	0	0	0	0	1	63	109	3.60	1.400			
36 Edinson Volquez, R ERA: 6.75	1.0		4	1	1	1	1	0	0	0	0	0	0	11	18	9.00	1.000			
57 Joely Rodríguez, L ERA: 3.86	1.0	H	5	1	0	0	2	1	0	0	0	0	0	14	24	0.00	2.000			
59 Brett Martin, L ERA: 2.45	0.1	H	3	0	0	0	1	2	0	0	0	0	0	6	17	0.00	6.000			
64 Jimmy Herget, R ERA: 4.91	0.2	H	3	0	0	0	2	1	0	0	0	0	0	8	16	0.00	1.500			
72 Jonathan Hernández, R ERA: 2.0	1.0		3	0	0	0	1	0	0	0	0	0	0	6	13	0.00	0.000			

AB	32
R	3
H	6
RBI	3
BB	7
SO	13
LOB	15



Batter	1	2	3	4	5	6	7	8	9	AB	R	H	RBI	BB	SO	LOB	BOTTOM			
17 Shin-Soo Choo, L OBP: 0.310, SLG: 0.472	F9		K		1B		K			4	0	1	2	0	2	2	<b>Los Angeles Angels @ Texas Rangers</b> Globe Life Field, Arlington, TX Sun Aug 09 2020, 1:39 PM - 5:12 PM CDT Roof Closed - 72 F			
16 Scott Heineman, R OBP: 0.158, SLG: 0.368	F9		K		1B		K			0	0	0	0	0	0	0				
9 Isiah Kiner-Faleola, R OBP: 0.378, SLG: 0.452	F9		K		F8		G4-3			4	0	1	1	0	0	1				
21 Todd Frazier, R OBP: 0.370, SLG: 0.531	1B		G5-3		K		P4			4	0	1	0	0	1	1				
13 Joey Gallo, L OBP: 0.333, SLG: 0.553	K		K		K		G3-1			4	0	0	0	0	3	1				
15 Nick Solak, R OBP: 0.340, SLG: 0.302	G4-3		K		E9		2B		2B	4	3	2	0	0	0	-1				
12 Rougned Odor, L OBP: 0.205, SLG: 0.229	K		K		K		K		K	4	1	1	1	0	3	1				
1 Elvis Andrus, R OBP: 0.271, SLG: 0.245	G6-3		K		1B		G6-3			4	1	2	1	0	0	1				
14 Rob Refsnyder, R OBP: 0.300, SLG: 0.333	F9		K		F9		K		L7	3	1	1	0	0	1	2				
5 Willie Calhoun, L OBP: 0.156, SLG: 0.138	2B		1B		1B		K			1	0	0	0	0	0	0				
2 Jeff Mathis, R OBP: 0.500, SLG: 0.556	F8		1B		1B		K			3	1	1	0	0	1	2				
<b>Inning Stats</b>	R: 0 H: 1 E: 0 K: 1 S: 10	H: 0 LOB: 0 BB: 0 P: 16	R: 0 H: 0 E: 0 K: 1 S: 8	H: 0 LOB: 0 BB: 0 P: 11	R: 1 H: 2 E: 0 K: 1 S: 14	H: 2 LOB: 1 BB: 0 P: 20	R: 4 H: 5 E: 0 K: 1 S: 20	H: 5 LOB: 1 BB: 0 P: 31	R: 1 H: 0 E: 0 K: 3 S: 11	H: 0 LOB: 0 BB: 0 P: 20	R: 0 H: 1 E: 0 K: 3 S: 11	H: 1 LOB: 1 BB: 0 P: 18	R: 0 H: 0 E: 0 K: 0 S: 5	H: 0 LOB: 0 BB: 0 P: 8	R: 1 H: 1 E: 0 K: 1 S: 8	H: 1 LOB: 0 BB: 0 P: 9	1B: 6 2B: 4 3B: 0 HR: 0	SF: 0 SAC: 0 DP: 0 HBP: 0	WP: 2 PB: 0 SB: 1 CS: 0	PA: 35
<b>PITCHER</b>	IP	WLS	BF	H	R	ER	SO	BB	IBB	HBP	BLK	WP	HR	S	P	ERA	WHIP			
28 Andrew Heaney, L ERA: 4.26	3.2	L	19	8	5	5	4	0	0	0	0	0	0	9	16	0.00	0.000			
60 Mike Mayers, R ERA: 5.4	1.0		4	0	1	0	2	0	0	0	0	0	0	3	5	0.00	0.000			
46 Ryan Buchter, L ERA: 2.7	0.1		1	0	0	0	1	0	0	0	0	0	0	11	18	0.00	1.000			
57 Hansel Robles, R ERA: 15.19	1.0		4	1	0	0	3	0	0	0	0	0	0	9	12	6.75	0.750			
40 Jacob Barnes, R ERA: 4.05	1.1		5	1	1	1	1	0	0	0	0	0	0	9	12	6.75	0.750			
31 Ty Buttrey, R ERA: 5.14	0.2		2	0	0	0	1	0	0	0	0	0	0	4	5	0.00	0.000			

AB	35
R	7
H	10
RBI	5
BB	0
SO	11
LOB	10









Batter	1	2	3	4	5	6	7	8	9	AB	R	H	RBI	BB	SO	LOB	TOP										
10 Marcus Semien, R OBP: 0.253, SLG: 0.282 Franklin Barreto, R										3	0	1	0	1	2	0	Oakland Athletics @ Los Angeles Angels Angel Stadium, Anaheim, CA Tue Aug 11 2020, 6:40 PM - 9:34 PM PDT Clear - 83 F										
22 Ramón Laureano, R OBP: 0.410, SLG: 0.483										3	0	1	0	0	2	2											
28 Matt Olson, L OBP: 0.299, SLG: 0.603 18 Chad Pinder, R OBP: 0.276, SLG: 0.308										4	0	0	0	0	1	4											
26 Matt Chapman, R OBP: 0.299, SLG: 0.603 39 Vimala Machin, L										3	0	0	0	0	2	2											
20 Mark Canha, R OBP: 0.397, SLG: 0.333										4	0	0	0	0	3	1											
8 Robbie Grossman, S OBP: 0.453, SLG: 0.548										3	0	2	0	1	0	0											
2 Khris Davis, R OBP: 0.227, SLG: 0.250										4	0	0	0	0	0	3											
Tony Kemp, L OBP: 0.455, SLG: 0.280										3	0	1	0	0	2	0											
30 Austin Allen, L OBP: 0.174, SLG: 0.273										3	0	0	0	0	1	2											
<b>Inning Stats</b>	R: 0 E: 0 K: 2 S: 10	H: 1 LOB: 1 BB: 0 P: 16	R: 0 E: 0 K: 2 S: 12	H: 1 LOB: 2 BB: 1 P: 17	R: 0 E: 0 K: 1 S: 10	H: 1 LOB: 0 BB: 0 P: 16	R: 0 E: 0 K: 1 S: 13	H: 0 LOB: 0 BB: 0 P: 17	R: 0 E: 0 K: 2 S: 7	H: 0 LOB: 0 BB: 0 P: 9	R: 0 E: 0 K: 1 S: 8	H: 0 LOB: 0 BB: 0 P: 16	R: 0 E: 0 K: 1 S: 8	H: 0 LOB: 0 BB: 0 P: 12	R: 0 E: 0 K: 2 S: 10	H: 0 LOB: 1 BB: 0 P: 16		R: 0 E: 0 K: 1 S: 13	H: 1 LOB: 1 BB: 0 P: 20	1B: 4 2B: 1 3B: 0 HR: 0	SF: 0 SAC: 0 DP: 1 HBP: 1	WP: 1 PB: 0 SB: 1 CS: 0	PA: 34				
<b>PITCHER</b>	IP	WLS	BF	H	R	ER	SO	BB	IBB	HBP	BLK	WP	HR	S	P	ERA	WHIP										
37 Dylan Bundy, R ERA: 1.57	7.0	W	26	4	0	0	10	1	0	1	0	1	0	68	103	0.00	0.714										
60 Mike Mayers, R ERA: 4.7	1.0		4	0	0	0	2	1	0	0	0	0	0	10	16	0.00	1.000										
57 Hansel Robles, R ERA: 12.79	1.0		4	1	0	0	1	0	0	0	0	0	0	13	20	0.00	1.000										

Batter	1	2	3	4	5	6	7	8	9	AB	R	H	RBI	BB	SO	LOB	BOTTOM										
22 David Fletcher, R OBP: 0.388, SLG: 0.514										5	1	1	1	0	0	2	Oakland Athletics @ Los Angeles Angels Angel Stadium, Anaheim, CA Tue Aug 11 2020, 6:40 PM - 9:34 PM PDT Clear - 83 F										
9 Tommy La Stella, L OBP: 0.224, SLG: 0.458 4 Luis Rengifo, S OBP: 0.243, SLG: 0.156										2	0	1	0	2	0	0											
27 Mike Trout, R OBP: 0.369, SLG: 0.695										5	0	1	0	0	2	2											
6 Anthony Rendon, R OBP: 0.415, SLG: 0.391										4	1	2	1	1	0	2											
17 Shohei Ohtani, L OBP: 0.296, SLG: 0.531										4	1	2	0	1	1	3											
5 Albert Pujols, R OBP: 0.255, SLG: 0.392										4	1	2	0	0	1	4											
16 Jason Castro, L OBP: 0.389, SLG: 0.600										3	1	2	3	1	0	0											
10 Justin Upton, R OBP: 0.200, SLG: 0.226 3 Taylor Ward, R OBP: 0.242, SLG: 0.233										4	0	0	0	0	0	4											
18 Brian Goodwin, L OBP: 0.352, SLG: 0.542										4	1	1	1	0	1	2											
<b>Inning Stats</b>	R: 0 E: 0 K: 1 S: 12	H: 0 LOB: 3 BB: 2 P: 21	R: 0 E: 0 K: 0 S: 5	H: 0 LOB: 0 BB: 0 P: 10	R: 0 E: 0 K: 1 S: 7	H: 0 LOB: 0 BB: 0 P: 12	R: 5 E: 0 K: 1 S: 27	H: 6 LOB: 1 BB: 0 P: 36	R: 0 E: 0 K: 0 S: 13	H: 1 LOB: 2 BB: 1 P: 18	R: 1 E: 0 K: 0 S: 11	H: 2 LOB: 2 BB: 1 P: 19	R: 0 E: 0 K: 1 S: 12	H: 2 LOB: 2 BB: 0 P: 18	R: 0 E: 0 K: 2 S: 10	H: 0 LOB: 1 BB: 1 P: 20		1B: 7 2B: 1 3B: 0 HR: 4	SF: 0 SAC: 0 DP: 0 HBP: 0	WP: 0 PB: 0 SB: 1 CS: 0	PA: 41						
<b>PITCHER</b>	IP	WLS	BF	H	R	ER	SO	BB	IBB	HBP	BLK	WP	HR	S	P	ERA	WHIP										
50 Mike Fiers, R ERA: 6.86	3.2	L	20	7	5	5	2	2	0	0	0	0	3	48	76	12.27	2.455										
33 Daniel Mengden, R ERA: 4.91	3.1		17	5	1	1	2	2	0	0	0	0	1	39	58	2.70	2.100										
62 Lou Trivino, R ERA: 7.5	1.0		4	0	0	0	2	1	0	0	0	0	0	10	20	0.00	1.000										

Oakland Athletics @ Los Angeles Angels  
Angel Stadium, Anaheim, CA  
Tue Aug 11 2020, 6:40 PM - 9:34 PM PDT  
Clear - 83 F

livebaseballscorecards.com

AB 31  
R 0  
H 5  
RBI 0  
BB 2  
SO 13  
LOB 14

Oakland Athletics @ Los Angeles Angels  
Angel Stadium, Anaheim, CA  
Tue Aug 11 2020, 6:40 PM - 9:34 PM PDT  
Clear - 83 F

livebaseballscorecards.com

AB 36  
R 6  
H 12  
RBI 6  
BB 5  
SO 6  
LOB 19







Batter	1	2	3	4	5	6	7	8	9	AB	R	H	RBI	BB	SO	LOB	TOP						
50 Mookie Betts, R OBP: 0.369, SLG: 0.658										4	0	0	0	1	1	3							
5 Corey Seager, L OBP: 0.359, SLG: 0.576										5	1	0	1	0	1	4							
10 Justin Turner, R OBP: 0.367, SLG: 0.462										3	1	2	1	1	0	1							
11 AJ Pollock, R OBP: 0.348, SLG: 0.617										4	1	1	1	0	0	4							
35 Cody Bellinger, L OBP: 0.236, SLG: 0.349										4	2	2	4	0	1	3							
3 Chris Taylor, R OBP: 0.392, SLG: 0.397									4	0	1	0	0	2	0								
14 Enrique Hernández, R OBP: 0.271, SLG: 0.385									4	0	0	0	0	1	1								
43 Edwin Ríos, L OBP: 0.300, SLG: 0.643									4	1	1	0	0	2	0								
15 Austin Barnes, R OBP: 0.297, SLG: 0.371										4	1	2	0	0	1	0							
<b>Inning Stats</b>	R: 0 E: 0 K: 2 S: 10	H: 1 LOB: 2 BB: 1 P: 18	R: 0 E: 0 K: 1 S: 7	H: 1 LOB: 0 BB: 0 P: 10	R: 2 E: 1 K: 0 S: 8	H: 2 LOB: 1 BB: 0 P: 12	R: 0 E: 0 K: 1 S: 7	H: 0 LOB: 0 BB: 0 P: 8	R: 0 E: 0 K: 1 S: 9	H: 0 LOB: 0 BB: 0 P: 11	R: 2 E: 0 K: 1 S: 14	H: 1 LOB: 0 BB: 1 P: 21	R: 1 E: 0 K: 1 S: 15	H: 2 LOB: 1 BB: 0 P: 24	R: 2 E: 0 K: 2 S: 14	H: 2 LOB: 2 BB: 0 P: 21	R: 0 E: 0 K: 1 S: 7	H: 0 LOB: 0 BB: 0 P: 8	1B: 6 2B: 1 3B: 0 HR: 2	SF: 0 SAC: 0 DP: 1 HBP: 0	WP: 0 PB: 0 SB: 1 CS: 0	PA: 38	
<b>PITCHER</b>	IP WLS BF H R ER SO BB IBB HBP BLK WP HR S P ERA WHIP	IP WLS BF H R ER SO BB IBB HBP BLK WP HR S P ERA WHIP	IP WLS BF H R ER SO BB IBB HBP BLK WP HR S P ERA WHIP	IP WLS BF H R ER SO BB IBB HBP BLK WP HR S P ERA WHIP	IP WLS BF H R ER SO BB IBB HBP BLK WP HR S P ERA WHIP	IP WLS BF H R ER SO BB IBB HBP BLK WP HR S P ERA WHIP	IP WLS BF H R ER SO BB IBB HBP BLK WP HR S P ERA WHIP	IP WLS BF H R ER SO BB IBB HBP BLK WP HR S P ERA WHIP	IP WLS BF H R ER SO BB IBB HBP BLK WP HR S P ERA WHIP	IP WLS BF H R ER SO BB IBB HBP BLK WP HR S P ERA WHIP	IP WLS BF H R ER SO BB IBB HBP BLK WP HR S P ERA WHIP	IP WLS BF H R ER SO BB IBB HBP BLK WP HR S P ERA WHIP	IP WLS BF H R ER SO BB IBB HBP BLK WP HR S P ERA WHIP	IP WLS BF H R ER SO BB IBB HBP BLK WP HR S P ERA WHIP	IP WLS BF H R ER SO BB IBB HBP BLK WP HR S P ERA WHIP	IP WLS BF H R ER SO BB IBB HBP BLK WP HR S P ERA WHIP	IP WLS BF H R ER SO BB IBB HBP BLK WP HR S P ERA WHIP	IP WLS BF H R ER SO BB IBB HBP BLK WP HR S P ERA WHIP	IP WLS BF H R ER SO BB IBB HBP BLK WP HR S P ERA WHIP	IP WLS BF H R ER SO BB IBB HBP BLK WP HR S P ERA WHIP	IP WLS BF H R ER SO BB IBB HBP BLK WP HR S P ERA WHIP	IP WLS BF H R ER SO BB IBB HBP BLK WP HR S P ERA WHIP	IP WLS BF H R ER SO BB IBB HBP BLK WP HR S P ERA WHIP

Los Angeles Dodgers @ Los Angeles Angels  
Angel Stadium, Anaheim, CA  
Fri Aug 14 2020, 6:41 PM - 9:38 PM PDT  
Clear - 93 F

AB 36  
R 7  
H 9  
RBI 7  
BB 2  
SO 9  
LOB 16



Batter	1	2	3	4	5	6	7	8	9	AB	R	H	RBI	BB	SO	LOB	BOTTOM							
22 David Fletcher, R OBP: 0.376, SLG: 0.488										4	0	1	0	0	0	0								
9 Tommy La Stella, L OBP: 0.403, SLG: 0.429										4	0	1	2	0	1	0								
27 Mike Trout, R OBP: 0.356, SLG: 0.692										4	0	0	0	0	1	2								
6 Anthony Rendon, R OBP: 0.425, SLG: 0.500										2	1	1	1	2	0	0								
17 Shohei Ohtani, L OBP: 0.290, SLG: 0.500										4	1	1	0	0	0	2								
5 Albert Pujols, R OBP: 0.236, SLG: 0.356										4	1	1	0	0	1	1								
10 Justin Upton, R OBP: 0.190, SLG: 0.214										3	0	0	0	0	2	1								
18 Brian Goodwin, L OBP: 0.362, SLG: 0.577										1	0	1	1	0	0	0								
33 Max Stassi, R OBP: 0.316, SLG: 0.606										3	0	0	0	0	1	1								
16 Jason Castro, L OBP: 0.341, SLG: 0.514										1	0	0	0	0	1	1								
59 Jo Adell, R OBP: 0.200, SLG: 0.167										2	1	0	0	1	2	0								
<b>Inning Stats</b>	R: 0 E: 0 K: 0 S: 8	H: 0 LOB: 0 BB: 0 P: 12	R: 0 E: 0 K: 0 S: 7	H: 0 LOB: 1 BB: 1 P: 14	R: 0 E: 0 K: 1 S: 7	H: 0 LOB: 0 BB: 0 P: 7	R: 0 E: 0 K: 0 S: 9	H: 0 LOB: 0 BB: 0 P: 12	R: 1 E: 0 K: 2 S: 10	H: 1 LOB: 0 BB: 0 P: 15	R: 0 E: 0 K: 1 S: 8	H: 0 LOB: 0 BB: 0 P: 10	R: 0 E: 0 K: 2 S: 12	H: 0 LOB: 1 BB: 1 P: 21	R: 2 E: 0 K: 2 S: 20	H: 3 LOB: 2 BB: 1 P: 34	R: 1 E: 0 K: 1 S: 13	H: 2 LOB: 1 BB: 0 P: 19	1B: 3 2B: 2 3B: 0 HR: 1	SF: 0 SAC: 0 DP: 1 HBP: 0	WP: 0 PB: 0 SB: 0 CS: 0	PA: 35		
<b>PITCHER</b>	IP WLS BF H R ER SO BB IBB HBP BLK WP HR S P ERA WHIP	IP WLS BF H R ER SO BB IBB HBP BLK WP HR S P ERA WHIP	IP WLS BF H R ER SO BB IBB HBP BLK WP HR S P ERA WHIP	IP WLS BF H R ER SO BB IBB HBP BLK WP HR S P ERA WHIP	IP WLS BF H R ER SO BB IBB HBP BLK WP HR S P ERA WHIP	IP WLS BF H R ER SO BB IBB HBP BLK WP HR S P ERA WHIP	IP WLS BF H R ER SO BB IBB HBP BLK WP HR S P ERA WHIP	IP WLS BF H R ER SO BB IBB HBP BLK WP HR S P ERA WHIP	IP WLS BF H R ER SO BB IBB HBP BLK WP HR S P ERA WHIP	IP WLS BF H R ER SO BB IBB HBP BLK WP HR S P ERA WHIP	IP WLS BF H R ER SO BB IBB HBP BLK WP HR S P ERA WHIP	IP WLS BF H R ER SO BB IBB HBP BLK WP HR S P ERA WHIP	IP WLS BF H R ER SO BB IBB HBP BLK WP HR S P ERA WHIP	IP WLS BF H R ER SO BB IBB HBP BLK WP HR S P ERA WHIP	IP WLS BF H R ER SO BB IBB HBP BLK WP HR S P ERA WHIP	IP WLS BF H R ER SO BB IBB HBP BLK WP HR S P ERA WHIP	IP WLS BF H R ER SO BB IBB HBP BLK WP HR S P ERA WHIP	IP WLS BF H R ER SO BB IBB HBP BLK WP HR S P ERA WHIP	IP WLS BF H R ER SO BB IBB HBP BLK WP HR S P ERA WHIP	IP WLS BF H R ER SO BB IBB HBP BLK WP HR S P ERA WHIP	IP WLS BF H R ER SO BB IBB HBP BLK WP HR S P ERA WHIP	IP WLS BF H R ER SO BB IBB HBP BLK WP HR S P ERA WHIP	IP WLS BF H R ER SO BB IBB HBP BLK WP HR S P ERA WHIP	IP WLS BF H R ER SO BB IBB HBP BLK WP HR S P ERA WHIP

Los Angeles Dodgers @ Los Angeles Angels  
Angel Stadium, Anaheim, CA  
Fri Aug 14 2020, 6:41 PM - 9:38 PM PDT  
Clear - 93 F

AB 32  
R 4  
H 6  
RBI 4  
BB 3  
SO 9  
LOB 8





Batter	1	2	3	4	5	6	7	8	9	10	AB	R	H	RBI	BB	SO	LOB	TOP						
50 Mookie Betts, R OBP: 0.371, SLG: 0.679	(1,9) F8	(1,10) 1B	(1,8) K	(1,2) G6-3	(1,10) F8	(1,10) K	(1,10) HR	(1,8) K	(1,10) G4-3	(1,10) G4-3	5	1	2	3	0	1	1							
5 Corey Seager, L OBP: 0.333, SLG: 0.531	(1,6) F7	(1,10) G4-3	(1,8) K	(1,2) K	(1,10) F8	(1,10) K	(1,10) F7	(1,8) G4-3	(1,10) G4-3	(1,10) G4-3	5	0	0	0	0	1	2							
10 Justin Turner, R OBP: 0.368, SLG: 0.451	(1,10) BB	(1,10) K	(1,8) K	(1,2) K	(1,10) F8	(1,10) K	(1,10) 1B	(1,8) G2-3	(1,10) G4-3	(1,10) G4-3	4	0	1	0	1	1	0							
11 AJ Pollock, R OBP: 0.352, SLG: 0.600	(1,8) L9	(1,10) F7	(1,8) K	(1,2) K	(1,10) F8	(1,10) K	(1,10) 1B	(1,8) G2-3	(1,10) G4-3	(1,10) G4-3	5	0	2	0	0	1	1							
35 Cody Bellinger, L OBP: 0.295, SLG: 0.356	(1,3) 1B	(1,10) 1B	(1,8) K	(1,2) K	(1,10) F8	(1,10) K	(1,10) 1B	(1,8) G2-3	(1,10) G4-3	(1,10) G4-3	4	2	2	0	1	1	2							
3 Chris Taylor, R OBP: 0.332, SLG: 0.403	(1,7) K	(1,10) K	(1,8) K	(1,2) K	(1,10) F8	(1,10) K	(1,10) 1B	(1,8) G2-3	(1,10) G4-3	(1,10) G4-3	4	2	1	0	1	2	5							
13 Max Muncy, L OBP: 0.295, SLG: 0.350	(1,5) 1B	(1,10) 1B	(1,8) K	(1,2) K	(1,10) F8	(1,10) K	(1,10) 1B	(1,8) G2-3	(1,10) G4-3	(1,10) G4-3	3	1	1	3	1	0	1							
14 Enrique Hernández, R OBP: 0.286, SLG: 0.383	(1,4) K	(1,10) K	(1,8) K	(1,2) K	(1,10) F8	(1,10) K	(1,10) 1B	(1,8) G2-3	(1,10) G4-3	(1,10) G4-3	3	0	1	0	1	0	1							
31 Joc Pederson, L OBP: 0.281, SLG: 0.327	(10,PH) P4	(1,10) P4	(1,8) K	(1,2) K	(1,10) F8	(1,10) K	(1,10) 1B	(1,8) G2-3	(1,10) G4-3	(1,10) G4-3	5	0	1	0	0	2	4							
15 Austin Barnes, R OBP: 0.286, SLG: 0.350	(1,2) K	(1,10) K	(1,8) K	(1,2) K	(1,10) F8	(1,10) K	(1,10) 1B	(1,8) G2-3	(1,10) G4-3	(1,10) G4-3	5	0	1	0	0	2	4							
<b>Inning Stats</b>	R: 0 E: 0 K: 0 S: 9	H: 0 LOB: 1 BB: 1 P: 16	R: 2 E: 0 K: 2 S: 15	H: 2 LOB: 2 BB: 2 P: 26	R: 2 E: 0 K: 1 S: 16	H: 3 LOB: 1 BB: 0 P: 27	R: 0 E: 0 K: 1 S: 8	H: 0 LOB: 0 BB: 0 P: 10	R: 0 E: 0 K: 2 S: 9	H: 0 LOB: 0 BB: 0 P: 13	R: 0 E: 0 K: 1 S: 10	H: 1 LOB: 1 BB: 0 P: 19	R: 1 E: 0 K: 1 S: 12	H: 3 LOB: 2 BB: 0 P: 16	R: 0 E: 0 K: 1 S: 8	H: 1 LOB: 1 BB: 0 P: 15	R: 0 E: 0 K: 0 S: 10	H: 1 LOB: 2 BB: 0 P: 16	R: 1 E: 0 K: 0 S: 8	H: 0 LOB: 0 BB: 0 P: 12	1B: 9 2B: 1 3B: 0 HR: 1	SF: 1 SAC: 0 DP: 1 HBP: 0	WP: 0 PB: 0 SB: 3 CS: 0	PA: 45
<b>PITCHER</b>	IP WLS BF H R ER SO BB IBB HBP BLK WP HR S P ERA WHIP	28 Andrew Heaney, L ERA: 4.74	60 Mike Mayers, R ERA: 4.5	64 Félix Peña, R ERA: 2.53	57 Hansel Robles, R ERA: 10.13	31 Ty Buttrey, R ERA: 3.72	<b>PITCHER</b>	IP WLS BF H R ER SO BB IBB HBP BLK WP HR S P ERA WHIP	99 Keynan Middleton, R ERA: 5.63															

Los Angeles Dodgers @ Los Angeles Angels  
 Angel Stadium, Anaheim, CA  
 Sat Aug 15 2020, 6:42 PM - 9:58 PM PDT  
 Clear - 88 F

AB	39
R	6
H	11
RBI	6
BB	5
SO	9
LOB	17



Batter	1	2	3	4	5	6	7	8	9	10	AB	R	H	RBI	BB	SO	LOB	BOTTOM						
22 David Fletcher, R OBP: 0.376, SLG: 0.482	(1,6) L7	(1,10) F9	(1,8) F9	(1,2) FC5-4	(1,10) FC5-4	(1,10) FC5-4	(1,10) 1B	(1,8) G5-6-3	(1,10) F9	(1,10) F9	5	1	2	0	0	0	0							
9 Tommy La Stella, L OBP: 0.403, SLG: 0.443	(1,3) E4	(1,10) 2B	(1,8) 2B	(1,2) 2B	(1,10) FC5-4	(1,10) FC5-4	(1,10) 1B	(1,8) G5-6-3	(1,10) K	(1,10) K	5	2	2	1	0	1	1							
27 Mike Trout, R OBP: 0.359, SLG: 0.710	(1,8) HR	(1,10) 2B	(1,8) 2B	(1,2) 2B	(1,10) FC5-4	(1,10) FC5-4	(1,10) 1B	(1,8) G5-6-3	(1,10) K	(1,10) K	4	1	1	3	1	1	1							
6 Anthony Rendon, R OBP: 0.416, SLG: 0.500	(1,5) L8	(1,10) 2B	(1,8) 2B	(1,2) 2B	(1,10) K	(1,10) K	(1,10) 1B	(1,8) L4	(1,10) K	(1,10) K	4	0	1	1	0	1	1							
17 Shohei Ohtani, L OBP: 0.273, SLG: 0.467	(1,10) G1-3	(1,10) G4-1	(1,8) G4-1	(1,2) G4-1	(1,10) K	(1,10) K	(1,10) 1B	(1,8) F7	(1,10) F7	(1,10) F7	4	0	0	0	0	1	3							
3 Taylor Ward, R OBP: 0.216, SLG: 0.206	(1,7) F8	(1,10) F8	(1,8) K	(1,2) K	(1,10) K	(1,10) K	(1,10) 1B	(1,8) F9	(1,10) F9	(1,10) F9	4	0	0	0	0	1	0							
18 Brian Goodwin, L OBP: 0.339, SLG: 0.536	(1,9) K	(1,10) K	(1,8) K	(1,2) K	(1,10) K	(1,10) K	(1,10) 1B	(1,8) L9	(1,10) G3	(1,10) G3	4	0	0	0	0	2	0							
33 Max Stassi, R OBP: 0.310, SLG: 0.568	(1,2) F9	(1,10) F9	(1,8) P2	(1,2) P2	(1,10) K	(1,10) K	(1,10) 1B	(1,8) F7	(1,10) F7	(1,10) F7	4	0	1	0	0	0	0							
4 Luis Rengifo, S OBP: 0.244, SLG: 0.167	(1,4) K	(1,10) K	(1,8) K	(1,2) K	(1,10) K	(1,10) K	(1,10) 1B	(1,8) G5-3	(1,10) K	(1,10) K	4	1	1	0	0	2	1							
<b>Inning Stats</b>	R: 2 E: 1 K: 0 S: 16	H: 1 LOB: 0 BB: 0 P: 21	R: 0 E: 0 K: 1 S: 7	H: 0 LOB: 0 BB: 0 P: 13	R: 1 E: 0 K: 1 S: 12	H: 2 LOB: 2 BB: 1 P: 22	R: 0 E: 0 K: 2 S: 9	H: 0 LOB: 0 BB: 0 P: 13	R: 2 E: 0 K: 2 S: 14	H: 3 LOB: 1 BB: 0 P: 24	R: 0 E: 0 K: 0 S: 8	H: 1 LOB: 1 BB: 0 P: 9	R: 0 E: 0 K: 0 S: 7	H: 1 LOB: 0 BB: 0 P: 11	R: 0 E: 0 K: 0 S: 6	H: 0 LOB: 0 BB: 0 P: 8	R: 0 E: 0 K: 1 S: 7	H: 0 LOB: 0 BB: 0 P: 9	R: 0 E: 0 K: 2 S: 7	H: 0 LOB: 0 BB: 0 P: 8	1B: 5 2B: 2 3B: 0 HR: 1	SF: 0 SAC: 0 DP: 1 HBP: 0	WP: 1 PB: 0 SB: 1 CS: 0	PA: 39
<b>PITCHER</b>	IP WLS BF H R ER SO BB IBB HBP BLK WP HR S P ERA WHIP	21 Walker Buehler, R ERA: 5.21	64 Caleb Ferguson, L ERA: 1.13	48 Brusdar Graterol, R ERA: 4.0	41 Jake McGee, L ERA: 1.0	74 Kenley Jansen, R ERA: 0.96	<b>PITCHER</b>	IP WLS BF H R ER SO BB IBB HBP BLK WP HR S P ERA WHIP	99 Keynan Middleton, R ERA: 5.63															

Los Angeles Dodgers @ Los Angeles Angels  
 Angel Stadium, Anaheim, CA  
 Sat Aug 15 2020, 6:42 PM - 9:58 PM PDT  
 Clear - 88 F

AB	38
R	5
H	8
RBI	5
BB	1
SO	9
LOB	7





Batter	1	2	3	4	5	6	7	8	9	AB	R	H	RBI	BB	SO	LOB	TOP
50 Mookie Betts, R OBP: 0.372, SLG: 0.663	G5-3		13 HR	5 HR		K			F9	5	2	1	0	1	0		
5 Corey Seager, L OBP: 0.342, SLG: 0.574			F9	1-2 2-H			K			4	1	2	3	0	1	1	
13 Max Muncy, L OBP: 0.293, SLG: 0.381	K		1-H HR	G4-3			G6-3			4	1	1	2	0	1	1	
35 Cody Bellinger, L OBP: 0.245, SLG: 0.341	G6-3		F8			F7				4	0	0	0	0	1	1	
3 Chris Taylor, R OBP: 0.373, SLG: 0.380	E1		K			K			G3	4	0	0	0	0	2	0	
31 Joc Pederson, L OBP: 0.285, SLG: 0.305	G6-3			K		K			G3-1	4	0	0	0	0	2	1	
43 Edwin Rios, L ERA: 0.690																	
14 Enrique Hernández, R OBP: 0.288, SLG: 0.371	45 1B			50 1B		K			G5-3	1	0	1	0	0	0	0	
45 Matt Beaty, L OBP: 0.269, SLG: 0.458				50 1B					F9	4	2	3	1	0	0	0	
25 Keibert Ruiz, S OBP: 0.250, SLG: 1.000				5 HR					K	4	1	1	1	0	2	2	
<b>Inning Stats</b>	R: 0 H: 1 E: 0 K: 1 S: 11	H: 1 LOB: 1 BB: 0 P: 18	R: 0 H: 2 E: 1 K: 0 S: 7	H: 2 LOB: 2 BB: 0 P: 13	R: 3 H: 3 E: 0 K: 1 S: 12	H: 3 LOB: 0 BB: 0 P: 18	R: 4 H: 3 E: 0 K: 1 S: 15	H: 3 LOB: 0 BB: 1 P: 23	R: 0 H: 0 E: 0 K: 2 S: 8	H: 0 LOB: 0 BB: 0 P: 12	R: 0 H: 0 E: 0 K: 0 S: 10	H: 0 LOB: 0 BB: 0 P: 14	R: 0 H: 0 E: 0 K: 1 S: 6	H: 0 LOB: 0 BB: 0 P: 10	1B: 5 2B: 1 3B: 0 HR: 4	SF: 0 SAC: 0 DP: 0 HBP: 0	WP: 0 PB: 0 CS: 1 PA: 37
<b>PITCHER</b>	IP	WLS	BF	H	R	ER	SO	BB	IBB	HBP	BLK	WP	HR	S	P	ERA	WHIP
49 Julio Teheran, R ERA: 12.39	3.1	L	16	6	4	4	3	1	0	0	0	0	2	36	60	10.80	2.100
35 Matt Andriese, R ERA: 7.2	2.2		12	4	4	4	5	0	0	0	0	0	2	31	46	13.50	1.500
61 Hoby Milner, L ERA: 1.89	1.0		3	0	0	0	2	0	0	0	0	0	0	8	12	0.00	0.000
40 Jacob Barnes, R ERA: 3.72	1.0		3	0	0	0	0	0	0	0	0	0	0	10	14	0.00	0.000
99 Keynan Middleton, R ERA: 5.0	1.0		3	0	0	0	1	0	0	0	0	0	0	6	10	0.00	0.000

Los Angeles Dodgers @ Los Angeles Angels  
 Angel Stadium, Anaheim, CA  
 Sun Aug 16 2020, 1:15 PM - 4:23 PM PDT  
 Sunny - 93 F

livebaseballscorecards.com

AB 36  
 R 8  
 H 10  
 RBI 8  
 BB 1  
 SO 11  
 LOB 6



Batter	1	2	3	4	5	6	7	8	9	AB	R	H	RBI	BB	SO	LOB	BOTTOM				
22 David Fletcher, R OBP: 0.369, SLG: 0.467	G5-3		G4-3				G5-4-3		G6-3	5	0	1	0	0	0	1					
9 Tommy La Stella, L OBP: 0.382, SLG: 0.415	F9		G3-1			F7			G4-3	4	0	0	0	0	1	1					
27 Mike Trout, R OBP: 0.354, SLG: 0.685			K			L8			K	4	0	1	0	0	2	1					
6 Anthony Rendon, R OBP: 0.420, SLG: 0.542	L7					FC5-4			18 WP	3	1	1	1	1	0	2					
17 Shohei Ohtani, L OBP: 0.271, SLG: 0.453			59 G4-3			G5-3			G4-3	4	1	1	0	0	0	1					
18 Brian Goodwin, L OBP: 0.364, SLG: 0.593			K			33 G5-3				3	1	2	1	1	1	1					
59 Jo Adell, R OBP: 0.241, SLG: 0.214						33 G5-3			F9	4	0	2	0	0	0	3					
33 Max Stassi, R OBP: 0.326, SLG: 0.550										3	0	1	1	1	0	3					
4 Luis Rengifo, S OBP: 0.244, SLG: 0.175	F8					G4-3			G4-3	4	0	1	0	0	0	4					
<b>Inning Stats</b>	R: 0 H: 1 E: 0 K: 0 S: 12	H: 2 LOB: 1 BB: 0 P: 20	R: 1 H: 2 E: 0 K: 1 S: 13	H: 2 LOB: 1 BB: 0 P: 18	R: 0 H: 0 E: 0 K: 1 S: 8	H: 0 LOB: 0 BB: 0 P: 12	R: 1 H: 3 E: 0 K: 0 S: 19	H: 3 LOB: 2 BB: 0 P: 25	R: 0 H: 1 E: 0 K: 0 S: 15	H: 1 LOB: 0 BB: 0 P: 19	R: 1 H: 2 E: 0 K: 0 S: 9	H: 2 LOB: 0 BB: 0 P: 12	R: 0 H: 1 E: 0 K: 0 S: 7	H: 1 LOB: 0 BB: 0 P: 10	R: 0 H: 0 E: 0 K: 1 S: 11	H: 0 LOB: 2 BB: 2 P: 22	R: 0 H: 0 E: 0 K: 0 S: 9	H: 0 LOB: 1 BB: 1 P: 15	1B: 8 2B: 0 3B: 0 HR: 2	SF: 0 SAC: 0 DP: 3 HBP: 0	WP: 1 PB: 0 SB: 0 CS: 0 PA: 37
<b>PITCHER</b>	IP	WLS	BF	H	R	ER	SO	BB	IBB	HBP	BLK	WP	HR	S	P	ERA	WHIP				
85 Dustin May, R ERA: 3.0	4.1		20	7	2	2	2	0	0	0	0	0	1	62	88	4.15	1.615				
48 Brusler Graterol, R ERA: 3.72	0.2		2	0	0	0	0	0	0	0	0	0	0	5	6	0.00	0.000				
75 Scott Alexander, L ERA: 1.23	2.0	W	7	3	1	1	0	0	0	0	0	0	1	16	22	4.50	1.500				
77 Dennis Santana, R ERA: 2.38	2.0		8	0	0	0	1	3	0	0	0	1	0	20	37	0.00	1.500				

Los Angeles Dodgers @ Los Angeles Angels  
 Angel Stadium, Anaheim, CA  
 Sun Aug 16 2020, 1:15 PM - 4:23 PM PDT  
 Sunny - 93 F

livebaseballscorecards.com

AB 34  
 R 3  
 H 10  
 RBI 3  
 BB 3  
 SO 3  
 LOB 17





















Batter	1	2	3	4	5	6	7	8	9	AB	R	H	RBI	BB	SO	LOB	TOP					
22 David Fletcher, R OBP: 0.373, SLG: 0.464	F7		G5-4-3			6 1B					5	1	3	0	0	1						
9 Tommy La Stella, L OBP: 0.374, SLG: 0.476	G3-1					2B		F9			3	0	0	0	2	0	4					
27 Mike Trout, R OBP: 0.346, SLG: 0.641	HBP		F9								4	0	1	2	0	1	4					
6 Anthony Rendon, R OBP: 0.466, SLG: 0.593	1B										5	0	4	1	0	0	2					
18 Brian Goodwin, L OBP: 0.230, SLG: 0.506	K										5	0	0	0	0	4	6					
5 Albert Pujols, R OBP: 0.250, SLG: 0.375	P3										5	0	1	0	0	0	3					
59 Jo Adell, R OBP: 0.261, SLG: 0.190	P6										4	0	0	0	0	1	3					
12 Anthony Bemboom, L OBP: 0.500, SLG: 0.800	P5										2	1	0	0	1	0	1					
2 Andrelton Simmons, R OBP: 0.250, SLG: 0.300	G5-4-3										4	1	2	0	0	0	3					
<b>Inning Stats</b>	R: 0 H: 1 E: 0 K: 1 S: 11	H: 1 LOB: 2 BB: 0 P: 17	R: 0 H: 0 E: 0 K: 0 S: 8	H: 0 LOB: 1 BB: 1 P: 13	R: 0 H: 1 E: 0 K: 0 S: 7	H: 1 LOB: 1 BB: 0 P: 14	R: 0 H: 2 E: 0 K: 1 S: 14	H: 2 LOB: 3 BB: 1 P: 23	R: 1 H: 2 E: 0 K: 0 S: 7	H: 2 LOB: 2 BB: 1 P: 15	R: 2 H: 3 E: 0 K: 1 S: 16	H: 3 LOB: 2 BB: 0 P: 23	R: 0 H: 0 E: 0 K: 1 S: 8	H: 0 LOB: 1 BB: 0 P: 13	R: 0 H: 1 E: 0 K: 1 S: 12	H: 1 LOB: 1 BB: 0 P: 18	R: 0 H: 1 E: 0 K: 1 S: 12	H: 1 LOB: 1 BB: 0 P: 14	1B: 9 2B: 2 HR: 0	SF: 0 SAC: 0 HBP: 3	WP: 1 PB: 0 CS: 0	PA: 43
<b>PITCHER</b>	IP	WLS	BF	H	R	ER	SO	BB	IBB	HBP	BLK	WP	HR	S	P	ERA	WHIP					
50 Mike Fiers, R ERA: 5.81	5.1	W	27	7	3	3	3	3	0	2	0	1	0	51	88	5.06	1.875					
57 J.B. Wendelken, R ERA: 2.45	0.2	H	4	2	0	0	0	0	0	0	0	0	0	12	17	0.00	3.000					
38 T.J. McFarland, L ERA: 0.87	1.0	H	4	0	0	0	1	0	0	1	0	0	0	8	13	0.00	0.000					
48 Joaquin Soria, R ERA: 1.42	1.0	H	4	1	0	0	1	0	0	0	0	0	0	12	18	0.00	1.000					
16 Liam Hendriks, R ERA: 1.29	1.0	S	4	1	0	0	1	0	0	0	0	0	0	12	14	0.00	1.000					

Los Angeles Angels @ Oakland Athletics  
Oakland Coliseum, Oakland, CA  
Fri Aug 21 2020, 6:41 PM - 9:48 PM PDT  
Clear - 77 F

AB 37  
R 3  
H 11  
RBI 3  
BB 3  
SO 6  
LOB 27



Batter	1	2	3	4	5	6	7	8	9	AB	R	H	RBI	BB	SO	LOB	BOTTOM					
10 Marcus Semien, R OBP: 0.258, SLG: 0.359	HR		P4								5	1	1	1	0	1	4					
22 Ramón Laureano, R OBP: 0.364, SLG: 0.392	L8		F9								4	0	0	0	0	2						
26 Matt Chapman, R OBP: 0.284, SLG: 0.578	2B										4	1	1	0	0	1	0					
20 Mark Canha, R OBP: 0.425, SLG: 0.483	BB										3	2	2	0	1	1	0					
28 Matt Olson, L OBP: 0.316, SLG: 0.464	P5										3	1	1	1	1	1	3					
25 Stephen Piscotty, R OBP: 0.310, SLG: 0.468	2B										4	0	2	3	0	2	2					
2 Khris Davis, R OBP: 0.281, SLG: 0.255	K										3	0	0	0	0	3	2					
18 Chad Pinder, R OBP: 0.273, SLG: 0.375	L4										3	0	0	0	1	2	1					
Tony Kemp, L OBP: 0.366, SLG: 0.261											0	0	0	0	0	0	0					
12 Sean Murphy, R OBP: 0.368, SLG: 0.393	BB										3	0	1	0	1	1	2					
<b>Inning Stats</b>	R: 3 H: 3 E: 0 K: 1 S: 18	H: 3 LOB: 1 BB: 1 P: 25	R: 0 H: 0 E: 0 K: 0 S: 10	H: 0 LOB: 1 BB: 1 P: 17	R: 0 H: 1 E: 0 K: 3 S: 12	H: 1 LOB: 1 BB: 0 P: 16	R: 0 H: 0 E: 0 K: 2 S: 12	H: 0 LOB: 1 BB: 0 P: 19	R: 2 H: 3 E: 0 K: 1 S: 20	H: 3 LOB: 1 BB: 0 P: 28	R: 0 H: 0 E: 0 K: 1 S: 7	H: 0 LOB: 1 BB: 1 P: 15	R: 0 H: 0 E: 0 K: 2 S: 8	H: 0 LOB: 1 BB: 1 P: 16	R: 0 H: 1 E: 0 K: 2 S: 10	H: 1 LOB: 0 BB: 0 P: 17	R: 0 H: 1 E: 0 K: 2 S: 10	H: 1 LOB: 1 BB: 0 P: 17	1B: 3 2B: 4 HR: 1	SF: 0 SAC: 0 HBP: 1	WP: 0 PB: 0 CS: 0	PA: 37
<b>PITCHER</b>	IP	WLS	BF	H	R	ER	SO	BB	IBB	HBP	BLK	WP	HR	S	P	ERA	WHIP					
28 Andrew Heaney, L ERA: 5.52	4.2	L	23	6	5	5	6	2	0	1	0	0	0	66	97	9.64	1.714					
60 Mike Mayers, R ERA: 3.72	0.1		3	1	0	0	1	1	0	0	0	0	0	6	12	0.00	6.000					
64 Félix Peña, R ERA: 1.98	2.0		7	0	0	0	3	1	0	0	0	0	0	15	27	0.00	0.500					
40 Jacob Barnes, R ERA: 4.76	1.0		4	1	0	0	2	0	0	0	0	0	0	10	17	0.00	1.000					

Los Angeles Angels @ Oakland Athletics  
Oakland Coliseum, Oakland, CA  
Fri Aug 21 2020, 6:41 PM - 9:48 PM PDT  
Clear - 77 F

AB 32  
R 5  
H 8  
RBI 5  
BB 4  
SO 12  
LOB 16





Batter	1	2	3	4	5	6	7	8	9	AB	R	H	RBI	BB	SO	LOB	TOP					
22 David Fletcher, R OBP: 0.374, SLG: 0.470										5	2	1	0	0	2							
9 Tommy La Stella, L OBP: 0.359, SLG: 0.455										4	0	0	0	0	1	3						
27 Mike Trout, R OBP: 0.349, SLG: 0.635										4	0	1	3	1	0	1						
6 Anthony Rendon, R OBP: 0.454, SLG: 0.570										5	0	1	0	0	1	4						
17 Shohei Ohtani, L OBP: 0.241, SLG: 0.367										3	0	0	0	1	1	2						
18 Brian Goodwin, L OBP: 0.315, SLG: 0.482										4	0	0	0	0	2	6						
59 Jo Adell, R OBP: 0.280, SLG: 0.239										4	1	2	0	0	0	0						
16 Jason Castro, L OBP: 0.327, SLG: 0.452										4	0	1	0	0	1	2						
4 Luis Rengifo, S OBP: 0.268, SLG: 0.167										3	1	1	0	1	0	1						
<b>Inning Stats</b>	R: 1 H: 1 E: 1 K: 0 S: 9	H: 1 LOB: 2 BB: 1 P: 19	R: 3 H: 3 E: 1 K: 3 S: 22	H: 3 LOB: 1 BB: 0 P: 33	R: 0 H: 1 E: 0 K: 1 S: 9	H: 1 LOB: 0 BB: 0 P: 12	R: 0 H: 0 E: 0 K: 0 S: 5	H: 0 LOB: 0 BB: 0 P: 10	R: 0 H: 1 E: 0 K: 2 S: 14	H: 1 LOB: 1 BB: 0 P: 23	R: 0 H: 0 E: 0 K: 0 S: 6	H: 0 LOB: 1 BB: 1 P: 12	R: 0 H: 0 E: 1 K: 0 S: 11	H: 0 LOB: 2 BB: 1 P: 20	R: 0 H: 1 E: 0 K: 0 S: 9	H: 1 LOB: 0 BB: 0 P: 14	R: 0 H: 1 E: 0 K: 0 S: 7	H: 1 LOB: 1 BB: 0 P: 8	1B: 5 2B: 4 3B: 0 HR: 0	SF: 0 SAC: 1 DP: 1 HBP: 0	WP: 0 PB: 0 SB: 0 CS: 1	PA: 41
<b>PITCHER</b>	IP WLS BF H R ER SO BB IBB HBP BLK WP HR S P ERA WHIP	5.2 L 27 6 4 2 6 2 0 0 0 0 0 63 105 3.18 1.412	6.1 1.0 4 0 0 0 0 1 0 0 0 0 0 8 14 0.00 1.000	3.7 1.1 5 1 0 0 0 0 0 0 0 0 0 14 24 0.00 0.750	9.1 1.0 4 1 0 0 0 0 0 0 0 0 0 7 8 0.00 1.000																	

Los Angeles Angels @ Oakland Athletics  
Oakland Coliseum, Oakland, CA  
Sat Aug 22 2020, 1:11 PM - 4:17 PM PDT  
Sunny - 80 F

livebaseballscores.com

AB 36  
R 4  
H 8  
RBI 4  
BB 3  
SO 6  
LOB 21

Batter	1	2	3	4	5	6	7	8	9	AB	R	H	RBI	BB	SO	LOB	BOTTOM					
10 Marcus Semien, R OBP: 0.258, SLG: 0.350										3	0	0	0	1	1	1						
22 Ramón Laureano, R OBP: 0.359, SLG: 0.386										4	1	1	0	0	0	1						
28 Matt Olson, L OBP: 0.314, SLG: 0.465										4	0	1	1	0	1	1						
26 Matt Chapman, R OBP: 0.292, SLG: 0.598										3	1	1	1	1	1	1						
20 Mark Canha, R OBP: 0.419, SLG: 0.467										3	1	0	0	1	1	2						
8 Robbie Grossman, S OBP: 0.443, SLG: 0.609										4	0	1	0	0	0	1						
25 Stephen Piscotty, R OBP: 0.297, SLG: 0.446										4	0	0	0	0	0	2						
Tony Kemp, L OBP: 0.377, SLG: 0.280										4	0	1	1	0	0	1						
30 Austin Allen, L OBP: 0.219, SLG: 0.323										3	0	1	0	0	1	1						
<b>Inning Stats</b>	R: 0 H: 0 E: 0 K: 1 S: 6	H: 0 LOB: 1 BB: 1 P: 12	R: 1 H: 1 E: 0 K: 1 S: 13	H: 1 LOB: 1 BB: 1 P: 24	R: 0 H: 0 E: 0 K: 1 S: 9	H: 0 LOB: 0 BB: 0 P: 14	R: 1 H: 2 E: 0 K: 0 S: 11	H: 2 LOB: 1 BB: 0 P: 18	R: 1 H: 3 E: 0 K: 1 S: 11	H: 3 LOB: 2 BB: 1 P: 19	R: 0 H: 0 E: 0 K: 0 S: 6	H: 0 LOB: 0 BB: 0 P: 9	R: 0 H: 0 E: 0 K: 0 S: 9	H: 0 LOB: 0 BB: 0 P: 17	R: 0 H: 0 E: 0 K: 1 S: 7	H: 0 LOB: 0 BB: 0 P: 12	R: 0 H: 0 E: 0 K: 0 S: 5	H: 0 LOB: 0 BB: 0 P: 7	1B: 2 2B: 4 3B: 0 HR: 1	SF: 0 SAC: 0 DP: 1 HBP: 0	WP: 0 PB: 0 SB: 1 CS: 0	PA: 35
<b>PITCHER</b>	IP WLS BF H R ER SO BB IBB HBP BLK WP HR S P ERA WHIP	4.2 W 8 0 0 0 1 1 0 0 0 0 0 19 35 0.00 0.429	2.0 S 6 0 0 0 1 0 0 0 0 0 0 12 19 0.00 0.000																			

Los Angeles Angels @ Oakland Athletics  
Oakland Coliseum, Oakland, CA  
Sat Aug 22 2020, 1:11 PM - 4:17 PM PDT  
Sunny - 80 F

livebaseballscores.com

AB 32  
R 3  
H 6  
RBI 3  
BB 3  
SO 5  
LOB 11



Batter	1	2	3	4	5	6	7	8	9	10	AB	R	H	RBI	BB	SO	LOB	TOP									
22 David Fletcher, R OBP: 0.372, SLG: 0.455											4	0	0	0	2	0	3										
9 Tommy La Stella, L OBP: 0.361, SLG: 0.452											5	0	2	0	0	0	4										
27 Mike Trout, R OBP: 0.342, SLG: 0.610											4	1	0	0	1	2	5										
6 Anthony Rendon, R OBP: 0.451, SLG: 0.560											5	2	2	0	0	0	2										
17 Shohei Ohtani, L OBP: 0.410											4	1	2	3	1	1	3										
18 Brian Goodwin, L OBP: 0.260, SLG: 0.471											4	0	1	1	1	2	1										
59 Jo Adell, R OBP: 0.255, SLG: 0.216											5	0	0	0	0	3	5										
16 Jason Castro, L OBP: 0.333, SLG: 0.422											3	0	0	0	2	1	0										
2 Andrelton Simmons, R OBP: 0.280, SLG: 0.320											5	0	2	0	0	1	1										
<b>Inning Stats</b>	R: 0 E: 0 K: 1 S: 13	H: 1 LOB: 2 BB: 1 P: 24	R: 0 E: 0 K: 0 S: 11	H: 1 LOB: 2 BB: 1 P: 20	R: 3 E: 0 K: 0 S: 12	H: 3 LOB: 0 BB: 0 P: 20	R: 0 E: 0 K: 1 S: 6	H: 0 LOB: 0 BB: 0 P: 9	R: 1 E: 0 K: 2 S: 17	H: 2 LOB: 2 BB: 1 P: 28	R: 0 E: 0 K: 1 S: 15	H: 1 LOB: 2 BB: 1 P: 27	R: 0 E: 0 K: 2 S: 11	H: 1 LOB: 0 BB: 0 P: 11	R: 0 E: 0 K: 1 S: 13	H: 0 LOB: 1 BB: 1 P: 21	R: 0 E: 0 K: 0 S: 6	H: 0 LOB: 2 BB: 2 P: 16	R: 0 E: 0 K: 0 S: 7	H: 0 LOB: 0 BB: 0 P: 11	1B: 8 2B: 0 3B: 0 HR: 1	SF: 0 SAC: 0 DP: 0 HBP: 0	WP: 0 PB: 0 SB: 0 CS: 1	PA: 46			
<b>PITCHER</b>	IP 4.2	WLS 7	BF 24	H 7	R 4	ER 4	SO 5	BB 3	IBB 0	HBP 0	BLK 0	WP 0	HR 1	S 56	P 96	ERA 7.71	WHIP 2.143										
47 Frankie Montas, R ERA: 5.22	1.1	6	1	0	0	2	1	0	0	0	0	0	0	18	32	0.00	1.500										
57 J.B. Wendelen, R ERA: 2.19	2.0	8	1	0	0	3	1	0	0	0	0	0	0	24	32	0.00	1.000										
35 Jake Diekman, L ERA: 1.32	1.0	5	0	0	0	0	1	1	0	0	0	0	0	6	16	0.00	1.000										
48 Joaquin Soria, R ERA: 1.32	1.0	W	3	0	0	0	0	0	0	0	0	0	0	7	11	0.00	0.000										

Los Angeles Angels @ Oakland Athletics  
Oakland Coliseum, Oakland, CA  
Sun Aug 23 2020, 1:11 PM - 4:50 PM PDT  
Partly Cloudy - 70 F

AB 39  
R 4  
H 9  
RBI 4  
BB 7  
SO 10  
LOB 24



Batter	1	2	3	4	5	6	7	8	9	10	AB	R	H	RBI	BB	SO	LOB	BOTTOM									
10 Marcus Semien, R OBP: 0.256, SLG: 0.339											4	1	0	0	1	0	3										
22 Ramón Laureano, R OBP: 0.370, SLG: 0.384											3	0	1	0	1	0	1										
28 Matt Olson, L OBP: 0.302, SLG: 0.443 Franklin Barreto, R ERA: 1.17											5	0	0	0	0	3	5										
26 Matt Chapman, R OBP: 0.296, SLG: 0.558											5	1	2	1	0	1	1										
20 Mark Canha, R OBP: 0.410, SLG: 0.458											4	0	1	2	0	1	1										
8 Robbie Grossman, S OBP: 0.435, SLG: 0.603											4	1	1	0	0	3	1										
25 Stephen Piscotty, R OBP: 0.305, SLG: 0.448											4	1	2	1	0	1	0										
Tony Kemp, L OBP: 0.369, SLG: 0.278											4	0	1	0	0	0	1										
12 Sean Murphy, R OBP: 0.361, SLG: 0.383											4	0	1	1	0	3	1										
<b>Inning Stats</b>	R: 2 E: 1 K: 1 S: 18	H: 2 LOB: 1 BB: 0 P: 25	R: 0 E: 0 K: 1 S: 9	H: 1 LOB: 1 BB: 0 P: 14	R: 0 E: 0 K: 0 S: 9	H: 0 LOB: 1 BB: 1 P: 17	R: 0 E: 0 K: 1 S: 7	H: 0 LOB: 0 BB: 0 P: 10	R: 0 E: 0 K: 2 S: 13	H: 1 LOB: 1 BB: 0 P: 18	R: 2 E: 0 K: 1 S: 14	H: 4 LOB: 2 BB: 0 P: 24	R: 0 E: 0 K: 2 S: 8	H: 0 LOB: 0 BB: 0 P: 10	R: 0 E: 0 K: 2 S: 14	H: 0 LOB: 0 BB: 0 P: 19	R: 0 E: 0 K: 2 S: 12	H: 0 LOB: 2 BB: 1 P: 22	R: 1 E: 0 K: 0 S: 5	H: 1 LOB: 1 BB: 0 P: 8	1B: 7 2B: 2 3B: 0 HR: 0	SF: 1 SAC: 0 DP: 0 HBP: 1	WP: 0 PB: 0 SB: 1 CS: 0	PA: 41			
<b>PITCHER</b>	IP 5.2	WLS 2	BF 26	H 7	R 4	ER 2	SO 6	BB 1	IBB 0	HBP 0	BLK 0	WP 0	HR 0	S 66	P 101	ERA 3.18	WHIP 1.412										
37 Dylan Bundy, R ERA: 2.58	0.1	B	2	1	0	0	0	0	0	0	0	0	0	4	7	0.00	3.000										
60 Mike Mayers, R ERA: 3.6	1.0	3	0	0	0	2	0	0	0	0	0	0	0	8	10	0.00	0.000										
64 Félix Peña, R ERA: 1.84	1.0	3	0	0	0	2	0	0	0	0	0	0	0	14	19	0.00	0.000										
57 Hansel Robles, R ERA: 9.9	0.2	3	0	0	0	1	1	0	0	0	0	0	0	7	12	0.00	1.500										

Los Angeles Angels @ Oakland Athletics  
Oakland Coliseum, Oakland, CA  
Sun Aug 23 2020, 1:11 PM - 4:50 PM PDT  
Partly Cloudy - 70 F

AB 37  
R 5  
H 9  
RBI 5  
BB 2  
SO 12  
LOB 14









Batter	1	2	3	4	5	6	7	8	9	AB	R	H	RBI	BB	SO	LOB	TOP
22 David Fletcher, R OBP: 0.372, SLG: 0.450										3	0	0	0	0	2	2	<b>Los Angeles Angels @ Houston Astros</b> Minute Maid Park, Houston, TX Tue Aug 25 2020, 3:10 PM - 5:34 PM CDT Roof Closed - 75 F  <b>AB 25</b> <b>R 3</b> <b>H 4</b> <b>RBI 3</b> <b>BB 2</b> <b>SO 7</b> <b>LOB 7</b>  
9 Tommy La Stella, L OBP: 0.360, SLG: 0.479										3	1	1	1	0	0	0	
27 Mike Trout, R OBP: 0.331, SLG: 0.575										3	0	0	0	0	1	0	
6 Anthony Rendon, R OBP: 0.442, SLG: 0.541										3	0	0	0	0	0	0	
17 Shohei Ohtani, L OBP: 0.253, SLG: 0.382										2	1	0	0	1	1	0	
5 Albert Pujols, R OBP: 0.253, SLG: 0.367										3	0	1	0	0	1	1	
16 Jason Castro, L OBP: 0.328, SLG: 0.408										3	1	1	1	0	1	1	
10 Justin Upton, R OBP: 0.167, SLG: 0.225										3	0	0	0	0	1	2	
18 Brian Goodwin, L OBP: 0.330, SLG: 0.483										2	0	1	1	1	0	1	
<b>Inning Stats</b>	R: 0 H: 0 E: 0 K: 2 S: 9	H: 0 LOB: 0 BB: 0 P: 14	R: 0 H: 0 E: 0 K: 2 S: 8	H: 0 LOB: 0 BB: 0 P: 11	R: 0 H: 0 E: 0 K: 0 S: 8	H: 0 LOB: 1 BB: 1 P: 16	R: 0 H: 0 E: 0 K: 0 S: 6	H: 0 LOB: 0 BB: 0 P: 8	R: 2 H: 2 E: 0 K: 1 S: 17	H: 2 LOB: 1 BB: 1 P: 27	R: 1 H: 1 E: 0 K: 0 S: 13	H: 1 LOB: 0 BB: 0 P: 17	R: 0 H: 1 E: 0 K: 2 S: 12	H: 1 LOB: 0 BB: 0 P: 19			
<b>PITCHER</b>	IP WLS BF H R ER SO BB IBB HBP BLK WP HR S P ERA WHIP	53 Cristian Javier, R (1, 1) 5.2 W 22 3 3 3 5 2 0 0 0 0 0 1 58 89 4.76 0.882 62 Blake Taylor, L (6, 1) 0.1 H 1 0 0 0 0 0 0 0 0 0 0 0 3 4 0.00 0.000 55 Ryan Pressly, R (7, 1) 1.0 S 4 1 0 0 2 0 0 0 0 0 0 0 0 12 19 0.00 1.000															

Batter	1	2	3	4	5	6	7	8	9	AB	R	H	RBI	BB	SO	LOB	BOTTOM
3 Myles Straw, R OBP: 0.273, SLG: 0.275										4	0	0	0	0	3	2	<b>Los Angeles Angels @ Houston Astros</b> Minute Maid Park, Houston, TX Tue Aug 25 2020, 3:10 PM - 5:34 PM CDT Roof Closed - 75 F  <b>AB 24</b> <b>R 6</b> <b>H 6</b> <b>RBI 4</b> <b>BB 6</b> <b>SO 6</b> <b>LOB 13</b>  
27 Jose Altuve, R OBP: 0.281, SLG: 0.325										2	2	1	0	2	0	0	
1 Carlos Correa, R OBP: 0.377, SLG: 0.435										3	1	1	0	1	0	1	
10 Yuli Gurriel, R OBP: 0.344, SLG: 0.518										3	1	2	1	0	1	2	
30 Kyle Tucker, L OBP: 0.319, SLG: 0.529										1	1	0	0	2	0	2	
28 Taylor Jones, R OBP: 0.227, SLG: 0.381										3	0	0	0	0	1	6	
22 Josh Reddick, L OBP: 0.383, SLG: 0.420										3	1	1	1	0	0	0	
15 Martin Maldonado, R OBP: 0.375, SLG: 0.397										2	0	0	0	1	1	0	
9 Jack Mayfield, R OBP: 0.133, SLG: 0.133										3	0	1	2	0	0	0	
<b>Inning Stats</b>	R: 5 H: 5 E: 1 K: 2 S: 18	H: 5 LOB: 2 BB: 2 P: 30	R: 0 H: 0 E: 0 K: 1 S: 11	H: 0 LOB: 2 BB: 2 P: 23	R: 0 H: 0 E: 0 K: 0 S: 7	H: 0 LOB: 0 BB: 0 P: 8	R: 1 H: 1 E: 0 K: 1 S: 12	H: 1 LOB: 2 BB: 2 P: 24	R: 0 H: 0 E: 0 K: 1 S: 14	H: 0 LOB: 0 BB: 0 P: 20	R: 0 H: 0 E: 0 K: 1 S: 6	H: 0 LOB: 0 BB: 0 P: 9	R: 0 H: 5 E: 1 K: 2 HR: 0	H: 1 LOB: 0 BB: 0 DP: 0 HBP: 0			
<b>PITCHER</b>	IP WLS BF H R ER SO BB IBB HBP BLK WP HR S P ERA WHIP	54 José Suarez, L (1, 1) 1.0 L 12 5 5 5 2 4 0 0 0 0 0 0 0 20 40 45.00 9.000 51 Jaime Barria, R (2, 1) 5.0 18 1 1 1 4 1 1 0 0 0 0 0 48 74 1.80 0.400															











Batter	1	2	3	4	5	6	7	8	9	AB	R	H	RBI	BB	SO	LOB	TOP										
3 J.P. Crawford, L OBP: 0.347, SLG: 0.344 9 Dee Strange-Gordon, L OBP: 0.220, SLG: 0.182										3	0	2	0	0	0	2											
28 Sam Haggerty, S OBP: 0.333, SLG: 0.436										2	0	0	0	2	1	1											
1 Kyle Lewis, R OBP: 0.428, SLG: 0.524 5 Braden Bishop, R OBP: 0.278, SLG: 0.250											3	0	0	0	0	1	2										
15 Kyle Seager, L OBP: 0.357, SLG: 0.488										4	0	0	0	0	0	4											
23 Austin Nola, R OBP: 0.373, SLG: 0.531 54 Joseph Odum, R OBP: 0.176, SLG: 0.067										2	0	0	0	1	0	1											
26 José Marmolejos, L OBP: 0.278, SLG: 0.452										3	1	1	0	1	0	1											
10 Tim Lopes, R OBP: 0.276, SLG: 0.333										4	0	1	1	0	2	1											
4 Shed Long Jr., L OBP: 0.242, SLG: 0.300										4	1	1	1	0	0	2											
8 Jake Fraley, L OBP: 0.278, SLG: 0.200										3	0	0	0	1	1	1											
<b>Inning Stats</b>	R: 0 E: 0 K: 1 S: 12	H: 1 LOB: 1 BB: 0 P: 18	R: 1 E: 0 K: 0 S: 10	H: 2 LOB: 2 BB: 1 P: 22	R: 0 E: 0 K: 1 S: 9	H: 0 LOB: 0 BB: 0 P: 12	R: 0 E: 0 K: 1 S: 6	H: 0 LOB: 0 BB: 1 P: 13	R: 0 E: 0 K: 0 S: 7	H: 1 LOB: 0 BB: 0 P: 14	R: 0 E: 0 K: 0 S: 9	H: 0 LOB: 1 BB: 1 P: 16	R: 0 E: 0 K: 0 S: 6	H: 0 LOB: 1 BB: 1 P: 11	R: 1 E: 0 K: 0 S: 11	H: 2 LOB: 1 BB: 1 P: 19	R: 1 E: 0 K: 2 S: 9	H: 1 LOB: 0 BB: 0 P: 15	1B: 3 2B: 4 HR: 1	SF: 0 SAC: 0 DP: 2 HBP: 0	WP: 0 PB: 0 SB: 1 CS: 1	PA: 37					
<b>PITCHER</b>	IP WLS BF H R ER SO BB IBB HBP BLK WP HR S P ERA WHIP	5.1 W 21 4 1 1 3 3 0 0 0 0 0 46 85 1.69 1.312	0.2 2 0 0 0 0 0 0 0 0 0 0 7 10 0.00 0.000	1.0 4 0 0 0 0 1 0 0 0 0 0 6 11 0.00 1.000	1.0 5 2 1 1 0 1 0 0 0 0 0 11 19 9.00 3.000	1.0 4 1 1 1 2 0 0 0 0 0 1 9 15 9.00 1.000											IP WLS BF H R ER SO BB IBB HBP BLK WP HR S P ERA WHIP										
37 Dylan Bundy, R ERA: 2.47											5.1	W	21	4	1	1	3	3	0	0	0	0	0	46	85	1.69	1.312
65 José Quijada, L ERA: 4.5											0.2		2	0	0	0	0	0	0	0	0	0	0	7	10	0.00	0.000
46 Ryan Buchter, L ERA: 4.5											1.0		4	0	0	0	0	1	0	0	0	0	6	11	0.00	1.000	
99 Keynan Middleton, R ERA: 5.25											1.0		5	2	1	1	0	1	0	0	0	0	11	19	9.00	3.000	
39 Luke Bard, R ERA: 4.5											1.0		4	1	1	1	2	0	0	0	0	1	9	15	9.00	1.000	

Seattle Mariners @ Los Angeles Angels  
 Angel Stadium, Anaheim, CA  
 Sat Aug 29 2020, 6:42 PM - 10:06 PM PDT  
 Clear - 75 F

AB	31
R	3
H	7
RBI	3
BB	5
SO	5
LOB	17



Batter	1	2	3	4	5	6	7	8	9	AB	R	H	RBI	BB	SO	LOB	BOTTOM											
22 David Fletcher, R OBP: 0.381, SLG: 0.444										5	2	2	0	1	1	2												
17 Shohei Ohtani, L OBP: 0.282, SLG: 0.386										5	1	0	2	1	3	6												
27 Mike Trout, R OBP: 0.360, SLG: 0.632										4	4	3	6	1	0	0												
6 Anthony Rendon, R OBP: 0.450, SLG: 0.534 4 Luis Rengifo, S OBP: 0.275, SLG: 0.231										2	0	1	2	3	0	0												
5 Albert Pujols, R OBP: 0.272, SLG: 0.372									4	0	1	2	1	0	2													
10 Justin Upton, R OBP: 0.218, SLG: 0.260									2	1	0	1	2	0	2													
59 Jo Adell, R OBP: 0.247, SLG: 0.309									5	2	2	3	0	2	5													
12 Anthony Bemboom, L OBP: 0.500, SLG: 0.571										4	3	2	0	0	0													
2 Andrelton Simmons, R OBP: 0.357, SLG: 0.316										3	3	2	0	2	1	0												
<b>Inning Stats</b>	R: 1 E: 0 K: 2 S: 14	H: 2 LOB: 1 BB: 0 P: 25	R: 2 E: 0 K: 1 S: 9	H: 1 LOB: 1 BB: 1 P: 18	R: 0 E: 0 K: 1 S: 8	H: 0 LOB: 0 BB: 0 P: 11	R: 0 E: 0 K: 1 S: 8	H: 0 LOB: 0 BB: 0 P: 13	R: 3 E: 0 K: 1 S: 19	H: 2 LOB: 2 BB: 3 P: 39	R: 4 E: 0 K: 1 S: 27	H: 3 LOB: 3 BB: 4 P: 53	R: 4 E: 0 K: 0 S: 15	H: 3 LOB: 2 BB: 2 P: 32	R: 2 E: 0 K: 0 S: 8	H: 2 LOB: 1 BB: 1 P: 12	1B: 8 2B: 2 3B: 0 HR: 3	SF: 1 SAC: 0 DP: 1 HBP: 2	WP: 0 PB: 0 SB: 0 CS: 0	PA: 49								
<b>PITCHER</b>	IP WLS BF H R ER SO BB IBB HBP BLK WP HR S P ERA WHIP	4.2 L 22 4 1 0 0 0 4 0 0 0 0 0 0 3 8 0.00 3.000	0.1 2 1 0 0 0 0 0 0 0 0 0 0 0 3 8 0.00 3.000	0.2 7 3 4 4 0 2 0 0 1 0 0 1 14 31 54.00 7.500	1.1 12 3 4 4 1 4 0 0 1 0 0 1 28 54 27.00 5.250	1.0 6 2 2 2 0 1 0 0 0 0 0 0 8 12 18.00 3.000											IP WLS BF H R ER SO BB IBB HBP BLK WP HR S P ERA WHIP											
33 Justus Sheffield, L ERA: 4.75											4.2	L	22	4	1	0	0	4	0	0	0	0	0	3	8	0.00	3.000	
59 Joey Gerber, R ERA: 4.0											0.1		2	1	0	0	0	0	0	0	0	0	0	0	3	8	0.00	3.000
81 Aaron Fletcher, L ERA: 12.0											0.2		7	3	4	4	0	2	0	1	0	0	1	14	31	54.00	7.500	
37 Zac Grotz, R ERA: 14.73											1.1		12	3	4	4	1	4	0	1	0	0	1	28	54	27.00	5.250	
10 Tim Lopes, R ERA: 18.0											1.0		6	2	2	2	0	1	0	0	0	0	8	12	18.00	3.000		

Seattle Mariners @ Los Angeles Angels  
 Angel Stadium, Anaheim, CA  
 Sat Aug 29 2020, 6:42 PM - 10:06 PM PDT  
 Clear - 75 F

AB	35
R	16
H	13
RBI	16
BB	11
SO	7
LOB	18









Batter	1	2	3	4	5	6	7	8	9	AB	R	H	RBI	BB	SO	LOB	TOP										
3 J.P. Crawford, L OBP: 0.342, SLG: 0.341	0-1 B1-3		1-2 2B		4-1 BB		3-3 K			3	0	1	0	1	1	0	<b>Seattle Mariners @ Los Angeles Angels</b> Angel Stadium, Anaheim, CA Mon Aug 31 2020, 1:13 PM - 3:43 PM PDT Sunny - 79 F <a href="http://livebaseballscorecards.com">livebaseballscorecards.com</a>										
28 Sam Haggerty, S OBP: 0.320, SLG: 0.426	1-0 F9 2B		2-3 K		2-0 F7		0-1 L7			4	0	1	0	0	1	3											
1 Kyle Lewis, R OBP: 0.418, SLG: 0.527	1-1 F9		1-2 P4		0-0 FC6-4			1-3 K		4	0	0	0	0	1	4											
15 Kyle Seager, L OBP: 0.344, SLG: 0.465	2-2 L8		2-2 G4-3			2-3 K			1-1 26 G1-3 1B	4	0	1	0	0	1	3											
26 José Marmolejos, L (1, 10) OBP: 0.275, SLG: 0.521		0-1 31 CS 1B		4-0 BB		1-1 HR		1-0 G1-3		3	1	2	1	1	0	1											
12 Evan White, R OBP: 0.228, SLG: 0.356	0-0 F8		1-2 F9			0-3 K		2-3 K		4	0	0	0	0	2	3											
31 Donovan Walton, L (1, 4)			3-3 K		2-3 K		4-2 BB		0-0 P4	3	0	0	0	1	2	2											
8 Jake Fraley, L OBP: 0.269, SLG: 0.304			1-2 K		0-0 54 1B 3B		0-1 F7		1-1 54 CS 1B	4	1	2	0	0	0	2											
54 Joseph Odom, R OBP: 0.174, SLG: 0.095			0-1 3 2B 3H 1B		1-2 F9		2-3 K		2-3 K	4	0	1	1	0	2	1											
<b>Inning Stats</b>	R: 0 E: 0 K: 0 S: 8	H: 1 LOB: 1 BB: 0 P: 12	R: 0 E: 0 K: 1 S: 7	H: 1 LOB: 1 BB: 0 P: 10	R: 1 E: 0 K: 1 S: 18	H: 3 LOB: 2 BB: 0 P: 24	R: 0 E: 0 K: 1 S: 8	H: 0 LOB: 1 BB: 1 P: 15	R: 0 E: 0 K: 0 S: 7	H: 0 LOB: 1 BB: 1 P: 14	R: 1 E: 0 K: 2 S: 12	H: 1 LOB: 1 BB: 1 P: 19	R: 0 E: 0 K: 2 S: 9	H: 0 LOB: 0 BB: 0 P: 14	R: 0 E: 0 K: 2 S: 9	H: 1 LOB: 1 BB: 0 P: 10		R: 0 E: 0 K: 1 S: 6	H: 1 LOB: 0 BB: 0 P: 9	1B: 4 2B: 3 3B: 1 HR: 1	SF: 0 SAC: 0 DP: 1 HBP: 0	WP: 0 PB: 0 CS: 2	PA: 36				
<b>PITCHER</b>	IP	WLS	BF	H	R	ER	SO	BB	IBB	HBP	BLK	WP	HR	S	P	ERA	WHIP										
51 Jaime Barria, R ERA: 2.63	4.1		19	5	1	1	3	2	0	0	0	0	0	46	71	2.08	1.615										
35 Matt Andriese, R ERA: 6.41	1.2	L	7	1	1	1	2	1	0	0	0	0	1	14	23	5.40	1.200										
60 Mike Mayers, R ERA: 3.86	1.0		3	0	0	0	2	0	0	0	0	0	0	9	14	0.00	0.000										
64 Félix Peña, R ERA: 2.08	1.0		4	1	0	0	2	0	0	0	0	0	0	9	14	0.00	1.000										
31 Ty Buttrey, R ERA: 3.0	1.0		3	1	0	0	1	0	0	0	0	0	0	6	9	0.00	1.000										

Batter	1	2	3	4	5	6	7	8	9	AB	R	H	RBI	BB	SO	LOB	BOTTOM										
2 Andrelton Simmons, R OBP: 0.360, SLG: 0.326	2-1 1B		1-0 F8			0-1 G4-3			0-0 6 BB 1B	4	0	2	0	0	0	0	<b>Seattle Mariners @ Los Angeles Angels</b> Angel Stadium, Anaheim, CA Mon Aug 31 2020, 1:13 PM - 3:43 PM PDT Sunny - 79 F <a href="http://livebaseballscorecards.com">livebaseballscorecards.com</a>										
9 Jahmai Jones, R (9, PR)									1-2 1B	0	0	0	0	0	0	0											
27 Mike Trout, R OBP: 0.329, SLG: 0.602	2-3 K		0-3 K			0-3 K			0-0 2-2 L5-4	4	0	0	0	0	3	3											
6 Anthony Rendon, R OBP: 0.435, SLG: 0.500	0-1 F8				0-1 G5-3			0-0 F7	4-0 BB 1B	3	0	0	0	1	0	1											
5 Albert Pujols, R (1, 10)	1-2 P4				2-3 K			1-2 F7	1-0 BB	4	0	0	0	1	1	3											
10 Justin Upton, R OBP: 0.222, SLG: 0.300			1-2 HR		0-0 G6-3			3-2 F8		3	1	1	1	0	0	0											
59 Jo Adell, R OBP: 0.225, SLG: 0.280			1-3 K			3-2 K		0-3 K		3	0	0	0	0	3	0											
25 Jared Walsh, L (1, 3)			1-0 F7			0-1 P5			1-2 F9	3	0	0	0	0	0	0											
4 Luis Rengifo, S (1, 4)			1-2 G5-3			2-2 F7			3-3 K	3	0	0	0	0	1	0											
12 Anthony Bemboom, L (1, 2)					0-1 G6-3			0-0 P6		2	0	0	0	0	0	0											
17 Shohei Ohtani, L (9, PH)									0-1 27 L5-4 2 1B 1B	1	0	1	0	0	0	0											
<b>Inning Stats</b>	R: 0 E: 0 K: 1 S: 10	H: 1 LOB: 1 BB: 0 P: 15	R: 1 E: 0 K: 1 S: 10	H: 1 LOB: 0 BB: 0 P: 14	R: 0 E: 0 K: 1 S: 6	H: 0 LOB: 0 BB: 0 P: 7	R: 0 E: 0 K: 1 S: 9	H: 0 LOB: 0 BB: 0 P: 11	R: 0 E: 0 K: 1 S: 8	H: 0 LOB: 0 BB: 0 P: 13	R: 0 E: 0 K: 1 S: 6	H: 0 LOB: 0 BB: 0 P: 6	R: 0 E: 0 K: 0 S: 9	H: 0 LOB: 0 BB: 0 P: 13	R: 0 E: 0 K: 2 S: 9	H: 0 LOB: 0 BB: 0 P: 13	R: 0 E: 0 K: 0 S: 5	H: 2 LOB: 2 BB: 1 P: 10	1B: 3 2B: 1 3B: 0 HR: 1	SF: 0 SAC: 0 DP: 1 HBP: 0	WP: 0 PB: 0 CS: 0	PA: 31					
<b>PITCHER</b>	IP	WLS	BF	H	R	ER	SO	BB	IBB	HBP	BLK	WP	HR	S	P	ERA	WHIP										
7 Marco Gonzales, L ERA: 3.09	9.0	W	31	4	1	1	8	1	0	0	0	0	1	72	102	1.00	0.556										







Batter	1	2	3	4	5	6	7	8	9	AB	R	H	RBI	BB	SO	LOB	TOP		
10 Jurickson Profar, S OBP: 0.315, SLG: 0.398	F9		G6-3		G4-3		L7			4	0	0	0	0	0	0			
23 Fernando Tatis Jr., R OBP: 0.362, SLG: 0.636	F8		K		FC5-4 1B		G1-6-3			4	0	1	0	0	1	0			
13 Manny Machado, R OBP: 0.368, SLG: 0.583	K		P5		FC5-4 1-2		G6-3			4	0	0	0	0	1	1			
30 Eric Hosmer, L OBP: 0.363, SLG: 0.592		G4-3			K		G4-3			4	0	0	0	0	2	0			
22 Austin Nola, R OBP: 0.376, SLG: 0.515		L7			FC5-4 BB		K			2	0	0	0	1	1	0			
4 Will Myers, R OBP: 0.364, SLG: 0.595		F9			FC5-4 18 BB		1B			3	0	1	0	0	0	1			
18 Mitch Moreland, L OBP: 0.407, SLG: 0.667			P5		BB		P5			2	0	0	0	1	0	1			
9 Jake Cronenworth, L OBP: 0.403, SLG: 0.598			G4-3 1B		K		K			3	0	1	0	0	2	2			
3 Jorge Mateo, R OBP: 0.235, SLG: 0.313			G4-3		K		K			2	0	0	0	0	1	1			
2 Trent Grisham, L OBP: 0.329, SLG: 0.463										1	0	0	0	0	1	0			
<b>Inning Stats</b>	R: 0 H: 0 E: 0 K: 1 S: 12	H: 0 LOB: 0 BB: 0 P: 19	R: 0 H: 0 E: 0 K: 0 S: 9	H: 0 LOB: 0 BB: 0 P: 12	R: 0 H: 1 E: 0 K: 0 S: 8	H: 0 LOB: 0 BB: 0 P: 12	R: 0 H: 0 E: 0 K: 1 S: 7	H: 0 LOB: 0 BB: 0 P: 11	R: 0 H: 0 E: 0 K: 2 S: 18	H: 0 LOB: 2 BB: 2 P: 31	R: 0 H: 1 E: 0 K: 1 S: 9	H: 1 LOB: 1 BB: 0 P: 16	R: 0 H: 1 E: 0 K: 1 S: 9	H: 0 LOB: 0 BB: 0 P: 15	R: 0 H: 0 E: 0 K: 1 S: 6	H: 0 LOB: 0 BB: 0 P: 9	1B: 3 2B: 0 3B: 0 HR: 0	SF: 0 SAC: 0 DP: 1 HBP: 0	WP: 0 PA: 31 PB: 0 SB: 0 CS: 0
<b>PITCHER</b>	IP WLS BF H R ER SO BB IBB HBP BLK WP HR S P ERA WHIP	IP WLS BF H R ER SO BB IBB HBP BLK WP HR S P ERA WHIP	IP WLS BF H R ER SO BB IBB HBP BLK WP HR S P ERA WHIP	IP WLS BF H R ER SO BB IBB HBP BLK WP HR S P ERA WHIP	IP WLS BF H R ER SO BB IBB HBP BLK WP HR S P ERA WHIP	IP WLS BF H R ER SO BB IBB HBP BLK WP HR S P ERA WHIP	IP WLS BF H R ER SO BB IBB HBP BLK WP HR S P ERA WHIP	IP WLS BF H R ER SO BB IBB HBP BLK WP HR S P ERA WHIP	IP WLS BF H R ER SO BB IBB HBP BLK WP HR S P ERA WHIP	IP WLS BF H R ER SO BB IBB HBP BLK WP HR S P ERA WHIP	IP WLS BF H R ER SO BB IBB HBP BLK WP HR S P ERA WHIP	IP WLS BF H R ER SO BB IBB HBP BLK WP HR S P ERA WHIP	IP WLS BF H R ER SO BB IBB HBP BLK WP HR S P ERA WHIP	IP WLS BF H R ER SO BB IBB HBP BLK WP HR S P ERA WHIP	IP WLS BF H R ER SO BB IBB HBP BLK WP HR S P ERA WHIP	IP WLS BF H R ER SO BB IBB HBP BLK WP HR S P ERA WHIP	IP WLS BF H R ER SO BB IBB HBP BLK WP HR S P ERA WHIP	IP WLS BF H R ER SO BB IBB HBP BLK WP HR S P ERA WHIP	IP WLS BF H R ER SO BB IBB HBP BLK WP HR S P ERA WHIP

San Diego Padres @ Los Angeles Angels  
Angel Stadium, Anaheim, CA  
Thu Sep 03 2020, 4:12 PM - 6:52 PM PDT  
Clear - 84 F

AB	29
R	0
H	3
RBI	0
BB	2
SO	9
LOB	6



Batter	1	2	3	4	5	6	7	8	9	AB	R	H	RBI	BB	SO	LOB	BOTTOM		
2 Andrelton Simmons, R OBP: 0.379, SLG: 0.352	G6-4-3 1B		G6-3		G6-3		G5-3			4	0	2	1	0	0	1			
27 Mike Trout, R OBP: 0.353, SLG: 0.603	F7		L8		P4		K			4	0	0	0	0	1	2			
6 Anthony Rendon, R OBP: 0.434, SLG: 0.521	G6-4-3		10 1B		F8		F8			4	1	2	0	0	0	1			
10 Justin Upton, R OBP: 0.235, SLG: 0.307			17 CS 1B		P3		K			4	0	2	1	0	1	1			
3 Taylor Ward, R OBP: 0.216, SLG: 0.206			3-H 1B		F7		K			0	0	0	0	0	0	0			
17 Shohei Ohtani, L OBP: 0.291, SLG: 0.378			25 G6-3 8 WP 1B		F7		K			3	0	1	0	0	1	2			
8 Franklin Barreto, R OBP: 0.216, SLG: 0.206			B2		P2		P2			3	0	0	0	0	1	2			
25 Jared Walsh, L OBP: 0.118, SLG: 0.235			2 1B		G4-3		G6-3			3	1	1	0	0	0	2			
59 Jo Adell, R OBP: 0.230, SLG: 0.263			2 1B		G4-3		BB			1	0	0	0	2	0	0			
12 Anthony Bemboom, L OBP: 0.384, SLG: 0.346			B1		2 CS 1B		K			3	0	1	0	0	1	4			
<b>Inning Stats</b>	R: 0 H: 1 E: 0 K: 0 S: 7	H: 1 LOB: 0 BB: 0 P: 13	R: 0 H: 1 E: 0 K: 2 S: 7	H: 1 LOB: 0 BB: 0 P: 11	R: 1 H: 2 E: 0 K: 0 S: 10	H: 2 LOB: 1 BB: 1 P: 17	R: 1 H: 2 E: 0 K: 0 S: 15	H: 2 LOB: 1 BB: 0 P: 20	R: 0 H: 1 E: 0 K: 0 S: 9	H: 1 LOB: 0 BB: 0 P: 14	R: 0 H: 0 E: 0 K: 0 S: 8	H: 0 LOB: 0 BB: 0 P: 12	R: 0 H: 1 E: 0 K: 1 S: 13	H: 1 LOB: 2 BB: 1 P: 22	R: 0 H: 1 E: 0 K: 2 S: 9	H: 1 LOB: 1 BB: 0 P: 13	1B: 6 2B: 3 3B: 1 HR: 0	SF: 0 SAC: 0 DP: 2 HBP: 0	WP: 1 PA: 31 PB: 0 SB: 0 CS: 2
<b>PITCHER</b>	IP WLS BF H R ER SO BB IBB HBP BLK WP HR S P ERA WHIP	IP WLS BF H R ER SO BB IBB HBP BLK WP HR S P ERA WHIP	IP WLS BF H R ER SO BB IBB HBP BLK WP HR S P ERA WHIP	IP WLS BF H R ER SO BB IBB HBP BLK WP HR S P ERA WHIP	IP WLS BF H R ER SO BB IBB HBP BLK WP HR S P ERA WHIP	IP WLS BF H R ER SO BB IBB HBP BLK WP HR S P ERA WHIP	IP WLS BF H R ER SO BB IBB HBP BLK WP HR S P ERA WHIP	IP WLS BF H R ER SO BB IBB HBP BLK WP HR S P ERA WHIP	IP WLS BF H R ER SO BB IBB HBP BLK WP HR S P ERA WHIP	IP WLS BF H R ER SO BB IBB HBP BLK WP HR S P ERA WHIP	IP WLS BF H R ER SO BB IBB HBP BLK WP HR S P ERA WHIP	IP WLS BF H R ER SO BB IBB HBP BLK WP HR S P ERA WHIP	IP WLS BF H R ER SO BB IBB HBP BLK WP HR S P ERA WHIP	IP WLS BF H R ER SO BB IBB HBP BLK WP HR S P ERA WHIP	IP WLS BF H R ER SO BB IBB HBP BLK WP HR S P ERA WHIP	IP WLS BF H R ER SO BB IBB HBP BLK WP HR S P ERA WHIP	IP WLS BF H R ER SO BB IBB HBP BLK WP HR S P ERA WHIP	IP WLS BF H R ER SO BB IBB HBP BLK WP HR S P ERA WHIP	IP WLS BF H R ER SO BB IBB HBP BLK WP HR S P ERA WHIP

San Diego Padres @ Los Angeles Angels  
Angel Stadium, Anaheim, CA  
Thu Sep 03 2020, 4:12 PM - 6:52 PM PDT  
Clear - 84 F

AB	29
R	2
H	9
RBI	2
BB	2
SO	5
LOB	15





Batter	1	2	3	4	5	6	7	8	9	10	11	AB	R	H	RBI	BB	SO	LOB	TOP								
4 George Springer, R OBP: 0.344, SLG: 0.402	(1, 8) 1-0 G6-4-3 1B		(2, 2) 2-2 CI		(1, 1) 1-1 G6-3		(2, 3) 2-3 K		(1, 1) 1-1 2B		(1, 2) 1-2 G5-3	5	1	2	0	0	1	1									
22 Josh Reddick, L OBP: 0.338, SLG: 0.398	(1, 9) 1-1 G6-4-3 1B		(1, 0) 1-0 F9		(0, 1) 0-1 F7		(2, 3) 2-3 K		(1, 0) 1-0 G3		(1, 3) 1-3 K2-3	6	0	1	1	0	2	2									
23 Michael Brantley, L OBP: 0.400, SLG: 0.651 3 Myles Straw, R OBP: 0.207, SLG: 0.268	(1, 10) 0-2 G6-4-3 1B		(9, PR) 4-0 BB		(1, 2) 1-2 K		(1, 2) 1-2 K		(1, 2) 1-2 1B		(1, 1) 1-1 P4	4	1	2	0	1	1	2									
10 Yuli Gurriel, R OBP: 0.333, SLG: 0.493	(1, 3) 2-3 K		(0, 1) 0-1 2B		(0, 0) 0-0 P4		(1, 2) 1-2 2B		(1, 0) 1-0 1B		(0, 0) 0-0 L7	5	1	2	0	0	1	2									
30 Kyle Tucker, L OBP: 0.322, SLG: 0.557	(1, 7) 0-0 F7		(0, 0) 0-0 G3		(1, 2) 1-2 2B		(1, 2) 1-2 2B		(1, 1) 1-1 K		(2, 2) 2-2 2B	5	0	2	2	0	1	3									
1 Carlos Correa, R OBP: 0.354, SLG: 0.414	(1, 6) 2-2 G6-3		(1, 1) 1-1 2B		(2, 1) 2-1 G6-3		(2, 1) 2-1 G6-3		(1, 3) 1-3 K		(0, 0) 0-0	5	0	2	1	0	1	3									
31 Abraham Toro, S OBP: 0.230, SLG: 0.299	(1, 5) 1-3 K		(3, 2) 3-2 HBP		(1, 0) 1-0 G4-3		(2, 3) 2-3 K		(1, 2) 1-2 K		(1, 2) 1-2 L4	4	0	0	0	0	2	4									
16 Aledmys Diaz, R OBP: 0.176, SLG: 0.412	(1, 4) 1-0 F7		(1, 3) 1-3 K		(1, 2) 1-2 2B		(1, 2) 1-2 2B		(0, 0) 0-0 P3		(1, 2) 1-2 F8	5	0	1	0	0	1	5									
15 Martin Maldonado, R OBP: 0.143, SLG: 0.167 11 Garrett Stubbs, L OBP: 0.143, SLG: 0.167	(1, 2) 2-2 G6-3		(0, 3) 0-3 K		(1, 3) 1-3 K		(1, 3) 1-3 K		(3, 2) 3-2 1B		(0, 3) 0-3 K	5	1	1	0	0	3	3									
<b>Inning Stats</b>	R: 0 E: 0 K: 1 S: 9	H: 2 LOB: 1 BB: 0 P: 13	R: 0 E: 0 K: 1 S: 8	H: 0 LOB: 0 BB: 0 P: 11	R: 0 E: 1 K: 0 S: 7	H: 0 LOB: 1 BB: 0 P: 13	R: 2 E: 0 K: 2 S: 15	H: 2 LOB: 2 BB: 1 P: 24	R: 0 E: 0 K: 1 S: 8	H: 0 LOB: 0 BB: 0 P: 10	R: 0 E: 0 K: 3 S: 12	H: 1 LOB: 1 BB: 0 P: 18	R: 0 E: 0 K: 2 S: 13	H: 3 LOB: 3 BB: 0 P: 22	R: 3 E: 0 K: 1 S: 20	H: 4 LOB: 2 BB: 0 P: 29	R: 0 E: 0 K: 1 S: 11	H: 0 LOB: 0 BB: 0 P: 13	R: 0 E: 0 K: 1 S: 8	H: 0 LOB: 0 BB: 0 P: 11	1B: 7 2B: 6 3B: 0 HR: 0	SF: 0 SAC: 1 DP: 1 HBP: 1	WP: 0 PB: 1 SB: 1 CS: 0	PA: 48			
<b>PITCHER</b>	IP ERA WLS BF H R ER SO BB IBB HBP BLK WP HR S P ERA WHIP	7.0 2.49 0.2 5 3 0 0 2 0 0 0 0 0 0 0 1 1 0.00 4.500	0.2 3.38 0.1 1 0 0 0 0 0 0 0 0 0 0 1 1 0.00 0.000	0.1 3.86 0.1 1 0 0 0 0 0 0 0 0 0 0 1 1 81.00 9.000	2.2 5.68 2.2 9 1 0 0 3 0 0 0 0 0 0 28 36 0.00 0.375																						

Houston Astros @ Los Angeles Angels  
Angel Stadium, Anaheim, CA  
Fri Sep 04 2020, 6:10 PM - 10:37 PM PDT  
Clear - 84 F

livebaseballscorecards.com

AB 45  
R 5  
H 13  
RBI 4  
BB 1  
SO 13  
LOB 25



Batter	1	2	3	4	5	6	7	8	9	10	11	AB	R	H	RBI	BB	SO	LOB	BOTTOM							
2 Andrelton Simmons, R OBP: 0.391, SLG: 0.356	(1, 6) 0-0 27 HR 1B		(2, 2) 2-2 G6-3		(2, 1) 2-1 G4-3		(2, 0) 2-0 1B		(3, 2) 3-2 L8		(3, 2) 3-2 HBP	5	1	2	1	0	0	1								
27 Mike Trout, R OBP: 0.371, SLG: 0.627	(1, 8) 1-0 HR 1B		(4, 2) 4-2 BB		(4, 2) 4-2 BB		(1, 0) 1-0 1B		(4, 2) 4-2 BB		(1, 2) 1-2 K	3	2	2	2	3	1	2								
6 Anthony Rendon, R OBP: 0.430, SLG: 0.504	(1, 5) 4-1 3 BB 25 SF7 BB		(1, 1) 1-1 G6-4-3		(3, 1) 3-1 FC6-4		(4, 2) 4-2 BB		(2, 3) 2-3 K		(0, 1) 0-1 L3	4	1	0	0	2	1	4								
17 Shohei Ohtani, L OBP: 0.293, SLG: 0.371	(1, 10) 4-0 4 BB 3 BB BB		(2, 2) 2-2 F7		(1, 2) 1-2 K		(1, 1) 1-1 F7		(1, 0) 1-0 G3-1		(3, 2) 3-2 1B	5	0	1	1	1	1	4								
3 Taylor Ward, R OBP: 0.238, SLG: 0.211	(1, 9) 4-2 4 BB BB		(0, 2) 0-2 G5-3		(3, 2) 3-2 1B		(1, 3) 1-3 K		(1, 3) 1-3 K			4	0	1	0	1	2	0								
25 Jared Walsh, L OBP: 0.162, SLG: 0.400	(1, 3) 0-0 SF7		(1, 1) 1-1 HR		(1, 0) 1-0 L8		(3, 1) 3-1 L6		(4, 2) 4-2 BB			3	1	1	2	1	0	2								
8 Franklin Barreto, R 59 Jc Adell, R OBP: 0.227, SLG: 0.259	(1, 7) 3-3 K		(0, 1) 0-1 G6-3		(1, 3) 1-3 K		(1, 0) 1-0 L7		(2, 3) 2-3 K		(0, 0) 0-0 SH5-4	4	0	0	0	0	2	2								
4 Luis Rengifo, S OBP: 0.284, SLG: 0.210	(1, 4) 4-0 BB		(1, 0) 1-0 G4-3		(4, 2) 4-2 BB		(2, 3) 2-3 K		(2, 3) 2-3 K		(0, 0) 0-0 SH5-4	2	1	0	0	2	1	0								
19 José Briceño, R 5 Albert Pujols, R 12 Anthony Bemboom, L OBP: 0.364, SLG: 0.346	(1, 2) 1-3 K		(0, 1) 0-1 F7		(0, 0) 0-0 B1-3		(1, 2) 1-2 BB		(4, 2) 4-2 BB		(1, 0) 1-0 P4	3	0	0	0	1	1	4								
<b>Inning Stats</b>	R: 3 E: 0 K: 2 S: 12	H: 2 LOB: 3 BB: 4 P: 33	R: 0 E: 0 K: 0 S: 9	H: 0 LOB: 0 BB: 1 P: 16	R: 1 E: 0 K: 0 S: 10	H: 1 LOB: 0 BB: 0 P: 13	R: 0 E: 0 K: 0 S: 5	H: 0 LOB: 0 BB: 0 P: 8	R: 0 E: 0 K: 1 S: 14	H: 1 LOB: 2 BB: 1 P: 26	R: 1 E: 0 K: 1 S: 12	H: 2 LOB: 3 BB: 2 P: 25	R: 0 E: 0 K: 2 S: 13	H: 0 LOB: 0 BB: 0 P: 11	R: 0 E: 0 K: 2 S: 10	H: 0 LOB: 1 BB: 1 P: 18	R: 0 E: 0 K: 1 S: 7	H: 0 LOB: 2 BB: 0 P: 12	R: 0 E: 0 K: 0 S: 5	H: 1 LOB: 1 BB: 0 P: 8	1B: 5 2B: 0 3B: 0 HR: 2	SF: 1 SAC: 1 DP: 1 HBP: 1	WP: 1 PB: 0 SB: 0 CS: 0	PA: 49		
<b>PITCHER</b>	IP ERA WLS BF H R ER SO BB IBB HBP BLK WP HR S P ERA WHIP	0.0 5.79 4.1 16 3 1 1 2 3 0 0 0 0 0 1 38 2.08 0.923	1.1 2.08 1.1 8 3 1 1 2 1 0 0 0 0 0 15 28 6.75 3.000	2.1 2.08 2.1 10 0 0 0 3 3 0 0 0 1 0 23 48 0.00 1.286	1.0 3.95 1.0 4 0 0 0 2 1 0 0 0 0 0 10 18 0.00 1.000																					

Houston Astros @ Los Angeles Angels  
Angel Stadium, Anaheim, CA  
Fri Sep 04 2020, 6:10 PM - 10:37 PM PDT  
Clear - 84 F

livebaseballscorecards.com

AB 35  
R 6  
H 7  
RBI 6  
BB 11  
SO 10  
LOB 21





Batter	1	2	3	4	5	6	7	8	9	AB	R	H	RBI	BB	SO	LOB	TOP
4 George Springer, R OBP: 0.348, SLG: 0.418	F9		BB			L9				3	2	1	0	1	0	0	
3 Myles Straw, R OBP: 0.281, SLG: 0.300	K		K			3B				4	2	2	1	0	2	2	
23 Michael Brantley, L OBP: 0.404, SLG: 0.543	K		BB			1B				3	1	1	1	1	1	1	
10 Yuli Gurriel, R OBP: 0.331, SLG: 0.486		F8	1B		F8				FC5-4	4	1	1	2	0	0	2	
30 Kyle Tucker, L OBP: 0.333, SLG: 0.585		HR	1B		1B				K	4	1	3	3	0	1	1	
1 Carlos Correa, R OBP: 0.397, SLG: 0.424	P5		FC5		1B				K	4	1	2	0	0	2		
15 Martin Maldonado, R OBP: 0.400, SLG: 0.433	G5-3				K				K	4	0	1	2	0	2	2	
31 Abraham Toro, S OBP: 0.218, SLG: 0.282		G1-3	G4-3		E4				G3	4	0	0	0	0	0	1	
9 Jack Mayfield, R OBP: 0.200, SLG: 0.200			G5-3		G3-1					3	1	1	0	0	0	1	
<b>Inning Stats</b>	R: 0 E: 0 K: 2 S: 12	H: 0 LOB: 0 BB: 0 P: 16	R: 1 E: 0 K: 0 S: 10	H: 1 LOB: 0 BB: 0 P: 16	R: 3 E: 0 K: 1 S: 21	H: 3 LOB: 2 BB: 2 P: 35	R: 0 E: 0 K: 1 S: 7	H: 0 LOB: 0 BB: 0 P: 10	R: 2 E: 0 K: 1 S: 16	H: 4 LOB: 2 BB: 0 P: 22	R: 0 E: 1 K: 0 S: 7	H: 0 LOB: 1 BB: 0 P: 12	R: 3 E: 0 K: 1 S: 17	H: 4 LOB: 1 BB: 0 P: 24			
<b>PITCHER</b>	IP WLS BF H R ER SO BB IBB HBP BLK WP HR S P ERA WHIP																
47 Griffin Canning, R ERA: 4.54	4.0 18 4 4 4 4 2 0 0 0 0 1 50 77 9.00 1.500																
39 Luke Bard, L ERA: 9.0	0.2 3 2 2 2 0 0 0 0 0 0 0 7 9 27.00 3.000																
65 José Quijada, L ERA: 3.86	0.1 3 2 0 0 1 0 0 0 0 0 0 9 13 0.00 6.000																
60 Mike Mayers, R ERA: 3.14	1.0 3 0 0 0 0 0 0 0 0 0 0 7 12 0.00 0.000																
64 Félix Peña, R ERA: 3.1	1.0 W 7 4 3 3 1 0 0 0 0 0 0 17 24 27.00 4.000																

Houston Astros @ Los Angeles Angels  
Angel Stadium, Anaheim, CA  
Sat Sep 05 2020, 4:11 PM - 7:11 PM PDT  
Clear - 109 F

AB 33  
R 9  
H 12  
RBI 9  
BB 2  
SO 6  
LOB 12



WP: 0 PA: 35  
PB: 0  
SB: 0  
CS: 1

Batter	1	2	3	4	5	6	7	8	9	AB	R	H	RBI	BB	SO	LOB	BOTTOM
2 Andrelton Simmons, R OBP: 0.397, SLG: 0.397	G6-3		HR		G5-3					4	1	2	1	0	0	0	
25 Jared Walsh, L OBP: 0.154, SLG: 0.333	F9		K		K				G5-3	4	0	0	0	0	2	2	
27 Mike Trout, R OBP: 0.387, SLG: 0.672	1B		HR		2B				BB	3	4	3	2	1	0	0	
17 Shohei Ohtani, L OBP: 0.299, SLG: 0.370	1B		F7		G4-3				BB	3	1	1	1	1	0	1	
10 Justin Upton, R OBP: 0.255, SLG: 0.380	F9		2B		HR				BB	4	2	3	3	0	0	1	
8 Franklin Barreto, R OBP: 0.045, SLG: 0.045	1B		K		G4-3				K	4	0	1	0	0	2	3	
59 Jo Adell, R OBP: 0.239, SLG: 0.306	K		K		HR				1B	4	1	2	3	0	1	1	
12 Anthony Bemboom, L OBP: 0.361, SLG: 0.321	K		G5-3		BB				1B	2	1	0	0	1	1	1	
4 Luis Rengifo, S OBP: 0.286, SLG: 0.215	K		G6-3		1B				1B	3	0	1	0	0	1	1	
<b>Inning Stats</b>	R: 1 E: 0 K: 0 S: 14	H: 2 LOB: 1 BB: 0 P: 23	R: 0 E: 0 K: 3 S: 10	H: 1 LOB: 0 BB: 0 P: 14	R: 2 E: 0 K: 2 S: 20	H: 3 LOB: 1 BB: 0 P: 29	R: 1 E: 0 K: 0 S: 11	H: 1 LOB: 0 BB: 0 P: 14	R: 2 E: 0 K: 1 S: 10	H: 2 LOB: 0 BB: 0 P: 13	R: 1 E: 0 K: 0 S: 11	H: 2 LOB: 1 BB: 1 P: 19	R: 3 E: 0 K: 1 S: 8	H: 2 LOB: 1 BB: 2 P: 20			
<b>PITCHER</b>	IP WLS BF H R ER SO BB IBB HBP BLK WP HR S P ERA WHIP																
64 Brandon Bielak, R ERA: 6.0	3.2 18 7 4 4 5 0 0 0 0 0 1 52 77 9.82 1.909																
47 Chris Devenski, R ERA: 13.5	1.1 6 2 2 2 1 0 0 0 0 0 1 13 16 13.50 1.500																
67 Cy Sneed, R ERA: 4.5	0.2 4 2 1 1 0 1 0 0 0 0 0 10 18 13.50 4.500																
62 Blake Taylor, L ERA: 2.12	0.1 3 0 2 2 0 2 0 0 0 0 0 3 11 54.00 6.000																
60 Enoli Paredes, R ERA: 3.6	0.1 L 3 2 1 1 1 0 0 0 0 0 0 6 10 27.00 6.000																

Houston Astros @ Los Angeles Angels  
Angel Stadium, Anaheim, CA  
Sat Sep 05 2020, 4:11 PM - 7:11 PM PDT  
Clear - 109 F

AB 31  
R 10  
H 13  
RBI 10  
BB 3  
SO 7  
LOB 10



WP: 0 PA: 34  
PB: 0  
SB: 1  
CS: 0



Batter	1	2	3	4	5	6	7	8	9	AB	R	H	RBI	BB	SO	LOB	TOP
4 Luis Rengifo, S OBP: 0.284, SLG: 0.217	L4		K				G5-3			4	1	1	0	0	1	1	<b>Los Angeles Angels @ Houston Astros</b> Angel Stadium, Anaheim, CA Sat Sep 05 2020, 7:53 PM - 10:36 PM PDT Clear - 97 F
10 Justin Upton, R OBP: 0.294, SLG: 0.379	G6-3		G4-6-3							3	2	1	0	0	0	1	
27 Mike Trout, R OBP: 0.395, SLG: 0.676										2	2	1	0	2	0	2	
6 Anthony Rendon, R OBP: 0.426, SLG: 0.520	L7									4	1	1	3	0	1	4	
5 Albert Pujols, R OBP: 0.287, SLG: 0.386										3	1	2	3	1	0	0	
59 Jo Adell, R OBP: 0.240, SLG: 0.303										4	0	1	0	0	2	2	
3 Taylor Ward, R OBP: 0.244, SLG: 0.200										2	0	0	0	1	1	1	
8 Franklin Barreto, R OBP: 0.040, SLG: 0.040										3	0	0	1	0	2	3	
19 José Briceño, R OBP: 0.333, SLG: 0.200										2	0	1	0	0	0	2	
17 Shohei Ohtani, L OBP: 0.297, SLG: 0.387										1	0	0	0	0	1	0	
12 Anthony Bambino, L OBP: 0.361, SLG: 0.321										0	0	0	0	0	0	0	
<b>Inning Stats</b>	R: 0 H: 0 E: 0 K: 0 S: 10	H: 0 LOB: 1 BB: 1 P: 15	R: 0 H: 0 E: 0 K: 1 S: 11	H: 0 LOB: 1 BB: 1 P: 17	R: 0 H: 1 E: 0 K: 1 S: 8	H: 1 LOB: 0 BB: 0 P: 10	R: 2 H: 3 E: 0 K: 0 S: 16	H: 3 LOB: 2 BB: 1 P: 25	R: 2 H: 2 E: 0 K: 2 S: 18	H: 2 LOB: 1 BB: 0 P: 31	R: 0 H: 0 E: 0 K: 3 S: 9	H: 0 LOB: 0 BB: 0 P: 11	R: 3 H: 2 E: 0 K: 1 S: 15	H: 2 LOB: 0 BB: 1 P: 25			
<b>PITCHER</b>	IP WLS BF H R ER SO BB IBB HBP BLK WP HR S P ERA WHIP																
65 José Urquidy, R ERA: 4.91	3.2 17 4 2 2 2 3 0 0 0 0 0 42 63 4.91 1.909																
41 Brad Peacock, R ERA: 13.5	1.1 7 2 2 2 2 0 0 1 0 0 0 21 35 13.50 1.500																
72 Humberto Castellanos, R ERA: 6.31	2.0 L 9 2 3 3 4 1 0 0 0 0 0 1 24 36 13.50 1.500																

AB	28
R	7
H	8
RBI	7
BB	4
SO	8
LOB	16



Batter	1	2	3	4	5	6	7	8	9	AB	R	H	RBI	BB	SO	LOB	BOTTOM
4 George Springer, R OBP: 0.353, SLG: 0.474										4	2	2	3	0	1	0	<b>Los Angeles Angels @ Houston Astros</b> Angel Stadium, Anaheim, CA Sat Sep 05 2020, 7:53 PM - 10:36 PM PDT Clear - 97 F
16 Aledmys Díaz, R OBP: 0.143, SLG: 0.333										4	0	0	0	0	1	0	
23 Michael Brantley, L OBP: 0.393, SLG: 0.526										3	0	0	0	0	0	0	
10 Yuli Gurriel, R OBP: 0.325, SLG: 0.476										3	0	0	0	0	1	0	
30 Kyle Tucker, L OBP: 0.333, SLG: 0.580										3	1	1	0	0	0	0	
1 Carlos Correa, R OBP: 0.397, SLG: 0.422										3	1	1	0	0	1	1	
22 Josh Reddick, L OBP: 0.336, SLG: 0.421										3	1	1	3	0	0	2	
9 Jack Mayfield, R OBP: 0.214, SLG: 0.214										3	1	1	0	0	0	2	
11 Garrett Stubbs, L OBP: 0.111, SLG: 0.125										2	0	0	0	0	0	1	
31 Ty Buttrey, R ERA: 5.4										1	0	0	0	0	1	0	
<b>Inning Stats</b>	R: 1 H: 1 E: 0 K: 2 S: 10	H: 1 LOB: 0 BB: 0 P: 14	R: 3 H: 2 E: 1 K: 1 S: 20	H: 2 LOB: 0 BB: 0 P: 28	R: 0 H: 0 E: 0 K: 0 S: 5	H: 0 LOB: 0 BB: 0 P: 8	R: 0 H: 0 E: 0 K: 1 S: 9	H: 0 LOB: 0 BB: 0 P: 12	R: 2 H: 2 E: 1 K: 0 S: 8	H: 2 LOB: 0 BB: 0 P: 12	R: 0 H: 1 E: 0 K: 0 S: 11	H: 1 LOB: 2 BB: 0 P: 15	R: 0 H: 0 E: 0 K: 1 S: 10	H: 0 LOB: 0 BB: 0 P: 17			
<b>PITCHER</b>	IP WLS BF H R ER SO BB IBB HBP BLK WP HR S P ERA WHIP																
52 Dillon Peters, L ERA: 16.2	1.2 9 0 0 0 0 0 0 0 0 0 0 18 26 16.20 1.800																
32 Cam Bedrosian, R ERA: 1.17	2.1 7 0 0 0 2 0 0 0 0 0 0 18 26 0.00 0.000																
40 Jacob Barnes, R ERA: 7.11	1.0 5 2 2 2 0 0 0 0 0 0 0 1 8 12 18.00 2.000																
24 Noé Ramirez, R ERA: 4.2	1.0 W 5 1 0 0 0 0 0 0 0 0 0 11 15 0.00 1.000																
31 Ty Buttrey, R ERA: 5.4	1.0 S 3 0 0 0 1 0 0 0 0 0 0 10 17 0.00 0.000																

AB	29
R	6
H	6
RBI	6
BB	0
SO	5
LOB	6





Batter	1	2	3	4	5	6	7	8	9	AB	R	H	RBI	BB	SO	LOB	TOP					
4 George Springer, R OBP: 0.350, SLG: 0.466	0-1 22 CS 1B		2-2 G6-3		2-2 G6-3		2-2 F9			4	0	1	0	0	0	2	<b>Houston Astros @ Los Angeles Angels</b> Angel Stadium, Anaheim, CA Sun Sep 06 2020, 1:11 PM - 4:39 PM PDT Sunny - 106 F <a href="http://livebaseballscorecards.com">livebaseballscorecards.com</a>					
22 Josh Reddick, L OBP: 0.338, SLG: 0.414	4-2 1-2 30 HR BB		1-3 K		3-2 K		1-1 F9			2	1	0	0	1	2	0						
10 Yuli Gurriel, R OBP: 0.323, SLG: 0.473			0-1 F7		0-3 K			0-0 E1		4	0	0	0	0	2	1						
23 Michael Brantley, L OBP: 0.379, SLG: 0.595	3-3 K				0-0 F7			2-0 F8		3	1	1	2	1	0	1						
30 Kyle Tucker, L OBP: 0.338, SLG: 0.596	2-2 1-H HR			4-2 16 G6-3 BB				1-1 P3		4	1	1	1	0	2	2						
1 Carlos Correa, R OBP: 0.364, SLG: 0.439	1-3 K			1-3 K			3-1 HR	1-1 P3		3	2	1	1	1	1	2						
16 Aledmys Diaz, R OBP: 0.220, SLG: 0.458		0-1 HR		1-1 G6-3			4-1 31 2B BB	1-3 K		3	0	1	1	0	0	1						
31 Abraham Toro, S OBP: 0.220, SLG: 0.293		2-2 F7		0-1 G6-3			3-2 15 FC1-5 2B	0-3 K		3	0	1	1	0	0	1						
3 Myles Straw, R OBP: 0.277, SLG: 0.295							1-H FC1-5 2B			1	0	0	0	0	1	0						
15 Martin Maldonado, R OBP: 0.386, SLG: 0.415		1-3 K			1-3 K		0-1 FC1-5 2B	2-2 G4-3		4	0	0	0	0	2	1						
9 Jack Mayfield, R OBP: 0.219, SLG: 0.250		3-2 F8			2-2 P6		0-1 2B	1-3 K		4	0	1	0	0	1	0						
<b>Inning Stats</b>	R: 2 E: 0 K: 2 S: 15	H: 2 LOB: 0 BB: 1 P: 25	R: 1 E: 0 K: 1 S: 14	H: 1 LOB: 0 BB: 0 P: 20	R: 0 E: 0 K: 1 S: 8	H: 0 LOB: 1 BB: 0 P: 11	R: 0 E: 0 K: 1 S: 10	H: 0 LOB: 0 BB: 1 P: 16	R: 0 E: 0 K: 2 S: 9	H: 0 LOB: 0 BB: 0 P: 12	R: 2 E: 0 K: 0 S: 17	H: 3 LOB: 2 BB: 1 P: 30	R: 0 E: 1 K: 1 S: 9	H: 0 LOB: 1 BB: 0 P: 13	R: 0 E: 0 K: 2 S: 11	H: 0 LOB: 0 BB: 0 P: 14	1B: 1 2B: 2 3B: 0 HR: 3	SF: 0 SAC: 0 DP: 0 HBP: 0	WP: 0 PB: 0 SB: 0 CS: 1	PA: 36		
<b>PITCHER</b>	IP WLS BF H R ER SO BB IBB HBP BLK WP HR S P ERA WHIP	5.0 H 3 0 0 0 6 2 0 0 0 0 2 56 86 5.40 1.000	6.1 H 3 0 0 0 2 0 0 0 0 0 9 12 0.00 0.000	7.1 B 3 2 2 2 0 1 0 0 0 0 1 7 17 ∞ ∞	7.1 W 4 0 0 0 1 0 0 0 0 0 0 9 13 0.00 1.000	8.1 W 4 0 0 0 1 0 0 0 0 0 9 13 0.00 0.000	9.1 W 3 0 0 0 2 0 0 0 0 0 9 12 0.00 0.000	ERA: 5.14	IP WLS BF H R ER SO BB IBB HBP BLK WP HR S P ERA WHIP	1.0 B 3 0 0 0 2 0 0 0 0 0 11 14 0.00 0.000	1.0 B 3 0 0 0 2 0 0 0 0 0 11 14 0.00 0.000	1.0 B 3 0 0 0 2 0 0 0 0 0 11 14 0.00 0.000	1.0 B 3 0 0 0 2 0 0 0 0 0 11 14 0.00 0.000	1.0 B 3 0 0 0 2 0 0 0 0 0 11 14 0.00 0.000	1.0 B 3 0 0 0 2 0 0 0 0 0 11 14 0.00 0.000	1.0 B 3 0 0 0 2 0 0 0 0 0 11 14 0.00 0.000	1.0 B 3 0 0 0 2 0 0 0 0 0 11 14 0.00 0.000	1.0 B 3 0 0 0 2 0 0 0 0 0 11 14 0.00 0.000	1.0 B 3 0 0 0 2 0 0 0 0 0 11 14 0.00 0.000	1.0 B 3 0 0 0 2 0 0 0 0 0 11 14 0.00 0.000	1.0 B 3 0 0 0 2 0 0 0 0 0 11 14 0.00 0.000	1.0 B 3 0 0 0 2 0 0 0 0 0 11 14 0.00 0.000

Batter	1	2	3	4	5	6	7	8	9	AB	R	H	RBI	BB	SO	LOB	BOTTOM						
2 Andrelton Simmons, R OBP: 0.370, SLG: 0.368	0-2 K	3-2 L8		1-2 G4-3		0-2 G5-3		0-0 P5		5	0	0	0	0	1	7	<b>Houston Astros @ Los Angeles Angels</b> Angel Stadium, Anaheim, CA Sun Sep 06 2020, 1:11 PM - 4:39 PM PDT Sunny - 106 F <a href="http://livebaseballscorecards.com">livebaseballscorecards.com</a>						
10 Justin Upton, R OBP: 0.270, SLG: 0.374	0-0 G5-3		4-0 6 HR BB	2-1 G6-3			0-2 G5-3	1-2 1B		4	1	1	2	1	0	0							
6 Anthony Rendon, R OBP: 0.425, SLG: 0.538	3-1 1B		0-1 1-H HR		0-1 F9		0-3 K	0-3 K		5	1	2	2	0	2	2							
5 Albert Pujols, R OBP: 0.274, SLG: 0.368	1-2 L5		0-1 G3-1		0-1 G6-3		1-2 G6-3	2-3 K		5	0	0	0	0	1	3							
59 Jo Adell, R OBP: 0.250, SLG: 0.323		0-0 G5-3	1-1 33 WP 25 SF8 2B		0-1 G1-3			0-2 33 1B 25 1B 1B		4	2	2	0	0	0	0							
33 Max Stassi, R OBP: 0.397, SLG: 0.521	0-1 25 1B 3 1B 1B		4-2 3 FC6-4 BB				0-0 G4-3	0-0 25 1B 4 BB 1B		3	2	2	0	1	0	0							
25 Jared Walsh, L OBP: 0.200, SLG: 0.370		2-1 FC6-4 1B	0-0 SF8				3-2 G5-3	1-1 4 BB 3 BB 1B		3	1	2	2	0	0	0							
3 Taylor Ward, R OBP: 0.286, SLG: 0.279		1-0 FC6-4 1B	1-1 FC6-4				1-2 8 1B 3B	4-2 4 BB 10 1B BB		3	2	2	1	1	0	1							
8 Franklin Barreto, R OBP: 0.107, SLG: 0.074		0-0 FC6-4					0-0 G4-3	4-2 10 1B BB		2	0	1	1	0	0	2							
12 Anthony Bemboom, L OBP: 0.351, SLG: 0.351										0	0	0	0	0	0	0							
4 Luis Rengifo, S OBP: 0.293, SLG: 0.217										0	0	0	1	1	0	0							
<b>Inning Stats</b>	R: 0 E: 0 K: 1 S: 10	H: 1 LOB: 1 BB: 0 P: 14	R: 1 E: 0 K: 0 S: 10	H: 3 LOB: 2 BB: 0 P: 16	R: 3 E: 0 K: 0 S: 12	H: 2 LOB: 1 BB: 2 P: 22	R: 0 E: 0 K: 0 S: 7	H: 0 LOB: 0 BB: 0 P: 11	R: 0 E: 0 K: 0 S: 6	H: 0 LOB: 0 BB: 0 P: 6	R: 0 E: 0 K: 0 S: 13	H: 2 LOB: 1 BB: 0 P: 17	R: 0 E: 0 K: 1 S: 12	H: 0 LOB: 0 BB: 0 P: 15	R: 4 E: 0 K: 2 S: 24	H: 4 LOB: 2 BB: 2 P: 36	1B: 9 2B: 1 3B: 1 HR: 1	SF: 1 SAC: 0 DP: 1 HBP: 1	WP: 1 PB: 0 SB: 1 CS: 0	PA: 40			
<b>PITCHER</b>	IP WLS BF H R ER SO BB IBB HBP BLK WP HR S P ERA WHIP	7.0 L 34 11 8 8 2 2 0 1 0 0 0 12 21 27.00 9.000	8.1 L 4 1 1 1 0 2 0 0 0 0 0 6 8 0.00 0.000	8.1 L 4 1 1 1 0 2 0 0 0 0 0 6 8 0.00 0.000	8.1 L 4 1 1 1 0 2 0 0 0 0 0 6 8 0.00 0.000	8.1 L 4 1 1 1 0 2 0 0 0 0 0 6 8 0.00 0.000	8.1 L 4 1 1 1 0 2 0 0 0 0 0 6 8 0.00 0.000	8.1 L 4 1 1 1 0 2 0 0 0 0 0 6 8 0.00 0.000	8.1 L 4 1 1 1 0 2 0 0 0 0 0 6 8 0.00 0.000	8.1 L 4 1 1 1 0 2 0 0 0 0 0 6 8 0.00 0.000	8.1 L 4 1 1 1 0 2 0 0 0 0 0 6 8 0.00 0.000	8.1 L 4 1 1 1 0 2 0 0 0 0 0 6 8 0.00 0.000	8.1 L 4 1 1 1 0 2 0 0 0 0 0 6 8 0.00 0.000	8.1 L 4 1 1 1 0 2 0 0 0 0 0 6 8 0.00 0.000	8.1 L 4 1 1 1 0 2 0 0 0 0 0 6 8 0.00 0.000	8.1 L 4 1 1 1 0 2 0 0 0 0 0 6 8 0.00 0.000	8.1 L 4 1 1 1 0 2 0 0 0 0 0 6 8 0.00 0.000	8.1 L 4 1 1 1 0 2 0 0 0 0 0 6 8 0.00 0.000	8.1 L 4 1 1 1 0 2 0 0 0 0 0 6 8 0.00 0.000	8.1 L 4 1 1 1 0 2 0 0 0 0 0 6 8 0.00 0.000	8.1 L 4 1 1 1 0 2 0 0 0 0 0 6 8 0.00 0.000	8.1 L 4 1 1 1 0 2 0 0 0 0 0 6 8 0.00 0.000	8.1 L 4 1 1 1 0 2 0 0 0 0 0 6 8 0.00 0.000





Batter	1	2	3	4	5	6	7	8	9	AB	R	H	RBI	BB	SO	LOB	TOP				
2 <b>Andrelton Simmons, R</b> OBP: 0.351, SLG: 0.347										4	0	0	0	0	1	2					
23 <b>Matt Thaiss, L</b> OBP: 0.200, SLG: 0.143										4	0	0	0	0	2	0					
27 <b>Mike Trout, R</b> OBP: 0.398, SLG: 0.671										4	0	2	0	0	1	0					
6 <b>Anthony Rendon, R</b> OBP: 0.427, SLG: 0.530										2	0	0	0	1	0	1					
17 <b>Shohei Ohtani, L</b> OBP: 0.296, SLG: 0.363										4	0	1	0	0	1	4					
10 <b>Justin Upton, R</b> OBP: 0.283, SLG: 0.374										0	0	0	0	0	0	0					
3 <b>Taylor Ward, R</b> OBP: 0.314, SLG: 0.333										2	0	2	0	0	0	0					
33 <b>Max Stassi, R</b> OBP: 0.333, SLG: 0.481										4	0	0	0	0	1	5					
25 <b>Jared Walsh, L</b> OBP: 0.206, SLG: 0.452										4	1	1	1	0	2	3					
59 <b>Jo Adell, R</b> OBP: 0.250, SLG: 0.313										3	0	0	0	1	1	2					
<b>Inning Stats</b>	R: 0 E: 0 K: 3 S: 16	H: 1 LOB: 2 BB: 0 P: 24	R: 0 E: 0 K: 1 S: 11	H: 0 LOB: 1 BB: 0 P: 17	R: 0 E: 0 K: 0 S: 7	H: 0 LOB: 0 BB: 0 P: 11	R: 0 E: 0 K: 0 S: 10	H: 1 LOB: 2 BB: 0 P: 15	R: 1 E: 0 K: 0 S: 9	H: 1 LOB: 0 BB: 0 P: 13	R: 0 E: 0 K: 1 S: 7	H: 0 LOB: 0 BB: 1 P: 14	R: 0 E: 0 K: 1 S: 12	H: 1 LOB: 2 BB: 1 P: 20	R: 0 E: 0 K: 1 S: 10	H: 1 LOB: 1 BB: 0 P: 12	1B: 4 2B: 1 3B: 0 HR: 1	SF: 0 SAC: 0 DP: 2 HBP: 3	WP: 1 PB: 0 SB: 1 CS: 0	PA: 36	
<b>PITCHER</b>	IP WLS BF H R ER SO BB IBB HBP BLK WP HR S P ERA WHIP	IP WLS BF H R ER SO BB IBB HBP BLK WP HR S P ERA WHIP	IP WLS BF H R ER SO BB IBB HBP BLK WP HR S P ERA WHIP	IP WLS BF H R ER SO BB IBB HBP BLK WP HR S P ERA WHIP	IP WLS BF H R ER SO BB IBB HBP BLK WP HR S P ERA WHIP	IP WLS BF H R ER SO BB IBB HBP BLK WP HR S P ERA WHIP	IP WLS BF H R ER SO BB IBB HBP BLK WP HR S P ERA WHIP	IP WLS BF H R ER SO BB IBB HBP BLK WP HR S P ERA WHIP	IP WLS BF H R ER SO BB IBB HBP BLK WP HR S P ERA WHIP	IP WLS BF H R ER SO BB IBB HBP BLK WP HR S P ERA WHIP	IP WLS BF H R ER SO BB IBB HBP BLK WP HR S P ERA WHIP	IP WLS BF H R ER SO BB IBB HBP BLK WP HR S P ERA WHIP	IP WLS BF H R ER SO BB IBB HBP BLK WP HR S P ERA WHIP	IP WLS BF H R ER SO BB IBB HBP BLK WP HR S P ERA WHIP	IP WLS BF H R ER SO BB IBB HBP BLK WP HR S P ERA WHIP	IP WLS BF H R ER SO BB IBB HBP BLK WP HR S P ERA WHIP	IP WLS BF H R ER SO BB IBB HBP BLK WP HR S P ERA WHIP	IP WLS BF H R ER SO BB IBB HBP BLK WP HR S P ERA WHIP	IP WLS BF H R ER SO BB IBB HBP BLK WP HR S P ERA WHIP	IP WLS BF H R ER SO BB IBB HBP BLK WP HR S P ERA WHIP	IP WLS BF H R ER SO BB IBB HBP BLK WP HR S P ERA WHIP
35 <b>Lance Lynn, R</b> ERA: 2.52	7.0	W	28	4	1	1	6	2	0	3	0	1	1	72	114	1.29	0.857				
72 <b>Jonathan Hernández, R</b> ERA: 2.78	1.0		4	1	0	0	1	0	0	0	0	0	0	10	15	0.00	1.000				
41 <b>Nick Goody, R</b> ERA: 6.48	1.0		4	1	0	0	2	0	0	0	0	0	0	10	12	0.00	1.000				
<b>Batter</b>	<b>1</b>	<b>2</b>	<b>3</b>	<b>4</b>	<b>5</b>	<b>6</b>	<b>7</b>	<b>8</b>	<b>9</b>	<b>AB</b>	<b>R</b>	<b>H</b>	<b>RBI</b>	<b>BB</b>	<b>SO</b>	<b>LOB</b>	<b>BOTTOM</b>				
65 <b>Leody Taveras, S</b> OBP: 0.316, SLG: 0.380										5	1	1	0	0	1	4					
9 <b>Isiah Kiner-Falefa, R</b> OBP: 0.351, SLG: 0.396										3	0	1	1	0	0	0					
15 <b>Nick Solak, R</b> OBP: 0.337, SLG: 0.381										3	1	1	1	0	0	1					
13 <b>Joey Gallo, L</b> OBP: 0.325, SLG: 0.408										4	1	1	0	0	3	1					
56 <b>Jose Trevino, R</b> OBP: 0.288, SLG: 0.446										4	2	2	0	0	0	2					
1 <b>Elvis Andrus, R</b> OBP: 0.240, SLG: 0.292										3	1	1	1	1	1	3					
11 <b>Ronald Guzmán, L</b> OBP: 0.432, SLG: 0.636										4	0	2	1	0	0	0					
71 <b>Anderson Tejeda, S</b> OBP: 0.238, SLG: 0.500										3	0	0	0	1	2	4					
76 <b>Eli White, R</b> OBP: 0.238, SLG: 0.500										2	1	0	1	1	1	2					
<b>Inning Stats</b>	R: 0 E: 0 K: 1 S: 13	H: 1 LOB: 1 BB: 0 P: 20	R: 1 E: 0 K: 1 S: 12	H: 1 LOB: 0 BB: 0 P: 16	R: 0 E: 0 K: 0 S: 7	H: 0 LOB: 0 BB: 0 P: 11	R: 2 E: 1 K: 1 S: 13	H: 2 LOB: 1 BB: 0 P: 15	R: 2 E: 1 K: 1 S: 14	H: 1 LOB: 1 BB: 1 P: 22	R: 1 E: 0 K: 1 S: 14	H: 2 LOB: 2 BB: 1 P: 21	R: 0 E: 0 K: 1 S: 6	H: 0 LOB: 0 BB: 0 P: 10	R: 1 E: 0 K: 2 S: 13	H: 2 LOB: 2 BB: 1 P: 23	1B: 6 2B: 2 3B: 0 HR: 1	SF: 3 SAC: 0 DP: 0 HBP: 0	WP: 0 PB: 0 SB: 0 CS: 0	PA: 37	
<b>PITCHER</b>	IP WLS BF H R ER SO BB IBB HBP BLK WP HR S P ERA WHIP	IP WLS BF H R ER SO BB IBB HBP BLK WP HR S P ERA WHIP	IP WLS BF H R ER SO BB IBB HBP BLK WP HR S P ERA WHIP	IP WLS BF H R ER SO BB IBB HBP BLK WP HR S P ERA WHIP	IP WLS BF H R ER SO BB IBB HBP BLK WP HR S P ERA WHIP	IP WLS BF H R ER SO BB IBB HBP BLK WP HR S P ERA WHIP	IP WLS BF H R ER SO BB IBB HBP BLK WP HR S P ERA WHIP	IP WLS BF H R ER SO BB IBB HBP BLK WP HR S P ERA WHIP	IP WLS BF H R ER SO BB IBB HBP BLK WP HR S P ERA WHIP	IP WLS BF H R ER SO BB IBB HBP BLK WP HR S P ERA WHIP	IP WLS BF H R ER SO BB IBB HBP BLK WP HR S P ERA WHIP	IP WLS BF H R ER SO BB IBB HBP BLK WP HR S P ERA WHIP	IP WLS BF H R ER SO BB IBB HBP BLK WP HR S P ERA WHIP	IP WLS BF H R ER SO BB IBB HBP BLK WP HR S P ERA WHIP	IP WLS BF H R ER SO BB IBB HBP BLK WP HR S P ERA WHIP	IP WLS BF H R ER SO BB IBB HBP BLK WP HR S P ERA WHIP	IP WLS BF H R ER SO BB IBB HBP BLK WP HR S P ERA WHIP	IP WLS BF H R ER SO BB IBB HBP BLK WP HR S P ERA WHIP	IP WLS BF H R ER SO BB IBB HBP BLK WP HR S P ERA WHIP	IP WLS BF H R ER SO BB IBB HBP BLK WP HR S P ERA WHIP	IP WLS BF H R ER SO BB IBB HBP BLK WP HR S P ERA WHIP
28 <b>Andrew Heaney, L</b> ERA: 4.04	5.0	L	22	5	3	4		1	0	0	0	0	0	17	25	5.40	1.200				
57 <b>Hansel Robles, R</b> ERA: 12.08	1.2		8	2	1	1	1	1	0	0	0	0	0	17	25	5.40	1.800				
40 <b>Jacob Barnes, R</b> ERA: 7.07	1.1		7	2	1	1	3	1	0	0	0	0	0	16	29	6.75	2.250				

Los Angeles Angels @ Texas Rangers  
 Globe Life Field, Arlington, TX  
 Tue Sep 08 2020, 7:09 PM - 9:59 PM CDT  
 Roof Closed - 72 F

AB 31  
 R 1  
 H 6  
 RBI 1  
 BB 2  
 SO 9  
 LOB 17



Los Angeles Angels @ Texas Rangers  
 Globe Life Field, Arlington, TX  
 Tue Sep 08 2020, 7:09 PM - 9:59 PM CDT  
 Roof Closed - 72 F

AB 31  
 R 7  
 H 9  
 RBI 5  
 BB 3  
 SO 8  
 LOB 17









Batter	1	2	3	4	5	6	7	8	9	AB	R	H	RBI	BB	SO	LOB	TOP				
2 <b>Andrelton Simmons, R</b> OBP: 0.356, SLG: 0.378										5	0	2	1	0	1	1					
23 <b>Matt Thaiss, L</b> OBP: 0.290, SLG: 0.286										3	0	0	0	2	1	1					
27 <b>Mike Trout, R</b> OBP: 0.392, SLG: 0.664										5	2	2	1	0	1	3					
6 <b>Anthony Rendon, R</b> OBP: 0.439, SLG: 0.536											4	2	2	0	1	0					
25 <b>Jared Walsh, L</b> OBP: 0.237, SLG: 0.600										4	1	2	3	0	1	2					
33 <b>Max Stassi, R</b> OBP: 0.328, SLG: 0.463										2	0	0	1	1	0	2					
59 <b>Jo Adell, R</b> OBP: 0.232, SLG: 0.288										4	0	0	0	0	2	2					
3 <b>Taylor Ward, R</b> OBP: 0.345, SLG: 0.367										4	1	3	0	0	0	0					
4 <b>Luis Rengifo, S</b> OBP: 0.267, SLG: 0.195										4	0	0	0	0	1	5					
<b>Inning Stats</b>	R: 3 E: 0 K: 0 S: 11	H: 3 LOB: 0 BB: 1 P: 21	R: 0 E: 0 K: 2 S: 11	H: 1 LOB: 1 BB: 0 P: 18	R: 0 E: 0 K: 0 S: 9	H: 0 LOB: 0 BB: 1 P: 16	R: 0 E: 0 K: 0 S: 10	H: 2 LOB: 2 BB: 1 P: 16	R: 1 E: 1 K: 2 S: 19	H: 2 LOB: 2 BB: 0 P: 31	R: 1 E: 0 K: 2 S: 12	H: 1 LOB: 0 BB: 0 P: 18	R: 0 E: 0 K: 0 S: 7	H: 0 LOB: 0 BB: 0 P: 9	R: 0 E: 0 K: 1 S: 12	H: 0 LOB: 0 BB: 0 P: 17	1B: 6 2B: 3 3B: 1 HR: 2	SF: 1 SAC: 0 DP: 3 HBP: 0	WP: 1 PB: 0 SB: 1 CS: 0	PA: 40	
<b>PITCHER</b>	IP WLS BF H R ER SO BB IBB HBP BLK WP HR S P ERA WHIP	IP WLS BF H R ER SO BB IBB HBP BLK WP HR S P ERA WHIP	IP WLS BF H R ER SO BB IBB HBP BLK WP HR S P ERA WHIP	IP WLS BF H R ER SO BB IBB HBP BLK WP HR S P ERA WHIP	IP WLS BF H R ER SO BB IBB HBP BLK WP HR S P ERA WHIP	IP WLS BF H R ER SO BB IBB HBP BLK WP HR S P ERA WHIP	IP WLS BF H R ER SO BB IBB HBP BLK WP HR S P ERA WHIP	IP WLS BF H R ER SO BB IBB HBP BLK WP HR S P ERA WHIP	IP WLS BF H R ER SO BB IBB HBP BLK WP HR S P ERA WHIP	IP WLS BF H R ER SO BB IBB HBP BLK WP HR S P ERA WHIP	IP WLS BF H R ER SO BB IBB HBP BLK WP HR S P ERA WHIP	IP WLS BF H R ER SO BB IBB HBP BLK WP HR S P ERA WHIP	IP WLS BF H R ER SO BB IBB HBP BLK WP HR S P ERA WHIP	IP WLS BF H R ER SO BB IBB HBP BLK WP HR S P ERA WHIP	IP WLS BF H R ER SO BB IBB HBP BLK WP HR S P ERA WHIP	IP WLS BF H R ER SO BB IBB HBP BLK WP HR S P ERA WHIP	IP WLS BF H R ER SO BB IBB HBP BLK WP HR S P ERA WHIP	IP WLS BF H R ER SO BB IBB HBP BLK WP HR S P ERA WHIP	IP WLS BF H R ER SO BB IBB HBP BLK WP HR S P ERA WHIP	IP WLS BF H R ER SO BB IBB HBP BLK WP HR S P ERA WHIP	IP WLS BF H R ER SO BB IBB HBP BLK WP HR S P ERA WHIP
44 <b>Kyle Gibson, R</b> ERA: 6.14	65 <b>Leody Taveras, S</b> OBP: 0.318, SLG: 0.414									4	1	1	0	0	2	2					
41 <b>Nick Goody, R</b> ERA: 6.23	12 <b>Rouven Odor, L</b> OBP: 0.191, SLG: 0.264									4	0	0	1	0	1	2					
52 <b>Taylor Hearn, L</b> ERA: 5.25	9 <b>Isiah Kiner-Falefa, R</b> OBP: 0.365, SLG: 0.415									4	0	1	0	0	0	0					
64 <b>Jimmy Herget, R</b> ERA: 3.29	13 <b>Joey Gallo, L</b> OBP: 0.321, SLG: 0.394									3	0	0	0	1	2	1					
	15 <b>Nick Solak, R</b> OBP: 0.327, SLG: 0.370									4	0	0	0	0	2	2					
	11 <b>Ronald Guzmán, L</b> OBP: 0.378, SLG: 0.525									4	0	0	0	0	2	2					
	32 <b>Derek Dietrich, L</b> OBP: 0.302, SLG: 0.318									2	1	0	0	1	2	0					
	71 <b>Anderson Tejeda, S</b> OBP: 0.286, SLG: 0.593									3	0	2	1	0	1	0					
	2 <b>Jeff Mathis, R</b> OBP: 0.279, SLG: 0.324									3	0	0	0	0	3	2					
<b>Inning Stats</b>	R: 1 E: 0 K: 0 S: 9	H: 1 LOB: 0 BB: 0 P: 13	R: 0 E: 0 K: 1 S: 13	H: 0 LOB: 0 BB: 0 P: 15	R: 0 E: 0 K: 3 S: 12	H: 1 LOB: 1 BB: 0 P: 16	R: 0 E: 0 K: 2 S: 9	H: 0 LOB: 0 BB: 0 P: 11	R: 0 E: 0 K: 1 S: 5	H: 0 LOB: 0 BB: 0 P: 8	R: 0 E: 0 K: 2 S: 13	H: 1 LOB: 1 BB: 0 P: 17	R: 1 E: 0 K: 2 S: 17	H: 1 LOB: 1 BB: 1 P: 28	R: 0 E: 0 K: 2 S: 16	H: 0 LOB: 1 BB: 1 P: 28	1B: 2 2B: 0 3B: 2 HR: 0	SF: 0 SAC: 0 DP: 0 HBP: 0	WP: 0 PB: 0 SB: 1 CS: 0	PA: 33	
<b>PITCHER</b>	IP WLS BF H R ER SO BB IBB HBP BLK WP HR S P ERA WHIP	IP WLS BF H R ER SO BB IBB HBP BLK WP HR S P ERA WHIP	IP WLS BF H R ER SO BB IBB HBP BLK WP HR S P ERA WHIP	IP WLS BF H R ER SO BB IBB HBP BLK WP HR S P ERA WHIP	IP WLS BF H R ER SO BB IBB HBP BLK WP HR S P ERA WHIP	IP WLS BF H R ER SO BB IBB HBP BLK WP HR S P ERA WHIP	IP WLS BF H R ER SO BB IBB HBP BLK WP HR S P ERA WHIP	IP WLS BF H R ER SO BB IBB HBP BLK WP HR S P ERA WHIP	IP WLS BF H R ER SO BB IBB HBP BLK WP HR S P ERA WHIP	IP WLS BF H R ER SO BB IBB HBP BLK WP HR S P ERA WHIP	IP WLS BF H R ER SO BB IBB HBP BLK WP HR S P ERA WHIP	IP WLS BF H R ER SO BB IBB HBP BLK WP HR S P ERA WHIP	IP WLS BF H R ER SO BB IBB HBP BLK WP HR S P ERA WHIP	IP WLS BF H R ER SO BB IBB HBP BLK WP HR S P ERA WHIP	IP WLS BF H R ER SO BB IBB HBP BLK WP HR S P ERA WHIP	IP WLS BF H R ER SO BB IBB HBP BLK WP HR S P ERA WHIP	IP WLS BF H R ER SO BB IBB HBP BLK WP HR S P ERA WHIP	IP WLS BF H R ER SO BB IBB HBP BLK WP HR S P ERA WHIP	IP WLS BF H R ER SO BB IBB HBP BLK WP HR S P ERA WHIP	IP WLS BF H R ER SO BB IBB HBP BLK WP HR S P ERA WHIP	IP WLS BF H R ER SO BB IBB HBP BLK WP HR S P ERA WHIP
37 <b>Dylan Bundy, R</b> ERA: 2.48	60 <b>Mike Mayers, R</b> ERA: 2.81																				
31 <b>Ty Buttrey, R</b> ERA: 4.91																					

Los Angeles Angels @ Texas Rangers  
 Globe Life Field, Arlington, TX  
 Thu Sep 10 2020, 3:08 PM - 6:11 PM CDT  
 Roof Closed - 72 F

AB	35
R	6
H	11
RBI	6
BB	4
SO	7
LOB	16



Los Angeles Angels @ Texas Rangers  
 Globe Life Field, Arlington, TX  
 Thu Sep 10 2020, 3:08 PM - 6:11 PM CDT  
 Roof Closed - 72 F

AB	31
R	2
H	4
RBI	2
BB	2
SO	15
LOB	11





Batter	1	2	3	4	5	6	7	8	9	AB	R	H	RBI	BB	SO	LOB	TOP				
2 <b>Andrelton Simmons, R</b> OBP: 0.337, SLG: 0.356	F9	G5-3			P4		P2		K	5	0	0	0	0	1	1					
25 <b>Jared Walsh, L</b> OBP: 0.292, SLG: 0.667	1B		G3		FC4			HR		4	2	2	1	0	0	1					
27 <b>Mike Trout, R</b> OBP: 0.400, SLG: 0.665	1B				L9			BB		3	1	2	0	1	0	2					
6 <b>Anthony Rendon, R</b> OBP: 0.435, SLG: 0.528	1B		G6-4-3		P3			F9		4	0	1	0	0	0	4					
10 <b>Justin Upton, R</b> OBP: 0.282, SLG: 0.369	1B				K			F9		4	0	1	1	0	2	1					
59 <b>Jo Adell, R</b> OBP: 0.232, SLG: 0.288	1B				K			F9		0	0	0	0	0	0	0					
17 <b>Shohel Ohtani, L</b> OBP: 0.287, SLG: 0.348	1B		G5-3		K			L8		4	0	0	0	0	1	3					
3 <b>Taylor Ward, R</b> OBP: 0.339, SLG: 0.358	1B				L9					4	0	1	0	0	1	2					
12 <b>Anthony Bemboom, L</b> OBP: 0.341, SLG: 0.389		L4-3			G4-3			HR		4	1	1	1	0	1	1					
4 <b>Luis Rengifo, S</b> OBP: 0.266, SLG: 0.188		F8					G3-1		K	3	0	0	0	1	1	0					
<b>Inning Stats</b>	R: 2 H: 4 E: 1 K: 1 S: 15	H: 4 BB: 0 P: 23	R: 0 H: 0 E: 0 K: 0 S: 4	H: 0 LOB: 0 BB: 0 P: 7	R: 0 H: 1 E: 0 K: 0 S: 3	H: 1 LOB: 1 BB: 0 P: 5	R: 0 H: 1 E: 0 K: 1 S: 10	H: 0 LOB: 0 BB: 1 P: 15	R: 0 H: 0 E: 0 K: 2 S: 9	H: 0 LOB: 0 BB: 0 P: 13	R: 0 H: 0 E: 0 K: 1 S: 9	H: 0 LOB: 0 BB: 0 P: 13	R: 1 H: 1 E: 0 K: 0 S: 11	H: 1 LOB: 1 BB: 1 P: 21	R: 1 H: 1 E: 0 K: 2 S: 12	H: 1 LOB: 0 BB: 0 P: 16	1B: 6 2B: 0 3B: 0 HR: 2	SF: 0 SAC: 0 DP: 1 HBP: 0	WP: 0 PB: 0 SB: 0 CS: 0	PA: 37	
<b>PITCHER</b>	IP	WLS	BF	H	R	ER	SO	BB	IBB	HBP	BLK	WP	HR	S	P	ERA	WHIP				
48 <b>German Márquez, R</b> ERA: 4.35	7.0		28	6	2	2	5	1	0	0	0	0	0	60	91	2.57	1.000				
60 <b>Mychal Givens, R</b> ERA: 2.89	1.0	B	5	1	1	1	0	1	0	0	0	0	1	11	21	9.00	2.000				
52 <b>Daniel Bard, R</b> ERA: 3.79	1.0	W	4	1	1	1	2	0	0	0	0	0	1	12	16	9.00	1.000				

Los Angeles Angels @ Colorado Rockies  
Coors Field, Denver, CO  
Fri Sep 11 2020, 6:42 PM - 9:50 PM MDT  
Partly Cloudy - 67 F

AB 35  
R 4  
H 8  
RBI 3  
BB 2  
SO 7  
LOB 15



Batter	1	2	3	4	5	6	7	8	9	AB	R	H	RBI	BB	SO	LOB	BOTTOM					
15 <b>Raimel Tapia, L</b> OBP: 0.372, SLG: 0.383	1B		F7		27 3B		F8		K	5	1	2	0	0	1	4						
27 <b>Trevor Story, R</b> OBP: 0.373, SLG: 0.570	1B		K		19 SF8			K	19 HR	4	1	2	2	1	2	1						
19 <b>Charlie Blackmon, L</b> OBP: 0.383, SLG: 0.596	1B		F9		SF8		F7		11 FC6-4	4	1	2	5	0	0	2						
28 <b>Nolan Arenado, R</b> OBP: 0.320, SLG: 0.475	1B		F8		K			F7	11 FC6-4	4	0	1	0	0	1	3						
11 <b>Kevin Pillar, R</b> OBP: 0.307, SLG: 0.441		G1-3			25 G6-4-3		FC6-4		FC6-4	4	0	1	0	0	0	2						
25 <b>Matt Kemp, R</b> OBP: 0.327, SLG: 0.434		G5-3			G6-4-3		K		F9	4	0	0	0	0	1	2						
24 <b>Ryan McMahon, L</b> OBP: 0.308, SLG: 0.424		G4-3			K		K		HR	4	1	1	1	0	2	1						
8 <b>Joshua Fuentes, R</b> OBP: 0.359, SLG: 0.528			14 WP 2B		G5-3		K		27 BB 19 HR	4	2	2	0	0	1	0						
14 <b>Tony Wolters, L</b> OBP: 0.250, SLG: 0.250			27 2B		K		K		27 BB	2	1	0	0	1	2	0						
9 <b>Daniel Murphy, L</b> OBP: 0.292, SLG: 0.357			19 SF8		K		K		19 HR	0	1	0	0	1	0	0						
<b>Inning Stats</b>	R: 0 H: 1 E: 0 K: 1 S: 12	H: 1 LOB: 1 BB: 0 P: 20	R: 0 H: 0 E: 0 K: 0 S: 7	H: 0 LOB: 0 BB: 0 P: 9	R: 2 H: 2 E: 0 K: 1 S: 13	H: 2 LOB: 1 BB: 1 P: 24	R: 0 H: 1 E: 0 K: 1 S: 10	H: 1 LOB: 0 BB: 0 P: 18	R: 1 H: 2 E: 0 K: 1 S: 9	H: 2 LOB: 1 BB: 0 P: 13	R: 0 H: 1 E: 0 K: 2 S: 11	H: 1 LOB: 0 BB: 0 P: 19	R: 0 H: 0 E: 0 K: 2 S: 9	H: 0 LOB: 0 BB: 0 P: 14	R: 0 H: 1 E: 0 K: 1 S: 8	H: 1 LOB: 1 BB: 0 P: 12	R: 5 H: 3 E: 0 K: 1 S: 11	H: 3 LOB: 0 BB: 2 P: 25	1B: 6 2B: 2 3B: 1 HR: 2	SF: 1 SAC: 0 DP: 1 HBP: 0	WP: 1 PB: 0 SB: 2 CS: 0	PA: 39
<b>PITCHER</b>	IP	WLS	BF	H	R	ER	SO	BB	IBB	HBP	BLK	WP	HR	S	P	ERA	WHIP					
47 <b>Griffin Canning, R</b> ERA: 4.57	5.2		24	7	3	3	5	1	0	0	0	0	0	59	99	4.76	1.412					
60 <b>Mike Mayers, R</b> ERA: 2.6	1.1		4	0	0	0	3	0	0	0	0	0	0	12	18	0.00	0.000					
64 <b>Félix Peña, R</b> ERA: 3.8	1.0		4	1	0	0	1	0	0	0	0	0	0	8	12	0.00	1.000					
31 <b>Ty Buttrey, R</b> ERA: 6.04	0.1	L	4	2	3	3	0	0	1	0	0	0	1	6	10	81.00	6.000					
65 <b>José Quijada, L</b> ERA: 7.39	0.1		3	1	2	2	1	1	0	0	0	0	1	5	15	54.00	6.000					

Los Angeles Angels @ Colorado Rockies  
Coors Field, Denver, CO  
Fri Sep 11 2020, 6:42 PM - 9:50 PM MDT  
Partly Cloudy - 67 F

AB 35  
R 8  
H 11  
RBI 8  
BB 3  
SO 10  
LOB 15









Batter	1	2	3	4	5	6	7	8	9	AB	R	H	RBI	BB	SO	LOB	TOP										
22 David Fletcher, R OBP: 0.364, SLG: 0.416										4	0	1	0	1	0	3											
25 Jared Walsh, L OBP: 0.302, SLG: 0.673										5	1	2	1	0	0	1											
27 Mike Trout, R OBP: 0.403, SLG: 0.648										3	0	0	0	2	1	3											
6 Anthony Rendon, R OBP: 0.433, SLG: 0.510										2	2	0	0	2	0	3											
5 Albert Pujols, R OBP: 0.291, SLG: 0.407										3	1	1	2	2	1	3											
10 Justin Upton, R OBP: 0.278, SLG: 0.357										4	0	0	0	0	2	5											
3 Taylor Ward, R OBP: 0.333, SLG: 0.352										1	0	0	0	0	0	1											
33 Max Stassi, R OBP: 0.338, SLG: 0.433										3	0	1	0	2	1	2											
59 Jo Adell, R OBP: 0.215, SLG: 0.265										4	0	0	0	0	1	4											
2 Andrelton Simmons, R OBP: 0.337, SLG: 0.340										3	1	1	0	1	1	3											
<b>Inning Stats</b>	R: 0 E: 0 K: 0 S: 7	H: 0 LOB: 0 BB: 0 P: 9	R: 1 E: 0 K: 3 S: 13	H: 0 LOB: 2 BB: 3 P: 29	R: 0 E: 0 K: 1 S: 6	H: 0 LOB: 1 BB: 1 P: 16	R: 0 E: 0 K: 0 S: 7	H: 0 LOB: 0 BB: 0 P: 12	R: 0 E: 0 K: 1 S: 10	H: 1 LOB: 1 BB: 0 P: 14	R: 0 E: 0 K: 1 S: 8	H: 0 LOB: 2 BB: 2 P: 21	R: 1 E: 0 K: 0 S: 14	H: 2 LOB: 2 BB: 1 P: 26	R: 2 E: 0 K: 0 S: 13	H: 2 LOB: 2 BB: 2 P: 26	R: 1 E: 1 K: 2 S: 13	H: 1 LOB: 2 BB: 1 P: 26	1B: 5 2B: 1 3B: 0 HR: 1	SF: 0 SAC: 0 DP: 2 HBP: 1	WP: 0 PB: 1 SB: 0 CS: 1	PA: 43					
<b>PITCHER</b>	IP	WLS	BF	H	R	ER	SO	BB	IBB	HBP	BLK	WP	HR	S	P	ERA	WHIP										
38 Ryan Castellani, R ERA: 4.46	5.2		23	1	1	0	4	6	0	1	0	0	0	48	96	0.00	1.235										
62 Yency Almonte, R ERA: 3.04	1.0	H	6	2	1	1	1	1	0	0	0	0	0	15	26	9.00	3.000										
54 Carlos Estévez, R ERA: 6.75	0.2	L	4	1	2	2	0	1	0	0	0	0	1	11	19	27.00	3.000										
37 Jairo Díaz, R ERA: 7.71	0.2		4	1	0	0	0	1	0	0	0	0	0	4	12	0.00	3.000										
34 Jeff Hoffman, R ERA: 8.64	1.0		6	1	1	0	2	1	0	0	0	0	0	13	26	0.00	2.000										

Los Angeles Angels @ Colorado Rockies  
Coors Field, Denver, CO  
Sun Sep 13 2020, 1:12 PM - 4:15 PM MDT  
Sunny - 84 F

AB	32
R	5
H	6
RBI	3
BB	10
SO	7
LOB	28



Batter	1	2	3	4	5	6	7	8	9	AB	R	H	RBI	BB	SO	LOB	BOTTOM										
15 Raimel Tapia, L OBP: 0.371, SLG: 0.381										2	1	1	0	0	0	0											
26 David Dahl, L OBP: 0.230, SLG: 0.235										2	0	0	0	0	1	0											
27 Trevor Story, R OBP: 0.311, SLG: 0.558										4	0	1	0	0	2	1											
11 Kevin Pillar, R OBP: 0.310, SLG: 0.446										4	1	2	1	0	1	1											
19 Charlie Blackmon, L OBP: 0.391, SLG: 0.509										4	0	2	1	0	0	1											
25 Matt Kemp, R OBP: 0.325, SLG: 0.456										4	1	1	1	0	2	3											
8 Joshua Fuentes, R OBP: 0.333, SLG: 0.467										4	0	1	0	0	2	2											
1 Garrett Hampson, R OBP: 0.301, SLG: 0.440										4	0	0	0	0	3	3											
24 Ryan McMahon, L OBP: 0.300, SLG: 0.409										3	0	0	0	0	1	1											
6 Drew Butera, R OBP: 0.211, SLG: 0.229										3	0	0	0	0	0	0											
<b>Inning Stats</b>	R: 0 E: 0 K: 0 S: 7	H: 1 LOB: 1 BB: 0 P: 10	R: 1 E: 0 K: 3 S: 16	H: 1 LOB: 0 BB: 0 P: 21	R: 2 E: 0 K: 1 S: 9	H: 3 LOB: 1 BB: 0 P: 13	R: 0 E: 0 K: 1 S: 6	H: 1 LOB: 0 BB: 0 P: 8	R: 0 E: 0 K: 0 S: 8	H: 0 LOB: 0 BB: 0 P: 12	R: 0 E: 0 K: 2 S: 13	H: 2 LOB: 2 BB: 0 P: 17	R: 0 E: 0 K: 1 S: 10	H: 0 LOB: 0 BB: 0 P: 17	R: 0 E: 0 K: 2 S: 11	H: 0 LOB: 0 BB: 0 P: 14	R: 0 E: 0 K: 2 S: 7	H: 0 LOB: 0 BB: 0 P: 11	1B: 5 2B: 2 3B: 0 HR: 1	SF: 0 SAC: 0 DP: 1 HBP: 0	WP: 0 PB: 0 SB: 0 CS: 0	PA: 34					
<b>PITCHER</b>	IP	WLS	BF	H	R	ER	SO	BB	IBB	HBP	BLK	WP	HR	S	P	ERA	WHIP										
28 Andrew Heaney, L ERA: 4.02	7.0		28	8	3	3	8	0	0	0	0	0	0	69	98	3.86	1.143										
35 Matt Andriese, R ERA: 4.97	2.0	S	6	0	0	0	4	0	0	0	0	0	0	18	25	0.00	0.000										

Los Angeles Angels @ Colorado Rockies  
Coors Field, Denver, CO  
Sun Sep 13 2020, 1:12 PM - 4:15 PM MDT  
Sunny - 84 F

AB	34
R	3
H	8
RBI	3
BB	0
SO	12
LOB	12





Batter	1	2	3	4	5	6	7	8	9	AB	R	H	RBI	BB	SO	LOB	TOP					
10 Josh Rojas, L OBP: 0.283, SLG: 0.196										5	0	0	0	0	0	2						
26 Pavin Smith, L OBP: 0.308, SLG: 0.273										4	1	1	1	0	1	1						
53 Christian Walker, R OBP: 0.339, SLG: 0.483										3	2	1	0	2	0	0						
56 Kole Calhoun, L OBP: 0.333, SLG: 0.477										5	2	3	5	0	2	1						
5 Eduardo Escobar, S OBP: 0.270, SLG: 0.335										4	0	0	0	0	1	1						
6 David Peralta, L OBP: 0.330, SLG: 0.411										4	1	2	1	0	0	1						
13 Nick Ahmed, R OBP: 0.319, SLG: 0.373										4	0	0	0	0	1	2						
12 Daulton Varsho, L OBP: 0.243, SLG: 0.348										4	1	1	1	0	1	1						
18 Carson Kelly, R OBP: 0.252, SLG: 0.371										4	2	3	1	0	1	0						
<b>Inning Stats</b>	R: 2 E: 0 K: 0 S: 9	H: 1 LOB: 0 BB: 1 P: 16	R: 2 E: 0 K: 0 S: 12	H: 2 LOB: 0 BB: 1 P: 13	R: 3 E: 0 K: 2 S: 21	H: 3 LOB: 1 BB: 1 P: 30	R: 1 E: 0 K: 0 S: 10	H: 1 LOB: 0 BB: 0 P: 13	R: 0 E: 0 K: 1 S: 7	H: 1 LOB: 0 BB: 0 P: 8	R: 0 E: 0 K: 1 S: 12	H: 0 LOB: 0 BB: 0 P: 16	R: 1 E: 0 K: 1 S: 14	H: 1 LOB: 0 BB: 0 P: 20	R: 0 E: 0 K: 1 S: 11	H: 1 LOB: 1 BB: 0 P: 17	1B: 3 2B: 3 3B: 0 HR: 5	SF: 1 SAC: 0 DP: 0 HBP: 0	WP: 0 PB: 0 SB: 0 CS: 0	PA: 40		
<b>PITCHER</b>	IP: 2.0 ERA: 8.9	WLS: 0 LOB: 0	BF: 10 P: 16	H: 3 R: 4 ER: 4	R: 4 ER: 4	SO: 0	BB: 1	IBB: 0	HBP: 0	BLK: 0	WP: 0	HR: 3	S: 21	P: 29	ERA: 18.00	WHIP: 2.000						
49 Julio Teheran, R ERA: 8.9																						
61 Hobby Milner, L ERA: 8.75																						
32 Cam Bedrosian, R ERA: 2.38																						
60 Mike Mayers, R ERA: 2.14																						
35 Matt Andriese, R ERA: 5.13																						
31 Ty Buttrey, R ERA: 5.55																						

**Arizona Diamondbacks @ Los Angeles Angels**  
 Angel Stadium, Anaheim, CA  
 Tue Sep 15 2020, 6:42 PM - 9:48 PM PDT  
 Clear - 82 F

livebaseballscorecards.com

AB	37
R	9
H	11
RBI	9
BB	2
SO	7
LOB	9

Batter	1	2	3	4	5	6	7	8	9	AB	R	H	RBI	BB	SO	LOB	BOTTOM					
22 David Fletcher, R OBP: 0.371, SLG: 0.428										5	1	3	1	0	2	1						
25 Jared Walsh, L OBP: 0.328, SLG: 0.759										5	2	3	3	0	0	2						
27 Mike Trout, R OBP: 0.403, SLG: 0.639										4	0	1	0	0	1	2						
6 Anthony Rendon, R OBP: 0.427, SLG: 0.506										5	1	1	1	0	0	4						
5 Albert Pujols, R OBP: 0.288, SLG: 0.393										4	0	0	0	1	0	1						
10 Justin Upton, R OBP: 0.277, SLG: 0.379										4	1	1	2	0	0	1						
33 Max Stassi, R OBP: 0.333, SLG: 0.422										4	0	1	0	0	0	1						
3 Taylor Ward, R OBP: 0.328, SLG: 0.362										4	1	1	0	0	1	2						
2 Andrelton Simmons, R OBP: 0.352, SLG: 0.381										3	2	2	1	1	0	0						
<b>Inning Stats</b>	R: 0 E: 0 K: 0 S: 9	H: 2 LOB: 1 BB: 0 P: 12	R: 0 E: 0 K: 0 S: 10	H: 0 LOB: 1 BB: 1 P: 16	R: 1 E: 0 K: 1 S: 11	H: 2 LOB: 1 BB: 0 P: 14	R: 0 E: 0 K: 1 S: 8	H: 1 LOB: 0 BB: 0 P: 10	R: 5 E: 0 K: 0 S: 12	H: 5 LOB: 0 BB: 0 P: 16	R: 2 E: 0 K: 1 S: 16	H: 3 LOB: 1 BB: 0 P: 21	R: 0 E: 0 K: 0 S: 8	H: 0 LOB: 0 BB: 0 P: 13	R: 0 E: 0 K: 1 S: 11	H: 0 LOB: 1 BB: 1 P: 20	R: 0 E: 0 K: 0 S: 7	H: 0 LOB: 0 BB: 0 P: 13	1B: 5 2B: 6 3B: 0 HR: 2	SF: 0 SAC: 0 DP: 1 HBP: 1	WP: 0 PB: 1 SB: 0 CS: 0	PA: 41
<b>PITCHER</b>	IP: 5.1 ERA: 8.53	WLS: 1 LOB: 1	BF: 23 P: 12	H: 8 R: 8 ER: 8	R: 8 ER: 8	SO: 2	BB: 1	IBB: 0	HBP: 0	BLK: 0	WP: 0	HR: 2	S: 61	P: 81	ERA: 13.50	WHIP: 2.625						
40 Madison Bumgarner, L ERA: 8.53																						
41 Junior Guerra, R ERA: 3.05																						
64 Keury Mella, R ERA: 2.57																						
28 Héctor Rondón, R ERA: 6.88																						
56 Stefan Crichton, R ERA: 2.78																						

**Arizona Diamondbacks @ Los Angeles Angels**  
 Angel Stadium, Anaheim, CA  
 Tue Sep 15 2020, 6:42 PM - 9:48 PM PDT  
 Clear - 82 F

livebaseballscorecards.com

AB	38
R	8
H	13
RBI	8
BB	2
SO	4
LOB	14







Batter	1	2	3	4	5	6	7	8	9	AB	R	H	RBI	BB	SO	LOB	TOP								
12 Daulton Varsho, L (1,8) OBP: 0.253, SLG: 0.329										4	0	0	0	1	2	2	<b>Arizona Diamondbacks @ Los Angeles Angels</b> Angel Stadium, Anaheim, CA Thu Sep 17 2020, 1:13 PM - 4:19 PM PDT Sunny - 93 F <a href="http://livebaseballscorecards.com">livebaseballscorecards.com</a>								
19 Josh VanMeter, L (1,4) OBP: 0.213, SLG: 0.222										4	1	1	1	1	0	2									
53 Christian Walker, R (1,10) OBP: 0.341, SLG: 0.451										4	1	2	1	1	1	1									
56 Kole Calhoun, L (1,9) OBP: 0.338, SLG: 0.497										3	0	1	0	1	0	3									
5 Eduardo Escobar, S (1,5) OBP: 0.263, SLG: 0.320										4	0	0	0	0	2	4									
6 David Peralta, L (1,7) OBP: 0.337, SLG: 0.432										4	0	1	0	0	2	1									
13 Nick Ahmed, R (1,6) OBP: 0.321, SLG: 0.379										4	0	1	1	0	2	1									
26 Pavin Smith, L (1,3) OBP: 0.353, SLG: 0.333										4	1	2	0	0	2	2									
18 Carson Kelly, R (1,2) OBP: 0.243, SLG: 0.356										4	0	0	0	0	0	2									
<b>Inning Stats</b>	R: 0 E: 0 K: 1 S: 11	H: 0 LOB: 0 BB: 1 P: 20	R: 0 E: 0 K: 2 S: 11	H: 0 LOB: 1 BB: 1 P: 19	R: 0 E: 0 K: 1 S: 10	H: 1 LOB: 1 BB: 0 P: 16	R: 1 E: 0 K: 2 S: 18	H: 3 LOB: 2 BB: 0 P: 25	R: 1 E: 1 K: 1 S: 14	H: 2 LOB: 2 BB: 0 P: 24	R: 0 E: 0 K: 2 S: 7	H: 0 LOB: 0 BB: 0 P: 11	R: 0 E: 0 K: 0 S: 11	H: 0 LOB: 0 BB: 2 P: 23	R: 0 E: 0 K: 2 S: 7	H: 0 LOB: 0 BB: 0 P: 12	R: 1 E: 0 K: 0 S: 16	H: 2 LOB: 1 BB: 0 P: 25	1B: 6 2B: 2 3B: 0 HR: 0	SF: 0 SAC: 0 DP: 0 HBP: 0	WP: 4 PB: 0 SB: 1 CS: 0	PA: 39			
<b>PITCHER</b>	IP	WLS	BF	H	R	ER	SO	BB	IBB	HBP	BLK	WP	HR	S	P	ERA	WHIP								
47 Griffin Canning, R (1,1) ERA: 4.29	5.0	W	23	6	2	1	7	2	0	0	0	2	0	64	104	1.80	1.600								
60 Mike Mayers, R (6,1) ERA: 1.95	2.0		8	0	0	0	2	2	0	0	0	0	0	18	34	0.00	1.000								
64 Félix Peña, R (8,1) ERA: 3.86	1.2		7	2	1	1	2	0	0	0	0	1	0	19	30	5.40	1.200								
31 Ty Buttrey, R (9,1) ERA: 5.47	0.1		1	0	0	0	0	0	0	0	0	1	0	4	7	0.00	0.000								

Batter	1	2	3	4	5	6	7	8	9	AB	R	H	RBI	BB	SO	LOB	BOTTOM								
22 David Fletcher, R (1,4) OBP: 0.372, SLG: 0.432										5	1	3	0	0	0	1	<b>Arizona Diamondbacks @ Los Angeles Angels</b> Angel Stadium, Anaheim, CA Thu Sep 17 2020, 1:13 PM - 4:19 PM PDT Sunny - 93 F <a href="http://livebaseballscorecards.com">livebaseballscorecards.com</a>								
25 Jared Walsh, L (1,3) OBP: 0.343, SLG: 0.770										3	1	1	1	0	0	1									
27 Mike Trout, R (1,8) OBP: 0.400, SLG: 0.630										3	0	1	2	0	0	1									
6 Anthony Rendon, R (1,5) OBP: 0.418, SLG: 0.515										4	1	2	2	0	1	3									
5 Albert Pujols, R (1,10) OBP: 0.286, SLG: 0.385										4	1	2	0	0	1	1									
10 Justin Upton, R (1,7) OBP: 0.283, SLG: 0.398										4	0	0	0	0	0	2									
3 Taylor Ward, R (1,9) OBP: 0.353, SLG: 0.419										4	2	3	0	0	1	0									
12 Anthony Bemboom, L (1,2) OBP: 0.333, SLG: 0.385										3	0	1	1	0	2	2									
2 Andrelton Simmons, R (1,6) OBP: 0.363, SLG: 0.385										3	1	1	1	1	0	2									
<b>Inning Stats</b>	R: 3 E: 0 K: 0 S: 14	H: 3 LOB: 0 BB: 0 P: 16	R: 2 E: 0 K: 2 S: 17	H: 3 LOB: 2 BB: 1 P: 30	R: 1 E: 0 K: 0 S: 9	H: 2 LOB: 1 BB: 0 P: 17	R: 0 E: 0 K: 0 S: 8	H: 1 LOB: 1 BB: 0 P: 11	R: 0 E: 0 K: 1 S: 9	H: 1 LOB: 0 BB: 0 P: 15	R: 0 E: 0 K: 0 S: 7	H: 1 LOB: 0 BB: 0 P: 7	R: 0 E: 0 K: 1 S: 10	H: 1 LOB: 1 BB: 0 P: 14	R: 1 E: 0 K: 1 S: 11	H: 2 LOB: 1 BB: 0 P: 18	1B: 9 2B: 4 3B: 0 HR: 1	SF: 3 SAC: 0 DP: 2 HBP: 0	WP: 0 PB: 0 SB: 1 CS: 0	PA: 37					
<b>PITCHER</b>	IP	WLS	BF	H	R	ER	SO	BB	IBB	HBP	BLK	WP	HR	S	P	ERA	WHIP								
49 Alex Young, L (1,1) ERA: 5.44	2.2	L	17	7	6	2	6	1	0	0	0	0	0	39	62	20.25	3.375								
50 Yoan López, R (3,1) ERA: 5.63	0.1		1	0	0	0	0	0	0	0	0	0	0	1	1	0.00	0.000								
46 Riley Smith, R (4,1) ERA: 2.38	5.0		19	6	1	1	3	0	0	0	0	0	0	45	65	1.80	1.200								







Batter	1	2	3	4	5	6	7	8	9	AB	R	H	RBI	BB	SO	LOB	TOP			
65 Leody Taveras, S OBP: 0.304, SLG: 0.385			G6-3		K					4	1	2	1	0	1	0	<b>Texas Rangers @ Los Angeles Angels</b> Angel Stadium, Anaheim, CA Sat Sep 19 2020, 6:12 PM - 8:46 PM PDT Clear - 79 F			
15 Nick Solak, R OBP: 0.312, SLG: 0.339					F9					4	1	2	0	0	0	1				
9 Isiah Kiner-Falefa, R OBP: 0.336, SLG: 0.370					G5-3					3	0	0	0	1	0	1				
12 Rougned Odor, L OBP: 0.208, SLG: 0.375			G3		K					4	1	1	2	0	1	2				
82 Sherten Apostel, R OBP: 0.182, SLG: 0.273			K		K					4	0	0	0	0	3	2				
5 Willie Calhoun, L OBP: 0.205, SLG: 0.208										3	0	1	0	0	0	0				
71 Anderson Tejeda, S OBP: 0.264, SLG: 0.462			L8		K					4	0	0	0	0	3	2				
76 Eli White, R OBP: 0.175, SLG: 0.167			G1-3		K					3	0	0	0	0	1	1				
13 Joey Gallo, L OBP: 0.313, SLG: 0.401					K				1	0	0	0	0	1	0	0				
2 Jeff Mathis, R OBP: 0.232, SLG: 0.320			G6-3							3	0	0	0	0	1	1				
<b>Inning Stats</b>	R: 3 E: 0 K: 0 S: 11	H: 3 LOB: 0 BB: 0 P: 13	R: 0 E: 0 K: 2 S: 8	H: 0 LOB: 0 BB: 0 P: 12	R: 0 E: 0 K: 1 S: 19	H: 1 LOB: 2 BB: 1 P: 29	R: 0 E: 0 K: 1 S: 11	H: 0 LOB: 1 BB: 0 P: 14	R: 0 E: 0 K: 3 S: 11	H: 1 LOB: 1 BB: 0 P: 18	R: 0 E: 0 K: 0 S: 9	H: 0 LOB: 0 BB: 0 P: 14	R: 0 E: 0 K: 2 S: 9	H: 0 LOB: 0 BB: 0 P: 14	R: 0 E: 0 K: 2 S: 9	H: 0 LOB: 0 BB: 0 P: 14	1B: 4 2B: 0 3B: 0 HR: 2	SF: 0 SAC: 0 DP: 0 HBP: 1	WP: 1 PB: 0 SB: 2 CS: 0	PA: 35
<b>PITCHER</b>	IP WLS BF H R ER SO BB IBB HBP BLK WP HR S P ERA WHIP	IP WLS BF H R ER SO BB IBB HBP BLK WP HR S P ERA WHIP	IP WLS BF H R ER SO BB IBB HBP BLK WP HR S P ERA WHIP	IP WLS BF H R ER SO BB IBB HBP BLK WP HR S P ERA WHIP	IP WLS BF H R ER SO BB IBB HBP BLK WP HR S P ERA WHIP	IP WLS BF H R ER SO BB IBB HBP BLK WP HR S P ERA WHIP	IP WLS BF H R ER SO BB IBB HBP BLK WP HR S P ERA WHIP	IP WLS BF H R ER SO BB IBB HBP BLK WP HR S P ERA WHIP	IP WLS BF H R ER SO BB IBB HBP BLK WP HR S P ERA WHIP	IP WLS BF H R ER SO BB IBB HBP BLK WP HR S P ERA WHIP	IP WLS BF H R ER SO BB IBB HBP BLK WP HR S P ERA WHIP	IP WLS BF H R ER SO BB IBB HBP BLK WP HR S P ERA WHIP	IP WLS BF H R ER SO BB IBB HBP BLK WP HR S P ERA WHIP	IP WLS BF H R ER SO BB IBB HBP BLK WP HR S P ERA WHIP	IP WLS BF H R ER SO BB IBB HBP BLK WP HR S P ERA WHIP	IP WLS BF H R ER SO BB IBB HBP BLK WP HR S P ERA WHIP	IP WLS BF H R ER SO BB IBB HBP BLK WP HR S P ERA WHIP			

AB	33
R	3
H	6
RBI	3
BB	1
SO	11
LOB	10



Batter	1	2	3	4	5	6	7	8	9	AB	R	H	RBI	BB	SO	LOB	BOTTOM			
22 David Fletcher, R OBP: 0.376, SLG: 0.426			G5-3							3	1	1	1	1	0	1	<b>Texas Rangers @ Los Angeles Angels</b> Angel Stadium, Anaheim, CA Sat Sep 19 2020, 6:12 PM - 8:46 PM PDT Clear - 79 F			
25 Jared Walsh, L OBP: 0.342, SLG: 0.710										4	0	1	0	0	0	2				
27 Mike Trout, R OBP: 0.397, SLG: 0.619										4	0	1	1	0	1	2				
6 Anthony Rendon, R OBP: 0.419, SLG: 0.512										4	0	1	0	0	0	2				
5 Albert Pujols, R OBP: 0.289, SLG: 0.424										4	0	0	0	0	0	2				
59 Jo Adell, R OBP: 0.208, SLG: 0.256										0	0	0	0	0	0	0				
17 Shohel Ohtani, L OBP: 0.294, SLG: 0.378										3	2	2	1	0	0	0				
3 Taylor Ward, R OBP: 0.360, SLG: 0.435										3	1	1	1	0	1	0				
33 Max Stassi, R OBP: 0.337, SLG: 0.459										3	0	0	0	0	3	1				
2 Andrelton Simmons, R OBP: 0.358, SLG: 0.389										3	0	1	0	0	0	1				
<b>Inning Stats</b>	R: 0 E: 0 K: 0 S: 8	H: 0 LOB: 0 BB: 0 P: 11	R: 1 E: 0 K: 0 S: 11	H: 1 LOB: 0 BB: 0 P: 15	R: 0 E: 0 K: 1 S: 12	H: 1 LOB: 1 BB: 0 P: 19	R: 0 E: 0 K: 0 S: 10	H: 1 LOB: 0 BB: 0 P: 13	R: 2 E: 0 K: 2 S: 23	H: 4 LOB: 2 BB: 0 P: 34	R: 0 E: 0 K: 0 S: 6	H: 0 LOB: 0 BB: 0 P: 7	R: 0 E: 0 K: 2 S: 7	H: 0 LOB: 0 BB: 0 P: 8	R: 1 E: 1 K: 0 S: 7	H: 1 LOB: 1 BB: 1 P: 14	1B: 5 2B: 2 3B: 0 HR: 1	SF: 0 SAC: 0 DP: 2 HBP: 0	WP: 1 PB: 0 SB: 0 CS: 0	PA: 32
<b>PITCHER</b>	IP WLS BF H R ER SO BB IBB HBP BLK WP HR S P ERA WHIP	IP WLS BF H R ER SO BB IBB HBP BLK WP HR S P ERA WHIP	IP WLS BF H R ER SO BB IBB HBP BLK WP HR S P ERA WHIP	IP WLS BF H R ER SO BB IBB HBP BLK WP HR S P ERA WHIP	IP WLS BF H R ER SO BB IBB HBP BLK WP HR S P ERA WHIP	IP WLS BF H R ER SO BB IBB HBP BLK WP HR S P ERA WHIP	IP WLS BF H R ER SO BB IBB HBP BLK WP HR S P ERA WHIP	IP WLS BF H R ER SO BB IBB HBP BLK WP HR S P ERA WHIP	IP WLS BF H R ER SO BB IBB HBP BLK WP HR S P ERA WHIP	IP WLS BF H R ER SO BB IBB HBP BLK WP HR S P ERA WHIP	IP WLS BF H R ER SO BB IBB HBP BLK WP HR S P ERA WHIP	IP WLS BF H R ER SO BB IBB HBP BLK WP HR S P ERA WHIP	IP WLS BF H R ER SO BB IBB HBP BLK WP HR S P ERA WHIP	IP WLS BF H R ER SO BB IBB HBP BLK WP HR S P ERA WHIP	IP WLS BF H R ER SO BB IBB HBP BLK WP HR S P ERA WHIP	IP WLS BF H R ER SO BB IBB HBP BLK WP HR S P ERA WHIP				

AB	31
R	4
H	8
RBI	4
BB	1
SO	5
LOB	11



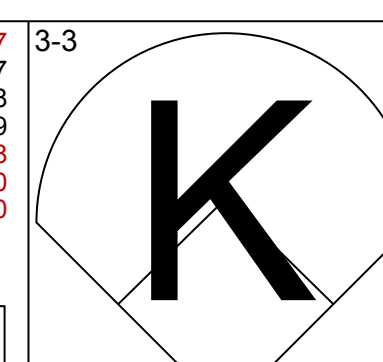
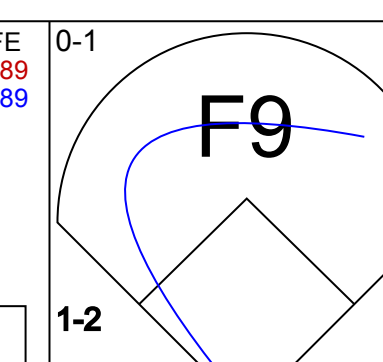
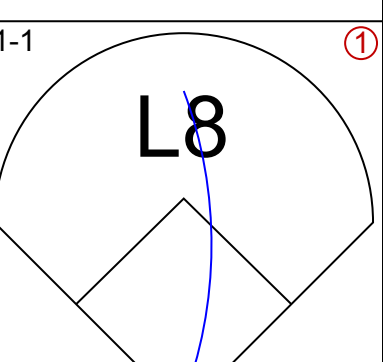
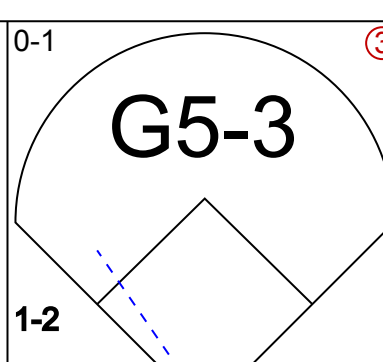
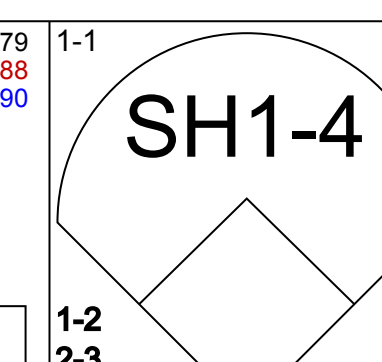
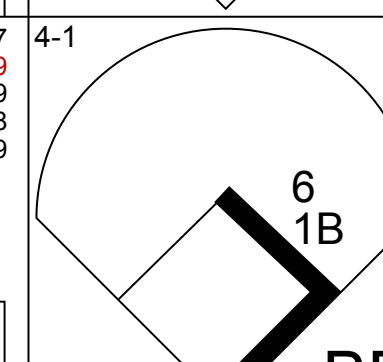
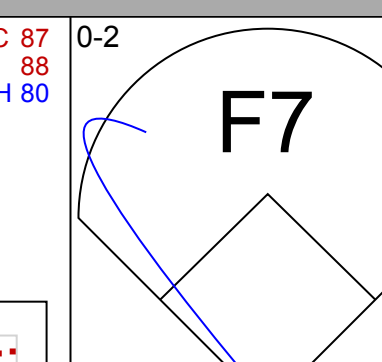
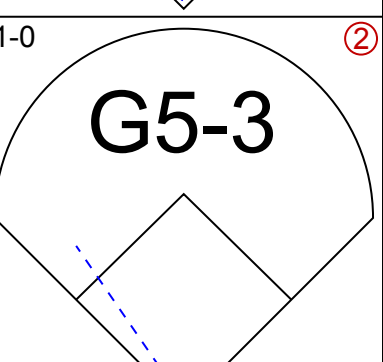
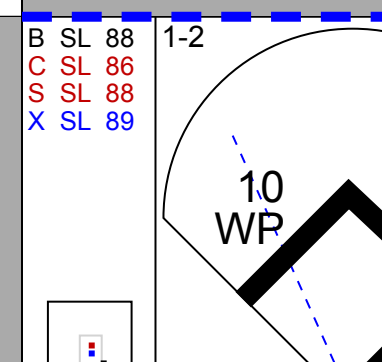
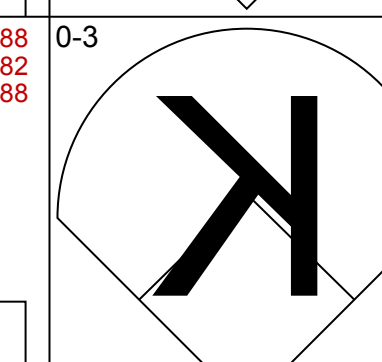
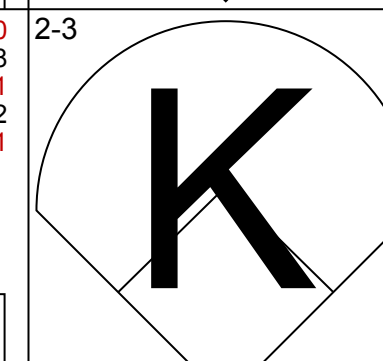
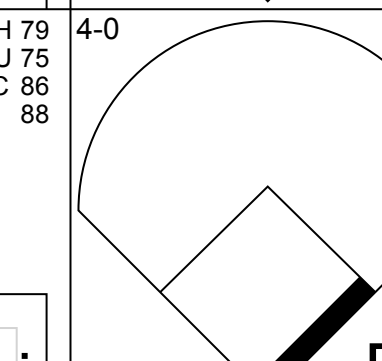
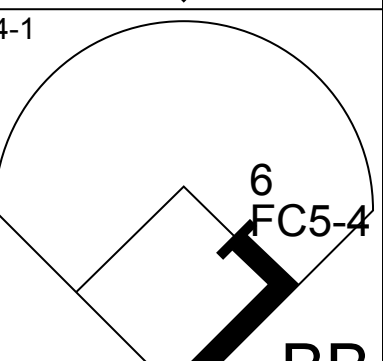
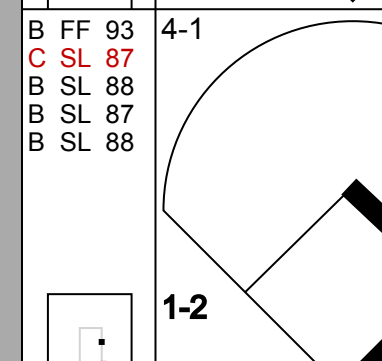
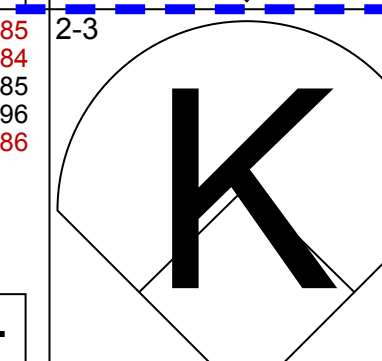
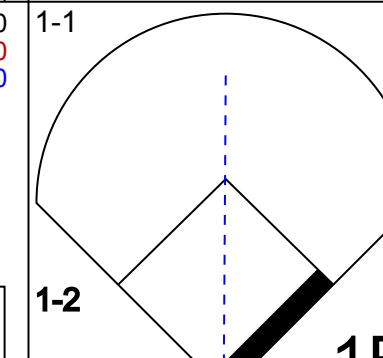
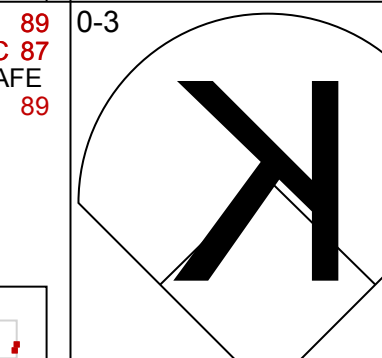
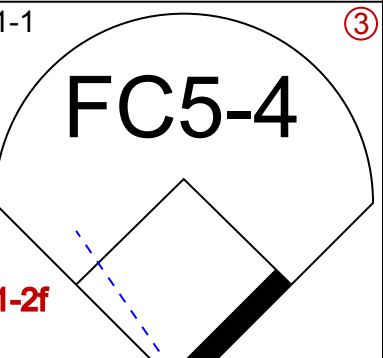
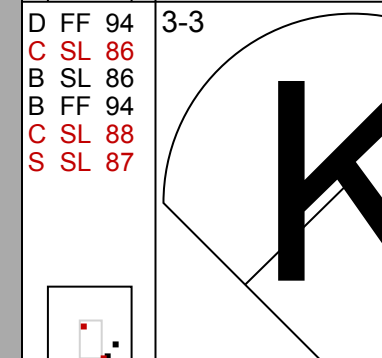
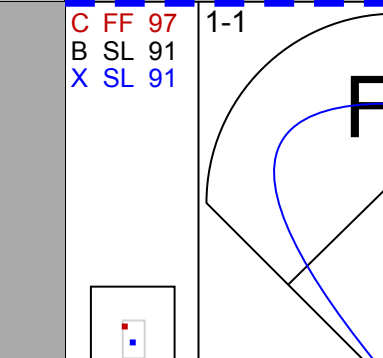
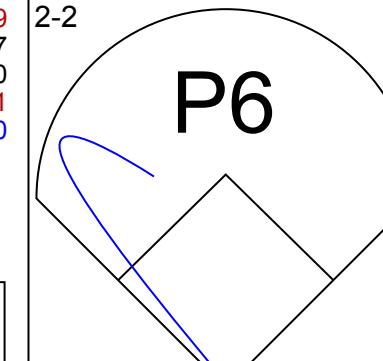
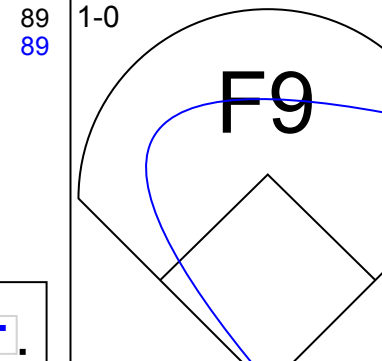
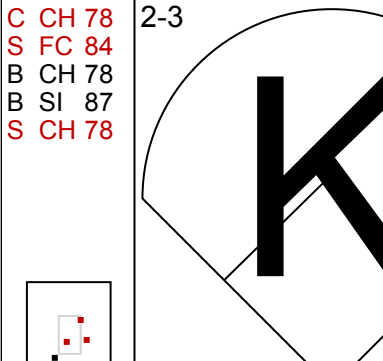
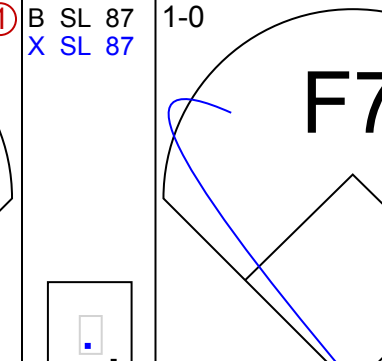
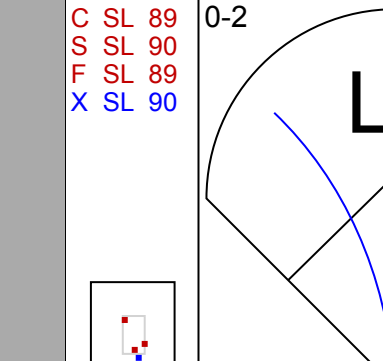
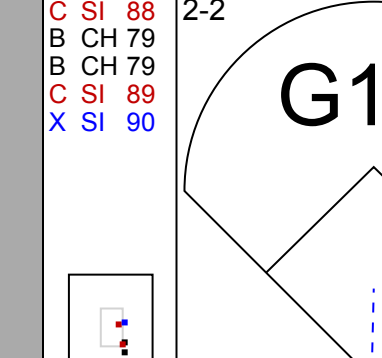
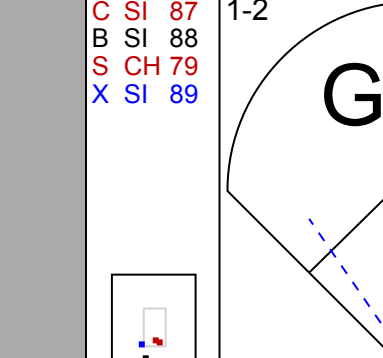
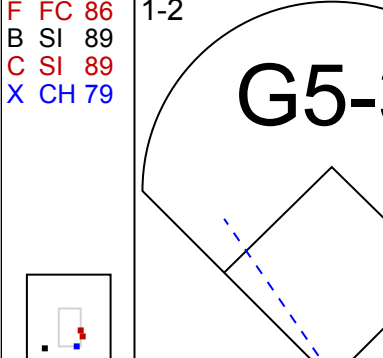
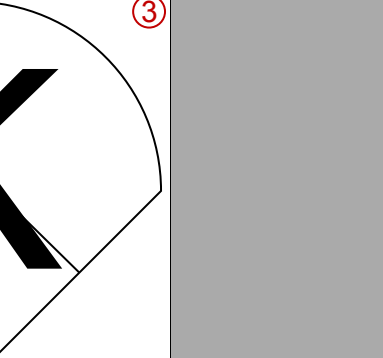
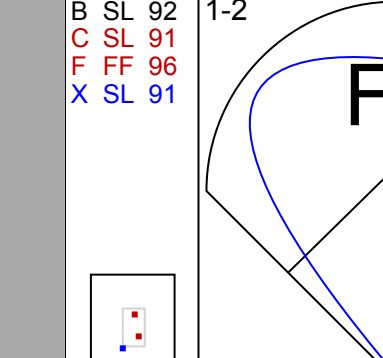
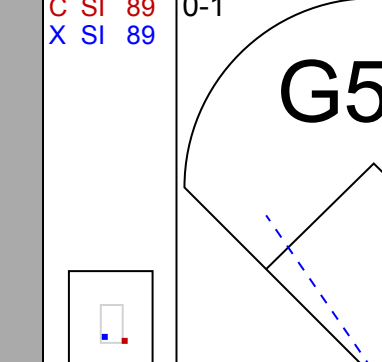
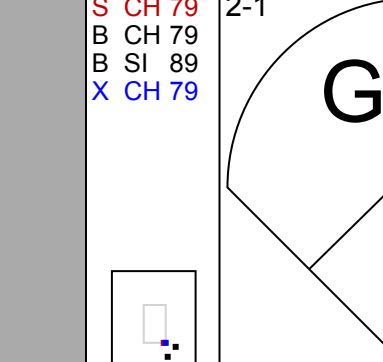
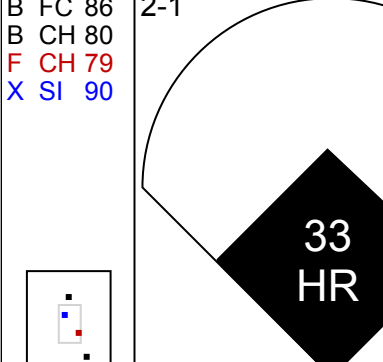
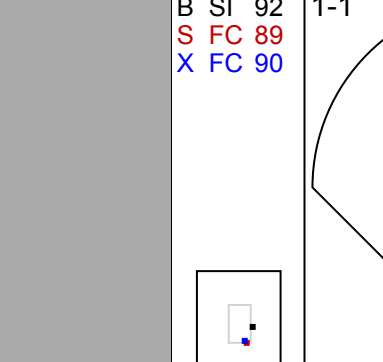
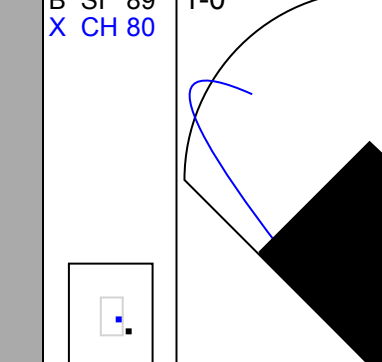
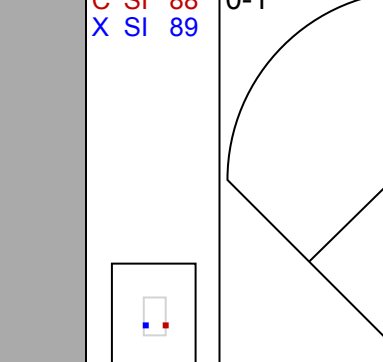
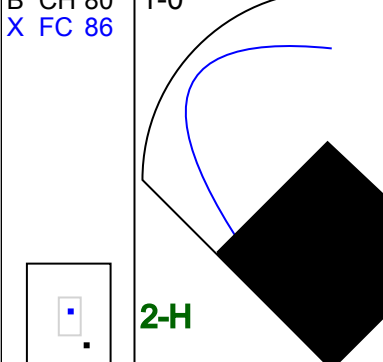
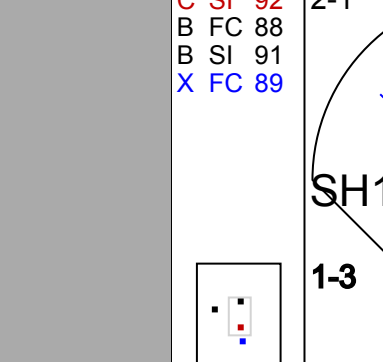


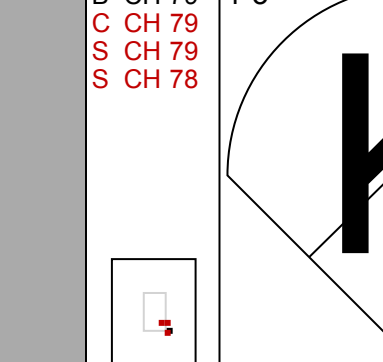
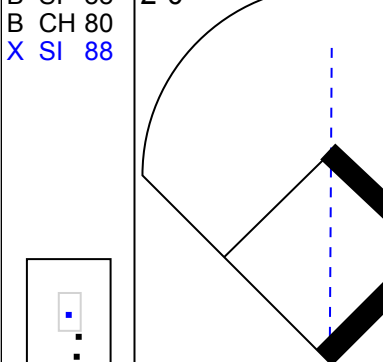
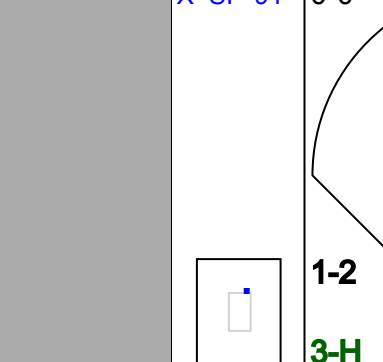






Batter	1	2	3	4	5	6	7	8	9	AB	R	H	RBI	BB	SO	LOB	TOP										
65 Leody Taveras, S OBP: 0.297, SLG: 0.357										3	1	0	0	1	1	0	<b>Texas Rangers @ Los Angeles Angels</b> Angel Stadium, Anaheim, CA Mon Sep 21 2020, 1:11 PM - 4:10 PM PDT Sunny - 81 F										
5 Willie Calhoun, L OBP: 0.218, SLG: 0.213										4	0	0	0	0	0	1											
9 Isiah Kiner-Falefa, R OBP: 0.336, SLG: 0.384										4	1	2	1	0	0	1											
13 Joey Gallo, L OBP: 0.310, SLG: 0.408										3	0	0	0	1	2	1											
15 Nick Solak, R OBP: 0.261, SLG: 0.353										4	2	3	1	0	1	0											
12 Ransford Odor, L OBP: 0.211, SLG: 0.400										4	0	0	0	0	1	4											
71 Anderson Tejeda, S OBP: 0.262, SLG: 0.500										4	0	1	1	0	0	1											
32 Derek Dietrich, L OBP: 0.348, SLG: 0.491										4	1	1	2	0	0	1											
2 Jeff Mathis, R OBP: 0.217, SLG: 0.296										4	0	0	0	0	1	1											
<b>Inning Stats</b>	R: 1 H: 1 E: 0 K: 1 S: 11	H: 1 LOB: 0 BB: 0 P: 14	R: 1 H: 2 E: 0 K: 0 S: 16	H: 2 LOB: 1 BB: 2 P: 24	R: 1 H: 1 E: 0 K: 1 S: 16	H: 1 LOB: 2 BB: 2 P: 29	R: 0 H: 0 E: 0 K: 0 S: 7	H: 0 LOB: 0 BB: 0 P: 15	R: 0 H: 1 E: 0 K: 1 S: 14	H: 1 LOB: 1 BB: 0 P: 19	R: 0 H: 0 E: 0 K: 0 S: 10	H: 0 LOB: 0 BB: 0 P: 14	R: 0 H: 0 E: 0 K: 2 S: 7	H: 0 LOB: 0 BB: 0 P: 10	R: 0 H: 0 E: 0 K: 1 S: 8	H: 0 LOB: 0 BB: 0 P: 10	1B: 3 2B: 2 3B: 0 HR: 2	SF: 0 SAC: 0 DP: 0 HBP: 0	WP: 0 PB: 0 SB: 2 CS: 0	PA: 36							
<b>PITCHER</b>	IP	WLS	BF	H	R	ER	SO	BB	IBB	HBP	BLK	WP	HR	S	P	ERA	WHIP										
37 Dylan Bundy, R ERA: 3.29	5.0	W	22	5	3	3	3	2	0	0	0	0	1	64	101	5.40	1.400										
61 Hoby Milner, L ERA: 7.15	0.2		4	2	2	2	0	0	0	0	0	0	1	10	13	27.00	3.000										
35 Matt Andriese, R ERA: 4.76	1.1	H	4	0	0	0	0	0	0	0	0	0	0	11	16	0.00	0.000										
60 Mike Mayers, R ERA: 1.67	2.0	S	6	0	0	0	3	0	0	0	0	0	0	15	20	0.00	0.000										
<b>Batter</b>	<b>1</b>	<b>2</b>	<b>3</b>	<b>4</b>	<b>5</b>	<b>6</b>	<b>7</b>	<b>8</b>	<b>9</b>	<b>AB</b>	<b>R</b>	<b>H</b>	<b>RBI</b>	<b>BB</b>	<b>SO</b>	<b>LOB</b>	<b>BOTTOM</b>										
22 David Fletcher, R OBP: 0.374, SLG: 0.422										5	1	2	0	0	0	2	<b>Texas Rangers @ Los Angeles Angels</b> Angel Stadium, Anaheim, CA Mon Sep 21 2020, 1:11 PM - 4:10 PM PDT Sunny - 81 F										
25 Jared Walsh, L OBP: 0.333, SLG: 0.701										4	1	1	4	0	1	2											
27 Mike Trout, R OBP: 0.392, SLG: 0.614										4	0	1	0	0	2	1											
6 Anthony Rendon, R OBP: 0.413, SLG: 0.497										4	0	1	0	0	3	2											
4 Luis Rengifo, S OBP: 0.266, SLG: 0.188										0	0	0	0	0	0	0											
17 Shohei Ohtani, L OBP: 0.298, SLG: 0.364										2	2	0	0	2	2	1											
10 Justin Upton, R OBP: 0.300, SLG: 0.405										1	1	0	0	2	0	0											
59 Jo Adell, R OBP: 0.208, SLG: 0.256										0	0	0	0	0	0	0											
3 Taylor Ward, R OBP: 0.354, SLG: 0.413										3	1	0	0	1	0	5											
33 Max Stassi, R OBP: 0.344, SLG: 0.462										4	1	2	2	0	1	2											
2 Andrelton Simmons, R OBP: 0.346, SLG: 0.396										4	1	1	1	0	0	2											
<b>Inning Stats</b>	R: 0 H: 1 E: 0 K: 2 S: 11	H: 0 LOB: 1 BB: 0 P: 13	R: 1 H: 0 E: 0 K: 0 S: 6	H: 0 LOB: 2 BB: 2 P: 16	R: 0 H: 0 E: 0 K: 1 S: 7	H: 0 LOB: 0 BB: 0 P: 9	R: 7 H: 4 E: 1 K: 1 S: 22	H: 4 LOB: 0 BB: 2 P: 40	R: 0 H: 0 E: 0 K: 1 S: 7	H: 2 LOB: 1 BB: 0 P: 17	R: 0 H: 1 E: 0 K: 2 S: 16	H: 1 LOB: 2 BB: 1 P: 25	R: 0 H: 0 E: 0 K: 1 S: 8	H: 0 LOB: 0 BB: 0 P: 11	1B: 6 2B: 0 3B: 1 HR: 1	SF: 0 SAC: 0 DP: 2 HBP: 1	WP: 0 PB: 0 SB: 0 CS: 0	PA: 37									
<b>PITCHER</b>	IP	WLS	BF	H	R	ER	SO	BB	IBB	HBP	BLK	WP	HR	S	P	ERA	WHIP										
44 Kyle Gibson, R ERA: 5.87	4.0	L	22	5	8	7	4	4	0	1	0	0	0	7	9	0.00	0.000										
64 Jimmy Herget, R ERA: 3.09	1.0		3	0	0	0	1	0	0	0	0	0	0	7	9	0.00	0.000										
67 Demarcus Evans, R ERA: 4.5	1.0		4	2	0	0	1	0	0	0	0	0	0	13	17	0.00	2.000										
41 Nick Goody, R ERA: 6.75	1.0		5	1	0	0	2	1	0	0	0	0	0	16	25	0.00	2.000										
30 Jesse Chavez, R ERA: 7.31	1.0		3	0	0	0	1	0	0	0	0	0	0	8	11	0.00	0.000										

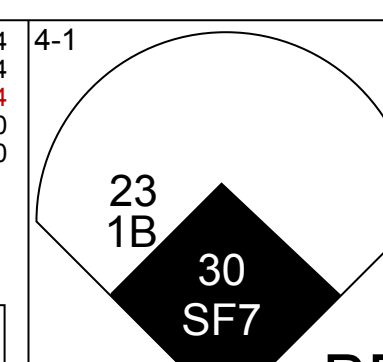
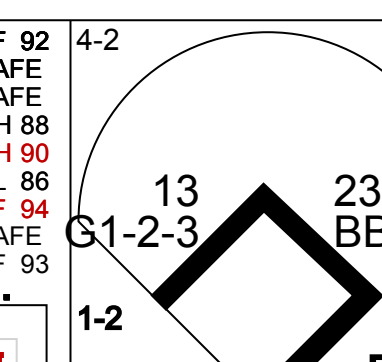
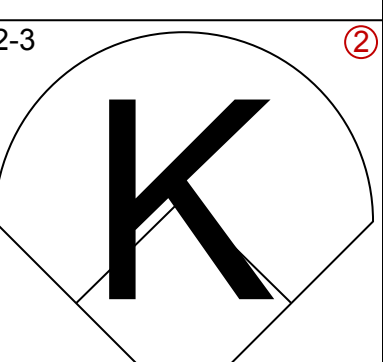
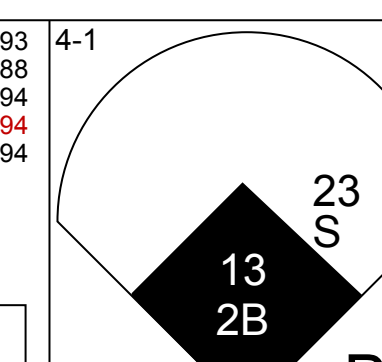
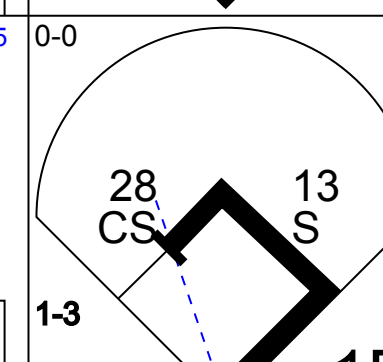
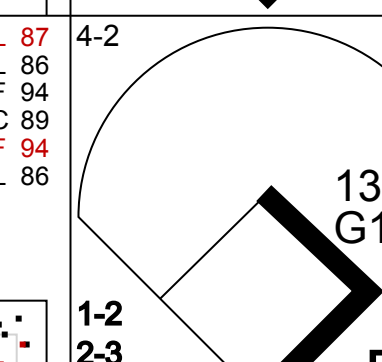
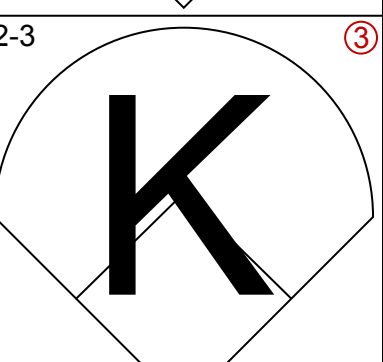
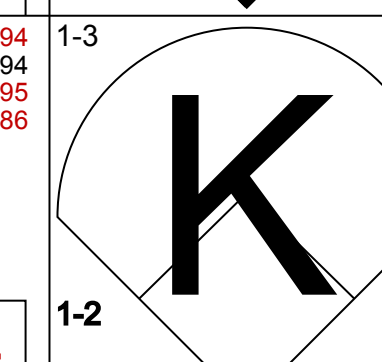
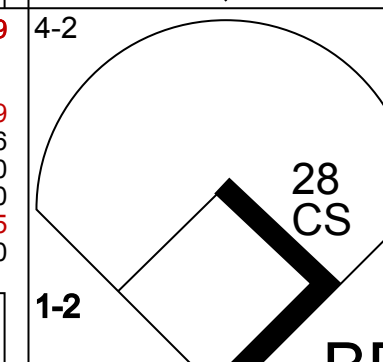
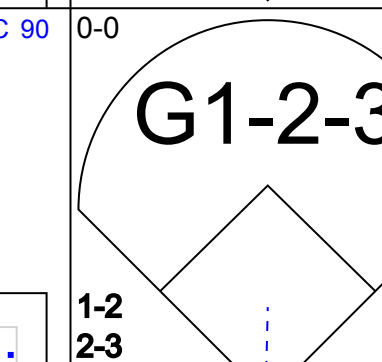
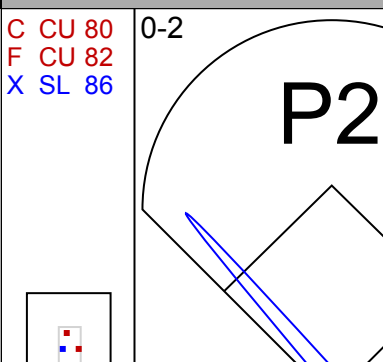
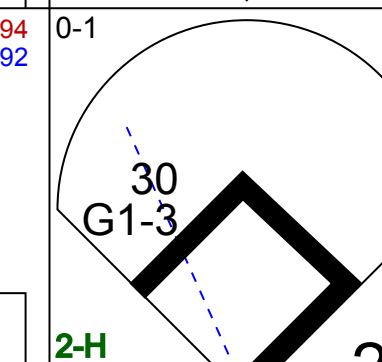
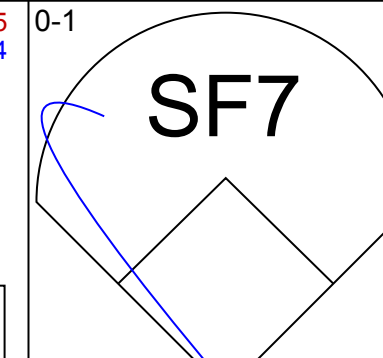
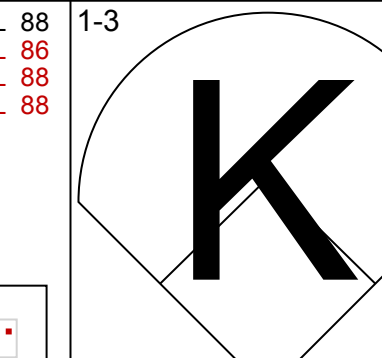
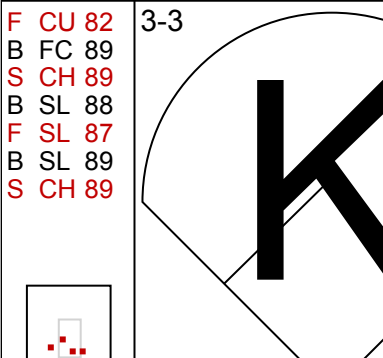
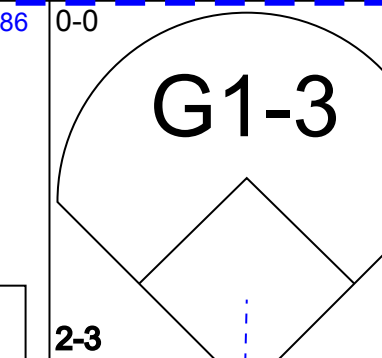
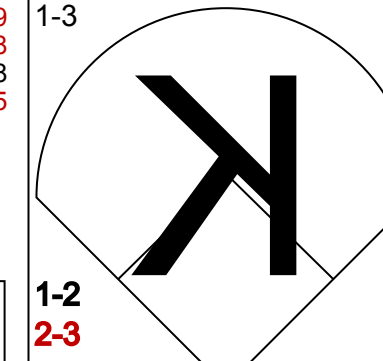
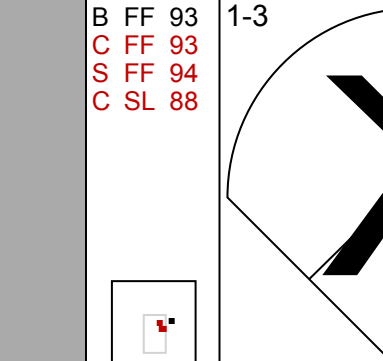
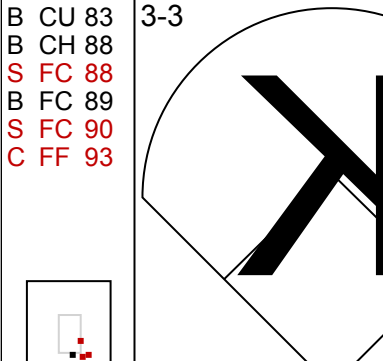
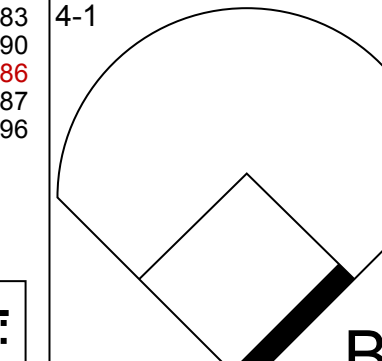
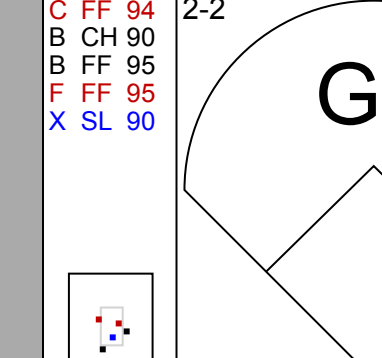
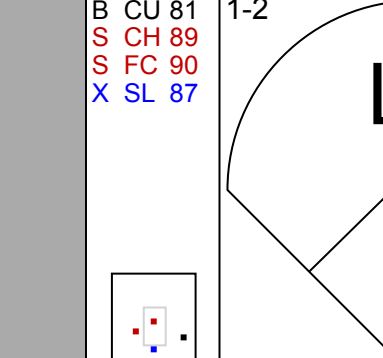
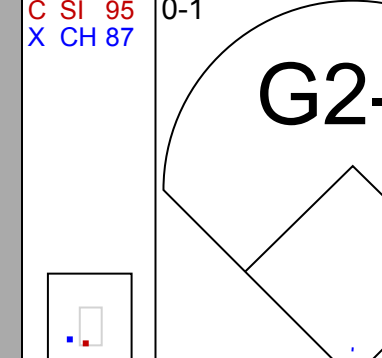
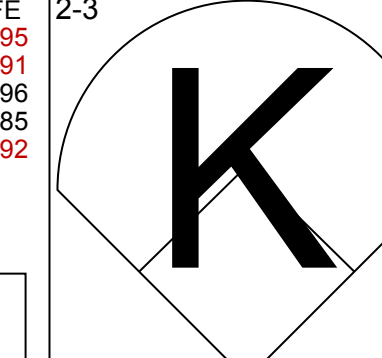
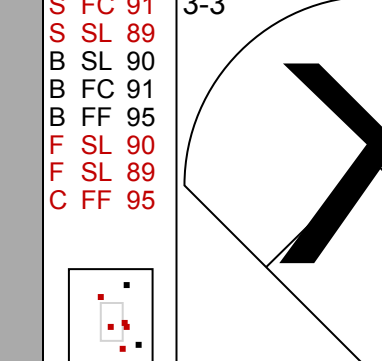
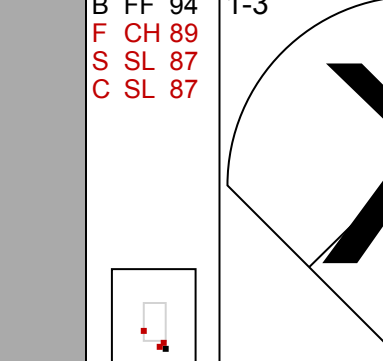
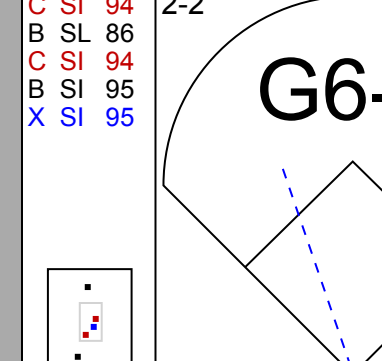
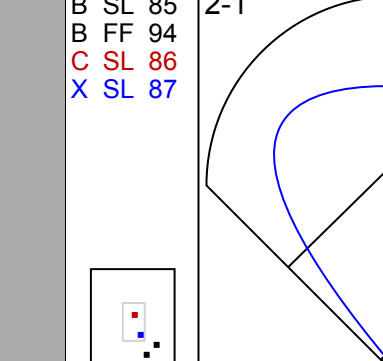
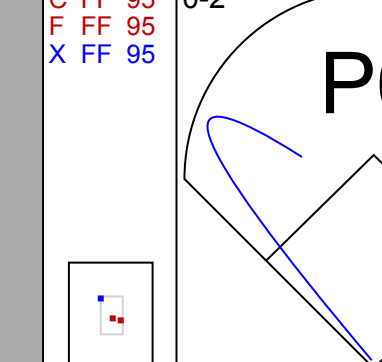

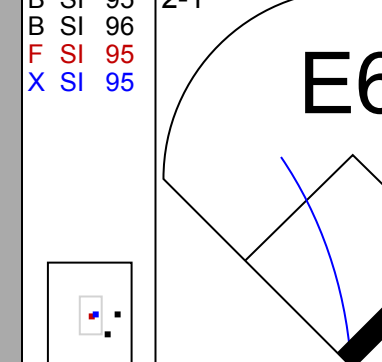
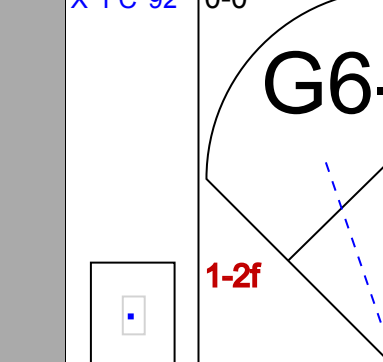
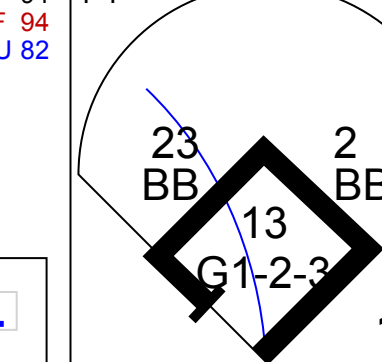
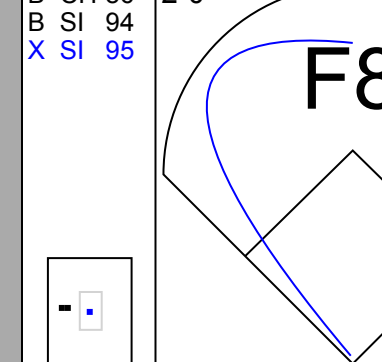
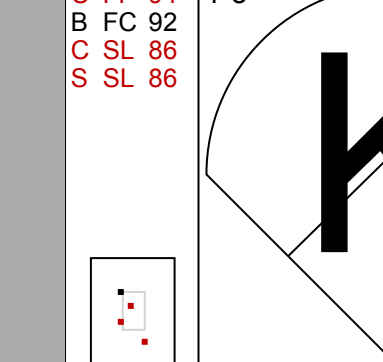


Batter	1	2	3	4	5	6	7	8	9	AB	R	H	RBI	BB	SO	LOB	TOP						
22 David Fletcher, R OBP: 0.397, SLG: 0.413										4	0	0	0	0	1	2							
25 Jared Walsh, L OBP: 0.337, SLG: 0.679										4	0	1	0	1	1	2							
27 Mike Trout, R OBP: 0.397, SLG: 0.607										2	0	0	0	3	2	3							
6 Anthony Rendon, R OBP: 0.408, SLG: 0.489										5	0	1	0	0	2	4							
5 Albert Pujols, R OBP: 0.290, SLG: 0.410										5	0	0	0	0	1	5							
10 Justin Upton, R OBP: 0.290, SLG: 0.390										5	0	0	0	0	1	2							
3 Taylor Ward, R OBP: 0.360, SLG: 0.430										4	2	2	0	0	0	0							
33 Max Stassi, R OBP: 0.371, SLG: 0.561										4	2	4	3	0	0	0							
4 Luis Rengifo, S OBP: 0.278, SLG: 0.205										3	0	2	1	0	1	1							
<b>Inning Stats</b>	R: 0 E: 0 K: 2 S: 13	H: 1 LOB: 2 BB: 1 P: 25	R: 1 E: 0 K: 0 S: 10	H: 2 LOB: 1 BB: 0 P: 13	R: 0 E: 0 K: 1 S: 7	H: 0 LOB: 1 BB: 1 P: 12	R: 0 E: 0 K: 1 S: 10	H: 1 LOB: 1 BB: 0 P: 14	R: 0 E: 0 K: 0 S: 6	H: 0 LOB: 1 BB: 0 P: 13	R: 2 E: 0 K: 1 S: 12	H: 3 LOB: 1 BB: 0 P: 20	R: 0 E: 0 K: 2 S: 11	H: 1 LOB: 2 BB: 1 P: 22	R: 1 E: 0 K: 2 S: 13	H: 2 LOB: 2 BB: 0 P: 19	R: 0 E: 0 K: 0 S: 9	H: 0 LOB: 0 BB: 0 P: 11	1B: 7 2B: 1 3B: 0 HR: 2	SF: 0 SAC: 2 DP: 0 HBP: 0	WP: 1 PB: 0 SB: 2 CS: 0	PA: 42	
<b>PITCHER</b>	IP WLS BF H R ER SO BB IBB HBP BLK WP HR S P ERA WHIP	IP WLS BF H R ER SO BB IBB HBP BLK WP HR S P ERA WHIP	IP WLS BF H R ER SO BB IBB HBP BLK WP HR S P ERA WHIP	IP WLS BF H R ER SO BB IBB HBP BLK WP HR S P ERA WHIP	IP WLS BF H R ER SO BB IBB HBP BLK WP HR S P ERA WHIP	IP WLS BF H R ER SO BB IBB HBP BLK WP HR S P ERA WHIP	IP WLS BF H R ER SO BB IBB HBP BLK WP HR S P ERA WHIP	IP WLS BF H R ER SO BB IBB HBP BLK WP HR S P ERA WHIP	IP WLS BF H R ER SO BB IBB HBP BLK WP HR S P ERA WHIP	IP WLS BF H R ER SO BB IBB HBP BLK WP HR S P ERA WHIP	IP WLS BF H R ER SO BB IBB HBP BLK WP HR S P ERA WHIP	IP WLS BF H R ER SO BB IBB HBP BLK WP HR S P ERA WHIP	IP WLS BF H R ER SO BB IBB HBP BLK WP HR S P ERA WHIP	IP WLS BF H R ER SO BB IBB HBP BLK WP HR S P ERA WHIP	IP WLS BF H R ER SO BB IBB HBP BLK WP HR S P ERA WHIP	IP WLS BF H R ER SO BB IBB HBP BLK WP HR S P ERA WHIP	IP WLS BF H R ER SO BB IBB HBP BLK WP HR S P ERA WHIP	IP WLS BF H R ER SO BB IBB HBP BLK WP HR S P ERA WHIP	IP WLS BF H R ER SO BB IBB HBP BLK WP HR S P ERA WHIP	IP WLS BF H R ER SO BB IBB HBP BLK WP HR S P ERA WHIP	IP WLS BF H R ER SO BB IBB HBP BLK WP HR S P ERA WHIP	IP WLS BF H R ER SO BB IBB HBP BLK WP HR S P ERA WHIP	IP WLS BF H R ER SO BB IBB HBP BLK WP HR S P ERA WHIP

Los Angeles Angels @ San Diego Padres  
Petco Park, San Diego, CA  
Tue Sep 22 2020, 6:12 PM - 9:20 PM PDT  
Clear - 73 F

AB 36  
R 4  
H 10  
RBI 4  
BB 4  
SO 9  
LOB 19



Batter	1	2	3	4	5	6	7	8	9	AB	R	H	RBI	BB	SO	LOB	BOTTOM						
2 Trent Grisham, L OBP: 0.355, SLG: 0.448										1	2	0	0	3	1	1							
23 Fernando Tatis Jr., R OBP: 0.369, SLG: 0.561										3	0	1	0	1	2	2							
13 Manny Machado, R OBP: 0.378, SLG: 0.605										3	0	1	1	1	0	3							
30 Eric Hosmer, L OBP: 0.326, SLG: 0.504										3	0	0	1	0	2	3							
28 Tommy Pham, R OBP: 0.318, SLG: 0.283										3	0	0	0	1	3	2							
18 Mitch Moreland, L OBP: 0.336, SLG: 0.536										4	0	0	0	0	1	2							
4 Wil Myers, R OBP: 0.363, SLG: 0.616										4	0	1	0	0	2	0							
22 Austin Nola, R OBP: 0.345, SLG: 0.470										4	0	0	0	0	1	1							
9 Jake Croninworth, L OBP: 0.373, SLG: 0.513										3	0	1	0	1	1	1							
<b>Inning Stats</b>	R: 1 E: 0 K: 1 S: 10	H: 1 LOB: 1 BB: 2 P: 19	R: 0 E: 0 K: 1 S: 11	H: 0 LOB: 0 BB: 0 P: 16	R: 0 E: 0 K: 1 S: 10	H: 1 LOB: 2 BB: 2 P: 20	R: 0 E: 0 K: 2 S: 9	H: 0 LOB: 0 BB: 0 P: 12	R: 0 E: 0 K: 3 S: 14	H: 0 LOB: 1 BB: 1 P: 25	R: 0 E: 0 K: 2 S: 10	H: 0 LOB: 0 BB: 0 P: 16	R: 0 E: 1 K: 0 S: 8	H: 0 LOB: 1 BB: 0 P: 14	R: 1 E: 0 K: 2 S: 11	H: 1 LOB: 2 BB: 2 P: 22	R: 0 E: 0 K: 1 S: 6	H: 1 LOB: 0 BB: 0 P: 9	1B: 3 2B: 1 3B: 0 HR: 0	SF: 1 SAC: 0 DP: 2 HBP: 0	WP: 0 PB: 0 SB: 2 CS: 2	PA: 36	
<b>PITCHER</b>	IP WLS BF H R ER SO BB IBB HBP BLK WP HR S P ERA WHIP	IP WLS BF H R ER SO BB IBB HBP BLK WP HR S P ERA WHIP	IP WLS BF H R ER SO BB IBB HBP BLK WP HR S P ERA WHIP	IP WLS BF H R ER SO BB IBB HBP BLK WP HR S P ERA WHIP	IP WLS BF H R ER SO BB IBB HBP BLK WP HR S P ERA WHIP	IP WLS BF H R ER SO BB IBB HBP BLK WP HR S P ERA WHIP	IP WLS BF H R ER SO BB IBB HBP BLK WP HR S P ERA WHIP	IP WLS BF H R ER SO BB IBB HBP BLK WP HR S P ERA WHIP	IP WLS BF H R ER SO BB IBB HBP BLK WP HR S P ERA WHIP	IP WLS BF H R ER SO BB IBB HBP BLK WP HR S P ERA WHIP	IP WLS BF H R ER SO BB IBB HBP BLK WP HR S P ERA WHIP	IP WLS BF H R ER SO BB IBB HBP BLK WP HR S P ERA WHIP	IP WLS BF H R ER SO BB IBB HBP BLK WP HR S P ERA WHIP	IP WLS BF H R ER SO BB IBB HBP BLK WP HR S P ERA WHIP	IP WLS BF H R ER SO BB IBB HBP BLK WP HR S P ERA WHIP	IP WLS BF H R ER SO BB IBB HBP BLK WP HR S P ERA WHIP	IP WLS BF H R ER SO BB IBB HBP BLK WP HR S P ERA WHIP	IP WLS BF H R ER SO BB IBB HBP BLK WP HR S P ERA WHIP	IP WLS BF H R ER SO BB IBB HBP BLK WP HR S P ERA WHIP	IP WLS BF H R ER SO BB IBB HBP BLK WP HR S P ERA WHIP	IP WLS BF H R ER SO BB IBB HBP BLK WP HR S P ERA WHIP	IP WLS BF H R ER SO BB IBB HBP BLK WP HR S P ERA WHIP	IP WLS BF H R ER SO BB IBB HBP BLK WP HR S P ERA WHIP

Los Angeles Angels @ San Diego Padres  
Petco Park, San Diego, CA  
Tue Sep 22 2020, 6:12 PM - 9:20 PM PDT  
Clear - 73 F

AB 28  
R 2  
H 4  
RBI 2  
BB 7  
SO 13  
LOB 15





Batter	1	2	3	4	5	6	7	8	9	AB	R	H	RBI	BB	SO	LOB	TOP								
22 David Fletcher, R (1,6) OBP: 0.377, SLG: 0.420	K2-3	BB			25 FC4-6 1B	1-3 3-H 1B			27 BB 1B	4	0	3	1	1	1	0	<b>Los Angeles Angels @ San Diego Padres</b> Petco Park, San Diego, CA Wed Sep 23 2020, 1:12 PM - 4:35 PM PDT Sunny - 81 F <a href="http://livebaseballscorecards.com">livebaseballscorecards.com</a>								
25 Jared Walsh, L (1,3) OBP: 0.319, SLG: 0.640	G5-3	1 SAFE 2-2 G1-3			6 FC4-6 1B	1-2 1-2			L7	5	0	0	0	0	0	5									
27 Mike Trout, R (1,8) OBP: 0.392, SLG: 0.595	K								6 G4-3 BB	4	0	0	0	1	3	1									
6 Anthony Rendon, R (1,5) OBP: 0.417, SLG: 0.497		17 HR BB							17 G4-3 2B	3	1	2	0	2	0	2									
17 Shohei Ohtani, L (1,10) OBP: 0.297, SLG: 0.382		1-H HR							G4-3	4	1	1	2	0	1	4									
10 Justin Upton, R (1,7) OBP: 0.296, SLG: 0.414		HR							G4-3	4	1	2	1	0	1	2									
3 Taylor Ward, R (1,9) OBP: 0.344, SLG: 0.410		HR							K	4	1	0	0	0	3	1									
12 Anthony Bemboom, L (1,2) OBP: 0.327, SLG: 0.435		HR							K	4	1	2	1	0	1	0									
4 Luis Rengifo, S (1,4) OBP: 0.267, SLG: 0.195		G5-3							K	4	0	0	0	0	2	2									
<b>Inning Stats</b>	R: 0 E: 0 K: 2 S: 7	H: 0 LOB: 0 BB: 0 P: 12	R: 4 E: 0 K: 1 S: 20	H: 3 LOB: 1 BB: 2 P: 35	R: 0 E: 0 K: 1 S: 10	H: 0 LOB: 0 BB: 0 P: 19	R: 0 E: 0 K: 1 S: 6	H: 0 LOB: 0 BB: 0 P: 8	R: 0 E: 0 K: 2 S: 14	H: 2 LOB: 2 BB: 0 P: 21	R: 1 E: 0 K: 1 S: 12	H: 3 LOB: 2 BB: 0 P: 17	R: 0 E: 0 K: 1 S: 7	H: 1 LOB: 1 BB: 0 P: 10	R: 0 E: 0 K: 3 S: 10	H: 0 LOB: 0 BB: 0 P: 14		R: 0 E: 0 K: 0 S: 9	H: 1 LOB: 1 BB: 1 P: 16	1B: 6 2B: 1 3B: 0 HR: 3	SF: 0 SAC: 0 DP: 1 HBP: 0	WP: 0 PB: 0 SB: 0 CS: 0	PA: 40		
<b>PITCHER</b>	IP	WLS	BF	H	R	ER	SO	BB	IBB	HBP	BLK	WP	HR	S	P	ERA	WHIP								
52 Mike Clevinger, R (1,1) ERA: 3.02	1.0		3	0	0	0	2	0	0	0	0	0	0	7	12	0.00	0.000								
50 Adrian Morejon, L (2,1) ERA: 4.99	1.0	L	8	3	4	4	1	2	0	0	0	0	3	20	35	36.00	5.000								
57 Dan Altavilla, R (3,1) ERA: 6.5	1.1		5	0	0	0	2	1	0	0	0	0	0	13	23	0.00	0.750								
25 Tim Hill, L (4,1) ERA: 3.24	1.2		7	2	0	0	2	0	0	0	0	0	0	17	25	0.00	1.200								
34 Craig Stammen, R (6,1) ERA: 6.14	1.0		6	3	1	1	1	0	0	0	0	0	0	12	17	9.00	3.000								
14 Emilio Pagán, R (7,1) ERA: 4.95	1.0		4	1	0	0	1	0	0	0	0	0	0	7	10	0.00	1.000								
15 Drew Pomeranz, L (8,1) ERA: 2.7	1.0		3	0	0	0	3	0	0	0	0	0	0	10	14	0.00	0.000								
36 Pierce Johnson, R (9,1) ERA: 2.7	1.0		4	1	0	0	0	1	0	0	0	0	0	9	16	0.00	2.000								

Batter	1	2	3	4	5	6	7	8	9	AB	R	H	RBI	BB	SO	LOB	BOTTOM								
2 Trent Grisham, L (1,8) OBP: 0.349, SLG: 0.439	G3									4	0	0	0	0	2	2	<b>Los Angeles Angels @ San Diego Padres</b> Petco Park, San Diego, CA Wed Sep 23 2020, 1:12 PM - 4:35 PM PDT Sunny - 81 F <a href="http://livebaseballscorecards.com">livebaseballscorecards.com</a>								
9 Jake Cronenworth, L (1,6) OBP: 0.376, SLG: 0.569	G4-3									3	0	1	0	1	0	1									
13 Manny Machado, R (1,10) OBP: 0.376, SLG: 0.603	30 HR 2B									4	1	1	0	0	1	3									
30 Eric Hosmer, L (1,3) OBP: 0.331, SLG: 0.526	2H HR									4	1	2	2	0	0	1									
28 Tommy Pham, R (1,7) OBP: 0.315, SLG: 0.281	L7									4	0	1	0	0	0	1									
4 Wil Myers, R (1,9) OBP: 0.356, SLG: 0.603	F7									4	0	0	0	0	2	2									
5 Greg Garcia, L (1,5) OBP: 0.295, SLG: 0.273	L9									4	0	0	0	0	2	2									
11 Jason Castro, L (1,2) OBP: 0.299, SLG: 0.373	F8									3	0	0	0	0	2	0									
18 Mitch Moreland, L (9,PH) OBP: 0.333, SLG: 0.532	F8									1	0	0	0	0	0	2									
10 Jurickson Profar, S (1,4) OBP: 0.346, SLG: 0.431	9 G6-3 2B									3	0	2	0	0	0	0									
<b>Inning Stats</b>	R: 2 E: 0 K: 0 S: 11	H: 2 LOB: 0 BB: 0 P: 16	R: 0 E: 0 K: 0 S: 5	H: 0 LOB: 0 BB: 0 P: 7	R: 0 E: 0 K: 2 S: 16	H: 1 LOB: 1 BB: 0 P: 23	R: 0 E: 0 K: 1 S: 6	H: 0 LOB: 0 BB: 0 P: 12	R: 0 E: 0 K: 2 S: 11	H: 1 LOB: 1 BB: 0 P: 19	R: 0 E: 0 K: 0 S: 9	H: 1 LOB: 1 BB: 0 P: 12	R: 0 E: 0 K: 3 S: 12	H: 0 LOB: 0 BB: 0 P: 16	R: 0 E: 0 K: 1 S: 12	H: 0 LOB: 1 BB: 1 P: 20	R: 0 E: 0 K: 0 S: 14	H: 2 LOB: 2 BB: 0 P: 24	1B: 4 2B: 2 3B: 0 HR: 1	SF: 0 SAC: 0 DP: 0 HBP: 0	WP: 1 PB: 0 SB: 0 CS: 0	PA: 35			
<b>PITCHER</b>	IP	WLS	BF	H	R	ER	SO	BB	IBB	HBP	BLK	WP	HR	S	P	ERA	WHIP								
51 Jaime Barria, R (1,1) ERA: 3.62	2.0		9	3	2	2	0	0	0	0	0	0	0	22	32	9.00	1.500								
43 Patrick Sandoval, L (3,1) ERA: 5.56	3.0	W	11	2	0	0	5	0	0	0	0	1	0	28	46	0.00	0.667								
35 Matt Andriese, R (6,1) ERA: 4.45	2.0	H	6	0	0	0	3	0	0	0	0	0	0	20	27	0.00	0.000								
60 Mike Mayers, R (8,1) ERA: 1.52	1.0	H	5	1	0	0	1	1	0	0	0	0	0	16	27	0.00	2.000								
64 Felix Peña, R (9,1) ERA: 3.71	1.0	S	4	1	0	0	0	0	0	0	0	0	0	10	17	0.00	1.000								

AB 36  
R 5  
H 10  
RBI 5  
BB 4  
SO 12  
LOB 17



WP: 0  
PB: 0  
SB: 0  
CS: 0

AB 34  
R 2  
H 7  
RBI 2  
BB 1  
SO 9  
LOB 14



WP: 1  
PB: 0  
SB: 0  
CS: 0



Batter	1	2	3	4	5	6	7	8	9	AB	R	H	RBI	BB	SO	LOB	TOP					
22 David Fletcher, R OBP: 0.377, SLG: 0.424										5	1	2	0	0	0	3	<b>Los Angeles Angels @ Los Angeles Dodgers</b> Dodger Stadium, Los Angeles, CA Fri Sep 25 2020, 6:40 PM - 10:21 PM PDT Clear - 75 F <a href="http://livebaseballscores.com">livebaseballscores.com</a>					
25 Jared Walsh, L OBP: 0.293, SLG: 0.659										5	1	2	1	0	1	5						
27 Mike Trout, R OBP: 0.390, SLG: 0.603										4	1	1	3	0	0	4						
6 Anthony Rendon, R OBP: 0.418, SLG: 0.497										4	0	2	0	0	0	2						
5 Albert Pujols, R OBP: 0.278, SLG: 0.405										4	0	1	0	0	1	2						
10 Justin Upton, R OBP: 0.294, SLG: 0.431										4	1	1	1	0	3	2						
33 Max Stassi, R OBP: 0.366, SLG: 0.558										4	0	1	0	0	1	2						
3 Taylor Ward, R OBP: 0.340, SLG: 0.402										4	0	1	0	0	2	1						
4 Luis Rengifo, S OBP: 0.269, SLG: 0.200										3	1	1	0	0	1	1						
7 Elliot Soto, R (7, PR)										0	0	0	0	0	0	0						
17 Shohei Ohtani, L OBP: 0.295, SLG: 0.379										1	0	0	0	0	1	1						
<b>Inning Stats</b>	R: 0 E: 0 K: 0 S: 8	H: 2 LOB: 1 BB: 0 P: 9	R: 0 E: 0 K: 1 S: 9	H: 1 LOB: 0 BB: 0 P: 16	R: 3 E: 1 K: 0 S: 24	H: 3 LOB: 1 BB: 0 P: 34	R: 1 E: 0 K: 2 S: 14	H: 2 LOB: 1 BB: 0 P: 19	R: 1 E: 0 K: 0 S: 9	H: 1 LOB: 0 BB: 0 P: 13	R: 0 E: 0 K: 2 S: 12	H: 0 LOB: 0 BB: 0 P: 16	R: 0 E: 0 K: 1 S: 10	H: 1 LOB: 2 BB: 0 P: 14	R: 0 E: 0 K: 3 S: 11	H: 1 LOB: 1 BB: 0 P: 17	R: 0 E: 0 K: 1 S: 19	H: 1 LOB: 1 BB: 0 P: 27	1B: 7 2B: 2 3B: 0 HR: 3	SF: 0 SAC: 0 DP: 2 HBP: 0	WP: 0 PB: 0 SB: 0 CS: 0	PA: 38
<b>PITCHER</b>	IP: 4.0 WLS: 1.0 BF: 19 ERA: 2.16 ERA+: 3.22 ERA: 2.96	W: 4 H: 3 R: 1 ER: 1 SO: 2 BB: 0	H: 1 R: 0 ER: 0 SO: 1	R: 1 ER: 0 SO: 1	BB: 0 IBB: 0 HBP: 0 BLK: 0	WP: 0 HR: 2 S: 55 P: 78	ERA: 2.25 WHIP: 2.000	IP: 1.0 WLS: 1.0 BF: 4 ERA: 1.4 ERA+: 3.47	W: 1 H: 0 R: 0 ER: 0 SO: 3 BB: 0	H: 1 LOB: 0 BB: 0 P: 17	R: 0 E: 0 K: 3 S: 11	H: 0 LOB: 0 BB: 0 P: 17	R: 0 E: 0 K: 1 S: 19	H: 1 LOB: 1 BB: 0 P: 27	1B: 0 2B: 0 3B: 0 HR: 0	SF: 0 SAC: 0 DP: 0 HBP: 0	WP: 0 PB: 0 SB: 0 CS: 0	PA: 38				
22 Clayton Kershaw, L ERA: 2.16 ERA+: 3.22 ERA: 2.96	IP: 4.0 WLS: 1.0 BF: 19 ERA: 2.16 ERA+: 3.22 ERA: 2.96	W: 4 H: 3 R: 1 ER: 1 SO: 2 BB: 0	H: 1 R: 0 ER: 0 SO: 1	R: 1 ER: 0 SO: 1	BB: 0 IBB: 0 HBP: 0 BLK: 0	WP: 0 HR: 2 S: 55 P: 78	ERA: 2.25 WHIP: 2.000	IP: 1.0 WLS: 1.0 BF: 4 ERA: 1.4 ERA+: 3.47	W: 1 H: 0 R: 0 ER: 0 SO: 3 BB: 0	H: 1 LOB: 0 BB: 0 P: 17	R: 0 E: 0 K: 3 S: 11	H: 0 LOB: 0 BB: 0 P: 17	R: 0 E: 0 K: 1 S: 19	H: 1 LOB: 1 BB: 0 P: 27	1B: 0 2B: 0 3B: 0 HR: 0	SF: 0 SAC: 0 DP: 0 HBP: 0	WP: 0 PB: 0 SB: 0 CS: 0	PA: 38				
48 Brusdar Graterol, R ERA: 3.22 ERA: 2.96	IP: 1.0 WLS: 1.0 BF: 4 ERA: 3.22 ERA: 2.96	W: 4 H: 3 R: 1 ER: 1 SO: 2 BB: 0	H: 1 R: 0 ER: 0 SO: 1	R: 1 ER: 0 SO: 1	BB: 0 IBB: 0 HBP: 0 BLK: 0	WP: 0 HR: 2 S: 55 P: 78	ERA: 2.25 WHIP: 2.000	IP: 1.0 WLS: 1.0 BF: 4 ERA: 1.4 ERA+: 3.47	W: 1 H: 0 R: 0 ER: 0 SO: 3 BB: 0	H: 1 LOB: 0 BB: 0 P: 17	R: 0 E: 0 K: 3 S: 11	H: 0 LOB: 0 BB: 0 P: 17	R: 0 E: 0 K: 1 S: 19	H: 1 LOB: 1 BB: 0 P: 27	1B: 0 2B: 0 3B: 0 HR: 0	SF: 0 SAC: 0 DP: 0 HBP: 0	WP: 0 PB: 0 SB: 0 CS: 0	PA: 38				
41 Jake McGee, L ERA: 2.96	IP: 1.0 WLS: 1.0 BF: 4 ERA: 2.96	W: 4 H: 3 R: 1 ER: 1 SO: 2 BB: 0	H: 1 R: 0 ER: 0 SO: 1	R: 1 ER: 0 SO: 1	BB: 0 IBB: 0 HBP: 0 BLK: 0	WP: 0 HR: 2 S: 55 P: 78	ERA: 2.25 WHIP: 2.000	IP: 1.0 WLS: 1.0 BF: 4 ERA: 1.4 ERA+: 3.47	W: 1 H: 0 R: 0 ER: 0 SO: 3 BB: 0	H: 1 LOB: 0 BB: 0 P: 17	R: 0 E: 0 K: 3 S: 11	H: 0 LOB: 0 BB: 0 P: 17	R: 0 E: 0 K: 1 S: 19	H: 1 LOB: 1 BB: 0 P: 27	1B: 0 2B: 0 3B: 0 HR: 0	SF: 0 SAC: 0 DP: 0 HBP: 0	WP: 0 PB: 0 SB: 0 CS: 0	PA: 38				
56 Adam Kolarek, L ERA: 0.98	IP: 0.2 WLS: 0.2 BF: 3 ERA: 0.98	W: 3 H: 3 R: 1 ER: 0 SO: 1 BB: 0	H: 1 R: 0 ER: 0 SO: 1	R: 0 ER: 0 SO: 1	BB: 0 IBB: 0 HBP: 0 BLK: 0	WP: 0 HR: 7 S: 10 P: 10	ERA: 1.500	IP: 0.1 WLS: 0.1 BF: 1 ERA: 2.96	W: 1 H: 0 R: 0 ER: 0 SO: 0 BB: 0	H: 1 LOB: 1 BB: 0 P: 27	1B: 0 2B: 0 3B: 0 HR: 0	SF: 0 SAC: 0 DP: 0 HBP: 0	WP: 0 PB: 0 SB: 0 CS: 0	PA: 38								
51 Dylan Fiorio, R ERA: 2.96	IP: 0.1 WLS: 0.1 BF: 1 ERA: 2.96	W: 1 H: 0 R: 0 ER: 0 SO: 0 BB: 0	H: 0 LOB: 0 BB: 0 P: 0	R: 0 ER: 0 SO: 0	BB: 0 IBB: 0 HBP: 0 BLK: 0	WP: 0 HR: 3 S: 4 P: 4	ERA: 0.000															

Batter	1	2	3	4	5	6	7	8	9	AB	R	H	RBI	BB	SO	LOB	BOTTOM					
50 Mookie Betts, R OBP: 0.363, SLG: 0.562										4	1	1	0	1	0	0	<b>Los Angeles Angels @ Los Angeles Dodgers</b> Dodger Stadium, Los Angeles, CA Fri Sep 25 2020, 6:40 PM - 10:21 PM PDT Clear - 75 F <a href="http://livebaseballscores.com">livebaseballscores.com</a>					
5 Corey Seager, L OBP: 0.371, SLG: 0.608										4	1	0	0	1	1	2						
10 Justin Turner, R OBP: 0.402, SLG: 0.469										3	2	2	2	0	1	1						
43 Edwin Rios, L OBP: 0.296, SLG: 0.608										2	1	1	2	0	0	0						
13 Max Muncy, L OBP: 0.335, SLG: 0.399										2	1	2	0	1	0	0						
9 Gavin Lux, L OBP: 0.254, SLG: 0.361										2	0	1	0	0	0	0						
16 Will Smith, R OBP: 0.403, SLG: 0.570										4	2	2	2	1	1	2						
35 Cody Bellinger, L OBP: 0.331, SLG: 0.452										3	0	0	0	1	1	2						
11 AJ Pollock, R OBP: 0.302, SLG: 0.534										3	1	1	1	0	1	0						
31 Joc Pederson, L OBP: 0.277, SLG: 0.374										1	0	1	1	0	0	0						
14 Enrique Hernández, R OBP: 0.270, SLG: 0.409										4	0	1	0	0	0	2						
15 Austin Barnes, R OBP: 0.354, SLG: 0.321										4	0	0	0	0	1	1						
<b>Inning Stats</b>	R: 1 E: 0 K: 1 S: 14	H: 2 LOB: 1 BB: 0 P: 22	R: 0 E: 0 K: 0 S: 9	H: 1 LOB: 1 BB: 0 P: 16	R: 1 E: 0 K: 2 S: 14	H: 2 LOB: 1 BB: 1 P: 23	R: 1 E: 0 K: 0 S: 10	H: 1 LOB: 1 BB: 1 P: 18	R: 3 E: 0 K: 1 S: 18	H: 3 LOB: 0 BB: 0 P: 26	R: 0 E: 0 K: 0 S: 6	H: 0 LOB: 0 BB: 0 P: 9	R: 1 E: 0 K: 0 S: 15	H: 1 LOB: 2 BB: 2 P: 29	R: 2 E: 0 K: 2 S: 13	H: 2 LOB: 1 BB: 1 P: 20	R: 0 E: 0 K: 2 S: 11	H: 1 LOB: 1 BB: 0 P: 17	1B: 6 2B: 1 3B: 0 HR: 5	SF: 0 SAC: 0 DP: 0 HBP: 0	WP: 0 PB: 0 SB: 2 CS: 0	PA: 41
<b>PITCHER</b>	IP: 4.0 WLS: 1.2 BF: 22 ERA: 4.46 ERA+: 4.5 ERA: 2.63	W: 6 H: 6 R: 1 ER: 1 SO: 1 BB: 0	H: 5 R: 1 ER: 1 SO: 1	R: 5 ER: 1 SO: 1	BB: 0 IBB: 0 HBP: 0 BLK: 0	WP: 1 HR: 17 S: 25 P: 25	ERA: 5.40 WHIP: 0.600	IP: 0.1 WLS: 0.1 BF: 4 ERA: 2.1 ERA+: 2.1 ERA: 5.81	W: 0 H: 2 R: 2 ER: 2 SO: 1 BB: 1	H: 2 LOB: 1 BB: 1 P: 14	R: 0 E: 0 K: 1 S: 6	H: 0 LOB: 0 BB: 0 P: 9	R: 1 E: 0 K: 2 S: 15	H: 1 LOB: 2 BB: 2 P: 29	1B: 3 2B: 1 3B: 0 HR: 1	SF: 0 SAC: 0 DP: 0 HBP: 0	WP: 0 PB: 0 SB: 0 CS: 0	PA: 41				
28 Andrew Heaney, L ERA: 4.46 ERA+: 4.5 ERA: 2.63	IP: 4.0 WLS: 1.2 BF: 22 ERA: 4.46 ERA+: 4.5 ERA: 2.63	W: 6 H: 6 R: 1 ER: 1 SO: 1 BB: 0	H: 5 R: 1 ER: 1 SO: 1	R: 5 ER: 1 SO: 1	BB: 0 IBB: 0 HBP: 0 BLK: 0	WP: 1 HR: 17 S: 25 P: 25	ERA: 5.40 WHIP: 0.600	IP: 0.1 WLS: 0.1 BF: 4 ERA: 2.1 ERA+: 2.1 ERA: 5.81	W: 0 H: 2 R: 2 ER: 2 SO: 1 BB: 1	H: 2 LOB: 1 BB: 1 P: 14	R: 0 E: 0 K: 1 S: 6	H: 0 LOB: 0 BB: 0 P: 9	R: 1 E: 0 K: 2 S: 15	H: 1 LOB: 2 BB: 2 P: 29	1B: 3 2B: 1 3B: 0 HR: 1	SF: 0 SAC: 0 DP: 0 HBP: 0	WP: 0 PB: 0 SB: 0 CS: 0	PA: 41				
35 Matt Andriese, R ERA: 4.5 ERA: 2.63	IP: 1.2 WLS: 1.2 BF: 6 ERA: 4.5 ERA: 2.63	W: 6 H: 6 R: 1 ER: 1 SO: 1 BB: 0	H: 5 R: 1 ER: 1 SO: 1	R: 5 ER: 1 SO: 1	BB: 0 IBB: 0 HBP: 0 BLK: 0	WP: 1 HR: 17 S: 25 P: 25	ERA: 5.40 WHIP: 0.600	IP: 0.1 WLS: 0.1 BF: 4 ERA: 2.1 ERA+: 2.1 ERA: 5.81	W: 0 H: 2 R: 2 ER: 2 SO: 1 BB: 1	H: 2 LOB: 1 BB: 1 P: 14	R: 0 E: 0 K: 1 S: 6	H: 0 LOB: 0 BB: 0 P: 9	R: 1 E: 0 K: 2 S: 15	H: 1 LOB: 2 BB: 2 P: 29	1B: 3 2B: 1 3B: 0 HR: 1	SF: 0 SAC: 0 DP: 0 HBP: 0	WP: 0 PB: 0 SB: 0 CS: 0	PA: 41				
32 Cam Bedrosian, R ERA: 2.63 ERA: 4.05	IP: 1.0 WLS: 3.0 BF: 3 ERA: 2.63 ERA: 4.05	W: 3 H: 3 R: 1 ER: 0 SO: 1 BB: 0	H: 1 R: 1 ER: 0 SO: 1	R: 0 ER: 0 SO: 1	BB: 0 IBB: 0 HBP: 0 BLK: 0	WP: 0 HR: 8 S: 18 P: 18	ERA: ∞	IP: 1.0 WLS: 3.0 BF: 3 ERA: 2.63 ERA: 4.05	W: 3 H: 3 R: 1 ER: 0 SO: 1 BB: 0	H: 1 R: 1 ER: 0 SO: 1	R: 0 ER: 0 SO: 1	BB: 0 IBB: 0 HBP: 0 BLK: 0										



Batter	1	2	3	4	5	6	7	8	9	AB	R	H	RBI	BB	SO	LOB	TOP				
22 David Fletcher, R OBP: 0.382, SLG: 0.433	G1-3		K		G3-4-3 1B		K		L9	5	0	3	2	0	1	2					
25 Jared Walsh, L OBP: 0.327, SLG: 0.667	F7		SF8 3B		P5		K		1B	5	1	2	2	0	1	3					
5 Albert Pujols, R OBP: 0.270, SLG: 0.395	G1-3		SF8		G3-4-3			P4	L9	4	0	0	1	0	0	3					
17 Shohei Ohtani, L OBP: 0.292, SLG: 0.369	K		F7		K			BB	G1-3	4	0	0	0	1	2	2					
33 Max Stassi, R OBP: 0.352, SLG: 0.533	K			G6-3		K				4	0	0	0	0	3	1					
3 Taylor Ward, R OBP: 0.337, SLG: 0.396	G6-3			G6-3	7 WP 59 1B			F8		4	0	1	0	0	0	1					
59 Jo Adell, R OBP: 0.217, SLG: 0.273										4	1	2	0	0	1	0					
9 Jahmai Jones, R OBP: 0.250, SLG: 0.250										4	2	1	1	0	1	2					
7 Elliot Soto, R OBP: 0.750, SLG: 1.000										3	2	2	0	1	0	2					
<b>Inning Stats</b>	R: 0 E: 0 K: 0 S: 6	H: 0 LOB: 0 BB: 0 P: 7	R: 0 E: 0 K: 2 S: 8	H: 0 LOB: 0 BB: 0 P: 12	R: 4 E: 0 K: 1 S: 18	H: 4 LOB: 0 BB: 0 P: 28	R: 0 E: 0 K: 1 S: 11	H: 2 LOB: 2 BB: 0 P: 18	R: 0 E: 0 K: 2 S: 8	H: 1 LOB: 0 BB: 0 P: 10	R: 0 E: 0 K: 2 S: 8	H: 1 LOB: 2 BB: 1 P: 22	R: 0 E: 0 K: 1 S: 11	H: 0 LOB: 1 BB: 1 P: 18	R: 2 E: 1 K: 1 S: 15	H: 3 LOB: 2 BB: 0 P: 23	1B: 7 2B: 3 3B: 1 HR: 0	SF: 1 SAC: 0 DP: 1 HBP: 0	WP: 2 PB: 0 SB: 0 CS: 0	PA: 40	
<b>PITCHER</b>	IP	WLS	BF	H	R	ER	SO	BB	IBB	HBP	BLK	WP	HR	S	P	ERA	WHIP				
46 Tony Gonsolin, R ERA: 2.31	6.0	W	24	7	4	4	6	0	0	0	0	1	0	58	87	6.00	1.167				
17 Joe Kelly, R ERA: 1.5	1.0	H	5	1	0	0	1	1	0	0	0	1	0	11	22	0.00	2.000				
57 Alex Wood, L ERA: 6.39	1.1	H	8	2	2	1	2	1	0	0	0	0	0	21	32	6.75	2.250				
56 Adam Kolarek, L ERA: 0.95	0.2	S	3	1	0	0	0	0	0	0	0	0	0	5	9	0.00	1.500				

Los Angeles Angels @ Los Angeles Dodgers  
Dodger Stadium, Los Angeles, CA  
Sat Sep 26 2020, 6:11 PM - 9:54 PM PDT  
Clear - 73 F

AB	37
R	6
H	11
RBI	6
BB	2
SO	9
LOB	16



Batter	1	2	3	4	5	6	7	8	9	AB	R	H	RBI	BB	SO	LOB	BOTTOM				
50 Mookie Betts, R OBP: 0.366, SLG: 0.562	10 1B 35 BB HBP	K				L7				0	1	0	0	0	0	0					
14 Enrique Hernández, R OBP: 0.271, SLG: 0.407		K								3	0	1	0	0	1	0					
5 Corey Seager, L OBP: 0.384, SLG: 0.596	K	K								4	0	0	0	0	3	3					
10 Justin Turner, R OBP: 0.401, SLG: 0.466										3	1	1	0	0	0	0					
43 Edwin Ríos, L OBP: 0.305, SLG: 0.653	35 BB 16 1B	L8								1	1	1	1	0	0	0					
13 Max Muncy, L OBP: 0.335, SLG: 0.395	16 1B 31 FC3	BB								2	1	0	0	1	1	0					
9 Gavin Lux, L OBP: 0.250, SLG: 0.355	16 1B 31 FC3	BB								1	0	0	0	0	1	0					
35 Cody Bellinger, L OBP: 0.333, SLG: 0.455	31 FC3 16 1B	BB								3	0	1	1	1	0	0					
16 Will Smith, R OBP: 0.414, SLG: 0.600	31 E 1B									3	2	2	2	1	1	1					
31 Joc Pederson, L OBP: 0.276, SLG: 0.395	FC3									4	1	1	3	0	2	3					
3 Chris Taylor, R OBP: 0.368, SLG: 0.481	K									4	0	0	0	0	3	3					
11 AJ Pollock, R OBP: 0.301, SLG: 0.528	K									4	0	1	0	0	2	3					
<b>Inning Stats</b>	R: 3 E: 1 K: 3 S: 30	H: 2 LOB: 3 BB: 2 P: 52	R: 0 E: 0 K: 2 S: 8	H: 0 LOB: 0 BB: 0 P: 9	R: 0 E: 0 K: 3 S: 13	H: 1 LOB: 1 BB: 0 P: 19	R: 0 E: 1 K: 0 S: 10	H: 2 LOB: 1 BB: 0 P: 15	R: 0 E: 0 K: 0 S: 7	H: 0 LOB: 0 BB: 0 P: 12	R: 2 E: 0 K: 2 S: 15	H: 1 LOB: 0 BB: 1 P: 26	R: 1 E: 0 K: 2 S: 11	H: 1 LOB: 0 BB: 0 P: 17	R: 1 E: 0 K: 2 S: 8	H: 1 LOB: 0 BB: 0 P: 13	1B: 4 2B: 1 3B: 0 HR: 3	SF: 0 SAC: 0 DP: 1 HBP: 1	WP: 0 PB: 0 SB: 0 CS: 0	PA: 36	
<b>PITCHER</b>	IP	WLS	BF	H	R	ER	SO	BB	IBB	HBP	BLK	WP	HR	S	P	ERA	WHIP				
49 Julio Teheran, R ERA: 10.05	1.0		9	2	3	3	3	2	0	0	0	0	0	30	52	27.00	4.000				
40 Jacob Barnes, R ERA: 5.52	2.0		7	1	0	0	5	0	0	0	0	0	0	21	28	0.00	0.500				
24 Noé Ramirez, R ERA: 3.0	2.0	H	7	2	0	0	0	0	0	0	0	0	0	17	27	0.00	1.000				
57 Hansel Robles, R ERA: 10.91	1.0	L	5	1	2	2	2	1	0	0	0	0	1	15	26	18.00	2.000				
61 Hoby Milner, L ERA: 7.3	1.0		4	1	1	1	2	0	0	0	0	0	1	11	17	9.00	1.000				

Los Angeles Angels @ Los Angeles Dodgers  
Dodger Stadium, Los Angeles, CA  
Sat Sep 26 2020, 6:11 PM - 9:54 PM PDT  
Clear - 73 F

AB	32
R	7
H	8
RBI	7
BB	3
SO	14
LOB	13





Batter	1	2	3	4	5	6	7	8	9	AB	R	H	RBI	BB	SO	LOB	TOP			
22 David Fletcher, R OBP: 0.376, SLG: 0.425	G5-3		G1-3			G5-3		G1-3		4	0	0	0	0	0	1	<b>Los Angeles Angels @ Los Angeles Dodgers</b> Dodger Stadium, Los Angeles, CA Sun Sep 27 2020, 12:11 PM - 3:05 PM PDT Sunny - 79 F <a href="http://livebaseballscorecards.com">livebaseballscorecards.com</a>			
25 Jared Walsh, L OBP: 0.324, SLG: 0.646	G3			BB		F8		L8		3	0	0	0	1	0	0				
3 Taylor Ward, R OBP: 0.333, SLG: 0.383	K			K				K		3	0	0	0	1	3	1				
17 Shohei Ohtani, L OBP: 0.291, SLG: 0.366				K				G3		4	0	1	0	0	1	2				
59 Jo Adell, R OBP: 0.212, SLG: 0.266	K			K						3	0	0	0	0	2	2				
12 Anthony Bernboom, L OBP: 0.328, SLG: 0.417	G4-3									2	0	0	0	1	0	1				
10 Justin Upton, R OBP: 0.289, SLG: 0.422										3	0	0	0	0	0	1				
9 Jahmai Jones, R OBP: 0.429, SLG: 0.429										3	0	2	0	0	1	0				
7 Elliot Soto, R OBP: 0.429, SLG: 0.500										3	0	0	0	0	1	2				
<b>Inning Stats</b>	R: 0 E: 0 K: 1 S: 9	H: 0 LOB: 0 BB: 0 P: 13	R: 0 E: 0 K: 1 S: 8	H: 1 LOB: 0 BB: 0 P: 12	R: 0 E: 0 K: 1 S: 11	H: 1 LOB: 1 BB: 0 P: 15	R: 0 E: 0 K: 3 S: 12	H: 0 LOB: 1 BB: 1 P: 19	R: 0 E: 0 K: 0 S: 10	H: 0 LOB: 1 BB: 1 P: 16	R: 0 E: 0 K: 0 S: 10	H: 0 LOB: 0 BB: 0 P: 12	R: 0 E: 0 K: 1 S: 10	H: 0 LOB: 0 BB: 0 P: 14	R: 0 E: 0 K: 1 S: 6	H: 0 LOB: 0 BB: 0 P: 9		1B: 3 2B: 0 3B: 0 HR: 0	SF: 0 SAC: 0 DP: 1 HBP: 0	WP: 0 PB: 0 SB: 0 CS: 1
<b>PITCHER</b>	IP	WLS	BF	H	R	ER	SO	BB	IBB	HBP	BLK	WP	HR	S	P	ERA	WHIP			
81 Victor González, L ERA: 1.33	1.0		4	1	0	0	1	0	0	0	0	0	0	12	16	0.00	1.000			
85 Dustin May, R ERA: 2.57	4.0	W	14	2	0	0	5	2	0	0	0	0	0	34	55	0.00	1.000			
52 Pedro Báez, R ERA: 3.18	1.0	H	4	0	0	0	0	1	0	0	0	0	0	10	16	0.00	1.000			
49 Blake Treinen, R ERA: 3.86	1.0	H	3	0	0	0	0	0	0	0	0	0	0	8	12	0.00	0.000			
48 Brusdar Graterol, R ERA: 9.99	1.0		3	0	0	0	1	0	0	0	0	0	0	10	14	0.00	0.000			
74 Kenley Jansen, R ERA: 3.33	1.0		3	0	0	0	1	0	0	0	0	0	0	6	9	0.00	0.000			

Batter	1	2	3	4	5	6	7	8	9	AB	R	H	RBI	BB	SO	LOB	BOTTOM			
11 AJ Pollock, R OBP: 0.314, SLG: 0.566	HR		G4-6-3		BB			HR		3	2	3	3	1	0	0	<b>Los Angeles Angels @ Los Angeles Dodgers</b> Dodger Stadium, Los Angeles, CA Sun Sep 27 2020, 12:11 PM - 3:05 PM PDT Sunny - 79 F <a href="http://livebaseballscorecards.com">livebaseballscorecards.com</a>			
5 Corey Seager, L OBP: 0.358, SLG: 0.585	G3		G4-6-3		F8		L7			4	0	0	0	0	0	3				
56 Adam Kolarek, L										0	0	0	0	0	0	0				
10 Justin Turner, R OBP: 0.400, SLG: 0.460	G5-3		E3				L7			2	0	0	0	1	0	0				
43 Edwin Ríos, L OBP: 0.301, SLG: 0.645					BB		L7			1	0	0	0	0	0	0				
13 Max Muncy, L OBP: 0.331, SLG: 0.389	G5-3		K		G4-3		L8			3	0	0	0	0	1	3				
9 Gavin Lux, L OBP: 0.246, SLG: 0.349										1	0	0	0	0	0	0				
16 Will Smith, R OBP: 0.401, SLG: 0.579										4	0	0	0	0	2	0				
3 Chris Taylor, R OBP: 0.386, SLG: 0.476										4	0	1	0	0	3	0				
14 Enrique Hernández, R OBP: 0.270, SLG: 0.410										4	0	1	0	0	1	1				
15 Austin Barnes, R OBP: 0.353, SLG: 0.314										2	1	0	0	1	0	2				
31 Joc Pederson, L OBP: 0.285, SLG: 0.397										2	2	1	0	1	0	0				
<b>Inning Stats</b>	R: 1 E: 0 K: 0 S: 7	H: 1 LOB: 0 BB: 0 P: 14	R: 0 E: 0 K: 3 S: 11	H: 0 LOB: 0 BB: 0 P: 17	R: 2 E: 1 K: 1 S: 17	H: 0 LOB: 1 BB: 3 P: 34	R: 0 E: 0 K: 1 S: 10	H: 1 LOB: 1 BB: 0 P: 16	R: 0 E: 0 K: 1 S: 9	H: 1 LOB: 1 BB: 0 P: 14	R: 2 E: 0 K: 0 S: 9	H: 2 LOB: 0 BB: 0 P: 16	R: 0 E: 0 K: 1 S: 7	H: 0 LOB: 0 BB: 0 P: 10	R: 0 E: 0 K: 1 S: 7	H: 0 LOB: 0 BB: 0 P: 10	1B: 3 2B: 1 3B: 0 HR: 2	SF: 0 SAC: 0 DP: 1 HBP: 0	WP: 0 PB: 0 SB: 0 CS: 0	PA: 34
<b>PITCHER</b>	IP	WLS	BF	H	R	ER	SO	BB	IBB	HBP	BLK	WP	HR	S	P	ERA	WHIP			
43 Patrick Sandoval, L ERA: 5.65	2.2	L	12	1	3	2	3	3	0	0	0	0	0	32	61	6.75	1.500			
39 Luke Bard, R ERA: 6.75	1.1		5	1	0	0	2	0	0	0	0	0	0	13	20	0.00	0.750			
32 Cam Bedrosian, R ERA: 2.45	1.0		5	1	0	0	0	1	0	0	0	0	0	11	21	0.00	2.000			
40 Jacob Barnes, R ERA: 5.5	1.0		4	1	0	0	1	0	0	0	0	0	0	9	14	0.00	1.000			
61 Hoby Milner, L ERA: 8.1	1.0		5	2	2	2	0	0	0	0	0	0	1	9	16	18.00	2.000			
<b>PITCHER</b>	IP	WLS	BF	H	R	ER	SO	BB	IBB	HBP	BLK	WP	HR	S	P	ERA	WHIP			
57 Hansel Robles, R ERA: 10.26	1.0		3	0	0	0	1	0	0	0	0	0	0	7	10	0.00	0.000			

