

Los Angeles Angels - 2021

Batter	1	2	3	4	5	6	7	8	9	AB	R	H	RBI	BB	SO	LOB	TOP
22 David Fletcher, R (1,4) 60 Kean Wong, L (3,4) OBP: 0.500, SLG: 0.500										0	0	0	0	2	0	0	
9 Jon Jay, L (1,10) 89 Brandon Marsh, L (7,PH) (7,10)										3	0	0	0	0	1	3	
20 Jared Walsh, L (1,3) 80 Jose Rojas, L (3,3)										1	1	1	0	1	0	0	
7 Jo Adell, R (1,9) 44 Scott Schebler, L (4,9)										1	1	0	0	1	0	2	
19 Juan Lagares, R (1,8) 90 Jordyn Adams, R (3,8)										2	1	1	0	0	0	0	
2 Luis Rengifo, S (1,6) 94 Livan Soto, L (4,6)										1	1	1	1	1	0	0	
3 Taylor Ward, R (1,7) 81 Brennon Lund, L (3,7)										1	0	0	1	0	0	2	
12 Anthony Bemboom, L (1,2) 66 Juan Graterol, R (4,2) OBP: 0.500, SLG: 0.500										2	0	1	1	0	0	1	
23 Matt Thaiss, L (1,5) 13 Phil Gosselin, R (4,5)										2	0	0	0	0	0	1	
<b>Inning Stats</b>	R: 0 E: 0 K: 0 S: 2	H: 0 LOB: 1 BB: 2 P: 10	R: 2 E: 1 K: 0 S: 6	H: 2 LOB: 2 BB: 1 P: 10	R: 2 E: 0 K: 0 S: 5	H: 2 LOB: 1 BB: 2 P: 13	R: 0 E: 1 K: 2 S: 7	H: 0 LOB: 0 BB: 0 P: 8	R: 0 E: 0 K: 1 S: 6	H: 1 LOB: 1 BB: 0 P: 6	R: 1 E: 0 K: 2 S: 7	H: 1 LOB: 3 BB: 3 P: 19					
<b>PITCHER</b>	IP WLS BF H R ER SO BB IBB HBP BLK WP HR S P ERA WHIP	1.0 4 7 0 0 0 0 2 0 0 0 0 0 6 10 0.00 2.000	1.0 L 7 2 2 1 0 1 0 0 0 0 0 0 6 10 9.00 3.000	1.0 6 2 2 2 0 2 0 0 0 0 0 0 5 13 18.00 4.000	1.0 3 0 0 0 2 0 0 0 0 0 0 0 7 8 0.00 0.000	1.0 3 0 0 0 2 0 0 0 0 0 0 0 7 7 0.00 0.000	<b>PITCHER</b>	IP WLS BF H R ER SO BB IBB HBP BLK WP HR S P ERA WHIP	6.1 1.0 4 1 0 0 1 0 0 0 0 0 0 6 6 0.00 1.000	7.1 1.0 7 1 1 1 2 3 0 0 0 0 0 7 19 9.00 4.000							

**Los Angeles Angels @ San Francisco Giants**  
 Scottsdale Stadium, Scottsdale, AZ  
 Sun Feb 28 2021, 3:08 PM - 5:50 PM EST  
 Att: 863 - Partly Cloudy - 61 F

livebaseballscorecards.com

**AB 24**  
**R 5**  
**H 6**  
**RBI 4**  
**BB 8**  
**SO 7**  
**LOB 17**

WP: 0 PA: 33  
 FB: 1  
 SB: 0  
 CS: 0  
 1B: 5 SF: 1  
 2B: 1 SAC: 0  
 3B: 0 DP: 2  
 HR: 0 HBP: 0

Batter	1	2	3	4	5	6	7	8	9	AB	R	H	RBI	BB	SO	LOB	BOTTOM
7 Donovan Solano, R (1,4) 72 Jason Krizan, L (4,4)										1	0	0	0	0	0	0	
28 Buster Posey, R (1,2) 14 Chadwick Tromp, R (4,2)										1	1	1	0	1	0	0	
12 Alex Dickerson, L (1,7) 33 Darin Ruf, R (4,7)										1	1	0	0	1	0	2	
41 Wilmer Flores, R (1,3) 88 Logan Wyatt, L (4,3)										2	0	1	1	0	0	2	
31 LaMonte Wade Jr., L (1,8) 53 Luis Alexander Basabe, S (8,8)										1	0	0	1	0	0	2	
13 Austin Slater, R (1,10) 93 Patrick Bailey, S (3,PH) (4,10)										1	0	0	0	0	0	0	
32 Jason Vosler, L (1,5) 29 Arismendy Alcántara, S (5,5)										2	0	0	0	0	1	0	
1 Mauricio Dubón, R (1,6) 94 Marco Luciano, R (5,6)										1	0	0	0	1	0	0	
70 Joe McCarthy, L (1,9)										2	0	0	0	1	1	1	
<b>Inning Stats</b>	R: 0 E: 0 K: 0 S: 3	H: 0 LOB: 1 BB: 1 P: 8	R: 0 E: 0 K: 2 S: 7	H: 0 LOB: 1 BB: 1 P: 12	R: 2 E: 0 K: 0 S: 5	H: 2 LOB: 1 BB: 1 P: 9	R: 0 E: 0 K: 0 S: 3	H: 0 LOB: 0 BB: 0 P: 3	R: 0 E: 0 K: 2 S: 7	H: 0 LOB: 1 BB: 1 P: 11	R: 0 E: 0 K: 0 S: 2	H: 0 LOB: 0 BB: 0 P: 6					
<b>PITCHER</b>	IP WLS BF H R ER SO BB IBB HBP BLK WP HR S P ERA WHIP	1.0 W 5 0 0 0 0 1 0 0 0 0 1 0 7 12 0.00 1.000	1.0 H 4 0 0 0 2 1 0 0 0 0 1 0 7 12 0.00 1.000	0.1 H 4 2 2 2 0 1 0 0 0 0 1 0 3 7 54.00 9.000	1.2 H 5 0 0 0 0 0 0 0 0 0 0 0 5 5 0.00 0.000	1.0 H 4 0 0 0 0 1 0 0 0 0 0 0 3 7 0.00 1.000	<b>PITCHER</b>	IP WLS BF H R ER SO BB IBB HBP BLK WP HR S P ERA WHIP	6.1 1.0 H 4 0 0 0 2 1 0 0 0 0 0 0 6 6 0.00 1.000	7.1 1.0 S 3 0 0 0 0 1 0 0 0 0 0 0 2 6 0.00 1.000							

**Los Angeles Angels @ San Francisco Giants**  
 Scottsdale Stadium, Scottsdale, AZ  
 Sun Feb 28 2021, 3:08 PM - 5:50 PM EST  
 Att: 863 - Partly Cloudy - 61 F

livebaseballscorecards.com

**AB 21**  
**R 2**  
**H 2**  
**RBI 2**  
**BB 6**  
**SO 4**  
**LOB 12**

WP: 3 PA: 29  
 FB: 0  
 SB: 0  
 CS: 0  
 1B: 1 SF: 1  
 2B: 1 SAC: 0  
 3B: 0 DP: 1  
 HR: 0 HBP: 1



Batter	1	2	3	4	5	6	7	8	9	AB	R	H	RBI	BB	SO	LOB	TOP	
88 Luis Robert Jr, R OBP: 0.333, SLG: 0.667	F8		G5-3	12 SF9 2B						3	0	1	1	0	0	0	<b>Chicago White Sox @ Los Angeles Angels</b> Tempe Diablo Stadium, Tempe, AZ Mon Mar 01 2021, 3:12 PM - 5:27 PM EST Att: 1,864 - Sunny - 69 F	
12 Adam Eaton, L OBP: 0.667, SLG: 1.000 44 Seby Zavala, R	HBP		1B	SF9						1	0	1	1	0	0	0		
74 Eloy Jiménez, R	K		L4	G6-3						3	0	0	0	0	1	4		
75 Gavin Sheets, L	BB		K		K					2	0	0	0	1	2	1		
73 Yermin Mercedes, R OBP: 0.500, SLG: 1.000 36 Marco Hernández, L	FC5			77 1B 2B	G4-3					2	1	1	0	0	0	2		
28 Leury García, S OBP: 1.000, SLG: 1.000 89 Zach Remillard, R			30 G1-3 77 S 1B	77 1B 30 SF9 BB	HBP					1	0	1	0	1	0	0		
77 Micker Adolfo, R OBP: 0.250, SLG: 0.250			K	5 1B 88 2B 1B	P4					3	1	1	1	0	1	2		
30 Matt Reynolds, R			G1-3	SF9						1	0	0	1	0	0	1		
20 Danny Mendick, R OBP: 0.333, SLG: 0.333 5 Nick Williams, L	K			88 2B 12 SF9 1B						1	0	0	0	0	1	1		
										1	1	1	0	0	0	0		
<b>Inning Stats</b>	R: 0 E: 0 K: 1 S: 5	H: 0 LOB: 2 BB: 1 P: 10	R: 0 E: 0 K: 2 S: 8	H: 1 LOB: 1 BB: 0 P: 9	R: 0 E: 0 K: 1 S: 6	H: 1 LOB: 1 BB: 0 P: 6	R: 4 E: 0 K: 0 S: 7	H: 4 LOB: 2 BB: 1 P: 11	R: 0 E: 0 K: 1 S: 5	H: 0 LOB: 1 BB: 0 P: 6								
<b>PITCHER</b>	IP	WLS	BF	H	R	ER	SO	BB	IBB	HBP	BLK	WP	HR	S	P	ERA	WHIP	
38 Alex Cobb, R ERA: 1.000	1.0		5	0	0	0	1	1	0	1	0	0	0	5	10	0.00	1.000	
31 Ty Buttrey, R ERA: 0.00	1.0	H	4	1	0	0	2	0	0	0	0	0	0	8	9	0.00	1.000	
57 Aaron Slegers, R ERA: 0.00	1.0	H	4	1	0	0	1	0	0	0	0	0	0	6	6	0.00	1.000	
39 Luke Bard, R ERA: 108.0	0.1		6	4	4	4	0	1	0	0	0	0	0	5	9	108.00	15.000	
74 Jake Reed, R ERA: 0.00	0.2	B	2	0	0	0	0	0	0	0	0	0	0	2	2	0.00	0.000	
<b>PITCHER</b>	IP	WLS	BF	H	R	ER	SO	BB	IBB	HBP	BLK	WP	HR	S	P	ERA	WHIP	
71 Ben Rowen, R ERA: 0.00	5.1		4	0	0	0	1	0	0	1	0	0	0	5	6	0.00	0.000	

AB	19
R	4
H	6
RBI	4
BB	2
SO	5
LOB	11



WP	0	PA	25
SB	0		
CS	1		

Batter	1	2	3	4	5	6	7	8	9	AB	R	H	RBI	BB	SO	LOB	BOTTOM	
25 Dexter Fowler, S 7 Jo Adell, R	K		K	BB						2	0	0	0	0	2	0	<b>Chicago White Sox @ Los Angeles Angels</b> Tempe Diablo Stadium, Tempe, AZ Mon Mar 01 2021, 3:12 PM - 5:27 PM EST Att: 1,864 - Sunny - 69 F	
17 Shohai Ohtani, L OBP: 0.667, SLG: 0.667	5 1B 27 1B		5 1B 27 BB	P5						3	2	2	0	0	3			
27 Mike Trout, R OBP: 1.000, SLG: 1.000 90 Jordyn Adams, R	5 1B		5 1B 4 3B	K						1	0	1	0	1	0			
5 Albert Pujols, R OBP: 1.000, SLG: 1.000 23 Matt Thaiss, L	BB		4 3B	K						2	0	2	2	0	0			
10 Justin Upton, R 81 Brennon Lund, L	BB		4 3B	K						1	1	0	0	0	1			
4 Jose Iglesias, R OBP: 0.500, SLG: 1.500 97 Jeremiah Jackson, R	P4		1-H 3-H 3B							2	0	1	2	0	0			
80 Jose Rojas, L OBP: 0.400, SLG: 0.250			1-H 3-H 3B							0	0	0	0	1	0			
24 Kurt Suzuki, R 95 Jack Kruger, R OBP: 0.500, SLG: 0.500			P6	L6						3	0	1	0	0	2			
8 Franklin Barreto, R 60 Kean Wong, L OBP: 0.500, SLG: 0.333										1	0	0	0	0	0			
										2	0	1	0	0	0			
<b>Inning Stats</b>	R: 1 E: 0 K: 2 S: 10	H: 3 LOB: 0 BB: 0 P: 10	R: 0 E: 0 K: 0 S: 3	H: 0 LOB: 0 BB: 0 P: 3	R: 3 E: 0 K: 2 S: 10	H: 3 LOB: 1 BB: 1 P: 14	R: 0 E: 0 K: 2 S: 8	H: 1 LOB: 3 BB: 2 P: 16	R: 0 E: 1 K: 0 S: 4	H: 1 LOB: 2 BB: 1 P: 8								
<b>PITCHER</b>	IP	WLS	BF	H	R	ER	SO	BB	IBB	HBP	BLK	WP	HR	S	P	ERA	WHIP	
64 Alex McRae, R ERA: 9.0	1.0		3	0	0	0	0	0	0	0	0	0	0	3	3	9.00	3.000	
83 Kodi Medeiros, L ERA: 27.0	1.0		3	3	3	3	2	1	0	0	0	0	0	10	14	27.00	4.000	
61 Ryan Burr, R ERA: 27.0	1.0		6	1	0	0	2	2	0	0	0	1	0	8	16	0.00	3.000	
59 Tayron Guerrero, R ERA: 2.00	1.0		5	1	0	0	0	1	0	0	0	0	0	4	8	0.00	2.000	
<b>PITCHER</b>	IP	WLS	BF	H	R	ER	SO	BB	IBB	HBP	BLK	WP	HR	S	P	ERA	WHIP	
90 Félix Paulino, R ERA: 0.00	1.0		5	1	0	0	0	1	0	0	0	0	0	4	8	0.00	2.000	

AB	23
R	4
H	8
RBI	4
BB	4
SO	6
LOB	20



WP	1	PA	27
SB	0		
CS	0		



Batter	1	2	3	4	5	6	7	8	9	AB	R	H	RBI	BB	SO	LOB	TOP
22 David Fletcher, R (1,4) OBP: 1.000, SLG: 1.000 60 Kean Wong, L (3,4) OBP: 0.500, SLG: 0.400										1 1 1 0 1 0 0							<b>Los Angeles Angels @ Cincinnati Reds</b> Goodyear Ballpark, Goodyear, AZ Tue Mar 02 2021, 8:09 PM - 11:20 PM EST Att. 1,991 - Clear - 75 F
9 Jon Jay, L (1,9) 90 Jordyn Adams, R (4,9)										1 1 0 0 0 0 1							
4 Jose Iglesias, R (1,6) 97 Jeremiah Jackson, R (3,6)										2 1 1 3 0 0 2							
20 Jared Walsh, L (1,3) 80 Jose Rojas, L (3,3)										1 0 0 0 1 1 0							
13 Phil Gosselin, R (1,5) 23 Matt Thaiss, L (4,5)										2 0 0 0 0 2 1							
19 Juan Lagares, R (1,8) 81 Brennan Lund, L (4,8)										1 1 1 0 1 0 0							
3 Taylor Ward, R (1,7) 7 Jo Adell, R (4,7)										2 1 1 2 0 0 2							
44 Scott Schebler, L (1,10) 89 Brandon Marsh, L (6,PH) (6,10)										1 0 0 0 1 1 0							
12 Anthony Bemboom, L (1,2) 66 Juan Graterol, R (4,2) 47 Anthony Mulrine, R (7,2)										2 0 0 0 0 1 0							
<b>Inning Stats</b>	R: 3 E: 1 K: 1 S: 7	H: 3 LOB: 2 BB: 1 P: 13	R: 0 E: 0 K: 1 S: 5	H: 0 LOB: 2 BB: 1 P: 10	R: 2 E: 0 K: 2 S: 10	H: 1 LOB: 0 BB: 2 P: 21	R: 0 E: 0 K: 1 S: 5	H: 1 LOB: 0 BB: 0 P: 6	R: 0 E: 0 K: 1 S: 4	H: 0 LOB: 0 BB: 0 P: 6	R: 0 E: 0 K: 2 S: 7	H: 0 LOB: 0 BB: 0 P: 7	R: 0 E: 0 K: 2 S: 7	H: 0 LOB: 0 BB: 0 P: 7	R: 0 E: 0 K: 3 S: 10	H: 1 LOB: 2 BB: 1 P: 14	
<b>PITCHER</b>	IP WLS BF H R ER SO BB IBB HBP BLK WP HR S P ERA WHIP	79 Hunter Greene, R (1,1) ERA: 27.0	40 Nick Lodolo, L (2,1) ERA: 18.0	49 Hector Perez, R (3,1) ERA: 18.0	53 Jesse Biddle, L (4,1) ERA: 18.0	84 Riley O'Brien, R (5,1) ERA: 18.0	52 Edgar Garcia, R (6,1) ERA: 18.0	73 Lyon Richardson, R (7,1) ERA: 18.0	94 Reiver Sanmartin, L (8,1) ERA: 18.0	IP WLS BF H R ER SO BB IBB HBP BLK WP HR S P ERA WHIP	52 Edgar Garcia, R (6,1) ERA: 18.0	73 Lyon Richardson, R (7,1) ERA: 18.0	94 Reiver Sanmartin, L (8,1) ERA: 18.0	IP WLS BF H R ER SO BB IBB HBP BLK WP HR S P ERA WHIP	52 Edgar Garcia, R (6,1) ERA: 18.0	73 Lyon Richardson, R (7,1) ERA: 18.0	94 Reiver Sanmartin, L (8,1) ERA: 18.0


Batter	1	2	3	4	5	6	7	8	9	AB	R	H	RBI	BB	SO	LOB	BOTTOM
31 Kyle Holder, L (1,6) 73 Narciso Crook, R (6,9)										2 0 0 0 1 1 1							<b>Los Angeles Angels @ Cincinnati Reds</b> Goodyear Ballpark, Goodyear, AZ Tue Mar 02 2021, 8:09 PM - 11:20 PM EST Att. 1,991 - Clear - 75 F
19 Joey Votto, L (1,3) 26 Scott Heineman, R (5,3) 93 Errol Robinson, R (8,PH)										2 0 0 0 0 1 1							
9 Mike Moustakas, L (1,4) 32 Max Schrock, L (5,4) 80 Mark Koltzsvary, R (8,PH)										2 0 0 0 0 1 1							
7 Eugenio Suárez, R (1,5) 71 Jonathan India, R (4,PR) (5,5)										1 1 1 0 1 0 0							
16 Tucker Barnhart, L (1,2) 83 Chuckie Robinson, R (5,2)										2 0 1 0 0 0 1							
17 Kyle Farmer, R (1,10) 82 Deivy Grullón, R (4,PH) (5,10)										1 0 1 1 0 0 0							
27 Tyler Naquin, L (1,8) 34 Mark Payton, L (5,8)										2 0 1 1 0 0 1							
66 Dwight Smith Jr., L (1,7) 98 Alejo Lopez, S (5,7)										1 0 1 2 1 0 0							
67 TJ Friedl, L (1,9) 69 Alfredo Rodriguez, R (6,6)										2 0 0 0 0 1 3							
<b>Inning Stats</b>	R: 0 E: 0 K: 0 S: 2	H: 0 LOB: 1 BB: 1 P: 6	R: 1 E: 0 K: 1 S: 7	H: 2 LOB: 0 BB: 0 P: 7	R: 0 E: 0 K: 2 S: 7	H: 0 LOB: 0 BB: 0 P: 7	R: 1 E: 0 K: 3 S: 11	H: 2 LOB: 3 BB: 1 P: 15	R: 2 E: 1 K: 2 S: 10	H: 2 LOB: 2 BB: 1 P: 16	R: 0 E: 0 K: 1 S: 5	H: 0 LOB: 1 BB: 1 P: 9	R: 3 E: 0 K: 1 S: 8	H: 3 LOB: 2 BB: 1 P: 13	R: 0 E: 0 K: 2 S: 6	H: 0 LOB: 2 BB: 2 P: 14	
<b>PITCHER</b>	IP WLS BF H R ER SO BB IBB HBP BLK WP HR S P ERA WHIP	28 Andrew Heaney, L (1,1) ERA: 3.86	73 Chris Rodriguez, R (3,1) ERA: 13.5	54 José Suarez, L (4,1) ERA: 13.5	52 Dillon Peters, L (5,1) ERA: 5.4	48 Reid Detmers, L (6,1) ERA: 13.5	79 Brendan McCurry, R (7,1) ERA: 40.5	67 Denny Brady, R (7,1) ERA: 40.5	IP WLS BF H R ER SO BB IBB HBP BLK WP HR S P ERA WHIP	28 Andrew Heaney, L (1,1) ERA: 3.86	73 Chris Rodriguez, R (3,1) ERA: 13.5	54 José Suarez, L (4,1) ERA: 13.5	52 Dillon Peters, L (5,1) ERA: 5.4	48 Reid Detmers, L (6,1) ERA: 13.5	79 Brendan McCurry, R (7,1) ERA: 40.5	67 Denny Brady, R (7,1) ERA: 40.5	



Batter	1	2	3	4	5	6	7	8	9	AB	R	H	RBI	BB	SO	LOB	TOP			
3 Leody Taveras, S OBP: 0.500, SLG: 0.333 0 Delino DeShields, R OBP: 0.333, SLG: 0.333	4-0 BB 30 CS		0-0 G4-3		0-3 K					1	0	0	0	1	0	0	<b>Texas Rangers @ Los Angeles Angels</b> Tempe Diablo Stadium, Tempe, AZ Wed Mar 03 2021, 3:13 PM - 5:25 PM EST Att: 1,926 - Sunny - 82 F			
21 David Dahl, L	0-0 F9			0-3 K	0-0 F7					3	0	0	0	0	1	3				
30 Nathaniel Lowe, L OBP: 0.250, SLG: 0.500 83 Curtis Terry, R OBP: 0.500, SLG: 0.500	0-3 K 1-2			0-3 K		0-0 G6-3				2	0	0	0	0	2	1				
12 Rougned Odor, L OBP: 0.200, SLG: 0.200 70 Josh Jung, R OBP: 1.000, SLG: 1.000		0-0 F8		0-0 1B		0-0 P5				3	0	1	0	0	0	0				
11 Ronald Guzmán, L OBP: 0.714, SLG: 1.200 50 Jason Martin, L OBP: 0.500, SLG: 0.500		0-0 G5-3		0-0 1B		4-0 6 1B 53 1B				2	1	1	0	1	0	0				
64 Jonah Heim, S OBP: 1.000, SLG: 1.000		0-0 G1-3		0-0 F9		0-0 53 1B				2	0	0	0	0	0	2				
74 Steele Walker, L OBP: 0.250, SLG: 1.000 53 Adolis García, R OBP: 0.250, SLG: 0.333			0-1 HR		0-0 G5-3	0-0 94 FC6-4				2	1	1	1	0	0	0				
77 Andy Ibáñez, R OBP: 0.250, SLG: 0.750 94 Justin Foscue, R			0-0 L8		0-0 3B	0-0 FC6-4				2	0	1	0	0	0	0				
2 Charlie Culberson, R OBP: 0.750, SLG: 0.667			0-3 K		4-0 BB					1	0	0	0	1	1	0				
<b>Inning Stats</b>	R: 0 E: 0 K: 1 S: 4	H: 0 LOB: 0 BB: 1 P: 8	R: 0 E: 0 K: 0 S: 3	H: 0 LOB: 0 BB: 0 P: 3	R: 1 E: 0 K: 1 S: 7	H: 1 LOB: 0 BB: 0 P: 7	R: 0 E: 0 K: 2 S: 9	H: 2 LOB: 2 BB: 0 P: 9	R: 0 E: 0 K: 1 S: 6	H: 1 LOB: 2 BB: 1 P: 10	R: 1 E: 0 K: 0 S: 5	H: 2 LOB: 2 BB: 1 P: 9						1B: 4 2B: 0 3B: 1 HR: 1	SF: 0 SAC: 0 DP: 0 HBP: 0	WP: 0 PB: 0 SB: 0 CS: 1
<b>PITCHER</b>	IP WLS BF H R ER SO BB IBB HBP BLK WP HR S P ERA WHIP																			
37 Dylan Bundy, R ERA: 9.0	2.0 6 0 0 0 1 1 0 0 0 0 0 0 7 11 0.00 0.500																			
32 Raisel Iglesias, R ERA: 9.0	1.0 4 1 1 1 1 0 0 0 0 0 0 1 7 7 9.00 1.000																			
21 Mike Mayers, R ERA: 2.7	1.0 W 5 2 0 0 2 0 0 0 0 0 0 0 9 9 0.00 2.000																			
36 Jake Faria, R ERA: 2.7	1.2 H 9 2 1 1 1 2 0 0 0 0 0 0 9 17 5.40 2.400																			
46 Thomas Pannone, L ERA: 3.000	0.1 S 2 1 0 0 0 0 0 0 0 0 0 0 2 2 0.00 3.000																			

Batter	1	2	3	4	5	6	7	8	9	AB	R	H	RBI	BB	SO	LOB	BOTTOM			
25 Dexter Fowler, S OBP: 0.500, SLG: 0.667 7 Jo Adell, R	4-0 BB 17 BB		0-0 G4-3 2B		4-0 80 None BB	4-0 BB				1	0	1	0	1	0	0	<b>Texas Rangers @ Los Angeles Angels</b> Tempe Diablo Stadium, Tempe, AZ Wed Mar 03 2021, 3:13 PM - 5:25 PM EST Att: 1,926 - Sunny - 82 F			
17 Shohai Ohtani, L OBP: 0.667, SLG: 1.200	4-0 BB 1-2		0-0 G4-3		3-2 HR	0-0 BB				2	1	1	2	1	0	1				
27 Mike Trout, R OBP: 0.500, SLG: 0.333 19 Juan Lagares, R OBP: 0.600, SLG: 0.500	0-0 F8		0-0 P4		0-0 G6-3					2	0	0	0	0	0	4				
6 Anthony Rendon, R OBP: 0.500, SLG: 1.000 60 Kean Wong, L OBP: 0.571, SLG: 0.400	0-0 F6			0-0 2 1B	4-0 BB					2	0	1	0	0	0	2				
5 Albert Pujols, R OBP: 0.500, SLG: 0.500 80 Jose Rojas, L OBP: 0.500, SLG: 0.333 94 Livan Soto, L OBP: 0.500, SLG: 0.333	0-3 K			0-0 L6	0-0 BB	4-0 13 BB 49 G6-4-3 3 BB				2	0	0	0	0	1	3				
10 Justin Upton, R OBP: 0.250, SLG: 0.250 3 Taylor Ward, R OBP: 0.400, SLG: 1.333		0-0 G6-4-3 1B		0-0 G5-3		4-0 49 G6-4-3 13 BB 8 2B				2	0	1	0	0	0	1				
2 Luis Rengifo, S OBP: 0.750, SLG: 1.000 13 Phil Gosselin, R		0-0 G6-4-3		0-0 24 E 24 S 24 1B	4-0 49 G6-4-3	4-0 BB				2	1	1	1	0	0	1				
24 Kurt Suzuki, R OBP: 0.333, SLG: 0.333 49 Keinner Peña, R		0-3 K		1-0 1B	0-0 G6-4-3	0-0 BB				2	0	1	1	0	1	0				
4 Jose Iglesias, R OBP: 0.333, SLG: 1.167 8 Franklin Barreto, R OBP: 0.500, SLG: 1.000			0-0 G6-3		0-0 L5	0-0 94 WP 3 None				2	0	0	0	0	0	2				
<b>Inning Stats</b>	R: 0 E: 0 K: 1 S: 5	H: 0 LOB: 2 BB: 2 P: 13	R: 0 E: 0 K: 1 S: 5	H: 1 LOB: 0 BB: 0 P: 5	R: 0 E: 0 K: 0 S: 4	H: 1 LOB: 2 BB: 0 P: 4	R: 2 E: 0 K: 0 S: 6	H: 3 LOB: 2 BB: 0 P: 7	R: 2 E: 0 K: 0 S: 4	H: 1 LOB: 1 BB: 2 P: 15	R: 2 E: 0 K: 0 S: 2	H: 1 LOB: 2 BB: 4 P: 18						1B: 3 2B: 3 3B: 0 HR: 1	SF: 0 SAC: 0 DP: 2 HBP: 0	WP: 1 PB: 0 SB: 2 CS: 0
<b>PITCHER</b>	IP WLS BF H R ER SO BB IBB HBP BLK WP HR S P ERA WHIP																			
49 Jimmy Herget, R ERA: 4.5	1.0 5 0 0 0 1 2 0 0 0 0 0 0 5 5 0.00 2.000																			
40 Nick Vincent, R ERA: 4.5	1.0 3 1 0 0 1 0 0 0 0 0 0 0 5 5 0.00 1.000																			
47 Hunter Wood, R ERA: 4.5	1.0 H 4 1 0 0 0 0 0 0 0 0 0 0 4 4 0.00 1.000																			
58 Drew Anderson, R ERA: 4.5	1.0 L 6 3 2 1 0 0 0 0 0 0 0 0 6 7 9.00 3.000																			
92 Hans Crouse, R ERA: 18.0	1.0 5 1 2 2 0 2 0 0 0 0 0 1 4 15 18.00 3.000																			
<b>PITCHER</b>	IP WLS BF H R ER SO BB IBB HBP BLK WP HR S P ERA WHIP																			
65 Joe Gatto, R ERA: 13.5	1.0 7 2 2 0 0 4 0 0 0 0 1 0 2 18 18.00 5.000																			

**AB 23**  
**R 2**  
**H 6**  
**RBI 2**  
**BB 3**  
**SO 5**  
**LOB 10**



**AB 20**  
**R 6**  
**H 7**  
**RBI 5**  
**BB 8**  
**SO 2**  
**LOB 16**










Batter	1	2	3	4	5	6	7	8	9	AB	R	H	RBI	BB	SO	LOB	TOP																			
22 David Fletcher, R OBP: 0.667, SLG: 0.333 8 Franklin Barreto, R OBP: 0.500, SLG: 1.000										2	0	0	0	0	1	0	<b>Los Angeles Angels @ Oakland Athletics</b> Hohokam Stadium, Mesa, AZ Fri Mar 05 2021, 3:08 PM - 5:36 PM EST Att: 1,998 - Sunny - 77 F																			
27 Mike Trout, R OBP: 0.500, SLG: 0.250 44 Scott Schebler, L OBP: 0.286, SLG: 0.400										1	0	0	0	0	1	0																				
25 Dexter Fowler, S OBP: 0.500, SLG: 0.600 7 Jo Adell, R										2	0	1	0	0	0	0																				
5 Albert Pujols, R OBP: 0.333, SLG: 0.333 80 Jose Rojas, L OBP: 0.600, SLG: 0.857										2	0	0	0	0	1	2																				
10 Justin Upton, R OBP: 0.333, SLG: 0.833 3 Taylor Ward, R OBP: 0.286, SLG: 0.800										2	1	1	1	0	0	2																				
4 Jose Iglesias, R OBP: 0.375, SLG: 1.250 97 Jeremiah Jackson, R										2	0	1	0	0	0	0																				
24 Kurt Suzuki, R OBP: 0.400, SLG: 0.250 90 Jordyn Adams, R										1	0	0	0	0	0	0																				
33 Max Stassi, R										2	0	0	0	0	2	2																				
47 Anthony Mulrine, R										1	0	0	0	0	0	1																				
2 Luis Rengifo, S OBP: 0.833, SLG: 1.750 13 Phil Gosselin, R OBP: 0.250, SLG: 0.143										1	1	1	1	1	0	0																				
<b>Inning Stats</b>	R: 0 E: 0 K: 2 S: 8	H: 1 LOB: 2 BB: 0 P: 10	R: 0 E: 0 K: 1 S: 5	H: 0 LOB: 0 BB: 0 P: 5	R: 1 E: 0 K: 1 S: 6	H: 1 LOB: 0 BB: 0 P: 6	R: 1 E: 0 K: 2 S: 10	H: 2 LOB: 3 BB: 1 P: 16	R: 3 E: 1 K: 1 S: 7	H: 1 LOB: 1 BB: 2 P: 15	R: 1 E: 0 K: 1 S: 6	H: 2 LOB: 0 BB: 0 P: 6	R: 1 E: 0 K: 2 S: 10	H: 1 LOB: 0 BB: 0 P: 12	WP: 2 2B: 2 HR: 3	SF: 2 SAC: 0 HBP: 2	WP: 1 PB: 0 SB: 0 CS: 1	PA: 34																		
<b>PITCHER</b>	IP	WLS	BF	H	R	ER	SO	BB	IBB	HBP	BLK	WP	HR	S	P	ERA	WHIP	<b>PITCHER</b>		IP	WLS	BF	H	R	ER	SO	BB	IBB	HBP	BLK	WP	HR	S	P	ERA	WHIP
32 James Kaprielian, R ERA: 9.0	2.0		8	1	0	0	3	0	0	1	0	0	0	13	15	0.00	0.500	23 Nik Turley, L ERA: 18.0		1.0		4	1	1	1	2	0	0	0	0	0	1	10	16	9.00	3.000
46 Burch Smith, R ERA: 9.0	1.0	B	4	1	1	1	1	0	0	0	0	0	1	6	6	9.00	1.000			1.0		7	1	3	1	1	2	0	0	0	0	7	15	9.00	3.000	
21 Adam Kolarek, L ERA: 9.0	1.0	B	7	2	1	1	2	1	0	1	0	0	1	10	16	9.00	3.000			1.0		4	2	1	1	1	1	0	0	0	6	6	9.00	2.000		
99 Brian Schlitler, R ERA: 4.5	1.0	L	7	1	3	1	1	2	0	0	0	0	1	7	15	9.00	3.000																			
56 Matt Blackham, R ERA: 4.5	1.0		4	2	1	1	1	0	0	0	0	0	0	6	6	9.00	2.000																			

Batter	1	2	3	4	5	6	7	8	9	AB	R	H	RBI	BB	SO	LOB	BOTTOM																			
20 Mark Canha, R										2	0	0	0	1	2	2	<b>Los Angeles Angels @ Oakland Athletics</b> Hohokam Stadium, Mesa, AZ Fri Mar 05 2021, 3:08 PM - 5:36 PM EST Att: 1,998 - Sunny - 77 F																			
31 Greg Deichmann, L OBP: 0.286, SLG: 0.167										1	0	0	0	0	1																					
17 Elvis Andrus, R OBP: 0.375, SLG: 0.333 2 Nick Allen, R										3	0	1	0	0	1	5																				
28 Matt Olson, L OBP: 0.429, SLG: 1.429 39 Vimal Machin, L OBP: 0.250, SLG: 0.250										2	1	1	1	0	1	1																				
26 Matt Chapman, R OBP: 0.375, SLG: 0.429 38 Pete Kozma, R OBP: 0.500, SLG: 1.000										1	0	0	0	1	1	0																				
18 Mitch Moreland, L OBP: 0.400, SLG: 0.250										3	0	0	0	0	2	2																				
22 Ramón Laureano, R OBP: 0.429, SLG: 0.833 13 Luis Barrera, L OBP: 1.000, SLG: 2.000										2	1	1	0	0	0	0																				
4 Chad Pinder, R										2	0	0	0	0	2	1																				
72 Michael Reed, S OBP: 0.222, SLG: 0.889										1	0	0	0	0	0	1																				
Tony Kemp, L OBP: 0.571, SLG: 0.600 15 Seth Brown, L OBP: 0.455, SLG: 0.167										1	0	1	1	1	0	0																				
37 Aramis Garcia, R OBP: 0.667, SLG: 0.500 3 Carlos Pérez, R OBP: 0.200, SLG: 0.200										1	0	1	0	0	0	0																				
<b>Inning Stats</b>	R: 0 E: 0 K: 3 S: 10	H: 1 LOB: 2 BB: 1 P: 14	R: 1 E: 0 K: 3 S: 11	H: 2 LOB: 2 BB: 1 P: 15	R: 1 E: 0 K: 1 S: 8	H: 1 LOB: 0 BB: 0 P: 9	R: 0 E: 0 K: 1 S: 4	H: 0 LOB: 3 BB: 3 P: 16	R: 0 E: 0 K: 2 S: 7	H: 0 LOB: 0 BB: 0 P: 7	R: 1 E: 0 K: 0 S: 5	H: 2 LOB: 1 BB: 0 P: 5	R: 0 E: 0 K: 1 S: 5	H: 0 LOB: 0 BB: 0 P: 5	WP: 0 2B: 4 3B: 0 HR: 1	SF: 1 SAC: 0 DP: 1 HBP: 0	WP: 0 PB: 0 SB: 0 CS: 0	PA: 31																		
<b>PITCHER</b>	IP	WLS	BF	H	R	ER	SO	BB	IBB	HBP	BLK	WP	HR	S	P	ERA	WHIP	<b>PITCHER</b>		IP	WLS	BF	H	R	ER	SO	BB	IBB	HBP	BLK	WP	HR	S	P	ERA	WHIP
17 Shohel Ohtani, R ERA: 3.86	1.2		10	3	1	1	5	2	0	0	0	0	0	18	26	5.40	3.000	43 Patrick Sandoval, L ERA: 9.0		2.0	W	8	0	0	0	3	3	0	0	0	0	11	23	0.00	1.500	
68 Kyle Keller, R ERA: 3.86	1.1		5	1	1	1	2	0	0	0	0	0	1	11	12	6.75	0.750	40 Jesse Chavez, R ERA: 9.0		1.0		5	2	1	1	0	0	0	0	5	5	9.00	2.000			
43 Patrick Sandoval, L ERA: 9.0	2.0	W	8	0	0	0	3	3	0	0	0	0	0	11	23	0.00	1.500	46 Thomas Pannone, L ERA: 9.0		1.0		3	0	0	0	1	0	0	0	5	5	0.00	0.000			

AB	27
R	7
H	8
RBI	5
BB	3
SO	10
LOB	13













Batter	1	2	3	4	5	6	7	8	9	AB	R	H	RBI	BB	SO	LOB	TOP
22 David Fletcher, R OBP: 0.500, SLG: 0.286 8 Franklin Barreto, R OBP: 0.500, SLG: 0.778	G5-3		F9		90 HR 1B					2	0	0	0	0	0	0	<b>Los Angeles Angels @ Milwaukee Brewers</b> American Family Fields of Phoenix, Phoenix, AZ Mon Mar 08 2021, 2:11 PM - 4:31 PM CST Att: 2,156 - Sunny - 83 F <a href="http://livebaseballscorecards.com">livebaseballscorecards.com</a>
27 Mike Trout, R OBP: 0.400, SLG: 0.250 90 Jordyn Adams, R OBP: 0.200, SLG: 0.444	K		P3		1-H 2-H HR					2	0	0	0	0	1	0	
17 Shohel Ohtani, L OBP: 0.300, SLG: 0.260 89 Brandon Marsh, L OBP: 0.400, SLG: 0.750	G4-3				10 HR 1B					3	1	1	0	0	1	1	
6 Anthony Rendon, R OBP: 0.333, SLG: 1.000 60 Kean Wong, L OBP: 0.354, SLG: 0.222		HR			L9					2	1	1	1	0	0	1	
10 Justin Upton, R OBP: 0.500, SLG: 1.500 9 Jon Jay, L OBP: 0.231, SLG: 0.273		HR			G3					2	2	2	3	0	0	0	
5 Albert Pujols, R OBP: 0.400, SLG: 0.500 80 Jose Rojas, L OBP: 0.643, SLG: 1.250		HR			1-H HR					2	0	0	0	0	1	0	
25 Dexter Fowler, S OBP: 0.300, SLG: 0.333 7 Jo Adell, R OBP: 0.500, SLG: 0.556		HR			K					2	0	0	0	0	1	0	
24 Kurt Suzuki, R OBP: 0.286, SLG: 0.167 94 Livan Soto, L (5, PR)		HR			K					2	0	0	0	0	0	0	
66 Juan Graterol, R OBP: 0.400, SLG: 0.600		HR			G5-3					1	1	1	1	0	0	0	
4 Jose Iglesias, R OBP: 0.333, SLG: 0.917 2 Luis Rengifo, S OBP: 0.545, SLG: 0.875		HR			G1-3					2	0	0	0	0	0	0	
					G6-3					1	1	1	0	0	0	0	
					G1					2	0	0	0	0	0	0	
					E6 90 HR 1B					0	1	0	0	0	0	0	
					P5					0	1	0	0	0	0	0	
					P5					1	0	0	0	0	0	1	
					G4-3					1	0	0	0	0	0	1	
<b>Inning Stats</b>	R: 0 E: 0 K: 1 S: 5	H: 0 LOB: 0 BB: 0 P: 6	R: 2 E: 0 K: 0 S: 8	H: 2 LOB: 0 BB: 0 P: 13	R: 0 E: 0 K: 1 S: 5	H: 0 LOB: 0 BB: 0 P: 5	R: 2 E: 0 K: 1 S: 7	H: 2 LOB: 0 BB: 0 P: 8	R: 3 E: 1 K: 1 S: 10	H: 2 LOB: 1 BB: 0 P: 10	R: 2 E: 0 K: 1 S: 11	H: 3 LOB: 2 BB: 0 P: 13	R: 0 E: 0 K: 0 S: 3	H: 0 LOB: 0 BB: 0 P: 3			
<b>PITCHER</b>	IP WLS BF H R ER SO BB IBB HBP BLK WP HR S P ERA WHIP																
53 Brandon Woodruff, R ERA: 9.0	2.0	8	2	2	2	1	0	0	0	0	0	2	13	19	9.00	1.000	
35 Brent Suter, L ERA: 6.0	2.0	B	8	2	2	2	0	0	0	0	0	1	12	13	9.00	1.000	
45 Brad Boxberger, R ERA: 6.0	1.0	B	6	2	3	2	1	0	0	0	0	1	10	10	18.00	2.000	
56 Justin Topa, R ERA: 6.0	1.0	W	7	3	2	2	1	0	0	1	0	1	11	13	18.00	3.000	
47 Angel Perdomo, L ERA:	1.0	S	3	0	0	0	0	0	0	0	0	0	3	3	0.00	0.000	

Batter	1	2	3	4	5	6	7	8	9	AB	R	H	RBI	BB	SO	LOB	BOTTOM
28 Daniel Robertson, R OBP: 0.583, SLG: 0.167 14 Jace Peterson, L OBP: 0.667, SLG: 0.967	10 1B 24 1B HBP	24 1B BB		10 2B 1B		15 1B 13 1B 1B				1	2	1	0	1	0	0	<b>Los Angeles Angels @ Milwaukee Brewers</b> American Family Fields of Phoenix, Phoenix, AZ Mon Mar 08 2021, 2:11 PM - 4:31 PM CST Att: 2,156 - Sunny - 83 F <a href="http://livebaseballscorecards.com">livebaseballscorecards.com</a>
10 Omar Narváez, L OBP: 0.455, SLG: 0.600 67 Dylan Cozens, L OBP: 0.200, SLG: 0.444	24 1B 21 BB 1B	K		24 1B 2B		K				3	1	2	1	0	1	1	
24 Avisail Garcia, R OBP: 0.583, SLG: 0.999 15 Tyrone Taylor, R OBP: 0.500, SLG: 0.800	21 BB 18 BB 9 SF9 1B	18 BB 18 BB G6-4-3 1B		18 1B 2B 1B		13 1B 3B 1B				3	1	3	2	0	0	0	
18 Keston Hiura, R OBP: 0.167, SLG: 0.364 61 Zach Green, R OBP: 0.111, SLG: 0.444	9 SF9 7 1B BB	G6-4-3		K		K				2	1	0	0	1	1	4	
21 Travis Shaw, L OBP: 0.308, SLG: 0.100 13 Mark Mathias, R OBP: 0.333, SLG: 0.333	7 1B BB			G1-3		G6-3				2	0	0	1	1	0	3	
9 Manny Pina, R OBP: 0.571, SLG: 1.500 79 Mario Feliciano, R OBP: 0.667, SLG: 1.200	SF9			G1-3		G6-3				2	0	0	1	1	0	0	
7 Derek Fisher, L OBP: 0.333, SLG: 0.571 77 Garrett Mitchell, L OBP: 0.500, SLG: 0.429	2-3 3-H			P6-7-4 2B		2B				2	0	2	1	0	0	0	
11 Billy McKinney, L OBP: 0.214, SLG: 0.083 81 Tristen Lutz, R	1-2 3-H 1B			P6-7-4		K				3	0	0	0	0	2	3	
72 Brice Turang, L OBP: 0.200, SLG: 0.444	F8			K		F7				0	0	0	0	0	0	0	
				HR		K				3	1	1	1	0	1	3	
<b>Inning Stats</b>	R: 4 E: 0 K: 1 S: 8	H: 3 LOB: 2 BB: 2 P: 17	R: 0 E: 0 K: 1 S: 5	H: 1 LOB: 1 BB: 1 P: 9	R: 0 E: 0 K: 0 S: 3	H: 1 LOB: 0 BB: 0 P: 3	R: 3 E: 1 K: 2 S: 13	H: 4 LOB: 3 BB: 0 P: 14	R: 0 E: 0 K: 2 S: 8	H: 1 LOB: 1 BB: 0 P: 8	R: 3 E: 0 K: 2 S: 11	H: 4 LOB: 1 BB: 0 P: 11	R: 0 E: 0 K: 0 S: 3	H: 0 LOB: 0 BB: 0 P: 3			
<b>PITCHER</b>	IP WLS BF H R ER SO BB IBB HBP BLK WP HR S P ERA WHIP																
28 Andrew Heaney, L ERA: 9.64	2.1	13	4	4	4	1	3	0	1	0	0	0	11	24	15.43	3.000	
71 Ben Rowen, R ERA: 6.75	0.2	3	1	0	0	1	0	0	0	0	0	5	5	0.00	1.500		
28 Andrew Heaney, L ERA: 9.64	2.1	13	4	4	4	1	3	0	1	0	0	0	11	24	15.43	3.000	
73 Chris Rodriguez, R ERA: 20.25	0.2	6	4	3	3	2	0	0	0	0	0	1	12	13	40.50	6.000	
41 Junior Guerra, R ERA:	1.1	5	1	0	0	2	0	0	0	0	0	0	9	9	0.00	0.750	

AB	31
R	9
H	9
RBI	9
BB	0
SO	5
LOB	7



AB	29
R	10
H	14
RBI	10
BB	3
SO	8
LOB	20



WP	0	PA	34
FB	0		
SB	1		
CS	0		



Batter	1	2	3	4	5	6	7	8	9	AB	R	H	RBI	BB	SO	LOB	TOP
2 Luis Rengifo, S (1, 7) 81 Brennon Lund, L (5, 7)	4-1 19 1B 20 SF7 BB	0-0 G4-3			0-0 80 G6-3 19 S 1B		0-3 K			2	1	1	0	1	0	1	
19 Juan Lagares, R (1, 9) 7 Jo Adell, R (5, 9)	0-0 1-3 1B		0-0 G6-3		0-3 K 1-2		0-0 G6-3			3	0	1	0	0	1	1	
20 Jared Walsh, L (1, 3) 80 Jose Rojas, L (4, 3)	0-0 SF7		0-0 33 2B 9 SF8 1B		0-0 G6-3 2-3		4-0 BB			1	1	1	1	0	0	0	
33 Max Stassi, R (1, 10) 89 Brandon Marsh, L (7, PH) (7, 10)	0-3 3-H K		0-0 9 SF8 1-3 2B		0-0 F9		0-0 G4-3			3	0	1	0	0	1	2	
9 Jon Jay, L (1, 8) 44 Scott Schebler, L (6, 8)	0-0 G6-3		0-0 SF8 2-3 3-H		0-1 HR		0-3 K			2	1	1	2	0	0	1	
24 Kurt Suzuki, R (1, 2) 95 Jack Kruger, R (5, 2)		4-0 23 F7 8 1B 59 G6-3 BB	0-0 L7		0-0 G5-3		0-3 K2-3			1	1	0	0	1	0	1	
8 Franklin Barreto, R (1, 4) 60 Kean Wong, L (6, 4)		0-0 59 G6-3 1-2 1B		0-3 K		4-0 23 CS BB		0-3 K		2	0	1	0	1	1	0	
23 Matt Thaiss, L (1, 5) 13 Phil Gosselin, R (6, 5)		0-0 F7 2-3		0-0 F7		1-0 2B				3	0	1	0	0	0	2	
59 Jack Mayfield, R (1, 6) 97 Jeremiah Jackson, R (6, 6)		1-0 G6-3 1-3 3-H		0-0 G3-4-1		0-0 F8				3	0	0	1	0	0	2	
<b>Inning Stats</b>	R: 1 E: 0 K: 1 S: 7	H: 1 LOB: 1 BB: 1 P: 11	R: 1 E: 0 K: 0 S: 4	H: 1 LOB: 1 BB: 1 P: 9	R: 1 E: 0 K: 0 S: 5	H: 2 LOB: 1 BB: 0 P: 5	R: 0 E: 0 K: 1 S: 5	H: 0 LOB: 0 BB: 0 P: 5	R: 0 E: 0 K: 1 S: 6	H: 1 LOB: 1 BB: 0 P: 6	R: 1 E: 0 K: 0 S: 5	H: 2 LOB: 1 BB: 1 P: 10	R: 0 E: 0 K: 1 S: 5	H: 0 LOB: 1 BB: 1 P: 9	R: 0 E: 0 K: 3 S: 9	H: 0 LOB: 0 BB: 0 P: 9	
<b>PITCHER</b>	IP WLS BF H R ER SO BB IBB HBP BLK WP HR S P ERA WHIP																
47 Cal Quantrill, R (1, 1) ERA: 7.11	3.0 L 15 4 3 3 1 2 0 0 0 0 0 0 16 25 9.00 2.000																
24 Triston McKenzie, R (4, 1) ERA: 5.4	3.0 12 3 1 1 2 1 0 0 0 0 0 1 16 21 3.00 1.333																
39 Oliver Pérez, L (7, 1) ERA: 6.0	1.0 4 0 0 0 1 1 0 0 0 0 0 0 5 9 0.00 1.000																
99 James Karinchak, R (8, 1) ERA: 2.25	1.0 3 0 0 0 3 0 0 0 0 0 0 0 9 9 0.00 0.000																

**Los Angeles Angels @ Cleveland Indians**  
 Goodyear Ballpark, Goodyear, AZ  
 Wed Mar 10 2021, 3:06 PM - 5:29 PM EST  
 Att: 2,211 - Sunny - 65 F

livebaseballscores.com

AB	28
R	4
H	7
RBI	4
BB	4
SO	7
LOB	12



WP	0	PA	34
FB	0		
SB	2		
CS	1		

Batter	1	2	3	4	5	6	7	8	9	AB	R	H	RBI	BB	SO	LOB	BOTTOM
7 César Hernández, S (1, 4) 68 Tyler Freeman, R (6, 4)	0-0 G3		0-0 2-H 2B		1-3 K 2-3					3	0	1	1	0	1	1	
0 Andrés Giménez, L (1, 6) 64 Brayan Rocchio, S (7, 6)	0-0 G4-3		0-0 F9		0-0 G3					3	0	0	0	0	0	1	
11 José Ramírez, S (1, 5) 76 Tyler Krieger, S (6, PR) (7, 5)	0-0 G3-1		0-0 9 1B 1B		4-0 9 G1-3 BB					2	0	1	0	1	0	0	
9 Eddie Rosario, L (1, 7) 84 Ernie Clement, R (7, 7)		0-3 K		0-0 32 K 1B		0-0 G1-3 1-2				3	0	1	0	0	1	1	
32 Franmil Reyes, R (1, 10) OBP: 0.300, SLG: 0.778		0-3 K		1-3 K 1-2		0-0 G3				3	0	0	0	0	2	4	
22 Josh Naylor, L (1, 9) 97 Will Benson, L (8, 9)		0-0 G4-3		0-0 F7			0-3 K			3	0	0	0	0	1	1	
10 Jake Bauers, L (1, 3) 83 Connor Marabell, L (8, 3)			4-0 7 2B 35 BB		0-0 7 WP 2B		0-0 G6-3			2	1	1	0	1	0	0	
55 Roberto Pérez, R (1, 2) 80 Bo Naylor, L (7, 2)			0-3 K		0-3 K		1-0 HR			2	0	0	0	0	2	2	
35 Oscar Mercado, R (1, 8) 79 Steven Kwan, L (8, 8)			1-3 K		0-3 K		0-0 G6-3			3	0	0	0	0	2	2	
<b>Inning Stats</b>	R: 0 E: 0 K: 0 S: 3	H: 0 LOB: 0 BB: 0 P: 3	R: 0 E: 0 K: 2 S: 7	H: 0 LOB: 0 BB: 0 P: 7	R: 1 E: 0 K: 2 S: 8	H: 1 LOB: 1 BB: 1 P: 13	R: 0 E: 0 K: 1 S: 6	H: 2 LOB: 1 BB: 0 P: 7	R: 0 E: 0 K: 3 S: 10	H: 1 LOB: 1 BB: 0 P: 11	R: 0 E: 0 K: 0 S: 3	H: 0 LOB: 2 BB: 1 P: 7	R: 1 E: 0 K: 1 S: 6	H: 1 LOB: 0 BB: 0 P: 7	R: 0 E: 0 K: 3 S: 9	H: 0 LOB: 0 BB: 0 P: 9	
<b>PITCHER</b>	IP WLS BF H R ER SO BB IBB HBP BLK WP HR S P ERA WHIP																
38 Alex Cobb, R (1, 1) ERA: 2.25	3.0 W 12 2 1 1 4 1 0 0 0 0 1 0 19 24 3.00 1.000																
43 Patrick Sandoval, L (4, 1) ERA: 2.25	3.0 H 11 2 0 0 4 1 0 0 0 0 1 0 18 24 0.00 1.000																
64 Félix Peña, R (7, 1) ERA: 9.0	1.0 S 4 1 1 1 1 0 0 0 0 0 0 1 6 7 9.00 1.000																

**Los Angeles Angels @ Cleveland Indians**  
 Goodyear Ballpark, Goodyear, AZ  
 Wed Mar 10 2021, 3:06 PM - 5:29 PM EST  
 Att: 2,211 - Sunny - 65 F

livebaseballscores.com

AB	25
R	2
H	5
RBI	2
BB	2
SO	9
LOB	12



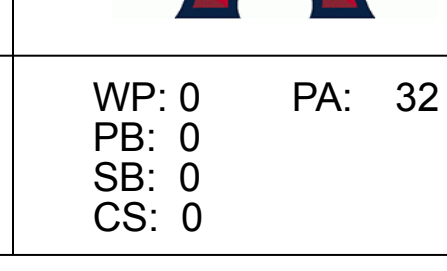
WP	1	PA	27
FB	0		
SB	1		
CS	0		



Batter	1	2	3	4	5	6	7	8	9	AB	R	H	RBI	BB	SO	LOB	TOP		
12 Alex Dickerson, L (1, 10) OBP: 0.417, SLG: 0.222 91 Ricardo Genovesi, R (6, PH) OBP: 0.500, SLG: 0.333 (6, 10)										2	0	0	0	1	2	1	<b>San Francisco Giants @ Los Angeles Angels</b> Tempe Diablo Stadium, Tempe, AZ Thu Mar 11 2021, 3:10 PM - 6:00 PM EST Att: 2,018 - Sunny - 67 F		
2 Curt Casali, R (1, 2) OBP: 0.400, SLG: 0.375 21 Joey Bart, R (4, 2) OBP: 0.538, SLG: 0.727										2	0	0	0	1	0	2			
31 LaMonte Wade Jr., L (1, 8) OBP: 0.290, SLG: 0.389 6 Steven Duggar, L (5, 8) OBP: 0.471, SLG: 0.769										3	0	1	0	0	1	0			
33 Darin Ruf, R (1, 7) OBP: 0.400, SLG: 0.450										3	0	1	0	1	1	2			
32 Jason Vosler, L (1, 3) OBP: 0.360, SLG: 0.542 (6, 5)										3	1	0	0	1	3	6			
1 Mauricio Dubon, R (1, 6) OBP: 0.625, SLG: 0.375 (6, 4)										2	1	1	0	2	0	2			
49 Jaylin Davis, R (1, 9) OBP: 0.182, SLG: 0.182 70 Joe McCarthy, L (4, 9) OBP: 0.250, SLG: 0.400										2	0	0	0	0	2	2			
72 Jason Krizan, L (1, 4) OBP: 0.412, SLG: 0.571 94 Marco Luciano, R (6, 6) OBP: 0.143, SLG: 0.077										2	1	1	0	1	0	0			
85 Will Wilson, R (1, 5) OBP: 0.235, SLG: 0.200 88 Logan Wyatt, L (6, 3) OBP: 0.300, SLG: 0.375										2	1	1	3	0	0	1			
<b>Inning Stats</b>	R: 0 E: 0 K: 1 S: 5	H: 0 LOB: 0 BB: 0 P: 5	R: 3 E: 0 K: 3 S: 10	H: 1 LOB: 1 BB: 3 P: 22	R: 0 E: 0 K: 1 S: 6	H: 1 LOB: 2 BB: 1 P: 10	R: 0 E: 0 K: 1 S: 6	H: 1 LOB: 2 BB: 0 P: 10	R: 0 E: 0 K: 2 S: 9	H: 2 LOB: 2 BB: 0 P: 9	R: 1 E: 0 K: 1 S: 7	H: 1 LOB: 3 BB: 2 P: 16	R: 0 E: 0 K: 1 S: 5	H: 0 LOB: 1 BB: 1 P: 9					
<b>PITCHER</b>	IP WLS BF H R ER SO BB IBB HBP BLK WP HR S P ERA WHIP	47 Griffin Canning, R (1, 1) ERA: 12.27	1.2 11 2 3 3 3 4 0 0 0 0 0 0 13 29 16.20 3.600	71 Ben Rowen, R (2, 1) ERA: 5.0	0.1 1 0 0 0 1 0 0 0 0 0 0 0 3 3 0.00 0.000	47 Griffin Canning, R (3, 1) ERA: 12.27	1.2 11 2 3 3 3 4 0 0 0 0 0 0 13 29 16.20 3.600	67 Denny Brady, R (3, 1) ERA: 2.7	1.0 3 0 0 0 1 0 0 0 0 0 0 0 5 5 0.00 0.000	32 Raisel Iglesias, R (4, 1) ERA: 3.0	1.0 W 5 1 0 0 1 1 0 0 0 0 0 0 6 10 0.00 2.000	<b>PITCHER</b>	IP WLS BF H R ER SO BB IBB HBP BLK WP HR S P ERA WHIP	21 Mike Mayers, R (5, 1) ERA: 22.5	1.0 H 5 2 0 0 2 0 0 0 0 0 0 0 3 9 0.00 2.000	36 Jake Faria, R (6, 1) ERA: 3.39	1.0 H 7 1 1 1 1 2 0 1 0 0 0 0 7 16 9.00 3.000	68 Kyle Keller, R (7, 1) ERA: 8.31	1.0 S 4 0 0 0 1 1 0 0 0 0 0 0 5 9 0.00 1.000

Batter	1	2	3	4	5	6	7	8	9	AB	R	H	RBI	BB	SO	LOB	BOTTOM
22 David Fletcher, R (1, 4) OBP: 0.538, SLG: 0.400 80 Jose Rojas, L (5, 4) OBP: 0.588, SLG: 1.000										3	1	2	0	0	0	0	<b>San Francisco Giants @ Los Angeles Angels</b> Tempe Diablo Stadium, Tempe, AZ Thu Mar 11 2021, 3:10 PM - 6:00 PM EST Att: 2,018 - Sunny - 67 F
27 Mike Trout, R (1, 8) OBP: 0.385, SLG: 0.545 7 Jo Adell, R (5, 8) OBP: 0.438, SLG: 0.455										3	1	1	2	0	1	1	
17 Shohel Ohtani, L (1, 10) OBP: 0.333, SLG: 0.769 89 Brandon Marsh, L (7, PH) OBP: 0.286, SLG: 0.500										3	0	2	0	0	0	0	
6 Anthony Rendon, R (1, 5) OBP: 0.222, SLG: 0.667 8 Franklin Barreto, R (6, 5) OBP: 0.500, SLG: 0.667										3	0	0	0	0	0	2	
10 Justin Upton, R (1, 7) OBP: 0.538, SLG: 1.364 23 Matt Thaiss, L (5, PR) OBP: 0.214, SLG: 0.231 (6, 7)										1	1	0	0	2	1	1	
5 Albert Pujols, R (1, 3) OBP: 0.536, SLG: 0.769 13 Phil Gosselin, R (5, PR) OBP: 0.333, SLG: 0.500 (6, 3)										3	1	3	1	0	0	0	
25 Dexter Fowler, S (1, 9) OBP: 0.308, SLG: 0.583 90 Jordyn Adams, R (6, 9) OBP: 0.200, SLG: 0.444										3	1	1	2	0	1	2	
12 Anthony Bemboom, L (1, 2) OBP: 0.100, SLG: 0.100 66 Juan Graterol, R (5, 2) OBP: 0.333, SLG: 0.500 47 Anthony Mulrine, R (7, 2)										2	0	0	0	0	0	0	
4 Jose Iglesias, R (1, 6) OBP: 0.286, SLG: 0.786 59 Jack Mayfield, R (5, 6) OBP: 0.125, SLG: 0.250										2	0	0	0	0	0	0	
<b>Inning Stats</b>	R: 2 E: 0 K: 1 S: 9	H: 4 LOB: 2 BB: 0 P: 12	R: 0 E: 0 K: 0 S: 3	H: 0 LOB: 0 BB: 0 P: 3	R: 0 E: 0 K: 1 S: 6	H: 1 LOB: 1 BB: 0 P: 6	R: 3 E: 0 K: 0 S: 6	H: 3 LOB: 1 BB: 1 P: 10	R: 0 E: 0 K: 1 S: 6	H: 1 LOB: 2 BB: 1 P: 10	R: 0 E: 0 K: 2 S: 8	H: 1 LOB: 1 BB: 0 P: 8	R: 0 E: 0 K: 3 S: 9	H: 0 LOB: 0 BB: 0 P: 9			
<b>PITCHER</b>	IP WLS BF H R ER SO BB IBB HBP BLK WP HR S P ERA WHIP	42 Johnny Cueto, R (1, 1) ERA: 3.6	3.0 13 5 2 2 2 2 0 0 0 0 0 1 18 21 6.00 1.667	56 Zack Littell, R (4, 1) ERA: 9.0	1.0 L 7 3 3 3 0 1 0 0 0 0 0 1 6 10 27.00 4.000	81 Yunior Marte, R (5, 1) ERA:	1.0 5 1 0 0 1 1 0 0 0 0 0 0 6 10 0.00 2.000	61 Silvano Bracho, R (6, 1) ERA: 4.5	1.0 4 1 0 0 2 0 0 0 0 0 0 0 8 8 0.00 1.000	64 Jimmie Sherry, R (7, 1) ERA: 4.5	1.0 3 0 0 0 3 0 0 0 0 0 0 0 9 9 0.00 0.000	<b>PITCHER</b>	IP WLS BF H R ER SO BB IBB HBP BLK WP HR S P ERA WHIP				

**AB** 27  
**R** 4  
**H** 6  
**RBI** 4  
**BB** 8  
**SO** 10  
**LOB** 23





Batter	1	2	3	4	5	6	7	8	9	AB	R	H	RBI	BB	SO	LOB	TOP																
6 David Peralta, L (1, 7) 19 Josh VanMeter, L (6, 4) OBP: 0.350, SLG: 0.529 OBP: 0.292, SLG: 0.150	G5-3		F7		K		K			3	0	0	0	0	1	2	<b>Arizona Diamondbacks @ Los Angeles Angels</b> Tempe Diablo Stadium, Tempe, AZ Fri Mar 12 2021, 3:11 PM - 6:07 PM EST Att: 2,040 - Partly Cloudy - 58 F <a href="http://livebaseballscorecards.com">livebaseballscorecards.com</a>																
10 Josh Rojas, L (1, 6) 27 Wyatt Mathisen, R (6, 5) OBP: 0.452, SLG: 0.741 OBP: 0.524, SLG: 0.400	1B			5 1B 53 BB	G1-3		28 BB 1B			2	0	1	0	1	0	2																	
53 Christian Walker, R (1, 10) 1 Domingo Leyba, S (7, PH) OBP: 0.217, SLG: 0.550 OBP: 0.296, SLG: 0.538	F7			5 1B	F7		K			2	0	0	0	1	0	3																	
5 Eduardo Escobar, S (1, 5) 28 Bryan Holaday, R (6, 2) OBP: 0.350, SLG: 0.737 OBP: 0.333, SLG: 0.290	G6-3			1-2 2-3	1B		82 1B			3	1	2	1	0	0	1																	
14 Asdrúbal Cabrera, S (1, 4) 82 Gerardo Pardo, S (6, PH) OBP: 0.235, SLG: 0.133 OBP: 0.444, SLG: 0.295	G6-3			P6			HR			3	0	1	0	0	0	3																	
18 Carson Kelly, R (1, 2) 63 Stuart Fairchild, R (6, 8) OBP: 0.300, SLG: 0.526 OBP: 0.348, SLG: 0.286	F9			K			1B			3	0	0	0	0	2	4																	
12 Daulton Varsho, L (1, 8) 78 Juniel Querecuto, S (6, 7) OBP: 0.333, SLG: 0.556	K			K			F7			3	0	0	0	0	2	4																	
30 Trayce Thompson, R (1, 9) OBP: 0.219, SLG: 0.367				P6			E5 10 G1-3 26 BB			4	0	0	0	0	1	1																	
26 Pavin Smith, L (1, 3) 80 Seth Beer, L (7, 3) OBP: 0.364, SLG: 0.400 OBP: 0.300, SLG: 0.333	G3-1			G3-1			10 G1-3 1-2			2	1	1	0	1	0	0																	
							28 BB 82 1B 27 BB			1	0	0	0	0	0	0																	
<b>Inning Stats</b>	R: 0 E: 0 K: 0 S: 4	H: 1 LOB: 1 BB: 0 P: 5	R: 0 E: 0 K: 1 S: 5	H: 0 LOB: 0 BB: 0 P: 5	R: 0 E: 0 K: 0 S: 3	H: 0 LOB: 0 BB: 0 P: 3	R: 0 E: 0 K: 2 S: 8	H: 1 LOB: 3 BB: 2 P: 16	R: 0 E: 1 K: 1 S: 6	H: 0 LOB: 2 BB: 1 P: 10	R: 1 E: 0 K: 2 S: 9	H: 2 LOB: 1 BB: 0 P: 10	R: 2 E: 0 K: 2 S: 9	H: 2 LOB: 2 BB: 2 P: 17	R: 0 E: 0 K: 1 S: 5	H: 0 LOB: 0 BB: 0 P: 5	1B: 5 2B: 0 3B: 0 HR: 1	SF: 0 SAC: 0 DP: 0 HBP: 0	WP: 0 PB: 1 CS: 0	PA: 36													
<b>PITCHER</b>	IP WLS BF H R ER SO BB IBB HBP BLK WP HR S P ERA WHIP																																
62 Jose Quintana, L (1, 1) ERA: 3.0	3.0	11	1	0	0	1	1	0	0	0	0	0	0	12	17	0.00	0.667																
41 Junior Guerra, R (4, 1) ERA: 1.0	1.0	7	1	0	0	2	2	0	0	0	0	0	0	9	17	0.00	3.000																
51 Jaime Barria, R (5, 1) ERA: 7.71	2.2	W	12	3	3	5	1	0	0	0	0	1	21	26	10.12	1.500																	
54 José Suarez, L (7, 1) ERA: 3.86	1.1	S	6	1	0	0	1	1	0	0	0	0	0	7	11	0.00	1.500																

Batter	1	2	3	4	5	6	7	8	9	AB	R	H	RBI	BB	SO	LOB	BOTTOM																
22 David Fletcher, R (1, 4) 80 Jose Rojas, L (6, 4) OBP: 0.563, SLG: 0.538 OBP: 0.556, SLG: 0.909	L9		27 G6-4-3 1B		44 HR 2B					3	1	2	2	0	0	0	<b>Arizona Diamondbacks @ Los Angeles Angels</b> Tempe Diablo Stadium, Tempe, AZ Fri Mar 12 2021, 3:11 PM - 6:07 PM EST Att: 2,040 - Partly Cloudy - 58 F <a href="http://livebaseballscorecards.com">livebaseballscorecards.com</a>																
27 Mike Trout, R (1, 8) 44 Scott Schebler, L (4, 8) OBP: 0.333, SLG: 0.462 OBP: 0.385, SLG: 1.000	K		G6-4-3		2H 3H		HR			2	0	0	0	0	1	1																	
20 Jared Walsh, L (1, 3) 3 Taylor Ward, R (6, 3) OBP: 0.357, SLG: 0.273 OBP: 0.250, SLG: 0.600	K		G1-3		G4-3					3	0	0	0	0	1	0																	
6 Anthony Rendon, R (1, 5) 2 Luis Rengifo, S (5, 5) OBP: 0.273, SLG: 0.636 OBP: 0.500, SLG: 0.667		33 BB 10 1B		K			G5-3			2	0	1	0	0	1	0																	
10 Justin Upton, R (1, 7) 19 Juan Lagares, R (5, 7) OBP: 0.533, SLG: 1.231 OBP: 0.571, SLG: 0.538		33 BB 1-2		F8			G5-3			2	0	1	0	0	0	0																	
5 Albert Pujols, R (1, 10) OBP: 0.436, SLG: 0.625		L5		G2-1			F8			3	0	0	0	0	0	2																	
25 Dexter Fowler, S (1, 9) 9 Jon Jay, L (5, 9) OBP: 0.286, SLG: 0.538 OBP: 0.222, SLG: 0.467		K					K 4 WP 22 2B 47 1B			1	0	0	0	0	1	2																	
33 Max Stassi, R (1, 2) 47 Anthony Mulrine, R (5, 2) OBP: 0.333, SLG: 0.400 OBP: 0.333, SLG: 0.333							4 WP 22 2B 1B			0	0	0	0	1	0	0																	
4 Jose Iglesias, R (1, 6) 8 Franklin Barreto, R (6, 6) OBP: 0.250, SLG: 0.688 OBP: 0.467, SLG: 0.615							F9			2	0	0	0	0	0	5																	
							1-2 2-3			1	0	0	0	0	0	0																	
<b>Inning Stats</b>	R: 0 E: 0 K: 2 S: 7	H: 0 LOB: 0 BB: 0 P: 7	R: 0 E: 0 K: 1 S: 7	H: 2 LOB: 3 BB: 1 P: 11	R: 0 E: 0 K: 0 S: 3	H: 1 LOB: 0 BB: 0 P: 3	R: 0 E: 0 K: 1 S: 5	H: 0 LOB: 0 BB: 0 P: 5	R: 0 E: 0 K: 1 S: 10	H: 3 LOB: 0 BB: 0 P: 12	R: 0 E: 0 K: 0 S: 3	H: 0 LOB: 0 BB: 0 P: 3	R: 0 E: 0 K: 2 S: 7	H: 0 LOB: 0 BB: 0 P: 7	R: 0 E: 0 K: 3 S: 10	H: 1 LOB: 1 BB: 0 P: 10	1B: 4 2B: 2 3B: 0 HR: 1	SF: 0 SAC: 0 DP: 1 HBP: 0	WP: 2 PB: 0 CS: 0	PA: 31													
<b>PITCHER</b>	IP WLS BF H R ER SO BB IBB HBP BLK WP HR S P ERA WHIP																																
23 Zac Gallen, R (1, 1) ERA: 0.2	0.2	2	0	0	0	0	0	0	0	0	0	0	0	2	2	0.00	0.000																
48 Joaquin Soria, R (5, 1) ERA: 18.0	1.0	L	7	3	4	4	1	0	0	0	0	2	1	10	12	36.00	3.000																
46 Riley Smith, R (6, 1) ERA: 6.43	3.0	10	1	0	0	5	0	0	0	0	0	0	0	20	20	0.00	0.333																















Batter	1	2	3	4	5	6	7	8	9	AB	R	H	RBI	BB	SO	LOB	TOP					
1 Amed Rosario, R OBP: 0.450, SLG: 0.389										3	1	2	0	0	1	2	<b>Cleveland Indians @ Los Angeles Angels</b> Tempe Diablo Stadium, Tempe, AZ Tue Mar 16 2021, 4:09 PM - 7:37 PM EDT Att: 2,031 - Partly Cloudy - 55 F					
23 Daniel Johnson, L OBP: 0.353, SLG: 0.733										2	0	0	0	0	2	1						
4 Bradley Zimmer, L OBP: 0.435, SLG: 0.400										3	2	1	0	1	0	1						
79 Steven Kwan, L OBP: 0.167, SLG: 0.200										1	0	0	0	0	1	0						
28 Ben Gamel, L OBP: 0.238, SLG: 0.450										4	2	2	2	0	1	2						
83 Connor Marabell, L OBP: 0.333, SLG: 0.111										1	0	0	0	0	0	0						
44 Bobby Bradley, L OBP: 0.409, SLG: 0.950										2	1	1	2	1	0	0						
50 Ryan Lavarnway, R OBP: 0.365, SLG: 0.727										1	0	0	0	0	0	0						
2 Yu Chang, R OBP: 0.304, SLG: 0.909										4	1	1	3	0	0	1						
76 Tyler Krieger, S OBP: 0.429, SLG: 0.333										1	0	0	0	0	1	0						
40 Harold Ramirez, R OBP: 0.222, SLG: 0.333										4	1	2	0	0	1	0						
60 Alex Call, R OBP: 0.417, SLG: 0.300										1	0	0	0	0	0	0						
91 Owen Miller, R OBP: 0.250, SLG: 0.250										4	0	2	0	0	1	1						
69 Richie Palacios, L OBP: 0.250, SLG: 0.250										0	0	0	0	0	0	0						
68 Tyler Freeman, R OBP: 0.571, SLG: 0.833										3	0	2	1	1	0	2						
64 Braylan Rocchio, S OBP: 0.571, SLG: 0.833										0	0	0	0	0	0	0						
17 Austin Hedges, R OBP: 0.091, SLG: 0.227										4	0	0	0	0	3	6						
80 Bo Naylor, L OBP: 0.444, SLG: 0.778										0	0	0	0	0	0	0						
<b>Inning Stats</b>	R: 1 E: 0 K: 0 S: 5	H: 2 LOB: 1 BB: 0 P: 6	R: 0 E: 0 K: 3 S: 11	H: 2 LOB: 2 BB: 0 P: 11	R: 1 E: 0 K: 0 S: 4	H: 1 LOB: 0 BB: 0 P: 4	R: 0 E: 0 K: 2 S: 7	H: 0 LOB: 1 BB: 1 P: 11	R: 6 E: 0 K: 1 S: 11	H: 6 LOB: 1 BB: 1 P: 15	R: 0 E: 0 K: 1 S: 4	H: 0 LOB: 0 BB: 1 P: 8	R: 0 E: 0 K: 1 S: 7	H: 2 LOB: 2 BB: 0 P: 7	R: 0 E: 0 K: 2 S: 7	H: 0 LOB: 0 BB: 0 P: 7	R: 0 E: 0 K: 1 S: 5	H: 0 LOB: 0 BB: 0 P: 5	1B: 6 2B: 5 3B: 1 HR: 1	SF: 1 SAC: 0 DP: 0 HBP: 0	WP: 1 PB: 0 SB: 0 CS: 1	PA: 42
<b>PITCHER</b>	IP WLS BF H R ER SO BB IBB HBP BLK WP HR S P ERA WHIP	4.0 W 18 5 2 2 5 1 0 0 0 0 1 0 27 32 4.50 1.500	0.0 6 5 6 6 0 1 0 0 0 0 0 1 5 9 ∞ ∞	1.0 H 4 1 0 0 1 0 0 0 0 0 0 0 6 6 0.00 1.000	1.0 H 3 0 0 0 1 1 0 0 0 0 0 0 4 8 0.00 1.000	1.0 H 5 2 0 0 1 0 0 0 0 0 0 0 7 7 0.00 2.000	2.0 6 6 6 0 3 0 0 0 0 0 0 12 12 0.00 0.000	8.1 2.0 6 0 0 0 3 0 0 0 0 0 0 12 12 0.00 0.000	68 Kyle Keller, R ERA: 5.68													


Batter	1	2	3	4	5	6	7	8	9	AB	R	H	RBI	BB	SO	LOB	BOTTOM			
22 David Fletcher, R OBP: 0.440, SLG: 0.409										3	1	2	1	0	0	1	<b>Cleveland Indians @ Los Angeles Angels</b> Tempe Diablo Stadium, Tempe, AZ Tue Mar 16 2021, 4:09 PM - 7:37 PM EDT Att: 2,031 - Partly Cloudy - 55 F			
60 Kean Wong, L OBP: 0.353, SLG: 0.267										3	1	2	0	0	1	0				
17 Shohel Ohtani, L OBP: 0.571, SLG: 1.211										3	2	2	2	0	0	1				
12 Anthony Bemboom, L OBP: 0.133, SLG: 0.133										3	1	0	0	0	0	3				
27 Mike Trout, R OBP: 0.333, SLG: 0.350										2	1	1	1	1	1	0				
19 Juan Lagares, R OBP: 0.478, SLG: 0.545										3	1	2	2	0	0	1				
6 Anthony Rendon, R OBP: 0.300, SLG: 0.579										3	0	1	0	0	0	4				
80 Jose Rojas, L OBP: 0.550, SLG: 0.733										2	2	1	1	1	1	1				
10 Justin Upton, R OBP: 0.476, SLG: 0.944										2	2	0	0	0	1	1				
9 Jon Jay, L OBP: 0.217, SLG: 0.368										2	1	0	1	0	0	3				
5 Albert Pujols, R OBP: 0.480, SLG: 0.609										2	1	2	2	1	0	0				
3 Taylor Ward, R OBP: 0.389, SLG: 0.500										0	1	0	0	2	0	0				
4 Jose Iglesias, R OBP: 0.291, SLG: 0.609										3	1	0	0	0	0	4				
2 Luis Rengifo, S OBP: 0.408, SLG: 0.500										1	0	0	1	0	0	3				
24 Kurt Suzuki, R OBP: 0.400, SLG: 0.250										3	0	1	0	0	0	4				
47 Anthony Mulrine, R OBP: 0.400, SLG: 0.250										1	1	0	0	1	1	3				
25 Dexter Fowler, S OBP: 0.182, SLG: 0.350										2	1	0	1	0	1	1				
44 Scott Schebler, L OBP: 0.353, SLG: 0.867										2	0	1	2	0	0	1				
<b>Inning Stats</b>	R: 3 E: 1 K: 0 S: 6	H: 2 LOB: 1 BB: 1 P: 10	R: 1 E: 0 K: 0 S: 6	H: 3 LOB: 2 BB: 0 P: 6	R: 5 E: 2 K: 1 S: 8	H: 2 LOB: 0 BB: 1 P: 13	R: 1 E: 0 K: 1 S: 7	H: 2 LOB: 1 BB: 0 P: 7	R: 0 E: 0 K: 2 S: 7	H: 0 LOB: 0 BB: 0 P: 7	R: 0 E: 0 K: 0 S: 3	H: 1 LOB: 2 BB: 2 P: 11	R: 7 E: 2 K: 1 S: 10	H: 4 LOB: 2 BB: 2 P: 19	R: 0 E: 0 K: 1 S: 6	H: 1 LOB: 1 BB: 0 P: 6	1B: 10 2B: 4 3B: 0 HR: 1	SF: 1 SAC: 0 DP: 1 HBP: 2	WP: 0 PB: 0 SB: 0 CS: 0	PA: 49
<b>PITCHER</b>	IP WLS BF H R ER SO BB IBB HBP BLK WP HR S P ERA WHIP	3.0 L 21 5 2 1 1 1 0 0 0 0 0 0 7 7 9.00 2.000	1.0 5 2 1 0 0 2 0 0 0 0 0 0 3 11 0.00 3.000	0.1 8 3 7 2 0 2 0 0 0 0 0 0 6 14 54.00 15.000	94 Robert Broom, R ERA: 18.0	66 Nick Sandlin, R ERA: 18.0														



Batter	1	2	3	4	5	6	7	8	9	AB R H RBI BB SO LOB	TOP						
17 Shohel Ohtani, L (1, 10) OBP: 0.609, SLG: 1.200 Brandon Marsh, L (4, FH) OBP: 0.308, SLG: 0.583 (4, 10)	4-0 3 E 20 1B BB	0-0 7 S 7 1B		0-3 K			0-0 60 SF8 3B			1 2 1 0 1 0 0 2 1 1 0 0 1 0	<b>Los Angeles Angels @ Seattle Mariners</b> Peoria Stadium, Peoria, AZ Wed Mar 17 2021, 9:41 PM - 12:25 AM EDT Att. 1,897 - Partly Cloudy - 70 F						
3 Taylor Ward, R (1, 7) OBP: 0.476, SLG: 0.600 60 Kean Wong, L (5, 7) OBP: 0.333, SLG: 0.267	0-0 20 1B 7 1B	0-0 7 G5-3 80 1B		0-0 7 PO 1B			0-0 SF8			3 2 3 0 0 0 0 0 0 0 1 0 0 0							
20 Jared Walsh, L (1, 3) OBP: 0.304, SLG: 0.263 23 Matt Thaiss, L (5, 3) OBP: 0.222, SLG: 0.188	0-0 7 1B 2 1B	0-3 K		0-0 F8			0-2 K			3 1 1 1 0 1 3 1 0 0 0 0 1 0							
7 Jo Adell, R (1, 9) OBP: 0.476, SLG: 0.667 44 Scott Schebler, L (5, 9) OBP: 0.333, SLG: 0.813	0-0 2 1B 1-2 3H 1B	1-0 G5-3		0-0 PO	0-0 L5		0-2 K			3 0 1 2 0 0 1 1 0 0 0 0 1 0							
80 Jose Rojas, L (1, 4) OBP: 0.536, SLG: 0.667 59 Jack Mayfield, R (5, 4) OBP: 0.200, SLG: 0.300	0-0 F7	0-0 2 CS 1B		0-0 G3-1			0-0 K			3 0 1 1 0 0 2 0 0 0 0 0 0 0							
2 Luis Rengifo, S (1, 6) OBP: 0.440, SLG: 0.526 94 Livan Soto, L (5, 6)	0-0 1-3 2H 1B	1-0 CS		0-0 F8			0-0 K			3 0 2 1 0 0 0 0 0 0 0 0 0 0							
9 Jon Jay, L (1, 8) OBP: 0.200, SLG: 0.333 90 Jordyn Adams, R (5, 8) OBP: 0.133, SLG: 0.286	0-3 K		0-0 P4		0-3 K		0-0 K			2 0 0 0 0 1 3 1 0 0 0 0 1 0							
12 Anthony Bemboom, L (1, 2) OBP: 0.111, SLG: 0.111 96 Harrison Wenson, R (6, 2)	0-0 G6-3		0-0 P5		0-0 G4-3		0-0 K			3 0 0 0 0 0 3 0 0 0 0 0 0 0							
8 Franklin Barreto, R (1, 5) OBP: 0.429, SLG: 0.694 13 Phil Gosselin, R (5, 5) OBP: 0.250, SLG: 0.357		0-1 HR	0-3 K2-3		0-3 K		0-3 K			2 1 1 1 0 1 1 1 0 0 0 0 1 0							
<b>Inning Stats</b>	R: 3 E: 1 K: 1 S: 9	H: 4 LOB: 2 BB: 1 P: 13	R: 3 E: 0 K: 1 S: 9	H: 4 LOB: 0 BB: 0 P: 11	R: 0 E: 0 K: 1 S: 6	H: 1 LOB: 1 BB: 0 P: 6	R: 0 E: 0 K: 0 S: 3	H: 0 LOB: 0 BB: 0 P: 3	R: 0 E: 0 K: 2 S: 7	H: 0 LOB: 0 BB: 0 P: 7		R: 1 E: 0 K: 2 S: 8	H: 1 LOB: 0 BB: 0 P: 8	1B: 9 2B: 0 3B: 1 HR: 1	SF: 1 SAC: 0 DP: 0 HBP: 0	WP: 0 PB: 0 SB: 2 CS: 1	PA: 33
<b>PITCHER</b>	IP WLS BF H R ER SO BB IBB HBP BLK WP HR S P ERA WHIP	<b>77 Chris Flexen, R (1, 1)</b> ERA: 10.13 <b>87 Taylor Guentert, R (2, 1)</b> ERA: 10.13 <b>77 Chris Flexen, R (3, 1)</b> ERA: 10.13 <b>49 Kendall Graveman, R (4, 1)</b> ERA: 6.35 <b>47 Rafael Montero, R (6, 1)</b> ERA: 9.0											IP WLS BF H R ER SO BB IBB HBP BLK WP HR S P ERA WHIP	<b>99 Keynan Middleton, R (7, 1)</b> ERA: 16.2	IP WLS BF H R ER SO BB IBB HBP BLK WP HR S P ERA WHIP	<b>77 Chris Flexen, R (1, 1)</b> ERA: 10.13 <b>87 Taylor Guentert, R (2, 1)</b> ERA: 10.13 <b>77 Chris Flexen, R (3, 1)</b> ERA: 10.13 <b>49 Kendall Graveman, R (4, 1)</b> ERA: 6.35 <b>47 Rafael Montero, R (6, 1)</b> ERA: 9.0	<b>99 Keynan Middleton, R (7, 1)</b> ERA: 16.2

Batter	1	2	3	4	5	6	7	8	9	AB R H RBI BB SO LOB	BOTTOM							
17 Mitch Haniger, R (1, 9) OBP: 0.296, SLG: 0.440 85 Julio Rodriguez, R (6, 9) OBP: 0.444, SLG: 0.545	0-3 K		0-0 G4-3		0-0 G6-3	4-0 0 HBP BB				3 0 0 0 0 1 0 0 0 0 0 1 0 0	<b>Los Angeles Angels @ Seattle Mariners</b> Peoria Stadium, Peoria, AZ Wed Mar 17 2021, 9:41 PM - 12:25 AM EDT Att. 1,897 - Partly Cloudy - 70 F							
25 Dylan Moore, R (1, 4) OBP: 0.375, SLG: 0.464 0 Sam Haggerty, S (6, 4) OBP: 0.367, SLG: 0.462	0-0 15 BB 23 BB 1B		0-0 F8		0-0 F9	1-0 1-2 2-3 HBP				3 0 1 0 0 0 0 0 0 0 0 0 0 0								
23 Ty France, R (1, 3) OBP: 0.516, SLG: 0.962 26 José Marmolejos, L (6, PR) OBP: 0.333, SLG: 0.348 (7, 3)	4-0 15 BB 1-2 BB		0-0 F9		0-0 G3-1					1 0 0 0 2 0 0 1 1 0 0 0 0 3								
15 Kyle Seager, L (1, 5) OBP: 0.565, SLG: 0.625 31 Donovan Walton, L (6, PR) OBP: 0.227, SLG: 0.190 (7, 5)	4-0 1-2 2-3 BB		0-3 K		0-0 K	0-0 10 BB 12 HR 1B	0-0 F8			2 0 1 0 1 1 0 1 1 0 0 0 0 0								
1 Kyle Lewis, R (1, 8) OBP: 0.357, SLG: 0.409 5 Braden Bishop, R (7, 8) OBP: 0.353, SLG: 0.231	0-3 K		4-0 2 2B BB		0-1 F7	0-0 P4	0-0 P4			2 0 0 0 1 1 5 1 0 0 0 0 0 0								
2 Tom Murphy, R (1, 2) OBP: 0.296, SLG: 0.520 29 Cal Raleigh, S (5, 2) OBP: 0.316, SLG: 0.412	0-3 K		0-0 K		0-0 K	0-0 K	4-0 BB			2 0 1 0 0 1 3 1 0 0 0 1 1 2								
20 Taylor Trammell, L (1, 7) OBP: 0.345, SLG: 0.538 10 Jarred Kelenic, L (5, 7) OBP: 0.364, SLG: 0.556		0-0 P6		0-3 K		4-0 12 HR BB	0-0 G4-3			2 0 0 0 0 1 2 1 1 0 0 1 0 1								
12 Evan White, R (1, 10) OBP: 0.273, SLG: 0.333		0-0 G1-3		0-3 K		3-2 HR				3 1 1 4 0 1 2								
3 J.P. Crawford, L (1, 6) OBP: 0.438, SLG: 0.182		0-3 K		0-0 G4-3		4-0 0 HBP 85 BB BB				2 0 0 0 1 1 0								
<b>Inning Stats</b>	R: 0 E: 0 K: 3 S: 10	H: 1 LOB: 3 BB: 2 P: 18	R: 0 E: 0 K: 1 S: 5	H: 0 LOB: 0 BB: 0 P: 5	R: 0 E: 0 K: 0 S: 3	H: 0 LOB: 0 BB: 0 P: 3	R: 0 E: 0 K: 3 S: 10	H: 1 LOB: 2 BB: 1 P: 14	R: 0 E: 0 K: 0 S: 3	H: 0 LOB: 0 BB: 0 P: 3		R: 4 E: 0 K: 1 S: 10	H: 2 LOB: 3 BB: 4 P: 30	R: 0 E: 0 K: 0 S: 3	H: 0 LOB: 1 BB: 1 P: 7	1B: 2 2B: 1 3B: 0 HR: 1	SF: 0 SAC: 0 DP: 0 HBP: 1	WP: 0 PB: 0 SB: 0 CS: 0
<b>PITCHER</b>	IP WLS BF H R ER SO BB IBB HBP BLK WP HR S P ERA WHIP	<b>62 Jose Quintana, L (1, 1)</b> ERA: 3.18 <b>31 Ty Buttrey, R (4, 1)</b> ERA: 12.0 <b>46 Thomas Pannone, L (6, 1)</b> ERA: 12.0 <b>67 Denny Brady, R (6, 1)</b> ERA: 2.45 <b>36 Jake Faria, R (7, 1)</b> ERA: 2.45											IP WLS BF H R ER SO BB IBB HBP BLK WP HR S P ERA WHIP	<b>62 Jose Quintana, L (1, 1)</b> ERA: 3.18 <b>31 Ty Buttrey, R (4, 1)</b> ERA: 12.0 <b>46 Thomas Pannone, L (6, 1)</b> ERA: 12.0 <b>67 Denny Brady, R (6, 1)</b> ERA: 2.45 <b>36 Jake Faria, R (7, 1)</b> ERA: 2.45	IP WLS BF H R ER SO BB IBB HBP BLK WP HR S P ERA WHIP	<b>62 Jose Quintana, L (1, 1)</b> ERA: 3.18 <b>31 Ty Buttrey, R (4, 1)</b> ERA: 12.0 <b>46 Thomas Pannone, L (6, 1)</b> ERA: 12.0 <b>67 Denny Brady, R (6, 1)</b> ERA: 2.45 <b>36 Jake Faria, R (7, 1)</b> ERA: 2.45	<b>62 Jose Quintana, L (1, 1)</b> ERA: 3.18 <b>31 Ty Buttrey, R (4, 1)</b> ERA: 12.0 <b>46 Thomas Pannone, L (6, 1)</b> ERA: 12.0 <b>67 Denny Brady, R (6, 1)</b> ERA: 2.45 <b>36 Jake Faria, R (7, 1)</b> ERA: 2.45	



Batter	1	2	3	4	5	6	7	8	9	AB	R	H	RBI	BB	SO	LOB	TOP																
2 Luis Urias, R (1,6) OBP: 0.278, SLG: 0.375 72 Bryce Turang, L (7,4) OBP: 0.143, SLG: 0.263	4-0 BB		4-0 BB			0-0 G6-3		0-0 P6		1 0 0 0 2 0 0 1 0 0 0 0 0 1							<b>Milwaukee Brewers @ Los Angeles Angels</b> Tempe Diablo Stadium, Tempe, AZ Thu Mar 18 2021, 4:13 PM - 6:53 PM EDT Att: 2,030 - Sunny - 76 F																
24 Avisail Garcia, R (1,9) OBP: 0.385, SLG: 0.640 67 Dylan Cozens, L (6,9) OBP: 0.286, SLG: 0.600	0-3 K		0-3 K			0-0 F9		0-3 K		3 0 0 0 0 2 2 1 0 0 0 0 1 1																							
41 Jackie Bradley Jr., L (1,8) OBP: 0.167, SLG: 0.167 61 Zach Green, R (7,5) OBP: 0.300, SLG: 0.789	0-3 K			0-0 G3			0-0 P6	0-3 K	0-3 K	3 0 0 0 0 1 1 1 0 0 0 0 1 0																							
18 Keston Hiura, R (1,3) OBP: 0.185, SLG: 0.346 60 Dustin Peterson, R (7,3) OBP: 0.333, SLG: 0.667	0-3 K			0-3 K			0-3 K	0-0 G5-3	0-3 K	3 0 0 0 0 3 1 1 0 0 0 0 0 0																							
11 Billy McKinney, L (1,7) OBP: 0.214, SLG: 0.423 92 Freddy Zamora, R (7,6)			0-0 F9		0-0 F7		0-0 HR	0-3 K	0-3 K	3 1 1 1 0 0 0 1 0 0 0 0 1 0																							
3 Orlando Arcia, R (1,5) OBP: 0.296, SLG: 0.385 90 Micah Bello, R (7,7)		0-3 K2-3			0-0 F7		0-3 K			3 0 0 0 0 2 0 0 0 0 0 0 0 0																							
28 Daniel Robertson, R (1,4) OBP: 0.579, SLG: 0.765 77 Garrett Mitchell, L (7,8)		0-0 L4			0-0 1B			0-0 1B	0-0 1B	2 0 1 0 0 0 0 1 1 1 0 0 0 0								AB 30 R 2 H 4 RBI 2 BB 2 SO 13 LOB 8															
10 Omar Narváez, L (1,2) OBP: 0.385, SLG: 0.545 Mario Feliciano, R (8,2) OBP: 0.600, SLG: 1.222			0-3 K		0-0 L1-3			1-0 F7	1-2 F7	3 0 0 0 0 1 2 0 0 0 0 0 0 0																							
39 Corbin Burnes, R (1,1) OBP: 0.444, SLG: 0.900 45 Brad Boxberger, R (4,1) OBP: 0.286, SLG: 0.571 20 Daniel Vogelbach, L (6,PH) OBP: 0.333, SLG: 0.667 43 Drew Rasmussen, R (6,1) OBP: 0.286, SLG: 0.571 57 Eric Yardley, R (7,1) OBP: 0.286, SLG: 0.571 68 Clayton Andrews, L (7,1) OBP: 0.286, SLG: 0.571 20 Daniel Vogelbach, L (6,PH) OBP: 0.333, SLG: 0.667 36 Blaine Hardy, L (8,1)			0-3 K			0-0 G5-3		0-0 2B	0-0 2B	1 0 0 0 0 0 1 0 0 0 0 0 0 0 0 0 2 0 0 1 1 0 0 0 0 0 0 0 0 0 0 0 0 0 0 0 0 0 0 0 0 0 0 0 0 0 0 0 0 0 0 0 0 0 0 0 0 2 0 0 1 1 0 0 0 0 0 0 0 0 0 0 0 0																							
<b>Inning Stats</b>	R: 0 E: 0 K: 3 S: 9	H: 0 LOB: 1 BB: 1 P: 13	R: 0 E: 0 K: 1 S: 5	H: 0 LOB: 0 BB: 0 P: 5	R: 0 E: 0 K: 3 S: 9	H: 0 LOB: 1 BB: 1 P: 13	R: 0 E: 0 K: 1 S: 5	H: 0 LOB: 0 BB: 0 P: 3	R: 0 E: 0 K: 0 S: 3	H: 1 LOB: 0 BB: 0 P: 3	R: 1 E: 0 K: 2 S: 8	H: 1 LOB: 0 BB: 0 P: 8	R: 1 E: 0 K: 1 S: 7	H: 2 LOB: 1 BB: 0 P: 8	R: 0 E: 0 K: 2 S: 7	H: 0 LOB: 0 BB: 0 P: 7		1B: 2 2B: 2 3B: 0 HR: 1	SF: 0 SAC: 0 DP: 1 HBP: 0	WP: 0 PB: 0 SB: 1 CS: 0	PA: 32												
<b>PITCHER</b>	IP WLS BF H R ER SO BB IBB HBP BLK WP HR S P ERA WHIP																																
28 Andrew Heaney, L (1,1) ERA: 4.68	5.0	17	1	0	0	8	2	0	0	0	0	0	0	31	39	0.00		0.600															
43 Patrick Sandoval, L (6,1) ERA: 3.6	2.0	W 7	1	1	1	2	0	0	0	0	0	1	11	11	4.50	0.500																	
78 Davis Daniel, R (8,1) ERA: 4.5	1.0	H 5	2	1	1	1	0	0	0	0	0	7	8	9.00	2.000																		
74 Jake Reed, R (9,1) ERA: 4.91	1.0	S 3	0	0	0	2	0	0	0	0	0	7	7	0.00	0.000																		

Batter	1	2	3	4	5	6	7	8	9	AB	R	H	RBI	BB	SO	LOB	BOTTOM														
22 David Fletcher, R (1,4) OBP: 0.393, SLG: 0.360 2 Luis Rengifo, S (6,4) OBP: 0.462, SLG: 0.550	0-0 G5-3		0-0 F9		0-0 FC5-4		0-0 1B			3 0 0 0 0 0 1 1 0 1 1 0 0 0							<b>Milwaukee Brewers @ Los Angeles Angels</b> Tempe Diablo Stadium, Tempe, AZ Thu Mar 18 2021, 4:13 PM - 6:53 PM EDT Att: 2,030 - Sunny - 76 F														
20 Jared Walsh, L (1,3) OBP: 0.289, SLG: 0.227 3 Taylor Ward, R (7,PH) OBP: 0.500, SLG: 0.625	0-0 L6		0-0 G4-1			0-3 K	0-0 1B	0-0 1B	0-0 1B	3 0 0 0 0 1 0 1 0 1 1 0 0 0																					
27 Mike Trout, R (1,8) OBP: 0.407, SLG: 0.381 9 Jon Jay, L (7,8) OBP: 0.192, SLG: 0.318	4-0 BB			0-0 1B		4-0 BB	0-0 L8	4-0 BB	1-2 2-3	1 0 1 0 2 0 0 1 0 0 0 0 0 2																					
6 Anthony Rendon, R (1,5) OBP: 0.304, SLG: 0.524 59 Jack Mayfield, R (6,PR) OBP: 0.275, SLG: 0.394	1-3 K			0-0 L8		4-0 BB	0-0 1B	1-2 BB	0-0 1B	2 0 0 0 1 1 2 1 0 1 0 0 0 0																					
10 Justin Upton, R (1,7) OBP: 0.458, SLG: 0.857 44 Scott Schebler, L (7,7) OBP: 0.316, SLG: 0.765		0-0 1B		0-3 K		0-0 G6-4-3	0-0 G4-3	0-0 G4-3	1-3 G4-3	3 1 1 0 0 1 3 1 0 0 0 0 0 1																					
5 Albert Pujols, R (1,10) OBP: 0.426, SLG: 0.538 Brandon Marsh, L (8,PH) OBP: 0.286, SLG: 0.538	1 SAFE 0-3 K		0-0 F8		0-0 G4-3		0-3 K	0-3 K		3 0 0 0 0 1 2 1 0 0 0 0 1 1																					
19 Juan Lagares, R (1,9) OBP: 0.223, SLG: 0.480 7 Jo Adell, R (8,9) OBP: 0.455, SLG: 0.625		0-0 G5-3			0-3 K		0-3 K	0-3 K		3 0 0 1 0 2 0 1 0 0 0 0 1 1																					
24 Kurt Suzuki, R (1,2) OBP: 0.412, SLG: 0.286 66 Juan Graterol, R (6,2) OBP: 0.333, SLG: 0.444	3-H 0-0 F7			0-0 1B		0-0 1B	0-0 1B	0-0 1B	0-0 1B	2 0 1 0 0 0 0 1 1 1 0 0 0 0																					
4 Jose Iglesias, R (1,6) OBP: 0.269, SLG: 0.577 8 Franklin Barreto, R (8,6) OBP: 0.420, SLG: 0.684		0-0 K			0-0 F7		0-0 1B	1-3 1B	0-0 1B	3 1 1 0 0 1 1 0 0 0 0 0 0 0																					
<b>Inning Stats</b>	R: 0 E: 0 K: 1 S: 5	H: 0 LOB: 1 BB: 1 P: 10	R: 1 E: 1 K: 1 S: 6	H: 1 LOB: 0 BB: 0 P: 6	R: 0 E: 0 K: 1 S: 5	H: 0 LOB: 0 BB: 0 P: 5	R: 0 E: 0 K: 1 S: 6	H: 1 LOB: 1 BB: 0 P: 6	R: 0 E: 0 K: 1 S: 4	H: 1 LOB: 1 BB: 0 P: 6	R: 2 E: 0 K: 1 S: 9	H: 4 LOB: 2 BB: 0 P: 11	R: 0 E: 0 K: 2 S: 8	H: 1 LOB: 1 BB: 0 P: 9	1B: 8 2B: 0 3B: 0 HR: 0	SF: 0 SAC: 0 DP: 1 HBP: 0		WP: 4 PB: 0 SB: 0 CS: 0	PA: 34												
<b>PITCHER</b>	IP WLS BF H R ER SO BB IBB HBP BLK WP HR S P ERA WHIP																														
39 Corbin Burnes, R (1,1) ERA: 10.5	1.1	5	1	0	0	1	0	0	0	0	0	7	7	0.00	0.750																
43 Drew Rasmussen, R (6,1) ERA: 3.18	1.0	4	0	0	0	1	2	0	0	0	0	4	12	0.00	2.000																
57 Eric Yardley, R (7,1) ERA: 9.64	0.2	L 5	3	2	2	1	0	0	0	1	0	7	8	27.00	4.500																
68 Clayton Andrews, L (7,1) ERA: 4.5	0.1	2	1	0	0	0	0	0	0	1	0	2	3	0.00	3.000																
<b>PITCHER</b>	IP WLS BF H R ER SO BB IBB HBP BLK WP HR S P ERA WHIP																														
36 Blaine Hardy, L (8,1) ERA: 4.5	1.0	4	1	0	0	2	0	0	0	0	0	8	9	0.00	1.000																



Batter	1	2	3	4	5	6	7	8	9	AB	R	H	RBI	BB	SO	LOB	TOP					
22 David Fletcher, R OBP: 0.355, SLG: 0.321 97 Jeremiah Jackson, R (5, 6)	G6-3		G5-3		K		K			3	0	0	0	0	1	1	<b>Los Angeles Angels @ Kansas City Royals</b> Surprise Stadium, Surprise, AZ Fri Mar 19 2021, 4:07 PM - 6:37 PM EDT Att: 2,156 - Sunny - 78 F					
20 Jared Walsh, L OBP: 0.241, SLG: 0.200 23 Matt Thaiss, L OBP: 0.211, SLG: 0.176 (1, 3) (6, 3)	K			G6-3		G4-3		K		3	0	0	0	0	1	0						
19 Juan Lagares, R OBP: 0.474, SLG: 0.464 8 Franklin Barreto, R OBP: 0.409, SLG: 0.650 (1, 7) (6, 7)	PO			L9		G3-1		L8		3	0	1	0	0	0	0						
80 Jose Rojas, L OBP: 0.581, SLG: 0.750 94 Livan Soto, L (1, 4) (6, 4)	PO			33 2B 44 HR BB		1B		BB		2	1	2	0	1	0	0						
33 Max Stassi, R OBP: 0.364, SLG: 0.500 12 Anthony Bemboom, L OBP: 0.158, SLG: 0.111 (1, 2) (7, 2)				44 HR 2B		K		BB		3	1	1	0	0	2	2						
44 Scott Schebler, L OBP: 0.409, SLG: 0.947 81 Brennon Lund, L OBP: 0.111, SLG: 0.333 (1, 9) (7, 9)				2B				BB		0	0	0	0	1	0	0						
7 Jo Adell, R OBP: 0.440, SLG: 0.632 90 Jordyn Adams, R OBP: 0.125, SLG: 0.267 (1, 8) (7, 8)				HR				1B		2	2	3	0	0	0	0						
13 Phil Gosselin, R OBP: 0.211, SLG: 0.294 59 Jack Mayfield, R OBP: 0.250, SLG: 0.333 (1, 5) (7, 5)				2B				2B		3	0	0	0	0	2	1						
95 Jack Kruger, R OBP: 0.273, SLG: 0.273 47 Anthony Mulrine, R OBP: 0.333, SLG: 0.200 (1, 10) (9, 10)				1B				K		1	0	0	0	0	1	0						
<b>Inning Stats</b>	R: 0 E: 0 K: 1 S: 5	H: 1 LOB: 0 BB: 0 P: 6	R: 0 E: 0 K: 1 S: 5	H: 1 LOB: 1 BB: 0 P: 6	R: 0 E: 0 K: 1 S: 5	H: 0 LOB: 0 BB: 1 P: 5	R: 3 E: 0 K: 0 S: 5	H: 2 LOB: 0 BB: 1 P: 9	R: 0 E: 0 K: 1 S: 5	H: 1 LOB: 1 BB: 0 P: 6	R: 1 E: 0 K: 2 S: 9	H: 2 LOB: 1 BB: 0 P: 9	R: 0 E: 0 K: 1 S: 5	H: 0 LOB: 2 BB: 0 P: 13	R: 0 E: 0 K: 2 S: 7	H: 0 LOB: 0 BB: 0 P: 7		1B: 4 2B: 3 3B: 0 HR: 1	SF: 0 SAC: 0 DP: 1 HBP: 1	WP: 0 PB: 0 SB: 1 CS: 0	PA: 37	
<b>PITCHER</b>	IP WLS BF H R ER SO BB IBB HBP BLK WP HR S P ERA WHIP	5.0 19 5 3 3 4 1 0 1 0 0 1 25 32 5.40 1.200	2.0 9 3 1 1 3 0 0 0 0 0 0 15 15 4.50 1.500	1.0 5 0 0 0 1 2 0 0 0 0 0 5 13 0.00 2.000	1.0 3 0 0 0 2 0 0 0 0 0 0 7 7 0.00 0.000																	

AB	32
R	4
H	8
RBI	4
BB	3
SO	10
LOB	10



Batter	1	2	3	4	5	6	7	8	9	AB	R	H	RBI	BB	SO	LOB	BOTTOM				
15 Whit Merrifield, R OBP: 0.462, SLG: 0.583 76 Kyle Isbel, L OBP: 0.423, SLG: 0.571 (1, 9) (7, 9)	P4		G5-3		E6			11 1B 2B		3	0	0	0	0	0	0	<b>Los Angeles Angels @ Kansas City Royals</b> Surprise Stadium, Surprise, AZ Fri Mar 19 2021, 4:07 PM - 6:37 PM EDT Att: 2,156 - Sunny - 78 F				
16 Andrew Benintendi, L OBP: 0.351, SLG: 0.375 11 Bubba Starling, R OBP: 0.289, SLG: 0.520 (1, 7) (6, 7) (7, 8)	P5			27 SH 41 2B 2B		K		2H 1B		3	1	1	0	0	1	1					
27 Adalberto Mondesi, S OBP: 0.318, SLG: 0.391 36 Cam Gallagher, R OBP: 0.364, SLG: 0.263 (1, 6) (7, 2)	G3			SH 41 2B 6 13 2-3				P5		2	1	0	0	0	1	0					
13 Salvador Perez, R OBP: 0.484, SLG: 0.778 98 Anderson Miller, L OBP: 0.296, SLG: 0.571 (1, 2) (7, 7)				K		G6-3		K		3	0	0	0	0	1	2					
41 Carlos Santana, S OBP: 0.333, SLG: 0.441 75 Jelson Guzman, S OBP: 0.154, SLG: 0.383 9 Ryan McBroom, R OBP: 0.290, SLG: 0.600 89 Nick Loftin, R OBP: 0.300, SLG: 0.222 (1, 3) (7, 6) (8, 6) (9, 6)	K			2B				K		3	1	2	3	0	1	0					
12 Jorge Soler, R OBP: 0.250, SLG: 0.486 (1, 10)				K				K		4	0	1	0	0	2	1					
49 Hanser Alberto, R OBP: 0.421, SLG: 0.375 73 Emmanuel Rivera, R OBP: 0.346, SLG: 0.440 (1, 5) (8, 5)				G6-3				G4-3		3	0	0	0	0	1	2					
1 Jarrod Dyson, L OBP: 0.125, SLG: 0.071 88 Nick Pratto, L OBP: 0.435, SLG: 0.950 (1, 8) (7, 3)				G4-3				F7		2	0	0	0	0	0	0					
8 Nicky Lopez, L OBP: 0.233, SLG: 0.154 66 Ryan O'Hearn, L OBP: 0.300, SLG: 0.520 90 Clay Dungan, L OBP: 0.111, SLG: 0.111 (1, 4) (7, 7, PH) (8, 4)				F7				F8		2	0	0	0	0	1	0					
<b>Inning Stats</b>	R: 0 E: 0 K: 0 S: 3	H: 0 LOB: 0 BB: 0 P: 3	R: 0 E: 0 K: 2 S: 8	H: 1 LOB: 1 BB: 0 P: 8	R: 0 E: 0 K: 0 S: 3	H: 0 LOB: 0 BB: 0 P: 3	R: 2 E: 1 K: 2 S: 10	H: 2 LOB: 1 BB: 0 P: 11	R: 0 E: 0 K: 2 S: 8	H: 0 LOB: 1 BB: 0 P: 8	R: 1 E: 0 K: 1 S: 5	H: 1 LOB: 0 BB: 0 P: 10	R: 0 E: 0 K: 2 S: 9	H: 2 LOB: 1 BB: 0 P: 9	R: 0 E: 0 K: 0 S: 3	H: 0 LOB: 0 BB: 0 P: 3		1B: 2 2B: 3 3B: 0 HR: 1	SF: 0 SAC: 1 DP: 0 HBP: 0	WP: 0 PB: 0 SB: 1 CS: 0	PA: 35
<b>PITCHER</b>	IP WLS BF H R ER SO BB IBB HBP BLK WP HR S P ERA WHIP	5.0 20 4 1 1 1 2 0 0 0 0 0 1 10 10 9.00 1.000	1.0 H 3 0 0 0 1 0 0 0 0 0 5 5 0.00 0.000	1.0 B 5 2 1 1 2 0 0 0 0 0 0 9 9 9.00 2.000	1.0 3 0 0 0 0 0 0 0 0 0 0 3 3 0.00 0.000																

AB	34
R	4
H	6
RBI	4
BB	0
SO	11
LOB	9





Batter	1	2	3	4	5	6	7	8	9	AB	R	H	RBI	BB	SO	LOB	TOP						
<b>20 Mark Canha, R</b> (1, 8) <small>OBP: 0.375, SLG: 0.130</small> <b>80 Cody Thomas, L</b> (6, 8) <small>OBP: 0.375, SLG: 0.333</small>										3	1	0	0	1	1	1	0						
<b>17 Elvis Andrus, R</b> (1, 6) <small>OBP: 0.258, SLG: 0.310</small> <b>38 Pete Kozma, R</b> (6, PR) <small>OBP: 0.297, SLG: 0.455</small>										4	2	3	2	0	0	0	0						
<b>28 Matt Olson, L</b> (1, 3) <small>OBP: 0.424, SLG: 1.000</small> <b>78 Frank Schwindel, R</b> (6, PR) <small>OBP: 0.310, SLG: 0.464</small>										4	1	3	4	0	0	0	0						
<b>26 Matt Chapman, R</b> (1, 5) <small>OBP: 0.294, SLG: 0.414</small> <b>82 Edwin Diaz, R</b> (6, PR) <small>OBP: 0.400, SLG: 0.556</small>										2	0	0	0	2	0	1	0						
<b>8 Jed Lowrie, S</b> (1, 10) <small>OBP: 0.273, SLG: 0.450</small> <b>77 Tyler Soderstrom, L</b> (9, PH) <small>OBP: 0.500, SLG: 0.875</small>										4	0	0	0	0	2	4	0						
<b>12 Sean Murphy, R</b> (1, 2) <small>OBP: 0.222, SLG: 0.500</small> <b>3 Carlos Pérez, R</b> (7, 2) <small>OBP: 0.263, SLG: 0.263</small>										4	1	1	1	0	1	1	0						
<b>1 Ka'ai Tom, L</b> (1, 7) <small>OBP: 0.533, SLG: 0.857</small>										4	2	2	0	1	0	0	0						
<b>4 Chad Pinder, R</b> (1, 9) <small>OBP: 0.500, SLG: 0.733</small> <b>Greg Deichmann, L</b> (7, PR) <small>OBP: 0.176, SLG: 0.087</small>										4	2	3	2	0	0	1	0						
<b>39 Vimal Machin, L</b> (1, 4) <small>OBP: 0.314, SLG: 0.333</small> <b>2 Nick Allen, R</b> (7, 4) <small>OBP: 0.280, SLG: 0.304</small>										4	0	0	0	0	0	3	0						
<b>Inning Stats</b>	R: 1 E: 0 K: 2 S: 9	H: 2 LOB: 1 BB: 0 P: 9	R: 1 E: 0 K: 1 S: 8	H: 1 LOB: 0 BB: 0 P: 9	R: 2 E: 0 K: 0 S: 6	H: 2 LOB: 1 BB: 1 P: 12	R: 2 E: 0 K: 0 S: 5	H: 2 LOB: 0 BB: 0 P: 7	R: 0 E: 0 K: 0 S: 3	H: 0 LOB: 0 BB: 0 P: 3	R: 4 E: 0 K: 1 S: 9	H: 4 LOB: 2 BB: 2 P: 18	R: 0 E: 0 K: 0 S: 4	H: 1 LOB: 1 BB: 0 P: 4	R: 0 E: 0 K: 1 S: 6	H: 1 LOB: 1 BB: 0 P: 6	R: 1 E: 0 K: 1 S: 6	H: 2 LOB: 2 BB: 1 P: 10	1B: 9 2B: 3 3B: 0 HR: 3	SF: 0 SAC: 0 DP: 0 HBP: 0	WP: 2 PA: 45 PB: 0 SB: 0 CS: 0		
<b>PITCHER</b>	IP WLS BF H R ER SO BB IBB HBP BLK WP HR S P ERA WHIP	IP WLS BF H R ER SO BB IBB HBP BLK WP HR S P ERA WHIP	IP WLS BF H R ER SO BB IBB HBP BLK WP HR S P ERA WHIP	IP WLS BF H R ER SO BB IBB HBP BLK WP HR S P ERA WHIP	IP WLS BF H R ER SO BB IBB HBP BLK WP HR S P ERA WHIP	IP WLS BF H R ER SO BB IBB HBP BLK WP HR S P ERA WHIP	IP WLS BF H R ER SO BB IBB HBP BLK WP HR S P ERA WHIP	IP WLS BF H R ER SO BB IBB HBP BLK WP HR S P ERA WHIP	IP WLS BF H R ER SO BB IBB HBP BLK WP HR S P ERA WHIP	IP WLS BF H R ER SO BB IBB HBP BLK WP HR S P ERA WHIP	IP WLS BF H R ER SO BB IBB HBP BLK WP HR S P ERA WHIP	IP WLS BF H R ER SO BB IBB HBP BLK WP HR S P ERA WHIP	IP WLS BF H R ER SO BB IBB HBP BLK WP HR S P ERA WHIP	IP WLS BF H R ER SO BB IBB HBP BLK WP HR S P ERA WHIP	IP WLS BF H R ER SO BB IBB HBP BLK WP HR S P ERA WHIP	IP WLS BF H R ER SO BB IBB HBP BLK WP HR S P ERA WHIP	IP WLS BF H R ER SO BB IBB HBP BLK WP HR S P ERA WHIP	IP WLS BF H R ER SO BB IBB HBP BLK WP HR S P ERA WHIP	IP WLS BF H R ER SO BB IBB HBP BLK WP HR S P ERA WHIP	IP WLS BF H R ER SO BB IBB HBP BLK WP HR S P ERA WHIP	IP WLS BF H R ER SO BB IBB HBP BLK WP HR S P ERA WHIP	IP WLS BF H R ER SO BB IBB HBP BLK WP HR S P ERA WHIP	
<b>51 Jaime Barria, R</b> (1, 1) <small>ERA: 9.39</small> <b>58 Alex Claudio, L</b> (4, 1) <small>ERA: 6.0</small> <b>41 Junior Guerra, R</b> (5, 1) <small>ERA: 9.0</small> <b>52 Dillon Peters, L</b> (6, 1) <small>ERA: 3.0</small> <b>36 Jake Faria, R</b> (8, 1) <small>ERA: 2.16</small>	3.0 L 15 5 4 4 3 1 0 0 0 0 0 2 23 30 12.00 2.000	1.0 5 2 2 2 0 0 0 0 0 2 0 5 7 18.00 2.000	1.2 9 3 4 4 0 1 0 0 0 0 0 1 8 13 21.60 2.400	1.1 7 2 0 0 1 1 0 0 0 0 0 0 8 12 0.00 2.250	1.0 4 1 0 0 1 0 0 0 0 0 0 0 6 6 0.00 1.000	1.0 6 2 1 1 1 1 0 0 0 0 0 6 6 9.00 3.000	1.0 6 2 1 1 1 1 0 0 0 0 0 6 6 9.00 3.000	1.0 6 2 1 1 1 1 0 0 0 0 0 6 6 9.00 3.000	1.0 6 2 1 1 1 1 0 0 0 0 0 6 6 9.00 3.000	1.0 6 2 1 1 1 1 0 0 0 0 0 6 6 9.00 3.000	1.0 6 2 1 1 1 1 0 0 0 0 0 6 6 9.00 3.000	1.0 6 2 1 1 1 1 0 0 0 0 0 6 6 9.00 3.000	1.0 6 2 1 1 1 1 0 0 0 0 0 6 6 9.00 3.000	1.0 6 2 1 1 1 1 0 0 0 0 0 6 6 9.00 3.000	1.0 6 2 1 1 1 1 0 0 0 0 0 6 6 9.00 3.000	1.0 6 2 1 1 1 1 0 0 0 0 0 6 6 9.00 3.000	1.0 6 2 1 1 1 1 0 0 0 0 0 6 6 9.00 3.000	1.0 6 2 1 1 1 1 0 0 0 0 0 6 6 9.00 3.000	1.0 6 2 1 1 1 1 0 0 0 0 0 6 6 9.00 3.000	1.0 6 2 1 1 1 1 0 0 0 0 0 6 6 9.00 3.000	1.0 6 2 1 1 1 1 0 0 0 0 0 6 6 9.00 3.000	1.0 6 2 1 1 1 1 0 0 0 0 0 6 6 9.00 3.000	1.0 6 2 1 1 1 1 0 0 0 0 0 6 6 9.00 3.000
<b>22 David Fletcher, R</b> (1, 4) <small>OBP: 0.382, SLG: 0.387</small> <b>94 Livan Soto, L</b> (6, 4)										3	0	2	0	0	0	0	0						
<b>20 Jared Walsh, L</b> (1, 10) <small>OBP: 0.250, SLG: 0.185</small> <b>44 Scott Schebler, L</b> (7, PH) <small>OBP: 0.417, SLG: 0.905</small>										2	0	0	0	1	1	2	0						
<b>27 Mike Trout, R</b> (1, 8) <small>OBP: 0.400, SLG: 0.348</small> <b>19 Juan Lagares, R</b> (6, 8) <small>OBP: 0.400, SLG: 0.448</small>										2	0	0	0	1	1	3	0						
<b>6 Anthony Rendon, R</b> (1, 5) <small>OBP: 0.308, SLG: 0.478</small> <b>80 Jose Rojas, L</b> (7, 5) <small>OBP: 0.595, SLG: 0.714</small>										2	0	0	0	1	1	2	0						
<b>10 Justin Upton, R</b> (1, 7) <small>OBP: 0.407, SLG: 0.750</small> <b>3 Taylor Ward, R</b> (6, PR) <small>OBP: 0.478, SLG: 0.588</small>										3	0	0	0	0	1	2	0						
<b>5 Albert Pujols, R</b> (1, 3) <small>OBP: 0.419, SLG: 0.517</small> <b>95 Jack Kruger, R</b> (6, PR) <small>OBP: 0.333, SLG: 0.333</small>										3	0	1	0	0	0	0	0						
<b>4 Jose Iglesias, R</b> (1, 6) <small>OBP: 0.276, SLG: 0.552</small> <b>2 Luis Rengifo, S</b> (6, PR) <small>OBP: 0.444, SLG: 0.524</small>										3	0	1	0	0	1	0	0						
<b>24 Kurt Suzuki, R</b> (1, 2) <small>OBP: 0.368, SLG: 0.250</small> <b>47 Anthony Mulrine, R</b> (6, PH) <small>OBP: 0.375, SLG: 0.167</small>										2	0	0	0	0	0	0	0						
<b>25 Dexter Fowler, S</b> (1, 9) <small>OBP: 0.160, SLG: 0.318</small> <b>9 Jon Jay, L</b> (7, 9) <small>OBP: 0.185, SLG: 0.304</small>										2	0	0	1	0	1	0	0						
<b>Inning Stats</b>	R: 0 E: 0 K: 2 S: 8	H: 1 LOB: 2 BB: 1 P: 12	R: 0 E: 0 K: 1 S: 5	H: 0 LOB: 0 BB: 0 P: 5	R: 0 E: 1 K: 2 S: 8	H: 0 LOB: 2 BB: 1 P: 12	R: 0 E: 0 K: 0 S: 3	H: 0 LOB: 0 BB: 0 P: 3	R: 0 E: 0 K: 1 S: 4	H: 1 LOB: 2 BB: 0 P: 8	R: 2 E: 1 K: 1 S: 8	H: 2 LOB: 2 BB: 0 P: 9	R: 0 E: 0 K: 0 S: 5	H: 1 LOB: 0 BB: 0 P: 5	R: 0 E: 0 K: 0 S: 4	H: 1 LOB: 1 BB: 0 P: 4	R: 0 E: 0 K: 2 S: 7	H: 0 LOB: 0 BB: 0 P: 7	1B: 5 2B: 1 3B: 0 HR: 0	SF: 1 SAC: 0 DP: 1 HBP: 1	WP: 0 PA: 38 PB: 0 SB: 0 CS: 0		
<b>PITCHER</b>	IP WLS BF H R ER SO BB IBB HBP BLK WP HR S P ERA WHIP	IP WLS BF H R ER SO BB IBB HBP BLK WP HR S P ERA WHIP	IP WLS BF H R ER SO BB IBB HBP BLK WP HR S P ERA WHIP	IP WLS BF H R ER SO BB IBB HBP BLK WP HR S P ERA WHIP	IP WLS BF H R ER SO BB IBB HBP BLK WP HR S P ERA WHIP	IP WLS BF H R ER SO BB IBB HBP BLK WP HR S P ERA WHIP	IP WLS BF H R ER SO BB IBB HBP BLK WP HR S P ERA WHIP	IP WLS BF H R ER SO BB IBB HBP BLK WP HR S P ERA WHIP	IP WLS BF H R ER SO BB IBB HBP BLK WP HR S P ERA WHIP	IP WLS BF H R ER SO BB IBB HBP BLK WP HR S P ERA WHIP	IP WLS BF H R ER SO BB IBB HBP BLK WP HR S P ERA WHIP	IP WLS BF H R ER SO BB IBB HBP BLK WP HR S P ERA WHIP	IP WLS BF H R ER SO BB IBB HBP BLK WP HR S P ERA WHIP	IP WLS BF H R ER SO BB IBB HBP BLK WP HR S P ERA WHIP	IP WLS BF H R ER SO BB IBB HBP BLK WP HR S P ERA WHIP	IP WLS BF H R ER SO BB IBB HBP BLK WP HR S P ERA WHIP	IP WLS BF H R ER SO BB IBB HBP BLK WP HR S P ERA WHIP	IP WLS BF H R ER SO BB IBB HBP BLK WP HR S P ERA WHIP	IP WLS BF H R ER SO BB IBB HBP BLK WP HR S P ERA WHIP	IP WLS BF H R ER SO BB IBB HBP BLK WP HR S P ERA WHIP	IP WLS BF H R ER SO BB IBB HBP BLK WP HR S P ERA WHIP	IP WLS BF H R ER SO BB IBB HBP BLK WP HR S P ERA WHIP	
<b>40 Chris Bassitt, R</b> (1, 1) <small>ERA: 1.74</small> <b>46 Burch Smith, R</b> (4, 1) <small>ERA: 5.88</small> <b>21 Adam Kolarik, L</b> (6, 1) <small>ERA: 9.0</small> <b>64 Ben Bracewell, R</b> (7, 1) <small>ERA: 9.0</small> <b>61 Reynin Guduan, L</b> (9, 1) <small>ERA: 9.0</small>	3.2 W 15 1 0 0 0 2 0 0 0 0 0 0 5 9 0.00 1.500	1.1 6 1 0 0 0 1 0 0 0 0 0 0 5 9 0.00 1.500	1.0 7 2 2 2 0 1 0 0 1 0 0 0 8 9 0.00 2.000	2.0 7 2 0 0 1 0 0 0 0 0 0 0 9 9 0.00 1.000	1.0 3 0 0 0 2 0 0 0 0 0 0 0 7 7 0.00 0.000	1.0 3 0 0 0 2 0 0 0 0 0 0 0 7 7 0.00 0.000	1.0 3 0 0 0 2 0 0 0 0 0 0 0 7 7 0.00 0.000	1.0 3 0 0 0 2 0 0 0 0 0 0 0 7 7 0.00 0.000	1.0 3 0 0 0 2 0 0 0 0 0 0 0 7 7 0.00 0.000	1.0 3 0 0 0 2 0 0 0 0 0 0 0 7 7 0.00 0.000	1.0 3 0 0 0 2 0 0 0 0 0 0 0 7 7 0.00 0.000	1.0 3 0 0 0 2 0 0 0 0 0 0 0 7 7 0.00 0.000	1.0 3 0 0 0 2 0 0 0 0 0 0 0 7 7 0.00 0.000	1.0 3 0 0 0 2 0 0 0 0 0 0 0 7 7 0.00 0.000	1.0 3 0 0 0 2 0 0 0 0 0 0 0 7 7 0.00 0.000	1.0 3 0 0 0 2 0 0 0 0 0 0 0 7 7 0.00 0.000	1.0 3 0 0 0 2 0 0 0 0 0 0 0 7 7 0.00 0.000	1.0 3 0 0 0 2 0 0 0 0 0 0 0 7 7 0.00 0.000	1.0 3 0 0 0 2 0 0 0 0 0 0 0 7 7 0.00 0.000	1.0 3 0 0 0 2 0 0 0 0 0 0 0 7 7 0.00 0.000	1.0 3 0 0 0 2 0 0 0 0 0 0 0 7 7 0.00 0.000	1.0 3 0 0 0 2 0 0 0 0 0 0 0 7 7 0.00 0.000	1.0 3 0 0 0 2 0 0 0 0 0 0 0 7 7 0.00 0.000

Oakland Athletics @ Los Angeles Angels  
 Tempe Diablo Stadium, Tempe, AZ  
 Sat Mar 20 2021, 4:12 PM - 7:24 PM EDT  
 Att: 2,032 - Sunny - 82 F

AB	41
R	11
H	15
RBI	10
BB	4
SO	6
LOB	13



Oakland Athletics @ Los Angeles Angels  
 Tempe Diablo Stadium, Tempe, AZ  
 Sat Mar 20 2021, 4:12 PM - 7:24 PM EDT  
 Att: 2,032 - Sunny - 82 F

AB	33
R	2
H	6
RBI	2
BB	3
SO	9
LOB	15





Batter	1	2	3	4	5	6	7	8	9	AB	R	H	RBI	BB	SO	LOB	TOP						
17 Shohel Ohtani, L (1.1) OBP: 0.654, SLG: 1.182										2	0	2	0	1	0	0	<b>Los Angeles Angels @ San Diego Padres</b> Peoria Stadium, Peoria, AZ Sun Mar 21 2021, 4:11 PM - 7:09 PM EDT Att: 1,893 - Sunny - 74 F						
80 Jose Rojas, L (5.4) OBP: 0.545, SLG: 0.682										1	0	0	0	0	0								
22 David Fletcher, R (1.4) OBP: 0.351, SLG: 0.353										3	0	0	0	0	2								
32 Raisel Iglesias, R (5.1) OBP: 0.397, SLG: 0.433										0	0	0	0	0	0								
19 Juan Lagares, R (6.8) OBP: 0.387, SLG: 0.433										1	0	0	0	0	0								
27 Mike Trout, R (1.8) OBP: 0.394, SLG: 0.320										2	0	0	0	1	1								
2 Luis Rengifo, S (6.5) OBP: 0.428, SLG: 0.500										1	0	0	0	0	1								
6 Anthony Rendon, R (1.5) OBP: 0.310, SLG: 0.440										2	0	0	0	1	0								
9 Jon Jay, L (6.7) OBP: 0.179, SLG: 0.292										1	0	0	0	0	0								
10 Justin Upton, R (1.7) OBP: 0.400, SLG: 0.704										3	0	1	0	0	0								
97 Jeremiah Jackson, R (6.6) OBP: 0.250, SLG: 0.320										1	0	0	0	0	0								
5 Albert Pujols, R (1.3) OBP: 0.426, SLG: 0.606										4	1	2	1	0	0								
4 Jose Iglesias, R (1.6) OBP: 0.250, SLG: 0.500										3	0	0	0	0	0								
31 Ty Buttrey, L (6.1) OBP: 0.400, SLG: 0.864										0	0	0	0	0	0								
44 Scott Schebler, L (7.9) OBP: 0.400, SLG: 0.864										1	0	0	0	0	0								
33 Max Stassi, R (1.2) OBP: 0.286, SLG: 0.385										3	0	0	0	0	2								
95 Jack Kruger, R (7.2) OBP: 0.306, SLG: 0.308										1	0	0	0	0	1								
25 Dexter Fowler, S (1.9) OBP: 0.143, SLG: 0.280										3	0	0	0	0	0								
73 Chris Rodriguez, R (7.1) OBP: 0.306, SLG: 0.308										0	0	0	0	0	0								
21 Mike Mayers, R (6.1) OBP: 0.306, SLG: 0.308										0	0	0	0	0	0								
<b>Inning Stats</b>	R: 0 E: 0 K: 2 S: 8	H: 1 LOB: 1 BB: 0 P: 9	R: 0 E: 0 K: 1 S: 6	H: 1 LOB: 1 BB: 0 P: 6	R: 0 E: 1 K: 0 S: 4	H: 0 LOB: 3 BB: 2 P: 12	R: 0 E: 0 K: 1 S: 5	H: 0 LOB: 0 BB: 0 P: 5	R: 0 E: 0 K: 1 S: 5	H: 1 LOB: 0 BB: 1 P: 5	R: 0 E: 0 K: 0 S: 4	H: 0 LOB: 0 BB: 0 P: 8	R: 0 E: 0 K: 0 S: 3	H: 0 LOB: 0 BB: 0 P: 3	R: 0 E: 0 K: 1 S: 5	H: 0 LOB: 0 BB: 0 P: 5	R: 1 E: 0 K: 1 S: 6	H: 1 LOB: 0 BB: 0 P: 6	1B: 4 2B: 0 3B: 0 HR: 1	SF: 0 SAC: 0 DP: 0 HBP: 0	WP: 0 PB: 0 SB: 1 CS: 0	PA: 35	
<b>PITCHER</b>	IP: 3.1 WLS: W BF: 15 ERA: 0.00	WLS: W BF: 15 ERA: 0.00	H: 2 R: 0 ER: 0 SO: 3	H: 2 R: 0 ER: 0 SO: 3	H: 2 R: 0 ER: 0 SO: 3	BB: 2 IBB: 0 HBP: 0 BLK: 0	BB: 2 IBB: 0 HBP: 0 BLK: 0	BB: 2 IBB: 0 HBP: 0 BLK: 0	BB: 2 IBB: 0 HBP: 0 BLK: 0	WP: 0 HR: 0 S: 19 P: 28	ERA: 0.00 WHIP: 1.200	IP: 1.0 WLS: L BF: 4 ERA: 9.00	WLS: L BF: 4 ERA: 9.00	H: 1 R: 1 ER: 1 SO: 1	H: 1 R: 1 ER: 1 SO: 1	BB: 0 IBB: 0 HBP: 0 BLK: 0	BB: 0 IBB: 0 HBP: 0 BLK: 0	WP: 0 HR: 1 S: 6 P: 6	1B: 4 2B: 0 3B: 0 HR: 1	SF: 0 SAC: 0 DP: 0 HBP: 0	WP: 0 PB: 0 SB: 1 CS: 0	PA: 35	
24 Blake Snell, L (1.1) ERA: 0.00	IP: 3.1 WLS: W BF: 15 ERA: 0.00	WLS: W BF: 15 ERA: 0.00	H: 2 R: 0 ER: 0 SO: 3	H: 2 R: 0 ER: 0 SO: 3	H: 2 R: 0 ER: 0 SO: 3	BB: 2 IBB: 0 HBP: 0 BLK: 0	BB: 2 IBB: 0 HBP: 0 BLK: 0	BB: 2 IBB: 0 HBP: 0 BLK: 0	BB: 2 IBB: 0 HBP: 0 BLK: 0	WP: 0 HR: 0 S: 19 P: 28	ERA: 0.00 WHIP: 1.200	0 Jordan Guerrero, R (9.1) ERA: 9.00	IP: 1.0 WLS: L BF: 4 ERA: 9.00	H: 1 R: 1 ER: 1 SO: 1	H: 1 R: 1 ER: 1 SO: 1	BB: 0 IBB: 0 HBP: 0 BLK: 0	BB: 0 IBB: 0 HBP: 0 BLK: 0	WP: 0 HR: 1 S: 6 P: 6	1B: 4 2B: 0 3B: 0 HR: 1	SF: 0 SAC: 0 DP: 0 HBP: 0	WP: 0 PB: 0 SB: 1 CS: 0	PA: 35	
33 Mark Melancon, R (4.1) ERA: 1.29	IP: 1.2 WLS: H BF: 5 ERA: 1.29	WLS: H BF: 5 ERA: 1.29	H: 1 R: 0 ER: 0 SO: 2	H: 1 R: 0 ER: 0 SO: 2	H: 1 R: 0 ER: 0 SO: 2	BB: 0 IBB: 0 HBP: 0 BLK: 0	BB: 0 IBB: 0 HBP: 0 BLK: 0	BB: 0 IBB: 0 HBP: 0 BLK: 0	BB: 0 IBB: 0 HBP: 0 BLK: 0	WP: 0 HR: 0 S: 9 P: 10	ERA: 0.00 WHIP: 0.600												
34 Craig Stammen, R (6.1) ERA: 1.17	IP: 1.2 WLS: H BF: 7 ERA: 1.17	WLS: H BF: 7 ERA: 1.17	H: 1 R: 0 ER: 0 SO: 0	H: 1 R: 0 ER: 0 SO: 0	H: 1 R: 0 ER: 0 SO: 0	BB: 0 IBB: 0 HBP: 0 BLK: 0	BB: 0 IBB: 0 HBP: 0 BLK: 0	BB: 0 IBB: 0 HBP: 0 BLK: 0	BB: 0 IBB: 0 HBP: 0 BLK: 0	WP: 0 HR: 0 S: 6 P: 10	ERA: 0.00 WHIP: 1.200												
57 Dan Altavilla, R (7.1) ERA: 7.5	IP: 0.1 WLS: L BF: 1 ERA: 7.5	WLS: L BF: 1 ERA: 7.5	H: 0 R: 0 ER: 0 SO: 0	H: 0 R: 0 ER: 0 SO: 0	H: 0 R: 0 ER: 0 SO: 0	BB: 0 IBB: 0 HBP: 0 BLK: 0	BB: 0 IBB: 0 HBP: 0 BLK: 0	BB: 0 IBB: 0 HBP: 0 BLK: 0	BB: 0 IBB: 0 HBP: 0 BLK: 0	WP: 0 HR: 0 S: 1 P: 1	ERA: 0.00 WHIP: 0.000												
27 Keone Kela, R (8.1) ERA: 7.5	IP: 1.0 WLS: L BF: 3 ERA: 7.5	WLS: L BF: 3 ERA: 7.5	H: 0 R: 0 ER: 0 SO: 1	H: 0 R: 0 ER: 0 SO: 1	H: 0 R: 0 ER: 0 SO: 1	BB: 0 IBB: 0 HBP: 0 BLK: 0	BB: 0 IBB: 0 HBP: 0 BLK: 0	BB: 0 IBB: 0 HBP: 0 BLK: 0	BB: 0 IBB: 0 HBP: 0 BLK: 0	WP: 0 HR: 0 S: 5 P: 5	ERA: 0.00 WHIP: 0.000												

Batter	1	2	3	4	5	6	7	8	9	AB	R	H	RBI	BB	SO	LOB	BOTTOM
5 Brian O'Grady, L (1.8) OBP: 0.421, SLG: 0.533										4	1	2	0	0	1	3	<b>Los Angeles Angels @ San Diego Padres</b> Peoria Stadium, Peoria, AZ Sun Mar 21 2021, 4:11 PM - 7:09 PM EDT Att: 1,893 - Sunny - 74 F
83 John Andreoli, R (7.8) OBP: 0.421, SLG: 0.533										0	0	0	0	0	0		
23 Fernando Tatis Jr., R (1.6) OBP: 0.457, SLG: 0.630										3	0	0	0	0	1		
18 Pedro Florimon, S (6. PR) OBP: 0.479, SLG: 0.556										1	1	1	0	0	0		
9 Jake Cronenworth, L (1.4) OBP: 0.429, SLG: 0.497										2	0	1	2	1	0		
86 Ivan Castillo, S (6. PR) OBP: 0.217, SLG: 0.182										1	1	0	0	0	1		
10 Jurickson Profar, S (1.3) OBP: 0.222, SLG: 0.034										3	0	0	0	0	1		
75 Goseuke Katoh, L (7.3) OBP: 0.400, SLG: 0.556										1	0	0	0	0	1		
4 Will Myers, R (1.9) OBP: 0.400, SLG: 0.724										3	0	1	1	0	1		
16 Tucupita Marcano, L (6. PR) OBP: 0.531, SLG: 0.704										0	1	0	0	1	0		
7 Ha-Seong Kim, R (1.5) OBP: 0.212, SLG: 0.103										3	0	0	0	0	1		
94 Eguay Rosario, R (7.5) OBP: 0.333, SLG: 0.500										1	0	0	0	0	1		
17 Victor Caratini, S (1.2) OBP: 0.321, SLG: 0.490										3	0	1	0	0	1		
48 Webster Rivas, R (7.2) OBP: 0.417, SLG: 0.500										1	0	0	0	0	1		
3 Jorge Mateo, R (1.7) OBP: 0.449, SLG: 0.462										2	0	1	0	2	1		
0 Jordan Guerrero, R (9.1) OBP: 0.449, SLG: 0.462										0	0	0	0	0	0		
24 Blake Snell, L (1.1) ERA: 0.00	IP: 4.0 WLS: L BF: 16 ERA: 0.00	WLS: L BF: 16 ERA: 0.00	H: 2 R: 1 ER: 1 SO: 5	H: 2 R: 1 ER: 1 SO: 5	H: 2 R: 1 ER: 1 SO: 5	BB: 2 IBB: 0 HBP: 0 BLK: 0	BB: 2 IBB: 0 HBP: 0 BLK: 0	BB: 2 IBB: 0 HBP: 0 BLK: 0	BB: 2 IBB: 0 HBP: 0 BLK: 0	WP: 0 HR: 0 S: 24 P: 32	ERA: 0.00 WHIP: 1.000						
32 Raisel Iglesias, R (5.1) ERA: 3.0	IP: 1.0 WLS: L BF: 3 ERA: 3.0	WLS: L BF: 3 ERA: 3.0	H: 0 R: 0 ER: 0 SO: 1	H: 0 R: 0 ER: 0 SO: 1	H: 0 R: 0 ER: 0 SO: 1	BB: 0 IBB: 0 HBP: 0 BLK: 0	BB: 0 IBB: 0 HBP: 0 BLK: 0	BB: 0 IBB: 0 HBP: 0 BLK: 0	BB: 0 IBB: 0 HBP: 0 BLK: 0	WP: 0 HR: 0 S: 5 P: 5	ERA: 0.00 WHIP: 0.000						
31 Ty Buttrey, R (6.1) ERA: 4.05	IP: 1.0 WLS: L BF: 4 ERA: 4.05	WLS: L BF: 4 ERA: 4.05	H: 3 R: 1 ER: 1 SO: 2	H: 3 R: 1 ER: 1 SO: 2	H: 3 R: 1 ER: 1 SO: 2	BB: 1 IBB: 0 HBP: 0 BLK: 0	BB: 1 IBB: 0 HBP: 0 BLK: 0	BB: 1 IBB: 0 HBP: 0 BLK: 0	BB:								



















Batter	1	2	3	4	5	6	7	8	9	AB	R	H	RBI	BB	SO	LOB	TOP	
10 Jurickson Profar, S OBP: 0.288, SLG: 0.098 83 John Andreoli, R OBP: 0.667, SLG: 0.667 (5, 8)										2	0	1	0	1	1	0	<p><b>San Diego Padres @ Los Angeles Angels</b>            Tempe Diablo Stadium, Tempe, AZ            Sat Mar 27 2021, 3:12 PM - 5:18 PM EDT            Att: 2,085 - Sunny - 70 F</p> <p>livebaseballscorecards.com</p> <p>AB 25 R 2 H 5 RBI 2 BB 1 SO 3 LOB 5</p>	
3 Jorge Mateo, R OBP: 0.431, SLG: 0.491 16 Patrick Kivlehan, R OBP: 0.333, SLG: 0.350 (5, 7)										3	0	1	2	0	0	1		
7 Ha-Seong Kim, R OBP: 0.261, SLG: 0.150 18 Pedro Florimón, S OBP: 0.433, SLG: 0.435 (5, 6)										3	0	1	0	0	0	2		
21 Luis Campusano, R OBP: 0.391, SLG: 0.425 (1, 2)										3	0	0	0	0	0	1		
5 Brian O'Grady, L OBP: 0.375, SLG: 0.450 (1, 3)										3	0	1	0	0	0	0		
16 Tucupita Marcano, L OBP: 0.550, SLG: 0.667 (1, 9)										3	0	0	0	0	1	1		
87 CJ Abrams, L OBP: 0.300, SLG: 0.447 (1, 4)										3	0	0	0	0	0	0		
94 Eguay Rosario, R OBP: 0.343, SLG: 0.448 (1, 5)										3	1	1	0	0	1	0		
24 Blake Snell, L (1, 1)										1	0	0	0	0	0	0		
34 Craig Stammen, R OBP: 1.000, SLG: 1.000 85 Nick Tanelu, R OBP: 0.348, SLG: 0.684 27 Keone Kela, R (7, 1)										0	0	0	0	0	0	0		
<b>Inning Stats</b>	R: 0 E: 0 K: 1 S: 6	H: 1 LOB: 1 BB: 0 P: 6	R: 0 E: 0 K: 0 S: 3	H: 0 LOB: 0 BB: 0 P: 3	R: 0 E: 0 K: 1 S: 6	H: 1 LOB: 1 BB: 0 P: 6	R: 0 E: 0 K: 0 S: 4	H: 1 LOB: 0 BB: 0 P: 5	R: 2 E: 0 K: 0 S: 5	H: 2 LOB: 2 BB: 1 P: 9	R: 0 E: 0 K: 1 S: 5	H: 0 LOB: 0 BB: 0 P: 5	R: 0 E: 0 K: 0 S: 3	H: 0 LOB: 0 BB: 0 P: 3	R: 0 E: 0 K: 0 S: 3	H: 0 LOB: 0 BB: 0 P: 3	WP: 0 PA: 27 PB: 0 SB: 1 CS: 0	
<b>PITCHER</b>	IP WLS BF H R ER SO BB IBB HBP BLK WP HR S P ERA WHIP	IP WLS BF H R ER SO BB IBB HBP BLK WP HR S P ERA WHIP																
51 Jaime Barria, R ERA: 7.45 (1, 1)	2.0	7	1	0	0	1	0	0	0	0	0	0	0	0	9	9	0.00	0.500
57 Aaron Slegers, R ERA: (3, 1)	1.2	6	1	0	0	1	0	0	0	0	0	0	0	0	8	8	0.00	0.600
41 Junior Guerra, R ERA: 10.8 (4, 1)	1.0	L	6	2	2	2	0	1	0	0	0	0	0	5	10	18.00	3.000	
58 Alex Claudio, L ERA: 4.26 José Suarez, L ERA: 3.0 (5, 1)	1.0	4	1	0	0	0	0	0	0	0	0	0	0	4	4	0.00	1.000	
(6, 1)	1.1	4	0	0	0	1	0	0	0	0	0	0	0	6	6	0.00	0.000	

Batter	1	2	3	4	5	6	7	8	9	AB	R	H	RBI	BB	SO	LOB	BOTTOM	
25 Dexter Fowler, S OBP: 0.211, SLG: 0.371 Jo Adell, R OBP: 0.423, SLG: 0.600 (1, 9)										2	0	0	0	0	1	0	<p><b>San Diego Padres @ Los Angeles Angels</b>            Tempe Diablo Stadium, Tempe, AZ            Sat Mar 27 2021, 3:12 PM - 5:18 PM EDT            Att: 2,085 - Sunny - 70 F</p> <p>livebaseballscorecards.com</p> <p>AB 22 R 0 H 2 RBI 0 BB 1 SO 10 LOB 6</p>	
20 Jared Walsh, L OBP: 0.287, SLG: 0.231 95 Jack Kruger, R OBP: 0.267, SLG: 0.267 13 Phil Gosselin, R OBP: 0.240, SLG: 0.348 (1, 3)										2	0	0	0	0	1	0		
10 Justin Upton, R OBP: 0.425, SLG: 0.811 90 Jordyn Adams, R OBP: 0.105, SLG: 0.222 (1, 10)										2	0	1	0	0	0	0		
80 Jose Rojas, L OBP: 0.465, SLG: 0.625 94 Livan Soto, L (5, 4)										2	0	0	0	0	1	1		
Brandon Marsh, L OBP: 0.412, SLG: 0.571 (1, 8)										1	0	1	0	1	0	0		
44 Scott Schebler, L OBP: 0.364, SLG: 0.690 81 Brennon Lund, L OBP: 0.154, SLG: 0.308 (1, 7)										2	0	0	0	0	0	2		
Jack Mayfield, R OBP: 0.200, SLG: 0.267 97 Jeremiah Jackson, R (6, 6)										2	0	0	0	0	1	1		
Matt Thaiss, L OBP: 0.190, SLG: 0.158 (1, 5)										2	0	0	0	0	1	1		
47 Anthony Mulrine, R OBP: 0.300, SLG: 0.125 49 Keinner Piña, R OBP: 0.333, SLG: 0.333 (1, 2)										1	0	0	0	0	1	0		
(6, 2)										1	0	0	0	0	0	0		
<b>Inning Stats</b>	R: 0 E: 1 K: 3 S: 10	H: 1 LOB: 1 BB: 0 P: 10	R: 0 E: 0 K: 0 S: 2	H: 0 LOB: 0 BB: 0 P: 3	R: 0 E: 0 K: 1 S: 5	H: 0 LOB: 0 BB: 0 P: 5	R: 0 E: 0 K: 0 S: 3	H: 0 LOB: 0 BB: 0 P: 3	R: 0 E: 0 K: 2 S: 7	H: 0 LOB: 1 BB: 1 P: 11	R: 0 E: 0 K: 1 S: 5	H: 0 LOB: 0 BB: 0 P: 5	R: 0 E: 0 K: 3 S: 10	H: 1 LOB: 1 BB: 0 P: 10	R: 0 E: 0 K: 0 S: 10	H: 0 LOB: 0 BB: 0 P: 10	WP: 0 PA: 24 PB: 0 SB: 0 CS: 1	
<b>PITCHER</b>	IP WLS BF H R ER SO BB IBB HBP BLK WP HR S P ERA WHIP	IP WLS BF H R ER SO BB IBB HBP BLK WP HR S P ERA WHIP																
24 Blake Snell, L ERA: (1, 1)	5.0	W	17	1	0	0	6	1	0	0	0	0	0	0	27	32	0.00	0.400
34 Craig Stammen, R ERA: 2.79 (6, 1)	1.0	H	3	0	0	0	1	0	0	0	0	0	0	5	5	0.00	0.000	
27 Keone Kela, R ERA: 3.86 (7, 1)	1.0	S	4	1	0	0	3	0	0	0	0	0	0	10	10	0.00	1.000	



Batter	1	2	3	4	5	6	7	8	9	AB	R	H	RBI	BB	SO	LOB	TOP
50 Mookie Betts, R OBP: 0.435, SLG: 0.395 43 Edwin Ríos, L OBP: 0.267, SLG: 0.296	L5		K	5 BB				K		2	0	0	0	1	1	0	<b>Los Angeles Dodgers @ Los Angeles Angels</b> Angel Stadium, Anaheim, CA Sun Mar 28 2021, 6:08 PM - 9:02 PM PDT Clear - 84 F <a href="http://livebaseballscorecards.com">livebaseballscorecards.com</a>
5 Corey Seager, L OBP: 0.407, SLG: 0.771 45 Matt Beaty, L OBP: 0.348, SLG: 0.359	K		HR			K				2	1	1	1	1	1	0	
10 Justin Turner, R OBP: 0.412, SLG: 0.439 8 Zach McKinstry, L OBP: 0.310, SLG: 0.390	K		FC5	35 BB	G6-3			K		3	0	1	0	0	1	3	
35 Cody Bellinger, L OBP: 0.240, SLG: 0.318 Luke Raley, L OBP: 0.187, SLG: 0.133		13 HR			G3-1					1	1	0	0	2	0	0	
13 Max Muncy, L OBP: 0.353, SLG: 0.465 Keibert Ruiz, S OBP: 0.800, SLG: 1.000	HR		F5					K		3	2	2	3	0	0	2	
3 Chris Taylor, R OBP: 0.400, SLG: 0.750 63 Kody Hoese, R OBP: 0.500, SLG: 0.833	G1-3		FC5					K		3	0	0	0	0	1	2	
15 Austin Barnes, R OBP: 0.395, SLG: 0.469 67 Miguel Vargas, R OBP: 0.308, SLG: 0.545	K				L7			K		3	0	0	0	0	1	1	
DJ Peters, R OBP: 0.364, SLG: 0.417 Zach Reks, L OBP: 0.250, SLG: 0.250	K			5 BB	50 BB			K		2	0	0	0	1	1	0	
9 Gavin Lux, L OBP: 0.383, SLG: 0.511 58 Michael Busch, L OBP: 0.308, SLG: 0.545			HR					F8		3	1	2	1	0	1	1	
<b>Inning Stats</b>	R: 0 E: 0 K: 2 S: 8	H: 0 LOB: 0 BB: 0 P: 12	R: 2 E: 0 K: 2 S: 15	H: 1 LOB: 0 BB: 1 P: 23	R: 2 E: 1 K: 1 S: 19	H: 3 LOB: 2 BB: 1 P: 36	R: 0 E: 0 K: 1 S: 10	H: 0 LOB: 0 BB: 3 P: 25	R: 1 E: 0 K: 1 S: 12	H: 1 LOB: 0 BB: 0 P: 21	R: 0 E: 0 K: 2 S: 11	H: 1 LOB: 2 BB: 1 P: 16	R: 0 E: 0 K: 3 S: 11	H: 0 LOB: 1 BB: 0 P: 15	R: 0 E: 0 K: 2 S: 8	H: 0 LOB: 0 BB: 0 P: 13	
<b>PITCHER</b>	IP WLS BF H R ER SO BB IBB HBP BLK WP HR S P ERA WHIP	IP WLS BF H R ER SO BB IBB HBP BLK WP HR S P ERA WHIP															
28 Andrew Heaney, R ERA: 7.41 71 Ben Rowen, L ERA: 3.38 47 Griffin Canning, R ERA: 6.75 43 Patrick Sandoval, L ERA: 3.86 21 Mike Mayers, R ERA: 6.14	(1, 1) (3, 1) (4, 1) (6, 1) (7, 1)	2.2 0.1 2.0 1.0 1.0	14 1 10 5 4	4 0 1 1 0	4 0 1 0 0	5 0 2 0 3	0 0 3 0 0	2 0 0 1 0	0 0 0 0 0	0 0 0 0 0	0 0 1 0 0	3 0 22 11 15	40 2 46 16 15	68 3 2 16 15	13.50 0.00 4.50 0.00 0.00	2.250 0.000 2.000 2.000 0.000	<b>32 Raisel Iglesias, R</b> ERA: 3.38 (8, 1) 1.0 W 3 BF 3 H 0 R 0 ER 0 SO 2 BB 0 IBB 0 HBP 0 BLK 0 WP 0 HR 0 S 8 P 13 ERA 0.00 WHIP 0.000

Batter	1	2	3	4	5	6	7	8	9	AB	R	H	RBI	BB	SO	LOB	BOTTOM							
22 David Fletcher, R OBP: 0.340, SLG: 0.341 80 Jose Rojas, L OBP: 0.444, SLG: 0.588	FC3-6		P4	20 BB		F8		G3		3	1	2	0	0	0	0	<b>Los Angeles Dodgers @ Los Angeles Angels</b> Angel Stadium, Anaheim, CA Sun Mar 28 2021, 6:08 PM - 9:02 PM PDT Clear - 84 F <a href="http://livebaseballscorecards.com">livebaseballscorecards.com</a>							
20 Jared Walsh, L OBP: 0.280, SLG: 0.233	FC3-6		6 BB	27 BB		F7		G4-3		4	1	1	0	1	0	1								
27 Mike Trout, R OBP: 0.432, SLG: 0.444 Taylor Ward, R OBP: 0.484, SLG: 0.880	F8		6 BB	6 BB						3	1	2	2	0	0	1								
6 Anthony Rendon, R OBP: 0.419, SLG: 0.559	1B		5 E	1-2 2-H				HR		2	1	2	1	0	0	0								
10 Justin Upton, R OBP: 0.395, SLG: 0.750 19 Juan Lagares, R OBP: 0.425, SLG: 0.605			P3							3	0	0	0	0	2	8								
5 Albert Pujols, R OBP: 0.383, SLG: 0.512	F8		E6					G5-3		4	0	0	0	0	0	4								
4 Jose Iglesias, R OBP: 0.289, SLG: 0.512	1B		K			F9				3	0	1	0	1	1	2								
33 Max Stassi, R OBP: 0.304, SLG: 0.524 Anthony Bernboom, L OBP: 0.182, SLG: 0.143	K		K			F9		K		3	0	0	0	0	2	1								
25 Dexter Fowler, S OBP: 0.220, SLG: 0.368 9 Jon Jay, L OBP: 0.147, SLG: 0.233	K			22 BB	27 BB			G3		3	1	1	0	0	2	1								
<b>Inning Stats</b>	R: 0 E: 0 K: 1 S: 11	H: 2 LOB: 2 BB: 0 P: 15	R: 0 E: 0 K: 2 S: 8	H: 1 LOB: 1 BB: 0 P: 11	R: 2 E: 1 K: 1 S: 16	H: 2 LOB: 2 BB: 1 P: 31	R: 2 E: 0 K: 2 S: 20	H: 3 LOB: 3 BB: 2 P: 32	R: 0 E: 0 K: 1 S: 8	H: 0 LOB: 0 BB: 0 P: 15	R: 0 E: 0 K: 0 S: 7	H: 1 LOB: 1 BB: 0 P: 12	R: 1 E: 0 K: 1 S: 12	H: 1 LOB: 1 BB: 1 P: 20	R: 1 E: 0 K: 0 S: 3	H: 1 LOB: 0 BB: 0 P: 7		1B: 9 2B: 0 3B: 0 HR: 2 SF: 0 SAC: 0 DP: 0 HBP: 0 WP: 1 PB: 0 SB: 0 CS: 0 PA: 39						
<b>PITCHER</b>	IP WLS BF H R ER SO BB IBB HBP BLK WP HR S P ERA WHIP	IP WLS BF H R ER SO BB IBB HBP BLK WP HR S P ERA WHIP																						
26 Tony Gonsolin, R ERA: 3.21 96 Gus Varland, R ERA: 6.75 47 James Pazos, L ERA: 6.43 Garrett Cleavinger, L ERA: 10.57	(1, 1) (4, 1) (6, 1) (8, 1)	3.2 1.1 2.0 0.2	23 4 9 3	0 0 2 1	0 0 1 1	0 1 1 0	6 11 32 7	8 18 32 15	4.91 0.00 4.50 13.50	3.000 0.000 1.500 1.500														



Batter	1	2	3	4	5	6	7	8	9	AB	R	H	RBI	BB	SO	LOB	TOP										
22 David Fletcher, R OBP: 0.340, SLG: 0.340 57 Aaron Slegers, R OBP: 0.275, SLG: 0.227	P5			K		1B		K		3	0	1	0	0	1	0											
17 Shohel Ohtani, L OBP: 0.271, SLG: 0.528 13 Phil Gosselin, R OBP: 0.280, SLG: 0.250 41 Junior Guerra, R OBP: 0.447, SLG: 0.583	K			HR		K			2B 19 G5-3	1	0	0	0	0	1	0											
27 Mike Trout, R OBP: 0.404, SLG: 0.410 9 Jon Jay, L OBP: 0.143, SLG: 0.226	F8			K				K	L7	3	0	0	0	0	2	0											
6 Anthony Rendon, R OBP: 0.413, SLG: 0.528 Jack Mayfield, R OBP: 0.250, SLG: 0.375	F8			F8					2B	2	0	0	0	1	0	0											
10 Justin Upton, R OBP: 0.400, SLG: 0.738 19 Juan Lagares, R OBP: 0.405, SLG: 0.575	L6					5 G6-4-3		K	G5-3	2	0	1	0	0	0	1											
5 Albert Pujols, R OBP: 0.380, SLG: 0.478 58 Alex Claudio, L OBP: 0.318, SLG: 0.263	P2					G6-4-3		L8	HBP	3	0	0	0	0	0	2											
4 Jose Iglesias, R OBP: 0.271, SLG: 0.478 60 Kean Wong, L OBP: 0.318, SLG: 0.263	G1-3			G6-3				P4	K	3	0	0	0	0	1	1											
24 Kurt Suzuki, R OBP: 0.393, SLG: 0.261 95 Jack Kruger, R OBP: 0.297, SLG: 0.267	L9					F8		K		3	0	0	0	0	1	0											
25 Dexter Fowler, S OBP: 0.227, SLG: 0.390 44 Scott Schebler, L OBP: 0.364, SLG: 0.690	F8					P4		2B		3	0	1	0	0	0	0											
<b>Inning Stats</b>	R: 0 E: 0 K: 1 S: 11	H: 0 LOB: 0 BB: 0 P: 17	R: 0 E: 0 K: 0 S: 6	H: 0 LOB: 0 BB: 0 P: 7	R: 0 E: 0 K: 0 S: 6	H: 0 LOB: 0 BB: 0 P: 8	R: 1 E: 0 K: 2 S: 13	H: 1 LOB: 1 BB: 0 P: 22	R: 0 E: 0 K: 1 S: 9	H: 1 LOB: 1 BB: 0 P: 14	R: 0 E: 0 K: 2 S: 10	H: 0 LOB: 1 BB: 1 P: 17	R: 0 E: 0 K: 2 S: 11	H: 1 LOB: 2 BB: 0 P: 19	R: 1 E: 0 K: 1 S: 12	H: 2 LOB: 2 BB: 0 P: 18	1B: 3 2B: 2 3B: 0 HR: 1	SF: 0 SAC: 0 DP: 1 HBP: 1	WP: 0 PB: 0 SB: 0 CS: 0	PA: 34							
<b>PITCHER</b>	IP	WLS	BF	H	R	ER	SO	BB	IBB	HBP	BLK	WP	HR	S	P	ERA	WHIP										
7 Julio Urias, L ERA: 1.69	5.2	W	18	2	1	1	3	0	0	0	0	0	1	47	68	1.59	0.353										
46 Corey Knebel, R ERA: 1.23	0.2		3	1	0	0	2	0	0	0	0	0	0	9	14	0.00	1.500										
74 Kenley Jansen, R ERA: 1.23	0.2		3	0	0	0	1	1	0	0	0	0	0	6	12	0.00	1.500										
40 Jimmy Nelson, R ERA: 4.75	1.0		4	1	0	0	2	0	0	0	0	0	0	11	19	0.00	1.000										
75 Scott Alexander, L ERA: 4.75	1.0		6	2	1	1	1	0	0	1	0	0	0	12	18	9.00	2.000										

Los Angeles Angels @ Los Angeles Dodgers  
Dodger Stadium, Los Angeles, CA  
Mon Mar 29 2021, 7:12 PM - 10:03 PM PDT  
Clear - 66 F

AB 32  
R 2  
H 6  
RBI 2  
BB 1  
SO 9  
LOB 10



Batter	1	2	3	4	5	6	7	8	9	AB	R	H	RBI	BB	SO	LOB	BOTTOM										
50 Mookie Betts, R OBP: 0.408, SLG: 0.366 43 Edwin Rios, L OBP: 0.250, SLG: 0.276	P4			F8		F7		G5-3		3	0	0	0	0	1	0											
5 Corey Seager, L OBP: 0.428, SLG: 0.837 Zach Reks, L OBP: 0.222, SLG: 0.222	35 G3	10 BB		F7		K		L3-1		1	2	1	1	1	0	0											
Sheldon Neuse, R OBP: 0.324, SLG: 0.265	13 WP									1	0	0	0	0	0	0											
10 Justin Turner, R OBP: 0.407, SLG: 0.419 45 Matt Beatty, L OBP: 0.333, SLG: 0.341	13 WP	35 G3		F8				E4		2	0	0	0	1	0	0											
35 Cody Bellinger, L OBP: 0.250, SLG: 0.440 8 Zach McKinstry, L OBP: 0.316, SLG: 0.381	G3					HR		FC6		3	1	1	1	0	1	2											
11 AJ Pollock, R OBP: 0.260, SLG: 0.244 Luke Raley, L OBP: 0.167, SLG: 0.133	13 WP					K		FC6-4		2	1	0	0	2	1	2											
13 Max Muncy, L OBP: 0.352, SLG: 0.457 67 Miguel Vargas, R	K							2B 1B		3	1	1	0	0	2	2											
16 Will Smith, R OBP: 0.422, SLG: 0.585 Keibert Ruiz, S OBP: 0.833, SLG: 1.167		3 HR						1B		2	2	1	3	1	1	0											
3 Chris Taylor, R OBP: 0.417, SLG: 0.810 DJ Peters, R OBP: 0.378, SLG: 0.432								2B		2	1	1	2	1	0	0											
9 Gavin Lux, L OBP: 0.360, SLG: 0.479 58 Michael Busch, L OBP: 0.286, SLG: 0.500	L8									3	0	0	0	0	1	1											
<b>Inning Stats</b>	R: 1 E: 0 K: 1 S: 11	H: 0 LOB: 2 BB: 3 P: 26	R: 3 E: 0 K: 1 S: 11	H: 2 LOB: 1 BB: 1 P: 21	R: 3 E: 0 K: 1 S: 11	H: 2 LOB: 1 BB: 1 P: 19	R: 0 E: 0 K: 0 S: 6	H: 0 LOB: 0 BB: 0 P: 9	R: 1 E: 0 K: 3 S: 13	H: 1 LOB: 0 BB: 0 P: 19	R: 0 E: 0 K: 2 S: 9	H: 0 LOB: 1 BB: 1 P: 15	R: 2 E: 0 K: 1 S: 12	H: 2 LOB: 2 BB: 1 P: 21	R: 0 E: 1 K: 0 S: 9	H: 0 LOB: 1 BB: 0 P: 13	1B: 2 2B: 1 3B: 0 HR: 4	SF: 1 SAC: 0 DP: 0 HBP: 0	WP: 2 PB: 0 SB: 0 CS: 0	PA: 40							
<b>PITCHER</b>	IP	WLS	BF	H	R	ER	SO	BB	IBB	HBP	BLK	WP	HR	S	P	ERA	WHIP										
17 Shohel Ohtani, R ERA: 12.19	2.1	L	16	4	7	7	3	5	0	0	0	0	1	31	63	27.00	3.857										
74 Jake Reed, R ERA: 4.15	0.2		2	0	0	0	0	0	0	0	0	0	0	2	3	0.00	0.000										
41 Junior Guerra, R ERA: 9.0	2.0		7	1	1	1	3	0	0	0	0	0	1	19	28	4.50	0.500										
57 Aaron Slegers, R ERA: 4.15	1.0		4	0	0	0	2	1	0	0	0	0	0	9	15	0.00	1.000										
58 Alex Claudio, L ERA: 6.14	1.0		7	2	2	2	1	1	0	0	0	1	0	12	21	18.00	3.000										
<b>PITCHER</b>	IP	WLS	BF	H	R	ER	SO	BB	IBB	HBP	BLK	WP	HR	S	P	ERA	WHIP										
73 Chris Rodriguez, R ERA: 4.5	1.0		4	0	0	0	0	0	0	0	0	0	0	9	13	0.00	0.000										

Los Angeles Angels @ Los Angeles Dodgers  
Dodger Stadium, Los Angeles, CA  
Mon Mar 29 2021, 7:12 PM - 10:03 PM PDT  
Clear - 66 F

AB 32  
R 10  
H 7  
RBI 9  
BB 7  
SO 9  
LOB 12










Batter	1	2	3	4	5	6	7	8	9	AB	R	H	RBI	BB	SO	LOB	TOP										
7 Tim Anderson, R OBP: 0.250, SLG: 0.250										4	1	1	0	0	2	1	<b>Chicago White Sox @ Los Angeles Angels</b> Angel Stadium, Anaheim, CA Thu Apr 01 2021, 7:09 PM - 9:58 PM PDT Att: 13,207 - Partly Cloudy - 81 F										
12 Adam Eaton, L OBP: 0.250, SLG: 1.000										4	1	1	2	0	1	0											
79 José Abreu, R OBP: 0.250, SLG: 0.250										4	0	1	0	0	2	0											
10 Yoán Moncada, S OBP: 0.750, SLG: 1.000										3	0	2	0	1	1	1											
24 Yasmani Grandal, S (1, 2)										3	0	0	0	1	1	2											
28 Leury García, S (1, 7)										4	0	0	0	0	2	3											
88 Luis Robert Jr., R OBP: 0.250, SLG: 0.500										4	1	1	0	0	1	3											
21 Zack Collins, L (1, 10)										4	0	0	0	0	0	0											
1 Nick Madrigal, R OBP: 0.333, SLG: 0.333										3	0	1	0	0	0	0											
<b>Inning Stats</b>	R: 0 E: 0 K: 2 S: 12	H: 1 LOB: 1 BB: 0 P: 17	R: 1 E: 0 K: 2 S: 10	H: 1 LOB: 0 BB: 0 P: 15	R: 0 E: 0 K: 0 S: 10	H: 0 LOB: 0 BB: 0 P: 13	R: 0 E: 0 K: 1 S: 10	H: 1 LOB: 2 BB: 1 P: 16	R: 2 E: 0 K: 1 S: 9	H: 2 LOB: 0 BB: 0 P: 17	R: 0 E: 0 K: 0 S: 8	H: 1 LOB: 1 BB: 0 P: 10	R: 0 E: 0 K: 1 S: 8	H: 1 LOB: 0 BB: 0 P: 12	R: 0 E: 0 K: 1 S: 9	H: 0 LOB: 0 BB: 1 P: 17		R: 0 E: 0 K: 2 S: 7	H: 0 LOB: 0 BB: 0 P: 8	1B: 4 2B: 2 3B: 0 HR: 1	SF: 0 SAC: 0 DP: 0 HBP: 0	WP: 1 PB: 0 SB: 1 CS: 1	PA: 35				
<b>PITCHER</b>	IP	WLS	BF	H	R	ER	SO	BB	IBB	HBP	BLK	WP	HR	S	P	ERA	WHIP										
37 Dylan Bundy, R ERA: 4.5	(1, 1)	6.0	25	6	3	3	6	1	0	0	0	1	1	59	88	4.50	1.167										
57 Aaron Slegers, R ERA:	(7, 1)	1.0	3	1	0	0	1	0	0	0	0	0	0	8	12	0.00	1.000										
21 Mike Mayers, R ERA:	(8, 1)	1.0	W	4	0	0	1	1	0	0	0	0	0	9	17	0.00	1.000										
32 Raisel Iglesias, R ERA:	(9, 1)	1.0	S	3	0	0	2	0	0	0	0	0	0	7	8	0.00	0.000										

Batter	1	2	3	4	5	6	7	8	9	AB	R	H	RBI	BB	SO	LOB	BOTTOM										
22 David Fletcher, R OBP: 0.250, SLG: 0.250										4	1	1	0	0	2	0	<b>Chicago White Sox @ Los Angeles Angels</b> Angel Stadium, Anaheim, CA Thu Apr 01 2021, 7:09 PM - 9:58 PM PDT Att: 13,207 - Partly Cloudy - 81 F										
17 Shohei Ohtani, L (1, 10)										4	1	0	0	0	1	1											
27 Mike Trout, R OBP: 0.750, SLG: 0.500										2	1	1	1	2	1	0											
6 Anthony Rendon, R OBP: 0.500, SLG: 0.333										3	0	1	0	1	1	2											
10 Justin Upton, R OBP: 0.500, SLG: 0.333										3	0	1	1	1	1	2											
5 Albert Pujols, R (1, 3)										4	0	0	1	0	0	4											
4 Jose Iglesias, R (1, 6)										4	0	0	0	0	0	2											
33 Max Stassi, R OBP: 0.667, SLG: 1.667										3	1	2	1	0	1	0											
25 Dexter Fowler, S (1, 9)										3	0	0	0	0	3	1											
<b>Inning Stats</b>	R: 0 E: 0 K: 3 S: 11	H: 0 LOB: 0 BB: 0 P: 17	R: 0 E: 0 K: 1 S: 12	H: 0 LOB: 0 BB: 0 P: 15	R: 0 E: 0 K: 2 S: 10	H: 0 LOB: 0 BB: 0 P: 13	R: 1 E: 0 K: 0 S: 13	H: 1 LOB: 2 BB: 2 P: 22	R: 1 E: 0 K: 2 S: 11	H: 1 LOB: 0 BB: 0 P: 17	R: 0 E: 0 K: 0 S: 7	H: 1 LOB: 1 BB: 1 P: 14	R: 0 E: 0 K: 1 S: 7	H: 1 LOB: 0 BB: 0 P: 9	R: 2 E: 1 K: 1 S: 21	H: 2 LOB: 2 BB: 1 P: 33		R: 2 E: 0 K: 2 S: 7	H: 0 LOB: 0 BB: 0 P: 8	1B: 5 2B: 0 3B: 0 HR: 1	SF: 0 SAC: 0 DP: 1 HBP: 0	WP: 0 PB: 1 SB: 0 CS: 0	PA: 34				
<b>PITCHER</b>	IP	WLS	BF	H	R	ER	SO	BB	IBB	HBP	BLK	WP	HR	S	P	ERA	WHIP										
27 Lucas Giolito, R ERA: 3.38	(1, 1)	5.1	20	2	2	2	8	2	0	0	0	0	0	12	20	3.38	0.750										
65 Codi Heuer, R ERA:	(6, 1)	1.2	H	7	2	0	0	1	1	0	0	0	0	12	20	0.00	1.800										
39 Aaron Bummer, L ERA:	(8, 1)	0.2	L	6	2	2	0	1	1	0	0	0	0	18	28	0.00	4.500										
63 Matt Foster, R ERA:	(8, 1)	0.1		1	0	0	0	0	0	0	0	0	0	3	5	0.00	0.000										

AB	33
R	3
H	7
RBI	2
BB	2
SO	10
LOB	10



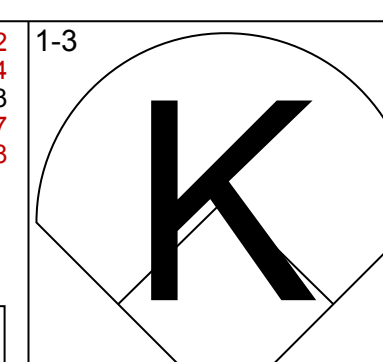
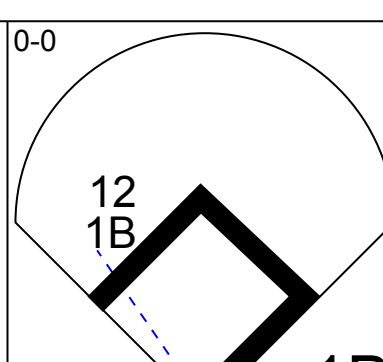
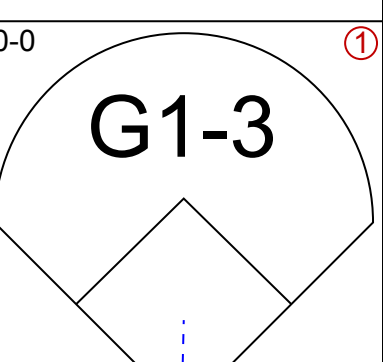
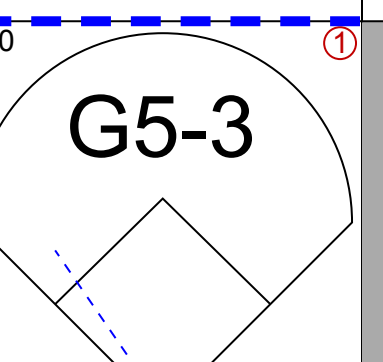
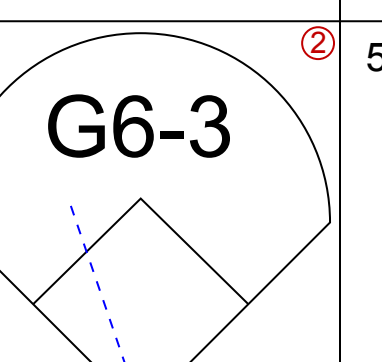
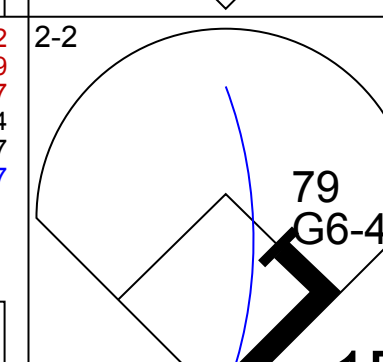
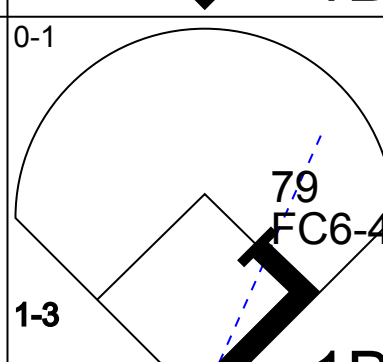
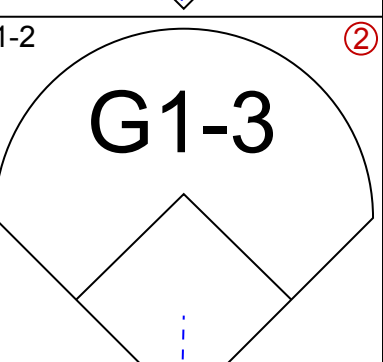
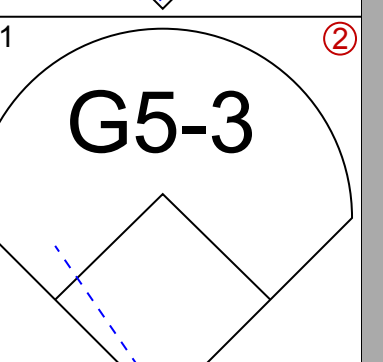
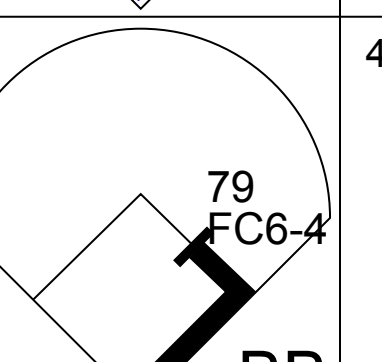
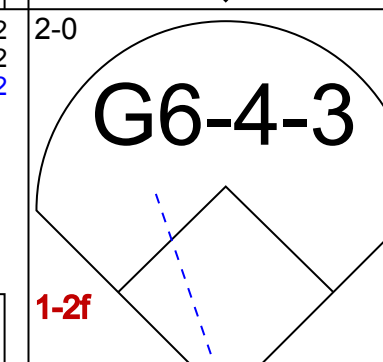
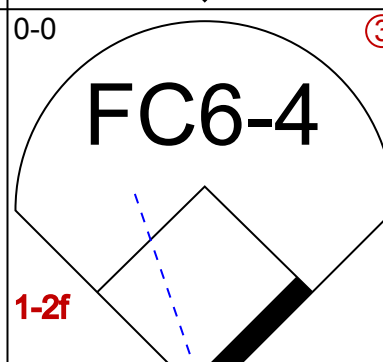
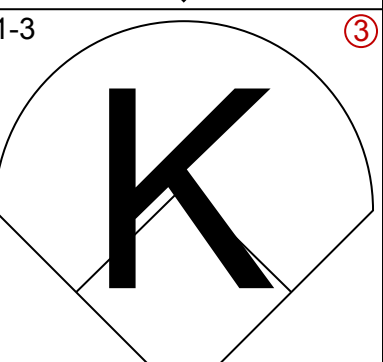
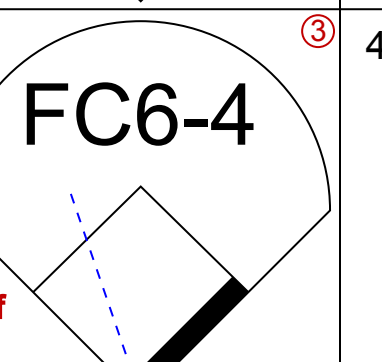
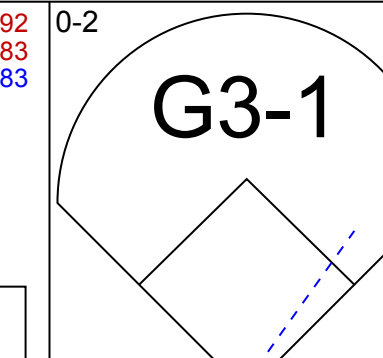
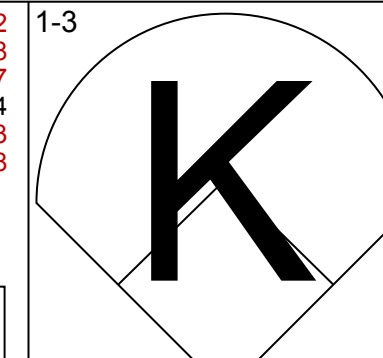
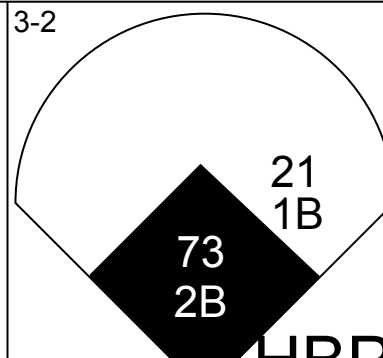

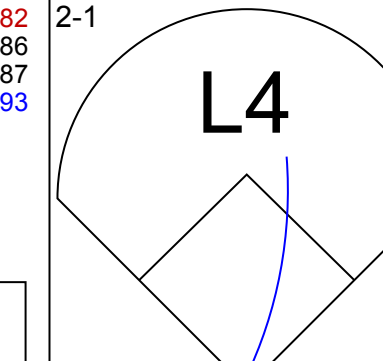
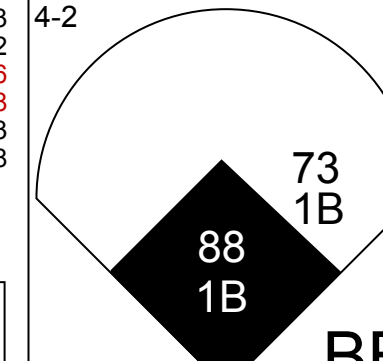
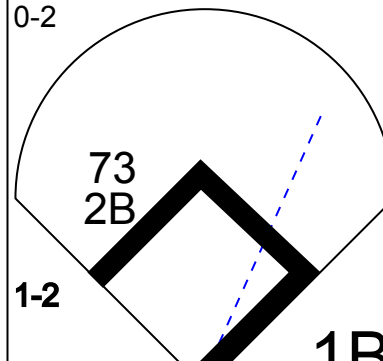
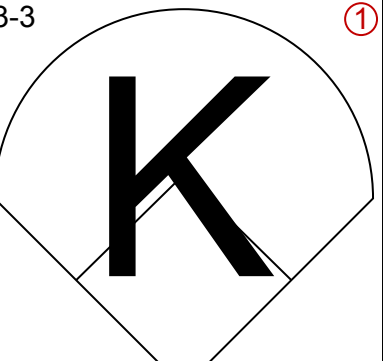
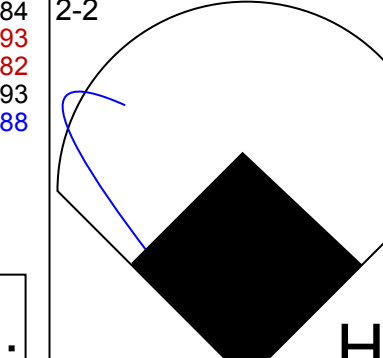
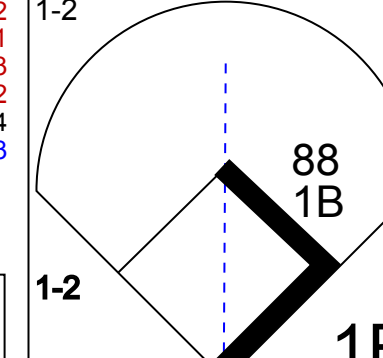
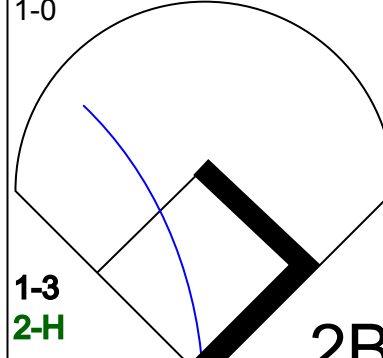
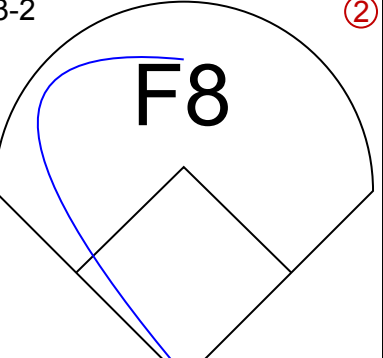
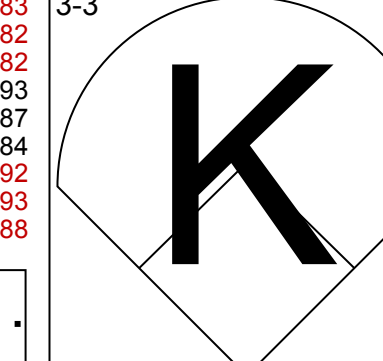
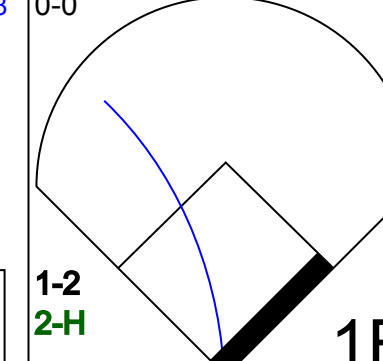
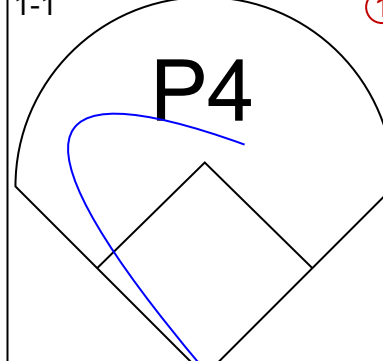
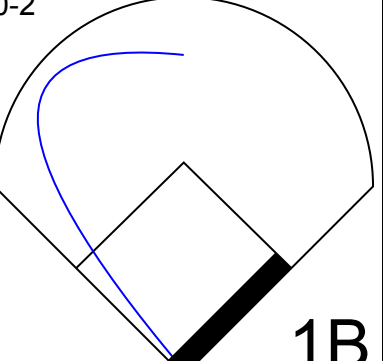
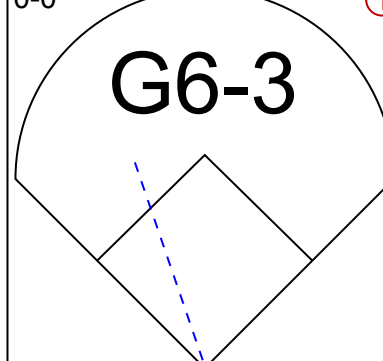

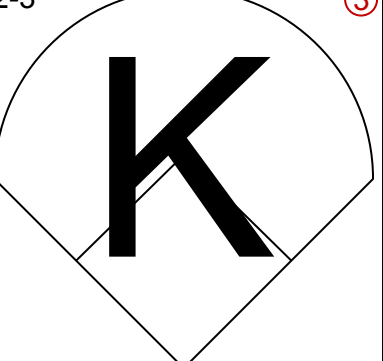



AB	30
R	4
H	6
RBI	4
BB	4
SO	10
LOB	12

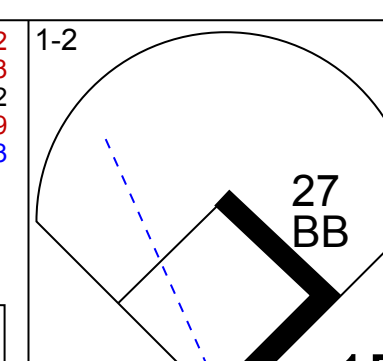
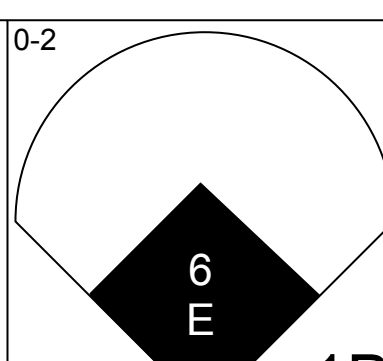
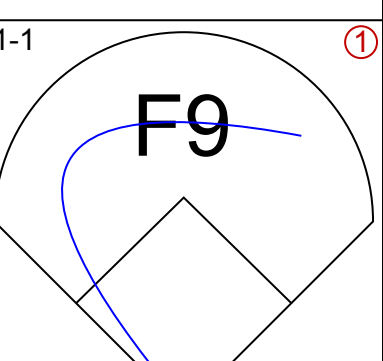
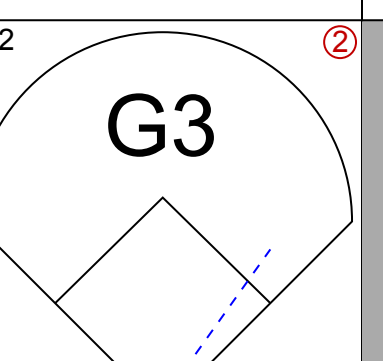
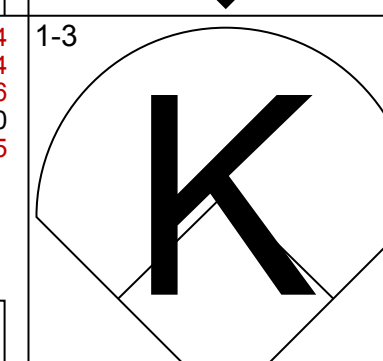
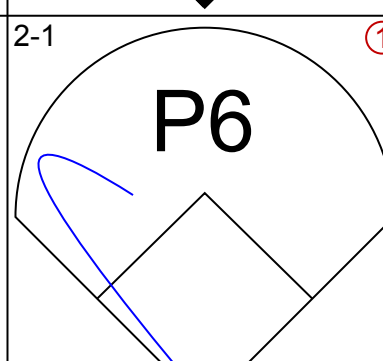
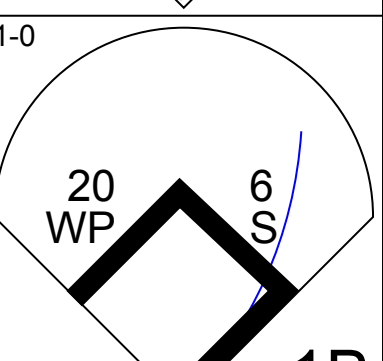
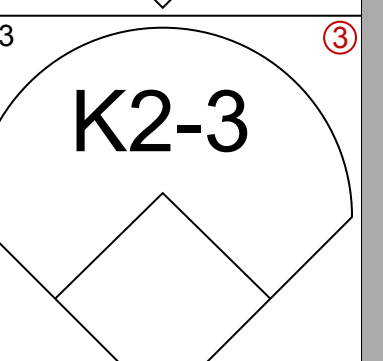
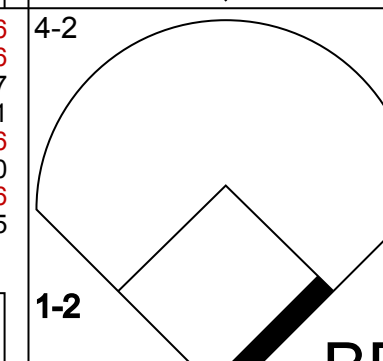
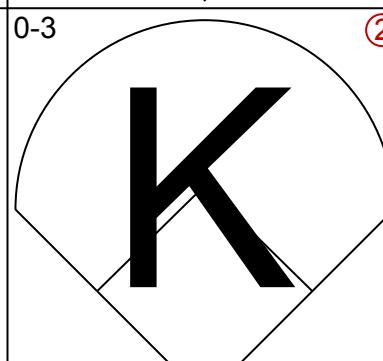
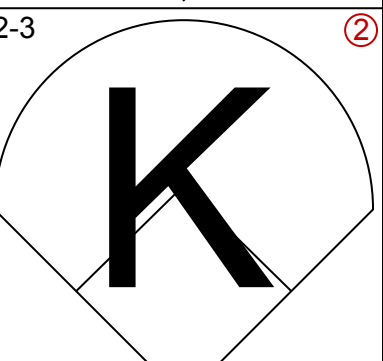
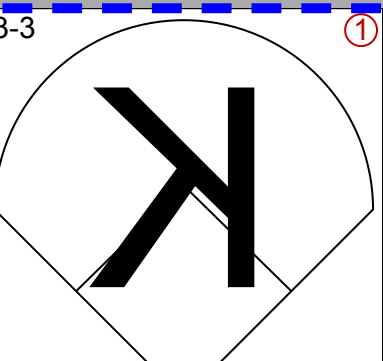
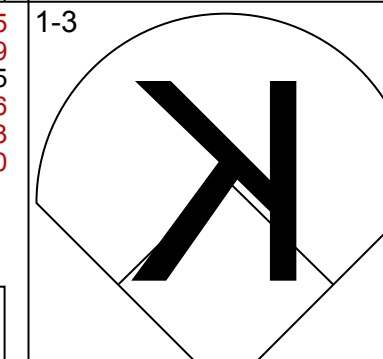
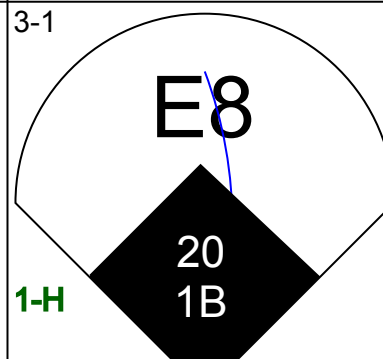
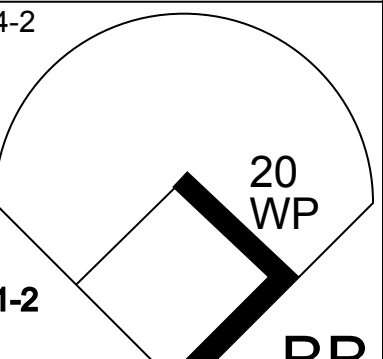
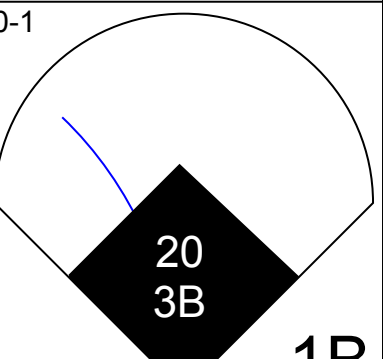
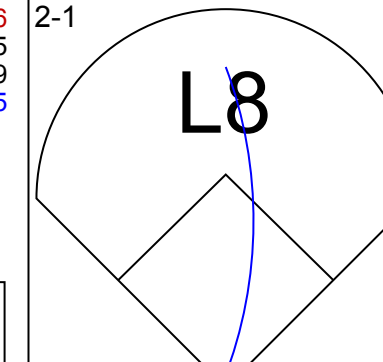
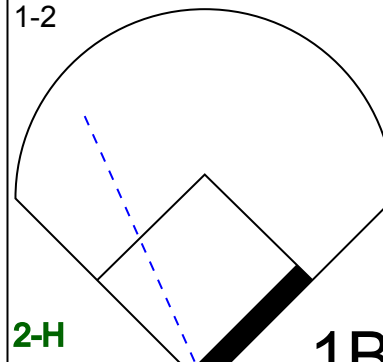
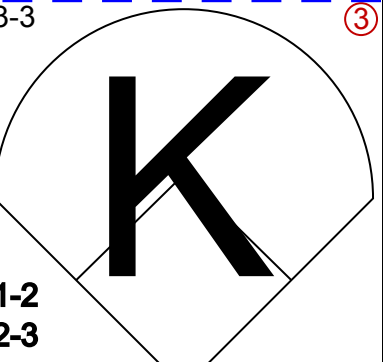
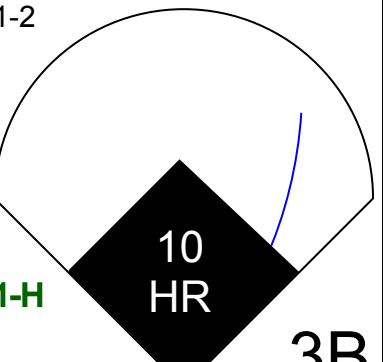
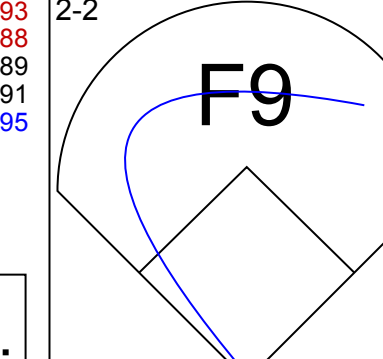
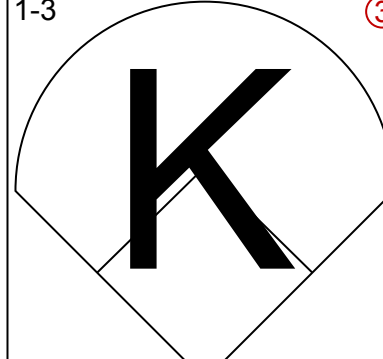
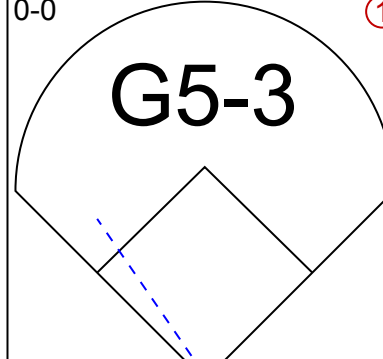
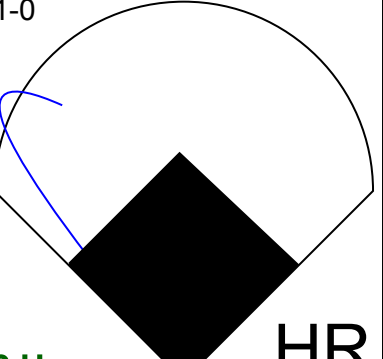
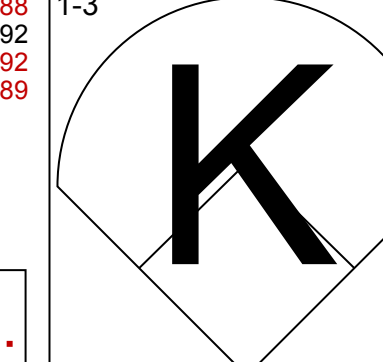
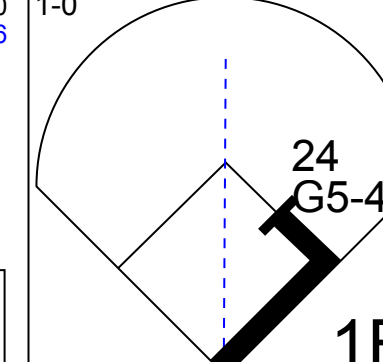
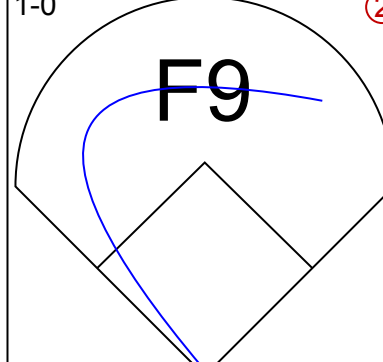
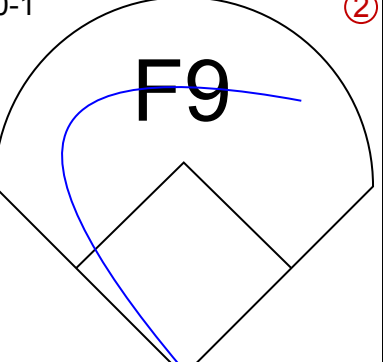
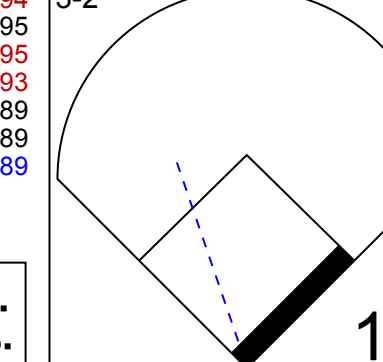


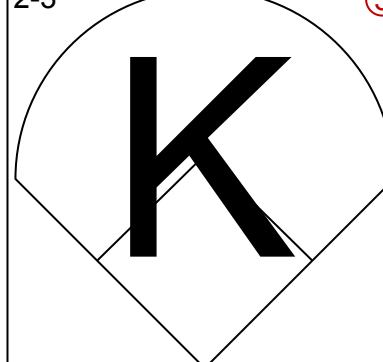
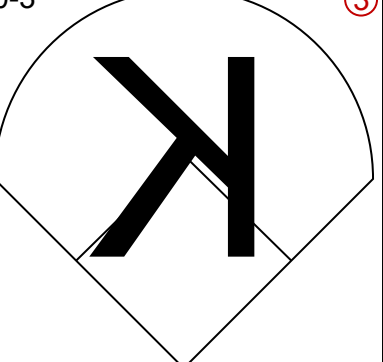
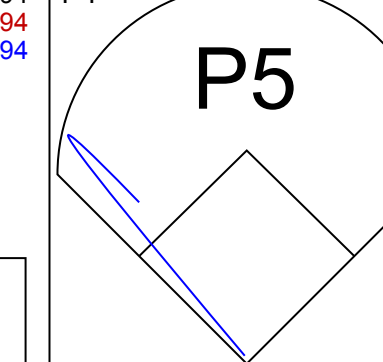
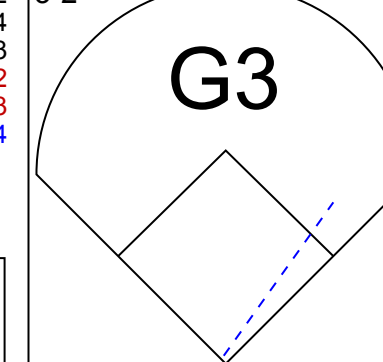









Batter	1	2	3	4	5	6	7	8	9	AB	R	H	RBI	BB	SO	LOB	TOP										
7 Tim Anderson, R OBP: 0.214, SLG: 0.429										5	0	1	0	0	1	0	<b>Chicago White Sox @ Los Angeles Angels</b> Angel Stadium, Anaheim, CA Sat Apr 03 2021, 6:09 PM - 9:10 PM PDT Att: 12,043 - Clear - 71 F										
12 Adam Eaton, L OBP: 0.429, SLG: 0.583										4	0	2	0	1	0	0											
79 José Abreu, R OBP: 0.397, SLG: 0.500										4	0	0	0	1	1	4											
10 Yoán Moncada, S OBP: 0.308, SLG: 0.273										3	1	0	0	0	1	1											
21 Zack Collins, L OBP: 0.250, SLG: 0.143										3	1	1	0	1	1	0											
73 Yairin Mercedes, R (1, 10) OBP: 0.889, SLG: 1.444										4	1	3	2	0	0	0											
88 Luis Robert Jr., R OBP: 0.385, SLG: 0.417										4	0	2	1	0	1	2											
25 Andrew Vaughn, R (1, 7) 0 Billy Hamilton, S (7, 7)										3	0	0	0	0	2	4											
28 Leury García, S (1, 4)										4	0	0	0	0	2	4											
<b>Inning Stats</b>	R: 0 E: 0 K: 1 S: 9	H: 1 LOB: 0 BB: 0 P: 14	R: 1 E: 0 K: 1 S: 14	H: 1 LOB: 0 BB: 0 P: 21	R: 0 E: 0 K: 1 S: 8	H: 2 LOB: 2 BB: 0 P: 8	R: 1 E: 0 K: 2 S: 17	H: 2 LOB: 2 BB: 1 P: 24	R: 0 E: 0 K: 1 S: 7	H: 0 LOB: 0 BB: 0 P: 9	R: 1 E: 0 K: 1 S: 14	H: 2 LOB: 2 BB: 0 P: 21	R: 0 E: 0 K: 0 S: 6	H: 0 LOB: 1 BB: 1 P: 11	R: 0 E: 0 K: 2 S: 13	H: 1 LOB: 1 BB: 0 P: 21	R: 0 E: 0 K: 1 S: 9	H: 0 LOB: 1 BB: 1 P: 15	1B: 7 2B: 1 3B: 0 HR: 1	SF: 0 SAC: 0 DP: 1 HBP: 1	WP: 0 PB: 0 CS: 0	PA: 39					
<b>PITCHER</b>	IP WLS BF H R ER SO BB IBB HBP BLK WP HR S P ERA WHIP	6.0 27 8 3 3 7 1 0 1 0 0 0 1 15 26 4.50 1.500	1.2 7 1 0 0 1 1 0 0 0 0 0 15 26 0.00 1.200	1.1 5 0 0 0 2 1 0 0 0 0 0 13 21 0.00 0.750	<b>PITCHER</b>										IP WLS BF H R ER SO BB IBB HBP BLK WP HR S P ERA WHIP												
38 Alex Cobb, R ERA: 4.5											6.0	27	8	3	3	7	1	0	1	0	0	0	0	15	26	4.50	1.500
35 Tony Watson, L ERA:											1.2	7	1	0	0	1	1	0	0	0	0	0	0	15	26	0.00	1.200
41 Junior Guerra, R ERA:											1.1	5	0	0	0	2	1	0	0	0	0	0	13	21	0.00	0.750	

Batter	1	2	3	4	5	6	7	8	9	AB	R	H	RBI	BB	SO	LOB	BOTTOM										
22 David Fletcher, R OBP: 0.385, SLG: 0.333										4	1	2	0	0	0	0	<b>Chicago White Sox @ Los Angeles Angels</b> Angel Stadium, Anaheim, CA Sat Apr 03 2021, 6:09 PM - 9:10 PM PDT Att: 12,043 - Clear - 71 F										
17 Shohel Ohtani, L OBP: 0.231, SLG: 0.615										4	0	1	0	0	2	2											
27 Mike Trout, R OBP: 0.615, SLG: 0.500										3	0	0	0	1	3	2											
6 Anthony Rendon, R OBP: 0.308, SLG: 0.182										3	2	1	0	1	1	2											
20 Jared Walsh, L OBP: 0.500, SLG: 1.000										4	1	2	2	0	1	4											
10 Justin Upton, R OBP: 0.333, SLG: 0.500										4	1	1	2	0	1	1											
4 Jose Iglesias, R OBP: 0.167, SLG: 0.167										4	0	1	0	0	1	0											
24 Kurt Suzuki, R OBP: 0.250, SLG: 0.250										4	0	1	0	0	2	1											
25 Dexter Fowler, S OBP: 0.100, SLG: 0.100										3	0	0	0	0	0	1											
<b>Inning Stats</b>	R: 0 E: 0 K: 2 S: 19	H: 1 LOB: 2 BB: 1 P: 28	R: 0 E: 0 K: 1 S: 12	H: 1 LOB: 0 BB: 0 P: 19	R: 2 E: 1 K: 2 S: 16	H: 2 LOB: 1 BB: 0 P: 23	R: 0 E: 0 K: 0 S: 6	H: 1 LOB: 0 BB: 0 P: 12	R: 0 E: 0 K: 2 S: 13	H: 1 LOB: 2 BB: 1 P: 24	R: 0 E: 0 K: 1 S: 5	H: 0 LOB: 0 BB: 0 P: 8	R: 0 E: 0 K: 1 S: 7	H: 0 LOB: 0 BB: 0 P: 11	R: 3 E: 0 K: 2 S: 14	H: 3 LOB: 0 BB: 0 P: 19	R: 0 E: 0 K: 2 S: 9	H: 0 LOB: 0 BB: 0 P: 15	1B: 7 2B: 0 3B: 1 HR: 1	SF: 0 SAC: 0 DP: 1 HBP: 0	WP: 1 PB: 0 CS: 0	PA: 35					
<b>PITCHER</b>	IP WLS BF H R ER SO BB IBB HBP BLK WP HR S P ERA WHIP	4.2 22 7 0 0 0 3 0 0 0 0 1 0 16 26 0.00 0.000	2.1 7 0 0 0 3 0 0 0 0 1 0 16 26 0.00 0.000	1.0 6 3 3 3 2 0 0 0 0 0 1 14 19 27.00 3.000	<b>PITCHER</b>										IP WLS BF H R ER SO BB IBB HBP BLK WP HR S P ERA WHIP												
33 Lance Lynn, R ERA:											4.2	22	7	0	0	0	3	0	0	0	0	1	0	16	26	0.00	0.000
45 Garrett Crochet, L ERA:											2.1	7	0	0	0	3	0	0	0	0	1	0	16	26	0.00	0.000	
43 Evan Marshall, R ERA: 16.2											1.0	6	3	3	3	2	0	0	0	0	0	1	14	19	27.00	3.000	







Batter	1	2	3	4	5	6	7	8	9	AB	R	H	RBI	BB	SO	LOB	TOP			
27 Jose Altuve, R OBP: 0.480, SLG: 0.429										5	1	2	1	0	2	1	<b>Houston Astros @ Los Angeles Angels</b> Angel Stadium, Anaheim, CA Mon Apr 05 2021, 6:38 PM - 10:39 PM PDT Att: 13,447 - Partly Cloudy - 65 F			
10 Yuli Gurriel, R OBP: 0.625, SLG: 0.722										3	1	2	0	2	0	1				
2 Alex Bregman, R OBP: 0.526, SLG: 0.882										5	0	2	1	0	2	5				
44 Yordan Alvarez, L OBP: 0.320, SLG: 0.500										5	1	1	1	0	0	6				
1 Carlos Correa, R OBP: 0.333, SLG: 0.364										5	0	2	1	0	1	2				
30 Kyle Tucker, L OBP: 0.200, SLG: 0.455										5	1	1	1	0	2	3				
16 Aledmys Diaz, R OBP: 0.444, SLG: 0.590										3	0	0	0	1	1	2				
20 Chas McCormick, R OBP: 0.333, SLG: 0.750										3	1	1	0	1	0	3				
3 Myles Straw, R OBP: 0.333, SLG: 0.176										1	0	0	0	0	0	0				
9 Robel Garcia, S OBP: 0.500, SLG: 0.500										1	0	0	0	0	0	0				
15 Martin Maldonado, R OBP: 0.118, SLG: 0.063										3	1	0	0	1	1	3				
<b>Inning Stats</b>	R: 3 E: 0 K: 1 S: 17	H: 4 LOB: 2 BB: 0 P: 29	R: 0 E: 0 K: 2 S: 12	H: 0 LOB: 1 BB: 1 P: 23	R: 0 E: 0 K: 2 S: 10	H: 0 LOB: 0 BB: 0 P: 16	R: 1 E: 0 K: 1 S: 14	H: 1 LOB: 3 BB: 3 P: 29	R: 0 E: 0 K: 1 S: 10	H: 1 LOB: 1 BB: 0 P: 16	R: 1 E: 0 K: 1 S: 9	H: 2 LOB: 2 BB: 1 P: 14	R: 0 E: 0 K: 0 S: 14	H: 1 LOB: 1 BB: 0 P: 21	R: 1 E: 0 K: 0 S: 17	H: 1 LOB: 0 BB: 0 P: 25	1B: 9 2B: 1 3B: 0 HR: 1	SF: 0 SAC: 0 DP: 0 HBP: 0	WP: 1 PB: 0 SB: 0 CS: 0	PA: 44
<b>PITCHER</b>	IP: 3.1 WLS: 0 BF: 19 ERA: 10.8	H: 4 R: 0 ER: 0 SO: 5	H: 0 R: 0 ER: 0 SO: 3	H: 0 R: 1 ER: 0 SO: 3	H: 0 R: 0 ER: 0 SO: 0	H: 1 R: 0 ER: 0 SO: 0	H: 1 R: 0 ER: 0 SO: 0	H: 3 R: 0 ER: 0 SO: 0	H: 1 R: 0 ER: 0 SO: 0	H: 1 R: 0 ER: 0 SO: 0	H: 2 R: 1 ER: 1 SO: 0	H: 2 R: 1 ER: 1 SO: 0	H: 1 R: 0 ER: 0 SO: 0	H: 1 R: 0 ER: 0 SO: 0	H: 1 R: 0 ER: 0 SO: 0	H: 1 R: 0 ER: 0 SO: 0	WP: 0 HR: 1 S: 17 P: 25	ERA: 9.00 WHIP: 1.000		
62 Jose Quintana, L ERA: 10.8	IP: 3.1 WLS: 0 BF: 19 ERA: 10.8	H: 4 R: 0 ER: 0 SO: 5	H: 0 R: 0 ER: 0 SO: 3	H: 0 R: 1 ER: 0 SO: 3	H: 0 R: 0 ER: 0 SO: 0	H: 1 R: 0 ER: 0 SO: 0	H: 1 R: 0 ER: 0 SO: 0	H: 3 R: 0 ER: 0 SO: 0	H: 1 R: 0 ER: 0 SO: 0	H: 1 R: 0 ER: 0 SO: 0	H: 2 R: 1 ER: 1 SO: 0	H: 2 R: 1 ER: 1 SO: 0	H: 1 R: 0 ER: 0 SO: 0	H: 1 R: 0 ER: 0 SO: 0	H: 1 R: 0 ER: 0 SO: 0	H: 1 R: 0 ER: 0 SO: 0	WP: 0 HR: 1 S: 17 P: 25	ERA: 9.00 WHIP: 1.000		
73 Chris Rodriguez, R ERA: 1.93	IP: 2.2 WLS: 13 BF: 3 ERA: 1.93	H: 3 R: 1 ER: 1 SO: 3	H: 0 R: 0 ER: 0 SO: 0	H: 0 R: 0 ER: 0 SO: 0	H: 0 R: 0 ER: 0 SO: 0	H: 0 R: 0 ER: 0 SO: 0	H: 0 R: 0 ER: 0 SO: 0	H: 0 R: 0 ER: 0 SO: 0	H: 0 R: 0 ER: 0 SO: 0	H: 0 R: 0 ER: 0 SO: 0	H: 0 R: 0 ER: 0 SO: 0	H: 0 R: 0 ER: 0 SO: 0	H: 0 R: 0 ER: 0 SO: 0	H: 0 R: 0 ER: 0 SO: 0	H: 0 R: 0 ER: 0 SO: 0	H: 0 R: 0 ER: 0 SO: 0	WP: 0 HR: 0 S: 17 P: 25	ERA: 9.00 WHIP: 1.000		
58 Alex Claudio, L ERA: 9.0	IP: 0.2 WLS: 3 BF: 1 ERA: 9.0	H: 1 R: 0 ER: 0 SO: 0	H: 0 R: 0 ER: 0 SO: 0	H: 0 R: 0 ER: 0 SO: 0	H: 0 R: 0 ER: 0 SO: 0	H: 0 R: 0 ER: 0 SO: 0	H: 0 R: 0 ER: 0 SO: 0	H: 0 R: 0 ER: 0 SO: 0	H: 0 R: 0 ER: 0 SO: 0	H: 0 R: 0 ER: 0 SO: 0	H: 0 R: 0 ER: 0 SO: 0	H: 0 R: 0 ER: 0 SO: 0	H: 0 R: 0 ER: 0 SO: 0	H: 0 R: 0 ER: 0 SO: 0	H: 0 R: 0 ER: 0 SO: 0	H: 0 R: 0 ER: 0 SO: 0	WP: 0 HR: 0 S: 17 P: 25	ERA: 9.00 WHIP: 1.000		
40 Steve Cishek, R ERA: 6.75	IP: 1.0 WLS: 4 BF: 1 ERA: 6.75	H: 1 R: 0 ER: 0 SO: 1	H: 0 R: 0 ER: 0 SO: 0	H: 0 R: 0 ER: 0 SO: 0	H: 0 R: 0 ER: 0 SO: 0	H: 0 R: 0 ER: 0 SO: 0	H: 0 R: 0 ER: 0 SO: 0	H: 0 R: 0 ER: 0 SO: 0	H: 0 R: 0 ER: 0 SO: 0	H: 0 R: 0 ER: 0 SO: 0	H: 0 R: 0 ER: 0 SO: 0	H: 0 R: 0 ER: 0 SO: 0	H: 0 R: 0 ER: 0 SO: 0	H: 0 R: 0 ER: 0 SO: 0	H: 0 R: 0 ER: 0 SO: 0	H: 0 R: 0 ER: 0 SO: 0	WP: 0 HR: 0 S: 17 P: 25	ERA: 9.00 WHIP: 1.000		
35 Tony Watson, L ERA:	IP: 0.1 WLS: 1 BF: 0 ERA:	H: 0 R: 0 ER: 0 SO: 0	H: 0 R: 0 ER: 0 SO: 0	H: 0 R: 0 ER: 0 SO: 0	H: 0 R: 0 ER: 0 SO: 0	H: 0 R: 0 ER: 0 SO: 0	H: 0 R: 0 ER: 0 SO: 0	H: 0 R: 0 ER: 0 SO: 0	H: 0 R: 0 ER: 0 SO: 0	H: 0 R: 0 ER: 0 SO: 0	H: 0 R: 0 ER: 0 SO: 0	H: 0 R: 0 ER: 0 SO: 0	H: 0 R: 0 ER: 0 SO: 0	H: 0 R: 0 ER: 0 SO: 0	H: 0 R: 0 ER: 0 SO: 0	H: 0 R: 0 ER: 0 SO: 0	WP: 0 HR: 0 S: 17 P: 25	ERA: 9.00 WHIP: 1.000		
<b>Inning Stats</b>	R: 3 E: 0 K: 1 S: 17	H: 4 LOB: 1 BB: 0 P: 29	R: 0 E: 0 K: 2 S: 12	H: 0 LOB: 1 BB: 1 P: 23	R: 0 E: 0 K: 2 S: 10	H: 0 LOB: 0 BB: 0 P: 16	R: 1 E: 0 K: 1 S: 14	H: 1 LOB: 3 BB: 3 P: 29	R: 0 E: 0 K: 0 S: 14	H: 1 LOB: 1 BB: 0 P: 21	R: 1 E: 0 K: 1 S: 9	H: 2 LOB: 2 BB: 1 P: 14	R: 0 E: 0 K: 0 S: 14	H: 1 LOB: 1 BB: 0 P: 21	R: 1 E: 0 K: 0 S: 17	H: 1 LOB: 0 BB: 0 P: 25	1B: 9 2B: 1 3B: 0 HR: 1	SF: 0 SAC: 0 DP: 0 HBP: 0	WP: 1 PB: 0 SB: 0 CS: 0	PA: 44
<b>PITCHER</b>	IP: 3.1 WLS: 0 BF: 19 ERA: 10.8	H: 4 R: 0 ER: 0 SO: 5	H: 0 R: 0 ER: 0 SO: 3	H: 0 R: 1 ER: 0 SO: 3	H: 0 R: 0 ER: 0 SO: 0	H: 1 R: 0 ER: 0 SO: 0	H: 1 R: 0 ER: 0 SO: 0	H: 3 R: 0 ER: 0 SO: 0	H: 1 R: 0 ER: 0 SO: 0	H: 1 R: 0 ER: 0 SO: 0	H: 2 R: 1 ER: 1 SO: 0	H: 2 R: 1 ER: 1 SO: 0	H: 1 R: 0 ER: 0 SO: 0	H: 1 R: 0 ER: 0 SO: 0	H: 1 R: 0 ER: 0 SO: 0	H: 1 R: 0 ER: 0 SO: 0	WP: 0 HR: 1 S: 17 P: 25	ERA: 9.00 WHIP: 1.000		
21 Mike Mayers, R ERA: 2.45	IP: 1.0 WLS: 4 BF: 1 ERA: 2.45	H: 1 R: 0 ER: 0 SO: 0	H: 0 R: 0 ER: 0 SO: 0	H: 0 R: 0 ER: 0 SO: 0	H: 0 R: 0 ER: 0 SO: 0	H: 0 R: 0 ER: 0 SO: 0	H: 0 R: 0 ER: 0 SO: 0	H: 0 R: 0 ER: 0 SO: 0	H: 0 R: 0 ER: 0 SO: 0	H: 0 R: 0 ER: 0 SO: 0	H: 0 R: 0 ER: 0 SO: 0	H: 0 R: 0 ER: 0 SO: 0	H: 0 R: 0 ER: 0 SO: 0	H: 0 R: 0 ER: 0 SO: 0	H: 0 R: 0 ER: 0 SO: 0	H: 0 R: 0 ER: 0 SO: 0	WP: 0 HR: 0 S: 17 P: 25	ERA: 9.00 WHIP: 1.000		
<b>Batter</b>	<b>1</b>	<b>2</b>	<b>3</b>	<b>4</b>	<b>5</b>	<b>6</b>	<b>7</b>	<b>8</b>	<b>9</b>	<b>AB</b>	<b>R</b>	<b>H</b>	<b>RBI</b>	<b>BB</b>	<b>SO</b>	<b>LOB</b>	<b>BOTTOM</b>			
22 David Fletcher, R OBP: 0.273, SLG: 0.238										5	1	0	1	0	0	6				
20 Jared Walsh, L OBP: 0.429, SLG: 1.000										5	1	1	1	0	0	2				
27 Mike Trout, R OBP: 0.609, SLG: 0.667										3	1	2	1	2	1	1				
6 Anthony Rendon, R OBP: 0.348, SLG: 0.222										3	1	1	1	1	1	2				
10 Justin Upton, R OBP: 0.381, SLG: 0.471										5	0	2	1	0	0	3				
5 Albert Pujols, R OBP: 0.231, SLG: 0.417										4	1	1	0	0	0	4				
4 Jose Iglesias, R OBP: 0.250, SLG: 0.250										4	1	2	1	0	0	2				
24 Kurt Suzuki, R OBP: 0.429, SLG: 0.200										1	0	0	0	2	0	0				
17 Shohei Ohtani, L OBP: 0.294, SLG: 0.750										0	1	0	0	0	0	0				
33 Max Stassi, R OBP: 0.500, SLG: 0.750										0	0	0	0	0	0	0				
25 Dexter Fowler, S OBP: 0.200, SLG: 0.200																				

























Batter	1	2	3	4	5	6	7	8	9	AB	R	H	RBI	BB	SO	LOB	TOP					
22 David Fletcher, R OBP: 0.295, SLG: 0.245	L9	L9			F8		G1-3		1B	5	0	1	0	0	0	2	<b>Los Angeles Angels @ Kansas City Royals</b> Kauffman Stadium, Kansas City, MO Tue Apr 13 2021, 7:11 PM - 10:07 PM CDT Att: 6,404 - Cloudy - 58 F					
17 Shohel Ohtani, L OBP: 0.391, SLG: 0.795	1B		F7		HR		L4		1B	5	1	3	1	0	0							
27 Mike Trout, R OBP: 0.510, SLG: 0.763	1B		K		K		K		K	5	0	1	0	0	4	2						
5 Albert Pujols, R OBP: 0.300, SLG: 0.357	L8		G6-3							4	0	2	0	1	0	2						
20 Jared Walsh, L OBP: 0.410, SLG: 0.647	K2-3			G4-3		L8		FC4-6	BB	4	1	0	0	0	1	4						
4 Jose Iglesias, R OBP: 0.273, SLG: 0.302		G6-3		F9		FC3-2				4	0	2	0	0	0	0						
24 Kurt Suzuki, R OBP: 0.350, SLG: 0.313		G3-1						SF9		2	0	2	1	1	0	0						
42 Jon Jay, L OBP: 0.250, SLG: 0.250					K		FC3-2			4	0	1	0	0	2	5						
59 Jack Mayfield, R 1B Jose Rojas, L (9,PH)		G3-1			K		K		G4-3	3	0	0	0	0	2	5						
										1	0	0	0	0	0	0						
<b>Inning Stats</b>	R: 0 E: 0 K: 1 S: 13	H: 2 LOB: 2 BB: 0 P: 18	R: 0 E: 0 K: 0 S: 8	H: 2 LOB: 2 BB: 0 P: 10	R: 0 E: 0 K: 1 S: 8	H: 0 LOB: 0 BB: 0 P: 16	R: 0 E: 0 K: 1 S: 11	H: 0 LOB: 1 BB: 0 P: 20	R: 1 E: 0 K: 2 S: 10	H: 1 LOB: 3 BB: 0 P: 13	R: 0 E: 0 K: 1 S: 19	H: 3 LOB: 3 BB: 0 P: 23	R: 0 E: 0 K: 1 S: 15	H: 0 LOB: 1 BB: 0 P: 11	R: 1 E: 0 K: 1 S: 15	H: 2 LOB: 1 BB: 0 P: 25	R: 0 E: 0 K: 1 S: 14	H: 2 LOB: 3 BB: 1 P: 25	1B: 11 2B: 0 3B: 0 HR: 1	SF: 1 SAC: 0 DP: 0 HBP: 0	WP: 1 PB: 0 SB: 0 CS: 0	PA: 40
<b>PITCHER</b>	IP WLS BF H R ER SO BB IBB HBP BLK WP HR S P ERA WHIP																					
30 Danny Duffy, L ERA: 0.75	6.0 W 27 8 1 1 6 1 0 0 0 0 0 1 69 100 1.50 1.500																					
59 Jake Brentz, L ERA:	1.0 H 3 0 0 0 1 0 0 0 0 0 0 0 7 11 0.00 0.000																					
71 Wade Davis, R ERA: 4.15	0.2 H 4 2 1 1 0 0 0 0 0 0 1 0 11 18 13.50 3.000																					
35 Greg Holland, R ERA: 4.15	1.1 S 7 2 0 0 2 1 0 0 0 0 0 0 18 32 0.00 2.250																					

Batter	1	2	3	4	5	6	7	8	9	AB	R	H	RBI	BB	SO	LOB	BOTTOM			
15 Whit Merrifield, R OBP: 0.415, SLG: 0.694	L8						K			4	2	2	0	0	1	0	<b>Los Angeles Angels @ Kansas City Royals</b> Kauffman Stadium, Kansas City, MO Tue Apr 13 2021, 7:11 PM - 10:07 PM CDT Att: 6,404 - Cloudy - 58 F			
16 Andrew Benintendi, L OBP: 0.300, SLG: 0.200	BB				F7			G6-3		3	1	1	0	1	0	1				
13 Salvador Perez, R OBP: 0.385, SLG: 0.543	2B				K			F9		4	0	2	1	0	1	2				
41 Carlos Santana, S OBP: 0.275, SLG: 0.273	SF9				G6-3			F9		3	0	0	2	0	0	2				
12 Jorge Soler, R OBP: 0.306, SLG: 0.241	BB				F7					2	0	0	0	1	0	1				
Michael Taylor, R OBP: 0.343, SLG: 0.515					G5-3			P3		3	0	0	0	0	1	2				
17 Hunter Dozier, R		P5			K			K		3	0	0	0	0	2	0				
1 Jarrod Dyson, L		B2-3			G4-3			G4-3		3	0	0	0	0	0	0				
8 Nicky Lopez, L OBP: 0.355, SLG: 0.296		K						G4-3		3	0	0	0	0	1	0				
<b>Inning Stats</b>	R: 1 E: 0 K: 1 S: 13	H: 1 LOB: 2 BB: 2 P: 27	R: 0 E: 0 K: 1 S: 7	H: 0 LOB: 0 BB: 0 P: 9	R: 1 E: 0 K: 1 S: 11	H: 2 LOB: 1 BB: 0 P: 15	R: 0 E: 0 K: 1 S: 8	H: 0 LOB: 0 BB: 0 P: 11	R: 1 E: 0 K: 0 S: 12	H: 2 LOB: 1 BB: 0 P: 15	R: 0 E: 0 K: 1 S: 6	H: 0 LOB: 0 BB: 0 P: 6	R: 0 E: 0 K: 1 S: 7	H: 0 LOB: 0 BB: 0 P: 11	R: 0 E: 0 K: 0 S: 11	H: 0 LOB: 0 BB: 0 P: 18	1B: 4 2B: 1 3B: 0 HR: 0	SF: 1 SAC: 0 DP: 0 HBP: 0	WP: 0 PB: 0 SB: 3 CS: 0	PA: 31
<b>PITCHER</b>	IP WLS BF H R ER SO BB IBB HBP BLK WP HR S P ERA WHIP																			
37 Dylan Bundy, R ERA: 3.32	7.0 L 28 5 3 2 6 2 0 0 0 0 0 0 64 94 2.57 1.000																			
58 Alex Claudio, L ERA: 5.4	1.0 3 0 0 0 0 0 0 0 0 0 0 0 11 18 0.00 0.000																			







Batter	1	2	3	4	5	6	7	8	9	AB	R	H	RBI	BB	SO	LOB	TOP								
8 Mitch Garver, R OBP: 0.283, SLG: 0.429										4	1	2	2	1	2	3									
20 Josh Donaldson, R OBP: 0.525, SLG: 0.714										4	0	2	1	0	0	2									
23 Nelson Cruz, R OBP: 0.426, SLG: 0.732										4	0	1	0	0	1	2									
30 Kyle Garlick, R OBP: 0.321, SLG: 0.400										4	0	0	0	0	1	3									
2 Luis Arraez, L OBP: 0.400, SLG: 0.391										3	0	0	0	1	0	0									
22 Miguel Sanó, R OBP: 0.321, SLG: 0.256										3	0	1	0	1	1										
11 Jorge Polanco, S OBP: 0.246, SLG: 0.222										3	1	1	0	0	1	1									
15 JT Riddle, L OBP: 0.333, SLG: 0.333										1	0	1	0	0	0	0									
26 Max Kepler, L OBP: 0.315, SLG: 0.362										3	1	2	0	1	0	0									
60 Jake Cave, L OBP: 0.229, SLG: 0.163										4	0	0	0	0	3	7									
<b>Inning Stats</b>	R: 0 E: 0 K: 1 S: 9	H: 1 LOB: 0 BB: 0 P: 14	R: 0 E: 0 K: 2 S: 8	H: 0 LOB: 0 BB: 0 P: 14	R: 0 E: 0 K: 2 S: 10	H: 0 LOB: 0 BB: 0 P: 15	R: 0 E: 0 K: 0 S: 5	H: 0 LOB: 0 BB: 1 P: 10	R: 0 E: 0 K: 0 S: 4	H: 0 LOB: 0 BB: 1 P: 9	R: 3 E: 1 K: 1 S: 18	H: 4 LOB: 1 BB: 1 P: 26	R: 0 E: 0 K: 0 S: 12	H: 2 LOB: 2 BB: 0 P: 19	R: 0 E: 0 K: 1 S: 10	H: 1 LOB: 1 BB: 0 P: 13	R: 0 E: 0 K: 2 S: 16	H: 2 LOB: 3 BB: 1 P: 25	1B: 9 2B: 1 3B: 0 HR: 0	SF: 0 DP: 4 HBP: 0	WP: 0 PB: 0 CS: 0	PA: 37			
<b>PITCHER</b>	IP	WLS	BF	H	R	ER	SO	BB	IBB	HBP	BLK	WP	HR	S	P	ERA	WHIP								
28 Andrew Heaney, L ERA: 5.65	(1, 1)	5.1	18	2	2	2	6	3	0	0	0	0	0	46	79	3.38	0.938								
57 Aaron Slegers, R ERA: 4.29	(6, 1)	0.2	W	4	3	1	1	0	0	0	0	0	0	8	9	13.50	4.500								
21 Mike Mayers, R ERA: 1.13	(7, 1)	1.0	H	5	2	0	0	0	0	0	0	0	0	12	19	0.00	2.000								
40 Steve Cishek, R ERA: 3.6	(8, 1)	1.0		4	1	0	0	1	0	0	0	0	0	10	13	0.00	1.000								
58 Alex Claudio, L ERA: 4.15	(9, 1)	1.0		6	2	0	0	2	1	0	0	0	0	16	25	0.00	3.000								

**Minnesota Twins @ Los Angeles Angels**  
 Angel Stadium, Anaheim, CA  
 Fri Apr 16 2021, 6:40 PM - 9:47 PM PDT  
 Att: 13,428 - Clear - 64 F

livebaseballscores.com

AB 33  
 R 3  
 H 10  
 RBI 3  
 BB 4  
 SO 9  
 LOB 19

Batter	1	2	3	4	5	6	7	8	9	AB	R	H	RBI	BB	SO	LOB	BOTTOM									
22 David Fletcher, R OBP: 0.262, SLG: 0.254										5	2	2	1	0	1	0										
17 Shohei Ohtani, L OBP: 0.370, SLG: 0.706										4	1	1	0	0	1	2										
27 Mike Trout, R OBP: 0.526, SLG: 0.750										2	2	1	2	2	1	0										
10 Justin Upton, R OBP: 0.304, SLG: 0.425										4	2	2	4	0	1	1										
20 Jared Walsh, L OBP: 0.426, SLG: 0.707										4	1	2	3	0	0	1										
5 Albert Pujols, R OBP: 0.285, SLG: 0.314										4	0	1	0	0	0	2										
4 Jose Iglesias, R OBP: 0.269, SLG: 0.294										4	1	2	0	0	1	1										
24 Kurt Suzuki, R OBP: 0.292, SLG: 0.250										4	0	0	0	0	2	2										
2 Luis Rengifo, S OBP: 0.250, SLG: 0.250										4	1	1	0	0	0	0										
<b>Inning Stats</b>	R: 0 E: 0 K: 2 S: 9	H: 0 LOB: 0 BB: 0 P: 10	R: 0 E: 0 K: 0 S: 9	H: 0 LOB: 0 BB: 0 P: 17	R: 0 E: 0 K: 0 S: 6	H: 1 LOB: 0 BB: 0 P: 7	R: 2 E: 0 K: 0 S: 19	H: 2 LOB: 1 BB: 1 P: 26	R: 0 E: 0 K: 2 S: 9	H: 0 LOB: 0 BB: 0 P: 13	R: 2 E: 0 K: 1 S: 13	H: 3 LOB: 0 BB: 0 P: 18	R: 6 E: 0 K: 2 S: 28	H: 6 LOB: 1 BB: 1 P: 42	R: 0 E: 0 K: 0 S: 5	H: 0 LOB: 0 BB: 0 P: 7	1B: 9 2B: 1 3B: 0 HR: 2	SF: 0 DP: 1 HBP: 0	WP: 1 PB: 0 CS: 0	PA: 37						
<b>PITCHER</b>	IP	WLS	BF	H	R	ER	SO	BB	IBB	HBP	BLK	WP	HR	S	P	ERA	WHIP									
43 Lewis Thorpe, L ERA: 4.5	(1, 1)	4.0	15	3	2	2	2	1	0	0	0	0	0	43	60	4.50	1.000									
68 Randy Dobnak, R ERA: 11.88	(5, 1)	2.1	L	13	6	5	5	4	0	0	0	0	0	31	44	19.29	2.571									
56 Caleb Thielbar, L ERA: 5.14	(7, 1)	0.1		5	3	3	3	1	0	1	0	0	1	2	17	27	81.00	9.000								
66 Jorge Alcala, R ERA: 1.8	(7, 1)	0.1		1	0	0	0	0	0	0	0	0	0	2	2	0.00	0.000									
64 Williams Astudillo, R ERA:	(8, 1)	1.0		3	0	0	0	0	0	0	0	0	0	5	7	0.00	0.000									

**Minnesota Twins @ Los Angeles Angels**  
 Angel Stadium, Anaheim, CA  
 Fri Apr 16 2021, 6:40 PM - 9:47 PM PDT  
 Att: 13,428 - Clear - 64 F

livebaseballscores.com

AB 35  
 R 10  
 H 12  
 RBI 10  
 BB 2  
 SO 7  
 LOB 9




Batter	1	2	3	4	5	6	7	8	9	AB	R	H	RBI	BB	SO	LOB	TOP											
9 Isiah Kiner-Falefa, R OBP: 0.241, SLG: 0.319										5	0	0	0	0	1	3	<b>Texas Rangers @ Los Angeles Angels</b> Angel Stadium, Anaheim, CA Mon Apr 19 2021, 6:39 PM - 9:54 PM PDT Att: 11,396 - Clear - 75 F											
21 David Dahl, L OBP: 0.226, SLG: 0.317										5	0	1	0	0	3	3												
13 Joey Gallo, L OBP: 0.441, SLG: 0.286										3	1	0	0	1	2	1												
30 Nathaniel Lowe, L OBP: 0.319, SLG: 0.462										4	1	2	0	0	1	0												
15 Nick Solak, R OBP: 0.371, SLG: 0.452										4	1	1	0	0	1	1												
5 Willie Calhoun, L OBP: 0.500, SLG: 0.444										4	1	1	1	0	2	1												
23 Jose Trevino, R OBP: 0.327, SLG: 0.362										3	0	0	1	0	0	1												
53 Adolis Garcia, R OBP: 0.241, SLG: 0.552										4	2	2	1	0	1	0												
16 Brock Holt, L OBP: 0.478, SLG: 0.313										2	0	1	1	1	1	0												
2 Charlie Culberson, R OBP: 0.273, SLG: 0.350										1	0	0	0	0	0	0												
<b>Inning Stats</b>	R: 0 E: 0 K: 1 S: 7	H: 0 LOB: 0 BB: 0 P: 8	R: 0 E: 0 K: 0 S: 8	H: 1 LOB: 1 BB: 0 P: 13	R: 1 E: 0 K: 2 S: 15	H: 2 LOB: 1 BB: 0 P: 20	R: 0 E: 0 K: 2 S: 10	H: 0 LOB: 0 BB: 1 P: 13	R: 0 E: 0 K: 1 S: 10	H: 1 LOB: 2 BB: 1 P: 16	R: 5 E: 2 K: 2 S: 17	H: 4 LOB: 1 BB: 1 P: 28	R: 0 E: 1 K: 1 S: 10	H: 0 LOB: 1 BB: 0 P: 15	R: 0 E: 0 K: 2 S: 12	H: 0 LOB: 0 BB: 0 P: 20	R: 0 E: 0 K: 1 S: 10	H: 0 LOB: 0 BB: 0 P: 14	1B: 5 2B: 2 HR: 1	SF: 1 2B: 2 HBP: 0	WP: 1 PB: 0 SB: 0 CS: 0	PA: 38						
<b>PITCHER</b>	IP	WLS	BF	H	R	ER	SO	BB	IBB	HBP	BLK	WP	HR	S	P	ERA	WHIP											
37 Dylan Bundy, R ERA: 4.5	5.0	L	24	7	5	5	6	2	0	0	0	0	1	0	7	13	9.00	1.800										
40 Steve Cishek, R ERA: 3.15	0.2		4	1	1	0	1	0	0	0	0	0	0	0	7	26	0.00	1.500										
58 Alex Claudio, L ERA: 3.0	1.2		6	0	0	0	3	0	0	0	0	0	0	0	17	23	0.00	0.000										
57 Aaron Slegers, R ERA: 3.86	0.2		2	0	0	0	1	0	0	0	0	0	0	8	13	0.00	0.000											
35 Tony Watson, L ERA: 2.09	1.0		3	0	0	0	1	0	0	0	0	0	0	10	14	0.00	0.000											
Batter	1	2	3	4	5	6	7	8	9	AB	R	H	RBI	BB	SO	LOB	BOTTOM											
22 David Fletcher, R OBP: 0.277, SLG: 0.270										4	0	2	0	0	0	1	<b>Texas Rangers @ Los Angeles Angels</b> Angel Stadium, Anaheim, CA Mon Apr 19 2021, 6:39 PM - 9:54 PM PDT Att: 11,396 - Clear - 75 F											
17 Shohei Ohtani, L OBP: 0.345, SLG: 0.655										4	0	0	0	0	2	3												
27 Mike Trout, R OBP: 0.492, SLG: 0.688										4	0	0	0	0	3	0												
10 Justin Upton, R OBP: 0.300, SLG: 0.477										4	1	1	1	0	1	0												
20 Jared Walsh, L OBP: 0.431, SLG: 0.705										3	1	1	0	1	0	0												
5 Albert Pujols, R OBP: 0.286, SLG: 0.308										4	1	1	1	0	0	1												
4 Jose Iglesias, R OBP: 0.286, SLG: 0.309										4	1	2	0	0	2	0												
24 Kurt Suzuki, R OBP: 0.321, SLG: 0.292										4	0	2	1	0	0	0												
44 Scott Schebler, L										0	0	0	0	0	0	0												
2 Luis Rengifo, S OBP: 0.250, SLG: 0.143										3	0	0	0	1	2	3												
<b>Inning Stats</b>	R: 0 E: 0 K: 1 S: 9	H: 1 LOB: 0 BB: 0 P: 17	R: 0 E: 0 K: 0 S: 5	H: 0 LOB: 0 BB: 1 P: 9	R: 0 E: 0 K: 2 S: 10	H: 0 LOB: 0 BB: 0 P: 14	R: 0 E: 0 K: 1 S: 10	H: 0 LOB: 0 BB: 0 P: 17	R: 0 E: 0 K: 2 S: 7	H: 1 LOB: 2 BB: 1 P: 8	R: 4 E: 0 K: 1 S: 24	H: 5 LOB: 1 BB: 0 P: 35	R: 0 E: 0 K: 2 S: 14	H: 0 LOB: 0 BB: 0 P: 19	R: 0 E: 0 K: 0 S: 16	H: 2 LOB: 2 BB: 0 P: 18	1B: 7 2B: 1 HR: 1	SF: 0 2B: 1 HBP: 0	WP: 1 PB: 0 SB: 2 CS: 0	PA: 36								
<b>PITCHER</b>	IP	WLS	BF	H	R	ER	SO	BB	IBB	HBP	BLK	WP	HR	S	P	ERA	WHIP											
35 Kohei Aihara, R ERA: 2.21	5.2	W	19	2	0	0	6	2	0	0	0	0	0	1	13	17	27.00	3.000										
59 Brett Martin, L ERA: 7.36	0.2		4	2	2	2	1	0	0	0	0	0	0	1	14	23	27.00	4.500										
54 Kyle Cody, R ERA: 7.56	0.2		5	3	2	2	1	0	0	0	0	0	0	14	19	0.00	0.000											
57 Joely Rodriguez, L ERA: 10.8	1.0	H	3	0	0	0	2	0	0	0	0	0	0	14	19	0.00	0.000											
31 Ian Kennedy, R ERA: 2.57	1.0	S	5	2	0	0	0	0	0	0	0	0	0	16	18	0.00	2.000											



Batter	1	2	3	4	5	6	7	8	9	AB	R	H	RBI	BB	SO	LOB	TOP							
9 Isiah Kiner-Falefa, R OBP: 0.256, SLG: 0.351	G6-3	K2-3		K			13 1B 3B		G6-4-3 1B	5	1	2	0	0	2	3	<b>Texas Rangers @ Los Angeles Angels</b> Angel Stadium, Anaheim, CA Tue Apr 20 2021, 6:39 PM - 9:30 PM PDT Att: 12,544 - Partly Cloudy - 62 F							
21 David Dahl, L OBP: 0.224, SLG: 0.297	30 BB 13 BB		G4-3		P5		K		G6-4-3 1B	4	0	0	0	1	1	2								
13 Joey Gallo, L OBP: 0.444, SLG: 0.288	30 BB 1-2		K		F8					3	0	1	1	1	1	0								
30 Nathaniel Lowe, L OBP: 0.329, SLG: 0.448	1-2 2-3				G1-3					2	0	0	0	2	1	1								
15 Nick Solak, R OBP: 0.378, SLG: 0.492	K			L8						3	1	1	1	1	1	4								
5 Willie Calhoun, L OBP: 0.357, SLG: 0.308	K				P6		G4-3		P5	4	0	0	0	0	1	4								
23 Jose Trevino, R OBP: 0.302, SLG: 0.333		K		K			K		P6	4	0	0	0	0	3	1								
53 Adolis Garcia, R OBP: 0.273, SLG: 0.516		16 CS BB		16 HBP BB			K		K	2	0	0	0	2	2	1								
16 Brock Holt, L OBP: 0.481, SLG: 0.316	1-2 1B						G4-3		G3-1	3	0	1	0	0	0	0								
<b>Inning Stats</b>	R: 0 E: 0 K: 2 S: 11	H: 0 LOB: 3 BB: 3 P: 28	R: 0 E: 0 K: 2 S: 10	H: 1 LOB: 1 BB: 1 P: 19	R: 0 E: 0 K: 1 S: 7	H: 0 LOB: 2 BB: 1 P: 12	R: 0 E: 0 K: 2 S: 9	H: 0 LOB: 0 BB: 1 P: 21	R: 0 E: 0 K: 0 S: 6	H: 0 LOB: 0 BB: 0 P: 11	R: 1 E: 0 K: 2 S: 10	H: 1 LOB: 0 BB: 0 P: 15	R: 1 E: 0 K: 2 S: 10	H: 2 LOB: 1 BB: 0 P: 13	R: 0 E: 0 K: 1 S: 9	H: 0 LOB: 1 BB: 1 P: 18		R: 0 E: 0 K: 0 S: 10	H: 1 LOB: 0 BB: 0 P: 13	1B: 3 2B: 0 3B: 1 HR: 1	SF: 0 SAC: 0 DP: 1 HBP: 1	WP: 0 PB: 0 SB: 0 CS: 1	PA: 38	
<b>PITCHER</b>	IP WLS BF H R ER SO BB IBB HBP BLK WP HR S P ERA WHIP	IP WLS BF H R ER SO BB IBB HBP BLK WP HR S P ERA WHIP	IP WLS BF H R ER SO BB IBB HBP BLK WP HR S P ERA WHIP	IP WLS BF H R ER SO BB IBB HBP BLK WP HR S P ERA WHIP	IP WLS BF H R ER SO BB IBB HBP BLK WP HR S P ERA WHIP	IP WLS BF H R ER SO BB IBB HBP BLK WP HR S P ERA WHIP	IP WLS BF H R ER SO BB IBB HBP BLK WP HR S P ERA WHIP	IP WLS BF H R ER SO BB IBB HBP BLK WP HR S P ERA WHIP	IP WLS BF H R ER SO BB IBB HBP BLK WP HR S P ERA WHIP	IP WLS BF H R ER SO BB IBB HBP BLK WP HR S P ERA WHIP	IP WLS BF H R ER SO BB IBB HBP BLK WP HR S P ERA WHIP	IP WLS BF H R ER SO BB IBB HBP BLK WP HR S P ERA WHIP	IP WLS BF H R ER SO BB IBB HBP BLK WP HR S P ERA WHIP	IP WLS BF H R ER SO BB IBB HBP BLK WP HR S P ERA WHIP	IP WLS BF H R ER SO BB IBB HBP BLK WP HR S P ERA WHIP	IP WLS BF H R ER SO BB IBB HBP BLK WP HR S P ERA WHIP	IP WLS BF H R ER SO BB IBB HBP BLK WP HR S P ERA WHIP	IP WLS BF H R ER SO BB IBB HBP BLK WP HR S P ERA WHIP	IP WLS BF H R ER SO BB IBB HBP BLK WP HR S P ERA WHIP	IP WLS BF H R ER SO BB IBB HBP BLK WP HR S P ERA WHIP	IP WLS BF H R ER SO BB IBB HBP BLK WP HR S P ERA WHIP	IP WLS BF H R ER SO BB IBB HBP BLK WP HR S P ERA WHIP	IP WLS BF H R ER SO BB IBB HBP BLK WP HR S P ERA WHIP	IP WLS BF H R ER SO BB IBB HBP BLK WP HR S P ERA WHIP
17 Shohel Ohtani, R ERA: 1.04	4.0	19	1	0	0	7	6	0	1	0	0	0	0	0	37	80	0.00	1.750						
47 Griffin Canning, R ERA: 5.68	2.1	9	2	2	2	2	0	0	0	0	0	0	0	1	19	30	7.71	0.857						
21 Mike Mayers, R ERA: 0.93	1.2	7	1	0	0	3	1	0	0	0	0	0	0	16	27	0.00	1.200							
32 Raisel Iglesias, R ERA: 5.68	1.0	3	1	0	0	0	0	0	0	0	0	0	0	10	13	0.00	1.000							

Batter	1	2	3	4	5	6	7	8	9	AB	R	H	RBI	BB	SO	LOB	BOTTOM							
22 David Fletcher, R OBP: 0.261, SLG: 0.258	F8		SF9		L8		K			3	0	0	1	0	1	0	<b>Texas Rangers @ Los Angeles Angels</b> Angel Stadium, Anaheim, CA Tue Apr 20 2021, 6:39 PM - 9:30 PM PDT Att: 12,544 - Partly Cloudy - 62 F							
20 Jared Walsh, L OBP: 0.418, SLG: 0.667	1B		G6-3		G1-3		K			4	0	1	0	0	1	0								
27 Mike Trout, R OBP: 0.508, SLG: 0.769	K				10 1B 5 WP 2B		HR		18 BB 10 BB 1B	4	2	3	1	0	1	1								
10 Justin Upton, R OBP: 0.315, SLG: 0.468	P6				5 WP 1B		K		5 P4-6 18 BB BB	3	0	1	0	1	1	1								
18 Jose Rojas, L OBP: 0.130, SLG: 0.095	K				K		G3		4 FC6-4 BB	3	0	0	0	1	2	2								
5 Albert Pujols, R OBP: 0.283, SLG: 0.372	P3				L9				P4-6	4	1	1	1	0	0	4								
4 Jose Iglesias, R OBP: 0.283, SLG: 0.293	G5-3				L8				FC6-4	3	1	0	0	1	0	3								
44 Scott Schebler, L OBP: 0.333, SLG: 0.667					24 F9 22 SF9 2B		K			3	1	1	0	0	2	1								
24 Kurt Suzuki, R OBP: 0.323, SLG: 0.407	F9				G3				HR	3	1	1	2	0	0	1								
<b>Inning Stats</b>	R: 0 E: 0 K: 1 S: 11	H: 1 LOB: 1 BB: 0 P: 18	R: 0 E: 0 K: 1 S: 7	H: 0 LOB: 0 BB: 0 P: 7	R: 1 E: 0 K: 0 S: 5	H: 1 LOB: 0 BB: 0 P: 6	R: 1 E: 0 K: 1 S: 14	H: 2 LOB: 1 BB: 0 P: 21	R: 0 E: 0 K: 1 S: 7	H: 0 LOB: 0 BB: 0 P: 12	R: 1 E: 0 K: 1 S: 11	H: 1 LOB: 0 BB: 0 P: 16	R: 3 E: 0 K: 3 S: 17	H: 2 LOB: 0 BB: 1 P: 28	R: 0 E: 0 K: 0 S: 14	H: 1 LOB: 2 BB: 2 P: 25		R: 0 E: 0 K: 0 S: 14	H: 1 LOB: 2 BB: 2 P: 25	1B: 3 2B: 3 3B: 0 HR: 3	SF: 1 SAC: 0 DP: 1 HBP: 0	WP: 1 PB: 0 SB: 0 CS: 0	PA: 34	
<b>PITCHER</b>	IP WLS BF H R ER SO BB IBB HBP BLK WP HR S P ERA WHIP	IP WLS BF H R ER SO BB IBB HBP BLK WP HR S P ERA WHIP	IP WLS BF H R ER SO BB IBB HBP BLK WP HR S P ERA WHIP	IP WLS BF H R ER SO BB IBB HBP BLK WP HR S P ERA WHIP	IP WLS BF H R ER SO BB IBB HBP BLK WP HR S P ERA WHIP	IP WLS BF H R ER SO BB IBB HBP BLK WP HR S P ERA WHIP	IP WLS BF H R ER SO BB IBB HBP BLK WP HR S P ERA WHIP	IP WLS BF H R ER SO BB IBB HBP BLK WP HR S P ERA WHIP	IP WLS BF H R ER SO BB IBB HBP BLK WP HR S P ERA WHIP	IP WLS BF H R ER SO BB IBB HBP BLK WP HR S P ERA WHIP	IP WLS BF H R ER SO BB IBB HBP BLK WP HR S P ERA WHIP	IP WLS BF H R ER SO BB IBB HBP BLK WP HR S P ERA WHIP	IP WLS BF H R ER SO BB IBB HBP BLK WP HR S P ERA WHIP	IP WLS BF H R ER SO BB IBB HBP BLK WP HR S P ERA WHIP	IP WLS BF H R ER SO BB IBB HBP BLK WP HR S P ERA WHIP	IP WLS BF H R ER SO BB IBB HBP BLK WP HR S P ERA WHIP	IP WLS BF H R ER SO BB IBB HBP BLK WP HR S P ERA WHIP	IP WLS BF H R ER SO BB IBB HBP BLK WP HR S P ERA WHIP	IP WLS BF H R ER SO BB IBB HBP BLK WP HR S P ERA WHIP	IP WLS BF H R ER SO BB IBB HBP BLK WP HR S P ERA WHIP	IP WLS BF H R ER SO BB IBB HBP BLK WP HR S P ERA WHIP	IP WLS BF H R ER SO BB IBB HBP BLK WP HR S P ERA WHIP	IP WLS BF H R ER SO BB IBB HBP BLK WP HR S P ERA WHIP	IP WLS BF H R ER SO BB IBB HBP BLK WP HR S P ERA WHIP
24 Jordan Lyles, R ERA: 4.64	6.0	23	1	3	3	3	0	0	0	0	0	0	0	55	80	4.50	0.833							
52 Taylor Hearn, L ERA: 7.59	1.0	9	3	3	3	3	0	0	0	0	2	28	49	27.00	6.000									
56 Brett de Geus, R ERA: 6.0	1.0	2	0	0	0	0	0	0	0	0	0	3	4	0.00	0.000									

livebaseballscorecards.com



livebaseballscorecards.com





Batter	1	2	3	4	5	6	7	8	9	AB	R	H	RBI	BB	SO	LOB	TOP										
9 Isiah Kiner-Falefa, R OBP: 0.253, SLG: 0.342	L9		L9		K			G6-3	1B	5	1	1	0	0	1	2											
15 Nick Solak, R OBP: 0.380, SLG: 0.471	G5-3		K		F7			BB	BB	3	1	0	0	2	1	2											
13 Joey Gallo, L OBP: 0.455, SLG: 0.278	K							BB	BB	2	2	0	1	3	2	0											
53 Adolis Garcia, R OBP: 0.289, SLG: 0.583		1B			K			BB	F4	5	1	2	3	0	1	4											
30 Nathaniel Lowe, L OBP: 0.346, SLG: 0.493		K			BB			HR	L9	4	1	2	1	1	1	3											
2 Charlie Culberson, R OBP: 0.278, SLG: 0.498								HR		3	0	1	0	0	2	2											
16 Brock Holt, L OBP: 0.464, SLG: 0.300	K							G3		1	0	0	0	0	0	0											
28 Jonah Heim, S OBP: 0.217, SLG: 0.400			P4		SF7			G4-3	G3-1	3	0	0	1	0	0	0											
41 Eli White, R OBP: 0.250, SLG: 0.205								K		3	0	0	0	1	2	2											
3 Leody Taveras, S OBP: 0.170, SLG: 0.093								K		2	1	0	0	2	2	0											
<b>Inning Stats</b>	R: 0 E: 0 K: 1 S: 9	H: 0 LOB: 0 BB: 0 P: 12	R: 0 E: 0 K: 2 S: 9	H: 1 LOB: 0 BB: 0 P: 16	R: 0 E: 0 K: 1 S: 10	H: 0 LOB: 2 BB: 2 P: 23	R: 1 E: 0 K: 2 S: 14	H: 1 LOB: 2 BB: 0 P: 27	R: 0 E: 0 K: 2 S: 11	H: 0 LOB: 0 BB: 0 P: 17	R: 0 E: 0 K: 2 S: 13	H: 1 LOB: 1 BB: 0 P: 23	R: 0 E: 0 K: 2 S: 7	H: 0 LOB: 0 BB: 0 P: 9	R: 4 E: 0 K: 0 S: 15	H: 2 LOB: 0 BB: 2 P: 32	R: 2 E: 0 K: 0 S: 11	H: 1 LOB: 2 BB: 3 P: 29	1B: 4 2B: 0 3B: 0 HR: 2	SF: 1 SAC: 0 DP: 0 HBP: 0	WP: 0 PB: 0 SB: 0 CS: 1	PA: 41					
<b>PITCHER</b>	IP	WLS	BF	H	R	ER	SO	BB	IBB	HBP	BLK	WP	HR	S	P	ERA	WHIP										
62 Jose Quintana, L ERA: 9.0	5.0		20	2	1	1	8	4	0	0	0	0	0	53	95	1.80	1.200										
73 Chris Rodriguez, R ERA: 3.49	2.1	H	9	1	1	1	4	1	0	0	0	0	0	23	41	3.86	0.857										
21 Mike Mayers, R ERA: 3.72	0.0	L	3	2	3	3	0	1	0	0	0	0	2	6	12	∞	∞										
35 Tony Watson, L ERA: 1.8	0.2		2	0	0	0	0	0	0	0	0	0	0	6	11	0.00	0.000										
41 Junior Guerra, R ERA: 2.25	1.0		7	1	2	2	0	3	0	0	1	0	0	11	29	18.00	4.000										

Texas Rangers @ Los Angeles Angels  
Angel Stadium, Anaheim, CA  
Wed Apr 21 2021, 1:09 PM - 4:27 PM PDT  
Att: 9,207 - Cloudy - 64 F

livebaseballscores.com

AB 31  
R 7  
H 6  
RBI 6  
BB 9  
SO 12  
LOB 15



Batter	1	2	3	4	5	6	7	8	9	AB	R	H	RBI	BB	SO	LOB	BOTTOM										
22 David Fletcher, R OBP: 0.257, SLG: 0.254	L3		G5-3		G5-3				G6-3	5	0	1	0	0	0	0											
17 Shohei Ohtani, L OBP: 0.355, SLG: 0.690	K		HR		K					3	1	1	1	0	2	0											
27 Mike Trout, R OBP: 0.507, SLG: 0.804	HR		1B		G5-3					4	1	2	1	0	0	3											
20 Jared Walsh, L OBP: 0.407, SLG: 0.635	1B		K							4	0	1	0	0	2	1											
10 Justin Upton, R OBP: 0.310, SLG: 0.510										4	1	1	1	0	2	1											
18 Jose Rojas, L OBP: 0.130, SLG: 0.095	K				HR					0	0	0	0	0	0	0											
44 Scott Schebler, L OBP: 0.286, SLG: 0.429			K		1B					4	0	1	0	0	2	0											
4 Jose Iglesias, R OBP: 0.297, SLG: 0.355	L6									4	1	2	1	0	0	0											
12 Anthony Bemboom, L OBP: 0.286, SLG: 0.286	F7									3	0	1	0	0	0	1											
5 Albert Pujols, R OBP: 0.277, SLG: 0.364										1	0	0	0	0	0	0											
2 Luis Rengifo, S OBP: 0.167, SLG: 0.091	P5				G4-3					4	0	0	0	0	2												
<b>Inning Stats</b>	R: 1 E: 0 K: 2 S: 11	H: 2 LOB: 1 BB: 0 P: 19	R: 0 E: 0 K: 1 S: 8	H: 0 LOB: 0 BB: 0 P: 12	R: 1 E: 0 K: 1 S: 15	H: 2 LOB: 1 BB: 0 P: 24	R: 1 E: 0 K: 0 S: 9	H: 3 LOB: 1 BB: 0 P: 13	R: 0 E: 0 K: 1 S: 6	H: 0 LOB: 0 BB: 0 P: 8	R: 0 E: 0 K: 1 S: 9	H: 0 LOB: 0 BB: 0 P: 13	R: 0 E: 0 K: 2 S: 10	H: 2 LOB: 3 BB: 0 P: 12	R: 0 E: 0 K: 2 S: 10	H: 0 LOB: 0 BB: 0 P: 16	R: 1 E: 0 K: 0 S: 6	H: 1 LOB: 0 BB: 0 P: 10	1B: 6 2B: 0 3B: 0 HR: 4	SF: 0 SAC: 0 DP: 0 HBP: 1	WP: 0 PB: 0 SB: 0 CS: 0	PA: 37					
<b>PITCHER</b>	IP	WLS	BF	H	R	ER	SO	BB	IBB	HBP	BLK	WP	HR	S	P	ERA	WHIP										
20 Mike Folynewicz, R ERA: 5.32	6.0		24	7	3	3	6	0	0	0	0	0	0	10	12	4.50	1.167										
60 John King, L ERA: 1.13	1.0	W	6	2	0	0	0	0	0	0	1	0	0	10	12	0.00	2.000										
57 Joely Rodriguez, L ERA: 6.75	1.0	H	3	0	0	0	2	0	0	0	0	0	0	10	16	0.00	0.000										
31 Ian Kennedy, R ERA: 3.38	1.0		4	1	1	1	0	0	0	0	0	0	1	6	10	9.00	1.000										

Texas Rangers @ Los Angeles Angels  
Angel Stadium, Anaheim, CA  
Wed Apr 21 2021, 1:09 PM - 4:27 PM PDT  
Att: 9,207 - Cloudy - 64 F

livebaseballscores.com

AB 36  
R 4  
H 10  
RBI 4  
BB 0  
SO 8  
LOB 8













Batter	1	2	3	4	5	6	7	8	9	AB	R	H	RBI	BB	SO	LOB	TOP			
22 David Fletcher, R OBP: 0.279, SLG: 0.277 18 Jose Rojas, L OBP: 0.206, SLG: 0.250	L9		F9			K			G4-6-3	2	0	0	0	0	0	0	2 0 0 0 0 0 0			
17 Shohel Ohtani, L OBP: 0.329, SLG: 0.653	G3		HR			G6-3			FC3	4	1	1	1	0	0	1	4 1 1 1 0 0 1			
10 Justin Upton, R OBP: 0.314, SLG: 0.488 12 Anthony Bomboom, L OBP: 0.250, SLG: 0.250	1B		K			K			G4-6-3	3	0	1	0	0	2	0	3 0 1 0 0 2 0			
20 Jared Walsh, L OBP: 0.389, SLG: 0.563	F9					K			K	4	0	1	0	0	2	2	4 0 1 0 0 2 2			
5 Albert Pujols, R OBP: 0.271, SLG: 0.446	HR		G3-1			G5-4-3			G3-1	3	1	1	1	0	0	1	3 1 1 1 0 0 1			
44 Scott Schebler, L OBP: 0.235, SLG: 0.412	L8		P6			G3-1			G3-1	3	0	0	0	0	0	0	3 0 0 0 0 0 0			
4 Jose Iglesias, R OBP: 0.280, SLG: 0.329	F8		G4-3			G6-3			G6-3	3	0	0	0	0	0	0	3 0 0 0 0 0 0			
24 Kurt Suzuki, R OBP: 0.316, SLG: 0.344	G5-3		G5-3			G5-3			HBP	2	0	0	0	0	0	0	2 0 0 0 0 0 0			
2 Luis Rengifo, S OBP: 0.133, SLG: 0.071	G6-3		P3			G1-4-3			G1-4-3	3	0	0	0	0	0	1	3 0 0 0 0 0 1			
<b>Inning Stats</b>	R: 0 H: 1 E: 0 K: 0 S: 9	H: 1 LOB: 1 BB: 0 P: 17	R: 1 H: 1 E: 0 K: 0 S: 9	H: 1 LOB: 0 BB: 0 P: 11	R: 1 H: 1 E: 0 K: 1 S: 8	H: 1 LOB: 0 BB: 0 P: 13	R: 0 H: 0 E: 0 K: 1 S: 9	H: 0 LOB: 0 BB: 0 P: 10	R: 0 H: 0 E: 0 K: 0 S: 7	H: 0 LOB: 0 BB: 0 P: 10	R: 0 H: 0 E: 0 K: 2 S: 8	H: 1 LOB: 0 BB: 0 P: 6	R: 0 H: 0 E: 0 K: 0 S: 6	H: 0 LOB: 0 BB: 0 P: 7	R: 0 H: 1 E: 1 K: 1 S: 7	H: 1 LOB: 1 BB: 0 P: 9	1B: 3 2B: 0 3B: 0 HR: 2	SF: 0 SAC: 0 DP: 3 HBP: 1	WP: 0 PB: 0 SB: 0 CS: 0	PA: 31
<b>PITCHER</b>	IP	WLS	BF	H	R	ER	SO	BB	IBB	HBP	BLK	WP	HR	S	P	ERA	WHIP			
17 Jake Odorizzi, R ERA: 10.13 0 Kent Emanuel, L ERA: 2.08	0.1	0	1	0	0	0	0	0	0	0	0	0	0	3	5	0.00	0.000			
	8.2	W	30	5	2	2	5	0	0	1	0	0	2	65	90	2.08	0.577			

Los Angeles Angels @ Houston Astros  
Minute Maid Park, Houston, TX  
Sat Apr 24 2021, 3:12 PM - 6:30 PM CDT  
Att: 21,820 - Roof Closed - 73 F

livebaseballscorecards.com

AB 30  
R 2  
H 5  
RBI 2  
BB 0  
SO 5  
LOB 7



Batter	1	2	3	4	5	6	7	8	9	AB	R	H	RBI	BB	SO	LOB	BOTTOM			
1 Carlos Correa, R OBP: 0.330, SLG: 0.481	HR		2B		K		P4		E5	6	2	3	1	0	1	3	6 2 3 1 0 1 3			
23 Michael Brantley, L OBP: 0.377, SLG: 0.600 13 Abraham Toro, S OBP: 0.194, SLG: 0.083	44 WP 2 1B 44 BB		2 HR 2B		2B		44 3B 2B		FC4-6 20 HBP	3	4	3	0	1	0	0	3 4 3 0 1 0 0			
2 Alex Bregman, R OBP: 0.407, SLG: 0.528 20 Chas McCormick, R OBP: 0.261, SLG: 0.421	44 1B 10 G4-3 44 WP		HR		FC5 10 1B		44 3B 2B		F8	3	4	2	3	1	0	1	3 4 2 3 1 0 1			
44 Yordan Alvarez, L OBP: 0.344, SLG: 0.517	10 G4-3 2H		K		30 WP 10 1B		3B		G4-6-3	4	0	2	4	1	1	2	4 0 2 4 1 1 2			
10 Yuli Gurriel, R OBP: 0.460, SLG: 0.535	G4-3		9 WP 30 WP		1B		G6-3		30 HR 2B	4	1	2	2	1	0	2	4 1 2 2 1 0 2			
30 Kyle Tucker, L OBP: 0.202, SLG: 0.405	G3		L7		K		K		FC5-6 1B	5	1	2	2	0	1	3	5 1 2 2 0 1 3			
9 Robel Garcia, S OBP: 0.300, SLG: 0.222	K		K		K		FC5-6		G4-3	5	0	0	0	0	3	4	5 0 0 0 0 3 4			
3 Myles Straw, R OBP: 0.270, SLG: 0.279	L8		18 1B 2B		G3-1		L8		18 2B 2B	5	2	2	0	0	0	1	5 2 2 0 0 0 1			
18 Jason Castro, L OBP: 0.364, SLG: 0.519	K		23 2B 2E 44 3B		F7				1E 2B	4	2	2	2	1	1	1	4 2 2 2 1 1 1			
<b>Inning Stats</b>	R: 3 H: 3 E: 0 K: 0 S: 11	H: 3 LOB: 1 BB: 0 P: 22	R: 0 H: 0 E: 0 K: 2 S: 7	H: 0 LOB: 0 BB: 0 P: 11	R: 3 H: 3 E: 0 K: 2 S: 16	H: 3 LOB: 1 BB: 1 P: 32	R: 4 H: 4 E: 1 K: 3 S: 22	H: 4 LOB: 2 BB: 1 P: 38	R: 3 H: 2 E: 0 K: 0 S: 21	H: 2 LOB: 1 BB: 2 P: 36	R: 0 H: 1 E: 0 K: 0 S: 15	H: 1 LOB: 1 BB: 0 P: 24	R: 0 H: 1 E: 0 K: 0 S: 12	H: 1 LOB: 1 BB: 0 P: 18	R: 3 H: 4 E: 1 K: 0 S: 15	H: 4 LOB: 2 BB: 0 P: 23	1B: 7 2B: 7 3B: 1 HR: 3	SF: 0 SAC: 0 DP: 2 HBP: 1	WP: 4 PB: 0 SB: 0 CS: 0	PA: 48
<b>PITCHER</b>	IP	WLS	BF	H	R	ER	SO	BB	IBB	HBP	BLK	WP	HR	S	P	ERA	WHIP			
47 Griffin Canning, R ERA: 8.4 41 Juno Guerra, R ERA: 4.79 40 Steve Cishek, R ERA: 6.43 71 Ben Rowen, R ERA: 1.42 12 Anthony Bermboom, R ERA: 18.0	1.0	0	7	3	4	3	2	0	0	0	0	2	0	21	35	27.00	3.000			
	1.1	0	9	2	3	3	2	2	1	0	0	1	0	22	42	20.25	3.000			
	2.1	1	11	4	1	1	0	0	0	1	0	0	0	34	52	3.86	1.714			
	1.0	0	7	3	2	2	0	0	0	0	0	0	1	14	21	18.00	3.000			

Los Angeles Angels @ Houston Astros  
Minute Maid Park, Houston, TX  
Sat Apr 24 2021, 3:12 PM - 6:30 PM CDT  
Att: 21,820 - Roof Closed - 73 F

livebaseballscorecards.com

AB 42  
R 16  
H 18  
RBI 14  
BB 5  
SO 7  
LOB 22






Batter	1	2	3	4	5	6	7	8	9	AB	R	H	RBI	BB	SO	LOB	TOP					
22 David Fletcher, R OBP: 0.275, SLG: 0.273	G3-1		G6-3				G3		FC5-4	5	0	1	2	0	0	2						
17 Shohel Ohtani, L OBP: 0.321, SLG: 0.662	K			G5-3	F8			HR	K	5	1	1	1	0	2	3						
10 Justin Upton, R OBP: 0.311, SLG: 0.455				F9				G5-3		4	0	1	0	0	1	0						
20 Jared Walsh, L OBP: 0.382, SLG: 0.537	K			F7		L8			HBP	3	0	0	0	0	1	1						
5 Albert Pujols, R OBP: 0.286, SLG: 0.431		L8						P4		2	1	0	0	1	0	1						
44 Scott Schebler, L OBP: 0.190, SLG: 0.333		L6			F9		K	G5-3		4	0	0	0	0	1	3						
4 Jose Iglesias, R OBP: 0.278, SLG: 0.325		G5-3					P3		K	4	1	1	0	0	1	0						
18 Jose Rojas, L OBP: 0.263, SLG: 0.343			P2							3	1	2	0	1	0	0						
12 Anthony Bemboom, L OBP: 0.250, SLG: 0.250			L6				G5-3			4	0	1	1	0	1	4						
<b>Inning Stats</b>	R: 0 H: 1 E: 0 K: 2 S: 14	H: 1 LOB: 1 BB: 0 P: 22	R: 0 H: 0 E: 0 K: 0 S: 6	H: 0 LOB: 0 BB: 0 P: 9	R: 0 H: 0 E: 0 K: 0 S: 8	H: 0 LOB: 0 BB: 0 P: 14	R: 0 H: 0 E: 0 K: 0 S: 7	H: 0 LOB: 0 BB: 0 P: 10	R: 2 H: 2 E: 0 K: 1 S: 15	H: 2 LOB: 2 BB: 1 P: 29	R: 0 H: 0 E: 0 K: 2 S: 11	H: 0 LOB: 1 BB: 0 P: 22	R: 0 H: 1 E: 0 K: 0 S: 11	H: 1 LOB: 1 BB: 0 P: 14	R: 1 H: 1 E: 0 K: 0 S: 10	H: 1 LOB: 1 BB: 0 P: 14	R: 1 H: 2 E: 0 K: 2 S: 15	H: 2 LOB: 1 BB: 0 P: 19	1B: 4 2B: 2 3B: 0 HR: 1	SF: 0 SAC: 0 DP: 0 HBP: 2	WP: 0 PB: 0 SB: 0 CS: 0	PA: 38
<b>PITCHER</b>	IP	WLS	BF	H	R	ER	SO	BB	IBB	HBP	BLK	WP	HR	S	P	ERA	WHIP					
43 Lance McCullers Jr., R ERA: 4.58	6.0		24	3	2	2	5	2	0	1	0	0	0	61	106	3.00	0.833					
77 Luis Garcia, R ERA: 3.0	1.2	L	8	2	1	1	0	0	0	1	0	0	1	19	26	5.40	1.200					
58 Brooks Raley, L ERA: 9.0	1.1		6	2	1	1	2	0	0	0	0	0	0	17	21	6.75	1.500					

Los Angeles Angels @ Houston Astros  
Minute Maid Park, Houston, TX  
Sun Apr 25 2021, 1:12 PM - 4:14 PM CDT  
Att: 21,781 - Roof Closed - 73 F

AB 34  
R 4  
H 7  
RBI 4  
BB 2  
SO 7  
LOB 14



Batter	1	2	3	4	5	6	7	8	9	AB	R	H	RBI	BB	SO	LOB	BOTTOM					
3 Myles Straw, R OBP: 0.269, SLG: 0.268	G5-3		K							3	0	0	0	1	2	2						
23 Michael Brantley, L OBP: 0.370, SLG: 0.644			G3-1			L8		P6		4	0	1	0	0	0	2						
2 Alex Bregman, R OBP: 0.381, SLG: 0.491	G5-3			F7		G5-4-3		K		4	0	0	0	0	1	3						
44 Yordan Alvarez, L OBP: 0.338, SLG: 0.492	K			K				K		3	1	0	0	0	3	1						
10 Yuli Gurriel, R OBP: 0.451, SLG: 0.560		F7							K	4	1	1	2	0	2	0						
30 Kyle Tucker, L OBP: 0.205, SLG: 0.398		F8				K		K		4	0	1	0	0	2	0						
16 Aledmys Diaz, R OBP: 0.327, SLG: 0.388				G6-3					G4-6-3	2	0	0	0	0	0	1						
9 Robel Garcia, S OBP: 0.231, SLG: 0.167			G6-3			G1-3		F8		3	0	0	0	0	0	2						
15 Martin Maldonado, R OBP: 0.184, SLG: 0.133			K							2	0	1	0	1	1	0						
<b>Inning Stats</b>	R: 0 H: 1 E: 0 K: 1 S: 11	H: 0 LOB: 1 BB: 0 P: 14	R: 0 H: 0 E: 0 K: 0 S: 13	H: 0 LOB: 0 BB: 0 P: 19	R: 0 H: 0 E: 0 K: 2 S: 12	H: 0 LOB: 0 BB: 0 P: 15	R: 0 H: 0 E: 0 K: 2 S: 8	H: 0 LOB: 0 BB: 0 P: 11	R: 0 H: 1 E: 0 K: 0 S: 9	H: 1 LOB: 1 BB: 1 P: 14	R: 2 H: 1 E: 0 K: 2 S: 15	H: 1 LOB: 2 BB: 1 P: 28	R: 0 H: 0 E: 0 K: 2 S: 10	H: 0 LOB: 0 BB: 0 P: 16	R: 0 H: 1 E: 0 K: 1 S: 8	H: 1 LOB: 0 BB: 0 P: 13	1B: 2 2B: 1 3B: 0 HR: 1	SF: 0 SAC: 0 DP: 2 HBP: 3	WP: 0 PB: 0 SB: 0 CS: 0	PA: 34		
<b>PITCHER</b>	IP	WLS	BF	H	R	ER	SO	BB	IBB	HBP	BLK	WP	HR	S	P	ERA	WHIP					
37 Dylan Bundy, R ERA: 4.2	6.0		23	3	2	2	6	1	0	2	0	0	0	12	24	0.00	1.000					
73 Chris Rodriguez, R ERA: 3.18	1.0	W	5	0	0	0	2	1	0	1	0	0	0	10	16	0.00	0.000					
21 Mike Mayers, R ERA: 3.0	1.0	H	3	0	0	0	2	0	0	0	0	0	0	8	13	0.00	1.000					
32 Raisel Iglesias, R ERA: 6.75	1.0	S	3	1	0	0	1	0	0	0	0	0	0	8	13	0.00	1.000					

Los Angeles Angels @ Houston Astros  
Minute Maid Park, Houston, TX  
Sun Apr 25 2021, 1:12 PM - 4:14 PM CDT  
Att: 21,781 - Roof Closed - 73 F

AB 29  
R 2  
H 4  
RBI 2  
BB 2  
SO 11  
LOB 11





Batter	1	2	3	4	5	6	7	8	9	AB	R	H	RBI	BB	SO	LOB	TOP						
22 David Fletcher, R OBP: 0.278, SLG: 0.269	F8	17 2B BB	27 2B 1B		F8		FC4-6		L3	5	1	1	0	1	0	1							
17 Shohel Ohtani, L OBP: 0.341, SLG: 0.675										3	3	2	2	1	1	2							
57 Aaron Slegers, R OBP: 0.192, SLG: 0.318	27 1B BB	27 1B 2B	K				P5			0	0	0	0	0	0	0							
44 Scott Schebler, L OBP: 0.263, SLG: 0.343										1	0	0	0	0	0	1							
58 Alex Claudio, L										0	0	0	0	0	0	0							
18 Jose Rojas, L OBP: 0.039, SLG: 0.820	20 1B 1B	6 BB 1B								5	0	4	2	0	0	1							
27 Mike Trout, R OBP: 0.339, SLG: 0.820										4	0	0	0	1	2	6							
6 Anthony Rendon, R OBP: 0.357, SLG: 0.343										5	0	3	2	0	0	2							
20 Jared Walsh, L OBP: 0.395, SLG: 0.556	1-3 2H 1B	F8			L1					5	1	1	1	0	1	5							
10 Justin Upton, R OBP: 0.304, SLG: 0.479	P2				G6-3					5	1	1	1	0	1	5							
5 Albert Pujols, R OBP: 0.394, SLG: 0.460										5	1	1	1	0	0	3							
35 Tony Watson, L										0	0	0	0	0	0	0							
4 Jose Iglesias, R OBP: 0.286, SLG: 0.366										5	2	2	1	0	0	0							
24 Kurt Suzuki, R OBP: 0.326, SLG: 0.351										5	1	2	0	0	0	1							
<b>Inning Stats</b>	R: 1 H: 2 E: 0 K: 1 S: 12	H: 2 LOB: 2 BB: 1 P: 21	R: 3 H: 3 E: 0 K: 0 S: 17	H: 3 LOB: 2 BB: 2 P: 30	R: 3 H: 5 E: 0 K: 1 S: 19	H: 5 LOB: 2 BB: 0 P: 31	R: 0 H: 0 E: 0 K: 0 S: 5	H: 0 LOB: 0 BB: 0 P: 9	R: 0 H: 0 E: 0 K: 0 S: 6	H: 0 LOB: 0 BB: 0 P: 7	R: 1 H: 3 E: 0 K: 1 S: 16	H: 3 LOB: 2 BB: 0 P: 23	R: 1 H: 2 E: 0 K: 0 S: 14	H: 2 LOB: 1 BB: 0 P: 22	R: 0 H: 1 E: 0 K: 1 S: 9	H: 1 LOB: 1 BB: 0 P: 15	R: 0 H: 0 E: 0 K: 0 S: 5	H: 0 LOB: 0 BB: 0 P: 8	1B: 10 2B: 3 HR: 3	SF: 0 SAC: 0 DP: 0 HBP: 0	WP: 0 PB: 0 SB: 0 CS: 0	PA: 46	
<b>PITCHER</b>	IP WLS BF H R ER SO BB IBB HBP BLK WP HR S P ERA WHIP	IP WLS BF H R ER SO BB IBB HBP BLK WP HR S P ERA WHIP	IP WLS BF H R ER SO BB IBB HBP BLK WP HR S P ERA WHIP	IP WLS BF H R ER SO BB IBB HBP BLK WP HR S P ERA WHIP	IP WLS BF H R ER SO BB IBB HBP BLK WP HR S P ERA WHIP	IP WLS BF H R ER SO BB IBB HBP BLK WP HR S P ERA WHIP	IP WLS BF H R ER SO BB IBB HBP BLK WP HR S P ERA WHIP	IP WLS BF H R ER SO BB IBB HBP BLK WP HR S P ERA WHIP	IP WLS BF H R ER SO BB IBB HBP BLK WP HR S P ERA WHIP	IP WLS BF H R ER SO BB IBB HBP BLK WP HR S P ERA WHIP	IP WLS BF H R ER SO BB IBB HBP BLK WP HR S P ERA WHIP	IP WLS BF H R ER SO BB IBB HBP BLK WP HR S P ERA WHIP	IP WLS BF H R ER SO BB IBB HBP BLK WP HR S P ERA WHIP	IP WLS BF H R ER SO BB IBB HBP BLK WP HR S P ERA WHIP	IP WLS BF H R ER SO BB IBB HBP BLK WP HR S P ERA WHIP	IP WLS BF H R ER SO BB IBB HBP BLK WP HR S P ERA WHIP	IP WLS BF H R ER SO BB IBB HBP BLK WP HR S P ERA WHIP	IP WLS BF H R ER SO BB IBB HBP BLK WP HR S P ERA WHIP	IP WLS BF H R ER SO BB IBB HBP BLK WP HR S P ERA WHIP	IP WLS BF H R ER SO BB IBB HBP BLK WP HR S P ERA WHIP	IP WLS BF H R ER SO BB IBB HBP BLK WP HR S P ERA WHIP	IP WLS BF H R ER SO BB IBB HBP BLK WP HR S P ERA WHIP	IP WLS BF H R ER SO BB IBB HBP BLK WP HR S P ERA WHIP
24 Jordan Lyles, R ERA: 6.75	2.2	21	10	7	7	2	3	0	0	0	0	0	0	1	44	66	4.15	1.154					
36 Hyeon-Jong Yang, L ERA: 4.15	4.1	18	5	2	2	1	0	0	0	0	0	0	0	0	9	15	0.00	1.000					
66 Josh Sborz, R ERA: 4.5	1.0	4	1	0	0	1	0	0	0	0	0	0	0	0	5	8	0.00	0.000					
31 Ian Kennedy, R ERA: 3.0	1.0	3	0	0	0	0	0	0	0	0	0	0	0	0	0	0	0.00	0.000					

Los Angeles Angels @ Texas Rangers  
 Globe Life Field, Arlington, TX  
 Mon Apr 26 2021, 7:08 PM - 10:13 PM CDT  
 Att: 17,766 - Cloudy - 79 F

AB	43
R	9
H	16
RBI	9
BB	3
SO	4
LOB	22



Batter	1	2	3	4	5	6	7	8	9	AB	R	H	RBI	BB	SO	LOB	BOTTOM						
5 Willie Calhoun, L OBP: 0.406, SLG: 0.429	13 BB 30 HR 1B	G6-3			G3-1		G3			4	1	1	0	0	0	0							
9 Isiah Kiner-Faleola, R OBP: 0.287, SLG: 0.381	L8	K2-3								4	0	1	0	0	1	1							
13 Joey Gallo, L OBP: 0.436, SLG: 0.275										3	1	0	0	1	3	1							
30 Nathaniel Lowe, L OBP: 0.357, SLG: 0.512										4	1	2	3	0	0	0							
53 Adolis Garcia, R OBP: 0.309, SLG: 0.615	21 WP 21 SF9 BB									3	1	1	0	1	2	1							
15 Nick Solak, R OBP: 0.375, SLG: 0.488	21 WP HBP									3	0	0	0	0	2	1							
21 David Dahl, L OBP: 0.231, SLG: 0.329	SF9									3	0	0	1	0	1	1							
16 Brock Holt, L OBP: 0.366, SLG: 0.242										3	0	0	0	0	2	1							
2 Charlie Culberson, R OBP: 0.308, SLG: 0.553										1	0	1	0	0	0	0							
23 Jose Trevino, R OBP: 0.262, SLG: 0.274	F7									4	0	0	0	0	1	1							
<b>Inning Stats</b>	R: 4 H: 2 E: 0 K: 1 S: 11	H: 2 LOB: 1 BB: 2 P: 29	R: 0 H: 0 E: 0 K: 1 S: 5	H: 0 LOB: 0 BB: 0 P: 7	R: 0 H: 0 E: 0 K: 2 S: 7	H: 0 LOB: 0 BB: 0 P: 9	R: 0 H: 0 E: 0 K: 3 S: 9	H: 0 LOB: 0 BB: 0 P: 14	R: 0 H: 1 E: 0 K: 2 S: 10	H: 1 LOB: 1 BB: 0 P: 16	R: 0 H: 1 E: 0 K: 1 S: 12	H: 1 LOB: 0 BB: 0 P: 16	R: 0 H: 0 E: 0 K: 0 S: 5	H: 0 LOB: 0 BB: 0 P: 8	R: 0 H: 1 E: 0 K: 2 S: 13	H: 1 LOB: 1 BB: 0 P: 18	R: 0 H: 1 E: 0 K: 0 S: 10	H: 1 LOB: 1 BB: 0 P: 12	1B: 4 2B: 1 3B: 0 HR: 1	SF: 1 SAC: 0 DP: 0 HBP: 1	WP: 1 PB: 0 SB: 1 CS: 0	PA: 36	
<b>PITCHER</b>	IP WLS BF H R ER SO BB IBB HBP BLK WP HR S P ERA WHIP	IP WLS BF H R ER SO BB IBB HBP BLK WP HR S P ERA WHIP	IP WLS BF H R ER SO BB IBB HBP BLK WP HR S P ERA WHIP	IP WLS BF H R ER SO BB IBB HBP BLK WP HR S P ERA WHIP	IP WLS BF H R ER SO BB IBB HBP BLK WP HR S P ERA WHIP	IP WLS BF H R ER SO BB IBB HBP BLK WP HR S P ERA WHIP	IP WLS BF H R ER SO BB IBB HBP BLK WP HR S P ERA WHIP	IP WLS BF H R ER SO BB IBB HBP BLK WP HR S P ERA WHIP	IP WLS BF H R ER SO BB IBB HBP BLK WP HR S P ERA WHIP	IP WLS BF H R ER SO BB IBB HBP BLK WP HR S P ERA WHIP	IP WLS BF H R ER SO BB IBB HBP BLK WP HR S P ERA WHIP	IP WLS BF H R ER SO BB IBB HBP BLK WP HR S P ERA WHIP	IP WLS BF H R ER SO BB IBB HBP BLK WP HR S P ERA WHIP	IP WLS BF H R ER SO BB IBB HBP BLK WP HR S P ERA WHIP	IP WLS BF H R ER SO BB IBB HBP BLK WP HR S P ERA WHIP	IP WLS BF H R ER SO BB IBB HBP BLK WP HR S P ERA WHIP	IP WLS BF H R ER SO BB IBB HBP BLK WP HR S P ERA WHIP	IP WLS BF H R ER SO BB IBB HBP BLK WP HR S P ERA WHIP	IP WLS BF H R ER SO BB IBB HBP BLK WP HR S P ERA WHIP	IP WLS BF H R ER SO BB IBB HBP BLK WP HR S P ERA WHIP	IP WLS BF H R ER SO BB IBB HBP BLK WP HR S P ERA WHIP	IP WLS BF H R ER SO BB IBB HBP BLK WP HR S P ERA WHIP	IP WLS BF H R ER SO BB IBB HBP BLK WP HR S P ERA WHIP
17 Shohel Ohtani, R ERA: 3.29	5.0	21	4	4	4	1	0	0	0	0	0	1	12	16	0.00	1.000							
57 Aaron Slegers, R ERA: 4.0	1.0	4	1	0	0	1	0	0	0	0	0	0	0	0	0	0							
58 Alex Claudio, L ERA: 4.32	1.2	6	1	0	0	1	0	0	0	0	0	0	0	0	0	0							
35 Tony Watson, L ERA: 1.35	1.1	5	1	0	0	1	0	0	0	0	0	0	0	0	0	0							

Los Angeles Angels @ Texas Rangers  
 Globe Life Field, Arlington, TX  
 Mon Apr 26 2021, 7:08 PM - 10:13 PM CDT  
 Att: 17,766 - Cloudy - 79 F

AB	32
R	4
H	6
RBI	4
BB	2
SO	12
LOB	7





Batter	1	2	3	4	5	6	7	8	9	AB	R	H	RBI	BB	SO	LOB	TOP		
22 David Fletcher, R OBP: 0.284, SLG: 0.286										5	0	2	0	0	1	3			
17 Shohel Ohtani, L OBP: 0.326, SLG: 0.643										4	0	0	0	0	1	4			
27 Mike Trout, R OBP: 0.538, SLG: 0.815										4	0	2	0	0	0	2			
6 Anthony Rendon, R OBP: 0.301, SLG: 0.308										4	0	0	0	0	0	5			
20 Jared Walsh, L OBP: 0.400, SLG: 0.566										4	1	2	0	0	1	0			
10 Justin Upton, R OBP: 0.301, SLG: 0.467										4	0	1	0	0	2	2			
5 Albert Pujols, R OBP: 0.276, SLG: 0.448										4	0	1	1	0	0	2			
4 Jose Iglesias, R OBP: 0.284, SLG: 0.360										4	0	1	0	0	0	2			
12 Anthony Bemboom, L OBP: 0.300, SLG: 0.263										3	0	1	0	1	0	1			
<b>Inning Stats</b>	R: 0 E: 0 K: 0 S: 11	H: 1 LOB: 1 BB: 0 P: 16	R: 1 E: 0 K: 0 S: 11	H: 2 LOB: 1 BB: 0 P: 17	R: 0 E: 0 K: 0 S: 12	H: 1 LOB: 1 BB: 0 P: 16	R: 0 E: 0 K: 1 S: 9	H: 0 LOB: 0 BB: 0 P: 13	R: 0 E: 0 K: 1 S: 10	H: 1 LOB: 1 BB: 0 P: 12	R: 0 E: 0 K: 1 S: 11	H: 1 LOB: 1 BB: 0 P: 16	R: 0 E: 0 K: 0 S: 7	H: 0 LOB: 0 BB: 1 P: 11	1B: 7 2B: 3 3B: 0 HR: 0	SF: 0 SAC: 0 DP: 1 HBP: 0	WP: 0 PB: 0 SB: 0 CS: 0	PA: 37	
<b>PITCHER</b>	IP WLS BF H R ER SO BB IBB HBP BLK WP HR S P ERA WHIP	5.1 W 24 8 1 1 4 0 0 0 0 0 0 66 95 1.69 1.500	6.0 1.2 6 1 0 0 0 0 0 0 0 0 12 17 0.00 0.600	8.1 1.0 4 1 0 0 1 0 0 0 0 0 11 16 0.00 1.000	9.1 1.0 3 0 0 0 0 1 0 0 0 0 7 11 0.00 1.000														

Los Angeles Angels @ Texas Rangers  
Globe Life Field, Arlington, TX  
Tue Apr 27 2021, 7:09 PM - 9:57 PM CDT  
Att. 16,103 - Roof Closed - 72 F

AB 36  
R 1  
H 10  
RBI 1  
BB 1  
SO 5  
LOB 21



Batter	1	2	3	4	5	6	7	8	9	AB	R	H	RBI	BB	SO	LOB	BOTTOM		
9 Isiah Kiner-Falefa, R OBP: 0.286, SLG: 0.350										3	0	0	0	1	1	0			
15 Nick Solak, R OBP: 0.290, SLG: 0.568										4	3	3	2	0	1	3			
13 Joey Gallo, L OBP: 0.439, SLG: 0.319										3	1	1	2	1	1	3			
53 Adolis Garcia, R OBP: 0.288, SLG: 0.571										4	0	0	0	0	2	1			
30 Nathaniel Lowe, L OBP: 0.353, SLG: 0.500										4	0	1	0	0	1	1			
23 Jose Trevino, R OBP: 0.275, SLG: 0.277										3	1	1	0	1	0	1			
5 Willie Calhoun, L OBP: 0.389, SLG: 0.406										4	1	1	0	0	1	1			
2 Charlie Culberson, R OBP: 0.310, SLG: 0.537										3	0	1	1	0	1	1			
41 Eli White, R OBP: 0.245, SLG: 0.205										3	0	1	1	0	1	0			
<b>Inning Stats</b>	R: 1 E: 0 K: 2 S: 12	H: 1 LOB: 1 BB: 1 P: 23	R: 0 E: 0 K: 0 S: 5	H: 1 LOB: 0 BB: 0 P: 8	R: 2 E: 0 K: 0 S: 15	H: 2 LOB: 0 BB: 0 P: 20	R: 2 E: 0 K: 2 S: 17	H: 3 LOB: 3 BB: 2 P: 32	R: 0 E: 0 K: 0 S: 6	H: 0 LOB: 0 BB: 0 P: 15	R: 1 E: 0 K: 2 S: 11	H: 1 LOB: 0 BB: 0 P: 18	R: 0 E: 0 K: 1 S: 10	H: 0 LOB: 0 BB: 0 P: 14	1B: 6 2B: 0 3B: 0 HR: 3	SF: 0 SAC: 0 DP: 2 HBP: 0	WP: 0 PB: 0 SB: 1 CS: 0	PA: 34	
<b>PITCHER</b>	IP WLS BF H R ER SO BB IBB HBP BLK WP HR S P ERA WHIP	3.1 L 17 6 5 5 2 1 0 0 0 0 0 10 17 0.00 3.000	4.1 0.2 4 1 0 0 2 1 0 0 0 0 0 10 17 0.00 3.000	5.1 3.0 10 2 1 1 4 0 0 0 0 0 1 27 41 3.00 0.667	8.1 1.0 3 0 0 0 1 0 0 0 0 0 0 10 14 0.00 0.000														

Los Angeles Angels @ Texas Rangers  
Globe Life Field, Arlington, TX  
Tue Apr 27 2021, 7:09 PM - 9:57 PM CDT  
Att. 16,103 - Roof Closed - 72 F

AB 31  
R 6  
H 9  
RBI 6  
BB 3  
SO 9  
LOB 11





Batter	1	2	3	4	5	6	7	8	9	AB	R	H	RBI	BB	SO	LOB	TOP										
22 David Fletcher, R OBP: 0.283, SLG: 0.284										4	1	1	0	0	1	0	<b>Los Angeles Angels @ Texas Rangers</b> Globe Life Field, Arlington, TX Wed Apr 28 2021, 7:08 PM - 9:55 PM CDT Att: 17,875 - Roof Closed - 72 F										
17 Shohel Ohtani, L OBP: 0.323, SLG: 0.636										4	0	1	0	0	1	1											
27 Mike Trout, R OBP: 0.524, SLG: 0.783										4	1	1	0	0	2	1											
20 Jared Walsh, L OBP: 0.404, SLG: 0.557										3	1	1	0	1	1	0											
6 Anthony Rendon, R OBP: 0.320, SLG: 0.302										4	1	1	2	0	0	1											
18 Jose Rojas, L OBP: 0.282, SLG: 0.316										3	0	0	0	1	1	2											
4 Jose Iglesias, R OBP: 0.293, SLG: 0.367										4	0	2	2	0	0	0											
44 Scott Schebler, L OBP: 0.154, SLG: 0.269										4	0	0	0	0	2	3											
33 Max Stassi, R OBP: 0.409, SLG: 0.474										3	0	0	0	0	2	0											
<b>Inning Stats</b>	R: 4 H: 4 E: 0 K: 1 S: 17	LOB: 1 BB: 1 P: 28	R: 0 H: 1 E: 0 K: 3 S: 11	LOB: 0 BB: 0 P: 18	R: 0 H: 1 E: 0 K: 1 S: 7	LOB: 0 BB: 0 P: 9	R: 0 H: 0 E: 0 K: 1 S: 7	LOB: 0 BB: 0 P: 8	R: 0 H: 1 E: 0 K: 2 S: 14	LOB: 2 BB: 1 P: 23	R: 0 H: 0 E: 0 K: 1 S: 11	LOB: 0 BB: 0 P: 13	R: 0 H: 0 E: 0 K: 1 S: 5	LOB: 0 BB: 0 P: 10	R: 0 H: 0 E: 0 K: 0 S: 3	LOB: 0 BB: 0 P: 8		1B: 6 2B: 2 3B: 0 HR: 0	SF: 0 SAC: 0 DP: 1 HBP: 0	WP: 1 PB: 0 SB: 0 CS: 0	PA: 35						
<b>PITCHER</b>	IP	WLS	BF	H	R	ER	SO	BB	IBB	HBP	BLK	WP	HR	S	P	ERA	WHIP										
33 Dane Dunning, R ERA: 3.97	5.0	L	21	6	4	4	6	1	0	0	0	1	0	47	70	7.20	1.400										
39 Kolby Allard, L ERA: 1.8	2.2		10	1	0	0	4	1	0	0	0	0	0	29	44	0.00	0.750										
66 Josh Sborz, R ERA: 3.86	1.1		4	0	0	0	0	0	0	0	0	0	0	4	10	0.00	0.000										

Batter	1	2	3	4	5	6	7	8	9	AB	R	H	RBI	BB	SO	LOB	BOTTOM										
5 Willie Calhoun, L OBP: 0.375, SLG: 0.389										4	0	1	1	0	0	0	<b>Los Angeles Angels @ Texas Rangers</b> Globe Life Field, Arlington, TX Wed Apr 28 2021, 7:08 PM - 9:55 PM CDT Att: 17,875 - Roof Closed - 72 F										
15 Nick Solak, R OBP: 0.404, SLG: 0.582										3	1	2	0	0	1	0											
13 Joey Gallo, L OBP: 0.422, SLG: 0.303										4	0	0	0	0	1	4											
30 Nathaniel Lowe, L OBP: 0.368, SLG: 0.505										3	0	2	1	1	0	0											
53 Adolis Garcia, R OBP: 0.286, SLG: 0.550										4	0	1	0	0	2	4											
21 David Dahl, L OBP: 0.220, SLG: 0.312										4	0	0	0	0	0	2											
9 Isiah Kiner-Falefa, R OBP: 0.284, SLG: 0.346										4	1	1	0	0	1	0											
16 Brock Holt, L OBP: 0.356, SLG: 0.270										4	1	1	0	0	1	0											
2B Jonah Heim, S OBP: 0.167, SLG: 0.296										3	0	0	1	0	0	1											
<b>Inning Stats</b>	R: 1 H: 2 E: 0 K: 2 S: 14	LOB: 0 BB: 0 P: 24	R: 2 H: 4 E: 0 K: 0 S: 20	LOB: 0 BB: 0 P: 27	R: 0 H: 0 E: 0 K: 0 S: 10	LOB: 0 BB: 1 P: 18	R: 0 H: 0 E: 0 K: 0 S: 6	LOB: 0 BB: 0 P: 8	R: 0 H: 1 E: 0 K: 0 S: 5	LOB: 0 BB: 0 P: 7	R: 0 H: 0 E: 0 K: 1 S: 9	LOB: 0 BB: 0 P: 13	R: 0 H: 1 E: 0 K: 1 S: 10	LOB: 0 BB: 0 P: 15	R: 0 H: 0 E: 0 K: 1 S: 10	LOB: 0 BB: 0 P: 13		1B: 6 2B: 2 3B: 0 HR: 0	SF: 0 SAC: 0 DP: 1 HBP: 1	WP: 0 PB: 0 SB: 0 CS: 1	PA: 36						
<b>PITCHER</b>	IP	WLS	BF	H	R	ER	SO	BB	IBB	HBP	BLK	WP	HR	S	P	ERA	WHIP										
38 Alex Cobb, R ERA: 7.16	2.0		12	6	3	3	2	0	0	0	0	0	0	34	51	13.50	3.000										
73 Chris Rodriguez, R ERA: 2.45	3.1	W	11	1	0	0	1	1	0	0	0	0	0	26	42	0.00	0.600										
35 Tony Watson, L ERA: 1.08	1.2	H	4	0	0	0	1	0	0	0	0	0	0	10	14	0.00	0.000										
21 Mike Mayers, R ERA: 2.77	1.0	H	5	1	0	0	1	0	0	1	0	0	0	10	15	0.00	1.000										
32 Raisel Iglesias, R ERA: 6.0	1.0	S	3	0	0	0	1	0	0	0	0	0	0	10	13	0.00	0.000										

AB 33  
R 4  
H 7  
RBI 4  
BB 2  
SO 10  
LOB 8



AB 33  
R 3  
H 8  
RBI 3  
BB 1  
SO 6  
LOB 11





Batter	1	2	3	4	5	6	7	8	9	AB	R	H	RBI	BB	SO	LOB	TOP			
22 David Fletcher, R OBP: 0.282, SLG: 0.283	1-2 C FF 92 B FC 93 X FC 91 27 6 2B 1B		2-2 B FF 91 C FF 91 S FF 91 X CU 77 G5-3		2-2 B FF 94 C CU 82 X CU 81 G6-3			0-1 C FF 93 X FC 89 G6-3		4	1	1	0	0	0	0				
17 Shohel Ohtani, L OBP: 0.320, SLG: 0.652	1-10 B CH 82 S CH 84 C CH 83 1 SAFE X CH 83 F7		1-0 B CH 83 X CH 83 HR		0-1 C FF 94 X CH 89 G5-3			1-1 B CU 82 S CU 82 X FC 89 G4-3		4	1	1	1	0	0	1				
27 Mike Trout, R OBP: 0.523, SLG: 0.781	1-8 F FF 92 1 SAFE F FC 92 B FC 88 X FC 88 20 6 2B SF7 1B		2-2 F FF 92 B FC 90 X FC 90 L9		0-3 C FF 92 F FF 93 F FF 92 K			1-0 B SL 84 X SL 84 20 6 2B		4	2	2	0	0	1	0				
6 Anthony Rendon, R OBP: 0.315, SLG: 0.319	1-5 F FC 89 F CH 83 F CU 76 F FC 89 X FC 84 1-3 2H 2B		2-2 B FF 94 B FC 91 S FF 93 X CU 79 F7		1-3 B CU 80 F FF 93 F CU 81 C FF 93 K			0-0 X FF 96 G3		4	0	1	1	0	1	1				
20 Jared Walsh, L OBP: 0.398, SLG: 0.549	1-9 B FC 89 B FC 90 F CH 83 F CU 77 X FC 90 3H SF7 2B		2-2 B FC 85 S FC 85 S CU 74 X CH 82 G4-3		0-3 F CH 88 S FF 93 S CH 88 K			2-1 B SL 84 D CH 88 X FF 93 10 FC6-4 1B		3	0	1	2	0	1	0				
10 Justin Upton, R OBP: 0.299, SLG: 0.449	1-7 D FC 90 B FC 89 F FC 91 B FC 94 X FC 89 3-2 F4		4-2 C CU 76 B FC 88 B FC 90 X FC 90 BB		1-1 S CU 78 B CU 79 X FC 86 G6-3			3-2 C SL 85 F FC 93 B FC 94 X SL 84 1-2 FC6-4 2B		3	0	0	0	1	0	2				
5 Albert Pujols, R OBP: 0.263, SLG: 0.423		2-2 C FF 91 B FC 88 B FC 92 X FF 93 F9		3-2 B FF 91 F FC 90 X FC 91 F7		0-1 C SI 92 X FC 87 P3		1-1 C SI 94 B FC 95 X SL 93 G6-3		4	0	0	0	0	0	2				
4 Jose Iglesias, R OBP: 0.284, SLG: 0.355		2-2 C FC 88 B CU 77 F FF 92 F FC 94 X FC 91 F8		1-0 1 SAFE X FF 90 F7		1-0 B SI 92 X FC 89 F7				3	0	0	0	0	0	1				
24 Kurt Suzuki, R OBP: 0.304, SLG: 0.325		2-1 B FF 92 C CU 76 X FF 92 G5-3		1-1 B FF 93 X CU 81 L7			2-2 C FF 93 B CU 82 X FC 89 G4-3		3	0	0	0	0	0	0					
<b>Inning Stats</b>	R: 2 E: 0 K: 0 S: 21	H: 3 LOB: 1 BB: 0 P: 32	R: 0 E: 0 K: 0 S: 10	H: 0 LOB: 0 BB: 0 P: 16	R: 1 E: 0 K: 0 S: 12	H: 1 LOB: 0 BB: 0 P: 19	R: 0 E: 0 K: 0 S: 10	H: 0 LOB: 0 BB: 0 P: 20	R: 0 E: 0 K: 3 S: 9	H: 0 LOB: 0 BB: 0 P: 10	R: 0 E: 0 K: 0 S: 5	H: 0 LOB: 0 BB: 0 P: 7	R: 0 E: 0 K: 0 S: 9	H: 0 LOB: 0 BB: 0 P: 12	R: 1 E: 0 K: 0 S: 10	H: 2 LOB: 1 BB: 0 P: 16	1B: 3 2B: 2 HR: 1	SF: 1 SAC: 0 DP: 0 HBP: 0	WP: 0 PB: 0 CS: 0	PA: 34
<b>PITCHER</b>	IP WLS BF H R ER SO BB IBB HBP BLK WP HR S P ERA WHIP	IP WLS BF H R ER SO BB IBB HBP BLK WP HR S P ERA WHIP	IP WLS BF H R ER SO BB IBB HBP BLK WP HR S P ERA WHIP	IP WLS BF H R ER SO BB IBB HBP BLK WP HR S P ERA WHIP	IP WLS BF H R ER SO BB IBB HBP BLK WP HR S P ERA WHIP	IP WLS BF H R ER SO BB IBB HBP BLK WP HR S P ERA WHIP	IP WLS BF H R ER SO BB IBB HBP BLK WP HR S P ERA WHIP	IP WLS BF H R ER SO BB IBB HBP BLK WP HR S P ERA WHIP	IP WLS BF H R ER SO BB IBB HBP BLK WP HR S P ERA WHIP	IP WLS BF H R ER SO BB IBB HBP BLK WP HR S P ERA WHIP	IP WLS BF H R ER SO BB IBB HBP BLK WP HR S P ERA WHIP	IP WLS BF H R ER SO BB IBB HBP BLK WP HR S P ERA WHIP	IP WLS BF H R ER SO BB IBB HBP BLK WP HR S P ERA WHIP	IP WLS BF H R ER SO BB IBB HBP BLK WP HR S P ERA WHIP	IP WLS BF H R ER SO BB IBB HBP BLK WP HR S P ERA WHIP	IP WLS BF H R ER SO BB IBB HBP BLK WP HR S P ERA WHIP	IP WLS BF H R ER SO BB IBB HBP BLK WP HR S P ERA WHIP			
77 Chris Flexen, R ERA: 3.33	4.0 2.0 1.0 1.0 1.0	3 W H H 5	17 6 3 3 2	4 0 0 0 1	3 0 0 0 0	3 0 0 0 0	3 0 0 0 0	3 0 0 0 0	3 0 0 0 0	3 0 0 0 0	3 0 0 0 0	3 0 0 0 0	3 0 0 0 0	3 0 0 0 0	3 0 0 0 0	3 0 0 0 0	3 0 0 0 0	6.75 0.00 0.00 0.00 9.00	1.250 0.000 0.000 0.000 2.000	
16 Drew Steckenrider, R ERA: 3.86	2.0	W	6	0	0	0	0	0	0	0	0	0	0	0	0	0	0	0.00	0.000	
65 Casey Sadler, R ERA: 1.64	1.0	H	3	0	0	0	0	0	0	0	0	0	0	0	0	0	0	0.00	0.000	
38 Anthony Misiewicz, L ERA:	1.0	H	3	0	0	0	0	0	0	0	0	0	0	0	0	0	0	0.00	0.000	
47 Rafael Montero, R ERA: 4.5	1.0		5	2	1	1	0	0	0	0	0	0	0	0	0	0	0	9.00	2.000	
<b>Batter</b>	<b>1</b>	<b>2</b>	<b>3</b>	<b>4</b>	<b>5</b>	<b>6</b>	<b>7</b>	<b>8</b>	<b>9</b>	<b>AB</b>	<b>R</b>	<b>H</b>	<b>RBI</b>	<b>BB</b>	<b>SO</b>	<b>LOB</b>	<b>BOTTOM</b>			
17 Mitch Haniger, R OBP: 0.318, SLG: 0.545	2-2 C FF 91 B FC 93 X FC 84 HR	3-3 F CH 84 C CU 78 F FC 91 S CU 79 K		1-3 C CU 82 B FC 88 S FS 84 K2-3		1-1 B SI 93 X FC 93 1B		4-1 C SI 80 B SL 73 B SL 73 D SI 78 15 BB BB		4	1	2	1	1	2	1				
23 Ty France, R OBP: 0.286, SLG: 0.464	2-3 C FF 93 F FC 92 B FC 93 X FC 85 K		4-2 B CH 82 S CU 79 B CH 83 D CH 81 15 BB 25 1B BB	2-0 B CU 82 X SI 94 G5-3		0-1 F SI 93 X SI 92 P3		1-1 B SI 81 F SI 79 X SI 80 F9		4	1	0	0	1	1	4				
15 Kyle Seager, L OBP: 0.307, SLG: 0.471	1-2 B CU 79 C CU 79 X FC 82 F7		4-2 S CU 78 D CU 78 B CU 77 F FC 92 F CH 81 B FC 93 X FC 81 25 1B BB	1-2 F FF 92 X CH 84 BB	3-3 B FF 92 B FS 86 S CU 81 K		0-0 X FF 91 P5	4-1 B SL 72 B SL 72 B SL 80 1-2 2-3 BB		3	0	0	0	2	1	0				
1 Kyle Lewis, R OBP: 0.212, SLG: 0.387	3-2 S FF 93 B FC 92 C CH 84 X FC 93 1B		0-1 F FF 92 C CU 80 F8	1-1 B SI 92 X SI 92 F4	1-1 B SI 92 X SI 92 F4		3-3 C SI 92 B SL 86 B SL 86 B SL 71 X SI 92 K	2-2 C SL 72 F SI 72 B SL 71 X SI 92 P4		5	0	1	0	0	1	5				
22 Luis Torrens, R OBP: 0.239, SLG: 0.286	1-2 B FF 93 S CU 80 X FC 93 P4		3-2 S FF 92 C CU 79 B FC 91 X CH 82 L8	2-2 B SI 93 F FC 92 S CU 81 X FS 87 G6-3		2-1 B SL 86 X SI 92 25 FC5-4 1B		0-3 C SL 71 B SI 79 X SI 92 K		5	0	1	0	0	1	6				
25 Dylan Moore, R OBP: 0.286, SLG: 0.279		3-2 B CH 81 B CH 81 C FF 88 X FC 91 HR	0-1 C CU 77 X CH 84 1-2 2H 1B		4-1 B SI 94 B SI 94 B CU 82 B SI 92 3 0 WP BB		2-1 B SI 92 X SI 92 FC5-4		3	2	2	2	1	0	1					
0 Sam Haggerty, S OBP: 0.235, SLG: 0.346		1-3 C CU 78 B CU 79 S CU 80 K	0-2 S FF 92 2 SAFE S CU 78 F FC 92 K		1-3 1 SAFE 1 SAFE S SI 93 F FS 86 S FF 93 K		0-0 X SI 88 E6 3 2B		4	1	0	0	0	3	3					
3 J.P. Crawford, L OBP: 0.313, SLG: 0.295		2-0 B CU 78 X FF 92 1B		3-2 C FF 90 B FC 92 B FC 92 X FC 90 F7		1-3 C FF 94 B FC 93 F FC 93 S CU 83 K		1-1 C FF 86 D SI 86 X SL 77 2 2B		4	1	2	1	0	1	0				
2 Tom Murphy, R OBP: 0.196, SLG: 0.313		3-3 B CH 82 F CH 82 1 SAFE S FF 92 D CU 78 S CH 83 K		0-2 C CU 78 X FC 91 HR		4-0 B CU 81 B CU 80 D SI 93 17 1B BB		0-1 F CH 74 X FF 86 15 BB 2B		3	1	2	2	1	1	1				
<b>Inning Stats</b>	R: 1 E: 0 K: 1 S: 18	H: 2 LOB: 1 BB: 0 P: 27	R: 1 E: 0 K: 3 S: 14	H: 2 LOB: 1 BB: 0 P: 26	R: 1 E: 0 K: 1 S: 15	H: 1 LOB: 2 BB: 2 P: 26	R: 1 E: 0 K: 1 S: 12	H: 1 LOB: 0 BB: 0 P: 18	R: 0 E: 0 K: 2 S: 13	H: 1 LOB: 2 BB: 2 P: 24	R: 0 E: 0 K: 1 S: 9	H: 1 LOB: 1 BB: 0 P: 16	R: 2 E: 0 K: 1 S: 17	H: 2 LOB: 3 BB: 2 P: 29	R: 1 E: 0 K: 3 S: 10	H: 5 LOB: 2 3B: 0 HR: 3	SF: 0 SAC: 0 DP: 0 HBP: 0	WP: 1 PB: 0 CS: 0	PA: 41	
<b>PITCHER</b>	IP WLS BF H R ER SO BB IBB HBP BLK WP HR S P ERA WHIP	IP WLS BF H R ER SO BB IBB HBP BLK WP HR S P ERA WHIP	IP WLS BF H R ER SO BB IBB HBP BLK WP HR S P ERA WHIP	IP WLS BF H R ER SO BB IBB HBP BLK WP HR S P ERA WHIP	IP WLS BF H R ER SO BB IBB HBP BLK WP HR S P ERA WHIP	IP WLS BF H R ER SO BB IBB HBP BLK WP HR S P ERA WHIP	IP WLS BF H R ER SO BB IBB HBP BLK WP HR S P ERA WHIP	IP WLS BF H R ER SO BB IBB HBP BLK WP HR S P ERA WHIP	IP WLS BF H R ER SO BB IBB HBP BLK WP HR S P ERA WHIP	IP WLS BF H R ER SO BB IBB HBP BLK WP HR S P ERA WHIP	IP WLS BF H R ER SO BB IBB HBP BLK WP HR S P ERA WHIP	IP WLS BF H R ER SO BB IBB HBP BLK WP HR S P ERA WHIP	IP WLS BF H R ER SO BB IBB HBP BLK WP HR S P ERA WHIP	IP WLS BF H R ER SO BB IBB HBP BLK WP HR S P ERA WHIP	IP WLS BF H R ER SO BB IBB HBP BLK WP HR S P ERA WHIP	IP WLS BF H R ER SO BB IBB HBP BLK WP HR S P ERA WHIP	IP WLS BF H R ER SO BB IBB HBP BLK WP HR S P ERA WHIP			
28 Andrew Heaney, L ERA: 5.25	3.1	L	18	6	4	4	5	2	0	0	0	0	1	0	25	45	3.38	1.125		
41 Junior Guerra, R ERA: 4.24	2.2		11	1	1	1	4	2	0	0	0	0	0	0	9	16	0.00	1.000		
57 Aaron Slegers, R ERA: 3.6	1.0		4	1	0	0	1	0	0	0	0	0	0	0	5	6	∞	∞		
58 Alex Claudio, L ERA: 5.4	0.0		3	2	2	1	0	0	0	0	0	0	0	0	12	23	0.00	2.000		
71 Ben Rowen, R ERA: 1.08	1.0		5	0	0	0	1	2	0	0	0	0	0	0	0	0	0.00	2.000		

Los Angeles Angels @ Seattle Mariners  
T-Mobile Park, Seattle, WA  
Fri Apr 30 2021, 7:11 PM - 10:30 PM PDT  
Att: 8,632 - Partly Cloudy - 65 F

AB 32  
R 4  
H 6  
RBI 4  
BB 1  
SO 3  
LOB 7



Los Angeles Angels @ Seattle Mariners  
T-Mobile Park, Seattle, WA  
Fri Apr 30 2021, 7:11 PM - 10:30 PM PDT  
Att: 8,632 - Partly Cloudy - 65 F

AB 35  
R 7  
H 10  
RBI 6  
BB 6  
SO 11  
LOB 21









Batter	1	2	3	4	5	6	7	8	9	AB	R	H	RBI	BB	SO	LOB	TOP		
22 David Fletcher, R OBP: 0.288, SLG: 0.292	G5-3	L9					BB			3	0	1	0	1	0	2			
17 Shohel Ohtani, L OBP: 0.311, SLG: 0.606	HBP		E4		P6		G4-3			3	0	0	0	0	0	2			
27 Mike Trout, R OBP: 0.515, SLG: 0.775	G5-3				G6-3			G3		3	0	0	0	1	0	2			
6 Anthony Rendon, R OBP: 0.349, SLG: 0.418					F9					3	0	1	0	1	1	2			
20 Jared Walsh, L OBP: 0.422, SLG: 0.622					G4-6-3					4	0	1	0	0	0	5			
10 Justin Upton, R OBP: 0.295, SLG: 0.430					L1-2-3					4	0	1	0	0	0	1			
5 Albert Pujols, R OBP: 0.250, SLG: 0.385					F8					3	0	0	0	0	2	1			
4 Jose Iglesias, R OBP: 0.282, SLG: 0.347					K					4	0	1	0	0	1	2			
33 Max Stassi, R OBP: 0.345, SLG: 0.385					F7					3	0	0	0	0	1	3			
<b>Inning Stats</b>	R: 0 H: 0 E: 0 K: 0 S: 10	H: 0 LOB: 2 BB: 1 P: 20	R: 0 H: 1 E: 0 K: 1 S: 13	H: 1 LOB: 2 BB: 0 P: 16	R: 0 H: 0 E: 1 K: 0 S: 7	H: 0 LOB: 1 BB: 1 P: 12	R: 0 H: 0 E: 0 K: 1 S: 6	H: 0 LOB: 0 BB: 0 P: 9	R: 0 H: 1 E: 0 K: 2 S: 15	H: 1 LOB: 1 BB: 0 P: 24	R: 0 H: 2 E: 0 K: 0 S: 6	H: 1 LOB: 0 BB: 0 P: 17	R: 0 H: 0 E: 0 K: 1 S: 6	H: 0 LOB: 0 BB: 0 P: 7	1B: 4 2B: 1 3B: 0 HR: 0	SF: 0 SAC: 0 DP: 3 HBP: 2	WP: 0 PB: 0 SB: 2 CS: 0	PA: 35	
<b>PITCHER</b>	IP	WLS	BF	H	R	ER	SO	BB	IBB	HBP	BLK	WP	HR	S	P	ERA	WHIP		
33 Justus Sheffield, L ERA: 4.18	6.0	W	25	2	0	0	4	3	0	2	0	0	0	62	103	0.00	0.833		
53 Will Vest, R ERA: 1.32	0.2	H	3	2	0	0	0	0	0	0	0	0	0	5	10	0.00	3.000		
38 Anthony Misiewicz, L ERA:	0.1	H	1	0	0	0	0	0	0	0	0	0	0	1	1	0.00	0.000		
49 Kendall Graveman, R ERA:	1.0	H	3	1	0	0	0	0	0	0	0	0	0	10	17	0.00	1.000		
47 Rafael Montero, R ERA: 4.15	1.0	S	3	0	0	0	1	0	0	0	0	0	0	6	7	0.00	0.000		

Los Angeles Angels @ Seattle Mariners  
T-Mobile Park, Seattle, WA  
Sun May 02, 2021, 1:11 PM - 4:15 PM PDT  
Att: 9,000 - Partly Cloudy - 54 F

livebaseballscores.com

AB 30  
R 0  
H 5  
RBI 0  
BB 3  
SO 5  
LOB 20



Batter	1	2	3	4	5	6	7	8	9	AB	R	H	RBI	BB	SO	LOB	BOTTOM		
17 Mitch Haniger, R OBP: 0.311, SLG: 0.546	K				SF8					2	0	0	1	1	2	1			
23 Ty France, R OBP: 0.374, SLG: 0.433	F7				G5-3					4	0	0	0	0	1	2			
15 Kyle Seager, L OBP: 0.306, SLG: 0.459	G4-3					G1-3				4	1	1	0	0	0	0			
1 Kyle Lewis, R OBP: 0.244, SLG: 0.368										3	0	1	0	1	1	0			
26 José Marmolejos, L OBP: 0.281, SLG: 0.364										3	0	0	0	0	3	3			
20 Taylor Trammell, L OBP: 0.271, SLG: 0.351										0	0	0	0	1	0	0			
25 Dylan Moore, R OBP: 0.267, SLG: 0.276										4	0	1	1	0	1	2			
3 J.P. Crawford, L OBP: 0.330, SLG: 0.319										3	0	1	0	0	0	2			
22 Luis Torrens, R OBP: 0.243, SLG: 0.303										3	1	1	0	0	0	1			
0 Sam Haggerty, S OBP: 0.254, SLG: 0.327										1	0	0	0	1	0	1			
<b>Inning Stats</b>	R: 0 H: 0 E: 0 K: 1 S: 7	H: 0 LOB: 0 BB: 0 P: 10	R: 0 H: 0 E: 0 K: 1 S: 9	H: 0 LOB: 0 BB: 0 P: 15	R: 0 H: 1 E: 0 K: 1 S: 11	H: 1 LOB: 1 BB: 0 P: 17	R: 1 H: 3 E: 0 K: 2 S: 17	H: 3 LOB: 2 BB: 0 P: 25	R: 1 H: 1 E: 0 K: 0 S: 8	H: 1 LOB: 0 BB: 0 P: 13	R: 0 H: 0 E: 0 K: 1 S: 9	H: 0 LOB: 1 BB: 1 P: 15	R: 0 H: 0 E: 0 K: 2 S: 14	H: 0 LOB: 1 BB: 1 P: 24	1B: 4 2B: 1 3B: 0 HR: 0	SF: 1 SAC: 1 DP: 0 HBP: 0	WP: 0 PB: 0 SB: 3 CS: 0	PA: 33	
<b>PITCHER</b>	IP	WLS	BF	H	R	ER	SO	BB	IBB	HBP	BLK	WP	HR	S	P	ERA	WHIP		
37 Dylan Bundy, R ERA: 4.0	6.0	L	24	5	2	2	6	1	0	0	0	0	0	61	95	3.00	1.000		
57 Aaron Slegers, R ERA: 3.27	1.0		5	0	0	0	0	2	0	0	0	0	0	9	20	0.00	2.000		
21 Mike Mayers, R ERA: 2.51	1.0		4	0	0	0	2	1	0	0	0	0	0	14	24	0.00	1.000		

Los Angeles Angels @ Seattle Mariners  
T-Mobile Park, Seattle, WA  
Sun May 02, 2021, 1:11 PM - 4:15 PM PDT  
Att: 9,000 - Partly Cloudy - 54 F

livebaseballscores.com

AB 27  
R 2  
H 5  
RBI 2  
BB 4  
SO 8  
LOB 12













Batter	1	2	3	4	5	6	7	8	9	AB	R	H	RBI	BB	SO	LOB	TOP										
8 Brandon Lowe, L OBP: 0.296, SLG: 0.367	4-0 FC5-4 BB		0-3 K		0-3 K		2-1 HR		1-1 B1-3	4	1	1	3	1	2	0	<b>Tampa Bay Rays @ Los Angeles Angels</b> Angel Stadium, Anaheim, CA Wed May 05 2021, 6:41 PM - 9:56 PM PDT Att: 9,169 - Clear - 74 F										
17 Austin Meadows, L OBP: 0.323, SLG: 0.462	2-2 F8		0-0 L1		0-1 G4-3		3-1 P6		1-1 L8	4	0	0	0	0	0	1											
13 Manuel Margot, R OBP: 0.307, SLG: 0.419	1-2 FC5-4 18 BB		4-2 BB		4-1 FC4-6 18 BB		0-1 G5-3		0-2 G5-3	3	0	0	0	2	0	1											
2 Yandy Diaz, R OBP: 0.408, SLG: 0.292	1-2 FC5-4 18 BB		0-2 G4-3		0-0 B5-3		0-1 FC4-6 28 HBP		1-2 L4	4	0	0	0	0	1	5											
18 Joey Wendle, L OBP: 0.346, SLG: 0.468	1-2 BB		1-3 K		1-2 G6-3		1-2 HBP		0-0 G1-3	3	0	0	0	0	1	0											
39 Kevin Kiermaier, L OBP: 0.301, SLG: 0.303	1-2 K		0-0 BB		0-0 G6-3		0-0 G6-3		1-0 2B	3	0	1	0	1	0	3											
28 Francisco Mejia, S OBP: 0.348, SLG: 0.450	2-0 P2		4-0 WP BB		2-3 K		4-0 1B HR BB		1-3 K	3	1	1	0	1	2	2											
25 Yoshi Tsutsugo, L OBP: 0.244, SLG: 0.216	0-0 F7		2-3 K		2-3 K		1-1 HR BB		0-2 G4-3	4	1	1	0	0	2	2											
43 Mike Brosseau, R OBP: 0.258, SLG: 0.333	0-1 1B		1-2 K		2-3 K		1-2 HR BB		0-2 G4-3	4	1	1	0	0	2	2											
35 Brett Phillips, L OBP: 0.333, SLG: 0.341	0-1 1B		1-2 K		2-3 K		1-2 HR BB		0-2 G4-3	4	1	1	0	0	2	2											
1 Willy Adames, R OBP: 0.217, SLG: 0.327	2-3 K		1-2 K		2-3 K		1-2 HR BB		0-2 G4-3	4	1	1	0	0	2	2											
<b>Inning Stats</b>	R: 0 E: 0 K: 1 S: 9	H: 0 LOB: 2 BB: 2 P: 21	R: 0 E: 0 K: 1 S: 7	H: 1 LOB: 1 BB: 0 P: 11	R: 0 E: 0 K: 1 S: 11	H: 0 LOB: 1 BB: 1 P: 15	R: 0 E: 0 K: 2 S: 10	H: 0 LOB: 0 BB: 0 P: 17	R: 0 E: 0 K: 0 S: 6	H: 0 LOB: 2 BB: 2 P: 15	R: 3 E: 0 K: 0 S: 12	H: 2 LOB: 2 BB: 2 P: 27	R: 0 E: 0 K: 1 S: 8	H: 1 LOB: 1 BB: 0 P: 10	R: 0 E: 0 K: 0 S: 7	H: 0 LOB: 0 BB: 0 P: 9	1B: 2 2B: 1 3B: 0 HR: 1	SF: 0 SAC: 0 DP: 1 HBP: 1	WP: 1 PB: 0 SB: 1 CS: 0	PA: 39							
<b>PITCHER</b>	IP	WLS	BF	H	R	ER	SO	BB	IBB	HBP	BLK	WP	HR	S	P	ERA	WHIP										
17 Shohei Ohtani, R ERA: 2.41	5.0		22	1	0	0	7	6	0	0	0	1	0	47	84	0.00	1.400										
73 Chris Rodriguez, R ERA: 2.3	1.0	H	3	0	0	0	0	0	0	1	0	0	0	5	6	0.00	0.000										
41 Junior Guerra, R ERA: 5.21	0.1	L	4	2	3	3	0	1	0	0	0	0	1	6	16	81.00	9.000										
57 Aaron Slegers, R ERA: 2.84	1.2		7	1	0	0	1	1	0	0	0	0	0	14	21	0.00	1.200										
58 Alex Claudio, L ERA: 4.09	1.0		3	0	0	0	0	0	0	0	0	0	0	7	9	0.00	0.000										

Batter	1	2	3	4	5	6	7	8	9	AB	R	H	RBI	BB	SO	LOB	BOTTOM										
22 David Fletcher, R OBP: 0.290, SLG: 0.288	0-1 F9		0-0 20 BB 3 SH1-3 1B	0-0 L5-4			1-1 FC5-4		0-3 K	5	0	1	0	0	1	3	<b>Tampa Bay Rays @ Los Angeles Angels</b> Angel Stadium, Anaheim, CA Wed May 05 2021, 6:41 PM - 9:56 PM PDT Att: 9,169 - Clear - 74 F										
3 Taylor Ward, R	0-0 G5-3		0-0 SH1-3		0-1 L4		3-3 K		3-3 K	3	0	0	0	0	1	1											
27 Mike Trout, R OBP: 0.514, SLG: 0.761	1-0 L8		0-0 20 BB IBB		2-2 HBP		2-3 K		2-3 K	2	0	0	0	1	1	1											
20 Jared Walsh, L OBP: 0.412, SLG: 0.576	0-0 G6-3		4-0 13 FC5-4 BB		1-3 K		1-2 G6-4-3 4 HBP 1B		1-2 G6-4-3 HBP	3	0	1	1	1	1	1											
4 Jose Iglesias, R OBP: 0.295, SLG: 0.358	0-2 13 E 1B		2-3 K		3-1 L7		3-1 G6-4-3 HBP		1-2 HBP	3	0	1	0	0	1	4											
13 Phil Gosselin, R OBP: 0.125, SLG: 0.125	3-3 K		2-2 FC5-4		0-1 19 G5-4-3 1B		1-2 G6-4-3		1-2 G4-3	4	0	1	0	0	1	6											
19 Juan Lagares, R OBP: 0.182, SLG: 0.100	4-1 BB		1-0 22 L5-4 24 HBP 1B		0-2 G5-4-3		0-2 G4-3		0-2 G4-3	3	0	1	0	1	0	2											
24 Kurt Suzuki, R OBP: 0.302, SLG: 0.326	3-2 G6-3		2-1 HBP		1-2 G6-3		1-2 G6-3		1-2 F7	3	0	0	0	0	0	2											
18 Jose Rojas, L OBP: 0.255, SLG: 0.319	2-2 22 1B 20 BB 2B		2-3 K		3-2 G4-3		3-2 FC5-4 1B		0-2 G4-3	4	1	2	0	0	1	2											
<b>Inning Stats</b>	R: 0 E: 0 K: 0 S: 4	H: 0 LOB: 0 BB: 0 P: 5	R: 0 E: 1 K: 1 S: 11	H: 1 LOB: 2 BB: 1 P: 21	R: 1 E: 0 K: 1 S: 12	H: 2 LOB: 3 BB: 2 P: 22	R: 0 E: 0 K: 1 S: 6	H: 1 LOB: 0 BB: 0 P: 11	R: 0 E: 0 K: 0 S: 11	H: 1 LOB: 1 BB: 1 P: 17	R: 0 E: 0 K: 0 S: 8	H: 1 LOB: 0 BB: 0 P: 9	R: 0 E: 0 K: 2 S: 12	H: 1 LOB: 1 BB: 0 P: 21	R: 0 E: 0 K: 0 S: 14	H: 1 LOB: 0 BB: 0 P: 19	R: 0 E: 0 K: 1 S: 9	H: 0 LOB: 0 BB: 0 P: 10	1B: 6 2B: 2 3B: 0 HR: 0	SF: 0 SAC: 1 DP: 3 HBP: 3	WP: 0 PB: 0 SB: 0 CS: 0	PA: 37					
<b>PITCHER</b>	IP	WLS	BF	H	R	ER	SO	BB	IBB	HBP	BLK	WP	HR	S	P	ERA	WHIP										
36 Andrew Kittredge, R ERA: 1.32	2.0		8	1	0	0	0	1	0	0	0	0	0	15	26	0.00	1.000										
48 Ryan Yarbrough, L ERA: 4.58	4.0	W	19	5	1	1	3	1	1	2	0	0	0	40	65	2.25	1.500										
81 Ryan Thompson, R ERA: 2.4	1.2	H	6	1	0	0	2	0	0	1	0	0	0	19	30	0.00	0.600										
59 Jeffrey Springs, L ERA: 1.93	1.1	S	4	0	0	0	1	0	0	0	0	0	0	13	14	0.00	0.000										

AB 30  
R 3  
H 4  
RBI 3  
BB 8  
SO 8  
LOB 15



AB 30  
R 1  
H 7  
RBI 1  
BB 3  
SO 7  
LOB 22





Batter	1	2	3	4	5	6	7	8	9	AB	R	H	RBI	BB	SO	LOB	TOP						
56 Randy Arozarena, R (1, 7) OBP: 0.352, SLG: 0.391										4	1	1	1	1	2	1	<b>Tampa Bay Rays @ Los Angeles Angels</b> Angel Stadium, Anaheim, CA Thu May 06 2021, 6:39 PM - 9:41 PM PDT Att: 8,840 - Clear - 65 F						
13 Manuel Margot, R (1, 9) OBP: 0.302, SLG: 0.408										5	1	1	1	0	1	3							
17 Austin Meadows, L (1, 10) OBP: 0.326, SLG: 0.450										3	1	0	0	2	2	1							
2 Yandy Diaz, R (1, 3) OBP: 0.411, SLG: 0.300										4	1	2	1	0	1	0							
25 Yoshi Tautsugo, L (8, 3) OBP: 0.241, SLG: 0.213										1	0	0	0	0	0	0							
43 Mike Brosseau, R (1, 4) OBP: 0.239, SLG: 0.308										5	0	0	0	0	2	3							
18 Joey Wendle, L (1, 5) OBP: 0.348, SLG: 0.475										5	1	2	0	0	1	1							
10 Mike Zunino, R (1, 2) OBP: 0.288, SLG: 0.550										4	2	2	2	0	2	1							
1 Willy Adames, R (1, 6) OBP: 0.218, SLG: 0.324										4	0	1	0	0	2	2							
35 Brett Phillips, L (1, 8) OBP: 0.364, SLG: 0.400										4	1	3	2	0	0	1							
<b>Inning Stats</b>	R: 0 E: 0 K: 3 S: 14	H: 1 LOB: 2 BB: 1 P: 22	R: 0 E: 0 K: 3 S: 10	H: 0 LOB: 0 BB: 0 P: 17	R: 0 E: 0 K: 1 S: 11	H: 1 LOB: 1 BB: 0 P: 17	R: 0 E: 0 K: 2 S: 9	H: 1 LOB: 1 BB: 0 P: 12	R: 0 E: 0 K: 0 S: 8	H: 0 LOB: 0 BB: 0 P: 13	R: 1 E: 0 K: 0 S: 14	H: 1 LOB: 0 BB: 0 P: 24	R: 7 E: 0 K: 2 S: 27	H: 7 LOB: 2 BB: 2 P: 43	R: 0 E: 1 K: 1 S: 13	H: 0 LOB: 1 BB: 0 P: 20	1B: 8 2B: 3 3B: 0 HR: 1	SF: 0 SAC: 0 DP: 1 HBP: 0	WP: 1 PB: 1 CS: 5 CS: 0	PA: 42			
<b>PITCHER</b>	IP WLS BF H R ER SO BB IBB HBP BLK WP HR S P ERA WHIP																						
28 Andrew Heaney, L (1, 1) ERA: 4.11	6.2		24	4	0	0	10	1	0	0	0	0	0	0	0	0	0	0	0	69	110	0.00	0.750
21 Mike Mayers, R (7, 1) ERA: 4.91	0.1	L	5	4	4	0	0	0	0	0	0	0	0	1	11	18	108.00	12.000					
57 Aaron Slegers, R (8, 1) ERA: 4.15	0.1		3	1	1	1	1	1	0	0	0	0	0	0	8	14	27.00	6.000					
64 Félix Peña, R (8, 1) ERA: 27.0	0.2		6	3	3	3	1	1	0	0	0	1	0	13	20	40.50	6.000						
40 Steve Cishek, R (9, 1) ERA: 5.23	1.0		4	0	0	0	1	0	0	0	0	0	0	13	20	0.00	0.000						

Batter	1	2	3	4	5	6	7	8	9	AB	R	H	RBI	BB	SO	LOB	BOTTOM					
22 David Fletcher, R (1, 4) OBP: 0.289, SLG: 0.287										4	1	1	0	0	3	1	<b>Tampa Bay Rays @ Los Angeles Angels</b> Angel Stadium, Anaheim, CA Thu May 06 2021, 6:39 PM - 9:41 PM PDT Att: 8,840 - Clear - 65 F					
17 Shohei Ohtani, L (1, 10) OBP: 0.322, SLG: 0.645										4	1	2	2	0	2	0						
27 Mike Trout, R (1, 8) OBP: 0.496, SLG: 0.728										4	0	0	0	0	3	1						
20 Jared Walsh, L (1, 3) OBP: 0.407, SLG: 0.563										4	0	1	0	0	0	0						
4 Jose Iglesias, R (1, 6) OBP: 0.284, SLG: 0.345										4	0	0	0	0	1	1						
3 Taylor Ward, R (1, 9)										3	0	0	0	1	1	0						
24 Kurt Suzuki, R (1, 2) OBP: 0.304, SLG: 0.327										3	0	1	0	0	0	1						
59 Jack Kruger, R (9, 2)										0	0	0	0	0	0	0						
19 Juan Lagares, R (1, 7) OBP: 0.214, SLG: 0.231										3	1	1	0	0	0	2						
13 Phil Gosselin, R (1, 5) OBP: 0.182, SLG: 0.273										3	0	1	1	0	0	1						
<b>Inning Stats</b>	R: 0 E: 0 K: 3 S: 9	H: 0 LOB: 0 BB: 0 P: 11	R: 0 E: 0 K: 2 S: 8	H: 0 LOB: 0 BB: 0 P: 12	R: 3 E: 0 K: 0 S: 10	H: 4 LOB: 0 BB: 0 P: 15	R: 0 E: 0 K: 0 S: 5	H: 1 LOB: 0 BB: 0 P: 11	R: 0 E: 0 K: 2 S: 7	H: 0 LOB: 0 BB: 0 P: 11	R: 0 E: 0 K: 0 S: 8	H: 0 LOB: 1 BB: 1 P: 15	R: 0 E: 0 K: 2 S: 14	H: 1 LOB: 0 BB: 0 P: 19	R: 0 E: 0 K: 0 S: 7	H: 0 LOB: 0 BB: 0 P: 11	1B: 4 2B: 2 3B: 0 HR: 1	SF: 0 SAC: 0 DP: 1 HBP: 0	WP: 0 PB: 0 CS: 0 CS: 0	PA: 33		
<b>PITCHER</b>	IP WLS BF H R ER SO BB IBB HBP BLK WP HR S P ERA WHIP																					
31 Collin McHugh, R (1, 1) ERA: 7.36	2.0		6	0	0	0	5	0	0	0	0	0	0	0	0	0	0	0	17	23	0.00	0.000
19 Josh Fleming, L (3, 1) ERA: 2.81	5.0	W	20	6	3	3	3	1	0	0	0	0	0	1	40	67	5.40	1.400				
60 Hunter Strickland, R (8, 1) ERA: 1.42	1.0		4	1	0	0	2	0	0	0	0	0	0	0	14	19	0.00	1.000				
21 Cody Reed, L (9, 1) ERA: 4.26	1.0		3	0	0	0	0	0	0	0	0	0	0	7	11	0.00	0.000					

AB	39
R	8
H	12
RBI	7
BB	3
SO	13
LOB	13

AB	32
R	3
H	7
RBI	3
BB	1
SO	10
LOB	7



Batter	1	2	3	4	5	6	7	8	9	AB	R	H	RBI	BB	SO	LOB	TOP					
50 Mookie Betts, R OBP: 0.367, SLG: 0.450	F FF 95 B SL 89 B SL 89 B SL 89 X SL 89		C SL 87 X FF 94		X SL 89		B CU 78 B CH 85 C SI 94 C SI 94 B CH 86 B CH 86 F CH 85 B SL 88 B SI 95		C SI 92 F CH 85 B SI 94 X SL 89	4	1	2	1	1	0	0	<b>Los Angeles Dodgers @ Los Angeles Angels</b> Angel Stadium, Anaheim, CA Fri May 07 2021, 6:42 PM - 9:45 PM PDT Att: 15,316 - Clear - 66 F					
5 Corey Seager, L OBP: 0.350, SLG: 0.423	F CH 90 B CH 90 T CH 90 B CH 90		B FF 94 S FF 94 B CU 84 B CH 95		X FF 94		S CH 87 B CH 86 B CH 86 F CH 85 C SI 95		F SL 86 X CH 85	3	0	0	0	2	1	3						
10 Justin Turner, R OBP: 0.421, SLG: 0.580	C SL 90 B CH 90 X CH 90		B SL 89 S FF 94 B CH 94 S FF 94		X CH 88		B SI 94 B CH 85 B CH 85 B SI 94		B SI 94 F CH 84 X CH 84	4	0	1	0	1	1	3						
13 Max Muncy, L OBP: 0.409, SLG: 0.414	C FF 94 S CH 90		D CU 84 X CH 89				B FF 93 B CH 88 C CH 88 C CH 88 B CU 85 X CH 89			4	0	0	0	0	1	5						
16 Will Smith, R OBP: 0.374, SLG: 0.475	B SL 89 B CH 89 2 SAFE		B CU 83 B FF 90 B FF 93		C CU 82 X FF 93		B SL 88 B CH 88 S CH 88 X FF 94		C CH 82 X SI 92	2	1	1	0	1	0	0						
25 Keibert Ruiz, S OBP: 0.333, SLG: 1.333			11 2B 45 G4-3				56 PB			1	0	0	0	0	0	0						
3 Chris Taylor, R OBP: 0.400, SLG: 0.485							D CU 82 C FF 93 X FF 94		B CU 77 X CU 77	4	0	2	0	0	1	1						
11 AJ Pollock, R OBP: 0.496, SLG: 0.446							B FF 94 F CH 89 B FF 94 C SL 89		C SI 92 B SI 92 B SI 92 X SI 93	3	0	1	0	0	1	2						
92 Edwin Uceta, R			45 G4-3							1	0	0	0	0	0	1						
45 Matt Beaty, L OBP: 0.419, SLG: 0.371							X CH 88		S CH 84 B CH 85 B CH 85 X CH 84	2	0	0	1	0	0	1						
56 Sheldon Neuse, R OBP: 0.222, SLG: 0.444										2	0	0	0	0	0	3						
9 Gavin Lux, L OBP: 0.250, SLG: 0.282							X FF 94		C SI 91 S SI 93	4	0	1	0	0	2	1						
<b>Inning Stats</b>	R: 0 E: 0 K: 1 S: 11	H: 1 LOB: 1 BB: 1 P: 20	R: 1 E: 0 K: 1 S: 10	H: 1 LOB: 1 BB: 1 P: 16	R: 0 E: 0 K: 1 S: 7	H: 0 LOB: 1 BB: 1 P: 14	R: 0 E: 0 K: 0 S: 7	H: 0 LOB: 0 BB: 0 P: 11	R: 0 E: 0 K: 1 S: 13	H: 2 LOB: 2 BB: 0 P: 5	R: 0 E: 0 K: 1 S: 13	H: 2 LOB: 2 BB: 0 P: 22	R: 0 E: 0 K: 2 S: 11	H: 0 LOB: 2 BB: 2 P: 23	R: 0 E: 0 K: 0 S: 8	H: 1 LOB: 1 BB: 0 P: 13	R: 1 E: 0 K: 1 S: 11	H: 1 LOB: 0 BB: 0 P: 13	1B: 3 2B: 4 3B: 0 HR: 1	SF: 0 SAC: 0 DP: 0 HBP: 0	WP: 0 PB: 1 SB: 0 CS: 0	PA: 40
<b>PITCHER</b>	IP WLS BF H R ER SO BB IBB HBP BLK WP HR S P ERA WHIP																					
47 Griffin Canning, R ERA: 5.19	(1, 1)	5.2 W 25 6 1 1 4 3 0 0 0 0 0 51 85 1.59 1.588																				
43 Patrick Sandoval, L ERA: 1.69	(6, 1)	3.1 S 14 2 1 1 3 2 0 0 0 0 0 1 32 52 2.70 1.200																				

AB	34
R	2
H	8
RBI	2
BB	5
SO	7
LOB	20



Batter	1	2	3	4	5	6	7	8	9	AB	R	H	RBI	BB	SO	LOB	BOTTOM					
22 David Fletcher, R OBP: 0.300, SLG: 0.306	C FF 91 X CH 85		X SV 84		C FF 94 X FF 94		C SI 94 B SI 96		B CU 79 F SI 93 B SI 93 X CH 87	5	2	3	3	0	0	0	<b>Los Angeles Dodgers @ Los Angeles Angels</b> Angel Stadium, Anaheim, CA Fri May 07 2021, 6:42 PM - 9:45 PM PDT Att: 15,316 - Clear - 66 F					
17 Shohei Ohtani, L OBP: 0.325, SLG: 0.652	F SV 79 T FF 93 S FF 93		1 SAFE C SV 82		S FF 96 F SV 92 X FF 94		D KC 88 B KC 86 B KC 86 C SI 96 X CH 88		C SI 90 S CH 88 B CH 89 X SI 92	5	1	2	2	0	1	1						
27 Mike Trout, R OBP: 0.496, SLG: 0.740	B FF 94 B FF 94 T FF 94 X FF 94		C SV 81 X FF 93		F FF 94 C FF 94 D SV 81 X FF 96		B SI 94 F CH 88 B SI 96 C SI 96 X CH 88			4	0	2	1	0	0	0						
9 Jon Jay, L OBP: 0.125, SLG: 0.125										0	0	0	0	0	0	0						
10 Justin Upton, R OBP: 0.305, SLG: 0.441										3	1	1	1	1	2	2						
19 Juan Lagares, R OBP: 0.214, SLG: 0.231										0	0	0	0	0	0	0						
20 Jared Walsh, L OBP: 0.393, SLG: 0.542										4	0	0	0	0	1	4						
4 Jose Iglesias, R OBP: 0.292, SLG: 0.350										4	1	2	0	0	0	0						
3 Taylor Ward, R OBP: 0.182, SLG: 0.400										4	1	1	1	0	0	2						
18 Jose Rojas, L OBP: 0.273, SLG: 0.340										3	2	1	1	0	0	1						
13 Phil Gosselin, R OBP: 0.182, SLG: 0.273										0	0	0	0	0	0	0						
16 Drew Butera, R OBP: 0.250, SLG: 0.500										4	1	1	0	0	1	1						
<b>Inning Stats</b>	R: 0 E: 0 K: 1 S: 7	H: 0 LOB: 0 BB: 0 P: 9	R: 4 E: 0 K: 0 S: 17	H: 4 LOB: 1 BB: 0 P: 25	R: 0 E: 0 K: 1 S: 9	H: 0 LOB: 0 BB: 0 P: 11	R: 0 E: 0 K: 0 S: 6	H: 1 LOB: 0 BB: 0 P: 9	R: 1 E: 0 K: 2 S: 17	H: 3 LOB: 2 BB: 0 P: 22	R: 4 E: 0 K: 1 S: 22	H: 5 LOB: 2 BB: 1 P: 38	R: 0 E: 0 K: 0 S: 5	H: 0 LOB: 0 BB: 0 P: 7	R: 0 E: 0 K: 0 S: 6	H: 0 LOB: 0 BB: 0 P: 9	R: 0 E: 0 K: 0 S: 6	H: 0 LOB: 0 BB: 0 P: 9	1B: 5 2B: 5 3B: 1 HR: 2	SF: 0 SAC: 0 DP: 0 HBP: 1	WP: 0 PB: 0 SB: 1 CS: 1	PA: 38
<b>PITCHER</b>	IP WLS BF H R ER SO BB IBB HBP BLK WP HR S P ERA WHIP																					
7 Julio Urias, L ERA: 3.59	(1, 1)	5.0 L 23 8 0 0 0 1 0 0 0 0 0 2 56 76 9.00 1.600																				
17 Joe Kelly, R ERA: 54.0	(6, 1)	0.2 7 5 4 4 0 0 0 0 0 0 0 17 28 54.00 7.500																				
92 Edwin Uceta, R ERA: 4.15	(6, 1)	2.1 8 0 0 0 1 1 0 0 0 0 0 0 16 26 0.00 0.429																				

AB	36
R	9
H	13
RBI	9
BB	1
SO	5
LOB	11













Batter	1	2	3	4	5	6	7	8	9	AB	R	H	RBI	BB	SO	LOB	TOP								
22 David Fletcher, R OBP: 0.292, SLG: 0.297	G1-3		F9		P4	L9		G3		5	0	0	0	0	0	3	<b>Los Angeles Angels @ Houston Astros</b> Minute Maid Park, Houston, TX Mon May 10 2021, 7:11 PM - 11:07 PM CDT Att: 13,695 - Roof Closed - 73 F								
17 Shohel Ohtani, L OBP: 0.314, SLG: 0.602	K		K		K	G4-3		G3		5	0	0	0	0	3										
27 Mike Trout, R OBP: 0.484, SLG: 0.692	G4-3					P4				3	1	0	0	2	1	0									
20 Jared Walsh, L OBP: 0.426, SLG: 0.593										4	1	4	2	1	0	0									
10 Justin Upton, R OBP: 0.296, SLG: 0.441										4	1	1	1	1	2	4									
19 Juan Lagares, R OBP: 0.278, SLG: 0.313										0	0	0	0	0	0	0									
18 Jose Rojas, L OBP: 0.285, SLG: 0.361										4	1	1	0	1	1	5									
3 Taylor Ward, R OBP: 0.182, SLG: 0.350										4	1	1	0	0	2	6									
13 Phil Gosselin, R OBP: 0.364, SLG: 0.429										4	0	2	1	0	1	4									
16 Drew Butera, R OBP: 0.111, SLG: 0.222										2	0	0	1	0	1	0									
<b>Inning Stats</b>	R: 0 E: 0 K: 1 S: 8	H: 0 LOB: 0 BB: 0 P: 9	R: 0 E: 0 K: 1 S: 16	H: 2 LOB: 2 BB: 0 P: 20	R: 0 E: 0 K: 1 S: 8	H: 0 LOB: 0 BB: 0 P: 12	R: 1 E: 0 K: 2 S: 12	H: 1 LOB: 2 BB: 2 P: 23	R: 0 E: 0 K: 2 S: 8	H: 0 LOB: 0 BB: 0 P: 12	R: 4 E: 0 K: 0 S: 21	H: 4 LOB: 2 BB: 1 P: 32	R: 0 E: 0 K: 3 S: 15	H: 1 LOB: 2 BB: 1 P: 28	R: 0 E: 0 K: 0 S: 10	H: 1 LOB: 1 BB: 0 P: 13	R: 0 E: 0 K: 1 S: 9	H: 0 LOB: 1 BB: 1 P: 14	1B: 4 2B: 3 3B: 0 HR: 2	SF: 0 SAC: 2 DP: 0 HBP: 0	WP: 0 PB: 0 SB: 3 CS: 0	PA: 42			
<b>PITCHER</b>	IP	WLS	BF	H	R	ER	SO	BB	IBB	HBP	BLK	WP	HR	S	P	ERA	WHIP								
77 Luis Garcia, R ERA: 3.6	5.1		23	5	3	3	7	2	0	0	0	0	2	63	92	5.06	1.312								
64 Brandon Bielak, R ERA: 5.4	0.1	L	5	2	2	2	0	1	0	0	0	0	0	9	14	54.00	9.000								
58 Brooks Raley, L ERA: 8.36	1.1		6	1	0	0	3	1	0	0	0	0	0	16	30	0.00	1.500								
38 Joe Smith, R ERA: 7.36	0.2		3	1	0	0	0	0	0	0	0	0	0	7	7	0.00	1.500								
0 Kent Emanuel, L ERA: 2.4	1.1		5	0	0	0	1	1	0	0	0	0	0	12	20	0.00	0.750								

Batter	1	2	3	4	5	6	7	8	9	AB	R	H	RBI	BB	SO	LOB	BOTTOM								
27 Jose Altuve, R OBP: 0.333, SLG: 0.427	G5-3							G3		4	1	2	0	1	0	2	<b>Los Angeles Angels @ Houston Astros</b> Minute Maid Park, Houston, TX Mon May 10 2021, 7:11 PM - 11:07 PM CDT Att: 13,695 - Roof Closed - 73 F								
23 Michael Brantley, L OBP: 0.397, SLG: 0.604								L4		4	0	1	1	1	0	2									
2 Alex Bregman, R OBP: 0.374, SLG: 0.500										3	0	1	1	2	1	1									
44 Yordan Alvarez, L OBP: 0.378, SLG: 0.609										5	0	0	0	0	2	6									
10 Yuli Gurriel, R OBP: 0.417, SLG: 0.544										5	0	2	0	0	0	4									
1 Carlos Correa, R OBP: 0.291, SLG: 0.412										5	1	1	0	0	1	4									
30 Kyle Tucker, L OBP: 0.265, SLG: 0.400										3	1	1	0	1	1	1									
3 Myles Straw, R OBP: 0.302, SLG: 0.268										4	0	2	2	0	0	1									
18 Jason Castro, L OBP: 0.356, SLG: 0.459										3	1	0	0	1	1	2									
<b>Inning Stats</b>	R: 1 E: 0 K: 2 S: 11	H: 1 LOB: 2 BB: 2 P: 23	R: 2 E: 0 K: 0 S: 13	H: 3 LOB: 2 BB: 2 P: 32	R: 0 E: 0 K: 1 S: 9	H: 1 LOB: 1 BB: 0 P: 13	R: 0 E: 0 K: 0 S: 8	H: 1 LOB: 1 BB: 0 P: 13	R: 1 E: 0 K: 0 S: 13	H: 2 LOB: 2 BB: 1 P: 20	R: 0 E: 0 K: 0 S: 13	H: 1 LOB: 2 BB: 1 P: 21	R: 0 E: 0 K: 0 S: 4	H: 0 LOB: 0 BB: 0 P: 8	R: 0 E: 0 K: 1 S: 11	H: 0 LOB: 0 BB: 0 P: 17	R: 0 E: 0 K: 2 S: 10	H: 1 LOB: 1 BB: 0 P: 16	1B: 4 2B: 6 3B: 0 HR: 0	SF: 0 SAC: 0 DP: 1 HBP: 0	WP: 0 PB: 0 SB: 0 CS: 0	PA: 42			
<b>PITCHER</b>	IP	WLS	BF	H	R	ER	SO	BB	IBB	HBP	BLK	WP	HR	S	P	ERA	WHIP								
41 Junior Guerra, R ERA: 6.0	1.0		8	3	3	3	2	2	0	0	0	0	0	14	29	27.00	5.000								
54 Jose Suarez, L ERA: 2.25	4.0	W	19	5	1	1	1	3	0	0	0	0	0	40	72	2.25	2.000								
40 Steve Cishek, R ERA: 6.35	0.1	H	3	1	0	0	0	1	0	0	0	0	0	9	16	0.00	6.000								
35 Tony Watson, L ERA: 0.82	1.2	H	5	0	0	0	0	0	0	0	0	0	0	8	13	0.00	0.000								
21 Mike Mayers, R ERA: 4.88	1.0	H	3	0	0	0	1	0	0	0	0	0	0	11	17	0.00	0.000								
<b>PITCHER</b>	IP	WLS	BF	H	R	ER	SO	BB	IBB	HBP	BLK	WP	HR	S	P	ERA	WHIP								
32 Raisel Iglesias, R ERA: 5.54	1.0		4	1	0	0	2	0	0	0	0	0	0	10	16	0.00	1.000								

AB	35
R	5
H	9
RBI	5
BB	5
SO	11
LOB	25



AB	36
R	4
H	10
RBI	4
BB	6
SO	6
LOB	23









Batter	1	2	3	4	5	6	7	8	9	AB	R	H	RBI	BB	SO	LOB	TOP																	
17 Shohei Ohtani, L (1,10) OBP: 0.303, SLG: 0.574										4	0	0	0	0	2	1	<b>Los Angeles Angels @ Houston Astros</b> Minute Maid Park, Houston, TX Wed May 12 2021, 7:10 PM - 10:03 PM CDT Att: 13,668 - Roof Closed - 73 F																	
4 Jose Iglesias, R (1,6) OBP: 0.296, SLG: 0.352										4	0	2	0	0	0	0																		
20 Jared Walsh, L (1,3) OBP: 0.406, SLG: 0.560										4	0	0	0	0	2	3																		
3 Taylor Ward, R (1,9) OBP: 0.207, SLG: 0.444										4	0	0	0	0	1	1																		
18 Jose Rojas, L (1,4) OBP: 0.257, SLG: 0.353										4	0	1	0	0	0	0																		
19 Juan Lagares, R (1,8) OBP: 0.273, SLG: 0.300										4	0	1	0	0	0	1																		
13 Phil Gosselin, R (1,5) OBP: 0.345, SLG: 0.346										3	1	0	0	1	0	2																		
9 Jon Jay, L (1,7) OBP: 0.357, SLG: 0.357										3	0	2	0	0	0	1																		
16 Drew Butera, R (1,2) OBP: 0.083, SLG: 0.182										2	0	0	1	0	1	1																		
<b>Inning Stats</b>	R: 0 E: 0 K: 3 S: 12	H: 1 LOB: 1 BB: 0 P: 13	R: 0 E: 0 K: 0 S: 6	H: 1 LOB: 1 BB: 0 P: 8	R: 0 E: 0 K: 1 S: 9	H: 0 LOB: 0 BB: 0 P: 13	R: 0 E: 0 K: 0 S: 10	H: 0 LOB: 0 BB: 0 P: 13	R: 0 E: 0 K: 2 S: 13	H: 1 LOB: 1 BB: 0 P: 16	R: 0 E: 0 K: 0 S: 7	H: 0 LOB: 0 BB: 0 P: 9	R: 0 E: 0 K: 0 S: 15	H: 2 LOB: 2 BB: 1 P: 21	R: 0 E: 0 K: 0 S: 13	H: 1 LOB: 1 BB: 0 P: 17		1B: 5 2B: 1 3B: 0 HR: 0	SF: 1 SAC: 0 DP: 0 HBP: 0	WP: 1 PB: 0 SB: 0 CS: 0	PA: 34													
<b>PITCHER</b>	IP WLS BF H R ER SO BB IBB HBP BLK WP HR S P ERA WHIP																																	
65 José Urquidy, R (1,1) ERA: 3.22	3.2	13	2	0	0	4	0	0	0	0	0	0	0	0	34	44	0.00	0.545																
64 Brandon Bielak, R (4,1) ERA: 4.91	3.1	W 13	2	1	1	2	1	0	0	0	0	0	0	41	53	2.70	0.900																	
70 Andre Scrubb, R (8,1) ERA: 2.7	1.0	4	1	0	0	0	0	0	0	0	0	0	9	11	0.00	1.000																		
38 Joe Smith, R (9,1) ERA: 6.75	1.0	4	1	0	0	0	0	0	0	0	0	1	0	13	17	0.00	1.000																	

Batter	1	2	3	4	5	6	7	8	9	AB	R	H	RBI	BB	SO	LOB	BOTTOM																	
27 Jose Altuve, R (1,4) OBP: 0.325, SLG: 0.438										5	1	1	1	0	1	0	<b>Los Angeles Angels @ Houston Astros</b> Minute Maid Park, Houston, TX Wed May 12 2021, 7:10 PM - 10:03 PM CDT Att: 13,668 - Roof Closed - 73 F																	
23 Michael Brantley, L (1,7) OBP: 0.358, SLG: 0.490									4	0	1	0	0	1	0	0																		
2 Alex Bregman, R (1,5) OBP: 0.370, SLG: 0.491									4	0	1	0	0	0	0	0																		
44 Yordan Alvarez, L (1,10) OBP: 0.378, SLG: 0.619										4	2	2	1	0	0	2																		
10 Yuli Gurriel, R (1,3) OBP: 0.411, SLG: 0.576										3	1	1	2	0	0	0																		
16 Aledmys Diaz, R (8,3) OBP: 0.325, SLG: 0.394										1	0	0	0	0	0	0																		
1 Carlos Correa, R (1,6) OBP: 0.309, SLG: 0.416										3	2	3	0	1	0	0																		
30 Kyle Tucker, L (1,9) OBP: 0.285, SLG: 0.457										4	2	2	2	0	1	2																		
20 Chas McCormick, R (1,8) OBP: 0.235, SLG: 0.433										4	1	1	3	0	2	1																		
15 Martin Maldonado, R (1,2) OBP: 0.200, SLG: 0.207										4	0	0	0	0	2	0																		
<b>Inning Stats</b>	R: 3 E: 0 K: 1 S: 21	H: 4 LOB: 1 BB: 0 P: 32	R: 0 E: 0 K: 1 S: 7	H: 0 LOB: 0 BB: 0 P: 12	R: 0 E: 0 K: 1 S: 10	H: 0 LOB: 0 BB: 0 P: 13	R: 0 E: 0 K: 1 S: 10	H: 1 LOB: 1 BB: 0 P: 16	R: 0 E: 0 K: 1 S: 10	H: 2 LOB: 2 BB: 0 P: 18	R: 2 E: 0 K: 1 S: 11	H: 2 LOB: 0 BB: 0 P: 17	R: 0 E: 0 K: 1 S: 9	H: 0 LOB: 0 BB: 0 P: 9	R: 4 E: 0 K: 0 S: 19	H: 3 LOB: 0 BB: 1 P: 31	1B: 7 2B: 0 3B: 0 HR: 5	SF: 0 SAC: 0 DP: 0 HBP: 0	WP: 0 PB: 0 SB: 0 CS: 0	PA: 37														
<b>PITCHER</b>	IP WLS BF H R ER SO BB IBB HBP BLK WP HR S P ERA WHIP																																	
28 Andrew Heaney, L (1,1) ERA: 4.75	5.1	L 25	9	5	5	5	0	0	0	0	0	0	0	3	62	96	8.44	1.688																
40 Steve Csiehek, R (6,1) ERA: 6.0	0.2	2	0	0	0	1	0	0	0	0	0	7	12	0.00	0.000																			
43 Patrick Sandoval, L (7,1) ERA: 6.14	2.0	10	3	4	4	1	1	0	0	0	2	28	40	18.00	2.000																			

AB 32  
R 1  
H 6  
RBI 1  
BB 1  
SO 6  
LOB 10



AB 36  
R 9  
H 12  
RBI 9  
BB 1  
SO 7  
LOB 5






Batter	1	2	3	4	5	6	7	8	9	AB	R	H	RBI	BB	SO	LOB	TOP					
22 David Fletcher, R (1.4) OBP: 0.278, SLG: 0.282	L6		P5			G5-3		G4-3		4	0	0	0	0	0	0						
17 Shohel Ohtani, L (1.10) OBP: 0.309, SLG: 0.600	2B		K			HR		K		4	1	2	1	0	2	0						
27 Mike Trout, R (1.8) OBP: 0.463, SLG: 0.649	K				G6-3			K		4	0	0	0	0	2	1						
6 Anthony Rendon, R (1.5) OBP: 0.343, SLG: 0.452	F7				K			K		4	1	1	0	0	2	1						
20 Jared Walsh, L (1.3) OBP: 0.401, SLG: 0.550	L7				K			K		4	1	1	0	0	2	0						
10 Justin Upton, R (1.7) OBP: 0.279, SLG: 0.413	K				P6			K		4	0	0	0	0	2	2						
4 Jose Iglesias, R (1.6) OBP: 0.305, SLG: 0.368					G4-3					3	0	2	2	0	0	0						
3 Taylor Ward, R (1.9) OBP: 0.188, SLG: 0.400	F8				F8			G3		3	0	0	0	0	0	2						
16 Drew Butera, R (1.2) OBP: 0.067, SLG: 0.143					K			F8		3	0	0	0	0	2	1						
<b>Inning Stats</b>	R: 0 H: 1 E: 0 K: 1 S: 12	H: 1 LOB: 1 BB: 0 P: 16	R: 0 H: 1 E: 0 K: 1 S: 10	H: 1 LOB: 1 BB: 0 P: 13	R: 0 H: 0 E: 0 K: 2 S: 9	H: 0 LOB: 0 BB: 0 P: 13	R: 0 H: 0 E: 0 K: 2 S: 12	H: 0 LOB: 0 BB: 0 P: 15	R: 0 H: 0 E: 0 K: 0 S: 12	H: 0 LOB: 0 BB: 0 P: 17	R: 1 H: 1 E: 0 K: 1 S: 11	H: 1 LOB: 0 BB: 0 P: 16	R: 2 H: 3 E: 0 K: 0 S: 12	H: 3 LOB: 1 BB: 0 P: 17	R: 0 H: 0 E: 0 K: 3 S: 11	H: 0 LOB: 0 BB: 0 P: 18	R: 0 H: 0 E: 0 K: 3 S: 10	H: 0 LOB: 0 BB: 0 P: 11	1B: 3 2B: 2 3B: 0 HR: 1	SF: 0 SAC: 0 DP: 0 HBP: 0	WP: 0 PB: 0 SB: 0 CS: 0	PA: 33
<b>PITCHER</b>	IP	WLS	BF	H	R	ER	SO	BB	IBB	HBP	BLK	WP	HR	S	P	ERA	WHIP					
37 Nick Pivetta, R (1.1) ERA: 3.16	6.0		22	4	2	2	7	0	0	0	0	0	1	68	92	3.00	0.667					
35 Matt Andriese, R (7.1) ERA: 4.91	1.0	W	5	2	1	1	0	0	0	0	0	0	0	10	15	9.00	2.000					
0 Adam Ottavino, R (8.1) ERA: 4.02	1.0	H	3	0	0	0	2	0	0	0	0	0	0	11	18	0.00	0.000					
32 Matt Barnes, R (9.1) ERA: 1.89	1.0	S	3	0	0	0	3	0	0	0	0	0	0	10	11	0.00	0.000					

Los Angeles Angels @ Boston Red Sox  
Fenway Park, Boston, MA  
Fri May 14 2021, 7:10 PM - 9:55 PM EDT  
Att: 9,284 - Partly Cloudy - 71 F

AB 33  
R 3  
H 6  
RBI 3  
BB 0  
SO 12  
LOB 7



Batter	1	2	3	4	5	6	7	8	9	AB	R	H	RBI	BB	SO	LOB	BOTTOM					
23 Michael Chavis, R (1.4) OBP: 0.227, SLG: 0.455	K		K			K		L7		4	0	0	0	0	3	1						
99 Alex Verdugo, L (1.8) OBP: 0.333, SLG: 0.420	P6		G3-1			L4		G3		4	0	0	0	0	0	0						
28 J.D. Martinez, R (1.7) OBP: 0.422, SLG: 0.618	2B				F9			G3		3	0	1	0	1	0	0						
2 Xander Bogaerts, R (1.6) OBP: 0.403, SLG: 0.593	FC5-4					G5-3				4	0	1	0	0	1	2						
11 Rafael Devers, L (1.10) OBP: 0.346, SLG: 0.547					K			K		4	1	1	0	0	2	2						
7 Christian Vázquez, R (1.2) OBP: 0.308, SLG: 0.303	K				G1-4-3			G4-3		4	0	2	0	0	1	2						
12 Marwin Gonzalez, S (1.5) OBP: 0.323, SLG: 0.330	P2					CS		K		3	0	1	0	0	1	1						
10 Hunter Renfroe, R (1.9) OBP: 0.275, SLG: 0.420	HR				G1-4-3					3	2	2	2	0	0	2						
29 Bobby Dalbec, R (1.3) OBP: 0.261, SLG: 0.383	23 S				K			HR		2	1	1	2	1	1	1						
<b>Inning Stats</b>	R: 0 H: 1 E: 0 K: 1 S: 10	H: 1 LOB: 1 BB: 0 P: 18	R: 2 H: 2 E: 0 K: 2 S: 14	H: 2 LOB: 1 BB: 1 P: 23	R: 0 H: 0 E: 0 K: 2 S: 11	H: 0 LOB: 1 BB: 1 P: 21	R: 0 H: 2 E: 0 K: 1 S: 7	H: 2 LOB: 0 BB: 0 P: 11	R: 0 H: 0 E: 0 K: 1 S: 8	H: 0 LOB: 0 BB: 0 P: 10	R: 0 H: 1 E: 0 K: 0 S: 5	H: 1 LOB: 0 BB: 0 P: 11	R: 2 H: 2 E: 0 K: 1 S: 15	H: 2 LOB: 0 BB: 0 P: 20	R: 0 H: 1 E: 0 K: 1 S: 13	H: 1 LOB: 1 BB: 0 P: 20	1B: 7 2B: 0 3B: 0 HR: 2	SF: 0 SAC: 0 DP: 1 HBP: 0	WP: 0 PB: 0 SB: 1 CS: 1	PA: 34		
<b>PITCHER</b>	IP	WLS	BF	H	R	ER	SO	BB	IBB	HBP	BLK	WP	HR	S	P	ERA	WHIP					
47 Griffin Canning, R (1.1) ERA: 4.78	6.0		24	6	2	2	7	2	0	0	0	0	1	55	94	3.00	1.333					
35 Tony Watson, L (7.1) ERA: 2.25	1.0	L	5	2	2	2	1	0	0	0	0	0	1	15	20	18.00	2.000					
40 Steve Cishek, R (8.1) ERA: 5.54	1.0		4	1	0	0	1	0	0	0	0	0	0	13	20	0.00	1.000					

Los Angeles Angels @ Boston Red Sox  
Fenway Park, Boston, MA  
Fri May 14 2021, 7:10 PM - 9:55 PM EDT  
Att: 9,284 - Partly Cloudy - 71 F

AB 31  
R 4  
H 9  
RBI 4  
BB 2  
SO 9  
LOB 11









Batter	1	2	3	4	5	6	7	8	9	AB	R	H	RBI	BB	SO	LOB	TOP			
18 Jose Rojas, L (1,4) OBP: 0.241, SLG: 0.329		FC3-6 27 BB		F8			G3		K	5	0	0	0	0	2	2				
27 Mike Trout, R (1,8) OBP: 0.462, SLG: 0.624	K						L7		17 HR	4	1	1	0	1	2	0				
17 Shohel Ohtani, L (1,10) OBP: 0.304, SLG: 0.597	G4-3						F9		HR	5	1	1	2	0	1	2				
6 Anthony Rendon, R (1,5) OBP: 0.329, SLG: 0.406		20 2B 3 1B HBP		F9			K		K	4	1	0	0	0	2	1				
20 Jared Walsh, L (1,3) OBP: 0.411, SLG: 0.571		3 1B 4 2B		G3-1					4 1B 3 WP	4	0	3	0	0	0	0				
3 Taylor Ward, R (1,9) OBP: 0.275, SLG: 0.400		4 2B 13 2B		F9			L9			3	1	1	1	1	0	0				
4 Jose Iglesias, R (1,6) OBP: 0.294, SLG: 0.348		13 2B 16 1B		G6-3					L9	3	1	0	0	0	0	4				
13 Phil Gosselin, R (1,7) OBP: 0.378, SLG: 0.412		16 1B					L6		K	4	1	2	1	0	1	3				
16 Drew Butera, R (1,2) OBP: 0.111, SLG: 0.176									G3	3	0	1	2	0	2	2				
24 Kurt Suzuki, R (9,PH) OBP: 0.294, SLG: 0.276										1	0	0	0	0	0	0				
<b>Inning Stats</b>	R: 0 E: 0 K: 2 S: 8	H: 0 LOB: 0 BB: 0 P: 11	R: 4 E: 0 K: 1 S: 26	H: 4 LOB: 2 BB: 1 P: 38	R: 0 E: 0 K: 0 S: 6	H: 0 LOB: 0 BB: 0 P: 8	R: 0 E: 0 K: 1 S: 14	H: 1 LOB: 1 BB: 0 P: 20	R: 0 E: 0 K: 2 S: 9	H: 0 LOB: 1 BB: 0 P: 10	R: 0 E: 0 K: 0 S: 6	H: 0 LOB: 0 BB: 0 P: 10	R: 0 E: 0 K: 2 S: 12	H: 1 LOB: 2 BB: 1 P: 24	R: 2 E: 0 K: 1 S: 10	H: 2 LOB: 0 BB: 0 P: 14	1B: 5 2B: 3 HR: 1	SF: 0 SAC: 0 DP: 0 HBP: 2	WP: 1 PB: 0 SB: 0 CS: 0	PA: 40
<b>PITCHER</b>	IP WLS BF H R ER SO BB IBB HBP BLK WP HR S P ERA WHIP																			
17 Nathan Eovaldi, R (1,1) ERA: 4.5	5.0	23	6	4	4	6	1	0	1	0	0	0	0	0	8	63	87	7.20	1.400	
71 Phillips Valdez, R (6,1) ERA: 2.93	1.0	4	0	0	0	1	0	0	1	0	0	0	0	8	14	10	0.00	0.000		
3B Josh Taylor, L (7,1) ERA: 5.93	1.0	3	0	0	0	0	0	0	0	0	0	0	0	6	10	0.00	0.000			
0 Adam Ottavino, R (8,1) ERA: 3.86	0.2	4	1	0	0	1	1	0	0	0	1	0	9	19	0.00	3.000				
32 Matt Barnes, R (8,1) ERA: 2.66	1.1	6	2	2	2	2	0	0	0	0	0	1	13	19	13.50	1.500				

Los Angeles Angels @ Boston Red Sox  
Fenway Park, Boston, MA  
Sun May 16 2021, 1:10 PM - 4:28 PM EDT  
Att: 9,316 - Cloudy - 78 F

AB 36  
R 6  
H 9  
RBI 6  
BB 2  
SO 10  
LOB 14

Batter	1	2	3	4	5	6	7	8	9	AB	R	H	RBI	BB	SO	LOB	BOTTOM					
23 Michael Chavis, R (1,4) OBP: 0.259, SLG: 0.481	K		K						K	5	1	2	0	0	3	4						
11 Rafael Devers, L (1,5) OBP: 0.354, SLG: 0.583	K		K				G4-3			4	1	1	3	0	2	3						
28 J.D. Martinez, R (1,7) OBP: 0.420, SLG: 0.605	L8		P3				HR			4	0	1	0	0	1	2						
2 Xander Bogaerts, R (1,10) OBP: 0.404, SLG: 0.609		K		G6-3	G4-3			G5-3		4	0	0	0	0	1	1						
10 Hunter Renfroe, R (1,8) OBP: 0.258, SLG: 0.392		K		G6-3			P4	F7		4	0	0	0	0	1	0						
29 Bobby Dalbec, R (1,3) OBP: 0.282, SLG: 0.395			P4							3	0	0	0	0	1	0						
99 Alex Verdugo, L (9,PH) OBP: 0.341, SLG: 0.442				F8			K		7 BB	0	0	0	0	1	0	0						
12 Marwin Gonzalez, S (1,9) OBP: 0.310, SLG: 0.315										4	1	1	0	0	2	1						
25 Kevin Plawecki, R (1,2) ERA: 8.53										3	1	2	1	0	1	0						
7 Christian Vázquez, R (8,2) OBP: 0.304, SLG: 0.352										0	0	0	0	1	0	0						
3 Jonathan Araúz, S (1,6) OBP: 0.400, SLG: 0.375										4	1	2	1	0	2	2						
<b>Inning Stats</b>	R: 0 E: 0 K: 2 S: 9	H: 0 LOB: 0 BB: 0 P: 11	R: 0 E: 0 K: 2 S: 8	H: 0 LOB: 0 BB: 0 P: 10	R: 0 E: 0 K: 2 S: 18	H: 3 LOB: 2 BB: 0 P: 28	R: 0 E: 0 K: 0 S: 7	H: 0 LOB: 0 BB: 0 P: 9	R: 4 E: 0 K: 1 S: 24	H: 5 LOB: 0 BB: 0 P: 29	R: 0 E: 0 K: 1 S: 12	H: 0 LOB: 1 BB: 0 P: 17	R: 0 E: 0 K: 2 S: 12	H: 1 LOB: 1 BB: 0 P: 15	R: 0 E: 0 K: 1 S: 9	H: 0 LOB: 0 BB: 0 P: 14	R: 0 E: 0 K: 3 S: 14	H: 0 LOB: 2 BB: 2 P: 25	1B: 5 2B: 2 HR: 2	SF: 0 SAC: 0 DP: 1 HBP: 0	WP: 0 PB: 0 SB: 0 CS: 0	PA: 37
<b>PITCHER</b>	IP WLS BF H R ER SO BB IBB HBP BLK WP HR S P ERA WHIP																					
62 Jose Quintana, L (1,1) ERA: 8.53	4.1	18	5	3	3	7	0	0	0	0	0	0	0	0	14	74	6.23	1.154				
57 Aaron Stegers, R (5,1) ERA: 6.14	0.0	3	3	2	2	0	0	0	0	0	1	10	11									
40 Steve Csiehek, R (5,1) ERA: 4.91	1.2	4	0	0	0	1	0	0	0	0	0	14	19	0.00	0.000							
60 Hunter Strickland, R (7,1) ERA: 1.62	0.2	3	1	0	0	2	0	0	0	0	0	11	14	0.00	1.500							
35 Tony Watson, L (7,1) ERA: 2.18	0.1	1	0	0	0	0	0	0	0	0	0	1	1	0.00	0.000							
<b>PITCHER</b>	IP WLS BF H R ER SO BB IBB HBP BLK WP HR S P ERA WHIP																					
32 Raisel Iglesias, R (8,1) ERA: 5.14	1.0	3	0	0	0	3	0	0	0	0	0	0	3	2	0	0	0.00	2.000				
21 Mike Mayers, R (9,1) ERA: 4.34	1.0	5	0	0	0	0	0	0	0	0	0	14	19	0.00	0.000							

Los Angeles Angels @ Boston Red Sox  
Fenway Park, Boston, MA  
Sun May 16 2021, 1:10 PM - 4:28 PM EDT  
Att: 9,316 - Cloudy - 78 F

AB 35  
R 5  
H 9  
RBI 5  
BB 2  
SO 14  
LOB 13




















Batter	1	2	3	4	5	6	7	8	9	AB R H RBI BB SO LOB	TOP							
2 Luis Arreaez, L OBP: 0.367, SLG: 0.346	G6-3	26 BB		L7		G3-1				4 0 2 0 0 0 0	<b>Minnesota Twins @ Los Angeles Angels</b> Angel Stadium, Anaheim, CA Thu May 20 2021, 4:10 PM - 6:58 PM PDT Att: 9,820 - Partly Cloudy - 71 F							
20 Josh Donaldson, R OBP: 0.363, SLG: 0.467	26 HR	26 BB								1 1 0 0 3 1 1								
26 Max Kepler, L OBP: 0.299, SLG: 0.394	22 HR					G3-1				3 1 1 0 1 1 2								
11 Jorge Polanco, S OBP: 0.306, SLG: 0.354	22 HR									2 1 0 0 1 0 3								
64 Wilians Astudillo, R OBP: 0.292, SLG: 0.437						F6				1 0 0 0 0 0 1								
22 Miguel Sanó, R OBP: 0.312, SLG: 0.418				G5-3						3 1 1 4 1 1 0								
24 Trevor Larnach, L OBP: 0.351, SLG: 0.438	L3									3 1 1 1 1 0 0								
8 Mitch Garver, R OBP: 0.262, SLG: 0.463										4 1 1 1 0 3 2								
38 Rob Refsnyder, R OBP: 0.467, SLG: 0.538										3 0 0 0 1 0 0								
9 Andrelton Simmons, R OBP: 0.322, SLG: 0.327										3 0 0 0 0 0 3								
<b>Inning Stats</b>	R: 4 H: 2 E: 0 K: 1 S: 22	H: 2 LOB: 0 BB: 2 P: 35	R: 0 H: 1 E: 0 K: 0 S: 18	H: 1 LOB: 3 BB: 2 P: 33	R: 1 H: 1 E: 0 K: 0 S: 10	H: 1 LOB: 0 BB: 0 P: 14	R: 0 H: 0 E: 0 K: 1 S: 8	H: 0 LOB: 1 BB: 1 P: 16	R: 0 H: 0 E: 0 K: 1 S: 13	H: 0 LOB: 3 BB: 3 P: 26	R: 0 H: 1 E: 0 K: 1 S: 7	H: 1 LOB: 0 BB: 0 P: 10	R: 1 H: 1 E: 0 K: 2 S: 10	H: 1 LOB: 0 BB: 0 P: 16	1B: 1 2B: 2 3B: 0 HR: 3	SF: 0 SAC: 0 DP: 0 HBP: 0	WP: 0 PB: 0 SB: 0 CS: 0	PA: 35
<b>PITCHER</b>	IP WLS BF H R ER SO BB IBB HBP BLK WP HR S P ERA WHIP											<b>PITCHER</b>	IP WLS BF H R ER SO BB IBB HBP BLK WP HR S P ERA WHIP					
47 Griffin Canning, R ERA: 5.56	2.0 L 13 3 4 4 1 4 0 0 0 0 0 1 40 68 18.00 3.500																	
60 Hunter Strickland, R ERA: 2.45	1.0 4 1 1 1 0 0 0 0 0 0 0 1 10 14 9.00 1.000																	
58 Alex Claudio, L ERA: 4.24	1.1 7 0 0 0 0 1 3 0 0 0 0 0 0 14 31 0.00 2.250																	
57 Aaron Stegers, R ERA: 5.19	0.2 3 0 0 0 0 1 1 0 0 0 0 0 0 7 11 0.00 1.500																	
54 José Suarez, L ERA: 3.9	2.0 8 2 1 1 3 0 0 0 0 0 0 1 17 26 4.50 1.000																	

Batter	1	2	3	4	5	6	7	8	9	AB R H RBI BB SO LOB	BOTTOM							
18 Jose Rojas, L OBP: 0.240, SLG: 0.348		L9				F8				3 1 1 1 0 0 1	<b>Minnesota Twins @ Los Angeles Angels</b> Angel Stadium, Anaheim, CA Thu May 20 2021, 4:10 PM - 6:58 PM PDT Att: 9,820 - Partly Cloudy - 71 F							
17 Shohel Ohtani, L OBP: 0.318, SLG: 0.615										3 0 0 0 0 3 0								
6 Anthony Rendon, R OBP: 0.340, SLG: 0.388										2 0 0 0 1 0 0								
20 Jared Walsh, L OBP: 0.389, SLG: 0.557										3 0 0 0 0 3 1								
10 Justin Upton, R OBP: 0.279, SLG: 0.403										2 1 0 0 1 2 1								
3 Taylor Ward, R OBP: 0.263, SLG: 0.412										3 1 1 1 0 0 0								
19 Juan Lagares, R OBP: 0.265, SLG: 0.375										3 0 0 0 0 1 1								
16 Drew Butera, R OBP: 0.130, SLG: 0.182										2 0 1 1 0 1 0								
13 Phil Gosselin, R OBP: 0.347, SLG: 0.478										1 0 0 0 0 1 0								
22 David Fletcher, R OBP: 0.270, SLG: 0.286										2 0 0 0 0 1 1								
<b>Inning Stats</b>	R: 1 H: 1 E: 0 K: 2 S: 13	H: 1 LOB: 0 BB: 0 P: 20	R: 2 H: 2 E: 0 K: 0 S: 15	H: 2 LOB: 1 BB: 1 P: 24	R: 0 H: 0 E: 0 K: 2 S: 8	H: 0 LOB: 0 BB: 0 P: 16	R: 0 H: 0 E: 0 K: 1 S: 8	H: 0 LOB: 0 BB: 0 P: 13	R: 0 H: 0 E: 0 K: 2 S: 10	H: 0 LOB: 0 BB: 0 P: 11	R: 0 H: 0 E: 0 K: 3 S: 14	H: 0 LOB: 1 BB: 1 P: 22	R: 0 H: 0 E: 0 K: 2 S: 11	H: 0 LOB: 0 BB: 0 P: 14	1B: 1 2B: 1 3B: 0 HR: 1	SF: 0 SAC: 0 DP: 0 HBP: 0	WP: 0 PB: 0 SB: 0 CS: 0	PA: 26
<b>PITCHER</b>	IP WLS BF H R ER SO BB IBB HBP BLK WP HR S P ERA WHIP											<b>PITCHER</b>	IP WLS BF H R ER SO BB IBB HBP BLK WP HR S P ERA WHIP					
17 José Berrios, R ERA: 3.91	5.0 W 19 3 3 3 3 1 0 0 0 0 0 0 54 84 5.40 0.800																	
55 Taylor Rogers, L ERA: 2.65	1.0 H 4 0 0 0 3 1 0 0 0 0 0 0 14 22 0.00 1.000																	
57 Hansel Robles, R ERA: 3.06	1.0 S 3 0 0 0 2 0 0 0 0 0 0 0 0 11 14 0.00 0.000																	

AB	27
R	6
H	6
RBI	6
BB	8
SO	6
LOB	12



AB	24
R	3
H	3
RBI	3
BB	2
SO	12
LOB	5













Batter	1	2	3	4	5	6	7	8	9	AB	R	H	RBI	BB	SO	LOB	TOP											
<b>Tony Kemp, L</b> (1,4) OBP: 0.392, SLG: 0.383	G3		8 1B	SH1-3			8 CS		F8	4	1	2	0	0	0	0	<b>Oakland Athletics @ Los Angeles Angels</b> Angel Stadium, Anaheim, CA Sun May 23 2021, 1:07 PM - 4:27 PM PDT Att: 15,154 - Sunny - 73 F											
<b>22 Ramón Laureano, R</b> (1,8) OBP: 0.328, SLG: 0.516	G5-3		G6-3	K			1B		K	5	0	0	0	0	3	4												
<b>8 Jed Lowrie, S</b> (1,10) OBP: 0.324, SLG: 0.391	G3		26 FC5	K			1B		K	5	0	1	1	0	3	3												
<b>28 Matt Olson, L</b> (1,3) OBP: 0.354, SLG: 0.562		HR	15 BB	G6-3			12 1B		BB	3	2	2	1	1	0	0												
<b>26 Matt Chapman, R</b> (1,5) OBP: 0.316, SLG: 0.364		15 HR	FC5	G6-3			BB		P3	3	1	0	0	1	0	3												
<b>15 Seth Brown, L</b> (1,9) OBP: 0.293, SLG: 0.522										2	1	1	2	1	1	0												
<b>25 Stephen Piscotty, R</b> (8,PH) OBP: 0.280, SLG: 0.365										0	0	0	0	0	1	0												
<b>4 Chad Pinder, R</b> (1,6) OBP: 0.282, SLG: 0.526										4	0	0	0	0	3	5												
<b>12 Sean Murphy, R</b> (1,2) OBP: 0.329, SLG: 0.419										4	0	2	0	0	0	0												
<b>13 Luis Barrera, L</b> (1,7) OBP: 0.200, SLG: 0.200										3	0	1	0	0	1	0												
<b>17 Elvis Andrus, R</b> (8,PH) OBP: 0.222, SLG: 0.224										1	0	0	0	0	0	2												
<b>Inning Stats</b>	R: 0 E: 0 K: 0 S: 6	H: 0 LOB: 0 BB: 0 P: 9	R: 3 E: 0 K: 2 S: 13	H: 2 LOB: 0 BB: 1 P: 24	R: 1 E: 0 K: 1 S: 18	H: 3 LOB: 3 BB: 1 P: 34	R: 0 E: 0 K: 2 S: 10	H: 2 LOB: 2 BB: 0 P: 16	R: 0 E: 0 K: 1 S: 8	H: 0 LOB: 0 BB: 0 P: 13	R: 0 E: 0 K: 1 S: 5	H: 1 LOB: 0 BB: 0 P: 7	R: 0 E: 0 K: 2 S: 12	H: 1 LOB: 0 BB: 0 P: 18	R: 1 E: 0 K: 0 S: 10	H: 1 LOB: 2 BB: 0 P: 23	R: 0 E: 0 K: 2 S: 9	H: 0 LOB: 0 BB: 0 P: 13	1B: 6 2B: 0 3B: 1 HR: 2	SF: 0 SAC: 1 DP: 0 HBP: 0	WP: 0 PB: 0 SB: 0 CS: 1	PA: 39						
<b>PITCHER</b>	IP	WLS	BF	H	R	ER	SO	BB	IBB	HBP	BLK	WP	HR	S	P	ERA	WHIP											
<b>37 Dylan Bundy, R</b> (1,1) ERA: 6.5	2.1		13	5	4	4	2	1	0	0	0	0	0	2	29	50	15.43	2.571										
<b>57 Aaron Slegers, R</b> (3,1) ERA: 4.91	1.0		6	2	0	0	1	1	0	0	0	0	0	12	23	0.00	3.000											
<b>40 Steve Cishek, R</b> (4,1) ERA: 3.54	2.1		7	0	0	0	4	0	0	0	0	0	0	18	29	0.00	0.000											
<b>21 Mike Mayers, R</b> (6,1) ERA: 5.16	1.1		4	1	0	0	2	0	0	0	0	0	0	13	19	0.00	0.750											
<b>35 Tony Watson, L</b> (8,1) ERA: 2.25	0.2	B	5	1	1	0	0	2	0	0	0	0	0	8	21	0.00	4.500											
<b>Batter</b>	<b>1</b>	<b>2</b>	<b>3</b>	<b>4</b>	<b>5</b>	<b>6</b>	<b>7</b>	<b>8</b>	<b>9</b>	<b>AB</b>	<b>R</b>	<b>H</b>	<b>RBI</b>	<b>BB</b>	<b>SO</b>	<b>LOB</b>	<b>BOTTOM</b>											
<b>10 Justin Upton, R</b> (1,7) OBP: 0.275, SLG: 0.394	K		K		13 HBP		18 1B		SF7	4	1	2	1	0	2	1	<b>Oakland Athletics @ Los Angeles Angels</b> Angel Stadium, Anaheim, CA Sun May 23 2021, 1:07 PM - 4:27 PM PDT Att: 15,154 - Sunny - 73 F											
<b>13 Phil Gosselin, R</b> (1,10) OBP: 0.333, SLG: 0.440	K		F8		HBP		17 SF9		P3	2	0	0	0	0	1	1												
<b>18 Jose Rojas, L</b> (7,PH) OBP: 0.248, SLG: 0.367							4 1B			2	1	1	1	0	0	1												
<b>6 Anthony Rendon, R</b> (1,5) OBP: 0.330, SLG: 0.351							4 1B			2	0	0	0	2	0	2												
<b>19 Juan Lagares, R</b> (1,8) OBP: 0.295, SLG: 0.415										3	1	1	0	0	1	1												
<b>17 Shohel Ohtani, L</b> (7,PH) OBP: 0.319, SLG: 0.619	G3		4 1B		20 FC4-6		K		SF9	0	0	0	1	0	0	0												
<b>4 Jose Iglesias, R</b> (1,6) OBP: 0.305, SLG: 0.386										4	0	3	1	0	1	0												
<b>20 Jared Walsh, L</b> (1,3) OBP: 0.380, SLG: 0.571										4	1	1	2	0	0	4												
<b>3 Taylor Ward, R</b> (1,9) OBP: 0.262, SLG: 0.379										3	1	0	0	1	2	2												
<b>16 Drew Butera, R</b> (1,2) OBP: 0.111, SLG: 0.154										1	0	0	0	0	1	0												
<b>24 Kurt Suzuki, R</b> (6,PH) OBP: 0.265, SLG: 0.247										2	0	0	0	0	2	0												
<b>22 David Fletcher, R</b> (1,4) OBP: 0.281, SLG: 0.288										2	1	1	0	2	0	0												
<b>Inning Stats</b>	R: 0 E: 0 K: 2 S: 13	H: 0 LOB: 1 BB: 1 P: 22	R: 0 E: 0 K: 0 S: 10	H: 1 LOB: 0 BB: 0 P: 13	R: 0 E: 0 K: 2 S: 11	H: 0 LOB: 1 BB: 1 P: 19	R: 1 E: 0 K: 1 S: 11	H: 2 LOB: 1 BB: 0 P: 18	R: 0 E: 0 K: 1 S: 16	H: 1 LOB: 0 BB: 0 P: 26	R: 1 E: 0 K: 3 S: 12	H: 1 LOB: 2 BB: 0 P: 18	R: 3 E: 0 K: 1 S: 18	H: 3 LOB: 2 BB: 2 P: 32	R: 1 E: 0 K: 0 S: 10	H: 1 LOB: 1 BB: 1 P: 17	R: 1 E: 0 K: 2 S: 9	H: 1 LOB: 0 BB: 0 P: 13	1B: 8 2B: 0 3B: 0 HR: 1	SF: 2 SAC: 1 DP: 1 HBP: 1	WP: 0 PB: 0 SB: 0 CS: 0	PA: 38						
<b>PITCHER</b>	IP	WLS	BF	H	R	ER	SO	BB	IBB	HBP	BLK	WP	HR	S	P	ERA	WHIP											
<b>55 Sean Manaea, L</b> (1,1) ERA: 4.17	5.0		21	4	1	1	3	0	0	0	0	0	0	1	12	18	9.00	1.000										
<b>46 Burch Smith, R</b> (6,1) ERA: 3.46	1.0	H	4	1	1	1	3	0	0	0	0	0	0	1	12	18	9.00	1.000										
<b>54 Sergio Romo, R</b> (7,1) ERA: 7.63	0.1	H	5	2	3	3	1	2	0	0	0	0	0	10	19	81.00	12.000											
<b>61 Reymin Guduan, L</b> (7,1) ERA: 6.75	0.2	B	3	1	0	0	0	0	0	0	0	0	0	8	13	0.00	1.500											
<b>65 Deolis Guerra, R</b> (8,1) ERA: 4.12	1.0	L	5	1	1	1	0	1	0	0	0	0	0	10	17	9.00	2.000											




Batter	1	2	3	4	5	6	7	8	9	AB	R	H	RBI	BB	SO	LOB	TOP										
9 Isiah Kiner-Falefa, R OBP: 0.327, SLG: 0.429	F9		F8				G6-3		G6-3	5	0	1	1	0	0	1	<b>Texas Rangers @ Los Angeles Angels</b> Angel Stadium, Anaheim, CA Tue May 25 2021, 6:39 PM - 9:37 PM PDT Att: 10,987 - Cloudy - 76 F										
15 Nick Solak, R OBP: 0.336, SLG: 0.432	G5-3						K		L8	4	1	0	0	1	1	2											
30 Nathaniel Lowe, L OBP: 0.358, SLG: 0.411										3	1	2	0	1	1	0											
53 Adolis Garcia, R OBP: 0.327, SLG: 0.613	FC6-4									4	1	1	2	0	2	3											
5 Willie Calhoun, L OBP: 0.321, SLG: 0.418										4	0	0	0	0	1	2											
4 Khris Davis, R OBP: 0.278, SLG: 0.267										1	1	0	0	3	1	0											
21 David Dahl, L 16 Brock Holt, L OBP: 0.365, SLG: 0.327										3	0	0	0	0	0	3											
2 Charlie Culberson, R OBP: 0.296, SLG: 0.396										4	1	1	0	0	1	1											
23 Jose Trevino, R OBP: 0.271, SLG: 0.304										4	0	0	0	0	1	2											
<b>Inning Stats</b>	R: 0 H: 0 E: 0 K: 0 S: 12	H: 0 LOB: 1 BB: 1 P: 18	R: 0 H: 0 E: 0 K: 1 S: 8	H: 0 LOB: 0 BB: 0 P: 11	R: 0 H: 0 E: 0 K: 2 S: 10	H: 0 LOB: 0 BB: 0 P: 12	R: 1 H: 1 E: 0 K: 2 S: 13	H: 1 LOB: 1 BB: 2 P: 28	R: 0 H: 1 E: 0 K: 0 S: 10	H: 1 LOB: 1 BB: 0 P: 16	R: 2 H: 2 E: 0 K: 0 S: 14	H: 2 LOB: 1 BB: 1 P: 22	R: 0 H: 0 E: 0 K: 1 S: 6	H: 0 LOB: 0 BB: 0 P: 9	R: 0 H: 0 E: 0 K: 2 S: 8	H: 0 LOB: 0 BB: 1 P: 12		R: 2 H: 1 E: 1 K: 0 S: 11	H: 1 LOB: 1 BB: 1 P: 20	1B: 3 2B: 1 3B: 0 HR: 1	SF: 0 SAC: 0 DP: 0 HBP: 0	WP: 1 PB: 1 SB: 0 CS: 0	PA: 38				
<b>PITCHER</b>	IP	WLS	BF	H	R	ER	SO	BB	IBB	HBP	BLK	WP	HR	S	P	ERA	WHIP										
28 Andrew Heaney, L ERA: 5.24	5.2	W	25	4	3	3	5	4	0	0	0	1	1	66	105	4.76	1.412										
57 Aaron Stegers, R ERA: 4.58	1.1		4	0	0	0	1	0	0	0	0	0	0	7	11	0.00	0.000										
58 Alex Claudio, L ERA: 4.42	1.0		3	0	0	0	2	0	0	0	0	0	0	8	12	0.00	0.000										
60 Hunter Strickland, R ERA: 2.61	1.0		6	1	2	0	0	1	0	0	0	0	0	11	20	0.00	2.000										

Batter	1	2	3	4	5	6	7	8	9	AB	R	H	RBI	BB	SO	LOB	BOTTOM										
10 Justin Upton, R OBP: 0.275, SLG: 0.416										5	2	2	2	0	2	2	<b>Texas Rangers @ Los Angeles Angels</b> Angel Stadium, Anaheim, CA Tue May 25 2021, 6:39 PM - 9:37 PM PDT Att: 10,987 - Cloudy - 76 F										
17 Shohei Ohtani, L OBP: 0.326, SLG: 0.632										3	1	1	3	2	2	2											
6 Anthony Rendon, R OBP: 0.316, SLG: 0.333										5	0	0	0	0	2	4											
19 Juan Lagares, R OBP: 0.313, SLG: 0.422										4	2	2	0	0	1	1											
4 Jose Iglesias, R OBP: 0.317, SLG: 0.396										1	2	1	1	2	0	0											
18 Jose Rojas, L OBP: 0.245, SLG: 0.364										1	1	0	0	0	0	0											
20 Jared Walsh, L OBP: 0.383, SLG: 0.588										4	2	2	3	0	0	1											
3 Taylor Ward, R OBP: 0.261, SLG: 0.371										4	0	1	1	0	1	2											
24 Kurt Suzuki, R OBP: 0.276, SLG: 0.260										4	0	2	1	0	0	2											
22 David Fletcher, R OBP: 0.280, SLG: 0.287										4	1	1	0	0	0	4											
<b>Inning Stats</b>	R: 1 H: 1 E: 0 K: 0 S: 10	H: 1 LOB: 1 BB: 1 P: 17	R: 2 H: 1 E: 0 K: 0 S: 8	H: 1 LOB: 0 BB: 1 P: 14	R: 0 H: 0 E: 0 K: 2 S: 7	H: 0 LOB: 0 BB: 0 P: 9	R: 6 H: 5 E: 0 K: 0 S: 20	H: 5 LOB: 0 BB: 1 P: 37	R: 2 H: 3 E: 0 K: 0 S: 7	H: 3 LOB: 2 BB: 0 P: 12	R: 0 H: 0 E: 0 K: 3 S: 10	H: 0 LOB: 1 BB: 1 P: 19	R: 0 H: 0 E: 0 K: 1 S: 13	H: 0 LOB: 0 BB: 0 P: 19	R: 0 H: 2 E: 0 K: 2 S: 9	H: 2 LOB: 2 BB: 0 P: 15	R: 0 H: 2 E: 0 K: 2 S: 9	H: 2 LOB: 2 BB: 0 P: 15	1B: 8 2B: 2 3B: 0 HR: 3	SF: 0 SAC: 0 DP: 1 HBP: 0	WP: 1 PB: 0 SB: 0 CS: 0	PA: 39					
<b>PITCHER</b>	IP	WLS	BF	H	R	ER	SO	BB	IBB	HBP	BLK	WP	HR	S	P	ERA	WHIP										
36 Hyeon-Jong Yang, L ERA: 5.47	3.1	L	17	5	7	7	2	3	0	0	0	0	1	18	29	21.60	3.000										
56 Brett de Geus, R ERA: 7.97	1.2		10	5	4	4	0	0	0	0	0	0	0	23	38	0.00	0.500										
67 Demarcus Evans, R ERA:	2.0		7	0	0	0	4	1	0	0	0	0	0	9	15	0.00	2.000										
59 Brett Martin, L ERA: 2.45	1.0		5	2	0	0	2	0	0	0	0	0	0	9	15	0.00	2.000										


livebaseballscorecards.com

AB 33  
R 5  
H 5  
RBI 3  
BB 5  
SO 8  
LOB 15



livebaseballscorecards.com

AB 35  
R 11  
H 12  
RBI 11  
BB 4  
SO 8  
LOB 18





Batter	1	2	3	4	5	6	7	8	9	AB	R	H	RBI	BB	SO	LOB	TOP										
5 Willie Calhoun, L OBP: 0.331, SLG: 0.429										4	0	2	2	1	0	0	<b>Texas Rangers @ Los Angeles Angels</b> Angel Stadium, Anaheim, CA Wed May 26 2021, 1:09 PM - 4:23 PM PDT Att: 8,547 - Sunny - 75 F										
15 Nick Solak, R OBP: 0.333, SLG: 0.436										5	1	1	0	0	2	4											
30 Nathaniel Lowe, L OBP: 0.294, SLG: 0.429										4	2	2	2	1	1	1											
2 Charlie Culberson, R OBP: 0.296, SLG: 0.396										0	0	0	0	0	0	0											
53 Adolis Garcia, R OBP: 0.324, SLG: 0.619										5	1	1	1	0	3	3											
13 Joey Gallo, L OBP: 0.361, SLG: 0.374										5	1	1	2	0	2	1											
4 Kris Davis, R OBP: 0.293, SLG: 0.265										4	1	1	0	1	3	1											
9 Isiah Kiner-Falefa, R OBP: 0.326, SLG: 0.426										4	1	1	0	0	1	1											
16 Brock Holt, L OBP: 0.373, SLG: 0.345										3	1	1	1	1	0	0											
28 Jonah Heim, S OBP: 0.261, SLG: 0.355										3	0	1	0	0	0	2											
50 Jason Martin, L (8, PH)										1	0	0	0	0	1	2											
23 Jose Trevino, R OBP: 0.271, SLG: 0.304										0	0	0	0	0	0	0											
<b>Inning Stats</b>	R: 0 E: 0 K: 3 S: 11	H: 1 LOB: 1 BB: 0 P: 14	R: 0 E: 0 K: 1 S: 16	H: 0 LOB: 2 BB: 2 P: 26	R: 0 E: 0 K: 0 S: 8	H: 0 LOB: 0 BB: 0 P: 11	R: 1 E: 0 K: 1 S: 10	H: 1 LOB: 0 BB: 0 P: 12	R: 0 E: 0 K: 0 S: 6	H: 0 LOB: 0 BB: 0 P: 8	R: 2 E: 0 K: 2 S: 14	H: 2 LOB: 0 BB: 0 P: 21	R: 0 E: 0 K: 2 S: 18	H: 1 LOB: 2 BB: 1 P: 25	R: 5 E: 0 K: 1 S: 22	H: 5 LOB: 1 BB: 1 P: 35	R: 0 E: 0 K: 3 S: 10	H: 1 LOB: 1 BB: 0 P: 13	1B: 5 2B: 2 3B: 1 HR: 3	SF: 0 SAC: 0 DP: 0 HBP: 0	WP: 1 PB: 0 SB: 1 CS: 0	PA: 42					
<b>PITCHER</b>	IP	WLS	BF	H	R	ER	SO	BB	IBB	HBP	BLK	WP	HR	S	P	ERA	WHIP										
47 Griffin Canning, R ERA: 5.4	6.0	W	24	4	3	3	7	2	0	0	0	1	2	65	25	4.50	1.000										
40 Steve Cishek, R ERA: 3.33	1.0		5	1	0	0	2	1	0	0	0	0	0	18	25	0.00	2.000										
35 Tony Watson, L ERA: 4.41	0.1		5	3	4	4	0	1	0	0	0	0	1	9	15	108.00	12.000										
21 Mike Mayers, R ERA: 5.48	0.1	H	3	2	1	1	1	0	0	0	0	0	0	10	16	27.00	6.000										
32 Raisel Iglesias, R ERA: 4.82	1.1	S	5	1	0	0	3	0	0	0	0	0	0	13	17	0.00	0.750										
<b>Batter</b>	<b>1</b>	<b>2</b>	<b>3</b>	<b>4</b>	<b>5</b>	<b>6</b>	<b>7</b>	<b>8</b>	<b>9</b>	<b>AB</b>	<b>R</b>	<b>H</b>	<b>RBI</b>	<b>BB</b>	<b>SO</b>	<b>LOB</b>	<b>BOTTOM</b>										
10 Justin Upton, R OBP: 0.277, SLG: 0.430										5	1	1	1	0	3	3	<b>Texas Rangers @ Los Angeles Angels</b> Angel Stadium, Anaheim, CA Wed May 26 2021, 1:09 PM - 4:23 PM PDT Att: 8,547 - Sunny - 75 F										
17 Shohel Ohtani, L OBP: 0.303, SLG: 0.626										3	1	1	0	1	1	1											
6 Anthony Rendon, R OBP: 0.314, SLG: 0.340										4	1	1	1	0	0	1											
20 Jared Walsh, L OBP: 0.385, SLG: 0.583										3	1	1	0	1	0	1											
19 Juan Lagares, R OBP: 0.327, SLG: 0.429										4	2	2	1	0	2	1											
18 Jose Rojas, L OBP: 0.255, SLG: 0.379										4	2	2	1	0	1	1											
3 Taylor Ward, R OBP: 0.288, SLG: 0.455										4	1	3	5	0	0	0											
16 Drew Butera, R OBP: 0.100, SLG: 0.138										3	0	0	0	0	2	1											
22 David Fletcher, R OBP: 0.285, SLG: 0.288										3	0	1	0	1	0	2											
<b>Inning Stats</b>	R: 5 E: 0 K: 1 S: 16	H: 4 LOB: 0 BB: 1 P: 24	R: 0 E: 0 K: 2 S: 9	H: 0 LOB: 1 BB: 1 P: 16	R: 0 E: 0 K: 1 S: 11	H: 1 LOB: 1 BB: 0 P: 14	R: 0 E: 0 K: 0 S: 5	H: 1 LOB: 0 BB: 0 P: 5	R: 4 E: 0 K: 1 S: 22	H: 4 LOB: 1 BB: 1 P: 32	R: 0 E: 0 K: 1 S: 11	H: 1 LOB: 0 BB: 0 P: 16	R: 0 E: 0 K: 2 S: 13	H: 0 LOB: 0 BB: 0 P: 17	R: 0 E: 0 K: 1 S: 10	H: 1 LOB: 1 BB: 0 P: 16		1B: 7 2B: 4 3B: 0 HR: 2	SF: 0 SAC: 1 DP: 2 HBP: 0	WP: 0 PB: 0 SB: 1 CS: 1	PA: 37						
<b>PITCHER</b>	IP	WLS	BF	H	R	ER	SO	BB	IBB	HBP	BLK	WP	HR	S	P	ERA	WHIP										
33 Dane Dunning, R ERA: 4.75	4.0	L	21	7	7	7	4	3	0	0	0	0	2	46	68	15.75	2.500										
63 Wes Benjamin, L ERA: 6.97	3.0		12	4	2	2	4	0	0	0	0	0	0	41	56	6.00	1.333										
57 Joely Rodríguez, L ERA: 6.23	1.0		4	1	0	0	1	0	0	0	0	0	0	10	16	0.00	1.000										







Batter	1	2	3	4	5	6	7	8	9	AB	R	H	RBI	BB	SO	LOB	TOP										
10 Justin Upton, R OBP: 0.281, SLG: 0.430	G6-3		1B		BB		K			3	0	1	0	1	1	1	<b>Los Angeles Angels @ Oakland Athletics</b> Oakland Coliseum, Oakland, CA Fri May 28 2021, 6:41 PM - 9:32 PM PDT Att: 8,757 - Partly Cloudy - 63 F										
20 Jared Walsh, L OBP: 0.371, SLG: 0.560	K		K					F7		4	0	0	0	0	2	4											
6 Anthony Rendon, R OBP: 0.310, SLG: 0.327	1B		L8					P5		3	0	1	0	1	0	2											
19 Juan Lagares, R OBP: 0.305, SLG: 0.393	K		G4-3					F9		4	0	0	0	0	1	4											
13 Phil Gosselin, R OBP: 0.298, SLG: 0.426		E1						P3		4	0	1	0	0	1	0											
3 Taylor Ward, R OBP: 0.263, SLG: 0.411		K						K		4	0	0	0	0	3	1											
18 Jose Rojas, L OBP: 0.248, SLG: 0.364		K						F8		4	1	1	0	0	2	1											
24 Kurt Suzuki, R OBP: 0.278, SLG: 0.275		F9						B5-3		3	0	1	0	0	0	2											
22 David Fletcher, R OBP: 0.288, SLG: 0.287								1B		1	0	1	1	1	0	0											
<b>Inning Stats</b>	R: 0 H: 1 E: 0 K: 2 S: 10	H: 1 LOB: 1 BB: 0 P: 17	R: 0 H: 1 E: 1 K: 2 S: 8	H: 1 LOB: 1 BB: 0 P: 9	R: 0 H: 1 E: 0 K: 1 S: 11	H: 1 LOB: 2 BB: 1 P: 16	R: 0 H: 0 E: 0 K: 1 S: 7	H: 0 LOB: 0 BB: 0 P: 14	R: 0 H: 1 E: 0 K: 0 S: 7	H: 1 LOB: 1 BB: 1 P: 12	R: 0 H: 0 E: 0 K: 1 S: 9	H: 0 LOB: 1 BB: 1 P: 14	R: 1 H: 2 E: 0 K: 2 S: 13	H: 2 LOB: 1 BB: 0 P: 17	R: 0 H: 0 E: 0 K: 1 S: 6	H: 0 LOB: 0 BB: 0 P: 8		R: 0 H: 0 E: 0 K: 1 S: 6	H: 0 LOB: 0 BB: 0 P: 9	1B: 5 2B: 1 3B: 0 HR: 0	SF: 0 SAC: 1 DP: 2 HBP: 0	WP: 0 PB: 0 SB: 0 CS: 0	PA: 34				
<b>PITCHER</b>	IP	WLS	BF	H	R	ER	SO	BB	IBB	HBP	BLK	WP	HR	S	P	ERA	WHIP										
55 Sean Manaea, L ERA: 3.86	6.2		27	6	1	1	8	3	0	0	0	0	0	61	94	1.35	1.350										
36 Yusmeiro Petit, R ERA: 3.21	1.1	W	4	0	0	0	1	0	0	0	0	0	0	10	13	0.00	0.000										
62 Lou Trivino, R ERA: 2.88	1.0	S	3	0	0	0	1	0	0	0	0	0	0	6	9	0.00	0.000										

Batter	1	2	3	4	5	6	7	8	9	AB	R	H	RBI	BB	SO	LOB	BOTTOM										
20 Mark Canha, R OBP: 0.402, SLG: 0.492	BB		K							2	0	0	0	1	1	3	<b>Los Angeles Angels @ Oakland Athletics</b> Oakland Coliseum, Oakland, CA Fri May 28 2021, 6:41 PM - 9:32 PM PDT Att: 8,757 - Partly Cloudy - 63 F										
Tony Kemp, L OBP: 0.386, SLG: 0.366	L8		L9							3	0	1	0	0	0	1											
28 Matt Olson, L OBP: 0.344, SLG: 0.556	L8									2	0	0	1	1	0	1											
15 Seth Brown, L OBP: 0.296, SLG: 0.500	K									4	0	0	0	0	3	4											
8 Jed Lowrie, S OBP: 0.323, SLG: 0.383		F9								3	1	0	0	1	0	2											
25 Stephen Piscotty, R OBP: 0.276, SLG: 0.356										0	0	0	0	0	0	0											
18 Mitch Moreland, L OBP: 0.303, SLG: 0.396		K								3	1	0	0	1	1	2											
26 Matt Chapman, R OBP: 0.322, SLG: 0.358		BB								2	0	1	0	1	0	0											
12 Sean Murphy, R OBP: 0.316, SLG: 0.391		K								3	0	1	1	0	1	1											
17 Elvis Andrus, R OBP: 0.246, SLG: 0.256										3	1	2	0	0	1	2											
<b>Inning Stats</b>	R: 0 H: 0 E: 0 K: 1 S: 8	H: 0 LOB: 1 BB: 1 P: 16	R: 0 H: 0 E: 0 K: 2 S: 12	H: 0 LOB: 1 BB: 1 P: 22	R: 0 H: 1 E: 0 K: 1 S: 8	H: 1 LOB: 0 BB: 0 P: 13	R: 0 H: 0 E: 0 K: 0 S: 7	H: 0 LOB: 0 BB: 0 P: 9	R: 0 H: 0 E: 0 K: 0 S: 6	H: 0 LOB: 0 BB: 0 P: 8	R: 1 H: 1 E: 0 K: 1 S: 7	H: 1 LOB: 1 BB: 0 P: 10	R: 2 H: 2 E: 1 K: 1 S: 13	H: 2 LOB: 1 BB: 2 P: 28	R: 0 H: 1 E: 0 K: 1 S: 13	H: 1 LOB: 2 BB: 1 P: 22	1B: 5 2B: 1 3B: 0 HR: 0	SF: 1 SAC: 1 DP: 2 HBP: 1	WP: 0 PB: 0 SB: 0 CS: 1	PA: 33							
<b>PITCHER</b>	IP	WLS	BF	H	R	ER	SO	BB	IBB	HBP	BLK	WP	HR	S	P	ERA	WHIP										
17 Shohel Ohtani, R ERA: 2.72	6.0	L	25	3	3	3	5	4	0	1	0	0	0	54	93	4.50	1.167										
40 Steve Cishek, R ERA: 3.22	1.0		3	1	0	0	1	0	0	0	0	0	0	7	13	0.00	1.000										
21 Mike Mayers, R ERA: 5.25	1.0		5	1	0	0	1	1	0	0	0	0	0	13	22	0.00	2.000										







Batter	1	2	3	4	5	6	7	8	9	AB	R	H	RBI	BB	SO	LOB	TOP				
13 Phil Gosselin, R OBP: 0.328, SLG: 0.421										3	0	1	1	0	2	1	<b>Los Angeles Angels @ Oakland Athletics</b> Oakland Coliseum, Oakland, CA Sun May 30 2021, 1:09 PM - 4:27 PM PDT Att: 10,029 - Sunny - 73 F				
18 Jose Rojas, L OBP: 0.246, SLG: 0.351										4	0	0	0	1	1						
17 Shohel Ohtani, L OBP: 0.327, SLG: 0.597										4	0	0	0	0	4						
6 Anthony Rendon, R OBP: 0.306, SLG: 0.331										4	0	1	0	0	0	1					
20 Jared Walsh, L OBP: 0.371, SLG: 0.571										3	1	1	1	1	0	0					
24 Kurt Suzuki, R OBP: 0.277, SLG: 0.274										4	1	1	0	0	0	2					
3 Taylor Ward, R OBP: 0.282, SLG: 0.416										4	1	2	0	0	0	2					
8 Kean Wong, L OBP: 0.143, SLG: 0.286										3	0	0	0	0	1	3					
22 David Fletcher, R OBP: 0.296, SLG: 0.306										4	1	2	2	0	1	1					
<b>Inning Stats</b>	R: 0 H: 0 E: 1 K: 1 S: 8	H: 0 LOB: 1 BB: 0 P: 9	R: 4 H: 5 E: 0 K: 1 S: 24	LOB: 1 BB: 0 P: 28	R: 0 H: 0 E: 0 K: 0 S: 10	H: 0 LOB: 0 BB: 0 P: 13	R: 0 H: 1 E: 0 K: 1 S: 10	H: 1 LOB: 1 BB: 0 P: 10	R: 0 H: 0 E: 0 K: 0 S: 10	H: 0 LOB: 0 BB: 0 P: 17	R: 0 H: 1 E: 0 K: 0 S: 12	H: 1 LOB: 2 BB: 1 P: 22	R: 0 H: 1 E: 0 K: 1 S: 16	H: 1 LOB: 2 BB: 1 P: 25	R: 0 H: 0 E: 0 K: 1 S: 6	H: 0 LOB: 0 BB: 0 P: 8		1B: 5 2B: 2 HR: 1	SF: 0 SAC: 1 DP: 0 HBP: 0	WP: 0 PB: 0 SB: 0 CS: 0	PA: 38
<b>PITCHER</b>	IP WLS BF H R ER SO BB IBB HBP BLK WP HR S P ERA WHIP	IP WLS BF H R ER SO BB IBB HBP BLK WP HR S P ERA WHIP	IP WLS BF H R ER SO BB IBB HBP BLK WP HR S P ERA WHIP	IP WLS BF H R ER SO BB IBB HBP BLK WP HR S P ERA WHIP	IP WLS BF H R ER SO BB IBB HBP BLK WP HR S P ERA WHIP	IP WLS BF H R ER SO BB IBB HBP BLK WP HR S P ERA WHIP	IP WLS BF H R ER SO BB IBB HBP BLK WP HR S P ERA WHIP	IP WLS BF H R ER SO BB IBB HBP BLK WP HR S P ERA WHIP	IP WLS BF H R ER SO BB IBB HBP BLK WP HR S P ERA WHIP	IP WLS BF H R ER SO BB IBB HBP BLK WP HR S P ERA WHIP	IP WLS BF H R ER SO BB IBB HBP BLK WP HR S P ERA WHIP	IP WLS BF H R ER SO BB IBB HBP BLK WP HR S P ERA WHIP	IP WLS BF H R ER SO BB IBB HBP BLK WP HR S P ERA WHIP	IP WLS BF H R ER SO BB IBB HBP BLK WP HR S P ERA WHIP	IP WLS BF H R ER SO BB IBB HBP BLK WP HR S P ERA WHIP	IP WLS BF H R ER SO BB IBB HBP BLK WP HR S P ERA WHIP	IP WLS BF H R ER SO BB IBB HBP BLK WP HR S P ERA WHIP	IP WLS BF H R ER SO BB IBB HBP BLK WP HR S P ERA WHIP	IP WLS BF H R ER SO BB IBB HBP BLK WP HR S P ERA WHIP	IP WLS BF H R ER SO BB IBB HBP BLK WP HR S P ERA WHIP	IP WLS BF H R ER SO BB IBB HBP BLK WP HR S P ERA WHIP
19 Cole Irvin, L ERA: 4.12	6.0	L	25	6	4	4	3	0	0	0	0	0	0	0	0	0	6.00	1.000			
46 Burch Smith, R ERA: 2.93	1.0	5	1	0	0	0	0	1	0	0	0	0	0	0	0	12	22	0.00	2.000		
60 Cam Bedrosian, R ERA: 6.3	1.0	5	1	0	0	1	1	0	0	0	0	0	0	0	16	25	0.00	2.000			
44 Jesús Luzardo, L ERA: 5.99	1.0	3	0	0	0	1	0	0	0	0	0	0	0	6	8	0.00	0.000				

Batter	1	2	3	4	5	6	7	8	9	AB	R	H	RBI	BB	SO	LOB	BOTTOM					
20 Mark Canha, R OBP: 0.386, SLG: 0.468										5	1	0	0	0	3	2	<b>Los Angeles Angels @ Oakland Athletics</b> Oakland Coliseum, Oakland, CA Sun May 30 2021, 1:09 PM - 4:27 PM PDT Att: 10,029 - Sunny - 73 F					
26 Matt Chapman, R OBP: 0.341, SLG: 0.348										3	1	0	0	1	1	1						
8 Jed Lowrie, S OBP: 0.325, SLG: 0.385										3	0	1	0	1	2	0						
28 Matt Olson, L OBP: 0.342, SLG: 0.540										2	0	0	1	2	1	0						
4 Chad Pinder, R OBP: 0.228, SLG: 0.400										4	0	1	0	0	1	5						
12 Sean Murphy, R OBP: 0.309, SLG: 0.383										3	0	0	1	0	1	1						
18 Mitch Moreland, L OBP: 0.313, SLG: 0.402										4	0	1	0	0	3	2						
25 Stephen Piscotty, R OBP: 0.283, SLG: 0.361										3	0	1	0	1	0	1						
17 Elvis Andrus, R OBP: 0.244, SLG: 0.250										2	0	0	0	0	0	1						
15 Seth Brown, L OBP: 0.283, SLG: 0.477										2	0	0	0	0	1	2						
<b>Inning Stats</b>	R: 0 H: 1 E: 0 K: 2 S: 13	H: 1 LOB: 2 BB: 1 P: 23	R: 0 H: 1 E: 0 K: 1 S: 11	H: 1 LOB: 1 BB: 0 P: 15	R: 2 H: 0 E: 1 K: 2 S: 19	H: 0 LOB: 2 BB: 3 P: 37	R: 0 H: 0 E: 0 K: 1 S: 8	H: 0 LOB: 0 BB: 0 P: 14	R: 0 H: 0 E: 0 K: 2 S: 13	H: 0 LOB: 0 BB: 0 P: 19	R: 0 H: 0 E: 0 K: 1 S: 9	H: 0 LOB: 0 BB: 0 P: 13	R: 0 H: 0 E: 0 K: 1 S: 9	H: 0 LOB: 1 BB: 1 P: 16	R: 0 H: 1 E: 0 K: 2 S: 11	H: 1 LOB: 1 BB: 0 P: 18	R: 0 H: 1 E: 0 K: 1 S: 12	H: 1 LOB: 1 BB: 0 P: 16	1B: 1 2B: 3 HR: 0	SF: 1 SAC: 0 DP: 0 HBP: 0	WP: 0 PB: 0 SB: 1 CS: 0	PA: 37
<b>PITCHER</b>	IP WLS BF H R ER SO BB IBB HBP BLK WP HR S P ERA WHIP	IP WLS BF H R ER SO BB IBB HBP BLK WP HR S P ERA WHIP	IP WLS BF H R ER SO BB IBB HBP BLK WP HR S P ERA WHIP	IP WLS BF H R ER SO BB IBB HBP BLK WP HR S P ERA WHIP	IP WLS BF H R ER SO BB IBB HBP BLK WP HR S P ERA WHIP	IP WLS BF H R ER SO BB IBB HBP BLK WP HR S P ERA WHIP	IP WLS BF H R ER SO BB IBB HBP BLK WP HR S P ERA WHIP	IP WLS BF H R ER SO BB IBB HBP BLK WP HR S P ERA WHIP	IP WLS BF H R ER SO BB IBB HBP BLK WP HR S P ERA WHIP	IP WLS BF H R ER SO BB IBB HBP BLK WP HR S P ERA WHIP	IP WLS BF H R ER SO BB IBB HBP BLK WP HR S P ERA WHIP	IP WLS BF H R ER SO BB IBB HBP BLK WP HR S P ERA WHIP	IP WLS BF H R ER SO BB IBB HBP BLK WP HR S P ERA WHIP	IP WLS BF H R ER SO BB IBB HBP BLK WP HR S P ERA WHIP	IP WLS BF H R ER SO BB IBB HBP BLK WP HR S P ERA WHIP	IP WLS BF H R ER SO BB IBB HBP BLK WP HR S P ERA WHIP	IP WLS BF H R ER SO BB IBB HBP BLK WP HR S P ERA WHIP	IP WLS BF H R ER SO BB IBB HBP BLK WP HR S P ERA WHIP	IP WLS BF H R ER SO BB IBB HBP BLK WP HR S P ERA WHIP	IP WLS BF H R ER SO BB IBB HBP BLK WP HR S P ERA WHIP	IP WLS BF H R ER SO BB IBB HBP BLK WP HR S P ERA WHIP	
62 Jose Quintana, L ERA: 7.22	3.0	W	10	0	0	0	4	1	0	0	0	0	0	0	0	0	3.00	0.333				
54 José Suarez, L ERA: 2.0	1.0	H	3	0	0	0	1	0	0	0	0	0	0	0	6	9	0.00	0.000				
40 Steve Cishek, R ERA: 3.09	0.2	H	3	1	0	0	1	0	0	0	0	0	0	8	13	0.00	1.500					
21 Mike Mayers, R ERA: 5.11	1.1	S	5	1	0	0	2	0	0	0	0	0	0	15	21	0.00	0.750					









Batter	1	2	3	4	5	6	7	8	9	AB	R	H	RBI	BB	SO	LOB	TOP		
10 Justin Upton, R OBP: 0.285, SLG: 0.415 18 Jose Rojas, L OBP: 0.236, SLG: 0.336	F9		13 WP 6 BB	8 BB 2 BB		G3			K	1	2	0	0	2	0	0	<b>Los Angeles Angels @ San Francisco Giants</b> Oracle Park, San Francisco, CA Tue Jun 01 2021, 6:46 PM - 9:36 PM PDT Att: 10,546 - Cloudy - 57 F <a href="http://livebaseballscorecards.com">livebaseballscorecards.com</a>		
13 Phil Gosselin, R OBP: 0.333, SLG: 0.424 8 Kean Wong, L OBP: 0.357, SLG: 0.538	G5-4-3		K	6 BB		1B			K	2	0	1	0	0	1	2			
6 Anthony Rendon, R OBP: 0.308, SLG: 0.339	G5-4-3		1B	2 BB		L7			1B	5	0	3	5	0	0	2			
19 Juan Lagares, R OBP: 0.260, SLG: 0.329	K		F8	L7		G5-3			F8	5	0	0	0	0	1	3			
20 Jared Walsh, L OBP: 0.362, SLG: 0.558	G2-3		G3-1	G4-3		G5-3				4	0	0	0	0	0	0			
3 Taylor Ward, R OBP: 0.301, SLG: 0.402	F9		HBP	1B		K				3	1	1	0	0	1	0			
33 Max Stassi, R OBP: 0.306, SLG: 0.364	G5-3		22 FC4 8 BB	F7		K				4	1	1	1	0	1	1			
28 Andrew Heaney, L OBP: 0.667, SLG: 0.500 40 Steve Cishek, R 24 Kurt Suzuki, R 21 Mike Mayers, R 35 Tony Watson, L			10 BB 13 WP 22 BB	22 FC4 K		P5				2	1	1	0	1	1	1			
22 David Fletcher, R OBP: 0.291, SLG: 0.297	13 WP 6 BB		FC4 8 BB 10 BB	10 BB 6 BB		P6			G5-3	3	2	0	0	1	0	2			
<b>Inning Stats</b>	R: 0 E: 0 K: 0 S: 7	H: 1 LOB: 0 BB: 0 P: 9	R: 0 E: 0 K: 1 S: 8	H: 0 LOB: 0 BB: 0 P: 11	R: 3 E: 0 K: 1 S: 14	H: 2 LOB: 1 BB: 2 P: 28	R: 5 E: 0 K: 0 S: 16	H: 2 LOB: 1 BB: 3 P: 34	R: 0 E: 0 K: 1 S: 9	H: 1 LOB: 1 BB: 0 P: 12	R: 0 E: 0 K: 1 S: 14	H: 0 LOB: 0 BB: 0 P: 18	R: 0 E: 0 K: 1 S: 6	H: 0 LOB: 0 BB: 0 P: 8	R: 0 E: 0 K: 2 S: 14	H: 1 LOB: 1 BB: 0 P: 19		1B: 6 2B: 2 3B: 0 HR: 0	SF: 0 SAC: 0 DP: 1 HBP: 1
<b>PITCHER</b>	IP WLS BF H R ER SO BB IBB HBP BLK WP HR S P ERA WHIP	IP WLS BF H R ER SO BB IBB HBP BLK WP HR S P ERA WHIP																	
57 Alex Wood, L ERA: 3.48 37 Matt Wisler, R ERA: 6.16 48 Jose Alvarez, L ERA: 4.58 51 Conner Menez, L ERA: 52 Dominic Leone, R ERA:	3.2 1.1 1.0 2.0 1.0	19 7 4 0 1	19 2 1 0 0	7 1 0 0 0	2 1 0 0 2	2 1 0 0 2	4 1 0 0 0	0 0 0 0 0	0 0 0 0 0	0 0 0 0 0	0 0 0 0 0	0 0 0 0 0	0 0 0 0 0	0 0 0 0 0	0 0 0 0 0	0 0 0 0 0	0.00 6.75 0.00 0.00 0.00	1.82 2.250 1.000 0.000 1.000	

Batter	1	2	3	4	5	6	7	8	9	AB	R	H	RBI	BB	SO	LOB	BOTTOM				
13 Austin Slater, R OBP: 0.319, SLG: 0.421	G5-3		K			28 G6-4-3 BB			K	3	0	0	0	1	2	0	<b>Los Angeles Angels @ San Francisco Giants</b> Oracle Park, San Francisco, CA Tue Jun 01 2021, 6:46 PM - 9:36 PM PDT Att: 10,546 - Cloudy - 57 F <a href="http://livebaseballscorecards.com">livebaseballscorecards.com</a>				
28 Buster Posey, R OBP: 0.403, SLG: 0.585 51 Conner Menez, L 31 LaMonte Wade Jr., L 52 Dominic Leone, R	K		L8			G6-4-3			F8	3	0	0	0	0	1	1					
5 Mike Yastrzemski, L OBP: 0.332, SLG: 0.456 6 Steven Duggar, L OBP: 0.370, SLG: 0.559	1B		P4			41 1B 7 BB			35 DI 7 DI 1B	1	0	1	0	0	0	0					
41 Wilmer Flores, R OBP: 0.326, SLG: 0.368	K		1B			FC5-4 7 BB			F8	4	0	2	0	0	1	2					
7 Donovan Solano, R OBP: 0.303, SLG: 0.382	G6-3		F8			1 FC5-4 1B			F8	4	0	1	1	0	0	2					
35 Brandon Crawford, L OBP: 0.335, SLG: 0.506	G6-3		P6			K			K	4	0	0	0	0	2	3					
1 Mauricio Dubon, R OBP: 0.275, SLG: 0.377	G6-3		K			FC5-4				3	0	0	0	0	1	2					
29 Mike Tauchman, L OBP: 0.311, SLG: 0.288	K		F8			L7				3	0	0	0	0	1	2					
57 Alex Wood, R 37 Matt Wisler, R 48 Jose Alvarez, L 12 Alex Dickerson, L 14 Chadwick Tromp, R	K		K			G6-3			G3	1	0	0	0	0	1	0					
<b>Inning Stats</b>	R: 0 E: 0 K: 2 S: 11	H: 1 LOB: 1 BB: 0 P: 14	R: 0 E: 0 K: 0 S: 8	H: 0 LOB: 0 BB: 0 P: 13	R: 0 E: 0 K: 3 S: 14	H: 0 LOB: 0 BB: 0 P: 20	R: 0 E: 0 K: 0 S: 8	H: 1 LOB: 1 BB: 0 P: 10	R: 0 E: 0 K: 1 S: 7	H: 0 LOB: 0 BB: 0 P: 10	R: 0 E: 0 K: 0 S: 4	H: 0 LOB: 0 BB: 1 P: 9	R: 1 E: 0 K: 1 S: 14	H: 3 LOB: 2 BB: 0 P: 22	R: 0 E: 0 K: 1 S: 7	H: 0 LOB: 0 BB: 0 P: 11		R: 0 E: 0 K: 1 S: 12	H: 1 LOB: 1 BB: 0 P: 19	1B: 6 2B: 0 3B: 0 HR: 0	SF: 0 SAC: 0 DP: 1 HBP: 0
<b>PITCHER</b>	IP WLS BF H R ER SO BB IBB HBP BLK WP HR S P ERA WHIP	IP WLS BF H R ER SO BB IBB HBP BLK WP HR S P ERA WHIP																			
28 Andrew Heaney, L ERA: 4.76 40 Steve Cishek, R ERA: 3.0 21 Mike Mayers, R ERA: 4.91 35 Tony Watson, L ERA: 3.93	6.1 0.2 1.0 1.0	24 2 3 4	5 0 0 1	1 0 0 1	7 0 0 1	0 0 0 0	0 0 0 0	0 0 0 0	0 0 0 0	0 0 0 0	0 0 0 0	0 0 0 0	0 0 0 0	0 0 0 0	0 0 0 0	0 0 0 0	0.00 0.000 0.000 0.000	0.947 0.000 0.000 1.000			





Batter	1	2	3	4	5	6	7	8	9	AB	R	H	RBI	BB	SO	LOB	TOP										
3 J.P. Crawford, L OBP: 0.313, SLG: 0.340										5	0	3	1	0	1	0											
17 Mitch Haniger, R OBP: 0.316, SLG: 0.539										5	0	2	1	0	2	2											
15 Kyle Seager, L OBP: 0.289, SLG: 0.449										5	1	2	1	0	0	3											
23 Ty France, R OBP: 0.340, SLG: 0.382										4	0	1	0	0	0	3											
10 Jarrod Kelenic, L OBP: 0.202, SLG: 0.213										3	1	0	0	1	3	2											
78 José Godoy, L OBP: 0.280, SLG: 0.261										4	0	0	0	0	2	3											
20 Taylor Trammell, L OBP: 0.257, SLG: 0.355										4	1	1	0	0	1	1											
28 Jake Fraley, L OBP: 0.556, SLG: 0.450										2	2	1	3	2	0	0											
31 Donovan Walton, L OBP: 0.204, SLG: 0.313										4	1	1	0	0	0	1											
<b>Inning Stats</b>	R: 0 E: 0 K: 2 S: 8	H: 0 LOB: 0 BB: 0 P: 12	R: 0 E: 0 K: 2 S: 13	H: 1 LOB: 1 BB: 0 P: 18	R: 1 E: 0 K: 0 S: 18	H: 3 LOB: 2 BB: 1 P: 29	R: 3 E: 0 K: 2 S: 22	H: 3 LOB: 1 BB: 1 P: 35	R: 0 E: 0 K: 2 S: 11	H: 1 LOB: 1 BB: 0 P: 18	R: 1 E: 0 K: 1 S: 15	H: 1 LOB: 1 BB: 0 P: 25	R: 1 E: 0 K: 1 S: 8	H: 1 LOB: 0 BB: 0 P: 16	R: 0 E: 0 K: 0 S: 6	H: 0 LOB: 0 BB: 0 P: 11	R: 0 E: 0 K: 0 S: 6	H: 1 LOB: 0 BB: 0 P: 7	1B: 5 2B: 5 HR: 2	SF: 0 SAC: 0 DP: 1 HBP: 0	WP: 0 PB: 0 SB: 2 CS: 0	PA: 39					
<b>PITCHER</b>	IP	WLS	BF	H	R	ER	SO	BB	IBB	HBP	BLK	WP	HR	S	P	ERA	WHIP										
47 Griffin Canning, R ERA: 5.82	3.1	L	17	6	4	4	5	2	0	0	0	0	1	51	80	10.80	2.400										
54 José Suarez, L ERA: 2.31	2.2		12	3	1	1	3	1	0	0	0	0	0	36	57	3.38	1.500										
58 Alex Claudio, L ERA: 4.79	2.0		7	1	1	1	1	0	0	0	0	0	1	14	27	4.50	0.500										
60 Hunter Strickland, R ERA: 3.27	1.0		3	1	0	0	0	0	0	0	0	0	0	6	7	0.00	1.000										

Seattle Mariners @ Los Angeles Angels  
 Angel Stadium, Anaheim, CA  
 Thu Jun 03 2021, 6:40 PM - 10:05 PM PDT  
 Att: 9,714 - Clear - 69 F

AB	36
R	6
H	11
RBI	6
BB	3
SO	9
LOB	15



Batter	1	2	3	4	5	6	7	8	9	AB	R	H	RBI	BB	SO	LOB	BOTTOM										
13 Phil Gosselin, R OBP: 0.333, SLG: 0.419										3	0	1	0	0	0	2											
8 Kean Wong, L OBP: 0.333, SLG: 0.500										1	0	0	0	0	1	0											
17 Shohei Ohtani, L OBP: 0.324, SLG: 0.584										4	0	0	0	0	3	3											
6 Anthony Rendon, R OBP: 0.306, SLG: 0.344										4	0	1	0	0	0	0											
10 Justin Upton, R OBP: 0.290, SLG: 0.432										3	1	1	1	1	0	0											
19 Juan Lagares, R OBP: 0.247, SLG: 0.311										4	0	0	0	0	1	3											
20 Jared Walsh, L OBP: 0.360, SLG: 0.567										4	1	1	1	0	0	3											
3 Taylor Ward, R OBP: 0.289, SLG: 0.384										4	0	0	0	0	3	0											
33 Max Stassi, R OBP: 0.350, SLG: 0.371										2	0	1	0	2	1	0											
22 David Fletcher, R OBP: 0.290, SLG: 0.296										4	0	1	0	0	1	2											
<b>Inning Stats</b>	R: 0 E: 0 K: 1 S: 10	H: 0 LOB: 0 BB: 0 P: 15	R: 2 E: 0 K: 2 S: 12	H: 2 LOB: 1 BB: 1 P: 22	R: 0 E: 0 K: 1 S: 13	H: 2 LOB: 3 BB: 1 P: 19	R: 0 E: 0 K: 2 S: 15	H: 2 LOB: 2 BB: 0 P: 24	R: 0 E: 0 K: 0 S: 6	H: 0 LOB: 0 BB: 0 P: 9	R: 0 E: 0 K: 1 S: 11	H: 0 LOB: 1 BB: 1 P: 20	R: 0 E: 0 K: 1 S: 8	H: 0 LOB: 0 BB: 0 P: 9	R: 0 E: 0 K: 0 S: 8	H: 0 LOB: 0 BB: 0 P: 9	R: 0 E: 0 K: 2 S: 9	H: 0 LOB: 0 BB: 0 P: 12	1B: 3 2B: 1 HR: 2	SF: 0 SAC: 0 DP: 0 HBP: 0	WP: 1 PB: 0 SB: 0 CS: 0	PA: 36					
<b>PITCHER</b>	IP	WLS	BF	H	R	ER	SO	BB	IBB	HBP	BLK	WP	HR	S	P	ERA	WHIP										
33 Justus Sheffield, L ERA: 4.77	5.2		26	6	2	2	7	3	0	0	0	0	0	4	6	0.00	0.000										
84 JT Chargois, R ERA: 2.25	0.1	H	1	0	0	0	0	0	0	0	0	0	0	4	6	0.00	0.000										
37 Paul Sewald, R ERA: 3.6	1.0		3	0	0	0	1	0	0	0	0	0	0	8	9	0.00	0.000										
99 Keynan Middleton, R ERA: 2.6	1.0		3	0	0	0	0	0	0	0	0	0	0	8	9	0.00	0.000										
47 Rafael Montero, R ERA: 4.62	1.0		3	0	0	0	2	0	0	0	0	0	0	9	12	0.00	0.000										

Seattle Mariners @ Los Angeles Angels  
 Angel Stadium, Anaheim, CA  
 Thu Jun 03 2021, 6:40 PM - 10:05 PM PDT  
 Att: 9,714 - Clear - 69 F

AB	33
R	2
H	6
RBI	2
BB	3
SO	10
LOB	13





Batter	1	2	3	4	5	6	7	8	9	AB	R	H	RBI	BB	SO	LOB	TOP										
3 J.P. Crawford, L OBP: 0.317, SLG: 0.357										2	1	1	2	1	0	1	<b>Seattle Mariners @ Los Angeles Angels</b> Angel Stadium, Anaheim, CA Fri Jun 04 2021, 6:40 PM - 9:21 PM PDT Att: 15,141 - Clear - 69 F										
17 Mitch Haniger, R OBP: 0.311, SLG: 0.529										4	0	0	0	0	2	3											
15 Kyle Seager, L OBP: 0.284, SLG: 0.441										4	0	0	0	0	3	3											
23 Ty France, R OBP: 0.338, SLG: 0.384										4	0	1	0	0	2	3											
28 Jake Fraley, L OBP: 0.500, SLG: 0.375										4	0	0	0	0	2	1											
10 Jared Kelenic, L OBP: 0.193, SLG: 0.203										4	0	0	0	0	2	1											
2 Tom Murphy, R OBP: 0.226, SLG: 0.377										3	0	0	0	0	3	0											
78 José Godoy, L OBP: 0.269, SLG: 0.250										1	0	0	0	0	1	0											
20 Taylor Trammell, L OBP: 0.269, SLG: 0.385										3	1	2	0	0	0	0											
31 Donovan Walton, L OBP: 0.235, SLG: 0.340										2	0	2	0	0	0	0											
<b>Inning Stats</b>	R: 1 E: 0 K: 3 S: 10	H: 1 LOB: 0 BB: 0 P: 15	R: 0 E: 0 K: 2 S: 7	H: 0 LOB: 0 BB: 0 P: 10	R: 1 E: 0 K: 0 S: 7	H: 1 LOB: 0 BB: 0 P: 11	R: 0 E: 0 K: 2 S: 9	H: 1 LOB: 1 BB: 0 P: 15	R: 0 E: 0 K: 1 S: 10	H: 1 LOB: 0 BB: 0 P: 13	R: 0 E: 0 K: 2 S: 7	H: 0 LOB: 0 BB: 0 P: 12	R: 0 E: 0 K: 1 S: 11	H: 0 LOB: 0 BB: 0 P: 14	R: 0 E: 0 K: 2 S: 12	H: 2 LOB: 3 BB: 1 P: 21	R: 0 E: 0 K: 2 S: 9	H: 0 LOB: 0 BB: 0 P: 13	1B: 2 2B: 3 3B: 0 HR: 1	SF: 1 SAC: 1 DP: 0 HBP: 0	WP: 0 PB: 0 SB: 0 CS: 0	PA: 34					
<b>PITCHER</b>	IP	WLS	BF	H	R	ER	SO	BB	IBB	HBP	BLK	WP	HR	S	P	ERA	WHIP										
17 Shohei Ohtani, R ERA: 2.76	6.0	W	22	4	2	2	10	0	0	0	0	0	1	50	76	3.00	0.667										
35 Tony Watson, L ERA: 3.72	1.0	H	3	0	0	0	1	0	0	0	0	0	0	11	14	0.00	0.000										
21 Mike Mayers, R ERA: 4.91	0.0		3	2	0	0	0	1	0	0	0	0	0	2	6	∞	∞										
32 Raisel Iglesias, R ERA: 3.91	2.0	S	6	0	0	0	4	0	0	0	0	0	0	19	28	0.00	0.000										

Batter	1	2	3	4	5	6	7	8	9	AB	R	H	RBI	BB	SO	LOB	BOTTOM										
10 Justin Upton, R OBP: 0.299, SLG: 0.451										2	1	1	2	2	1	0	<b>Seattle Mariners @ Los Angeles Angels</b> Angel Stadium, Anaheim, CA Fri Jun 04 2021, 6:40 PM - 9:21 PM PDT Att: 15,141 - Clear - 69 F										
17 Shohei Ohtani, L OBP: 0.324, SLG: 0.578										2	0	0	0	1	0	2											
3 Taylor Ward, R OBP: 0.296, SLG: 0.391										1	0	1	0	0	0	0											
6 Anthony Rendon, R OBP: 0.298, SLG: 0.333										4	0	0	0	0	0	2											
20 Jared Walsh, L OBP: 0.358, SLG: 0.561										4	0	1	0	0	3	1											
24 Kurt Suzuki, R OBP: 0.276, SLG: 0.273										3	0	1	0	0	1	1											
18 Jose Rojas, L OBP: 0.246, SLG: 0.364										2	1	1	1	1	1	1											
35 Tony Watson, L ERA: 6.23										0	0	0	0	0	0	0											
21 Mike Mayers, R ERA: 4.91										0	0	0	0	0	0	0											
32 Raisel Iglesias, R ERA: 3.91										3	0	1	0	0	1	2											
8 Kean Wong, L OBP: 0.294, SLG: 0.438										2	0	0	0	0	0	0											
22 David Fletcher, R OBP: 0.291, SLG: 0.297										3	1	1	0	0	1	1											
<b>Inning Stats</b>	R: 0 E: 0 K: 0 S: 6	H: 0 LOB: 1 BB: 1 P: 13	R: 0 E: 0 K: 0 S: 11	H: 1 LOB: 1 BB: 1 P: 19	R: 2 E: 0 K: 0 S: 7	H: 2 LOB: 0 BB: 1 P: 13	R: 1 E: 0 K: 3 S: 13	H: 1 LOB: 0 BB: 0 P: 19	R: 0 E: 0 K: 2 S: 9	H: 1 LOB: 1 BB: 0 P: 15	R: 0 E: 0 K: 2 S: 11	H: 1 LOB: 0 BB: 0 P: 16	R: 0 E: 1 K: 1 S: 7	H: 1 LOB: 1 BB: 0 P: 11	R: 0 E: 0 K: 2 S: 11	H: 1 LOB: 1 BB: 0 P: 14	1B: 5 2B: 0 3B: 0 HR: 2	SF: 0 SAC: 1 DP: 3 HBP: 0	WP: 0 PB: 0 SB: 0 CS: 0	PA: 31							
<b>PITCHER</b>	IP	WLS	BF	H	R	ER	SO	BB	IBB	HBP	BLK	WP	HR	S	P	ERA	WHIP										
30 Robert Dugger, R ERA: 6.41	2.1		10	3	2	2	0	2	0	0	0	0	0	22	38	7.71	2.143										
62 Daniel Zamora, L ERA: 6.23	0.2		2	0	0	0	0	1	0	0	0	0	0	2	7	0.00	1.500										
57 Héctor Santiago, L ERA: 6.35	3.0	L	12	2	1	1	5	1	0	0	0	0	1	33	50	3.00	1.000										
53 Will Vest, R ERA: 4.5	1.0		4	1	0	0	1	0	0	0	0	0	0	7	11	0.00	1.000										
37 Paul Sewald, R ERA: 3.27	1.0		4	1	0	0	2	0	0	0	0	0	0	11	14	0.00	1.000										

AB	31
R	2
H	6
RBI	2
BB	1
SO	15
LOB	12



AB	26
R	3
H	7
RBI	3
BB	4
SO	8
LOB	10



livebaseballscorecards.com



Batter	1	2	3	4	5	6	7	8	9	AB	R	H	RBI	BB	SO	LOB	TOP				
3 J.P. Crawford, L OBP: 0.320, SLG: 0.361	G5-3			23 HBP 17 1B 20 1B BB				17 E 2B		3	1	1	0	1	0	0					
17 Mitch Haniger, R OBP: 0.310, SLG: 0.524	G5-3			20 1B 28 HR 23 HBP 1B				E6 2-3		4	1	1	0	0	0	1					
15 Kyle Seager, L OBP: 0.279, SLG: 0.433	G3-1			F7				K		4	0	0	0	0	2	4					
23 Ty France, R OBP: 0.337, SLG: 0.378		G6-3		20 1B 28 HR HBP				G5-3		3	1	0	0	0	0	2					
20 Taylor Trammell, L OBP: 0.268, SLG: 0.380		G4-3		28 HR 1B				K		4	1	1	1	0	2	0					
28 Jake Fraley, L OBP: 0.477, SLG: 0.464		G6-3		HR				K		4	1	1	4	0	1	0					
10 Jarred Kelenic, L OBP: 0.185, SLG: 0.193			G4-3	L8				G6-3		4	0	0	0	0	1	0					
78 José Godoy, L OBP: 0.241, SLG: 0.222			K	G4-3				K		3	0	0	0	0	2	0					
31 Donovan Walton, L OBP: 0.222, SLG: 0.321			F7					G4-3		3	0	0	0	0	1	0					
<b>Inning Stats</b>	R: 0 E: 0 K: 0 S: 7	H: 0 LOB: 0 BB: 0 P: 9	R: 0 E: 0 K: 0 S: 6	H: 0 LOB: 0 BB: 0 P: 10	R: 0 E: 0 K: 1 S: 8	H: 0 LOB: 0 BB: 0 P: 14	R: 5 E: 0 K: 0 S: 16	H: 3 LOB: 0 BB: 1 P: 28	R: 0 E: 0 K: 2 S: 7	H: 0 LOB: 0 BB: 0 P: 11	R: 0 E: 0 K: 2 S: 8	H: 0 LOB: 0 BB: 0 P: 16	R: 0 E: 1 K: 1 S: 17	H: 1 LOB: 2 BB: 0 P: 23	R: 0 E: 0 K: 2 S: 7	H: 0 LOB: 0 BB: 0 P: 11	1B: 2 2B: 1 HR: 1	SF: 0 SAC: 0 HBP: 1	WP: 0 PB: 0 SB: 0 CS: 0	PA: 34	
<b>PITCHER</b>	IP	WLS	BF	H	R	ER	SO	BB	IBB	HBP	BLK	WP	HR	S	P	ERA	WHIP				
38 Alex Cobb, R ERA: 4.24	7.0	W	26	3	5	5	6	1	0	1	0	0	1	60	98	6.43	0.571				
40 Steve Cishek, R ERA: 2.95	0.1	H	3	1	0	0	0	0	0	0	0	0	0	11	16	0.00	3.000				
35 Tony Watson, L ERA: 3.6	0.2	H	2	0	0	0	1	0	0	0	0	0	0	6	7	0.00	0.000				
58 Alex Claudio, L ERA: 4.57	1.0		3	0	0	0	2	0	0	0	0	0	0	7	11	0.00	0.000				

Seattle Mariners @ Los Angeles Angels  
Angel Stadium, Anaheim, CA  
Sat Jun 05 2021, 7:07 PM - 10:07 PM PDT  
Att: 15,071 - Clear - 71 F

AB 32  
R 5  
H 4  
RBI 5  
BB 1  
SO 9  
LOB 7



Batter	1	2	3	4	5	6	7	8	9	AB	R	H	RBI	BB	SO	LOB	BOTTOM				
10 Justin Upton, R OBP: 0.302, SLG: 0.462	K							17 L9 6 G6-3 2B		5	2	2	2	0	3	1					
8 Kean Wong, L OBP: 0.294, SLG: 0.438								1-H 2-H 2B		0	0	0	0	0	0	0					
17 Shohai Ohtani, L OBP: 0.326, SLG: 0.594	HR							L9 2-3		5	1	2	2	0	2	2					
6 Anthony Rendon, R OBP: 0.308, SLG: 0.338	1B		G5-3					G5-3 4-2		4	0	2	2	1	0	0					
4 Jose Iglesias, R OBP: 0.308, SLG: 0.384	K				F8			K		5	0	0	0	0	4	4					
33 Max Stassi, R OBP: 0.356, SLG: 0.450	K			HR				L5 1B		5	2	2	1	0	2	3					
20 Jared Walsh, L OBP: 0.360, SLG: 0.564		K		G6-3				19 F7 3 HR 1B		4	2	2	0	0	1	0					
19 Juan Lagares, R OBP: 0.262, SLG: 0.333				F9				F7		4	1	2	2	0	0	1					
3 Taylor Ward, R OBP: 0.304, SLG: 0.429								22 1B E 1B		4	2	2	2	0	2	2					
22 David Fletcher, R OBP: 0.295, SLG: 0.300		F7			E2 6 1B 1B			F4		4	2	2	0	0	0	1					
<b>Inning Stats</b>	R: 1 E: 0 K: 3 S: 13	H: 2 LOB: 1 BB: 0 P: 17	R: 0 E: 0 K: 2 S: 13	H: 1 LOB: 0 BB: 0 P: 19	R: 0 E: 0 K: 2 S: 8	H: 0 LOB: 0 BB: 0 P: 12	R: 1 E: 0 K: 1 S: 10	H: 1 LOB: 0 BB: 0 P: 12	R: 2 E: 1 K: 2 S: 15	H: 3 LOB: 1 BB: 0 P: 17	R: 2 E: 0 K: 0 S: 9	H: 2 LOB: 0 BB: 0 P: 11	R: 1 E: 0 K: 1 S: 9	H: 1 LOB: 0 BB: 0 P: 13	R: 5 E: 0 K: 3 S: 28	H: 6 LOB: 2 BB: 1 P: 44	1B: 8 2B: 5 HR: 3	SF: 0 SAC: 0 HBP: 0	WP: 0 PB: 0 SB: 0 CS: 0	PA: 41	
<b>PITCHER</b>	IP	WLS	BF	H	R	ER	SO	BB	IBB	HBP	BLK	WP	HR	S	P	ERA	WHIP				
18 Yusel Kikuchi, L ERA: 4.05	4.0		18	6	4	3	8	0	0	0	0	0	0	0	64	6.75	1.500				
84 JT Chargois, R ERA: 2.08	1.0		4	1	0	0	2	0	0	0	0	0	0	11	13	0.00	1.000				
16 Drew Steckenrider, R ERA: 3.26	1.0	L	5	2	2	2	0	0	0	0	0	0	1	9	11	18.00	2.000				
45 Yackel Rios, R ERA: 9.0	1.0		4	1	1	1	1	0	0	0	0	0	0	9	13	9.00	1.000				
53 Will Vest, R ERA: 6.25	0.1		6	5	5	5	1	0	0	0	0	0	0	14	20	135.00	15.000				
<b>PITCHER</b>	IP	WLS	BF	H	R	ER	SO	BB	IBB	HBP	BLK	WP	HR	S	P	ERA	WHIP				
38 Anthony Misiewicz, L ERA: 5.06	0.2		4	1	0	0	2	1	0	0	0	0	0	14	24	0.00	3.000				

Seattle Mariners @ Los Angeles Angels  
Angel Stadium, Anaheim, CA  
Sat Jun 05 2021, 7:07 PM - 10:07 PM PDT  
Att: 15,071 - Clear - 71 F

AB 40  
R 12  
H 16  
RBI 11  
BB 1  
SO 14  
LOB 14






Batter	1	2	3	4	5	6	7	8	9	AB	R	H	RBI	BB	SO	LOB	TOP						
3 J.P. Crawford, L OBP: 0.326, SLG: 0.376	4-2 SF7 BB		2-2 1B 2B		2-2 G1-3		3-2 2B		2-2 SF8	3	2	2	2	1	0	0	<b>Seattle Mariners @ Los Angeles Angels</b> Angel Stadium, Anaheim, CA Sun Jun 06 2021, 1:09 PM - 5:04 PM PDT Att: 12,833 - Sunny - 72 F						
17 Mitch Haniger, R OBP: 0.395, SLG: 0.517	2-3 K		2-1 1B		0-3 K		0-3 K		2-2 FC6 G1-3	5	1	1	1	0	3	3							
23 Ty France, R OBP: 0.333, SLG: 0.373	1-2 1B		0-2 L4		2-1 G4-3			1-2 G6-3	1	5	0	1	0	0	0	4							
15 Kyle Seager, L OBP: 0.282, SLG: 0.432	0-0 SF7		0-0 1B		2-3 K		2-3 K	2-3 K	0-0 2B 1B	3	0	1	2	1	2	0							
2 Tom Murphy, R OBP: 0.225, SLG: 0.369	3-1 K		3-1 F9		3-3 K		3-3 K	2-3 K	1-0 2B 1B	5	0	1	1	0	3	3							
13 Jacob Nottingham, R OBP: 0.222, SLG: 0.400		2-3 K	0-3 K		3-2 L9				0-1 1B	3	0	0	0	0	2	2							
28 Jake Fraley, L OBP: 0.500, SLG: 0.483									2-3 1B	1	1	1	1	1	0	0							
20 Taylor Trammell, L OBP: 0.265, SLG: 0.365		0-1 P5							0-1 K	4	1	0	0	1	2	3							
8 Jack Mayfield, R OBP: 0.206, SLG: 0.212		2-3 K							0-0 3 SF8 17 FC6 2B	4	1	1	0	0	2	0							
10 Jarred Kelenic, L OBP: 0.165, SLG: 0.193									1-2 2B	0	0	0	0	0	0	0							
31 Donovan Walton, L OBP: 0.259, SLG: 0.411									4-1 1B	3	3	2	2	1	0	0							
<b>Inning Stats</b>	R: 1 E: 0 K: 2 S: 18	H: 1 LOB: 1 BB: 1 P: 26	R: 0 E: 0 K: 2 S: 8	H: 0 LOB: 0 BB: 0 P: 12	R: 2 E: 0 K: 1 S: 17	H: 4 LOB: 2 BB: 0 P: 23	R: 0 E: 0 K: 2 S: 7	H: 0 LOB: 0 BB: 0 P: 9	R: 0 E: 0 K: 1 S: 9	H: 0 LOB: 0 BB: 0 P: 13	R: 0 E: 0 K: 2 S: 10	H: 0 LOB: 0 BB: 0 P: 18	R: 1 E: 0 K: 1 S: 11	H: 2 LOB: 1 BB: 0 P: 17	R: 0 E: 0 K: 2 S: 12	H: 0 LOB: 0 BB: 0 P: 17	R: 5 E: 0 K: 1 S: 20	H: 3 LOB: 3 BB: 4 P: 38	1B: 6 2B: 3 3B: 0 HR: 1	SF: 2 SAC: 0 DP: 0 HBP: 0	WP: 0 PB: 1 SB: 0 CS: 0	PA: 43	
<b>PITCHER</b>	IP WLS BF H R ER SO BB IBB HBP BLK WP HR S P ERA WHIP	IP WLS BF H R ER SO BB IBB HBP BLK WP HR S P ERA WHIP	IP WLS BF H R ER SO BB IBB HBP BLK WP HR S P ERA WHIP	IP WLS BF H R ER SO BB IBB HBP BLK WP HR S P ERA WHIP	IP WLS BF H R ER SO BB IBB HBP BLK WP HR S P ERA WHIP	IP WLS BF H R ER SO BB IBB HBP BLK WP HR S P ERA WHIP	IP WLS BF H R ER SO BB IBB HBP BLK WP HR S P ERA WHIP	IP WLS BF H R ER SO BB IBB HBP BLK WP HR S P ERA WHIP	IP WLS BF H R ER SO BB IBB HBP BLK WP HR S P ERA WHIP	IP WLS BF H R ER SO BB IBB HBP BLK WP HR S P ERA WHIP	IP WLS BF H R ER SO BB IBB HBP BLK WP HR S P ERA WHIP	IP WLS BF H R ER SO BB IBB HBP BLK WP HR S P ERA WHIP	IP WLS BF H R ER SO BB IBB HBP BLK WP HR S P ERA WHIP	IP WLS BF H R ER SO BB IBB HBP BLK WP HR S P ERA WHIP	IP WLS BF H R ER SO BB IBB HBP BLK WP HR S P ERA WHIP	IP WLS BF H R ER SO BB IBB HBP BLK WP HR S P ERA WHIP	IP WLS BF H R ER SO BB IBB HBP BLK WP HR S P ERA WHIP						
43 Patrick Sandoval, L ERA: 3.62	6.0 L 24 5 3 2 10 1 0 0 0 0 1 69 101 3.00 1.000	7.1 L 1.0 3 0 0 2 0 0 0 0 0 12 15 0.00 0.000	7.1 L 1.0 3 1 2 2 1 1 0 0 0 7 14 54.00 6.000	8.1 L 1.0 9 2 3 3 1 2 1 0 0 0 0 16 29 27.00 4.000																			

**Seattle Mariners @ Los Angeles Angels**  
 Angel Stadium, Anaheim, CA  
 Sun Jun 06 2021, 1:09 PM - 5:04 PM PDT  
 Att: 12,833 - Sunny - 72 F

livebaseballscorecards.com

AB 36  
 R 9  
 H 10  
 RBI 9  
 BB 5  
 SO 14  
 LOB 15



Batter	1	2	3	4	5	6	7	8	9	AB	R	H	RBI	BB	SO	LOB	BOTTOM					
10 Justin Upton, R OBP: 0.310, SLG: 0.486	0-0 HR									4	2	2	2	1	2	2	<b>Seattle Mariners @ Los Angeles Angels</b> Angel Stadium, Anaheim, CA Sun Jun 06 2021, 1:09 PM - 5:04 PM PDT Att: 12,833 - Sunny - 72 F					
17 Shohei Ohtani, L OBP: 0.332, SLG: 0.588	4-1 20 S BB								2-1 6 2B	2	1	0	0	3	2	2						
6 Anthony Rendon, R OBP: 0.311, SLG: 0.347	0-0 F7								0-1 6 2B	5	1	2	1	0	0	4						
20 Jared Walsh, L OBP: 0.361, SLG: 0.563	4-2 4 FC4 BB								1-3 2H 2B	4	0	1	1	1	3	2						
19 Juan Lagares, R OBP: 0.247, SLG: 0.314	0-0 F9								0-2 K	5	0	0	1	0	1	4						
4 Jose Iglesias, R OBP: 0.299, SLG: 0.373	2-2 FC4								3-1 K	5	0	0	0	0	1	4						
3 Taylor Ward, R OBP: 0.302, SLG: 0.415									4-2 BB	3	0	0	0	1	1	0						
24 Kurt Suzuki, R OBP: 0.277, SLG: 0.267									1-1 G4-3	2	0	0	0	0	1	0						
8 Kean Wong, L OBP: 0.278, SLG: 0.412									1-1 G4-3	1	0	0	0	0	0	2						
33 Max Stassi, R OBP: 0.356, SLG: 0.450									2-2 K	0	0	0	0	0	0	0						
22 David Fletcher, R OBP: 0.300, SLG: 0.310									2-2 10 DI 10 2B	2	1	2	0	0	0	0						
<b>Inning Stats</b>	R: 1 E: 0 K: 0 S: 11	H: 1 LOB: 2 BB: 1 P: 21	R: 0 E: 1 K: 1 S: 13	H: 0 LOB: 3 BB: 1 P: 22	R: 0 E: 0 K: 1 S: 12	H: 0 LOB: 0 BB: 0 P: 16	R: 0 E: 0 K: 3 S: 13	H: 1 LOB: 2 BB: 1 P: 24	R: 0 E: 0 K: 2 S: 15	H: 0 LOB: 0 BB: 0 P: 22	R: 0 E: 0 K: 0 S: 4	H: 0 LOB: 0 BB: 0 P: 6	R: 0 E: 0 K: 2 S: 15	H: 0 LOB: 0 BB: 0 P: 22	R: 1 E: 0 K: 0 S: 16	H: 2 LOB: 2 BB: 1 P: 24	R: 3 E: 0 K: 2 S: 21	H: 3 LOB: 1 BB: 1 P: 31	1B: 2 2B: 4 3B: 0 HR: 1	SF: 0 SAC: 1 DP: 0 HBP: 1	WP: 0 PB: 0 SB: 1 CS: 0	PA: 42
<b>PITCHER</b>	IP WLS BF H R ER SO BB IBB HBP BLK WP HR S P ERA WHIP	IP WLS BF H R ER SO BB IBB HBP BLK WP HR S P ERA WHIP	IP WLS BF H R ER SO BB IBB HBP BLK WP HR S P ERA WHIP	IP WLS BF H R ER SO BB IBB HBP BLK WP HR S P ERA WHIP	IP WLS BF H R ER SO BB IBB HBP BLK WP HR S P ERA WHIP	IP WLS BF H R ER SO BB IBB HBP BLK WP HR S P ERA WHIP	IP WLS BF H R ER SO BB IBB HBP BLK WP HR S P ERA WHIP	IP WLS BF H R ER SO BB IBB HBP BLK WP HR S P ERA WHIP	IP WLS BF H R ER SO BB IBB HBP BLK WP HR S P ERA WHIP	IP WLS BF H R ER SO BB IBB HBP BLK WP HR S P ERA WHIP	IP WLS BF H R ER SO BB IBB HBP BLK WP HR S P ERA WHIP	IP WLS BF H R ER SO BB IBB HBP BLK WP HR S P ERA WHIP	IP WLS BF H R ER SO BB IBB HBP BLK WP HR S P ERA WHIP	IP WLS BF H R ER SO BB IBB HBP BLK WP HR S P ERA WHIP	IP WLS BF H R ER SO BB IBB HBP BLK WP HR S P ERA WHIP	IP WLS BF H R ER SO BB IBB HBP BLK WP HR S P ERA WHIP	IP WLS BF H R ER SO BB IBB HBP BLK WP HR S P ERA WHIP					
36 Logan Gilbert, R ERA: 1.93	5.0 H 3 0 0 0 0 3 1 0 0 0 0 4 6 0.00 0.000	6.1 H 3 0 0 0 2 0 0 0 0 0 15 22 0.00 0.000	8.1 H 6 2 1 1 0 1 0 0 0 0 16 24 9.00 3.000	9.1 L 4 3 3 3 0 1 0 0 0 0 10 18 - -																		

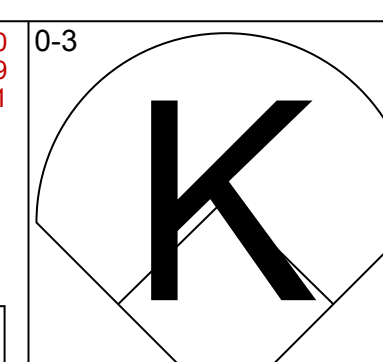
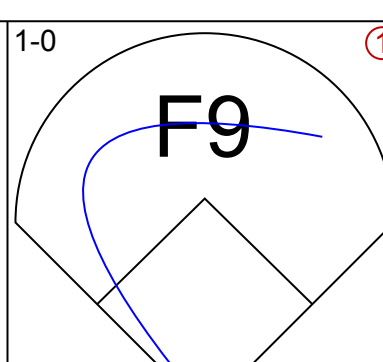
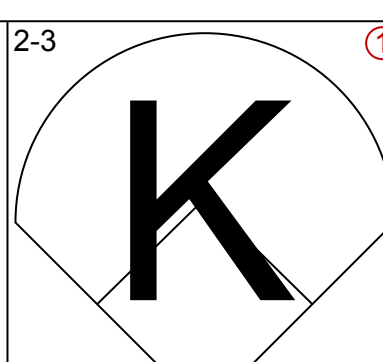
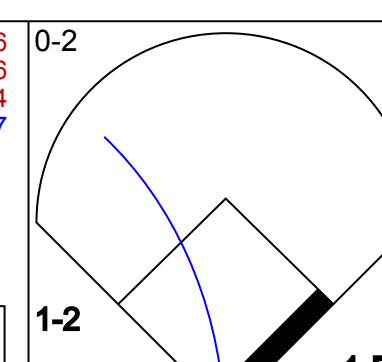
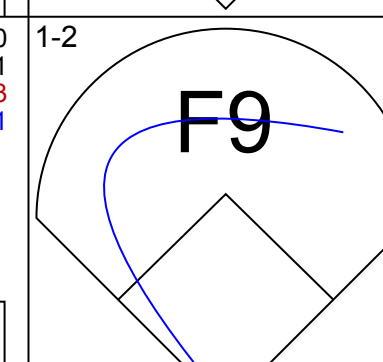
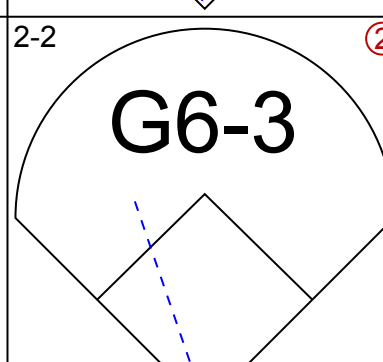
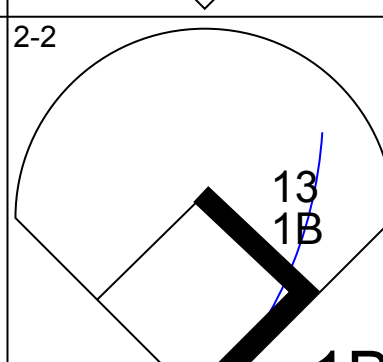
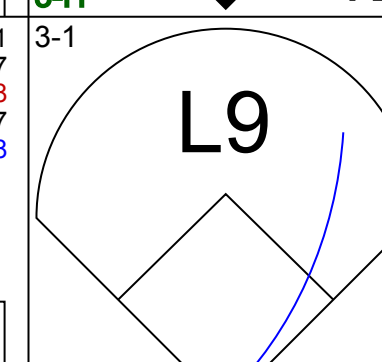
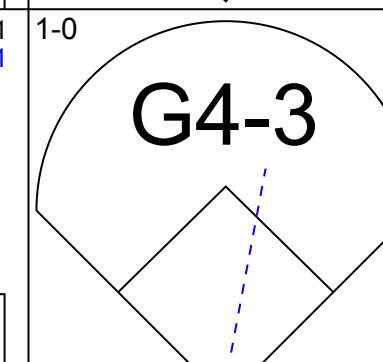
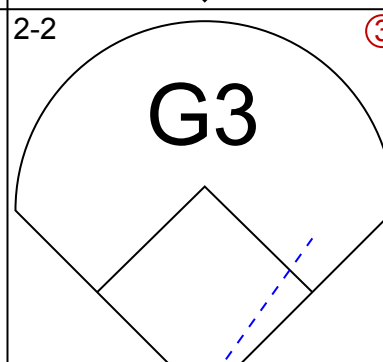
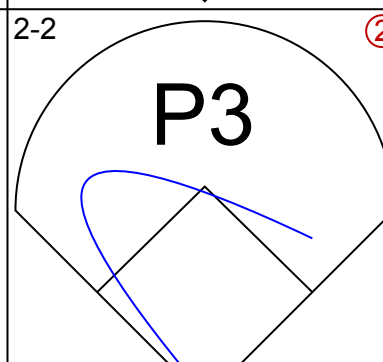
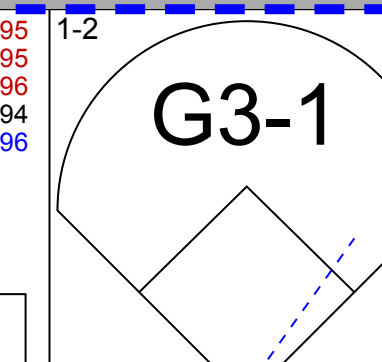
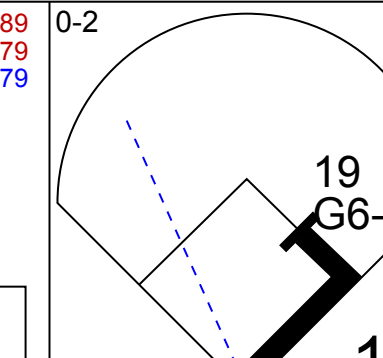
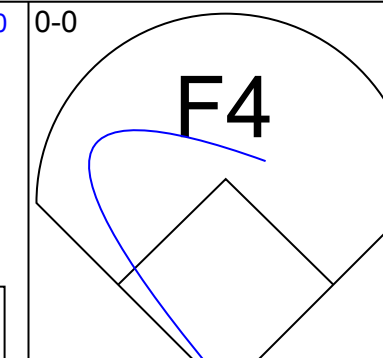
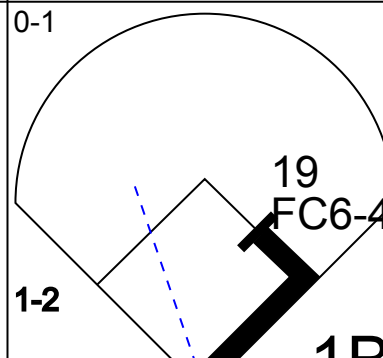

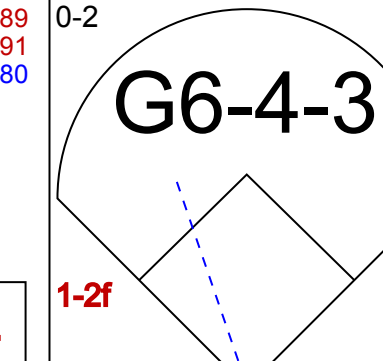
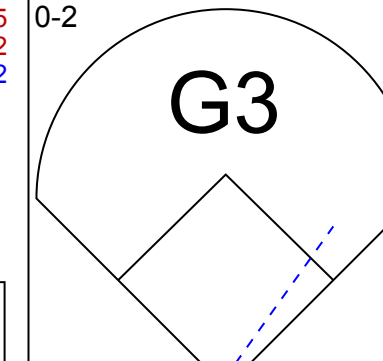
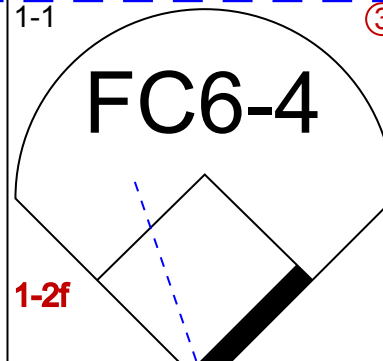
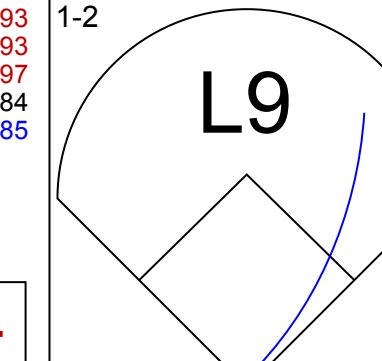
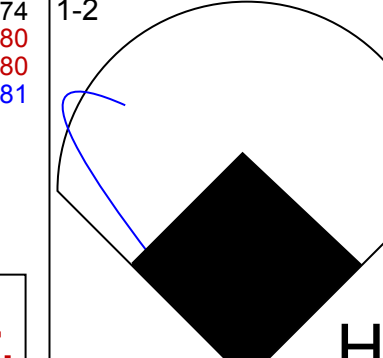
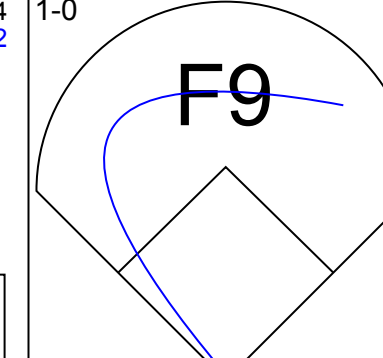

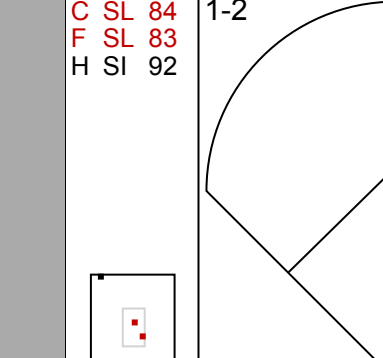
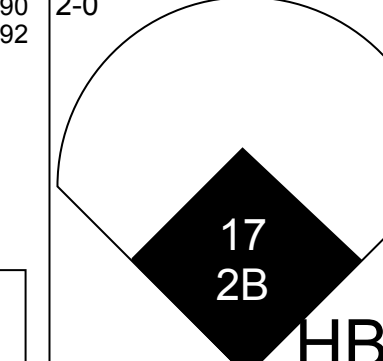
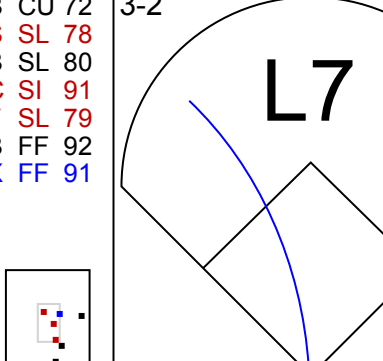

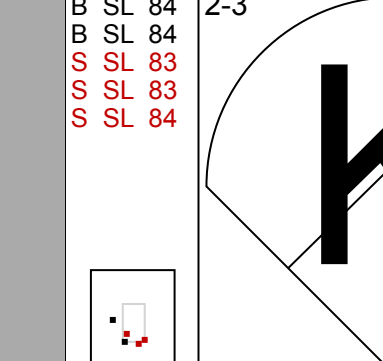
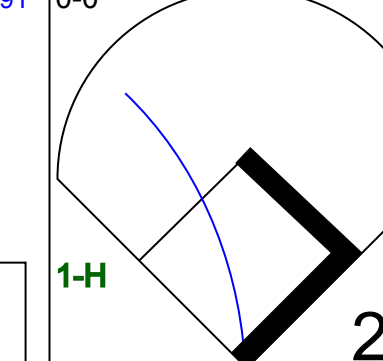
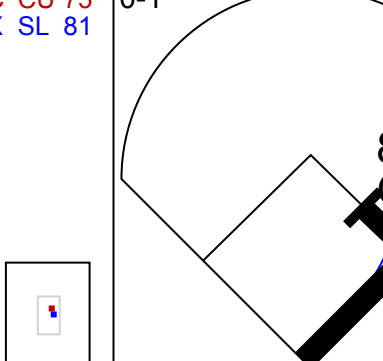

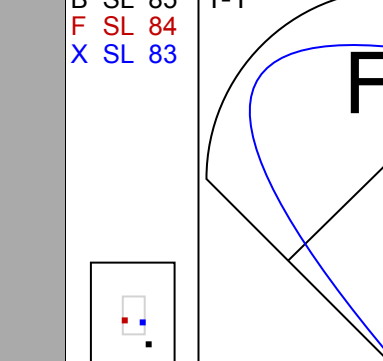
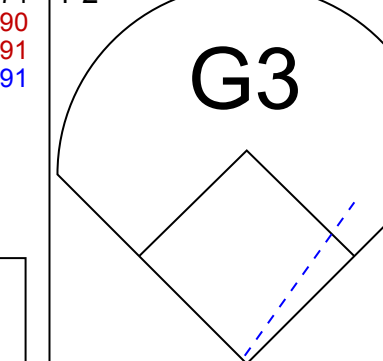

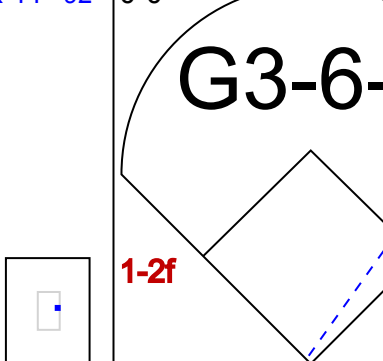


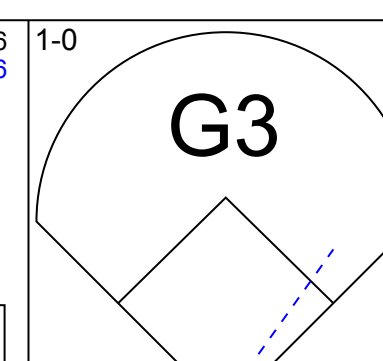
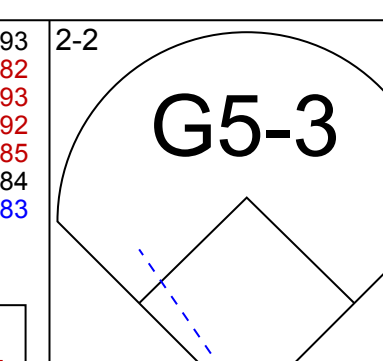
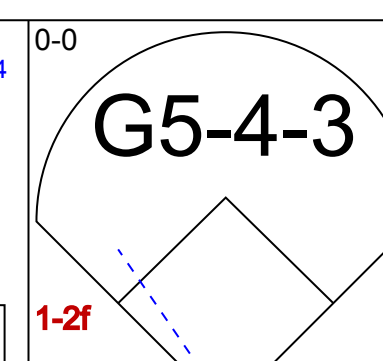
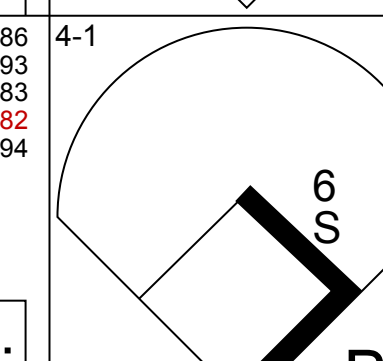
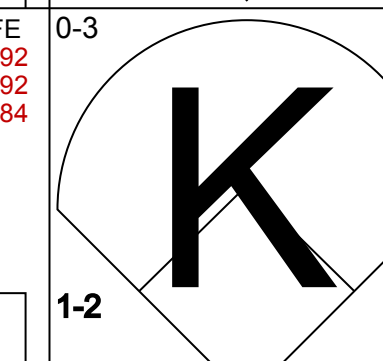
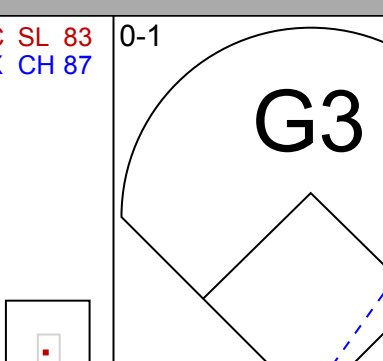

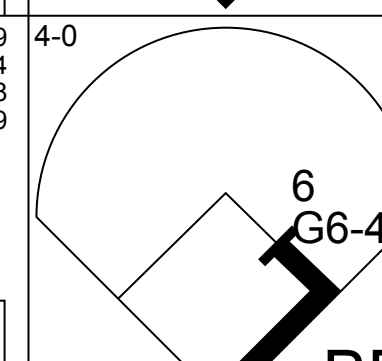
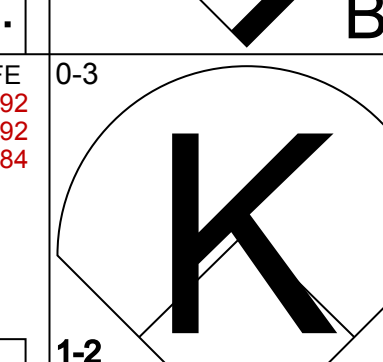
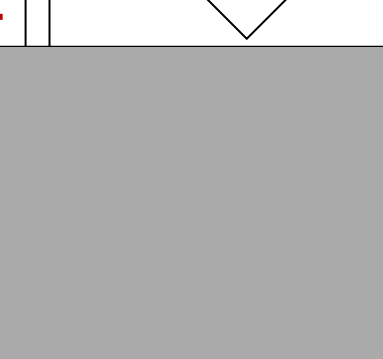
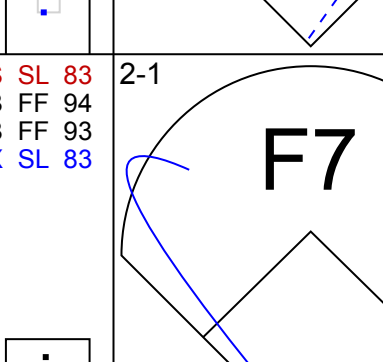

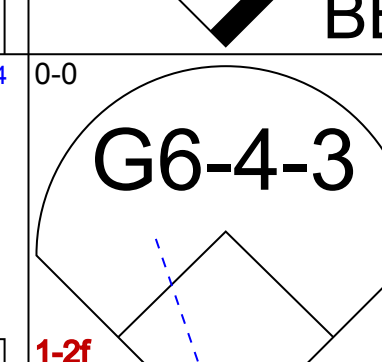
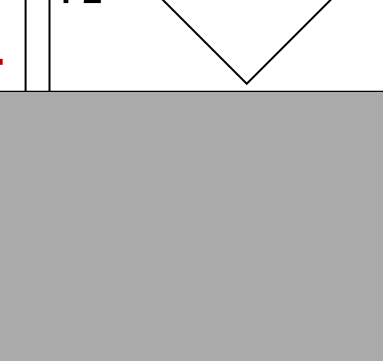

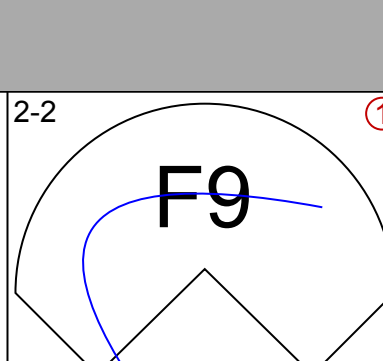
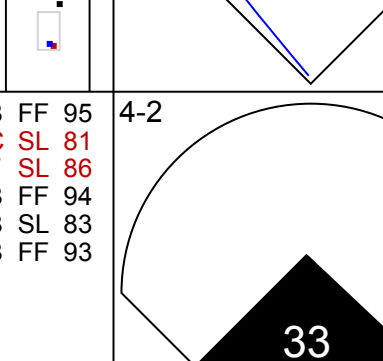



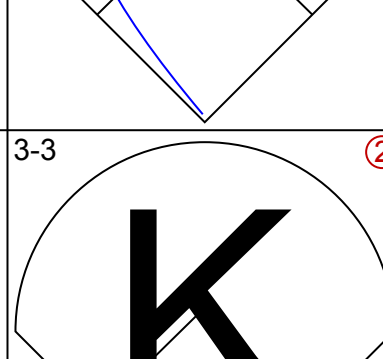
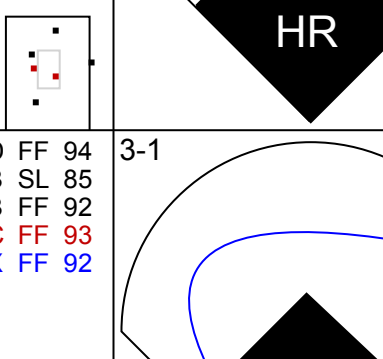

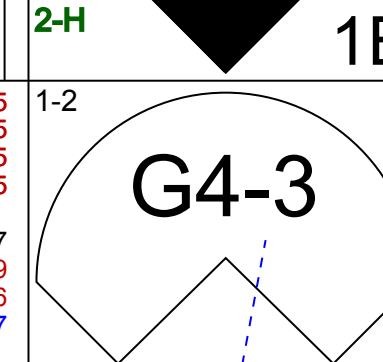
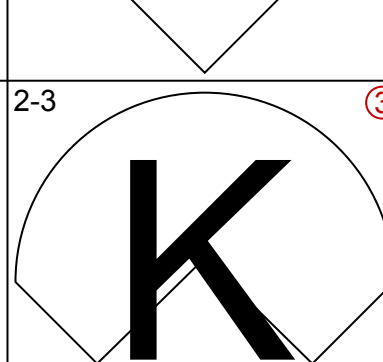
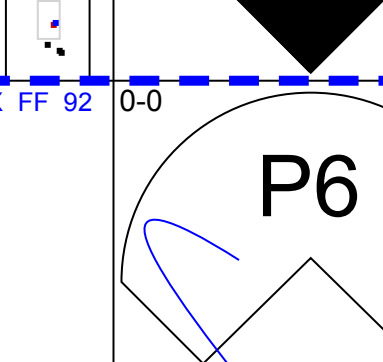


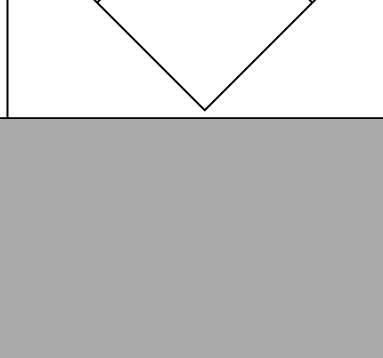
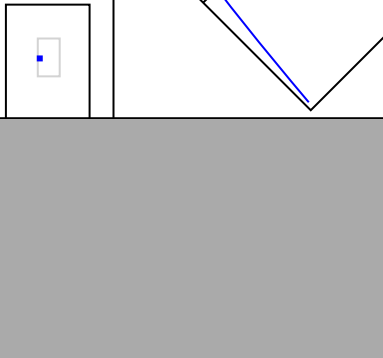
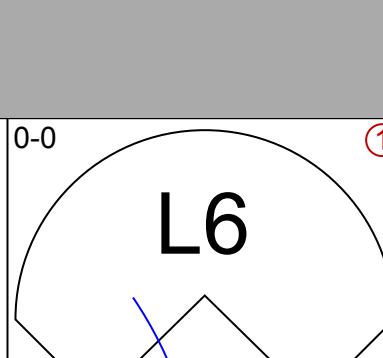
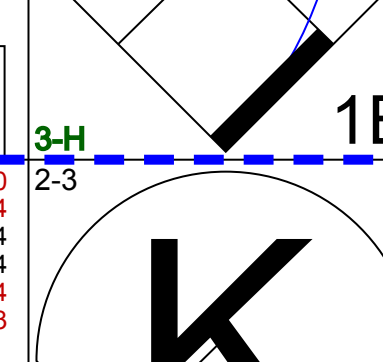


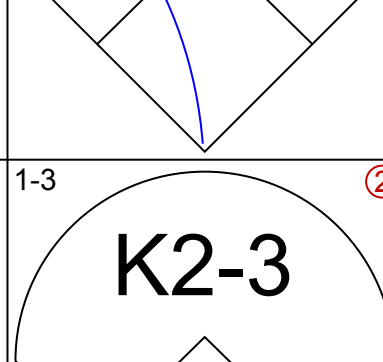



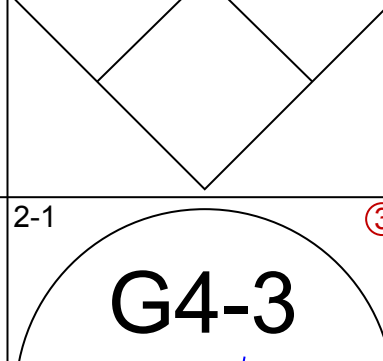
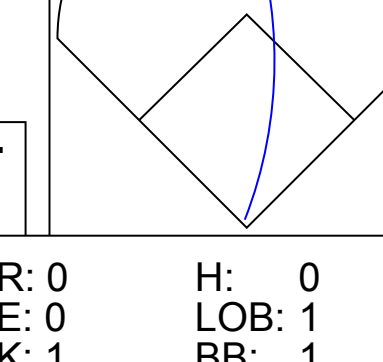


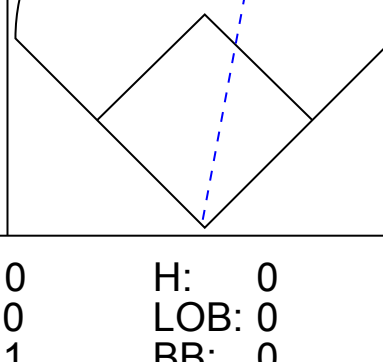
**Seattle Mariners @ Los Angeles Angels**  
 Angel Stadium, Anaheim, CA  
 Sun Jun 06 2021, 1:09 PM - 5:04 PM PDT  
 Att: 12,833 - Sunny - 72 F

livebaseballscorecards.com

AB 33  
 R 5  
 H 7  
 RBI 5  
 BB 6  
 SO 11  
 LOB 20





Batter	1	2	3	4	5	6	7	8	9	AB	R	H	RBI	BB	SO	LOB	TOP							
15 Whit Merrifield, R OBP: 0.323, SLG: 0.406										4	0	1	1	0	2	0	<b>Kansas City Royals @ Los Angeles Angels</b> Angel Stadium, Anaheim, CA Mon Jun 07 2021, 6:39 PM - 9:40 PM PDT Att: 9,481 - Cloudy - 64 F							
41 Carlos Santana, S OBP: 0.376, SLG: 0.416										4	0	1	0	0	0	2								
16 Andrew Benintendi, L OBP: 0.344, SLG: 0.418										4	0	0	0	0	0	1								
13 Salvador Perez, R OBP: 0.308, SLG: 0.513										4	0	2	0	0	0	0								
19 Kelvin Gutiérrez, R OBP: 0.257, SLG: 0.315										4	0	0	0	0	0	3								
12 Jorge Soler, R OBP: 0.286, SLG: 0.320										3	1	1	1	0	1	0								
Michael Taylor, R OBP: 0.299, SLG: 0.376										3	1	0	0	0	1	1								
17 Hunter Dozier, R OBP: 0.230, SLG: 0.378										4	1	3	1	0	0	1								
8 Nicky Lopez, L OBP: 0.322, SLG: 0.306										4	0	1	0	0	1	3								
<b>Inning Stats</b>	R: 0 E: 0 K: 1 S: 7	H: 0 LOB: 0 BB: 0 P: 9	R: 2 E: 0 K: 0 S: 13	H: 3 LOB: 1 BB: 0 P: 17	R: 0 E: 0 K: 0 S: 7	H: 0 LOB: 0 BB: 0 P: 12	R: 0 E: 0 K: 0 S: 5	H: 1 LOB: 0 BB: 0 P: 6	R: 0 E: 0 K: 1 S: 14	H: 2 LOB: 2 BB: 0 P: 21	R: 1 E: 0 K: 1 S: 15	H: 3 LOB: 2 BB: 0 P: 19	R: 0 E: 0 K: 0 S: 9	H: 0 LOB: 0 BB: 0 P: 12	R: 0 E: 0 K: 2 S: 11	H: 0 LOB: 1 BB: 0 P: 18	1B: 6 2B: 2 3B: 0 HR: 1	SF: 0 SAC: 0 DP: 2 HBP: 2	WP: 0 PB: 0 SB: 0 CS: 0	PA: 36				
<b>PITCHER</b>	IP WLS BF H R ER SO BB IBB HBP BLK WP HR S P ERA WHIP	IP WLS BF H R ER SO BB IBB HBP BLK WP HR S P ERA WHIP	IP WLS BF H R ER SO BB IBB HBP BLK WP HR S P ERA WHIP	IP WLS BF H R ER SO BB IBB HBP BLK WP HR S P ERA WHIP	IP WLS BF H R ER SO BB IBB HBP BLK WP HR S P ERA WHIP	IP WLS BF H R ER SO BB IBB HBP BLK WP HR S P ERA WHIP	IP WLS BF H R ER SO BB IBB HBP BLK WP HR S P ERA WHIP	IP WLS BF H R ER SO BB IBB HBP BLK WP HR S P ERA WHIP	IP WLS BF H R ER SO BB IBB HBP BLK WP HR S P ERA WHIP	IP WLS BF H R ER SO BB IBB HBP BLK WP HR S P ERA WHIP	IP WLS BF H R ER SO BB IBB HBP BLK WP HR S P ERA WHIP	IP WLS BF H R ER SO BB IBB HBP BLK WP HR S P ERA WHIP	IP WLS BF H R ER SO BB IBB HBP BLK WP HR S P ERA WHIP	IP WLS BF H R ER SO BB IBB HBP BLK WP HR S P ERA WHIP	IP WLS BF H R ER SO BB IBB HBP BLK WP HR S P ERA WHIP	IP WLS BF H R ER SO BB IBB HBP BLK WP HR S P ERA WHIP	IP WLS BF H R ER SO BB IBB HBP BLK WP HR S P ERA WHIP							
37 Dylan Bundy, R ERA: 6.16	5.2	W	22	6	2	2	2	0	0	0	1	0	0	0	0	0	0	0	1	51	72	3.18	1.059	
73 Chris Rodriguez, R ERA: 2.55	1.1		7	3	1	1	1	0	0	0	0	0	0	0	0	0	0	0	0	17	22	6.75	2.250	
21 Mike Mayers, R ERA: 4.55	1.0		3	0	0	0	0	0	0	0	0	0	0	0	0	0	0	0	9	12	0.00	0.000		
49 James Hoyt, R ERA:	1.0		4	0	0	0	2	0	0	0	1	0	0	0	0	0	0	0	11	18	0.00	0.000		
<b>Batter</b>	<b>1</b>	<b>2</b>	<b>3</b>	<b>4</b>	<b>5</b>	<b>6</b>	<b>7</b>	<b>8</b>	<b>9</b>	<b>AB</b>	<b>R</b>	<b>H</b>	<b>RBI</b>	<b>BB</b>	<b>SO</b>	<b>LOB</b>	<b>BOTTOM</b>							
10 Justin Upton, R OBP: 0.308, SLG: 0.486										4	0	1	0	0	0	1	<b>Kansas City Royals @ Los Angeles Angels</b> Angel Stadium, Anaheim, CA Mon Jun 07 2021, 6:39 PM - 9:40 PM PDT Att: 9,481 - Cloudy - 64 F							
17 Shohei Ohtani, L OBP: 0.339, SLG: 0.585										1	1	0	0	3	0	0								
6 Anthony Rendon, R OBP: 0.309, SLG: 0.345										4	1	1	1	0	1	3								
20 Jared Walsh, L OBP: 0.364, SLG: 0.558										2	2	0	0	2	0	1								
33 Max Stassi, R OBP: 0.388, SLG: 0.568										4	3	3	3	0	1	0								
4 Jose Iglesias, R OBP: 0.298, SLG: 0.370										4	0	1	1	0	1	1								
19 Juan Lagares, R OBP: 0.258, SLG: 0.322										4	1	2	1	0	0	1								
8 Kean Wong, L OBP: 0.227, SLG: 0.333										4	0	0	0	0	2	3								
3 Taylor Ward, R OBP: 0.302, SLG: 0.415										0	0	0	0	0	0	0								
22 David Fletcher, R OBP: 0.299, SLG: 0.309										4	0	1	1	0	0	1								
<b>Inning Stats</b>	R: 4 E: 0 K: 1 S: 25	H: 3 LOB: 1 BB: 2 P: 45	R: 0 E: 0 K: 1 S: 10	H: 0 LOB: 1 BB: 1 P: 17	R: 0 E: 0 K: 2 S: 10	H: 0 LOB: 0 BB: 0 P: 17	R: 1 E: 0 K: 0 S: 10	H: 2 LOB: 0 BB: 0 P: 16	R: 2 E: 0 K: 0 S: 9	H: 1 LOB: 0 BB: 1 P: 18	R: 0 E: 0 K: 1 S: 6	H: 0 LOB: 0 BB: 0 P: 9	R: 0 E: 0 K: 0 S: 7	H: 1 LOB: 1 BB: 1 P: 14	R: 1 E: 0 K: 0 S: 15	H: 2 LOB: 1 BB: 0 P: 24	1B: 6 2B: 2 3B: 0 HR: 1	SF: 0 SAC: 0 DP: 2 HBP: 0	WP: 5 PB: 0 SB: 1 CS: 0	PA: 36				
<b>PITCHER</b>	IP WLS BF H R ER SO BB IBB HBP BLK WP HR S P ERA WHIP	IP WLS BF H R ER SO BB IBB HBP BLK WP HR S P ERA WHIP	IP WLS BF H R ER SO BB IBB HBP BLK WP HR S P ERA WHIP	IP WLS BF H R ER SO BB IBB HBP BLK WP HR S P ERA WHIP	IP WLS BF H R ER SO BB IBB HBP BLK WP HR S P ERA WHIP	IP WLS BF H R ER SO BB IBB HBP BLK WP HR S P ERA WHIP	IP WLS BF H R ER SO BB IBB HBP BLK WP HR S P ERA WHIP	IP WLS BF H R ER SO BB IBB HBP BLK WP HR S P ERA WHIP	IP WLS BF H R ER SO BB IBB HBP BLK WP HR S P ERA WHIP	IP WLS BF H R ER SO BB IBB HBP BLK WP HR S P ERA WHIP	IP WLS BF H R ER SO BB IBB HBP BLK WP HR S P ERA WHIP	IP WLS BF H R ER SO BB IBB HBP BLK WP HR S P ERA WHIP	IP WLS BF H R ER SO BB IBB HBP BLK WP HR S P ERA WHIP	IP WLS BF H R ER SO BB IBB HBP BLK WP HR S P ERA WHIP	IP WLS BF H R ER SO BB IBB HBP BLK WP HR S P ERA WHIP	IP WLS BF H R ER SO BB IBB HBP BLK WP HR S P ERA WHIP								
37 Jackson Kowar, R ERA: 54.0	0.2	L	7	3	3	4	4	2	0	0	0	0	0	0	0	0	0	0	1	1	42	73	6.75	1.250
54 Ervin Santana, R ERA: 3.7	4.0		16	3	3	3	4	2	0	0	0	0	0	0	0	0	0	0	0	14	24	0.00	0.857	
71 Wade Davis, R ERA: 6.53	2.1		8	1	0	0	1	1	0	0	0	0	0	0	0	0	0	0	0	15	24	9.00	2.000	
35 Greg Holland, R ERA: 3.74	1.0		5	2	1	1	0	0	0	0	0	1	0	0	0	0	0	0	0	15	24	9.00	2.000	




Batter	1	2	3	4	5	6	7	8	9	AB	R	H	RBI	BB	SO	LOB	TOP					
15 Whit Merrifield, R OBP: 0.325, SLG: 0.405	L9		1B		K		41 HBP BB			3	0	1	0	1	1	2						
41 Carlos Santana, S OBP: 0.376, SLG: 0.410	G6-3		B2			F8	1-2 2-3 HBP			3	0	0	0	0	0	1						
13 Salvador Perez, R OBP: 0.307, SLG: 0.509	F9			G6-3			1B	G3		4	0	1	0	0	0	3						
17 Hunter Dozier, R OBP: 0.230, SLG: 0.371		19 G4-3 12 BB BB		K		K		K		3	0	0	0	1	3	1						
12 Jorge Soler, R OBP: 0.265, SLG: 0.315		19 G4-3 BB		K		F9		F7		3	0	0	0	1	1	1						
19 Kelvin Gutiérrez, R OBP: 0.244, SLG: 0.299	G4-3				L9			G4-3	G6-3	4	0	0	0	0	0	2						
Michael Taylor, R OBP: 0.304, SLG: 0.375				K						3	1	1	0	1	2	1						
14 Edward Olivares, R OBP: 0.316, SLG: 0.278			G4-3			49 2B 1B		K		4	0	1	0	0	1	2						
49 Hanser Alberto, R OBP: 0.280, SLG: 0.408		P3								4	0	2	1	0	0	1						
Inning Stats	R: 0 E: 0 K: 0 S: 7	H: 0 LOB: 0 BB: 0 P: 8	R: 0 E: 0 K: 1 S: 9	H: 0 LOB: 1 BB: 2 P: 20	R: 0 E: 0 K: 0 S: 8	H: 1 LOB: 1 BB: 0 P: 11	R: 0 E: 0 K: 2 S: 12	H: 0 LOB: 0 BB: 0 P: 17	R: 0 E: 0 K: 2 S: 13	H: 2 LOB: 2 BB: 0 P: 20	R: 0 E: 0 K: 1 S: 10	H: 1 LOB: 1 BB: 0 P: 13	R: 1 E: 0 K: 1 S: 21	H: 2 LOB: 3 BB: 1 P: 33	R: 0 E: 0 K: 1 S: 7	H: 0 LOB: 0 BB: 0 P: 11	R: 0 E: 0 K: 0 S: 4	H: 0 LOB: 0 BB: 1 P: 9	1B: 4 2B: 2 HR: 0	SF: 0 SAC: 0 DP: 2 HBP: 1	WP: 0 PB: 0 SB: 0 CS: 0	PA: 36
PITCHER	IP	WLS	BF	H	R	ER	SO	BB	IBB	HBP	BLK	WP	HR	S	P	ERA	WHIP					
28 Andrew Heaney, L ERA: 4.37	6.2	W	27	6	1	1	7	2	0	0	0	0	0	74	109	1.35	1.200					
40 Steve Cishek, R ERA: 3.85	0.1		3	0	0	0	0	1	0	1	0	0	0	6	13	0.00	3.000					
49 James Hoyt, R ERA:	1.0		3	0	0	0	1	0	0	0	0	0	0	7	11	0.00	0.000					
58 Alex Claudio, L ERA: 4.63	1.0		3	0	0	0	0	1	0	0	0	0	0	4	9	0.00	1.000					

**Kansas City Royals @ Los Angeles Angels**  
 Angel Stadium, Anaheim, CA  
 Tue Jun 08 2021, 6:39 PM - 9:37 PM PDT  
 Att: 9,387 - Partly Cloudy - 72 F

livebaseballscorecards.com

AB 31  
 R 1  
 H 6  
 RBI 1  
 BB 4  
 SO 8  
 LOB 14




Batter	1	2	3	4	5	6	7	8	9	AB	R	H	RBI	BB	SO	LOB	BOTTOM					
10 Justin Upton, R OBP: 0.312, SLG: 0.500	17 HR BB	L8		HR						3	2	1	1	1	1	1						
17 Shohel Ohtani, L OBP: 0.346, SLG: 0.606	HR		33 HR 2B		K		6 G5-4-3 BB			3	2	2	2	1	1	0						
6 Anthony Rendon, R OBP: 0.308, SLG: 0.338	13 1B BB				K		G5-4-3			3	0	0	0	1	2	3						
33 Max Stassi, R OBP: 0.396, SLG: 0.625	K		2H HR					3 HR 1B		4	2	2	2	0	2	1						
13 Phil Gosselin, R OBP: 0.333, SLG: 0.415			G5-3					K		3	0	1	0	0	1	0						
20 Jared Walsh, L OBP: 0.362, SLG: 0.555	1B				K					1	0	0	0	0	1	1						
3 Taylor Ward, R OBP: 0.300, SLG: 0.439	K		G5-3							4	1	1	2	0	2	2						
4 Jose Iglesias, R OBP: 0.297, SLG: 0.384	L5			HR						4	1	1	1	0	1	2						
19 Juan Lagares, R OBP: 0.247, SLG: 0.309	F9		G6-3			P6		F9		4	0	0	0	0	0	0						
22 David Fletcher, R OBP: 0.299, SLG: 0.309	G6-3		G6-3				17 BLK 1B			3	0	1	0	0	0	0						
Inning Stats	R: 2 E: 0 K: 2 S: 26	H: 2 LOB: 2 BB: 2 P: 42	R: 0 E: 0 K: 0 S: 6	H: 0 LOB: 0 BB: 0 P: 9	R: 2 E: 0 K: 1 S: 13	H: 2 LOB: 0 BB: 0 P: 19	R: 2 E: 0 K: 1 S: 14	H: 2 LOB: 0 BB: 0 P: 22	R: 0 E: 0 K: 3 S: 9	H: 0 LOB: 0 BB: 0 P: 15	R: 0 E: 0 K: 2 S: 8	H: 0 LOB: 0 BB: 0 P: 10	R: 0 E: 0 K: 1 S: 10	H: 1 LOB: 1 BB: 1 P: 18	R: 2 E: 0 K: 1 S: 15	H: 2 LOB: 0 BB: 0 P: 24	1B: 3 2B: 1 3B: 0 HR: 5	SF: 0 SAC: 0 DP: 1 HBP: 0	WP: 0 PB: 0 SB: 0 CS: 0	PA: 35		
PITCHER	IP	WLS	BF	H	R	ER	SO	BB	IBB	HBP	BLK	WP	HR	S	P	ERA	WHIP					
50 Kris Bubic, L ERA: 3.32	4.0	L	20	6	6	6	4	2	0	0	0	0	0	17	25	0.00	0.000					
57 Ronald Bolafios, R ERA:	2.0		6	0	0	0	5	0	0	0	0	0	0	17	25	0.00	0.000					
59 Jake Brentz, L ERA: 1.88	1.0		4	1	0	0	1	1	0	0	1	0	0	10	18	0.00	2.000					
63 Josh Staumont, R ERA: 3.28	1.0		5	2	2	2	1	0	0	0	0	0	1	15	24	18.00	2.000					

**Kansas City Royals @ Los Angeles Angels**  
 Angel Stadium, Anaheim, CA  
 Tue Jun 08 2021, 6:39 PM - 9:37 PM PDT  
 Att: 9,387 - Partly Cloudy - 72 F

livebaseballscorecards.com

AB 32  
 R 8  
 H 9  
 RBI 8  
 BB 3  
 SO 11  
 LOB 10





Batter	1	2	3	4	5	6	7	8	9	AB	R	H	RBI	BB	SO	LOB	TOP										
15 Whit Merrifield, R OBP: 0.324, SLG: 0.403										4	0	1	0	0	0	1											
41 Carlos Santana, S OBP: 0.370, SLG: 0.402										4	0	0	0	0	1	1											
16 Andrew Benintendi, L OBP: 0.342, SLG: 0.412										3	0	0	0	1	2	0											
13 Salvador Perez, R OBP: 0.306, SLG: 0.504										4	1	1	0	0	2	2											
12 Jorge Soler, R OBP: 0.270, SLG: 0.321										3	0	1	0	1	1	0											
17 Hunter Dozier, R OBP: 0.231, SLG: 0.364										3	0	0	0	1	0	5											
19 Kelvin Gutiérrez, R OBP: 0.244, SLG: 0.296										4	0	1	1	0	1	1											
Michael Taylor, R OBP: 0.303, SLG: 0.369									3	0	0	0	1	1	2												
8 Nicky Lopez, L OBP: 0.320, SLG: 0.305									4	0	1	0	0	0	4												
<b>Inning Stats</b>	R: 0 E: 1 K: 2 S: 14	H: 1 LOB: 3 BB: 2 P: 26	R: 0 E: 0 K: 0 S: 5	H: 0 LOB: 0 BB: 0 P: 8	R: 0 E: 0 K: 1 S: 6	H: 0 LOB: 0 BB: 0 P: 9	R: 1 E: 0 K: 1 S: 10	H: 3 LOB: 2 BB: 0 P: 11	R: 0 E: 0 K: 1 S: 8	H: 0 LOB: 0 BB: 0 P: 13	R: 0 E: 0 K: 1 S: 12	H: 1 LOB: 0 BB: 0 P: 15	R: 0 E: 0 K: 1 S: 8	H: 0 LOB: 0 BB: 0 P: 10	R: 0 E: 0 K: 1 S: 14	H: 0 LOB: 2 BB: 2 P: 23	1B: 4 2B: 1 3B: 0 HR: 0	SF: 0 SAC: 0 DP: 0 HBP: 0	WP: 0 PB: 0 SB: 0 CS: 0	PA: 36							
<b>PITCHER</b>	IP	WLS	BF	H	R	ER	SO	BB	IBB	HBP	BLK	WP	HR	S	P	ERA	WHIP										
47 Griffin Canning, R ERA: 5.22	6.2	W	27	5	1	1	6	2	0	0	0	0	0	61	89	1.35	1.050										
21 Mike Mayers, R ERA: 4.34	1.1		4	0	0	0	1	0	0	0	0	0	0	11	14	0.00	0.000										
32 Raisel Iglesias, R ERA: 3.75	1.0		5	0	0	0	1	2	0	0	0	0	0	14	23	0.00	2.000										

**Kansas City Royals @ Los Angeles Angels**  
 Angel Stadium, Anaheim, CA  
 Wed Jun 09 2021, 6:40 PM - 9:32 PM PDT  
 Att: 10,474 - Clear - 71 F

livebaseballscorecards.com

AB 32  
 R 1  
 H 5  
 RBI 1  
 BB 4  
 SO 8  
 LOB 16

Batter	1	2	3	4	5	6	7	8	9	AB	R	H	RBI	BB	SO	LOB	BOTTOM										
10 Justin Upton, R OBP: 0.316, SLG: 0.497										3	1	1	0	1	1	1											
17 Shohei Ohtani, L OBP: 0.349, SLG: 0.602										3	1	1	0	1	1	0											
6 Anthony Rendon, R OBP: 0.306, SLG: 0.342										4	0	1	2	0	1	2											
20 Jared Walsh, L OBP: 0.364, SLG: 0.552										3	1	1	0	1	2	1											
33 Max Stassi, R OBP: 0.404, SLG: 0.635										4	1	2	0	0	0	1											
3 Taylor Ward, R OBP: 0.298, SLG: 0.426										3	1	0	0	1	2	3											
4 Jose Iglesias, R OBP: 0.307, SLG: 0.394										3	1	2	1	1	0	1											
8 Kean Wong, L OBP: 0.240, SLG: 0.333										3	0	1	2	0	1	0											
19 Juan Lagares, R OBP: 0.245, SLG: 0.305										1	0	0	1	0	0	1											
22 David Fletcher, R OBP: 0.294, SLG: 0.304										4	0	0	0	0	1	2											
<b>Inning Stats</b>	R: 0 E: 0 K: 1 S: 6	H: 0 LOB: 0 BB: 0 P: 6	R: 0 E: 0 K: 0 S: 8	H: 1 LOB: 1 BB: 1 P: 15	R: 2 E: 0 K: 2 S: 16	H: 2 LOB: 1 BB: 1 P: 27	R: 0 E: 0 K: 1 S: 6	H: 1 LOB: 0 BB: 0 P: 8	R: 0 E: 0 K: 0 S: 16	H: 1 LOB: 2 BB: 1 P: 26	R: 3 E: 0 K: 2 S: 18	H: 3 LOB: 1 BB: 1 P: 29	R: 0 E: 0 K: 2 S: 13	H: 0 LOB: 0 BB: 0 P: 17	R: 1 E: 0 K: 1 S: 10	H: 1 LOB: 1 BB: 1 P: 18	1B: 6 2B: 3 3B: 0 HR: 0	SF: 0 SAC: 0 DP: 1 HBP: 0	WP: 2 PB: 0 SB: 0 CS: 0	PA: 36							
<b>PITCHER</b>	IP	WLS	BF	H	R	ER	SO	BB	IBB	HBP	BLK	WP	HR	S	P	ERA	WHIP										
56 Brad Keller, R ERA: 5.75	5.1	L	26	4	0	5	4	4	0	0	0	0	0	61	97	8.44	2.250										
45 Kyle Zimmer, R ERA: 1.96	1.2		5	0	0	0	4	0	0	0	0	1	0	22	31	0.00	0.000										
71 Wade Davis, R ERA: 6.65	1.0		5	1	1	1	1	1	0	0	0	1	0	10	18	9.00	2.000										

**Kansas City Royals @ Los Angeles Angels**  
 Angel Stadium, Anaheim, CA  
 Wed Jun 09 2021, 6:40 PM - 9:32 PM PDT  
 Att: 10,474 - Clear - 71 F

livebaseballscorecards.com

AB 31  
 R 6  
 H 9  
 RBI 6  
 BB 5  
 SO 9  
 LOB 12















Batter	1	2	3	4	5	6	7	8	9	AB	R	H	RBI	BB	SO	LOB	TOP							
10 Justin Upton, R OBP: 0.330, SLG: 0.480										4	0	0	0	1	3	6								
17 Shohel Ohtani, L OBP: 0.350, SLG: 0.599										5	0	1	0	0	1	3								
33 Max Stassi, R OBP: 0.397, SLG: 0.615										3	1	0	0	1	2	3								
6 Anthony Rendon, R OBP: 0.314, SLG: 0.365										3	0	1	0	0	0	0								
8 Kean Wong, L OBP: 0.200, SLG: 0.276										1	0	0	0	0	0	1								
13 Phil Gosselin, R OBP: 0.333, SLG: 0.412										1	0	0	0	0	0	1								
4 Jose Iglesias, R OBP: 0.311, SLG: 0.400										5	1	4	0	0	0	0								
20 Jared Walsh, L OBP: 0.359, SLG: 0.552										5	1	1	2	0	1	6								
3 Taylor Ward, R OBP: 0.321, SLG: 0.432										4	1	1	0	1	1	0								
19 Juan Lagares, R OBP: 0.252, SLG: 0.352										5	1	2	2	0	1	1								
22 David Fletcher, R OBP: 0.302, SLG: 0.317										5	0	4	1	0	0	0								
<b>Inning Stats</b>	R: 0 E: 0 K: 2 S: 15	H: 2 LOB: 3 BB: 1 P: 28	R: 1 E: 0 K: 1 S: 14	H: 3 LOB: 2 BB: 0 P: 22	R: 0 E: 0 K: 0 S: 10	H: 0 LOB: 0 BB: 0 P: 15	R: 0 E: 0 K: 1 S: 8	H: 2 LOB: 2 BB: 0 P: 16	R: 0 E: 0 K: 1 S: 8	H: 1 LOB: 1 BB: 0 P: 12	R: 0 E: 0 K: 1 S: 12	H: 1 LOB: 1 BB: 0 P: 16	R: 4 E: 0 K: 1 S: 16	H: 4 LOB: 2 BB: 1 P: 24	R: 0 E: 0 K: 1 S: 11	H: 1 LOB: 2 BB: 1 P: 18	R: 0 E: 0 K: 1 S: 9	H: 0 LOB: 0 BB: 0 P: 12	1B: 11 2B: 2 HR: 1	SF: 0 SAC: 0 DP: 0 HBP: 1	WP: 0 PB: 0 SB: 0 CS: 0	PA: 45		
<b>PITCHER</b>	IP WLS BF H R ER SO BB IBB HBP BLK WP HR S P ERA WHIP	5.2 W 27 9 1 1 5 1 0 0 0 0 1 64 104 1.59 1.765	1.0 8 3 4 4 1 1 0 1 0 0 0 13 22 36.00 4.000	0.1 H 2 1 0 0 1 0 0 0 0 0 0 6 7 0.00 3.000	1.0 H 5 1 0 0 1 1 0 0 0 0 0 11 18 0.00 2.000	1.0 S 3 0 0 0 1 0 0 0 0 0 0 9 12 0.00 0.000																		
55 Sean Manaea, L ERA: 2.99	46 Burch Smith, R ERA: 5.4	54 Sergio Romo, R ERA: 5.66	35 Jake Diekman, L ERA: 3.1	62 Lou Trivino, R ERA: 2.25																				
<b>Batter</b>	<b>1</b>	<b>2</b>	<b>3</b>	<b>4</b>	<b>5</b>	<b>6</b>	<b>7</b>	<b>8</b>	<b>9</b>	<b>AB</b>	<b>R</b>	<b>H</b>	<b>RBI</b>	<b>BB</b>	<b>SO</b>	<b>LOB</b>	<b>BOTTOM</b>							
20 Mark Canha, R OBP: 0.378, SLG: 0.462										2	1	0	0	2	1	2								
Tony Kemp, L OBP: 0.286, SLG: 0.421										5	1	1	1	0	1	5								
28 Matt Olson, L OBP: 0.375, SLG: 0.606										3	0	1	1	1	2									
8 Jed Lowrie, S OBP: 0.329, SLG: 0.383	25 Stephen Piscotty, R OBP: 0.288, SLG: 0.362	26 Matt Chapman, R OBP: 0.322, SLG: 0.376	18 Mitch Moreland, L OBP: 0.295, SLG: 0.393	12 Sean Murphy, R OBP: 0.317, SLG: 0.496	15 Seth Brown, L OBP: 0.272, SLG: 0.426	4 Chad Pinder, R OBP: 0.239, SLG: 0.442	49 Skye Bolt, S OBP: 0.100, SLG: 0.400	17 Elvis Andrus, R OBP: 0.269, SLG: 0.281																
<b>Inning Stats</b>	R: 0 E: 0 K: 2 S: 11	H: 0 LOB: 1 BB: 1 P: 18	R: 2 E: 0 K: 1 S: 15	H: 2 LOB: 0 BB: 0 P: 17	R: 5 E: 1 K: 1 S: 24	H: 5 LOB: 3 BB: 2 P: 45	R: 0 E: 0 K: 1 S: 9	H: 0 LOB: 1 BB: 1 P: 16	R: 1 E: 0 K: 1 S: 10	H: 1 LOB: 2 BB: 1 P: 21	R: 0 E: 0 K: 2 S: 7	H: 0 LOB: 0 BB: 0 P: 7	R: 0 E: 0 K: 0 S: 9	H: 0 LOB: 2 BB: 0 P: 18	R: 0 E: 0 K: 1 S: 12	H: 1 LOB: 2 BB: 1 P: 22	R: 0 E: 0 K: 1 S: 9	H: 0 LOB: 0 BB: 0 P: 12	1B: 5 2B: 3 HR: 1	SF: 1 SAC: 0 DP: 1 HBP: 4	WP: 0 PB: 0 SB: 0 CS: 0	PA: 42		
<b>PITCHER</b>	IP WLS BF H R ER SO BB IBB HBP BLK WP HR S P ERA WHIP	2.1 L 15 2 1 1 2 2 0 1 0 0 0 22 40 5.40 2.400	1.0 2 1 1 2 2 0 1 0 0 0 0 9 18 0.00 2.000	3.0 12 1 0 0 3 1 0 2 1 0 0 28 47 0.00 0.667																				
37 Dylan Bundy, R ERA: 6.98	49 James Hoyt, R ERA: 1.69	58 Alex Claudio, L ERA: 4.21	41 Junior Guerra, R ERA: 4.94																					

Los Angeles Angels @ Oakland Athletics  
Oakland Coliseum, Oakland, CA  
Mon Jun 14 2021, 6:42 PM - 10:03 PM PDT  
Att. 4,102 - Clear - 70 F

AB	41
R	5
H	14
RBI	5
BB	3
SO	9
LOB	21



Los Angeles Angels @ Oakland Athletics  
Oakland Coliseum, Oakland, CA  
Mon Jun 14 2021, 6:42 PM - 10:03 PM PDT  
Att. 4,102 - Clear - 70 F

AB	31
R	8
H	9
RBI	8
BB	6
SO	9







Batter	1	2	3	4	5	6	7	8	9	AB	R	H	RBI	BB	SO	LOB	TOP								
10 Justin Upton, R OBP: 0.326, SLG: 0.473										5	1	1	0	0	1	3									
17 Shohel Ohtani, L OBP: 0.350, SLG: 0.618										4	1	2	1	0	0	1									
33 Max Stassi, R OBP: 0.390, SLG: 0.594										4	1	1	1	0	1	1									
4 Jose Iglesias, R OBP: 0.304, SLG: 0.389										4	1	1	0	0	1	1									
3 Taylor Ward, R OBP: 0.324, SLG: 0.424										3	0	1	1	1	1	1									
20 Jared Walsh, L OBP: 0.352, SLG: 0.550										4	0	0	0	0	2	3									
13 Phil Cosselin, R OBP: 0.347, SLG: 0.423										3	0	2	1	0	0	1									
8 Kean Wong, L OBP: 0.171, SLG: 0.235										1	0	0	0	0	0	0									
19 Juan Lagares, R OBP: 0.254, SLG: 0.342										4	0	0	0	0	1	3									
22 David Fletcher, R OBP: 0.305, SLG: 0.317										3	0	1	0	1	0	0									
<b>Inning Stats</b>	R: 3 E: 0 K: 0 S: 18	H: 5 LOB: 2 BB: 0 P: 22	R: 1 E: 0 K: 0 S: 6	H: 1 LOB: 0 BB: 1 P: 13	R: 0 E: 0 K: 1 S: 10	H: 0 LOB: 1 BB: 1 P: 14	R: 0 E: 0 K: 1 S: 4	H: 0 LOB: 0 BB: 0 P: 6	R: 0 E: 0 K: 1 S: 9	H: 1 LOB: 1 BB: 0 P: 13	R: 0 E: 0 K: 1 S: 11	H: 2 LOB: 2 BB: 0 P: 17	R: 0 E: 0 K: 1 S: 9	H: 0 LOB: 0 BB: 0 P: 12	R: 0 E: 0 K: 2 S: 11	H: 0 LOB: 0 BB: 0 P: 19	R: 0 E: 0 K: 1 S: 10	H: 0 LOB: 0 BB: 0 P: 14	1B: 7 2B: 1 3B: 0 HR: 1	SF: 0 SAC: 0 DP: 1 HBP: 0	WP: 0 PB: 0 SB: 1 CS: 0	PA: 37			
<b>PITCHER</b>	IP WLS BF H R ER SO BB IBB HBP BLK WP HR S P ERA WHIP	IP WLS BF H R ER SO BB IBB HBP BLK WP HR S P ERA WHIP	IP WLS BF H R ER SO BB IBB HBP BLK WP HR S P ERA WHIP	IP WLS BF H R ER SO BB IBB HBP BLK WP HR S P ERA WHIP	IP WLS BF H R ER SO BB IBB HBP BLK WP HR S P ERA WHIP	IP WLS BF H R ER SO BB IBB HBP BLK WP HR S P ERA WHIP	IP WLS BF H R ER SO BB IBB HBP BLK WP HR S P ERA WHIP	IP WLS BF H R ER SO BB IBB HBP BLK WP HR S P ERA WHIP	IP WLS BF H R ER SO BB IBB HBP BLK WP HR S P ERA WHIP	IP WLS BF H R ER SO BB IBB HBP BLK WP HR S P ERA WHIP	IP WLS BF H R ER SO BB IBB HBP BLK WP HR S P ERA WHIP	IP WLS BF H R ER SO BB IBB HBP BLK WP HR S P ERA WHIP	IP WLS BF H R ER SO BB IBB HBP BLK WP HR S P ERA WHIP	IP WLS BF H R ER SO BB IBB HBP BLK WP HR S P ERA WHIP	IP WLS BF H R ER SO BB IBB HBP BLK WP HR S P ERA WHIP	IP WLS BF H R ER SO BB IBB HBP BLK WP HR S P ERA WHIP	IP WLS BF H R ER SO BB IBB HBP BLK WP HR S P ERA WHIP	IP WLS BF H R ER SO BB IBB HBP BLK WP HR S P ERA WHIP	IP WLS BF H R ER SO BB IBB HBP BLK WP HR S P ERA WHIP	IP WLS BF H R ER SO BB IBB HBP BLK WP HR S P ERA WHIP	IP WLS BF H R ER SO BB IBB HBP BLK WP HR S P ERA WHIP	IP WLS BF H R ER SO BB IBB HBP BLK WP HR S P ERA WHIP	IP WLS BF H R ER SO BB IBB HBP BLK WP HR S P ERA WHIP	IP WLS BF H R ER SO BB IBB HBP BLK WP HR S P ERA WHIP	
19 Cole Irvin, L ERA: 3.89	5.2																								
46 Burch Smith, R ERA: 5.03	1.1	W	4	0	0	0	2	0	0	0	0	0	0	0	12	16	0.00	0.000							
54 Sergio Romo, R ERA: 5.4	1.0		3	0	0	0	2	0	0	0	0	0	0	0	11	19	0.00	0.000							
62 Lou Trivino, R ERA: 2.18	1.0		3	0	0	0	1	0	0	0	0	0	0	0	10	14	0.00	0.000							

**Los Angeles Angels @ Oakland Athletics**  
**Oakland Coliseum, Oakland, CA**  
 Wed Jun 16 2021, 12:38 PM - 3:33 PM PDT  
 Att: 6,228 - Partly Cloudy - 84 F

livebaseballscorecards.com

AB 35  
 R 4  
 H 9  
 RBI 4  
 BB 2  
 SO 7  
 LOB 14

Batter	1	2	3	4	5	6	7	8	9	AB	R	H	RBI	BB	SO	LOB	BOTTOM								
20 Mark Canha, R OBP: 0.374, SLG: 0.457										5	0	0	2	0	0	2									
22 Ramón Laureano, R OBP: 0.329, SLG: 0.511										5	1	1	1	0	1	3									
28 Matt Olson, L OBP: 0.378, SLG: 0.603										4	1	3	1	0	0	0									
18 Mitch Moreland, L OBP: 0.298, SLG: 0.390										1	0	0	0	1	0	0									
8 Jed Lowrie, S OBP: 0.329, SLG: 0.379										2	1	1	0	0	1	2									
26 Matt Chapman, R OBP: 0.327, SLG: 0.375										3	1	1	1	0	0	0									
15 Seth Brown, L OBP: 0.285, SLG: 0.417										2	0	0	0	0	2	2									
4 Chad Pinder, R OBP: 0.313, SLG: 0.455										2	1	2	1	0	0	0									
17 Elvis Andrus, R OBP: 0.272, SLG: 0.290										3	1	0	0	1	1	1									
Tony Kemp, L OBP: 0.392, SLG: 0.417										3	2	1	1	1	0	1									
37 Aramis Garcia, R OBP: 0.227, SLG: 0.302										4	0	1	0	0	1	2									
<b>Inning Stats</b>	R: 0 E: 0 K: 0 S: 9	H: 1 LOB: 1 BB: 0 P: 12	R: 0 E: 0 K: 1 S: 7	H: 0 LOB: 0 BB: 0 P: 8	R: 0 E: 0 K: 0 S: 8	H: 0 LOB: 0 BB: 0 P: 11	R: 1 E: 0 K: 1 S: 12	H: 1 LOB: 2 BB: 1 P: 23	R: 1 E: 0 K: 0 S: 9	H: 1 LOB: 1 BB: 1 P: 15	R: 6 E: 0 K: 2 S: 19	H: 6 LOB: 2 BB: 1 P: 32	R: 0 E: 0 K: 1 S: 14	H: 1 LOB: 0 BB: 0 P: 19	R: 0 E: 0 K: 1 S: 8	H: 0 LOB: 0 BB: 0 P: 14	1B: 9 2B: 0 3B: 0 HR: 1	SF: 0 SAC: 0 DP: 0 HBP: 1	WP: 1 PB: 0 SB: 0 CS: 0	PA: 38					
<b>PITCHER</b>	IP WLS BF H R ER SO BB IBB HBP BLK WP HR S P ERA WHIP	IP WLS BF H R ER SO BB IBB HBP BLK WP HR S P ERA WHIP	IP WLS BF H R ER SO BB IBB HBP BLK WP HR S P ERA WHIP	IP WLS BF H R ER SO BB IBB HBP BLK WP HR S P ERA WHIP	IP WLS BF H R ER SO BB IBB HBP BLK WP HR S P ERA WHIP	IP WLS BF H R ER SO BB IBB HBP BLK WP HR S P ERA WHIP	IP WLS BF H R ER SO BB IBB HBP BLK WP HR S P ERA WHIP	IP WLS BF H R ER SO BB IBB HBP BLK WP HR S P ERA WHIP	IP WLS BF H R ER SO BB IBB HBP BLK WP HR S P ERA WHIP	IP WLS BF H R ER SO BB IBB HBP BLK WP HR S P ERA WHIP	IP WLS BF H R ER SO BB IBB HBP BLK WP HR S P ERA WHIP	IP WLS BF H R ER SO BB IBB HBP BLK WP HR S P ERA WHIP	IP WLS BF H R ER SO BB IBB HBP BLK WP HR S P ERA WHIP	IP WLS BF H R ER SO BB IBB HBP BLK WP HR S P ERA WHIP	IP WLS BF H R ER SO BB IBB HBP BLK WP HR S P ERA WHIP	IP WLS BF H R ER SO BB IBB HBP BLK WP HR S P ERA WHIP	IP WLS BF H R ER SO BB IBB HBP BLK WP HR S P ERA WHIP	IP WLS BF H R ER SO BB IBB HBP BLK WP HR S P ERA WHIP	IP WLS BF H R ER SO BB IBB HBP BLK WP HR S P ERA WHIP	IP WLS BF H R ER SO BB IBB HBP BLK WP HR S P ERA WHIP	IP WLS BF H R ER SO BB IBB HBP BLK WP HR S P ERA WHIP	IP WLS BF H R ER SO BB IBB HBP BLK WP HR S P ERA WHIP	IP WLS BF H R ER SO BB IBB HBP BLK WP HR S P ERA WHIP	IP WLS BF H R ER SO BB IBB HBP BLK WP HR S P ERA WHIP	
47 Griffin Canning, R ERA: 5.07	5.0																								
35 Tony Watson, L ERA: 6.0	0.0	L	6	5	6	6	0	0	1	0	0	0	0	8	15	∞	∞								
40 Steve Cishek, R ERA: 4.13	0.2		3	0	0	0	1	0	0	0	0	0	0	6	9	0.00	0.000								
54 José Suarez, L ERA: 2.0	2.1		9	2	0	0	3	0	0	0	0	0	0	27	41	0.00	0.857								

**Los Angeles Angels @ Oakland Athletics**  
**Oakland Coliseum, Oakland, CA**  
 Wed Jun 16 2021, 12:38 PM - 3:33 PM PDT  
 Att: 6,228 - Partly Cloudy - 84 F

livebaseballscorecards.com

AB 34  
 R 8  
 H 10  
 RBI 7  
 BB 3  
 SO 6  
 LOB 13







Batter	1	2	3	4	5	6	7	8	9	AB	R	H	RBI	BB	SO	LOB	TOP				
8 Robbie Grossman, S OBP: 0.355, SLG: 0.411	L4		K			F7	FC3-6		G3	5	0	0	1	0	1	3					
7 Jonathan Schoop, R OBP: 0.322, SLG: 0.456	K		G4-3			E3	FC6-4		G5-3	5	1	0	0	0	1	3					
46 Jeimer Candelario, S OBP: 0.347, SLG: 0.361	24 BB		K			G4-3				2	0	0	0	2	1	1					
24 Miguel Cabrera, R OBP: 0.284, SLG: 0.323	1B		K							4	0	2	1	0	1	1					
13 Eric Haase, R OBP: 0.286, SLG: 0.533	K		K			F8			K	4	0	0	0	0	3	4					
60 Akiel Baddoo, L OBP: 0.250, SLG: 0.489			G3						F8	3	1	1	0	1	0	1					
28 Niko Goodrum, S OBP: 0.297, SLG: 0.330																					
30 Harold Castro, L OBP: 0.313, SLG: 0.309																					
15 Nomar Mazara, L OBP: 0.270, SLG: 0.336																					
9 Willi Castro, S OBP: 0.281, SLG: 0.368																					
<b>Inning Stats</b>	R: 0 H: 1 E: 0 K: 2 S: 15	H: 1 LOB: 2 BB: 1 P: 24	R: 0 H: 1 E: 0 K: 0 S: 11	H: 1 LOB: 1 BB: 1 P: 20	R: 0 H: 0 E: 0 K: 2 S: 13	H: 0 LOB: 0 BB: 0 P: 18	R: 0 H: 0 E: 0 K: 2 S: 10	H: 0 LOB: 0 BB: 0 P: 14	R: 1 H: 1 E: 1 K: 0 S: 16	H: 1 LOB: 1 BB: 2 P: 20	R: 1 H: 2 E: 0 K: 1 S: 14	H: 0 LOB: 1 BB: 1 P: 12	R: 0 H: 0 E: 0 K: 1 S: 7	H: 0 LOB: 1 BB: 1 P: 23	R: 1 H: 1 E: 0 K: 1 S: 14	H: 1 LOB: 1 BB: 1 P: 23	1B: 5 2B: 1 3B: 0 HR: 0	SF: 0 SAC: 0 DP: 1 HBP: 0	WP: 0 PB: 0 SB: 0 CS: 0	PA: 38	
<b>PITCHER</b>	IP WLS BF H R ER SO BB IBB HBP BLK WP HR S P ERA WHIP	IP WLS BF H R ER SO BB IBB HBP BLK WP HR S P ERA WHIP	IP WLS BF H R ER SO BB IBB HBP BLK WP HR S P ERA WHIP	IP WLS BF H R ER SO BB IBB HBP BLK WP HR S P ERA WHIP	IP WLS BF H R ER SO BB IBB HBP BLK WP HR S P ERA WHIP	IP WLS BF H R ER SO BB IBB HBP BLK WP HR S P ERA WHIP	IP WLS BF H R ER SO BB IBB HBP BLK WP HR S P ERA WHIP	IP WLS BF H R ER SO BB IBB HBP BLK WP HR S P ERA WHIP	IP WLS BF H R ER SO BB IBB HBP BLK WP HR S P ERA WHIP	IP WLS BF H R ER SO BB IBB HBP BLK WP HR S P ERA WHIP	IP WLS BF H R ER SO BB IBB HBP BLK WP HR S P ERA WHIP	IP WLS BF H R ER SO BB IBB HBP BLK WP HR S P ERA WHIP	IP WLS BF H R ER SO BB IBB HBP BLK WP HR S P ERA WHIP	IP WLS BF H R ER SO BB IBB HBP BLK WP HR S P ERA WHIP	IP WLS BF H R ER SO BB IBB HBP BLK WP HR S P ERA WHIP	IP WLS BF H R ER SO BB IBB HBP BLK WP HR S P ERA WHIP	IP WLS BF H R ER SO BB IBB HBP BLK WP HR S P ERA WHIP	IP WLS BF H R ER SO BB IBB HBP BLK WP HR S P ERA WHIP	IP WLS BF H R ER SO BB IBB HBP BLK WP HR S P ERA WHIP	IP WLS BF H R ER SO BB IBB HBP BLK WP HR S P ERA WHIP	IP WLS BF H R ER SO BB IBB HBP BLK WP HR S P ERA WHIP
38 Alex Cobb, R ERA: 4.41	5.2	W	22	3	1	0	8	2	0	0	0	0	0	0	72	111	0.00	0.882			
73 Chris Rodriguez, R ERA: 3.25	1.1		7	2	1	1	1	1	0	0	0	0	0	18	30	6.75	2.250				
41 Junior Guerra, R ERA: 4.91	2.0		9	1	1	1	2	2	0	0	0	0	0	21	35	4.50	1.500				

Detroit Tigers @ Los Angeles Angels  
Angel Stadium, Anaheim, CA  
Fri Jun 18 2021, 6:40 PM - 10:11 PM PDT  
Att: 22,734 - Clear - 72 F

AB 33  
R 3  
H 6  
RBI 3  
BB 5  
SO 11  
LOB 18



Batter	1	2	3	4	5	6	7	8	9	AB	R	H	RBI	BB	SO	LOB	BOTTOM				
10 Justin Upton, R OBP: 0.337, SLG: 0.481	2B		3 BB			17 HR	3 BB		F7	4	3	3	1	1	0	0					
17 Shohei Ohtani, L OBP: 0.355, SLG: 0.636	K		F8			HR	K		HR	5	2	2	3	0	2	4					
3 Taylor Ward, R OBP: 0.338, SLG: 0.466	P4		2B			20 HR	2B		1B	4	1	3	3	1	0	1					
20 Jared Walsh, L OBP: 0.344, SLG: 0.547	G3-1		K			HR	G3-1		K	5	1	1	2	0	2	4					
33 Max Stassi, R OBP: 0.395, SLG: 0.577										2	1	0	0	1	0	0					
4 Jose Iglesias, R OBP: 0.300, SLG: 0.383	K									4	0	0	0	0	1	2					
8 Kean Wong, L OBP: 0.205, SLG: 0.289										2	0	1	1	0	1	0					
13 Phil Gosselin, R OBP: 0.354, SLG: 0.427	1B									2	1	1	0	0	1	1					
19 Juan Lagares, R OBP: 0.254, SLG: 0.344	L8									4	1	1	0	0	0	2					
2 Luis Rengifo, S OBP: 0.217, SLG: 0.318	CS		G6-3						G3-1	4	1	1	1	0	1	2					
<b>Inning Stats</b>	R: 0 H: 1 E: 0 K: 1 S: 10	H: 1 LOB: 1 BB: 0 P: 12	R: 1 H: 1 E: 0 K: 1 S: 13	H: 1 LOB: 1 BB: 1 P: 22	R: 1 H: 1 E: 0 K: 1 S: 10	H: 1 LOB: 1 BB: 1 P: 17	R: 0 H: 0 E: 0 K: 1 S: 8	H: 0 LOB: 0 BB: 0 P: 11	R: 5 H: 4 E: 0 K: 0 S: 24	H: 4 LOB: 0 BB: 1 P: 39	R: 3 H: 4 E: 0 K: 2 S: 19	H: 0 LOB: 1 BB: 0 P: 26	R: 0 H: 0 E: 0 K: 1 S: 8	H: 2 LOB: 1 BB: 0 P: 14	R: 1 H: 1 E: 0 K: 1 S: 16	H: 2 LOB: 1 BB: 0 P: 20	1B: 5 2B: 4 3B: 0 HR: 4	SF: 0 SAC: 0 DP: 0 HBP: 1	WP: 1 PB: 0 SB: 0 CS: 1	PA: 41	
<b>PITCHER</b>	IP WLS BF H R ER SO BB IBB HBP BLK WP HR S P ERA WHIP	IP WLS BF H R ER SO BB IBB HBP BLK WP HR S P ERA WHIP	IP WLS BF H R ER SO BB IBB HBP BLK WP HR S P ERA WHIP	IP WLS BF H R ER SO BB IBB HBP BLK WP HR S P ERA WHIP	IP WLS BF H R ER SO BB IBB HBP BLK WP HR S P ERA WHIP	IP WLS BF H R ER SO BB IBB HBP BLK WP HR S P ERA WHIP	IP WLS BF H R ER SO BB IBB HBP BLK WP HR S P ERA WHIP	IP WLS BF H R ER SO BB IBB HBP BLK WP HR S P ERA WHIP	IP WLS BF H R ER SO BB IBB HBP BLK WP HR S P ERA WHIP	IP WLS BF H R ER SO BB IBB HBP BLK WP HR S P ERA WHIP	IP WLS BF H R ER SO BB IBB HBP BLK WP HR S P ERA WHIP	IP WLS BF H R ER SO BB IBB HBP BLK WP HR S P ERA WHIP	IP WLS BF H R ER SO BB IBB HBP BLK WP HR S P ERA WHIP	IP WLS BF H R ER SO BB IBB HBP BLK WP HR S P ERA WHIP	IP WLS BF H R ER SO BB IBB HBP BLK WP HR S P ERA WHIP	IP WLS BF H R ER SO BB IBB HBP BLK WP HR S P ERA WHIP	IP WLS BF H R ER SO BB IBB HBP BLK WP HR S P ERA WHIP	IP WLS BF H R ER SO BB IBB HBP BLK WP HR S P ERA WHIP	IP WLS BF H R ER SO BB IBB HBP BLK WP HR S P ERA WHIP	IP WLS BF H R ER SO BB IBB HBP BLK WP HR S P ERA WHIP	IP WLS BF H R ER SO BB IBB HBP BLK WP HR S P ERA WHIP
62 José Ureña, R ERA: 5.79	4.1	L	22	7	7	4	0	0	0	0	0	0	0	0	9	14	0.00	0.000			
33 Bryan Garcia, R ERA: 4.21	0.2		2	0	0	0	0	0	0	0	0	0	0	0	9	14	0.00	0.000			
44 Daniel Norris, L ERA: 6.84	1.0		7	4	3	3	2	0	0	0	0	0	0	19	26	27.00	4.000				
45 Buck Farmer, R ERA: 10.8	1.0		4	0	0	0	1	0	0	0	0	0	0	8	14	0.00	0.000				
77 Joe Jiménez, R ERA: 8.1	1.0		5	2	1	1	1	0	0	0	1	16	20	9.00	2.000						

Detroit Tigers @ Los Angeles Angels  
Angel Stadium, Anaheim, CA  
Fri Jun 18 2021, 6:40 PM - 10:11 PM PDT  
Att: 22,734 - Clear - 72 F

AB 36  
R 11  
H 13  
RBI 11  
BB 3  
SO 8  
LOB 16





Batter	1	2	3	4	5	6	7	8	9	AB	R	H	RBI	BB	SO	LOB	TOP										
8 Robbie Grossman, S OBP: 0.350, SLG: 0.405										4	0	0	0	0	1	1	<b>Detroit Tigers @ Los Angeles Angels</b> Angel Stadium, Anaheim, CA Sat Jun 19 2021, 7:08 PM - 10:09 PM PDT Att: 23,175 - Clear - 72 F										
7 Jonathan Schoop, R OBP: 0.329, SLG: 0.471										3	1	2	1	1	1	1											
46 Jeimer Candelario, S OBP: 0.342, SLG: 0.374										4	0	0	0	0	3	2											
24 Miguel Cabrera, R OBP: 0.284, SLG: 0.318										3	1	0	0	1	3	2											
13 Eric Haase, R OBP: 0.284, SLG: 0.519										3	0	0	0	1	2	1											
41 Daz Cameron, R OBP: 0.231, SLG: 0.480										4	1	2	2	0	2	0											
9 Willi Castro, S OBP: 0.276, SLG: 0.361										4	0	0	0	0	2	0											
34 Jake Rogers, R OBP: 0.279, SLG: 0.403										3	0	2	0	1	0	0											
30 Harold Castro, L OBP: 0.304, SLG: 0.299										4	0	0	0	0	1	3											
<b>Inning Stats</b>	R: 0 E: 0 K: 2 S: 9	H: 1 LOB: 1 BB: 0 P: 12	R: 0 E: 0 K: 1 S: 7	H: 0 LOB: 0 BB: 0 P: 11	R: 0 E: 0 K: 3 S: 12	H: 0 LOB: 1 BB: 1 P: 19	R: 0 E: 0 K: 2 S: 8	H: 0 LOB: 0 BB: 0 P: 13	R: 1 E: 0 K: 0 S: 7	H: 2 LOB: 0 BB: 0 P: 9	R: 2 E: 0 K: 1 S: 15	H: 2 LOB: 2 BB: 2 P: 29	R: 0 E: 0 K: 0 S: 6	H: 0 LOB: 0 BB: 0 P: 8	R: 0 E: 0 K: 3 S: 13	H: 0 LOB: 1 BB: 1 P: 23	R: 0 E: 0 K: 1 S: 7	H: 1 LOB: 1 BB: 0 P: 8	1B: 4 2B: 0 3B: 0 HR: 2	SF: 0 SAC: 0 DP: 1 HBP: 0	WP: 0 PB: 0 SB: 0 CS: 0	PA: 36					
<b>PITCHER</b>	IP	WLS	BF	H	R	ER	SO	BB	IBB	HBP	BLK	WP	HR	S	P	ERA	WHIP	<b>PITCHER</b>									
43 Patrick Sandoval, L ERA: 3.68	(1, 1)	5.2	W 22	4	3	3	9	2	0	0	0	0	2	52	81	4.76	1.059										
40 Steve Cishek, R ERA: 4.03	(6, 1)	0.2	H 4	1	0	0	0	1	0	0	0	0	0	8	14	0.00	3.000										
35 Tony Watson, L ERA: 5.56	(7, 1)	0.2	H 3	0	0	0	0	1	0	0	0	0	0	6	12	0.00	1.500										
21 Mike Mayers, R ERA: 4.78	(8, 1)	1.0	H 3	0	0	0	3	0	0	0	0	0	0	11	17	0.00	0.000										
58 Alex Claudio, L ERA: 3.95	(9, 1)	1.0	H 4	1	0	0	1	0	0	0	0	0	0	7	8	0.00	1.000										
<b>Batter</b>	<b>1</b>	<b>2</b>	<b>3</b>	<b>4</b>	<b>5</b>	<b>6</b>	<b>7</b>	<b>8</b>	<b>9</b>	<b>AB</b>	<b>R</b>	<b>H</b>	<b>RBI</b>	<b>BB</b>	<b>SO</b>	<b>LOB</b>	<b>BOTTOM</b>										
10 Justin Upton, R OBP: 0.339, SLG: 0.484										5	0	2	0	0	0	3	<b>Detroit Tigers @ Los Angeles Angels</b> Angel Stadium, Anaheim, CA Sat Jun 19 2021, 7:08 PM - 10:09 PM PDT Att: 23,175 - Clear - 72 F										
17 Shohel Ohtani, L OBP: 0.356, SLG: 0.643										4	1	1	2	1	1	3											
3 Taylor Ward, R OBP: 0.340, SLG: 0.467										4	1	1	0	1	0	2											
6 Anthony Rendon, R OBP: 0.311, SLG: 0.356										4	0	0	0	1	1	1											
20 Jared Walsh, L OBP: 0.349, SLG: 0.562										4	2	2	2	1	2	3											
4 Jose Iglesias, R OBP: 0.300, SLG: 0.381										4	0	1	0	0	0	1											
2 Luis Rengifo, S OBP: 0.231, SLG: 0.360										3	1	1	1	0	0	1											
19 Juan Lagares, R OBP: 0.282, SLG: 0.341										1	0	0	0	0	0	0											
24 Kurt Suzuki, R OBP: 0.319, SLG: 0.333										3	1	1	0	1	0	2											
22 David Fletcher, R OBP: 0.312, SLG: 0.328										3	2	3	2	0	0	0											
<b>Inning Stats</b>	R: 0 E: 0 K: 1 S: 7	H: 0 LOB: 0 BB: 0 P: 10	R: 1 E: 0 K: 0 S: 10	H: 2 LOB: 1 BB: 0 P: 15	R: 4 E: 1 K: 0 S: 12	H: 4 LOB: 0 BB: 0 P: 21	R: 0 E: 0 K: 0 S: 13	H: 1 LOB: 2 BB: 1 P: 20	R: 0 E: 0 K: 0 S: 13	H: 0 LOB: 0 BB: 1 P: 21	R: 0 E: 0 K: 0 S: 7	H: 2 LOB: 2 BB: 1 P: 11	R: 0 E: 0 K: 1 S: 6	H: 0 LOB: 0 BB: 0 P: 9	R: 2 E: 0 K: 1 S: 15	H: 3 LOB: 3 BB: 2 P: 31	R: 2 E: 0 K: 1 S: 15	H: 0 LOB: 0 BB: 0 P: 8	1B: 4 2B: 6 3B: 0 HR: 2	SF: 0 SAC: 1 DP: 0 HBP: 0	WP: 0 PB: 0 SB: 1 CS: 0	PA: 41					
<b>PITCHER</b>	IP	WLS	BF	H	R	ER	SO	BB	IBB	HBP	BLK	WP	HR	S	P	ERA	WHIP	<b>PITCHER</b>									
58 Wily Peralta, R ERA: 7.11	(1, 1)	5.0	L 24	7	5	5	2	2	0	0	0	0	2	55	87	9.00	1.800										
33 Bryon Garcia, R ERA: 4.39	(6, 1)	1.0	H 6	2	1	1	0	0	1	0	0	0	0	7	11	9.00	2.000										
70 Tyler Alexander, L ERA: 4.65	(7, 1)	1.1	H 5	1	1	1	1	0	0	0	0	0	0	11	16	6.75	0.750										
77 Joe Jiménez, R ERA: 8.36	(8, 1)	0.2	H 6	2	1	1	1	2	0	0	0	0	0	10	24	13.50	6.000										



Batter	1	2	3	4	5	6	7	8	9	10	AB	R	H	RBI	BB	SO	LOB	TOP							
8 Robbie Grossman, S (1, 10) OBP: 0.343, SLG: 0.395	G4-3		L9		F7	FC5-4			K	K	6	0	0	0	0	2	5								
7 Jonathan Schoop, R (1, 4) OBP: 0.330, SLG: 0.471	G5-3		46 BB 24 1B E			F8			F9		4	2	1	0	1	0	1								
46 Jaimer Candelario, S (1, 9) OBP: 0.288, SLG: 0.377	P5		E4		60 WP 24 1B BB				K	60 S 41 1B	4	1	1	0	1	1	0								
24 Miguel Cabrera, R (1, 3) OBP: 0.296, SLG: 0.320		G6-3									5	0	2	2	0	0	2								
9 Willi Castro, S (10, 10) OBP: 0.276, SLG: 0.361			F9		60 WP 1B				G6-3	60 S 41 1B	0	1	0	0	0	0	0								
60 Akiel Baddoo, L (1, 7) OBP: 0.258, SLG: 0.490											2	0	1	0	3	0	1								
41 Daz Cameron, R (1, 8) OBP: 0.258, SLG: 0.467											5	0	2	2	0	3	5								
16 Nomar Mazara, L (1, 9) OBP: 0.275, SLG: 0.328											3	0	0	0	2	1	5								
19 Isaac Paredes, R (1, 6) OBP: 0.276, SLG: 0.360											4	0	1	0	1	1	5								
34 Jake Rogers, R (1, 2) OBP: 0.274, SLG: 0.403											5	1	1	0	0	3	4								
<b>Inning Stats</b>	R: 0 E: 0 K: 0 S: 12	H: 0 LOB: 0 BB: 0 P: 15	R: 0 E: 0 K: 0 S: 14	H: 2 LOB: 2 BB: 1 P: 20	R: 1 E: 1 K: 1 S: 13	H: 1 LOB: 1 BB: 0 P: 23	R: 0 E: 0 K: 2 S: 11	H: 0 LOB: 1 BB: 2 P: 20	R: 2 E: 0 K: 2 S: 20	H: 2 LOB: 3 BB: 3 P: 39	R: 0 E: 0 K: 1 S: 12	H: 1 LOB: 1 BB: 0 P: 19	R: 0 E: 0 K: 1 S: 13	H: 1 LOB: 1 BB: 0 P: 18	R: 0 E: 0 K: 2 S: 14	H: 0 LOB: 0 BB: 0 P: 21	R: 0 E: 0 K: 2 S: 11	H: 0 LOB: 0 BB: 0 P: 15	R: 2 E: 0 K: 2 S: 22	H: 2 LOB: 3 BB: 2 P: 32	1B: 6 2B: 3 3B: 0 HR: 0	SF: 0 SAC: 0 DP: 2 HBP: 0	WP: 1 PB: 0 SB: 3 CS: 0	PA: 46	
<b>PITCHER</b>	IP	WLS	BF	H	R	ER	SO	BB	IBB	HBP	BLK	WP	HR	S	P	ERA	WHIP								
37 Dylan Bundy, R (1, 1) ERA: 6.68	4.0		18	4	2	1	2	3	0	0	0	0	0	51	81	2.25	1.750								
73 Chris Rodriguez, R (5, 1) ERA: 3.60	0.1		4	1	1	0	0	2	0	0	0	0	0	11	21	27.00	9.000								
54 Jose Suarez, L (5, 1) ERA: 1.74	2.2		11	2	0	0	4	1	0	0	0	1	0	33	52	0.00	1.125								
21 Mike Mayers, R (8, 1) ERA: 4.64	1.0		3	0	0	0	1	0	0	0	0	0	0	14	21	0.00	0.000								
32 Raisel Iglesias, R (9, 1) ERA: 4.3	1.1	L	7	2	2	1	2	1	0	0	0	0	0	27	39	6.75	2.250								

Detroit Tigers @ Los Angeles Angels  
Angel Stadium, Anaheim, CA  
Sun Jun 20 2021, 1:08 PM - 5:10 PM PDT  
Att. 21,626 - Sunny - 75 F

AB 38  
R 5  
H 9  
RBI 4  
BB 8  
SO 11  
LOB 28



Batter	1	2	3	4	5	6	7	8	9	10	AB	R	H	RBI	BB	SO	LOB	BOTTOM							
2 Luis Rengifo, S (1, 9) OBP: 0.226, SLG: 0.333	G4-3		G5-4-3 1B		F7					K	5	0	1	0	0	1	1								
17 Shohei Ohtani, L (1, 10) OBP: 0.357, SLG: 0.649	K		K								4	1	1	2	1	3	2								
3 Taylor Ward, R (1, 7) OBP: 0.335, SLG: 0.454	P3		G5-4-3 1B			HR					4	0	0	0	1	2	4								
6 Anthony Rendon, R (1, 5) OBP: 0.305, SLG: 0.348		K									4	0	0	0	0	2	1								
20 Jared Walsh, L (1, 3) OBP: 0.355, SLG: 0.576		FC6-4 33 1B									4	1	3	1	0	0	0								
33 Max Stassi, R (1, 2) OBP: 0.412, SLG: 0.587											4	0	3	0	0	1	0								
4 Jose Iglesias, R (1, 6) OBP: 0.294, SLG: 0.374		FC6-4									4	0	0	0	0	1	5								
19 Juan Lagares, R (1, 8) OBP: 0.244, SLG: 0.331											4	0	0	0	0	0	4								
22 David Fletcher, R (1, 4) OBP: 0.315, SLG: 0.335											4	1	2	0	0	2	0								
<b>Inning Stats</b>	R: 0 E: 0 K: 1 S: 12	H: 0 LOB: 0 BB: 0 P: 15	R: 0 E: 0 K: 1 S: 15	H: 2 LOB: 2 BB: 0 P: 22	R: 0 E: 0 K: 1 S: 8	H: 1 LOB: 1 BB: 0 P: 10	R: 1 E: 0 K: 1 S: 10	H: 2 LOB: 1 BB: 0 P: 19	R: 2 E: 0 K: 0 S: 10	H: 2 LOB: 0 BB: 0 P: 19	R: 0 E: 0 K: 2 S: 11	H: 1 LOB: 1 BB: 0 P: 16	R: 0 E: 0 K: 2 S: 9	H: 0 LOB: 0 BB: 0 P: 12	R: 0 E: 0 K: 1 S: 8	H: 0 LOB: 0 BB: 0 P: 12	R: 0 E: 0 K: 2 S: 7	H: 0 LOB: 0 BB: 0 P: 11	R: 0 E: 0 K: 3 S: 9	H: 0 LOB: 2 BB: 1 P: 15	1B: 7 2B: 1 3B: 0 HR: 2	SF: 0 SAC: 0 DP: 3 HBP: 0	WP: 1 PB: 0 SB: 0 CS: 0	PA: 39	
<b>PITCHER</b>	IP	WLS	BF	H	R	ER	SO	BB	IBB	HBP	BLK	WP	HR	S	P	ERA	WHIP								
12 Casey Mize, R (1, 1) ERA: 3.61	5.0		22	8	3	3	4	1	0	0	0	0	0	55	85	5.40	1.800								
36 Kyle Funkhouser, R (6, 1) ERA: 3.8	1.0		4	2	0	0	0	0	0	0	0	0	0	11	16	0.00	2.000								
65 Gregory Soto, L (7, 1) ERA: 2.51	1.0		3	0	0	0	2	0	0	0	0	0	0	9	12	0.00	0.000								
67 Jose Cisnero, R (8, 1) ERA: 3.19	2.0	W	6	0	0	0	3	0	0	0	0	0	0	15	23	0.00	0.000								
32 Michael Fulmer, R (10, 1) ERA: 3.55	1.0	S	4	0	0	0	3	1	0	0	0	0	0	9	15	0.00	1.000								

Detroit Tigers @ Los Angeles Angels  
Angel Stadium, Anaheim, CA  
Sun Jun 20 2021, 1:08 PM - 5:10 PM PDT  
Att. 21,626 - Sunny - 75 F

AB 37  
R 3  
H 10  
RBI 3  
BB 2  
SO 12  
LOB 17









Batter	1	2	3	4	5	6	7	8	9	10	11	12	13	AB	R	H	RBI	BB	SO	LOB	TOP	
5 Mike Yastrzemski, L OBP: 0.333, SLG: 0.490	P6		G3		HR		P4			K		G4-3		7	2	1	1	0	1	1		
12 Alex Dickerson, L OBP: 0.393, SLG: 0.512					1B					K			G5-3	5	0	3	0	0	2	0		
41 Wilmer Flores, R OBP: 0.333, SLG: 0.436	2B 1B				2B					K				1	0	0	0	0	0	0		
28 Buster Posey, R OBP: 0.411, SLG: 0.556			F8							K				3	1	0	0	3	2	1		
9 Brandon Belt, L OBP: 0.393, SLG: 0.512					BB									4	0	1	0	0	2	5		
33 Darin Ruf, R OBP: 0.377, SLG: 0.517	K		FC6											1	1	0	0	1	0	0		
35 Brandon Crawford, L OBP: 0.343, SLG: 0.535	L9													5	1	0	1	1	1	5		
7 Donovan Solano, R OBP: 0.321, SLG: 0.371														6	1	2	0	0	2	3		
6 Steven Duggar, L OBP: 0.385, SLG: 0.577														6	1	3	3	0	0	1		
1 Mauricio Dubón, R OBP: 0.276, SLG: 0.382														5	1	0	0	1	4	3		
29 Mike Tauchman, L OBP: 0.279, SLG: 0.287														6	1	1	3	0	5	2		
<b>Inning Stats</b>	R: 0 E: 0 K: 1 S: 14	H: 1 LOB: 2 BB: 1 P: 24	R: 0 E: 0 K: 3 S: 10	H: 1 LOB: 1 BB: 0 P: 16	R: 0 E: 0 K: 1 S: 9	H: 1 LOB: 1 BB: 0 P: 13	R: 1 E: 0 K: 3 S: 16	H: 2 LOB: 2 BB: 1 P: 25	R: 0 E: 0 K: 2 S: 8	H: 0 LOB: 0 BB: 0 P: 9	R: 0 E: 0 K: 2 S: 10	H: 2 LOB: 2 BB: 0 P: 13	R: 0 E: 0 K: 0 S: 12	H: 0 LOB: 0 BB: 0 P: 7	R: 1 E: 0 K: 1 S: 11	H: 1 LOB: 1 BB: 0 P: 17	R: 7 E: 0 K: 1 S: 14	H: 2 LOB: 0 BB: 4 P: 32	1B: 7 2B: 2 3B: 0 HR: 2	SF: 0 SAC: 0 DP: 0 HBP: 0	W/P: 2 PB: 0 SB: 1 CS: 0	PA: 55
<b>PITCHER</b>	IP ERA WLS BF H R ER SO BB IBB HBP BLK WP HR S P ERA WHIP	17 Shohei Ohtani, R ERA: 2.58	21 Mike Mayers, R ERA: 4.37	32 Raisel Iglesias, R ERA: 4.02	40 Steve Cishek, R ERA: 3.73	35 Tony Watson, L ERA: 5.48	<b>PITCHER</b>	IP ERA WLS BF H R ER SO BB IBB HBP BLK WP HR S P ERA WHIP	58 Alex Claudio, L ERA: 4.88	41 Junior Guerra, R ERA: 5.3												

San Francisco Giants @ Los Angeles Angels  
 Angel Stadium, Anaheim, CA  
 Wed Jun 23 2021, 1:08 PM - 5:58 PM PDT  
 Att. 20,620 - Sunny - 81 F

AB 49  
 R 9  
 H 11  
 RBI 8  
 BB 6  
 SO 19  
 LOB 21



Batter	1	2	3	4	5	6	7	8	9	10	11	12	13	AB	R	H	RBI	BB	SO	LOB	BOTTOM	
2 Luis Rengifo, S OBP: 0.223, SLG: 0.368	K													4	2	1	1	1	2	2		
17 Brock Holt, L OBP: 0.300, SLG: 0.400														3	0	0	0	0	2	0		
13 Phil Gosselin, R OBP: 0.280, SLG: 0.350	G3-1													1	0	0	0	0	1	1		
6 Anthony Rendon, R OBP: 0.305, SLG: 0.342														5	0	1	0	1	2	4		
20 Jared Walsh, L OBP: 0.356, SLG: 0.576														5	0	2	1	1	0	0		
3 Taylor Ward, R OBP: 0.322, SLG: 0.427														6	0	0	0	0	1	4		
4 Jose Iglesias, R OBP: 0.292, SLG: 0.372														5	1	0	0	0	1	2		
24 Kurt Suzuki, R OBP: 0.309, SLG: 0.321														4	0	0	0	0	1	1		
47 Griffin Canning, R ERA: 3.65	K													0	0	0	0	0	0	0		
19 Juan Lagares, R OBP: 0.248, SLG: 0.331														4	0	2	1	0	2	0		
22 David Fletcher, R OBP: 0.320, SLG: 0.337														4	0	2	0	1	0	1		
<b>Inning Stats</b>	R: 0 E: 0 K: 2 S: 14	H: 1 LOB: 2 BB: 1 P: 22	R: 0 E: 0 K: 1 S: 7	H: 1 LOB: 1 BB: 0 P: 11	R: 0 E: 0 K: 0 S: 7	H: 0 LOB: 0 BB: 0 P: 9	R: 1 E: 0 K: 2 S: 10	H: 1 LOB: 0 BB: 0 P: 16	R: 0 E: 0 K: 1 S: 9	H: 0 LOB: 0 BB: 0 P: 11	R: 0 E: 0 K: 1 S: 11	H: 1 LOB: 1 BB: 0 P: 14	R: 0 E: 0 K: 0 S: 10	H: 0 LOB: 3 BB: 2 P: 19	R: 1 E: 0 K: 1 S: 10	H: 2 LOB: 2 BB: 0 P: 15	R: 1 E: 0 K: 1 S: 9	H: 0 LOB: 0 BB: 0 P: 12	1B: 6 2B: 1 3B: 0 HR: 1	SF: 0 SAC: 3 DP: 1 HBP: 0	W/P: 0 PB: 0 SB: 0 CS: 0	PA: 50
<b>PITCHER</b>	IP ERA WLS BF H R ER SO BB IBB HBP BLK WP HR S P ERA WHIP	34 Kevin Gausman, R ERA: 1.49	71 Tyler Rogers, R ERA: 1.47	17 Jake McGee, L ERA: 3.26	56 Zack Littell, R ERA: 3.27	59 John Brebbia, R ERA: 3.27	<b>PITCHER</b>	IP ERA WLS BF H R ER SO BB IBB HBP BLK WP HR S P ERA WHIP	52 Dominic Leone, R ERA: 1.54	66 Jarlin Garcia, L ERA: 3.65												

San Francisco Giants @ Los Angeles Angels  
 Angel Stadium, Anaheim, CA  
 Wed Jun 23 2021, 1:08 PM - 5:58 PM PDT  
 Att. 20,620 - Sunny - 81 F

AB 43  
 R 3  
 H 8  
 RBI 3  
 BB 4  
 SO 13  
 LOB 20





Batter	1	2	3	4	5	6	7	8	9	AB	R	H	RBI	BB	SO	LOB	TOP			
17 Shohei Ohtani, L OBP: 0.353, SLG: 0.643										4	1	2	1	0	1	0	<b>Los Angeles Angels @ Tampa Bay Rays</b> Tropicana Field, St. Petersburg, FL Fri Jun 25 2021, 7:11 PM - 10:03 PM EDT Att: 7,909 - Dome - 72 F			
2 Luis Rengifo, S OBP: 0.205, SLG: 0.333										4	0	0	0	0	1	2				
20 Jared Walsh, L OBP: 0.351, SLG: 0.567										4	0	0	0	0	2	1				
6 Anthony Rendon, R OBP: 0.304, SLG: 0.356										4	1	1	1	0	0	2				
33 Max Stassi, R OBP: 0.394, SLG: 0.542										3	0	0	0	1	1	2				
3 Taylor Ward, R OBP: 0.230, SLG: 0.429										4	0	1	0	0	2	0				
4 Jose Iglesias, R OBP: 0.287, SLG: 0.366										4	0	0	0	0	2	2				
19 Juan Lagares, R OBP: 0.243, SLG: 0.324										3	0	0	0	0	0	0				
22 David Fletcher, R OBP: 0.320, SLG: 0.341										3	1	1	0	0	1	0				
<b>Inning Stats</b>	R: 2 E: 0 K: 1 S: 11	H: 2 LOB: 0 BB: 0 P: 17	R: 0 E: 0 K: 1 S: 6	H: 0 LOB: 0 BB: 0 P: 7	R: 1 E: 1 K: 1 S: 13	H: 2 LOB: 2 BB: 0 P: 18	R: 0 E: 0 K: 0 S: 8	H: 0 LOB: 0 BB: 0 P: 9	R: 0 E: 0 K: 1 S: 10	H: 1 LOB: 2 BB: 1 P: 16	R: 0 E: 0 K: 1 S: 7	H: 0 LOB: 0 BB: 0 P: 12	R: 0 E: 0 K: 1 S: 9	H: 0 LOB: 0 BB: 0 P: 13	R: 0 E: 0 K: 3 S: 10	H: 0 LOB: 0 BB: 0 P: 16	1B: 1 2B: 2 3B: 0 HR: 2	SF: 0 SAC: 0 DP: 0 HBP: 0	WP: 0 PB: 0 SB: 0 CS: 0	PA: 34
<b>PITCHER</b>	IP WLS BF H R ER SO BB IBB HBP BLK WP HR S P ERA WHIP	IP WLS BF H R ER SO BB IBB HBP BLK WP HR S P ERA WHIP	IP WLS BF H R ER SO BB IBB HBP BLK WP HR S P ERA WHIP	IP WLS BF H R ER SO BB IBB HBP BLK WP HR S P ERA WHIP	IP WLS BF H R ER SO BB IBB HBP BLK WP HR S P ERA WHIP	IP WLS BF H R ER SO BB IBB HBP BLK WP HR S P ERA WHIP	IP WLS BF H R ER SO BB IBB HBP BLK WP HR S P ERA WHIP	IP WLS BF H R ER SO BB IBB HBP BLK WP HR S P ERA WHIP	IP WLS BF H R ER SO BB IBB HBP BLK WP HR S P ERA WHIP	IP WLS BF H R ER SO BB IBB HBP BLK WP HR S P ERA WHIP	IP WLS BF H R ER SO BB IBB HBP BLK WP HR S P ERA WHIP	IP WLS BF H R ER SO BB IBB HBP BLK WP HR S P ERA WHIP	IP WLS BF H R ER SO BB IBB HBP BLK WP HR S P ERA WHIP	IP WLS BF H R ER SO BB IBB HBP BLK WP HR S P ERA WHIP	IP WLS BF H R ER SO BB IBB HBP BLK WP HR S P ERA WHIP	IP WLS BF H R ER SO BB IBB HBP BLK WP HR S P ERA WHIP				
36 Andrew Kittredge, R ERA: 1.69	2.0	8	2	2	2	2	0	0	0	0	2	17	24	9.00	1.000					
19 Josh Fleming, L ERA: 3.39	3.2	15	2	1	0	2	1	0	0	0	0	35	51	0.00	0.818					
31 Collin McHugh, R ERA: 2.05	1.1	5	1	0	0	2	0	0	0	0	0	12	19	0.00	0.750					
37 Matt Wisler, R ERA: 4.39	1.0	3	0	0	0	1	0	0	0	0	0	9	13	0.00	0.000					
63 Diego Castillo, R ERA: 3.38	1.0	3	0	0	0	3	0	0	0	0	0	10	16	0.00	0.000					
<b>Batter</b>	1	2	3	4	5	6	7	8	9	AB	R	H	RBI	BB	SO	LOB	BOTTOM			
2 Yandy Diaz, R OBP: 0.375, SLG: 0.304										4	2	1	0	1	2	4	<b>Los Angeles Angels @ Tampa Bay Rays</b> Tropicana Field, St. Petersburg, FL Fri Jun 25 2021, 7:11 PM - 10:03 PM EDT Att: 7,909 - Dome - 72 F			
26 Ji Man Choi, L OBP: 0.370, SLG: 0.368										2	1	0	0	2	1	1				
5 Wander Franco, S OBP: 0.278, SLG: 0.400										4	1	0	0	0	3					
17 Austin Meadows, L OBP: 0.329, SLG: 0.485										4	0	3	2	0	1	0				
13 Manuel Margot, R OBP: 0.291, SLG: 0.393										3	0	1	0	0	0	1				
8 Brandon Lowe, L OBP: 0.312, SLG: 0.407										0	0	0	1	0	0	0				
18 Joey Wendle, L OBP: 0.348, SLG: 0.471										4	0	1	0	0	0	4				
39 Kevin Kiermaier, L OBP: 0.295, SLG: 0.319										4	0	3	0	0	0	1				
28 Francisco Mejia, S OBP: 0.307, SLG: 0.363										3	0	1	0	1	0	3				
35 Brett Phillips, L OBP: 0.311, SLG: 0.302										4	0	0	0	0	3	5				
<b>Inning Stats</b>	R: 3 E: 1 K: 0 S: 19	H: 3 LOB: 1 BB: 1 P: 32	R: 0 E: 0 K: 1 S: 11	H: 1 LOB: 1 BB: 0 P: 16	R: 0 E: 0 K: 1 S: 6	H: 0 LOB: 0 BB: 0 P: 8	R: 0 E: 0 K: 1 S: 10	H: 1 LOB: 2 BB: 1 P: 20	R: 0 E: 0 K: 1 S: 9	H: 1 LOB: 1 BB: 0 P: 15	R: 0 E: 0 K: 1 S: 12	H: 2 LOB: 1 BB: 0 P: 14	R: 1 E: 0 K: 0 S: 7	H: 1 LOB: 2 BB: 2 P: 18	R: 0 E: 0 K: 2 S: 12	H: 1 LOB: 1 BB: 0 P: 15	1B: 10 2B: 1 3B: 0 HR: 0	SF: 0 SAC: 0 DP: 2 HBP: 1	WP: 0 PB: 0 SB: 2 CS: 0	PA: 37
<b>PITCHER</b>	IP WLS BF H R ER SO BB IBB HBP BLK WP HR S P ERA WHIP	IP WLS BF H R ER SO BB IBB HBP BLK WP HR S P ERA WHIP	IP WLS BF H R ER SO BB IBB HBP BLK WP HR S P ERA WHIP	IP WLS BF H R ER SO BB IBB HBP BLK WP HR S P ERA WHIP	IP WLS BF H R ER SO BB IBB HBP BLK WP HR S P ERA WHIP	IP WLS BF H R ER SO BB IBB HBP BLK WP HR S P ERA WHIP	IP WLS BF H R ER SO BB IBB HBP BLK WP HR S P ERA WHIP	IP WLS BF H R ER SO BB IBB HBP BLK WP HR S P ERA WHIP	IP WLS BF H R ER SO BB IBB HBP BLK WP HR S P ERA WHIP	IP WLS BF H R ER SO BB IBB HBP BLK WP HR S P ERA WHIP	IP WLS BF H R ER SO BB IBB HBP BLK WP HR S P ERA WHIP	IP WLS BF H R ER SO BB IBB HBP BLK WP HR S P ERA WHIP	IP WLS BF H R ER SO BB IBB HBP BLK WP HR S P ERA WHIP	IP WLS BF H R ER SO BB IBB HBP BLK WP HR S P ERA WHIP	IP WLS BF H R ER SO BB IBB HBP BLK WP HR S P ERA WHIP	IP WLS BF H R ER SO BB IBB HBP BLK WP HR S P ERA WHIP				
47 Griffin Canning, R ERA: 4.95	5.0	23	6	3	2	4	2	0	0	0	55	91	3.60	1.600						
54 José Suarez, L ERA: 2.05	1.1	8	3	1	1	1	2	0	0	0	17	28	6.75	3.750						
40 Steve Cishek, R ERA: 3.66	0.2	2	0	0	0	0	0	0	1	0	2	4	0.00	0.000						
21 Mike Mayers, R ERA: 4.25	1.0	4	1	0	0	2	0	0	0	0	12	15	0.00	1.000						















Batter	1	2	3	4	5	6	7	8	9	AB	R	H	RBI	BB	SO	LOB	TOP			
22 David Fletcher, R OBP: 0.318, SLG: 0.340	F8		G5-3				K		L3	5	1	1	0	0	1	1	<b>Los Angeles Angels @ New York Yankees</b> Yankee Stadium, Bronx, NY Tue Jun 29 2021, 7:08 PM - 10:39 PM EDT Att: 23,152 - Partly Cloudy - 94 F <a href="http://livebaseballscorecards.com">livebaseballscorecards.com</a>			
17 Shohel Ohtani, L OBP: 0.361, SLG: 0.688	F9		HR				F8		G3	5	2	2	3	0	0	1				
6 Anthony Rendon, R OBP: 0.320, SLG: 0.369										3	0	2	0	1	1	0				
20 Jared Walsh, L OBP: 0.344, SLG: 0.550										3	0	0	0	1	2	3				
33 Max Stassi, R OBP: 0.358, SLG: 0.484										4	1	1	0	0	1	3				
2 Luis Rengifo, S OBP: 0.167, SLG: 0.259										4	0	0	0	0	0	2				
4 Jose Iglesias, R OBP: 0.294, SLG: 0.386										4	1	3	2	0	0	1				
44 Scott Schebler, L OBP: 0.152, SLG: 0.242										2	0	0	0	0	2	1				
13 Phil Gosselin, R OBP: 0.376, SLG: 0.454										2	0	0	0	0	1	1				
3 Taylor Ward, R OBP: 0.321, SLG: 0.430										3	0	1	0	0	0	1				
<b>Inning Stats</b>	R: 0 E: 0 K: 1 S: 7	H: 1 LOB: 1 BB: 0 P: 11	R: 2 E: 1 K: 1 S: 12	H: 2 LOB: 0 BB: 0 P: 16	R: 1 E: 0 K: 0 S: 12	H: 2 LOB: 1 BB: 0 P: 19	R: 0 E: 0 K: 1 S: 7	H: 1 LOB: 1 BB: 0 P: 8	R: 2 E: 0 K: 1 S: 16	H: 2 LOB: 2 BB: 0 P: 22	R: 0 E: 0 K: 2 S: 11	H: 0 LOB: 0 BB: 0 P: 17	R: 0 E: 0 K: 1 S: 12	H: 0 LOB: 1 BB: 0 P: 19	R: 0 E: 0 K: 0 S: 8	H: 0 LOB: 1 BB: 0 P: 14	1B: 6 2B: 1 3B: 0 HR: 3	SF: 0 SAC: 0 DP: 1 HBP: 1	WP: 1 PB: 0 SB: 0 CS: 0	PA: 38
<b>PITCHER</b>	IP WLS BF H R ER SO BB IBB HBP BLK WP HR S P ERA WHIP	5.1 W 25 9 5 5 4 1 0 0 0 1 3 59 83 8.44 1.875	6.1 5 1 0 0 3 0 0 0 0 0 0 15 24 0.00 0.600	8.1 8 0 0 0 1 1 0 1 0 0 0 20 33 0.00 0.500	<b>PITCHER</b>										IP WLS BF H R ER SO BB IBB HBP BLK WP HR S P ERA WHIP					

Batter	1	2	3	4	5	6	7	8	9	AB	R	H	RBI	BB	SO	LOB	BOTTOM			
26 DJ LeMahieu, R OBP: 0.346, SLG: 0.375	G4-1									4	1	1	1	1	0	1	<b>Los Angeles Angels @ New York Yankees</b> Yankee Stadium, Bronx, NY Tue Jun 29 2021, 7:08 PM - 10:39 PM EDT Att: 23,152 - Partly Cloudy - 94 F <a href="http://livebaseballscorecards.com">livebaseballscorecards.com</a>			
99 Aaron Judge, R OBP: 0.382, SLG: 0.522										4	1	1	2	1	1	1				
24 Gary Sánchez, R OBP: 0.342, SLG: 0.497										5	2	2	2	0	0	3				
27 Giancarlo Stanton, R OBP: 0.361, SLG: 0.493										2	1	0	0	3	1	0				
59 Luke Voit, R OBP: 0.271, SLG: 0.359										5	1	1	1	0	1	2				
25 Cleyber Torres, R OBP: 0.324, SLG: 0.313										4	1	2	2	1	1	1				
29 Gio Urshela, R OBP: 0.315, SLG: 0.444										4	1	1	0	1	3	3				
41 Miguel Andujar, R OBP: 0.293, SLG: 0.407										4	2	3	2	0	0	0				
11 Brett Gardner, L OBP: 0.305, SLG: 0.297										1	1	0	1	2	1	2				
<b>Inning Stats</b>	R: 1 E: 0 K: 2 S: 11	H: 1 LOB: 1 BB: 1 P: 18	R: 4 E: 0 K: 0 S: 18	H: 3 LOB: 0 BB: 1 P: 33	R: 0 E: 0 K: 2 S: 10	H: 0 LOB: 1 BB: 1 P: 18	R: 5 E: 0 K: 1 S: 21	H: 4 LOB: 2 BB: 2 P: 38	R: 0 E: 0 K: 0 S: 11	H: 0 LOB: 2 BB: 3 P: 26	R: 1 E: 0 K: 2 S: 20	H: 3 LOB: 0 BB: 0 P: 31	R: 0 E: 0 K: 0 S: 10	H: 0 LOB: 0 BB: 0 P: 16	R: 0 E: 0 K: 1 S: 10	H: 0 LOB: 1 BB: 1 P: 16		1B: 5 2B: 3 3B: 0 HR: 3	SF: 1 SAC: 0 DP: 1 HBP: 0	WP: 1 PB: 0 SB: 1 CS: 0
<b>PITCHER</b>	IP WLS BF H R ER SO BB IBB HBP BLK WP HR S P ERA WHIP	3.0 L 18 5 7 7 4 4 0 0 0 0 3 43 7 21.00 3.000	4.1 7 3 3 3 1 1 0 0 0 0 0 17 30 27.00 4.000	5.1 8 1 1 1 1 3 0 0 0 1 0 23 44 5.40 2.400	6.1 6 2 0 0 1 0 0 0 0 0 0 18 29 0.00 1.500	8.1 4 0 0 0 1 1 0 0 0 0 10 16 0.00 1.000	<b>PITCHER</b>										IP WLS BF H R ER SO BB IBB HBP BLK WP HR S P ERA WHIP			








Batter	1	2	3	4	5	6	7	8	9	AB	R	H	RBI	BB	SO	LOB	TOP								
31 Cedric Mullins, L (1.8) OBP: 0.386, SLG: 0.542	G5-3		F7	G6-3		FC4-6 21 BLK 2B		F7		5	1	0	0	0	0	3	<b>Baltimore Orioles @ Los Angeles Angels</b> Angel Stadium, Anaheim, CA Fri Jul 02 2021, 6:40 PM - 10:05 PM PDT Att: 23,561 - Partly Cloudy - 76 F								
21 Austin Hays, R (1.7) OBP: 0.310, SLG: 0.438	P4		G4-3					F9		5	1	2	1	0	0	2									
16 Trey Mancini, R (1.10) OBP: 0.331, SLG: 0.460	HR		G5-3		G1-3	G5-3			K	5	2	2	1	0	1	1									
6 Ryan Mountcastle, R (1.3) OBP: 0.300, SLG: 0.461	F9		BB		G6-3			F8	K	4	1	0	0	1	1	0									
25 Anthony Santander, S (1.9) OBP: 0.284, SLG: 0.391	F8		BB						F8	4	1	1	3	1	0	0									
65 Ryan McKenna, R (9.9) OBP: 0.290, SLG: 0.252			2B							0	0	0	0	0	0	0									
28 Pedro Severino, R (1.2) OBP: 0.313, SLG: 0.324	G5-3		2B							3	0	1	1	1	1	0									
75 Domingo Leyba, S (1.5) OBP: 0.196, SLG: 0.171	HR		BB							2	1	1	1	2	1	2									
29 Ramón Urias, R (1.6) OBP: 0.337, SLG: 0.421	L7		FC6-4		G4-3					4	0	1	0	0	0	2									
11 Pat Valaika, R (1.4) OBP: 0.255, SLG: 0.250	G6-3		G5-3					B2		3	0	0	0	1	0	2									
<b>Inning Stats</b>	R: 1 E: 0 K: 0 S: 10	H: 1 LOB: 0 BB: 0 P: 15	R: 1 E: 0 K: 0 S: 15	H: 1 LOB: 0 BB: 0 P: 22	R: 4 E: 0 K: 0 S: 16	H: 4 LOB: 2 BB: 2 P: 28	R: 0 E: 0 K: 0 S: 8	H: 0 LOB: 2 BB: 2 P: 11	R: 0 E: 0 K: 1 S: 13	H: 0 LOB: 2 BB: 2 P: 26	R: 1 E: 0 K: 0 S: 12	H: 1 LOB: 1 BB: 1 P: 22	R: 0 E: 0 K: 1 S: 7	H: 0 LOB: 0 BB: 0 P: 10	R: 0 E: 0 K: 0 S: 9	H: 1 LOB: 2 BB: 1 P: 17	R: 0 E: 0 K: 2 S: 9	H: 0 LOB: 0 BB: 0 P: 10	1B: 3 2B: 3 3B: 0 HR: 2	SF: 0 SAC: 0 DP: 0 HBP: 0	WP: 1 PB: 0 SB: 0 CS: 0	PA: 41			
<b>PITCHER</b>	IP	WLS	BF	H	R	ER	SO	BB	IBB	HBP	BLK	WP	HR	S	P	ERA	WHIP								
47 Griffin Canning, R (1.1) ERA: 5.6	2.2		16	6	6	6	0	2	0	0	0	1	2	39	62	20.25	3.000								
57 Aaron Slegers, R (3.1) ERA: 5.79	2.0		8	0	0	0	0	2	0	0	0	0	0	20	35	0.00	1.000								
62 Jose Quintana, L (5.1) ERA: 6.92	1.0	H	4	0	1	1	1	1	0	0	0	0	0	12	22	9.00	1.000								
40 Steve Cishek, R (6.1) ERA: 3.25	1.1	B	5	1	0	0	1	0	0	0	1	0	0	10	15	0.00	0.750								
21 Mike Mayers, R (8.1) ERA: 4.38	0.1		3	1	0	0	0	1	0	0	0	0	0	4	10	0.00	6.000								

Batter	1	2	3	4	5	6	7	8	9	AB	R	H	RBI	BB	SO	LOB	BOTTOM								
22 David Fletcher, R (1.4) OBP: 0.317, SLG: 0.337	P3		HR			F8			L4	5	1	1	1	0	1	1	<b>Baltimore Orioles @ Los Angeles Angels</b> Angel Stadium, Anaheim, CA Fri Jul 02 2021, 6:40 PM - 10:05 PM PDT Att: 23,561 - Partly Cloudy - 76 F								
17 Shohel Ohtani, L (1.10) OBP: 0.344, SLG: 0.705	F4		HR			G4-3			BB	4	3	2	3	1	0	0									
6 Anthony Rendon, R (1.5) OBP: 0.328, SLG: 0.374	2B		BB						K	5	1	3	0	0	2	1									
20 Jared Walsh, L (1.3) OBP: 0.343, SLG: 0.562	G3		K			F9				5	0	1	1	0	1	3									
13 Phil Gosselin, R (1.7) OBP: 0.374, SLG: 0.473	F8		BB							3	0	0	0	1	2	1									
2 Luis Rengifo, S (8.9) OBP: 0.180, SLG: 0.271										0	0	0	0	0	0	0									
33 Max Stassi, R (1.2) OBP: 0.393, SLG: 0.485	HR		BB							4	1	2	1	0	0	1									
4 Jose Iglesias, R (1.6) OBP: 0.299, SLG: 0.398	HR		G6-4-3							3	1	1	2	0	0	2									
3 Taylor Ward, R (1.9) OBP: 0.332, SLG: 0.436			BB							4	1	2	0	0	0	1									
19 Juan Lagares, R (1.8) OBP: 0.248, SLG: 0.353	K		G3			L4				4	0	0	0	0	1	2									
<b>Inning Stats</b>	R: 0 E: 0 K: 0 S: 7	H: 1 LOB: 1 BB: 0 P: 13	R: 2 E: 0 K: 2 S: 18	H: 3 LOB: 0 BB: 0 P: 22	R: 2 E: 0 K: 1 S: 18	H: 3 LOB: 1 BB: 1 P: 29	R: 3 E: 1 K: 1 S: 13	H: 3 LOB: 0 BB: 0 P: 18	R: 0 E: 0 K: 0 S: 6	H: 0 LOB: 1 BB: 0 P: 9	R: 0 E: 0 K: 1 S: 11	H: 1 LOB: 1 BB: 0 P: 16	R: 0 E: 0 K: 0 S: 6	H: 0 LOB: 0 BB: 0 P: 8	R: 1 E: 0 K: 1 S: 6	H: 1 LOB: 1 BB: 1 P: 12	1B: 8 2B: 1 3B: 0 HR: 3	SF: 0 SAC: 0 DP: 1 HBP: 1	WP: 1 PB: 0 SB: 1 CS: 0	PA: 40					
<b>PITCHER</b>	IP	WLS	BF	H	R	ER	SO	BB	IBB	HBP	BLK	WP	HR	S	P	ERA	WHIP								
45 Keegan Akin, L (1.1) ERA: 7.46	3.0		16	7	4	4	3	1	0	0	0	1	1	20	29	16.20	1.800								
55 Dillon Tate, R (4.1) ERA: 4.29	1.2		9	3	3	3	2	0	0	1	0	0	0	5	8	0.00	0.000								
80 Spenser Watkins, R (5.1) ERA:	1.0		3	0	0	0	0	0	0	0	0	0	0	7	12	0.00	1.500								
66 Tanner Scott, L (6.1) ERA: 2.87	0.2		3	1	0	0	0	0	0	0	0	0	0	14	18	0.00	0.000								
68 Tyler Wells, R (7.1) ERA: 3.58	2.0		6	0	0	0	1	0	0	0	0	0	0	14	18	0.00	0.000								

AB	35
R	7
H	8
RBI	7
BB	6
SO	4
LOB	12



AB	37
R	8
H	12
RBI	8
BB	2
SO	7
LOB	12





Batter	1	2	3	4	5	6	7	8	9	AB	R	H	RBI	BB	SO	LOB	TOP						
31 Cedric Mullins, L OBP: 0.381, SLG: 0.535										4	0	0	0	0	2	3							
21 Austin Hays, R OBP: 0.304, SLG: 0.429										4	0	0	0	0	2	1							
16 Trey Mancini, R OBP: 0.330, SLG: 0.457										4	0	1	0	0	2	0							
6 Ryan Mountcastle, R OBP: 0.300, SLG: 0.458										4	0	1	0	0	1	1							
25 Anthony Santander, S OBP: 0.280, SLG: 0.385										3	0	0	0	0	0	2							
28 Pedro Severino, R OBP: 0.308, SLG: 0.319										3	0	0	0	0	1	0							
75 Domingo Leyba, S OBP: 0.204, SLG: 0.163										2	1	0	0	1	1	0							
29 Ramón Urias, R OBP: 0.348, SLG: 0.430										3	0	2	0	0	0	0							
11 Pat Valaika, R OBP: 0.257, SLG: 0.252										3	0	1	1	0	0	1							
<b>Inning Stats</b>	R: 0 E: 0 K: 2 S: 11	H: 0 LOB: 0 BB: 0 P: 17	R: 0 E: 0 K: 1 S: 10	H: 0 LOB: 0 BB: 1 P: 15	R: 0 E: 0 K: 0 S: 9	H: 1 LOB: 1 BB: 1 P: 17	R: 0 E: 0 K: 1 S: 9	H: 1 LOB: 0 BB: 0 P: 13	R: 0 E: 0 K: 0 S: 8	H: 0 LOB: 0 BB: 0 P: 12	R: 0 E: 0 K: 0 S: 7	H: 0 LOB: 0 BB: 0 P: 12	R: 0 E: 0 K: 1 S: 8	H: 1 LOB: 0 BB: 0 P: 14	R: 0 E: 0 K: 2 S: 15	H: 2 LOB: 2 BB: 0 P: 21	R: 0 E: 0 K: 2 S: 8	H: 0 LOB: 0 BB: 0 P: 10	1B: 5 2B: 0 3B: 0 HR: 0	SF: 0 SAC: 0 DP: 2 HBP: 0	WP: 0 PB: 0 SB: 0 CS: 0	PA: 31	
<b>PITCHER</b>	IP: 7.2 ERA: 4.6	WLS: W LOB: 0	BF: 26 H: 4 R: 1 ER: 1 SO: 6	BB: 1 IBB: 0 HBP: 0 BLK: 0	WP: 0 HR: 0 S: 70 P: 112	ERA: 1.17 WHIP: 0.652	IP: 8.1 ERA: 3.22	WLS: H LOB: 1	BF: 2 H: 1 R: 0 ER: 0 SO: 1	BB: 0 IBB: 0 HBP: 0 BLK: 0	WP: 0 HR: 0 S: 7 P: 9	ERA: 0.00 WHIP: 3.000	IP: 9.1 ERA: 3.38	WLS: S LOB: 0	BF: 3 H: 0 R: 0 ER: 0 SO: 2	BB: 0 IBB: 0 HBP: 0 BLK: 0	WP: 0 HR: 0 S: 8 P: 10	ERA: 0.00 WHIP: 0.000					

**Baltimore Orioles @ Los Angeles Angels**  
 Angel Stadium, Anaheim, CA  
 Sat Jul 03 2021, 7:09 PM - 10:00 PM PDT  
 Att: 28,160 - Clear - 75 F

livebaseballscorecards.com

AB 30  
R 1  
H 5  
RBI 1  
BB 1  
SO 9  
LOB 8

Batter	1	2	3	4	5	6	7	8	9	AB	R	H	RBI	BB	SO	LOB	BOTTOM						
22 David Fletcher, R OBP: 0.315, SLG: 0.334										5	1	1	0	0	1	2							
17 Shohai Ohtani, L OBP: 0.367, SLG: 0.700										2	1	0	0	3	0	0							
6 Anthony Rendon, R OBP: 0.325, SLG: 0.367										4	0	0	0	1	2	4							
20 Jared Walsh, L OBP: 0.345, SLG: 0.564										4	1	2	1	0	1	0							
13 Phil Gosselin, R OBP: 0.379, SLG: 0.468										3	0	1	2	1	0	2							
3 Taylor Ward, R OBP: 0.332, SLG: 0.436										0	0	0	0	0	0	0							
33 Max Stassi, R OBP: 0.374, SLG: 0.480										3	0	1	0	1	1	3							
4 Jose Iglesias, R OBP: 0.302, SLG: 0.397										3	1	1	0	1	0	3							
2 Luis Rengifo, S OBP: 0.200, SLG: 0.274										3	0	1	0	1	1	1							
19 Juan Lagares, R OBP: 0.248, SLG: 0.356										4	0	1	1	0	0	4							
<b>Inning Stats</b>	R: 2 E: 0 K: 0 S: 13	H: 2 LOB: 1 BB: 2 P: 23	R: 1 E: 0 K: 2 S: 17	H: 2 LOB: 2 BB: 1 P: 24	R: 0 E: 0 K: 1 S: 10	H: 0 LOB: 1 BB: 1 P: 18	R: 0 E: 0 K: 0 S: 4	H: 0 LOB: 0 BB: 0 P: 7	R: 1 E: 0 K: 1 S: 12	H: 3 LOB: 2 BB: 0 P: 20	R: 0 E: 0 K: 0 S: 7	H: 1 LOB: 2 BB: 1 P: 12	R: 0 E: 0 K: 1 S: 14	H: 0 LOB: 3 BB: 3 P: 33	R: 0 E: 0 K: 1 S: 9	H: 0 LOB: 0 BB: 0 P: 12	1B: 6 2B: 2 3B: 0 HR: 0	SF: 0 SAC: 0 DP: 1 HBP: 0	WP: 1 PB: 1 SB: 0 CS: 0	PA: 39			
<b>PITCHER</b>	IP: 4.2 ERA: 6.02	WLS: L LOB: 1	BF: 24 H: 7 R: 4 ER: 4 SO: 4	BB: 3 IBB: 0 HBP: 0 BLK: 0	WP: 0 HR: 0 S: 53 P: 88	ERA: 7.71 WHIP: 2.143	IP: 5.1 ERA: 4.95	WLS: 1 LOB: 0	BF: 10 H: 1 R: 0 ER: 0 SO: 1	BB: 1 IBB: 0 HBP: 0 BLK: 0	WP: 1 HR: 0 S: 17 P: 35	ERA: 0.00 WHIP: 1.500	IP: 7.1 ERA: 4.5	WLS: 5 LOB: 0	BF: 25 H: 10 R: 0 ER: 0 SO: 1	BB: 1 IBB: 0 HBP: 0 BLK: 0	WP: 0 HR: 0 S: 16 P: 26	ERA: 0.00 WHIP: 0.750					

**Baltimore Orioles @ Los Angeles Angels**  
 Angel Stadium, Anaheim, CA  
 Sat Jul 03 2021, 7:09 PM - 10:00 PM PDT  
 Att: 28,160 - Clear - 75 F

livebaseballscorecards.com

AB 31  
R 4  
H 8  
RBI 4  
BB 8  
SO 6  
LOB 19



Batter	1	2	3	4	5	6	7	8	9	AB	R	H	RBI	BB	SO	LOB	TOP				
65 Ryan McKenna, R OBP: 0.284, SLG: 0.237										4	0	0	0	1	2	0					
21 Austin Hays, R OBP: 0.303, SLG: 0.426										4	1	1	0	0	0	1					
16 Trey Mancini, R OBP: 0.329, SLG: 0.453										3	1	0	0	1	1	1					
6 Ryan Mountcastle, R OBP: 0.302, SLG: 0.455										2	0	0	0	2	1	2					
29 Ramón Urias, R OBP: 0.366, SLG: 0.451										3	1	2	1	1	1	1					
24 DJ Stewart, L OBP: 0.317, SLG: 0.366										3	1	1	2	0	2	4					
28 Pedro Severino, R OBP: 0.307, SLG: 0.317										1	0	0	0	0	0	1					
11 Pat Valaika, R OBP: 0.257, SLG: 0.246										3	0	0	0	1	1	2					
61 Austin Wynns, R OBP: 0.200, SLG: 0.326										2	0	0	0	0	1	1					
31 Cedric Mullins, L OBP: 0.365, SLG: 0.547										2	1	2	2	0	0	0					
75 Domingo Leyba, S OBP: 0.189, SLG: 0.149										4	0	0	0	0	1	1					
<b>Inning Stats</b>	R: 0 H: 0 E: 0 K: 1 S: 18	H: 0 LOB: 3 BB: 3 P: 35	R: 0 H: 0 E: 0 K: 1 S: 7	H: 0 LOB: 0 BB: 1 P: 13	R: 0 H: 0 E: 0 K: 2 S: 10	H: 1 LOB: 1 BB: 0 P: 13	R: 0 H: 0 E: 0 K: 0 S: 10	H: 0 LOB: 0 BB: 1 P: 13	R: 4 H: 4 E: 0 K: 0 S: 11	H: 4 LOB: 0 BB: 1 P: 20	R: 0 H: 0 E: 0 K: 2 S: 8	H: 0 LOB: 1 BB: 1 P: 14	R: 0 H: 0 E: 0 K: 1 S: 7	H: 0 LOB: 1 BB: 0 P: 13	R: 1 H: 1 E: 0 K: 0 S: 9	H: 1 LOB: 0 BB: 0 P: 14	1B: 3 2B: 2 3B: 0 HR: 1	SF: 0 SAC: 0 DP: 1 HBP: 0	WP: 1 PB: 0 SB: 0 CS: 1	PA: 38	
<b>PITCHER</b>	IP	WLS	BF	H	R	ER	SO	BB	IBB	HBP	BLK	WP	HR	S	P	ERA	WHIP				
43 Patrick Sandoval, L ERA: 3.88	5.0		21	2	2	2	7	5	0	0	0	1	0	60	101	3.60	1.400				
57 Aaron Slegers, R ERA: 6.46	0.1	H	3	2	1	1	0	0	0	0	0	0	0	3	4	27.00	6.000				
60 Andrew Wantz, R ERA:	1.2	B	5	1	1	1	2	0	0	0	0	0	0	13	23	5.40	0.600				
21 Mike Mayers, R ERA: 4.28	1.0		4	0	0	0	1	1	0	0	0	0	0	7	13	0.00	1.000				
32 Raisel Iglesias, R ERA: 3.56	1.0	W	4	1	1	1	0	0	0	0	0	0	1	9	14	9.00	1.000				
<b>Batter</b>	<b>1</b>	<b>2</b>	<b>3</b>	<b>4</b>	<b>5</b>	<b>6</b>	<b>7</b>	<b>8</b>	<b>9</b>	<b>AB</b>	<b>R</b>	<b>H</b>	<b>RBI</b>	<b>BB</b>	<b>SO</b>	<b>LOB</b>	<b>BOTTOM</b>				
22 David Fletcher, R OBP: 0.315, SLG: 0.337										4	1	1	0	0	0	1					
17 Shohai Ohtani, L OBP: 0.366, SLG: 0.704										4	1	1	1	0	2	1					
20 Jared Walsh, L OBP: 0.343, SLG: 0.563										4	1	1	1	0	1	0					
6 Anthony Rendon, R OBP: 0.329, SLG: 0.382										2	1	1	1	1	0	1					
2 Luis Rengifo, S OBP: 0.197, SLG: 0.270										1	0	0	0	0	0	0					
13 Phil Gosselin, R OBP: 0.383, SLG: 0.469										4	0	2	1	0	1	1					
4 Jose Iglesias, R OBP: 0.301, SLG: 0.392										3	1	0	0	1	1	2					
24 Kurt Suzuki, R OBP: 0.296, SLG: 0.300										4	1	1	0	0	0	0					
3 Taylor Ward, R OBP: 0.333, SLG: 0.437										2	0	1	0	0	0	0					
18 Jose Rojas, L OBP: 0.250, SLG: 0.366										2	0	1	0	0	1	0					
19 Juan Lagares, R OBP: 0.249, SLG: 0.360										4	0	1	2	0	0	1					
<b>Inning Stats</b>	R: 2 H: 3 E: 0 K: 1 S: 14	H: 3 LOB: 1 BB: 0 P: 21	R: 0 H: 0 E: 0 K: 0 S: 8	H: 0 LOB: 0 BB: 0 P: 10	R: 2 H: 3 E: 0 K: 0 S: 11	H: 3 LOB: 1 BB: 0 P: 14	R: 0 H: 1 E: 0 K: 0 S: 8	H: 1 LOB: 1 BB: 0 P: 9	R: 0 H: 0 E: 0 K: 2 S: 15	H: 0 LOB: 0 BB: 1 P: 21	R: 0 H: 0 E: 0 K: 0 S: 6	H: 0 LOB: 0 BB: 0 P: 9	R: 0 H: 0 E: 0 K: 1 S: 9	H: 0 LOB: 0 BB: 0 P: 15	R: 2 H: 3 E: 0 K: 0 S: 10	H: 3 LOB: 2 BB: 1 P: 15	1B: 5 2B: 3 3B: 0 HR: 2	SF: 0 SAC: 0 DP: 0 HBP: 0	WP: 0 PB: 0 SB: 0 CS: 0	PA: 36	
<b>PITCHER</b>	IP	WLS	BF	H	R	ER	SO	BB	IBB	HBP	BLK	WP	HR	S	P	ERA	WHIP				
73 Thomas Eshelman, R ERA: 7.16	4.0		19	4	4	4	2	1	0	0	0	0	0	11	24	9.00	1.750				
59 Zac Lowther, L ERA: 12.78	1.0		4	0	0	0	2	1	0	0	0	0	0	15	21	0.00	0.000				
68 Tyler Wells, R ERA: 3.49	1.0		3	0	0	0	2	0	0	0	0	0	0	11	18	0.00	0.000				
66 Tanner Scott, L ERA: 2.73	1.2		5	0	0	0	0	0	0	0	0	0	0	11	18	0.00	0.000				
54 Cole Sulser, R ERA: 2.61	0.1	L	5	3	2	2	1	1	0	0	0	0	0	14	21	54.00	12.000				

Baltimore Orioles @ Los Angeles Angels  
Angel Stadium, Anaheim, CA  
Sun Jul 04 2021, 1:12 PM - 4:12 PM PDT  
Att: 18,955 - Sunny - 79 F

AB 31  
R 5  
H 6  
RBI 5  
BB 6  
SO 10  
LOB 14



Baltimore Orioles @ Los Angeles Angels  
Angel Stadium, Anaheim, CA  
Sun Jul 04 2021, 1:12 PM - 4:12 PM PDT  
Att: 18,955 - Sunny - 79 F

AB 34  
R 6  
H 10  
RBI 6  
BB 2  
SO 6  
LOB 7









Batter	1	2	3	4	5	6	7	8	9	AB	R	H	RBI	BB	SO	LOB	TOP								
5 Enrique Hernández, R (1.8) OBP: 0.316, SLG: 0.432										3	1	1	0	1	0	1	<b>Boston Red Sox @ Los Angeles Angels</b> Angel Stadium, Anaheim, CA Tue Jul 06 2021, 6:39 PM - 9:32 PM PDT Att: 28,689 - Clear - 78 F								
99 Alex Verdugo, L (1.7) OBP: 0.343, SLG: 0.431										4	0	1	0	0	1	3									
28 J.D. Martinez, R (1.10) OBP: 0.364, SLG: 0.543										3	0	1	2	0	1	2									
2 Xander Bogaerts, R (1.6) OBP: 0.381, SLG: 0.526										4	0	0	0	0	0	2									
11 Rafael Devers, L (1.5) OBP: 0.356, SLG: 0.576										4	0	1	0	0	1	1									
10 Hunter Renfroe, R (1.9) OBP: 0.319, SLG: 0.466										4	1	1	1	0	1	1									
39 Christian Arroyo, R (1.4) OBP: 0.319, SLG: 0.439										4	0	0	0	0	1	1									
22 Danny Santana, S (1.3) OBP: 0.231, SLG: 0.292										3	0	0	0	0	0	1									
29 Bobby Dalbec, R (7.3) OBP: 0.264, SLG: 0.416										0	0	0	0	0	0	0									
74 Connor Wong, R (1.2) OBP: 0.273, SLG: 0.364										3	1	1	0	0	2	0									
<b>Inning Stats</b>	R: 1 E: 0 K: 0 S: 12	H: 1 LOB: 0 BB: 0 P: 15	R: 0 E: 0 K: 0 S: 6	H: 0 LOB: 0 BB: 0 P: 9	R: 0 E: 0 K: 1 S: 6	H: 0 LOB: 0 BB: 0 P: 8	R: 0 E: 0 K: 1 S: 10	H: 1 LOB: 1 BB: 0 P: 14	R: 0 E: 0 K: 0 S: 10	H: 0 LOB: 0 BB: 0 P: 11	R: 1 E: 0 K: 1 S: 12	H: 2 LOB: 1 BB: 0 P: 16	R: 0 E: 0 K: 1 S: 9	H: 1 LOB: 1 BB: 0 P: 16	R: 0 E: 0 K: 1 S: 8	H: 0 LOB: 1 BB: 1 P: 17	R: 1 E: 0 K: 2 S: 12	H: 1 LOB: 0 BB: 0 P: 13	1B: 2 2B: 3 3B: 0 HR: 1	SF: 1 SAC: 0 DP: 0 HBP: 0	WP: 0 PB: 1 SB: 0 CS: 0	PA: 34			
<b>PITCHER</b>	IP	WLS	BF	H	R	ER	SO	BB	IBB	HBP	BLK	WP	HR	S	P	ERA	WHIP								
17 Shohel Ohtani, R (1.1) ERA: 3.49	7.0	W	26	5	2	2	4	0	0	0	0	0	0	65	89	2.57	0.714								
21 Mike Mayers, R (8.1) ERA: 4.17	1.0	H	4	0	0	0	1	1	0	0	0	0	0	8	17	0.00	1.000								
32 Raisel Iglesias, R (9.1) ERA: 3.66	1.0	S	4	1	1	1	2	0	0	0	0	0	1	12	13	9.00	1.000								

Batter	1	2	3	4	5	6	7	8	9	AB	R	H	RBI	BB	SO	LOB	BOTTOM								
22 David Fletcher, R (1.4) OBP: 0.324, SLG: 0.352										4	1	4	1	0	0	0	<b>Boston Red Sox @ Los Angeles Angels</b> Angel Stadium, Anaheim, CA Tue Jul 06 2021, 6:39 PM - 9:32 PM PDT Att: 28,689 - Clear - 78 F								
17 Shohel Ohtani, L (1.1) OBP: 0.362, SLG: 0.692									4	1	1	1	0	2	5										
59 Jack Mayfield, R (8.5) OBP: 0.184, SLG: 0.189									0	0	0	0	0	0	0										
20 Jared Walsh, L (1.3) OBP: 0.338, SLG: 0.552										4	0	1	0	0	2	2									
13 Phil Gosselin, R (1.7) OBP: 0.374, SLG: 0.462										4	1	1	0	0	1	2									
21 Mike Mayers, R (8.1) OBP: 0.374, SLG: 0.462										0	0	0	0	0	0	0									
32 Raisel Iglesias, R (9.1) OBP: 0.374, SLG: 0.462										0	0	0	0	0	0	0									
33 Max Stassi, R (1.2) OBP: 0.390, SLG: 0.523										4	2	3	2	0	1	0									
4 Jose Iglesias, R (1.6) OBP: 0.307, SLG: 0.393										4	0	1	1	0	0	2									
3 Taylor Ward, R (1.9) OBP: 0.327, SLG: 0.427										4	0	0	0	0	3	2									
19 Juan Lagares, R (1.8) OBP: 0.243, SLG: 0.347										3	0	0	0	1	2	0									
2 Luis Rengifo, S (1.5) OBP: 0.205, SLG: 0.261										2	0	0	0	0	1	0									
<b>Inning Stats</b>	R: 3 E: 0 K: 2 S: 19	H: 4 LOB: 1 BB: 0 P: 28	R: 0 E: 0 K: 3 S: 11	H: 1 LOB: 1 BB: 0 P: 16	R: 0 E: 0 K: 1 S: 11	H: 1 LOB: 1 BB: 0 P: 12	R: 0 E: 0 K: 2 S: 11	H: 0 LOB: 0 BB: 0 P: 16	R: 0 E: 0 K: 0 S: 5	H: 1 LOB: 0 BB: 0 P: 7	R: 2 E: 0 K: 2 S: 21	H: 3 LOB: 3 BB: 1 P: 33	R: 0 E: 0 K: 1 S: 9	H: 1 LOB: 0 BB: 0 P: 12	R: 0 E: 0 K: 1 S: 8	H: 0 LOB: 0 BB: 0 P: 12	R: 0 E: 0 K: 1 S: 8	H: 0 LOB: 0 BB: 0 P: 12	1B: 5 2B: 5 3B: 0 HR: 1	SF: 0 SAC: 0 DP: 1 HBP: 1	WP: 0 PB: 0 SB: 0 CS: 1	PA: 35			
<b>PITCHER</b>	IP	WLS	BF	H	R	ER	SO	BB	IBB	HBP	BLK	WP	HR	S	P	ERA	WHIP								
17 Nathan Eovaldi, R (1.1) ERA: 3.66	5.2	L	27	9	5	5	9	1	0	1	0	0	0	71	104	7.94	1.765								
44 Brandon Workman, R (6.1) ERA: 3.43	1.1		5	2	0	0	2	0	0	0	0	0	0	16	20	0.00	1.500								
75 Yackel Rios, R (8.1) ERA: 5.73	1.0		3	0	0	0	1	0	0	0	0	0	0	8	12	0.00	0.000								



Batter	1	2	3	4	5	6	7	8	9	AB	R	H	RBI	BB	SO	LOB	TOP								
5 Enrique Hernández, R (1.8) OBP: 0.315, SLG: 0.425	4-2 BB G4-6-3			G5-3	K		K		K	4	0	0	0	1	3	2	<b>Boston Red Sox @ Los Angeles Angels</b> Angel Stadium, Anaheim, CA Wed Jul 07 2021, 1:11 PM - 4:03 PM PDT Att: 20,001 - Sunny - 79 F								
99 Alex Verdugo, L (1.7) OBP: 0.342, SLG: 0.429	1-0 G4-6-3			G5-3	1B		F7			4	0	1	1	0	0	1									
28 J.D. Martinez, R (1.10) OBP: 0.365, SLG: 0.548	1-3 K			2B BB	F7			2B 3B	3	1	1	0	1	1	2										
2 Xander Bogaerts, R (1.6) OBP: 0.385, SLG: 0.535		F9		1B		2B 10 39 1B		2B	4	1	3	1	0	0	0										
11 Rafael Devers, L (1.5) OBP: 0.352, SLG: 0.569	2-3 K			G4-3		F8		P5	4	0	0	0	0	1	4										
10 Hunter Renfroe, R (1.9) OBP: 0.314, SLG: 0.459		G6-3			K	E1 39 1B		K	4	0	0	0	0	2	2										
39 Christian Arroyo, R (1.4) OBP: 0.324, SLG: 0.441				L8	7 1B 29 1B		G4-6-3	G4-3	4	1	2	1	0	0	1										
7 Christian Vázquez, R (1.2) OBP: 0.300, SLG: 0.343				K	29 1B 99 1B		G4-6-3	K	4	1	1	0	0	2	2										
29 Bobby Dalbec, R (1.3) OBP: 0.264, SLG: 0.413	F9				99 1B		G5-3	K	4	0	1	1	0	1	0										
<b>Inning Stats</b>	R: 0 E: 0 K: 1 S: 8	H: 0 LOB: 0 BB: 1 P: 14	R: 0 E: 0 K: 1 S: 8	H: 0 LOB: 0 BB: 0 P: 14	R: 0 E: 0 K: 1 S: 8	H: 0 LOB: 0 BB: 0 P: 15	R: 0 E: 0 K: 0 S: 16	H: 1 LOB: 2 BB: 1 P: 25	R: 2 E: 1 K: 2 S: 19	H: 4 LOB: 1 BB: 0 P: 29	R: 1 E: 0 K: 0 S: 12	H: 2 LOB: 1 BB: 0 P: 17	R: 0 E: 0 K: 1 S: 8	H: 0 LOB: 0 BB: 0 P: 13	R: 1 E: 0 K: 1 S: 14	H: 2 LOB: 1 BB: 0 P: 20		R: 0 E: 0 K: 3 S: 11	H: 0 LOB: 0 BB: 0 P: 15	1B: 6 2B: 2 3B: 1 HR: 0	SF: 0 SAC: 0 DP: 2 HBP: 0	WP: 0 PB: 0 SB: 0 CS: 0	PA: 37		
<b>PITCHER</b>	IP	WLS	BF	H	R	ER	SO	BB	IBB	HBP	BLK	WP	HR	S	P	ERA	WHIP								
28 Andrew Heaney, L (1.1) ERA: 5.38	5.1	W	23	6	3	3	5	2	0	0	0	0	0	65	107	5.06	1.500								
40 Steve Cishek, R (6.1) ERA: 3.0	1.2	H	6	1	0	0	1	0	0	0	0	0	0	14	20	0.00	0.600								
21 Mike Mayers, R (8.1) ERA: 4.29	1.0	H	5	2	1	1	1	0	0	0	0	0	0	14	20	9.00	2.000								
32 Raisel Iglesias, R (9.1) ERA: 3.57	1.0	S	3	0	0	0	3	0	0	0	0	0	0	11	15	0.00	0.000								
Batter	1	2	3	4	5	6	7	8	9	AB	R	H	RBI	BB	SO	LOB	BOTTOM								
22 David Fletcher, R (1.4) OBP: 0.326, SLG: 0.354	1-1 17 20 G4-3 1B	0-1 1B		G6-3			G6-3			4	1	2	0	0	0	0	<b>Boston Red Sox @ Los Angeles Angels</b> Angel Stadium, Anaheim, CA Wed Jul 07 2021, 1:11 PM - 4:03 PM PDT Att: 20,001 - Sunny - 79 F								
17 Shohel Ohtani, L (1.10) OBP: 0.364, SLG: 0.700	0-0 20 G4-3 13 1B	3-3 K			HR		K			4	2	2	1	0	2	2									
20 Jared Walsh, L (1.3) OBP: 0.340, SLG: 0.571	0-1 G4-3			G6-3	HR		HR			4	2	2	3	0	0	1									
13 Phil Gosselin, R (1.7) OBP: 0.370, SLG: 0.455	3-2 3-H			G6-3	HR		G6-3			4	0	1	1	0	0	0									
59 Jack Mayfield, R (8.5) OBP: 0.194, SLG: 0.189	3-H 1B			G6-3	G1-3		G6-3			0	0	0	0	0	0	0									
4 Jose Iglesias, R (1.6) OBP: 0.306, SLG: 0.391	0-3 K			G5-3	G5-3		G6-3			4	0	1	0	0	2	1									
24 Kurt Suzuki, R (1.2) OBP: 0.295, SLG: 0.298	0-0 G5-3			1B	K		K			4	0	1	0	0	2	1									
3 Taylor Ward, R (1.9) OBP: 0.325, SLG: 0.423		G6-3		P4			19 G6-4-3 1B			4	0	1	0	0	1	2									
19 Juan Lagares, R (1.8) OBP: 0.239, SLG: 0.341		F4		K			G6-4-3			3	0	0	0	0	1	1									
2 Luis Rengifo, S (1.5) OBP: 0.211, SLG: 0.264		2B 1B		K			L9			3	0	1	0	0	1	0									
<b>Inning Stats</b>	R: 2 E: 0 K: 1 S: 13	H: 3 LOB: 1 BB: 0 P: 17	R: 0 E: 0 K: 1 S: 15	H: 2 LOB: 0 BB: 0 P: 22	R: 0 E: 0 K: 0 S: 9	H: 2 LOB: 0 BB: 0 P: 13	R: 0 E: 0 K: 2 S: 11	H: 0 LOB: 0 BB: 0 P: 16	R: 2 E: 0 K: 1 S: 14	H: 2 LOB: 0 BB: 0 P: 19	R: 0 E: 0 K: 0 S: 9	H: 1 LOB: 0 BB: 0 P: 15	R: 1 E: 0 K: 1 S: 9	H: 1 LOB: 0 BB: 0 P: 14	R: 0 E: 0 K: 3 S: 9	H: 0 LOB: 0 BB: 0 P: 13	1B: 8 2B: 0 3B: 0 HR: 3	SF: 0 SAC: 0 DP: 1 HBP: 0	WP: 0 PB: 0 SB: 0 CS: 0	PA: 34					
<b>PITCHER</b>	IP	WLS	BF	H	R	ER	SO	BB	IBB	HBP	BLK	WP	HR	S	P	ERA	WHIP								
57 Eduardo Rodríguez, L (1.1) ERA: 5.52	5.0	L	24	9	4	4	5	0	0	0	0	0	0	9	15	0.00	1.000								
19 Hirokazu Sawamura, R (6.1) ERA: 2.57	1.0		3	1	0	0	0	0	0	0	0	0	0	9	15	0.00	1.000								
63 Darwinzon Hernández, L (7.1) ERA: 2.95	1.0		4	1	1	1	1	0	0	0	0	0	1	9	14	9.00	1.000								
72 Garrett Whitlock, R (8.1) ERA: 1.5	1.0		3	0	0	0	3	0	0	0	0	0	0	9	13	0.00	0.000								



Batter	1	2	3	4	5	6	7	8	9	AB	R	H	RBI	BB	SO	LOB	TOP										
22 David Fletcher, R OBP: 0.330, SLG: 0.367										5	1	3	1	0	0	0	<b>Los Angeles Angels @ Seattle Mariners</b> T-Mobile Park, Seattle, WA Fri Jul 09 2021, 7:12 PM - 10:41 PM PDT Att: 20,381 - Clear - 75 F										
17 Shohel Ohtani, L OBP: 0.362, SLG: 0.704										4	1	1	1	0	1	2											
20 Jared Walsh, L OBP: 0.339, SLG: 0.566										4	0	1	0	0	1	0											
13 Phil Gosselin, R OBP: 0.366, SLG: 0.442										3	0	0	0	1	2	1											
59 Jack Mayfield, R OBP: 0.194, SLG: 0.189										0	0	0	0	0	0	0											
33 Max Stassi, R OBP: 0.378, SLG: 0.504										4	0	0	0	0	0	2											
4 Jose Iglesias, R OBP: 0.316, SLG: 0.407										4	0	4	0	0	0	0											
3 Taylor Ward, R OBP: 0.319, SLG: 0.414										4	1	0	0	0	1	6											
19 Juan Lagares, R OBP: 0.239, SLG: 0.345										4	0	1	1	0	1	0											
2 Luis Rengifo, S OBP: 0.200, SLG: 0.250										4	0	0	0	0	0	1											
<b>Inning Stats</b>	R: 1 H: 1 E: 0 K: 1 S: 10	H: 1 LOB: 0 BB: 0 P: 17	R: 1 H: 2 E: 0 K: 0 S: 12	H: 2 LOB: 1 BB: 0 P: 19	R: 1 H: 1 E: 0 K: 1 S: 9	H: 1 LOB: 0 BB: 0 P: 14	R: 0 H: 1 E: 0 K: 0 S: 10	H: 1 LOB: 2 BB: 0 P: 15	R: 0 H: 1 E: 0 K: 1 S: 11	H: 1 LOB: 1 BB: 0 P: 18	R: 0 H: 1 E: 0 K: 0 S: 13	H: 1 LOB: 2 BB: 0 P: 21	R: 0 H: 1 E: 0 K: 2 S: 14	H: 2 LOB: 2 BB: 0 P: 23	R: 0 H: 0 E: 0 K: 1 S: 7	H: 0 LOB: 0 BB: 0 P: 9	1B: 6 2B: 1 3B: 1 HR: 2	SF: 0 SAC: 0 DP: 1 HBP: 0	WP: 0 PB: 0 SB: 0 CS: 0	PA: 37							
<b>PITCHER</b>	IP	WLS	BF	H	R	ER	SO	BB	IBB	HBP	BLK	WP	HR	S	P	ERA	WHIP										
7 Marco Gonzales, L ERA: 5.88	5.2		24	7	3	3	3	1	0	0	0	0	2	64	103	4.76	1.412										
84 JT Chargois, R ERA: 2.58	1.0		4	1	0	0	0	0	0	0	0	0	0	10	13	0.00	1.000										
38 Anthony Misiewicz, L ERA: 4.5	0.1		1	0	0	0	0	0	0	0	0	0	2	3	0.00	0.000											
16 Drew Steckenrider, R ERA: 2.18	1.0	W	5	2	0	0	2	0	0	0	0	0	0	14	23	0.00	2.000										
49 Kendall Graveman, R ERA: 0.95	1.0		3	0	0	0	1	0	0	0	0	0	0	7	9	0.00	0.000										

Batter	1	2	3	4	5	6	7	8	9	AB	R	H	RBI	BB	SO	LOB	BOTTOM										
3 J.P. Crawford, L OBP: 0.343, SLG: 0.394										3	2	1	0	2	1	0	<b>Los Angeles Angels @ Seattle Mariners</b> T-Mobile Park, Seattle, WA Fri Jul 09 2021, 7:12 PM - 10:41 PM PDT Att: 20,381 - Clear - 75 F										
17 Mitch Haniger, R OBP: 0.312, SLG: 0.494										4	1	2	4	1	2	1											
15 Kyle Seager, L OBP: 0.280, SLG: 0.411										5	0	0	0	0	1	4											
23 Ty France, R OBP: 0.347, SLG: 0.417										4	0	1	1	0	1	1											
28 Jake Fraley, L OBP: 0.411, SLG: 0.454										3	1	1	0	1	0	2											
22 Luis Torrens, R OBP: 0.280, SLG: 0.444										3	1	1	0	1	0	1											
4 Shed Long Jr., L OBP: 0.256, SLG: 0.442										3	1	1	2	1	1	3											
25 Dylan Moore, R OBP: 0.268, SLG: 0.354										4	0	0	0	0	1	5											
5 Jake Bauers, L OBP: 0.282, SLG: 0.288										4	1	1	0	0	1	0											
<b>Inning Stats</b>	R: 0 H: 1 E: 0 K: 2 S: 9	H: 0 LOB: 1 BB: 1 P: 13	R: 0 H: 0 E: 0 K: 0 S: 9	H: 0 LOB: 1 BB: 1 P: 17	R: 0 H: 0 E: 0 K: 1 S: 8	H: 0 LOB: 0 BB: 0 P: 14	R: 2 H: 1 E: 1 K: 0 S: 10	H: 1 LOB: 1 BB: 1 P: 17	R: 0 H: 0 E: 0 K: 2 S: 12	H: 0 LOB: 1 BB: 1 P: 24	R: 0 H: 2 E: 0 K: 1 S: 14	H: 2 LOB: 2 BB: 0 P: 20	R: 1 H: 2 E: 0 K: 1 S: 16	H: 2 LOB: 1 BB: 1 P: 27	R: 4 H: 2 E: 0 K: 1 S: 18	H: 2 LOB: 2 BB: 2 P: 31		1B: 5 2B: 2 3B: 0 HR: 1	SF: 0 SAC: 0 DP: 0 HBP: 0	WP: 1 PB: 0 SB: 0 CS: 0	PA: 39						
<b>PITCHER</b>	IP	WLS	BF	H	R	ER	SO	BB	IBB	HBP	BLK	WP	HR	S	P	ERA	WHIP										
38 Alex Cobb, R ERA: 4.23	5.1		24	4	2	0	5	3	0	0	0	0	0	10	18	9.00	1.000										
35 Tony Watson, L ERA: 4.99	1.0	H	4	0	1	1	2	1	0	0	0	0	0	10	15	0.00	6.000										
40 Steve Cishek, R ERA: 2.97	0.1	B	3	2	0	0	0	0	0	0	0	0	0	1	2	0.00	0.000										
58 Alex Claudio, L ERA: 4.45	0.1		1	0	0	0	0	0	0	0	0	0	0	1	2	0.00	0.000										
21 Mike Meyers, R ERA: 4.64	0.2	L	4	1	2	2	1	1	0	0	0	0	0	11	17	27.00	3.000										
<b>PITCHER</b>	IP	WLS	BF	H	R	ER	SO	BB	IBB	HBP	BLK	WP	HR	S	P	ERA	WHIP										
62 Jose Quintana, L ERA: 7.32	0.1		3	1	2	2	0	1	0	0	0	0	0	7	14	54.00	6.000										





Batter	1	2	3	4	5	6	7	8	9	AB	R	H	RBI	BB	SO	LOB	TOP							
22 David Fletcher, R OBP: 0.329, SLG: 0.366										4	0	1	0	0	1	0	<b>Los Angeles Angels @ Seattle Mariners</b> T-Mobile Park, Seattle, WA Sat Jul 10 2021, 7:10 PM - 10:00 PM PDT Att: 27,353 - Clear - 74 F							
17 Shohel Ohtani, L OBP: 0.361, SLG: 0.697										3	0	0	0	1	2	1								
20 Jared Walsh, L OBP: 0.335, SLG: 0.559										4	0	0	0	0	0	2								
4 Jose Iglesias, R OBP: 0.312, SLG: 0.401										4	0	0	0	0	0	1								
13 Phil Gosselin, R OBP: 0.365, SLG: 0.440										3	0	1	0	0	1	0								
33 Max Stassi, R OBP: 0.377, SLG: 0.496										2	0	0	0	1	1	1								
3 Taylor Ward, R OBP: 0.315, SLG: 0.407										3	0	0	0	0	3	2								
19 Juan Lagares, R OBP: 0.241, SLG: 0.344										3	0	1	0	0	1	0								
59 Jack Mayfield, R OBP: 0.175, SLG: 0.179										2	0	0	0	0	0	2								
18 Jose Rojas, L OBP: 0.263, SLG: 0.406										1	0	0	0	0	1	0								
<b>Inning Stats</b>	R: 0 E: 0 K: 0 S: 5	H: 0 LOB: 0 BB: 1 P: 11	R: 0 E: 0 K: 1 S: 9	H: 0 LOB: 0 BB: 0 P: 12	R: 0 E: 0 K: 1 S: 7	H: 0 LOB: 0 BB: 0 P: 11	R: 0 E: 0 K: 0 S: 9	H: 1 LOB: 1 BB: 0 P: 15	R: 0 E: 0 K: 2 S: 14	H: 2 LOB: 2 BB: 0 P: 19	R: 0 E: 0 K: 1 S: 7	H: 0 LOB: 1 BB: 1 P: 9	R: 0 E: 0 K: 1 S: 8	H: 0 LOB: 1 BB: 1 P: 18	R: 0 E: 0 K: 3 S: 11	H: 0 LOB: 0 BB: 0 P: 12	R: 0 E: 0 K: 1 S: 7	H: 0 LOB: 0 BB: 0 P: 12	1B: 3 2B: 0 3B: 0 HR: 0	SF: 0 SAC: 0 DP: 0 HBP: 0	WP: 0 PB: 0 SB: 0 CS: 1	PA: 31		
<b>PITCHER</b>	IP WLS BF H R ER SO BB IBB HBP BLK WP HR S P ERA WHIP	7.0 W 25 3 0 0 6 2 0 0 0 0 0 59 95 0.00 0.714	1.0 H 3 0 0 0 3 0 0 0 0 0 0 11 12 0.00 0.000	1.0 S 3 0 0 0 1 0 0 0 0 0 0 7 12 0.00 0.000																				

Batter	1	2	3	4	5	6	7	8	9	AB	R	H	RBI	BB	SO	LOB	BOTTOM						
3 J.P. Crawford, L OBP: 0.342, SLG: 0.393										4	0	1	0	0	0	2	<b>Los Angeles Angels @ Seattle Mariners</b> T-Mobile Park, Seattle, WA Sat Jul 10 2021, 7:10 PM - 10:00 PM PDT Att: 27,353 - Clear - 74 F						
17 Mitch Haniger, R OBP: 0.314, SLG: 0.493										3	1	1	0	1	0	0							
23 Ty France, R OBP: 0.345, SLG: 0.414										4	1	1	0	0	1	2							
22 Luis Torrens, R OBP: 0.292, SLG: 0.462										3	0	2	1	1	1	0							
28 Jake Fraley, L OBP: 0.407, SLG: 0.441										3	0	0	1	1	1	3							
2 Tom Murphy, R OBP: 0.270, SLG: 0.364										3	0	0	0	1	1	3							
4 Shed Long Jr., L OBP: 0.244, SLG: 0.420										4	0	0	0	0	0	3							
25 Dylan Moore, R OBP: 0.269, SLG: 0.353										3	0	1	0	0	0	0							
5 Jake Bauers, L OBP: 0.283, SLG: 0.289										3	0	1	0	0	2	1							
<b>Inning Stats</b>	R: 0 E: 0 K: 0 S: 8	H: 0 LOB: 0 BB: 0 P: 13	R: 0 E: 0 K: 2 S: 7	H: 0 LOB: 0 BB: 0 P: 11	R: 0 E: 0 K: 1 S: 13	H: 1 LOB: 1 BB: 0 P: 19	R: 1 E: 0 K: 2 S: 13	H: 1 LOB: 1 BB: 1 P: 21	R: 0 E: 0 K: 1 S: 7	H: 0 LOB: 0 BB: 0 P: 12	R: 1 E: 0 K: 0 S: 13	H: 3 LOB: 2 BB: 1 P: 19	R: 0 E: 0 K: 0 S: 12	H: 1 LOB: 1 BB: 0 P: 19	R: 0 E: 0 K: 0 S: 12	H: 1 LOB: 3 BB: 2 P: 23		1B: 6 2B: 0 3B: 1 HR: 0	SF: 0 SAC: 0 DP: 0 HBP: 0	WP: 1 PB: 0 SB: 0 CS: 0	PA: 34		
<b>PITCHER</b>	IP WLS BF H R ER SO BB IBB HBP BLK WP HR S P ERA WHIP	7.0 L 28 6 2 2 6 2 0 0 0 0 0 73 114 2.57 1.143	0.1 0 3 1 0 0 0 1 0 0 0 0 0 3 7 0.00 6.000	0.2 0 3 0 0 0 0 1 0 0 0 0 0 9 16 0.00 1.500																			

livebaseballscorecards.com

AB 29  
R 0  
H 3  
RBI 0  
BB 2  
SO 10  
LOB 9

livebaseballscorecards.com

AB 30  
R 2  
H 7  
RBI 2  
BB 4  
SO 6  
LOB 14















Batter	1	2	3	4	5	6	7	8	9	AB	R	H	RBI	BB	SO	LOB	TOP							
3 J.P. Crawford, L OBP: 0.338, SLG: 0.384										5	0	0	0	0	2	2								
17 Mitch Haniger, R OBP: 0.322, SLG: 0.509										3	3	1	0	1	0	1								
23 Ty France, R OBP: 0.356, SLG: 0.428										4	2	3	3	0	0	0								
15 Kyle Seager, L OBP: 0.285, SLG: 0.414										5	0	0	0	0	2	6								
22 Luis Torrens, R OBP: 0.287, SLG: 0.453										3	1	1	1	1	1	0								
2 Tom Murphy, R OBP: 0.274, SLG: 0.357										3	0	0	1	1	3	1								
10 Jarrod Kelenic, L OBP: 0.190, SLG: 0.198										4	0	1	0	0	2	3								
25 Dylan Moore, R OBP: 0.276, SLG: 0.356										4	1	1	0	0	1	4								
5 Jake Bauers, L OBP: 0.280, SLG: 0.285										4	0	1	0	0	2	1								
27 Dillon Thomas, L OBP: 0.125, SLG: 0.125										0	0	0	0	0	0	0								
<b>Inning Stats</b>	R: 2 H: 1 E: 1 K: 2 S: 16	H: 1 LOB: 1 BB: 1 P: 29	R: 0 H: 0 E: 0 K: 0 S: 5	H: 1 LOB: 0 BB: 0 P: 8	R: 0 H: 0 E: 0 K: 0 S: 8	H: 0 LOB: 0 BB: 0 P: 10	R: 1 H: 1 E: 0 K: 1 S: 8	H: 1 LOB: 0 BB: 0 P: 13	R: 3 H: 3 E: 0 K: 2 S: 15	H: 3 LOB: 0 BB: 0 P: 21	R: 0 H: 0 E: 0 K: 3 S: 9	H: 0 LOB: 0 BB: 0 P: 12	R: 0 H: 0 E: 0 K: 1 S: 5	H: 0 LOB: 3 BB: 2 P: 8	R: 1 H: 0 E: 0 K: 3 S: 13	H: 0 LOB: 3 BB: 2 P: 26	R: 0 H: 2 E: 0 K: 1 S: 11	H: 2 LOB: 0 BB: 0 P: 18	1B: 6 2B: 0 3B: 0 HR: 2	SF: 0 SAC: 0 DP: 1 HBP: 2	WP: 1 PB: 0 SB: 0 CS: 0	PA: 40		
<b>PITCHER</b>	IP WLS BF H R ER SO BB IBB HBP BLK WP HR S P ERA WHIP	IP WLS BF H R ER SO BB IBB HBP BLK WP HR S P ERA WHIP	IP WLS BF H R ER SO BB IBB HBP BLK WP HR S P ERA WHIP	IP WLS BF H R ER SO BB IBB HBP BLK WP HR S P ERA WHIP	IP WLS BF H R ER SO BB IBB HBP BLK WP HR S P ERA WHIP	IP WLS BF H R ER SO BB IBB HBP BLK WP HR S P ERA WHIP	IP WLS BF H R ER SO BB IBB HBP BLK WP HR S P ERA WHIP	IP WLS BF H R ER SO BB IBB HBP BLK WP HR S P ERA WHIP	IP WLS BF H R ER SO BB IBB HBP BLK WP HR S P ERA WHIP	IP WLS BF H R ER SO BB IBB HBP BLK WP HR S P ERA WHIP	IP WLS BF H R ER SO BB IBB HBP BLK WP HR S P ERA WHIP	IP WLS BF H R ER SO BB IBB HBP BLK WP HR S P ERA WHIP	IP WLS BF H R ER SO BB IBB HBP BLK WP HR S P ERA WHIP	IP WLS BF H R ER SO BB IBB HBP BLK WP HR S P ERA WHIP	IP WLS BF H R ER SO BB IBB HBP BLK WP HR S P ERA WHIP	IP WLS BF H R ER SO BB IBB HBP BLK WP HR S P ERA WHIP	IP WLS BF H R ER SO BB IBB HBP BLK WP HR S P ERA WHIP	IP WLS BF H R ER SO BB IBB HBP BLK WP HR S P ERA WHIP	IP WLS BF H R ER SO BB IBB HBP BLK WP HR S P ERA WHIP	IP WLS BF H R ER SO BB IBB HBP BLK WP HR S P ERA WHIP	IP WLS BF H R ER SO BB IBB HBP BLK WP HR S P ERA WHIP	IP WLS BF H R ER SO BB IBB HBP BLK WP HR S P ERA WHIP	IP WLS BF H R ER SO BB IBB HBP BLK WP HR S P ERA WHIP	IP WLS BF H R ER SO BB IBB HBP BLK WP HR S P ERA WHIP

Seattle Mariners @ Los Angeles Angels  
Angel Stadium, Anaheim, CA  
Sun Jul 18 2021, 1:10 PM - 4:28 PM PDT  
Att: 23,434 - Partly Cloudy - 88 F

AB 35  
R 7  
H 8  
RBI 5  
BB 3  
SO 13  
LOB 18



Batter	1	2	3	4	5	6	7	8	9	AB	R	H	RBI	BB	SO	LOB	BOTTOM							
22 David Fletcher, R OBP: 0.339, SLG: 0.394										5	0	0	0	0	3	4								
17 Shohei Ohtani, L OBP: 0.363, SLG: 0.688										3	1	2	2	2	1	0								
20 Jared Walsh, L OBP: 0.333, SLG: 0.543										5	0	1	0	0	3	6								
33 Max Stassi, R OBP: 0.381, SLG: 0.512										4	1	1	0	0	3	2								
9 Adam Eaton, L OBP: 0.296, SLG: 0.345										4	0	0	0	0	1	2								
3 Taylor Ward, R OBP: 0.320, SLG: 0.430										3	1	1	0	0	1	0								
16 Brandon Marsh, L OBP: 0.333, SLG: 0.543										4	0	0	0	0	2	3								
4 Jose Iglesias, R OBP: 0.314, SLG: 0.405										4	1	3	2	0	0	0								
59 Jack Mayfield, R OBP: 0.222, SLG: 0.275										3	0	1	0	0	1	2								
<b>Inning Stats</b>	R: 0 H: 0 E: 0 K: 3 S: 9	H: 0 LOB: 0 BB: 0 P: 13	R: 0 H: 0 E: 0 K: 2 S: 11	H: 0 LOB: 0 BB: 0 P: 14	R: 0 H: 2 E: 0 K: 2 S: 14	H: 2 LOB: 3 BB: 1 P: 22	R: 0 H: 0 E: 0 K: 0 S: 8	H: 0 LOB: 1 BB: 0 P: 14	R: 0 H: 0 E: 0 K: 1 S: 10	H: 0 LOB: 1 BB: 1 P: 21	R: 2 H: 3 E: 0 K: 2 S: 15	H: 3 LOB: 1 BB: 0 P: 17	R: 0 H: 1 E: 0 K: 2 S: 10	H: 1 LOB: 1 BB: 0 P: 14	R: 0 H: 0 E: 0 K: 0 S: 7	H: 0 LOB: 0 BB: 0 P: 10	R: 2 H: 3 E: 0 K: 3 S: 17	H: 3 LOB: 1 BB: 0 P: 25	1B: 6 2B: 2 3B: 0 HR: 1	SF: 0 SAC: 1 DP: 0 HBP: 2	WP: 1 PB: 0 SB: 1 CS: 0	PA: 40		
<b>PITCHER</b>	IP WLS BF H R ER SO BB IBB HBP BLK WP HR S P ERA WHIP	IP WLS BF H R ER SO BB IBB HBP BLK WP HR S P ERA WHIP	IP WLS BF H R ER SO BB IBB HBP BLK WP HR S P ERA WHIP	IP WLS BF H R ER SO BB IBB HBP BLK WP HR S P ERA WHIP	IP WLS BF H R ER SO BB IBB HBP BLK WP HR S P ERA WHIP	IP WLS BF H R ER SO BB IBB HBP BLK WP HR S P ERA WHIP	IP WLS BF H R ER SO BB IBB HBP BLK WP HR S P ERA WHIP	IP WLS BF H R ER SO BB IBB HBP BLK WP HR S P ERA WHIP	IP WLS BF H R ER SO BB IBB HBP BLK WP HR S P ERA WHIP	IP WLS BF H R ER SO BB IBB HBP BLK WP HR S P ERA WHIP	IP WLS BF H R ER SO BB IBB HBP BLK WP HR S P ERA WHIP	IP WLS BF H R ER SO BB IBB HBP BLK WP HR S P ERA WHIP	IP WLS BF H R ER SO BB IBB HBP BLK WP HR S P ERA WHIP	IP WLS BF H R ER SO BB IBB HBP BLK WP HR S P ERA WHIP	IP WLS BF H R ER SO BB IBB HBP BLK WP HR S P ERA WHIP	IP WLS BF H R ER SO BB IBB HBP BLK WP HR S P ERA WHIP	IP WLS BF H R ER SO BB IBB HBP BLK WP HR S P ERA WHIP	IP WLS BF H R ER SO BB IBB HBP BLK WP HR S P ERA WHIP	IP WLS BF H R ER SO BB IBB HBP BLK WP HR S P ERA WHIP	IP WLS BF H R ER SO BB IBB HBP BLK WP HR S P ERA WHIP	IP WLS BF H R ER SO BB IBB HBP BLK WP HR S P ERA WHIP	IP WLS BF H R ER SO BB IBB HBP BLK WP HR S P ERA WHIP	IP WLS BF H R ER SO BB IBB HBP BLK WP HR S P ERA WHIP	IP WLS BF H R ER SO BB IBB HBP BLK WP HR S P ERA WHIP

Seattle Mariners @ Los Angeles Angels  
Angel Stadium, Anaheim, CA  
Sun Jul 18 2021, 1:10 PM - 4:28 PM PDT  
Att: 23,434 - Partly Cloudy - 88 F

AB 35  
R 4  
H 9  
RBI 4  
BB 2  
SO 15  
LOB 19





Batter	1	2	3	4	5	6	7	8	9	AB	R	H	RBI	BB	SO	LOB	TOP							
22 David Fletcher, R OBP: 0.343, SLG: 0.399										3	0	2	0	1	0	1	<b>Los Angeles Angels @ Oakland Athletics</b> Oakland Coliseum, Oakland, CA Mon Jul 19 2021, 6:41 PM - 9:32 PM PDT Att: 14,856 - Partly Cloudy - 67 F							
17 Shohel Ohtani, L OBP: 0.362, SLG: 0.686										4	0	1	0	0	1	3								
58 Alex Claudio, L 41 Junior Guerra, R										0	0	0	0	0	0	0								
20 Jared Walsh, L OBP: 0.330, SLG: 0.536										4	0	0	0	0	0	2								
13 Phil Gosselin, R OBP: 0.347, SLG: 0.412										3	1	0	0	1	0	1								
16 Brandon Marsh, L OBP: 0.375, SLG: 0.500										4	0	3	1	0	0	0								
24 Kurt Suzuki, R OBP: 0.296, SLG: 0.294										4	0	1	0	0	0	3								
4 Jose Iglesias, R 40 Steve Cishek, R 35 Tony Watson, L										3	0	0	0	0	1	3								
3 Taylor Ward, R OBP: 0.319, SLG: 0.428										1	0	0	0	0	0	1								
9 Adam Eaton, L OBP: 0.295, SLG: 0.343										4	0	1	0	0	0	3								
59 Jack Mayfield, R OBP: 0.214, SLG: 0.264										2	0	0	0	0	1	0								
2 Luis Rengifo, S OBP: 0.195, SLG: 0.244										1	0	0	0	0	0	1								
<b>Inning Stats</b>	R: 0 E: 0 K: 0 S: 9	H: 1 LOB: 1 BB: 0 P: 12	R: 0 E: 0 K: 0 S: 8	H: 1 LOB: 0 BB: 0 P: 12	R: 0 E: 0 K: 1 S: 11	H: 2 LOB: 2 BB: 0 P: 14	R: 0 E: 0 K: 0 S: 4	H: 0 LOB: 0 BB: 0 P: 6	R: 0 E: 0 K: 1 S: 5	H: 1 LOB: 0 BB: 0 P: 7	R: 0 E: 0 K: 1 S: 8	H: 0 LOB: 1 BB: 1 P: 15	R: 0 E: 0 K: 1 S: 12	H: 1 LOB: 1 BB: 0 P: 14	R: 0 E: 0 K: 0 S: 9	H: 1 LOB: 2 BB: 1 P: 15	1B: 5 2B: 3 HR: 0	SF: 0 SAC: 0 DP: 2 HBP: 0	WP: 0 PB: 0 SB: 0 CS: 0	PA: 35				
<b>PITCHER</b>	IP: 7.0 WLS: W BF: 26 ERA: 3.42	IP: 2.0 WLS: S BF: 9 ERA: 1.95	IP: 7.0 WLS: W BF: 26 ERA: 3.42	IP: 2.0 WLS: S BF: 9 ERA: 1.95	IP: 7.0 WLS: W BF: 26 ERA: 3.42	IP: 2.0 WLS: S BF: 9 ERA: 1.95	IP: 7.0 WLS: W BF: 26 ERA: 3.42	IP: 2.0 WLS: S BF: 9 ERA: 1.95	IP: 7.0 WLS: W BF: 26 ERA: 3.42	IP: 2.0 WLS: S BF: 9 ERA: 1.95	IP: 7.0 WLS: W BF: 26 ERA: 3.42	IP: 2.0 WLS: S BF: 9 ERA: 1.95	IP: 7.0 WLS: W BF: 26 ERA: 3.42	IP: 2.0 WLS: S BF: 9 ERA: 1.95	IP: 7.0 WLS: W BF: 26 ERA: 3.42	IP: 2.0 WLS: S BF: 9 ERA: 1.95	IP: 7.0 WLS: W BF: 26 ERA: 3.42	IP: 2.0 WLS: S BF: 9 ERA: 1.95	IP: 7.0 WLS: W BF: 26 ERA: 3.42	IP: 2.0 WLS: S BF: 9 ERA: 1.95	IP: 7.0 WLS: W BF: 26 ERA: 3.42	IP: 2.0 WLS: S BF: 9 ERA: 1.95	IP: 7.0 WLS: W BF: 26 ERA: 3.42	IP: 2.0 WLS: S BF: 9 ERA: 1.95

Batter	1	2	3	4	5	6	7	8	9	AB	R	H	RBI	BB	SO	LOB	BOTTOM							
20 Mark Canha, R OBP: 0.376, SLG: 0.447										4	0	1	0	0	2	2	<b>Los Angeles Angels @ Oakland Athletics</b> Oakland Coliseum, Oakland, CA Mon Jul 19 2021, 6:41 PM - 9:32 PM PDT Att: 14,856 - Partly Cloudy - 67 F							
17 Elvis Andrus, R OBP: 0.271, SLG: 0.314										4	0	0	0	0	2	4								
28 Matt Olson, L OBP: 0.375, SLG: 0.578										4	1	2	1	0	0	2								
8 Jed Lowrie, S 25 Stephen Piscotty, R OBP: 0.337, SLG: 0.430 OBP: 0.264, SLG: 0.347										4	0	1	0	0	0	1								
18 Mitch Moreland, L OBP: 0.295, SLG: 0.407 15 Seth Brown, L OBP: 0.272, SLG: 0.429										2	0	1	0	1	0	0								
26 Matt Chapman, R OBP: 0.317, SLG: 0.375										3	1	0	0	1	1	2								
22 Ramón Laureano, R OBP: 0.313, SLG: 0.443										4	1	1	3	0	1	2								
12 Sean Murphy, R OBP: 0.305, SLG: 0.419										3	0	0	0	0	2	1								
Tony Kemp, L OBP: 0.375, SLG: 0.385										2	0	1	0	1	1	0								
<b>Inning Stats</b>	R: 0 E: 0 K: 1 S: 10	H: 0 LOB: 0 BB: 0 P: 17	R: 0 E: 0 K: 2 S: 10	H: 1 LOB: 1 BB: 0 P: 17	R: 0 E: 0 K: 1 S: 13	H: 1 LOB: 2 BB: 1 P: 20	R: 0 E: 0 K: 0 S: 7	H: 0 LOB: 0 BB: 0 P: 13	R: 0 E: 0 K: 2 S: 8	H: 0 LOB: 0 BB: 0 P: 15	R: 0 E: 0 K: 2 S: 11	H: 1 LOB: 1 BB: 0 P: 14	R: 3 E: 0 K: 1 S: 14	H: 2 LOB: 2 BB: 2 P: 28	R: 1 E: 0 K: 1 S: 12	H: 2 LOB: 1 BB: 0 P: 20		1B: 3 2B: 2 3B: 0 HR: 2	SF: 0 SAC: 0 DP: 0 HBP: 0	WP: 0 PB: 0 SB: 1 CS: 0	PA: 34			
<b>PITCHER</b>	IP: 6.0 WLS: L BF: 22 ERA: 3.21	IP: 0.0 WLS: L BF: 3 ERA: 3.45	IP: 6.0 WLS: L BF: 22 ERA: 3.21	IP: 0.0 WLS: L BF: 3 ERA: 3.45	IP: 6.0 WLS: L BF: 22 ERA: 3.21	IP: 0.0 WLS: L BF: 3 ERA: 3.45	IP: 6.0 WLS: L BF: 22 ERA: 3.21	IP: 0.0 WLS: L BF: 3 ERA: 3.45	IP: 6.0 WLS: L BF: 22 ERA: 3.21	IP: 0.0 WLS: L BF: 3 ERA: 3.45	IP: 6.0 WLS: L BF: 22 ERA: 3.21	IP: 0.0 WLS: L BF: 3 ERA: 3.45	IP: 6.0 WLS: L BF: 22 ERA: 3.21	IP: 0.0 WLS: L BF: 3 ERA: 3.45	IP: 6.0 WLS: L BF: 22 ERA: 3.21	IP: 0.0 WLS: L BF: 3 ERA: 3.45	IP: 6.0 WLS: L BF: 22 ERA: 3.21	IP: 0.0 WLS: L BF: 3 ERA: 3.45	IP: 6.0 WLS: L BF: 22 ERA: 3.21	IP: 0.0 WLS: L BF: 3 ERA: 3.45	IP: 6.0 WLS: L BF: 22 ERA: 3.21	IP: 0.0 WLS: L BF: 3 ERA: 3.45	IP: 6.0 WLS: L BF: 22 ERA: 3.21	IP: 0.0 WLS: L BF: 3 ERA: 3.45





Batter	1	2	3	4	5	6	7	8	9	AB	R	H	RBI	BB	SO	LOB	TOP										
22 David Fletcher, R OBP: 0.341, SLG: 0.396	G4-3		1B			F8		P5	P3	5	0	1	0	0	0	1											
17 Shohel Ohtani, L OBP: 0.361, SLG: 0.679	BB		K			K		K		3	0	0	0	1	3	2											
20 Jared Walsh, L OBP: 0.326, SLG: 0.530	K		P5			L6		G3		4	0	0	0	0	1	2											
33 Max Stassi, R OBP: 0.371, SLG: 0.496	F7		K			K		G6-3		4	0	0	0	0	2	2											
16 Brandon Marsh, L OBP: 0.417, SLG: 0.455	F7		K			K		G3		3	0	1	0	1	1	0											
3 Taylor Ward, R OBP: 0.322, SLG: 0.426	1B		G6-3			F9		BB		3	0	1	0	1	0	1											
9 Adam Eaton, L OBP: 0.300, SLG: 0.348	1B		1B			K		G2-3		3	0	2	0	0	1	1											
13 Phil Gosselin, R OBP: 0.345, SLG: 0.409	1B		1B			K		G2-3		1	0	0	0	0	0	2											
4 Jose Iglesias, R OBP: 0.310, SLG: 0.399	L7		1B			K		K		4	0	1	0	0	2	2											
2 Luis Rengifo, S OBP: 0.198, SLG: 0.244	P5		P5			E8		K		4	0	1	0	0	1	4											
<b>Inning Stats</b>	R: 0 E: 0 K: 1 S: 9	H: 0 LOB: 1 BB: 1 P: 16	R: 0 E: 0 K: 0 S: 12	H: 2 LOB: 2 BB: 0 P: 16	R: 0 E: 0 K: 2 S: 11	H: 1 LOB: 1 BB: 0 P: 18	R: 0 E: 0 K: 1 S: 13	H: 2 LOB: 2 BB: 0 P: 19	R: 0 E: 0 K: 1 S: 9	H: 0 LOB: 0 BB: 0 P: 15	R: 0 E: 0 K: 2 S: 9	H: 1 LOB: 1 BB: 0 P: 16	R: 0 E: 0 K: 0 S: 11	H: 1 LOB: 2 BB: 1 P: 18	R: 0 E: 0 K: 2 S: 8	H: 0 LOB: 0 BB: 0 P: 9	1B: 7 2B: 0 3B: 0 HR: 0	SF: 0 SAC: 0 DP: 0 HBP: 0	WP: 0 PB: 0 SB: 2 CS: 0	PA: 37							
<b>PITCHER</b>	IP	WLS	BF	H	R	ER	SO	BB	IBB	HBP	BLK	WP	HR	S	P	ERA	WHIP										
32 James Kaprielian, R ERA: 2.65	6.0	W	25	5	0	0	7	2	0	0	0	0	0	63	100	0.00	1.167										
54 Sergio Romo, R ERA: 3.93	1.0		4	1	0	0	2	0	0	0	0	0	0	10	16	0.00	1.000										
60 Sam Moll, L ERA:	1.0		5	1	0	0	0	1	0	0	0	0	0	11	18	0.00	2.000										
65 Deolis Guerra, R ERA: 3.31	1.0		3	0	0	0	2	0	0	0	0	0	0	8	9	0.00	0.000										

**Los Angeles Angels @ Oakland Athletics**  
 Oakland Coliseum, Oakland, CA  
 Tue Jul 20 2021, 12:38 PM - 3:39 PM PDT  
 Att: 9,154 - Sunny - 66 F

**AB 34**  
**R 0**  
**H 7**  
**RBI 0**  
**BB 3**  
**SO 11**  
**LOB 17**



Batter	1	2	3	4	5	6	7	8	9	AB	R	H	RBI	BB	SO	LOB	BOTTOM										
20 Mark Canha, R OBP: 0.377, SLG: 0.446	G5-3		G5-3			G5-3		G5-3		3	2	1	0	0	0	0											
17 Elvis Andrus, R OBP: 0.271, SLG: 0.314	G4-3		G6-3			SH1-4		1B		3	0	1	1	0	0	0											
28 Matt Olson, L OBP: 0.379, SLG: 0.588	K		HR			IBB		1B		3	2	2	2	1	1	0											
8 Jed Lowrie, S OBP: 0.333, SLG: 0.426	F8		G5-3			SF9		G4-3		3	0	0	1	0	0	2											
22 Ramon Laureano, R OBP: 0.315, SLG: 0.447	G4-3		G4-3			1B		K		4	0	2	1	0	1	0											
26 Matt Chapman, R OBP: 0.313, SLG: 0.371	K		K			K		K		4	0	0	0	0	4	3											
12 Sean Murphy, R OBP: 0.301, SLG: 0.412	G6-3		G6-3			FC5-4		G4-3		4	0	0	0	0	0	1											
25 Stephen Piscotty, R OBP: 0.259, SLG: 0.340	K		K			FC6-4		K		3	0	0	0	0	2	1											
11 Jacob Wilson, R OBP: 0.200, SLG: 0.200	G6-3		G6-3			SH1-4		1B		2	0	1	0	0	0	0											
Tony Kemp, L OBP: 0.378, SLG: 0.388	G6-3		G6-3			SF9		1B		1	2	1	0	0	0	0											
<b>Inning Stats</b>	R: 0 E: 0 K: 1 S: 8	H: 0 LOB: 0 BB: 0 P: 16	R: 0 E: 0 K: 1 S: 7	H: 0 LOB: 0 BB: 0 P: 9	R: 0 E: 0 K: 1 S: 7	H: 0 LOB: 0 BB: 0 P: 10	R: 1 E: 0 K: 0 S: 12	H: 1 LOB: 0 BB: 0 P: 19	R: 0 E: 0 K: 1 S: 7	H: 1 LOB: 1 BB: 0 P: 8	R: 3 E: 0 K: 1 S: 14	H: 2 LOB: 2 BB: 1 P: 20	R: 2 E: 0 K: 1 S: 18	H: 4 LOB: 2 BB: 0 P: 24	R: 0 E: 0 K: 2 S: 12	H: 0 LOB: 0 BB: 0 P: 15	1B: 6 2B: 1 3B: 0 HR: 1	SF: 1 SAC: 1 DP: 0 HBP: 1	WP: 0 PB: 0 SB: 0 CS: 0	PA: 34							
<b>PITCHER</b>	IP	WLS	BF	H	R	ER	SO	BB	IBB	HBP	BLK	WP	HR	S	P	ERA	WHIP										
54 José Suarez, L ERA: 2.85	5.2	L	22	3	4	4	4	1	1	0	0	0	0	6	9	0.00	3.000										
21 Mike Mayers, R ERA: 4.53	0.1		2	1	0	0	1	0	0	0	0	0	0	6	9	0.00	3.000										
41 Junior Guerra, R ERA: 5.1	1.0		7	4	2	2	1	0	0	0	0	0	0	18	24	18.00	4.000										
37 Dylan Bundy, R ERA: 6.69	1.0		3	0	0	0	2	0	0	0	0	0	0	12	15	0.00	0.000										

**Los Angeles Angels @ Oakland Athletics**  
 Oakland Coliseum, Oakland, CA  
 Tue Jul 20 2021, 12:38 PM - 3:39 PM PDT  
 Att: 9,154 - Sunny - 66 F

**AB 30**  
**R 6**  
**H 8**  
**RBI 5**  
**BB 1**  
**SO 8**  
**LOB 7**





Batter	1	2	3	4	5	6	7	8	9	AB	R	H	RBI	BB	SO	LOB	TOP			
22 David Fletcher, R (1, 4) OBP: 0.340, SLG: 0.394										4	0	1	0	0	0	1	<b>Los Angeles Angels @ Minnesota Twins</b> Target Field, Minneapolis, MN Thu Jul 22 2021, 7:13 PM - 9:50 PM CDT Att: 23,337 - Partly Cloudy - 85 F			
17 Shohel Ohtani, L (1, 10) OBP: 0.357, SLG: 0.671										4	0	0	0	0	3	1				
10 Justin Upton, R (1, 7) OBP: 0.331, SLG: 0.471										4	0	0	0	0	1	1				
19 Juan Lagares, R (8, 7) OBP: 0.253, SLG: 0.353										4	0	1	0	0	2	0				
20 Jared Walsh, L (1, 3) OBP: 0.325, SLG: 0.530										4	0	1	0	0	1	1				
33 Max Stassi, R (1, 2) OBP: 0.367, SLG: 0.489										4	0	1	0	0	1	1				
16 Brandon Marsh, L (1, 8) OBP: 0.313, SLG: 0.333										4	0	0	0	0	2	1				
4 Jose Iglesias, R (1, 6) OBP: 0.313, SLG: 0.408										3	1	2	0	0	0	0	<b>AB</b> 33 <b>R</b> 3 <b>H</b> 7 <b>RBI</b> 3 <b>BB</b> 0 <b>SO</b> 10 <b>LOB</b> 7			
9 Adam Eaton, L (1, 9) OBP: 0.300, SLG: 0.348										3	1	1	0	0	0	1				
59 Jack Mayfield, R (1, 5) OBP: 0.220, SLG: 0.321										3	1	1	3	0	1	1				
<b>Inning Stats</b>	R: 0 H: 1 E: 0 K: 1 S: 7	H: 1 LOB: 0 BB: 0 P: 11	R: 0 H: 0 E: 0 K: 0 S: 6	H: 0 LOB: 0 BB: 0 P: 11	R: 0 H: 1 E: 0 K: 0 S: 9	H: 1 LOB: 1 BB: 0 P: 11	R: 0 H: 1 E: 0 K: 1 S: 10	H: 1 LOB: 1 BB: 0 P: 10	R: 3 H: 3 E: 0 K: 1 S: 14	H: 3 LOB: 0 BB: 0 P: 22	R: 0 H: 1 E: 0 K: 2 S: 8	H: 1 LOB: 1 BB: 0 P: 9	R: 0 H: 0 E: 0 K: 1 S: 10	H: 0 LOB: 0 BB: 0 P: 16	R: 0 H: 0 E: 0 K: 3 S: 12	H: 0 LOB: 0 BB: 0 P: 16	1B: 3 2B: 3 3B: 0 HR: 1	SF: 0 SAC: 0 DP: 1 HBP: 0	WP: 0 PB: 0 SB: 0 CS: 0	PA: 33
<b>PITCHER</b>	IP WLS BF H R ER SO BB IBB HBP BLK WP HR S P ERA WHIP																			
18 Kenta Maeda, R (1, 1) ERA: 4.63	7.0 L 27 7 3 3 6 0 0 0 0 0 1 64 95 3.86 1.000																			
53 Danny Coulombe, L (8, 1) ERA: 0.67	2.0 6 0 0 0 4 0 0 0 0 0 0 23 32 0.00 0.000																			

Batter	1	2	3	4	5	6	7	8	9	AB	R	H	RBI	BB	SO	LOB	BOTTOM			
11 Jorge Polanco, S (1, 4) OBP: 0.324, SLG: 0.447										4	0	1	0	0	1	0	<b>Los Angeles Angels @ Minnesota Twins</b> Target Field, Minneapolis, MN Thu Jul 22 2021, 7:13 PM - 9:50 PM CDT Att: 23,337 - Partly Cloudy - 85 F			
26 Max Kepler, L (1, 9) OBP: 0.305, SLG: 0.455										3	0	1	0	0	0	0				
20 Josh Donaldson, R (1, 10) OBP: 0.346, SLG: 0.477										4	0	0	0	0	2	2				
22 Miguel Sanó, R (1, 3) OBP: 0.281, SLG: 0.429										3	1	1	0	1	1	0				
27 Ryan Jeffers, R (1, 2) OBP: 0.273, SLG: 0.358										4	0	0	0	0	2	3				
24 Trevor Larnach, L (1, 7) OBP: 0.331, SLG: 0.380										3	1	1	0	1	2	0				
64 Willians Astudillo, R (1, 5) OBP: 0.277, SLG: 0.392										3	0	1	1	0	0	1				
79 Gilberto Celestino, R (1, 8) OBP: 0.193, SLG: 0.315										3	0	1	1	0	0	1				
9 Andrelton Simmons, R (1, 6) OBP: 0.294, SLG: 0.298										3	0	0	0	0	0	2				
<b>Inning Stats</b>	R: 0 H: 0 E: 0 K: 3 S: 12	H: 2 LOB: 2 BB: 1 P: 22	R: 0 H: 2 E: 0 K: 0 S: 13	H: 2 LOB: 1 BB: 0 P: 23	R: 0 H: 0 E: 0 K: 1 S: 7	H: 0 LOB: 0 BB: 0 P: 9	R: 2 H: 2 E: 0 K: 0 S: 9	H: 2 LOB: 1 BB: 1 P: 15	R: 0 H: 0 E: 0 K: 3 S: 9	H: 0 LOB: 0 BB: 0 P: 13	R: 0 H: 0 E: 0 K: 0 S: 7	H: 0 LOB: 0 BB: 0 P: 8	R: 0 H: 2 E: 0 K: 0 S: 4	H: 2 LOB: 0 BB: 0 P: 5	R: 0 H: 0 E: 0 K: 1 S: 8	H: 0 LOB: 0 BB: 0 P: 10	1B: 3 2B: 3 3B: 0 HR: 0	SF: 0 SAC: 0 DP: 1 HBP: 1	WP: 0 PB: 0 SB: 1 CS: 0	PA: 33
<b>PITCHER</b>	IP WLS BF H R ER SO BB IBB HBP BLK WP HR S P ERA WHIP																			
28 Andrew Heaney, L (1, 1) ERA: 5.32	7.0 W 27 4 2 2 7 2 0 0 0 0 0 65 102 2.57 0.857																			
21 Mike Mayers, R (8, 1) ERA: 4.43	1.0 H 3 2 0 0 0 0 0 0 0 0 0 4 5 0.00 2.000																			
32 Raisel Iglesias, R (9, 1) ERA: 3.32	1.0 S 3 0 0 0 1 0 0 0 0 0 0 8 10 0.00 0.000																			

livebaseballscores.com

**Los Angeles Angels @ Minnesota Twins**  
 Target Field, Minneapolis, MN  
 Thu Jul 22 2021, 7:13 PM - 9:50 PM CDT  
 Att: 23,337 - Partly Cloudy - 85 F

**AB** 33  
**R** 3  
**H** 7  
**RBI** 3  
**BB** 0  
**SO** 10  
**LOB** 7

livebaseballscores.com

**Los Angeles Angels @ Minnesota Twins**  
 Target Field, Minneapolis, MN  
 Thu Jul 22 2021, 7:13 PM - 9:50 PM CDT  
 Att: 23,337 - Partly Cloudy - 85 F

**AB** 30  
**R** 2  
**H** 6  
**RBI** 2  
**BB** 2  
**SO** 8  
**LOB** 9




Batter	1	2	3	4	5	6	7	8	9	AB	R	H	RBI	BB	SO	LOB	TOP				
22 David Fletcher, R OBP: 0.341, SLG: 0.395	G5-3	G6-3		G4-3			20 G4-3 1B			5	0	2	0	0	0	1					
13 Phil Gosselin, R OBP: 0.351, SLG: 0.422										3	1	2	0	0	0	0					
20 Jared Walsh, L OBP: 0.324, SLG: 0.527	4 1B 2B		24 F8 10 BB 1B		G4-3					2	0	0	0	0	1	2					
4 Jose Iglesias, R OBP: 0.312, SLG: 0.405	24 HR 1B		F8		L8					5	1	1	1	0	0	3					
10 Justin Upton, R OBP: 0.333, SLG: 0.474	F8									3	0	1	0	1	1	1					
24 Kurt Suzuki, R OBP: 0.301, SLG: 0.317	2H HR 1B		F8							3	1	1	2	0	0	2					
16 Brandon Marsh, L OBP: 0.300, SLG: 0.316	G6-3		G4-3							4	0	1	0	0	0	4					
19 Juan Lagares, R OBP: 0.252, SLG: 0.351										4	0	1	0	0	2	3					
59 Jack Mayfield, R OBP: 0.222, SLG: 0.367										4	1	1	1	0	1	4					
9 Adam Eaton, L OBP: 0.297, SLG: 0.343										3	0	0	0	0	1	1					
2 Luis Rengifo, S OBP: 0.195, SLG: 0.241										1	0	0	0	0	1	0					
<b>Inning Stats</b>	R: 3 E: 0 K: 0 S: 9	H: 3 LOB: 0 BB: 0 P: 17	R: 1 E: 0 K: 2 S: 11	H: 1 LOB: 0 BB: 0 P: 14	R: 0 E: 0 K: 0 S: 13	H: 1 LOB: 1 BB: 0 P: 23	R: 0 E: 0 K: 1 S: 9	H: 1 LOB: 1 BB: 0 P: 12	R: 0 E: 0 K: 1 S: 7	H: 0 LOB: 0 BB: 0 P: 11	R: 0 E: 1 K: 0 S: 7	H: 1 LOB: 1 BB: 0 P: 11	R: 0 E: 0 K: 0 S: 8	H: 1 LOB: 2 BB: 0 P: 20	R: 0 E: 0 K: 2 S: 14	H: 1 LOB: 1 BB: 0 P: 18	1B: 6 2B: 2 3B: 0 HR: 2	SF: 0 SAC: 0 DP: 0 HBP: 1	WP: 1 PB: 0 SB: 0 CS: 0	PA: 39	
<b>PITCHER</b>	IP WLS BF H R ER SO BB IBB HBP BLK WP HR S P ERA WHIP	IP WLS BF H R ER SO BB IBB HBP BLK WP HR S P ERA WHIP	IP WLS BF H R ER SO BB IBB HBP BLK WP HR S P ERA WHIP	IP WLS BF H R ER SO BB IBB HBP BLK WP HR S P ERA WHIP	IP WLS BF H R ER SO BB IBB HBP BLK WP HR S P ERA WHIP	IP WLS BF H R ER SO BB IBB HBP BLK WP HR S P ERA WHIP	IP WLS BF H R ER SO BB IBB HBP BLK WP HR S P ERA WHIP	IP WLS BF H R ER SO BB IBB HBP BLK WP HR S P ERA WHIP	IP WLS BF H R ER SO BB IBB HBP BLK WP HR S P ERA WHIP	IP WLS BF H R ER SO BB IBB HBP BLK WP HR S P ERA WHIP	IP WLS BF H R ER SO BB IBB HBP BLK WP HR S P ERA WHIP	IP WLS BF H R ER SO BB IBB HBP BLK WP HR S P ERA WHIP	IP WLS BF H R ER SO BB IBB HBP BLK WP HR S P ERA WHIP	IP WLS BF H R ER SO BB IBB HBP BLK WP HR S P ERA WHIP	IP WLS BF H R ER SO BB IBB HBP BLK WP HR S P ERA WHIP	IP WLS BF H R ER SO BB IBB HBP BLK WP HR S P ERA WHIP	IP WLS BF H R ER SO BB IBB HBP BLK WP HR S P ERA WHIP	IP WLS BF H R ER SO BB IBB HBP BLK WP HR S P ERA WHIP	IP WLS BF H R ER SO BB IBB HBP BLK WP HR S P ERA WHIP	IP WLS BF H R ER SO BB IBB HBP BLK WP HR S P ERA WHIP	IP WLS BF H R ER SO BB IBB HBP BLK WP HR S P ERA WHIP

**Los Angeles Angels @ Minnesota Twins**  
Target Field, Minneapolis, MN  
Fri Jul 23 2021, 7:11 PM - 10:17 PM CDT  
Att: 21,384 - Partly Cloudy - 90 F

livebaseballscores.com

AB 37  
R 4  
H 10  
RBI 4  
BB 1  
SO 7  
LOB 21




Batter	1	2	3	4	5	6	7	8	9	AB	R	H	RBI	BB	SO	LOB	BOTTOM				
26 Max Kepler, L OBP: 0.307, SLG: 0.450	G3-1		L8							5	1	1	0	0	0	1					
11 Jorge Polanco, S OBP: 0.329, SLG: 0.453	24 BB 20 1B 1B		24 1B 2B							4	1	3	0	0	1	0					
20 Josh Donaldson, R OBP: 0.348, SLG: 0.477	24 BB 1B		G5-3							4	0	2	0	0	0	2					
24 Trevor Larnach, L OBP: 0.333, SLG: 0.379										3	0	1	1	1	1	1					
22 Miguel Sanó, R OBP: 0.284, SLG: 0.431			FC5-4							3	2	1	0	1	1	4					
50 Brent Rooker, R OBP: 0.118, SLG: 0.212	L8									4	0	0	0	0	1	5					
1 Nick Gordon, L OBP: 0.317, SLG: 0.355										4	1	2	1	0	2	0					
27 Ryan Jeffers, R OBP: 0.286, SLG: 0.384										4	0	3	1	0	1	0					
9 Andrelton Simmons, R OBP: 0.290, SLG: 0.293										4	0	0	0	0	0	3					
<b>Inning Stats</b>	R: 0 E: 0 K: 1 S: 21	H: 2 LOB: 3 BB: 1 P: 30	R: 0 E: 0 K: 2 S: 8	H: 0 LOB: 0 BB: 0 P: 10	R: 1 E: 0 K: 0 S: 10	H: 2 LOB: 1 BB: 0 P: 14	R: 0 E: 0 K: 1 S: 7	H: 1 LOB: 1 BB: 0 P: 11	R: 1 E: 0 K: 0 S: 8	H: 2 LOB: 0 BB: 0 P: 14	R: 1 E: 0 K: 0 S: 13	H: 3 LOB: 1 BB: 0 P: 19	R: 0 E: 0 K: 2 S: 14	H: 1 LOB: 1 BB: 0 P: 17	R: 2 E: 1 K: 0 S: 16	H: 2 LOB: 1 BB: 1 P: 25	1B: 9 2B: 4 3B: 0 HR: 0	SF: 0 SAC: 0 DP: 1 HBP: 0	WP: 0 PB: 0 SB: 0 CS: 0	PA: 37	
<b>PITCHER</b>	IP WLS BF H R ER SO BB IBB HBP BLK WP HR S P ERA WHIP	IP WLS BF H R ER SO BB IBB HBP BLK WP HR S P ERA WHIP	IP WLS BF H R ER SO BB IBB HBP BLK WP HR S P ERA WHIP	IP WLS BF H R ER SO BB IBB HBP BLK WP HR S P ERA WHIP	IP WLS BF H R ER SO BB IBB HBP BLK WP HR S P ERA WHIP	IP WLS BF H R ER SO BB IBB HBP BLK WP HR S P ERA WHIP	IP WLS BF H R ER SO BB IBB HBP BLK WP HR S P ERA WHIP	IP WLS BF H R ER SO BB IBB HBP BLK WP HR S P ERA WHIP	IP WLS BF H R ER SO BB IBB HBP BLK WP HR S P ERA WHIP	IP WLS BF H R ER SO BB IBB HBP BLK WP HR S P ERA WHIP	IP WLS BF H R ER SO BB IBB HBP BLK WP HR S P ERA WHIP	IP WLS BF H R ER SO BB IBB HBP BLK WP HR S P ERA WHIP	IP WLS BF H R ER SO BB IBB HBP BLK WP HR S P ERA WHIP	IP WLS BF H R ER SO BB IBB HBP BLK WP HR S P ERA WHIP	IP WLS BF H R ER SO BB IBB HBP BLK WP HR S P ERA WHIP	IP WLS BF H R ER SO BB IBB HBP BLK WP HR S P ERA WHIP	IP WLS BF H R ER SO BB IBB HBP BLK WP HR S P ERA WHIP	IP WLS BF H R ER SO BB IBB HBP BLK WP HR S P ERA WHIP	IP WLS BF H R ER SO BB IBB HBP BLK WP HR S P ERA WHIP	IP WLS BF H R ER SO BB IBB HBP BLK WP HR S P ERA WHIP	IP WLS BF H R ER SO BB IBB HBP BLK WP HR S P ERA WHIP

**Los Angeles Angels @ Minnesota Twins**  
Target Field, Minneapolis, MN  
Fri Jul 23 2021, 7:11 PM - 10:17 PM CDT  
Att: 21,384 - Partly Cloudy - 90 F

livebaseballscores.com

AB 35  
R 5  
H 13  
RBI 3  
BB 2  
SO 7  
LOB 16





Batter	1	2	3	4	5	6	7	8	9	AB	R	H	RBI	BB	SO	LOB	TOP										
22 David Fletcher, R OBP: 0.338, SLG: 0.390	G6-3	F6			G3			P5		4	0	0	0	0	0	1	<b>Los Angeles Angels @ Minnesota Twins</b> Target Field, Minneapolis, MN Sat Jul 24 2021, 6:11 PM - 8:45 PM CDT Att: 22,240 - Clear - 92 F										
17 Shohel Ohtani, L OBP: 0.358, SLG: 0.675	10 FC6 2B		K			G6-3		2B		4	1	2	0	0	1	0											
10 Justin Upton, R OBP: 0.328, SLG: 0.486	FC6		L7			F7		G3-1		4	1	0	0	0	0	1											
19 Juan Lagares, R OBP: 0.292, SLG: 0.351	20 G1-3 4 2B									0	0	0	0	0	0	0											
20 Jared Walsh, L OBP: 0.320, SLG: 0.521	G1-3		K			L7			K	4	0	0	0	0	2	1											
4 Jose Iglesias, R OBP: 0.311, SLG: 0.406					F9				G5-3	4	0	1	1	0	0	0											
16 Brandon Marsh, L OBP: 0.250, SLG: 0.261	L7				F7				L7	4	0	0	0	0	1	1											
33 Max Stassi, R OBP: 0.367, SLG: 0.481			G6-3		G6-3					2	0	0	0	0	0	0											
9 Adam Eaton, L OBP: 0.293, SLG: 0.338			K			F7		G3		3	0	0	0	0	1	1											
59 Jack Mayfield, R OBP: 0.227, SLG: 0.365						F8		L8		3	0	1	0	0	0	0											
<b>Inning Stats</b>	R: 2 H: 2 E: 1 K: 0 S: 13	H: 2 LOB: 1 BB: 0 P: 18	R: 0 H: 1 E: 0 K: 1 S: 12	H: 1 LOB: 1 BB: 0 P: 18	R: 0 H: 0 E: 0 K: 2 S: 8	H: 0 LOB: 0 BB: 0 P: 11	R: 0 H: 0 E: 0 K: 0 S: 8	H: 0 LOB: 0 BB: 0 P: 12	R: 0 H: 0 E: 0 K: 0 S: 8	H: 0 LOB: 0 BB: 0 P: 15	R: 0 H: 0 E: 0 K: 0 S: 6	H: 0 LOB: 0 BB: 0 P: 8	R: 0 H: 0 E: 0 K: 1 S: 14	H: 0 LOB: 1 BB: 0 P: 19	R: 0 H: 1 E: 0 K: 0 S: 7	H: 1 LOB: 1 BB: 0 P: 10	R: 0 H: 0 E: 0 K: 1 S: 11	H: 0 LOB: 0 BB: 0 P: 16	1B: 1 2B: 3 3B: 0 HR: 0	SF: 0 SAC: 0 DP: 0 HBP: 1	WP: 0 PB: 0 SB: 0 CS: 0	PA: 33					
<b>PITCHER</b>	IP	WLS	BF	H	R	ER	SO	BB	IBB	HBP	BLK	WP	HR	S	P	ERA	WHIP										
17 José Berrios, R ERA: 3.48	7.0	L	26	3	2	0	4	0	0	1	0	0	0	69	101	0.00	0.429										
56 Caleb Thielbar, L ERA: 4.21	1.1		5	1	0	0	1	0	0	0	0	0	0	11	16	0.00	0.750										
66 Jorge Alcalá, R ERA: 5.15	0.2		2	0	0	0	0	0	0	0	0	0	0	7	10	0.00	0.000										

Batter	1	2	3	4	5	6	7	8	9	AB	R	H	RBI	BB	SO	LOB	BOTTOM										
11 Jorge Polanco, S OBP: 0.326, SLG: 0.448	P2		G3			K			K	4	0	0	0	0	2	0	<b>Los Angeles Angels @ Minnesota Twins</b> Target Field, Minneapolis, MN Sat Jul 24 2021, 6:11 PM - 8:45 PM CDT Att: 22,240 - Clear - 92 F										
50 Brent Rooker, R OBP: 0.132, SLG: 0.243	K				K	K			20 2B	4	1	1	0	0	3	0											
26 Max Kepler, L OBP: 0.306, SLG: 0.444	L4				20 G5-4-3 HBP			G3	F9	3	0	0	0	0	0	1											
20 Josh Donaldson, R OBP: 0.350, SLG: 0.479					G5-4-3			F7		3	0	1	1	1	0	1											
1 Nick Gordon, L OBP: 0.317, SLG: 0.355					1-2				2B	0	0	0	0	0	0	0											
22 Miquel Sanó, R OBP: 0.280, SLG: 0.425	K				E6			K	K	4	0	0	0	0	3	2											
27 Ryan Jeffers, R OBP: 0.280, SLG: 0.376	F9				K			K		3	0	0	0	0	2	2											
24 Trevor Larnach, L OBP: 0.333, SLG: 0.376	G1-3				K				9 FC6-4 HBP	2	0	0	0	0	1	2											
79 Gilberto Celestino, R OBP: 0.183, SLG: 0.298					K			K	K	3	0	0	0	0	3	2											
9 Andrelton Simmons, R OBP: 0.287, SLG: 0.290	G6-3					P3		FC6-4		3	0	0	0	0	0	1											
<b>Inning Stats</b>	R: 0 H: 0 E: 0 K: 1 S: 7	H: 0 LOB: 0 BB: 0 P: 11	R: 0 H: 0 E: 0 K: 1 S: 9	H: 0 LOB: 1 BB: 1 P: 16	R: 0 H: 0 E: 0 K: 1 S: 6	H: 0 LOB: 0 BB: 0 P: 9	R: 0 H: 0 E: 0 K: 1 S: 6	H: 0 LOB: 0 BB: 0 P: 11	R: 0 H: 0 E: 0 K: 3 S: 12	H: 0 LOB: 1 BB: 0 P: 18	R: 0 H: 0 E: 0 K: 2 S: 9	H: 0 LOB: 0 BB: 0 P: 14	R: 0 H: 0 E: 0 K: 1 S: 6	H: 0 LOB: 0 BB: 0 P: 11	R: 0 H: 0 E: 0 K: 2 S: 8	H: 0 LOB: 1 BB: 0 P: 10	R: 1 H: 2 E: 0 K: 2 S: 10	H: 2 LOB: 1 BB: 0 P: 15	1B: 0 2B: 2 3B: 0 HR: 0	SF: 0 SAC: 0 DP: 1 HBP: 2	WP: 0 PB: 0 SB: 0 CS: 0	PA: 32					
<b>PITCHER</b>	IP	WLS	BF	H	R	ER	SO	BB	IBB	HBP	BLK	WP	HR	S	P	ERA	WHIP										
43 Patrick Sandoval, L ERA: 3.52	8.2	W	30	1	1	1	13	1	0	2	0	0	0	4	7	0.00	0.231										
32 Raisel Iglesias, R ERA: 3.43	0.1	S	2	1	0	0	1	0	0	0	0	0	0	4	7	0.00	3.000										



Batter	1	2	3	4	5	6	7	8	9	AB	R	H	RBI	BB	SO	LOB	TOP								
22 David Fletcher, R OBP: 0.333, SLG: 0.385	G3		L9			G3-1		G3	L5	5	0	0	0	0	0	2	<b>Los Angeles Angels @ Minnesota Twins</b> Target Field, Minneapolis, MN Sun Jul 25 2021, 1:11 PM - 3:52 PM CDT Att: 23,158 - Sunny - 90 F								
17 Shohel Ohtani, L OBP: 0.362, SLG: 0.684	1B		K			HR		IBB		3	1	2	1	1	1	0									
10 Justin Upton, R OBP: 0.324, SLG: 0.458	F8				G5-3			G5-3		4	0	0	0	0	1	3									
19 Juan Lagares, R OBP: 0.292, SLG: 0.351						K				0	0	0	0	0	0	0									
20 Jared Walsh, L OBP: 0.317, SLG: 0.515	CS	F7			G1-3			G6-3	G4-3	4	0	0	0	0	0	0									
4 Jose Iglesias, R OBP: 0.310, SLG: 0.404		F8			G6-3		F9		16 2B	4	1	1	0	0	0	0									
16 Brandon Marsh, L OBP: 0.286, SLG: 0.308		33 3B				K		G3	33 1B	3	2	1	1	1	1	0									
33 Max Stassi, R OBP: 0.377, SLG: 0.526		1-H 3B				HR		F8	9 FC3-6 1B	4	1	3	3	0	0	0									
9 Adam Eaton, L OBP: 0.292, SLG: 0.336					L4				2-H FC3-6 59 2B	4	1	1	0	0	1	2									
59 Jack Mayfield, R OBP: 0.232, SLG: 0.379					G6-3			22 G3 59 SH1-3 1B	1-H FC3-6 59 2B	3	0	1	1	0	1	0									
<b>Inning Stats</b>	R: 0 E: 0 K: 0 S: 9	H: 1 LOB: 0 BB: 0 P: 12	R: 1 E: 0 K: 1 S: 12	H: 1 LOB: 1 BB: 1 P: 20	R: 0 E: 0 K: 2 S: 8	H: 0 LOB: 0 BB: 0 P: 11	R: 0 E: 0 K: 0 S: 6	H: 0 LOB: 0 BB: 0 P: 9	R: 1 E: 0 K: 1 S: 10	H: 1 LOB: 0 BB: 0 P: 15	R: 1 E: 0 K: 0 S: 9	H: 1 LOB: 0 BB: 0 P: 11	R: 0 E: 0 K: 0 S: 5	H: 0 LOB: 0 BB: 0 P: 7	R: 0 E: 0 K: 0 S: 7	H: 1 LOB: 2 BB: 1 P: 11	R: 3 E: 0 K: 0 S: 17	H: 4 LOB: 1 BB: 0 P: 24	1B: 4 2B: 2 3B: 1 HR: 2	SF: 0 SAC: 1 DP: 0 HBP: 0	WP: 0 PB: 0 SB: 2 CS: 1	PA: 38			
<b>PITCHER</b>	IP	WLS	BF	H	R	ER	SO	BB	IBB	HBP	BLK	WP	HR	S	P	ERA	WHIP								
82 Bailey Ober, R ERA: 5.19	5.1		19	3	2	2	4	1	0	0	0	0	1	46	68	3.38	0.750								
53 Danny Coulombe, L ERA: 1.5	1.2	L	7	2	1	1	1	0	0	0	0	0	1	14	18	5.40	1.200								
48 Alex Colomé, R ERA: 4.46	1.0		4	0	0	0	0	0	1	0	0	0	0	6	10	0.00	0.000								
66 Jorge Alcala, R ERA: 5.73	1.0		7	4	3	3	0	0	0	0	0	0	0	17	24	27.00	4.000								

Batter	1	2	3	4	5	6	7	8	9	AB	R	H	RBI	BB	SO	LOB	BOTTOM								
26 Max Kepler, L OBP: 0.309, SLG: 0.458	HR		F9					K		4	1	2	1	0	1	1	<b>Los Angeles Angels @ Minnesota Twins</b> Target Field, Minneapolis, MN Sun Jul 25 2021, 1:11 PM - 3:52 PM CDT Att: 23,158 - Sunny - 90 F								
50 Brent Rooker, R OBP: 0.143, SLG: 0.317	HR		L4					G3		4	1	1	1	0	0	2									
20 Josh Donaldson, R OBP: 0.352, SLG: 0.475	P3		FC6-4							2	0	0	0	2	0	1									
22 Miguel Sanó, R OBP: 0.276, SLG: 0.418	G6-3									4	0	0	0	0	2	2									
60 Jake Cave, L OBP: 0.240, SLG: 0.261	K									4	0	1	0	0	2	0									
64 Williams Astudillo, R OBP: 0.289, SLG: 0.380	F8									4	0	0	0	0	0	2									
1 Nick Gordon, L OBP: 0.306, SLG: 0.342										3	0	0	0	0	0	1									
8 Mitch Garver, R OBP: 0.340, SLG: 0.537	L7									1	0	0	0	0	0	0									
27 Ryan Jeffers, R OBP: 0.277, SLG: 0.371										2	0	0	0	0	2	0									
11 Jorge Polanco, S OBP: 0.325, SLG: 0.447										1	0	0	0	0	0	0									
9 Andrelton Simmons, R OBP: 0.287, SLG: 0.288										2	0	0	0	1	0	0									
<b>Inning Stats</b>	R: 2 E: 0 K: 1 S: 13	H: 2 LOB: 0 BB: 0 P: 20	R: 0 E: 0 K: 1 S: 8	H: 0 LOB: 0 BB: 0 P: 11	R: 0 E: 0 K: 0 S: 11	H: 0 LOB: 1 BB: 1 P: 18	R: 0 E: 0 K: 1 S: 9	H: 1 LOB: 1 BB: 0 P: 11	R: 0 E: 0 K: 0 S: 6	H: 0 LOB: 0 BB: 1 P: 14	R: 0 E: 0 K: 2 S: 7	H: 0 LOB: 1 BB: 1 P: 13	R: 0 E: 0 K: 1 S: 8	H: 0 LOB: 0 BB: 0 P: 13	1B: 2 2B: 0 3B: 0 HR: 2	SF: 0 SAC: 0 DP: 1 HBP: 0	WP: 0 PB: 0 SB: 0 CS: 0	PA: 34							
<b>PITCHER</b>	IP	WLS	BF	H	R	ER	SO	BB	IBB	HBP	BLK	WP	HR	S	P	ERA	WHIP								
51 Jaime Barria, R ERA: 6.23	7.0		27	4	2	2	4	2	0	0	0	0	2	62	95	2.57	0.857								
40 Steve Cishek, R ERA: 3.53	1.0	H	4	0	0	0	2	1	0	0	0	0	0	7	13	0.00	1.000								
35 Tony Watson, L ERA: 4.45	1.0		3	0	0	0	1	0	0	0	0	0	0	8	13	0.00	0.000								









Batter	1	2	3	4	5	6	7	8	9	AB	R	H	RBI	BB	SO	LOB	TOP							
15 Raimel Tapia, L OBP: 0.334, SLG: 0.375 (7, 9)										5	1	2	1	1	1	2								
Brendan Rodgers, R OBP: 0.333, SLG: 0.455 (7, 6)										5	3	2	1	1	1	3								
27 Trevor Story, R OBP: 0.311, SLG: 0.422 (7, PH)										4	2	1	0	0	0	1	4							
8 Joshua Fuentes, R OBP: 0.257, SLG: 0.355 (7, 3)										2	0	0	0	0	0	2								
19 Charlie Blackmon, L OBP: 0.363, SLG: 0.396 (7, PH)										4	0	1	1	0	1	5								
14 Rio Ruiz, L OBP: 0.255, SLG: 0.304 (7, 5)										2	0	1	0	0	2									
25 C.J. Cron, R OBP: 0.357, SLG: 0.460 (4, PH)										2	0	0	1	0	2									
22 Sam Hilliard, L OBP: 0.262, SLG: 0.441 (4, 10)										3	2	3	3	1	0	0								
24 Ryan McMahon, L OBP: 0.282, SLG: 0.467 (7, 4)										4	2	1	1	1	1	5								
35 Elias Diaz, R OBP: 0.284, SLG: 0.400 (7, 7)										5	1	2	1	0	1	5								
9 Connor Joe, R OBP: 0.354, SLG: 0.386 (7, 7)										5	0	3	3	0	2	1								
1 Garrett Hampson, R OBP: 0.294, SLG: 0.393 (7, 8)										4	1	0	0	1	2	3								
<b>Inning Stats</b>	R: 2 E: 2 K: 1 S: 17	H: 1 LOB: 2 BB: 1 P: 26	R: 0 E: 0 K: 2 S: 10	H: 0 LOB: 0 BB: 0 P: 11	R: 3 E: 1 K: 1 S: 18	H: 3 LOB: 1 BB: 0 P: 28	R: 4 E: 0 K: 2 S: 25	H: 3 LOB: 0 BB: 1 P: 36	R: 1 E: 0 K: 2 S: 19	H: 2 LOB: 2 BB: 1 P: 29	R: 2 E: 0 K: 0 S: 11	H: 3 LOB: 1 BB: 0 P: 19	R: 0 E: 0 K: 1 S: 11	H: 1 LOB: 1 BB: 0 P: 25	R: 0 E: 0 K: 1 S: 10	H: 1 LOB: 1 BB: 0 P: 16	R: 0 E: 0 K: 0 S: 13	H: 2 LOB: 2 BB: 0 P: 21	1B: 11 2B: 3 3B: 0 HR: 2	SF: 0 SAC: 0 DP: 1 HBP: 1	WP: 0 PB: 0 SB: 2 CS: 0	PA: 51		
<b>PITCHER</b>	IP: 3.1 WLS: L BF: 21 H: 6 R: 8 ER: 4 SO: 4 BB: 2 IBB: 0 HBP: 0 BLK: 1 WP: 0 HR: 1 S: 60 P: 88 ERA: 10.80 WHIP: 2.400	IP: 1.2 WLS: 9 BF: 3 H: 3 R: 2 ER: 2 SO: 1 BB: 0 IBB: 0 HBP: 0 BLK: 0 WP: 0 HR: 29 S: 42 P: 44 ERA: 10.80 WHIP: 2.400	IP: 2.0 WLS: 12 BF: 4 H: 2 R: 2 ER: 1 SO: 4 BB: 2 IBB: 0 HBP: 1 BLK: 0 WP: 0 HR: 22 S: 44 P: 90 ERA: 9.00 WHIP: 3.000	IP: 1.0 WLS: 4 BF: 1 H: 0 R: 0 ER: 0 SO: 1 BB: 0 IBB: 0 HBP: 0 BLK: 0 WP: 0 HR: 10 S: 16 P: 16 ERA: 0.00 WHIP: 1.000	IP: 1.0 WLS: 5 BF: 2 H: 0 R: 0 ER: 0 SO: 0 BB: 0 IBB: 0 HBP: 0 BLK: 0 WP: 0 HR: 13 S: 21 P: 21 ERA: 0.00 WHIP: 2.000	<b>PITCHER</b>	IP: 1.1 WLS: 13 BF: 17 H: 13 R: 17 ER: 2 SO: 2 BB: 2 IBB: 0 HBP: 0 BLK: 0 WP: 0 HR: 42 S: 88 P: 88 ERA: 10.80 WHIP: 2.400	IP: 2.3 WLS: 13 BF: 13 H: 13 R: 13 ER: 2 SO: 2 BB: 2 IBB: 0 HBP: 0 BLK: 0 WP: 0 HR: 22 S: 44 P: 90 ERA: 9.00 WHIP: 3.000	IP: 1.0 WLS: 4 BF: 1 H: 0 R: 0 ER: 0 SO: 1 BB: 0 IBB: 0 HBP: 0 BLK: 0 WP: 0 HR: 10 S: 16 P: 16 ERA: 0.00 WHIP: 1.000	IP: 1.0 WLS: 5 BF: 2 H: 0 R: 0 ER: 0 SO: 0 BB: 0 IBB: 0 HBP: 0 BLK: 0 WP: 0 HR: 13 S: 21 P: 21 ERA: 0.00 WHIP: 2.000	<b>PITCHER</b>	IP: 4.0 WLS: 13 BF: 13 H: 13 R: 13 ER: 2 SO: 2 BB: 2 IBB: 0 HBP: 0 BLK: 0 WP: 0 HR: 22 S: 44 P: 90 ERA: 9.00 WHIP: 3.000	IP: 1.1 WLS: 13 BF: 17 H: 13 R: 17 ER: 2 SO: 2 BB: 2 IBB: 0 HBP: 0 BLK: 0 WP: 0 HR: 42 S: 88 P: 88 ERA: 10.80 WHIP: 2.400	IP: 2.3 WLS: 13 BF: 13 H: 13 R: 13 ER: 2 SO: 2 BB: 2 IBB: 0 HBP: 0 BLK: 0 WP: 0 HR: 22 S: 44 P: 90 ERA: 9.00 WHIP: 3.000	IP: 1.0 WLS: 4 BF: 1 H: 0 R: 0 ER: 0 SO: 1 BB: 0 IBB: 0 HBP: 0 BLK: 0 WP: 0 HR: 10 S: 16 P: 16 ERA: 0.00 WHIP: 1.000	IP: 1.0 WLS: 5 BF: 2 H: 0 R: 0 ER: 0 SO: 0 BB: 0 IBB: 0 HBP: 0 BLK: 0 WP: 0 HR: 13 S: 21 P: 21 ERA: 0.00 WHIP: 2.000	IP: 1.1 WLS: 13 BF: 17 H: 13 R: 17 ER: 2 SO: 2 BB: 2 IBB: 0 HBP: 0 BLK: 0 WP: 0 HR: 42 S: 88 P: 88 ERA: 10.80 WHIP: 2.400	IP: 2.3 WLS: 13 BF: 13 H: 13 R: 13 ER: 2 SO: 2 BB: 2 IBB: 0 HBP: 0 BLK: 0 WP: 0 HR: 22 S: 44 P: 90 ERA: 9.00 WHIP: 3.000	IP: 1.0 WLS: 4 BF: 1 H: 0 R: 0 ER: 0 SO: 1 BB: 0 IBB: 0 HBP: 0 BLK: 0 WP: 0 HR: 10 S: 16 P: 16 ERA: 0.00 WHIP: 1.000	IP: 1.0 WLS: 5 BF: 2 H: 0 R: 0 ER: 0 SO: 0 BB: 0 IBB: 0 HBP: 0 BLK: 0 WP: 0 HR: 13 S: 21 P: 21 ERA: 0.00 WHIP: 2.000	1B: 6 2B: 1 3B: 0 HR: 1	SF: 0 SAC: 0 DP: 0 HBP: 1	WP: 0 PB: 0 SB: 0 CS: 0	PA: 41
22 David Fletcher, R OBP: 0.338, SLG: 0.387 (1, 4)									4	0	3	0	1	0	1									
17 Shohel Ohtani, L OBP: 0.362, SLG: 0.682 (1, 10)										4	1	1	2	1	2	5								
13 Phil Gosselin, R OBP: 0.351, SLG: 0.410 (1, 3)									3	0	0	1	1	1	3									
10 Justin Upton, R OBP: 0.317, SLG: 0.445 (1, 7)									5	0	1	0	0	2	9									
4 Jose Iglesias, R OBP: 0.311, SLG: 0.403 (6, 5)										2	0	0	0	0	0									
2 Luis Rengifo, S OBP: 0.189, SLG: 0.233 (6, 5)										3	0	0	0	0	1	7								
16 Brandon Marsh, L OBP: 0.306, SLG: 0.313 (1, 8)										3	0	0	0	1	2	1								
24 Kurt Suzuki, R OBP: 0.294, SLG: 0.308 (1, 2)									4	0	0	0	0	1	2									
19 Juan Lagares, R OBP: 0.257, SLG: 0.359 (1, 9)									4	2	2	0	0	0	1									
59 Jack Mayfield, R OBP: 0.250, SLG: 0.417 (6, 6)									3	0	1	0	1	0	2									
<b>Inning Stats</b>	R: 0 E: 0 K: 0 S: 7	H: 1 LOB: 1 BB: 0 P: 8	R: 0 E: 0 K: 0 S: 11	H: 0 LOB: 1 BB: 1 P: 17	R: 0 E: 0 K: 3 S: 12	H: 1 LOB: 2 BB: 1 P: 21	R: 2 E: 0 K: 0 S: 12	H: 2 LOB: 0 BB: 0 P: 17	R: 0 E: 0 K: 2 S: 13	H: 1 LOB: 1 BB: 0 P: 17	R: 1 E: 0 K: 0 S: 18	H: 2 LOB: 3 BB: 2 P: 33	R: 0 E: 0 K: 0 S: 8	H: 0 LOB: 0 BB: 0										



Batter	1	2	3	4	5	6	7	8	9	AB	R	H	RBI	BB	SO	LOB	TOP							
15 Raimel Tapia, L (1.7) OBP: 0.340, SLG: 0.386										5	2	4	2	0	0	0	<b>Colorado Rockies @ Los Angeles Angels</b> Angel Stadium, Anaheim, CA Wed Jul 28 2021, 6:39 PM - 10:17 PM PDT Att: 16,365 - Clear - 86 F							
Brendan Rodgers, R (1.4) OBP: 0.335, SLG: 0.450										4	0	1	1	1	2	2								
27 Trevor Story, R (1.6) OBP: 0.313, SLG: 0.429										4	1	1	2	1	3	4								
35 Elias Diaz, R (1.2) OBP: 0.282, SLG: 0.392										4	1	0	0	1	2	3								
24 Ryan McMahon, L (1.5) OBP: 0.329, SLG: 0.467										4	0	1	0	1	1	0								
9 Connor Joe, R (1.10) OBP: 0.345, SLG: 0.365										4	0	0	0	1	2	4								
22 Sam Hilliard, L (1.9) (8.8)										4	0	0	0	0	1	2								
8 Joshua Fuentes, R (1.3) OBP: 0.261, SLG: 0.357										4	2	2	0	0	0	2								
1 Garrett Hampson, R (1.8) OBP: 0.295, SLG: 0.390										2	1	0	0	0	0	1								
19 Charlie Blackmon, L (8.9) OBP: 0.362, SLG: 0.385										1	0	0	0	0	0	1								
<b>Inning Stats</b>	R: 2 E: 0 K: 3 S: 15	H: 2 LOB: 0 BB: 0 P: 21	R: 0 E: 0 K: 1 S: 10	H: 0 LOB: 1 BB: 1 P: 16	R: 0 E: 0 K: 2 S: 10	H: 0 LOB: 0 BB: 0 P: 13	R: 1 E: 0 K: 1 S: 10	H: 1 LOB: 1 BB: 1 P: 20	R: 0 E: 0 K: 1 S: 16	H: 1 LOB: 2 BB: 1 P: 24	R: 0 E: 0 K: 0 S: 6	H: 0 LOB: 0 BB: 0 P: 10	R: 3 E: 1 K: 2 S: 25	H: 2 LOB: 2 BB: 2 P: 37	R: 1 E: 0 K: 1 S: 15	H: 3 LOB: 2 BB: 0 P: 19	R: 0 E: 0 K: 0 S: 7	H: 0 LOB: 0 BB: 0 P: 10	1B: 5 2B: 3 3B: 0 HR: 1	SF: 0 SAC: 0 DP: 0 HBP: 1	WP: 1 PB: 0 SB: 1 CS: 0	PA: 42		
<b>PITCHER</b>	IP WLS BF H R ER SO BB IBB HBP BLK WP HR S P ERA WHIP	IP WLS BF H R ER SO BB IBB HBP BLK WP HR S P ERA WHIP	IP WLS BF H R ER SO BB IBB HBP BLK WP HR S P ERA WHIP	IP WLS BF H R ER SO BB IBB HBP BLK WP HR S P ERA WHIP	IP WLS BF H R ER SO BB IBB HBP BLK WP HR S P ERA WHIP	IP WLS BF H R ER SO BB IBB HBP BLK WP HR S P ERA WHIP	IP WLS BF H R ER SO BB IBB HBP BLK WP HR S P ERA WHIP	IP WLS BF H R ER SO BB IBB HBP BLK WP HR S P ERA WHIP	IP WLS BF H R ER SO BB IBB HBP BLK WP HR S P ERA WHIP	IP WLS BF H R ER SO BB IBB HBP BLK WP HR S P ERA WHIP	IP WLS BF H R ER SO BB IBB HBP BLK WP HR S P ERA WHIP	IP WLS BF H R ER SO BB IBB HBP BLK WP HR S P ERA WHIP	IP WLS BF H R ER SO BB IBB HBP BLK WP HR S P ERA WHIP	IP WLS BF H R ER SO BB IBB HBP BLK WP HR S P ERA WHIP	IP WLS BF H R ER SO BB IBB HBP BLK WP HR S P ERA WHIP	IP WLS BF H R ER SO BB IBB HBP BLK WP HR S P ERA WHIP	IP WLS BF H R ER SO BB IBB HBP BLK WP HR S P ERA WHIP	IP WLS BF H R ER SO BB IBB HBP BLK WP HR S P ERA WHIP	IP WLS BF H R ER SO BB IBB HBP BLK WP HR S P ERA WHIP	IP WLS BF H R ER SO BB IBB HBP BLK WP HR S P ERA WHIP	IP WLS BF H R ER SO BB IBB HBP BLK WP HR S P ERA WHIP	IP WLS BF H R ER SO BB IBB HBP BLK WP HR S P ERA WHIP	IP WLS BF H R ER SO BB IBB HBP BLK WP HR S P ERA WHIP	IP WLS BF H R ER SO BB IBB HBP BLK WP HR S P ERA WHIP

**Colorado Rockies @ Los Angeles Angels**  
 Angel Stadium, Anaheim, CA  
 Wed Jul 28 2021, 6:39 PM - 10:17 PM PDT  
 Att: 16,365 - Clear - 86 F

AB 36  
 R 7  
 H 9  
 RBI 5  
 BB 5  
 SO 11  
 LOB 19

Batter	1	2	3	4	5	6	7	8	9	AB	R	H	RBI	BB	SO	LOB	BOTTOM							
22 David Fletcher, R (1.4) OBP: 0.339, SLG: 0.386										4	2	1	0	0	0	1	<b>Colorado Rockies @ Los Angeles Angels</b> Angel Stadium, Anaheim, CA Wed Jul 28 2021, 6:39 PM - 10:17 PM PDT Att: 16,365 - Clear - 86 F							
17 Shohel Ohtani, L (1.10) OBP: 0.367, SLG: 0.691										3	2	2	3	2	1	0								
13 Phil Gosselin, R (1.3) OBP: 0.358, SLG: 0.413										4	1	2	1	1	0	1								
10 Justin Upton, R (1.7) OBP: 0.318, SLG: 0.454										4	1	1	2	1	1	4								
16 Brandon Marsh, L (9.8) OBP: 0.306, SLG: 0.313										0	0	0	0	0	0	0								
4 Jose Iglesias, R (1.6) OBP: 0.312, SLG: 0.401										4	0	1	1	1	1	4								
33 Max Stassi, R (1.2) OBP: 0.383, SLG: 0.549										3	1	1	1	1	0	2								
9 Adam Eaton, L (1.9) OBP: 0.291, SLG: 0.332										3	0	0	0	1	1	3								
19 Juan Lagares, R (1.8) OBP: 0.257, SLG: 0.356										4	0	1	0	0	2	1								
59 Jack Mayfield, R (1.5) OBP: 0.250, SLG: 0.408										4	1	1	0	0	1	1								
<b>Inning Stats</b>	R: 1 E: 0 K: 0 S: 13	H: 2 LOB: 3 BB: 2 P: 26	R: 0 E: 0 K: 0 S: 4	H: 0 LOB: 0 BB: 0 P: 8	R: 0 E: 0 K: 0 S: 10	H: 0 LOB: 2 BB: 2 P: 24	R: 5 E: 0 K: 2 S: 21	H: 4 LOB: 0 BB: 1 P: 37	R: 1 E: 0 K: 0 S: 12	H: 2 LOB: 1 BB: 0 P: 14	R: 0 E: 0 K: 2 S: 7	H: 0 LOB: 0 BB: 0 P: 10	R: 0 E: 0 K: 2 S: 11	H: 0 LOB: 1 BB: 1 P: 17	R: 1 E: 0 K: 1 S: 13	H: 2 LOB: 2 BB: 1 P: 21	R: 0 E: 0 K: 0 S: 7	H: 0 LOB: 0 BB: 0 P: 10	1B: 7 2B: 0 3B: 0 HR: 3	SF: 0 SAC: 0 DP: 0 HBP: 1	WP: 1 PB: 1 SB: 0 CS: 1	PA: 42		
<b>PITCHER</b>	IP WLS BF H R ER SO BB IBB HBP BLK WP HR S P ERA WHIP	IP WLS BF H R ER SO BB IBB HBP BLK WP HR S P ERA WHIP	IP WLS BF H R ER SO BB IBB HBP BLK WP HR S P ERA WHIP	IP WLS BF H R ER SO BB IBB HBP BLK WP HR S P ERA WHIP	IP WLS BF H R ER SO BB IBB HBP BLK WP HR S P ERA WHIP	IP WLS BF H R ER SO BB IBB HBP BLK WP HR S P ERA WHIP	IP WLS BF H R ER SO BB IBB HBP BLK WP HR S P ERA WHIP	IP WLS BF H R ER SO BB IBB HBP BLK WP HR S P ERA WHIP	IP WLS BF H R ER SO BB IBB HBP BLK WP HR S P ERA WHIP	IP WLS BF H R ER SO BB IBB HBP BLK WP HR S P ERA WHIP	IP WLS BF H R ER SO BB IBB HBP BLK WP HR S P ERA WHIP	IP WLS BF H R ER SO BB IBB HBP BLK WP HR S P ERA WHIP	IP WLS BF H R ER SO BB IBB HBP BLK WP HR S P ERA WHIP	IP WLS BF H R ER SO BB IBB HBP BLK WP HR S P ERA WHIP	IP WLS BF H R ER SO BB IBB HBP BLK WP HR S P ERA WHIP	IP WLS BF H R ER SO BB IBB HBP BLK WP HR S P ERA WHIP	IP WLS BF H R ER SO BB IBB HBP BLK WP HR S P ERA WHIP	IP WLS BF H R ER SO BB IBB HBP BLK WP HR S P ERA WHIP	IP WLS BF H R ER SO BB IBB HBP BLK WP HR S P ERA WHIP	IP WLS BF H R ER SO BB IBB HBP BLK WP HR S P ERA WHIP	IP WLS BF H R ER SO BB IBB HBP BLK WP HR S P ERA WHIP	IP WLS BF H R ER SO BB IBB HBP BLK WP HR S P ERA WHIP	IP WLS BF H R ER SO BB IBB HBP BLK WP HR S P ERA WHIP	IP WLS BF H R ER SO BB IBB HBP BLK WP HR S P ERA WHIP

**Colorado Rockies @ Los Angeles Angels**  
 Angel Stadium, Anaheim, CA  
 Wed Jul 28 2021, 6:39 PM - 10:17 PM PDT  
 Att: 16,365 - Clear - 86 F

AB 33  
 R 8  
 H 10  
 RBI 8  
 BB 7  
 SO 7  
 LOB 17







Batter	1	2	3	4	5	6	7	8	9	AB	R	H	RBI	BB	SO	LOB	TOP						
20 Mark Canha, R OBP: 0.385, SLG: 0.436										4	0	0	1	1	0	1							
2 Starling Marte, R OBP: 0.396, SLG: 0.438										5	0	0	0	0	2	3							
28 Matt Olson, L OBP: 0.371, SLG: 0.574										4	0	0	0	1	1	0							
22 Ramón Laureano, R (1, 9) OBP: 0.310, SLG: 0.434										4	0	0	0	0	2	1							
8 Jed Lowrie, S OBP: 0.330, SLG: 0.410										3	1	2	0	1	0	0							
26 Matt Chapman, R OBP: 0.310, SLG: 0.382										4	1	1	1	0	1	3							
12 Sean Murphy, R OBP: 0.307, SLG: 0.417										3	0	1	0	1	1	0							
17 Elvis Andrus, R OBP: 0.281, SLG: 0.313										2	0	2	0	2	0	0							
Tony Kemp, L OBP: 0.371, SLG: 0.389										4	0	0	0	0	4	8							
<b>Inning Stats</b>	R: 0 E: 0 K: 0 S: 9	H: 0 LOB: 0 BB: 0 P: 10	R: 0 E: 0 K: 2 S: 14	H: 1 LOB: 3 BB: 2 P: 26	R: 0 E: 0 K: 1 S: 11	H: 0 LOB: 1 BB: 1 P: 16	R: 1 E: 0 K: 2 S: 15	H: 3 LOB: 3 BB: 1 P: 24	R: 0 E: 0 K: 0 S: 11	H: 0 LOB: 1 BB: 1 P: 19	R: 0 E: 0 K: 1 S: 18	H: 0 LOB: 1 BB: 1 P: 26	R: 0 E: 0 K: 2 S: 8	H: 0 LOB: 0 BB: 0 P: 12	R: 1 E: 0 K: 2 S: 10	H: 2 LOB: 1 BB: 0 P: 14	R: 0 E: 0 K: 1 S: 7	H: 0 LOB: 0 BB: 0 P: 9	1B: 5 2B: 0 3B: 0 HR: 1	SF: 0 SAC: 0 DP: 0 HBP: 0	WP: 0 PB: 0 SB: 0 CS: 0	PA: 39	
<b>PITCHER</b>	IP	WLS	BF	H	R	ER	SO	BB	IBB	HBP	BLK	WP	HR	S	P	ERA	WHIP						
43 Patrick Sandoval, L ERA: 3.38	5.2	L	27	4	1	1	6	6	0	0	0	0	0	0	73	115	1.59	1.765					
49 James Hoyt, R ERA: 5.4	0.1		1	0	0	0	0	0	0	0	0	0	0	5	6	0.00	0.000						
65 José Quijada, L ERA: 9.64	1.0		3	0	0	0	2	0	0	0	0	0	0	8	12	0.00	0.000						
21 Mike Mayers, R ERA: 4.34	1.0		5	2	1	1	2	0	0	0	0	0	1	10	14	9.00	2.000						
41 Junior Guerra, R ERA: 5.16	1.0		3	0	0	0	1	0	0	0	0	0	0	7	9	0.00	0.000						

Oakland Athletics @ Los Angeles Angels  
Angel Stadium, Anaheim, CA  
Fri Jul 30 2021, 6:40 PM - 9:56 PM PDT  
Att: 28,861 - Clear - 79 F

livebaseballscores.com

AB 33  
R 2  
H 6  
RBI 2  
BB 6  
SO 11  
LOB 16

Batter	1	2	3	4	5	6	7	8	9	AB	R	H	RBI	BB	SO	LOB	BOTTOM					
22 David Fletcher, R OBP: 0.335, SLG: 0.381										4	0	1	0	0	0	1						
17 Shohai Ohtani, L OBP: 0.370, SLG: 0.684										4	0	1	0	0	1	1						
13 Phil Gosselin, R OBP: 0.347, SLG: 0.397										4	0	1	0	0	0	2						
10 Justin Upton, R OBP: 0.316, SLG: 0.452										4	0	2	0	0	1	2						
33 Max Stassi, R OBP: 0.382, SLG: 0.536										3	0	1	0	1	0	1						
16 Brandon Marsh, L OBP: 0.273, SLG: 0.256										4	0	0	0	0	2	5						
4 Jose Iglesias, R OBP: 0.308, SLG: 0.395										4	0	0	0	0	1	1						
9 Adam Eaton, L OBP: 0.292, SLG: 0.336										3	0	1	0	0	1	0						
59 Jack Mayfield, R OBP: 0.233, SLG: 0.378										3	0	0	0	0	1	1						
<b>Inning Stats</b>	R: 0 E: 0 K: 1 S: 8	H: 1 LOB: 1 BB: 0 P: 14	R: 0 E: 0 K: 0 S: 8	H: 0 LOB: 0 BB: 0 P: 10	R: 0 E: 0 K: 1 S: 6	H: 0 LOB: 0 BB: 0 P: 11	R: 0 E: 0 K: 2 S: 15	H: 1 LOB: 2 BB: 1 P: 20	R: 0 E: 0 K: 2 S: 10	H: 1 LOB: 1 BB: 0 P: 15	R: 0 E: 0 K: 1 S: 13	H: 3 LOB: 2 BB: 0 P: 20	R: 0 E: 0 K: 0 S: 3	H: 0 LOB: 0 BB: 0 P: 5	R: 0 E: 0 K: 0 S: 10	H: 0 LOB: 0 BB: 0 P: 14	R: 0 E: 0 K: 0 S: 13	H: 1 LOB: 1 BB: 0 P: 20	1B: 5 2B: 2 3B: 0 HR: 0	SF: 0 SAC: 0 DP: 0 HBP: 0	WP: 0 PB: 0 SB: 0 CS: 1	PA: 34
<b>PITCHER</b>	IP	WLS	BF	H	R	ER	SO	BB	IBB	HBP	BLK	WP	HR	S	P	ERA	WHIP					
40 Chris Bassitt, R ERA: 3.28	7.0	W	27	6	0	0	7	1	0	0	0	0	0	63	95	0.00	1.000					
54 Sergio Romo, R ERA: 3.43	1.0	H	3	0	0	0	0	0	0	0	0	0	0	10	14	0.00	0.000					
62 Lou Trivino, R ERA: 1.99	1.0	S	4	1	0	0	0	0	0	0	0	0	0	13	20	0.00	1.000					

Oakland Athletics @ Los Angeles Angels  
Angel Stadium, Anaheim, CA  
Fri Jul 30 2021, 6:40 PM - 9:56 PM PDT  
Att: 28,861 - Clear - 79 F

livebaseballscores.com

AB 33  
R 0  
H 7  
RBI 0  
BB 1  
SO 7  
LOB 14



Batter	1	2	3	4	5	6	7	8	9	AB	R	H	RBI	BB	SO	LOB	TOP										
20 Mark Canha, R OBP: 0.386, SLG: 0.438	2-2 FC1-4 HBP		1-0 2B			0-2 L8	2-2 L7			3	0	1	0	0	0	3											
2 Starling Marte, R OBP: 0.399, SLG: 0.437	1-1 FC1-4		4-2 BB			0-0 G5-3		2-1 G6-5-3 1B		3	0	1	0	1	0	1											
28 Matt Olson, L OBP: 0.370, SLG: 0.573	1-0 P2		1-1 P2			1-1 2B		2-2 G6-5-3		4	0	1	0	0	0	4											
22 Ramón Laureano, R OBP: 0.310, SLG: 0.435	0-3 K					3-3 K		3-1 2B		4	0	1	0	0	2	2											
18 Mitch Moreland, L OBP: 0.287, SLG: 0.386		2-0 G4-3				1-2 L7		1-0 L8		3	0	0	0	0	0	0											
8 Jed Lowrie, S OBP: 0.329, SLG: 0.409										1	0	0	0	0	0	1											
26 Matt Chapman, R OBP: 0.307, SLG: 0.378		3-2 F7				0-1 G2-3		2-2 G4-3		4	0	0	0	0	1	0											
12 Sean Murphy, R OBP: 0.306, SLG: 0.414						2-2 G5-3		0-1 1B		4	0	1	0	0	1	0											
Tony Kemp, L OBP: 0.369, SLG: 0.386						0-1 G4-3		0-0 G6-3		4	0	1	0	0	1	0											
17 Elvis Andrus, R OBP: 0.279, SLG: 0.310						0-2 G5-3		2-1 E5		3	0	0	0	0	0	2											
<b>Inning Stats</b>	R: 0 E: 0 K: 1 S: 8	H: 0 LOB: 1 BB: 0 P: 12	R: 0 E: 0 K: 1 S: 10	H: 0 LOB: 0 BB: 0 P: 17	R: 0 E: 0 K: 0 S: 10	H: 1 LOB: 2 BB: 1 P: 16	R: 0 E: 0 K: 1 S: 10	H: 0 LOB: 0 BB: 0 P: 14	R: 0 E: 0 K: 0 S: 9	H: 0 LOB: 0 BB: 0 P: 14	R: 0 E: 0 K: 0 S: 8	H: 1 LOB: 1 BB: 0 P: 9	R: 0 E: 1 K: 0 S: 13	H: 2 LOB: 3 BB: 0 P: 19	R: 0 E: 0 K: 0 S: 11	H: 0 LOB: 0 BB: 0 P: 18	R: 0 E: 0 K: 2 S: 11	H: 0 LOB: 0 BB: 0 P: 18	1B: 3 2B: 3 3B: 0 HR: 0	SF: 0 SAC: 0 DP: 1 HBP: 1	WP: 0 PB: 0 SB: 0 CS: 0	PA: 35					
<b>PITCHER</b>	IP	WLS	BF	H	R	ER	SO	BB	IBB	HBP	BLK	WP	HR	S	P	ERA	WHIP										
51 Jaime Barria, R ERA: 4.12	6.2	W	27	4	0	0	3	1	0	1	0	0	0	64	95	0.00	0.750										
40 Steve Cishek, R ERA: 3.8	0.1	H	1	0	0	0	0	0	0	0	0	0	0	4	6	0.00	0.000										
65 José Quijada, L ERA: 8.44	0.2	H	3	2	0	0	0	0	0	0	0	0	0	10	17	0.00	3.000										
32 Raisel Iglesias, R ERA: 3.14	1.1	S	4	0	0	0	2	0	0	0	0	0	0	12	20	0.00	0.000										

Oakland Athletics @ Los Angeles Angels  
Angel Stadium, Anaheim, CA  
Sat Jul 31 2021, 1:07 PM - 3:48 PM PDT  
Att: 23,207 - Sunny - 84 F

AB 33  
R 0  
H 6  
RBI 0  
BB 1  
SO 5  
LOB 13



Batter	1	2	3	4	5	6	7	8	9	AB	R	H	RBI	BB	SO	LOB	BOTTOM										
22 David Fletcher, R OBP: 0.334, SLG: 0.379	0-0 G6-3		2-2 17 2B			1-0 F9				4	0	1	0	0	1	1											
17 Shohei Ohtani, L OBP: 0.389, SLG: 0.682	2-3 K		1-1 2B			1-3 K		1-2 K		4	0	1	1	0	3	0											
13 Phil Gosselin, R OBP: 0.339, SLG: 0.387	1-2 G6-3		0-0 L4			0-0 F9		1-1 F8		4	0	0	0	0	0	2											
4 Jose Iglesias, R OBP: 0.304, SLG: 0.390		1-0 F8	0-2 G6-3			0-3 K		0-0 G6-3		4	0	0	0	0	1	2											
16 Brandon Marsh, L OBP: 0.277, SLG: 0.262		3-2 1B				3-3 K		3-3 K		3	0	1	0	0	1	0											
24 Kurt Suzuki, R OBP: 0.288, SLG: 0.301		3-2 L7				1-0 E6		1-2 P6		3	0	0	0	0	0	1											
19 Juan Lagares, R OBP: 0.258, SLG: 0.356						0-1 F8		1-1 59 FC4-6 1B		3	0	1	0	0	1	2											
23 Matt Thaiss, L OBP: 0.667, SLG: 0.500						0-1 P5		0-0 P5		2	1	1	0	1	0	1											
9 Adam Eaton, L OBP: 0.292, SLG: 0.336						1-2 BB				0	0	0	0	0	0	0											
59 Jack Mayfield, R OBP: 0.225, SLG: 0.365						0-0 F9		0-1 FC4-6		3	0	0	0	0	1	4											
<b>Inning Stats</b>	R: 0 E: 0 K: 1 S: 8	H: 0 LOB: 0 BB: 0 P: 11	R: 0 E: 0 K: 1 S: 13	H: 1 LOB: 1 BB: 0 P: 21	R: 1 E: 0 K: 0 S: 13	H: 3 LOB: 2 BB: 0 P: 16	R: 0 E: 1 K: 1 S: 13	H: 0 LOB: 0 BB: 1 P: 21	R: 0 E: 0 K: 2 S: 11	H: 0 LOB: 0 BB: 0 P: 15	R: 0 E: 0 K: 1 S: 10	H: 1 LOB: 1 BB: 0 P: 13	R: 0 E: 0 K: 1 S: 6	H: 0 LOB: 0 BB: 0 P: 8	R: 0 E: 0 K: 2 S: 11	H: 0 LOB: 0 BB: 0 P: 15	1B: 4 2B: 1 3B: 0 HR: 0	SF: 0 SAC: 0 DP: 0 HBP: 0	WP: 0 PB: 0 SB: 0 CS: 0	PA: 31							
<b>PITCHER</b>	IP	WLS	BF	H	R	ER	SO	BB	IBB	HBP	BLK	WP	HR	S	P	ERA	WHIP										
19 Cole Irvin, L ERA: 3.5	6.1	L	26	5	1	1	6	1	0	0	0	0	0	66	95	1.42	0.947										
36 Yusmeiro Petit, R ERA: 3.08	0.2		2	0	0	0	1	0	0	0	0	0	0	7	9	0.00	0.000										
39 Andrew Chafin, L ERA: 1.98	1.0		3	0	0	0	1	0	0	0	0	0	0	6	8	0.00	0.000										

Oakland Athletics @ Los Angeles Angels  
Angel Stadium, Anaheim, CA  
Sat Jul 31 2021, 1:07 PM - 3:48 PM PDT  
Att: 23,207 - Sunny - 84 F

AB 30  
R 1  
H 5  
RBI 1  
BB 1  
SO 8  
LOB 13










Batter	1	2	3	4	5	6	7	8	9	AB	R	H	RBI	BB	SO	LOB	TOP										
22 David Fletcher, R OBP: 0.335, SLG: 0.376	G4-3		G4-3					G5-3		3	0	0	0	1	0	0	<b>Los Angeles Angels @ Texas Rangers</b> Globe Life Field, Arlington, TX Mon Aug 02 2021, 7:07 PM - 9:36 PM CDT Att: 20,533 - Roof Closed - 72 F										
17 Shohel Ohtani, L OBP: 0.362, SLG: 0.667	L6		K					K		4	0	0	0	0	2	1											
13 Phil Gosselin, R OBP: 0.335, SLG: 0.377	G6-3									3	1	0	0	1	0	0											
33 Max Stassi, R OBP: 0.382, SLG: 0.547	G4-3									4	0	1	0	0	1	0											
16 Brandon Marsh, L OBP: 0.295, SLG: 0.229	K									4	0	0	0	0	1	2											
19 Juan Lagares, R OBP: 0.295, SLG: 0.356	1B									3	0	1	1	0	1	1											
4 Jose Iglesias, R OBP: 0.301, SLG: 0.385	1B									3	0	1	0	0	0	1											
9 Adam Eaton, L OBP: 0.290, SLG: 0.333	G4-3									3	0	0	0	0	1	2											
59 Jack Mayfield, R OBP: 0.221, SLG: 0.363	G6-3									3	0	0	0	0	2	0											
<b>Inning Stats</b>	R: 0 E: 0 K: 0 S: 6	H: 0 LOB: 0 BB: 0 P: 9	R: 0 E: 0 K: 1 S: 11	H: 2 LOB: 2 BB: 0 P: 16	R: 0 E: 0 K: 1 S: 9	H: 0 LOB: 0 BB: 0 P: 18	R: 1 E: 0 K: 0 S: 10	H: 1 LOB: 1 BB: 1 P: 18	R: 0 E: 0 K: 0 S: 4	H: 0 LOB: 0 BB: 0 P: 6	R: 0 E: 0 K: 2 S: 9	H: 0 LOB: 0 BB: 0 P: 12	R: 0 E: 0 K: 1 S: 10	H: 0 LOB: 0 BB: 0 P: 13	R: 0 E: 0 K: 1 S: 9	H: 0 LOB: 0 BB: 0 P: 15	1B: 3 2B: 0 3B: 0 HR: 0	SF: 0 SAC: 0 DP: 0 HBP: 0	WP: 0 PB: 0 SB: 0 CS: 0	PA: 32							
<b>PITCHER</b>	IP	WLS	BF	H	R	ER	SO	BB	IBB	HBP	BLK	WP	HR	S	P	ERA	WHIP										
33 Dane Dunning, R ERA: 4.07	5.0	W	20	3	1	1	3	2	0	0	0	0	0	44	79	1.80	1.000										
49 Jimmy Herget, R ERA: 4.07	2.0	H	6	0	0	0	2	0	0	0	0	0	0	13	18	0.00	0.000										
68 Joe Barlow, R ERA: 0.93	1.0	H	3	0	0	0	2	0	0	0	0	0	0	10	13	0.00	0.000										
61 Spencer Patton, R ERA: 3.15	1.0	S	3	0	0	0	1	0	0	0	0	0	0	9	15	0.00	0.000										

Batter	1	2	3	4	5	6	7	8	9	AB	R	H	RBI	BB	SO	LOB	BOTTOM										
9 Isiah Kiner-Falefa, R OBP: 0.291, SLG: 0.348	F7		K							4	0	1	1	0	1	2	<b>Los Angeles Angels @ Texas Rangers</b> Globe Life Field, Arlington, TX Mon Aug 02 2021, 7:07 PM - 9:36 PM CDT Att: 20,533 - Roof Closed - 72 F										
30 Nathaniel Lowe, L OBP: 0.354, SLG: 0.391	G4-3		G6-3							4	0	0	0	0	1	1											
53 Adolis Garcia, R OBP: 0.294, SLG: 0.486	K		K							4	0	0	0	0	2	0											
28 Jonah Heim, S OBP: 0.262, SLG: 0.415	F8									4	0	0	0	0	1	0											
77 Andy Ibanez, R OBP: 0.279, SLG: 0.361	HBP									2	1	0	0	0	2	0											
50 Jason Martin, L OBP: 0.242, SLG: 0.300	L8									3	1	1	0	0	0	1											
83 Curtis Terry, R OBP: 0.192, SLG: 0.130	2B									3	1	2	0	0	0	0											
16 Brock Holt, L OBP: 0.286, SLG: 0.298	BB									1	1	1	1	1	0	0											
41 Eli White, R OBP: 0.264, SLG: 0.314	L9									2	0	0	0	1	1	3											
<b>Inning Stats</b>	R: 0 E: 0 K: 1 S: 6	H: 0 LOB: 0 BB: 0 P: 8	R: 1 E: 0 K: 0 S: 12	H: 1 LOB: 2 BB: 1 P: 25	R: 0 E: 0 K: 2 S: 8	H: 0 LOB: 0 BB: 0 P: 11	R: 0 E: 0 K: 1 S: 6	H: 0 LOB: 0 BB: 0 P: 8	R: 1 E: 0 K: 1 S: 11	H: 1 LOB: 1 BB: 1 P: 17	R: 0 E: 0 K: 2 S: 7	H: 0 LOB: 0 BB: 0 P: 10	R: 2 E: 0 K: 1 S: 11	H: 3 LOB: 2 BB: 0 P: 18	R: 0 E: 0 K: 0 S: 8	H: 0 LOB: 0 BB: 0 P: 13	1B: 2 2B: 3 3B: 0 HR: 0	SF: 1 SAC: 0 DP: 0 HBP: 1	WP: 0 PB: 1 SB: 3 CS: 0	PA: 31							
<b>PITCHER</b>	IP	WLS	BF	H	R	ER	SO	BB	IBB	HBP	BLK	WP	HR	S	P	ERA	WHIP										
73 Chris Rodriguez, R ERA: 3.86	6.0	L	25	4	4	3	7	2	0	1	0	0	0	54	86	4.50	1.000										
21 Mike Mayers, R ERA: 4.25	1.0	3	1	0	0	1	0	0	0	0	0	0	0	7	11	0.00	1.000										
62 Jose Quintana, L ERA: 6.56	1.0	3	0	0	0	0	0	0	0	0	0	0	0	8	13	0.00	0.000										

AB	30
R	1
H	3
RBI	1
BB	2
SO	8
LOB	7



AB	27
R	4
H	5
RBI	2
BB	2
SO	8
LOB	7





Batter	1	2	3	4	5	6	7	8	9	AB	R	H	RBI	BB	SO	LOB	TOP					
22 David Fletcher, R OBP: 0.336, SLG: 0.377										5	1	2	0	0	1	0	<b>Los Angeles Angels @ Texas Rangers</b> Globe Life Field, Arlington, TX Tue Aug 03 2021, 7:08 PM - 10:31 PM CDT Att: 19,074 - Roof Closed - 72 F					
17 Shohel Ohtani, L OBP: 0.362, SLG: 0.666										5	2	2	0	0	1	2						
10 Justin Upton, R OBP: 0.317, SLG: 0.442										3	2	0	0	2	1	2						
19 Juan Lagares, R OBP: 0.299, SLG: 0.356										0	0	0	0	0	0	0						
33 Max Stassi, R OBP: 0.383, SLG: 0.540										4	2	1	0	1	2	4						
13 Phil Gosselin, R OBP: 0.343, SLG: 0.384										5	2	3	3	0	1	1						
7 Jo Adell, R OBP: 0.300, SLG: 1.250										4	0	3	3	1	0	0						
4 Jose Iglesias, R OBP: 0.300, SLG: 0.384										4	0	1	2	0	1	3						
16 Brandon Marsh, L OBP: 0.271, SLG: 0.250										4	1	1	0	1	2	2						
59 Jack Mayfield, R OBP: 0.222, SLG: 0.389										4	1	1	2	0	0	3						
<b>Inning Stats</b>	R: 0 E: 0 K: 1 S: 11	H: 1 LOB: 1 BB: 0 P: 15	R: 0 E: 0 K: 1 S: 13	H: 0 LOB: 2 BB: 2 P: 22	R: 3 E: 0 K: 2 S: 21	H: 3 LOB: 1 BB: 1 P: 32	R: 0 E: 0 K: 1 S: 10	H: 0 LOB: 0 BB: 0 P: 16	R: 1 E: 0 K: 1 S: 8	H: 2 LOB: 0 BB: 0 P: 11	R: 2 E: 0 K: 0 S: 13	H: 3 LOB: 0 BB: 0 P: 18	R: 4 E: 1 K: 1 S: 15	H: 3 LOB: 1 BB: 2 P: 28	R: 0 E: 0 K: 0 S: 6	H: 0 LOB: 0 BB: 0 P: 10	R: 1 E: 0 K: 2 S: 18	H: 2 LOB: 1 BB: 0 P: 26	1B: 9 2B: 4 3B: 0 HR: 1	SF: 1 SAC: 0 DP: 0 HBP: 0	WP: 1 PB: 0 SB: 3 CS: 0	PA: 44
<b>PITCHER</b>	IP WLS BF H R ER SO BB IBB HBP BLK WP HR S P ERA WHIP																					
24 Jordan Lyles, R ERA: 5.25	5.2 L 27 9 6 6 6 3 0 0 0 0 1 1 73 110 9.53 2.118																					
56 Dennis Santana, R ERA: 5.79	0.1 6 3 4 3 0 2 0 0 0 0 0 0 10 22 81.00 15.000																					
59 Brett Martin, L ERA: 3.56	2.0 6 0 0 0 1 0 0 0 0 0 0 0 14 20 0.00 0.000																					
66 Josh Sborz, R ERA: 4.78	1.0 5 2 1 1 2 0 0 0 0 0 0 0 18 26 9.00 2.000																					

Batter	1	2	3	4	5	6	7	8	9	AB	R	H	RBI	BB	SO	LOB	BOTTOM					
9 Isiah Kiner-Falefa, R OBP: 0.289, SLG: 0.345										4	0	0	0	0	1	1	<b>Los Angeles Angels @ Texas Rangers</b> Globe Life Field, Arlington, TX Tue Aug 03 2021, 7:08 PM - 10:31 PM CDT Att: 19,074 - Roof Closed - 72 F					
2 Charlie Culberson, R OBP: 0.296, SLG: 0.398										4	0	0	0	0	2	1						
53 Adolis Garcia, R OBP: 0.296, SLG: 0.489										4	1	2	0	0	2	0						
30 Nathaniel Lowe, L OBP: 0.350, SLG: 0.386										4	0	0	0	0	0	2						
77 Andy Ibanez, R OBP: 0.286, SLG: 0.385										3	1	1	2	0	0	1						
38 DJ Peters, R OBP: 0.395, SLG: 0.379										3	1	1	0	1	1	1						
83 Curtis Terry, R OBP: 0.200, SLG: 0.148										4	0	1	1	0	0	3						
41 Eli White, R OBP: 0.259, SLG: 0.308										4	0	0	0	0	2	2						
23 Jose Trevino, R OBP: 0.243, SLG: 0.315										3	0	1	0	0	1	0						
<b>Inning Stats</b>	R: 0 E: 0 K: 3 S: 10	H: 0 LOB: 0 BB: 0 P: 14	R: 1 E: 0 K: 0 S: 8	H: 2 LOB: 1 BB: 0 P: 12	R: 0 E: 0 K: 1 S: 12	H: 0 LOB: 0 BB: 0 P: 18	R: 0 E: 0 K: 0 S: 10	H: 1 LOB: 2 BB: 1 P: 16	R: 0 E: 0 K: 2 S: 10	H: 1 LOB: 1 BB: 0 P: 15	R: 2 E: 0 K: 0 S: 13	H: 2 LOB: 0 BB: 0 P: 16	R: 0 E: 0 K: 0 S: 9	H: 0 LOB: 0 BB: 0 P: 15	R: 0 E: 0 K: 1 S: 10	H: 0 LOB: 0 BB: 0 P: 15		R: 0 E: 0 K: 2 S: 11	H: 0 LOB: 1 BB: 0 P: 13	1B: 3 2B: 2 3B: 0 HR: 1	SF: 0 SAC: 0 DP: 0 HBP: 1	WP: 0 PB: 0 SB: 0 CS: 0
<b>PITCHER</b>	IP WLS BF H R ER SO BB IBB HBP BLK WP HR S P ERA WHIP																					
54 José Suarez, L ERA: 3.6	5.2 W 24 6 3 3 6 1 0 0 0 0 0 0 12 88 0.00 1.235																					
41 Junior Guerra, R ERA: 4.71	1.1 H 4 0 0 0 0 0 0 0 0 0 0 0 12 18 0.00 0.000																					
67 Sam Selman, L ERA: 4.35	2.0 7 0 0 0 3 0 0 1 0 0 0 0 21 28 0.00 0.000																					

livebaseballscores.com

livebaseballscores.com









Batter	1	2	3	4	5	6	7	8	9	AB	R	H	RBI	BB	SO	LOB	TOP						
22 David Fletcher, R (1, 4) OBP: 0.338, SLG: 0.381										4	1	2	0	1	0	2	<b>Los Angeles Angels @ Texas Rangers</b> Globe Life Field, Arlington, TX Thu Aug 05 2021, 1:08 PM - 4:06 PM CDT Att: 21,670 - Roof Closed - 72 F						
17 Shohel Ohtani, L (1, 10) OBP: 0.360, SLG: 0.655										3	0	0	0	2	2	4							
33 Max Stassi, R (1, 2) OBP: 0.383, SLG: 0.536										3	0	1	1	1	1	1							
13 Phil Gosselin, R (1, 3) OBP: 0.332, SLG: 0.370										5	0	0	0	0	1	6							
7 Jo Adell, R (1, 7) OBP: 0.293, SLG: 0.500										4	1	1	0	0	1	1							
16 Brandon Marsh, L (1, 8) OBP: 0.328, SLG: 0.228										4	1	0	0	0	2	1							
4 Jose Iglesias, R (1, 6) OBP: 0.296, SLG: 0.378										4	0	1	2	0	0	0							
9 Adam Eaton, L (1, 9) OBP: 0.293, SLG: 0.349										4	1	2	1	0	2	0							
59 Jack Mayfield, R (1, 5) OBP: 0.245, SLG: 0.441										4	1	1	0	0	2	2							
<b>Inning Stats</b>	R: 0 E: 0 K: 2 S: 9	H: 0 LOB: 1 BB: 1 P: 14	R: 0 E: 0 K: 1 S: 9	H: 0 LOB: 0 BB: 0 P: 12	R: 3 E: 1 K: 1 S: 16	H: 3 LOB: 1 BB: 1 P: 27	R: 0 E: 0 K: 1 S: 8	H: 0 LOB: 0 BB: 0 P: 9	R: 0 E: 0 K: 1 S: 13	H: 0 LOB: 2 BB: 2 P: 25	R: 2 E: 1 K: 2 S: 16	H: 3 LOB: 2 BB: 0 P: 19	R: 0 E: 0 K: 0 S: 6	H: 0 LOB: 0 BB: 0 P: 9	R: 0 E: 0 K: 2 S: 7	H: 0 LOB: 0 BB: 0 P: 10	R: 0 E: 0 K: 1 S: 13	H: 2 LOB: 2 BB: 0 P: 17	1B: 7 2B: 0 3B: 0 HR: 1	SF: 1 SAC: 0 DP: 0 HBP: 0	WP: 1 PB: 0 SB: 1 CS: 0	PA: 40	
<b>PITCHER</b>	IP WLS BF H R ER SO BB IBB HBP BLK WP HR S P ERA WHIP	IP WLS BF H R ER SO BB IBB HBP BLK WP HR S P ERA WHIP	IP WLS BF H R ER SO BB IBB HBP BLK WP HR S P ERA WHIP	IP WLS BF H R ER SO BB IBB HBP BLK WP HR S P ERA WHIP	IP WLS BF H R ER SO BB IBB HBP BLK WP HR S P ERA WHIP	IP WLS BF H R ER SO BB IBB HBP BLK WP HR S P ERA WHIP	IP WLS BF H R ER SO BB IBB HBP BLK WP HR S P ERA WHIP	IP WLS BF H R ER SO BB IBB HBP BLK WP HR S P ERA WHIP	IP WLS BF H R ER SO BB IBB HBP BLK WP HR S P ERA WHIP	IP WLS BF H R ER SO BB IBB HBP BLK WP HR S P ERA WHIP	IP WLS BF H R ER SO BB IBB HBP BLK WP HR S P ERA WHIP	IP WLS BF H R ER SO BB IBB HBP BLK WP HR S P ERA WHIP	IP WLS BF H R ER SO BB IBB HBP BLK WP HR S P ERA WHIP	IP WLS BF H R ER SO BB IBB HBP BLK WP HR S P ERA WHIP	IP WLS BF H R ER SO BB IBB HBP BLK WP HR S P ERA WHIP	IP WLS BF H R ER SO BB IBB HBP BLK WP HR S P ERA WHIP	IP WLS BF H R ER SO BB IBB HBP BLK WP HR S P ERA WHIP	IP WLS BF H R ER SO BB IBB HBP BLK WP HR S P ERA WHIP	IP WLS BF H R ER SO BB IBB HBP BLK WP HR S P ERA WHIP	IP WLS BF H R ER SO BB IBB HBP BLK WP HR S P ERA WHIP	IP WLS BF H R ER SO BB IBB HBP BLK WP HR S P ERA WHIP	IP WLS BF H R ER SO BB IBB HBP BLK WP HR S P ERA WHIP	IP WLS BF H R ER SO BB IBB HBP BLK WP HR S P ERA WHIP

AB	35
R	5
H	8
RBI	4
BB	4
SO	11
LOB	17



Batter	1	2	3	4	5	6	7	8	9	AB	R	H	RBI	BB	SO	LOB	BOTTOM						
9 Isiah Kiner-Falefa, R (1, 6) OBP: 0.290, SLG: 0.348										4	0	0	0	0	1	1	<b>Los Angeles Angels @ Texas Rangers</b> Globe Life Field, Arlington, TX Thu Aug 05 2021, 1:08 PM - 4:06 PM CDT Att: 21,670 - Roof Closed - 72 F						
30 Nathaniel Lowe, L (1, 3) OBP: 0.349, SLG: 0.386										4	0	1	0	0	2	1							
53 Adolis Garcia, R (1, 9) OBP: 0.295, SLG: 0.481										3	0	0	0	1	0	1							
28 Jonah Heim, S (1, 10) OBP: 0.251, SLG: 0.397										4	0	0	0	0	3	2							
77 Andy Ibañez, R (1, 4) OBP: 0.277, SLG: 0.369										4	0	1	0	0	0	2							
50 Jason Martin, L (1, 7) OBP: 0.247, SLG: 0.288										3	0	0	0	1	0	0							
38 DJ Peters, R (1, 8) OBP: 0.378, SLG: 0.361										3	0	1	0	1	0	0							
23 Jose Trevino, R (1, 2) OBP: 0.243, SLG: 0.313										4	0	1	0	0	2	2							
65 Yonny Hernández, S (1, 5) OBP: 0.243, SLG: 0.313										4	0	1	0	0	2	4							
37 Dylan Bundy, R (1, 1) ERA: 6.14										2	0	0	0	1	0	1	<b>Los Angeles Angels @ Texas Rangers</b> Globe Life Field, Arlington, TX Thu Aug 05 2021, 1:08 PM - 4:06 PM CDT Att: 21,670 - Roof Closed - 72 F						
41 Junior Guerra, R (7, 1) ERA: 4.59										4	0	1	0	0	2	2							
40 Steve Cishek, R (8, 1) ERA: 3.64										4	0	1	0	0	2	4							
32 Raisel Iglesias, R (9, 1) ERA: 3.06										2	0	0	0	1	0	1							
<b>Inning Stats</b>	R: 0 E: 0 K: 1 S: 10	H: 1 LOB: 2 BB: 1 P: 17	R: 0 E: 0 K: 1 S: 8	H: 0 LOB: 0 BB: 0 P: 13	R: 0 E: 0 K: 1 S: 7	H: 0 LOB: 0 BB: 0 P: 11	R: 0 E: 0 K: 1 S: 6	H: 0 LOB: 0 BB: 0 P: 7	R: 0 E: 0 K: 1 S: 7	H: 1 LOB: 1 BB: 0 P: 11	R: 0 E: 0 K: 1 S: 8	H: 0 LOB: 0 BB: 0 P: 14	R: 0 E: 0 K: 3 S: 13	H: 1 LOB: 2 BB: 1 P: 19	R: 0 E: 0 K: 1 S: 12	H: 0 LOB: 1 BB: 1 P: 24		R: 0 E: 0 K: 1 S: 11	H: 2 LOB: 2 BB: 0 P: 17	1B: 5 2B: 0 3B: 0 HR: 0	SF: 0 SAC: 0 DP: 0 HBP: 0	WP: 0 PB: 0 SB: 0 CS: 0	PA: 35
<b>PITCHER</b>	IP WLS BF H R ER SO BB IBB HBP BLK WP HR S P ERA WHIP	IP WLS BF H R ER SO BB IBB HBP BLK WP HR S P ERA WHIP	IP WLS BF H R ER SO BB IBB HBP BLK WP HR S P ERA WHIP	IP WLS BF H R ER SO BB IBB HBP BLK WP HR S P ERA WHIP	IP WLS BF H R ER SO BB IBB HBP BLK WP HR S P ERA WHIP	IP WLS BF H R ER SO BB IBB HBP BLK WP HR S P ERA WHIP	IP WLS BF H R ER SO BB IBB HBP BLK WP HR S P ERA WHIP	IP WLS BF H R ER SO BB IBB HBP BLK WP HR S P ERA WHIP	IP WLS BF H R ER SO BB IBB HBP BLK WP HR S P ERA WHIP	IP WLS BF H R ER SO BB IBB HBP BLK WP HR S P ERA WHIP	IP WLS BF H R ER SO BB IBB HBP BLK WP HR S P ERA WHIP	IP WLS BF H R ER SO BB IBB HBP BLK WP HR S P ERA WHIP	IP WLS BF H R ER SO BB IBB HBP BLK WP HR S P ERA WHIP	IP WLS BF H R ER SO BB IBB HBP BLK WP HR S P ERA WHIP	IP WLS BF H R ER SO BB IBB HBP BLK WP HR S P ERA WHIP	IP WLS BF H R ER SO BB IBB HBP BLK WP HR S P ERA WHIP	IP WLS BF H R ER SO BB IBB HBP BLK WP HR S P ERA WHIP	IP WLS BF H R ER SO BB IBB HBP BLK WP HR S P ERA WHIP	IP WLS BF H R ER SO BB IBB HBP BLK WP HR S P ERA WHIP	IP WLS BF H R ER SO BB IBB HBP BLK WP HR S P ERA WHIP	IP WLS BF H R ER SO BB IBB HBP BLK WP HR S P ERA WHIP	IP WLS BF H R ER SO BB IBB HBP BLK WP HR S P ERA WHIP	IP WLS BF H R ER SO BB IBB HBP BLK WP HR S P ERA WHIP

AB	32
R	0
H	5
RBI	0
BB	3
SO	10
LOB	14





Batter	1	2	3	4	5	6	7	8	9	10	AB	R	H	RBI	BB	SO	LOB	TOP						
22 David Fletcher, R OBP: 0.339, SLG: 0.384	G4-3			2B		1B		P4		G1	5	0	2	0	0	0	3	<b>Los Angeles Angels @ Los Angeles Dodgers</b> Dodger Stadium, Los Angeles, CA Fri Aug 06 2021, 7:12 PM - 11:11 PM PDT Att: 50,822 - Clear - 75 F						
13 Phil Gosselin, R OBP: 0.325, SLG: 0.362	G4-3			G5-3		K		K			4	0	0	0	0	2	3							
10 Justin Upton, R OBP: 0.315, SLG: 0.436	G5-3			K		K					4	0	0	0	0	2	2							
33 Max Stassi, R OBP: 0.375, SLG: 0.524					F9			G4-3			4	0	0	0	0	2	0							
7 Jo Adell, R OBP: 0.375, SLG: 0.375					L5			K			4	1	0	0	0	3	0							
4 Jose Iglesias, R OBP: 0.301, SLG: 0.391					L8						3	2	2	2	1	0	0							
19 Juan Lagares, R OBP: 0.261, SLG: 0.355											3	0	1	0	0	0	1							
67 Sam Selman, R OBP: 0.261, SLG: 0.355											0	0	0	0	0	0	0							
61 Austin Warren, R OBP: 0.261, SLG: 0.355											0	0	0	0	0	0	0							
17 Shohei Ohtani, L OBP: 0.362, SLG: 0.655											0	0	0	0	1	0	0							
32 Raisel Iglesias, R OBP: 0.242, SLG: 0.220											0	0	0	0	0	0	0							
43 Patrick Sandoval, L OBP: 0.250, SLG: 0.250											1	0	0	0	0	0	1							
9 Adam Eaton, L OBP: 0.295, SLG: 0.347											1	0	0	0	0	0	0							
65 José Quijada, L OBP: 0.242, SLG: 0.220											0	0	0	0	0	0	0							
16 Brandon Marsh, L OBP: 0.242, SLG: 0.220											2	0	0	0	0	1	2							
59 Jack Mayfield, R OBP: 0.264, SLG: 0.476											3	1	2	2	1	0	0							
<b>Inning Stats</b>	R: 0 E: 0 K: 0 S: 7	H: 0 LOB: 0 BB: 0 P: 10	R: 0 E: 0 K: 2 S: 10	H: 0 LOB: 0 BB: 0 P: 13	R: 0 E: 0 K: 1 S: 7	H: 0 LOB: 0 BB: 0 P: 9	R: 0 E: 0 K: 1 S: 8	H: 1 LOB: 0 BB: 0 P: 11	R: 1 E: 0 K: 2 S: 12	H: 2 LOB: 1 BB: 0 P: 16	R: 1 E: 0 K: 1 S: 14	H: 2 LOB: 1 BB: 1 P: 23	R: 0 E: 0 K: 2 S: 9	H: 0 LOB: 1 BB: 1 P: 15	R: 0 E: 0 K: 2 S: 11	H: 0 LOB: 0 BB: 0 P: 12	R: 2 E: 0 K: 1 S: 10	H: 2 LOB: 1 BB: 1 P: 16	1B: 3 2B: 2 3B: 0 HR: 2	SF: 0 SAC: 0 DP: 0 HBP: 0	WP: 0 PB: 1 SB: 2 CS: 4	PA: 38		
<b>PITCHER</b>	IP	WLS	BF	H	R	ER	SO	BB	IBB	HBP	BLK	WP	HR	S	P	ERA	WHIP							
33 David Price, L ERA: 3.53	5.1		18	4	2	2	4	0	0	0	0	0	0	10	13	0.00	1.500							
52 Phil Bickford, R ERA: 2.97	0.2		3	1	0	0	2	0	0	0	0	0	0	12	20	0.00	1.500							
17 Joe Kelly, R ERA: 3.34	0.2		3	0	0	0	1	1	0	0	0	0	0	11	18	0.00	0.750							
Blake Treinen, R ERA: 2.11	1.1		5	0	0	0	2	1	0	0	0	0	0	11	18	0.00	0.750							
74 Kenley Jansen, R ERA: 3.19	1.0		3	0	0	0	2	0	0	0	0	0	0	11	12	0.00	0.000							
61 Garrett Cleavinger, L ERA: 3.0	0.1		3	1	1	0	0	0	0	0	0	0	0	5	8	0.00	3.000							
48 Brusdar Graterol, R ERA: 5.06	0.2		2	1	1	1	0	0	0	0	0	0	0	5	8	13.50	1.500							

Batter	1	2	3	4	5	6	7	8	9	10	AB	R	H	RBI	BB	SO	LOB	BOTTOM					
50 Mookie Betts, R OBP: 0.379, SLG: 0.524	G5-3										3	1	2	1	0	0	0	<b>Los Angeles Angels @ Los Angeles Dodgers</b> Dodger Stadium, Los Angeles, CA Fri Aug 06 2021, 7:12 PM - 11:11 PM PDT Att: 50,822 - Clear - 75 F					
17 Joe Kelly, R ERA: 3.34											0	0	0	0	0	0	0						
35 Cody Bellinger, L OBP: 0.269, SLG: 0.293											2	0	1	0	0	0	0						
10 Justin Turner, R OBP: 0.380, SLG: 0.497											4	1	1	0	1	0	3						
13 Max Muncy, L OBP: 0.407, SLG: 0.546											5	0	2	0	0	2	4						
55 Albert Pujols, R OBP: 0.286, SLG: 0.424											5	0	1	1	0	1	5						
5 Corey Seager, L OBP: 0.356, SLG: 0.411											4	0	0	1	0	0	4						
3 Chris Taylor, R OBP: 0.374, SLG: 0.491											5	0	1	0	0	2	1						
11 AJ Pollock, R OBP: 0.358, SLG: 0.533											4	1	1	0	1	1	2						
15 Austin Barnes, R OBP: 0.329, SLG: 0.353											3	0	1	0	0	0	1						
16 Will Smith, R OBP: 0.367, SLG: 0.486											1	0	0	0	0	0	1						
<b>Inning Stats</b>	R: 1 E: 0 K: 1 S: 13	H: 2 LOB: 1 BB: 0 P: 21	R: 0 E: 0 K: 2 S: 11	H: 1 LOB: 1 BB: 0 P: 21	R: 0 E: 0 K: 0 S: 9	H: 1 LOB: 2 BB: 1 P: 16	R: 0 E: 0 K: 0 S: 8	H: 2 LOB: 2 BB: 1 P: 16	R: 0 E: 0 K: 1 S: 15	H: 1 LOB: 1 BB: 0 P: 22	R: 0 E: 0 K: 1 S: 14	H: 1 LOB: 1 BB: 0 P: 19	R: 0 E: 0 K: 0 S: 8	H: 0 LOB: 0 BB: 0 P: 11	R: 1 E: 0 K: 1 S: 16	H: 2 LOB: 2 BB: 0 P: 19	1B: 9 2B: 2 3B: 0 HR: 0	SF: 1 SAC: 0 DP: 0 HBP: 0	WP: 0 PB: 0 SB: 0 CS: 0	PA: 43			
<b>PITCHER</b>	IP	WLS	BF	H	R	ER	SO	BB	IBB	HBP	BLK	WP	HR	S	P	ERA	WHIP						
43 Patrick Sandoval, L ERA: 3.39	5.0		24	7	2	2	4	2	0	0	0	0	0	16	22	0.00	1.800						
65 José Quijada, L ERA: 7.11	1.0		3	0	0	0	1	0	0	0	0	0	0	11	16	0.00	1.500						
67 Sam Selman, L ERA: 4.09	0.2		3	1	0	0	1	0	0	0	0	0	0	19	28	0.00	0.429						
61 Austin Warren, R ERA: 1.5	2.1	W	8	1	0	0	0	0	0	0	0	0	0	16	19	0.00	2.000						
32 Raisel Iglesias, R ERA: 3.0	1.0	S	5	2	1	0	1	0	0	0	0	0	0	16	19	0.00	2.000						





Batter	1	2	3	4	5	6	7	8	9	AB	R	H	RBI	BB	SO	LOB	TOP					
10 Justin Upton, R OBP: 0.313, SLG: 0.430										4	0	0	0	1	2	1						
22 David Fletcher, R OBP: 0.339, SLG: 0.386										5	1	2	0	0	0	0						
4 Jose Iglesias, R OBP: 0.303, SLG: 0.393										3	1	1	1	1	0	2						
13 Phil Gosselin, R OBP: 0.323, SLG: 0.359										4	1	1	1	0	1	3						
24 Kurt Suzuki, R OBP: 0.287, SLG: 0.299										4	0	2	0	0	1	3						
7 Jo Adell, R OBP: 0.323, SLG: 0.368										3	0	1	0	1	0	2						
16 Brandon Marsh, L OBP: 0.229, SLG: 0.206										4	0	0	0	0	2	4						
51 Jaime Barria, R OBP: 0.361, SLG: 0.653										3	0	0	0	0	3	1	AB 35					
65 José Quijada, L OBP: 0.361, SLG: 0.653										0	0	0	0	0	0	0	R 3					
17 Shohel Ohtani, L OBP: 0.361, SLG: 0.653										0	0	0	0	0	0	0	H 8					
41 Junior Guerra, R OBP: 0.361, SLG: 0.653										0	0	0	0	0	0	0	RBI 2					
62 Jose Quintana, R OBP: 0.361, SLG: 0.653										0	0	0	0	0	0	0	BB 3					
59 Jack Mayfield, R OBP: 0.263, SLG: 0.468										4	0	1	0	0	2	1	SO 12					
										0	0	0	0	0	0	0	LOB 19					
<b>Inning Stats</b>	R: 0 H: 1 E: 0 K: 1 S: 14	H: 1 LOB: 2 BB: 1 P: 21	R: 0 H: 0 E: 0 K: 1 S: 10	H: 0 LOB: 1 BB: 1 P: 17	R: 3 H: 3 E: 1 K: 2 S: 19	H: 3 LOB: 1 BB: 0 P: 27	R: 0 H: 1 E: 0 K: 1 S: 6	H: 1 LOB: 0 BB: 1 P: 7	R: 0 H: 0 E: 0 K: 0 S: 14	H: 0 LOB: 2 BB: 1 P: 23	R: 0 H: 0 E: 0 K: 3 S: 11	H: 0 LOB: 0 BB: 0 P: 13	R: 0 H: 0 E: 0 K: 1 S: 11	H: 0 LOB: 0 BB: 0 P: 12	R: 0 H: 2 E: 0 K: 2 S: 12	H: 2 LOB: 2 BB: 0 P: 17	R: 0 H: 0 E: 0 K: 1 S: 8	H: 0 LOB: 0 BB: 0 P: 9	1B: 6 2B: 2 3B: 0 HR: 0	SF: 0 SAC: 0 DP: 1 HBP: 0	WP: 0 PB: 0 SB: 0 CS: 0	PA: 38
<b>PITCHER</b>	IP WLS BF H R ER SO BB IBB HBP BLK WP HR S P ERA WHIP																					
7 Julio Urias, L ERA: 3.41	5.0	24	6	3	2	5	3	0	0	0	0	0	0	63	95	3.60	1.800					
51 Alex Vesia, L ERA: 3.32	1.0	3	0	0	0	3	0	0	0	0	0	0	0	11	13	0.00	0.000					
52 Phil Bickford, R ERA: 2.87	1.0	3	0	0	0	1	0	0	0	0	0	0	0	11	12	0.00	0.000					
48 Brusdar Graterol, R ERA: 4.63	1.0	W	5	2	0	0	2	0	0	0	0	0	0	12	17	0.00	2.000					
74 Kenley Jansen, R ERA: 3.12	1.0	S	3	0	0	0	1	0	0	0	0	0	0	8	9	0.00	0.000					

Los Angeles Angels @ Los Angeles Dodgers  
 Dodger Stadium, Los Angeles, CA  
 Sat Aug 07 2021, 6:13 PM - 9:15 PM PDT  
 Att: 50,808 - Clear - 79 F

AB	35
R	3
H	8
RBI	2
BB	3
SO	12
LOB	19



Batter	1	2	3	4	5	6	7	8	9	AB	R	H	RBI	BB	SO	LOB	BOTTOM				
6 Trea Turner, R OBP: 0.369, SLG: 0.518										3	1	1	0	1	0	0					
13 Max Muncy, L OBP: 0.408, SLG: 0.547										3	1	1	1	0	0	1					
50 Mookie Betts, R OBP: 0.378, SLG: 0.521										4	0	1	0	0	1	3					
5 Corey Seager, L OBP: 0.359, SLG: 0.413										4	1	2	1	0	1	2					
10 Justin Turner, R OBP: 0.377, SLG: 0.492										4	0	0	0	0	1	2					
16 Will Smith, R OBP: 0.369, SLG: 0.484										3	1	1	0	1	1	1					
3 Chris Taylor, R OBP: 0.376, SLG: 0.496										4	0	2	2	0	1	0					
35 Cody Bellinger, L OBP: 0.269, SLG: 0.308										4	1	1	1	0	0	3					
7 Julio Urias, L OBP: 0.268, SLG: 0.244										2	0	0	0	0	1	2					
51 Alex Vesia, L ERA: 3.32										0	0	0	0	0	0	0					
52 Phil Bickford, R ERA: 2.87										0	0	0	0	0	0	0					
45 Matt Beane, L ERA: 6.14										0	0	0	0	0	0	0					
55 Albert Pujols, R OBP: 0.350, SLG: 0.420										0	0	0	0	0	0	0					
48 Brusdar Graterol, R ERA: 4.91										0	0	0	0	0	0	0					
11 AJ Pollock, R OBP: 0.307, SLG: 0.533										0	0	0	0	0	0	0					
74 Kenley Jansen, S ERA: 3.12										0	0	0	0	0	0	0					
<b>Inning Stats</b>	R: 2 H: 2 E: 0 K: 1 S: 12	H: 2 LOB: 1 BB: 1 P: 18	R: 0 H: 0 E: 0 K: 2 S: 10	H: 0 LOB: 0 BB: 0 P: 13	R: 0 H: 1 E: 0 K: 1 S: 12	H: 1 LOB: 1 BB: 0 P: 16	R: 0 H: 1 E: 0 K: 0 S: 9	H: 1 LOB: 2 BB: 1 P: 14	R: 0 H: 1 E: 0 K: 1 S: 7	H: 1 LOB: 1 BB: 0 P: 13	R: 0 H: 0 E: 0 K: 0 S: 8	H: 0 LOB: 0 BB: 0 P: 11	R: 1 H: 1 E: 0 K: 1 S: 10	H: 1 LOB: 1 BB: 0 P: 17	R: 2 H: 3 E: 0 K: 1 S: 16	H: 3 LOB: 1 BB: 0 P: 22	1B: 5 2B: 3 3B: 0 HR: 1	SF: 0 SAC: 0 DP: 0 HBP: 1	WP: 0 PB: 0 SB: 1 CS: 0	PA: 36	
<b>PITCHER</b>	IP WLS BF H R ER SO BB IBB HBP BLK WP HR S P ERA WHIP																				
51 Jaime Barria, R ERA: 4.21	6.0	26	6	3	3	5	2	0	0	0	0	0	0	60	89	4.50	1.333				
65 José Quijada, L ERA: 6.14	1.0	4	0	0	0	1	0	0	1	0	0	0	0	8	13	0.00	0.000				
41 Junior Guerra, R ERA: 4.91	0.1	L	4	3	2	2	1	0	0	0	0	0	0	13	19	54.00	9.000				
62 Jose Quintana, L ERA: 6.46	0.2	2	0	0	0	0	0	0	0	0	0	0	0	3	3	0.00	0.000				

Los Angeles Angels @ Los Angeles Dodgers  
 Dodger Stadium, Los Angeles, CA  
 Sat Aug 07 2021, 6:13 PM - 9:15 PM PDT  
 Att: 50,808 - Clear - 79 F

AB	33
R	5
H	9
RBI	5
BB	2
SO	7
LOB	15













Batter	1	2	3	4	5	6	7	8	9	AB	R	H	RBI	BB	SO	LOB	TOP
4 George Springer, R (1, 10) OBP: 0.365, SLG: 0.613	F FF 93 S CH 85 X CH 83 1-2 27 1B 2B		B FF 93 S CU 77 S CH 82 F FF 93 F CU 79 F FF 94 B CH 83 X CH 84 3-2 G5-3		F SI 91 1 SAFE 1 SAFE F CU 78 D CH 83 S CU 79 S CH 82 0-3 K		X FC 85 0-0 F8			4	1	1	0	0	1	1	
27 Vladimir Guerrero Jr., R (1, 3) OBP: 0.408, SLG: 0.655	X FF 96 0-0 10 BB 1B		S CU 78 B CH 84 B CH 83 X FF 94 2-1 G4-3		B SI 91 C CU 78 D CH 83 S CU 79 S CH 82 2-3 K		S SL 86 F FF 94 B SL 86 C SL 85 1-3 K			4	1	1	1	0	2	1	
10 Marcus Semien, R (1, 4) OBP: 0.341, SLG: 0.532	C FF 94 B CH 85 B FF 94 B FF 94 B CU 80 4-2 37 1B BB		B CH 82 F CH 82 X CU 78 S FF 94 1-2 P4		X CU 77 0-0 F9		C SL 86 B SL 86 F FF 94 B SL 86 B SL 86 4-2 11 1B BB			2	0	0	0	2	0	0	
11 Bo Bichette, R (1, 6) OBP: 0.341, SLG: 0.474	B CU 77 F FF 96 T FF 96 F CU 80 B FF 93 B CH 83 2-2 F8		F FF 93 B CU 81 B CH 83 X CH 82 2-2 F4		B CU 78 X FF 93 1-0 30 BB 13 1B 1B		B FC 91 B SL 86 B SL 86 X FC 86 3-1 1B			4	1	2	0	0	0	2	
37 Teoscar Hernández, R (1, 9) OBP: 0.348, SLG: 0.499	B FF 94 S CH 84 B FF 96 F CH 83 X CH 83 2-2 30 G6-4-3 1B		B SI 91 X SI 91 1-0 G5-3		1 SAFE SAFE X SI 90 0-0 30 BB 13 1B 1B		B FC 91 B FF 94 X SL 86 2-0 G6-3			4	1	2	1	0	0	2	
30 Alejandro Kirk, R (1, 2) OBP: 0.355, SLG: 0.470	B CU 78 B CH 83 S CH 83 F FF 94 X CH 83 2-2 G6-4-3		B FF 94 F FF 93 X CH 82 1-1 13 FC5-4 1B		B FF 93 B FF 94 B FF 94 B FF 94 4-0 13 1B BB		B FF 94 B FF 94 1-2 2-3 1B			2	0	1	0	1	0	2	
13 Lourdes Gurriel Jr., R (1, 7) OBP: 0.294, SLG: 0.418		B FF 92 S CU 77 X CH 84 1-1 G3-1		B SI 91 B SI 91 S CH 82 X CU 79 3-1 FC5-4		F CH 87 F FF 94 B FF 94 X CH 87 1-2 5 FC5-4 1B			3	0	1	2	0	0	1		
15 Randal Grichuk, R (1, 8) OBP: 0.286, SLG: 0.446		B FF 93 X FF 92 1-0 G4-3		C FF 92 C CU 77 X FF 92 1-2 F8		B FF 94 X FF 92 2-0 F3			3	0	0	0	0	0	2		
5 Santiago Espinal, R (1, 5) OBP: 0.345, SLG: 0.399		C SI 92 X CH 84 0-1 F7		B CU 76 S CH 91 C CU 76 B CH 83 X FF 93 2-2 1B		C FF 93 C CU 76 X FF 94 1-1 FC5-4			3	0	1	0	0	0	2		
<b>Inning Stats</b>	R: 2 E: 0 K: 0 S: 17	H: 3 LOB: 1 BB: 1 P: 28	R: 0 E: 0 K: 0 S: 5	H: 0 LOB: 0 BB: 0 P: 7	R: 0 E: 0 K: 0 S: 11	H: 0 LOB: 0 BB: 0 P: 17	R: 0 E: 0 K: 0 S: 8	H: 1 LOB: 1 BB: 0 P: 15	R: 0 E: 0 K: 2 S: 12	H: 1 LOB: 1 BB: 0 P: 17	R: 2 E: 0 K: 0 S: 9	H: 3 LOB: 2 BB: 1 P: 18	R: 0 E: 0 K: 1 S: 9	H: 1 LOB: 2 BB: 1 P: 19			
<b>PITCHER</b>	IP WLS BF H R ER SO BB IBB HBP BLK WP HR S P ERA WHIP	IP WLS BF H R ER SO BB IBB HBP BLK WP HR S P ERA WHIP	IP WLS BF H R ER SO BB IBB HBP BLK WP HR S P ERA WHIP	IP WLS BF H R ER SO BB IBB HBP BLK WP HR S P ERA WHIP	IP WLS BF H R ER SO BB IBB HBP BLK WP HR S P ERA WHIP	IP WLS BF H R ER SO BB IBB HBP BLK WP HR S P ERA WHIP	IP WLS BF H R ER SO BB IBB HBP BLK WP HR S P ERA WHIP	IP WLS BF H R ER SO BB IBB HBP BLK WP HR S P ERA WHIP	IP WLS BF H R ER SO BB IBB HBP BLK WP HR S P ERA WHIP	IP WLS BF H R ER SO BB IBB HBP BLK WP HR S P ERA WHIP	IP WLS BF H R ER SO BB IBB HBP BLK WP HR S P ERA WHIP	IP WLS BF H R ER SO BB IBB HBP BLK WP HR S P ERA WHIP	IP WLS BF H R ER SO BB IBB HBP BLK WP HR S P ERA WHIP	IP WLS BF H R ER SO BB IBB HBP BLK WP HR S P ERA WHIP	IP WLS BF H R ER SO BB IBB HBP BLK WP HR S P ERA WHIP	IP WLS BF H R ER SO BB IBB HBP BLK WP HR S P ERA WHIP	IP WLS BF H R ER SO BB IBB HBP BLK WP HR S P ERA WHIP

**Toronto Blue Jays @ Los Angeles Angels**  
 Angel Stadium, Anaheim, CA  
 Tue Aug 10 2021, 7:09 PM - 9:30 PM PDT  
 Att: 14,443 - Clear - 81 F

livebaseballscores.com

AB 29  
 R 4  
 H 9  
 RBI 4  
 BB 3  
 SO 3  
 LOB 13



WP: 0 PA: 32  
 FB: 0  
 SB: 0  
 CS: 0  
 1B: 8 SF: 0  
 2B: 1 SAC: 0  
 3B: 0 DP: 1  
 HR: 0 HBP: 0

Batter	1	2	3	4	5	6	7	8	9	AB	R	H	RBI	BB	SO	LOB	BOTTOM
17 Shohei Ohtani, L (1, 10) OBP: 0.360, SLG: 0.649	C FF 91 B CH 82 X CH 82 1-1 3B		F FF 91 S CH 84 B CH 83 X FF 91 2-2 G5-3		S SL 77 C SL 78 0-3 K		F FF 99 C FF 99 T FF 99 1-2 K			4	0	1	0	0	2	4	
22 David Fletcher, R (1, 4) OBP: 0.335, SLG: 0.380	X FF 92 0-0 L9		C FF 90 X CH 83 0-1 P3		X SI 86 0-0 G5-3				3	0	0	0	0	0	1		
13 Phil Gosselin, R (1, 3) OBP: 0.325, SLG: 0.365	T SL 88 D SL 88 B FF 91 X SL 88 2-1 L4		L FF 91 C FF 92 F FF 92 S FF 92 0-3 K		C SI 86 B SI 87 X SL 78 1-1 G5-3				3	0	0	0	0	1	1		
9 Adam Eaton, L (1, 9) OBP: 0.287, SLG: 0.337	B FF 92 B FF 92 C FF 93 X CH 84 2-1 P6		B FF 91 S CH 83 F FF 93 B FF 92 D CH 83 4-2 BB		B SL 77 B FF 86 B FF 86 C FF 96 X FF 86 3-1 F6				2	0	0	0	1	0	1		
4 Jose Iglesias, R (1, 6) OBP: 0.305, SLG: 0.392		X FF 91 0-0 F8		B FF 91 1 SAFE C FF 92 1 SAFE X FF 92 1-1 F9		C FF 98 C FF 98 X FF 100 X FF 100 0-2 G1-3			3	0	0	0	0	0	1		
16 Brandon Marsh, L (1, 8) OBP: 0.273, SLG: 0.224		B FF 92 B FF 92 C FF 92 B SL 86 4-1 19 F7 19 S BB		B FF 92 C FF 92 1 SAFE B FF 91 F FF 93 S CH 84 2-3 K		B FF 97 B FF 97 X SL 86 2-0 59 BB 24 1B 1B			2	0	1	0	1	1	1		
19 Juan Lagares, R (1, 7) OBP: 0.266, SLG: 0.352		B FF 92 1 SAFE B SL 87 1 SAFE S SL 87 P SL 89 B FF 90 X SL 90 3-2 F7		C SI 86 X SI 87 0-1 G5-3		B FF 97 F FF 96 C SL 85 S SL 89 1-3 K			3	0	0	0	0	1	2		
24 Kurt Suzuki, R (1, 2) OBP: 0.287, SLG: 0.299		C FF 92 X CH 83 0-2 F9		B SI 88 X SI 88 1-0 G5-3		X SL 87 0-0 59 BB 1B			3	0	1	0	0	0	1		
59 Jack Mayfield, R (1, 5) OBP: 0.258, SLG: 0.436			X FF 90 0-0 G6-3		H SL 76 1-0 HBP		B FF 99 B FF 98 C FF 98 B FF 97 4-1 1B			1	0	0	0	1	0	0	
<b>Inning Stats</b>	R: 0 E: 0 K: 0 S: 7	H: 1 LOB: 1 BB: 0 P: 12	R: 0 E: 0 K: 0 S: 9	H: 0 LOB: 1 BB: 1 P: 16	R: 0 E: 0 K: 0 S: 6	H: 0 LOB: 0 BB: 0 P: 8	R: 0 E: 0 K: 2 S: 13	H: 0 LOB: 1 BB: 1 P: 20	R: 0 E: 0 K: 1 S: 6	H: 0 LOB: 1 BB: 0 P: 8	R: 0 E: 0 K: 0 S: 5	H: 0 LOB: 0 BB: 0 P: 9	R: 0 E: 0 K: 2 S: 13	H: 2 LOB: 3 BB: 1 P: 21			
<b>PITCHER</b>	IP WLS BF H R ER SO BB IBB HBP BLK WP HR S P ERA WHIP	IP WLS BF H R ER SO BB IBB HBP BLK WP HR S P ERA WHIP	IP WLS BF H R ER SO BB IBB HBP BLK WP HR S P ERA WHIP	IP WLS BF H R ER SO BB IBB HBP BLK WP HR S P ERA WHIP	IP WLS BF H R ER SO BB IBB HBP BLK WP HR S P ERA WHIP	IP WLS BF H R ER SO BB IBB HBP BLK WP HR S P ERA WHIP	IP WLS BF H R ER SO BB IBB HBP BLK WP HR S P ERA WHIP	IP WLS BF H R ER SO BB IBB HBP BLK WP HR S P ERA WHIP	IP WLS BF H R ER SO BB IBB HBP BLK WP HR S P ERA WHIP	IP WLS BF H R ER SO BB IBB HBP BLK WP HR S P ERA WHIP	IP WLS BF H R ER SO BB IBB HBP BLK WP HR S P ERA WHIP	IP WLS BF H R ER SO BB IBB HBP BLK WP HR S P ERA WHIP	IP WLS BF H R ER SO BB IBB HBP BLK WP HR S P ERA WHIP	IP WLS BF H R ER SO BB IBB HBP BLK WP HR S P ERA WHIP	IP WLS BF H R ER SO BB IBB HBP BLK WP HR S P ERA WHIP	IP WLS BF H R ER SO BB IBB HBP BLK WP HR S P ERA WHIP	IP WLS BF H R ER SO BB IBB HBP BLK WP HR S P ERA WHIP

**Toronto Blue Jays @ Los Angeles Angels**  
 Angel Stadium, Anaheim, CA  
 Tue Aug 10 2021, 7:09 PM - 9:30 PM PDT  
 Att: 14,443 - Clear - 81 F

livebaseballscores.com

AB 24  
 R 0  
 H 3  
 RBI 0  
 BB 3  
 SO 5  
 LOB 12

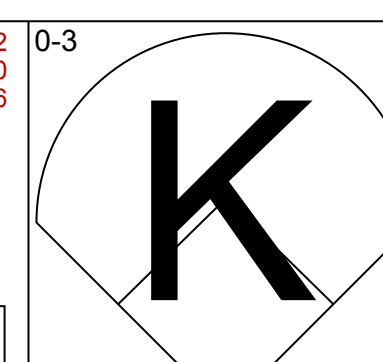
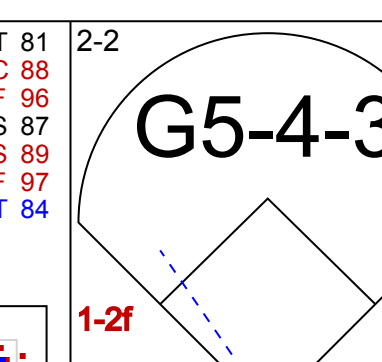
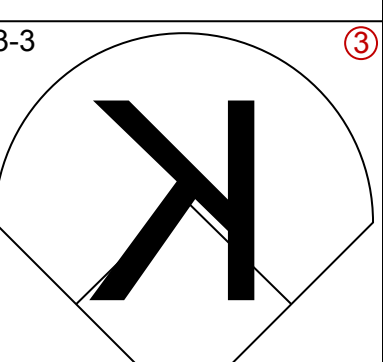
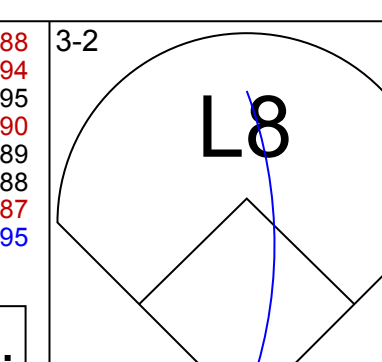
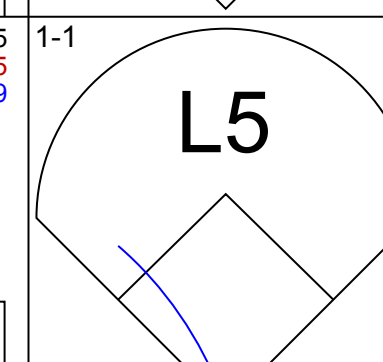
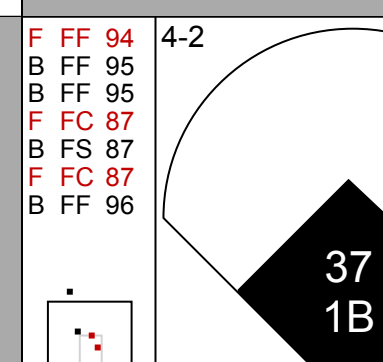
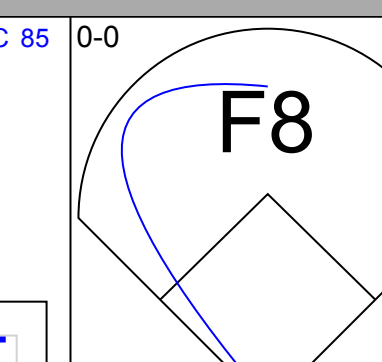
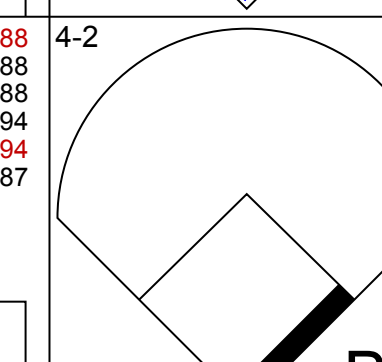
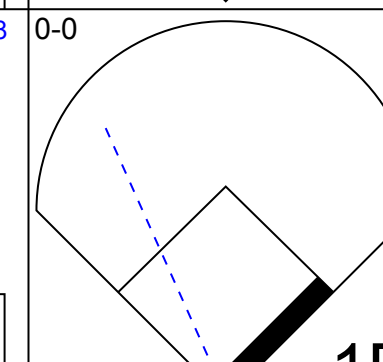
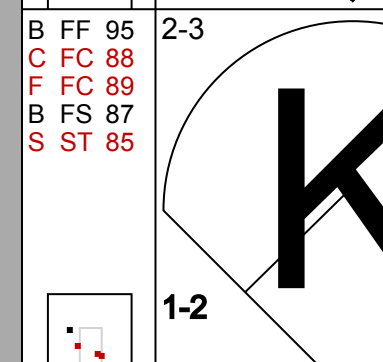
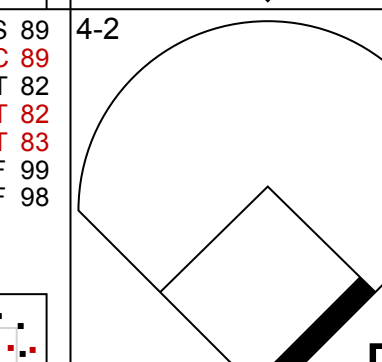
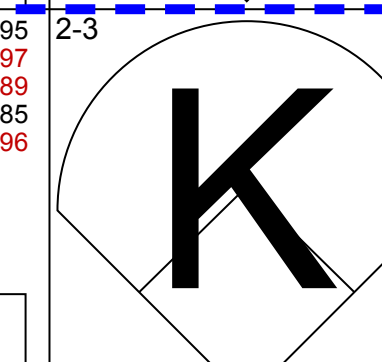
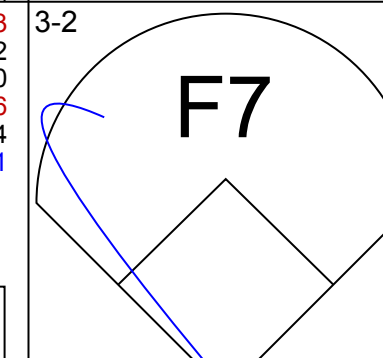
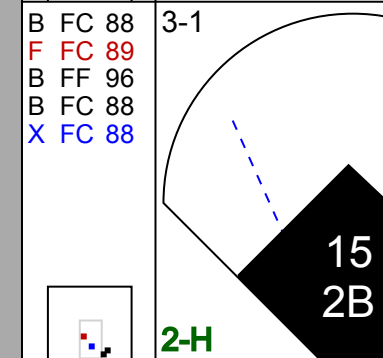
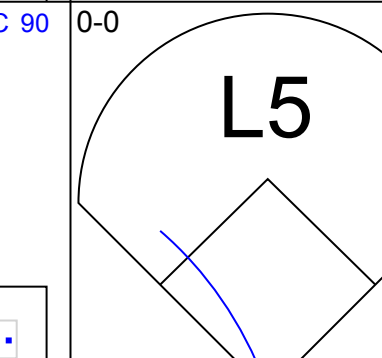

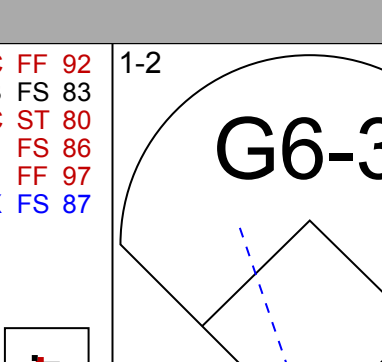
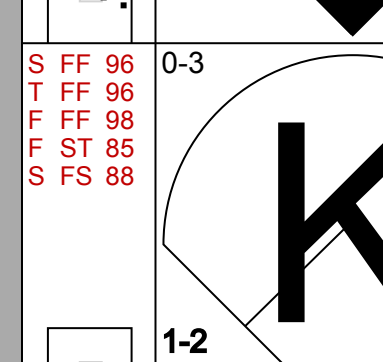
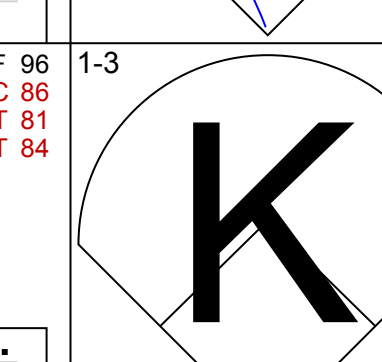

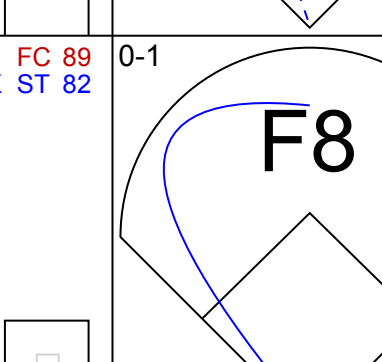
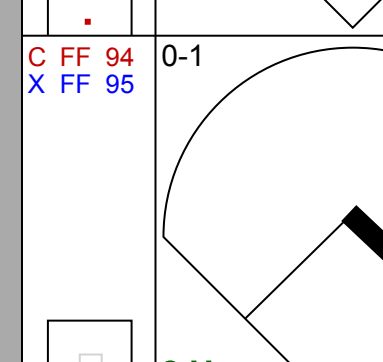
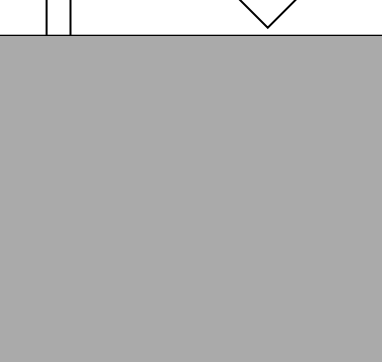

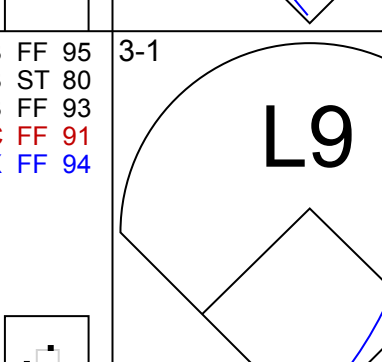
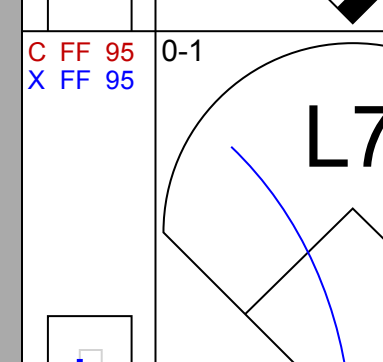


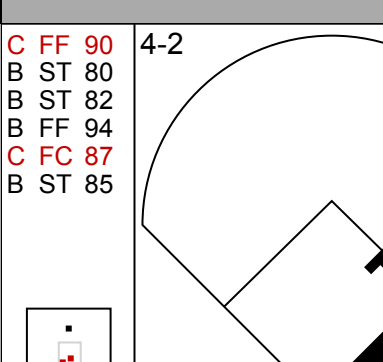
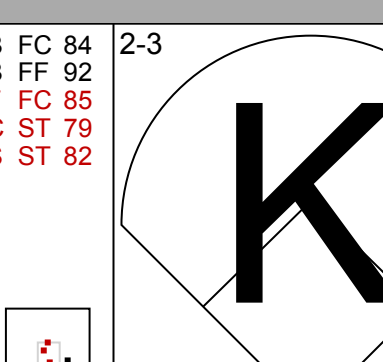
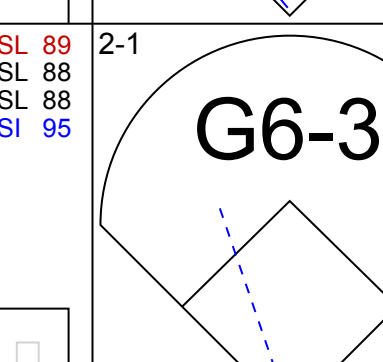
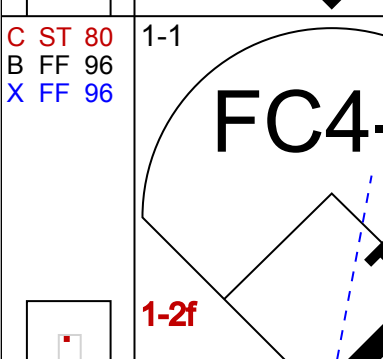
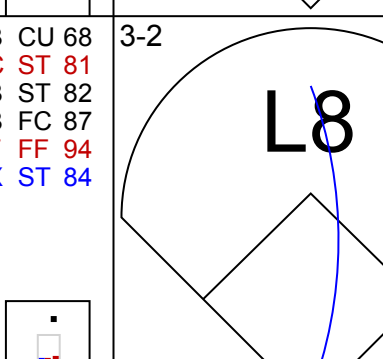



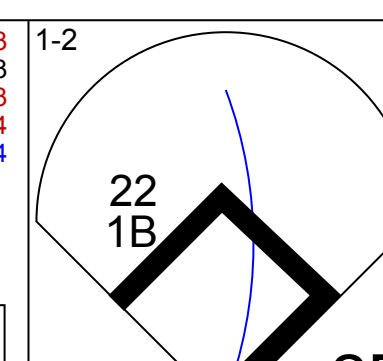
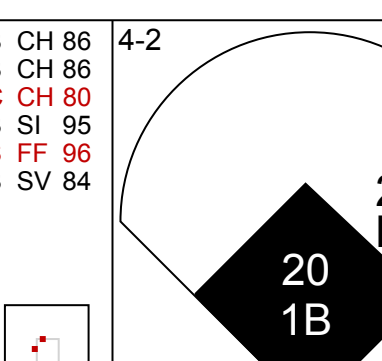
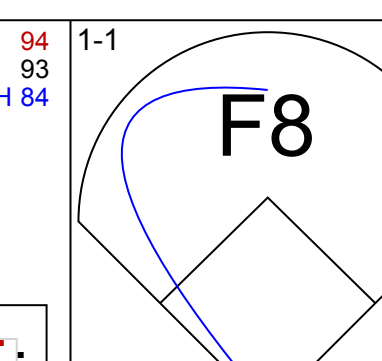
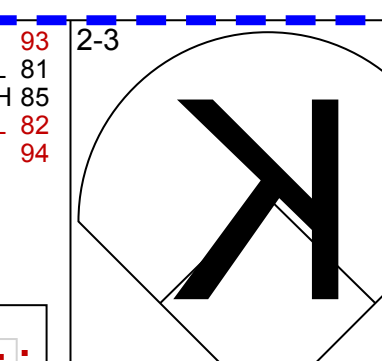
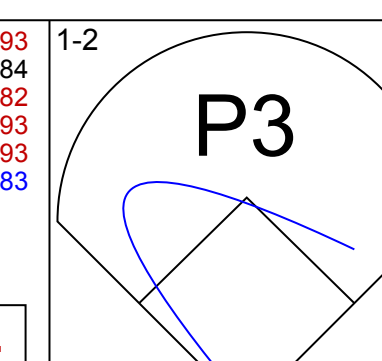
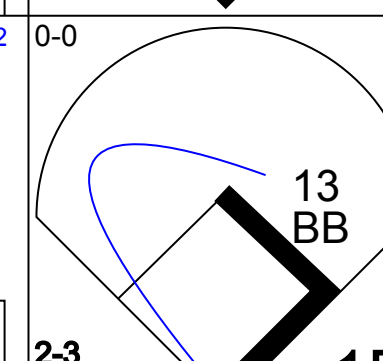
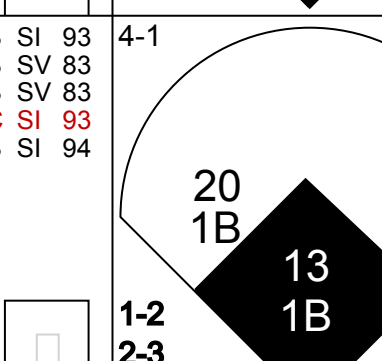
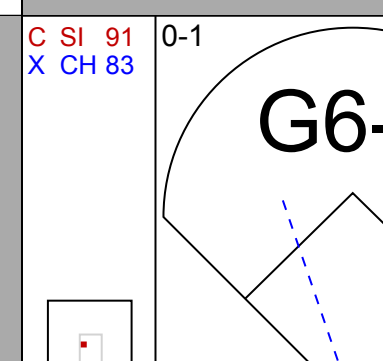
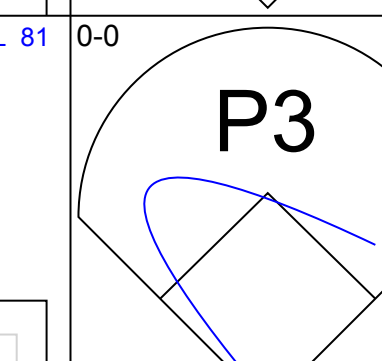

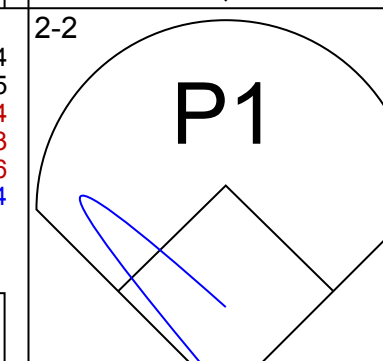
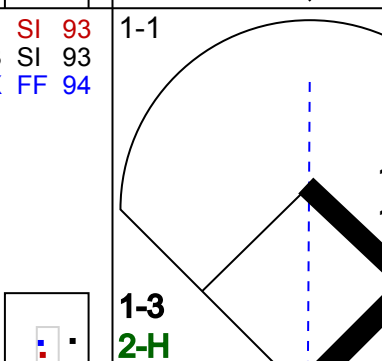
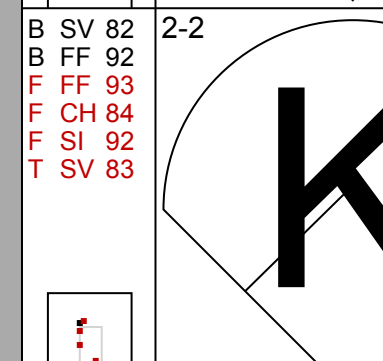
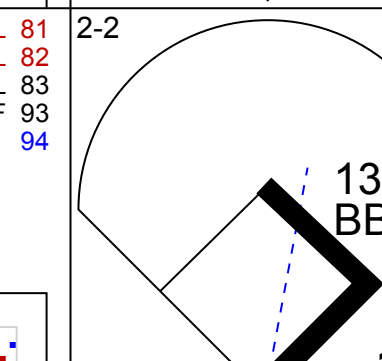

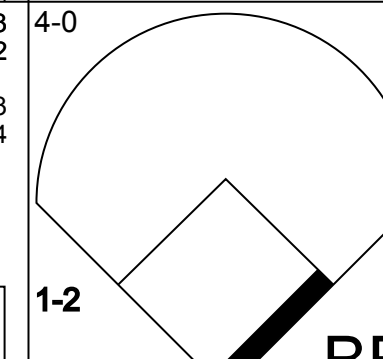
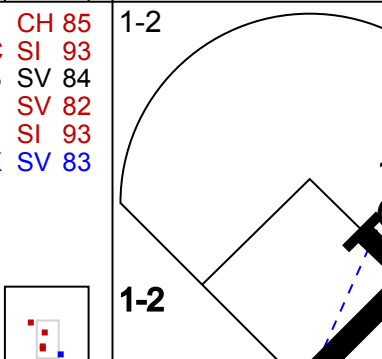

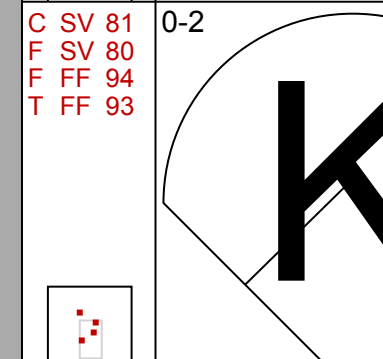
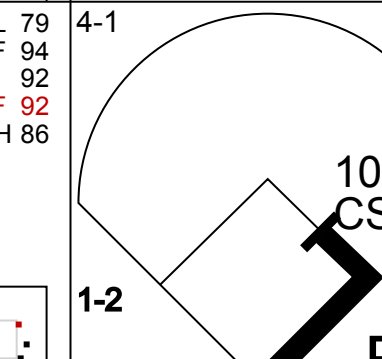

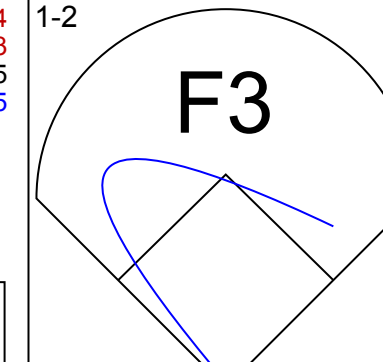
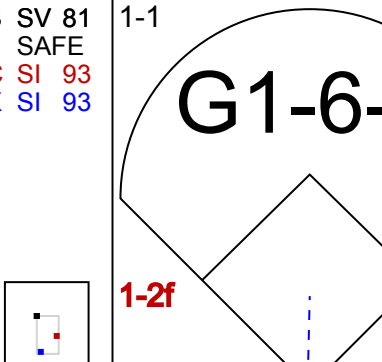

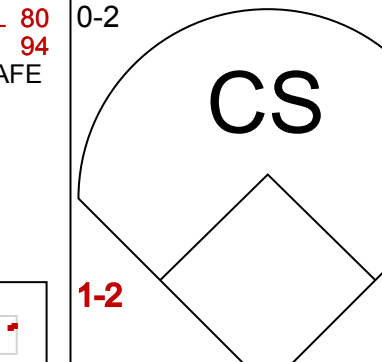

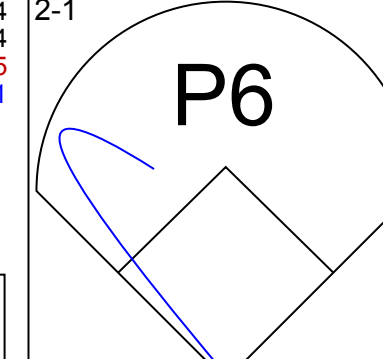
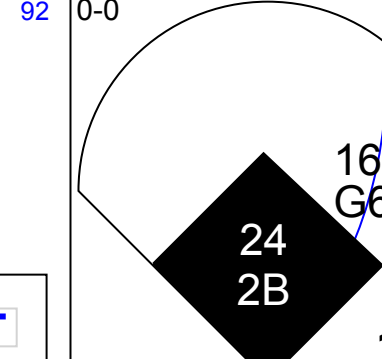
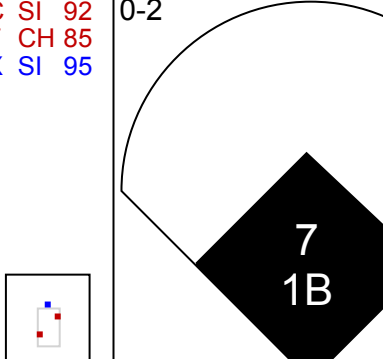
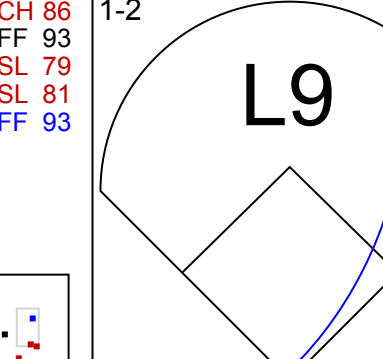

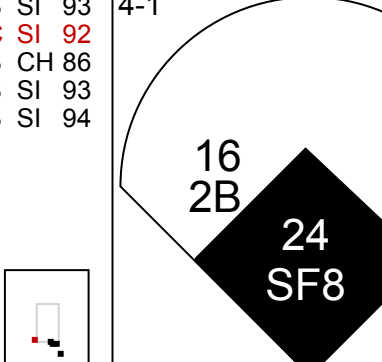
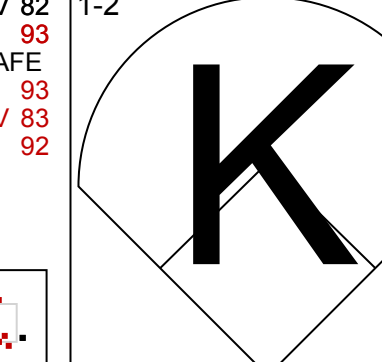
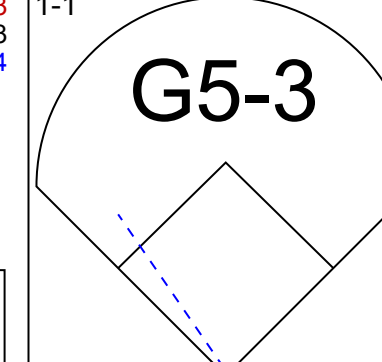
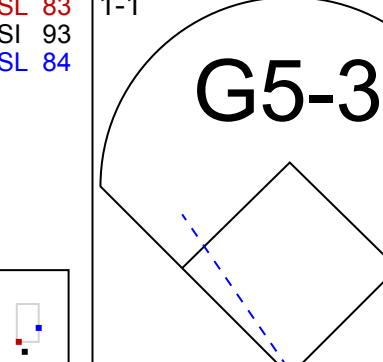
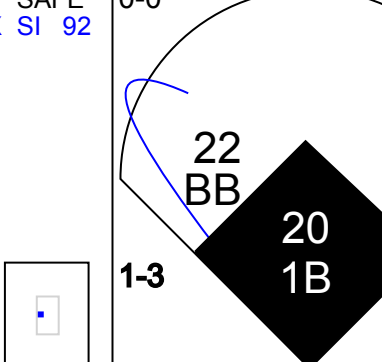
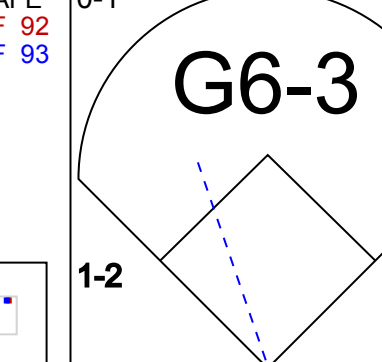
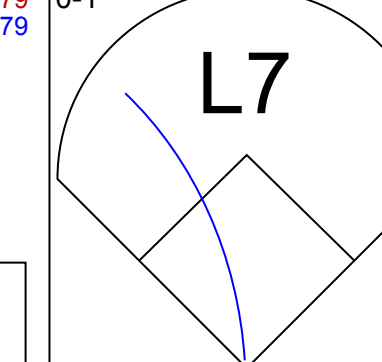

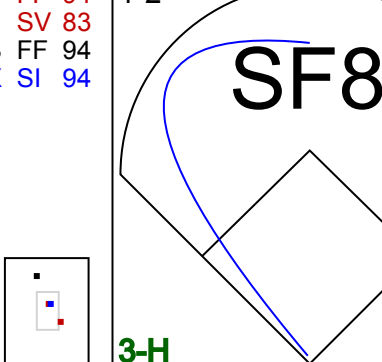
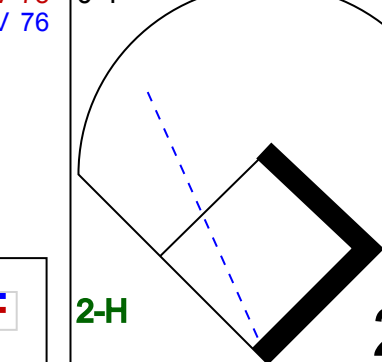
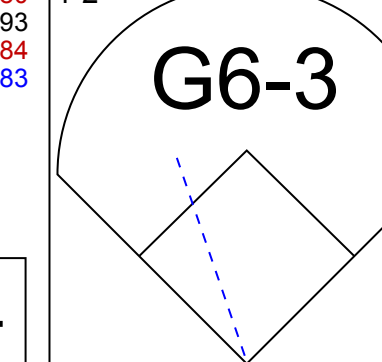

WP: 0 PA: 28  
 FB: 0  
 SB: 1  
 CS: 0  
 1B: 2 SF: 0  
 2B: 0 SAC: 0  
 3B: 1 DP: 0  
 HR: 0 HBP: 1







Batter	1	2	3	4	5	6	7	8	9	AB	R	H	RBI	BB	SO	LOB	TOP								
4 George Springer, R (1, 10) OBP: 0.363, SLG: 0.631										4	0	0	0	0	2	1	Toronto Blue Jays @ Los Angeles Angels Angel Stadium, Anaheim, CA Thu Aug 12 2021, 6:40 PM - 9:47 PM PDT Att: 19,590 - Clear - 82 F								
10 Marcus Semien, R (1, 6) OBP: 0.343, SLG: 0.630										2	1	0	0	2	0	0									
27 Vladimir Guerrero Jr., R (1, 3) OBP: 0.406, SLG: 0.617										3	0	1	0	1	2	2									
37 Teoscar Hernández, R (1, 9) OBP: 0.348, SLG: 0.503										4	1	1	1	0	0	2									
14 Corey Dickerson, L (1, 7) OBP: 0.323, SLG: 0.384 13 Lourdes Gurriel Jr., R (4, 7) OBP: 0.299, SLG: 0.442										2	0	0	0	0	1	1									
15 Randal Grichuk, R (1, 8) OBP: 0.285, SLG: 0.446										4	0	1	1	0	2	0									
74 Breyvic Valera, S (1, 4) OBP: 0.294, SLG: 0.333										4	0	0	0	0	0	1									
5 Santiago Espinal, R (1, 5) OBP: 0.243, SLG: 0.390										2	0	0	0	1	1	0									
7 Reese McGuire, L (1, 2) OBP: 0.327, SLG: 0.369										3	0	0	0	0	0	1									
<b>Inning Stats</b>	R: 0 E: 0 K: 1 S: 9	H: 1 LOB: 1 BB: 0 P: 13	R: 0 E: 0 K: 0 S: 9	H: 0 LOB: 0 BB: 0 P: 13	R: 0 E: 0 K: 0 S: 9	H: 0 LOB: 0 BB: 1 P: 16	R: 2 E: 0 K: 2 S: 17	H: 2 LOB: 1 BB: 1 P: 26	R: 0 E: 0 K: 2 S: 10	H: 0 LOB: 0 BB: 0 P: 18	R: 0 E: 0 K: 1 S: 8	H: 0 LOB: 1 BB: 1 P: 13	R: 0 E: 0 K: 1 S: 7	H: 0 LOB: 0 BB: 0 P: 10	R: 0 E: 0 K: 1 S: 12	H: 0 LOB: 1 BB: 1 P: 22		R: 1 E: 0 K: 1 S: 9	H: 1 LOB: 0 BB: 0 P: 15	1B: 2 2B: 1 3B: 0 HR: 1	SF: 0 DP: 1 HBP: 0	WP: 2 PB: 0 SB: 0 CS: 0	PA: 34		
<b>PITCHER</b>	IP	WLS	BF	H	R	ER	SO	BB	IBB	HBP	BLK	WP	HR	S	P	ERA	WHIP								
17 Shohei Ohtani, R (1, 1) ERA: 2.93	6.0	W	23	3	2	2	6	3	0	0	0	2	0	62	99	3.00	1.000								
61 Austin Warren, R (7, 1) ERA: 3.12	1.2		6	0	0	0	1	1	0	0	0	0	0	16	27	0.00	0.600								
32 Raisel Iglesias, R (8, 1) ERA: 3.04	1.1		5	1	1	1	2	0	0	0	0	0	1	12	20	6.75	0.750								

Batter	1	2	3	4	5	6	7	8	9	AB	R	H	RBI	BB	SO	LOB	BOTTOM								
17 Shohei Ohtani, L (1, 1) OBP: 0.363, SLG: 0.655 59 Jack Mayfield, R (7, 5) OBP: 0.248, SLG: 0.418										3	1	1	0	1	1	1	Toronto Blue Jays @ Los Angeles Angels Angel Stadium, Anaheim, CA Thu Aug 12 2021, 6:40 PM - 9:47 PM PDT Att: 19,590 - Clear - 82 F								
22 David Fletcher, R (1, 4) OBP: 0.336, SLG: 0.380										3	1	1	0	1	0	0									
20 Jared Walsh, L (1, 3) OBP: 0.321, SLG: 0.513										4	0	2	2	0	1	2									
13 Phil Gosselin, R (1, 5) OBP: 0.327, SLG: 0.359 61 Austin Warren, R (7, 1) ERA: 3.12 9 Adam Eaton, L (8, 9) OBP: 0.283, SLG: 0.332										2	0	1	1	2	1	0									
10 Justin Upton, R (1, 7) OBP: 0.311, SLG: 0.423 19 Juan Lagares, R (8, 7) OBP: 0.266, SLG: 0.352										4	0	0	0	0	0	5									
4 Jose Iglesias, R (1, 6) OBP: 0.307, SLG: 0.396										4	2	2	0	0	3										
7 Jo Adell, R (1, 9) OBP: 0.351, SLG: 0.412 32 Raisel Iglesias, R (8, 1) ERA: 3.04										3	1	1	1	1	1	1									
16 Brandon Marsh, L (1, 8) OBP: 0.271, SLG: 0.240										4	1	2	0	0	0	1									
24 Kurt Suzuki, R (1, 2) OBP: 0.285, SLG: 0.304										3	0	1	2	0	0	1									
<b>Inning Stats</b>	R: 0 E: 0 K: 0 S: 14	H: 2 LOB: 3 BB: 1 P: 24	R: 4 E: 0 K: 0 S: 17	H: 3 LOB: 1 BB: 3 P: 33	R: 1 E: 0 K: 1 S: 11	H: 2 LOB: 1 BB: 0 P: 13	R: 0 E: 0 K: 2 S: 10	H: 0 LOB: 0 BB: 0 P: 12	R: 1 E: 0 K: 0 S: 16	H: 3 LOB: 1 BB: 0 P: 22	R: 0 E: 0 K: 1 S: 10	H: 1 LOB: 1 BB: 1 P: 18	R: 0 E: 0 K: 0 S: 9	H: 0 LOB: 0 BB: 0 P: 12	R: 0 E: 0 K: 0 S: 10	H: 0 LOB: 0 BB: 0 P: 12		R: 0 E: 0 K: 0 S: 10	H: 0 LOB: 0 BB: 0 P: 12	1B: 7 2B: 4 3B: 0 HR: 0	SF: 1 DP: 1 HBP: 0	WP: 0 PB: 0 SB: 0 CS: 2	PA: 38		
<b>PITCHER</b>	IP	WLS	BF	H	R	ER	SO	BB	IBB	HBP	BLK	WP	HR	S	P	ERA	WHIP								
17 José Berrios, R (1, 1) ERA: 3.52	4.1	L	24	8	6	6	3	4	0	0	0	0	0	60	93	12.46	2.769								
57 Trent Thornton, R (5, 1) ERA: 4.01	0.2		3	2	0	0	0	0	0	0	0	0	0	8	11	0.00	3.000								
60 Kirby Sneed, L (6, 1) ERA: 1.8	1.2		6	1	0	0	1	1	0	0	0	0	0	17	27	0.00	1.200								
44 Connor Overton, R (7, 1) ERA:	1.1		4	0	0	0	0	0	0	0	0	0	0	12	15	0.00	0.000								



Batter	1	2	3	4	5	6	7	8	9	AB	R	H	RBI	BB	SO	LOB	TOP				
27 Jose Altuve, R OBP: 0.349, SLG: 0.487	L7		K	FC4			K			4	0	0	0	0	2	2					
23 Michael Brantley, L OBP: 0.351, SLG: 0.475	F8		G4-3		G3-1		L8			4	0	0	0	0	0	1					
1 Carlos Correa, R OBP: 0.366, SLG: 0.476	G6-3			16 1B 30 HR 44 BB	1B		K			3	1	1	0	1	1	0					
44 Yordan Alvarez, L OBP: 0.350, SLG: 0.520	F7			16 1B 30 HR	L9		G4-3			3	1	0	0	1	0	1					
16 Aledmys Diaz, R OBP: 0.351, SLG: 0.486	E6			16 1B 30 HR	L8		L8			4	1	2	0	0	0	0					
30 Kyle Tucker, L OBP: 0.334, SLG: 0.519	P5			16 1B 30 HR	K		G3-1			4	1	1	4	0	1	3					
20 Chas McCormick, R OBP: 0.303, SLG: 0.472	K			27 FC4 1B		F9				4	0	1	0	0	2	1					
13 Jacob Wilson, R OBP: 0.071, SLG: 0.071			G3	F7		K		P3		4	0	0	0	0	1	1					
15 Martin Maldonado, R OBP: 0.276, SLG: 0.310			K	K		G5-3		K		4	0	1	0	0	2	1					
<b>Inning Stats</b>	R: 0 E: 0 K: 0 S: 5	H: 0 LOB: 0 BB: 0 P: 8	R: 0 E: 1 K: 1 S: 9	H: 0 LOB: 1 BB: 0 P: 13	R: 0 E: 0 K: 1 S: 14	H: 1 LOB: 1 BB: 0 P: 21	R: 4 E: 0 K: 1 S: 17	H: 3 LOB: 1 BB: 2 P: 30	R: 0 E: 0 K: 1 S: 11	H: 0 LOB: 0 BB: 0 P: 8	R: 0 E: 0 K: 2 S: 8	H: 0 LOB: 0 BB: 0 P: 14	R: 0 E: 0 K: 0 S: 6	H: 0 LOB: 0 BB: 0 P: 7	R: 0 E: 0 K: 2 S: 8	H: 0 LOB: 0 BB: 0 P: 10	1B: 5 2B: 0 3B: 0 HR: 1	SF: 0 SAC: 0 DP: 0 HBP: 0	WP: 0 PB: 0 SB: 0 CS: 0	PA: 36	
<b>PITCHER</b>	IP	WLS	BF	H	R	ER	SO	BB	IBB	HBP	BLK	WP	HR	S	P	ERA	WHIP				
43 Patrick Sandoval, L ERA: 3.62	4.2	L	22	5	4	4	3	2	0	0	0	0	1	50	83	7.71	1.500				
21 Mike Mayers, R ERA: 4.33	1.1		5	1	0	0	2	0	0	0	0	0	0	11	18	0.00	0.750				
62 Jose Quintana, L ERA: 6.2	2.0		6	0	0	0	2	0	0	0	0	0	0	14	21	0.00	0.000				
40 Steve Cishek, R ERA: 3.56	1.0		3	0	0	0	2	0	0	0	0	0	0	8	10	0.00	0.000				

Houston Astros @ Los Angeles Angels  
Angel Stadium, Anaheim, CA  
Fri Aug 13 2021, 6:38 PM - 9:28 PM PDT  
Att: 23,981 - Clear - 81 F

AB	34
R	4
H	6
RBI	4
BB	2
SO	9
LOB	10



Batter	1	2	3	4	5	6	7	8	9	AB	R	H	RBI	BB	SO	LOB	BOTTOM					
17 Shohei Ohtani, L OBP: 0.362, SLG: 0.650	L6		F9			K		1B		4	0	1	1	0	1	1						
22 David Fletcher, R OBP: 0.335, SLG: 0.376	L9		F8		L6		G6-3			4	0	0	0	0	0	3						
20 Jared Walsh, L OBP: 0.318, SLG: 0.508	G6-3			G3-1		K		K		4	0	0	0	0	2	0						
33 Max Stassi, R OBP: 0.365, SLG: 0.500		G4-3 2B		K		P5		G6-3		4	0	1	0	0	1	0						
4 Jose Iglesias, R OBP: 0.303, SLG: 0.392	G4-3			L9		F9		P3		4	0	0	0	0	0	1						
7 Jo Adell, R OBP: 0.325, SLG: 0.378	K			F7		G4-3				3	0	0	0	0	1	1						
16 Brandon Marsh, L OBP: 0.273, SLG: 0.244	K			K2-3		G4-3		17 1B 9 HBP		3	1	1	0	0	2	1						
19 Juan Lagares, R OBP: 0.264, SLG: 0.348			G6-3		F9			17 1B 17 HBP		2	0	0	0	0	0	0						
9 Adam Eaton, L OBP: 0.296, SLG: 0.332					F9			17 1B 17 HBP		0	0	0	0	0	0	0						
59 Jack Mayfield, R OBP: 0.250, SLG: 0.416					K		K			3	0	1	0	0	2	2						
<b>Inning Stats</b>	R: 0 E: 0 K: 0 S: 9	H: 1 LOB: 1 BB: 0 P: 13	R: 0 E: 0 K: 2 S: 12	H: 1 LOB: 1 BB: 0 P: 19	R: 0 E: 0 K: 0 S: 8	H: 1 LOB: 1 BB: 0 P: 12	R: 0 E: 0 K: 1 S: 9	H: 0 LOB: 0 BB: 0 P: 12	R: 0 E: 0 K: 1 S: 9	H: 0 LOB: 0 BB: 0 P: 14	R: 0 E: 0 K: 2 S: 11	H: 0 LOB: 0 BB: 0 P: 15	R: 0 E: 0 K: 1 S: 6	H: 0 LOB: 0 BB: 0 P: 9	R: 1 E: 0 K: 1 S: 11	H: 2 LOB: 2 BB: 0 P: 18	R: 0 E: 0 K: 1 S: 7	H: 0 LOB: 0 BB: 0 P: 10	1B: 3 2B: 1 3B: 0 HR: 0	SF: 0 SAC: 0 DP: 0 HBP: 1	WP: 0 PB: 0 SB: 0 CS: 0	PA: 32
<b>PITCHER</b>	IP	WLS	BF	H	R	ER	SO	BB	IBB	HBP	BLK	WP	HR	S	P	ERA	WHIP					
21 Zack Greinke, R ERA: 3.51	7.0	W	23	7	0	0	7	0	0	0	0	0	0	64	94	0.00	0.286					
31 Kendall Graveman, R ERA: 0.92	1.0		6	2	1	1	1	0	0	1	0	0	0	11	18	9.00	2.000					
55 Ryan Pressly, R ERA: 1.88	1.0	S	3	0	0	0	1	0	0	0	0	0	0	7	10	0.00	0.000					

Houston Astros @ Los Angeles Angels  
Angel Stadium, Anaheim, CA  
Fri Aug 13 2021, 6:38 PM - 9:28 PM PDT  
Att: 23,981 - Clear - 81 F

AB	31
R	1
H	4
RBI	1
BB	0
SO	9
LOB	9



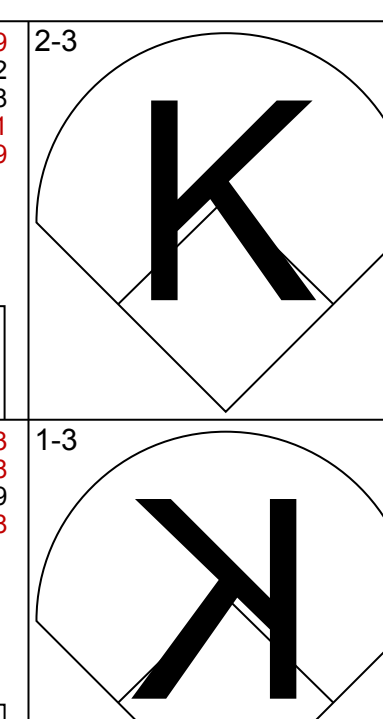
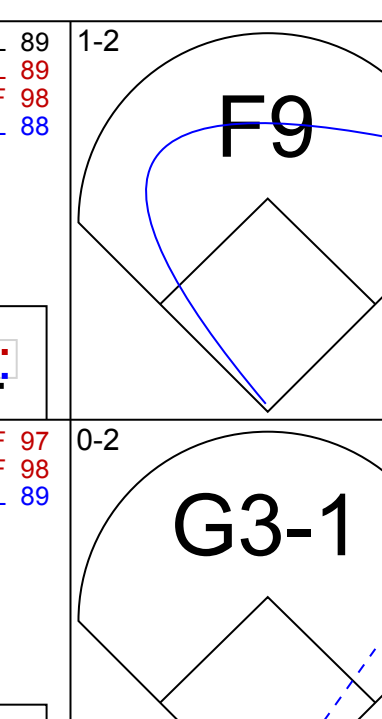
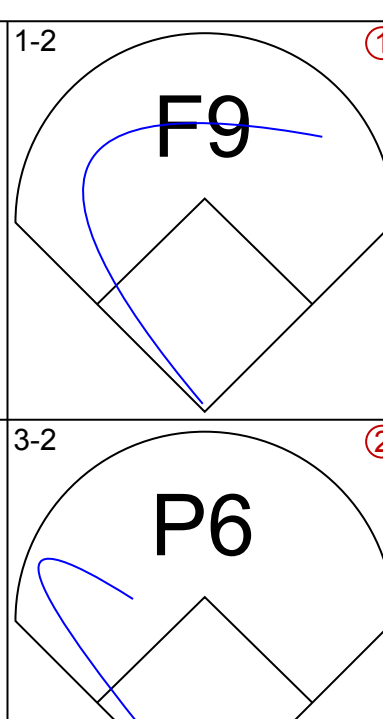
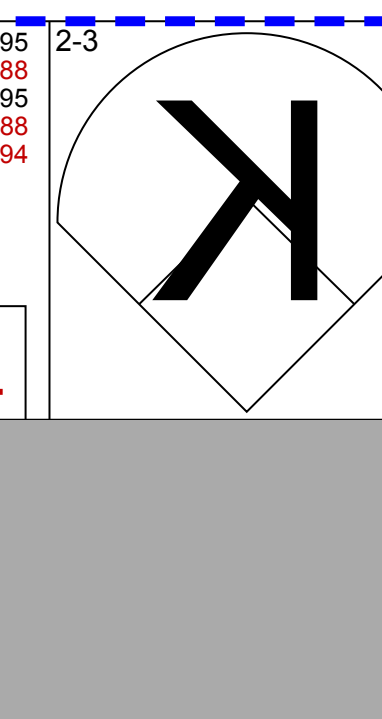
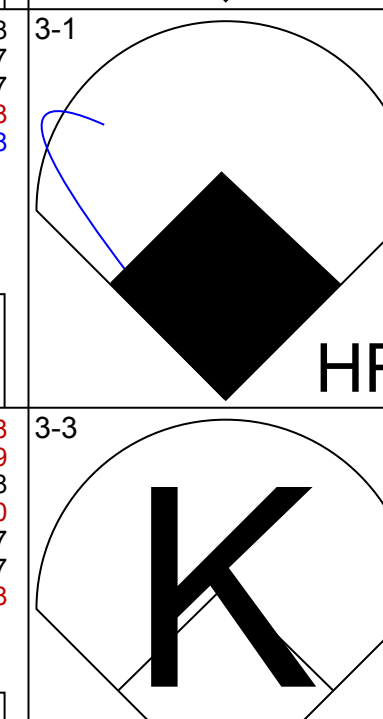

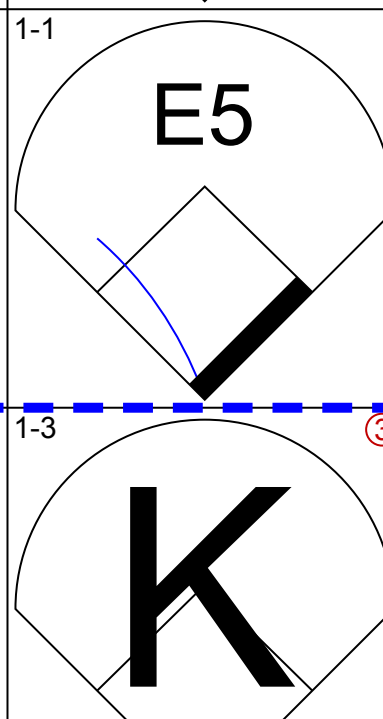
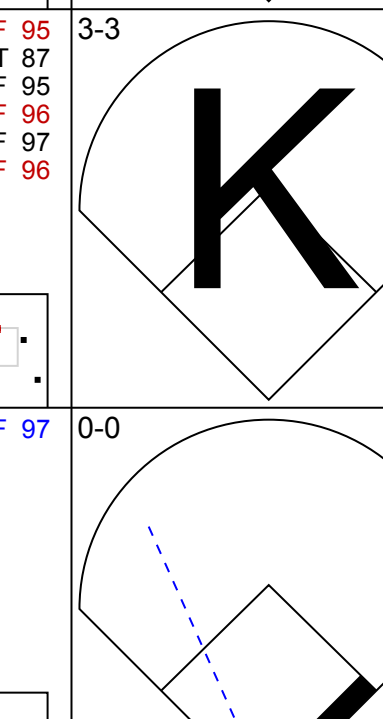

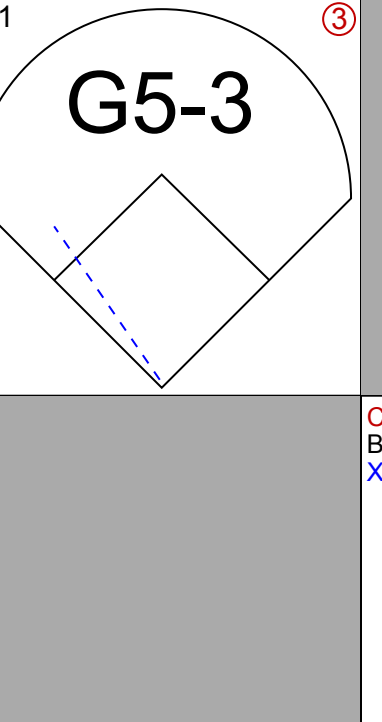

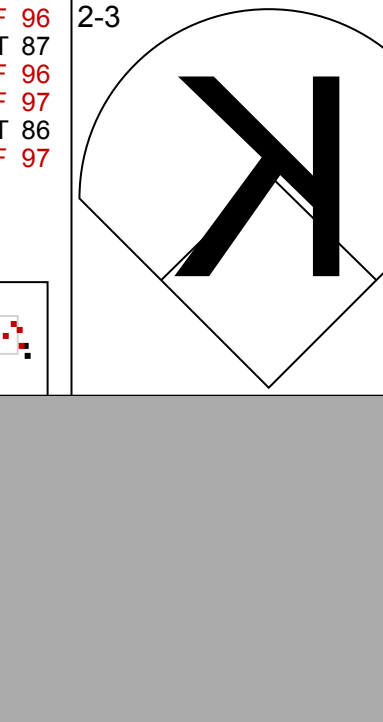




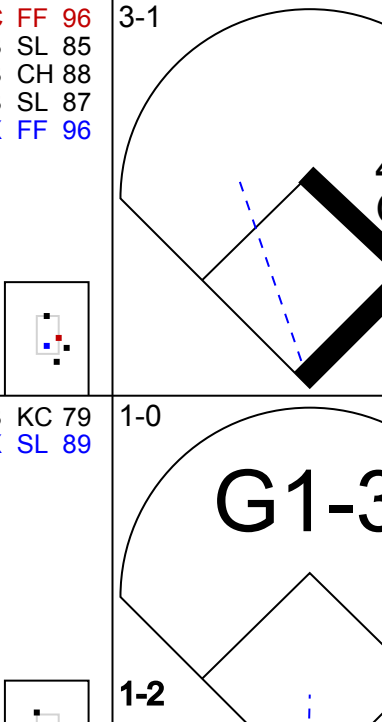
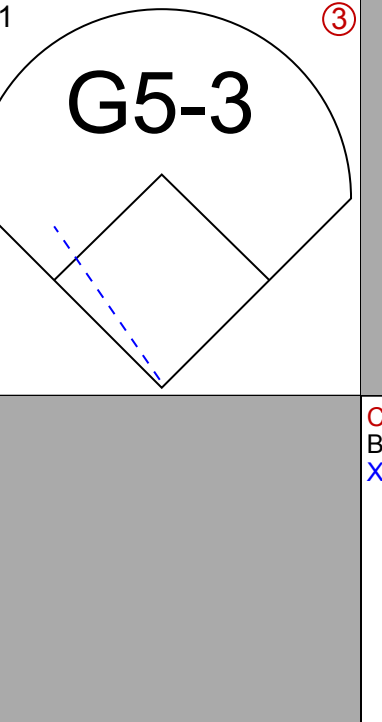
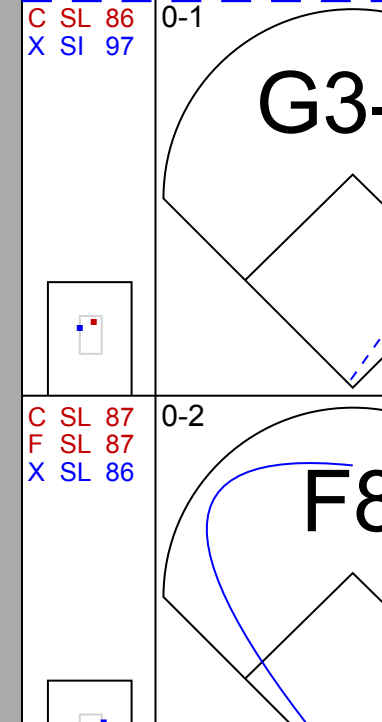
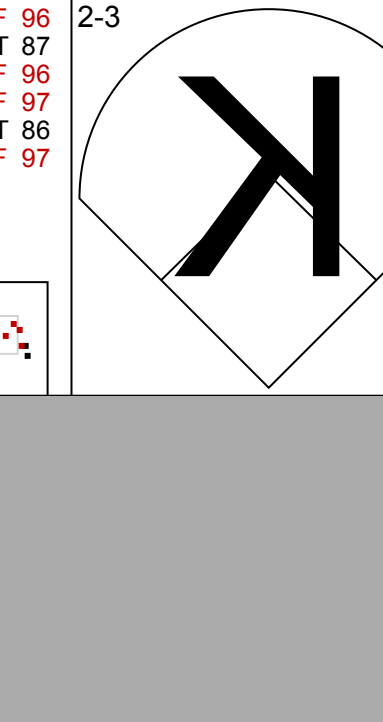
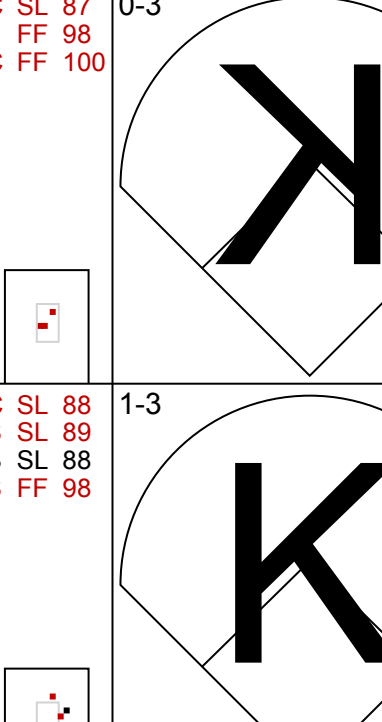
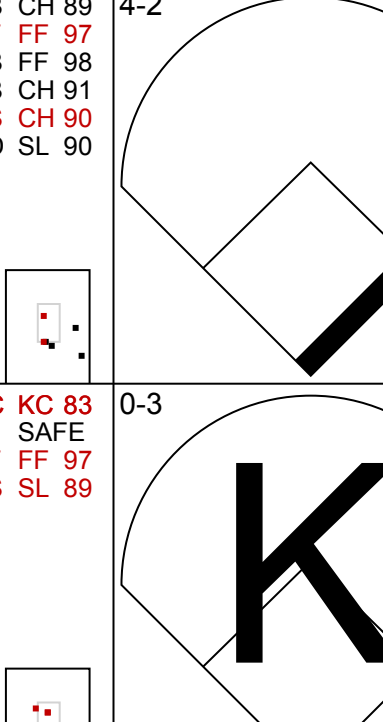
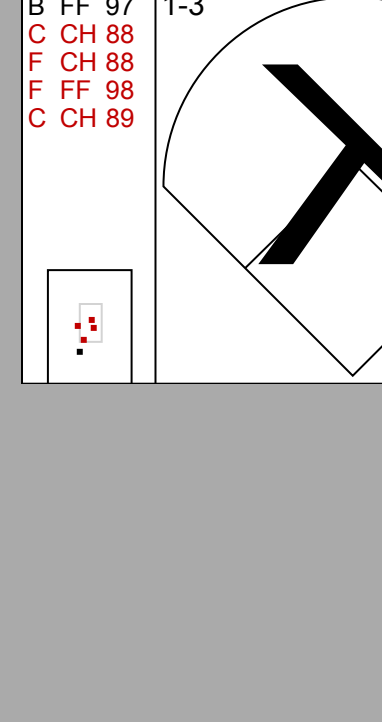

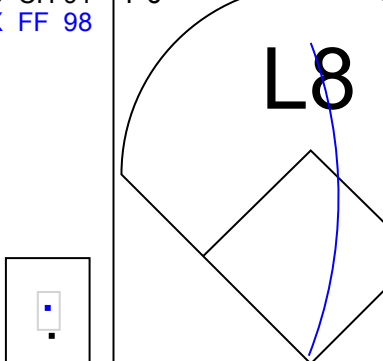

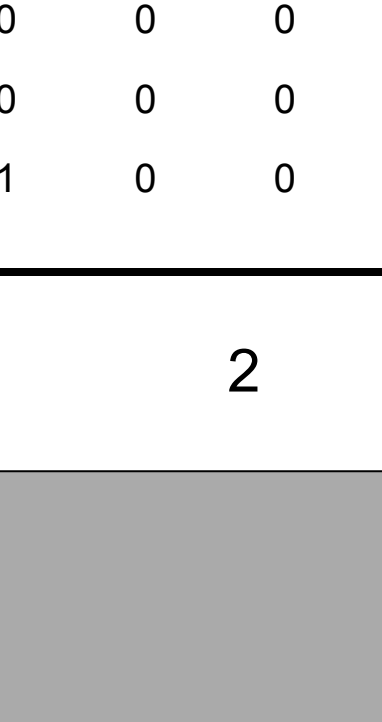
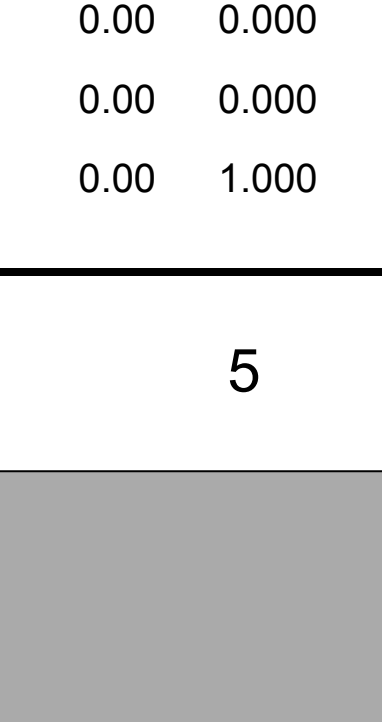
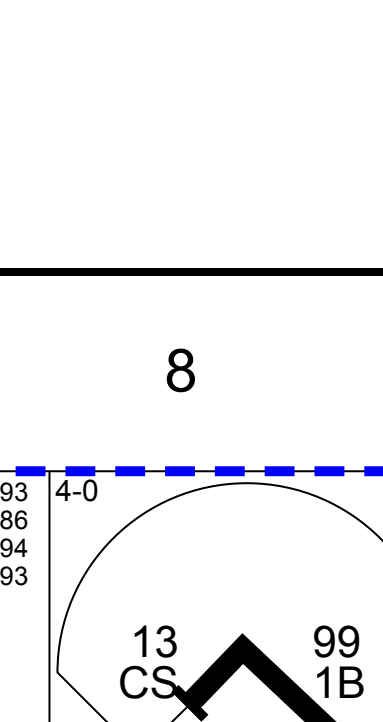
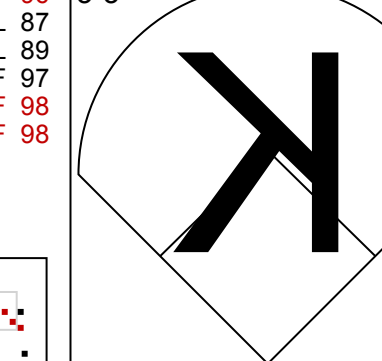
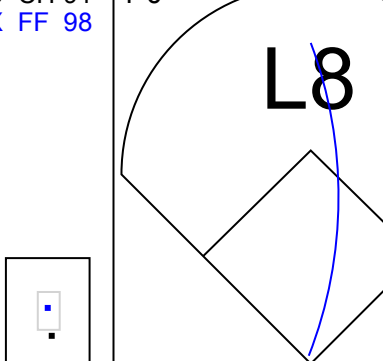



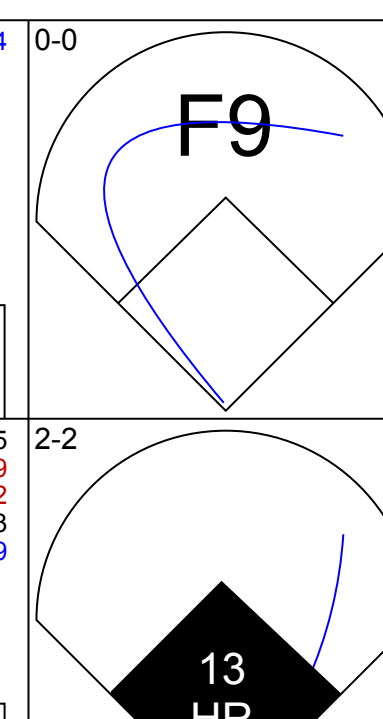
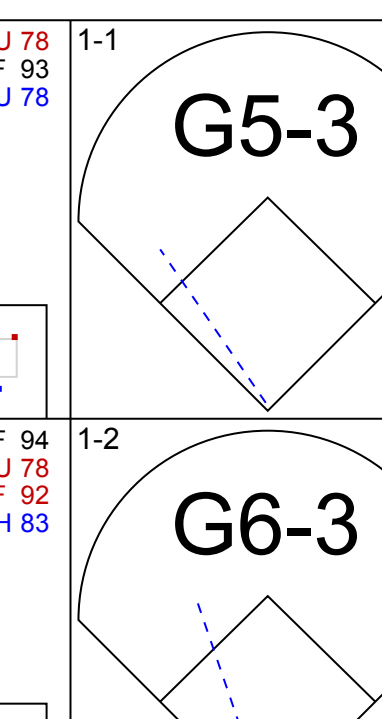
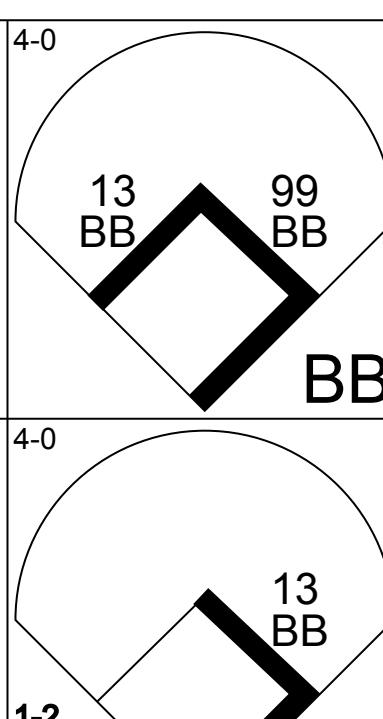
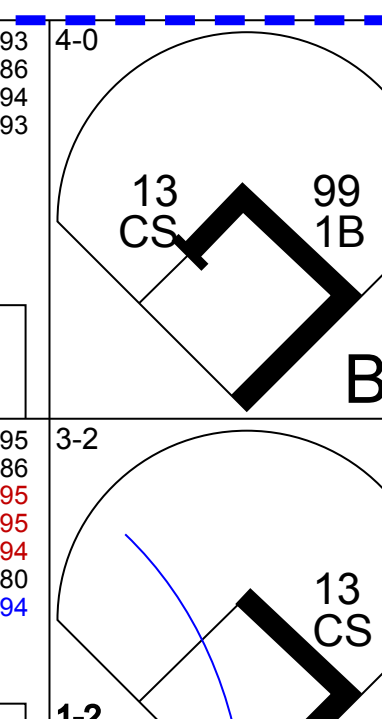
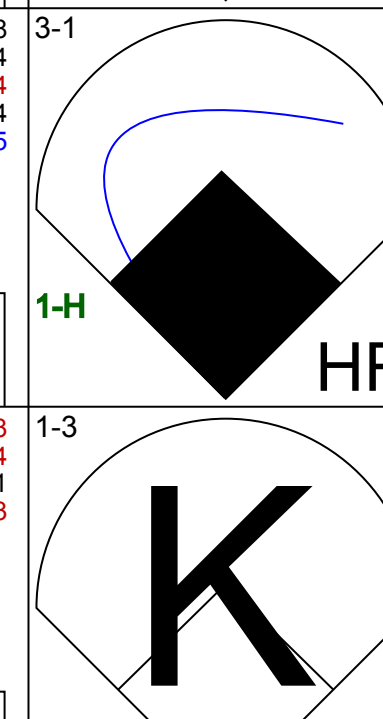
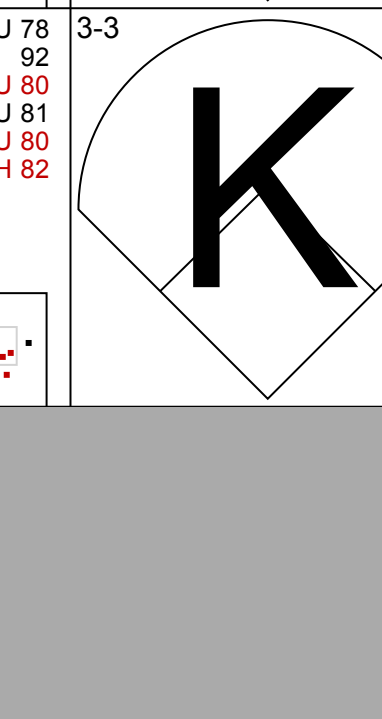
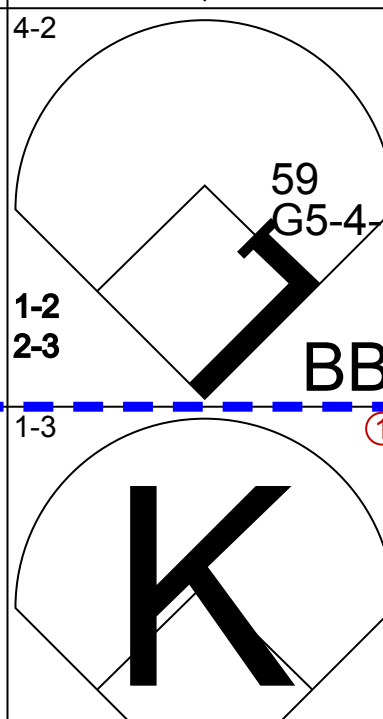
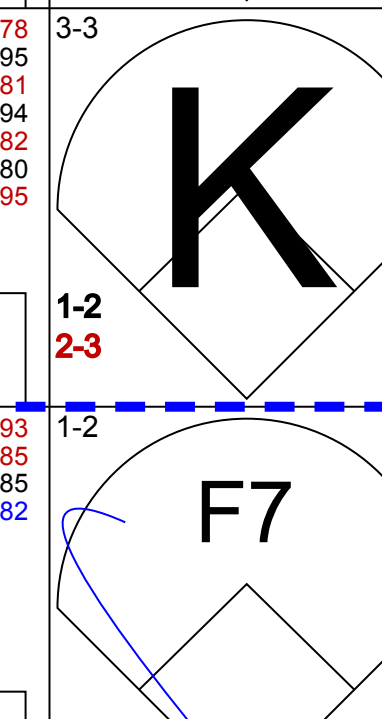
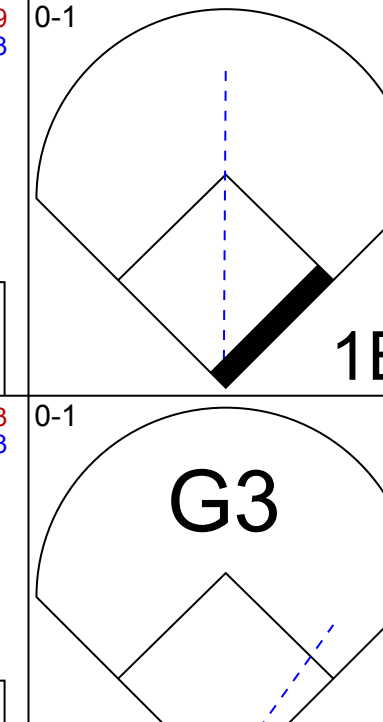

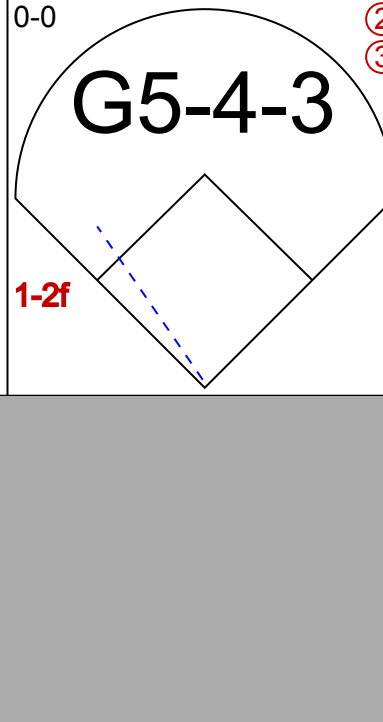






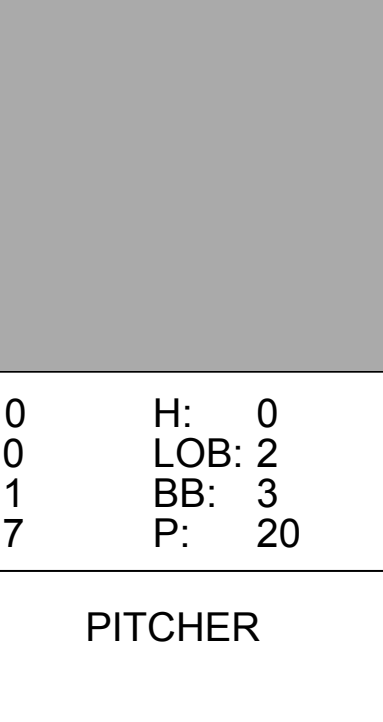

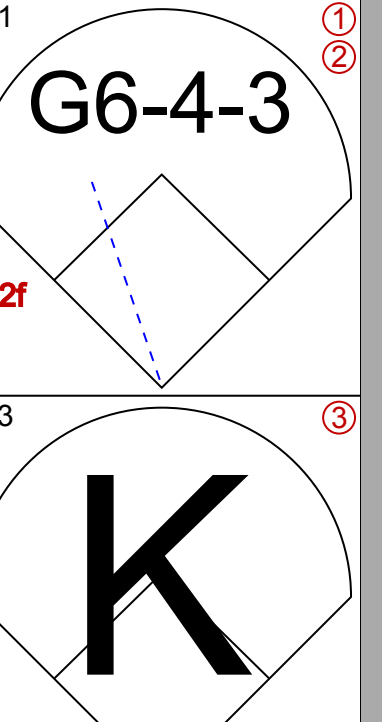
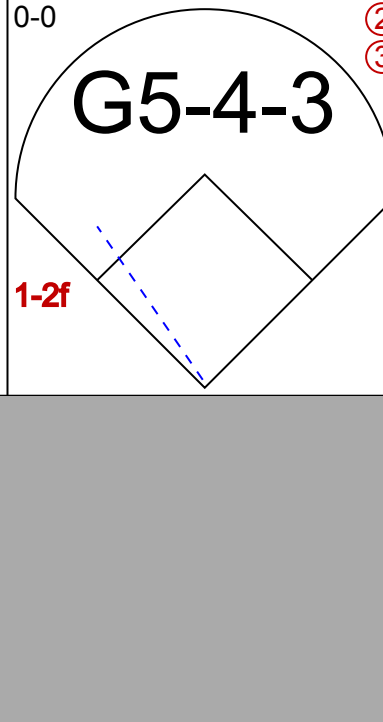
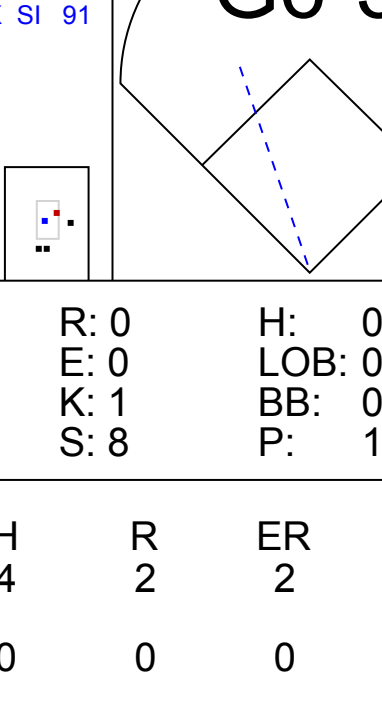
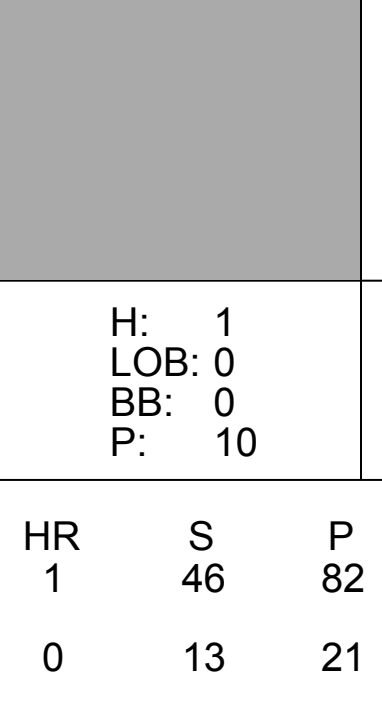

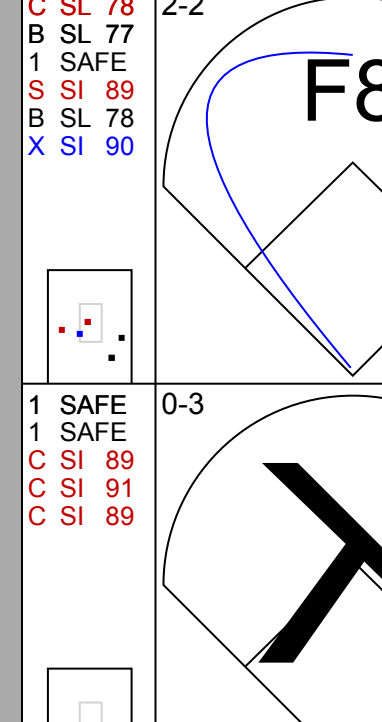
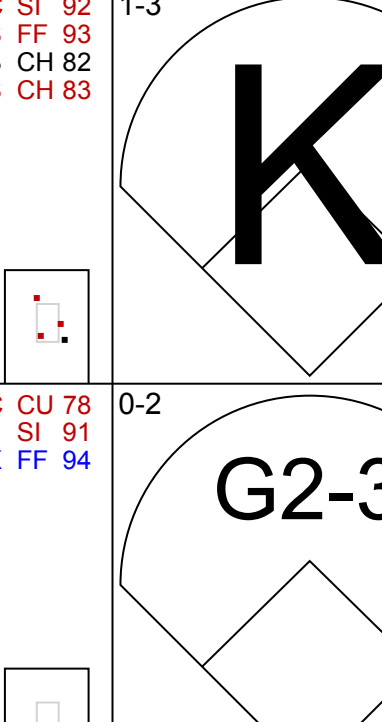
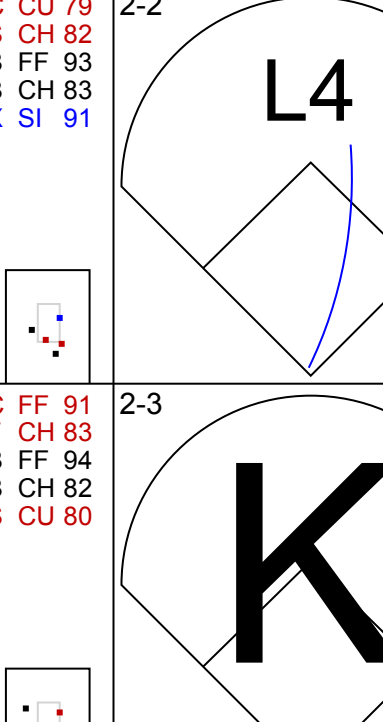
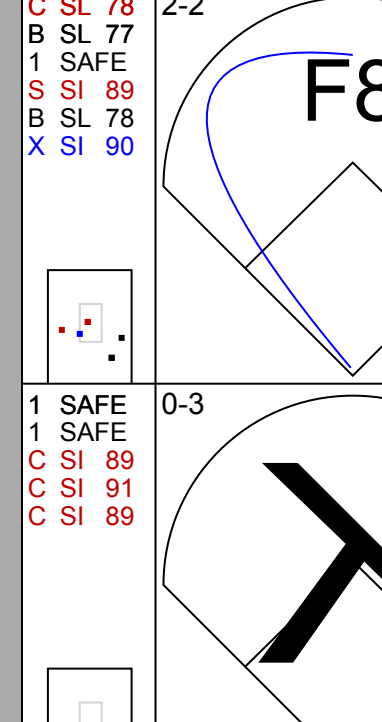
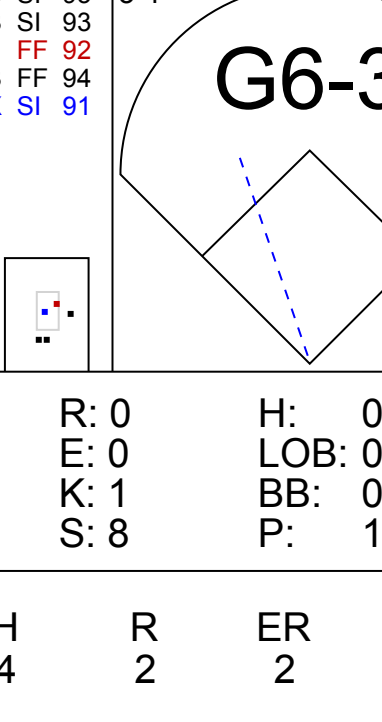
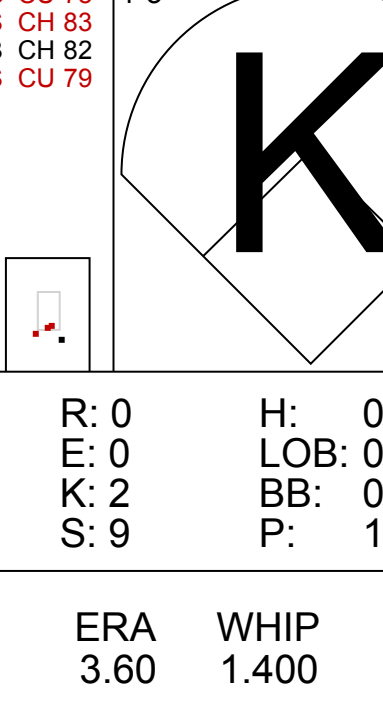
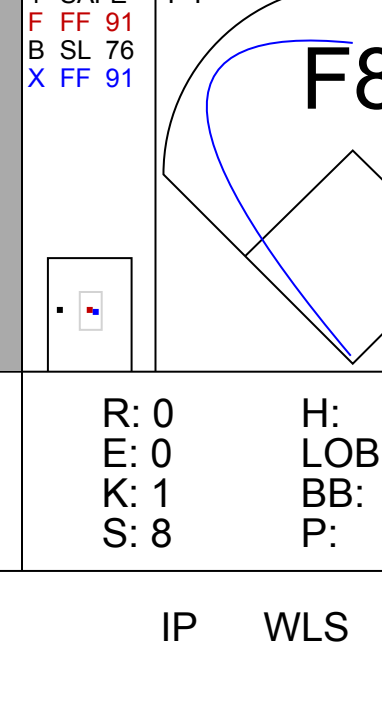











Batter	1	2	3	4	5	6	7	8	9	AB	R	H	RBI	BB	SO	LOB	TOP			
17 Shohel Ohtani, L (1,10) OBP: 0.360, SLG: 0.647										4	0	0	0	0	2	0	<p><b>Los Angeles Angels @ New York Yankees</b>  Yankee Stadium, Bronx, NY  Mon Aug 16 2021, 7:10 PM - 9:57 PM EDT  Att: 37,010 - Cloudy - 78 F</p>			
22 David Fletcher, R (1,4) OBP: 0.332, SLG: 0.371										4	0	0	0	0	1	0				
10 Justin Upton, R (1,7) OBP: 0.309, SLG: 0.429										4	1	1	1	1	0	2				
20 Jared Walsh, L (1,3) OBP: 0.317, SLG: 0.499										4	0	1	0	0	3	1				
13 Phil Gosselin, R (1,5) OBP: 0.329, SLG: 0.379										4	0	1	0	0	1	1				
4 Jose Iglesias, R (1,6) OBP: 0.298, SLG: 0.385										3	0	0	0	0	0	1				
16 Brandon Marsh, L (1,8) OBP: 0.293, SLG: 0.261										2	0	0	0	1	2	1				
33 Max Stassi, R (1,2) OBP: 0.356, SLG: 0.484										3	0	0	0	0	2	2				
7 Jo Adell, R (1,9) OBP: 0.294, SLG: 0.319										3	0	0	0	0	2	1				
<b>Inning Stats</b>	R: 1 H: 1 E: 0 K: 3 S: 12	H: 1 LOB: 0 BB: 0 P: 21	R: 0 H: 0 E: 0 K: 2 S: 9	H: 1 LOB: 1 BB: 0 P: 14	R: 0 H: 0 E: 0 K: 1 S: 9	H: 0 LOB: 0 BB: 0 P: 13	R: 0 H: 0 E: 0 K: 2 S: 10	H: 0 LOB: 0 BB: 0 P: 12	R: 0 H: 0 E: 0 K: 1 S: 8	H: 0 LOB: 1 BB: 1 P: 14	R: 0 H: 0 E: 0 K: 1 S: 14	H: 0 LOB: 0 BB: 0 P: 20	R: 0 H: 0 E: 0 K: 1 S: 9	H: 0 LOB: 0 BB: 0 P: 10	R: 0 H: 0 E: 0 K: 2 S: 8	H: 1 LOB: 1 BB: 0 P: 17		1B: 2 2B: 0 3B: 0 HR: 1	SF: 0 SAC: 0 DP: 0 HBP: 0	WP: 0 PB: 0 CS: 0
<b>PITCHER</b>	IP WLS BF H R ER SO BB IBB HBP BLK WP HR S P ERA WHIP	5.2 W 21 2 1 1 9 1 0 0 0 0 1 59 90 1.59 0.529	6.1 H 1 0 0 0 1 0 0 0 0 0 0 3 4 0.00 0.000	7.1 H 5 0 0 0 2 0 0 0 0 0 0 14 15 0.00 0.000	8.1 H 1 0 0 0 1 0 0 0 0 0 0 3 5 0.00 0.000	9.1 S 4 1 0 0 2 0 0 0 0 0 0 10 17 0.00 1.000	<b>PITCHER</b>										IP WLS BF H R ER SO BB IBB HBP BLK WP HR S P ERA WHIP			

Batter	1	2	3	4	5	6	7	8	9	AB	R	H	RBI	BB	SO	LOB	BOTTOM			
26 DJ LeMahieu, R (1,4) OBP: 0.353, SLG: 0.368										2	0	0	0	2	0	0	<p><b>Los Angeles Angels @ New York Yankees</b>  Yankee Stadium, Bronx, NY  Mon Aug 16 2021, 7:10 PM - 9:57 PM EDT  Att: 37,010 - Cloudy - 78 F</p>			
99 Aaron Judge, R (1,10) OBP: 0.376, SLG: 0.530										3	1	2	0	1	0	0				
13 Joey Gallo, L (1,7) OBP: 0.371, SLG: 0.481										3	1	1	2	1	2	2				
27 Giancarlo Stanton, R (1,9) OBP: 0.360, SLG: 0.449										4	0	1	0	0	2	4				
11 Brett Gardner, L (9,7) OBP: 0.328, SLG: 0.330										0	0	0	0	0	0	0				
59 Luke Voit, R (1,3) OBP: 0.314, SLG: 0.379										3	0	1	0	0	0	4				
14 Tyler Wade, L (9,5) OBP: 0.327, SLG: 0.320										0	0	0	0	0	0	0				
12 Rougned Odor, L (1,5) OBP: 0.301, SLG: 0.418										2	0	0	0	1	1	1				
66 Kyle Higashioka, R (1,2) OBP: 0.240, SLG: 0.367										3	0	0	0	0	1	1				
36 Jonathan Davis, R (1,8) OBP: 0.257, SLG: 0.176										3	0	0	0	0	2	1				
71 Andrew Velazquez, S (1,6) OBP: 0.125, SLG: 0.188										3	0	0	0	0	1	1				
<b>Inning Stats</b>	R: 2 H: 3 E: 0 K: 1 S: 13	H: 3 LOB: 1 BB: 0 P: 19	R: 0 H: 0 E: 0 K: 1 S: 8	H: 0 LOB: 0 BB: 0 P: 12	R: 0 H: 0 E: 0 K: 1 S: 8	H: 0 LOB: 0 BB: 0 P: 13	R: 0 H: 1 E: 0 K: 1 S: 6	H: 0 LOB: 0 BB: 0 P: 10	R: 0 H: 0 E: 0 K: 2 S: 9	H: 0 LOB: 2 BB: 0 P: 14	R: 0 H: 0 E: 0 K: 1 S: 7	H: 0 LOB: 3 BB: 3 P: 20	R: 0 H: 0 E: 0 K: 1 S: 8	H: 0 LOB: 1 BB: 1 P: 15	R: 0 H: 1 E: 0 K: 1 S: 11	H: 1 LOB: 1 BB: 1 P: 22	1B: 4 2B: 0 3B: 0 HR: 1	SF: 0 SAC: 0 DP: 2 HBP: 0	WP: 0 PB: 0 CS: 2	PA: 31
<b>PITCHER</b>	IP WLS BF H R ER SO BB IBB HBP BLK WP HR S P ERA WHIP	5.0 L 21 4 2 2 6 3 0 0 0 0 0 46 82 3.60 1.400	6.0 6 0 0 0 2 1 0 0 0 0 0 0 13 21 0.00 0.500	8.0 3 1 0 0 1 1 0 0 0 0 0 0 8 18 0.00 3.000	8.0 1 0 0 0 0 0 0 0 0 0 0 0 3 4 0.00 0.000	<b>PITCHER</b>										IP WLS BF H R ER SO BB IBB HBP BLK WP HR S P ERA WHIP				

AB	31
R	1
H	3
RBI	1
BB	1
SO	15
LOB	7



AB	26
R	2
H	5
RBI	2
BB	5
SO	9
LOB	14









Batter	1	2	3	4	5	6	7	8	9	AB	R	H	RBI	BB	SO	LOB	TOP					
17 Shohel Ohtani, L (1, 1) 32 Raisel Iglesias, R (9, 1)										4	1	1	1	0	1	0	<b>Los Angeles Angels @ Detroit Tigers</b> Comerica Park, Detroit, MI Wed Aug 18, 2021, 7:11 PM - 9:36 PM EDT Att: 27,282 - Partly Cloudy - 81 F					
22 David Fletcher, R (1, 4) OBP: 0.363, SLG: 0.369										4	0	1	0	0	0	0						
13 Phil Gosselin, R (1, 3) 20 Jared Walsh, L (8, 3)										4	1	2	0	0	0	1						
10 Justin Upton, R (1, 7) 19 Juan Lagares, R (8, 7)										4	1	1	2	0	2	1						
4 Jose Iglesias, R (1, 6) OBP: 0.297, SLG: 0.381										4	0	0	0	0	1	0						
7 Jo Adell, R (1, 9) OBP: 0.283, SLG: 0.357										4	0	1	0	0	2	0						
16 Brandon Marsh, L (1, 8) OBP: 0.296, SLG: 0.278										4	0	1	0	0	2	0						
33 Max Stassi, R (1, 2) OBP: 0.353, SLG: 0.477										3	0	0	0	0	1	2						
59 Jack Mayfield, R (1, 5) OBP: 0.265, SLG: 0.401										3	0	0	0	0	1	2						
<b>Inning Stats</b>	R: 2 H: 2 E: 0 K: 2 S: 15	WLS: 2 BF: 26 L: 21	H: 0 R: 0 ER: 0 K: 2 S: 11	H: 0 R: 0 ER: 0 K: 2 S: 11	H: 1 R: 0 ER: 0 K: 0 S: 7	H: 1 R: 0 ER: 0 K: 1 S: 10	H: 0 R: 0 ER: 0 K: 1 S: 10	H: 0 R: 0 ER: 0 K: 1 S: 6	H: 0 R: 0 ER: 0 K: 1 S: 9	H: 1 R: 0 ER: 0 K: 1 S: 9	H: 2 R: 0 ER: 0 K: 1 S: 14	H: 1 R: 0 ER: 0 K: 0 S: 8	H: 1 R: 0 ER: 0 K: 2 S: 7	H: 0 R: 0 ER: 0 K: 2 S: 7	H: 0 R: 0 ER: 0 K: 2 S: 7	H: 0 R: 0 ER: 0 K: 2 S: 9	1B: 4 2B: 1 3B: 0 HR: 2	SF: 0 SAC: 0 DP: 0 HBP: 0	WP: 0 PB: 0 SB: 0 CS: 0	PA: 34		
<b>PITCHER</b>	IP: 6.2 WLS: L BF: 26 ERA: 4.02	WLS: L BF: 26 ERA: 4.02	H: 6 R: 2 ER: 2 SO: 7	H: 6 R: 2 ER: 2 SO: 7	BB: 0 IBB: 0 HBP: 0 BLK: 0	BB: 0 IBB: 0 HBP: 0 BLK: 0	BB: 0 IBB: 0 HBP: 0 BLK: 0	BB: 0 IBB: 0 HBP: 0 BLK: 0	BB: 0 IBB: 0 HBP: 0 BLK: 0	WP: 0 HR: 1 S: 69 P: 97	ERA: 2.70 WHIP: 0.900						ERA: 6.75 WHIP: 0.750					
29 Tarik Skubal, L (1, 1) ERA: 4.02																						
67 José Cisneros, R (7, 1) ERA: 2.92																						
66 Erasmo Ramírez, R (9, 1) ERA: 4.88																						

Batter	1	2	3	4	5	6	7	8	9	AB	R	H	RBI	BB	SO	LOB	BOTTOM				
8 Robbie Grossman, S (1, 9) OBP: 0.358, SLG: 0.421										4	0	0	0	0	1	1	<b>Los Angeles Angels @ Detroit Tigers</b> Comerica Park, Detroit, MI Wed Aug 18, 2021, 7:11 PM - 9:36 PM EDT Att: 27,282 - Partly Cloudy - 81 F				
7 Jonathan Schoop, R (1, 4) OBP: 0.328, SLG: 0.451										4	0	1	0	0	2	1					
24 Miguel Cabrera, R (1, 10) OBP: 0.315, SLG: 0.381										4	0	1	0	0	1	0					
46 Jeimer Candelario, S (1, 5) OBP: 0.357, SLG: 0.424										4	0	0	0	0	1	2					
30 Harold Castro, L (1, 6) OBP: 0.304, SLG: 0.304										3	0	1	0	0	1	0					
55 Renato Núñez, R (1, 3) OBP: 0.216, SLG: 0.469										3	0	1	0	0	1	1					
9 Willi Castro, S (1, 7) OBP: 0.271, SLG: 0.356										3	1	1	1	0	1	1					
17 Grayson Greiner, R (1, 2) OBP: 0.284, SLG: 0.333										3	0	0	0	0	1	0					
22 Victor Reyes, S (1, 8) OBP: 0.236, SLG: 0.352										3	0	1	0	0	1	0					
<b>Inning Stats</b>	R: 0 H: 2 E: 0 K: 1 S: 15	WLS: 2 BF: 28 L: 20	H: 0 R: 0 ER: 0 K: 1 S: 6	H: 1 R: 0 ER: 0 K: 1 S: 7	H: 1 R: 0 ER: 0 K: 0 S: 5	H: 0 R: 0 ER: 0 K: 1 S: 9	H: 0 R: 0 ER: 0 K: 1 S: 9	H: 0 R: 0 ER: 0 K: 2 S: 8	H: 1 R: 0 ER: 0 K: 0 S: 10	H: 1 R: 0 ER: 0 K: 1 S: 10	H: 0 R: 0 ER: 0 K: 1 S: 7	H: 0 R: 0 ER: 0 K: 1 S: 7	H: 0 R: 0 ER: 0 K: 2 S: 7	H: 0 R: 0 ER: 0 K: 2 S: 7	H: 0 R: 0 ER: 0 K: 2 S: 10	H: 0 R: 0 ER: 0 K: 2 S: 10	1B: 5 2B: 1 3B: 0 HR: 1	SF: 0 SAC: 0 DP: 2 HBP: 0	WP: 0 PB: 0 SB: 0 CS: 0	PA: 31	
<b>PITCHER</b>	IP: 8.0 WLS: W BF: 28 ERA: 2.79	WLS: S BF: 3	H: 6 R: 0 ER: 0 SO: 2	H: 6 R: 0 ER: 0 SO: 2	BB: 0 IBB: 0 HBP: 0 BLK: 0	BB: 0 IBB: 0 HBP: 0 BLK: 0	BB: 0 IBB: 0 HBP: 0 BLK: 0	BB: 0 IBB: 0 HBP: 0 BLK: 0	WP: 0 HR: 1 S: 69 P: 10	ERA: 1.12 WHIP: 0.750						ERA: 0.00 WHIP: 0.000					
17 Shohel Ohtani, R (1, 1) ERA: 2.79																					
32 Raisel Iglesias, R (9, 1) ERA: 2.91																					











Batter	1	2	3	4	5	6	7	8	9	AB	R	H	RBI	BB	SO	LOB	TOP		
17 Shohei Ohtani, L (1, 10) OBP: 0.363, SLG: 0.638										4	0	0	0	0	3	1	<b>Los Angeles Angels @ Cleveland Indians</b> Progressive Field, Cleveland, OH Sat Aug 21 2021, 4:12 PM - 7:02 PM EDT Att: 31,406 - Sunny - 79 F		
22 David Fletcher, R (1, 4) OBP: 0.330, SLG: 0.368										4	0	1	0	0	0	0			
10 Justin Upton, R (1, 7) OBP: 0.303, SLG: 0.425										4	0	0	0	0	2	1			
20 Jared Walsh, L (1, 3) OBP: 0.324, SLG: 0.493										3	0	0	0	0	0	1			
33 Max Stassi, R (1, 2) OBP: 0.350, SLG: 0.483										3	0	0	0	0	1	1			
4 Jose Iglesias, R (1, 6) OBP: 0.295, SLG: 0.377										2	1	0	0	1	0	0			
16 Brandon Marsh, L (1, 8) OBP: 0.308, SLG: 0.333										3	0	1	0	0	2	0			
7 Jo Adell, R (1, 9) OBP: 0.250, SLG: 0.299										3	0	0	1	0	1	1			
59 Jack Mayfield, R (1, 5) OBP: 0.267, SLG: 0.407										3	0	1	0	0	0	1			
<b>Inning Stats</b>	R: 0 H: 0 E: 0 K: 2 S: 10	H: 0 LOB: 0 BB: 0 P: 12	R: 0 H: 0 E: 0 K: 0 S: 8	H: 0 LOB: 0 BB: 0 P: 10	R: 0 H: 1 E: 0 K: 3 S: 16	LOB: 1 BB: 0 P: 21	R: 0 H: 0 E: 0 K: 0 S: 7	H: 0 LOB: 0 BB: 0 P: 10	R: 0 H: 0 E: 0 K: 1 S: 9	H: 0 LOB: 0 BB: 0 P: 13	R: 0 H: 1 E: 0 K: 1 S: 9	H: 1 LOB: 1 BB: 0 P: 15	R: 1 H: 1 E: 0 K: 0 S: 12	H: 1 LOB: 0 BB: 1 P: 18	R: 0 H: 0 E: 0 K: 1 S: 8	H: 0 LOB: 0 BB: 0 P: 11		1B: 1 2B: 2 3B: 0 HR: 0	SF: 0 SAC: 0 DP: 1 HBP: 0
<b>PITCHER</b>	IP WLS BF H R ER SO	IP WLS BF H R ER SO	IP WLS BF H R ER SO	IP WLS BF H R ER SO	IP WLS BF H R ER SO	IP WLS BF H R ER SO	IP WLS BF H R ER SO	IP WLS BF H R ER SO	IP WLS BF H R ER SO	IP WLS BF H R ER SO	IP WLS BF H R ER SO	IP WLS BF H R ER SO	IP WLS BF H R ER SO	IP WLS BF H R ER SO	IP WLS BF H R ER SO	IP WLS BF H R ER SO	ERA WHIP	ERA WHIP	
24 Triston McKenzie, R (1, 1) ERA: 4.83	7.0	W	24	2	1	1	8	1	0	0	0	0	0	0	0	0	0	1.29	0.429
27 Bryan Shaw, R (8, 1) ERA: 3.04	1.0		3	1	0	0	0	0	0	0	0	0	0	0	0	0	0	0.00	1.000
48 Emmanuel Clase, R (9, 1) ERA: 1.58	1.0		3	0	0	0	1	0	0	0	0	0	0	0	0	0	0	0.00	0.000

Batter	1	2	3	4	5	6	7	8	9	AB	R	H	RBI	BB	SO	LOB	BOTTOM		
7 Myles Straw, R (1, 8) OBP: 0.349, SLG: 0.351										5	1	2	0	0	1	2	<b>Los Angeles Angels @ Cleveland Indians</b> Progressive Field, Cleveland, OH Sat Aug 21 2021, 4:12 PM - 7:02 PM EDT Att: 31,406 - Sunny - 79 F		
1 Amed Rosario, R (1, 6) OBP: 0.326, SLG: 0.412										4	2	3	1	1	0	1			
11 José Ramirez, S (1, 5) OBP: 0.344, SLG: 0.552										4	2	2	3	1	0	2			
32 Franmil Reyes, R (1, 10) OBP: 0.320, SLG: 0.534										3	0	1	0	1	2	0			
35 Oscar Mercado, R (1, 7) OBP: 0.309, SLG: 0.347										3	0	2	0	1	0	0			
4 Bradley Zimmer, L (1, 9) OBP: 0.350, SLG: 0.359										3	0	0	1	0	2	4			
6 Owen Miller, R (1, 3) OBP: 0.220, SLG: 0.248										4	0	2	0	0	1	2			
17 Austin Hedges, R (1, 2) OBP: 0.213, SLG: 0.262										4	0	0	0	0	1	5			
28 Ernie Clement, R (1, 4) OBP: 0.281, SLG: 0.327										4	0	1	0	0	0	0			
<b>Inning Stats</b>	R: 0 H: 2 E: 0 K: 0 S: 12	H: 0 LOB: 3 BB: 2 P: 24	R: 0 H: 0 E: 0 K: 1 S: 7	H: 0 LOB: 0 BB: 0 P: 10	R: 3 H: 5 E: 0 K: 2 S: 19	LOB: 2 BB: 0 P: 25	R: 0 H: 0 E: 0 K: 1 S: 7	H: 0 LOB: 1 BB: 1 P: 15	R: 0 H: 2 E: 0 K: 0 S: 10	H: 2 LOB: 1 BB: 0 P: 13	R: 2 H: 3 E: 0 K: 1 S: 21	H: 3 LOB: 2 BB: 1 P: 35	R: 0 H: 1 E: 0 K: 0 S: 10	H: 1 LOB: 1 BB: 0 P: 15	R: 0 H: 0 E: 0 K: 0 S: 10	H: 0 LOB: 0 BB: 0 P: 15		1B: 9 2B: 2 3B: 0 HR: 2	SF: 1 SAC: 0 DP: 1 HBP: 0
<b>PITCHER</b>	IP WLS BF H R ER SO	IP WLS BF H R ER SO	IP WLS BF H R ER SO	IP WLS BF H R ER SO	IP WLS BF H R ER SO	IP WLS BF H R ER SO	IP WLS BF H R ER SO	IP WLS BF H R ER SO	IP WLS BF H R ER SO	IP WLS BF H R ER SO	IP WLS BF H R ER SO	IP WLS BF H R ER SO	IP WLS BF H R ER SO	IP WLS BF H R ER SO	IP WLS BF H R ER SO	IP WLS BF H R ER SO	ERA WHIP	ERA WHIP	
48 Reid Detmers, L (1, 1) ERA: 7.11	3.2	L	20	7	3	3	4	3	0	0	0	0	0	0	0	0	7.36	2.727	
60 Andrew Wantz, R (4, 1) ERA: 3.24	1.2		6	1	0	0	2	0	0	0	0	0	0	0	0	0	0.00	0.600	
21 Mike Mayers, R (6, 1) ERA: 4.06	0.2		3	2	1	1	0	0	0	0	0	0	0	0	0	0	13.50	3.000	
40 Steve Cishek, R (7, 1) ERA: 3.53	0.0		3	2	0	0	0	1	0	0	0	0	0	0	0	0	∞	∞	
67 Sam Selman, L (7, 1) ERA: 5.19	2.0		7	1	1	1	1	0	0	0	0	0	0	0	0	0	4.50	0.500	



Batter	1	2	3	4	5	6	7	8	9	AB	R	H	RBI	BB	SO	LOB	TOP			
17 Shoji Ohtani, L (1, 10) OBP: 0.366, SLG: 0.637	2-2 10 S 1B		4-2 22 1B BB			1-3 K		4-2 22 G5-4-3 BB		2	0	1	0	2	1	0	<b>Los Angeles Angels @ Cleveland Indians</b> BB&T Ballpark, Williamsport, PA Sun Aug 22 2021, 7:13 PM - 9:58 PM EDT Att: 1,832 - Cloudy - 77 F <a href="http://livebaseballscorecards.com">livebaseballscorecards.com</a>			
22 David Fletcher, R (1, 4) OBP: 0.329, SLG: 0.367	0-0 F7		1-0 10 G1-4-3 1B			1-0 G5-3		1-0 G5-4-3		4	0	1	0	0	0	4				
10 Justin Upton, R (1, 7) OBP: 0.303, SLG: 0.421	4-2 33 FC6-4 BB		0-0 G1-4-3			2-3 K			3-2 G5-3	3	0	0	0	1	1	2				
20 Jared Walsh, L (1, 3) OBP: 0.324, SLG: 0.490	2-2 L8			3-3 K					1-0 G4-3	4	0	1	0	0	1	2				
33 Max Stassi, R (1, 2) OBP: 0.343, SLG: 0.473	1-0 FC6-4			0-3 K					3-3 K	4	0	0	0	0	3	3				
4 Jose Iglesias, R (1, 6) OBP: 0.293, SLG: 0.373	0-2 F8			1-2 K					0-3 K	4	0	0	0	0	2	1				
16 Brandon Marsh, L (1, 8) OBP: 0.309, SLG: 0.327	2-3 K				0-1 G4-3				4-2 59 F7 7 1B BB	2	0	0	0	1	1	0				
7 Jo Adell, R (1, 9) OBP: 0.253, SLG: 0.300	2-3 K				2-1 L6				3-2 17 BB 1B	3	0	1	0	0	1	0				
59 Jack Mayfield, R (1, 5) OBP: 0.261, SLG: 0.399	0-1 F8				0-0 L7				1-2 F7	3	0	0	0	0	0	2				
<b>Inning Stats</b>	R: 0 E: 0 K: 0 S: 13	H: 1 LOB: 2 BB: 1 P: 22	R: 0 E: 0 K: 2 S: 11	H: 0 LOB: 0 BB: 1 P: 15	R: 0 E: 0 K: 2 S: 6	H: 1 LOB: 1 BB: 1 P: 11	R: 0 E: 0 K: 3 S: 12	H: 0 LOB: 0 BB: 0 P: 16	R: 0 E: 0 K: 2 S: 7	H: 0 LOB: 0 BB: 0 P: 11	R: 0 E: 0 K: 2 S: 8	H: 0 LOB: 0 BB: 0 P: 12	R: 0 E: 0 K: 0 S: 14	H: 1 LOB: 2 BB: 2 P: 27	R: 0 E: 0 K: 1 S: 11	H: 1 LOB: 1 BB: 0 P: 15	1B: 4 2B: 0 3B: 0 HR: 0	SF: 0 SAC: 0 DP: 2 HBP: 0	WP: 0 PB: 0 SB: 1 CS: 0	PA: 33
<b>PITCHER</b>	IP WLS BF H R ER SO BB IBB HBP BLK WP HR S P ERA WHIP	7.0 W 24 2 0 0 9 2 0 0 0 0 0 62 94 0.00 0.571	0.1 H 4 1 0 0 0 2 0 0 0 0 0 13 25 0.00 9.000	0.2 H 1 0 0 0 0 0 0 0 0 0 0 1 2 0.00 0.000	1.0 S 4 1 0 0 1 0 0 0 0 0 0 11 15 0.00 1.000	<b>PITCHER</b>										IP WLS BF H R ER SO BB IBB HBP BLK WP HR S P ERA WHIP				

Batter	1	2	3	4	5	6	7	8	9	AB	R	H	RBI	BB	SO	LOB	BOTTOM			
7 Myles Straw, R (1, 8) OBP: 0.348, SLG: 0.353	0-0 1 HR 2B		0-1 F9		0-0 FC6-4 1B			2-2 L8		4	1	1	1	0	0	2	<b>Los Angeles Angels @ Cleveland Indians</b> BB&T Ballpark, Williamsport, PA Sun Aug 22 2021, 7:13 PM - 9:58 PM EDT Att: 1,832 - Cloudy - 77 F <a href="http://livebaseballscorecards.com">livebaseballscorecards.com</a>			
1 Amed Rosario, R (1, 6) OBP: 0.330, SLG: 0.422	2-0 HR		3-2 11 FC6-4 1B		1-2 1B		0-0 F9			4	1	3	2	0	0	0				
11 José Ramirez, S (1, 5) OBP: 0.341, SLG: 0.547	0-1 P2		2-2 FC6-4 35 HBP		1-1 G6-3		1-1 P3			4	0	0	0	0	0	3				
32 Franmil Reyes, R (1, 10) OBP: 0.319, SLG: 0.529	4-2 35 FC5-4 BB		1-3 K		1-0 G4-3			3-2 P3		3	0	0	0	1	1	1				
35 Oscar Mercado, R (1, 7) OBP: 0.308, SLG: 0.339	3-1 FC5-4		2-2 HBP		3-1 F9		1-1 P3			3	0	0	0	0	0	1				
4 Bradley Zimmer, L (1, 9) OBP: 0.343, SLG: 0.352	2-3 K		1-3 K		1-3 K		0-0 G3			4	0	0	0	0	3	3				
6 Owen Miller, R (1, 3) OBP: 0.223, SLG: 0.243		4-0 17 SH1 BB		1-2 L7		2-0 G5-3				2	0	0	0	1	0	0				
17 Austin Hedges, R (1, 2) OBP: 0.216, SLG: 0.270		1-0 SH1		0-1 0 1B 7 FC6-4 2B		1-0 F8				2	1	1	0	0	0	0				
0 Andrés Giménez, L (1, 4) OBP: 0.260, SLG: 0.275		1-3 K		1-1 7 FC6-4 1B		1-3 K				3	0	1	0	0	2	1				
<b>Inning Stats</b>	R: 2 E: 0 K: 1 S: 11	H: 2 LOB: 1 BB: 1 P: 22	R: 0 E: 0 K: 1 S: 6	H: 0 LOB: 1 BB: 1 P: 12	R: 0 E: 0 K: 2 S: 16	H: 1 LOB: 2 BB: 0 P: 25	R: 1 E: 0 K: 0 S: 14	H: 3 LOB: 2 BB: 0 P: 18	R: 0 E: 0 K: 1 S: 6	H: 0 LOB: 0 BB: 0 P: 11	R: 0 E: 0 K: 1 S: 5	H: 0 LOB: 0 BB: 0 P: 9	R: 0 E: 0 K: 0 S: 8	H: 0 LOB: 0 BB: 0 P: 11	R: 0 E: 0 K: 0 S: 6	H: 0 LOB: 0 BB: 0 P: 10	1B: 3 2B: 2 3B: 0 HR: 1	SF: 0 SAC: 1 DP: 0 HBP: 1	WP: 0 PB: 0 SB: 0 CS: 0	PA: 33
<b>PITCHER</b>	IP WLS BF H R ER SO BB IBB HBP BLK WP HR S P ERA WHIP	4.0 L 21 6 3 3 4 2 0 0 0 0 0 11 20 0.00 0.000	2.0 0 0 0 0 2 0 0 0 0 0 0 0 14 21 0.00 0.000	<b>PITCHER</b>										IP WLS BF H R ER SO BB IBB HBP BLK WP HR S P ERA WHIP						











Batter	1	2	3	4	5	6	7	8	9	AB	R	H	RBI	BB	SO	LOB	TOP										
17 Shohei Ohtani, L (1, 10) OBP: 0.368, SLG: 0.634										2	1	1	1	2	0	1	<b>Los Angeles Angels @ Baltimore Orioles</b> Oriole Park at Camden Yards, Baltimore, MD Thu Aug 26 2021, 1:05 PM - 4:12 PM EDT Att: 10,211 - Sunny - 91 F <a href="http://livebaseballscores.com">livebaseballscores.com</a>										
22 David Fletcher, R (1, 4) OBP: 0.324, SLG: 0.361										3	0	0	0	0	0	2											
8 Kean Wong, L (6, 4) OBP: 0.190, SLG: 0.268										4	0	0	0	0	1	2											
13 Phil Gosselin, R (1, 5) OBP: 0.325, SLG: 0.382										4	0	0	0	0	1	1											
20 Jared Walsh, L (1, 3) OBP: 0.327, SLG: 0.492										4	0	0	0	0	1	1											
24 Kurt Suzuki, R (1, 2) OBP: 0.294, SLG: 0.333										2	0	0	0	1	0	0											
7 Jo Adell, R (1, 7) OBP: 0.273, SLG: 0.337										4	0	1	0	0	1	1											
16 Brandon Marsh, L (1, 8) OBP: 0.331, SLG: 0.374										3	0	0	0	0	2	3											
9 Jack Mayfield, R (1, 6) OBP: 0.253, SLG: 0.385										3	0	0	0	0	2	3											
19 Juan Lagares, R (1, 9) OBP: 0.263, SLG: 0.357										3	0	1	0	0	2	2											
<b>Inning Stats</b>	R: 1 E: 0 K: 0 S: 8	H: 1 LOB: 0 BB: 0 P: 11	R: 0 E: 0 K: 3 S: 14	H: 1 LOB: 2 BB: 0 P: 22	R: 0 E: 0 K: 1 S: 10	H: 0 LOB: 1 BB: 1 P: 18	R: 0 E: 0 K: 2 S: 15	H: 0 LOB: 1 BB: 1 P: 21	R: 0 E: 0 K: 0 S: 6	H: 1 LOB: 0 BB: 0 P: 8	R: 0 E: 0 K: 0 S: 4	H: 0 LOB: 0 BB: 0 P: 6	R: 0 E: 0 K: 0 S: 5	H: 0 LOB: 0 BB: 0 P: 6	R: 0 E: 0 K: 3 S: 11	H: 0 LOB: 1 BB: 1 P: 20	R: 0 E: 0 K: 1 S: 6	H: 0 LOB: 0 BB: 0 P: 8	1B: 2 2B: 0 3B: 0 HR: 1	SF: 0 SAC: 0 DP: 0 HBP: 1	WP: 0 PB: 0 SB: 0 CS: 1	PA: 33					
<b>PITCHER</b>	IP	WLS	BF	H	R	ER	SO	BB	IBB	HBP	BLK	WP	HR	S	P	ERA	WHIP										
45 Keegan Akin, L (1, 1) ERA: 7.26	7.0	W	26	3	1	1	6	2	0	1	0	0	1	62	92	1.29	0.714										
48 Jorge López, R (8, 1) ERA: 6.19	2.0		7	0	0	0	4	1	0	0	0	0	0	17	28	0.00	0.500										

Batter	1	2	3	4	5	6	7	8	9	AB	R	H	RBI	BB	SO	LOB	BOTTOM										
31 Cedric Mullins, L (1, 8) OBP: 0.372, SLG: 0.529										4	2	2	0	1	0	0	<b>Los Angeles Angels @ Baltimore Orioles</b> Oriole Park at Camden Yards, Baltimore, MD Thu Aug 26 2021, 1:05 PM - 4:12 PM EDT Att: 10,211 - Sunny - 91 F <a href="http://livebaseballscores.com">livebaseballscores.com</a>										
6 Ryan Mountcastle, R (1, 3) OBP: 0.311, SLG: 0.463										4	2	2	2	1	1	1											
25 Anthony Santander, S (1, 9) OBP: 0.296, SLG: 0.457										5	0	0	0	0	1	5											
16 Trey Mancini, R (1, 10) OBP: 0.320, SLG: 0.451										5	1	2	1	0	2	1											
24 DJ Stewart, L (1, 7) OBP: 0.327, SLG: 0.384										1	1	1	1	2	0	0											
21 Austin Hays, R (7, 7) OBP: 0.288, SLG: 0.415										2	2	2	0	0	0	0											
29 Ramón Urias, R (1, 6) OBP: 0.353, SLG: 0.432										4	2	3	2	1	1	1											
28 Pedro Severino, R (1, 2) OBP: 0.302, SLG: 0.379										5	1	2	6	0	1	4											
61 Austin Wynns, R (9, 2) OBP: 0.216, SLG: 0.283										0	0	0	0	0	0	0											
37 Jahmai Jones, R (1, 4) OBP: 0.214, SLG: 0.231										5	1	1	0	0	1	4											
82 Kelvin Gutiérrez, R (1, 5) OBP: 0.298, SLG: 0.271										4	1	1	1	0	0	0											
<b>Inning Stats</b>	R: 0 E: 0 K: 0 S: 9	H: 0 LOB: 0 BB: 0 P: 11	R: 0 E: 0 K: 1 S: 8	H: 0 LOB: 1 BB: 1 P: 16	R: 1 E: 0 K: 1 S: 9	H: 3 LOB: 0 BB: 0 P: 14	R: 0 E: 0 K: 1 S: 10	H: 2 LOB: 2 BB: 1 P: 22	R: 6 E: 0 K: 0 S: 19	H: 3 LOB: 0 BB: 3 P: 34	R: 0 E: 0 K: 1 S: 11	H: 1 LOB: 1 BB: 0 P: 17	R: 1 E: 0 K: 1 S: 14	H: 2 LOB: 1 BB: 0 P: 21	R: 5 E: 1 K: 2 S: 20	H: 5 LOB: 1 BB: 0 P: 26	1B: 9 2B: 6 3B: 0 HR: 1	SF: 0 SAC: 0 DP: 0 HBP: 0	WP: 0 PB: 0 SB: 2 CS: 0	PA: 44							
<b>PITCHER</b>	IP	WLS	BF	H	R	ER	SO	BB	IBB	HBP	BLK	WP	HR	S	P	ERA	WHIP										
51 Jaime Barria, R (1, 1) ERA: 5.56	3.1		15	5	1	1	2	2	0	0	0	0	0	6	9	0.00	0.000										
60 Andrew Wantz, R (4, 1) ERA: 4.35	0.2	L	2	0	0	0	1	0	0	0	0	0	0	16	31	67.50	7.500										
59 Elvis Peguero, R (5, 1) ERA: 67.5	0.2		7	2	5	5	0	3	0	0	0	0	0	1	3	27.00	3.000										
52 Jake Petricka, R (5, 1) ERA: 45.0	0.1		2	1	1	1	0	0	0	0	0	0	0	25	38	4.50	1.500										
62 Jose Quintana, L (6, 1) ERA: 6.75	2.0		9	3	1	1	2	0	0	0	0	0	0	25	38	4.50	1.500										



Batter	1	2	3	4	5	6	7	8	9	AB	R	H	RBI	BB	SO	LOB	TOP		
23 Fernando Tatis Jr., R OBP: 0.365, SLG: 0.646										5	0	2	0	0	1	1	<b>San Diego Padres @ Los Angeles Angels</b> Angel Stadium, Anaheim, CA Fri Aug 27 2021, 6:40 PM - 9:20 PM PDT Att: 25,376 - Clear - 82 F		
9 Jake Cronenworth, L OBP: 0.348, SLG: 0.476										5	0	1	0	0	1	4			
13 Manny Machado, R (1, 10) OBP: 0.343, SLG: 0.478										5	1	2	0	0	0	3			
30 Eric Hosmer, L (1, 3) OBP: 0.335, SLG: 0.384										4	1	0	0	0	0	2			
26 Austin Nola, R OBP: 0.344, SLG: 0.353										5	0	1	1	0	0	3			
2 Trent Grisham, L OBP: 0.344, SLG: 0.437										3	1	1	0	1	0	1			
7 Ha-Seong Kim, R OBP: 0.272, SLG: 0.340										4	1	1	0	0	1	2			
10 Jurickson Profar, S (1, 4) OBP: 0.347, SLG: 0.339										3	1	1	2	1	0	1			
16 Jake Marisnick, R (1, 7) OBP: 0.277, SLG: 0.393										4	0	1	1	0	3	1			
<b>Inning Stats</b>	R: 0 H: 1 E: 0 K: 0 S: 11	H: 1 LOB: 1 BB: 0 P: 16	R: 3 H: 5 E: 0 K: 0 S: 21	H: 5 LOB: 2 BB: 0 P: 33	R: 0 H: 0 E: 0 K: 0 S: 8	H: 0 LOB: 1 BB: 1 P: 13	R: 0 H: 0 E: 0 K: 1 S: 10	H: 0 LOB: 1 BB: 1 P: 18	R: 2 H: 2 E: 2 K: 0 S: 6	H: 2 LOB: 1 BB: 0 P: 8	R: 0 H: 2 E: 0 K: 1 S: 12	H: 2 LOB: 3 BB: 0 P: 17	R: 0 H: 0 E: 0 K: 3 S: 12	H: 0 LOB: 0 BB: 0 P: 17	R: 0 H: 0 E: 0 K: 3 S: 12	H: 0 LOB: 0 BB: 0 P: 17	1B: 8 2B: 1 3B: 1 HR: 0	SF: 0 SAC: 0 DP: 0 HBP: 1	WP: 0 PA: 41 PB: 0 SB: 0 CS: 0
<b>PITCHER</b>	IP WLS BF H R ER SO BB IBB HBP BLK WP HR S P ERA WHIP	IP WLS BF H R ER SO BB IBB HBP BLK WP HR S P ERA WHIP	IP WLS BF H R ER SO BB IBB HBP BLK WP HR S P ERA WHIP	IP WLS BF H R ER SO BB IBB HBP BLK WP HR S P ERA WHIP	IP WLS BF H R ER SO BB IBB HBP BLK WP HR S P ERA WHIP	IP WLS BF H R ER SO BB IBB HBP BLK WP HR S P ERA WHIP	IP WLS BF H R ER SO BB IBB HBP BLK WP HR S P ERA WHIP	IP WLS BF H R ER SO BB IBB HBP BLK WP HR S P ERA WHIP	IP WLS BF H R ER SO BB IBB HBP BLK WP HR S P ERA WHIP	IP WLS BF H R ER SO BB IBB HBP BLK WP HR S P ERA WHIP	IP WLS BF H R ER SO BB IBB HBP BLK WP HR S P ERA WHIP	IP WLS BF H R ER SO BB IBB HBP BLK WP HR S P ERA WHIP	IP WLS BF H R ER SO BB IBB HBP BLK WP HR S P ERA WHIP	IP WLS BF H R ER SO BB IBB HBP BLK WP HR S P ERA WHIP	IP WLS BF H R ER SO BB IBB HBP BLK WP HR S P ERA WHIP	IP WLS BF H R ER SO BB IBB HBP BLK WP HR S P ERA WHIP	IP WLS BF H R ER SO BB IBB HBP BLK WP HR S P ERA WHIP		
56 Cooper Criswell, R ERA: 20.25	1.1	L	10	6	3	3	0	0	0	0	0	0	0	0	0	0	20.25	4.500	
58 Packy Naughton, L ERA: 1.59	4.1		19	3	2	0	2	2	0	0	0	0	0	0	0	0	0.00	1.154	
21 Mike Mayers, R ERA: 4.07	1.1		6	1	0	0	1	0	0	1	0	0	0	0	0	0	0.00	0.750	
65 José Quijada, L ERA: 4.15	1.0		3	0	0	0	3	0	0	0	0	0	0	0	0	0	0.00	0.000	
67 Sam Selman, L ERA: 4.74	1.0		3	0	0	0	0	0	0	0	0	0	0	0	0	0	0.00	0.000	
<b>Batter</b>	<b>1</b>	<b>2</b>	<b>3</b>	<b>4</b>	<b>5</b>	<b>6</b>	<b>7</b>	<b>8</b>	<b>9</b>	<b>AB</b>	<b>R</b>	<b>H</b>	<b>RBI</b>	<b>BB</b>	<b>SO</b>	<b>LOB</b>	<b>BOTTOM</b>		
17 Shohei Ohtani, L (1, 10) OBP: 0.365, SLG: 0.628										4	0	0	0	0	0	1	<b>San Diego Padres @ Los Angeles Angels</b> Angel Stadium, Anaheim, CA Fri Aug 27 2021, 6:40 PM - 9:20 PM PDT Att: 25,376 - Clear - 82 F		
22 David Fletcher, R (1, 4) OBP: 0.322, SLG: 0.358										4	0	0	0	0	1	1			
13 Phil Gosselin, R (1, 5) OBP: 0.328, SLG: 0.384										4	0	2	0	0	0	0			
20 Jared Walsh, L (1, 3) OBP: 0.324, SLG: 0.487										4	0	0	0	0	1	2			
10 Justin Upton, R (1, 7) OBP: 0.299, SLG: 0.415										4	0	0	0	0	3	0			
4 Jose Iglesias, R OBP: 0.295, SLG: 0.375										3	0	0	0	0	1	0			
16 Brandon Marsh, L (1, 8) OBP: 0.338, SLG: 0.376										2	0	1	0	1	1	0			
33 Max Stassi, R (1, 2) OBP: 0.346, SLG: 0.472										3	0	0	0	0	2	2			
7 Jo Adell, R (1, 9) OBP: 0.275, SLG: 0.329										2	0	0	0	1	0	1			
<b>Inning Stats</b>	R: 0 H: 1 E: 0 K: 1 S: 13	H: 0 LOB: 1 BB: 0 P: 17	R: 0 H: 0 E: 0 K: 3 S: 11	H: 0 LOB: 1 BB: 1 P: 17	R: 0 H: 0 E: 0 K: 0 S: 5	H: 0 LOB: 0 BB: 0 P: 6	R: 0 H: 0 E: 0 K: 1 S: 7	H: 0 LOB: 0 BB: 0 P: 10	R: 0 H: 1 E: 0 K: 1 S: 12	H: 1 LOB: 1 BB: 0 P: 17	R: 0 H: 0 E: 0 K: 1 S: 8	H: 0 LOB: 0 BB: 0 P: 11	R: 0 H: 0 E: 0 K: 1 S: 10	H: 0 LOB: 1 BB: 1 P: 18	R: 0 H: 0 E: 0 K: 1 S: 6	H: 0 LOB: 0 BB: 0 P: 10	1B: 3 2B: 0 3B: 0 HR: 0	SF: 0 SAC: 0 DP: 0 HBP: 0	WP: 0 PA: 32 PB: 0 SB: 0 CS: 0
<b>PITCHER</b>	IP WLS BF H R ER SO BB IBB HBP BLK WP HR S P ERA WHIP	IP WLS BF H R ER SO BB IBB HBP BLK WP HR S P ERA WHIP	IP WLS BF H R ER SO BB IBB HBP BLK WP HR S P ERA WHIP	IP WLS BF H R ER SO BB IBB HBP BLK WP HR S P ERA WHIP	IP WLS BF H R ER SO BB IBB HBP BLK WP HR S P ERA WHIP	IP WLS BF H R ER SO BB IBB HBP BLK WP HR S P ERA WHIP	IP WLS BF H R ER SO BB IBB HBP BLK WP HR S P ERA WHIP	IP WLS BF H R ER SO BB IBB HBP BLK WP HR S P ERA WHIP	IP WLS BF H R ER SO BB IBB HBP BLK WP HR S P ERA WHIP	IP WLS BF H R ER SO BB IBB HBP BLK WP HR S P ERA WHIP	IP WLS BF H R ER SO BB IBB HBP BLK WP HR S P ERA WHIP	IP WLS BF H R ER SO BB IBB HBP BLK WP HR S P ERA WHIP	IP WLS BF H R ER SO BB IBB HBP BLK WP HR S P ERA WHIP	IP WLS BF H R ER SO BB IBB HBP BLK WP HR S P ERA WHIP	IP WLS BF H R ER SO BB IBB HBP BLK WP HR S P ERA WHIP	IP WLS BF H R ER SO BB IBB HBP BLK WP HR S P ERA WHIP			
44 Joe Musgrove, R (1, 1) ERA: 2.85	9.0	W	32	3	0	0	9	2	0	0	0	0	0	0	0	0	0.00	0.556	



Batter	1	2	3	4	5	6	7	8	9	AB	R	H	RBI	BB	SO	LOB	TOP					
23 Fernando Tatis Jr., R OBP: 0.344, SLG: 0.639										4	0	0	0	1	2	4	<b>San Diego Padres @ Los Angeles Angels</b> Angel Stadium, Anaheim, CA Sat Aug 28 2021, 6:08 PM - 9:42 PM PDT Att: 36,176 - Clear - 75 F					
9 Jake Cronenworth, L OBP: 0.350, SLG: 0.474										2	0	0	0	2	0	0						
13 Manny Machado, R OBP: 0.344, SLG: 0.490										4	0	2	0	0	1	3						
7 Ha-Seong Kim, R OBP: 0.271, SLG: 0.339									1	0	0	0	0	1	0	1						
28 Tommy Pham, R OBP: 0.351, SLG: 0.386										3	1	1	0	2	1	2						
30 Eric Hosmer, L OBP: 0.335, SLG: 0.383										4	1	1	1	0	1	4						
17 Victor Caratini, S OBP: 0.309, SLG: 0.321										1	0	0	0	0	1	1						
5 Will Myers, R OBP: 0.346, SLG: 0.439										4	0	1	0	0	1	0						
26 Austin Nola, R OBP: 0.352, SLG: 0.366										4	0	2	1	0	1	0						
10 Jurickson Profar, S OBP: 0.345, SLG: 0.336										3	0	0	0	0	0	1						
16 Jake Marisnick, R OBP: 0.280, SLG: 0.391										1	0	0	0	1	1	0						
2 Trent Grisham, L OBP: 0.342, SLG: 0.435										2	0	0	0	0	1	2						
12 Adam Frazier, L OBP: 0.365, SLG: 0.412										0	0	0	0	0	0	0						
<b>Inning Stats</b>	R: 0 E: 0 K: 1 S: 12	H: 1 LOB: 1 BB: 0 P: 18	R: 0 E: 0 K: 0 S: 8	H: 0 LOB: 0 BB: 0 P: 12	R: 0 E: 0 K: 1 S: 7	H: 0 LOB: 2 BB: 1 P: 18	R: 2 E: 0 K: 0 S: 15	H: 3 LOB: 2 BB: 2 P: 26	R: 0 E: 0 K: 3 S: 10	H: 0 LOB: 1 BB: 1 P: 19	R: 0 E: 0 K: 1 S: 8	H: 0 LOB: 3 BB: 2 P: 12	R: 0 E: 0 K: 1 S: 15	H: 1 LOB: 3 BB: 2 P: 27	R: 0 E: 0 K: 2 S: 12	H: 1 LOB: 2 BB: 0 P: 18	R: 0 E: 0 K: 2 S: 11	H: 1 LOB: 1 BB: 0 P: 16	1B: 5 2B: 2 3B: 0 HR: 0	SF: 0 SAC: 0 DP: 0 HBP: 2	WP: 2 PB: 0 SB: 0 CS: 0	PA: 41
<b>PITCHER</b>	IP WLS BF H R ER SO BB IBB HBP BLK WP HR S P ERA WHIP																					
54 José Suarez, L ERA: 4.1	3.2 18 4 2 2 2 3 0 1 0 1 0 41 73 4.91 1.909																					
60 Andrew Wantz, R ERA: 3.86	1.1 5 0 0 0 3 1 0 0 0 1 0 11 20 0.00 0.750																					
41 Junior Guerra, R ERA: 5.85	1.2 6 0 0 0 2 1 0 0 0 0 0 17 26 0.00 0.600																					
40 Steve Cishek, R ERA: 3.23	1.1 8 2 0 0 2 1 0 1 0 0 0 18 31 0.00 2.250																					
32 Raisel Iglesias, R ERA: 2.79	1.0 4 1 0 0 2 0 0 0 0 0 0 11 16 0.00 1.000																					
<b>Batter</b>	<b>1</b>	<b>2</b>	<b>3</b>	<b>4</b>	<b>5</b>	<b>6</b>	<b>7</b>	<b>8</b>	<b>9</b>	<b>AB</b>	<b>R</b>	<b>H</b>	<b>RBI</b>	<b>BB</b>	<b>SO</b>	<b>LOB</b>	<b>BOTTOM</b>					
22 David Fletcher, R OBP: 0.323, SLG: 0.358										5	1	2	0	0	0	0	<b>San Diego Padres @ Los Angeles Angels</b> Angel Stadium, Anaheim, CA Sat Aug 28 2021, 6:08 PM - 9:42 PM PDT Att: 36,176 - Clear - 75 F					
17 Shohel Ohtani, L OBP: 0.363, SLG: 0.623										4	2	0	0	1	2	4						
13 Phil Gosselin, R OBP: 0.330, SLG: 0.382										4	1	1	2	0	0	1						
7 Jo Adell, R OBP: 0.281, SLG: 0.337										4	1	1	1	1	0	2						
20 Jared Walsh, L OBP: 0.330, SLG: 0.500										3	2	3	3	1	0	0						
10 Justin Upton, R OBP: 0.296, SLG: 0.413										2	0	0	1	1	0	1						
19 Juan Lagares, R OBP: 0.263, SLG: 0.357										0	0	0	0	0	0	0						
24 Kurt Suzuki, R OBP: 0.288, SLG: 0.328										3	0	0	1	0	0	5						
16 Brandon Marsh, L OBP: 0.350, SLG: 0.395										4	1	3	0	0	1	0						
9 Jack Mayfield, R OBP: 0.259, SLG: 0.408										4	2	2	2	0	0	1						
<b>Inning Stats</b>	R: 0 E: 0 K: 1 S: 7	H: 1 LOB: 0 BB: 0 P: 11	R: 1 E: 0 K: 0 S: 9	H: 1 LOB: 0 BB: 0 P: 15	R: 2 E: 0 K: 0 S: 17	H: 2 LOB: 1 BB: 1 P: 28	R: 2 E: 0 K: 0 S: 12	H: 2 LOB: 1 BB: 1 P: 19	R: 2 E: 0 K: 0 S: 16	H: 1 LOB: 2 BB: 2 P: 29	R: 3 E: 0 K: 0 S: 19	H: 5 LOB: 3 BB: 1 P: 33	R: 0 E: 0 K: 1 S: 9	H: 0 LOB: 0 BB: 0 P: 14	R: 0 E: 0 K: 1 S: 5	H: 0 LOB: 0 BB: 0 P: 8	1B: 7 2B: 3 3B: 0 HR: 2	SF: 2 SAC: 0 DP: 1 HBP: 1	WP: 1 PB: 0 SB: 1 CS: 0	PA: 40		
<b>PITCHER</b>	IP WLS BF H R ER SO BB IBB HBP BLK WP HR S P ERA WHIP																					
40 Ryan Weathers, L ERA: 5.4	3.0 12 4 3 3 3 0 0 0 0 1 0 12 19 9.00 1.333																					
36 Pierce-Johnson, R ERA: 2.91	1.0 6 2 2 2 0 1 0 0 0 1 0 12 19 18.00 3.000																					
Austin Adams, R ERA: 2.96	0.1 5 1 2 2 0 1 1 1 0 0 0 11 21 54.00 6.000																					
18 Daniel Hudson, R ERA: 2.72	0.2 2 0 0 0 0 0 0 0 0 0 0 5 8 0.00 0.000																					
25 Tim Hill, L ERA: 3.86	0.1 4 3 3 3 0 0 0 0 0 0 0 11 15 81.00 9.000																					
<b>PITCHER</b>	IP WLS BF H R ER SO BB IBB HBP BLK WP HR S P ERA WHIP																					
64 Shaun Anderson, R ERA: 8.02	0.2 5 2 2 2 0 1 0 0 0 0 0 14 22 0.00 0.000																					
74 Nabil Crismatt, R ERA: 3.06	2.0 6 0 0 0 2 0 0 0 0 0 0 14 22 0.00 0.000																					















Batter	1	2	3	4	5	6	7	8	9	AB	R	H	RBI	BB	SO	LOB	TOP				
65 Yonny Hernández, S (1, 5) OBP: 0.341, SLG: 0.288	G3	K			G4-3		BB		K	4	0	0	0	1	2	1					
9 Isiah Kiner-Falefa, R (1, 6) OBP: 0.299, SLG: 0.356	P3				L8		G3-1			3	0	0	0	1	0	2					
53 Adolis García, R (1, 10) OBP: 0.297, SLG: 0.485	1B				G5-4-3				BB	3	0	1	0	1	1	1					
30 Nathaniel Lowe, L (1, 3) OBP: 0.350, SLG: 0.404	1B				K					4	0	1	0	0	1	1					
38 DJ Peters, R (1, 9) OBP: 0.255, SLG: 0.406	G3				1B					4	0	1	0	0	2	3					
28 Jonah Heim, S (1, 2) OBP: 0.236, SLG: 0.357	G1				F9				K	4	0	0	0	0	1	2					
15 Nick Solak, R (1, 4) OBP: 0.312, SLG: 0.382	1B				2B				K	4	1	3	0	0	1	0					
50 Jason Martin, L (1, 7) OBP: 0.241, SLG: 0.352	HR				K				F7	4	1	2	2	0	1	3					
3 Leody Taveras, S (1, 8) OBP: 0.174, SLG: 0.213	K				G3				FC6-4	4	0	0	0	0	2	4					
<b>Inning Stats</b>	R: 0 E: 0 K: 0 S: 12	H: 2 LOB: 2 BB: 0 P: 18	R: 2 E: 0 K: 2 S: 13	H: 2 LOB: 0 BB: 0 P: 16	R: 0 E: 0 K: 1 S: 7	H: 0 LOB: 0 BB: 1 P: 12	R: 0 E: 0 K: 1 S: 19	H: 2 LOB: 2 BB: 0 P: 24	R: 0 E: 0 K: 1 S: 12	H: 0 LOB: 0 BB: 0 P: 15	R: 0 E: 0 K: 1 S: 6	H: 1 LOB: 2 BB: 1 P: 25	R: 0 E: 0 K: 2 S: 9	H: 0 LOB: 1 BB: 1 P: 18	R: 0 E: 0 K: 1 S: 8	H: 1 LOB: 1 BB: 0 P: 9	1B: 6 2B: 1 3B: 0 HR: 1	SF: 0 SAC: 0 DP: 1 HBP: 0	WP: 0 PB: 0 SB: 0 CS: 0	PA: 37	
<b>PITCHER</b>	IP	WLS	BF	H	R	ER	SO	BB	IBB	HBP	BLK	WP	HR	S	P	ERA	WHIP				
17 Shohel Ohtani, R (1, 1) ERA: 2.97	7.0	W	29	7	2	2	8	2	0	0	0	0	1	85	117	2.57	1.286				
40 Steve Cishek, R (8, 1) ERA: 3.2	1.0	H	4	0	0	0	2	1	0	0	0	0	0	9	18	0.00	1.000				
32 Raisel Iglesias, R (9, 1) ERA: 2.66	1.0	S	4	1	0	0	1	0	0	0	0	0	0	8	9	0.00	1.000				

Texas Rangers @ Los Angeles Angels  
Angel Stadium, Anaheim, CA  
Fri Sep 03 2021, 6:38 PM - 10:00 PM PDT  
Att: 19,074 - Clear - 77 F

AB	34
R	2
H	8
RBI	2
BB	3
SO	11
LOB	17



Batter	1	2	3	4	5	6	7	8	9	AB	R	H	RBI	BB	SO	LOB	BOTTOM				
22 David Fletcher, R (1, 4) OBP: 0.322, SLG: 0.359	1B				FC1-4		P2			4	1	2	0	0	0	2					
17 Shohel Ohtani, L (1, 1) OBP: 0.358, SLG: 0.612	G4-3				F9					4	0	0	0	0	1	4					
40 Steve Cishek, R (8, 1)										0	0	0	0	0	0	0					
32 Raisel Iglesias, R (9, 1)										0	0	0	0	0	0	0					
13 Phil Gosselin, R (1, 5) OBP: 0.332, SLG: 0.376	1B				K					4	1	2	1	0	1	0					
20 Jared Walsh, L (1, 3) OBP: 0.329, SLG: 0.502	1B				K					4	0	2	1	0	1	1					
7 Jo Adell, R (1, 7) OBP: 0.270, SLG: 0.317	F7				G6-3					4	1	2	0	0	0	1					
16 Brandon Marsh, L (1, 8) OBP: 0.331, SLG: 0.378	G6-3				K					4	0	1	0	0	2	3					
33 Max Stassi, R (1, 2) OBP: 0.346, SLG: 0.472	K				P6					4	0	1	1	0	1	2					
9 Jack Mayfield, R (1, 6) OBP: 0.263, SLG: 0.421	L6				FC1-4		F8			2	0	0	0	1	0	2					
19 Juan Lagares, R (1, 9) OBP: 0.264, SLG: 0.363	K				FC6		B2-3			3	0	0	0	0	1	1					
<b>Inning Stats</b>	R: 2 E: 0 K: 0 S: 27	H: 3 LOB: 1 BB: 0 P: 37	R: 0 E: 0 K: 2 S: 9	H: 0 LOB: 0 BB: 0 P: 12	R: 0 E: 0 K: 0 S: 7	H: 1 LOB: 0 BB: 0 P: 11	R: 0 E: 0 K: 2 S: 9	H: 0 LOB: 0 BB: 0 P: 9	R: 0 E: 0 K: 1 S: 10	H: 0 LOB: 2 BB: 1 P: 16	R: 1 E: 0 K: 1 S: 18	H: 4 LOB: 2 BB: 0 P: 27	R: 0 E: 0 K: 1 S: 7	H: 0 LOB: 0 BB: 0 P: 7	R: 0 E: 0 K: 1 S: 14	H: 2 LOB: 2 BB: 0 P: 20	1B: 9 2B: 1 3B: 0 HR: 0	SF: 0 SAC: 0 DP: 1 HBP: 0	WP: 1 PB: 0 SB: 2 CS: 0	PA: 34	
<b>PITCHER</b>	IP	WLS	BF	H	R	ER	SO	BB	IBB	HBP	BLK	WP	HR	S	P	ERA	WHIP				
49 Glenn Otto, R (1, 1) ERA: 1.86	4.2	L	19	4	2	2	4	1	0	0	0	1	0	61	84	3.86	1.071				
56 Dennis Santana, R (5, 1) ERA: 5.44	1.1	L	7	4	1	1	1	0	0	0	0	0	0	19	28	6.75	3.000				
45 Jharel Cotton, R (7, 1) ERA: 4.76	2.0		8	2	0	0	2	0	0	0	0	0	0	21	27	0.00	1.000				

Texas Rangers @ Los Angeles Angels  
Angel Stadium, Anaheim, CA  
Fri Sep 03 2021, 6:38 PM - 10:00 PM PDT  
Att: 19,074 - Clear - 77 F

AB	33
R	3
H	10
RBI	3
BB	1
SO	7
LOB	16






Batter	1	2	3	4	5	6	7	8	9	AB	R	H	RBI	BB	SO	LOB	TOP					
3 Leody Taveras, S OBP: 0.189, SLG: 0.238										4	1	2	0	0	0	0						
9 Isiah Kiner-Falefa, R OBP: 0.297, SLG: 0.354										4	0	0	0	0	1	2						
53 Adolis Garcia, R OBP: 0.295, SLG: 0.481										4	0	0	1	0	3	1						
38 DJ Peters, R OBP: 0.248, SLG: 0.394										4	0	0	0	0	2	1						
30 Nathaniel Lowe, L OBP: 0.350, SLG: 0.403										3	0	1	0	0	0	0						
15 Nick Solak, R OBP: 0.310, SLG: 0.379										3	0	0	0	0	0	1						
2 Charlie Culberson, R OBP: 0.304, SLG: 0.376										3	0	1	0	0	1	0						
37 Yohel Pozo, R OBP: 0.275, SLG: 0.327										3	0	1	0	0	0	2						
23 Jose Trevino, R OBP: 0.258, SLG: 0.323										3	0	0	0	0	1	3						
<b>Inning Stats</b>	R: 0 E: 0 K: 2 S: 8	H: 0 LOB: 0 BB: 0 P: 9	R: 0 E: 0 K: 0 S: 6	H: 0 LOB: 0 BB: 0 P: 8	R: 0 E: 0 K: 2 S: 9	H: 0 LOB: 0 BB: 0 P: 13	R: 0 E: 1 K: 2 S: 10	H: 1 LOB: 1 BB: 0 P: 14	R: 0 E: 0 K: 1 S: 10	H: 2 LOB: 2 BB: 0 P: 14	R: 0 E: 0 K: 1 S: 6	H: 0 LOB: 0 BB: 0 P: 9	R: 0 E: 0 K: 1 S: 7	H: 0 LOB: 0 BB: 0 P: 13	R: 0 E: 0 K: 0 S: 5	H: 1 LOB: 0 BB: 0 P: 7	R: 1 E: 0 K: 0 S: 9	H: 1 LOB: 0 BB: 0 P: 13	1B: 4 2B: 1 3B: 0 HR: 0	SF: 0 SAC: 0 DP: 1 HBP: 0	WP: 1 PB: 0 SB: 0 CS: 0	PA: 31
<b>PITCHER</b> 54 José Suarez, L ERA: 3.74	IP: 9.0 WLS: W BF: 31 H: 5 R: 1 ER: 1 SO: 8 BB: 0 IBB: 0 HBP: 0 BLK: 0 WP: 1 HR: 0 S: 70 P: 100 ERA: 1.00 WHIP: 0.556															<b>PITCHER</b>						

Texas Rangers @ Los Angeles Angels  
Angel Stadium, Anaheim, CA  
Sat Sep 04 2021, 6:08 PM - 8:29 PM PDT  
Att: 22,697 - Clear - 93 F

livebaseballscorecards.com

AB	31
R	1
H	5
RBI	1
BB	0
SO	8
LOB	10




Batter	1	2	3	4	5	6	7	8	9	AB	R	H	RBI	BB	SO	LOB	BOTTOM												
22 David Fletcher, R OBP: 0.320, SLG: 0.356										4	1	0	0	0	0	1													
17 Shohel Ohtani, L OBP: 0.359, SLG: 0.618										4	1	2	3	0	0	0													
13 Phil Cosselin, R OBP: 0.331, SLG: 0.375										4	0	1	0	0	0	1													
16 Brandon Marsh, L OBP: 0.331, SLG: 0.378										0	0	0	0	0	0	0													
9 Jack Mayfield, R OBP: 0.257, SLG: 0.411										4	0	0	0	0	1	2													
20 Jared Walsh, L OBP: 0.329, SLG: 0.501										3	0	1	0	0	1	0													
7 Jo Adell, R OBP: 0.272, SLG: 0.318										3	0	1	0	0	1	1													
24 Kurt Suzuki, R OBP: 0.284, SLG: 0.322										3	0	0	0	0	0	1													
19 Juan Lagares, R OBP: 0.265, SLG: 0.374										3	1	1	1	0	2	1													
2 Luis Rengifo, S OBP: 0.194, SLG: 0.227										2	1	0	0	1	1	0													
<b>Inning Stats</b>	R: 0 E: 0 K: 0 S: 7	H: 0 LOB: 0 BB: 0 P: 7	R: 0 E: 0 K: 2 S: 9	H: 0 LOB: 0 BB: 0 P: 12	R: 1 E: 0 K: 1 S: 10	H: 1 LOB: 0 BB: 0 P: 16	R: 0 E: 0 K: 0 S: 4	H: 0 LOB: 0 BB: 0 P: 6	R: 0 E: 0 K: 1 S: 11	H: 1 LOB: 1 BB: 0 P: 17	R: 3 E: 1 K: 1 S: 18	H: 3 LOB: 1 BB: 1 P: 30	R: 0 E: 0 K: 1 S: 6	H: 0 LOB: 0 BB: 0 P: 8	R: 0 E: 1 K: 0 S: 9	H: 1 LOB: 1 BB: 0 P: 16	1B: 4 2B: 0 3B: 0 HR: 2	SF: 0 SAC: 0 DP: 1 HBP: 0	WP: 0 PB: 0 SB: 1 CS: 1	PA: 31									
<b>PITCHER</b> 39 Kolby Allard, L ERA: 5.0	IP: 5.2 WLS: L BF: 23 H: 4 R: 4 ER: 3 SO: 4 BB: 1 IBB: 0 HBP: 0 BLK: 0 WP: 0 HR: 2 S: 55 P: 82 ERA: 4.76 WHIP: 1.059															<b>PITCHER</b>													
67 Demarcus Evans, R ERA: 4.56	1.1	4	0	0	0	2	0	0	0	0	0	10	14	0.00	0.000														
61 Spencer Patton, R ERA: 3.86	1.0	4	1	0	0	0	0	0	0	0	0	9	16	0.00	1.000														

Texas Rangers @ Los Angeles Angels  
Angel Stadium, Anaheim, CA  
Sat Sep 04 2021, 6:08 PM - 8:29 PM PDT  
Att: 22,697 - Clear - 93 F

livebaseballscorecards.com

AB	30
R	4
H	6
RBI	4
BB	1
SO	6
LOB	7





Batter	1	2	3	4	5	6	7	8	9	AB	R	H	RBI	BB	SO	LOB	TOP					
3 Leody Taveras, S OBP: 0.189, SLG: 0.236										5	0	1	0	0	3	2						
9 Isiah Kiner-Falefa, R OBP: 0.302, SLG: 0.397										4	2	3	1	0	1	0						
53 Adolis Garcia, R OBP: 0.296, SLG: 0.481										4	1	1	0	1	0	3						
30 Nathaniel Lowe, L OBP: 0.349, SLG: 0.400										4	1	0	0	1	0	5						
38 DJ Peters, R OBP: 0.266, SLG: 0.458										5	2	4	4	0	0	2						
28 Jonah Heim, S OBP: 0.236, SLG: 0.351										4	0	0	1	1	0	1						
15 Nick Solak, R OBP: 0.307, SLG: 0.375										4	0	0	0	0	1	3						
50 Jason Martin, L OBP: 0.234, SLG: 0.341										4	0	0	0	0	3	3						
65 Yonny Hernández, S OBP: 0.348, SLG: 0.299										4	1	2	0	0	0	0						
<b>Inning Stats</b>	R: 0 E: 0 K: 0 S: 9	H: 2 LOB: 1 BB: 0 P: 12	R: 1 E: 0 K: 1 S: 8	H: 1 LOB: 0 BB: 0 P: 13	R: 4 E: 1 K: 0 S: 13	H: 2 LOB: 0 BB: 1 P: 20	R: 0 E: 0 K: 2 S: 13	H: 1 LOB: 1 BB: 0 P: 19	R: 1 E: 0 K: 1 S: 15	H: 3 LOB: 2 BB: 0 P: 24	R: 0 E: 0 K: 0 S: 8	H: 0 LOB: 0 BB: 0 P: 13	R: 0 E: 0 K: 2 S: 11	H: 0 LOB: 0 BB: 0 P: 16	R: 0 E: 0 K: 0 S: 10	H: 1 LOB: 1 BB: 0 P: 15	1B: 7 2B: 2 3B: 0 HR: 2	SF: 0 SAC: 0 DP: 1 HBP: 1	WP: 0 PB: 0 SB: 2 CS: 0	PA: 42		
<b>PITCHER</b>	IP WLS BF H R ER SO BB IBB HBP BLK WP HR S P ERA WHIP	IP WLS BF H R ER SO BB IBB HBP BLK WP HR S P ERA WHIP	IP WLS BF H R ER SO BB IBB HBP BLK WP HR S P ERA WHIP	IP WLS BF H R ER SO BB IBB HBP BLK WP HR S P ERA WHIP	IP WLS BF H R ER SO BB IBB HBP BLK WP HR S P ERA WHIP	IP WLS BF H R ER SO BB IBB HBP BLK WP HR S P ERA WHIP	IP WLS BF H R ER SO BB IBB HBP BLK WP HR S P ERA WHIP	IP WLS BF H R ER SO BB IBB HBP BLK WP HR S P ERA WHIP	IP WLS BF H R ER SO BB IBB HBP BLK WP HR S P ERA WHIP	IP WLS BF H R ER SO BB IBB HBP BLK WP HR S P ERA WHIP	IP WLS BF H R ER SO BB IBB HBP BLK WP HR S P ERA WHIP	IP WLS BF H R ER SO BB IBB HBP BLK WP HR S P ERA WHIP	IP WLS BF H R ER SO BB IBB HBP BLK WP HR S P ERA WHIP	IP WLS BF H R ER SO BB IBB HBP BLK WP HR S P ERA WHIP	IP WLS BF H R ER SO BB IBB HBP BLK WP HR S P ERA WHIP	IP WLS BF H R ER SO BB IBB HBP BLK WP HR S P ERA WHIP	IP WLS BF H R ER SO BB IBB HBP BLK WP HR S P ERA WHIP	IP WLS BF H R ER SO BB IBB HBP BLK WP HR S P ERA WHIP	IP WLS BF H R ER SO BB IBB HBP BLK WP HR S P ERA WHIP	IP WLS BF H R ER SO BB IBB HBP BLK WP HR S P ERA WHIP	IP WLS BF H R ER SO BB IBB HBP BLK WP HR S P ERA WHIP	
66 Janson Junk, R ERA: 2.45	0.2	5	1	1	1	1	1	0	1	0	0	0	0	0	9	19	13.50	3.000				
46 Jimmy Herget, R ERA: 7.11	1.0	5	1	1	1	3	1	0	0	0	0	0	0	15	25	9.00	2.000					
52 Jake Petricka, R ERA: 11.57	0.2	4	2	0	0	0	0	0	0	0	0	0	0	9	13	0.00	3.000					
59 Elvis Peguero, R ERA: 27.0	3.0	10	1	0	0	2	0	0	0	0	0	0	0	29	44	0.00	0.333					
63 Kyle Tyler, R ERA:																						
<b>Batter</b>	<b>1</b>	<b>2</b>	<b>3</b>	<b>4</b>	<b>5</b>	<b>6</b>	<b>7</b>	<b>8</b>	<b>9</b>	<b>AB</b>	<b>R</b>	<b>H</b>	<b>RBI</b>	<b>BB</b>	<b>SO</b>	<b>LOB</b>	<b>BOTTOM</b>					
22 David Fletcher, R OBP: 0.319, SLG: 0.353										4	0	0	0	1	0	1						
17 Shohel Ohtani, L OBP: 0.358, SLG: 0.613										4	0	0	0	1	3	2						
13 Phil Gosselin, R OBP: 0.330, SLG: 0.373										4	0	1	0	0	1	1						
9 Jack Mayfield, R OBP: 0.262, SLG: 0.419										4	1	2	0	0	0	1						
7 Jo Adell, R OBP: 0.297, SLG: 0.391										3	2	3	3	1	0	0						
33 Max Stassi, R OBP: 0.341, SLG: 0.464										4	0	0	0	0	1	5						
16 Brandon Marsh, L OBP: 0.323, SLG: 0.367											4	0	0	0	0	2						
19 Juan Lagares, R OBP: 0.261, SLG: 0.368											4	0	0	0	0	0						
2 Luis Rengifo, S OBP: 0.206, SLG: 0.239											4	0	2	0	0	0						
<b>Inning Stats</b>	R: 0 E: 0 K: 0 S: 12	H: 3 LOB: 3 BB: 0 P: 17	R: 0 E: 0 K: 0 S: 6	H: 1 LOB: 1 BB: 0 P: 6	R: 0 E: 0 K: 1 S: 8	H: 0 LOB: 0 BB: 0 P: 12	R: 1 E: 0 K: 1 S: 8	H: 1 LOB: 0 BB: 0 P: 11	R: 0 E: 0 K: 1 S: 7	H: 0 LOB: 0 BB: 0 P: 8	R: 2 E: 0 K: 1 S: 7	H: 2 LOB: 0 BB: 0 P: 12	R: 0 E: 0 K: 0 S: 6	H: 0 LOB: 0 BB: 0 P: 11	R: 0 E: 0 K: 2 S: 9	H: 0 LOB: 2 BB: 2 P: 21	R: 0 E: 0 K: 1 S: 12	H: 1 LOB: 2 BB: 1 P: 20	1B: 5 2B: 1 3B: 0 HR: 2	SF: 0 SAC: 0 DP: 0 HBP: 0	WP: 1 PB: 0 SB: 1 CS: 0	PA: 38
<b>PITCHER</b>	IP WLS BF H R ER SO BB IBB HBP BLK WP HR S P ERA WHIP	IP WLS BF H R ER SO BB IBB HBP BLK WP HR S P ERA WHIP	IP WLS BF H R ER SO BB IBB HBP BLK WP HR S P ERA WHIP	IP WLS BF H R ER SO BB IBB HBP BLK WP HR S P ERA WHIP	IP WLS BF H R ER SO BB IBB HBP BLK WP HR S P ERA WHIP	IP WLS BF H R ER SO BB IBB HBP BLK WP HR S P ERA WHIP	IP WLS BF H R ER SO BB IBB HBP BLK WP HR S P ERA WHIP	IP WLS BF H R ER SO BB IBB HBP BLK WP HR S P ERA WHIP	IP WLS BF H R ER SO BB IBB HBP BLK WP HR S P ERA WHIP	IP WLS BF H R ER SO BB IBB HBP BLK WP HR S P ERA WHIP	IP WLS BF H R ER SO BB IBB HBP BLK WP HR S P ERA WHIP	IP WLS BF H R ER SO BB IBB HBP BLK WP HR S P ERA WHIP	IP WLS BF H R ER SO BB IBB HBP BLK WP HR S P ERA WHIP	IP WLS BF H R ER SO BB IBB HBP BLK WP HR S P ERA WHIP	IP WLS BF H R ER SO BB IBB HBP BLK WP HR S P ERA WHIP	IP WLS BF H R ER SO BB IBB HBP BLK WP HR S P ERA WHIP	IP WLS BF H R ER SO BB IBB HBP BLK WP HR S P ERA WHIP	IP WLS BF H R ER SO BB IBB HBP BLK WP HR S P ERA WHIP	IP WLS BF H R ER SO BB IBB HBP BLK WP HR S P ERA WHIP	IP WLS BF H R ER SO BB IBB HBP BLK WP HR S P ERA WHIP	IP WLS BF H R ER SO BB IBB HBP BLK WP HR S P ERA WHIP	
52 Taylor Heam, L ERA: 3.95	1.0	5	0	0	0	2	2	0	0	0	0	0	0	9	21	0.00	2.000					
66 Josh Sborz, R ERA: 4.2	1.0	5	1	0	0	1	1	0	0	0	0	0	0	12	20	0.00	2.000					
68 Joe Barlow, R ERA: 1.86																						

Texas Rangers @ Los Angeles Angels  
Angel Stadium, Anaheim, CA  
Sun Sep 05 2021, 1:10 PM - 4:24 PM PDT  
Att: 18,492 - Sunny - 95 F

AB	38
R	7
H	11
RBI	6
BB	3
SO	8
LOB	19



Texas Rangers @ Los Angeles Angels  
Angel Stadium, Anaheim, CA  
Sun Sep 05 2021, 1:10 PM - 4:24 PM PDT  
Att: 18,492 - Sunny - 95 F

AB	35
R	3
H	8
RBI	3
BB	3
SO	7
LOB	10









Batter	1	2	3	4	5	6	7	8	9	AB	R	H	RBI	BB	SO	LOB	TOP										
22 David Fletcher, R OBP: 0.316, SLG: 0.349	G3			F9			BB	K		3	1	0	0	1	1	1	<b>Los Angeles Angels @ San Diego Padres</b> Petco Park, San Diego, CA Tue Sep 07 2021, 7:12 PM - 10:04 PM PDT Att: 34,405 - Clear - 77 F										
2 Luis Rengifo, S OBP: 0.294, SLG: 0.265	K			K			SH3-1		HR	3	1	1	1	0	2	0											
13 Phil Gosselin, R OBP: 0.329, SLG: 0.375 32 Raisel Iglesias, R	K2-3			K			K		2B	4	1	1	0	0	3	1											
9 Jack Mayfield, R OBP: 0.257, SLG: 0.402	F9			K			BB		L9	3	1	0	0	1	1	1											
7 Jo Adell, R OBP: 0.302, SLG: 0.385	P4			L7			BB		G4-3	4	0	1	3	0	0	0											
24 Kurt Suzuki, R OBP: 0.283, SLG: 0.321	K			F7			1B		1B	4	0	1	0	0	1	1											
16 Brandon Marsh, L OBP: 0.315, SLG: 0.357			K						1B	4	0	0	0	0	3	1											
58 Packy Naughton, R 8 Kean Wong, L 46 Jimmy Herget, R 17 Shohet Ontari, L 40 Steve Cishek, R 20 Jared Walsh, R	K		K							1	0	0	0	0	1	0											
19 Juan Lagares, R OBP: 0.299, SLG: 0.367	F8			F8					G6-3	3	0	0	0	0	0	1											
<b>Inning Stats</b>	R: 0 E: 0 K: 2 S: 11	H: 0 LOB: 0 BB: 0 P: 15	R: 0 E: 0 K: 1 S: 8	H: 0 LOB: 0 BB: 0 P: 10	R: 0 E: 0 K: 2 S: 9	H: 0 LOB: 0 BB: 0 P: 11	R: 0 E: 0 K: 2 S: 7	H: 0 LOB: 0 BB: 0 P: 8	R: 0 E: 0 K: 1 S: 6	H: 0 LOB: 0 BB: 0 P: 9	R: 2 E: 0 K: 1 S: 19	H: 1 LOB: 1 BB: 2 P: 34	R: 0 E: 0 K: 1 S: 12	H: 1 LOB: 1 BB: 0 P: 16	R: 2 E: 0 K: 1 S: 16	H: 3 LOB: 1 BB: 0 P: 22		1B: 3 2B: 1 HR: 1	SF: 0 SAC: 1 DP: 0 HBP: 0	WP: 1 PB: 0 SB: 2 CS: 0	PA: 34						
<b>PITCHER</b>	IP	WLS	BF	H	R	ER	SO	BB	IBB	HBP	BLK	WP	HR	S	P	ERA	WHIP										
4 Blake Snell, L ERA: 4.22	7.0	L	24	1	2	2	11	2	0	0	0	0	0	70	100	2.57	0.429										
25 Tim Hill, L ERA: 3.66	0.2		3	1	0	0	0	0	0	0	0	0	0	9	11	0.00	1.500										
34 Craig Stammen, R ERA: 2.82	0.1		1	0	0	0	1	0	0	0	0	0	1	3	5	0.00	0.000										
14 Emilio Pagán, R ERA: 3.79	0.2		5	3	2	2	0	0	0	0	0	0	1	11	15	27.00	4.500										
74 Nabil Crismatt, R ERA: 3.0	0.1		1	0	0	0	1	0	0	0	0	0	0	5	7	0.00	0.000										
<b>Batter</b>	<b>1</b>	<b>2</b>	<b>3</b>	<b>4</b>	<b>5</b>	<b>6</b>	<b>7</b>	<b>8</b>	<b>9</b>	<b>AB</b>	<b>R</b>	<b>H</b>	<b>RBI</b>	<b>BB</b>	<b>SO</b>	<b>LOB</b>	<b>BOTTOM</b>										
23 Fernando Tatis Jr., R OBP: 0.364, SLG: 0.634	L7		L5		G4-3			F8		4	0	0	0	0	0	0	<b>Los Angeles Angels @ San Diego Padres</b> Petco Park, San Diego, CA Tue Sep 07 2021, 7:12 PM - 10:04 PM PDT Att: 34,405 - Clear - 77 F										
13 Manny Machado, R OBP: 0.348, SLG: 0.490	BB		G6-3		1B			K		3	0	1	0	1	1	0											
9 Jake Cronenworth, L OBP: 0.347, SLG: 0.467	K		1B		L3			G4-3		4	0	2	0	0	1	2											
28 Tommy Pham, R OBP: 0.349, SLG: 0.383	G4-3		L8		K			BB		3	0	0	0	1	1	2											
5 Will Myers, R OBP: 0.343, SLG: 0.449	G6-3		F7		B1-3			G4-3		4	0	0	0	0	0	2											
10 Jurickson Profar, S OBP: 0.347, SLG: 0.533	BB		G3-1		F7			F8		3	0	0	0	1	0	2											
26 Austin Nola, R OBP: 0.348, SLG: 0.355	1B		L9		K					3	0	1	0	0	1	0											
7 Ha-Seong Kim, R OBP: 0.269, SLG: 0.339 12 Adam Frazier, L OBP: 0.366, SLG: 0.406	K		K		K			G5-3		2	0	0	0	0	2	2											
4 Blake Snell, L 25 Tim Hill, L 34 Craig Stammen, R 30 Eric Hoerner, R 14 Emilio Pagán, L 74 Nabil Crismatt, R	K		K					L8		2	0	0	0	0	0	2											
<b>Inning Stats</b>	R: 0 E: 0 K: 1 S: 6	H: 1 LOB: 1 BB: 1 P: 13	R: 0 E: 0 K: 2 S: 13	H: 1 LOB: 2 BB: 1 P: 22	R: 0 E: 0 K: 0 S: 12	H: 1 LOB: 1 BB: 0 P: 18	R: 0 E: 0 K: 0 S: 5	H: 0 LOB: 0 BB: 0 P: 6	R: 0 E: 0 K: 2 S: 9	H: 0 LOB: 0 BB: 0 P: 13	R: 0 E: 0 K: 1 S: 7	H: 1 LOB: 0 BB: 0 P: 13	R: 0 E: 0 K: 1 S: 7	H: 0 LOB: 0 BB: 0 P: 11	R: 0 E: 0 K: 0 S: 9	H: 0 LOB: 0 BB: 0 P: 12		R: 0 E: 0 K: 1 S: 8	H: 1 LOB: 2 BB: 1 P: 16	1B: 4 2B: 1 3B: 0 HR: 0	SF: 0 SAC: 0 DP: 1 HBP: 0	WP: 0 PB: 0 SB: 0 CS: 0	PA: 33				
<b>PITCHER</b>	IP	WLS	BF	H	R	ER	SO	BB	IBB	HBP	BLK	WP	HR	S	P	ERA	WHIP										
58 Packy Naughton, L ERA: 2.57	5.0		19	2	0	0	5	2	0	0	0	0	0	45	72	0.00	0.800										
46 Jimmy Herget, R ERA: 5.4	2.0	W	6	1	0	0	2	0	0	0	0	0	0	14	24	0.00	0.500										
40 Steve Cishek, R ERA: 3.15	1.0	H	3	0	0	0	0	0	0	0	0	0	0	9	12	0.00	0.000										
32 Raisel Iglesias, R ERA: 2.61	1.0		5	1	0	0	1	1	0	0	0	0	0	8	16	0.00	2.000										



Batter	1	2	3	4	5	6	7	8	9	AB	R	H	RBI	BB	SO	LOB	TOP					
22 David Fletcher, R (1.4) OBP: 0.314, SLG: 0.346			L9			F9	K			4	0	0	0	0	2	1	<b>Los Angeles Angels @ San Diego Padres</b> Petco Park, San Diego, CA Wed Sep 08 2021, 5:12 PM - 8:41 PM PDT Att: 34,537 - Clear - 79 F					
16 Brandon Marsh, L (1.8) OBP: 0.314, SLG: 0.367				13 E		F7		G2-3		4	1	1	0	0	1	0						
13 Phil Gosselin, R (1.5) OBP: 0.329, SLG: 0.374				E5						3	0	1	1	0	1	0						
24 Kurt Suzuki, R (8, FH) OBP: 0.286, SLG: 0.321				FC6						0	0	0	0	0	0	0						
60 Andrew Wantz, R (8.1)						1B				0	1	0	0	0	0	0						
20 Jared Walsh, L (1.3) OBP: 0.330, SLG: 0.501		7 SH2-3		L8		K				4	0	1	0	0	2	3						
7 Jo Adell, R (1.7) OBP: 0.302, SLG: 0.408		SH2-3								3	1	1	2	0	2	1						
9 Jack Mayfield, R (1.6) OBP: 0.262, SLG: 0.401				FC6						3	1	1	0	1	1	1						
33 Max Stassi, R (1.2) OBP: 0.336, SLG: 0.452				BB																		
19 Juan Lagares, R (1.9) OBP: 0.299, SLG: 0.377				F9-2						4	0	0	0	0	1	3						
21 Mike Meyers, R (1.1) OBP: 0.290, SLG: 0.273																						
67 Sam Selman, R (2.1) OBP: 0.348, SLG: 0.488																						
52 Jake Petricka, R (2.1) OBP: 0.348, SLG: 0.488																						
41 Junior Guerra, R (3.1) OBP: 0.302, SLG: 0.313																						
65 José Quijada, L (5.1) OBP: 0.262, SLG: 0.401																						
8 Kean Wong, L (8.5) OBP: 0.262, SLG: 0.401																						
<b>Inning Stats</b>	R: 0 E: 0 K: 3 S: 11	H: 0 LOB: 0 BB: 0 P: 18	R: 0 E: 0 K: 0 S: 9	H: 1 LOB: 1 BB: 1 P: 16	R: 0 E: 0 K: 2 S: 8	H: 0 LOB: 0 BB: 0 P: 12	R: 1 E: 1 K: 1 S: 13	H: 1 LOB: 1 BB: 0 P: 22	R: 0 E: 0 K: 0 S: 11	H: 0 LOB: 0 BB: 0 P: 13	R: 0 E: 0 K: 1 S: 12	H: 1 LOB: 1 BB: 0 P: 18	R: 2 E: 0 K: 3 S: 20	H: 3 LOB: 1 BB: 0 P: 23	R: 2 E: 0 K: 2 S: 11	H: 1 LOB: 0 BB: 0 P: 20	R: 0 E: 0 K: 0 S: 8	H: 0 LOB: 0 BB: 0 P: 9	1B: 3 2B: 2 3B: 1 HR: 2	SF: 0 SAC: 1 DP: 1 HBP: 1	WP: 0 PB: 0 SB: 0 CS: 0	PA: 36
<b>PITCHER</b>	IP WLS BF H R ER SO BB IBB HBP BLK WP HR S P ERA WHIP	<b>PITCHER</b>																				
11 Yu Darvish, R (1.1) ERA: 3.95	6.0 W 22 3 1 1 7 1 0 0 0 0 0 64 24 99 1.50 0.667																					
29 Dinelson Lamet, R (7.1) ERA: 3.93	1.0 6 3 2 2 3 0 0 0 0 0 1 20 23 18.00 3.000																					
25 Tim Hill, L (8.1) ERA: 3.78	0.2 3 0 1 1 1 0 0 0 1 0 0 6 11 13.50 0.000																					
18 Daniel Hudson, R (8.1) ERA: 3.3	0.1 2 1 1 1 1 0 0 0 0 0 1 5 9 27.00 3.000																					
33 Mark Melancon, R (9.1) ERA: 1.85	1.0 S 3 0 0 0 0 0 0 0 0 0 0 8 9 0.00 0.000																					
<b>Batter</b>	<b>1</b>	<b>2</b>	<b>3</b>	<b>4</b>	<b>5</b>	<b>6</b>	<b>7</b>	<b>8</b>	<b>9</b>	<b>AB</b>	<b>R</b>	<b>H</b>	<b>RBI</b>	<b>BB</b>	<b>SO</b>	<b>LOB</b>	<b>BOTTOM</b>					
2 Trent Grisham, L (1.8) OBP: 0.342, SLG: 0.430			G4-3							4	1	0	0	0	3	0	<b>Los Angeles Angels @ San Diego Padres</b> Petco Park, San Diego, CA Wed Sep 08 2021, 5:12 PM - 8:41 PM PDT Att: 34,537 - Clear - 79 F					
9 Jake Cronenworth, L (1.6) OBP: 0.346, SLG: 0.467										4	1	2	1	1	2	0						
13 Manny Machado, R (1.5) OBP: 0.348, SLG: 0.488										4	1	1	0	1	1	2						
23 Fernando Tatis Jr., R (1.9) OBP: 0.368, SLG: 0.633										2	1	1	1	2	0	0						
30 Eric Hosmer, L (1.3) OBP: 0.338, SLG: 0.392										2	1	0	1	2	0	4						
5 Will Myers, R (1.7) OBP: 0.344, SLG: 0.446										2	2	0	1	2	2	3						
12 Adam Frazier, L (1.4) OBP: 0.367, SLG: 0.409										4	0	2	3	0	0	1						
17 Victor Caratini, S (1.2) OBP: 0.302, SLG: 0.313										4	0	1	0	0	0	2						
11 Yu Darvish, R (1.1) ERA: 3.95	1.2 L 9 3 2 2 2 1 0 0 0 0 0 5 12 18.00 2.400																					
67 Sam Selman, L (2.1) ERA: 5.85	0.0 3 1 0 0 0 1 0 1 0 0 0 5 12 0.00 0.750																					
52 Jake Petricka, R (2.1) ERA: 16.2	0.1 5 1 6 6 0 3 0 0 0 0 1 0 8 24 162.00 12.000																					
41 Junior Guerra, R (3.1) ERA: 5.74	2.0 8 0 0 0 0 2 2 0 0 0 0 0 22 35 0.00 1.000																					
65 José Quijada, L (5.1) ERA: 4.99	1.2 7 1 0 0 0 3 1 0 0 0 0 0 20 34 0.00 1.200																					
<b>Inning Stats</b>	R: 0 E: 0 K: 1 S: 11	H: 2 LOB: 2 BB: 0 P: 16	R: 8 E: 0 K: 0 S: 22	H: 3 LOB: 1 BB: 5 P: 54	R: 0 E: 0 K: 1 S: 13	H: 0 LOB: 1 BB: 1 P: 18	R: 0 E: 0 K: 1 S: 9	H: 0 LOB: 1 BB: 1 P: 17	R: 0 E: 0 K: 2 S: 7	H: 0 LOB: 0 BB: 0 P: 12	R: 0 E: 0 K: 2 S: 17	H: 1 LOB: 2 BB: 1 P: 29	R: 0 E: 0 K: 0 S: 8	H: 1 LOB: 0 BB: 0 P: 10	R: 0 E: 0 K: 3 S: 9	H: 0 LOB: 0 BB: 0 P: 13	1B: 6 2B: 1 3B: 0 HR: 0	SF: 0 SAC: 0 DP: 1 HBP: 1	WP: 1 PB: 0 SB: 0 CS: 0	PA: 39		
<b>PITCHER</b>	IP WLS BF H R ER SO BB IBB HBP BLK WP HR S P ERA WHIP	<b>PITCHER</b>																				
62 Oliver Ortega, R (6.1) ERA: 3.45	1.1 3 0 0 0 0 3 0 0 0 0 0 9 13 0.00 0.000																					
60 Andrew Wantz, R (8.1) ERA: 3.45	1.0 3 0 0 0 0 3 0 0 0 0 0 9 13 0.00 0.000																					







Batter	1	2	3	4	5	6	7	8	9	AB	R	H	RBI	BB	SO	LOB	TOP						
22 David Fletcher, R OBP: 0.312, SLG: 0.342										4	1	1	0	1	0	3							
17 Shohel Ohtani, L OBP: 0.360, SLG: 0.612										4	1	1	0	1	0	3							
7 Jo Adell, R OBP: 0.295, SLG: 0.408										5	1	1	0	0	1	3							
20 Jared Walsh, L OBP: 0.334, SLG: 0.511										4	0	1	1	1	3	1							
2 Luis Rengifo, S OBP: 0.220, SLG: 0.308										4	1	1	3	0	1	2							
16 Brandon Marsh, L OBP: 0.322, SLG: 0.370										3	0	2	0	1	0	1							
33 Max Stassi, R OBP: 0.335, SLG: 0.446										3	0	0	0	1	0	3							
9 Jack Mayfield, R OBP: 0.261, SLG: 0.400										3	0	2	0	0	0	0							
8 Kean Wong, L OBP: 0.204, SLG: 0.271										3	0	1	0	0	0	3							
19 Juan Lagares, R OBP: 0.259, SLG: 0.373										1	0	0	0	0	0	2							
<b>Inning Stats</b>	R: 2 E: 0 K: 0 S: 15	H: 3 LOB: 2 BB: 1 P: 27	R: 0 E: 0 K: 0 S: 7	H: 1 LOB: 1 BB: 0 P: 10	R: 2 E: 0 K: 1 S: 12	H: 4 LOB: 2 BB: 0 P: 18	R: 0 E: 0 K: 1 S: 10	H: 0 LOB: 0 BB: 0 P: 17	R: 0 E: 0 K: 1 S: 5	H: 0 LOB: 0 BB: 1 P: 10	R: 0 E: 0 K: 0 S: 9	H: 1 LOB: 2 BB: 1 P: 17	R: 0 E: 0 K: 1 S: 7	H: 0 LOB: 0 BB: 0 P: 12	R: 0 E: 0 K: 0 S: 7	H: 1 LOB: 2 BB: 1 P: 14	R: 0 E: 0 K: 1 S: 7	H: 0 LOB: 0 BB: 1 P: 13	1B: 7 2B: 2 3B: 0 HR: 1	SF: 0 SAC: 1 DP: 2 HBP: 0	WP: 0 PB: 0 SB: 0 CS: 0	PA: 40	
<b>PITCHER</b>	IP	WLS	BF	H	R	ER	SO	BB	IBB	HBP	BLK	WP	HR	S	P	ERA	WHIP					ERA	WHIP
77 Luis Garcia, R ERA: 3.43	5.0	L	24	8	4	4	3	2	0	0	0	0	1	49	82	7.20	2.000						
64 Brandon Bielak, R ERA: 4.47	3.0		13	2	0	0	1	2	0	0	0	0	0	23	43	0.00	1.333						
62 Blake Taylor, L ERA: 3.41	1.0		3	0	0	0	1	1	0	0	0	0	0	7	13	0.00	1.000						

Los Angeles Angels @ Houston Astros  
Minute Maid Park, Houston, TX  
Sat Sep 11 2021, 6:12 PM - 9:53 PM CDT  
Att: 31,547 - Roof Closed - 73 F

livebaseballscorecards.com

AB 34  
R 4  
H 10  
RBI 4  
BB 5  
SO 5  
LOB 21



Batter	1	2	3	4	5	6	7	8	9	AB	R	H	RBI	BB	SO	LOB	BOTTOM						
27 Jose Altuve, R OBP: 0.348, SLG: 0.480										5	0	0	0	0	3	5							
23 Michael Brantley, L OBP: 0.307, SLG: 0.441										1	0	0	0	0	0	0							
26 Jose Siri, R OBP: 0.250, SLG: 0.250										3	0	0	0	1	1	0							
20 Chas McCormick, R OBP: 0.310, SLG: 0.446										3	0	0	0	1	1	0							
44 Yordan Alvarez, L OBP: 0.350, SLG: 0.531										2	0	2	0	2	0	0							
10 Yuli Gurriel, R OBP: 0.380, SLG: 0.462										4	0	0	1	0	0	5							
1 Carlos Correa, R OBP: 0.371, SLG: 0.484										4	0	0	0	0	1	2							
30 Kyle Tucker, L OBP: 0.349, SLG: 0.543										4	1	2	0	0	0	0							
6 Jake Meyers, R OBP: 0.324, SLG: 0.469										2	0	0	0	2	2	1							
15 Martin Maldonado, R OBP: 0.272, SLG: 0.297										2	0	0	0	0	2	1							
16 Aledmys Diaz, R OBP: 0.335, SLG: 0.430										0	0	0	0	1	0	0							
11 Garrett Stubbs, L OBP: 0.297, SLG: 0.250										1	0	1	1	0	0	0							
<b>Inning Stats</b>	R: 0 E: 0 K: 1 S: 11	H: 0 LOB: 0 BB: 1 P: 16	R: 0 E: 0 K: 0 S: 6	H: 0 LOB: 0 BB: 1 P: 12	R: 0 E: 0 K: 2 S: 11	H: 0 LOB: 0 BB: 0 P: 16	R: 1 E: 0 K: 1 S: 20	H: 2 LOB: 2 BB: 1 P: 30	R: 0 E: 0 K: 1 S: 6	H: 0 LOB: 1 BB: 1 P: 13	R: 0 E: 0 K: 2 S: 13	H: 1 LOB: 2 BB: 0 P: 20	R: 0 E: 0 K: 2 S: 14	H: 1 LOB: 2 BB: 1 P: 26	R: 0 E: 0 K: 0 S: 9	H: 0 LOB: 1 BB: 1 P: 14	R: 0 E: 0 K: 1 S: 15	H: 2 LOB: 2 BB: 1 P: 24	1B: 4 2B: 2 3B: 0 HR: 0	SF: 0 SAC: 0 DP: 1 HBP: 0	WP: 0 PB: 1 SB: 2 CS: 0	PA: 38	
<b>PITCHER</b>	IP	WLS	BF	H	R	ER	SO	BB	IBB	HBP	BLK	WP	HR	S	P	ERA	WHIP					ERA	WHIP
54 José Suarez, L ERA: 3.59	5.2	W	22	3	1	1	7	3	0	0	0	0	0	63	102	1.59	1.059						
21 Mike Mayers, R ERA: 4.27	1.0	H	5	1	0	0	2	1	0	0	0	0	0	16	29	0.00	2.000						
40 Steve Cishek, R ERA: 3.08	1.1	H	5	0	0	0	0	1	0	0	0	0	0	11	16	0.00	0.750						
32 Raisel Iglesias, R ERA: 2.71	1.0	S	6	2	1	1	1	1	0	0	1	0	0	15	24	9.00	3.000						

Los Angeles Angels @ Houston Astros  
Minute Maid Park, Houston, TX  
Sat Sep 11 2021, 6:12 PM - 9:53 PM CDT  
Att: 31,547 - Roof Closed - 73 F

livebaseballscorecards.com

AB 32  
R 2  
H 6  
RBI 2  
BB 6  
SO 10  
LOB 16






Batter	1	2	3	4	5	6	7	8	9	AB	R	H	RBI	BB	SO	LOB	TOP								
22 David Fletcher, R OBP: 0.312, SLG: 0.342										4	0	1	0	0	1	1	<b>Los Angeles Angels @ Houston Astros</b> Minute Maid Park, Houston, TX Sun Sep 12 2021, 1:12 PM - 4:29 PM CDT Att: 28,763 - Roof Closed - 73 F								
17 Shohel Ohtani, L OBP: 0.361, SLG: 0.611										3	0	1	0	1	0	0									
13 Phil Gosselin, R OBP: 0.322, SLG: 0.363										4	0	0	0	0	1	4									
20 Jared Walsh, L OBP: 0.333, SLG: 0.509										4	0	1	0	0	2	4									
2 Luis Rengifo, S OBP: 0.212, SLG: 0.296										4	0	0	0	0	3	3									
16 Brandon Marsh, L OBP: 0.281, SLG: 0.363										3	0	0	0	0	2	1									
9 Jack Mayfield, R OBP: 0.261, SLG: 0.394										3	0	0	0	1	1	1									
24 Kurt Suzuki, R OBP: 0.282, SLG: 0.314										3	0	0	0	0	1	2									
19 Juan Lagares, R OBP: 0.263, SLG: 0.385										2	1	1	1	1	0	2									
<b>Inning Stats</b>	R: 0 E: 0 K: 1 S: 12	H: 1 LOB: 2 BB: 1 P: 19	R: 0 E: 0 K: 1 S: 8	H: 0 LOB: 1 BB: 1 P: 14	R: 0 E: 0 K: 1 S: 8	H: 0 LOB: 0 BB: 0 P: 11	R: 0 E: 0 K: 2 S: 13	H: 1 LOB: 1 BB: 0 P: 20	R: 1 E: 0 K: 0 S: 11	H: 1 LOB: 0 BB: 0 P: 16	R: 0 E: 0 K: 2 S: 15	H: 0 LOB: 0 BB: 0 P: 22	R: 0 E: 0 K: 2 S: 10	H: 0 LOB: 0 BB: 0 P: 16	R: 0 E: 0 K: 1 S: 12	H: 1 LOB: 2 BB: 1 P: 20	R: 0 E: 0 K: 1 S: 9	H: 0 LOB: 0 BB: 0 P: 14	1B: 3 2B: 0 3B: 0 HR: 1	SF: 0 SAC: 0 DP: 1 HBP: 1	WP: 0 PB: 0 SB: 1 CS: 0	PA: 34			
<b>PITCHER</b>	IP	WLS	BF	H	R	ER	SO	BB	IBB	HBP	BLK	WP	HR	S	P	ERA	WHIP								
43 Lance McCullers Jr., R ERA: 3.12	6.0	W	23	3	1	1	7	2	0	1	0	0	1	67	102	1.50	0.833								
45 Ryne Stanek, R ERA: 3.67	1.0	H	3	0	0	0	2	0	0	0	0	0	0	10	16	0.00	0.000								
31 Kendall Graveman, R ERA: 1.62	1.0	H	5	1	0	0	1	1	0	0	0	0	0	12	20	0.00	2.000								
55 Ryan Pressly, R ERA: 2.34	1.0	S	3	0	0	0	1	0	0	0	0	0	0	9	14	0.00	0.000								

Batter	1	2	3	4	5	6	7	8	9	AB	R	H	RBI	BB	SO	LOB	BOTTOM								
27 Jose Altuve, R OBP: 0.349, SLG: 0.479										3	1	1	0	1	1	0	<b>Los Angeles Angels @ Houston Astros</b> Minute Maid Park, Houston, TX Sun Sep 12 2021, 1:12 PM - 4:29 PM CDT Att: 28,763 - Roof Closed - 73 F								
2 Alex Bregman, R OBP: 0.372, SLG: 0.449										4	0	1	0	0	4										
44 Yordan Alvarez, L OBP: 0.349, SLG: 0.528										3	0	0	0	1	1										
10 Yuli Gurriel, R OBP: 0.385, SLG: 0.469										4	1	4	1	0	0	0									
30 Kyle Tucker, L OBP: 0.353, SLG: 0.549										2	1	1	2	2	0	1									
1 Carlos Correa, R OBP: 0.368, SLG: 0.480										4	0	0	0	0	2	5									
16 Aledmys Diaz, R OBP: 0.330, SLG: 0.424										4	0	0	0	0	3	3									
20 Chas McCormick, R OBP: 0.309, SLG: 0.440										3	0	0	0	1	2	0									
6 Jake Meyers, R OBP: 0.324, SLG: 0.469										0	0	0	0	0	0	0									
15 Martin Maldonado, R OBP: 0.272, SLG: 0.296										4	0	1	0	0	2	0									
<b>Inning Stats</b>	R: 1 E: 0 K: 1 S: 13	H: 2 LOB: 3 BB: 2 P: 27	R: 0 E: 0 K: 3 S: 11	H: 0 LOB: 0 BB: 0 P: 17	R: 0 E: 0 K: 0 S: 10	H: 1 LOB: 1 BB: 0 P: 16	R: 0 E: 0 K: 2 S: 18	H: 1 LOB: 3 BB: 2 P: 36	R: 2 E: 0 K: 2 S: 17	H: 2 LOB: 0 BB: 0 P: 22	R: 0 E: 0 K: 2 S: 9	H: 0 LOB: 0 BB: 0 P: 13	R: 0 E: 0 K: 0 S: 11	H: 2 LOB: 1 BB: 1 P: 18	R: 0 E: 0 K: 0 S: 9	H: 0 LOB: 0 BB: 0 P: 10	1B: 6 2B: 1 3B: 0 HR: 1	SF: 0 SAC: 0 DP: 0 HBP: 0	WP: 0 PB: 0 SB: 0 CS: 0	PA: 36					
<b>PITCHER</b>	IP	WLS	BF	H	R	ER	SO	BB	IBB	HBP	BLK	WP	HR	S	P	ERA	WHIP								
51 Jaime Barria, R ERA: 4.93	4.0	L	20	4	1	1	6	4	0	0	0	0	1	17	22	18.00	2.000								
65 José Cujada, L ERA: 5.6	1.0	L	5	2	2	2	2	0	0	0	0	0	0	1	22	18.00	2.000								
46 Jimmy Herget, R ERA: 4.09	1.2		7	2	0	0	2	0	1	0	1	0	0	18	27	0.00	1.200								
60 Andrew Wantz, R ERA: 4.08	1.1		4	0	0	0	0	0	0	0	0	0	0	11	14	0.00	0.000								

AB	30
R	1
H	4
RBI	1
BB	3
SO	11
LOB	18



AB	31
R	3
H	8
RBI	3
BB	5
SO	10
LOB	14









Batter	1	2	3	4	5	6	7	8	9	AB	R	H	RBI	BB	SO	LOB	TOP										
22 David Fletcher, R (1,4) OBP: 0.313, SLG: 0.339										3	0	1	0	2	0	1	<b>Los Angeles Angels @ Chicago White Sox</b> Guaranteed Rate Field, Chicago, IL Wed Sep 15 2021, 7:11 PM - 10:22 PM CDT Att: 26,505 - Clear - 70 F										
17 Shohel Ohtani, L (1,10) OBP: 0.356, SLG: 0.599										5	0	0	0	0	2	4											
13 Phil Gosselin, R (1,7) OBP: 0.329, SLG: 0.373										2	0	1	1	2	1	0											
20 Jared Walsh, L (1,3) OBP: 0.334, SLG: 0.511										3	0	0	0	1	1	3											
9 Jack Mayfield, R (1,5) OBP: 0.260, SLG: 0.382										3	0	0	0	0	1	3											
24 Kurt Suzuki, R (1,2) OBP: 0.281, SLG: 0.318										4	0	1	0	0	0	1											
16 Brandon Marsh, L (1,8) OBP: 0.328, SLG: 0.386										4	2	3	1	0	1	0											
19 Juan Lagares, R (1,9) OBP: 0.263, SLG: 0.381										4	0	1	0	0	1	2											
2 Luis Rengifo, S (1,6) OBP: 0.223, SLG: 0.298										3	1	1	1	0	0	2											
<b>Inning Stats</b>	R: 0 E: 0 K: 1 S: 7	H: 0 LOB: 1 BB: 1 P: 18	R: 0 E: 0 K: 1 S: 6	H: 0 LOB: 0 BB: 0 P: 8	R: 1 E: 0 K: 0 S: 7	H: 2 LOB: 2 BB: 1 P: 13	R: 0 E: 0 K: 1 S: 11	H: 2 LOB: 0 BB: 0 P: 18	R: 0 E: 0 K: 0 S: 9	H: 0 LOB: 2 BB: 3 P: 26	R: 0 E: 0 K: 0 S: 8	H: 2 LOB: 1 BB: 0 P: 15	R: 0 E: 0 K: 2 S: 11	H: 0 LOB: 0 BB: 0 P: 15	R: 1 E: 0 K: 1 S: 15	H: 1 LOB: 0 BB: 0 P: 23	R: 0 E: 0 K: 1 S: 14	H: 1 LOB: 0 BB: 0 P: 18	1B: 6 2B: 1 3B: 0 HR: 1	SF: 1 SAC: 0 DP: 2 HBP: 1	WP: 0 PB: 0 SB: 0 CS: 1	PA: 38					
<b>PITCHER</b>	IP	WLS	BF	H	R	ER	SO	BB	IBB	HBP	BLK	WP	HR	S	P	ERA	WHIP										
60 Dallas Keuchel, L (1,1) ERA: 5.23	6.0		28	6	2	2	3	5	0	1	0	0	0	48	98	3.00	1.833										
34 Michael Kopech, R (7,1) ERA: 3.81	2.0	L	7	1	1	1	3	0	0	0	0	0	1	26	38	4.50	0.500										
45 Garrett Crochet, L (9,1) ERA: 2.76	1.0		3	1	0	0	1	0	0	0	0	0	0	14	18	0.00	1.000										

Batter	1	2	3	4	5	6	7	8	9	AB	R	H	RBI	BB	SO	LOB	BOTTOM										
88 Luis Robert Jr., R (1,8) OBP: 0.385, SLG: 0.553										4	0	1	0	0	1	3	<b>Los Angeles Angels @ Chicago White Sox</b> Guaranteed Rate Field, Chicago, IL Wed Sep 15 2021, 7:11 PM - 10:22 PM CDT Att: 26,505 - Clear - 70 F										
10 Yadir Muncada, S (1,5) OBP: 0.380, SLG: 0.409										4	1	2	1	0	0	0											
79 José Abreu, R (1,3) OBP: 0.348, SLG: 0.490										4	1	1	0	0	1	2											
24 Yasmani Grandal, S (1,2) OBP: 0.416, SLG: 0.522										4	0	1	1	0	1	2											
74 Eloy Jiménez, R (1,10) OBP: 0.310, SLG: 0.458										4	0	1	0	0	1	1											
0 Billy Hamilton, S (9,PR) OBP: 0.241, SLG: 0.402										0	0	0	0	0	0	0											
32 Gavin Sheets, L (1,7) OBP: 0.299, SLG: 0.516										4	0	1	0	0	3	1											
28 Leury García, S (1,6) OBP: 0.333, SLG: 0.372										3	0	1	0	0	1	0											
18 Brian Goodwin, L (1,9) OBP: 0.328, SLG: 0.391										3	0	0	0	1	2	3											
12 César Hernández, S (1,4) OBP: 0.305, SLG: 0.392										4	0	1	0	0	1	5											
<b>Inning Stats</b>	R: 0 E: 0 K: 0 S: 8	H: 0 LOB: 0 BB: 0 P: 11	R: 0 E: 0 K: 2 S: 12	H: 0 LOB: 0 BB: 0 P: 18	R: 0 E: 0 K: 0 S: 10	H: 1 LOB: 1 BB: 0 P: 15	R: 1 E: 0 K: 0 S: 7	H: 1 LOB: 0 BB: 0 P: 13	R: 0 E: 0 K: 1 S: 13	H: 1 LOB: 2 BB: 1 P: 22	R: 1 E: 0 K: 0 S: 8	H: 2 LOB: 0 BB: 0 P: 10	R: 0 E: 0 K: 3 S: 12	H: 0 LOB: 0 BB: 0 P: 16	R: 0 E: 0 K: 3 S: 15	H: 2 LOB: 2 BB: 0 P: 22	R: 0 E: 0 K: 2 S: 12	H: 2 LOB: 3 BB: 0 P: 16	1B: 5 2B: 3 3B: 0 HR: 1	SF: 0 SAC: 1 DP: 1 HBP: 0	WP: 0 PB: 0 SB: 0 CS: 0	PA: 36					
<b>PITCHER</b>	IP	WLS	BF	H	R	ER	SO	BB	IBB	HBP	BLK	WP	HR	S	P	ERA	WHIP										
66 Janson Junk, R (1,1) ERA: 2.25	4.1		16	3	1	1	2	1	0	0	0	0	0	10	18	2.08	0.692										
65 José Quijada, L (5,1) ERA: 5.4	0.2		3	0	0	0	1	1	0	0	0	0	0	10	18	0.00	1.500										
46 Jimmy Herget, R (6,1) ERA: 4.5	1.0	B	4	2	1	1	0	0	0	0	0	0	0	8	10	9.00	2.000										
21 Mike Mayers, R (7,1) ERA: 4.21	1.0	W	3	0	0	0	3	0	0	0	0	0	0	12	16	0.00	0.000										
40 Steve Cishek, R (8,1) ERA: 3.03	1.0	H	5	2	0	0	3	0	0	0	0	0	0	15	22	0.00	2.000										
32 Raisel Iglesias, R (9,1) ERA: 2.67	1.0	S	5	2	0	0	2	0	0	0	0	0	0	12	16	0.00	2.000										

AB	31
R	3
H	8
RBI	3
BB	5
SO	7
LOB	16

AB	34
R	2
H	9
RBI	2
BB	1
SO	11
LOB	17











Batter	1	2	3	4	5	6	7	8	9	AB	R	H	RBI	BB	SO	LOB	TOP			
1 Josh Harrison, R OBP: 0.358, SLG: 0.427											4	0	1	0	0	1	2	<b>Oakland Athletics @ Los Angeles Angels</b> Angel Stadium, Anaheim, CA Sat Sep 18 2021, 6:09 PM - 9:15 PM PDT Att: 27,150 - Clear - 73 F		
2 Starling Marte, R OBP: 0.398, SLG: 0.457										4	0	0	0	0	1	3				
28 Matt Olson, L OBP: 0.373, SLG: 0.551										3	1	1	1	1	1	0				
20 Mark Canha, R OBP: 0.363, SLG: 0.406										3	1	0	0	1	1	2				
4 Chad Pinder, R OBP: 0.294, SLG: 0.367										4	1	2	1	0	0	0				
26 Matt Chapman, R OBP: 0.320, SLG: 0.415										4	0	1	1	0	1	1				
11 Khris Davis, R OBP: 0.275, SLG: 0.350										3	0	0	0	0	0	2				
8 Jed Lowrie, S OBP: 0.319, SLG: 0.397										4	0	0	0	0	1	1				
12 Sean Murphy, R OBP: 0.304, SLG: 0.404										2	0	1	0	1	0	0				
17 Elvis Andrus, R OBP: 0.290, SLG: 0.321										2	0	1	0	1	0	0				
<b>Inning Stats</b>	R: 3 H: 3 E: 0 K: 1 S: 19	H: 3 LOB: 1 BB: 1 P: 28	R: 0 H: 1 E: 0 K: 0 S: 7	H: 1 LOB: 1 BB: 0 P: 11	R: 0 H: 0 E: 0 K: 0 S: 6	H: 0 LOB: 0 BB: 0 P: 10	R: 0 H: 0 E: 0 K: 1 S: 5	H: 0 LOB: 0 BB: 0 P: 9	R: 0 H: 1 E: 0 K: 1 S: 11	H: 1 LOB: 2 BB: 1 P: 20	R: 0 H: 0 E: 0 K: 2 S: 10	H: 0 LOB: 0 BB: 0 P: 15	R: 0 H: 0 E: 0 K: 1 S: 6	H: 0 LOB: 0 BB: 0 P: 9	R: 0 H: 0 E: 0 K: 1 S: 6	H: 0 LOB: 0 BB: 0 P: 9	1B: 2 2B: 3 3B: 0 HR: 1	SF: 0 SAC: 0 DP: 1 HBP: 0	WP: 0 PB: 0 SB: 1 CS: 0	PA: 35
<b>PITCHER</b>	IP WLS BF H R ER SO BB IBB HBP BLK WP HR S P ERA WHIP	5.2 L 25 6 3 3 3 2 0 0 0 0 1 59 96 4.76 1.412	6.1 1.1 4 0 0 0 1 1 0 0 0 0 9 14 0.00 0.750	8.1 1.0 3 0 0 0 2 0 0 0 0 0 10 15 0.00 0.000	9.1 1.0 3 0 0 0 1 0 0 0 0 0 6 9 0.00 0.000															

AB	32
R	3
H	6
RBI	3
BB	3
SO	7
LOB	11



Batter	1	2	3	4	5	6	7	8	9	AB	R	H	RBI	BB	SO	LOB	BOTTOM			
16 Brandon Marsh, L OBP: 0.312, SLG: 0.365											4	0	0	0	0	1	2	<b>Oakland Athletics @ Los Angeles Angels</b> Angel Stadium, Anaheim, CA Sat Sep 18 2021, 6:09 PM - 9:15 PM PDT Att: 27,150 - Clear - 73 F		
22 David Fletcher, R OBP: 0.309, SLG: 0.334										4	0	0	0	0	0	1				
17 Shohel Ohtani, L OBP: 0.359, SLG: 0.595										4	1	2	0	0	1	0				
13 Phil Gosselin, R OBP: 0.321, SLG: 0.363										4	0	0	0	0	1	2				
20 Jared Walsh, L OBP: 0.336, SLG: 0.506										4	0	1	0	0	0	1				
2 Luis Rengifo, S OBP: 0.241, SLG: 0.328										4	0	1	0	0	0	2				
18 Jose Rojas, L OBP: 0.288, SLG: 0.441										3	0	2	1	1	0	0				
8 Kean Wong, L OBP: 0.189, SLG: 0.250										4	0	0	0	0	3	6				
33 Max Stassi, R OBP: 0.333, SLG: 0.435										3	0	1	0	0	1	1				
9 Jack Mayfield, R OBP: 0.265, SLG: 0.395									3	0	1	0	0	1	1					
<b>Inning Stats</b>	R: 0 H: 0 E: 0 K: 0 S: 7	H: 0 LOB: 0 BB: 0 P: 12	R: 0 H: 0 E: 0 K: 0 S: 9	H: 0 LOB: 0 BB: 0 P: 14	R: 0 H: 1 E: 0 K: 2 S: 12	H: 1 LOB: 1 BB: 0 P: 19	R: 0 H: 0 E: 0 K: 2 S: 10	H: 0 LOB: 0 BB: 0 P: 17	R: 0 H: 0 E: 0 K: 1 S: 6	H: 1 LOB: 1 BB: 0 P: 17	R: 1 H: 3 E: 0 K: 1 S: 13	H: 3 LOB: 2 BB: 0 P: 19	R: 0 H: 0 E: 0 K: 1 S: 11	H: 0 LOB: 0 BB: 0 P: 17	R: 0 H: 2 E: 0 K: 0 S: 9	H: 2 LOB: 3 BB: 1 P: 17	1B: 6 2B: 1 3B: 0 HR: 0	SF: 0 SAC: 0 DP: 0 HBP: 0	WP: 0 PB: 0 SB: 0 CS: 0	PA: 35
<b>PITCHER</b>	IP WLS BF H R ER SO BB IBB HBP BLK WP HR S P ERA WHIP	6.0 W 20 2 0 0 0 0 0 0 0 0 0 13 19 9.00 3.000	7.1 1.0 H 6 3 1 1 1 0 0 0 0 0 0 10 17 0.00 0.000	8.1 1.0 H 3 0 0 0 1 0 0 0 0 0 0 11 17 0.00 0.000	9.1 1.0 S 6 2 0 0 0 0 1 0 0 0 0 9 17 0.00 3.000															

AB	34
R	1
H	7
RBI	1
BB	1
SO	7
LOB	15





Batter	1	2	3	4	5	6	7	8	9	10	AB	R	H	RBI	BB	SO	LOB	TOP										
<b>Tony Kemp, L</b> OBP: 0.378, SLG: 0.397 <b>1 Josh Harrison, R</b> OBP: 0.357, SLG: 0.426	F7		G3		G6-3			20 HBP G5-3 BB	K		3	0	0	0	1	0	1											
<b>2 Starling Marte, R</b> OBP: 0.386, SLG: 0.453	K		K		G4-3			G5-3		4	0	0	0	1	2	2												
<b>28 Matt Olson, L</b> OBP: 0.373, SLG: 0.548	K				L7			20 HBP IBB	P5	3	1	0	0	2	1	3												
<b>20 Mark Canha, R</b> OBP: 0.363, SLG: 0.405		P3	G2-3			L8				4	0	1	0	0	0	2												
<b>8 Jed Lowrie, S</b> OBP: 0.317, SLG: 0.396	G6-3				K			HBP	F6	4	0	1	1	0	1	3												
<b>26 Matt Chapman, R</b> OBP: 0.322, SLG: 0.424					HR			K		4	1	2	1	1	1	4												
<b>15 Seth Brown, L</b> OBP: 0.277, SLG: 0.456	K				2B					5	0	1	0	0	3	3												
<b>23 Yan Gomes, R</b> OBP: 0.297, SLG: 0.432			HR		K			K		4	1	1	1	1	2	3												
<b>17 Elvis Andrus, R</b> OBP: 0.290, SLG: 0.321			HR		E5			K		4	0	1	0	0	1	1												
<b>Inning Stats</b>	R: 0 E: 0 K: 2 S: 7	H: 0 LOB: 0 BB: 0 P: 9	R: 0 E: 0 K: 1 S: 10	H: 1 LOB: 1 BB: 0 P: 12	R: 1 E: 1 K: 1 S: 15	H: 1 LOB: 2 BB: 1 P: 20	R: 1 E: 0 K: 2 S: 11	H: 2 LOB: 1 BB: 0 P: 15	R: 0 E: 0 K: 0 S: 7	H: 0 LOB: 0 BB: 0 P: 12	R: 0 E: 0 K: 0 S: 5	H: 1 LOB: 0 BB: 0 P: 8	R: 0 E: 0 K: 3 S: 10	H: 0 LOB: 0 BB: 0 P: 14	R: 0 E: 0 K: 1 S: 7	H: 0 LOB: 3 BB: 2 P: 18	R: 0 E: 0 K: 2 S: 18	H: 1 LOB: 3 BB: 2 P: 33	R: 1 E: 0 K: 0 S: 8	H: 1 LOB: 2 BB: 1 P: 14	1B: 3 2B: 2 3B: 0 HR: 2	SF: 1 SAC: 0 DP: 1 HBP: 1	WP: 0 PB: 0 SB: 0 CS: 0	PA: 44				
<b>PITCHER</b>	IP	WLS	BF	H	R	ER	SO	BB	IBB	HBP	BLK	WP	HR	S	P	ERA	WHIP											
<b>17 Shohei Ohtani, R</b> ERA: 3.28	8.0		33	5	2	2	10	1	2	1	0	0	0	72	108	2.25	0.750											
<b>40 Steve Cishek, R</b> ERA: 2.97	0.1		3	1	0	0	1	1	0	0	0	0	0	12	21	0.00	6.000											
<b>65 José Quijada, L</b> ERA: 4.95	0.2		3	0	0	0	1	1	0	0	0	0	0	6	12	0.00	1.500											
<b>32 Raisel Iglesias, R</b> ERA: 2.63	1.0	L	5	1	1	0	0	1	0	0	0	0	0	8	14	0.00	2.000											

Oakland Athletics @ Los Angeles Angels  
Angel Stadium, Anaheim, CA  
Sun Sep 19 2021, 1:08 PM - 4:29 PM PDT  
Att. 22,456 - Sunny - 75 F

AB 36  
R 3  
H 7  
RBI 3  
BB 6  
SO 12  
LOB 24



Batter	1	2	3	4	5	6	7	8	9	10	AB	R	H	RBI	BB	SO	LOB	BOTTOM										
<b>16 Brandon Marsh, L</b> OBP: 0.310, SLG: 0.366	G4-3		2B		K			G4-3		FC6	5	0	1	0	0	1	1											
<b>17 Shohei Ohtani, L</b> OBP: 0.360, SLG: 0.592 <b>40 Steve Cishek, R</b> ERA: 2.97						B1-3		K		L9	2	0	0	0	2	1	0											
<b>65 José Quijada, L</b> ERA: 4.95 <b>32 Raisel Iglesias, R</b> ERA: 2.63											0	0	0	0	0	0	0											
<b>8 Kean Wong, L</b> OBP: 0.185, SLG: 0.245 <b>13 Phil Gosselin, R</b> OBP: 0.320, SLG: 0.365			IBB			G4-3					0	0	0	0	0	0	0											
<b>20 Jared Walsh, L</b> OBP: 0.335, SLG: 0.504	FC5				F7			P4			4	1	1	0	0	0	1											
<b>2 Luis Rengifo, S</b> OBP: 0.234, SLG: 0.316		G4-3			F8			G5-3		G3	4	0	0	0	0	0	2											
<b>18 Jose Rojas, L</b> OBP: 0.293, SLG: 0.439 <b>19 Juan Lagares, R</b> OBP: 0.261, SLG: 0.378		L9						K		E9	3	0	1	1	1	1	0											
<b>33 Max Stassi, R</b> OBP: 0.332, SLG: 0.430								BB			3	0	0	0	1	3	2											
<b>9 Jack Mayfield, R</b> OBP: 0.261, SLG: 0.388			P3			G6-3					4	0	0	0	0	2	2											
<b>22 David Fletcher, R</b> OBP: 0.307, SLG: 0.332						G1-3				P3	4	0	0	0	0	0	0											
<b>Inning Stats</b>	R: 0 E: 0 K: 1 S: 9	H: 0 LOB: 1 BB: 1 P: 15	R: 0 E: 0 K: 1 S: 6	H: 0 LOB: 0 BB: 0 P: 9	R: 0 E: 0 K: 1 S: 10	H: 1 LOB: 2 BB: 1 P: 11	R: 0 E: 0 K: 1 S: 9	H: 0 LOB: 1 BB: 1 P: 13	R: 0 E: 0 K: 1 S: 8	H: 0 LOB: 0 BB: 0 P: 13	R: 0 E: 0 K: 0 S: 9	H: 0 LOB: 0 BB: 0 P: 10	R: 0 E: 0 K: 2 S: 11	H: 0 LOB: 1 BB: 1 P: 16	R: 0 E: 1 K: 2 S: 14	H: 3 LOB: 1 BB: 0 P: 16	R: 2 E: 0 K: 0 S: 14	H: 0 LOB: 1 BB: 0 P: 16	R: 0 E: 0 K: 0 S: 5	H: 0 LOB: 1 BB: 0 P: 8	1B: 2 2B: 2 3B: 0 HR: 0	SF: 0 SAC: 0 DP: 0 HBP: 0	WP: 0 PB: 0 SB: 0 CS: 0	PA: 38				
<b>PITCHER</b>	IP	WLS	BF	H	R	ER	SO	BB	IBB	HBP	BLK	WP	HR	S	P	ERA	WHIP											
<b>47 Frankie Montas, R</b> ERA: 3.57	7.0		26	1	0	0	7	3	1	0	0	0	0	62	87	0.00	0.571											
<b>35 Jake Diekman, L</b> ERA: 3.45	1.0	H	3	0	0	0	1	0	0	0	0	0	0	9	14	0.00	0.000											
<b>54 Sergio Romo, R</b> ERA: 4.42	0.1	B	4	3	2	1	0	0	0	0	0	0	0	8	10	27.00	9.000											
<b>62 Lou Trivino, R</b> ERA: 3.31	1.2	W	5	0	0	0	2	0	0	0	0	0	0	11	14	0.00	0.000											

Oakland Athletics @ Los Angeles Angels  
Angel Stadium, Anaheim, CA  
Sun Sep 19 2021, 1:08 PM - 4:29 PM PDT  
Att. 22,456 - Sunny - 75 F

AB 34  
R 2  
H 4  
RBI 1  
BB 4  
SO 10  
LOB 12





Batter	1	2	3	4	5	6	7	8	9	AB	R	H	RBI	BB	SO	LOB	TOP						
26 Jose Siri, R OBP: 0.444, SLG: 0.880										5	1	1	1	0	2	2							
2 Alex Bregman, R OBP: 0.372, SLG: 0.442										4	0	0	0	1	1	1							
44 Yordan Alvarez, L OBP: 0.348, SLG: 0.533										5	1	2	0	0	2	1							
6 Jake Meyers, R OBP: 0.331, SLG: 0.466										0	1	0	0	0	0	0							
10 Yuli Gurriel, R OBP: 0.383, SLG: 0.463										4	1	3	0	1	0	1							
30 Kyle Tucker, L OBP: 0.353, SLG: 0.554										5	0	1	0	0	1	5							
1 Carlos Correa, R OBP: 0.371, SLG: 0.492										5	2	4	1	0	0	2							
9 Marwin Gonzalez, S OBP: 0.277, SLG: 0.312										5	2	2	5	0	0	4							
20 Chas McCormick, R OBP: 0.311, SLG: 0.451										5	1	2	0	0	1	1							
15 Martin Maldonado, R OBP: 0.277, SLG: 0.303										5	1	2	3	0	1	2							
<b>Inning Stats</b>	R: 2 H: 4 E: 0 K: 1 S: 13	H: 4 LOB: 2 BB: 0 P: 22	R: 0 H: 1 E: 0 K: 2 S: 9	H: 1 LOB: 1 BB: 0 P: 15	R: 0 H: 2 E: 0 K: 1 S: 15	H: 2 LOB: 0 BB: 0 P: 20	R: 0 H: 0 E: 0 K: 1 S: 6	H: 0 LOB: 0 BB: 0 P: 9	R: 0 H: 2 E: 0 K: 0 S: 10	H: 2 LOB: 2 BB: 0 P: 15	R: 0 H: 1 E: 0 K: 1 S: 12	H: 1 LOB: 1 BB: 0 P: 19	R: 0 H: 0 E: 0 K: 1 S: 8	H: 0 LOB: 0 BB: 1 P: 15	R: 4 H: 4 E: 0 K: 0 S: 16	H: 4 LOB: 0 BB: 0 P: 23	R: 4 H: 3 E: 0 K: 1 S: 15	H: 3 LOB: 1 BB: 1 P: 28	1B: 11 2B: 3 3B: 0 HR: 3	SF: 0 SAC: 0 DP: 1 HBP: 0	WP: 0 PB: 0 SB: 1 CS: 0	PA: 45	
<b>PITCHER</b>	IP WLS BF H R ER SO BB IBB HBP BLK WP HR S P ERA WHIP	5.1 L 26 10 2 2 5 0 0 0 0 0 1 59 90 3.38 1.875	6.1 0.2 2 0 0 0 1 0 0 0 0 0 0 6 10 0.00 0.000	7.1 1.0 3 0 0 0 1 1 0 0 0 0 0 8 15 0.00 1.000	8.1 1.0 7 4 4 4 0 0 0 0 0 0 1 16 23 36.00 4.000	9.1 1.0 7 3 4 4 1 1 0 0 0 0 1 15 28 36.00 4.000																	
16 Brandon Marsh, L OBP: 0.313, SLG: 0.365										3	0	1	0	1	1	0							
22 David Fletcher, R OBP: 0.307, SLG: 0.332										4	0	1	0	0	0	4							
17 Shohei Ohtani, L OBP: 0.357, SLG: 0.588										4	0	0	0	0	1	1							
13 Phil Gosselin, R OBP: 0.322, SLG: 0.365										3	0	1	0	1	0	0							
20 Jared Walsh, L OBP: 0.333, SLG: 0.500										4	0	0	0	0	1	3							
24 Kurt Suzuki, R OBP: 0.293, SLG: 0.342										3	0	2	0	1	0	0							
18 Jose Rojas, L OBP: 0.286, SLG: 0.427										4	0	0	0	0	1	4							
2 Luis Rengifo, S OBP: 0.234, SLG: 0.316										4	0	1	0	0	2	4							
9 Jack Jayfield, R OBP: 0.262, SLG: 0.384										2	0	0	0	1	0	1							
<b>Inning Stats</b>	R: 0 H: 0 E: 0 K: 1 S: 9	H: 0 LOB: 0 BB: 0 P: 12	R: 0 H: 2 E: 0 K: 2 S: 11	H: 2 LOB: 2 BB: 0 P: 16	R: 0 H: 1 E: 0 K: 0 S: 7	H: 1 LOB: 0 BB: 0 P: 7	R: 0 H: 0 E: 0 K: 0 S: 4	H: 0 LOB: 0 BB: 0 P: 6	R: 0 H: 1 E: 0 K: 1 S: 10	H: 1 LOB: 2 BB: 1 P: 19	R: 0 H: 1 E: 0 K: 1 S: 10	H: 1 LOB: 3 BB: 2 P: 22	R: 0 H: 0 E: 0 K: 0 S: 7	H: 0 LOB: 0 BB: 0 P: 9	R: 0 H: 0 E: 0 K: 0 S: 10	H: 0 LOB: 0 BB: 1 P: 16	1B: 6 2B: 0 3B: 0 HR: 0	SF: 0 SAC: 0 DP: 2 HBP: 0	WP: 0 PB: 0 SB: 0 CS: 0	PA: 35			
<b>PITCHER</b>	IP WLS BF H R ER SO BB IBB HBP BLK WP HR S P ERA WHIP	7.0 W 29 6 0 0 0 3 0 0 0 0 0 7 9 0.00 0.000	8.1 1.0 3 0 0 0 0 0 0 0 0 0 0 7 9 0.00 0.000	9.1 1.0 3 0 0 0 0 1 0 0 0 0 0 10 16 0.00 1.000																			

Houston Astros @ Los Angeles Angels  
Angel Stadium, Anaheim, CA  
Mon Sep 20 2021, 6:39 PM - 9:50 PM PDT  
Att: 16,070 - Clear - 75 F

AB	43
R	10
H	17
RBI	10
BB	2
SO	8
LOB	19



Houston Astros @ Los Angeles Angels  
Angel Stadium, Anaheim, CA  
Mon Sep 20 2021, 6:39 PM - 9:50 PM PDT  
Att: 16,070 - Clear - 75 F

AB	31
R	0
H	6
RBI	0
BB	4
SO	6
LOB	17






Batter	1	2	3	4	5	6	7	8	9	AB	R	H	RBI	BB	SO	LOB	TOP										
27 Jose Altuve, R OBP: 0.354, SLG: 0.489	F8		G3-1		HR	1B	F7			5	2	2	2	0	0	1	<b>Houston Astros @ Los Angeles Angels</b> Angel Stadium, Anaheim, CA Tue Sep 21 2021, 6:39 PM - 9:47 PM PDT Att: 18,332 - Clear - 88 F										
10 Yuli Gurriel, R OBP: 0.385, SLG: 0.463	44 G6-5-3 1B		K		30 BB 16 1B	1 SF9 44 BB 30 FC3-6		G3		4	2	2	0	1	1	0											
44 Yordan Alvarez, L OBP: 0.310, SLG: 0.450	G6-5-3		1B		30 BB 16 1B	30 FC3-6		K		2	1	1	0	2	0	1											
1 Carlos Correa, R OBP: 0.371, SLG: 0.491		30 HR BB		1B		SF9		G1-3		3	1	1	1	1	1	2											
30 Kyle Tucker, L OBP: 0.354, SLG: 0.557	HR		G3		16 1B	FC3-6		F7		4	1	1	3	1	0	3											
16 Aledmys Diaz, R OBP: 0.321, SLG: 0.428	HR		G4-3		1B	K		F6		5	1	2	3	0	1	1											
26 Jose Siri, R OBP: 0.375, SLG: 0.733	G6-3		L8		K			P4		5	0	0	0	0	1	2											
6 Jake Meyers, R OBP: 0.321, SLG: 0.450	G4-3		G6-3		K			L9		4	0	0	0	0	1	2											
15 Martin Maldonado, R OBP: 0.282, SLG: 0.313	G6-3		G6-3		27 HR BB					2	2	1	1	2	0	0											
<b>Inning Stats</b>	R: 0 E: 0 K: 0 S: 7	H: 1 LOB: 0 BB: 0 P: 10	R: 3 E: 0 K: 0 S: 17	H: 2 LOB: 0 BB: 1 P: 29	R: 0 E: 0 K: 1 S: 11	H: 1 LOB: 2 BB: 1 P: 22	R: 0 E: 0 K: 0 S: 6	H: 0 LOB: 0 BB: 0 P: 11	R: 4 E: 0 K: 3 S: 19	H: 4 LOB: 2 BB: 2 P: 40	R: 3 E: 0 K: 1 S: 14	H: 2 LOB: 1 BB: 2 P: 25	R: 0 E: 0 K: 0 S: 6	H: 0 LOB: 1 BB: 1 P: 11	R: 0 E: 0 K: 0 S: 6	H: 0 LOB: 0 BB: 0 P: 8		1B: 6 2B: 0 3B: 0 HR: 4	SF: 1 SAC: 0 DP: 1 HBP: 0	WP: 0 PB: 0 SB: 0 CS: 0	PA: 43						
<b>PITCHER</b>	IP	WLS	BF	H	R	ER	SO	BB	IBB	HBP	BLK	WP	HR	S	P	ERA	WHIP										
58 Packy Naughton, L ERA: 5.23	4.0	L	18	4	4	4	1	3	0	0	0	0	2	43	78	9.00	1.750										
62 Oliver Ortega, R ERA: 7.11	0.1		5	3	1	1	1	1	0	0	0	0	1	9	21	27.00	12.000										
63 Kyle Tyler, R ERA: 2.92	2.2		14	3	5	5	3	3	0	0	0	0	1	28	49	16.88	2.250										
61 Austin Warren, R ERA: 1.59	1.0		3	0	0	0	1	0	0	0	0	0	0	6	10	0.00	0.000										
67 Sam Selman, L ERA: 5.57	1.0		3	0	0	0	0	0	0	0	0	0	0	6	8	0.00	0.000										

Batter	1	2	3	4	5	6	7	8	9	AB	R	H	RBI	BB	SO	LOB	BOTTOM										
22 David Fletcher, R OBP: 0.306, SLG: 0.331	K		P4			F8		L7		2	0	0	0	0	1	0	<b>Houston Astros @ Los Angeles Angels</b> Angel Stadium, Anaheim, CA Tue Sep 21 2021, 6:39 PM - 9:47 PM PDT Att: 18,332 - Clear - 88 F										
8 Kean Wong, L OBP: 0.175, SLG: 0.232			G1-3			13 HR 1B		K		3	0	0	0	0	1	3											
17 Shohai Ohtani, L OBP: 0.358, SLG: 0.593	L8		G1-3			HR				4	2	2	1	0	0	0											
13 Phil Gosselin, R OBP: 0.324, SLG: 0.380	2B		G5-3			HR		F7		4	1	2	3	0	0	0											
20 Jared Walsh, L OBP: 0.332, SLG: 0.497	G1-3		G6-3			K				3	0	0	0	0	1	1											
9 Jack Mayfield, R OBP: 0.266, SLG: 0.397	HR		F8			BB		F7		3	1	1	1	1	0	1											
18 Jose Rojas, L OBP: 0.276, SLG: 0.415	K		F7			G4-3		K		4	0	0	0	0	2	2											
33 Max Stassi, R OBP: 0.334, SLG: 0.429	P2		G5-3			G5-3				3	0	1	0	1	0	0											
2 Luis Rengifo, S OBP: 0.234, SLG: 0.309	K		G4-6-3			19 WP BB		P2		3	0	0	0	1	1	2											
19 Juan Lagares, R OBP: 0.261, SLG: 0.376	L8		L8			17 1B 13 HR 1B		FC5-4		4	1	1	0	0	1	2											
<b>Inning Stats</b>	R: 0 E: 0 K: 1 S: 12	H: 1 LOB: 1 BB: 0 P: 16	R: 1 E: 0 K: 2 S: 11	H: 1 LOB: 0 BB: 0 P: 13	R: 0 E: 0 K: 0 S: 11	H: 0 LOB: 0 BB: 0 P: 15	R: 0 E: 0 K: 0 S: 7	H: 0 LOB: 0 BB: 0 P: 14	R: 0 E: 0 K: 0 S: 7	H: 1 LOB: 0 BB: 0 P: 12	R: 3 E: 0 K: 1 S: 14	H: 3 LOB: 1 BB: 1 P: 24	R: 0 E: 0 K: 1 S: 10	H: 0 LOB: 1 BB: 1 P: 18	R: 1 E: 0 K: 1 S: 10	H: 1 LOB: 0 BB: 0 P: 17	R: 0 E: 0 K: 1 S: 9	H: 0 LOB: 1 BB: 1 P: 13	1B: 3 2B: 1 3B: 0 HR: 3	SF: 0 SAC: 0 DP: 1 HBP: 1	WP: 1 PB: 0 SB: 0 CS: 0	PA: 37					
<b>PITCHER</b>	IP	WLS	BF	H	R	ER	SO	BB	IBB	HBP	BLK	WP	HR	S	P	ERA	WHIP										
65 José Urquidy, R ERA: 3.56	5.1	W	21	6	4	4	3	0	0	0	0	0	2	54	79	6.75	1.125										
53 Cristian Javier, R ERA: 3.25	2.2		12	1	1	1	3	2	0	1	0	1	1	28	50	3.38	1.125										
39 Josh James, R ERA: 6.75	1.0		4	0	0	0	1	1	0	0	0	0	0	9	13	0.00	1.000										

AB	35
R	10
H	10
RBI	10
BB	7
SO	6
LOB	12

AB	33
R	5
H	7
RBI	5
BB	3
SO	7
LOB	11





Batter	1	2	3	4	5	6	7	8	9	10	11	12	AB	R	H	RBI	BB	SO	LOB	TOP				
27 Jose Altuve, R OBP: 0.394, SLG: 0.488													5	2	1	2	1	0	1					
2 Alex Bregman, R OBP: 0.368, SLG: 0.436													4	1	0	1	1	0	1					
44 Yordan Alvarez, L OBP: 0.353, SLG: 0.543													4	2	3	3	0	0	0					
26 Jose Siri, R OBP: 0.375, SLG: 0.733													0	0	0	0	0	0						
16 Aledmys Diaz, R OBP: 0.330, SLG: 0.425													2	0	0	0	0	2						
10 Yuli Gurriel, R OBP: 0.365, SLG: 0.461													6	0	2	1	0	0						
30 Kyle Tucker, L OBP: 0.356, SLG: 0.555													4	0	1	0	2	0						
1 Carlos Correa, R OBP: 0.367, SLG: 0.486													6	0	0	0	0	1						
16 Jason Castro, L OBP: 0.321, SLG: 0.363													5	1	1	1	0	2						
9 Marwin Gonzalez, S OBP: 0.277, SLG: 0.312													0	1	0	0	0	0						
15 Martin Maldonado, R OBP: 0.282, SLG: 0.313													0	0	0	0	0	0						
20 Chas McCormick, R OBP: 0.315, SLG: 0.452													5	1	3	0	0	2						
6 Jake Meyers, R OBP: 0.316, SLG: 0.440													5	1	1	1	0	0						
<b>Inning Stats</b>	R: 2 E: 0 K: 11	H: 2 LOB: 1 P: 21	R: 0 E: 0 K: 7	H: 0 LOB: 0 P: 10	R: 0 E: 0 K: 6	H: 0 LOB: 0 P: 8	R: 0 E: 0 K: 8	H: 0 LOB: 0 P: 11	R: 1 E: 0 K: 10	H: 2 LOB: 0 P: 14	R: 0 E: 0 K: 9	H: 0 LOB: 0 P: 15	R: 2 E: 0 K: 14	H: 1 LOB: 1 P: 15	R: 0 E: 0 K: 11	H: 1 LOB: 1 P: 15	R: 0 E: 0 K: 10	H: 0 LOB: 0 P: 13	R: 0 E: 0 K: 17	H: 4 LOB: 2 P: 34	1B: 8 2B: 2 3B: 0 HR: 2	SF: 1 SAC: 0 DP: 0 HBP: 0	WP: 0 PB: 0 SB: 1 CS: 0	PA: 51
<b>PITCHER</b>	IP 4.0	WLS 0	BF 17	H 4	R 3	ER 3	SO 1	BB 0	IBB 0	HBP 0	BLK 0	WP 0	HR 0	S 38	P 5	ERA 6.75	WHIP 1.250							
66 Janson Junk, R ERA: 3.75	1.0	0	2	0	0	0	0	0	0	0	0	0	0	4	6	0.00	0.000							
21 Mike Mayers, R ERA: 3.97	1.0	0	2	0	0	0	0	0	0	0	0	0	0	9	14	0.00	1.000							
65 José Quijada, L ERA: 4.71	1.0	3	0	0	0	2	0	0	0	0	0	0	0	9	15	0.00	0.000							
46 Jimmy Herget, R ERA: 3.45	1.0	B	6	2	2	2	0	1	0	0	0	0	0	14	26	18.00	3.000							
40 Steve Cishek, R ERA: 3.2																								

Houston Astros @ Los Angeles Angels  
 Angel Stadium, Anaheim, CA  
 Wed Sep 22 2021, 6:42 PM - 10:59 PM PDT  
 Att: 14,863 - Clear - 82 F

livebaseballscorecards.com

AB 46  
 R 9  
 H 12  
 RBI 9  
 BB 4  
 SO 7  
 LOB 14

Batter	1	2	3	4	5	6	7	8	9	10	11	12	AB	R	H	RBI	BB	SO	LOB	BOTTOM				
16 Brandon Marsh, L OBP: 0.314, SLG: 0.361													5	1	1	0	1	1	5					
9 Jack Mayfield, R OBP: 0.263, SLG: 0.396													6	0	1	3	0	1	4					
17 Shohei Ohtani, L OBP: 0.361, SLG: 0.591													2	0	0	0	4	1	0					
13 Phil Gosselin, R OBP: 0.325, SLG: 0.380													5	1	2	0	0	1	4					
20 Jared Walsh, L OBP: 0.333, SLG: 0.498													5	1	2	0	0	0	3					
33 Max Stassi, R OBP: 0.333, SLG: 0.424													3	0	0	0	0	1	1					
22 David Fletcher, R OBP: 0.305, SLG: 0.330													1	0	0	0	0	0	3					
24 Kurt Suzuki, R OBP: 0.293, SLG: 0.342													0	0	0	0	0	0	0					
18 Jose Rojas, L OBP: 0.273, SLG: 0.407													3	0	0	0	0	0	3					
19 Juan Lagares, R OBP: 0.260, SLG: 0.375													1	0	0	0	0	1	0					
2 Luis Rengifo, S OBP: 0.240, SLG: 0.312													5	1	2	1	0	0	1					
8 Kean Wong, L OBP: 0.197, SLG: 0.237													3	1	1	1	1	0	1					
<b>Inning Stats</b>	R: 0 E: 0 K: 3	H: 0 LOB: 1 P: 11	R: 0 E: 0 K: 8	H: 0 LOB: 0 P: 15	R: 0 E: 0 K: 11	H: 1 LOB: 1 P: 19	R: 0 E: 0 K: 1	H: 1 LOB: 1 P: 14	R: 0 E: 0 K: 6	H: 0 LOB: 0 P: 11	R: 0 E: 0 K: 9	H: 1 LOB: 1 P: 9	R: 0 E: 0 K: 17	H: 0 LOB: 1 P: 8	R: 0 E: 0 K: 17	H: 0 LOB: 1 P: 8	R: 0 E: 0 K: 17	H: 0 LOB: 1 P: 8	R: 0 E: 0 K: 17	H: 0 LOB: 1 P: 8	1B: 7 2B: 3 3B: 0 HR: 0	SF: 0 SAC: 2 DP: 2 HBP: 1	WP: 1 PB: 0 SB: 1 CS: 1	PA: 48
<b>PITCHER</b>	IP 6.0	WLS 0	BF 21	H 3	R 3	ER 5	SO 0	BB 1	IBB 0	HBP 0	BLK 0	WP 1	HR 0	S 42	P 79	ERA 0.00	WHIP 1.000							
77 Luis Garcia, R ERA: 3.2	0.1	H	6	3	5	5	0	3	0	1	0	0	0	10	16	135.00	12.000							
88 Phil Maton, R ERA: 4.81	0.2	B	4	1	0	0	0	0	1	0	0	0	0	8	13	0.00	1.500							
31 Kendall Graveman, R ERA: 1.71	1.0	3	0	0	0	2	0	0	0	0	0	0	0	10	16	0.00	0.000							
58 Brooks Raley, L ERA: 4.93	1.0	4	1	0	0	2	0	0	0	0	0	0	0	9	12	0.00	1.000							
55 Ryan Pressly, R ERA: 2.19																								
62 Blake Taylor, L ERA: 3.1	0.1	W	4	0	0	0	0	0	0	0	0	0	0	8	13	0.00	0.000							
93 Yimi Garcia, R ERA: 3.76	1.0	3	0	0	0	1	0	0	0	0	0	0	0	7	8	0.00	0.000							
39 Josh James, R ERA: 5.4																								

Houston Astros @ Los Angeles Angels  
 Angel Stadium, Anaheim, CA  
 Wed Sep 22 2021, 6:42 PM - 10:59 PM PDT  
 Att: 14,863 - Clear - 82 F

livebaseballscorecards.com

AB 39  
 R 5  
 H 9  
 RBI 5  
 BB 6  
 SO 6  
 LOB 25



Batter	1	2	3	4	5	6	7	8	9	AB	R	H	RBI	BB	SO	LOB	TOP										
27 Jose Altuve, R OBP: 0.353, SLG: 0.486	G5-3			G5-3	G1-3		G1-3		G1-3	5	0	1	0	0	0	2	<b>Houston Astros @ Los Angeles Angels</b> Angel Stadium, Anaheim, CA Thu Sep 23 2021, 6:41 PM - 9:57 PM PDT Att: 19,829 - Cloudy - 70 F										
26 Jose Siri, R OBP: 0.351, SLG: 0.657	L7			1B		K	G6-3		K	5	0	1	0	0	2	2											
2 Alex Bregman, R OBP: 0.367, SLG: 0.434	L8			30 BB		F7			G5-3	4	0	1	0	0	0	0											
30 Kyle Tucker, L OBP: 0.358, SLG: 0.554		G3-1		1 FC6-4		10 WP	10 S		BB	1	1	0	0	3	0	0											
10 Yuli Gurriel, R OBP: 0.384, SLG: 0.459	K			BB		1 SAFE	1 SAFE		F8	3	0	0	0	1	2	4											
1 Carlos Correa, R OBP: 0.366, SLG: 0.484	F9			1-2		1-2			L4	4	0	1	1	0	0	4											
20 Chas McCormick, R OBP: 0.314, SLG: 0.449				K		G6-3			K	4	0	1	0	0	2	2											
6 Jake Meyers, R OBP: 0.317, SLG: 0.433	L8			FC5-4					K	2	0	0	0	1	0	1											
9 Marwin Gonzalez, S OBP: 0.276, SLG: 0.311				27 S					K	1	0	0	0	0	1	0											
15 Martin Maldonado, R OBP: 0.290, SLG: 0.310	F4			F7					HR	3	0	0	0	0	1	2											
18 Jason Castro, L OBP: 0.355, SLG: 0.390										1	1	1	1	0	0	0											
<b>Inning Stats</b>	R: 0 E: 0 K: 0 S: 8	H: 0 LOB: 0 BB: 0 P: 10	R: 0 E: 0 K: 1 S: 7	H: 0 LOB: 0 BB: 0 P: 9	R: 0 E: 0 K: 1 S: 10	H: 0 LOB: 0 BB: 0 P: 15	R: 0 E: 0 K: 1 S: 15	H: 2 LOB: 3 BB: 1 P: 24	R: 0 E: 0 K: 1 S: 11	H: 1 LOB: 1 BB: 0 P: 15	R: 1 E: 0 K: 1 S: 10	H: 1 LOB: 2 BB: 2 P: 25	R: 0 E: 0 K: 1 S: 7	H: 0 LOB: 1 BB: 1 P: 14	R: 0 E: 0 K: 0 S: 7	H: 0 LOB: 1 BB: 1 P: 14	R: 1 E: 0 K: 3 S: 17	H: 2 LOB: 1 BB: 0 P: 23	1B: 5 2B: 0 3B: 0 HR: 1	SF: 0 SAC: 0 DP: 0 HBP: 0	WP: 1 PB: 0 SB: 2 CS: 0	PA: 38					
<b>PITCHER</b>	IP	WLS	BF	H	R	ER	SO	BB	IBB	HBP	BLK	WP	HR	S	P	ERA	WHIP										
38 Alex Cobb, R ERA: 3.46	5.2		24	4	1	1	4	3	0	0	0	1	0	59	93	1.59	1.235										
61 Austin Warren, R ERA: 1.47	1.1	W	5	0	0	0	1	1	0	0	0	0	0	9	19	0.00	0.750										
21 Mike Mayers, R ERA: 3.91	1.0	H	4	0	0	0	0	1	0	0	0	0	0	7	14	0.00	1.000										
32 Raisel Iglesias, R ERA: 2.69	1.0	S	5	2	1	1	3	0	0	0	0	0	1	17	23	9.00	2.000										

Batter	1	2	3	4	5	6	7	8	9	AB	R	H	RBI	BB	SO	LOB	BOTTOM										
16 Brandon Marsh, L OBP: 0.317, SLG: 0.361	G4-3			FC3-6		F8	FC5		BB	3	1	1	0	1	0	0	<b>Houston Astros @ Los Angeles Angels</b> Angel Stadium, Anaheim, CA Thu Sep 23 2021, 6:41 PM - 9:57 PM PDT Att: 19,829 - Cloudy - 70 F										
17 Shohai Ohtani, L OBP: 0.364, SLG: 0.589	K			FC3-6		9 S	2B		BB	1	1	0	0	3	1	0											
13 Phil Gosselin, R OBP: 0.322, SLG: 0.375	G4-3			FC3-6		K	FC5		BB	4	0	0	0	0	1	6											
20 Jared Walsh, L OBP: 0.332, SLG: 0.496	G4-3			SF9		9 2B			G3	2	1	0	1	1	0	0											
9 Jack Mayfield, R OBP: 0.267, SLG: 0.406	L7			G6-3		18 E4			2B	4	0	2	2	0	0	1											
18 Jose Rojas, L OBP: 0.275, SLG: 0.399	G5-3					E4			K	3	0	0	0	1	1	2											
19 Juan Lagares, R OBP: 0.260, SLG: 0.375									K	0	0	0	0	0	0	0											
24 Kurt Suzuki, R ERA: 3.17	G5-3								L5	3	0	1	0	0	1	1											
8 Kean Wong, L OBP: 0.197, SLG: 0.237										0	0	0	0	0	0	0											
33 Max Stassi, R OBP: 0.332, SLG: 0.422									1B	1	0	0	0	0	0	1											
2 Luis Rengifo, S OBP: 0.235, SLG: 0.306									G6-3	3	0	0	0	0	2	2											
22 David Fletcher, R OBP: 0.304, SLG: 0.328	F6								F9	3	0	0	0	0	0	2											
<b>Inning Stats</b>	R: 0 E: 0 K: 1 S: 10	H: 0 LOB: 0 BB: 0 P: 16	R: 0 E: 0 K: 0 S: 7	H: 0 LOB: 0 BB: 0 P: 9	R: 0 E: 0 K: 1 S: 9	H: 0 LOB: 0 BB: 0 P: 12	R: 1 E: 0 K: 0 S: 12	H: 1 LOB: 1 BB: 1 P: 20	R: 0 E: 0 K: 2 S: 10	H: 0 LOB: 1 BB: 1 P: 17	R: 2 E: 0 K: 1 S: 13	H: 1 LOB: 2 BB: 2 P: 27	R: 0 E: 0 K: 0 S: 12	H: 1 LOB: 3 BB: 2 P: 22	R: 0 E: 0 K: 1 S: 8	H: 1 LOB: 1 BB: 0 P: 13	1B: 2 2B: 2 3B: 0 HR: 0	SF: 1 SAC: 0 DP: 0 HBP: 0	WP: 0 PB: 0 SB: 1 CS: 0	PA: 34							
<b>PITCHER</b>	IP	WLS	BF	H	R	ER	SO	BB	IBB	HBP	BLK	WP	HR	S	P	ERA	WHIP										
43 Lance McCullers Jr., R ERA: 3.46	6.0	L	24	2	3	3	5	4	0	0	0	0	0	61	101	4.50	1.000										
45 Ryne Stanek, R ERA: 3.46	0.2		4	1	0	0	0	1	0	0	0	0	0	7	12	0.00	3.000										
62 Blake Taylor, L ERA: 3.07	0.1		2	0	0	0	0	1	0	0	0	0	0	5	10	0.00	3.000										
61 Seth Martinez, R ERA:	1.0		4	1	0	0	1	0	0	0	0	0	0	8	13	0.00	1.000										

AB	33
R	2
H	6
RBI	2
BB	5
SO	8
LOB	17



AB	27
R	3
H	4
RBI	3
BB	6
SO	6
LOB	15





Batter	1	2	3	4	5	6	7	8	9	AB	R	H	RBI	BB	SO	LOB	TOP
3 J.P. Crawford, L OBP: 0.331, SLG: 0.371										5	2	2	0	0	1	0	
23 Ty France, R OBP: 0.395, SLG: 0.449										4	1	2	3	0	0	1	
17 Mitch Haniger, R OBP: 0.318, SLG: 0.476										3	1	1	2	0	0	1	
15 Kyle Seager, L OBP: 0.290, SLG: 0.448										4	0	0	0	0	1	2	
22 Luis Torrens, R OBP: 0.301, SLG: 0.435										4	0	2	1	0	1	0	
13 Abraham Toro, S OBP: 0.318, SLG: 0.379										3	0	0	0	1	0	1	
10 Jarred Kelenic, L OBP: 0.255, SLG: 0.340										4	0	0	0	0	0	3	
2 Tom Murphy, R OBP: 0.305, SLG: 0.364										3	0	0	0	1	1	3	
25 Dylan Moore, R OBP: 0.275, SLG: 0.338										2	1	0	0	0	0	1	
28 Jake Fraley, L OBP: 0.352, SLG: 0.367										1	1	0	0	0	0	0	
										1	1	0	0	0	0	0	
										1	1	0	0	0	0	0	
										1	1	0	0	0	0	0	
										1	1	0	0	0	0	0	
										1	1	0	0	0	0	0	
										1	1	0	0	0	0	0	
										1	1	0	0	0	0	0	
										1	1	0	0	0	0	0	
										1	1	0	0	0	0	0	
										1	1	0	0	0	0	0	
										1	1	0	0	0	0	0	
										1	1	0	0	0	0	0	
										1	1	0	0	0	0	0	
										1	1	0	0	0	0	0	
										1	1	0	0	0	0	0	
										1	1	0	0	0	0	0	
										1	1	0	0	0	0	0	
										1	1	0	0	0	0	0	
										1	1	0	0	0	0	0	
										1	1	0	0	0	0	0	
										1	1	0	0	0	0	0	
										1	1	0	0	0	0	0	
										1	1	0	0	0	0	0	
										1	1	0	0	0	0	0	
										1	1	0	0	0	0	0	
										1	1	0	0	0	0	0	
										1	1	0	0	0	0	0	
										1	1	0	0	0	0	0	
										1	1	0	0	0	0	0	
										1	1	0	0	0	0	0	
										1	1	0	0	0	0	0	
										1	1	0	0	0	0	0	
										1	1	0	0	0	0	0	
										1	1	0	0	0	0	0	
										1	1	0	0	0	0	0	
										1	1	0	0	0	0	0	
										1	1	0	0	0	0	0	
										1	1	0	0	0	0	0	
										1	1	0	0	0	0	0	
										1	1	0	0	0	0	0	
										1	1	0	0	0	0	0	
										1	1	0	0	0	0	0	







Batter	1	2	3	4	5	6	7	8	9	AB R H RBI BB SO LOB	TOP											
3 J.P. Crawford, L OBP: 0.333, SLG: 0.373										4 1 2 0 1 1 0	<b>Seattle Mariners @ Los Angeles Angels</b> Angel Stadium, Anaheim, CA Sun Sep 26 2021, 1:12 PM - 4:18 PM PDT Att: 22,057 - Cloudy - 70 F											
23 Ty France, R OBP: 0.395, SLG: 0.444										3 0 0 0 1 1 2												
15 Kyle Seager, L OBP: 0.291, SLG: 0.448										5 1 2 0 0 2 3												
17 Mitch Haniger, R OBP: 0.316, SLG: 0.472										5 1 1 1 0 3 5												
13 Abraham Toro, S OBP: 0.317, SLG: 0.377										4 1 1 0 0 0 4												
28 Jake Fraley, L OBP: 0.350, SLG: 0.366										4 0 1 3 0 3 1												
10 Jarred Kelenic, L OBP: 0.255, SLG: 0.347										4 1 2 1 0 1 1												
2 Tom Murphy, R OBP: 0.301, SLG: 0.358										4 0 0 0 0 0 3												
5 Jake Bauers, L OBP: 0.288, SLG: 0.277										4 0 0 0 0 1 2												
<b>Inning Stats</b>	R: 0 E: 0 K: 2 S: 16	H: 1 LOB: 1 BB: 0 P: 24	R: 0 E: 0 K: 1 S: 8	H: 0 LOB: 0 BB: 0 P: 10	R: 0 E: 0 K: 1 S: 7	H: 0 LOB: 0 BB: 0 P: 12	R: 0 E: 0 K: 2 S: 9	H: 0 LOB: 0 BB: 0 P: 15	R: 0 E: 0 K: 1 S: 13	H: 2 LOB: 2 BB: 0 P: 19		R: 0 E: 0 K: 1 S: 11	H: 1 LOB: 2 BB: 0 P: 18	R: 1 E: 0 K: 2 S: 10	H: 1 LOB: 0 BB: 0 P: 14	R: 4 E: 0 K: 2 S: 24	H: 4 LOB: 1 BB: 0 P: 38	R: 0 E: 0 K: 0 S: 10	H: 0 LOB: 2 BB: 0 P: 21	1B: 6 2B: 2 3B: 0 HR: 1	SF: 0 SAC: 0 DP: 0 HBP: 1	WP: 0 PB: 0 SB: 1 CS: 0
<b>PITCHER</b>	IP WLS BF H R ER SO BB IBB HBP BLK WP HR S P ERA WHIP											IP WLS BF H R ER SO BB IBB HBP BLK WP HR S P ERA WHIP										
17 Shohei Ohtani, R ERA: 3.18	(1, 1) 7.0 0 27 5 1 1 10 0 0 1 0 0 0 1 74 112 1.29 0.714											(1, 1) 7.0 0 27 5 1 1 10 0 0 1 0 0 0 1 74 112 1.29 0.714										
65 José Quijada, L ERA: 5.32	(8, 1) 0.1 L 3 2 2 2 1 0 0 0 0 0 0 0 0 6 16 54.00 6.000											(8, 1) 0.1 L 3 2 2 2 1 0 0 0 0 0 0 0 0 6 16 54.00 6.000										
61 Austin Warren, R ERA: 1.96	(8, 1) 0.0 3 2 2 1 0 0 0 0 0 0 0 0 6 11 0.00 0.000											(8, 1) 0.0 3 2 2 1 0 0 0 0 0 0 0 0 6 11 0.00 0.000										
67 Sam Selman, L ERA: 6.45	(8, 1) 0.2 2 0 0 0 1 0 0 0 0 0 0 0 8 11 0.00 2.000											(8, 1) 0.2 2 0 0 0 1 0 0 0 0 0 0 0 8 11 0.00 2.000										
44 AJ Ramos, R ERA:	(9, 1) 1.0 5 0 0 0 0 2 0 0 0 0 0 0 10 21 0.00 2.000											(9, 1) 1.0 5 0 0 0 0 2 0 0 0 0 0 0 10 21 0.00 2.000										
<b>Batter</b>	<b>1</b>	<b>2</b>	<b>3</b>	<b>4</b>	<b>5</b>	<b>6</b>	<b>7</b>	<b>8</b>	<b>9</b>	<b>AB R H RBI BB SO LOB</b>	<b>BOTTOM</b>											
16 Brandon Marsh, L OBP: 0.326, SLG: 0.367										4 0 1 0 0 2 2	<b>Seattle Mariners @ Los Angeles Angels</b> Angel Stadium, Anaheim, CA Sun Sep 26 2021, 1:12 PM - 4:18 PM PDT Att: 22,057 - Cloudy - 70 F											
17 Shohei Ohtani, L OBP: 0.327, SLG: 0.550										3 0 1 0 0 0 0 1												
61 Austin Warren, R ERA: 1.96										4 0 0 0 0 1 2												
18 Jose Rojas, L OBP: 0.275, SLG: 0.399										0 0 0 0 0 0 0												
9 Jack Mayfield, R OBP: 0.268, SLG: 0.397										4 0 0 0 0 1 2												
20 Jared Walsh, L OBP: 0.335, SLG: 0.495										4 0 0 0 0 2 1												
24 Kurt Suzuki, R OBP: 0.293, SLG: 0.354										4 1 1 1 0 1 0												
19 Juan Lagares, R OBP: 0.263, SLG: 0.371										1 0 0 0 2 1 0												
2 Luis Rengifo, S OBP: 0.236, SLG: 0.318										3 0 0 0 0 0 2												
22 David Fletcher, R OBP: 0.300, SLG: 0.322										2 0 0 0 1 0 1												
<b>Inning Stats</b>	R: 0 E: 0 K: 0 S: 12	H: 1 LOB: 1 BB: 0 P: 15	R: 1 E: 0 K: 2 S: 12	H: 1 LOB: 0 BB: 0 P: 17	R: 0 E: 0 K: 0 S: 6	H: 0 LOB: 0 BB: 0 P: 8	R: 0 E: 0 K: 1 S: 8	H: 0 LOB: 0 BB: 0 P: 12	R: 0 E: 0 K: 1 S: 9	H: 1 LOB: 1 BB: 0 P: 9	R: 0 E: 0 K: 0 S: 10	H: 0 LOB: 1 BB: 1 P: 17	R: 0 E: 0 K: 2 S: 8	H: 0 LOB: 0 BB: 1 P: 13	R: 0 E: 0 K: 0 S: 10	H: 0 LOB: 0 BB: 0 P: 13	1B: 2 2B: 0 3B: 0 HR: 1	SF: 0 SAC: 0 DP: 0 HBP: 0	WP: 0 PB: 0 SB: 0 CS: 0	PA: 33		
<b>PITCHER</b>	IP WLS BF H R ER SO BB IBB HBP BLK WP HR S P ERA WHIP											IP WLS BF H R ER SO BB IBB HBP BLK WP HR S P ERA WHIP										
7 Marco Gonzales, L ERA: 4.0	(1, 1) 7.0 0 27 5 1 1 10 3 0 0 0 0 0 0 65 96 1.29 0.857											(1, 1) 7.0 0 27 5 1 1 10 3 0 0 0 0 0 0 65 96 1.29 0.857										
37 Paul Sewald, R ERA: 2.53	(8, 1) 1.0 3 0 0 0 2 0 0 0 0 0 0 0 8 13 0.00 0.000											(8, 1) 1.0 3 0 0 0 2 0 0 0 0 0 0 0 8 13 0.00 0.000										
63 Diego Castillo, R ERA: 2.73	(9, 1) 1.0 3 0 0 0 2 0 0 0 0 0 0 0 10 13 0.00 0.000											(9, 1) 1.0 3 0 0 0 2 0 0 0 0 0 0 0 10 13 0.00 0.000										





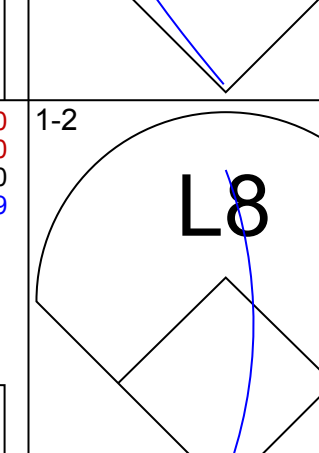
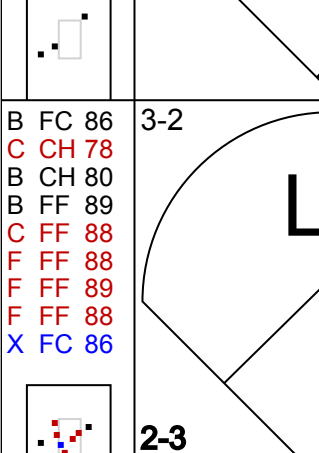



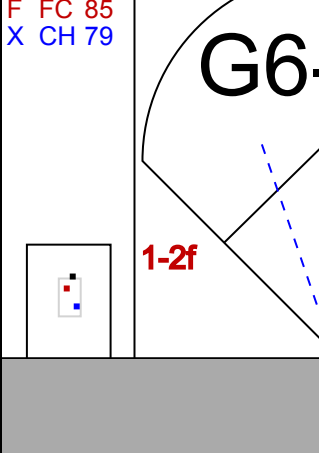





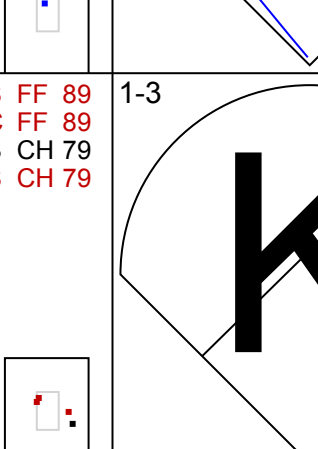



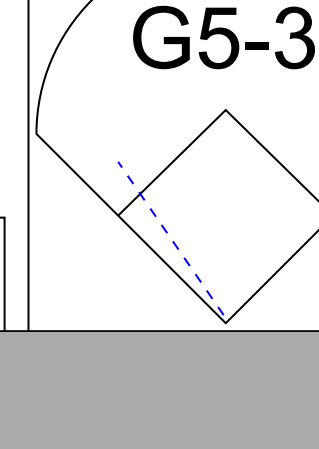
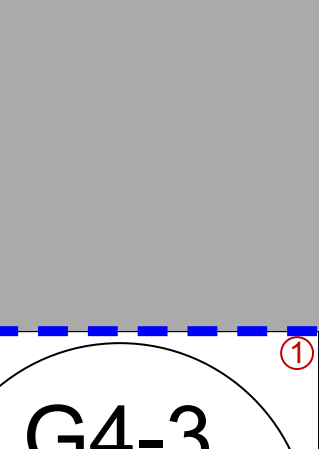
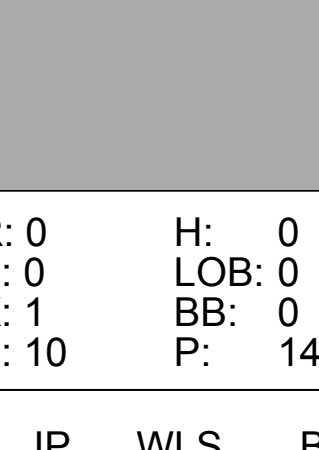
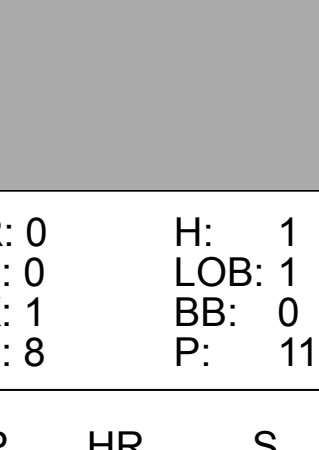
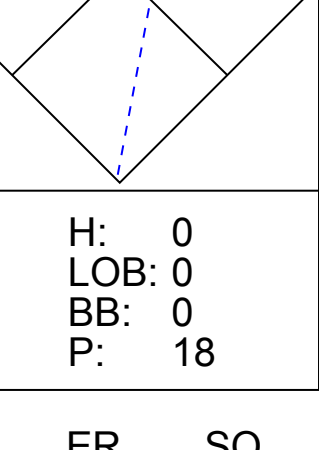

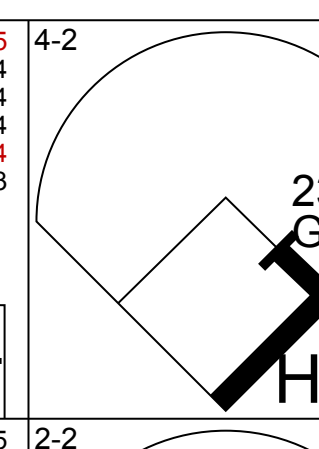
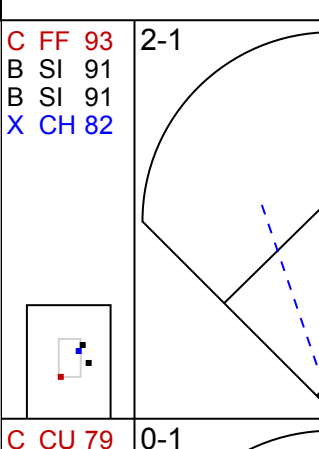
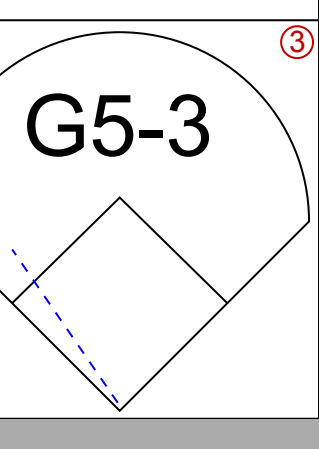
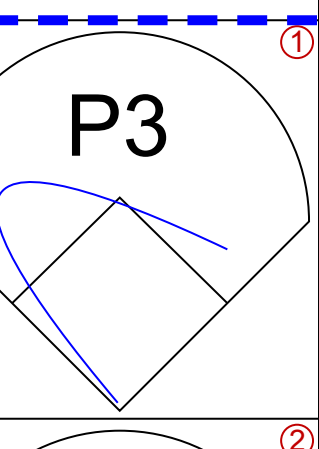
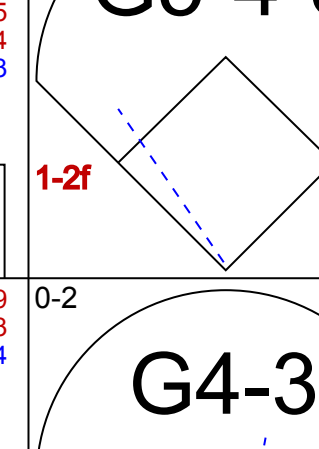
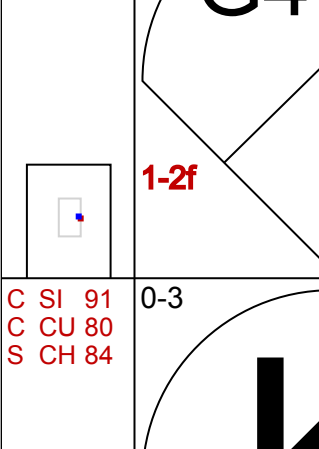
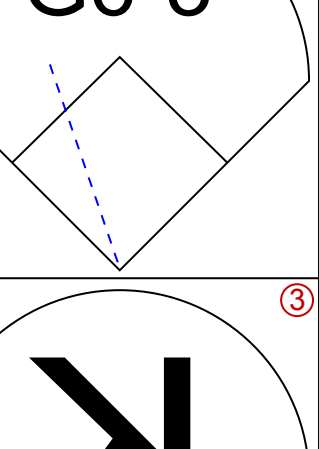
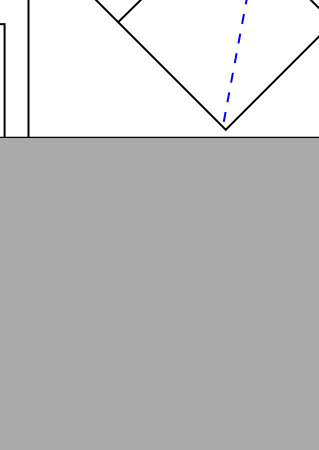
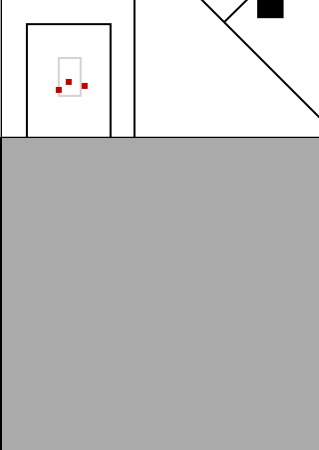
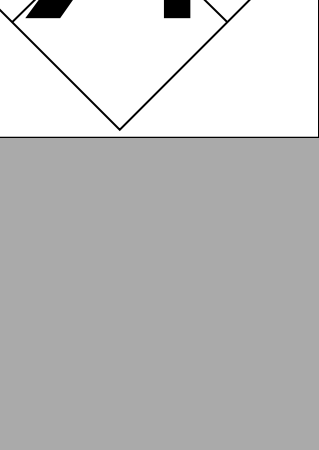
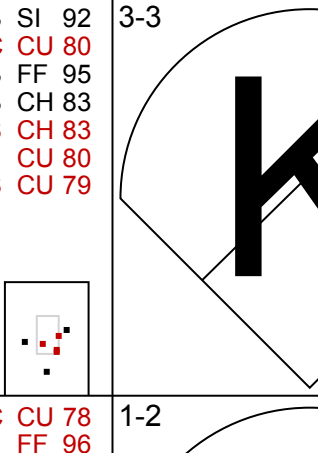
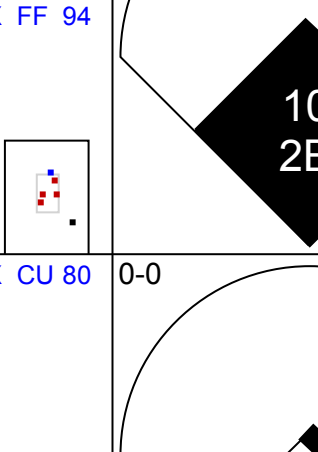
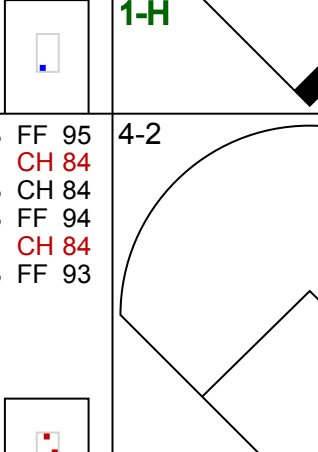
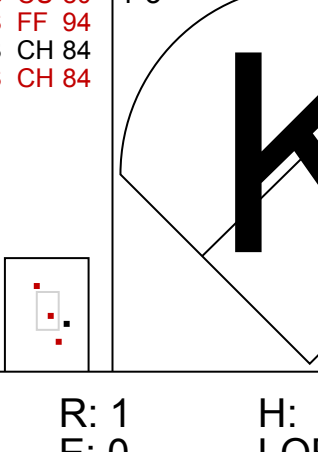
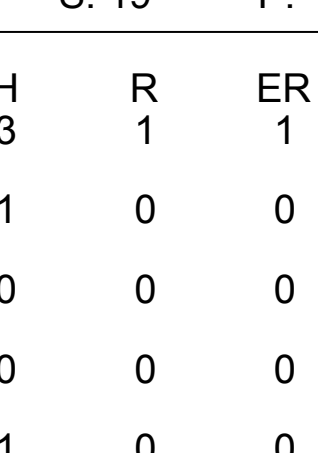











Batter	1	2	3	4	5	6	7	8	9	AB	R	H	RBI	BB	SO	LOB	TOP					
16 Brandon Marsh, L (1, 8) OBP: 0.320, SLG: 0.364										4	0	1	2	0	2	0	<b>Los Angeles Angels @ Seattle Mariners</b> T-Mobile Park, Seattle, WA Fri Oct 01 2021, 7:11 PM - 10:23 PM PDT Att: 44,169 - Partly Cloudy - 56 F					
17 Shohel Ohtani, L (1, 10) OBP: 0.370, SLG: 0.590										3	0	0	0	1	1	0						
13 Phil Gosselin, R (1, 7) OBP: 0.313, SLG: 0.363										4	0	0	0	0	1	2						
24 Kurt Suzuki, R (1, 2) OBP: 0.292, SLG: 0.347										3	0	0	0	0	2	2						
9 Jack Mayfield, R (1, 5) OBP: 0.266, SLG: 0.388										4	0	1	0	0	2	1						
20 Jared Walsh, L (1, 3) OBP: 0.337, SLG: 0.495										4	0	0	0	0	1	2						
19 Juan Lagares, R (1, 9) OBP: 0.267, SLG: 0.375										3	0	1	0	0	2	1						
18 Jose Rojas, L (8, 9) OBP: 0.275, SLG: 0.387										0	0	0	0	0	0	0						
2 Luis Rengifo, S (1, 6) OBP: 0.251, SLG: 0.319										3	1	1	0	0	0	1						
22 David Fletcher, R (1, 4) OBP: 0.295, SLG: 0.316										2	1	0	0	1	0	0						
<b>Inning Stats</b>	R: 0 E: 0 K: 1 S: 10	H: 0 LOB: 0 BB: 0 P: 14	R: 0 E: 0 K: 2 S: 8	H: 0 LOB: 1 BB: 0 P: 14	R: 2 E: 0 K: 0 S: 20	H: 2 LOB: 1 BB: 2 P: 34	R: 0 E: 0 K: 1 S: 8	H: 1 LOB: 1 BB: 0 P: 11	R: 0 E: 0 K: 0 S: 6	H: 0 LOB: 0 BB: 0 P: 12	R: 0 E: 0 K: 1 S: 12	H: 0 LOB: 0 BB: 0 P: 14	R: 0 E: 0 K: 2 S: 9	H: 0 LOB: 0 BB: 0 P: 14	R: 0 E: 0 K: 2 S: 10	H: 0 LOB: 0 BB: 0 P: 18	R: 0 E: 0 K: 2 S: 10	H: 1 LOB: 1 BB: 0 P: 15	1B: 3 2B: 1 3B: 0 HR: 0	SF: 0 SAC: 0 DP: 1 HBP: 1	WP: 0 PB: 0 SB: 0 CS: 0	PA: 33
<b>PITCHER</b>	IP WLS BF H R ER SO BB IBB HBP BLK WP HR S P ERA WHIP																					
7 Marco Gonzales, L (1, 1) ERA: 3.98	6.0 L 23 3 2 2 5 1 1 1 0 0 0 64 99 3.00 0.667																					
65 Casey Sadler, R (7, 1) ERA: 0.7	1.0 3 0 0 0 2 0 0 0 0 0 0 9 14 0.00 0.000																					
37 Paul Sewald, R (8, 1) ERA: 2.89	1.0 3 0 0 0 2 0 0 0 0 0 0 10 18 0.00 0.000																					
63 Diego Castillo, R (9, 1) ERA: 2.78	0.2 3 1 0 0 2 0 0 0 0 0 0 9 14 0.00 1.500																					
38 Anthony Misiewicz, L (9, 1) ERA: 4.42	0.1 1 0 0 0 0 0 0 0 0 0 0 1 1 0.00 0.000																					
<b>Batter</b>	<b>1</b>	<b>2</b>	<b>3</b>	<b>4</b>	<b>5</b>	<b>6</b>	<b>7</b>	<b>8</b>	<b>9</b>	<b>AB</b>	<b>R</b>	<b>H</b>	<b>RBI</b>	<b>BB</b>	<b>SO</b>	<b>LOB</b>	<b>BOTTOM</b>					
3 J.P. Crawford, L (1, 6) OBP: 0.337, SLG: 0.378										3	0	1	0	0	0	1	<b>Los Angeles Angels @ Seattle Mariners</b> T-Mobile Park, Seattle, WA Fri Oct 01 2021, 7:11 PM - 10:23 PM PDT Att: 44,169 - Partly Cloudy - 56 F					
23 Ty France, R (1, 3) OBP: 0.366, SLG: 0.443										4	0	0	0	0	2							
17 Mitch Haniger, R (1, 9) OBP: 0.316, SLG: 0.481										4	0	0	0	0	2	0						
15 Kyle Seager, L (1, 5) OBP: 0.286, SLG: 0.439										4	0	1	0	0	1	0						
5 Jake Bauers, L (9, PR) OBP: 0.298, SLG: 0.277										0	0	0	0	0	0	0						
22 Luis Torrens, R (1, 10) OBP: 0.301, SLG: 0.433										4	0	1	0	0	2	1						
13 Abraham Toro, S (1, 4) OBP: 0.316, SLG: 0.378										3	1	1	0	1	0	1						
10 Jarrod Kelenic, L (1, 8) OBP: 0.260, SLG: 0.350										4	0	1	1	0	1	3						
2 Tom Murphy, R (1, 2) OBP: 0.307, SLG: 0.354										1	0	0	0	2	1	2						
25 Dylan Moore, R (1, 7) OBP: 0.276, SLG: 0.332										3	0	0	0	0	2	5						
<b>Inning Stats</b>	R: 0 E: 0 K: 0 S: 10	H: 0 LOB: 0 BB: 0 P: 16	R: 1 E: 0 K: 3 S: 19	H: 2 LOB: 1 BB: 1 P: 30	R: 0 E: 0 K: 1 S: 7	H: 1 LOB: 0 BB: 0 P: 9	R: 0 E: 0 K: 1 S: 10	H: 0 LOB: 0 BB: 0 P: 12	R: 0 E: 0 K: 0 S: 10	H: 0 LOB: 0 BB: 1 P: 18	R: 0 E: 0 K: 0 S: 5	H: 0 LOB: 0 BB: 0 P: 8	R: 0 E: 0 K: 3 S: 18	H: 1 LOB: 2 BB: 1 P: 29	R: 0 E: 0 K: 1 S: 8	H: 0 LOB: 0 BB: 0 P: 12	R: 0 E: 0 K: 0 S: 10	H: 1 LOB: 1 BB: 0 P: 13	1B: 2 2B: 2 3B: 1 HR: 0	SF: 0 SAC: 0 DP: 2 HBP: 1	WP: 0 PB: 0 SB: 0 CS: 0	PA: 34
<b>PITCHER</b>	IP WLS BF H R ER SO BB IBB HBP BLK WP HR S P ERA WHIP																					
54 José Suarez, L (1, 1) ERA: 3.75	5.0 W 19 3 1 0 0 2 0 0 0 0 0 56 85 1.80 1.000																					
21 Mike Mayers, R (6, 1) ERA: 3.5	1.0 H 5 1 0 0 0 1 0 0 0 0 0 12 19 0.00 2.000																					
65 José Quijada, L (7, 1) ERA: 4.88	1.0 H 3 0 0 0 3 0 0 0 0 0 0 11 18 0.00 0.000																					
40 Steve Cishek, R (8, 1) ERA: 3.06	1.0 H 3 0 0 0 1 0 0 0 0 0 0 8 12 0.00 0.000																					
32 Raisel Iglesias, R (9, 1) ERA: 2.61	1.0 S 4 1 0 0 0 0 0 0 0 0 0 10 13 0.00 1.000																					



Batter	1	2	3	4	5	6	7	8	9	AB	R	H	RBI	BB	SO	LOB	TOP										
16 Brandon Marsh, L (1, 8) OBP: 0.318, SLG: 0.357	G4-3		G2-3		G6-4-3			17 BB 20 HR	L4	4	1	0	0	1	0	3											
17 Shohel Ohtani, L (1, 10) OBP: 0.371, SLG: 0.588	F7		F6			20 BB		20 HR		2	1	0	0	2	0	0											
13 Phil Gosselin, R (1, 7) OBP: 0.310, SLG: 0.359	G4-3			B1-3		P3		K		4	0	0	0	0	1	3											
20 Jared Walsh, L (1, 3) OBP: 0.340, SLG: 0.505		18 F9 2B		P5						4	1	3	3	0	0	0											
33 Max Stassi, R (1, 2) OBP: 0.226, SLG: 0.426		L6		P6						4	0	0	0	0	2	3											
9 Jack Mayfield, R (1, 5) OBP: 0.266, SLG: 0.385					F8		G4-3			4	0	1	0	0	1	2											
18 Jose Rojas, L (1, 9) ERA: 3.61																											
19 Juan Lagares, R (7, PH) OBP: 0.268, SLG: 0.374																											
12 Matt Thaiss, L (9, PH) OBP: 0.250, SLG: 0.143																											
2 Luis Rengifo, S (1, 6) OBP: 0.251, SLG: 0.318																											
22 David Fletcher, R (1, 4) OBP: 0.296, SLG: 0.318																											
<b>Inning Stats</b>	R: 0 E: 0 K: 0 S: 14	H: 0 LOB: 0 BB: 0 P: 19	R: 0 E: 0 K: 0 S: 15	H: 2 LOB: 2 BB: 0 P: 21	R: 0 E: 0 K: 1 S: 7	H: 0 LOB: 0 BB: 0 P: 9	R: 0 E: 0 K: 0 S: 5	H: 0 LOB: 0 BB: 0 P: 7	R: 1 E: 0 K: 0 S: 11	H: 3 LOB: 1 BB: 0 P: 13	R: 0 E: 0 K: 1 S: 13	H: 1 LOB: 2 BB: 1 P: 24	R: 0 E: 0 K: 0 S: 11	H: 0 LOB: 0 BB: 0 P: 17	R: 3 E: 0 K: 3 S: 18	H: 1 LOB: 0 BB: 2 P: 29	R: 0 E: 0 K: 0 S: 8	H: 1 LOB: 1 BB: 0 P: 13	1B: 4 2B: 2 3B: 0 HR: 2	SF: 0 SAC: 0 DP: 1 HBP: 0	WP: 0 PB: 0 SB: 0 CS: 0	PA: 37					
<b>PITCHER</b>	IP	WLS	BF	H	R	ER	SO	BB	IBB	HBP	BLK	WP	HR	S	P	ERA	WHIP										
77 Chris Flexen, R (1, 1) ERA: 3.61	5.1		22	6	1	1	1	1	0	0	0	0	1	58	83	1.69	1.312										
65 Casey Sadler, R (6, 1) ERA: 0.69	0.2	H	2	0	0	0	1	0	0	0	0	0	0	7	10	0.00	0.000										
38 Anthony Misiewicz, L (7, 1) ERA: 4.33	1.0	H	3	0	0	0	0	0	0	0	0	0	0	11	17	0.00	0.000										
37 Paul Sewald, R (8, 1) ERA: 3.06	1.0	W	6	1	3	3	3	2	0	0	0	0	1	18	29	27.00	3.000										
16 Drew Steckenrider, R (9, 1) ERA: 2.03	1.0	S	4	1	0	0	0	0	0	0	0	0	0	8	13	0.00	1.000										

Los Angeles Angels @ Seattle Mariners  
T-Mobile Park, Seattle, WA  
Sat Oct 02 2021, 6:14 PM - 9:48 PM PDT  
Att: 44,414 - Partly Cloudy - G2 F

AB 34  
R 4  
H 8  
RBI 4  
BB 3  
SO 5  
LOB 15



Batter	1	2	3	4	5	6	7	8	9	AB	R	H	RBI	BB	SO	LOB	BOTTOM										
3 J.P. Crawford, L (1, 6) OBP: 0.338, SLG: 0.376	F7		K		G4-3			23 FC5-2 17 BB		3	1	0	0	2	1	0											
23 Ty France, R (1, 3) OBP: 0.365, SLG: 0.448	17 BB		17 BB		17 HR			15 BB		3	3	2	0	1	0	3											
17 Mitch Haniger, R (1, 9) OBP: 0.319, SLG: 0.489			22 FC1-4 15 HR		22 HR			15 BB		5	1	4	5	0	1	2											
15 Kyle Seager, L (1, 5) OBP: 0.287, SLG: 0.441	K		E3 22 FC1-4		22 G6-3		G3			5	0	2	1	0	1	3											
22 Luis Torrens, R (1, 10) OBP: 0.297, SLG: 0.427	L9		FC1-4		G6-3		G4-3			5	0	0	0	0	1	7											
13 Abraham Toro, S (1, 4) OBP: 0.315, SLG: 0.375			G3-1		P4		G3-1			3	0	0	0	1	0	2											
10 Jarrod Kelenic, L (1, 8) OBP: 0.263, SLG: 0.348			G4-3		K			28 SH5-4 23 FC5-2 5 BB		2	0	0	0	1	1	2											
2 Tom Murphy, R (1, 2) OBP: 0.304, SLG: 0.350			G5-3		K			23 FC5-2 17 BB		3	0	0	0	0	1	1											
5 Jake Bauers, L (8, PH) OBP: 0.290, SLG: 0.277								28 SH5-4		0	1	0	0	1	0	0											
29 Cal Raleigh, S (9, 2) OBP: 0.222, SLG: 0.316								17 BB		0	0	0	0	0	0	0											
25 Dylan Moore, R (1, 7) OBP: 0.275, SLG: 0.330			G5-3		L9					2	0	0	0	0	0	1											
28 Jake Fraley, L (6, PH) OBP: 0.351, SLG: 0.368								SH5-4		1	0	0	0	0	0	0											
<b>Inning Stats</b>	R: 0 E: 0 K: 1 S: 12	H: 1 LOB: 2 BB: 1 P: 22	R: 0 E: 0 K: 0 S: 12	H: 0 LOB: 1 BB: 1 P: 18	R: 1 E: 1 K: 1 S: 15	H: 2 LOB: 2 BB: 0 P: 18	R: 0 E: 0 K: 1 S: 12	H: 0 LOB: 0 BB: 0 P: 19	R: 2 E: 0 K: 1 S: 15	H: 3 LOB: 2 BB: 1 P: 28	R: 0 E: 0 K: 1 S: 9	H: 0 LOB: 2 BB: 1 P: 17	R: 0 E: 0 K: 0 S: 7	H: 0 LOB: 0 BB: 0 P: 13	R: 3 E: 0 K: 1 S: 16	H: 2 LOB: 2 BB: 2 P: 31	1B: 4 2B: 3 3B: 0 HR: 1	SF: 0 SAC: 1 DP: 0 HBP: 2	WP: 0 PB: 0 SB: 0 CS: 0	PA: 41							
<b>PITCHER</b>	IP	WLS	BF	H	R	ER	SO	BB	IBB	HBP	BLK	WP	HR	S	P	ERA	WHIP										
74 Jhonathan Diaz, L (1, 1) ERA: 4.15	4.1		22	6	3	3	3	2	0	0	0	0	0	12	26	0.00	1.500										
60 Andrew Wantz, R (5, 1) ERA: 4.94	1.1		6	0	0	0	1	2	0	0	0	0	0	11	20	0.00	0.000										
61 Austin Warren, R (6, 1) ERA: 1.77	1.1		5	0	0	0	1	0	0	1	0	0	0	10	22	40.50	3.000										
40 Steve Cishek, R (8, 1) ERA: 3.42	0.2	L	6	1	3	3	0	1	1	1	0	0	0	10	22	40.50	3.000										
46 Jimmy Herget, R (8, 1) ERA: 5.3	0.1		2	1	0	0	1	0	0	0	0	0	0	6	9	0.00	3.000										

Los Angeles Angels @ Seattle Mariners  
T-Mobile Park, Seattle, WA  
Sat Oct 02 2021, 6:14 PM - 9:48 PM PDT  
Att: 44,414 - Partly Cloudy - G2 F

AB 32  
R 6  
H 8  
RBI 6  
BB 6  
SO 6  
LOB 21





