

Los Angeles Angels - 2023

Batter	1	2	3	4	5	6	7	8	9	AB	R	H	RBI	BB	SO	LOB	TOP								
31 LaMonte Wade Jr., L (1.3) OBP: 0.500, SLG: 1.500 83 Logan Wyatt, L (3.3)										2 0 1 0 0 1 0 0 2 0 0 3 0 0							San Francisco Giants @ Los Angeles Angels Tempe Diablo Stadium, Tempe, AZ Mon Feb 27 2023, 3:10 PM - 5:56 PM EST Att: 4,611 - Sunny - 59 F								
39 Thairo Estrada, R (1.4) OBP: 0.600, SLG: 0.667 49 Ford Proctor, L (4.4)										2 1 1 0 0 0 1 3 0 1 0 0 1 3															
42 Joc Pederson, L (1.10) OBP: 0.333, SLG: 0.200 83 Ricardo Genovés, R (6, PH) (6, 10)										2 1 0 0 1 0 2 2 0 0 0 0 0 4															
6 Stephen Piscotty, R (1.7) OBP: 0.600, SLG: 0.333 79 Carter Williams, L (4.7)										1 1 0 0 0 0 1 3 1 1 1 0 2 3															
35 Brandon Crawford, L (1.6) OBP: 0.250, SLG: 0.250 98 Tyler Fitzgerald, R (4.6)										2 1 1 1 0 0 0 3 0 1 2 0 1 1															
12 Heliot Ramos, R (1.9) OBP: 0.333, SLG: 0.500 88 Michael Givolotti, L (5.9)										3 1 1 1 0 0 1 2 0 1 0 0 1 0															
58 Bryce Johnson, S (1.8) OBP: 0.400, SLG: 0.250 86 Grant McCray, L (5.8)										2 0 0 0 0 0 1 1 0 0 0 1 1 0															
97 Casey Schmitt, R (1.5) OBP: 0.500, SLG: 1.500 87 Shane Matheny, L (4.5)										2 0 1 1 0 0 0 3 0 0 0 0 0 4															
14 Austin Wynns, R (1.2) OBP: 0.600, SLG: 1.600 2 Blake Sabol, L (6, PH) (6, 2)										2 0 0 0 0 0 1 2 0 1 0 0 0 2															
Inning Stats	R: 0 E: 0 K: 0 S: 4	H: 1 LOB: 1 BB: 0 P: 4	R: 0 E: 0 K: 0 S: 3	H: 0 LOB: 0 BB: 0 P: 3	R: 0 E: 0 K: 1 S: 5	H: 0 LOB: 0 BB: 0 P: 5	R: 4 E: 0 K: 0 S: 8	H: 4 LOB: 1 BB: 0 P: 10	R: 3 E: 0 K: 0 S: 5	H: 2 LOB: 2 BB: 2 P: 14	R: 0 E: 0 K: 1 S: 8	H: 1 LOB: 2 BB: 1 P: 12	R: 0 E: 0 K: 1 S: 6	H: 1 LOB: 1 BB: 1 P: 10	R: 1 E: 0 K: 1 S: 6	H: 1 LOB: 1 BB: 0 P: 10		R: 0 E: 0 K: 2 S: 7	H: 0 LOB: 0 BB: 0 P: 7	1B: 4 2B: 6 3B: 0 HR: 0	SF: 0 SAC: 0 DP: 0 HBP: 2	WP: 3 PB: 0 SB: 2 CS: 0	PA: 44		
PITCHER	IP WLS BF H R ER SO BB IBB HBP BLK WP HR S P ERA WHIP	IP WLS BF H R ER SO BB IBB HBP BLK WP HR S P ERA WHIP	IP WLS BF H R ER SO BB IBB HBP BLK WP HR S P ERA WHIP	IP WLS BF H R ER SO BB IBB HBP BLK WP HR S P ERA WHIP	IP WLS BF H R ER SO BB IBB HBP BLK WP HR S P ERA WHIP	IP WLS BF H R ER SO BB IBB HBP BLK WP HR S P ERA WHIP	IP WLS BF H R ER SO BB IBB HBP BLK WP HR S P ERA WHIP	IP WLS BF H R ER SO BB IBB HBP BLK WP HR S P ERA WHIP	IP WLS BF H R ER SO BB IBB HBP BLK WP HR S P ERA WHIP	IP WLS BF H R ER SO BB IBB HBP BLK WP HR S P ERA WHIP	IP WLS BF H R ER SO BB IBB HBP BLK WP HR S P ERA WHIP	IP WLS BF H R ER SO BB IBB HBP BLK WP HR S P ERA WHIP	IP WLS BF H R ER SO BB IBB HBP BLK WP HR S P ERA WHIP	IP WLS BF H R ER SO BB IBB HBP BLK WP HR S P ERA WHIP	IP WLS BF H R ER SO BB IBB HBP BLK WP HR S P ERA WHIP	IP WLS BF H R ER SO BB IBB HBP BLK WP HR S P ERA WHIP		IP WLS BF H R ER SO BB IBB HBP BLK WP HR S P ERA WHIP	IP WLS BF H R ER SO BB IBB HBP BLK WP HR S P ERA WHIP	IP WLS BF H R ER SO BB IBB HBP BLK WP HR S P ERA WHIP	IP WLS BF H R ER SO BB IBB HBP BLK WP HR S P ERA WHIP	IP WLS BF H R ER SO BB IBB HBP BLK WP HR S P ERA WHIP	IP WLS BF H R ER SO BB IBB HBP BLK WP HR S P ERA WHIP	IP WLS BF H R ER SO BB IBB HBP BLK WP HR S P ERA WHIP	IP WLS BF H R ER SO BB IBB HBP BLK WP HR S P ERA WHIP

AB 37
R 8
H 10
RBI 6
BB 5
SO 7
LOB 24



Batter	1	2	3	4	5	6	7	8	9	AB	R	H	RBI	BB	SO	LOB	BOTTOM							
42 David Fletcher, R (1.6) OBP: 0.500, SLG: 0.750 4 Andrew Velazquez, S (6.6)										2 0 0 0 1 0 0 2 0 0 0 0 1 2							San Francisco Giants @ Los Angeles Angels Tempe Diablo Stadium, Tempe, AZ Mon Feb 27 2023, 3:10 PM - 5:56 PM EST Att: 4,611 - Sunny - 59 F							
27 Mike Trout, R (1.8) OBP: 0.600, SLG: 0.750 95 Bryce Teodosio, R (5.8)										2 0 1 0 0 0 1 2 1 1 0 1 1 0														
17 Shohei Ohtani, L (1.10) OBP: 0.400, SLG: 0.800 75 Trey Cabbage, L (6, PH) (6, 10)										2 0 1 0 0 1 1 3 1 1 1 0 2 1														
10 Gio Urshela, R (1.5) OBP: 0.167, SLG: 0.167 89 Jeremiah Jackson, R (6.5)										3 0 1 1 0 0 3 2 0 0 0 0 0 1														
20 Jared Walsh, L (1.3) OBP: 1.000, SLG: 1.500 37 Kevin Padlo, R (5.3)										2 1 2 0 0 0 0 2 0 0 0 0 2 2														
2 Luis Rengifo, S (1.4) OBP: 0.400, SLG: 1.000 38 Michael Stefanic, R (6.4)										2 1 1 2 0 0 1 1 1 1 0 1 0 0														
16 Mickey Moniak, L (1.7) OBP: 0.750, SLG: 0.200 7 Jo Adell, R (5.7)										2 0 0 0 0 1 1 2 1 0 0 0 0 2														
8 Brett Phillips, L (1.9) OBP: 0.333, SLG: 0.333										2 0 0 0 0 1 1 2 0 0 1 0 1 1														
35 Chad Wallach, R (1.2) OBP: 0.400, SLG: 1.000										1 0 0 0 0 0 0 1 0 0 0 1 0 0 0 0 0 0 1 0 0														
Inning Stats	R: 0 E: 0 K: 0 S: 4	H: 2 LOB: 1 BB: 0 P: 4	R: 2 E: 0 K: 1 S: 7	H: 2 LOB: 0 BB: 0 P: 7	R: 0 E: 0 K: 1 S: 5	H: 0 LOB: 1 BB: 1 P: 9	R: 0 E: 0 K: 1 S: 6	H: 1 LOB: 1 BB: 0 P: 6	R: 2 E: 0 K: 1 S: 8	H: 3 LOB: 1 BB: 0 P: 8	R: 1 E: 0 K: 0 S: 4	H: 1 LOB: 1 BB: 1 P: 9	R: 0 E: 0 K: 2 S: 7	H: 0 LOB: 1 BB: 2 P: 12	R: 1 E: 0 K: 2 S: 7	H: 0 LOB: 1 BB: 2 P: 16		R: 0 E: 0 K: 2 S: 7	H: 0 LOB: 0 BB: 0 P: 7	1B: 6 2B: 2 3B: 0 HR: 1	SF: 0 SAC: 0 DP: 1 HBP: 0	WP: 3 PB: 0 SB: 1 CS: 0	PA: 40	
PITCHER	IP WLS BF H R ER SO BB IBB HBP BLK WP HR S P ERA WHIP	IP WLS BF H R ER SO BB IBB HBP BLK WP HR S P ERA WHIP	IP WLS BF H R ER SO BB IBB HBP BLK WP HR S P ERA WHIP	IP WLS BF H R ER SO BB IBB HBP BLK WP HR S P ERA WHIP	IP WLS BF H R ER SO BB IBB HBP BLK WP HR S P ERA WHIP	IP WLS BF H R ER SO BB IBB HBP BLK WP HR S P ERA WHIP	IP WLS BF H R ER SO BB IBB HBP BLK WP HR S P ERA WHIP	IP WLS BF H R ER SO BB IBB HBP BLK WP HR S P ERA WHIP	IP WLS BF H R ER SO BB IBB HBP BLK WP HR S P ERA WHIP	IP WLS BF H R ER SO BB IBB HBP BLK WP HR S P ERA WHIP	IP WLS BF H R ER SO BB IBB HBP BLK WP HR S P ERA WHIP	IP WLS BF H R ER SO BB IBB HBP BLK WP HR S P ERA WHIP	IP WLS BF H R ER SO BB IBB HBP BLK WP HR S P ERA WHIP	IP WLS BF H R ER SO BB IBB HBP BLK WP HR S P ERA WHIP	IP WLS BF H R ER SO BB IBB HBP BLK WP HR S P ERA WHIP	IP WLS BF H R ER SO BB IBB HBP BLK WP HR S P ERA WHIP		IP WLS BF H R ER SO BB IBB HBP BLK WP HR S P ERA WHIP	IP WLS BF H R ER SO BB IBB HBP BLK WP HR S P ERA WHIP	IP WLS BF H R ER SO BB IBB HBP BLK WP HR S P ERA WHIP	IP WLS BF H R ER SO BB IBB HBP BLK WP HR S P ERA WHIP	IP WLS BF H R ER SO BB IBB HBP BLK WP HR S P ERA WHIP	IP WLS BF H R ER SO BB IBB HBP BLK WP HR S P ERA WHIP	IP WLS BF H R ER SO BB IBB HBP BLK WP HR S P ERA WHIP

AB 35
R 6
H 9
RBI 5
BB 5
SO 10
LOB 17



Batter	1	2	3	4	5	6	7	8	9	AB	R	H	RBI	BB	SO	LOB	TOP						
42 David Fletcher, R OBP: 0.222, SLG: 0.125 92 Kyren Paris, R OBP: 0.667, SLG: 1.250	K2-3		G6-3		18 HR	2 BB			2B	3	1	1	0	0	1	0	Los Angeles Angels @ Oakland Athletics Hohokam Stadium, Mesa, AZ Tue Feb 28 2023, 3:09 PM - 6:13 PM EST Att: 3,808 - Partly Cloudy - 62 F						
2 Luis Rengifo, S OBP: 0.500, SLG: 0.857 38 Michael Stefanić, R OBP: 0.429, SLG: 0.333			G5-3		18 HR	BB	G6-3	G4-3	P3	2	1	1	0	1	0	0							
18 Jake Lamb, L OBP: 0.444, SLG: 1.000 37 Kevin Padlo, R OBP: 0.500, SLG: 0.714			K							3	1	1	3	0	2	1							
16 Mickey Moniak, L OBP: 0.250, SLG: 0.143 8 Brett Phillips, L										2	0	0	0	1	0	1							
7 Jo Adell, R OBP: 0.500, SLG: 0.833 93 Jordyn Adams, R OBP: 0.200, SLG: 0.400										2	0	0	0	1	1	1							
14 Logan O'Hoppe, R OBP: 0.400, SLG: 1.000 70 José Godoy, L 47 Myles Emmerson, R (8, 2)										2	1	1	2	1	0	1							
75 Trey Cabbage, L OBP: 0.444, SLG: 0.429 19 Luis Barrera, L OBP: 0.400, SLG: 0.250										2	0	0	0	1	2	0							
44 Aaron Whitefield, R OBP: 0.333, SLG: 0.333 95 Elyce Teodosio, R OBP: 0.500, SLG: 0.250										1	2	1	0	1	0	0							
13 Livan Soto, L OBP: 0.500, SLG: 0.500 94 Zach Neto, R										3	1	1	0	0	1	3							
Inning Stats	R: 0 E: 0 K: 2 S: 8	H: 1 LOB: 1 BB: 0 P: 9	R: 0 E: 0 K: 1 S: 4	H: 0 LOB: 2 BB: 3 P: 16	R: 0 E: 0 K: 1 S: 5	H: 0 LOB: 0 BB: 0 P: 5	R: 2 E: 0 K: 2 S: 10	H: 2 LOB: 0 BB: 2 P: 13	R: 3 E: 0 K: 2 S: 10	H: 2 LOB: 1 BB: 2 P: 18	R: 2 E: 0 K: 2 S: 10	H: 3 LOB: 1 BB: 0 P: 10	R: 2 E: 0 K: 1 S: 5	H: 0 LOB: 3 BB: 6 P: 29	R: 0 E: 0 K: 2 S: 8	H: 1 LOB: 1 BB: 0 P: 8		R: 2 E: 0 K: 0 S: 5	H: 2 LOB: 2 BB: 2 P: 13	1B: 6 2B: 2 3B: 1 HR: 2	SF: 0 SAC: 0 DP: 1 HBP: 0	WP: 1 PB: 0 CS: 1	PA: 49
PITCHER	IP WLS BF H R ER SO BB IBB HBP BLK WP HR S P ERA WHIP	11 Shintaro Fujinami, R ERA: 18.0 72 Garrett Williams, L ERA: 18.0 65 Trevor May, R ERA: 27.0 Ken Waldichuk, L ERA: 27.0 29 Austin Pruitt, R ERA: 9.0	2.0 9 3 1 0 0 3 3 0 0 0 0 0 0 12 25 0.00 2.000	1.0 3 0 0 0 0 1 0 0 0 0 0 0 1 10 13 18.00 2.000	1.0 L 7 2 3 3 2 2 0 0 0 0 0 1 10 18 27.00 4.000	1.0 6 3 2 2 2 0 0 0 0 0 0 0 0 10 10 18.00 3.000	0.2 5 0 2 2 1 4 0 0 0 0 0 0 0 4 20 27.00 6.000	0.1 3 0 0 0 0 2 0 0 0 0 0 0 0 1 9 0.00 6.000	1.0 4 1 0 0 2 0 0 0 0 0 0 0 0 8 8 0.00 1.000	1.0 7 2 2 2 0 2 0 0 0 0 0 0 5 13 18.00 4.000	PITCHER	IP WLS BF H R ER SO BB IBB HBP BLK WP HR S P ERA WHIP	78 Hogan Harris, L ERA: 27.0 97 Chase Cohen, R ERA: 18.0 50 Rico Garcia, R ERA: 18.0 96 Hunter Breault, R ERA: 18.0	0.2 5 0 2 2 1 4 0 0 0 0 0 0 0 0 4 20 27.00 6.000	0.1 3 0 0 0 0 2 0 0 0 0 0 0 0 1 9 0.00 6.000	1.0 4 1 0 0 2 0 0 0 0 0 0 0 0 8 8 0.00 1.000		1.0 7 2 2 2 0 2 0 0 0 0 0 0 0 5 13 18.00 4.000	1B: 6 2B: 2 3B: 1 HR: 2	SF: 0 SAC: 0 DP: 1 HBP: 0	WP: 1 PB: 0 CS: 1	PA: 49	


Batter	1	2	3	4	5	6	7	8	9	AB	R	H	RBI	BB	SO	LOB	BOTTOM						
5 Tony Kemp, L 4 Kevin Smith, R OBP: 0.375, SLG: 0.286	L8		K		15 G4-3 12 G5-3	BB	G4-3		K	2	0	0	0	1	1	1	Los Angeles Angels @ Oakland Athletics Hohokam Stadium, Mesa, AZ Tue Feb 28 2023, 3:09 PM - 6:13 PM EST Att: 3,808 - Partly Cloudy - 62 F						
12 Nledmys Díaz, R OBP: 0.167, SLG: 0.167 26 Jonah Bride, R										3	0	0	0	0	0	1							
15 Seth Brown, L OBP: 0.286, SLG: 0.167 25 Brent Rooker, R OBP: 0.714, SLG: 0.333										2	0	0	0	0	0	0							
99 Jesús Aguilar, R OBP: 0.833, SLG: 0.667 16 Zack Gelof, R OBP: 0.286, SLG: 0.167										3	1	1	0	0	0	1							
6 Jace Peterson, L OBP: 0.500, SLG: 1.000 17 Pablo Reyes, R										0	1	0	0	3	0	0							
21 Conner Capel, L OBP: 0.833, SLG: 1.000 40 Dermis Garcia, R OBP: 0.200, SLG: 0.200										1	0	0	0	1	1	1							
23 Shea Langeliers, R OBP: 0.667, SLG: 1.500 85 Yohel Pozo, R										3	1	1	1	0	2	1							
73 Ryan Noda, L OBP: 0.600, SLG: 1.000 37 Cal Stevenson, L										2	0	1	0	1	1	1							
1 Esteyru Ruiz, R 75 Denzel Clarke, R OBP: 1.000, SLG: 1.250										2	0	0	1	0	0	3							
Inning Stats	R: 0 E: 0 K: 0 S: 3	H: 0 LOB: 0 BB: 0 P: 3	R: 0 E: 0 K: 1 S: 4	H: 0 LOB: 0 BB: 1 P: 8	R: 0 E: 0 K: 2 S: 7	H: 0 LOB: 1 BB: 1 P: 11	R: 3 E: 0 K: 1 S: 8	H: 3 LOB: 2 BB: 2 P: 17	R: 0 E: 0 K: 1 S: 5	H: 0 LOB: 2 BB: 2 P: 13	R: 2 E: 1 K: 1 S: 7	H: 2 LOB: 0 BB: 0 P: 7	R: 0 E: 0 K: 2 S: 7	H: 0 LOB: 1 BB: 0 P: 9	R: 0 E: 0 K: 1 S: 7	H: 2 LOB: 2 BB: 0 P: 7		R: 0 E: 0 K: 0 S: 2	H: 0 LOB: 1 BB: 2 P: 10	1B: 5 2B: 1 3B: 0 HR: 1	SF: 1 SAC: 0 DP: 2 HBP: 1	WP: 0 PB: 0 SB: 2 CS: 0	PA: 41
PITCHER	IP WLS BF H R ER SO BB IBB HBP BLK WP HR S P ERA WHIP	17 Shohel Ohtani, R ERA: 9.0 46 Luke Murphy, R ERA: 21.6 56 Jonathan Holder, R ERA: 21.6 66 Kolton Ingram, L ERA: 4.1 71 Jacob Webb, R ERA: 5.1	2.1 8 0 0 0 0 1 0 0 0 0 0 0 4 4 0.00 0.000	0.2 2 0 0 0 0 1 2 0 0 0 0 0 1 6 15 40.50 6.000	0.1 W 2 1 0 0 0 0 0 0 0 0 0 2 2 0.00 3.000	1.0 H 5 0 0 0 1 2 0 0 0 0 0 0 5 13 0.00 2.000	1.0 5 2 2 2 1 4 0 0 0 0 0 0 0 7 7 18.00 2.000	2.0 9 2 0 0 3 0 0 1 0 0 0 0 14 16 0.00 1.000	1.0 4 0 0 0 0 2 0 0 0 0 0 0 2 10 0.00 2.000	1B: 5 2B: 1 3B: 0 HR: 1	SF: 1 SAC: 0 DP: 2 HBP: 1	WP: 0 PB: 0 SB: 2 CS: 0	PA: 41										

Batter	1	2	3	4	5	6	7	8	9	AB	R	H	RBI	BB	SO	LOB	TOP																																																																									
5 Garrett Mitchell, L (1, 8) <small>OBP: 0.444, SLG: 1.222</small> 88 Joey Wiener, R (5, 8) <small>OBP: 0.500, SLG: 0.333</small>	 13 1B 2B	 K		 K			 97 BB BB		 K	3	1	1	0	0	2	2	Milwaukee Brewers @ Los Angeles Angels Tempe Diablo Stadium, Tempe, AZ Wed Mar 01 2023, 2:12 PM - 4:51 PM EST Att: 3,834 - Partly Cloudy - 58 F livebaseballscorecards.com																																																																									
79 Sal Frelick, L (1, 9) <small>OBP: 0.400, SLG: 0.500</small> 67 Blake Perkins, S (5, 9)	 K		 G5-3		 G6-3		 F8		 G3-6 1-2f	3	0	0	0	0	1	1																																																																										
2 Luis Urias, R (1, 4) <small>OBP: 0.222, SLG: 0.500</small> 63 Eddy Alvarez, L (5, 4)	 K		 18 BB 13 BB BB		 F8		 F7			2	0	0	0	1	1	1																																																																										
13 Abraham Toro, S (1, 5) <small>OBP: 0.500, SLG: 0.857</small> 97 Tyler Black, L (6, 5)	 2H 1B		 18 BB BB		 1B		 1-2 BB			2	0	2	1	1	0	0																																																																										
18 Keston Hiura, R (1, 7) <small>OBP: 0.333, SLG: 0.143</small> 29 Skye Bolt, S (6, 7)	 K		 10 G5-4-3 BB		 F8		 K			2	0	0	0	1	1	2																																																																										
10 Mike Brosseau, R (1, 3) <small>OBP: 0.500, SLG: 1.333</small> 28 Jon Singleton, L (6, 3)		 6 E 6 WP 50 1B BB	 G5-4-3		 HR			 F7		2	2	1	1	1	0	3																																																																										
6 Owen Miller, R (1, 10) <small>OBP: 0.556, SLG: 0.889</small> 3 Monte Harrison, R (8, PH) <small>OBP: 0.167, SLG: 0.167</small>	 E5 2 F7 1B			 G1-3		 50 G5-4-3 1B		 K		3	0	1	0	0	0	1																																																																										
2 Brice Turang, L (1, 6) <small>OBP: 0.222, SLG: 0.222</small> 78 Andruw Monasterio, R (6, 6)	 F7 1-2	 F7		 K		 F7		 K		3	0	0	0	0	1	3																																																																										
50 Payton Henry, R (1, 2) <small>OBP: 0.333, SLG: 0.250</small> 14 Alex Jackson, R (6, 2)	 3H 1B				 G5-4-3			 67 G3-6 1B		2	0	1	1	1	0	1																																																																										
Inning Stats	R: 1 E: 0 K: 3 S: 11	H: 2 LOB: 1 BB: 0 P: 12	R: 1 E: 1 K: 1 S: 6	H: 1 LOB: 1 BB: 1 P: 11	R: 0 E: 0 K: 0 S: 2	H: 0 LOB: 2 BB: 3 P: 14	R: 0 E: 0 K: 2 S: 7	H: 0 LOB: 1 BB: 1 P: 10	R: 0 E: 0 K: 0 S: 4	H: 1 LOB: 1 BB: 0 P: 4	R: 1 E: 0 K: 0 S: 5	H: 2 LOB: 0 BB: 0 P: 6	R: 0 E: 0 K: 1 S: 5	H: 0 LOB: 2 BB: 2 P: 13	R: 0 E: 0 K: 2 S: 7	H: 0 LOB: 0 BB: 0 P: 7		R: 0 E: 0 K: 1 S: 5	H: 1 LOB: 0 BB: 0 P: 5	1B: 5 2B: 1 3B: 0 HR: 1	SF: 0 SAC: 0 DP: 3 HBP: 0	WP: 1 PB: 0 SB: 0 CS: 0	PA: 38																																																																			
PITCHER	IP WLS BF H R ER SO BB IBB HBP BLK WP HR S P ERA WHIP	IP WLS BF H R ER SO BB IBB HBP BLK WP HR S P ERA WHIP	IP WLS BF H R ER SO BB IBB HBP BLK WP HR S P ERA WHIP	IP WLS BF H R ER SO BB IBB HBP BLK WP HR S P ERA WHIP	IP WLS BF H R ER SO BB IBB HBP BLK WP HR S P ERA WHIP	IP WLS BF H R ER SO BB IBB HBP BLK WP HR S P ERA WHIP	IP WLS BF H R ER SO BB IBB HBP BLK WP HR S P ERA WHIP	IP WLS BF H R ER SO BB IBB HBP BLK WP HR S P ERA WHIP	IP WLS BF H R ER SO BB IBB HBP BLK WP HR S P ERA WHIP	IP WLS BF H R ER SO BB IBB HBP BLK WP HR S P ERA WHIP	IP WLS BF H R ER SO BB IBB HBP BLK WP HR S P ERA WHIP	IP WLS BF H R ER SO BB IBB HBP BLK WP HR S P ERA WHIP	IP WLS BF H R ER SO BB IBB HBP BLK WP HR S P ERA WHIP	IP WLS BF H R ER SO BB IBB HBP BLK WP HR S P ERA WHIP	IP WLS BF H R ER SO BB IBB HBP BLK WP HR S P ERA WHIP	IP WLS BF H R ER SO BB IBB HBP BLK WP HR S P ERA WHIP	IP WLS BF H R ER SO BB IBB HBP BLK WP HR S P ERA WHIP	IP WLS BF H R ER SO BB IBB HBP BLK WP HR S P ERA WHIP	IP WLS BF H R ER SO BB IBB HBP BLK WP HR S P ERA WHIP	IP WLS BF H R ER SO BB IBB HBP BLK WP HR S P ERA WHIP	IP WLS BF H R ER SO BB IBB HBP BLK WP HR S P ERA WHIP	IP WLS BF H R ER SO BB IBB HBP BLK WP HR S P ERA WHIP	IP WLS BF H R ER SO BB IBB HBP BLK WP HR S P ERA WHIP	IP WLS BF H R ER SO BB IBB HBP BLK WP HR S P ERA WHIP	IP WLS BF H R ER SO BB IBB HBP BLK WP HR S P ERA WHIP	IP WLS BF H R ER SO BB IBB HBP BLK WP HR S P ERA WHIP	IP WLS BF H R ER SO BB IBB HBP BLK WP HR S P ERA WHIP	IP WLS BF H R ER SO BB IBB HBP BLK WP HR S P ERA WHIP	IP WLS BF H R ER SO BB IBB HBP BLK WP HR S P ERA WHIP	IP WLS BF H R ER SO BB IBB HBP BLK WP HR S P ERA WHIP	IP WLS BF H R ER SO BB IBB HBP BLK WP HR S P ERA WHIP	IP WLS BF H R ER SO BB IBB HBP BLK WP HR S P ERA WHIP	IP WLS BF H R ER SO BB IBB HBP BLK WP HR S P ERA WHIP	IP WLS BF H R ER SO BB IBB HBP BLK WP HR S P ERA WHIP	IP WLS BF H R ER SO BB IBB HBP BLK WP HR S P ERA WHIP	IP WLS BF H R ER SO BB IBB HBP BLK WP HR S P ERA WHIP	IP WLS BF H R ER SO BB IBB HBP BLK WP HR S P ERA WHIP	IP WLS BF H R ER SO BB IBB HBP BLK WP HR S P ERA WHIP	IP WLS BF H R ER SO BB IBB HBP BLK WP HR S P ERA WHIP	IP WLS BF H R ER SO BB IBB HBP BLK WP HR S P ERA WHIP	IP WLS BF H R ER SO BB IBB HBP BLK WP HR S P ERA WHIP	IP WLS BF H R ER SO BB IBB HBP BLK WP HR S P ERA WHIP	IP WLS BF H R ER SO BB IBB HBP BLK WP HR S P ERA WHIP	IP WLS BF H R ER SO BB IBB HBP BLK WP HR S P ERA WHIP	IP WLS BF H R ER SO BB IBB HBP BLK WP HR S P ERA WHIP	IP WLS BF H R ER SO BB IBB HBP BLK WP HR S P ERA WHIP	IP WLS BF H R ER SO BB IBB HBP BLK WP HR S P ERA WHIP	IP WLS BF H R ER SO BB IBB HBP BLK WP HR S P ERA WHIP	IP WLS BF H R ER SO BB IBB HBP BLK WP HR S P ERA WHIP	IP WLS BF H R ER SO BB IBB HBP BLK WP HR S P ERA WHIP	IP WLS BF H R ER SO BB IBB HBP BLK WP HR S P ERA WHIP	IP WLS BF H R ER SO BB IBB HBP BLK WP HR S P ERA WHIP	IP WLS BF H R ER SO BB IBB HBP BLK WP HR S P ERA WHIP	IP WLS BF H R ER SO BB IBB HBP BLK WP HR S P ERA WHIP	IP WLS BF H R ER SO BB IBB HBP BLK WP HR S P ERA WHIP	IP WLS BF H R ER SO BB IBB HBP BLK WP HR S P ERA WHIP	IP WLS BF H R ER SO BB IBB HBP BLK WP HR S P ERA WHIP	IP WLS BF H R ER SO BB IBB HBP BLK WP HR S P ERA WHIP	IP WLS BF H R ER SO BB IBB HBP BLK WP HR S P ERA WHIP	IP WLS BF H R ER SO BB IBB HBP BLK WP HR S P ERA WHIP	IP WLS BF H R ER SO BB IBB HBP BLK WP HR S P ERA WHIP	IP WLS BF H R ER SO BB IBB HBP BLK WP HR S P ERA WHIP	IP WLS BF H R ER SO BB IBB HBP BLK WP HR S P ERA WHIP	IP WLS BF H R ER SO BB IBB HBP BLK WP HR S P ERA WHIP	IP WLS BF H R ER SO BB IBB HBP BLK WP HR S P ERA WHIP	IP WLS BF H R ER SO BB IBB HBP BLK WP HR S P ERA WHIP	IP WLS BF H R ER SO BB IBB HBP BLK WP HR S P ERA WHIP	IP WLS BF H R ER SO BB IBB HBP BLK WP HR S P ERA WHIP	IP WLS BF H R ER SO BB IBB HBP BLK WP HR S P ERA WHIP	IP WLS BF H R ER SO BB IBB HBP BLK WP HR S P ERA WHIP	IP WLS BF H R ER SO BB IBB HBP BLK WP HR S P ERA WHIP	IP WLS BF H R ER SO BB IBB HBP BLK WP HR S P ERA WHIP	IP WLS BF H R ER SO BB IBB HBP BLK WP HR S P ERA WHIP	IP WLS BF H R ER SO BB IBB HBP BLK WP HR S P ERA WHIP	IP WLS BF H R ER SO BB IBB HBP BLK WP HR S P ERA WHIP	IP WLS BF H R ER SO BB IBB HBP BLK WP HR S P ERA WHIP	IP WLS BF H R ER SO BB IBB HBP BLK WP HR S P ERA WHIP	IP WLS BF H R ER SO BB IBB HBP BLK WP HR S P ERA WHIP	IP WLS BF H R ER SO BB IBB HBP BLK WP HR S P ERA WHIP	IP WLS BF H R ER SO BB IBB HBP BLK WP HR S P ERA WHIP	IP WLS BF H R ER SO BB IBB HBP BLK WP HR S P ERA WHIP	IP WLS BF H R ER SO BB IBB HBP BLK WP HR S P ERA WHIP	IP WLS BF H R ER SO BB IBB HBP BLK WP HR S P ERA WHIP	IP WLS BF H R ER SO BB IBB HBP BLK WP HR S P ERA WHIP	IP WLS BF H R ER SO BB IBB HBP BLK WP HR S P ERA WHIP	IP WLS BF H R ER SO BB IBB HBP BLK WP HR S P ERA WHIP	IP WLS BF H R ER SO BB IBB HBP BLK WP HR S P ERA WHIP	IP WLS BF H R ER SO BB IBB HBP BLK WP HR S P ERA WHIP	IP WLS BF H R ER SO BB IBB HBP BLK WP HR S P ERA WHIP	IP WLS BF H R ER SO BB IBB HBP BLK WP HR S P ERA WHIP

Batter	1	2	3	4	5	6	7	8	9	AB	R	H	RBI	BB	SO	LOB	TOP				
16 Mickey Moniak, L (1.8) 95 Bryce Teodosio, R (6.8)	G1-3		F8			3B		F9		3	0	1	0	0	0	1					
7 JoAdell, R (1.7) 19 Luis Barrera, L (6.7)	K			G5-3		F7		F8		3	0	0	0	0	1	1					
18 Jake Lamb, L (1.3) 25 Taylor Jones, R (6.3)	K			K		K		G4-3		3	0	0	0	0	3	1					
37 Kevin Padlo, R (1.5) 89 Jeremiah Jackson, R (7.5)		P6		G1-3				K		3	0	1	0	0	0	0					
21 Matt Thaiss, L (1.2) 35 Chad Wallach, R (6.2) 58 Werner Blakely, L (9.5)	G4-3					1B		F8		2	0	1	0	0	0	0					
75 Trev Cabbage, L (1.10) 13 Livan Soto, L (9.5)	P5					K		K		3	0	0	0	0	2	2					
38 Michael Stefanic, R (1.4) 92 Kyren Paris, R (7.4)						L8		G3-1		3	0	1	0	0	0	2					
8 Brett Phillips, L (1.9) 93 Jordyn Adams, R (8.9)						K		K		3	0	0	0	0	3	2					
4 Andrew Velazquez, S (1.6) 94 Zach Neto, R (8.6)						K		B1-3		3	0	1	0	0	1	1					
Inning Stats	R: 0 E: 0 K: 2 S: 7	H: 0 LOB: 0 BB: 0 P: 7	R: 0 E: 0 K: 0 S: 3	H: 0 LOB: 0 BB: 0 P: 3	R: 0 E: 0 K: 2 S: 9	H: 1 LOB: 1 BB: 0 P: 9	R: 0 E: 0 K: 1 S: 5	H: 0 LOB: 0 BB: 0 P: 5	R: 0 E: 0 K: 1 S: 8	H: 1 LOB: 1 BB: 0 P: 9	R: 0 E: 0 K: 1 S: 6	H: 1 LOB: 1 BB: 0 P: 6	R: 0 E: 0 K: 1 S: 6	H: 1 LOB: 1 BB: 0 P: 6	R: 0 E: 0 K: 2 S: 7	H: 0 LOB: 2 BB: 2 P: 15	1B: 3 2B: 1 3B: 1 HR: 0	SF: 0 SAC: 0 DP: 0 HBP: 0	WP: 2 PB: 0 SB: 1 CS: 0	PA: 34	
PITCHER	IP WLS BF H R ER SO BB IBB HBP BLK WP HR S P ERA WHIP	IP WLS BF H R ER SO BB IBB HBP BLK WP HR S P ERA WHIP	IP WLS BF H R ER SO BB IBB HBP BLK WP HR S P ERA WHIP	IP WLS BF H R ER SO BB IBB HBP BLK WP HR S P ERA WHIP	IP WLS BF H R ER SO BB IBB HBP BLK WP HR S P ERA WHIP	IP WLS BF H R ER SO BB IBB HBP BLK WP HR S P ERA WHIP	IP WLS BF H R ER SO BB IBB HBP BLK WP HR S P ERA WHIP	IP WLS BF H R ER SO BB IBB HBP BLK WP HR S P ERA WHIP	IP WLS BF H R ER SO BB IBB HBP BLK WP HR S P ERA WHIP	IP WLS BF H R ER SO BB IBB HBP BLK WP HR S P ERA WHIP	IP WLS BF H R ER SO BB IBB HBP BLK WP HR S P ERA WHIP	IP WLS BF H R ER SO BB IBB HBP BLK WP HR S P ERA WHIP	IP WLS BF H R ER SO BB IBB HBP BLK WP HR S P ERA WHIP	IP WLS BF H R ER SO BB IBB HBP BLK WP HR S P ERA WHIP	IP WLS BF H R ER SO BB IBB HBP BLK WP HR S P ERA WHIP	IP WLS BF H R ER SO BB IBB HBP BLK WP HR S P ERA WHIP	IP WLS BF H R ER SO BB IBB HBP BLK WP HR S P ERA WHIP	IP WLS BF H R ER SO BB IBB HBP BLK WP HR S P ERA WHIP	IP WLS BF H R ER SO BB IBB HBP BLK WP HR S P ERA WHIP	IP WLS BF H R ER SO BB IBB HBP BLK WP HR S P ERA WHIP	IP WLS BF H R ER SO BB IBB HBP BLK WP HR S P ERA WHIP

Los Angeles Angels @ Chicago Cubs
Sloan Park, Mesa, AZ
Sat Mar 04 2023, 3:06 PM - 5:19 PM EST
Att: 16,040 - Partly Cloudy - 65 F

AB 32
R 0
H 5
RBI 0
BB 2
SO 12
LOB 15



Batter	1	2	3	4	5	6	7	8	9	AB	R	H	RBI	BB	SO	LOB	BOTTOM				
2 Nico Hoerner, R (1.4) 43 Esteban Quiroz, L (6.4)	L9					P3		FC4-6		3	1	1	1	0	0	1					
8 Ian Happ, S (1.7) 87 Yonathan Perlaza, S (6.7)	K					K		G6-3		3	0	0	0	0	3	2					
24 Cody Bellinger, L (1.8) 89 Darius Hill, L (8.9)	K					P5		F8		2	0	0	0	0	1	1					
51 Eric Hosmer, L (1.3) 79 Matt Mervis, L (7.3)	G6-3					G4-3		K		3	0	1	1	0	0	0					
16 Patrick Wisdom, R (1.10) 70 Pete Crow-Armstrong, 1B (7.10)										2	0	1	0	1	0	2					
30 Edwin Rios, L (1.5) 98 Chase Strumpf, R (6.5)						F7		G6-3		2	0	0	0	0	1	1					
6 Zach McKinstry, L (1.6) 83 Andy Weber, L (6.6)						G4-3		K		2	0	0	0	0	1	0					
18 Tucker Barnhart, L (1.2) 37 Dom Nunez, L (6.2)						G4-3		G3		2	0	0	0	0	0	0					
40 Mike Tauchman, L (1.9) 88 Kevin Alcántara, R (6.9)										1	1	1	0	1	0	0					
Inning Stats	R: 0 E: 0 K: 2 S: 7	H: 0 LOB: 0 BB: 0 P: 7	R: 0 E: 1 K: 1 S: 5	H: 0 LOB: 1 BB: 1 P: 9	R: 2 E: 0 K: 1 S: 7	H: 2 LOB: 2 BB: 1 P: 12	R: 0 E: 0 K: 0 S: 3	H: 0 LOB: 0 BB: 0 P: 3	R: 0 E: 0 K: 1 S: 6	H: 1 LOB: 1 BB: 0 P: 6	R: 0 E: 0 K: 1 S: 3	H: 1 LOB: 1 BB: 0 P: 3	R: 0 E: 0 K: 1 S: 6	H: 1 LOB: 1 BB: 0 P: 6	R: 0 E: 0 K: 1 S: 5	H: 0 LOB: 0 BB: 0 P: 5	1B: 3 2B: 1 3B: 1 HR: 0	SF: 0 SAC: 0 DP: 0 HBP: 1	WP: 0 PB: 0 SB: 0 CS: 1	PA: 31	
PITCHER	IP WLS BF H R ER SO BB IBB HBP BLK WP HR S P ERA WHIP	IP WLS BF H R ER SO BB IBB HBP BLK WP HR S P ERA WHIP	IP WLS BF H R ER SO BB IBB HBP BLK WP HR S P ERA WHIP	IP WLS BF H R ER SO BB IBB HBP BLK WP HR S P ERA WHIP	IP WLS BF H R ER SO BB IBB HBP BLK WP HR S P ERA WHIP	IP WLS BF H R ER SO BB IBB HBP BLK WP HR S P ERA WHIP	IP WLS BF H R ER SO BB IBB HBP BLK WP HR S P ERA WHIP	IP WLS BF H R ER SO BB IBB HBP BLK WP HR S P ERA WHIP	IP WLS BF H R ER SO BB IBB HBP BLK WP HR S P ERA WHIP	IP WLS BF H R ER SO BB IBB HBP BLK WP HR S P ERA WHIP	IP WLS BF H R ER SO BB IBB HBP BLK WP HR S P ERA WHIP	IP WLS BF H R ER SO BB IBB HBP BLK WP HR S P ERA WHIP	IP WLS BF H R ER SO BB IBB HBP BLK WP HR S P ERA WHIP	IP WLS BF H R ER SO BB IBB HBP BLK WP HR S P ERA WHIP	IP WLS BF H R ER SO BB IBB HBP BLK WP HR S P ERA WHIP	IP WLS BF H R ER SO BB IBB HBP BLK WP HR S P ERA WHIP	IP WLS BF H R ER SO BB IBB HBP BLK WP HR S P ERA WHIP	IP WLS BF H R ER SO BB IBB HBP BLK WP HR S P ERA WHIP	IP WLS BF H R ER SO BB IBB HBP BLK WP HR S P ERA WHIP	IP WLS BF H R ER SO BB IBB HBP BLK WP HR S P ERA WHIP	IP WLS BF H R ER SO BB IBB HBP BLK WP HR S P ERA WHIP

Los Angeles Angels @ Chicago Cubs
Sloan Park, Mesa, AZ
Sat Mar 04 2023, 3:06 PM - 5:19 PM EST
Att: 16,040 - Partly Cloudy - 65 F

AB 28
R 2
H 5
RBI 2
BB 2
SO 7
LOB 10



Batter	1	2	3	4	5	6	7	8	9	AB	R	H	RBI	BB	SO	LOB	TOP			
19 Charlie Blackmon, L (1.10) 73 Zac Veen, L (7.7) OBP: 0.286, SLG: 0.368 OBP: 0.350, SLG: 0.478	F8		K			WP BB		F8	F7	2	0	0	0	1	1	0				
2 Yonathan Daza, R (1.8) 22 Nolan Jones, L (6.3) OBP: 0.278, SLG: 0.294 OBP: 0.200, SLG: 0.130	L9		G6-3					BB BB BB BB	BB E	3	0	0	0	0	1	1				
24 Ryan McMahon, L (1.4) 86 Drew Romo, S (6.2) OBP: 0.351, SLG: 0.684 OBP: 0.500, SLG: 0.700	HR			G4-3					BB FC6-2	3	1	1	1	0	0	1				
25 C.J. Cron, R (1.3) 83 Julio Carreras, R (7.6) OBP: 0.250, SLG: 0.222 OBP: 0.333, SLG: 0.545	2B			K					E7	3	0	1	0	0	1	1				
12 Sean Bouchard, R (1.7) 3 Cole Tucker, S (1.7) 76 Warming Bernabel, R (7.5) OBP: 0.375, SLG: 0.333 OBP: 0.333, SLG: 0.545 OBP: 0.287, SLG: 0.214	K			K					FC6-2	1	0	0	0	0	1	1				
44 Elehuris Montero, R (1.5) 54 Matt Koch, L (7.1) 81 Jonathan Morales, R (8. PH) 93 Austin Kitchen, L (8.1) 95 Fineas Del Bonta-Smith, R (8.1) OBP: 0.294, SLG: 0.333 OBP: 0.294, SLG: 0.333 OBP: 0.294, SLG: 0.333 OBP: 0.294, SLG: 0.333 OBP: 0.294, SLG: 0.333		P4							F9	3	1	1	1	0	0	0				
4 Michael Toqila, S (1.9) OBP: 0.379, SLG: 0.292		E7							G5-3	4	0	1	0	0	0	0				
14 Ezequiel Tovar, R (1.6) 85 Coco Montes, R (6.4) OBP: 0.350, SLG: 0.412 OBP: 0.389, SLG: 0.643		F8							F9	2	0	0	0	0	0	1				
6 Brian Serven, R (1.2) 79 Brenton Doyle, R (6.8) OBP: 0.188, SLG: 0.438 OBP: 0.391, SLG: 0.350			K						1B	2	0	0	0	0	1	1				
Inning Stats	R: 1 E: 0 K: 1 S: 7	H: 2 LOB: 1 BB: 0 P: 8	R: 0 E: 0 K: 0 S: 3	H: 1 LOB: 0 BB: 0 P: 3	R: 0 E: 0 K: 2 S: 7	H: 0 LOB: 0 BB: 0 P: 7	R: 0 E: 1 K: 0 S: 4	H: 0 LOB: 1 BB: 0 P: 4	R: 0 E: 0 K: 1 S: 5	H: 0 LOB: 1 BB: 1 P: 10	R: 1 E: 0 K: 2 S: 9	H: 1 LOB: 1 BB: 1 P: 14	R: 1 E: 1 K: 0 S: 5	H: 2 LOB: 2 BB: 1 P: 9	R: 0 E: 0 K: 0 S: 4	H: 1 LOB: 0 BB: 0 P: 4	1B: 4 2B: 1 3B: 0 HR: 2	SF: 0 SAC: 0 DP: 0 HBP: 0	WP: 1 PB: 0 SB: 0 CS: 0	PA: 37
PITCHER	IP WLS BF H R ER SO	IP WLS BF H R ER SO	IP WLS BF H R ER SO	IP WLS BF H R ER SO	IP WLS BF H R ER SO	IP WLS BF H R ER SO	IP WLS BF H R ER SO	IP WLS BF H R ER SO	IP WLS BF H R ER SO	IP WLS BF H R ER SO	IP WLS BF H R ER SO	IP WLS BF H R ER SO	IP WLS BF H R ER SO	IP WLS BF H R ER SO	IP WLS BF H R ER SO	IP WLS BF H R ER SO	ERA WHIP	ERA WHIP	ERA WHIP	
63 Chase Silseth, R (1.1) ERA: 4.5	4.0	14	3	1	1	5	0	0	0	0	0	0	0	0	0	0	2.25	0.750		
61 Austin Warren, R (5.1) ERA: 4.5	1.0	4	0	0	0	0	0	0	0	0	0	0	0	0	0	0	0.00	0.000		
55 Matt Moore, L (6.1) ERA: 3.0	1.0	4	0	0	0	1	1	0	0	0	0	0	0	0	0	0	0.00	1.000		
40 Justin Garza, R (7.1) ERA: 4.5	1.0	5	1	1	1	2	1	0	0	0	0	0	0	0	0	0	9.00	2.000		
74 Jhonathan Diaz, L (8.1) ERA: 4.5	2.0	10	3	1	0	0	1	0	0	0	0	0	0	0	0	0	0.00	2.000		

Colorado Rockies @ Los Angeles Angels
 Tempe Diablo Stadium, Tempe, AZ
 Wed Mar 08 2023, 3:10 PM - 5:47 PM EST
 Att. 4,792 - Partly Cloudy - 71 F

livebaseballscorecards.com

AB 34
 R 3
 H 7
 RBI 2
 BB 3
 SO 8
 LOB 12



Batter	1	2	3	4	5	6	7	8	9	AB	R	H	RBI	BB	SO	LOB	BOTTOM					
13 Livan Soto, L (1.6) 94 Zach Neto, R (6.6) OBP: 0.294, SLG: 0.214 OBP: 0.286, SLG: 0.333	G3		E6 BB E	K		P3			HR	3	0	0	0	0	1	2						
23 Brandon Drury, R (1.4) 89 Jeremiah Jackson, R (6.4) OBP: 0.400, SLG: 0.333 OBP: 0.100, SLG: 0.400	K		E3 BB	FC4-2 BB		F8			HR	3	0	0	0	0	1	3						
20 Jared Walsh, L (1.3) 18 Jake Lamb, L (5.3) OBP: 0.412, SLG: 0.308 OBP: 0.500, SLG: 0.667			K						HR	1	0	0	0	2	1	2						
6 Anthony Rendon, R (1.5) 38 Michael Stefaniak, R (6.5) OBP: 0.500, SLG: 0.667 OBP: 0.429, SLG: 0.250		G6-3		G6-3		G4-6-3				2	0	0	0	1	0	4						
12 Hunter Renfroe, R (1.9) 19 Luis Barrera, L (6.9) OBP: 0.286, SLG: 0.786 OBP: 0.267, SLG: 0.214			G6-3			K				3	0	1	0	0	1	3						
14 Logan O'Hoppe, R (1.10) OBP: 0.357, SLG: 0.500		K				K				3	1	1	0	1	2	1						
33 Max Stassi, R (1.2) 35 Chad Wallach, R (5.2) 47 Myles Emmerson, R (9.2) OBP: 0.333, SLG: 0.333 OBP: 0.273, SLG: 0.200 OBP: 1.000, SLG: 2.000		F9				K			F8	2	1	1	0	0	0	1						
16 Mickey Moniak, L (1.8) 8 Brett Phillips, L (7.8) OBP: 0.368, SLG: 0.500 OBP: 0.156, SLG: 0.150		F7							K	3	0	2	1	0	0	1						
93 Jordyn Adams, R (1.7) 61 Jared Oliva, R (7.7) OBP: 0.533, SLG: 0.583			K						K	3	0	1	1	0	2	1						
Inning Stats	R: 0 E: 0 K: 1 S: 5	H: 0 LOB: 1 BB: 1 P: 9	R: 0 E: 0 K: 1 S: 6	H: 1 LOB: 0 BB: 0 P: 6	R: 0 E: 2 K: 2 S: 9	H: 0 LOB: 3 BB: 1 P: 13	R: 2 E: 0 K: 1 S: 9	H: 3 LOB: 3 BB: 2 P: 16	R: 0 E: 0 K: 3 S: 9	H: 0 LOB: 0 BB: 0 P: 9	R: 0 E: 0 K: 1 S: 6	H: 1 LOB: 1 BB: 0 P: 6	R: 0 E: 0 K: 1 S: 5	H: 1 LOB: 0 BB: 0 P: 5	R: 0 E: 0 K: 2 S: 8	H: 1 LOB: 1 BB: 0 P: 8	R: 2 E: 0 K: 0 S: 2	H: 2 LOB: 0 BB: 0 P: 2	1B: 7 2B: 1 3B: 0 HR: 1	SF: 0 SAC: 0 DP: 1 HBP: 0	WP: 0 PB: 0 SB: 3 CS: 0	PA: 38
PITCHER	IP WLS BF H R ER SO	IP WLS BF H R ER SO	IP WLS BF H R ER SO	IP WLS BF H R ER SO	IP WLS BF H R ER SO	IP WLS BF H R ER SO	IP WLS BF H R ER SO	IP WLS BF H R ER SO	IP WLS BF H R ER SO	IP WLS BF H R ER SO	IP WLS BF H R ER SO	IP WLS BF H R ER SO	IP WLS BF H R ER SO	IP WLS BF H R ER SO	IP WLS BF H R ER SO	IP WLS BF H R ER SO	ERA WHIP	ERA WHIP	ERA WHIP			
63 Noah Davis, R (1.1) ERA: 4.7	3.0	14	1	0	0	4	2	0	0	0	0	0	0	0	0	0	0.00	1.000				
71 Phillips Valdez, R (4.1) ERA: 6.75	0.2	6	3	2	2	1	1	0	0	0	0	0	0	0	0	0	27.00	6.000				
56 Blair Calvo, R (4.1) ERA: 2.7	1.1	5	0	0	0	3	1	0	0	0	0	0	0	0	0	0	0.00	0.750				
32 Dinelson Lamet, R (6.1) ERA: 4.5	1.0	4	1	0	0	1	0	0	0	0	0	0	0	0	0	0	0.00	1.000				
54 Matt Koch, R (7.1) ERA: 4.5	1.0	3	1	0	0	1	0	0	0	0	0	0	0	0	0	0	0.00	1.000				
93 Austin Kitchen, L (8.1) ERA: 4.5	0.0	L	2	2	2	0	0	0	0	0	0	0	0	0	0	0	0.00	1.000				

Colorado Rockies @ Los Angeles Angels
 Tempe Diablo Stadium, Tempe, AZ
 Wed Mar 08 2023, 3:10 PM - 5:47 PM EST
 Att. 4,792 - Partly Cloudy - 71 F

livebaseballscorecards.com

AB 34
 R 4
 H 9
 RBI 4
 BB 4
 SO 12
 LOB 24




Batter	1	2	3	4	5	6	7	8	9	AB	R	H	RBI	BB	SO	LOB	TOP								
7 Tim Anderson, R OBP: 0.250, SLG: 0.500 94 Zach Neto, R (6, 6)	G5-3		28 HR 1B	K		K		K		4	1	1	0	0	2	0	United States @ Los Angeles Angels Tempe Diablo Stadium, Tempe, AZ Thu Mar 09 2023, 3:10 PM - 5:46 PM EST Att: 7,881 - Cloudy - 67 F								
3 Mookie Betts, R OBP: 1.000, SLG: 1.333 1 Jeff McNeil, L (4, PH) (4, 4)	46 1B 1B		46 BB 28 HR 1B	K		L7		L9		2	1	2	0	0	0	0									
27 Mike Trout, R 93 Jordyn Adams, R (4, PR) (4, 7)	F7		F8			K				0	0	0	0	0	0	0									
46 Paul Goldschmidt, R OBP: 0.500, SLG: 1.000 12 Kyle Schwarber, L OBP: 0.333, SLG: 0.200 (7, PH) (7, 10)	28 FC5-4 1B		28 HR BB	F8		K		E3		2	1	1	0	1	0	1									
28 Nolan Arenado, R OBP: 0.400, SLG: 1.000 15 Bobby Witt Jr., R OBP: 0.500, SLG: 0.500 (1, 5) (4, 5)	FC5-4		HR			16 S 16 1B 1B		66 FC6-4 20 HBP 89 PB 1B		2	1	1	4	0	0	2									
20 Pete Alonso, R OBP: 0.333, SLG: 0.200 (1, 3)		F8		F8		F8		K		4	0	1	0	0	1	2									
30 Kyle Tucker, L OBP: 0.167, SLG: 0.167 66 Kyle Higashioka, R (5, 2)		F8		30 1B 1B		F7		66 FC6-4 HBP		3	0	1	0	0	0	1									
16 Will Smith, R OBP: 0.667, SLG: 0.500 89 Jeremiah Jackson, R (5, 9)				1-H 2-H 3-H 1B		F7		89 PB 89 S 1-2 2-3 1B		2	0	1	1	1	0	2									
31 Cedric Mullins, L (1, 7) (4, 8)	L4		F7			G4-3		1 CS BB		3	0	0	0	1	0	4									
Inning Stats	R: 0 E: 0 K: 0 S: 5	H: 2 LOB: 2 BB: 0 P: 5	R: 0 E: 0 K: 0 S: 3	H: 0 LOB: 1 BB: 1 P: 7	R: 4 E: 0 K: 0 S: 9	H: 5 LOB: 2 BB: 1 P: 14	R: 0 E: 0 K: 2 S: 7	H: 0 LOB: 1 BB: 1 P: 11	R: 1 E: 0 K: 0 S: 6	H: 2 LOB: 1 BB: 0 P: 6	R: 0 E: 0 K: 2 S: 7	H: 0 LOB: 1 BB: 0 P: 7	R: 1 E: 0 K: 2 S: 8	H: 1 LOB: 1 BB: 0 P: 11	R: 0 E: 0 K: 1 S: 5	H: 0 LOB: 0 BB: 1 P: 9		R: 0 E: 1 K: 2 S: 8	H: 0 LOB: 1 BB: 0 P: 8	1B: 8 2B: 1 3B: 0 HR: 1	SF: 0 SAC: 0 DP: 0 HBP: 1	WP: 0 PB: 1 SB: 2 CS: 1	PA: 42		
PITCHER	IP	WLS	BF	H	R	ER	SO	BB	IBB	HBP	BLK	WP	HR	S	P	ERA	WHIP								
31 Tyler Anderson, L ERA: 15.43	2.1	L	16	7	4	4	0	2	0	0	0	0	1	15	24	15.43	3.857								
71 Jacob Webb, R ERA:	0.2		2	0	0	0	0	0	0	0	0	0	0	2	2	0.00	0.000								
28 Aaron Loup, L ERA:	1.0		4	0	0	0	2	1	0	0	0	0	0	7	11	0.00	1.000								
52 Ryan Tepera, R ERA: 9.0	1.0		5	2	1	1	0	0	0	0	0	0	0	6	6	9.00	2.000								
53 Carlos Estévez, R ERA:	1.0		3	0	0	0	2	0	0	0	0	0	0	7	7	0.00	0.000								
46 Jimmy Herget, R ERA:	1.0		5	1	1	0	2	0	0	1	0	0	0	8	11	0.00	1.000								
60 Andrew Wantz, R ERA:	1.0		3	0	0	0	1	1	0	0	0	0	0	5	9	0.00	1.000								
64 Ben Joyce, R ERA:	1.0		4	0	0	0	2	0	0	0	0	0	0	8	8	0.00	0.000								

Batter	1	2	3	4	5	6	7	8	9	AB	R	H	RBI	BB	SO	LOB	BOTTOM								
3 Taylor Ward, R OBP: 1.000, SLG: 1.000 16 Mickey Moniak, L OBP: 0.500, SLG: 0.500 (6, 7)	23 G5-4-3 1B			20 G3 1B		G4-3		E7		2	0	2	0	0	0	0	United States @ Los Angeles Angels Tempe Diablo Stadium, Tempe, AZ Thu Mar 09 2023, 3:10 PM - 5:46 PM EST Att: 7,881 - Cloudy - 67 F								
23 Brandon Drury, R 92 Kyren Paris, R (5, 4)	G5-4-3			K		G5-3		K		2	0	0	0	0	1	2									
20 Jared Walsh, L 25 Taylor Jones, R (5, 3)				G3		K		L6		2	0	0	0	0	1	1									
6 Anthony Rendon, R 37 Kevin Padlo, R (6, 5)	L4			G3-1		K		83 DI BB		2	0	0	0	0	0	1									
12 Hunter Renfroe, R OBP: 0.500, SLG: 0.500 19 Luis Barrera, L (6, 9)	K							P2		2	0	1	0	0	1	0									
18 Jake Lamb, L 83 Kevin Maitan, S (6, 10)	K			FC4-6 1B		HBP		G6-3		2	0	0	0	0	1	1									
14 Logan O'Hoppe, R 35 Chad Wallach, R (7, 2)										2	0	0	0	0	1	1									
8 Brett Phillips, L 61 Jared Oliva, R (9, 8)										3	0	0	0	0	2	1									
4 Andrew Velazquez, S 40 Adrian Placencia, S OBP: 1.000, SLG: 1.000 (7, 6)										2	0	0	0	0	0	0									
Inning Stats	R: 0 E: 1 K: 1 S: 5	H: 1 LOB: 0 BB: 0 P: 5	R: 0 E: 0 K: 2 S: 7	H: 0 LOB: 0 BB: 0 P: 7	R: 0 E: 0 K: 1 S: 5	H: 0 LOB: 0 BB: 0 P: 5	R: 0 E: 0 K: 1 S: 6	H: 1 LOB: 1 BB: 0 P: 6	R: 0 E: 0 K: 2 S: 8	H: 1 LOB: 1 BB: 0 P: 8	R: 0 E: 0 K: 3 S: 9	H: 0 LOB: 1 BB: 0 P: 10	R: 0 E: 1 K: 2 S: 9	H: 2 LOB: 2 BB: 0 P: 9	R: 0 E: 0 K: 0 S: 3	H: 0 LOB: 1 BB: 1 P: 8		1B: 5 2B: 0 3B: 0 HR: 0	SF: 0 SAC: 0 DP: 1 HBP: 1	WP: 0 PB: 0 SB: 0 CS: 0	PA: 33				
PITCHER	IP	WLS	BF	H	R	ER	SO	BB	IBB	HBP	BLK	WP	HR	S	P	ERA	WHIP								
29 Merrill Kelly, R ERA:	1.0		4	1	0	0	1	0	0	0	0	0	0	6	6	0.00	1.000								
52 Daniel Bard, R ERA:	1.0		4	1	0	0	2	0	0	0	0	0	0	8	8	0.00	1.000								
38 Devin Williams, R ERA:	1.0		3	0	0	0	0	0	0	0	0	0	0	3	3	0.00	0.000								
25 Brooks Raley, L ERA:	1.0		4	0	0	0	3	0	0	1	0	0	0	9	10	0.00	0.000								
78 Kenny Rosenberg, L ERA:	1.0		4	0	0	0	0	0	0	0	0	0	0	3	9	0.00	1.000								
79 Jake Kalish, L ERA:	1.0		5	2	0	0	0	1	0	0	0	0	0	9	9	0.00	2.000								
72 Cam Vieaux, L ERA:	1.0		4	0	0	0	0	0	0	0	0	0	0	3	8	0.00	1.000								

AB 31
R 6
H 10
RBI 5
BB 3
SO 5
LOB 16



AB 31
R 0
H 5
RBI 0
BB 1
SO 12
LOB 12



Batter	1	2	3	4	5	6	7	8	9	AB	R	H	RBI	BB	SO	LOB	TOP											
3 Taylor Ward, R OBP: 0.500, SLG: 0.750 93 Jordyn Adams, R OBP: 0.529, SLG: 0.538										2	1	1	1	1	0	0	Los Angeles Angels @ Los Angeles Dodgers Camelback Ranch, Glendale, AZ Fri Mar 10 2023, 3:05 PM - 6:01 PM EST Att: 12,691 - Partly Cloudy - 77 F											
13 Livan Soto, L OBP: 0.286, SLG: 0.222 92 Kyren Paris, R OBP: 0.400, SLG: 0.583										4	0	1	0	0	2	1												
37 Kevin Padlo, R OBP: 0.259, SLG: 0.636 58 Werner Blakely, L OBP: 0.333, SLG: 0.667										3	2	2	1	0	0	0												
21 Matt Thaiss, L OBP: 0.611, SLG: 0.615 70 Jose Godoy, L OBP: 0.600, SLG: 0.500										2	0	2	0	1	0	0												
94 Zach Neto, R OBP: 0.278, SLG: 0.313 40 Adrian Placencia, S OBP: 0.500, SLG: 0.500										4	0	1	1	0	0	2												
16 Mickey Moniak, L OBP: 0.318, SLG: 0.429 4 Andrew Velazquez, S OBP: 0.211, SLG: 0.211										3	0	0	0	0	0	3												
7 Jo Adell, R OBP: 0.360 19 Luis Barrera, L OBP: 0.313, SLG: 0.400										3	0	1	0	0	0	3												
75 Trey Cabbage, L OBP: 0.348, SLG: 0.571										4	1	1	2	0	2	1												
25 Taylor Jones, R OBP: 0.333, SLG: 0.333 71 Aroel Vera, S										3	0	0	0	0	0	0												
Inning Stats	R: 2 E: 0 K: 1 S: 9	H: 4 LOB: 2 BB: 0 P: 10	R: 0 E: 0 K: 1 S: 5	H: 0 LOB: 1 BB: 1 P: 9	R: 1 E: 0 K: 0 S: 7	H: 1 LOB: 1 BB: 1 P: 14	R: 0 E: 0 K: 1 S: 5	H: 0 LOB: 0 BB: 0 P: 5	R: 0 E: 0 K: 0 S: 3	H: 1 LOB: 1 BB: 0 P: 6	R: 0 E: 0 K: 0 S: 3	H: 1 LOB: 0 BB: 0 P: 4	R: 0 E: 0 K: 1 S: 5	H: 0 LOB: 0 BB: 0 P: 5	R: 2 E: 0 K: 3 S: 11	H: 2 LOB: 1 BB: 1 P: 17		1B: 6 2B: 0 3B: 1 HR: 3	SF: 0 SAC: 0 DP: 1 HBP: 0	WP: 0 PB: 0 SB: 1 CS: 1	PA: 39							
PITCHER	IP	WLS	BF	H	R	ER	SO	BB	IBB	HBP	BLK	WP	HR	S	P	ERA	WHIP											
22 Clayton Kershaw, L ERA: 9.0	3.0		16	5	3	3	2	2	0	0	0	0	0	2	21	33	9.00	2.333										
94 Andre Jackson, R ERA:	3.0		10	2	0	0	2	0	0	0	0	0	0	14	14	0.00	0.667											
92 Mark Washington, R ERA:	1.0		3	1	0	0	0	0	0	0	0	0	0	3	4	0.00	1.000											
44 Jake Reed, R ERA: 2.45	1.0		3	0	0	0	1	0	0	0	0	0	0	5	5	0.00	0.000											
91 Justin Hagenman, R ERA: 15.43	1.0	W	6	2	2	2	3	1	0	0	0	0	1	11	17	18.00	3.000											

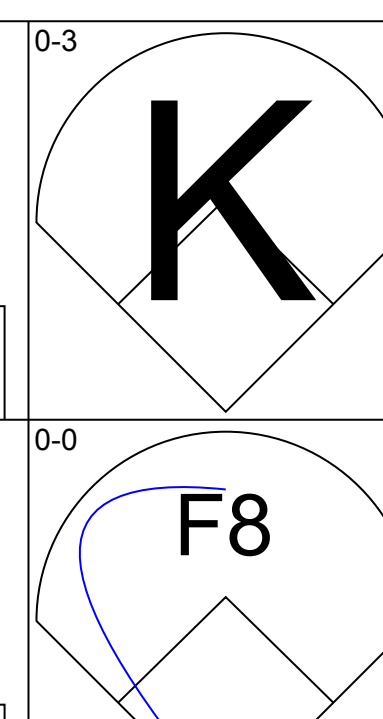
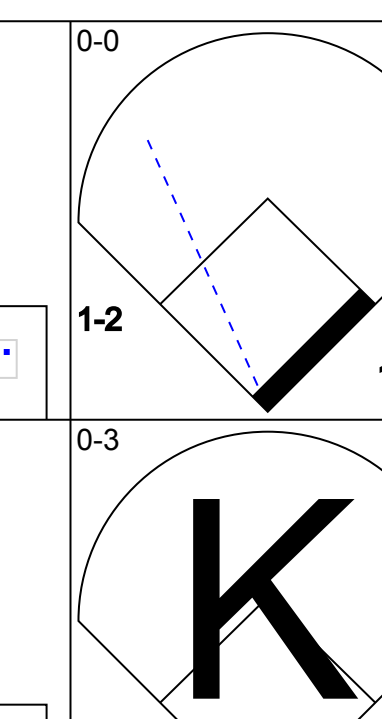
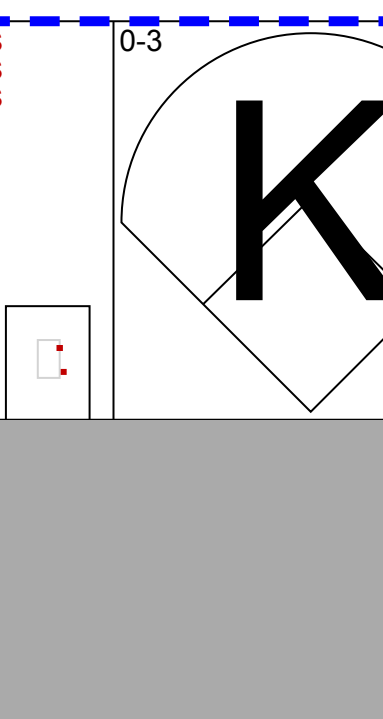
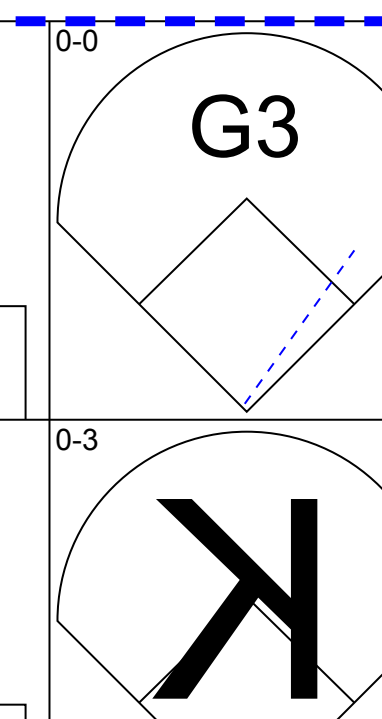
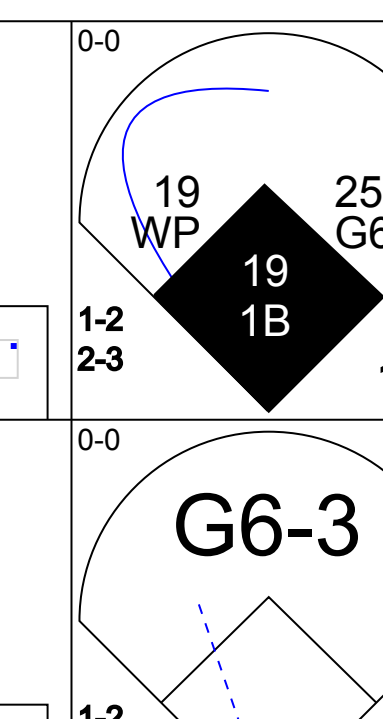
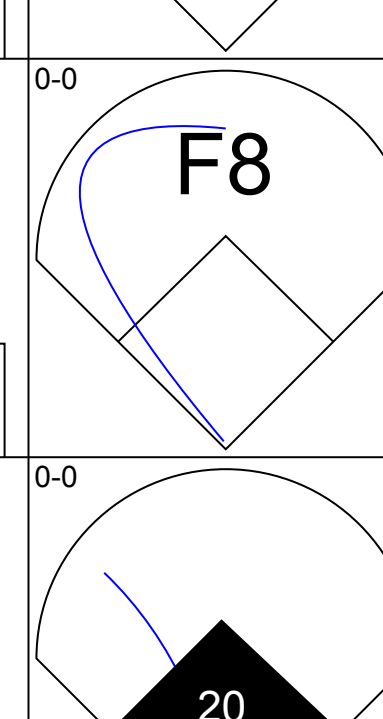
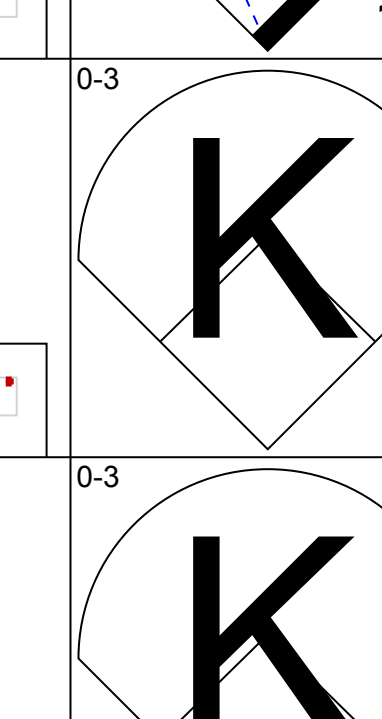
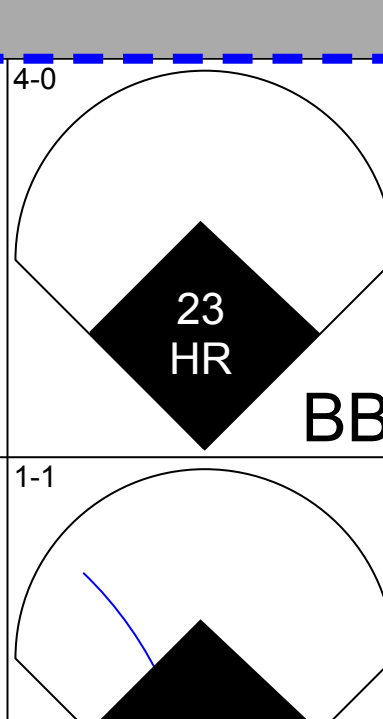
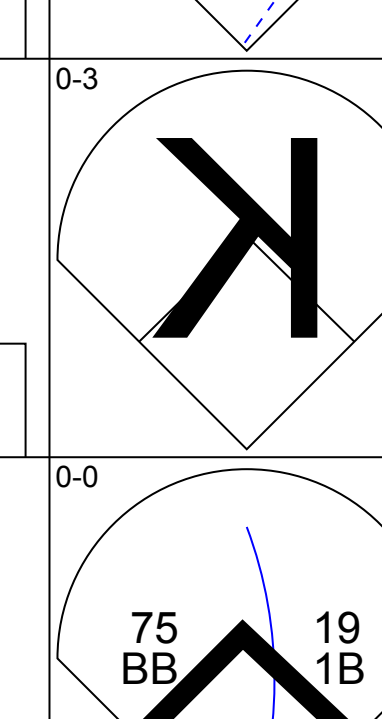
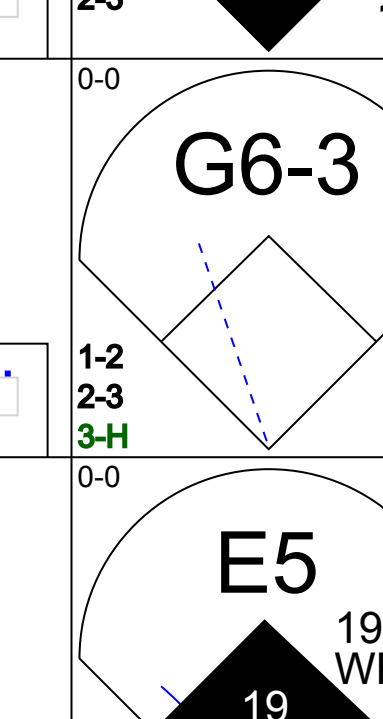
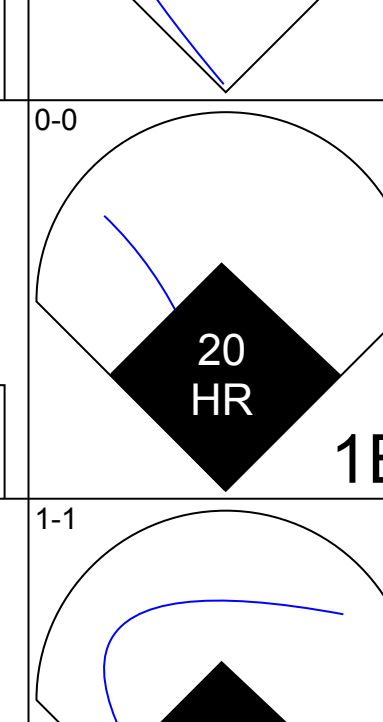
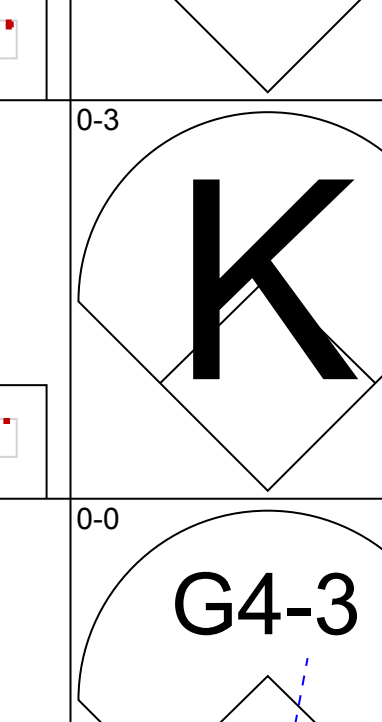
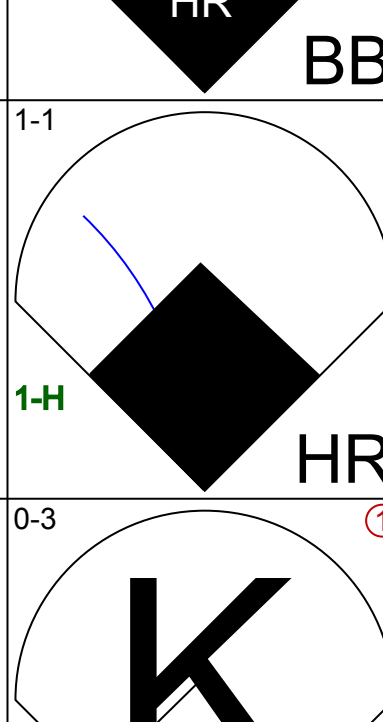
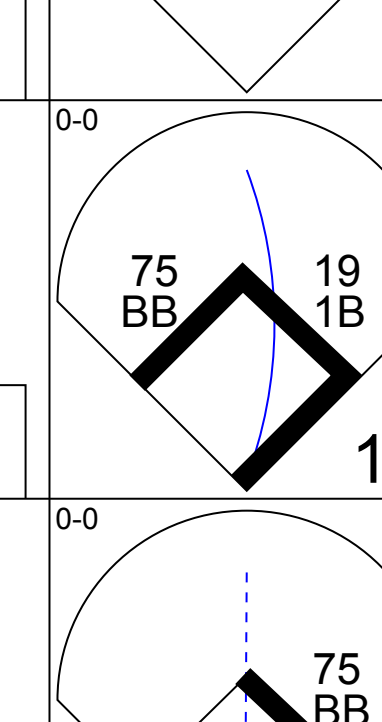
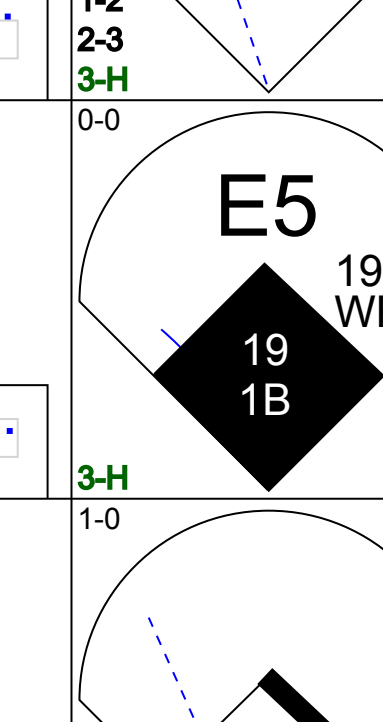
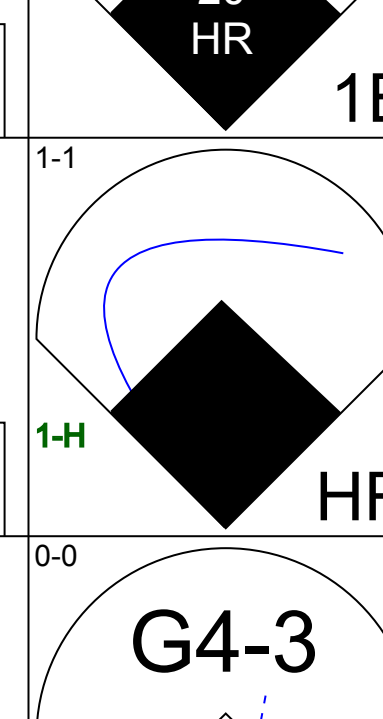
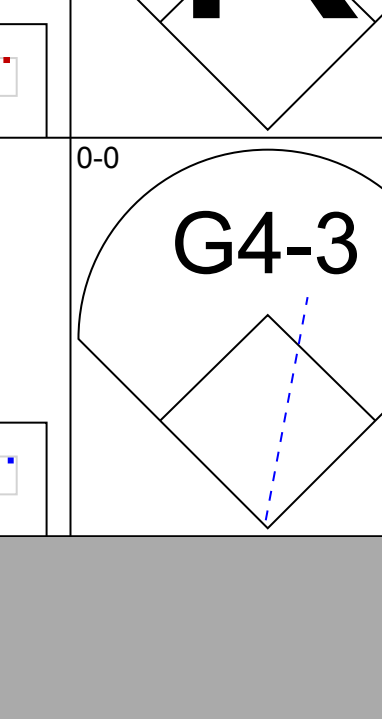
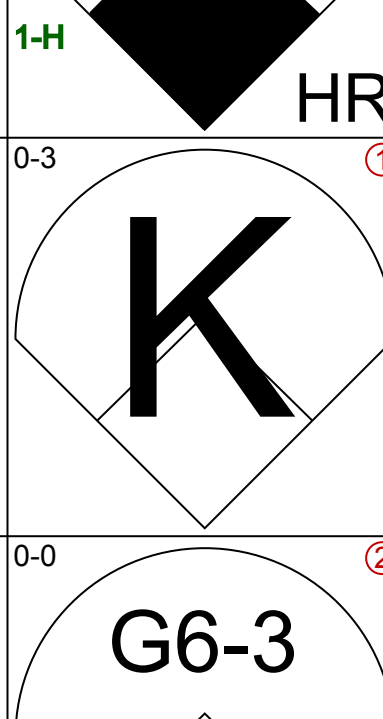
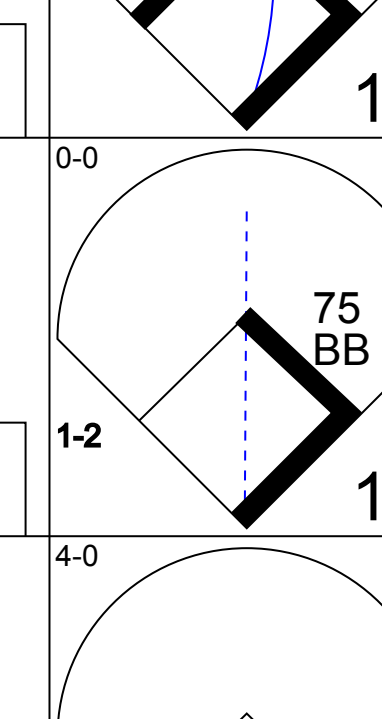
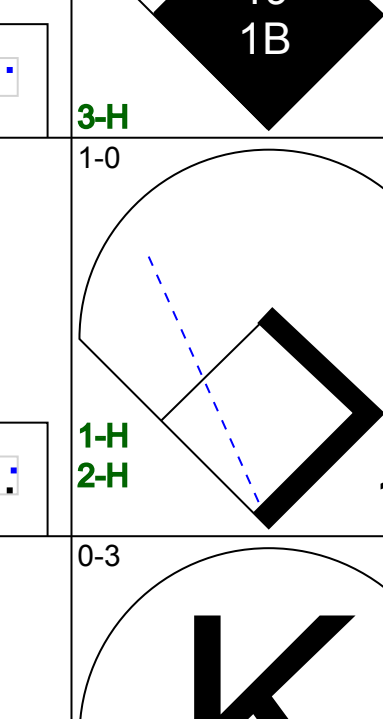
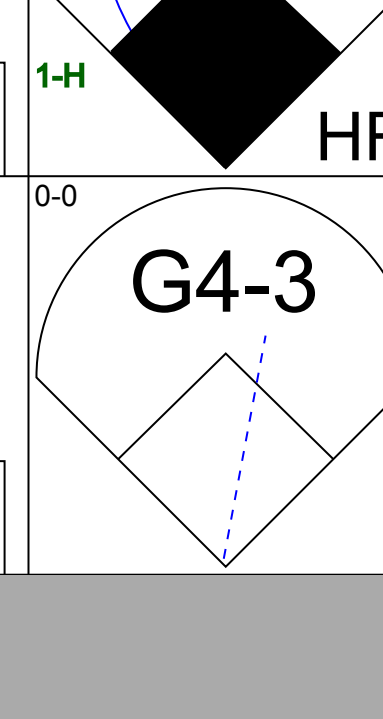
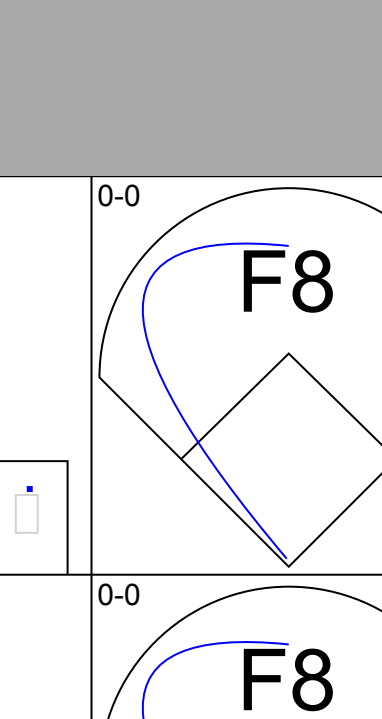
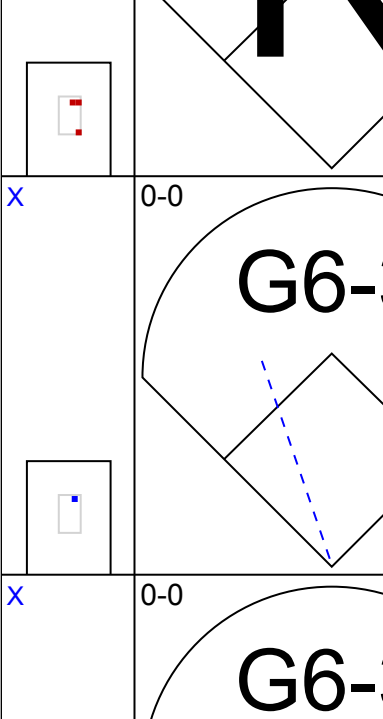
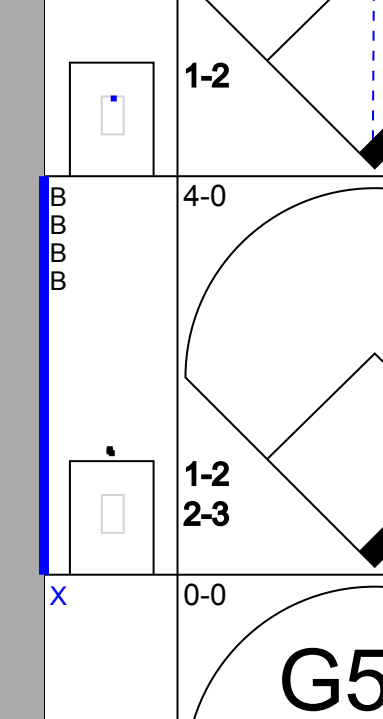
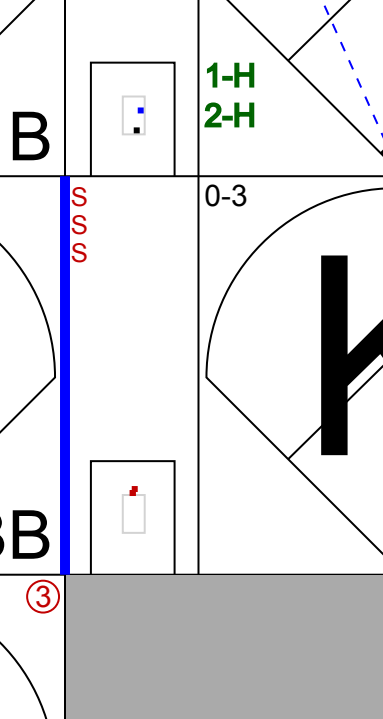
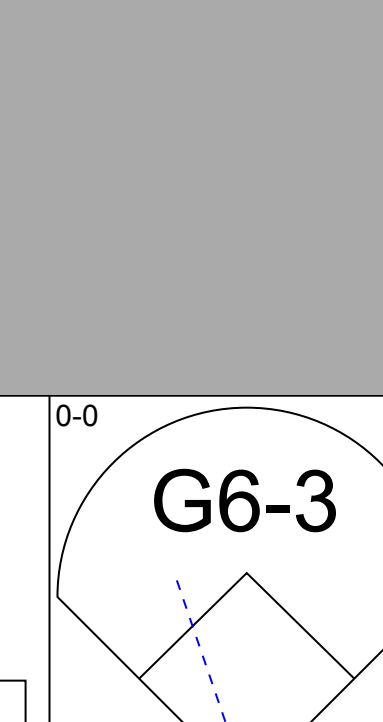
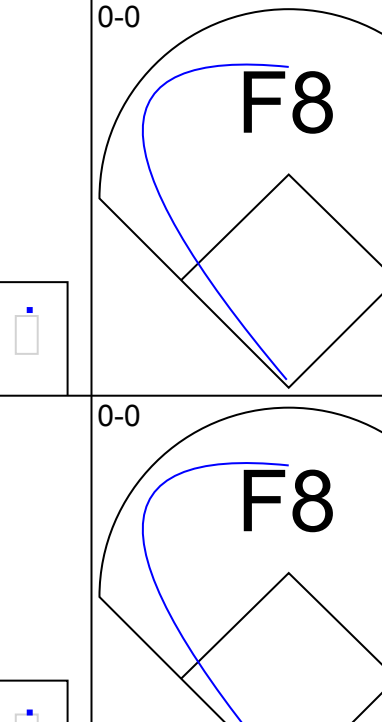
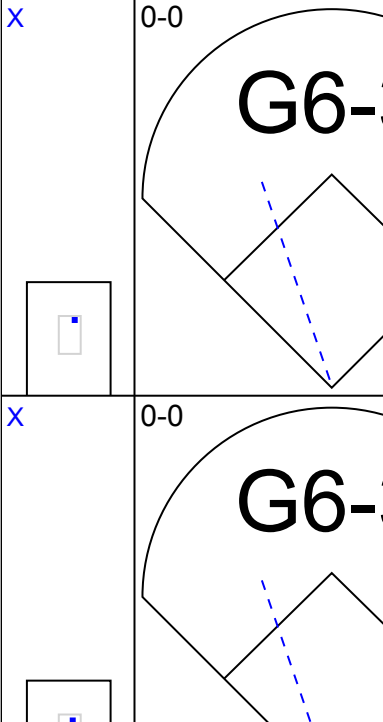
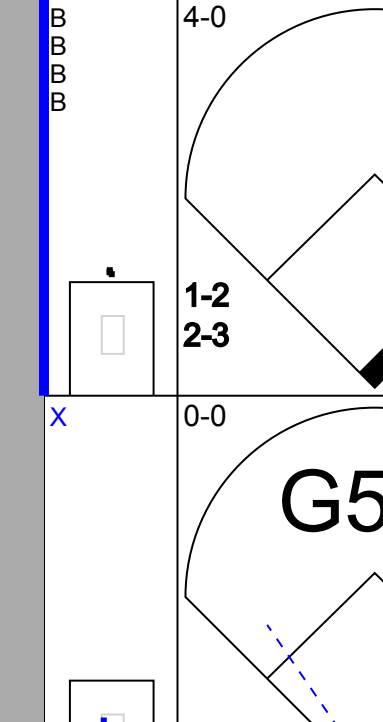
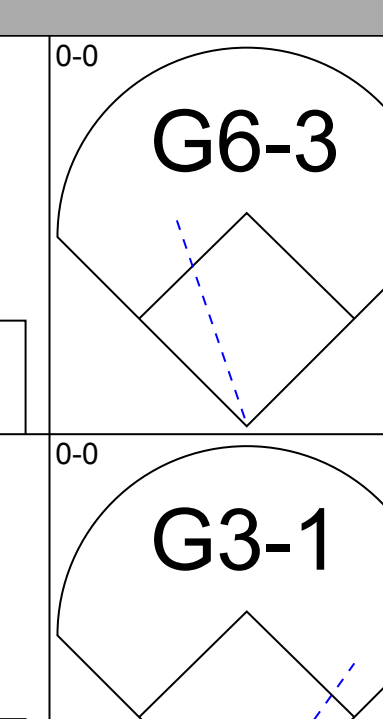
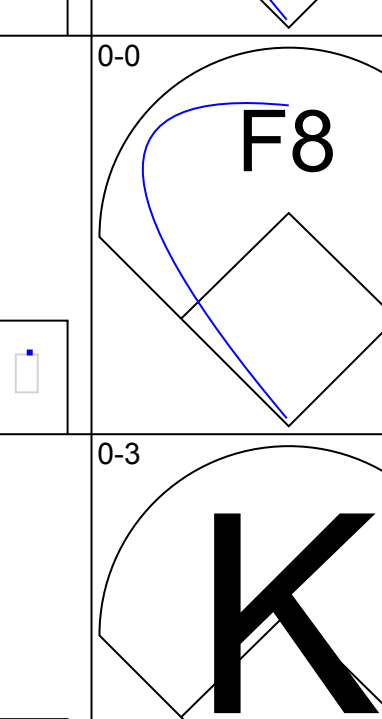
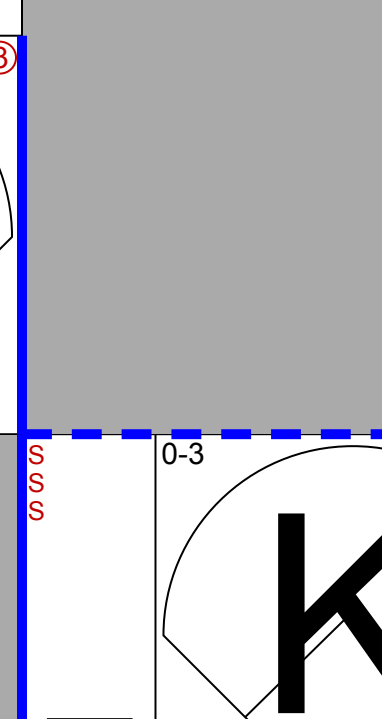
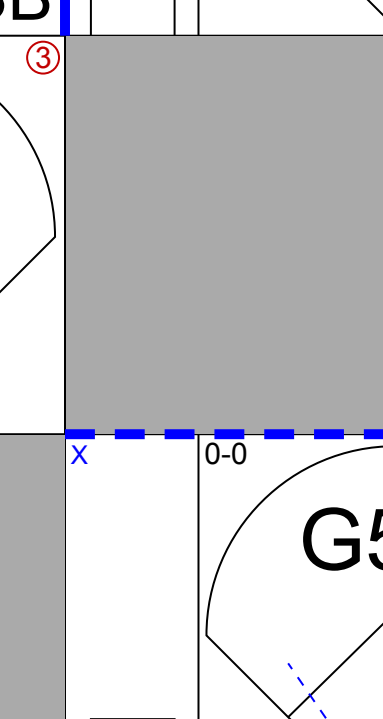
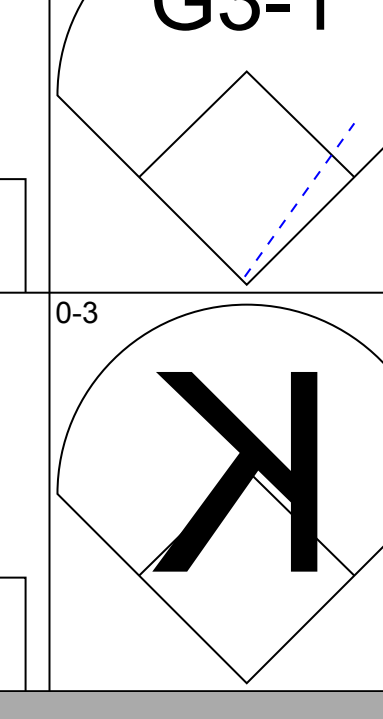
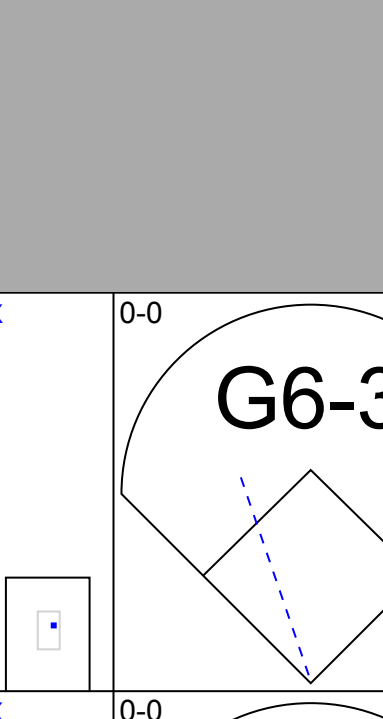
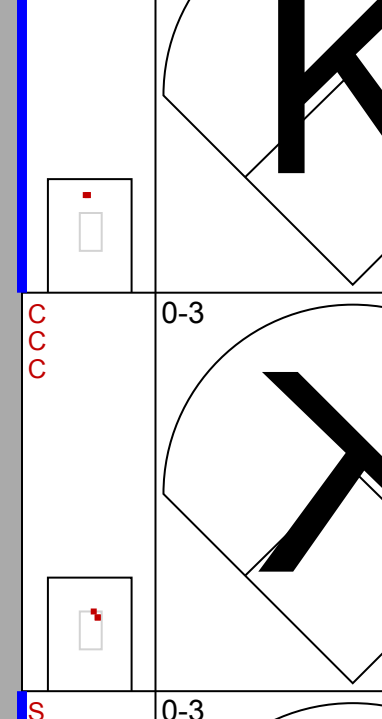
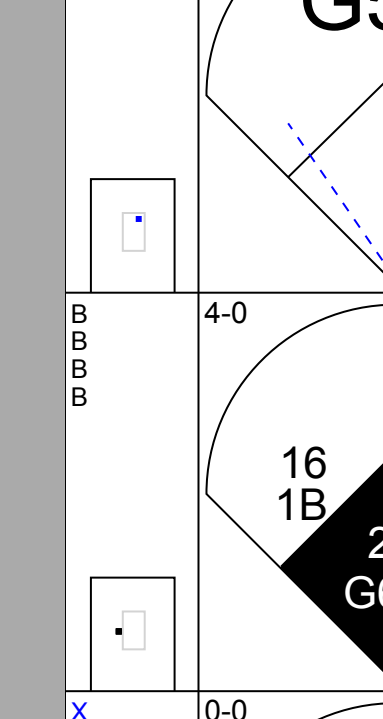
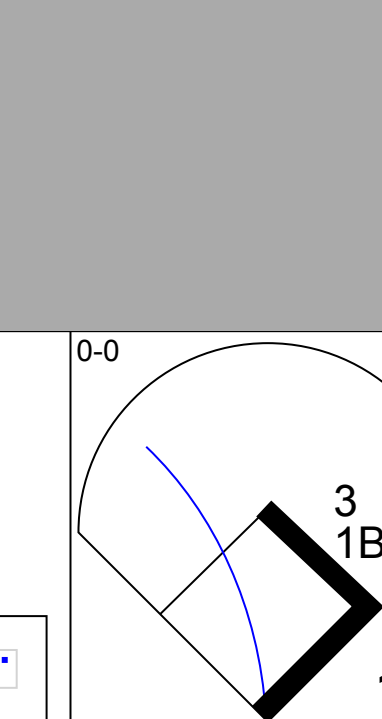
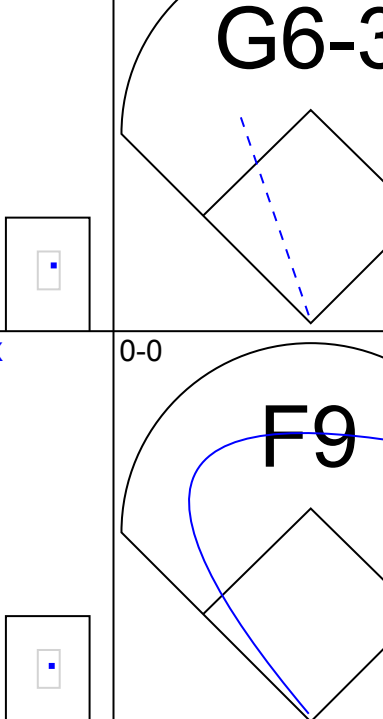
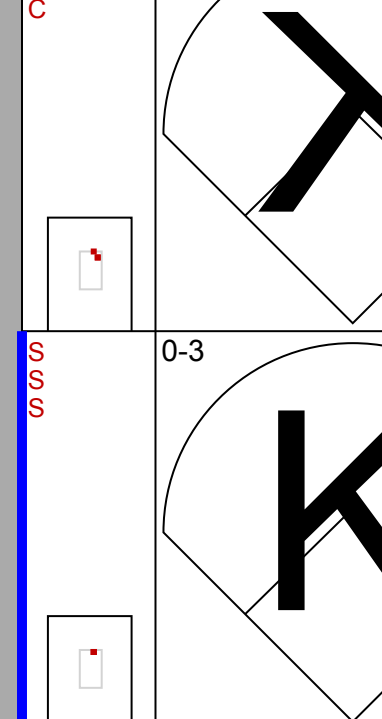
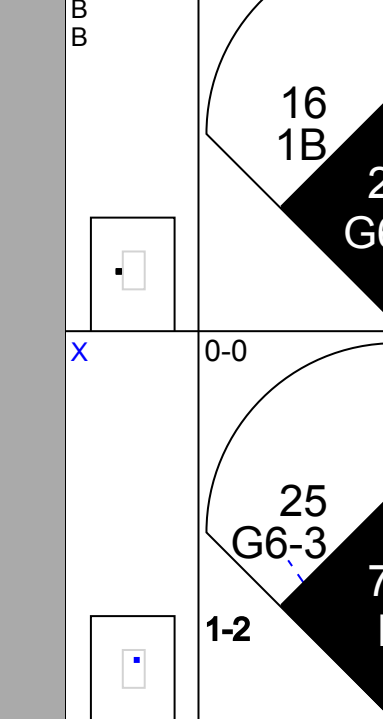
AB	35
R	5
H	10
RBI	5
BB	3
SO	8
LOB	11



Batter	1	2	3	4	5	6	7	8	9	AB	R	H	RBI	BB	SO	LOB	BOTTOM										
11 Miguel Rojas, R OBP: 0.368, SLG: 0.632 37 Luke Williams, R OBP: 0.211, SLG: 0.294										3	0	0	0	0	0	3	Los Angeles Angels @ Los Angeles Dodgers Camelback Ranch, Glendale, AZ Fri Mar 10 2023, 3:05 PM - 6:01 PM EST Att: 12,691 - Partly Cloudy - 77 F										
3 Chris Taylor, R OBP: 0.250, SLG: 0.143 89 Jonny DeLuca, R OBP: 0.500, SLG: 0.250										2	0	0	0	1	1	1											
13 Max Muncy, L OBP: 0.409, SLG: 0.421 80 Eddy's Leonard, R OBP: 0.389, SLG: 0.412										2	0	0	0	1	1	2											
28 J.D. Martinez, R OBP: 0.231, SLG: 0.167 90 Drew Avans, L OBP: 0.400, SLG: 0.538										3	0	1	0	0	1	1											
17 Miguel Vargas, R OBP: 0.353, SLG: 0.308 79 Jorbit Vivas, L OBP: 0.438, SLG: 0.385										2	1	1	0	0	0	0											
77 James Outman, L OBP: 0.476, SLG: 0.667 12 Bradley Zimmer, L OBP: 0.563, SLG: 0.455										3	0	1	1	0	1	1											
84 Andy Pages, R OBP: 0.385 68 Ryan Ward, L OBP: 0.533, SLG: 0.364										1	1	0	0	1	0	3											
70 Devin Mann, R OBP: 0.421, SLG: 0.400 8 Steven Dugger, L										1	0	0	0	1	0	1											
67 Hunter Feduccia, L OBP: 0.500, SLG: 1.000 76 Diego Cartaya, R OBP: 0.400, SLG: 0.143										2	2	1	0	0	0	0											
Inning Stats	R: 0 E: 0 K: 1 S: 5	H: 0 LOB: 1 BB: 1 P: 9	R: 0 E: 0 K: 0 S: 3	H: 0 LOB: 1 BB: 1 P: 7	R: 0 E: 0 K: 0 S: 4	H: 1 LOB: 1 BB: 0 P: 4	R: 2 E: 0 K: 2 S: 9	H: 2 LOB: 2 BB: 1 P: 14	R: 1 E: 0 K: 1 S: 6	H: 2 LOB: 3 BB: 1 P: 11	R: 0 E: 0 K: 0 S: 3	H: 0 LOB: 1 BB: 1 P: 7	R: 0 E: 1 K: 1 S: 6	H: 0 LOB: 3 BB: 2 P: 14	R: 2 E: 1 K: 2 S: 9	H: 1 LOB: 3 BB: 2 P: 18		R: 1 E: 0 K: 1 S: 4	H: 1 LOB: 3 BB: 3 P: 16	1B: 5 2B: 2 3B: 0 HR: 0	SF: 0 SAC: 0 DP: 1 HBP: 3	WP: 0 PB: 0 SB: 1 CS: 0	PA: 48				
PITCHER	IP	WLS	BF	H	R	ER	SO	BB	IBB	HBP	BLK	WP	HR	S	P	ERA	WHIP										
48 Reid Detmers, L ERA: 2.25	3.2		15	2	1	1	3	2	0	0	0	0	0	2	7	27.00	6.000										
62 Nash Wallers, R ERA: 3.89	0.1	H	4	1	1	1	0	1	0	1	0	0	0	2	7	27.00	6.000										
84 Mason Eral, R ERA: 1.8	2.0	B	10	2	1	1	1	2	0	1	0	0	0	9	18	4.50	2.000										
86 Victor Mederos, R ERA:	1.2		11	0	2	0	2	3	0	1	0	0	0	11	24	0.00	1.800										
46 Luke Murphy, R ERA:	0.1		3	1	0	0	1	1	0	0	0	0	0	4	8	0.00	6.000										

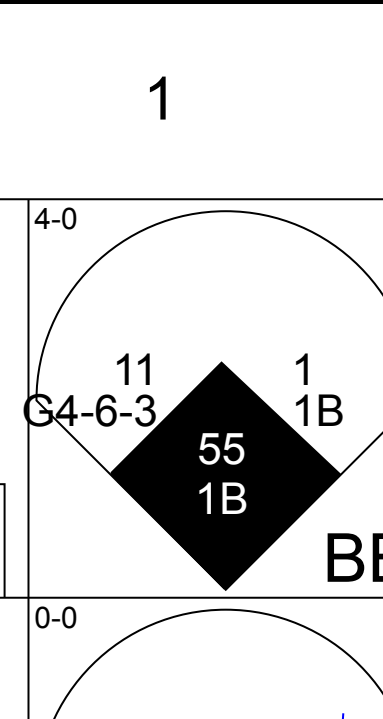
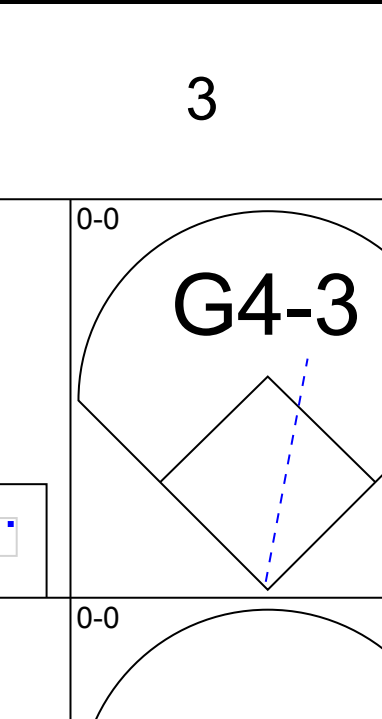
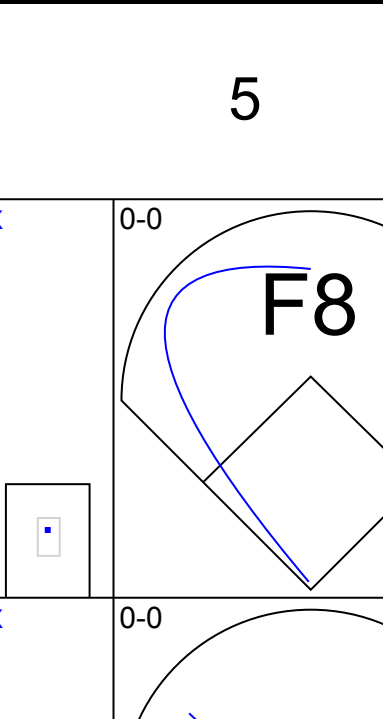
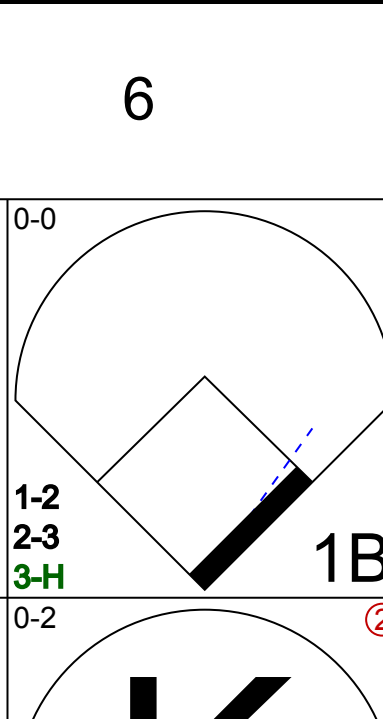
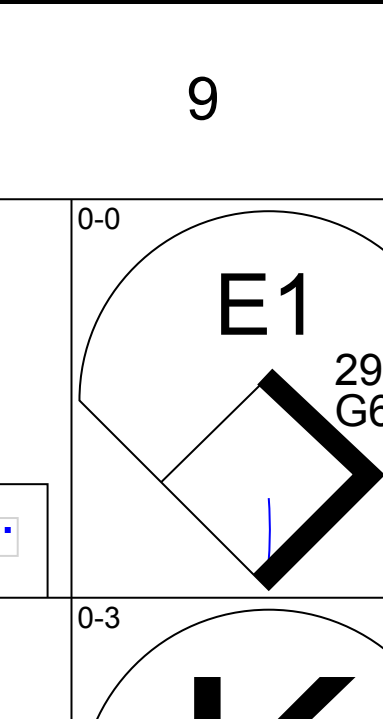
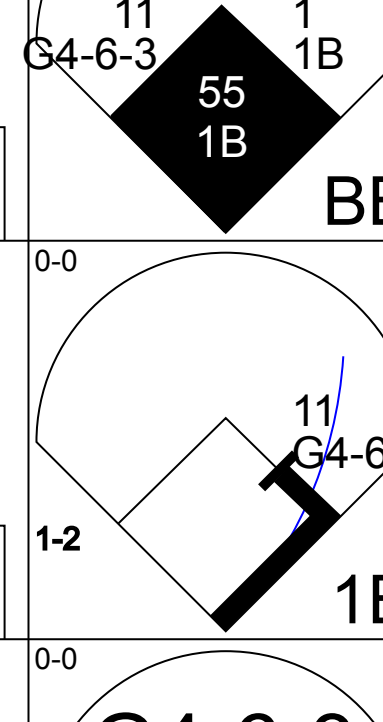
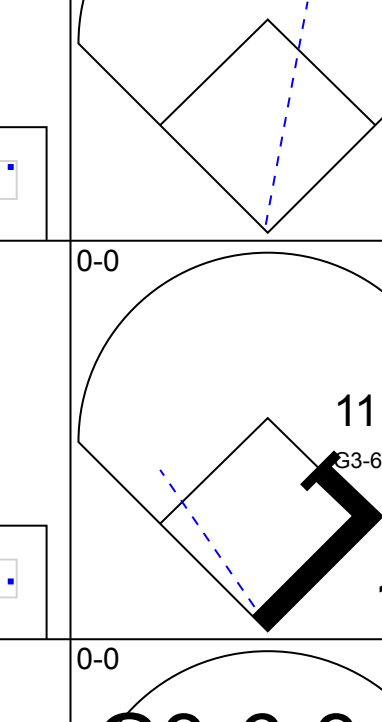
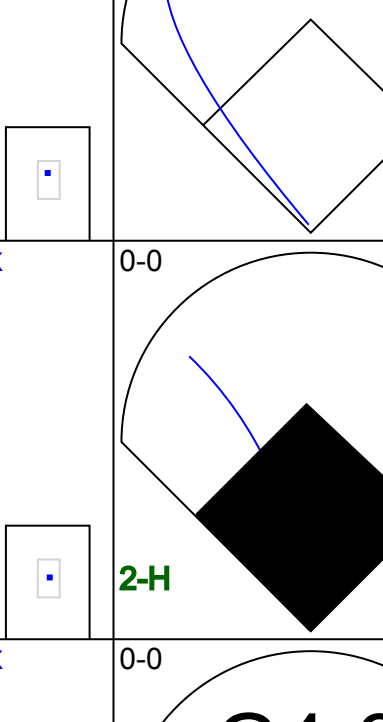
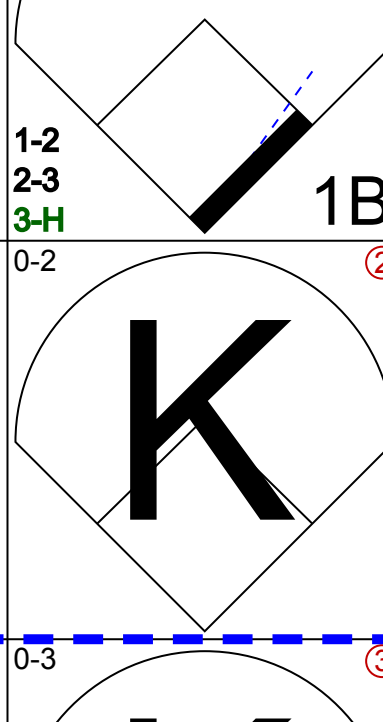
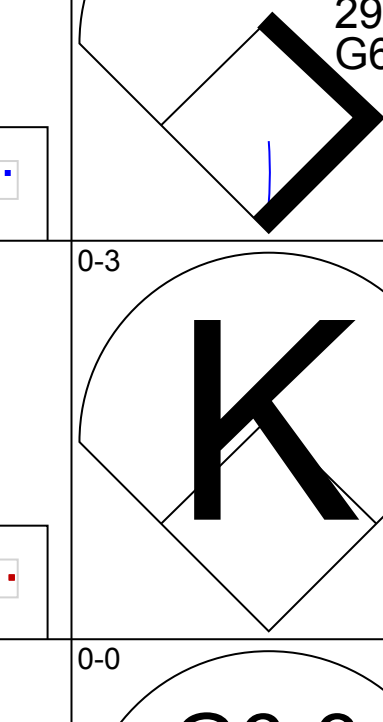
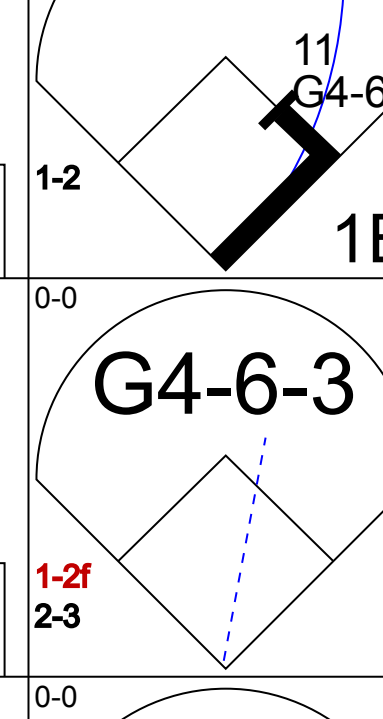
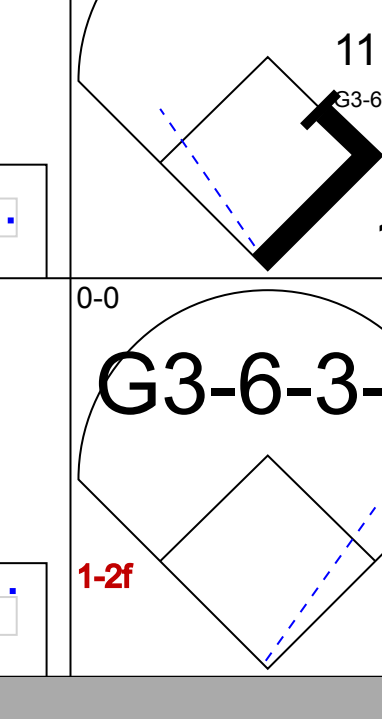
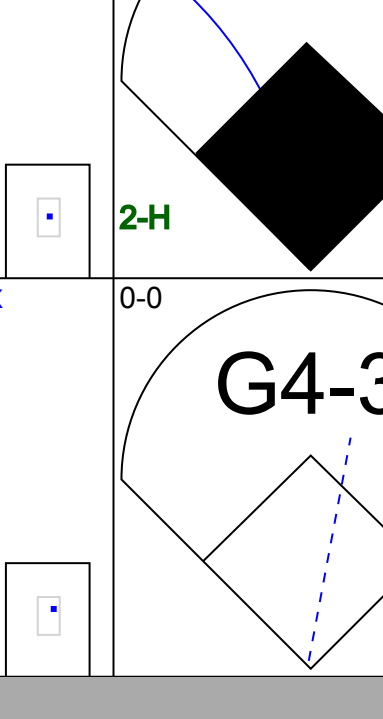
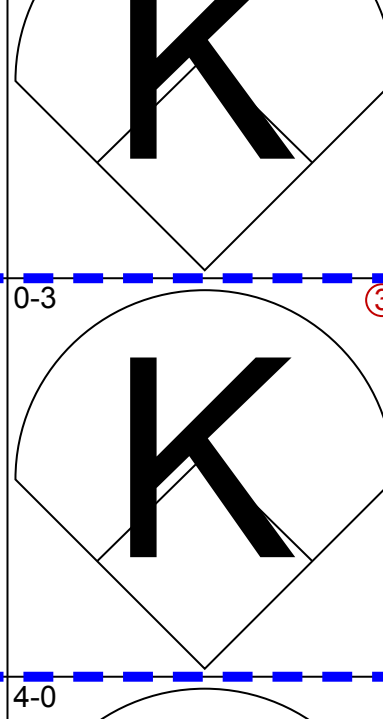
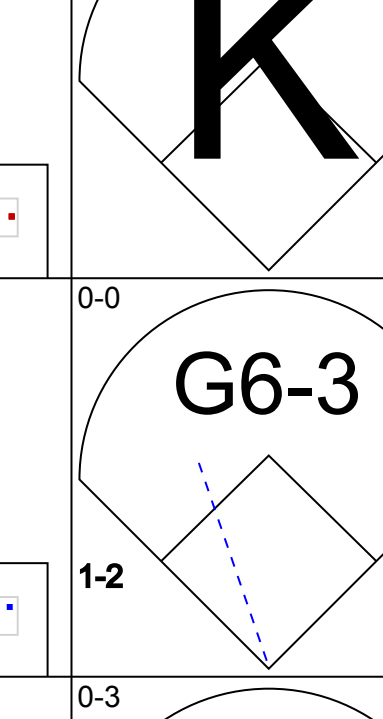
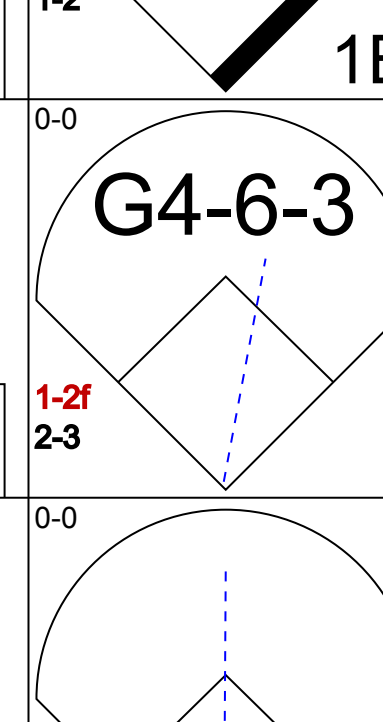
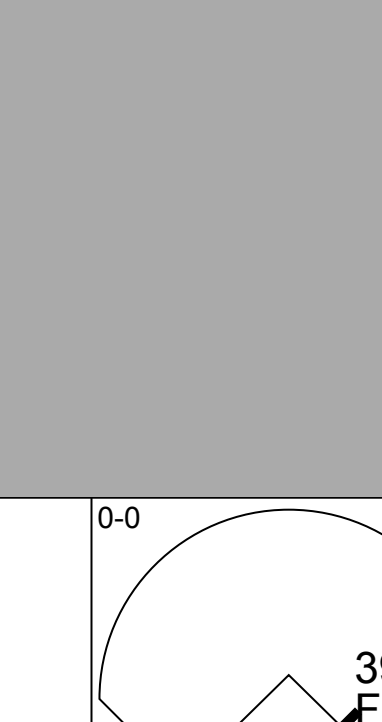
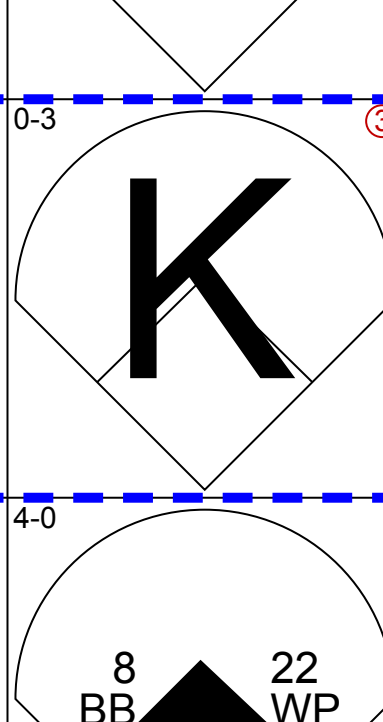

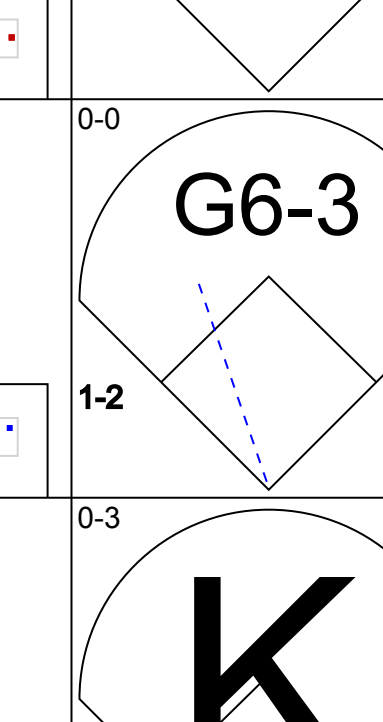
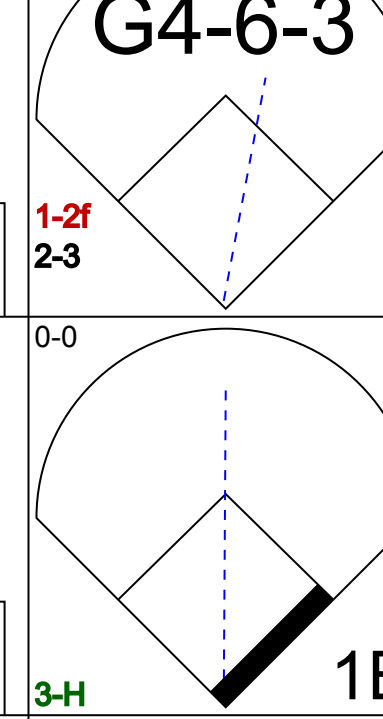
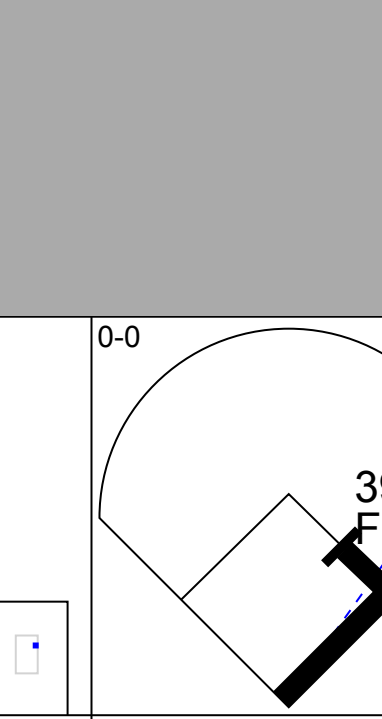
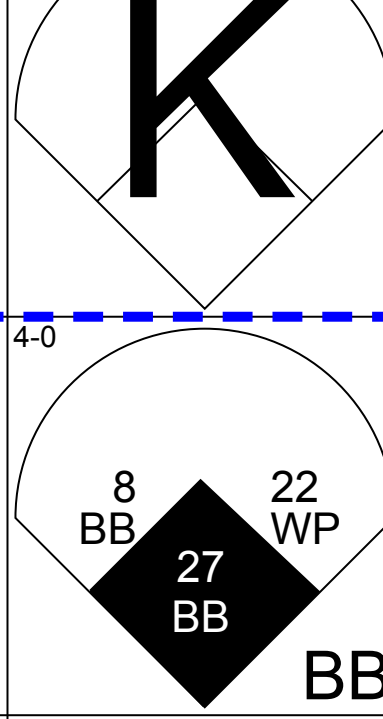


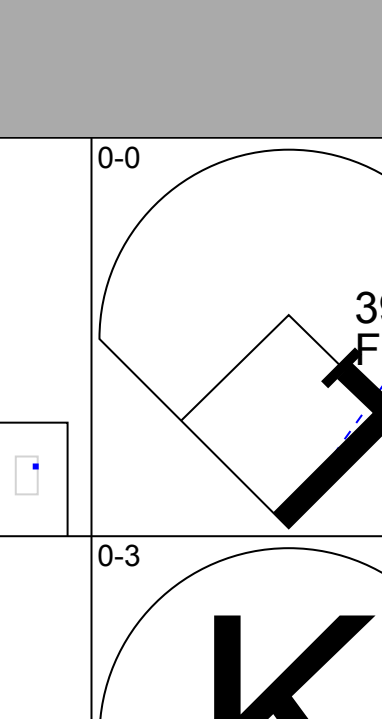
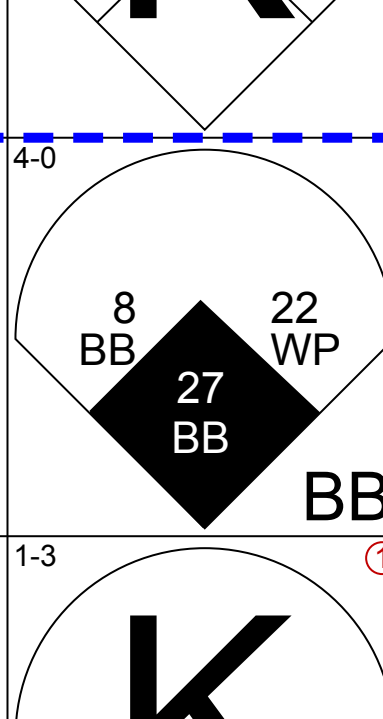


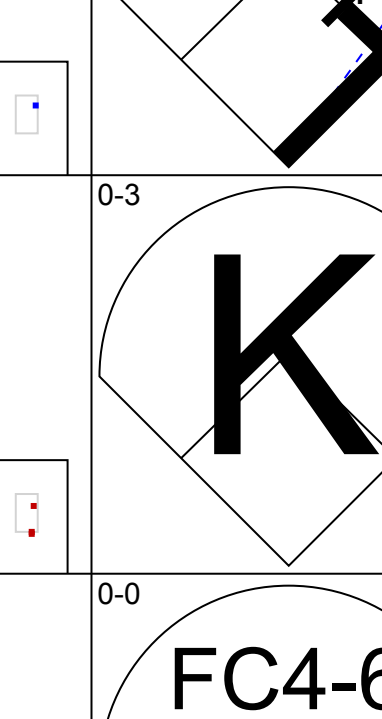
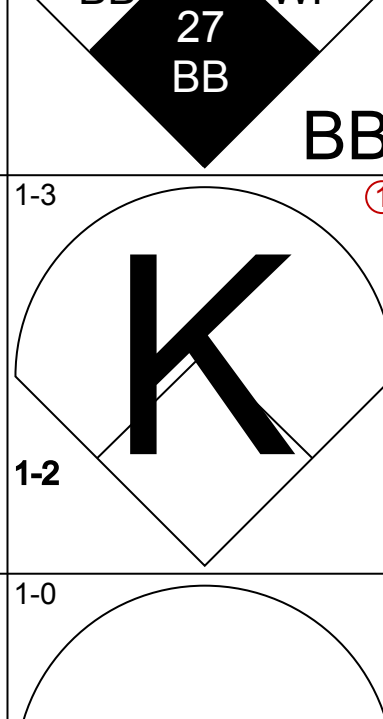

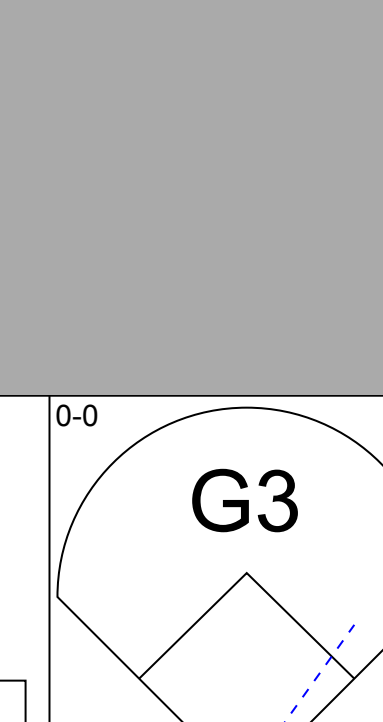

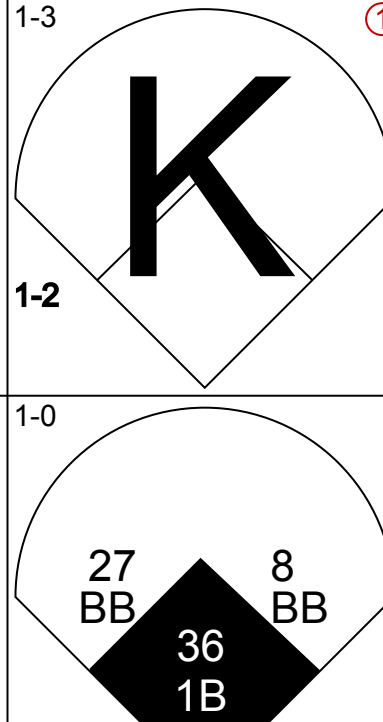

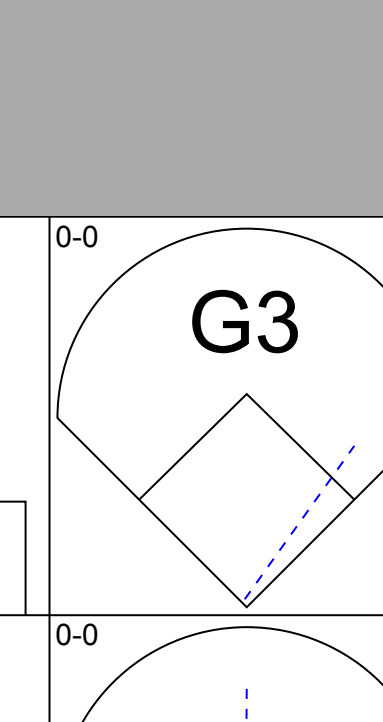

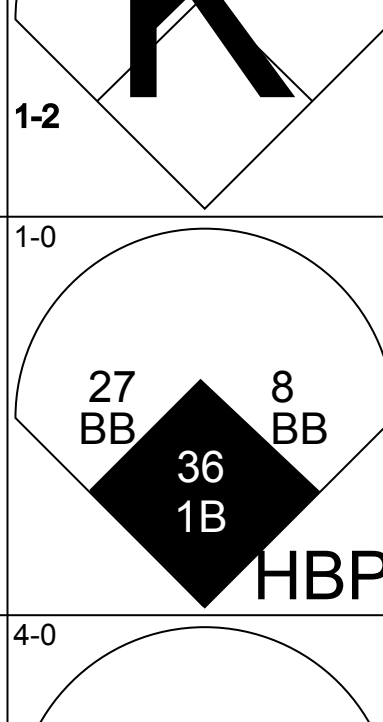

AB	33
R	6
H	7
RBI	6
BB	12
SO	8
LOB	26



Batter	1	2	3	4	5	6	7	8	9	AB	R	H	RBI	BB	SO	LOB	TOP			
3 Taylor Ward, R OBP: 0.429, SLG: 0.615 16 Mickey Moniak, L OBP: 0.438, SLG: 0.667										3	0	1	0	0	2	0	Los Angeles Angels @ Cleveland Guardians Goodyear Ballpark, Goodyear, AZ Tue Mar 14 2023, 4:06 PM - 6:35 PM EDT Att: 5,602 - Partly Cloudy - 77 F			
18 Jake Lamb, L OBP: 0.407, SLG: 0.478 25 Taylor Jones, R OBP: 0.333, SLG: 0.308										2	1	0	0	1	1	2				
23 Brandon Drury, R OBP: 0.400, SLG: 0.545 71 Arold Vera, S OBP: 0.250, SLG: 0.250										3	2	2	2	0	1	2				
20 Jared Walsh, L OBP: 0.385, SLG: 0.455 19 Luis Barrera, L OBP: 0.391, SLG: 0.421										3	1	1	2	0	1	2				
21 Matt Thaiss, L OBP: 0.583, SLG: 0.529 75 Trev Cabbage, L OBP: 0.333, SLG: 0.500 93 Jordyn Adams, R OBP: 0.500, SLG: 0.650										3	0	0	0	0	0	0				
33 Max Stassi, R OBP: 0.333, SLG: 0.556 35 Chad Wallach, R OBP: 0.214, SLG: 0.154										3	0	0	0	0	0	0				
8 Brett Phillips, L OBP: 0.143, SLG: 0.269 7 Jo Adell, R OBP: 0.273, SLG: 0.452										2	0	0	0	0	1	0				
4 Andrew Velazquez, S OBP: 0.160, SLG: 0.160 94 Zach Neto, R OBP: 0.286, SLG: 0.278										3	0	0	0	0	2	0				
92 Kyren Paris, R OBP: 0.381, SLG: 0.500 89 Jeremiah Jackson, R OBP: 0.267, SLG: 0.533										2	0	1	0	0	0	0				
Inning Stats	R: 2 E: 0 K: 1 S: 8	H: 2 LOB: 0 BB: 0 P: 9	R: 0 E: 0 K: 1 S: 5	H: 0 LOB: 0 BB: 0 P: 5	R: 0 E: 0 K: 2 S: 9	H: 2 LOB: 2 BB: 0 P: 9	R: 0 E: 0 K: 1 S: 5	H: 0 LOB: 0 BB: 0 P: 5	R: 0 E: 0 K: 1 S: 7	H: 1 LOB: 0 BB: 1 P: 12	R: 0 E: 0 K: 3 S: 9	H: 0 LOB: 0 BB: 0 P: 9	R: 0 E: 0 K: 1 S: 7	H: 2 LOB: 3 BB: 1 P: 11	R: 4 E: 1 K: 1 S: 9	H: 3 LOB: 1 BB: 1 P: 14		1B: 8 2B: 0 3B: 0 HR: 2	SF: 0 SAC: 0 DP: 0 HBP: 0	WP: 1 PB: 0 SB: 0 CS: 0
PITCHER	IP: 4.2 ERA: 1.88	WLS: 1 BF: 18	H: 4 R: 0 ER: 0 SO: 1	R: 0 ER: 0 BB: 0 IBB: 0 HBP: 0 BLK: 0	WP: 0 HR: 1 S: 29 P: 30	ERA: 3.86 WHIP: 0.857	PITCHER	IP: 1.0 ERA: 7.36	WLS: L BF: 8	H: 3 R: 4 ER: 1 SO: 1	R: 0 ER: 0 BB: 0 IBB: 0 HBP: 0 BLK: 0	WP: 1 HR: 0 S: 9 P: 14	ERA: 9.00 WHIP: 4.000							

AB	38
R	8
H	10
RBI	7
BB	3
SO	12
LOB	13



Batter	1	2	3	4	5	6	7	8	9	AB	R	H	RBI	BB	SO	LOB	BOTTOM			
38 Steven Kwan, L OBP: 0.444, SLG: 0.391 30 Cesar Idrogo, S OBP: 0.500, SLG: 0.500										2	1	0	0	1	0	1	Los Angeles Angels @ Cleveland Guardians Goodyear Ballpark, Goodyear, AZ Tue Mar 14 2023, 4:06 PM - 6:35 PM EDT Att: 5,602 - Partly Cloudy - 77 F			
1 Amed Rosario, R OBP: 0.348, SLG: 0.458 1 Carson Tucker, R									3	1	3	2	0	0	0					
11 José Ramírez, S OBP: 0.423, SLG: 0.590 29 Emerson Purroy, S									3	0	0	0	0	0	3					
55 Josh Bell, S OBP: 0.269, SLG: 0.375 11 Jose Baez, S									2	0	2	1	1	0	0					
22 Josh Naylor, L OBP: 0.333, SLG: 0.308 81 Micah Pries, L OBP: 0.370, SLG: 0.720									3	0	0	0	0	3	3					
39 Oscar Gonzalez, R OBP: 0.192, SLG: 0.160 32 Marlin Made, L									2	0	0	0	0	0	1					
8 Gabriel Arias, R OBP: 0.410, SLG: 0.429 2 Tyler Freeman, R OBP: 0.222, SLG: 0.130									2	1	1	0	1	0	1					
35 Cam Gallagher, R OBP: 0.200, SLG: 0.143 27 Bryan Lavastida, R OBP: 0.250, SLG: 0.162									2	1	1	0	0	1	1					
7 Myles Straw, R OBP: 0.400, SLG: 0.250 36 Luis Durango, L OBP: 0.500, SLG: 0.500									1	0	0	0	0	0	1					
Inning Stats	R: 1 E: 0 K: 1 S: 6	H: 2 LOB: 1 BB: 1 P: 10	R: 0 E: 0 K: 1 S: 6	H: 1 LOB: 0 BB: 0 P: 7	R: 0 E: 0 K: 0 S: 3	H: 1 LOB: 0 BB: 0 P: 3	R: 0 E: 0 K: 1 S: 6	H: 1 LOB: 1 BB: 0 P: 6	R: 2 E: 0 K: 3 S: 11	H: 2 LOB: 3 BB: 3 P: 25	R: 0 E: 0 K: 2 S: 7	H: 0 LOB: 0 BB: 0 P: 7	R: 0 E: 0 K: 1 S: 5	H: 0 LOB: 0 BB: 0 P: 5	R: 0 E: 1 K: 2 S: 8	H: 0 LOB: 1 BB: 0 P: 8		1B: 8 2B: 0 3B: 0 HR: 1	SF: 0 SAC: 1 DP: 2 HBP: 1	WP: 1 PB: 0 SB: 1 CS: 0
PITCHER	IP: 4.0 ERA: 3.6	WLS: B BF: 16	H: 5 R: 1 ER: 1 SO: 1	R: 0 ER: 0 BB: 0 IBB: 0 HBP: 0 BLK: 0	WP: 0 HR: 1 S: 21 P: 26	ERA: 2.25 WHIP: 1.500	PITCHER	IP: 1.0 ERA: 7.36	WLS: L BF: 8	H: 3 R: 4 ER: 1 SO: 1	R: 0 ER: 0 BB: 0 IBB: 0 HBP: 0 BLK: 0	WP: 1 HR: 0 S: 9 P: 14	ERA: 9.00 WHIP: 4.000							

AB	34
R	6
H	9
RBI	6
BB	4
SO	11
LOB	20



Batter	1	2	3	4	5	6	7	8	9	AB	R	H	RBI	BB	SO	LOB	TOP							
7 Jo Adell, R OBP: 0.270, SLG: 0.429 8 Brett Phillips, L OBP: 0.172, SLG: 0.269	0-0 23 CS 1B	0-0 F8		1-3 K2-3			0-2 K	4-0		4	0	1	0	0	2	2	Los Angeles Angels @ Milwaukee Brewers American Family Fields of Phoenix, Phoenix, AZ Thu Mar 16 2023, 3:11 PM - 5:47 PM CDT Att: 6,943 - Partly Cloudy - 68 F livebaseballscorecards.com							
23 Brandon Drury, R OBP: 0.414, SLG: 0.560 37 Kevin Padlo, R OBP: 0.323, SLG: 0.621	4-0 20 F 1-2 BB		0-0 20 2B	0-3 K			0-0 L9	0-3 K		3	2	1	0	1	1	1								
20 Jared Walsh, L OBP: 0.414, SLG: 0.520 75 Trey Cabbage, L OBP: 0.345, SLG: 0.480	0-0 12 G4-3 1B		0-0 2H 2B		0-3 K		4-0 19 F BB		0-3 K	3	0	2	1	0	1	0								
12 Hunter Renfroe, R OBP: 0.346, SLG: 0.625 19 Luis Barrera, L OBP: 0.346, SLG: 0.381	0-0 G4-3		0-0 F9		0-0 G5-3		1-0 E4		0-0 G3-1	3	0	0	1	0	0	2								
25 Taylor Jones, R OBP: 0.323, SLG: 0.276 92 Preston Palmeiro, L (9, PH)	4-0 2-3 3-H BB		0-3 K		0-0 G5-3		0-3 K		0-0 L7	3	0	0	0	1	2	3								
14 Logan O'Hoppe, R OBP: 0.348, SLG: 0.450 35 Chad Wallach, R OBP: 0.267, SLG: 0.214	0-3 K		4-0 BB		0-0 1B				0-0 13 1B 4 SF8 1B	2	0	1	0	1	1	2								
13 Livan Soto, L OBP: 0.185 70 Jose Gomez, R (8, 4)		0-0 G3	0-0 F6		0-0 L7				0-0 BB 1B	4	0	1	0	0	0	3								
93 Jordyn Adams, R OBP: 0.464, SLG: 0.565 73 Orlando Martinez, L (8, 8)		4-0 BB		0-0 E4 4 FC6-4		0-3 K		0-3 K		3	0	0	0	1	2	3								
4 Andrew Velazquez, S OBP: 0.138, SLG: 0.143 41 Denzer Guzman, R (8, 6)	1 SAFE F9		1 SAFE FC6-4 7 K2-3 7 WP		0-3 K		1 SAFE 1 SAFE 1 SAFE SF8			3	0	0	1	0	1	3								
	R: 1 E: 1 K: 1 S: 6	H: 2 LOB: 2 BB: 2 P: 14	R: 0 E: 0 K: 0 S: 3	H: 0 LOB: 1 BB: 1 P: 7	R: 1 E: 0 K: 1 S: 7	H: 2 LOB: 2 BB: 1 P: 11	R: 0 E: 1 K: 2 S: 8	H: 0 LOB: 1 BB: 0 P: 9	R: 0 E: 0 K: 1 S: 5	H: 0 LOB: 0 BB: 0 P: 5	R: 0 E: 1 K: 2 S: 9	H: 1 LOB: 2 BB: 0 P: 9	R: 0 E: 1 K: 2 S: 7	H: 0 LOB: 2 BB: 1 P: 12	R: 1 E: 0 K: 2 S: 9	H: 2 LOB: 2 BB: 1 P: 14		R: 0 E: 0 K: 1 S: 5	H: 0 LOB: 0 BB: 0 P: 5	1B: 5 2B: 2 3B: 0 HR: 0	SF: 1 SAC: 0 DP: 0 HBP: 0	WP: 1 PB: 0 SB: 0 CS: 1	PA: 41	
PITCHER	IP	WLS	BF	H	R	ER	SO	BB	IBB	HBP	BLK	WP	HR	S	P	ERA	WHIP			ERA	WHIP			
52 Eric Lauer, L ERA: 11.74	3.1		18	4	2	2	2	4	0	0	0	0	1	0	18	35	5.40	2.400			0.00	1.000		
92 Clayton Andrews, L ERA: 11.74	1.0		4	0	0	0	1	0	0	0	0	0	0	0	3	3	0.00	0.000						
52 Eric Lauer, L	3.1		18	4	2	2	2	4	0	0	0	0	1	0	18	35	5.40	2.400			9.00	3.000		
32 Peter Strzelecki, R ERA: 6.75	1.1		4	0	0	0	2	0	0	0	0	0	0	0	8	8	0.00	0.000						
31 Joel Payamps, R ERA: 4.5	1.0		4	1	0	0	2	0	0	0	0	0	0	0	9	9	0.00	1.000						
	R: 0 E: 0 K: 1 S: 5	H: 0 LOB: 0 BB: 0 P: 5	R: 0 E: 0 K: 2 S: 7	H: 0 LOB: 0 BB: 0 P: 7	R: 0 E: 0 K: 2 S: 7	H: 0 LOB: 0 BB: 0 P: 7	R: 0 E: 0 K: 1 S: 5	H: 0 LOB: 0 BB: 0 P: 5	R: 1 E: 0 K: 0 S: 6	H: 2 LOB: 1 BB: 0 P: 7	R: 0 E: 0 K: 1 S: 6	H: 1 LOB: 1 BB: 0 P: 6	R: 1 E: 0 K: 0 S: 3	H: 1 LOB: 2 BB: 3 P: 15	R: 0 E: 0 K: 0 S: 3	H: 0 LOB: 0 BB: 0 P: 3	R: 0 E: 0 K: 3 S: 9	H: 0 LOB: 1 BB: 1 P: 13	1B: 2 2B: 1 3B: 0 HR: 1	SF: 0 SAC: 0 DP: 1 HBP: 0	WP: 0 PB: 0 SB: 0 CS: 0	PA: 34		
PITCHER	IP	WLS	BF	H	R	ER	SO	BB	IBB	HBP	BLK	WP	HR	S	P	ERA	WHIP			ERA	WHIP			
59 Elvis Peguero, R ERA: 3.86	1.0		5	0	0	0	2	1	0	0	0	0	0	7	12	0.00	1.000							
54 Jake Cousins, R ERA: 9.0	1.0	L	6	2	1	1	2	1	0	0	0	0	0	9	14	9.00	3.000							
85 Ryan Middendorf, R ERA:	1.0		3	0	0	0	1	0	0	0	0	0	0	5	5	0.00	0.000							

AB 34
R 3
H 7
RBI 3
BB 6
SO 12
LOB 22



WP: 1
PB: 0
SB: 0
CS: 1

AB 30
R 2
H 4
RBI 2
BB 4
SO 10
LOB 7




WP: 0
PB: 0
SB: 0
CS: 0

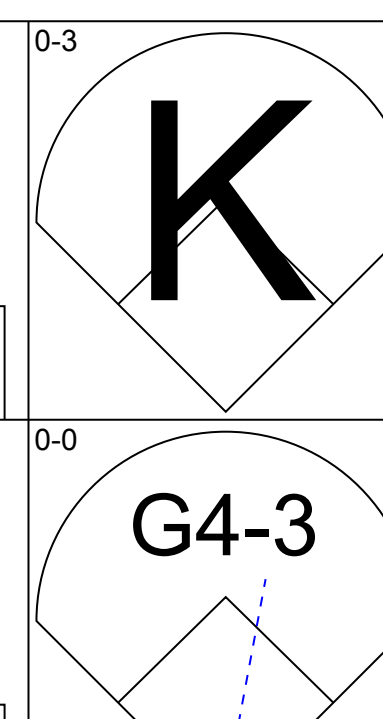
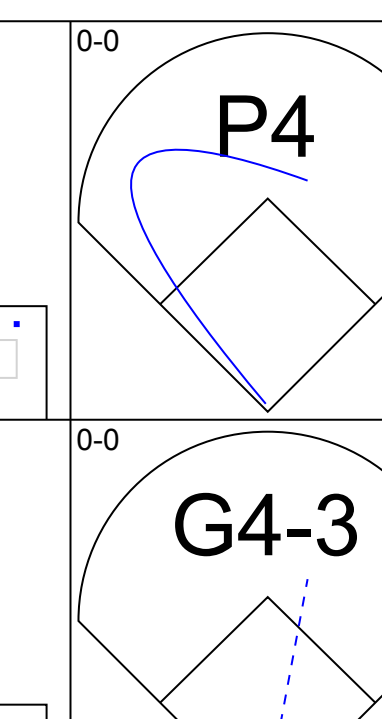
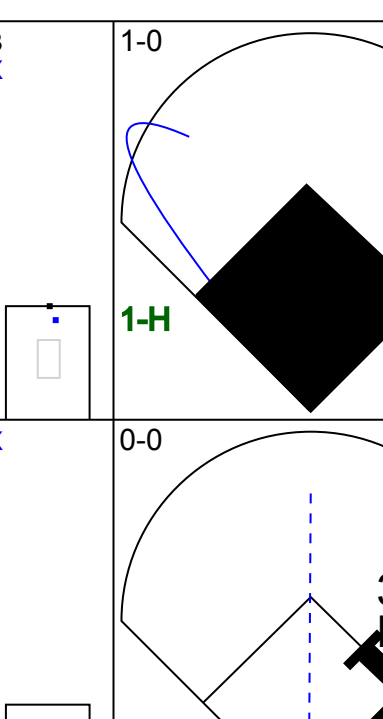
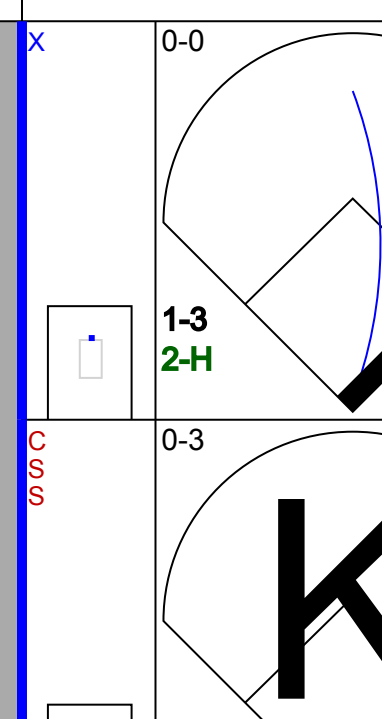
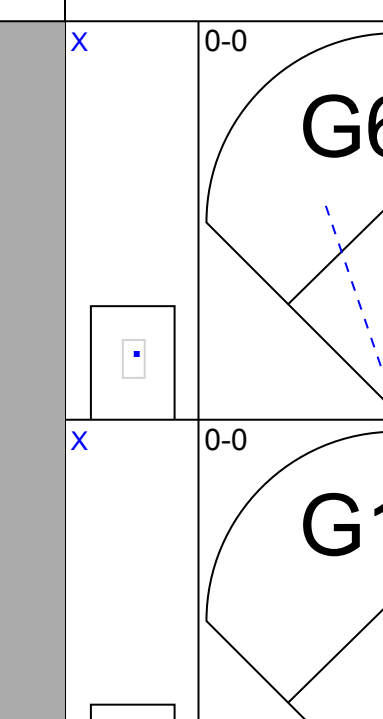
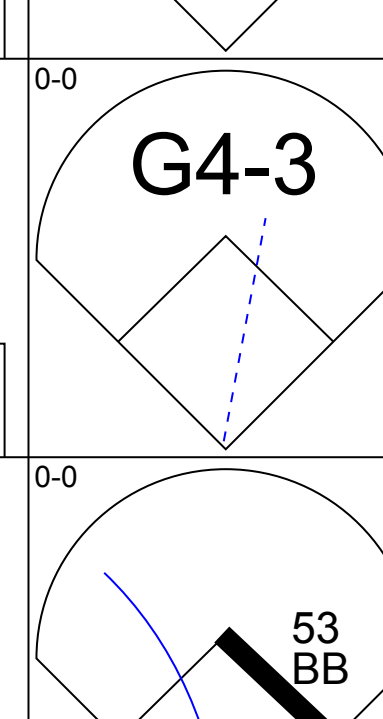
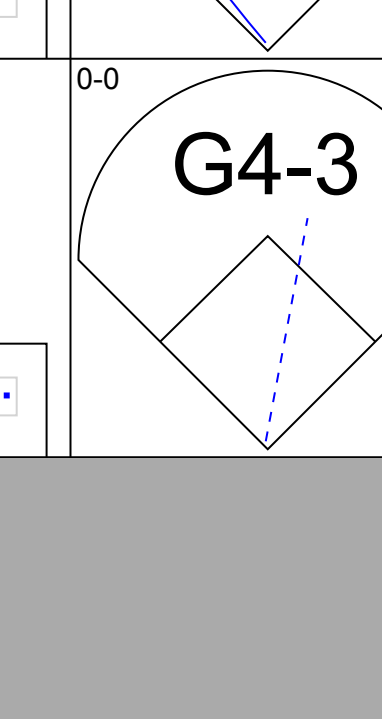
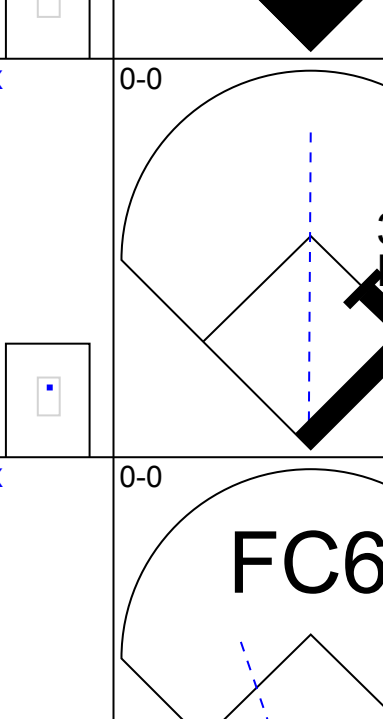
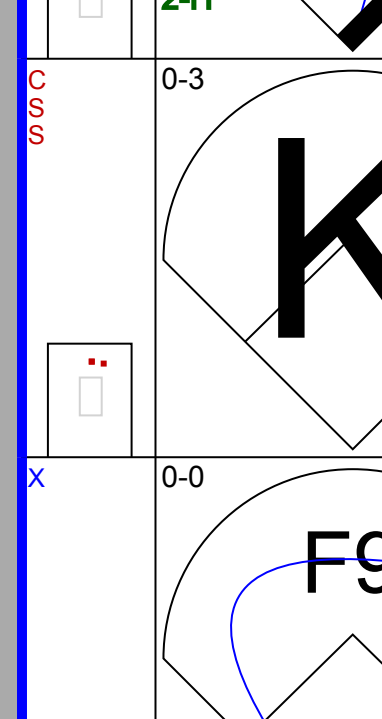
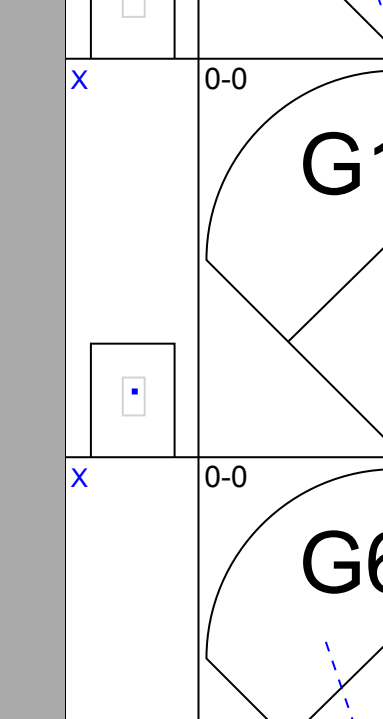
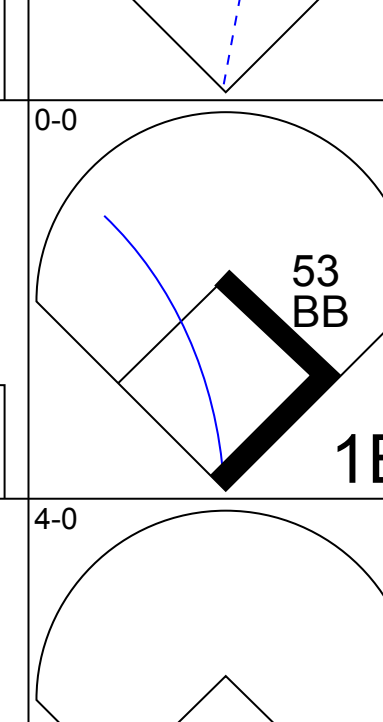
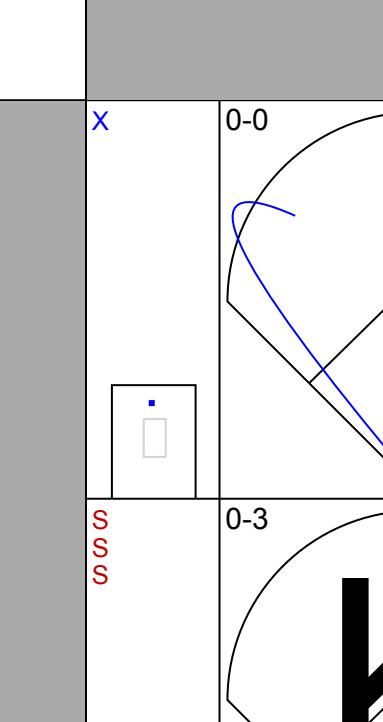
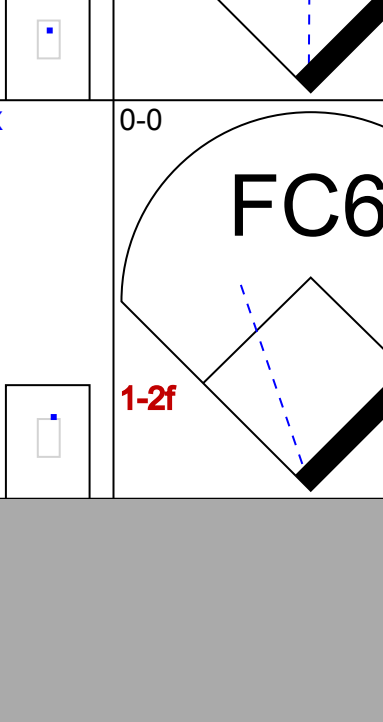
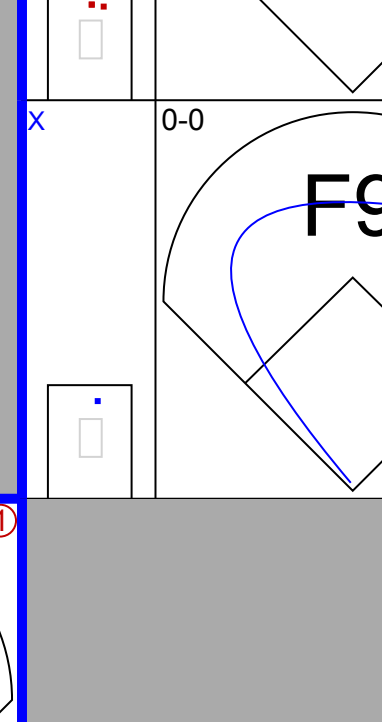
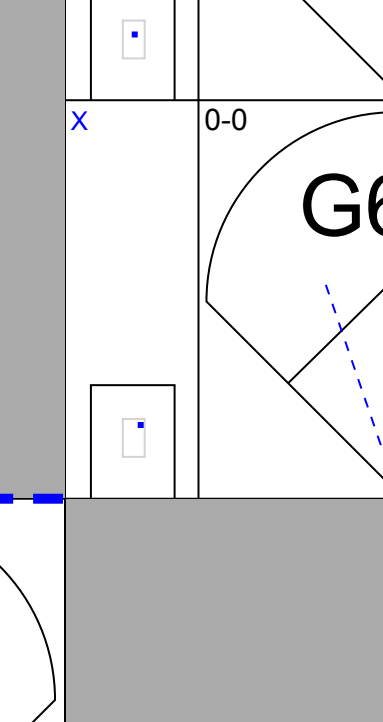
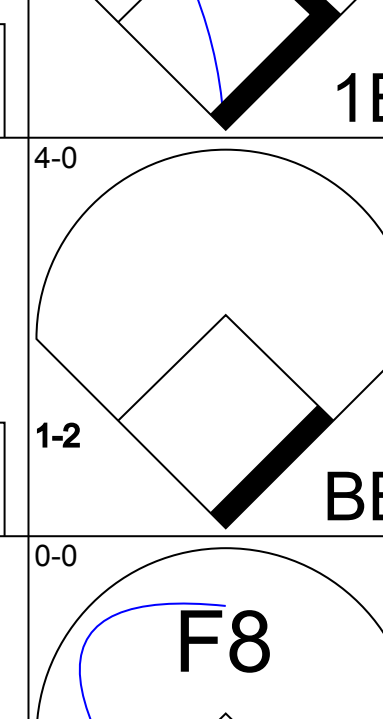
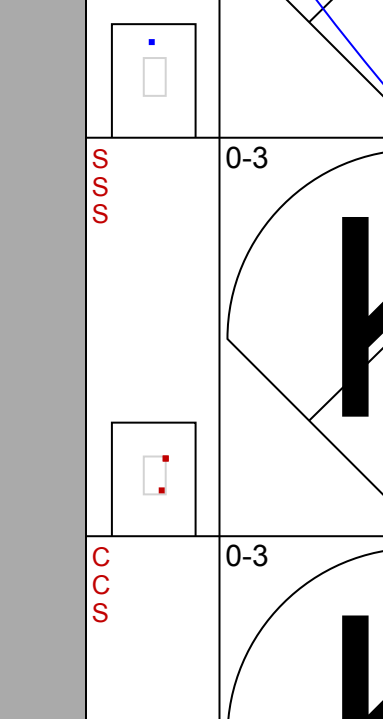

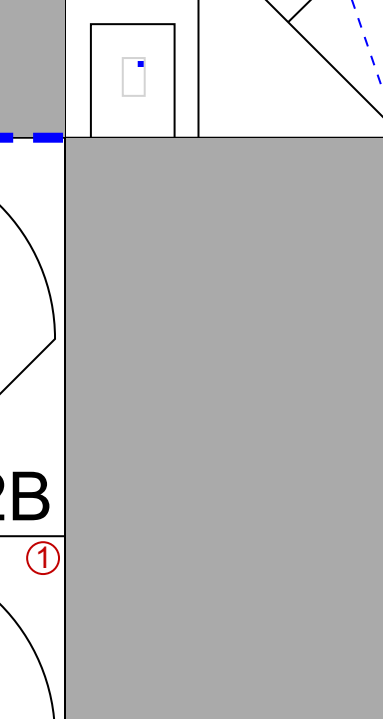
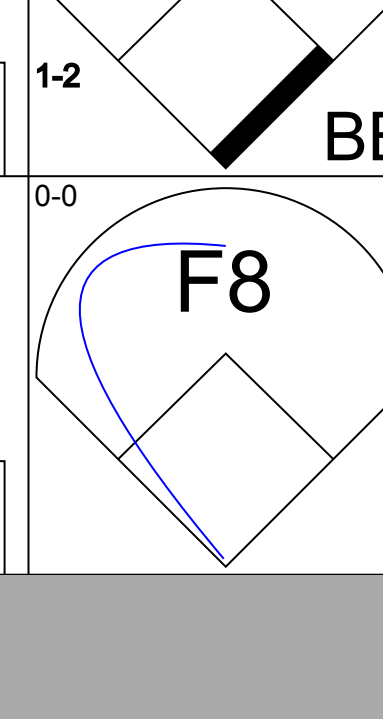
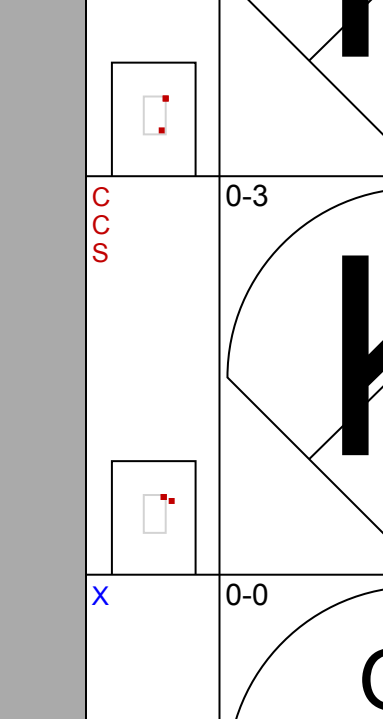

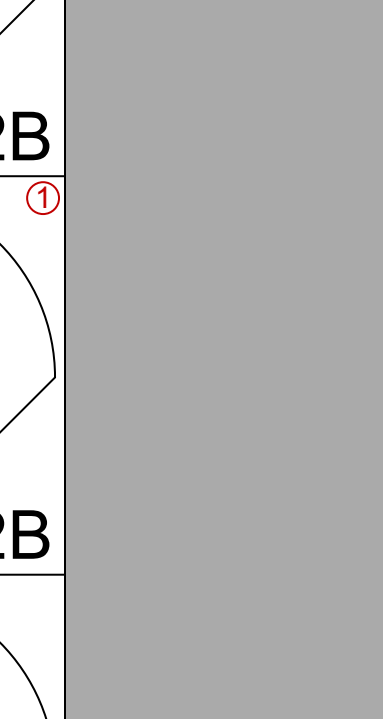
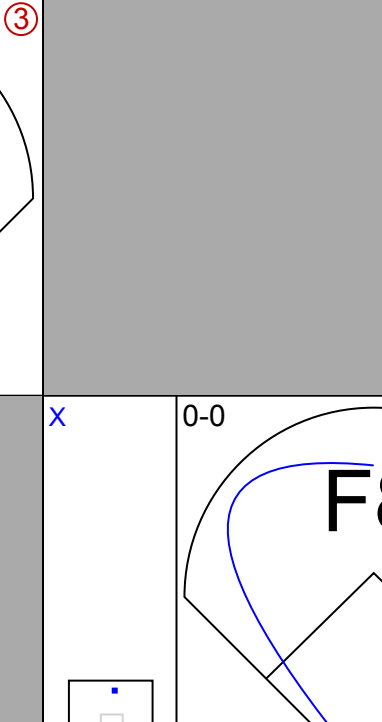
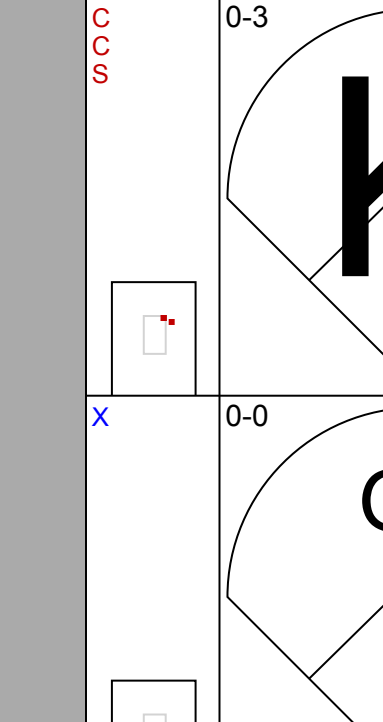
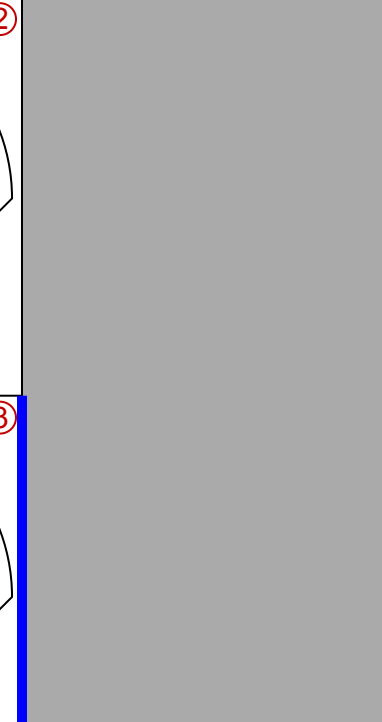
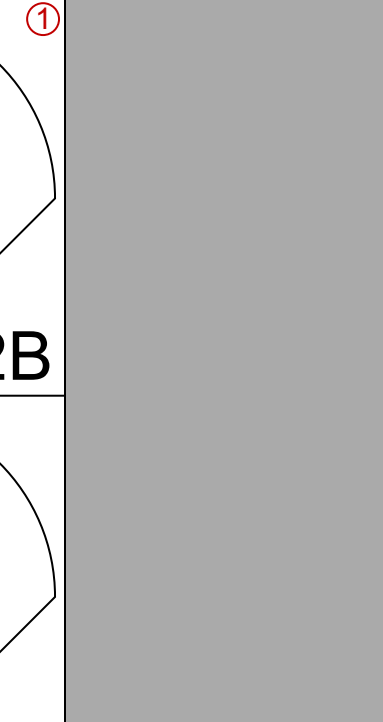

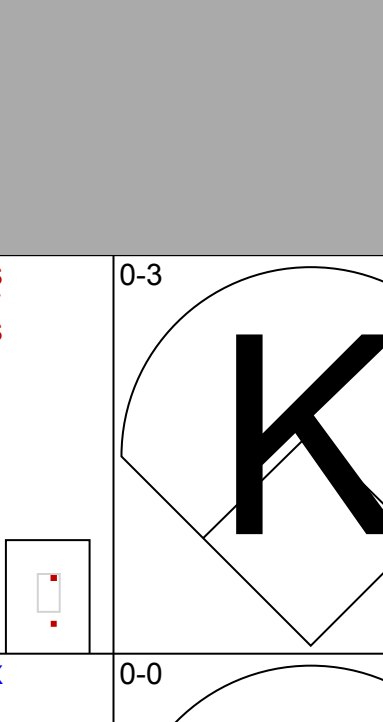
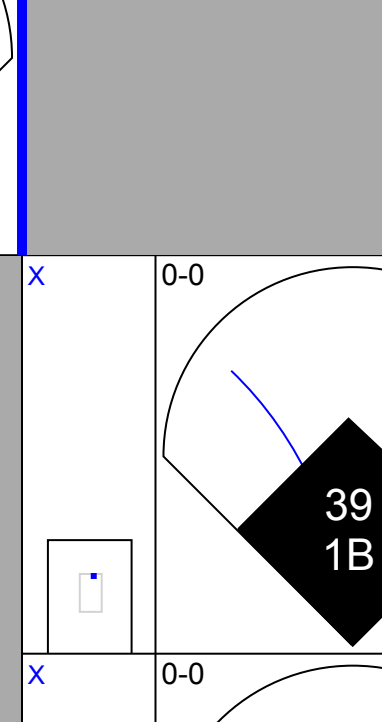

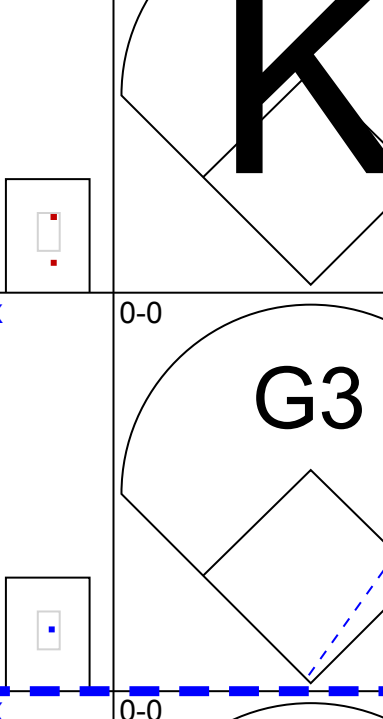
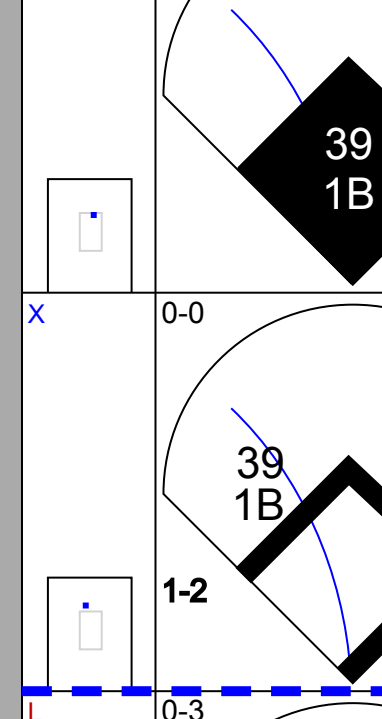

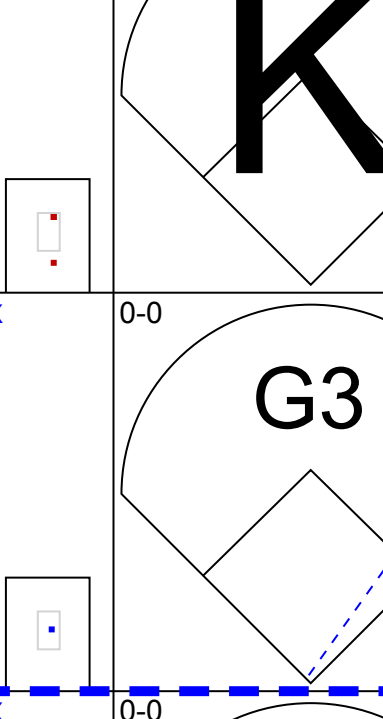
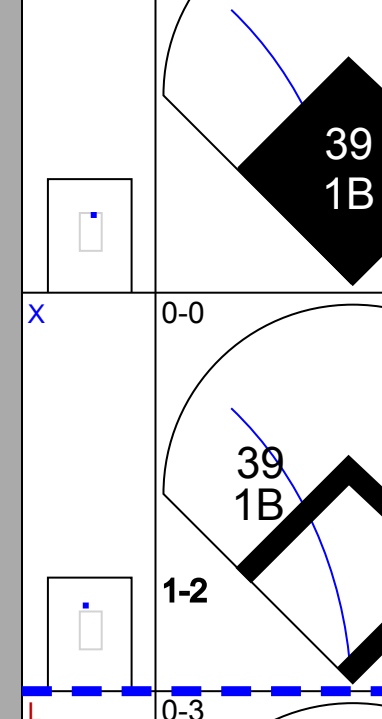
Batter	1	2	3	4	5	6	7	8	9	AB	R	H	RBI	BB	SO	LOB	TOP										
15 Matt Duffy, R OBP: 0.375, SLG: 0.522 30 Morgan McCullough, L OBP: 0.444, SLG: 0.557	G6-3		G6-3				F7			3	0	0	0	0	1	0	Kansas City Royals @ Los Angeles Angels Tempe Diablo Stadium, Tempe, AZ Fri Mar 17 2023, 4:10 PM - 6:37 PM EDT Att: 9,599 - Sunny - 69 F										
11 Maikel Garcia, R OBP: 0.385, SLG: 0.560 30 Jelson Guzmán, S OBP: 0.250, SLG: 0.143	K		G4-3					79 G4-3 1B		3	0	1	0	0	1	0											
32 Nick Pratto, L OBP: 0.387, SLG: 0.462 79 Tyler Cropley, R OBP: 0.200, SLG: 0.111	76 1B					44 BB 96 SF9 76 BB 1B		G4-3 1-2		3	1	2	0	0	1	1											
76 José Briceño, R OBP: 0.389, SLG: 0.471 12 Luca Tresh, R OBP: 0.353, SLG: 0.400	1-2 1B					96 SF9 44 BB 1-2 BB		G4-3		1	0	1	0	1	0	0											
44 Dairon Blanco, R OBP: 0.360, SLG: 0.571 16 Parker Bates, L OBP: 0.263, SLG: 0.556	K					1-2 2-3 BB		K		1	0	0	0	1	1	2											
96 John Rave, L OBP: 0.384, SLG: 0.250 36 Jorge Bonifacio, R OBP: 0.167, SLG: 0.667		P4				0-0 SF9		G6-3		1	0	0	1	0	0	0											
94 Tyler Gentry, R OBP: 0.320, SLG: 0.286 15 Tucker Bradley, L OBP: 0.348, SLG: 0.579						2-3 3-H 6-3 K		K		2	0	1	0	0	1	2											
7 CJ Alexander, L OBP: 0.545, SLG: 0.947 31 Jake Means, R OBP: 0.444, SLG: 0.857						0-0 P6		K		2	0	0	0	0	0	3											
19 Cayden Wallace, R OBP: 0.384, SLG: 0.250 84 Jimmy Govern, R OBP: 0.167, SLG: 0.667						0-0 G6-3				2	0	0	0	0	0	0											
						0-0 G6-3				0	0	0	0	0	0	0											
Inning Stats	R: 0 E: 0 K: 2 S: 10	H: 2 LOB: 2 BB: 0 P: 10	R: 0 E: 0 K: 0 S: 3	H: 1 LOB: 0 BB: 0 P: 3	R: 0 E: 0 K: 0 S: 3	H: 0 LOB: 0 BB: 0 P: 3	R: 1 E: 0 K: 1 S: 6	H: 1 LOB: 2 BB: 2 P: 14	R: 0 E: 0 K: 2 S: 5	H: 0 LOB: 0 BB: 0 P: 5	R: 0 E: 0 K: 1 S: 5	H: 0 LOB: 1 BB: 0 P: 8	R: 0 E: 0 K: 1 S: 6	H: 2 LOB: 1 BB: 0 P: 6	R: 0 E: 0 K: 1 S: 5	H: 0 LOB: 0 BB: 0 P: 5	1B: 6 2B: 1 3B: 0 HR: 0	SF: 1 SAC: 0 DP: 2 HBP: 1	WP: 0 PB: 0 SB: 0 CS: 0	PA: 35							
PITCHER	IP	WLS	BF	H	R	ER	SO	BB	IBB	HBP	BLK	WP	HR	S	P	ERA	WHIP										
54 José Suarez, L ERA: 4.15	4.0	W	17	4	1	1	3	2	0	0	0	0	0	22	30	2.25	1.500										
61 Austin Warren, R ERA: 2.57	2.0		7	1	0	0	3	0	0	0	0	0	0	13	13	0.00	0.500										
64 Ben Joyce, R ERA:	1.0		4	0	0	0	2	0	0	1	0	0	0	7	8	0.00	0.000										
83 Sam Bachman, R ERA:	1.0		4	2	0	0	1	0	0	0	0	0	0	6	6	0.00	2.000										
56 Jonathan Holder, R ERA: 9.95	1.0		3	0	0	0	1	0	0	0	0	0	0	5	5	0.00	0.000										

Batter	1	2	3	4	5	6	7	8	9	AB	R	H	RBI	BB	SO	LOB	BOTTOM										
3 Taylor Ward, R OBP: 0.438, SLG: 0.586 7 Jo Adell, R OBP: 0.308, SLG: 0.444	23 HR 1B	F8	70 2B BB							3	2	1	0	1	0	1	Kansas City Royals @ Los Angeles Angels Tempe Diablo Stadium, Tempe, AZ Fri Mar 17 2023, 4:10 PM - 6:37 PM EDT Att: 9,599 - Sunny - 69 F										
23 Brandon Drury, R OBP: 0.418, SLG: 0.667 70 Jose Gomez, R OBP: 0.500, SLG: 1.000 41 Denzer Guzman, R OBP: 0.313, SLG: 0.600	1-2 HR							1-3 1B		2	1	1	2	0	1	0											
20 Jared Walsh, L OBP: 0.465, SLG: 0.593 75 Trey Cabbage, L OBP: 0.333, SLG: 0.462	10 3B 1B									2	2	2	0	2	0	0											
6 Anthony Rendon, R OBP: 0.524, SLG: 0.833 37 Kevin Padlo, R OBP: 0.313, SLG: 0.600	K									4	1	2	1	0	1	3											
12 Hunter Renfroe, R OBP: 0.333, SLG: 0.556 19 Luis Barrera, L OBP: 0.333, SLG: 0.364	P3									1	0	0	0	1	1	6											
10 Gio Urshela, R OBP: 0.429, SLG: 0.524 13 Livan Soto, L OBP: 0.281, SLG: 0.214	1-2 2-3 3B									3	2	2	1	0	1	0											
18 Jake Lamb, L OBP: 0.429, SLG: 0.524 25 Taylor Jones, R OBP: 0.364, SLG: 0.300										1	1	1	0	1	0	0											
33 Max Stassi, R OBP: 0.231, SLG: 0.385 21 Matt Thaiss, L OBP: 0.550, SLG: 0.500	F8									4	0	0	0	0	0	3											
16 Mickey Moniak, L OBP: 0.444, SLG: 0.647 4 Andrew Velazquez, S OBP: 0.167, SLG: 0.112										4	1	2	0	0	0	2											
										1	0	1	1	0	0	0											
Inning Stats	R: 4 E: 0 K: 1 S: 12	H: 5 LOB: 1 BB: 0 P: 15	R: 0 E: 0 K: 1 S: 5	H: 0 LOB: 0 BB: 0 P: 5	R: 7 E: 0 K: 1 S: 12	H: 6 LOB: 2 BB: 3 P: 25	R: 0 E: 0 K: 1 S: 5	H: 0 LOB: 0 BB: 0 P: 5	R: 0 E: 0 K: 0 S: 5	H: 2 LOB: 3 BB: 1 P: 9	R: 0 E: 0 K: 0 S: 5	H: 2 LOB: 3 BB: 0 P: 6	R: 0 E: 0 K: 1 S: 5	H: 0 LOB: 0 BB: 0 P: 5	R: 1 E: 0 K: 0 S: 4	H: 2 LOB: 2 BB: 2 P: 12	1B: 10 2B: 4 3B: 1 HR: 2	SF: 0 SAC: 0 DP: 1 HBP: 1	WP: 0 PB: 0 SB: 0 CS: 0	PA: 47							
PITCHER	IP	WLS	BF	H	R	ER	SO	BB	IBB	HBP	BLK	WP	HR	S	P	ERA	WHIP										
49 Jonathan Heasley, R ERA: 17.36	2.1	L	17	9	9	2	1	2	0	0	0	0	0	6	14	27.00	6.000										
72 Christian Chamberlain, L ERA: 27.0	0.2		6	2	2	2	1	2	0	0	0	0	0	5	5	0.00	0.000										
55 Richard Lovelady, L ERA:	1.0		3	0	0	0	1	0	0	0	0	0	0	10	15	0.00	2.500										
78 Brooks Kinske, R ERA: 3.24	2.0		9	2	1	1	1	2	0	0	0	0	0	9	17	4.50	2.000										

AB	31
R	1
H	7
RBI	1
BB	2
SO	10
LOB	11

AB	40
R	12
H	17
RBI	12
BB	6
SO	5
LOB	23

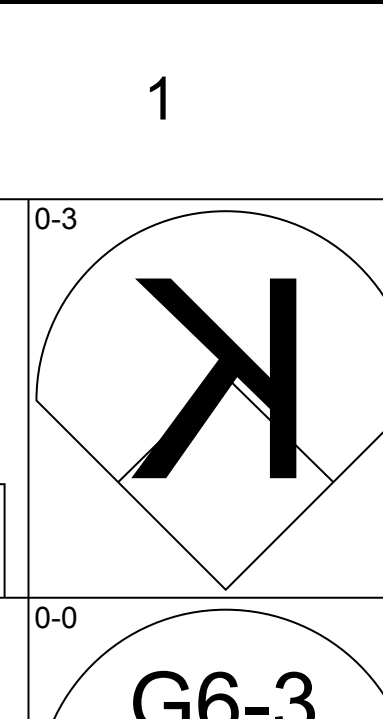
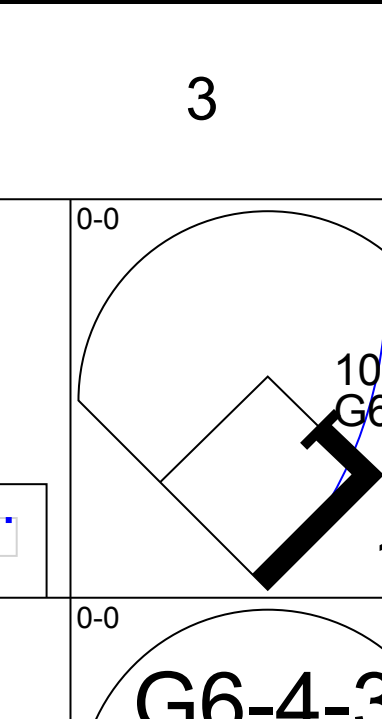
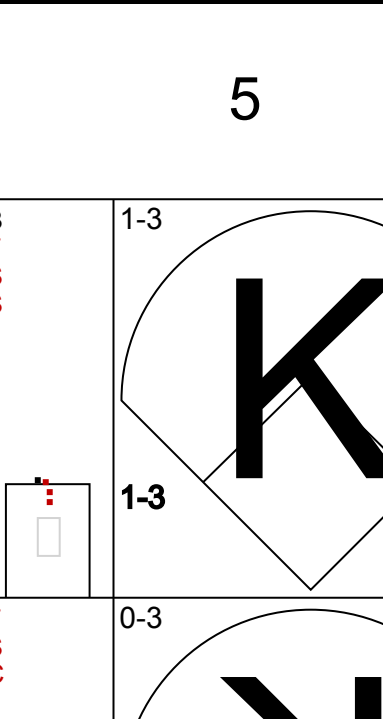

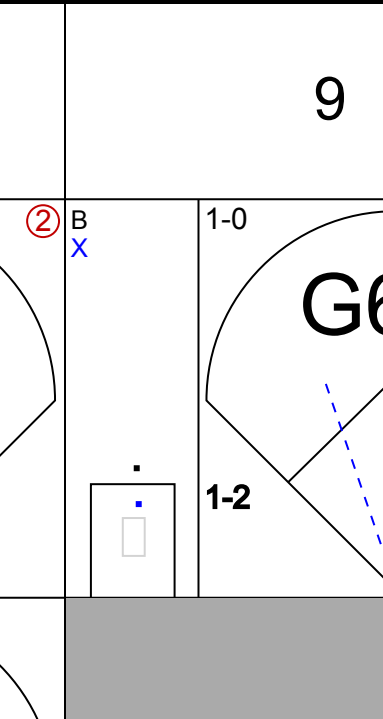
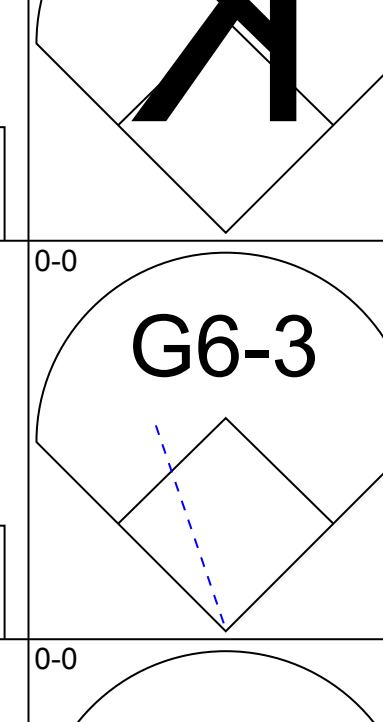
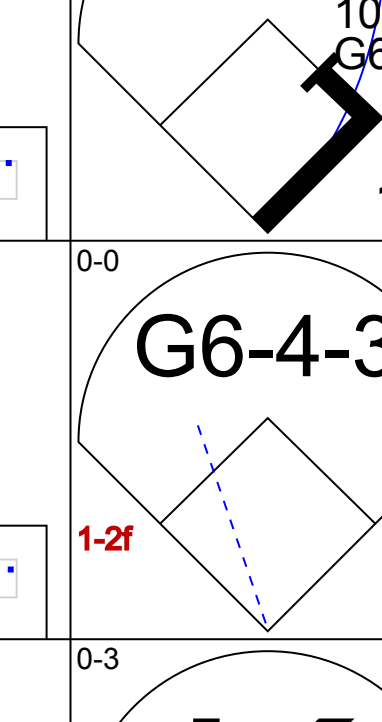
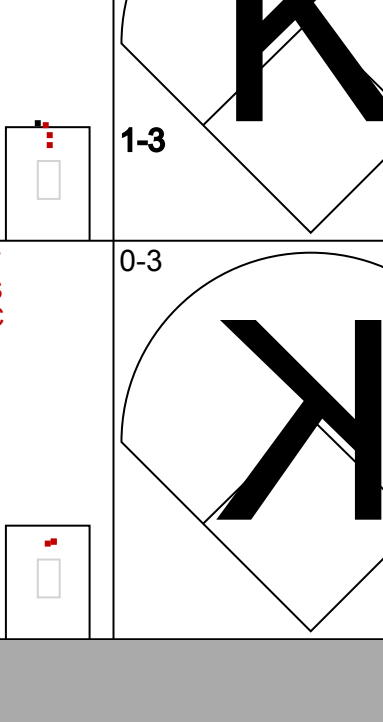

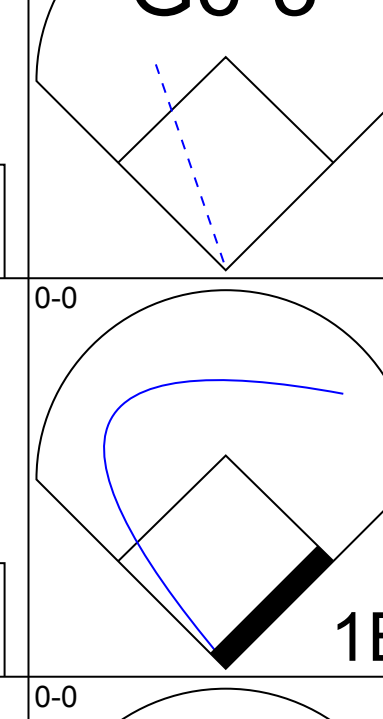
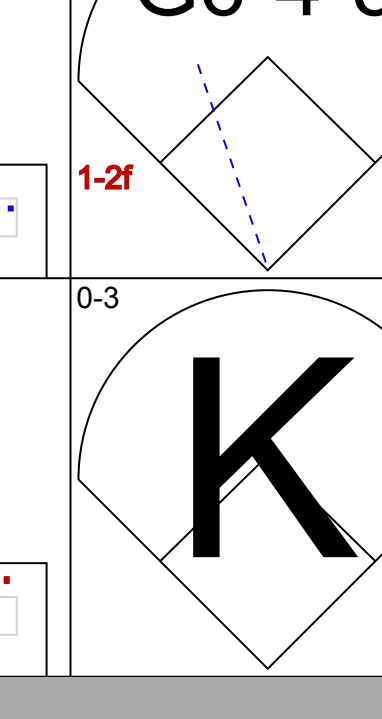
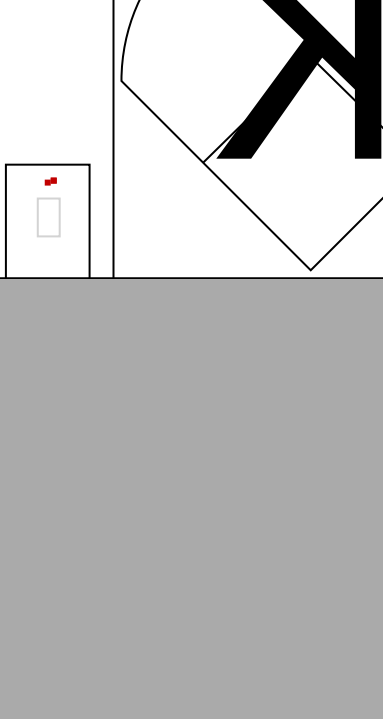
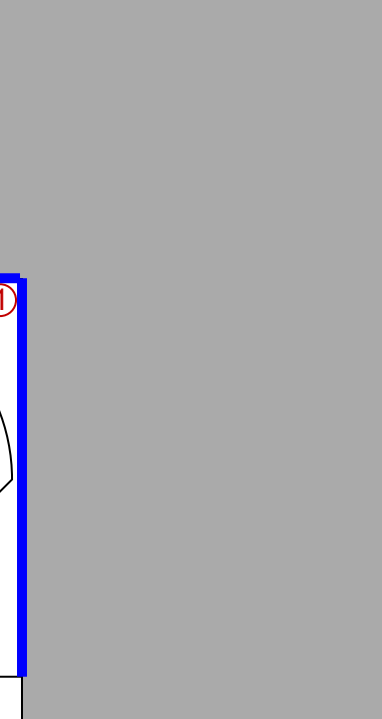
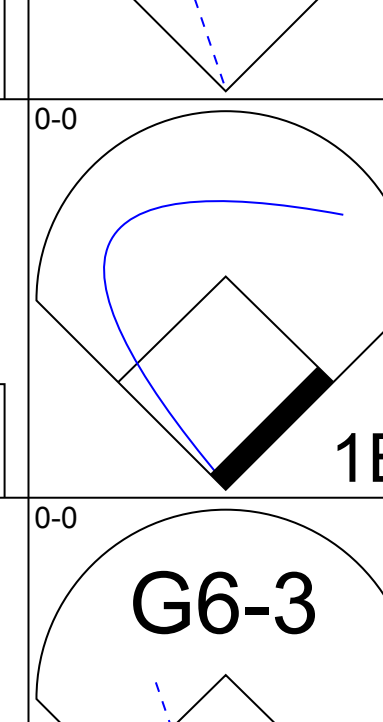
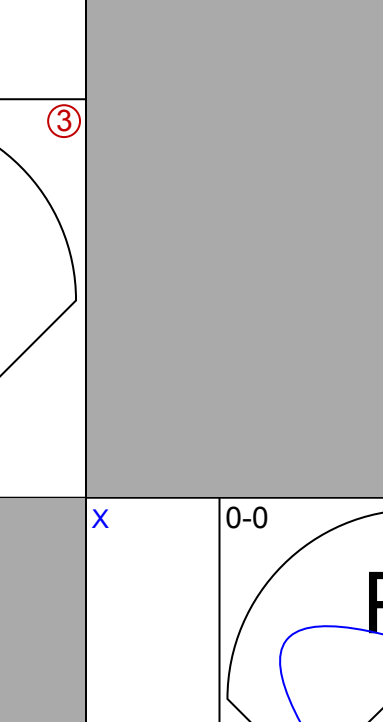


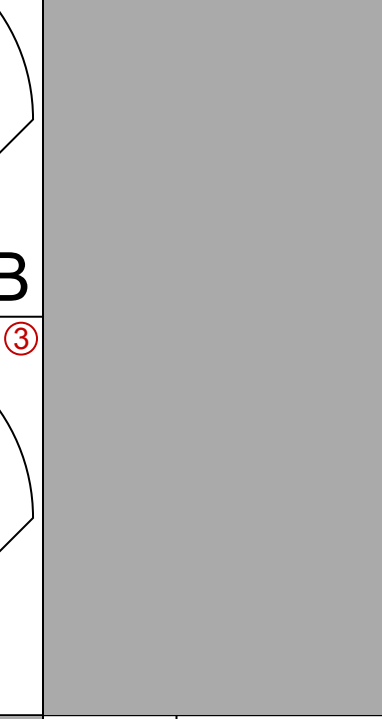
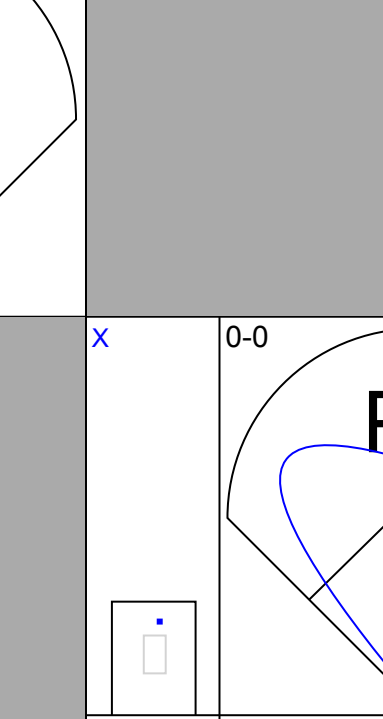

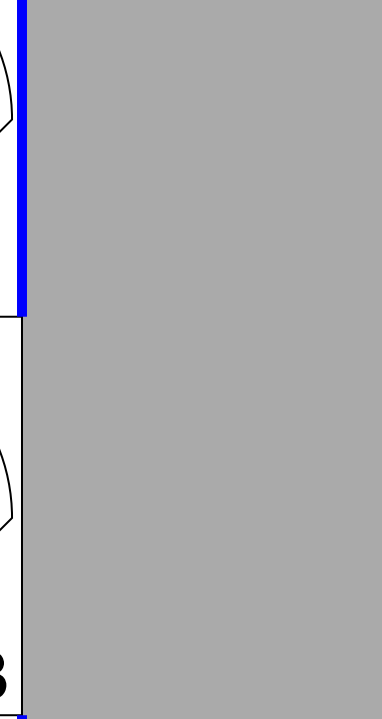
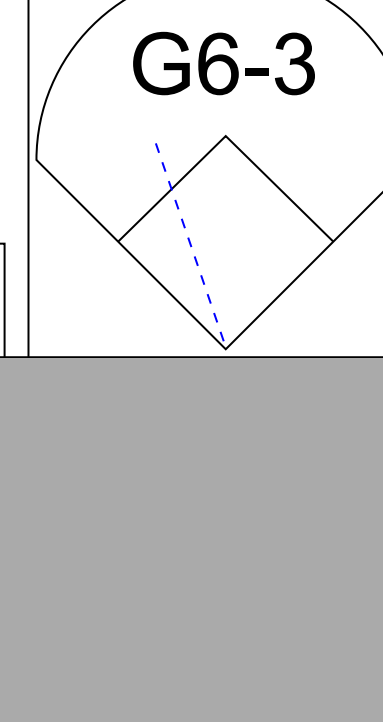
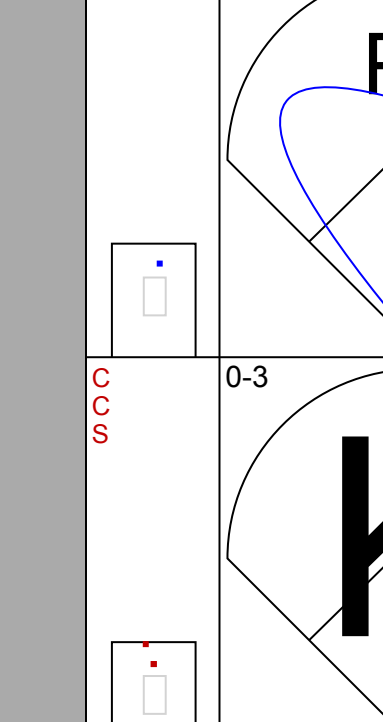


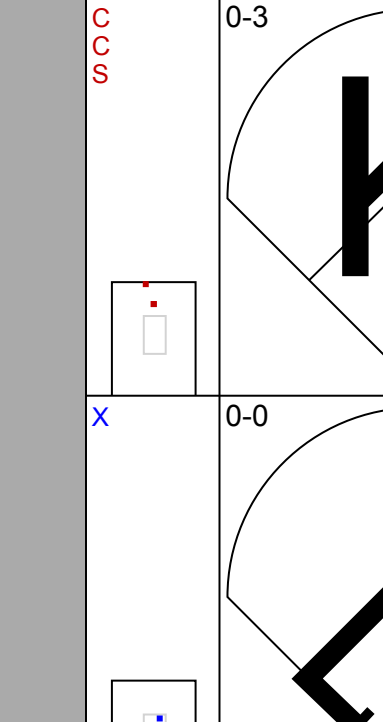
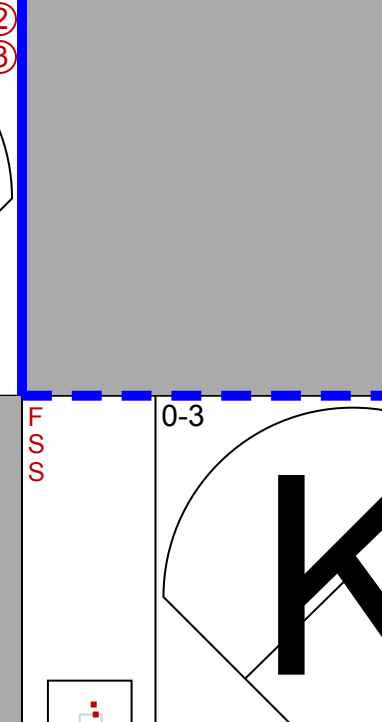
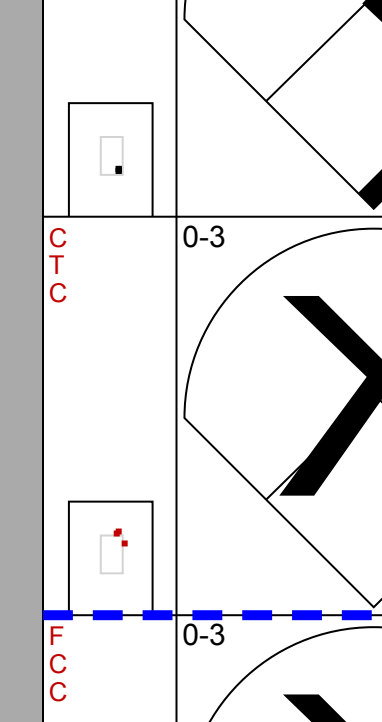

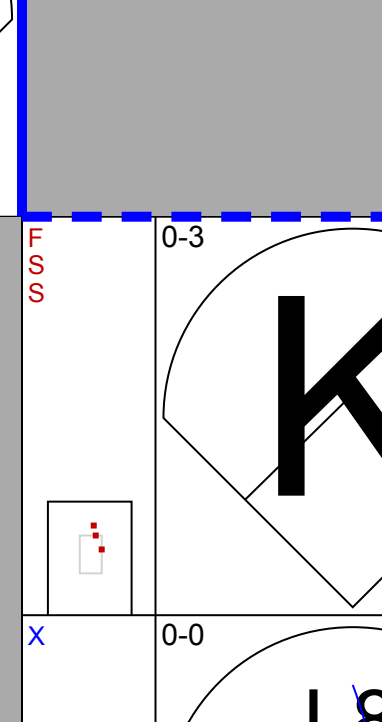


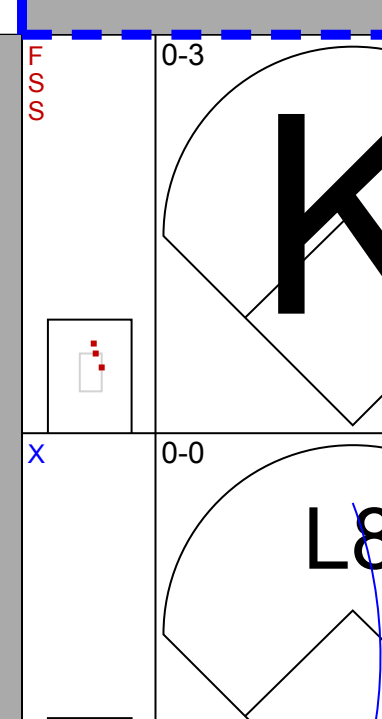


Batter	1	2	3	4	5	6	7	8	9	AB	R	H	RBI	BB	SO	LOB	TOP					
2 Marcus Semien, R OBP: 0.333, SLG: 0.459 39 Yoshi Tsutsugo, L OBP: 0.350, SLG: 0.526											3	1	1	2	0	1	10					
5 Corey Seager, L OBP: 0.500, SLG: 0.848 55 Sam Huff, R OBP: 0.333, SLG: 0.692											3	0	1	0	0	0	0					
30 Nathaniel Lowe, L OBP: 0.400, SLG: 0.516 38 Elier Hernandez, R OBP: 0.303, SLG: 0.419											3	0	2	0	0	0	1					
53 Adolis Garcia, R OBP: 0.459, SLG: 0.667 Jonathan Ornelas, R OBP: 0.364, SLG: 0.500											2	0	0	0	1	1	1					
18 Mitch Garver, R OBP: 0.212, SLG: 0.281 77 Clint Frazier, R OBP: 0.308, SLG: 0.371											3	0	0	0	0	1	3					
28 Jonah Heim, S OBP: 0.375, SLG: 0.520 80 Cameron Cauley, R OBP: 1.000, SLG: 1.000											3	0	0	0	0	0	1					
4 Robbie Grossman, S OBP: 0.472, SLG: 0.500 20 Ezequiel Duran, R OBP: 0.349, SLG: 0.488											3	0	1	0	0	1	0					
47 Josh Smith, L OBP: 0.472, SLG: 0.500 89 Griffin Cheney, R OBP: 0.349, SLG: 0.488											1	2	1	1	0	0	0					
8 Bubba Thompson, R OBP: 0.286, SLG: 0.344 65 J.P. Martinez, L OBP: 0.333, SLG: 0.459											3	0	1	0	0	1	2					
Inning Stats	R: 0 E: 0 K: 1 S: 6	H: 1 LOB: 2 BB: 1 P: 10	R: 0 E: 0 K: 0 S: 3	H: 0 LOB: 0 BB: 0 P: 3	R: 0 E: 0 K: 0 S: 3	H: 0 LOB: 0 BB: 0 P: 3	R: 0 E: 0 K: 2 S: 8	H: 1 LOB: 1 BB: 0 P: 8	R: 2 E: 0 K: 1 S: 8	H: 3 LOB: 1 BB: 0 P: 9	R: 0 E: 0 K: 0 S: 3	H: 0 LOB: 0 BB: 0 P: 3	R: 1 E: 0 K: 2 S: 10	H: 3 LOB: 2 BB: 0 P: 10	R: 3 E: 0 K: 1 S: 8	H: 4 LOB: 0 BB: 0 P: 8	R: 0 E: 0 K: 0 S: 3	H: 0 LOB: 0 BB: 0 P: 3	1B: 8 2B: 2 3B: 1 HR: 1	SF: 0 SAC: 0 DP: 0 HBP: 0	WP: 0 PB: 0 SB: 0 CS: 1	PA: 39
PITCHER	IP	WLS	BF	H	R	ER	SO	BB	IBB	HBP	BLK	WP	HR	S	P	ERA	WHIP					
47 Griffin Canning, R ERA: 0.93	4.2		17	2	0	0	4	1	0	0	0	0	0	24	28	0.00	0.643					
52 Ryan Tepera, R ERA: 8.23	0.1	L	4	3	2	2	0	0	0	0	0	0	1	4	5	54.00	9.000					
55 Matt Moore, L ERA: 7.5	1.0		5	2	1	1	0	0	0	0	0	0	0	5	5	9.00	2.000					
53 Carlos Estévez, R ERA: 15.43	1.0		4	1	0	0	2	0	0	0	0	0	0	8	8	0.00	1.000					
51 Jaime Barria, R ERA: 15.75	2.0		9	4	3	3	1	0	0	0	0	0	0	11	11	13.50	2.000					

Texas Rangers @ Los Angeles Angels
 Tempe Diablo Stadium, Tempe, AZ
 Sat Mar 18 2023, 4:11 PM - 6:47 PM EDT
 Att: 8,625 - Partly Cloudy - 71 F

AB	38
R	6
H	12
RBI	6
BB	1
SO	7
LOB	12



Batter	1	2	3	4	5	6	7	8	9	AB	R	H	RBI	BB	SO	LOB	BOTTOM							
16 Mickey Moniak, L OBP: 0.436, SLG: 0.622 7 Jo Adell, R OBP: 0.293, SLG: 0.421										3	0	1	0	0	2	1	10							
10 Gio Urshela, R OBP: 0.375, SLG: 0.458 4 Andrew Velazquez, S OBP: 0.194, SLG: 0.200										3	0	0	0	0	1	2	0							
20 Jared Walsh, L OBP: 0.472, SLG: 0.567 19 Luis Barrera, L OBP: 0.360, SLG: 0.364											3	0	1	0	0	1	0							
6 Anthony Rendon, R OBP: 0.500, SLG: 0.750 75 Trey Cabbage, L OBP: 0.355, SLG: 0.462											2	0	0	0	1	0	1							
21 Matt Thaiss, L OBP: 0.536, SLG: 0.450 92 Preston Palmeiro, L OBP: 0.500, SLG: 0.500											2	0	0	0	1	1	1							
14 Logan O'Hoppe, R OBP: 0.346, SLG: 0.435 35 Chad Wallach, R OBP: 0.250, SLG: 0.200											3	0	1	0	0	2	1							
13 Livan Soto, L OBP: 0.286, SLG: 0.258 70 Jose Gomez, R OBP: 0.333, SLG: 0.667											1	0	0	0	0	1	0							
25 Taylor Jones, R OBP: 0.361, SLG: 0.281 37 Kevin Padlo, R OBP: 0.353, SLG: 0.581											2	0	0	0	1	1	0							
8 Brett Phillips, L OBP: 0.188, SLG: 0.276 93 Jordyn Adams, R OBP: 0.483, SLG: 0.585											3	0	1	0	0	2	2							
Inning Stats	R: 0 E: 0 K: 1 S: 6	H: 1 LOB: 1 BB: 0 P: 6	R: 0 E: 0 K: 3 S: 9	H: 0 LOB: 2 BB: 2 P: 17	R: 0 E: 0 K: 1 S: 5	H: 1 LOB: 0 BB: 0 P: 5	R: 0 E: 0 K: 1 S: 6	H: 2 LOB: 2 BB: 0 P: 6	R: 0 E: 0 K: 3 S: 9	H: 1 LOB: 1 BB: 0 P: 10	R: 0 E: 0 K: 0 S: 2	H: 0 LOB: 0 BB: 1 P: 6	R: 0 E: 0 K: 1 S: 5	H: 0 LOB: 0 BB: 0 P: 5	R: 2 E: 0 K: 3 S: 11	H: 2 LOB: 2 BB: 2 P: 19	R: 0 E: 0 K: 1 S: 5	H: 0 LOB: 1 BB: 1 P: 10	1B: 6 2B: 2 3B: 0 HR: 0	SF: 0 SAC: 0 DP: 2 HBP: 0	WP: 0 PB: 0 SB: 1 CS: 0	PA: 37		
PITCHER	IP	WLS	BF	H	R	ER	SO	BB	IBB	HBP	BLK	WP	HR	S	P	ERA	WHIP							
79 Chase Lee, R ERA: 4.91	1.1		6	1	0	0	2	1	0	0	0	0	0	16	20	0.00	1.286							
32 John King, L ERA: 6.49	2.1		9	2	0	0	4	1	0	0	0	0	0	16	20	0.00	1.286							
68 Joe Barlow, R ERA: 2.84	1.1	W	5	2	0	0	3	0	0	0	0	0	0	10	11	0.00	1.500							
21 Ian Kennedy, R ERA: 3.0	1.0	H	3	0	0	0	0	1	0	0	0	0	0	2	6	0.00	1.000							
84 Marc Church, R ERA: 4.5	1.0	H	3	0	0	0	1	0	0	0	0	0	0	5	5	0.00	0.000							
66 Josh Sborz, R ERA: 17.36	0.2		6	2	2	2	2	2	0	0	0	0	0	2	1	0	0	0	0	0	8	13	0.00	0.750
25 José Leclerc, R ERA:	1.1	S	5	0	0	0	2	1	0	0	0	0	0	8	13	0.00	0.750							

Texas Rangers @ Los Angeles Angels
 Tempe Diablo Stadium, Tempe, AZ
 Sat Mar 18 2023, 4:11 PM - 6:47 PM EDT
 Att: 8,625 - Partly Cloudy - 71 F

AB	31
R	2
H	7
RBI	2
BB	6
SO	14
LOB	12



Batter	1	2	3	4	5	6	7	8	9	AB	R	H	RBI	BB	SO	LOB	TOP				
8 Brett Phillips, L (1, 8) OBP: 0.229, SLG: 0.290 44 Aaron Whitefield, R (6, 8) OBP: 0.273, SLG: 0.273	G5-3		13 F9 18 2B 13 S BB		13 HR 1B		G1-3		2-3 K	2	2	1	0	1	0	0	Los Angeles Angels @ San Francisco Giants Scottsdale Stadium, Scottsdale, AZ Sun Mar 19 2023, 4:05 PM - 6:34 PM EDT Att: 8,649 - Overcast - 68 F livebaseballscorecards.com				
13 Ivan Soto, L (1, 4) OBP: 0.308, SLG: 0.371 37 Kyle Kasser, L (7, 4)	G6-3		F9		1-H HR		3-2 25 WP 37 BB 1B		1-0 P5	4	1	2	2	0	0	1					
18 Jake Lamb, L (1, 3) OBP: 0.465, SLG: 0.759 37 Kevin Padlo, R (6, 3)	2-0 1B		3-1 2B		12 HR 2B		4-2 25 WP 1-2 BB		0-0 G6-3	3	1	3	1	0	0	0					
6 Anthony Rendon, R (1, 5) OBP: 0.481, SLG: 0.696 25 Taylor Jones, R (5, 5)	1-1 1B		3-H 2-3 K		2-3 K		2-3 K		1-2 3 1-2 2-3 K	3	0	1	0	0	2	2					
12 Hunter Renfroe, R (1, 9) OBP: 0.333, SLG: 0.633 19 Luis Barrera, L (6, 9)	1-1 G1-3		3-2 F7		1-2 2-H HR		0-1 CI		0-1 CI	3	1	1	2	0	0	3					
21 Matt Thaiss, L (1, 10) OBP: 0.469, SLG: 0.375		3-3 K		1-1 G3-4-1		0-1 F8		0-3 K		4	0	0	0	0	2	3					
33 Max Stassi, R (1, 2) OBP: 0.233, SLG: 0.313 47 Myles Emmerson, R (7, 2)		0-3 K		3-3 K		2-2 F8		2-2 G6-3		3	0	0	0	0	2	0					
7 Jo Adell, R (1, 7) OBP: 0.289, SLG: 0.476 93 Jordyn Adams, R (8, 7)	2-1 HR		0-3 K		1-1 F8		0-3 K		0-3 K	4	1	1	1	0	2	0					
4 Andrew Velazquez, S (1, 6) OBP: 0.176, SLG: 0.182 70 Jose Gomez, R (7, 6)	0-0 G5-3				1-3 K		1-3 K		0-2 L4	3	0	0	0	0	2	0					
Inning Stats	R: 0 E: 0 K: 0 S: 9	H: 2 LOB: 2 BB: 0 P: 15	R: 1 E: 0 K: 2 S: 9	H: 1 LOB: 0 BB: 0 P: 14	R: 1 E: 0 K: 1 S: 14	H: 1 LOB: 1 BB: 1 P: 27	R: 0 E: 0 K: 2 S: 8	H: 0 LOB: 0 BB: 0 P: 12	R: 4 E: 0 K: 2 S: 20	H: 4 LOB: 0 BB: 0 P: 27	R: 0 E: 0 K: 1 S: 8	H: 1 LOB: 3 BB: 1 P: 23	R: 0 E: 0 K: 1 S: 10	H: 0 LOB: 0 BB: 0 P: 12	R: 0 E: 0 K: 1 S: 5	H: 0 LOB: 0 BB: 0 P: 8		1B: 4 2B: 2 3B: 0 HR: 3	SF: 0 SAC: 0 DP: 0 HBP: 0	WP: 1 PB: 0 SB: 1 CS: 0	PA: 39
PITCHER	IP WLS BF H R ER SO BB IBB HBP BLK WP HR S P ERA WHIP	IP WLS BF H R ER SO BB IBB HBP BLK WP HR S P ERA WHIP	IP WLS BF H R ER SO BB IBB HBP BLK WP HR S P ERA WHIP	IP WLS BF H R ER SO BB IBB HBP BLK WP HR S P ERA WHIP	IP WLS BF H R ER SO BB IBB HBP BLK WP HR S P ERA WHIP	IP WLS BF H R ER SO BB IBB HBP BLK WP HR S P ERA WHIP	IP WLS BF H R ER SO BB IBB HBP BLK WP HR S P ERA WHIP	IP WLS BF H R ER SO BB IBB HBP BLK WP HR S P ERA WHIP	IP WLS BF H R ER SO BB IBB HBP BLK WP HR S P ERA WHIP	IP WLS BF H R ER SO BB IBB HBP BLK WP HR S P ERA WHIP	IP WLS BF H R ER SO BB IBB HBP BLK WP HR S P ERA WHIP	IP WLS BF H R ER SO BB IBB HBP BLK WP HR S P ERA WHIP	IP WLS BF H R ER SO BB IBB HBP BLK WP HR S P ERA WHIP	IP WLS BF H R ER SO BB IBB HBP BLK WP HR S P ERA WHIP	IP WLS BF H R ER SO BB IBB HBP BLK WP HR S P ERA WHIP	IP WLS BF H R ER SO BB IBB HBP BLK WP HR S P ERA WHIP					
62 Logan Webb, R (1, 1) ERA: 5.54 82 Tyler Myrick, R (5, 1) ERA: 27.0 59 John Brebbia, R (6, 1) ERA: 6.23 71 Tyler Rogers, R (7, 1) ERA: 3.18 85 Kade McClure, R (8, 1) ERA: 3.39	4.1 0.2 1.0 1.0 2.0	20 4 3 6 6	6 2 3 1 0	4 2 0 0 0	4 2 0 0 0	6 2 1 0 0	6 2 1 0 0	82 10 13 23 20	8.31 27.00 0.00 0.00 0.00	1.615 3.000 0.000 2.000 0.000											
Batter	1	2	3	4	5	6	7	8	9	AB	R	H	RBI	BB	SO	LOB	BOTTOM				
39 Thairo Estrada, R (1, 6) OBP: 0.345, SLG: 0.667	2-0 7 1B 8 S 1B	0-2 41 1B 2H 2B		0-3 K		0-1 G5-3		1-1 92 HR 2B		5	3	3	2	0	1	0	Los Angeles Angels @ San Francisco Giants Scottsdale Stadium, Scottsdale, AZ Sun Mar 19 2023, 4:05 PM - 6:34 PM EDT Att: 8,649 - Overcast - 68 F livebaseballscorecards.com				
41 Wilmer Flores, R (1, 4) OBP: 0.320, SLG: 0.391 92 Will Wilson, R (4, FR) OBP: 0.458, SLG: 0.500	1-1 F9	2-2 2H 1B		1-1 1B		0-1 G5-3		1-2 2H HR		3	0	2	1	0	0	1					
8 Michael Conforto, L (1, 9) OBP: 0.289, SLG: 0.660	2-3 K	1-0 F8		0-1 F9		2-2 G6-3		1-3 K		5	0	0	0	0	2	3					
7 J.D. Davis, R (1, 10) OBP: 0.353, SLG: 0.515	2-2 2H 1B		0-0 42 1B 2B		0-1 F7		1-0 42 S 97 2B 1B		0-1 K	4	2	3	1	0	0	1					
42 Joc Pederson, L (1, 3) OBP: 0.360, SLG: 0.318	2-0 F7		0-1 2 FC3-6 1B		0-3 K		1 SAFE 3-3 K		1-2 K	4	0	1	1	0	2	2					
97 Casey Schmitt, R (1, 5) OBP: 0.441, SLG: 0.794		1-2 K	1-2 F7		0-0 2 SH5-3 1B		0-1 K		0-1 2H 2B	4	0	2	1	0	1	1					
2 Blake Sabol, L (1, 2) OBP: 0.461, SLG: 0.719 49 Ford Proctor, L (8, 2) OBP: 0.269, SLG: 0.320	1-3 K	1-3 K	1-2 89 1B 70 S 1-2 S		0-0 SH5-3		3-3 K		3-3 K	3	1	0	0	0	2	2					
89 Brett Auerbach, R (1, 7) OBP: 0.368, SLG: 0.500	0-3 K 39 2B 70 S	0-3 K 70 S 1B	2-2 70 S 1-3 1B		2-3 K		0-1 G6-3		0-1 G6-3	4	1	1	0	0	2	1					
70 Brett Wisely, L (1, 8) OBP: 0.250, SLG: 0.483 86 Grant McCray, L (7, 8) OBP: 0.294, SLG: 0.333	1 SAFE 1-2 39 2B BB	4-2 39 2B 1-2 BB	2-3 3-H K		1-3 K		1-3 K		3-2 P2	2	1	0	0	1	2	1					
Inning Stats	R: 1 E: 0 K: 1 S: 10	H: 2 LOB: 1 BB: 0 P: 19	R: 3 E: 0 K: 3 S: 22	H: 2 LOB: 1 BB: 1 P: 30	R: 2 E: 0 K: 1 S: 17	H: 3 LOB: 1 BB: 0 P: 23	R: 0 E: 0 K: 1 S: 9	H: 1 LOB: 1 BB: 0 P: 10	R: 0 E: 0 K: 2 S: 8	H: 1 LOB: 1 BB: 0 P: 10	R: 0 E: 0 K: 1 S: 7	H: 0 LOB: 0 BB: 0 P: 8	R: 1 E: 0 K: 2 S: 15	H: 2 LOB: 1 BB: 0 P: 24	R: 2 E: 0 K: 1 S: 17	H: 2 LOB: 0 BB: 0 P: 23		1B: 8 2B: 4 3B: 0 HR: 1	SF: 0 SAC: 1 DP: 0 HBP: 0	WP: 1 PB: 0 SB: 5 CS: 0	PA: 39
PITCHER	IP WLS BF H R ER SO BB IBB HBP BLK WP HR S P ERA WHIP	IP WLS BF H R ER SO BB IBB HBP BLK WP HR S P ERA WHIP	IP WLS BF H R ER SO BB IBB HBP BLK WP HR S P ERA WHIP	IP WLS BF H R ER SO BB IBB HBP BLK WP HR S P ERA WHIP	IP WLS BF H R ER SO BB IBB HBP BLK WP HR S P ERA WHIP	IP WLS BF H R ER SO BB IBB HBP BLK WP HR S P ERA WHIP	IP WLS BF H R ER SO BB IBB HBP BLK WP HR S P ERA WHIP	IP WLS BF H R ER SO BB IBB HBP BLK WP HR S P ERA WHIP	IP WLS BF H R ER SO BB IBB HBP BLK WP HR S P ERA WHIP	IP WLS BF H R ER SO BB IBB HBP BLK WP HR S P ERA WHIP	IP WLS BF H R ER SO BB IBB HBP BLK WP HR S P ERA WHIP	IP WLS BF H R ER SO BB IBB HBP BLK WP HR S P ERA WHIP	IP WLS BF H R ER SO BB IBB HBP BLK WP HR S P ERA WHIP	IP WLS BF H R ER SO BB IBB HBP BLK WP HR S P ERA WHIP	IP WLS BF H R ER SO BB IBB HBP BLK WP HR S P ERA WHIP	IP WLS BF H R ER SO BB IBB HBP BLK WP HR S P ERA WHIP					
32 Tucker Davidson, L (1, 1) ERA: 5.54 57 Zack Weiss, R (4, 1) ERA: 15.75 78 Kenny Rosenberg, L (5, 1) ERA: 2.79 71 Jacob Webb, R (8, 1) ERA:	3.0 1.0 3.2 0.1	18 4 16 1	7 1 5 0	6 0 3 0	5 0 3 0	6 0 3 0	6 0 3 0	72 10 57 8	18.00 0.00 7.36 0.00	2.667 1.000 1.364 0.000											

Batter	1	2	3	4	5	6	7	8	9	AB	R	H	RBI	BB	SO	LOB	TOP			
3 Taylor Ward, R OBP: 0.389, SLG: 0.515 16 Mickey Moniak, L OBP: 0.436, SLG: 0.622	P2		FC6		G1-4-3		G6-3			4	0	0	0	0	0	3	Los Angeles Angels @ Cincinnati Reds Goodyear Ballpark, Goodyear, AZ Mon Mar 20 2023, 4:07 PM - 6:31 PM EDT Att. 4,011 - Partly Cloudy - 70 F			
2 Luis Rengifo, S OBP: 0.350, SLG: 0.579 70 Jose Gomez, R OBP: 0.200, SLG: 0.400	G5-3		F9					G5-3		3	0	1	0	0	0	2				
25 Taylor Jones, R OBP: 0.339, SLG: 0.250 92 Preston Palmero, L OBP: 0.667, SLG: 0.667	K			K	K					3	0	0	0	0	3	1				
12 Hunter Renfroe, R OBP: 0.333, SLG: 0.594 7 Jo Adell, R OBP: 0.293, SLG: 0.465		F7		14 BB 10 1B BB			G5-3			2	0	0	0	1	0	0				
10 Gio Urshela, R OBP: 0.370, SLG: 0.444 37 Kyle Kasser, L	G4-3			14 BB 1B			F8			3	0	1	0	0	0	0				
14 Logan O'Hoppe, R OBP: 0.345, SLG: 0.400 21 Matt Thaiss, L OBP: 0.455, SLG: 0.360	K						K			2	0	0	0	1	2	0				
37 Kevin Padlo, R OBP: 0.289, SLG: 0.514 75 Trey Cabbage, L OBP: 0.344, SLG: 0.444			K	K			G4-3			3	0	0	0	0	2	3				
93 Jordyn Adams, R OBP: 0.469, SLG: 0.520 73 Orlando Martinez, L					F8					2	0	0	0	1	1	3				
42 David Fletcher, R OBP: 0.333, SLG: 0.273 41 Denzer Guzman, R			K							3	0	2	0	0	1	1				
										0	0	0	0	0	0	0				
Inning Stats	R: 0 E: 0 K: 1 S: 6	H: 0 LOB: 0 BB: 0 P: 10	R: 0 E: 0 K: 1 S: 6	H: 0 LOB: 0 BB: 0 P: 8	R: 0 E: 0 K: 2 S: 12	H: 0 LOB: 2 BB: 1 P: 19	R: 0 E: 0 K: 2 S: 13	H: 1 LOB: 3 BB: 2 P: 26	R: 0 E: 0 K: 1 S: 12	H: 2 LOB: 1 BB: 0 P: 15	R: 0 E: 0 K: 1 S: 13	H: 1 LOB: 1 BB: 0 P: 19	R: 0 E: 0 K: 0 S: 12	H: 1 LOB: 1 BB: 0 P: 17	R: 0 E: 0 K: 3 S: 12	H: 0 LOB: 0 BB: 0 P: 17	1B: 4 2B: 1 3B: 0 HR: 0	SF: 0 SAC: 0 DP: 1 HBP: 0	WP: 0 PB: 0 SB: 0 CS: 0	PA: 35
PITCHER	IP WLS BF H R ER SO BB IBB HBP BLK WP HR S P ERA WHIP	IP WLS BF H R ER SO BB IBB HBP BLK WP HR S P ERA WHIP	IP WLS BF H R ER SO BB IBB HBP BLK WP HR S P ERA WHIP	IP WLS BF H R ER SO BB IBB HBP BLK WP HR S P ERA WHIP	IP WLS BF H R ER SO BB IBB HBP BLK WP HR S P ERA WHIP	IP WLS BF H R ER SO BB IBB HBP BLK WP HR S P ERA WHIP	IP WLS BF H R ER SO BB IBB HBP BLK WP HR S P ERA WHIP	IP WLS BF H R ER SO BB IBB HBP BLK WP HR S P ERA WHIP	IP WLS BF H R ER SO BB IBB HBP BLK WP HR S P ERA WHIP	IP WLS BF H R ER SO BB IBB HBP BLK WP HR S P ERA WHIP	IP WLS BF H R ER SO BB IBB HBP BLK WP HR S P ERA WHIP	IP WLS BF H R ER SO BB IBB HBP BLK WP HR S P ERA WHIP	IP WLS BF H R ER SO BB IBB HBP BLK WP HR S P ERA WHIP	IP WLS BF H R ER SO BB IBB HBP BLK WP HR S P ERA WHIP	IP WLS BF H R ER SO BB IBB HBP BLK WP HR S P ERA WHIP	IP WLS BF H R ER SO BB IBB HBP BLK WP HR S P ERA WHIP	IP WLS BF H R ER SO BB IBB HBP BLK WP HR S P ERA WHIP			

AB	32
R	0
H	5
RBI	0
BB	3
SO	12
LOB	15



Batter	1	2	3	4	5	6	7	8	9	AB	R	H	RBI	BB	SO	LOB	BOTTOM			
6 Jonathan India, R OBP: 0.429, SLG: 0.474 3 Matt Reynolds, R OBP: 1.000, SLG: 1.000	L7		FC3-6	4 1B						4	1	3	3	0	0	0	Los Angeles Angels @ Cincinnati Reds Goodyear Ballpark, Goodyear, AZ Mon Mar 20 2023, 4:07 PM - 6:31 PM EDT Att. 4,011 - Partly Cloudy - 70 F			
19 Joey Votto, L OBP: 0.287, SLG: 0.154 30 Will Benson, L OBP: 0.342, SLG: 0.421	P6		FC3-6	K	K					4	0	0	0	0	2	4				
4 Wil Myers, R OBP: 0.368, SLG: 0.378 2 Jose Barrero, R OBP: 0.333, SLG: 0.455	K						G4-3			4	2	2	2	0	1	0				
37 Tyler Stephenson, R OBP: 0.296, SLG: 0.326 2 Nick Martini, L OBP: 0.333, SLG: 0.545		G6-3		K			G5-3			4	0	1	0	0	1	0				
27 Jake Fraley, L OBP: 0.364, SLG: 0.600 83 Jhonny Pereda, R OBP: 0.250, SLG: 0.143		G3-1					K			4	1	1	0	0	2	1				
28 Kevin Newman, R OBP: 0.306, SLG: 0.294 69 Ilin Fernandez, R OBP: 1.000, SLG: 2.000		G6-3			7 BB 2B 1B			P2		4	2	2	1	0	0	0				
TJ Friedl, L OBP: 0.324, SLG: 0.441 33 TJ Hopkins, R OBP: 0.250, SLG: 0.250										3	2	1	0	1	2	1				
7 Spencer Steer, R OBP: 0.415, SLG: 0.556 2 Tyler Callihan, L										3	1	1	2	1	0	1				
9 Chad Pinder, R OBP: 0.171, SLG: 0.158 87 Henry Ramos, S OBP: 0.579, SLG: 0.938										3	1	1	1	0	1	3				
										1	0	0	0	0	0	0				
Inning Stats	R: 0 E: 0 K: 1 S: 5	H: 0 LOB: 0 BB: 0 P: 5	R: 0 E: 0 K: 0 S: 4	H: 0 LOB: 0 BB: 0 P: 6	R: 1 E: 0 K: 0 S: 11	H: 2 LOB: 1 BB: 0 P: 13	R: 8 E: 1 K: 3 S: 31	H: 8 LOB: 1 BB: 1 P: 46	R: 1 E: 0 K: 3 S: 15	H: 2 LOB: 2 BB: 1 P: 29	R: 0 E: 0 K: 1 S: 8	H: 0 LOB: 0 BB: 0 P: 13	R: 0 E: 0 K: 1 S: 8	H: 0 LOB: 0 BB: 0 P: 12	R: 0 E: 0 K: 2 S: 13	H: 2 LOB: 2 BB: 0 P: 17	1B: 10 2B: 3 3B: 0 HR: 1	SF: 0 SAC: 0 DP: 0 HBP: 0	WP: 0 PB: 0 SB: 2 CS: 0	PA: 40
PITCHER	IP WLS BF H R ER SO BB IBB HBP BLK WP HR S P ERA WHIP	IP WLS BF H R ER SO BB IBB HBP BLK WP HR S P ERA WHIP	IP WLS BF H R ER SO BB IBB HBP BLK WP HR S P ERA WHIP	IP WLS BF H R ER SO BB IBB HBP BLK WP HR S P ERA WHIP	IP WLS BF H R ER SO BB IBB HBP BLK WP HR S P ERA WHIP	IP WLS BF H R ER SO BB IBB HBP BLK WP HR S P ERA WHIP	IP WLS BF H R ER SO BB IBB HBP BLK WP HR S P ERA WHIP	IP WLS BF H R ER SO BB IBB HBP BLK WP HR S P ERA WHIP	IP WLS BF H R ER SO BB IBB HBP BLK WP HR S P ERA WHIP	IP WLS BF H R ER SO BB IBB HBP BLK WP HR S P ERA WHIP	IP WLS BF H R ER SO BB IBB HBP BLK WP HR S P ERA WHIP	IP WLS BF H R ER SO BB IBB HBP BLK WP HR S P ERA WHIP	IP WLS BF H R ER SO BB IBB HBP BLK WP HR S P ERA WHIP	IP WLS BF H R ER SO BB IBB HBP BLK WP HR S P ERA WHIP	IP WLS BF H R ER SO BB IBB HBP BLK WP HR S P ERA WHIP	IP WLS BF H R ER SO BB IBB HBP BLK WP HR S P ERA WHIP	IP WLS BF H R ER SO BB IBB HBP BLK WP HR S P ERA WHIP			

AB	38
R	10
H	14
RBI	9
BB	2
SO	11
LOB	14



Batter	1	2	3	4	5	6	7	8	9	AB	R	H	RBI	BB	SO	LOB	TOP						
8 Brett Phillips, L (1, 8) 68 Joe Stewart, R (6, 8)										4	1	2	1	0	1	4							
23 Brandon Drury, R (1, 3) 25 Taylor Jones, R (6, 3)										4	0	0	1	0	1	2							
10 Gio Urshela, R (1, 6) 40 Adrian Placencia, S (6, PR)										3	1	2	0	1	0	0							
6 Anthony Rendon, R (1, 5) 41 Denzer Guzman, R (6, PR)										4	1	3	1	0	0	3							
7 Jo Adell, R (1, 7) 73 Orlando Martinez, L (6, 7)										4	2	1	2	0	2	4							
14 Logan O'Hoppe, R (1, 2) 35 Chad Wallach, R (8, PH)										4	0	2	2	0	2	1							
97 Edgar Quero, S (1, 10) 47 Anthony Mulrine, R (9, PH)										4	0	1	0	0	0	2							
93 Jordyn Adams, R (1, 9) 92 Preston Palmeiro, L (7, 9)										3	1	2	0	1	1	0							
4 Andrew Velazquez, S (1, 4) 37 Kyle Kasser, L (7, 4)										3	0	0	0	1	3	4							
Inning Stats	R: 3 E: 0 K: 1 S: 17	H: 3 LOB: 0 BB: 0 P: 23	R: 0 E: 0 K: 2 S: 9	H: 0 LOB: 1 BB: 1 P: 16	R: 1 E: 0 K: 2 S: 16	H: 2 LOB: 1 BB: 0 P: 23	R: 1 E: 0 K: 0 S: 15	H: 2 LOB: 3 BB: 2 P: 28	R: 0 E: 0 K: 2 S: 16	H: 3 LOB: 0 BB: 0 P: 21	R: 2 E: 0 K: 1 S: 15	H: 3 LOB: 2 BB: 0 P: 25	R: 0 E: 0 K: 3 S: 10	H: 0 LOB: 0 BB: 0 P: 17	R: 0 E: 0 K: 0 S: 11	H: 0 LOB: 2 BB: 1 P: 23	R: 0 E: 0 K: 1 S: 6	H: 1 LOB: 1 BB: 0 P: 7	1B: 7 2B: 5 3B: 1 HR: 1	SF: 0 SAC: 0 DP: 0 HBP: 0	WP: 1 PB: 0 SB: 2 CS: 0	PA: 46	
PITCHER	IP WLS BF H R ER SO BB IBB HBP BLK WP HR S P ERA WHIP	27 Zach Davies, R (1, 1) ERA: 12.91	3.2 L 19 7 5 5 6 1 0 0 0 0 0 1 53 81 12.27 2.182	46 Sam Clay, L (4, 1) ERA: 10.9	0.2 5 1 0 0 0 2 0 0 0 0 0 0 10 19 0.00 4.500	27 Zach Davies, R (5, 1) ERA: 12.91	3.2 L 19 7 5 5 6 1 0 0 0 0 0 1 53 81 12.27 2.182	45 Carlos Vargas, R (5, 1) ERA: 2.16	0.2 4 2 0 0 1 0 0 0 0 0 0 0 10 11 0.00 3.000	35 Joe Mantiply, L (6, 1) ERA: 9.0	1.0 6 3 2 2 2 0 0 0 0 0 1 0 15 25 18.00 3.000	PITCHER	IP WLS BF H R ER SO BB IBB HBP BLK WP HR S P ERA WHIP	52 Ryan Hendrix, R (7, 1) ERA: 5.14	1.0 3 0 0 0 3 0 0 0 0 0 0 0 10 17 0.00 0.000	50 Miguel Castro, R (8, 1) ERA: 5.14	1.0 5 0 0 0 0 1 0 0 0 0 0 0 0 11 23 0.00 1.000	37 Kevin Ginkel, R (9, 1) ERA: 5.14	1.0 4 1 0 0 1 0 0 0 0 0 0 0 6 7 0.00 1.000				

Los Angeles Angels @ Arizona Diamondbacks
Salt River Fields at Talking Stick, Scottsdale, AZ

Tue Mar 21 2023, 4:11 PM - 6:53 PM EDT
Att: 6,286 - Cloudy - 64 F

livebaseballscorecards.com

AB 42
R 7
H 14
RBI 7
BB 4
SO 12
LOB 28

Batter	1	2	3	4	5	6	7	8	9	AB	R	H	RBI	BB	SO	LOB	BOTTOM					
4 Ketel Marte, S (1, 4) 2 Geraldo Perdomo, S (5, 6)										2	0	1	0	0	0	0						
12 Lourdes Gurriel Jr., R (1, 10) 7 Nick Dalesandro, R (9, 10)										4	0	1	1	0	2	2						
10 Josh Rojas, L (1, 5) 15 Emmanuel Rivera, R (5, 5)										1	0	0	0	1	0	1						
53 Christian Walker, R (1, 3) 96 P.J. Higgins, R (5, 3)										2	0	0	0	0	1	1						
Kyle Lewis, R (1, 7) 3 Camden Duzenack, R (5, PR)										2	0	2	0	0	0	0						
7 Corbin Carroll, L (1, 8) 9 Jake Hager, R (5, 4)										1	0	0	0	0	0	1						
13 Nick Ahmed, R (1, 6) 16 Wilder Pardo, R (5, 8)										2	0	0	0	0	1	1						
26 Pavin Smith, L (1, 9) Dominic Fletcher, L (6, 9) 3 Jakey Josepha, L (9, PR)										2	0	0	0	0	0	1						
14 Gabriel Moreno, R (1, 2) 11 Jose Herrera, S (7, 2)										1	0	0	0	1	0	0						
Inning Stats	R: 0 E: 0 K: 1 S: 7	H: 0 LOB: 1 BB: 1 P: 13	R: 0 E: 0 K: 0 S: 7	H: 1 LOB: 1 BB: 0 P: 11	R: 0 E: 0 K: 1 S: 8	H: 1 LOB: 1 BB: 0 P: 14	R: 0 E: 0 K: 1 S: 10	H: 1 LOB: 1 BB: 0 P: 13	R: 0 E: 0 K: 0 S: 10	H: 0 LOB: 0 BB: 1 P: 17	R: 0 E: 0 K: 1 S: 9	H: 0 LOB: 0 BB: 0 P: 14	R: 0 E: 0 K: 1 S: 7	H: 0 LOB: 0 BB: 0 P: 14	R: 1 E: 0 K: 2 S: 13	H: 1 LOB: 1 BB: 1 P: 25	R: 0 E: 0 K: 3 S: 14	H: 1 LOB: 2 BB: 0 P: 19	1B: 3 2B: 1 3B: 1 HR: 0	SF: 0 SAC: 1 DP: 0 HBP: 1	WP: 1 PB: 0 SB: 0 CS: 0	PA: 36
PITCHER	IP WLS BF H R ER SO BB IBB HBP BLK WP HR S P ERA WHIP	31 Tyler Anderson, L (1, 1) ERA: 6.43	6.0 W 23 3 0 0 0 1 0 0 0 0 0 0 7 14 0.00 0.000	55 Matt Moore, L (7, 1) ERA: 6.43	1.0 3 0 0 0 0 1 0 0 0 0 0 0 7 14 0.00 0.000	52 Ryan Tepera, R (8, 1) ERA: 6.75	1.0 5 1 1 1 2 1 0 0 0 0 1 0 13 25 9.00 2.000	53 Carlos Estévez, R (9, 1) ERA: 12.71	1.0 5 1 0 0 3 0 0 0 1 0 0 0 14 19 0.00 1.000	PITCHER	IP WLS BF H R ER SO BB IBB HBP BLK WP HR S P ERA WHIP	52 Ryan Hendrix, R (7, 1) ERA: 5.14	1.0 3 0 0 0 3 0 0 0 0 0 0 0 10 17 0.00 0.000	50 Miguel Castro, R (8, 1) ERA: 5.14	1.0 5 0 0 0 0 1 0 0 0 0 0 0 0 11 23 0.00 1.000	37 Kevin Ginkel, R (9, 1) ERA: 5.14	1.0 4 1 0 0 1 0 0 0 0 0 0 0 6 7 0.00 1.000					

Los Angeles Angels @ Arizona Diamondbacks
Salt River Fields at Talking Stick, Scottsdale, AZ

Tue Mar 21 2023, 4:11 PM - 6:53 PM EDT
Att: 6,286 - Cloudy - 64 F

livebaseballscorecards.com

AB 31
R 1
H 5
RBI 1
BB 3
SO 10
LOB 14

Batter	1	2	3	4	5	6	7	8	9	AB	R	H	RBI	BB	SO	LOB	TOP										
5 Tony Kemp, L (1,4) OBP: 0.398, SLG: 0.207	0-0 F8 12 SF9 1B	1-1 PO	0-3 K	0-1 CS	0-2 K		0-0 G6-4-3 1B		0-0 2B	3	1	1	0	0	2	0	Oakland Athletics @ Los Angeles Angels Tempe Diablo Stadium, Tempe, AZ Tue Mar 21 2023, 4:13 PM - 7:00 PM EDT Att: 5,096 - Rain - 66 F										
8 Tyler Wade, L (6,4) OBP: 0.417, SLG: 0.433										2	0	2	1	0	0	0											
21 Corner Capel, L (1,7) OBP: 0.452, SLG: 0.490	0-1 F8		0-0 P3		0-0 G4-3		0-0 G6-4-3		0-3 K	3	0	0	0	0	0	1											
2 Nick Allen, R (6,6) OBP: 0.438, SLG: 0.500	1-3						1-2			2	0	0	0	0	1	3											
12 Aledmys Diaz, R (1,6) OBP: 0.417, SLG: 0.490	0-0 SF9		0-0 F8		0-0 E5			0-0 G6-3		2	0	0	1	0	0	0											
25 Brent Rooker, R (6,9) OBP: 0.538, SLG: 0.552					0-0 E5					1	0	0	0	0	0	0											
99 Jesús Aguilar, R (1,3) OBP: 0.361, SLG: 0.276	0-0 G5-3			4-0 WP	0-0 FC5-4					2	1	0	0	1	0	1											
76 Trenton Brooks, L (6,3) OBP: 0.214, SLG: 0.385				6 WP	0-0 FC5-4					1	0	0	0	0	0	0											
6 Jace Peterson, L (1,5) OBP: 0.421, SLG: 0.517		4-0 BB		1-3 K		4-0				1	1	0	0	2	1	1											
4 Kevin Smith, R (6, PR) OBP: 0.447, SLG: 0.606				1-2 K						0	0	0	0	1	0	0											
22 Ramón Laureano, R (1,9) OBP: 0.317, SLG: 0.270	0-0 BB		0-0 K		0-3 K		0-3 K		4-0 BB	3	1	2	1	0	1	1											
17 Pablo Reyes, R (6,7) OBP: 0.296, SLG: 0.348	1-2 PO		0-0 K	2-3 WP	0-0 K			0-1 CS	0-0 BB	0	1	0	0	1	0	0											
23 Shea Langeliers, R (1,2) OBP: 0.333, SLG: 0.500	0-0 L6		1-3 K		0-3 K			0-0 BB	0-0 BB	2	0	0	0	0	1	3											
53 Kyle McCann, L (5,2) OBP: 0.316, SLG: 0.313			1-2 K						0-0 BB	2	0	1	0	0	1	1											
1 Jose Escorche, R (9, PR) OBP: 0.316, SLG: 0.313									0-0 BB	0	1	0	0	0	0	0											
66 Cooper Uhl, R (9,2) OBP: 0.316, SLG: 0.313									0-0 BB	0	0	0	0	0	0	0											
73 Ryan Noda, L (1,10) OBP: 0.327, SLG: 0.317	0-3 K		1-0 K		0-0 F9				0-0 FC3	3	0	0	0	0	1	5											
1 Esteyru Ruiz, R (1,8) OBP: 0.378, SLG: 0.447	0-0 K		0-0 K		0-0 K				1-2 2-3	2	0	2	2	0	0	0											
20 Cristian Pache, R (4,8) OBP: 0.351, SLG: 0.472	1-3 2-H		1-3 2-H		1-3 2-H				0-0 G6-4-3	2	0	0	0	0	0	2											
Inning Stats	R: 1 E: 0 K: 0 S: 5	H: 1 LOB: 0 BB: 0 P: 5	R: 1 E: 0 K: 1 S: 7	H: 2 LOB: 1 BB: 1 P: 12	R: 0 E: 0 K: 1 S: 5	H: 0 LOB: 0 BB: 0 P: 5	R: 2 E: 0 K: 2 S: 9	H: 2 LOB: 1 BB: 1 P: 16	R: 0 E: 0 K: 1 S: 5	H: 0 LOB: 1 BB: 1 P: 5	R: 0 E: 0 K: 0 S: 3	H: 1 LOB: 0 BB: 0 P: 3	R: 0 E: 0 K: 0 S: 3	H: 0 LOB: 0 BB: 1 P: 7	R: 2 E: 1 K: 1 S: 7	H: 2 LOB: 2 BB: 1 P: 11	1B: 7 2B: 1 3B: 0 HR: 0	SF: 1 SAC: 0 DP: 2 HBP: 1	WP: 2 PB: 0 SB: 2 CS: 2	PA: 41							
PITCHER	IP	WLS	BF	H	R	ER	SO	BB	IBB	HBP	BLK	WP	HR	S	P	ERA	WHIP										
86 Victor Mederos, R (1,1) ERA: 3.86	2.0		9	3	2	2	1	1	0	0	0	0	0	12	17	9.00	2.000										
61 Austin Warren, R (3,1) ERA: 2.25	1.0	H	3	0	0	0	1	0	0	0	0	0	0	5	5	0.00	0.000										
64 Ben Joyce, R (4,1) ERA: 3.18	0.2	H	5	1	2	2	2	1	0	1	0	2	0	7	14	27.00	3.000										
55 Zac Kristofak, R (4,1) ERA: 1.8	0.1	B	1	1	0	0	0	0	0	0	0	0	0	2	2	0.00	3.000										
46 Jimmy Herget, R (5,1) ERA: 1.8	1.0	H	4	0	0	0	1	0	0	0	0	0	0	5	5	0.00	0.000										
60 Andrew Wantz, R (6,1) ERA: 1.17	1.0	H	4	0	0	0	2	1	0	0	0	0	0	7	11	0.00	1.000										
84 Mason Eria, R (7,1) ERA: 1.17	2.2	L	11	3	2	0	0	2	0	0	0	0	0	10	18	0.00	1.875										
83 Jack Dashwood, L (9,1) ERA: 1.17	0.1		1	0	0	0	1	0	0	0	0	0	0	3	3	0.00	0.000										

AB	31
R	6
H	8
RBI	5
BB	5
SO	8
LOB	18



Batter	1	2	3	4	5	6	7	8	9	AB	R	H	RBI	BB	SO	LOB	BOTTOM										
3 Taylor Ward, R (1,8) OBP: 0.400, SLG: 0.595	0-0 IHR	0-0 2B	0-0 G4-3		0-0 L7		0-0 G4-3			4	2	2	2	0	0	2	Oakland Athletics @ Los Angeles Angels Tempe Diablo Stadium, Tempe, AZ Tue Mar 21 2023, 4:13 PM - 7:00 PM EDT Att: 5,096 - Rain - 66 F										
44 Aaron Whitefield, R (6,8) OBP: 0.250, SLG: 0.250		1-3 2-H								1	0	0	0	0	0	1											
2 Luis Rengifo, S (1,6) OBP: 0.417, SLG: 0.818	0-0 IHR	0-0 SF8		1-1 K	0-0 L7			0-0 G5-3		3	1	3	2	0	0	0											
71 Aroel Vera, S (7,6) OBP: 0.200, SLG: 0.200	0-0 FC3-6	0-0 SF8		0-0 K	1-3 2B					1	0	0	0	0	0	0											
20 Jared Walsh, L (1,9) OBP: 0.475, SLG: 0.576	0-0 FC3-6	0-0 SF8		4-0 HR	0-0 2B					3	0	1	0	1	0	3											
19 Luis Barrera, L (6,9) OBP: 0.346, SLG: 0.348	0-0 FC3-6	0-0 SF8		0-0 K	0-0 G3-1					1	0	0	0	0	0	0											
12 Hunter Renfroe, R (1,10) OBP: 0.375, SLG: 0.600	4-0 BB	0-0 2B		0-0 K		0-0 G4-3		0-0 G4-3		3	0	2	1	1	0	0											
37 Kevin Padlo, R (6, PH) OBP: 0.292, SLG: 0.500	1-2 BB	2-3 3-H		1-2 K						1	0	0	0	0	0	0											
18 Jake Lamb, L (1,3) OBP: 0.432, SLG: 0.667	0-0 F7	0-0 P5		0-0 F9		0-0 G4-3		0-0 G4-3		4	0	0	0	0	0	6											
75 Trey Cabbage, L (7,3) OBP: 0.364, SLG: 0.464				1-2 2-3						1	0	1	0	0	0	0											
21 Matt Thaiss, L (1,2) OBP: 0.432, SLG: 0.321	4-0 BB	0-0 P4		0-0 P3		0-0 G6-3				3	0	0	0	1	0	4											
47 Myles Emmerson, R (7,2) OBP: 0.750, SLG: 1.333										1	0	1	0	0	0	0											
61 David Calabrese, L (9, PR) OBP: 1.000, SLG: 1.000	1-2 2-3									0	0	0	0	0	0	0											
16 Mickey Moniak, L (1,7) OBP: 0.399, SLG: 0.500	0-3 K		0-0 G3		0-3 K		0-3 K		0-3 K	4	0	0	0	0	3	5											
89 Jeremiah Jackson, R (6,7) OBP: 0.250, SLG: 0.500										1	0	0	0	0	1	1											
42 David Fletcher, R (1,4) OBP: 0.375, SLG: 0.400		0-0 BB	0-0 G6-3		0-0 F8		0-0 F8		0-0 F9	4	1	2	0	0	0	0											
70 Jose Gomez, R (8,4) OBP: 0.167, SLG: 0.333										1	0	0	0	0	0	1											
Livan Soto, L (1,5) OBP: 0.357, SLG: 0.389	4-0 BB		4-0 BB		0-0 F8		0-0 F8		0-0 F9	1	1	1	0	2	0	0											
58 Werner Blakely, L (7, PH) OBP: 0.333, SLG: 0.400	1-2 BB									1	0	0	0	0	0	1											
Inning Stats	R: 1 E: 0 K: 1 S: 7	H: 2 LOB: 3 BB: 2 P: 15	R: 3 E: 0 K: 0 S: 7	H: 4 LOB: 2 BB: 1 P: 11	R: 0 E: 0 K: 0 S: 3	H: 0 LOB: 1 BB: 1 P: 7	R: 1 E: 0 K: 1 S: 8	H: 2 LOB: 2 BB: 1 P: 13	R: 0 E: 0 K: 0 S: 5	H: 2 LOB: 2 BB: 0 P: 5	R: 0 E: 0 K: 0 S: 3	H: 0 LOB: 0 BB: 0 P: 3	R: 0 E: 0 K: 0 S: 3	H: 0 LOB: 0 BB: 0 P: 3	R: 0 E: 0 K: 1 S: 6	H: 2 LOB: 1 BB: 0 P: 6	1B: 7 2B: 4 3B: 0 HR: 2	SF: 1 SAC: 0 DP: 0 HBP: 0	WP: 0 PB: 0 SB: 1 CS: 0	PA: 44							
PITCHER	IP	WLS	BF	H	R	ER	SO	BB	IBB	HBP	BLK	WP	HR	S	P	ERA	WHIP										
36 Adam Oller, R (1,1) ERA: 3.88	2.0		15	6	4	4	1	3	0	0	0	0	0	14	26	18.00	4.500										
86 Austin Briggs, L (3,1) ERA: 5.14	1.0		4	0	0	0	0	1	0	0	0	0	0	3	7	0.00	1.000										
61 Zach Jackson, R (4,1) ERA: 5.14	1.0		6	2	1	1	1	1	0	0	0	0	1	8	13	9.00	3.000										
56 Dany Jiménez, R (5,1) ERA: 5.14	1.0		5	2	0	0	0	0	0	0	0	0	0	5	5	0.00	2.000										
80 J.T. Ginn, R (6,1) ERA: 5.14		W	10	1	0	0	1	0	0	0	0	0	0	12	13	0.00	0.333										

AB	38
R	5
H	13
RBI	5
BB	5
SO	4
LOB	24



Batter	1	2	3	4	5	6	7	8	9	AB	R	H	RBI	BB	SO	LOB	TOP
7 Ha-Seong Kim, R OBP: 0.320, SLG: 0.375 80 Chase Valentine, R (7, 6)										4	0	0	0	0	2	0	
9 Jake Cronenworth, L OBP: 0.479, SLG: 0.721 98 Nathan Martorella, L (7, PH) (7, 3)										3	1	1	1	0	0	0	
Fernando Tatis Jr., R OBP: 0.359, SLG: 0.514 94 Jorge Oña, R (5, 9)										3	2	2	1	0	0	0	
14 Matt Carpenter, L OBP: 0.364, SLG: 0.316 89 Justin Farmer, R (8, PH) (8, 10)										3	0	2	1	0	0	0	
12 Luis Campusano, R OBP: 0.355, SLG: 0.654 24 Brett Sullivan, L (7, 2)										2	0	0	0	0	1	3	
8 Rougned Odor, L OBP: 0.405, SLG: 0.484 88 Taylor Kohlwey, L (6, PR) (6, 7)										2	0	0	0	1	1	2	
38 Tim Lopes, R OBP: 0.404, SLG: 0.500 86 Wyatt Hoffman, R (6, PR) (6, 4)										3	0	1	0	0	0	3	
28 José Azocar, R OBP: 0.302, SLG: 0.479 84 Daniel Johnson, L (6, 8)										3	0	1	0	0	1	2	
17 Matthew Batten, R OBP: 0.304, SLG: 0.263 16 Brandon Dixon, R OBP: 0.352, SLG: 0.256 (6, 5)										3	0	0	0	0	0	3	
Inning Stats	R: 1 H: 3 E: 0 K: 2 S: 10	H: 3 R: 1 LOB: 3 BB: 1 P: 16	R: 0 H: 0 E: 0 K: 1 S: 5	H: 0 R: 0 LOB: 0 BB: 0 P: 5	R: 1 H: 1 E: 1 K: 1 S: 7	H: 1 R: 0 LOB: 1 BB: 0 P: 7	R: 0 H: 1 E: 0 K: 0 S: 3	H: 1 R: 0 LOB: 0 BB: 0 P: 7	R: 0 H: 0 E: 0 K: 1 S: 5	H: 0 R: 0 LOB: 0 BB: 0 P: 5	R: 0 H: 1 E: 0 K: 2 S: 8	H: 1 R: 0 LOB: 2 BB: 2 P: 12	R: 0 H: 1 E: 0 K: 0 S: 3	H: 1 R: 0 LOB: 0 BB: 0 P: 3	1B: 8 2B: 0 3B: 0 HR: 1	SF: 0 SAC: 0 DP: 1 HBP: 1	WP: 1 PA: 39 PB: 0 SB: 0 CS: 0
PITCHER	IP WLS BF H R ER SO BB IBB HBP BLK WP HR S P ERA WHIP	4.0 L 18 5 2 1 4 1 0 0 0 1 0 25 33 2.25 1.500	1.1 6 1 1 1 0 0 0 0 1 0 0 1 7 9 6.75 0.750	0.2 3 1 0 0 1 0 0 0 0 0 0 5 5 0.00 1.500	1.0 3 0 0 0 1 0 0 0 0 0 0 5 5 0.00 0.000	1.0 5 1 0 0 2 1 0 0 0 0 0 8 12 0.00 2.000	1.0 3 1 0 0 0 0 0 0 0 0 0 0 0 0.00 1.000	9.1 1.0 3 1 0 0 0 0 0 0 0 0 3 3 0.00 1.000									

San Diego Padres @ Los Angeles Angels
 Tempe Diablo Stadium, Tempe, AZ
 Fri Mar 24 2023, 4:09 PM - 6:23 PM EDT
 Att: 9,620 - Sunny - 66 F

livebaseballscorecards.com

AB 35
 R 3
 H 9
 RBI 2
 BB 2
 SO 8
 LOB 19

Batter	1	2	3	4	5	6	7	8	9	AB	R	H	RBI	BB	SO	LOB	BOTTOM		
3 Taylor Ward, R OBP: 0.405, SLG: 0.590 61 David Calabrese, L OBP: 0.667, SLG: 1.000 (4, 7)										2	0	1	0	0	0	0			
2 Luis Rengifo, S OBP: 0.387, SLG: 0.793 8 Brett Phillips, L OBP: 0.233, SLG: 0.333 (7, 8)										3	0	1	0	0	1	1			
23 Brandon Drury, R OBP: 0.333, SLG: 0.590 75 Trey Cabbage, L OBP: 0.353, SLG: 0.448 (7, 3)										3	0	0	0	0	1	2			
6 Anthony Rendon, R OBP: 0.514, SLG: 0.774 40 Osmy Gregorio, R OBP: 0.200, SLG: 0.490 (3, 5)										1	0	0	0	0	0	1			
12 Hunter Renfroe, R OBP: 0.381, SLG: 0.595 93 Jordyn Adams, R OBP: 0.487, SLG: 0.516 (5, 9)										2	0	1	0	0	1	0			
10 Gio Urshela, R OBP: 0.424, SLG: 0.484 40 Adrian Placencia, S OBP: 0.143, SLG: 0.143 (4, PR) (5, 4) (9, 6)										1	0	0	0	1	0	1			
25 Taylor Jones, R OBP: 0.326, SLG: 0.237 18 Jake Lamb, L OBP: 0.415, SLG: 0.611 (7, PH) (8, 10)										2	0	0	0	0	0	2			
35 Chad Wallach, R OBP: 0.217, SLG: 0.143 41 Gustavo Campero, S (8, 2)										2	0	0	0	0	0	1			
42 David Fletcher, R OBP: 0.261, SLG: 0.273 (5, 6)										3	0	0	0	0	1	0			
70 Jose Gomez, R OBP: 0.167, SLG: 0.333 (9, 4)										0	0	0	0	0	0	0			
Inning Stats	R: 0 H: 1 E: 0 K: 2 S: 8	H: 1 R: 0 LOB: 1 BB: 0 P: 8	R: 0 H: 1 E: 0 K: 0 S: 4	H: 1 R: 0 LOB: 1 BB: 0 P: 5	R: 0 H: 1 E: 0 K: 0 S: 4	H: 1 R: 0 LOB: 1 BB: 0 P: 4	R: 0 H: 0 E: 0 K: 2 S: 7	H: 0 R: 0 LOB: 1 BB: 1 P: 11	R: 0 H: 0 E: 0 K: 1 S: 5	H: 0 R: 0 LOB: 0 BB: 0 P: 5	R: 0 H: 0 E: 0 K: 1 S: 5	H: 0 R: 0 LOB: 0 BB: 0 P: 7	R: 0 H: 1 E: 0 K: 0 S: 4	H: 1 R: 0 LOB: 1 BB: 0 P: 4	R: 0 H: 1 E: 0 K: 1 S: 6	H: 1 R: 0 LOB: 1 BB: 0 P: 6	1B: 4 2B: 1 3B: 0 HR: 0	SF: 0 SAC: 0 DP: 0 HBP: 0	WP: 1 PA: 33 PB: 0 SB: 0 CS: 0
PITCHER	IP WLS BF H R ER SO BB IBB HBP BLK WP HR S P ERA WHIP	6.0 W 22 3 0 0 0 2 1 0 0 0 0 0 7 7 0.00 0.667	1.0 H 3 0 0 0 2 0 0 0 0 0 0 0 7 7 0.00 0.000	2.0 S 8 2 0 0 1 0 0 0 0 0 0 0 10 10 0.00 1.000															

San Diego Padres @ Los Angeles Angels
 Tempe Diablo Stadium, Tempe, AZ
 Fri Mar 24 2023, 4:09 PM - 6:23 PM EDT
 Att: 9,620 - Sunny - 66 F

livebaseballscorecards.com

AB 32
 R 0
 H 5
 RBI 0
 BB 1
 SO 9
 LOB 10

Batter	1	2	3	4	5	6	7	8	9	AB	R	H	RBI	BB	SO	LOB	TOP										
3 Taylor Ward, R OBP: 0.391, SLG: 0.548 93 Jordyn Adams, R OBP: 0.476, SLG: 0.529	F8			F9		G6-3				3	0	0	0	1	0	0	Los Angeles Angels @ Los Angeles Dodgers Dodger Stadium, Los Angeles, CA Sun Mar 26 2023, 6:10 PM - 8:18 PM PDT Att: 37,192 - Clear - 63 F livebaseballscorecards.com										
27 Mike Trout, R OBP: 0.350, SLG: 0.353 8 Brett Phillips, L OBP: 0.234, SLG: 0.310	K			K		K		F8		3	0	0	0	0	3	0											
17 Shohet Ohtani, L OBP: 0.375, SLG: 0.625 21 Matt Thaiss, L OBP: 0.415, SLG: 0.290	K					F9			L8	3	0	1	0	0	1	0											
23 Brandon Drury, R OBP: 0.311, SLG: 0.463 92 Preston Palmeiro, L OBP: 0.750, SLG: 1.125	K			K						3	0	0	0	0	3	1											
12 Hunter Renfroe, R OBP: 0.364, SLG: 0.564 18 Jake Lamb, L OBP: 0.419, SLG: 0.595	F9					P3				2	0	0	0	0	0	0											
2 Luis Rengifo, S OBP: 0.295, SLG: 0.714	G1-3					L6				1	0	0	0	1	1	1											
10 Gio Urshela, R OBP: 0.417, SLG: 0.471				G5-3						3	0	1	0	0	0	1											
14 Logan O'Hoppe, R OBP: 0.361, SLG: 0.438 35 Chad Wallach, R OBP: 0.217, SLG: 0.143				G5-3						3	0	1	0	0	0	0											
89 Jeremiah Jackson, R OBP: 0.273, SLG: 0.455				K		FC6-4				3	0	0	0	0	1	2											
Inning Stats	R: 0 E: 0 K: 2 S: 8	H: 0 LOB: 0 BB: 0 P: 11	R: 0 E: 0 K: 1 S: 8	H: 0 LOB: 0 BB: 0 P: 13	R: 0 E: 0 K: 1 S: 7	H: 0 LOB: 0 BB: 0 P: 9	R: 0 E: 0 K: 2 S: 8	H: 1 LOB: 1 BB: 0 P: 12	R: 0 E: 0 K: 0 S: 11	H: 2 LOB: 2 BB: 0 P: 16	R: 0 E: 0 K: 1 S: 9	H: 0 LOB: 0 BB: 0 P: 13	R: 0 E: 0 K: 1 S: 8	H: 0 LOB: 1 BB: 1 P: 14	R: 0 E: 0 K: 0 S: 13	H: 0 LOB: 1 BB: 1 P: 20	R: 0 E: 0 K: 2 S: 12	H: 1 LOB: 1 BB: 0 P: 18	1B: 4 2B: 0 3B: 0 HR: 0	SF: 0 SAC: 0 DP: 0 HBP: 0	WP: 0 PB: 0 SB: 0 CS: 0	PA: 33					
PITCHER	IP	WLS	BF	H	R	ER	SO	BB	IBB	HBP	BLK	WP	HR	S	P	ERA	WHIP										
22 Clayton Kershaw, L ERA: 3.44	6.0		21	3	0	0	7	0	0	0	0	0	0	51	74	0.00	0.500										
38 Yancy Almonte, R ERA: 4.5	1.0	H	4	0	0	0	1	0	0	0	0	0	0	8	14	0.00	1.500										
48 Brusdar Graterol, R ERA: 4.5	0.2	H	3	0	0	0	0	1	0	0	0	0	0	11	17	0.00	1.500										
52 Phil Bickford, R ERA: 5.4	0.1	H	1	0	0	0	0	0	0	0	0	0	0	2	3	0.00	0.000										
18 Shelby Miller, R ERA: 6.43	1.0	S	4	1	0	0	2	0	0	0	0	0	0	12	18	0.00	1.000										
Batter	1	2	3	4	5	6	7	8	9	AB	R	H	RBI	BB	SO	LOB	BOTTOM										
50 Mookie Betts, R OBP: 0.278, SLG: 0.533 6 David Peralta, L OBP: 0.321, SLG: 0.348	G6-3			P3						2	0	0	0	0	0	0	Los Angeles Angels @ Los Angeles Dodgers Dodger Stadium, Los Angeles, CA Sun Mar 26 2023, 6:10 PM - 8:18 PM PDT Att: 37,192 - Clear - 63 F livebaseballscorecards.com										
5 Freddie Freeman, L OBP: 0.378, SLG: 0.656 95 Kyle Nevin, R	G3			P6						3	0	0	0	0	2	0											
28 J.D. Martinez, R OBP: 0.245, SLG: 0.340 77 James Outman, L OBP: 0.390, SLG: 0.600	F9			G3-1						3	0	0	0	0	1	0											
13 Max Muncy, L OBP: 0.420, SLG: 0.610 37 Luke Williams, R OBP: 0.196, SLG: 0.326										2	1	1	1	1	1	0											
3 Chris Taylor, R OBP: 0.267, SLG: 0.255 67 Hunter Feduccia, L OBP: 0.500, SLG: 0.727										3	1	1	1	0	0	1											
25 Travece Thompson, R OBP: 0.256, SLG: 0.156 90 Drew Avans, L OBP: 0.351, SLG: 0.310										1	0	0	0	0	0	0											
17 Miguel Vargas, R OBP: 0.396, SLG: 0.395 Jorbit Vivas, L OBP: 0.348, SLG: 0.350	F9									3	0	1	0	0	1	0											
11 Miguel Rojas, R OBP: 0.326, SLG: 0.405 Eddys Leonard, R OBP: 0.435, SLG: 0.591	G4-3									3	0	1	0	0	0	1											
15 Austin Barnes, R OBP: 0.273, SLG: 0.250 92 Damon Keith, R OBP: 1.000, SLG: 1.500	F8									3	0	1	0	0	0	1											
Inning Stats	R: 0 E: 0 K: 0 S: 13	H: 0 LOB: 0 BB: 0 P: 17	R: 2 E: 0 K: 1 S: 14	H: 2 LOB: 0 BB: 0 P: 24	R: 0 E: 0 K: 0 S: 6	H: 0 LOB: 0 BB: 0 P: 9	R: 0 E: 0 K: 0 S: 8	H: 0 LOB: 1 BB: 1 P: 16	R: 0 E: 0 K: 0 S: 15	H: 2 LOB: 2 BB: 0 P: 21	R: 0 E: 0 K: 2 S: 9	H: 0 LOB: 0 BB: 0 P: 14	R: 0 E: 0 K: 2 S: 10	H: 1 LOB: 1 BB: 0 P: 14	R: 1 E: 0 K: 1 S: 14	H: 1 LOB: 0 BB: 0 P: 21	1B: 3 2B: 0 3B: 0 HR: 3	SF: 0 SAC: 0 DP: 0 HBP: 0	WP: 0 PB: 0 SB: 0 CS: 0	PA: 31							
PITCHER	IP	WLS	BF	H	R	ER	SO	BB	IBB	HBP	BLK	WP	HR	S	P	ERA	WHIP										
32 Tucker Davidson, L ERA: 5.19	4.1	L	17	3	2	2	1	0	0	0	0	0	0	2	48	4.15	0.923										
60 Andrew Wantz, R ERA: 5.19	1.0		4	1	0	0	1	0	0	0	0	0	0	12	16	0.00	1.000										
51 Jaime Barria, R ERA: 10.8	2.2		10	2	1	1	4	0	0	0	0	0	1	29	45	3.38	0.750										

Batter	1	2	3	4	5	6	7	8	9	AB	R	H	RBI	BB	SO	LOB	TOP					
50 Mookie Betts, R OBP: 0.350, SLG: 0.765 77 James Outman, L OBP: 0.393, SLG: 0.588										2	1	2	1	0	0	0	Los Angeles Dodgers @ Los Angeles Angels Angel Stadium, Anaheim, CA Mon Mar 27 2023, 6:08 PM - 8:43 PM PDT Att: 35,067 - Clear - 72 F livebaseballscorecards.com					
5 Freddie Freeman, L OBP: 0.348, SLG: 0.600 37 Luke Williams, R OBP: 0.213, SLG: 0.409										3	0	0	0	0	0	2						
16 Will Smith, R OBP: 0.244, SLG: 0.147 67 Hunter Feduccia, L OBP: 0.483, SLG: 0.696										3	0	0	0	0	0	0						
28 J.D. Martinez, R OBP: 0.250, SLG: 0.327 92 Damon Keith, R OBP: 1.000, SLG: 1.333										2	0	0	0	1	1	0						
13 Max Muncy, L OBP: 0.415, SLG: 0.591 95 Kyle Nevin, R OBP: 0.286, SLG: 0.309										3	0	1	0	0	2	0						
3 Chris Taylor, R OBP: 0.266, SLG: 0.309 Jorbit Vivas, L OBP: 0.348, SLG: 0.350										4	1	1	1	0	1	3						
25 Trayce Thompson, R OBP: 0.244, SLG: 0.147 23 Jason Heyward, L OBP: 0.278, SLG: 0.367										2	0	0	0	0	1	0						
17 Miguel Vargas, R OBP: 0.392, SLG: 0.390 Eddys Leonard, R OBP: 0.417, SLG: 0.555										3	0	1	0	0	2	0						
11 Miguel Rojas, R OBP: 0.333, SLG: 0.477 6 David Peralta, L OBP: 0.300, SLG: 0.320										2	1	1	1	0	0	0						
Inning Stats	R: 0 E: 0 K: 0 S: 8	H: 1 LOB: 0 BB: 0 P: 8	R: 0 E: 0 K: 1 S: 10	H: 0 LOB: 0 BB: 0 P: 13	R: 0 E: 0 K: 1 S: 12	H: 0 LOB: 0 BB: 0 P: 18	R: 1 E: 1 K: 1 S: 11	H: 2 LOB: 2 BB: 1 P: 21	R: 1 E: 0 K: 2 S: 13	H: 1 LOB: 0 BB: 0 P: 20	R: 0 E: 0 K: 2 S: 13	H: 0 LOB: 0 BB: 0 P: 21	R: 1 E: 0 K: 1 S: 11	H: 2 LOB: 2 BB: 0 P: 14	R: 1 E: 0 K: 2 S: 12	H: 2 LOB: 1 BB: 0 P: 16		R: 0 E: 0 K: 1 S: 6	H: 0 LOB: 0 BB: 0 P: 7	1B: 4 2B: 0 3B: 0 HR: 4	SF: 0 SAC: 0 DP: 1 HBP: 1	WP: 0 PB: 0 SB: 0 CS: 0
PITCHER	IP WLS BF H R ER SO BB IBB HBP BLK WP HR S P ERA WHIP																					
31 Tyler Anderson, L ERA: 1.35	5.1 W 21 4 2 2 5 1 0 1 0 0 2 59 88 3.38 0.938																					
46 Jimmy Herget, R ERA: 1.59	0.2 H 2 0 0 0 2 0 0 0 0 0 0 8 13 0.00 0.000																					
28 Aaron Loup, L ERA: 4.15	1.0 H 5 2 1 1 2 0 0 0 0 0 0 1 11 14 9.00 2.000																					
65 José Quijada, L ERA: 10.13	1.0 H 5 2 1 1 2 0 0 0 0 0 0 1 12 16 9.00 2.000																					
67 César Valdez, R ERA: 3.0	1.0 S 3 0 0 0 1 0 0 0 0 0 0 0 6 7 0.00 0.000																					

Batter	1	2	3	4	5	6	7	8	9	AB	R	H	RBI	BB	SO	LOB	BOTTOM			
3 Taylor Ward, R OBP: 0.420, SLG: 0.622 8 Brett Phillips, L OBP: 0.229, SLG: 0.302										3	2	2	2	1	0	0	Los Angeles Dodgers @ Los Angeles Angels Angel Stadium, Anaheim, CA Mon Mar 27 2023, 6:08 PM - 8:43 PM PDT Att: 35,067 - Clear - 72 F livebaseballscorecards.com			
27 Mike Trout, R OBP: 0.333, SLG: 0.476 93 Jordyn Adams, R OBP: 0.465, SLG: 0.514										4	1	1	2	0	1	3				
17 Shohei Ohtani, L OBP: 0.453, SLG: 0.636 89 Jeremiah Jackson, R OBP: 0.250, SLG: 0.417										3	1	2	0	0	0	0				
6 Anthony Rendon, R OBP: 0.564, SLG: 0.794 40 Osmy Gregorio, R OBP: 0.429, SLG: 1.143										3	0	3	0	1	0	0				
12 Hunter Renfroe, R OBP: 0.354, SLG: 0.535										4	0	1	0	0	0	4				
23 Brandon Drury, R OBP: 0.327, SLG: 0.467										4	1	2	1	0	1	3				
21 Matt Thaiss, L OBP: 0.378, SLG: 0.257										4	0	0	0	0	2	5				
94 Zach Neto, R OBP: 0.320, SLG: 0.333										3	0	1	0	0	0	0				
92 Preston Palmeiro, L OBP: 0.600, SLG: 0.900 35 Chad Wallach, R OBP: 0.240, SLG: 0.136										2	0	0	0	0	1	0				
Inning Stats	R: 2 E: 0 K: 0 S: 14	H: 3 LOB: 1 BB: 0 P: 24	R: 0 E: 0 K: 1 S: 8	H: 0 LOB: 0 BB: 0 P: 10	R: 2 E: 0 K: 1 S: 17	H: 4 LOB: 2 BB: 0 P: 25	R: 0 E: 0 K: 0 S: 6	H: 0 LOB: 0 BB: 0 P: 8	R: 0 E: 0 K: 0 S: 5	H: 1 LOB: 0 BB: 1 P: 11	R: 1 E: 0 K: 1 S: 22	H: 2 LOB: 3 BB: 2 P: 39	R: 0 E: 0 K: 3 S: 21	H: 2 LOB: 3 BB: 0 P: 30	R: 0 E: 0 K: 1 S: 9	H: 0 LOB: 0 BB: 0 P: 15		1B: 9 2B: 1 3B: 0 HR: 2	SF: 0 SAC: 0 DP: 0 HBP: 1	WP: 0 PB: 0 SB: 0 CS: 1
PITCHER	IP WLS BF H R ER SO BB IBB HBP BLK WP HR S P ERA WHIP																			
43 Noah Syndergaard, R ERA: 9.75	5.0 L 24 9 5 5 2 1 0 0 0 0 0 2 54 85 9.00 2.000																			
51 Alex Vesia, L ERA: 7.5	0.1 3 1 0 0 1 1 0 0 0 0 0 0 11 19 0.00 6.000																			
38 Yency Almonte, R ERA: 3.86	0.2 3 0 0 0 0 1 0 0 0 0 0 0 7 13 0.00 1.500																			
59 Evan Phillips, R ERA: 3.86	0.2 4 2 0 0 2 0 0 0 0 0 0 0 14 19 0.00 3.000																			
48 Braxton Graterol, R ERA: 3.86	0.1 2 0 0 0 1 0 0 0 1 0 0 0 7 11 0.00 0.000																			

Los Angeles Dodgers @ Los Angeles Angels
 Angel Stadium, Anaheim, CA
 Mon Mar 27 2023, 6:08 PM - 8:43 PM PDT
 Att: 35,067 - Clear - 72 F
livebaseballscorecards.com

Los Angeles Dodgers @ Los Angeles Angels
 Angel Stadium, Anaheim, CA
 Mon Mar 27 2023, 6:08 PM - 8:43 PM PDT
 Att: 35,067 - Clear - 72 F
livebaseballscorecards.com

AB	34
R	4
H	8
RBI	4
BB	1
SO	11
LOB	9

AB	35
R	5
H	12
RBI	5
BB	3
SO	7
LOB	21

Batter	1	2	3	4	5	6	7	8	9	AB	R	H	RBI	BB	SO	LOB	TOP																					
3 Taylor Ward, R OBP: 0.500, SLG: 0.714	F9		1B		1B	1B		FC6-4		5	1	3	0	0	0	1																						
27 Mike Trout, R OBP: 0.500, SLG: 0.818	2B		1B		HR	BB		F8		4	1	3	2	1	0	0																						
17 Shohel Ohtani, L OBP: 0.385, SLG: 0.583 21 Matt Thaiss, L	L8		K		HR	K		G4-3		4	1	1	1	0	2	6																						
12 Hunter Renfroe, R OBP: 0.143, SLG: 0.077	G6-3				E2 WP 14 HR	F9		F4		5	1	1	0	0	0	1																						
23 Brandon Drury, R	K		G6-3		G5-3	G5-3		G1-3		4	0	0	0	0	1	1																						
2 Luis Rengifo, S	HBP		14 HR		G6-3	G6-3		G3-1		2	1	0	0	1	0	0																						
10 Gio Urshela, R OBP: 0.462, SLG: 0.417	G5-4-3		K		K			K		4	0	0	0	0	2	3																						
14 Logan O'Hoppe, R OBP: 0.364, SLG: 0.800	G6-3		G6-3		HR	P4		FC6-4		4	1	2	3	0	0	0																						
42 David Fletcher, R OBP: 0.200, SLG: 0.200	K		K		P4	1B		F8		4	0	1	0	0	1	1																						
Inning Stats	R: 0 H: 1 E: 0 K: 0 S: 5	H: 1 LOB: 1 BB: 0 P: 9	R: 0 H: 0 E: 0 K: 1 S: 8	H: 0 LOB: 0 BB: 0 P: 12	R: 0 H: 2 E: 0 K: 2 S: 14	H: 2 LOB: 2 BB: 0 P: 23	R: 3 H: 2 E: 1 K: 1 S: 17	H: 2 LOB: 0 BB: 1 P: 30	R: 3 H: 3 E: 0 K: 0 S: 11	H: 3 LOB: 0 BB: 0 P: 15	R: 0 H: 2 E: 0 K: 1 S: 10	H: 2 LOB: 3 BB: 1 P: 20	R: 0 H: 0 E: 0 K: 0 S: 10	H: 0 LOB: 0 BB: 0 P: 15	R: 0 H: 1 E: 0 K: 1 S: 9	H: 1 LOB: 1 BB: 0 P: 11	R: 0 H: 0 E: 0 K: 0 S: 6	H: 0 LOB: 0 BB: 0 P: 14	1B: 7 2B: 1 3B: 0 HR: 3	SF: 0 SAC: 0 DP: 1 HBP: 1	WP: 2 PB: 0 CS: 0 SB: 0	PA: 40																
PITCHER	IP	WLS	BF	H	R	ER	SO	BB	IBB	HBP	BLK	WP	HR	S	P	ERA	WHIP	PITCHER				IP	WLS	BF	H	R	ER	SO	BB	IBB	HBP	BLK	WP	HR	S	P	ERA	WHIP
Ken Waldichuk, L ERA: 9.53	5.2	L	27	9	6	6	4	1	0	1	0	1	3	59	96	9.53	1.765																					
61 Zach Jackson, R ERA:	0.1		3	1	0	0	1	1	0	0	0	1	0	6	13	0.00	6.000																					
55 Adrián Martínez, R ERA:	3.0		10	1	0	0	1	0	0	0	0	0	0	25	40	0.00	0.333																					

Los Angeles Angels @ Oakland Athletics
Oakland Coliseum, Oakland, CA

AB 37
R 6
H 11
RBI 6
BB 2
SO 6
LOB 13



WP: 2 PA: 40
PB: 0
CS: 0
SB: 0

Los Angeles Angels @ Oakland Athletics
Oakland Coliseum, Oakland, CA

AB 31
R 0
H 5
RBI 0
BB 3
SO 9
LOB 12



WP: 0 PA: 35
PB: 0
CS: 0
SB: 0

Batter	1	2	3	4	5	6	7	8	9	AB	R	H	RBI	BB	SO	LOB	BOTTOM																					
1 Esteyru Ruiz, R OBP: 0.300, SLG: 0.125	P1		F4		FC5-4	HBP		G2-3		3	0	0	0	0	0	0																						
12 Aledmys Díaz, R OBP: 0.333, SLG: 0.273	G6-3		K		FC5-4	1B		L8		4	0	0	0	0	1	1																						
15 Seth Brown, L OBP: 0.250, SLG: 0.273	99 1B		G3-1		G3-1	K		F7		3	0	0	0	1	1	0																						
99 Jesús Aguilar, R OBP: 0.364, SLG: 0.300	1B		G5-3		G5-3	1B		K		4	0	2	0	0	1	0																						
25 Brent Rooker, R 49 Ryan Noda, L	F8		K		K	F7		K		3	0	0	0	0	1	3																						
22 Ramón Laureano, R OBP: 0.364, SLG: 0.667	23 1B		BB		2B	K		23 1B	23 DI	2	0	1	0	2	1	1																						
23 Shea Langeliers, R OBP: 0.273, SLG: 0.200	G4-6-3		F9		F9	P2		1B		4	0	2	0	0	0	1																						
5 Tony Kemp, L OBP: 0.364, SLG: 0.250	B2		G4-3		G4-3	K		K		4	0	0	0	0	2	4																						
2 Nick Allen, R 6 Jace Peterson, L	G4-6-3		P4		P4	K		K		2	0	0	0	0	0	2																						
Inning Stats	R: 0 H: 1 E: 0 K: 0 S: 16	H: 1 LOB: 2 BB: 1 P: 26	R: 0 H: 1 E: 0 K: 0 S: 5	H: 1 LOB: 1 BB: 1 P: 11	R: 0 H: 0 E: 0 K: 1 S: 8	H: 0 LOB: 0 BB: 0 P: 12	R: 0 H: 1 E: 0 K: 1 S: 12	H: 1 LOB: 1 BB: 0 P: 20	R: 0 H: 0 E: 0 K: 0 S: 8	H: 0 LOB: 1 BB: 0 P: 11	R: 0 H: 1 E: 0 K: 2 S: 10	H: 1 LOB: 1 BB: 0 P: 13	R: 0 H: 0 E: 0 K: 0 S: 6	H: 0 LOB: 0 BB: 0 P: 11	R: 0 H: 1 E: 0 K: 3 S: 17	H: 1 LOB: 2 BB: 1 P: 28	1B: 4 2B: 1 3B: 0 HR: 0	SF: 0 SAC: 0 DP: 1 HBP: 1	WP: 0 PB: 0 CS: 0 SB: 0	PA: 35																		
PITCHER	IP	WLS	BF	H	R	ER	SO	BB	IBB	HBP	BLK	WP	HR	S	P	ERA	WHIP	PITCHER				IP	WLS	BF	H	R	ER	SO	BB	IBB	HBP	BLK	WP	HR	S	P	ERA	WHIP
31 Tyler Anderson, L ERA:	6.0	W	24	4	0	0	4	2	0	1	0	0	0	14	24	0.00	1.000																					
60 Andrew Wantz, R ERA:	2.0		6	0	0	0	2	0	0	0	0	0	0	14	24	0.00	0.000																					
53 Carlos Estévez, R ERA:	1.0		5	1	0	0	3	1	0	0	0	0	0	17	28	0.00	2.000																					

WP: 0 PA: 35
PB: 0
CS: 0
SB: 0

Sun Apr 02 2023, 1:06 PM - 3:38 PM PDT
Att: 14,638 - Partly Cloudy - 56 F

Batter	1	2	3	4	5	6	7	8	9	AB	R	H	RBI	BB	SO	LOB	TOP			
3 Taylor Ward, R OBP: 0.458, SLG: 0.739										4	1	2	0	1	2	0				
27 Mike Trout, R OBP: 0.565, SLG: 0.688										4	1	1	0	0	2	2				
17 Shohel Ohtani, L OBP: 0.333, SLG: 0.579 8 Brett Phillips, L (8, PH)										2	0	0	0	1	0	1				
12 Hunter Renfroe, R OBP: 0.261, SLG: 0.190										4	0	2	1	0	0	1				
18 Jake Lamb, L OBP: 0.355, SLG: 0.364										4	0	0	0	0	0	5				
23 Brandon Drury, R OBP: 0.235, SLG: 0.375										3	0	1	1	0	1	0				
2 Luis Rengifo, S OBP: 0.408, SLG: 0.188										4	0	1	0	0	1	3				
21 Matt Thaiss, L (1, 2)										4	0	0	0	0	2	2				
42 David Fletcher, R OBP: 0.100, SLG: 0.100										4	0	0	0	0	0	2				
Inning Stats	R: 0 H: 1 E: 0 K: 1 S: 11	H: 1 LOB: 1 BB: 0 P: 17	R: 0 H: 0 E: 0 K: 1 S: 9	H: 0 LOB: 0 BB: 0 P: 14	R: 0 H: 0 E: 0 K: 2 S: 13	H: 0 LOB: 1 BB: 1 P: 23	R: 0 H: 0 E: 0 K: 0 S: 6	H: 0 LOB: 0 BB: 0 P: 10	R: 0 H: 1 E: 0 K: 1 S: 12	H: 1 LOB: 2 BB: 0 P: 19	R: 0 H: 1 E: 0 K: 0 S: 11	H: 1 LOB: 1 BB: 0 P: 15	R: 2 H: 3 E: 0 K: 1 S: 19	H: 3 LOB: 2 BB: 1 P: 30	R: 0 H: 0 E: 0 K: 1 S: 7	H: 0 LOB: 0 BB: 0 P: 10	1B: 5 2B: 2 3B: 0 HR: 0	SF: 1 SAC: 0 DP: 0 HBP: 0	WP: 0 PB: 0 SB: 0 CS: 0	PA: 37
PITCHER	IP	WLS	BF	H	R	ER	SO	BB	IBB	HBP	BLK	WP	HR	S	P	ERA	WHIP			
58 Luis Castillo, R ERA: 3.86	(1, 1)	5.2	W	21	2	0	6	2	0	0	0	0	0	59	99	0.00	0.706			
47 Matt Brash, R ERA: 3.86	(6, 1)	0.1		2	1	0	0	0	0	0	0	0	0	4	5	0.00	3.000			
30 Trevor Gott, R ERA: 6.0	(7, 1)	1.0		4	1	0	0	0	0	0	0	0	0	11	15	0.00	1.000			
37 Paul Sewald, R ERA: 6.0	(8, 1)	1.0		7	3	2	1	1	0	0	0	0	0	19	30	18.00	4.000			
55 Gabe Speier, L ERA: 9.82	(9, 1)	1.0		3	0	0	1	0	0	0	0	0	0	7	10	0.00	0.000			

Los Angeles Angels @ Seattle Mariners
T-Mobile Park, Seattle, WA
Tue Apr 04 2023, 6:41 PM - 9:12 PM PDT
Att: 19,255 - Partly Cloudy - 50 F

AB	33
R	2
H	7
RBI	2
BB	3
SO	8
LOB	16



Batter	1	2	3	4	5	6	7	8	9	AB	R	H	RBI	BB	SO	LOB	BOTTOM			
44 Julio Rodríguez, R OBP: 0.357, SLG: 0.577										5	2	2	0	0	2	0				
23 Ty France, R OBP: 0.385, SLG: 0.600										4	2	2	0	0	0	1				
35 Teoscar Hernández, R OBP: 0.217, SLG: 0.476										4	2	2	4	0	1	2				
28 Eugenio Suárez, R OBP: 0.333, SLG: 0.458										4	2	2	0	0	0	2				
29 Cal Raleigh, S OBP: 0.333, SLG: 0.500										4	1	2	1	0	2	2				
8 AJ Pollock, R OBP: 0.273, SLG: 0.800										4	2	2	5	0	0	1				
0 Sam Haggerty, S OBP: 0.100, SLG: 0.100										4	0	1	0	0	0	1				
2 Tom Murphy, R (1, 10)										4	0	0	0	0	2	1				
3 J.P. Crawford, L OBP: 0.318, SLG: 0.222										4	0	0	0	0	2	0				
Inning Stats	R: 1 H: 1 E: 1 K: 2 S: 17	H: 1 LOB: 1 BB: 0 P: 25	R: 0 H: 0 E: 0 K: 1 S: 6	H: 0 LOB: 0 BB: 0 P: 7	R: 0 H: 0 E: 0 K: 1 S: 10	H: 0 LOB: 0 BB: 0 P: 11	R: 2 H: 3 E: 0 K: 0 S: 14	H: 3 LOB: 1 BB: 0 P: 17	R: 5 H: 6 E: 0 K: 1 S: 19	H: 6 LOB: 1 BB: 0 P: 29	R: 0 H: 0 E: 0 K: 2 S: 10	H: 0 LOB: 0 BB: 0 P: 14	R: 3 H: 3 E: 0 K: 0 S: 12	H: 3 LOB: 0 BB: 0 P: 19	R: 0 H: 0 E: 0 K: 2 S: 8	H: 0 LOB: 0 BB: 0 P: 11	1B: 5 2B: 4 3B: 0 HR: 4	SF: 0 SAC: 0 DP: 0 HBP: 0	WP: 1 PB: 0 SB: 0 CS: 0	PA: 37
PITCHER	IP	WLS	BF	H	R	ER	SO	BB	IBB	HBP	BLK	WP	HR	S	P	ERA	WHIP			
54 José Suárez, L ERA: 12.46	(1, 1)	4.1	L	22	8	7	6	4	0	0	0	0	2	59	77	12.46	1.846			
51 Jaime Barria, R ERA: 9.82	(5, 1)	3.2		15	5	4	4	5	0	0	0	0	2	37	56	9.82	1.364			

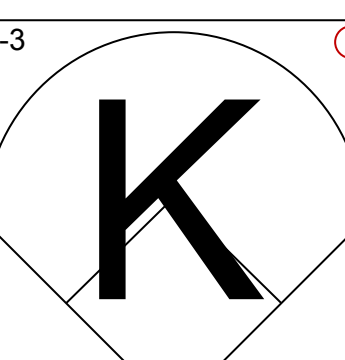
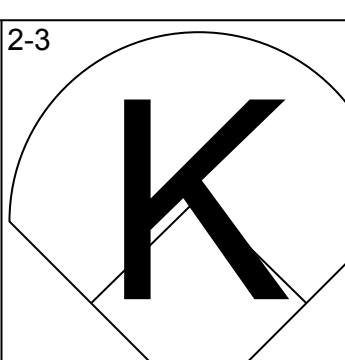
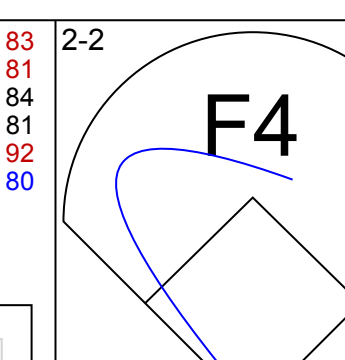
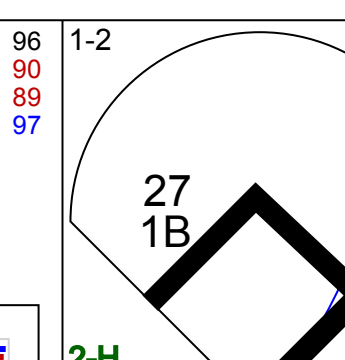
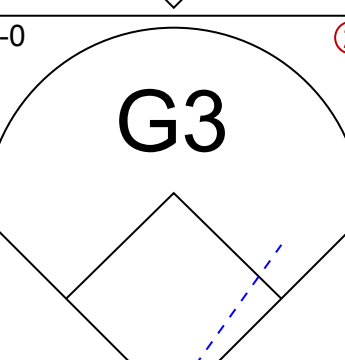
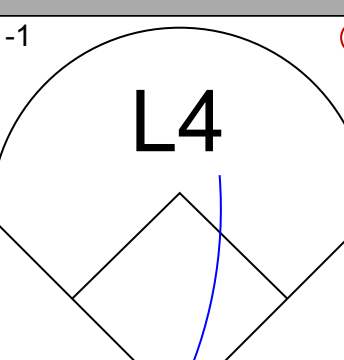
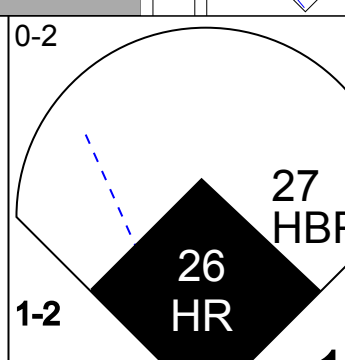
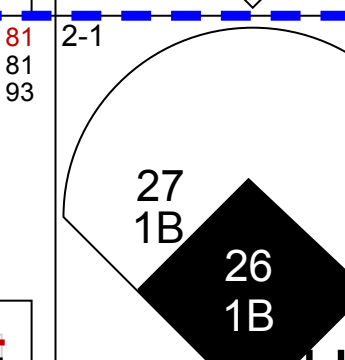
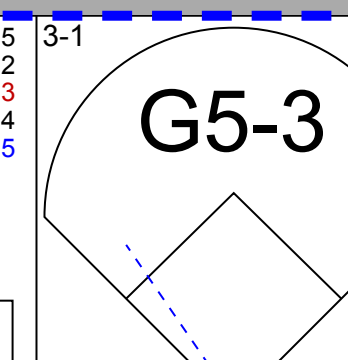
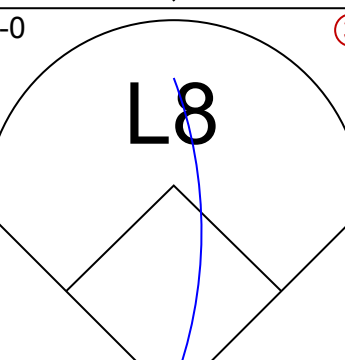
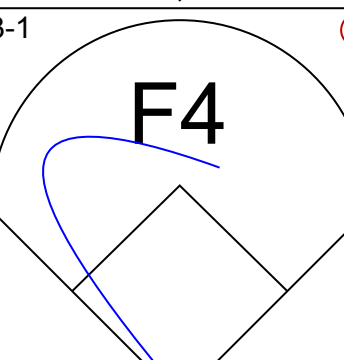
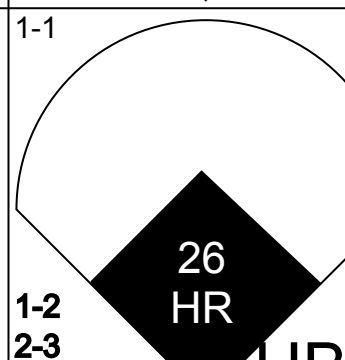
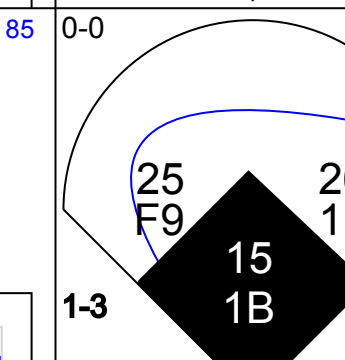
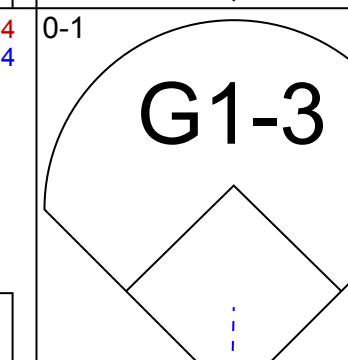
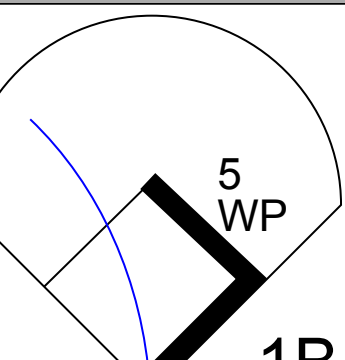
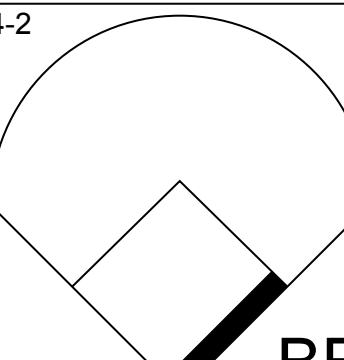
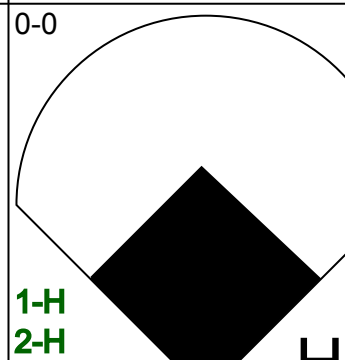
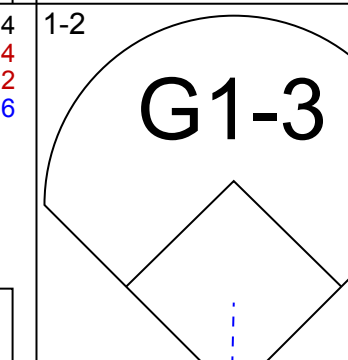
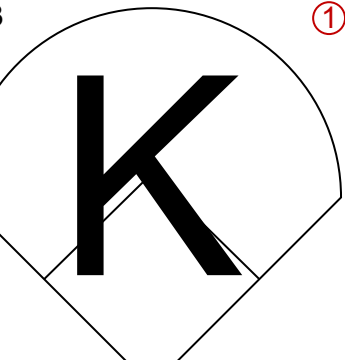
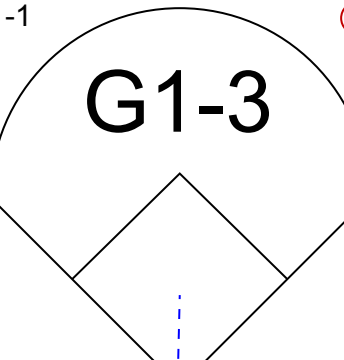
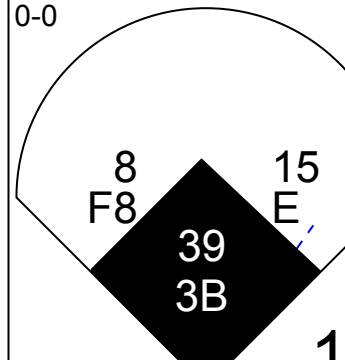
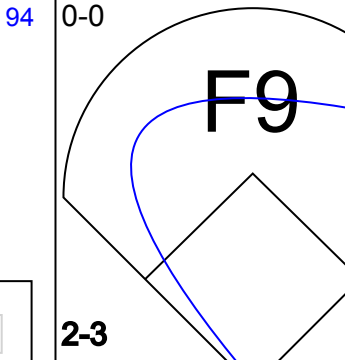

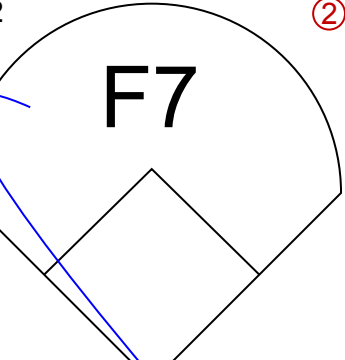
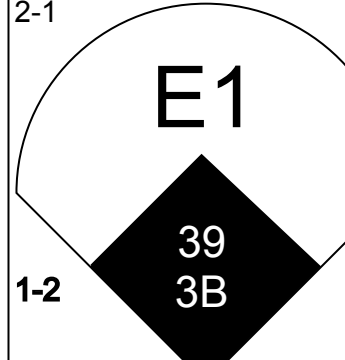
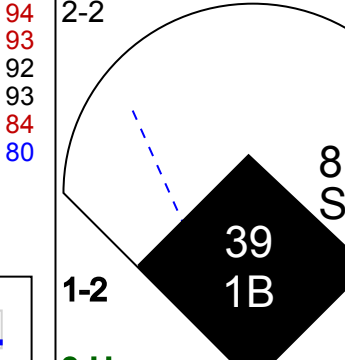

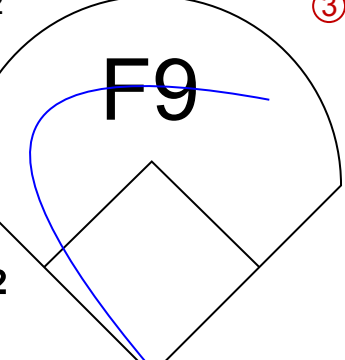
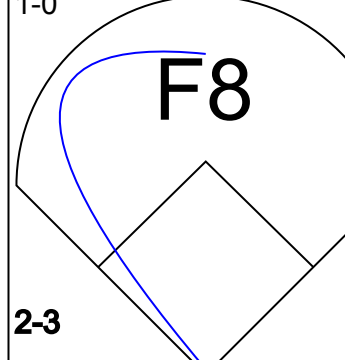
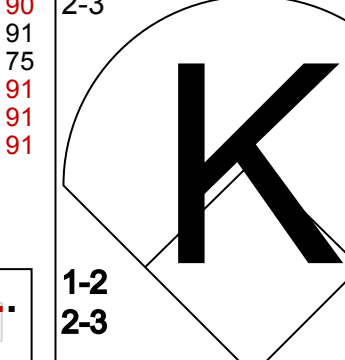

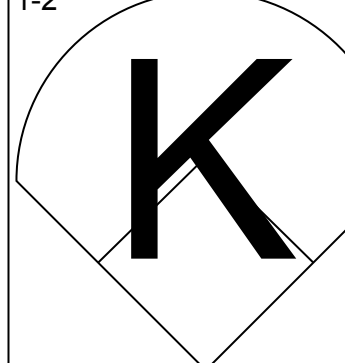
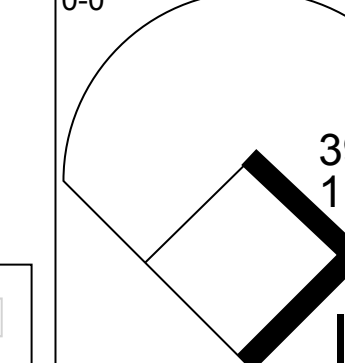

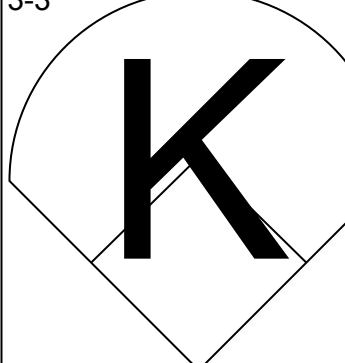
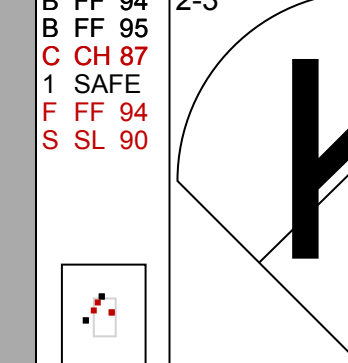
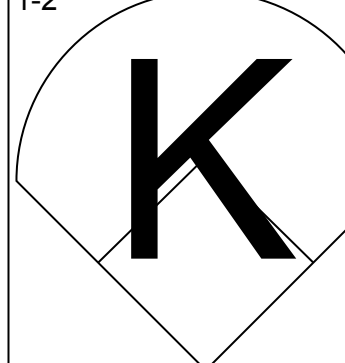
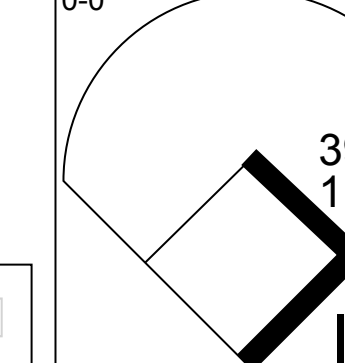
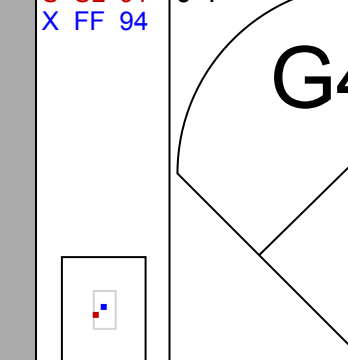
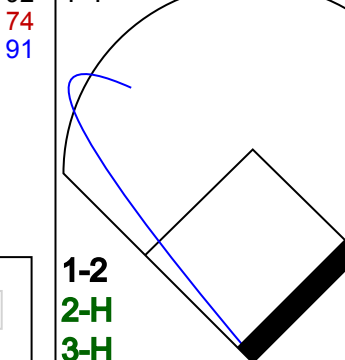


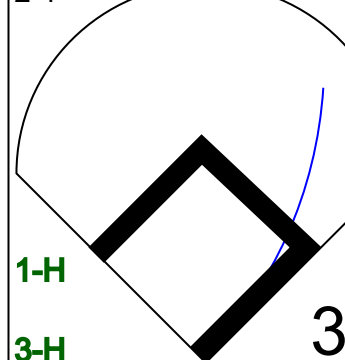
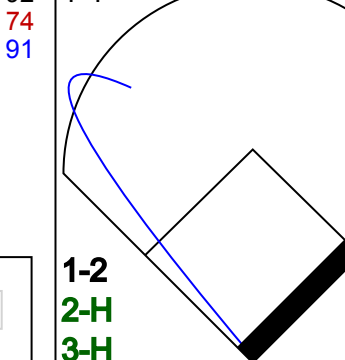

Los Angeles Angels @ Seattle Mariners
T-Mobile Park, Seattle, WA
Tue Apr 04 2023, 6:41 PM - 9:12 PM PDT
Att: 19,255 - Partly Cloudy - 50 F

AB	37
R	11
H	13
RBI	10
BB	0
SO	9
LOB	10



Batter	1	2	3	4	5	6	7	8	9	AB	R	H	RBI	BB	SO	LOB	TOP					
4 George Springer, R (1.9)	G6-3		11 HR			G6-3			K	5	2	1	0	1	1		Toronto Blue Jays @ Los Angeles Angels Angel Stadium, Anaheim, CA Sat Apr 08 2023, 6:08 PM - 8:47 PM PDT Att. 44,534 - Clear - 63 F					
11 Bo Bichette, R (1.6)	27 1B		HR			25 BB			L4	4	1	3	2	1	0	0						
27 Vladimir Guerrero Jr., R (1.3)	1-2		26 HR			K			26 DI	5	1	3	0	0	1	2						
26 Matt Chapman, R (1.5)	K		HR			F9			BB	4	1	2	2	1	1	3						
25 Daulton Varsho, L (1.8)	L9		G3-1			1-2			BB	4	0	0	0	1	1	5						
30 Alejandro Kirk, R (1.2)	G6-3		K			G5-3			BB	3	0	0	0	1	1	2						
15 Whit Merrifield, R (1.7)	G6-3					F9			L7	3	0	0	0	0	0	1						
13 Brandon Belt, L (1.10)	F7		K			5 BLK HBP			K	4	0	0	0	0	3	2						
5 Santiago Espinal, R (1.4)	F9		F9			K			K	4	0	0	0	0	2	2						
Inning Stats	R: 0 E: 0 K: 13	H: 2 LOB: 2 BB: 18	R: 0 E: 0 K: 9	H: 0 LOB: 0 BB: 12	R: 4 E: 0 K: 15	H: 4 LOB: 0 BB: 17	R: 0 E: 0 K: 10	H: 0 LOB: 2 BB: 11	R: 1 E: 0 K: 17	H: 1 LOB: 1 BB: 35	R: 0 E: 0 K: 8	H: 0 LOB: 1 BB: 12	R: 0 E: 0 K: 9	H: 2 LOB: 1 BB: 19	R: 0 E: 0 K: 13	H: 0 LOB: 1 BB: 18		R: 0 E: 0 K: 11	H: 1 LOB: 2 BB: 18	1B: 6 2B: 1 3B: 0 HR: 3	SF: 0 SAC: 0 DP: 1 HBP: 1	WP: 0 PB: 0 SB: 0 CS: 1
PITCHER	IP: 4.2 WLS: 0 BF: 23 ERA: 4.22	H: 7 R: 5 ER: 5 SO: 4	BB: 2 IBB: 0 HBP: 0 BLK: 0	WP: 0 HR: 3 S: 61 P: 88	ERA: 9.64 WHIP: 1.929	IP: 1.0 WLS: 0 BF: 5 ERA: 0.00	H: 1 R: 0 ER: 0 SO: 2	BB: 1 IBB: 0 HBP: 0 BLK: 0	WP: 0 HR: 0 S: 11 P: 18	ERA: 0.00 WHIP: 2.000												
31 Tyler Anderson, L (1.1)	51 Jaime Barria, R (5.1)	52 Ryan Tepera, R (6.1)	28 Aaron Loup, L (7.1)	65 José Quijada, L (8.1)	53 Carlos Estévez, R (9.1)																	

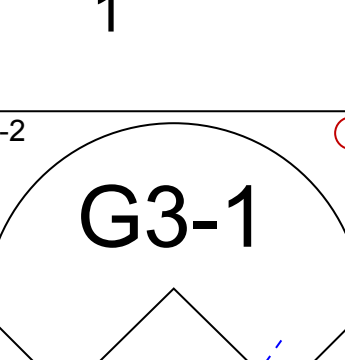
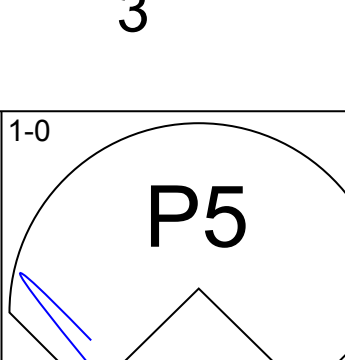
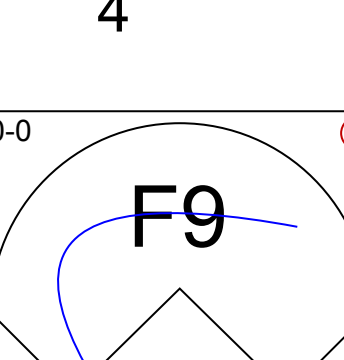
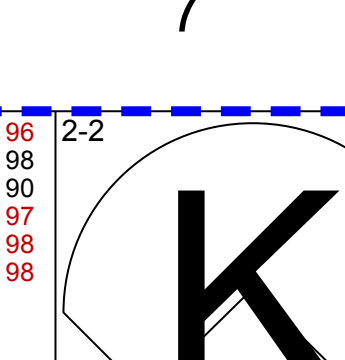
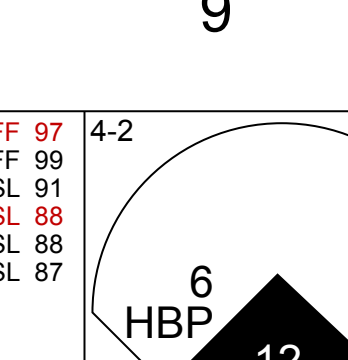

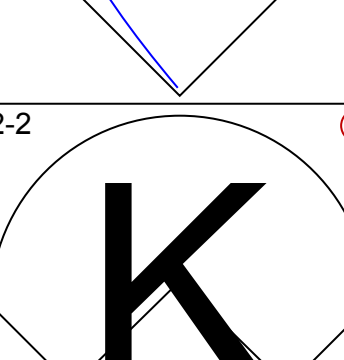

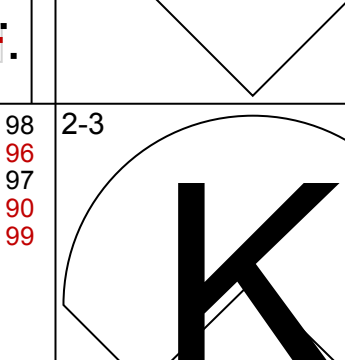
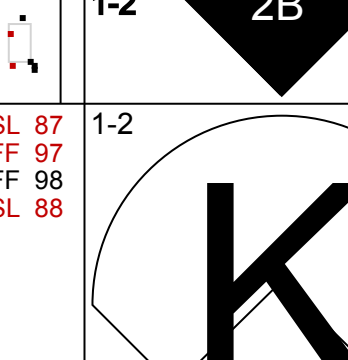

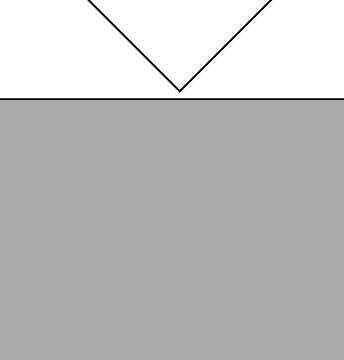

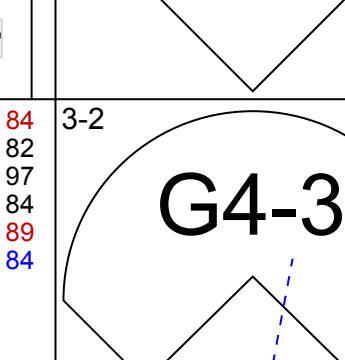
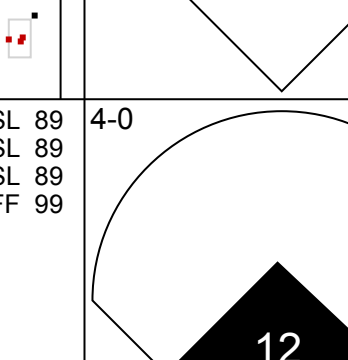



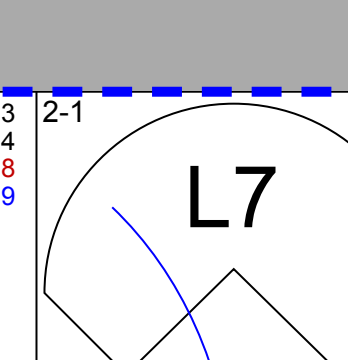
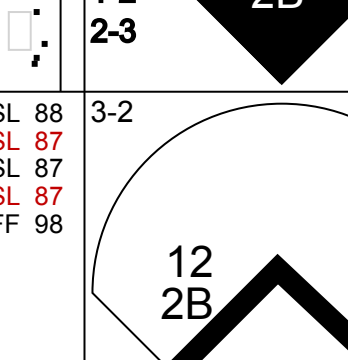



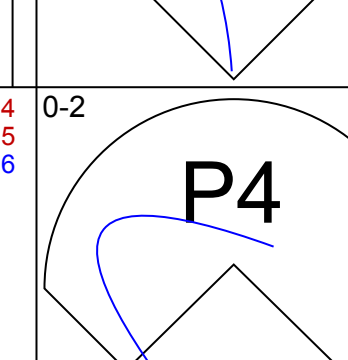
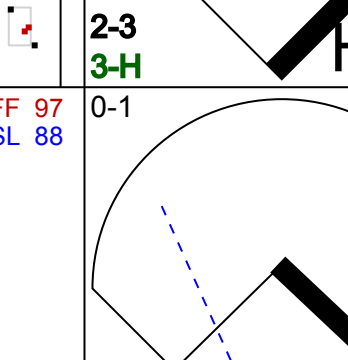



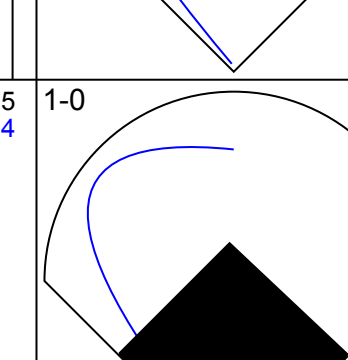
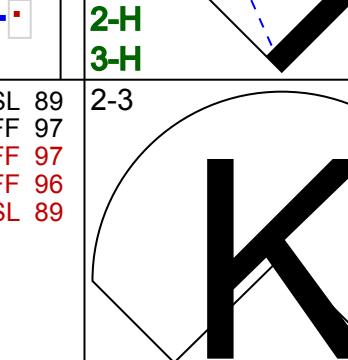
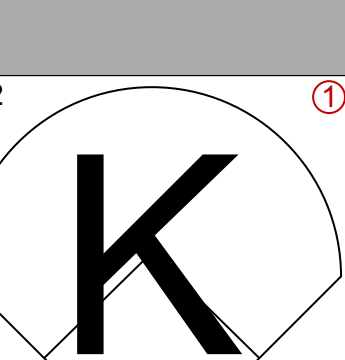

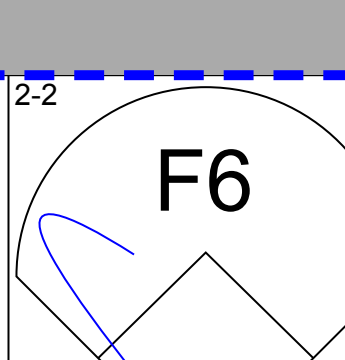
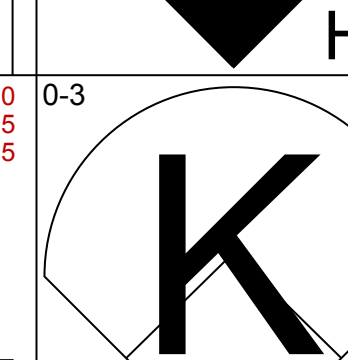
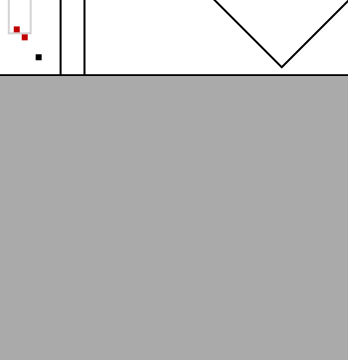
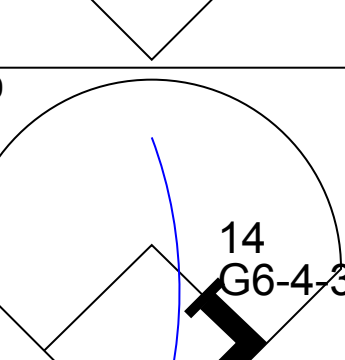
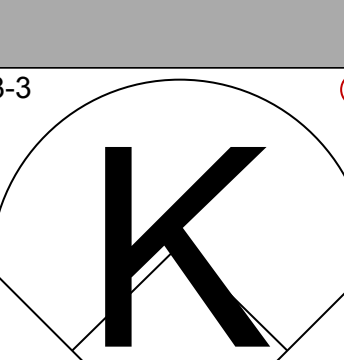
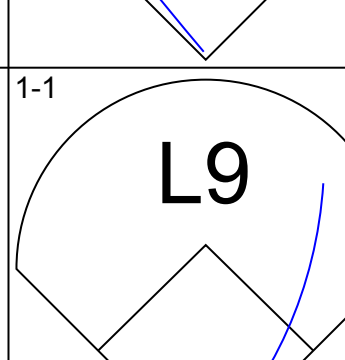
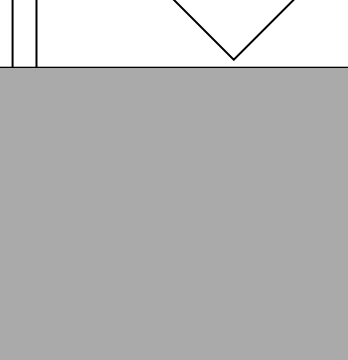
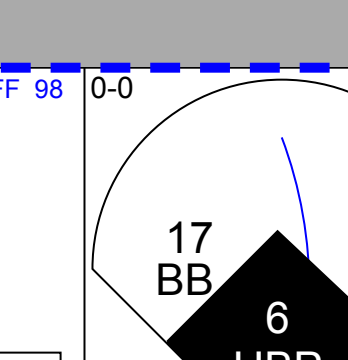
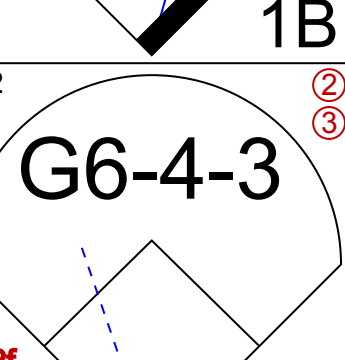
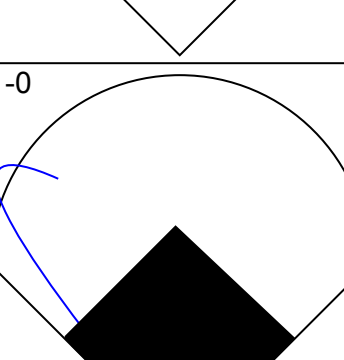
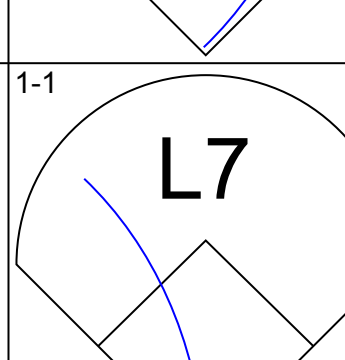

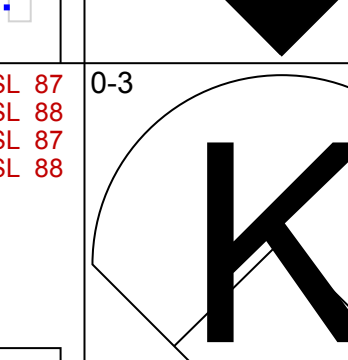
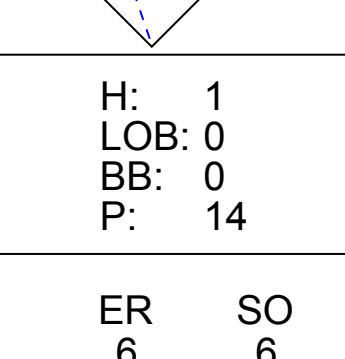
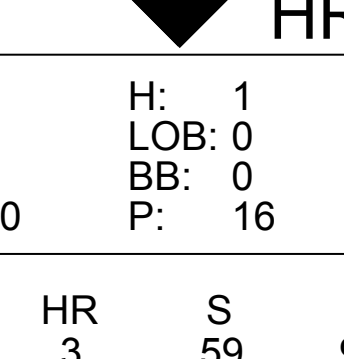
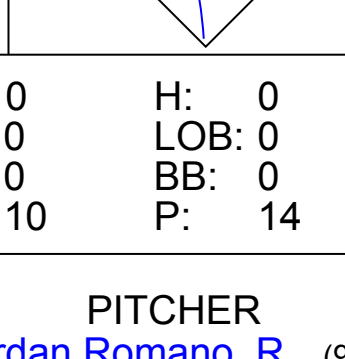
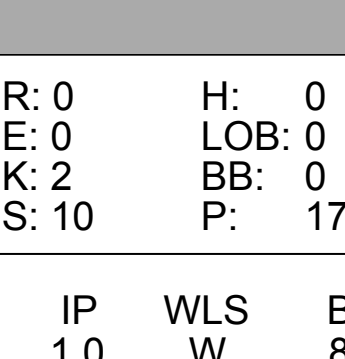
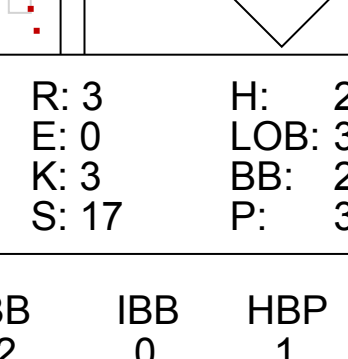


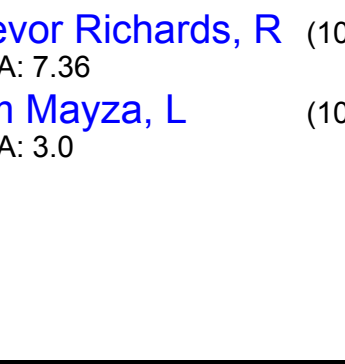


Batter	1	2	3	4	5	6	7	8	9	AB	R	H	RBI	BB	SO	LOB	BOTTOM					
3 Taylor Ward, R (1.7)	F7		K			27 HR			G4-3	4	1	1	0	0	1	0	Toronto Blue Jays @ Los Angeles Angels Angel Stadium, Anaheim, CA Sat Apr 08 2023, 6:08 PM - 8:47 PM PDT Att. 44,534 - Clear - 63 F					
27 Mike Trout, R (1.8)	G6-3		17 2B			6 G4-3			F9	3	2	1	3	1	0	0						
17 Shohel Ohtani, L (1.10)	K		6 G4-3			12 2B			K	3	1	1	0	1	2	0						
6 Anthony Rendon, R (1.5)	18 G5-4-3		G4-3			G6-4-3			12 HR	4	1	2	1	0	0	2						
12 Hunter Renfroe, R (1.9)	K		2-3			F7			HR	4	1	2	3	0	1	1						
18 Jake Lamb, L (1.3)	G5-4-3		K			K			L7	3	0	0	0	0	2	2						
23 Brandon Drury, R (7.3)	G5-4-3		K			K			L7	1	0	0	0	0	0	0						
10 Gio Urshela, R (1.6)	E6		2 G3			F8			G5-3	4	1	2	0	0	0	1						
2 Luis Rengifo, S (1.4)	G3		G3			F7			21 S	3	1	1	2	1	0	1						
21 Matt Thaiss, L (1.2)	K		E1			G3			K	4	1	0	0	0	2	2						
Inning Stats	R: 0 E: 0 K: 5	H: 0 LOB: 0 BB: 7	R: 0 E: 0 K: 6	H: 1 LOB: 0 BB: 7	R: 1 E: 1 K: 2	H: 1 LOB: 0 BB: 19	R: 2 E: 0 K: 1	H: 2 LOB: 1 BB: 30	R: 4 E: 0 K: 0	H: 3 LOB: 0 BB: 23	R: 0 E: 0 K: 9	H: 1 LOB: 1 BB: 13	R: 0 E: 0 K: 9	H: 0 LOB: 0 BB: 16	R: 2 E: 0 K: 14	H: 2 LOB: 1 BB: 24	R: 2 E: 0 K: 11	H: 2 LOB: 1 BB: 18	1B: 5 2B: 2 3B: 0 HR: 3	SF: 0 SAC: 0 DP: 2 HBP: 0	WP: 0 PB: 0 SB: 1 CS: 0	PA: 36
PITCHER	IP: 4.0 WLS: 1 BF: 19 ERA: 11.17	H: 6 R: 6 ER: 5 SO: 5	BB: 1 IBB: 0 HBP: 0 BLK: 0	WP: 0 HR: 1 S: 43 P: 71	ERA: 11.25 WHIP: 1.750	IP: 1.0 WLS: 0 BF: 4 ERA: 0.00	H: 1 R: 1 ER: 0 SO: 0	BB: 1 IBB: 0 HBP: 0 BLK: 0	WP: 0 HR: 8 S: 15 P: 15	ERA: 0.00 WHIP: 2.000												
17 José Berrios, R (1.1)	90 Adam Cimber, R (5.1)	33 Trevor Richards, R (6.1)	56 Zach Pop, R (7.1)	52 Anthony Bass, R (8.1)																		

Batter	1	2	3	4	5	6	7	8	9	10	AB	R	H	RBI	BB	SO	LOB	TOP									
4 George Springer, R OBP: 0.304, SLG: 0.326											5	1	1	1	1	2	3										
11 Bo Bichette, R OBP: 0.400, SLG: 0.596											5	2	1	0	0	1	1										
27 Vladimir Guerrero Jr., R OBP: 0.510, SLG: 0.610											5	2	2	0	0	0	0										
26 Matt Chapman, R OBP: 0.523, SLG: 0.600											5	2	3	5	1	1	2										
25 Daulton Varsho, L OBP: 0.361, SLG: 0.472											4	1	1	0	1	1	4										
15 Whit Merrifield, R OBP: 0.324, SLG: 0.276											5	2	2	1	0	0	3										
5 Santiago Espinal, R OBP: 0.111, SLG: 0.111											2	0	0	0	0	0	2										
8 Cavan Biggio, L OBP: 0.353, SLG: 0.353											3	1	0	0	0	2	5										
9 Danny Jansen, R OBP: 0.105, SLG: 0.056											3	0	0	0	0	3	3										
30 Alejandro Kirk, R OBP: 0.321, SLG: 0.174											1	0	0	0	1	0	0										
39 Kevin Kiermaier, L OBP: 0.400, SLG: 0.533											5	1	3	5	0	0	1										
Inning Stats	R: 0 E: 0 K: 1 S: 7	H: 0 LOB: 0 BB: 0 P: 10	R: 0 E: 0 K: 1 S: 15	H: 1 LOB: 0 BB: 21	R: 0 E: 0 K: 2 S: 10	H: 0 LOB: 0 BB: 0 P: 15	R: 0 E: 0 K: 0 S: 8	H: 0 LOB: 1 BB: 1 P: 17	R: 0 E: 0 K: 1 S: 9	H: 1 LOB: 1 BB: 0 P: 12	R: 6 E: 1 K: 1 S: 22	H: 4 LOB: 1 BB: 1 P: 35	R: 4 E: 0 K: 1 S: 20	H: 4 LOB: 2 BB: 0 P: 31	R: 0 E: 0 K: 0 S: 7	H: 0 LOB: 0 BB: 0 P: 11	R: 0 E: 0 K: 1 S: 7	H: 0 LOB: 0 BB: 0 P: 14	R: 2 E: 0 K: 2 S: 17	H: 3 LOB: 2 BB: 0 P: 25	P: 25 ERA: 9.00 WHIP: 3.000	1B: 10 2B: 1 3B: 1 HR: 1	SF: 0 SAC: 0 DP: 0 HBP: 2	WP: 1 PB: 0 SB: 2 CS: 0	PA: 49		
PITCHER	IP 5.0	WLS B	BF 5	H 1	R 1	ER 0	SO 1	BB 0	IBB 0	HBP 0	BLK 0	WP 0	HR 0	S 58	P 89	ERA 7.20	WHIP 1.400										
48 Reid Detmers, L ERA: 5.59																											
60 Andrew Wantz, R ERA: 15.43																											
52 Ryan Tepera, R ERA: 13.5																											
28 Aaron Loup, L ERA: 5.4																											
51 Jaime Barria, R ERA: 2.25																											

Toronto Blue Jays @ Los Angeles Angels
Angel Stadium, Anaheim, CA
Sun Apr 09 2023, 1:08 PM - 4:37 PM PDT
Att. 31,092 - Sunny - 72 F

AB	43
R	12
H	13
RBI	12
BB	4
SO	10
LOB	24



Batter	1	2	3	4	5	6	7	8	9	10	AB	R	H	RBI	BB	SO	LOB	BOTTOM									
3 Taylor Ward, R OBP: 0.372, SLG: 0.474											4	1	0	0	2	1	0										
27 Mike Trout, R OBP: 0.524, SLG: 0.710											5	1	2	1	1	3	2										
17 Shohei Ohtani, L OBP: 0.436, SLG: 0.667											5	3	2	2	1	0	4										
6 Anthony Rendon, R OBP: 0.353, SLG: 0.231											3	1	1	2	1	0	1										
8 Brett Phillips, L OBP: 0.154, SLG: 0.154											0	0	0	0	0	0	0										
42 David Fletcher, R OBP: 0.154, SLG: 0.154											0	0	0	0	0	0	0										
12 Hunter Renfroe, R OBP: 0.325, SLG: 0.472											5	1	3	4	0	0	1										
23 Brandon Drury, R OBP: 0.161, SLG: 0.333											5	2	1	1	0	3	6										
2 Luis Rengifo, S OBP: 0.306, SLG: 0.241											5	0	0	0	0	4	2										
10 Gio Urshela, R OBP: 0.400, SLG: 0.394											5	1	3	0	0	1	0										
14 Logan O'Hoppe, R OBP: 0.286, SLG: 0.640											5	1	1	1	0	2	4										
Inning Stats	R: 3 E: 0 K: 1 S: 17	H: 3 LOB: 0 BB: 0 P: 25	R: 0 E: 0 K: 1 S: 8	H: 1 LOB: 0 BB: 14	R: 2 E: 0 K: 2 S: 19	H: 3 LOB: 2 BB: 34	R: 1 E: 0 K: 2 S: 10	H: 1 LOB: 0 BB: 0 P: 16	R: 0 E: 0 K: 0 S: 11	H: 1 LOB: 1 BB: 0 P: 18	R: 0 E: 0 K: 0 S: 10	H: 0 LOB: 0 BB: 0 P: 14	R: 0 E: 0 K: 1 S: 10	H: 0 LOB: 0 BB: 0 P: 17	R: 1 E: 0 K: 1 S: 9	H: 1 LOB: 0 BB: 0 P: 12	R: 3 E: 0 K: 3 S: 17	H: 2 LOB: 3 BB: 31	R: 1 E: 0 K: 2 S: 14	H: 1 LOB: 3 BB: 25	P: 25 ERA: 9.00 WHIP: 3.000	1B: 8 2B: 1 3B: 1 HR: 4	SF: 0 SAC: 0 DP: 1 HBP: 1	WP: 0 PB: 0 SB: 0 CS: 0	PA: 48		
PITCHER	IP 4.1	WLS 2	BF 9	H 6	R 6	ER 6	SO 6	BB 1	IBB 0	HBP 0	BLK 0	WP 0	HR 0	S 59	P 99	ERA 12.46	WHIP 2.308										
16 Yusei Kikuchi, L ERA: 6.75																											
56 Zach Pop, R ERA: 1.8																											
90 Adam Cimber, R ERA: 1.5																											
93 Yimi Garcia, R ERA: 3.6																											
50 Erik Swanson, R ERA: 3.39																											
PITCHER	IP 1.0	WLS W	BF 8	H 2	R 3	ER 3	SO 3	BB 0	IBB 0	HBP 0	BLK 0	WP 0	HR 0	S 17	P 31	ERA 27.00	WHIP 4.000										
68 Jordan Romano, R ERA: 5.4																											
33 Trevor Richards, R ERA: 7.30																											
58 Tim Lincecum, L ERA: 3.0																											

Toronto Blue Jays @ Los Angeles Angels
Angel Stadium, Anaheim, CA
Sun Apr 09 2023, 1:08 PM - 4:37 PM PDT
Att. 31,092 - Sunny - 72 F

AB	42
R	11
H	13
RBI	11
BB	5
SO	14
LOB	20



Batter	1	2	3	4	5	6	7	8	9	AB	R	H	RBI	BB	SO	LOB	TOP								
17 Alex Call, R OBP: 0.415, SLG: 0.419 (1, 7)										5	1	2	0	0	0	3									
28 Lane Thomas, R OBP: 0.396, SLG: 0.386 (1, 9)										5	1	1	1	0	2	1									
9 Jeimer Candelario, S OBP: 0.245, SLG: 0.370 (1, 5)										5	0	2	2	0	1	1									
45 Joey Menezes, R OBP: 0.289, SLG: 0.333 (1, 10)										5	0	2	0	0	0	1									
22 Dominic Smith, L OBP: 0.400, SLG: 0.314 (1, 3)										4	2	2	0	1	0	4									
20 Keibert Ruiz, S OBP: 0.282, SLG: 0.343 (1, 2)										5	1	1	0	0	0	5									
6 Michael Chavis, R OBP: 0.333, SLG: 0.286 (1, 4)										4	1	1	0	1	2	3									
16 Victor Robles, R OBP: 0.487, SLG: 0.471 (1, 8)										3	0	2	1	0	0	1									
5 CJ Abrams, L OBP: 0.308, SLG: 0.371 (1, 6)										4	0	1	2	0	1	3									
Inning Stats	R: 0 E: 0 K: 1 S: 9	H: 1 LOB: 1 BB: 0 P: 16	R: 1 E: 0 K: 1 S: 12	H: 3 LOB: 2 BB: 0 P: 16	R: 0 E: 0 K: 0 S: 12	H: 2 LOB: 2 BB: 0 P: 18	R: 3 E: 0 K: 0 S: 19	H: 4 LOB: 2 BB: 1 P: 30	R: 1 E: 0 K: 0 S: 12	H: 2 LOB: 1 BB: 0 P: 19	R: 0 E: 0 K: 2 S: 9	H: 0 LOB: 0 BB: 0 P: 13	R: 1 E: 0 K: 1 S: 12	H: 2 LOB: 1 BB: 0 P: 17	R: 0 E: 0 K: 0 S: 8	H: 0 LOB: 0 BB: 0 P: 14	R: 0 E: 0 K: 1 S: 7	H: 0 LOB: 1 BB: 1 P: 11	1B: 12 2B: 2 3B: 0 HR: 0	SF: 0 SAC: 1 DP: 0 HBP: 0	WP: 1 PB: 0 CS: 2	PA: 43			
PITCHER	IP WLS BF H R ER SO BB IBB HBP BLK WP HR S P ERA WHIP	IP WLS BF H R ER SO BB IBB HBP BLK WP HR S P ERA WHIP	IP WLS BF H R ER SO BB IBB HBP BLK WP HR S P ERA WHIP	IP WLS BF H R ER SO BB IBB HBP BLK WP HR S P ERA WHIP	IP WLS BF H R ER SO BB IBB HBP BLK WP HR S P ERA WHIP	IP WLS BF H R ER SO BB IBB HBP BLK WP HR S P ERA WHIP	IP WLS BF H R ER SO BB IBB HBP BLK WP HR S P ERA WHIP	IP WLS BF H R ER SO BB IBB HBP BLK WP HR S P ERA WHIP	IP WLS BF H R ER SO BB IBB HBP BLK WP HR S P ERA WHIP	IP WLS BF H R ER SO BB IBB HBP BLK WP HR S P ERA WHIP	IP WLS BF H R ER SO BB IBB HBP BLK WP HR S P ERA WHIP	IP WLS BF H R ER SO BB IBB HBP BLK WP HR S P ERA WHIP	IP WLS BF H R ER SO BB IBB HBP BLK WP HR S P ERA WHIP	IP WLS BF H R ER SO BB IBB HBP BLK WP HR S P ERA WHIP	IP WLS BF H R ER SO BB IBB HBP BLK WP HR S P ERA WHIP	IP WLS BF H R ER SO BB IBB HBP BLK WP HR S P ERA WHIP	IP WLS BF H R ER SO BB IBB HBP BLK WP HR S P ERA WHIP	IP WLS BF H R ER SO BB IBB HBP BLK WP HR S P ERA WHIP	IP WLS BF H R ER SO BB IBB HBP BLK WP HR S P ERA WHIP	IP WLS BF H R ER SO BB IBB HBP BLK WP HR S P ERA WHIP	IP WLS BF H R ER SO BB IBB HBP BLK WP HR S P ERA WHIP	IP WLS BF H R ER SO BB IBB HBP BLK WP HR S P ERA WHIP	IP WLS BF H R ER SO BB IBB HBP BLK WP HR S P ERA WHIP	IP WLS BF H R ER SO BB IBB HBP BLK WP HR S P ERA WHIP	IP WLS BF H R ER SO BB IBB HBP BLK WP HR S P ERA WHIP

Washington Nationals @ Los Angeles Angels
 Angel Stadium, Anaheim, CA
 Mon Apr 10 2023, 6:39 PM - 9:19 PM PDT
 Att: 19,557 - Clear - 66 F

AB	40
R	6
H	14
RBI	6
BB	2
SO	6
LOB	22



Batter	1	2	3	4	5	6	7	8	9	AB	R	H	RBI	BB	SO	LOB	BOTTOM								
3 Taylor Ward, R OBP: 0.375, SLG: 0.452 (1, 7)										4	0	1	0	1	0	1									
27 Mike Trout, R OBP: 0.488, SLG: 0.611 (1, 8)										5	1	0	0	0	3	4									
17 Shohel Ohtani, L OBP: 0.419, SLG: 0.611 (1, 10)										3	0	0	0	1	2	3									
12 Hunter Renfroe, R OBP: 0.364, SLG: 0.564 (1, 9)										3	2	2	1	1	1	1									
23 Brandon Drury, R OBP: 0.171, SLG: 0.303 (1, 3)										3	0	0	0	1	0	1									
2 Luis Rengifo, S OBP: 0.325, SLG: 0.273 (1, 4)										4	1	2	2	0	1	0									
10 Gio Urshela, R OBP: 0.385, SLG: 0.405 (1, 5)										4	0	1	1	0	0	2									
14 Logan O'Hoppe, R OBP: 0.313, SLG: 0.607 (1, 2)										3	0	1	0	0	1	1									
42 David Fletcher, R OBP: 0.125, SLG: 0.125 (1, 6)										3	0	0	0	0	0	3									
18 Jake Lamb, L OBP: 0.200, SLG: 0.174 (9, PH)										1	0	0	0	0	0	0									
Inning Stats	R: 2 E: 0 K: 1 S: 11	H: 2 LOB: 2 BB: 2 P: 22	R: 0 E: 0 K: 1 S: 16	H: 2 LOB: 0 BB: 0 P: 23	R: 2 E: 0 K: 0 S: 13	H: 3 LOB: 1 BB: 0 P: 20	R: 0 E: 0 K: 1 S: 9	H: 0 LOB: 1 BB: 1 P: 16	R: 0 E: 0 K: 0 S: 4	H: 0 LOB: 0 BB: 0 P: 5	R: 0 E: 0 K: 1 S: 11	H: 0 LOB: 0 BB: 0 P: 19	R: 0 E: 0 K: 1 S: 8	H: 0 LOB: 0 BB: 1 P: 12	R: 0 E: 0 K: 2 S: 10	H: 0 LOB: 0 BB: 0 P: 15	R: 0 E: 0 K: 1 S: 11	H: 0 LOB: 0 BB: 0 P: 16	1B: 5 2B: 1 3B: 0 HR: 1	SF: 0 SAC: 0 DP: 1 HBP: 1	WP: 1 PB: 0 CS: 0	PA: 38			
PITCHER	IP WLS BF H R ER SO BB IBB HBP BLK WP HR S P ERA WHIP	IP WLS BF H R ER SO BB IBB HBP BLK WP HR S P ERA WHIP	IP WLS BF H R ER SO BB IBB HBP BLK WP HR S P ERA WHIP	IP WLS BF H R ER SO BB IBB HBP BLK WP HR S P ERA WHIP	IP WLS BF H R ER SO BB IBB HBP BLK WP HR S P ERA WHIP	IP WLS BF H R ER SO BB IBB HBP BLK WP HR S P ERA WHIP	IP WLS BF H R ER SO BB IBB HBP BLK WP HR S P ERA WHIP	IP WLS BF H R ER SO BB IBB HBP BLK WP HR S P ERA WHIP	IP WLS BF H R ER SO BB IBB HBP BLK WP HR S P ERA WHIP	IP WLS BF H R ER SO BB IBB HBP BLK WP HR S P ERA WHIP	IP WLS BF H R ER SO BB IBB HBP BLK WP HR S P ERA WHIP	IP WLS BF H R ER SO BB IBB HBP BLK WP HR S P ERA WHIP	IP WLS BF H R ER SO BB IBB HBP BLK WP HR S P ERA WHIP	IP WLS BF H R ER SO BB IBB HBP BLK WP HR S P ERA WHIP	IP WLS BF H R ER SO BB IBB HBP BLK WP HR S P ERA WHIP	IP WLS BF H R ER SO BB IBB HBP BLK WP HR S P ERA WHIP	IP WLS BF H R ER SO BB IBB HBP BLK WP HR S P ERA WHIP	IP WLS BF H R ER SO BB IBB HBP BLK WP HR S P ERA WHIP	IP WLS BF H R ER SO BB IBB HBP BLK WP HR S P ERA WHIP	IP WLS BF H R ER SO BB IBB HBP BLK WP HR S P ERA WHIP	IP WLS BF H R ER SO BB IBB HBP BLK WP HR S P ERA WHIP	IP WLS BF H R ER SO BB IBB HBP BLK WP HR S P ERA WHIP	IP WLS BF H R ER SO BB IBB HBP BLK WP HR S P ERA WHIP	IP WLS BF H R ER SO BB IBB HBP BLK WP HR S P ERA WHIP	IP WLS BF H R ER SO BB IBB HBP BLK WP HR S P ERA WHIP

Washington Nationals @ Los Angeles Angels
 Angel Stadium, Anaheim, CA
 Mon Apr 10 2023, 6:39 PM - 9:19 PM PDT
 Att: 19,557 - Clear - 66 F

AB	33
R	4
H	7
RBI	4
BB	4
SO	8
LOB	16



Batter	1	2	3	4	5	6	7	8	9	AB	R	H	RBI	BB	SO	LOB	TOP										
17 Alex Call, R OBP: 0.397, SLG: 0.342	F8		G6-3		F9			F8		4	0	0	0	0	0	0	Washington Nationals @ Los Angeles Angels Angel Stadium, Anaheim, CA Wed Apr 12 2023, 1:08 PM - 3:29 PM PDT Att: 17,780 - Cloudy - 65 F										
9 Jaimer Candelario, S OBP: 0.263, SLG: 0.356	HBP			22 1B 45 1B 1B	F7			1B		3	1	2	0	0	0												
22 Dominic Smith, L OBP: 0.354, SLG: 0.279	K			20 1B 45 1B 2 G6-3 1B		L8		G3		4	1	1	0	0	1												
45 Joey Meneses, R OBP: 0.283, SLG: 0.306	F8			2 G6-3 20 1B 1B		G6-3			K	4	0	1	1	0	1												
20 Keibert Ruiz, S OBP: 0.319, SLG: 0.341		2-2 FC5-4 1B		2' G6-3 1B		F8			P3	4	0	2	0	0	0												
2 Luis Garcia Jr., L OBP: 0.172, SLG: 0.214	FC5-4 28 G6-4-3 1-2f			G6-3			L8		L8	4	0	0	1	0	0												
28 Lane Thomas, R OBP: 0.364, SLG: 0.340				G6-4-3 1-2f			G5-3			3	0	0	0	0	1												
5 CJ Abrams, L OBP: 0.283, SLG: 0.357			G6-3		K			L6		3	0	0	0	0	1												
16 Victor Robles, R OBP: 0.444, SLG: 0.410			K		F9			K		3	0	0	0	0	2												
Inning Stats	R: 0 H: 0 E: 0 K: 1 S: 10	H: 0 LOB: 1 BB: 0 P: 16	R: 0 H: 1 E: 0 K: 0 S: 6	LOB: 0 BB: 0 P: 10	R: 0 H: 0 E: 0 K: 1 S: 9	H: 0 LOB: 0 BB: 0 P: 14	R: 2 H: 4 E: 0 K: 2 S: 19	H: 4 LOB: 2 BB: 0 P: 23	R: 0 H: 0 E: 0 K: 0 S: 5	H: 0 LOB: 0 BB: 0 P: 6	R: 0 H: 0 E: 0 K: 0 S: 6	H: 0 LOB: 0 BB: 0 P: 9	R: 0 H: 0 E: 0 K: 0 S: 7	H: 0 LOB: 0 BB: 0 P: 8	R: 0 H: 1 E: 0 K: 1 S: 16	H: 0 LOB: 1 BB: 0 P: 26	R: 0 H: 0 E: 0 K: 1 S: 6	H: 0 LOB: 0 BB: 0 P: 7	1B: 6 2B: 0 3B: 0 HR: 0	SF: 0 SAC: 0 DP: 1 HBP: 1	WP: 0 PB: 0 SB: 0 CS: 0	PA: 33					
PITCHER	IP	WLS	BF	H	R	ER	SO	BB	IBB	HBP	BLK	WP	HR	S	P	ERA	WHIP	PITCHER									
47 Griffin Canning, R ERA: 3.6	(1, 1)	5.0	20	5	2	2	4	0	0	1	0	0	0	49	69	3.60	1.000										
55 Matt Moore, L ERA: 4.15	(6, 1)	1.0	W	3	0	0	0	0	0	0	0	0	0	6	9	0.00	0.000										
28 Aaron Loup, L ERA: 7.71	(7, 1)	1.0	H	3	0	0	0	0	0	0	0	0	0	7	8	0.00	0.000										
52 Ryan Tepera, R ERA: 10.8	(8, 1)	1.0	H	4	1	0	0	1	0	0	0	0	0	16	26	0.00	1.000										
65 José Quijada, L ERA:	(9, 1)	1.0	S	3	0	0	0	1	0	0	0	0	0	6	7	0.00	0.000										
Batter	1	2	3	4	5	6	7	8	9	AB	R	H	RBI	BB	SO	LOB	BOTTOM										
3 Taylor Ward, R OBP: 0.393, SLG: 0.438	G6-4-3 BB		K		G3-1			FC6-4		3	0	0	0	1	1	5	Washington Nationals @ Los Angeles Angels Angel Stadium, Anaheim, CA Wed Apr 12 2023, 1:08 PM - 3:29 PM PDT Att: 17,780 - Cloudy - 65 F										
27 Mike Trout, R OBP: 0.436, SLG: 0.524	F6		F9		K			BB		3	0	0	0	1	1												
6 Anthony Rendon, R OBP: 0.360, SLG: 0.176	G6-4-3 1-2f		G4-3		12 2B 2 L6-5 BB			E3 12 FC5-4		3	0	0	0	1	0												
12 Hunter Renfroe, R OBP: 0.404, SLG: 0.568		10 1B 1B		23 1B 2 1B 8 BB BB		2B		FC5-4 2 L3		3	1	2	0	1	0												
2 Luis Rengifo, S OBP: 0.292, SLG: 0.244		K		8 BB 23 1B 1B		L6-5		L3		4	0	1	0	0	1												
23 Brandon Drury, R OBP: 0.205, SLG: 0.351		K		8 BB 1B		1B		F7		4	1	2	0	0	1												
10 Gio Urshela, R OBP: 0.370, SLG: 0.386		1B		K		K		L7		4	0	1	0	0	1												
14 Logan O'Hoppe, R OBP: 0.308, SLG: 0.629		K		K		K		K		4	0	1	1	0	3												
8 Brett Phillips, L OBP: 0.283, SLG: 0.357			27 S 27 E 3 S BB			BB		K		1	1	0	1	2	1												
Inning Stats	R: 0 H: 0 E: 0 K: 0 S: 7	H: 2 LOB: 2 BB: 0 P: 13	R: 0 H: 2 E: 0 K: 3 S: 13	LOB: 0 BB: 0 P: 16	R: 1 H: 0 E: 0 K: 1 S: 13	H: 0 LOB: 0 BB: 1 P: 26	R: 1 H: 2 E: 0 K: 2 S: 23	H: 2 LOB: 3 BB: 2 P: 36	R: 0 H: 1 E: 0 K: 1 S: 7	H: 1 LOB: 1 BB: 1 P: 12	R: 1 H: 2 E: 0 K: 1 S: 9	H: 2 LOB: 1 BB: 0 P: 13	R: 0 H: 0 E: 0 K: 0 S: 9	H: 0 LOB: 1 BB: 1 P: 16	R: 0 H: 0 E: 0 K: 1 S: 8	H: 0 LOB: 0 BB: 0 P: 11	1B: 5 2B: 4 3B: 0 HR: 0	SF: 0 SAC: 0 DP: 3 HBP: 0	WP: 0 PB: 0 SB: 2 CS: 0	PA: 35							
PITCHER	IP	WLS	BF	H	R	ER	SO	BB	IBB	HBP	BLK	WP	HR	S	P	ERA	WHIP	PITCHER									
1 MacKenzie Gore, L ERA: 3.0	(1, 1)	3.2	18	4	2	2	6	4	0	0	0	0	0	53	88	4.91	2.182										
71 Mason Thompson, R ERA: 1.74	(4, 1)	1.2	L	8	3	1	1	1	0	0	0	0	0	14	21	5.40	2.400										
73 Hunter Harvey, R ERA: 1.5	(6, 1)	0.2		3	0	0	0	1	0	0	0	0	0	7	13	0.00	1.500										
58 Carl Edwards Jr., R ERA: 1.5	(7, 1)	1.0		3	0	0	0	0	0	0	0	0	0	7	10	0.00	0.000										
61 Erasmo Ramirez, R ERA: 7.5	(8, 1)	1.0		3	0	0	0	1	0	0	0	0	0	8	11	0.00	0.000										

Batter	1	2	3	4	5	6	7	8	9	AB	R	H	RBI	BB	SO	LOB	TOP			
3 Taylor Ward, R OBP: 0.377, SLG: 0.415	G1-3	CS	P4	K			G4-3 1B	L4		5	1	1	0	0	1	4				
27 Mike Trout, R OBP: 0.433, SLG: 0.522	P6		BB		L8		G4-3 2B		K	4	0	1	0	1	1	0				
17 Shohel Ohtani, L OBP: 0.404, SLG: 0.545	BB		K				G1-3		K	4	1	1	0	1	2	3				
6 Anthony Rendon, R OBP: 0.333, SLG: 0.286	BB	1B					G4-3		1B	4	1	3	1	1	0	1				
12 Hunter Renfroe, R OBP: 0.386, SLG: 0.551	1B		FC5-4		BB		G6-4-3		1B	5	0	1	2	0	1	6				
18 Jake Lamb, L OBP: 0.250, SLG: 0.207	K						G6-3		K	3	0	2	0	1	1	1				
23 Brandon Drury, R OBP: 0.233, SLG: 0.350							BB		1B	3	0	1	0	0	2	1				
2 Luis Rengifo, S OBP: 0.308, SLG: 0.250							1B		K	3	0	1	0	1	1	4				
14 Logan O'Hoppe, R OBP: 0.279, SLG: 0.564							F6		K	4	0	0	0	0	2	6				
Inning Stats	R: 2 H: 2 E: 0 K: 1 S: 17	H: 2 LOB: 1 BB: 1 P: 28	R: 0 H: 0 E: 0 K: 2 S: 9	H: 0 LOB: 0 BB: 1 P: 15	R: 0 H: 1 E: 0 K: 1 S: 12	LOB: 2 BB: 1 P: 20	R: 0 H: 1 E: 0 K: 2 S: 18	H: 1 LOB: 2 BB: 1 P: 27	R: 0 H: 1 E: 0 K: 0 S: 6	H: 1 LOB: 1 BB: 0 P: 11	R: 1 H: 2 E: 0 K: 0 S: 13	H: 2 LOB: 1 BB: 0 P: 19	R: 0 H: 2 E: 0 K: 2 S: 12	H: 2 LOB: 1 BB: 0 P: 20	R: 0 H: 1 E: 0 K: 3 S: 11	H: 1 LOB: 1 BB: 0 P: 13	1B: 9 2B: 2 3B: 0 HR: 0	SF: 0 SAC: 0 DP: 2 HBP: 1	WP: 0 PB: 0 SB: 0 CS: 1	PA: 42
PITCHER	IP WLS BF H R ER SO	IP WLS BF H R ER SO	IP WLS BF H R ER SO	IP WLS BF H R ER SO	IP WLS BF H R ER SO	IP WLS BF H R ER SO	IP WLS BF H R ER SO	IP WLS BF H R ER SO	IP WLS BF H R ER SO	IP WLS BF H R ER SO	IP WLS BF H R ER SO	IP WLS BF H R ER SO	IP WLS BF H R ER SO	IP WLS BF H R ER SO	IP WLS BF H R ER SO	IP WLS BF H R ER SO	ERA WHIP	ERA WHIP		
89 Tanner Houck, R ERA: 4.5	4.0	19	4	2	2	6	4	0	0	0	0	0	0	0	0	0	4.50	2.000		
25 Josh Winckowski, R ERA: 1.5	3.0	13	4	1	1	0	1	0	1	0	0	0	0	0	0	0	3.00	1.667		
46 John Schreiber, R ERA: 1.29	1.0	5	2	0	0	2	0	0	0	0	0	0	0	0	0	0	1.29	2.000		
74 Kenley Jansen, R ERA:	1.0	4	1	0	0	3	0	0	0	0	0	0	0	0	0	0	0.00	1.000		
Batter	1	2	3	4	5	6	7	8	9	AB	R	H	RBI	BB	SO	LOB	BOTTOM			
99 Alex Verdugo, L OBP: 0.377, SLG: 0.436	BB		1B				G1-3	F7		3	0	1	0	2	0	2				
2 Justin Turner, R OBP: 0.365, SLG: 0.308	P4		BB		FC6-5		K	G6-3		5	0	1	0	0	1	6				
30 Rob Refsnyder, R OBP: 0.281, SLG: 0.259	G6-3		1B		FC5-4		K	E5		5	0	0	0	0	2	4				
11 Rafael Devers, L OBP: 0.333, SLG: 0.679	L7						HR	BB		3	2	1	1	1	0	1				
5 Enrique Hernández, R OBP: 0.255, SLG: 0.333		L8					2B	1B		4	1	2	1	0	0	2				
39 Christian Arroyo, R OBP: 0.209, SLG: 0.220							K	F9		4	0	0	0	0	2	2				
36 Triston Casas, L OBP: 0.196, SLG: 0.317							K	P5		3	0	0	0	1	2	2				
12 Connor Wong, R OBP: 0.233, SLG: 0.192							K	BB		1	1	0	0	2	1	0				
20 Yu Chang, R OBP: 0.233, SLG: 0.192							K	BB		3	1	0	0	0	1	3				
Inning Stats	R: 0 H: 0 E: 0 K: 0 S: 10	H: 0 LOB: 0 BB: 0 P: 16	R: 0 H: 2 E: 0 K: 2 S: 14	H: 2 LOB: 0 BB: 0 P: 22	R: 2 H: 1 E: 0 K: 2 S: 21	LOB: 3 BB: 2 P: 40	R: 1 H: 2 E: 0 K: 1 S: 12	H: 2 LOB: 1 BB: 1 P: 17	R: 2 H: 0 E: 1 K: 1 S: 19	H: 0 LOB: 1 BB: 2 P: 33	R: 0 H: 0 E: 0 K: 0 S: 6	H: 0 LOB: 1 BB: 2 P: 14	R: 0 H: 0 E: 0 K: 1 S: 5	H: 0 LOB: 0 BB: 0 P: 9	1B: 3 2B: 1 3B: 0 HR: 1	SF: 0 SAC: 0 DP: 1 HBP: 2	WP: 1 PB: 1 SB: 0 CS: 0	PA: 39		
PITCHER	IP WLS BF H R ER SO	IP WLS BF H R ER SO	IP WLS BF H R ER SO	IP WLS BF H R ER SO	IP WLS BF H R ER SO	IP WLS BF H R ER SO	IP WLS BF H R ER SO	IP WLS BF H R ER SO	IP WLS BF H R ER SO	IP WLS BF H R ER SO	IP WLS BF H R ER SO	IP WLS BF H R ER SO	IP WLS BF H R ER SO	IP WLS BF H R ER SO	IP WLS BF H R ER SO	IP WLS BF H R ER SO	ERA WHIP	ERA WHIP		
43 Patrick Sandoval, L ERA: 1.23	3.2	19	3	2	0	6	3	0	0	0	0	0	0	0	0	0	0.00	1.636		
46 Jimmy Herget, R ERA: 6.33	1.0	5	0	0	0	0	0	0	0	0	0	0	0	0	0	0	9.00	2.000		
28 Aaron Loup, L ERA: 4.91	1.1	8	1	0	2	0	1	0	2	0	0	0	0	0	0	0	0.00	0.750		
51 Jaime Barria, R ERA: 4.15	2.0	7	0	0	0	1	2	0	0	0	0	0	0	0	0	0	0.00	1.000		

Los Angeles Angels @ Boston Red Sox
Fenway Park, Boston, MA
Fri Apr 14, 2023, 7:12 PM - 10:08 PM EDT
Att: 36,680 - Partly Cloudy - 58 F

AB	35
R	3
H	11
RBI	3
BB	5
SO	11
LOB	26



Los Angeles Angels @ Boston Red Sox
Fenway Park, Boston, MA
Fri Apr 14, 2023, 7:12 PM - 10:08 PM EDT
Att: 36,680 - Partly Cloudy - 58 F

AB	31
R	5
H	5
RBI	2
BB	6
SO	9
LOB	22



Batter	1	2	3	4	5	6	7	8	9	AB	R	H	RBI	BB	SO	LOB	TOP										
9 Zach Neto, R (1, 6)	G5-3		G5-4-3			G6-4-3		PO	L8	4	0	0	0	0	0	2	Los Angeles Angels @ Boston Red Sox Fenway Park, Boston, MA Sun Apr 16 2023, 1:35 PM - 3:31 PM EDT Att: 34,790 - Cloudy - 54 F										
27 Mike Trout, R (1, 8) OBP: 0.435, SLG: 0.537	K		P4			L9			K	4	0	0	0	0	2	0											
17 Shohel Ohtani, L (1, 10) OBP: 0.383, SLG: 0.500	G6-3								F7	4	0	0	0	0	0	0											
6 Anthony Rendon, R (1, 5) OBP: 0.421, SLG: 0.321		12 G4-3 23 1B 2B				F9				3	1	1	0	0	0	0											
12 Hunter Renfroe, R (1, 9) OBP: 0.369, SLG: 0.500		G4-3								3	0	0	0	0	2	1											
10 Gio Urshela, R (1, 3) OBP: 0.370, SLG: 0.442										3	0	1	0	0	1	1											
8 Brett Phillips, L (8, PR)										0	0	0	0	0	0	0											
18 Jake Lamb, L (8, 3) OBP: 0.250, SLG: 0.207										0	0	0	0	0	0	0											
2 Luis Rengifo, S (1, 7) OBP: 0.315, SLG: 0.244										1	0	0	0	1	1	0											
3 Taylor Ward, R (8, PH) OBP: 0.343, SLG: 0.373		23 1B BB								1	0	0	0	0	0	1											
23 Brandon Drury, R (1, 4) OBP: 0.240, SLG: 0.326										2	0	1	1	1	0	0											
14 Logan O'Hoppe, R (1, 2) OBP: 0.304, SLG: 0.561										2	0	1	0	1	0	2											
Inning Stats	R: 0 E: 0 K: 1 S: 9	H: 0 LOB: 0 BB: 0 P: 13	R: 1 E: 0 K: 0 S: 10	H: 2 LOB: 1 BB: 1 P: 20	R: 0 E: 0 K: 0 S: 8	H: 1 LOB: 0 BB: 0 P: 10	R: 0 E: 0 K: 1 S: 8	H: 0 LOB: 0 BB: 0 P: 13	R: 0 E: 0 K: 2 S: 9	H: 0 LOB: 0 BB: 0 P: 12	R: 0 E: 0 K: 0 S: 7	H: 0 LOB: 0 BB: 1 P: 16	R: 0 E: 0 K: 1 S: 10	H: 0 LOB: 0 BB: 0 P: 15	R: 0 E: 0 K: 0 S: 6	H: 1 LOB: 2 BB: 1 P: 15	R: 0 E: 0 K: 1 S: 7	H: 0 LOB: 0 BB: 0 P: 11	1B: 3 2B: 1 3B: 0 HR: 0	SF: 0 SAC: 0 DP: 2 HBP: 0	WP: 0 PB: 0 SB: 0 CS: 1	PA: 32					
PITCHER	IP	WLS	BF	H	R	ER	SO	BB	IBB	HBP	BLK	WP	HR	S	P	ERA	WHIP										
22 Garrett Whitlock, R (1, 1) ERA: 4.5	7.0	W	23	3	1	1	5	2	0	0	0	0	0	61	99	1.29	0.714										
61 Kaleb Ort, R (8, 1) ERA: 5.0	1.0	H	4	1	0	0	0	1	0	0	0	0	0	6	15	0.00	2.000										
70 Ryan Brasier, R (9, 1) ERA: 4.82	1.0	S	3	0	0	0	1	0	0	0	0	0	0	7	11	0.00	0.000										

Batter	1	2	3	4	5	6	7	8	9	AB	R	H	RBI	BB	SO	LOB	BOTTOM											
99 Alex Verdugo, L (1, 9) OBP: 0.386, SLG: 0.429	G6-3		2 HR 1B							4	1	2	0	0	1	0	Los Angeles Angels @ Boston Red Sox Fenway Park, Boston, MA Sun Apr 16 2023, 1:35 PM - 3:31 PM EDT Att: 34,790 - Cloudy - 54 F											
2 Justin Turner, R (1, 3) OBP: 0.385, SLG: 0.390	F9		HR							4	1	2	2	0	0	1												
30 Rob Refsnyder, R (1, 7) OBP: 0.366, SLG: 0.333										3	0	1	0	1	1	1												
11 Rafael Devers, L (1, 5) OBP: 0.308, SLG: 0.656	F8		F7							3	0	0	0	0	0	3												
5 Enrique Hernández, R (1, 8) OBP: 0.274, SLG: 0.333		39 G6-4-3 7 HBP 1B								3	0	1	0	0	1	1												
7 Masataka Yoshida, L (1, 10) OBP: 0.354, SLG: 0.388										2	0	0	0	0	1	0												
39 Christian Arroyo, R (1, 4) OBP: 0.294, SLG: 0.213										3	0	1	0	0	1	2												
12 Connor Wong, R (1, 2) OBP: 0.250, SLG: 0.250										3	0	0	0	0	1	2												
20 Yu Chang, R (1, 6) OBP: 0.160, SLG: 0.217										3	0	0	0	0	1	0												
Inning Stats	R: 0 E: 0 K: 0 S: 9	H: 0 LOB: 1 BB: 1 P: 17	R: 0 E: 0 K: 1 S: 12	H: 1 LOB: 1 BB: 0 P: 18	R: 2 E: 0 K: 1 S: 13	H: 2 LOB: 0 BB: 0 P: 18	R: 0 E: 0 K: 3 S: 10	H: 0 LOB: 0 BB: 0 P: 13	R: 0 E: 0 K: 2 S: 9	H: 0 LOB: 0 BB: 0 P: 12	R: 0 E: 0 K: 0 S: 7	H: 2 LOB: 1 BB: 0 P: 10	R: 0 E: 0 K: 0 S: 6	H: 1 LOB: 0 BB: 0 P: 10	R: 0 E: 0 K: 0 S: 10	H: 1 LOB: 1 BB: 0 P: 14		R: 0 E: 0 K: 0 S: 10	H: 0 LOB: 0 BB: 0 P: 11	1B: 6 2B: 0 3B: 0 HR: 1	SF: 0 SAC: 0 DP: 3 HBP: 1	WP: 0 PB: 0 SB: 1 CS: 0	PA: 30					
PITCHER	IP	WLS	BF	H	R	ER	SO	BB	IBB	HBP	BLK	WP	HR	S	P	ERA		WHIP										
48 Reid Detmers, L (1, 1) ERA: 4.5	6.1	L	25	6	2	2	7	1	0	1	0	0	0	65	97	2.84		1.105										
60 Andrew Wantz, R (7, 1) ERA:	1.2		5	1	0	0	0	0	0	0	0	0	0	11	15	0.00	0.600											

Batter	1	2	3	4	5	6	7	8	9	AB	R	H	RBI	BB	SO	LOB	TOP																				
3 Taylor Ward, R OBP: 0.338, SLG: 0.368										5	1	2	0	0	2	4																					
17 Shohel Ohtani, L OBP: 0.382, SLG: 0.533										3	2	1	2	0	1	1																					
27 Mike Trout, R OBP: 0.438, SLG: 0.552										4	1	2	0	0	2	2																					
6 Anthony Rendon, R OBP: 0.405, SLG: 0.323										3	1	1	2	0	1	1																					
12 Hunter Renfroe, R OBP: 0.356, SLG: 0.531										4	0	1	1	0	0	1																					
18 Jake Lamb, L OBP: 0.282, SLG: 0.250										3	0	0	0	0	3	1																					
23 Brandon Drury, R OBP: 0.236, SLG: 0.320										1	0	0	0	0	1	0																					
10 Gio Urshela, R OBP: 0.339, SLG: 0.390										4	0	0	0	0	1	1	AB 33																				
9 Zach Neto, R OBP: 0.118, SLG: 0.063										3	0	0	0	0	0	0	R 5																				
14 Logan O'Hoppe, R OBP: 0.315, SLG: 0.521										3	0	1	0	1	0	0	H 8																				
Inning Stats	R: 2 H: 3 E: 0 K: 0 S: 12	H: 3 LOB: 0 BB: 0 P: 22	R: 0 H: 0 E: 0 K: 2 S: 10	H: 0 LOB: 0 BB: 0 P: 15	R: 0 H: 0 E: 0 K: 2 S: 8	H: 0 LOB: 0 BB: 0 P: 13	R: 2 H: 3 E: 1 K: 1 S: 18	H: 3 LOB: 3 BB: 1 P: 31	R: 1 H: 0 E: 0 K: 1 S: 16	H: 0 LOB: 0 BB: 0 P: 22	R: 0 H: 0 E: 0 K: 1 S: 8	H: 0 LOB: 0 BB: 0 P: 11	R: 0 H: 1 E: 0 K: 1 S: 9	H: 1 LOB: 0 BB: 0 P: 15	R: 0 H: 0 E: 0 K: 2 S: 8	H: 0 LOB: 0 BB: 0 P: 13	R: 0 H: 1 E: 0 K: 1 S: 13	H: 1 LOB: 1 BB: 0 P: 18	1B: 4 2B: 4 3B: 0 HR: 1	SF: 1 SAC: 0 DP: 1 HBP: 1	WP: 0 PB: 0 SB: 1 CS: 0	PA: 37															
PITCHER	IP	WLS	BF	H	R	ER	SO	BB	IBB	HBP	BLK	WP	HR	S	P	ERA	WHIP	PITCHER	IP	WLS	BF	H	R	ER	SO	BB	IBB	HBP	BLK	WP	HR	S	P	ERA	WHIP		
36 Clarke Schmidt, R ERA: 8.79	3.2	L	17	6	4	4	5	0	0	1	0	0	1	41	68	9.82	1.636																				
85 Greg Weissert, R ERA:	0.1		2	0	0	0	0	1	0	0	0	0	0	7	13	0.00	3.000																				
97 Ron Marinaccio, R ERA: 1.13	2.0		7	0	1	0	2	0	0	0	0	0	0	24	33	0.00	0.000																				
70 Jimmy Cordero, R ERA: 2.7	2.0		7	1	0	0	3	0	0	0	1	0	0	17	28	0.00	0.500																				
84 Albert Abreu, R ERA:	1.0		4	1	0	0	1	0	0	0	0	0	0	13	18	0.00	1.000																				
Batter	1	2	3	4	5	6	7	8	9	AB	R	H	RBI	BB	SO	LOB	BOTTOM																				
11 Anthony Volpe, R OBP: 0.317, SLG: 0.300										3	0	0	1	2	1	0																					
Aaron Judge, R OBP: 0.386, SLG: 0.559										3	0	0	1	0	2	2																					
48 Anthony Rizzo, L OBP: 0.397, SLG: 0.569										4	0	1	0	0	1	2																					
25 Gleyber Torres, R OBP: 0.424, SLG: 0.462										3	0	0	0	1	0	0																					
26 DJ LeMahieu, R OBP: 0.345, SLG: 0.510										3	0	0	0	1	2	0																					
91 Oswald Peraza, R OBP: 0.500, SLG: 0.333										3	1	1	0	1	0	3																					
12 Isiah Kiner-Falefa, R OBP: 0.130, SLG: 0.130										3	0	1	0	0	0	1	AB 29																				
33 Franchy Cordero, L OBP: 0.256, SLG: 0.568										1	0	0	0	0	0	1	R 2																				
66 Kyle Higashioka, R OBP: 0.200, SLG: 0.417										4	1	1	0	0	1	1	H 4																				
31 Aaron Hicks, S OBP: 0.222, SLG: 0.125										2	0	0	0	2	1	0	RBI 2																				
Inning Stats	R: 0 H: 1 E: 0 K: 1 S: 12	H: 1 LOB: 3 BB: 2 P: 29	R: 0 H: 1 E: 0 K: 0 S: 11	H: 1 LOB: 2 BB: 2 P: 20	R: 0 H: 0 E: 0 K: 0 S: 7	H: 0 LOB: 0 BB: 0 P: 9	R: 2 H: 1 E: 0 K: 1 S: 17	H: 1 LOB: 3 BB: 3 P: 35	R: 0 H: 0 E: 0 K: 1 S: 6	H: 0 LOB: 0 BB: 0 P: 10	R: 0 H: 0 E: 0 K: 1 S: 8	H: 0 LOB: 0 BB: 0 P: 10	R: 0 H: 0 E: 0 K: 1 S: 8	H: 0 LOB: 0 BB: 0 P: 14	R: 0 H: 1 E: 0 K: 1 S: 9	H: 1 LOB: 0 BB: 0 P: 13	R: 0 H: 0 E: 0 K: 2 S: 7	H: 0 LOB: 0 BB: 0 P: 10	1B: 3 2B: 1 3B: 0 HR: 0	SF: 1 SAC: 0 DP: 0 HBP: 0	WP: 0 PB: 0 SB: 0 CS: 0	PA: 37															
PITCHER	IP	WLS	BF	H	R	ER	SO	BB	IBB	HBP	BLK	WP	HR	S	P	ERA	WHIP	PITCHER	IP	WLS	BF	H	R	ER	SO	BB	IBB	HBP	BLK	WP	HR	S	P	ERA	WHIP		
54 José Suarez, L ERA: 9.26	3.1		18	3	2	2	1	6	0	0	0	0	0	15	25	0.00	0.600																				
60 Andrew Wantz, R ERA:	1.2	W	6	0	0	0	2	1	0	0	0	0	0	15	25	0.00	0.600																				
46 Jimmy Herget, R ERA: 4.7	2.0	H	6	0	0	0	2	0	0	0	0	0	0	16	24	0.00	0.000																				
51 Jaime Barria, R ERA: 3.72	1.0	H	4	1	0	0	1	0	0	0	0	0	0	9	13	0.00	1.000																				
65 José Quijada, L ERA:	1.0	S	3	0	0	0	2	0	0	0	0	0	0	7	10	0.00	0.000																				

Los Angeles Angels @ New York Yankees
Yankee Stadium, Bronx, NY
Tue Apr 18 2023, 7:10 PM - 9:54 PM EDT
Att: 37,883 - Clear - 52 F

livebaseballscorecards.com



AB 33
R 5
H 8
RBI 5
BB 1
SO 11
LOB 11

WP: 0 PA: 37
PB: 0
SB: 0
CS: 1

Los Angeles Angels @ New York Yankees
Yankee Stadium, Bronx, NY
Tue Apr 18 2023, 7:10 PM - 9:54 PM EDT
Att: 37,883 - Clear - 52 F

livebaseballscorecards.com



AB 29
R 2
H 4
RBI 2
BB 7
SO 8
LOB 10

WP: 0 PA: 37
PB: 0
SB: 0
CS: 0

Batter	1	2	3	4	5	6	7	8	9	10	AB	R	H	RBI	BB	SO	LOB	TOP	
3 Taylor Ward, R OBP: 0.329, SLG: 0.347	F9		P3		G6-3		K		HBP		4	0	0	1	0	1	4	Los Angeles Angels @ New York Yankees Yankee Stadium, Bronx, NY Wed Apr 19 2023, 7:10 PM - 10:28 PM EDT Att: 38,131 - Clear -61 F	
17 Shohei Ohtani, L OBP: 0.370, SLG: 0.500	F8		G4-3		K		K		BB		4	0	0	0	1	2	4		
27 Mike Trout, R OBP: 0.436, SLG: 0.540	BB		K		BB		K		K	G4-3	5	0	2	0	0	3	3		
6 Anthony Rendon, R OBP: 0.404, SLG: 0.314	BB				G6-3		F8			G4-3	4	0	1	0	1	0	0		
12 Hunter Renfroe, R OBP: 0.238, SLG: 0.315	F8		BB		G5-4		G5-4-3		BB	G5-3	4	1	1	0	1	0	5		
10 Gio Urshela, R OBP: 0.328, SLG: 0.375	F8		FC5-4		BB		K		BB	L9	5	0	1	1	0	1	3		
23 Brandon Drury, R OBP: 0.220, SLG: 0.296	K		K		F8		K		L8		4	0	0	0	0	2	1		
21 Matt Thaiss, L	K		BB		F8		K		L8		1	1	0	0	2	1	0		
8 Brett Phillips, L	K		BB		F8		K		L8		0	0	0	0	0	0	0		
14 Logan O'Hoppe, R OBP: 0.309, SLG: 0.510	K		BB		F8		K		L8		1	0	0	0	0	0	0		
9 Zach Neto, R OBP: 0.238, SLG: 0.263	G4-3		BB		G6-3		BB		G5-3		3	0	2	0	0	0	0		
Inning Stats	R: 0 E: 0 K: 0 S: 16	H: 1 LOB: 2 BB: 1 P: 27	R: 0 E: 0 K: 2 S: 9	H: 0 LOB: 0 BB: 0 P: 15	R: 0 E: 0 K: 1 S: 12	H: 1 LOB: 1 BB: 0 P: 20	R: 0 E: 0 K: 1 S: 5	H: 2 LOB: 1 BB: 0 P: 11	R: 0 E: 0 K: 3 S: 13	H: 0 LOB: 2 BB: 1 P: 24	R: 1 E: 0 K: 1 S: 13	H: 2 LOB: 1 BB: 0 P: 21	R: 0 E: 0 K: 1 S: 7	H: 0 LOB: 2 BB: 0 P: 17	R: 0 E: 0 K: 0 S: 6	H: 0 LOB: 1 BB: 0 P: 7	1B: 5 2B: 2 3B: 0 HR: 0	SF: 0 SAC: 0 DP: 1 HBP: 2	WP: 0 PB: 0 SB: 0 CS: 0
PITCHER	IP WLS BF H R ER SO BB IBB HBP BLK WP HR S P ERA WHIP	IP WLS BF H R ER SO BB IBB HBP BLK WP HR S P ERA WHIP	IP WLS BF H R ER SO BB IBB HBP BLK WP HR S P ERA WHIP	IP WLS BF H R ER SO BB IBB HBP BLK WP HR S P ERA WHIP	IP WLS BF H R ER SO BB IBB HBP BLK WP HR S P ERA WHIP	IP WLS BF H R ER SO BB IBB HBP BLK WP HR S P ERA WHIP	IP WLS BF H R ER SO BB IBB HBP BLK WP HR S P ERA WHIP	IP WLS BF H R ER SO BB IBB HBP BLK WP HR S P ERA WHIP	IP WLS BF H R ER SO BB IBB HBP BLK WP HR S P ERA WHIP	IP WLS BF H R ER SO BB IBB HBP BLK WP HR S P ERA WHIP	IP WLS BF H R ER SO BB IBB HBP BLK WP HR S P ERA WHIP	IP WLS BF H R ER SO BB IBB HBP BLK WP HR S P ERA WHIP	IP WLS BF H R ER SO BB IBB HBP BLK WP HR S P ERA WHIP	IP WLS BF H R ER SO BB IBB HBP BLK WP HR S P ERA WHIP	IP WLS BF H R ER SO BB IBB HBP BLK WP HR S P ERA WHIP	IP WLS BF H R ER SO BB IBB HBP BLK WP HR S P ERA WHIP	IP WLS BF H R ER SO BB IBB HBP BLK WP HR S P ERA WHIP	IP WLS BF H R ER SO BB IBB HBP BLK WP HR S P ERA WHIP	
76 Jhony Brito, R ERA: 5.4	4.1	18	3	1	1	3	3	0	0	0	0	0	47	84	2.08	1.385			
34 Michael King, R ERA: 1.5	2.1	10	2	0	0	4	1	0	1	0	0	0	24	44	0.00	1.286			
58 Wandy Peralta, L ERA: 1.29	1.1	6	2	1	1	2	0	0	0	1	0	0	16	26	6.75	1.500			
35 Clay Holmes, R ERA: 4.7	1.0	5	0	0	0	1	1	0	1	0	0	0	7	17	0.00	1.000			
71 Ian Hamilton, R ERA: 1.96	1.0	3	0	0	0	0	0	0	0	0	0	0	6	7	0.00	0.000			

Batter	1	2	3	4	5	6	7	8	9	10	AB	R	H	RBI	BB	SO	LOB	BOTTOM					
11 Anthony Volpe, R OBP: 0.338, SLG: 0.315	HR		WP		K		K		F8	B1	4	1	2	0	1	1	0	Los Angeles Angels @ New York Yankees Yankee Stadium, Bronx, NY Wed Apr 19 2023, 7:10 PM - 10:28 PM EDT Att: 38,131 - Clear -61 F					
Aaron Judge, R OBP: 0.382, SLG: 0.597	HR		K		BB		BB		F8	HBP	3	1	1	2	2	1	2						
48 Anthony Rizzo, L OBP: 0.411, SLG: 0.557	F8		P3		K		BB		BB	HBP	3	0	1	0	1	0	1						
25 Gleyber Torres, R OBP: 0.394, SLG: 0.429	F8		G6-3		F6		F8		F8	SF8	4	0	0	1	0	0	4						
26 DJ LeMahieu, R OBP: 0.322, SLG: 0.472	G6-3		P3		FC4-6		K		K		4	0	0	0	0	1	4						
24 Willie Calhoun, L OBP: 0.200, SLG: 0.211	BB		BB		K		F7		HBP		2	0	0	0	1	1	0						
91 Oswald Peraza, R OBP: 0.600, SLG: 0.333	BB		BB		K		F7		HBP		0	0	0	0	0	0	0						
95 Oswaldo Cabrera, S OBP: 0.255, SLG: 0.283	P5		BB		K		G4-3		FC3-6		4	0	1	0	0	0	2						
39 Jose Trevino, R OBP: 0.237, SLG: 0.324	G5-4-3		K		K		2B		K		4	0	1	0	0	2	2						
33 Franchy Cordero, L OBP: 0.238, SLG: 0.525	G3		G1-3		K		K		K	HBP	3	0	0	0	0	1	1						
12 Isiah Kiner-Falefa, R OBP: 0.115, SLG: 0.115	G3		G1-3		K		K		K	HBP	1	1	0	0	0	1	1						
Inning Stats	R: 2 E: 0 K: 0 S: 15	H: 2 LOB: 0 BB: 0 P: 26	R: 0 E: 0 K: 0 S: 4	H: 0 LOB: 0 BB: 1 P: 9	R: 0 E: 0 K: 1 S: 13	H: 0 LOB: 1 BB: 1 P: 23	R: 0 E: 0 K: 1 S: 8	H: 0 LOB: 0 BB: 0 P: 11	R: 0 E: 0 K: 1 S: 7	H: 1 LOB: 0 BB: 0 P: 12	R: 0 E: 0 K: 1 S: 15	H: 1 LOB: 2 BB: 1 P: 24	R: 0 E: 0 K: 1 S: 9	H: 1 LOB: 1 BB: 0 P: 14	R: 0 E: 0 K: 1 S: 20	H: 1 LOB: 2 BB: 1 P: 30	R: 0 E: 0 K: 2 S: 9	H: 0 LOB: 1 BB: 0 P: 15	R: 1 E: 0 K: 0 S: 3	H: 0 LOB: 2 BB: 1 P: 5	1B: 4 2B: 1 3B: 0 HR: 1	SF: 1 SAC: 0 DP: 1 HBP: 2	WP: 1 PB: 0 SB: 2 CS: 0
PITCHER	IP WLS BF H R ER SO BB IBB HBP BLK WP HR S P ERA WHIP	IP WLS BF H R ER SO BB IBB HBP BLK WP HR S P ERA WHIP	IP WLS BF H R ER SO BB IBB HBP BLK WP HR S P ERA WHIP	IP WLS BF H R ER SO BB IBB HBP BLK WP HR S P ERA WHIP	IP WLS BF H R ER SO BB IBB HBP BLK WP HR S P ERA WHIP	IP WLS BF H R ER SO BB IBB HBP BLK WP HR S P ERA WHIP	IP WLS BF H R ER SO BB IBB HBP BLK WP HR S P ERA WHIP	IP WLS BF H R ER SO BB IBB HBP BLK WP HR S P ERA WHIP	IP WLS BF H R ER SO BB IBB HBP BLK WP HR S P ERA WHIP	IP WLS BF H R ER SO BB IBB HBP BLK WP HR S P ERA WHIP	IP WLS BF H R ER SO BB IBB HBP BLK WP HR S P ERA WHIP	IP WLS BF H R ER SO BB IBB HBP BLK WP HR S P ERA WHIP	IP WLS BF H R ER SO BB IBB HBP BLK WP HR S P ERA WHIP	IP WLS BF H R ER SO BB IBB HBP BLK WP HR S P ERA WHIP	IP WLS BF H R ER SO BB IBB HBP BLK WP HR S P ERA WHIP	IP WLS BF H R ER SO BB IBB HBP BLK WP HR S P ERA WHIP	IP WLS BF H R ER SO BB IBB HBP BLK WP HR S P ERA WHIP	IP WLS BF H R ER SO BB IBB HBP BLK WP HR S P ERA WHIP					
47 Griffin Canning, R ERA: 3.48	5.1	21	4	2	2	4	3	0	0	0	1	1	58	100	3.38	1.312							
51 Jaime Barria, R ERA: 3.16	1.2	6	1	0	0	1	0	0	0	0	0	0	13	19	0.00	0.600							
53 Carlos Estévez, R ERA: 2.25	1.0	5	1	0	0	1	1	0	0	0	0	0	20	30	0.00	2.000							
55 Matt Moore, L ERA: 2.0	1.2	8	0	1	0	2	0	1	2	0	0	0	12	20	0.00	0.000							

Batter	1	2	3	4	5	6	7	8	9	AB R H RBI BB SO LOB	TOP											
3 Taylor Ward, R OBP: 0.310, SLG: 0.329										4 0 0 1 0 2 4	<p>Los Angeles Angels @ New York Yankees Yankee Stadium, Bronx, NY Thu Apr 20 2023, 4:10 PM - 6:57 PM EDT Att: 39,315 - Sunny - 63 F</p> <p>livebaseballscorecards.com</p> <p>AB 32 R 3 H 7 RBI 3 BB 3 SO 9 LOB 16</p>											
17 Shohel Ohtani, L OBP: 0.364, SLG: 0.478										3 0 0 0 1 0 3												
27 Mike Trout, R OBP: 0.427, SLG: 0.522										4 0 1 0 0 1 0												
6 Anthony Rendon, R OBP: 0.373, SLG: 0.282										4 0 0 0 0 2 3												
12 Hunter Renfroe, R OBP: 0.354, SLG: 0.500										4 0 1 0 0 1 0												
23 Brandon Drury, R OBP: 0.222, SLG: 0.293										4 1 1 0 0 1 1												
2 Luis Rengifo, S OBP: 0.345, SLG: 0.277										2 2 1 0 2 0 0												
14 Logan O'Hoppe, R OBP: 0.339, SLG: 0.547										4 0 3 2 0 0 1												
21 Matt Thaiss, L (9, PR)										0 0 0 0 0 0 0												
9 Zach Neto, R OBP: 0.240, SLG: 0.227										3 0 0 0 0 2 4												
Inning Stats	R: 0 E: 0 K: 1 S: 8	H: 0 LOB: 0 BB: 0 P: 12	R: 0 E: 0 K: 2 S: 9	H: 0 LOB: 0 BB: 0 P: 13	R: 0 E: 0 K: 0 S: 12	H: 0 LOB: 2 BB: 1 P: 22	R: 0 E: 0 K: 1 S: 9	H: 0 LOB: 0 BB: 0 P: 14	R: 2 E: 0 K: 1 S: 11	H: 3 LOB: 1 BB: 0 P: 14	R: 0 E: 0 K: 2 S: 8	H: 1 LOB: 3 BB: 2 P: 10	R: 1 E: 0 K: 1 S: 13	H: 2 LOB: 3 BB: 2 P: 24	R: 0 E: 0 K: 0 S: 8	H: 0 LOB: 0 BB: 0 P: 11	R: 0 E: 0 K: 1 S: 9	H: 1 LOB: 1 BB: 0 P: 15	1B: 5 2B: 2 3B: 0 HR: 0	SF: 1 SAC: 0 DP: 1 HBP: 1	WP: 0 PB: 0 CS: 0	PA: 37
PITCHER	IP WLS BF H R ER SO BB IBB HBP BLK WP HR S P ERA WHIP											IP WLS BF H R ER SO BB IBB HBP BLK WP HR S P ERA WHIP										
65 Nestor Cortes, L ERA: 3.09	6.0 W 25 4 3 3 7 2 0 1 0 0 0 0 60 94 4.50 1.000																					
97 Ron Marinaccio, R ERA: 1.04	7.1 0.2 H 3 1 0 0 1 0 0 0 0 0 0 8 11 0.00 1.500																					
58 Wandy Peralta, L ERA: 1.23	7.1 0.1 H 3 1 0 0 0 1 0 0 0 0 0 2 6 0.00 6.000																					
71 Ian Hamilton, R ERA: 1.89	8.1 1.0 3 0 0 0 0 0 0 0 0 0 0 8 11 0.00 0.000																					
85 Greg Weissert, R ERA:	9.1 1.0 3 1 0 0 1 0 0 0 0 0 0 9 15 0.00 1.000																					

Batter	1	2	3	4	5	6	7	8	9	AB R H RBI BB SO LOB	BOTTOM									
11 Anthony Volpe, R OBP: 0.343, SLG: 0.298										3 1 0 0 2 2 3	<p>Los Angeles Angels @ New York Yankees Yankee Stadium, Bronx, NY Thu Apr 20 2023, 4:10 PM - 6:57 PM EDT Att: 39,315 - Sunny - 63 F</p> <p>livebaseballscorecards.com</p> <p>AB 32 R 9 H 9 RBI 9 BB 11 SO 10 LOB 33</p>									
Aaron Judge, R OBP: 0.383, SLG: 0.576										4 2 1 0 1 2 2										
33 Franchy Cordero, L OBP: 0.238, SLG: 0.525										0 0 0 0 0 0 0										
48 Anthony Rizzo, L OBP: 0.449, SLG: 0.578										3 2 3 1 2 0 0										
25 Gleyber Torres, R OBP: 0.395, SLG: 0.417										4 1 1 0 1 1 5										
26 DJ LeMahieu, R OBP: 0.344, SLG: 0.482										3 2 1 1 1 1 5										
91 Oswald Peralta, R OBP: 0.500, SLG: 0.266										4 1 1 2 1 2 3										
95 Oswaldo Cabrera, S OBP: 0.250, SLG: 0.263										4 0 0 0 1 2 7										
39 Jose Trevino, R OBP: 0.256, SLG: 0.341										4 0 1 3 1 0 6										
12 Isiah Kiner-Falefa, R OBP: 0.167, SLG: 0.138										3 0 1 2 1 0 2										
Inning Stats	R: 5 E: 0 K: 1 S: 19	H: 3 LOB: 1 BB: 3 P: 39	R: 0 E: 0 K: 1 S: 11	H: 1 LOB: 2 BB: 1 P: 19	R: 0 E: 0 K: 1 S: 11	H: 0 LOB: 1 BB: 1 P: 18	R: 0 E: 0 K: 2 S: 9	H: 0 LOB: 1 BB: 1 P: 17	R: 0 E: 0 K: 1 S: 8	H: 0 LOB: 0 BB: 0 P: 13	R: 0 E: 0 K: 2 S: 11	H: 0 LOB: 1 BB: 1 P: 19	R: 3 E: 0 K: 0 S: 15	H: 2 LOB: 2 BB: 3 P: 28	R: 1 E: 0 K: 2 S: 19	H: 3 LOB: 3 BB: 1 P: 30	1B: 7 2B: 2 3B: 0 HR: 0	SF: 0 SAC: 0 DP: 1 HBP: 1	WP: 0 PB: 0 CS: 0	PA: 44
PITCHER	IP WLS BF H R ER SO BB IBB HBP BLK WP HR S P ERA WHIP											IP WLS BF H R ER SO BB IBB HBP BLK WP HR S P ERA WHIP								
43 Patrick Sandoval, L ERA: 3.38	4.0 L 22 4 5 5 5 6 0 0 0 0 0 0 21 38 4.50 1.000																			
32 Tucker Davidson, L ERA: 2.84	5.1 2.0 8 0 1 1 3 2 0 1 0 0 0 0 13 22 18.00 3.000																			
46 Jimmy Herget, R ERA: 6.25	7.1 1.0 7 2 2 2 0 1 1 0 0 0 0 0 19 30 9.00 4.000																			
28 Aaron Loup, L ERA: 6.75	8.1 1.0 7 3 1 1 2 1 0 0 0 0 0 0 19 30 9.00 4.000																			

Batter	1	2	3	4	5	6	7	8	9	AB	R	H	RBI	BB	SO	LOB	TOP															
7 Bobby Witt Jr. R OBP: 0.299, SLG: 0.439	L8		14 WP 1B		K		P3		G5-3	5	0	1	1	0	1	1	Kansas City Royals @ Los Angeles Angels Angel Stadium, Anaheim, CA Sat Apr 22 2023, 6:08 PM - 8:46 PM PDT Att: 44,148 - Partly Cloudy - 77 F															
14 Edward Olivares R OBP: 0.276, SLG: 0.345	P4		F9		F7		K		15 BB 1 HBP 1B	5	1	1	1	0	1	1																
9 Vinnie Pasquantino L OBP: 0.361, SLG: 0.465	G4-3			F9		1B 17 BB 1B HBP		K	F8	4	1	0	0	0	1	1																
13 Salvador Perez R OBP: 0.256, SLG: 0.380	G6-3			15 BB 2B		L6		G4-3	1 HBP 17 BB 1B BB	4	2	1	0	1	0	1																
15 Matt Duffy R OBP: 0.412, SLG: 0.545	L7			1 BB 3B 2B		17 BB 8 FC3-6 1B		G4-3	1 HBP 17 BB BB	4	3	3	1	1	0	0																
1 MJ Melendez L OBP: 0.277, SLG: 0.296	F7			17 FC5-2 3B		8 FC3-6 17 BB E 1B		G4-3	17 BB 1B HBP	4	1	2	2	0	0	1																
17 Hunter Dozier R OBP: 0.213, SLG: 0.261			28 G4-3 7 BB 1B		FC5-2			F7	1-3 2-H 3-H 1B	5	1	3	3	0	0	2																
Jackie Bradley Jr. L OBP: 0.229, SLG: 0.161									1-3 2-H 3-H 1B	0	0	0	0	0	0	0																
18 Nate Eaton R OBP: 0.040, SLG: 0.040									2-2 1B	2	0	0	0	0	0	2																
8 Nicky Lopez L OBP: 0.320, SLG: 0.293									2-2 1B	1	1	0	1	0	0	1																
28 Kyle Isbel L OBP: 0.233, SLG: 0.281	G4-3								1-1 1B 2B	4	1	1	1	0	0	2																
Inning Stats	R: 0 H: 0 E: 0 K: 0 S: 8	H: 0 LOB: 0 BB: 0 P: 9	R: 0 H: 0 E: 0 K: 0 S: 7	H: 0 LOB: 0 BB: 0 P: 10	R: 1 H: 2 E: 0 K: 0 S: 11	H: 2 LOB: 1 BB: 0 P: 15	R: 2 H: 3 E: 0 K: 0 S: 8	H: 3 LOB: 1 BB: 0 P: 11	R: 0 H: 0 E: 0 K: 2 S: 9	H: 0 LOB: 0 BB: 0 P: 11	R: 0 H: 1 E: 0 K: 0 S: 13	H: 1 LOB: 1 BB: 0 P: 16	R: 5 H: 3 E: 1 K: 0 S: 17	H: 3 LOB: 2 BB: 2 P: 29	1B: 7 2B: 4 3B: 1 HR: 0	SF: 0 SAC: 0 DP: 0 HBP: 3	WP: 1 PB: 0 SB: 0 CS: 0	PA: 43														
PITCHER	IP WLS BF H R ER SO BB IBB HBP BLK WP HR S P ERA WHIP																															
31 Tyler Anderson L ERA: 7.2	5.1		24	7	6	5	1	0	0	0	1	0	47	64	8.44	1.312																
60 Andrew Wantz R ERA:	1.2	B	6	1	0	0	2	0	0	0	0	0	17	22	0.00	0.600																
55 Matt Moore L ERA: 1.8	1.0	A	4	1	0	0	2	0	0	0	0	0	13	16	0.00	1.000																
65 José Quijada L ERA: 5.19	0.2	L	8	2	5	5	0	2	0	2	0	0	15	27	67.50	6.000																
61 Austin Warren R ERA:	0.1		1	1	0	0	0	0	0	0	0	0	2	2	0.00	3.000																



Batter	1	2	3	4	5	6	7	8	9	AB	R	H	RBI	BB	SO	LOB	BOTTOM																
2 Luis Rengifo S OBP: 0.338, SLG: 0.278	F8		27 BB 1B		FC6-4 27 HR		F8		K	4	1	1	0	0	0	2	Kansas City Royals @ Los Angeles Angels Angel Stadium, Anaheim, CA Sat Apr 22 2023, 6:08 PM - 8:46 PM PDT Att: 44,148 - Partly Cloudy - 77 F																
8 Brett Phillips L									K	0	0	0	0	0	0	0																	
3 Taylor Ward R OBP: 0.315, SLG: 0.325									K	1	0	0	0	0	1	0																	
27 Mike Trout R OBP: 0.425, SLG: 0.556	L9								K	5	1	2	3	0	2	0																	
17 Shohel Ohtani L OBP: 0.337, SLG: 0.434	F7		G4-3		F8		P6		G1-3	5	0	0	0	0	0	2																	
6 Anthony Rendon R OBP: 0.339, SLG: 0.239	G1-3			G5-3	G6-3		K			4	0	0	0	0	1	0																	
12 Hunter Renfroe R OBP: 0.367, SLG: 0.588	K			HR			HR		21 HR 2B	4	3	3	2	0	1	0																	
10 Gio Urshela R OBP: 0.324, SLG: 0.366	G3-1						K		G5-3	4	0	1	0	0	1	1																	
23 Brandon Drury R OBP: 0.211, SLG: 0.273			K		F8		9 BLK 9 BB 1B		K	4	1	1	0	0	2	2																	
21 Matt Thaiss L OBP: 0.300, SLG: 0.313			27 BB 1B		L9		L9		2-H HR	4	2	2	2	0	0	2																	
9 Zach Neto R OBP: 0.313, SLG: 0.259	F9				FC6-4 1B		1-H 1B		K	4	0	2	1	0	1	1																	
Inning Stats	R: 0 H: 0 E: 0 K: 0 S: 7	H: 0 LOB: 0 BB: 0 P: 9	R: 0 H: 0 E: 0 K: 1 S: 9	H: 0 LOB: 0 BB: 0 P: 11	R: 1 H: 3 E: 0 K: 1 S: 12	H: 3 LOB: 2 BB: 0 P: 18	R: 1 H: 2 E: 0 K: 0 S: 11	H: 2 LOB: 1 BB: 0 P: 18	R: 2 H: 3 E: 0 K: 1 S: 15	H: 3 LOB: 1 BB: 0 P: 20	R: 0 H: 0 E: 0 K: 2 S: 8	H: 0 LOB: 0 BB: 0 P: 12	R: 2 H: 2 E: 0 K: 2 S: 10	H: 2 LOB: 0 BB: 0 P: 13	R: 0 H: 0 E: 0 K: 2 S: 10	H: 0 LOB: 0 BB: 0 P: 12	1B: 7 2B: 1 3B: 0 HR: 4	SF: 0 SAC: 0 DP: 0 HBP: 0	WP: 0 PB: 0 SB: 0 CS: 0	PA: 39													
PITCHER	IP WLS BF H R ER SO BB IBB HBP BLK WP HR S P ERA WHIP																																
23 Zack Greinke R ERA: 4.61	5.0		22	7	4	4	2	0	0	0	0	0	1	15	20	18.00	3.000																
43 Carlos Hernández R ERA: 8.64	1.0	B	6	3	2	2	1	0	0	0	0	0	8	12	0.00	0.000																	
54 Aroldis Chapman L ERA:	1.0		3	0	0	0	2	0	0	0	0	0	1	10	13	18.00	2.000																
74 Jose Cuas R ERA: 6.75	1.0	W	5	2	2	2	2	0	0	0	0	0	1	10	13	18.00	2.000																
56 Scott Barlow R ERA: 9.22	1.0	S	3	0	0	0	2	0	0	0	0	0	10	12	0.00	0.000																	




Batter	1	2	3	4	5	6	7	8	9	AB	R	H	RBI	BB	SO	LOB	TOP										
7 Bobby Witt Jr. R OBP: 0.297, SLG: 0.465	F7		L8-3		G4-3		HR			4	1	1	1	0	0	1	Kansas City Royals @ Los Angeles Angels Angel Stadium, Anaheim, CA Sun Apr 23 2023, 1:08 PM - 3:19 PM PDT Att: 36,016 - Sunny - 76 F										
1 MJ Melendez L OBP: 0.282, SLG: 0.342 17 Hunter Dozier R OBP: 0.204, SLG: 0.250	HR		K		K		F7			2	1	1	1	0	1	0											
13 Salvador Perez R OBP: 0.256, SLG: 0.366	G4-6-3 HBP			F9		K		F9		3	0	0	0	0	1	0											
9 Vinnie Pasquantino L OBP: 0.368, SLG: 0.507	G4-6-3			1B		HR		L5		4	1	2	1	0	0	1											
14 Edward Olivares R OBP: 0.274, SLG: 0.339	G5-3			1B		F9		K		4	0	1	0	0	1	0											
19 Michael Massey L OBP: 0.218, SLG: 0.161	1B			K		1B		P5		4	0	2	0	0	1	2											
15 Matt Duffy R OBP: 0.405, SLG: 0.514 8 Nicky Lopez L OBP: 0.314, SLG: 0.286	1B			K		1B		F9		2	0	0	0	1	2	2											
28 Kyle Isbel L OBP: 0.219, SLG: 0.262	K			BB		K		F8		1	0	0	0	0	0	0											
34 Freddy Fermin R OBP: 0.333, SLG: 0.333	1B			F8		F9		F8		4	0	0	0	0	2	4											
Inning Stats	R: 1 E: 0 K: 0 S: 9	H: 1 LOB: 0 BB: 0 P: 12	R: 0 E: 0 K: 2 S: 11	H: 1 LOB: 1 BB: 0 P: 15	R: 0 E: 0 K: 1 S: 9	H: 1 LOB: 0 BB: 0 P: 12	R: 0 E: 0 K: 1 S: 12	H: 2 LOB: 3 BB: 1 P: 22	R: 0 E: 0 K: 1 S: 9	H: 0 LOB: 0 BB: 0 P: 15	R: 1 E: 0 K: 2 S: 14	H: 2 LOB: 1 BB: 0 P: 18	R: 1 E: 0 K: 1 S: 9	H: 1 LOB: 0 BB: 0 P: 17	R: 0 E: 0 K: 1 S: 7	H: 0 LOB: 0 BB: 0 P: 9		R: 0 E: 0 K: 0 S: 5	H: 0 LOB: 0 BB: 0 P: 6	1B: 5 2B: 1 3B: 0 HR: 3	SF: 0 SAC: 0 DP: 2 HBP: 1	WP: 0 PB: 0 SB: 1 CS: 0	PA: 35				
PITCHER	IP	WLS	BF	H	R	ER	SO	BB	IBB	HBP	BLK	WP	HR	S	P	ERA	WHIP										
48 Reid Detmers L ERA: 4.15	5.2		24	7	2	2	6	1	0	1	0	0	2	61	20	3.18	1.412										
61 Austin Warren R ERA: 5.4	1.1	W	5	1	1	1	2	0	0	0	0	0	1	12	21	6.75	0.750										
55 Matt Moore L ERA: 1.64	1.0	H	3	0	0	0	1	0	0	0	0	0	0	7	9	0.00	0.000										
53 Carlos Estévez R ERA: 1.8	1.0	S	3	0	0	0	0	0	0	0	0	0	0	5	6	0.00	0.000										

Batter	1	2	3	4	5	6	7	8	9	AB	R	H	RBI	BB	SO	LOB	BOTTOM										
3 Taylor Ward R OBP: 0.323, SLG: 0.361	BB		E5			HR	FC6-4			3	2	1	1	1	0	1	Kansas City Royals @ Los Angeles Angels Angel Stadium, Anaheim, CA Sun Apr 23 2023, 1:08 PM - 3:19 PM PDT Att: 36,016 - Sunny - 76 F										
27 Mike Trout R OBP: 0.440, SLG: 0.632	2B		F8			HR		1B		4	1	3	1	0	0	1											
17 Shohel Ohtani L OBP: 0.344, SLG: 0.481	SF7		K			HR		1B		3	1	2	2	0	1	1											
12 Hunter Renfroe R OBP: 0.351, SLG: 0.560	G5-3			P2		K		K		4	0	0	0	0	2	3											
2 Luis Rengifo S OBP: 0.319, SLG: 0.259	K		G3			G1-3		K		4	0	0	0	0	2	3											
10 Gio Urshela R OBP: 0.308, SLG: 0.347	F8		F8			F9		FC5-4		4	0	0	0	0	0	2											
18 Jake Lamb L OBP: 0.268, SLG: 0.237 23 Brandon Drury R OBP: 0.208, SLG: 0.269	F7			K			G6-3			2	0	0	0	0	1	0											
35 Chad Wallach R OBP: 0.167, SLG: 0.667	G5-3			F8			K			3	0	0	0	0	1	0											
9 Zach Neto R OBP: 0.314, SLG: 0.267	F9			K			1B			3	0	1	0	0	1	0											
Inning Stats	R: 1 E: 0 K: 1 S: 12	H: 1 LOB: 1 BB: 1 P: 20	R: 0 E: 0 K: 0 S: 5	H: 0 LOB: 0 BB: 0 P: 7	R: 0 E: 1 K: 1 S: 10	H: 0 LOB: 1 BB: 0 P: 15	R: 0 E: 0 K: 0 S: 6	H: 0 LOB: 0 BB: 0 P: 11	R: 0 E: 0 K: 2 S: 9	H: 0 LOB: 0 BB: 0 P: 15	R: 3 E: 0 K: 1 S: 14	H: 3 LOB: 0 BB: 0 P: 21	R: 0 E: 0 K: 1 S: 10	H: 1 LOB: 0 BB: 0 P: 17	R: 0 E: 0 K: 2 S: 13	H: 2 LOB: 2 BB: 0 P: 15		1B: 2 2B: 2 3B: 0 HR: 3	SF: 1 SAC: 0 DP: 0 HBP: 0	WP: 0 PB: 0 SB: 0 CS: 0	PA: 33						
PITCHER	IP	WLS	BF	H	R	ER	SO	BB	IBB	HBP	BLK	WP	HR	S	P	ERA	WHIP										
24 Jordan Lyles R ERA: 4.88	6.0	L	24	4	4	4	5	1	0	0	0	0	3	56	89	6.00	0.833										
22 Amir Garrett L ERA: 2.08	1.0		4	1	0	0	1	0	0	0	0	0	0	10	17	0.00	1.000										
3B Josh Taylor L ERA: 4.5	1.0		5	2	0	0	2	0	0	0	0	0	0	13	15	0.00	2.000										

AB	33
R	3
H	8
RBI	3
BB	1
SO	9
LOB	10



AB	31
R	4
H	7
RBI	4
BB	1
SO	8
LOB	11



Batter	1	2	3	4	5	6	7	8	9	10	AB	R	H	RBI	BB	SO	LOB	TOP									
1 Esteyru Ruiz, R OBP: 0.344, SLG: 0.333	F8	F9		K			G6-3		B2		6	0	1	0	0	1	4										
13 Jordan Diaz, R OBP: 0.324, SLG: 0.500	F8	K		K			K			L9	4	0	0	0	0	3	1										
21 Conner Capel, L OBP: 0.358, SLG: 0.367	F8	K		K			K			L9	2	0	1	0	0	0	2										
25 Brent Rooker, R OBP: 0.441, SLG: 0.729	HR			HR			F8				4	2	2	3	2	1	0										
99 Jesus Aguilar, R OBP: 0.324, SLG: 0.500	HR			HR			F8				4	2	3	2	0	0	0										
8 Tyler Wade, L OBP: 0.214, SLG: 0.083	HR			HR			F8			G4-3	2	0	0	0	0	1	6										
23 Shea Langeliers, R OBP: 0.282, SLG: 0.420	G6-3			K			P3			F7	5	1	0	0	0	2	4										
12 Aledmys Diaz, R OBP: 0.226, SLG: 0.221		44 2B 4 HR					G4-3			FC4 6 FC3-4	4	1	1	0	1	1	1										
44 Carlos Pérez, R OBP: 0.438, SLG: 0.586		4 HR								FC3-4 49 2B	3	1	2	0	0	1	0										
6 Jace Peterson, L OBP: 0.290, SLG: 0.271		4 HR		K							2	1	0	0	0	1	4										
4 Kevin Smith, R OBP: 0.186, SLG: 0.279		2B									2	1	1	3	0	0	0										
49 Ryan Noda, L OBP: 0.394, SLG: 0.373		HR					G6-3				1	2	1	2	1	0	0										
5 Tony Kemp, L OBP: 0.282, SLG: 0.247		HR									3	0	2	1	2	0	1										
Inning Stats	R: 2 E: 0 K: 0 S: 8	H: 2 LOB: 0 BB: 0 P: 10	R: 3 E: 0 K: 1 S: 17	H: 3 LOB: 1 BB: 1 P: 22	R: 2 E: 0 K: 2 S: 13	H: 3 LOB: 0 BB: 0 P: 20	R: 0 E: 0 K: 2 S: 8	H: 0 LOB: 1 BB: 1 P: 18	R: 0 E: 0 K: 2 S: 6	H: 0 LOB: 0 BB: 0 P: 10	R: 0 E: 0 K: 1 S: 11	H: 1 LOB: 1 BB: 0 P: 13	R: 0 E: 0 K: 3 S: 15	H: 0 LOB: 0 BB: 0 P: 17	R: 0 E: 0 K: 3 S: 13	H: 1 LOB: 2 BB: 0 P: 17	R: 1 E: 0 K: 1 S: 11	H: 1 LOB: 3 BB: 3 P: 26	R: 3 E: 0 K: 0 S: 15	H: 3 LOB: 3 BB: 1 P: 22	1B: 7 2B: 2 3B: 0 HR: 5	SF: 0 SAC: 1 DP: 0 HBP: 0	WP: 0 PB: 0 SB: 1 CS: 1	PA: 49			
PITCHER	IP	WLS	BF	H	R	ER	SO	BB	IBB	HBP	BLK	WP	HR	S	P	ERA	WHIP										
54 José Suarez, L ERA: 10.26	5.0		23	8	7	7	5	2	0	0	0	0	0	5	80	12.60	2.000										
32 Tucker Davidson, L ERA: 2.4	2.1		9	2	0	0	3	0	0	0	0	0	0	32	37	0.00	0.857										
60 Andrew Wantz, R ERA: 0.84	0.2	H	4	0	1	1	2	2	0	0	0	0	0	12	23	13.50	3.000										
51 Jaime Barria, R ERA: 3.38	2.0	L	13	4	3	1	1	1	1	0	0	0	0	21	35	4.50	2.500										

Oakland Athletics @ Los Angeles Angels
Angel Stadium, Anaheim, CA
Mon Apr 24 2023, 6:39 PM - 10:04 PM PDT
Att: 23,814 - Clear - 67 F

livebaseballscorecards.com

AB 42
R 11
H 14
RBI 11
BB 6
SO 11
LOB 23



Batter	1	2	3	4	5	6	7	8	9	10	AB	R	H	RBI	BB	SO	LOB	BOTTOM									
3 Taylor Ward, R OBP: 0.314, SLG: 0.341	F9				FC5-4	K		G5-3		K	5	0	0	0	1	2	6										
27 Mike Trout, R OBP: 0.423, SLG: 0.598	K			L6				F9		FC5	6	1	1	0	0	2	6										
17 Shohei Ohtani, L OBP: 0.340, SLG: 0.482	CI			G6-3				K		L8	4	1	1	0	0	1	1										
6 Anthony Rendon, R OBP: 0.344, SLG: 0.275	CS			L8				K		K	5	1	2	2	0	2	0										
12 Hunter Renfroe, R OBP: 0.343, SLG: 0.351	F9			G4-6-3				K		G6-3	5	2	1	0	0	1	2										
23 Brandon Drury, R OBP: 0.247, SLG: 0.380	HR			G6-3						HR	4	3	3	4	1	0	0										
2 Luis Rengifo, S OBP: 0.338, SLG: 0.262	P4							L8			3	1	1	0	1	0	1										
35 Chad Wallach, R OBP: 0.300, SLG: 0.900								F9			4	1	2	2	0	0	1										
21 Matt Thaiss, L OBP: 0.333, SLG: 0.313				HR							0	0	0	0	1	0	0										
9 Zach Neto, R OBP: 0.350, SLG: 0.324	G6-3										4	0	2	2	0	0	1										
Inning Stats	R: 0 E: 1 K: 1 S: 11	H: 0 LOB: 0 BB: 0 P: 21	R: 1 E: 0 K: 0 S: 5	H: 1 LOB: 0 BB: 0 P: 7	R: 1 E: 0 K: 0 S: 9	H: 1 LOB: 1 BB: 1 P: 17	R: 0 E: 0 K: 0 S: 3	H: 0 LOB: 0 BB: 0 P: 5	R: 0 E: 0 K: 0 S: 8	H: 0 LOB: 1 BB: 0 P: 12	R: 5 E: 0 K: 3 S: 27	H: 5 LOB: 2 BB: 2 P: 44	R: 1 E: 0 K: 2 S: 13	H: 2 LOB: 1 BB: 0 P: 18	R: 0 E: 0 K: 0 S: 8	H: 1 LOB: 1 BB: 0 P: 11	R: 0 E: 0 K: 1 S: 10	H: 0 LOB: 0 BB: 0 P: 15	R: 2 E: 0 K: 1 S: 14	H: 2 LOB: 2 BB: 1 P: 27	1B: 6 2B: 4 3B: 0 HR: 3	SF: 0 SAC: 0 DP: 1 HBP: 2	WP: 1 PB: 0 SB: 0 CS: 1	PA: 48			
PITCHER	IP	WLS	BF	H	R	ER	SO	BB	IBB	HBP	BLK	WP	HR	S	P	ERA	WHIP										
Ken Waldichuk, L ERA: 7.82	5.1		23	6	5	5	2	1	0	0	0	0	0	2	47	8.44	1.312										
32 James Kaprielian, R ERA: 12.94	0.2	B	6	2	2	2	2	2	0	0	0	1	0	16	25	27.00	6.000										
61 Zach Jackson, R ERA: 2.53	1.0		5	2	1	1	2	0	0	0	0	0	0	13	18	9.00	2.000										
36 Adam Oller, R ERA: 9.18	2.0	W	7	1	0	0	1	0	0	0	0	0	0	18	26	0.00	0.500										
31 Jeury Familia, R ERA: 3.73	1.0	S	6	2	2	1	1	1	0	1	0	0	1	14	27	9.00	3.000										

Oakland Athletics @ Los Angeles Angels
Angel Stadium, Anaheim, CA
Mon Apr 24 2023, 6:39 PM - 10:04 PM PDT
Att: 23,814 - Clear - 67 F

livebaseballscorecards.com

AB 40
R 10
H 13
RBI 10
BB 4
SO 8
LOB 18



Batter	1	2	3	4	5	6	7	8	9	AB	R	H	RBI	BB	SO	LOB	TOP										
1 Esteyru Ruiz, R OBP: 0.326, SLG: 0.314	G6-3		F8		G6-3		F9		G4-3	5	0	0	0	0	0	1	Oakland Athletics @ Los Angeles Angels Angel Stadium, Anaheim, CA Tue Apr 25 2023, 6:39 PM - 9:26 PM PDT Att: 26,971 - Partly Cloudy - 65 F										
49 Ryan Noda, L OBP: 0.400, SLG: 0.389	6 3B		K		K		2B			3	1	1	0	1	2	1											
25 Brent Rooker, R OBP: 0.444, SLG: 0.725	K						K			3	1	1	0	1	2	2											
6 Jace Peterson, L OBP: 0.288, SLG: 0.302	1-H 3B				K		F9		P6	4	0	1	1	0	1	2											
99 Jesus Aguilar, R OBP: 0.319, SLG: 0.477	F9				K		K			3	0	0	0	1	2	3											
21 Conner Capel, L OBP: 0.345, SLG: 0.353			K							2	0	0	0	0	1	1											
13 Jordan Diaz, R OBP: 0.294, SLG: 0.529					F8		2B		K	2	0	1	1	0	1	1											
23 Shea Langeliers, R OBP: 0.300, SLG: 0.458	F9						HR		P4	3	1	1	1	1	0	1											
5 Tony Kemp, L OBP: 0.270, SLG: 0.234	G4-3				B1-3				G4-3	4	0	0	0	0	1	2											
4 Kevin Smith, R OBP: 0.191, SLG: 0.277			K				F7		L9	4	0	1	0	0	1	0											
Inning Stats	R: 1 H: 1 E: 0 K: 1 S: 10	H: 1 LOB: 1 BB: 1 P: 20	R: 0 H: 0 E: 0 K: 1 S: 8	H: 0 LOB: 0 BB: 0 P: 10	R: 0 H: 0 E: 0 K: 2 S: 9	H: 0 LOB: 0 BB: 0 P: 16	R: 0 H: 0 E: 0 K: 2 S: 13	H: 2 LOB: 1 BB: 1 P: 19	R: 1 H: 2 E: 0 K: 2 S: 14	H: 2 LOB: 1 BB: 1 P: 21	R: 0 H: 1 E: 0 K: 1 S: 9	H: 1 LOB: 1 BB: 0 P: 15	R: 0 H: 0 E: 0 K: 1 S: 8	H: 0 LOB: 1 BB: 1 P: 18	R: 0 H: 0 E: 0 K: 0 S: 9	H: 0 LOB: 0 BB: 0 P: 10	1B: 1 2B: 3 HR: 1	SF: 0 SAC: 0 DP: 0 HBP: 0	WP: 0 PB: 0 SB: 0 CS: 0	PA: 37							
PITCHER	IP	WLS	BF	H	R	ER	SO	BB	IBB	HBP	BLK	WP	HR	S	P	ERA	WHIP										
47 Griffin Canning, R ERA: 4.11	5.0	W	21	4	3	3	7	2	0	0	0	0	1	56	88	5.40	1.200										
28 Aaron Loup, L ERA: 5.88	1.0	H	5	1	0	0	2	0	1	0	0	0	0	11	15	0.00	1.000										
55 Matt Moore, L ERA: 1.46	1.1	H	6	1	0	0	1	1	0	0	0	0	0	13	26	0.00	1.500										
53 Carlos Estévez, R ERA: 1.54	1.2	S	5	0	0	0	1	0	0	0	0	0	0	13	17	0.00	0.000										

AB	33
R	3
H	6
RBI	3
BB	4
SO	11
LOB	14



Batter	1	2	3	4	5	6	7	8	9	AB	R	H	RBI	BB	SO	LOB	BOTTOM										
3 Taylor Ward, R OBP: 0.321, SLG: 0.348	K				F8					4	0	2	1	0	1	0	Oakland Athletics @ Los Angeles Angels Angel Stadium, Anaheim, CA Tue Apr 25 2023, 6:39 PM - 9:26 PM PDT Att: 26,971 - Partly Cloudy - 65 F										
27 Mike Trout, R OBP: 0.426, SLG: 0.605	23 3B		K				L7			4	1	2	0	0	1	3											
17 Shohel Ohtani, L OBP: 0.327, SLG: 0.460	F7				FC6					4	0	0	0	0	2	3											
6 Anthony Rendon, R OBP: 0.353, SLG: 0.264	23 3B						L7			2	1	0	0	2	1	0											
23 Brandon Drury, R OBP: 0.259, SLG: 0.413	2 1B		K							4	1	2	2	0	2	2											
2 Luis Rengifo, S OBP: 0.338, SLG: 0.266	1-H 2-H									3	1	1	1	0	0	0											
8 Brett Phillips, L	10 1B				F8				G4-3	1	0	0	0	0	0	1											
10 Gio Urshela, R OBP: 0.317, SLG: 0.354	1-H 1B									4	1	2	1	0	0	0											
21 Matt Thaiss, L OBP: 0.320, SLG: 0.300	K									4	0	1	0	0	1	1											
9 Zach Neto, R OBP: 0.318, SLG: 0.289	F8				L8				L5	4	0	0	0	0	0	2											
Inning Stats	R: 4 H: 4 E: 0 K: 2 S: 23	H: 4 LOB: 1 BB: 1 P: 39	R: 0 H: 1 E: 0 K: 2 S: 14	H: 1 LOB: 0 BB: 0 P: 17	R: 0 H: 0 E: 0 K: 2 S: 9	H: 0 LOB: 0 BB: 0 P: 15	R: 0 H: 0 E: 0 K: 0 S: 10	H: 0 LOB: 0 BB: 0 P: 15	R: 0 H: 1 E: 0 K: 1 S: 19	H: 3 LOB: 2 BB: 1 P: 31	R: 1 H: 3 E: 0 K: 0 S: 14	H: 3 LOB: 2 BB: 0 P: 24	R: 0 H: 1 E: 0 K: 1 S: 12	H: 1 LOB: 1 BB: 0 P: 18	R: 0 H: 0 E: 0 K: 0 S: 9	H: 0 LOB: 0 BB: 0 P: 14	1B: 8 2B: 1 3B: 1 HR: 0	SF: 0 SAC: 0 DP: 0 HBP: 0	WP: 0 PB: 0 SB: 4 CS: 0	PA: 36							
PITCHER	IP	WLS	BF	H	R	ER	SO	BB	IBB	HBP	BLK	WP	HR	S	P	ERA	WHIP										
57 Mason Miller, R ERA: 6.48	4.0	L	18	5	4	4	6	1	0	0	0	0	0	56	86	9.00	1.500										
45 Richard Lovelady, L ERA:	1.0		5	1	0	0	1	1	0	0	0	0	0	19	31	0.00	2.000										
36 Adam Ott, R ERA: 9.17	1.0		6	3	1	1	0	0	0	0	0	0	0	14	24	9.00	3.000										
66 Sam Long, L ERA:	2.0		7	1	0	0	1	0	0	0	0	0	0	21	32	0.00	0.500										

AB	34
R	5
H	10
RBI	5
BB	2
SO	8
LOB	12



Batter	1	2	3	4	5	6	7	8	9	AB	R	H	RBI	BB	SO	LOB	TOP							
1 Esteyru Ruiz, R OBP: 0.343, SLG: 0.326											3	1	2	1	0	0	1	Oakland Athletics @ Los Angeles Angels Angel Stadium, Anaheim, CA Wed Apr 26 2023, 6:38 PM - 9:08 PM PDT Att: 24,524 - Clear - 73 F						
13 Jordan Diaz, R OBP: 0.238, SLG: 0.429										4	0	0	0	0	2	4								
25 Brent Rooker, R OBP: 0.433, SLG: 0.685										3	0	0	1	1	0	3								
99 Jesús Aguilar, R OBP: 0.303, SLG: 0.449										4	0	0	0	0	2	1								
44 Carlos Pérez, R OBP: 0.417, SLG: 0.531										3	0	0	0	1	0	0								
12 Aledmys Díaz, R OBP: 0.216, SLG: 0.210										4	0	0	0	0	1	2								
23 Shea Langeliers, R OBP: 0.286, SLG: 0.434											4	0	0	0	0	1	0							
4 Kevin Smith, R OBP: 0.216, SLG: 0.353											4	2	2	1	0	1	0							
21 Conner Capel, L OBP: 0.356, SLG: 0.382											4	0	2	0	0	0	0							
Inning Stats	R: 1 E: 0 K: 1 S: 8	H: 1 LOB: 0 BB: 0 P: 11	R: 0 E: 0 K: 1 S: 9	H: 0 LOB: 0 BB: 0 P: 14	R: 1 E: 0 K: 1 S: 12	H: 1 LOB: 1 BB: 0 P: 16	R: 0 E: 0 K: 1 S: 8	H: 0 LOB: 0 BB: 0 P: 13	R: 1 E: 0 K: 1 S: 17	H: 3 LOB: 2 BB: 0 P: 23	R: 0 E: 0 K: 0 S: 7	H: 0 LOB: 0 BB: 0 P: 11	R: 0 E: 0 K: 0 S: 12	H: 1 LOB: 1 BB: 0 P: 17	R: 0 E: 0 K: 1 S: 13	H: 0 LOB: 2 BB: 2 P: 26	R: 0 E: 0 K: 1 S: 8	H: 0 LOB: 0 BB: 0 P: 13	1B: 4 2B: 1 3B: 0 HR: 1	SF: 0 SAC: 0 DP: 0 HBP: 1	WP: 0 PB: 0 SB: 4 CS: 0	PA: 36		
PITCHER	IP WLS BF H R ER SO BB IBB HBP BLK WP HR S P ERA WHIP	7.0 W 28 6 3 2 5 0 0 1 0 0 1 73 105 2.57 0.857	2.0 8 0 0 0 2 2 0 0 0 0 0 0 21 39 0.00 1.000																					

Batter	1	2	3	4	5	6	7	8	9	AB	R	H	RBI	BB	SO	LOB	BOTTOM						
3 Taylor Ward, R OBP: 0.324, SLG: 0.337										3	1	0	0	2	0	2	Oakland Athletics @ Los Angeles Angels Angel Stadium, Anaheim, CA Wed Apr 26 2023, 6:38 PM - 9:08 PM PDT Att: 24,524 - Clear - 73 F						
27 Mike Trout, R OBP: 0.415, SLG: 0.578										4	1	0	0	1	2	3							
8 Brett Phillips, L										0	0	0	0	0	0	0							
17 Shohel Ohtani, L OBP: 0.330, SLG: 0.489										5	1	2	3	0	1	2							
6 Anthony Rendon, R OBP: 0.356, SLG: 0.276										5	1	2	0	0	0	3							
12 Hunter Renfroe, R OBP: 0.356, SLG: 0.581										4	3	2	1	1	0	2							
23 Brandon Drury, R OBP: 0.267, SLG: 0.463										5	2	2	3	0	3	1							
10 Gio Urshela, R OBP: 0.314, SLG: 0.349										4	0	1	0	0	2	2							
21 Matt Thaiss, L OBP: 0.379, SLG: 0.435										3	1	2	2	1	0	0							
9 Zach Neto, R OBP: 0.313, SLG: 0.310										4	1	1	1	0	2	3							
Inning Stats	R: 0 E: 0 K: 1 S: 10	H: 0 LOB: 0 BB: 0 P: 14	R: 5 E: 1 K: 0 S: 17	H: 5 LOB: 2 BB: 1 P: 28	R: 1 E: 1 K: 1 S: 10	H: 2 LOB: 1 BB: 1 P: 18	R: 0 E: 0 K: 2 S: 8	H: 0 LOB: 0 BB: 0 P: 15	R: 2 E: 0 K: 2 S: 9	H: 1 LOB: 0 BB: 1 P: 18	R: 1 E: 0 K: 0 S: 9	H: 1 LOB: 1 BB: 1 P: 20	R: 0 E: 0 K: 3 S: 11	H: 1 LOB: 1 BB: 0 P: 14	R: 2 E: 0 K: 1 S: 10	H: 2 LOB: 1 BB: 1 P: 19	1B: 5 2B: 4 3B: 0 HR: 3	SF: 0 SAC: 0 DP: 0 HBP: 0	WP: 0 PB: 0 SB: 0 CS: 0	PA: 42			
PITCHER	IP WLS BF H R ER SO BB IBB HBP BLK WP HR S P ERA WHIP	5.0 L 27 9 2 1 0 3 1 0 0 0 0 20 34 0.00 1.500	1.0 6 2 2 2 1 1 0 0 0 0 1 10 19 18.00 3.000																				



Batter	1	2	3	4	5	6	7	8	9	AB	R	H	RBI	BB	SO	LOB	TOP			
3 Taylor Ward, R OBP: 0.325, SLG: 0.324	G6-3		F9		B3			E5		4	0	0	0	0	0	2	Los Angeles Angels @ Milwaukee Brewers American Family Field, Milwaukee, WI Fri Apr 28 2023, 7:10 PM - 9:24 PM CDT Att: 24,787 - Roof Closed - 65 F			
27 Mike Trout, R OBP: 0.400, SLG: 0.545	FC3-6 1B		FC6-4		F9			F9		4	0	1	0	0	0	3				
17 Shohel Ohtani, L OBP: 0.339, SLG: 0.515	FC3-6			G4-3	F7					4	0	1	0	0	0	2				
6 Anthony Rendon, R OBP: 0.366, SLG: 0.303	F8							F8		4	1	1	0	0	0	3				
12 Hunter Renfroe, R OBP: 0.319, SLG: 0.550		K			P6					4	0	0	0	0	2	3				
23 Brandon Drury, R OBP: 0.298, SLG: 0.512										4	0	1	0	0	0	0				
10 Gio Urshela, R OBP: 0.319, SLG: 0.352										4	0	3	1	0	1	0				
35 Chad Wallach, R OBP: 0.235, SLG: 0.563										3	0	0	0	0	0	3				
21 Matt Thaiss, L OBP: 0.397, SLG: 0.417										1	0	0	0	0	0	0				
9 Zach Neto, R OBP: 0.333, SLG: 0.333										3	0	2	0	0	0	0				
Inning Stats	R: 0 E: 1 K: 0 S: 7	H: 1 LOB: 1 BB: 0 P: 12	R: 0 E: 0 K: 1 S: 11	H: 1 LOB: 3 BB: 0 P: 15	R: 0 E: 0 K: 0 S: 8	H: 1 LOB: 1 BB: 0 P: 13	R: 1 E: 0 K: 0 S: 15	H: 3 LOB: 2 BB: 0 P: 22	R: 0 E: 0 K: 1 S: 6	H: 0 LOB: 0 BB: 0 P: 13	R: 0 E: 0 K: 0 S: 10	H: 1 LOB: 2 BB: 0 P: 14	R: 0 E: 1 K: 0 S: 10	H: 1 LOB: 2 BB: 0 P: 15	R: 0 E: 0 K: 1 S: 9	H: 0 LOB: 0 BB: 0 P: 13	1B: 9 2B: 0 3B: 0 HR: 0	SF: 0 SAC: 0 DP: 1 HBP: 0	WP: 0 PB: 0 SB: 0 CS: 1	PA: 36
PITCHER	IP WLS BF H R ER SO BB IBB HBP BLK WP HR S P ERA WHIP																			
20 Wade Miley, L ERA: 1.88	(1, 1) 6.0 24 7 1 1 2 0 0 0 0 0 0 0 54 84 1.50 1.167																			
31 Joel Payamps, R ERA: 3.0	(7, 1) 1.0 3 1 0 0 0 0 0 0 0 0 0 0 10 14 0.00 1.000																			
32 Peter Strzelecki, R ERA: 0.71	(8, 1) 1.0 W 5 1 0 0 0 0 0 0 0 0 0 0 10 15 0.00 1.000																			
38 Devin Williams, R ERA:	(9, 1) 1.0 S 3 0 0 0 1 0 0 0 0 0 0 0 9 13 0.00 0.000																			

Batter	1	2	3	4	5	6	7	8	9	AB	R	H	RBI	BB	SO	LOB	BOTTOM			
22 Christian Yelich, L OBP: 0.327, SLG: 0.354	F9			K						3	0	1	0	1	1	2	Los Angeles Angels @ Milwaukee Brewers American Family Field, Milwaukee, WI Fri Apr 28 2023, 7:10 PM - 9:24 PM CDT Att: 24,787 - Roof Closed - 65 F			
27 Willy Adames, R OBP: 0.357, SLG: 0.452										4	1	1	1	0	2	4				
24 William Contreras, R OBP: 0.383, SLG: 0.493	G6-3									4	1	1	0	0	0	0				
10 Mike Brosseau, R OBP: 0.319, SLG: 0.512										4	0	2	0	0	0	0				
16 Blake Perkins, S OBP: 0.125, SLG: 0.125										0	0	0	0	0	0	0				
9 Brian Anderson, R OBP: 0.337, SLG: 0.473										4	0	0	0	0	2	3				
45 Luke Voit, R OBP: 0.277, SLG: 0.289										4	0	0	0	0	1	2				
11 Rowdy Tellez, L OBP: 0.337, SLG: 0.568										3	0	2	1	1	0	0				
6 Owen Miller, R OBP: 0.300, SLG: 0.333										4	0	1	0	0	1	3				
2 Bryce Turang, L OBP: 0.263, SLG: 0.320										0	0	0	0	0	0	0				
2B Joey Wiemer, R OBP: 0.310, SLG: 0.364										2	0	0	0	1	1	2				
Inning Stats	R: 1 E: 0 K: 1 S: 12	H: 2 LOB: 1 BB: 0 P: 16	R: 0 E: 0 K: 2 S: 14	H: 2 LOB: 3 BB: 1 P: 24	R: 0 E: 0 K: 0 S: 5	H: 0 LOB: 0 BB: 0 P: 7	R: 0 E: 0 K: 1 S: 14	H: 1 LOB: 2 BB: 1 P: 24	R: 0 E: 0 K: 1 S: 6	H: 0 LOB: 0 BB: 0 P: 7	R: 0 E: 0 K: 1 S: 8	H: 0 LOB: 0 BB: 0 P: 12	R: 0 E: 0 K: 1 S: 13	H: 0 LOB: 1 BB: 1 P: 21	R: 1 E: 0 K: 1 S: 14	H: 3 LOB: 2 BB: 0 P: 21	1B: 7 2B: 0 3B: 0 HR: 1	SF: 0 SAC: 0 DP: 0 HBP: 0	WP: 0 PB: 0 SB: 0 CS: 0	PA: 35
PITCHER	IP WLS BF H R ER SO BB IBB HBP BLK WP HR S P ERA WHIP																			
31 Tyler Anderson, L ERA: 5.74	(1, 1) 6.2 28 5 1 1 1 0 0 0 0 0 0 0 71 109 1.35 1.200																			
28 Aaron Loup, L ERA: 5.4	(7, 1) 1.1 L 7 3 1 1 1 0 0 0 0 0 0 0 15 23 6.75 2.250																			

Batter	1	2	3	4	5	6	7	8	9	AB	R	H	RBI	BB	SO	LOB	TOP				
9 Zach Neto, R OBP: 0.342, SLG: 0.323										5	0	1	2	0	2	1					
17 Shohel Ohtani, L OBP: 0.374, SLG: 0.547										3	1	1	0	2	1	0					
12 Hunter Renfroe, R OBP: 0.313, SLG: 0.484										5	1	1	0	0	1	4					
6 Anthony Rendon, R OBP: 0.396, SLG: 0.304										3	2	2	0	1	0	0					
18 Jake Lamb, L OBP: 0.280, SLG: 0.383										4	2	1	1	0	2	2					
10 Gio Urshela, R OBP: 0.303, SLG: 0.324										1	0	0	0	0	0	1					
3 Taylor Ward, R OBP: 0.333, SLG: 0.364										4	1	3	1	0	0	1					
21 Matt Thaiss, L OBP: 0.375, SLG: 0.412										5	2	3	2	0	0	1					
2 Luis Rengifo, S OBP: 0.351, SLG: 0.333										4	2	3	4	0	1	1					
8 Brett Phillips, L OBP: 0.267, SLG: 0.083										5	0	1	1	0	1	4					
Inning Stats	R: 0 E: 0 K: 1 S: 6	H: 0 LOB: 0 BB: 1 P: 13	R: 4 ER: 0 K: 2 S: 20	H: 4 LOB: 0 BB: 0 P: 32	R: 6 ER: 0 K: 0 S: 21	H: 7 LOB: 2 BB: 1 P: 41	R: 1 ER: 1 K: 0 S: 14	H: 2 LOB: 2 BB: 0 P: 19	R: 0 E: 0 K: 2 S: 9	H: 1 LOB: 0 BB: 1 P: 10	R: 0 E: 0 K: 1 S: 9	H: 1 LOB: 1 BB: 0 P: 18	R: 0 E: 0 K: 1 S: 12	H: 0 LOB: 1 BB: 1 P: 19	R: 0 E: 0 K: 1 S: 9	H: 1 LOB: 1 BB: 0 P: 10	1B: 13 HR: 1	SF: 2 2B: 2 3B: 0 HBP: 1	WP: 0 PA: 45 PB: 0 SB: 0 CS: 0		
PITCHER	IP WLS BF H R ER SO BB IBB HBP BLK WP HR S P ERA WHIP	IP WLS BF H R ER SO BB IBB HBP BLK WP HR S P ERA WHIP	2.1 L 17 9 10 10 3 1 0 1 0 0 1 42 74 38.57 4.286	3.1 L 10 4 1 0 0 1 0 0 0 0 0 19 31 0.00 3.000	5.1 L 6 1 0 0 3 0 0 0 0 0 0 28 28 0.00 0.500	7.1 L 5 1 0 0 1 0 0 0 0 0 11 24 0.00 0.750	8.1 L 7 1 0 0 1 1 0 0 0 0 0 18 23 0.00 1.200														
22 Jack Flaherty, R ERA: 6.29	44 Jake Woodford, R ERA: 5.4	30 Chris Stratton, R ERA: 3.44	59 JoJo Romero, L ERA: 1.23	34 Drew VerHagen, R ERA: 4.2																	
Batter	1	2	3	4	5	6	7	8	9	AB	R	H	RBI	BB	SO	LOB	BOTTOM				
21 Lars Nootbaar, L OBP: 0.416, SLG: 0.377										5	1	4	0	0	0	0					
46 Paul Goldschmidt, R OBP: 0.396, SLG: 0.500										5	0	2	2	0	1	4					
16 Nolan Gorman, L OBP: 0.351, SLG: 0.536										3	1	0	0	0	0	3					
55 Taylor Motter, R OBP: 0.273, SLG: 0.300										2	0	0	0	0	0	1					
28 Nolan Arenado, R OBP: 0.291, SLG: 0.317										4	1	0	0	1	1	2					
40 Wilson Contreras, R OBP: 0.368, SLG: 0.431										4	1	2	2	1	0	0					
27 Tyler O'Neill, R OBP: 0.283, SLG: 0.337										4	0	0	0	0	2	4					
33 Brendan Donovan, L OBP: 0.303, SLG: 0.352										4	0	0	0	0	1	1					
3 Dylan Carlson, S OBP: 0.293, SLG: 0.338										2	1	0	0	2	0	0					
19 Tommy Edman, S OBP: 0.339, SLG: 0.480										4	2	2	3	0	0	1					
Inning Stats	R: 2 E: 0 K: 1 S: 15	H: 2 LOB: 1 BB: 1 P: 22	R: 0 ER: 0 K: 0 S: 6	H: 0 LOB: 0 BB: 0 P: 9	R: 0 ER: 0 K: 0 S: 7	H: 1 LOB: 1 BB: 0 P: 13	R: 3 ER: 0 K: 1 S: 15	H: 2 LOB: 0 BB: 1 P: 24	R: 0 E: 0 K: 1 S: 13	H: 1 LOB: 2 BB: 1 P: 20	R: 2 E: 0 K: 0 S: 17	H: 2 LOB: 1 BB: 1 P: 29	R: 0 E: 0 K: 1 S: 9	H: 0 LOB: 0 BB: 0 P: 13	R: 0 E: 0 K: 1 S: 13	H: 2 LOB: 2 BB: 0 P: 18	R: 0 E: 0 K: 0 S: 8	H: 0 LOB: 0 BB: 0 P: 12	1B: 6 HR: 1	SF: 0 2B: 3 3B: 0 HBP: 0	WP: 0 PA: 41 PB: 0 SB: 0 CS: 0
PITCHER	IP WLS BF H R ER SO BB IBB HBP BLK WP HR S P ERA WHIP	IP WLS BF H R ER SO BB IBB HBP BLK WP HR S P ERA WHIP	5.0 W 24 6 5 5 3 3 0 0 0 0 0 15 25 27.00 4.500	6.1 L 5 2 2 2 0 1 0 0 0 0 0 11 17 0.00 0.000	6.1 L 4 0 0 0 1 0 0 0 0 0 0 11 17 0.00 0.000	8.1 L 5 2 0 0 1 0 0 0 0 0 0 13 18 0.00 2.000	9.1 L 3 0 0 0 0 0 0 0 0 0 0 8 12 0.00 0.000														
47 Griffin Canning, R ERA: 5.31	28 Aaron Loup, L ERA: 7.0	49 Chris Devenski, R ERA:	32 Tucker Davidson, L ERA: 2.25	55 Matt Moore, L ERA: 1.1																	


Los Angeles Angels @ St. Louis Cardinals
 Busch Stadium, St. Louis, MO
 Thu May 04 2023, 12:18 PM - 3:14 PM CDT
 Att: 40,508 - Sunny - 72 F

AB	39
R	11
H	16
RBI	11
BB	3
SO	8
LOB	15



Los Angeles Angels @ St. Louis Cardinals
 Busch Stadium, St. Louis, MO
 Thu May 04 2023, 12:18 PM - 3:14 PM CDT
 Att: 40,508 - Sunny - 72 F

AB	37
R	7
H	10
RBI	7
BB	4
SO	5
LOB	16



Batter	1	2	3	4	5	6	7	8	9	10	AB	R	H	RBI	BB	SO	LOB	TOP	
2 Marcus Semien, R OBP: 0.373, SLG: 0.472	G6-3		30 G4-3 53 SF7 4 BB	30 E 1-3 2-H 2B		1-2 1B		G6-3		BB	4	1	2	1	2	0	2	<p>Texas Rangers @ Los Angeles Angels Angel Stadium, Anaheim, CA Fri May 05 2023, 6:39 PM - 9:33 PM PDT Att: 39,073 - Partly Cloudy - 65 F</p>	
4 Robbie Grossman, S OBP: 0.330, SLG: 0.393	53 BB 1B		30 G4-3 BB	K		K		FC3-2 30 BB 1B		G6-3	5	0	1	0	1	2	6		
30 Nathaniel Lowe, L OBP: 0.333, SLG: 0.434	F8		G4-3	E6		F7		1B			5	0	1	1	0	0	5		
53 Adolis Garcia, R OBP: 0.303, SLG: 0.487	BB		SF7	K		K		F7			3	0	0	1	1	2	5		
6 Josh Jung, R OBP: 0.320, SLG: 0.522	G1-3		BB			K		F8		L9	4	0	0	0	1	1	2		
28 Jonah Heim, S OBP: 0.373, SLG: 0.578		F8	F8	3 BB 2B 1B		K		K		G3-1	5	0	2	0	0	1	2		
20 Ezequiel Duran, R OBP: 0.342, SLG: 0.480	L5		3 BB 2B HBP	F7		F7		P3		F7	4	1	0	0	0	0	2		
3 Leody Taveras, S OBP: 0.338, SLG: 0.426	K		2B 30 E BB	2B		FC3-2 4 BB 1B		FC5 FC3-2 30 BB 1B		K	4	1	2	0	1	2	1		
8 Bubba Thompson, R OBP: 0.209, SLG: 0.333	K		B2	K		K				K	3	0	0	0	0	2	5		
Travis Jankowski, L OBP: 0.371, SLG: 0.387	K			K		K				K	2	1	0	0	0	1	1		
Inning Stats	R: 0 E: 0 K: 0 S: 11	H: 1 LOB: 2 BB: 1 P: 18	R: 0 E: 0 K: 2 S: 10	H: 1 LOB: 1 BB: 0 P: 13	R: 1 E: 0 K: 0 S: 11	H: 0 LOB: 2 BB: 3 P: 28	R: 2 E: 1 K: 2 S: 16	H: 1 LOB: 2 BB: 1 P: 24	R: 0 E: 0 K: 2 S: 15	H: 0 LOB: 0 BB: 0 P: 14	R: 1 E: 1 K: 0 S: 6	H: 2 LOB: 2 BB: 0 P: 8	R: 0 E: 0 K: 0 S: 8	H: 0 LOB: 0 BB: 0 P: 12	R: 0 E: 0 K: 2 S: 10	H: 0 LOB: 1 BB: 1 P: 19	1B: 6 2B: 2 3B: 0 HR: 0	SF: 1 DP: 0 HBP: 1	WP: 0 PA: 47
PITCHER	IP 5.0	WLS 27	BF 5	H 3	R 2	ER 6	SO 6	BB 5	IBB 0	HBP 1	BLK 0	WP 0	HR 0	S 63	P 103	ERA 3.60	WHIP 2.000		
31 Tyler Anderson, L ERA: 5.4	4.0	16	3	1	0	3	0	0	0	0	0	0	0	37	58	0.00	0.750		
51 Jaime Barria, R ERA: 2.21	1.0	4	0	0	0	2	1	0	0	0	0	0	0	10	19	0.00	1.000		
53 Carlos Estévez, R ERA: 1.08																			

AB	39
R	4
H	8
RBI	3
BB	6
SO	11
LOB	31



Batter	1	2	3	4	5	6	7	8	9	10	AB	R	H	RBI	BB	SO	LOB	BOTTOM					
9 Zach Neto, R OBP: 0.333, SLG: 0.304	27 FC6-4 BB		E1 27 BB			F8		F7		F9	4	1	0	0	1	0	2	<p>Texas Rangers @ Los Angeles Angels Angel Stadium, Anaheim, CA Fri May 05 2023, 6:39 PM - 9:33 PM PDT Att: 39,073 - Partly Cloudy - 65 F</p>					
27 Mike Trout, R OBP: 0.396, SLG: 0.580	FC6-4 17 FC3-4-6		1B			G6-3		G6-3		17 FC4-6 IBB	4	0	2	1	1	0	1						
17 Shohei Ohtani, L OBP: 0.360, SLG: 0.525	FC3-4-6		G3-1			P5		G4-3		FC4-6	5	0	0	0	0	0	5						
6 Anthony Rendon, R OBP: 0.400, SLG: 0.313	F7		12 G4-6-3 1B			P3		P3		3 FC6-4 1B	5	0	2	0	0	0	2						
12 Hunter Renfroe, R OBP: 0.312, SLG: 0.476	K		G4-6-3			G4-6-3		1B		L8	4	0	1	0	0	1	2						
3 Taylor Ward, R OBP: 0.324, SLG: 0.352	G6-3		K			F9		F9		FC6-4 35 BB 2B	4	1	0	0	0	1	2						
23 Brandon Drury, R OBP: 0.272, SLG: 0.472	F8		P3			L4		L4		35 BB 2B	4	1	1	0	0	0	1						
21 Matt Thaiss, L OBP: 0.357, SLG: 0.389	G6-3		K			G6-3		G4-3		2 BB 2B	2	0	0	0	0	1	0						
10 Gio Urshela, R OBP: 0.309, SLG: 0.330	G6-3		G6-3			G6-3		G4-3		2 BB 2B	1	1	1	0	0	0	0						
35 Chad Wallach, R OBP: 0.321, SLG: 0.556	G6-3		G6-3			G4-3		G4-3		1B	1	1	1	2	0	0	0						
2 Luis Rengifo, S OBP: 0.347, SLG: 0.329	G6-3		G6-3			G4-3		G4-3		1B	4	0	1	1	0	0	1						
Inning Stats	R: 0 E: 0 K: 8 S: 11	H: 0 LOB: 1 BB: 1 P: 16	R: 0 E: 0 K: 1 S: 11	H: 0 LOB: 0 BB: 0 P: 18	R: 0 E: 1 K: 1 S: 13	H: 1 LOB: 1 BB: 0 P: 20	R: 0 E: 0 K: 1 S: 10	H: 1 LOB: 0 BB: 0 P: 13	R: 0 E: 0 K: 0 S: 5	H: 0 LOB: 0 BB: 0 P: 5	R: 0 E: 0 K: 0 S: 5	H: 0 LOB: 0 BB: 0 P: 6	R: 0 E: 0 K: 0 S: 9	H: 1 LOB: 1 BB: 0 P: 15	R: 1 E: 0 K: 0 S: 11	H: 2 LOB: 1 BB: 0 P: 18	R: 3 E: 0 K: 0 S: 18	H: 4 LOB: 1 BB: 0 P: 25	R: 1 E: 0 K: 0 S: 2	H: 0 LOB: 1 BB: 1 P: 3	1B: 8 2B: 1 3B: 0 HR: 0	SF: 0 DP: 0 HBP: 0	WP: 1 PA: 40
PITCHER	IP 5.0	WLS 18	BF 2	H 0	R 0	ER 0	SO 3	BB 1	IBB 0	HBP 0	BLK 0	WP 0	HR 0	S 47	P 72	ERA 0.00	WHIP 0.600						
46 Brock Burke, L ERA: 1.76	2.0	7	1	0	0	0	0	0	0	0	0	0	0	14	21	0.00	0.500						
72 Jonathan Hernandez, R ERA: 3.48	1.0	5	2	1	1	0	0	0	0	0	0	0	0	11	18	9.00	2.000						
51 Will Smith, L ERA: 3.75	1.1	9	4	3	3	0	0	0	1	0	0	0	0	20	27	20.25	3.000						
66 Josh Sborz, R ERA: 3.72	0.0	1	0	1	0	0	0	0	0	0	0	0	0	0	1	0	0	0					

AB	38
R	5
H	9
RBI	4
BB	2
SO	3
LOB	16



Batter	1	2	3	4	5	6	7	8	9	AB	R	H	RBI	BB	SO	LOB	TOP			
2 Marcus Semien, R OBP: 0.378, SLG: 0.465										4	0	1	2	2	2	1	<p>Texas Rangers @ Los Angeles Angels Angel Stadium, Anaheim, CA Sat May 06 2023, 6:10 PM - 8:57 PM PDT Att: 37,409 - Partly Cloudy - 66 F</p>			
4 Robbie Grossman, S OBP: 0.333, SLG: 0.393										5	0	2	1	0	3	3				
8 Bubba Thompson, R OBP: 0.205, SLG: 0.326										1	1	0	0	0	0	3				
30 Nathaniel Lowe, L OBP: 0.343, SLG: 0.437										4	1	2	1	1	0	2				
13 Brad Miller, L OBP: 0.283, SLG: 0.282										0	0	0	0	0	0	0				
53 Adolis Garcia, R OBP: 0.307, SLG: 0.479										4	2	1	1	1	1	3				
6 Josh Jung, R OBP: 0.315, SLG: 0.517										5	1	1	0	0	2	2				
28 Jonah Heim, S OBP: 0.374, SLG: 0.568										5	2	2	3	0	1	1				
12 Sandy León, S OBP: 0.300, SLG: 0.333										0	0	0	0	0	0	0				
20 Ezequiel Duran, R OBP: 0.345, SLG: 0.475										5	1	2	0	0	0	1				
3 Leody Taveras, S OBP: 0.342, SLG: 0.415										4	1	1	0	1	1	1				
Travis Jankowski, L OBP: 0.387, SLG: 0.418										5	1	3	2	0	1	0				
Inning Stats	R: 0 E: 0 K: 2 S: 11	H: 1 LOB: 1 BB: 0 P: 15	R: 0 E: 0 K: 2 S: 13	H: 1 LOB: 1 BB: 0 P: 20	R: 0 E: 0 K: 2 S: 14	H: 1 LOB: 1 BB: 0 P: 23	R: 3 E: 0 K: 1 S: 21	H: 4 LOB: 2 BB: 1 P: 31	R: 0 E: 0 K: 2 S: 9	H: 0 LOB: 1 BB: 1 P: 17	R: 0 E: 0 K: 1 S: 8	H: 0 LOB: 0 BB: 0 P: 14	R: 0 E: 0 K: 0 S: 6	H: 0 LOB: 0 BB: 0 P: 6	R: 7 E: 0 K: 0 S: 28	H: 8 LOB: 3 BB: 2 P: 45	1B: 13 2B: 2 HR: 0	SF: 0 SAC: 0 DP: 0 HBP: 0	WP: 3 PB: 0 SB: 1 CS: 0	PA: 47
PITCHER	IP WLS BF H R ER SO BB IBB HBP BLK WP HR S P ERA WHIP																			
48 Reid Detmers, L ERA: 5.1	4.0 L 21 7 3 3 7 2 0 0 0 0 1 0 60 94 6.75 2.250																			
52 Ryan Tepera, R ERA: 8.43	2.0 6 0 0 0 3 0 0 0 0 0 0 0 16 26 0.00 0.000																			
60 Andrew Wantz, R ERA: 0.68	2.0 7 0 0 0 1 1 0 0 0 0 0 0 20 30 0.00 0.500																			
32 Tucker Davidson, L ERA: 5.94	0.2 10 7 7 7 0 1 0 0 0 2 0 25 38 94.50 12.000																			
8 Brett Phillips, R ERA:	0.1 3 1 0 0 0 1 0 0 0 0 0 0 3 7 0.00 6.000																			

Batter	1	2	3	4	5	6	7	8	9	AB	R	H	RBI	BB	SO	LOB	BOTTOM			
9 Zach Neto, R OBP: 0.329, SLG: 0.292										3	0	0	0	1	1	0	<p>Texas Rangers @ Los Angeles Angels Angel Stadium, Anaheim, CA Sat May 06 2023, 6:10 PM - 8:57 PM PDT Att: 37,409 - Partly Cloudy - 66 F</p>			
27 Mike Trout, R OBP: 0.322, SLG: 0.569										4	0	1	0	0	0	2				
17 Shohei Ohtani, L OBP: 0.350, SLG: 0.508										4	0	0	0	0	0	1				
3 Taylor Ward, R OBP: 0.322, SLG: 0.349										4	0	1	0	0	0	0				
23 Brandon Drury, R OBP: 0.288, SLG: 0.514										3	1	2	1	1	0	2				
18 Jake Lamb, L OBP: 0.259, SLG: 0.353										4	0	0	0	0	2	2				
10 Gio Urshela, R OBP: 0.316, SLG: 0.336										4	0	2	0	0	0	0				
35 Chad Wallach, R OBP: 0.290, SLG: 0.500										3	0	0	0	0	2	2				
2 Luis Rengifo, S OBP: 0.337, SLG: 0.318										3	0	0	0	0	0	1				
Inning Stats	R: 0 E: 0 K: 0 S: 13	H: 2 LOB: 2 BB: 0 P: 20	R: 0 E: 0 K: 2 S: 8	H: 1 LOB: 1 BB: 0 P: 11	R: 0 E: 0 K: 1 S: 9	H: 1 LOB: 0 BB: 0 P: 7	R: 0 E: 0 K: 1 S: 9	H: 1 LOB: 1 BB: 0 P: 13	R: 0 E: 0 K: 0 S: 6	H: 0 LOB: 1 BB: 1 P: 13	R: 0 E: 0 K: 0 S: 5	H: 0 LOB: 0 BB: 0 P: 7	R: 0 E: 0 K: 1 S: 9	H: 0 LOB: 0 BB: 0 P: 14	R: 1 E: 0 K: 0 S: 12	H: 1 LOB: 0 BB: 0 P: 19		1B: 4 2B: 2 HR: 1	SF: 0 SAC: 0 DP: 1 HBP: 0	WP: 0 PB: 0 SB: 0 CS: 1
PITCHER	IP WLS BF H R ER SO BB IBB HBP BLK WP HR S P ERA WHIP																			
17 Nathan Eovaldi, R ERA: 3.22	8.0 W 30 5 0 0 5 2 0 0 0 0 0 0 69 107 0.00 0.875																			
57 Yerry Rodríguez, R ERA: 6.0	1.0 4 1 1 1 0 0 0 0 0 0 0 1 12 19 9.00 1.000																			

livebaseballscores.com

livebaseballscores.com



Batter	1	2	3	4	5	6	7	8	9	AB	R	H	RBI	BB	SO	LOB	TOP				
14 Mauricio Dubón, R OBP: 0.305, SLG: 0.357	L7		2 3B		G1-3		L8			4	1	1	0	0	0	1					
2 Alex Bregman, R OBP: 0.327, SLG: 0.341	1B		44 2B		F7		F8			4	1	2	1	0	0	0					
44 Yordan Alvarez, L OBP: 0.389, SLG: 0.547	F7		79 E				G6-3			4	1	2	1	0	0	1					
79 José Abreu, R OBP: 0.287, SLG: 0.268	G6-3		E9				L8			4	0	1	1	0	0	1					
30 Kyle Tucker, L OBP: 0.366, SLG: 0.451	G4-3		P5				L9			4	0	0	0	0	0	1					
3 Jeremy Peña, R OBP: 0.272, SLG: 0.435	F8				G5-3		G3			4	0	0	0	0	0	0					
20 Chas McCormick, R OBP: 0.353, SLG: 0.455	F9				G1-3		F9			4	0	0	0	0	0	0					
21 Yainer Diaz, R OBP: 0.256, SLG: 0.289			K		K		F8			3	0	0	0	0	2	1					
17 David Hensley, R OBP: 0.233, SLG: 0.200	G6-3						K			3	1	1	1	0	1	1					
Inning Stats	R: 0 H: 1 E: 0 K: 0 S: 11	WLS: 1 BF: 16	H: 0 R: 0 ER: 0 SO: 10	H: 0 R: 0 LOB: 0 BB: 17	R: 3 H: 4 E: 1 K: 1 S: 19	H: 4 R: 0 LOB: 1 BB: 0 P: 25	R: 0 H: 0 E: 0 K: 1 S: 7	H: 0 R: 0 LOB: 0 BB: 10	R: 1 H: 2 E: 0 K: 0 S: 9	H: 2 R: 0 LOB: 1 BB: 0 P: 11	R: 0 H: 0 E: 0 K: 0 S: 6	H: 0 R: 0 LOB: 0 BB: 10	R: 0 H: 0 E: 0 K: 1 S: 8	H: 0 R: 0 LOB: 0 BB: 9	R: 0 H: 0 E: 0 K: 0 S: 7	H: 0 R: 0 LOB: 0 BB: 14	1B: 3 2B: 2 3B: 1 HR: 1	SF: 0 SAC: 0 DP: 0 HBP: 0	WP: 0 PB: 0 SB: 0 CS: 0	PA: 34	
PITCHER	IP	WLS	BF	H	R	ER	SO	BB	IBB	HBP	BLK	WP	HR	S	P	ERA	WHIP				
43 Patrick Sandoval, L ERA: 3.41	6.1		26	7	4	4	2	0	0	0	0	0	1	65	92	5.68	1.105				
55 Matt Moore, L ERA: 1.0	1.2	W	5	0	0	0	1	0	0	0	0	0	0	12	15	0.00	0.000				
53 Carlos Estévez, R ERA: 1.02	1.0	S	3	0	0	0	1	0	0	0	0	0	0	10	14	0.00	0.000				

Houston Astros @ Los Angeles Angels
Angel Stadium, Anaheim, CA
Mon May 08 2023, 6:40 PM - 9:08 PM PDT
Att: 26,064 - Clear - 69 F

AB 34
R 4
H 7
RBI 4
BB 0
SO 4
LOB 6



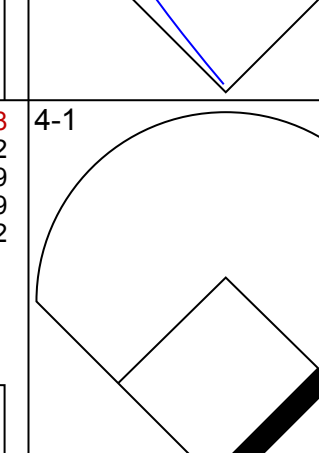
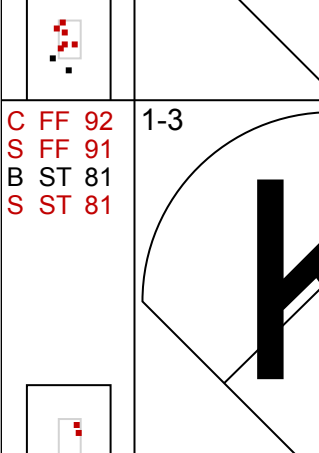
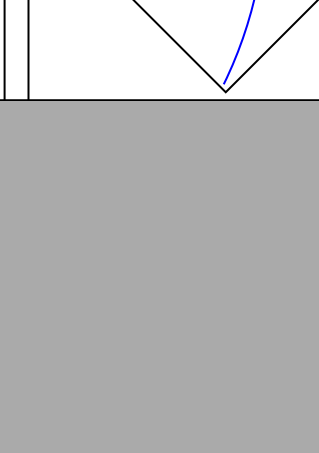

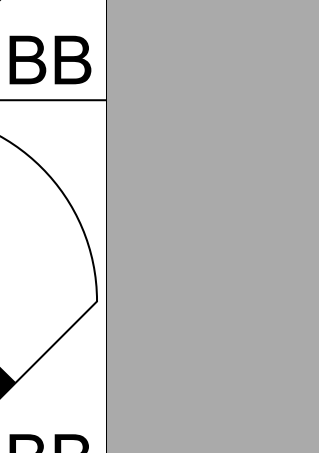
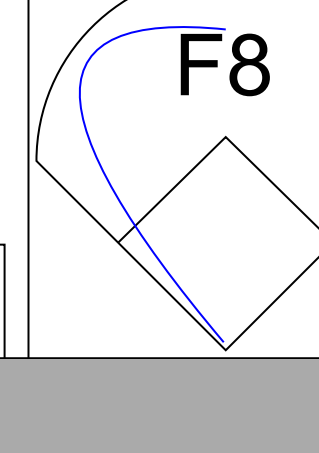

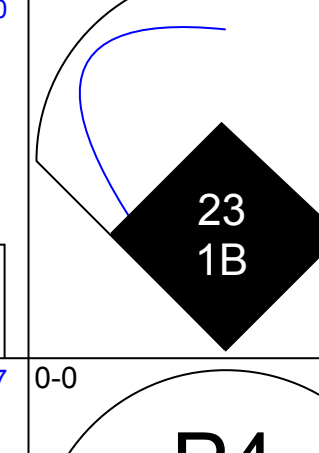

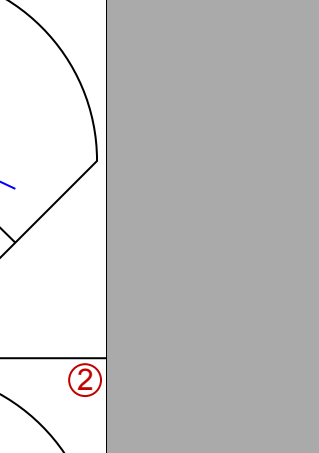
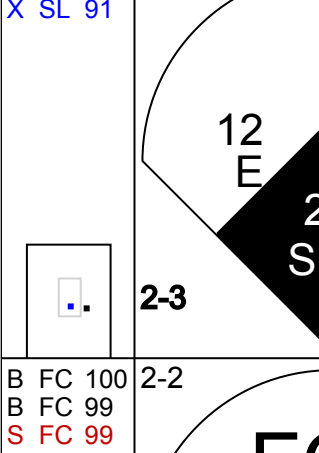


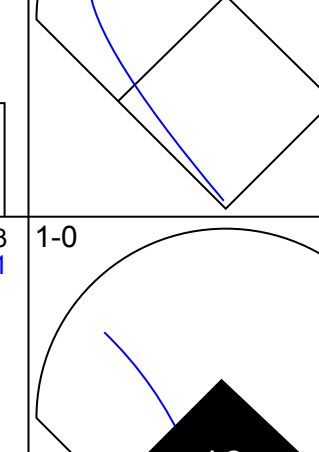

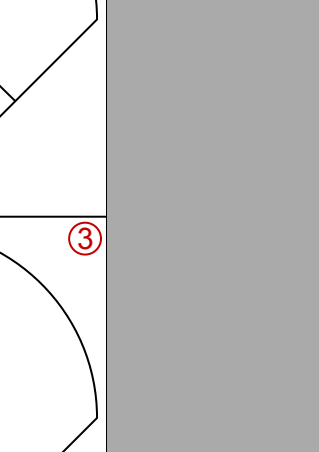

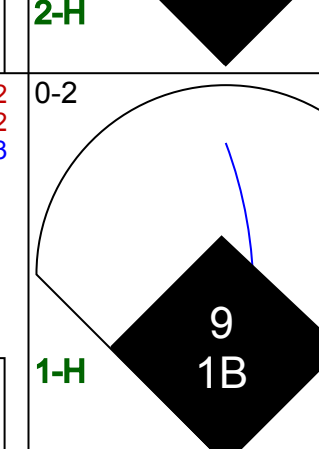

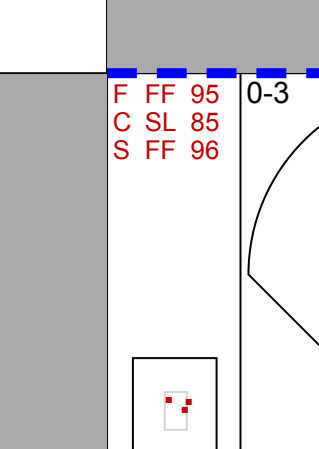
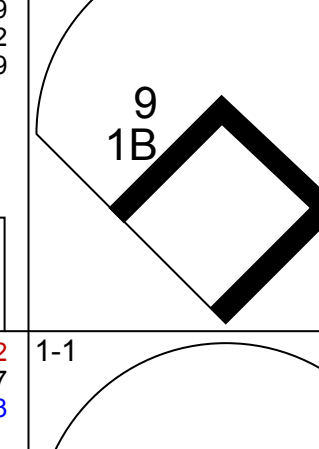
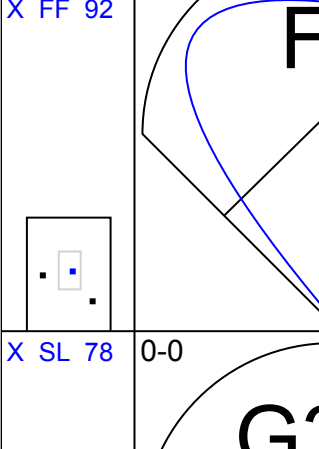
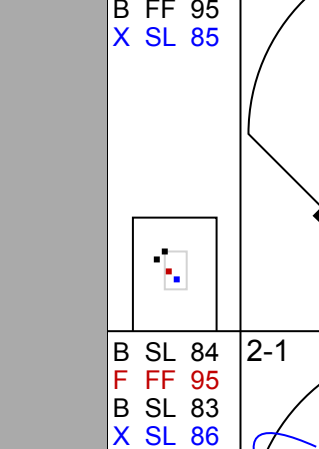
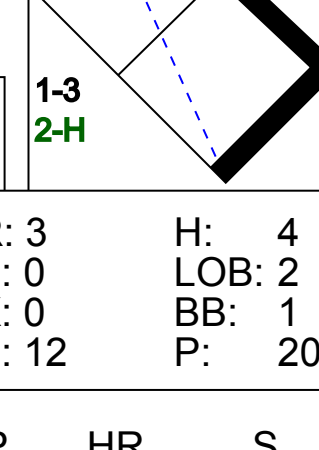
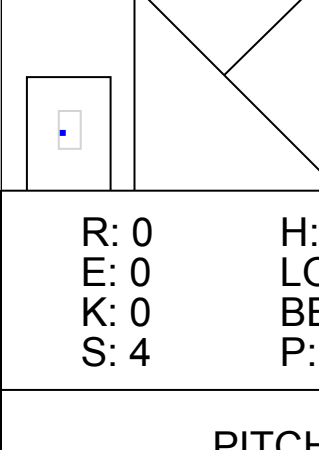
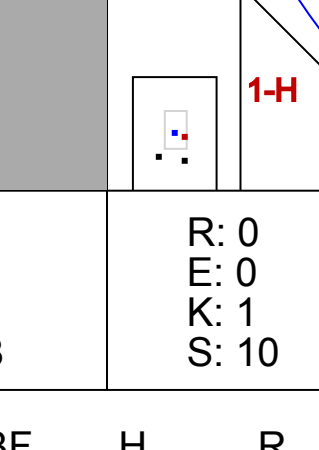
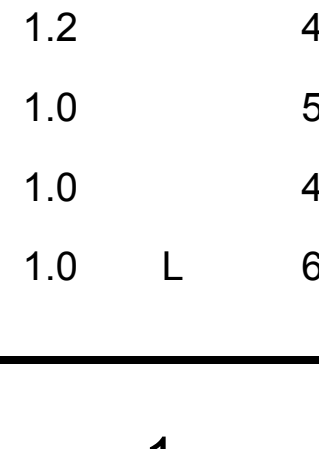
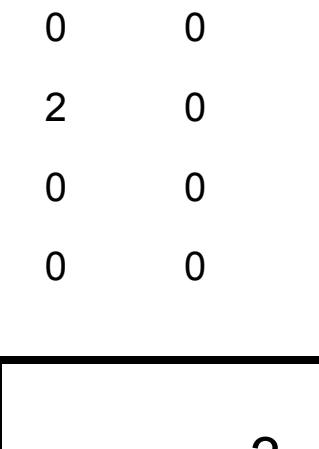
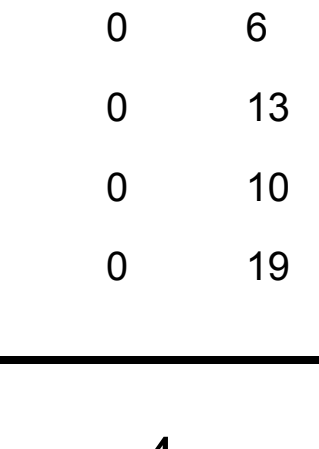



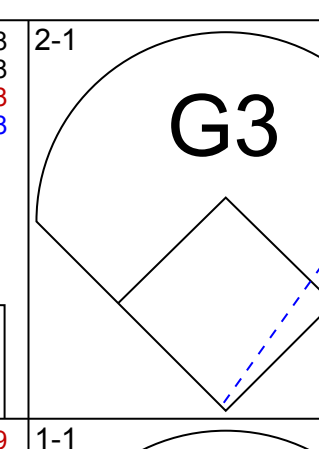
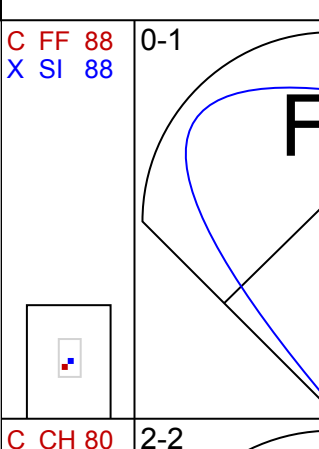


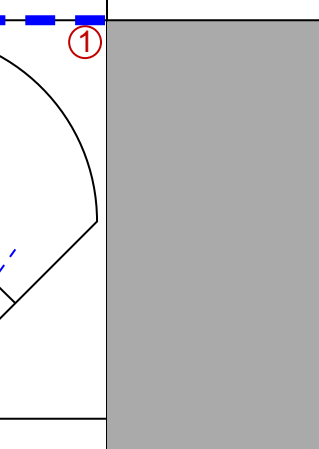
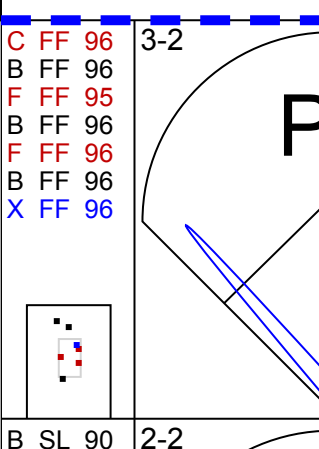
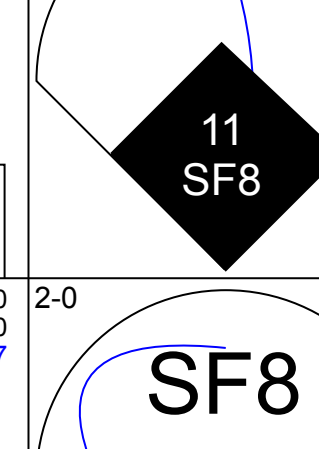
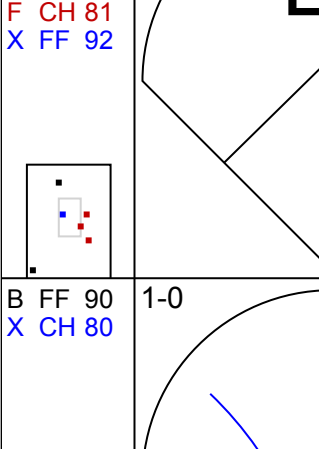


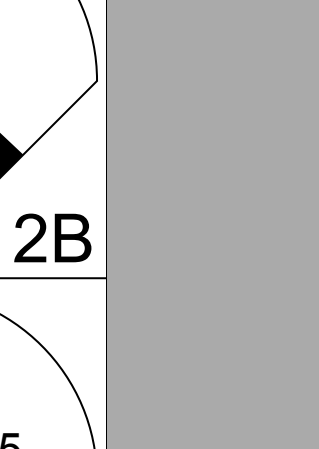
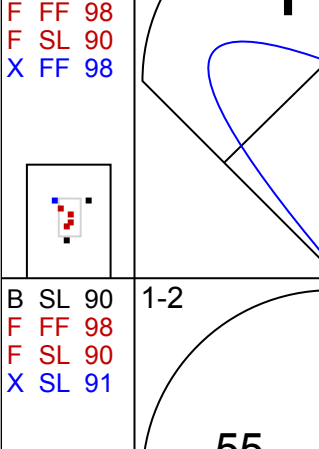
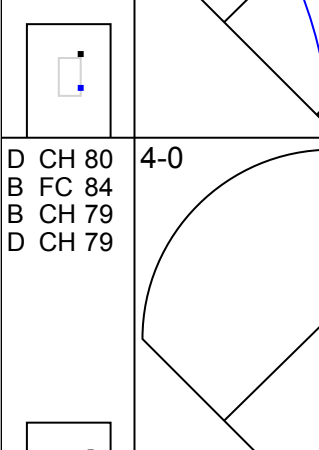


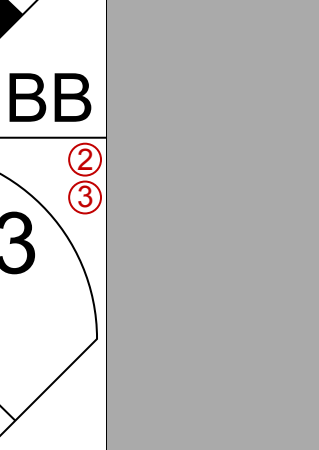
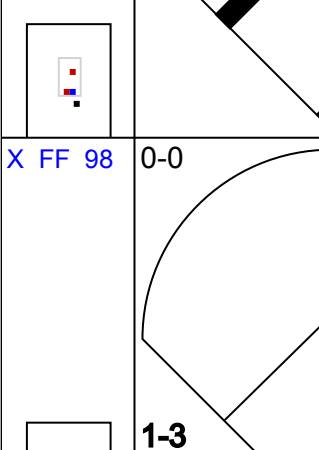

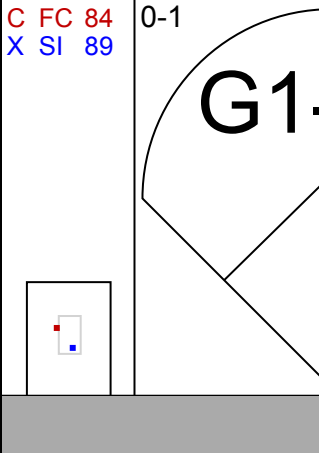


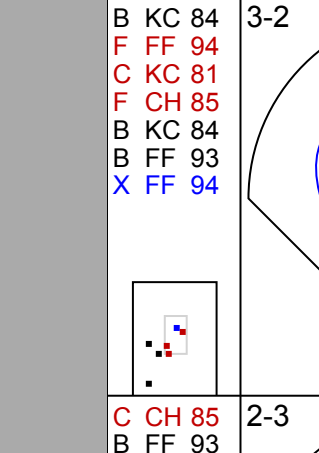
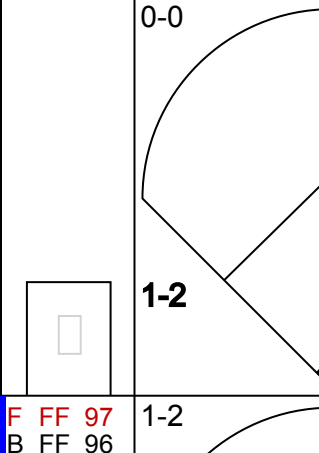
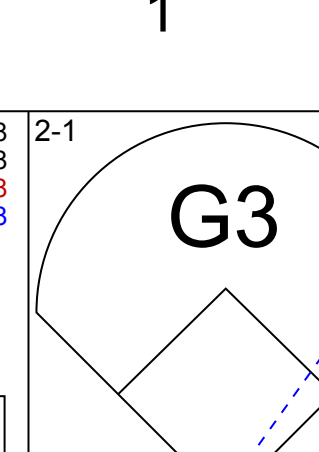

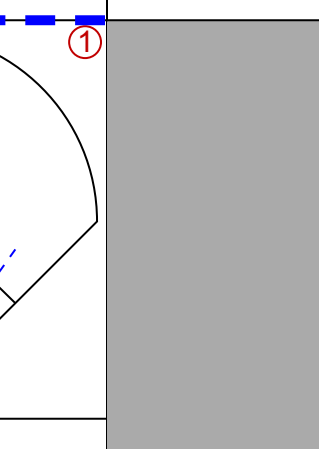

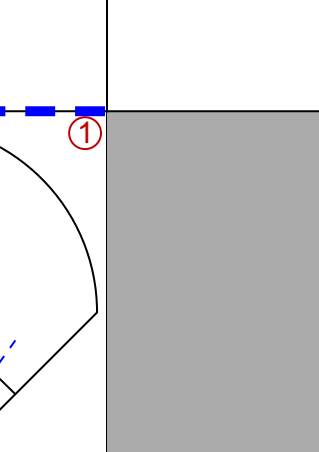
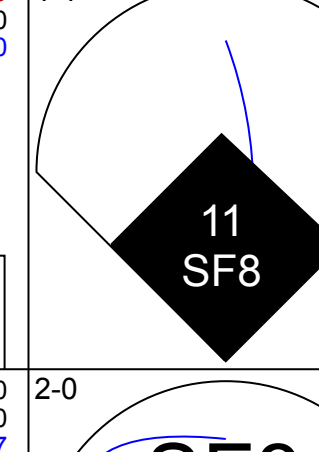

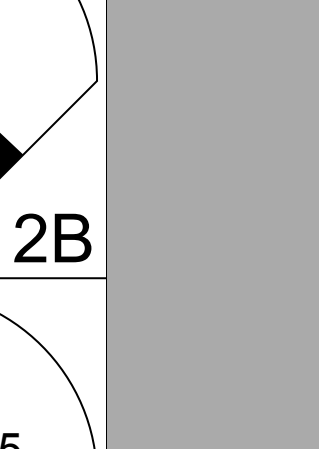

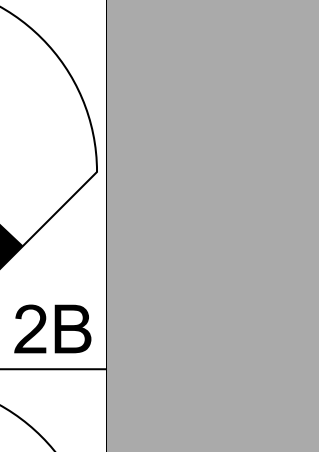
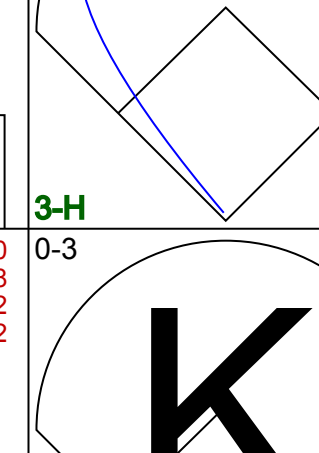

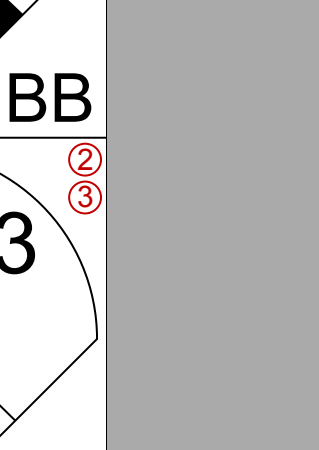

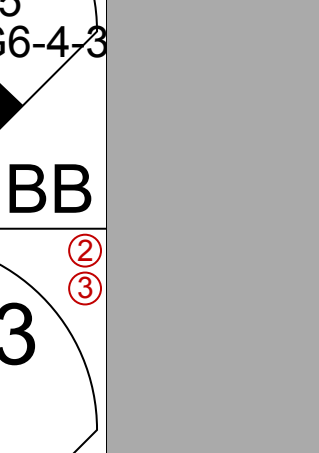


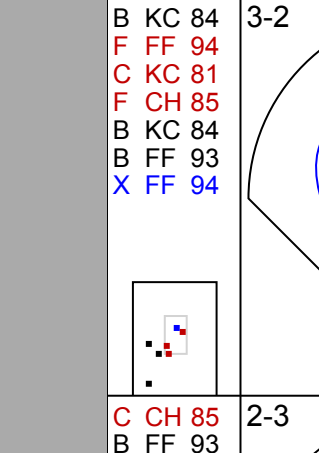

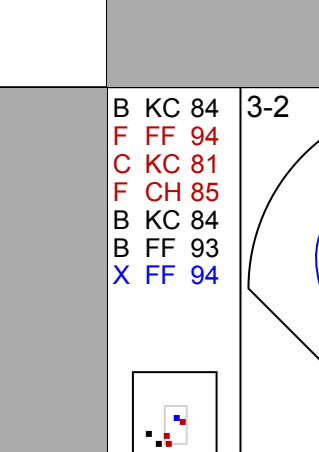
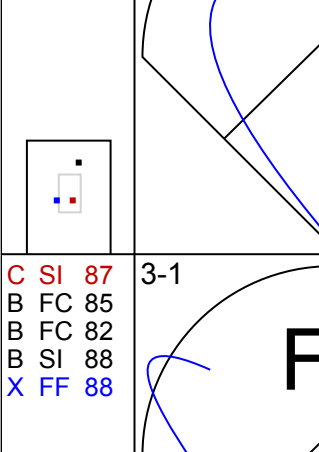
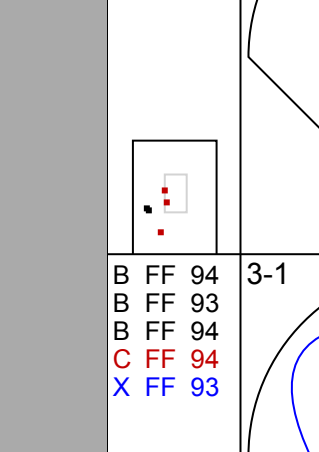
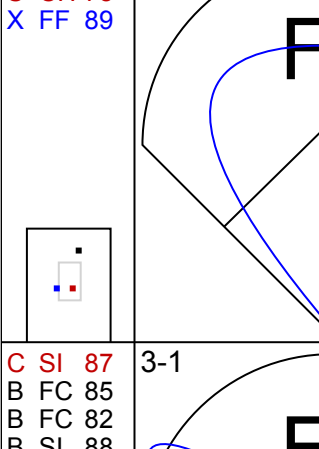
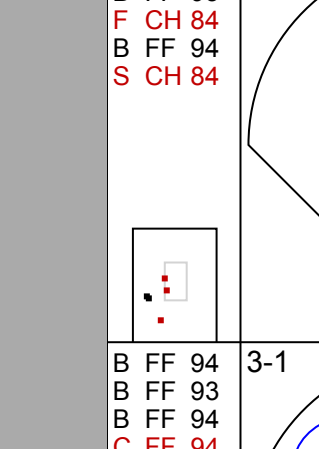

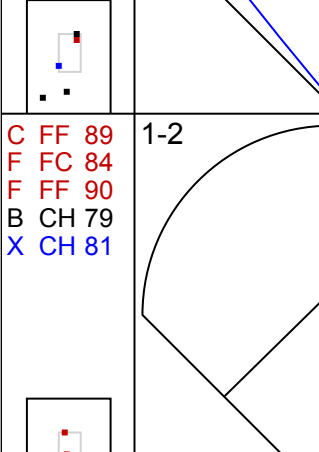
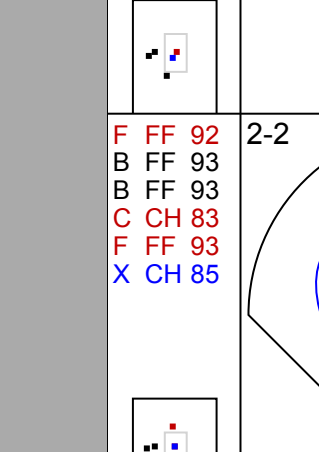
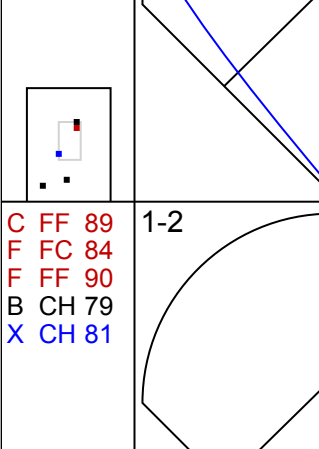
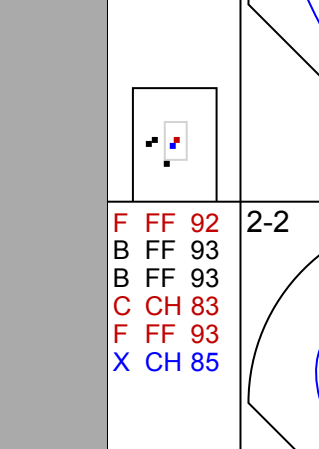

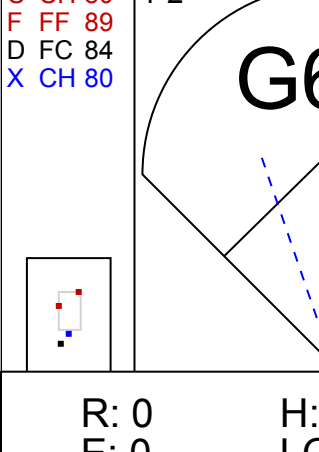
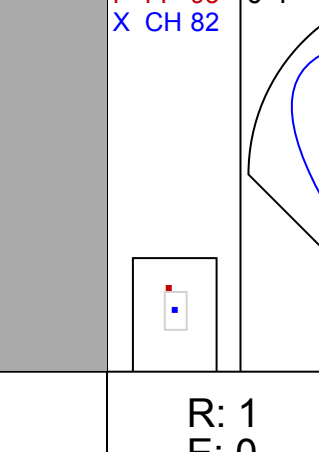
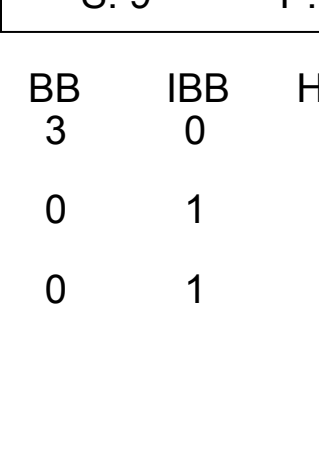
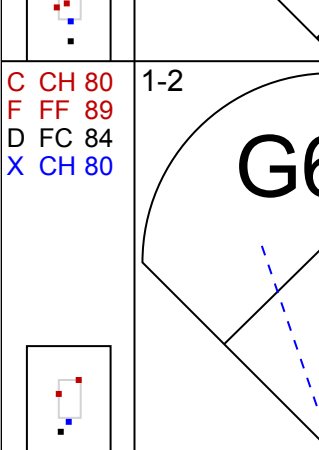

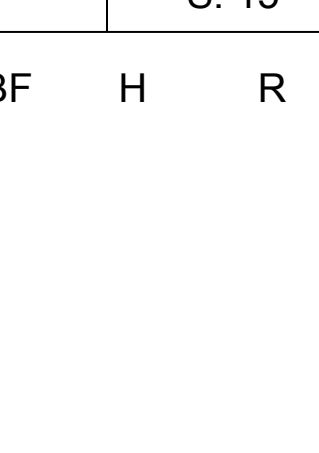

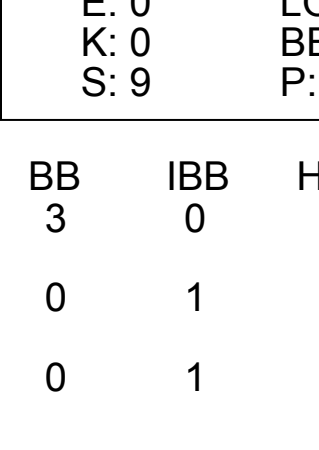
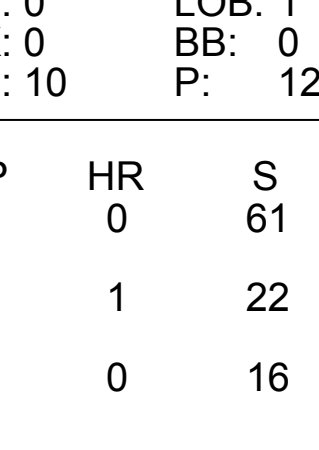
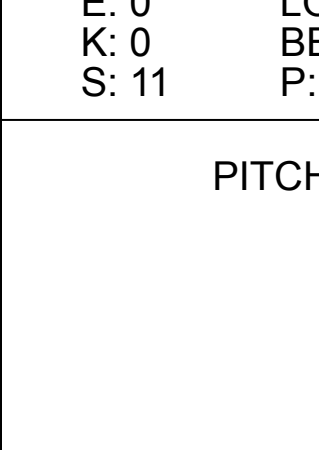
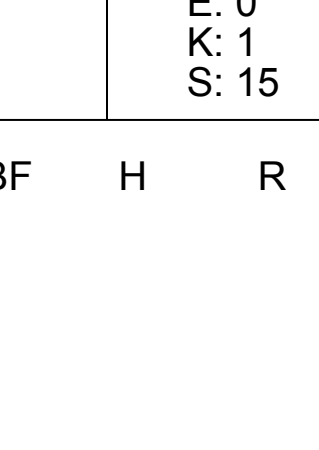
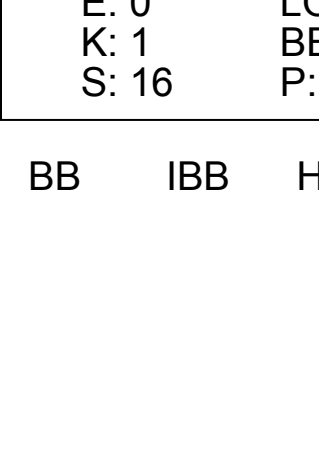






Batter	1	2	3	4	5	6	7	8	9	AB	R	H	RBI	BB	SO	LOB	BOTTOM				
3 Taylor Ward, R OBP: 0.342, SLG: 0.368	6 CS		17 2B		27 2B		F8			4	2	3	0	0	0	0					
27 Mike Trout, R OBP: 0.377, SLG: 0.542	L8		P2		G4-3		K			4	0	0	0	0	1	4					
17 Shohei Ohtani, L OBP: 0.389, SLG: 0.526	F7		6 2B				F7			4	0	2	2	0	0	1					
6 Anthony Rendon, R OBP: 0.430, SLG: 0.364	CS		G5-3		12 G6-4-3					2	1	1	1	1	0	0					
12 Hunter Renfroe, R OBP: 0.306, SLG: 0.507	HR		K		G6-4-3					4	1	1	1	0	1	5					
23 Brandon Drury, R OBP: 0.276, SLG: 0.500	K		G1-3		F7					4	1	1	1	0	1	2					
21 Matt Thaiss, L OBP: 0.400, SLG: 0.429	1B		10 G4-3		F9					2	0	1	1	1	0	0					
10 Gio Urshela, R OBP: 0.325, SLG: 0.345	K		G4-3							4	0	1	0	0	2	2					
9 Zach Neto, R OBP: 0.329, SLG: 0.293			3 1B		G6-3					3	1	1	0	0	1	1					
Inning Stats	R: 0 H: 1 E: 0 K: 0 S: 9	WLS: 2 BF: 18	R: 1 H: 2 E: 0 K: 2 S: 13	H: 2 R: 0 LOB: 1 BB: 0 P: 20	R: 2 H: 4 E: 0 K: 1 S: 22	H: 4 R: 0 LOB: 2 BB: 0 P: 30	R: 0 H: 0 E: 0 K: 0 S: 7	H: 0 R: 0 LOB: 0 BB: 1 P: 15	R: 1 H: 2 E: 0 K: 0 S: 8	H: 2 R: 0 LOB: 1 BB: 0 P: 13	R: 0 H: 1 E: 0 K: 1 S: 13	H: 1 R: 0 LOB: 0 BB: 0 P: 15	R: 0 H: 0 E: 0 K: 1 S: 10	H: 0 R: 0 LOB: 0 BB: 0 P: 15	R: 2 H: 1 E: 0 K: 1 S: 11	H: 1 R: 0 LOB: 0 BB: 1 P: 16	1B: 6 2B: 3 3B: 1 HR: 1	SF: 1 SAC: 0 DP: 2 HBP: 1	WP: 0 PB: 0 SB: 0 CS: 1	PA: 36	
PITCHER	IP	WLS	BF	H	R	ER	SO	BB	IBB	HBP	BLK	WP	HR	S	P	ERA	WHIP				
58 Hunter Brown, R ERA: 3.23	4.1		22	9	4	4	3	1	0	1	0	0	0	14	16	0.00	0.600				
61 Seth Martinez, R ERA: 4.5	1.2		5	1	0	0	1	0	0	0	0	0	0	10	15	0.00	0.000				
50 Héctor Neris, R ERA: 1.8	1.0		3	0	0	0	1	0	0	0	0	0	0	11	16	18.00	2.000				
47 Rafael Montero, R ERA: 6.14	1.0	L	5	1	2	2	1	1	0	0	0	0	0	11	16	18.00	2.000				

Houston Astros @ Los Angeles Angels
Angel Stadium, Anaheim, CA
Mon May 08 2023, 6:40 PM - 9:08 PM PDT
Att: 26,064 - Clear - 69 F

AB 31
R 6
H 11
RBI 6
BB 2
SO 6
LOB 15



Batter	1	2	3	4	5	6	7	8	9	AB	R	H	RBI	BB	SO	LOB	TOP					
3 Jeremy Peña, R OBP: 0.295, SLG: 0.432	G4-3		P3	1B		1B				4	0	2	2	1	0	1	Houston Astros @ Los Angeles Angels Angel Stadium, Anaheim, CA Wed May 10 2023, 1:08 PM - 3:46 PM PDT Att: 20,420 - Partly Cloudy - 69 F					
2 Alex Bregman, R OBP: 0.327, SLG: 0.336	P6		L7	BB		G4-3			G5-4-3	4	0	0	0	1	0	3						
44 Yordan Alvarez, L OBP: 0.388, SLG: 0.558	HR									4	1	1	1	0	0	3						
30 Kyle Tucker, L OBP: 0.355, SLG: 0.434	G3									4	1	1	0	0	1	0						
9 Corey Julks, R OBP: 0.265, SLG: 0.365	F9									4	1	1	0	0	1	0						
21 Yainer Diaz, R OBP: 0.255, SLG: 0.293	K									3	0	1	1	0	2	0						
17 David Hensley, R OBP: 0.244, SLG: 0.203	K									3	1	0	0	1	2	1						
6 Jake Meyers, R OBP: 0.308, SLG: 0.375	K									4	1	1	1	0	2	0						
15 Martín Maldonado, R OBP: 0.269, SLG: 0.277										3	0	1	0	0	2	0						
Inning Stats	R: 1 E: 0 K: 0 S: 8	H: 1 LOB: 0 BB: 0 P: 11	R: 0 E: 0 K: 2 S: 9	H: 0 LOB: 0 BB: 0 P: 14	R: 0 E: 0 K: 1 S: 9	H: 1 LOB: 1 BB: 0 P: 14	R: 4 E: 1 K: 0 S: 22	H: 4 LOB: 3 BB: 2 P: 37	R: 0 E: 0 K: 2 S: 12	H: 1 LOB: 1 BB: 0 P: 16	R: 0 E: 0 K: 2 S: 13	H: 1 LOB: 0 BB: 0 P: 21	R: 0 E: 0 K: 1 S: 6	H: 0 LOB: 0 BB: 0 P: 8	R: 0 E: 0 K: 1 S: 6	H: 0 LOB: 0 BB: 1 P: 11		1B: 7 2B: 0 3B: 0 HR: 1	SF: 1 SAC: 0 DP: 1 HBP: 1	WP: 0 PB: 0 SB: 0 CS: 0	PA: 38	
PITCHER	IP WLS BF H R ER SO	IP WLS BF H R ER SO	IP WLS BF H R ER SO	IP WLS BF H R ER SO	IP WLS BF H R ER SO	IP WLS BF H R ER SO	IP WLS BF H R ER SO	IP WLS BF H R ER SO	IP WLS BF H R ER SO	IP WLS BF H R ER SO	IP WLS BF H R ER SO	IP WLS BF H R ER SO	IP WLS BF H R ER SO	IP WLS BF H R ER SO	IP WLS BF H R ER SO	IP WLS BF H R ER SO	ERA WHIP	ERA WHIP	ERA WHIP			
47 Griffin Canning, R ERA: 6.38	3.2 L 18 5 5 5 3																	12.27	1.636			
46 Jimmy Herget, R ERA: 5.4	1.1 7 2 0 0 2																	0.00	2.250			
52 Ryan Tepera, R ERA: 5.63	1.0 4 1 0 0 2																	0.00	1.000			
49 Chris Devenski, R ERA: 3.24	2.0 6 0 0 0 2																	0.00	0.000			
32 Tucker Davidson, L ERA: 5.6	1.0 3 0 0 0 1																	0.00	1.000			
Batter	1	2	3	4	5	6	7	8	9	AB	R	H	RBI	BB	SO	LOB	BOTTOM					
3 Taylor Ward, R OBP: 0.325, SLG: 0.348	K		F8			K				4	0	0	0	0	3	1	Houston Astros @ Los Angeles Angels Angel Stadium, Anaheim, CA Wed May 10 2023, 1:08 PM - 3:46 PM PDT Att: 20,420 - Partly Cloudy - 69 F					
27 Mike Trout, R OBP: 0.371, SLG: 0.525	K		K			K				4	1	1	0	0	3	0						
17 Shohei Ohtani, L OBP: 0.359, SLG: 0.529	K									4	1	1	2	0	2	0						
6 Anthony Rendon, R OBP: 0.418, SLG: 0.354										4	1	2	0	0	1	0						
12 Hunter Renfroe, R OBP: 0.316, SLG: 0.521										2	1	2	2	2	0	0						
23 Brandon Drury, R OBP: 0.261, SLG: 0.472										4	0	0	0	0	2	4						
21 Matt Thaiss, L OBP: 0.389, SLG: 0.413										4	0	1	0	0	2	2						
10 Gio Urshela, R OBP: 0.323, SLG: 0.341										4	0	1	0	0	0	3						
9 Zach Neto, R OBP: 0.319, SLG: 0.321										3	0	0	0	0	1	1						
Inning Stats	R: 0 E: 0 K: 3 S: 9	H: 0 LOB: 0 BB: 0 P: 16	R: 2 E: 0 K: 0 S: 14	H: 3 LOB: 0 BB: 0 P: 20	R: 0 E: 0 K: 2 S: 8	H: 0 LOB: 0 BB: 0 P: 14	R: 0 E: 0 K: 2 S: 10	H: 0 LOB: 1 BB: 1 P: 18	R: 0 E: 0 K: 1 S: 8	H: 0 LOB: 0 BB: 0 P: 12	R: 0 E: 0 K: 3 S: 10	H: 0 LOB: 0 BB: 0 P: 13	R: 0 E: 0 K: 0 S: 5	H: 1 LOB: 1 BB: 0 P: 9	R: 0 E: 0 K: 2 S: 14	H: 1 LOB: 0 BB: 0 P: 20		R: 2 E: 0 K: 1 S: 15	H: 4 LOB: 2 BB: 0 P: 21	1B: 6 2B: 0 3B: 0 HR: 2	SF: 0 SAC: 0 DP: 2 HBP: 0	WP: 0 PB: 0 SB: 0 CS: 0
PITCHER	IP WLS BF H R ER SO	IP WLS BF H R ER SO	IP WLS BF H R ER SO	IP WLS BF H R ER SO	IP WLS BF H R ER SO	IP WLS BF H R ER SO	IP WLS BF H R ER SO	IP WLS BF H R ER SO	IP WLS BF H R ER SO	IP WLS BF H R ER SO	IP WLS BF H R ER SO	IP WLS BF H R ER SO	IP WLS BF H R ER SO	IP WLS BF H R ER SO	IP WLS BF H R ER SO	IP WLS BF H R ER SO	ERA WHIP	ERA WHIP	ERA WHIP			
53 Cristian Javier, R ERA: 3.47	6.0 W 21 3 2 2 10																	3.00	0.667			
50 Héctor Neris, R ERA: 1.69	1.0 H 3 0 0 0 0																	0.00	1.000			
52 Bryan Abreu, R ERA: 1.47	1.0 H 4 1 0 0 2																	0.00	1.000			
55 Ryan Pressly, R ERA: 4.11	1.0 S 7 4 2 2 1																	18.00	4.000			

Batter	1	2	3	4	5	6	7	8	9	AB	R	H	RBI	BB	SO	LOB	TOP					
3 Taylor Ward, R OBP: 0.321, SLG: 0.342										5	0	1	0	0	1	3	Los Angeles Angels @ Cleveland Guardians Progressive Field, Cleveland, OH Fri May 12 2023, 7:10 PM - 10:04 PM EDT Att: 22,550 - Overcast - 70 F					
27 Mike Trout, R OBP: 0.372, SLG: 0.524										4	1	1	0	1	1	4						
17 Shohei Ohtani, L OBP: 0.363, SLG: 0.521										2	0	0	0	2	2	3						
6 Anthony Rendon, R OBP: 0.425, SLG: 0.376										5	1	3	0	0	0	3						
8 Brett Phillips, L OBP: 0.250, SLG: 0.077										0	1	0	0	0	0	0						
2 Luis Rengifo, S OBP: 0.318, SLG: 0.297										0	0	0	0	0	0	0						
12 Hunter Renfroe, R OBP: 0.313, SLG: 0.510										5	0	1	1	0	1	4						
23 Brandon Drury, R OBP: 0.259, SLG: 0.465										4	1	1	2	0	3	5						
10 Gio Urshela, R OBP: 0.319, SLG: 0.344										5	1	1	1	0	1	4						
21 Matt Thaiss, L OBP: 0.414, SLG: 0.429										3	0	2	0	1	0	0						
9 Zach Neto, R OBP: 0.326, SLG: 0.341										4	0	2	1	0	0	1						
Inning Stats	R: 0 E: 0 K: 1 S: 8	H: 0 LOB: 1 BB: 1 P: 15	R: 0 E: 0 K: 1 S: 11	H: 0 LOB: 0 BB: 0 P: 16	R: 0 E: 0 K: 2 S: 18	H: 2 LOB: 2 BB: 0 P: 25	R: 3 E: 0 K: 0 S: 12	H: 4 LOB: 2 BB: 1 P: 20	R: 0 E: 0 K: 0 S: 13	H: 2 LOB: 0 BB: 0 P: 23	R: 0 E: 0 K: 2 S: 13	H: 0 LOB: 0 BB: 2 P: 28	R: 0 E: 0 K: 1 S: 10	H: 2 LOB: 1 BB: 0 P: 15	R: 2 E: 1 K: 1 S: 19	H: 2 LOB: 1 BB: 0 P: 27	1B: 8 2B: 4 3B: 0 HR: 0	SF: 1 FC: 0 DP: 1 HBP: 0	WP: 0 PB: 0 CS: 0 SB: 0	PA: 43		
PITCHER	IP WLS BF H R ER SO BB IBB HBP BLK WP HR S P ERA WHIP	IP WLS BF H R ER SO BB IBB HBP BLK WP HR S P ERA WHIP	IP WLS BF H R ER SO BB IBB HBP BLK WP HR S P ERA WHIP	IP WLS BF H R ER SO BB IBB HBP BLK WP HR S P ERA WHIP	IP WLS BF H R ER SO BB IBB HBP BLK WP HR S P ERA WHIP	IP WLS BF H R ER SO BB IBB HBP BLK WP HR S P ERA WHIP	IP WLS BF H R ER SO BB IBB HBP BLK WP HR S P ERA WHIP	IP WLS BF H R ER SO BB IBB HBP BLK WP HR S P ERA WHIP	IP WLS BF H R ER SO BB IBB HBP BLK WP HR S P ERA WHIP	IP WLS BF H R ER SO BB IBB HBP BLK WP HR S P ERA WHIP	IP WLS BF H R ER SO BB IBB HBP BLK WP HR S P ERA WHIP	IP WLS BF H R ER SO BB IBB HBP BLK WP HR S P ERA WHIP	IP WLS BF H R ER SO BB IBB HBP BLK WP HR S P ERA WHIP	IP WLS BF H R ER SO BB IBB HBP BLK WP HR S P ERA WHIP	IP WLS BF H R ER SO BB IBB HBP BLK WP HR S P ERA WHIP	IP WLS BF H R ER SO BB IBB HBP BLK WP HR S P ERA WHIP	IP WLS BF H R ER SO BB IBB HBP BLK WP HR S P ERA WHIP					
41 Logan Allen, L ERA: 3.43	4.1	24	8	3	3	5	2	0	0	0	0	0	0	0	60	96	6.23	2.308				
52 Nick Sandlin, R ERA: 4.3	1.2	4	0	0	0	0	0	0	0	0	0	0	0	6	10	0.00	0.000					
99 James Karinchak, R ERA: 4.91	1.0	5	0	0	0	2	2	0	0	0	0	0	0	13	28	0.00	2.000					
37 Trevor Stephan, R ERA: 1.72	1.0	4	2	0	0	1	0	0	0	0	0	0	0	10	15	0.00	2.000					
48 Emmanuel Clase, R ERA: 2.21	1.0	L	6	2	2	1	1	0	0	0	0	0	0	19	27	9.00	2.000					
Batter	1	2	3	4	5	6	7	8	9	AB	R	H	RBI	BB	SO	LOB	BOTTOM					
38 Steven Kwan, L OBP: 0.345, SLG: 0.331										4	1	0	0	1	0	0	Los Angeles Angels @ Cleveland Guardians Progressive Field, Cleveland, OH Fri May 12 2023, 7:10 PM - 10:04 PM EDT Att: 22,550 - Overcast - 70 F					
1 Amed Rosario, R OBP: 0.294, SLG: 0.368										5	1	3	0	0	0	0						
11 José Ramírez, S OBP: 0.357, SLG: 0.444										3	0	2	1	1	0	2						
55 Josh Bell, S OBP: 0.338, SLG: 0.356										4	0	1	1	1	1	3						
2 Tyler Freeman, R OBP: 0.417, SLG: 0.455										0	0	0	0	0	0	0						
22 Josh Naylor, L OBP: 0.258, SLG: 0.331										3	2	1	1	2	0	3						
13 Gabriel Arias, R OBP: 0.259, SLG: 0.283										4	0	0	0	0	1	1						
17 Will Brennan, L OBP: 0.250, SLG: 0.295										1	0	0	0	0	1	3						
0 Andrés Giménez, L OBP: 0.308, SLG: 0.354										4	0	3	0	0	0	0						
7 Myles Straw, R OBP: 0.314, SLG: 0.273										3	0	1	1	0	0	2						
35 Cam Gallagher, R OBP: 0.125, SLG: 0.081										4	0	0	0	0	0	4						
Inning Stats	R: 1 E: 0 K: 1 S: 9	H: 1 LOB: 0 BB: 0 P: 14	R: 1 E: 0 K: 0 S: 11	H: 1 LOB: 1 BB: 1 P: 18	R: 0 E: 0 K: 0 S: 9	H: 1 LOB: 2 BB: 1 P: 16	R: 0 E: 0 K: 0 S: 10	H: 1 LOB: 1 BB: 0 P: 12	R: 1 E: 0 K: 0 S: 11	H: 1 LOB: 1 BB: 1 P: 19	R: 0 E: 0 K: 0 S: 11	H: 1 LOB: 1 BB: 0 P: 17	R: 0 E: 0 K: 0 S: 7	H: 1 LOB: 1 BB: 1 P: 11	R: 1 E: 0 K: 1 S: 15	H: 2 LOB: 1 BB: 0 P: 25	R: 0 E: 0 K: 1 S: 16	H: 2 LOB: 3 BB: 1 P: 23	1B: 5 2B: 3 3B: 2 HR: 1	SF: 2 FC: 0 DP: 1 HBP: 0	WP: 0 PB: 0 CS: 0 SB: 1	PA: 42
PITCHER	IP WLS BF H R ER SO BB IBB HBP BLK WP HR S P ERA WHIP	IP WLS BF H R ER SO BB IBB HBP BLK WP HR S P ERA WHIP	IP WLS BF H R ER SO BB IBB HBP BLK WP HR S P ERA WHIP	IP WLS BF H R ER SO BB IBB HBP BLK WP HR S P ERA WHIP	IP WLS BF H R ER SO BB IBB HBP BLK WP HR S P ERA WHIP	IP WLS BF H R ER SO BB IBB HBP BLK WP HR S P ERA WHIP	IP WLS BF H R ER SO BB IBB HBP BLK WP HR S P ERA WHIP	IP WLS BF H R ER SO BB IBB HBP BLK WP HR S P ERA WHIP	IP WLS BF H R ER SO BB IBB HBP BLK WP HR S P ERA WHIP	IP WLS BF H R ER SO BB IBB HBP BLK WP HR S P ERA WHIP	IP WLS BF H R ER SO BB IBB HBP BLK WP HR S P ERA WHIP	IP WLS BF H R ER SO BB IBB HBP BLK WP HR S P ERA WHIP	IP WLS BF H R ER SO BB IBB HBP BLK WP HR S P ERA WHIP	IP WLS BF H R ER SO BB IBB HBP BLK WP HR S P ERA WHIP	IP WLS BF H R ER SO BB IBB HBP BLK WP HR S P ERA WHIP	IP WLS BF H R ER SO BB IBB HBP BLK WP HR S P ERA WHIP	IP WLS BF H R ER SO BB IBB HBP BLK WP HR S P ERA WHIP					
31 Tyler Anderson, L ERA: 5.26	6.0	27	6	3	3	1	3	0	0	0	0	0	0	61	96	4.50	1.500					
55 Matt Moore, L ERA: 1.35	2.0	W	9	3	1	1	1	0	1	22	36	4.50	1.500									
53 Carlos Estévez, R ERA: 0.96	1.0	S	6	2	0	0	1	0	1	0	16	23	0.00	2.000								

Batter	1	2	3	4	5	6	7	8	9	AB	R	H	RBI	BB	SO	LOB	TOP				
16 Mickey Moniak, L OBP: 0.500, SLG: 1.000 12 Hunter Renfroe, R OBP: 0.313, SLG: 0.500										3	1	1	1	0	0	1	Los Angeles Angels @ Baltimore Orioles Oriole Park at Camden Yards, Baltimore, MD Tue May 16 2023, 6:39 PM - 9:12 PM EDT Att: 13,244 - Cloudy - 77 F				
27 Mike Trout, R OBP: 0.361, SLG: 0.490										4	0	0	0	0	2	1					
17 Shohel Ohtani, L OBP: 0.369, SLG: 0.541										4	0	0	0	0	1	0					
3 Taylor Ward, R OBP: 0.324, SLG: 0.344										4	0	1	0	0	1	0					
21 Matt Thaiss, L OBP: 0.392, SLG: 0.397										4	1	2	0	0	1	1					
23 Brandon Drury, R OBP: 0.318, SLG: 0.454										4	0	1	0	0	0	1					
10 Gio Urshela, R OBP: 0.318, SLG: 0.349										4	1	2	1	0	1	0					
2 Luis Rengifo, S OBP: 0.308, SLG: 0.282										4	0	0	0	0	1	3					
9 Zach Neto, R OBP: 0.309, SLG: 0.364										3	0	1	1	0	1	0					
Inning Stats	R: 1 H: 2 E: 0 K: 1 S: 20	H: 2 LOB: 1 BB: 0 P: 31	R: 0 H: 0 E: 0 K: 0 S: 8	H: 0 LOB: 0 BB: 0 P: 11	R: 0 H: 0 E: 0 K: 1 S: 7	H: 0 LOB: 0 BB: 0 P: 12	R: 0 H: 1 E: 0 K: 1 S: 8	H: 1 LOB: 1 BB: 0 P: 10	R: 1 H: 3 E: 0 K: 1 S: 19	H: 2 LOB: 2 BB: 0 P: 29	R: 0 H: 0 E: 0 K: 2 S: 8	H: 0 LOB: 0 BB: 0 P: 14	R: 0 H: 0 E: 0 K: 1 S: 6	H: 0 LOB: 0 BB: 0 P: 8	R: 0 H: 0 E: 0 K: 1 S: 6	H: 0 LOB: 0 BB: 0 P: 8	1B: 6 2B: 1 3B: 0 HR: 1	SF: 0 SAC: 0 DP: 0 HBP: 0	WP: 1 PB: 0 SB: 0 CS: 0	PA: 35	
PITCHER	IP WLS BF H R ER SO BB IBB HBP BLK WP HR S P ERA WHIP	IP WLS BF H R ER SO BB IBB HBP BLK WP HR S P ERA WHIP	IP WLS BF H R ER SO BB IBB HBP BLK WP HR S P ERA WHIP	IP WLS BF H R ER SO BB IBB HBP BLK WP HR S P ERA WHIP	IP WLS BF H R ER SO BB IBB HBP BLK WP HR S P ERA WHIP	IP WLS BF H R ER SO BB IBB HBP BLK WP HR S P ERA WHIP	IP WLS BF H R ER SO BB IBB HBP BLK WP HR S P ERA WHIP	IP WLS BF H R ER SO BB IBB HBP BLK WP HR S P ERA WHIP	IP WLS BF H R ER SO BB IBB HBP BLK WP HR S P ERA WHIP	IP WLS BF H R ER SO BB IBB HBP BLK WP HR S P ERA WHIP	IP WLS BF H R ER SO BB IBB HBP BLK WP HR S P ERA WHIP	IP WLS BF H R ER SO BB IBB HBP BLK WP HR S P ERA WHIP	IP WLS BF H R ER SO BB IBB HBP BLK WP HR S P ERA WHIP	IP WLS BF H R ER SO BB IBB HBP BLK WP HR S P ERA WHIP	IP WLS BF H R ER SO BB IBB HBP BLK WP HR S P ERA WHIP	IP WLS BF H R ER SO BB IBB HBP BLK WP HR S P ERA WHIP	IP WLS BF H R ER SO BB IBB HBP BLK WP HR S P ERA WHIP	IP WLS BF H R ER SO BB IBB HBP BLK WP HR S P ERA WHIP	IP WLS BF H R ER SO BB IBB HBP BLK WP HR S P ERA WHIP	IP WLS BF H R ER SO BB IBB HBP BLK WP HR S P ERA WHIP	IP WLS BF H R ER SO BB IBB HBP BLK WP HR S P ERA WHIP
64 Dean Kremer, R ERA: 4.94 43 Bryan Baker, R ERA: 1.77 58 Cionel Pérez, L ERA: 3.78 78 Yennier Cano, R ERA:	IP WLS BF H R ER SO BB IBB HBP BLK WP HR S P ERA WHIP	IP WLS BF H R ER SO BB IBB HBP BLK WP HR S P ERA WHIP	IP WLS BF H R ER SO BB IBB HBP BLK WP HR S P ERA WHIP	IP WLS BF H R ER SO BB IBB HBP BLK WP HR S P ERA WHIP	IP WLS BF H R ER SO BB IBB HBP BLK WP HR S P ERA WHIP	IP WLS BF H R ER SO BB IBB HBP BLK WP HR S P ERA WHIP	IP WLS BF H R ER SO BB IBB HBP BLK WP HR S P ERA WHIP	IP WLS BF H R ER SO BB IBB HBP BLK WP HR S P ERA WHIP	IP WLS BF H R ER SO BB IBB HBP BLK WP HR S P ERA WHIP	IP WLS BF H R ER SO BB IBB HBP BLK WP HR S P ERA WHIP	IP WLS BF H R ER SO BB IBB HBP BLK WP HR S P ERA WHIP	IP WLS BF H R ER SO BB IBB HBP BLK WP HR S P ERA WHIP	IP WLS BF H R ER SO BB IBB HBP BLK WP HR S P ERA WHIP	IP WLS BF H R ER SO BB IBB HBP BLK WP HR S P ERA WHIP	IP WLS BF H R ER SO BB IBB HBP BLK WP HR S P ERA WHIP	IP WLS BF H R ER SO BB IBB HBP BLK WP HR S P ERA WHIP	IP WLS BF H R ER SO BB IBB HBP BLK WP HR S P ERA WHIP	IP WLS BF H R ER SO BB IBB HBP BLK WP HR S P ERA WHIP	IP WLS BF H R ER SO BB IBB HBP BLK WP HR S P ERA WHIP	IP WLS BF H R ER SO BB IBB HBP BLK WP HR S P ERA WHIP	IP WLS BF H R ER SO BB IBB HBP BLK WP HR S P ERA WHIP

Batter	1	2	3	4	5	6	7	8	9	AB	R	H	RBI	BB	SO	LOB	BOTTOM				
31 Cedric Mullins, L OBP: 0.349, SLG: 0.468										4	0	0	1	0	1	1	Los Angeles Angels @ Baltimore Orioles Oriole Park at Camden Yards, Baltimore, MD Tue May 16 2023, 6:39 PM - 9:12 PM EDT Att: 13,244 - Cloudy - 77 F				
35 Adley Rutschman, S OBP: 0.405, SLG: 0.464										4	0	1	0	0	2	1					
25 Anthony Santander, S OBP: 0.321, SLG: 0.456										4	0	0	0	0	3	1					
21 Austin Hays, R OBP: 0.340, SLG: 0.470										4	0	1	0	0	1	0					
2 Gunnar Henderson, L OBP: 0.340, SLG: 0.351										3	1	1	0	1	2	0					
12 Adam Frazier, L OBP: 0.321, SLG: 0.361										3	1	0	0	0	1	4					
23 Terrin Vavra, L OBP: 0.343, SLG: 0.233 26 Ryan McKenna, R OBP: 0.356, SLG: 0.488										2	1	1	1	0	0	0					
3 Jorge Mateo, R OBP: 0.307, SLG: 0.470										3	1	1	2	0	2	0					
32 Ryan O'Hearn, L OBP: 0.310, SLG: 0.400 6 Ryan Mountcastle, R OBP: 0.279, SLG: 0.463										1	1	1	1	0	0	0					
Inning Stats	R: 0 H: 2 E: 1 K: 2 S: 16	H: 1 LOB: 3 BB: 1 P: 26	R: 1 H: 1 E: 0 K: 1 S: 12	H: 1 LOB: 0 BB: 0 P: 17	R: 0 H: 0 E: 0 K: 1 S: 10	H: 0 LOB: 0 BB: 0 P: 15	R: 3 H: 4 E: 0 K: 2 S: 23	H: 4 LOB: 1 BB: 0 P: 33	R: 0 H: 0 E: 0 K: 3 S: 11	H: 0 LOB: 0 BB: 0 P: 13	R: 3 H: 2 E: 0 K: 1 S: 13	H: 2 LOB: 0 BB: 0 P: 21	R: 0 H: 0 E: 0 K: 1 S: 7	H: 0 LOB: 0 BB: 0 P: 10	R: 0 H: 0 E: 0 K: 1 S: 9	H: 0 LOB: 0 BB: 0 P: 12	1B: 4 2B: 3 3B: 0 HR: 2	SF: 1 SAC: 0 DP: 0 HBP: 1	WP: 1 PB: 0 SB: 0 CS: 0	PA: 35	
PITCHER	IP WLS BF H R ER SO BB IBB HBP BLK WP HR S P ERA WHIP	IP WLS BF H R ER SO BB IBB HBP BLK WP HR S P ERA WHIP	IP WLS BF H R ER SO BB IBB HBP BLK WP HR S P ERA WHIP	IP WLS BF H R ER SO BB IBB HBP BLK WP HR S P ERA WHIP	IP WLS BF H R ER SO BB IBB HBP BLK WP HR S P ERA WHIP	IP WLS BF H R ER SO BB IBB HBP BLK WP HR S P ERA WHIP	IP WLS BF H R ER SO BB IBB HBP BLK WP HR S P ERA WHIP	IP WLS BF H R ER SO BB IBB HBP BLK WP HR S P ERA WHIP	IP WLS BF H R ER SO BB IBB HBP BLK WP HR S P ERA WHIP	IP WLS BF H R ER SO BB IBB HBP BLK WP HR S P ERA WHIP	IP WLS BF H R ER SO BB IBB HBP BLK WP HR S P ERA WHIP	IP WLS BF H R ER SO BB IBB HBP BLK WP HR S P ERA WHIP	IP WLS BF H R ER SO BB IBB HBP BLK WP HR S P ERA WHIP	IP WLS BF H R ER SO BB IBB HBP BLK WP HR S P ERA WHIP	IP WLS BF H R ER SO BB IBB HBP BLK WP HR S P ERA WHIP	IP WLS BF H R ER SO BB IBB HBP BLK WP HR S P ERA WHIP	IP WLS BF H R ER SO BB IBB HBP BLK WP HR S P ERA WHIP	IP WLS BF H R ER SO BB IBB HBP BLK WP HR S P ERA WHIP	IP WLS BF H R ER SO BB IBB HBP BLK WP HR S P ERA WHIP	IP WLS BF H R ER SO BB IBB HBP BLK WP HR S P ERA WHIP	IP WLS BF H R ER SO BB IBB HBP BLK WP HR S P ERA WHIP
63 Chase Silseth, R ERA: 5.4 32 Tucker Davidson, L ERA: 6.05 60 Andrew Wantz, R ERA: 2.89 46 Jimmy Herget, R ERA: 4.91	IP WLS BF H R ER SO BB IBB HBP BLK WP HR S P ERA WHIP	IP WLS BF H R ER SO BB IBB HBP BLK WP HR S P ERA WHIP	IP WLS BF H R ER SO BB IBB HBP BLK WP HR S P ERA WHIP	IP WLS BF H R ER SO BB IBB HBP BLK WP HR S P ERA WHIP	IP WLS BF H R ER SO BB IBB HBP BLK WP HR S P ERA WHIP	IP WLS BF H R ER SO BB IBB HBP BLK WP HR S P ERA WHIP	IP WLS BF H R ER SO BB IBB HBP BLK WP HR S P ERA WHIP	IP WLS BF H R ER SO BB IBB HBP BLK WP HR S P ERA WHIP	IP WLS BF H R ER SO BB IBB HBP BLK WP HR S P ERA WHIP	IP WLS BF H R ER SO BB IBB HBP BLK WP HR S P ERA WHIP	IP WLS BF H R ER SO BB IBB HBP BLK WP HR S P ERA WHIP	IP WLS BF H R ER SO BB IBB HBP BLK WP HR S P ERA WHIP	IP WLS BF H R ER SO BB IBB HBP BLK WP HR S P ERA WHIP	IP WLS BF H R ER SO BB IBB HBP BLK WP HR S P ERA WHIP	IP WLS BF H R ER SO BB IBB HBP BLK WP HR S P ERA WHIP	IP WLS BF H R ER SO BB IBB HBP BLK WP HR S P ERA WHIP	IP WLS BF H R ER SO BB IBB HBP BLK WP HR S P ERA WHIP	IP WLS BF H R ER SO BB IBB HBP BLK WP HR S P ERA WHIP	IP WLS BF H R ER SO BB IBB HBP BLK WP HR S P ERA WHIP	IP WLS BF H R ER SO BB IBB HBP BLK WP HR S P ERA WHIP	IP WLS BF H R ER SO BB IBB HBP BLK WP HR S P ERA WHIP

Los Angeles Angels @ Baltimore Orioles
 Oriole Park at Camden Yards, Baltimore, MD
 Tue May 16 2023, 6:39 PM - 9:12 PM EDT
 Att: 13,244 - Cloudy - 77 F

AB	35
R	3
H	8
RBI	3
BB	0
SO	8
LOB	7



Los Angeles Angels @ Baltimore Orioles
 Oriole Park at Camden Yards, Baltimore, MD
 Tue May 16 2023, 6:39 PM - 9:12 PM EDT
 Att: 13,244 - Cloudy - 77 F

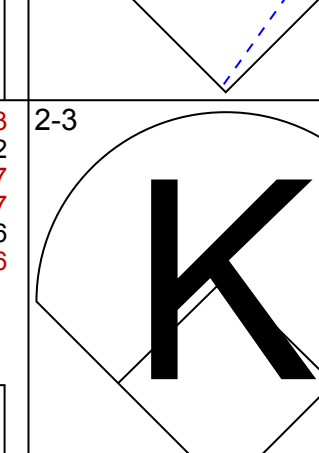

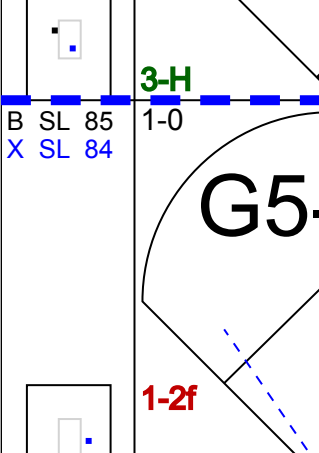
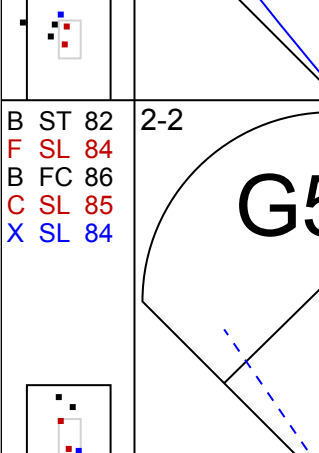
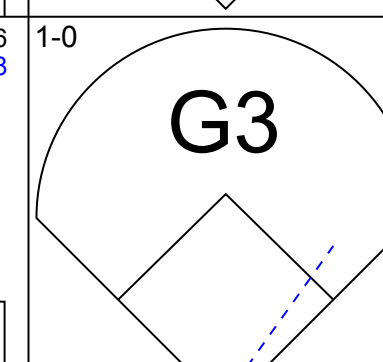
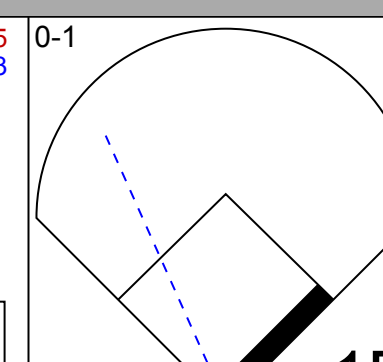


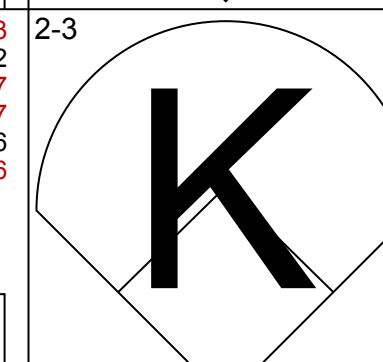
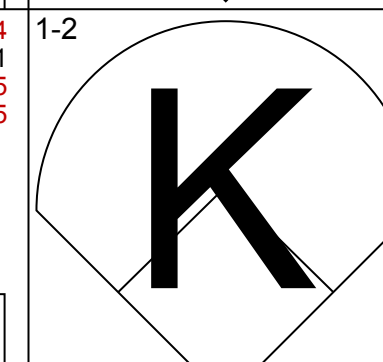


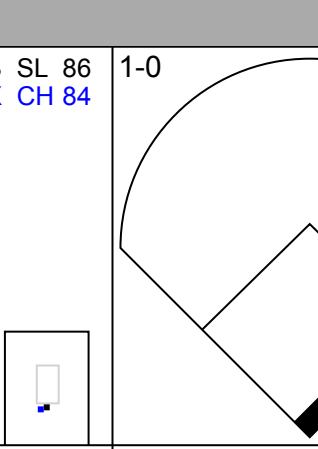
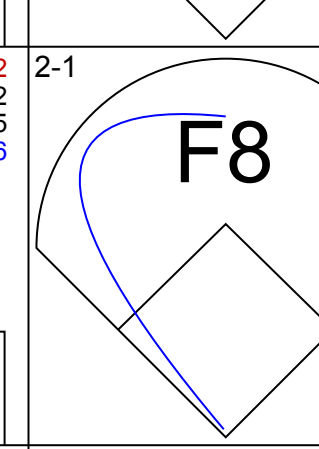
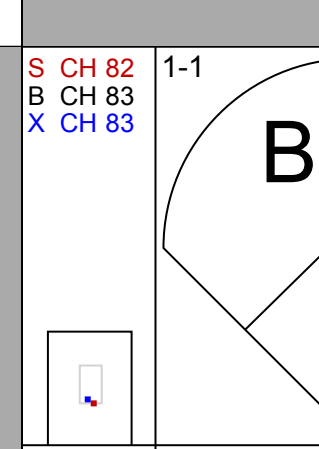

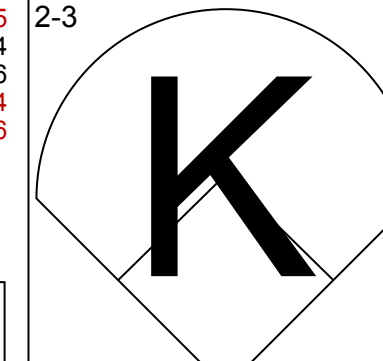


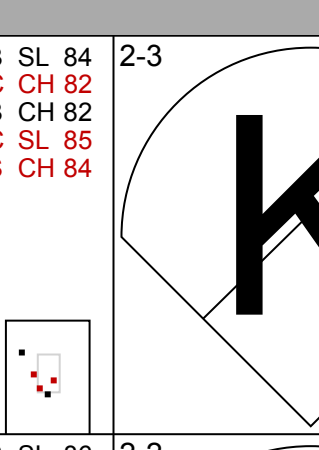
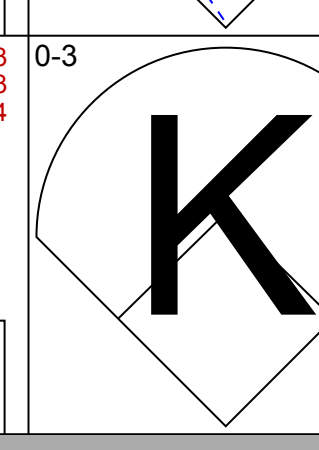
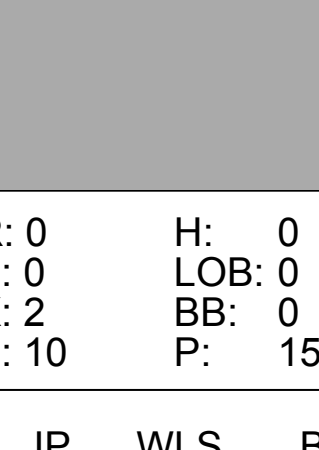
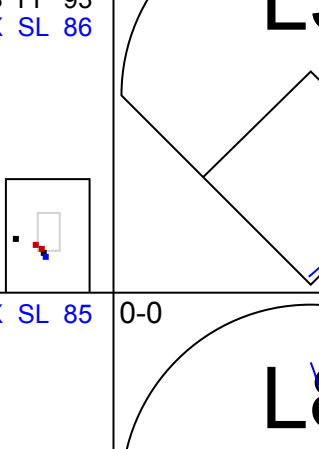
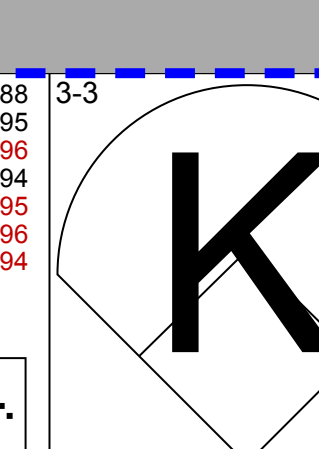
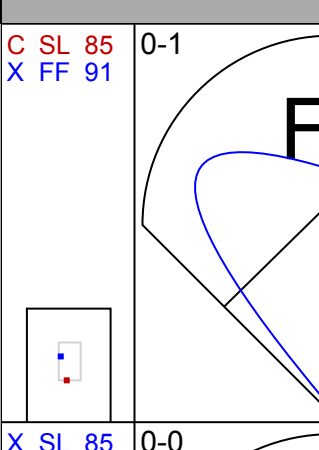
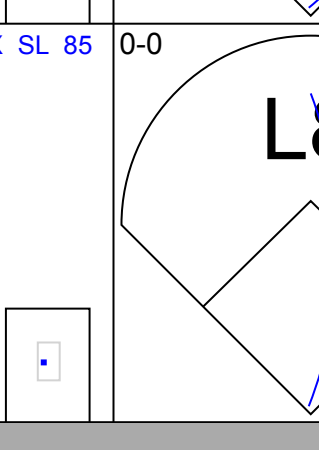
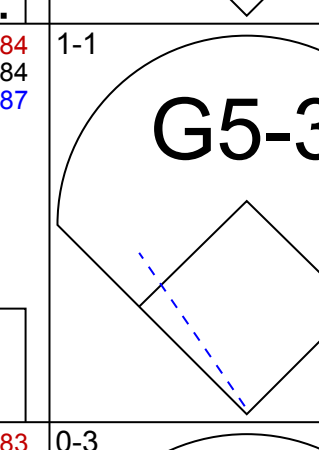
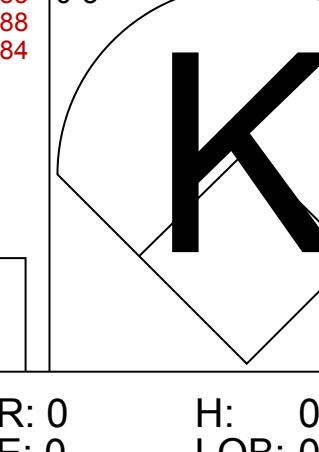
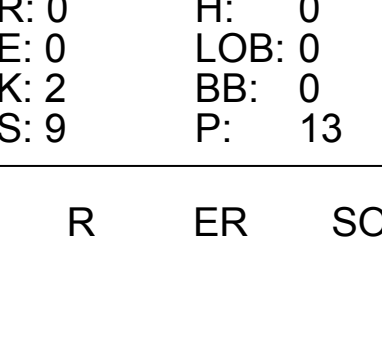

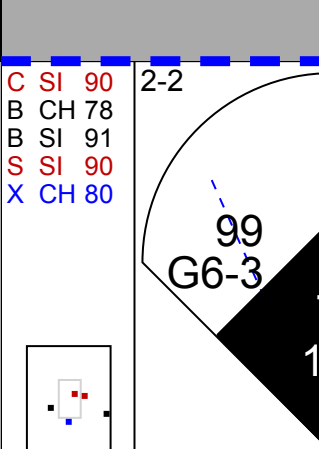

AB	32
R	7
H	9
RBI	7
BB	1
SO	12
LOB	7




Batter	1	2	3	4	5	6	7	8	9	AB R H RBI BB SO LOB	TOP							
3 Taylor Ward, R OBP: 0.319, SLG: 0.337	L8		F7			K			K	3 0 0 0 0 1 1	Los Angeles Angels @ Baltimore Orioles Oriole Park at Camden Yards, Baltimore, MD Wed May 17 2023, 6:38 PM - 9:06 PM EDT Att: 15,702 - Clear - 67 F livebaseballscorecards.com							
16 Mickey Moniak, L OBP: 0.462, SLG: 0.917										1 0 0 0 0 1 0								
27 Mike Trout, R OBP: 0.364, SLG: 0.506	K			HR		F8				3 1 1 1 1 1 0								
17 Shohel Ohtani, L OBP: 0.361, SLG: 0.528	F7			F7					K	4 0 0 0 0 1 1								
12 Hunter Renfroe, R OBP: 0.306, SLG: 0.488		P6		F8					F8	4 0 0 0 0 0 1								
23 Brandon Drury, R OBP: 0.265, SLG: 0.451				F9						3 0 1 0 0 1 0								
21 Matt Thaiss, L OBP: 0.395, SLG: 0.400										2 0 1 0 0 0 0								
2 Luis Rengifo, S OBP: 0.306, SLG: 0.279	L6								P5	1 0 0 0 0 0 1								
10 Gio Urshela, R OBP: 0.318, SLG: 0.349									G6-3	3 0 1 0 0 0 1								
35 Chad Wallach, R OBP: 0.308, SLG: 0.553									K	3 0 0 0 0 3 1								
9 Zach Neto, R OBP: 0.301, SLG: 0.353				FC6-4					K	3 0 0 0 0 1 1								
Inning Stats	R: 0 E: 0 K: 1 S: 9	H: 0 LOB: 0 BB: 0 P: 15	R: 0 E: 0 K: 1 S: 8	H: 0 LOB: 0 BB: 0 P: 12	R: 0 E: 0 K: 1 S: 11	H: 1 LOB: 1 BB: 0 P: 17	R: 1 E: 0 K: 0 S: 12	H: 1 LOB: 0 BB: 0 P: 15	R: 0 E: 0 K: 1 S: 8	H: 0 LOB: 0 BB: 0 P: 14	R: 0 E: 0 K: 2 S: 10	H: 0 LOB: 0 BB: 0 P: 16	R: 0 E: 0 K: 2 S: 9	H: 0 LOB: 1 BB: 1 P: 16	1B: 3 2B: 0 3B: 0 HR: 1	SF: 0 SAC: 0 DP: 1 HBP: 0	WP: 0 PB: 0 SB: 0 CS: 0	PA: 31
PITCHER	IP WLS BF H R ER SO BB IBB HBP BLK WP HR S P ERA WHIP											IP WLS BF H R ER SO BB IBB HBP BLK WP HR S P ERA WHIP						
Kyle Bradish, R ERA: 3.9	(1, 1) 6.2 W 23 4 1 1 5 0 0 0 0 0 0 1 63 94 1.35 0.600											(1, 1) 6.2 W 23 4 1 1 5 0 0 0 0 0 0 1 63 94 1.35 0.600						
54 Danny Coulombe, L ERA: 3.07	(7, 1) 0.1 H 1 0 0 0 0 0 0 0 0 0 0 0 3 4 0.00 0.000											(7, 1) 0.1 H 1 0 0 0 0 0 0 0 0 0 0 0 3 4 0.00 0.000						
78 Yennier Cano, R ERA:	(8, 1) 1.0 H 3 0 0 0 2 0 0 0 0 0 0 0 10 16 0.00 0.000											(8, 1) 1.0 H 3 0 0 0 2 0 0 0 0 0 0 0 10 16 0.00 0.000						
74 Félix Bautista, R ERA: 1.35	(9, 1) 1.0 S 4 0 0 0 2 1 0 0 0 0 0 0 9 16 0.00 1.000											(9, 1) 1.0 S 4 0 0 0 2 1 0 0 0 0 0 0 9 16 0.00 1.000						

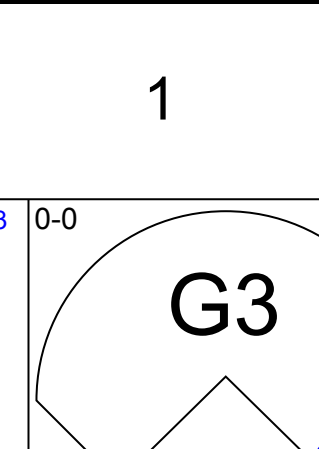
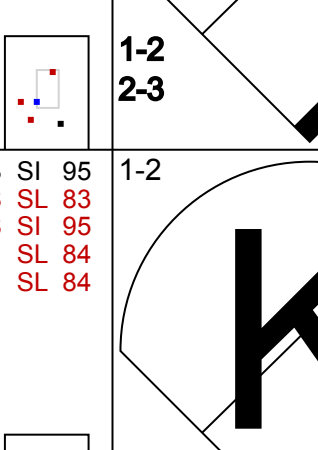
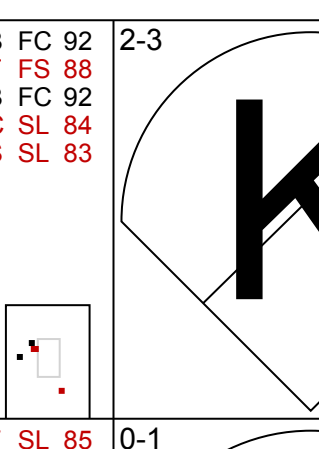
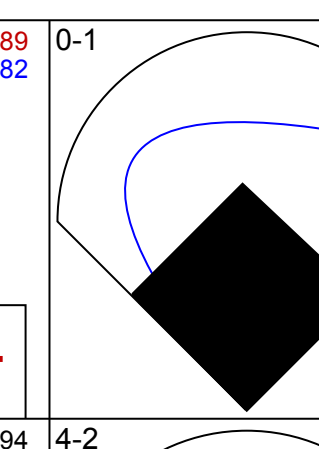
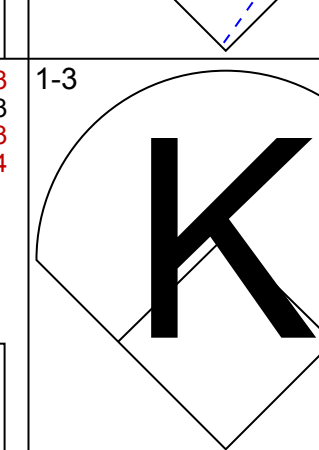

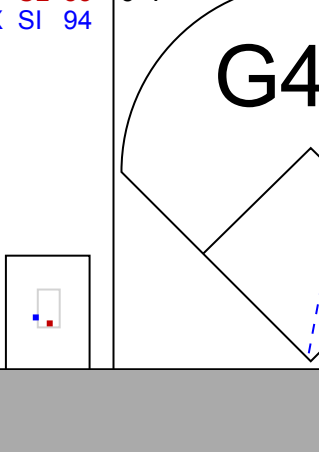
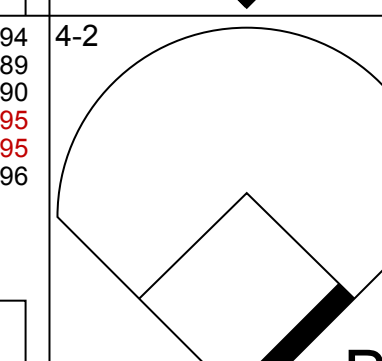
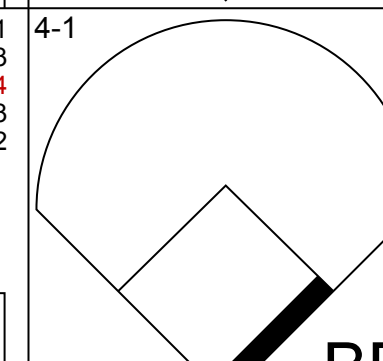
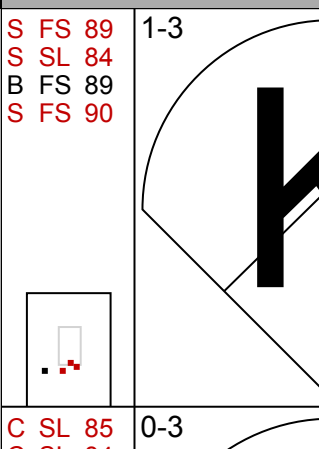
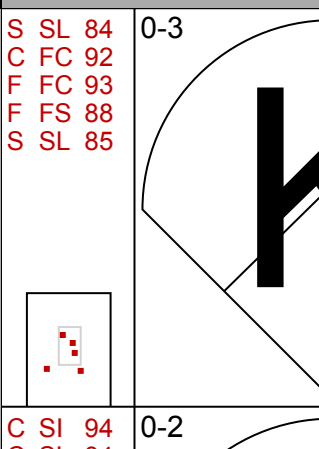
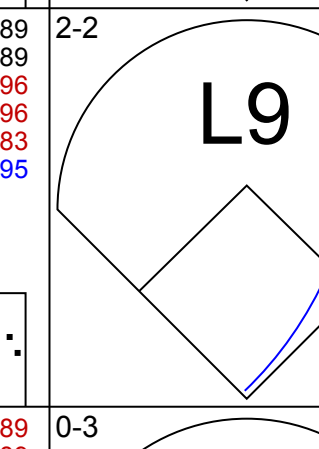
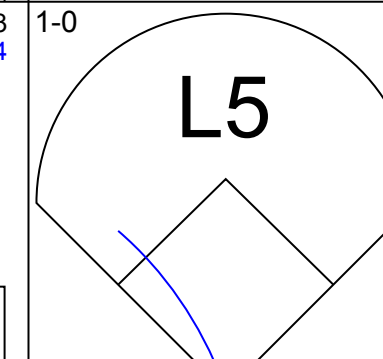
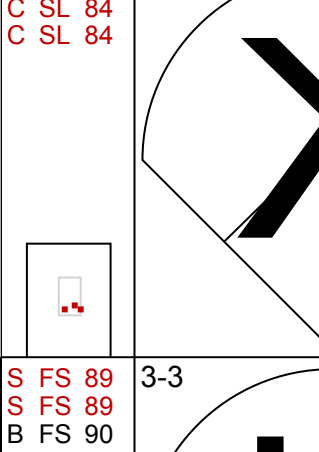
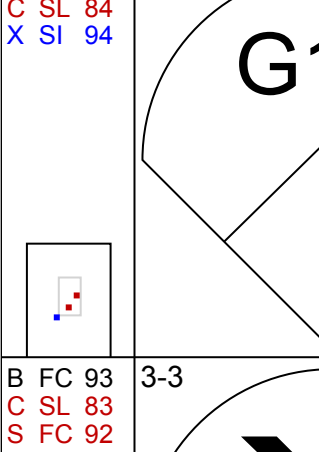
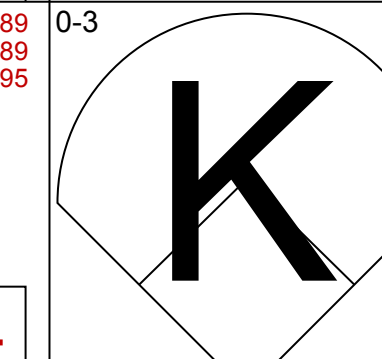
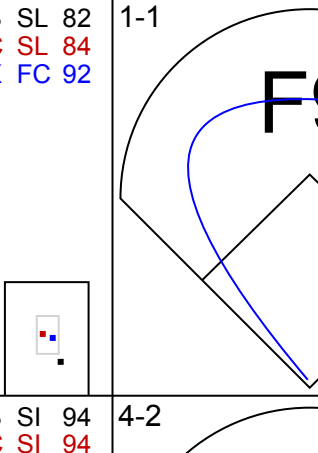
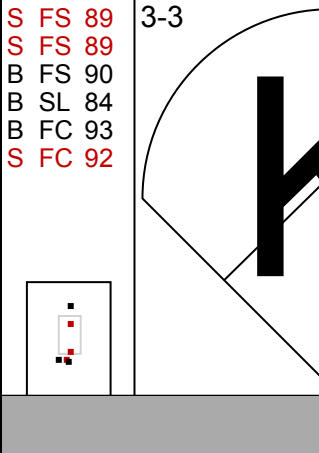
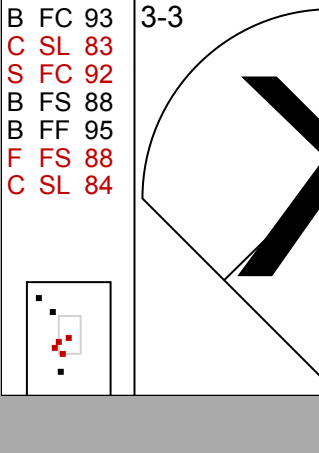
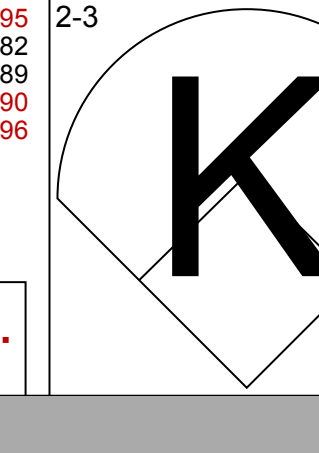
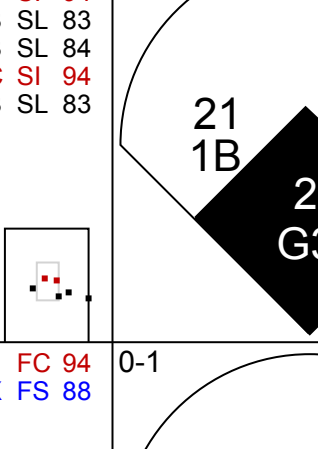
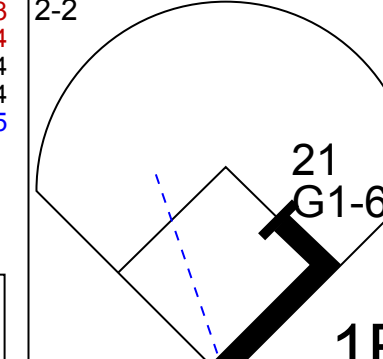
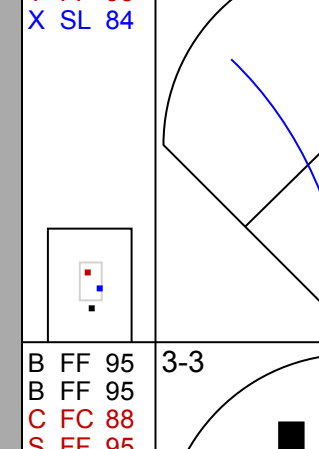

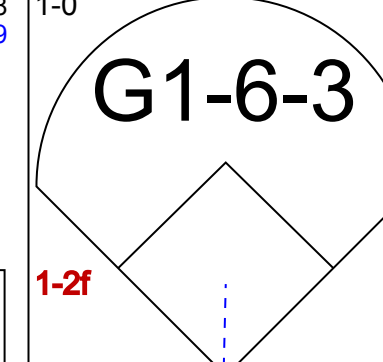
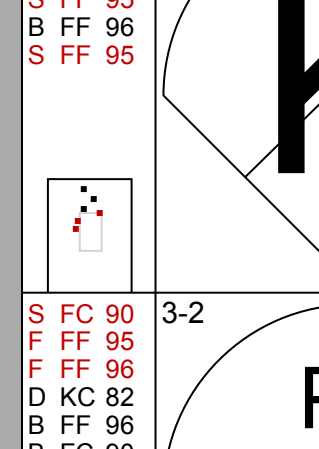
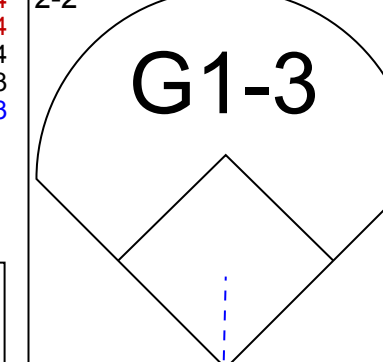
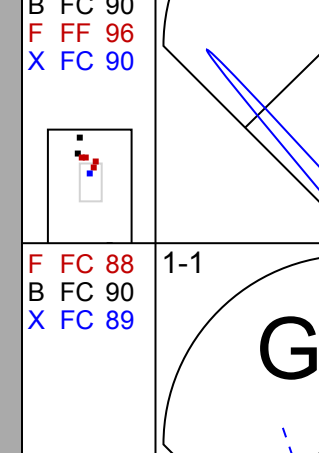

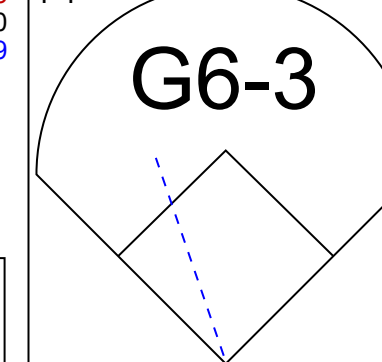
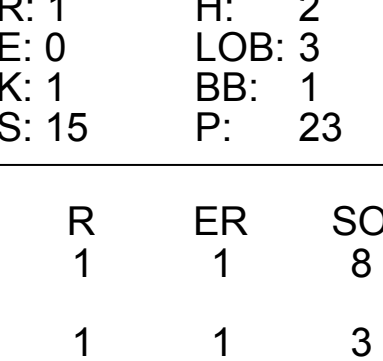
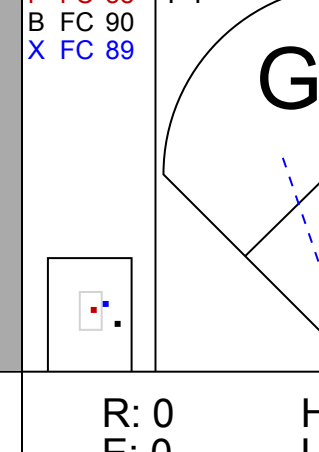
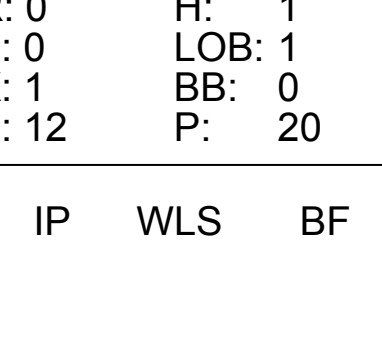
Batter	1	2	3	4	5	6	7	8	9	AB R H RBI BB SO LOB	BOTTOM							
31 Cedric Mullins, L OBP: 0.352, SLG: 0.465	F8					F9				3 1 1 1 1 0 2	Los Angeles Angels @ Baltimore Orioles Oriole Park at Camden Yards, Baltimore, MD Wed May 17 2023, 6:38 PM - 9:06 PM EDT Att: 15,702 - Clear - 67 F livebaseballscorecards.com							
35 Adley Rutschman, S OBP: 0.402, SLG: 0.465	F9					G1-3				4 0 1 0 0 0 3								
25 Anthony Santander, S OBP: 0.326, SLG: 0.456										4 0 2 0 0 1 3								
6 Ryan Mountcastle, R OBP: 0.278, SLG: 0.478	L9									4 0 1 1 0 0 2								
2 Gunnar Henderson, L OBP: 0.345, SLG: 0.373										4 0 2 0 0 1 1								
21 Austin Hays, R OBP: 0.345, SLG: 0.489										3 1 1 1 1 2 3								
12 Adam Frazier, L OBP: 0.322, SLG: 0.360										3 0 1 0 0 0 0								
23 Terrin Vavra, L OBP: 0.342, SLG: 0.242										3 1 1 0 0 0 4								
26 Ryan McKenna, R OBP: 0.370, SLG: 0.550										1 0 1 0 0 0 0								
65 Joey Ortiz, R OBP: 0.118, SLG: 0.125										4 0 0 0 0 1 5								
Inning Stats	R: 0 E: 0 K: 0 S: 10	H: 1 LOB: 1 BB: 0 P: 11	R: 0 E: 1 K: 1 S: 12	H: 1 LOB: 2 BB: 1 P: 18	R: 1 E: 0 K: 2 S: 17	H: 2 LOB: 2 BB: 1 P: 25	R: 1 E: 0 K: 0 S: 14	H: 3 LOB: 2 BB: 0 P: 20	R: 1 E: 0 K: 1 S: 10	H: 1 LOB: 2 BB: 0 P: 17	R: 0 E: 0 K: 0 S: 9	H: 1 LOB: 1 BB: 0 P: 10	R: 0 E: 0 K: 1 S: 6	H: 1 LOB: 0 BB: 0 P: 6	1B: 8 2B: 1 3B: 1 HR: 1	SF: 0 SAC: 1 DP: 2 HBP: 0	WP: 1 PB: 0 SB: 1 CS: 0	PA: 36
PITCHER	IP WLS BF H R ER SO BB IBB HBP BLK WP HR S P ERA WHIP											IP WLS BF H R ER SO BB IBB HBP BLK WP HR S P ERA WHIP						
47 Griffin Canning, R ERA: 6.14	(1, 1) 5.1 L 27 9 3 3 4 2 0 0 0 0 0 0 0 67 95 5.06 2.062											(1, 1) 5.1 L 27 9 3 3 4 2 0 0 0 0 0 0 0 67 95 5.06 2.062						
51 Jaime Barria, R ERA: 1.96	(6, 1) 2.2 9 2 0 0 1 0 0 0 0 0 0 0 20 25 0.00 0.750											(6, 1) 2.2 9 2 0 0 1 0 0 0 0 0 0 0 20 25 0.00 0.750						

Batter	1	2	3	4	5	6	7	8	9	AB	R	H	RBI	BB	SO	LOB	TOP					
39 Donovan Solano, R OBP: 0.349, SLG: 0.358 19 Alex Kirilloff, L OBP: 0.458, SLG: 0.575										3	1	2	0	0	0	0	Minnesota Twins @ Los Angeles Angels Angel Stadium, Anaheim, CA Sat May 20 2023, 7:10 PM - 10:03 PM PDT Att: 35,688 - Partly Cloudy - 67 F					
4 Carlos Correa, R OBP: 0.299, SLG: 0.385										2	0	1	0	0	0							
25 Byron Buxton, R OBP: 0.344, SLG: 0.484 47 Edouard Julien, L OBP: 0.258, SLG: 0.414										1	1	0	0	2	2							
12 Kyle Farmer, R OBP: 0.377, SLG: 0.478										5	2	3	1	0	4							
30 Kyle Garlick, R OBP: 0.167, SLG: 0.417 9 Trevor Lamach, L OBP: 0.324, SLG: 0.405										3	0	1	1	0	1	2						
50 Willi Castro, S OBP: 0.291, SLG: 0.375										4	0	1	1	0	2							
13 Joey Gallo, L OBP: 0.323, SLG: 0.589										4	1	1	1	1	2	1						
2 Michael Taylor, R OBP: 0.281, SLG: 0.398										5	0	1	0	0	2	2						
8 Christian Vázquez, R OBP: 0.307, SLG: 0.265										4	0	0	0	0	0	1						
Inning Stats	R: 3 E: 0 K: 1 S: 18	H: 3 LOB: 1 BB: 1 P: 30	R: 0 E: 0 K: 0 S: 10	H: 1 LOB: 3 BB: 2 P: 25	R: 0 E: 0 K: 0 S: 9	H: 0 LOB: 0 BB: 0 P: 13	R: 0 E: 0 K: 1 S: 14	H: 0 LOB: 0 BB: 0 P: 18	R: 0 E: 0 K: 1 S: 10	H: 1 LOB: 2 BB: 1 P: 21	R: 1 E: 0 K: 1 S: 16	H: 3 LOB: 2 BB: 0 P: 22	R: 2 E: 1 K: 1 S: 15	H: 3 LOB: 1 BB: 0 P: 23	R: 0 E: 0 K: 1 S: 9	H: 0 LOB: 1 BB: 1 P: 14		R: 0 E: 0 K: 1 S: 6	H: 1 LOB: 1 BB: 1 P: 10	1B: 7 2B: 3 3B: 1 HR: 1	SF: 0 SAC: 1 DP: 1 HBP: 0	WP: 0 PB: 0 SB: 0 CS: 0
PITCHER	IP	WLS	BF	H	R	ER	SO	BB	IBB	HBP	BLK	WP	HR	S	P	ERA	WHIP					
43 Patrick Sandoval, L ERA: 3.47	4.2	L	23	5	3	3	3	4	0	0	0	0	0	60	104	5.79	1.929					
57 Zack Weiss, R ERA: 5.4	1.1		7	3	1	1	1	0	0	0	0	0	1	17	25	6.75	2.250					
60 Andrew Wantz, R ERA: 9.32	2.0		10	3	2	2	2	1	0	0	0	0	0	24	37	9.00	2.000					
46 Jimmy Herget, R ERA: 4.38	1.0		4	1	0	0	1	0	1	0	0	0	0	6	10	0.00	1.000					
Batter	1	2	3	4	5	6	7	8	9	AB	R	H	RBI	BB	SO	LOB	BOTTOM					
3 Taylor Ward, R OBP: 0.303, SLG: 0.320 16 Mickey Moniak, L OBP: 0.476, SLG: 0.900										4	0	0	0	0	0	1	Minnesota Twins @ Los Angeles Angels Angel Stadium, Anaheim, CA Sat May 20 2023, 7:10 PM - 10:03 PM PDT Att: 35,688 - Partly Cloudy - 67 F					
27 Mike Trout, R OBP: 0.373, SLG: 0.521										3	0	1	0	1	2	1						
17 Shohei Ohtani, L OBP: 0.357, SLG: 0.543										4	1	1	1	0	2	3						
12 Hunter Renfroe, R OBP: 0.321, SLG: 0.489										4	1	2	0	0	0	1						
23 Brandon Drury, R OBP: 0.268, SLG: 0.449										3	0	1	0	0	0	0						
20 Jared Walsh, L OBP: 0.323, SLG: 0.352										4	0	0	1	0	1	3						
10 Gio Urshela, R OBP: 0.323, SLG: 0.352										4	0	2	0	0	0	3						
21 Matt Thaiss, L OBP: 0.366, SLG: 0.366 2 Luis Rengifo, S OBP: 0.321, SLG: 0.286 35 Chad Wallach, R OBP: 0.267, SLG: 0.477										2	0	0	0	0	1	2						
9 Zach Neto, R OBP: 0.312, SLG: 0.363										4	0	1	0	0	1	1						
Inning Stats	R: 0 E: 0 K: 1 S: 12	H: 0 LOB: 1 BB: 1 P: 21	R: 0 E: 0 K: 2 S: 13	H: 1 LOB: 0 BB: 0 P: 17	R: 0 E: 0 K: 0 S: 8	H: 1 LOB: 1 BB: 0 P: 12	R: 1 E: 0 K: 0 S: 15	H: 2 LOB: 1 BB: 0 P: 20	R: 0 E: 0 K: 1 S: 6	H: 0 LOB: 0 BB: 0 P: 9	R: 1 E: 0 K: 1 S: 13	H: 2 LOB: 2 BB: 0 P: 22	R: 0 E: 0 K: 2 S: 12	H: 1 LOB: 1 BB: 0 P: 19	R: 0 E: 0 K: 0 S: 5	H: 0 LOB: 0 BB: 0 P: 5		R: 0 E: 0 K: 3 S: 13	H: 1 LOB: 1 BB: 0 P: 20	1B: 5 2B: 2 3B: 0 HR: 1	SF: 0 SAC: 0 DP: 0 HBP: 1	WP: 1 PB: 0 SB: 0 CS: 0
PITCHER	IP	WLS	BF	H	R	ER	SO	BB	IBB	HBP	BLK	WP	HR	S	P	ERA	WHIP					
37 Louie Varland, R ERA: 4.18	5.0		23	6	2	2	4	1	0	0	0	0	0	7	9	0.00	0.000					
71 Jovani Moran, L ERA: 4.59	1.0	H	3	0	0	0	1	0	0	0	0	0	0	12	19	0.00	1.000					
4B Jorge López, R ERA: 1.31	1.0		4	1	0	0	2	0	0	0	0	0	0	5	5	0.00	0.000					
61 Brock Stewart, R ERA	1.0		3	0	0	0	0	0	0	0	0	0	0	13	20	0.00	1.000					
59 Jhoan Duran, R ERA: 1.53	1.0		4	1	0	0	3	0	0	0	0	1	0	13	20	0.00	1.000					

Batter	1	2	3	4	5	6	7	8	9	AB	R	H	RBI	BB	SO	LOB	TOP										
99 Alex Verdugo, L (1,9) OBP: 0.366, SLG: 0.464										4	0	0	0	0	1	1	<p>Boston Red Sox @ Los Angeles Angels Angel Stadium, Anaheim, CA Mon May 22 2023, 6:40 PM - 8:43 PM PDT Att: 25,314 - Clear - 68 F</p>										
7 Masataka Yoshida, L (1,7) OBP: 0.364, SLG: 0.484										4	0	2	1	0	0	0											
2 Justin Turner, R (1,10) OBP: 0.362, SLG: 0.414										4	0	0	0	0	2	2											
11 Rafael Devers, L (1,5) OBP: 0.296, SLG: 0.530										3	0	1	0	0	0	1											
16 Jarren Duran, L (1,8) OBP: 0.376, SLG: 0.518										3	0	0	0	0	2	2											
36 Triston Casas, L (1,3) OBP: 0.305, SLG: 0.352										3	0	0	0	0	2	1											
47 Emmanuel Valdez, L (1,4) OBP: 0.324, SLG: 0.476										3	0	0	0	0	1	1											
19 Pablo Reyes, R (1,6) OBP: 0.321, SLG: 0.407										2	0	0	0	0	0	0											
17 Raimel Tapia, L (8,PH) OBP: 0.333, SLG: 0.354										1	0	0	0	0	0	0											
5 Enrique Hernández, R (8,6) OBP: 0.266, SLG: 0.345										0	0	0	0	0	0	0											
12 Connor Wong, R (1,2) OBP: 0.278, SLG: 0.426										3	1	1	0	0	1	0											
Inning Stats	R: 0 E: 0 K: 2 S: 10	H: 0 LOB: 0 BB: 0 P: 15	R: 0 E: 0 K: 1 S: 10	H: 1 LOB: 1 BB: 0 P: 17	R: 0 E: 0 K: 0 S: 5	H: 0 LOB: 0 BB: 0 P: 6	R: 0 E: 0 K: 2 S: 10	H: 1 LOB: 1 BB: 0 P: 15	R: 0 E: 0 K: 1 S: 7	H: 0 LOB: 0 BB: 0 P: 11	R: 1 E: 0 K: 0 S: 7	H: 2 LOB: 0 BB: 0 P: 11	R: 0 E: 0 K: 1 S: 7	H: 0 LOB: 0 BB: 0 P: 8	R: 0 E: 0 K: 2 S: 9	H: 0 LOB: 0 BB: 0 P: 13		R: 0 E: 0 K: 0 S: 9	H: 0 LOB: 0 BB: 0 P: 14	1B: 3 2B: 1 3B: 0 HR: 0	SF: 0 SAC: 0 DP: 1 HBP: 0	WP: 0 PB: 0 SB: 0 CS: 0	PA: 30				
PITCHER	IP	WLS	BF	H	R	ER	SO	BB	IBB	HBP	BLK	WP	HR	S	P	ERA	WHIP										
51 Jaime Barria, R (1,1) ERA: 1.61	5.0		17	2	0	0	6	0	0	0	0	0	0	42	64	0.00	0.400										
28 Aaron Loup, L (6,1) ERA: 7.71	0.1	B	3	2	1	1	0	0	0	0	0	0	0	6	9	27.00	6.000										
49 Chris Devenski, R (6,1) ERA: 3.38	1.2		4	0	0	0	1	0	0	0	0	0	0	8	10	0.00	0.000										
63 Chase Silseth, R (8,1) ERA: 4.61	2.0	W	6	0	0	0	2	0	0	0	0	0	0	18	27	0.00	0.000										

AB	30
R	1
H	4
RBI	1
BB	0
SO	9
LOB	8



Batter	1	2	3	4	5	6	7	8	9	AB	R	H	RBI	BB	SO	LOB	BOTTOM											
16 Mickey Moniak, L (1,7) OBP: 0.448, SLG: 0.893										4	1	2	1	0	1	0	<p>Boston Red Sox @ Los Angeles Angels Angel Stadium, Anaheim, CA Mon May 22 2023, 6:40 PM - 8:43 PM PDT Att: 25,314 - Clear - 68 F</p>											
27 Mike Trout, R (1,8) OBP: 0.368, SLG: 0.506										3	0	0	0	1	2	3												
17 Shohei Ohtani, L (1,10) OBP: 0.358, SLG: 0.530										3	0	0	0	1	2	1												
12 Hunter Renfroe, R (1,9) OBP: 0.313, SLG: 0.473										4	0	0	0	0	2	2												
20 Jared Walsh, L (1,3) OBP: 0.083, SLG: 0.083										4	0	0	0	0	3	1												
23 Brandon Drury, R (1,4) OBP: 0.281, SLG: 0.462										2	1	2	0	1	0	0												
21 Matt Thaiss, L (1,2) OBP: 0.379, SLG: 0.387										3	0	1	0	0	1	2												
2 Luis Rengifo, S (1,5) OBP: 0.312, SLG: 0.277										3	0	0	1	0	0	2												
10 Gio Urshela, R (9,5) OBP: 0.321, SLG: 0.352										0	0	0	0	0	0	0												
9 Zach Neto, R (1,6) OBP: 0.318, SLG: 0.364										2	0	0	0	0	0	1												
Inning Stats	R: 0 E: 0 K: 1 S: 6	H: 0 LOB: 1 BB: 1 P: 12	R: 1 E: 0 K: 1 S: 15	H: 2 LOB: 3 BB: 1 P: 23	R: 0 E: 0 K: 3 S: 9	H: 0 LOB: 0 BB: 0 P: 13	R: 0 E: 0 K: 0 S: 7	H: 1 LOB: 0 BB: 0 P: 12	R: 0 E: 0 K: 1 S: 6	H: 0 LOB: 0 BB: 0 P: 8	R: 0 E: 0 K: 2 S: 12	H: 0 LOB: 0 BB: 0 P: 15	R: 0 E: 0 K: 1 S: 12	H: 1 LOB: 1 BB: 0 P: 20	R: 1 E: 0 K: 2 S: 14	H: 1 LOB: 1 BB: 1 P: 22		R: 0 E: 0 K: 0 S: 9	H: 0 LOB: 0 BB: 0 P: 14	1B: 3 2B: 1 3B: 0 HR: 1	SF: 0 SAC: 0 DP: 1 HBP: 1	WP: 0 PB: 0 SB: 0 CS: 0	PA: 32					
PITCHER	IP	WLS	BF	H	R	ER	SO	BB	IBB	HBP	BLK	WP	HR	S	P	ERA		WHIP										
89 Tanner Houck, R (1,1) ERA: 4.99	6.0		23	3	1	1	8	2	0	0	0	0	1	0	1	0	1.50	0.833										
50 Kutter Crawford, R (7,1) ERA: 3.59	2.0	L	9	2	1	1	3	1	0	0	0	0	1	26	42	4.50	1.500											

AB	28
R	2
H	5
RBI	2
BB	3
SO	11
LOB	12



Batter	1	2	3	4	5	6	7	8	9	AB	R	H	RBI	BB	SO	LOB	TOP										
99 Alex Verdugo, L OBP: 0.359, SLG: 0.455	L7		G5-3		L7			FC3-6 G4-6-3		4	0	0	0	0	0	1	Boston Red Sox @ Los Angeles Angels Angel Stadium, Anaheim, CA Tue May 23 2023, 6:39 PM - 8:51 PM PDT Att: 25,798 - Overcast - 62 F										
7 Masataka Yoshida, L OBP: 0.370, SLG: 0.451 12 Connor Wong, R OBP: 0.279, SLG: 0.426	F7		F8		F7		G4-6-3		4	0	0	0	0	0	0	1											
2 Justin Turner, R OBP: 0.360, SLG: 0.407	BB		K		G5-3			F8	3	0	0	0	1	1	0												
11 Rafael Devers, L OBP: 0.291, SLG: 0.519	G4-3				L7		G6-3	K	4	0	0	0	0	1	1												
16 Jarren Duran, L OBP: 0.364, SLG: 0.500	K				G3		G6-3	K	4	0	0	0	0	2	0												
5 Enrique Hernández, R OBP: 0.279, SLG: 0.344	F9				L9				2	0	0	0	1	0	0												
36 Triston Casas, L OBP: 0.312, SLG: 0.354	BB 47 1B		K		BB		1B		2	0	1	0	1	1	1												
47 Emmanuel Valdez, L OBP: 0.324, SLG: 0.470	1B				G3		P5		3	0	1	0	0	0	1												
3 Reese McGuire, L OBP: 0.325, SLG: 0.351 30 Rob Refsnyder, R OBP: 0.398, SLG: 0.377	K				K		BB 99 FC3-6		2	0	0	0	0	2	2												
									0	0	0	0	1	0	0												
Inning Stats	R: 0 E: 0 K: 0 S: 11	H: 0 LOB: 1 BB: 1 P: 18	R: 0 E: 0 K: 2 S: 15	H: 1 LOB: 2 BB: 1 P: 23	R: 0 E: 0 K: 1 S: 8	H: 0 LOB: 0 BB: 0 P: 12	R: 0 E: 0 K: 1 S: 7	H: 0 LOB: 1 BB: 0 P: 13	R: 0 E: 0 K: 1 S: 7	H: 0 LOB: 0 BB: 0 P: 9	R: 0 E: 0 K: 0 S: 8	H: 0 LOB: 0 BB: 0 P: 11	R: 0 E: 0 K: 0 S: 4	H: 1 LOB: 1 BB: 0 P: 5	R: 0 E: 0 K: 0 S: 3	H: 0 LOB: 0 BB: 1 P: 10	R: 0 E: 0 K: 2 S: 8	H: 0 LOB: 0 BB: 0 P: 12	1B: 2 2B: 0 3B: 0 HR: 0	SF: 0 SAC: 0 DP: 1 HBP: 0	WP: 0 PB: 0 SB: 0 CS: 0	PA: 32					
PITCHER	IP	WLS	BF	H	R	ER	SO	BB	IBB	HBP	BLK	WP	HR	S	P	ERA	WHIP										
47 Griffin Canning, R ERA: 4.95	(1, 1)	7.0	W	26	2	0	5	3	0	0	0	0	0	60	91	0.00	0.714										
55 Matt Moore, L ERA: 1.44	(8, 1)	1.0	H	3	0	0	0	1	0	0	0	0	0	3	10	0.00	1.000										
71 Jacob Webb, R ERA:	(9, 1)	1.0		3	0	0	0	2	0	0	0	0	0	8	12	0.00	0.000										

Batter	1	2	3	4	5	6	7	8	9	AB	R	H	RBI	BB	SO	LOB	BOTTOM										
16 Mickey Moniak, L OBP: 0.438, SLG: 0.935 3 Taylor Ward, R OBP: 0.306, SLG: 0.329	HR		F8		F8			27 HR 2B		3	1	1	1	0	0	1	Boston Red Sox @ Los Angeles Angels Angel Stadium, Anaheim, CA Tue May 23 2023, 6:39 PM - 8:51 PM PDT Att: 25,798 - Overcast - 62 F										
27 Mike Trout, R OBP: 0.366, SLG: 0.517	K		G4-3		F9		HR		4	1	1	2	0	1	1												
17 Shohei Ohtani, L OBP: 0.356, SLG: 0.524	1B 12 FC4-6		G3-1				K		4	0	1	0	0	1	0												
12 Hunter Renfroe, R OBP: 0.312, SLG: 0.473	FC4-6 20 1B				G5-3		L7		4	0	1	0	0	0	1												
20 Jared Walsh, L OBP: 0.188, SLG: 0.133	1B				K		F9		3	0	1	0	1	1	0												
23 Brandon Drury, R OBP: 0.274, SLG: 0.451	K				G5-3			BB	4	0	0	0	0	1	4												
21 Matt Thaiss, L OBP: 0.374, SLG: 0.418			G4-3		HR		K		4	1	1	1	0	2	2												
10 Gio Urshela, R OBP: 0.322, SLG: 0.358			K		G5-3				3	0	1	0	0	1	0												
9 Zach Neto, R OBP: 0.319, SLG: 0.364			K				G5-3		3	0	1	0	0	1	1												
Inning Stats	R: 1 E: 0 K: 2 S: 15	H: 3 LOB: 2 BB: 0 P: 21	R: 0 E: 0 K: 2 S: 11	H: 0 LOB: 0 BB: 0 P: 17	R: 0 E: 0 K: 0 S: 7	H: 0 LOB: 0 BB: 0 P: 10	R: 0 E: 0 K: 1 S: 9	H: 0 LOB: 0 BB: 0 P: 13	R: 1 E: 0 K: 0 S: 11	H: 2 LOB: 1 BB: 0 P: 16	R: 0 E: 0 K: 0 S: 6	H: 0 LOB: 0 BB: 0 P: 9	R: 0 E: 0 K: 1 S: 8	H: 1 LOB: 1 BB: 0 P: 12	R: 2 E: 0 K: 2 S: 15	H: 3 LOB: 2 BB: 1 P: 26	1B: 3 2B: 3 3B: 0 HR: 3	SF: 0 SAC: 0 DP: 0 HBP: 0	WP: 0 PB: 0 SB: 0 CS: 0	PA: 34							
PITCHER	IP	WLS	BF	H	R	ER	SO	BB	IBB	HBP	BLK	WP	HR	S	P	ERA	WHIP										
66 Brayan Bello, R ERA: 4.08	(1, 1)	7.0	L	27	6	2	6	0	0	0	0	0	2	67	98	2.57	0.857										
57 Josely Rodríguez, L ERA: 11.57	(8, 1)	0.1		3	2	2	1	1	0	0	0	0	1	11	20	54.00	12.000										
63 Justin Garza, R ERA:	(8, 1)	0.2		2	0	0	1	0	0	0	0	0	0	4	6	0.00	0.000										

Batter	1	2	3	4	5	6	7	8	9	AB	R	H	RBI	BB	SO	LOB	TOP			
30 Rob Refsnyder, R OBP: 0.409, SLG: 0.384	L6		F8														4 0 2 1 1 0 0			
2 Justin Turner, R OBP: 0.381, SLG: 0.400				F8	G5-6-3												3 0 0 0 2 0 3			
7 Masataka Yoshida, L OBP: 0.373, SLG: 0.482		G3-6-3															4 1 1 0 0 0 4			
11 Rafael Devers, L OBP: 0.290, SLG: 0.513																	4 0 1 0 0 0 1			
5 Enrique Hernández, R OBP: 0.298, SLG: 0.348																	4 0 1 1 0 1 1			
19 Pablo Reyes, R OBP: 0.313, SLG: 0.387																	4 0 1 0 0 0 1			
12 Connor Wong, R OBP: 0.286, SLG: 0.452																	3 2 1 1 1 1 2			
17 Raimel Tapia, L OBP: 0.342, SLG: 0.353																	3 0 1 0 1 0 1			
16 Jarren Duran, L OBP: 0.353, SLG: 0.483																	4 0 0 0 0 2 3			
Inning Stats	R: 0 E: 0 K: 0 S: 6	H: 0 LOB: 0 BB: 1 P: 13	R: 0 E: 0 K: 1 S: 17	H: 2 LOB: 2 BB: 0 P: 25	R: 0 E: 0 K: 1 S: 11	H: 0 LOB: 0 BB: 0 P: 16	R: 1 E: 0 K: 0 S: 15	H: 2 LOB: 1 BB: 0 P: 21	R: 0 E: 0 K: 0 S: 8	H: 0 LOB: 0 BB: 0 P: 11	R: 1 E: 0 K: 0 S: 17	H: 2 LOB: 3 BB: 2 P: 31	R: 0 E: 0 K: 1 S: 9	H: 0 LOB: 0 BB: 0 P: 15	R: 1 E: 0 K: 0 S: 17	H: 1 LOB: 1 BB: 1 P: 26	1B: 5 2B: 3 3B: 0 HR: 1	SF: 0 SAC: 0 DP: 2 HBP: 0	WP: 1 PB: 0 SB: 0 CS: 1	PA: 38
PITCHER	IP WLS BF H R ER SO BB IBB HBP BLK WP HR S P ERA WHIP	PITCHER																		
31 Tyler Anderson, L ERA: 4.81	6.0 W 23 5 1 1 3 2 0 0 0 0 0 0 67 102 1.50 1.167																			
52 Reyes Moronta, R ERA: 6.75	0.2 6 2 1 1 0 2 0 0 0 0 1 1 15 27 13.50 6.000																			
49 Chris Devenski, R ERA: 3.07	1.1 H 4 0 0 0 1 0 0 0 0 0 0 0 11 19 0.00 0.000																			
28 Aaron Loup, L ERA: 7.84	1.0 5 1 1 1 0 1 0 0 0 0 0 0 17 26 9.00 2.000																			
Batter	1	2	3	4	5	6	7	8	9	AB	R	H	RBI	BB	SO	LOB	BOTTOM			
3 Taylor Ward, R OBP: 0.300, SLG: 0.322	F9	G5-3		F8													4 0 0 0 0 0 2			
27 Mike Trout, R OBP: 0.364, SLG: 0.527																	4 1 1 2 0 2 0			
17 Shohei Ohtani, L OBP: 0.354, SLG: 0.534																	4 1 1 1 0 1 0			
12 Hunter Renfroe, R OBP: 0.311, SLG: 0.466																	3 1 0 0 1 0 0			
23 Brandon Drury, R OBP: 0.279, SLG: 0.458																	4 1 2 0 0 0 0			
10 Gio Urshela, R OBP: 0.320, SLG: 0.353																	2 0 0 1 1 1 0			
2 Luis Rengifo, S OBP: 0.305, SLG: 0.270																	3 0 0 0 0 3 3			
20 Jared Walsh, L OBP: 0.235, SLG: 0.133																	0 0 0 0 1 0 0			
35 Chad Wallach, R OBP: 0.255, SLG: 0.429																	3 1 0 0 1 1 1			
9 Zach Neto, R OBP: 0.333, SLG: 0.411																	3 2 3 3 0 0 0			
Inning Stats	R: 0 E: 0 K: 2 S: 10	H: 0 LOB: 0 BB: 0 P: 14	R: 4 E: 0 K: 1 S: 13	H: 2 LOB: 2 BB: 2 P: 25	R: 1 E: 0 K: 2 S: 12	H: 2 LOB: 1 BB: 1 P: 20	R: 2 E: 0 K: 1 S: 12	H: 2 LOB: 0 BB: 0 P: 19	R: 0 E: 0 K: 1 S: 8	H: 1 LOB: 1 BB: 0 P: 20	R: 0 E: 0 K: 0 S: 11	H: 0 LOB: 0 BB: 0 P: 16	R: 0 E: 0 K: 0 S: 9	H: 0 LOB: 1 BB: 1 P: 14	R: 0 E: 0 K: 0 S: 11	H: 0 LOB: 0 BB: 0 P: 16	1B: 2 2B: 2 3B: 0 HR: 3	SF: 1 SAC: 0 DP: 0 HBP: 0	WP: 0 PB: 0 SB: 0 CS: 0	PA: 35
PITCHER	IP WLS BF H R ER SO BB IBB HBP BLK WP HR S P ERA WHIP	PITCHER																		
65 James Paxton, L ERA: 5.14	3.0 L 16 4 5 5 5 3 0 0 0 0 0 0 31 52 6.00 2.333																			
37 Nick Pivetta, R ERA: 6.15	3.0 3 2 2 3 0 0 0 0 0 0 1 31 52 6.00 1.000																			
63 Justin Garza, R ERA:	1.0 3 0 0 0 0 0 0 0 0 0 0 11 16 0.00 0.000																			
74 Kenley Jansen, R ERA: 3.88	1.0 4 0 0 0 0 1 0 0 0 0 0 9 14 0.00 1.000																			

Boston Red Sox @ Los Angeles Angels
 Angel Stadium, Anaheim, CA
 Wed May 24 2023, 6:38 PM - 9:11 PM PDT
 Att: 26,596 - Cloudy - 64 F

AB 33
 R 3
 H 8
 RBI 3
 BB 5
 SO 4
 LOB 16



Boston Red Sox @ Los Angeles Angels
 Angel Stadium, Anaheim, CA
 Wed May 24 2023, 6:38 PM - 9:11 PM PDT
 Att: 26,596 - Cloudy - 64 F

AB 30
 R 7
 H 7
 RBI 7
 BB 4
 SO 8
 LOB 6



Batter	1	2	3	4	5	6	7	8	9	AB	R	H	RBI	BB	SO	LOB	TOP							
5 Jon Berti, R (1, 6) OBP: 0.313, SLG: 0.340 18 Joey Wendle, L (8, PH) OBP: 0.241, SLG: 0.286										4	0	1	0	0	1	6								
12 Jorge Soler, R (1, 9) OBP: 0.333, SLG: 0.566										5	1	1	1	0	1	6								
3 Luis Arraez, L (1, 4) OBP: 0.427, SLG: 0.466										4	0	2	1	1	0	0								
26 Garrett Cooper, R (1, 3) OBP: 0.277, SLG: 0.396										5	1	1	0	0	4	5								
14 Bryan De La Cruz, R (1, 7) OBP: 0.351, SLG: 0.466										5	3	4	2	0	1	1								
10 Yuli Gurriel, R (1, 10) OBP: 0.342, SLG: 0.455										5	0	2	0	0	1	1								
9 Jean Segura, R (1, 5) OBP: 0.283, SLG: 0.229										4	0	2	1	1	2	0								
4 Nick Fortes, R (1, 2) OBP: 0.266, SLG: 0.282										5	0	2	1	0	1	2								
49 Jonathan Davis, R (1, 8) OBP: 0.714, SLG: 1.091										4	1	1	0	1	1	5								
Inning Stats	R: 0 E: 0 K: 0 S: 10	H: 0 LOB: 0 BB: 0 P: 18	R: 1 E: 0 K: 1 S: 17	H: 3 LOB: 3 BB: 1 P: 26	R: 1 E: 0 K: 2 S: 8	H: 2 LOB: 0 BB: 0 P: 13	R: 0 E: 0 K: 1 S: 6	H: 0 LOB: 0 BB: 0 P: 9	R: 0 E: 0 K: 1 S: 13	H: 1 LOB: 1 BB: 1 P: 20	R: 1 E: 0 K: 1 S: 15	H: 4 LOB: 3 BB: 0 P: 17	R: 2 E: 0 K: 2 S: 14	H: 2 LOB: 0 BB: 0 P: 22	R: 1 E: 0 K: 3 S: 13	H: 2 LOB: 2 BB: 1 P: 21	R: 0 E: 0 K: 1 S: 13	H: 2 LOB: 2 BB: 1 P: 21	1B: 14 2B: 2 3B: 0 HR: 2	SF: 0 SAC: 0 DP: 1 HBP: 0	WP: 1 PB: 0 SB: 0 CS: 1	PA: 46		
PITCHER	IP WLS BF H R ER SO BB IBB HBP BLK WP HR S P ERA WHIP	IP WLS BF H R ER SO BB IBB HBP BLK WP HR S P ERA WHIP	IP WLS BF H R ER SO BB IBB HBP BLK WP HR S P ERA WHIP	IP WLS BF H R ER SO BB IBB HBP BLK WP HR S P ERA WHIP	IP WLS BF H R ER SO BB IBB HBP BLK WP HR S P ERA WHIP	IP WLS BF H R ER SO BB IBB HBP BLK WP HR S P ERA WHIP	IP WLS BF H R ER SO BB IBB HBP BLK WP HR S P ERA WHIP	IP WLS BF H R ER SO BB IBB HBP BLK WP HR S P ERA WHIP	IP WLS BF H R ER SO BB IBB HBP BLK WP HR S P ERA WHIP	IP WLS BF H R ER SO BB IBB HBP BLK WP HR S P ERA WHIP	IP WLS BF H R ER SO BB IBB HBP BLK WP HR S P ERA WHIP	IP WLS BF H R ER SO BB IBB HBP BLK WP HR S P ERA WHIP	IP WLS BF H R ER SO BB IBB HBP BLK WP HR S P ERA WHIP	IP WLS BF H R ER SO BB IBB HBP BLK WP HR S P ERA WHIP	IP WLS BF H R ER SO BB IBB HBP BLK WP HR S P ERA WHIP	IP WLS BF H R ER SO BB IBB HBP BLK WP HR S P ERA WHIP	IP WLS BF H R ER SO BB IBB HBP BLK WP HR S P ERA WHIP	IP WLS BF H R ER SO BB IBB HBP BLK WP HR S P ERA WHIP	IP WLS BF H R ER SO BB IBB HBP BLK WP HR S P ERA WHIP	IP WLS BF H R ER SO BB IBB HBP BLK WP HR S P ERA WHIP	IP WLS BF H R ER SO BB IBB HBP BLK WP HR S P ERA WHIP	IP WLS BF H R ER SO BB IBB HBP BLK WP HR S P ERA WHIP	IP WLS BF H R ER SO BB IBB HBP BLK WP HR S P ERA WHIP	
3 Taylor Ward, R (1, 7) OBP: 0.298, SLG: 0.319										5	0	1	0	0	4	1								
27 Mike Trout, R (1, 8) OBP: 0.366, SLG: 0.532										4	0	2	1	0	1	1								
17 Shohel Ohtani, L (1, 10) OBP: 0.347, SLG: 0.523										4	0	0	0	0	2	3								
12 Hunter Renfroe, R (1, 9) OBP: 0.310, SLG: 0.462										4	0	1	0	0	0	1								
23 Brandon Drury, R (1, 3) OBP: 0.279, SLG: 0.471										4	1	1	1	0	0	1								
10 Gio Urshela, R (1, 5) OBP: 0.330, SLG: 0.363										4	0	3	0	0	0	0								
2 Luis Rengifo, S (1, 4) OBP: 0.303, SLG: 0.278										4	0	1	0	0	0	2								
35 Chad Wallach, R (1, 2) OBP: 0.283, SLG: 0.440 20 Jared Walsh, L (6, PH) OBP: 0.278, SLG: 0.133 21 Matt Thaiss, L (7, 2) OBP: 0.370, SLG: 0.413										1	1	1	0	1	0	0								
9 Zach Neto, R (1, 6) OBP: 0.324, SLG: 0.398										4	0	0	0	0	2	6								
Inning Stats	R: 0 E: 0 K: 0 S: 7	H: 1 LOB: 0 BB: 0 P: 14	R: 0 E: 0 K: 1 S: 16	H: 2 LOB: 3 BB: 1 P: 27	R: 0 E: 0 K: 3 S: 12	H: 0 LOB: 0 BB: 0 P: 17	R: 0 E: 0 K: 0 S: 9	H: 2 LOB: 1 BB: 0 P: 14	R: 1 E: 0 K: 3 S: 13	H: 2 LOB: 1 BB: 0 P: 19	R: 1 E: 0 K: 0 S: 11	H: 2 LOB: 2 BB: 1 P: 20	R: 0 E: 0 K: 1 S: 6	H: 1 LOB: 0 BB: 0 P: 11	R: 0 E: 0 K: 0 S: 8	H: 0 LOB: 0 BB: 0 P: 12	R: 0 E: 0 K: 2 S: 8	H: 0 LOB: 0 BB: 0 P: 11	1B: 7 2B: 2 3B: 0 HR: 1	SF: 0 SAC: 0 DP: 2 HBP: 0	WP: 1 PB: 0 SB: 1 CS: 0	PA: 37		
PITCHER	IP WLS BF H R ER SO BB IBB HBP BLK WP HR S P ERA WHIP	IP WLS BF H R ER SO BB IBB HBP BLK WP HR S P ERA WHIP	IP WLS BF H R ER SO BB IBB HBP BLK WP HR S P ERA WHIP	IP WLS BF H R ER SO BB IBB HBP BLK WP HR S P ERA WHIP	IP WLS BF H R ER SO BB IBB HBP BLK WP HR S P ERA WHIP	IP WLS BF H R ER SO BB IBB HBP BLK WP HR S P ERA WHIP	IP WLS BF H R ER SO BB IBB HBP BLK WP HR S P ERA WHIP	IP WLS BF H R ER SO BB IBB HBP BLK WP HR S P ERA WHIP	IP WLS BF H R ER SO BB IBB HBP BLK WP HR S P ERA WHIP	IP WLS BF H R ER SO BB IBB HBP BLK WP HR S P ERA WHIP	IP WLS BF H R ER SO BB IBB HBP BLK WP HR S P ERA WHIP	IP WLS BF H R ER SO BB IBB HBP BLK WP HR S P ERA WHIP	IP WLS BF H R ER SO BB IBB HBP BLK WP HR S P ERA WHIP	IP WLS BF H R ER SO BB IBB HBP BLK WP HR S P ERA WHIP	IP WLS BF H R ER SO BB IBB HBP BLK WP HR S P ERA WHIP	IP WLS BF H R ER SO BB IBB HBP BLK WP HR S P ERA WHIP	IP WLS BF H R ER SO BB IBB HBP BLK WP HR S P ERA WHIP	IP WLS BF H R ER SO BB IBB HBP BLK WP HR S P ERA WHIP	IP WLS BF H R ER SO BB IBB HBP BLK WP HR S P ERA WHIP	IP WLS BF H R ER SO BB IBB HBP BLK WP HR S P ERA WHIP	IP WLS BF H R ER SO BB IBB HBP BLK WP HR S P ERA WHIP	IP WLS BF H R ER SO BB IBB HBP BLK WP HR S P ERA WHIP	IP WLS BF H R ER SO BB IBB HBP BLK WP HR S P ERA WHIP	
44 Jesus Luzardo, L (1, 1) ERA: 3.67 78 Bryan Hoewing, R (6, 1) ERA: 4.09 43 Andrew Nardi, L (6, 1) ERA: 3.04 66 Tanner Scott, L (7, 1) ERA: 3.8 84 JT Chargois, R (8, 1) ERA: 3.12	IP WLS BF H R ER SO BB IBB HBP BLK WP HR S P ERA WHIP	IP WLS BF H R ER SO BB IBB HBP BLK WP HR S P ERA WHIP	IP WLS BF H R ER SO BB IBB HBP BLK WP HR S P ERA WHIP	IP WLS BF H R ER SO BB IBB HBP BLK WP HR S P ERA WHIP	IP WLS BF H R ER SO BB IBB HBP BLK WP HR S P ERA WHIP	IP WLS BF H R ER SO BB IBB HBP BLK WP HR S P ERA WHIP	IP WLS BF H R ER SO BB IBB HBP BLK WP HR S P ERA WHIP	IP WLS BF H R ER SO BB IBB HBP BLK WP HR S P ERA WHIP	IP WLS BF H R ER SO BB IBB HBP BLK WP HR S P ERA WHIP	IP WLS BF H R ER SO BB IBB HBP BLK WP HR S P ERA WHIP	IP WLS BF H R ER SO BB IBB HBP BLK WP HR S P ERA WHIP	IP WLS BF H R ER SO BB IBB HBP BLK WP HR S P ERA WHIP	IP WLS BF H R ER SO BB IBB HBP BLK WP HR S P ERA WHIP	IP WLS BF H R ER SO BB IBB HBP BLK WP HR S P ERA WHIP	IP WLS BF H R ER SO BB IBB HBP BLK WP HR S P ERA WHIP	IP WLS BF H R ER SO BB IBB HBP BLK WP HR S P ERA WHIP	IP WLS BF H R ER SO BB IBB HBP BLK WP HR S P ERA WHIP	IP WLS BF H R ER SO BB IBB HBP BLK WP HR S P ERA WHIP	IP WLS BF H R ER SO BB IBB HBP BLK WP HR S P ERA WHIP	IP WLS BF H R ER SO BB IBB HBP BLK WP HR S P ERA WHIP	IP WLS BF H R ER SO BB IBB HBP BLK WP HR S P ERA WHIP	IP WLS BF H R ER SO BB IBB HBP BLK WP HR S P ERA WHIP	IP WLS BF H R ER SO BB IBB HBP BLK WP HR S P ERA WHIP	IP WLS BF H R ER SO BB IBB HBP BLK WP HR S P ERA WHIP

Miami Marlins @ Los Angeles Angels
Angel Stadium, Anaheim, CA
Fri May 26 2023, 6:43 PM - 9:23 PM PDT
Att: 32,130 - Cloudy - 64 F

AB 41
R 6
H 16
RBI 6
BB 4
SO 12
LOB 26



Miami Marlins @ Los Angeles Angels
Angel Stadium, Anaheim, CA
Fri May 26 2023, 6:43 PM - 9:23 PM PDT
Att: 32,130 - Cloudy - 64 F

AB 35
R 2
H 10
RBI 2
BB 2
SO 10
LOB 15



Batter	1	2	3	4	5	6	7	8	9	AB	R	H	RBI	BB	SO	LOB	TOP					
49 Jonathan Davis, R (1, 8) OBP: 0.440, SLG: 0.591	G4-3		K				L9		K	5	0	1	0	0	2	2	Miami Marlins @ Los Angeles Angels Angel Stadium, Anaheim, CA Sun May 28 2023, 1:09 PM - 3:55 PM PDT Att: 36,345 - Cloudy - 68 F					
12 Jorge Soler, R (1, 9) OBP: 0.329, SLG: 0.563	G1-3		P4				FC6-4			4	0	0	0	0	1	4						
18 Joey Wendle, L (8, 6) OBP: 0.259, SLG: 0.288	G1-3						FC6-4			0	0	0	0	0	0	0						
3 Luis Arraez, L (1, 4) OBP: 0.433, SLG: 0.464	F8									3	1	2	0	0	0	0						
26 Garrett Cooper, R (1, 10) OBP: 0.275, SLG: 0.389		L8								4	0	1	0	0	2	2						
14 Bryan De La Cruz, R (1, 7) OBP: 0.340, SLG: 0.445		F9								4	0	0	0	0	1	4						
10 Yuli Gurriel, R (1, 3) OBP: 0.351, SLG: 0.441		L7								3	0	0	0	1	1							
9 Jean Segura, R (1, 5) OBP: 0.283, SLG: 0.229			B1							4	0	1	1	0	0	0						
4 Nick Fortes, R (1, 2) OBP: 0.283, SLG: 0.336										4	1	3	1	0	0	2						
1 Garrett Hampson, R (1, 6) OBP: 0.303, SLG: 0.366										3	0	1	0	1	0	1						
Inning Stats	R: 0 E: 0 K: 0 S: 11	H: 0 LOB: 0 BB: 0 P: 16	R: 0 E: 0 K: 0 S: 7	H: 0 LOB: 0 BB: 0 P: 12	R: 1 E: 0 K: 1 S: 14	H: 2 LOB: 1 BB: 0 P: 18	R: 0 E: 0 K: 1 S: 7	H: 1 LOB: 0 BB: 0 P: 9	R: 0 E: 0 K: 0 S: 12	H: 2 LOB: 3 BB: 1 P: 22	R: 1 E: 0 K: 0 S: 6	H: 3 LOB: 2 BB: 1 P: 12	R: 0 E: 0 K: 1 S: 10	H: 0 LOB: 0 BB: 0 P: 14	R: 0 E: 0 K: 3 S: 12	H: 0 LOB: 1 BB: 0 P: 10	R: 0 E: 0 K: 1 S: 9	H: 1 LOB: 1 BB: 0 P: 13	1B: 7 2B: 1 3B: 0 HR: 1	SF: 0 SAC: 0 DP: 2 HBP: 1	WP: 0 PB: 0 SB: 1 CS: 0	PA: 37
PITCHER	IP WLS BF H R ER SO BB IBB HBP BLK WP HR S P ERA WHIP	IP WLS BF H R ER SO BB IBB HBP BLK WP HR S P ERA WHIP	IP WLS BF H R ER SO BB IBB HBP BLK WP HR S P ERA WHIP	IP WLS BF H R ER SO BB IBB HBP BLK WP HR S P ERA WHIP	IP WLS BF H R ER SO BB IBB HBP BLK WP HR S P ERA WHIP	IP WLS BF H R ER SO BB IBB HBP BLK WP HR S P ERA WHIP	IP WLS BF H R ER SO BB IBB HBP BLK WP HR S P ERA WHIP	IP WLS BF H R ER SO BB IBB HBP BLK WP HR S P ERA WHIP	IP WLS BF H R ER SO BB IBB HBP BLK WP HR S P ERA WHIP	IP WLS BF H R ER SO BB IBB HBP BLK WP HR S P ERA WHIP	IP WLS BF H R ER SO BB IBB HBP BLK WP HR S P ERA WHIP	IP WLS BF H R ER SO BB IBB HBP BLK WP HR S P ERA WHIP	IP WLS BF H R ER SO BB IBB HBP BLK WP HR S P ERA WHIP	IP WLS BF H R ER SO BB IBB HBP BLK WP HR S P ERA WHIP	IP WLS BF H R ER SO BB IBB HBP BLK WP HR S P ERA WHIP	IP WLS BF H R ER SO BB IBB HBP BLK WP HR S P ERA WHIP	IP WLS BF H R ER SO BB IBB HBP BLK WP HR S P ERA WHIP					
43 Patrick Sandoval, L (1, 1) ERA: 3.42	6.0	L	26	8	2	2	2	1	1	0	0	0	0	1	57	89	3.00	1.500				
71 Jacoby Webb, R (7, PH) ERA: 3.6	2.0		7	0	0	0	4	0	0	0	1	0	0	0	22	28	0.00	0.000				
28 Aaron Loup, L (9, 1) ERA: 7.15	1.0		4	1	0	0	1	0	0	0	0	0	0	0	9	13	0.00	1.000				

Batter	1	2	3	4	5	6	7	8	9	AB	R	H	RBI	BB	SO	LOB	BOTTOM					
16 Mickey Moniak, L (1, 9) OBP: 0.350, SLG: 0.744	F8		F8							3	0	0	0	0	0	2	Miami Marlins @ Los Angeles Angels Angel Stadium, Anaheim, CA Sun May 28 2023, 1:09 PM - 3:55 PM PDT Att: 36,345 - Cloudy - 68 F					
12 Hunter Renfroe, R (7, PH) OBP: 0.305, SLG: 0.455	F8									2	0	1	0	0	0	1						
27 Mike Trout, R (1, 8) OBP: 0.368, SLG: 0.521	F9		K							4	0	0	0	1	1	4						
17 Shohel Ohtani, L (1, 10) OBP: 0.342, SLG: 0.507	K									4	0	1	0	0	3	2						
23 Brandon Drury, R (1, 4) OBP: 0.286, SLG: 0.475										3	0	0	0	1	1	1						
20 Jared Walsh, L (1, 3) OBP: 0.333, SLG: 0.111		G4-3								2	0	0	0	1	1	2						
2 Luis Rengifo, S (8, PH) OBP: 0.299, SLG: 0.273		G4-3								1	0	0	0	0	1	0						
10 Gio Urshela, R (1, 5) OBP: 0.340, SLG: 0.402										3	0	1	0	1	0	1						
21 Matt Thaiss, L (1, 2) OBP: 0.367, SLG: 0.400										2	0	0	0	1	1	2						
35 Chad Wallach, R (9, PH) OBP: 0.304, SLG: 0.442										1	0	1	0	0	0	0						
3 Taylor Ward, R (1, 7) OBP: 0.295, SLG: 0.312										3	0	0	0	1	1	3						
13 Livan Soto, L (1, 6) OBP: 0.750, SLG: 0.500										1	0	0	0	1	0	0						
9 Zach Neto, R (7, PH) OBP: 0.336, SLG: 0.402										1	0	1	0	1	0	0						
Inning Stats	R: 0 E: 0 K: 1 S: 10	H: 0 LOB: 0 BB: 0 P: 15	R: 0 E: 0 K: 0 S: 12	H: 1 LOB: 2 BB: 2 P: 22	R: 0 E: 0 K: 1 S: 6	H: 0 LOB: 0 BB: 0 P: 8	R: 0 E: 0 K: 1 S: 6	H: 1 LOB: 1 BB: 0 P: 11	R: 0 E: 0 K: 0 S: 11	H: 0 LOB: 2 BB: 2 P: 23	R: 0 E: 0 K: 2 S: 15	H: 0 LOB: 2 BB: 2 P: 27	R: 0 E: 0 K: 2 S: 16	H: 1 LOB: 2 BB: 1 P: 26	R: 0 E: 0 K: 2 S: 13	H: 0 LOB: 0 BB: 0 P: 17	R: 0 E: 0 K: 0 S: 10	H: 2 LOB: 2 BB: 1 P: 21	1B: 2 2B: 2 3B: 1 HR: 0	SF: 0 SAC: 0 DP: 2 HBP: 0	WP: 1 PB: 0 SB: 0 CS: 0	PA: 38
PITCHER	IP WLS BF H R ER SO BB IBB HBP BLK WP HR S P ERA WHIP	IP WLS BF H R ER SO BB IBB HBP BLK WP HR S P ERA WHIP	IP WLS BF H R ER SO BB IBB HBP BLK WP HR S P ERA WHIP	IP WLS BF H R ER SO BB IBB HBP BLK WP HR S P ERA WHIP	IP WLS BF H R ER SO BB IBB HBP BLK WP HR S P ERA WHIP	IP WLS BF H R ER SO BB IBB HBP BLK WP HR S P ERA WHIP	IP WLS BF H R ER SO BB IBB HBP BLK WP HR S P ERA WHIP	IP WLS BF H R ER SO BB IBB HBP BLK WP HR S P ERA WHIP	IP WLS BF H R ER SO BB IBB HBP BLK WP HR S P ERA WHIP	IP WLS BF H R ER SO BB IBB HBP BLK WP HR S P ERA WHIP	IP WLS BF H R ER SO BB IBB HBP BLK WP HR S P ERA WHIP	IP WLS BF H R ER SO BB IBB HBP BLK WP HR S P ERA WHIP	IP WLS BF H R ER SO BB IBB HBP BLK WP HR S P ERA WHIP	IP WLS BF H R ER SO BB IBB HBP BLK WP HR S P ERA WHIP	IP WLS BF H R ER SO BB IBB HBP BLK WP HR S P ERA WHIP	IP WLS BF H R ER SO BB IBB HBP BLK WP HR S P ERA WHIP						
39 Eury Pérez, R (1, 1) ERA: 2.84	5.0	W	20	2	0	0	3	4	0	0	0	0	0	0	45	79	0.00	1.200				
48 Steven Okert, L (6, 1) ERA: 2.2	0.2	H	3	0	0	0	1	1	0	0	0	0	0	8	16	0.00	1.500					
32 Matt Barnes, R (6, 1) ERA: 3.43	0.1	H	2	0	0	0	1	1	0	0	0	0	0	7	11	0.00	3.000					
43 Andrew Nardi, L (7, 1) ERA: 2.96	0.2	H	3	1	0	0	1	0	0	0	0	0	0	13	22	0.00	1.500					
66 Tanner Scott, L (7, 1) ERA: 3.6	1.1	H	5	0	0	0	3	0	1	0	0	0	0	16	21	0.00	0.000					
PITCHER	IP WLS BF H R ER SO BB IBB HBP BLK WP HR S P ERA WHIP	IP WLS BF H R ER SO BB IBB HBP BLK WP HR S P ERA WHIP	IP WLS BF H R ER SO BB IBB HBP BLK WP HR S P ERA WHIP	IP WLS BF H R ER SO BB IBB HBP BLK WP HR S P ERA WHIP	IP WLS BF H R ER SO BB IBB HBP BLK WP HR S P ERA WHIP	IP WLS BF H R ER SO BB IBB HBP BLK WP HR S P ERA WHIP	IP WLS BF H R ER SO BB IBB HBP BLK WP HR S P ERA WHIP	IP WLS BF H R ER SO BB IBB HBP BLK WP HR S P ERA WHIP	IP WLS BF H R ER SO BB IBB HBP BLK WP HR S P ERA WHIP	IP WLS BF H R ER SO BB IBB HBP BLK WP HR S P ERA WHIP	IP WLS BF H R ER SO BB IBB HBP BLK WP HR S P ERA WHIP	IP WLS BF H R ER SO BB IBB HBP BLK WP HR S P ERA WHIP	IP WLS BF H R ER SO BB IBB HBP BLK WP HR S P ERA WHIP	IP WLS BF H R ER SO BB IBB HBP BLK WP HR S P ERA WHIP	IP WLS BF H R ER SO BB IBB HBP BLK WP HR S P ERA WHIP	IP WLS BF H R ER SO BB IBB HBP BLK WP HR S P ERA WHIP						
84 JT Chargois, R (9, 1) ERA: 2.79	1.0	S	5	2	0	0	0	1	0	0	0	0	0	0	10	21	0.00	3.000				

livebaseballscorecards.com

MIAMI


livebaseballscorecards.com

MIAMI


Batter	1	2	3	4	5	6	7	8	9	AB	R	H	RBI	BB	SO	LOB	TOP							
16 Mickey Moniak, L (1, 7) OBP: 0.333, SLG: 0.705										5	0	1	0	0	2	2	Los Angeles Angels @ Chicago White Sox Guaranteed Rate Field, Chicago, IL Mon May 29 2023, 7:13 PM - 10:01 PM CDT Att: 23,999 - Cloudy - 74 F							
27 Mike Trout, R (1, 8) OBP: 0.373, SLG: 0.520										4	1	2	1	1	2	2								
17 Shohel Ohtani, L (1, 10) OBP: 0.339, SLG: 0.498										4	1	0	0	0	2	5								
12 Hunter Renfroe, R (1, 9) OBP: 0.302, SLG: 0.447										4	0	0	0	1	3	2								
23 Brandon Drury, R (1, 3) OBP: 0.294, SLG: 0.492										4	1	2	3	1	2	1								
21 Matt Thaiss, L (1, 2) OBP: 0.379, SLG: 0.444										5	2	3	1	0	1	2								
10 Gio Urshela, R (1, 5) OBP: 0.332, SLG: 0.391										5	0	0	0	0	2	4								
2 Luis Rengifo, S (1, 4) OBP: 0.300, SLG: 0.269										2	0	0	0	1	1	2								
20 Jared Walsh, L (6, 3) OBP: 0.360, SLG: 0.111										0	1	0	0	1	0	0								
9 Zach Neto, R (1, 6) OBP: 0.333, SLG: 0.396										2	0	0	1	0	1	0								
Inning Stats	R: 4 E: 0 K: 3 S: 17	H: 2 LOB: 0 BB: 1 P: 31	R: 0 E: 0 K: 2 S: 14	H: 0 LOB: 2 BB: 1 P: 27	R: 0 E: 1 K: 2 S: 12	H: 1 LOB: 2 BB: 0 P: 18	R: 0 E: 0 K: 2 S: 12	H: 1 LOB: 1 BB: 0 P: 18	R: 0 E: 0 K: 1 S: 13	H: 1 LOB: 1 BB: 0 P: 18	R: 0 E: 0 K: 0 S: 4	H: 0 LOB: 0 BB: 0 P: 5	R: 0 E: 0 K: 3 S: 12	H: 0 LOB: 1 BB: 1 P: 20	R: 2 E: 0 K: 0 S: 16	H: 3 LOB: 2 BB: 1 P: 27	R: 0 E: 0 K: 3 S: 16	H: 0 LOB: 1 BB: 1 P: 20	1B: 5 2B: 1 3B: 0 HR: 2	SF: 1 2B: 1 3B: 0 HBP: 2	WP: 2 PB: 0 CS: 1	PA: 43		
PITCHER	IP WLS BF H R ER SO BB IBB HBP BLK WP HR S P ERA WHIP	IP WLS BF H R ER SO BB IBB HBP BLK WP HR S P ERA WHIP	IP WLS BF H R ER SO BB IBB HBP BLK WP HR S P ERA WHIP	IP WLS BF H R ER SO BB IBB HBP BLK WP HR S P ERA WHIP	IP WLS BF H R ER SO BB IBB HBP BLK WP HR S P ERA WHIP	IP WLS BF H R ER SO BB IBB HBP BLK WP HR S P ERA WHIP	IP WLS BF H R ER SO BB IBB HBP BLK WP HR S P ERA WHIP	IP WLS BF H R ER SO BB IBB HBP BLK WP HR S P ERA WHIP	IP WLS BF H R ER SO BB IBB HBP BLK WP HR S P ERA WHIP	IP WLS BF H R ER SO BB IBB HBP BLK WP HR S P ERA WHIP	IP WLS BF H R ER SO BB IBB HBP BLK WP HR S P ERA WHIP	IP WLS BF H R ER SO BB IBB HBP BLK WP HR S P ERA WHIP	IP WLS BF H R ER SO BB IBB HBP BLK WP HR S P ERA WHIP	IP WLS BF H R ER SO BB IBB HBP BLK WP HR S P ERA WHIP	IP WLS BF H R ER SO BB IBB HBP BLK WP HR S P ERA WHIP	IP WLS BF H R ER SO BB IBB HBP BLK WP HR S P ERA WHIP	IP WLS BF H R ER SO BB IBB HBP BLK WP HR S P ERA WHIP	IP WLS BF H R ER SO BB IBB HBP BLK WP HR S P ERA WHIP	IP WLS BF H R ER SO BB IBB HBP BLK WP HR S P ERA WHIP	IP WLS BF H R ER SO BB IBB HBP BLK WP HR S P ERA WHIP	IP WLS BF H R ER SO BB IBB HBP BLK WP HR S P ERA WHIP	IP WLS BF H R ER SO BB IBB HBP BLK WP HR S P ERA WHIP	IP WLS BF H R ER SO BB IBB HBP BLK WP HR S P ERA WHIP	IP WLS BF H R ER SO BB IBB HBP BLK WP HR S P ERA WHIP

Batter	1	2	3	4	5	6	7	8	9	AB	R	H	RBI	BB	SO	LOB	BOTTOM							
7 Tim Anderson, R (1, 6) OBP: 0.304, SLG: 0.307										4	0	1	0	0	1	1	Los Angeles Angels @ Chicago White Sox Guaranteed Rate Field, Chicago, IL Mon May 29 2023, 7:13 PM - 10:01 PM CDT Att: 23,999 - Cloudy - 74 F							
23 Andrew Benintendi, L (1, 7) OBP: 0.330, SLG: 0.397										4	1	1	0	0	0	2								
88 Luis Robert Jr., R (1, 8) OBP: 0.307, SLG: 0.513										4	0	0	0	0	3	2								
74 Eloy Jiménez, R (1, 9) OBP: 0.339, SLG: 0.462										4	1	2	2	0	1	0								
10 Yoán Moncada, S (1, 5) OBP: 0.311, SLG: 0.423										4	0	0	0	0	3	1								
25 Andrew Vaughn, R (1, 10) OBP: 0.320, SLG: 0.424										3	1	2	1	0	0	0								
32 Gavin Sheets, L (1, 3) OBP: 0.323, SLG: 0.448										3	0	0	0	1	1	1								
15 Clint Frazier, R (9, PH) OBP: 0.360, SLG: 0.333										0	0	0	0	0	0	0								
12 Romy Gonzalez, R (1, 4) OBP: 0.215, SLG: 0.397										3	1	1	1	0	1	1								
30 Jake Burger, R (9, PH) OBP: 0.295, SLG: 0.570										1	0	0	0	0	0	2								
44 Seby Zavala, R (1, 2) OBP: 0.198, SLG: 0.247										2	0	1	0	0	1	0								
24 Yasmani Grandal, S (7, PH) OBP: 0.325, SLG: 0.397										2	0	0	0	0	0	3								
Inning Stats	R: 1 E: 0 K: 2 S: 12	H: 2 LOB: 1 BB: 0 P: 14	R: 0 E: 0 K: 0 S: 6	H: 0 LOB: 0 BB: 0 P: 10	R: 0 E: 0 K: 2 S: 14	H: 1 LOB: 1 BB: 0 P: 19	R: 1 E: 0 K: 2 S: 14	H: 1 LOB: 0 BB: 0 P: 21	R: 1 E: 0 K: 1 S: 9	H: 2 LOB: 0 BB: 0 P: 10	R: 0 E: 0 K: 2 S: 9	H: 0 LOB: 0 BB: 0 P: 13	R: 0 E: 0 K: 2 S: 10	H: 1 LOB: 1 BB: 0 P: 12	R: 0 E: 0 K: 0 S: 7	H: 0 LOB: 0 BB: 0 P: 10	R: 1 E: 0 K: 0 S: 9	H: 1 LOB: 2 BB: 1 P: 18	1B: 4 2B: 1 3B: 0 HR: 3	SF: 0 2B: 1 3B: 0 HBP: 1	WP: 0 PB: 0 CS: 0	PA: 36		
PITCHER	IP WLS BF H R ER SO BB IBB HBP BLK WP HR S P ERA WHIP	IP WLS BF H R ER SO BB IBB HBP BLK WP HR S P ERA WHIP	IP WLS BF H R ER SO BB IBB HBP BLK WP HR S P ERA WHIP	IP WLS BF H R ER SO BB IBB HBP BLK WP HR S P ERA WHIP	IP WLS BF H R ER SO BB IBB HBP BLK WP HR S P ERA WHIP	IP WLS BF H R ER SO BB IBB HBP BLK WP HR S P ERA WHIP	IP WLS BF H R ER SO BB IBB HBP BLK WP HR S P ERA WHIP	IP WLS BF H R ER SO BB IBB HBP BLK WP HR S P ERA WHIP	IP WLS BF H R ER SO BB IBB HBP BLK WP HR S P ERA WHIP	IP WLS BF H R ER SO BB IBB HBP BLK WP HR S P ERA WHIP	IP WLS BF H R ER SO BB IBB HBP BLK WP HR S P ERA WHIP	IP WLS BF H R ER SO BB IBB HBP BLK WP HR S P ERA WHIP	IP WLS BF H R ER SO BB IBB HBP BLK WP HR S P ERA WHIP	IP WLS BF H R ER SO BB IBB HBP BLK WP HR S P ERA WHIP	IP WLS BF H R ER SO BB IBB HBP BLK WP HR S P ERA WHIP	IP WLS BF H R ER SO BB IBB HBP BLK WP HR S P ERA WHIP	IP WLS BF H R ER SO BB IBB HBP BLK WP HR S P ERA WHIP	IP WLS BF H R ER SO BB IBB HBP BLK WP HR S P ERA WHIP	IP WLS BF H R ER SO BB IBB HBP BLK WP HR S P ERA WHIP	IP WLS BF H R ER SO BB IBB HBP BLK WP HR S P ERA WHIP	IP WLS BF H R ER SO BB IBB HBP BLK WP HR S P ERA WHIP	IP WLS BF H R ER SO BB IBB HBP BLK WP HR S P ERA WHIP	IP WLS BF H R ER SO BB IBB HBP BLK WP HR S P ERA WHIP	IP WLS BF H R ER SO BB IBB HBP BLK WP HR S P ERA WHIP

livebaseballscorecards.com



livebaseballscorecards.com



Batter	1	2	3	4	5	6	7	8	9	AB R H RBI BB SO LOB	TOP											
3 Taylor Ward, R OBP: 0.299, SLG: 0.337			G6-3		K					4 1 2 1 0 1 0	Los Angeles Angels @ Chicago White Sox Guaranteed Rate Field, Chicago, IL Tue May 30 2023, 7:12 PM - 9:54 PM CDT Att: 22,135 - Clear - 73 F											
27 Mike Trout, R OBP: 0.366, SLG: 0.510	K		L7		K			G5-3		4 0 0 0 0 2 1												
17 Shohel Ohtani, L OBP: 0.338, SLG: 0.507	F8				F9			K		4 1 1 1 0 1 1												
12 Hunter Renfroe, R OBP: 0.301, SLG: 0.443	K				HR			K		4 1 1 0 0 2 1												
23 Brandon Drury, R OBP: 0.294, SLG: 0.484	L8		G5-3		K			21 BB		3 0 0 0 0 1 1												
20 Jared Walsh, L OBP: 0.345, SLG: 0.136	K				L8			K		4 0 1 0 0 2 1												
10 Gio Urshela, R OBP: 0.330, SLG: 0.387					SF8			F9		2 0 0 1 1 1 1												
35 Chad Wallach, R OBP: 0.310, SLG: 0.434					BB					1 0 0 0 1 0 1												
21 Matt Thaiss, L OBP: 0.351, SLG: 0.440	L8									1 0 0 0 1 1 0												
9 Zach Neto, R OBP: 0.325, SLG: 0.384			G5-3		F8			K		4 0 0 0 0 2 4												
Inning Stats	R: 1 E: 0 K: 2 S: 12	H: 1 LOB: 0 BB: 0 P: 18	R: 0 E: 0 K: 1 S: 11	H: 0 LOB: 1 BB: 1 P: 18	R: 0 E: 0 K: 0 S: 9	H: 0 LOB: 0 BB: 0 P: 11	R: 2 E: 0 K: 0 S: 19	H: 3 LOB: 2 BB: 1 P: 31	R: 0 E: 0 K: 2 S: 13	H: 0 LOB: 0 BB: 0 P: 19	R: 0 E: 0 K: 1 S: 13	H: 0 LOB: 0 BB: 0 P: 18	R: 0 E: 0 K: 3 S: 10	H: 0 LOB: 0 BB: 0 P: 15	R: 0 E: 0 K: 2 S: 13	H: 1 LOB: 1 BB: 0 P: 19	R: 0 E: 0 K: 2 S: 11	H: 0 LOB: 2 BB: 1 P: 21	1B: 2 2B: 1 3B: 0 HR: 2	SF: 1 SAC: 0 DP: 0 HBP: 0	WP: 0 PB: 0 SB: 0 CS: 0	PA: 36
PITCHER	IP WLS BF H R ER SO BB IBB HBP BLK WP HR S P ERA WHIP											IP WLS BF H R ER SO BB IBB HBP BLK WP HR S P ERA WHIP										
27 Lucas Giolito, R ERA: 4.08	5.0 W 21 4 3 3 5 2 0 0 0 0 2 64 97 5.40 1.200																					
40 Reynaldo López, R ERA: 5.63	2.0 H 6 0 0 0 4 0 0 0 0 0 0 23 33 0.00 0.000																					
39 Aaron Bummer, L ERA: 7.73	0.2 3 1 0 0 1 0 0 0 0 0 0 10 14 0.00 1.500																					
49 Kendall Graveman, R ERA: 2.78	1.1 6 0 0 0 3 1 0 1 0 0 0 0 14 26 0.00 0.750																					

Batter	1	2	3	4	5	6	7	8	9	AB R H RBI BB SO LOB	BOTTOM									
7 Tim Anderson, R OBP: 0.297, SLG: 0.299	G4-3		G4-3		K			G4-3		4 0 0 0 0 1 0	Los Angeles Angels @ Chicago White Sox Guaranteed Rate Field, Chicago, IL Tue May 30 2023, 7:12 PM - 9:54 PM CDT Att: 22,135 - Clear - 73 F									
30 Jake Burger, R OBP: 0.305, SLG: 0.576			F7							4 1 3 0 0 0 0										
88 Luis Robert Jr., R OBP: 0.315, SLG: 0.527								G5-4-3		4 1 3 0 0 0 1										
74 Eloy Jiménez, R OBP: 0.336, SLG: 0.458	SF9							G6-3		3 1 1 1 0 0 2										
10 Yoán Moncada, S OBP: 0.318, SLG: 0.414	G5-3									2 1 0 0 2 1 1										
25 Andrew Vaughn, R OBP: 0.328, SLG: 0.438										3 1 2 3 1 0 3										
23 Andrew Benintendi, L OBP: 0.326, SLG: 0.352			K		SH1-3			L8		3 0 0 0 0 1 2										
12 Romy Gonzalez, R OBP: 0.232, SLG: 0.463	K							G6-3		4 2 2 2 0 1 2										
44 Seby Zavala, R OBP: 0.191, SLG: 0.238	2-4		G4-3		G6-3			K		3 0 0 0 0 1 0										
Inning Stats	R: 1 E: 0 K: 0 S: 17	H: 2 LOB: 1 BB: 0 P: 23	R: 0 E: 0 K: 2 S: 12	H: 0 LOB: 1 BB: 1 P: 20	R: 0 E: 0 K: 0 S: 5	H: 0 LOB: 0 BB: 0 P: 8	R: 5 E: 0 K: 1 S: 24	H: 4 LOB: 0 BB: 1 P: 35	R: 0 E: 0 K: 0 S: 10	H: 2 LOB: 2 BB: 1 P: 19		R: 1 E: 0 K: 1 S: 10	H: 1 LOB: 0 BB: 0 P: 17	R: 0 E: 0 K: 0 S: 9	H: 1 LOB: 0 BB: 0 P: 11	R: 0 E: 0 K: 1 S: 11	H: 1 LOB: 1 BB: 0 P: 14	1B: 5 2B: 5 3B: 0 HR: 1	SF: 1 SAC: 1 DP: 2 HBP: 0	WP: 1 PB: 0 SB: 1 CS: 0
PITCHER	IP WLS BF H R ER SO BB IBB HBP BLK WP HR S P ERA WHIP											IP WLS BF H R ER SO BB IBB HBP BLK WP HR S P ERA WHIP								
31 Tyler Anderson, L ERA: 5.47	4.0 L 20 3 1 1 1 1 0 0 0 0 1 1 20 36 4.50 2.000																			
63 Chase Silseth, R ERA: 5.4	2.0 9 3 1 1 1 1 0 0 0 0 1 1 20 36 4.50 2.000																			
40 Sam Bachman, R ERA: 3.0	1.0 3 1 0 0 0 0 0 0 0 0 0 0 9 11 0.00 1.000																			
28 Aaron Loup, L ERA: 6.57	1.0 4 1 0 0 1 0 0 0 0 0 0 0 11 14 0.00 1.000																			

Batter	1	2	3	4	5	6	7	8	9	AB	R	H	RBI	BB	SO	LOB	TOP					
16 Mickey Moniak, L (1,9) OBP: 0.340, SLG: 0.694										5	2	2	0	0	1	1	Los Angeles Angels @ Chicago White Sox Guaranteed Rate Field, Chicago, IL Wed May 31 2023, 1:11 PM - 3:58 PM CDT Att: 17,015 - Partly Cloudy - 84 F					
27 Mike Trout, R (1,8) OBP: 0.389, SLG: 0.522										3	2	1	2	0	1	1						
2 Luis Rengifo, S (7,9)										1	0	0	0	0	0	1						
17 Shohet Ohtani, L (1,10) OBP: 0.345, SLG: 0.538										3	3	2	4	1	0	0						
35 Chad Wallach, R (9,PH) OBP: 0.322, SLG: 0.500										1	1	1	1	0	0	0						
3 Taylor Ward, R (1,7) OBP: 0.306, SLG: 0.356										4	2	2	2	0	1	0						
21 Matt Thaiss, L (1,2) OBP: 0.382, SLG: 0.432										4	1	1	0	1	0	0						
10 Gio Urshela, R (1,5) OBP: 0.337, SLG: 0.392										3	1	1	0	2	1	2						
20 Jared Walsh, L (1,3) OBP: 0.353, SLG: 0.259										5	0	2	3	0	0	1						
9 Zach Neto, R (1,6) OBP: 0.315, SLG: 0.371										5	0	0	0	0	1	4						
13 Livan Soto, L (1,4) OBP: 0.500, SLG: 0.333										4	0	1	0	0	1	2						
Inning Stats	R: 2 H: 4 E: 0 K: 1 S: 12	H: 4 LOB: 2 BB: 0 P: 19	R: 0 H: 0 E: 0 K: 1 S: 10	H: 0 LOB: 0 BB: 0 P: 16	R: 4 H: 2 E: 0 K: 1 S: 17	H: 2 LOB: 2 BB: 2 P: 32	R: 2 H: 2 E: 0 K: 1 S: 12	H: 2 LOB: 0 BB: 0 P: 22	R: 0 H: 0 E: 0 K: 0 S: 7	H: 0 LOB: 0 BB: 1 P: 15	R: 0 H: 0 E: 0 K: 1 S: 7	H: 0 LOB: 0 BB: 0 P: 8	R: 2 H: 1 E: 0 K: 0 S: 15	H: 1 LOB: 1 BB: 1 P: 25	R: 0 H: 1 E: 0 K: 0 S: 11	H: 1 LOB: 1 BB: 0 P: 17	R: 2 H: 3 E: 0 K: 1 S: 18	H: 3 LOB: 1 BB: 0 P: 27	1B: 4 2B: 5 HR: 5	SF: 0 SAC: 0 DP: 2 HBP: 2	WP: 0 PB: 0 CS: 0 SB: 1	PA: 44
PITCHER	IP WLS BF H R ER SO BB IBB HBP BLK WP HR S P ERA WHIP																					
33 Lance Lynn, R (1,1) ERA: 6.55	4.0 L 23 8 8 8 4 2 0 0 2 0 0 3 51 89 18.00 2.500																					
62 Jesse Schottens, R (5,1) ERA: 3.24	4.0 15 2 2 2 1 2 0 0 0 0 0 1 40 65 4.50 1.000																					
45 Garrett Crochet, L (9,1) ERA: 5.68	1.0 6 3 2 2 1 0 0 0 0 0 0 1 18 27 18.00 3.000																					

Batter	1	2	3	4	5	6	7	8	9	AB	R	H	RBI	BB	SO	LOB	BOTTOM					
7 Tim Anderson, R (1,6) OBP: 0.302, SLG: 0.306										3	1	1	0	1	0	0	Los Angeles Angels @ Chicago White Sox Guaranteed Rate Field, Chicago, IL Wed May 31 2023, 1:11 PM - 3:58 PM CDT Att: 17,015 - Partly Cloudy - 84 F					
30 Jake Burger, R (8,4) OBP: 0.314, SLG: 0.603										1	1	1	1	0	0	0						
23 Andrew Benintendi, L (1,7) OBP: 0.336, SLG: 0.291										3	0	1	0	0	1	0						
15 Clint Frazier, R (7,PH) OBP: 0.370, SLG: 0.348										2	0	1	1	0	0	0						
88 Luis Robert Jr., R (1,8) OBP: 0.313, SLG: 0.519										5	1	1	0	0	1	3						
74 Eloy Jiménez, R (1,10) OBP: 0.331, SLG: 0.455										5	1	1	0	0	1	3						
10 Yoán Moncada, S (1,5) OBP: 0.318, SLG: 0.412										3	1	1	0	0	2	0						
26 Hanser Alberto, R (8,PH) OBP: 0.261, SLG: 0.390										2	0	1	2	0	0	0						
25 Andrew Vaughn, R (1,3) OBP: 0.333, SLG: 0.443										4	0	2	0	1	0	1						
24 Yasmani Grandal, S (1,2) OBP: 0.335, SLG: 0.493										3	0	2	0	1	1	1						
32 Gavin Sheets, L (1,9) OBP: 0.313, SLG: 0.437										3	0	0	1	0	1	4						
12 Romy Gonzalez, R (1,4) OBP: 0.219, SLG: 0.437										4	0	0	0	0	2	2						
Inning Stats	R: 0 H: 0 E: 0 K: 0 S: 9	H: 0 LOB: 0 BB: 0 P: 13	R: 1 H: 1 E: 0 K: 1 S: 12	H: 1 LOB: 2 BB: 2 P: 28	R: 0 H: 0 E: 0 K: 1 S: 8	H: 0 LOB: 0 BB: 0 P: 12	R: 0 H: 2 E: 0 K: 2 S: 14	H: 2 LOB: 0 BB: 0 P: 19	R: 0 H: 1 E: 0 K: 2 S: 12	H: 1 LOB: 2 BB: 1 P: 18	R: 0 H: 1 E: 0 K: 1 S: 10	H: 1 LOB: 1 BB: 0 P: 16	R: 1 H: 2 E: 0 K: 1 S: 12	H: 2 LOB: 1 BB: 0 P: 19	R: 0 H: 1 E: 0 K: 1 S: 9	H: 1 LOB: 1 BB: 0 P: 14	R: 3 H: 4 E: 0 K: 0 S: 15	H: 4 LOB: 1 BB: 0 P: 21	1B: 7 2B: 4 HR: 1	SF: 1 SAC: 0 DP: 0 HBP: 0	WP: 0 PB: 0 CS: 0 SB: 0	PA: 42
PITCHER	IP WLS BF H R ER SO BB IBB HBP BLK WP HR S P ERA WHIP																					
51 Jaime Barria, R (1,1) ERA: 1.59	5.0 W 22 4 1 1 0 6 3 0 0 0 0 0 55 90 1.80 1.400																					
71 Jacob Webb, R (6,1) ERA: 3.0	1.0 4 1 0 0 1 0 0 0 0 0 0 0 10 16 0.00 1.000																					
32 Tucker Davidson, L (7,1) ERA: 7.04	3.0 S 16 7 4 4 2 0 0 0 0 0 0 1 36 54 12.00 2.333																					

Batter	1	2	3	4	5	6	7	8	9	AB	R	H	RBI	BB	SO	LOB	TOP								
17 Shohei Ohtani, L OBP: 0.348, SLG: 0.540										5	2	4	2	0	0	1									
27 Mike Trout, R OBP: 0.360, SLG: 0.498										5	0	1	1	1	0	2	3								
23 Brandon Drury, R OBP: 0.302, SLG: 0.497										4	0	1	0	1	1	2									
3 Taylor Ward, R OBP: 0.309, SLG: 0.356										5	0	1	0	0	1	5									
21 Matt Thaiss, L OBP: 0.380, SLG: 0.417										4	0	1	0	1	1	2									
12 Hunter Renfroe, R OBP: 0.306, SLG: 0.457										4	1	1	1	0	1	4									
20 Jared Walsh, L OBP: 0.326, SLG: 0.243										4	0	0	0	0	1	1									
2 Luis Rengifo, S OBP: 0.312, SLG: 0.292										4	2	3	0	0	0	0									
13 Livan Soto, L OBP: 0.417, SLG: 0.222										3	1	0	0	1	1	2									
Inning Stats	R: 0 E: 0 K: 0 S: 8	H: 1 LOB: 1 BB: 0 P: 16	R: 0 E: 0 K: 0 S: 12	H: 0 LOB: 0 BB: 0 P: 17	R: 1 E: 0 K: 2 S: 15	H: 2 LOB: 1 BB: 0 P: 22	R: 0 E: 0 K: 2 S: 13	H: 1 LOB: 1 BB: 0 P: 21	R: 0 E: 0 K: 1 S: 7	H: 1 LOB: 0 BB: 0 P: 11	R: 0 E: 0 K: 0 S: 10	H: 1 LOB: 1 BB: 0 P: 15	R: 4 E: 0 K: 1 S: 29	H: 4 LOB: 3 BB: 3 P: 49	R: 0 E: 0 K: 0 S: 10	H: 0 LOB: 0 BB: 0 P: 13	R: 1 E: 0 K: 2 S: 13	H: 2 LOB: 1 BB: 0 P: 19	1B: 7 2B: 3 3B: 1 HR: 1	SF: 0 SAC: 0 DP: 1 HBP: 0	WP: 2 PB: 0 SB: 0 CS: 0	PA: 41			
PITCHER	IP	WLS	BF	H	R	ER	SO	BB	IBB	HBP	BLK	WP	HR	S	P	ERA	WHIP								
53 Cristian Javier, R ERA: 2.84	6.0	W	23	6	1	1	5	0	0	0	0	0	0	65	102	1.50	1.000								
45 Ryne Stanek, R ERA: 5.03	0.1		5	3	4	4	0	1	0	0	0	0	1	18	27	108.00	12.000								
50 Héctor Neris, R ERA: 1.13	0.2	H	5	1	0	0	1	2	0	0	0	1	0	11	22	0.00	4.500								
47 Rafael Montero, R ERA: 6.08	1.0		3	0	0	0	0	0	0	0	0	0	0	10	13	0.00	0.000								
55 Ryan Pressly, R ERA: 3.33	1.0		5	2	1	1	2	0	0	0	0	1	0	13	19	9.00	2.000								

Los Angeles Angels @ Houston Astros
 Minute Maid Park, Houston, TX
 Sat Jun 03 2023, 3:12 PM - 6:35 PM CDT
 Att: 39,222 - Roof Closed - 73 F

AB	38
R	6
H	12
RBI	4
BB	3
SO	8
LOB	20



Batter	1	2	3	4	5	6	7	8	9	AB	R	H	RBI	BB	SO	LOB	BOTTOM								
14 Mauricio Dubón, R OBP: 0.326, SLG: 0.382										4	1	2	1	0	0	1									
3 Jeremy Peña, R OBP: 0.307, SLG: 0.431										4	3	1	0	1	0	4									
44 Yordan Alvarez, L OBP: 0.396, SLG: 0.588										4	1	1	1	1	1	2									
2 Alex Bregman, R OBP: 0.355, SLG: 0.402										1	1	1	4	4	0	0									
79 José Abreu, R OBP: 0.273, SLG: 0.264										5	0	1	1	0	1	6									
20 Chas McCormick, R OBP: 0.314, SLG: 0.474										5	1	2	2	0	1	3									
9 Corey Julks, R OBP: 0.277, SLG: 0.393										4	0	0	0	0	1	2									
6 Jake Meyers, R OBP: 0.323, SLG: 0.417										3	1	1	0	1	2	0									
15 Martín Maldonado, R OBP: 0.295, SLG: 0.308										3	1	2	0	1	0	1									
Inning Stats	R: 1 E: 0 K: 0 S: 15	H: 2 LOB: 2 BB: 1 P: 22	R: 0 E: 0 K: 1 S: 7	H: 0 LOB: 1 BB: 1 P: 13	R: 1 E: 0 K: 2 S: 11	H: 2 LOB: 1 BB: 1 P: 21	R: 5 E: 1 K: 1 S: 19	H: 4 LOB: 0 BB: 0 P: 28	R: 0 E: 0 K: 0 S: 8	H: 0 LOB: 0 BB: 1 P: 15	R: 0 E: 0 K: 0 S: 8	H: 0 LOB: 2 BB: 3 P: 23	R: 2 E: 0 K: 1 S: 23	H: 3 LOB: 1 BB: 0 P: 31	R: 0 E: 0 K: 1 S: 8	H: 0 LOB: 1 BB: 1 P: 12	R: 1B: 6 2B: 3 3B: 0 HR: 2	SF: 1 SAC: 0 DP: 2 HBP: 0	WP: 0 PB: 0 SB: 0 CS: 0	PA: 42					
PITCHER	IP	WLS	BF	H	R	ER	SO	BB	IBB	HBP	BLK	WP	HR	S	P	ERA	WHIP								
43 Patrick Sandoval, L ERA: 3.38	3.1	L	21	7	6	6	4	3	0	0	0	0	0	44	72	16.20	3.000								
71 Jacob Webb, R ERA: 3.52	0.2		3	1	1	0	0	0	0	0	0	0	1	8	12	0.00	1.500								
40 Sam Bachman, R ERA: 1.8	2.0		8	0	0	0	0	4	0	0	0	0	0	16	38	0.00	2.000								
44 Ben Joyce, R ERA: 6.0	1.0		6	3	2	2	1	0	0	0	0	0	1	23	31	18.00	3.000								
59 José Soriano, R ERA:	1.0		4	0	0	0	1	1	0	0	0	0	0	8	12	0.00	1.000								

Los Angeles Angels @ Houston Astros
 Minute Maid Park, Houston, TX
 Sat Jun 03 2023, 3:12 PM - 6:35 PM CDT
 Att: 39,222 - Roof Closed - 73 F


AB	33
R	9
H	11
RBI	9
BB	8
SO	6
LOB	19



Batter	1	2	3	4	5	6	7	8	9	AB	R	H	RBI	BB	SO	LOB	TOP										
17 Shohei Ohtani, L (1, 10)	F7			G3-1		G4-3		2B		4	0	1	1	0	0	0	Los Angeles Angels @ Houston Astros Minute Maid Park, Houston, TX Sun Jun 04 2023, 1:11 PM - 3:31 PM CDT Att. 40,831 - Roof Closed - 73 F										
27 Mike Trout, R (1, 8)	F9			BB			K	K		3	0	0	0	1	2	1											
23 Brandon Drury, R (1, 3)	K			G6-4-3			F9			4	0	1	0	0	1	1											
3 Taylor Ward, R (1, 7)	F9					G4-3		1B		4	0	1	0	0	0	1											
21 Matt Thaiss, L (1, 2)	G1-3					G3				4	0	1	0	0	1	0											
12 Hunter Renfroe, R (1, 9)	L9					P6				3	0	0	0	0	0	2											
10 Gio Urshela, R (1, 5)				F9		L5		1B		3	0	1	0	0	0	0											
2 Luis Rengifo, S (1, 4)				K				F9		3	1	1	1	0	1	1											
20 Jared Walsh, L (9, 3)						HR				0	0	0	0	0	0	0											
9 Zach Neto, R (1, 6)	F9			F9		F9		FC6-4		3	1	0	0	0	0	1											
Inning Stats	R: 0 E: 0 K: 1 S: 8	H: 0 LOB: 0 BB: 0 P: 15	R: 0 E: 0 K: 0 S: 4	H: 0 LOB: 0 BB: 0 P: 7	R: 0 E: 0 K: 1 S: 6	H: 0 LOB: 0 BB: 0 P: 9	R: 0 E: 0 K: 0 S: 7	H: 0 LOB: 0 BB: 1 P: 15	R: 0 E: 0 K: 0 S: 8	H: 0 LOB: 0 BB: 0 P: 13	R: 1 E: 0 K: 0 S: 7	H: 1 LOB: 0 BB: 0 P: 9	R: 0 E: 0 K: 1 S: 12	H: 2 LOB: 2 BB: 0 P: 22	R: 1 E: 0 K: 1 S: 13	H: 2 LOB: 1 BB: 0 P: 17	R: 0 E: 0 K: 1 S: 8	H: 1 LOB: 0 BB: 0 P: 14	1B: 4 2B: 1 3B: 0 HR: 1	SF: 0 SAC: 0 DP: 2 HBP: 0	WP: 0 PB: 0 SB: 0 CS: 0	PA: 32					
PITCHER	IP	WLS	BF	H	R	ER	SO	BB	IBB	HBP	BLK	WP	HR	S	P	ERA	WHIP										
68 J.P. France, R (1, 1)	7.0		24	3	1	1	3	1	0	0	0	0	1	52	90	1.29	0.571										
88 Phil Maton, R (8, 1)	1.0	L	5	2	1	1	1	0	0	0	0	0	0	13	17	9.00	2.000										
52 Bryan Abreu, R (9, 1)	1.0		3	1	0	0	1	0	0	0	0	0	0	8	14	0.00	1.000										

Batter	1	2	3	4	5	6	7	8	9	AB	R	H	RBI	BB	SO	LOB	BOTTOM										
14 Mauricio Dubón, R (1, 4)	F8			G5-3						4	0	1	0	0	1	1	Los Angeles Angels @ Houston Astros Minute Maid Park, Houston, TX Sun Jun 04 2023, 1:11 PM - 3:31 PM CDT Att. 40,831 - Roof Closed - 73 F										
3 Jeremy Peña, R (1, 6)	K			G6-3				G6-3		4	0	0	0	0	1	1											
44 Yordan Alvarez, L (1, 10)	P6			F9				K		3	0	0	0	1	1	0											
2 Alex Bregman, R (1, 5)	20 HBP			20 FC6-4				F9		4	0	2	0	0	1	1											
30 Kyle Tucker, L (1, 9)	L8			F9				L8		4	0	0	0	0	0	3											
20 Chas McCormick, R (1, 7)				FC6-4				G4-3		2	0	0	0	1	0	2											
21 Yainer Diaz, R (1, 3)	F1							G6-4-3		4	1	2	1	0	0	3											
6 Jake Meyers, R (1, 8)	P4			G6-3				G6-3		3	0	0	0	0	0	3											
15 Martín Maldonado, R (1, 2)	K			K				G5-3		3	0	0	0	0	2	1											
Inning Stats	R: 0 E: 0 K: 1 S: 11	H: 0 LOB: 0 BB: 0 P: 16	R: 0 E: 0 K: 0 S: 12	H: 1 LOB: 2 BB: 0 P: 19	R: 0 E: 0 K: 1 S: 7	H: 0 LOB: 0 BB: 0 P: 9	R: 0 E: 0 K: 0 S: 8	H: 1 LOB: 1 BB: 0 P: 12	R: 1 E: 0 K: 1 S: 8	H: 2 LOB: 1 BB: 0 P: 12	R: 0 E: 0 K: 1 S: 11	H: 0 LOB: 1 BB: 1 P: 19	R: 0 E: 0 K: 1 S: 11	H: 1 LOB: 0 BB: 0 P: 16	R: 0 E: 0 K: 1 S: 12	H: 0 LOB: 0 BB: 0 P: 17		R: 0 E: 0 K: 0 S: 2	H: 0 LOB: 0 BB: 1 P: 6	1B: 3 2B: 1 3B: 0 HR: 1	SF: 0 SAC: 0 DP: 1 HBP: 1	WP: 0 PB: 0 SB: 0 CS: 0	PA: 34				
PITCHER	IP	WLS	BF	H	R	ER	SO	BB	IBB	HBP	BLK	WP	HR	S	P	ERA	WHIP										
47 Griffin Canning, R (1, 1)	6.0		24	4	1	1	4	1	0	1	0	0	0	18	28	0.00	0.600										
49 Chris Devenski, R (7, 1)	1.2	W	6	1	0	0	2	0	0	0	0	0	0	18	28	0.00	0.600										
53 Carlos Estévez, R (8, 1)	1.1	S	4	0	0	0	0	1	0	0	0	0	0	7	11	0.00	0.750										

AB	31
R	2
H	6
RBI	2
BB	1
SO	5
LOB	7



Batter	1	2	3	4	5	6	7	8	9	AB R H RBI BB SO LOB	TOP											
2 Nico Hoerner, R OBP: 0.343, SLG: 0.393	G6-3	F8		1B			F9		8 1B	5 0 2 0 0 0 1	Chicago Cubs @ Los Angeles Angels Angel Stadium, Anaheim, CA Tue Jun 06 2023, 6:39 PM - 9:24 PM PDT Att: 27,716 - Cloudy - 65 F											
7 Dansby Swanson, R OBP: 0.391, SLG: 0.422	G4-3	P3		K			27 BB 8 BB		8 1B	5 0 1 0 0 2 3												
8 Ian Happ, S OBP: 0.393, SLG: 0.400	P4			9 BB			15 L6-4 27 BB		8 1B	3 0 1 0 2 1 0												
27 Seiya Suzuki, R OBP: 0.359, SLG: 0.438		15 2B 40 1B		F6					8 1B	4 1 1 0 1 2 3												
15 Yan Gomes, R OBP: 0.295, SLG: 0.460	40 1B	L7		F8			L6-4		8 1B	4 1 1 0 0 0 4												
9 Miguel Amaya, R OBP: 0.282, SLG: 0.429	P4			40 FC6					8 1B	2 0 0 0 1 1 2												
40 Mike Tauchman, L OBP: 0.423, SLG: 0.317	22 2B	FC6					16 FC5-4		8 1B	4 1 1 2 0 2 3												
16 Patrick Wisdom, R OBP: 0.286, SLG: 0.486	22 2B						HBP		8 1B	3 1 0 0 1 2 1												
22 Matt Mervis, L OBP: 0.256, SLG: 0.296	1-H 2-H						L9		8 1B	4 0 1 2 0 1 1												
Inning Stats	R: 0 E: 0 K: 0 S: 7	H: 0 LOB: 0 BB: 0 P: 8	R: 4 E: 0 K: 0 S: 21	H: 4 LOB: 1 BB: 1 P: 35	R: 0 E: 0 K: 0 S: 9	H: 0 LOB: 2 BB: 2 P: 21	R: 0 E: 0 K: 3 S: 12	H: 1 LOB: 1 BB: 0 P: 18	R: 0 E: 0 K: 2 S: 9	H: 0 LOB: 0 BB: 0 P: 12	R: 0 E: 0 K: 1 S: 8	H: 0 LOB: 1 BB: 0 P: 13	R: 0 E: 0 K: 0 S: 13	H: 1 LOB: 2 BB: 2 P: 16	R: 0 E: 0 K: 3 S: 13	H: 0 LOB: 0 BB: 0 P: 18	R: 0 E: 0 K: 2 S: 13	H: 2 LOB: 2 BB: 0 P: 15	1B: 6 2B: 3 3B: 0 HR: 0	SF: 0 SAC: 0 DP: 1 HBP: 1	WP: 0 PB: 0 SB: 0 CS: 0	PA: 40
PITCHER	IP WLS BF H R ER SO BB IBB HBP BLK WP HR S P ERA WHIP											IP WLS BF H R ER SO BB IBB HBP BLK WP HR S P ERA WHIP										
31 Tyler Anderson, L ERA: 5.62	5.0 W 23 5 4 4 5 3 0 0 0 0 0 0 58 94 7.20 1.600																					
59 José Soriano, R ERA:	6.1 1.0 H 4 0 0 0 1 0 0 1 0 0 0 8 13 0.00 0.000																					
71 Jacob Webb, R ERA: 3.38	7.1 0.1 H 4 1 0 0 0 2 0 0 0 0 0 0 7 15 0.00 9.000																					
49 Chris Devenski, R ERA: 2.25	7.1 1.2 H 4 0 0 0 3 0 0 0 0 0 0 14 19 0.00 0.000																					
53 Carlos Estévez, R ERA: 1.37	9.1 1.0 S 5 2 0 0 2 0 0 0 0 0 0 0 13 15 0.00 2.000																					

AB	34
R	4
H	8
RBI	4
BB	5
SO	11
LOB	18



Batter	1	2	3	4	5	6	7	8	9	AB R H RBI BB SO LOB	BOTTOM									
3 Taylor Ward, R OBP: 0.307, SLG: 0.366	K		F7		K		HR			4 1 1 1 0 2 2	Chicago Cubs @ Los Angeles Angels Angel Stadium, Anaheim, CA Tue Jun 06 2023, 6:39 PM - 9:24 PM PDT Att: 27,716 - Cloudy - 65 F									
17 Shohai Ohtani, L OBP: 0.352, SLG: 0.552	G6-3			HR	27 1B 21 1B		20 BB 27 BB			2 2 1 1 2 0 0										
27 Mike Trout, R OBP: 0.364, SLG: 0.491				G5-3	21 1B		20 BB			2 1 1 2 2 0 0										
6 Anthony Rendon, R OBP: 0.414, SLG: 0.362	L9			L5	21 1B		23 G6-4-3			2 0 0 0 1 0 1										
20 Jared Walsh, L OBP: 0.340, SLG: 0.243					21 1B		BB			0 0 0 0 1 0 0										
21 Matt Thaiss, L OBP: 0.372, SLG: 0.405				F7			K			4 0 1 2 0 2 3										
23 Brandon Drury, R OBP: 0.300, SLG: 0.493							G6-4-3			4 1 1 0 0 2 5										
10 Gio Urshela, R OBP: 0.336, SLG: 0.384	F9				3 WP 27 1B		K			3 1 0 0 0 2 0										
16 Mickey Moniak, L OBP: 0.315, SLG: 0.642				G3			L7			4 0 0 0 0 1 2										
2 Luis Rengifo, S OBP: 0.307, SLG: 0.308							K2-3			3 1 0 0 0 0 2										
9 Zach Neto, R OBP: 0.314, SLG: 0.362	G4-3				FC3 3 WP		F8			1 0 0 0 0 1 0										
Inning Stats	R: 0 E: 0 K: 1 S: 10	H: 0 LOB: 1 BB: 1 P: 18	R: 0 E: 0 K: 2 S: 10	H: 0 LOB: 0 BB: 0 P: 14	R: 0 E: 0 K: 0 S: 5	H: 0 LOB: 0 BB: 0 P: 7	R: 1 E: 0 K: 0 S: 9	H: 1 LOB: 0 BB: 0 P: 15	R: 5 E: 1 K: 2 S: 20	H: 3 LOB: 2 BB: 2 P: 37	R: 0 E: 0 K: 2 S: 8	H: 0 LOB: 0 BB: 0 P: 12	R: 1 E: 0 K: 1 S: 15	H: 1 LOB: 2 BB: 3 P: 29	R: 0 E: 0 K: 2 S: 10	H: 0 LOB: 0 BB: 0 P: 16	1B: 2 2B: 1 3B: 0 HR: 2	SF: 0 SAC: 0 DP: 1 HBP: 1	WP: 1 PB: 0 SB: 0 CS: 0	PA: 36
PITCHER	IP WLS BF H R ER SO BB IBB HBP BLK WP HR S P ERA WHIP											IP WLS BF H R ER SO BB IBB HBP BLK WP HR S P ERA WHIP								
19 Hayden Wesneski, R ERA: 4.72	4.2 19 2 4 4 4 1 0 1 0 0 0 1 1 46 73 7.71 0.643																			
47 Brandon Hughes, L ERA: 5.54	5.1 0.0 L 4 2 2 0 0 2 0 0 0 0 0 0 5 15 = =																			
66 Julian Merryweather, R ERA: 3.91	6.1 1.1 4 0 0 0 3 0 0 0 0 0 0 11 15 0.00 0.000																			
56 Jeremiah Estrada, R ERA: 5.59	7.1 0.0 4 1 1 1 0 3 0 0 0 0 0 1 10 22 = =																			
32 Michael Fulmer, R ERA: 6.15	7.1 2.0 5 0 0 0 3 0 0 0 0 0 0 15 23 0.00 0.000																			

AB	29
R	7
H	5
RBI	6
BB	6
SO	10
LOB	15



Batter	1	2	3	4	5	6	7	8	9	AB	R	H	RBI	BB	SO	LOB	TOP										
2 Nico Hoerner, R OBP: 0.337, SLG: 0.386	F7		F9			G5-3		L9		4	0	0	0	0	0	0	Chicago Cubs @ Los Angeles Angels Angel Stadium, Anaheim, CA Wed Jun 07 2023, 6:41 PM - 9:09 PM PDT Att: 28,817 - Cloudy - 68 F										
7 Dansby Swanson, R OBP: 0.380, SLG: 0.416	P3		K			G5-3 27 BB		K		3	0	0	0	1	2	0											
8 Ian Happ, S OBP: 0.395, SLG: 0.396	FC6-4 27 BB		F8			G5-3 27 BB		K		2	0	0	0	2	1	0											
27 Seiya Suzuki, R OBP: 0.352, SLG: 0.428	FC6-4		K			G5-3				4	0	0	0	0	1	3											
40 Mike Tauchman, L OBP: 0.419, SLG: 0.318	G4-3					G4-3 36 WP 2B				3	1	1	0	1	1	0											
36 Trey Mancini, R OBP: 0.310, SLG: 0.349	G6-3					G4-3 9 1B				4	1	1	1	0	0	3											
9 Miguel Amaya, R OBP: 0.419, SLG: 0.417	P4									3	0	1	1	0	0	0											
22 Matt Mervis, L OBP: 0.247, SLG: 0.284			K			L9		F8		3	0	0	0	0	1	1											
20 Miles Mastrobuoni, L OBP: 0.286, SLG: 0.196			P5			G3-6				3	0	0	0	0	1	1											
Inning Stats	R: 0 H: 0 E: 0 K: 0 S: 11	H: 0 LOB: 1 BB: 1 P: 17	R: 0 H: 0 E: 0 K: 0 S: 9	H: 0 LOB: 0 BB: 0 P: 14	R: 0 H: 0 E: 0 K: 1 S: 11	H: 0 LOB: 0 BB: 0 P: 15	R: 0 H: 0 E: 0 K: 2 S: 10	H: 3 LOB: 3 BB: 0 P: 15	R: 0 H: 0 E: 0 K: 0 S: 13	H: 0 LOB: 0 BB: 3 P: 27	R: 0 H: 0 E: 0 K: 1 S: 7	H: 0 LOB: 0 BB: 0 P: 8	R: 0 H: 0 E: 0 K: 2 S: 9	H: 0 LOB: 0 BB: 0 P: 12	R: 0 H: 0 E: 0 K: 1 S: 9	H: 0 LOB: 0 BB: 0 P: 14	1B: 2 2B: 1 3B: 0 HR: 0	SF: 0 SAC: 0 DP: 1 HBP: 0	WP: 1 PB: 0 SB: 0 CS: 0	PA: 33							
PITCHER	IP	WLS	BF	H	R	ER	SO	BB	IBB	HBP	BLK	WP	HR	S	P	ERA	WHIP										
51 Jaime Barria, R ERA: 1.85	5.0		18	3	2	2	3	1	0	0	0	1	0	50	76	3.60	0.800										
44 Ben Joyce, R ERA: 4.5	1.0	W	6	0	0	0	0	3	0	0	0	0	0	13	27	0.00	3.000										
28 Aaron Loup, L ERA: 6.28	1.0		3	0	0	0	1	0	0	0	0	0	0	7	8	0.00	0.000										
40 Sam Bachman, R ERA: 1.29	2.0		6	0	0	0	3	0	0	0	0	0	0	18	26	0.00	0.000										

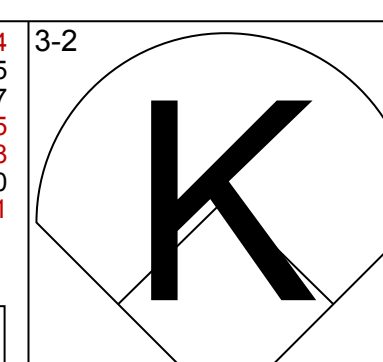
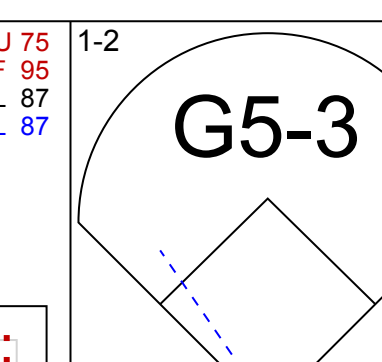
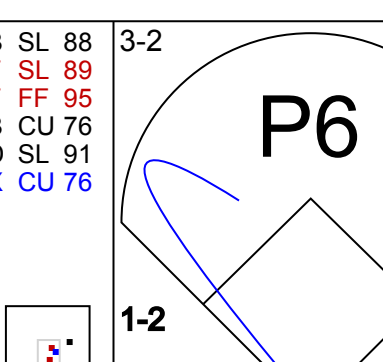
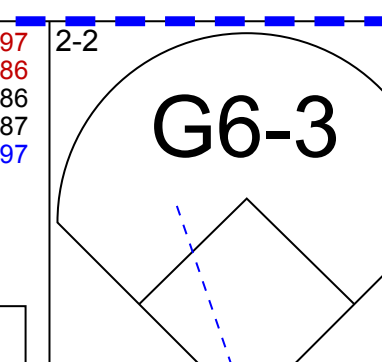
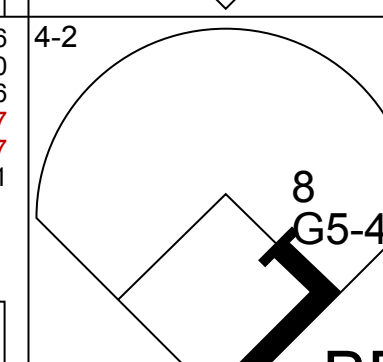
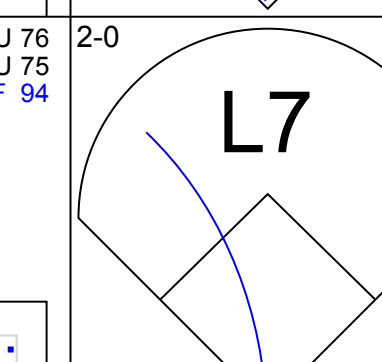
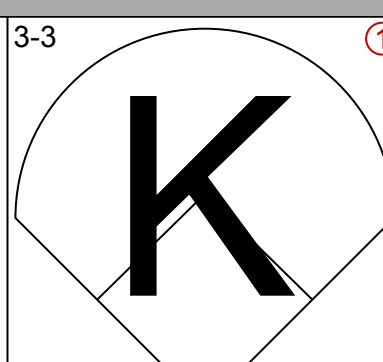
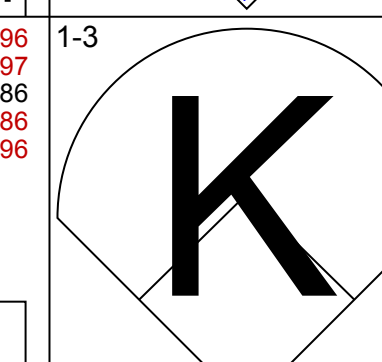
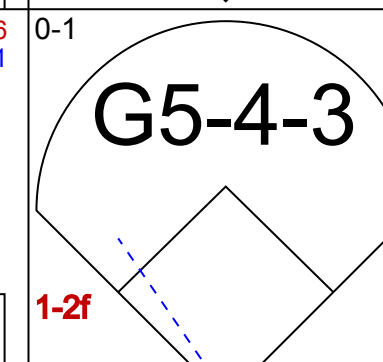
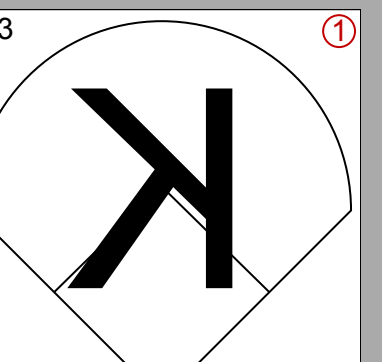
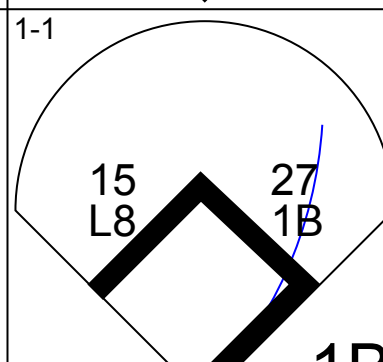
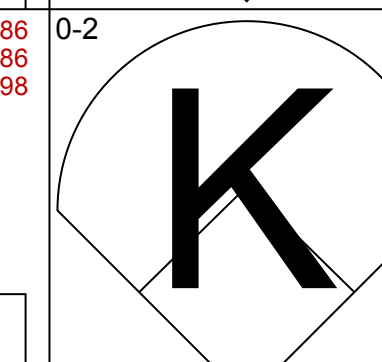
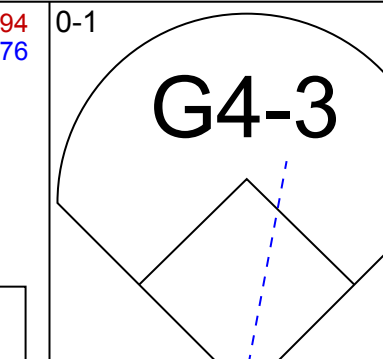
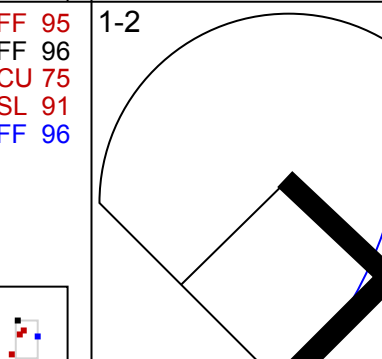
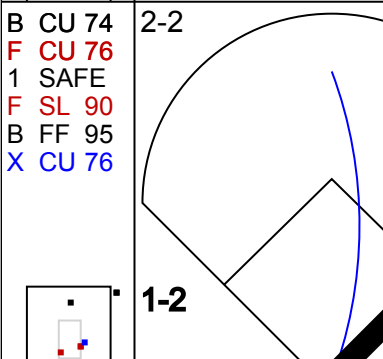

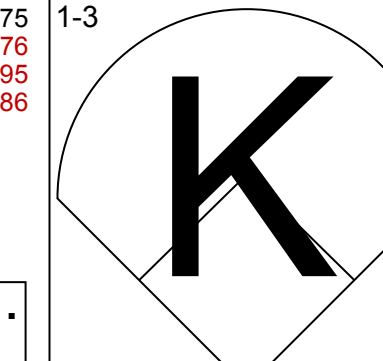
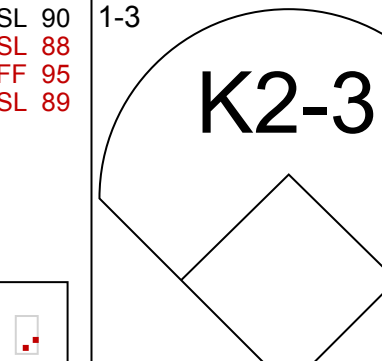
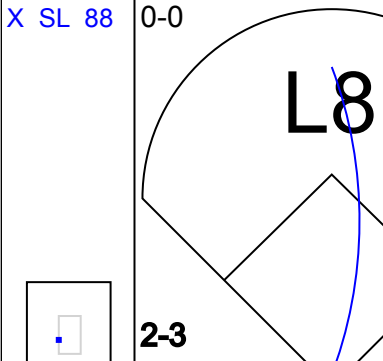

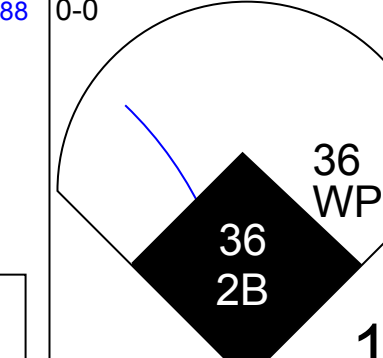
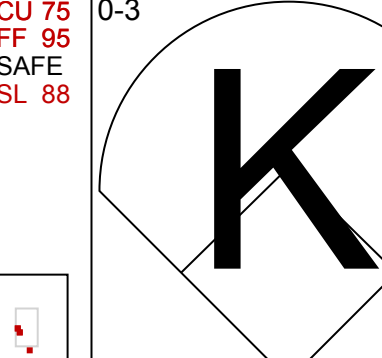
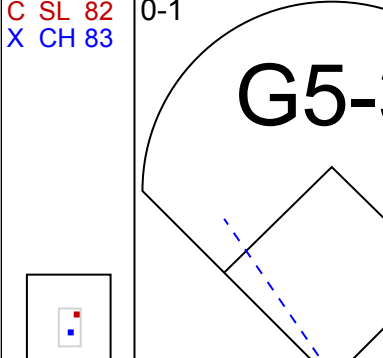

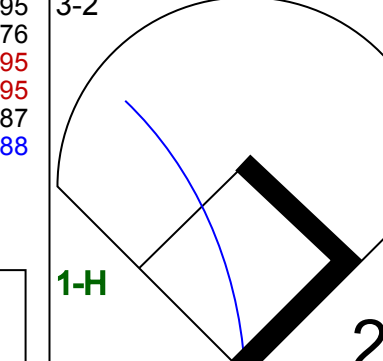
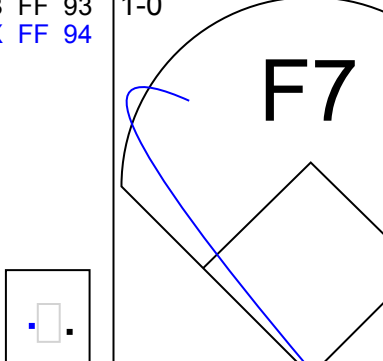
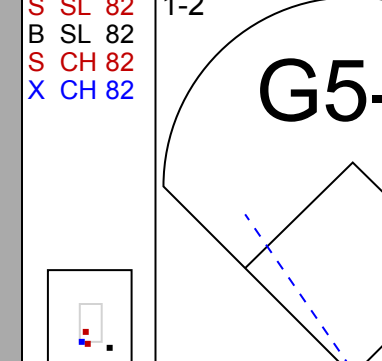
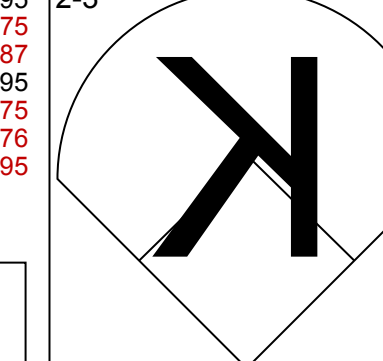
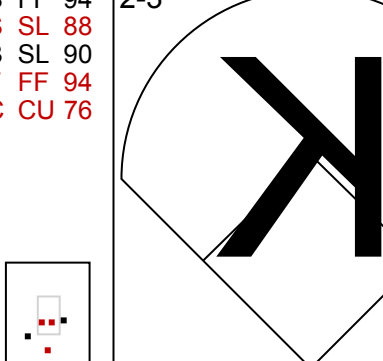
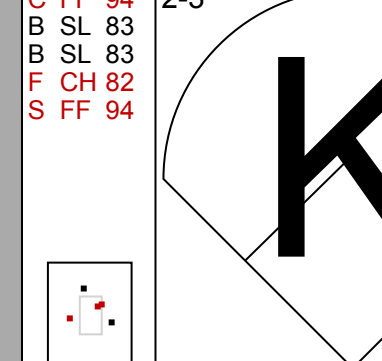
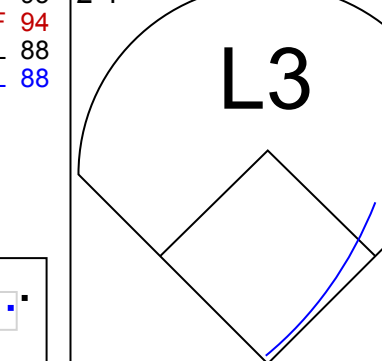
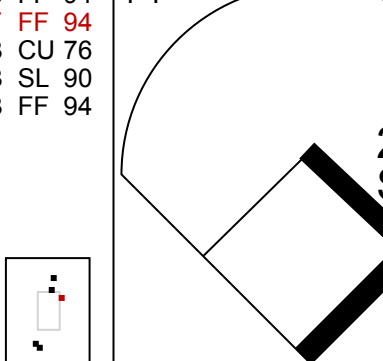
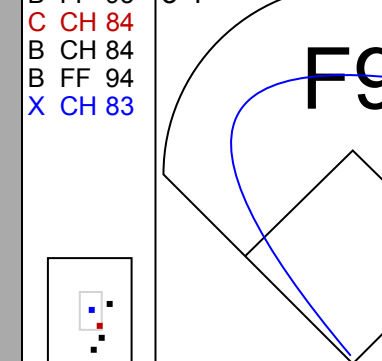
AB 29
R 2
H 3
RBI 2
BB 4
SO 7
LOB 8



Batter	1	2	3	4	5	6	7	8	9	AB	R	H	RBI	BB	SO	LOB	BOTTOM										
16 Mickey Moniak, L OBP: 0.339, SLG: 0.643	K					F8				3	0	1	3	1	1	0	Chicago Cubs @ Los Angeles Angels Angel Stadium, Anaheim, CA Wed Jun 07 2023, 6:41 PM - 9:09 PM PDT Att: 28,817 - Cloudy - 68 F										
17 Shohei Ohtani, L OBP: 0.353, SLG: 0.551			BB			F7				4	0	1	0	1	1	5											
27 Mike Trout, R OBP: 0.363, SLG: 0.500	G5-3									4	1	1	1	0	2	2											
6 Anthony Rendon, R OBP: 0.401, SLG: 0.349	L9					L7				4	0	0	0	0	1	1											
10 Gio Urshela, R OBP: 0.336, SLG: 0.384						G4-3				0	0	0	0	0	0	0											
21 Matt Thaiss, L OBP: 0.376, SLG: 0.398						F7				2	1	0	0	2	0	0											
23 Brandon Drury, R OBP: 0.304, SLG: 0.493	L4-3									4	1	2	0	0	0	1											
20 Jared Walsh, L OBP: 0.333, SLG: 0.225	K					K				3	0	0	0	1	3	3											
2 Luis Rengifo, S OBP: 0.311, SLG: 0.333						G4-3				4	2	2	2	0	1	1											
9 Zach Neto, R OBP: 0.318, SLG: 0.361						K				3	1	1	0	1	1	0											
Inning Stats	R: 0 H: 1 E: 0 K: 1 S: 9	H: 0 LOB: 0 BB: 0 P: 16	R: 0 H: 0 E: 0 K: 1 S: 7	H: 0 LOB: 1 BB: 1 P: 14	R: 0 H: 0 E: 0 K: 1 S: 12	H: 0 LOB: 1 BB: 1 P: 22	R: 1 H: 2 E: 0 K: 1 S: 16	H: 1 LOB: 1 BB: 1 P: 17	R: 4 H: 3 E: 0 K: 2 S: 22	H: 3 LOB: 1 BB: 2 P: 34	R: 0 H: 0 E: 0 K: 2 S: 8	H: 0 LOB: 0 BB: 0 P: 15	R: 0 H: 1 E: 0 K: 1 S: 11	H: 1 LOB: 3 BB: 1 P: 22	1B: 4 2B: 3 3B: 0 HR: 2	SF: 0 SAC: 0 DP: 1 HBP: 1	WP: 0 PB: 0 SB: 3 CS: 0	PA: 38									
PITCHER	IP	WLS	BF	H	R	ER	SO	BB	IBB	HBP	BLK	WP	HR	S	P	ERA	WHIP										
50 Jameson Taillon, R ERA: 7.02	5.1	L	24	5	4	4	5	4	0	0	0	0	0	61	104	6.75	1.688										
38 Mark Leiter Jr., R ERA: 3.33	0.2		5	2	2	2	2	1	0	0	0	0	0	14	22	27.00	4.500										
59 Michael Rucker, R ERA: 5.04	2.0		9	1	0	0	3	1	0	1	0	0	0	19	37	0.00	1.000										

AB 31
R 6
H 8
RBI 6
BB 6
SO 10
LOB 13

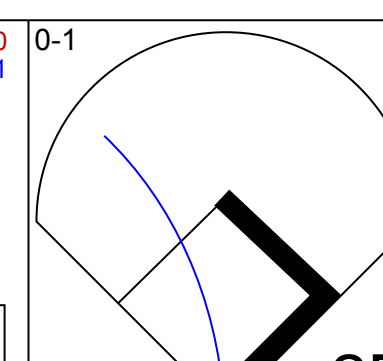
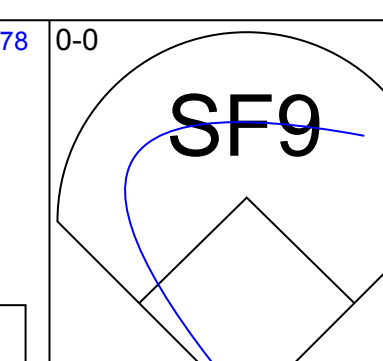
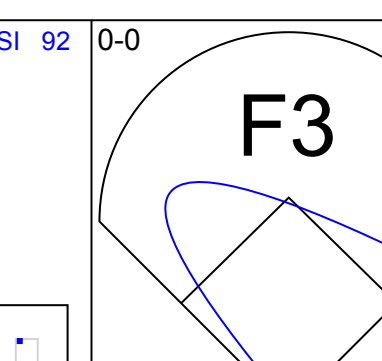
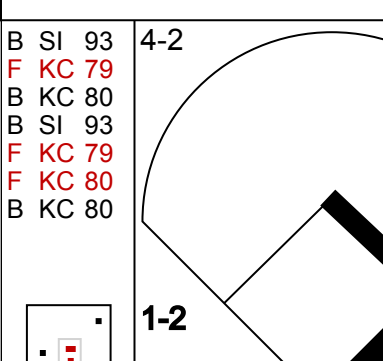
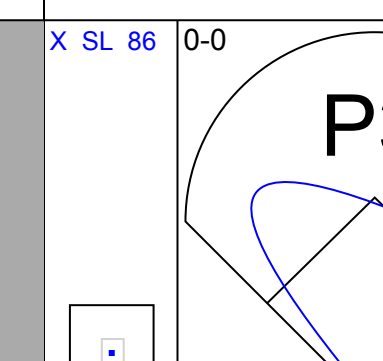
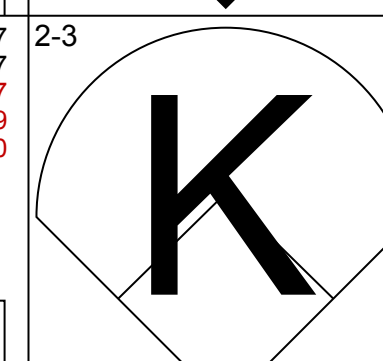
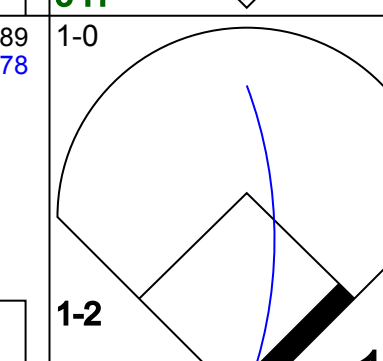
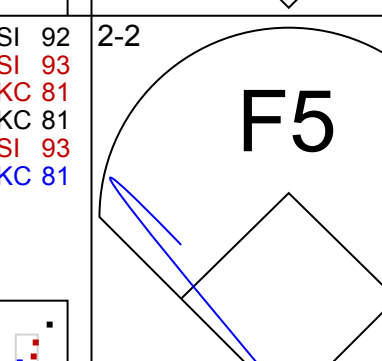
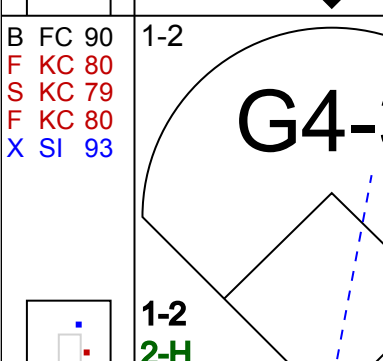
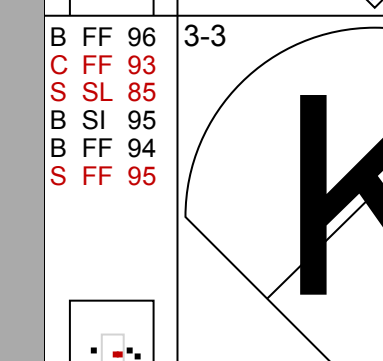
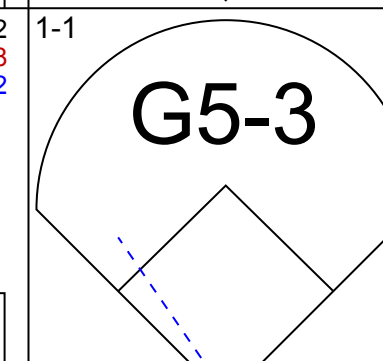
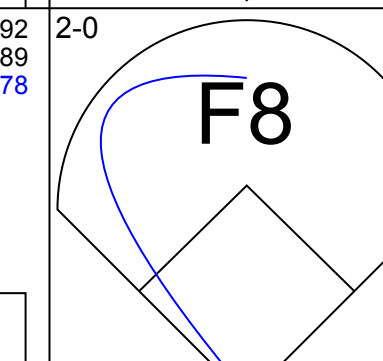
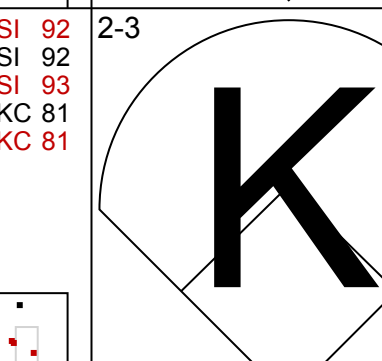

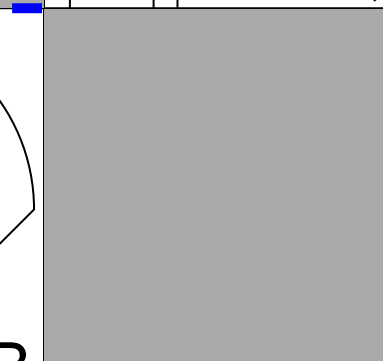
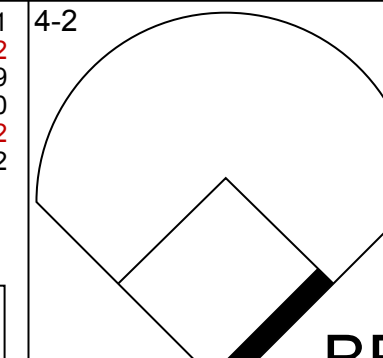
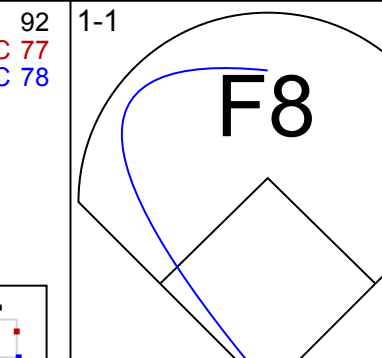
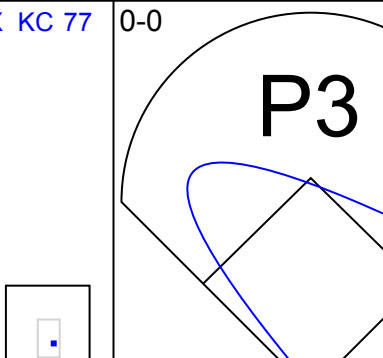
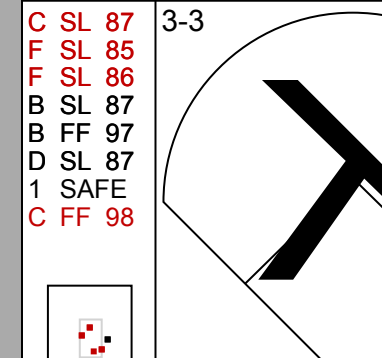
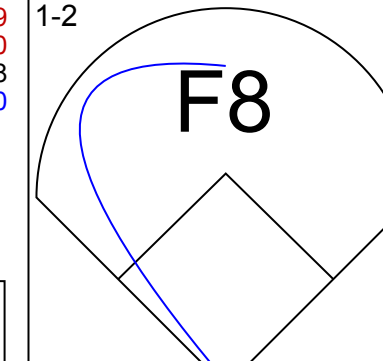
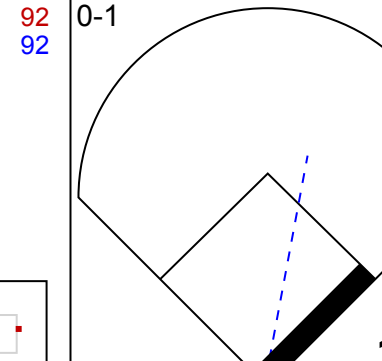
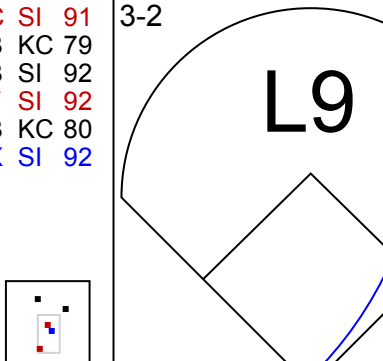
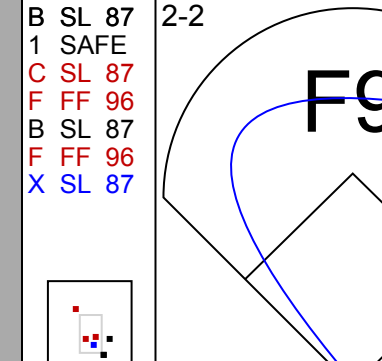
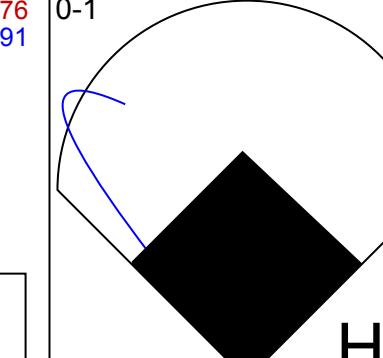
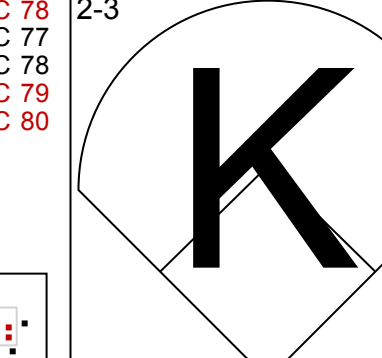
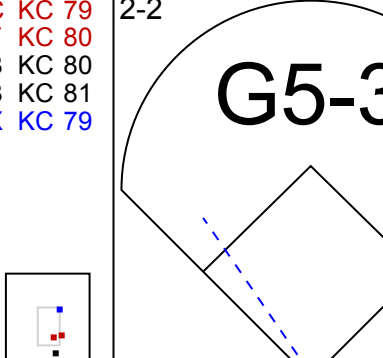
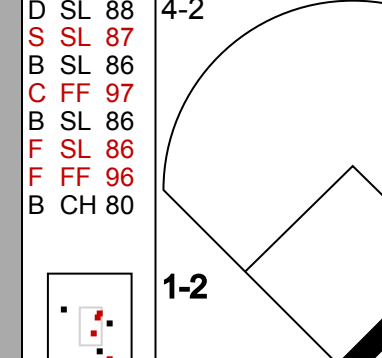
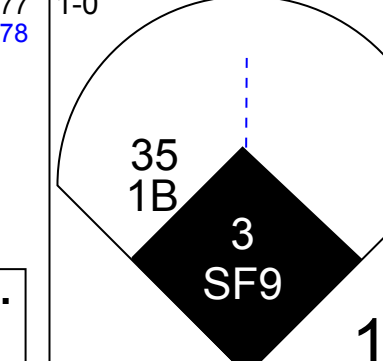
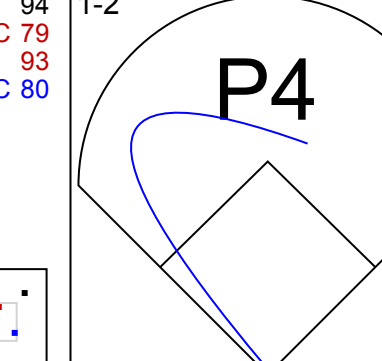

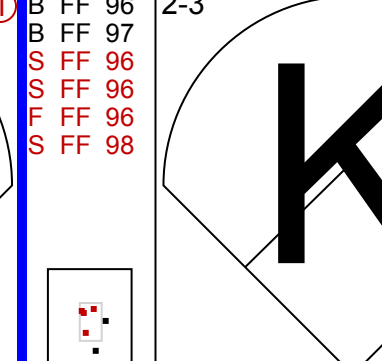
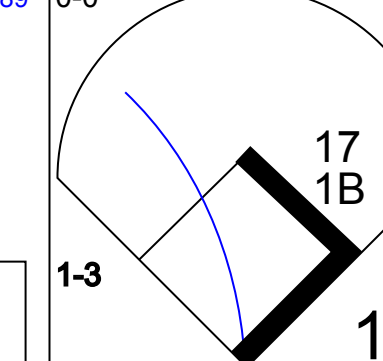



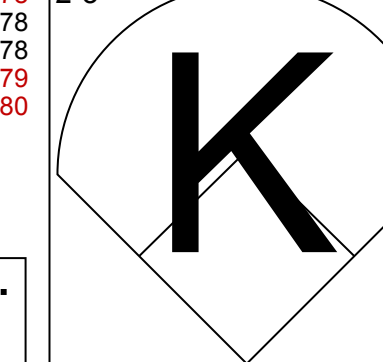
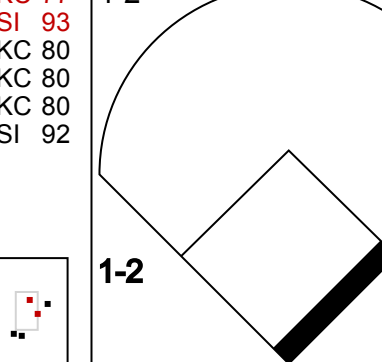
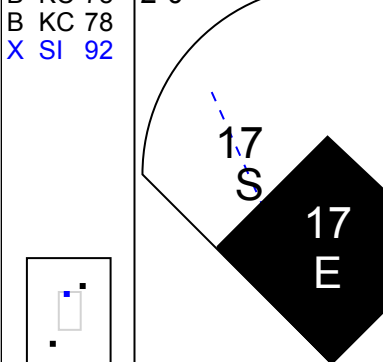
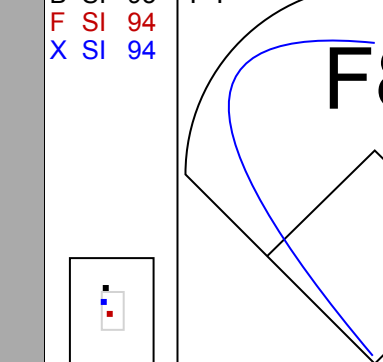
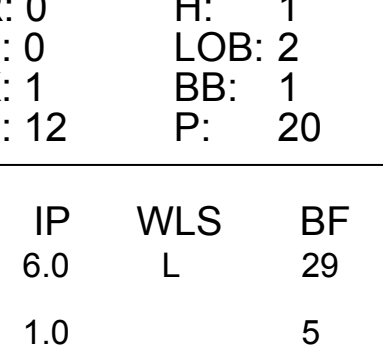
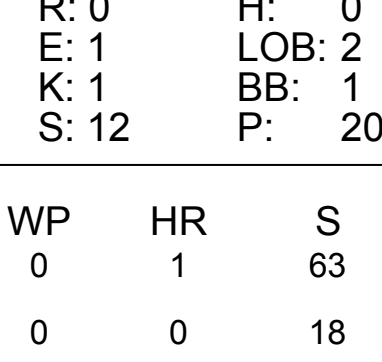
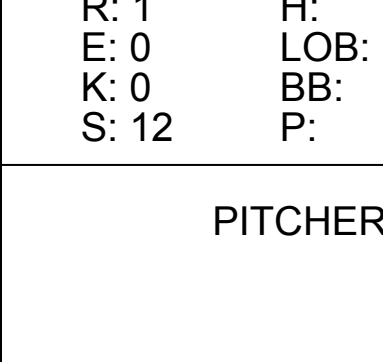
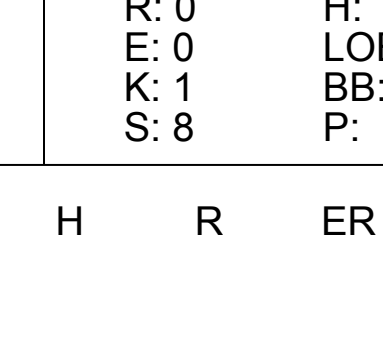


Batter	1	2	3	4	5	6	7	8	9	AB	R	H	RBI	BB	SO	LOB	TOP				
2 Nico Hoerner, R OBP: 0.332, SLG: 0.379										4	0	0	0	0	1	1					
7 Dansby Swanson, R OBP: 0.358, SLG: 0.411										3	0	0	0	1	2	0					
8 Ian Happ, S OBP: 0.392, SLG: 0.394										4	0	1	0	0	2	1					
27 Seiya Suzuki, R OBP: 0.355, SLG: 0.435										4	0	2	0	0	1	0					
15 Yan Gomes, R OBP: 0.287, SLG: 0.445									4	0	0	0	0	2	3						
9 Miguel Amaya, R OBP: 0.400, SLG: 0.393										4	1	1	0	0	1	3					
36 Trey Mancini, R OBP: 0.310, SLG: 0.355										3	0	1	1	0	0	0					
16 Patrick Wisdom, R OBP: 0.281, SLG: 0.478										3	0	0	0	0	3	1					
40 Mike Tauchman, L OBP: 0.424, SLG: 0.304										2	0	0	0	1	0	0					
Inning Stats	R: 0 E: 0 K: 1 S: 8	H: 0 LOB: 0 BB: 1 P: 15	R: 1 E: 0 K: 2 S: 14	H: 2 LOB: 1 BB: 0 P: 20	R: 0 E: 0 K: 0 S: 6	H: 0 LOB: 0 BB: 0 P: 11	R: 0 E: 0 K: 3 S: 15	H: 1 LOB: 1 BB: 0 P: 20	R: 0 E: 0 K: 1 S: 8	H: 0 LOB: 1 BB: 1 P: 18	R: 0 E: 0 K: 1 S: 11	H: 2 LOB: 2 BB: 0 P: 17	R: 0 E: 0 K: 1 S: 10	H: 0 LOB: 0 BB: 0 P: 13	R: 0 E: 0 K: 1 S: 10	H: 0 LOB: 0 BB: 0 P: 14	1B: 3 2B: 2 HR: 0	SF: 0 SAC: 0 DP: 1 HBP: 0	WP: 1 PB: 0 SB: 1 CS: 0	PA: 33	
PITCHER	IP	WLS	BF	H	R	ER	SO	BB	IBB	HBP	BLK	WP	HR	S	P	ERA	WHIP				
48 Reid Detmers, L ERA: 4.79	5.2	W	23	5	1	1	8	2	0	0	0	1	0	60	99	1.59	1.235				
49 Chris Devenski, R ERA: 2.11	1.1	H	4	0	0	0	1	0	0	0	0	0	0	10	16	0.00	0.000				
59 José Soriano, R ERA:	1.0	H	3	0	0	0	2	0	0	0	0	0	0	10	13	0.00	0.000				
53 Carlos Estévez, R ERA: 1.32	1.0	S	3	0	0	0	1	0	0	0	0	0	0	10	14	0.00	0.000				

Chicago Cubs @ Los Angeles Angels
Angel Stadium, Anaheim, CA
Thu Jun 08 2023, 6:42 PM - 9:17 PM PDT
Att: 28,179 - Clear - 71 F

AB 31
R 1
H 5
RBI 1
BB 2
SO 12
LOB 9



Batter	1	2	3	4	5	6	7	8	9	AB	R	H	RBI	BB	SO	LOB	BOTTOM				
3 Taylor Ward, R OBP: 0.309, SLG: 0.370										3	0	1	1	1	0	3					
17 Shohei Ohtani, L OBP: 0.351, SLG: 0.544										5	0	1	0	0	2	5					
27 Mike Trout, R OBP: 0.361, SLG: 0.493										3	0	0	0	1	1	5					
23 Brandon Drury, R OBP: 0.303, SLG: 0.486									3	0	0	0	1	1	1						
10 Gio Urshela, R OBP: 0.335, SLG: 0.382									4	0	1	0	0	0	3						
7 Jo Adell, R OBP: 0.500, SLG: 1.333									3	1	1	1	1	1	1						
2 Luis Rengifo, S OBP: 0.312, SLG: 0.333									3	1	1	0	0	0	1						
20 Jared Walsh, L OBP: 0.327, SLG: 0.220									1	0	0	0	0	1	2						
35 Chad Wallach, R OBP: 0.318, SLG: 0.475									4	0	2	0	0	0	0						
9 Zach Neto, R OBP: 0.322, SLG: 0.361									3	1	1	0	1	1	3						
Inning Stats	R: 0 E: 0 K: 1 S: 12	H: 1 LOB: 2 BB: 1 P: 20	R: 2 E: 0 K: 1 S: 10	H: 4 LOB: 2 BB: 0 P: 16	R: 0 E: 0 K: 1 S: 10	H: 1 LOB: 1 BB: 0 P: 14	R: 0 E: 1 K: 1 S: 12	H: 0 LOB: 2 BB: 1 P: 20	R: 0 E: 0 K: 0 S: 7	H: 0 LOB: 0 BB: 0 P: 12	R: 1 E: 0 K: 0 S: 12	H: 1 LOB: 1 BB: 1 P: 21	R: 0 E: 0 K: 2 S: 18	H: 0 LOB: 2 BB: 2 P: 33	R: 0 E: 0 K: 1 S: 8	H: 1 LOB: 1 BB: 0 P: 13	1B: 6 2B: 1 3B: 0 HR: 1	SF: 1 SAC: 0 DP: 0 HBP: 0	WP: 0 PB: 0 SB: 2 CS: 0	PA: 38	
PITCHER	IP	WLS	BF	H	R	ER	SO	BB	IBB	HBP	BLK	WP	HR	S	P	ERA	WHIP				
11 Drew Smyly, L ERA: 3.27	6.0	L	29	7	3	2	4	3	0	0	0	0	0	63	103	3.00	1.667				
66 Julian Merryweather, R ERA: 3.76	1.0		5	0	0	0	2	2	0	0	0	0	0	18	33	0.00	2.000				
73 Adbert Alzolay, R ERA: 2.17	1.0		4	1	0	0	1	0	0	0	0	0	0	8	13	0.00	1.000				

Chicago Cubs @ Los Angeles Angels
Angel Stadium, Anaheim, CA
Thu Jun 08 2023, 6:42 PM - 9:17 PM PDT
Att: 28,179 - Clear - 71 F

AB 32
R 3
H 8
RBI 2
BB 5
SO 7
LOB 24



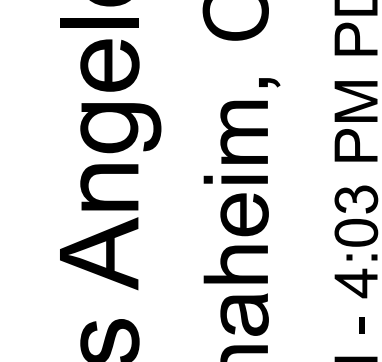
Batter	1	2	3	4	5	6	7	8	9	AB	R	H	RBI	BB	SO	LOB	TOP				
3 J.P. Crawford, L OBP: 0.352, SLG: 0.347	F8		FC4-6 44 WP		F9		G4-6-3 1B		G1-4-3 BB	4	0	1	0	1	0	1	Seattle Mariners @ Los Angeles Angels Angel Stadium, Anaheim, CA Sun Jun 11 2023, 1:08 PM - 4:03 PM PDT Att: 39,405 - Cloudy - 69 F				
44 Julio Rodríguez, R OBP: 0.305, SLG: 0.440	K		K		G6-3		G4-6-3		G1-4-3	5	0	0	0	0	2	3					
23 Ty France, R OBP: 0.353, SLG: 0.429	PO				35 HR		10 BB			3	2	3	0	0	0	0					
10 Jarrod Kelenic, L OBP: 0.329, SLG: 0.493	PO	G3			K		FC3 28 SF7 35 1B			3	0	0	0	1	1	2					
35 Teoscar Hernández, R OBP: 0.292, SLG: 0.427					HR					4	1	3	2	0	1	2					
29 Cal Raleigh, S OBP: 0.291, SLG: 0.398	K				K		L7		K	4	0	0	0	0	3	4					
28 Eugenio Suárez, R OBP: 0.310, SLG: 0.319	K				K		SF7		L8	3	0	0	1	0	2	1					
20 Mike Ford, L OBP: 0.263, SLG: 0.529					F7		HR		L3	3	1	1	1	0	0	0					
76 José Caballero, R OBP: 0.391, SLG: 0.356					L8		F7		F8	4	0	1	0	0	0	3					
Inning Stats	R: 0 E: 0 K: 1 S: 5	H: 1 LOB: 0 BB: 0 P: 7	R: 0 E: 0 K: 2 S: 11	H: 1 LOB: 1 BB: 0 P: 14	R: 0 E: 0 K: 1 S: 14	H: 1 LOB: 1 BB: 0 P: 19	R: 2 E: 0 K: 3 S: 16	H: 2 LOB: 0 BB: 0 P: 28	R: 1 E: 0 K: 0 S: 13	H: 1 LOB: 0 BB: 0 P: 21	R: 1 E: 0 K: 0 S: 24	H: 2 LOB: 2 BB: 0 P: 36	R: 0 E: 0 K: 1 S: 6	H: 0 LOB: 0 BB: 0 P: 8	R: 0 E: 0 K: 0 S: 6	H: 0 LOB: 0 BB: 0 P: 12	1B: 6 2B: 1 3B: 0 HR: 2	SF: 1 SAC: 0 DP: 2 HBP: 2	WP: 1 PB: 0 SB: 0 CS: 0	PA: 39	
PITCHER	IP	WLS	BF	H	R	ER	SO	BB	IBB	HBP	BLK	WP	HR	S	P	ERA	WHIP				
47 Griffin Canning, R ERA: 4.56	5.0	W	22	7	4	3	7	0	0	0	0	1	2	68	101	5.40	1.400				
49 Chris Devenski, R ERA: 2.01	1.0	H	5	1	0	0	0	0	0	1	0	0	0	15	24	0.00	1.000				
59 José Soriano, R ERA:	2.0	H	8	1	0	0	2	1	0	1	0	0	0	14	25	0.00	1.000				
46 Jimmy Herget, R ERA: 4.05	1.0		3	0	0	0	0	1	0	0	0	0	0	6	12	0.00	1.000				

Batter	1	2	3	4	5	6	7	8	9	AB	R	H	RBI	BB	SO	LOB	BOTTOM				
3 Taylor Ward, R OBP: 0.314, SLG: 0.378	HR				27 SF9 17 1B		27 BB		27 BB	2	2	1	1	2	0	0	Seattle Mariners @ Los Angeles Angels Angel Stadium, Anaheim, CA Sun Jun 11 2023, 1:08 PM - 4:03 PM PDT Att: 39,405 - Cloudy - 69 F				
17 Shohel Ohtani, L OBP: 0.395, SLG: 0.571	G4-3		27 1B 21 2B		27 SF9 1B		K		27 G6-4-3 1B	5	1	3	0	0	1	2					
27 Mike Trout, R OBP: 0.351, SLG: 0.475	P3		21 2B		SF9				G6-4-3	3	1	1	1	1	0	2					
23 Brandon Drury, R OBP: 0.304, SLG: 0.484	21 1B 2B		F4		K		L6		35 1B 1B	5	1	2	1	0	1	7					
21 Matt Thaiss, L OBP: 0.376, SLG: 0.400			12 2B 2B		K		G4-3		12 FC6-4 1B	4	1	2	3	0	1	5					
35 Chad Wallach, R OBP: 0.314, SLG: 0.462					K					1	0	1	0	0	0	0					
12 Hunter Renfroe, R OBP: 0.299, SLG: 0.444	G5-3				K		K		FC6-4	5	0	1	1	0	2	3					
2 Luis Rengifo, S OBP: 0.303, SLG: 0.323		G4-3			K		G4-3			4	0	0	0	0	2	1					
20 Jared Walsh, L OBP: 0.283, SLG: 0.184					L8		G4-3		P6	4	0	0	0	0	1	1					
9 Zach Neto, R OBP: 0.337, SLG: 0.404					E6 17 1B 3 HBP 27 SF9		E1 27 BB 3 BB		HR	4	3	2	2	0	0	0					
Inning Stats	R: 2 E: 0 K: 0 S: 13	H: 3 LOB: 1 BB: 0 P: 19	R: 1 E: 0 K: 1 S: 10	H: 1 LOB: 0 BB: 0 P: 18	R: 3 E: 0 K: 1 S: 14	H: 4 LOB: 1 BB: 0 P: 18	R: 1 E: 0 K: 2 S: 9	H: 1 LOB: 2 BB: 0 P: 13	R: 0 E: 0 K: 2 S: 9	H: 0 LOB: 0 BB: 0 P: 12	R: 0 E: 0 K: 1 S: 8	H: 0 LOB: 3 BB: 2 P: 19	R: 0 E: 0 K: 1 S: 7	H: 0 LOB: 0 BB: 0 P: 9	R: 2 E: 0 K: 0 S: 15	H: 4 LOB: 2 BB: 1 P: 24	1B: 7 2B: 3 3B: 0 HR: 3	SF: 1 SAC: 0 DP: 1 HBP: 1	WP: 0 PB: 0 SB: 0 CS: 0	PA: 42	
PITCHER	IP	WLS	BF	H	R	ER	SO	BB	IBB	HBP	BLK	WP	HR	S	P	ERA	WHIP				
36 Logan Gilbert, R ERA: 4.38	3.0	L	19	8	7	6	2	0	0	0	0	0	0	8	10	0.00	1.000				
47 Matt Brash, R ERA: 4.5	1.0		4	1	0	0	2	0	0	0	0	0	0	8	10	0.00	1.000				
60 Tayler Saucedo, L ERA: 3.45	1.1		6	0	0	0	3	1	0	0	0	0	0	13	20	0.00	0.750				
56 Penn Murfee, R ERA: 1.29	1.0		4	0	0	0	1	1	0	0	0	0	0	7	15	0.00	1.000				
77 Chris Flexen, R ERA: 7.58	1.2		9	4	2	2	0	1	0	0	0	0	1	19	29	10.80	3.000				

AB	33
R	4
H	9
RBI	4
BB	2
SO	9
LOB	16



AB	37
R	9
H	13
RBI	9
BB	3
SO	8
LOB	21



Batter	1	2	3	4	5	6	7	8	9	10	11	12	AB	R	H	RBI	BB	SO	LOB	TOP																																																																								
3 Taylor Ward, R OBP: 0.316, SLG: 0.383 (1, 7)														5	3	2	0	1	1	2																																																																								
17 Shohei Ohtani, L OBP: 0.362, SLG: 0.593 (1, 10)														4	2	2	4	1	1	1																																																																								
27 Mike Trout, R OBP: 0.358, SLG: 0.473 (1, 8)														3	2	1	1	3	0	0																																																																								
6 Anthony Rendon, R OBP: 0.387, SLG: 0.333 (10, PH)														4	0	0	0	1	0	5																																																																								
16 Mickey Moniak, L OBP: 0.328, SLG: 0.656 (10, 7)														1	0	0	0	0	0	1																																																																								
21 Matt Thaiss, L OBP: 0.393, SLG: 0.410 (10, PH)														2	0	2	0	2	0	0																																																																								
10 Gio Urshela, R OBP: 0.330, SLG: 0.376 (10, 5)														2	0	0	0	0	0	1																																																																								
23 Brandon Drury, R OBP: 0.288, SLG: 0.473 (8, 3)														2	0	2	0	2	0	0																																																																								
35 Chad Wallach, R OBP: 0.324, SLG: 0.515 (10, 2)														2	0	0	0	0	0	1																																																																								
12 Hunter Renfroe, R OBP: 0.292, SLG: 0.433 (1, 9)														5	0	0	0	0	2	6																																																																								
20 Jared Walsh, L OBP: 0.270, SLG: 0.173 (8, PH)														1	1	1	2	0	0	0																																																																								
2 Luis Rengifo, S OBP: 0.298, SLG: 0.317 (8, 4)														6	0	0	0	0	1	2																																																																								
9 Zach Neto, R OBP: 0.338, SLG: 0.415 (1, 6)														3	0	0	0	0	1	1																																																																								
2 Luis Rengifo, S OBP: 0.298, SLG: 0.317 (8, 4)														3	0	0	0	0	1	1																																																																								
50 Cole Ragans, L ERA: 5.52 (11, 1)														5	1	2	0	0	1	0																																																																								
Inning Stats	R: 0 E: 0 K: 10 S: 10	H: 0 LOB: 1 BB: 2 P: 20	R: 0 E: 0 K: 1 S: 6	H: 1 LOB: 0 BB: 7 P: 7	R: 1 E: 0 K: 1 S: 13	H: 2 LOB: 2 BB: 1 P: 19	R: 0 E: 0 K: 1 S: 11	H: 0 LOB: 1 BB: 1 P: 17	R: 3 E: 1 K: 0 S: 17	H: 3 LOB: 1 BB: 1 P: 27	R: 0 E: 0 K: 0 S: 5	H: 0 LOB: 0 BB: 0 P: 10	R: 1 E: 0 K: 0 S: 13	H: 1 LOB: 2 BB: 2 P: 24	R: 0 E: 0 K: 1 S: 10	H: 0 LOB: 0 BB: 0 P: 9	R: 0 E: 0 K: 1 S: 7	H: 0 LOB: 1 BB: 0 P: 11	R: 0 E: 0 K: 1 S: 5	H: 0 LOB: 1 BB: 0 P: 10	R: 4 E: 1 K: 0 S: 16	H: 2 LOB: 1 BB: 2 P: 27	1B: 4 2B: 3 3B: 0 HR: 3	SF: 1 SAC: 0 DP: 2 HBP: 0	WP: 2 PB: 0 SB: 1 CS: 0	PA: 53																																																																		
PITCHER	IP WLS BF H R ER SO BB IBB HBP BLK WP HR S P ERA WHIP	5.0 2 24 6 4 3 3 2 0 0 0 0 1 16 31 5.40 2.200	6.1 1.2 8 1 1 1 0 2 0 0 0 0 0 1 16 31 5.40 1.800	7.1 1.1 5 1 0 0 1 0 0 0 0 0 0 12 17 0.00 0.750	9.1 2.0 6 0 0 0 2 0 0 0 0 0 0 15 20 0.00 0.000	11.1 1.2 8 2 4 3 1 1 0 0 0 1 2 14 27 16.20 1.800	5.0 0.1 2 0 0 0 0 0 0 0 0 0 0 1 16 31 5.40 2.200	6.1 1.2 8 1 1 1 0 2 0 0 0 0 0 1 16 31 5.40 1.800	7.1 1.1 5 1 0 0 1 0 0 0 0 0 0 12 17 0.00 0.750	9.1 2.0 6 0 0 0 2 0 0 0 0 0 0 15 20 0.00 0.000	11.1 1.2 8 2 4 3 1 1 0 0 0 1 2 14 27 16.20 1.800	5.0 0.1 2 0 0 0 0 0 0 0 0 0 0 1 16 31 5.40 2.200	6.1 1.2 8 1 1 1 0 2 0 0 0 0 0 1 16 31 5.40 1.800	7.1 1.1 5 1 0 0 1 0 0 0 0 0 0 12 17 0.00 0.750	9.1 2.0 6 0 0 0 2 0 0 0 0 0 0 15 20 0.00 0.000	11.1 1.2 8 2 4 3 1 1 0 0 0 1 2 14 27 16.20 1.800	5.0 0.1 2 0 0 0 0 0 0 0 0 0 0 0 1 16 31 5.40 2.200	6.1 1.2 8 1 1 1 0 2 0 0 0 0 0 1 16 31 5.40 1.800	7.1 1.1 5 1 0 0 1 0 0 0 0 0 0 12 17 0.00 0.750	9.1 2.0 6 0 0 0 2 0 0 0 0 0 0 15 20 0.00 0.000	11.1 1.2 8 2 4 3 1 1 0 0 0 1 2 14 27 16.20 1.800	5.0 0.1 2 0 0 0 0 0 0 0 0 0 0 1 16 31 5.40 2.200	6.1 1.2 8 1 1 1 0 2 0 0 0 0 0 1 16 31 5.40 1.800	7.1 1.1 5 1 0 0 1 0 0 0 0 0 0 12 17 0.00 0.750	9.1 2.0 6 0 0 0 2 0 0 0 0 0 0 15 20 0.00 0.000	11.1 1.2 8 2 4 3 1 1 0 0 0 1 2 14 27 16.20 1.800	5.0 0.1 2 0 0 0 0 0 0 0 0 0 0 1 16 31 5.40 2.200	6.1 1.2 8 1 1 1 0 2 0 0 0 0 0 1 16 31 5.40 1.800	7.1 1.1 5 1 0 0 1 0 0 0 0 0 0 12 17 0.00 0.750	9.1 2.0 6 0 0 0 2 0 0 0 0 0 0 15 20 0.00 0.000	11.1 1.2 8 2 4 3 1 1 0 0 0 1 2 14 27 16.20 1.800	5.0 0.1 2 0 0 0 0 0 0 0 0 0 0 1 16 31 5.40 2.200	6.1 1.2 8 1 1 1 0 2 0 0 0 0 0 1 16 31 5.40 1.800	7.1 1.1 5 1 0 0 1 0 0 0 0 0 0 12 17 0.00 0.750	9.1 2.0 6 0 0 0 2 0 0 0 0 0 0 15 20 0.00 0.000	11.1 1.2 8 2 4 3 1 1 0 0 0 1 2 14 27 16.20 1.800	5.0 0.1 2 0 0 0 0 0 0 0 0 0 0 1 16 31 5.40 2.200	6.1 1.2 8 1 1 1 0 2 0 0 0 0 0 1 16 31 5.40 1.800	7.1 1.1 5 1 0 0 1 0 0 0 0 0 0 12 17 0.00 0.750	9.1 2.0 6 0 0 0 2 0 0 0 0 0 0 15 20 0.00 0.000	11.1 1.2 8 2 4 3 1 1 0 0 0 1 2 14 27 16.20 1.800	5.0 0.1 2 0 0 0 0 0 0 0 0 0 0 1 16 31 5.40 2.200	6.1 1.2 8 1 1 1 0 2 0 0 0 0 0 1 16 31 5.40 1.800	7.1 1.1 5 1 0 0 1 0 0 0 0 0 0 12 17 0.00 0.750	9.1 2.0 6 0 0 0 2 0 0 0 0 0 0 15 20 0.00 0.000	11.1 1.2 8 2 4 3 1 1 0 0 0 1 2 14 27 16.20 1.800	5.0 0.1 2 0 0 0 0 0 0 0 0 0 0 1 16 31 5.40 2.200	6.1 1.2 8 1 1 1 0 2 0 0 0 0 0 1 16 31 5.40 1.800	7.1 1.1 5 1 0 0 1 0 0 0 0 0 0 12 17 0.00 0.750	9.1 2.0 6 0 0 0 2 0 0 0 0 0 0 15 20 0.00 0.000	11.1 1.2 8 2 4 3 1 1 0 0 0 1 2 14 27 16.20 1.800	5.0 0.1 2 0 0 0 0 0 0 0 0 0 0 1 16 31 5.40 2.200	6.1 1.2 8 1 1 1 0 2 0 0 0 0 0 1 16 31 5.40 1.800	7.1 1.1 5 1 0 0 1 0 0 0 0 0 0 12 17 0.00 0.750	9.1 2.0 6 0 0 0 2 0 0 0 0 0 0 15 20 0.00 0.000	11.1 1.2 8 2 4 3 1 1 0 0 0 1 2 14 27 16.20 1.800	5.0 0.1 2 0 0 0 0 0 0 0 0 0 0 1 16 31 5.40 2.200	6.1 1.2 8 1 1 1 0 2 0 0 0 0 0 1 16 31 5.40 1.800	7.1 1.1 5 1 0 0 1 0 0 0 0 0 0 12 17 0.00 0.750	9.1 2.0 6 0 0 0 2 0 0 0 0 0 0 15 20 0.00 0.000	11.1 1.2 8 2 4 3 1 1 0 0 0 1 2 14 27 16.20 1.800	5.0 0.1 2 0 0 0 0 0 0 0 0 0 0 1 16 31 5.40 2.200	6.1 1.2 8 1 1 1 0 2 0 0 0 0 0 1 16 31 5.40 1.800	7.1 1.1 5 1 0 0 1 0 0 0 0 0 0 12 17 0.00 0.750	9.1 2.0 6 0 0 0 2 0 0 0 0 0 0 15 20 0.00 0.000	11.1 1.2 8 2 4 3 1 1 0 0 0 1 2 14 27 16.20 1.800	5.0 0.1 2 0 0 0 0 0 0 0 0 0 0 1 16 31 5.40 2.200	6.1 1.2 8 1 1 1 0 2 0 0 0 0 0 1 16 31 5.40 1.800	7.1 1.1 5 1 0 0 1 0 0 0 0 0 0 12 17 0.00 0.750	9.1 2.0 6 0 0 0 2 0 0 0 0 0 0 15 20 0.00 0.000	11.1 1.2 8 2 4 3 1 1 0 0 0 1 2 14 27 16.20 1.800	5.0 0.1 2 0 0 0 0 0 0 0 0 0 0 1 16 31 5.40 2.200	6.1 1.2 8 1 1 1 0 2 0 0 0 0 0 1 16 31 5.40 1.800	7.1 1.1 5 1 0 0 1 0 0 0 0 0 0 12 17 0.00 0.750	9.1 2.0 6 0 0 0 2 0 0 0 0 0 0 15 20 0.00 0.000	11.1 1.2 8 2 4 3 1 1 0 0 0 1 2 14 27 16.20 1.800	5.0 0.1 2 0 0 0 0 0 0 0 0 0 0 1 16 31 5.40 2.200	6.1 1.2 8 1 1 1 0 2 0 0 0 0 0 1 16 31 5.40 1.800	7.1 1.1 5 1 0 0 1 0 0 0 0 0 0 12 17 0.00 0.750	9.1 2.0 6 0 0 0 2 0 0 0 0 0 0 15 20 0.00 0.000	11.1 1.2 8 2 4 3 1 1 0 0 0 1 2 14 27 16.20 1.800	5.0 0.1 2 0 0 0 0 0 0 0 0 0 0 1 16 31 5.40 2.200	6.1 1.2 8 1 1 1 0 2 0 0 0 0 0 1 16 31 5.40 1.800	7.1 1.1 5 1 0 0 1 0 0 0 0 0 0 12 17 0.00 0.750	9.1 2.0 6 0 0 0 2 0 0 0 0 0 0 15 20 0.00 0.000	11.1 1.2 8 2 4 3 1 1 0 0 0 1 2 14 27 16.20 1.800	5.0 0.1 2 0 0 0 0 0 0 0 0 0 0 1 16 31 5.40 2.200	6.1 1.2 8 1 1 1 0 2 0 0 0 0 0 1 16 31 5.40 1.800	7.1 1.1 5 1 0 0 1 0 0 0 0 0 0 12 17 0.00 0.750	9.1 2.0 6 0 0 0 2 0 0 0 0 0 0 15 20 0.00 0.000	11.1 1.2 8 2 4 3 1 1 0 0 0 1 2 14 27 16.20 1.800	5.0 0.1 2 0 0 0 0 0 0 0 0 0 0 1 16 31 5.40

Batter	1	2	3	4	5	6	7	8	9	AB	R	H	RBI	BB	SO	LOB	TOP			
3 Taylor Ward, R OBP: 0.310, SLG: 0.377	F9		F9	L7		G1-6-3			17 HR	5	1	1	0	0	0	1				
17 Shohel Ohtani, L OBP: 0.377, SLG: 0.610							G4-3		2B	4	1	2	2	1	1	0				
27 Mike Trout, R OBP: 0.359, SLG: 0.467								P1	HR	3	1	0	0	2	1	1				
6 Anthony Rendon, R OBP: 0.369, SLG: 0.323								G6-3		5	0	1	1	0	1	4				
23 Brandon Drury, R OBP: 0.303, SLG: 0.470										3	0	1	0	1	1	0				
12 Hunter Renfroe, R OBP: 0.291, SLG: 0.437										3	0	0	0	0	2	1				
2 Luis Rengifo, S OBP: 0.296, SLG: 0.310										3	0	1	0	1	1	3				
35 Chad Wallach, R OBP: 0.338, SLG: 0.521										3	0	1	0	0	0	2				
21 Matt Thaiss, L OBP: 0.300, SLG: 0.407										1	0	0	0	0	1	1				
9 Zach Neto, R OBP: 0.338, SLG: 0.431										0	0	0	0	0	0	0				
20 Jared Walsh, L OBP: 0.254, SLG: 0.161										4	0	0	0	0	1	3				
Inning Stats	R: 0 E: 0 K: 2 S: 12	H: 0 LOB: 1 BB: 1 P: 22	R: 0 E: 0 K: 1 S: 14	H: 2 LOB: 2 BB: 0 P: 20	R: 1 E: 0 K: 1 S: 14	H: 1 LOB: 3 BB: 2 P: 27	R: 0 E: 0 K: 1 S: 18	H: 2 LOB: 3 BB: 1 P: 29	R: 0 E: 0 K: 0 S: 6	H: 0 LOB: 0 BB: 0 P: 11	R: 0 E: 0 K: 0 S: 9	H: 0 LOB: 0 BB: 0 P: 14	R: 0 E: 0 K: 3 S: 11	H: 0 LOB: 1 BB: 1 P: 19	R: 2 E: 0 K: 0 S: 13	H: 2 LOB: 0 BB: 0 P: 18	1B: 4 2B: 2 3B: 0 HR: 1	SF: 0 SAC: 0 DP: 0 HBP: 1	WP: 0 PB: 0 SB: 0 CS: 0	PA: 40
PITCHER	IP WLS BF H R ER SO BB IBB HBP BLK WP HR S P ERA WHIP	IP WLS BF H R ER SO BB IBB HBP BLK WP HR S P ERA WHIP	IP WLS BF H R ER SO BB IBB HBP BLK WP HR S P ERA WHIP	IP WLS BF H R ER SO BB IBB HBP BLK WP HR S P ERA WHIP	IP WLS BF H R ER SO BB IBB HBP BLK WP HR S P ERA WHIP	IP WLS BF H R ER SO BB IBB HBP BLK WP HR S P ERA WHIP	IP WLS BF H R ER SO BB IBB HBP BLK WP HR S P ERA WHIP	IP WLS BF H R ER SO BB IBB HBP BLK WP HR S P ERA WHIP	IP WLS BF H R ER SO BB IBB HBP BLK WP HR S P ERA WHIP	IP WLS BF H R ER SO BB IBB HBP BLK WP HR S P ERA WHIP	IP WLS BF H R ER SO BB IBB HBP BLK WP HR S P ERA WHIP	IP WLS BF H R ER SO BB IBB HBP BLK WP HR S P ERA WHIP	IP WLS BF H R ER SO BB IBB HBP BLK WP HR S P ERA WHIP	IP WLS BF H R ER SO BB IBB HBP BLK WP HR S P ERA WHIP	IP WLS BF H R ER SO BB IBB HBP BLK WP HR S P ERA WHIP	IP WLS BF H R ER SO BB IBB HBP BLK WP HR S P ERA WHIP	IP WLS BF H R ER SO BB IBB HBP BLK WP HR S P ERA WHIP	IP WLS BF H R ER SO BB IBB HBP BLK WP HR S P ERA WHIP	IP WLS BF H R ER SO BB IBB HBP BLK WP HR S P ERA WHIP	IP WLS BF H R ER SO BB IBB HBP BLK WP HR S P ERA WHIP

Los Angeles Angels @ Texas Rangers
Globe Life Field, Arlington, TX
Wed Jun 14 2023, 7:08 PM - 9:46 PM CDT
Att: 25,406 - Roof Closed - 74 F

AB 34
R 3
H 7
RBI 3
BB 5
SO 9
LOB 16



Batter	1	2	3	4	5	6	7	8	9	AB	R	H	RBI	BB	SO	LOB	BOTTOM			
2 Marcus Semien, R OBP: 0.351, SLG: 0.477	P3		G6-3							5	1	2	2	0	0	2				
5 Corey Seager, L OBP: 0.417, SLG: 0.643										3	1	1	1	1	1	0				
20 Ezequiel Duran, R OBP: 0.343, SLG: 0.500										4	0	0	0	0	2	2				
53 Adolis Garcia, R OBP: 0.322, SLG: 0.482										3	0	0	0	1	0	0				
6 Josh Jung, R OBP: 0.337, SLG: 0.500										4	1	1	0	0	2	3				
28 Jonah Heim, S OBP: 0.335, SLG: 0.449										3	0	0	0	1	1	4				
18 Mitch Garver, R OBP: 0.352, SLG: 0.551										4	1	2	1	0	0	0				
4 Robbie Grossman, S OBP: 0.313, SLG: 0.383										3	1	1	0	0	2	2				
16 Travis Jankowski, L OBP: 0.371, SLG: 0.387										1	0	0	0	0	0	2				
3 Leody Taveras, S OBP: 0.364, SLG: 0.481										4	1	2	2	0	0	3				
Inning Stats	R: 0 E: 0 K: 0 S: 6	H: 0 LOB: 0 BB: 0 P: 10	R: 0 E: 0 K: 1 S: 9	H: 0 LOB: 0 BB: 0 P: 12	R: 1 E: 0 K: 1 S: 12	H: 1 LOB: 0 BB: 0 P: 18	R: 0 E: 0 K: 2 S: 7	H: 0 LOB: 0 BB: 0 P: 7	R: 0 E: 0 K: 1 S: 12	H: 1 LOB: 2 BB: 1 P: 18	R: 0 E: 0 K: 3 S: 18	H: 1 LOB: 3 BB: 2 P: 31	R: 3 E: 0 K: 0 S: 11	H: 3 LOB: 0 BB: 0 P: 18	R: 2 E: 1 K: 0 S: 20	H: 3 LOB: 2 BB: 0 P: 29	1B: 4 2B: 2 3B: 0 HR: 3	SF: 0 SAC: 0 DP: 0 HBP: 0	WP: 0 PB: 0 SB: 1 CS: 0	PA: 37
PITCHER	IP WLS BF H R ER SO BB IBB HBP BLK WP HR S P ERA WHIP	IP WLS BF H R ER SO BB IBB HBP BLK WP HR S P ERA WHIP	IP WLS BF H R ER SO BB IBB HBP BLK WP HR S P ERA WHIP	IP WLS BF H R ER SO BB IBB HBP BLK WP HR S P ERA WHIP	IP WLS BF H R ER SO BB IBB HBP BLK WP HR S P ERA WHIP	IP WLS BF H R ER SO BB IBB HBP BLK WP HR S P ERA WHIP	IP WLS BF H R ER SO BB IBB HBP BLK WP HR S P ERA WHIP	IP WLS BF H R ER SO BB IBB HBP BLK WP HR S P ERA WHIP	IP WLS BF H R ER SO BB IBB HBP BLK WP HR S P ERA WHIP	IP WLS BF H R ER SO BB IBB HBP BLK WP HR S P ERA WHIP	IP WLS BF H R ER SO BB IBB HBP BLK WP HR S P ERA WHIP	IP WLS BF H R ER SO BB IBB HBP BLK WP HR S P ERA WHIP	IP WLS BF H R ER SO BB IBB HBP BLK WP HR S P ERA WHIP	IP WLS BF H R ER SO BB IBB HBP BLK WP HR S P ERA WHIP	IP WLS BF H R ER SO BB IBB HBP BLK WP HR S P ERA WHIP	IP WLS BF H R ER SO BB IBB HBP BLK WP HR S P ERA WHIP	IP WLS BF H R ER SO BB IBB HBP BLK WP HR S P ERA WHIP	IP WLS BF H R ER SO BB IBB HBP BLK WP HR S P ERA WHIP	IP WLS BF H R ER SO BB IBB HBP BLK WP HR S P ERA WHIP	IP WLS BF H R ER SO BB IBB HBP BLK WP HR S P ERA WHIP

Los Angeles Angels @ Texas Rangers
Globe Life Field, Arlington, TX
Wed Jun 14 2023, 7:08 PM - 9:46 PM CDT
Att: 25,406 - Roof Closed - 74 F

AB 34
R 6
H 9
RBI 6
BB 3
SO 8
LOB 18



Batter	1	2	3	4	5	6	7	8	9	AB	R	H	RBI	BB	SO	LOB	TOP										
16 Mickey Moniak, L (1,7) OBP: 0.350, SLG: 0.675										5	0	2	0	0	3	2											
17 Shohel Ohtani, L (1,10) OBP: 0.355, SLG: 0.621										3	1	1	0	2	1	1											
27 Mike Trout, R (1,8) OBP: 0.355, SLG: 0.457										4	1	1	0	1	1	4											
23 Brandon Drury, R (1,4) OBP: 0.309, SLG: 0.475										4	0	2	2	0	1	0											
21 Matt Thaiss, L (1,2) OBP: 0.387, SLG: 0.397										3	0	0	1	1	2	3											
12 Hunter Renfroe, R (1,9) OBP: 0.294, SLG: 0.442										4	0	2	0	0	0	3											
20 Jared Walsh, L (1,3) OBP: 0.243, SLG: 0.175										4	0	0	0	0	1	3											
2 Luis Rengifo, S (1,5) OBP: 0.294, SLG: 0.295										4	0	0	0	0	1	2											
4 Andrew Velazquez, S (1,6) OBP: 0.250, SLG: 0.286										3	1	1	0	1	0	0											
Inning Stats	R: 1 H: 2 E: 0 K: 2 S: 14	H: 2 LOB: 2 BB: 1 P: 24	R: 0 H: 0 E: 0 K: 0 S: 8	H: 0 LOB: 0 BB: 0 P: 12	R: 0 H: 1 E: 0 K: 1 S: 8	H: 1 LOB: 1 BB: 1 P: 14	R: 0 H: 1 E: 0 K: 1 S: 9	H: 1 LOB: 2 BB: 0 P: 10	R: 1 H: 3 E: 0 K: 1 S: 13	H: 3 LOB: 2 BB: 0 P: 19	R: 1 H: 1 E: 0 K: 1 S: 12	H: 1 LOB: 3 BB: 2 P: 27	R: 0 H: 0 E: 0 K: 1 S: 12	H: 0 LOB: 1 BB: 1 P: 21	R: 0 H: 0 E: 0 K: 2 S: 10	H: 0 LOB: 0 BB: 0 P: 13	1B: 4 2B: 6 3B: 0 HR: 0	SF: 0 SAC: 0 DP: 1 HBP: 1	WP: 1 PB: 0 CS: 1 SB: 2	PA: 40							
PITCHER	IP	WLS	BF	H	R	ER	SO	BB	IBB	HBP	BLK	WP	HR	S	P	ERA	WHIP										
51 Brady Singer, R (1,1) ERA: 6.33	5.1	L	24	8	2	2	5	2	0	0	0	1	0	59	90	3.38	1.875										
43 Carlos Hernández, R (6,1) ERA: 4.93	1.1		6	1	1	1	2	1	0	0	0	0	0	11	19	6.75	1.500										
74 Jose Cuas, R (7,1) ERA: 4.3	0.1		3	0	0	0	0	1	0	1	0	0	0	5	13	0.00	3.000										
53 Austin Cox, L (8,1) ERA:	2.0		7	0	0	0	3	1	0	0	0	0	0	22	34	0.00	0.500										

Los Angeles Angels @ Kansas City Royals
Kauffman Stadium, Kansas City, MO
Fri Jun 16 2023, 7:10 PM - 9:51 PM CDT
Att: 19,834 - Partly Cloudy - 87 F

livebaseballscorecards.com

AB 34
R 3
H 9
RBI 3
BB 5
SO 10
LOB 18

Batter	1	2	3	4	5	6	7	8	9	AB	R	H	RBI	BB	SO	LOB	BOTTOM										
32 Nick Pratto, L (1,3) OBP: 0.365, SLG: 0.422										3	0	1	0	0	2	0											
7 Bobby Witt Jr., R (1,6) OBP: 0.285, SLG: 0.424										3	0	1	0	1	0	2											
14 Edward Olivares, R (1,10) OBP: 0.321, SLG: 0.444										4	0	1	0	0	1	3											
1 MJ Melendez, L (1,9) OBP: 0.294, SLG: 0.349										4	0	0	0	0	2	3											
11 Maikel Garcia, R (1,5) OBP: 0.319, SLG: 0.360										4	0	0	0	0	0	0											
15 Matt Duffy, R (1,4) OBP: 0.375, SLG: 0.405										2	0	1	0	1	0	0											
8 Nicky Lopez, L (9,PH) OBP: 0.324, SLG: 0.310										1	0	0	0	0	0	0											
34 Freddy Fermin, R (1,2) OBP: 0.273, SLG: 0.383										3	0	0	0	1	0	2											
6 Drew Waters, S (1,8) OBP: 0.250, SLG: 0.234										3	0	0	0	0	1	2											
44 Dairon Blanco, R (1,7) OBP: 0.375, SLG: 0.500										2	0	0	0	1	2	0											
Inning Stats	R: 0 H: 2 E: 0 K: 1 S: 8	H: 0 LOB: 1 BB: 0 P: 14	R: 0 H: 0 E: 0 K: 0 S: 7	H: 0 LOB: 1 BB: 1 P: 12	R: 0 H: 1 E: 0 K: 2 S: 14	H: 1 LOB: 2 BB: 1 P: 22	R: 0 H: 1 E: 0 K: 0 S: 7	H: 1 LOB: 1 BB: 0 P: 11	R: 0 H: 0 E: 0 K: 0 S: 5	H: 0 LOB: 1 BB: 1 P: 10	R: 0 H: 0 E: 0 K: 0 S: 9	H: 0 LOB: 0 BB: 1 P: 17	R: 0 H: 0 E: 0 K: 3 S: 9	H: 0 LOB: 0 BB: 0 P: 16	R: 0 H: 0 E: 0 K: 2 S: 14	H: 0 LOB: 0 BB: 0 P: 21	R: 0 H: 0 E: 0 K: 0 S: 9	H: 0 LOB: 0 BB: 0 P: 14	1B: 4 2B: 0 3B: 0 HR: 0	SF: 0 SAC: 0 DP: 2 HBP: 1	WP: 0 PB: 0 CS: 0 SB: 0	PA: 34					
PITCHER	IP	WLS	BF	H	R	ER	SO	BB	IBB	HBP	BLK	WP	HR	S	P	ERA	WHIP										
43 Patrick Sandoval, L (1,1) ERA: 3.95	7.0	W	28	4	0	0	6	4	0	0	0	0	0	59	102	0.00	1.143										
40 Sam Bachman, R (8,1) ERA: 0.75	2.0	S	6	0	0	0	2	0	0	0	0	0	0	23	35	0.00	0.000										

Los Angeles Angels @ Kansas City Royals
Kauffman Stadium, Kansas City, MO
Fri Jun 16 2023, 7:10 PM - 9:51 PM CDT
Att: 19,834 - Partly Cloudy - 87 F

livebaseballscorecards.com

AB 29
R 0
H 4
RBI 0
BB 4
SO 8
LOB 12

Batter	1	2	3	4	5	6	7	8	9	AB	R	H	RBI	BB	SO	LOB	TOP										
16 Mickey Moniak, L (1, 9) OBP: 0.345, SLG: 0.654 12 Hunter Renfroe, R (9, PH) OBP: 0.293, SLG: 0.440										4	0	1	1	0	1	2	Los Angeles Angels @ Kansas City Royals Kauffman Stadium, Kansas City, MO Sat Jun 17 2023, 3:10 PM - 6:22 PM CDT Att: 21,056 - Partly Cloudy - 86 F livebaseballscorecards.com										
17 Shohel Ohtani, L (1, 10) OBP: 0.385, SLG: 0.626										4	1	1	2	1	0	2											
27 Mike Trout, R (1, 8) OBP: 0.359, SLG: 0.461										4	1	2	1	1	1	1											
23 Brandon Drury, R (1, 3) OBP: 0.311, SLG: 0.498										5	2	2	3	0	1	3											
21 Matt Thaiss, L (1, 2) OBP: 0.377, SLG: 0.385 35 Chad Wallach, R (9, PH) OBP: 0.337, SLG: 0.539										4	0	0	0	0	0	1											
3 Taylor Ward, R (1, 7) OBP: 0.319, SLG: 0.394										3	2	2	1	1	0	1											
38 Michael Stefanić, R (1, 4) OBP: 0.500, SLG: 0.750 20 Jared Walsh, L (8, 3) OBP: 0.243, SLG: 0.175										4	1	2	1	0	1	1											
2 Luis Rengifo, S (1, 5) OBP: 0.284, SLG: 0.294										4	1	1	0	0	0	2											
4 Andrew Velázquez, S (1, 6) OBP: 0.333, SLG: 0.300										3	1	1	0	1	1	1											
Inning Stats	R: 0 E: 0 K: 0 S: 6	H: 1 LOB: 0 BB: 0 P: 9	R: 2 E: 0 K: 0 S: 10	H: 2 LOB: 0 BB: 0 P: 15	R: 0 E: 0 K: 1 S: 7	H: 0 LOB: 0 BB: 0 P: 10	R: 0 E: 0 K: 0 S: 8	H: 0 LOB: 1 BB: 1 P: 18	R: 2 E: 0 K: 0 S: 13	H: 3 LOB: 0 BB: 0 P: 19	R: 3 E: 0 K: 1 S: 17	H: 3 LOB: 0 BB: 1 P: 29	R: 1 E: 0 K: 1 S: 13	H: 1 LOB: 0 BB: 0 P: 18	R: 0 E: 0 K: 1 S: 10	H: 1 LOB: 1 BB: 0 P: 15		R: 1 E: 0 K: 3 S: 15	H: 1 LOB: 2 BB: 2 P: 29	1B: 6 2B: 2 3B: 0 HR: 4	SF: 0 SAC: 0 DP: 1 HBP: 0	WP: 0 PB: 0 CS: 3 SB: 1	PA: 42				
PITCHER	IP	WLS	BF	H	R	ER	SO	BB	IBB	HBP	BLK	WP	HR	S	P	ERA	WHIP										
21 Mike Mayers, R (1, 1) ERA: 6.15	5.0		22	8	6	6	1	1	0	0	0	0	3	47	76	10.80	1.800										
37 Jackson Klarer, R (6, 1) ERA: 4.56	1.0		5	1	1	1	1	1	0	0	0	0	0	14	24	9.00	2.000										
45 Taylor Clarke, R (7, 1) ERA: 2.9	1.0		4	1	1	1	1	0	0	0	0	0	1	13	18	9.00	1.000										
58 Scott Barlow, R (8, 1) ERA: 4.21	1.0		4	1	0	0	1	0	0	0	0	0	0	10	15	0.00	1.000										
54 Aroldis Chapman, L (9, 1) ERA: 2.96	1.0	W	6	1	1	1	3	2	0	0	0	0	0	15	29	9.00	3.000										

Batter	1	2	3	4	5	6	7	8	9	AB	R	H	RBI	BB	SO	LOB	BOTTOM										
32 Nick Pratto, L (1, 3) OBP: 0.372, SLG: 0.424										4	0	2	1	1	1	0	Los Angeles Angels @ Kansas City Royals Kauffman Stadium, Kansas City, MO Sat Jun 17 2023, 3:10 PM - 6:22 PM CDT Att: 21,056 - Partly Cloudy - 86 F livebaseballscorecards.com										
7 Bobby Witt Jr., R (1, 6) OBP: 0.287, SLG: 0.428										5	0	2	4	0	1	1											
13 Salvador Perez, R (1, 2) OBP: 0.308, SLG: 0.500										5	1	1	0	0	3	5											
1 MJ Meléndez, L (1, 9) OBP: 0.300, SLG: 0.361										3	1	1	2	2	1	3											
14 Edward Olivares, R (1, 10) OBP: 0.318, SLG: 0.438 44 Dairon Blanco, R (9, PR) OBP: 0.375, SLG: 0.500										5	0	1	0	0	0	4											
11 Maikel García, R (1, 5) OBP: 0.315, SLG: 0.354										5	1	1	1	1	0	0											
8 Nicky Lopez, L (1, 4) OBP: 0.340, SLG: 0.315										2	2	1	0	2	1	0											
0 Samad Taylor, R (1, 7) OBP: 0.600, SLG: 0.333										3	2	1	1	2	0	1											
6 Drew Waters, S (1, 8) OBP: 0.268, SLG: 0.260										3	2	1	1	0	0	0											
Inning Stats	R: 0 E: 0 K: 3 S: 13	H: 1 LOB: 1 BB: 0 P: 18	R: 0 E: 0 K: 0 S: 12	H: 0 LOB: 1 BB: 1 P: 21	R: 0 E: 0 K: 0 S: 7	H: 0 LOB: 0 BB: 0 P: 13	R: 2 E: 0 K: 1 S: 14	H: 2 LOB: 0 BB: 0 P: 21	R: 0 E: 0 K: 1 S: 10	H: 0 LOB: 0 BB: 0 P: 15	R: 0 E: 0 K: 0 S: 7	H: 0 LOB: 1 BB: 1 P: 13	R: 3 E: 0 K: 1 S: 22	H: 3 LOB: 3 BB: 3 P: 39	R: 3 E: 0 K: 1 S: 13	H: 2 LOB: 2 BB: 0 P: 24		R: 2 E: 0 K: 0 S: 10	H: 3 LOB: 1 BB: 0 P: 15	1B: 8 2B: 2 3B: 0 HR: 1	SF: 0 SAC: 1 DP: 0 HBP: 1	WP: 0 PB: 0 CS: 0	PA: 44				
PITCHER	IP	WLS	BF	H	R	ER	SO	BB	IBB	HBP	BLK	WP	HR	S	P	ERA	WHIP										
47 Griffin Canning, R (1, 1) ERA: 4.4	6.0		23	3	2	2	5	2	0	0	0	0	0	9	17	81.00	12.000										
66 Kofron Ingram, L (7, 1) ERA: 81.0	0.1		5	2	3	3	0	2	0	0	0	0	0	13	22	0.00	3.000										
71 Jacob Webb, R (7, 1) ERA: 1.93	0.2	H	4	1	0	0	1	1	0	0	0	0	0	6	16	81.00	9.000										
59 José Soriano, R (8, 1) ERA: 3.88	0.1	H	5	1	3	3	0	2	0	1	0	0	0	6	16	81.00	9.000										
49 Chris Devenski, R (8, 1) ERA: 2.49	1.0	L	7	4	2	2	1	0	0	0	0	0	0	17	23	18.00	4.000										

Batter	1	2	3	4	5	6	7	8	9	AB	R	H	RBI	BB	SO	LOB	TOP										
50 Mookie Betts, R OBP: 0.360, SLG: 0.505										4	0	0	0	0	3	1	Los Angeles Dodgers @ Los Angeles Angels Angel Stadium, Anaheim, CA Tue Jun 20 2023, 7:08 PM - 9:32 PM PDT Att. 44,703 - Clear - 72 F										
5 Freddie Freeman, L OBP: 0.405, SLG: 0.552										3	0	1	0	1	0	0											
16 Will Smith, R OBP: 0.410, SLG: 0.508										4	0	2	1	0	1	1											
28 J.D. Martinez, R OBP: 0.300, SLG: 0.572										4	0	1	0	0	2	4											
17 Miguel Vargas, R OBP: 0.310, SLG: 0.377										4	0	0	0	0	0	3											
89 Jonny DeLuca, R OBP: 0.227, SLG: 0.238										4	0	0	0	0	1	2											
6 David Peralta, L OBP: 0.314, SLG: 0.405										0	0	0	0	0	0	0											
33 James Outman, L OBP: 0.271, SLG: 0.455										3	0	0	0	0	2	1											
3 Chris Taylor, R OBP: 0.271, SLG: 0.455										1	0	0	0	0	0	0											
23 Jason Heyward, L OBP: 0.323, SLG: 0.438										0	0	0	0	0	0	0											
11 Miguel Rojas, R OBP: 0.264, SLG: 0.275										3	1	1	0	0	0	0											
83 Michael Busch, L OBP: 0.306, SLG: 0.250										3	1	1	1	0	0	0											
Inning Stats	R: 0 E: 0 K: 2 S: 10	H: 0 LOB: 0 BB: 0 P: 15	R: 0 E: 0 K: 1 S: 15	H: 1 LOB: 1 BB: 0 P: 17	R: 0 E: 0 K: 1 S: 8	H: 0 LOB: 0 BB: 0 P: 14	R: 0 E: 0 K: 1 S: 9	H: 0 LOB: 1 BB: 1 P: 17	R: 0 E: 0 K: 1 S: 6	H: 0 LOB: 0 BB: 0 P: 10	R: 0 E: 0 K: 1 S: 5	H: 0 LOB: 0 BB: 0 P: 9	R: 0 E: 0 K: 1 S: 9	H: 1 LOB: 1 BB: 0 P: 16	R: 2 E: 0 K: 0 S: 12	H: 4 LOB: 2 BB: 0 P: 19	R: 0 E: 0 K: 1 S: 5	H: 0 LOB: 0 BB: 0 P: 5	1B: 5 2B: 1 3B: 0 HR: 0	SF: 0 SAC: 0 DP: 0 HBP: 0	WP: 0 PB: 0 SB: 1 CS: 0	PA: 34					
PITCHER	IP	WLS	BF	H	R	ER	SO	BB	IBB	HBP	BLK	WP	HR	S	P	ERA	WHIP										
48 Reid Detmers, L ERA: 4.02	7.0		24	2	0	0	8	1	0	0	0	0	0	62	98	0.00	0.429										
49 Chris Devenski, R ERA: 3.09	1.0	L	7	4	2	2	0	0	0	0	0	0	0	12	19	18.00	4.000										
28 Aaron Loup, L ERA: 5.09	1.0		3	0	0	0	1	0	0	0	0	0	0	5	5	0.00	0.000										

AB	33
R	2
H	6
RBI	2
BB	1
SO	9
LOB	12



Batter	1	2	3	4	5	6	7	8	9	AB	R	H	RBI	BB	SO	LOB	BOTTOM										
3 Taylor Ward, R OBP: 0.313, SLG: 0.388										4	0	0	0	0	0	2	Los Angeles Dodgers @ Los Angeles Angels Angel Stadium, Anaheim, CA Tue Jun 20 2023, 7:08 PM - 9:32 PM PDT Att. 44,703 - Clear - 72 F										
17 Shohai Ohtani, L OBP: 0.379, SLG: 0.623										4	0	0	0	0	2	1											
27 Mike Trout, R OBP: 0.359, SLG: 0.472										4	0	0	0	0	1	1											
23 Brandon Drury, R OBP: 0.316, SLG: 0.498										4	0	2	0	0	2	0											
12 Hunter Renfroe, R OBP: 0.295, SLG: 0.446										4	0	2	0	0	2	0											
Kevin Padlo, R OBP: 0.341, SLG: 0.646										3	0	0	0	0	0	2											
35 Chad Wallach, R OBP: 0.311, SLG: 0.494										3	0	0	0	0	2	2											
2 Luis Rengifo, S OBP: 0.288, SLG: 0.288										2	0	0	0	1	0	0											
4 Andrew Velazquez, S OBP: 0.421, SLG: 0.333										2	0	1	0	1	0	3											
Inning Stats	R: 0 E: 0 K: 0 S: 5	H: 0 LOB: 0 BB: 0 P: 8	R: 0 E: 0 K: 2 S: 9	H: 0 LOB: 0 BB: 0 P: 14	R: 0 E: 0 K: 0 S: 8	H: 0 LOB: 1 BB: 1 P: 17	R: 0 E: 0 K: 1 S: 15	H: 2 LOB: 2 BB: 0 P: 23	R: 0 E: 0 K: 1 S: 7	H: 0 LOB: 0 BB: 0 P: 12	R: 0 E: 0 K: 0 S: 6	H: 1 LOB: 1 BB: 0 P: 6	R: 0 E: 0 K: 1 S: 14	H: 2 LOB: 3 BB: 1 P: 23	R: 0 E: 0 K: 2 S: 9	H: 0 LOB: 0 BB: 0 P: 15		R: 0 E: 0 K: 2 S: 7	H: 0 LOB: 0 BB: 0 P: 11	1B: 3 2B: 2 3B: 0 HR: 0	SF: 0 SAC: 0 DP: 0 HBP: 0	WP: 0 PB: 0 SB: 1 CS: 0	PA: 33				
PITCHER	IP	WLS	BF	H	R	ER	SO	BB	IBB	HBP	BLK	WP	HR	S	P	ERA	WHIP										
22 Clayton Kershaw, L ERA: 2.72	7.0	W	27	5	0	0	5	2	0	0	0	0	0	64	103	0.00	1.000										
64 Caleb Ferguson, L ERA: 3.33	1.0	H	3	0	0	0	2	0	0	0	0	0	0	9	15	0.00	0.000										
59 Evan Phillips, R ERA: 2.2	1.0	S	3	0	0	0	2	0	0	0	0	0	0	7	11	0.00	0.000										

AB	31
R	0
H	5
RBI	0
BB	2
SO	9
LOB	11



Batter	1	2	3	4	5	6	7	8	9	AB	R	H	RBI	BB	SO	LOB	TOP										
3 Taylor Ward, R OBP: 0.311, SLG: 0.384	G5-3		1B	F8		L9-3		1B		5	0	2	0	0	0	2											
17 Shohel Ohtani, L OBP: 0.381, SLG: 0.630	2B		F8			HR		1B		5	1	3	1	0	1	3											
27 Mike Trout, R OBP: 0.358, SLG: 0.474	K		2B			HR		K		4	1	1	1	1	3	2											
23 Brandon Drury, R OBP: 0.313, SLG: 0.486	G6-3		BB			1B		G6-3		4	0	1	0	1	0	1											
12 Hunter Renfroe, R OBP: 0.295, SLG: 0.442	E		P5			1B		K		5	1	2	0	0	2	3											
Kevin Padlo, R OBP: 0.143, SLG: 0.286	E7		G5-3			F8		P4		4	1	1	0	0	0	5											
20 Jared Walsh, L OBP: 0.244, SLG: 0.224	2B									0	0	0	0	0	0	0											
2 Luis Rengifo, S OBP: 0.293, SLG: 0.296	SF8					F4		BB		2	0	0	1	1	1	2											
35 Chad Wallach, R OBP: 0.292, SLG: 0.461	K					L8		K		4	0	0	0	0	2	3											
4 Andrew Velazquez, S OBP: 0.440, SLG: 0.316	P3					1B		K		3	0	1	0	1	1	1											
Inning Stats	R: 0 E: 0 K: 1 S: 8	H: 1 LOB: 1 BB: 0 P: 13	R: 2 E: 1 K: 1 S: 10	H: 2 LOB: 0 BB: 0 P: 14	R: 0 E: 0 K: 0 S: 20	H: 1 LOB: 3 BB: 2 P: 31	R: 0 E: 0 K: 1 S: 7	H: 1 LOB: 1 BB: 0 P: 9	R: 2 E: 0 K: 0 S: 14	H: 4 LOB: 2 BB: 0 P: 21	R: 0 E: 0 K: 1 S: 6	H: 1 LOB: 0 BB: 0 P: 11	R: 0 E: 0 K: 3 S: 12	H: 1 LOB: 2 BB: 1 P: 21	R: 0 E: 0 K: 2 S: 8	H: 0 LOB: 0 BB: 0 P: 13	1B: 7 2B: 3 3B: 0 HR: 2	SF: 1 SAC: 0 DP: 1 HBP: 0	WP: 0 PB: 0 SB: 0 CS: 0	PA: 41							
PITCHER	IP	WLS	BF	H	R	ER	SO	BB	IBB	HBP	BLK	WP	HR	S	P	ERA	WHIP										
21 Kyle Freeland, L ERA: 4.54	5.0		26	9	4	3	3	2	0	0	0	0	2	59	88	5.40	2.200										
20 Peter Lambert, R ERA: 5.64	1.0		4	1	0	0	1	1	0	0	0	0	0	6	11	0.00	2.000										
52 Daniel Bard, R ERA: 1.46	1.0		3	0	0	0	1	0	0	0	0	0	0	7	12	0.00	0.000										
36 Pierce Johnson, R ERA: 6.6	1.0	W	5	1	0	0	3	1	0	0	0	0	0	12	21	0.00	2.000										
61 Justin Lawrence, R ERA: 2.89	1.0	S	3	0	0	0	2	0	0	0	0	0	0	8	13	0.00	0.000										

Los Angeles Angels @ Colorado Rockies
Coors Field, Denver, CO
Fri Jun 23 2023, 6:41 PM - 9:28 PM MDT
Att: 47,085 - Partly Cloudy - 82 F

AB	36
R	4
H	11
RBI	3
BB	4
SO	10
LOB	22



Batter	1	2	3	4	5	6	7	8	9	AB	R	H	RBI	BB	SO	LOB	BOTTOM										
29 Jurickson Profar, S OBP: 0.316, SLG: 0.384	HR	1B		G1-3		14B		L8		4	1	2	1	1	0	2											
14 Ezequiel Tovar, R OBP: 0.294, SLG: 0.412	F4	K				F8		1B		5	1	2	1	0	1	2											
24 Ryan McMahon, L OBP: 0.349, SLG: 0.491	G6-3		BB			K		K		4	1	0	0	1	2	5											
35 Elias Diaz, R OBP: 0.347, SLG: 0.477	2B		L8			G5-3		HR		5	1	3	4	0	4												
15 Randal Grichuk, R OBP: 0.359, SLG: 0.436	L8		F9			1B		K		5	0	1	0	0	2	2											
22 Nolan Jones, L OBP: 0.408, SLG: 0.582	F8		G1-3			P5		F7		5	0	0	0	0	3												
44 Elehuris Montero, R OBP: 0.242, SLG: 0.341	L7	2B		L7		1B		1B		4	2	3	0	0	0	0											
3 Coco Montes, R OBP: 0.290, SLG: 0.357	1B	1B				1B		F8		4	0	3	1	0	0	1											
9 Brenton Doyle, R OBP: 0.266, SLG: 0.356	L7					1B				3	0	0	0	0	2	4											
30 Harold Castro, L OBP: 0.297, SLG: 0.351						K		1B		1	1	1	0	0	0	0											
Inning Stats	R: 1 E: 0 K: 0 S: 10	H: 2 LOB: 1 BB: 0 P: 15	R: 1 E: 0 K: 1 S: 18	H: 3 LOB: 0 BB: 0 P: 25	R: 0 E: 0 K: 0 S: 8	H: 0 LOB: 1 BB: 1 P: 15	R: 0 E: 0 K: 1 S: 11	H: 1 LOB: 1 BB: 0 P: 15	R: 0 E: 0 K: 2 S: 17	H: 3 LOB: 3 BB: 1 P: 28	R: 0 E: 0 K: 1 S: 10	H: 1 LOB: 0 BB: 0 P: 10	R: 4 E: 1 K: 1 S: 17	H: 3 LOB: 0 BB: 0 P: 24	1B: 10 2B: 3 3B: 0 HR: 2	SF: 0 SAC: 0 DP: 0 HBP: 0	WP: 0 PB: 0 SB: 0 CS: 0	PA: 42									
PITCHER	IP	WLS	BF	H	R	ER	SO	BB	IBB	HBP	BLK	WP	HR	S	P	ERA	WHIP										
43 Patrick Sandoval, L ERA: 4.04	5.0		26	10	3	3	3	1	0	0	0	0	1	68	101	5.40	2.200										
71 Jacob Webb, R ERA: 1.69	1.0	H	5	1	0	0	2	1	0	0	0	0	0	10	18	0.00	2.000										
40 Sam Bachman, R ERA: 2.03	1.1	L	7	3	2	2	1	0	0	0	0	0	0	18	20	13.50	2.250										
49 Chris Devenski, R ERA: 3.33	0.2	B	4	1	2	1	1	0	0	0	0	0	1	9	14	13.50	1.500										

Los Angeles Angels @ Colorado Rockies
Coors Field, Denver, CO
Fri Jun 23 2023, 6:41 PM - 9:28 PM MDT
Att: 47,085 - Partly Cloudy - 82 F

AB	40
R	7
H	15
RBI	7
BB	2
SO	7
LOB	23



Batter	1	2	3	4	5	6	7	8	9	AB	R	H	RBI	BB	SO	LOB	TOP								
3 Taylor Ward, R OBP: 0.316, SLG: 0.388	G6-3		17 1B			17 3B		K		4	1	2	0	0	1	1	Los Angeles Angels @ Colorado Rockies Coors Field, Denver, CO Sun Jun 25 2023, 1:10 PM - 3:25 PM MDT Att: 40,213 - Sunny - 73 F								
17 Shohel Ohtani, L OBP: 0.377, SLG: 0.623	G4-3		1B			23 SF8		F9		4	1	2	1	0	0	1									
27 Mike Trout, R OBP: 0.365, SLG: 0.486	F7		L8			12 G6-4-3 HBP		G5-3		3	0	0	0	0	0	3									
23 Brandon Drury, R OBP: 0.317, SLG: 0.498	E4 G5-3					SF8				3	0	1	1	0	0	0									
12 Hunter Rentfro, R OBP: 0.305, SLG: 0.453	K					G6-4-3		G3-6		4	0	0	0	0	1	3									
5 Eduardo Escobar, S OBP: 0.305, SLG: 0.432						F8		16 2B		4	1	2	0	0	0	0									
16 Mickey Moniak, L OBP: 0.361, SLG: 0.717	G5-3					22 G6-4-3 BB		K		3	0	1	1	1	1	2									
35 Chad Wallach, R OBP: 0.286, SLG: 0.451						F8		K		2	0	0	0	0	1	1									
21 Matt Thaiss, L OBP: 0.394, SLG: 0.406						K		K		1	0	0	0	1	1	0									
22 David Fletcher, R OBP: 0.280, SLG: 0.375						G6-4-3				2	0	0	0	1	1	1									
4 Andrew Velazquez, S OBP: 0.353, SLG: 0.273								G5-3		0	0	0	0	0	0	0									
2 Luis Rengifo, S OBP: 0.294, SLG: 0.293										1	0	0	0	0	0	2									
Inning Stats	R: 0 E: 0 K: 0 S: 6	H: 0 LOB: 0 BB: 0 P: 6	R: 0 E: 1 K: 1 S: 8	H: 1 LOB: 1 BB: 0 P: 13	R: 0 E: 0 K: 1 S: 13	H: 2 LOB: 2 BB: 0 P: 20	R: 0 E: 0 K: 0 S: 8	H: 0 LOB: 0 BB: 0 P: 12	R: 0 E: 0 K: 1 S: 5	H: 0 LOB: 0 BB: 0 P: 11	R: 2 E: 0 K: 0 S: 7	H: 2 LOB: 0 BB: 0 P: 15	R: 0 E: 0 K: 2 S: 9	H: 0 LOB: 0 BB: 0 P: 10	R: 0 E: 0 K: 1 S: 9	H: 0 LOB: 2 BB: 1 P: 18	R: 1 E: 0 K: 0 S: 14	H: 3 LOB: 2 BB: 1 P: 22	1B: 4 2B: 2 3B: 2 HR: 0	SF: 1 SAC: 0 DP: 4 HBP: 1	WP: 0 PB: 0 SB: 1 CS: 0	PA: 36			
PITCHER	IP	WLS	BF	H	R	ER	SO	BB	IBB	HBP	BLK	WP	HR	S	P	ERA	WHIP								
26 Austin Gombler, L ERA: 7.01	5.0	W	21	5	2	2	3	1	0	1	0	0	0	44	71	3.60	1.200								
59 Jake Bird, R ERA: 3.22	1.0	H	2	0	0	0	0	0	0	0	0	0	0	3	6	0.00	0.000								
36 Pierce Johnson, R ERA: 6.39	1.0	H	3	0	0	0	2	0	0	0	0	0	0	9	10	0.00	0.000								
52 Daniel Bard, R ERA: 1.4	1.0	H	4	0	0	0	1	1	0	0	0	0	0	9	18	0.00	1.000								
61 Justin Lawrence, R ERA: 3.02	1.0	S	6	3	1	1	0	0	1	0	0	0	0	14	22	9.00	3.000								

Batter	1	2	3	4	5	6	7	8	9	AB	R	H	RBI	BB	SO	LOB	BOTTOM								
14 Ezequiel Tovar, R OBP: 0.296, SLG: 0.430	P3		G1-3			HR		15 CS		4	1	2	2	0	0	0	Los Angeles Angels @ Colorado Rockies Coors Field, Denver, CO Sun Jun 25 2023, 1:10 PM - 3:25 PM MDT Att: 40,213 - Sunny - 73 F								
15 Randal Grichuk, R OBP: 0.360, SLG: 0.435	24 1B		2B			K		K		3	1	1	0	1	2	0									
24 Ryan McMahon, L OBP: 0.346, SLG: 0.484			F9			K		K		4	0	1	0	0	2	1									
35 Elias Diaz, R OBP: 0.345, SLG: 0.471	SF8					22 FC4-6 BB		K		2	0	0	1	1	2	0									
22 Nolan Jones, L OBP: 0.391, SLG: 0.551	K					38 2B		K		3	1	0	0	0	2	2									
38 Jorge Alfaro, R OBP: 0.197, SLG: 0.345	K					44 SF7		K		3	0	1	0	0	2	0									
44 Elehuris Montero, R OBP: 0.239, SLG: 0.333	K					SF7		L8		2	0	0	1	0	1	0									
3 Coco Montes, R OBP: 0.286, SLG: 0.375						F8		K		2	0	0	0	0	0	1									
30 Harold Castro, L OBP: 0.234, SLG: 0.346								K		1	0	0	0	0	1	0									
9 Brenton Doyle, R OBP: 0.268, SLG: 0.371						F4		14 E		2	1	0	0	1	1	0									
Inning Stats	R: 1 E: 0 K: 1 S: 9	H: 1 LOB: 1 BB: 1 P: 15	R: 0 E: 0 K: 2 S: 8	H: 0 LOB: 0 BB: 0 P: 10	R: 0 E: 0 K: 1 S: 10	H: 1 LOB: 1 BB: 0 P: 15	R: 1 E: 0 K: 0 S: 14	H: 1 LOB: 1 BB: 1 P: 24	R: 1 E: 0 K: 2 S: 9	H: 1 LOB: 0 BB: 0 P: 11	R: 0 E: 0 K: 3 S: 11	H: 0 LOB: 0 BB: 0 P: 13	R: 1 E: 1 K: 1 S: 7	H: 1 LOB: 0 BB: 1 P: 14	R: 0 E: 0 K: 3 S: 9	H: 0 LOB: 0 BB: 0 P: 14	1B: 2 2B: 2 3B: 0 HR: 1	SF: 2 SAC: 0 DP: 0 HBP: 0	WP: 0 PB: 0 SB: 0 CS: 1	PA: 32					
PITCHER	IP	WLS	BF	H	R	ER	SO	BB	IBB	HBP	BLK	WP	HR	S	P	ERA	WHIP								
31 Tyler Anderson, L ERA: 5.54	6.0	L	24	4	3	3	9	2	0	0	0	0	0	61	88	4.50	1.000								
59 José Soriano, R ERA: 2.89	2.0		7	1	1	0	4	1	0	0	0	0	0	16	28	0.00	1.000								

Batter	1	2	3	4	5	6	7	8	9	AB	R	H	RBI	BB	SO	LOB	TOP										
23 Andrew Benintendi, L (1.7) OBP: 0.344, SLG: 0.372										4	0	0	0	0	1	0											
7 Tim Anderson, R (1.6) OBP: 0.275, SLG: 0.277										4	0	0	0	0	1	0											
88 Luis Robert Jr., R (1.8) OBP: 0.328, SLG: 0.589										4	1	2	1	0	2	0											
74 Eloy Jiménez, R (1.10) OBP: 0.300, SLG: 0.446										4	0	0	0	0	1	1											
25 Andrew Vaughn, R (1.3) OBP: 0.323, SLG: 0.439										2	0	1	0	1	0	0											
30 Jake Burger, R (1.5) OBP: 0.272, SLG: 0.535										2	0	0	0	1	2	1											
15 Clint Frazier, R (1.9) OBP: 0.233, SLG: 0.233										3	0	0	0	0	1	3											
28 Zach Remillard, R (8.4) OBP: 0.333, SLG: 0.300										0	0	0	0	0	0	0											
1 Elvis Andrus, R (1.4) OBP: 0.277, SLG: 0.266										2	0	0	0	0	1	2											
32 Gavin Sheets, L (8,PH) OBP: 0.305, SLG: 0.404										1	0	0	0	0	0	0											
44 Seby Zavala, R (1.2) OBP: 0.184, SLG: 0.271										2	0	0	0	0	2	2											
24 Yasmani Grandal, S (8,PH) OBP: 0.314, SLG: 0.398										1	0	0	0	0	1	0											
Inning Stats	R: 1 H: 1 E: 0 K: 1 S: 13	H: 1 LOB: 0 BB: 0 P: 18	R: 0 H: 0 E: 0 K: 1 S: 7	H: 0 LOB: 0 BB: 0 P: 13	R: 0 H: 0 E: 0 K: 1 S: 5	H: 0 LOB: 0 BB: 0 P: 6	R: 0 H: 0 E: 0 K: 1 S: 10	H: 0 LOB: 0 BB: 0 P: 14	R: 0 H: 1 E: 0 K: 3 S: 13	H: 1 LOB: 2 BB: 1 P: 20	R: 0 H: 0 E: 0 K: 1 S: 10	H: 0 LOB: 0 BB: 0 P: 12	R: 0 H: 0 E: 0 K: 2 S: 15	H: 0 LOB: 1 BB: 1 P: 22	R: 0 H: 0 E: 0 K: 2 S: 10	H: 0 LOB: 0 BB: 0 P: 13	R: 0 H: 1 E: 0 K: 0 S: 4	H: 1 LOB: 0 BB: 0 P: 5	1B: 2 2B: 0 3B: 0 HR: 1	SF: 0 SAC: 0 DP: 1 HBP: 0	WP: 0 PB: 0 CS: 0	PA: 31					
PITCHER	IP	WLS	BF	H	R	ER	SO	BB	IBB	HBP	BLK	WP	HR	S	P	ERA	WHIP										
48 Reid Detmers, L (1.1) ERA: 3.77	7.0		25	2	1	1	10	2	0	0	0	0	1	73	105	1.29	0.571										
71 Jacob Webb, R (8.1) ERA: 1.59	1.0		3	0	0	0	2	0	0	0	0	0	0	10	13	0.00	0.000										
53 Carlos Estévez, R (9.1) ERA: 1.69	1.0	W	3	1	0	0	0	0	0	0	0	0	0	4	5	0.00	1.000										

Chicago White Sox @ Los Angeles Angels
 Angel Stadium, Anaheim, CA
 Mon Jun 26 2023, 6:40 PM - 8:56 PM PDT
 Att: 28,554 - Clear - 74 F

livebaseballscores.com

AB 29
 R 1
 H 3
 RBI 1
 BB 2
 SO 12
 LOB 9

Batter	1	2	3	4	5	6	7	8	9	AB	R	H	RBI	BB	SO	LOB	BOTTOM										
16 Mickey Moniak, L (1.9) OBP: 0.376, SLG: 0.698										4	0	1	0	0	1	0											
12 Hunter Renfroe, R (9.9) OBP: 0.305, SLG: 0.453										0	0	0	0	0	0	0											
27 Mike Trout, R (1.8) OBP: 0.383, SLG: 0.480										3	1	0	0	1	3	1											
17 Shohel Ohtani, L (1.10) OBP: 0.379, SLG: 0.630										3	1	1	1	1	2	1											
23 Brandon Drury, R (1.4) OBP: 0.316, SLG: 0.494										4	0	1	0	0	2	3											
8 Mike Moustakas, L (1.3) OBP: 0.360, SLG: 0.432										4	0	1	0	0	2	1											
3 Taylor Ward, R (1.7) OBP: 0.313, SLG: 0.384										3	0	0	0	0	1	2											
21 Matt Thaiss, L (1.2) OBP: 0.383, SLG: 0.404										3	0	1	0	0	0	2											
2 Luis Rengifo, S (1.5) OBP: 0.290, SLG: 0.289										3	0	0	0	0	1	1											
22 David Fletcher, R (1.6) OBP: 0.250, SLG: 0.333										3	0	0	0	0	0	1											
Inning Stats	R: 0 H: 1 E: 0 K: 2 S: 9	H: 1 LOB: 1 BB: 0 P: 13	R: 0 H: 0 E: 0 K: 1 S: 7	H: 0 LOB: 0 BB: 0 P: 13	R: 0 H: 0 E: 0 K: 1 S: 9	H: 0 LOB: 0 BB: 0 P: 14	R: 1 H: 1 E: 0 K: 3 S: 11	H: 1 LOB: 0 BB: 0 P: 18	R: 0 H: 1 E: 0 K: 0 S: 10	H: 1 LOB: 1 BB: 0 P: 17	R: 0 H: 0 E: 0 K: 3 S: 12	H: 0 LOB: 0 BB: 0 P: 17	R: 0 H: 2 E: 0 K: 1 S: 8	H: 2 LOB: 1 BB: 0 P: 14	R: 0 H: 0 E: 0 K: 0 S: 6	H: 0 LOB: 0 BB: 0 P: 8	R: 1 H: 0 E: 0 K: 1 S: 9	H: 0 LOB: 1 BB: 2 P: 19	1B: 4 2B: 0 3B: 0 HR: 1	SF: 0 SAC: 0 DP: 1 HBP: 0	WP: 1 PB: 0 CS: 0	PA: 32					
PITCHER	IP	WLS	BF	H	R	ER	SO	BB	IBB	HBP	BLK	WP	HR	S	P	ERA	WHIP										
84 Dylan Cease, R (1.1) ERA: 4.04	6.0		23	5	1	1	10	0	0	0	0	0	0	62	99	1.50	0.833										
17 Joe Kelly, R (7.1) ERA: 3.95	1.0		2	0	0	0	1	0	0	0	0	0	0	4	7	0.00	0.000										
40 Reynaldo López, R (8.1) ERA: 5.45	1.0	L	4	0	1	1	0	1	0	0	0	0	0	9	15	9.00	1.000										
39 Aaron Bummer, L (9.1) ERA: 6.58	0.1		3	0	0	0	1	1	0	0	0	1	0	6	12	0.00	3.000										

Chicago White Sox @ Los Angeles Angels
 Angel Stadium, Anaheim, CA
 Mon Jun 26 2023, 6:40 PM - 8:56 PM PDT
 Att: 28,554 - Clear - 74 F

livebaseballscores.com

AB 30
 R 2
 H 5
 RBI 1
 BB 2
 SO 12
 LOB 12

Batter	1	2	3	4	5	6	7	8	9	AB R H RBI BB SO LOB	TOP											
28 Zach Remillard, R OBP: 0.438, SLG: 0.433										4 1 2 2 1 2 0	Chicago White Sox @ Los Angeles Angels Angel Stadium, Anaheim, CA Thu Jun 29 2023, 1:11 PM - 4:00 PM PDT Att: 27,630 - Sunny - 75 F											
7 Tim Anderson, R OBP: 0.270, SLG: 0.269										5 2 2 0 0 2 4												
88 Luis Robert Jr., R OBP: 0.328, SLG: 0.564										3 2 1 0 1 1 0												
74 Eloy Jiménez, R OBP: 0.313, SLG: 0.472										4 1 1 2 1 1 2												
23 Andrew Benintendi, L OBP: 0.349, SLG: 0.372										0 0 0 0 0 0 0												
25 Andrew Vaughn, R OBP: 0.327, SLG: 0.450										5 1 1 1 0 2 4												
24 Yasmani Grandal, S OBP: 0.211, SLG: 0.396										4 1 1 1 1 1 2												
30 Jake Burger, R OBP: 0.264, SLG: 0.514										5 0 0 0 0 3 3												
15 Clint Frazier, R OBP: 0.293, SLG: 0.231										4 1 1 1 0 2 1												
51 Adam Haseley, L OBP: 0.278										0 0 0 0 0 0 0												
44 Seby Zavala, R OBP: 0.210, SLG: 0.330										2 0 0 0 1 1 1												
Inning Stats	R: 1 H: 2 E: 0 K: 1 S: 15	H: 2 LOB: 1 BB: 0 P: 23	R: 0 H: 0 E: 0 K: 1 S: 9	H: 0 LOB: 1 BB: 1 P: 15	R: 6 H: 6 E: 0 K: 1 S: 18	H: 6 LOB: 2 BB: 1 P: 34	R: 0 H: 0 E: 0 K: 2 S: 8	H: 0 LOB: 0 BB: 0 P: 10	R: 0 H: 0 E: 0 K: 3 S: 11	H: 0 LOB: 0 BB: 0 P: 14	R: 0 H: 0 E: 0 K: 3 S: 9	H: 0 LOB: 0 BB: 0 P: 16	R: 0 H: 0 E: 0 K: 2 S: 11	H: 0 LOB: 1 BB: 1 P: 19	R: 0 H: 0 E: 0 K: 2 S: 8	H: 0 LOB: 2 BB: 2 P: 22	R: 2 H: 1 E: 0 K: 1 S: 9	H: 1 LOB: 0 BB: 0 P: 16	1B: 8 2B: 0 3B: 1 HR: 0	SF: 0 SAC: 0 DP: 0 HBP: 2	WP: 2 PB: 0 SB: 2 CS: 0	PA: 43
PITCHER	IP WLS BF H R ER SO BB IBB HBP BLK WP HR S P ERA WHIP											PITCHER	IP WLS BF H R ER SO BB IBB HBP BLK WP HR S P ERA WHIP									
43 Patrick Sandoval, L ERA: 4.57	5.0 L 26 8 7 7 8 2 0 1 0 1 0 0 20 35 12.60 2.000																					
59 José Soriano, R ERA: 2.38	2.0 0 7 0 0 0 5 1 0 0 0 0 0 8 22 0.00 0.500																					
49 Chris Devenski, R ERA: 3.1	1.0 5 0 0 0 2 2 0 0 0 0 0 0 8 22 0.00 2.000																					
71 Jacob Webb, R ERA: 2.41	1.0 5 1 2 2 1 0 0 1 0 1 0 0 9 16 18.00 1.000																					

AB	36
R	9
H	9
RBI	7
BB	5
SO	16
LOB	17



Batter	1	2	3	4	5	6	7	8	9	AB R H RBI BB SO LOB	BOTTOM											
16 Mickey Moniak, L OBP: 0.348, SLG: 0.664										5 1 1 1 0 2 2	Chicago White Sox @ Los Angeles Angels Angel Stadium, Anaheim, CA Thu Jun 29 2023, 1:11 PM - 4:00 PM PDT Att: 27,630 - Sunny - 75 F											
27 Mike Trout, R OBP: 0.397, SLG: 0.491										5 1 3 0 0 1 2												
17 Shohel Ohtani, L OBP: 0.392, SLG: 0.666										3 1 1 2 2 2 2												
23 Brandon Drury, R OBP: 0.322, SLG: 0.500										5 1 1 0 0 2 4												
8 Mike Moustakas, L OBP: 0.364, SLG: 0.445										3 1 1 1 1 0 2												
21 Matt Thaiss, L OBP: 0.371, SLG: 0.389										4 1 1 0 0 1 2												
12 Hunter Renfroe, R OBP: 0.300, SLG: 0.462										4 1 1 2 0 2 1												
5 Eduardo Escobar, S OBP: 0.301, SLG: 0.421										4 0 1 0 0 0 1												
4 Andrew Velazquez, S OBP: 0.375, SLG: 0.269										3 0 1 0 0 0 0												
3 Taylor Ward, R OBP: 0.313, SLG: 0.375										1 0 0 0 0 0 0												
Inning Stats	R: 1 H: 1 E: 0 K: 1 S: 7	H: 5 LOB: 0 BB: 0 P: 10	R: 3 H: 5 E: 0 K: 2 S: 16	H: 5 LOB: 0 BB: 0 P: 26	R: 1 H: 1 E: 0 K: 0 S: 16	H: 1 LOB: 1 BB: 1 P: 26	R: 0 H: 1 E: 0 K: 2 S: 12	H: 1 LOB: 2 BB: 1 P: 17	R: 0 H: 0 E: 0 K: 2 S: 8	H: 0 LOB: 0 BB: 0 P: 10	R: 0 H: 0 E: 0 K: 0 S: 10	H: 0 LOB: 0 BB: 0 P: 16	R: 0 H: 1 E: 0 K: 0 S: 10	H: 1 LOB: 1 BB: 1 P: 17	R: 0 H: 0 E: 0 K: 1 S: 10	H: 0 LOB: 0 BB: 0 P: 14	R: 2 H: 2 E: 0 K: 2 S: 16	H: 2 LOB: 0 BB: 0 P: 26	1B: 6 2B: 1 3B: 0 HR: 4	SF: 0 SAC: 0 DP: 1 HBP: 0	WP: 2 PB: 0 SB: 0 CS: 0	PA: 40
PITCHER	IP WLS BF H R ER SO BB IBB HBP BLK WP HR S P ERA WHIP											PITCHER	IP WLS BF H R ER SO BB IBB HBP BLK WP HR S P ERA WHIP									
33 Lance Lynn, R ERA: 6.47	6.0 W 28 8 5 5 7 1 1 0 0 0 1 0 10 17 7.50 1.500																					
17 Joe Kelly, R ERA: 3.81	1.0 H 4 1 0 0 0 1 0 0 0 0 0 0 10 17 0.00 2.000																					
60 Gregory Santos, R ERA: 2.65	1.0 H 3 0 0 0 1 0 0 0 0 0 0 0 10 14 0.00 0.000																					
49 Kendall Graveman, R ERA: 3.06	1.0 5 2 2 2 2 0 0 0 0 0 0 1 16 26 18.00 2.000																					

AB	37
R	7
H	11
RBI	6
BB	3
SO	10
LOB	16



Batter	1	2	3	4	5	6	7	8	9	AB	R	H	RBI	BB	SO	LOB	TOP						
2 Gerardo Perdomo, S OBP: 0.388, SLG: 0.435 (1, 6)										4	1	0	0	1	0	4							
4 Ketel Marte, S OBP: 0.372, SLG: 0.514 (1, 4)										4	1	1	0	1	1	0							
12 Lourdes Gurriel Jr., R OBP: 0.324, SLG: 0.496 (1, 10)										5	2	2	4	0	1	2							
53 Christian Walker, R OBP: 0.343, SLG: 0.522 (1, 3)										4	0	0	0	1	2	0							
3 Evan Longoria, R OBP: 0.313, SLG: 0.562 (1, 5)										3	1	1	1	1	2	0							
8 Dominic Fletcher, L OBP: 0.345, SLG: 0.463 (1, 7)										4	0	1	0	0	2	2							
5 Alek Thomas, L OBP: 0.288, SLG: 0.366 (1, 8)										3	0	0	0	1	2	0							
18 Carson Kelly, R OBP: 0.242, SLG: 0.233 (1, 2)										2	0	0	1	1	1	0							
31 Jake McCarthy, L OBP: 0.319, SLG: 0.355 (1, 9)										2	1	0	0	1	0	1							
Inning Stats	R: 1 H: 2 E: 0 K: 0 S: 18	H: 2 LOB: 2 BB: 1 P: 28	R: 4 H: 1 E: 0 K: 1 S: 15	H: 1 LOB: 0 BB: 3 P: 31	R: 0 H: 0 E: 0 K: 3 S: 11	H: 0 LOB: 0 BB: 0 P: 14	R: 0 H: 0 E: 0 K: 1 S: 8	H: 0 LOB: 0 BB: 0 P: 12	R: 0 H: 0 E: 0 K: 3 S: 11	H: 1 LOB: 2 BB: 1 P: 18	R: 1 H: 1 E: 0 K: 0 S: 12	H: 1 LOB: 3 BB: 2 P: 22	R: 0 H: 0 E: 0 K: 2 S: 8	H: 0 LOB: 0 BB: 0 P: 10	1B: 4 2B: 0 3B: 0 HR: 1	SF: 1 SAC: 0 DP: 0 HBP: 1	WP: 0 PB: 0 SB: 0 CS: 0	PA: 40					
PITCHER	IP WLS BF H R ER SO BB IBB HBP BLK WP HR S P ERA WHIP	IP WLS BF H R ER SO BB IBB HBP BLK WP HR S P ERA WHIP	IP WLS BF H R ER SO BB IBB HBP BLK WP HR S P ERA WHIP	IP WLS BF H R ER SO BB IBB HBP BLK WP HR S P ERA WHIP	IP WLS BF H R ER SO BB IBB HBP BLK WP HR S P ERA WHIP	IP WLS BF H R ER SO BB IBB HBP BLK WP HR S P ERA WHIP	IP WLS BF H R ER SO BB IBB HBP BLK WP HR S P ERA WHIP	IP WLS BF H R ER SO BB IBB HBP BLK WP HR S P ERA WHIP	IP WLS BF H R ER SO BB IBB HBP BLK WP HR S P ERA WHIP	IP WLS BF H R ER SO BB IBB HBP BLK WP HR S P ERA WHIP	IP WLS BF H R ER SO BB IBB HBP BLK WP HR S P ERA WHIP	IP WLS BF H R ER SO BB IBB HBP BLK WP HR S P ERA WHIP	IP WLS BF H R ER SO BB IBB HBP BLK WP HR S P ERA WHIP	IP WLS BF H R ER SO BB IBB HBP BLK WP HR S P ERA WHIP	IP WLS BF H R ER SO BB IBB HBP BLK WP HR S P ERA WHIP	IP WLS BF H R ER SO BB IBB HBP BLK WP HR S P ERA WHIP	IP WLS BF H R ER SO BB IBB HBP BLK WP HR S P ERA WHIP	IP WLS BF H R ER SO BB IBB HBP BLK WP HR S P ERA WHIP					
47 Griffin Canning, R ERA: 4.29 (1, 1)	6.0	L	25	3	5	5	9	4	0	0	0	0	0	0	0	0	0	0	0	7.50	1.167		
28 Aaron Loup, L ERA: 4.79 (7, 1)	1.0		5	1	0	0	0	1	0	0	0	0	0	0	0	0	0	0	0	0.00	2.000		
58 Victor Mederos, R ERA: 4.5 (8, 1)	2.0		10	1	1	1	2	2	0	1	0	0	0	0	0	0	0	0	0	20	32	4.50	1.500

Arizona Diamondbacks @ Los Angeles Angels
Angel Stadium, Anaheim, CA
Fri Jun 30 2023, 6:40 PM - 9:27 PM PDT
Att: 34,957 - Clear - 76 F

AB	31
R	6
H	5
RBI	6
BB	7
SO	11
LOB	9



Batter	1	2	3	4	5	6	7	8	9	AB	R	H	RBI	BB	SO	LOB	BOTTOM							
3 Taylor Ward, R OBP: 0.312, SLG: 0.373 (1, 7)										4	0	1	0	0	0	1								
17 Shohai Ohtani, L OBP: 0.396, SLG: 0.674 (1, 10)										2	2	1	1	2	0	1								
27 Mike Trout, R OBP: 0.368, SLG: 0.491 (1, 8)										4	0	2	0	0	1	2								
6 Anthony Rendon, R OBP: 0.363, SLG: 0.309 (1, 5)										3	0	0	0	1	1	4								
8 Mike Moustakas, L OBP: 0.355, SLG: 0.432 (1, 3)										4	0	0	0	0	3	4								
12 Hunter Renfro, R OBP: 0.296, SLG: 0.455 (1, 9)										4	0	0	0	0	1	2								
5 Eduardo Escobar, S OBP: 0.293, SLG: 0.408 (1, 4)										4	0	0	0	0	2	1								
35 Chad Wallach, R OBP: 0.288, SLG: 0.432 (1, 2)										2	0	0	0	0	1	0								
21 Matt Thaiss, L OBP: 0.373, SLG: 0.387 (7, PH) (8, 2)										1	0	0	0	0	0	0								
22 David Fletcher, R OBP: 0.263, SLG: 0.306 (1, 6)										2	0	0	0	0	0	0								
2 Luis Rengifo, S OBP: 0.292, SLG: 0.298 (7, PH) (8, 6)										1	0	0	0	0	1	1								
Inning Stats	R: 0 H: 1 E: 0 K: 2 S: 9	H: 1 LOB: 2 BB: 1 P: 17	R: 0 H: 0 E: 0 K: 1 S: 9	H: 0 LOB: 0 BB: 0 P: 12	R: 0 H: 1 E: 0 K: 1 S: 11	H: 1 LOB: 1 BB: 0 P: 16	R: 0 H: 0 E: 0 K: 2 S: 12	H: 0 LOB: 1 BB: 1 P: 23	R: 0 H: 0 E: 0 K: 1 S: 10	H: 0 LOB: 0 BB: 0 P: 15	R: 1 H: 2 E: 0 K: 0 S: 10	H: 2 LOB: 1 BB: 0 P: 18	R: 0 H: 0 E: 0 K: 1 S: 6	H: 0 LOB: 0 BB: 0 P: 10	R: 1 H: 0 E: 1 K: 0 S: 8	H: 0 LOB: 0 BB: 1 P: 17	R: 0 H: 0 E: 0 K: 1 S: 10	H: 0 LOB: 0 BB: 0 P: 16	1B: 3 2B: 0 3B: 0 HR: 1	SF: 0 SAC: 0 DP: 1 HBP: 1	WP: 0 PB: 0 SB: 0 CS: 0	PA: 35		
PITCHER	IP WLS BF H R ER SO BB IBB HBP BLK WP HR S P ERA WHIP	IP WLS BF H R ER SO BB IBB HBP BLK WP HR S P ERA WHIP	IP WLS BF H R ER SO BB IBB HBP BLK WP HR S P ERA WHIP	IP WLS BF H R ER SO BB IBB HBP BLK WP HR S P ERA WHIP	IP WLS BF H R ER SO BB IBB HBP BLK WP HR S P ERA WHIP	IP WLS BF H R ER SO BB IBB HBP BLK WP HR S P ERA WHIP	IP WLS BF H R ER SO BB IBB HBP BLK WP HR S P ERA WHIP	IP WLS BF H R ER SO BB IBB HBP BLK WP HR S P ERA WHIP	IP WLS BF H R ER SO BB IBB HBP BLK WP HR S P ERA WHIP	IP WLS BF H R ER SO BB IBB HBP BLK WP HR S P ERA WHIP	IP WLS BF H R ER SO BB IBB HBP BLK WP HR S P ERA WHIP	IP WLS BF H R ER SO BB IBB HBP BLK WP HR S P ERA WHIP	IP WLS BF H R ER SO BB IBB HBP BLK WP HR S P ERA WHIP	IP WLS BF H R ER SO BB IBB HBP BLK WP HR S P ERA WHIP	IP WLS BF H R ER SO BB IBB HBP BLK WP HR S P ERA WHIP	IP WLS BF H R ER SO BB IBB HBP BLK WP HR S P ERA WHIP	IP WLS BF H R ER SO BB IBB HBP BLK WP HR S P ERA WHIP	IP WLS BF H R ER SO BB IBB HBP BLK WP HR S P ERA WHIP						
47 Tommy Henry, L ERA: 4.08 (1, 1)	5.2	W	23	4	1	1	8	2	0	0	0	0	0	0	0	0	0	0	0	3	6	0.00	0.000	
55 Austin Adams, R ERA: 3.39 (6, 1)	0.1		1	0	0	0	0	0	0	0	0	0	0	0	0	0	0	0	0	0	3	6	0.00	0.000
50 Miguel Castro, R ERA: 3.24 (7, 1)	1.0		4	0	0	0	1	0	0	1	0	0	0	0	0	0	0	0	0	6	10	0.00	0.000	
57 Andrew Chafin, L ERA: 2.89 (8, 1)	1.0		4	0	1	0	0	1	0	0	0	0	0	0	0	0	0	0	0	8	17	0.00	1.000	
37 Kevin Ginkel, R ERA: 2.59 (9, 1)	1.0		3	0	0	0	1	0	0	0	0	0	0	0	0	0	0	0	0	10	16	0.00	0.000	

Arizona Diamondbacks @ Los Angeles Angels
Angel Stadium, Anaheim, CA
Fri Jun 30 2023, 6:40 PM - 9:27 PM PDT
Att: 34,957 - Clear - 76 F

AB	31
R	2
H	4
RBI	1
BB	3
SO	10
LOB	16



Batter	1	2	3	4	5	6	7	8	9	10	AB	R	H	RBI	BB	SO	LOB	TOP																		
14 Mauricio Dubón, R OBP: 0.305, SLG: 0.396	(1,4) F FF 94 F FF 90 B FF 95 X SL 86 1-2 30 CS 1B		F FF 95 B FF 95 X SL 86 1-1 30 G1-3 1B	X SL 89 0-0 F7			X FF 94 0-0 2 79 HR 1B	C CH 83 F FF 94 F FF 94 C CH 85 C CH 84 F FF 94 X SL 83 2-2 L8	X FF 96 0-0 F9	6 2 3 1 0 0 1																										
3 Jeremy Peña, R OBP: 0.297, SLG: 0.390	(1,6) B FF 95 1 SAFE C CU 73 F FF 93 D CU 75 B SL 89 X FF 96 3-2 F8		X CU 73 0-0 G1-3		B FF 91 F FF 92 B SL 87 X SL 88 2-2 G6-3		1 SAFE F CH 81 F SL 87 F FF 93 1 SAFE S FF 94 1-0 K	1 SAFE B CH 83 F FF 93 B SL 84 C CH 83 2-1 SF8	S FF 97 F FF 97 S FF 96 0-3 K	6 0 1 0 0 2 6 0 0 0 0 0 0 0																										
30 Kyle Tucker, L OBP: 0.370, SLG: 0.473	(1,9) F FF 95 C CU 77 B SL 87 X SL 87 2-2 G4-3		C FF 95 X SL 86 0-1 1B		X SL 88 0-0 F8		1 SAFE B CH 83 F FF 93 B SL 84 C CH 83 2-1 SF8	1 SAFE B CH 83 F FF 93 B SL 84 C CH 83 3-3 K	0-0 IBB	4 0 1 3 1 1 2																										
2 Alex Bregman, R OBP: 0.354, SLG: 0.384	(1,5) F FF 93 C CU 74 X FF 94 0-2 F9		1 SAFE X FF 94 0-0 P3		C SL 85 X FF 92 0-1 G6-3		X FF 95 0-0 79 HR 1B		B SL 83 B FF 91 S SL 81 X SL 84 2-1 G3	X FF 97 0-0 P4	6 1 1 0 0 0 3																									
79 José Abreu, R OBP: 0.294, SLG: 0.359	(1,3) F FF 95 B FF 95 C CU 75 S SL 88 1-3 K		C CU 72 F FF 93 B SL 84 S SL 90 1-3 K		B FF 92 S FF 94 S CU 73 X SL 86 2-2 L6		1 SAFE B CH 86 C CH 83 X CH 83 1-2 HR		B SL 83 B FF 92 S SL 81 X SL 82 3-1 E5	21 1B	5 2 2 3 0 2 0																									
9 Corey Julks, R OBP: 0.328, SLG: 0.407	(1,7) B CU 76 F FF 95 X CU 75 1-1 K		C CU 74 F FF 94 S SL 88 S FF 95 1-3 K		F FF 94 X FF 94 0-1 F9		2 B FF 94 B SL 85 S SL 86 X SL 85 3-2 G5-3		B FF 91 X FF 90 1-0 L8		5 0 1 0 0 1 1																									
21 Yainer Díaz, R OBP: 0.285, SLG: 0.492	(1,10) C CU 72 B FF 95 B SL 89 S FF 95 S FF 95 3-3 K		B SL 86 B CU 73 S SL 90 C FF 94 F FF 95 S SL 90 4-2 20 BB 15 BB		S FF 94 T CU 74 B FF 94 C FF 94 1-3 K		C FF 94 B CH 86 C CH 85 F FF 95 X CH 85 1-2 20 HR 1B		S SL 82 S SL 85 X SL 85 0-2 20 BB 1B	2H 1B	4 2 2 1 1 2 1																									
20 Chas McCormick, R OBP: 0.354, SLG: 0.484	(1,8) B FF 93 C CU 74 B FF 94 B FF 94 4-1 3 G1-3 14 1B BB		B SL 87 B FF 94 F FF 94 C CU 74 4-2 30 1B 15 2B BB		L ST 76 X FF 94 0-1 15 1B 14 1B		X FF 95 0-0 14 1B 30 SF8 1B		B FF 92 C SL 85 X SL 82 1-2 1B	1-2 1B	3 4 3 2 2 0 0																									
15 Martín Maldonado, R OBP: 0.252, SLG: 0.307	(1,2) 1 SAFE C SL 88 D B C FF 95 2-3 K		1 SAFE C SL 88 D B C FF 95 2-3 K		S FF 94 T CU 74 B FF 94 C FF 94 1-3 K		1 SAFE X FF 94 0-0 14 1B 30 SF8 1B		B SL 84 B FF 94 X FF 91 2-0 P6	0-0 14 F9	5 1 2 2 0 1 3 0 0 0 0 0 0 0 0 0 0 0 0 0 0																									
6 Jake Meyers, R OBP: 0.307, SLG: 0.370	(10, PR)																																			
88 Phil Maton, R OBP: 0.370, SLG: 0.473	(10, 1)																																			
Inning Stats	R: 0 E: 0 K: 0 S: 10	H: 1 LOB: 0 BB: 0 P: 16	R: 0 E: 0 K: 2 S: 11	H: 1 LOB: 1 BB: 0 P: 16	R: 2 E: 0 K: 1 S: 10	H: 2 LOB: 1 BB: 1 P: 17	R: 2 E: 0 K: 2 S: 15	H: 1 LOB: 1 BB: 2 P: 26	R: 0 E: 0 K: 0 S: 6	H: 0 LOB: 0 BB: 0 P: 8	R: 0 E: 0 K: 1 S: 8	H: 0 LOB: 0 BB: 0 P: 11	R: 5 E: 0 K: 1 S: 17	H: 5 LOB: 0 BB: 0 P: 23	R: 2 E: 0 K: 1 S: 20	H: 3 LOB: 1 BB: 0 P: 28	R: 1 E: 1 K: 0 S: 12	H: 3 LOB: 2 BB: 0 P: 21	R: 0 E: 0 K: 1 S: 5	H: 0 LOB: 1 BB: 1 P: 5	1B: 12 2B: 2 3B: 0 HR: 2	SF: 1 SAC: 0 DP: 0 HBP: 0	WP: 0 PB: 0 SB: 0 CS: 1	PA: 49												
PITCHER	IP 6.0	WLS 0.2	BF 25	H 5	R 4	ER 4	SO 6	BB 3	IBB 0	HBP 0	BLK 0	WP 0	HR 0	S 60	P 94	ERA 6.00	WHIP 1.333	PITCHER	IP 1.0	WLS 0.0	BF 4	H 0	R 0	ER 0	SO 1	BB 0	IBB 1	HBP 0	BLK 0	WP 0	HR 0	S 5	P 5	ERA 0.00	WHIP 0.000	
48 Reid Detmers, L ERA: 4.42	(1,1)																																			
49 Chris Devenski, R ERA: 5.08	(7,1)																																			
57 Zack Weiss, R ERA: 6.0	(7,1)																																			
55 Matt Moore, L ERA: 2.1	(8,1)																																			
32 Tucker Davidson, L ERA: 6.54	(8,1)																																			

Houston Astros @ Los Angeles Angels
Angel Stadium, Anaheim, CA
Sat Jul 15 2023, 6:10 PM - 9:39 PM PDT
Att: 37,523 - Clear - 77 F

AB	44
R	12
H	16
RBI	12
BB	4
SO	9
LOB	17



Batter	1	2	3	4	5	6	7	8	9	10	AB	R	H	RBI	BB	SO	LOB	BOTTOM																		
9 Zach Neto, R OBP: 0.325, SLG: 0.427	(1,6) C SI 83 S CH 90 0-3 K	C SI 81 S CU 81 0-3 K		B CU 82 B CH 90 C CH 96 S CH 80 S CU 82 2-3 K			B SI 96 S SI 95 X SL 95 1-1 1H HR	F FF 94 X SL 87 0-1 F8		S FC 88 X FC 88 0-1 F9	6 1 1 2 0 3 0																									
17 Shohei Ohtani, L OBP: 0.386, SLG: 0.661	(1,10) F SI 94 B SI 90 S CU 82 B CH 90 2-3 K		C SI 94 X SI 95 0-1 G4-3		S CH 90 F SI 95 S CU 82 0-3 K		F CU 82 B CH 90 S FS 90 S FS 90 1-3 K		C CH 89 B CH 90 X SL 89 1-1 HR	0-0 IBB	5 1 1 1 1 3 0																									
3 Taylor Ward, R OBP: 0.325, SLG: 0.394	(1,7) T SI 83 C CH 89 B CH 91 F CH 91 X SI 96 2-2 2B		C SI 85 B CH 80 S CU 80 1-3 K		C CH 88 C CH 91 0-1 16 1B		B SL 90 S FF 98 B CH 90 B FF 97 B FF 98 4-2 5 1B BB		C CU 82 B CH 90 X CU 82 1-2 8 1B	S ST 80 F FF 89 F FF 89 X FF 91 2-2 FC4-6	5 2 3 0 1 1 0																									
16 Mickey Moniak, L OBP: 0.306, SLG: 0.463	(1,8) S SI 83 X SI 95 0-1 L3		B CU 81 B CH 80 S CH 91 2-3 K		B SI 96 S SI 95 X SL 83 1-2 12 FC6-4 1B		S FF 97 X FS 88 0-1 5 1B BB		B SL 90 S CU 83 B SL 90 B FF 95 X CU 82 2-2 8 1B	5 1 3 0 0 1 1 0 1 0 0 0 0 0																										
4 Andrew Velazquez, S OBP: 0.318, SLG: 0.237	(9, PR)																																			
5 Eduardo Escobar, S OBP: 0.288, SLG: 0.354	(1,5) C CU 80 B CU 82 B CH 91 B SI 96 S CU 83 2-3 K		X CU 78 X CH 88 0-1 E5 12 2B		C CH 88 C CH 91 0-3 K		1 B FF 98 F FF 97 B FF 97 X FF 97 3-1 8 1B		M CU 83 B CU 82 B SL 90 B FF 95 C FF 95 X CU 83 3-2 12 1B 8 PB 1B	5 1 2 1 0 2 2																										
8 Mike Moustakas, L OBP: 0.341, SLG: 0.435	(1,3) F SI 94 B CU 81 C SI 96 1-3 K		S SI 94 C SI 96 1-3 K		C CU 81 C CU 82 F CH 92 F CH 91 S CH 91 1-3 K		2 F SL 93 X SL 87 0-1 HR		B CU 83 C CH 91 3-2 G4-3	5 1 1 3 0 3 5																										
12 Hunter Renfroe, R OBP: 0.300, SLG: 0.455	(1,9) B CH 89 B CH 91 F CU 81 B CU 80 4-2 21 1B BB		F SI 95 X SI 95 0-1 2B		F CU 81 X CH 91 0-1 FC6-4		C SL 88 B FF 98 T FF 98 2-2 K		X SL 90 0-0 25 DI 1B	4 1 2 1 1 1 2																										
21 Matt Thaiss, L OBP: 0.371, SLG: 0.378	(1,2) C SI 96 X SI 95 0-1 2 HR 1B		B SI 82 B CH 90 F CU 81 C CU 82 D CU 83 1-3 K		F SI 95 S SI 95 X SL 95 3-2 2 FC4 BB		B FF 91 F FF 92 X FF 92 2-0 G1-3		M FF 96 F FF 97 S CU 83 3-2 K	4 1 1 0 1 2 3																										
2 Luis Rengifo, S OBP: 0.308, SLG: 0.335	(1,4) X CH 90 0-0 HR																																			
25 Trey Cabbage, L OBP: 0.371, SLG: 0.378	(10, 8)																																			
Inning Stats	R: 0 E: 0 K: 2 S: 12	H: 1 LOB: 1 BB: 0 P: 16	R: 3 E: 0 K: 3 S: 14	H: 2 LOB: 0 BB: 1 P: 21	R: 0 E: 0 K: 2 S: 8	H: 0 LOB: 0 BB: 0 P: 11	R: 0 E: 1 K: 2 S: 12	H: 1 LOB: 1 BB: 0 P: 14	R: 0 E: 0 K: 2 S: 8	H: 0 LOB: 0 BB: 0 P: 11	R: 0 E: 0 K: 2 S: 14	H: 2 LOB: 2 BB: 0 P: 16	R: 6 E: 0 K: 2 S: 23	H: 4 LOB: 0 BB: 2 P: 37	R: 0 E: 0 K: 1 S: 7	H: 0 LOB: 0 BB: 0 P: 11	R: 3 E: 0 K: 1 S: 22	H: 5 LOB: 3 BB: 0 P: 32	R: 1 E: 1 K: 0 S: 7	H: 0 LOB: 0 BB: 1 P: 9	1B: 9 2B: 2 3B: 0 HR: 4	SF: 0 SAC: 0 DP: 0 HBP: 0	WP: 0 PB: 1 SB: 0 CS: 0	PA: 48												
PITCHER	IP 6.1	WLS 0.1	BF 28	H 7	R 5	ER 5	SO 13	BB 2	IBB 0	HBP 0	BLK 0	WP 0	HR 2	S 76	P 101	ERA 7.11	WHIP 1.421	PITCHER	IP 0.2	WLS 0.0	BF 3	H 0	R 0	ER 0	SO 0	BB 0	IBB 1	HBP 0	BLK 0	WP 0	HR 0	S 7	P 9	ERA 0.00	WHIP 0.000	
Framber Valdez, L ERA: 2.76	(1,1)																																			
45 Ryne Stanek, R ERA: 4.94	(7,1)																																			
52 Bryan Abreu, R ERA: 2.84	(7,1)																																			
50 Héctor Neris, R ERA: 1.59	(8,1)																																			
55 Ryan Pressly, R ERA: 2.83	(9,1)																																			

Houston Astros @ Los Angeles Angels
Angel Stadium, Anaheim, CA
Sat Jul 15 2023, 6:10 PM - 9:39 PM PDT
Att: 37,523 - Clear - 77 F

AB	44
R	13
H	15
RBI	11
BB	4
SO	17
LOB	16




Batter	1	2	3	4	5	6	7	8	9	AB	R	H	RBI	BB	SO	LOB	TOP							
14 Mauricio Dubón, R OBP: 0.303, SLG: 0.391										6	1	1	1	0	2	3								
2 Alex Bregman, R OBP: 0.341, SLG: 0.398										5	2	4	2	1	0	1								
30 Kyle Tucker, L OBP: 0.377, SLG: 0.490										5	1	4	2	1	0	1								
79 José Abreu, R OBP: 0.289, SLG: 0.352										6	0	0	0	0	1	8								
20 Chas McCormick, R OBP: 0.365, SLG: 0.522										4	2	3	3	0	1	0								
21 Yainer Díaz, R OBP: 0.288, SLG: 0.487										4	0	1	0	1	2	3								
6 Jake Meyers, R OBP: 0.306, SLG: 0.381										4	1	1	1	0	1	7								
26 Bligh Madris, L OBP: 0.240, SLG: 0.182										0	1	0	0	1	0	0								
88 Phil Maton, R										0	0	0	0	0	0	0								
16 Grae Kessinger, R OBP: 0.417, SLG: 0.474										4	1	2	0	1	1	4								
15 Martín Maldonado, R OBP: 0.248, SLG: 0.301										4	0	0	0	0	3	2								
9 Corey Julks, R OBP: 0.327, SLG: 0.405										1	0	0	0	0	0	2								
Inning Stats	R: 1 E: 0 K: 1 S: 23	H: 3 LOB: 3 BB: 1 P: 35	R: 0 E: 0 K: 2 S: 13	H: 1 LOB: 1 BB: 0 P: 18	R: 0 E: 0 K: 2 S: 16	H: 1 LOB: 3 BB: 1 P: 32	R: 0 E: 0 K: 1 S: 11	H: 1 LOB: 2 BB: 1 P: 18	R: 0 E: 0 K: 2 S: 14	H: 1 LOB: 2 BB: 0 P: 20	R: 0 E: 0 K: 2 S: 12	H: 2 LOB: 2 BB: 0 P: 17	R: 2 E: 0 K: 1 S: 13	H: 2 LOB: 1 BB: 1 P: 18	R: 2 E: 0 K: 0 S: 10	H: 2 LOB: 0 BB: 0 P: 15	R: 4 E: 0 K: 0 S: 15	H: 3 LOB: 0 BB: 1 P: 28	1B: 9 2B: 2 3B: 0 HR: 5	SF: 0 SAC: 0 3B: 0 DP: 0 HBP: 1	WP: 1 PB: 0 SB: 0 CS: 0	PA: 49		
PITCHER	IP WLS BF H R ER SO BB IBB HBP BLK WP HR S P ERA WHIP	IP WLS BF H R ER SO BB IBB HBP BLK WP HR S P ERA WHIP	IP WLS BF H R ER SO BB IBB HBP BLK WP HR S P ERA WHIP	IP WLS BF H R ER SO BB IBB HBP BLK WP HR S P ERA WHIP	IP WLS BF H R ER SO BB IBB HBP BLK WP HR S P ERA WHIP	IP WLS BF H R ER SO BB IBB HBP BLK WP HR S P ERA WHIP	IP WLS BF H R ER SO BB IBB HBP BLK WP HR S P ERA WHIP	IP WLS BF H R ER SO BB IBB HBP BLK WP HR S P ERA WHIP	IP WLS BF H R ER SO BB IBB HBP BLK WP HR S P ERA WHIP	IP WLS BF H R ER SO BB IBB HBP BLK WP HR S P ERA WHIP	IP WLS BF H R ER SO BB IBB HBP BLK WP HR S P ERA WHIP	IP WLS BF H R ER SO BB IBB HBP BLK WP HR S P ERA WHIP	IP WLS BF H R ER SO BB IBB HBP BLK WP HR S P ERA WHIP	IP WLS BF H R ER SO BB IBB HBP BLK WP HR S P ERA WHIP	IP WLS BF H R ER SO BB IBB HBP BLK WP HR S P ERA WHIP	IP WLS BF H R ER SO BB IBB HBP BLK WP HR S P ERA WHIP	IP WLS BF H R ER SO BB IBB HBP BLK WP HR S P ERA WHIP	IP WLS BF H R ER SO BB IBB HBP BLK WP HR S P ERA WHIP	IP WLS BF H R ER SO BB IBB HBP BLK WP HR S P ERA WHIP	IP WLS BF H R ER SO BB IBB HBP BLK WP HR S P ERA WHIP	IP WLS BF H R ER SO BB IBB HBP BLK WP HR S P ERA WHIP	IP WLS BF H R ER SO BB IBB HBP BLK WP HR S P ERA WHIP	IP WLS BF H R ER SO BB IBB HBP BLK WP HR S P ERA WHIP	
31 Tyler Anderson, L ERA: 5.17	59 José Soriano, R ERA: 2.97	57 Zack Weiss, R ERA: 3.86	71 Jacob Webb, R ERA: 3.75	53 Carlos Estévez, R ERA: 2.19	51 Jaime Barria, R ERA: 3.77																			
Batter	1	2	3	4	5	6	7	8	9	AB	R	H	RBI	BB	SO	LOB	BOTTOM							
9 Zach Neto, R OBP: 0.322, SLG: 0.426										5	1	1	1	0	3	0								
17 Shohel Ohtani, L OBP: 0.386, SLG: 0.665										4	2	1	1	1	0	0								
16 Mickey Moniak, L OBP: 0.358, SLG: 0.632										4	1	1	0	0	1	0								
3 Taylor Ward, R OBP: 0.326, SLG: 0.395										4	1	1	3	1	0	1								
8 Mike Moustakas, L OBP: 0.342, SLG: 0.448										4	1	1	1	1	0	3								
21 Matt Thiess, L OBP: 0.367, SLG: 0.373										5	1	1	0	0	2	2								
12 Hunter Renfroe, R OBP: 0.299, SLG: 0.451										3	0	0	0	1	1	2								
25 Trey Cabbage, L OBP: 0.600, SLG: 0.800										3	0	3	2	0	0	0								
4 Andrew Velazquez, S OBP: 0.333, SLG: 0.237										0	1	0	0	1	0	0								
2 Luis Rengifo, S OBP: 0.304, SLG: 0.329										4	0	0	0	0	3	5								
Inning Stats	R: 0 E: 0 K: 1 S: 9	H: 0 LOB: 0 BB: 0 P: 13	R: 1 E: 0 K: 2 S: 17	H: 2 LOB: 2 BB: 1 P: 29	R: 0 E: 0 K: 2 S: 8	H: 0 LOB: 0 BB: 0 P: 15	R: 2 E: 0 K: 2 S: 17	H: 2 LOB: 1 BB: 1 P: 27	R: 0 E: 0 K: 0 S: 6	H: 0 LOB: 0 BB: 0 P: 7	R: 0 E: 0 K: 0 S: 9	H: 0 LOB: 0 BB: 0 P: 12	R: 4 E: 0 K: 0 S: 15	H: 3 LOB: 2 BB: 1 P: 25	R: 0 E: 0 K: 2 S: 13	H: 0 LOB: 1 BB: 1 P: 25	R: 1 E: 0 K: 1 S: 9	H: 2 LOB: 2 BB: 1 P: 15	1B: 4 2B: 3 3B: 0 HR: 2	SF: 0 SAC: 0 3B: 0 DP: 0 HBP: 1	WP: 0 PB: 0 SB: 1 CS: 0	PA: 42		
PITCHER	IP WLS BF H R ER SO BB IBB HBP BLK WP HR S P ERA WHIP	IP WLS BF H R ER SO BB IBB HBP BLK WP HR S P ERA WHIP	IP WLS BF H R ER SO BB IBB HBP BLK WP HR S P ERA WHIP	IP WLS BF H R ER SO BB IBB HBP BLK WP HR S P ERA WHIP	IP WLS BF H R ER SO BB IBB HBP BLK WP HR S P ERA WHIP	IP WLS BF H R ER SO BB IBB HBP BLK WP HR S P ERA WHIP	IP WLS BF H R ER SO BB IBB HBP BLK WP HR S P ERA WHIP	IP WLS BF H R ER SO BB IBB HBP BLK WP HR S P ERA WHIP	IP WLS BF H R ER SO BB IBB HBP BLK WP HR S P ERA WHIP	IP WLS BF H R ER SO BB IBB HBP BLK WP HR S P ERA WHIP	IP WLS BF H R ER SO BB IBB HBP BLK WP HR S P ERA WHIP	IP WLS BF H R ER SO BB IBB HBP BLK WP HR S P ERA WHIP	IP WLS BF H R ER SO BB IBB HBP BLK WP HR S P ERA WHIP	IP WLS BF H R ER SO BB IBB HBP BLK WP HR S P ERA WHIP	IP WLS BF H R ER SO BB IBB HBP BLK WP HR S P ERA WHIP	IP WLS BF H R ER SO BB IBB HBP BLK WP HR S P ERA WHIP	IP WLS BF H R ER SO BB IBB HBP BLK WP HR S P ERA WHIP	IP WLS BF H R ER SO BB IBB HBP BLK WP HR S P ERA WHIP	IP WLS BF H R ER SO BB IBB HBP BLK WP HR S P ERA WHIP	IP WLS BF H R ER SO BB IBB HBP BLK WP HR S P ERA WHIP	IP WLS BF H R ER SO BB IBB HBP BLK WP HR S P ERA WHIP	IP WLS BF H R ER SO BB IBB HBP BLK WP HR S P ERA WHIP	IP WLS BF H R ER SO BB IBB HBP BLK WP HR S P ERA WHIP	IP WLS BF H R ER SO BB IBB HBP BLK WP HR S P ERA WHIP
53 Cristian Javier, R ERA: 4.39	60 Joel Kuhnel, R ERA: 10.8	47 Rafael Montero, R ERA: 6.58	88 Phil Maton, R ERA: 2.51																					

Batter	1	2	3	4	5	6	7	8	9	10	AB	R	H	RBI	BB	SO	LOB	TOP																	
91 Oswald Peraza, R OBP: 0.409, SLG: 0.265	(1,5) C FF 96 4-2 B FF 96 4-2 F FF 96 4-2 B CH 90 B FF 97 F FF 96 4-2 F FF 96 4-2 B FF 96		B FF 95 3-2 B CU 93 F FF 96 C FF 96 B CH 92 B CH 92 X SL 99		F FF 95 4-2 F FF 94 F FF 94 F FF 94 F FF 94 F FF 94 F FF 94 D SL 99		B FF 97 4-1 B SI 95 B FF 97 C FF 96 B FF 98		B KC 93 4-1 B FF 95 B CH 96 C FF 96 D KC 95			1	1	1	0	4	0	0																	
27 Giancarlo Stanton, R OBP: 0.280, SLG: 0.445	(1,10) B FF 95 1-3 C SL 99 S FF 96 S SL 99		F FF 95 0-2 C SL 99 1 SAFE T FF 95		D SAFE 2-2 C SL 99 F FF 97 B FF 94 X CU 92		B FF 97 1-3 B FF 97 S FF 97 F FF 96 B FF 94 D SL 99		C CH 96 1-2 B KC 93 S CH 95 X CH 95			5	0	0	0	0	3	6																	
25 Gleyber Torres, R OBP: 0.332, SLG: 0.422	(1,4) C SL 99 3-2 1 SAFE B FF 96 C SL 99 1 SAFE B FF 96 F FF 96 F SL 90		D CU 93 1-1 1 SAFE S SL 99 X SL 94		F FF 97 1-2 B SL 94 B FF 98 B FF 98 F FF 94		B SL 94 2-2 B FF 96 B SL 94 F FF 98 F FF 98		B CH 94 1-0 X CH 93			4	0	2	1	0	1	2																	
48 Anthony Rizzo, L OBP: 0.340, SLG: 0.390	(1,3) S SL 98 1-1 B CH 92 X CH 91		B SL 98 2-3 S SL 98 D SL 95 S SL 95		C CU 92 1-3 B CH 91 B FF 98 F FF 95 F FF 95 S SL 88		B SL 94 3-0 B FF 96 B SL 94 F FF 97 X FF 97		B SI 91 1-1 C SI 92 X FC 94			5	0	0	0	0	2	3																	
22 Harrison Bader, R OBP: 0.274, SLG: 0.432	(1,8) C FF 95 2-3 B CU 94 F FF 96 C SL 99 C CH 91		C CU 93 1-1 X SL 90		C CU 91 0-1 X SL 88		C FF 96 1-1 B SL 84 X SI 95		F FC 95 1-3 D CH 78 C SI 93 S CH 93			5	1	1	0	0	2	1																	
11 Anthony Volpe, R OBP: 0.281, SLG: 0.379	(1,6) C CU 93 1-3 C SL 99 S FF 96		C CU 89 1-3 B SL 89 C CU 92 S FF 95		X SL 88 0-0		B FF 97 2-3 B FF 96 F SI 95 S FF 97		B FC 96 1-3 F SI 93 S SI 93			5	1	1	0	0	4	1																	
12 Isiah Kiner-Falefa, R OBP: 0.308, SLG: 0.373	(1,7) C FF 96 1-1 B FF 96 X SL 99		C CU 83 2-3 F FF 95 S SL 88 C CH 91		B FF 95 4-1 C FF 94 D SL 90 B FF 94 D FF 93		C FF 96 4-2 B SI 96 B SI 96 S FF 97 B FF 97 F FF 94 B FF 96					2	0	1	0	2	1	0																	
95 Oswaldo Cabrera, S OBP: 0.271, SLG: 0.317	(1,9) C CU 92 0-3 S FF 96 S SL 96		F FC 91 1-3 S SL 88 S SL 88		C CU 87 0-2 S SL 88 C CH 96		S FC 94 0-3 C CH 94 C CH 94					4	0	1	2	0	3	2																	
39 Jose Trevino, R OBP: 0.257, SLG: 0.312	(1,2) B FF 96 1-3 C SL 99 F FF 96 S FF 96		B FF 96 1-3 C SL 99 F FF 96 S FF 96		S FF 95 2-2 B SL 88 B SL 88 C SL 88 X SL 88		S SI 93 2-2 B SL 88 B SL 88 C SI 91 C SI 91		C KC 94 0-2 F FF 94 F FF 94 X KC 95			3	0	0	0	0	1	2																	
26 DJ LeMahieu, R OBP: 0.297, SLG: 0.371	(9,PH) C FF 95 1-1 B FF 96 S FF 96		C FF 95 1-1 B FF 96 S FF 96		B FF 95 1-2 C SL 88 B SL 88 C SL 88 X SL 88		B SL 94 2-2 B FF 96 B SL 94 F FF 97					1	0	1	0	0	0	0																	
57 Billy McKinney, L OBP: 0.286, SLG: 0.456	(9,PR) C FF 96 1-1 B FF 96 X SL 99		C FF 96 1-1 B FF 96 X SL 99		S FF 95 2-2 B SL 88 B SL 88 C SL 88 X SL 88		B SL 94 1-2 B FF 96 B SL 94 F FF 97					0	0	0	0	0	0	0																	
66 Kyle Higashioka, R OBP: 0.266, SLG: 0.389	(9,2) C FF 95 1-1 B FF 96 S FF 96		C FF 95 1-1 B FF 96 S FF 96		B FF 95 2-2 C SL 88 B SL 88 C SL 88 X SL 88		B SL 94 1-2 B FF 96 B SL 94 F FF 97					0	0	0	0	0	0	0																	
Inning Stats	R: 0 E: 0 K: 1 S: 14	H: 1 LOB: 1 P: 23	R: 0 E: 0 K: 3 S: 12	H: 1 LOB: 1 BB: 0 P: 16	R: 0 E: 0 K: 3 S: 16	H: 2 LOB: 2 BB: 0 P: 23	R: 0 E: 0 K: 1 S: 15	H: 0 LOB: 1 BB: 1 P: 24	R: 2 E: 0 K: 2 S: 19	H: 3 LOB: 2 BB: 1 P: 27	R: 1 E: 0 K: 1 S: 9	H: 0 LOB: 0 K: 2 P: 19	R: 0 E: 0 K: 2 S: 11	H: 0 LOB: 1 BB: 1 P: 18	R: 0 E: 1 K: 0 S: 9	H: 1 LOB: 1 BB: 0 P: 15	R: 0 E: 0 K: 2 S: 8	H: 0 LOB: 1 BB: 0 P: 11	1B: 7 2B: 1 3B: 0 HR: 0	SF: 1 SAC: 0 DP: 1 HBP: 0	WP: 1 PB: 0 SB: 1 CS: 0	PA: 42													
PITCHER	IP 5.2	WLS 25	BF 6	H 2	R 2	ER 2	SO 12	BB 3	IBB 0	HBP 0	BLK 0	WP 0	HR 0	S 81	P 120	ERA 3.18	WHIP 1.588	PITCHER	IP 5.2	WLS 25	BF 6	H 2	R 2	ER 2	SO 12	BB 3	IBB 0	HBP 0	BLK 0	WP 0	HR 0	S 81	P 120	ERA 3.18	WHIP 1.588
47 Griffin Canning, R ERA: 4.52	(1,1) 5.2	25	6	2	2	2	12	3	0	0	0	0	0	0	81	120	3.18	1.588	46 Jimmy Herget, R ERA: 5.06	(6,1) 0.1	2	1	0	0	0	0	0	0	0	6	8	0.00	3.000		
99 Gerardo Reyes, R ERA: 9.82	(7,1) 1.2	7	0	1	1	2	2	0	0	0	0	1	0	17	34	5.40	1.200	55 Matt Moore, L ERA: 2.0	(8,1) 1.1	5	1	0	0	1	1	0	0	0	12	18	0.00	1.500			
28 Aaron Loup, L ERA: 5.19	(10,1) 1.0	W	3	0	0	0	2	0	0	0	0	0	0	8	11	0.00	0.000																		

New York Yankees @ Los Angeles Angels
 Angel Stadium, Anaheim, CA
 Mon Jul 17 2023, 6:41 PM - 10:08 PM PDT
 Att: 41,180 - Clear - 79 F


AB 35
 R 3
 H 8
 RBI 3
 BB 6
 SO 17
 LOB 17



Batter	1	2	3	4	5	6	7	8	9	10	AB	R	H	RBI	BB	SO	LOB	BOTTOM																	
9 Zach Neto, R OBP: 0.320, SLG: 0.421	(1,6) X FF 96 0-0		C FF 95 1-2 B CH 96 B FF 97 X FF 98		F FC 95 3-2 B CH 99 S SL 88 D CH 85 F FF 99 F FF 99 F FF 100 F FF 100		C SI 91 2-3 B ST 92 B SI 91 S ST 93		S SI 91 0-3 S ST 92 S ST 92			5	0	1	0	0	1	4																	
17 Shohei Ohtani, L OBP: 0.391, SLG: 0.677	(1,10) X FF 95 0-0		C FF 97 0-1 X CH 97		F FC 95 0-0 B CH 99 B FF 99 X FF 98		D SI 94 1-2 C SI 94 Y FF 96 X FF 97		S SI 91 0-3 S ST 92 S ST 92			4	1	3	2	1	1	0																	
16 Mickey Moniak, L OBP: 0.359, SLG: 0.622	(1,8) B FC 92 1-0 X FF 95		B CH 97 1-3 F FC 96 F FF 98 S SL 86		S FC 95 3-2 B FF 99 B FF 99 X FF 98		B SI 94 4-0 B ST 92 B CH 97 B SI 97		B SI 91 1-1 S ST 92 X ST 90			4	0	1	0	1	1	4																	
3 Taylor Ward, R OBP: 0.327, SLG: 0.391	(1,7) F FC 90 0-1 X FF 96		F FC 90 0-1 X FF 96		B SL 84 3-2 B FF 96 F FC 90 X FF 96		C SI 93 4-1 B ST 92 B ST 92 B ST 93		B ST 90 4-2 B ST 91 C SI 99 B ST 92 B SI 91			3	0	0	0	2	0	2																	
8 Mike Moustakas, L OBP: 0.344, SLG: 0.444	(1,5) C SL 95 0-1 X FF 97		C SL 95 0-1 X FF 97		S SL 82 3-1 B FC 93 B CH 89 X FF 98		C SL 82 0-1 X CH 86		B SI 91 1-2 B CH 97 D ST 93 H ST 93			4	0	1	0	0	0	2																	
21 Matt Thaiss, L OBP: 0.367, SLG: 0.387	(1,2) B FF 94 4-0 B FF 95 B FC 93 B FF 96		B FF 94 4-0 B FF 95 B FC 93 B FF 96		B FF 97 2-1 C SL 95 S FF 98 X FF 98		B FF 96 1-0 X FF 96		C CH 92 1-1 B FF 94 X CH 91			4	1	1	1	1	1	5																	
35 Chad Wallach, R OBP: 0.277, SLG: 0.402	(10,2) B FF 94 4-0 B FF 95 B FC 93 B FF 96		B FF 94 4-0 B FF 95 B FC 93 B FF 96		B FF 97 2-1 C SL 95 S FF 98 X FF 98		B FF 96 1-0 X FF 96		C CH 92 1-1 B FF 94 X CH 91			0	1	0	0	0	0	0																	
12 Hunter Renfroe, R OBP: 0.301, SLG: 0.447	(1,9) B SL 87 1-0 X FF 94		B SL 87 1-0 X FF 94		B SL 81 4-2 B FC 92 S SL 94 F FF 98 B SL 82 B FF 98		C SL 85 2-2 B FC 90 F FC 90 F SL 81 F SL 81 F SL 84 X FC 92		B CH 80 4-2 F FF 92 C CH 91 S CH 91 F FF 93 B FF 94 B CH 92			3	0	0	0	2	1	1																	
25 Trey Cabbage, L OBP: 0.444, SLG: 0.667	(1,3) S CH 88 1-3 B FC 92 S SL 84		S CH 88 1-3 B FC 92 S SL 84		F FC 95 2-2 B SL 43 S SL 83 X FF 98		C ST 91 2-3 B ST 92 B ST 93 S ST 93		C CH 92 0-1 X CH 92			4	0	1	0	0	2	1																	
2 Luis Rengifo, S OBP: 0.302, SLG: 0.327	(10,PH) C FF 95 1-1 B FF 96 S FF 96		C FF 95 1-1 B FF 96 S FF 96		F FC 95 1-3 B SL 88 B SL 88 C SL 88 X SL 88		C ST 91 2-3 B ST 92 B ST 93 S ST 93		C CH 92 0-1 X CH 92			1	0	0	0	0	0	0																	
5 Eduardo Escobar, S OBP: 0.287, SLG: 0.377	(1,4) B FF 94 4-0 B FF 95 B FC 93 B FF 96		B FF 94 4-0 B FF 95 B FC 93 B FF 96		B FF 97 2-1 C SL 95 S FF 98 X FF 98		B FF 96 1-0 X FF 96		C CH 92 1-1 B FF 94 X CH 91			3	1	0	0	1	2	3																	
4 Andrew Velazquez, S OBP: 0.333, SLG: 0.233	(9,4) C FF 95 1-1 B FF 96 S FF 96		C FF 95 1-1 B FF 96 S FF 96		B FF 97 2-1 C SL 95 S FF 98 X FF 98		B FF 96 1-0 X FF 96		C CH 92 1-1 B FF 94 X CH 91			0	0	0	0	0	0	0																	
38 Michael Stefani, R OBP: 0.417, SLG: 0.455	(10,PH) S CH 88 1-3 B FC 92 S SL 84		S CH 88 1-3 B FC 92 S SL 84		B FF 97 2-1 C SL 95 S FF 98 X FF 98		B FF 96 1-0 X FF 96		C CH 92 1-1 B FF 94 X CH 91			1	0	1	1	0	0	0																	
Inning Stats	R: 0 E: 0 K: 0 S: 7	H: 2 LOB: 2 BB: 0 P: 8	R: 0 E: 0 K: 1 S: 4	H: 0 LOB: 0 BB: 1 P: 10	R: 0 E: 0 K: 1 S: 11	H: 2 LOB: 1 BB: 0 P: 13	R: 0 E: 0 K: 0 S: 8	H: 0 LOB: 0 BB: 0 P: 16	R: 0 E: 0 K: 1 S: 20	H: 1 LOB: 3 BB: 2 P: 34	R: 1 E: 0 K: 0 S: 12	H: 1 LOB: 0 BB: 0 P: 17	R: 2 E: 0 K: 2 S: 16	H: 1 LOB: 3 BB: 3 P: 37	R: 0 E: 0 K: 1 S: 10	H: 0 LOB: 1 BB: 1 P: 16	R: 0 E: 0 K: 2 S: 12	H: 1 LOB: 2 BB: 0 P: 22	R: 1 E: 0 K: 1 S: 8	H: 1 LOB: 1 BB: 0 P: 10	1B: 5 2B: 2 3B: 0 HR: 2	SF: 0 SAC: 0 DP: 1 HBP: 1	WP: 0 PB: 0 SB: 0 CS: 0	PA: 45											
PITCHER	IP 6.0	WLS 7	BF 6	H 1	R 1	ER 1	SO 3	BB 2	IBB 1	HBP 0	BLK 0	WP 0	HR 1	S 62	P 98	ERA 1.50	WHIP 1.333	PITCHER	IP 6.0	WLS 7	BF 6	H 1	R 1	ER 1	SO 3	BB 2	IBB 1	HBP 0	BLK 0	WP 0	HR 1	S 62	P 98	ERA 1.50	WHIP 1.333
40 Luis Severino, R ERA: 6.66	(1,1) 6.0	7	6	1	1	1	3	2	1	0	0	0	0	1	62	98	1.50	1.333	34 Michael King, R ERA: 3.33	(7,1) 0.2	B	7	1	2	2	2	3	0	1	0	0	0	0	0	0
97 Ron Marinaccio, R ERA: 3.7	(7,1) 1.1	5	0	0	0	1	1	0	0	0	0	0	0	12	19	0.00	0.750	63 Nick Ramirez, L ERA: 3.33	(9,1) 1.2	L	8	2	1	0	3	1	0	0	0	0	0	0	0	0	

New York Yankees @ Los Angeles Angels
 Angel Stadium, Anaheim, CA
 Mon Jul 17 2023, 6:41 PM - 10:08 PM PDT
 Att: 41,180 - Clear - 79 F

AB 36
 R 4
 H 9
 RBI 4
 BB 8
 SO 9
 LOB 22



Batter	1	2	3	4	5	6	7	8	9	AB	R	H	RBI	BB	SO	LOB	TOP											
91 Oswald Peraza, R OBP: 0.375, SLG: 0.237	G5-3		K			K		K		4	0	0	0	0	3	1	New York Yankees @ Los Angeles Angels Angel Stadium, Anaheim, CA Tue Jul 18 2023, 6:39 PM - 8:54 PM PDT Att: 41,556 - Clear - 82 F											
25 Gleyber Torres, R OBP: 0.333, SLG: 0.430	G5-3 BB		HR			F7		G4-3		3	1	1	1	1	0	1												
27 Giancarlo Stanton, R OBP: 0.274, SLG: 0.435	G5-3		P6			E6		G1-3		4	0	0	0	0	0	1												
48 Anthony Rizzo, L OBP: 0.336, SLG: 0.386	G3-1		G6-3			G4-6-3		K		4	0	0	0	0	1	2												
26 DJ LeMahieu, R OBP: 0.275, SLG: 0.366	G6-3		G6-3			G3-1		L7		4	0	0	0	0	0	0												
22 Harrison Bader, R OBP: 0.275, SLG: 0.427	BB		K			K		K		2	0	0	0	1	2	0												
12 Isiah Kiner-Falefa, R OBP: 0.309, SLG: 0.369	BB		G6-3			G4-3				2	0	0	0	1	0	0												
66 Kyle Higashioka, R OBP: 0.261, SLG: 0.381	K		K			K		G4-3		3	0	0	0	0	2	2												
11 Anthony Volpe, R OBP: 0.281, SLG: 0.378	G5-3		K			K		1B		3	0	1	0	0	1	2												
Inning Stats	R: 0 H: 0 E: 0 K: 0 S: 8	H: 0 LOB: 1 BB: 1 P: 15	R: 0 H: 0 E: 0 K: 1 S: 11	H: 0 LOB: 2 BB: 2 P: 19	R: 1 H: 1 E: 0 K: 1 S: 10	H: 1 LOB: 0 BB: 0 P: 16	R: 0 H: 0 E: 0 K: 1 S: 8	H: 0 LOB: 0 BB: 0 P: 12	R: 0 H: 0 E: 1 K: 0 S: 5	H: 0 LOB: 0 BB: 0 P: 7	R: 0 H: 0 E: 0 K: 1 S: 9	H: 0 LOB: 0 BB: 0 P: 13	R: 0 H: 1 E: 0 K: 1 S: 9	H: 1 LOB: 1 BB: 0 P: 15	R: 0 H: 0 E: 0 K: 1 S: 6	H: 0 LOB: 0 BB: 0 P: 8	1B: 1 2B: 0 3B: 0 HR: 1	SF: 0 SAC: 0 DP: 1 HBP: 0	WP: 0 PB: 0 SB: 0 CS: 0	PA: 32								
PITCHER	IP	WLS	BF	H	R	ER	SO	BB	IBB	HBP	BLK	WP	HR	S	P	ERA	WHIP											
43 Patrick Sandoval, L ERA: 4.18	(1, 1)	7.1	W	27	2	1	1	7	3	0	0	0	0	1	63	99	1.23	0.682										
71 Jacob Webb, R ERA: 3.65	(8, 1)	0.2		2	0	0	0	1	0	0	0	0	0	6	10	0.00	0.000											
53 Carlos Estévez, R ERA: 2.13	(9, 1)	1.0		3	0	0	0	1	0	0	0	0	0	6	8	0.00	0.000											

Batter	1	2	3	4	5	6	7	8	9	AB	R	H	RBI	BB	SO	LOB	BOTTOM										
9 Zach Neto, R OBP: 0.327, SLG: 0.421	HR		BB			K		K		2	2	1	0	1	1	0	New York Yankees @ Los Angeles Angels Angel Stadium, Anaheim, CA Tue Jul 18 2023, 6:39 PM - 8:54 PM PDT Att: 41,556 - Clear - 82 F										
17 Shohel Ohtani, L OBP: 0.392, SLG: 0.680	K		BB			K		K		3	1	1	1	1	2	1											
16 Mickey Moniak, L OBP: 0.369, SLG: 0.645	HR		K			K		1B		4	1	3	3	0	1	3											
3 Taylor Ward, R OBP: 0.323, SLG: 0.387	G5-3		F7			F7		K		4	0	0	0	0	1	4											
8 Mike Moustakas, L OBP: 0.337, SLG: 0.434	P5		G3			K		F7		4	0	0	0	0	1	4											
21 Matt Thaiss, L OBP: 0.361, SLG: 0.378	K		K			F7		G4-3		4	0	0	0	0	1	1											
12 Hunter Renfroe, R OBP: 0.298, SLG: 0.443	K		K			K		K		3	0	0	0	0	2	0											
25 Trey Cabbage, L OBP: 0.333, SLG: 0.500	K		K			K		K		3	0	0	0	0	3	0											
4 Andrew Velazquez, S OBP: 0.333, SLG: 0.237	K		K			K		K		0	0	0	0	0	0	0											
38 Michael Stefanic, R OBP: 0.429, SLG: 0.417			BB			L8		K		1	1	0	0	1	0	0	New York Yankees @ Los Angeles Angels Angel Stadium, Anaheim, CA Tue Jul 18 2023, 6:39 PM - 8:54 PM PDT Att: 41,556 - Clear - 82 F										
2 Luis Rengifo, S OBP: 0.301, SLG: 0.326			BB							1	0	0	0	0	1	0											
Inning Stats	R: 2 H: 2 E: 0 K: 1 S: 13	H: 2 LOB: 0 BB: 0 P: 16	R: 0 H: 0 E: 0 K: 3 S: 9	H: 0 LOB: 0 BB: 0 P: 14	R: 1 H: 0 E: 0 K: 1 S: 11	H: 0 LOB: 2 BB: 3 P: 26	R: 0 H: 0 E: 0 K: 1 S: 8	H: 0 LOB: 0 BB: 0 P: 10	R: 2 H: 2 E: 0 K: 1 S: 16	H: 2 LOB: 1 BB: 0 P: 26	R: 0 H: 0 E: 0 K: 2 S: 10	H: 0 LOB: 0 BB: 0 P: 14	R: 0 H: 0 E: 0 K: 3 S: 9	H: 0 LOB: 0 BB: 0 P: 14	R: 0 H: 1 E: 0 K: 1 S: 9	H: 1 LOB: 1 BB: 0 P: 12	1B: 3 2B: 0 3B: 1 HR: 1	SF: 0 SAC: 0 DP: 0 HBP: 1	WP: 1 PB: 0 SB: 1 CS: 0	PA: 33							
PITCHER	IP	WLS	BF	H	R	ER	SO	BB	IBB	HBP	BLK	WP	HR	S	P	ERA	WHIP										
0 Domingo Germán, R ERA: 4.52	(1, 1)	6.0	L	26	4	5	5	9	3	0	1	0	0	67	106	7.50	1.167										
84 Albert Abreu, R ERA: 4.14	(7, 1)	2.0		7	1	0	0	4	0	0	0	0	0	18	26	0.00	0.500										

Batter	1	2	3	4	5	6	7	8	9	AB	R	H	RBI	BB	SO	LOB	TOP				
2 Connor Joe, R OBP: 0.333, SLG: 0.426 65 Jack Suwinski, L OBP: 0.347, SLG: 0.500	1-1 10 1B HBP		3-2 F7		0-1 10 1B 2B	1-1 G5-3		1-1 G3-1	1-1 G3-1	3	1	1	0	0	0	0					
10 Bryan Reynolds, S OBP: 0.323, SLG: 0.424	0-1 1B		1-3 K		2-1 22 G4-3 2B 1B	1-2 F7		3-2 G6-3	3-2 G6-3	5	1	2	1	0	1	0					
22 Andrew McCutchen, R OBP: 0.377, SLG: 0.417	1-3 K		0-0 1B		2-1 G4-3	4-2 BB				3	0	1	0	1	1	3					
41 Carlos Santana, S OBP: 0.315, SLG: 0.380	0-3 K		2-3 K		2-1 2B	1-3 K				4	0	1	1	0	3	4					
32 Henry Davis, R OBP: 0.386, SLG: 0.449	1-3 K				2-1 G6-3	0-0 IBB		3-1 L6		3	0	0	0	1	1	3					
19 Jared Triolo, R OBP: 0.242, SLG: 0.319			1-3 K		3-3 K	2-0 L5		3-3 K		4	0	0	0	0	3	2					
25 Endy Rodríguez, S OBP: 0.235, SLG: 0.438			2-2 P5		4-2 BB	0-2 HR		2-0 F9		3	1	1	1	1	0	0					
39 Nick Gonzales, R OBP: 0.292, SLG: 0.415			1-1 2B		1-3 K	0-0 F9		1-1 G5-3		4	0	1	0	0	1	1					
60 Llover Peguero, R OBP: 0.364, SLG: 0.624			1-2 G6-3		3-3 K	0-3 K		1-3 K		4	0	0	0	0	3	1					
Inning Stats	R: 0 E: 0 K: 3 S: 14	H: 1 LOB: 2 BB: 0 P: 17	R: 0 E: 0 K: 1 S: 13	H: 1 LOB: 1 BB: 0 P: 18	R: 0 E: 0 K: 2 S: 12	H: 0 LOB: 1 BB: 1 P: 21	R: 2 E: 0 K: 1 S: 15	H: 3 LOB: 2 BB: 1 P: 26	R: 1 E: 0 K: 1 S: 11	H: 1 LOB: 0 BB: 0 P: 15	R: 0 E: 0 K: 1 S: 6	H: 0 LOB: 1 BB: 1 P: 20	R: 0 E: 0 K: 1 S: 6	H: 0 LOB: 0 BB: 0 P: 12	R: 0 E: 0 K: 1 S: 11	H: 0 LOB: 0 BB: 0 P: 16	1B: 3 2B: 3 HR: 1	SF: 0 SAC: 0 DP: 0 HBP: 1	WP: 0 PB: 0 SB: 0 CS: 0	PA: 38	
PITCHER	IP WLS BF H R ER SO BB IBB HBP BLK WP HR S P ERA WHIP	IP WLS BF H R ER SO BB IBB HBP BLK WP HR S P ERA WHIP	IP WLS BF H R ER SO BB IBB HBP BLK WP HR S P ERA WHIP	IP WLS BF H R ER SO BB IBB HBP BLK WP HR S P ERA WHIP	IP WLS BF H R ER SO BB IBB HBP BLK WP HR S P ERA WHIP	IP WLS BF H R ER SO BB IBB HBP BLK WP HR S P ERA WHIP	IP WLS BF H R ER SO BB IBB HBP BLK WP HR S P ERA WHIP	IP WLS BF H R ER SO BB IBB HBP BLK WP HR S P ERA WHIP	IP WLS BF H R ER SO BB IBB HBP BLK WP HR S P ERA WHIP	IP WLS BF H R ER SO BB IBB HBP BLK WP HR S P ERA WHIP	IP WLS BF H R ER SO BB IBB HBP BLK WP HR S P ERA WHIP	IP WLS BF H R ER SO BB IBB HBP BLK WP HR S P ERA WHIP	IP WLS BF H R ER SO BB IBB HBP BLK WP HR S P ERA WHIP	IP WLS BF H R ER SO BB IBB HBP BLK WP HR S P ERA WHIP	IP WLS BF H R ER SO BB IBB HBP BLK WP HR S P ERA WHIP	IP WLS BF H R ER SO BB IBB HBP BLK WP HR S P ERA WHIP	IP WLS BF H R ER SO BB IBB HBP BLK WP HR S P ERA WHIP	IP WLS BF H R ER SO BB IBB HBP BLK WP HR S P ERA WHIP	IP WLS BF H R ER SO BB IBB HBP BLK WP HR S P ERA WHIP	IP WLS BF H R ER SO BB IBB HBP BLK WP HR S P ERA WHIP	IP WLS BF H R ER SO BB IBB HBP BLK WP HR S P ERA WHIP
48 Reid Detmers, L ERA: 4.38	5.0 L	24 6	2 2	9 9	1 1	1 1	0 0	0 0	0 0	0 0	1 1	22 35	4.50 1.000								
99 Gerardo Reyes, R ERA: 7.94	2.0 8	1 1	1 1	2 2	1 1	0 0	0 0	0 0	0 0	1 1	22 35	4.50 1.000									
51 Jaime Barria, R ERA: 3.64	2.0 6	0 0	0 0	2 2	0 0	0 0	0 0	0 0	0 0	17 28	0.00 0.000										

Pittsburgh Pirates @ Los Angeles Angels
Angel Stadium, Anaheim, CA
Sat Jul 22 2023, 6:09 PM - 8:54 PM PDT
Att: 37,240 - Partly Cloudy - 79 F

AB 34
R 3
H 7
RBI 3
BB 3
SO 13
LOB 14



Batter	1	2	3	4	5	6	7	8	9	AB	R	H	RBI	BB	SO	LOB	BOTTOM				
2 Luis Rengifo, S OBP: 0.306, SLG: 0.338	0-3 K		2-2 1B		1-0 1B	1-0 P6		1-0 P6		4	0	2	0	0	1	0					
17 Shohai Ohtani, L OBP: 0.397, SLG: 0.668	3-3 K		1-3 K		0-0 L8	1-3 K		1-3 K		4	0	0	0	0	3	2					
16 Mickey Moniak, L OBP: 0.364, SLG: 0.624	1-0 F7		2-2 1B		1-3 K	1-3 K		1-1 G4-3		4	0	1	0	0	1	0					
3 Taylor Ward, R OBP: 0.333, SLG: 0.407		2-0 12 PB 12 S HBP	4-0 21 L4-6 8 1B BB		3-2 P4	4-0 12 BB 21 HBP G1-2-3 BB		1-1 K		1	0	0	0	2	0	0					
8 Mike Moustakas, L OBP: 0.333, SLG: 0.442	0-1 L8		0-0 1B		1-1 G4-3	1-1 G4-3		1-3 K		4	0	1	0	0	1	2					
21 Matt Thaiss, L OBP: 0.357, SLG: 0.366	3-3 K		3-2 L4-6		3-3 K	3-3 K		3-0 12 BB HBP		3	0	0	0	0	2	4					
12 Hunter Renfroe, R OBP: 0.302, SLG: 0.439	0-2 G5-3		0-3 K		0-0 2B	0-0 2B		4-2 BB		3	0	1	0	1	1	3					
25 Trey Cabbage, L OBP: 0.263, SLG: 0.526	0-1 F9		1-1 G1-3		1-1 G1-3	0-3 K		2-1 G1-2-3		4	0	0	0	0	1	4					
4 Andrew Velazquez, S OBP: 0.306, SLG: 0.214 5 Eduardo Escobar, S OBP: 0.253, SLG: 0.365	2-3 K		2-2 F9		2-2 F9	3-3 K		3-3 K		2	0	0	0	0	1	0					
Inning Stats	R: 0 E: 0 K: 2 S: 7	H: 0 LOB: 0 BB: 0 P: 11	R: 0 E: 0 K: 1 S: 10	H: 0 LOB: 1 BB: 0 P: 18	R: 0 E: 0 K: 2 S: 11	H: 1 LOB: 0 BB: 0 P: 16	R: 0 E: 0 K: 0 S: 8	H: 1 LOB: 1 BB: 0 P: 12	R: 0 E: 0 K: 1 S: 9	H: 0 LOB: 0 BB: 0 P: 14	R: 0 E: 0 K: 3 S: 10	H: 1 LOB: 1 BB: 0 P: 16	R: 0 E: 0 K: 1 S: 6	H: 0 LOB: 0 BB: 0 P: 9	R: 0 E: 0 K: 1 S: 9	H: 0 LOB: 2 BB: 2 P: 23	1B: 4 2B: 2 HR: 0	SF: 0 SAC: 0 DP: 2 HBP: 2	WP: 0 PB: 1 SB: 1 CS: 0	PA: 35	
PITCHER	IP WLS BF H R ER SO BB IBB HBP BLK WP HR S P ERA WHIP	IP WLS BF H R ER SO BB IBB HBP BLK WP HR S P ERA WHIP	IP WLS BF H R ER SO BB IBB HBP BLK WP HR S P ERA WHIP	IP WLS BF H R ER SO BB IBB HBP BLK WP HR S P ERA WHIP	IP WLS BF H R ER SO BB IBB HBP BLK WP HR S P ERA WHIP	IP WLS BF H R ER SO BB IBB HBP BLK WP HR S P ERA WHIP	IP WLS BF H R ER SO BB IBB HBP BLK WP HR S P ERA WHIP	IP WLS BF H R ER SO BB IBB HBP BLK WP HR S P ERA WHIP	IP WLS BF H R ER SO BB IBB HBP BLK WP HR S P ERA WHIP	IP WLS BF H R ER SO BB IBB HBP BLK WP HR S P ERA WHIP	IP WLS BF H R ER SO BB IBB HBP BLK WP HR S P ERA WHIP	IP WLS BF H R ER SO BB IBB HBP BLK WP HR S P ERA WHIP	IP WLS BF H R ER SO BB IBB HBP BLK WP HR S P ERA WHIP	IP WLS BF H R ER SO BB IBB HBP BLK WP HR S P ERA WHIP	IP WLS BF H R ER SO BB IBB HBP BLK WP HR S P ERA WHIP	IP WLS BF H R ER SO BB IBB HBP BLK WP HR S P ERA WHIP	IP WLS BF H R ER SO BB IBB HBP BLK WP HR S P ERA WHIP	IP WLS BF H R ER SO BB IBB HBP BLK WP HR S P ERA WHIP	IP WLS BF H R ER SO BB IBB HBP BLK WP HR S P ERA WHIP	IP WLS BF H R ER SO BB IBB HBP BLK WP HR S P ERA WHIP	IP WLS BF H R ER SO BB IBB HBP BLK WP HR S P ERA WHIP
43 Ryan Borucki, L ERA: 4.5	1.2 W	13 4	0 0	3 3	1 1	0 0	0 0	0 0	0 0	0 0	13 21	0.00 0.000									
61 Jose Hernandez, L ERA: 0.94	1.2 H	5 0	0 0	2 2	0 0	0 0	0 0	0 0	0 0	13 21	0.00 0.000										
50 Carmen Mlodzinski, R ERA: 2.45	1.2 H	6 1	0 0	3 3	0 0	0 0	0 0	0 0	0 0	13 21	0.00 0.600										
51 David Bednar, R ERA: 1.15	1.0 S	5 0	0 0	1 1	2 2	0 0	1 0	0 0	0 0	9 23	0.00 2.000										

Pittsburgh Pirates @ Los Angeles Angels
Angel Stadium, Anaheim, CA
Sat Jul 22 2023, 6:09 PM - 8:54 PM PDT
Att: 37,240 - Partly Cloudy - 79 F

AB 30
R 0
H 5
RBI 0
BB 3
SO 12
LOB 16



Batter	1	2	3	4	5	6	7	8	9	10	AB	R	H	RBI	BB	SO	LOB	TOP				
2 Luis Rengifo, S OBP: 0.311, SLG: 0.374			G3-1		L9	F9					5	2	2	1	0	0	2	Los Angeles Angels @ Detroit Tigers Comerica Park, Detroit, MI Tue Jul 25 2023, 6:42 PM - 9:36 PM EDT Att: 24,856 - Overcast - 85 F				
17 Shohei Ohtani, L OBP: 0.398, SLG: 0.668			L7								3	2	0	0	2	2						
3 Taylor Ward, R OBP: 0.333, SLG: 0.406					SF7						4	0	1	2	0	2						
8 Mike Moustakas, L OBP: 0.333, SLG: 0.447					L6						5	1	2	2	0	0	1					
5 Eduardo Escobar, S OBP: 0.296, SLG: 0.369											5	0	2	1	0	0	1					
16 Mickey Moniak, L OBP: 0.363, SLG: 0.615						E3					5	0	2	1	0	0	3					
12 Hunter Renfroe, R OBP: 0.299, SLG: 0.431						FC5-4					4	0	0	0	1	1	5					
35 Chad Wallach, R OBP: 0.275, SLG: 0.380						F9					3	0	0	0	1	1	2					
21 Matt Thaiss, L OBP: 0.353, SLG: 0.364						P6					1	0	0	0	0	1	1					
4 Andrew Velazquez, S OBP: 0.339, SLG: 0.347											4	2	3	0	0	0	1					
Inning Stats	R: 2 E: 0 K: 1 S: 13	H: 2 LOB: 1 BB: 1 P: 24	R: 0 E: 0 K: 1 S: 4	H: 0 LOB: 0 BB: 1 P: 9	R: 0 E: 0 K: 1 S: 8	H: 0 LOB: 0 BB: 0 P: 11	R: 0 E: 0 K: 0 S: 13	H: 2 LOB: 2 BB: 0 P: 20	R: 2 E: 1 K: 0 S: 19	H: 3 LOB: 3 BB: 1 P: 31	R: 0 E: 0 K: 1 S: 7	H: 0 LOB: 0 BB: 0 P: 6	R: 0 E: 0 K: 1 S: 8	H: 0 LOB: 0 BB: 0 P: 9	R: 2 E: 0 K: 1 S: 10	H: 3 LOB: 0 BB: 0 P: 16	R: 1 E: 0 K: 1 S: 9	H: 1 LOB: 1 BB: 1 P: 15	1B: 8 2B: 3 3B: 1 HR: 0	SF: 1 SAC: 0 DP: 2 HBP: 0	WP: 1 PB: 0 SB: 1 CS: 0	PA: 44
PITCHER	IP	WLS	BF	H	R	ER	SO	BB	IBB	HBP	BLK	WP	HR	S	P	ERA	WHIP					
57 Eduardo Rodriguez, L ERA: 2.95	4.2		24	7	4	4	3	3	0	0	0	0	0	55	90	7.71	2.143					
4 Beau Brieske, R ERA: 4.76	1.1		5	1	0	0	1	0	0	0	0	0	0	9	13	0.00	0.750					
52 Brendan White, R ERA: 4.5	2.0		6	0	0	0	1	0	0	0	0	0	0	11	15	0.00	0.000					
36 Chasen Shreve, L ERA: 4.82	1.0		5	3	2	2	1	0	0	0	0	0	0	10	16	18.00	3.000					
55 Alex Lange, R ERA: 3.89	1.0	L	4	1	1	0	1	1	0	0	0	1	0	9	15	0.00	2.000					

Batter	1	2	3	4	5	6	7	8	9	10	AB	R	H	RBI	BB	SO	LOB	BOTTOM				
39 Zach McKinstry, L OBP: 0.315, SLG: 0.369			K2-3								5	0	1	0	0	4	2	Los Angeles Angels @ Detroit Tigers Comerica Park, Detroit, MI Tue Jul 25 2023, 6:42 PM - 9:36 PM EDT Att: 24,856 - Overcast - 85 F				
31 Riley Greene, L OBP: 0.379, SLG: 0.469											5	1	3	1	0	2	1					
20 Spencer Torkelson, R OBP: 0.308, SLG: 0.414					L4						5	0	1	2	0	2	3					
30 Kerry Carpenter, L OBP: 0.327, SLG: 0.490											4	0	0	0	1	2	3					
8 Matt Vierling, R OBP: 0.330, SLG: 0.397											5	1	2	0	0	2	3					
28 Javier Báez, R OBP: 0.261, SLG: 0.335											5	1	1	1	0	0	1					
60 Akil Baddoo, L OBP: 0.311, SLG: 0.320											4	0	1	0	0	1	2					
77 Andy Ibáñez, R OBP: 0.270, SLG: 0.414											1	0	0	0	0	1	0					
59 Zack Short, R OBP: 0.273, SLG: 0.338											2	0	0	0	0	1	3					
9 Nick Maton, L OBP: 0.287, SLG: 0.290											2	1	1	0	0	0	0					
13 Eric Haase, R OBP: 0.246, SLG: 0.283											1	0	0	0	0	1	0					
34 Jake Rogers, R OBP: 0.305, SLG: 0.455											4	2	2	2	0	2	2					
Inning Stats	R: 0 E: 0 K: 3 S: 14	H: 1 LOB: 1 BB: 0 P: 24	R: 0 E: 0 K: 2 S: 17	H: 2 LOB: 2 BB: 0 P: 22	R: 0 E: 0 K: 2 S: 12	H: 0 LOB: 0 BB: 0 P: 18	R: 1 E: 0 K: 1 S: 13	H: 2 LOB: 1 BB: 0 P: 19	R: 0 E: 0 K: 1 S: 11	H: 0 LOB: 0 BB: 0 P: 14	R: 0 E: 0 K: 2 S: 7	H: 0 LOB: 0 BB: 0 P: 10	R: 0 E: 0 K: 2 S: 13	H: 1 LOB: 1 BB: 0 P: 18	R: 4 E: 1 K: 3 S: 21	H: 4 LOB: 2 BB: 1 P: 26	R: 0 E: 0 K: 2 S: 10	H: 0 LOB: 0 BB: 0 P: 11	1B: 8 2B: 3 3B: 0 HR: 1	SF: 0 SAC: 0 DP: 0 HBP: 0	WP: 0 PB: 0 SB: 0 CS: 0	PA: 44
PITCHER	IP	WLS	BF	H	R	ER	SO	BB	IBB	HBP	BLK	WP	HR	S	P	ERA	WHIP					
47 Griffin Canning, R ERA: 4.46	5.0		22	7	2	2	8	0	0	0	0	0	0	62	93	3.60	1.400					
59 José Soriano, R ERA: 3.0	2.0	H	6	0	0	0	3	0	0	0	0	0	0	18	24	0.00	0.000					
55 Matt Moore, L ERA: 2.03	1.0	H	4	1	0	0	2	0	0	0	0	0	0	13	18	0.00	1.000					
53 Carlos Estévez, R ERA: 1.98	1.0	W	9	4	4	0	3	0	1	0	0	0	0	21	26	0.00	4.000					
28 Aaron Loup, L ERA: 4.71	1.0	S	3	0	0	0	2	0	0	0	0	0	0	10	11	0.00	0.000					


Batter	1	2	3	4	5	6	7	8	9	AB R H RBI BB SO LOB	TOP
2 Luis Rengifo, S OBP: 0.306, SLG: 0.375	E4 16 WP		F7		K		K		G6-3	5 0 1 0 0 1 1	Los Angeles Angels @ Detroit Tigers Comerica Park, Detroit, MI Thu Jul 27 2023, 1:10 PM - 3:26 PM EDT Overcast - 78 F
17 Shohel Ohtani, L OBP: 0.393, SLG: 0.660	K		F8		F7		K		G4-3	5 0 0 0 0 2 3	
16 Mickey Moniak, L OBP: 0.360, SLG: 0.612	K		K		K		2B 3 HR		K	4 1 1 0 0 3 3	
3 Taylor Ward, R OBP: 0.335, SLG: 0.425	K			G5-3		HR		HR		4 2 2 3 0 1 1	
8 Mike Moustakas, L OBP: 0.336, SLG: 0.448		12B 25 SF7 1B		12B 25 1B		G4-3		K		4 2 2 0 0 1 0	
12 Hunter Renfroe, R OBP: 0.304, SLG: 0.440		25 SF7 35 FC6-2 2B		25 1B		G5-3		1B		4 1 3 0 0 0 0	
25 Trey Cabbage, L OBP: 0.240, SLG: 0.458		SF7		35 CS 1B		K		K		3 0 1 3 0 2 1	
35 Chad Wallach, R OBP: 0.274, SLG: 0.375		FC6-2		K			2B 1B	G5-3		4 0 1 0 0 1 3	
4 Andrew Velazquez, S OBP: 0.333, SLG: 0.327		K		2 CS BB		F8		P3		3 0 0 0 1 1 2	
Inning Stats	R: 0 H: 0 E: 1 LOB: 1 K: 3 BB: 0 S: 13 P: 21	R: 1 H: 2 E: 0 LOB: 1 K: 1 BB: 0 S: 14 P: 18	R: 0 H: 0 E: 0 LOB: 0 K: 1 BB: 0 S: 7 P: 11	R: 2 H: 3 E: 0 LOB: 0 K: 1 BB: 0 S: 15 P: 24	R: 0 H: 0 E: 0 LOB: 0 K: 1 BB: 1 S: 8 P: 14	R: 2 H: 2 E: 0 LOB: 0 K: 1 BB: 0 S: 11 P: 13	R: 0 H: 2 E: 0 LOB: 2 K: 2 BB: 0 S: 12 P: 19	R: 1 H: 2 E: 0 LOB: 1 K: 2 BB: 0 S: 14 P: 20	R: 0 H: 0 E: 0 LOB: 0 K: 0 BB: 0 S: 5 P: 6	1B: 5 SF: 1 2B: 4 SAC: 0 3B: 0 DP: 0 HR: 2 HBP: 0	
PITCHER	IP WLS BF H R ER SO BB IBB HBP BLK WP HR S P ERA WHIP										
21 Michael Lorenzen, R ERA: 3.58	5.0 L 20 5 3 3 7 1 0 0 0 0 1 0 57 88 5.40 1.200										
71 Zach Logue, L ERA: 7.36	4.0 18 6 3 3 5 0 0 0 0 0 0 2 42 58 6.75 1.500										

Batter	1	2	3	4	5	6	7	8	9	AB R H RBI BB SO LOB	BOTTOM
39 Zach McKinstry, L OBP: 0.311, SLG: 0.364	G5-3			F7			G4-3		K	4 0 0 0 0 1 0	Los Angeles Angels @ Detroit Tigers Comerica Park, Detroit, MI Thu Jul 27 2023, 1:10 PM - 3:26 PM EDT Overcast - 78 F
31 Riley Greene, L OBP: 0.373, SLG: 0.461	K			K		G3-1		L8		4 0 0 0 0 2 0	
20 Spencer Torkelson, R OBP: 0.369, SLG: 0.412	F7			K			BB			2 0 0 0 1 1 0	
30 Kerry Carpenter, L OBP: 0.327, SLG: 0.487		G3-1		8 G5-4-3 1B			K			3 0 1 0 0 1 1	
8 Matt Vierling, R OBP: 0.330, SLG: 0.394		P4		G5-4-3			28 G4-3 BB			2 0 0 0 1 0 1	
28 Javier B�ez, R OBP: 0.299, SLG: 0.332		K		P2			G4-3			3 0 0 0 0 1 1	
60 Aki Baddoo, L OBP: 0.307, SLG: 0.315			K			F8		G5-3		3 0 0 0 0 1 1	
59 Zack Short, R OBP: 0.274, SLG: 0.333			F8			13 G5-4-3 BB		P6		2 0 0 0 1 0 1	
13 Eric Haase, R OBP: 0.243, SLG: 0.279			K			G5-4-3		L4		3 0 0 0 0 1 1	
Inning Stats	R: 0 H: 0 E: 0 LOB: 0 K: 1 BB: 0 S: 7 P: 9	R: 0 H: 0 E: 0 LOB: 0 K: 1 BB: 0 S: 8 P: 13	R: 0 H: 0 E: 0 LOB: 0 K: 2 BB: 0 S: 10 P: 13	R: 0 H: 0 E: 0 LOB: 0 K: 2 BB: 0 S: 8 P: 11	R: 0 H: 1 E: 0 LOB: 0 K: 0 BB: 0 S: 8 P: 10	R: 0 H: 0 E: 0 LOB: 0 K: 0 BB: 1 S: 5 P: 10	R: 0 H: 0 E: 0 LOB: 1 K: 1 BB: 1 S: 8 P: 14	R: 0 H: 0 E: 0 LOB: 1 K: 0 BB: 1 S: 9 P: 17	R: 0 H: 0 E: 0 LOB: 0 K: 1 BB: 0 S: 8 P: 14	1B: 1 SF: 0 2B: 0 SAC: 0 3B: 0 DP: 2 HR: 0 HBP: 0	
PITCHER	IP WLS BF H R ER SO BB IBB HBP BLK WP HR S P ERA WHIP										
17 Shohel Ohtani, R ERA: 3.43	9.0 W 29 1 0 0 8 3 0 0 0 0 0 0 71 111 0.00 0.444										

Batter	1	2	3	4	5	6	7	8	9	AB	R	H	RBI	BB	SO	LOB	TOP										
9 Zach Neto, R OBP: 0.325, SLG: 0.427										5	1	1	1	0	2	0	Los Angeles Angels @ Detroit Tigers Comerica Park, Detroit, MI Thu Jul 27 2023, 4:12 PM - 7:10 PM EDT Att: 30,238 - Clear - 84 F										
17 Shohel Ohtani, L OBP: 0.356, SLG: 0.675										3	2	2	3	0	1	0											
38 Michael Stefanić, R OBP: 0.368, SLG: 0.313										1	1	0	0	1	0	0											
16 Mickey Moniak, L OBP: 0.366, SLG: 0.615										4	1	2	0	1	0	0											
3 Taylor Ward, R OBP: 0.333, SLG: 0.420										4	1	0	0	1	0	2											
8 Mike Moustakas, L OBP: 0.336, SLG: 0.447										3	1	1	0	0	0	1											
4 Andrew Velazquez, S OBP: 0.323, SLG: 0.315										2	0	0	0	0	1	3											
21 Matt Thaiss, L OBP: 0.354, SLG: 0.365										5	0	2	2	0	1	2											
12 Hunter Renfroe, R OBP: 0.308, SLG: 0.451										5	1	3	2	0	1	2											
5 Eduardo Escobar, S OBP: 0.289, SLG: 0.383										4	2	1	1	1	0	4											
2 Luis Rengifo, S OBP: 0.308, SLG: 0.380										4	1	1	2	0	1	2											
Inning Stats	R: 0 H: 1 E: 0 K: 2 S: 13	H: 1 LOB: 1 BB: 0 P: 17	R: 5 H: 4 E: 0 K: 1 S: 22	H: 4 LOB: 0 BB: 1 P: 32	R: 0 H: 0 E: 1 K: 1 S: 9	H: 0 LOB: 1 BB: 0 P: 9	R: 2 H: 2 E: 0 K: 1 S: 16	H: 2 LOB: 0 BB: 0 P: 23	R: 0 H: 0 E: 0 K: 0 S: 4	H: 0 LOB: 0 BB: 0 P: 6	R: 1 H: 1 E: 0 K: 1 S: 9	H: 1 LOB: 0 BB: 0 P: 13	R: 0 H: 0 E: 0 K: 0 S: 6	H: 0 LOB: 1 BB: 1 P: 12	R: 0 H: 2 E: 0 K: 0 S: 17	H: 2 LOB: 2 BB: 0 P: 23	R: 3 H: 3 E: 0 K: 1 S: 16	H: 3 LOB: 2 BB: 2 P: 31	1B: 7 2B: 1 3B: 1 HR: 4	SF: 0 SAC: 0 DP: 1 HBP: 0	WP: 0 PB: 0 SB: 0 CS: 0	PA: 44					
PITCHER	IP	WLS	BF	H	R	ER	SO	BB	IBB	HBP	BLK	WP	HR	S	P	ERA	WHIP										
25 Matt Manning, R ERA: 4.32	5.0	L	24	7	7	7	5	1	0	0	0	0	3	64	87	12.60	1.600										
62 Trey Wingerter, R ERA: 7.11	2.0		7	1	1	1	1	1	0	0	0	0	1	15	25	4.50	1.000										
36 Chasen Shreve, L ERA: 4.7	1.0		5	2	0	0	0	0	0	0	0	0	0	17	23	0.00	2.000										
52 Brendan White, R ERA: 5.48	1.0		8	3	3	3	1	2	0	0	0	0	0	16	31	27.00	5.000										

Batter	1	2	3	4	5	6	7	8	9	AB	R	H	RBI	BB	SO	LOB	BOTTOM										
8 Matt Vierling, R OBP: 0.325, SLG: 0.387										5	1	0	0	0	0	3	Los Angeles Angels @ Detroit Tigers Comerica Park, Detroit, MI Thu Jul 27 2023, 4:12 PM - 7:10 PM EDT Att: 30,238 - Clear - 84 F										
77 Andy Ibañez, R OBP: 0.272, SLG: 0.411										4	0	1	0	1	1	2											
20 Spencer Torkelson, R OBP: 0.309, SLG: 0.410										2	0	0	1	2	0	3											
30 Kerry Carpenter, L OBP: 0.326, SLG: 0.482										4	0	1	1	0	0	3											
28 Javier Báez, R OBP: 0.259, SLG: 0.330										3	1	0	0	0	2	2											
34 Jake Rogers, R OBP: 0.304, SLG: 0.448										3	0	0	0	1	1	1											
24 Miguel Cabrera, R OBP: 0.329, SLG: 0.319										4	0	1	0	0	2	2											
39 Zach McKinstry, L OBP: 0.313, SLG: 0.369										4	1	2	1	0	0	1											
59 Zack Short, R OBP: 0.283, SLG: 0.343										2	1	2	0	0	0	0											
9 Nick Maton, L OBP: 0.288, SLG: 0.289										1	0	0	0	1	0	1											
Inning Stats	R: 0 H: 0 E: 0 K: 0 S: 14	H: 0 LOB: 1 BB: 2 P: 23	R: 0 H: 1 E: 0 K: 2 S: 16	H: 1 LOB: 0 BB: 0 P: 21	R: 2 H: 2 E: 1 K: 1 S: 22	H: 2 LOB: 1 BB: 0 P: 33	R: 0 H: 0 E: 0 K: 1 S: 9	H: 0 LOB: 0 BB: 0 P: 14	R: 0 H: 1 E: 0 K: 0 S: 5	H: 1 LOB: 0 BB: 0 P: 6	R: 0 H: 0 E: 0 K: 1 S: 11	H: 0 LOB: 1 BB: 1 P: 16	R: 1 H: 2 E: 1 K: 0 S: 20	H: 2 LOB: 2 BB: 0 P: 27	R: 1 H: 1 E: 0 K: 1 S: 11	H: 1 LOB: 2 BB: 1 P: 19	R: 0 H: 0 E: 0 K: 0 S: 5	H: 0 LOB: 0 BB: 1 P: 10	1B: 6 2B: 2 3B: 0 HR: 0	SF: 0 SAC: 0 DP: 3 HBP: 1	WP: 0 PB: 0 SB: 0 CS: 0	PA: 38					
PITCHER	IP	WLS	BF	H	R	ER	SO	BB	IBB	HBP	BLK	WP	HR	S	P	ERA	WHIP										
43 Patrick Sandoval, L ERA: 3.58	5.0	W	20	4	2	0	4	2	0	0	0	0	0	11	16	0.00	1.000										
71 Jacoby Webb, R ERA: 3.58	1.0		4	0	0	0	1	1	0	0	0	0	0	20	27	0.00	2.000										
99 Gerardo Reyes, R ERA: 0.75	1.0		6	2	1	0	0	0	0	0	0	0	0	6	13	13.50	1.500										
Zack Weiss, R ERA: 5.06	0.2		4	0	1	1	1	1	0	1	0	0	0	5	6	0.00	3.000										
28 Aaron Lopus, L ERA: 4.66	0.1		1	1	0	0	0	0	0	0	0	0	0	5	6	0.00	3.000										

AB	40
R	11
H	13
RBI	11
BB	4
SO	7
LOB	16




Batter	1	2	3	4	5	6	7	8	9	AB	R	H	RBI	BB	SO	LOB	TOP										
2 Luis Rengifo, S OBP: 0.306, SLG: 0.375	G3-1		F9			G3	F9			4	0	0	0	1	0	3	Los Angeles Angels @ Toronto Blue Jays Rogers Centre, Toronto, ON Fri Jul 28 2023, 7:09 PM - 9:53 PM EDT Att: 42,106 - Cloudy - 82 F										
17 Shohei Ohtani, L OBP: 0.396, SLG: 0.681 38 Michael Stefaniak, R OBP: 0.352, SLG: 0.294	HR		K			1B		G6-3	K	4	1	2	1	0	1	0											
16 Mickey Moniak, L OBP: 0.362, SLG: 0.604	G3-1		CS			F7		K	L4	5	0	1	0	0	1	4											
3 Taylor Ward, R OBP: 0.335, SLG: 0.424	2B		CS			L8				4	0	2	0	0	1	1											
8 Mike Moustakas, L OBP: 0.339, SLG: 0.448	K									4	0	2	0	0	2	1											
21 Matt Thaiss, L OBP: 0.353, SLG: 0.360										3	0	0	0	1	3	2											
12 Hunter Renfroe, R OBP: 0.310, SLG: 0.448										2	0	0	0	2	0	0											
25 Trey Cabbage, L OBP: 0.241, SLG: 0.429										4	0	1	0	0	2	4											
4 Andrew Velazquez, S OBP: 0.313, SLG: 0.304 5 Eduardo Escobar, S OBP: 0.291, SLG: 0.355										2	0	0	0	0	2	1											
										2	0	1	0	0	1	3											
Inning Stats	R: 1 E: 0 K: 1 S: 10	H: 2 LOB: 1 BB: 0 P: 13	R: 0 E: 0 K: 3 S: 15	H: 0 LOB: 1 BB: 1 P: 22	R: 0 E: 0 K: 1 S: 8	H: 1 LOB: 0 BB: 0 P: 13	R: 0 E: 0 K: 3 S: 11	H: 0 LOB: 0 BB: 0 P: 14	R: 0 E: 0 K: 1 S: 9	H: 1 LOB: 1 BB: 0 P: 11	R: 0 E: 0 K: 2 S: 14	H: 1 LOB: 3 BB: 2 P: 31	R: 0 E: 0 K: 2 S: 14	H: 2 LOB: 2 BB: 0 P: 23	R: 0 E: 0 K: 1 S: 16	H: 2 LOB: 3 BB: 1 P: 27	1B: 7 2B: 1 3B: 0 HR: 1	SF: 0 SAC: 0 DP: 0 HBP: 0	WP: 0 PB: 0 SB: 1 CS: 0	PA: 40							
PITCHER	IP	WLS	BF	H	R	ER	SO	BB	IBB	HBP	BLK	WP	HR	S	P	ERA	WHIP										
34 Kevin Gausman, R ERA: 3.1	6.0	W	25	5	1	1	9	3	0	0	0	0	1	71	105	1.50	1.333										
50 Erik Swanson, R ERA: 3.51	1.0	H	3	0	0	0	2	0	0	0	0	0	0	7	13	0.00	0.000										
58 Tim Mayza, L ERA: 1.25	1.0	H	5	2	0	0	2	0	0	0	0	0	0	14	23	0.00	2.000										
68 Jordan Romano, R ERA: 2.79	0.2	H	5	2	0	0	1	1	0	0	0	0	0	14	25	0.00	4.500										
93 Yimi Garcia, R ERA: 4.4	0.1	S	1	0	0	0	0	0	0	0	0	0	0	2	2	0.00	0.000										
Batter	1	2	3	4	5	6	7	8	9	AB	R	H	RBI	BB	SO	LOB	BOTTOM										
15 Whit Merrifield, R OBP: 0.354, SLG: 0.425	F9									4	2	3	1	0	0	0	Los Angeles Angels @ Toronto Blue Jays Rogers Centre, Toronto, ON Fri Jul 28 2023, 7:09 PM - 9:53 PM EDT Att: 42,106 - Cloudy - 82 F										
11 Bo Bichette, R OBP: 0.348, SLG: 0.493	G3									4	0	2	1	0	0	2											
13 Brandon Belt, L OBP: 0.357, SLG: 0.421	K									4	0	0	0	0	2	3											
27 Vladimir Guerrero Jr., R OBP: 0.342, SLG: 0.453	L7									3	0	0	0	1	0	0											
4 George Springer, R OBP: 0.323, SLG: 0.393	K									4	0	0	0	0	1	2											
26 Matt Chapman, R OBP: 0.353, SLG: 0.468	HR									4	1	1	1	0	2	3											
25 Daulton Varsho, L OBP: 0.274, SLG: 0.352	P2									3	0	0	0	0	2	3											
9 Danny Jansen, R OBP: 0.293, SLG: 0.493										3	1	1	1	0	0	0											
39 Kevin Kiermaier, L OBP: 0.339, SLG: 0.428										3	0	1	0	0	2	0											
										1B: 4 2B: 1 3B: 0 HR: 3	SF: 0 SAC: 0 DP: 1 HBP: 0	WP: 0 PB: 0 SB: 1 CS: 0	PA: 33														
PITCHER	IP	WLS	BF	H	R	ER	SO	BB	IBB	HBP	BLK	WP	HR	S	P	ERA	WHIP										
24 Lucas Giolito, R ERA: 3.85	5.1	L	23	6	3	3	5	0	1	0	0	0	2	45	73	5.06	1.125										
59 Jose Soriano, R ERA: 3.2	1.2		7	2	1	1	4	0	0	0	0	0	1	18	30	5.40	1.200										
71 Jacob Webb, R ERA: 3.45	1.0		3	0	0	0	0	0	0	0	0	0	0	9	14	0.00	0.000										


Batter	1	2	3	4	5	6	7	8	9	AB R H RBI BB SO LOB	TOP																	
2 Luis Rengifo, S OBP: 0.311, SLG: 0.380										4 1 2 0 1 1 3	Los Angeles Angels @ Toronto Blue Jays Rogers Centre, Toronto, ON Sat Jul 29 2023, 3:12 PM - 6:10 PM EDT Att.: 41,997 - Roof Closed - 68 F																	
17 Shohel Ohtani, L OBP: 0.400, SLG: 0.683										2 0 1 0 2 1 1																		
16 Mickey Moniak, L OBP: 0.358, SLG: 0.592										4 0 0 0 1 3 6																		
3 Taylor Ward, R OBP: 0.335, SLG: 0.421										2 0 0 1 0 1 2																		
4 Andrew Velazquez, S OBP: 0.308, SLG: 0.298										1 0 0 0 0 1 0																		
25 Trey Cabbage, L OBP: 0.233, SLG: 0.414										1 0 0 0 0 1 1																		
8 Mike Moustakas, L OBP: 0.338, SLG: 0.444										4 0 1 0 0 2 4																		
21 Matt Thaiss, L OBP: 0.347, SLG: 0.353										4 0 0 0 0 1 4																		
12 Hunter Renfroe, R OBP: 0.312, SLG: 0.452										4 0 2 0 0 1 0																		
5 Eduardo Escobar, S OBP: 0.285, SLG: 0.376										4 0 0 0 0 3 3																		
38 Michael Stefaniak, R OBP: 0.333, SLG: 0.250										3 0 0 0 1 0 1																		
Inning Stats	R: 0 E: 0 K: 3 S: 13	H: 0 LOB: 1 BB: 0 P: 20	R: 0 E: 0 K: 0 S: 13	H: 2 LOB: 3 BB: 1 P: 23	R: 0 E: 0 K: 1 S: 7	H: 1 LOB: 1 BB: 0 P: 8	R: 0 E: 0 K: 2 S: 12	H: 0 LOB: 0 BB: 0 P: 16	R: 1 E: 0 K: 1 S: 14	H: 1 LOB: 3 BB: 2 P: 24	R: 0 E: 0 K: 2 S: 14	H: 1 LOB: 3 BB: 2 P: 27	R: 0 E: 0 K: 3 S: 11	H: 0 LOB: 0 BB: 0 P: 18	R: 0 E: 0 K: 1 S: 5	H: 0 LOB: 0 BB: 0 P: 7	R: 0 E: 0 K: 2 S: 10	H: 1 LOB: 1 BB: 0 P: 11	1B: 3 2B: 3 3B: 0 HR: 0	SF: 0 SAC: 0 DP: 0 HBP: 2	WP: 0 PB: 0 SB: 0 CS: 0	PA: 40						
PITCHER	IP WLS BF H R ER SO BB IBB HBP BLK WP HR S P ERA WHIP											IP WLS BF H R ER SO BB IBB HBP BLK WP HR S P ERA WHIP																
6 Alec Manoah, R ERA: 5.87	4.1	22	4	1	1	6	2	1	2	0	0	0	0	0	53	82	2.08	1.385										
92 Génesis Cabrera, L ERA: 4.54	0.2	W	2	0	0	0	1	0	0	0	0	0	0	6	9	0.00	0.000											
35 Jay Jackson, R ERA: 0.55	0.2	H	4	1	0	0	1	1	0	0	0	0	0	10	20	0.00	3.000											
33 Trevor Richards, R ERA: 3.04	1.1	H	5	0	0	0	4	0	1	0	0	0	0	15	25	0.00	0.000											
24 Nate Pearson, R ERA: 4.62	1.0	H	3	0	0	0	1	0	0	0	0	0	0	5	7	0.00	0.000											

Batter	1	2	3	4	5	6	7	8	9	AB R H RBI BB SO LOB	BOTTOM																	
15 Whit Merrifield, R OBP: 0.355, SLG: 0.428										5 0 2 1 0 0 0	Los Angeles Angels @ Toronto Blue Jays Rogers Centre, Toronto, ON Sat Jul 29 2023, 3:12 PM - 6:10 PM EDT Att.: 41,997 - Roof Closed - 68 F																	
11 Bo Bichette, R OBP: 0.348, SLG: 0.494										5 0 2 0 0 0 2																		
27 Vladimir Guerrero Jr., R OBP: 0.341, SLG: 0.449										3 0 0 0 1 0 2																		
26 Matt Chapman, R OBP: 0.354, SLG: 0.465										2 0 0 0 2 1 0																		
4 George Springer, R OBP: 0.321, SLG: 0.389										4 0 0 0 0 3 4																		
9 Danny Jansen, R OBP: 0.297, SLG: 0.490										3 1 1 0 1 2 0																		
30 Alejandro Kirk, R OBP: 0.338, SLG: 0.364										4 3 3 3 0 1 2																		
5 Santiago Espinal, R OBP: 0.306, SLG: 0.324										3 1 1 2 0 1 2																		
25 Daulton Varsho, L OBP: 0.274, SLG: 0.351										1 0 0 0 0 1 0																		
39 Kevin Kiermaier, L OBP: 0.338, SLG: 0.425										4 1 1 0 0 0 0																		
Inning Stats	R: 0 E: 0 K: 0 S: 12	H: 0 LOB: 0 BB: 0 P: 16	R: 0 E: 0 K: 3 S: 15	H: 0 LOB: 2 BB: 2 P: 27	R: 0 E: 0 K: 0 S: 10	H: 1 LOB: 1 BB: 0 P: 13	R: 0 E: 0 K: 2 S: 14	H: 0 LOB: 0 BB: 0 P: 20	R: 2 E: 0 K: 0 S: 13	H: 3 LOB: 1 BB: 0 P: 20	R: 0 E: 0 K: 3 S: 11	H: 0 LOB: 0 BB: 0 P: 14	R: 2 E: 0 K: 0 S: 18	H: 3 LOB: 3 BB: 2 P: 29	R: 2 E: 0 K: 1 S: 14	H: 3 LOB: 1 BB: 0 P: 20	1B: 5 2B: 2 3B: 0 HR: 3	SF: 0 SAC: 0 DP: 0 HBP: 0	WP: 0 PB: 0 SB: 0 CS: 0	PA: 38								
PITCHER	IP WLS BF H R ER SO BB IBB HBP BLK WP HR S P ERA WHIP											IP WLS BF H R ER SO BB IBB HBP BLK WP HR S P ERA WHIP																
48 Reid Detmers, L ERA: 4.35	4.2	L	19	3	2	2	5	2	0	0	0	0	0	1	61	91	3.86	1.071										
41 Reynaldo López, R ERA: 4.15	1.1		5	1	0	0	3	0	0	0	0	0	0	14	19	0.00	0.750											
28 Aaron Loup, L ERA: 5.16	0.2		7	3	2	2	0	1	1	0	0	0	0	17	27	27.00	6.000											
51 Jaime Barria, R ERA: 3.79	1.1		7	3	2	2	1	0	0	0	0	0	0	15	22	13.50	2.250											

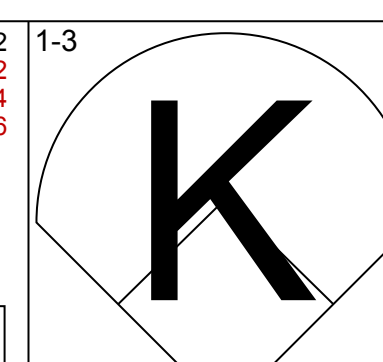
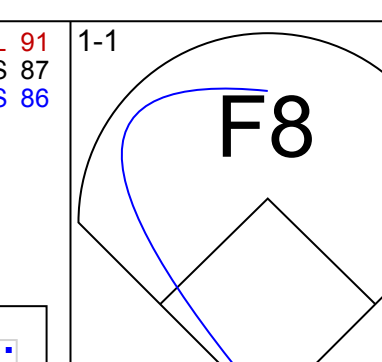
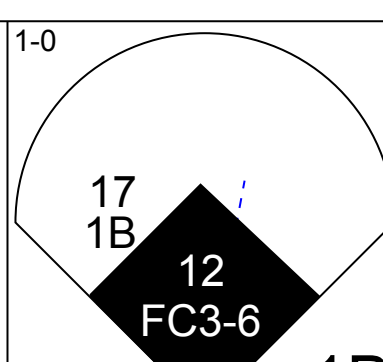
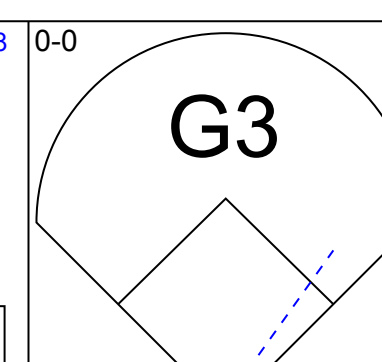
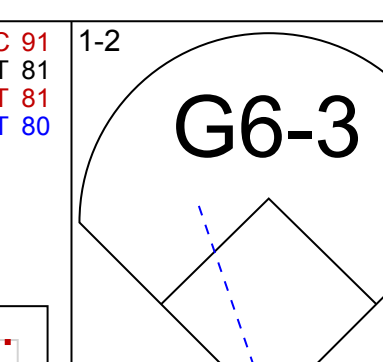
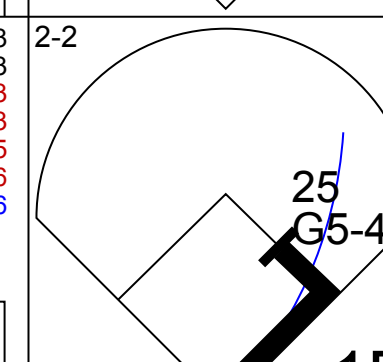
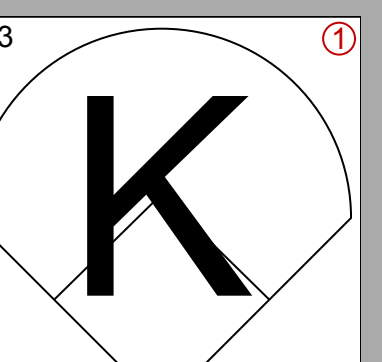
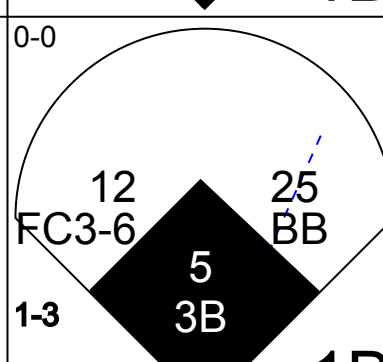
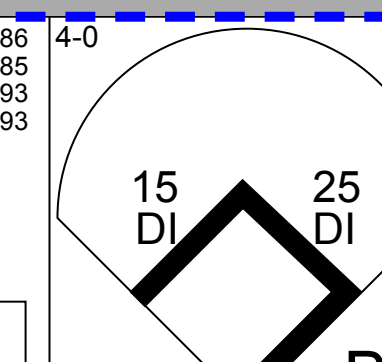
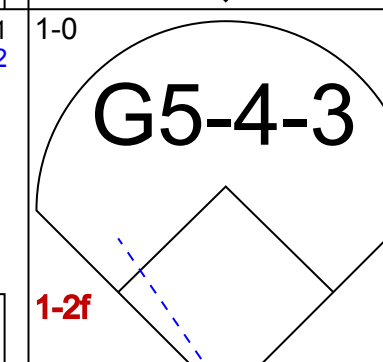
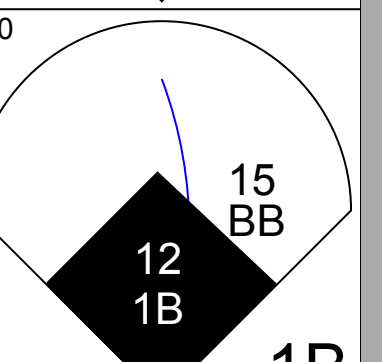
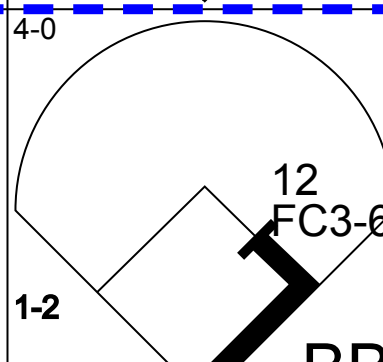
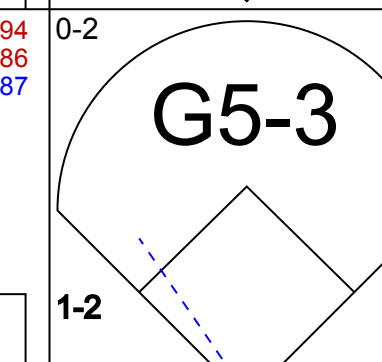
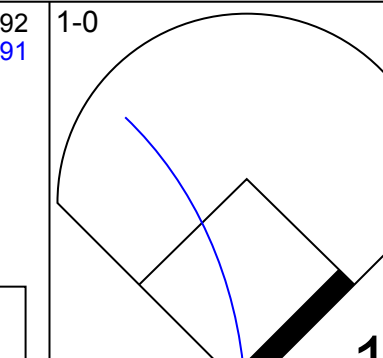
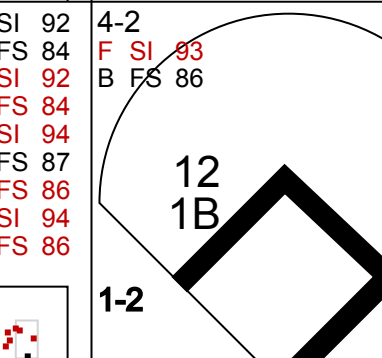
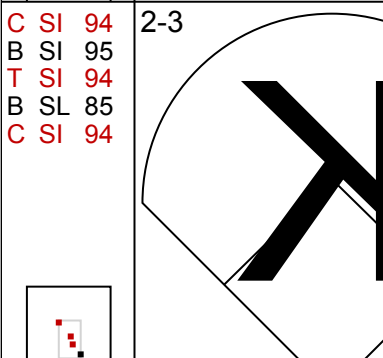
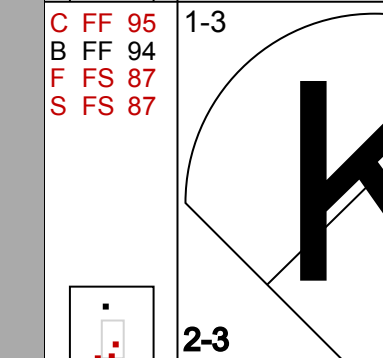

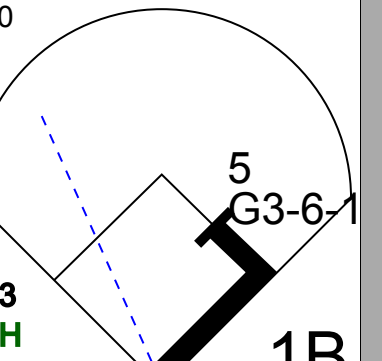
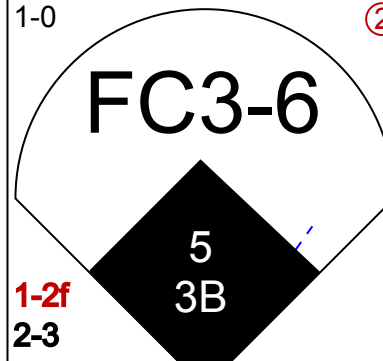
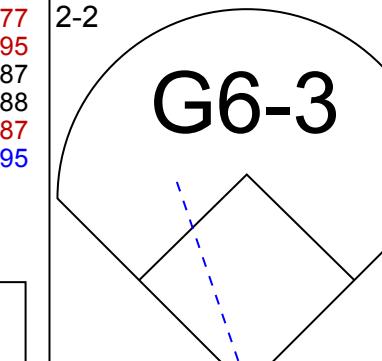

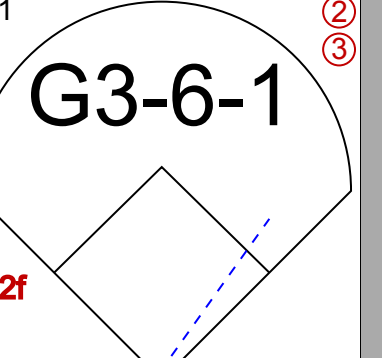
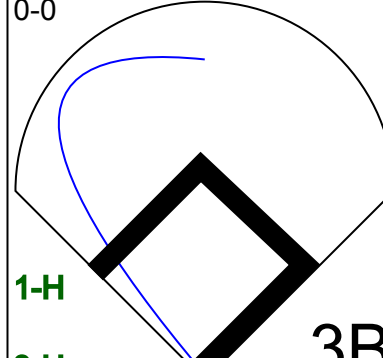

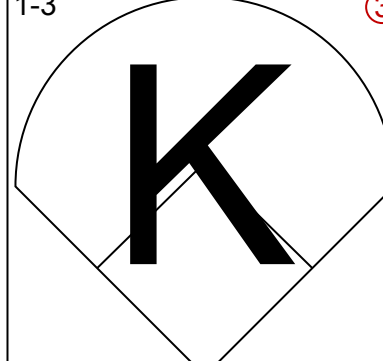
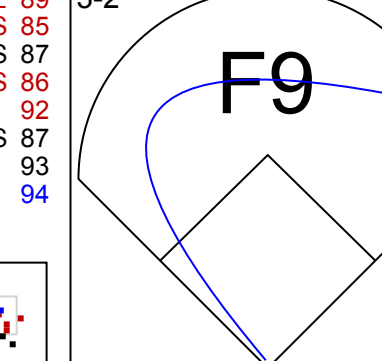
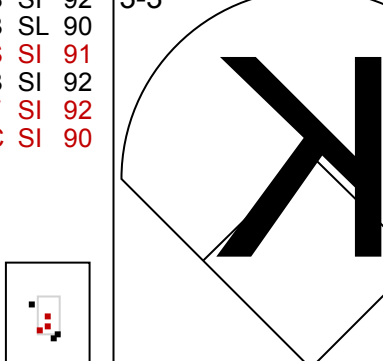
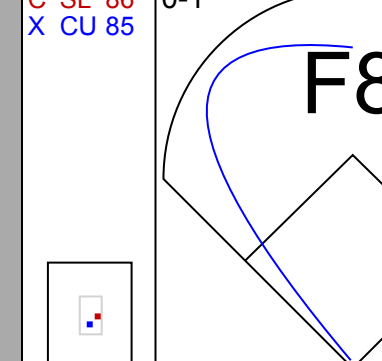
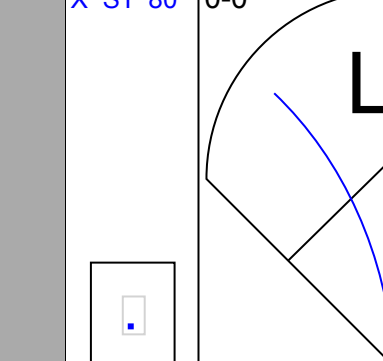
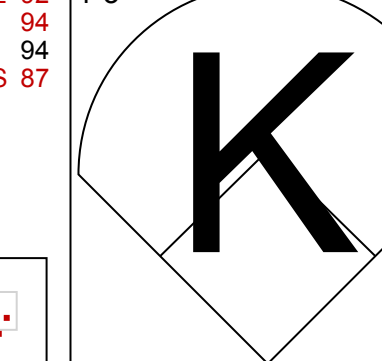
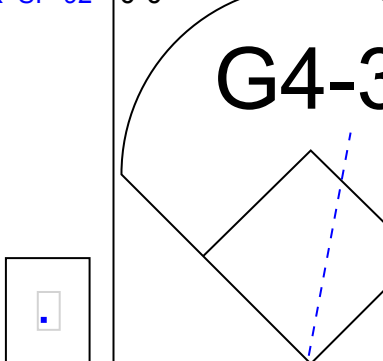
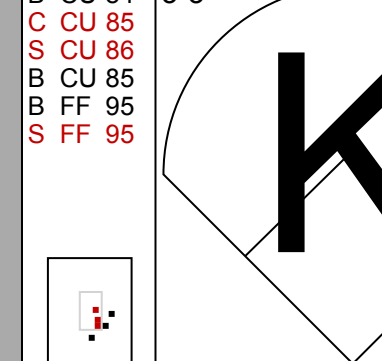
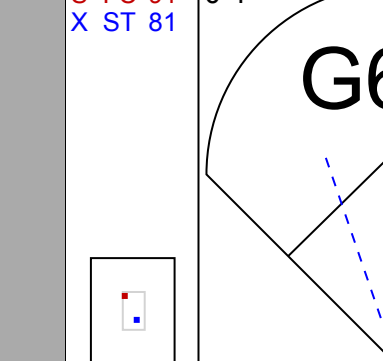
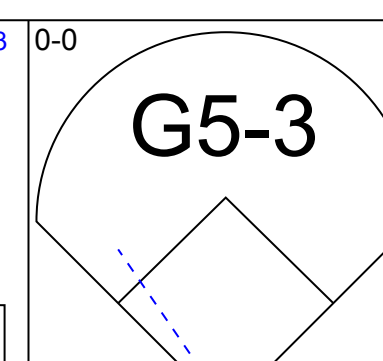
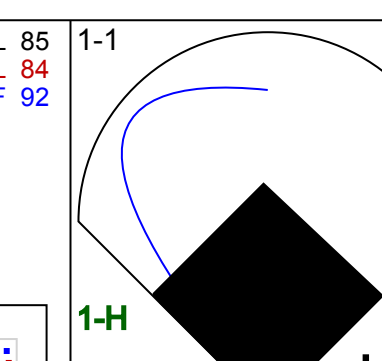
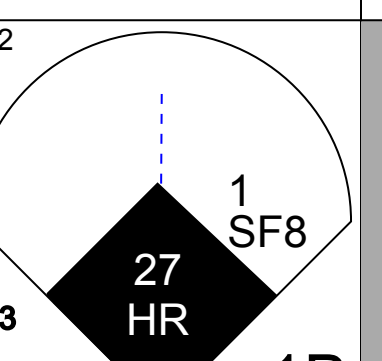
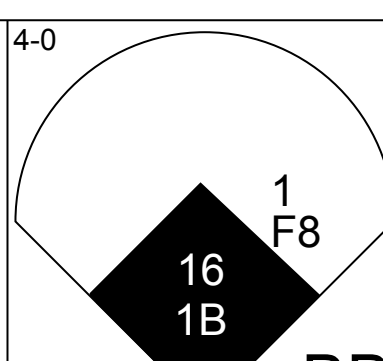
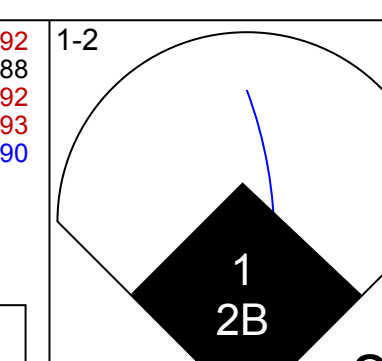
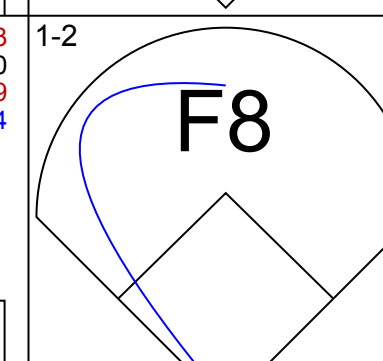
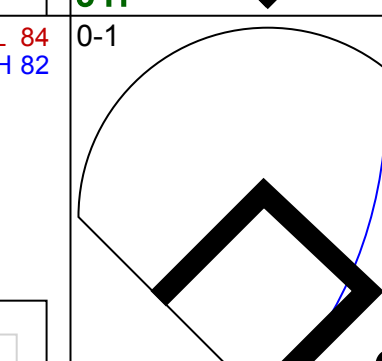
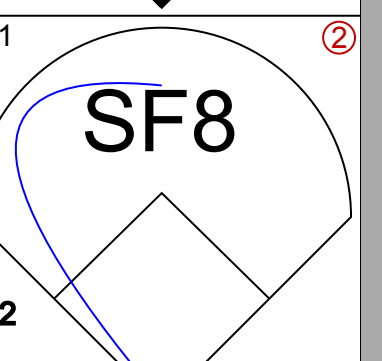
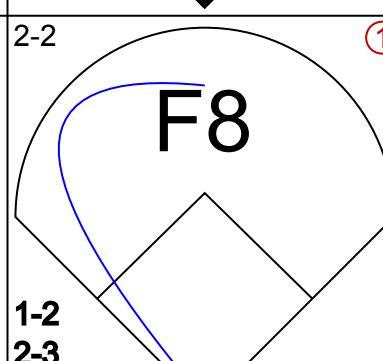
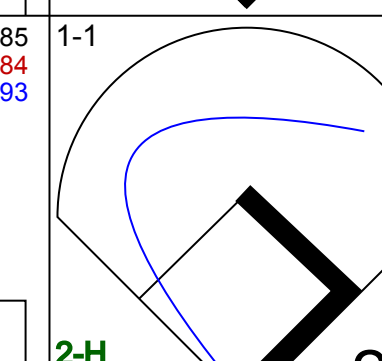
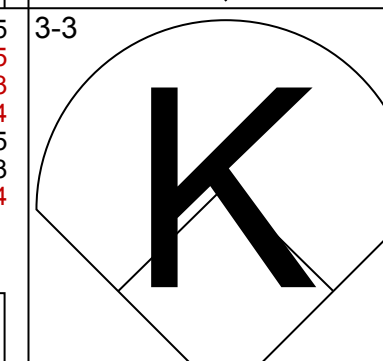
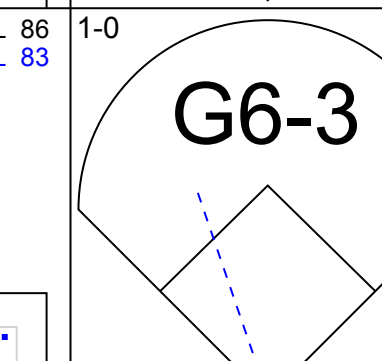
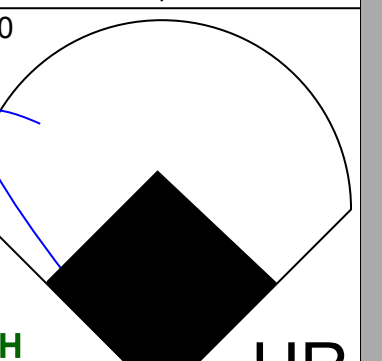
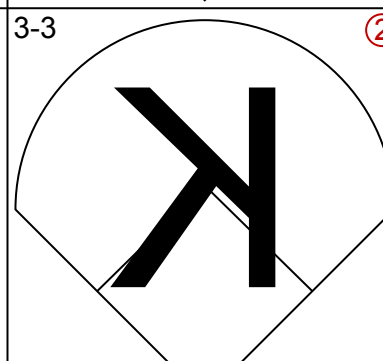
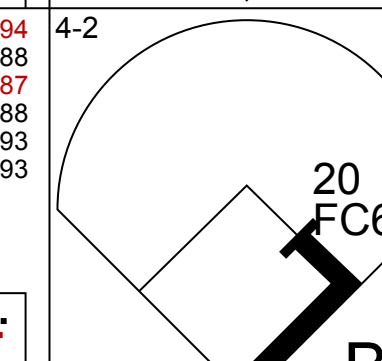
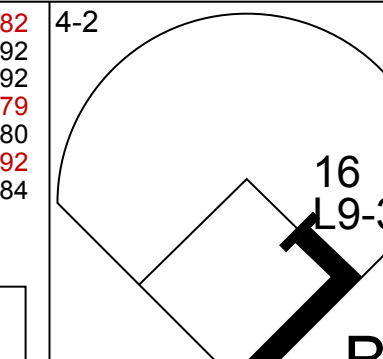
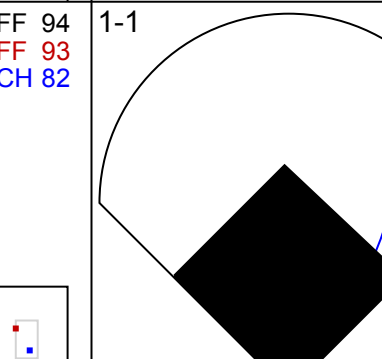
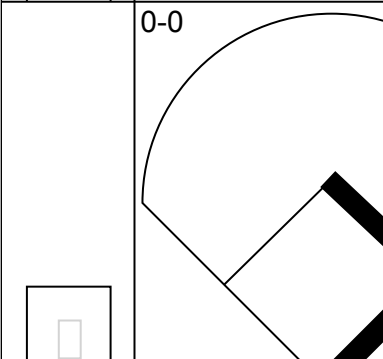
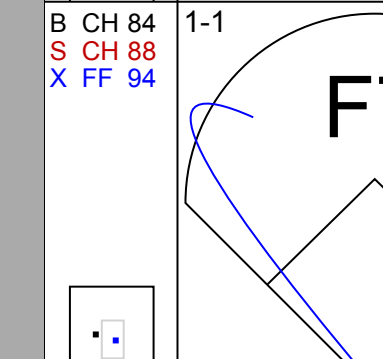

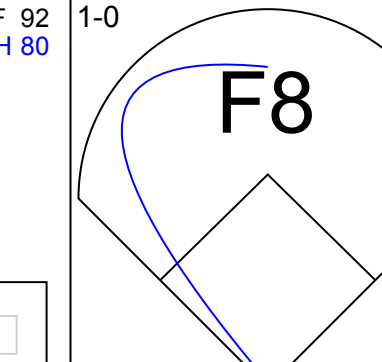
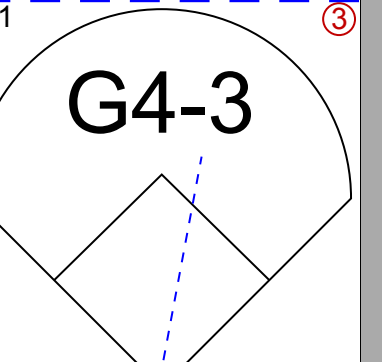
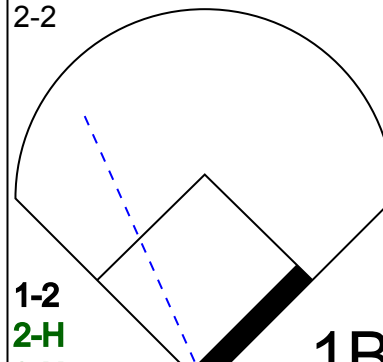
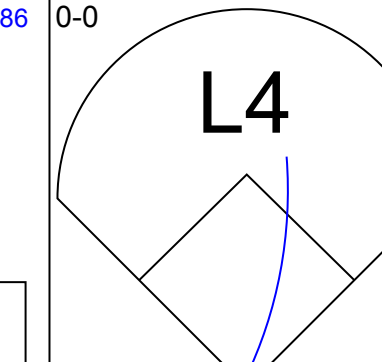


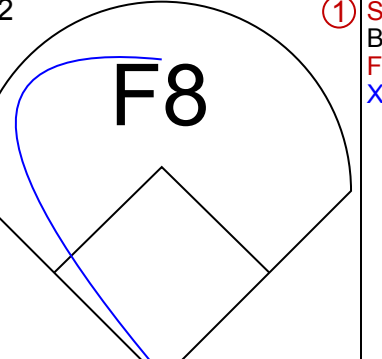
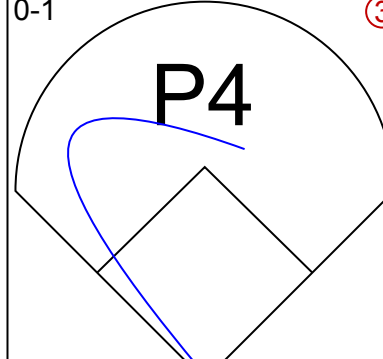
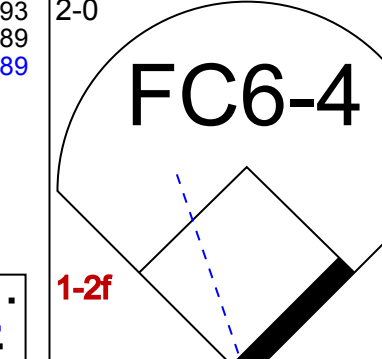
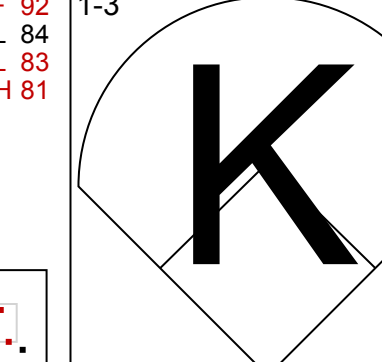
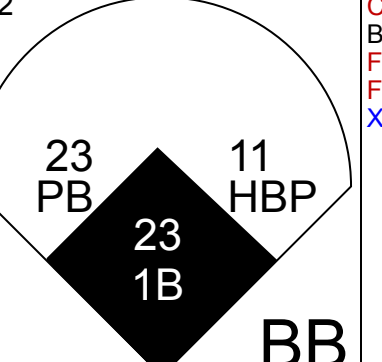


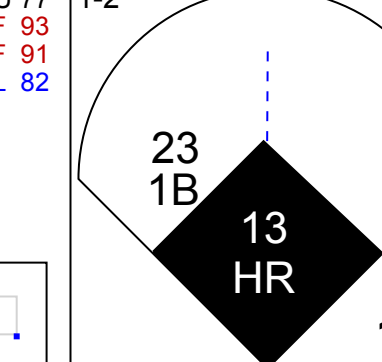
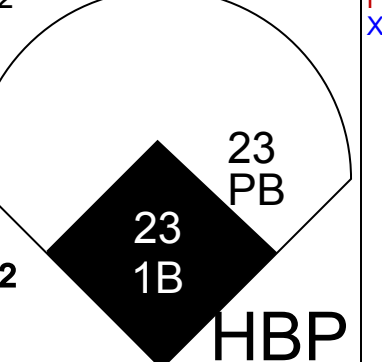


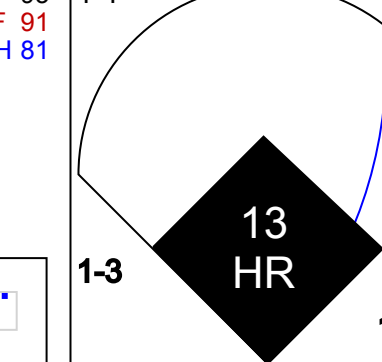
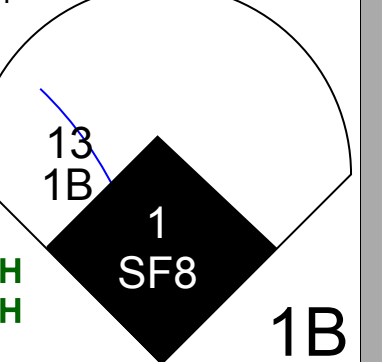
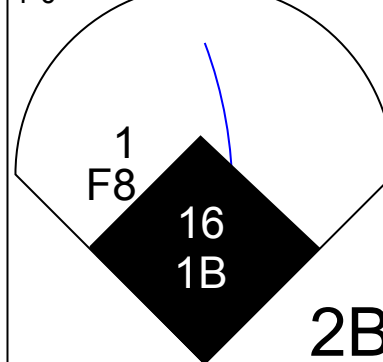

AB	33
R	1
H	6
RBI	1
BB	5
SO	15
LOB	25



AB	34
R	6
H	10
RBI	6
BB	4
SO	9
LOB	12



Batter	1	2	3	4	5	6	7	8	9	AB	R	H	RBI	BB	SO	LOB	TOP					
2 Luis Rengifo, S OBP: 0.320, SLG: 0.399										4	1	2	1	1	1	1	Los Angeles Angels @ Atlanta Braves Truist Park, Atlanta, GA Mon Jul 31 2023, 7:21 PM - 9:57 PM EDT Att: 41,173 - Clear - 89 F					
17 Shohel Ohtani, L OBP: 0.407, SLG: 0.680										3	0	2	0	1	0	2						
25 C.J. Cron, R OBP: 0.301, SLG: 0.469										5	0	1	1	0	0	6						
16 Mickey Moniak, L OBP: 0.346, SLG: 0.567										5	0	0	0	0	4	3						
12 Hunter Rentfro, R OBP: 0.314, SLG: 0.458										4	0	0	0	1	2	2						
8 Mike Moustakas, L OBP: 0.339, SLG: 0.441										3	0	1	0	1	0	0						
4 Andrew Velazquez, S OBP: 0.299, SLG: 0.288										0	0	0	0	0	0	0						
15 Randal Grichuk, R OBP: 0.363, SLG: 0.504										4	1	1	1	0	3	4						
9 Zach Neto, R OBP: 0.320, SLG: 0.419										4	0	0	0	0	2	2						
35 Chad Wallach, R OBP: 0.289, SLG: 0.422										4	2	3	1	0	1	0						
Inning Stats	R: 1 E: 0 K: 2 S: 13	H: 1 LOB: 3 BB: 2 P: 30	R: 0 E: 0 K: 1 S: 10	H: 1 LOB: 2 BB: 1 P: 12	R: 0 E: 0 K: 1 S: 9	H: 0 LOB: 0 BB: 0 P: 13	R: 1 E: 0 K: 1 S: 11	H: 3 LOB: 2 BB: 0 P: 17	R: 0 E: 0 K: 1 S: 6	H: 0 LOB: 0 BB: 0 P: 8	R: 1 E: 0 K: 2 S: 10	H: 1 LOB: 0 BB: 0 P: 14	R: 0 E: 0 K: 1 S: 14	H: 1 LOB: 0 BB: 0 P: 17	R: 0 E: 0 K: 3 S: 14	H: 2 LOB: 2 BB: 1 P: 18	R: 1 E: 0 K: 1 S: 16	H: 2 LOB: 2 BB: 1 P: 23	1B: 5 2B: 2 3B: 0 HR: 3	SF: 0 SAC: 0 DP: 1 HBP: 1	WP: 2 PB: 0 SB: 0 CS: 0	PA: 41
PITCHER	IP WLS BF H R ER SO BB IBB HBP BLK WP HR S P ERA WHIP	IP WLS BF H R ER SO BB IBB HBP BLK WP HR S P ERA WHIP	IP WLS BF H R ER SO BB IBB HBP BLK WP HR S P ERA WHIP	IP WLS BF H R ER SO BB IBB HBP BLK WP HR S P ERA WHIP	IP WLS BF H R ER SO BB IBB HBP BLK WP HR S P ERA WHIP	IP WLS BF H R ER SO BB IBB HBP BLK WP HR S P ERA WHIP	IP WLS BF H R ER SO BB IBB HBP BLK WP HR S P ERA WHIP	IP WLS BF H R ER SO BB IBB HBP BLK WP HR S P ERA WHIP	IP WLS BF H R ER SO BB IBB HBP BLK WP HR S P ERA WHIP	IP WLS BF H R ER SO BB IBB HBP BLK WP HR S P ERA WHIP	IP WLS BF H R ER SO BB IBB HBP BLK WP HR S P ERA WHIP	IP WLS BF H R ER SO BB IBB HBP BLK WP HR S P ERA WHIP	IP WLS BF H R ER SO BB IBB HBP BLK WP HR S P ERA WHIP	IP WLS BF H R ER SO BB IBB HBP BLK WP HR S P ERA WHIP	IP WLS BF H R ER SO BB IBB HBP BLK WP HR S P ERA WHIP	IP WLS BF H R ER SO BB IBB HBP BLK WP HR S P ERA WHIP						
50 Charlie Morton, R ERA: 3.62	6.0	L	28	6	3	3	8	2	1	1	0	1	3	59	94	4.50	1.333					
33 A.J. Minter, L ERA: 4.79	7.1		1.0	3	1	0	1	0	0	0	0	0	0	14	17	0.00	1.000					
76 Pierce Johnson, R ERA: 5.62	8.1		1.0	4	1	0	3	0	0	0	0	1	0	14	18	0.00	1.000					
75 Daysbel Hernández, R ERA: 7.36	9.1		1.0	6	2	1	1	1	0	0	0	0	0	16	23	9.00	3.000					
Batter	1	2	3	4	5	6	7	8	9	AB	R	H	RBI	BB	SO	LOB	BOTTOM					
13 Ronald Acuña Jr., R OBP: 0.415, SLG: 0.573										3	0	0	0	1	2	0	Los Angeles Angels @ Atlanta Braves Truist Park, Atlanta, GA Mon Jul 31 2023, 7:21 PM - 9:57 PM EDT Att: 41,173 - Clear - 89 F					
1 Ozzie Albies, S OBP: 0.318, SLG: 0.496										3	0	0	0	1	1	1						
27 Austin Riley, R OBP: 0.334, SLG: 0.500										4	0	1	0	0	0	1						
28 Matt Olson, L OBP: 0.366, SLG: 0.593										2	1	2	1	2	0	0						
16 Travis d'Arnaud, R OBP: 0.323, SLG: 0.483										4	0	0	0	0	0	5						
20 Marcell Ozuna, R OBP: 0.309, SLG: 0.476										4	0	1	0	0	1	1						
8 Eddie Rosario, L OBP: 0.293, SLG: 0.463										4	0	0	0	0	2	2						
11 Orlando Arcia, R OBP: 0.348, SLG: 0.441										3	0	0	0	0	1	1						
23 Michael Harris II, L OBP: 0.321, SLG: 0.437										3	0	0	0	0	1	0						
Inning Stats	R: 0 E: 0 K: 1 S: 7	H: 0 LOB: 0 BB: 0 P: 12	R: 0 E: 0 K: 0 S: 6	H: 1 LOB: 0 BB: 0 P: 10	R: 0 E: 0 K: 3 S: 12	H: 0 LOB: 0 BB: 0 P: 19	R: 0 E: 0 K: 0 S: 7	H: 0 LOB: 0 BB: 0 P: 12	R: 1 E: 0 K: 0 S: 9	H: 2 LOB: 1 BB: 0 P: 10	R: 0 E: 0 K: 1 S: 13	H: 1 LOB: 3 BB: 2 P: 20	R: 0 E: 0 K: 0 S: 9	H: 0 LOB: 0 BB: 0 P: 12	R: 0 E: 0 K: 1 S: 12	H: 0 LOB: 1 BB: 1 P: 20		R: 0 E: 0 K: 2 S: 12	H: 0 LOB: 1 BB: 1 P: 18	1B: 2 2B: 1 3B: 0 HR: 1	SF: 0 SAC: 0 DP: 1 HBP: 0	WP: 0 PB: 0 SB: 0 CS: 0
PITCHER	IP WLS BF H R ER SO BB IBB HBP BLK WP HR S P ERA WHIP	IP WLS BF H R ER SO BB IBB HBP BLK WP HR S P ERA WHIP	IP WLS BF H R ER SO BB IBB HBP BLK WP HR S P ERA WHIP	IP WLS BF H R ER SO BB IBB HBP BLK WP HR S P ERA WHIP	IP WLS BF H R ER SO BB IBB HBP BLK WP HR S P ERA WHIP	IP WLS BF H R ER SO BB IBB HBP BLK WP HR S P ERA WHIP	IP WLS BF H R ER SO BB IBB HBP BLK WP HR S P ERA WHIP	IP WLS BF H R ER SO BB IBB HBP BLK WP HR S P ERA WHIP	IP WLS BF H R ER SO BB IBB HBP BLK WP HR S P ERA WHIP	IP WLS BF H R ER SO BB IBB HBP BLK WP HR S P ERA WHIP	IP WLS BF H R ER SO BB IBB HBP BLK WP HR S P ERA WHIP	IP WLS BF H R ER SO BB IBB HBP BLK WP HR S P ERA WHIP	IP WLS BF H R ER SO BB IBB HBP BLK WP HR S P ERA WHIP	IP WLS BF H R ER SO BB IBB HBP BLK WP HR S P ERA WHIP	IP WLS BF H R ER SO BB IBB HBP BLK WP HR S P ERA WHIP	IP WLS BF H R ER SO BB IBB HBP BLK WP HR S P ERA WHIP						
63 Chase Silseth, R ERA: 3.99	5.0	W	17	3	1	1	4	1	1	0	0	0	0	15	23	0.00	1.500					
59 Jose Soriano, R ERA: 3.0	6.1	H	7	1	0	0	1	1	1	0	0	0	0	8	10	0.00	0.000					
28 Aaron Loup, L ERA: 4.99	7.1	H	3	0	0	0	0	0	0	0	0	0	0	8	10	0.00	0.000					
41 Reynaldo López, R ERA: 4.0	8.1	S	7	0	0	0	3	2	0	0	0	0	0	23	37	0.00	1.200					

Batter	1	2	3	4	5	6	7	8	9	AB	R	H	RBI	BB	SO	LOB	TOP					
2 Luis Rengifo, S OBP: 0.318, SLG: 0.391 (1.4)										5	1	1	0	0	1	1	Los Angeles Angels @ Atlanta Braves Truist Park, Atlanta, GA Wed Aug 02 2023, 12:23 PM - 3:00 PM EDT Att: 36,495 - Partly Cloudy - 84 F					
17 Shohel Ohtani, L OBP: 0.408, SLG: 0.676 (1.10)										3	1	2	0	1	1	0						
25 C.J. Cron, R OBP: 0.399, SLG: 0.466 4 Andrew Velazquez, S OBP: 0.299, SLG: 0.288 (1.3)										3	1	1	0	1	0	2						
15 Randal Grichuk, R OBP: 0.367, SLG: 0.502 (1.7)										3	0	1	0	1	2	4						
12 Hunter Rentfro, R OBP: 0.310, SLG: 0.451 (1.9)										4	1	1	2	0	1	4						
5 Eduardo Escobar, S OBP: 0.282, SLG: 0.376 (1.5)										4	1	1	2	0	0	3						
9 Zach Neto, R OBP: 0.319, SLG: 0.416 (1.6)										4	0	1	1	0	1	2						
35 Chad Wallach, R OBP: 0.280, SLG: 0.408 (1.2)										4	0	0	0	0	1	1						
39 Jordyn Adams, R (1.8)										4	0	0	0	0	2	1						
Inning Stats	R: 0 E: 0 K: 1 S: 9	H: 1 LOB: 0 BB: 0 P: 13	R: 0 E: 0 K: 1 S: 10	H: 1 LOB: 1 BB: 0 P: 15	R: 0 E: 0 K: 1 S: 10	H: 0 LOB: 0 BB: 0 P: 15	R: 1 E: 0 K: 1 S: 14	H: 2 LOB: 1 BB: 1 P: 20	R: 0 E: 0 K: 1 S: 5	H: 0 LOB: 0 BB: 0 P: 9	R: 3 E: 0 K: 2 S: 10	H: 3 LOB: 1 BB: 1 P: 19	R: 0 E: 0 K: 1 S: 6	H: 0 LOB: 0 BB: 0 P: 9	R: 0 E: 0 K: 1 S: 10	H: 0 LOB: 1 BB: 1 P: 17	R: 1 E: 1 K: 0 S: 12	H: 1 LOB: 1 BB: 0 P: 16	1B: 6 2B: 1 3B: 1 HR: 0	SF: 0 SAC: 0 DP: 2 HBP: 0	WP: 0 PB: 0 SB: 0 CS: 0	PA: 37
PITCHER	IP WLS BF H R ER SO BB IBB HBP BLK WP HR S P ERA WHIP																					
56 Yonny Chirinos, R ERA: 4.42 (1.1)	5.0 W 20 6 3 3 5 1 0 0 0 0 0 0 50 75 5.40 1.400																					
51 Michael Tonkin, R ERA: 3.29 (6.1)	1.0 5 1 1 1 2 1 0 0 0 0 0 0 8 16 9.00 2.000																					
76 Pierce Johnson, R ERA: 5.48 (7.1)	1.0 3 0 0 0 1 0 0 0 0 0 0 0 6 9 0.00 0.000																					
22 Kirby Yates, R ERA: 3.29 (8.1)	1.0 4 0 0 0 1 1 0 0 0 0 0 0 10 17 0.00 1.000																					
32 Collin McHugh, R ERA: 3.89 (9.1)	1.0 5 1 1 0 0 0 0 0 0 0 0 0 12 16 0.00 1.000																					
Batter	1	2	3	4	5	6	7	8	9	AB	R	H	RBI	BB	SO	LOB	BOTTOM					
13 Ronald Acuña Jr., R OBP: 0.420, SLG: 0.582 (1.9)										4	4	3	3	1	0	0	Los Angeles Angels @ Atlanta Braves Truist Park, Atlanta, GA Wed Aug 02 2023, 12:23 PM - 3:00 PM EDT Att: 36,495 - Partly Cloudy - 84 F					
1 Ozzie Albies, S OBP: 0.318, SLG: 0.501 (1.4)										4	0	2	2	0	2							
27 Austin Riley, R OBP: 0.336, SLG: 0.505 (1.5)										4	1	1	2	1	2	3						
28 Matt Olson, L OBP: 0.370, SLG: 0.598 (1.3)										2	1	1	1	3	0	2						
16 Travis d'Arnaud, R OBP: 0.320, SLG: 0.474 (1.2)										5	0	1	2	0	0	5						
20 Marcell Ozuna, R OBP: 0.305, SLG: 0.466 (1.10)										5	0	0	0	0	0	4						
8 Eddie Rosario, L OBP: 0.294, SLG: 0.461 (1.7)										3	1	0	0	1	1	0						
11 Orlando Arcia, R OBP: 0.350, SLG: 0.449 (1.6)										3	2	1	0	0	1	0						
23 Michael Harris II, L OBP: 0.330, SLG: 0.489 (1.8)										4	3	3	2	0	0	0						
Inning Stats	R: 0 E: 0 K: 1 S: 8	H: 0 LOB: 0 BB: 0 P: 12	R: 0 E: 0 K: 0 S: 11	H: 0 LOB: 0 BB: 1 P: 21	R: 3 E: 0 K: 1 S: 14	H: 4 LOB: 2 BB: 1 P: 20	R: 6 E: 0 K: 0 S: 21	H: 4 LOB: 0 BB: 1 P: 38	R: 0 E: 0 K: 1 S: 9	H: 0 LOB: 0 BB: 0 P: 11	R: 2 E: 0 K: 1 S: 13	H: 2 LOB: 2 BB: 2 P: 25	R: 0 E: 0 K: 1 S: 5	H: 0 LOB: 0 BB: 0 P: 9	R: 1 E: 0 K: 0 S: 12	H: 2 LOB: 2 BB: 1 P: 21	1B: 5 2B: 4 3B: 1 HR: 3	SF: 1 SAC: 0 DP: 1 HBP: 1	WP: 0 PB: 1 SB: 0 CS: 0	PA: 42		
PITCHER	IP WLS BF H R ER SO BB IBB HBP BLK WP HR S P ERA WHIP																					
24 Lucas Giolito, R ERA: 4.36 (1.1)	3.2 L 22 4 3 3 2 2 1 0 0 0 0 3 52 87 22.09 2.727																					
51 Jaime Barria, R ERA: 3.95 (4.1)	4.1 20 4 3 3 2 2 1 0 0 0 0 41 70 6.23 1.385																					

Batter	1	2	3	4	5	6	7	8	9	AB	R	H	RBI	BB	SO	LOB	TOP							
3 J.P. Crawford, L (1,6) OBP: 0.380, SLG: 0.407	1-2 C SL 88 X SL 87 F FF 95 B SL 88 S SL 88 X FF 97	0-2 L9 1B	0-2 L9 1B	3-2 B FF 94 C SL 88 X SL 87 F FF 95 B SL 88 S SL 88 X FF 97	4-1 B FF 94 C SL 88 X SL 87 F FF 95 B SL 88 S SL 88 X FF 97	4-1 B FF 94 C SL 88 X SL 87 F FF 95 B SL 88 S SL 88 X FF 97	1-0 B FF 98 X SL 97	1-1 F FC 83 B SL 92 X SL 91	5 2 2 0 1 0 2															
44 Julio Rodríguez, R (1,8) OBP: 0.315, SLG: 0.425	4-2 B CU 74 B SL 88 F FF 95 C SL 88 X SL 87 F FF 95 B SL 88 S SL 88 X FF 97	3-2 B FF 93 C SL 88 X SL 87 F FF 95 B SL 88 S SL 88 X FF 97	1-2 28 G5-4-3 BB	1-0 B CU 74 X FF 93	4-1 C FF 91 B SL 90 F FC 82 B SL 90 X SL 91	1-2 35 FC5-4 BB	1-1 B FF 98 F FF 97 X SL 88	1-1 B FF 98 F FF 97 X SL 88	3 2 2 2 2 1 1															
28 Eugenio Suárez, R (1,5) OBP: 0.324, SLG: 0.398	3-2 C SL 72 B SL 88 F FF 95 C SL 88 X SL 87 F FF 95 B SL 88 S SL 88 X FF 97	0-0 G5-4-3	0-0 F8	2-3 C SL 87 B SL 86 F FF 95 C SL 88 X SL 87	1-2 C SL 86 B SL 85 F FF 95 C SL 88 X SL 87	1-2 C SL 86 B SL 85 F FF 95 C SL 88 X SL 87	0-0 X FF 98	0-0 X FF 98	5 0 1 1 0 1 6															
2 Tom Murphy, R (1,2) OBP: 0.336, SLG: 0.563	0-0 X CU 75	0-0 35 2B HR 1B	1-3 B CU 72 S CU 74	1-3 B CU 72 S CU 74	3-2 B ST 82 C SL 83 T ST 83 B ST 84 S SL 87 X FF 94	2-3 B FC 92 B SL 88 X SL 87	3-3 F SL 89 B SL 88 D SL 88 B ST 84 F FF 96 C FF 98	3-3 F SL 89 B SL 88 D SL 88 B ST 84 F FF 96 C FF 98	5 1 1 1 0 3 4															
35 Teoscar Hernández, R (1,9) OBP: 0.290, SLG: 0.410	0-0 X FF 95	0-0 23 HR 2B	3-2 B FF 92 C SL 88 B SL 85 F FF 93 X CU 74 B CU 74 X CU 73	0-1 23 BB 1B	0-1 23 BB 1B	1-0 D FC 93 X SL 88	0-0 X SL 90	0-0 X SL 90	5 1 3 0 0 0 4															
23 Ty France, R (1,3) OBP: 0.327, SLG: 0.374	0-1 F CU 74 X FF 95	0-1 2H HR BB	4-1 B FF 93 B CU 72 F FF 93 B SL 89	4-2 C FF 94 F ST 84 H SAFE B FF 95 F FF 95 D ST 84 F FF 94	1-3 B KC 85 F FC 84 C CH 84 F FC 85 S CH 85	1-3 B KC 85 F FC 84 C CH 84 F FC 85 S CH 85	0-0 X SL 91	0-0 X SL 91	3 1 1 3 2 1 0															
29 Cal Raleigh, S (1,10) OBP: 0.309, SLG: 0.451	2-2 C SL 89 B CU 74 S FF 96 X FF 94	2-2 F7	0-1 S CU 74 X SL 88	1-3 B CH 85 C SL 85 F FF 95 C SL 88 X FF 96	1-3 B CH 85 C SL 85 F FF 95 C SL 88 X FF 96	1-3 B CH 85 C SL 85 F FF 95 C SL 88 X FF 96	0-1 C SL 92 X SL 92	0-1 C SL 92 X SL 92	5 1 1 1 0 2 4															
25 Dylan Moore, R (1,7) (6,4)	1-2 B FF 92 C SL 88 S SL 88 X FF 93	1-2 HR	2-2 F FF 92 C SL 88 S SL 88 X FF 93	0-3 C ST 84 S ST 85	1-1 B CH 83 X KC 83	1-1 B CH 83 X KC 83	4-2 B FC 85 B SL 92 F SL 93 S CH 80 B CH 78 B SL 92	4-2 B FC 85 B SL 92 F SL 93 S CH 80 B CH 78 B SL 92	4 1 2 1 1 1 2															
76 José Caballero, R (1,4) 18 Cade Marlowe, L (6,PH) (6,7)	0-2 C CU 73 X SL 86	0-2 3 L9 3 S 1B	0-3 C CU 73 X SL 86	4-0 B CH 86 B FF 94 X FF 94	1-1 B FF 94 X FF 95	1-1 B FF 94 X FF 95	0-0 X SL 92	0-0 X SL 92	2 0 1 0 0 1 0 2 0 0 0 1 0 2															
Inning Stats	R: 4 E: 0 K: 0 S: 19	H: 4 LOB: 0 BB: 1 P: 29	R: 1 E: 0 K: 1 S: 17	H: 2 LOB: 1 BB: 0 P: 21	R: 0 E: 0 K: 1 S: 11	H: 1 LOB: 1 BB: 1 P: 19	R: 2 E: 0 K: 2 S: 16	H: 2 LOB: 0 BB: 0 P: 24	R: 0 E: 0 K: 1 S: 9	H: 1 LOB: 2 BB: 1 P: 24	R: 0 E: 0 K: 1 S: 9	H: 0 LOB: 3 BB: 3 P: 25	R: 0 E: 0 K: 2 S: 12	H: 1 LOB: 1 BB: 0 P: 16	R: 1 E: 0 K: 1 S: 8	H: 2 LOB: 1 BB: 0 P: 13	R: 1 E: 0 K: 0 S: 8	H: 1 LOB: 1 BB: 1 P: 13	1B: 6 2B: 4 3B: 0 HR: 4	SF: 0 SAC: 0 DP: 2 HBP: 0	WP: 1 PB: 0 SB: 1 CS: 0	PA: 46		
PITCHER	IP ERA WLS BF H R ER SO BB IBB HBP BLK WP HR S P ERA WHIP	4.0 4.78 1.0 7 1 0 0 2 3 0 0 0 0 0 3 63 93 15.75 2.750	5.1 3.98 1.0 4 0 0 0 1 1 0 0 0 0 0 8 16 16 0.00 1.000	7.1 4.26 1.0 4 1 0 0 2 0 0 0 0 0 0 12 16 0.00 1.000	8.1 4.02 1.0 L 5 2 1 1 1 0 0 0 0 0 0 8 13 9.00 2.000	9.1 5.12 1.0 5 1 1 1 0 1 0 0 0 0 0 1 8 13 9.00 2.000																		
48 Reid Detmers, L (1,1) ERA: 4.78	5.1 3.98 1.0 4 0 0 0 1 1 0 0 0 0 0 8 16 16 0.00 1.000	7.1 4.26 1.0 4 1 0 0 2 0 0 0 0 0 0 12 16 0.00 1.000	8.1 4.02 1.0 L 5 2 1 1 1 0 0 0 0 0 0 8 13 9.00 2.000	9.1 5.12 1.0 5 1 1 1 0 1 0 0 0 0 0 1 8 13 9.00 2.000																				
71 Jacob Webb, R (5,1) ERA: 3.98	5.1 3.98 1.0 4 0 0 0 1 1 0 0 0 0 0 8 16 16 0.00 1.000	7.1 4.26 1.0 4 1 0 0 2 0 0 0 0 0 0 12 16 0.00 1.000	8.1 4.02 1.0 L 5 2 1 1 1 0 0 0 0 0 0 8 13 9.00 2.000	9.1 5.12 1.0 5 1 1 1 0 1 0 0 0 0 0 1 8 13 9.00 2.000																				
52 Dominic Leone, R (6,1) ERA: 4.26	5.1 3.98 1.0 4 0 0 0 1 1 0 0 0 0 0 8 16 16 0.00 1.000	7.1 4.26 1.0 4 1 0 0 2 0 0 0 0 0 0 12 16 0.00 1.000	8.1 4.02 1.0 L 5 2 1 1 1 0 0 0 0 0 0 8 13 9.00 2.000	9.1 5.12 1.0 5 1 1 1 0 1 0 0 0 0 0 1 8 13 9.00 2.000																				
55 Matt Moore, L (7,1) ERA: 1.82	5.1 3.98 1.0 4 0 0 0 1 1 0 0 0 0 0 8 16 16 0.00 1.000	7.1 4.26 1.0 4 1 0 0 2 0 0 0 0 0 0 12 16 0.00 1.000	8.1 4.02 1.0 L 5 2 1 1 1 0 0 0 0 0 0 8 13 9.00 2.000	9.1 5.12 1.0 5 1 1 1 0 1 0 0 0 0 0 1 8 13 9.00 2.000																				
41 Reynaldo López, R (8,1) ERA: 4.02	5.1 3.98 1.0 4 0 0 0 1 1 0 0 0 0 0 8 16 16 0.00 1.000	7.1 4.26 1.0 4 1 0 0 2 0 0 0 0 0 0 12 16 0.00 1.000	8.1 4.02 1.0 L 5 2 1 1 1 0 0 0 0 0 0 8 13 9.00 2.000	9.1 5.12 1.0 5 1 1 1 0 1 0 0 0 0 0 1 8 13 9.00 2.000																				
2 Luis Rengifo, S (1,6) OBP: 0.318, SLG: 0.397	0-0 X FF 95	0-0 HR	1-0 B FF 97 X CH 89	2-1 C SL 85 B SL 86 X CH 88	2-2 T SL 87 B SL 86 F FF 97 X CH 89	2-2 T SL 87 B SL 86 F FF 97 X CH 89	4-1 S FF 100 B SL 88 B SL 88 F FF 98 B SL 88	4-1 S FF 100 B SL 88 B SL 88 F FF 98 B SL 88	4 2 2 1 1 0 0															
17 Shohel Ohtani, L (1,10) OBP: 0.413, SLG: 0.683	1-2 B FF 97 S CH 88 T SL 87	1-2 K	4-1 F CH 89 B CH 90 B FF 98 B CH 89 B SL 87	0-0 X FF 96	3-3 B CH 89 F SL 88 F FF 98 B CH 90 B SL 88	3-3 B CH 89 F SL 88 F FF 98 B CH 90 B SL 88	0-3 S SL 86 F SL 90 F FF 98	0-3 S SL 86 F SL 90 F FF 98	4 1 1 0 1 3 2															
25 C.J. Cron, R (1,3) OBP: 0.305, SLG: 0.456	2-1 C FF 96 B SL 85 X SL 86	2-1 G6-3	1-2 F SL 87 D SL 97 X SL 87	0-1 F SL 96 X SL 97	1-2 G6-3	1-2 G6-3	1-3 C FF 100 B SL 83 S SL 83 X SL 83	1-3 C FF 100 B SL 83 S SL 83 X SL 83	5 1 1 1 0 1 3															
8 Mike Moustakas, L (1,5) OBP: 0.336, SLG: 0.451	1-3 C SL 86 F FF 97 B SL 89 S CH 89	1-3 K2-3	0-1 F FF 96 X CH 88	3-1 B SL 84 B CH 87 F FF 96 B SL 89 X SL 97	0-1 F SL 85 X FC 84	0-1 F SL 85 X FC 84	0-0 X SL 96	0-0 X SL 96	5 2 2 3 0 1 2															
Brandon Drury, R (1,4) OBP: 0.322, SLG: 0.497	0-2 F FF 95 X SL 86	0-2 12 1B	0-0 X SL 98	3-2 B SL 97 B CH 87 F FF 96 B SL 89 X FF 98	3-2 L8	3-2 L8	0-0 X SL 96	0-0 X SL 96	4 0 1 0 0 0 1															
16 Mickey Moniak, L (1,8) OBP: 0.342, SLG: 0.566	1-3 F FF 97 S CH 88 S SL 86	1-3 K	0-1 S SL 86 X FF 97	0-0 X FF 97	0-0 X FF 97	0-0 X FF 97	0-3 C SL 92 S SL 94 C ST 82	0-3 C SL 92 S SL 94 C ST 82	3 1 1 2 0 1 1 1 0 0 0 0 1 0 0 0 0 0 0 0 0															
5 Eduardo Escobar, S (8,PH) OBP: 0.281, SLG: 0.374	1-3 S CH 89 C CH 89 S FF 97	1-3 K	1-1 S SL 98 X CH 89	1-1 B FF 98 X CH 89	1-1 F8	1-1 F8	4-2 C CU 77 C SL 94 F ST 82 B CH 88 B CU 78 H SL 94	4-2 C CU 77 C SL 94 F ST 82 B CH 88 B CU 78 H SL 94	3 0 2 0 0 0 0															
39 Jordyn Adams, R (9,8)	1-3 S CH 89 C CH 89 S FF 97	1-3 K	1-1 S SL 98 X CH 89	1-1 B FF 98 X CH 89	1-1 F8	1-1 F8	4-2 C CU 77 C SL 94 F ST 82 B CH 88 B CU 78 H SL 94	4-2 C CU 77 C SL 94 F ST 82 B CH 88 B CU 78 H SL 94	3 0 0 0 0 1 3 1 0 0 0 0 0 1															
12 Hunter Renfroe, R (1,9) OBP: 0.311, SLG: 0.451	2-2 B SL 97 B SL 86 C SL 97 X SL 86	2-2 1B	1-0 X SL 88	1-1 B SL 86 X SL 88	1-1 G6-3	1-1 G6-3	4-2 C CU 77 C SL 94 F ST 82 B CH 88 B CU 78 H SL 94	4-2 C CU 77 C SL 94 F ST 82 B CH 88 B CU 78 H SL 94	3 0 2 0 0 0 0															
21 Matt Thaiss, L (1,2) OBP: 0.340, SLG: 0.338	1-3 S CH 89 B SL 88 C CH 89 S FF 97	1-3 K	1-1 S SL 98 X CH 89	1-1 B FF 98 X CH 89	1-1 F8	1-1 F8	4-2 C CU 77 C SL 94 F ST 82 B CH 88 B CU 78 H SL 94	4-2 C CU 77 C SL 94 F ST 82 B CH 88 B CU 78 H SL 94	3 0 0 0 0 1 3 1 0 0 0 0 0 1															
35 Chad Wallach, R (8,PH) (9,2)	1-3 C SL 97 F FF 98 B SL 86 S CH 89	1-3 K	1-3 C SL 97 F FF 98 B SL 86 S CH 89	1-2 F9	1-2 G5-3	1-2 G5-3	2-0 B FF 99 X SL 86	2-0 B FF 99 X SL 86	4 0 1 0 0 1 2															
15 Randal Grichuk, R (1,7) OBP: 0.360, SLG: 0.490	1-3 C SL 97 F FF 98 B SL 86 S CH 89	1-3 K	1-3 C SL 97 F FF 98 B SL 86 S CH 89	1-2 F9	1-2 G5-3	1-2 G5-3	2-0 B FF 99 X SL 86	2-0 B FF 99 X SL 86	4 0 1 0 0 1 2															
Inning Stats	R: 1 E: 0 K: 2 S: 10	H: 1 LOB: 0 BB: 0 P: 14	R: 0 E: 0 K: 3 S: 18	H: 2 LOB: 2 BB: 0 P: 23	R: 4 E: 0 K: 0 S: 13	H: 4 LOB: 1 BB: 1 P: 21	R: 0 E: 0 K: 0 S: 6	H: 1 LOB: 0 BB: 0 P: 8	R: 2 E: 0 K: 0 S: 10	H: 2 LOB: 0 BB: 0 P: 17	R: 0 E: 0 K: 1 S: 11	H: 0 LOB: 0 BB: 0 P: 17	R: 0 E: 0 K: 0 S: 6	H: 0 LOB: 0 BB: 0 P: 7	R: 0 E: 0 K: 1 S: 7	H: 0 LOB: 0 BB: 0 P: 11	R: 0 E: 0 K: 2 S: 9	H: 1 LOB: 2 BB: 1 P: 16	1B: 6 2B: 2 3B: 0 HR: 3	SF: 0 SAC: 0 DP: 1 HBP: 1	WP: 0 PB: 0 SB: 0 CS: 0	PA: 40		
PITCHER	IP ERA WLS BF H R ER SO BB IBB HBP BLK WP HR S P ERA WHIP	6.0 3.21 1.0 W 3 0 0 0 0 0 0 0 0 0 6 7 0.00 0.000	7.1 4.26 1.0 H 3 0 0 1 0 0 1 0 0 0 7 11 0.00 0.000	8.1 4.02 1.0 S 5 1 0 0 2 1 0 0 0 0 0 9 16 0.00 2.000	9.1 5.12 1.0 S 5 1 0 0 2 1 0 0 0 0 0 9 16 0.00 2.000																			
58 Luis Castillo, R (1,1) ERA: 3.21	7.1 4.26 1.0 H 3 0 0 1 0 0 1 0 0 0 7 11 0.00 0.000	8.1 4.02 1.0 S 5 1 0 0 2 1 0 0 0 0 0 9 16 0.00 2.000	9.1 5.12 1.0 S 5 1 0 0 2 1 0 0 0 0 0 9 16 0.00 2.000	9.1 5.12 1.0 S 5 1 0 0 2 1 0 0 0 0 0 9 16 0.00 2.000																				
48 Justin Topa, R (7,1) ERA: 2.51	7.1 4.26 1.0 H 3 0 0 1 0 0 1 0 0 0 7 11 0.00 0.000	8.1 4.02 1.0 S 5 1 0 0 2 1 0 0 0 0 0 9 16 0.00 2.000	9.1 5.12 1.0 S 5 1 0 0 2 1 0 0 0 0 0 9 16 0.00 2.000	9.1 5.12 1.0 S 5 1 0 0 2																				

Batter	1	2	3	4	5	6	7	8	9	AB R H RBI BB SO LOB	TOP
3 J.P. Crawford, L (1, 6) OBP: 0.381, SLG: 0.403										3 1 0 0 2 1 3	Seattle Mariners @ Los Angeles Angels Angel Stadium, Anaheim, CA Sat Aug 05 2023, 6:10 PM - 8:58 PM PDT Att: 35,318 - Clear - 84 F
44 Julio Rodríguez, R (1, 8) OBP: 0.318, SLG: 0.432										4 1 3 2 0 0 1	
28 Eugenio Suárez, R (1, 5) OBP: 0.323, SLG: 0.395										3 0 0 0 1 2 3	
35 Teoscar Hernández, R (1, 9) OBP: 0.288, SLG: 0.407										4 0 0 0 0 2 3	
23 Ty France, R (1, 3) OBP: 0.326, SLG: 0.373										4 0 1 1 0 0 1	
29 Cal Raleigh, S (1, 10) OBP: 0.308, SLG: 0.447										3 0 0 0 1 3 0	
2 Tom Murphy, R (1, 2) OBP: 0.340, SLG: 0.558										3 0 1 0 1 1 1	
25 Dylan Moore, R (1, 7) OBP: 0.292, SLG: 0.534										4 1 2 0 0 1 2	
76 José Caballero, R (1, 4) OBP: 0.350, SLG: 0.320										3 0 0 0 1 1 3	
Inning Stats	R: 0 H: 0 E: 0 LOB: 0 K: 1 S: 12	R: 0 H: 0 E: 0 LOB: 0 K: 1 S: 8	R: 2 H: 2 E: 0 LOB: 1 K: 2 S: 17	R: 0 H: 0 E: 0 LOB: 0 K: 1 S: 8	R: 0 H: 1 E: 0 LOB: 1 K: 1 S: 11	R: 0 H: 1 E: 0 LOB: 1 K: 1 S: 13	R: 1 H: 2 E: 0 LOB: 2 K: 1 S: 12	R: 0 H: 1 E: 0 LOB: 2 K: 2 S: 16	1B: 4 SF: 0 2B: 3 SAC: 0 3B: 0 DP: 1 HR: 0 HBP: 0	WP: 0 PA: 38 PB: 0 SB: 1 CS: 0	
PITCHER	IP WLS BF H R ER SO BB IBB HBP BLK WP HR S P ERA WHIP										
31 Tyler Anderson, L (1, 1) ERA: 4.92	5.0 L 19 2 2 2 6 3 0 0 0 0 0 56 80 3.60 1.000										
52 Dominic Leone, R (6, 1) ERA: 4.01	2.0 8 2 0 0 2 1 0 0 0 0 0 24 34 0.00 1.500										
59 José Soriano, R (8, 1) ERA: 3.38	1.0 5 2 1 1 1 1 0 0 0 0 0 12 22 9.00 3.000										
28 Aaron Loup, L (9, 1) ERA: 4.96	1.0 5 1 0 0 2 1 0 0 0 0 0 16 25 0.00 2.000										

Batter	1	2	3	4	5	6	7	8	9	AB R H RBI BB SO LOB	BOTTOM
2 Luis Rengifo, S (1, 6) OBP: 0.320, SLG: 0.397										3 0 1 0 0 0 0	Seattle Mariners @ Los Angeles Angels Angel Stadium, Anaheim, CA Sat Aug 05 2023, 6:10 PM - 8:58 PM PDT Att: 35,318 - Clear - 84 F
17 Shohel Ohtani, L (1, 10) OBP: 0.410, SLG: 0.676										4 0 0 0 0 2 2	
25 C.J. Cron, R (1, 3) OBP: 0.304, SLG: 0.450										3 1 0 0 1 2 1	
8 Mike Moustakas, L (1, 5) OBP: 0.335, SLG: 0.448										4 0 1 0 0 0 0	
4 Andrew Velazquez, S (9, PR) OBP: 0.299, SLG: 0.288										0 0 0 0 0 0 0	
Brandon Drury, R (1, 4) OBP: 0.321, SLG: 0.497										4 0 1 1 0 0 0	
39 Jordyn Adams, R (9, PR)										0 0 0 0 0 0 0	
16 Mickey Moniak, L (1, 8) OBP: 0.345, SLG: 0.563										3 0 1 0 1 1 0	
12 Hunter Renfroe, R (1, 9) OBP: 0.311, SLG: 0.449										4 0 1 0 0 1 4	
15 Randal Grichuk, R (1, 7) OBP: 0.360, SLG: 0.500										3 1 1 1 0 0 2	
35 Chad Wallach, R (1, 2) OBP: 0.274, SLG: 0.398										2 0 0 0 0 1 0	
21 Matt Thaiss, L (8, PH) OBP: 0.338, SLG: 0.336										1 0 0 0 0 0 0	
Inning Stats	R: 0 H: 0 E: 0 LOB: 0 K: 0 S: 8	R: 0 H: 0 E: 0 LOB: 0 K: 1 S: 8	R: 1 H: 1 E: 0 LOB: 0 K: 0 S: 8	R: 0 H: 0 E: 0 LOB: 0 K: 1 S: 10	R: 0 H: 1 E: 0 LOB: 1 K: 0 S: 13	R: 0 H: 1 E: 0 LOB: 1 K: 3 S: 15	R: 0 H: 0 E: 0 LOB: 0 K: 0 S: 4	R: 0 H: 1 E: 0 LOB: 0 K: 0 S: 11	R: 1 H: 2 E: 0 LOB: 3 K: 2 S: 21	1B: 4 SF: 0 2B: 1 SAC: 0 3B: 0 DP: 2 HR: 1 HBP: 1	WP: 0 PA: 34 PB: 0 SB: 1 CS: 0
PITCHER	IP WLS BF H R ER SO BB IBB HBP BLK WP HR S P ERA WHIP										
68 George Kirby, R (1, 1) ERA: 3.32	7.0 W 24 3 1 1 1 0 0 0 0 0 11 66 1.29 0.429										
47 Matt Brash, R (8, 1) ERA: 3.21	1.0 H 3 1 0 0 0 0 0 0 0 0 0 11 18 0.00 1.000										
75 Andrés Muñoz, R (9, 1) ERA: 2.93	1.0 S 7 2 1 1 2 1 1 0 0 0 0 21 33 9.00 3.000										

Batter	1	2	3	4	5	6	7	8	9	10	AB	R	H	RBI	BB	SO	LOB	TOP				
3 J.P. Crawford, L (1, 6) OBP: 0.379, SLG: 0.408											5	1	1	1	0	2	0	Seattle Mariners @ Los Angeles Angels Angel Stadium, Anaheim, CA Sun Aug 06 2023, 1:07 PM - 4:01 PM PDT Att. 29,960 - Sunny - 90 F				
44 Julio Rodríguez, R (1, 8) OBP: 0.321, SLG: 0.433											4	0	2	0	1	1	0					
28 Eugenio Suárez, R (1, 5) OBP: 0.322, SLG: 0.393											5	0	1	1	0	3	2					
29 Cal Raleigh, S (1, 2) OBP: 0.306, SLG: 0.441											4	0	0	0	1	2	2					
8 Dominic Canzone, L (1, 9) OBP: 0.263, SLG: 0.321										4	0	0	0	0	1	2						
35 Tossar Hernández, R (1, 10) OBP: 0.262, SLG: 0.419										4	1	3	1	0	1	0						
76 José Caballero, R (9, PR) OBP: 0.350, SLG: 0.320										0	0	0	0	0	0	0	0					
20 Mike Ford, L (1, 3) OBP: 0.293, SLG: 0.511										3	0	0	0	1	2	1						
25 Dylan Moore, R (9, PR) OBP: 0.292, SLG: 0.534										0	0	0	0	0	0	0	0					
18 Cade Marlowe, L (1, 7) OBP: 0.381, SLG: 0.556										4	0	0	0	0	2	2						
4 Josh Rojas, L (1, 4) OBP: 0.281, SLG: 0.283										3	0	0	0	0	1	0						
23 Ty France, R (9, PH) OBP: 0.325, SLG: 0.372										1	1	0	0	0	0	2						
Inning Stats	R: 1 E: 1 K: 1 S: 9	H: 1 LOB: 1 BB: 0 P: 12	R: 0 E: 0 K: 3 S: 9	H: 0 LOB: 0 BB: 0 P: 14	R: 0 E: 0 K: 2 S: 10	H: 1 LOB: 1 BB: 0 P: 15	R: 0 E: 0 K: 2 S: 11	H: 0 LOB: 0 BB: 0 P: 10	R: 0 E: 0 K: 1 S: 8	H: 0 LOB: 1 BB: 0 P: 12	R: 1 E: 0 K: 2 S: 12	H: 1 LOB: 0 BB: 0 P: 19	R: 0 E: 0 K: 2 S: 9	H: 1 LOB: 1 BB: 0 P: 12	R: 0 E: 0 K: 0 S: 12	H: 1 LOB: 2 BB: 1 P: 21	R: 1 E: 0 K: 1 S: 9	H: 1 LOB: 1 BB: 1 P: 16	1B: 4 2B: 1 3B: 0 HR: 2	SF: 0 SAC: 0 DP: 0 HBP: 0	WP: 2 PB: 0 SB: 1 CS: 0	PA: 40
PITCHER	IP 7.0	WLS 4	BF 27	H 4	R 2	ER 2	SO 12	BB 1	IBB 0	HBP 0	BLK 0	WP 1	HR 2	S 67	P 100	ERA 2.57	WHIP 0.714					
63 Chase Sitsech, R (1, 1) ERA: 3.72	1.0	4	1	0	0	2	0	0	0	0	0	0	0	9	12	0.00	1.000					
55 Matt Moore, L (8, 1) ERA: 1.77	1.0	5	1	0	0	0	1	0	0	0	0	0	0	12	21	0.00	2.000					
53 Carlos Estévez, R (9, 1) ERA: 2.6	1.0	L	4	1	1	0	1	0	0	0	0	0	0	9	16	0.00	1.000					
51 Jaime Barria, R (10, 1) ERA: 3.9																						

Seattle Mariners @ Los Angeles Angels
 Angel Stadium, Anaheim, CA
 Sun Aug 06 2023, 1:07 PM - 4:01 PM PDT
 Att. 29,960 - Sunny - 90 F

AB	37
R	3
H	7
RBI	3
BB	3
SO	15
LOB	11



Batter	1	2	3	4	5	6	7	8	9	10	AB	R	H	RBI	BB	SO	LOB	BOTTOM						
2 Luis Rengifo, S (1, 6) OBP: 0.319, SLG: 0.395											4	0	1	0	0	2	0	Seattle Mariners @ Los Angeles Angels Angel Stadium, Anaheim, CA Sun Aug 06 2023, 1:07 PM - 4:01 PM PDT Att. 29,960 - Sunny - 90 F						
17 Shohei Ohtani, L (1, 10) OBP: 0.409, SLG: 0.672											4	1	1	0	0	2	1							
Brandon Drury, R (1, 4) OBP: 0.320, SLG: 0.493											4	0	1	0	0	1	1							
8 Mike Moustakas, L (1, 3) (8, 5) OBP: 0.337, SLG: 0.453											4	0	2	1	0	0	0							
15 Randal Grichuk, R (1, 7) OBP: 0.355, SLG: 0.492											4	0	0	0	0	1	4							
16 Mickey Moniak, L (1, 8) OBP: 0.339, SLG: 0.553											4	0	0	0	0	3	2							
12 Hunter Renfroe, R (1, 9) OBP: 0.308, SLG: 0.444											4	0	0	0	0	2	0							
21 Matt Thaiss, L (1, 2) OBP: 0.338, SLG: 0.350											3	1	1	1	0	1	0							
35 Chad Wallach, R (10, PH) OBP: 0.272, SLG: 0.395											1	0	0	0	0	0	0							
5 Eduardo Escobar, S (1, 5) OBP: 0.278, SLG: 0.371											2	0	0	0	0	1	0							
25 C.J. Cron, R (7, PH) OBP: 0.302, SLG: 0.446											2	0	0	0	0	2	0							
Inning Stats	R: 1 E: 0 K: 3 S: 21	H: 3 LOB: 2 BB: 0 P: 28	R: 0 E: 0 K: 3 S: 9	H: 0 LOB: 0 BB: 0 P: 14	R: 0 E: 0 K: 2 S: 18	H: 2 LOB: 2 BB: 0 P: 21	R: 0 E: 0 K: 1 S: 8	H: 0 LOB: 0 BB: 0 P: 10	R: 0 E: 0 K: 1 S: 8	H: 0 LOB: 0 BB: 0 P: 12	R: 0 E: 0 K: 0 S: 8	H: 0 LOB: 0 BB: 0 P: 13	R: 1 E: 0 K: 1 S: 10	H: 1 LOB: 0 BB: 0 P: 13	R: 0 E: 0 K: 1 S: 6	H: 0 LOB: 0 BB: 0 P: 11	R: 0 E: 0 K: 1 S: 6	H: 0 LOB: 0 BB: 0 P: 9	R: 0 E: 0 K: 2 S: 12	H: 0 LOB: 0 BB: 0 P: 16	1B: 4 2B: 1 3B: 0 HR: 1	SF: 0 SAC: 0 DP: 0 HBP: 0	WP: 0 PB: 0 SB: 0 CS: 0	PA: 36
PITCHER	IP 5.0	WLS 3	BF 20	H 5	R 1	ER 1	SO 10	BB 0	IBB 0	HBP 0	BLK 0	WP 0	HR 0	S 64	P 85	ERA 1.80	WHIP 1.000							
50 Bryce Miller, R (1, 1) ERA: 4.2	1.0	3	0	0	0	1	0	0	0	0	0	0	0	8	13	0.00	0.000							
49 Isaiiah Campbell, R (6, 1) ERA: 2.89	1.0	B	4	1	1	1	1	0	0	0	0	0	0	1	10	9.00	1.000							
46 Trent Thornton, R (7, 1) ERA: 2.08	1.0	3	0	0	0	0	1	0	0	0	0	0	0	6	11	0.00	0.000							
48 Justin Topa, R (8, 1) ERA: 2.45	2.0	W	6	0	0	0	3	0	0	0	0	0	0	18	25	0.00	0.000							
60 Taylor Saucedo, L (9, 1) ERA: 2.09																								

Seattle Mariners @ Los Angeles Angels
 Angel Stadium, Anaheim, CA
 Sun Aug 06 2023, 1:07 PM - 4:01 PM PDT
 Att. 29,960 - Sunny - 90 F

AB	36
R	2
H	6
RBI	2
BB	0
SO	15
LOB	8



Batter	1	2	3	4	5	6	7	8	9	AB	R	H	RBI	BB	SO	LOB	TOP										
13 Austin Slater, R OBP: 0.341, SLG: 0.420 31 LaMonte Wade Jr., L OBP: 0.399, SLG: 0.430	 FF 90, CH 80, CH 81, CH 82		 SI 91, SI 94, CH 83, CH 82, CH 83			 CH 79, FF 80, CH 80, CH 80, CH 78		 FS 96, FC 92, SI 91, CU 77	 SI 91, CU 77, FC 92, CU 77	3	0	0	0	0	2	0											
39 Thairo Estrada, R OBP: 0.328, SLG: 0.432	 CU 76, SL 86, CH 82, CH 83, CH 83, CH 83		 CU 76, SL 86, CH 82, CH 83, CH 83, CH 83			 SL 82, SL 82		 FF 96, FS 95, SL 91, SL 91, KC 97	 SI 91, FC 92, CU 77	5	0	2	1	0	0	0											
16 AJ Pollock, R OBP: 0.215, SLG: 0.308 23 Joc Pederson, L OBP: 0.350, SLG: 0.426	 CU 76, SL 86, CH 82, CH 83, CH 83, CH 83			 CU 76, SL 86, CH 82, CH 83, CH 83, CH 83			 CH 76, FF 92, SL 86, SL 86, SL 83, SL 83, SL 83, SL 83	 CU 76, SL 86, CH 82, CH 83, CH 83, CH 83	 SI 91, FC 92, CU 77	3	0	0	0	0	1	1											
41 Wilmer Flores, R OBP: 0.361, SLG: 0.539 2 Blake Sabol, L OBP: 0.314, SLG: 0.425	 CU 76, SL 86, CH 82, CH 83, CH 83, CH 83			 CU 76, SL 86, CH 82, CH 83, CH 83, CH 83			 CH 76, FF 92, SL 86, SL 86, SL 83, SL 83, SL 83, SL 83	 SI 91, FC 92, CU 77	 SI 91, FC 92, CU 77	4	1	2	0	0	1	1											
7 J.D. Davis, R OBP: 0.338, SLG: 0.435		 CU 76, SL 86, CH 82, CH 83, CH 83, CH 83		 CU 76, SL 86, CH 82, CH 83, CH 83, CH 83			 CH 81, CH 81, FF 90, CH 82		 SI 91, FC 92, CU 77	4	2	2	1	1	1	4											
14 Patrick Bailey, S OBP: 0.307, SLG: 0.414		 CU 76, SL 86, CH 82, CH 83, CH 83, CH 83		 CU 76, SL 86, CH 82, CH 83, CH 83, CH 83			 SI 91, FC 92, CU 77		 FF 98, FC 97, SL 89	3	1	2	3	1	1	0											
8 Michael Conforto, L OBP: 0.331, SLG: 0.387		 CU 76, SL 86, CH 82, CH 83, CH 83, CH 83		 CU 76, SL 86, CH 82, CH 83, CH 83, CH 83			 SI 91, FC 92, CU 77		 FF 98, FC 97, SL 89	3	1	0	0	1	1	3											
29 Luis Matos, R OBP: 0.302, SLG: 0.322		 CU 76, SL 86, CH 82, CH 83, CH 83, CH 83			 CU 76, SL 86, CH 82, CH 83, CH 83, CH 83			 SI 91, FC 92, CU 77	 FF 98, FC 97, SL 89	3	0	0	0	0	0	2											
46 Mark Mathias, R OBP: 0.348, SLG: 0.268			 SI 91, FC 92, CU 77		 SI 91, FC 92, CU 77			 SI 91, FC 92, CU 77	 FF 98, FC 97, SL 89	4	1	1	2	0	2	1											
Inning Stats	R: 0 H: 1 E: 0 K: 1 S: 10	H: 1 LOB: 1 BB: 0 P: 16	R: 0 H: 0 E: 0 K: 0 S: 8	H: 1 LOB: 1 BB: 1 P: 17	R: 0 H: 0 E: 0 K: 3 S: 9	H: 0 LOB: 0 BB: 0 P: 13	R: 1 H: 2 E: 0 K: 1 S: 10	H: 2 LOB: 1 BB: 0 P: 15	R: 0 H: 0 E: 0 K: 0 S: 6	H: 0 LOB: 0 BB: 0 P: 10	R: 0 H: 0 E: 0 K: 2 S: 7	H: 0 LOB: 0 BB: 0 P: 12	R: 1 H: 1 E: 1 K: 2 S: 15	H: 1 LOB: 0 BB: 0 P: 23	R: 0 H: 0 E: 0 K: 1 S: 7	H: 0 LOB: 0 BB: 0 P: 12	R: 6 H: 6 E: 0 K: 2 S: 23	H: 6 LOB: 3 BB: 2 P: 29	1B: 7 2B: 3 3B: 0 HR: 1	SF: 0 SAC: 1 DP: 1 HBP: 0	WP: 0 PB: 0 SB: 0 CS: 0	PA: 41					
PITCHER	IP	WLS	BF	H	R	ER	SO	BB	IBB	HBP	BLK	WP	HR	S	P	ERA	WHIP										
43 Patrick Sandoval, L ERA: 3.88	(1, 1)	6.2	26	5	2	2	8	1	0	0	0	0	1	61	9	2.70	0.900										
55 Matt Moore, L ERA: 1.75	(7, 1)	0.1	1	0	0	0	1	0	0	0	0	0	0	4	7	0.00	0.000										
59 José Soriano, R ERA: 3.24	(8, 1)	1.0	H	3	0	0	1	0	0	0	0	0	0	7	12	0.00	0.000										
53 Carlos Estévez, R ERA: 3.57	(9, 1)	0.1	L	6	3	6	0	1	1	0	0	0	0	11	16	162.00	12.000										
28 Aaron Loup, L ERA: 5.13	(9, 1)	0.2		5	3	0	0	2	0	0	0	0	0	12	13	0.00	4.500										

San Francisco Giants @ Los Angeles Angels
 Angel Stadium, Anaheim, CA
 Mon Aug 07 2023, 6:39 PM - 9:28 PM PDT
 Att: 32,582 - Clear - 78 F

livebaseballscorecards.com

AB 37
 R 8
 H 11
 RBI 8
 BB 3
 SO 12
 LOB 14

Batter	1	2	3	4	5	6	7	8	9	AB	R	H	RBI	BB	SO	LOB	BOTTOM										
2 Luis Rengifo, S OBP: 0.322, SLG: 0.396 4 Andrew Velazquez, S OBP: 0.299, SLG: 0.295	 SI 92, ST 86, CH 80, CH 89, CH 89, CH 89		 ST 86, CH 86, ST 85, SI 94, CH 87, CH 88			 SI 92, ST 86, CH 80, CH 89, CH 89, CH 89					4	0	2	1	0	0	1										
17 Shohel Ohtani, L OBP: 0.409, SLG: 0.673	 ST 86, CH 86, ST 85, SI 94, CH 87, CH 88		 ST 86, CH 86, ST 85, SI 94, CH 87, CH 88			 ST 84, CH 89, ST 84, CH 89, ST 84, CH 89		 ST 84, CH 89, ST 84, CH 89, ST 84, CH 89		4	1	2	0	0	0	3											
Brandon Drury, R OBP: 0.316, SLG: 0.487	 SI 93, ST 86, ST 86, ST 86, ST 86, ST 86		 SI 93, ST 86, ST 86, ST 86, ST 86, ST 86			 ST 84, CH 89, ST 84, CH 89, ST 84, CH 89		 ST 84, CH 89, ST 84, CH 89, ST 84, CH 89		4	0	0	0	0	2	5											
8 Mike Moustakas, L OBP: 0.332, SLG: 0.445	 SI 92, ST 86, CH 88, CH 88, CH 88, CH 88			 ST 84, CH 89, ST 84, CH 89, ST 84, CH 89		 SI 92, ST 86, CH 88, CH 88, CH 88, CH 88		 ST 79, SI 94, FC 101, ST 79, SI 94, FC 101		4	0	0	0	0	3	2											
25 C.J. Cron, R OBP: 0.301, SLG: 0.443		 ST 84, CH 89, ST 84, CH 89, ST 84, CH 89		 SI 92, ST 86, CH 88, CH 88, CH 88, CH 88		 SI 92, ST 86, CH 88, CH 88, CH 88, CH 88		 SI 94, ST 86, CH 88, CH 88, CH 88, CH 88		4	1	1	1	0	1	0											
16 Mickey Moniak, L OBP: 0.338, SLG: 0.547		 CH 88, CH 88, CH 88, CH 88, CH 88, CH 88		 CH 89, ST 85, ST 84, CH 89, ST 84, CH 89		 CH 87, CH 89, CH 89, CH 89, CH 89, CH 89		 SI 94, ST 86, CH 88, CH 88, CH 88, CH 88		4	0	1	0	0	2	0											
12 Hunter Renfroe, R OBP: 0.307, SLG: 0.445		 SI 92, ST 85, CH 89, CH 89, CH 89, CH 89			 SI 91, CH 89, CH 89, CH 89, CH 89, CH 89		 SI 92, ST 86, CH 88, CH 88, CH 88, CH 88		 SI 99, ST 86, FC 101, FC 101, FC 101, FC 101	4	0	1	0	0	2	1											
21 Matt Thaiss, L OBP: 0.337, SLG: 0.348			 CH 89, CH 89, CH 89, CH 89, CH 89, CH 89		 ST 84, CH 87, CH 89, CH 89, CH 89, CH 89		 SI 92, ST 86, CH 88, CH 88, CH 88, CH 88		 FC 101, FC 101, FC 101, FC 101, FC 101, FC 101	4	0	1	0	0	1	1											
15 Randal Grichuk, R OBP: 0.354, SLG: 0.496		 SI 92, CH 88, CH 88, CH 88, CH 88, CH 88		 CH 88, CH 88, CH 88, CH 88, CH 88, CH 88			 SL 74, SL 73, SL 73, SL 73, SL 73, SL 73		 FC 101, FC 101, FC 101, FC 101, FC 101, FC 101	4	1	1	0	0	1	2											
Inning Stats	R: 0 H: 1 E: 0 K: 1 S: 11	H: 0 LOB: 0 BB: 0 P: 22	R: 0 H: 0 E: 0 K: 0 S: 5	H: 0 LOB: 0 BB: 0 P: 9	R: 0 H: 2 E: 0 K: 1 S: 16	H: 2 LOB: 0 BB: 0 P: 20	R: 0 H: 0 E: 0 K: 3 S: 12	H: 0 LOB: 0 BB: 0 P: 16	R: 0 H: 1 E: 0 K: 0 S: 13	H: 1 LOB: 1 BB: 0 P: 19	R: 2 H: 3 E: 1 K: 2 S: 18	H: 3 LOB: 1 BB: 0 P: 25	R: 1 H: 2 E: 0 K: 0 S: 10	H: 2 LOB: 1 BB: 0 P: 14	R: 0 H: 0 E: 0 K: 2 S: 9	H: 0 LOB: 0 BB: 0 P: 11	R: 0 H: 0 E: 0 K: 3 S: 9	H: 0 LOB: 0 BB: 0 P: 15	1B: 6 2B: 2 3B: 1 HR: 0	SF: 0 SAC: 0 DP: 0 HBP: 0	WP: 0 PB: 0 SB: 1 CS: 0	PA: 36					
PITCHER	IP	WLS	BF	H	R	ER	SO	BB	IBB	HBP	BLK	WP	HR	S	P	ERA	WHIP										
62 Logan Webb, R ERA: 3.38	(1, 1)	5.2	24	7	2	1	6	0	0	0	0	0	0	72	10	1.59	1.235										
43 Tristan Beck, R ERA: 2.72	(6, 1)	0.1	1	0	0	0	1	0	0	0	0	0	0	3	5	0.00	0.000										
71 Tyler Rogers, R ERA: 2.54	(7, 1)	1.0	5	2	1	1	0	0	0	0	0	0	0	10	14	9.00	2.000										
33 Taylor Rogers, L ERA: 2.52	(8, 1)	1.0	W	3	0	0	0	2	0	0	0	0	0	9	11	0.00	0.000										
75 Camilo Doval, R ERA: 2.42	(9, 1)	1.0		3	0	0	0	3	0	0	0	0	0	9	15	0.00	0.000										

San Francisco Giants @ Los Angeles Angels
 Angel Stadium, Anaheim, CA
 Mon Aug 07 2023, 6:39 PM - 9:28 PM PDT
 Att: 32,582 - Clear - 78 F

livebaseballscorecards.com

AB 36
 R 3
 H 9
 RBI 2
 BB 0
 SO 12
 LOB 15

Batter	1	2	3	4	5	6	7	8	9	AB	R	H	RBI	BB	SO	LOB	TOP				
31 LaMonte Wade Jr., L (1, 3) OBP: 0.396, SLG: 0.426										3	1	0	0	1	1	1	San Francisco Giants @ Los Angeles Angels Angel Stadium, Anaheim, CA Tue Aug 08 2023, 6:40 PM - 9:15 PM PDT Att: 31,974 - Partly Cloudy - 77 F				
23 Joc Pederson, L (1, 7) OBP: 0.350, SLG: 0.425										3	0	1	1	0	1	1					
14 Patrick Bailey, S (8, PH) OBP: 0.310, SLG: 0.417										1	1	1	0	0	0	0					
41 Wilmer Flores, R (1, 10) OBP: 0.367, SLG: 0.552										3	1	2	4	0	0	0					
8 Michael Conforto, L (1, 9) OBP: 0.327, SLG: 0.383										4	0	0	0	0	1	4					
7 J.D. Davis, R (1, 5) OBP: 0.335, SLG: 0.430										4	0	0	0	0	1	2					
2 Blake Sabol, L (1, 2) OBP: 0.310, SLG: 0.418										4	0	0	0	0	1	0					
39 Thairo Estrada, R (1, 4) OBP: 0.324, SLG: 0.427										4	0	0	0	0	3	0					
35 Brandon Crawford, L (1, 6) OBP: 0.277, SLG: 0.339										1	1	0	0	1	0	0					
46 Mark Mathias, R (7, PH) OBP: 0.343, SLG: 0.263										1	0	0	0	0	0	0					
13 Austin Slater, R (9, PH) OBP: 0.338, SLG: 0.417										1	0	0	0	0	0	0					
16 AJ Pollock, R (1, 8) OBP: 0.215, SLG: 0.308										0	0	0	0	0	0	0					
29 Luis Matos, R (3, PH) OBP: 0.307, SLG: 0.322										3	1	1	0	1	0	0					
Inning Stats	R: 0 E: 0 K: 1 S: 10	H: 0 LOB: 0 BB: 0 P: 15	R: 0 E: 0 K: 1 S: 7	H: 0 LOB: 0 BB: 0 P: 12	R: 3 E: 0 K: 1 S: 15	H: 3 LOB: 2 BB: 2 P: 29	R: 0 E: 0 K: 0 S: 7	H: 0 LOB: 0 BB: 0 P: 11	R: 0 E: 0 K: 2 S: 14	H: 0 LOB: 0 BB: 0 P: 23	R: 0 E: 0 K: 0 S: 9	H: 0 LOB: 0 BB: 0 P: 11	R: 2 E: 0 K: 0 S: 7	H: 2 LOB: 0 BB: 0 P: 12	R: 0 E: 0 K: 1 S: 10	H: 0 LOB: 0 BB: 0 P: 18	1B: 4 2B: 0 3B: 0 HR: 1	SF: 0 SAC: 0 DP: 0 HBP: 1	WP: 0 PB: 0 SB: 0 CS: 0	PA: 36	
PITCHER	IP WLS BF H R ER SO BB IBB HBP BLK WP HR S P ERA WHIP	IP WLS BF H R ER SO BB IBB HBP BLK WP HR S P ERA WHIP	IP WLS BF H R ER SO BB IBB HBP BLK WP HR S P ERA WHIP	IP WLS BF H R ER SO BB IBB HBP BLK WP HR S P ERA WHIP	IP WLS BF H R ER SO BB IBB HBP BLK WP HR S P ERA WHIP	IP WLS BF H R ER SO BB IBB HBP BLK WP HR S P ERA WHIP	IP WLS BF H R ER SO BB IBB HBP BLK WP HR S P ERA WHIP	IP WLS BF H R ER SO BB IBB HBP BLK WP HR S P ERA WHIP	IP WLS BF H R ER SO BB IBB HBP BLK WP HR S P ERA WHIP	IP WLS BF H R ER SO BB IBB HBP BLK WP HR S P ERA WHIP	IP WLS BF H R ER SO BB IBB HBP BLK WP HR S P ERA WHIP	IP WLS BF H R ER SO BB IBB HBP BLK WP HR S P ERA WHIP	IP WLS BF H R ER SO BB IBB HBP BLK WP HR S P ERA WHIP	IP WLS BF H R ER SO BB IBB HBP BLK WP HR S P ERA WHIP	IP WLS BF H R ER SO BB IBB HBP BLK WP HR S P ERA WHIP	IP WLS BF H R ER SO BB IBB HBP BLK WP HR S P ERA WHIP	IP WLS BF H R ER SO BB IBB HBP BLK WP HR S P ERA WHIP	IP WLS BF H R ER SO BB IBB HBP BLK WP HR S P ERA WHIP	IP WLS BF H R ER SO BB IBB HBP BLK WP HR S P ERA WHIP	IP WLS BF H R ER SO BB IBB HBP BLK WP HR S P ERA WHIP	IP WLS BF H R ER SO BB IBB HBP BLK WP HR S P ERA WHIP

AB	32
R	5
H	5
RBI	5
BB	3
SO	8
LOB	8



Batter	1	2	3	4	5	6	7	8	9	AB	R	H	RBI	BB	SO	LOB	BOTTOM				
2 Luis Rengifo, S (1, 6) OBP: 0.323, SLG: 0.403										5	1	2	0	0	1	1	San Francisco Giants @ Los Angeles Angels Angel Stadium, Anaheim, CA Tue Aug 08 2023, 6:40 PM - 9:15 PM PDT Att: 31,974 - Partly Cloudy - 77 F				
4 Andrew Velazquez, S (9, 6) OBP: 0.299, SLG: 0.295										0	0	0	0	0	0	0					
17 Shohel Ohtani, L (1, 10) OBP: 0.409, SLG: 0.669										4	1	1	1	1	0	1					
Brandon Drury, R (1, 4) OBP: 0.320, SLG: 0.502										5	3	3	1	0	1	3					
25 C.J. Cron, R (1, 3) OBP: 0.304, SLG: 0.442										3	0	1	0	1	1	2					
8 Mike Moustakas, L (1, 5) OBP: 0.335, SLG: 0.452										3	1	2	2	0	0	1					
15 Randal Grichuk, R (1, 7) OBP: 0.349, SLG: 0.489										4	0	0	0	0	1	6					
12 Hunter Renfroe, R (1, 9) OBP: 0.309, SLG: 0.448										4	1	2	2	0	0	3					
16 Mickey Moniak, L (1, 8) OBP: 0.336, SLG: 0.546										4	0	1	0	0	0	1					
35 Chad Wallach, R (1, 2) OBP: 0.266, SLG: 0.386										3	0	0	0	0	1	0					
21 Matt Thaiss, L (8, PH) OBP: 0.336, SLG: 0.348										0	0	0	1	0	0	0					
Inning Stats	R: 4 E: 1 K: 2 S: 18	H: 5 LOB: 1 BB: 0 P: 29	R: 0 E: 0 K: 1 S: 9	H: 1 LOB: 1 BB: 0 P: 13	R: 0 E: 0 K: 0 S: 7	H: 1 LOB: 1 BB: 0 P: 9	R: 0 E: 0 K: 2 S: 9	H: 0 LOB: 0 BB: 0 P: 13	R: 1 E: 1 K: 0 S: 14	H: 1 LOB: 2 BB: 1 P: 22	R: 0 E: 0 K: 0 S: 8	H: 0 LOB: 0 BB: 0 P: 12	R: 1 E: 0 K: 0 S: 8	H: 2 LOB: 1 BB: 0 P: 12	R: 1 E: 0 K: 0 S: 12	H: 2 LOB: 2 BB: 1 P: 16	1B: 5 2B: 6 3B: 0 HR: 1	SF: 2 SAC: 0 DP: 0 HBP: 0	WP: 0 PB: 0 SB: 1 CS: 0	PA: 39	
PITCHER	IP WLS BF H R ER SO BB IBB HBP BLK WP HR S P ERA WHIP	IP WLS BF H R ER SO BB IBB HBP BLK WP HR S P ERA WHIP	IP WLS BF H R ER SO BB IBB HBP BLK WP HR S P ERA WHIP	IP WLS BF H R ER SO BB IBB HBP BLK WP HR S P ERA WHIP	IP WLS BF H R ER SO BB IBB HBP BLK WP HR S P ERA WHIP	IP WLS BF H R ER SO BB IBB HBP BLK WP HR S P ERA WHIP	IP WLS BF H R ER SO BB IBB HBP BLK WP HR S P ERA WHIP	IP WLS BF H R ER SO BB IBB HBP BLK WP HR S P ERA WHIP	IP WLS BF H R ER SO BB IBB HBP BLK WP HR S P ERA WHIP	IP WLS BF H R ER SO BB IBB HBP BLK WP HR S P ERA WHIP	IP WLS BF H R ER SO BB IBB HBP BLK WP HR S P ERA WHIP	IP WLS BF H R ER SO BB IBB HBP BLK WP HR S P ERA WHIP	IP WLS BF H R ER SO BB IBB HBP BLK WP HR S P ERA WHIP	IP WLS BF H R ER SO BB IBB HBP BLK WP HR S P ERA WHIP	IP WLS BF H R ER SO BB IBB HBP BLK WP HR S P ERA WHIP	IP WLS BF H R ER SO BB IBB HBP BLK WP HR S P ERA WHIP	IP WLS BF H R ER SO BB IBB HBP BLK WP HR S P ERA WHIP	IP WLS BF H R ER SO BB IBB HBP BLK WP HR S P ERA WHIP	IP WLS BF H R ER SO BB IBB HBP BLK WP HR S P ERA WHIP	IP WLS BF H R ER SO BB IBB HBP BLK WP HR S P ERA WHIP	IP WLS BF H R ER SO BB IBB HBP BLK WP HR S P ERA WHIP



Batter	1	2	3	4	5	6	7	8	9	AB	R	H	RBI	BB	SO	LOB	TOP								
2 Luis Rengifo, S OBP: 0.323, SLG: 0.401	G4-3		G3		G6-3			F7		4	0	0	0	0	0	1									
17 Shohel Ohtani, L OBP: 0.407, SLG: 0.661	K			K		G4-3 8 SF7 2B		F7		4	1	1	0	0	2	0									
Brandon Drury, R OBP: 0.319, SLG: 0.494 4 Andrew Velazquez, S OBP: 0.309, SLG: 0.350				G6-3		G4-3				3	0	1	0	0	0	1									
8 Mike Moustakas, L OBP: 0.329, SLG: 0.458										1	1	1	1	0	0	0									
39 Jordyn Adams, R (9, PH)																									
25 C.J. Cron, R OBP: 0.296, SLG: 0.440 5 Eduardo Escobar, S OBP: 0.280, SLG: 0.372				K						3	0	0	0	0	1	1									
16 Mickey Moniak, L OBP: 0.231, SLG: 0.521										1	0	0	0	0	0	0									
12 Hunter Renfroe, R OBP: 0.307, SLG: 0.444										4	0	0	0	0	1	0									
21 Matt Thaiss, L OBP: 0.332, SLG: 0.341										3	1	1	0	0	1	0									
15 Randal Grichuk, R OBP: 0.345, SLG: 0.479										2	0	0	0	1	0	1									
										3	0	1	1	0	0	1									
Inning Stats	R: 0 E: 0 K: 1 S: 7	H: 1 LOB: 1 BB: 0 P: 10	R: 0 E: 0 K: 1 S: 9	H: 0 LOB: 0 BB: 0 P: 13	R: 0 E: 0 K: 0 S: 7	H: 0 LOB: 0 BB: 1 P: 13	R: 0 E: 0 K: 1 S: 13	H: 0 LOB: 1 BB: 0 P: 15	R: 1 E: 0 K: 0 S: 11	H: 2 LOB: 1 BB: 0 P: 18	R: 1 E: 0 K: 0 S: 11	H: 1 LOB: 0 BB: 0 P: 16	R: 0 E: 0 K: 2 S: 11	H: 0 LOB: 0 BB: 0 P: 15	R: 0 E: 0 K: 0 S: 6	H: 0 LOB: 0 BB: 0 P: 8	R: 1 E: 0 K: 0 S: 10	H: 1 LOB: 0 BB: 0 P: 15	1B: 2 2B: 2 HR: 1	SF: 1 SAC: 0 HBP: 0	WP: 0 PB: 0 SB: 0 CS: 0	PA: 33			
PITCHER	IP	WLS	BF	H	R	ER	SO	BB	IBB	HBP	BLK	WP	HR	S	P	ERA	WHIP								
68 J.P. France, R ERA: 2.74	7.0	W	26	4	2	2	5	1	0	0	0	0	0	69	100	2.57	0.714								
52 Bryan Abreu, R ERA: 2.3	1.0		3	0	0	0	0	0	0	0	0	0	0	6	8	0.00	0.000								
50 Héctor Neris, R ERA: 1.64	1.0		4	1	1	1	0	0	0	0	0	0	1	10	15	9.00	1.000								

Los Angeles Angels @ Houston Astros
Minute Maid Park, Houston, TX
Sat Aug 12 2023, 6:16 PM - 8:49 PM CDT
Att. 40,311 - Roof Closed - 73 F

livebaseballscorecards.com

AB 31
R 3
H 5
RBI 3
BB 1
SO 5
LOB 6




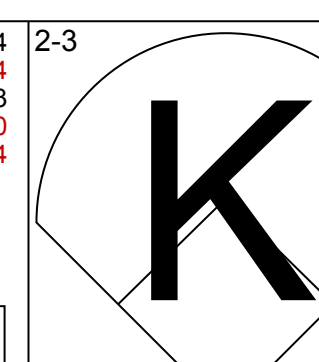
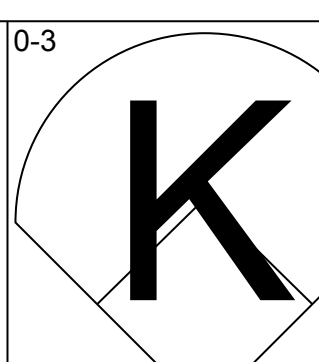
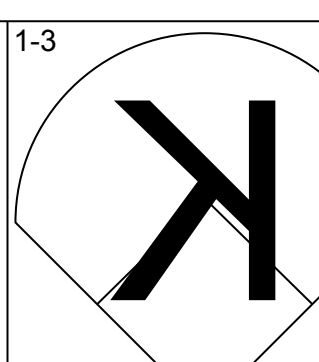
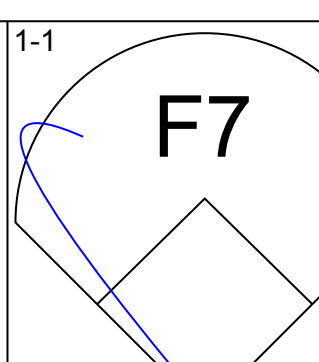
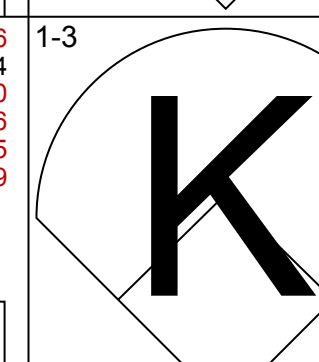
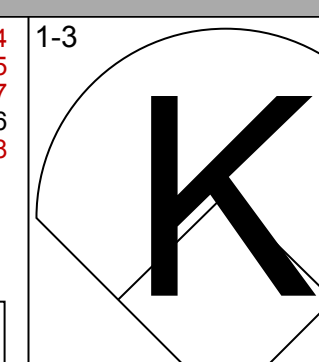
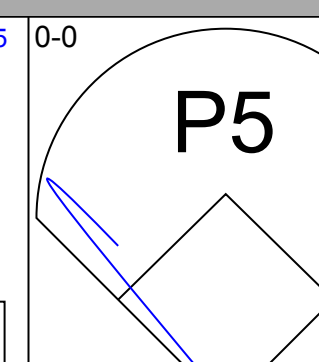
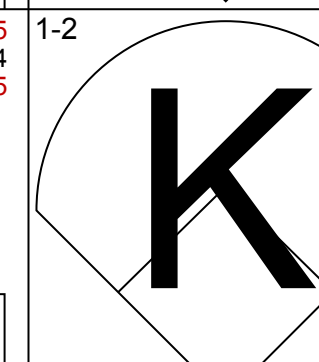
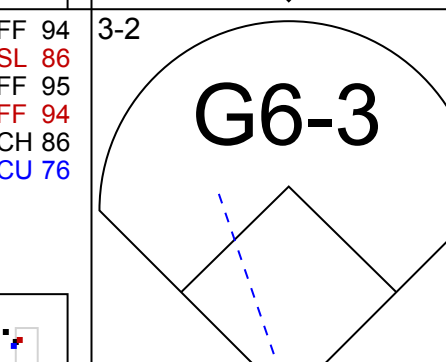
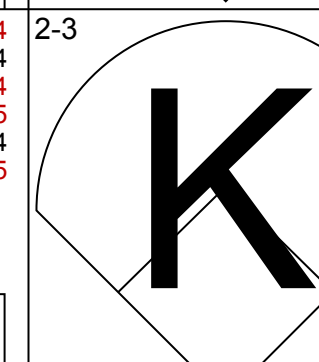
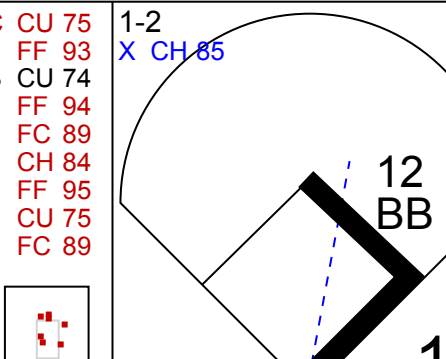
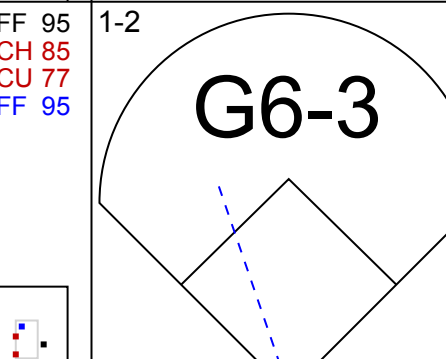
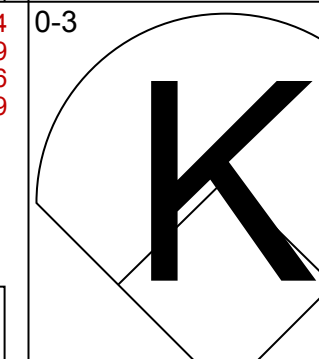
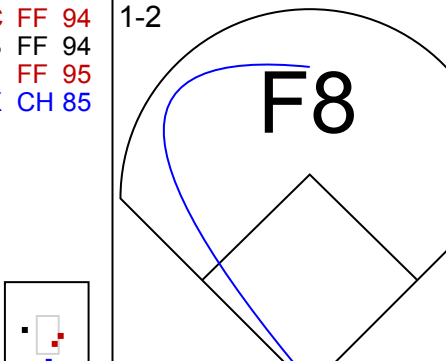
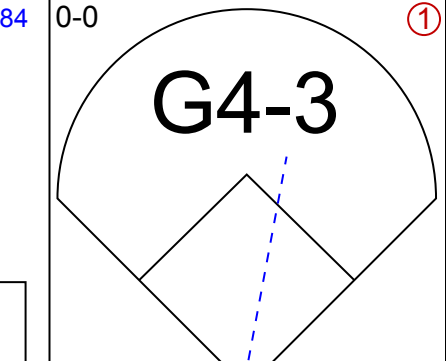
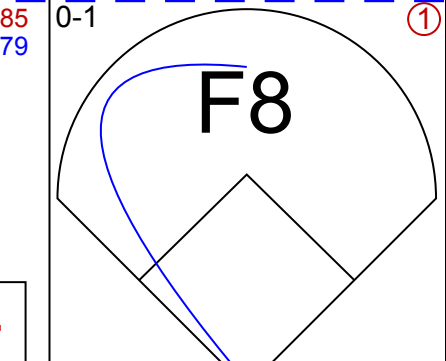
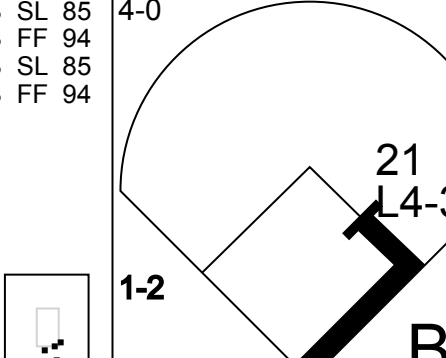
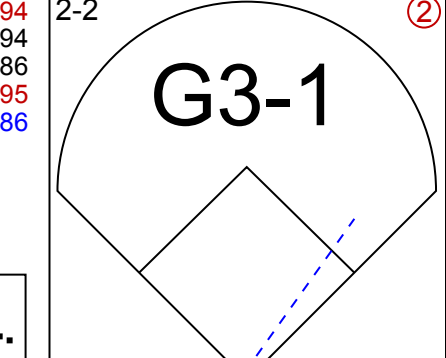
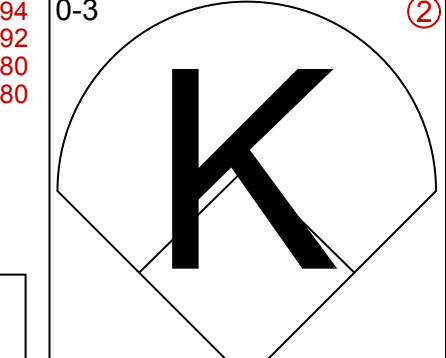
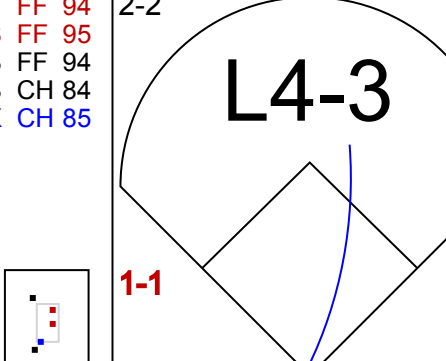
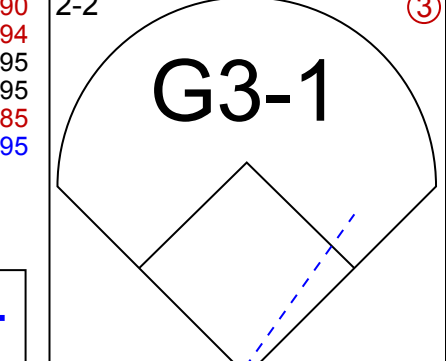
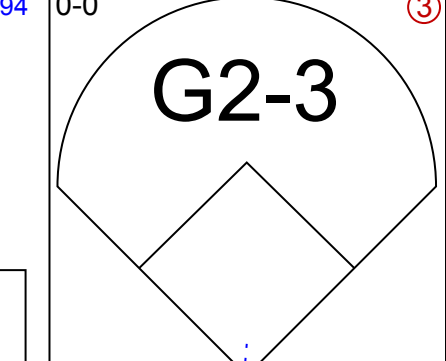
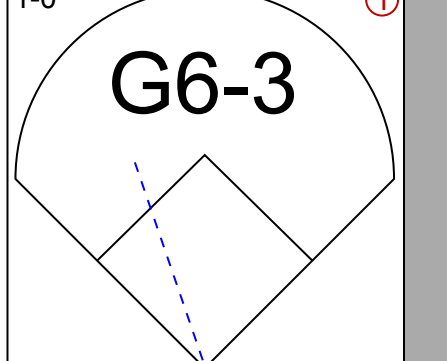
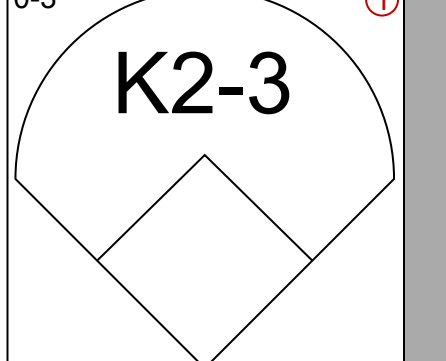
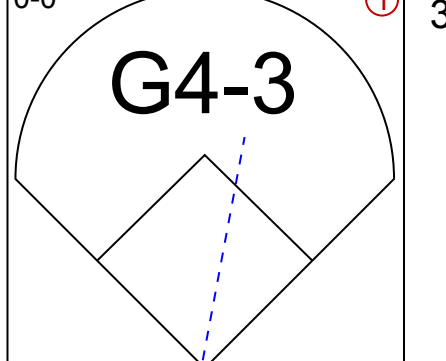
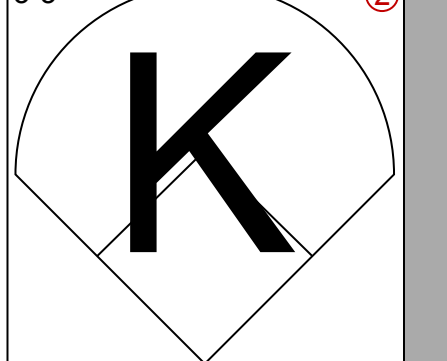
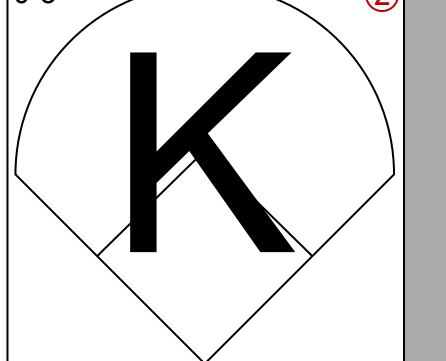
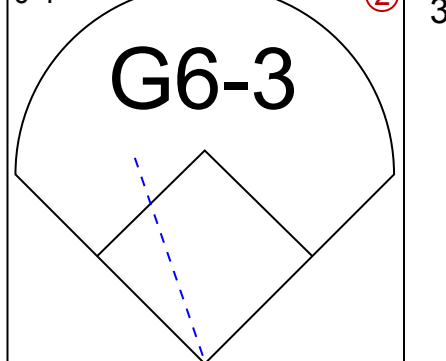
Batter	1	2	3	4	5	6	7	8	9	AB	R	H	RBI	BB	SO	LOB	BOTTOM								
27 Jose Altuve, R OBP: 0.418, SLG: 0.547 14 Mauricio Dubón, R OBP: 0.295, SLG: 0.364										4	3	3	1	1	0	1									
2 Alex Bregman, R OBP: 0.382, SLG: 0.416										4	2	2	2	1	0	1									
44 Yordan Alvarez, L OBP: 0.384, SLG: 0.575										4	2	1	1	1	2	1									
30 Kyle Tucker, L OBP: 0.379, SLG: 0.519										4	1	3	4	1	0	0									
21 Yainer Diaz, R OBP: 0.294, SLG: 0.516										5	0	1	2	0	3	3									
20 Chas McCormick, R OBP: 0.386, SLG: 0.518										4	1	1	0	0	1	2									
28 Jon Singleton, L OBP: 0.255, SLG: 0.317										4	0	0	0	0	1	1									
3 Jeremy Peña, R OBP: 0.310, SLG: 0.373 16 Grae Kessinger, R OBP: 0.237, SLG: 0.313										3	1	1	0	1	1	0									
6 Jake Meyers, R OBP: 0.305, SLG: 0.392										4	1	1	1	0	1	1									
Inning Stats	R: 0 E: 0 K: 1 S: 9	H: 1 LOB: 0 BB: 0 P: 14	R: 0 E: 0 K: 1 S: 8	H: 0 LOB: 0 BB: 0 P: 12	R: 0 E: 0 K: 2 S: 10	H: 0 LOB: 0 BB: 0 P: 14	R: 4 E: 0 K: 1 S: 14	H: 3 LOB: 0 BB: 1 P: 21	R: 3 E: 0 K: 2 S: 17	H: 3 LOB: 2 BB: 2 P: 31	R: 0 E: 0 K: 0 S: 9	H: 1 LOB: 1 BB: 0 P: 13	R: 0 E: 0 K: 2 S: 11	H: 1 LOB: 0 BB: 0 P: 16	R: 4 E: 0 K: 0 S: 18	H: 4 LOB: 2 BB: 2 P: 33	1B: 10 2B: 2 3B: 0 HR: 1	SF: 0 SAC: 0 DP: 1 HBP: 0	WP: 2 PB: 0 SB: 0 CS: 0	PA: 41					
PITCHER	IP	WLS	BF	H	R	ER	SO	BB	IBB	HBP	BLK	WP	HR	S	P	ERA	WHIP								
31 Tyler Anderson, L ERA: 5.28	4.2	L	22	6	7	7	6	3	0	0	0	0	0	6	10	0.00	3.000								
52 Dominic Leone, R ERA: 4.0	0.1		2	1	0	0	1	0	0	0	0	0	0	6	10	0.00	3.000								
28 Aaron Loup, L ERA: 5.09	1.0		4	1	0	0	0	0	0	0	0	1	0	9	13	0.00	1.000								
41 Reynaldo López, R ERA: 3.94	1.0		4	1	0	0	2	0	0	0	0	0	0	11	16	0.00	1.000								
51 Jaime Barria, R ERA: 4.33	1.0		9	4	4	4	0	2	0	0	0	1	0	18	33	36.00	6.000								

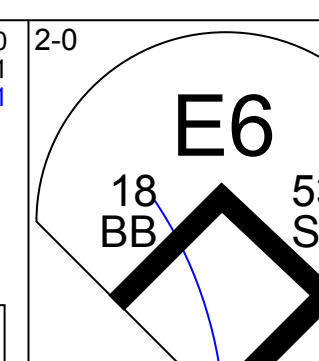
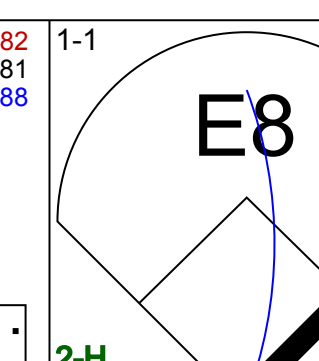
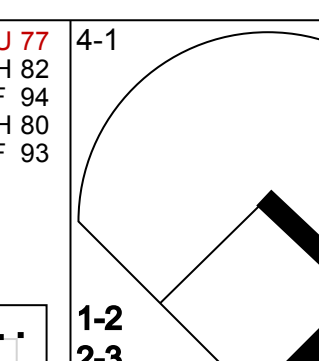
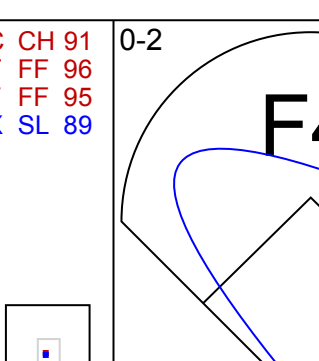
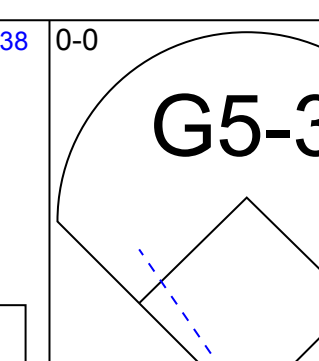
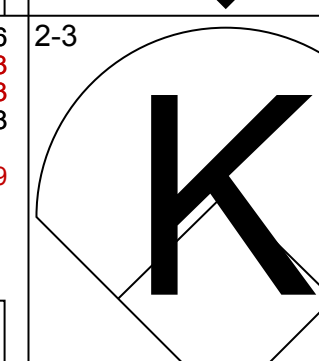
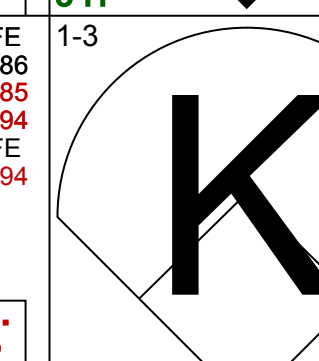
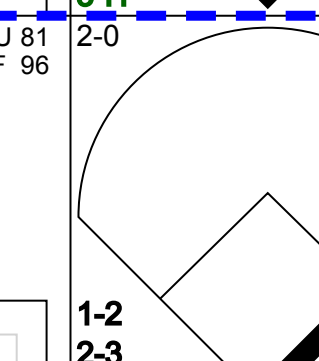
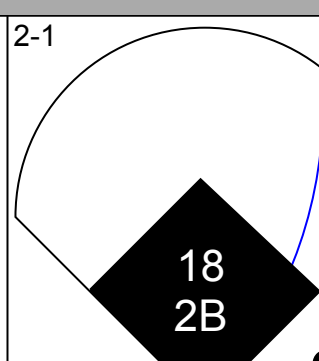
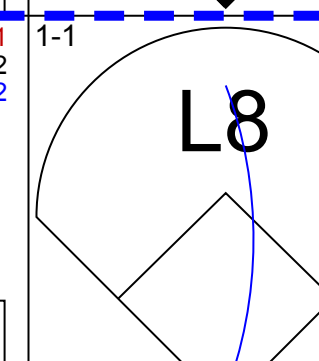
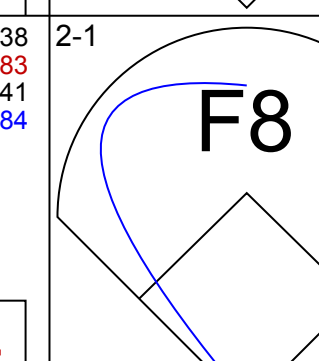
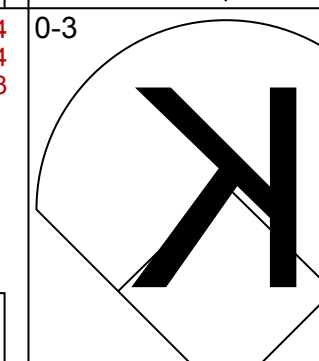
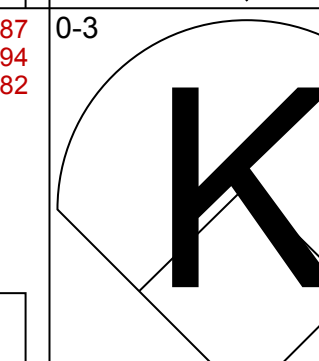
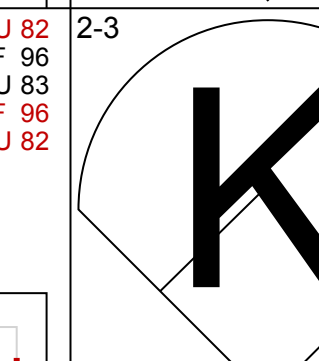
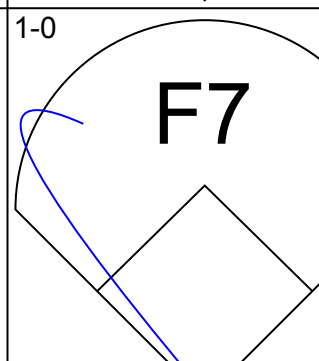
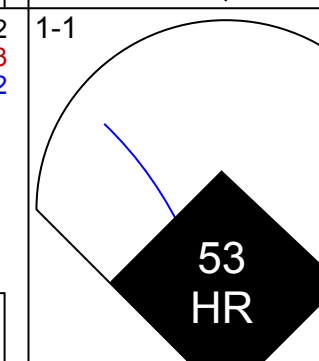

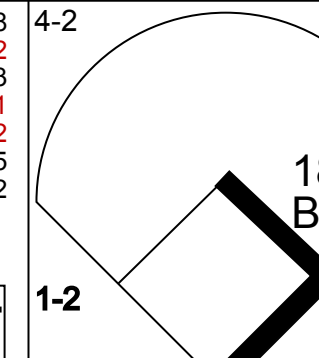
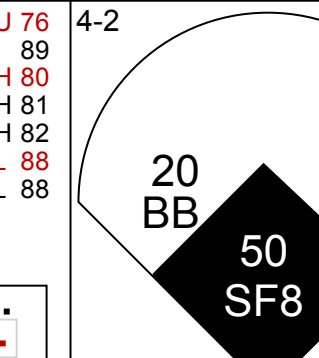
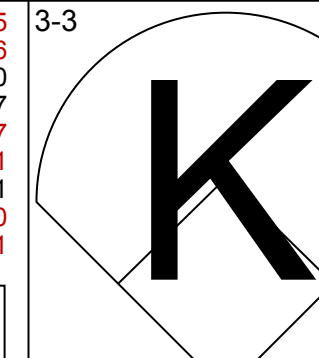
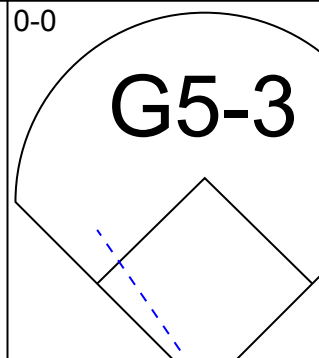
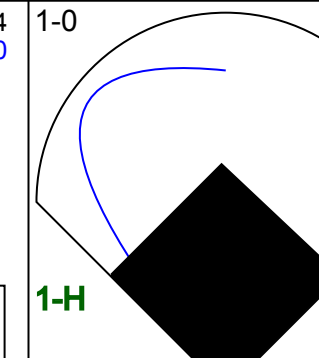
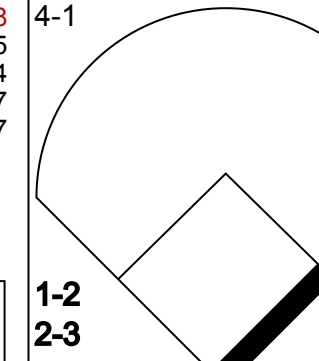
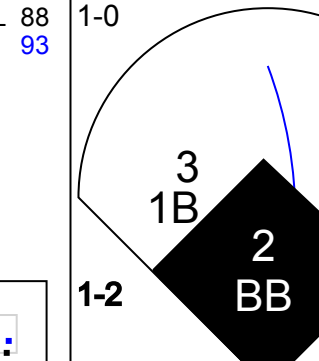
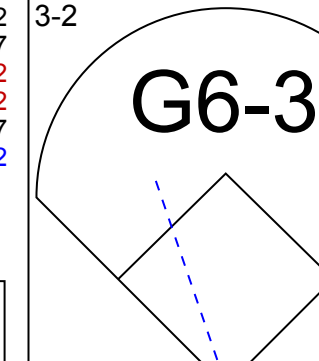
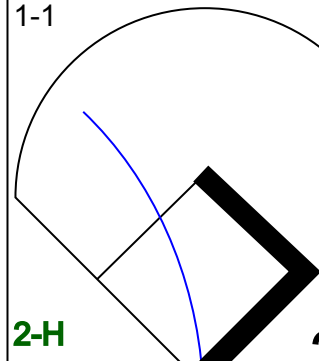
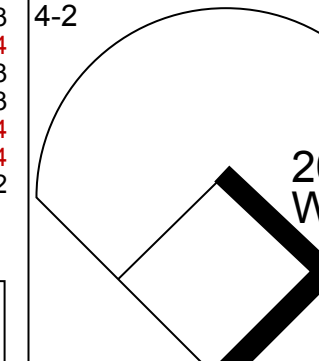

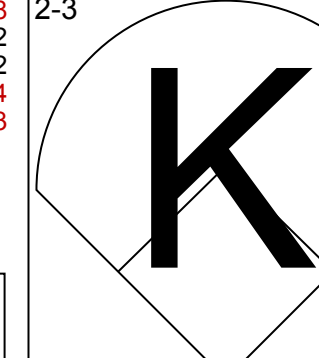
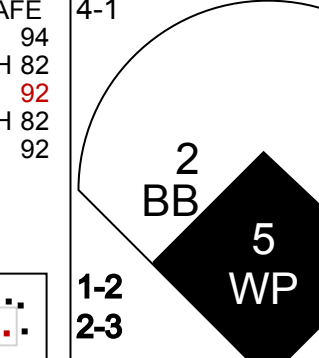
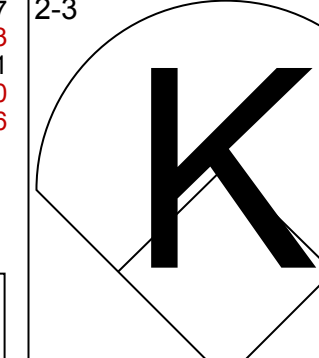
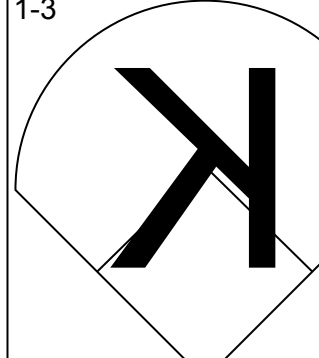
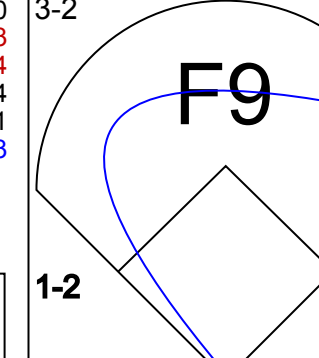
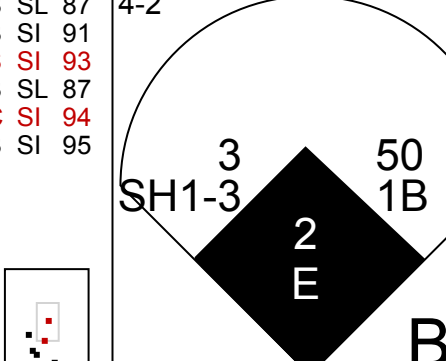
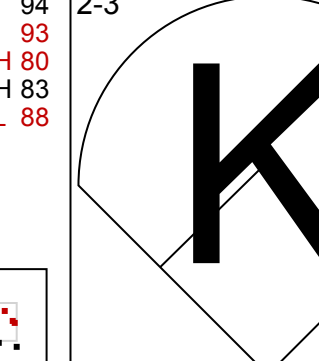
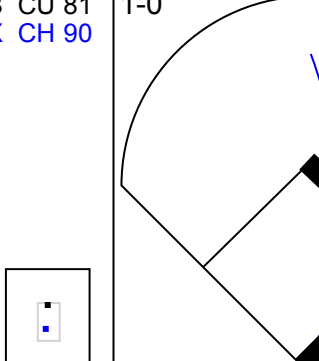
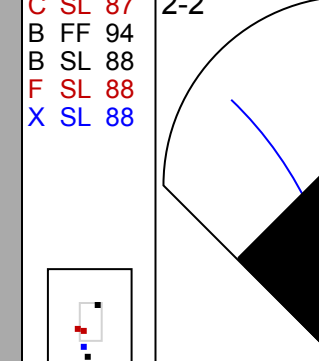
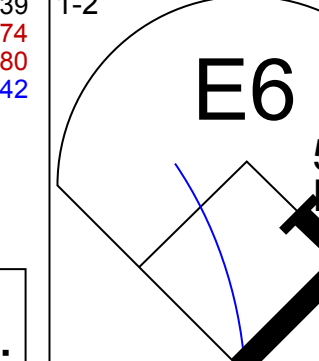
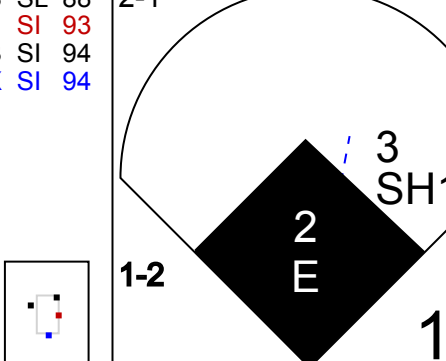
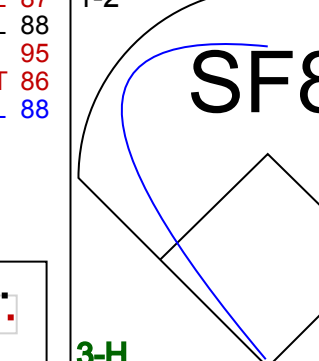
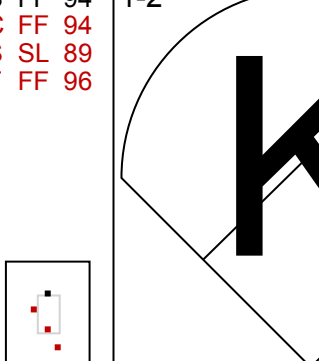
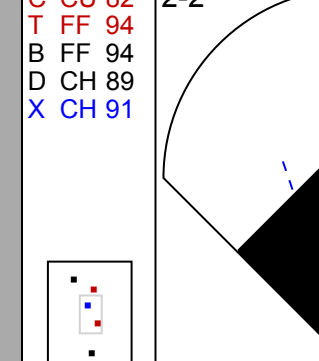
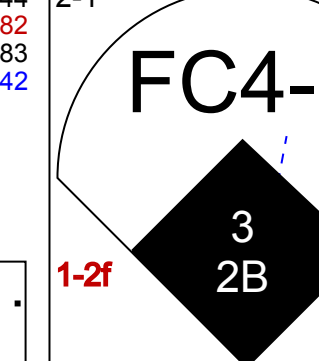
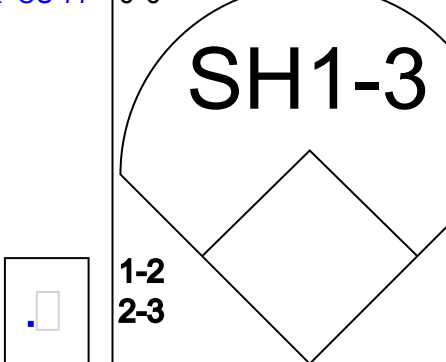
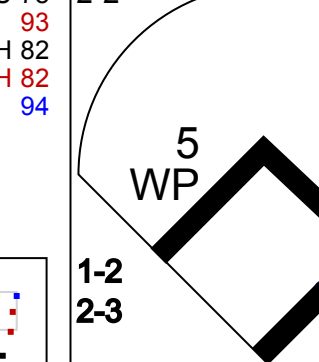

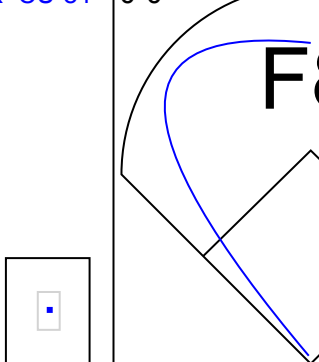
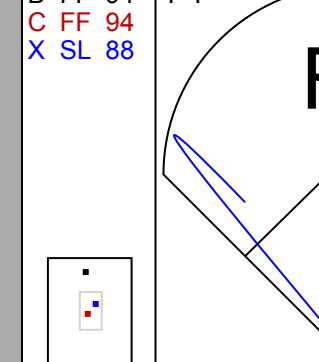
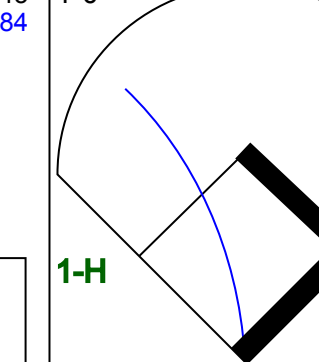
Los Angeles Angels @ Houston Astros
Minute Maid Park, Houston, TX
Sat Aug 12 2023, 6:16 PM - 8:49 PM CDT
Att. 40,311 - Roof Closed - 73 F

livebaseballscorecards.com

AB 36
R 11
H 13
RBI 11
BB 5
SO 9
LOB 10



Batter	1	2	3	4	5	6	7	8	9	AB R H RBI BB SO LOB	TOP									
16 Mickey Moniak, L (1, 8) OBP: 0.315, SLG: 0.512										4 0 0 0 0 3 0	<p>Los Angeles Angels @ Texas Rangers Globe Life Field, Arlington, TX Mon Aug 14 2023, 7:08 PM - 9:46 PM CDT Att: 27,743 - Roof Closed - 74 F</p>									
17 Shohel Ohtani, L (1, 10) OBP: 0.406, SLG: 0.661									3 0 0 0 0 2 0											
Brandon Drury, R (1, 4) OBP: 0.312, SLG: 0.483									3 0 0 0 0 2 0											
8 Mike Moustakas, L (1, 3) OBP: 0.328, SLG: 0.451 35 Chad Wallach, R (8, 3) OBP: 0.276, SLG: 0.402									3 0 1 0 0 1 0 0 0 0 0 0 0 0											
2 Luis Rengifo, S (1, 5) OBP: 0.318, SLG: 0.394									3 0 0 0 0 0 1											
12 Hunter Renfroe, R (1, 9) OBP: 0.305, SLG: 0.439 39 Jordyn Adams, R (8, 9) (8, 9)									1 0 0 0 1 0 0 1 0 0 0 0 1 0											
21 Matt Thaiss, L (1, 2) OBP: 0.329, SLG: 0.336									3 0 0 0 0 0 2											
15 Randal Grichuk, R (1, 7) OBP: 0.336, SLG: 0.467									3 0 0 0 0 1 0											
4 Andrew Velazquez, S (1, 6) OBP: 0.306, SLG: 0.333									3 0 0 0 0 2 0											
Inning Stats	R: 0 E: 0 K: 3 S: 10	H: 0 LOB: 0 BB: 0 P: 14	R: 0 E: 0 K: 0 S: 15	H: 1 LOB: 1 BB: 1 P: 23	R: 0 E: 0 K: 2 S: 9	H: 0 LOB: 0 BB: 0 P: 13	R: 0 E: 0 K: 1 S: 10	H: 0 LOB: 0 BB: 0 P: 15	R: 0 E: 0 K: 3 S: 11	H: 0 LOB: 0 BB: 0 P: 12		R: 0 E: 0 K: 2 S: 9	H: 0 LOB: 0 BB: 0 P: 11	R: 0 E: 0 K: 1 S: 7	H: 0 LOB: 0 BB: 0 P: 7	R: 0 E: 0 K: 0 S: 5	H: 0 LOB: 0 BB: 0 P: 6	1B: 1 2B: 1 HR: 0	SF: 0 SAC: 0 DP: 1 HBP: 0	WP: 0 PB: 0 SB: 0 CS: 0
PITCHER	IP WLS BF H R ER SO BB IBB HBP BLK WP HR S P ERA WHIP																			
31 Max Scherzer, R (1, 1) ERA: 3.67	7.0 W 22 1 0 0 11 1 0 0 0 0 0 0 72 100 0.00 0.286																			
54 Martin Pérez, L (8, 1) ERA: 4.85	2.0 6 0 0 0 1 0 0 0 0 0 0 0 12 13 0.00 0.000																			

Batter	1	2	3	4	5	6	7	8	9	AB R H RBI BB SO LOB	BOTTOM									
2 Marcus Semien, R (1, 4) OBP: 0.354, SLG: 0.470										5 1 2 5 1 0 2	<p>Los Angeles Angels @ Texas Rangers Globe Life Field, Arlington, TX Mon Aug 14 2023, 7:08 PM - 9:46 PM CDT Att: 27,743 - Roof Closed - 74 F</p>									
5 Corey Seager, L (1, 6) OBP: 0.497, SLG: 0.647 16 Travis Jankowski, L (8, 9) OBP: 0.387, SLG: 0.373										4 1 1 0 1 2 2 1 0 0 0 0 0 1										
30 Nathaniel Lowe, L (1, 3) OBP: 0.368, SLG: 0.447										5 1 1 0 0 3 6										
53 Adolis Garcia, R (1, 9) OBP: 0.341, SLG: 0.519 11 Austin Hedges, R (8, 2) OBP: 0.231, SLG: 0.223										3 2 1 2 2 1 1 0 0 0 0 0 0 0										
18 Mitch Garver, R (1, 2) OBP: 0.369, SLG: 0.497 47 Josh Smith, L (8, 6) OBP: 0.331, SLG: 0.336										3 1 2 1 2 0 0 0 0 0 0 0 0 0										
20 Ezequiel Duran, R (1, 5) OBP: 0.331, SLG: 0.479										4 1 0 0 1 3 5										
4 Robbie Grossman, S (1, 10) OBP: 0.315, SLG: 0.393										4 2 2 0 1 1 3										
50 J.P. Martinez, L (1, 7) OBP: 0.389, SLG: 0.467										4 3 2 1 0 1 2										
3 Leody Taveras, S (1, 8) OBP: 0.305, SLG: 0.426										4 0 2 1 0 0 3										
Inning Stats	R: 0 E: 1 K: 3 S: 14	H: 2 LOB: 3 BB: 2 P: 28	R: 2 E: 1 K: 2 S: 13	H: 2 LOB: 1 BB: 1 P: 21	R: 3 E: 0 K: 2 S: 19	H: 2 LOB: 3 BB: 4 P: 41	R: 0 E: 0 K: 2 S: 12	H: 0 LOB: 0 BB: 0 P: 20	R: 0 E: 0 K: 1 S: 9	H: 1 LOB: 1 BB: 0 P: 11		R: 1 E: 0 K: 1 S: 9	H: 2 LOB: 1 BB: 0 P: 14	R: 5 E: 0 K: 0 S: 22	H: 5 LOB: 1 BB: 1 P: 39	R: 1 E: 1 K: 0 S: 9	H: 1 LOB: 1 BB: 0 P: 15	1B: 6 2B: 5 3B: 0 HR: 2	SF: 1 SAC: 1 DP: 0 HBP: 0	WP: 2 PB: 0 SB: 1 CS: 0
PITCHER	IP WLS BF H R ER SO BB IBB HBP BLK WP HR S P ERA WHIP																			
43 Patrick Sandoval, L (1, 1) ERA: 4.08	2.2 L 19 4 5 4 6 0 0 0 0 0 0 1 43 83 3.750																			
47 Griffin Canning, R (3, 1) ERA: 4.69	3.2 18 6 4 4 5 0 1 0 0 0 1 44 70 9.82 1.636																			
28 Aaron Loup, L (7, 1) ERA: 5.5	0.2 5 2 2 2 0 1 0 0 0 0 1 11 21 27.00 4.500																			
5 Eduardo Escobar, R (8, 1) ERA:	1.0 5 1 1 0 0 0 0 0 0 0 0 9 15 0.00 1.000																			

AB	27
R	0
H	1
RBI	0
BB	1
SO	12
LOB	3



AB	37
R	12
H	13
RBI	10
BB	8
SO	11
LOB	25



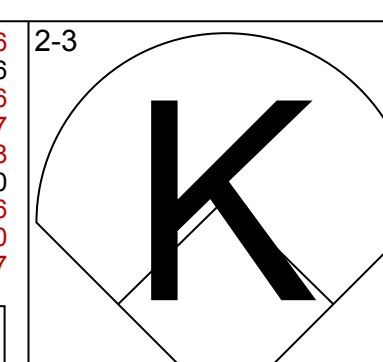
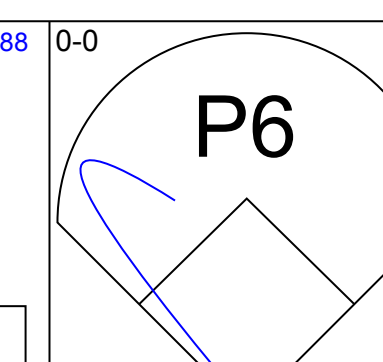
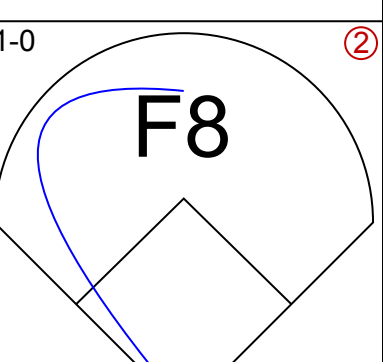
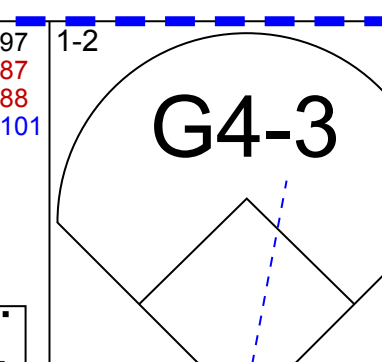
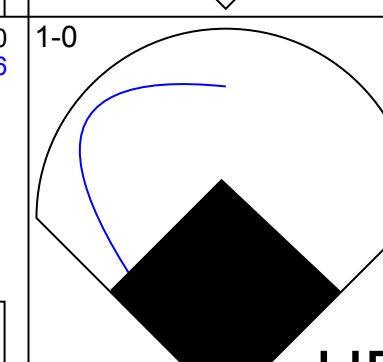
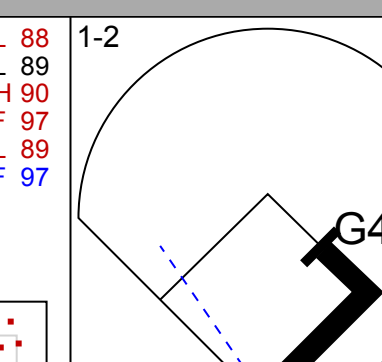
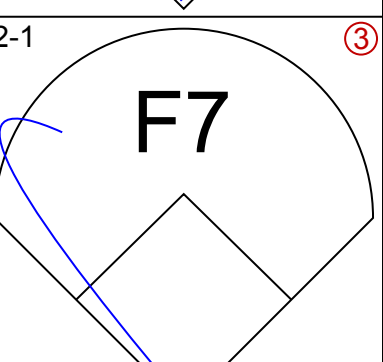
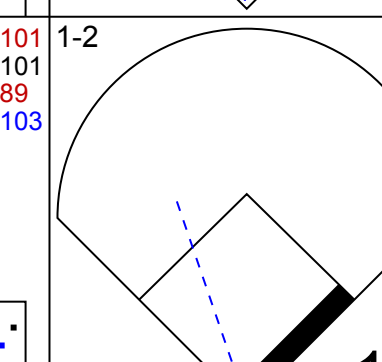
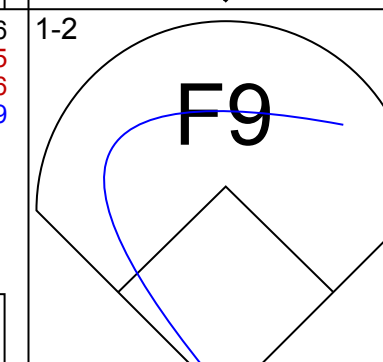
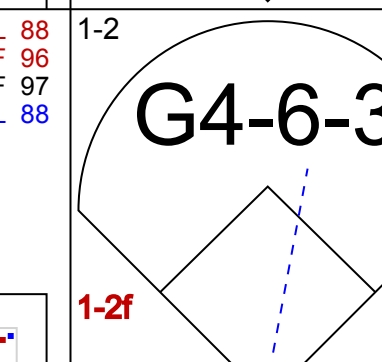
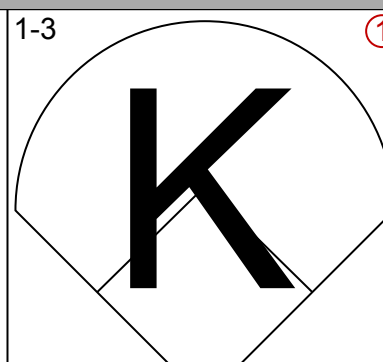
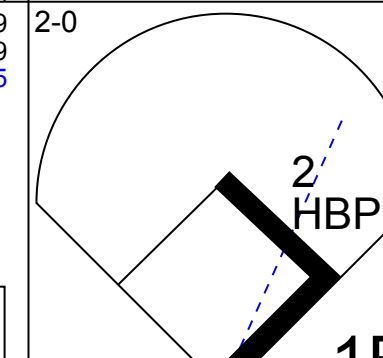
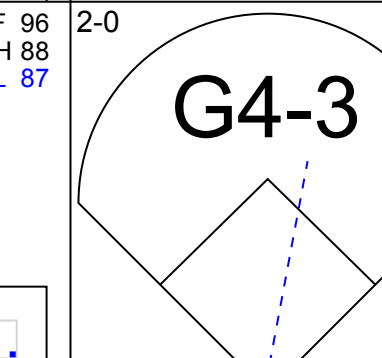
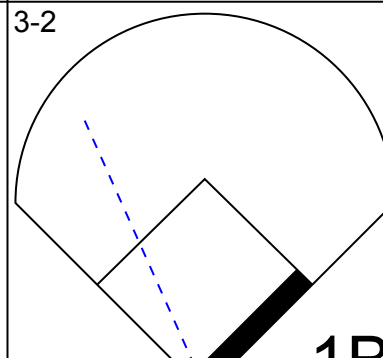
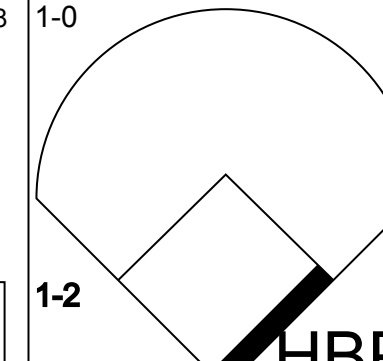
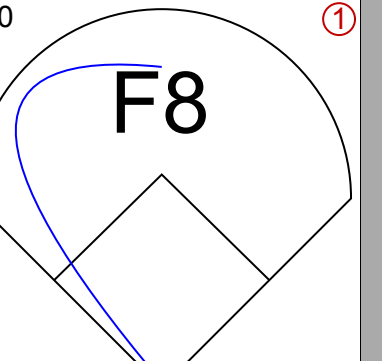
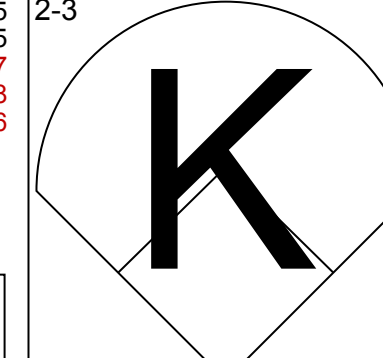
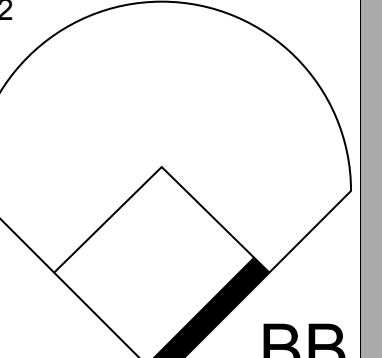
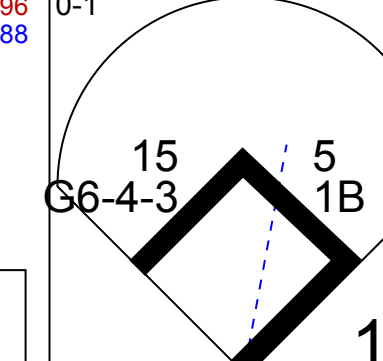
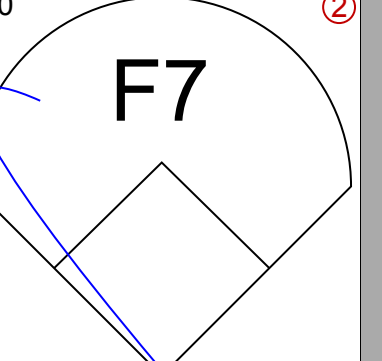
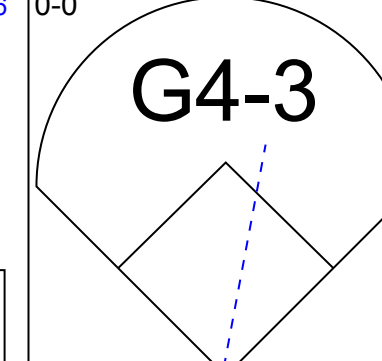
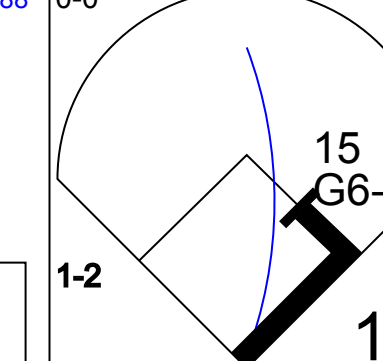
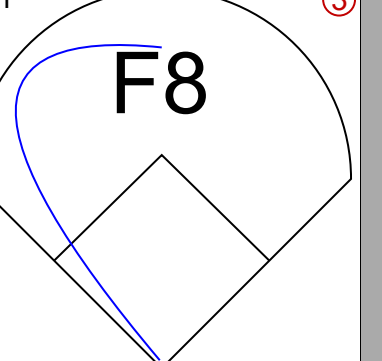
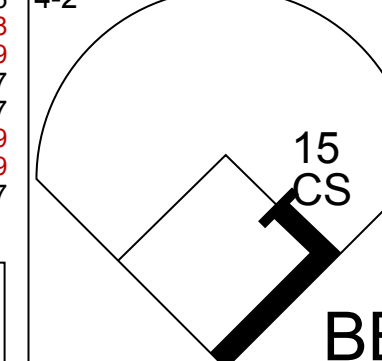
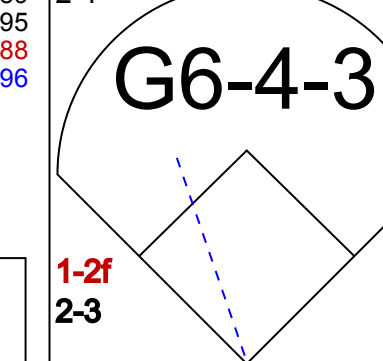
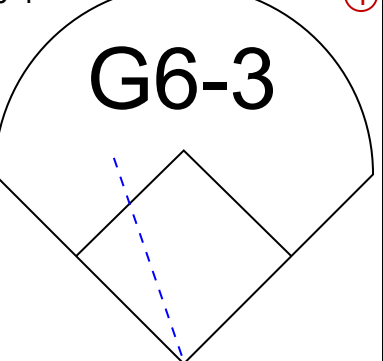
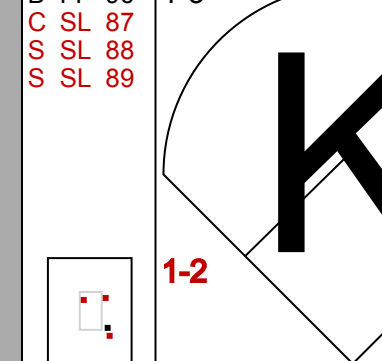
Batter	1	2	3	4	5	6	7	8	9	AB	R	H	RBI	BB	SO	LOB	TOP										
2 Luis Rengifo, S OBP: 0.317, SLG: 0.392			G5-3					K		4	0	1	1	0	2	0	Los Angeles Angels @ Texas Rangers Globe Life Field, Arlington, TX Tue Aug 15 2023, 7:09 PM - 9:47 PM CDT Att: 26,166 - Roof Closed - 74 F										
17 Shohel Ohtani, L OBP: 0.405, SLG: 0.657			G3-1					G4-3		4	0	1	0	0	1	2											
Brandon Drury, R OBP: 0.309, SLG: 0.477				L6				G6-3		4	0	0	0	0	2	1											
25 C.J. Cron, R OBP: 0.299, SLG: 0.441	CS			K				L8		4	1	2	0	0	1	0											
15 Randal Grichuk, R OBP: 0.340, SLG: 0.478					G6-3					4	1	2	2	0	1	1											
12 Hunter Renfroe, R OBP: 0.323, SLG: 0.434		E5			G5-3					4	0	0	0	0	1	2											
5 Eduardo Escobar, S OBP: 0.281, SLG: 0.374		FC5-4						K		4	1	1	0	0	1	2											
35 Chad Wallach, R OBP: 0.279, SLG: 0.403								K		2	0	1	0	0	1	2											
21 Matt Thaiss, L OBP: 0.326, SLG: 0.333								G6-3		2	0	0	0	0	1	0											
39 Jordyn Adams, R OBP: 0.314, SLG: 0.510					F9			F7		2	0	0	0	0	1	2											
16 Mickey Moniak, L										1	0	0	0	0	0	0											
Inning Stats	R: 0 E: 0 K: 2 S: 8	H: 1 LOB: 0 BB: 0 P: 13	R: 0 E: 1 K: 2 S: 12	H: 1 LOB: 2 BB: 0 P: 18	R: 0 E: 0 K: 0 S: 5	H: 0 LOB: 0 BB: 0 P: 8	R: 0 E: 0 K: 1 S: 8	H: 0 LOB: 0 BB: 0 P: 11	R: 1 E: 0 K: 2 S: 19	H: 3 LOB: 2 BB: 0 P: 25	R: 0 E: 0 K: 2 S: 11	H: 1 LOB: 1 BB: 0 P: 16	R: 0 E: 0 K: 2 S: 7	H: 0 LOB: 0 BB: 0 P: 9	R: 0 E: 0 K: 1 S: 12	H: 0 LOB: 0 BB: 0 P: 14	R: 2 E: 0 K: 0 S: 15	H: 2 LOB: 0 BB: 0 P: 22	1B: 7 2B: 0 3B: 0 HR: 1	SF: 0 SAC: 0 DP: 0 HBP: 0	WP: 0 PB: 0 SB: 0 CS: 1	PA: 36					
PITCHER	IP	WLS	BF	H	R	ER	SO	BB	IBB	HBP	BLK	WP	HR	S	P	ERA	WHIP										
52 Jordan Montgomery, L ERA: 3.3	6.0	W	24	6	1	1	9	0	0	0	0	0	0	63	91	1.50	1.000										
66 Josh Sborz, R ERA: 3.83	1.0	H	3	0	0	0	2	0	0	0	0	0	0	7	9	0.00	0.000										
45 Aroldis Chapman, L ERA: 2.23	1.0		3	0	0	0	1	0	0	0	0	0	0	12	14	0.00	0.000										
35 Chris Stratton, R ERA: 3.8	0.2		4	2	2	2	0	0	0	0	0	0	1	12	18	27.00	3.000										
51 Will Smith, L ERA: 3.27	0.1		1	0	0	0	0	0	0	0	0	0	0	3	4	0.00	0.000										

Batter	1	2	3	4	5	6	7	8	9	AB	R	H	RBI	BB	SO	LOB	BOTTOM										
2 Marcus Semien, R OBP: 0.354, SLG: 0.472	K			G5-3			K			4	1	1	1	1	2	1	Los Angeles Angels @ Texas Rangers Globe Life Field, Arlington, TX Tue Aug 15 2023, 7:09 PM - 9:47 PM CDT Att: 26,166 - Roof Closed - 74 F										
5 Corey Seager, L OBP: 0.410, SLG: 0.666	G4-3				P5					5	2	3	5	0	0	0											
30 Nathaniel Lowe, L OBP: 0.369, SLG: 0.448	F8						G5-3	G3		5	0	2	0	0	0	2											
53 Adolis Garcia, R OBP: 0.340, SLG: 0.516	K		G6-4-3		F9					3	0	0	0	1	1	2											
18 Mitch Garver, R OBP: 0.368, SLG: 0.500			G6-3		CI					3	0	1	0	0	1	1											
28 Jonah Heim, S OBP: 0.335, SLG: 0.472	K			L4			K			4	1	1	0	0	2	3											
50 J.P. Martinez, L OBP: 0.409, SLG: 0.444							G5-3	K		3	1	1	0	1	1	1											
20 Ezequiel Duran, R OBP: 0.333, SLG: 0.479		P3					K			4	1	2	0	0	1	2											
16 Travis Jankowski, L OBP: 0.384, SLG: 0.389					SF8		L9	F8		2	1	0	1	1	0	2											
Inning Stats	R: 0 E: 0 K: 1 S: 8	H: 0 LOB: 0 BB: 0 P: 13	R: 0 E: 0 K: 2 S: 14	H: 1 LOB: 2 BB: 1 P: 23	R: 3 E: 0 K: 0 S: 12	H: 3 LOB: 0 BB: 1 P: 17	R: 1 E: 0 K: 0 S: 11	H: 2 LOB: 1 BB: 0 P: 15	R: 0 E: 0 K: 1 S: 14	H: 1 LOB: 2 BB: 0 P: 23	R: 0 E: 0 K: 1 S: 13	H: 0 LOB: 0 BB: 0 P: 19	R: 1 E: 0 K: 2 S: 12	H: 1 LOB: 1 BB: 1 P: 21	R: 2 E: 0 K: 1 S: 14	H: 3 LOB: 2 BB: 1 P: 21		1B: 6 2B: 2 3B: 1 HR: 2	SF: 1 SAC: 0 DP: 1 HBP: 0	WP: 0 PB: 0 SB: 0 CS: 0	PA: 39						
PITCHER	IP	WLS	BF	H	R	ER	SO	BB	IBB	HBP	BLK	WP	HR	S	P	ERA	WHIP										
24 Lucas Giolito, R ERA: 4.44	6.0	L	27	7	4	4	5	2	0	0	0	0	0	72	110	6.00	1.500										
28 Aaron Loup, L ERA: 5.65	0.2		3	1	1	1	1	0	0	0	0	0	1	6	10	13.50	1.500										
52 Dominic Leone, R ERA: 4.34	1.1		9	3	2	2	2	2	0	0	0	0	0	20	32	13.50	3.750										

livebaseballscores.com

livebaseballscores.com

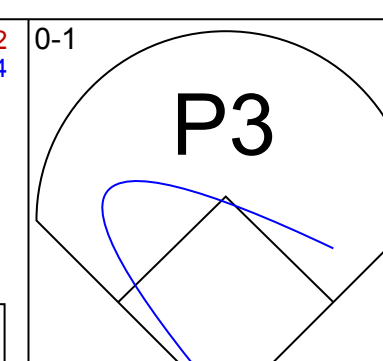
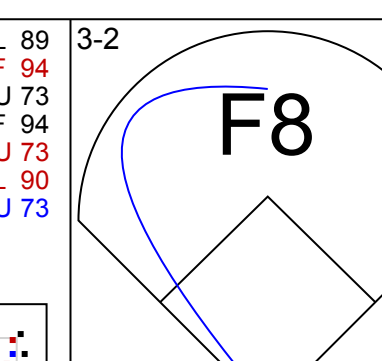
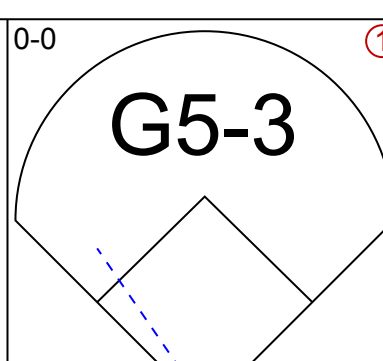
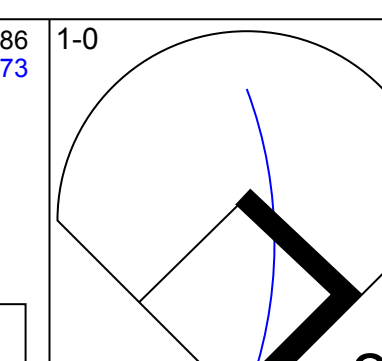
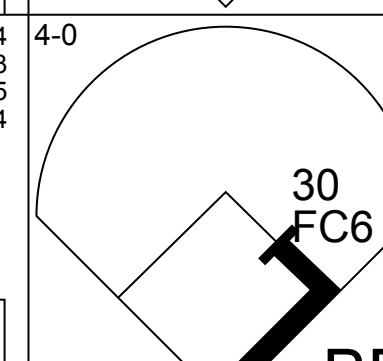
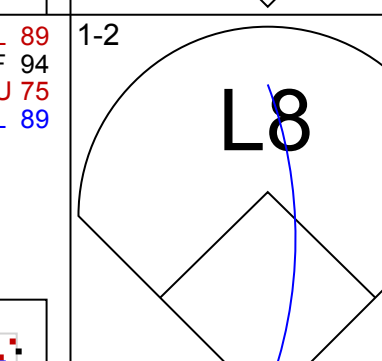
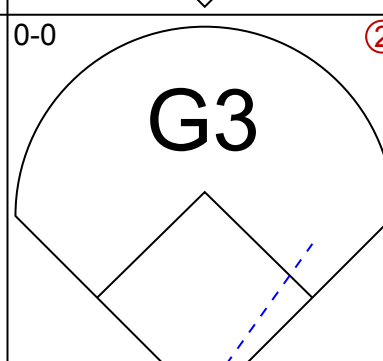
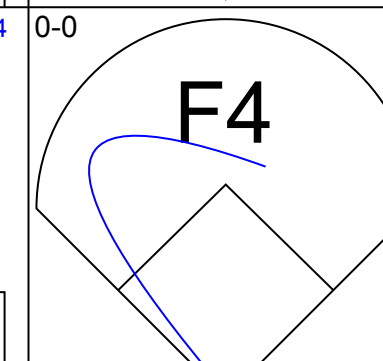
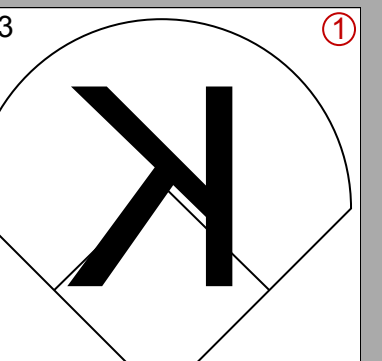
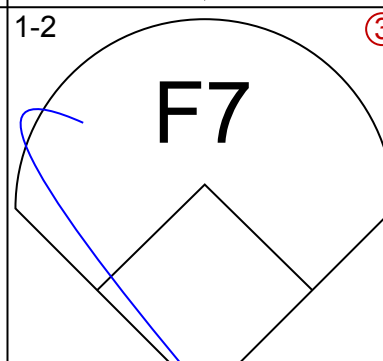
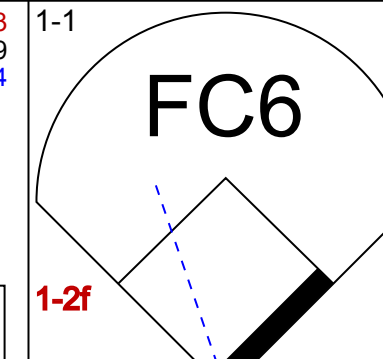
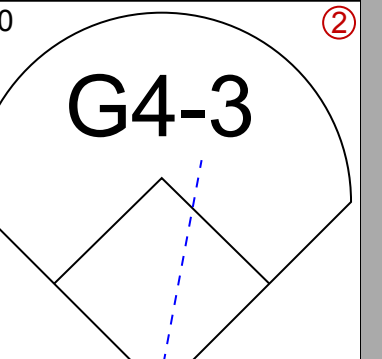
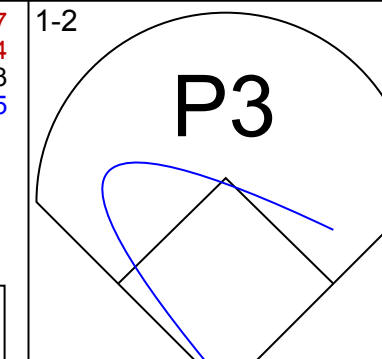
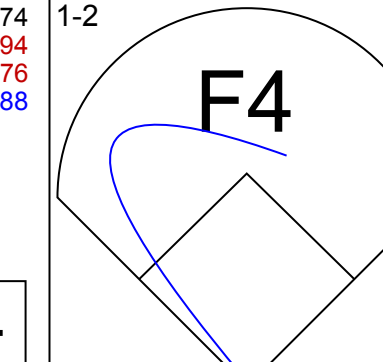
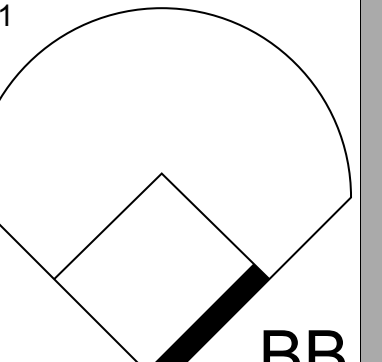
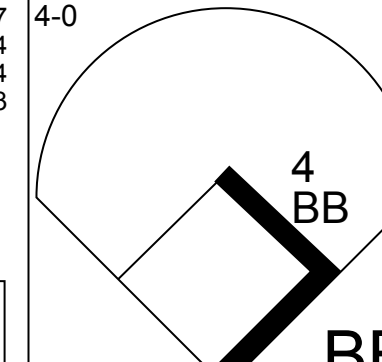

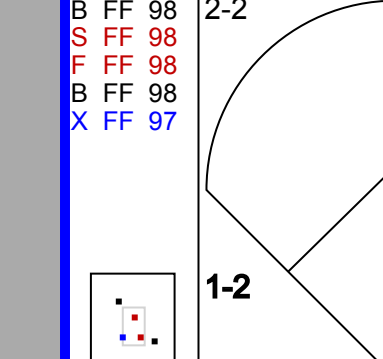
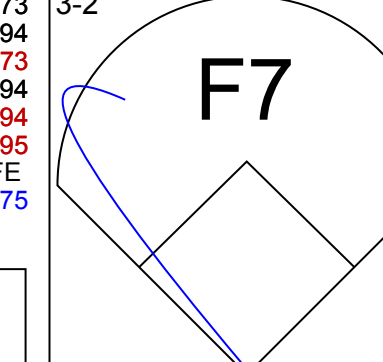

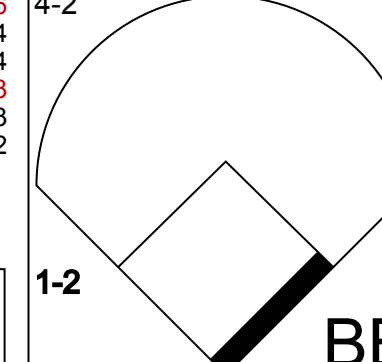

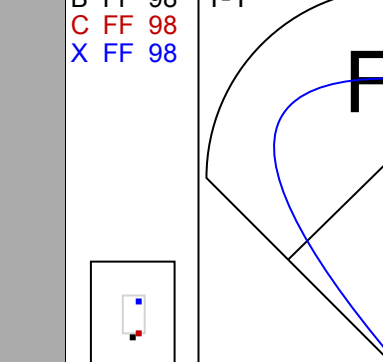

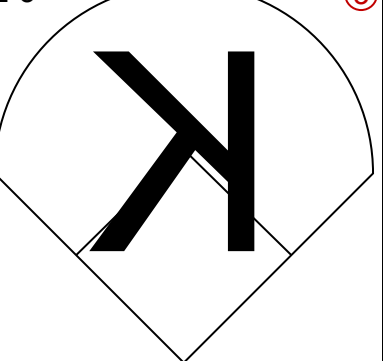

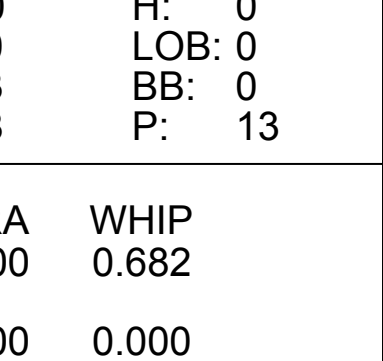
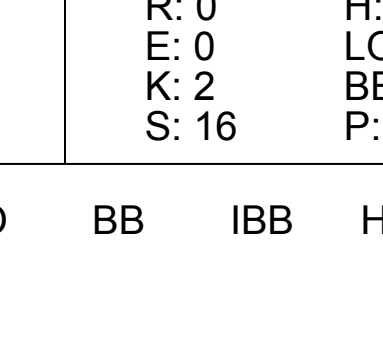

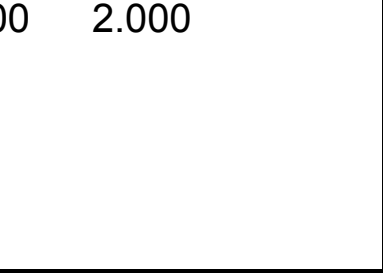



Batter	1	2	3	4	5	6	7	8	9	AB	R	H	RBI	BB	SO	LOB	TOP			
16 Mickey Moniak, L (1, 8) OBP: 0.309, SLG: 0.502										4	0	0	0	0	1	1				
17 Shohel Ohtani, L (1, 10) OBP: 0.407, SLG: 0.664										4	1	3	1	0	0	0				
Brandon Drury, R (1, 4) OBP: 0.305, SLG: 0.471										4	0	0	0	0	2	2				
8 Mike Moustakas, L (1, 3) OBP: 0.330, SLG: 0.452										4	0	2	0	0	0	1				
2 Luis Rengifo, S (1, 6) OBP: 0.316, SLG: 0.388										3	0	0	0	0	0	1				
21 Matt Thaiss, L (1, 2) OBP: 0.329, SLG: 0.346										3	1	1	1	1	1	3				
12 Hunter Renfro, R (1, 9) OBP: 0.302, SLG: 0.433										4	0	1	0	0	0	1				
5 Eduardo Escobar, S (1, 5) OBP: 0.284, SLG: 0.373										3	0	1	0	1	1	1				
15 Randal Grichuk, R (1, 7) OBP: 0.336, SLG: 0.473										3	0	0	0	0	1	3				
Inning Stats	R: 1 H: 2 E: 0 K: 2 S: 15	H: 2 LOB: 2 BB: 0 P: 24	R: 0 H: 2 E: 0 K: 0 S: 6	H: 2 LOB: 1 BB: 0 P: 8	R: 0 H: 1 E: 0 K: 0 S: 9	H: 1 LOB: 1 BB: 1 P: 13	R: 0 H: 0 E: 0 K: 0 S: 7	H: 0 LOB: 1 BB: 1 P: 13	R: 0 H: 0 E: 0 K: 1 S: 5	H: 1 LOB: 1 BB: 0 P: 13	R: 0 H: 0 E: 0 K: 1 S: 8	H: 0 LOB: 0 BB: 1 P: 13	R: 0 H: 1 E: 0 K: 1 S: 11	H: 1 LOB: 1 BB: 0 P: 14	R: 1 H: 1 E: 0 K: 1 S: 10	H: 1 LOB: 0 BB: 0 P: 12	1B: 6 2B: 0 3B: 0 HR: 2	SF: 0 SAC: 0 DP: 2 HBP: 1	WP: 0 PB: 0 SB: 0 CS: 1	PA: 35
PITCHER	IP WLS BF H R ER SO BB IBB HBP BLK WP HR S P ERA WHIP	IP WLS BF H R ER SO BB IBB HBP BLK WP HR S P ERA WHIP	IP WLS BF H R ER SO BB IBB HBP BLK WP HR S P ERA WHIP	IP WLS BF H R ER SO BB IBB HBP BLK WP HR S P ERA WHIP	IP WLS BF H R ER SO BB IBB HBP BLK WP HR S P ERA WHIP	IP WLS BF H R ER SO BB IBB HBP BLK WP HR S P ERA WHIP	IP WLS BF H R ER SO BB IBB HBP BLK WP HR S P ERA WHIP	IP WLS BF H R ER SO BB IBB HBP BLK WP HR S P ERA WHIP	IP WLS BF H R ER SO BB IBB HBP BLK WP HR S P ERA WHIP	IP WLS BF H R ER SO BB IBB HBP BLK WP HR S P ERA WHIP	IP WLS BF H R ER SO BB IBB HBP BLK WP HR S P ERA WHIP	IP WLS BF H R ER SO BB IBB HBP BLK WP HR S P ERA WHIP	IP WLS BF H R ER SO BB IBB HBP BLK WP HR S P ERA WHIP	IP WLS BF H R ER SO BB IBB HBP BLK WP HR S P ERA WHIP	IP WLS BF H R ER SO BB IBB HBP BLK WP HR S P ERA WHIP	IP WLS BF H R ER SO BB IBB HBP BLK WP HR S P ERA WHIP	IP WLS BF H R ER SO BB IBB HBP BLK WP HR S P ERA WHIP	IP WLS BF H R ER SO BB IBB HBP BLK WP HR S P ERA WHIP	IP WLS BF H R ER SO BB IBB HBP BLK WP HR S P ERA WHIP	IP WLS BF H R ER SO BB IBB HBP BLK WP HR S P ERA WHIP

Los Angeles Angels @ Texas Rangers
 Globe Life Field, Arlington, TX
 Wed Aug 16 2023, 7:10 PM - 9:34 PM CDT
 Att: 31,004 - Roof Closed - 74 F

AB 32
 R 2
 H 8
 RBI 2
 BB 2
 SO 6
 LOB 13



Batter	1	2	3	4	5	6	7	8	9	AB	R	H	RBI	BB	SO	LOB	BOTTOM					
2 Marcus Semien, R (1, 4) OBP: 0.353, SLG: 0.472										4	0	1	0	0	0	0						
5 Corey Seager, L (1, 6) OBP: 0.411, SLG: 0.661										2	0	0	0	2	0	0						
53 Adolis Garcia, R (1, 9) OBP: 0.337, SLG: 0.511										4	0	0	0	0	2	3						
30 Nathaniel Lowe, L (1, 3) OBP: 0.366, SLG: 0.445										4	0	0	0	0	0	3						
18 Mitch Garver, R (1, 2) OBP: 0.376, SLG: 0.500										2	0	1	0	2	0	0						
47 Josh Smith, L (9, PR) OBP: 0.331, SLG: 0.336										0	0	0	0	0	0	0						
20 Ezequiel Duran, R (1, 5) OBP: 0.331, SLG: 0.390										3	0	0	0	0	1	2						
50 J.P. Martinez, L (9, PH) OBP: 0.435, SLG: 0.474										1	0	1	0	0	0	0						
4 Robbie Grossman, S (1, 10) OBP: 0.316, SLG: 0.390										2	0	0	0	1	1	1						
28 Jonah Heim, S (9, PH) OBP: 0.334, SLG: 0.470										1	0	0	0	0	1	2						
16 Travis Jankowski, L (1, 7) OBP: 0.378, SLG: 0.362										4	0	0	0	0	1	5						
3 Leody Taveras, S (1, 8) OBP: 0.302, SLG: 0.422										4	0	0	0	0	2	2						
Inning Stats	R: 0 H: 0 E: 0 K: 0 S: 5	H: 0 LOB: 1 BB: 1 P: 10	R: 0 H: 0 E: 1 K: 0 S: 11	H: 0 LOB: 1 BB: 0 P: 17	R: 0 H: 0 E: 0 K: 0 S: 9	H: 0 LOB: 0 BB: 0 P: 13	R: 0 H: 0 E: 0 K: 2 S: 9	H: 0 LOB: 1 BB: 1 P: 17	R: 0 H: 0 E: 0 K: 3 S: 8	H: 0 LOB: 0 BB: 0 P: 13	R: 0 H: 0 E: 0 K: 0 S: 5	H: 0 LOB: 0 BB: 0 P: 6	R: 0 H: 0 E: 0 K: 0 S: 15	H: 0 LOB: 2 BB: 2 P: 28	R: 0 H: 1 E: 0 K: 1 S: 11	H: 1 LOB: 1 BB: 1 P: 15	R: 0 H: 2 E: 0 K: 2 S: 16	H: 2 LOB: 2 BB: 0 P: 26	1B: 2 2B: 1 3B: 0 HR: 0	SF: 0 SAC: 0 DP: 0 HBP: 0	WP: 0 PB: 0 SB: 0 CS: 0	PA: 36
PITCHER	IP WLS BF H R ER SO BB IBB HBP BLK WP HR S P ERA WHIP	IP WLS BF H R ER SO BB IBB HBP BLK WP HR S P ERA WHIP	IP WLS BF H R ER SO BB IBB HBP BLK WP HR S P ERA WHIP	IP WLS BF H R ER SO BB IBB HBP BLK WP HR S P ERA WHIP	IP WLS BF H R ER SO BB IBB HBP BLK WP HR S P ERA WHIP	IP WLS BF H R ER SO BB IBB HBP BLK WP HR S P ERA WHIP	IP WLS BF H R ER SO BB IBB HBP BLK WP HR S P ERA WHIP	IP WLS BF H R ER SO BB IBB HBP BLK WP HR S P ERA WHIP	IP WLS BF H R ER SO BB IBB HBP BLK WP HR S P ERA WHIP	IP WLS BF H R ER SO BB IBB HBP BLK WP HR S P ERA WHIP	IP WLS BF H R ER SO BB IBB HBP BLK WP HR S P ERA WHIP	IP WLS BF H R ER SO BB IBB HBP BLK WP HR S P ERA WHIP	IP WLS BF H R ER SO BB IBB HBP BLK WP HR S P ERA WHIP	IP WLS BF H R ER SO BB IBB HBP BLK WP HR S P ERA WHIP	IP WLS BF H R ER SO BB IBB HBP BLK WP HR S P ERA WHIP	IP WLS BF H R ER SO BB IBB HBP BLK WP HR S P ERA WHIP	IP WLS BF H R ER SO BB IBB HBP BLK WP HR S P ERA WHIP	IP WLS BF H R ER SO BB IBB HBP BLK WP HR S P ERA WHIP	IP WLS BF H R ER SO BB IBB HBP BLK WP HR S P ERA WHIP	IP WLS BF H R ER SO BB IBB HBP BLK WP HR S P ERA WHIP		

Los Angeles Angels @ Texas Rangers
 Globe Life Field, Arlington, TX
 Wed Aug 16 2023, 7:10 PM - 9:34 PM CDT
 Att: 31,004 - Roof Closed - 74 F

AB 31
 R 0
 H 3
 RBI 0
 BB 5
 SO 8
 LOB 18



Batter	1	2	3	4	5	6	7	8	9	10	AB	R	H	RBI	BB	SO	LOB	TOP	
2 Yandy Diaz, R OBP: 0.400, SLG: 0.504	L8		L8	L1			56 WP 87 1B 1B		56 1B 87 G 1B	G5-3	6	1	2	0	0	0	3		
56 Randy Arozarena, R OBP: 0.364, SLG: 0.424	K					87 2B BB	K		87 G 1B		3	1	1	0	2	2	1		
87 Harold Ramirez, R OBP: 0.349, SLG: 0.447																			
22 Jose Siri, R OBP: 0.259, SLG: 0.511	17 E 1B		G6-3				17 FC5-4 1B			17 WP 55 1B	5	1	3	2	0	0	3		
17 Isaac Paredes, R OBP: 0.356, SLG: 0.483	E6 2B																		
55 Luke Raley, L OBP: 0.336, SLG: 0.512	K									55 1B 15 1B HBP	5	1	1	1	0	4	3		
25 Curtis Mead, R OBP: 0.321, SLG: 0.240		F8																	
37 Olesviev Basabe, R OBP: 0.286, SLG: 0.263																			
15 Josh Lowe, L OBP: 0.316, SLG: 0.484																			
50 René Pinto, R OBP: 0.296, SLG: 0.269																			
Inning Stats	R: 1 E: 1 K: 2 S: 11	H: 2 LOB: 1 BB: 0 P: 18	R: 0 E: 0 K: 0 S: 6	H: 1 LOB: 0 BB: 0 P: 10	R: 0 E: 0 K: 0 S: 13	H: 0 LOB: 1 BB: 1 P: 22	R: 3 E: 0 K: 1 S: 18	H: 3 LOB: 1 BB: 0 P: 24	R: 1 E: 0 K: 1 S: 9	H: 2 LOB: 1 BB: 0 P: 17	R: 0 E: 0 K: 0 S: 13	H: 1 LOB: 1 BB: 0 P: 19	R: 0 E: 0 K: 0 S: 23	H: 2 LOB: 0 BB: 0 P: 15	R: 3 E: 0 K: 2 S: 23	H: 3 LOB: 2 BB: 0 P: 37	1B: 12 2B: 4 3B: 0 HR: 0	SF: 0 SAC: 0 DP: 2 HBP: 2	WP: 2 PA: 46
PITCHER	IP 4.0	WLS 20	BF 6	H 5	R 5	ER 5	SO 3	BB 2	IBB 0	HBP 1	BLK 0	WP 0	HR 0	S 50	P 81	ERA 11.25	WHIP 2.000		
31 Tyler Anderson, L ERA: 5.5																			
59 José Soriano, R ERA: 3.21																			
52 Dominic Leone, R ERA: 4.23																			
41 Reynaldo López, R ERA: 3.91																			
55 Matt Moore, L ERA: 1.62																			

Tampa Bay Rays @ Los Angeles Angels
Angel Stadium, Anaheim, CA
Fri Aug 18 2023, 6:38 PM - 9:58 PM PDT
Att: 36,297 - Clear - 81 F

AB 42
R 9
H 15
RBI 9
BB 2
SO 9
LOB 21



Batter	1	2	3	4	5	6	7	8	9	10	AB	R	H	RBI	BB	SO	LOB	BOTTOM					
18 Nolan Schanuel, L OBP: 0.400, SLG: 0.250	K										4	2	1	0	1	1	2						
17 Shohei Ohtani, L OBP: 0.407, SLG: 0.668	8 2B 1B										5	2	2	4	0	3	3						
Brandon Drury, R OBP: 0.304, SLG: 0.470	L5										5	0	1	1	0	0	3						
8 Mike Moustakas, L OBP: 0.331, SLG: 0.455	14 WP 2B										5	0	2	1	0	1	1						
14 Logan O'Hoppe, R OBP: 0.313, SLG: 0.500	G6-3										5	0	0	0	0	1	2						
16 Mickey Moniak, L OBP: 0.303, SLG: 0.492	K										5	0	0	0	0	3	1						
12 Hunter Renfroe, R OBP: 0.304, SLG: 0.433											4	1	2	0	0	2	0						
2 Luis Rengifo, S OBP: 0.378, SLG: 0.388											3	1	1	0	1	1	2						
4 Andrew Velazquez, S OBP: 0.306, SLG: 0.333											0	0	0	0	0	0	0						
15 Randal Grichuk, R OBP: 0.332, SLG: 0.467	L6										4	0	0	0	0	1	3						
Inning Stats	R: 1 E: 0 K: 1 S: 12	H: 2 LOB: 1 BB: 0 P: 16	R: 4 E: 0 K: 1 S: 12	H: 3 LOB: 1 BB: 1 P: 21	R: 0 E: 0 K: 0 S: 5	H: 0 LOB: 0 BB: 0 P: 7	R: 0 E: 0 K: 2 S: 8	H: 0 LOB: 0 BB: 0 P: 11	R: 0 E: 0 K: 1 S: 7	H: 0 LOB: 0 BB: 0 P: 10	R: 0 E: 0 K: 1 S: 11	H: 2 LOB: 2 BB: 0 P: 16	R: 1 E: 0 K: 3 S: 18	H: 2 LOB: 1 BB: 0 P: 24	R: 0 E: 0 K: 3 S: 9	H: 0 LOB: 0 BB: 0 P: 10	R: 0 E: 0 K: 1 S: 13	H: 0 LOB: 2 BB: 1 P: 19	R: 0 E: 0 K: 0 S: 12	H: 0 LOB: 0 BB: 0 P: 15	1B: 6 2B: 2 3B: 0 HR: 1	SF: 0 SAC: 0 DP: 0 HBP: 0	WP: 2 PA: 42
PITCHER	IP 3.1	WLS 16	BF 5	H 5	R 5	ER 5	SO 3	BB 1	IBB 0	HBP 0	BLK 0	WP 1	HR 1	S 32	P 47	ERA 13.50	WHIP 1.800						
61 Erasmo Ramirez, R ERA: 3.33																							
64 Shawn Armstrong, R ERA: 1.03																							
38 Colin Poche, L ERA: 2.2																							
47 Jason Adam, R ERA: 2.88																							
26 Robert Stephenson, R ERA: 3.96																							

Tampa Bay Rays @ Los Angeles Angels
Angel Stadium, Anaheim, CA
Fri Aug 18 2023, 6:38 PM - 9:58 PM PDT
Att: 36,297 - Clear - 81 F

AB 40
R 6
H 9
RBI 6
BB 2
SO 13
LOB 17



Batter	1	2	3	4	5	6	7	8	9	AB	R	H	RBI	BB	SO	LOB	TOP			
2 Yandy Diaz, R OBP: 0.400, SLG: 0.502	G4-3	F7		1B		K			1B	5	0	2	0	0	1	0	Tampa Bay Rays @ Los Angeles Angels Angel Stadium, Anaheim, CA Sat Aug 19 2023, 1:09 PM - 3:41 PM PDT Att: 27,309 - Cloudy - 78 F			
8 Brandon Lowe, L OBP: 0.319, SLG: 0.430	HBP		G4-3	BB		BB			K	2	1	0	0	2	1					
56 Randy Arozarena, R (1.7)	BB		F9	G4-3		G4-3			K	4	1	0	0	1	1	4				
55 Luke Raley, L (1.8)	BB		K			K			L7	4	0	0	0	1	3	1				
17 Isaac Paredes, R (1.5)	K			P2	G1-3				P5	4	0	0	0	0	1	3				
15 Josh Lowe, L (1.9)	1B			HR		1B			K	4	1	3	3	0	1	0				
37 Oslevis Basabe, R (1.6)	G4-3			HR	L9				K	4	1	1	0	0	1	3				
62 Jonathan Aranda, L (1.3)		K		G4-3		HR			BB	3	1	1	1	1	1	1				
22 Jose Siri, R (8, PR)									G6-4-3	0	0	0	0	0	0	0				
50 René Pinto, R (1.2)									G6-4-3	3	1	1	2	0	2	0				
87 Harold Ramirez, R (8, PH)										1	0	0	0	0	0	1				
14 Christian Bethancourt, R (8, 2)										0	0	0	0	0	0	0				
Inning Stats	R: 2 H: 1 E: 0 K: 1 S: 14	H: 1 LOB: 2 BB: 2 P: 26	R: 0 H: 0 E: 0 K: 2 S: 9	H: 0 LOB: 0 BB: 0 P: 12	R: 0 H: 0 E: 0 K: 1 S: 7	H: 0 LOB: 0 BB: 0 P: 7	R: 3 H: 4 E: 0 K: 0 S: 19	H: 4 LOB: 2 BB: 1 P: 33	R: 0 H: 1 E: 0 K: 1 S: 9	H: 1 LOB: 1 BB: 0 P: 15	R: 0 H: 0 E: 0 K: 2 S: 8	H: 0 LOB: 0 BB: 0 P: 13	R: 0 H: 0 E: 0 K: 1 S: 6	H: 0 LOB: 1 BB: 1 P: 12	R: 0 H: 1 E: 0 K: 2 S: 11	H: 1 LOB: 1 BB: 0 P: 13	1B: 5 2B: 0 3B: 0 HR: 3	SF: 0 SAC: 0 DP: 1 HBP: 1	WP: 0 PB: 0 SB: 0 CS: 0	PA: 40
PITCHER	IP WLS BF H R ER SO BB IBB HBP BLK WP HR S P ERA WHIP	IP WLS BF H R ER SO BB IBB HBP BLK WP HR S P ERA WHIP	IP WLS BF H R ER SO BB IBB HBP BLK WP HR S P ERA WHIP	IP WLS BF H R ER SO BB IBB HBP BLK WP HR S P ERA WHIP	IP WLS BF H R ER SO BB IBB HBP BLK WP HR S P ERA WHIP	IP WLS BF H R ER SO BB IBB HBP BLK WP HR S P ERA WHIP	IP WLS BF H R ER SO BB IBB HBP BLK WP HR S P ERA WHIP	IP WLS BF H R ER SO BB IBB HBP BLK WP HR S P ERA WHIP	IP WLS BF H R ER SO BB IBB HBP BLK WP HR S P ERA WHIP	IP WLS BF H R ER SO BB IBB HBP BLK WP HR S P ERA WHIP	IP WLS BF H R ER SO BB IBB HBP BLK WP HR S P ERA WHIP	IP WLS BF H R ER SO BB IBB HBP BLK WP HR S P ERA WHIP	IP WLS BF H R ER SO BB IBB HBP BLK WP HR S P ERA WHIP	IP WLS BF H R ER SO BB IBB HBP BLK WP HR S P ERA WHIP	IP WLS BF H R ER SO BB IBB HBP BLK WP HR S P ERA WHIP	IP WLS BF H R ER SO BB IBB HBP BLK WP HR S P ERA WHIP	IP WLS BF H R ER SO BB IBB HBP BLK WP HR S P ERA WHIP			

AB	34
R	6
H	8
RBI	6
BB	5
SO	12
LOB	14



Batter	1	2	3	4	5	6	7	8	9	AB	R	H	RBI	BB	SO	LOB	BOTTOM			
18 Nolan Schanuel, L (1.3)	L8		1B	G3		G6-3				4	1	1	0	0	0	1	Tampa Bay Rays @ Los Angeles Angels Angel Stadium, Anaheim, CA Sat Aug 19 2023, 1:09 PM - 3:41 PM PDT Att: 27,309 - Cloudy - 78 F			
17 Shohel Ohtani, L (1.10)	K		F7	L7		BB			1B	3	0	0	0	1	1	1				
Brandon Drury, R (1.4)	L7		1B	HR		1B			1B	4	2	3	1	0	0	0				
8 Mike Moustakas, L (1.5)		E3	1B	F8		L8-6			P4	4	2	1	0	0	0	4				
21 Matt Thaiss, L (1.2)	1B	1B	1B	G3-1						4	2	2	1	0	0	1				
16 Mickey Moniak, L (1.8)		1B	1B	K2-3					K	3	0	1	1	0	2	1				
12 Hunter Renfroe, R (8, PH)		1B	1B							1	0	0	0	0	1	0				
15 Randal Grichuk, R (1.7)	SF9		2B			L8			F9	3	0	1	2	0	0	0				
2 Luis Rengifo, S (1.9)	K		G3			K			G6-3	3	0	0	0	0	2	2				
39 Jordyn Adams, R (7.8)										1	0	0	0	0	0	0				
4 Andrew Velazquez, S (1.6)	K2-3			G3		K				3	0	0	0	0	2	1				
Inning Stats	R: 0 H: 0 E: 0 K: 1 S: 6	H: 3 LOB: 1 BB: 0 P: 17	R: 4 H: 4 E: 1 K: 1 S: 14	H: 4 LOB: 1 BB: 0 P: 23	R: 0 H: 0 E: 0 K: 0 S: 5	H: 0 LOB: 0 BB: 0 P: 6	R: 1 H: 1 E: 0 K: 1 S: 14	H: 1 LOB: 0 BB: 0 P: 22	R: 0 H: 0 E: 0 K: 2 S: 10	H: 0 LOB: 1 BB: 0 P: 12	R: 0 H: 1 E: 0 K: 0 S: 8	H: 1 LOB: 1 BB: 1 P: 17	R: 0 H: 0 E: 0 K: 1 S: 8	H: 0 LOB: 0 BB: 0 P: 12	R: 0 H: 1 E: 0 K: 2 S: 11	H: 1 LOB: 1 BB: 0 P: 13	1B: 7 2B: 2 3B: 0 HR: 1	SF: 1 SAC: 0 DP: 1 HBP: 0	WP: 1 PB: 2 SB: 0 CS: 0	PA: 35
PITCHER	IP WLS BF H R ER SO BB IBB HBP BLK WP HR S P ERA WHIP	IP WLS BF H R ER SO BB IBB HBP BLK WP HR S P ERA WHIP	IP WLS BF H R ER SO BB IBB HBP BLK WP HR S P ERA WHIP	IP WLS BF H R ER SO BB IBB HBP BLK WP HR S P ERA WHIP	IP WLS BF H R ER SO BB IBB HBP BLK WP HR S P ERA WHIP	IP WLS BF H R ER SO BB IBB HBP BLK WP HR S P ERA WHIP	IP WLS BF H R ER SO BB IBB HBP BLK WP HR S P ERA WHIP	IP WLS BF H R ER SO BB IBB HBP BLK WP HR S P ERA WHIP	IP WLS BF H R ER SO BB IBB HBP BLK WP HR S P ERA WHIP	IP WLS BF H R ER SO BB IBB HBP BLK WP HR S P ERA WHIP	IP WLS BF H R ER SO BB IBB HBP BLK WP HR S P ERA WHIP	IP WLS BF H R ER SO BB IBB HBP BLK WP HR S P ERA WHIP	IP WLS BF H R ER SO BB IBB HBP BLK WP HR S P ERA WHIP	IP WLS BF H R ER SO BB IBB HBP BLK WP HR S P ERA WHIP	IP WLS BF H R ER SO BB IBB HBP BLK WP HR S P ERA WHIP	IP WLS BF H R ER SO BB IBB HBP BLK WP HR S P ERA WHIP	IP WLS BF H R ER SO BB IBB HBP BLK WP HR S P ERA WHIP			



Batter	1	2	3	4	5	6	7	8	9	AB R H RBI BB SO LOB	TOP											
29 TJ Friedl, L (1,8) OBP: 0.339, SLG: 0.438	P6	F9			E 44 2B		G4-3		G1-3	5 1 2 0 0 0 1	Cincinnati Reds @ Los Angeles Angels Angel Stadium, Anaheim, CA Tue Aug 22 2023, 6:40 PM - 9:09 PM PDT Att: 26,583 - Clear - 81 F											
9 Matt McLain, R (1,4) OBP: 0.363, SLG: 0.510	HR		K		K		BB		G1-3	4 1 1 1 1 1 2 3												
44 Ely De La Cruz, S (1,6) OBP: 0.309, SLG: 0.450	BB		P6		E3 7 2B		FC4-6			3 1 0 0 1 0 1												
7 Spencer Steer, R (1,7) OBP: 0.350, SLG: 0.462	HBP		P6		2B		CS		K	3 0 1 1 0 1 0												
19 Joey Votto, L (1,3) OBP: 0.306, SLG: 0.464	K		P6		G4-3					4 0 1 0 0 1 3												
33 Christian Encarnacion-Strawson, R (1,5) OBP: 0.310, SLG: 0.383	K		F7		G5-3				F8	4 0 0 0 0 1 3												
16 Noelvi Marte, R (1,5) OBP: 0.350, SLG: 0.375	K		K		BB				K	4 0 1 0 0 3 1												
30 Will Benson, L (1,9) OBP: 0.382, SLG: 0.503					BB				K	2 1 1 0 1 1 1												
26 TJ Hopkins, R (9,PH) OBP: 0.212, SLG: 0.161					E 29 44 BB				K	1 0 0 0 0 1 0												
37 Tyler Stephenson, R (1,2) OBP: 0.325, SLG: 0.356		G6-4-3			K				G4-3	4 0 0 0 0 2 3												
Inning Stats	R: 1 H: 1 E: 0 K: 2 S: 14	H: 1 LOB: 2 BB: 1 P: 24	R: 0 H: 1 E: 0 K: 1 S: 9	H: 1 LOB: 1 BB: 0 P: 14	R: 0 H: 0 E: 0 K: 1 S: 7	H: 0 LOB: 0 BB: 0 P: 8	R: 0 H: 0 E: 0 K: 1 S: 9	H: 1 LOB: 1 BB: 0 P: 14	R: 0 H: 0 E: 0 K: 2 S: 17	H: 0 LOB: 0 BB: 1 P: 25	R: 0 H: 1 E: 0 K: 2 S: 9	H: 1 LOB: 1 BB: 0 P: 15	R: 0 H: 0 E: 0 K: 0 S: 7	H: 0 LOB: 0 BB: 1 P: 15	R: 0 H: 1 E: 0 K: 2 S: 14	H: 1 LOB: 1 BB: 0 P: 19	R: 0 H: 1 E: 0 K: 1 S: 7	H: 1 LOB: 1 BB: 0 P: 8	1B: 4 2B: 2 3B: 0 HR: 1	SF: 0 SAC: 0 DP: 0 HBP: 1	WP: 0 PB: 0 SB: 3 CS: 1	PA: 39
PITCHER	IP WLS BF H R ER SO BB IBB HBP BLK WP HR S P ERA WHIP											IP WLS BF H R ER SO BB IBB HBP BLK WP HR S P ERA WHIP										
24 Lucas Giolitto, R (1,1) ERA: 4.32	6.0 L 27 5 4 1 9 2 0 1 0 0 0 1 65 100 1.50 1.167																					
59 José Soriano, R (7,1) ERA: 3.1	1.0 3 0 0 0 0 1 0 0 0 0 0 0 7 15 0.00 1.000																					
52 Dominic Leone, R (8,1) ERA: 4.12	1.0 4 1 0 0 2 0 0 0 0 0 0 0 14 19 0.00 1.000																					
28 Aaron Loup, L (9,1) ERA: 5.45	1.0 4 1 0 0 1 0 0 0 0 0 0 0 7 8 0.00 1.000																					

Batter	1	2	3	4	5	6	7	8	9	AB R H RBI BB SO LOB	BOTTOM							
18 Nolan Schanuel, L (1,3) OBP: 0.353, SLG: 0.267	G4-3				K					3 0 1 0 0 1 0	Cincinnati Reds @ Los Angeles Angels Angel Stadium, Anaheim, CA Tue Aug 22 2023, 6:40 PM - 9:09 PM PDT Att: 26,583 - Clear - 81 F							
5 Eduardo Escobar, S (8,PH) OBP: 0.282, SLG: 0.370					K					1 0 0 0 0 1 0								
27 Mike Trout, R (1,8) OBP: 0.397, SLG: 0.490	P4		G4-3		K					4 0 1 0 0 1 1								
17 Shohei Ohtani, L (1,10) OBP: 0.406, SLG: 0.659	K				K					3 0 0 0 1 2 1								
Brandon Drury, R (1,4) OBP: 0.307, SLG: 0.494	HR		K		F9				G4-3	4 1 1 1 0 1 2								
8 Mike Moustakas, L (1,5) OBP: 0.326, SLG: 0.455	HR				G3				K	4 1 1 1 0 2 0								
14 Logan O'Hoppe, R (1,2) OBP: 0.306, SLG: 0.508	K				HR				G4-3	3 1 1 1 0 1 0								
16 Mickey Moniak, L (8,FR) OBP: 0.304, SLG: 0.490					HR				HBP	0 0 0 0 0 0 0								
15 Randal Grichuk, R (1,7) OBP: 0.326, SLG: 0.463	2B				G6-3				G6-3	4 0 1 0 0 1 1								
12 Hunter Renfroe, R (1,9) OBP: 0.303, SLG: 0.435	G5-3				BB					2 0 0 0 1 0 1								
4 Andrew Velazquez, S (1,8) OBP: 0.282, SLG: 0.304	K				K				L6	2 0 0 0 0 2 2								
2 Luis Rengifo, S (7,PH) OBP: 0.317, SLG: 0.385					K					1 0 0 0 0 0 0								
Inning Stats	R: 0 H: 0 E: 0 K: 1 S: 6	H: 3 LOB: 1 BB: 0 P: 23	R: 0 H: 1 E: 0 K: 1 S: 6	H: 1 LOB: 1 BB: 1 P: 10	R: 1 H: 1 E: 0 K: 1 S: 11	H: 1 LOB: 1 BB: 1 P: 20	R: 0 H: 0 E: 0 K: 3 S: 11	H: 0 LOB: 0 BB: 0 P: 13	R: 0 H: 0 E: 0 K: 1 S: 5	H: 0 LOB: 0 BB: 0 P: 8	R: 0 H: 1 E: 0 K: 1 S: 13	H: 1 LOB: 1 BB: 0 P: 19	R: 0 H: 0 E: 0 K: 1 S: 8	H: 0 LOB: 1 BB: 0 P: 13	1B: 2 2B: 1 3B: 0 HR: 3	SF: 0 SAC: 0 DP: 1 HBP: 1	WP: 0 PB: 0 SB: 0 CS: 1	PA: 34
PITCHER	IP WLS BF H R ER SO BB IBB HBP BLK WP HR S P ERA WHIP											IP WLS BF H R ER SO BB IBB HBP BLK WP HR S P ERA WHIP						
51 Graham Ashcraft, R (1,1) ERA: 4.84	7.0 W 27 3 3 3 10 2 0 0 0 0 0 0 65 94 3.86 1.000																	
50 Sam Moll, L (8,1) ERA: 4.02	0.2 H 3 1 0 0 1 0 0 0 0 0 0 0 11 16 0.00 1.500																	
79 Ian Gibaut, R (8,1) ERA: 3.22	0.1 H 1 0 0 0 0 0 0 0 0 0 0 0 2 3 0.00 0.000																	
43 Alexis Diaz, R (9,1) ERA: 2.3	1.0 S 3 0 0 0 1 0 0 0 1 0 0 0 8 13 0.00 0.000																	

AB 34
R 4
H 7
RBI 2
BB 3
SO 12
LOB 16



AB 31
R 3
H 6
RBI 3
BB 2
SO 12
LOB 8



Batter	1	2	3	4	5	6	7	8	9	AB	R	H	RBI	BB	SO	LOB	TOP						
18 Nolan Schanuel, L (1, 3) OBP: 0.516, SLG: 0.348	G4-3		SF9 17 2B HBP		K		K		1B	4	1	1	1	0	2	0	Los Angeles Angels @ New York Mets Citi Field, Flushing, NY Fri Aug 25 2023, 7:11 PM - 10:16 PM EDT Att: 38,271 - Partly Cloudy - 76 F livebaseballscorecards.com						
17 Shohel Ohtani, L (1, 10) OBP: 0.408, SLG: 0.665	BB		SF9 8 1B 2B		G4-3 BB		G3-1		1B	2	1	1	0	3	0								
Brandon Drury, R (1, 4) OBP: 0.330, SLG: 0.486 4 Andrew Velazquez, S (8, PR) OBP: 0.286, SLG: 0.311	K		SF9		G4-3		G3-1		G6-3	3	0	1	1	0	1	2							
8 Mike Moustakas, L (1, 5) OBP: 0.319, SLG: 0.443	G5-3		1B		K		K		K	4	0	1	1	0	2	3							
2 Luis Rengifo, S (1, 6) OBP: 0.328, SLG: 0.397			1B		F7		F7		K	4	0	1	0	0	1	3							
14 Logan O'Hoppe, R (1, 2) OBP: 0.309, SLG: 0.479	1B		K		K		G5-4-3 12 BB		G6-3	3	0	1	0	1	1	1							
12 Hunter Renfroe, R (1, 9) OBP: 0.300, SLG: 0.427	K		K		K		G5-4-3		G6-3	3	1	0	0	1	2	3							
16 Mickey Moniak, L (1, 8) OBP: 0.309, SLG: 0.489	K		K		K		K		K	4	0	0	0	0	4	3							
15 Randal Grichuk, R (1, 7) OBP: 0.319, SLG: 0.446	G5-3		G5-3		G5-3		K		BB	3	0	0	0	1	1	2							
Inning Stats	R: 0 H: 0 E: 0 K: 1 S: 7	H: 0 LOB: 1 BB: 1 P: 12	R: 0 H: 2 E: 0 K: 2 S: 14	H: 2 LOB: 2 BB: 2 P: 21	R: 2 H: 2 E: 0 K: 1 S: 13	H: 2 LOB: 1 BB: 0 P: 19	R: 0 H: 0 E: 0 K: 2 S: 10	H: 0 LOB: 0 BB: 0 P: 16	R: 0 H: 0 E: 0 K: 0 S: 5	H: 0 LOB: 0 BB: 1 P: 17	R: 0 H: 0 E: 0 K: 3 S: 13	H: 1 LOB: 2 BB: 0 P: 17	R: 1 H: 1 E: 0 K: 1 S: 16	H: 1 LOB: 3 BB: 3 P: 30	1B: 5 2B: 1 3B: 0 HR: 0	SF: 1 SAC: 0 DP: 1 HBP: 1	WP: 1 PB: 0 SB: 1 CS: 0	PA: 39					
PITCHER	IP WLS BF H R ER SO BB IBB HBP BLK WP HR S P ERA WHIP	IP WLS BF H R ER SO BB IBB HBP BLK WP HR S P ERA WHIP	IP WLS BF H R ER SO BB IBB HBP BLK WP HR S P ERA WHIP	IP WLS BF H R ER SO BB IBB HBP BLK WP HR S P ERA WHIP	IP WLS BF H R ER SO BB IBB HBP BLK WP HR S P ERA WHIP	IP WLS BF H R ER SO BB IBB HBP BLK WP HR S P ERA WHIP	IP WLS BF H R ER SO BB IBB HBP BLK WP HR S P ERA WHIP	IP WLS BF H R ER SO BB IBB HBP BLK WP HR S P ERA WHIP	IP WLS BF H R ER SO BB IBB HBP BLK WP HR S P ERA WHIP	IP WLS BF H R ER SO BB IBB HBP BLK WP HR S P ERA WHIP	IP WLS BF H R ER SO BB IBB HBP BLK WP HR S P ERA WHIP	IP WLS BF H R ER SO BB IBB HBP BLK WP HR S P ERA WHIP	IP WLS BF H R ER SO BB IBB HBP BLK WP HR S P ERA WHIP	IP WLS BF H R ER SO BB IBB HBP BLK WP HR S P ERA WHIP	IP WLS BF H R ER SO BB IBB HBP BLK WP HR S P ERA WHIP	IP WLS BF H R ER SO BB IBB HBP BLK WP HR S P ERA WHIP	IP WLS BF H R ER SO BB IBB HBP BLK WP HR S P ERA WHIP						
34 Kodai Senga, R (1, 1) ERA: 3.17	6.2	L	27	4	2	2	10	3	0	1	0	0	0	0	0	0	0	0	0	67	105	2.70	1.050
66 Adam Kolarek, L (7, 1) ERA:	1.0		4	1	0	0	2	0	0	0	0	0	0	0	0	0	0	0	0	12	15	0.00	1.000
33 Trevor Gott, R (8, 1) ERA: 4.53	0.1		1	0	0	0	1	0	0	0	0	0	0	0	0	0	0	0	0	5	7	0.00	0.000
45 Sam Coonrod, R (9, 1) ERA: 2.25	0.2		4	0	1	1	1	2	0	0	0	1	0	12	24	13.50	3.000						
25 Brooks Raley, L (9, 1) ERA: 2.51	0.1		3	1	0	0	0	0	1	0	0	0	0	4	6	0.00	3.000						

Batter	1	2	3	4	5	6	7	8	9	AB	R	H	RBI	BB	SO	LOB	BOTTOM						
9 Brandon Nimmo, L (1, 8) OBP: 0.359, SLG: 0.436	P4		F7		F7		F7-2			4	0	0	0	0	0	2	Los Angeles Angels @ New York Mets Citi Field, Flushing, NY Fri Aug 25 2023, 7:11 PM - 10:16 PM EDT Att: 38,271 - Partly Cloudy - 76 F livebaseballscorecards.com						
12 Francisco Lindor, S (1, 6) OBP: 0.339, SLG: 0.475	K		HR		G1-3				F7	4	1	1	1	0	1	0							
1 Jeff McNeil, L (1, 9) OBP: 0.336, SLG: 0.355	G4-3		2B		P6				BB	3	0	1	0	1	0	0							
20 Pete Alonso, R (1, 3) OBP: 0.326, SLG: 0.525			BB		BB		BB		P3	1	0	0	0	3	0	1							
4 Francisco Alvarez, R (1, 2) OBP: 0.285, SLG: 0.441			K		L7				K	3	0	0	0	1	2	4							
29 DJ Stewart, L (1, 10) OBP: 0.325, SLG: 0.548	K		K		G3-1		K		K	4	0	0	0	0	3	3							
15 Danny Mendick, R (1, 4) ERA: 3.85 30 Rafael Ortega, L (8, PH) OBP: 0.312, SLG: 0.294	K		K		F8		SH 9 F7-2 2B		F8	3	0	1	0	0	1	2							
19 Jonathan Araúz, S (1, 5) OBP: 0.204, SLG: 0.245	K		K		F9		SH		BB	3	0	1	0	0	1	2							
26 Tim Lcastro, R (1, 7) OBP: 0.333, SLG: 0.286 32 Daniel Vogelbach, L (8, PH) OBP: 0.331, SLG: 0.388			L5		K		K		K	3	0	0	0	0	2	2							
Inning Stats	R: 0 H: 0 E: 0 K: 1 S: 11	H: 0 LOB: 0 BB: 0 P: 15	R: 0 H: 0 E: 0 K: 3 S: 13	H: 0 LOB: 2 BB: 2 P: 26	R: 1 H: 2 E: 0 K: 1 S: 13	H: 2 LOB: 1 BB: 1 P: 21	R: 0 H: 0 E: 0 K: 0 S: 4	H: 0 LOB: 0 BB: 0 P: 7	R: 0 H: 0 E: 0 K: 1 S: 10	H: 0 LOB: 1 BB: 1 P: 24	R: 0 H: 1 E: 1 K: 1 S: 10	H: 1 LOB: 1 BB: 0 P: 14	R: 0 H: 0 E: 0 K: 1 S: 13	H: 0 LOB: 1 BB: 1 P: 21	R: 0 H: 1 E: 0 K: 2 S: 12	H: 1 LOB: 0 BB: 0 P: 20	1B: 1 2B: 3 3B: 0 HR: 1	SF: 0 SAC: 1 DP: 1 HBP: 0	WP: 0 PB: 0 SB: 0 CS: 0	PA: 36			
PITCHER	IP WLS BF H R ER SO BB IBB HBP BLK WP HR S P ERA WHIP	IP WLS BF H R ER SO BB IBB HBP BLK WP HR S P ERA WHIP	IP WLS BF H R ER SO BB IBB HBP BLK WP HR S P ERA WHIP	IP WLS BF H R ER SO BB IBB HBP BLK WP HR S P ERA WHIP	IP WLS BF H R ER SO BB IBB HBP BLK WP HR S P ERA WHIP	IP WLS BF H R ER SO BB IBB HBP BLK WP HR S P ERA WHIP	IP WLS BF H R ER SO BB IBB HBP BLK WP HR S P ERA WHIP	IP WLS BF H R ER SO BB IBB HBP BLK WP HR S P ERA WHIP	IP WLS BF H R ER SO BB IBB HBP BLK WP HR S P ERA WHIP	IP WLS BF H R ER SO BB IBB HBP BLK WP HR S P ERA WHIP	IP WLS BF H R ER SO BB IBB HBP BLK WP HR S P ERA WHIP	IP WLS BF H R ER SO BB IBB HBP BLK WP HR S P ERA WHIP	IP WLS BF H R ER SO BB IBB HBP BLK WP HR S P ERA WHIP	IP WLS BF H R ER SO BB IBB HBP BLK WP HR S P ERA WHIP	IP WLS BF H R ER SO BB IBB HBP BLK WP HR S P ERA WHIP	IP WLS BF H R ER SO BB IBB HBP BLK WP HR S P ERA WHIP	IP WLS BF H R ER SO BB IBB HBP BLK WP HR S P ERA WHIP						
43 Patrick Sandoval, L (1, 1) ERA: 3.85	6.0	W	24	2	1	1	7	4	0	0	0	0	0	0	0	0	0	0	0	65	107	1.50	1.000
55 Matt Moore, L (7, 1) ERA: 2.14	1.0	H	4	1	0	0	1	0	0	0	0	0	0	0	0	0	0	0	0	10	14	0.00	1.000
41 Reynaldo López, R (8, 1) ERA: 3.69	1.0	H	4	0	0	0	1	1	0	0	0	0	0	0	0	0	0	0	0	13	21	0.00	1.000
53 Carlos Estévez, R (9, 1) ERA: 3.46	1.0	S	4	1	0	0	2	0	0	0	0	0	0	0	0	0	0	0	0	12	20	0.00	1.000

AB	31
R	3
H	6
RBI	3
BB	6
SO	14
LOB	20


AB	30
R	1
H	4
RBI	1
BB	5
SO	11
LOB	17



Batter	1	2	3	4	5	6	7	8	9	AB	R	H	RBI	BB	SO	LOB	TOP					
18 Nolan Schanuel, L OBP: 0.500, SLG: 0.370										4	2	1	0	0	0	0						
17 Shohel Ohtani, L OBP: 0.409, SLG: 0.663										4	0	1	0	1	1	0						
Brandon Drury, R OBP: 0.305, SLG: 0.484										5	1	3	2	0	1	2						
8 Mike Moustakas, L OBP: 0.310, SLG: 0.429										5	0	0	0	0	0	6						
2 Luis Rengifo, S OBP: 0.337, SLG: 0.413										5	0	3	1	0	0	0						
16 Mickey Moniak, L OBP: 0.313, SLG: 0.504										4	0	3	1	0	1	2						
14 Logan O'Hoppe, R OBP: 0.281, SLG: 0.432										4	0	0	0	0	0	6						
75 Trey Cabbage, L OBP: 0.195, SLG: 0.350										3	0	0	0	0	3	1						
12 Hunter Renfroe, R OBP: 0.300, SLG: 0.425										1	0	0	0	0	0	2						
15 Randal Grichuk, R OBP: 0.317, SLG: 0.435										3	1	0	0	1	2	0						
Inning Stats	R: 1 E: 0 K: 1 S: 15	H: 3 LOB: 3 BB: 0 P: 24	R: 0 E: 0 K: 2 S: 9	H: 0 LOB: 0 BB: 0 P: 12	R: 0 E: 0 K: 1 S: 11	H: 2 LOB: 2 BB: 0 P: 15	R: 2 E: 0 K: 1 S: 10	H: 2 LOB: 2 BB: 2 P: 22	R: 0 E: 0 K: 1 S: 9	H: 0 LOB: 0 BB: 0 P: 13	R: 0 E: 0 K: 1 S: 8	H: 0 LOB: 0 BB: 0 P: 11	R: 1 E: 0 K: 0 S: 11	H: 3 LOB: 2 BB: 0 P: 15	R: 0 E: 0 K: 1 S: 7	H: 0 LOB: 0 BB: 0 P: 9	R: 0 E: 0 K: 0 S: 5	H: 0 LOB: 0 BB: 0 P: 7	1B: 9 2B: 1 3B: 1 HR: 0	SF: 0 SAC: 0 DP: 0 HBP: 1	WP: 0 PB: 0 SB: 0 CS: 0	PA: 41
PITCHER	IP: 5.2 WLS: W BF: 28 ERA: 4.05	WLS: H BF: 5 ERA: 3.32	H: 8 R: 3 ER: 3 SO: 6	R: 3 ER: 1 SO: 1	BB: 1 IBB: 1 HBP: 1 BLK: 0	WP: 0 HR: 0 S: 59 P: 92	HR: 0 S: 10 P: 15	ERA: 4.76 WHIP: 1.588	PITCHER	IP: 0.2 WLS: H BF: 2 ERA: 3.32	H: 2 R: 1 ER: 0 SO: 0	BB: 0 IBB: 0 HBP: 0 BLK: 0	WP: 0 HR: 0 S: 4 P: 5	ERA: 0.00 WHIP: 0.000	PITCHER	IP: 1.0 WLS: H BF: 3 ERA: 4.53	H: 3 R: 0 ER: 0 SO: 1	BB: 0 IBB: 0 HBP: 0 BLK: 0	WP: 0 HR: 0 S: 7 P: 9	ERA: 0.00 WHIP: 0.000		

Los Angeles Angels @ Philadelphia Phillies
Citizens Bank Park, Philadelphia, PA
Mon Aug 28 2023, 6:44 PM - 9:20 PM EDT
Att: 38,142 - Partly Cloudy - 77 F


AB 38
R 4
H 11
RBI 4
BB 2
SO 8
LOB 19



Batter	1	2	3	4	5	6	7	8	9	AB	R	H	RBI	BB	SO	LOB	BOTTOM			
12 Kyle Schwarber, L OBP: 0.332, SLG: 0.452										5	0	0	0	0	3	2				
7 Trea Turner, R OBP: 0.305, SLG: 0.422										3	3	2	3	1	0	0				
3 Bryce Harper, L OBP: 0.400, SLG: 0.486										3	1	1	2	1	0	0				
8 Nick Castellanos, R OBP: 0.313, SLG: 0.469										2	0	0	0	2	0	0				
5 Bryson Stott, L OBP: 0.339, SLG: 0.440										4	0	0	0	0	1	3				
28 Alec Bohm, R OBP: 0.335, SLG: 0.429										3	1	1	0	1	0	0				
10 J.T. Realmuto, R OBP: 0.311, SLG: 0.450										3	0	0	0	1	1	3				
16 Brandon Marsh, L OBP: 0.376, SLG: 0.471										4	0	2	1	0	0	2				
44 Jake Cave, L OBP: 0.291, SLG: 0.406										2	1	1	0	0	1	0				
18 Johan Rojas, R OBP: 0.347, SLG: 0.427										2	0	0	0	0	0	3				
Inning Stats	R: 1 E: 0 K: 1 S: 7	H: 1 LOB: 0 BB: 0 P: 10	R: 0 E: 0 K: 0 S: 9	H: 0 LOB: 0 BB: 0 P: 12	R: 0 E: 0 K: 2 S: 9	H: 0 LOB: 0 BB: 0 P: 15	R: 2 E: 0 K: 1 S: 14	H: 1 LOB: 2 BB: 3 P: 32	R: 2 E: 0 K: 1 S: 16	H: 2 LOB: 0 BB: 0 P: 23	R: 0 E: 0 K: 1 S: 12	H: 1 LOB: 2 BB: 1 P: 20	R: 0 E: 0 K: 0 S: 10	H: 0 LOB: 2 BB: 2 P: 19	R: 1 E: 0 K: 0 S: 11	H: 2 LOB: 1 BB: 0 P: 15	1B: 3 2B: 1 3B: 0 HR: 3	SF: 0 SAC: 0 DP: 0 HBP: 0	WP: 1 PB: 0 SB: 2 CS: 0	PA: 37
PITCHER	IP: 5.2 WLS: L BF: 25 ERA: 4.45	WLS: L BF: 3 ERA: 5.53	H: 4 R: 5 ER: 5 SO: 6	R: 5 ER: 0 SO: 0	BB: 4 IBB: 0 HBP: 0 BLK: 0	WP: 0 HR: 3 S: 62 P: 106	HR: 3 S: 8 P: 12	ERA: 1.412 WHIP: 1.500	PITCHER	IP: 0.2 WLS: H BF: 1 ERA: 5.53	H: 1 R: 0 ER: 0 SO: 0	BB: 0 IBB: 0 HBP: 0 BLK: 0	WP: 0 HR: 0 S: 18 P: 28	ERA: 5.40 WHIP: 1.800						

Los Angeles Angels @ Philadelphia Phillies
Citizens Bank Park, Philadelphia, PA
Mon Aug 28 2023, 6:44 PM - 9:20 PM EDT
Att: 38,142 - Partly Cloudy - 77 F

AB 31
R 6
H 7
RBI 6
BB 6
SO 6
LOB 13



Batter	1	2	3	4	5	6	7	8	9	AB	R	H	RBI	BB	SO	LOB	TOP			
18 Nolan Schanuel, L OBP: 0.488, SLG: 0.375										5	1	2	0	0	0	2	Los Angeles Angels @ Philadelphia Phillies Citizens Bank Park, Philadelphia, PA Tue Aug 29 2023, 6:43 PM - 9:17 PM EDT Att: 36,096 - Cloudy - 78 F			
17 Shohel Ohtani, L OBP: 0.410, SLG: 0.664										5	0	3	2	0	0	1				
Brandon Drury, R OBP: 0.303, SLG: 0.478										4	0	0	0	1	2	3				
8 Mike Moustakas, L OBP: 0.305, SLG: 0.422										5	0	0	0	0	3	6				
2 Luis Rengifo, S OBP: 0.341, SLG: 0.433										4	2	3	2	0	0	0				
14 Logan O'Hoppe, R OBP: 0.280, SLG: 0.417										3	0	0	0	1	1	1				
16 Mickey Moniak, L OBP: 0.310, SLG: 0.458										3	0	0	0	0	1	2				
4 Andrew Velazquez, S OBP: 0.270, SLG: 0.291										3	0	0	0	1	0	2				
12 Hunter Renfroe, R OBP: 0.300, SLG: 0.422										4	4	3	1	0	0	1				
15 Randal Grichuk, R OBP: 0.322, SLG: 0.454										4	4	3	1	0	0	1				
Inning Stats	R: 0 E: 0 K: 1 S: 11	H: 1 LOB: 1 BB: 0 P: 14	R: 1 E: 0 K: 1 S: 12	H: 1 LOB: 0 BB: 1 P: 17	R: 1 E: 0 K: 1 S: 10	H: 2 LOB: 1 BB: 0 P: 13	R: 1 E: 0 K: 1 S: 10	H: 2 LOB: 1 BB: 1 P: 19	R: 0 E: 0 K: 0 S: 8	H: 1 LOB: 1 BB: 0 P: 12	R: 1 E: 0 K: 1 S: 10	H: 1 LOB: 0 BB: 0 P: 13	R: 0 E: 0 K: 0 S: 4	H: 0 LOB: 0 BB: 0 P: 7	R: 2 E: 2 K: 1 S: 16	H: 2 LOB: 2 BB: 1 P: 27	1B: 5 2B: 3 3B: 0 HR: 3	SF: 0 SAC: 0 DP: 1 HBP: 0	WP: 0 PB: 0 SB: 0 CS: 1	PA: 41
PITCHER	IP WLS BF H R ER SO BB IBB HBP BLK WP HR S P ERA WHIP																			
22 Michael Lorenzen, R ERA: 3.73	6.0 W 26 8 4 3 5 2 0 0 0 0 2 61 88 4.50 1.667																			
46 José Alvarado, L ERA: 1.5	1.0 0 1 1 1 1 0 0 0 0 0 1 10 13 9.00 1.000																			
58 Seranthony Dominguez, R ERA: 3.85	1.0 3 0 0 0 0 0 0 0 0 0 4 7 0.00 0.000																			
64 Andrew Bellatti, R ERA: 4.95	1.0 7 2 2 2 1 1 0 0 0 0 0 16 27 18.00 3.000																			

Batter	1	2	3	4	5	6	7	8	9	AB	R	H	RBI	BB	SO	LOB	BOTTOM			
12 Kyle Schwarber, L OBP: 0.333, SLG: 0.456										4	1	1	1	1	1	2	Los Angeles Angels @ Philadelphia Phillies Citizens Bank Park, Philadelphia, PA Tue Aug 29 2023, 6:43 PM - 9:17 PM EDT Att: 36,096 - Cloudy - 78 F			
16 Brandon Marsh, L OBP: 0.376, SLG: 0.471										0	0	0	0	0	0	0				
7 Trea Turner, R OBP: 0.305, SLG: 0.431										5	1	2	3	0	1	1				
8 Nick Castellanos, R OBP: 0.312, SLG: 0.465										5	1	1	0	0	0	1				
44 Jake Cave, L OBP: 0.291, SLG: 0.406										0	0	0	0	0	0	0				
3 Bryce Harper, L OBP: 0.402, SLG: 0.497										4	2	2	1	1	0	0				
28 Alec Bohm, R OBP: 0.339, SLG: 0.440										3	2	2	3	1	0	0				
10 J.T. Realmuto, R OBP: 0.313, SLG: 0.453										4	2	2	1	0	0	2				
29 Rodolfo Castro, S OBP: 0.305, SLG: 0.332										2	0	0	0	0	1	2				
5 Bryson Stott, L OBP: 0.342, SLG: 0.448										2	2	2	2	0	0	0				
33 Edmundo Sosa, R OBP: 0.295, SLG: 0.427										4	0	1	0	0	2	2				
18 Johan Rojas, R OBP: 0.337, SLG: 0.413										3	1	0	1	0	0	1				
Inning Stats	R: 0 E: 0 K: 0 S: 8	H: 0 LOB: 0 BB: 0 P: 13	R: 1 E: 0 K: 1 S: 11	H: 1 LOB: 0 BB: 0 P: 14	R: 1 E: 0 K: 0 S: 6	H: 2 LOB: 0 BB: 0 P: 10	R: 0 E: 0 K: 0 S: 9	H: 1 LOB: 2 BB: 1 P: 17	R: 0 E: 0 K: 2 S: 10	H: 0 LOB: 1 BB: 1 P: 17	R: 6 E: 1 K: 1 S: 20	H: 5 LOB: 1 BB: 1 P: 30	R: 3 E: 0 K: 0 S: 16	H: 3 LOB: 0 BB: 0 P: 22	R: 1 E: 0 K: 1 S: 12	H: 1 LOB: 0 BB: 0 P: 19	1B: 4 2B: 3 3B: 1 HR: 5	SF: 0 SAC: 1 DP: 1 HBP: 0	WP: 0 PB: 0 SB: 0 CS: 0	PA: 40
PITCHER	IP WLS BF H R ER SO BB IBB HBP BLK WP HR S P ERA WHIP																			
31 Tyler Anderson, L ERA: 5.88	5.0 L 24 7 6 6 3 2 1 0 0 0 0 3 50 78 10.80 1.800																			
59 José Soriano, R ERA: 3.31	0.2 5 2 2 2 1 0 0 0 0 0 0 13 22 27.00 3.000																			
51 Jaime Barria, R ERA: 5.28	2.1 11 4 4 4 1 0 0 0 0 0 2 29 42 15.43 1.714																			

Batter	1	2	3	4	5	6	7	8	9	AB	R	H	RBI	BB	SO	LOB	TOP			
2 Luis Rengifo, S OBP: 0.338, SLG: 0.436	F FF 95 3-2 F FF 96 B CU 83 B FF 96 B FF 95 X FF 96		B CH 90 3-2 B CH 89 B FF 94 C FF 94 C FF 94 C FF 94 X CH 82		C SI 94 1-2 C CH 83 B CH 82 B CH 83 X SI 92		F SI 94 3-2 B SI 94 B CH 83 X SI 92		F SI 93 1-2 C SI 93 B CH 89 X FF 94	5	1	2	2	0	0	0	Los Angeles Angels @ Oakland Athletics Oakland Coliseum, Oakland, CA Sun Sep 03 2023, 1:10 PM - 4:16 PM PDT Att: 12,425 - Partly Cloudy - 71 F			
17 Shohel Ohtani, L OBP: 0.412, SLG: 0.654	B FF 96 4-1 F SL 90 B FF 96 B FF 95		B SI 93 3-2 B SI 94 B SI 94 B SI 94 X SL 89		B SI 93 4-1 B SI 94 B SI 94 B SI 94		F SI 91 1-3 B SI 91 B CH 83 S SI 92		F SI 93 1-3 C SI 93 B CH 89 X FF 94	3	0	0	0	2	2	1				
Brandon Drury, R OBP: 0.304, SLG: 0.477	D CU 81 1-0 X FF 94			B CH 89 2-0 B CH 89 X FF 94	B SI 93 3-3 B SI 93 B SI 93 X SI 92		B SI 94 2-0 B CH 87 X SI 92		B SI 96 4-0 B SI 96 B SI 96 B SI 96	4	0	0	0	1	1	2				
15 Randal Grichuk, R OBP: 0.323, SLG: 0.447	1 SAFE C SI 94 0-2 F FF 95 T FF 97			C CU 91 0-2 X FF 94	B SI 94 2-0 B SI 94 X SI 92				C FF 92 2-3 C FF 92 B FF 93 B SI 93 S SI 91	4	1	1	0	0	2	2				
8 Mike Moustakas, L OBP: 0.305, SLG: 0.418					G6-3				S FF 96 0-3 S FF 96 B FF 96 C SI 93	1	0	0	0	0	1	2				
5 Eduardo Escobar, S OBP: 0.283, SLG: 0.378	S FF 95 0-1 X CH 89			F FF 95 2-2 F CH 87 1 SAFE F FF 95 F FF 94 B CU 80 B CU 80 X FF 95		F SI 93 3-2 F CH 82 B SI 94 X CH 83			C SI 92 0-3 C SI 92 S SI 93	4	1	2	2	0	1	0				
38 Michael Stefanić, R OBP: 0.300, SLG: 0.200	C FF 96 1-2 F FF 95 B FF 95 X FF 95			X FF 94 0-0		B SI 94 1-1 L SL 82 1 SAFE X SL 83			B FF 94 2-2 B FF 94 C FF 94 X SI 94	4	0	0	0	0	0	1				
16 Mickey Moniak, L OBP: 0.306, SLG: 0.492	B CH 82 2-1 S SL 88 B SL 90 X FF 94			B CH 82 1-2 C FF 94 C FF 93 X FF 93		B CH 82 3-3 C SI 93 C SI 93 D SL 85 F SI 93 S SI 92			C FF 92 0-2 C FF 92 B SI 93 X SI 93	4	1	2	0	0	1	1				
35 Chad Wallach, R OBP: 0.279, SLG: 0.404	B CH 90 2-3 F FF 95 D CH 90 F FF 94 S CU 81			B FF 94 2-2 D CH 89 1 SAFE C SL 87 X FF 95		B SI 94 2-3 D SL 85 F SI 93 S CH 84			X SI 93 0-0	4	1	2	1	0	2	2				
19 Kyren Paris, R OBP: 0.455, SLG: 0.143					G6-3				C SI 96 4-2 B SI 96 B SI 96 D SI 96 S SI 96	3	1	0	0	1	2	1				
Inning Stats	R: 0 E: 0 K: 1 S: 9	H: 0 LOB: 1 BB: 1 P: 17	R: 0 E: 0 K: 1 S: 12	H: 1 LOB: 1 BB: 0 P: 17	R: 0 E: 0 K: 0 S: 10	H: 0 LOB: 0 BB: 0 P: 18	R: 3 E: 1 K: 1 S: 19	H: 4 LOB: 1 BB: 1 P: 26	R: 0 E: 0 K: 2 S: 14	H: 0 LOB: 1 BB: 0 P: 19	R: 1 E: 0 K: 2 S: 11	H: 1 LOB: 0 BB: 0 P: 19	R: 0 E: 0 K: 2 S: 10	H: 0 LOB: 0 BB: 0 P: 14	R: 2 E: 0 K: 2 S: 18	H: 2 LOB: 2 BB: 2 P: 31	1B: 5 2B: 2 3B: 0 HR: 2	SF: 0 SAC: 0 DP: 0 HBP: 0	WP: 2 PB: 1 CS: 1 SB: 0	PA: 40
PITCHER	IP WLS BF H R ER SO	IP WLS BF H R ER SO	IP WLS BF H R ER SO	IP WLS BF H R ER SO	IP WLS BF H R ER SO	IP WLS BF H R ER SO	IP WLS BF H R ER SO	IP WLS BF H R ER SO	IP WLS BF H R ER SO	IP WLS BF H R ER SO	IP WLS BF H R ER SO	IP WLS BF H R ER SO	IP WLS BF H R ER SO	IP WLS BF H R ER SO	IP WLS BF H R ER SO	IP WLS BF H R ER SO	ERA WHIP	ERA WHIP		
39 Kyle Muller, L ERA: 7.62	4.0	18	5	3	3	3	1	0	0	0	0	0	0	0	0	0	6.75	1.500		
55 Adrián Martínez, R ERA: 5.27	2.1	10	2	1	1	4	1	0	0	0	0	0	1	29	52	3.86	1.286			
60 Francisco Pérez, L ERA: 5.23	0.2	W	2	0	0	0	0	0	0	0	0	0	0	5	8	0.00	0.000			
56 Dany Jiménez, R ERA: 3.95	1.0	3	0	0	0	2	0	0	0	0	0	0	0	10	14	0.00	0.000			
54 Kirby Sneed, L ERA: 4.63	0.2	6	2	2	2	1	2	0	0	0	0	2	0	15	28	27.00	6.000			
Batter	1	2	3	4	5	6	7	8	9	AB	R	H	RBI	BB	SO	LOB	BOTTOM			
1 Esteyru Ruiz, R OBP: 0.304, SLG: 0.334	X FF 98 0-0		B FF 90 2-3 B CH 79 C FF 95 S CH 80		B FF 90 1-1 X CH 82 X FF 96					3	0	0	0	0	1	0	Los Angeles Angels @ Oakland Athletics Oakland Coliseum, Oakland, CA Sun Sep 03 2023, 1:10 PM - 4:16 PM PDT Att: 12,425 - Partly Cloudy - 71 F			
22 Lawrence Butler, L OBP: 0.284, SLG: 0.354										2	0	1	1	0	0	0				
20 Zack Gelof, R OBP: 0.330, SLG: 0.532	B FC 88 2-1 B FF 89 X FC 96			B FF 87 4-1 B FC 84 B CH 79 C FF 89 B FC 85		S CH 80 3-2 B FC 84 B CH 80 C FF 89 X FF 90				4	2	2	0	1	0	2				
49 Ryan Noda, L OBP: 0.384, SLG: 0.429	H SI 90 1-0			B FC 93 4-2 S SI 89 1 SAFE F FF 88 B FC 82 D CH 80 1 SAFE F FF 88 B SI 87		X FF 99 0-0		B CH 87 1-0 X FF 98		B SI 94 1-2 C SI 94 B SI 94 X SI 90	3	2	1	2	1	0		1		
25 Brent Rooker, R OBP: 0.328, SLG: 0.467	C FF 90 0-2 X FC 84			B CH 80 4-2 B FF 90 B FC 85 C CH 81 B FC 85		B CH 81 2-0 X FF 90				3	1	0	0	2	1	1				
44 Carlos Pérez, R OBP: 0.290, SLG: 0.351	C FF 88 1-3 B FF 90 S FC 86			S FC 86 0-3 S CH 82		X FF 90 0-0		S SI 96 0-1 X FF 99		C FF 93 1-1 B FC 85 X FF 93	3	1	1	0	0	2		3		
5 Tony Kemp, L OBP: 0.310, SLG: 0.317										1	1	1	2	0	0	0				
26 Jonah Bride, R OBP: 0.284, SLG: 0.209										1	0	0	0	0	0	0				
13 Jordan Diaz, R OBP: 0.299, SLG: 0.401	B FF 89 1-3 S CH 81 D CH 82 B FF 92 C CH 81 S FF 92			C CH 81 2-2 S CH 81 D CH 82 B FF 92 X CH 82		F FC 90 1-2 X FF 94				2	0	0	0	0	1	3				
15 Seth Brown, L OBP: 0.280, SLG: 0.408										1	2	1	2	1	0	0				
23 Shea Langeliers, R OBP: 0.271, SLG: 0.388	S FF 90 0-1 X FF 91			C CH 82 2-3 D CH 82 B FF 92 C CH 81		F FF 94 0-1 X FC 88		L SI 96 0-1 X FF 97		4	1	1	2	0	1	3				
12 Aledmys Díaz, R OBP: 0.283, SLG: 0.337			X FF 89 0-0							4	0	2	0	0	0	0				
10 Nick Allen, R OBP: 0.251, SLG: 0.277										4	0	0	0	0	0	3				
Inning Stats	R: 0 E: 0 K: 0 S: 6	H: 0 LOB: 1 BB: 0 P: 9	R: 0 E: 0 K: 2 S: 11	H: 0 LOB: 0 BB: 0 P: 13	R: 0 E: 0 K: 1 S: 7	H: 0 LOB: 0 BB: 0 P: 9	R: 0 E: 0 K: 2 S: 15	H: 0 LOB: 3 BB: 3 P: 31	R: 0 E: 0 K: 0 S: 7	H: 0 LOB: 0 BB: 0 P: 8	R: 4 E: 0 K: 0 S: 16	H: 5 LOB: 1 BB: 0 P: 25	R: 6 E: 2 K: 0 S: 23	H: 5 LOB: 2 BB: 2 P: 40	R: 0 E: 0 K: 1 S: 9	H: 0 LOB: 0 BB: 0 P: 14	1B: 6 2B: 1 3B: 1 HR: 2	SF: 0 SAC: 0 DP: 0 HBP: 1	WP: 1 PB: 0 CS: 0 SB: 0	PA: 41
PITCHER	IP WLS BF H R ER SO	IP WLS BF H R ER SO	IP WLS BF H R ER SO	IP WLS BF H R ER SO	IP WLS BF H R ER SO	IP WLS BF H R ER SO	IP WLS BF H R ER SO	IP WLS BF H R ER SO	IP WLS BF H R ER SO	IP WLS BF H R ER SO	IP WLS BF H R ER SO	IP WLS BF H R ER SO	IP WLS BF H R ER SO	IP WLS BF H R ER SO	IP WLS BF H R ER SO	IP WLS BF H R ER SO	ERA WHIP	ERA WHIP		
31 Tyler Anderson, L ERA: 5.55	5.1	23	3	3	3	0	3	0	0	0	0	0	0	0	0	0	5.06	1.125		
60 Andrew Wantz, R ERA: 4.62	0.2	B	4	2	1	1	0	0	0	0	0	0	1	10	14	13.50	3.000			
59 José Soriano, R ERA: 4.36	0.1	L	7	3	6	4	0	1	1	0	0	0	0	11	20	108.00	12.000			
68 José Marte, R ERA	0.2	4	2	0	0	0	0	0	0	0	0	0	0	12	20	0.00	3.000			
66 Kolton Ingram, L ERA: 10.8	1.0	3	0	0	0	1	0	0	0	0	0	0	0	9	14	0.00	0.000			

Batter	1	2	3	4	5	6	7	8	9	AB R H RBI BB SO LOB	TOP											
21 Austin Hays, R OBP: 0.331, SLG: 0.454	L7		6 1B	BB			K	G2-3		4 1 1 1 1 1 1	Baltimore Orioles @ Los Angeles Angels Angel Stadium, Anaheim, CA Mon Sep 04 2023, 6:39 PM - 9:00 PM PDT Att: 29,214 - Clear - 74 F											
25 Anthony Santander, S OBP: 0.359, SLG: 0.499	G6-3		F4	G5-3			6 2 HR	G2-3	5 1 1 0 0 0 2													
6 Ryan Mountcastle, R OBP: 0.327, SLG: 0.469	K		11 1B	1B			2 HR	G4-3	4 2 2 1 1 1 0													
2 Gunnar Henderson, L OBP: 0.330, SLG: 0.482		2B	K		F9		HR	K	5 1 2 3 0 2 2													
11 Jordan Westburg, R OBP: 0.315, SLG: 0.411	G6-3		34 1B	1B	P6		2B		4 0 2 0 0 0 2													
34 Aaron Hicks, S OBP: 0.326, SLG: 0.373		BB	1B		CS	P5	K		3 0 1 1 1 1 1													
31 Cedric Mullins, L OBP: 0.324, SLG: 0.444	F8		G3			F9		G3	4 0 0 0 0 0 4													
27 James McCann, R OBP: 0.269, SLG: 0.376	K		K			F9		L5	4 0 0 0 0 2 2													
3 Jorge Mateo, R OBP: 0.259, SLG: 0.345			21 2B	G5-3			K	BB	3 1 1 0 1 1 0													
Inning Stats	R: 0 H: 0 E: 0 K: 1 S: 7	H: 0 LOB: 0 BB: 0 P: 11	R: 0 H: 1 E: 0 K: 1 S: 11	H: 2 LOB: 2 BB: 1 P: 18	R: 3 H: 5 E: 0 K: 1 S: 18	H: 5 LOB: 2 BB: 0 P: 24	R: 0 H: 0 E: 0 K: 1 S: 7	H: 0 LOB: 1 BB: 1 P: 15	R: 0 H: 1 E: 0 K: 0 S: 6	H: 0 LOB: 0 BB: 0 P: 10		R: 0 H: 0 E: 0 K: 0 S: 4	H: 0 LOB: 0 BB: 0 P: 9	R: 3 H: 3 E: 0 K: 3 S: 18	H: 3 LOB: 1 BB: 1 P: 29	R: 0 H: 0 E: 0 K: 0 S: 7	H: 0 LOB: 1 BB: 1 P: 13	R: 0 H: 0 E: 0 K: 1 S: 12	H: 0 LOB: 0 BB: 0 P: 14	1B: 6 2B: 3 3B: 0 HR: 1	SF: 0 SAC: 0 DP: 0 HBP: 0	WP: 0 PB: 0 SB: 0 CS: 1
PITCHER	IP WLS BF H R ER SO BB IBB HBP BLK WP HR S P ERA WHIP											IP WLS BF H R ER SO BB IBB HBP BLK WP HR S P ERA WHIP										
78 Kenny Rosenberg, L ERA: 5.54	6.0 L 26 7 3 3 4 2 0 0 0 0 0 0 53 87 4.50 1.500																					
99 Gerardo Reyes, R ERA: 9.31	1.0 7 3 3 3 3 1 0 0 0 0 1 18 29 27.00 4.000																					
51 Jaime Barria, R ERA: 5.54	1.0 4 0 0 0 0 1 0 0 0 0 0 7 13 0.00 1.000																					
53 Carlos Estévez, R ERA: 3.27	1.0 3 0 0 0 1 0 0 0 0 0 0 12 14 0.00 0.000																					

AB	36
R	6
H	10
RBI	6
BB	4
SO	8
LOB	14

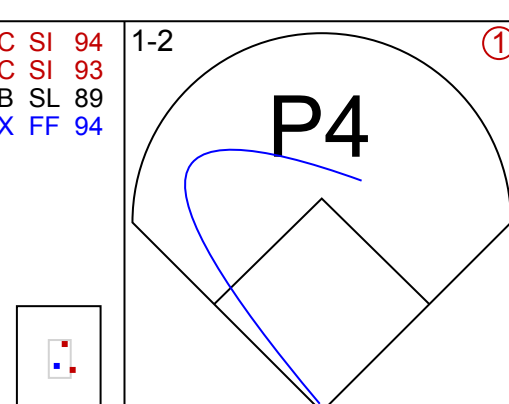
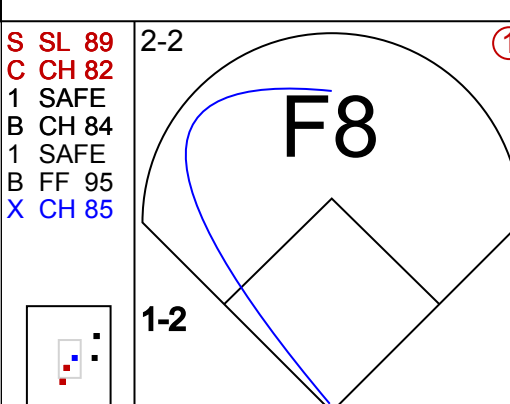
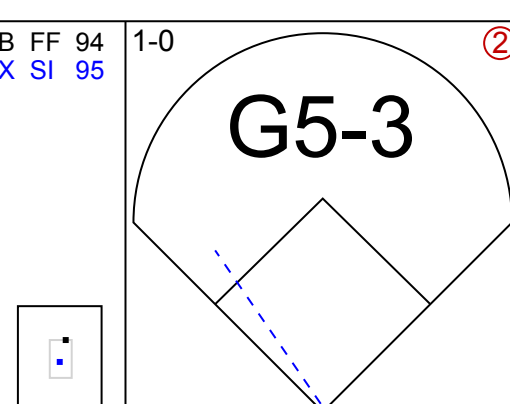
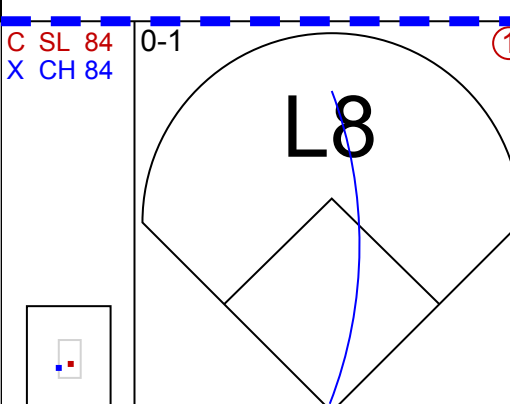
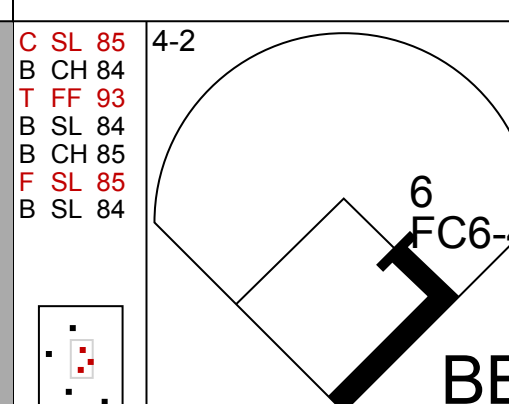
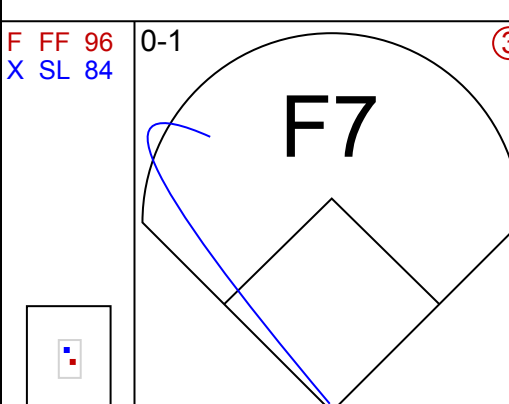
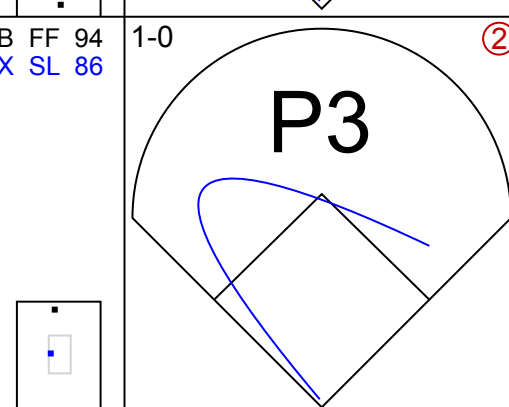
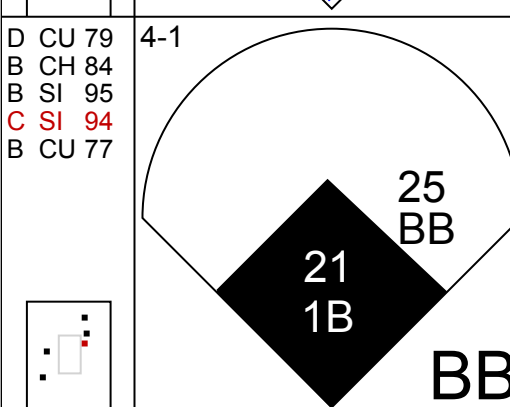
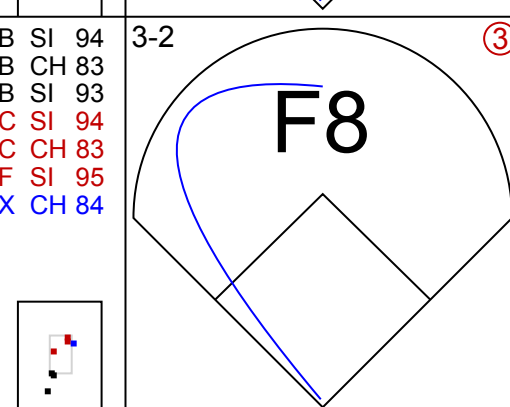
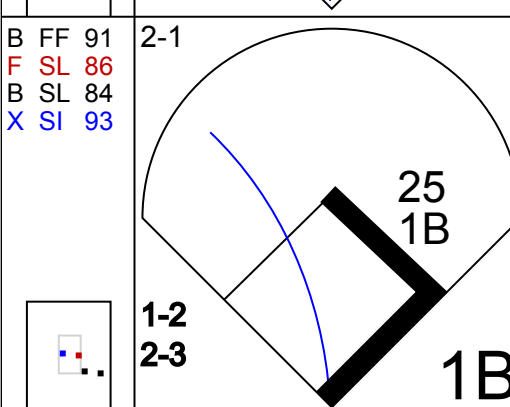
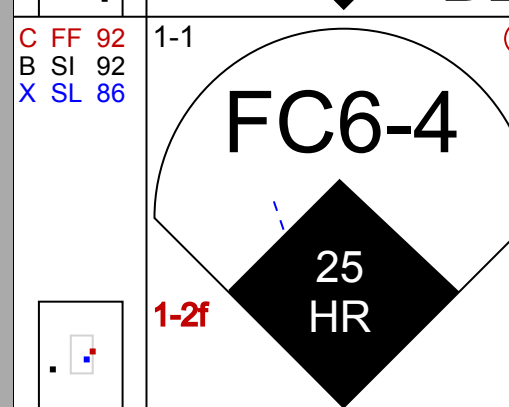
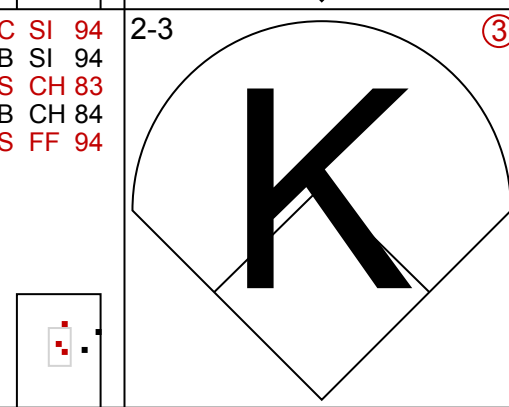
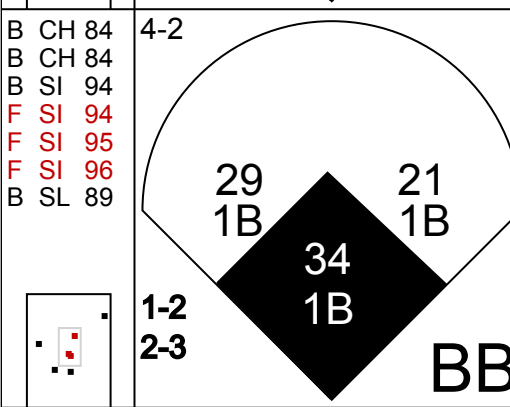
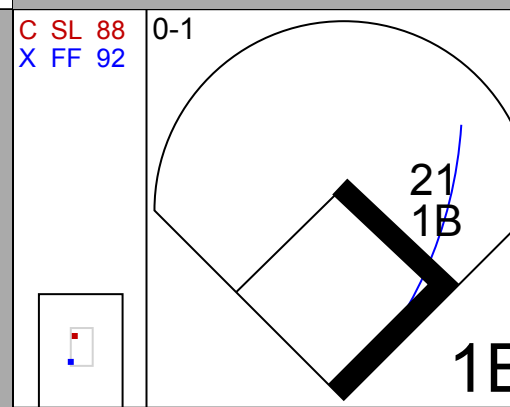
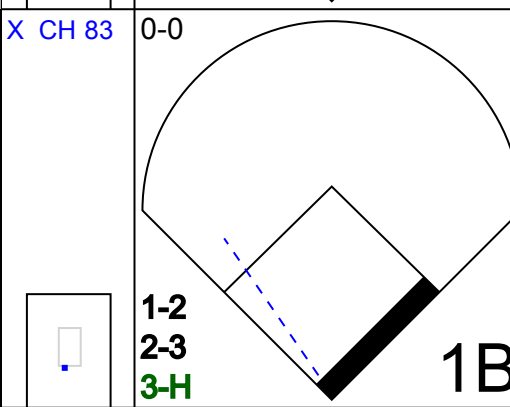
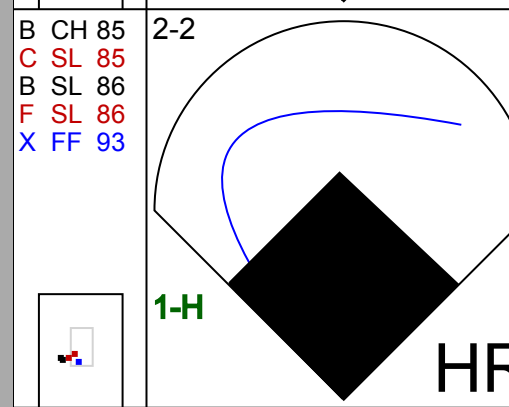

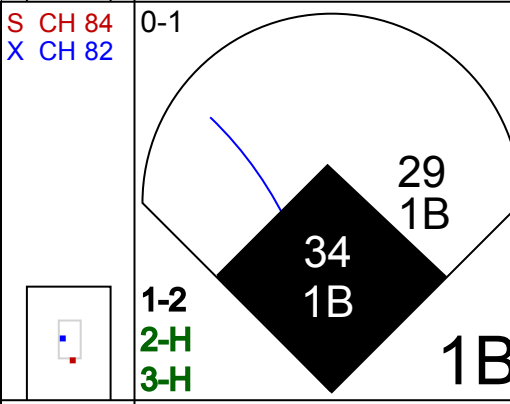
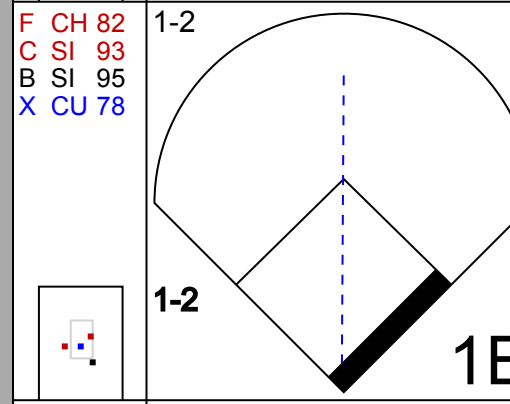
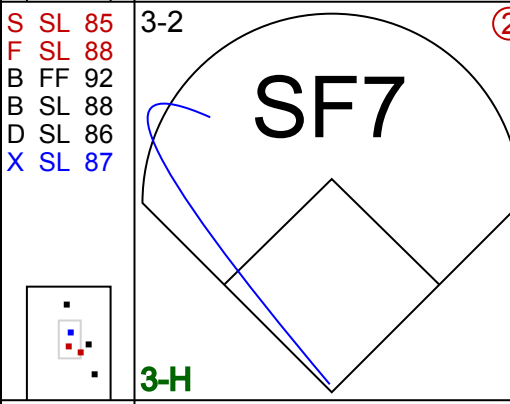
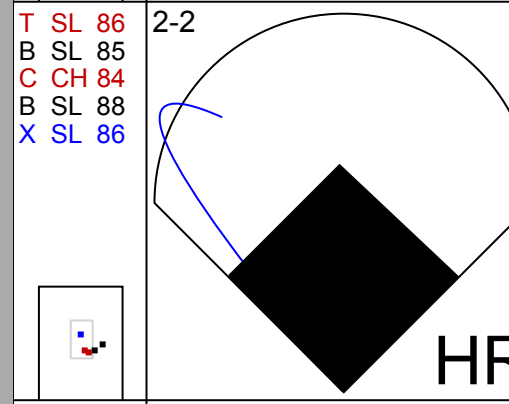
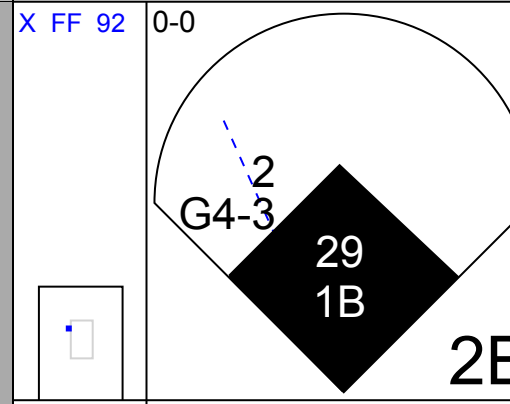
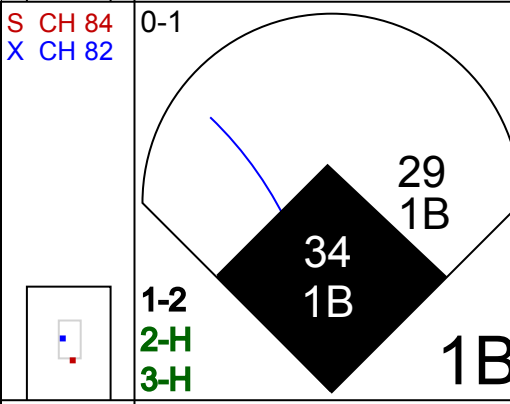
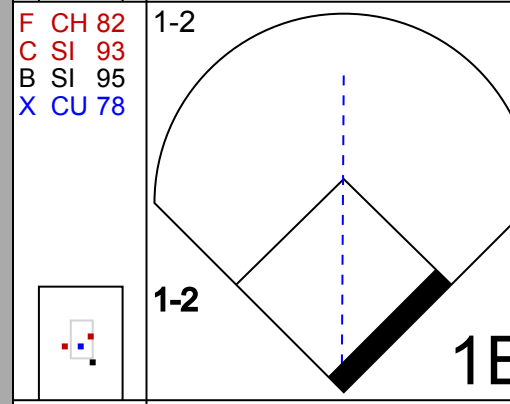
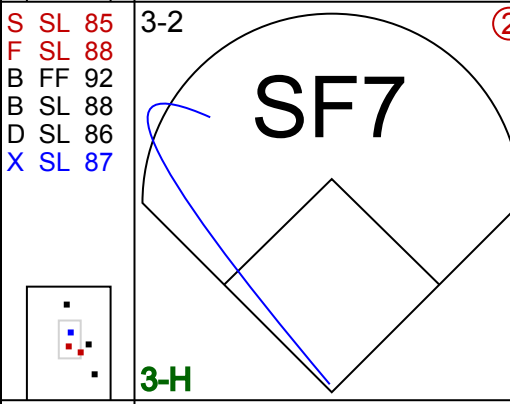
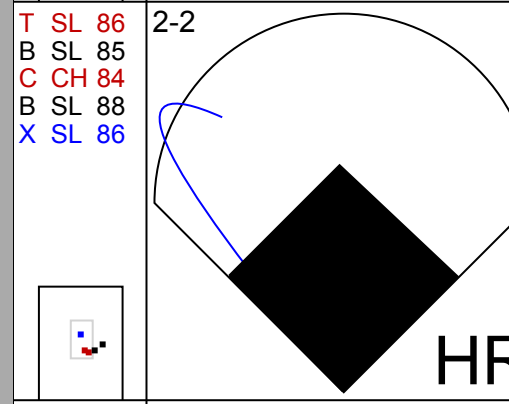
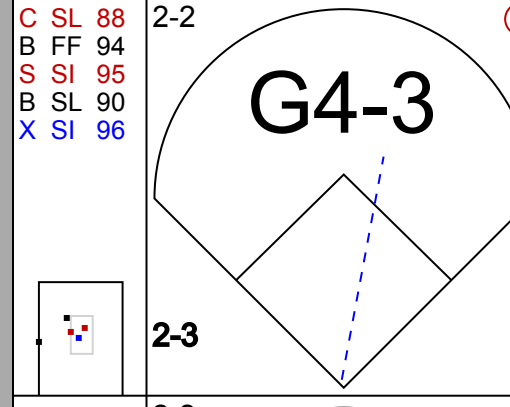
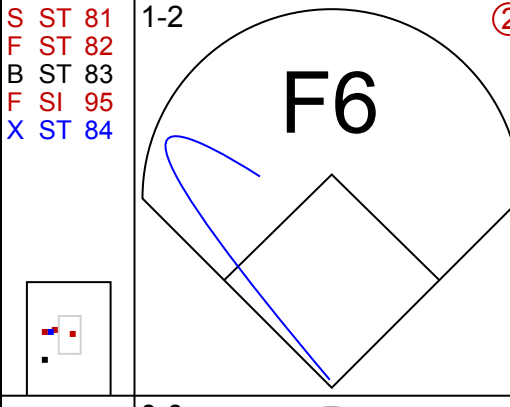
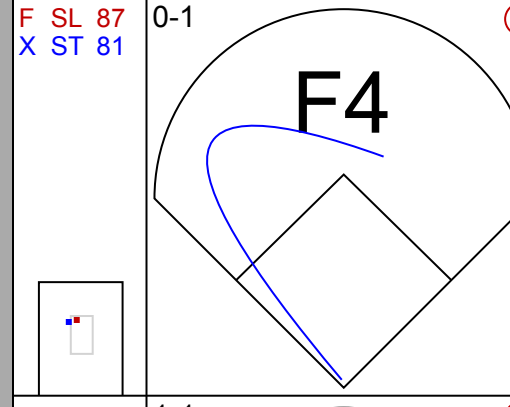

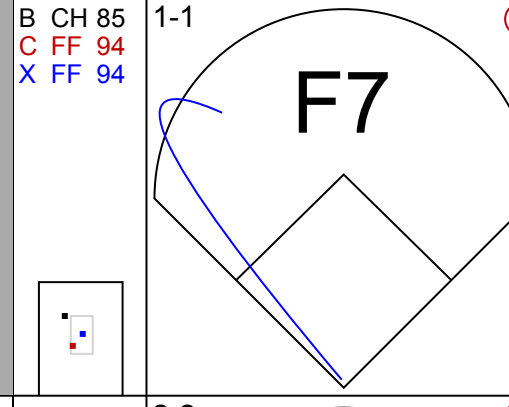
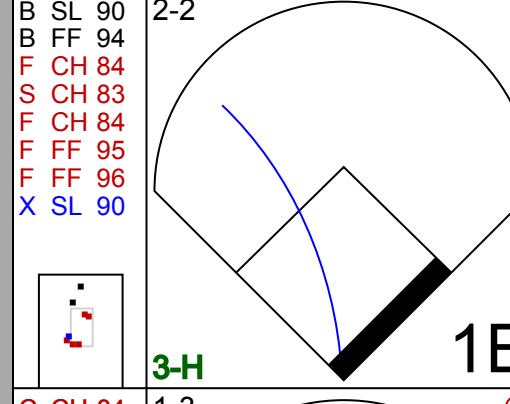
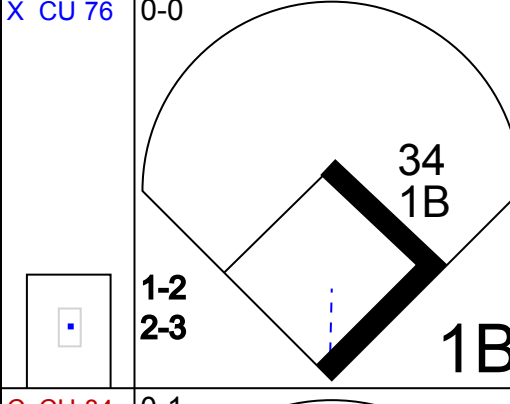
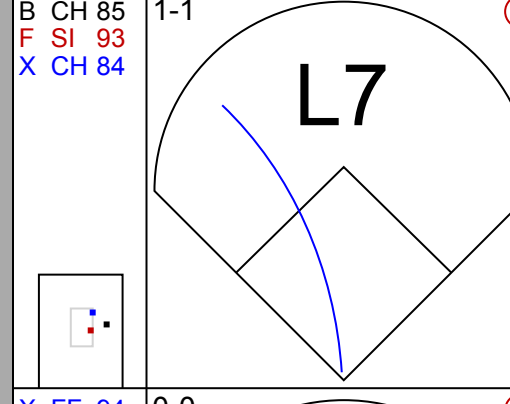
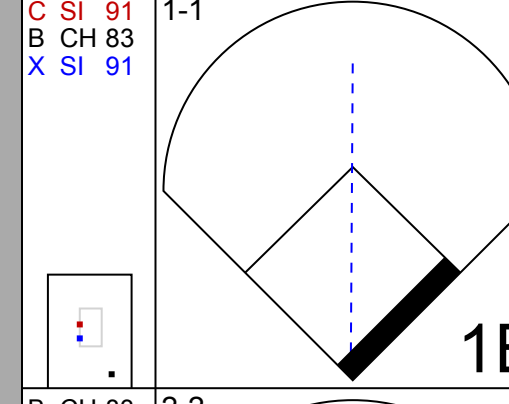
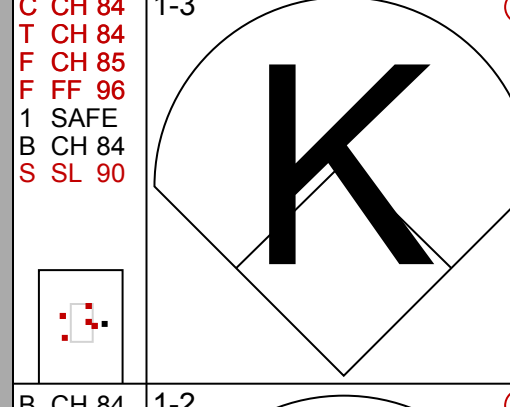
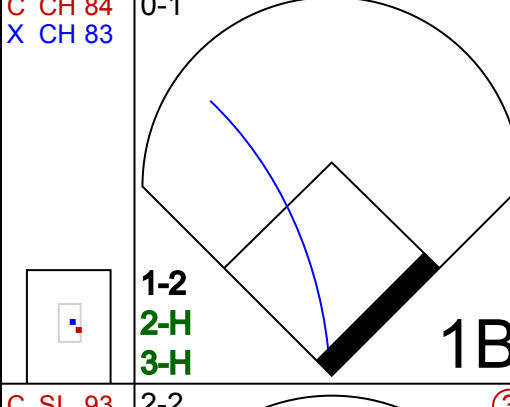

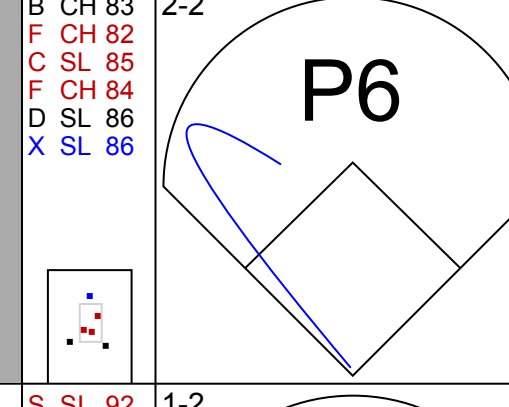
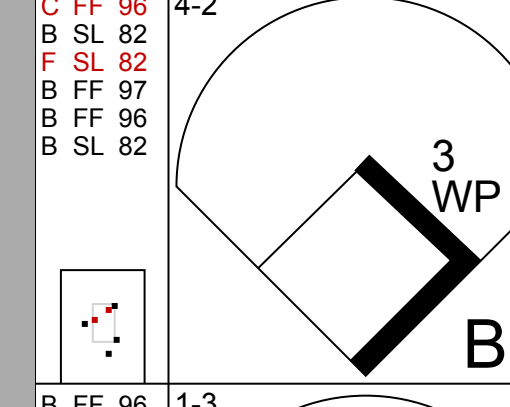
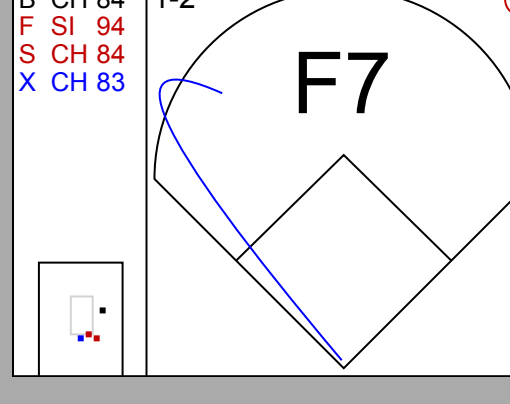
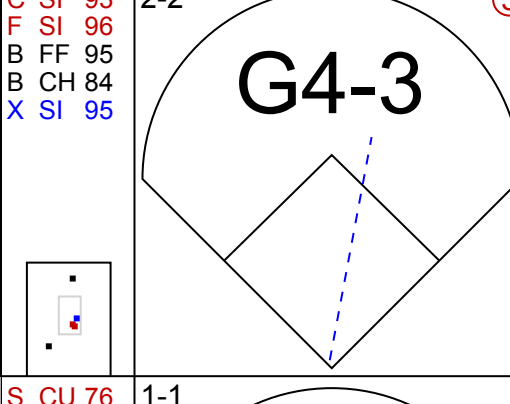
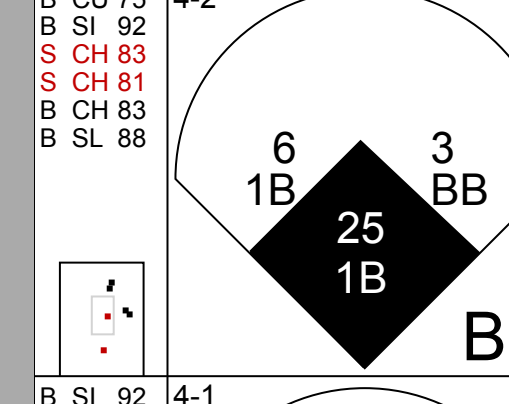
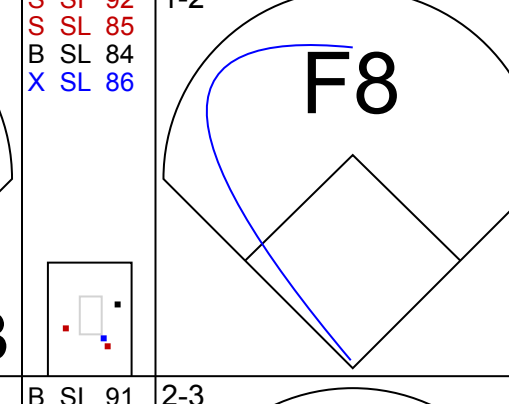
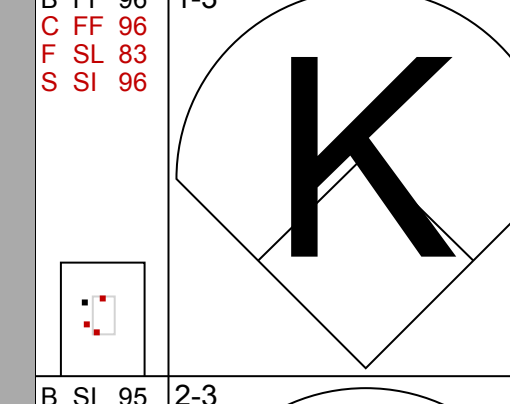

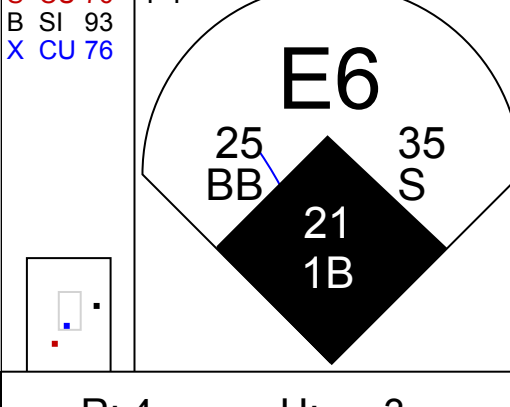
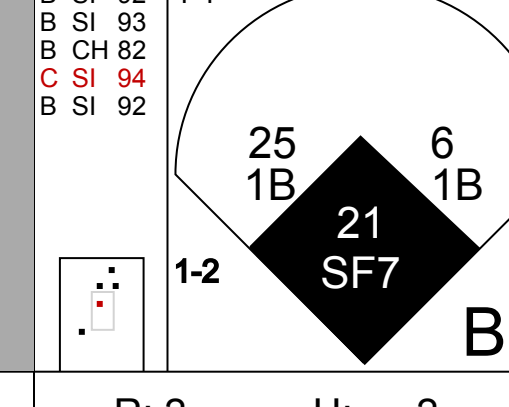
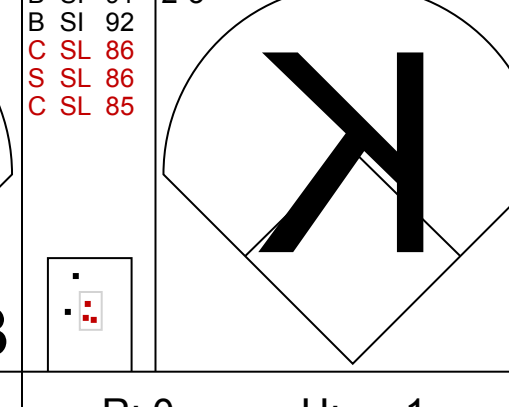
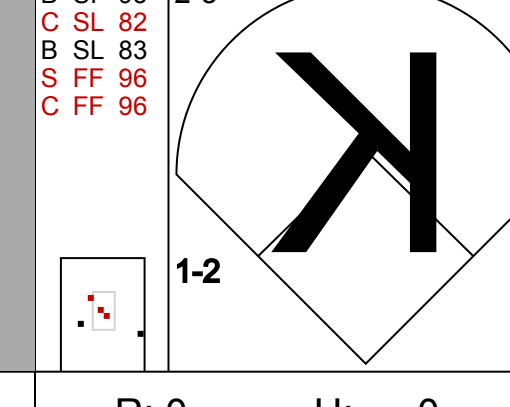
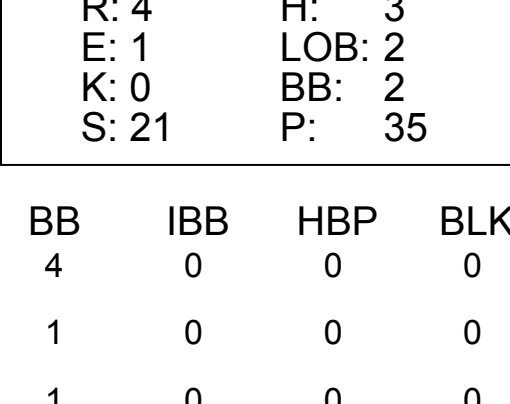
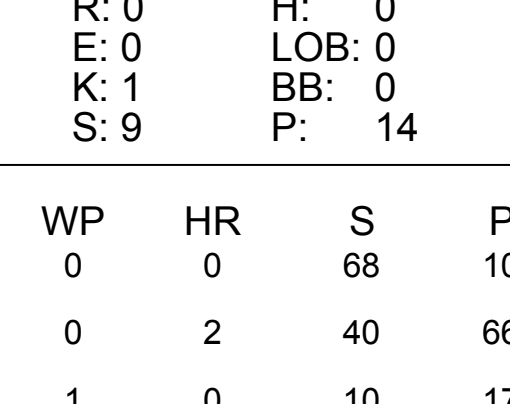
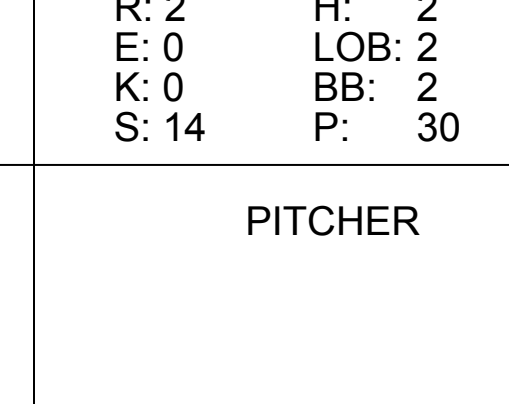




Batter	1	2	3	4	5	6	7	8	9	AB R H RBI BB SO LOB	BOTTOM									
18 Nolan Schanuel, L OBP: 0.433, SLG: 0.298	G6-4-3		8 1B		K			G1-3		3 0 1 0 1 1 0	Baltimore Orioles @ Los Angeles Angels Angel Stadium, Anaheim, CA Mon Sep 04 2023, 6:39 PM - 9:00 PM PDT Att: 29,214 - Clear - 74 F									
Brandon Drury, R OBP: 0.303, SLG: 0.482	G6-4-3		K		K			HR	4 1 1 1 0 2 2											
2 Luis Rengifo, S OBP: 0.337, SLG: 0.434	1B		F8		K			K	4 0 1 0 0 2 1											
8 Mike Moustakas, L OBP: 0.307, SLG: 0.419	G6-3		1B			14 1B		G1-3	4 0 2 0 0 0 1											
14 Logan O'Hoppe, R OBP: 0.273, SLG: 0.426		38 CS	F8		G5-4-3			F4	4 0 1 0 0 0 3											
38 Michael Stefanić, R ERA: 4.91		16 2B			K			G4-3	2 1 0 0 1 2 0											
5 Eduardo Escobar, S OBP: 0.282, SLG: 0.377		BB			K				1 0 0 0 0 0 0											
16 Mickey Moniak, L OBP: 0.305, SLG: 0.492		1B			F9			P6	4 0 1 1 0 1 0											
15 Randal Grichuk, R OBP: 0.323, SLG: 0.455		2B			K			G6-3	3 1 1 1 0 1 1											
19 Kyren Paris, R OBP: 0.357, SLG: 0.100		K			HR			F8	3 0 0 0 0 0 1											
Inning Stats	R: 0 H: 1 E: 0 K: 0 S: 8	H: 2 LOB: 1 BB: 1 P: 13	R: 1 H: 2 E: 0 K: 1 S: 12	H: 2 LOB: 2 BB: 0 P: 20	R: 0 H: 2 E: 0 K: 1 S: 11	H: 2 LOB: 0 BB: 0 P: 14	R: 1 H: 1 E: 0 K: 1 S: 12	H: 1 LOB: 0 BB: 0 P: 17	R: 0 H: 0 E: 0 K: 3 S: 9	H: 0 LOB: 0 BB: 0 P: 13	R: 0 H: 1 E: 0 K: 1 S: 5	H: 0 LOB: 0 BB: 0 P: 6	R: 1 H: 1 E: 0 K: 1 S: 10	H: 1 LOB: 0 BB: 0 P: 15	R: 0 H: 0 E: 0 K: 0 S: 6	H: 0 LOB: 0 BB: 0 P: 8	1B: 5 2B: 1 3B: 0 HR: 2	SF: 0 SAC: 0 DP: 2 HBP: 0	WP: 0 PB: 0 SB: 0 CS: 1	PA: 34
PITCHER	IP WLS BF H R ER SO BB IBB HBP BLK WP HR S P ERA WHIP											IP WLS BF H R ER SO BB IBB HBP BLK WP HR S P ERA WHIP								
30 Grayson Rodriguez, R ERA: 3.27	6.0 W 24 7 2 2 7 2 0 0 0 0 0 0 61 90 3.00 1.500																			
66 Jacob Webb, R ERA: 3.27	1.0 3 0 0 0 1 0 0 0 0 0 0 5 6 0.00 0.000																			
24 DL Hall, L ERA: 3.12	1.0 4 1 1 1 1 1 0 0 0 0 1 10 15 9.00 1.000																			
78 Yennier Cano, R ERA: 1.65	1.0 S 3 0 0 0 0 0 0 0 0 0 0 6 8 0.00 0.000																			

AB	32
R	3
H	8
RBI	3
BB	2
SO	9
LOB	9



Batter	1	2	3	4	5	6	7	8	9	10	AB	R	H	RBI	BB	SO	LOB	TOP				
35 Adeley Rutschman, S OBP: 0.370, SLG: 0.425	G5-3		1-1 C CU 72 B SL 85 B FF 94 X SL 88	4-2 B SL 85 B CH 84 B SL 87 C CU 72 S CH 86 F FF 94 B CU 72	1-0 B SI 90	1-0 B SI 90	1-2 C CU 78 X CU 80	4-2 B SL 85 B FF 96 C FF 94 F FF 94 B FF 97	1-2 D SL 90 F FF 97 X SL 98		2	1	1	1	3	0	0					
6 Ryan Mountcastle, R OBP: 0.330, SLG: 0.471	2-1 C CH 86 X CH 86	0-1 F CH 84 X SL 87	1-1 C CU 72 B SL 85 B FF 94 X SL 88	0-0 X FF 92	0-0 X FF 92	0-1 C CU 78 X CU 80	1-2 C CU 78 X CU 80	1-1 D SL 90 F FF 97 X SL 98	1-1 D SL 90 F FF 97 X SL 98		5	0	3	1	0	0	3					
25 Anthony Santander, S OBP: 0.327, SLG: 0.485	1-2 B FF 93 S CH 86 C CU 74	1-2 B FF 93 S CH 86 C CU 74	0-2 C FF 92 F CH 84 X CU 73	0-2 C FF 92 F CH 84 X CU 73	1-0 B CU 71 S CH 83 X SL 88	1-0 B CU 71 S CH 83 X SL 88	1-1 B SI 91 X FC 84	0-2 F FF 96 S CH 89 X CH 91	0-2 F FF 96 S CH 89 X CH 91		4	0	1	0	0	0	2					
31 Cedric Mullins, L OBP: 0.324, SLG: 0.443	1-2 B FF 93 S CH 86 C CU 74	1-2 B FF 93 S CH 86 C CU 74	0-2 C FF 92 F CH 84 X CU 73	0-2 C FF 92 F CH 84 X CU 73	1-0 B CU 71 S CH 83 X SL 88	1-0 B CU 71 S CH 83 X SL 88	1-1 B SI 91 X FC 84	0-2 F FF 96 S CH 89 X CH 91	0-2 F FF 96 S CH 89 X CH 91		1	0	0	0	0	0	2					
21 Austin Hays, R OBP: 0.329, SLG: 0.451	3-1 B FF 93 D SAFE S CH 86 X FF 94	3-1 B FF 93 D SAFE S CH 86 X FF 94	1-2 B FF 93 S CH 86 C CU 74	1-2 B FF 93 S CH 86 C CU 74	1-2 B FF 93 S CH 86 C CU 74	1-2 B FF 93 S CH 86 C CU 74	1-2 B FF 93 S CH 86 C CU 74	1-2 B FF 93 S CH 86 C CU 74	1-2 B FF 93 S CH 86 C CU 74	0-0 C CH 86 B FF 96 S CH 86 F FS 92 F CH 86 X SL 97	5	1	1	0	0	3	4					
2 Gunnar Henderson, L OBP: 0.329, SLG: 0.482	0-0 X FF 93	0-0 X FF 93	1-3 B SL 87 S FF 93 S CH 83 F FF 93	1-3 B SL 87 S FF 93 S CH 83 F FF 93	1-2 C SI 88 B SL 87 F FF 92 X CU 74	1-2 C SI 88 B SL 87 F FF 92 X CU 74	1-3 B SI 92 C SI 93 F FC 85 C SI 94	1-3 B SI 92 C SI 93 F FC 85 C SI 94	2-2 C KC 88 B FF 96 S CH 86 F FS 92 F CH 86 X SL 97	1-2 C CH 86 B FF 96 S CH 86 F FS 92 F CH 86 X SL 97	5	0	1	0	0	2	2					
11 Jordan Westburg, R OBP: 0.311, SLG: 0.411	2-3 C CH 84 F CH 84 B FF 94 S CH 86 S SL 88	2-3 C CH 84 F CH 84 B FF 94 S CH 86 S SL 88	0-0 X CH 83	0-0 X CH 83	0-0 X SL 88	0-0 X SL 88	0-0 X SI 94	0-0 X SI 94	0-0 X FF 100	0-0 X FF 100	5	0	1	1	0	1	2					
34 Aaron Hicks, S OBP: 0.328, SLG: 0.374	3-3 C FF 94 B CU 75 S CH 86 S CH 86 S FF 94	3-3 C FF 94 B CU 75 S CH 86 S CH 86 S FF 94	0-2 C CU 72 S CU 74 X CU 75	0-2 C CU 72 S CU 74 X CU 75	0-0 X SL 88	0-0 X SL 88	0-0 X SI 94	0-0 X SI 94	0-1 C FF 94 X FF 96	1-2 C KC 88 B FF 96 S CH 86 C KC 87 X FF 95	5	0	2	0	0	1	0					
26 Ryan McKenna, R OBP: 0.311, SLG: 0.361	2-3 C CH 83 B CH 85 F FF 94 X CH 83	2-3 C CH 83 B CH 85 F FF 94 X CH 83	1-2 B FF 94 S CH 83 C CU 74 X CU 74	1-2 B FF 94 S CH 83 C CU 74 X CU 74	1-1 B CU 70 S SL 87 X SL 88	1-1 B CU 70 S SL 87 X SL 88	1-1 B CU 70 S SL 87 X SL 88	1-1 B CU 70 S SL 87 X SL 88	0-1 C FF 95 X FF 96	0-1 C FF 95 X FF 96	3	0	0	0	0	1	3					
12 Adam Frazier, L OBP: 0.301, SLG: 0.410	2-3 C CH 83 B CH 85 F FF 94 X CH 83	2-3 C CH 83 B CH 85 F FF 94 X CH 83	1-2 B FF 94 S CH 83 C CU 74 X CU 74	1-2 B FF 94 S CH 83 C CU 74 X CU 74	1-1 B CU 70 S SL 87 X SL 88	1-1 B CU 70 S SL 87 X SL 88	1-1 B CU 70 S SL 87 X SL 88	1-1 B CU 70 S SL 87 X SL 88	0-1 C FF 95 X FF 96	0-1 C FF 95 X FF 96	1	1	1	0	0	0	0					
3 Jorge Mateo, R OBP: 0.260, SLG: 0.345	3-2 C FF 94 B CH 85 S CH 86 F FF 94 X FF 94	3-2 C FF 94 B CH 85 S CH 86 F FF 94 X FF 94	2-1 B FF 92 C CH 83 X CU 72	2-1 B FF 92 C CH 83 X CU 72	2-2 B CH 84 C CH 83 F FF 94 X SL 88	2-2 B CH 84 C CH 83 F FF 94 X SL 88	2-2 B CH 84 C CH 83 F FF 94 X SL 88	2-2 B CH 84 C CH 83 F FF 94 X SL 88	0-2 C FF 92 X FF 98	0-2 C FF 92 X FF 98	3	1	1	0	0	0	1					
32 Ryan O'Hearn, L OBP: 0.336, SLG: 0.498	3-2 C FF 94 B CH 85 S CH 86 F FF 94 X FF 94	3-2 C FF 94 B CH 85 S CH 86 F FF 94 X FF 94	2-1 B FF 92 C CH 83 X CU 72	2-1 B FF 92 C CH 83 X CU 72	2-2 B CH 84 C CH 83 F FF 94 X SL 88	2-2 B CH 84 C CH 83 F FF 94 X SL 88	2-2 B CH 84 C CH 83 F FF 94 X SL 88	2-2 B CH 84 C CH 83 F FF 94 X SL 88	0-2 C FF 92 X FF 98	0-2 C FF 92 X FF 98	1	1	1	1	0	0	0					
Inning Stats	R: 0 E: 0 K: 1 S: 10	H: 1 LOB: 1 BB: 0 P: 14	R: 0 E: 0 K: 2 S: 7	H: 0 LOB: 0 BB: 0 P: 12	R: 2 E: 1 K: 1 S: 15	H: 3 LOB: 0 BB: 0 P: 21	R: 0 E: 0 K: 1 S: 8	H: 1 LOB: 1 BB: 0 P: 11	R: 0 E: 0 K: 0 S: 9	H: 1 LOB: 2 BB: 1 P: 13	R: 2 E: 0 K: 1 S: 17	H: 3 LOB: 2 BB: 1 P: 22	R: 1 E: 0 K: 0 S: 8	H: 0 LOB: 0 BB: 0 P: 11	1B: 9 2B: 5 3B: 0 HR: 0	SF: 0 SAC: 0 DP: 2 HBP: 0	WP: 0 PB: 1 SB: 1 CS: 0	PA: 43				
PITCHER	IP 6.2	WLS 2	BF 27	H 9	R 2	ER 1	SO 5	BB 1	IBB 0	HBP 0	BLK 0	WP 0	HR 0	S 68	P 98	ERA 1.35	WHIP 1.500					
48 Reid Detmers, L ERA: 4.82	0.1	2	0	0	0	0	0	0	1	0	0	0	0	2	3	0.00	0.000					
46 Jimmy Herget, R ERA: 5.3	1.0	4	1	0	0	2	0	0	0	0	0	0	0	13	17	0.00	1.000					
28 Aaron Loup, L ERA: 5.61	1.0	B	7	3	2	2	1	0	0	0	0	0	0	17	22	18.00	4.000					
53 Carlos Estévez, R ERA: 3.54	1.0	L	3	0	1	0	0	0	0	0	0	0	0	8	11	0.00	0.000					
59 José Soriano, R ERA: 4.24																						
Batter	1	2	3	4	5	6	7	8	9	10	AB	R	H	RBI	BB	SO	LOB	BOTTOM				
18 Nolan Schanuel, L OBP: 0.439, SLG: 0.308	2-2 B FF 93 F FF 94 F FF 94 F FF 96 B CH 86 X FF 95	1-1 B CU 79 S CH 86 X FF 95	1-1 B CU 79 S CH 86 X FF 95	4-2 B FC 91 B SI 92 C FC 89 B CH 88 C FF 94 B FC 89	0-1 B SI 90	0-1 C KC 83 X SI 97	3-2 C CH 87 H SAFE B FF 96 F FF 94 B FF 94 B CH 86 X CH 86	G4-3	0-3 F FF 100 F FS 94 S FS 94		5	1	2	0	1	1	2					
Brandon Drury, R OBP: 0.304, SLG: 0.482	1-3 C FF 94 C FC 90 S CH 86 S FC 87	0-0 X FC 88	0-0 X FC 88	4-1 B FC 89 B FF 94 C FF 95 B FC 87	1-2 C FC 85 X FF 94	0-1 B SI 90	0-2 F SI 97 S CH 84 X KC 85	0-1 3 FF 95 X FF 97	0-1 3 FF 95 X FF 97		4	1	1	1	1	1	1					
2 Luis Rengifo, S OBP: 0.338, SLG: 0.436	1-1 B CH 86 C FF 95 X CH 86	1-1 B CH 86 C FF 95 X CH 86	2-3 B FC 78 B FC 86 S CH 83 C SI 94	0-1 C FC 85 X FF 94	0-1 C FC 85 X FF 94	0-3 S FC 84 C KC 80	0-3 S FC 84 C KC 80	0-1 C CH 86 X CH 87	0-1 C CH 86 X CH 87		5	1	2	0	0	2	1					
8 Mike Moustakas, L OBP: 0.306, SLG: 0.416	0-2 F FF 94 S CH 86 X FF 96	0-2 F FF 94 S CH 86 X FF 96	1-3 C CH 86 B FC 90 C CU 80	0-1 S SI 96 X SI 96	0-1 S SI 96 X SI 96	0-0 X FC 85	0-0 X FC 85	2-2 S FF 96 B SL 90 C SL 87 X SL 88	2-2 S FF 96 B SL 90 C SL 87 X SL 88		5	0	1	1	0	1	4					
14 Logan O'Hoppe, R OBP: 0.287, SLG: 0.433	3-2 B FC 89 C SI 90 F FF 94 B FC 89 X SI 92	3-2 B FC 89 C SI 90 F FF 94 B FC 89 X SI 92	4-1 B SI 94 B FF 95 F FC 90	0-1 F SI 96 X SI 96	0-1 F SI 96 X SI 96	0-0 X SI 91	0-0 X SI 91	0-0 B FF 94 B FF 95 B FF 96	0-0 B FF 94 B FF 95 B FF 96		3	0	1	0	2	0	1					
16 Mickey Moniak, L OBP: 0.307, SLG: 0.480	0-0 X CH 88	0-0 X CH 88	0-2 C CH 87 F FF 94 X CU 81	0-2 C CH 87 F FF 94 X CU 81	0-2 C CH 87 F FF 94 X CU 81	0-2 C SL 82 X SL 94	0-2 C SL 82 X SL 94	2-2 B ST 82 S FC 84 C SI 92 X FC 85	1-2 F SL 89 F FF 96 X FF 97		5	0	2	1	0	0	1					
15 Randal Grichuk, R OBP: 0.321, SLG: 0.451	1-0 B FC 88 X FC 88	1-0 B FC 88 X FC 88	3-2 B FC 90 F FF 94 C FF 95 X FC 94	1-2 B FC 90 F FF 94 C FF 95 X FC 94	1-2 B FC 90 F FF 94 C FF 95 X FC 94	0-0 X SI 96	0-0 X SI 96	0-0 F FF 95 X FC 97	2-0 B FC 89 B FF 96 X FC 97		5	0	1	0	0	0	5					
5 Eduardo Escobar, S OBP: 0.281, SLG: 0.381	1-3 B FF 93 S FF 94 S FF 95	1-3 B FF 93 S FF 94 S FF 95	2-2 S FF 94 B FF 94 F FF 94 X FF 94	1-3 B SI 95 S FF 95 X SI 97	1-3 B SI 95 S FF 95 X SI 97	1-3 B SI 95 S FF 95 X SI 97	1-3 B SI 95 S FF 95 X SI 97	1-0 B FF 98 X FF 99	1-0 B FF 98 X FF 99		5	1	1	0	0	2	1					
19 Kyren Paris, R OBP: 0.313, SLG: 0.083	1-1 S FC 88 B FC 89 X FC 89	1-1 S FC 88 B FC 89 X FC 89	2-3 B SI 91 S FC 88 C FF 94 F FF 94 S FC 88	2-3 B SI 91 S FC 88 C FF 94 F FF 94 S FC 88	2-3 B SI 91 S FC 88 C FF 94 F FF 94 S FC 88	2-3 B SI 91 S FC 88 C FF 94 F FF 94 S FC 88	2-3 B SI 91 S FC 88 C FF 94 F FF 94 S FC 88	2-2 C CH 88 S FC 88 B SI 92 C CH 88	1-3 F FF 100 B FF 100 S FF 100		2	0	0	0	0	1	0					
21 Matt Thaiss, L OBP: 0.329, SLG: 0.343	1-1 S FC 88 B FC 89 X FC 89	1-1 S FC 88 B FC 89 X FC 89	2-3 B SI 91 S FC 88 C FF 94 F FF 94 S FC 88	2-3 B SI 91 S FC 88 C FF 94 F FF 94 S FC 88	2-3 B SI 91 S FC 88 C FF 94 F FF 94 S FC 88	2-3 B SI 91 S FC 88 C FF 94 F FF 94 S FC 88	2-3 B SI 91 S FC 88 C FF 94 F FF 94 S FC 88	2-2 C CH 88 S FC 88 B SI 92 C CH 88	1-3 F FF 100 B FF 100 S FF 100		1	0	0	0	0	1	0					
75 Trey Cabbage, L OBP: 0.217, SLG: 0.356	1-1 S FC 88 B FC 89 X FC 89	1-1 S FC 88 B FC 89 X FC 89	2-3 B SI 91 S FC 88 C FF 94 F FF 94 S FC 88	2-3 B SI 91 S FC 88 C FF 94 F FF 94 S FC 88	2-3 B SI 91 S FC 88 C FF 94 F FF 94 S FC 88	2-3 B SI 91 S FC 88 C FF 94 F FF 94 S FC 88	2-3 B SI 91 S FC 88 C FF 94 F FF 94 S FC 88	2-2 C CH 88 S FC 88 B SI 92 C CH 88	1-3 F FF 100 B FF 100 S FF 100		2	0	1	1	0	1	1					
Inning Stats	R: 0 E: 0 K: 1 S: 11	H: 0 LOB: 0 BB: 0 P: 15	R: 0 E: 0 K: 0 S: 9	H: 1 LOB: 1 BB: 0 P: 13	R: 0 E: 0 K: 1 S: 8	H: 1 LOB: 1 BB: 0 P: 11	R: 0 E: 0 K: 2 S: 18	H: 1 LOB: 2 BB: 1 P: 28	R: 0 E: 0 K: 1 S: 15	H: 3 LOB: 3 BB: 2 P: 27	R: 0 E: 0 K: 1 S: 9	H: 1 LOB: 1 BB: 0 P: 10	R: 2 E: 0 K: 2 S: 13	H: 3 LOB: 1 BB: 0 P: 15	R: 1 E: 0 K: 0 S: 12	H: 2 LOB: 1 BB: 0 P: 21	R: 0 E: 0 K: 2 S: 7	H: 0 LOB: 1 BB: 0 P: 9	1B: 8 2B: 3 3B: 1 HR: 0	SF: 0 SAC: 0 DP: 0 HBP: 0	WP: 0 PB: 0 SB: 0 CS: 0	PA: 46
PITCHER	IP 4.2	WLS 3	BF 4	H 4	R 0	ER 0	SO 5	BB 3	IBB 0	HBP 0	BLK 0	WP 0	HR 0	S 59	P 92	ERA 0.00	WHIP 1.500					
64 Dean Kremer, R ERA: 4.07	1.0	3	0	0	0	0	0	0	0	0	0	0	0	7	7	0.00	0.000					
58 Cionel Pérez, L ERA: 3.47	0.2	H	5	3	2	2	2	0	0	0	0	0	0	12	15	27.00	4.500					
73 Jorge López, R ERA: 6.29	1.0	B	4	1	0	0	1	0	0	0	0	0	0	8	10	0.00	1.000					
54 Danny Coulombe, L ERA: 2.45	0.2	4	2	1	1	0	0	0	0	0	0	0	0	9	16	13.50	3.000					
66 Jacob Webb, R ERA: 3.43					</																	

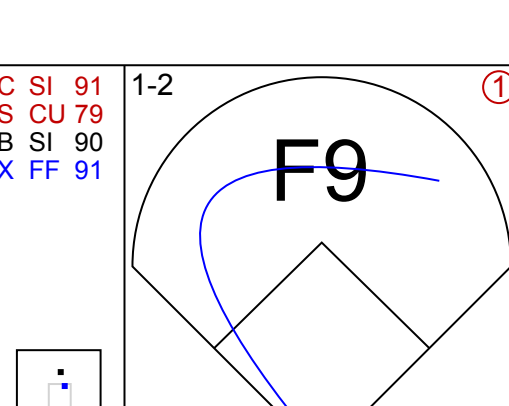
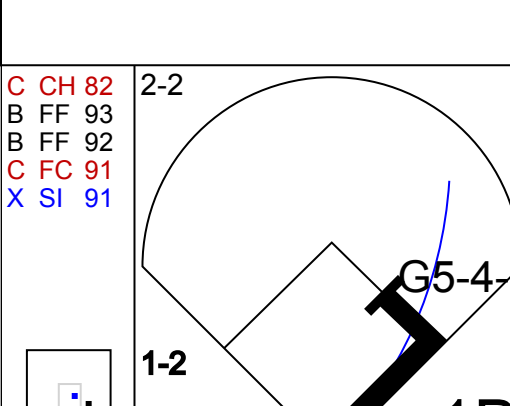
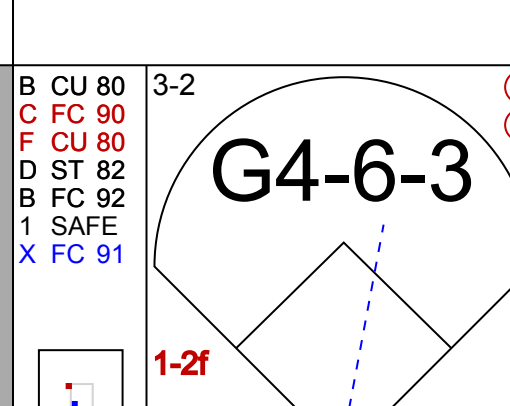
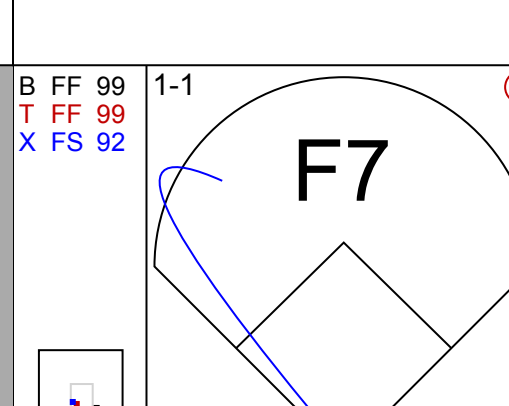
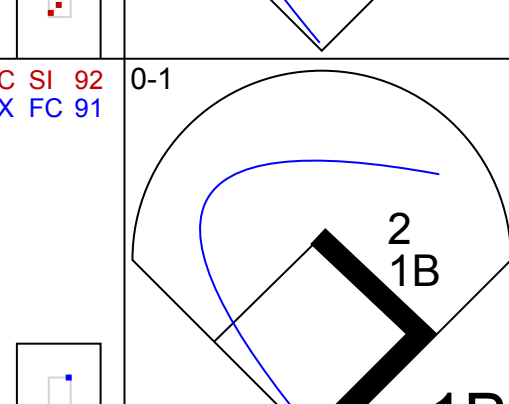
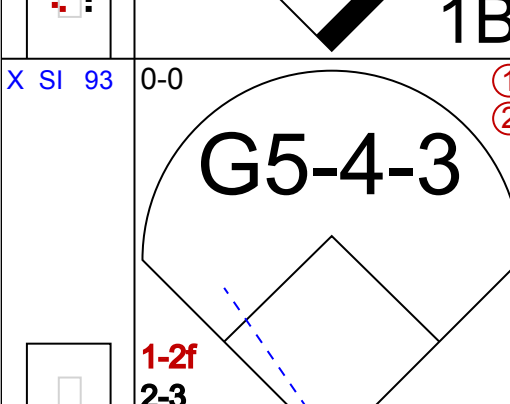
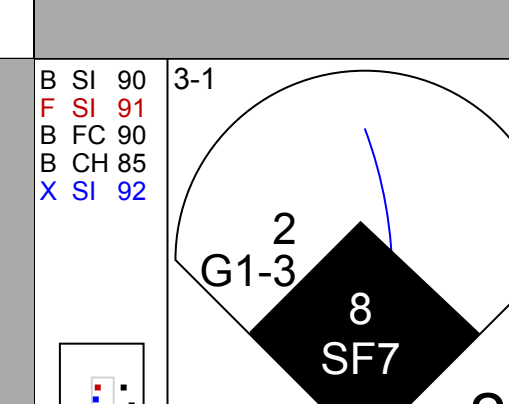
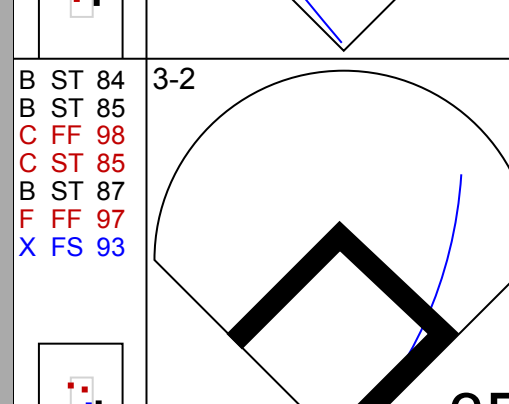
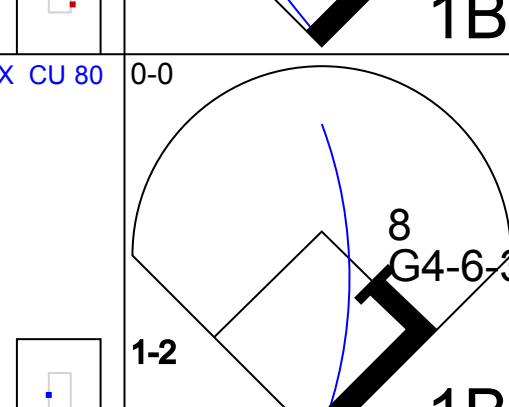
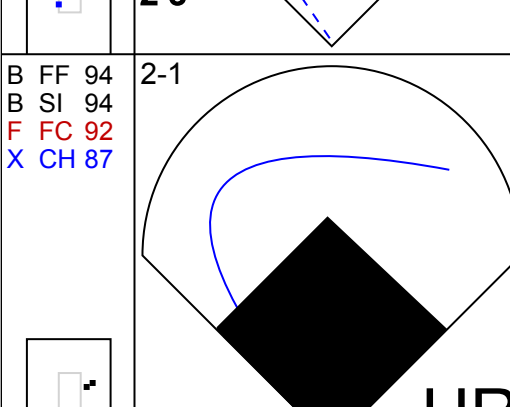

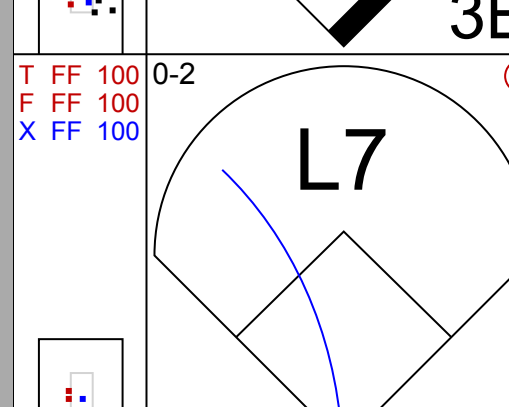
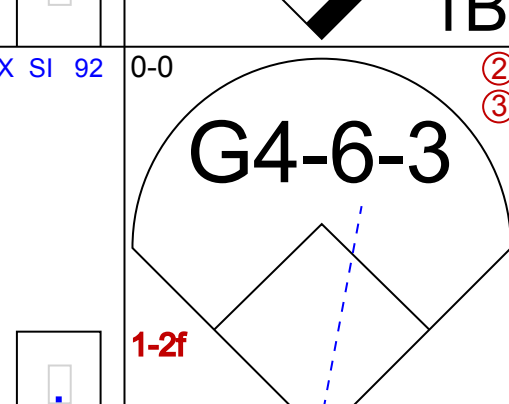
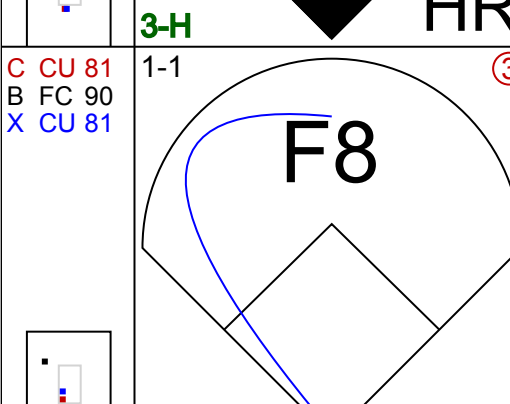
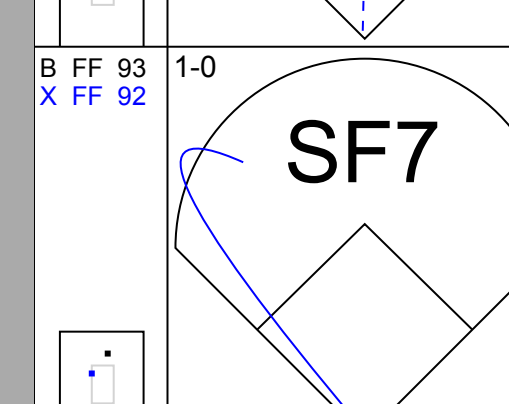
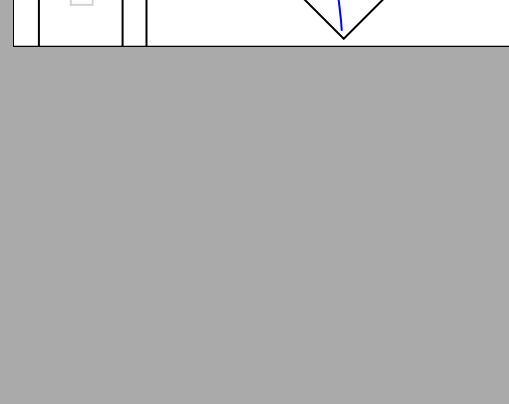
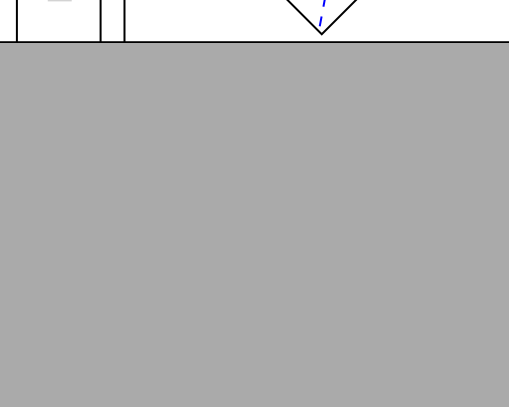
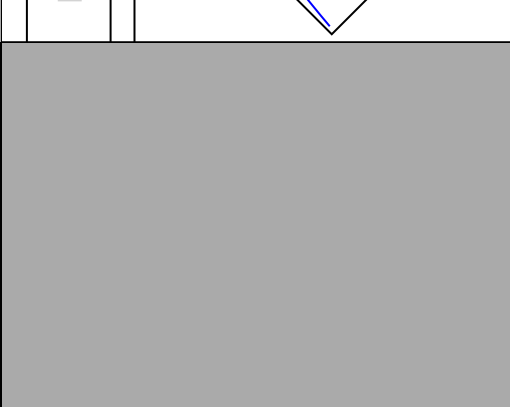
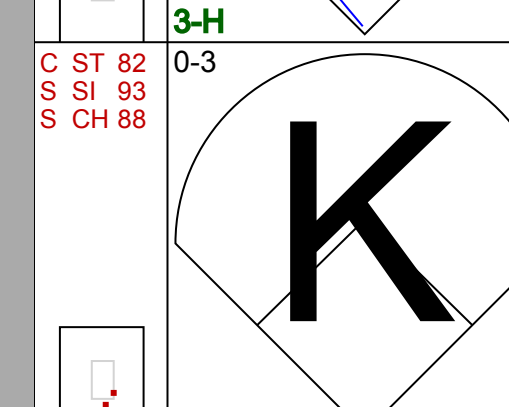

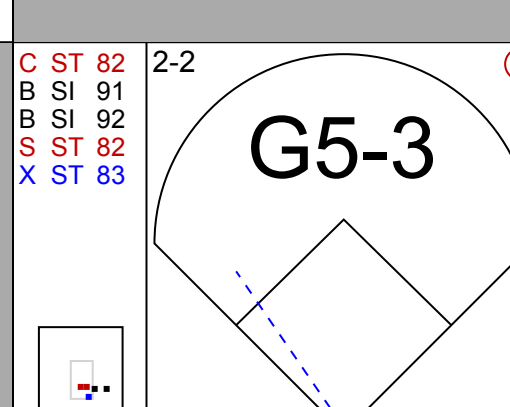
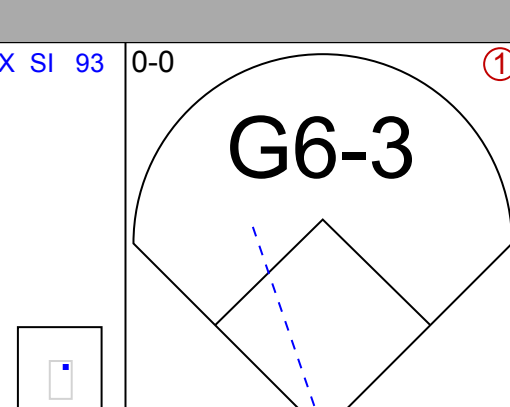
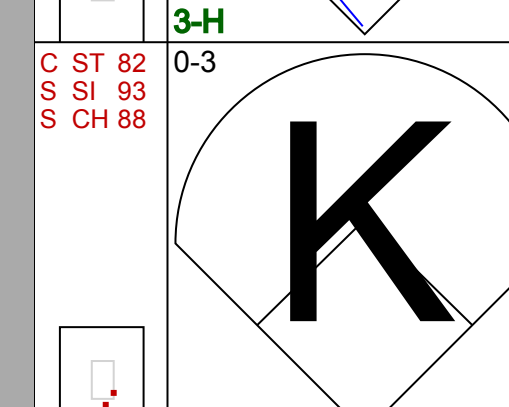
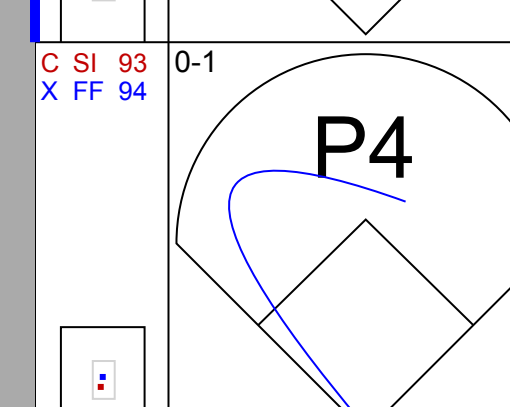
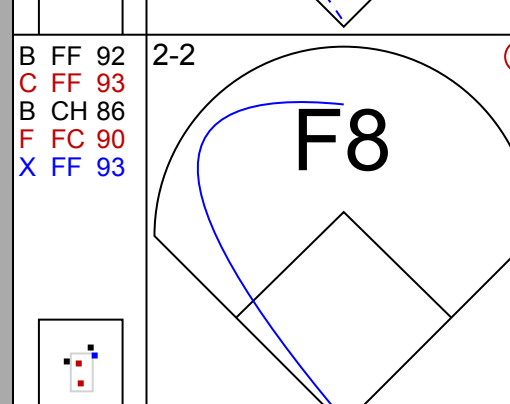
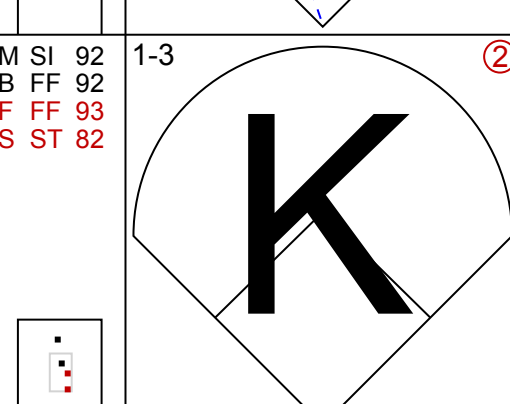
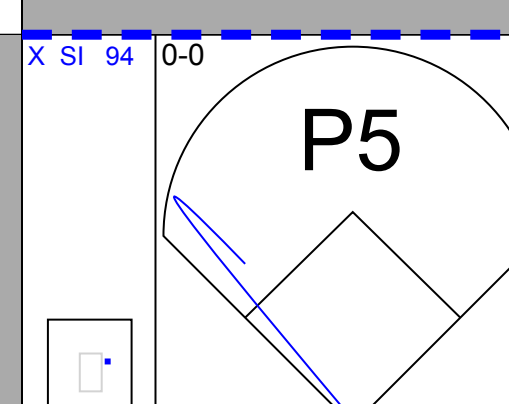
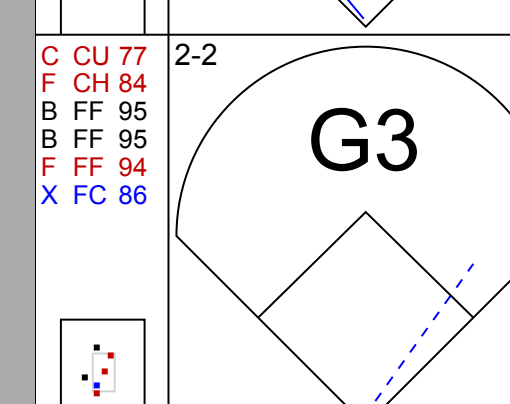
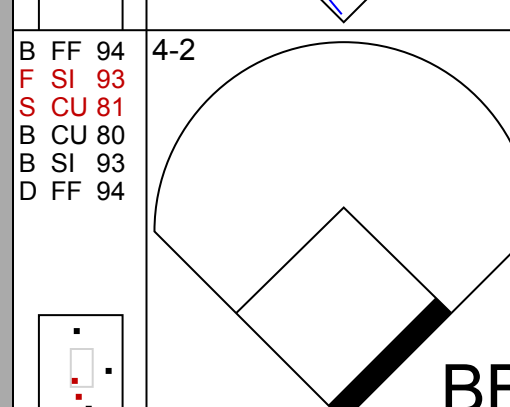
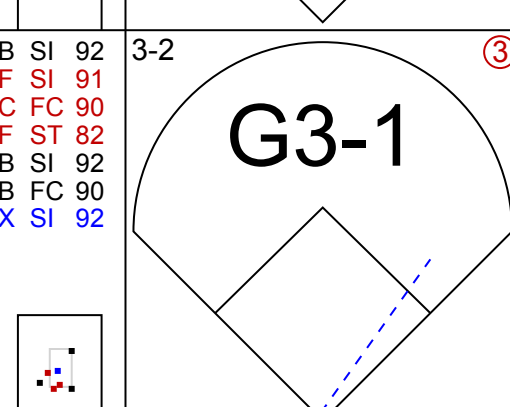
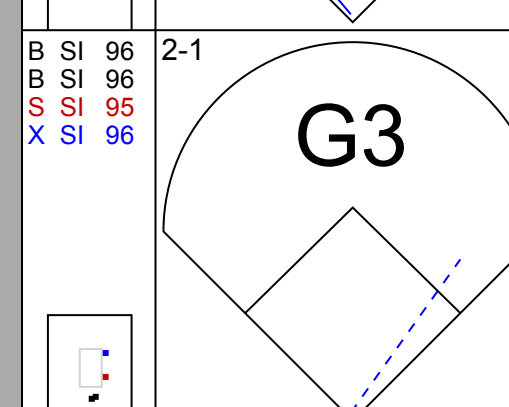
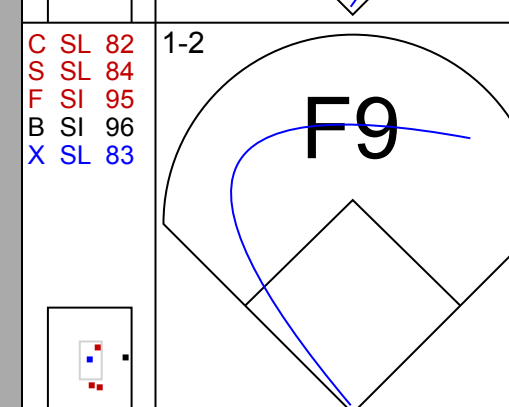
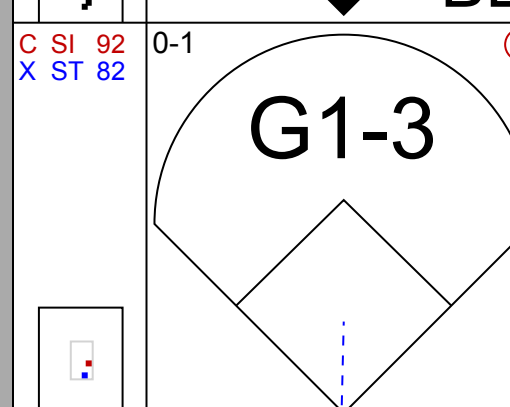
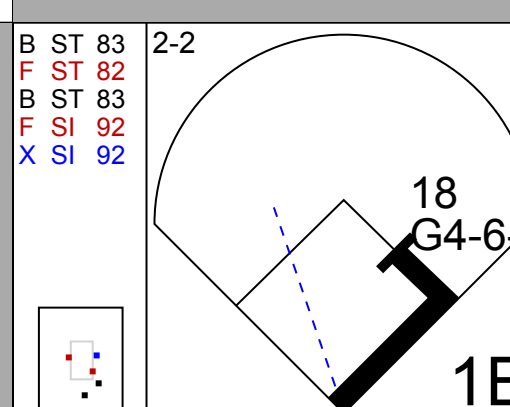
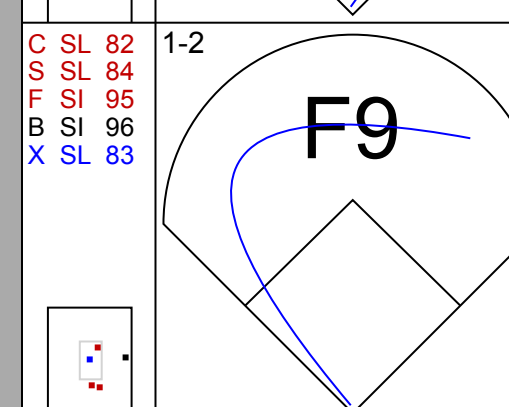


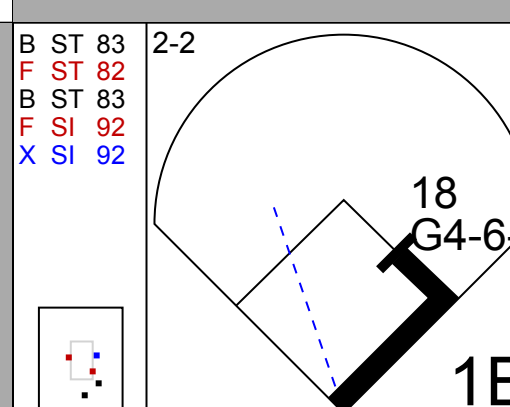

Batter	1	2	3	4	5	6	7	8	9	AB	R	H	RBI	BB	SO	LOB	TOP						
35 Adley Rutschman, S (1, 10) OBP: 0.368, SLG: 0.421										5	0	0	0	1	0	5							
6 Ryan Mountcastle, R (1, 3) OBP: 0.331, SLG: 0.469										4	2	1	0	1	0	1							
25 Anthony Santander, S (1, 9) OBP: 0.332, SLG: 0.494											4	2	3	3	1	0							
31 Cedric Mullins, L (8, 8)											4	3	4	4	0	0							
21 Austin Hays, R (1, 7)											5	0	0	0	0	7							
2 Gunnar Henderson, L (1, 5)											5	0	3	1	0	2							
29 Ramón Uriás, R (1, 4)										4	0	1	2	1	1	4							
34 Aaron Hicks, S (1, 8)											4	1	0	0	1	5							
26 Ryan McKenna, R (9, PR)											4	1	0	0	1	5							
27 James McCann, R (1, 2)											4	2	0	0	1	3	2						
3 Jorge Mateo, R (1, 6)											4	0	1	0	0	1							
Inning Stats	R: 0 E: 0 K: 1 S: 7	H: 0 LOB: 0 BB: 0 P: 11	R: 1 E: 0 K: 1 S: 18	H: 2 LOB: 1 BB: 0 P: 24	R: 4 E: 1 K: 0 S: 21	H: 3 LOB: 2 BB: 2 P: 35	R: 0 E: 0 K: 1 S: 9	H: 0 LOB: 0 BB: 0 P: 14	R: 0 E: 0 K: 0 S: 10	H: 2 LOB: 2 BB: 2 P: 12	R: 2 E: 0 K: 0 S: 14	H: 2 LOB: 2 BB: 2 P: 30	R: 0 E: 0 K: 1 S: 12	H: 1 LOB: 1 BB: 0 P: 18	R: 3 E: 0 K: 0 S: 17	H: 2 LOB: 2 BB: 1 P: 29	R: 0 E: 0 K: 2 S: 10	H: 0 LOB: 2 BB: 1 P: 17	1B: 9 2B: 1 3B: 0 HR: 2	SF: 1 SAC: 0 DP: 0 HBP: 0	WP: 1 PA: 46 PB: 0 SB: 1 CS: 0		
PITCHER	IP WLS BF H R ER SO BB IBB HBP BLK WP HR S P ERA WHIP	IP WLS BF H R ER SO BB IBB HBP BLK WP HR S P ERA WHIP	IP WLS BF H R ER SO BB IBB HBP BLK WP HR S P ERA WHIP	IP WLS BF H R ER SO BB IBB HBP BLK WP HR S P ERA WHIP	IP WLS BF H R ER SO BB IBB HBP BLK WP HR S P ERA WHIP	IP WLS BF H R ER SO BB IBB HBP BLK WP HR S P ERA WHIP	IP WLS BF H R ER SO BB IBB HBP BLK WP HR S P ERA WHIP	IP WLS BF H R ER SO BB IBB HBP BLK WP HR S P ERA WHIP	IP WLS BF H R ER SO BB IBB HBP BLK WP HR S P ERA WHIP	IP WLS BF H R ER SO BB IBB HBP BLK WP HR S P ERA WHIP	IP WLS BF H R ER SO BB IBB HBP BLK WP HR S P ERA WHIP	IP WLS BF H R ER SO BB IBB HBP BLK WP HR S P ERA WHIP	IP WLS BF H R ER SO BB IBB HBP BLK WP HR S P ERA WHIP	IP WLS BF H R ER SO BB IBB HBP BLK WP HR S P ERA WHIP	IP WLS BF H R ER SO BB IBB HBP BLK WP HR S P ERA WHIP	IP WLS BF H R ER SO BB IBB HBP BLK WP HR S P ERA WHIP	IP WLS BF H R ER SO BB IBB HBP BLK WP HR S P ERA WHIP	IP WLS BF H R ER SO BB IBB HBP BLK WP HR S P ERA WHIP	IP WLS BF H R ER SO BB IBB HBP BLK WP HR S P ERA WHIP	IP WLS BF H R ER SO BB IBB HBP BLK WP HR S P ERA WHIP	IP WLS BF H R ER SO BB IBB HBP BLK WP HR S P ERA WHIP	IP WLS BF H R ER SO BB IBB HBP BLK WP HR S P ERA WHIP	
43 Patrick Sandoval, L (1, 1) ERA: 4.31	5.0	L	27	7	7	4	3	4	0	0	0	0	0	0	68	107	7.20	2.200					
51 Jaime Barria, R (6, 1) ERA: 5.67	3.0		15	5	3	3	1	1	0	0	0	0	2	40	66	9.00	2.000						
99 Gerardo Reyes, R (9, 1) ERA: 7.45	1.0		4	0	0	0	2	1	0	0	0	1	0	10	17	0.00	1.000						

Baltimore Orioles @ Los Angeles Angels
Angel Stadium, Anaheim, CA
Wed Sep 06 2023, 6:41 PM - 9:35 PM PDT
Att: 29,021 - Clear - 77 F

livebaseballscorecards.com

AB 39
R 10
H 12
RBI 10
BB 6
SO 6
LOB 26



Batter	1	2	3	4	5	6	7	8	9	AB	R	H	RBI	BB	SO	LOB	BOTTOM				
18 Nolan Schanuel, L (1, 3) OBP: 0.429, SLG: 0.304										4	0	1	0	0	0	1					
Brandon Drury, R (1, 4) OBP: 0.305, SLG: 0.493										4	1	3	0	0	2						
2 Luis Rengifo, S (1, 6) OBP: 0.339, SLG: 0.444										4	1	2	2	0	2						
8 Mike Moustakas, L (1, 5) OBP: 0.303, SLG: 0.413										2	0	0	1	0	2						
19 Kyren Paris, R (9, PH) OBP: 0.294, SLG: 0.077										1	0	0	0	0	1						
14 Logan O'Hoppe, R (1, 2) OBP: 0.277, SLG: 0.417											4	0	0	0	1	0					
21 Matt Thaiss, L (1, 10) OBP: 0.324, SLG: 0.337											4	0	0	0	1	0					
75 Trey Cabbage, L (1, 9) OBP: 0.224, SLG: 0.340											2	0	0	0	1	0					
15 Randal Grichuk, R (1, 7) OBP: 0.321, SLG: 0.450											3	0	1	0	0	1					
4 Brett Phillips, L (1, 8) OBP: 0.263, SLG: 0.067										2	1	0	0	1	2	1					
Inning Stats	R: 0 E: 0 K: 0 S: 7	H: 2 LOB: 1 BB: 0 P: 8	R: 0 E: 0 K: 0 S: 10	H: 0 LOB: 1 BB: 1 P: 18	R: 2 E: 0 K: 0 S: 12	H: 2 LOB: 0 BB: 1 P: 21	R: 0 E: 0 K: 1 S: 8	H: 0 LOB: 0 BB: 0 P: 12	R: 0 E: 0 K: 1 S: 10	H: 1 LOB: 0 BB: 0 P: 17	R: 1 E: 0 K: 1 S: 7	H: 1 LOB: 0 BB: 0 P: 11	R: 0 E: 0 K: 0 S: 7	H: 0 LOB: 0 BB: 0 P: 10	R: 0 E: 0 K: 1 S: 14	H: 1 LOB: 1 BB: 0 P: 20	R: 0 E: 0 K: 1 S: 9	H: 0 LOB: 0 BB: 0 P: 13	1B: 4 2B: 1 3B: 1 HR: 1	SF: 1 SAC: 0 DP: 3 HBP: 0	WP: 0 PA: 33 PB: 0 SB: 0 CS: 0
PITCHER	IP WLS BF H R ER SO BB IBB HBP BLK WP HR S P ERA WHIP	IP WLS BF H R ER SO BB IBB HBP BLK WP HR S P ERA WHIP	IP WLS BF H R ER SO BB IBB HBP BLK WP HR S P ERA WHIP	IP WLS BF H R ER SO BB IBB HBP BLK WP HR																	

Batter	1	2	3	4	5	6	7	8	9	AB	R	H	RBI	BB	SO	LOB	TOP																																																																																															
38 Steven Kwan, L (1.7) OBP: 0.338, SLG: 0.373										4	1	3	0	1	0	0	Cleveland Guardians @ Los Angeles Angels Angel Stadium, Anaheim, CA Thu Sep 07 2023, 6:39 PM - 9:29 PM PDT Att: 24,288 - Clear - 79 F																																																																																															
11 José Ramírez, S (1.5) OBP: 0.347, SLG: 0.474										5	1	3	0	0	0	2																																																																																																
22 Josh Naylor, L (1.3) OBP: 0.347, SLG: 0.492										3	0	1	1	2	0	3																																																																																																
10 Ramón Laureano, R (1.9) OBP: 0.290, SLG: 0.366										3	0	0	1	1	1	4																																																																																																
56 Kole Calhoun, L (1.10) OBP: 0.328, SLG: 0.376										3	0	0	0	1	0	2																																																																																																
12 David Fry, R (1.2) OBP: 0.313, SLG: 0.432										3	0	1	0	0	0	1																																																																																																
0 Andrés Giménez, L (1.4) OBP: 0.309, SLG: 0.378										3	0	1	0	1	0	2																																																																																																
13 Gabriel Arias, R (1.6) OBP: 0.289, SLG: 0.361										4	0	0	0	0	1	5																																																																																																
7 Myles Straw, R (1.8) OBP: 0.297, SLG: 0.294										4	0	0	0	0	0	2																																																																																																
Inning Stats	R: 0 H: 1 E: 0 K: 0 S: 9	H: 1 LOB: 1 BB: 1 P: 19	R: 0 H: 1 E: 0 K: 0 S: 11	H: 1 LOB: 1 BB: 0 P: 17	R: 0 H: 1 E: 0 K: 1 S: 15	H: 1 LOB: 2 BB: 1 P: 20	R: 0 H: 1 E: 0 K: 1 S: 18	H: 1 LOB: 2 BB: 1 P: 28	R: 0 H: 0 E: 0 K: 0 S: 16	H: 0 LOB: 2 BB: 2 P: 28	R: 2 H: 3 E: 0 K: 0 S: 18	H: 3 LOB: 1 BB: 0 P: 25	R: 0 H: 0 E: 0 K: 0 S: 5	H: 0 LOB: 0 BB: 0 P: 6	R: 0 H: 1 E: 0 K: 0 S: 8	H: 1 LOB: 1 BB: 1 P: 15		1B: 7 2B: 3 3B: 0 HR: 0	SF: 0 SAC: 0 DP: 2 HBP: 1	WP: 1 PB: 0 SB: 2 CS: 1	PA: 39																																																																																											
PITCHER	IP WLS BF H R ER SO BB IBB HBP BLK WP HR S P ERA WHIP	<table border="0"> <tr> <td>74 Jhonathan Diaz, L (1.1) ERA: 4.39</td> <td>1.2</td> <td>7</td> <td>2</td> <td>0</td> <td>0</td> <td>0</td> <td>1</td> <td>0</td> <td>0</td> <td>0</td> <td>0</td> <td>0</td> <td>0</td> <td>0</td> <td>0</td> <td>0</td> <td>0.00</td> <td>1.800</td> </tr> <tr> <td>60 Andrew Wantz, R (2.1) ERA: 4.39</td> <td>1.1</td> <td>6</td> <td>1</td> <td>0</td> <td>0</td> <td>1</td> <td>0</td> <td>1</td> <td>0</td> <td>0</td> <td>0</td> <td>0</td> <td>0</td> <td>0</td> <td>0</td> <td>0</td> <td>0.00</td> <td>0.750</td> </tr> <tr> <td>Davis Daniel, R (4.1) ERA: 5.89</td> <td>3.0</td> <td>13</td> <td>2</td> <td>0</td> <td>0</td> <td>1</td> <td>3</td> <td>0</td> <td>0</td> <td>0</td> <td>1</td> <td>0</td> <td>0</td> <td>0</td> <td>0</td> <td>0</td> <td>0.00</td> <td>1.667</td> </tr> <tr> <td>28 Aaron Loup, L (7.1) ERA: 5.89</td> <td>1.0</td> <td>6</td> <td>3</td> <td>2</td> <td>2</td> <td>0</td> <td>0</td> <td>0</td> <td>0</td> <td>0</td> <td>0</td> <td>0</td> <td>0</td> <td>0</td> <td>0</td> <td>0</td> <td>18.00</td> <td>3.000</td> </tr> <tr> <td>68 José Marte, R (8.1) ERA: 5.89</td> <td>1.0</td> <td>3</td> <td>0</td> <td>0</td> <td>0</td> <td>0</td> <td>0</td> <td>0</td> <td>0</td> <td>0</td> <td>0</td> <td>0</td> <td>0</td> <td>0</td> <td>0</td> <td>0</td> <td>0.00</td> <td>0.000</td> </tr> </table>																74 Jhonathan Diaz, L (1.1) ERA: 4.39	1.2	7	2	0	0	0	1	0	0	0	0	0	0	0	0	0	0.00	1.800	60 Andrew Wantz, R (2.1) ERA: 4.39	1.1	6	1	0	0	1	0	1	0	0	0	0	0	0	0	0	0.00	0.750	Davis Daniel, R (4.1) ERA: 5.89	3.0	13	2	0	0	1	3	0	0	0	1	0	0	0	0	0	0.00	1.667	28 Aaron Loup, L (7.1) ERA: 5.89	1.0	6	3	2	2	0	0	0	0	0	0	0	0	0	0	0	18.00	3.000	68 José Marte, R (8.1) ERA: 5.89	1.0	3	0	0	0	0	0	0	0	0	0	0	0	0	0	0	0.00	0.000
74 Jhonathan Diaz, L (1.1) ERA: 4.39	1.2	7	2	0	0	0	1	0	0	0	0	0	0	0	0	0	0.00	1.800																																																																																														
60 Andrew Wantz, R (2.1) ERA: 4.39	1.1	6	1	0	0	1	0	1	0	0	0	0	0	0	0	0	0.00	0.750																																																																																														
Davis Daniel, R (4.1) ERA: 5.89	3.0	13	2	0	0	1	3	0	0	0	1	0	0	0	0	0	0.00	1.667																																																																																														
28 Aaron Loup, L (7.1) ERA: 5.89	1.0	6	3	2	2	0	0	0	0	0	0	0	0	0	0	0	18.00	3.000																																																																																														
68 José Marte, R (8.1) ERA: 5.89	1.0	3	0	0	0	0	0	0	0	0	0	0	0	0	0	0	0.00	0.000																																																																																														
Batter	1	2	3	4	5	6	7	8	9	AB	R	H	RBI	BB	SO	LOB	BOTTOM																																																																																															
18 Nolan Schanuel, L (1.3) OBP: 0.427, SLG: 0.300										4	0	1	0	1	2	2	Cleveland Guardians @ Los Angeles Angels Angel Stadium, Anaheim, CA Thu Sep 07 2023, 6:39 PM - 9:29 PM PDT Att: 24,288 - Clear - 79 F																																																																																															
Brandon Drury, R (1.4) OBP: 0.305, SLG: 0.486										5	0	0	0	0	0	7																																																																																																
2 Luis Rengifo, S (1.9) OBP: 0.322, SLG: 0.444										0	0	0	0	0	0	0																																																																																																
15 Randal Grichuk, R (1.1PH) OBP: 0.322, SLG: 0.449										5	0	2	1	0	1	0																																																																																																
8 Mike Moustakas, L (1.10) OBP: 0.305, SLG: 0.412										3	0	1	0	1	2	1																																																																																																
5 Eduardo Escobar, S (1.5) OBP: 0.276, SLG: 0.375										4	0	0	0	0	1	2																																																																																																
75 Trey Cabbage, L (1.7) OBP: 0.245, SLG: 0.340										3	1	1	0	1	1	0																																																																																																
35 Chad Wallach, R (1.2) OBP: 0.278, SLG: 0.407										4	0	1	0	0	0	3																																																																																																
14 Logan O'Hoppe, R (0. PR) OBP: 0.277, SLG: 0.417										0	1	0	0	0	0	0																																																																																																
4 Brett Phillips, L (1.8) OBP: 0.304, SLG: 0.158										4	0	2	1	0	1	0																																																																																																
19 Kyren Paris, R (1.6) OBP: 0.333, SLG: 0.125										3	1	1	1	1	0	1																																																																																																
Inning Stats	R: 0 H: 1 E: 0 K: 1 S: 13	H: 0 LOB: 0 BB: 0 P: 8	R: 0 H: 0 E: 0 K: 2 S: 9	H: 0 LOB: 1 BB: 1 P: 17	R: 0 H: 2 E: 0 K: 1 S: 9	H: 2 LOB: 2 BB: 0 P: 13	R: 0 H: 0 E: 0 K: 1 S: 9	H: 0 LOB: 1 BB: 1 P: 12	R: 0 H: 0 E: 0 K: 0 S: 7	H: 0 LOB: 2 BB: 1 P: 12	R: 1 H: 2 E: 0 K: 0 S: 15	H: 2 LOB: 2 BB: 1 P: 24	R: 0 H: 0 E: 0 K: 2 S: 7	H: 0 LOB: 0 BB: 0 P: 8	R: 2 H: 4 E: 0 K: 0 S: 18	H: 4 LOB: 3 BB: 1 P: 26	1B: 8 2B: 1 3B: 0 HR: 0	SF: 0 SAC: 0 DP: 1 HBP: 0	WP: 1 PB: 0 SB: 3 CS: 0	PA: 39																																																																																												
PITCHER	IP WLS BF H R ER SO BB IBB HBP BLK WP HR S P ERA WHIP	<table border="0"> <tr> <td>47 Cal Quantrill, R (1.1) ERA: 2.87</td> <td>6.0</td> <td>23</td> <td>3</td> <td>0</td> <td>0</td> <td>0</td> <td>2</td> <td>0</td> <td>0</td> <td>0</td> <td>0</td> <td>0</td> <td>0</td> <td>0</td> <td>0</td> <td>0</td> <td>0.00</td> <td>0.833</td> </tr> <tr> <td>55 Matt Moore, L (7.1) ERA: 3.45</td> <td>0.2</td> <td>5</td> <td>2</td> <td>1</td> <td>1</td> <td>0</td> <td>1</td> <td>0</td> <td>0</td> <td>0</td> <td>0</td> <td>0</td> <td>0</td> <td>0</td> <td>0</td> <td>0</td> <td>13.50</td> <td>4.500</td> </tr> <tr> <td>62 Enyel De Los Santos, R (7.1) ERA: 3.45</td> <td>0.1</td> <td>1</td> <td>0</td> <td>0</td> <td>0</td> <td>0</td> <td>0</td> <td>0</td> <td>0</td> <td>0</td> <td>0</td> <td>0</td> <td>0</td> <td>0</td> <td>0</td> <td>0</td> <td>0.00</td> <td>0.000</td> </tr> <tr> <td>37 Trevor Stephan, R (8.1) ERA: 3.45</td> <td>1.0</td> <td>4</td> <td>3</td> <td>0</td> <td>0</td> <td>0</td> <td>0</td> <td>0</td> <td>0</td> <td>0</td> <td>0</td> <td>0</td> <td>0</td> <td>0</td> <td>0</td> <td>7</td> <td>8.000</td> <td>0.000</td> </tr> <tr> <td>48 Emmanuel Clase, R (9.1) ERA: 3.06</td> <td>0.2</td> <td>7</td> <td>4</td> <td>2</td> <td>2</td> <td>0</td> <td>0</td> <td>1</td> <td>0</td> <td>0</td> <td>0</td> <td>0</td> <td>0</td> <td>0</td> <td>0</td> <td>0</td> <td>27.00</td> <td>6.000</td> </tr> </table>																47 Cal Quantrill, R (1.1) ERA: 2.87	6.0	23	3	0	0	0	2	0	0	0	0	0	0	0	0	0	0.00	0.833	55 Matt Moore, L (7.1) ERA: 3.45	0.2	5	2	1	1	0	1	0	0	0	0	0	0	0	0	0	13.50	4.500	62 Enyel De Los Santos, R (7.1) ERA: 3.45	0.1	1	0	0	0	0	0	0	0	0	0	0	0	0	0	0	0.00	0.000	37 Trevor Stephan, R (8.1) ERA: 3.45	1.0	4	3	0	0	0	0	0	0	0	0	0	0	0	0	7	8.000	0.000	48 Emmanuel Clase, R (9.1) ERA: 3.06	0.2	7	4	2	2	0	0	1	0	0	0	0	0	0	0	0	27.00	6.000
47 Cal Quantrill, R (1.1) ERA: 2.87	6.0	23	3	0	0	0	2	0	0	0	0	0	0	0	0	0	0.00	0.833																																																																																														
55 Matt Moore, L (7.1) ERA: 3.45	0.2	5	2	1	1	0	1	0	0	0	0	0	0	0	0	0	13.50	4.500																																																																																														
62 Enyel De Los Santos, R (7.1) ERA: 3.45	0.1	1	0	0	0	0	0	0	0	0	0	0	0	0	0	0	0.00	0.000																																																																																														
37 Trevor Stephan, R (8.1) ERA: 3.45	1.0	4	3	0	0	0	0	0	0	0	0	0	0	0	0	7	8.000	0.000																																																																																														
48 Emmanuel Clase, R (9.1) ERA: 3.06	0.2	7	4	2	2	0	0	1	0	0	0	0	0	0	0	0	27.00	6.000																																																																																														

Batter	1	2	3	4	5	6	7	8	9	AB	R	H	RBI	BB	SO	LOB	TOP										
38 Steven Kwan, L (1,7) OBP: 0.340, SLG: 0.375	L4		G1-3		BB			G6-3		3	0	0	0	1	0	0	Cleveland Guardians @ Los Angeles Angels Angel Stadium, Anaheim, CA Sat Sep 09 2023, 6:08 PM - 8:12 PM PDT Att: 27,233 - Partly Cloudy - 87 F										
11 José Ramírez, S (1,10) OBP: 0.345, SLG: 0.479	HR		K		P4			1B		4	1	2	1	0	1	1											
22 Josh Naylor, L (1,3) OBP: 0.347, SLG: 0.496	G3-1		HR					L3		4	1	1	1	0	0	1											
10 Ramón Laureano, R (1,9) OBP: 0.292, SLG: 0.364										2	0	0	0	0	1	0											
17 Will Brennan, L (8,9) OBP: 0.302, SLG: 0.369	HBP		K					F7		1	0	0	0	0	0	0											
2 Tyler Freeman, R (1,5) OBP: 0.299, SLG: 0.345	L7									3	0	0	0	0	0	1											
8 José Tena, L (9,PH) OBP: 0.267, SLG: 0.286								K		1	0	0	0	0	1	0											
0 Andrés Giménez, L (1,4) OBP: 0.309, SLG: 0.378										4	0	1	0	0	1	0											
13 Gabriel Arias, R (1,6) OBP: 0.288, SLG: 0.361										3	0	0	0	0	1	1											
7 Myles Straw, R (1,8) OBP: 0.295, SLG: 0.291										3	0	0	0	0	0	1											
35 Cam Gallagher, R (1,2) OBP: 0.169, SLG: 0.185										2	0	0	0	0	0	1											
12 David Fry, R (8,PH) OBP: 0.313, SLG: 0.422										1	0	0	0	0	0	0											
Inning Stats	R: 1 H: 1 E: 0 K: 0 S: 14	H: 1 LOB: 1 BB: 0 P: 16	R: 0 H: 1 E: 0 K: 0 S: 11	H: 1 LOB: 1 BB: 0 P: 11	R: 1 H: 1 E: 0 K: 2 S: 8	H: 1 LOB: 0 BB: 0 P: 13	R: 0 H: 0 E: 0 K: 0 S: 6	H: 0 LOB: 0 BB: 0 P: 11	R: 0 H: 0 E: 0 K: 0 S: 5	H: 0 LOB: 1 BB: 1 P: 11	R: 0 H: 0 E: 0 K: 0 S: 4	H: 0 LOB: 0 BB: 0 P: 5	R: 0 H: 0 E: 0 K: 2 S: 9	H: 0 LOB: 0 BB: 0 P: 15	R: 0 H: 1 E: 0 K: 0 S: 9	H: 1 LOB: 1 BB: 0 P: 15	R: 0 H: 0 E: 0 K: 1 S: 10	H: 0 LOB: 0 BB: 0 P: 15	1B: 2 2B: 0 3B: 0 HR: 2	SF: 0 SAC: 0 DP: 0 HBP: 1	WP: 0 PB: 0 SB: 0 CS: 0	PA: 33					
PITCHER	IP	WLS	BF	H	R	ER	SO	BB	IBB	HBP	BLK	WP	HR	S	P	ERA	WHIP										
31 Tyler Anderson, L (1,1) ERA: 5.36	8.0	W	30	4	2	2	4	1	0	1	0	0	2	66	97	2.25	0.625										
53 Carlos Estévez, R (9,1) ERA: 3.47	1.0		3	0	0	0	1	0	0	0	0	0	0	10	15	0.00	0.000										

Batter	1	2	3	4	5	6	7	8	9	AB	R	H	RBI	BB	SO	LOB	BOTTOM										
15 Randal Grichuk, R (1,7) OBP: 0.323, SLG: 0.457	K		G3		G5-3			HR		4	1	1	2	0	1	0	Cleveland Guardians @ Los Angeles Angels Angel Stadium, Anaheim, CA Sat Sep 09 2023, 6:08 PM - 8:12 PM PDT Att: 27,233 - Partly Cloudy - 87 F										
Brandon Drury, R (1,4) OBP: 0.302, SLG: 0.478	E5 8 14 HR		L8					BB		3	1	0	0	1	0	0											
8 Mike Moustakas, L (1,3) OBP: 0.302, SLG: 0.407	F8		K					FC3-6 14 1B		4	0	0	0	0	1	2											
14 Logan O'Hoppe, R (1,2) OBP: 0.291, SLG: 0.474	HR							1B		4	1	2	2	0	0	0											
21 Matt Thaiss, L (1,10) OBP: 0.323, SLG: 0.348	K							G3		4	1	1	1	0	2	2											
5 Eduardo Escobar, S (1,5) OBP: 0.277, SLG: 0.370			P4		K					3	0	0	0	0	1	0											
75 Trey Cabbage, L (1,9) OBP: 0.232, SLG: 0.321			K		P5					3	0	0	0	0	2	0											
19 Kyren Paris, R (1,6) OBP: 0.250, SLG: 0.087			G5-3					G6-3		3	0	0	0	0	1	0											
4 Brett Phillips, L (1,8) OBP: 0.333, SLG: 0.320			HR					15 HR		3	2	2	1	0	1	0											
Inning Stats	R: 2 H: 1 E: 1 K: 2 S: 15	H: 0 LOB: 0 BB: 0 P: 20	R: 0 H: 0 E: 0 K: 1 S: 5	H: 0 LOB: 0 BB: 0 P: 8	R: 1 H: 1 E: 0 K: 1 S: 16	H: 1 LOB: 0 BB: 0 P: 20	R: 1 H: 1 E: 0 K: 1 S: 7	H: 1 LOB: 0 BB: 0 P: 10	R: 0 H: 0 E: 0 K: 2 S: 8	H: 0 LOB: 0 BB: 0 P: 11	R: 0 H: 0 E: 0 K: 0 S: 8	H: 0 LOB: 0 BB: 0 P: 13	R: 0 H: 0 E: 0 K: 2 S: 8	H: 0 LOB: 0 BB: 0 P: 10	R: 2 H: 3 E: 0 K: 0 S: 13	H: 3 LOB: 2 BB: 1 P: 22		R: 0 H: 0 E: 0 K: 1 S: 10	H: 0 LOB: 0 BB: 0 P: 15	1B: 2 2B: 0 3B: 0 HR: 4	SF: 0 SAC: 0 DP: 0 HBP: 0	WP: 0 PB: 0 SB: 0 CS: 0	PA: 32				
PITCHER	IP	WLS	BF	H	R	ER	SO	BB	IBB	HBP	BLK	WP	HR	S	P	ERA	WHIP										
27 Lucas Giolito, R (1,1) ERA: 4.78	7.0	L	25	3	4	2	9	0	0	0	0	0	3	67	92	2.57	0.429										
44 Xzavion Curry, R (8,1) ERA: 4.11	1.0		7	3	2	2	0	1	0	0	0	0	1	13	22	18.00	4.000										

Batter	1	2	3	4	5	6	7	8	9	AB	R	H	RBI	BB	SO	LOB	TOP			
38 Steven Kwan, L (1, 7) OBP: 0.341, SLG: 0.376	G5-3		L4							3	0	1	0	1	0	0	Cleveland Guardians @ Los Angeles Angels Angel Stadium, Anaheim, CA Sun Sep 10 2023, 1:09 PM - 3:33 PM PDT Att: 26,134 - Partly Cloudy - 88 F			
11 José Ramírez, S (1, 10) OBP: 0.351, SLG: 0.480	1B		1B							3	0	2	0	1	0	1				
12 David Fry, R (1, 3) OBP: 0.304, SLG: 0.409										3	0	0	0	0	2	4				
8 José Tena, L (6, PH) OBP: 0.250, SLG: 0.267	K		F7							1	0	0	0	0	1	0				
56 Kole Calhoun, L (1, 9) OBP: 0.325, SLG: 0.398	CS		HR							4	1	2	1	0	1	0				
2 Tyler Freeman, R (1, 5) OBP: 0.300, SLG: 0.339			F8							2	0	0	0	1	0	0				
22 Josh Naylor, L (8, PH) OBP: 0.349, SLG: 0.500										1	0	1	0	0	0	0				
0 Andrés Giménez, L (1, 4) OBP: 0.311, SLG: 0.381			2B							4	0	2	0	0	1	3				
13 Gabriel Arias, R (1, 6) OBP: 0.284, SLG: 0.356			G4-3							4	0	0	0	0	2	4				
23 Bo Naylor, L (1, 2) OBP: 0.314, SLG: 0.432			P6							4	0	0	0	0	1	1				
7 Myles Straw, R (1, 8) OBP: 0.293, SLG: 0.289										3	0	0	0	0	0	0				
17 Will Brennan, L (9, PH) OBP: 0.301, SLG: 0.368			G1-3							1	0	0	0	0	0	0				
Inning Stats	R: 0 E: 0 K: 1 S: 7	H: 1 LOB: 0 BB: 0 P: 11	R: 1 E: 0 K: 0 S: 15	H: 2 LOB: 1 BB: 0 P: 24	R: 0 E: 0 K: 0 S: 12	H: 1 LOB: 1 BB: 0 P: 20	R: 0 E: 0 K: 1 S: 7	H: 1 LOB: 1 BB: 0 P: 10	R: 0 E: 0 K: 0 S: 10	H: 1 LOB: 1 BB: 1 P: 15	R: 0 E: 0 K: 0 S: 10	H: 0 LOB: 1 BB: 1 P: 15	R: 0 E: 0 K: 3 S: 13	H: 1 LOB: 1 BB: 0 P: 19	R: 0 E: 0 K: 1 S: 12	H: 0 LOB: 0 BB: 0 P: 15	1B: 4 2B: 3 3B: 0 HR: 1	SF: 0 SAC: 0 DP: 1 HBP: 0	WP: 0 PB: 0 SB: 2 CS: 1	PA: 37
PITCHER	IP WLS BF H R ER SO BB IBB HBP BLK WP HR S P ERA WHIP																			
78 Kenny Rosenberg, L (1, 1) ERA: 4.5	5.0 W 21 6 1 1 4 0 1 0 0 0 0 1 54 86 1.80 1.200																			
60 Andrew Wantz, R (6, 1) ERA: 4.13	1.0 H 4 1 0 0 0 1 0 0 0 0 0 0 7 15 0.00 2.000																			
44 Ben Joyce, R (7, 1) ERA: 3.6	1.0 H 4 1 0 0 0 1 0 0 0 0 0 0 10 15 0.00 1.000																			
46 Jimmy Herget, R (8, 1) ERA: 4.79	1.0 H 4 1 0 0 3 0 0 0 0 0 0 0 13 19 0.00 1.000																			
53 Carlos Estévez, R (9, 1) ERA: 3.41	1.0 S 3 0 0 0 1 0 0 0 0 0 0 0 12 15 0.00 0.000																			

Batter	1	2	3	4	5	6	7	8	9	AB	R	H	RBI	BB	SO	LOB	BOTTOM			
15 Randal Grichuk, R (1, 7) OBP: 0.324, SLG: 0.459	G4-3		G5-3							3	1	1	1	0	0	0	Cleveland Guardians @ Los Angeles Angels Angel Stadium, Anaheim, CA Sun Sep 10 2023, 1:09 PM - 3:33 PM PDT Att: 26,134 - Partly Cloudy - 88 F			
Brandon Drury, R (1, 4) OBP: 0.300, SLG: 0.475	G4-3		G4-3							3	0	0	0	0	1					
8 Mike Moustakas, L (1, 3) OBP: 0.299, SLG: 0.405	SF9		G6-3							2	0	0	1	0	1	0				
14 Logan O'Hoppe, R (1, 10) OBP: 0.285, SLG: 0.462	K		F9							3	0	0	0	0	1	0				
5 Eduardo Escobar, S (1, 5) OBP: 0.273, SLG: 0.365			G4-3							3	0	0	0	0	2	0				
35 Chad Wallach, R (1, 2) OBP: 0.267, SLG: 0.388			L8							3	0	0	0	0	0	0				
39 Jordyn Adams, R (1, 9) OBP: 0.190, SLG: 0.200			K							3	0	1	0	0	2	0				
4 Brett Phillips, L (1, 8) OBP: 0.333, SLG: 0.296			K							2	0	0	0	1	2	0				
19 Kyren Paris, R (1, 6) OBP: 0.258, SLG: 0.115			15 BLK 15 G5-3							3	1	1	0	0	0	1				
Inning Stats	R: 1 E: 0 K: 1 S: 8	H: 1 LOB: 0 BB: 0 P: 13	R: 0 E: 0 K: 1 S: 10	H: 0 LOB: 0 BB: 0 P: 13	R: 1 E: 0 K: 1 S: 9	H: 1 LOB: 0 BB: 0 P: 11	R: 0 E: 0 K: 1 S: 10	H: 0 LOB: 0 BB: 0 P: 16	R: 0 E: 0 K: 2 S: 10	H: 0 LOB: 0 BB: 0 P: 13	R: 0 E: 0 K: 0 S: 6	H: 0 LOB: 0 BB: 0 P: 11	R: 0 E: 0 K: 2 S: 9	H: 0 LOB: 0 BB: 0 P: 13	R: 0 E: 0 K: 0 S: 10	H: 1 LOB: 1 BB: 1 P: 19		1B: 2 2B: 1 3B: 0 HR: 0	SF: 1 SAC: 0 DP: 0 HBP: 0	WP: 1 PB: 0 SB: 0 CS: 1
PITCHER	IP WLS BF H R ER SO BB IBB HBP BLK WP HR S P ERA WHIP																			
61 Tanner Bibee, R (1, 1) ERA: 3.03	7.0 L 23 2 2 2 8 0 0 0 0 0 1 0 10 19 0.00 2.000																			
49 Eli Morgan, R (8, 1) ERA: 3.2	1.0 4 1 0 0 0 1 0 0 0 0 1 0 10 19 0.00 2.000																			

AB 33
R 1
H 8
RBI 1
BB 3
SO 8
LOB 13



AB 25
R 2
H 3
RBI 2
BB 1
SO 8
LOB 2




WP: 1
PB: 0
SB: 0
CS: 1

Batter	1	2	3	4	5	6	7	8	9	10	11	AB	R	H	RBI	BB	SO	LOB	TOP							
18 Nolan Schanuel, L OBP: 0.412, SLG: 0.290	(1, 3) K		(1, 2) G3		(1, 2) 9 BB 1B			(1, 2) F7		(1, 2) F7	(1, 2) 9 BB 1B	6	0	2	1	0	1	0								
9 Zach Neto, R OBP: 0.315, SLG: 0.404	(1, 6) F9		(1, 2) F7		(1, 2) BB			(1, 2) G5-3		(1, 2) F8	(1, 2) BB	4	0	0	0	2	0	0								
Brandon Drury, R OBP: 0.298, SLG: 0.477	(1, 4) F9		(1, 2) P4		(1, 2) K			(1, 2) K		(1, 2) HR	(1, 2) F9	6	1	1	2	0	2	5								
8 Mike Moustakas, L OBP: 0.302, SLG: 0.406		(1, 10) 14 HR 1B		(1, 2) P4		(1, 2) P5			(1, 2) 14 2B 1B		(1, 2) 5 1B 15 1B	4	1	2	0	0	0	0								
19 Kyren Paris, R OBP: 0.250, SLG: 0.111												1	1	0	0	0	1	0								
14 Logan O'Hoppe, R OBP: 0.296, SLG: 0.524		(1, 2) HR		(1, 2) G6-3		(1, 2) G6-3			(1, 2) 2B		(1, 2) K	5	2	3	3	0	1	0								
5 Eduardo Escobar, S OBP: 0.276, SLG: 0.366	(1, 5) K		(1, 2) 15 4-3 1B		(1, 2) F8				(1, 2) L9		(1, 2) 15 1B 4 FC 1B	5	0	2	0	0	1	3								
15 Randal Grichuk, R OBP: 0.324, SLG: 0.456	(1, 7) G5-3		(1, 2) G5-4-3		(1, 2) P3				(1, 2) HBP		(1, 2) 39 E 4 FC 1B	4	1	1	1	0	0	1								
4 Brett Phillips, L OBP: 0.316, SLG: 0.281	(1, 8) 1B				(1, 2) F7				(1, 2) K		(1, 2) FC	5	1	1	0	0	2	5								
39 Jordyn Adams, R OBP: 0.154, SLG: 0.160	(1, 9) G4-3				(1, 2) F9				(1, 2) FC6-4		(1, 2) E5	5	1	0	0	0	1	5								
Inning Stats	R: 0 E: 0 K: 1 S: 11	H: 0 LOB: 0 BB: 0 P: 15	R: 2 E: 0 K: 1 S: 19	H: 3 LOB: 1 BB: 0 P: 25	R: 0 E: 0 K: 0 S: 6	H: 0 LOB: 0 BB: 0 P: 7	R: 1 E: 0 K: 0 S: 11	H: 2 LOB: 2 BB: 0 P: 14	R: 0 E: 0 K: 1 S: 12	H: 1 LOB: 2 BB: 1 P: 18	R: 0 E: 0 K: 0 S: 4	H: 0 LOB: 0 BB: 0 P: 5	R: 0 E: 0 K: 2 S: 7	H: 0 LOB: 0 BB: 0 P: 9	R: 0 E: 0 K: 1 S: 8	H: 0 LOB: 3 BB: 0 P: 12	R: 0 E: 0 K: 1 S: 16	H: 2 LOB: 3 BB: 0 P: 24	R: 2 E: 0 K: 1 S: 9	H: 1 LOB: 0 BB: 0 P: 15	R: 3 E: 1 K: 1 S: 14	H: 3 LOB: 3 BB: 1 P: 20	1B: 8 2B: 1 3B: 0 HR: 3	SF: 0 SAC: 0 DP: 1 HBP: 1	WP: 0 PB: 0 SB: 0 CS: 0	PA: 48
PITCHER	36 Logan Gilbert, R ERA: 3.62	(1, 1) IP: 7.0 WLS: 3 BF: 27 H: 6 R: 3 ER: 3 SO: 5 BB: 1 IBB: 0 HBP: 0 BLK: 0 WP: 0 HR: 2 S: 70 P: 93 ERA: 3.62 WHIP: 1.000	47 Matt Brash, R ERA: 3.19	(8, 1) 1.0 3 0 0 0 1 0 0 0 0 0 0 8 12 0.00 0.000	75 Andrés Muñoz, R ERA: 2.95	(9, 1) 1.0 6 2 0 0 1 0 0 1 0 0 0 16 24 0.00 2.000	48 Justin Topa, R ERA: 2.58	(10, 1) 1.0 4 1 2 1 1 0 0 0 0 0 1 9 15 9.00 1.000	46 Trent Thornton, R ERA: 1.85	(11, 1) 0.1 L 3 2 1 0 1 0 0 0 0 0 9 11 0.00 6.000	PITCHER	55 Gabe Speier, L ERA: 3.56	(11, 1) 0.1 1 0 0 0 0 0 0 0 0 0 0 1 1 0.00 0.000	49 Isaiah Campbell, R ERA: 2.82	(11, 1) 0.1 1 0 0 0 0 0 0 0 0 0 0 1 1 0.00 0.000											

Los Angeles Angels @ Seattle Mariners
T-Mobile Park, Seattle, WA
Mon Sep 11 2023, 6:41 PM - 9:59 PM PDT
Att. 37,807 - Clear - 69 F

livebaseballscores.com
AB 45
R 8
H 12
RBI 7
BB 2
SO 9
LOB 19



Batter	1	2	3	4	5	6	7	8	9	10	11	AB	R	H	RBI	BB	SO	LOB	BOTTOM			
3 J.P. Crawford, L OBP: 0.380, SLG: 0.423	(1, 6) 44 1B 35 SF9 1B		(1, 2) G4-3		(1, 2) F8			(1, 2) G4-3		(1, 2) K	(1, 2) K	5	1	1	0	0	1	1				
44 Julio Rodríguez, R OBP: 0.342, SLG: 0.504	(1, 8) 35 SF9 29 HR 1B		(1, 2) G5-3		(1, 2) FC6-5			(1, 2) 29 FC6-5 2B		(1, 2) 1B	(1, 2) HR	5	2	4	2	0	0	0				
35 Teoscar Hernández, R OBP: 0.313, SLG: 0.460	(1, 10) SF9		(1, 2) L8		(1, 2) K			(1, 2) L7		(1, 2) L7	(1, 2) 64 G6-3 3B	3	0	0	1	1	1	2				
29 Cal Raleigh, S OBP: 0.315, SLG: 0.479	(1, 2) HR				(1, 2) FC6-5			(1, 2) FC6-5		(1, 2) G6-3	(1, 2) K	4	1	2	2	0	1	1				
76 José Caballero, R OBP: 0.250, SLG: 0.216	(1, 2) HR				(1, 2) K			(1, 2) FC6-2		(1, 2) G6-3	(1, 2) K	0	0	0	0	0	0	0				
64 Brian O'Keefe, R OBP: 0.190, SLG: 0.211	(1, 2) HR				(1, 2) K			(1, 2) FC6-2		(1, 2) G6-3	(1, 2) K	1	0	0	0	0	0	1				
28 Eugenio Suárez, R OBP: 0.323, SLG: 0.363	(1, 5) K		(1, 2) G5-3		(1, 2) K			(1, 2) FC6-2		(1, 2) G6-3	(1, 2) K	5	0	1	0	0	3	1				
23 Ty France, R OBP: 0.337, SLG: 0.365	(1, 3) G5-3				(1, 2) K			(1, 2) K		(1, 2) FC6-2	(1, 2) F7	5	0	1	0	0	2	0				
10 Jarrod Kelenic, L OBP: 0.319, SLG: 0.435	(1, 9) K		(1, 2) K		(1, 2) FC5-4			(1, 2) F8		(1, 2) K	(1, 2) G6-3	5	0	1	0	0	2	3				
25 Dylan Moore, R OBP: 0.311, SLG: 0.461	(1, 4) F8				(1, 2) F7			(1, 2) HBP		(1, 2) FC6-2	(1, 2) FC6-2	3	0	0	0	0	0	4				
0 Sam Haggerty, S ERA: 5.72	(1, 7) G5-3				(1, 2) FC5-4			(1, 2) CS		(1, 2) G3	(1, 2) HR	2	0	0	0	0	0	1				
8 Dominic Canzone, L OBP: 0.270, SLG: 0.407	(9, 7) G5-3				(1, 2) FC5-4			(1, 2) K		(1, 2) G3	(1, 2) HR	2	1	0	0	0	1	3				
Inning Stats	R: 3 E: 0 K: 1 S: 15	H: 3 LOB: 0 BB: 0 P: 21	R: 0 E: 0 K: 1 S: 8	H: 0 LOB: 0 BB: 0 P: 13	R: 0 E: 0 K: 0 S: 5	H: 0 LOB: 0 BB: 0 P: 8	R: 0 E: 0 K: 2 S: 10	H: 0 LOB: 0 BB: 0 P: 16	R: 0 E: 0 K: 0 S: 9	H: 1 LOB: 1 BB: 0 P: 14	R: 0 E: 0 K: 1 S: 11	H: 0 LOB: 0 BB: 0 P: 17	R: 0 E: 0 K: 1 S: 9	H: 0 LOB: 3 BB: 0 P: 17	R: 2 E: 0 K: 1 S: 6	H: 1 LOB: 0 BB: 1 P: 13	R: 0 E: 0 K: 1 S: 12	H: 0 LOB: 0 BB: 0 P: 17	1B: 7 2B: 1 3B: 0 HR: 2	SF: 1 SAC: 0 DP: 1 HBP: 1	WP: 0 PB: 0 SB: 0 CS: 1	PA: 44
PITCHER	48 Reid Detmers, L ERA: 4.77	(1, 1) IP: 7.0 WLS: 4 BF: 26 H: 5 R: 3 ER: 3 SO: 7 BB: 0 IBB: 0 HBP: 1 BLK: 0 WP: 0 HR: 1 S: 69 P: 108 ERA: 4.77 WHIP: 0.714	59 José Soriano, R ERA: 4.0	(8, 1) 1.0 4 1 0 0 1 0 0 0 0 0 0 9 14 0.00 1.000	26 Aaron Loup, L ERA: 5.72	(9, 1) 1.1 7 3 0 0 2 0 0 0 0 0 0 16 21 0.00 2.250	68 José Marte, R ERA: 8.1	(10, 1) 0.2 B 3 1 2 1 0 1 0 0 0 0 1 3 9 13.50 3.000	46 Jimmy Herget, R ERA: 4.57	(11, 1) 1.0 W 3 0 0 0 1 0 0 0 0 0 0 12 17 0.00 0.000	PITCHER	IP: 0.1 WLS: 1 BF: 4 H: 1 R: 2 ER: 0 SO: 0 BB: 0 IBB: 0 HBP: 0 BLK: 0 WP: 0 HR: 0 S: 9 P: 9 ERA: 0.00 WHIP: 6.000	IP: 0.1 WLS: 1 BF: 4 H: 1 R: 0 ER: 0 SO: 0 BB: 0 IBB: 0 HBP: 0 BLK: 0 WP: 0 HR: 0 S: 9 P: 9 ERA: 0.00 WHIP: 6.000									

Los Angeles Angels @ Seattle Mariners
T-Mobile Park, Seattle, WA
Mon Sep 11 2023, 6:41 PM - 9:59 PM PDT
Att. 37,807 - Clear - 69 F

livebaseballscores.com
AB 40
R 5
H 10
RBI 5
BB 1
SO 11
LOB 17




Batter	1	2	3	4	5	6	7	8	9	AB	R	H	RBI	BB	SO	LOB	TOP										
18 Nolan Schanuel, L (1, 3) OBP: 0.416, SLG: 0.301	G6-3		1B			1B		K		4	0	2	0	0	1	0	Los Angeles Angels @ Seattle Mariners T-Mobile Park, Seattle, WA Tue Sep 12 2023, 6:44 PM - 9:07 PM PDT Att: 33,771 - Roof Closed - 63 F										
9 Zach Neto, R (1, 6) OBP: 0.310, SLG: 0.397	K		L9			K			F6	4	0	0	0	0	2	3											
8 Mike Moustakas, L (1, 5) OBP: 0.300, SLG: 0.404	K									2	0	0	0	0	1	0											
19 Kyren Paris, R (5, 4) OBP: 0.235, SLG: 0.103	K				P4					2	0	0	0	0	2	1											
14 Logan O'Hoppe, R (1, 2) OBP: 0.290, SLG: 0.512		G6-3				G5-3				3	0	0	0	0	0	1											
35 Chad Wallach, R (6, 2) OBP: 0.265, SLG: 0.386									G6-3	1	0	0	0	0	0	0											
5 Eduardo Escobar, S (1, 4) OBP: 0.273, SLG: 0.362		F9								3	0	0	0	0	0	0											
21 Matt Thaiss, L (1, 10) OBP: 0.320, SLG: 0.344										3	0	0	0	0	2	0											
15 Randal Grichuk, R (1, 7) OBP: 0.325, SLG: 0.458			F8							3	0	1	0	0	0	0											
4 Brett Phillips, L (1, 8) OBP: 0.317, SLG: 0.286			1B							3	0	1	0	0	2	1											
39 Jordyn Adams, R (1, 9) OBP: 0.138, SLG: 0.143						G4-3			L7	3	0	0	0	0	1	2											
Inning Stats	R: 0 E: 0 K: 2 S: 11	H: 0 LOB: 0 BB: 0 P: 15	R: 0 E: 0 K: 1 S: 11	H: 0 LOB: 0 BB: 0 P: 13	R: 0 E: 0 K: 1 S: 16	H: 2 LOB: 2 BB: 0 P: 21	R: 0 E: 0 K: 0 S: 5	H: 0 LOB: 0 BB: 0 P: 5	R: 0 E: 0 K: 2 S: 14	H: 1 LOB: 1 BB: 0 P: 19	R: 0 E: 0 K: 2 S: 15	H: 1 LOB: 1 BB: 0 P: 16	R: 0 E: 0 K: 0 S: 5	H: 0 LOB: 0 BB: 0 P: 8	R: 0 E: 0 K: 2 S: 8	H: 0 LOB: 0 BB: 0 P: 12	R: 0 E: 0 K: 1 S: 6	H: 0 LOB: 0 BB: 0 P: 8	1B: 3 2B: 1 3B: 0 HR: 0	SF: 0 SAC: 0 DP: 0 HBP: 0	WP: 0 PB: 0 SB: 0 CS: 0	PA: 31					
PITCHER	IP	WLS	BF	H	R	ER	SO	BB	IBB	HBP	BLK	WP	HR	S	P	ERA	WHIP										
22 Bryan Woo, R (1, 1) ERA: 4.16	5.2	W	21	4	0	0	8	0	0	0	0	0	0	67	83	0.00	0.706										
41 Eduard Bazarzo, R (6, 1) ERA: 6.23	2.1		7	0	0	0	2	0	0	0	0	0	0	18	26	0.00	0.000										
54 Dominic Leone, R (9, 1) ERA: 4.99	1.0		3	0	0	0	1	0	0	0	0	0	0	6	8	0.00	0.000										

Batter	1	2	3	4	5	6	7	8	9	AB	R	H	RBI	BB	SO	LOB	BOTTOM										
3 J.P. Crawford, L (1, 6) OBP: 0.378, SLG: 0.423	G3	G4-3				G3-1		F6		5	1	1	3	0	0	2	Los Angeles Angels @ Seattle Mariners T-Mobile Park, Seattle, WA Tue Sep 12 2023, 6:44 PM - 9:07 PM PDT Att: 33,771 - Roof Closed - 63 F										
44 Julio Rodríguez, R (1, 8) OBP: 0.343, SLG: 0.504	E5		F8					G3		4	1	2	1	0	0	0											
8 Dominic Canzone, L (7, PR) OBP: 0.269, SLG: 0.404	1B									1	0	0	0	0	0	2											
35 Teoscar Hernández, R (1, 9) OBP: 0.313, SLG: 0.455	1B		F8		G5-3					4	1	1	0	0	1	2											
29 Cal Raleigh, S (1, 2) OBP: 0.313, SLG: 0.474	K		F8			G6-3		F8		4	0	0	0	0	1	3											
28 Eugenio Suárez, R (1, 5) OBP: 0.326, SLG: 0.391										3	2	2	2	1	0	0											
4 Josh Rojas, L (7, PR) OBP: 0.306, SLG: 0.333	1B									0	0	0	0	0	0	0											
23 Ty France, R (1, 3) OBP: 0.337, SLG: 0.365	1B									3	1	1	1	0	0	0											
20 Mike Ford, L (7, PH) OBP: 0.317, SLG: 0.497	1B									1	0	0	0	0	1	2											
25 Dylan Moore, R (1, 7) OBP: 0.316, SLG: 0.471	2B									4	1	2	1	0	2	0											
0 Sam Haggerty, S (1, 10) ERA: 4.21		G4-3								3	1	1	0	0	0	0											
22 Luis Torrens, R (8, PH) OBP: 0.348, SLG: 0.381										1	0	1	0	0	0	0											
76 José Caballero, R (8, 5) OBP: 0.348, SLG: 0.312		K								3	0	0	0	0	2	3											
Inning Stats	R: 3 E: 1 K: 1 S: 16	H: 4 LOB: 2 BB: 0 P: 25	R: 0 E: 0 K: 1 S: 7	H: 0 LOB: 0 BB: 0 P: 10	R: 0 E: 0 K: 0 S: 5	H: 0 LOB: 0 BB: 0 P: 9	R: 4 E: 1 K: 1 S: 19	H: 4 LOB: 1 BB: 0 P: 27	R: 1 E: 0 K: 1 S: 13	H: 1 LOB: 0 BB: 0 P: 21	R: 0 E: 0 K: 0 S: 7	H: 0 LOB: 0 BB: 0 P: 11	R: 0 E: 0 K: 2 S: 13	H: 1 LOB: 2 BB: 1 P: 19	R: 0 E: 0 K: 1 S: 10	H: 1 LOB: 2 BB: 0 P: 15	1B: 7 2B: 3 3B: 0 HR: 1	SF: 0 SAC: 0 DP: 0 HBP: 1	WP: 0 PB: 0 SB: 0 CS: 0	PA: 38							
PITCHER	IP	WLS	BF	H	R	ER	SO	BB	IBB	HBP	BLK	WP	HR	S	P	ERA	WHIP										
43 Patrick Sandoval, L (1, 1) ERA: 4.21	5.0	L	25	9	8	1	4	0	0	0	0	0	0	60	92	1.80	1.800										
74 Jonathan Diaz, L (6, 1) ERA:	3.0		13	2	0	0	3	1	0	1	0	0	0	30	45	0.00	1.000										

AB	31
R	0
H	4
RBI	0
BB	0
SO	11
LOB	8

AB	36
R	8
H	11
RBI	8
BB	1
SO	7
LOB	14



Batter	1	2	3	4	5	6	7	8	9	AB	R	H	RBI	BB	SO	LOB	TOP										
18 Nolan Schanuel, L (1, 3) OBP: 0.409, SLG: 0.289	G4-3		F7				G6-3		CS	3	0	0	0	1	0	2											
9 Zach Neto, R (1, 6) OBP: 0.309, SLG: 0.394	F9						FC6-4		K	4	1	1	0	0	1	1											
Brandon Drury, R (1, 4) OBP: 0.300, SLG: 0.479	G6-3									3	0	1	1	1	1	0											
14 Logan O'Hoppe, R (1, 2) OBP: 0.282, SLG: 0.496		G5-3								4	0	0	0	0	2	2											
5 Eduardo Escobar, S (1, 5) OBP: 0.276, SLG: 0.362		F8								3	0	1	0	1	0	1											
21 Matt Thaiss, L (1, 10) OBP: 0.319, SLG: 0.340		L8								3	0	0	0	1	2	3											
39 Jordyn Adams, R (1, 7) OBP: 0.152, SLG: 0.156										4	0	1	0	0	3	2											
4 Brett Phillips, L (1, 9) OBP: 0.356, SLG: 0.395										3	1	2	1	1	1	0											
19 Kyren Paris, R (1, 8) OBP: 0.216, SLG: 0.094										3	0	0	0	0	3	2											
15 Randal Grichuk, R (9, PH) OBP: 0.324, SLG: 0.457										1	0	0	0	0	1	1											
Inning Stats	R: 0 E: 0 K: 0 S: 6	H: 0 LOB: 0 BB: 0 P: 11	R: 0 E: 0 K: 0 S: 7	H: 0 LOB: 0 BB: 0 P: 10	R: 1 E: 0 K: 2 S: 10	H: 1 LOB: 0 BB: 0 P: 15	R: 1 E: 0 K: 1 S: 19	H: 2 LOB: 2 BB: 1 P: 29	R: 0 E: 0 K: 3 S: 13	H: 0 LOB: 1 BB: 1 P: 22	R: 0 E: 0 K: 1 S: 8	H: 1 LOB: 1 BB: 1 P: 15	R: 0 E: 0 K: 3 S: 18	H: 1 LOB: 2 BB: 1 P: 29	R: 0 E: 0 K: 2 S: 11	H: 1 LOB: 0 BB: 0 P: 15	1B: 4 2B: 1 HR: 1	SF: 0 SAC: 0 DP: 0 HBP: 0	WP: 0 PB: 0 SB: 0 CS: 3	PA: 37							
PITCHER	IP	WLS	BF	H	R	ER	SO	BB	IBB	HBP	BLK	WP	HR	S	P	ERA	WHIP										
58 Luis Castillo, R (1, 1) ERA: 3.08	6.0	W	24	3	2	2	8	3	0	0	0	0	1	66	104	3.00	1.000										
48 Justin Topa, R (7, 1) ERA: 2.54	1.0	H	4	1	0	0	1	1	0	0	0	0	0	8	15	0.00	2.000										
47 Matt Brash, R (8, 1) ERA: 3.14	1.0	H	5	1	0	0	3	1	0	0	0	0	0	18	29	0.00	2.000										
75 Andrés Muñoz, R (9, 1) ERA: 2.89	1.0	S	3	1	0	0	2	0	0	0	0	0	0	11	15	0.00	1.000										

Los Angeles Angels @ Seattle Mariners
T-Mobile Park, Seattle, WA
Wed Sep 13, 2023, 1:12 PM - 3:42 PM PDT
Att: 31,250 - Partly Cloudy - 70 F

AB 31
R 2
H 6
RBI 2
BB 5
SO 14
LOB 14



Batter	1	2	3	4	5	6	7	8	9	AB	R	H	RBI	BB	SO	LOB	BOTTOM										
3 J.P. Crawford, L (1, 6) OBP: 0.377, SLG: 0.422			FC3				G6-3			4	0	1	0	0	1	2											
44 Julio Rodríguez, R (1, 8) OBP: 0.344, SLG: 0.505			FC6-4							3	1	1	1	1	1	1											
29 Cal Raleigh, S (1, 2) OBP: 0.312, SLG: 0.472										4	0	1	1	0	0	3											
35 Teoscar Hernández, R (1, 9) OBP: 0.312, SLG: 0.457			P6							4	0	1	1	0	1	3											
20 Mike Ford, L (1, 10) OBP: 0.313, SLG: 0.490										3	0	0	0	0	0	2											
0 Sam Haggerty, S (8, PH) OBP: 0.325, SLG: 0.314										1	0	0	0	0	0	0											
28 Eugenio Suárez, R (1, 5) OBP: 0.324, SLG: 0.388										3	0	0	0	0	2	0											
8 Dominic Canzone, L (1, 7) OBP: 0.264, SLG: 0.396										3	0	0	0	0	0	0											
23 Ty France, R (1, 3) OBP: 0.337, SLG: 0.364										2	1	0	0	0	2	0											
4 Josh Rojas, L (1, 4) OBP: 0.308, SLG: 0.336										1	1	1	0	0	0	0											
25 Dylan Moore, R (5, PH) OBP: 0.312, SLG: 0.463										2	0	0	0	0	2	1											
Inning Stats	R: 0 E: 0 K: 0 S: 12	H: 1 LOB: 1 BB: 0 P: 17	R: 0 E: 0 K: 1 S: 6	H: 0 LOB: 0 BB: 0 P: 12	R: 1 E: 1 K: 1 S: 13	H: 2 LOB: 2 BB: 0 P: 19	R: 0 E: 0 K: 0 S: 7	H: 0 LOB: 0 BB: 0 P: 11	R: 2 E: 0 K: 2 S: 18	H: 2 LOB: 2 BB: 1 P: 28	R: 0 E: 0 K: 2 S: 9	H: 0 LOB: 0 BB: 0 P: 14	R: 0 E: 0 K: 2 S: 7	H: 0 LOB: 0 BB: 0 P: 9	R: 0 E: 0 K: 1 S: 6	H: 0 LOB: 0 BB: 0 P: 7	1B: 4 2B: 1 3B: 0 HR: 0	SF: 0 SAC: 0 DP: 0 HBP: 1	WP: 0 PB: 0 SB: 0 CS: 0	PA: 32							
PITCHER	IP	WLS	BF	H	R	ER	SO	BB	IBB	HBP	BLK	WP	HR	S	P	ERA	WHIP										
60 Andrew Wantz, R (1, 1) ERA: 3.86	2.0			1	0	0	1	0	0	0	0	0	0	18	29	0.00	0.500										
68 José Marte, R (3, 1) ERA: 6.23	1.0		6	2	1	0	1	0	0	0	0	0	0	13	19	0.00	2.000										
54 José Suárez, L (4, 1) ERA: 9.69	1.2	L	7	0	2	2	2	0	1	1	0	0	0	17	27	10.80	0.000										
46 Jimmy Herget, R (5, 1) ERA: 4.5	0.1	B	3	2	0	0	0	0	0	0	0	0	0	8	12	0.00	6.000										
44 Ben Joyce, R (6, 1) ERA: 3.0	1.0		3	0	0	0	2	0	0	0	0	0	0	9	14	0.00	0.000										
59 José Soriano, R (7, 1) ERA: 3.89	1.0																										
28 Aaron Loup, L (8, 1) ERA: 5.99	1.0		3	0	0	0	1	0	0	0	0	0	0	6	7	0.00	0.000										

Los Angeles Angels @ Seattle Mariners
T-Mobile Park, Seattle, WA
Wed Sep 13, 2023, 1:12 PM - 3:42 PM PDT
Att: 31,250 - Partly Cloudy - 70 F

AB 30
R 3
H 5
RBI 3
BB 1
SO 9
LOB 12



Batter	1	2	3	4	5	6	7	8	9	AB	R	H	RBI	BB	SO	LOB	TOP							
8 Matt Vierling, R OBP: 0.330, SLG: 0.382										4	0	0	1	0	2	3								
20 Spencer Torkelson, R OBP: 0.320, SLG: 0.452										5	1	2	2	0	2	1								
30 Kerry Carpenter, L OBP: 0.349, SLG: 0.503										5	1	2	2	0	0	2								
24 Miguel Cabrera, R OBP: 0.318, SLG: 0.340										4	0	2	0	0	0	0								
18 Tyler Nevin, R OBP: 0.291, SLG: 0.210										0	1	0	0	1	0	0								
27 Andre Lipcius, R OBP: 0.333, SLG: 0.500										4	0	2	1	0	0	0								
59 Zack Short, R OBP: 0.291, SLG: 0.345										1	1	0	0	0	0	2								
39 Zach McKinstry, L OBP: 0.302, SLG: 0.347										3	0	0	0	0	2	2								
77 Andy Ibanez, R OBP: 0.297, SLG: 0.438										2	1	1	0	0	0	2								
28 Javier Báez, R OBP: 0.264, SLG: 0.322										5	2	2	4	0	2	0								
34 Jake Rogers, R OBP: 0.283, SLG: 0.422										5	3	3	1	0	0	0								
22 Parker Meadows, L OBP: 0.322, SLG: 0.293										3	1	1	0	2	1	0								
Inning Stats	R: 1 H: 3 E: 0 K: 2 S: 17	H: 3 LOB: 2 BB: 0 P: 31	R: 1 H: 2 E: 0 K: 1 S: 11	H: 2 LOB: 2 BB: 1 P: 24	R: 0 H: 0 E: 0 K: 1 S: 7	H: 0 LOB: 0 BB: 0 P: 11	R: 1 H: 2 E: 0 K: 0 S: 13	H: 2 LOB: 1 BB: 0 P: 19	R: 0 H: 0 E: 0 K: 0 S: 6	H: 0 LOB: 0 BB: 0 P: 7	R: 1 H: 1 E: 0 K: 3 S: 14	H: 1 LOB: 0 BB: 0 P: 17	R: 0 H: 0 E: 0 K: 2 S: 11	H: 0 LOB: 0 BB: 0 P: 16	R: 7 H: 7 E: 0 K: 0 S: 26	H: 7 LOB: 2 BB: 2 P: 47	R: 0 H: 0 E: 0 K: 0 S: 6	H: 0 LOB: 0 BB: 0 P: 10	1B: 10 2B: 3 HR: 2	SF: 1 SAC: 0 DP: 0 HBP: 0	WP: 0 PB: 0 SB: 0 CS: 0	PA: 45		
PITCHER	IP WLS BF H R ER SO BB IBB HBP BLK WP HR S P ERA WHIP	IP WLS BF H R ER SO BB IBB HBP BLK WP HR S P ERA WHIP	IP WLS BF H R ER SO BB IBB HBP BLK WP HR S P ERA WHIP	IP WLS BF H R ER SO BB IBB HBP BLK WP HR S P ERA WHIP	IP WLS BF H R ER SO BB IBB HBP BLK WP HR S P ERA WHIP	IP WLS BF H R ER SO BB IBB HBP BLK WP HR S P ERA WHIP	IP WLS BF H R ER SO BB IBB HBP BLK WP HR S P ERA WHIP	IP WLS BF H R ER SO BB IBB HBP BLK WP HR S P ERA WHIP	IP WLS BF H R ER SO BB IBB HBP BLK WP HR S P ERA WHIP	IP WLS BF H R ER SO BB IBB HBP BLK WP HR S P ERA WHIP	IP WLS BF H R ER SO BB IBB HBP BLK WP HR S P ERA WHIP	IP WLS BF H R ER SO BB IBB HBP BLK WP HR S P ERA WHIP	IP WLS BF H R ER SO BB IBB HBP BLK WP HR S P ERA WHIP	IP WLS BF H R ER SO BB IBB HBP BLK WP HR S P ERA WHIP	IP WLS BF H R ER SO BB IBB HBP BLK WP HR S P ERA WHIP	IP WLS BF H R ER SO BB IBB HBP BLK WP HR S P ERA WHIP	IP WLS BF H R ER SO BB IBB HBP BLK WP HR S P ERA WHIP	IP WLS BF H R ER SO BB IBB HBP BLK WP HR S P ERA WHIP	IP WLS BF H R ER SO BB IBB HBP BLK WP HR S P ERA WHIP	IP WLS BF H R ER SO BB IBB HBP BLK WP HR S P ERA WHIP	IP WLS BF H R ER SO BB IBB HBP BLK WP HR S P ERA WHIP	IP WLS BF H R ER SO BB IBB HBP BLK WP HR S P ERA WHIP	IP WLS BF H R ER SO BB IBB HBP BLK WP HR S P ERA WHIP	IP WLS BF H R ER SO BB IBB HBP BLK WP HR S P ERA WHIP

Detroit Tigers @ Los Angeles Angels
Angel Stadium, Anaheim, CA
Fri Sep 15 2023, 6:40 PM - 9:14 PM PDT
Att: 37,822 - Clear - 73 F

AB 41 R 11 H 15 RBI 11 BB 3 SO 9 LOB 12	 WP : 0 PA : 45
--	-------------------------------------

livebaseballscorecards.com

Batter	1	2	3	4	5	6	7	8	9	AB	R	H	RBI	BB	SO	LOB	BOTTOM							
19 Kyren Paris, R OBP: 0.220, SLG: 0.111										4	0	1	0	0	1	1								
9 Zach Neto, R OBP: 0.305, SLG: 0.388										4	0	0	0	0	2	2								
Brandon Drury, R OBP: 0.299, SLG: 0.475										3	0	0	0	0	1	2								
14 Logan O'Hoppe, R OBP: 0.274, SLG: 0.481										4	0	0	0	0	3	2								
5 Eduardo Escobar, S OBP: 0.272, SLG: 0.356										4	0	0	0	0	2	2								
15 Randal Grichuk, R OBP: 0.324, SLG: 0.456										3	0	1	0	0	1	0								
20 Jared Walsh, L OBP: 0.253, SLG: 0.279										1	1	1	1	0	0	0								
22 David Fletcher, R OBP: 0.264, SLG: 0.373										4	1	2	1	0	0	1								
39 Jordyn Adams, R OBP: 0.135, SLG: 0.139										4	0	0	0	0	2	2								
4 Brett Phillips, L OBP: 0.354, SLG: 0.415										3	0	1	0	0	1	1								
Inning Stats	R: 0 H: 0 E: 0 K: 0 S: 7	H: 0 LOB: 0 BB: 0 P: 9	R: 0 H: 0 E: 0 K: 2 S: 8	H: 0 LOB: 0 BB: 0 P: 12	R: 0 H: 0 E: 0 K: 2 S: 9	H: 0 LOB: 0 BB: 0 P: 11	R: 0 H: 1 E: 0 K: 1 S: 10	H: 1 LOB: 2 BB: 0 P: 14	R: 0 H: 1 E: 0 K: 1 S: 8	H: 1 LOB: 1 BB: 0 P: 9	R: 0 H: 0 E: 0 K: 3 S: 12	H: 0 LOB: 0 BB: 0 P: 18	R: 1 H: 1 E: 0 K: 0 S: 12	H: 1 LOB: 0 BB: 0 P: 18	R: 0 H: 1 E: 0 K: 2 S: 8	H: 1 LOB: 1 BB: 0 P: 9	R: 1 H: 2 E: 0 K: 0 S: 10	H: 2 LOB: 1 BB: 0 P: 18	1B: 3 2B: 1 HR: 2	SF: 0 SAC: 0 DP: 0 HBP: 1	WP: 1 PB: 0 SB: 0 CS: 0	PA: 35		
PITCHER	IP WLS BF H R ER SO BB IBB HBP BLK WP HR S P ERA WHIP	IP WLS BF H R ER SO BB IBB HBP BLK WP HR S P ERA WHIP	IP WLS BF H R ER SO BB IBB HBP BLK WP HR S P ERA WHIP	IP WLS BF H R ER SO BB IBB HBP BLK WP HR S P ERA WHIP	IP WLS BF H R ER SO BB IBB HBP BLK WP HR S P ERA WHIP	IP WLS BF H R ER SO BB IBB HBP BLK WP HR S P ERA WHIP	IP WLS BF H R ER SO BB IBB HBP BLK WP HR S P ERA WHIP	IP WLS BF H R ER SO BB IBB HBP BLK WP HR S P ERA WHIP	IP WLS BF H R ER SO BB IBB HBP BLK WP HR S P ERA WHIP	IP WLS BF H R ER SO BB IBB HBP BLK WP HR S P ERA WHIP	IP WLS BF H R ER SO BB IBB HBP BLK WP HR S P ERA WHIP	IP WLS BF H R ER SO BB IBB HBP BLK WP HR S P ERA WHIP	IP WLS BF H R ER SO BB IBB HBP BLK WP HR S P ERA WHIP	IP WLS BF H R ER SO BB IBB HBP BLK WP HR S P ERA WHIP	IP WLS BF H R ER SO BB IBB HBP BLK WP HR S P ERA WHIP	IP WLS BF H R ER SO BB IBB HBP BLK WP HR S P ERA WHIP	IP WLS BF H R ER SO BB IBB HBP BLK WP HR S P ERA WHIP	IP WLS BF H R ER SO BB IBB HBP BLK WP HR S P ERA WHIP	IP WLS BF H R ER SO BB IBB HBP BLK WP HR S P ERA WHIP	IP WLS BF H R ER SO BB IBB HBP BLK WP HR S P ERA WHIP	IP WLS BF H R ER SO BB IBB HBP BLK WP HR S P ERA WHIP	IP WLS BF H R ER SO BB IBB HBP BLK WP HR S P ERA WHIP	IP WLS BF H R ER SO BB IBB HBP BLK WP HR S P ERA WHIP	IP WLS BF H R ER SO BB IBB HBP BLK WP HR S P ERA WHIP

Detroit Tigers @ Los Angeles Angels
Angel Stadium, Anaheim, CA
Fri Sep 15 2023, 6:40 PM - 9:14 PM PDT
Att: 37,822 - Clear - 73 F

AB 34 R 2 H 6 RBI 2 BB 0 SO 13 LOB 13	 WP : 1 PA : 35
--	-------------------------------------

livebaseballscorecards.com

Batter	1	2	3	4	5	6	7	8	9	10	AB	R	H	RBI	BB	SO	LOB	TOP				
8 Matt Vierling, R OBP: 0.328, SLG: 0.378	(1, 8) C FF 88 B FF 90 F FC 93 D CH 91 X CH 91	4-2 77 1B	1-0 G5-3	1-1 F9	1-0	1-3 K	1-3 K	0-3 K	0-3 K	4 0 0 0 1 2 3												
77 Andy Ibáñez, R OBP: 0.297, SLG: 0.437	(1, 7) B FF 88 D FC 83 S CH 90 X CH 90	3-2 30 S	1-3 K			2-1 L1	3-3 K	2-1 P6	4-2 BB	3 0 1 0 0 1 0 1 0 0 0 1 1 0												
60 Akiel Baidoo, L OBP: 0.310, SLG: 0.368	(7, PH) (7, 7) B FF 88 D FC 83 S CH 90 X CH 90	1-3 1B				2-3 K	2-1 K	1-1 F3	1-1 BB	5 0 0 0 0 3 4												
20 Spencer Torkelson, R OBP: 0.317, SLG: 0.448	(1, 3) B FF 88 D FC 83 S CH 90 X CH 90	1-3 K				2-3 K	4-1 24 1B	2-2 F7	0-0 K	4 2 0 0 1 3 4												
30 Kerry Carpenter, L OBP: 0.347, SLG: 0.487	(1, 9) S FC 84 B SI 89 D SL 78 X CH 90	1-3 K				2-3 K	1-2 24 1B	2-2 K	0-0 K	4 2 0 0 1 3 4												
24 Miguel Cabrera, R OBP: 0.319, SLG: 0.341	(1, 10) C FF 88 B FF 90 F FC 93 D CH 91 X CH 91	3-2 F9	2-1 G6-3			1-2 1B	4-1 24 1B	0-0 G6-3	1-1 1B	5 0 2 2 0 0 2 0 0 0 0 0 0 0												
22 Parker Meadows, L OBP: 0.322, SLG: 0.293	(10, 10) C FF 88 B FF 90 F FC 93 D CH 91 X CH 91	3-2 F9	2-1 G6-3			1-2 1B	4-1 24 1B	0-0 G6-3	1-1 1B	5 0 2 2 0 0 2 0 0 0 0 0 0 0												
18 Tyler Nevin, R OBP: 0.299, SLG: 0.242	(1, 5) C FF 88 B FF 90 F FC 93 D CH 91 X CH 91	0-1 59 HR	2B			4-0 59 BB	2-3 K	1-0 28 BB	3-1 F8	4 1 2 0 1 1 2												
28 Javier Báez, R OBP: 0.266, SLG: 0.320	(1, 6) B FF 90 D CH 90 C FF 89 B FF 90	4-2 59 HR	BB			1-2 L7	3-2 F8	4-2 1B	0-3 K	3 1 0 0 2 1 2												
15 Carson Kelly, R OBP: 0.262, SLG: 0.269	(1, 2) C FF 90 B FC 83 D CH 81 X FF 89	1-2 L8				0-0 F8	3-3 K2-3	2-1 F9	2-3 K	5 0 0 0 0 2 6												
59 Zack Short, R OBP: 0.299, SLG: 0.381	(1, 4) B FF 88 X FF 90	1-0 1H 2H	HR			4-2 BB	2-1 L4	4-0 60 S	BB	2 1 1 3 2 0 0												
Inning Stats	R: 0 E: 0 K: 2 S: 17	H: 1 LOB: 2 BB: 1 P: 29	R: 3 E: 0 K: 13 S: 13	H: 2 LOB: 0 BB: 1 P: 21	R: 0 E: 0 K: 9 S: 9	H: 0 LOB: 0 BB: 0 P: 12	R: 0 E: 0 K: 8 S: 8	H: 0 LOB: 2 BB: 2 P: 18	R: 1 E: 0 K: 2 S: 16	H: 1 LOB: 1 BB: 1 P: 27	R: 0 E: 0 K: 10 S: 10	H: 0 LOB: 0 BB: 0 P: 18	R: 0 E: 0 K: 2 S: 8	H: 0 LOB: 0 BB: 0 P: 14	R: 0 E: 0 K: 9 S: 9	H: 1 LOB: 2 BB: 1 P: 17	R: 0 E: 0 K: 2 S: 11	H: 0 LOB: 2 BB: 2 P: 22	1B: 4 2B: 1 3B: 0 HR: 1	SF: 0 SAC: 0 DP: 0 HBP: 0	WP: 0 PB: 0 SB: 3 CS: 0	PA: 44
PITCHER	IP WLS BF H R ER SO BB IBB HBP BLK WP HR S P ERA WHIP	5.0 1.0 3.0 1.0 1.0 1.0 1.0	24 3 0 1 5 0 0	4 0 0 0 1 0 0	4 0 0 0 0 0 0	7 1 0 0 2 0 2	5 0 0 0 1 0 0	0 0 0 0 0 0 0	0 0 0 0 0 0 0	0 0 0 0 0 0 0	10 18 14 9 17 0 11	63 107 7.20 1.800	PITCHER	IP WLS BF H R ER SO BB IBB HBP BLK WP HR S P ERA WHIP	10.1 1.0 4 1 1 0 2	4 1 1 0 0 0 0	0 0 0 0 0 0 0	0 0 0 0 0 0 0	0 0 0 0 0 0 0	11 17 0.00 1.000	ERA: 5.43 ERA: 3.73 ERA: 4.3 ERA: 9.33 ERA: 3.99	ERA: 3.79

Detroit Tigers @ Los Angeles Angels
 Angel Stadium, Anaheim, CA
 Sat Sep 16 2023, 6:11 PM - 9:11 PM PDT
 Att: 35,022 - Overcast - 69 F

AB	36
R	5
H	6
RBI	5
BB	8
SO	14
LOB	23

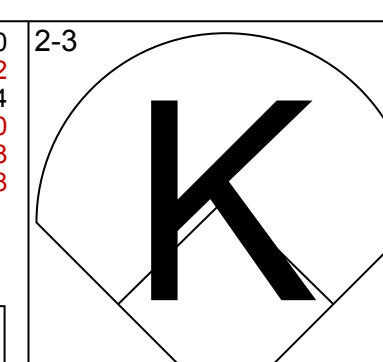
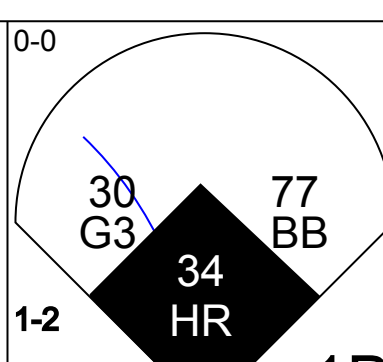
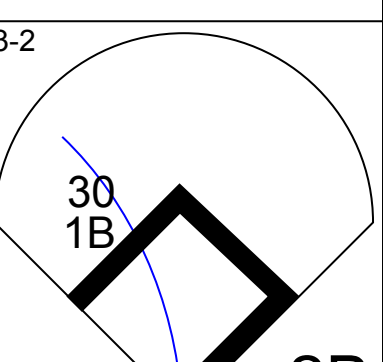
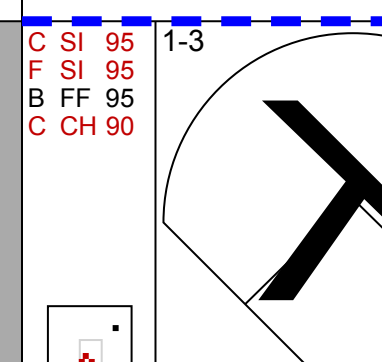
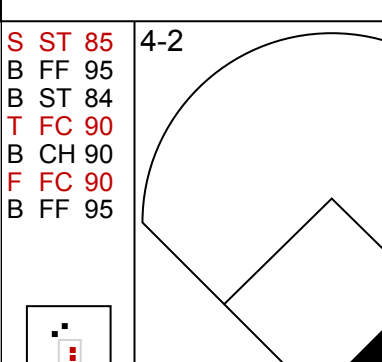
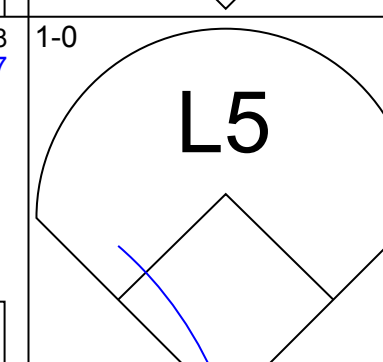
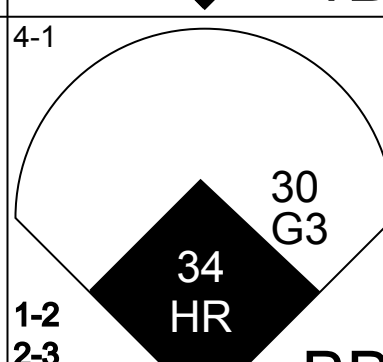
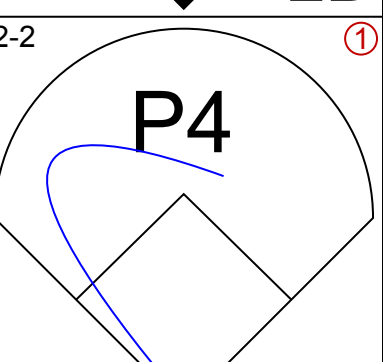
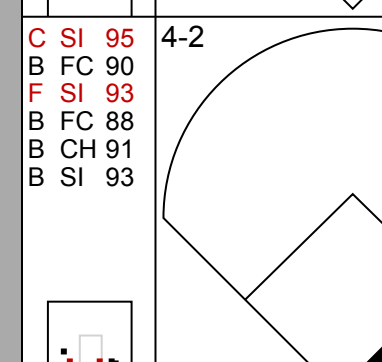
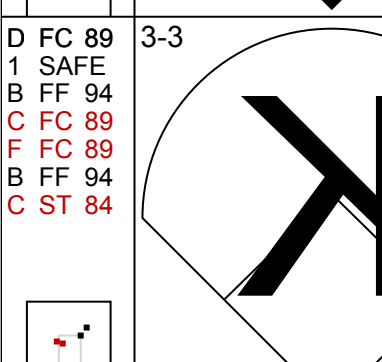
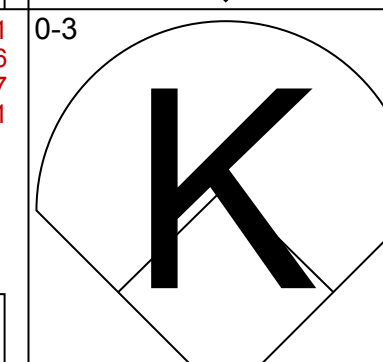
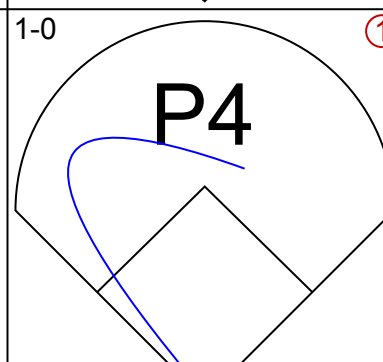
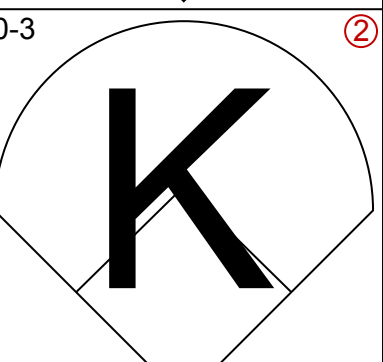
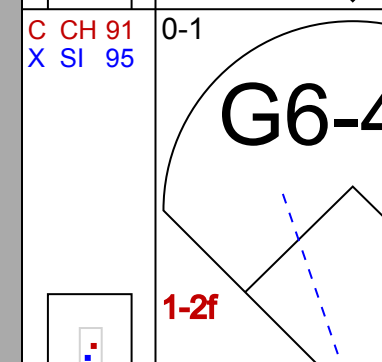
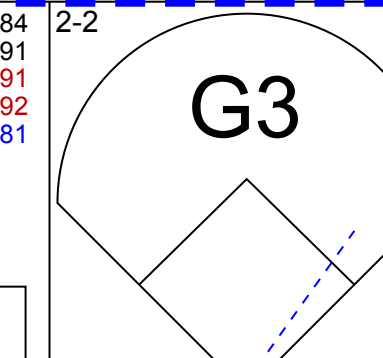
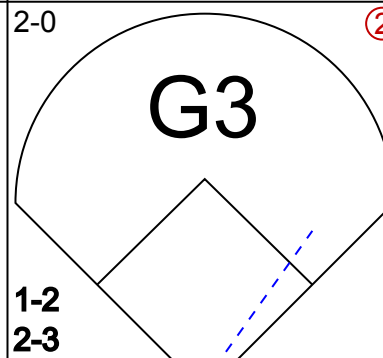
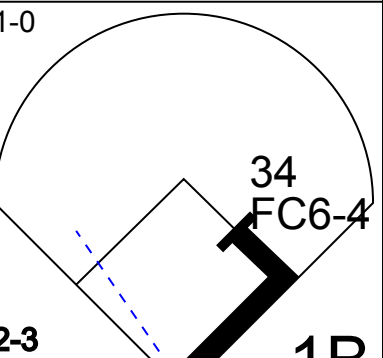
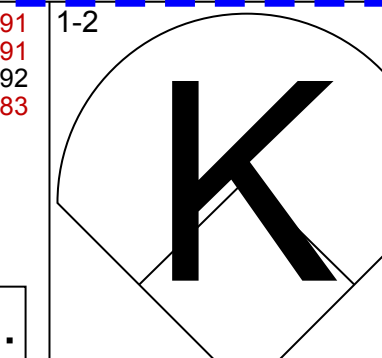
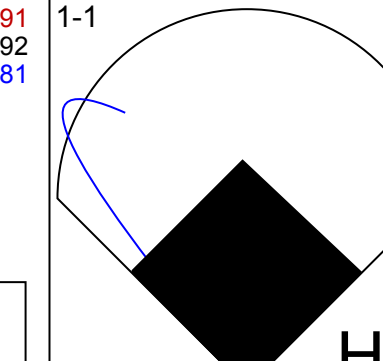
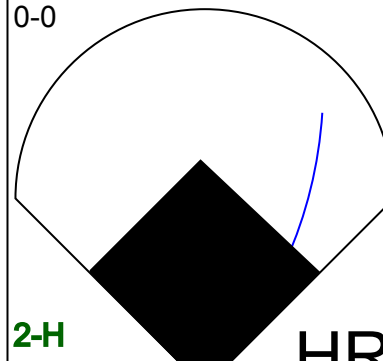
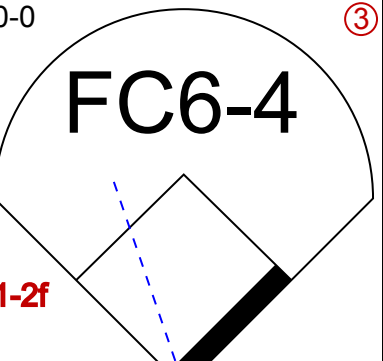
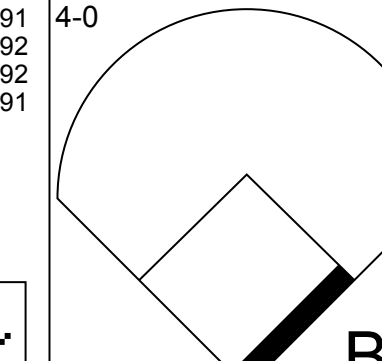
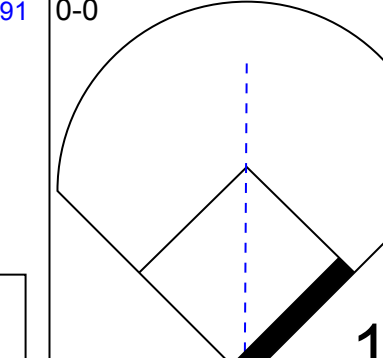
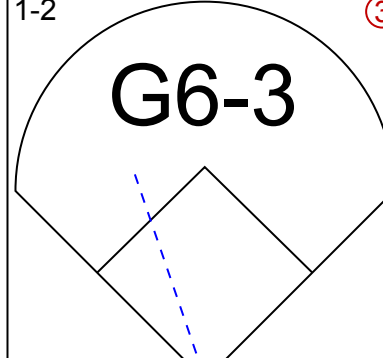
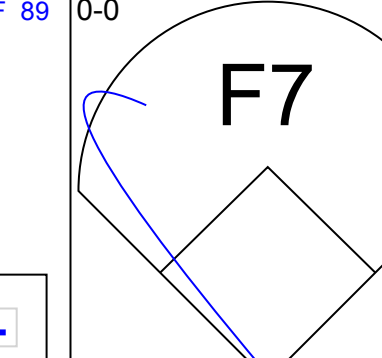
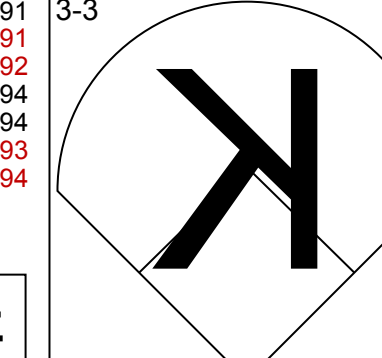
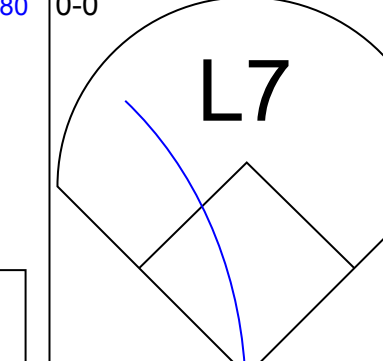
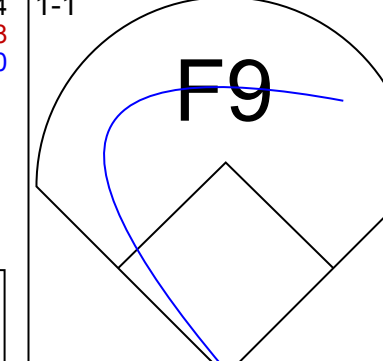
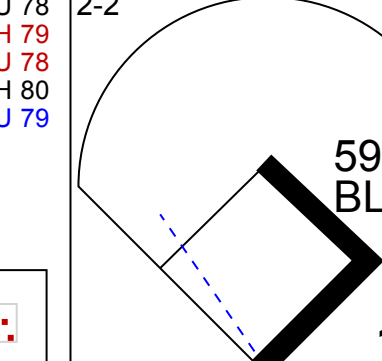
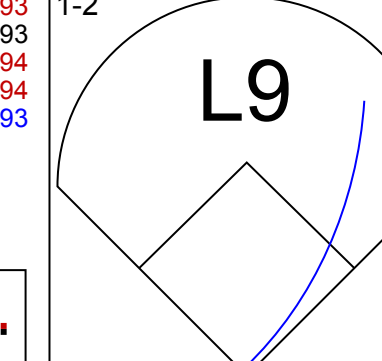
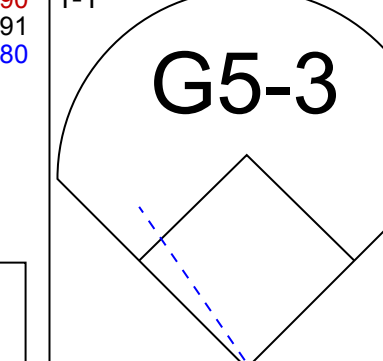
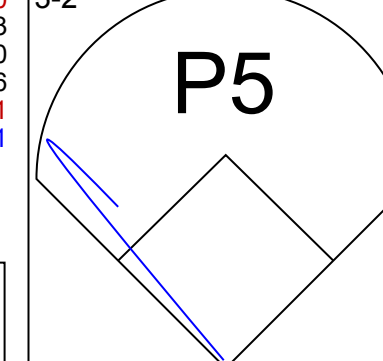
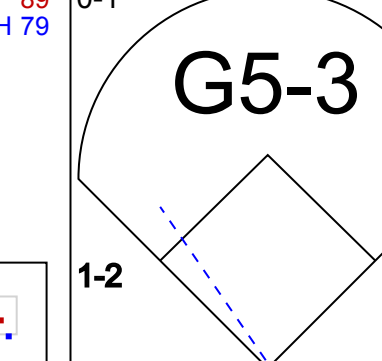
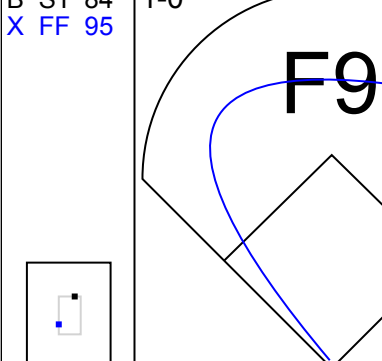
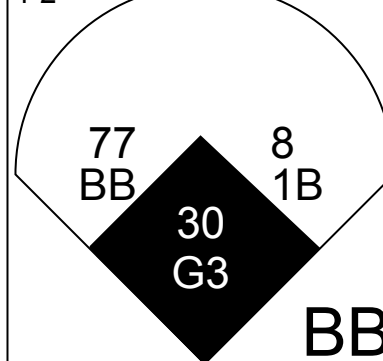
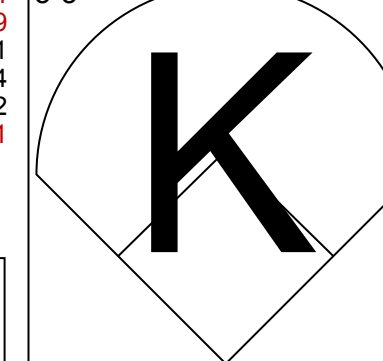
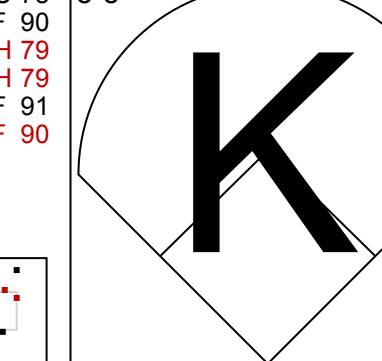
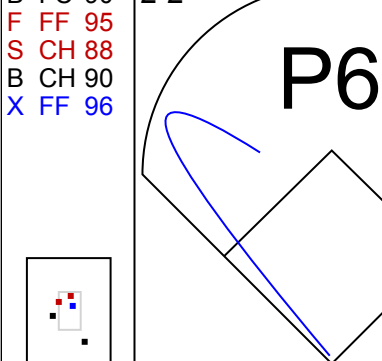


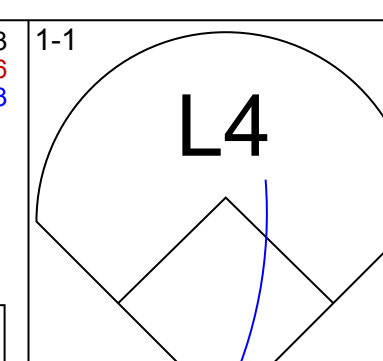
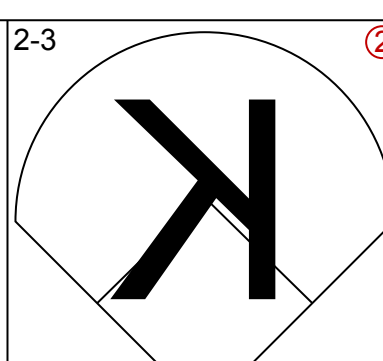
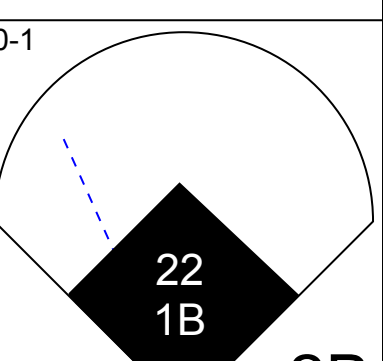
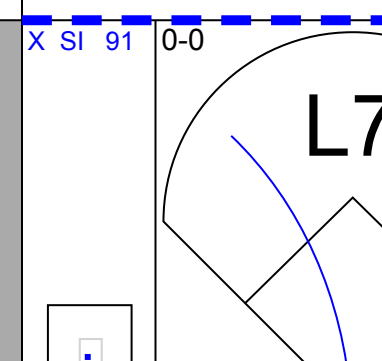
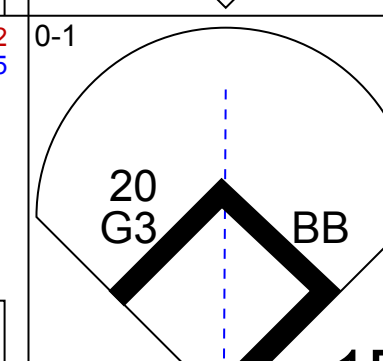
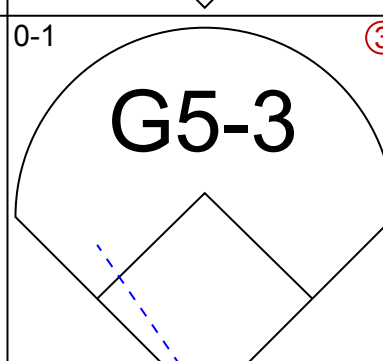
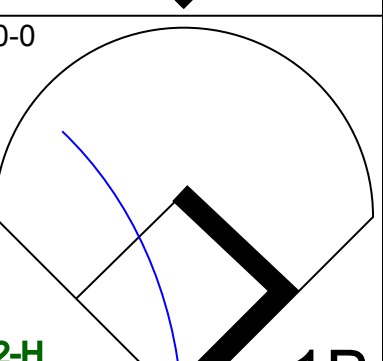
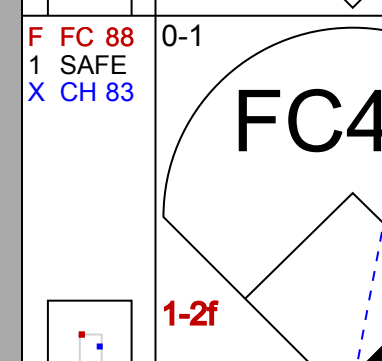
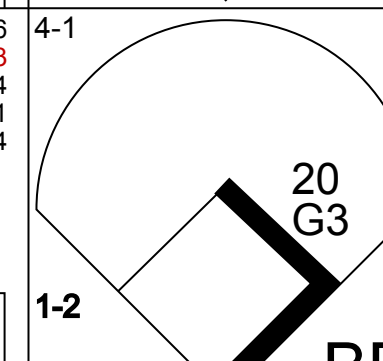
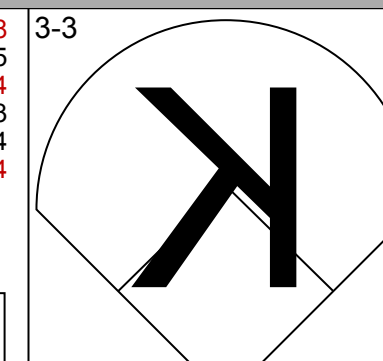
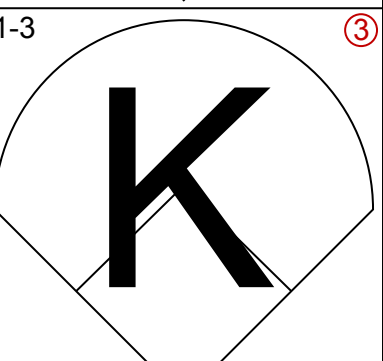
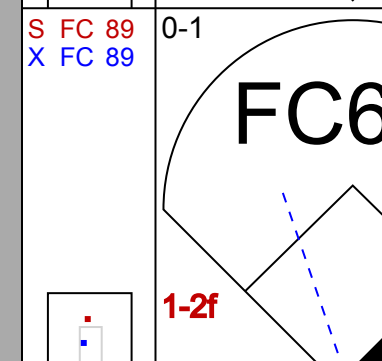
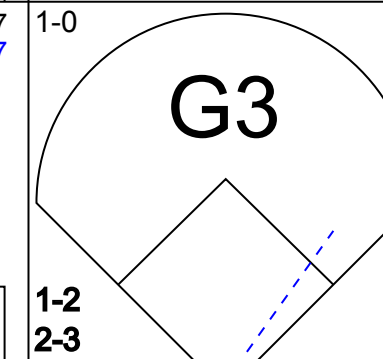
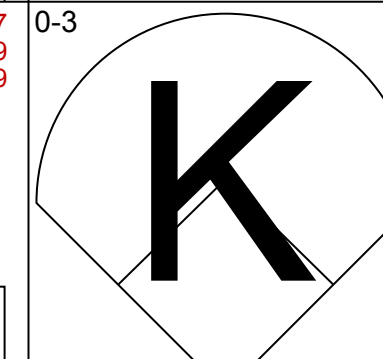
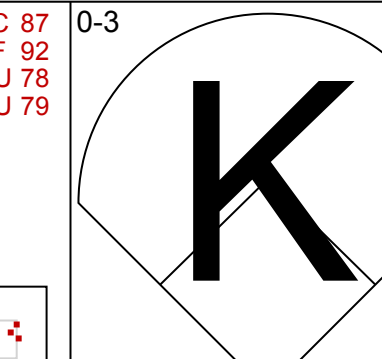
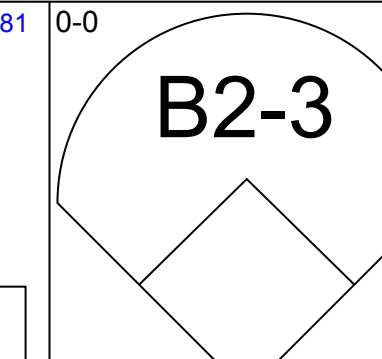
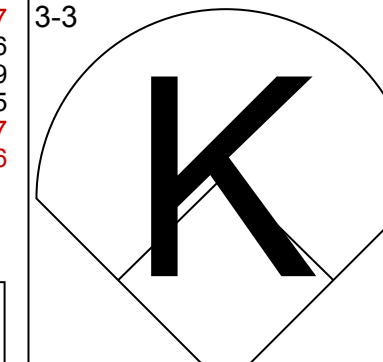
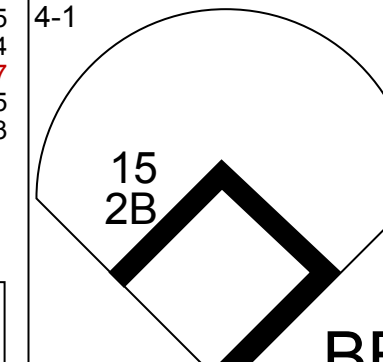
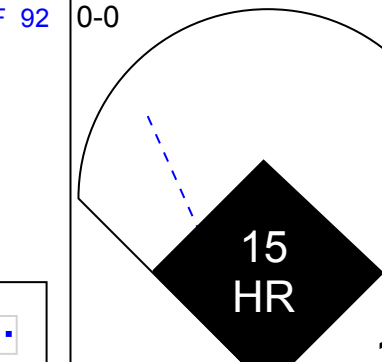
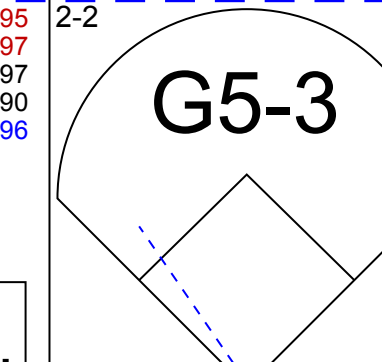
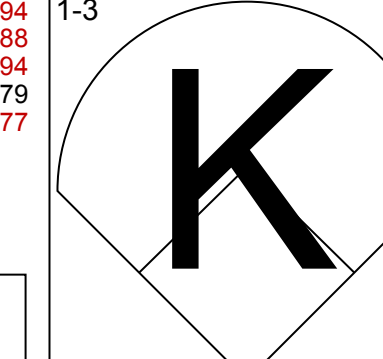
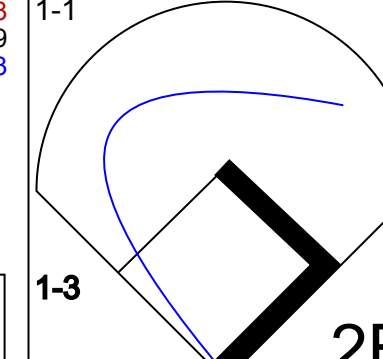

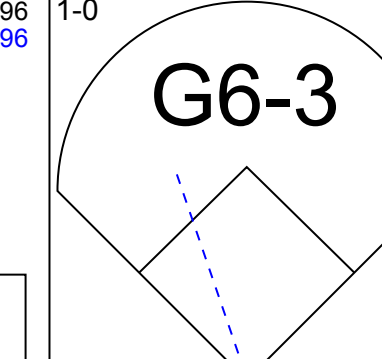
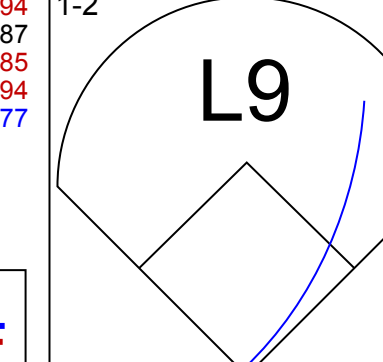
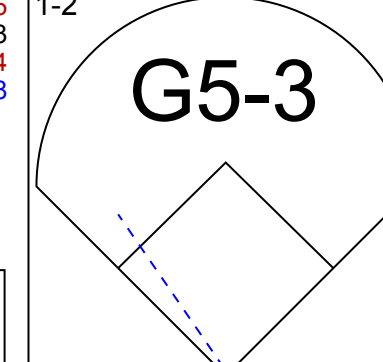
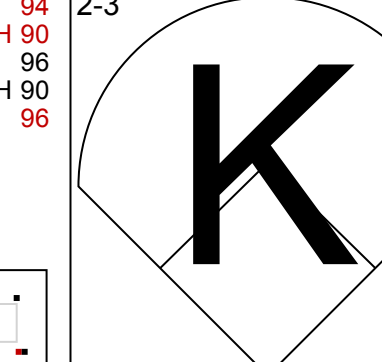
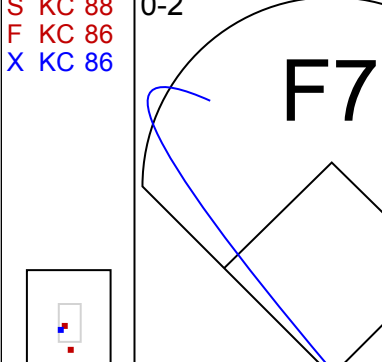
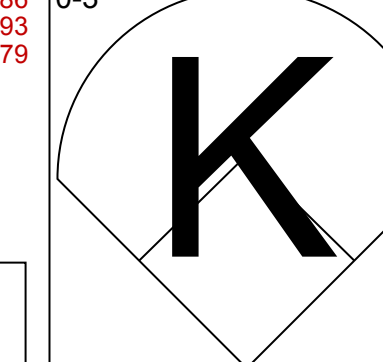
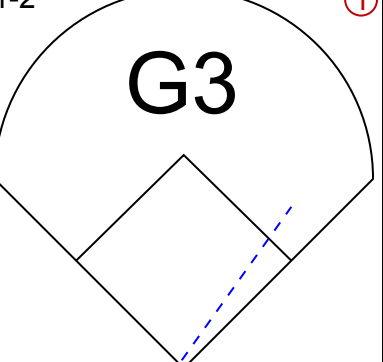
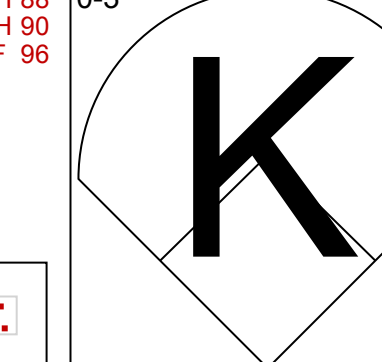
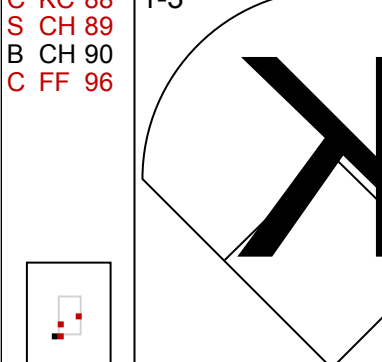

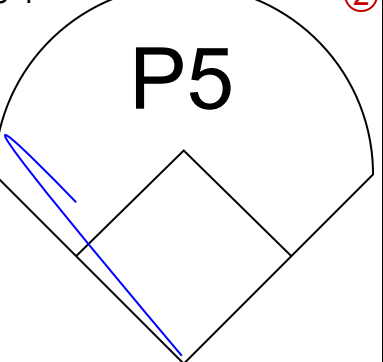
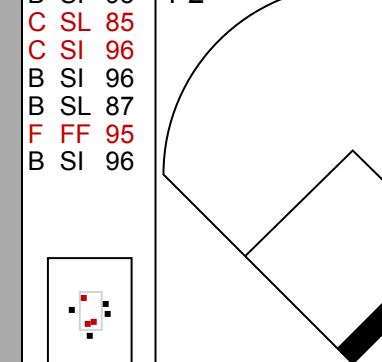
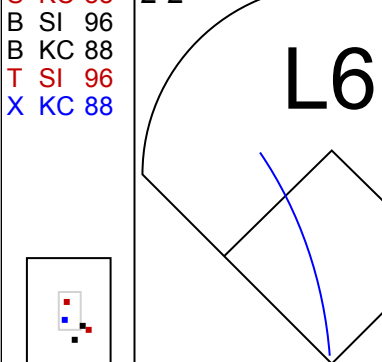
Batter	1	2	3	4	5	6	7	8	9	10	AB	R	H	RBI	BB	SO	LOB	BOTTOM				
18 Nolan Schanuel, L OBP: 0.418, SLG: 0.346	(1, 3) C FF 84 B SI 84 X FF 84	1-1 9 BB	0-0 HR			3-2 F7	1-0 F7	1-0 F7	1-2 1B	5 1 3 1 0 0 0												
9 Zach Neto, R OBP: 0.303, SLG: 0.381	(1, 6) B SI 84 B SI 84 D SI 84 1 SAFE D SI 84	4-2 1B				1-3 K	3-1 G5-3	3-1 G5-3	0-3 1B	4 0 0 0 1 3 1												
Brandon Drury, R OBP: 0.298, SLG: 0.471	(1, 10) C SI 83 B SI 84 S CH 82 X CH 82	1-3 K				4-2 BB	2-3 K	0-1 G6-3	3-2 L8	4 0 0 0 1 2 3												
14 Logan O'Hoppe, R OBP: 0.273, SLG: 0.475	(1, 2) S FC 84 C FF 86 D CH 85	1-3 K				1-3 K	2-3 K	1-2 20 HR	1B	4 1 1 0 0 3 3												
20 Jared Walsh, L OBP: 0.253, SLG: 0.319	(1, 9) B SI 83 F CH 88 X FF 85	1-1 F8				2-3 K	1-2 G4-3	2-0 HR	2-0 HR	4 1 1 2 0 1 3												
22 David Fletcher, R OBP: 0.263, SLG: 0.352	(1, 5) C SI 82 B SI 84 F SI 83 S CH 88	4-2 BB				1-2 K	0-1 P4	2-3 K	2-3 K	3 0 0 0 1 2 0												
4 Brett Phillips, L OBP: 0.346, SLG: 0.467	(1, 8) C FF 84 B FF 90 S CH 84	1-3 K				1-3 K2-3	0-1 G3	2-2 HR	2-2 HR	4 1 1 1 0 2 1												
19 Kyren Paris, R OBP: 0.200, SLG: 0.100	(1, 4) C SI 83 B SI 84 S CH 84	2-3 K				0-3 K	2-3 K	1-3 K	0-0 K	4 0 0 0 0 4 1												
39 Jordyn Adams, R OBP: 0.125, SLG: 0.128	(1, 7) X FF 84	0-0 F8				1-2 L5	1-2 G6-3	2-0 G6-3	1-3 K	3 0 0 0 0 0 1 1 0 0 0 0 1 0												
5 Eduardo Escobar, S OBP: 0.271, SLG: 0.355	(10, PH)																					
Inning Stats	R: 0 E: 0 K: 2 S: 12	H: 1 LOB: 1 BB: 1 P: 20	R: 0 E: 0 K: 2 S: 10	H: 0 LOB: 1 BB: 1 P: 17	R: 1 E: 0 K: 3 S: 12	H: 1 LOB: 1 BB: 1 P: 19	R: 0 E: 0 K: 3 S: 9	H: 0 LOB: 0 BB: 0 P: 11	R: 0 E: 0 K: 1 S: 10	H: 0 LOB: 0 BB: 0 P: 15	R: 0 E: 0 K: 2 S: 10	H: 0 LOB: 0 BB: 0 P: 15	R: 0 E: 0 K: 1 S: 7	H: 0 LOB: 0 BB: 0 P: 9	R: 0 E: 0 K: 0 S: 4	H: 0 LOB: 0 BB: 0 P: 10	R: 3 E: 0 K: 2 S: 15	H: 3 LOB: 0 BB: 0 P: 23	1B: 3 2B: 0 3B: 0 HR: 3	SF: 0 SAC: 0 DP: 0 HBP: 0	WP: 0 PB: 0 SB: 0 CS: 0	PA: 39
PITCHER	IP WLS BF H R ER SO BB IBB HBP BLK WP HR S P ERA WHIP	5.0 2.0 1.0 1.0 1.0 1.0 1.0	20 6 3 0 3 0 0	1 0 0 0 0 0 0	11 3 0 0 0 0 0	11 3 0 0 0 0 0	82 1.80 1.000	PITCHER	IP WLS BF H R ER SO BB IBB HBP BLK WP HR S P ERA WHIP	10.1 1.0 4 1 1 0 2	4 1 1 0 0 0 0	0 0 0 0 0 0 0	0 0 0 0 0 0 0	0 0 0 0 0 0 0	0 0 0 0 0 0 0	0 0 0 0 0 0 0	0 0 0 0 0 0 0	11 17 0.00 1.000	ERA: 2.7 ERA: 3.99 ERA: 2.42 ERA: 3.9 ERA: 3.0			

Detroit Tigers @ Los Angeles Angels
 Angel Stadium, Anaheim, CA
 Sat Sep 16 2023, 6:11 PM - 9:11 PM PDT
 Att: 35,022 - Overcast - 69 F

AB	36
R	4
H	6
RBI	4
BB	3
SO	18
LOB	13

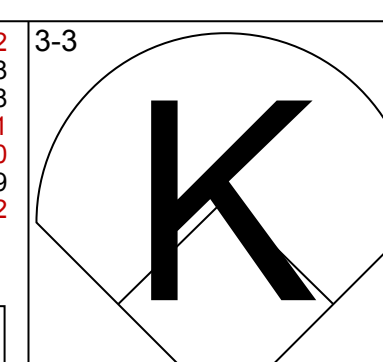
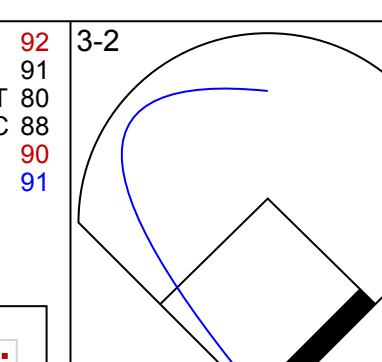
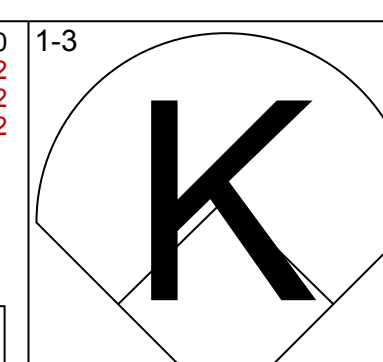
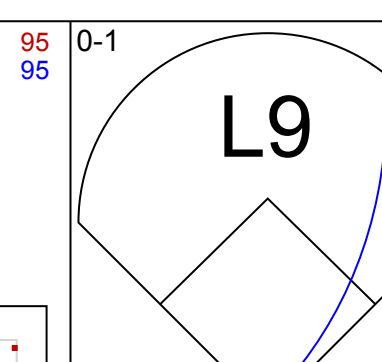
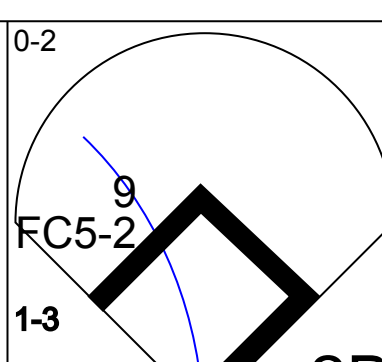
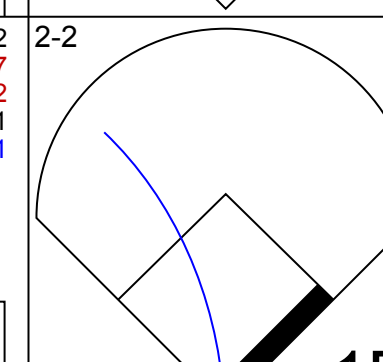
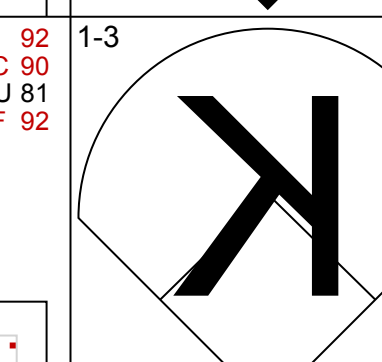
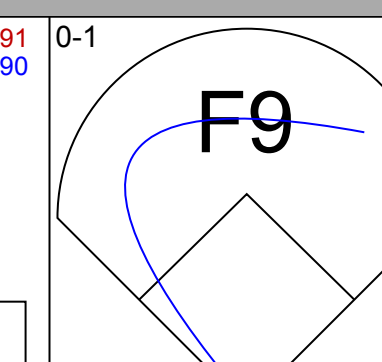
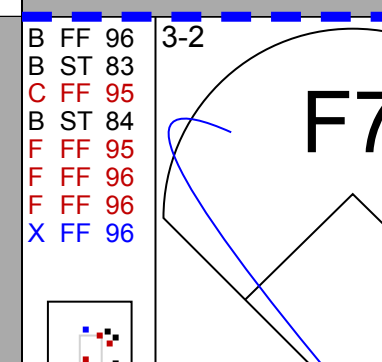
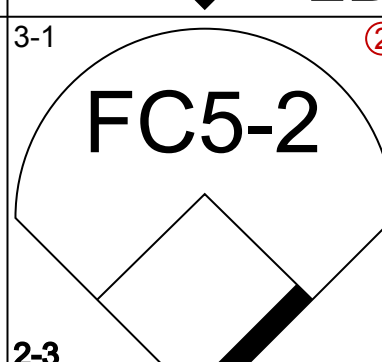
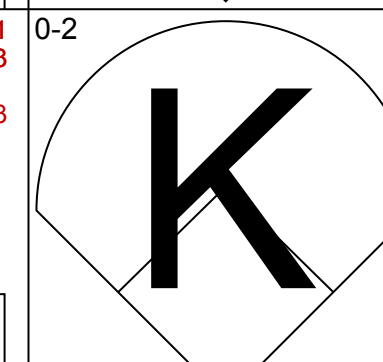
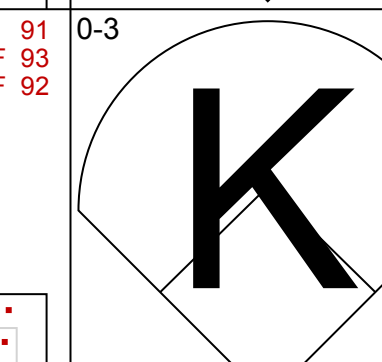
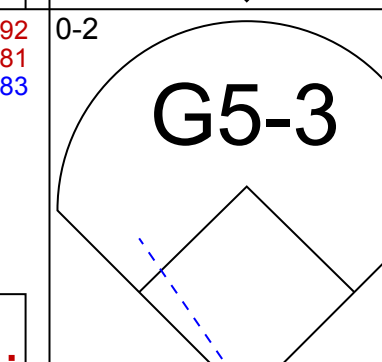
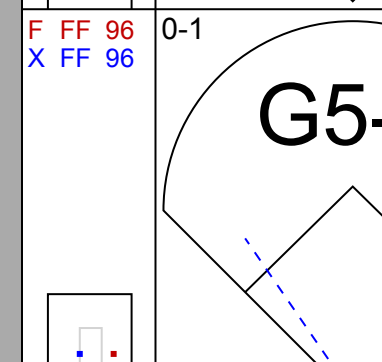
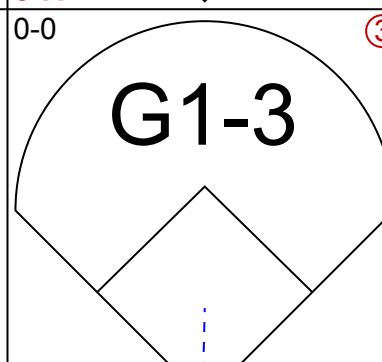
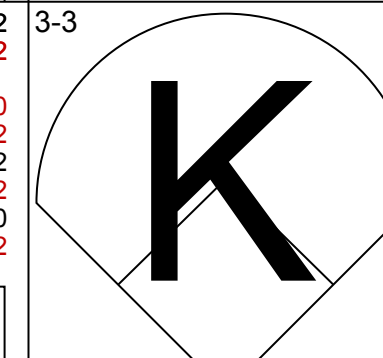

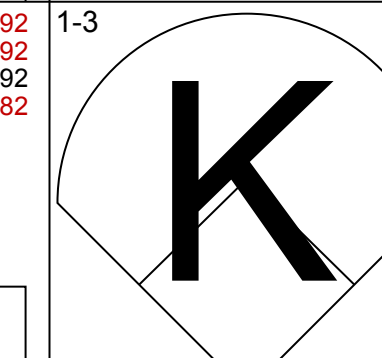
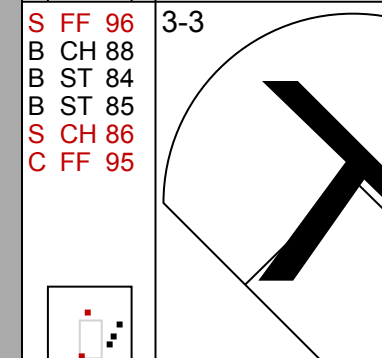
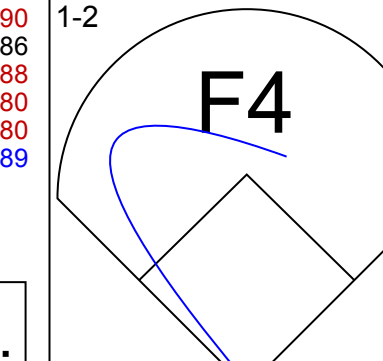
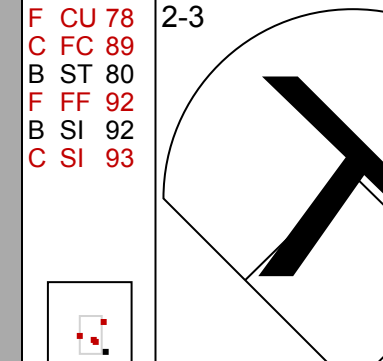
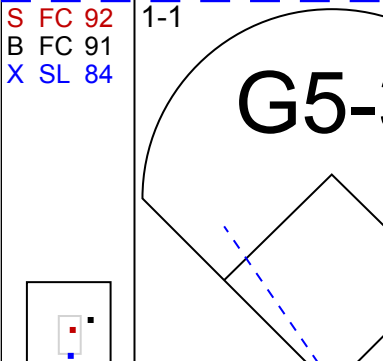
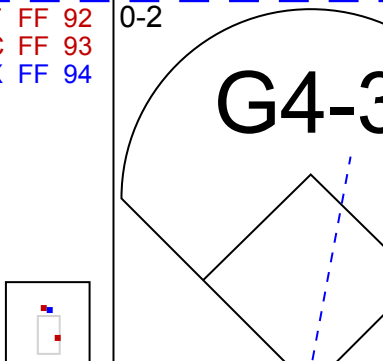
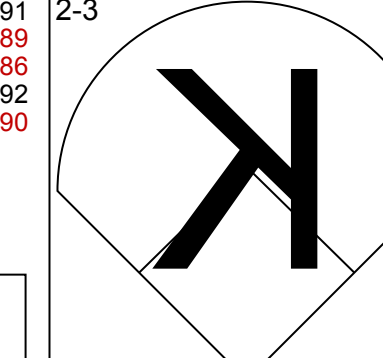
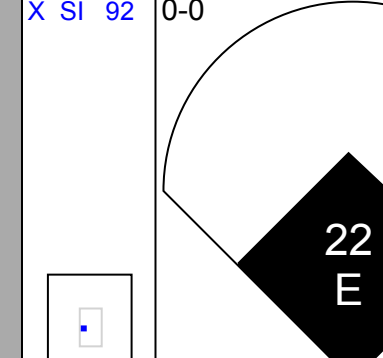
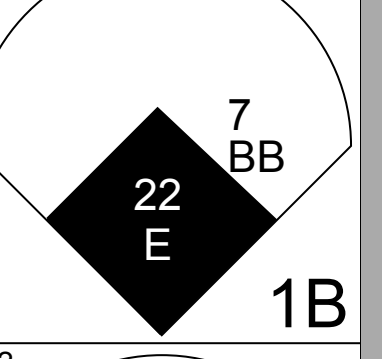
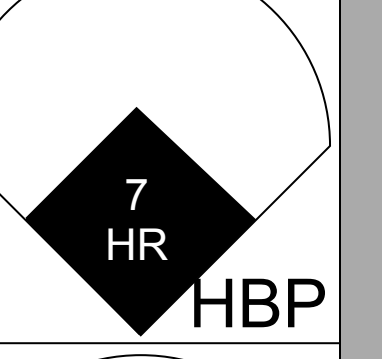
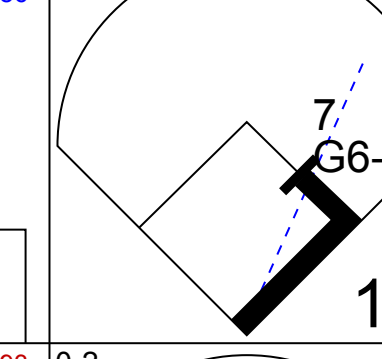
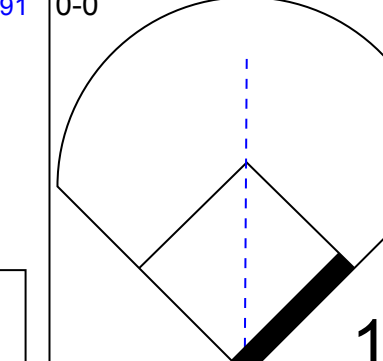
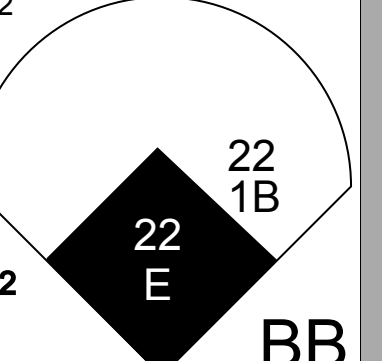
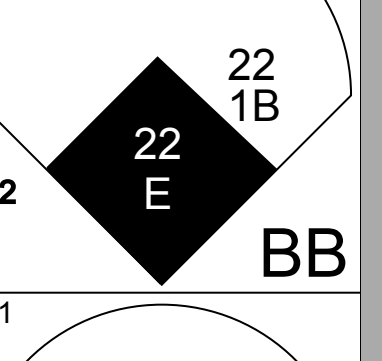
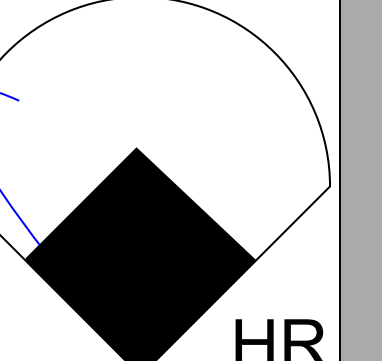
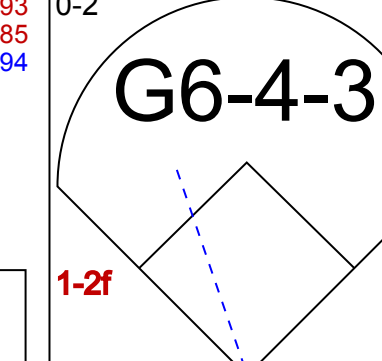
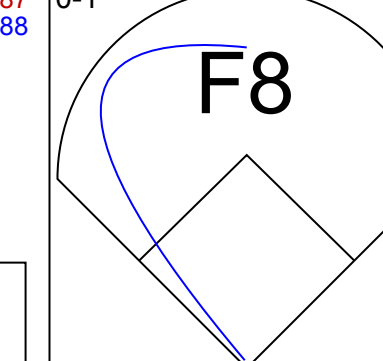
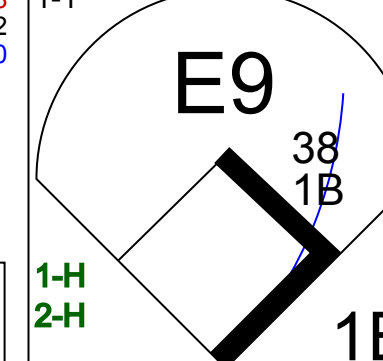
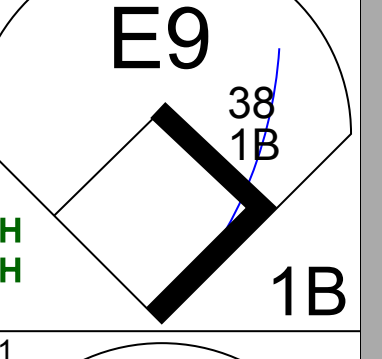
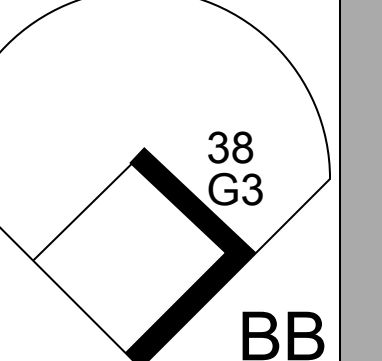
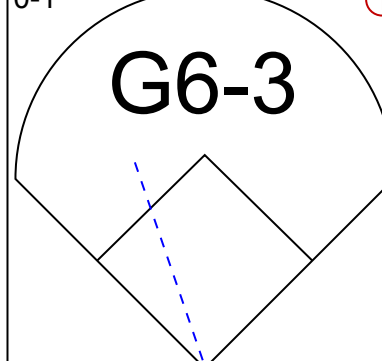
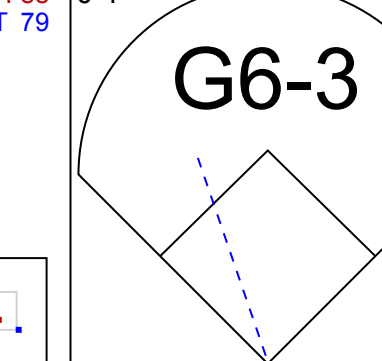
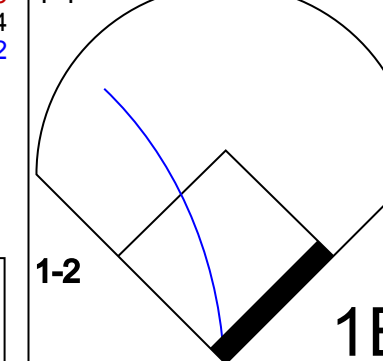
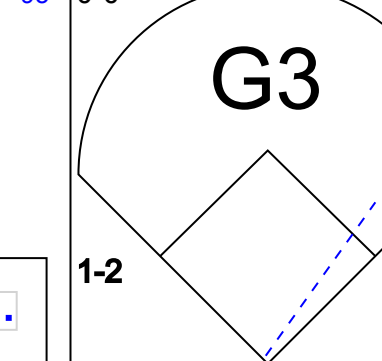
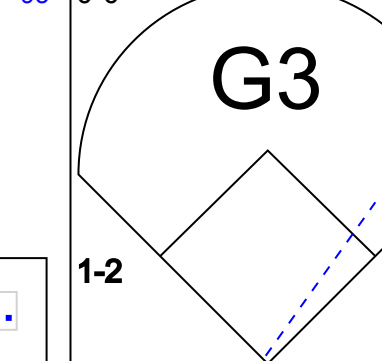
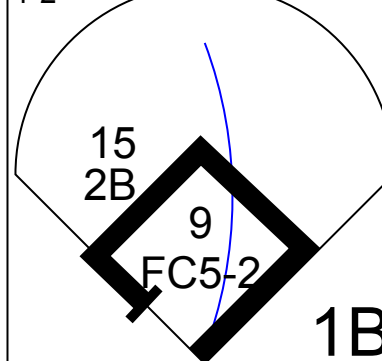


Batter	1	2	3	4	5	6	7	8	9	AB	R	H	RBI	BB	SO	LOB	TOP				
8 Matt Vierling, R OBP: 0.331, SLG: 0.381										4	1	2	0	1	2	0	<p>Detroit Tigers @ Los Angeles Angels Angel Stadium, Anaheim, CA Sun Sep 17 2023, 1:10 PM - 3:47 PM PDT Att: 34,943 - Cloudy - 74 F</p>				
77 Andy Ibañez, R OBP: 0.289, SLG: 0.433										3	1	0	0	2	1	2					
20 Spencer Torkelson, R OBP: 0.315, SLG: 0.444										4	0	0	0	0	2	5					
30 Kerry Carpenter, L OBP: 0.346, SLG: 0.495										4	0	1	1	0	1	2					
34 Jake Rogers, R OBP: 0.289, SLG: 0.444										3	2	2	4	1	0	2					
18 Tyler Nevin, R OBP: 0.306, SLG: 0.243										4	0	1	0	0	1	1					
39 Zach McKinstry, L OBP: 0.302, SLG: 0.347										0	0	0	0	0	0	0					
28 Javier Báez, R OBP: 0.265, SLG: 0.320										4	0	1	0	0	0	2					
59 Zack Short, R OBP: 0.294, SLG: 0.354										4	0	0	0	0	0	2					
22 Parker Meadows, L OBP: 0.319, SLG: 0.282										3	1	0	0	1	2	1					
Inning Stats	R: 0 E: 0 K: 2 S: 9	H: 0 LOB: 0 BB: 0 P: 12	R: 1 E: 0 K: 0 S: 9	H: 2 LOB: 1 BB: 0 P: 13	R: 4 E: 0 K: 0 S: 13	H: 2 LOB: 2 BB: 2 P: 25	R: 0 E: 0 K: 1 S: 8	H: 0 LOB: 0 BB: 0 P: 15	R: 0 E: 0 K: 1 S: 12	H: 1 LOB: 1 BB: 0 P: 14	R: 0 E: 0 K: 1 S: 7	H: 0 LOB: 1 BB: 1 P: 12	R: 0 E: 0 K: 2 S: 11	H: 0 LOB: 1 BB: 1 P: 20	R: 0 E: 0 K: 1 S: 10	H: 0 LOB: 1 BB: 1 P: 20	1B: 4 2B: 1 3B: 0 HR: 2	SF: 0 SAC: 0 DP: 1 HBP: 0	WP: 0 PB: 0 SB: 0 CS: 0	PA: 38	
PITCHER	IP	WLS	BF	H	R	ER	SO	BB	IBB	HBP	BLK	WP	HR	S	P	ERA	WHIP				
46 Jimmy Herget, R ERA: 4.13	1.0		3	0	0	0	2	0	0	0	0	0	0	9	12	0.00	0.000				
78 Kenny Rosenberg, L ERA: 5.49	5.0	L	24	7	5	5	3	2	0	0	1	0	2	51	85	9.00	1.800				
68 José Marte, R ERA: 4.26	1.0		3	0	0	0	1	1	0	0	0	0	0	7	12	0.00	1.000				
28 Aaron Loup, L ERA: 5.48	1.0		4	0	0	0	2	1	0	0	0	0	0	11	20	0.00	1.000				
60 Andrew Wantz, R ERA: 3.62	1.0		4	0	0	0	1	1	0	0	0	0	0	10	20	0.00	1.000				

Batter	1	2	3	4	5	6	7	8	9	AB	R	H	RBI	BB	SO	LOB	BOTTOM				
18 Nolan Schanuel, L OBP: 0.412, SLG: 0.353										4	1	1	0	0	1	1	<p>Detroit Tigers @ Los Angeles Angels Angel Stadium, Anaheim, CA Sun Sep 17 2023, 1:10 PM - 3:47 PM PDT Att: 34,943 - Cloudy - 74 F</p>				
22 David Fletcher, R OBP: 0.279, SLG: 0.362										4	0	2	1	0	0	1					
Brandon Drury, R OBP: 0.298, SLG: 0.468										3	0	0	0	1	2	2					
20 Jared Walsh, L OBP: 0.241, SLG: 0.303										4	0	0	0	0	2	2					
14 Logan O'Hoppe, R OBP: 0.279, SLG: 0.472										3	1	1	0	1	1	2					
15 Randal Grichuk, R OBP: 0.325, SLG: 0.467										4	1	2	2	0	1	0					
5 Eduardo Escobar, S OBP: 0.267, SLG: 0.349										4	0	0	0	0	1	2					
4 Brett Phillips, L OBP: 0.321, SLG: 0.429										4	0	0	0	0	3	0					
9 Zach Neto, R OBP: 0.302, SLG: 0.377										3	0	0	0	1	0	0					
Inning Stats	R: 0 E: 0 K: 1 S: 9	H: 1 LOB: 2 BB: 1 P: 18	R: 0 E: 0 K: 2 S: 11	H: 0 LOB: 0 BB: 0 P: 13	R: 0 E: 0 K: 1 S: 10	H: 0 LOB: 0 BB: 0 P: 14	R: 0 E: 0 K: 2 S: 12	H: 1 LOB: 2 BB: 1 P: 21	R: 1 E: 0 K: 1 S: 11	H: 2 LOB: 0 BB: 0 P: 16	R: 2 E: 0 K: 3 S: 14	H: 2 LOB: 0 BB: 0 P: 18	R: 0 E: 0 K: 0 S: 5	H: 0 LOB: 0 BB: 0 P: 8	R: 0 E: 0 K: 1 S: 9	H: 0 LOB: 0 BB: 0 P: 12		1B: 3 2B: 2 3B: 0 HR: 1	SF: 0 SAC: 0 DP: 0 HBP: 0	WP: 0 PB: 0 SB: 0 CS: 0	PA: 36
PITCHER	IP	WLS	BF	H	R	ER	SO	BB	IBB	HBP	BLK	WP	HR	S	P	ERA	WHIP				
58 Miguel Díaz, R ERA: 6.63	1.0		5	3	3	7	1	0	0	0	0	0	1	52	74	6.23	1.385				
43 Joey Wentz, L ERA: 5.37	0.2	H	3	0	0	0	2	1	0	0	0	0	0	9	15	0.00	1.500				
87 Tyler Holton, L ERA: 2.1	1.1	H	4	0	0	0	0	0	0	0	0	0	0	6	6	0.00	0.000				
68 Jason Foley, R ERA: 2.39	0.2	H	2	0	0	0	0	0	0	0	0	0	0	4	7	0.00	0.000				

Batter	1	2	3	4	5	6	7	8	9	AB	R	H	RBI	BB	SO	LOB	TOP										
18 Nolan Schanuel, L (1, 3) OBP: 0.406, SLG: 0.341	G4-3		BB		L9			P5		3	0	0	0	1	0	0	Los Angeles Angels @ Tampa Bay Rays Tropicana Field, St. Petersburg, FL Tue Sep 19 2023, 6:41 PM - 9:11 PM EDT Att: 15,176 - Dome - 72 F livebaseballscorecards.com										
9 Zach Neto, R (1, 6) OBP: 0.301, SLG: 0.386	F8		G5-3			F8		HR		4	1	1	1	0	0	1											
Brandon Drury, R (1, 4) OBP: 0.302, SLG: 0.471	1B				K					3	0	2	0	0	1	0											
20 Jared Walsh, L (1, 10) OBP: 0.231, SLG: 0.288	K				K					4	0	0	0	0	4	3											
14 Logan O'Hoppe, R (1, 2) OBP: 0.278, SLG: 0.486		G5-3				HR				4	1	1	1	0	0	1											
7 Jo Adell, R (1, 9) OBP: 0.276, SLG: 0.647	K									4	0	1	0	0	1	0											
15 Randal Grichuk, R (1, 7) 38 Michael Stefaniak, R (9, PR) OBP: 0.303, SLG: 0.185					G5-3					3	0	0	0	0	1	1											
4 Brett Phillips, L (1, 8) OBP: 0.300, SLG: 0.396					K					4	0	0	0	0	2	1											
22 David Fletcher, R (1, 5) OBP: 0.266, SLG: 0.344					P5					3	0	0	0	0	0	0											
Inning Stats	R: 0 H: 1 E: 0 K: 1 S: 9	H: 1 LOB: 1 BB: 0 P: 14	R: 0 H: 0 E: 0 K: 2 S: 9	H: 0 LOB: 0 BB: 0 P: 12	R: 0 H: 0 E: 0 K: 1 S: 13	H: 0 LOB: 1 BB: 1 P: 24	R: 1 H: 2 E: 0 K: 2 S: 19	H: 2 LOB: 1 BB: 0 P: 23	R: 0 H: 0 E: 0 K: 0 S: 6	H: 0 LOB: 0 BB: 0 P: 9	R: 0 H: 0 E: 0 K: 1 S: 12	H: 0 LOB: 1 BB: 0 P: 18	R: 0 H: 0 E: 0 K: 1 S: 7	H: 0 LOB: 0 BB: 0 P: 7	R: 1 H: 2 E: 0 K: 1 S: 10	H: 2 LOB: 1 BB: 0 P: 16		R: 0 H: 0 E: 0 K: 0 S: 7	H: 0 LOB: 1 BB: 0 P: 11	1B: 1 2B: 2 3B: 0 HR: 2	SF: 0 SAC: 0 DP: 0 HBP: 2	WP: 0 PB: 0 SB: 0 CS: 0	PA: 35				
PITCHER	IP	WLS	BF	H	R	ER	SO	BB	IBB	HBP	BLK	WP	HR	S	P	ERA	WHIP										
45 Taj Bradley, R (1, 1) ERA: 3.38	5.0		19	3	1	1	6	1	0	0	0	0	1	56	82	1.80	0.800										
49 Kevin Kelly, R (6, 1) ERA: 3.02	2.0	H	7	0	0	0	2	0	0	1	0	0	0	19	25	0.00	0.000										
26 Robert Stephenson, R (8, 1) ERA: 3.22	1.0	W	5	2	1	1	1	0	0	0	0	0	1	10	16	9.00	2.000										
64 Shawn Armstrong, R (9, 1) ERA: 0.74	1.0		4	0	0	0	0	0	0	1	0	0	0	7	11	0.00	0.000										


Batter	1	2	3	4	5	6	7	8	9	AB	R	H	RBI	BB	SO	LOB	BOTTOM										
2 Yandy Diaz, R (1, 3) OBP: 0.402, SLG: 0.507	E8 56 HR 2B		87 FC5-4 1B		87 G4-6-3 BB			G6-4-3		4	1	3	0	1	0	1	Los Angeles Angels @ Tampa Bay Rays Tropicana Field, St. Petersburg, FL Tue Sep 19 2023, 6:41 PM - 9:11 PM EDT Att: 15,176 - Dome - 72 F livebaseballscorecards.com										
56 Randy Arozarena, R (1, 7) OBP: 0.366, SLG: 0.432	HR		K		K					4	1	1	2	0	3	3											
87 Harold Ramirez, R (1, 9) 15 Josh Lowe, L (8, 9) OBP: 0.323, SLG: 0.482	3H 13 LG-3 BB		FC5-4 17 1B		G4-6-3					3	0	0	0	1	1	3											
17 Isaac Paredes, R (1, 10) OBP: 0.353, SLG: 0.489	K		13 FC5-4 1B		1-2					2	1	1	0	2	1	1											
13 Manuel Margot, R (1, 8) OBP: 0.294, SLG: 0.352	L6-3		FC5-4		6 BB BB					4	0	0	0	0	5												
25 Curtis Mead, R (1, 5) 8 Brandon Lowe, L (6, FH) OBP: 0.326, SLG: 0.447					P6					2	0	1	0	0	0	0											
6 Taylor Walls, S (1, 6) OBP: 0.313, SLG: 0.347										2	1	1	0	0	1	1											
37 Olesvis Basabe, R (1, 4) OBP: 0.284, SLG: 0.324										3	1	1	2	1	2	3											
50 René Pinto, R (1, 2) OBP: 0.280, SLG: 0.475										4	0	1	2	0	1	2											
Inning Stats	R: 2 H: 2 E: 1 K: 1 S: 11	H: 2 LOB: 1 BB: 1 P: 18	R: 0 H: 1 E: 0 K: 2 S: 13	H: 1 LOB: 1 BB: 0 P: 17	R: 0 H: 2 E: 0 K: 1 S: 21	H: 2 LOB: 2 BB: 0 P: 29	R: 0 H: 0 E: 0 K: 2 S: 12	H: 0 LOB: 1 BB: 1 P: 21	R: 0 H: 0 E: 0 K: 1 S: 9	H: 0 LOB: 0 BB: 1 P: 15	R: 0 H: 0 E: 0 K: 2 S: 12	H: 0 LOB: 2 BB: 2 P: 23	R: 0 H: 1 E: 0 K: 2 S: 10	H: 1 LOB: 0 BB: 0 P: 11	R: 4 H: 3 E: 0 K: 0 S: 14	H: 3 LOB: 2 BB: 2 P: 25		1B: 5 2B: 4 3B: 0 HR: 1	SF: 0 SAC: 0 DP: 3 HBP: 0	WP: 0 PB: 0 SB: 0 CS: 0	PA: 37						
PITCHER	IP	WLS	BF	H	R	ER	SO	BB	IBB	HBP	BLK	WP	HR	S	P	ERA	WHIP										
43 Patrick Sandoval, L (1, 1) ERA: 4.19	5.0		21	5	2	2	7	3	0	0	0	0	1	66	100	3.60	1.600										
44 Ben Joyce, R (6, 1) ERA: 2.57	1.0		5	0	0	0	2	2	0	0	0	0	0	12	23	0.00	2.000										
59 José Soriano, R (7, 1) ERA: 0.69	1.0		4	1	0	0	2	0	0	0	0	0	0	10	11	0.00	1.000										
28 Aaron Loup, L (8, 1) ERA: 6.1	1.0	L	7	3	4	4	0	2	0	0	0	0	0	14	25	36.00	5.000										

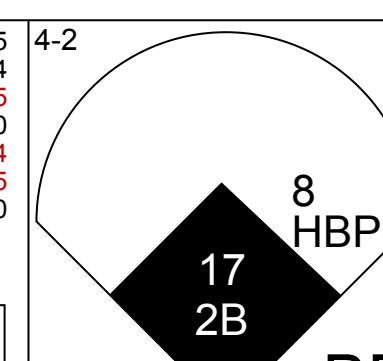
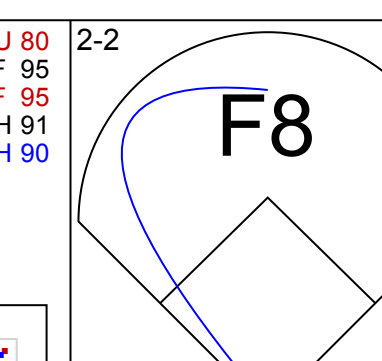
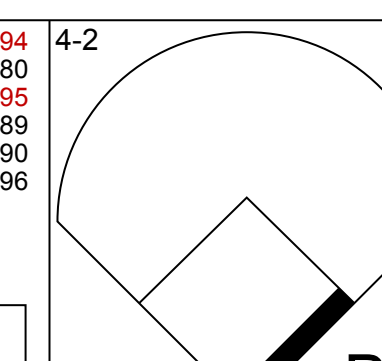
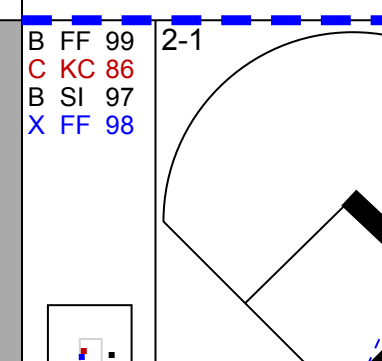
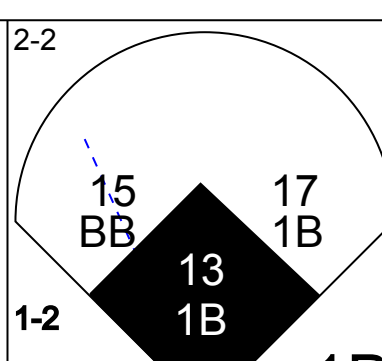
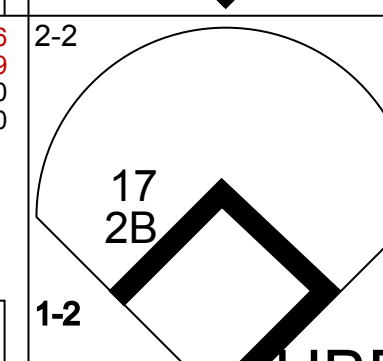
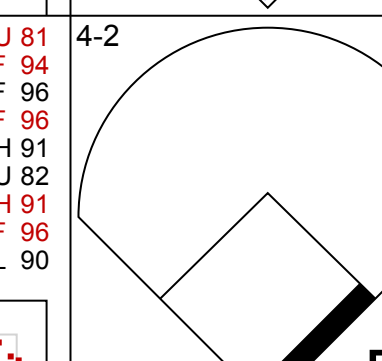
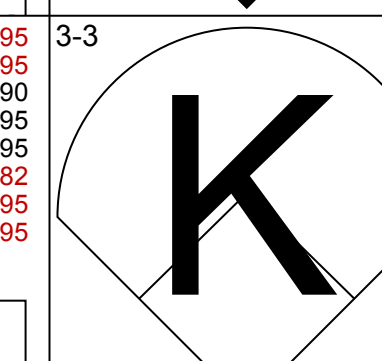
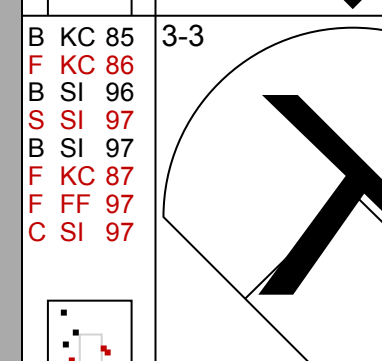
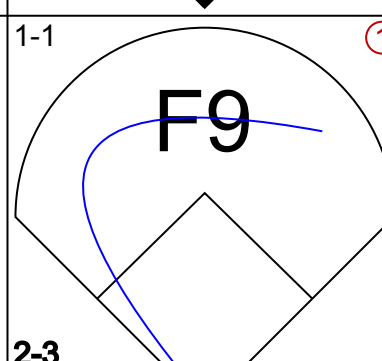
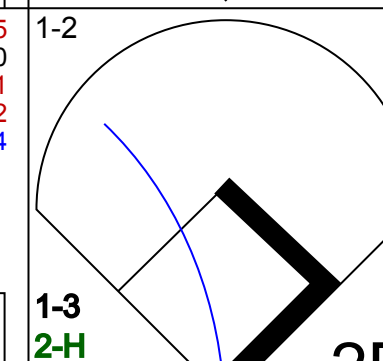
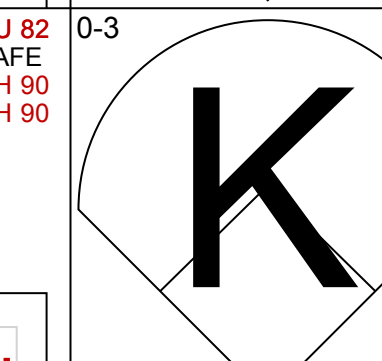
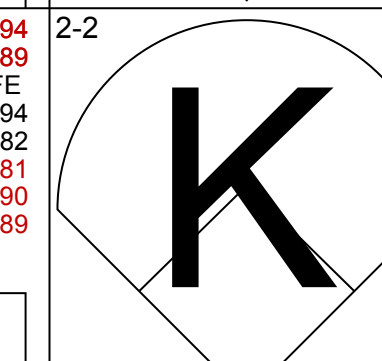
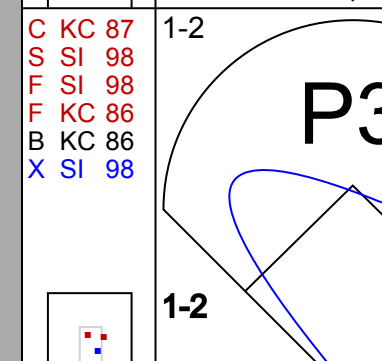
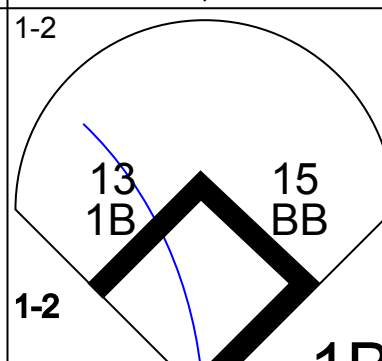
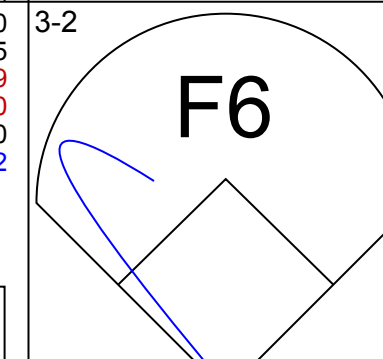
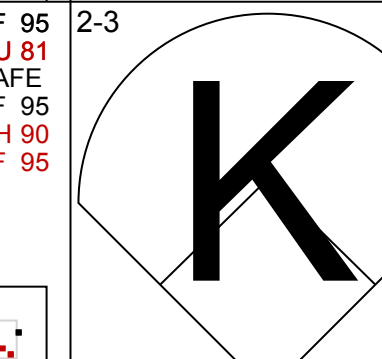
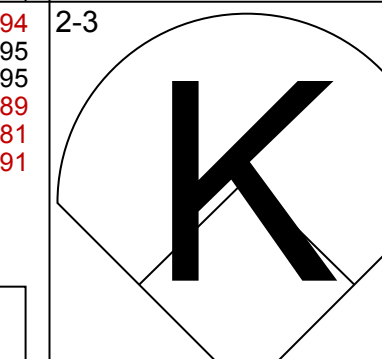
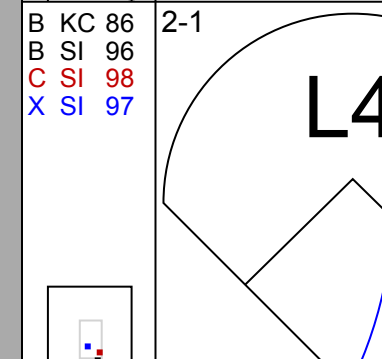
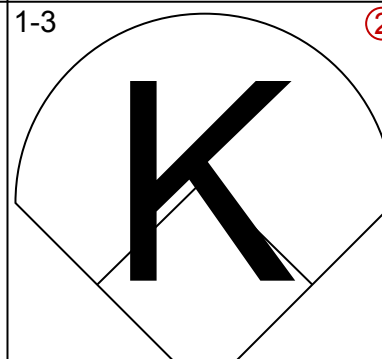
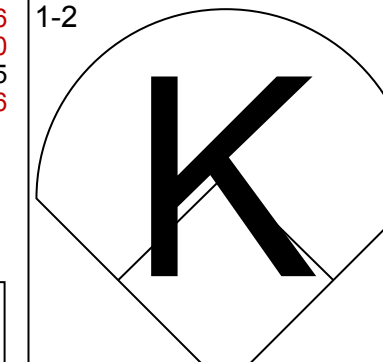



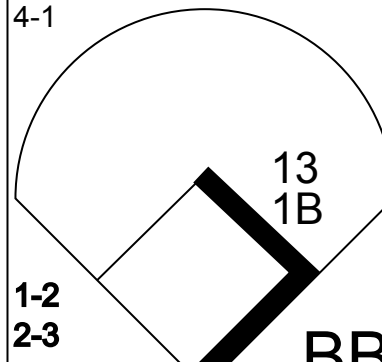
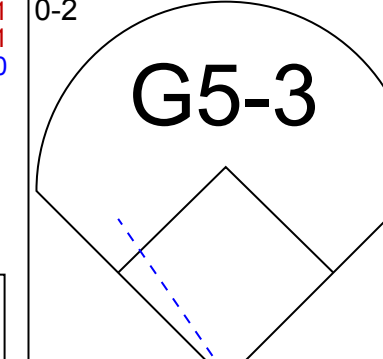
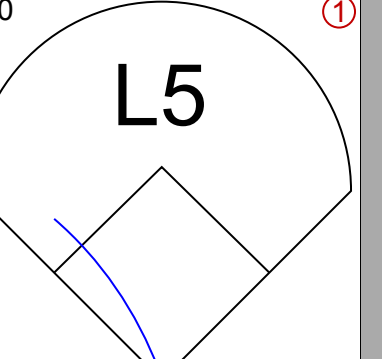
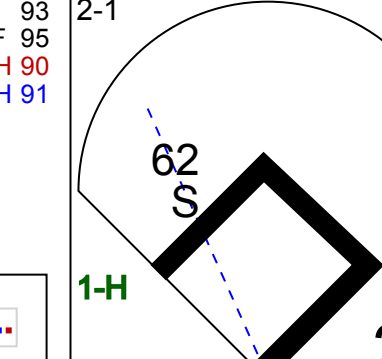
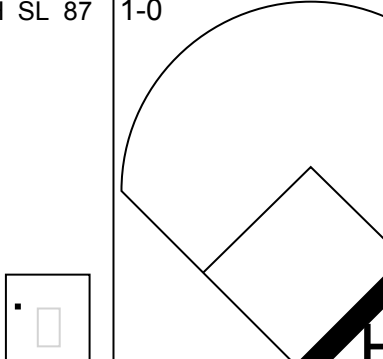
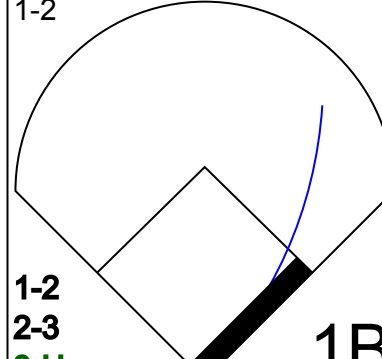

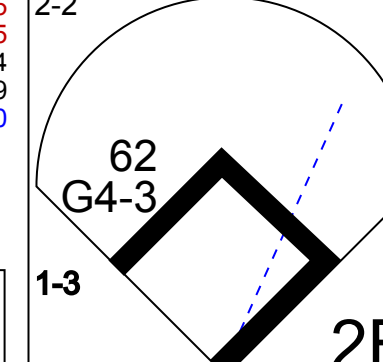
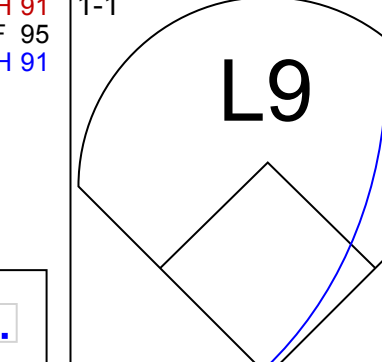
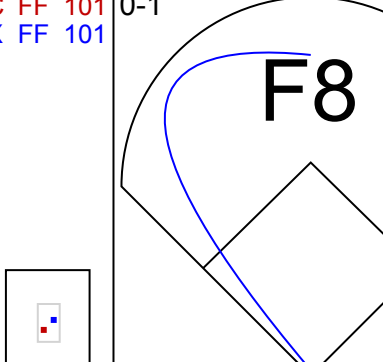

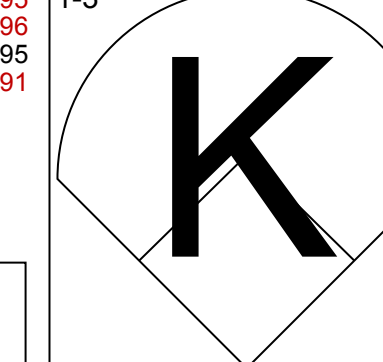
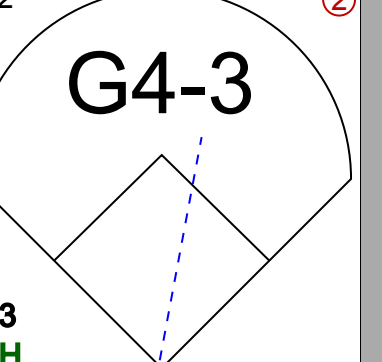
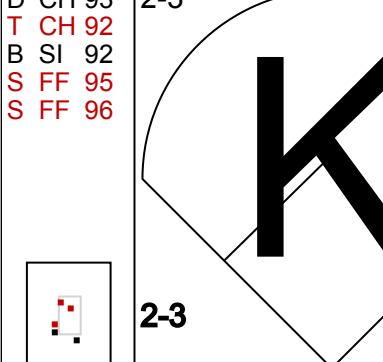
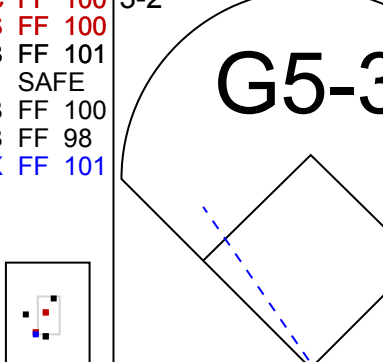

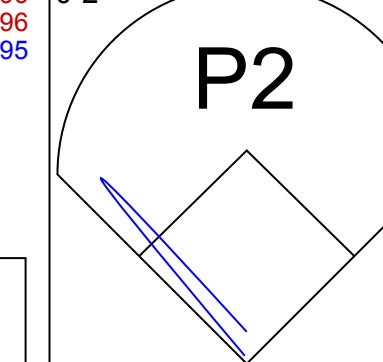
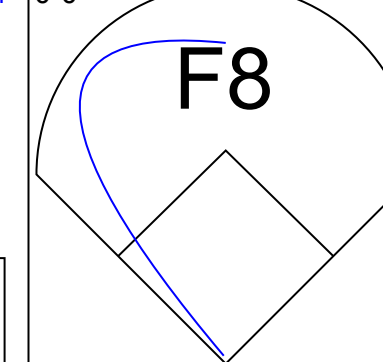
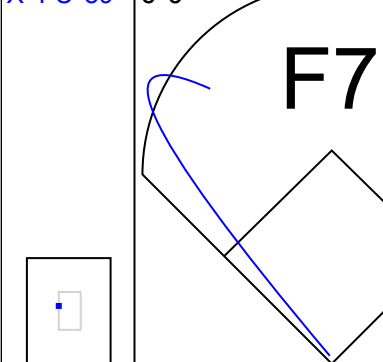

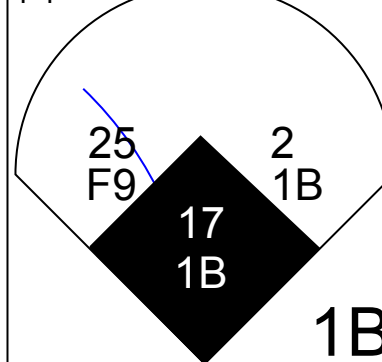
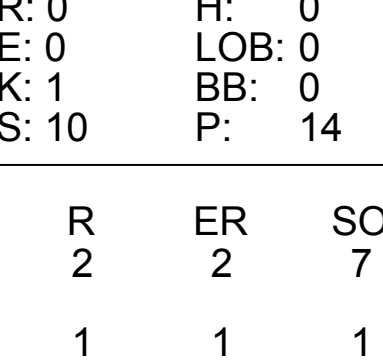
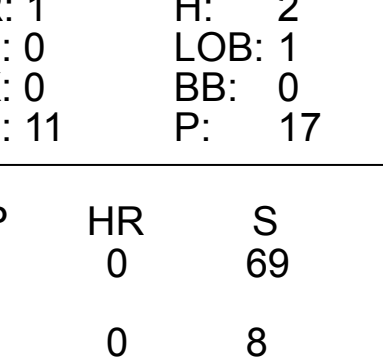
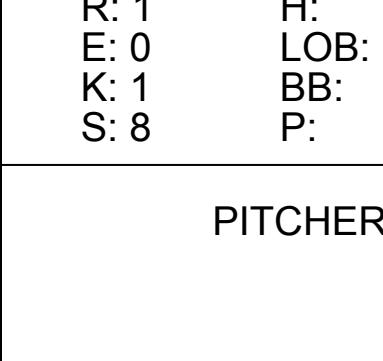
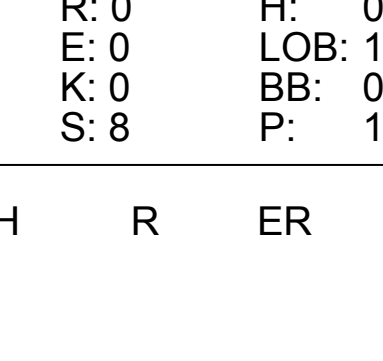
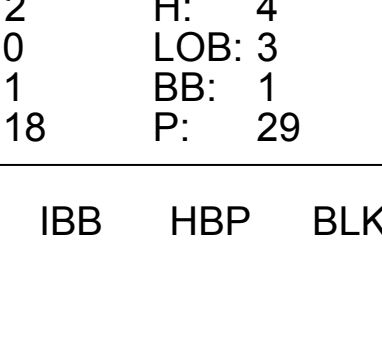
Batter	1	2	3	4	5	6	7	8	9	AB	R	H	RBI	BB	SO	LOB	TOP						
15 Randal Grichuk, R OBP: 0.326, SLG: 0.465										5	0	2	0	0	2	3							
9 Zach Neto, R OBP: 0.301, SLG: 0.387										5	0	1	0	0	1	3							
Brandon Drury, R OBP: 0.302, SLG: 0.481										5	0	0	0	0	2	4							
14 Logan O'Hoppe, R OBP: 0.269, SLG: 0.465										4	0	0	0	0	4	1							
25 C.J. Cron, R OBP: 0.295, SLG: 0.434										4	0	0	0	0	1	0							
20 Jared Walsh, L OBP: 0.242, SLG: 0.287										2	2	1	0	0	1	0							
5 Eduardo Escobar, S (8, PH) OBP: 0.266, SLG: 0.347										1	0	1	0	0	0	0							
4 Brett Phillips, L (8, PR) OBP: 0.297, SLG: 0.375										0	0	0	0	0	0	0							
7 Jo Adell, R OBP: 0.296, SLG: 0.640										3	2	2	2	1	0	1							
22 David Fletcher, R OBP: 0.279, SLG: 0.344										3	0	1	1	1	0	1							
38 Michael Stefanić, R OBP: 0.366, SLG: 0.294										4	0	2	0	0	0	1							
Inning Stats	R: 0 H: 1 E: 0 K: 3 S: 15	H: 1 LOB: 1 BB: 0 P: 23	R: 0 H: 1 E: 0 K: 1 S: 11	H: 1 LOB: 1 BB: 0 P: 14	R: 0 H: 1 E: 0 K: 2 S: 11	H: 1 LOB: 2 BB: 1 P: 15	R: 2 H: 3 E: 1 K: 1 S: 20	H: 3 LOB: 2 BB: 1 P: 31	R: 0 H: 0 E: 0 K: 1 S: 8	H: 0 LOB: 0 BB: 0 P: 9	R: 2 H: 1 E: 0 K: 0 S: 10	H: 1 LOB: 1 BB: 1 P: 17	R: 0 H: 0 E: 0 K: 1 S: 10	H: 0 LOB: 0 BB: 0 P: 16	R: 0 H: 1 E: 0 K: 0 S: 8	H: 1 LOB: 1 BB: 0 P: 8	R: 0 H: 2 E: 0 K: 0 S: 11	H: 2 LOB: 2 BB: 0 P: 15	1B: 8 2B: 1 HR: 1	SF: 0 SAC: 0 DP: 1 HBP: 1	WP: 0 PB: 0 CS: 0	PA: 39	
PITCHER	IP WLS BF H R ER SO BB IBB HBP BLK WP HR S P ERA WHIP	IP WLS BF H R ER SO BB IBB HBP BLK WP HR S P ERA WHIP	IP WLS BF H R ER SO BB IBB HBP BLK WP HR S P ERA WHIP	IP WLS BF H R ER SO BB IBB HBP BLK WP HR S P ERA WHIP	IP WLS BF H R ER SO BB IBB HBP BLK WP HR S P ERA WHIP	IP WLS BF H R ER SO BB IBB HBP BLK WP HR S P ERA WHIP	IP WLS BF H R ER SO BB IBB HBP BLK WP HR S P ERA WHIP	IP WLS BF H R ER SO BB IBB HBP BLK WP HR S P ERA WHIP	IP WLS BF H R ER SO BB IBB HBP BLK WP HR S P ERA WHIP	IP WLS BF H R ER SO BB IBB HBP BLK WP HR S P ERA WHIP	IP WLS BF H R ER SO BB IBB HBP BLK WP HR S P ERA WHIP	IP WLS BF H R ER SO BB IBB HBP BLK WP HR S P ERA WHIP	IP WLS BF H R ER SO BB IBB HBP BLK WP HR S P ERA WHIP	IP WLS BF H R ER SO BB IBB HBP BLK WP HR S P ERA WHIP	IP WLS BF H R ER SO BB IBB HBP BLK WP HR S P ERA WHIP	IP WLS BF H R ER SO BB IBB HBP BLK WP HR S P ERA WHIP	IP WLS BF H R ER SO BB IBB HBP BLK WP HR S P ERA WHIP	IP WLS BF H R ER SO BB IBB HBP BLK WP HR S P ERA WHIP	IP WLS BF H R ER SO BB IBB HBP BLK WP HR S P ERA WHIP	IP WLS BF H R ER SO BB IBB HBP BLK WP HR S P ERA WHIP	IP WLS BF H R ER SO BB IBB HBP BLK WP HR S P ERA WHIP	IP WLS BF H R ER SO BB IBB HBP BLK WP HR S P ERA WHIP	IP WLS BF H R ER SO BB IBB HBP BLK WP HR S P ERA WHIP

Los Angeles Angels @ Tampa Bay Rays
Tropicana Field, St. Petersburg, FL
Thu Sep 21 2023, 1:12 PM - 4:13 PM EDT
Att: 12,966 - Dome - 72 F

livebaseballscorecards.com

AB 36
R 4
H 10
RBI 3
BB 2
SO 11
LOB 14




Batter	1	2	3	4	5	6	7	8	9	AB	R	H	RBI	BB	SO	LOB	BOTTOM						
2 Yandy Diaz, R OBP: 0.405, SLG: 0.508										3	2	2	0	2	0	0							
8 Brandon Lowe, L OBP: 0.328, SLG: 0.443										2	0	0	0	1	2	2							
25 Curtis Mead, R OBP: 0.350, SLG: 0.358										1	0	0	0	0	0	2							
17 Isaac Paredes, R OBP: 0.354, SLG: 0.491										5	0	2	2	0	2	3							
56 Randy Arozarena, R (1, 7)										5	0	0	0	0	3	7							
15 Josh Lowe, L OBP: 0.326, SLG: 0.481										3	2	1	0	2	1	2							
13 Manuel Margot, R OBP: 0.305, SLG: 0.367										4	0	2	2	0	0	3							
6 Taylor Walls, S OBP: 0.311, SLG: 0.345										4	0	1	0	0	0	2							
62 Jonathan Aranda, L (1, 10)										4	0	0	1	0	2	3							
50 René Pinto, R OBP: 0.271, SLG: 0.458										3	0	0	0	0	0	2							
87 Harold Ramírez, R (8, PH) OBP: 0.342, SLG: 0.446										1	0	1	0	0	0	0							
37 Osleivis Basabe, R (8, PR) OBP: 0.280, SLG: 0.320										0	1	0	0	0	0	0							
Inning Stats	R: 1 H: 1 E: 0 K: 1 S: 18	H: 1 LOB: 2 BB: 1 P: 29	R: 0 H: 0 E: 0 K: 1 S: 10	H: 0 LOB: 0 BB: 0 P: 14	R: 0 H: 0 E: 0 K: 2 S: 14	H: 0 LOB: 1 BB: 1 P: 22	R: 1 H: 2 E: 0 K: 0 S: 11	H: 2 LOB: 1 BB: 0 P: 17	R: 0 H: 0 E: 0 K: 3 S: 16	H: 0 LOB: 1 BB: 1 P: 27	R: 1 H: 1 E: 0 K: 1 S: 8	H: 1 LOB: 1 BB: 1 P: 17	R: 0 H: 1 E: 0 K: 1 S: 14	H: 1 LOB: 0 BB: 0 P: 22	R: 0 H: 0 E: 0 K: 0 S: 8	H: 0 LOB: 0 BB: 0 P: 15	R: 2 H: 4 E: 0 K: 1 S: 18	H: 4 LOB: 3 BB: 1 P: 29	1B: 6 2B: 3 HR: 0	SF: 0 SAC: 0 DP: 0 HBP: 2	WP: 1 PB: 0 CS: 0	PA: 42	
PITCHER	IP WLS BF H R ER SO BB IBB HBP BLK WP HR S P ERA WHIP	IP WLS BF H R ER SO BB IBB HBP BLK WP HR S P ERA WHIP	IP WLS BF H R ER SO BB IBB HBP BLK WP HR S P ERA WHIP	IP WLS BF H R ER SO BB IBB HBP BLK WP HR S P ERA WHIP	IP WLS BF H R ER SO BB IBB HBP BLK WP HR S P ERA WHIP	IP WLS BF H R ER SO BB IBB HBP BLK WP HR S P ERA WHIP	IP WLS BF H R ER SO BB IBB HBP BLK WP HR S P ERA WHIP	IP WLS BF H R ER SO BB IBB HBP BLK WP HR S P ERA WHIP	IP WLS BF H R ER SO BB IBB HBP BLK WP HR S P ERA WHIP	IP WLS BF H R ER SO BB IBB HBP BLK WP HR S P ERA WHIP	IP WLS BF H R ER SO BB IBB HBP BLK WP HR S P ERA WHIP	IP WLS BF H R ER SO BB IBB HBP BLK WP HR S P ERA WHIP	IP WLS BF H R ER SO BB IBB HBP BLK WP HR S P ERA WHIP	IP WLS BF H R ER SO BB IBB HBP BLK WP HR S P ERA WHIP	IP WLS BF H R ER SO BB IBB HBP BLK WP HR S P ERA WHIP	IP WLS BF H R ER SO BB IBB HBP BLK WP HR S P ERA WHIP	IP WLS BF H R ER SO BB IBB HBP BLK WP HR S P ERA WHIP	IP WLS BF H R ER SO BB IBB HBP BLK WP HR S P ERA WHIP	IP WLS BF H R ER SO BB IBB HBP BLK WP HR S P ERA WHIP	IP WLS BF H R ER SO BB IBB HBP BLK WP HR S P ERA WHIP	IP WLS BF H R ER SO BB IBB HBP BLK WP HR S P ERA WHIP	IP WLS BF H R ER SO BB IBB HBP BLK WP HR S P ERA WHIP	IP WLS BF H R ER SO BB IBB HBP BLK WP HR S P ERA WHIP

Los Angeles Angels @ Tampa Bay Rays
Tropicana Field, St. Petersburg, FL
Thu Sep 21 2023, 1:12 PM - 4:13 PM EDT
Att: 12,966 - Dome - 72 F

livebaseballscorecards.com

AB 35
R 5
H 9
RBI 5
BB 5
SO 10
LOB 26



Batter	1	2	3	4	5	6	7	8	9	AB	R	H	RBI	BB	SO	LOB	TOP								
18 Nolan Schanuel, L (1, 3) OBP: 0.408, SLG: 0.333										4	0	1	0	0	2	0	Los Angeles Angels @ Minnesota Twins Target Field, Minneapolis, MN Sat Sep 23 2023, 1:15 PM - 3:48 PM CDT Att: 31,403 - Cloudy - 71 F								
Brandon Drury, R (1, 10) OBP: 0.304, SLG: 0.482										4	0	2	0	0	1	0									
15 Randal Grichuk, R (1, 7) OBP: 0.327, SLG: 0.464										4	0	1	0	0	1	2									
20 Jared Walsh, L (1, 9) OBP: 0.234, SLG: 0.305										4	0	0	0	0	2	2									
4 Brett Phillips, L (9, 8) OBP: 0.297, SLG: 0.375										0	0	0	0	0	0	0									
7 Jo Adell, R (1, 8) OBP: 0.314, SLG: 0.645										3	1	1	1	1	1	0									
5 Eduardo Escobar, S (1, 5) OBP: 0.266, SLG: 0.345										4	0	1	0	0	2	0									
38 Michael Stefaniuk, R (1, 4) OBP: 0.367, SLG: 0.310										4	0	1	0	0	1	2									
35 Chad Wallach, R (1, 2) OBP: 0.259, SLG: 0.376										4	0	0	0	0	0	3									
22 David Fletcher, R (1, 6) OBP: 0.267, SLG: 0.324										3	0	0	0	0	0	2									
Inning Stats	R: 0 E: 0 K: 2 S: 12	H: 1 LOB: 1 BB: 0 P: 17	R: 0 E: 1 K: 1 S: 13	H: 1 LOB: 2 BB: 0 P: 22	R: 0 E: 0 K: 3 S: 12	H: 1 LOB: 1 BB: 0 P: 19	R: 1 E: 0 K: 0 S: 5	H: 1 LOB: 0 BB: 0 P: 7	R: 0 E: 0 K: 0 S: 8	H: 0 LOB: 0 BB: 0 P: 10	R: 0 E: 0 K: 2 S: 11	H: 0 LOB: 0 BB: 0 P: 18	R: 0 E: 0 K: 2 S: 8	H: 0 LOB: 0 BB: 0 P: 10	R: 0 E: 0 K: 0 S: 10	H: 2 LOB: 1 BB: 0 P: 16	R: 0 E: 0 K: 0 S: 13	H: 1 LOB: 2 BB: 1 P: 21	1B: 4 2B: 2 3B: 0 HR: 1	SF: 0 SAC: 0 DP: 0 HBP: 0	WP: 0 PB: 0 SB: 0 CS: 0	PA: 35			
PITCHER	IP	WLS	BF	H	R	ER	SO	BB	IBB	HBP	BLK	WP	HR	S	P	ERA	WHIP								
54 Sonny Gray, R (1, 1) ERA: 2.8	6.0	L	23	4	1	1	8	0	0	0	0	0	1	61	93	1.50	0.667								
15 Emilio Pagan, R (7, 1) ERA: 3.12	1.0		3	0	0	0	2	0	0	0	0	0	0	8	10	0.00	0.000								
74 Josh Winder, R (8, 1) ERA: 4.15	1.2		8	3	0	0	0	1	0	0	0	0	0	22	35	0.00	2.400								
58 Dylan Floro, R (9, 1) ERA: 4.85	0.1		1	0	0	0	0	0	0	0	0	0	0	1	2	0.00	0.000								

Batter	1	2	3	4	5	6	7	8	9	AB	R	H	RBI	BB	SO	LOB	BOTTOM								
45 Andrew Stevenson, L (1, 8) OBP: 0.286, SLG: 0.250										4	0	1	0	0	2	1	Los Angeles Angels @ Minnesota Twins Target Field, Minneapolis, MN Sat Sep 23 2023, 1:15 PM - 3:48 PM CDT Att: 31,403 - Cloudy - 71 F								
39 Donovan Solano, R (1, 5) OBP: 0.363, SLG: 0.392										3	0	0	0	0	1	1									
47 Edouard Julien, L (1, 4) OBP: 0.378, SLG: 0.451										3	0	0	0	1	1	2									
12 Kyle Farmer, R (1, 6) OBP: 0.315, SLG: 0.413										3	0	2	0	0	1	0									
2 Michael Taylor, R (1, 10) OBP: 0.280, SLG: 0.445										3	0	0	0	1	1	2									
38 Matt Wallner, L (1, 9) OBP: 0.381, SLG: 0.474										4	0	0	0	0	3	4									
8 Christian Vázquez, R (1, 2) OBP: 0.276, SLG: 0.316										4	0	2	0	0	0	1									
9 Trevor Larnach, L (1, 7) OBP: 0.306, SLG: 0.389										3	0	0	0	0	1	2									
16 Jordan Luplow, R (1, 3) OBP: 0.329, SLG: 0.353										2	0	0	0	0	0	2									
19 Alex Kirilloff, L (7, PH) OBP: 0.342, SLG: 0.437										1	0	0	0	0	0	0									
Inning Stats	R: 0 E: 0 K: 2 S: 15	H: 1 LOB: 3 BB: 2 P: 31	R: 0 E: 0 K: 1 S: 9	H: 1 LOB: 1 BB: 0 P: 15	R: 0 E: 0 K: 1 S: 14	H: 1 LOB: 1 BB: 0 P: 19	R: 0 E: 0 K: 1 S: 10	H: 1 LOB: 0 BB: 0 P: 18	R: 0 E: 0 K: 2 S: 13	H: 0 LOB: 0 BB: 0 P: 20	R: 0 E: 0 K: 0 S: 5	H: 0 LOB: 0 BB: 0 P: 7	R: 0 E: 0 K: 1 S: 4	H: 0 LOB: 0 BB: 0 P: 6	R: 0 E: 0 K: 2 S: 13	H: 0 LOB: 1 BB: 0 P: 18	1B: 5 2B: 0 3B: 0 HR: 0	SF: 0 SAC: 0 DP: 2 HBP: 2	WP: 0 PB: 0 SB: 0 CS: 0	PA: 34					
PITCHER	IP	WLS	BF	H	R	ER	SO	BB	IBB	HBP	BLK	WP	HR	S	P	ERA	WHIP								
78 Kenny Rosenberg, L (1, 1) ERA: 4.5	5.0	W	21	5	0	0	5	2	0	0	0	0	0	56	91	0.00	1.400								
46 Jimmy Herget, R (6, 1) ERA: 3.07	1.0	H	3	0	0	0	2	0	0	0	0	0	0	13	20	0.00	0.000								
44 Ben Joyce, R (7, 1) ERA: 2.0	1.0	H	3	0	0	0	0	0	0	0	0	0	0	5	7	0.00	0.000								
59 José Soriano, R (8, 1) ERA: 3.51	1.0	H	3	0	0	0	1	0	0	1	0	0	0	4	6	0.00	0.000								
53 Carlos Estévez, R (9, 1) ERA: 3.5	1.0	S	4	0	0	0	2	0	0	1	0	0	0	13	18	0.00	0.000								

Batter	1	2	3	4	5	6	7	8	9	AB	R	H	RBI	BB	SO	LOB	TOP										
15 Randal Grichuk, R OBP: 0.325, SLG: 0.463	F8		FC5-4 9 1B 2B		9 2B		K		F8	5	2	1	0	0	1	4	Los Angeles Angels @ Minnesota Twins Target Field, Minneapolis, MN Sun Sep 24 2023, 1:14 PM - 4:32 PM CDT Att: 24,232 - Partly Cloudy - 69 F										
9 Zach Neto, R OBP: 0.305, SLG: 0.387	K		2B		2B		K		K	4	1	2	1	0	2	0											
Brandon Drury, R OBP: 0.303, SLG: 0.482	G6-3		2B		G5-3		K		K	5	0	1	2	0	2	4											
14 Logan O'Hoppe, R OBP: 0.269, SLG: 0.472	F8		K		K		K		8 1B	4	0	1	0	0	2	1											
8 Mike Moustakas, L OBP: 0.302, SLG: 0.405	K				1B		K		1B	4	0	2	0	0	2	0											
7 Jo Adell, R OBP: 0.308, SLG: 0.629	2B		K		K		K		G6-3	4	0	1	0	0	2	3											
38 Michael Stefaniak, R OBP: 0.377, SLG: 0.311	K		F8		F8		22 SH1-3 1B		9 HBP 5 1B BB	3	0	1	0	1	1	2											
22 David Fletcher, R OBP: 0.269, SLG: 0.324			15 FC5-4 1B		F9		SH1-3		K	3	0	1	0	0	1	2											
4 Brett Phillips, L OBP: 0.284, SLG: 0.356	K		K		K		K		9 HBP 1B	3	0	0	0	0	3	2											
5 Eduardo Escobar, S (9, PH) OBP: 0.268, SLG: 0.348	K		K		K		K		1-2	1	0	1	0	0	0	0											
Inning Stats	R: 0 E: 0 K: 1 S: 8	H: 0 LOB: 0 BB: 0 P: 9	R: 0 E: 0 K: 2 S: 9	H: 1 LOB: 1 BB: 0 P: 13	R: 2 E: 0 K: 2 S: 14	H: 3 LOB: 1 BB: 0 P: 23	R: 0 E: 0 K: 1 S: 11	H: 1 LOB: 1 BB: 0 P: 16	R: 1 E: 0 K: 1 S: 12	H: 2 LOB: 0 BB: 0 P: 16	R: 0 E: 0 K: 3 S: 10	H: 0 LOB: 0 BB: 0 P: 14	R: 0 E: 0 K: 2 S: 10	H: 1 LOB: 1 BB: 0 P: 15	R: 0 E: 0 K: 2 S: 14	H: 2 LOB: 2 BB: 0 P: 17	R: 0 E: 0 K: 2 S: 17	H: 1 LOB: 3 BB: 1 P: 27	1B: 7 2B: 4 HR: 0	SF: 0 SAC: 1 DP: 0 HBP: 1	WP: 0 PB: 0 SB: 0 CS: 1	PA: 39					
PITCHER	IP	WLS	BF	H	R	ER	SO	BB	IBB	HBP	BLK	WP	HR	S	P	ERA	WHIP										
41 Joe Ryan, R ERA: 4.31	6.0	W	24	7	3	3	10	0	0	0	0	0	0	64	91	4.50	1.167										
20 Chrs Paddack, R ERA:	0.0		0	0	0	0	0	0	0	0	0	0	0	0	0	∞	∞										
37 Louie Varland, R ERA: 4.75	1.0	H	4	1	0	0	2	0	0	0	0	0	0	10	15	0.00	1.000										
58 Dylan Floro, R ERA: 4.76	1.0		5	2	0	0	2	0	0	0	0	0	0	14	17	0.00	2.000										
55 Kody Funderburk, L ERA: 1.0	1.0		6	1	0	0	2	1	0	1	0	0	0	17	27	0.00	2.000										

Batter	1	2	3	4	5	6	7	8	9	AB	R	H	RBI	BB	SO	LOB	BOTTOM										
47 Edouard Julien, L OBP: 0.379, SLG: 0.447	F9		L7		11 G4-6-3 BB		26 HR BB		K	3	1	0	0	2	1	0	Los Angeles Angels @ Minnesota Twins Target Field, Minneapolis, MN Sun Sep 24 2023, 1:14 PM - 4:32 PM CDT Att: 24,232 - Partly Cloudy - 69 F										
11 Jorge Polanco, S OBP: 0.340, SLG: 0.466	F6		HR		G4-6-3		F7		F9	5	1	1	1	0	0	2											
26 Max Kepler, L OBP: 0.334, SLG: 0.475	L8		38 WP 1B		F7		F9		F9	5	1	2	2	0	0	1											
45 Andrew Stevenson, L OBP: 0.286, SLG: 0.250	L8		38 WP 1B		F7		F9		F9	0	0	0	0	0	0	0											
19 Alex Kirilloff, L OBP: 0.341, SLG: 0.434			38 BB 9 1B 1B		K		G1-3		G1-3	4	1	1	0	0	1	2											
38 Matt Wallner, L OBP: 0.371, SLG: 0.485			9 1B BB		HBP		27 3B 1B		12 1B 2B	2	2	2	0	1	0	0											
12 Kyle Farmer, R OBP: 0.314, SLG: 0.411	F8		F7		F7		L7		27 HR 1B	4	1	1	1	0	0	5											
27 Ryan Jeffers, R OBP: 0.367, SLG: 0.474	K		G5-3		G5-3		L7		9 G4-3 3B	4	2	2	3	0	1	2											
9 Trevor Larnach, L OBP: 0.310, SLG: 0.388			F7		F7		G4-3		BB	3	0	1	2	1	0	0											
2 Michael Taylor, R OBP: 0.277, SLG: 0.440	L7		G5-3		G5-3		K		F9	4	0	0	0	0	1	3											
Inning Stats	R: 0 E: 0 K: 0 S: 8	H: 0 LOB: 0 BB: 0 P: 14	R: 1 E: 0 K: 1 S: 16	H: 2 LOB: 2 BB: 1 P: 27	R: 1 E: 0 K: 1 S: 13	H: 2 LOB: 2 BB: 0 P: 26	R: 0 E: 0 K: 0 S: 10	H: 0 LOB: 0 BB: 0 P: 16	R: 0 E: 0 K: 0 S: 9	H: 0 LOB: 1 BB: 1 P: 14	R: 2 E: 0 K: 1 S: 11	H: 2 LOB: 0 BB: 0 P: 14	R: 5 E: 0 K: 0 S: 13	H: 4 LOB: 1 BB: 2 P: 26	R: 0 E: 0 K: 1 S: 10	H: 0 LOB: 0 BB: 0 P: 17	1B: 5 2B: 1 3B: 1 HR: 3	SF: 0 SAC: 0 DP: 0 HBP: 1	WP: 1 PB: 0 SB: 0 CS: 0	PA: 39							
PITCHER	IP	WLS	BF	H	R	ER	SO	BB	IBB	HBP	BLK	WP	HR	S	P	ERA	WHIP										
60 Andrew Wantz, R ERA: 3.96	2.0		9	2	1	1	1	1	0	0	0	1	1	24	41	4.50	1.500										
41 Carson Fulmer, R ERA: 6.75	4.0	L	18	4	3	3	2	1	0	1	0	1	1	43	70	6.75	1.250										
6B José Marte, R ERA: 9.72	1.0		9	4	5	5	0	2	0	0	0	0	2	13	26	45.00	6.000										
51 Jaime Barria, R ERA: 5.6	1.0		3	0	0	0	1	0	0	0	0	0	0	10	17	0.00	0.000										

AB	36
R	3
H	11
RBI	3
BB	1
SO	16
LOB	18



Batter	1	2	3	4	5	6	7	8	9	AB	R	H	RBI	BB	SO	LOB	TOP				
2 Marcus Semien, R OBP: 0.348, SLG: 0.478										5	1	1	1	0	1	1					
5 Corey Seager, L OBP: 0.393, SLG: 0.640										5	0	1	0	0	1	0					
4 Robbie Grossman, S OBP: 0.341, SLG: 0.490										1	0	0	0	2	0	0					
32 Evan Carter, L OBP: 0.446, SLG: 0.717										2	0	1	0	0	1	0					
6 Josh Jung, R OBP: 0.317, SLG: 0.480										5	0	0	0	0	0	4					
53 Adolis Garcia, R OBP: 0.327, SLG: 0.505										3	1	1	1	1	0	1					
18 Mitch Garver, R OBP: 0.381, SLG: 0.525										3	1	3	1	1	0	0					
30 Nathaniel Lowe, L OBP: 0.365, SLG: 0.422										4	1	1	1	0	0	4					
28 Jonah Heim, S OBP: 0.318, SLG: 0.446										2	1	0	0	2	0	2					
3 Leody Taveras, S OBP: 0.319, SLG: 0.428										4	0	1	0	0	0	4					
Inning Stats	R: 0 H: 1 E: 0 K: 1 S: 8	H: 1 LOB: 1 BB: 1 P: 16	R: 0 H: 1 E: 0 K: 0 S: 10	H: 1 LOB: 2 BB: 1 P: 19	R: 0 H: 0 E: 0 K: 1 S: 11	H: 0 LOB: 1 BB: 1 P: 19	R: 0 H: 0 E: 0 K: 0 S: 9	H: 0 LOB: 2 BB: 2 P: 23	R: 0 H: 0 E: 0 K: 0 S: 13	R: 3 H: 3 E: 0 K: 0 S: 13	H: 3 LOB: 0 BB: 0 P: 19	R: 1 H: 2 E: 0 K: 0 S: 8	H: 2 LOB: 1 BB: 0 P: 16	R: 1 H: 2 E: 0 K: 0 S: 13	H: 2 LOB: 1 BB: 1 P: 25	R: 0 H: 0 E: 0 K: 1 S: 9	H: 0 LOB: 0 BB: 0 P: 12	1B: 5 2B: 0 3B: 0 HR: 4	SF: 0 SAC: 0 DP: 2 HBP: 0	WP: 2 PB: 0 SB: 0 CS: 0	PA: 40
PITCHER	IP	WLS	BF	H	R	ER	SO	BB	IBB	HBP	BLK	WP	HR	S	P	ERA	WHIP				
43 Patrick Sandoval, L ERA: 4.11	3.0		15	2	0	0	2	5	0	0	0	1	0	32	65	0.00	2.333				
54 José Suarez, L ERA: 8.51	2.0		6	0	0	0	0	0	0	0	0	0	0	15	25	0.00	0.000				
46 Jimmy Herget, R ERA: 4.5	1.0	L	6	3	3	3	0	0	0	0	0	0	3	13	19	27.00	3.000				
51 Jaime Barria, R ERA: 5.68	2.0		10	4	2	2	0	1	0	0	0	1	1	21	41	9.00	2.500				
41 Carson Fulmer, R ERA: 5.4	1.0		3	0	0	0	1	0	0	0	0	0	0	9	12	0.00	0.000				

Texas Rangers @ Los Angeles Angels
Angel Stadium, Anaheim, CA
Mon Sep 25 2023, 6:40 PM - 9:19 PM PDT
Att: 25,208 - Clear - 73 F

livebaseballscores.com

AB 34
R 5
H 9
RBI 4
BB 6
SO 3
LOB 16

Batter	1	2	3	4	5	6	7	8	9	AB	R	H	RBI	BB	SO	LOB	BOTTOM				
18 Nolan Schanuel, L OBP: 0.407, SLG: 0.343										3	0	1	0	0	2	2					
5 Eduardo Escobar, S OBP: 0.268, SLG: 0.346										4	0	0	0	0	1	2					
9 Zach Neto, R OBP: 0.301, SLG: 0.381										4	0	0	0	0	2	2					
Brandon Drury, R OBP: 0.477										4	0	0	0	0	1	1					
8 Mike Moustakas, L OBP: 0.299, SLG: 0.400										4	1	2	1	0	0	0					
14 Logan O'Hoppe, R OBP: 0.274, SLG: 0.491										4	0	1	0	0	0	1					
15 Randal Grichuk, R OBP: 0.324, SLG: 0.461										4	0	1	0	0	1	1					
7 Jo Adell, R OBP: 0.302, SLG: 0.590										4	0	1	0	0	1	1					
20 Jared Walsh, L OBP: 0.227, SLG: 0.296										3	0	0	0	0	2	2					
38 Michael Stefanić, R OBP: 0.411, SLG: 0.354										3	0	3	0	0	0	0					
Inning Stats	R: 0 H: 1 E: 0 K: 2 S: 12	H: 1 LOB: 0 BB: 0 P: 15	R: 1 H: 1 E: 0 K: 0 S: 10	H: 1 LOB: 0 BB: 0 P: 14	R: 0 H: 1 E: 0 K: 1 S: 9	H: 1 LOB: 1 BB: 0 P: 14	R: 0 H: 1 E: 0 K: 1 S: 9	H: 1 LOB: 0 BB: 0 P: 14	R: 0 H: 0 E: 0 K: 0 S: 8	R: 0 H: 3 E: 0 K: 1 S: 14	H: 3 LOB: 3 BB: 0 P: 17	R: 0 H: 0 E: 0 K: 1 S: 12	H: 0 LOB: 0 BB: 0 P: 19	R: 0 H: 0 E: 0 K: 0 S: 8	H: 0 LOB: 0 BB: 0 P: 12	R: 0 H: 0 E: 0 K: 1 S: 9	H: 0 LOB: 0 BB: 0 P: 12	1B: 6 2B: 1 3B: 0 HR: 1	SF: 0 SAC: 0 DP: 0 HBP: 0	WP: 0 PB: 0 SB: 0 CS: 1	PA: 34
PITCHER	IP	WLS	BF	H	R	ER	SO	BB	IBB	HBP	BLK	WP	HR	S	P	ERA	WHIP				
22 Jon Gray, R ERA: 4.12	6.0		22	5	1	1	7	0	0	0	0	0	0	58	81	1.50	0.833				
72 Jonathan Hernández, R ERA: 5.7	1.2	H	8	3	0	0	2	0	0	0	0	0	0	19	26	0.00	1.800				
44 Andrew Heaney, L ERA: 4.31	1.1		4	0	0	0	0	0	0	0	0	0	0	15	22	0.00	0.000				

Texas Rangers @ Los Angeles Angels
Angel Stadium, Anaheim, CA
Mon Sep 25 2023, 6:40 PM - 9:19 PM PDT
Att: 25,208 - Clear - 73 F

livebaseballscores.com

AB 34
R 1
H 8
RBI 1
BB 0
SO 9
LOB 14

Batter	1	2	3	4	5	6	7	8	9	AB	R	H	RBI	BB	SO	LOB	TOP										
2 Marcus Semien, R (1.4) OBP: 0.350, SLG: 0.482										5	2	2	1	0	1	2											
5 Corey Seager, L (1.6) OBP: 0.394, SLG: 0.637										5	0	2	0	0	0	1											
30 Nathaniel Lowe, L (1.3) OBP: 0.363, SLG: 0.417										3	0	0	0	2	1	1											
53 Adolis Garcia, R (1.9) OBP: 0.326, SLG: 0.508										5	1	2	2	0	0	4											
6 Josh Jung, R (1.5) OBP: 0.318, SLG: 0.477										4	0	1	0	0	2	2											
28 Jonah Heim, S (1.2) OBP: 0.320, SLG: 0.446										3	1	1	0	1	1	0											
18 Mitch Garver, R (1.10) OBP: 0.381, SLG: 0.519										4	0	1	0	0	1	3											
3 Leody Taveras, S (1.8) OBP: 0.314, SLG: 0.421										4	0	0	0	0	2	2											
32 Evan Carter, L (1.7) OBP: 0.443, SLG: 0.740										3	1	1	2	1	0	0											
Inning Stats	R: 1 H: 2 E: 0 K: 2 S: 14	H: 2 LOB: 1 BB: 0 P: 19	R: 0 H: 1 E: 0 K: 3 S: 18	H: 1 LOB: 2 BB: 1 P: 29	R: 1 H: 1 E: 0 K: 0 S: 15	H: 1 LOB: 0 BB: 0 P: 23	R: 0 H: 0 E: 0 K: 0 S: 5	H: 0 LOB: 0 BB: 0 P: 10	R: 0 H: 1 E: 0 K: 0 S: 13	H: 1 LOB: 2 BB: 1 P: 20	R: 0 H: 0 E: 0 K: 1 S: 8	H: 0 LOB: 0 BB: 0 P: 15	R: 0 H: 1 E: 0 K: 1 S: 11	H: 1 LOB: 1 BB: 1 P: 17	R: 3 H: 4 E: 0 K: 1 S: 31	H: 4 LOB: 2 BB: 1 P: 46	1B: 6 2B: 1 3B: 0 HR: 3	SF: 0 SAC: 0 DP: 1 HBP: 0	WP: 1 PB: 1 SB: 0 CS: 0	PA: 40							
PITCHER	IP	WLS	BF	H	R	ER	SO	BB	IBB	HBP	BLK	WP	HR	S	P	ERA	WHIP										
47 Griffin Canning, R (1.1) ERA: 4.32	6.0	L	25	5	2	2	5	2	0	0	0	0	1	70	111	3.00	1.167										
60 Andrew Wantz, R (7.1) ERA: 3.86	1.0		3	0	0	0	1	0	0	0	0	0	0	8	15	0.00	0.000										
44 Ben Joyce, R (8.1) ERA: 1.8	1.0		4	1	0	0	1	1	0	0	0	0	0	11	17	0.00	2.000										
53 Carlos Estévez, R (9.1) ERA: 3.9	0.2		6	4	3	3	1	0	0	0	0	0	2	23	31	40.50	6.000										
71 Kelvin Caceres, R (9.1) ERA:	0.1		2	0	0	0	0	1	0	0	0	1	0	8	15	0.00	3.000										

Texas Rangers @ Los Angeles Angels
 Angel Stadium, Anaheim, CA
 Wed Sep 27 2023, 6:40 PM - 9:14 PM PDT
 Att: 30,020 - Partly Cloudy - 75 F

livebaseballscorecards.com

AB 36
 R 5
 H 10
 RBI 5
 BB 4
 SO 8
 LOB 15

Batter	1	2	3	4	5	6	7	8	9	AB	R	H	RBI	BB	SO	LOB	BOTTOM										
15 Randal Grichuk, R (1.7) OBP: 0.325, SLG: 0.460										4	0	0	0	0	2	2											
9 Zach Neto, R (1.6) OBP: 0.302, SLG: 0.376										2	0	0	0	2	2	0											
Brandon Drury, R (1.3) OBP: 0.302, SLG: 0.482										4	0	0	0	0	3	2											
8 Mike Moustakas, L (1.10) OBP: 0.296, SLG: 0.395										4	0	0	0	0	2	2											
14 Logan O'Hoppe, R (1.2) OBP: 0.278, SLG: 0.491										4	0	1	0	0	0	1											
7 Jo Adell, R (1.8) OBP: 0.300, SLG: 0.543										3	0	0	0	0	0	2											
38 Michael Stefaniak, R (1.5) OBP: 0.397, SLG: 0.362										3	0	1	0	0	0	0											
20 Jared Walsh, L (1.9) OBP: 0.216, SLG: 0.279										2	0	0	0	0	1	1											
5 Eduardo Escobar, S (8, PH) OBP: 0.266, SLG: 0.242										1	0	0	0	0	0	0											
4 Brett Phillips, L (9.9) OBP: 0.284, SLG: 0.356										0	0	0	0	0	0	0											
22 David Fletcher, R (1.4) OBP: 0.282, SLG: 0.325										3	0	1	0	0	0	1											
Inning Stats	R: 0 H: 0 E: 0 K: 2 S: 10	H: 0 LOB: 0 BB: 0 P: 14	R: 0 H: 0 E: 0 K: 1 S: 10	H: 0 LOB: 0 BB: 0 P: 15	R: 0 H: 1 E: 0 K: 2 S: 13	H: 1 LOB: 1 BB: 0 P: 18	R: 0 H: 1 E: 0 K: 0 S: 5	H: 1 LOB: 2 BB: 1 P: 11	R: 0 H: 1 E: 0 K: 0 S: 6	H: 1 LOB: 1 BB: 0 P: 12	R: 0 H: 0 E: 0 K: 2 S: 7	H: 0 LOB: 0 BB: 0 P: 9	R: 0 H: 0 E: 0 K: 0 S: 6	H: 0 LOB: 0 BB: 0 P: 8	R: 0 H: 0 E: 0 K: 1 S: 9	H: 0 LOB: 0 BB: 0 P: 13	R: 0 H: 0 E: 0 K: 2 S: 12	H: 0 LOB: 1 BB: 1 P: 17	1B: 2 2B: 0 3B: 1 HR: 0	SF: 0 SAC: 0 DP: 0 HBP: 0	WP: 0 PB: 0 SB: 0 CS: 0	PA: 32					
PITCHER	IP	WLS	BF	H	R	ER	SO	BB	IBB	HBP	BLK	WP	HR	S	P	ERA	WHIP										
33 Dane Dunning, R (1.1) ERA: 3.72	7.0	W	25	3	0	0	7	1	0	0	0	0	0	57	87	0.00	0.571										
45 Aroldis Chapman, L (8.1) ERA: 2.78	1.0	H	3	0	0	0	1	0	0	0	0	0	0	9	13	0.00	0.000										
25 José Leclerc, R (9.1) ERA: 2.8	1.0		4	0	0	0	2	1	0	0	0	0	0	12	17	0.00	1.000										

Texas Rangers @ Los Angeles Angels
 Angel Stadium, Anaheim, CA
 Wed Sep 27 2023, 6:40 PM - 9:14 PM PDT
 Att: 30,020 - Partly Cloudy - 75 F

livebaseballscorecards.com

AB 30
 R 0
 H 3
 RBI 0
 BB 2
 SO 10
 LOB 11

Batter	1	2	3	4	5	6	7	8	9	AB	R	H	RBI	BB	SO	LOB	TOP			
49 Ryan Noda, L (1, 3) OBP: 0.366, SLG: 0.412			G6-3					G3		3	0	0	0	1	1	0	Oakland Athletics @ Los Angeles Angels Angel Stadium, Anaheim, CA Fri Sep 29 2023, 6:40 PM - 8:57 PM PDT Att: 32,333 - Cloudy - 69 F			
20 Zack Gelof, R (1, 4) OBP: 0.338, SLG: 0.500								F4		2	1	0	0	1	0	1				
25 Brent Rooker, R (1, 10) OBP: 0.326, SLG: 0.480										3	0	1	1	1	1	0				
33 JJ Bleday, L (1, 7) OBP: 0.312, SLG: 0.364										3	0	0	0	1	0	1				
12 Aledmys Diaz, R (1, 5) OBP: 0.281, SLG: 0.338										4	0	2	0	0	0	3				
2 Lawrence Butler, L (1, 8) OBP: 0.242, SLG: 0.347										4	0	1	0	0	1	1				
1 Esteyru Ruiz, R (1, 9) OBP: 0.306, SLG: 0.346										4	0	0	0	0	1	3				
10 Nick Allen, R (1, 6) OBP: 0.256, SLG: 0.277										3	0	0	0	0	1	0				
21 Tyler Soderstrom, L (1, 2) OBP: 0.233, SLG: 0.242										3	0	0	0	0	0	0				
Inning Stats	R: 0 H: 0 E: 0 K: 1 S: 9	H: 0 LOB: 2 BB: 3 P: 22	R: 0 H: 0 E: 0 K: 2 S: 11	H: 1 LOB: 1 BB: 0 P: 18	R: 1 H: 1 E: 0 K: 0 S: 9	H: 1 LOB: 1 BB: 0 P: 17	R: 0 H: 0 E: 0 K: 0 S: 3	H: 1 LOB: 1 BB: 2 P: 4	R: 0 H: 0 E: 0 K: 0 S: 10	H: 0 LOB: 0 BB: 0 P: 11	R: 0 H: 0 E: 0 K: 1 S: 8	H: 0 LOB: 0 BB: 0 P: 10	R: 0 H: 0 E: 0 K: 0 S: 8	H: 0 LOB: 0 BB: 0 P: 10	R: 0 H: 2 E: 0 K: 1 S: 12	H: 2 LOB: 2 BB: 0 P: 15	1B: 3 2B: 1 3B: 0 HR: 0	SF: 0 SAC: 0 DP: 2 HBP: 1	WP: 0 PB: 0 SB: 0 CS: 0	PA: 34
PITCHER	IP WLS BF H R ER SO BB IBB HBP BLK WP HR S P ERA WHIP																			
63 Chase Silseth, R (1, 1) ERA: 3.96	4.0		16	2	1	1	3	3	0	1	0	0	0	0	0	32	61	2.25	1.250	
58 Davis Daniel, R (5, 1) ERA: 2.19	5.0	W	18	2	0	0	2	1	0	0	0	0	0	0	47	61	0.00	0.600		

Batter	1	2	3	4	5	6	7	8	9	AB	R	H	RBI	BB	SO	LOB	BOTTOM			
18 Nolan Schanuel, L (1, 3) OBP: 0.406, SLG: 0.340										4	0	1	1	1	0	0	Oakland Athletics @ Los Angeles Angels Angel Stadium, Anaheim, CA Fri Sep 29 2023, 6:40 PM - 8:57 PM PDT Att: 32,333 - Cloudy - 69 F			
9 Zach Neto, R (1, 6) OBP: 0.304, SLG: 0.376										3	0	1	0	0	1	3				
Brandon Drury, R (1, 10) OBP: 0.302, SLG: 0.480										4	0	1	0	0	0	5				
14 Logan O'Hoppe, R (1, 2) OBP: 0.283, SLG: 0.489										3	1	1	0	1	0	5				
15 Randal Grichuk, R (1, 7) OBP: 0.324, SLG: 0.458										4	1	1	0	0	0	2				
7 Jo Adell, R (1, 9) OBP: 0.276, SLG: 0.500										4	0	0	0	0	1	3				
16 Mickey Moniak, L (1, 8) OBP: 0.309, SLG: 0.500										4	2	2	2	0	1	1				
38 Michael Stefanić, R (1, 5) OBP: 0.388, SLG: 0.362										3	0	0	0	1	0	2				
22 David Fletcher, R (1, 4) OBP: 0.292, SLG: 0.333										4	1	2	1	0	0	0				
Inning Stats	R: 0 H: 0 E: 0 K: 0 S: 7	H: 1 LOB: 1 BB: 0 P: 9	R: 0 H: 1 E: 0 K: 1 S: 11	H: 1 LOB: 3 BB: 2 P: 22	R: 0 H: 1 E: 1 K: 0 S: 15	H: 4 LOB: 2 BB: 0 P: 23	R: 2 H: 1 E: 0 K: 0 S: 11	H: 2 LOB: 2 BB: 0 P: 15	R: 0 H: 0 E: 0 K: 0 S: 4	H: 0 LOB: 0 BB: 0 P: 6	R: 0 H: 0 E: 0 K: 0 S: 7	H: 0 LOB: 0 BB: 0 P: 12	R: 0 H: 0 E: 0 K: 0 S: 7	H: 0 LOB: 0 BB: 0 P: 12	R: 0 H: 2 E: 0 K: 1 S: 12	H: 2 LOB: 2 BB: 0 P: 15	1B: 8 2B: 0 3B: 0 HR: 1	SF: 0 SAC: 0 DP: 0 HBP: 1	WP: 1 PB: 0 SB: 0 CS: 0	PA: 37
PITCHER	IP WLS BF H R ER SO BB IBB HBP BLK WP HR S P ERA WHIP																			
Ken Waldichuk, L (1, 1) ERA: 5.36	5.0	L	26	7	5	4	3	3	0	1	0	0	0	0	14	21	7.20	2.000		
55 Adrián Martínez, R (6, 1) ERA: 4.75	2.0		8	2	0	0	0	0	0	0	0	0	0	0	7	12	0.00	0.000		
60 Francisco Pérez, L (8, 1) ERA: 5.94	1.0		3	0	0	0	0	0	0	0	0	0	0	0	0	0	0.00	0.000		

Batter	1	2	3	4	5	6	7	8	9	AB	R	H	RBI	BB	SO	LOB	TOP			
49 Ryan Noda, L (1, 3) OBP: 0.365, SLG: 0.408	F9		K			F9		25 BLK 23 HR BB	K	4	1	0	0	1	2	2	Oakland Athletics @ Los Angeles Angels Angel Stadium, Anaheim, CA Sat Sep 30 2023, 6:07 PM - 8:30 PM PDT Att: 31,633 - Overcast - 66 F			
20 Zack Gelof, R (1, 4) OBP: 0.342, SLG: 0.513	HR		K			K		25 BLK 23 HR 1B	1B	5	2	3	3	0	2	0				
25 Brent Rooker, R (1, 9) OBP: 0.324, SLG: 0.476	F9					K		25 BLK 23 HR 1B	K	4	0	0	0	0	2	2				
2 Lawrence Butler, L (8, 8) OBP: 0.240, SLG: 0.345	F9					K		25 BLK 23 HR 1B	G3	1	0	0	0	0	0	2				
33 JJ Bleday, L (1, 7) OBP: 0.311, SLG: 0.360	23 FC6-4 BB					K		25 BLK 23 HR 1B	K	3	0	0	0	1	2	2				
23 Shea Langeliers, R (1, 2) OBP: 0.268, SLG: 0.413	FC6-4					F9		25 BLK 23 HR 1B	K	4	1	2	3	0	0	1				
13 Jordan Diaz, R (1, 5) OBP: 0.270, SLG: 0.364								25 BLK 23 HR 1B	K	3	0	0	0	0	1	1				
12 Aledmys Diaz, R (7, 5) OBP: 0.280, SLG: 0.337								25 BLK 23 HR 1B	L6	1	0	0	0	0	0	0				
44 Carlos Pérez, R (1, 10) OBP: 0.239, SLG: 0.248								25 BLK 23 HR 1B	10 SH1-3 20 1B	3	0	0	0	0	1	2				
21 Tyler Soderstrom, L (9, 10) OBP: 0.239, SLG: 0.248								25 BLK 23 HR 1B	1B	1	1	1	0	0	0	0				
10 Nick Allen, R (1, 6) OBP: 0.257, SLG: 0.278								25 BLK 23 HR 1B	SH1-3	3	1	1	0	0	0	1				
1 Esteyru Ruiz, R (8, 9) OBP: 0.308, SLG: 0.346								25 BLK 23 HR 1B	20 1B 49 S	3	1	1	0	1	1	1				
Inning Stats	R: 1 H: 1 E: 0 K: 0 S: 9	H: 1 LOB: 1 BB: 1 P: 17	R: 0 H: 0 E: 0 K: 2 S: 8	H: 0 LOB: 0 BB: 0 P: 11	R: 0 H: 0 E: 0 K: 2 S: 8	H: 0 LOB: 0 BB: 0 P: 13	R: 0 H: 0 E: 0 K: 1 S: 8	H: 0 LOB: 0 BB: 0 P: 15	R: 0 H: 0 E: 0 K: 2 S: 7	H: 0 LOB: 0 BB: 0 P: 10	R: 0 H: 1 E: 0 K: 0 S: 8	H: 1 LOB: 1 BB: 0 P: 15	R: 5 H: 4 E: 0 K: 2 S: 24	H: 4 LOB: 0 BB: 1 P: 42	R: 1 H: 2 E: 0 K: 1 S: 11	H: 2 LOB: 2 BB: 1 P: 21	1B: 6 2B: 0 3B: 0 HR: 2	SF: 0 SAC: 1 DP: 0 HBP: 0	WP: 1 PB: 0 SB: 1 CS: 0	PA: 39
PITCHER	IP WLS BF H R ER SO BB IBB HBP BLK WP HR S P ERA WHIP																			
60 Andrew Wantz, R (1, 1) ERA: 3.89	2.0	8	1	1	1	2	1	0	0	0	0	0	0	0	17	28	4.50	1.000		
78 Kenny Rosenberg, L (3, 1) ERA: 3.82	5.0	17	1	0	0	6	0	0	0	0	0	0	0	42	67	0.00	0.200			
44 Ben Joyce, R (8, 1) ERA: 5.4	0.0	L	4	3	4	4	0	1	0	0	0	1	0	12	23	∞	∞			
59 José Soriano, R (8, 1) ERA: 3.64	1.0	B	4	1	1	1	2	0	0	0	1	0	1	12	19	9.00	1.000			
71 Kelvin Caceres, R (9, 1) ERA: 6.75	1.0	6	2	1	1	1	1	0	0	0	0	0	0	11	21	9.00	3.000			
Batter	1	2	3	4	5	6	7	8	9	AB	R	H	RBI	BB	SO	LOB	BOTTOM			
18 Nolan Schanuel, L (1, 3) OBP: 0.402, SLG: 0.330	G4-3		K					G1-3		3	1	0	0	1	1	1	Oakland Athletics @ Los Angeles Angels Angel Stadium, Anaheim, CA Sat Sep 30 2023, 6:07 PM - 8:30 PM PDT Att: 31,633 - Overcast - 66 F			
9 Zach Neto, R (1, 6) OBP: 0.303, SLG: 0.372	L4-3 BB							F9		3	0	0	0	1	1	1				
Brandon Drury, R (1, 10) OBP: 0.301, SLG: 0.480	L4-3							F9		4	1	1	0	0	1	1				
8 Mike Moustakas, L (1, 5) OBP: 0.293, SLG: 0.392	F7							F9		3	0	0	1	0	0	0				
14 Logan O'Hoppe, R (1, 2) OBP: 0.284, SLG: 0.503	K							F9		3	1	1	2	0	1	0				
7 Jo Adell, R (1, 9) OBP: 0.263, SLG: 0.472	K							F9		3	0	0	0	0	2	0				
16 Mickey Moniak, L (1, 8) OBP: 0.307, SLG: 0.495	K							F9		3	0	0	0	0	2	0				
15 Randal Grichuk, R (1, 7) OBP: 0.322, SLG: 0.455	F8							F9		3	0	0	0	0	1	0				
22 David Fletcher, R (1, 4) OBP: 0.293, SLG: 0.333	G5-3							F9		3	0	1	0	0	0	0				
Inning Stats	R: 0 H: 0 E: 0 K: 0 S: 8	H: 0 LOB: 0 BB: 1 P: 14	R: 0 H: 0 E: 0 K: 2 S: 9	H: 0 LOB: 0 BB: 0 P: 13	R: 0 H: 0 E: 0 K: 1 S: 7	H: 0 LOB: 0 BB: 0 P: 12	R: 0 H: 0 E: 0 K: 1 S: 9	H: 0 LOB: 0 BB: 0 P: 13	R: 0 H: 0 E: 0 K: 0 S: 6	H: 0 LOB: 0 BB: 0 P: 7	R: 3 H: 2 E: 0 K: 1 S: 11	H: 2 LOB: 0 BB: 1 P: 20	R: 0 H: 1 E: 1 K: 2 S: 10	H: 1 LOB: 1 BB: 0 P: 16	R: 0 H: 0 E: 0 K: 1 S: 11	H: 0 LOB: 0 BB: 0 P: 12		1B: 1 2B: 2 3B: 0 HR: 1	SF: 1 SAC: 0 DP: 1 HBP: 0	WP: 0 PB: 0 SB: 0 CS: 0
PITCHER	IP WLS BF H R ER SO BB IBB HBP BLK WP HR S P ERA WHIP																			
35 Joe Boyle, R (1, 1) ERA: 1.69	7.0	W	24	2	3	3	6	2	0	0	0	0	0	0	59	88	3.86	0.571		
56 Dany Jiménez, R (8, 1) ERA: 3.47	1.0	H	4	1	0	0	2	0	0	0	0	0	0	10	16	0.00	1.000			
65 Trevor May, R (9, 1) ERA: 3.28	1.0	3	0	0	0	1	0	0	0	0	0	0	0	11	12	0.00	0.000			

AB	35
R	7
H	8
RBI	6
BB	3
SO	11
LOB	14



AB	28
R	3
H	3
RBI	3
BB	2
SO	9
LOB	3



Batter	1	2	3	4	5	6	7	8	9	AB	R	H	RBI	BB	SO	LOB	TOP										
1 Esteyru Ruiz, R OBP: 0.309, SLG: 0.345										4	0	1	1	1	0	3	Oakland Athletics @ Los Angeles Angels Angel Stadium, Anaheim, CA Sun Oct 01 2023, 12:07 PM - 2:38 PM PDT Att: 26,539 - Overcast - 65 F										
20 Zack Celof, R OBP: 0.337, SLG: 0.504										5	0	0	0	0	2	5											
49 Ryan Noda, L OBP: 0.364, SLG: 0.406										4	0	1	0	0	1	0											
25 Brent Rooker, R OBP: 0.329, SLG: 0.488										3	1	3	1	1	0	0											
33 JJ Bleday, L OBP: 0.310, SLG: 0.355										3	0	0	0	1	1	4											
2 Lawrence Butler, L OBP: 0.240, SLG: 0.341										4	1	1	0	0	1	3											
13 Jordan Diaz, R OBP: 0.273, SLG: 0.364										3	0	1	0	1	0	1											
21 Tyler Soderstrom, L OBP: 0.232, SLG: 0.240										4	0	0	0	0	1	3											
10 Nick Allen, R OBP: 0.263, SLG: 0.287										4	1	3	1	0	0	1											
Inning Stats	R: 0 E: 0 K: 0 S: 7	H: 0 LOB: 0 BB: 1 P: 13	R: 0 E: 1 K: 0 S: 5	H: 0 LOB: 1 BB: 1 P: 12	R: 0 E: 0 K: 1 S: 12	H: 1 LOB: 1 BB: 0 P: 15	R: 0 E: 0 K: 2 S: 12	H: 1 LOB: 1 BB: 0 P: 23	R: 0 E: 0 K: 0 S: 6	H: 0 LOB: 0 BB: 1 P: 12	R: 0 E: 0 K: 1 S: 13	H: 2 LOB: 2 BB: 0 P: 20	R: 1 E: 0 K: 1 S: 6	H: 3 LOB: 2 BB: 0 P: 13	R: 1 E: 0 K: 1 S: 10	H: 1 LOB: 1 BB: 1 P: 12		R: 1 E: 0 K: 1 S: 10	H: 2 LOB: 1 BB: 0 P: 13	1B: 7 2B: 2 3B: 0 HR: 1	SF: 0 SAC: 0 DP: 2 HBP: 0	WP: 1 PB: 0 SB: 1 CS: 0	PA: 38				
PITCHER	IP	WLS	BF	H	R	ER	SO	BB	IBB	HBP	BLK	WP	HR	S	P	ERA	WHIP										
41 Carson Fulmer, R ERA: 2.7	5.0	W	18	2	0	0	3	3	0	0	1	0	0	42	75	0.00	1.000										
54 Jose Suarez, L ERA: 8.29	3.0	H	15	6	2	2	2	1	0	0	0	1	1	29	45	6.00	2.333										
46 Jimmy Herget, R ERA: 4.66	1.0		5	2	1	1	1	0	0	0	0	0	0	10	13	9.00	2.000										

AB	34
R	3
H	10
RBI	3
BB	4
SO	6
LOB	20



Batter	1	2	3	4	5	6	7	8	9	AB	R	H	RBI	BB	SO	LOB	BOTTOM										
15 Randal Grichuk, R OBP: 0.321, SLG: 0.459										5	1	1	1	0	1	3	Oakland Athletics @ Los Angeles Angels Angel Stadium, Anaheim, CA Sun Oct 01 2023, 12:07 PM - 2:38 PM PDT Att: 26,539 - Overcast - 65 F										
9 Zach Neto, R OBP: 0.308, SLG: 0.377										4	1	2	0	0	1	0											
Brandon Drury, R OBP: 0.306, SLG: 0.497										4	3	3	3	0	0	1											
14 Logan O'Hoppe, R OBP: 0.296, SLG: 0.500										1	1	0	0	4	0	0											
7 Jo Adell, R OBP: 0.258, SLG: 0.448										5	0	1	0	0	3	5											
5 Eduardo Escobar, S OBP: 0.269, SLG: 0.344										4	0	2	1	0	2	2											
38 Michael Stefaniak, R OBP: 0.380, SLG: 0.355										4	0	1	0	0	1	3											
22 David Fletcher, R OBP: 0.302, SLG: 0.326										2	1	0	0	2	0	2											
4 Brett Phillips, L OBP: 0.268, SLG: 0.333										4	0	0	0	0	2	6											
Inning Stats	R: 1 E: 0 K: 1 S: 10	H: 1 LOB: 0 BB: 0 P: 16	R: 0 E: 0 K: 1 S: 6	H: 0 LOB: 0 BB: 0 P: 9	R: 1 E: 0 K: 0 S: 10	H: 1 LOB: 0 BB: 0 P: 15	R: 1 E: 1 K: 2 S: 15	H: 2 LOB: 2 BB: 2 P: 25	R: 3 E: 0 K: 2 S: 18	H: 3 LOB: 1 BB: 1 P: 27	R: 1 E: 0 K: 1 S: 11	H: 1 LOB: 3 BB: 2 P: 25	R: 0 E: 0 K: 2 S: 11	H: 2 LOB: 2 BB: 0 P: 14	R: 0 E: 0 K: 1 S: 12	H: 0 LOB: 1 BB: 1 P: 19		R: 0 E: 0 K: 1 S: 12	H: 0 LOB: 1 BB: 1 P: 19	1B: 5 2B: 2 3B: 0 HR: 3	SF: 0 SAC: 0 DP: 1 HBP: 2	WP: 1 PB: 0 SB: 1 CS: 0	PA: 41				
PITCHER	IP	WLS	BF	H	R	ER	SO	BB	IBB	HBP	BLK	WP	HR	S	P	ERA	WHIP										
38 JP Sears, L ERA: 4.54	4.0	L	18	4	3	3	3	1	0	0	1	0	1	18	27	27.00	4.000										
39 Kyle Muller, L ERA: 7.5	1.0		7	3	3	3	2	1	0	0	1	0	1	18	27	27.00	4.000										
57 Mason Miller, R ERA: 3.78	2.0		12	3	1	1	3	2	0	1	0	1	0	22	39	4.50	2.500										
31 Zach Neal, R ERA: 6.67	1.0		4	0	0	0	1	1	0	1	0	0	0	12	19	0.00	1.000										

AB	33
R	7
H	10
RBI	5
BB	6
SO	10
LOB	22

