

Los Angeles Dodgers - 2005

Batter	1	2	3	4	5	6	7	8	9	AB	R	H	RBI	BB	SO	LOB	TOP										
Cesar Izturis, S (1,6) OBP: 0.500, SLG: 1.250	1-1 HR		1-3 K		1-1 1B			2-3 K2-3		4	1	2	1	0	2	0	Los Angeles Dodgers @ San Francisco Giants SBC Park, San Francisco, CA Tue Apr 05 2005, 4:15 PM EDT Att: 42,788 - Sunny - 64 F										
Hee-Seop Choi, L (1,3) Antonio Perez, R (8,4)	2-3 K		0-0 F9		0-3 K			3-3 K		3	0	0	0	0	2	1											
J.D. Drew, L (1,9)	2-2 F8		1-0 G4-3					0-1 G3		4	0	0	0	0	1	0											
12 Jeff Kent, R (1,4) OBP: 0.500, SLG: 0.333	1-2 L8			4-2 F9 S BB				1-0 G4-6-3 1B		3	0	1	0	1	1	0											
Milton Bradley, S (1,8) OBP: 0.250, SLG: 0.250		0-0 1B SF9 1B		2-3 K				1-1 G4-6-3		4	1	1	0	0	2	2											
Jose Valentin, S (1,5)		2-3 K		1-0 F9				2-2 G3		3	0	0	0	1	1	2											
Ricky Ledee, L (1,7) OBP: 0.333, SLG: 0.333		0-0 1B		2-3 F9				2-1 P5		3	0	1	0	0	0	2											
Jason Phillips, R (1,2)		0-0 SF9		1-0 G6-3				1-3 K		2	0	0	1	0	1	1											
Derek Lowe, R (1,1) Giovanni Carrara, R (8,1) Kelly Wunsch, L (8,1)		3-H 2-0 F9		2-1 F9				0-0 F9		3	0	0	0	0	0	2											
Inning Stats	R: 1 E: 0 K: 1 S: 14	H: 1 LOB: 0 BB: 0 P: 20	R: 1 E: 0 K: 1 S: 7	H: 2 LOB: 1 BB: 0 P: 11	R: 0 E: 0 K: 1 S: 5	H: 0 LOB: 0 BB: 0 P: 7	R: 0 E: 0 K: 1 S: 8	H: 0 LOB: 1 BB: 1 P: 18	R: 0 E: 0 K: 1 S: 8	H: 1 LOB: 0 BB: 0 P: 12	R: 0 E: 0 K: 3 S: 10	H: 0 LOB: 0 BB: 0 P: 19	R: 0 E: 0 K: 1 S: 8	H: 0 LOB: 1 BB: 1 P: 15	R: 0 E: 0 K: 2 S: 18	H: 0 LOB: 0 BB: 0 P: 23	R: 0 E: 0 K: 0 S: 7	H: 1 LOB: 0 BB: 0 P: 11	1B: 4 2B: 0 3B: 0 HR: 1	SF: 1 SAC: 0 DP: 1 HBP: 0	WP: 0 PB: 0 SB: 1 CS: 0	PA: 33					
PITCHER	IP	WLS	BF	H	R	ER	SO	BB	IBB	HBP	BLK	WP	HR	S	P	ERA	WHIP										
Jason Schmidt, R (1,1) ERA: 2.57	7.0	W	27	4	2	2	9	2	0	0	0	0	1	60	102	2.57	0.857										
Scott Eyre, L (8,1) ERA:	1.0	H	3	0	0	0	2	0	0	0	0	0	0	18	23	0.00	0.000										
Armando Benitez, R (9,1) ERA:	1.0	S	3	1	0	0	0	0	0	0	0	0	0	7	11	0.00	1.000										

AB	30
R	2
H	5
RBI	2
BB	2
SO	11
LOB	10



Batter	1	2	3	4	5	6	7	8	9	AB	R	H	RBI	BB	SO	LOB	BOTTOM										
Ray Durham, S (1,4) OBP: 0.400, SLG: 0.250	1-1 G1-3		1-1 13 CS HBP		0-1 13 1B		0-2 FC6-4 G3 13 BB E	2-3 K		4	1	1	0	0	1	2	Los Angeles Dodgers @ San Francisco Giants SBC Park, San Francisco, CA Tue Apr 05 2005, 4:15 PM EDT Att: 42,788 - Sunny - 64 F										
13 Omar Vizquel, S (1,6) OBP: 0.750, SLG: 1.000	1-1 G4-3		2-1 2B		1-1 S 1B		4-0 E G3 BB		3	0	2	0	1	0	0	0											
J.T. Snow, L (1,3) OBP: 0.500, SLG: 0.333	2-2 FC6-4 1B		4-0 BB		0-2 P5		0-0 G3		3	0	1	0	1	0	4	0											
Moises Alou, R (1,9) (8,7)	0-0 FC6-4		3-2 P6		0-0 P3		0-0 E5		4	0	0	0	0	0	6	0											
Pedro Feliz, R (1,7) OBP: 0.250, SLG: 0.250		1-3 K		1-1 HR 1B		0-0 G5-3		0-3 K		4	1	1	0	0	2	4											
Scott Eyre, L (8,1)										0	0	0	0	0	0	0											
Jason Ellison, R (9,9)										0	0	0	0	0	0	0											
Edgardo Alfonzo, R (1,5) OBP: 0.750, SLG: 1.750		1-2 1B		0-1 1-H HR		0-0 F9		1-2 E 2B		4	2	3	2	0	0	0											
Marquis Grissom, R (1,8) OBP: 0.250, SLG: 0.250		0-3 K		2-2 F7		1-2 L4		1-1 E1 1B		4	0	1	0	0	1	1											
Mike Matheny, R (1,2)		1-0 F8		0-3 K		1-2 G6-3		2-2 G6-3		4	0	0	0	0	1	2											
Jason Schmidt, R (1,1)			1-3 K		1-3 K		3-2 FC6-4 1B		0-2 F8		2	0	0	0	0	2											
Michael Tucker, L (7,PH) OBP: 0.500, SLG: 0.500										2	0	1	0	0	0	1											
Armando Benitez, R (9,1)										0	0	0	0	0	0	0											
Inning Stats	R: 0 E: 0 K: 0 S: 10	H: 1 LOB: 1 BB: 0 P: 14	R: 0 E: 0 K: 2 S: 10	H: 1 LOB: 0 BB: 0 P: 13	R: 0 E: 0 K: 1 S: 9	H: 1 LOB: 2 BB: 1 P: 20	R: 2 E: 0 K: 2 S: 13	H: 2 LOB: 0 BB: 0 P: 17	R: 0 E: 0 K: 0 S: 10	H: 2 LOB: 2 BB: 0 P: 11	R: 0 E: 0 K: 0 S: 7	H: 0 LOB: 0 BB: 0 P: 9	R: 1 E: 1 K: 1 S: 12	H: 1 LOB: 2 BB: 1 P: 19	R: 1 E: 1 K: 1 S: 14	H: 2 LOB: 1 BB: 0 P: 20	1B: 7 2B: 2 3B: 0 HR: 1	SF: 0 SAC: 0 DP: 0 HBP: 1	WP: 0 PB: 0 SB: 1 CS: 1	PA: 37							
PITCHER	IP	WLS	BF	H	R	ER	SO	BB	IBB	HBP	BLK	WP	HR	S	P	ERA	WHIP										
Derek Lowe, R (1,1) ERA: 2.57	7.0	L	32	8	3	2	6	2	0	1	0	0	1	71	103	2.57	1.429										
Giovanni Carrara, R (8,1) ERA: 27.0	0.1		3	2	1	1	0	0	0	0	0	0	0	8	12	27.00	6.000										
Kelly Wunsch, L (8,1) ERA:	0.2		2	0	0	0	1	0	0	0	0	0	0	6	8	0.00	0.000										


AB	34
R	4
H	10
RBI	2
BB	2
SO	7
LOB	20



Batter	1	2	3	4	5	6	7	8	9	AB	R	H	RBI	BB	SO	LOB	TOP										
Cesar Izturis, S OBP: 0.222, SLG: 0.556	L7		G5-3		FC1-5	E5	G4-3			5	0	0	0	0	0	3											
17 Jason Repko, R OBP: 0.400, SLG: 0.400	F8		F8		K					5	0	2	0	0	1	2											
J.D. Drew, L Steve Schmolz, R Ricky Ledee, L OBP: 0.333, SLG: 0.333	F7		K		F9	K				5	0	0	0	0	2	4											
12 Jeff Kent, R OBP: 0.556, SLG: 0.429					P2					4	3	2	0	1	0	0											
Milton Bradley, S 43 Yhency Brazoban, R Buddy Carlyle, L	F7				G5-3					5	2	2	1	0	0	1											
Olmedo Saenz, R OBP: 0.800, SLG: 1.000										4	3	3	3	1	0	0											
Jason Phillips, R OBP: 0.250, SLG: 0.429					F8					5	1	2	2	0	0	2											
Jose Valentin, S OBP: 0.500, SLG: 1.143										4	1	3	4	0	1	1											
Odalis Perez, L Duaner Sanchez, R Jason Grabowski, L										3	0	0	0	0	1	2											
Inning Stats	R: 0 E: 0 K: 0 S: 5	H: 0 LOB: 0 BB: 0 P: 10	R: 2 E: 0 K: 2 S: 15	H: 2 LOB: 1 BB: 1 P: 28	R: 0 E: 0 K: 1 S: 7	H: 0 LOB: 0 BB: 0 P: 14	R: 0 E: 0 K: 0 S: 6	H: 1 LOB: 1 BB: 1 P: 13	R: 0 E: 1 K: 1 S: 12	H: 1 LOB: 2 BB: 0 P: 18	R: 5 E: 1 K: 1 S: 23	H: 6 LOB: 1 BB: 0 P: 37	R: 3 E: 0 K: 0 S: 17	H: 4 LOB: 1 BB: 0 P: 26	R: 0 E: 0 K: 0 S: 7	H: 1 LOB: 0 BB: 0 P: 11	R: 0 E: 0 K: 0 S: 6	H: 0 LOB: 0 BB: 0 P: 7	1B: 8 2B: 3 3B: 2 HR: 1	SF: 0 SAC: 0 DP: 1 HBP: 0	WP: 0 PB: 0 SB: 0 CS: 0	PA: 43					
PITCHER	IP	WLS	BF	H	R	ER	SO	BB	IBB	HBP	BLK	WP	HR	S	P	ERA	WHIP										
Kirk Rueter, L ERA: 3.6	5.0	L	21	3	2	2	4	2	0	0	0	0	0	45	83	3.60	1.000										
Tyler Walker, R ERA: 9.0	0.0		4	4	4	4	0	0	0	0	0	0	0	14	14	∞	∞										
Jason Christiansen, L ERA: 9.0	1.0		5	2	1	1	1	0	0	0	0	0	1	13	23	9.00	2.000										
Matt Herges, R ERA: 13.5	2.0		10	5	3	3	0	0	0	0	0	0	0	24	37	13.50	2.500										
Jeff Fassero, L ERA:	1.0		3	0	0	0	0	0	0	0	0	0	0	6	7	0.00	0.000										

Los Angeles Dodgers @ San Francisco Giants
SBC Park, San Francisco, CA
Wed Apr 06 2005, 10:05 PM EDT
Att: 42,433 - Partly Cloudy - 58 F


AB 41
R 10
H 14
RBI 10
BB 2
SO 5
LOB 16



Batter	1	2	3	4	5	6	7	8	9	AB	R	H	RBI	BB	SO	LOB	BOTTOM										
13 Omar Vizquel, S OBP: 0.667, SLG: 0.667	P4		S		G6-3		K			3	0	1	0	2	1	0											
Deivi Cruz, R	G6-3		G5-3		G6-3		E5			5	0	0	0	0	0	4											
Pedro Feliz, R OBP: 0.444, SLG: 0.375					G6-3		G4-3			4	1	2	1	1	0	2											
Moises Alou, R	F8				L9		G4-3			2	0	0	0	0	0	2											
Michael Tucker, L OBP: 0.200, SLG: 0.200										3	0	0	0	0	1	3											
Edgardo Alfonzo, R OBP: 0.556, SLG: 1.000							F9			5	0	2	0	0	0	2											
Marquis Grissom, R OBP: 0.429, SLG: 0.500										2	0	1	1	1	0	1											
Matt Herges, L										0	0	0	0	0	0	0											
Jason Ellison, R Jeff Fassero, L										1	0	0	0	0	0	0											
J.T. Snow, L OBP: 0.500, SLG: 0.429							F7			4	1	2	0	0	1	3											
Mike Matheny, R OBP: 0.250, SLG: 0.571							FC4-6			3	1	1	2	1	1	1											
Kirk Rueter, L Tyler Walker, R Jason Christiansen, R Tony Torcato, L										2	0	0	0	0	0	3											
Inning Stats	R: 0 E: 0 K: 0 S: 11	H: 1 LOB: 1 BB: 0 P: 14	R: 0 E: 0 K: 0 S: 7	H: 2 LOB: 0 BB: 0 P: 12	R: 0 E: 0 K: 1 S: 10	H: 0 LOB: 1 BB: 1 P: 15	R: 1 E: 0 K: 1 S: 16	H: 2 LOB: 3 BB: 2 P: 30	R: 0 E: 0 K: 0 S: 11	H: 1 LOB: 1 BB: 0 P: 15	R: 0 E: 0 K: 0 S: 8	H: 0 LOB: 1 BB: 1 P: 15	R: 0 E: 1 K: 1 S: 7	H: 0 LOB: 1 BB: 0 P: 10	R: 0 E: 0 K: 0 S: 7	H: 0 LOB: 0 BB: 0 P: 11	R: 3 E: 1 K: 1 S: 19	H: 3 LOB: 2 BB: 1 P: 29	1B: 7 2B: 1 3B: 0 HR: 1	SF: 0 SAC: 0 DP: 1 HBP: 0	WP: 0 PB: 0 SB: 1 CS: 0	PA: 41					
PITCHER	IP	WLS	BF	H	R	ER	SO	BB	IBB	HBP	BLK	WP	HR	S	P	ERA	WHIP										
Odalis Perez, L ERA: 1.8	5.0	W	22	6	1	1	2	1	0	0	0	0	0	15	25	0.00	0.500										
Duaner Sanchez, R ERA:	2.0		8	0	0	0	1	1	0	0	0	0	0	7	11	0.00	0.000										
Steve Schmolz, R ERA:	1.0		3	0	0	0	0	0	0	0	0	0	0	7	11	0.00	0.000										
43 Yhency Brazoban, R ERA: 54.0	0.1		6	3	3	2	0	1	0	0	0	0	1	13	23	54.00	12.000										
Buddy Carlyle, R ERA:	0.2		2	0	0	0	1	0	0	0	0	0	0	6	6	0.00	0.000										

Los Angeles Dodgers @ San Francisco Giants
SBC Park, San Francisco, CA
Wed Apr 06 2005, 10:05 PM EDT
Att: 42,433 - Partly Cloudy - 58 F

AB 36
R 4
H 9
RBI 4
BB 5
SO 4
LOB 21




Batter	1	2	3	4	5	6	7	8	9	AB	R	H	RBI	BB	SO	LOB	TOP								
Cesar Izturis, S OBP: 0.368, SLG: 0.556 (1, 6)	G4-3		G4-3			12 2B	L1		HR	5	2	2	1	0	0	1									
17 Jason Repko, R OBP: 0.236, SLG: 0.231 (1, 7)	G6-3			F7		12 2B	F9		HR	4	1	1	0	0	0	0									
Jose Valentin, S OBP: 0.643, SLG: 1.500 (9, PH)						12 2B			HR	1	1	1	2	0	0	0									
J.D. Drew, L (1, 9)	K			K		F7			FC5-4	4	0	0	0	1	2	2									
12 Jeff Kent, R OBP: 0.579, SLG: 0.600 (1, 3)		G6-3				G5-3			FC5-4	4	1	1	2	1	0	1									
Milton Bradley, S OBP: 0.333, SLG: 0.471 Steve Schmolli, R (8, 1)				G3		G5-3				4	0	1	0	0	0	2									
Jason Grabowski, L (9, 7)						G5-3				0	0	0	0	0	0	0									
Olmedo Saenz, R OBP: 0.596, SLG: 1.000 43 Yhency Brazoban, R (9, 1)						G4-3			K	4	1	1	2	0	1	1									
Antonio Perez, R OBP: 0.400, SLG: 0.400 (1, 4)						G5-3			E5	4	1	2	0	0	0	0									
Jason Phillips, R OBP: 0.235, SLG: 0.375 (1, 2)						G5-3			F7	4	0	1	0	0	0	3									
Elmer Dessens, R (1, 1)						G4-3			K	2	0	0	0	0	1	2									
Kelly Wunsch, L (6, 1)									HR	1	0	0	0	0	1	0									
Buddy Carlyle, L (7, 1)									HR	0	0	0	0	0	0	0									
Ricky Ledee, L OBP: 0.500, SLG: 0.750 (8, 7)									HR	1	1	1	1	0	0	0									
Inning Stats	R: 0 E: 0 K: 1 S: 7	H: 0 LOB: 0 BB: 0 P: 7	R: 0 E: 0 K: 0 S: 5	H: 1 LOB: 0 BB: 8 P: 8	R: 0 E: 0 K: 1 S: 11	H: 1 LOB: 1 BB: 0 P: 18	R: 0 E: 0 K: 1 S: 10	H: 0 LOB: 1 BB: 1 P: 20	R: 0 E: 0 K: 0 S: 6	H: 1 LOB: 1 BB: 0 P: 10	R: 4 E: 0 K: 0 S: 17	H: 5 LOB: 1 BB: 0 P: 30	R: 0 E: 0 K: 1 S: 9	H: 0 LOB: 0 BB: 0 P: 12	R: 0 E: 0 K: 0 S: 5	H: 0 LOB: 0 BB: 0 P: 9	R: 4 E: 1 K: 1 S: 21	H: 3 LOB: 1 BB: 1 P: 31	1B: 6 2B: 3 3B: 0 HR: 2	SF: 0 SAC: 0 DP: 1 HBP: 0	WP: 1 PB: 0 SB: 1 CS: 0	PA: 40			
PITCHER	IP	WLS	BF	H	R	ER	SO	BB	IBB	HBP	BLK	WP	HR	S	P	ERA	WHIP								
Shawn Estes, L ERA: 6.0 (1, 1)	6.0		26	8	4	4	3	1	0	0	0	1	1	56	93	6.00	1.500								
36 Brian Bruney, R ERA: 3.0 (7, 1)	1.0		3	0	0	0	1	0	0	0	0	0	0	9	12	0.00	0.000								
Mike Koplove, R ERA: 2.08 (8, 1)	1.0		3	0	0	0	0	0	0	0	0	0	0	5	9	0.00	0.000								
Brandon Lyon, R ERA: (9, 1)	1.0	L	8	3	4	0	1	1	0	0	1	0	1	21	31	0.00	4.000								

Los Angeles Dodgers @ Arizona Diamondbacks
Bank One Ballpark, Phoenix, AZ
Fri Apr 08 2005, 9:40 PM EDT
Att: 25,813 - Clear - 74 F

livebaseballscorecards.com

AB 38
R 8
H 11
RBI 8
BB 2
SO 5
LOB 12



Batter	1	2	3	4	5	6	7	8	9	AB	R	H	RBI	BB	SO	LOB	BOTTOM								
Craig Counsell, L OBP: 0.556, SLG: 0.385 (1, 4)	G6-3		L5			FC3-6		SH3		3	2	1	0	1	0	1									
Royce Clayton, R OBP: 0.186, SLG: 0.133 (1, 6)	G6-3		G4-3			G3		SH3		3	0	0	0	0	0	2									
Luis Gonzalez, L OBP: 0.647, SLG: 1.000 (1, 7)						FC5-4		HR		2	1	2	1	2	0	0									
Troy Glaus, R OBP: 0.412, SLG: 1.000 (1, 5)	K					FC5-4		HR		4	1	1	3	0	1	3									
Shawn Green, L OBP: 0.389, SLG: 0.214 (1, 9)		P4				G6-3		L3		3	1	0	0	1	0	0									
José Cruz Jr., S OBP: 0.353, SLG: 0.733 (1, 8)		F7				P6		F7		4	1	1	2	0	0	0									
Chad Tracy, L OBP: 0.436, SLG: 0.667 (1, 3)						G6-3		L3		4	1	1	1	0	0	0									
Koyie Hill, S OBP: 0.111, SLG: 0.125 (1, 2)						F9		F9		4	0	0	0	0	1	0									
Shawn Estes, R Quinton McCracken, S 36 Brian Bruney, R Matt Kata, S Mike Koplove, R Brandon Lyon, R Tony Clark, S (1, 1)						G6-3		G3		1	0	0	0	0	0	0									
Inning Stats	R: 0 E: 0 K: 1 S: 12	H: 2 LOB: 1 BB: 0 P: 17	R: 1 E: 0 K: 0 S: 9	H: 1 LOB: 0 BB: 0 P: 12	R: 0 E: 0 K: 0 S: 6	H: 0 LOB: 0 BB: 0 P: 7	R: 0 E: 0 K: 0 S: 3	H: 0 LOB: 0 BB: 1 P: 8	R: 0 E: 0 K: 0 S: 7	H: 0 LOB: 0 BB: 0 P: 10	R: 1 E: 0 K: 0 S: 12	H: 2 LOB: 1 BB: 0 P: 15	R: 2 E: 0 K: 1 S: 16	H: 1 LOB: 0 BB: 1 P: 26	R: 3 E: 0 K: 0 S: 10	H: 1 LOB: 0 BB: 2 P: 21	R: 0 E: 0 K: 0 S: 6	H: 0 LOB: 0 BB: 0 P: 11	1B: 4 2B: 0 3B: 0 HR: 3	SF: 0 SAC: 1 DP: 2 HBP: 0	WP: 0 PB: 0 SB: 0 CS: 0	PA: 36			
PITCHER	IP	WLS	BF	H	R	ER	SO	BB	IBB	HBP	BLK	WP	HR	S	P	ERA	WHIP								
Elmer Dessens, R ERA: 3.18 (1, 1)	5.2		20	4	2	2	1	1	0	0	0	0	0	5	9	27.00	6.000								
Kelly Wunsch, L ERA: 4.5 (6, 1)	0.1	H	3	1	1	1	0	1	0	0	0	0	0	5	9	27.00	6.000								
Buddy Carlyle, R ERA: 5.4 (7, 1)	1.0	B	4	1	1	1	1	0	0	0	0	0	1	14	20	9.00	1.000								
Steve Schmolli, R ERA: 13.5 (8, 1)	1.0	W	6	1	3	3	0	1	1	0	0	0	1	10	21	27.00	2.000								
43 Yhency Brazoban, R ERA: 13.5 (9, 1)	1.0	S	3	0	0	0	0	0	0	0	0	0	0	6	11	0.00	0.000								

Los Angeles Dodgers @ Arizona Diamondbacks
Bank One Ballpark, Phoenix, AZ
Fri Apr 08 2005, 9:40 PM EDT
Att: 25,813 - Clear - 74 F

livebaseballscorecards.com

AB 31
R 7
H 7
RBI 7
BB 4
SO 2
LOB 6



Batter	1	2	3	4	5	6	7	8	9	10	11	AB	R	H	RBI	BB	SO	LOB	TOP	
Cesar Izturis, S OBP: 0.400, SLG: 0.609	1-3 BB	4-0 BB			2-2 P5	2-2 G3		1-0 1B			0-2 12 2B 3B	5	1	2	2	1	1	1		
Hee-Seop Choi, L OBP: 0.214, SLG: 0.083	2-3 K	1-2 P4			1-2 F7		1-3 K				4-1 12 2B FC6 BB	5	1	1	1	1	1	2	3	
J.D. Drew, L OBP: 0.333, SLG: 0.435	4-1 12 HR BB	1-1 F8			3-2 G3		2-2 F7			1-0 F8	3-2 FC6 12 2B BB	5	2	0	0	1	0	5		
12 Jeff Kent, R OBP: 0.640, SLG: 0.842	2-1 HR			0-1 P6		4-2 1B 2B BB		4-2 BB		2-2 FC1-6 1B	2-0 1B 2B	4	3	3	5	2	0	0		
Milton Bradley, S OBP: 0.333, SLG: 0.435	1-2 G3			3-2 F9		2-0 2B 1B		0-1 F9		0-0 FC1-6	1-0 1B	6	1	2	1	0	0	2		
Jose Valentin, S OBP: 0.550, SLG: 1.000		0-1 E 1B BB		2-3 K		1-2 P4		4-1 FC6-4 BB		1-1 F9	1-1 G4-6-3	5	1	1	0	1	1	4		
Ricky Ledee, L OBP: 0.500, SLG: 0.750	1-0 SAFE			2-3 K		0-0 1B SF9		0-0 FC6-4 G1-3 1B		1-0 F7	4-2 BB	4	2	2	2	0	1	1		
17 Jason Repko, R OBP: 0.313, SLG: 0.214	1-2 BB E 1B					1-2 1B 2B		1-2 SAFE G1-3		0-0 G4-3	0-0 P4	3	0	1	0	0	2	2		
Paul Bako, L OBP: 0.333, SLG: 0.333	1-3 K			0-3 K		2-3 1B		4-2 1B BB		1-0 F9		2	0	0	0	0	2	2		
Jason Phillips, R OBP: 0.200, SLG: 0.316												3	0	0	0	0	0	2		
Scott Erickson, R D.J. Houlton, R Buddy Carlyle, R Duane Sanchez, R 43 Yhency Brazoban, R Oscar Villarreal, L Royce Clayton, R	0-1 FC1 BB			0-3 K		0-0 SF9		4-2 1B BB				2	0	0	0	0	1	2		
Inning Stats	R: 2 E: 0 K: 2 S: 12	H: 1 LOB: 0 BB: 1 P: 22	R: 1 E: 1 K: 1 S: 14	H: 2 LOB: 3 BB: 1 P: 22	R: 0 E: 0 K: 1 S: 9	H: 0 LOB: 0 BB: 0 P: 14	R: 0 E: 0 K: 3 S: 13	H: 0 LOB: 0 BB: 0 P: 15	R: 0 E: 0 K: 0 S: 9	H: 0 LOB: 1 BB: 1 P: 15	R: 0 E: 0 K: 1 S: 10	H: 1 LOB: 1 BB: 0 P: 11	R: 0 E: 0 K: 0 S: 3	H: 0 LOB: 0 BB: 0 P: 5	R: 4 E: 0 K: 0 S: 16	H: 3 LOB: 1 BB: 2 P: 31	1B: 8 2B: 2 3B: 1 HR: 1	SF: 1 SAC: 0 DP: 1 HBP: 0	WP: 1 PB: 0 SB: 0 CS: 0	PA: 53
PITCHER	IP WLS BF H R ER SO BB IBB HBP BLK WP HR S P ERA WHIP	PITCHER										IP WLS BF H R ER SO BB IBB HBP BLK WP HR S P ERA WHIP								
Javier Vazquez, R ERA: 15.43	1.1 5.1	0.2 25	0.1 7	0.0 1	0.0 1	0.0 1	0.0 0	0.0 0	0.0 0	0.0 0	0.0 15	0.00 24	1.500 1.200							
Oscar Villarreal, R ERA: 9.0	0.2 3	0.1 3	0.0 1	0.0 0	0.0 1	0.0 0	0.0 0	0.0 0	0.0 0	0.0 6	0.0 10	13.50 1.500								
36 Brian Bruney, R ERA: 4.15	1.1 7	0.0 3	0.0 1	0.0 1	0.0 0	0.0 0	0.0 0	0.0 0	0.0 1	0.0 0	0.0 14	6.75 3.000								
Mike Gosling, L ERA: 15.0	2.0 11	0.0 3	0.0 4	0.0 4	0.0 0	0.0 2	0.0 0	0.0 0	0.0 0	0.0 19	18.00 2.500									

Los Angeles Dodgers @ Arizona Diamondbacks
Bank One Ballpark, Phoenix, AZ
Sat Apr 09 2005, 9:40 PM EDT
Att. 30,753 - Clear - 72 F

livebaseballscores.com

AB 44
R 12
H 12
RBI 12
BB 8
SO 8
LOB 22



Batter	1	2	3	4	5	6	7	8	9	10	11	AB	R	H	RBI	BB	SO	LOB	BOTTOM			
Craig Counsell, L OBP: 0.560, SLG: 0.389	1-1 G6-3	0-0 F8		4-1 BB		4-2 SH1-3 BB		0-1 F8		0-2 1B 1B	2-1 G4-6-3 1B	5	0	2	0	2	0	2				
Quinton McCracken, S OBP: 0.400, SLG: 0.600	3-2 G1-3		3-1 G3	1-1 F7		0-0 SH1-3		4-0 BB		2-1 1B	0-0 G4-6-3	3	0	0	0	0	0	2				
Jose Cruz Jr., S OBP: 0.400, SLG: 0.706						1-2 BB		1-2 BB		1-3 1B	1-2 1B	2	0	1	0	1	0	2				
Luis Gonzalez, L OBP: 0.585, SLG: 0.778	1-0 G3		2-1 FC6-4 1B		1-2 F7	3-2 F7		0-0 F9		4-0 1B	1-2 1B	5	0	1	0	1	0	3				
Troy Glaus, R OBP: 0.348, SLG: 0.905		0-1 F7	2-1 FC6-4 HR		1-0 HR	2-1 P4		3-2 F8		3-3 K		6	2	1	1	0	1	7				
Shawn Green, L OBP: 0.417, SLG: 0.421		1-2 HR HBP	0-0 HR		3-1 1B SF8 1B		2-2 F9		1-3 K	0-3 K		5	3	2	2	0	2	3				
Tony Clark, S OBP: 0.444, SLG: 1.000	2-1 HR		0-0 G4-3		0-0 1B 1B		1-3 K		2-2 G1-3 3B		2-2 F9	5	1	3	2	0	1	0				
Luis Terrero, R ERA: 9.00												0	1	0	0	0	0	0				
Mike Gosling, L ERA: 10.1												0	0	0	0	0	0	0				
Matt Kata, S ERA: 11.00												1	0	0	0	0	0	0				
Alex Cintron, S OBP: 0.200, SLG: 0.250	1-1 G6-3			1-0 F9	1-1 SF8					2-1 G1-3		3	0	1	1	0	0	0				
Randy Choate, L ERA: 8.1												0	0	0	0	0	0	0				
36 Brian Bruney, R ERA: 4.15												2	1	1	1	0	0	0				
Chad Tracy, L OBP: 0.444, SLG: 0.706												2	1	1	1	0	0	0				
19 Chris Snyder, R OBP: 0.462, SLG: 0.750		2-2 HR		1-1 SH1-4 1B	1-1 1B		0-2 G5-3		0-1 G5-3	3-2 CS BB	2-1 WP 2B	5	2	4	2	1	0	1				
Javier Vazquez, R OBP: 0.500, SLG: 0.500	1-2 1B			0-0 SH1-4	1-2 G4-3							2	0	1	0	0	0	2				
Oscar Villarreal, L ERA: 9.0												0	0	0	0	0	0	0				
Royce Clayton, R OBP: 0.263, SLG: 0.278												3	0	2	1	0	0	0				
Inning Stats	R: 0 E: 0 K: 0 S: 7	H: 0 LOB: 0 BB: 0 P: 12	R: 3 E: 0 K: 0 S: 15	H: 3 LOB: 1 BB: 0 P: 22	R: 2 E: 0 K: 0 S: 8	H: 2 LOB: 0 BB: 0 P: 15	R: 0 E: 0 K: 0 S: 7	H: 1 LOB: 2 BB: 0 P: 14	R: 0 E: 0 K: 0 S: 9	H: 1 LOB: 1 BB: 1 P: 18	R: 0 E: 0 K: 1 S: 11	H: 1 LOB: 2 BB: 1 P: 15	R: 1 E: 0 K: 1 S: 10	H: 1 LOB: 1 BB: 1 P: 19	R: 0 E: 0 K: 2 S: 13	H: 3 LOB: 3 BB: 1 P: 23	R: 2 E: 0 K: 0 S: 13	H: 4 LOB: 1 BB: 0 P: 23	1B: 11 2B: 3 3B: 1 HR: 4	SF: 1 SAC: 2 DP: 1 HBP: 1	WP: 1 PB: 0 SB: 1 CS: 1	PA: 57
PITCHER	IP WLS BF H R ER SO BB IBB HBP BLK WP HR S P ERA WHIP	PITCHER										IP WLS BF H R ER SO BB IBB HBP BLK WP HR S P ERA WHIP										
Scott Erickson, R ERA: 12.46	1.1 4.1	0.2 5	0.3 7	1.0 1	0.0 0	0.0 0	0.0 0	0.0 0	0.0 0	0.0 11	16	13.50 4.500										
D.J. Houlton, R ERA: 13.5	2.0 8	1.0 1	0.0 0	0.0 1	0.0 0	0.0 0	0.0 0	0.0 0	0.0 0	0.0 8	15	0.00 2.000										
Buddy Carlyle, R ERA: 2.45	1.0 5	1.0 1	0.0 0	0.0 0	0.0 0	0.0 0	0.0 0	0.0 0	0.0 0	0.0 23	42	4.50 2.000										
43 Yhency Brazoban, R ERA: 6.1	2.0 10	3.0 1	1.0 1	3.0 3	1.0 1	0.0 0	0.0 0	0.0 0	0.0 0	0.0 23	42	4.50 2.000										
Giovanni Carrara, R ERA: 40.5	1.1 0.1											54.00 9.000										
Steve Schmill, R ERA: 10.13	1.1 0.2											0.00 1.500										

Los Angeles Dodgers @ Arizona Diamondbacks
Bank One Ballpark, Phoenix, AZ
Sat Apr 09 2005, 9:40 PM EDT
Att. 30,753 - Clear - 72 F

livebaseballscores.com

AB 47
R 10
H 19
RBI 10
BB 5
SO 4
LOB 22



Batter	1	2	3	4	5	6	7	8	9	AB	R	H	RBI	BB	SO	LOB	TOP						
Ray Durham, S (1, 4) OBP: 0.292, SLG: 0.105										5	1	0	0	0	2	6							
13 Omar Vizquel, S (1, 6) OBP: 0.394, SLG: 0.414										6	2	2	0	0	1	2							
J.T. Snow, L (1, 3) OBP: 0.455, SLG: 0.368										4	1	2	0	0	1	2							
Pedro Feliz, R (1, 7) OBP: 0.438, SLG: 0.552										4	2	2	4	1	0	2							
Jason Ellison, R (8, PR) OBP: 0.356, SLG: 0.875										0	0	0	0	0	0	0							
Edgardo Alfonzo, R (1, 5) OBP: 0.563, SLG: 0.778										5	1	4	1	0	0	0							
Marquis Grissom, R (1, 8) OBP: 0.357, SLG: 0.462										5	1	1	1	0	0	6							
Michael Tucker, L (1, 9) OBP: 0.222, SLG: 0.353										4	0	1	1	1	0	0							
Mike Matheny, R (1, 2) OBP: 0.417, SLG: 0.636										5	0	3	1	0	2	1							
Kirk Rueter, L (1, 1)										2	0	0	0	0	0	2							
Scott Eyre, L (6, 1)										1	0	0	0	0	1	1							
Jim Brower, R (7, 1)										0	0	0	0	0	0	0							
Tony Torcato, L (9, PH)										1	0	1	0	0	0	0							
Armando Benitez, R (9, 1)										0	0	0	0	0	0	0							
Inning Stats	R: 5 E: 0 K: 0 S: 21	H: 6 LOB: 2 BB: 0 P: 30	R: 0 E: 0 K: 0 S: 14	H: 2 LOB: 2 BB: 0 P: 19	R: 0 E: 0 K: 1 S: 7	H: 1 LOB: 1 BB: 0 P: 12	R: 3 E: 0 K: 0 S: 16	H: 2 LOB: 0 BB: 0 P: 28	R: 0 E: 0 K: 1 S: 14	H: 0 LOB: 0 BB: 0 P: 10	R: 0 E: 0 K: 1 S: 14	H: 2 LOB: 2 BB: 0 P: 18	R: 0 E: 0 K: 2 S: 10	H: 1 LOB: 1 BB: 0 P: 15	R: 0 E: 0 K: 1 S: 13	H: 1 LOB: 2 BB: 1 P: 21	R: 0 E: 0 K: 1 S: 11	H: 1 LOB: 2 BB: 1 P: 21	1B: 14 2B: 3 3B: 0 HR: 1	SF: 0 SAC: 1 DP: 0 HBP: 2	WP: 0 PB: 0 SB: 1 CS: 0	PA: 47	
PITCHER	IP WLS BF H R ER SO BB IBB HBP BLK WP HR S P ERA WHIP	IP WLS BF H R ER SO BB IBB HBP BLK WP HR S P ERA WHIP	IP WLS BF H R ER SO BB IBB HBP BLK WP HR S P ERA WHIP	IP WLS BF H R ER SO BB IBB HBP BLK WP HR S P ERA WHIP	IP WLS BF H R ER SO BB IBB HBP BLK WP HR S P ERA WHIP	IP WLS BF H R ER SO BB IBB HBP BLK WP HR S P ERA WHIP	IP WLS BF H R ER SO BB IBB HBP BLK WP HR S P ERA WHIP	IP WLS BF H R ER SO BB IBB HBP BLK WP HR S P ERA WHIP	IP WLS BF H R ER SO BB IBB HBP BLK WP HR S P ERA WHIP	IP WLS BF H R ER SO BB IBB HBP BLK WP HR S P ERA WHIP	IP WLS BF H R ER SO BB IBB HBP BLK WP HR S P ERA WHIP	IP WLS BF H R ER SO BB IBB HBP BLK WP HR S P ERA WHIP	IP WLS BF H R ER SO BB IBB HBP BLK WP HR S P ERA WHIP	IP WLS BF H R ER SO BB IBB HBP BLK WP HR S P ERA WHIP	IP WLS BF H R ER SO BB IBB HBP BLK WP HR S P ERA WHIP	IP WLS BF H R ER SO BB IBB HBP BLK WP HR S P ERA WHIP	IP WLS BF H R ER SO BB IBB HBP BLK WP HR S P ERA WHIP	IP WLS BF H R ER SO BB IBB HBP BLK WP HR S P ERA WHIP	IP WLS BF H R ER SO BB IBB HBP BLK WP HR S P ERA WHIP	IP WLS BF H R ER SO BB IBB HBP BLK WP HR S P ERA WHIP	IP WLS BF H R ER SO BB IBB HBP BLK WP HR S P ERA WHIP	IP WLS BF H R ER SO BB IBB HBP BLK WP HR S P ERA WHIP	IP WLS BF H R ER SO BB IBB HBP BLK WP HR S P ERA WHIP

San Francisco Giants @ Los Angeles Dodgers
 Dodger Stadium, Los Angeles, CA
 Tue Apr 12 2005, 1:10 PM PDT
 Att: 55,892 - Sunny - 76 F

AB	42
R	8
H	16
RBI	8
BB	2
SO	7
LOB	22



Batter	1	2	3	4	5	6	7	8	9	AB	R	H	RBI	BB	SO	LOB	BOTTOM						
Cesar Izturis, S (1, 6) OBP: 0.486, SLG: 0.625										5	2	3	0	0	0	1							
17 Jason Repko, R (1, 7) OBP: 0.320, SLG: 0.500										4	2	1	2	0	1	2							
Jose Valentin, S (9, PH) OBP: 0.500, SLG: 0.789										1	0	0	0	0	0	2							
J.D. Drew, L (1, 9) OBP: 0.229, SLG: 0.100										3	2	1	0	2	0	0							
12 Jeff Kent, R (1, 4) OBP: 0.543, SLG: 0.630										3	1	0	1	2	0	3							
Milton Bradley, S (1, 8) OBP: 0.300, SLG: 0.393										5	0	1	3	0	0	2							
Olmedo Saenz, R (1, 3) OBP: 0.500, SLG: 0.833										4	0	1	1	0	0	0							
66 Norhiro Nakamura, R (1, 5) OBP: 0.400, SLG: 0.600										4	1	1	0	0	1	2							
Jason Phillips, R (1, 2) OBP: 0.250, SLG: 0.346									4	0	1	1	0	0	2								
Jeff Weaver, R (1, 1) ERA: 2.00										1	0	0	0	0	0	1							
Buddy Carlyle, L (4, 1) ERA: 9.1										0	0	0	0	0	0	0							
Jason Grabowski, L (5, PH) ERA: 10.38										0	0	0	0	0	0	0							
D.J. Houlton, R (6, 1) ERA: 10.38										0	0	0	0	0	0	0							
Hee-Seop Choi, L (7, PH) ERA: 10.38										0	0	0	0	0	0	0							
Giovanni Carrara, R (8, 1) ERA: 10.38										0	0	0	0	0	0	0							
Ricky Ledee, L (9, PH) ERA: 10.38										1	1	1	0	0	0	0							
Inning Stats	R: 2 E: 0 K: 0 S: 8	H: 2 LOB: 0 BB: 0 P: 19	R: 1 E: 1 K: 0 S: 10	H: 2 LOB: 1 BB: 0 P: 15	R: 0 E: 0 K: 0 S: 6	H: 0 LOB: 0 BB: 0 P: 9	R: 0 E: 0 K: 0 S: 7	H: 0 LOB: 0 BB: 0 P: 14	R: 0 E: 0 K: 0 S: 5	H: 0 LOB: 0 BB: 0 P: 10	R: 2 E: 1 K: 1 S: 16	H: 2 LOB: 2 BB: 1 P: 29	R: 0 E: 0 K: 1 S: 10	H: 1 LOB: 2 BB: 1 P: 18	R: 0 E: 0 K: 0 S: 7	H: 0 LOB: 0 BB: 0 P: 15	R: 0 E: 1 K: 0 S: 15	H: 3 LOB: 1 BB: 2 P: 32	1B: 6 2B: 3 3B: 0 HR: 1	SF: 1 SAC: 0 DP: 1 HBP: 1	WP: 0 PB: 0 SB: 0 CS: 0	PA: 41	
PITCHER	IP WLS BF H R ER SO BB IBB HBP BLK WP HR S P ERA WHIP	IP WLS BF H R ER SO BB IBB HBP BLK WP HR S P ERA WHIP	IP WLS BF H R ER SO BB IBB HBP BLK WP HR S P ERA WHIP	IP WLS BF H R ER SO BB IBB HBP BLK WP HR S P ERA WHIP	IP WLS BF H R ER SO BB IBB HBP BLK WP HR S P ERA WHIP	IP WLS BF H R ER SO BB IBB HBP BLK WP HR S P ERA WHIP	IP WLS BF H R ER SO BB IBB HBP BLK WP HR S P ERA WHIP	IP WLS BF H R ER SO BB IBB HBP BLK WP HR S P ERA WHIP	IP WLS BF H R ER SO BB IBB HBP BLK WP HR S P ERA WHIP	IP WLS BF H R ER SO BB IBB HBP BLK WP HR S P ERA WHIP	IP WLS BF H R ER SO BB IBB HBP BLK WP HR S P ERA WHIP	IP WLS BF H R ER SO BB IBB HBP BLK WP HR S P ERA WHIP	IP WLS BF H R ER SO BB IBB HBP BLK WP HR S P ERA WHIP	IP WLS BF H R ER SO BB IBB HBP BLK WP HR S P ERA WHIP	IP WLS BF H R ER SO BB IBB HBP BLK WP HR S P ERA WHIP	IP WLS BF H R ER SO BB IBB HBP BLK WP HR S P ERA WHIP	IP WLS BF H R ER SO BB IBB HBP BLK WP HR S P ERA WHIP	IP WLS BF H R ER SO BB IBB HBP BLK WP HR S P ERA WHIP	IP WLS BF H R ER SO BB IBB HBP BLK WP HR S P ERA WHIP	IP WLS BF H R ER SO BB IBB HBP BLK WP HR S P ERA WHIP	IP WLS BF H R ER SO BB IBB HBP BLK WP HR S P ERA WHIP	IP WLS BF H R ER SO BB IBB HBP BLK WP HR S P ERA WHIP	IP WLS BF H R ER SO BB IBB HBP BLK WP HR S P ERA WHIP

San Francisco Giants @ Los Angeles Dodgers
 Dodger Stadium, Los Angeles, CA
 Tue Apr 12 2005, 1:10 PM PDT
 Att: 55,892 - Sunny - 76 F

AB	36
R	9
H	10
RBI	8
BB	4
SO	2
LOB	15



Batter	1	2	3	4	5	6	7	8	9	AB	R	H	RBI	BB	SO	LOB	TOP			
Ray Durham, S OBP: 0.321, SLG: 0.174										4	0	2	0	0	0	0	<p>San Francisco Giants @ Los Angeles Dodgers Dodger Stadium, Los Angeles, CA Wed Apr 13 2005, 7:10 PM PDT Att. 46,514 - Clear - 65 F</p> <p>livebaseballscores.com</p> <p>AB 33 R 1 H 5 RBI 1 BB 0 SO 6 LOB 14</p>			
13 Omar Vizquel, S OBP: 0.351, SLG: 0.354										4	0	0	0	0	1	2				
Lance Niekro, R OBP: 0.231, SLG: 0.250 Matt Herges, L (8, 1)										4	1	1	0	0	0	2				
Pedro Feliz, R OBP: 0.389, SLG: 0.485										4	0	0	0	0	1	2				
Edgardo Alfonzo, R OBP: 0.556, SLG: 0.774										4	0	2	1	0	0	0				
Marquis Grissom, R OBP: 0.313, SLG: 0.400										4	0	0	0	0	1	2				
Mike Matheny, R OBP: 0.370, SLG: 0.560										3	0	0	0	0	0	3				
Jason Ellison, R OBP: 0.455, SLG: 0.700 Michael Tucker, L OBP: 0.211, SLG: 0.333										2	0	0	0	0	1	1				
Brett Tomko, R Jason Christiansen, R Tony Torcato, L Tyler Walker, R Jeff Fassero, L Delvi Cruz, R J.T. Snow, L										1	0	0	0	0	1	0				
Inning Stats	R: 0 E: 0 K: 0 S: 8	H: 1 LOB: 1 BB: 0 P: 10	R: 0 E: 0 K: 0 S: 8	H: 1 LOB: 1 BB: 0 P: 11	R: 0 E: 0 K: 2 S: 9	H: 0 LOB: 0 BB: 0 P: 11	R: 0 E: 0 K: 0 S: 7	H: 0 LOB: 0 BB: 0 P: 9	R: 0 E: 0 K: 1 S: 8	H: 0 LOB: 0 BB: 0 P: 14	R: 1 E: 0 K: 2 S: 16	H: 2 LOB: 2 BB: 0 P: 24	R: 0 E: 0 K: 0 S: 8	H: 1 LOB: 1 BB: 0 P: 11	R: 0 E: 0 K: 0 S: 5	H: 0 LOB: 0 BB: 0 P: 7		1B: 4 2B: 1 3B: 0 HR: 0	SF: 0 SAC: 0 DP: 0 HBP: 0	WP: 2 PB: 0 SB: 0 CS: 0
PITCHER	IP WLS BF H R ER SO BB IBB HBP BLK WP HR S P ERA WHIP																			
Odalis Perez, L ERA: 1.59	6.1 W 23 4 1 1 5 0 0 0 0 0 1 0 57 79 1.42 0.632																			
Duaner Sanchez, R ERA: 2.09	0.1 H 2 0 0 0 1 0 0 0 0 0 1 0 4 5 0.00 0.000																			
Kelly Wunsch, L ERA: 4.15	0.1 H 1 0 0 0 0 0 0 0 0 0 0 0 3 5 0.00 0.000																			
Steve Schmall, R ERA: 7.36	1.0 H 4 1 0 0 0 0 0 0 0 0 0 0 8 11 0.00 1.000																			
43 Yhency Brazoban, R ERA: 6.23	1.0 S 3 0 0 0 0 0 0 0 0 0 0 0 5 7 0.00 0.000																			

Batter	1	2	3	4	5	6	7	8	9	AB	R	H	RBI	BB	SO	LOB	BOTTOM			
Cesar Izturis, S OBP: 0.436, SLG: 0.556										4	0	0	0	0	0	1	<p>San Francisco Giants @ Los Angeles Dodgers Dodger Stadium, Los Angeles, CA Wed Apr 13 2005, 7:10 PM PDT Att. 46,514 - Clear - 65 F</p> <p>livebaseballscores.com</p> <p>AB 33 R 4 H 10 RBI 4 BB 2 SO 7 LOB 15</p>			
Hee-Seon Choi, L OBP: 0.304, SLG: 0.316										4	1	2	1	0	1	1				
J.D. Drew, L OBP: 0.282, SLG: 0.125										2	1	1	0	2	1	0				
12 Jeff Kent, R OBP: 0.538, SLG: 0.742										4	1	2	2	0	0	2				
Milton Bradley, S OBP: 0.294, SLG: 0.375										4	0	1	0	0	1	4				
Jose Valentin, S OBP: 0.517, SLG: 0.818 66 Norhiro Nakamura, R OBP: 0.333, SLG: 0.500										3	0	2	0	0	0	0				
Ricky Ledee, L OBP: 0.429, SLG: 0.714 17 Jason Repko, R OBP: 0.320, SLG: 0.500										4	1	1	0	0	2	3				
Paul Bako, L OBP: 0.286, SLG: 0.429										4	0	1	1	0	1	1				
Odalis Perez, L Duaner Sanchez, R Kelly Wunsch, L Steve Schmall, R Jason Grabowski, L 43 Yhency Brazoban, R										2	0	0	0	0	0	1				
Inning Stats	R: 0 E: 0 K: 0 S: 14	H: 1 LOB: 2 BB: 1 P: 25	R: 0 E: 0 K: 0 S: 8	H: 1 LOB: 0 BB: 0 P: 11	R: 3 E: 0 K: 0 S: 16	H: 2 LOB: 0 BB: 1 P: 29	R: 1 E: 0 K: 0 S: 7	H: 2 LOB: 1 BB: 0 P: 9	R: 0 E: 0 K: 2 S: 9	H: 2 LOB: 2 BB: 0 P: 16	R: 0 E: 0 K: 3 S: 13	H: 2 LOB: 2 BB: 0 P: 19	R: 0 E: 0 K: 2 S: 8	H: 0 LOB: 0 BB: 0 P: 12	R: 0 E: 0 K: 0 S: 5	H: 0 LOB: 0 BB: 0 P: 7		1B: 4 2B: 4 3B: 0 HR: 2	SF: 0 SAC: 1 DP: 0 HBP: 0	WP: 1 PB: 0 SB: 0 CS: 0
PITCHER	IP WLS BF H R ER SO BB IBB HBP BLK WP HR S P ERA WHIP																			
Brett Tomko, R ERA: 5.91	4.2 L 24 8 4 4 1 2 0 0 0 0 0 1 2 51 85 7.71 2.143																			
Jason Christiansen, L ERA: 6.0	0.1 1 0 0 0 1 0 0 0 0 0 0 0 3 5 0.00 0.000																			
Tyler Walker, R ERA: 16.66	1.1 6 2 0 0 1 1 0 0 0 0 0 0 15 23 0.00 1.500																			
Jeff Fassero, L ERA: 2.08	0.2 2 0 0 0 2 0 0 0 0 0 0 0 6 9 0.00 0.000																			
Matt Herges, R ERA: 7.36	1.0 3 0 0 0 2 0 0 0 0 0 0 0 8 12 0.00 0.000																			

Batter	1	2	3	4	5	6	7	8	9	AB	R	H	RBI	BB	SO	LOB	TOP			
Sean Burroughs, L (1,5) OBP: 0.361, SLG: 0.290	G4-3		BB			G6-3		1B		3	0	1	0	1	0	0	San Diego Padres @ Los Angeles Dodgers Dodger Stadium, Los Angeles, CA Fri Apr 15 2005, 7:40 PM PDT Att: 51,816 - Clear - 62 F livebaseballscorecards.com			
Mark Loretta, R (1,4) OBP: 0.429, SLG: 0.350	G5-3		F8			G1-3		G3		4	0	0	0	0	0	3				
24 Brian Giles, L (1,9) OBP: 0.417, SLG: 0.618	G4-3			P5		F8			F8	4	0	0	0	0	0	0				
Ryan Klesko, L (1,7)		K		G4-3				K		4	0	0	0	0	2	0				
Phil Nevin, R (1,3)		G2		K				G1-3		4	0	0	0	0	1	0				
Ramon Hernandez, R (1,2)		G6-3				G6-3		E5		3	0	0	0	0	0	0				
Xavier Nady, R (1,8) Chris Hammond, L (7,1)			G5-3			1B		FC6-4		3	0	1	0	0	0	1				
3 Khalil Greene, R (1,6)			P6			K				3	0	0	0	0	1	1				
Woody Williams, R (1,1) Mark Sweeney, L (7,8)						G6-3				2	0	1	0	0	0	1				
Inning Stats	R: 0 E: 0 K: 0 S: 5	H: 0 LOB: 0 BB: 0 P: 9	R: 0 E: 0 K: 1 S: 7	H: 0 LOB: 0 BB: 0 P: 8	R: 0 E: 0 K: 0 S: 11	H: 1 LOB: 2 BB: 1 P: 21	R: 0 E: 0 K: 1 S: 9	H: 0 LOB: 0 BB: 0 P: 14	R: 0 E: 0 K: 1 S: 8	H: 1 LOB: 1 BB: 0 P: 12	R: 0 E: 0 K: 1 S: 10	H: 0 LOB: 1 BB: 0 P: 11	R: 0 E: 0 K: 1 S: 10	H: 1 LOB: 1 BB: 0 P: 14	R: 0 E: 0 K: 0 S: 8	H: 0 LOB: 0 BB: 0 P: 9	1B: 3 2B: 0 3B: 0 HR: 0	SF: 0 SAC: 0 DP: 0 HBP: 0	WP: 0 PB: 0 SB: 1 CS: 0	PA: 32
PITCHER Derek Lowe, R (1,1) ERA: 1.77	IP: 9.0 WLS: W BF: 32	H: 3 R: 0 ER: 0 SO: 5	BB: 1 IBB: 0 HBP: 0 BLK: 0	WP: 0 HR: 0 S: 75 P: 108	ERA: 0.00 WHIP: 0.444															

Batter	1	2	3	4	5	6	7	8	9	AB	R	H	RBI	BB	SO	LOB	BOTTOM			
Cesar Izturis, S (1,6)	FC5-4			G5-3		F7				4	0	1	0	0	1	5	San Diego Padres @ Los Angeles Dodgers Dodger Stadium, Los Angeles, CA Fri Apr 15 2005, 7:40 PM PDT Att: 51,816 - Clear - 62 F livebaseballscorecards.com			
Hee-Seon Choi, L (1,3)	FC5-4		G3-1			K		F8		4	0	0	0	0	1	1				
J.D. Drew, L (1,9)	FC4-6		K			G3-1		12		3	0	0	0	1	1	1				
12 Jeff Kent, R (1,4)	FC6-4		HR			G1-3		G6-4-3		4	1	1	1	0	0	2				
Milton Bradley, S (1,8)		1B		HR		1B		G5-3		3	3	2	1	1	0	0				
Jose Valentin, S (1,5)		1B		K		FC6-5		K		3	0	1	0	1	2	0				
Ricky Ledee, L (1,7) 17 Jason Repko, R (9,7)		K				P5		F9		4	0	0	0	0	1	4				
Jason Phillips, R (1,2)		F8				FC1-8		FC6-5		3	0	2	0	0	0	2				
Derek Lowe, R (1,1)		1B		FC1-6		FC6-5				3	0	1	2	0	0	3				
Inning Stats	R: 0 E: 0 K: 0 S: 6	H: 1 LOB: 1 BB: 0 P: 9	R: 1 E: 0 K: 2 S: 14	H: 2 LOB: 2 BB: 1 P: 24	R: 2 E: 0 K: 2 S: 13	H: 2 LOB: 0 BB: 0 P: 24	R: 0 E: 0 K: 0 S: 7	H: 1 LOB: 1 BB: 0 P: 8	R: 0 E: 0 K: 1 S: 5	H: 0 LOB: 0 BB: 0 P: 8	R: 1 E: 0 K: 0 S: 15	H: 2 LOB: 2 BB: 1 P: 28	R: 0 E: 0 K: 0 S: 5	H: 0 LOB: 1 BB: 1 P: 10	R: 0 E: 0 K: 1 S: 8	H: 0 LOB: 0 BB: 0 P: 13	1B: 6 2B: 0 3B: 0 HR: 2	SF: 0 SAC: 0 DP: 1 HBP: 0	WP: 0 PB: 0 SB: 0 CS: 0	PA: 34
PITCHER Woody Williams, R (1,1) ERA: 7.47 Chris Hammond, L (7,1) ERA: 1.35	IP: 6.1 WLS: L BF: 30	H: 4 R: 4 ER: 4 SO: 5	BB: 3 IBB: 0 HBP: 0 BLK: 0	WP: 0 HR: 2 S: 62 P: 107	ERA: 5.68 WHIP: 1.737															

Batter	1	2	3	4	5	6	7	8	9	AB	R	H	RBI	BB	SO	LOB	TOP					
Sean Burroughs, L (1.5) OBP: 0.325, SLG: 0.257	G4-3		G6-3			F7	K			4	0	0	0	0	1	1	San Diego Padres @ Los Angeles Dodgers Dodger Stadium, Los Angeles, CA Sat Apr 16 2005, 7:10 PM PDT Att: 54,704 - Clear - 67 F livebaseballscorecards.com					
Mark Loretta, R (1.4) OBP: 0.472, SLG: 0.381	BB			FC4-6 24 BB		2B 1B		2B SF8 1B		2	2	2	0	2	0	0						
24 Brian Giles, L (1.9) OBP: 0.423, SLG: 0.595	F8			FC4-6 BB		2B 1B		K		3	1	1	0	1	1	2						
Ryan Klesko, L (1.7) OBP: 0.356, SLG: 0.487	G4-3			FC4-6 FC6-4		G5-3 2B		K		4	0	2	1	0	0	3						
Phil Nevin, R (1.3) OBP: 0.224, SLG: 0.333		G4-6-3 1B		F8		G5-3		SF8		3	0	1	2	0	0	3						
Ramon Hernandez, R (1.2) OBP: 0.350, SLG: 0.400		G4-6-3 1-2f		FC6-4 1-2f		G5-3		G6-3		4	0	0	0	0	0	5						
Xavier Nady, R (1.8) OBP: 0.409, SLG: 0.707		F8			P2		E3 G4-3 S		G3	4	0	0	0	0	0	0						
3 Khalil Greene, R (1.6) OBP: 0.333, SLG: 0.333			G4-3			F8		K		0	0	0	0	0	0	0						
Geoff Blum, S (2.6) OBP: 0.116, SLG: 0.588							K		F7	4	0	0	0	0	1	1						
Adam Eaton, R (1.1) Mark Sweeney, L (7. PH) Rudy Seanez, R (7.1) Scott Linebrink, R (8.1) Darrell May, L (8.1) Miguel Ojeda, R (8. PH)			G1-3			G5-3		G4-3		2	0	0	0	0	0	0						
Inning Stats	R: 0 E: 0 K: 0 S: 7	H: 0 LOB: 1 BB: 1 P: 12	R: 0 E: 0 K: 0 S: 5	H: 1 LOB: 0 BB: 0 P: 7	R: 0 E: 0 K: 0 S: 7	H: 0 LOB: 0 BB: 0 P: 10	R: 0 E: 0 K: 0 S: 8	H: 0 LOB: 2 BB: 2 P: 19	R: 0 E: 0 K: 0 S: 8	H: 0 LOB: 0 BB: 0 P: 14	R: 2 E: 0 K: 0 S: 14	H: 3 LOB: 1 BB: 0 P: 21	R: 0 E: 1 K: 2 S: 11	H: 0 LOB: 1 BB: 0 P: 16	R: 1 E: 0 K: 1 S: 10	H: 2 LOB: 1 BB: 0 P: 18	R: 0 E: 0 K: 0 S: 6	H: 0 LOB: 0 BB: 0 P: 8	1B: 4 2B: 2 3B: 0 HR: 0	SF: 1 SAC: 0 DP: 1 HBP: 0	WP: 0 PB: 0 SB: 1 CS: 1	PA: 36
PITCHER	IP WLS BF H R ER SO BB IBB HBP BLK WP HR S P ERA WHIP	IP WLS BF H R ER SO BB IBB HBP BLK WP HR S P ERA WHIP	IP WLS BF H R ER SO BB IBB HBP BLK WP HR S P ERA WHIP	IP WLS BF H R ER SO BB IBB HBP BLK WP HR S P ERA WHIP	IP WLS BF H R ER SO BB IBB HBP BLK WP HR S P ERA WHIP	IP WLS BF H R ER SO BB IBB HBP BLK WP HR S P ERA WHIP	IP WLS BF H R ER SO BB IBB HBP BLK WP HR S P ERA WHIP	IP WLS BF H R ER SO BB IBB HBP BLK WP HR S P ERA WHIP	IP WLS BF H R ER SO BB IBB HBP BLK WP HR S P ERA WHIP	IP WLS BF H R ER SO BB IBB HBP BLK WP HR S P ERA WHIP	IP WLS BF H R ER SO BB IBB HBP BLK WP HR S P ERA WHIP	IP WLS BF H R ER SO BB IBB HBP BLK WP HR S P ERA WHIP	IP WLS BF H R ER SO BB IBB HBP BLK WP HR S P ERA WHIP	IP WLS BF H R ER SO BB IBB HBP BLK WP HR S P ERA WHIP	IP WLS BF H R ER SO BB IBB HBP BLK WP HR S P ERA WHIP	IP WLS BF H R ER SO BB IBB HBP BLK WP HR S P ERA WHIP						

Batter	1	2	3	4	5	6	7	8	9	AB	R	H	RBI	BB	SO	LOB	BOTTOM					
Cesar Izturis, S (1.6) OBP: 0.396, SLG: 0.489	SF7 1B	G6-4-3 1-2f		G1-3			K	K		5	1	1	0	0	2	3	San Diego Padres @ Los Angeles Dodgers Dodger Stadium, Los Angeles, CA Sat Apr 16 2005, 7:10 PM PDT Att: 54,704 - Clear - 67 F livebaseballscorecards.com					
Ricky Ledea, L (1.7) OBP: 0.318, SLG: 0.636	L3		G1-3	F7			HR			4	1	1	1	0	0	1						
17 Jason Repko, R (8.7) OBP: 0.320, SLG: 0.500										0	0	0	0	0	0	0						
J.D. Drew, L (1.9) OBP: 0.298, SLG: 0.135	SF7 3-H			12 2B 1B						2	1	1	1	1	1	0						
12 Jeff Kent, R (1.4) OBP: 0.532, SLG: 0.784				P6 1B 2B				S 1B BB		2	1	1	0	2	0	1						
Milton Bradley, S (1.8) OBP: 0.333, SLG: 0.462	L6			L9-3 1B				K		4	1	1	1	0	1	3						
Jose Valentin, S (1.5) OBP: 0.514, SLG: 0.704		G4-3		1B BB				1B FC5-4 BB		2	1	0	0	2	0	0						
Jason Phillips, R (1.2) OBP: 0.343, SLG: 0.455								F9 1B		4	1	3	2	0	0	0						
Jason Grabowski, L (1.3) OBP: 0.200, SLG: 0.222								FC5-4 66 1B		3	1	1	1	0	2	2						
Duaner Sanchez, R (7.1) OBP: 0.250, SLG: 0.250										0	0	0	0	0	0	0						
Giovanni Carrara, R (8.1) OBP: 0.487, SLG: 0.789										0	0	0	0	0	0	0						
Olmedo Saenz, R (8. PH) OBP: 0.487, SLG: 0.789										1	0	0	1	0	0	1						
Steve Schmill, R (9.1) OBP: 0.375, SLG: 0.500										0	0	0	0	0	0	0						
Scott Erickson, R (1.1) OBP: 0.250, SLG: 0.250										2	0	1	0	0	1	0						
66 Norihiro Nakamura, R (7.3) OBP: 0.375, SLG: 0.500										2	0	1	0	0	0	0						
Inning Stats	R: 1 E: 0 K: 0 S: 9	H: 1 LOB: 1 BB: 1 P: 20	R: 2 E: 1 K: 0 S: 12	H: 3 LOB: 0 BB: 0 P: 13	R: 2 E: 0 K: 1 S: 13	H: 3 LOB: 0 BB: 2 P: 25	R: 0 E: 0 K: 1 S: 5	H: 0 LOB: 0 BB: 0 P: 8	R: 0 E: 0 K: 1 S: 9	H: 0 LOB: 0 BB: 0 P: 15	R: 0 E: 0 K: 1 S: 9	H: 0 LOB: 0 BB: 0 P: 18	R: 1 E: 0 K: 2 S: 11	H: 1 LOB: 0 BB: 0 P: 18	R: 2 E: 0 K: 2 S: 27	H: 2 LOB: 2 BB: 2 P: 40	R: 0 E: 0 K: 0 S: 6	H: 0 LOB: 0 BB: 0 P: 8	1B: 8 2B: 3 3B: 0 HR: 1	SF: 1 SAC: 0 DP: 2 HBP: 0	WP: 0 PB: 0 SB: 2 CS: 0	PA: 37
PITCHER	IP WLS BF H R ER SO BB IBB HBP BLK WP HR S P ERA WHIP	IP WLS BF H R ER SO BB IBB HBP BLK WP HR S P ERA WHIP	IP WLS BF H R ER SO BB IBB HBP BLK WP HR S P ERA WHIP	IP WLS BF H R ER SO BB IBB HBP BLK WP HR S P ERA WHIP	IP WLS BF H R ER SO BB IBB HBP BLK WP HR S P ERA WHIP	IP WLS BF H R ER SO BB IBB HBP BLK WP HR S P ERA WHIP	IP WLS BF H R ER SO BB IBB HBP BLK WP HR S P ERA WHIP	IP WLS BF H R ER SO BB IBB HBP BLK WP HR S P ERA WHIP	IP WLS BF H R ER SO BB IBB HBP BLK WP HR S P ERA WHIP	IP WLS BF H R ER SO BB IBB HBP BLK WP HR S P ERA WHIP	IP WLS BF H R ER SO BB IBB HBP BLK WP HR S P ERA WHIP	IP WLS BF H R ER SO BB IBB HBP BLK WP HR S P ERA WHIP	IP WLS BF H R ER SO BB IBB HBP BLK WP HR S P ERA WHIP	IP WLS BF H R ER SO BB IBB HBP BLK WP HR S P ERA WHIP	IP WLS BF H R ER SO BB IBB HBP BLK WP HR S P ERA WHIP	IP WLS BF H R ER SO BB IBB HBP BLK WP HR S P ERA WHIP						



Batter	1	2	3	4	5	6	7	8	9	AB	R	H	RBI	BB	SO	LOB	TOP							
Geoff Blum, S OBP: 0.348, SLG: 0.571 (1, 5)										4	0	2	0	0	0	0								
Mark Loretta, R OBP: 0.439, SLG: 0.348 (1, 4)										4	0	0	0	0	0	2								
24 Brian Giles, L OBP: 0.393, SLG: 0.537 (1, 9)										4	0	0	0	0	1	1								
Ryan Klesko, L OBP: 0.327, SLG: 0.442 (1, 7)										4	0	0	0	0	0	1								
Phil Nevin, R OBP: 0.245, SLG: 0.333 (1, 3)										3	0	1	0	1	1	0								
Ramon Hernandez, R OBP: 0.394, SLG: 0.436 (1, 2)										4	0	2	0	0	0	1								
Xavier Nady, R OBP: 0.383, SLG: 0.659 (1, 8)										3	0	0	0	0	1	3								
Jesse Garcia, R (1, 6)										3	0	0	0	0	2	2								
Tim Redding, R (1, 1)										2	0	0	0	0	2	2								
Dennys Reyes, R (6, 1)										0	0	0	0	0	0	0								
Mark Sweeney, L OBP: 0.400, SLG: 0.333 (7, PH)										1	0	0	0	0	0	0								
Chris Hammond, L (7, 1)										0	0	0	0	0	0	0								
Akinori Otsuka, R (8, 1)										0	0	0	0	0	0	0								
Inning Stats	R: 0 E: 0 K: 1 S: 10	H: 1 LOB: 1 BB: 0 P: 16	R: 0 E: 1 K: 2 S: 14	H: 2 LOB: 2 BB: 0 P: 20	R: 0 E: 0 K: 0 S: 4	H: 0 LOB: 0 BB: 0 P: 7	R: 0 E: 0 K: 0 S: 8	H: 1 LOB: 1 BB: 0 P: 13	R: 0 E: 0 K: 1 S: 9	H: 1 LOB: 1 BB: 0 P: 12	R: 0 E: 0 K: 0 S: 6	H: 0 LOB: 1 BB: 1 P: 13	R: 0 E: 0 K: 2 S: 8	H: 0 LOB: 0 BB: 0 P: 10	R: 0 E: 0 K: 0 S: 10	H: 0 LOB: 0 BB: 0 P: 13	R: 0 E: 0 K: 1 S: 5	H: 0 LOB: 0 BB: 0 P: 10	1B: 4 2B: 1 3B: 0 HR: 0	SF: 0 SAC: 0 DP: 0 HBP: 0	WP: 0 PB: 0 SB: 0 CS: 0	PA: 33		
PITCHER Jeff Weaver, R ERA: 3.6 (1, 1)	IP: 9.0 WLS: W BF: 33 H: 5 R: 0 ER: 0 SO: 7 BB: 1 IBB: 0 HBP: 0 BLK: 0 WP: 0 HR: 0 S: 74 P: 114 ERA: 0.00 WHIP: 0.667																							

San Diego Padres @ Los Angeles Dodgers
Dodger Stadium, Los Angeles, CA
Sun Apr 17 2005, 1:10 PM PDT
Att: 53,402 - Sunny - 69 F

AB	32
R	0
H	5
RBI	0
BB	1
SO	7
LOB	12



Batter	1	2	3	4	5	6	7	8	9	AB	R	H	RBI	BB	SO	LOB	BOTTOM						
Cesar Izturis, S OBP: 0.373, SLG: 0.458 (1, 6)										3	0	0	0	0	2	1							
Hee-Seop Choi, L OBP: 0.258, SLG: 0.296 (1, 3)										4	0	1	0	0	1	2							
J.D. Drew, L OBP: 0.294, SLG: 0.220 (1, 9)										4	1	1	2	0	0	2							
12 Jeff Kent, R OBP: 0.529, SLG: 0.829 (1, 4)										4	2	2	1	0	1	1							
Milton Bradley, S OBP: 0.370, SLG: 0.571 (1, 8)										3	1	2	1	1	1	0							
Jose Valentin, S OBP: 0.512, SLG: 0.667 (1, 5)										3	1	1	0	0	1	2							
Ricky Ledee, L OBP: 0.308, SLG: 0.600 (1, 7)										3	0	1	1	0	1	2							
Paul Bako, L OBP: 0.273, SLG: 0.364 (1, 2)										4	0	1	1	0	1	3							
Jeff Weaver, R OBP: 0.333, SLG: 0.444 (1, 1)										4	1	2	0	0	2	3							
Inning Stats	R: 0 E: 0 K: 1 S: 7	H: 0 LOB: 0 BB: 0 P: 12	R: 1 E: 0 K: 1 S: 14	H: 1 LOB: 1 BB: 1 P: 29	R: 0 E: 0 K: 0 S: 9	H: 1 LOB: 1 BB: 0 P: 12	R: 2 E: 0 K: 1 S: 12	H: 2 LOB: 0 BB: 0 P: 22	R: 2 E: 0 K: 3 S: 15	H: 2 LOB: 0 BB: 0 P: 24	R: 1 E: 0 K: 2 S: 12	H: 3 LOB: 1 BB: 0 P: 18	R: 0 E: 0 K: 0 S: 6	H: 1 LOB: 1 BB: 0 P: 8	R: 0 E: 0 K: 2 S: 13	H: 1 LOB: 2 BB: 0 P: 19	1B: 5 2B: 3 3B: 0 HR: 3	SF: 1 SAC: 1 DP: 0 HBP: 1	WP: 0 PB: 0 SB: 1 CS: 0	PA: 36			
PITCHER Tim Redding, R ERA: 4.35 (1, 1)	IP: 5.0 WLS: L BF: 22 H: 6 R: 3 ER: 5 SO: 6 BB: 1 IBB: 0 HBP: 0 BLK: 0 WP: 0 HR: 3 S: 57 P: 99 ERA: 9.00 WHIP: 1.400																						
Dennys Reyes, L ERA: 4.0 (6, 1)	IP: 1.0 WLS: 5 BF: 3 H: 1 R: 1 ER: 1 SO: 2 BB: 0 IBB: 0 HBP: 0 BLK: 0 WP: 0 HR: 0 S: 12 P: 18 ERA: 9.00 WHIP: 3.000																						
Chris Hammond, L ERA: 1.17 (7, 1)	IP: 1.0 WLS: 4 BF: 1 H: 0 R: 0 ER: 0 SO: 0 BB: 0 IBB: 0 HBP: 0 BLK: 0 WP: 0 HR: 6 S: 8 P: 8 ERA: 0.00 WHIP: 1.000																						
Akinori Otsuka, R ERA: (8, 1)	IP: 1.0 WLS: 5 BF: 1 H: 0 R: 0 ER: 0 SO: 2 BB: 0 IBB: 0 HBP: 1 BLK: 0 WP: 0 HR: 13 S: 19 P: 19 ERA: 0.00 WHIP: 1.000																						






San Diego Padres @ Los Angeles Dodgers
Dodger Stadium, Los Angeles, CA
Sun Apr 17 2005, 1:10 PM PDT
Att: 53,402 - Sunny - 69 F








AB	32
R	6
H	11
RBI	6
BB	1
SO	10
LOB	16



Batter	1	2	3	4	5	6	7	8	9	AB	R	H	RBI	BB	SO	LOB	TOP										
Cesar Izturis, S (1,6) OBP: 0.375, SLG: 0.453	F9		17 HR		F9	P3			17 1B	5	2	2	0	0	0	3	Los Angeles Dodgers @ Milwaukee Brewers Miller Park, Milwaukee, WI Mon Apr 18 2005, 6:35 PM CDT Att: 11,728 - Clear - 74 F livebaseballscorecards.com										
17 Jason Repko, R (1,9) OBP: 0.400, SLG: 0.692	K		HR						HR	4	3	3	2	1	1	0											
Milton Bradley, S (1,8) OBP: 0.392, SLG: 0.702			HR						HR	5	2	3	4	0	2	2											
12 Jeff Kent, R (1,4) OBP: 0.482, SLG: 0.739	F9								HR	5	0	0	0	0	3	3											
Olmedo Saenz, R (1,3) OBP: 0.579, SLG: 0.800										2	0	2	1	2	0	0											
Jose Valentin, S (7,5) OBP: 0.500, SLG: 0.645										1	0	0	0	0	1	0											
66 Norihiro Nakamura, R (1,5) OBP: 0.231, SLG: 0.369	G4-3		G1-4-3							5	0	0	0	0	0	4											
Jason Phillips, R (1,2) OBP: 0.359, SLG: 0.472					G5-3					3	0	1	0	1	0	0											
Jason Grabowski, L (1,7) OBP: 0.286, SLG: 0.182										2	0	0	0	0	2	0											
Giovanni Carrara, R (8,1) Kelly Wunsch, L (8,1) 43 Yency Brazoban, R (9,1)					F8				G4-3	0	0	0	0	0	0	0											
Odalis Perez, L (1,1) Duaner Sanchez, R (7,1) Ricky Ledee, L (8, PH) OBP: 0.296, SLG: 0.577					L9				F9	3	0	0	0	0	1	5											
Inning Stats	R: 0 E: 0 K: 1 S: 10	H: 1 LOB: 1 BB: 0 P: 19	R: 0 E: 0 K: 1 S: 7	H: 0 LOB: 2 BB: 3 P: 21	R: 3 E: 0 K: 0 S: 9	H: 4 LOB: 0 BB: 0 P: 18	R: 0 E: 0 K: 0 S: 7	H: 0 LOB: 0 BB: 0 P: 8	R: 0 E: 0 K: 0 S: 10	H: 1 LOB: 1 BB: 2 P: 21	R: 1 E: 0 K: 2 S: 14	H: 1 LOB: 1 BB: 1 P: 21	R: 0 E: 0 K: 0 S: 4	H: 0 LOB: 0 BB: 0 P: 7	R: 3 E: 0 K: 2 S: 13	H: 3 LOB: 0 BB: 0 P: 23	1B: 6 2B: 2 3B: 0 HR: 3	SF: 0 SAC: 0 DP: 1 HBP: 0	WP: 1 PB: 0 SB: 1 CS: 1	PA: 42							
PITCHER	IP	WLS	BF	H	R	ER	SO	BB	IBB	HBP	BLK	WP	HR	S	P	ERA	WHIP										
39 Chris Capuano, L (1,1) ERA: 4.41	6.0	L	28	7	3	3	4	4	1	0	0	0	2	48	103	4.50	1.833										
Matt Wise, R (7,1) ERA: 1.29	2.0		8	1	1	1	2	1	0	0	0	1	0	18	28	4.50	1.000										
Ricky Bottalico, R (9,1) ERA: 5.06	1.0		6	3	3	3	2	0	0	0	0	0	1	13	23	27.00	3.000										

Batter	1	2	3	4	5	6	7	8	9	AB	R	H	RBI	BB	SO	LOB	BOTTOM										
Brady Clark, R (1,8) OBP: 0.464, SLG: 0.532	F8			G5-3						2	1	0	0	2	0	0	Los Angeles Dodgers @ Milwaukee Brewers Miller Park, Milwaukee, WI Mon Apr 18 2005, 6:35 PM CDT Att: 11,728 - Clear - 74 F livebaseballscorecards.com										
Junior Spivey, R (1,4) OBP: 0.345, SLG: 0.529				P6						3	1	2	1	1	0	0											
Lyle Overbay, L (1,3) OBP: 0.407, SLG: 0.452										4	0	0	0	0	1	4											
Carlos Lee, R (1,7) OBP: 0.259, SLG: 0.347										4	0	0	0	0	1	1											
Damian Miller, R (1,2) OBP: 0.439, SLG: 0.514										3	1	0	0	1	1	0											
Chris Magruder, S (1,9) OBP: 0.200, SLG: 0.333										4	0	1	1	0	0	0											
Wes Helms, R (1,5)										3	0	0	0	0	0	1											
2 Bill Hall, R (1,6) OBP: 0.133, SLG: 0.071										3	0	0	0	0	1	0											
39 Chris Capuano, L (1,1) 7 J.J. Hardy, R (6, PH) Matt Wise, R (7,1) Jeff Cirillo, R (8, PH) Ricky Bottalico, L (9,1)										1	0	0	0	0	1	0											
Inning Stats	R: 0 E: 0 K: 0 S: 5	H: 0 LOB: 0 BB: 1 P: 10	R: 0 E: 0 K: 0 S: 6	H: 0 LOB: 0 BB: 0 P: 10	R: 0 E: 0 K: 1 S: 8	H: 0 LOB: 0 BB: 0 P: 12	R: 0 E: 0 K: 0 S: 7	H: 0 LOB: 0 BB: 0 P: 12	R: 0 E: 0 K: 0 S: 9	H: 0 LOB: 0 BB: 0 P: 13	R: 0 E: 0 K: 0 S: 8	H: 0 LOB: 0 BB: 0 P: 12	R: 3 E: 1 K: 1 S: 16	H: 2 LOB: 1 BB: 2 P: 32	R: 0 E: 0 K: 1 S: 8	H: 1 LOB: 2 BB: 1 P: 15		R: 0 E: 0 K: 1 S: 8	H: 0 LOB: 0 BB: 0 P: 13	1B: 1 2B: 2 3B: 0 HR: 0	SF: 0 SAC: 0 DP: 1 HBP: 0	WP: 0 PB: 0 SB: 0 CS: 0	PA: 33				
PITCHER	IP	WLS	BF	H	R	ER	SO	BB	IBB	HBP	BLK	WP	HR	S	P	ERA	WHIP										
Odalis Perez, L (1,1) ERA: 2.04	0.2	H	4	1	1	0	0	1	0	0	0	0	0	9	16	0.00	3.000										
Duaner Sanchez, R (7,1) ERA: 2.84	0.2	H	4	1	0	0	1	1	0	0	0	0	0	6	12	0.00	3.000										
Giovanni Carrara, R (8,1) ERA: 0.78	0.1	H	1	0	0	0	0	0	0	0	0	0	0	2	3	0.00	0.000										
Kelly Wunsch, L (8,1) ERA: 3.86	1.0		3	0	0	0	1	0	0	0	0	0	0	8	13	0.00	0.000										
43 Yency Brazoban, R (9,1) ERA: 5.06	1.0		3	0	0	0	1	0	0	0	0	0	0	8	13	0.00	0.000										

Batter	1	2	3	4	5	6	7	8	9	10	AB	R	H	RBI	BB	SO	LOB	TOP								
Cesar Izturis, S OBP: 0.377, SLG: 0.466 (1, 6)	G4-3		G4-3			G3	2B		1B		5	0	2	3	0	0	0	Los Angeles Dodgers @ Milwaukee Brewers Miller Park, Milwaukee, WI Tue Apr 19 2005, 12:05 PM CDT Att: 11,029 - Partly Cloudy - 76 F								
Hee-Seop Choi, L OBP: 0.300, SLG: 0.300 D.J. Houlton, R 17 Jason Repko, R 66 Norimitsu Nakamura, R OBP: 0.214, SLG: 0.286 (1, 3)	F8		FC4-6 1B			G6-3	2B		F8		3	0	1	0	0	0	AB 39 R 8 H 11 RBI 8 BB 4 SO 7 LOB 15									
J.D. Drew, L OBP: 0.321, SLG: 0.250 (1, 9)	2B		FC4-6 1-2f			K			HR BB		3	1	1	0	2	1			livebaseballscorecards.com							
12 Jeff Kent, R OBP: 0.459, SLG: 0.706 (1, 4)	F9		L8			FC5-4 1B			G5-4-3		5	1	1	0	0	4										
Milton Bradley, S OBP: 0.411, SLG: 0.745 (1, 8)			CS 1B			K			G3-1		4	1	2	2	1	1					WP: 0 PA: 43 PB: 1 SB: 1 CS: 1					
Jose Valentin, S OBP: 0.447, SLG: 0.556 (1, 5)	K		K			FC5-4 1B			G5-3		5	1	0	0	0	3										
Ricky Ledee, L OBP: 0.281, SLG: 0.516 (1, 7)	P3		L7			K			P6		5	1	1	0	0	1										
Paul Bako, L OBP: 0.231, SLG: 0.308 Jason Phillips, R OBP: 0.366, SLG: 0.474 (7, PH) (7, 2)	G4-3		G6-3			2B			P5		2	0	0	0	0	0										
Elmer Dessens, R Buddy Carlyle, L Jason Grodowski, L Orlando Sanchez, R Jeff Wagner, R Giovanni Carrara, R 43 Yhency Brazoban, R (1, 1) (1, 1) (1, 1) (1, 1) (1, 1) (1, 1)	G4-3		G4-3			HR			1B BB		1	0	0	0	0	0										
Inning Stats	R: 0 E: 0 K: 0 S: 13	H: 1 LOB: 1 BB: 0 P: 20	R: 0 E: 0 K: 1 S: 9	H: 1 LOB: 0 BB: 0 P: 15	R: 0 E: 0 K: 0 S: 5	H: 0 LOB: 0 BB: 0 P: 7	R: 0 E: 0 K: 1 S: 14	H: 1 LOB: 1 BB: 0 P: 21	R: 0 E: 0 K: 1 S: 9	H: 0 LOB: 0 BB: 0 P: 14	R: 1 E: 0 K: 1 S: 10	H: 1 LOB: 0 BB: 0 P: 15	R: 0 E: 0 K: 0 S: 7	H: 0 LOB: 0 BB: 1 P: 12	R: 1 E: 0 K: 1 S: 15	H: 2 LOB: 2 BB: 1 P: 27										R: 2 E: 0 K: 0 S: 9
PITCHER	IP WLS BF H R ER SO BB IBB HBP BLK WP HR S P ERA WHIP	6.0 3 23 5 3 3 4 1 0 0 0 0 0 1 62 99 4.50 1.000	7.1 3 22 2 2 2 2 1 0 0 0 0 0 0 17 27 18.00 4.000	8.1 0 20 0 0 0 0 0 0 0 0 0 0 0 3 4 0.00 0.000	9.1 1 18 2 1 1 1 1 0 0 0 0 0 0 15 27 9.00 3.000	10.1 1 18 5 1 2 2 0 1 0 0 0 0 0 9 19 18.00 2.000																				

Batter	1	2	3	4	5	6	7	8	9	10	AB	R	H	RBI	BB	SO	LOB	BOTTOM								
Brady Clark, R OBP: 0.459, SLG: 0.510 (1, 8)	G5-3		F9	2B BB		CS 1B			P4		4	1	1	0	1	0	0	Los Angeles Dodgers @ Milwaukee Brewers Miller Park, Milwaukee, WI Tue Apr 19 2005, 12:05 PM CDT Att: 11,029 - Partly Cloudy - 76 F								
Junior Spivey, R OBP: 0.317, SLG: 0.482 (1, 4)	G5-3		F9	K		CS			P4		5	0	0	0	0	2	3		AB 36 R 6 H 8 RBI 6 BB 6 SO 5 LOB 19							
Lyle Overbay, L OBP: 0.441, SLG: 0.489 (1, 3)	BB BB		G6-3	2B		1B			1B BB		3	0	2	3	2	0	0									
Carlos Lee, R OBP: 0.288, SLG: 0.346 (1, 7)	BB BB		P5			F8			1B		3	1	1	0	2	0	2									
Damian Miller, R OBP: 0.413, SLG: 0.475 (1, 2)	G1-3		HR 1B	G4-3		F8			K		5	1	1	0	0	1	5									
Jeff Cirillo, R OBP: 0.280, SLG: 0.409 (1, 5)	G4-3		L8	G6-3		F8 B1-5 2B			K		5	0	1	0	0	1	4									
Chris Magruder, S OBP: 0.200, SLG: 0.450 (1, 9)	G3-1		HR	P6		F8			F7		5	1	1	3	0	0	3									
7 J.J. Hardy, R OBP: 0.275, SLG: 0.152 (1, 6)	1B		BB HBP 2B BB	G1-3		G1-3			B1-5		3	1	1	0	1	0	1									
Gary Glover, R Jorge De La Rosa, L Derrick Turnbow, R Mike Adams, R 2 Bill Hall, R Tommy Phelps, L (1, 1) (7, 1) (8, 1) (8, 1) (8, PH) (10, 1)	G3		BB HBP 2B	G6-3		G6-3			K		2	1	0	0	0	0	1									
Inning Stats	R: 0 E: 0 K: 0 S: 8	H: 0 LOB: 2 BB: 2 P: 21	R: 0 E: 0 K: 0 S: 9	H: 1 LOB: 1 BB: 0 P: 11	R: 0 E: 0 K: 0 S: 7	H: 0 LOB: 0 BB: 0 P: 12	R: 6 E: 1 K: 1 S: 22	H: 3 LOB: 1 BB: 3 P: 44	R: 0 E: 0 K: 0 S: 7	H: 0 LOB: 0 BB: 0 P: 13	R: 0 E: 0 K: 1 S: 10	H: 1 LOB: 1 BB: 0 P: 14	R: 0 E: 0 K: 0 S: 7	H: 1 LOB: 0 BB: 1 P: 10	R: 0 E: 0 K: 1 S: 9	H: 0 LOB: 0 BB: 0 P: 12	R: 0 E: 0 K: 2 S: 15									
PITCHER	IP WLS BF H R ER SO BB IBB HBP BLK WP HR S P ERA WHIP	3.1 15 10 2 2 2 0 2 0 0 0 0 0 1 23 43 21.60 2.400	4.1 2 14 1 0 0 0 0 0 0 0 0 0 0 10 14 0.00 1.000	7.1 7 20 0 0 0 1 0 0 0 0 0 0 0 20 30 0.00 1.000	8.1 1 18 3 0 0 1 0 0 0 0 0 0 0 9 12 0.00 0.000																					

Batter	1	2	3	4	5	6	7	8	9	10	AB	R	H	RBI	BB	SO	LOB	TOP							
Cesar Izturis, S OBP: 0.364, SLG: 0.444	(1,6) F7	(2,2) 1B			(1,2) G4-3		(2,1) F7		(1,3) K		5	0	1	0	0	1	0								
17 Jason Repko, R OBP: 0.333, SLG: 0.563	(1,7) P5				(2,3) K			(3,2) K		(1,2) G6-3	5	0	0	0	0	3	0								
J.D. Drew, L OBP: 0.361, SLG: 0.388	(1,9) 2B				(2,2) 1B		(0,1) G4-3		(2,0) HR	(3,2) E1 3B	5	2	4	1	0	0	0								
12 Jeff Kent, R OBP: 0.470, SLG: 0.679	(1,4) BB				(1,2) L6-3		(1,1) G5-3		(4,2) SH1-3 BB	(4,2) 3B	2	1	0	0	3	0	1								
Milton Bradley, S OBP: 0.417, SLG: 0.722	(1,8) G3				(4,1) BB FC6-4		(1,0) BB 1B		(0,0) SH1-3	(2,2) P6	3	0	1	0	1	0	4								
Jose Valentin, S OBP: 0.462, SLG: 0.590		(3,3) K			(1,1) P6		(4,1) BB 1B		(4,0) IBB	(1,1) 3B	3	0	1	2	2	1	1								
66 Norihiro Nakamura, R OBP: 0.178, SLG: 0.235		(1,2) F7			(0,0) FC6-4		(1,1) G6-3		(2,3) K	(4,2) BB	3	0	0	0	0	0	3								
Ricky Ledee, L OBP: 0.273, SLG: 0.500					(1,2) 1B						1	0	0	0	0	1	2								
Hee-Seop Choi, L OBP: 0.286, SLG: 0.300					(1,2) 1B						0	0	0	0	1	0	0								
Jason Phillips, R OBP: 0.348, SLG: 0.442	(1,2) 1B 1B				(2,1) P2				(1,0) G2-3	(2,1) F9	5	0	1	0	0	0	3								
Derek Lowe, R OBP: 0.200, SLG: 0.200		(0,0) 1B					(1,2) G5-3		(2,3) K	(2,3) K	3	0	1	0	0	1	0								
Jason Grabowski, L OBP: 0.313, SLG: 0.462											1	0	0	0	0	1	0								
Duaner Sanchez, R OBP: 0.286, SLG: 0.300											0	0	0	0	0	0	0								
43 Yhency Brazoban, R											0	0	0	0	0	0	0								
Inning Stats	R: 0 E: 0 K: 0 S: 10	H: 1 LOB: 2 BB: 1 P: 18	R: 0 E: 0 K: 1 S: 14	H: 3 LOB: 2 BB: 0 P: 22	R: 0 E: 0 K: 1 S: 9	H: 1 LOB: 0 BB: 0 P: 14	R: 0 E: 0 K: 0 S: 6	H: 0 LOB: 1 BB: 1 P: 13	R: 0 E: 0 K: 1 S: 9	H: 0 LOB: 0 BB: 0 P: 13	R: 0 E: 0 K: 1 S: 8	H: 1 LOB: 2 BB: 1 P: 15	R: 0 E: 0 K: 1 S: 11	H: 0 LOB: 0 BB: 0 P: 11	R: 1 E: 0 K: 2 S: 10	H: 1 LOB: 2 BB: 2 P: 25	R: 0 E: 0 K: 2 S: 9	H: 0 LOB: 0 BB: 0 P: 14	R: 2 E: 1 K: 0 S: 18	H: 2 LOB: 2 BB: 2 P: 33	1B: 6 2B: 2 3B: 1 HR: 1	SF: 0 SAC: 1 DP: 1 HBP: 0	WP: 0 PB: 0 SB: 0 CS: 0	PA: 44	
PITCHER	IP	WLS	BF	H	R	ER	SO	BB	IBB	HBP	BLK	WP	HR	S	P	ERA	WHIP								
Woody Williams, R ERA: 5.16	(1,1) 7.0		28	6	0	0	4	3	0	0	0	0	0	62	106	0.00	1.286								
Akinori Otsuka, R ERA: 1.36	(8,1) 1.0	B	6	1	1	1	2	1	1	0	0	0	1	10	25	9.00	2.000								
Scott Linebrink, R ERA: 5.68	(9,1) 1.2	L	8	2	2	2	2	1	0	0	0	0	0	23	39	10.80	1.800								
Dennys Reyes, L ERA: 3.86	(10,1) 0.1		2	0	0	0	0	1	0	0	0	0	0	4	8	0.00	3.000								

Los Angeles Dodgers @ San Diego Padres
 PETCO Park, San Diego, CA
 Wed Apr 20 2005, 10:05 PM EDT
 Att: 37,054 - Clear - 64 F

AB 36
 R 3
 H 9
 RBI 3
 BB 7
 SO 8
 LOB 14



Batter	1	2	3	4	5	6	7	8	9	10	AB	R	H	RBI	BB	SO	LOB	BOTTOM							
Geoff Blum, S OBP: 0.333, SLG: 0.515	(1,6) G4-3				(1,2) G4-3		(0,1) F8		(0,0) G3		5	0	0	0	0	1	4								
Mark Loretta, R OBP: 0.400, SLG: 0.339	(1,4) E5 1B				(1,3) K		(2,2) G4-3		(1,2) S 1B	(0,0) G6-3	5	1	1	0	0	1	1								
24 Brian Giles, L OBP: 0.377, SLG: 0.481	(1,9) K				(1,2) F9		(4,2) G1-4-3 BB		(0,0) F7	(0,2) E S 1B	4	0	1	0	1	1	2								
Phil Nevin, R OBP: 0.242, SLG: 0.344	(1,3) 1B BB				(3,2) L1		(1,0) G1-4-3 1-2r		(1,0) F8	(3,2) K	5	0	1	1	0	1	3								
Ryan Klesko, L OBP: 0.351, SLG: 0.400	(1,7) 1B				(4,1) S		(1,2) G1-3		(4,2) S	(1,3) K	1	0	0	0	3	0	0								
Scott Linebrink, R OBP: 0.273, SLG: 0.500	(9,1) 1B				(1,2) FC5-4 BB				(1,2) S	(1,3) K	0	0	0	0	0	0	0								
Dennys Reyes, R OBP: 0.357, SLG: 0.451	(10,1) 1B				(1,2) BB				(1,2) BB	(1,3) K	1	0	0	0	0	1	1								
Miguel Ojeda, R											1	0	0	0	0	1	1								
Ramon Hernandez, R OBP: 0.357, SLG: 0.451	(1,2) FC5-4				(1,1) F9		(1,0) G6-3		(0,1) G1-3		4	0	0	0	0	0	5								
Xavier Nady, R OBP: 0.346, SLG: 0.592					(1,0) G5-3		(1,0) L5		(1,1) G1-3	(0,2) G4-3	4	0	0	0	0	0	1								
Sean Burroughs, L OBP: 0.346, SLG: 0.289					(1,1) G6-4-3 HBP		(1,0) G3		(1,0) 1B	(1,0) 1B	3	0	2	0	0	0	0								
Woody Williams, R OBP: 0.500, SLG: 0.500	(1,1) 1B				(0,0) G6-4-3		(2,1) G3		(0,0) 1B	(0,3) K	2	0	1	0	0	0	1								
Mark Sweeney, L OBP: 0.500, SLG: 0.400	(7,PH) 1B				(1,2) 1B				(1,2) 1B		1	0	1	0	0	0	0								
Akinori Otsuka, R OBP: 0.286, SLG: 0.300	(8,1) 1B				(1,2) 1B				(1,2) 1B		0	0	0	0	0	0	0								
Adam Hyzdu, R OBP: 0.286, SLG: 0.300	(9,7) 1B				(1,2) 1B				(1,2) 1B		1	0	0	0	0	1	1								
Inning Stats	R: 1 E: 1 K: 1 S: 18	H: 1 LOB: 1 BB: 1 P: 28	R: 0 E: 0 K: 0 S: 3	H: 0 LOB: 0 BB: 0 P: 5	R: 0 E: 0 K: 1 S: 9	H: 0 LOB: 1 BB: 1 P: 12	R: 0 E: 0 K: 0 S: 9	H: 0 LOB: 1 BB: 1 P: 18	R: 0 E: 0 K: 1 S: 11	H: 1 LOB: 1 BB: 1 P: 19	R: 0 E: 0 K: 0 S: 8	H: 0 LOB: 0 BB: 0 P: 14	R: 0 E: 0 K: 0 S: 8	H: 2 LOB: 2 BB: 0 P: 12	R: 0 E: 0 K: 0 S: 10	H: 1 LOB: 2 BB: 1 P: 15	R: 0 E: 0 K: 1 S: 8	H: 1 LOB: 1 BB: 0 P: 9	R: 0 E: 0 K: 2 S: 10	H: 1 LOB: 1 BB: 0 P: 14	1B: 7 2B: 0 3B: 0 HR: 0	SF: 0 SAC: 0 DP: 2 HBP: 1	WP: 0 PB: 0 SB: 5 CS: 0	PA: 41	
PITCHER	IP	WLS	BF	H	R	ER	SO	BB	IBB	HBP	BLK	WP	HR	S	P	ERA	WHIP								
Derek Lowe, R ERA: 1.27	(1,1) 8.0		33	5	1	0	3	4	0	0	0	0	0	76	123	0.00	1.125								
Duaner Sanchez, R ERA: 2.45	(9,1) 1.0	W	4	1	0	0	1	0	0	0	0	0	0	8	9	0.00	1.000								
43 Yhency Brazoban, R	(10,1) 1.0	S	4	1	0	0	2	0	0	0	0	0	0	10	14	0.00	1.000								

Los Angeles Dodgers @ San Diego Padres
 PETCO Park, San Diego, CA
 Wed Apr 20 2005, 10:05 PM EDT
 Att: 37,054 - Clear - 64 F


AB 36
 R 1
 H 7
 RBI 1
 BB 4
 SO 6
 LOB 19



Batter	1	2	3	4	5	6	7	8	9	AB	R	H	RBI	BB	SO	LOB	TOP										
Cesar Izturis, S OBP: 0.371, SLG: 0.448 (1, 6)	L8		1B				1B			4	0	2	0	0	1	0	Los Angeles Dodgers @ San Diego Padres PETCO Park, San Diego, CA Thu Apr 21 2005, 10:05 PM EDT Att. 42,326 - Clear - 64 F livebaseballscores.com										
Hee-Seon Choi, L OBP: 0.308, SLG: 0.353 (1, 3)	G4-3		1B				1B			4	0	2	0	0	1	1											
J.D. Drew, L OBP: 0.354, SLG: 0.365 (1, 9)	G4-3		1B							3	1	0	0	1	1	3											
12 Jeff Kent, R OBP: 0.457, SLG: 0.667 (1, 4)	F7		P2							4	0	1	0	0	1	3											
Milton Bradley, S OBP: 0.391, SLG: 0.672 (1, 8)										4	0	0	0	0	0	2											
Jose Valentin, S OBP: 0.446, SLG: 0.561 (1, 5)										2	0	0	1	1	1	0											
Jason Phillips, R OBP: 0.360, SLG: 0.435 (1, 2)										3	0	1	0	0	0	1											
Jason Grabowski, L OBP: 0.250, SLG: 0.353 (1, 7)										4	0	0	0	0	0	4											
Scott Erickson, R OBP: 0.167, SLG: 0.167 (1, 1)										2	0	0	0	0	0	0											
Buddy Carlyle, L OBP: 0.324, SLG: 0.545 (7, PH) D.J. Houlton, R OBP: 0.285, SLG: 0.485 (9, PH)										1	0	0	0	0	0	0											
Ricky Ledes, L OBP: 0.285, SLG: 0.485 (9, PH)										1	0	0	0	0	0	1											
Inning Stats	R: 0 E: 0 K: 0 S: 11	H: 1 LOB: 1 BB: 0 P: 22	R: 0 E: 1 K: 0 S: 16	H: 0 LOB: 1 BB: 0 P: 22	R: 0 E: 0 K: 1 S: 18	H: 2 LOB: 2 BB: 0 P: 24	R: 0 E: 0 K: 0 S: 8	H: 1 LOB: 1 BB: 1 P: 17	R: 0 E: 0 K: 1 S: 8	H: 0 LOB: 0 BB: 0 P: 12	R: 1 E: 0 K: 0 S: 9	H: 1 LOB: 1 BB: 0 P: 14	R: 0 E: 0 K: 1 S: 9	H: 1 LOB: 1 BB: 0 P: 13	R: 0 E: 0 K: 1 S: 5	H: 0 LOB: 0 BB: 0 P: 6	R: 0 E: 0 K: 1 S: 9	H: 0 LOB: 0 BB: 0 P: 13	1B: 4 2B: 2 3B: 0 HR: 0	SF: 1 SAC: 0 DP: 1 HBP: 1	WP: 0 PB: 0 SB: 1 CS: 0	PA: 36					
PITCHER	IP	WLS	BF	H	R	ER	SO	BB	IBB	HBP	BLK	WP	HR	S	P	ERA	WHIP										
Adam Eaton, R ERA: 2.91 (1, 1)	5.0	W	22	5	1	1	2	2	0	0	0	0	0	64	104	1.80	1.400										
Chris Hammond, L ERA: 0.53 (6, 1)	2.0		7	1	0	0	1	0	0	0	0	0	0	15	20	0.00	0.500										
Rudy Seanez, R ERA: 2.89 (8, 1)	2.0		7	0	0	0	2	0	0	1	0	0	0	14	19	0.00	0.000										


Batter	1	2	3	4	5	6	7	8	9	AB	R	H	RBI	BB	SO	LOB	BOTTOM										
Dave Roberts, L OBP: 0.429, SLG: 0.417 (1, 8)	1B									5	1	2	1	0	1	1	Los Angeles Dodgers @ San Diego Padres PETCO Park, San Diego, CA Thu Apr 21 2005, 10:05 PM EDT Att. 42,326 - Clear - 64 F livebaseballscores.com										
Mark Loretta, R OBP: 0.413, SLG: 0.349 (1, 4)	1B									4	2	2	0	1	0	1											
24 Brian Giles, L OBP: 0.378, SLG: 0.464 (1, 9)	1B									4	1	1	0	1	2	3											
Phil Nevin, R OBP: 0.243, SLG: 0.344 (1, 3)	SF8									3	0	1	1	0	0	2											
Ryan Klesko, L OBP: 0.391, SLG: 0.453 (1, 7) Xavier Nady, R OBP: 0.340, SLG: 0.580 (5, PR) (6, 7)	1B									3	0	3	2	0	0	0											
Ramon Hernandez, R OBP: 0.383, SLG: 0.473 (1, 2)	1B									1	1	0	0	0	0	1											
Ramon Hernandez, R OBP: 0.383, SLG: 0.473 (1, 2)	1B									4	0	3	2	0	0	1											
Geoff Blum, S OBP: 0.333, SLG: 0.500 (1, 6) Rudy Seanez, R (8, 1)	1B									3	0	1	0	0	0	4											
Sean Burroughs, L OBP: 0.375, SLG: 0.313 (1, 5)	1B									0	0	0	0	0	0	0											
Adam Eaton, R (1, 1) Chris Hammond, L (6, 1) Jesse Garcia, R (6, 6) Mark Sweeney, L OBP: 0.462, SLG: 0.364 (7, PH)	1B									1	0	0	0	0	1	2											
Inning Stats	R: 2 E: 0 K: 1 S: 16	H: 3 LOB: 1 BB: 0 P: 26	R: 0 E: 0 K: 2 S: 12	H: 1 LOB: 1 BB: 0 P: 14	R: 0 E: 0 K: 0 S: 10	H: 0 LOB: 0 BB: 0 P: 16	R: 0 E: 0 K: 1 S: 12	H: 2 LOB: 2 BB: 1 P: 20	R: 3 E: 0 K: 0 S: 16	H: 3 LOB: 2 BB: 1 P: 30	R: 1 E: 0 K: 2 S: 12	H: 2 LOB: 1 BB: 0 P: 18	R: 0 E: 0 K: 1 S: 9	H: 3 LOB: 2 BB: 0 P: 12	R: 0 E: 0 K: 0 S: 8	H: 1 LOB: 2 BB: 1 P: 12	R: 0 E: 0 K: 0 S: 8	H: 1 LOB: 1 BB: 1 P: 12	1B: 13 2B: 2 3B: 0 HR: 0	SF: 1 SAC: 0 DP: 1 HBP: 0	WP: 0 PB: 0 SB: 1 CS: 0	PA: 39					
PITCHER	IP	WLS	BF	H	R	ER	SO	BB	IBB	HBP	BLK	WP	HR	S	P	ERA	WHIP										
Scott Erickson, R ERA: 7.8 (1, 1)	4.2	L	24	9	5	5	4	2	0	0	0	0	0	59	97	9.64	2.357										
Buddy Carlyle, R ERA: 6.23 (5, 1)	1.1		6	2	1	1	2	0	0	0	0	0	0	19	27	6.75	1.500										
D.J. Houlton, R ERA: 1.42 (7, 1)	2.0		9	4	0	0	1	1	0	0	0	0	0	17	24	0.00	2.500										

AB 32
R 1
H 6
RBI 1
BB 2
SO 5
LOB 15



AB 35
R 6
H 15
RBI 6
BB 3
SO 7
LOB 20



Batter	1	2	3	4	5	6	7	8	9	AB	R	H	RBI	BB	SO	LOB	TOP			
Cesar Izturis, S OBP: 0.365, SLG: 0.437 66 Norhiro Nakamura, R OBP: 0.167, SLG: 0.222	G5-3		K		G6-4-3 1B		FC3-6 FC4-6		P2	4	0	1	0	0	1	1	Los Angeles Dodgers @ Colorado Rockies Coors Field, Denver, CO Fri, Apr 22, 2005, 6:35 PM MDT Att: 20,321 - Overcast - 52 F			
Hee-Seon Choi, L OBP: 0.302, SLG: 0.342	G4-3		1B		G6-4-3 1-2f		FC4-6 1-2f			4	0	1	0	0	0	2				
J.D. Drew, L OBP: 0.362, SLG: 0.375	G4-3		1B		1B		G3			4	0	2	0	0	0	1				
12 Jeff Kent, R OBP: 0.459, SLG: 0.705		FC3-6 1B	G5-3		F9			HR		4	1	2	1	0	0	3				
Milton Bradley, S OBP: 0.382, SLG: 0.645 Kelly Wunsch, L (8, 1)	FC3-6 1-2f			G3-1		G6-3 1B		P5		4	0	1	0	0	0	1				
Jose Valentin, S OBP: 0.433, SLG: 0.523 (7, 6)		BB	K		G6-3 1-2f		L9			3	0	0	0	1	1					
Ricky Ledee, L OBP: 0.297, SLG: 0.486 Steve Schmolli, R (6, 1)		BB	K		1B		K			2	0	1	0	1	1	2				
Jason Grabowski, L OBP: 0.238, SLG: 0.333 (8, PH)			BB		1B		1B			0	0	0	0	0	0	0				
Paul Bako, L OBP: 0.235, SLG: 0.294 (1, 2)	G4-3				G3					4	0	1	0	0	0	3				
Jeff Weaver, R OBP: 0.273, SLG: 0.364 Buddy Carlyle, L (5, 1)			K		G1-3					2	0	0	0	0	1	2				
17 Jason Repko, R OBP: 0.333, SLG: 0.543 (8, 8)							FC3-6 1B		K	0	0	0	0	0	0	0				
										2	0	1	0	0	1	0				
Inning Stats	R: 0 E: 0 K: 0 S: 6	H: 0 LOB: 0 BB: 0 P: 10	R: 0 E: 0 K: 1 S: 9	H: 1 LOB: 2 BB: 1 P: 15	R: 0 E: 0 K: 2 S: 9	H: 2 LOB: 2 BB: 0 P: 15	R: 0 E: 0 K: 1 S: 11	H: 1 LOB: 2 BB: 1 P: 20	R: 0 E: 0 K: 0 S: 8	H: 2 LOB: 1 BB: 0 P: 10	R: 0 E: 0 K: 0 S: 5	H: 1 LOB: 1 BB: 0 P: 10	R: 1 E: 0 K: 1 S: 9	H: 1 LOB: 0 BB: 0 P: 16	R: 0 E: 0 K: 1 S: 7	H: 0 LOB: 0 BB: 0 P: 10		1B: 9 2B: 0 3B: 0 HR: 1	SF: 0 SAC: 0 DP: 2 HBP: 0	WP: 0 PB: 0 SB: 1 CS: 0
PITCHER Jason Jennings, R ERA: 4.21	IP: 9.0 WLS: W BF: 37 H: 10 R: 1 ER: 1 SO: 6 BB: 2 IBB: 0 HBP: 0 BLK: 0 WP: 0 HR: 1 S: 71 P: 114 ERA: 1.00 WHIP: 1.333																			

Batter	1	2	3	4	5	6	7	8	9	AB	R	H	RBI	BB	SO	LOB	BOTTOM
Aaron Miles, S OBP: 0.368, SLG: 0.474	G4-3 17 2B	FC6-4 12 1B		G4-3 1-2 1B	G6-4-3 12 2B			G6-4-3 12 1B		5	1	4	1	0	0	1	Los Angeles Dodgers @ Colorado Rockies Coors Field, Denver, CO Fri, Apr 22, 2005, 6:35 PM MDT Att: 20,321 - Overcast - 52 F
12 Clint Barmes, R OBP: 0.500, SLG: 0.714	F9	FC6-4 1-2f		17 2B	1-1H 2B		G6-4-3 1-2f			5	1	2	2	0	0	4	
17 Todd Helton, L OBP: 0.403, SLG: 0.407	G4-3 2-3		F9	5 2B	F7		F8			5	1	1	1	0	0	2	
5 Matt Holliday, R OBP: 0.375, SLG: 0.424	L7		11 HR	2-2 2B			K			4	1	2	1	0	1	1	
11 Brad Hawpe, L OBP: 0.375, SLG: 0.649		F9	HR	P6			G4-3			4	1	1	2	0	0	1	
Dest Relaford, S OBP: 0.370, SLG: 0.542	P4	F8			G5-3		G5-3			4	1	1	0	0	0	0	
18 Cory Sullivan, L OBP: 0.490, SLG: 0.636	1B	2B			1B		G6-3			4	2	3	1	0	0	0	
JD Closser, S OBP: 0.225, SLG: 0.189	BB	1B			K		G4-3			4	1	1	1	0	1	2	
Jason Jennings, L OBP: 0.333, SLG: 0.250	1B				SH1		G4-3			2	0	1	0	1	0	0	
										1B: 8 2B: 6 3B: 1 HR: 1	SF: 0 SAC: 1 DP: 1 HBP: 0	WP: 0 PB: 0 SB: 0 CS: 0	PA: 39				
Inning Stats	R: 0 E: 0 K: 0 S: 9	H: 1 LOB: 1 BB: 0 P: 15	R: 2 E: 0 K: 0 S: 13	H: 3 LOB: 2 BB: 1 P: 22	R: 2 E: 0 K: 0 S: 11	H: 3 LOB: 1 BB: 0 P: 20	R: 2 E: 0 K: 0 S: 14	H: 4 LOB: 1 BB: 0 P: 20	R: 3 E: 0 K: 1 S: 17	H: 4 LOB: 1 BB: 0 P: 24	R: 0 E: 0 K: 1 S: 8	H: 0 LOB: 0 BB: 0 P: 12	R: 0 E: 0 K: 0 S: 8	H: 0 LOB: 0 BB: 0 P: 13	R: 0 E: 0 K: 0 S: 6	H: 1 LOB: 0 BB: 0 P: 10	
PITCHER Jeff Weaver, R ERA: 6.0 Buddy Carlyle, R ERA: 6.52 Steve Schmolli, R ERA: 3.12 Kelly Wunsch, L ERA: 3.18	IP: 4.0 WLS: L BF: 25 H: 13 R: 8 ER: 8 SO: 8 BB: 1 IBB: 0 HBP: 0 BLK: 0 WP: 0 HR: 1 S: 54 P: 87 ERA: 18.00 WHIP: 3.500																



Batter	1	2	3	4	5	6	7	8	9	AB	R	H	RBI	BB	SO	LOB	TOP				
Cesar Izuris, S OBP: 0.375, SLG: 0.434	1-1 G6-3		3-2 L9	3-1 L5		4-1 SF7 BB		0-1 BB 1B	1-1 HBP 1B	5	2	2	0	1	0	2					
Hee-Sung Choi, L OBP: 0.319, SLG: 0.341 66 Norhiro Nakamura, R OBP: 0.150, SLG: 0.200	0-3 K		3-2 12 2B 1B		4-0 BB 12 HBP 1B BB	3-1 E6 1B		0-2 K	0-0 F8	3	2	1	0	1	1	1					
J.D. Drew, L OBP: 0.373, SLG: 0.373	3-1 1B		0-2 F9		1-3 K	2-0 SF7		4-1 12 E 12 BB 1B	1-2 HBP	3	0	1	1	1	1	3					
12 Jeff Kent, R OBP: 0.463, SLG: 0.697	0-0 F7		1-1 1B 2B		3-2 BB 1B HBP	3-0 F9		1-2 E7 1B	2-1 G6-3	5	1	2	2	0	0	5					
Milton Bradley, S OBP: 0.384, SLG: 0.627		0-1 F8	1-0 1B		2-1 F8	0-1 1B		2-2 P3		5	0	2	1	0	0	4					
Jose Valentin, S OBP: 0.431, SLG: 0.489 Jeff Weaver, R OBP: 0.273, SLG: 0.364 Kelly Wunsch, L OBP: 0.150, SLG: 0.200 Giovanni Carrara, R OBP: 0.150, SLG: 0.200		3-1 F9	2-3 3H 1B	1-1 G5-3		4-2 BB 1B BB	0-1 L7		1-1 HBP	3	0	0	0	0	0	0					
Ricky Ledee, L OBP: 0.341, SLG: 0.500 Olmedo Saenz, R OBP: 0.591, SLG: 0.824		4-0 BB			2-0 F9	1-2 BB 1B		2-2 G4-6-3 1B	0-2 F8	3	0	2	2	1	0	0					
Jason Phillips, R OBP: 0.382, SLG: 0.429		1-2 G5-3			0-2 SH1-4 1B	4-1 1-2 2-3 BB		1-1 F8	4-2 HBP 1B BB	3	0	1	0	2	0	2					
Odalis Perez, L OBP: 0.100, SLG: 0.100 Steve Schmoll, R OBP: 0.100, SLG: 0.100 Jason Crabowski, L OBP: 0.227, SLG: 0.316 Duane Sanchez, R OBP: 0.227, SLG: 0.316 17 Jason Repko, R OBP: 0.325, SLG: 0.528			1-0 1B	1-2 SH1-4 1B	0-0 L9	1-1 L9		3-2 G4-6-3	0-3 K	2	1	1	0	0	0	3					
Inning Stats	R: 0 E: 0 K: 1 S: 9	H: 1 LOB: 0 BB: 0 P: 13	R: 0 E: 0 K: 0 S: 7	H: 0 LOB: 1 BB: 1 P: 15	R: 2 E: 0 K: 0 S: 16	H: 4 LOB: 2 BB: 0 P: 26	R: 0 E: 0 K: 0 S: 9	H: 1 LOB: 1 BB: 0 P: 14	R: 2 E: 0 K: 1 S: 20	H: 1 LOB: 3 BB: 3 P: 40	R: 1 E: 1 K: 0 S: 9	H: 1 LOB: 2 BB: 1 P: 19	R: 0 E: 0 K: 0 S: 10	H: 1 LOB: 0 BB: 0 P: 16	R: 1 E: 1 K: 1 S: 19	H: 2 LOB: 3 BB: 1 P: 27	R: 0 E: 0 K: 1 S: 14	H: 1 LOB: 3 BB: 1 P: 22	1B: 11 2B: 1 3B: 0 HR: 0	SF: 1 SAC: 1 DP: 1 HBP: 3	WP: 0 PA: 49 PB: 0 SB: 0 CS: 0
PITCHER	IP WLS BF H R ER SO BB IBB HBP BLK WP HR S P ERA WHIP	IP WLS BF H R ER SO BB IBB HBP BLK WP HR S P ERA WHIP	IP WLS BF H R ER SO BB IBB HBP BLK WP HR S P ERA WHIP	IP WLS BF H R ER SO BB IBB HBP BLK WP HR S P ERA WHIP	IP WLS BF H R ER SO BB IBB HBP BLK WP HR S P ERA WHIP	IP WLS BF H R ER SO BB IBB HBP BLK WP HR S P ERA WHIP	IP WLS BF H R ER SO BB IBB HBP BLK WP HR S P ERA WHIP	IP WLS BF H R ER SO BB IBB HBP BLK WP HR S P ERA WHIP	IP WLS BF H R ER SO BB IBB HBP BLK WP HR S P ERA WHIP	IP WLS BF H R ER SO BB IBB HBP BLK WP HR S P ERA WHIP	IP WLS BF H R ER SO BB IBB HBP BLK WP HR S P ERA WHIP	IP WLS BF H R ER SO BB IBB HBP BLK WP HR S P ERA WHIP	IP WLS BF H R ER SO BB IBB HBP BLK WP HR S P ERA WHIP	IP WLS BF H R ER SO BB IBB HBP BLK WP HR S P ERA WHIP	IP WLS BF H R ER SO BB IBB HBP BLK WP HR S P ERA WHIP	IP WLS BF H R ER SO BB IBB HBP BLK WP HR S P ERA WHIP	IP WLS BF H R ER SO BB IBB HBP BLK WP HR S P ERA WHIP	IP WLS BF H R ER SO BB IBB HBP BLK WP HR S P ERA WHIP	IP WLS BF H R ER SO BB IBB HBP BLK WP HR S P ERA WHIP	IP WLS BF H R ER SO BB IBB HBP BLK WP HR S P ERA WHIP	IP WLS BF H R ER SO BB IBB HBP BLK WP HR S P ERA WHIP

Los Angeles Dodgers @ Colorado Rockies
Coors Field, Denver, CO
Sat Apr 23 2005, 6:05 PM MDT
Att: 30,272 - Partly Cloudy - 64 F

AB 37
R 6
H 12
RBI 6
BB 7
SO 4
LOB 32



Batter	1	2	3	4	5	6	7	8	9	AB	R	H	RBI	BB	SO	LOB	BOTTOM				
Aaron Miles, S OBP: 0.339, SLG: 0.435	1-2 E3 12 1B	1-0 G6-3	1-0 F8			3-2 L8		1 SAFE 1-2 F7		5	1	0	0	0	0	3					
12 Clint Barmes, R OBP: 0.507, SLG: 0.721	0-0 17 1B 2B	1-0 17 1B 2B		2-2 17 G3-6-1 1B		2-2 F9		1-2 F7		5	2	3	0	0	0	1					
17 Todd Helton, L OBP: 0.421, SLG: 0.419	1-0 2B	1-0 HR 1B		1-0 G3-6-1		4-2 BB				3	2	2	2	1	0	1					
Preston Wilson, R OBP: 0.291, SLG: 0.449	2-0 5 F8 1B 2B	1-0 HR		2-1 G6-3		0-2 G1-3				4	2	2	4	0	0	1					
5 Matt Holliday, R OBP: 0.355, SLG: 0.400	0-0 F8	1-0 G6-3			1-3 K		2-1 G1-3			4	0	0	0	0	1	1					
Todd Greene, R OBP: 0.333, SLG: 0.429	1-2 1B		4-2 10 FC5-6-1 1B BB		2-0 G5-3		1-1 F7			3	0	1	1	1	0	0					
Michael Restovich, R OBP: 0.393, SLG: 0.538 40 Brian Fuentes, L OBP: 0.150, SLG: 0.200 Ryan Speier, R OBP: 0.150, SLG: 0.200 Chin-hui Tsao, R OBP: 0.150, SLG: 0.200	0-1 F9		0-1 SH1-4 10 FC5-6-1 1B BB		4-2 10 2B BB		0-0 G4-3			3	1	1	0	1	0	1					
10 Jeff Baker, R OBP: 0.302, SLG: 0.395	2-1 F8		2-2 FC5-6-5 SH1-4		1-1 L5		2-3 K			4	0	1	1	0	1	3					
Shawn Chacon, R OBP: 0.200, SLG: 0.200 Luis Gonzalez, R OBP: 0.324, SLG: 0.344 Jose Acevedo, R OBP: 0.150, SLG: 0.200 18 Cory Sullivan, L OBP: 0.500, SLG: 0.652		2-0 F9	0-1 SH1-4		1-2 L5			2-1 1B		1	0	0	0	0	0	0					
Inning Stats	R: 4 E: 1 K: 0 S: 14	H: 4 LOB: 1 BB: 0 P: 21	R: 3 E: 0 K: 0 S: 6	H: 3 LOB: 0 BB: 0 P: 13	R: 0 E: 0 K: 0 S: 10	H: 1 LOB: 2 BB: 1 P: 17	R: 0 E: 0 K: 0 S: 6	H: 1 LOB: 0 BB: 0 P: 11	R: 1 E: 0 K: 1 S: 13	H: 1 LOB: 1 BB: 1 P: 22	R: 0 E: 0 K: 0 S: 11	H: 0 LOB: 1 BB: 1 P: 20	R: 0 E: 0 K: 0 S: 5	H: 0 LOB: 0 BB: 0 P: 8	R: 0 E: 0 K: 1 S: 14	H: 1 LOB: 1 BB: 0 P: 20	1B: 7 2B: 3 3B: 0 HR: 1	SF: 0 SAC: 1 DP: 1 HBP: 0	WP: 0 PA: 38 PB: 0 SB: 0 CS: 0		
PITCHER	IP WLS BF H R ER SO BB IBB HBP BLK WP HR S P ERA WHIP	IP WLS BF H R ER SO BB IBB HBP BLK WP HR S P ERA WHIP	IP WLS BF H R ER SO BB IBB HBP BLK WP HR S P ERA WHIP	IP WLS BF H R ER SO BB IBB HBP BLK WP HR S P ERA WHIP	IP WLS BF H R ER SO BB IBB HBP BLK WP HR S P ERA WHIP	IP WLS BF H R ER SO BB IBB HBP BLK WP HR S P ERA WHIP	IP WLS BF H R ER SO BB IBB HBP BLK WP HR S P ERA WHIP	IP WLS BF H R ER SO BB IBB HBP BLK WP HR S P ERA WHIP	IP WLS BF H R ER SO BB IBB HBP BLK WP HR S P ERA WHIP	IP WLS BF H R ER SO BB IBB HBP BLK WP HR S P ERA WHIP	IP WLS BF H R ER SO BB IBB HBP BLK WP HR S P ERA WHIP	IP WLS BF H R ER SO BB IBB HBP BLK WP HR S P ERA WHIP	IP WLS BF H R ER SO BB IBB HBP BLK WP HR S P ERA WHIP	IP WLS BF H R ER SO BB IBB HBP BLK WP HR S P ERA WHIP	IP WLS BF H R ER SO BB IBB HBP BLK WP HR S P ERA WHIP	IP WLS BF H R ER SO BB IBB HBP BLK WP HR S P ERA WHIP	IP WLS BF H R ER SO BB IBB HBP BLK WP HR S P ERA WHIP	IP WLS BF H R ER SO BB IBB HBP BLK WP HR S P ERA WHIP	IP WLS BF H R ER SO BB IBB HBP BLK WP HR S P ERA WHIP	IP WLS BF H R ER SO BB IBB HBP BLK WP HR S P ERA WHIP	IP WLS BF H R ER SO BB IBB HBP BLK WP HR S P ERA WHIP

Los Angeles Dodgers @ Colorado Rockies
Coors Field, Denver, CO
Sat Apr 23 2005, 6:05 PM MDT
Att: 30,272 - Partly Cloudy - 64 F

AB 34
R 8
H 11
RBI 8
BB 3
SO 2
LOB 12



Batter	1	2	3	4	5	6	7	8	9	AB	R	H	RBI	BB	SO	LOB	TOP				
Cesar Izturis, S (1,6) OBP: 0.365, SLG: 0.420	0-1 1B 12 SF9		1-2 F7		2-0 F9		2-2 L4	2-1 FC1-2-5		5	1	1	0	0	0	2	Los Angeles Dodgers @ Colorado Rockies Coors Field, Denver, CO Sun Apr 24 2005, 1:05 PM MDT Att: 28,117 - Overcast - 46 F				
17 Jason Repko, R (1,7) OBP: 0.335, SLG: 0.487	1-0 P6		3-2 HBP		1-1 HBP		3-3 K	0-0 F7		3	0	0	0	0	1	2					
J.D. Drew, L (1,9) OBP: 0.375, SLG: 0.365	1-2 CS 1B		2-2 P6		1-2 L3			1-2 12 HBP 2B	0-1 G3-1	4	1	1	0	0	0	3					
12 Jeff Kent, R (1,4) OBP: 0.471, SLG: 0.696	0-0 SF9			0-2 BB 1B		2-0 2B SF9 1B		2-2 2B 1B HBP	1-1 F9	3	2	2	1	0	0	0					
Milton Bradley, S (1,8) OBP: 0.410, SLG: 0.667	2-2 CS 1B	2-0 L4-3 1B		1-2 P4		0-0 SF9 2B		1-1 1B 2B	2-2 1B	5	2	4	1	0	0	1					
Olmedo Saenz, R (1,3)		1-2 L4-3 1B		1-2 P4		0-1 SF9		2-1 2B 66 E	0-0 F8	4	1	1	2	0	0	3					
Jason Phillips, R (1,2) OBP: 0.390, SLG: 0.451		1-3 K		4-1 BB 66 C6-4		2-3 SF9		0-0 66 E 2B		2	1	1	2	1	1	0					
66 Norihiro Nakamura, R (1,5) OBP: 0.208, SLG: 0.217			4-0 BB 17 HBP	1-2 FC6-4		3-H F7		1-0 E9 SH1-4		3	0	1	2	1	0	2					
31 Brad Penny, R (1,1) Duaner Sanchez, R (6,1) Hee-Seop Choi, L (7,PH) Giovanni Carrara, R (7,1) 43 Yhency Brazoban, R (9,1)			1-3 K		1-1 G6-3		1-3 K	2-2 SH1-4		2	0	0	0	0	1	1					
Inning Stats	R: 1 E: 0 K: 0 S: 9	H: 2 LOB: 0 BB: 0 P: 13	R: 0 E: 0 K: 1 S: 7	H: 1 LOB: 0 BB: 0 P: 11	R: 0 E: 0 K: 1 S: 12	H: 0 LOB: 2 BB: 1 P: 23	R: 0 E: 0 K: 0 S: 14	H: 1 LOB: 2 BB: 1 P: 21	R: 0 E: 0 K: 0 S: 7	H: 0 LOB: 1 BB: 0 P: 12	R: 2 E: 0 K: 0 S: 7	H: 2 LOB: 0 BB: 0 P: 11	R: 0 E: 0 K: 2 S: 14	H: 0 LOB: 0 BB: 0 P: 20	R: 5 E: 1 K: 0 S: 16	H: 4 LOB: 1 BB: 0 P: 27		R: 0 E: 0 K: 0 S: 8	H: 1 LOB: 1 BB: 0 P: 11	1B: 8 2B: 4 3B: 0 HR: 0	SF: 3 SAC: 1 DP: 1 HBP: 4
PITCHER	IP WLS BF H R ER SO BB IBB HBP BLK WP HR S P ERA WHIP	IP WLS BF H R ER SO BB IBB HBP BLK WP HR S P ERA WHIP	IP WLS BF H R ER SO BB IBB HBP BLK WP HR S P ERA WHIP	IP WLS BF H R ER SO BB IBB HBP BLK WP HR S P ERA WHIP	IP WLS BF H R ER SO BB IBB HBP BLK WP HR S P ERA WHIP	IP WLS BF H R ER SO BB IBB HBP BLK WP HR S P ERA WHIP	IP WLS BF H R ER SO BB IBB HBP BLK WP HR S P ERA WHIP	IP WLS BF H R ER SO BB IBB HBP BLK WP HR S P ERA WHIP	IP WLS BF H R ER SO BB IBB HBP BLK WP HR S P ERA WHIP	IP WLS BF H R ER SO BB IBB HBP BLK WP HR S P ERA WHIP	IP WLS BF H R ER SO BB IBB HBP BLK WP HR S P ERA WHIP	IP WLS BF H R ER SO BB IBB HBP BLK WP HR S P ERA WHIP	IP WLS BF H R ER SO BB IBB HBP BLK WP HR S P ERA WHIP	IP WLS BF H R ER SO BB IBB HBP BLK WP HR S P ERA WHIP	IP WLS BF H R ER SO BB IBB HBP BLK WP HR S P ERA WHIP	IP WLS BF H R ER SO BB IBB HBP BLK WP HR S P ERA WHIP	IP WLS BF H R ER SO BB IBB HBP BLK WP HR S P ERA WHIP	IP WLS BF H R ER SO BB IBB HBP BLK WP HR S P ERA WHIP	IP WLS BF H R ER SO BB IBB HBP BLK WP HR S P ERA WHIP	IP WLS BF H R ER SO BB IBB HBP BLK WP HR S P ERA WHIP	IP WLS BF H R ER SO BB IBB HBP BLK WP HR S P ERA WHIP

AB	32
R	8
H	11
RBI	8
BB	2
SO	4
LOB	14



Batter	1	2	3	4	5	6	7	8	9	AB	R	H	RBI	BB	SO	LOB	BOTTOM			
Aaron Miles, S (1,4) OBP: 0.328, SLG: 0.418	3-2 12 FC5-4 1B		0-1 F7		1-1 G6-3		2-2 L5		1-1 G5-3	5	0	1	0	0	0	2	Los Angeles Dodgers @ Colorado Rockies Coors Field, Denver, CO Sun Apr 24 2005, 1:05 PM MDT Att: 28,117 - Overcast - 46 F			
12 Clint Barmes, R (1,6) OBP: 0.488, SLG: 0.685	1-2 FC5-4 HR		1-0 F8		1-2 5 BB 1B		0-1 G6-3		1-1 G6-3	5	2	1	0	0	0	1				
17 Todd Helton, L (1,3) OBP: 0.413, SLG: 0.409	1-0 L8		0-0 F7		2-2 5 BB 1B		2-2 G5-3			4	1	1	0	0	0	1				
Preston Wilson, R (1,8) OBP: 0.288, SLG: 0.491	1-1 HR		0-0 P6		1-2 P3			1-0 F9		4	1	1	2	0	0	2				
5 Matt Holliday, R (1,7) OBP: 0.363, SLG: 0.432	3-3 K			1-1 F9		1-2 1B 3B		0-0 11 BB 1B		4	2	2	2	0	1	0				
11 Brad Hawpe, L (1,9) OBP: 0.386, SLG: 0.634		0-1 1B		2-2 G4-3		2-0 G4-3		1-1 1B		4	0	2	0	0	0	1				
Desi Relaford, S (1,5) OBP: 0.355, SLG: 0.500		1-0 F9		3-3 K		0-1 BB 1B		2-2 F3		4	0	1	1	0	1	3				
JD Closser, S (1,2) OBP: 0.273, SLG: 0.225		2-1 1B			2-2 G4-3		3-H BB 1B		0-0 1B	3	0	2	1	1	0	0				
26 Jeff Francis, L (1,1) Luis Gonzalez, R (6,PH) 40 Brian Fuentes, L (7,1) 49 Byung-Hyun Kim, R (8,1) Ryan Speier, R (9,1) Scott Dohmann, R (9,1) 18 Cory Sullivan, L (9,PH)		2-3 K		0-3 K		0-0 G5-3			0-3 K	2	0	0	0	0	2	2				
Inning Stats	R: 2 E: 0 K: 1 S: 15	H: 2 LOB: 0 BB: 0 P: 24	R: 0 E: 0 K: 1 S: 10	H: 2 LOB: 0 BB: 0 P: 15	R: 0 E: 0 K: 1 S: 9	H: 0 LOB: 0 BB: 0 P: 15	R: 0 E: 0 K: 1 S: 9	H: 0 LOB: 0 BB: 0 P: 12	R: 3 E: 0 K: 0 S: 20	H: 4 LOB: 2 BB: 1 P: 31	R: 0 E: 0 K: 0 S: 9	H: 0 LOB: 0 BB: 0 P: 13	R: 1 E: 0 K: 0 S: 8	H: 3 LOB: 2 BB: 0 P: 12	R: 0 E: 0 K: 1 S: 7	H: 0 LOB: 0 BB: 0 P: 9		1B: 9 2B: 0 3B: 1 HR: 1	SF: 0 SAC: 0 DP: 0 HBP: 0	WP: 0 PA: 38 PB: 0 SB: 0 CS: 0
PITCHER	IP WLS BF H R ER SO BB IBB HBP BLK WP HR S P ERA WHIP	IP WLS BF H R ER SO BB IBB HBP BLK WP HR S P ERA WHIP	IP WLS BF H R ER SO BB IBB HBP BLK WP HR S P ERA WHIP	IP WLS BF H R ER SO BB IBB HBP BLK WP HR S P ERA WHIP	IP WLS BF H R ER SO BB IBB HBP BLK WP HR S P ERA WHIP	IP WLS BF H R ER SO BB IBB HBP BLK WP HR S P ERA WHIP	IP WLS BF H R ER SO BB IBB HBP BLK WP HR S P ERA WHIP	IP WLS BF H R ER SO BB IBB HBP BLK WP HR S P ERA WHIP	IP WLS BF H R ER SO BB IBB HBP BLK WP HR S P ERA WHIP	IP WLS BF H R ER SO BB IBB HBP BLK WP HR S P ERA WHIP	IP WLS BF H R ER SO BB IBB HBP BLK WP HR S P ERA WHIP	IP WLS BF H R ER SO BB IBB HBP BLK WP HR S P ERA WHIP	IP WLS BF H R ER SO BB IBB HBP BLK WP HR S P ERA WHIP	IP WLS BF H R ER SO BB IBB HBP BLK WP HR S P ERA WHIP	IP WLS BF H R ER SO BB IBB HBP BLK WP HR S P ERA WHIP	IP WLS BF H R ER SO BB IBB HBP BLK WP HR S P ERA WHIP	IP WLS BF H R ER SO BB IBB HBP BLK WP HR S P ERA WHIP	IP WLS BF H R ER SO BB IBB HBP BLK WP HR S P ERA WHIP	IP WLS BF H R ER SO BB IBB HBP BLK WP HR S P ERA WHIP	IP WLS BF H R ER SO BB IBB HBP BLK WP HR S P ERA WHIP



Batter	1	2	3	4	5	6	7	8	9	AB	R	H	RBI	BB	SO	LOB	TOP			
Craig Counsell, L (1, 4) OBP: 0.423, SLG: 0.300										4	2	2	0	1	0	0	Arizona Diamondbacks @ Los Angeles Dodgers Dodger Stadium, Los Angeles, CA Mon Apr 25 2005, 7:10 PM PDT Att: 36,876 - Partly Cloudy - 62 F			
Alex Cintron, S (1, 6) OBP: 0.406, SLG: 0.552										5	1	1	0	0	2	2				
Javier López, L (9, 1)										0	0	0	0	0	0	0				
Brandon Lyon, R (9, 1)										0	0	0	0	0	0	0				
Luis Gonzalez, L (1, 7) OBP: 0.376, SLG: 0.500										4	0	3	1	0	0	2				
Troy Glaus, R (1, 5) OBP: 0.345, SLG: 0.667										4	1	2	2	0	1	2				
Shawn Green, L (1, 9) OBP: 0.356, SLG: 0.382										4	0	1	1	0	1	1				
Chad Tracy, L (1, 3) OBP: 0.324, SLG: 0.523										4	0	1	0	0	0	1				
Koyie Hill, S (1, 2) OBP: 0.333, SLG: 0.231										4	0	0	0	0	2	2				
Quinton McCracken, S (1, 8) OBP: 0.327, SLG: 0.360										4	0	1	0	0	1	1				
Javier Vazquez, R (1, 1) OBP: 0.300, SLG: 0.222										3	0	0	0	0	1	1				
Tony Clark, S (9, PH) OBP: 0.429, SLG: 0.760										1	0	0	0	0	0	0				
Royce Clayton, R (9, 6) OBP: 0.296, SLG: 0.364										0	0	0	0	0	0	0				
Inning Stats	R: 3 E: 0 K: 0 S: 11	H: 3 LOB: 1 BB: 1 P: 21	R: 0 E: 0 K: 2 S: 12	H: 0 LOB: 0 BB: 0 P: 13	R: 0 E: 0 K: 1 S: 10	H: 1 LOB: 1 BB: 0 P: 13	R: 0 E: 0 K: 1 S: 9	H: 1 LOB: 1 BB: 0 P: 12	R: 0 E: 0 K: 0 S: 7	H: 1 LOB: 1 BB: 0 P: 7	R: 1 E: 0 K: 1 S: 13	H: 3 LOB: 2 BB: 0 P: 21	R: 0 E: 0 K: 1 S: 6	H: 0 LOB: 0 BB: 0 P: 8	R: 0 E: 0 K: 0 S: 8	H: 1 LOB: 1 BB: 0 P: 13	1B: 8 2B: 3 3B: 0 HR: 0	SF: 0 SAC: 0 DP: 0 HBP: 0	WP: 0 PB: 0 SB: 2 CS: 0	PA: 38
PITCHER	IP WLS BF H R ER SO BB IBB HBP BLK WP HR S P ERA WHIP																			
Derek Lowe, R (1, 1) ERA: 2.04	7.0 L 31 10 4 4 7 1 0 0 0 0 0 0 0 71 99 5.14 1.571																			
Kelly Wunsch, L (8, 1) ERA: 2.45	1.0 3 0 0 0 1 0 0 0 0 0 0 0 0 6 8 0.00 0.000																			
Steve Schmolz, R (9, 1) ERA: 2.53	1.0 4 1 0 0 0 0 0 0 0 0 0 0 0 8 13 0.00 1.000																			

Batter	1	2	3	4	5	6	7	8	9	AB	R	H	RBI	BB	SO	LOB	BOTTOM			
Cesar Izturis, S (1, 6) OBP: 0.371, SLG: 0.424										4	0	2	0	0	0	0	Arizona Diamondbacks @ Los Angeles Dodgers Dodger Stadium, Los Angeles, CA Mon Apr 25 2005, 7:10 PM PDT Att: 36,876 - Partly Cloudy - 62 F			
Hee-Seop Choi, L (1, 3) OBP: 0.294, SLG: 0.311										3	0	0	0	0	1	1				
Olmedo Saenz, R (8, PH) OBP: 0.500, SLG: 0.682										1	0	0	0	0	1	2				
J.D. Drew, L (1, 9) OBP: 0.369, SLG: 0.403										4	1	1	1	0	2	0				
12 Jeff Kent, R (1, 4) OBP: 0.461, SLG: 0.712										4	1	1	1	0	0	0				
Milton Bradley, S (1, 8) OBP: 0.402, SLG: 0.645										4	0	1	0	0	1	0				
Jose Valentin, S (1, 5) OBP: 0.412, SLG: 0.460										3	0	0	0	0	1	1				
Jason Phillips, R (1, 2) OBP: 0.371, SLG: 0.426										3	0	0	0	0	2	1				
Jason Grabowski, L (1, 7) OBP: 0.240, SLG: 0.286										2	0	0	0	1	1	0				
Derek Lowe, R (1, 1) OBP: 0.167, SLG: 0.167										2	0	0	0	0	1	1				
Kelly Wunsch, L (8, 1)										0	0	0	0	0	0	0				
Ricky Ledee, L (8, PH) OBP: 0.357, SLG: 0.500										0	0	0	0	1	0	0				
Steve Schmolz, R (9, 1)										0	0	0	0	0	0	0				
Inning Stats	R: 0 E: 0 K: 1 S: 10	H: 0 LOB: 0 BB: 0 P: 12	R: 0 E: 0 K: 0 S: 7	H: 0 LOB: 0 BB: 0 P: 9	R: 0 E: 0 K: 1 S: 7	H: 0 LOB: 1 BB: 1 P: 12	R: 1 E: 0 K: 1 S: 11	H: 1 LOB: 0 BB: 0 P: 16	R: 0 E: 0 K: 0 S: 6	H: 1 LOB: 1 BB: 0 P: 9	R: 1 E: 0 K: 2 S: 15	H: 1 LOB: 0 BB: 0 P: 20	R: 0 E: 0 K: 3 S: 14	H: 1 LOB: 2 BB: 1 P: 22	R: 0 E: 0 K: 1 S: 8	H: 0 LOB: 0 BB: 0 P: 10	1B: 3 2B: 0 3B: 0 HR: 2	SF: 0 SAC: 0 DP: 2 HBP: 0	WP: 0 PB: 0 SB: 0 CS: 0	PA: 32
PITCHER	IP WLS BF H R ER SO BB IBB HBP BLK WP HR S P ERA WHIP																			
Javier Vazquez, R (1, 1) ERA: 6.11	8.0 W 29 5 2 2 9 2 0 0 0 0 0 0 0 4 11 2.25 0.875																			
Javier López, L (9, 1) ERA: 19.29	0.1 H 1 0 0 0 1 0 0 0 0 0 0 0 0 4 6 0.00 0.000																			
Brandon Lyon, R (9, 1) ERA: 1.54	0.2 S 2 0 0 0 0 0 0 0 0 0 0 0 0 4 4 0.00 0.000																			

AB 37
R 4
H 11
RBI 4
BB 1
SO 8
LOB 12



AB 30
R 2
H 5
RBI 2
BB 2
SO 10
LOB 6



Batter	1	2	3	4	5	6	7	8	9	AB	R	H	RBI	BB	SO	LOB	TOP				
Craig Counsell, L OBP: 0.425, SLG: 0.299 (1, 4)	F7		K				S BB		G3 1B	3	0	1	1	1	1	1	Arizona Diamondbacks @ Los Angeles Dodgers Dodger Stadium, Los Angeles, CA Wed Apr 27 2005, 7:10 PM PDT Att: 54,387 - Cloudy - 61 F				
Quinton McCracken, S OBP: 0.352, SLG: 0.352 Mike Koplove, R OBP: 0.394, SLG: 0.533 Javier López, L OBP: 0.372, SLG: 0.476 (1, 8) (7, 1) (9, PH)	F7		1B			G4-3			G3	4	0	1	1	0	1	4					
Luis Gonzalez, L OBP: 0.372, SLG: 0.476 (1, 7)	F7		1B						G3	0	0	0	0	0	0	0					
Troy Glaus, R OBP: 0.333, SLG: 0.610 (1, 5)			1B						IBB	1	0	0	0	0	0	0					
Shawn Green, L OBP: 0.347, SLG: 0.417 (1, 9)			1B							4	0	0	0	0	1	1					
Chad Tracy, L OBP: 0.315, SLG: 0.507 (1, 3)			1B							3	0	1	1	0	1	0					
Koyie Hill, S OBP: 0.324, SLG: 0.233 (1, 2)			1B							4	1	1	0	0	3	0					
Royce Clayton, R OBP: 0.291, SLG: 0.342 (1, 6)			1B							4	2	1	0	0	1	2					
Brad Halsey, L Lance Cormier, R Tony Clark, S OBP: 0.394, SLG: 0.655 Luis Terrero, R OBP: 0.316, SLG: 0.471 (1, 1) (6, 1) (7, PH) (7, PR) (7, 8)			1B							1	0	0	0	0	0	0					
Inning Stats	R: 0 E: 0 K: 0 S: 12	H: 0 LOB: 0 BB: 0 P: 14	R: 1 E: 0 K: 1 S: 7	H: 0 LOB: 0 BB: 1 P: 16	R: 1 E: 0 K: 2 S: 19	H: 3 LOB: 2 BB: 0 P: 26	R: 0 E: 0 K: 1 S: 6	H: 0 LOB: 0 BB: 0 P: 9	R: 0 E: 0 K: 0 S: 5	H: 0 LOB: 1 BB: 1 P: 15	R: 3 E: 0 K: 1 S: 16	H: 3 LOB: 2 BB: 1 P: 27	R: 0 E: 0 K: 3 S: 10	H: 0 LOB: 0 BB: 0 P: 14	R: 1 E: 0 K: 2 S: 15	H: 2 LOB: 2 BB: 1 P: 26		1B: 7 2B: 1 3B: 0 HR: 0	SF: 1 SAC: 1 DP: 0 HBP: 1	WP: 0 PB: 0 SB: 2 CS: 0	PA: 40
PITCHER	IP	WLS	BF	H	R	ER	SO	BB	IBB	HBP	BLK	WP	HR	S	P	ERA	WHIP				
Jeff Weaver, R ERA: 6.23 Steve Schmitt, R ERA: 2.45 Kelly Wunsch, L ERA: 2.25 Duaner Sanchez, R ERA: 2.31 Giovanni Carrara, R ERA: 4.82 (1, 1) (7, 1) (7, 1) (7, 1) (8, 1)	6.1	L	28	5	5	5	4	3	0	1	0	0	0	67	105	7.11	1.263				
PITCHER	IP	WLS	BF	H	R	ER	SO	BB	IBB	HBP	BLK	WP	HR	S	P	ERA	WHIP				
Jeff Weaver, R ERA: 6.23 Steve Schmitt, R ERA: 2.45 Kelly Wunsch, L ERA: 2.25 Duaner Sanchez, R ERA: 2.31 Giovanni Carrara, R ERA: 4.82 (1, 1) (7, 1) (7, 1) (7, 1) (8, 1)	6.1	L	28	5	5	5	4	3	0	1	0	0	0	67	105	7.11	1.263				

Batter	1	2	3	4	5	6	7	8	9	AB	R	H	RBI	BB	SO	LOB	BOTTOM				
Cesar Izturis, S OBP: 0.374, SLG: 0.415 (1, 6)	G5-3		K						K	4	1	1	0	1	2	1	Arizona Diamondbacks @ Los Angeles Dodgers Dodger Stadium, Los Angeles, CA Wed Apr 27 2005, 7:10 PM PDT Att: 54,387 - Cloudy - 61 F				
17 Jason Repko, R OBP: 0.333, SLG: 0.476 Ricky Ledee, L OBP: 0.362, SLG: 0.524 (1, 7) (7, PH) (8, 7)	F7		B3							3	1	1	0	0	0	0					
J.D. Drew, L OBP: 0.376, SLG: 0.421 (1, 9)	1B		1B							4	0	3	2	0	0	2					
12 Jeff Kent, R OBP: 0.454, SLG: 0.671 (1, 4)	1B		1B							4	0	1	0	0	0	4					
Milton Bradley, S OBP: 0.389, SLG: 0.607 (1, 8)	K		1B							4	0	1	0	0	1	3					
Olmedo Saenz, R OBP: 0.485, SLG: 0.741 (1, 3)										4	1	1	1	0	1	0					
Jason Phillips, R OBP: 0.343, SLG: 0.393 (1, 2)										4	0	1	0	0	0	0					
66 Norihiro Nakamura, R OBP: 0.172, SLG: 0.179 (1, 5)	F7		K							4	0	0	0	0	1	1					
Jeff Weaver, R ERA: 6.23 Steve Schmitt, R ERA: 2.45 Kelly Wunsch, L ERA: 2.25 Duaner Sanchez, R ERA: 2.31 Jason Grabowski, L OBP: 0.322, SLG: 0.325 Giovanni Carrara, R ERA: 4.82 (1, 1) (7, 1) (7, 1) (7, 1) (8, 1) (9, PH)	5.0	W	23	9	3	3	3	0	0	0	0	0	0	0	0	0					
PITCHER	IP	WLS	BF	H	R	ER	SO	BB	IBB	HBP	BLK	WP	HR	S	P	ERA		WHIP			
Brad Halsey, L ERA: 3.21 Lance Cormier, R ERA: 5.27 Mike Koplove, R ERA: 5.27 Javier López, L ERA: 12.27 (1, 1) (6, 1) (7, 1) (9, 1)	5.0	W	23	9	3	3	3	0	0	0	0	0	0	0	0	0					
PITCHER	IP	WLS	BF	H	R	ER	SO	BB	IBB	HBP	BLK	WP	HR	S	P	ERA	WHIP				
Brad Halsey, L ERA: 3.21 Lance Cormier, R ERA: 5.27 Mike Koplove, R ERA: 5.27 Javier López, L ERA: 12.27 (1, 1) (6, 1) (7, 1) (9, 1)	5.0	W	23	9	3	3	3	0	0	0	0	0	0	0	0	0					

AB 33
R 6
H 8
RBI 6
BB 4
SO 10
LOB 15



AB 34
R 3
H 9
RBI 3
BB 2
SO 6
LOB 11



Batter	1	2	3	4	5	6	7	8	9	AB	R	H	RBI	BB	SO	LOB	TOP										
12 Clint Barmes, R OBP: 0.489, SLG: 0.671	F8		SH1-4 17 G4-1 2B		CS 1B			11 1B BB		3	1	2	0	1	0	0	Colorado Rockies @ Los Angeles Dodgers Dodger Stadium, Los Angeles, CA Fri Apr 29 2005, 7:40 PM PDT Att: 40,150 - Clear - 64 F										
Luis Gonzalez, R OBP: 0.297, SLG: 0.314	K2-3		SH1-4		CS	K		17 G3-6 1B		2	0	0	0	0	2	0											
11 Brad Hawpe, L OBP: 0.367, SLG: 0.587										1	0	1	1	0	0	0											
Chin-hui Tsao, R OBP: 0.367, SLG: 0.587										0	0	0	0	0	0	0											
17 Todd Helton, L OBP: 0.398, SLG: 0.375	FC5 E BB		G4-1		F8			G3-6-1		3	0	0	1	1	0	2											
Preston Wilson, R OBP: 0.299, SLG: 0.508	E6		G6-3		K					4	1	1	0	0	1	1											
5 Matt Holliday, R OBP: 0.341, SLG: 0.427	FC5			P6		G6-3		F9		4	0	0	0	0	3												
Todd Greene, R OBP: 0.324, SLG: 0.406		F9		G5-3		K				4	0	1	1	0	1	0											
Dustan Mohr, R OBP: 0.111, SLG: 0.111							F9			4	0	0	0	0	3	1											
27 Garrett Atkins, R OBP: 0.429, SLG: 0.429					L7					4	0	1	0	0	1	1											
Jason Jennings, L OBP: 0.273, SLG: 0.200										2	0	0	0	0	1	1											
Jose Acevedo, R OBP: 0.273, SLG: 0.200										0	0	0	0	0	0	0											
18 Cory Sullivan, L OBP: 0.483, SLG: 0.615										1	1	1	0	0	0	0											
Aaron Miles, S OBP: 0.333, SLG: 0.417								12 BB 1B		0	0	0	0	0	0	0											
Inning Stats	R: 0 E: 1 K: 1 S: 15	H: 0 LOB: 2 BB: 1 P: 27	R: 0 E: 0 K: 1 S: 11	H: 1 LOB: 1 BB: 0 P: 18	R: 1 E: 0 K: 0 S: 5	H: 1 LOB: 0 BB: 0 P: 7	R: 0 E: 0 K: 1 S: 6	H: 0 LOB: 0 BB: 0 P: 10	R: 0 E: 0 K: 1 S: 9	H: 1 LOB: 0 BB: 0 P: 12	R: 0 E: 0 K: 2 S: 8	H: 0 LOB: 0 BB: 0 P: 13	R: 0 E: 0 K: 1 S: 6	H: 0 LOB: 0 BB: 0 P: 8	R: 1 E: 0 K: 1 S: 11	H: 2 LOB: 1 BB: 1 P: 18	R: 1 E: 0 K: 1 S: 15	H: 2 LOB: 1 BB: 0 P: 21	1B: 5 2B: 2 3B: 0 HR: 0	SF: 0 SAC: 1 DP: 1 HBP: 0	WP: 0 PB: 0 SB: 0 CS: 1	PA: 36					
PITCHER	IP	WLS	BF	H	R	ER	SO	BB	IBB	HBP	BLK	WP	HR	S	P	ERA	WHIP										
Odalis Perez, L ERA: 3.64	7.0	W	25	3	1	1	7	1	0	0	0	0	0	60	95	1.29	0.571										
Steve Schmolli, R ERA: 3.18	0.1		4	2	1	1	1	1	0	0	0	0	0	9	15	27.00	9.000										
Kelly Wunsch, L ERA: 2.16	0.2	H	1	0	0	0	0	0	0	0	0	0	0	2	3	0.00	0.000										
Buddy Carlyle, R ERA: 7.2	0.1		3	2	1	1	0	0	0	0	0	0	0	9	12	27.00	6.000										
43 Yhency Brazoban, R ERA: 3.0	0.2	S	2	0	0	0	1	0	0	0	0	0	0	6	9	0.00	0.000										

Batter	1	2	3	4	5	6	7	8	9	AB	R	H	RBI	BB	SO	LOB	BOTTOM										
Cesar Izturis, S OBP: 0.365, SLG: 0.398	L5			K G1 BB	HR BB	P2		F8		4	1	0	0	1	1	5	Colorado Rockies @ Los Angeles Dodgers Dodger Stadium, Los Angeles, CA Fri Apr 29 2005, 7:40 PM PDT Att: 40,150 - Clear - 64 F										
Hee-Seon Choi, L OBP: 0.361, SLG: 0.472	G4-3			G1 BB	HR		HR BB	G6-3		3	2	1	4	2	0	2											
J.D. Drew, L OBP: 0.371, SLG: 0.450	G4-3			G1	K		HR			4	1	1	2	0	1	2											
12 Jeff Kent, R OBP: 0.455, SLG: 0.654		F8		FC4-6 BB	CS BB		P6			2	0	0	0	2	0	0											
Milton Bradley, S OBP: 0.372, SLG: 0.580				K	CS	G4-3	F9			4	0	0	0	0	2	3											
Jose Valentin, S OBP: 0.390, SLG: 0.404			G1-5-3	FC4-6		WP 1B BB	K			3	0	0	0	1	1	3											
Ricky Ledee, L OBP: 0.373, SLG: 0.511								F9		3	1	1	0	1	1	0											
Buddy Carlyle, L OBP: 0.373, SLG: 0.511										0	0	0	0	0	0	0											
43 Yhency Brazoban, R OBP: 0.373, SLG: 0.511										0	0	0	0	0	0	0											
Paul Bako, L OBP: 0.333, SLG: 0.350										3	1	2	0	1	0	2											
Odalis Perez, L OBP: 0.167, SLG: 0.091										1	0	0	0	1	0	1											
Steve Schmolli, R OBP: 0.167, SLG: 0.091										0	0	0	0	0	0	0											
Kelly Wunsch, L OBP: 0.167, SLG: 0.091										0	0	0	0	0	0	0											
Jason Grabowski, L OBP: 0.250, SLG: 0.261										0	0	0	0	1	0	0											
17 Jason Repko, R OBP: 0.333, SLG: 0.476										0	0	0	0	0	0	0											
Inning Stats	R: 0 E: 0 K: 0 S: 3	H: 0 LOB: 0 BB: 0 P: 5	R: 0 E: 0 K: 1 S: 6	H: 0 LOB: 0 BB: 0 P: 12	R: 0 E: 0 K: 1 S: 6	H: 0 LOB: 0 BB: 1 P: 11	R: 0 E: 0 K: 2 S: 14	H: 0 LOB: 2 BB: 2 P: 28	R: 4 E: 0 K: 1 S: 14	H: 2 LOB: 0 BB: 3 P: 30	R: 0 E: 0 K: 0 S: 12	H: 1 LOB: 3 BB: 2 P: 22	R: 2 E: 0 K: 1 S: 9	H: 1 LOB: 0 BB: 1 P: 20	R: 0 E: 0 K: 0 S: 12	H: 1 LOB: 2 BB: 1 P: 24	1B: 3 2B: 1 3B: 0 HR: 2	SF: 0 SAC: 1 DP: 1 HBP: 0	WP: 2 PB: 0 SB: 0 CS: 1	PA: 39							
PITCHER	IP	WLS	BF	H	R	ER	SO	BB	IBB	HBP	BLK	WP	HR	S	P	ERA	WHIP										
Jason Jennings, R ERA: 4.55	6.0	L	28	3	4	4	5	8	0	0	0	0	0	55	108	6.00	1.833										
Jose Acevedo, R ERA: 9.92	1.0		5	1	2	2	1	1	0	0	0	0	0	9	20	18.00	2.000										
Chin-hui Tsao, R ERA: 4.5	1.0		5	1	0	0	0	1	0	0	0	0	0	12	24	0.00	2.000										



Batter	1	2	3	4	5	6	7	8	9	AB	R	H	RBI	BB	SO	LOB	TOP					
Aaron Miles, S (1,4) OBP: 0.316, SLG: 0.395										4	0	0	0	0	1	0	Colorado Rockies @ Los Angeles Dodgers Dodger Stadium, Los Angeles, CA Sat Apr 30 2005, 7:10 PM PDT Att: 54,123 - Partly Cloudy - 62 F					
12 Clint Barmes, R (1,6) OBP: 0.467, SLG: 0.639										4	0	0	0	0	2	0						
17 Todd Helton, L (1,3) OBP: 0.402, SLG: 0.373										3	1	1	0	0	0	0						
Preston Wilson, R (1,8) OBP: 0.296, SLG: 0.492										4	0	1	0	0	0	2						
5 Matt Holliday, R (1,7) OBP: 0.326, SLG: 0.407										4	0	0	0	0	0	2						
11 Brad Hawpe, L (1,9) OBP: 0.396, SLG: 0.660										4	1	3	2	0	0	0						
27 Garrett Atkins, R (1,5) OBP: 0.455, SLG: 0.455										4	0	2	0	0	0	1						
JD Closser, S (1,2) OBP: 0.250, SLG: 0.191										3	0	0	0	1	0	2						
Joe Kennedy, R (1,1) OBP: 0.182, SLG: 0.182										2	0	0	0	0	2	2						
49 Byung-Hyun Kim, R (7,1) OBP: 0.467, SLG: 0.593										0	0	0	0	0	0	0						
18 Cory Sullivan, L (8, PH) OBP: 0.467, SLG: 0.593										1	0	0	0	0	1	0						
Jay Witasick, R (8,1) OBP: 0.467, SLG: 0.593										0	0	0	0	0	0	0						
Inning Stats	R: 0 E: 0 K: 2 S: 10	H: 0 LOB: 0 BB: 0 P: 14	R: 0 E: 0 K: 0 S: 11	H: 2 LOB: 1 BB: 0 P: 20	R: 0 E: 0 K: 1 S: 7	H: 0 LOB: 0 BB: 0 P: 9	R: 0 E: 0 K: 0 S: 10	H: 0 LOB: 0 BB: 0 P: 15	R: 0 E: 0 K: 1 S: 12	H: 1 LOB: 2 BB: 1 P: 22	R: 0 E: 0 K: 0 S: 12	H: 1 LOB: 1 BB: 0 P: 15	R: 1 E: 0 K: 0 S: 9	H: 1 LOB: 0 BB: 0 P: 15	R: 0 E: 0 K: 2 S: 8	H: 0 LOB: 0 BB: 0 P: 8	R: 1 E: 0 K: 0 S: 23	H: 2 LOB: 2 BB: 0 P: 31	1B: 6 2B: 0 3B: 0 HR: 1	SF: 0 SAC: 0 DP: 1 HBP: 1	WP: 0 PA: 35 PB: 0 SB: 0 CS: 0	
PITCHER	IP WLS BF H R ER SO BB IBB HBP BLK WP HR S P ERA WHIP	IP WLS BF H R ER SO BB IBB HBP BLK WP HR S P ERA WHIP	IP WLS BF H R ER SO BB IBB HBP BLK WP HR S P ERA WHIP	IP WLS BF H R ER SO BB IBB HBP BLK WP HR S P ERA WHIP	IP WLS BF H R ER SO BB IBB HBP BLK WP HR S P ERA WHIP	IP WLS BF H R ER SO BB IBB HBP BLK WP HR S P ERA WHIP	IP WLS BF H R ER SO BB IBB HBP BLK WP HR S P ERA WHIP	IP WLS BF H R ER SO BB IBB HBP BLK WP HR S P ERA WHIP	IP WLS BF H R ER SO BB IBB HBP BLK WP HR S P ERA WHIP	IP WLS BF H R ER SO BB IBB HBP BLK WP HR S P ERA WHIP	IP WLS BF H R ER SO BB IBB HBP BLK WP HR S P ERA WHIP	IP WLS BF H R ER SO BB IBB HBP BLK WP HR S P ERA WHIP	IP WLS BF H R ER SO BB IBB HBP BLK WP HR S P ERA WHIP	IP WLS BF H R ER SO BB IBB HBP BLK WP HR S P ERA WHIP	IP WLS BF H R ER SO BB IBB HBP BLK WP HR S P ERA WHIP	IP WLS BF H R ER SO BB IBB HBP BLK WP HR S P ERA WHIP	IP WLS BF H R ER SO BB IBB HBP BLK WP HR S P ERA WHIP	IP WLS BF H R ER SO BB IBB HBP BLK WP HR S P ERA WHIP	IP WLS BF H R ER SO BB IBB HBP BLK WP HR S P ERA WHIP	IP WLS BF H R ER SO BB IBB HBP BLK WP HR S P ERA WHIP	IP WLS BF H R ER SO BB IBB HBP BLK WP HR S P ERA WHIP	IP WLS BF H R ER SO BB IBB HBP BLK WP HR S P ERA WHIP

Batter	1	2	3	4	5	6	7	8	9	AB	R	H	RBI	BB	SO	LOB	BOTTOM					
Cesar Izturis, S (1,6) OBP: 0.370, SLG: 0.412										4	2	2	2	0	0	0	Colorado Rockies @ Los Angeles Dodgers Dodger Stadium, Los Angeles, CA Sat Apr 30 2005, 7:10 PM PDT Att: 54,123 - Partly Cloudy - 62 F					
17 Jason Repko, R (1,7) OBP: 0.327, SLG: 0.522										4	1	1	3	0	0	1						
J.D. Drew, L (1,9) OBP: 0.386, SLG: 0.444										1	0	0	0	3	0	0						
12 Jeff Kent, R (1,4) OBP: 0.457, SLG: 0.643										3	0	1	0	1	0	1						
Milton Bradley, S (1,8) OBP: 0.357, SLG: 0.554										4	0	0	0	0	0	3						
Olmedo Saenz, R (1,3) OBP: 0.432, SLG: 0.645										4	1	0	0	0	0	0						
Jason Phillips, R (1,2) OBP: 0.365, SLG: 0.413										2	1	1	0	2	0	0						
66 Norihiro Nakamura, R (1,5) OBP: 0.182, SLG: 0.219										4	0	1	0	0	1	4						
31 Brad Penny, R (1,1) ERA: 7.94										1	1	0	0	0	1	0						
Duaner Sanchez, R (7,1) ERA: 9.0										1	0	0	0	0	0	0						
Hee-Seop Choi, L (8, PH) OBP: 0.355, SLG: 0.463										1	0	0	0	0	1	1						
D.J. Houlton, R (9,1) ERA: 2.89										0	0	0	0	0	0	0						
43 Yhency Brazoban, R (9,1) ERA: 2.89										0	0	0	0	0	0	0						
Inning Stats	R: 0 E: 0 K: 0 S: 9	H: 0 LOB: 1 BB: 1 P: 20	R: 0 E: 0 K: 1 S: 9	H: 0 LOB: 1 BB: 1 P: 15	R: 0 E: 0 K: 1 S: 6	H: 0 LOB: 0 BB: 0 P: 8	R: 0 E: 0 K: 0 S: 5	H: 0 LOB: 0 BB: 0 P: 10	R: 5 E: 1 K: 0 S: 20	H: 4 LOB: 1 BB: 1 P: 30	R: 0 E: 0 K: 0 S: 10	H: 0 LOB: 0 BB: 1 P: 16	R: 1 E: 0 K: 0 S: 9	H: 1 LOB: 2 BB: 2 P: 18	R: 0 E: 0 K: 1 S: 8	H: 1 LOB: 1 BB: 0 P: 13	R: 0 E: 0 K: 1 S: 23	H: 1 LOB: 2 BB: 0 P: 31	1B: 2 2B: 3 3B: 0 HR: 1	SF: 0 SAC: 0 DP: 1 HBP: 1	WP: 1 PA: 36 PB: 0 SB: 0 CS: 0	
PITCHER	IP WLS BF H R ER SO BB IBB HBP BLK WP HR S P ERA WHIP	IP WLS BF H R ER SO BB IBB HBP BLK WP HR S P ERA WHIP	IP WLS BF H R ER SO BB IBB HBP BLK WP HR S P ERA WHIP	IP WLS BF H R ER SO BB IBB HBP BLK WP HR S P ERA WHIP	IP WLS BF H R ER SO BB IBB HBP BLK WP HR S P ERA WHIP	IP WLS BF H R ER SO BB IBB HBP BLK WP HR S P ERA WHIP	IP WLS BF H R ER SO BB IBB HBP BLK WP HR S P ERA WHIP	IP WLS BF H R ER SO BB IBB HBP BLK WP HR S P ERA WHIP	IP WLS BF H R ER SO BB IBB HBP BLK WP HR S P ERA WHIP	IP WLS BF H R ER SO BB IBB HBP BLK WP HR S P ERA WHIP	IP WLS BF H R ER SO BB IBB HBP BLK WP HR S P ERA WHIP	IP WLS BF H R ER SO BB IBB HBP BLK WP HR S P ERA WHIP	IP WLS BF H R ER SO BB IBB HBP BLK WP HR S P ERA WHIP	IP WLS BF H R ER SO BB IBB HBP BLK WP HR S P ERA WHIP	IP WLS BF H R ER SO BB IBB HBP BLK WP HR S P ERA WHIP	IP WLS BF H R ER SO BB IBB HBP BLK WP HR S P ERA WHIP	IP WLS BF H R ER SO BB IBB HBP BLK WP HR S P ERA WHIP	IP WLS BF H R ER SO BB IBB HBP BLK WP HR S P ERA WHIP	IP WLS BF H R ER SO BB IBB HBP BLK WP HR S P ERA WHIP	IP WLS BF H R ER SO BB IBB HBP BLK WP HR S P ERA WHIP	IP WLS BF H R ER SO BB IBB HBP BLK WP HR S P ERA WHIP	IP WLS BF H R ER SO BB IBB HBP BLK WP HR S P ERA WHIP



Batter	1	2	3	4	5	6	7	8	9	AB	R	H	RBI	BB	SO	LOB	TOP									
Aaron Miles, S OBP: 0.313, SLG: 0.400										4	1	1	0	0	1	1	Colorado Rockies @ Los Angeles Dodgers Dodger Stadium, Los Angeles, CA Sun May 01 2005, 1:10 PM PDT Att: 46,243 - Partly Cloudy - 69 F									
Desi Relaford, S OBP: 0.324, SLG: 0.441										4	0	0	0	0	1	3										
17 Todd Helton, L OBP: 0.396, SLG: 0.367										4	0	1	0	0	1	3										
11 Brad Hawpe, L OBP: 0.421, SLG: 0.660										3	0	2	1	1	0	1										
27 Garrett Atkins, R OBP: 0.357, SLG: 0.357										3	0	0	0	0	1	3										
40 Brian Fuentes, L OBP: 0.289, SLG: 0.361										0	0	0	0	0	0	0										
Luis Gonzalez, R OBP: 0.289, SLG: 0.306										0	0	0	0	0	0	0										
Dustin Mohr, R OBP: 0.231, SLG: 0.167										3	0	1	0	0	1	0										
Todd Greene, R OBP: 0.289, SLG: 0.361										4	0	0	0	0	0	2										
18 Cory Sullivan, L OBP: 0.424, SLG: 0.533										3	0	0	0	0	1	0										
Shawn Chacon, R OBP: 0.143, SLG: 0.143										2	0	0	0	0	0	0										
12 Clint Barnes, R OBP: 0.473, SLG: 0.643										1	0	1	0	0	0	0										
Inning Stats	R: 1 E: 0 K: 1 S: 14	H: 1 LOB: 1 BB: 0 P: 18	R: 0 E: 0 K: 0 S: 8	H: 0 LOB: 0 BB: 0 P: 11	R: 0 E: 0 K: 0 S: 10	H: 1 LOB: 1 BB: 0 P: 18	R: 0 E: 0 K: 0 S: 6	H: 2 LOB: 1 BB: 0 P: 8	R: 0 E: 0 K: 0 S: 6	H: 0 LOB: 0 BB: 0 P: 7	R: 0 E: 0 K: 1 S: 10	H: 1 LOB: 1 BB: 0 P: 18	R: 0 E: 0 K: 2 S: 10	H: 0 LOB: 0 BB: 0 P: 15	R: 0 E: 1 K: 2 S: 11	H: 1 LOB: 1 BB: 0 P: 15	R: 0 E: 0 K: 1 S: 10	H: 0 LOB: 1 BB: 1 P: 19	1B: 5 2B: 2 3B: 0 HR: 0	SF: 0 SAC: 0 DP: 2 HBP: 1	WP: 2 PB: 0 SB: 0 CS: 0	PA: 34				
PITCHER	IP	WLS	BF	H	R	ER	SO	BB	IBB	HBP	BLK	WP	HR	S	P	ERA	WHIP									
Derek Lowe, R ERA: 1.85	(1, 1)	6.0	W	23	5	1	1	2	0	0	0	0	1	0	54	80	1.50	0.833								
Giovanni Carrara, R ERA: 4.09	(7, 1)	1.2	H	6	1	0	0	3	0	0	0	0	0	0	18	26	0.00	0.600								
Kelly Wunsch, L ERA: 2.08	(8, 1)	0.1	H	1	0	0	0	1	0	0	0	0	0	0	3	4	0.00	0.000								
43 Yhency Brazoban, R ERA: 2.61	(9, 1)	1.0	S	4	0	0	0	1	1	0	1	0	1	0	10	19	0.00	1.000								

Batter	1	2	3	4	5	6	7	8	9	AB	R	H	RBI	BB	SO	LOB	BOTTOM										
Cesar Izturis, S OBP: 0.384, SLG: 0.429										3	2	2	0	1	0	0	Colorado Rockies @ Los Angeles Dodgers Dodger Stadium, Los Angeles, CA Sun May 01 2005, 1:10 PM PDT Att: 46,243 - Partly Cloudy - 69 F										
Hee-Seon Choi, L OBP: 0.364, SLG: 0.474										3	0	1	0	1	0	1											
J.D. Drew, L OBP: 0.400, SLG: 0.439										1	0	0	0	3	1	0											
12 Jeff Kent, R OBP: 0.450, SLG: 0.632										3	0	1	2	0	2	1											
Ricky Ledee, L OBP: 0.364, SLG: 0.479										3	0	0	0	1	1	3											
Jose Valentin, S OBP: 0.370, SLG: 0.377										4	0	0	0	0	1	6											
17 Jason Repko, R OBP: 0.339, SLG: 0.500										2	0	0	0	1	0	3											
Jason Phillips, R OBP: 0.346, SLG: 0.388										4	0	0	0	0	0	2											
Derek Lowe, R OBP: 0.143, SLG: 0.143	(1, 1)	5.0	L	25	3	2	2	3	6	1	0	0	0	0	59	116		3.60	1.800								
66 Nohrio Nakamura, R OBP: 0.176, SLG: 0.237	(5, PH)																										
Giovanni Carrara, R ERA: 4.09	(7, 1)	2.0	7	1	0	0	2	0	0	0	0	0	0	0	17	26	0.00	0.500									
Kelly Wunsch, L ERA: 2.08	(8, 1)	1.0	4	0	0	0	0	0	0	0	1	0	0	0	8	15	0.00	0.000									
43 Yhency Brazoban, R ERA: 2.61	(9, 1)																										
Inning Stats	R: 0 E: 0 K: 1 S: 9	H: 0 LOB: 1 BB: 1 P: 18	R: 0 E: 0 K: 0 S: 12	H: 0 LOB: 1 BB: 1 P: 21	R: 1 E: 1 K: 2 S: 19	H: 2 LOB: 3 BB: 2 P: 37	R: 0 E: 0 K: 0 S: 8	H: 0 LOB: 0 BB: 0 P: 12	R: 1 E: 0 K: 0 S: 11	H: 1 LOB: 3 BB: 3 P: 28	R: 0 E: 0 K: 0 S: 9	H: 1 LOB: 1 BB: 0 P: 17	R: 0 E: 0 K: 2 S: 8	H: 0 LOB: 0 BB: 0 P: 9	R: 0 E: 0 K: 0 S: 8	H: 0 LOB: 1 BB: 0 P: 15	R: 0 E: 0 K: 0 S: 8	H: 0 LOB: 1 BB: 0 P: 15	1B: 2 2B: 2 3B: 0 HR: 0	SF: 1 SAC: 0 DP: 0 HBP: 1	WP: 0 PB: 0 SB: 0 CS: 0	PA: 36					
PITCHER	IP	WLS	BF	H	R	ER	SO	BB	IBB	HBP	BLK	WP	HR	S	P	ERA	WHIP										
Shawn Chacon, R ERA: 3.27	(1, 1)	5.0	L	25	3	2	2	3	6	1	0	0	0	0	59	116	3.60	1.800									
Marcos Carvajal, R ERA: 4.22	(6, 1)	2.0	7	1	0	0	2	0	0	0	0	0	0	0	17	26	0.00	0.500									
40 Brian Fuentes, L ERA: 4.22	(8, 1)	1.0	4	0	0	0	0	0	0	0	1	0	0	0	8	15	0.00	0.000									



Batter	1	2	3	4	5	6	7	8	9	AB	R	H	RBI	BB	SO	LOB	TOP					
Endy Chavez, L (1, 8) OBP: 0.400, SLG: 0.600										4	0	2	1	0	0	1	Washington Nationals @ Los Angeles Dodgers Dodger Stadium, Los Angeles, CA Wed May 04 2005, 7:10 PM PDT Att: 33,081 - Cloudy - 62 F					
15 Cristian Guzman, S (1, 6) OBP: 0.294, SLG: 0.317										4	0	0	0	0	3	3						
Jose Vidro, S (1, 4) OBP: 0.365, SLG: 0.510 Jamey Carroll, R (7, 4) OBP: 0.300, SLG: 0.421										3	1	1	0	0	0	1						
Jose Guillen, R (1, 9) OBP: 0.359, SLG: 0.606										4	0	1	0	0	1	1						
Vinny Castilla, R (1, 5) OBP: 0.402, SLG: 0.580										4	1	1	1	0	0	1						
24 Nick Johnson, L (1, 3) OBP: 0.416, SLG: 0.484										4	2	2	2	0	2	0						
Jeffrey Hammonds, R (1, 7) OBP: 0.500, SLG: 0.500										4	1	2	0	0	0	0						
Gary Bennett, R (1, 2) OBP: 0.250, SLG: 0.250										2	0	0	1	1	0	1						
Livan Hernandez, R (1, 1) OBP: 0.222, SLG: 0.353										4	0	1	0	0	1	2						
Inning Stats	R: 0 E: 0 K: 0 S: 11	H: 1 LOB: 0 BB: 0 P: 13	R: 0 E: 0 K: 2 S: 8	H: 0 LOB: 0 BB: 0 P: 11	R: 0 E: 1 K: 0 S: 9	H: 1 LOB: 1 BB: 0 P: 12	R: 0 E: 0 K: 1 S: 7	H: 0 LOB: 0 BB: 0 P: 12	R: 1 E: 0 K: 0 S: 12	H: 1 LOB: 0 BB: 0 P: 18	R: 0 E: 0 K: 1 S: 6	H: 0 LOB: 0 BB: 0 P: 10	R: 4 E: 1 K: 1 S: 20	H: 6 LOB: 2 BB: 0 P: 30	R: 0 E: 0 K: 0 S: 5	H: 1 LOB: 0 BB: 0 P: 5	R: 0 E: 0 K: 2 S: 13	H: 0 LOB: 1 BB: 1 P: 22	1B: 7 2B: 2 3B: 0 HR: 1	SF: 1 SAC: 0 DP: 2 HBP: 0	WP: 0 PB: 0 SB: 0 CS: 0	PA: 36
PITCHER	IP WLS BF H R ER SO BB IBB HBP BLK WP HR S P ERA WHIP																					
Odalis Perez, L (1, 1) ERA: 4.25	6.1 L 25 7 5 5 4 0 0 0 0 0 0 1 61 89 7.11 1.105																					
Wilson Alvarez, L (7, 1) ERA:	0.2 4 2 0 0 1 0 0 0 0 0 0 0 12 17 0.00 3.000																					
Steve Schmolli, R (8, 1) ERA: 3.77	2.0 7 1 0 0 2 1 0 0 0 0 0 0 18 27 0.00 1.000																					

Batter	1	2	3	4	5	6	7	8	9	AB	R	H	RBI	BB	SO	LOB	BOTTOM					
Cesar Izturis, S (1, 6) OBP: 0.379, SLG: 0.409 Mike Edwards, R (8, 5) OBP: 1.000, SLG: 1.000										2	1	1	0	1	0	0	Washington Nationals @ Los Angeles Dodgers Dodger Stadium, Los Angeles, CA Wed May 04 2005, 7:10 PM PDT Att: 33,081 - Cloudy - 62 F					
Hee-Seop Choi, L (1, 3) OBP: 0.333, SLG: 0.435										4	0	0	0	0	1	5						
J.D. Drew, L (1, 9) OBP: 0.402, SLG: 0.446										4	0	1	1	0	1	1						
12 Jeff Kent, R (1, 4) OBP: 0.438, SLG: 0.588										3	0	1	0	1	1	1						
Milton Bradley, S (1, 8) OBP: 0.345, SLG: 0.548										4	0	0	0	0	0	3						
Ricky Ledee, L (1, 7) OBP: 0.379, SLG: 0.491										4	1	2	0	0	1	0						
Jason Phillips, R (1, 2) OBP: 0.341, SLG: 0.392										3	0	1	0	0	0	1						
66 Norihiro Nakamura, R (1, 5) OBP: 0.179, SLG: 0.189										3	0	0	1	1	0	1						
Odalis Perez, L (1, 1) OBP: 0.154, SLG: 0.083 Wilson Alvarez, L (7, 1) OBP: 0.233, SLG: 0.240 Steve Schmolli, R (8, 1)										1	0	0	0	0	0	0						
Inning Stats	R: 0 E: 0 K: 2 S: 7	H: 0 LOB: 0 BB: 0 P: 9	R: 0 E: 0 K: 1 S: 7	H: 0 LOB: 0 BB: 0 P: 12	R: 0 E: 0 K: 0 S: 8	H: 0 LOB: 0 BB: 0 P: 12	R: 1 E: 0 K: 0 S: 12	H: 1 LOB: 1 BB: 1 P: 19	R: 0 E: 0 K: 0 S: 13	H: 1 LOB: 3 BB: 2 P: 28	R: 0 E: 0 K: 0 S: 6	H: 1 LOB: 0 BB: 0 P: 9	R: 1 E: 0 K: 0 S: 9	H: 1 LOB: 0 BB: 0 P: 13	R: 0 E: 0 K: 0 S: 9	H: 2 LOB: 2 BB: 0 P: 13	R: 0 E: 0 K: 1 S: 10	H: 1 LOB: 0 BB: 0 P: 16	1B: 6 2B: 1 3B: 0 HR: 0	SF: 0 SAC: 2 DP: 2 HBP: 0	WP: 0 PB: 0 SB: 1 CS: 0	PA: 35
PITCHER	IP WLS BF H R ER SO BB IBB HBP BLK WP HR S P ERA WHIP																					
Livan Hernandez, R (1, 1) ERA: 4.04	9.0 W 35 7 2 2 4 3 0 0 0 0 0 0 81 131 2.00 1.111																					

AB	34
R	5
H	10
RBI	5
BB	1
SO	7
LOB	10




AB	30
R	2
H	7
RBI	2
BB	3
SO	4
LOB	12



Batter	1	2	3	4	5	6	7	8	9	AB	R	H	RBI	BB	SO	LOB	TOP										
Cesar Izturis, S OBP: 0.368, SLG: 0.390	1-1 P6		0-1 G6-3	0-3 K			1-2 F8		1-0 G6-4-3	5	0	0	0	0	1	2											
Hee-Seon Choi, L OBP: 0.368, SLG: 0.539	4-2 12 1B BB		3-2 HR 1B			3-2 F8	1-2 L5			3	1	1	0	1	0	0											
J.D. Drew, L OBP: 0.408, SLG: 0.475	1-2 12 1B 1B		2-1 HR			2-3 K	0-0 P4			4	1	2	2	0	1	0											
12 Jeff Kent, R OBP: 0.438, SLG: 0.623	2-2 1B		0-0 G6-3			2-1 F7			2-3 K	4	0	1	0	0	1	0											
Milton Bradley, S OBP: 0.339, SLG: 0.523	2-1 F6		1-1 G3			0-0 G4-3			1-0 G4-3 1B	4	0	1	0	0	0	3											
Ricky Ledee, L OBP: 0.387, SLG: 0.484	1-2 F8					1-1 1B			1-0 G4-3	4	0	1	0	0	1	4											
Mike Edwards, R OBP: 0.500, SLG: 0.833			2-2 F8			1-2 1B			1-2 G1-3	4	1	2	0	0	0	1											
Paul Bako, L OBP: 0.286, SLG: 0.296			3-1 F8			2-1 SH5-4 1B			0-0 G4-3	4	0	1	1	0	1	2											
Derek Lowe, R OBP: 0.125, SLG: 0.225 Duaner Sanchez, R ERA: 6.81 Kelly Wunsch, L ERA: 1.69 Steve Schmolli, R ERA: 4.3 Wilson Alvarez, L ERA: 4.3 Jason Grabowski, L OBP: 0.290, SLG: 0.226			0-2 G4-3			0-1 SH5-4			1-1 G6-4-3 1B	2	0	0	0	0	0	2											
Inning Stats	R: 0 E: 0 K: 0 S: 17	H: 2 LOB: 3 BB: 1 P: 28	R: 0 E: 0 K: 0 S: 10	H: 0 LOB: 0 BB: 0 P: 15	R: 2 E: 0 K: 0 S: 11	H: 2 LOB: 1 BB: 0 P: 17	R: 1 E: 0 K: 2 S: 14	H: 2 LOB: 1 BB: 0 P: 18	R: 0 E: 0 K: 1 S: 9	H: 0 LOB: 0 BB: 0 P: 16	R: 0 E: 0 K: 1 S: 11	H: 2 LOB: 2 BB: 0 P: 13	R: 0 E: 0 K: 0 S: 7	H: 0 LOB: 0 BB: 0 P: 9	R: 0 E: 0 K: 1 S: 9	H: 1 LOB: 1 BB: 0 P: 14	R: 0 E: 0 K: 0 S: 4	H: 1 LOB: 0 BB: 0 P: 6	1B: 8 2B: 0 3B: 1 HR: 1	SF: 0 SAC: 1 DP: 1 HBP: 0	WP: 0 PB: 0 SB: 0 CS: 0	PA: 37					
PITCHER	IP	WLS	BF	H	R	ER	SO	BB	IBB	HBP	BLK	WP	HR	S	P	ERA	WHIP										
Ramon Ortiz, R ERA: 7.3	5.1		25	8	3	3	3	1	0	0	0	0	1	66	100	5.06	1.688										
25 David Weathers, R ERA: 6.81	0.2	W	2	0	0	0	1	0	0	0	0	0	0	6	7	0.00	0.000										
Kent Mercker, L ERA: 2.4	1.0	H	3	0	0	0	0	0	0	0	0	0	0	7	9	0.00	0.000										
Ryan Wagner, R ERA: 3.12	2.0		7	2	0	0	1	0	0	0	0	0	0	13	20	0.00	1.000										

Los Angeles Dodgers @ Cincinnati Reds
Great American Ball Park, Cincinnati, OH
Sat May 07 2005, 1:15 PM EDT
Att: 26,324 - Partly Cloudy - 72 F


AB 35
R 3
H 10
RBI 3
BB 1
SO 5
LOB 14



Batter	1	2	3	4	5	6	7	8	9	AB	R	H	RBI	BB	SO	LOB	BOTTOM										
6 Ryan Freel, R OBP: 0.459, SLG: 0.450	0-0 G6-3		1-1 B1-3			1-0 G4-1	0-0 SH	2-2 FC6-4		4	0	1	1	0	0	2											
Felipe Lopez, S OBP: 0.540, SLG: 0.568	2-1 F7					2-2 1B	0-0 FC6-4	0-0 FC6-4		5	2	1	3	0	0	2											
Sean Casey, L OBP: 0.325, SLG: 0.354	3-2 G3					0-1 1B	0-0 F8	1-2 P5		5	1	1	1	0	0	2											
Ken Griffey Jr., L OBP: 0.327, SLG: 0.410			2-2 F8			1-2 G4-3				4	0	1	1	0	0	1											
Adam Dunn, L OBP: 0.412, SLG: 0.652			0-3 K			1-3 K				4	1	1	0	0	2	1											
Joe Randa, R OBP: 0.398, SLG: 0.480			0-1 G4-3			3-2 2B	2-0 HR	4-1 SH 2B BB		3	2	2	1	1	0	0											
Austin Kearns, R OBP: 0.309, SLG: 0.439 Kent Mercker, L ERA: 1.69 Ryan Wagner, R ERA: 3.12						1-0 G5-3	0-1 G5-3	1-2 SH		3	1	1	2	0	0	1											
Jason LaRue, R OBP: 0.322, SLG: 0.240			4-2 BB			0-0 G5-3	0-0 F8	2-3 K		3	0	0	0	1	1	3											
Ramon Ortiz, R ERA: 2.87 Duaner Sanchez, R ERA: 3.68 Kelly Wunsch, L ERA: 1.69 Steve Schmolli, R ERA: 4.3 Wilson Alvarez, L ERA: 4.3						1-0 G5-3	2-2 G4-1	0-2 SH		1	0	0	0	0	1	1											
Inning Stats	R: 0 E: 0 K: 0 S: 6	H: 0 LOB: 0 BB: 0 P: 11	R: 0 E: 0 K: 1 S: 8	H: 0 LOB: 0 BB: 0 P: 10	R: 0 E: 0 K: 1 S: 11	H: 0 LOB: 1 BB: 1 P: 17	R: 0 E: 0 K: 0 S: 7	H: 0 LOB: 0 BB: 0 P: 9	R: 0 E: 0 K: 0 S: 8	H: 1 LOB: 1 BB: 0 P: 13	R: 6 E: 0 K: 0 S: 16	H: 6 LOB: 0 BB: 0 P: 24	R: 2 E: 0 K: 0 S: 10	H: 2 LOB: 1 BB: 0 P: 14	R: 3 E: 1 K: 1 S: 20	H: 2 LOB: 1 BB: 1 P: 30	1B: 5 2B: 5 3B: 0 HR: 1	SF: 0 SAC: 2 DP: 0 HBP: 0	WP: 2 PB: 0 SB: 0 CS: 0	PA: 39							
PITCHER	IP	WLS	BF	H	R	ER	SO	BB	IBB	HBP	BLK	WP	HR	S	P	ERA	WHIP										
Derek Lowe, R ERA: 2.87	5.2	L	25	7	6	6	3	1	0	0	0	0	0	4	4	27.00	1.500										
25 David Weathers, R ERA: 6.81	0.2		4	1	2	2	0	0	0	0	0	0	0	4	4	27.00	1.500										
Kent Mercker, L ERA: 2.4	1.0		3	1	0	0	0	0	0	0	0	0	0	7	11	0.00	1.500										
Ryan Wagner, R ERA: 3.12	2.0		7	2	0	0	1	0	0	0	0	0	0	15	24	27.00	9.000										
Wilson Alvarez, L ERA: 4.3	0.2		2	0	0	0	0	0	0	0	0	0	0	5	6	0.00	0.000										

Los Angeles Dodgers @ Cincinnati Reds
Great American Ball Park, Cincinnati, OH
Sat May 07 2005, 1:15 PM EDT
Att: 26,324 - Partly Cloudy - 72 F

AB 35
R 11
H 11
RBI 10
BB 2
SO 4
LOB 13



Batter	1	2	3	4	5	6	7	8	9	AB	R	H	RBI	BB	SO	LOB	TOP				
Cesar Izturis, S OBP: 0.355, SLG: 0.375 (1, 6)	L4		L9		P4		F9	F9		5	0	0	0	0	0	3					
17 Jason Repko, R OBP: 0.317, SLG: 0.455 (1, 9)	P6			K		HR	B1-3		F7	5	1	1	0	0	1	0					
Milton Bradley, S OBP: 0.358, SLG: 0.557 (1, 8)	1B			F8		HR		HR		4	3	3	1	1	0	0					
12 Jeff Kent, R OBP: 0.444, SLG: 0.615 (1, 4)	F7			BB		HR		F7		3	2	1	0	2	0	1					
Olmedo Saenz, R OBP: 0.375, SLG: 0.537 (1, 3)		P5		K		F8		G5-3	L6	5	0	0	0	0	1	6					
Jason Phillips, R OBP: 0.356, SLG: 0.470 (1, 2)	F9				2B	HR		2B	1B	5	3	4	5	0	0	0					
Ricky Ledee, L OBP: 0.400, SLG: 0.507 (1, 7)	P6				K	G6-3		2B	1B	5	0	3	1	0	1	1					
Mike Edwards, R OBP: 0.455, SLG: 0.700 (1, 5)			P3		F8	G6-3				4	0	1	1	1	0	2					
Jeff Weaver, R OBP: 0.276, SLG: 0.389 (7, 1)			F9							3	0	1	1	0	0	1					
Kelly Wunsch, L OBP: 0.247, SLG: 0.359 (8, PH)										0	0	0	0	0	0	0					
Jason Grabowski, L OBP: 0.342, SLG: 0.529 (8, PH)										1	0	0	0	0	1	2					
Giovanni Carrara, R OBP: 0.300, SLG: 0.316 (9, PH)										0	0	0	0	0	0	0					
Hee-Seop Choi, L OBP: 0.296, SLG: 0.432 (9, PH)										1	0	0	0	0	0	3					
43 Yhency Brazoban, R OBP: 0.312, SLG: 0.289 (9, PH)										0	0	0	0	0	0	0					
Inning Stats	R: 0 E: 0 K: 0 S: 8	H: 1 LOB: 1 BB: 0 P: 16	R: 0 E: 0 K: 0 S: 6	H: 0 LOB: 0 BB: 0 P: 11	R: 0 E: 0 K: 0 S: 8	H: 0 LOB: 0 BB: 0 P: 12	R: 0 E: 0 K: 2 S: 10	H: 0 LOB: 1 BB: 1 P: 16	R: 1 E: 0 K: 1 S: 8	H: 2 LOB: 1 BB: 0 P: 11	R: 4 E: 0 K: 0 S: 16	H: 5 LOB: 1 BB: 0 P: 24	R: 1 E: 0 K: 0 S: 6	H: 1 LOB: 0 BB: 0 P: 7	R: 1 E: 0 K: 1 S: 17	H: 3 LOB: 2 BB: 0 P: 24	R: 2 E: 0 K: 0 S: 17	H: 2 LOB: 3 BB: 3 P: 37	1B: 8 2B: 4 3B: 0 HR: 2	SF: 0 SAC: 0 DP: 0 HBP: 0	WP: 0 PA: 45 PB: 0 SB: 1 CS: 0
PITCHER	IP	WLS	BF	H	R	ER	SO	BB	IBB	HBP	BLK	WP	HR	S	P	ERA	WHIP				
22 Eric Milton, L ERA: 6.18 (1, 1)	6.2	L	30	9	6	6	3	1	0	0	0	0	2	60	95	8.10	1.500				
Ricky Stone, R ERA: 8.1 (7, 1)	1.1		7	3	1	1	1	0	0	0	0	0	0	19	26	6.75	2.250				
Ben Weber, R ERA: 8.03 (9, 1)	1.0		8	2	2	2	0	3	0	0	0	0	0	17	37	18.00	5.000				

Los Angeles Dodgers @ Cincinnati Reds
Great American Ball Park, Cincinnati, OH
Sun May 08 2005, 8:05 PM EDT
Att: 19,643 - Clear - 79 F

AB 41
R 9
H 14
RBI 9
BB 4
SO 4
LOB 19



Batter	1	2	3	4	5	6	7	8	9	AB	R	H	RBI	BB	SO	LOB	BOTTOM				
6 Ryan Freel, R OBP: 0.456, SLG: 0.462 (1, 9)	F7		F9		F7		1B			5	0	2	0	0	0	0					
Felipe Lopez, S OBP: 0.385, SLG: 0.596 (7, 6)	K		G3-6-3			F9	2B	1B		3	0	2	0	2	1	0					
Sean Casey, L OBP: 0.320, SLG: 0.356 (1, 3)	2B		G3-6-3			F9		L3		5	0	1	0	0	0	6					
Ken Griffey Jr., L OBP: 0.333, SLG: 0.437 (1, 8)	P4			HR			BB	HBP		3	1	1	1	0	1	1					
Adam Dunn, L OBP: 0.424, SLG: 0.660 (1, 7)		S			P5					2	1	1	0	2	0	0					
Joe Randa, R OBP: 0.393, SLG: 0.471 (1, 5)	K				K		F8			4	0	1	1	0	2	4					
Rich Aurilia, R OBP: 0.247, SLG: 0.386 (7, 1)										3	0	0	0	0	2	4					
Ricky Stone, R OBP: 0.300, SLG: 0.316 (8, PH)					F9					0	0	0	0	0	0	0					
Ben Weber, R OBP: 0.300, SLG: 0.316 (9, 1)										0	0	0	0	0	0	0					
Jason LaRue, R OBP: 0.309, SLG: 0.228 (1, 2)	G3				G6-3					4	0	0	0	0	1	2					
22 Eric Milton, L OBP: 0.077, SLG: 0.308 (1, 1)										2	1	1	1	0	1	0					
D'Angelo Jimenez, S OBP: 0.312, SLG: 0.289 (7, 4)			HR						L6	2	0	0	0	0	1	0					
Inning Stats	R: 0 E: 0 K: 1 S: 10	H: 1 LOB: 1 BB: 0 P: 16	R: 0 E: 0 K: 2 S: 9	H: 0 LOB: 1 BB: 1 P: 18	R: 1 E: 0 K: 0 S: 9	H: 1 LOB: 0 BB: 1 P: 16	R: 1 E: 0 K: 1 S: 6	H: 1 LOB: 0 BB: 0 P: 9	R: 0 E: 0 K: 1 S: 9	H: 0 LOB: 0 BB: 0 P: 13	R: 0 E: 0 K: 1 S: 9	H: 1 LOB: 3 BB: 1 P: 19	R: 0 E: 0 K: 2 S: 15	H: 2 LOB: 2 BB: 0 P: 18	R: 1 E: 1 K: 2 S: 12	H: 2 LOB: 1 BB: 0 P: 18	R: 0 E: 0 K: 0 S: 10	H: 1 LOB: 1 BB: 1 P: 18	1B: 3 2B: 4 3B: 0 HR: 2	SF: 0 SAC: 0 DP: 2 HBP: 1	WP: 0 PA: 39 PB: 0 SB: 1 CS: 0
PITCHER	IP	WLS	BF	H	R	ER	SO	BB	IBB	HBP	BLK	WP	HR	S	P	ERA	WHIP				
Jeff Weaver, R ERA: 5.23 (1, 1)	6.2	W	29	6	2	2	8	3	0	1	0	0	2	64	106	2.70	1.350				
Kelly Wunsch, L ERA: 1.64 (7, 1)	0.1	H	1	0	0	0	0	0	0	0	0	0	0	3	3	0.00	0.000				
Giovanni Carrara, R ERA: 4.15 (8, 1)	1.0		5	2	1	1	2	0	0	0	0	0	0	12	18	9.00	2.000				
43 Yhency Brazoban, R ERA: 2.19 (9, 1)	1.0		4	1	0	0	0	1	0	0	0	0	0	10	18	0.00	2.000				

Los Angeles Dodgers @ Cincinnati Reds
Great American Ball Park, Cincinnati, OH
Sun May 08 2005, 8:05 PM EDT
Att: 19,643 - Clear - 79 F

AB 34
R 3
H 9
RBI 3
BB 4
SO 10
LOB 18



Batter	1	2	3	4	5	6	7	8	9	AB	R	H	RBI	BB	SO	LOB	TOP					
Cesar Izturis, S OBP: 0.364, SLG: 0.391	G1-3		G4-3														5 0 3 1 0 0 0					
17 Jason Repko, R OBP: 0.234, SLG: 0.417	K		E5														5 0 0 0 0 2 4					
Milton Bradley, S OBP: 0.352, SLG: 0.542	K		G5-3														5 1 1 0 0 3 2					
12 Jeff Kent, R OBP: 0.439, SLG: 0.602																	4 0 1 0 0 3 1					
Olmedo Saenz, R OBP: 0.365, SLG: 0.533	K		G5-3														4 0 1 0 0 1 2					
Jason Phillips, R OBP: 0.343, SLG: 0.448	G4-3																4 0 0 0 0 0 4					
Ricky Ledee, L OBP: 0.417, SLG: 0.507																	2 0 1 1 2 1 0					
Mike Edwards, R OBP: 0.400, SLG: 0.571	K																4 1 1 0 0 1 5					
Odalis Perez, L OBP: 0.133, SLG: 0.071																	2 0 0 0 0 2 1					
Jason Grubbs, L OBP: 0.235, SLG: 0.271																	1 0 0 0 0 1 1					
Duaner Sanchez, R ERA: 3.52																	0 0 0 0 0 0 0					
Kelly Wunsch, L ERA: 1.59																	0 0 0 0 0 0 0					
Giovanni Carrara, R ERA: 3.95																	1 0 0 0 0 1 0					
Inning Stats	R: 0 E: 0 K: 2 S: 11	H: 0 LOB: 0 BB: 0 P: 14	R: 0 E: 0 K: 2 S: 14	H: 1 LOB: 2 BB: 1 P: 20	R: 0 E: 1 K: 1 S: 7	H: 0 LOB: 1 BB: 0 P: 11	R: 0 E: 0 K: 1 S: 6	H: 0 LOB: 0 BB: 0 P: 8	R: 1 E: 0 K: 1 S: 9	H: 1 LOB: 1 BB: 1 P: 16	R: 0 E: 0 K: 2 S: 12	H: 1 LOB: 1 BB: 0 P: 18	R: 0 E: 0 K: 3 S: 13	H: 2 LOB: 2 BB: 0 P: 17	R: 1 E: 1 K: 1 S: 10	H: 2 LOB: 2 BB: 0 P: 14	R: 0 E: 0 K: 2 S: 12	H: 1 LOB: 1 BB: 0 P: 18	1B: 6 2B: 2 3B: 0 HR: 0	SF: 0 SAC: 0 DP: 0 HBP: 0	WP: 0 PB: 0 SB: 0 CS: 0	PA: 39
PITCHER	IP	WLS	BF	H	R	ER	SO	BB	IBB	HBP	BLK	WP	HR	S	P	ERA	WHIP					
30 Mark Mulder, L ERA: 2.7	7.0	W	29	5	1	1	12	2	0	0	0	0	0	72	104	1.29	1.000					
Julian Tavarez, R ERA: 3.52	0.2	H	4	1	1	0	1	0	0	0	0	0	0	8	11	0.00	1.500					
Ray King, L ERA: 2.7	1.0	H	5	2	0	0	1	0	0	0	0	0	0	11	17	0.00	2.000					
Al Reyes, R ERA: 3.48	0.1	S	1	0	0	0	1	0	0	0	0	0	0	3	4	0.00	0.000					

Los Angeles Dodgers @ St. Louis Cardinals
 Busch Stadium, St. Louis, MO
 Mon May 09 2005, 7:10 PM CDT
 Att: 37,194 - Cloudy - 71 F

AB	37
R	2
H	8
RBI	2
BB	2
SO	15
LOB	20



Batter	1	2	3	4	5	6	7	8	9	AB	R	H	RBI	BB	SO	LOB	BOTTOM					
22 David Eckstein, R OBP: 0.362, SLG: 0.345	K2		F8														3 1 1 0 1 0 0					
Mark Cuddehelem, R OBP: 0.371, SLG: 0.496	K2		E5														4 1 2 0 0 2 1					
5 Albert Pujols, R OBP: 0.424, SLG: 0.643	HR																2 2 2 4 2 0 0					
27 Scott Rolen, R OBP: 0.347, SLG: 0.453	P3		P2														3 0 0 0 1 0 2					
15 Jim Edmonds, L OBP: 0.404, SLG: 0.543			F8														4 0 0 0 0 1 4					
Reggie Sanders, R OBP: 0.327, SLG: 0.562																	4 0 2 0 0 1 2					
So Taguchi, R OBP: 0.308, SLG: 0.469																	4 0 1 0 0 0 2					
Einar Diaz, R OBP: 0.333, SLG: 0.389																	3 0 0 0 0 1 2					
30 Mark Mulder, L OBP: 0.059, SLG: 0.059																	2 0 0 0 0 1 2					
Roger Cedeno, S OBP: 0.162, SLG: 0.171																	1 0 0 0 0 0 0					
Julian Tavarez, L ERA: 3.52																	0 0 0 0 0 0 0					
Ray King, L ERA: 2.7																	0 0 0 0 0 0 0					
Al Reyes, R ERA: 3.48																	0 0 0 0 0 0 0					
Inning Stats	R: 1 E: 0 K: 1 S: 10	H: 2 LOB: 0 BB: 0 P: 17	R: 0 E: 0 K: 1 S: 13	H: 2 LOB: 0 BB: 0 P: 21	R: 0 E: 1 K: 1 S: 11	H: 1 LOB: 2 BB: 1 P: 22	R: 0 E: 0 K: 0 S: 6	H: 0 LOB: 0 BB: 0 P: 8	R: 3 E: 0 K: 0 S: 14	H: 2 LOB: 0 BB: 1 P: 30	R: 0 E: 0 K: 1 S: 7	H: 1 LOB: 0 BB: 0 P: 12	R: 0 E: 0 K: 1 S: 8	H: 0 LOB: 0 BB: 0 P: 13	R: 0 E: 0 K: 1 S: 7	H: 0 LOB: 2 BB: 2 P: 18	R: 0 E: 0 K: 2 S: 12	H: 1 LOB: 1 BB: 0 P: 18	1B: 6 2B: 1 3B: 0 HR: 2	SF: 0 SAC: 0 DP: 1 HBP: 0	WP: 0 PB: 0 SB: 2 CS: 0	PA: 34
PITCHER	IP	WLS	BF	H	R	ER	SO	BB	IBB	HBP	BLK	WP	HR	S	P	ERA	WHIP					
Odalis Perez, L ERA: 4.5	6.0	L	26	8	4	4	4	2	0	0	0	0	0	2	61	6.00	1.667					
Duaner Sanchez, R ERA: 3.45	1.0		5	0	0	0	1	2	0	0	0	0	0	10	23	0.00	2.000					
Kelly Wunsch, L ERA: 1.59	0.1		1	0	0	0	0	0	0	0	0	0	0	1	1	0.00	0.000					
Giovanni Carrara, R ERA: 3.95	0.2		2	0	0	0	1	0	0	0	0	0	0	4	7	0.00	0.000					

Los Angeles Dodgers @ St. Louis Cardinals
 Busch Stadium, St. Louis, MO
 Mon May 09 2005, 7:10 PM CDT
 Att: 37,194 - Cloudy - 71 F

AB	30
R	4
H	8
RBI	4
BB	4
SO	6
LOB	15



Batter	1	2	3	4	5	6	7	8	9	AB	R	H	RBI	BB	SO	LOB	TOP					
Cesar Izturis, S OBP: 0.365, SLG: 0.399										5	2	2	2	0	0	1	Los Angeles Dodgers @ St. Louis Cardinals Busch Stadium, St. Louis, MO Tue May 10 2005, 7:10 PM CDT Att: 38,984 - Partly Cloudy - 86 F					
Hee-Seon Choi, L OBP: 0.372, SLG: 0.561										4	1	2	4	1	2	1						
J.D. Drew, L OBP: 0.400, SLG: 0.462										5	1	1	0	0	0	2						
12 Jeff Kent, R OBP: 0.438, SLG: 0.615										4	1	1	1	1	0	1						
Milton Bradley, S OBP: 0.368, SLG: 0.548										4	2	3	0	1	0	0						
Ricky Ledes, L OBP: 0.416, SLG: 0.493 43 Yhency Brazoban, R (9, 1)										4	1	1	1	0	1	3						
Jason Phillips, R OBP: 0.340, SLG: 0.440										4	0	1	0	0	0	3						
13 Oscar Robles, L OBP: 0.340, SLG: 0.440										4	0	0	0	0	0	4						
Scott Erickson, R Wilson Alvarez, L Jason Grudzianek, L Steve Schmolz, R Kelly Wunsch, L Duane Sanchez, R Mike Edwards, R Giovanni Carrara, R 17 Yhency Brazoban, R										3	0	0	0	0	0	0						
Inning Stats	R: 1 E: 0 K: 0 S: 12	H: 2 LOB: 0 BB: 0 P: 19	R: 0 E: 0 K: 0 S: 11	H: 0 LOB: 0 BB: 0 P: 15	R: 0 E: 0 K: 1 S: 7	H: 0 LOB: 0 BB: 0 P: 9	R: 2 E: 1 K: 1 S: 18	H: 3 LOB: 2 BB: 1 P: 30	R: 0 E: 0 K: 0 S: 13	H: 0 LOB: 1 BB: 1 P: 18	R: 6 E: 0 K: 0 S: 16	H: 4 LOB: 0 BB: 1 P: 25	R: 0 E: 0 K: 1 S: 13	H: 1 LOB: 1 BB: 0 P: 10	R: 0 E: 0 K: 1 S: 13	H: 1 LOB: 1 BB: 0 P: 18		R: 0 E: 0 K: 0 S: 8	H: 1 LOB: 1 BB: 1 P: 16	1B: 9 2B: 1 3B: 0 HR: 2	SF: 0 SAC: 0 DP: 2 HBP: 1	WP: 0 PB: 0 SB: 0 CS: 0
PITCHER	IP WLS BF H R ER SO BB IBB HBP BLK WP HR S P ERA WHIP																					
Matt Morris, R ERA: 3.1	(1, 1) 5.0 L 7 2 4 4 2 2 0 0 0 0 0 1 65 97 7.20 1.800																					
Kevin Jarvis, R ERA: 13.5	(6, 1) 1.0 L 7 2 4 4 0 1 0 0 1 0 0 1 12 19 36.00 3.000																					
34 Randy Flores, L ERA: 5.84	(7, 1) 2.0 2 0 0 2 0 0 0 0 0 0 0 0 20 28 0.00 1.000																					
Ray King, L ERA: 2.61	(9, 1) 0.1 2 0 0 0 0 1 0 0 0 0 0 0 4 11 0.00 3.000																					
Al Reyes, R ERA: 3.27	(9, 1) 0.2 2 1 0 0 0 0 0 0 0 0 0 0 4 5 0.00 1.500																					

Batter	1	2	3	4	5	6	7	8	9	AB	R	H	RBI	BB	SO	LOB	BOTTOM					
22 David Eckstein, R OBP: 0.378, SLG: 0.359										4	1	3	0	1	0	0	Los Angeles Dodgers @ St. Louis Cardinals Busch Stadium, St. Louis, MO Tue May 10 2005, 7:10 PM CDT Att: 38,984 - Partly Cloudy - 86 F					
Larry Walker, L OBP: 0.383, SLG: 0.489 Ray King, L										4	1	2	0	1	0	2						
Al Reyes, R										0	0	0	0	0	0	0						
5 Albert Pujols, R OBP: 0.423, SLG: 0.636										3	1	1	2	1	0	3						
15 Jim Edmonds, L OBP: 0.403, SLG: 0.536										5	2	2	0	0	2	3						
27 Scott Rolen, R OBP: 0.347, SLG: 0.477 Abraham Nunez, S										3	1	1	2	0	0	4						
Reggie Sanders, R OBP: 0.330, SLG: 0.617										5	2	2	4	0	1	2						
Mark Grudzianek, R OBP: 0.372, SLG: 0.491										5	0	2	0	0	0	1						
Einar Diaz, R OBP: 0.273, SLG: 0.318										4	0	0	0	0	0	3						
Matt Morris, R Kevin Jarvis, L Roger Cedeno, S 34 Randy Flores, L John Mabry, L										2	0	0	0	0	0	0						
Inning Stats	R: 0 E: 0 K: 0 S: 10	H: 1 LOB: 2 BB: 1 P: 17	R: 0 E: 0 K: 0 S: 5	H: 0 LOB: 0 BB: 0 P: 8	R: 0 E: 0 K: 0 S: 9	H: 1 LOB: 1 BB: 0 P: 14	R: 3 E: 0 K: 0 S: 10	H: 3 LOB: 0 BB: 0 P: 16	R: 4 E: 0 K: 0 S: 22	H: 5 LOB: 1 BB: 0 P: 32	R: 1 E: 0 K: 1 S: 9	H: 1 LOB: 1 BB: 1 P: 16	R: 0 E: 0 K: 0 S: 8	H: 1 LOB: 1 BB: 1 P: 16	R: 0 E: 0 K: 0 S: 8	H: 1 LOB: 1 BB: 1 P: 14	R: 0 E: 0 K: 2 S: 8	H: 1 LOB: 1 BB: 0 P: 9	1B: 9 2B: 2 3B: 0 HR: 3	SF: 1 SAC: 0 DP: 2 HBP: 0	WP: 1 PB: 0 SB: 0 CS: 0	PA: 43
PITCHER	IP WLS BF H R ER SO BB IBB HBP BLK WP HR S P ERA WHIP																					
Scott Erickson, R ERA: 7.26	(1, 1) 4.2 W 1 0 0 0 0 1 0 0 0 0 0 0 4 7 0.00 0.000																					
Wilson Alvarez, L ERA: 4.7	(5, 1) 0.1 W 1 0 0 0 0 0 0 0 0 0 0 0 4 7 0.00 0.000																					
Steve Schmolz, R ERA: 4.7	(6, 1) 0.2 H 4 1 1 1 0 1 0 0 0 0 0 0 6 12 13.50 3.000																					
Kelly Wunsch, L ERA: 1.54	(6, 1) 0.1 H 1 0 0 0 0 1 0 0 0 0 0 0 3 4 0.00 0.000																					
Duane Sanchez, R ERA: 3.24	(7, 1) 1.0 H 4 1 0 0 0 0 1 0 0 0 0 0 0 8 16 0.00 2.000																					
PITCHER	IP WLS BF H R ER SO BB IBB HBP BLK WP HR S P ERA WHIP																					
Giovanni Carrara, R ERA: 3.68	(8, 1) 1.0 S 4 1 0 0 0 0 0 0 0 0 0 0 0 0 0.00 1.000																					
43 Yhency Brazoban, R ERA: 2.03	(9, 1) 1.0 S 4 1 0 0 0 0 0 0 0 0 0 0 0 0 0.00 1.000																					



Batter	1	2	3	4	5	6	7	8	9	AB	R	H	RBI	BB	SO	LOB	TOP					
Cesar Izturis, S OBP: 0.375, SLG: 0.415										4	2	3	0	0	0	0						
Hee-Seon Choi, L OBP: 0.388, SLG: 0.581										4	1	3	1	0	0	0						
J.D. Drew, L OBP: 0.388, SLG: 0.444										4	0	0	1	0	1	4						
12 Jeff Kent, R OBP: 0.426, SLG: 0.600										3	0	0	1	0	1	2						
Milton Bradley, S OBP: 0.358, SLG: 0.531										4	0	0	0	0	1	3						
Olmedo Saenz, R OBP: 0.375, SLG: 0.531										4	0	2	0	0	1	0						
Ricky Ledee, L OBP: 0.398, SLG: 0.468										4	0	0	0	0	3	2						
Jason Phillips, R OBP: 0.336, SLG: 0.432										4	0	1	0	0	0	1						
31 Brad Penny, R OBP: 0.333, SLG: 0.143										2	0	0	0	0	1	2						
Wilson Alvarez, L OBP: 0.333, SLG: 0.143										0	0	0	0	0	0	0						
13 Oscar Robles, L OBP: 0.333, SLG: 0.143										1	0	0	0	0	1	0						
Steve Schmolli, R OBP: 0.333, SLG: 0.143										0	0	0	0	0	0	0						
D.J. Houlton, R OBP: 0.333, SLG: 0.143										0	0	0	0	0	0	0						
Inning Stats	R: 1 E: 0 K: 1 S: 10	H: 2 LOB: 1 BB: 0 P: 16	R: 0 E: 0 K: 1 S: 13	H: 1 LOB: 1 BB: 0 P: 17	R: 2 E: 0 K: 0 S: 9	H: 2 LOB: 0 BB: 0 P: 12	R: 0 E: 0 K: 1 S: 7	H: 2 LOB: 1 BB: 0 P: 10	R: 0 E: 0 K: 2 S: 12	H: 0 LOB: 0 BB: 0 P: 19	R: 0 E: 0 K: 1 S: 8	H: 0 LOB: 0 BB: 0 P: 9	R: 0 E: 0 K: 1 S: 10	H: 0 LOB: 0 BB: 0 P: 17	R: 0 E: 0 K: 2 S: 5	H: 0 LOB: 0 BB: 0 P: 9	R: 0 E: 0 K: 2 S: 7	H: 0 LOB: 0 BB: 0 P: 10	1B: 7 2B: 2 3B: 0 HR: 0	SF: 1 SAC: 0 DP: 1 HBP: 0	WP: 0 PB: 0 SB: 0 CS: 0	PA: 35
PITCHER	IP	WLS	BF	H	R	ER	SO	BB	IBB	HBP	BLK	WP	HR	S	P	ERA	WHIP					
Jeff Suppan, R ERA: 3.53	7.0	W	29	9	3	3	7	0	0	0	0	0	0	69	100	3.86	1.286					
34 Randy Flores, L ERA: 5.89	0.1		1	0	0	0	0	0	0	0	0	0	0	3	5	0.00	0.000					
Julian Tavarez, R ERA: 3.18	1.2		5	0	0	0	2	0	0	0	0	0	0	9	14	0.00	0.000					

Los Angeles Dodgers @ St. Louis Cardinals
 Busch Stadium, St. Louis, MO
 Wed May 11 2005, 7:10 PM CDT
 Att: 35,671 - Partly Cloudy - 83 F

AB	34
R	3
H	9
RBI	3
BB	0
SO	9
LOB	14



Batter	1	2	3	4	5	6	7	8	9	AB	R	H	RBI	BB	SO	LOB	BOTTOM					
22 David Eckstein, R OBP: 0.397, SLG: 0.377										5	1	4	1	1	0	0						
Larry Walker, L OBP: 0.389, SLG: 0.500										6	1	3	3	0	1	5						
5 Albert Pujols, R OBP: 0.426, SLG: 0.624										4	0	1	0	1	1	5						
15 Jim Edmonds, L OBP: 0.395, SLG: 0.520										5	0	1	0	0	2	4						
Roger Cedeno, S OBP: 0.146, SLG: 0.154										3	0	0	1	0	0	2						
So Taguchi, R OBP: 0.333, SLG: 0.510										2	1	2	0	0	0	0						
John Mabry, L OBP: 0.421, SLG: 0.438										5	2	3	0	0	1	2						
Mark Grudzielanek, R OBP: 0.389, SLG: 0.517										4	2	3	1	0	1	2						
Einar Diaz, R OBP: 0.296, SLG: 0.308										4	1	1	2	1	0	2						
Jeff Suppan, R OBP: 0.267, SLG: 0.214										2	1	1	1	0	0	0						
Jason Marquis, L OBP: 0.381, SLG: 0.526										1	0	0	0	0	0	0						
34 Randy Flores, L OBP: 0.381, SLG: 0.526										0	0	0	0	0	0	0						
Julian Tavarez, L OBP: 0.381, SLG: 0.526										0	0	0	0	0	0	0						
Inning Stats	R: 1 E: 0 K: 0 S: 12	H: 3 LOB: 2 BB: 0 P: 20	R: 1 E: 1 K: 0 S: 12	H: 3 LOB: 0 BB: 0 P: 18	R: 1 E: 0 K: 1 S: 9	H: 2 LOB: 1 BB: 0 P: 15	R: 0 E: 0 K: 1 S: 15	H: 1 LOB: 2 BB: 0 P: 24	R: 3 E: 0 K: 1 S: 16	H: 3 LOB: 2 BB: 1 P: 24	R: 0 E: 0 K: 1 S: 12	H: 2 LOB: 2 BB: 0 P: 16	R: 1 E: 0 K: 0 S: 17	H: 2 LOB: 1 BB: 1 P: 29	R: 2 E: 0 K: 2 S: 18	H: 3 LOB: 3 BB: 1 P: 29	1B: 16 2B: 2 3B: 1 HR: 0	SF: 0 SAC: 2 DP: 0 HBP: 2	WP: 0 PB: 0 SB: 0 CS: 0	PA: 48		
PITCHER	IP	WLS	BF	H	R	ER	SO	BB	IBB	HBP	BLK	WP	HR	S	P	ERA	WHIP					
31 Brad Penny, R ERA: 3.97	4.2	L	28	12	6	6	3	1	0	1	0	0	0	13	17	0.00	1.500					
Wilson Alvarez, L ERA: 4.96	1.1		6	2	0	0	1	0	0	0	0	0	0	17	29	9.00	3.000					
Steve Schmolli, R ERA: 4.96	1.0		6	2	1	1	0	1	0	0	0	0	0	18	29	18.00	4.000					
D.J. Houlton, R ERA: 7.94	1.0		8	3	2	2	2	1	0	1	0	0	0	18	29	18.00	4.000					

Los Angeles Dodgers @ St. Louis Cardinals
 Busch Stadium, St. Louis, MO
 Wed May 11 2005, 7:10 PM CDT
 Att: 35,671 - Partly Cloudy - 83 F


AB	41
R	9
H	19
RBI	9
BB	3
SO	6
LOB	22



Batter	1	2	3	4	5	6	7	8	9	AB	R	H	RBI	BB	SO	LOB	TOP				
Cesar Izturis, S OBP: 0.369, SLG: 0.404 (1, 6)	G3			F8		G1-3			F9	4	0	0	0	1	0	3	Los Angeles Dodgers @ St. Louis Cardinals Busch Stadium, St. Louis, MO Thu May 12 2005, 12:10 PM CDT Att: 45,656 - Cloudy - 67 F				
13 Oscar Robles, L OBP: 0.100, SLG: 0.100 (1, 4)	F8	G5-3		K			1B		G4-3	5	0	1	0	0	1	5					
J.D. Drew, L OBP: 0.374, SLG: 0.425 (1, 9)	G3			K			P6		K	5	0	0	0	0	3	3					
Milton Bradley, S OBP: 0.362, SLG: 0.553 (1, 8)		HR	G1-3		G6-3					4	1	2	1	0	0	0					
Hee-Seop Choi, L OBP: 0.392, SLG: 0.573 (1, 3)		1B			K					3	1	1	0	1	2	2					
Ricky Ledee, L OBP: 0.381, SLG: 0.446 (1, 7)	F7		K2-3		G3					4	0	0	0	0	2	4					
Mike Edwards, R OBP: 0.400, SLG: 0.526 (1, 5)	E6			2B		L6			F9	4	1	1	0	0	0	1					
Paul Bako, L OBP: 0.344, SLG: 0.367 (1, 2)		1B		1B					K	3	0	2	1	1	1	0					
Derek Lowe, R OBP: 0.167, SLG: 0.167 (5, PH) Jason Grubbs, L OBP: 0.256, SLG: 0.233 (6, 1) D.J. Houlton, R OBP: 0.256, SLG: 0.233 (6, 1) Duaner Sanchez, R OBP: 0.256, SLG: 0.233 (6, 1) 17 Jason Resko, R OBP: 0.256, SLG: 0.233 (6, 1) Kelly Wunsch, L OBP: 0.256, SLG: 0.233 (6, 1)	FC1-6								G4-3	2	0	1	1	0	0	2					
Inning Stats	R: 0 E: 0 K: 0 S: 6	H: 0 LOB: 0 BB: 0 P: 8	R: 2 E: 2 K: 0 S: 14	H: 3 LOB: 3 BB: 1 P: 20	R: 0 E: 0 K: 2 S: 9	H: 0 LOB: 1 BB: 1 P: 18	R: 1 E: 0 K: 1 S: 13	H: 3 LOB: 2 BB: 0 P: 18	R: 0 E: 0 K: 1 S: 7	H: 0 LOB: 0 BB: 0 P: 12	R: 0 E: 0 K: 2 S: 15	H: 2 LOB: 2 BB: 0 P: 20	R: 0 E: 0 K: 1 S: 11	H: 0 LOB: 0 BB: 0 P: 12	R: 0 E: 0 K: 1 S: 7	H: 0 LOB: 0 BB: 0 P: 10		1B: 6 2B: 1 3B: 0 HR: 1	SF: 0 SAC: 0 DP: 0 HBP: 0	WP: 0 PB: 0 SB: 1 CS: 0	PA: 39
PITCHER	IP	WLS	BF	H	R	ER	SO	BB	IBB	HBP	BLK	WP	HR	S	P	ERA	WHIP				
29 Chris Carpenter, R ERA: 4.02 (1, 1)	7.0	W	33	8	3	2	8	3	0	0	0	0	1	72	110	2.57	1.571				
48 Brad Thompson, R ERA: 1.6 (8, 1)	2.0		6	0	0	0	2	0	0	0	0	0	0	18	22	0.00	0.000				

Batter	1	2	3	4	5	6	7	8	9	AB	R	H	RBI	BB	SO	LOB	BOTTOM				
22 David Eckstein, R OBP: 0.411, SLG: 0.413 (1, 6)	G1-3									4	1	3	1	1	0	0	Los Angeles Dodgers @ St. Louis Cardinals Busch Stadium, St. Louis, MO Thu May 12 2005, 12:10 PM CDT Att: 45,656 - Cloudy - 67 F				
48 Brad Thompson, R (8, 1)			1B			G4-6-3				0	0	0	0	0	0	0					
Larry Walker, L OBP: 0.390, SLG: 0.490 (1, 9)			1B							4	1	1	1	1	1	2					
Roger Cedeno, S OBP: 0.146, SLG: 0.154 (9, 9)	G1-6-3					G4-6-3				0	0	0	0	0	0	0					
5 Albert Pujols, R OBP: 0.413, SLG: 0.601 (1, 3)	K		E4			K			G5-3	5	1	0	0	0	3	3					
15 Jim Edmonds, L OBP: 0.398, SLG: 0.514 (6, PH) So Taguchi, R OBP: 0.327, SLG: 0.500 (9, 8)		G6-3	E9							3	2	1	1	1	1	0					
Reggie Sanders, R OBP: 0.343, SLG: 0.608 (1, 7)			1B							1	0	0	0	0	0	0					
John Mabry, L OBP: 0.442, SLG: 0.472 (1, 5)			1B							3	1	1	0	1	1	0					
Abraham Nunez, S OBP: 0.388, SLG: 0.556 (6, 6)										4	2	2	2	1	1	2					
4 Yadier Molina, R OBP: 0.263, SLG: 0.255 (1, 2) Mike Mahoney, R (9, 2)										5	1	2	1	0	0	4					
29 Chris Carpenter, R (1, 1) Scott Seabol, R (7, PH) (8, 4)										4	0	3	1	0	1	1					
Inning Stats	R: 0 E: 0 K: 1 S: 9	H: 0 LOB: 0 BB: 0 P: 13	R: 0 E: 0 K: 1 S: 8	H: 0 LOB: 0 BB: 0 P: 11	R: 5 E: 2 K: 0 S: 21	H: 6 LOB: 2 BB: 0 P: 32	R: 0 E: 0 K: 1 S: 13	H: 2 LOB: 2 BB: 1 P: 22	R: 1 E: 0 K: 3 S: 20	H: 2 LOB: 2 BB: 1 P: 32	R: 0 E: 0 K: 1 S: 6	H: 0 LOB: 0 BB: 1 P: 11	R: 4 E: 0 K: 2 S: 20	H: 3 LOB: 1 BB: 2 P: 35	R: 0 E: 1 K: 0 S: 10	H: 0 LOB: 2 BB: 0 P: 20	1B: 9 2B: 3 3B: 1 HR: 0	SF: 0 SAC: 0 DP: 1 HBP: 1	WP: 1 PB: 1 SB: 0 CS: 1	PA: 43	
PITCHER	IP	WLS	BF	H	R	ER	SO	BB	IBB	HBP	BLK	WP	HR	S	P	ERA	WHIP				
Derek Lowe, R ERA: 2.94 (1, 1)	5.0	L	27	10	6	2	6	2	0	0	0	0	0	71	110	3.60	2.400				
D.J. Houlton, R ERA: 10.22 (6, 1)	1.0		7	2	4	4	1	3	0	0	0	0	0	16	30	36.00	5.000				
Duaner Sanchez, R ERA: 3.06 (7, 1)	1.0		4	1	0	0	2	0	0	0	0	1	0	10	16	0.00	1.000				
Kelly Wunsch, L ERA: 1.42 (8, 1)	1.0		5	0	0	0	0	0	0	1	0	0	0	10	20	0.00	0.000				



Batter	1	2	3	4	5	6	7	8	9	AB	R	H	RBI	BB	SO	LOB	TOP										
Rafael Furcal, S OBP: 0.296, SLG: 0.354	G6-3			F8		P6		HR		4	1	1	0	0	0	1	Atlanta Braves @ Los Angeles Dodgers Dodger Stadium, Los Angeles, CA Fri May 13 2005, 7:40 PM PDT Att: 53,689 - Partly Cloudy - 72 F										
Marcus Giles, R OBP: 0.374, SLG: 0.459	F9			K		F9		K		4	0	0	0	0	2	3											
10 Chipper Jones, S OBP: 0.468, SLG: 0.600	G4-3							HR		2	1	0	0	2	1	0											
Adam LaRoche, L OBP: 0.333, SLG: 0.495		F7		G1-3				HR		4	1	2	4	0	0	1											
Johnny Estrada, S OBP: 0.304, SLG: 0.366	G4-3				F8			HR		4	0	2	0	0	0	0											
Andruw Jones, R OBP: 0.350, SLG: 0.500	K				P4			K		4	0	0	0	0	2	3											
Brian Jordan, R OBP: 0.296, SLG: 0.322										4	0	0	0	0	3	2											
Ryan Langerhans, L OBP: 0.273, SLG: 0.558										4	0	0	0	0	0	0											
Horacio Ramirez, L 4 Pedro Ciriaco, L Chris Neilsen, R Jorge Sosa, R John Foster, L Julio Franco, R										2	0	1	0	0	1	0											
Inning Stats	R: 0 E: 0 K: 0 S: 6	H: 0 LOB: 0 BB: 0 P: 10	R: 0 E: 0 K: 1 S: 7	H: 0 LOB: 0 BB: 0 P: 10	R: 0 E: 0 K: 2 S: 7	H: 0 LOB: 0 BB: 0 P: 11	R: 0 E: 0 K: 1 S: 12	H: 0 LOB: 1 BB: 1 P: 23	R: 0 E: 0 K: 1 S: 7	H: 0 LOB: 0 BB: 0 P: 11	R: 0 E: 0 K: 0 S: 9	H: 1 LOB: 1 BB: 0 P: 14	R: 0 E: 0 K: 1 S: 11	H: 2 LOB: 2 BB: 0 P: 15	R: 4 E: 0 K: 2 S: 19	H: 4 LOB: 1 BB: 1 P: 32		R: 0 E: 0 K: 2 S: 11	H: 0 LOB: 0 BB: 0 P: 17	1B: 4 2B: 2 3B: 0 HR: 1	SF: 0 SAC: 0 DP: 0 HBP: 0	WP: 0 PA: 36 PB: 0 SB: 0 CS: 0					
PITCHER	IP	WLS	BF	H	R	ER	SO	BB	IBB	HBP	BLK	WP	HR	S	P	ERA	WHIP										
Jeff Weaver, R ERA: 5.15	(1, 1)	7.2	31	6	4	4	7	2	0	0	0	0	1	73	119	4.70	1.043										
Kelly Wunsch, L ERA: 1.42	(8, 1)	0.0	1	1	0	0	0	0	0	0	0	0	0	2	3	∞	∞										
Giovanni Carrara, R ERA: 3.6	(8, 1)	0.1	W	1	0	0	0	1	0	0	0	0	0	3	4	0.00	0.000										
43 Yhency Brazoban, R ERA: 1.88	(9, 1)	1.0	S	3	0	0	0	2	0	0	0	0	0	11	17	0.00	0.000										

Batter	1	2	3	4	5	6	7	8	9	AB	R	H	RBI	BB	SO	LOB	BOTTOM										
Cesar Izturis, S OBP: 0.366, SLG: 0.400	F9		G6-3		G6-3			HR		4	1	1	1	0	0	2	Atlanta Braves @ Los Angeles Dodgers Dodger Stadium, Los Angeles, CA Fri May 13 2005, 7:40 PM PDT Att: 53,689 - Partly Cloudy - 72 F										
17 Jason Repko, R OBP: 0.292, SLG: 0.406	F7		L5					HR		3	0	1	0	0	0	1											
Ricky Ledee, L OBP: 0.388, SLG: 0.452								HR		1	1	1	0	0	0	0											
J.D. Drew, L OBP: 0.378, SLG: 0.422	G3-1							HR		3	1	1	0	1	0	1											
12 Jeff Kent, R OBP: 0.421, SLG: 0.589		K		G4-6-3				F7		4	0	1	0	0	1	4											
Milton Bradley, S OBP: 0.366, SLG: 0.596		G6-3						HR		4	2	2	5	0	0	0											
Olmedo Saenz, R OBP: 0.383, SLG: 0.528		K		L8				HR		4	1	2	0	0	1	0											
Jason Phillips, R OBP: 0.342, SLG: 0.434								HR		4	1	2	0	0	0	1											
Mike Edwards, R OBP: 0.435, SLG: 0.545								HR		3	0	2	0	0	0	1											
43 Yhency Brazoban, R								HR		0	0	0	0	0	0	0											
Jeff Weaver, R OBP: 0.263, SLG: 0.368	(1, 1)	7.0	26	7	2	2	2	1	0	0	0	0	0	50	84	2.57	1.143										
Kelly Wunsch, L ERA: 3.12	(8, 1)	0.2	L	6	4	4	4	0	0	0	0	0	1	11	22	54.00	6.000										
Giovanni Carrara, R ERA: 3.21	(8, 1)	0.0		2	2	0	0	0	0	0	0	0	0	5	6	∞	∞										
13 Oscar Robles, L OBP: 0.083, SLG: 0.083	(8, 1)	0.1		2	1	1	1	1	0	0	0	0	0	8	9	27.00	3.000										
John Foster, L ERA:	(8, 1)	0.1		2	1	1	1	1	0	0	0	0	0	8	9	27.00	3.000										
Inning Stats	R: 0 E: 0 K: 0 S: 5	H: 0 LOB: 0 BB: 0 P: 8	R: 0 E: 0 K: 2 S: 9	H: 0 LOB: 0 BB: 0 P: 16	R: 1 E: 0 K: 0 S: 10	H: 2 LOB: 1 BB: 0 P: 15	R: 1 E: 0 K: 0 S: 6	H: 1 LOB: 0 BB: 1 P: 13	R: 0 E: 0 K: 0 S: 5	H: 1 LOB: 1 BB: 0 P: 9	R: 0 E: 0 K: 0 S: 6	H: 2 LOB: 1 BB: 0 P: 8	R: 0 E: 0 K: 0 S: 9	H: 1 LOB: 1 BB: 0 P: 15	R: 5 E: 0 K: 1 S: 24	H: 7 LOB: 2 BB: 0 P: 37	R: 0 E: 0 K: 1 S: 11	H: 0 LOB: 0 BB: 0 P: 17	1B: 12 2B: 0 3B: 0 HR: 2	SF: 0 SAC: 1 DP: 2 HBP: 0	WP: 0 PA: 36 PB: 0 SB: 0 CS: 0						
PITCHER	IP	WLS	BF	H	R	ER	SO	BB	IBB	HBP	BLK	WP	HR	S	P	ERA	WHIP										
Horacio Ramirez, L ERA: 3.47	(1, 1)	7.0	26	7	2	2	2	1	0	0	0	0	1	11	22	54.00	6.000										
Chris Reitsma, R ERA: 3.12	(8, 1)	0.2	L	6	4	4	4	0	0	0	0	0	1	11	22	54.00	6.000										
Jorge Sosa, R ERA: 3.21	(8, 1)	0.0		2	2	0	0	0	0	0	0	0	0	5	6	∞	∞										
John Foster, L ERA:	(8, 1)	0.1		2	1	1	1	1	0	0	0	0	0	8	9	27.00	3.000										

Batter	1	2	3	4	5	6	7	8	9	AB	R	H	RBI	BB	SO	LOB	TOP					
Rafael Furcal, S OBP: 0.288, SLG: 0.344	G6-3		K		K			G4-3		4	0	0	0	0	2	1	Atlanta Braves @ Los Angeles Dodgers Dodger Stadium, Los Angeles, CA Sat May 14 2005, 7:10 PM PDT Att. 49,112 - Clear - 71 F					
Marcus Giles, R OBP: 0.370, SLG: 0.452	SF8 1B		F7			G6-3		K		4	1	1	0	0	1	0						
10 Chipper Jones, S OBP: 0.469, SLG: 0.625	FC6-4 1B			G6-3		K			3-1 HR	4	1	2	1	0	1	0						
Andruw Jones, R OBP: 0.354, SLG: 0.550	SF8 2H		F9			HR			0-2 HR	3	2	2	3	0	0	0						
Julio Franco, R OBP: 0.305, SLG: 0.357	FC6-4 1-2		K			K			0-2 S 1B	4	0	1	0	0	2	1						
Brian Jordan, R OBP: 0.287, SLG: 0.311		F9			G5-3		G6-3		2-3 K 1-2	4	0	0	0	0	1	1						
Eddie Pérez, R OBP: 0.216, SLG: 0.432		F9			L5				0-3 K	2	0	0	0	0	0	0						
Johnny Estrada, S OBP: 0.307, SLG: 0.369		F9					G5-4-3 1B			2	0	1	0	0	1	1						
Raul Mondesi, R OBP: 0.252, SLG: 0.377		P2					G5-4-3 1-2		1-3 K	4	1	1	1	0	1	2						
Mike Hampton, R OBP: 0.333, SLG: 0.534			K							1	0	0	0	0	1	0						
Adam Bernero, R OBP: 1.000, SLG: 1.000										1	0	1	0	0	0	0						
Jorge Sosa, R OBP: 0.287, SLG: 0.357										0	0	0	0	0	0	0						
Ryan Langerhans, L OBP: 0.287, SLG: 0.357										0	0	0	0	0	0	0						
Chris Reitsma, R OBP: 0.287, SLG: 0.357										0	0	0	0	0	0	0						
Dan Kolb, R OBP: 0.287, SLG: 0.357										0	0	0	0	0	0	0						
Inning Stats	R: 1 E: 0 K: 0 S: 8	H: 2 LOB: 1 BB: 0 P: 10	R: 0 E: 0 K: 0 S: 6	H: 0 LOB: 0 BB: 0 P: 10	R: 0 E: 0 K: 2 S: 7	H: 0 LOB: 0 BB: 0 P: 9	R: 0 E: 0 K: 1 S: 8	H: 0 LOB: 0 BB: 0 P: 13	R: 1 E: 0 K: 1 S: 10	H: 2 LOB: 1 BB: 0 P: 15	R: 1 E: 0 K: 2 S: 12	H: 1 LOB: 0 BB: 0 P: 16	R: 0 E: 0 K: 0 S: 7	H: 1 LOB: 0 BB: 0 P: 13	R: 0 E: 0 K: 1 S: 10	H: 0 LOB: 0 BB: 0 P: 12	R: 2 E: 0 K: 3 S: 19	H: 3 LOB: 1 BB: 0 P: 25	1B: 5 2B: 0 3B: 0 HR: 4	SF: 1 SAC: 0 DP: 1 HBP: 0	WP: 0 PB: 0 SB: 2 CS: 0	PA: 35
PITCHER	IP WLS BF H R ER SO BB IBB HBP BLK WP HR S P ERA WHIP																					
Odalis Perez, L ERA: 4.5	6.0 L 23 5 3 3 6 0 0 0 0 0 0 2 51 73 4.50 0.833																					
Duaner Sanchez, R ERA: 2.75	2.0 6 1 0 0 1 0 0 0 0 0 0 0 17 25 0.00 0.500																					
Eric Gagne, R ERA: 18.0	1.0 6 3 2 2 3 0 0 0 0 0 0 2 19 25 18.00 3.000																					

Batter	1	2	3	4	5	6	7	8	9	AB	R	H	RBI	BB	SO	LOB	BOTTOM					
Cesar Izturis, S OBP: 0.364, SLG: 0.392	12 G6-3 BB		L4			K		G6-3		3	0	0	0	1	1	0	Atlanta Braves @ Los Angeles Dodgers Dodger Stadium, Los Angeles, CA Sat May 14 2005, 7:10 PM PDT Att. 49,112 - Clear - 71 F					
17 Jason Repko, R OBP: 0.293, SLG: 0.418	K		K						2-3 K	3	1	1	0	0	2	1						
13 Oscar Robles, L (8, PH) OBP: 0.077, SLG: 0.077										1	0	0	0	0	1	0						
J.D. Drew, L OBP: 0.388, SLG: 0.424	12 G6-3 BB			F7			12 G6-4-3 1B		4-2 DI BB	2	0	1	1	2	0	0						
12 Jeff Kent, R OBP: 0.410, SLG: 0.570	G6-3			F9		G6-4-3			0-1 F7	4	0	0	0	0	4							
Milton Bradley, S OBP: 0.362, SLG: 0.586	K				1B				1-3 K	4	0	1	0	0	2	3						
Olmedo Saenz, R OBP: 0.397, SLG: 0.536		G6-4-3 1B							1-2 F8	3	0	2	0	0	0	0						
Jason Phillips, R OBP: 0.333, SLG: 0.422		G6-4-3				G6-3			0-0 P3	3	0	0	0	0	0	1						
Mike Edwards, R OBP: 0.385, SLG: 0.480		G6-3				G4-3			0-0 G1-3	3	0	0	0	0	0	0						
Odalis Perez, L OBP: 0.118, SLG: 0.063									3-1 G4-3	2	0	0	0	0	0	0						
Duaner Sanchez, R ERA: 2.57										0	0	0	0	0	0	0						
Hee-Seop Choi, L (8, PH) OBP: 0.394, SLG: 0.571										1	0	0	0	0	0	0						
Eric Gagne, R ERA: 5.87										0	0	0	0	0	0	0						
Inning Stats	R: 0 E: 0 K: 2 S: 12	H: 0 LOB: 2 BB: 2 P: 22	R: 0 E: 0 K: 0 S: 8	H: 1 LOB: 0 BB: 0 P: 13	R: 0 E: 0 K: 1 S: 7	H: 0 LOB: 0 BB: 0 P: 12	R: 0 E: 0 K: 0 S: 9	H: 2 LOB: 2 BB: 0 P: 15	R: 0 E: 0 K: 0 S: 8	H: 0 LOB: 0 BB: 0 P: 9	R: 1 E: 0 K: 1 S: 10	H: 2 LOB: 0 BB: 0 P: 10	R: 0 E: 0 K: 0 S: 5	H: 0 LOB: 0 BB: 0 P: 6	R: 0 E: 0 K: 0 S: 4	H: 0 LOB: 0 BB: 0 P: 7	R: 0 E: 0 K: 2 S: 12	H: 0 LOB: 1 BB: 1 P: 19	1B: 4 2B: 1 3B: 0 HR: 0	SF: 0 SAC: 0 DP: 2 HBP: 0	WP: 0 PB: 0 SB: 0 CS: 0	PA: 32
PITCHER	IP WLS BF H R ER SO BB IBB HBP BLK WP HR S P ERA WHIP																					
Mike Hampton, L ERA: 1.96	2.1 9 1 0 0 2 0 0 0 0 0 0 0 30 39 3.00 1.286																					
Adam Bernero, R ERA: 2.57	3.0 W 12 4 1 1 2 0 0 0 0 0 0 0 30 39 3.00 1.333																					
Jorge Sosa, R ERA: 2.87	1.2 H 4 0 0 0 0 0 0 0 0 0 0 0 7 8 0.00 0.000																					
Chris Reitsma, R ERA: 2.95	1.0 H 3 0 0 0 0 0 0 0 0 0 0 0 4 7 0.00 0.000																					
Dan Kolb, R ERA: 5.87	1.0 4 0 0 0 2 1 0 0 0 0 0 0 12 19 0.00 1.000																					

AB 34
R 5
H 9
RBI 5
BB 0
SO 10
LOB 6



AB 29
R 1
H 5
RBI 1
BB 3
SO 6
LOB 9



Batter	1	2	3	4	5	6	7	8	9	AB	R	H	RBI	BB	SO	LOB	TOP																	
Rafael Furcal, S (1, 6) OBP: 0.281, SLG: 0.335	G4-3			B1-3		K		K		4	0	0	0	0	2	1	Atlanta Braves @ Los Angeles Dodgers Dodger Stadium, Los Angeles, CA Sun May 15 2005, 1:10 PM PDT Att: 53,239 - Sunny - 79 F																	
Marcus Giles, R (1, 4) OBP: 0.358, SLG: 0.437	F9			F8		FC5-4 10 HR		K		4	1	0	0	0	1	1																		
10 Chipper Jones, S (1, 5) OBP: 0.470, SLG: 0.648	G4-3			BB 1B		HR		F7		4	1	2	2	0	0	0																		
Adam LaRoche, L (1, 3) OBP: 0.339, SLG: 0.520		G4-3		BB 1-2		G1-3		HR		3	1	1	1	1	0	0																		
Andruw Jones, R (1, 8) OBP: 0.358, SLG: 0.579		K		F7			HR	F9 SF8 2B		4	2	2	1	0	1	2																		
Johnny Estrada, S (1, 2) OBP: 0.297, SLG: 0.355	G4-3				G6-3		G6-3	F9		4	0	0	0	0	0	1																		
Ryan Langerhans, L (1, 7) OBP: 0.267, SLG: 0.527			G4-3		G5-4-3 BB		K	SF8		2	0	0	1	1	1	0																		
Raul Mondesi, R (1, 9) OBP: 0.252, SLG: 0.368			F9		G5-4-3			K		3	0	0	0	1	1	1																		
15 Tim Hudson, R (1, 1) OBP: 0.211, SLG: 0.167			G6-3							2	0	1	0	0	0	0																		
Wilson Betemit, S (7, PH) OBP: 0.400, SLG: 0.478										1	0	0	0	0	1	1																		
John Foster, L (7, 1)										0	0	0	0	0	0	0																		
Jorge Sosa, R (8, 1)										0	0	0	0	0	0	0																		
Dan Kolb, R (9, 1)										0	0	0	0	0	0	0																		
Inning Stats	R: 0 E: 0 K: 0 S: 5	H: 0 LOB: 0 BB: 0 P: 10	R: 0 E: 0 K: 1 S: 6	H: 0 LOB: 0 BB: 0 P: 11	R: 0 E: 0 K: 0 S: 7	H: 0 LOB: 0 BB: 0 P: 11	R: 0 E: 0 K: 0 S: 6	H: 1 LOB: 2 BB: 1 P: 12	R: 0 E: 0 K: 1 S: 10	H: 0 LOB: 0 BB: 0 P: 6	R: 2 E: 0 K: 1 S: 10	H: 2 LOB: 0 BB: 0 P: 14	R: 1 E: 0 K: 2 S: 18	H: 1 LOB: 1 BB: 1 P: 28	R: 0 E: 0 K: 2 S: 8	H: 0 LOB: 0 BB: 0 P: 10	R: 2 E: 0 K: 1 S: 16	H: 2 LOB: 0 BB: 0 P: 18	1B: 2 2B: 1 3B: 0 HR: 3	SF: 1 SAC: 0 DP: 1 HBP: 0	WP: 0 PB: 0 SB: 0 CS: 0	PA: 35												
PITCHER	IP WLS BF H R ER SO BB IBB HBP BLK WP HR S P ERA WHIP																																	
Scott Erickson, R (1, 1) ERA: 6.57	6.0	22	3	2	2	2	2	0	0	0	0	0	1	36	64	3.00	0.833																	
Wilson Alvarez, L (7, 1) ERA: 2.08	1.0	L	5	1	1	1	2	1	0	0	0	0	0	1	18	28	9.00	2.000																
Giovanni Carrara, R (8, 1) ERA: 3.38	1.0		3	0	0	0	2	0	0	0	0	0	0	8	10	0.00	0.000																	
43 Yhency Brazoban, R (9, 1) ERA: 2.93	1.0		5	2	2	2	1	0	0	0	0	0	0	1	16	18	18.00	2.000																

AB 31
R 5
H 6
RBI 5
BB 3
SO 7
LOB 7



Batter	1	2	3	4	5	6	7	8	9	AB	R	H	RBI	BB	SO	LOB	BOTTOM			
Cesar Izturis, S (1, 6) OBP: 0.371, SLG: 0.395	13 CS 1B		FC6 13 FC2-5 1B	G3		BB			B2	4	0	2	0	1	0	2	Atlanta Braves @ Los Angeles Dodgers Dodger Stadium, Los Angeles, CA Sun May 15 2005, 1:10 PM PDT Att: 53,239 - Sunny - 79 F			
13 Oscar Robles, L (1, 5) OBP: 0.059, SLG: 0.059	L4		FC2-5 FC6		G4-3	G3		K		4	0	0	0	0	0	6				
Olmedo Saenz, R (9, PH) OBP: 0.391, SLG: 0.526			1-2 2-3F							1	0	0	0	0	1	0				
J.D. Drew, L (1, 9) OBP: 0.382, SLG: 0.423	G3		FC6			2B			F7	5	0	1	0	0	1	2				
12 Jeff Kent, R (1, 4) OBP: 0.400, SLG: 0.553		P4	K		P4			E5		4	0	0	0	0	1	3				
Milton Bradley, S (1, 8) OBP: 0.359, SLG: 0.576		G6-3		E6 1B		K		F9		4	1	1	0	0	1	2				
Ricky Ledee, L (1, 7) OBP: 0.402, SLG: 0.477			1B 2B		FC1-5 2H	1B		BB HBP 1B		4	1	3	1	0	1	1				
Hee-Seop Choi, L (1, 3) OBP: 0.407, SLG: 0.570			1B		FC1-5 BB			G4-3		2	0	1	1	1	0	0				
Paul Bako, L (1, 2) OBP: 0.314, SLG: 0.333			2H 1B		K HBP			K		3	0	0	0	0	2	5				
Jason Phillips, R (9, PH) OBP: 0.330, SLG: 0.417		G4-3		K		K		K		1	0	0	0	0	1	0				
Scott Erickson, R (1, 1) ERA: 6.57	6.0	W	29	9	2	1	5	0	0	0	0	0	0	0	0	1	2			
Jason Grubbs, L (6, PH) ERA: 3.18	1.1	H	5	0	0	0	2	0	0	0	0	0	0	0	0	0	0			
John Foster, L (7, 1) ERA: 2.76	0.2	H	2	0	0	0	1	0	0	0	0	0	0	0	0	0	0			
Jorge Sosa, R (8, 1) ERA: 2.76	1.0	S	3	0	0	0	1	0	0	0	0	0	0	0	0	0	0			
Dan Kolb, R (9, 1) ERA: 5.51	1.0	S	3	0	0	0	1	0	0	0	0	0	0	0	0	0	0			
Inning Stats	R: 0 E: 0 K: 0 S: 3	H: 1 LOB: 0 BB: 0 P: 5	R: 1 E: 0 K: 0 S: 11	H: 2 LOB: 1 BB: 0 P: 18	R: 0 E: 0 K: 1 S: 13	H: 2 LOB: 2 BB: 0 P: 20	R: 1 E: 1 K: 1 S: 13	H: 2 LOB: 2 BB: 1 P: 23	R: 0 E: 0 K: 2 S: 17	H: 1 LOB: 3 BB: 1 P: 29	R: 0 E: 1 K: 2 S: 8	H: 0 LOB: 1 BB: 0 P: 17	R: 0 E: 0 K: 1 S: 8	H: 0 LOB: 0 BB: 0 P: 11	R: 0 E: 0 K: 1 S: 6	H: 0 LOB: 0 BB: 0 P: 7	1B: 7 2B: 2 3B: 0 HR: 0	SF: 0 SAC: 0 DP: 0 HBP: 1	WP: 0 PB: 0 SB: 0 CS: 1	PA: 39
PITCHER	IP WLS BF H R ER SO BB IBB HBP BLK WP HR S P ERA WHIP																			
15 Tim Hudson, R (1, 1) ERA: 3.18	6.0	W	29	9	2	1	5	0	0	0	0	0	0	0	0	1	2			
John Foster, L (7, 1) ERA: 2.76	1.1	H	5	0	0	0	2	0	0	0	0	0	0	0	0	0	0			
Jorge Sosa, R (8, 1) ERA: 2.76	0.2	H	2	0	0	0	1	0	0	0	0	0	0	0	0	0	0			
Dan Kolb, R (9, 1) ERA: 5.51	1.0	S	3	0	0	0	1	0	0	0	0	0	0	0	0	0	0			

AB 36
R 2
H 9
RBI 2
BB 2
SO 9
LOB 25



Batter	1	2	3	4	5	6	7	8	9	AB	R	H	RBI	BB	SO	LOB	TOP			
Juan Pierre, L (1, 8) OBP: 0.333, SLG: 0.368										4	1	1	0	1	1	3	Florida Marlins @ Los Angeles Dodgers Dodger Stadium, Los Angeles, CA Mon May 16 2005, 7:10 PM PDT Att: 46,632 - Partly Cloudy - 65 F			
Paul Lo Duca, R (1, 2) OBP: 0.385, SLG: 0.422										4	0	2	0	0	0	2				
Carlos Delgado, L (1, 3) OBP: 0.396, SLG: 0.508										5	0	2	0	0	0	4				
Miguel Cabrera, R (1, 5) OBP: 0.413, SLG: 0.608										5	1	2	2	0	1	3				
Jeff Conine, R (1, 7) OBP: 0.409, SLG: 0.351										4	0	1	0	1	1	1				
Juan Encarnacion, R (1, 9) OBP: 0.350, SLG: 0.479										5	2	2	1	0	1	4				
Damion Easley, R (1, 4) OBP: 0.290, SLG: 0.453										5	2	2	1	0	1	4				
Alex Gonzalez, R (1, 6) OBP: 0.289, SLG: 0.384										3	0	3	1	1	0	0				
Brian Moehler, R (1, 1) OBP: 0.182, SLG: 0.100										3	0	0	0	0	2	4				
Matt Perisho, L (7, 1)										0	0	0	0	0	0	0				
Lenny Harris, L (8, PH) OBP: 0.438, SLG: 0.400										1	0	1	1	0	0	0				
John Riedling, R (8, 1)										0	0	0	0	0	0	0				
Todd Jones, L (9, 1)										0	0	0	0	0	0	0				
Inning Stats	R: 2 E: 0 K: 0 S: 8	H: 2 LOB: 0 BB: 0 P: 14	R: 1 E: 0 K: 1 S: 11	H: 2 LOB: 2 BB: 1 P: 19	R: 0 E: 0 K: 0 S: 5	H: 1 LOB: 0 BB: 0 P: 8	R: 1 E: 0 K: 1 S: 13	H: 2 LOB: 1 BB: 0 P: 19	R: 0 E: 0 K: 1 S: 12	H: 1 LOB: 2 BB: 1 P: 25	R: 0 E: 0 K: 2 S: 11	H: 1 LOB: 1 BB: 0 P: 19	R: 2 E: 0 K: 1 S: 11	H: 4 LOB: 1 BB: 0 P: 15	R: 0 E: 0 K: 1 S: 14	H: 2 LOB: 3 BB: 1 P: 23	1B: 8 2B: 5 3B: 1 HR: 2	SF: 0 SAC: 0 DP: 3 HBP: 1	WP: 1 PB: 0 CS: 2 CS: 1	PA: 44
PITCHER	IP WLS BF H R ER SO BB IBB HBP BLK WP HR S P ERA WHIP																			
31 Brad Penny, R (1, 1) ERA: 4.4	6.0 L 27 9 4 4 3 1 1 1 0 0 0 2 57 96 6.00 1.667																			
Kelly Wunsch, L (7, 1) ERA: 1.35	0.2 3 1 0 0 1 0 0 0 0 0 0 0 4 7 0.00 1.500																			
Duaner Sanchez, R (7, 1) ERA: 2.7	0.1 1 0 0 0 1 0 0 0 0 0 1 0 4 7 0.00 0.000																			
Giovanni Carrara, R (8, 1) ERA: 4.41	0.1 5 4 2 2 1 0 0 0 0 0 0 0 9 13 54.00 12.000																			
D.J. Houlton, R (8, 1) ERA: 9.0	1.2 7 2 0 0 1 1 0 0 0 0 0 0 16 25 0.00 1.800																			

Batter	1	2	3	4	5	6	7	8	9	AB	R	H	RBI	BB	SO	LOB	BOTTOM			
Cesar Izturis, S (1, 6) OBP: 0.371, SLG: 0.395										5	0	2	1	0	0	3	Florida Marlins @ Los Angeles Dodgers Dodger Stadium, Los Angeles, CA Mon May 16 2005, 7:10 PM PDT Att: 46,632 - Partly Cloudy - 65 F			
Hee-Seop Choi, L (1, 3) OBP: 0.405, SLG: 0.563										3	0	1	0	0	0	1				
Olmedo Saenz, R (7, PH) OBP: 0.385, SLG: 0.517										1	0	0	0	0	0	2				
J.D. Drew, L (1, 9) OBP: 0.385, SLG: 0.421										3	0	1	0	1	0	1				
12 Jeff Kent, R (1, 4) OBP: 0.390, SLG: 0.537										4	0	0	0	0	1	3				
Milton Bradley, S (1, 8) OBP: 0.357, SLG: 0.568										4	1	1	0	0	1	1				
Ricky Ledee, L (1, 7) OBP: 0.396, SLG: 0.467										4	0	1	0	0	1	1				
Jason Phillips, R (1, 2) OBP: 0.328, SLG: 0.411										4	1	1	0	0	0	1				
Mike Edwards, R (1, 5) OBP: 0.387, SLG: 0.448										3	0	1	0	1	0	1				
31 Brad Penny, R (1, 1) ERA: 4.34, SLG: 0.222										2	0	1	0	0	0	0				
Kelly Wunsch, L (7, 1) ERA: 1.35										0	0	0	0	0	0	0				
Duaner Sanchez, R (7, 1) ERA: 2.7										0	0	0	0	0	0	0				
13 Oscar Robles, L (7, PH) OBP: 0.363, SLG: 0.710										1	0	1	0	0	0	0				
Giovanni Carrara, R (8, 1) ERA: 4.41										0	0	0	0	0	0	0				
D.J. Houlton, R (8, 1) ERA: 9.0										1	0	0	0	0	0	1				
Jason Grabowski, L (8, PH) OBP: 0.207, SLG: 0.275										0	0	0	0	0	0	1				
Inning Stats	R: 0 E: 0 K: 0 S: 8	H: 1 LOB: 1 BB: 0 P: 11	R: 1 E: 0 K: 0 S: 10	H: 4 LOB: 2 BB: 0 P: 16	R: 0 E: 0 K: 0 S: 5	H: 0 LOB: 0 BB: 1 P: 9	R: 0 E: 0 K: 0 S: 7	H: 0 LOB: 0 BB: 0 P: 13	R: 0 E: 0 K: 2 S: 8	H: 0 LOB: 0 BB: 0 P: 12	R: 1 E: 0 K: 0 S: 13	H: 3 LOB: 2 BB: 0 P: 20	R: 0 E: 0 K: 1 S: 10	H: 1 LOB: 1 BB: 0 P: 20	R: 0 E: 0 K: 0 S: 9	H: 0 LOB: 1 BB: 1 P: 18	1B: 10 2B: 0 3B: 0 HR: 0	SF: 0 SAC: 0 DP: 2 HBP: 0	WP: 1 PB: 0 CS: 0	PA: 37
PITCHER	IP WLS BF H R ER SO BB IBB HBP BLK WP HR S P ERA WHIP																			
Brian Moehler, R (1, 1) ERA: 2.17	6.2 W 28 9 2 2 2 1 0 0 0 0 0 0 2 3 0.00 0.000																			
Matt Perisho, L (7, 1) ERA: 2.16	0.1 H 1 0 0 0 0 0 0 0 0 0 0 0 2 3 0.00 0.000																			
John Riedling, R (8, 1) ERA: 6.14	1.0 4 1 0 0 1 0 0 0 0 0 1 0 10 20 0.00 1.000																			
Todd Jones, R (9, 1) ERA: 1.15	1.0 4 0 0 0 0 1 0 0 0 0 0 0 9 18 0.00 1.000																			

AB 39
R 6
H 16
RBI 6
BB 3
SO 7
LOB 25



AB 35
R 2
H 10
RBI 1
BB 2
SO 3
LOB 15



Batter	1	2	3	4	5	6	7	8	9	AB	R	H	RBI	BB	SO	LOB	TOP			
Juan Pierre, L OBP: 0.325, SLG: 0.358 Chris Aquila, R OBP: 0.333, SLG: 0.273	G4-3		K		G4-3		K		K	4	0	0	1	0	2	2	Florida Marlins @ Los Angeles Dodgers Dodger Stadium, Los Angeles, CA Tue May 17 2005, 7:10 PM PDT Att: 37,481 - Partly Cloudy - 67 F			
Paul Lo Duca, R OBP: 0.397, SLG: 0.432	FC4-6 BB			HR BB	G4-3			G4-3 2B		2	2	1	0	2	0	1				
Carlos Delgado, L OBP: 0.392, SLG: 0.523	K			HR		G6-3		G4-3		4	1	1	2	0	1	2				
Miguel Cabrera, R OBP: 0.408, SLG: 0.604	FC4-6			HR	G6-3		E5	2B		4	1	1	1	0	0	1				
Juan Encarnacion, R OBP: 0.350, SLG: 0.464		K			G6-3		F8	K		4	0	0	0	0	2	2				
Mike Lowell, R OBP: 0.233, SLG: 0.306	G1-3				F7		G6-3			4	0	1	1	0	0	1				
Damion Easley, R OBP: 0.288, SLG: 0.441	K					SH2-4 G4-3 1B	L4	L6		4	1	1	0	0	1	1				
Alex Gonzalez, R OBP: 0.298, SLG: 0.391 Lenny Harris, L OBP: 0.412, SLG: 0.375			G6-3		G6-3		WP SH1-4 1B		K	3	0	2	0	0	0	0				
Dontrelle Willis, L OBP: 0.130, SLG: 0.130 40 Nate Bump, L Travis Smith, R Jim Crowell, L Jeff Coats, R OBP: 0.450, SLG: 0.342			K		SH2-4		SH1-4		P1	1	0	0	0	0	1	0				
Inning Stats	R: 0 E: 0 K: 1 S: 9	H: 0 LOB: 1 BB: 1 P: 18	R: 0 E: 0 K: 2 S: 9	H: 0 LOB: 0 BB: 0 P: 13	R: 0 E: 0 K: 2 S: 8	H: 0 LOB: 0 BB: 0 P: 10	R: 2 E: 0 K: 0 S: 9	H: 1 LOB: 1 BB: 1 P: 15	R: 1 E: 0 K: 0 S: 6	H: 2 LOB: 1 BB: 0 P: 7	R: 0 E: 1 K: 1 S: 11	H: 1 LOB: 1 BB: 0 P: 15	R: 2 E: 0 K: 1 S: 18	H: 3 LOB: 1 BB: 0 P: 26	R: 0 E: 0 K: 2 S: 7	H: 0 LOB: 0 BB: 0 P: 10		1B: 3 2B: 3 3B: 0 HR: 1	SF: 0 SAC: 2 DP: 0 HBP: 0	WP: 1 PB: 0 SB: 0 CS: 0
PITCHER	IP WLS BF H R ER SO BB IBB HBP BLK WP HR S P ERA WHIP	Derek Lowe, R ERA: 3.07 Kelly Wunsch, L ERA: 1.32 43 Yhency Brazoban, R ERA: 3.86 Eric Gagne, R ERA: 9.0	IP: 6.2 WLS: W BF: 27 H: 4 R: 3 ER: 3 SO: 5 BB: 2 IBB: 0 HBP: 0 BLK: 0 WP: 0 HR: 1 S: 58 P: 84 ERA: 4.05 WHIP: 0.900	IP: 0.1 WLS: H BF: 1 H: 0 R: 0 ER: 0 SO: 1 BB: 0 IBB: 0 HBP: 0 BLK: 0 WP: 1 HR: 0 S: 3 P: 4 ERA: 0.00 WHIP: 0.000	IP: 1.0 WLS: 6 BF: 3 H: 2 R: 2 ER: 2 SO: 1 BB: 0 IBB: 0 HBP: 0 BLK: 0 WP: 0 HR: 0 S: 18 P: 26 ERA: 18.00 WHIP: 3.000	IP: 1.0 WLS: 3 BF: 0 H: 0 R: 0 ER: 0 SO: 2 BB: 0 IBB: 0 HBP: 0 BLK: 0 WP: 0 HR: 0 S: 7 P: 10 ERA: 0.00 WHIP: 0.000	PITCHER	IP WLS BF H R ER SO BB IBB HBP BLK WP HR S P ERA WHIP	Derek Lowe, R ERA: 3.07 Kelly Wunsch, L ERA: 1.32 43 Yhency Brazoban, R ERA: 3.86 Eric Gagne, R ERA: 9.0	IP: 6.2 WLS: L BF: 27 H: 7 R: 4 ER: 3 SO: 6 BB: 1 IBB: 0 HBP: 3 BLK: 0 WP: 0 HR: 0 S: 64 P: 102 ERA: 4.50 WHIP: 1.333	IP: 0.1 WLS: 5 BF: 4 H: 4 R: 4 ER: 4 SO: 1 BB: 0 IBB: 0 HBP: 0 BLK: 0 WP: 0 HR: 0 S: 13 P: 21 ERA: 108.00 WHIP: 12.000	IP: 0.1 WLS: 3 BF: 2 H: 0 R: 0 ER: 0 SO: 0 BB: 1 IBB: 0 HBP: 0 BLK: 0 WP: 0 HR: 0 S: 8 P: 8 ERA: 0.00 WHIP: 6.000	IP: 1.1 WLS: 12 BF: 6 H: 6 R: 6 ER: 6 SO: 1 BB: 6 IBB: 2 HBP: 2 BLK: 0 WP: 0 HR: 1 S: 30 P: 42 ERA: 40.50 WHIP: 4.500							

Batter	1	2	3	4	5	6	7	8	9	AB	R	H	RBI	BB	SO	LOB	BOTTOM			
Cesar Izturis, S OBP: 0.387, SLG: 0.423 13 Oscar Robles, L OBP: 0.111, SLG: 0.111	17 2B 1B	17 CS 1B					12 1B			6	2	5	2	0	0	3	Florida Marlins @ Los Angeles Dodgers Dodger Stadium, Los Angeles, CA Tue May 17 2005, 7:10 PM PDT Att: 37,481 - Partly Cloudy - 67 F			
17 Jason Repko, R OBP: 0.309, SLG: 0.452	12 1B 2B	P3					12 1B 1B			6	3	3	0	0	1	3				
J.D. Drew, L OBP: 0.379, SLG: 0.408	K		1B HBP		K		K	K		4	0	0	0	0	4	5				
12 Jeff Kent, R OBP: 0.396, SLG: 0.539	SH 2B 1B	L4			F7		2B 1B 1B	HBP HR 1B		5	3	3	4	0	0	1				
Milton Bradley, S OBP: 0.360, SLG: 0.570	SH 2B	F7			G4-3		1B 2B	HR HBP		3	2	1	1	0	0	1				
Olmedo Saenz, R OBP: 0.414, SLG: 0.597	1B 2B	FC5-4 1B				G6-3	1B 1B 1B	HR		4	2	3	5	1	0	0				
Jason Phillips, R OBP: 0.331, SLG: 0.411	G6-3	FC5-4 1B				K	HBP 1B 1B	FC5-4 1B		5	0	2	1	0	1	3				
Mike Edwards, R OBP: 0.389, SLG: 0.424	F9				G5-3		HBP 1B	FC5-4 1B 2B		4	1	1	1	1	0	2				
Derek Lowe, R ERA: 1.45 Kelly Wunsch, L ERA: 1.32 43 Yhency Brazoban, R ERA: 3.86 Jason Grabowski, L OBP: 0.262, SLG: 0.322 Eric Gagne, R		K			G5-3		HBP 1B	2B 1B		3	0	0	0	0	2	1				
Inning Stats	R: 4 E: 1 K: 1 S: 21	H: 4 LOB: 1 BB: 0 P: 31	R: 0 E: 0 K: 1 S: 6	H: 1 LOB: 0 BB: 0 P: 12	R: 0 E: 0 K: 1 S: 9	H: 1 LOB: 2 BB: 0 P: 17	R: 0 E: 0 K: 1 S: 12	H: 1 LOB: 1 BB: 0 P: 18	R: 0 E: 0 K: 1 S: 7	H: 0 LOB: 1 BB: 0 P: 8	R: 0 E: 0 K: 2 S: 9	H: 0 LOB: 1 BB: 1 P: 16	R: 4 E: 0 K: 1 S: 17	H: 6 LOB: 3 BB: 1 P: 32	R: 6 E: 0 K: 1 S: 29	H: 6 LOB: 1 BB: 0 P: 39		1B: 12 2B: 6 3B: 0 HR: 1	SF: 0 SAC: 1 DP: 0 HBP: 3	WP: 0 PB: 0 SB: 0 CS: 1
PITCHER	IP WLS BF H R ER SO BB IBB HBP BLK WP HR S P ERA WHIP	Dontrelle Willis, L ERA: 1.45 40 Nate Bump, R ERA: 3.63 Travis Smith, R ERA: 8.1 Jim Crowell, L ERA: 21.6	IP: 6.0 WLS: L BF: 27 H: 7 R: 4 ER: 3 SO: 6 BB: 1 IBB: 0 HBP: 0 BLK: 0 WP: 0 HR: 0 S: 64 P: 102 ERA: 4.50 WHIP: 1.333	IP: 0.1 WLS: 5 BF: 4 H: 4 R: 4 ER: 4 SO: 1 BB: 0 IBB: 0 HBP: 0 BLK: 0 WP: 0 HR: 0 S: 13 P: 21 ERA: 108.00 WHIP: 12.000	IP: 0.1 WLS: 3 BF: 2 H: 0 R: 0 ER: 0 SO: 0 BB: 1 IBB: 0 HBP: 0 BLK: 0 WP: 0 HR: 0 S: 8 P: 8 ERA: 0.00 WHIP: 6.000	IP: 1.1 WLS: 12 BF: 6 H: 6 R: 6 ER: 6 SO: 1 BB: 6 IBB: 2 HBP: 2 BLK: 0 WP: 0 HR: 1 S: 30 P: 42 ERA: 40.50 WHIP: 4.500	PITCHER	IP WLS BF H R ER SO BB IBB HBP BLK WP HR S P ERA WHIP	Dontrelle Willis, L ERA: 1.45 40 Nate Bump, R ERA: 3.63 Travis Smith, R ERA: 8.1 Jim Crowell, L ERA: 21.6	IP: 6.0 WLS: L BF: 27 H: 7 R: 4 ER: 3 SO: 6 BB: 1 IBB: 0 HBP: 0 BLK: 0 WP: 0 HR: 0 S: 64 P: 102 ERA: 4.50 WHIP: 1.333	IP: 0.1 WLS: 5 BF: 4 H: 4 R: 4 ER: 4 SO: 1 BB: 0 IBB: 0 HBP: 0 BLK: 0 WP: 0 HR: 0 S: 13 P: 21 ERA: 108.00 WHIP: 12.000	IP: 0.1 WLS: 3 BF: 2 H: 0 R: 0 ER: 0 SO: 0 BB: 1 IBB: 0 HBP: 0 BLK: 0 WP: 0 HR: 0 S: 8 P: 8 ERA: 0.00 WHIP: 6.000	IP: 1.1 WLS: 12 BF: 6 H: 6 R: 6 ER: 6 SO: 1 BB: 6 IBB: 2 HBP: 2 BLK: 0 WP: 0 HR: 1 S: 30 P: 42 ERA: 40.50 WHIP: 4.500							

Batter	1	2	3	4	5	6	7	8	9	AB	R	H	RBI	BB	SO	LOB	TOP								
9 Chone Figgins, S OBP: 0.307, SLG: 0.378	1-3 K	2-2 SF9 3B		1-1 F9			4-0 1B FC1-2 BB		0-0 SH5-4	3	1	1	3	1	1	0									
Darin Erstad, L OBP: 0.307, SLG: 0.370	4-0 27 G6-3 BB	0-0 SF9			2-1 F8		2-1 FC1-2 BB		4-0 20 HR IBB	2	1	1	1	2	0	0									
8 Dallas McPherson, L OBP: 0.295, SLG: 0.321							1-3 1B			0	0	0	0	0	0	0									
Jeff DaVanon, S OBP: 0.309, SLG: 0.277	1-2 27 G6-3 BB	3-1 27 S			2-3 K		0-1 FC1-2		4-2 20 HR BB	3	1	1	1	2	1	2									
27 Vladimir Guerrero, R OBP: 0.361, SLG: 0.520	2-0 G6-3	2-2 G5-3			1-1 E5 2B		2-3 K			3	0	0	0	0	0	3									
20 Juan Rivera, R OBP: 0.279, SLG: 0.385	1-2 2-3									2	1	1	4	0	1	2									
Steve Finley, L OBP: 0.270, SLG: 0.403	0-1 L7								2-2 L9	5	0	1	0	0	1	2									
Esteban Yan, R									1-1 P6	0	0	0	0	0	0	0									
Orlando Cabrera, R OBP: 0.305, SLG: 0.356									0-0 L8	5	0	1	0	0	0	0									
Bengie Molina, R OBP: 0.333, SLG: 0.479									1-0 L8																
Adam Kennedy, L OBP: 0.280, SLG: 0.265									0-1 P3																
Jarrod Washburn, L									1-1 L5																
Brendan Donnelly, R									1-1 G5-4-3	4	1	1	0	0	0	1									
39 Robb Quinlan, R OBP: 0.216, SLG: 0.313									1-2 9 3B 1B																
Adam Kennedy, L									2-1 9 PB 3B 1B	4	2	2	0	0	0	0									
Jarrod Washburn, L									1-2 9 3B 1B																
Brendan Donnelly, R									4-2 9 3B 1B	2	1	0	0	1	0	0									
39 Robb Quinlan, R									1-2 9 3B BB	0	0	0	0	0	0	0									
39 Robb Quinlan, R									1-2 9 3B BB	0	1	0	0	1	0	0									
Inning Stats	R: 0 E: 0 K: 1 S: 9	H: 0 LOB: 2 BB: 2 P: 20	R: 4 E: 0 K: 0 S: 19	H: 4 LOB: 1 BB: 1 P: 34	R: 0 E: 0 K: 1 S: 7	H: 0 LOB: 0 BB: 0 P: 10	R: 0 E: 0 K: 0 S: 7	H: 0 LOB: 0 BB: 0 P: 9	R: 0 E: 1 K: 1 S: 9	H: 1 LOB: 2 BB: 0 P: 14	R: 0 E: 0 K: 0 S: 5	H: 0 LOB: 0 BB: 0 P: 9	R: 0 E: 0 K: 1 S: 10	H: 1 LOB: 2 BB: 1 P: 17	R: 0 E: 0 K: 0 S: 6	H: 1 LOB: 0 BB: 0 P: 10	R: 5 E: 0 K: 0 S: 17	H: 2 LOB: 0 BB: 3 P: 33	1B: 6 2B: 1 3B: 1 HR: 1	SF: 1 SAC: 1 DP: 1 HBP: 0	WP: 0 PB: 2 SB: 2 CS: 0	PA: 42			
PITCHER	IP	WLS	BF	H	R	ER	SO	BB	IBB	HBP	BLK	WP	HR	S	P	ERA	WHIP								
Scott Erickson, R	1.2	L	12	4	4	4	1	3	0	0	0	0	0	24	48	21.60	4.200								
Wilson Alvarez, L	4.1		14	1	0	0	2	0	0	0	0	0	0	32	48	0.00	0.231								
Duaner Sanchez, R	2.0		8	2	0	0	1	1	0	0	0	0	0	16	27	0.00	1.500								
Kelly Wunsch, L	0.1		4	1	3	3	0	1	1	0	0	0	0	4	12	81.00	6.000								
43 Yhency Brazoban, R	0.2		4	1	2	2	0	1	0	0	0	0	1	13	21	27.00	3.000								

Los Angeles Angels @ Los Angeles Dodgers
 Dodger Stadium, Los Angeles, CA
 Fri May 20 2005, 7:40 PM PDT
 Att: 54,543 - Clear - 70 F

AB	33
R	9
H	9
RBI	9
BB	7
SO	4
LOB	10



Batter	1	2	3	4	5	6	7	8	9	AB	R	H	RBI	BB	SO	LOB	BOTTOM								
Cesar Izturis, S OBP: 0.395, SLG: 0.426	0-2 17 G5-4-3 1B		2-2 F7				1-1 1B		0-2 G5-3	4	0	2	0	0	0	0									
17 Jason Repko, R OBP: 0.294, SLG: 0.429	2-1 G5-4-3						1-0 P4		1-2 G6-3	4	0	0	0	0	0	2									
J.D. Drew, L OBP: 0.382, SLG: 0.413	1-2 K						1-1 G3		2-2 WP 1B	4	0	1	0	0	1	1									
12 Jeff Kent, R OBP: 0.384, SLG: 0.523							3-2 F9		0-0 F7	4	0	0	0	0	0	1									
Milton Bradley, S OBP: 0.361, SLG: 0.561									4-2 BB	3	0	0	0	1	0	0									
Olmedo Saenz, R OBP: 0.418, SLG: 0.621									1-2 BB	4	0	2	0	0	0	2									
Jason Phillips, R OBP: 0.339, SLG: 0.412									1-1 F7	2	0	1	0	1	0	1									
Mike Edwards, R OBP: 0.326, SLG: 0.350									4-2 FC6-4 BB	2	0	1	0	1	0	1									
Mike Edwards, R									1-2 FC6-4	3	0	0	0	0	0	1									
Scott Erickson, R									2-2 F8	0	0	0	0	0	0	0									
Wilson Alvarez, L									2-1 F9	1	0	0	0	0	0	0									
Antonio Perez, R										1	0	0	0	0	0	0									
Duaner Sanchez, R										1	0	0	0	0	0	0									
Hee-Seop Choi, L										1	0	0	0	0	0	0									
Kelly Wunsch, L										0	0	0	0	0	0	0									
43 Yhency Brazoban, R										0	0	0	0	0	0	0									
Inning Stats	R: 0 E: 0 K: 1 S: 8	H: 1 LOB: 0 BB: 0 P: 11	R: 0 E: 0 K: 0 S: 9	H: 1 LOB: 1 BB: 0 P: 12	R: 0 E: 0 K: 0 S: 7	H: 0 LOB: 0 BB: 0 P: 9	R: 0 E: 0 K: 0 S: 10	H: 0 LOB: 0 BB: 0 P: 14	R: 0 E: 0 K: 0 S: 7	H: 1 LOB: 1 BB: 0 P: 14	R: 0 E: 0 K: 0 S: 10	H: 2 LOB: 2 BB: 0 P: 15	R: 0 E: 0 K: 0 S: 8	H: 0 LOB: 0 BB: 0 P: 12	R: 0 E: 0 K: 0 S: 16	H: 1 LOB: 2 BB: 1 P: 24	1B: 4 2B: 2 3B: 0 HR: 0	SF: 0 SAC: 0 DP: 1 HBP: 0	WP: 1 PB: 0 SB: 0 CS: 0	PA: 33					
PITCHER	IP	WLS	BF	H	R	ER	SO	BB	IBB	HBP	BLK	WP	HR	S	P	ERA	WHIP								
Jarrod Washburn, L	7.0	W	25	5	0	0	1	1	0	0	0	0	0	8	12	0.00	0.857								
Brendan Donnelly, R	1.0		3	0	0	0	0	0	0	0	0	0	0	8	12	0.00	0.000								
Esteban Yan, R	1.0		5	1	0	0	0	1	0	0	0	1	0	16	24	0.00	2.000								


Los Angeles Angels @ Los Angeles Dodgers
 Dodger Stadium, Los Angeles, CA
 Fri May 20 2005, 7:40 PM PDT
 Att: 54,543 - Clear - 70 F

AB	31
R	0
H	6
RBI	0
BB	2
SO	1
LOB	8



Batter	1	2	3	4	5	6	7	8	9	AB	R	H	RBI	BB	SO	LOB	TOP										
9 Chone Figgins, S OBP: 0.310, SLG: 0.386 (1.5)	G3		1B			G6-3		BB 1B 2B	G1-3	5	1	2	1	0	0	1	Los Angeles Angels @ Los Angeles Dodgers Dodger Stadium, Los Angeles, CA Sat May 21 2005, 1:10 PM PDT Att: 53,631 - Sunny - 84 F										
Darin Erstad, L OBP: 0.311, SLG: 0.369 (1.3)	G6-4-3 1B		G6-3			G6-3		1B 20 FC6-2 IBB		3	0	1	0	1	0	1											
Jeff DaVanon, S OBP: 0.316, SLG: 0.279 (1.7)	G6-4-3			B3		1B		20 FC6-2 1B BB		3	0	1	0	1	0	1											
Steve Finley, L OBP: 0.276, SLG: 0.406 (1.8)		P3		1B		K		20 FC6-2 1B		4	0	2	1	0	1	1											
20 Juan Rivera, R OBP: 0.264, SLG: 0.362 (1.9)	G5-3			F9				1B FC6-2		4	0	0	0	0	0	4											
Orlando Cabrera, R OBP: 0.298, SLG: 0.346 (1.6)	G3-1			G1-3				G1-3		4	0	0	0	0	0	4											
Adam Kennedy, L OBP: 0.294, SLG: 0.250 Brendan Donnelly, R OBP: 0.271, SLG: 0.316 62 Scot Shields, R OBP: 0.271, SLG: 0.316 (1.4)			G1-3		G5-3			G3		3	0	0	0	0	0	0											
José Molina, R OBP: 0.278, SLG: 0.354 (1.2)			HR		P4			FC1-6 1B	K	4	1	2	1	0	1	0											
41 John Lackey, R OBP: 0.271, SLG: 0.316 8 Dallas McPherson, L OBP: 0.271, SLG: 0.316 (1.1)			G4-3		F8			FC1-6 9 WP 2B	BB	2	0	0	0	0	0	0											
Inning Stats	R: 0 E: 0 K: 0 S: 6	H: 1 LOB: 0 BB: 0 P: 10	R: 0 E: 0 K: 0 S: 8	H: 0 LOB: 0 BB: 0 P: 12	R: 1 E: 0 K: 0 S: 10	H: 2 LOB: 1 BB: 0 P: 16	R: 0 E: 0 K: 0 S: 8	H: 1 LOB: 1 BB: 0 P: 13	R: 0 E: 0 K: 1 S: 12	H: 1 LOB: 0 BB: 0 P: 15	R: 0 E: 0 K: 0 S: 5	H: 0 LOB: 0 BB: 0 P: 7	R: 0 E: 0 K: 0 S: 14	H: 3 LOB: 3 BB: 2 P: 28	R: 0 E: 0 K: 1 S: 11	H: 0 LOB: 1 BB: 1 P: 18	1B: 6 2B: 1 3B: 0 HR: 1	SF: 0 SAC: 0 DP: 1 HBP: 0	WP: 1 PB: 0 SB: 1 CS: 0	PA: 37							
PITCHER	IP	WLS	BF	H	R	ER	SO	BB	IBB	HBP	BLK	WP	HR	S	P	ERA	WHIP										
31 Brad Penny, R ERA: 3.79 Giovanni Carrara, R ERA: 5.19 Kelly Wunsch, L ERA: 4.44 Duaner Sanchez, R ERA: 2.35 Eric Gagne, R ERA: 6.0 (1.1)	7.0		25	5	1	1	1	0	0	0	0	0	1	54	80	1.29	0.714										
31 Brad Penny, R ERA: 3.79 Giovanni Carrara, R ERA: 5.19 Kelly Wunsch, L ERA: 4.44 Duaner Sanchez, R ERA: 2.35 Eric Gagne, R ERA: 6.0 (8.1)	0.1	L	5	2	2	2	0	1	1	0	0	0	0	7	19	54.00	9.000										
31 Brad Penny, R ERA: 3.79 Giovanni Carrara, R ERA: 5.19 Kelly Wunsch, L ERA: 4.44 Duaner Sanchez, R ERA: 2.35 Eric Gagne, R ERA: 6.0 (8.1)	0.0		1	1	0	0	0	0	0	0	0	0	0	2	3	∞	∞										
31 Brad Penny, R ERA: 3.79 Giovanni Carrara, R ERA: 5.19 Kelly Wunsch, L ERA: 4.44 Duaner Sanchez, R ERA: 2.35 Eric Gagne, R ERA: 6.0 (9.1)	0.2		2	0	0	0	0	0	0	0	0	0	0	5	6	0.00	0.000										
31 Brad Penny, R ERA: 3.79 Giovanni Carrara, R ERA: 5.19 Kelly Wunsch, L ERA: 4.44 Duaner Sanchez, R ERA: 2.35 Eric Gagne, R ERA: 6.0 (9.1)	1.0		4	0	0	0	2	1	0	0	0	0	0	11	18	0.00	1.000										

Batter	1	2	3	4	5	6	7	8	9	AB	R	H	RBI	BB	SO	LOB	BOTTOM										
Cesar Izturis, S OBP: 0.392, SLG: 0.422 (1.6)	CS 1B		FC6-4			K	F7			4	0	1	0	0	1	4	Los Angeles Angels @ Los Angeles Dodgers Dodger Stadium, Los Angeles, CA Sat May 21 2005, 1:10 PM PDT Att: 53,631 - Sunny - 84 F										
Hee-Seon Choi, L OBP: 0.410, SLG: 0.538 (1.3)	L3 HBP		K			1B		F8		3	0	1	0	0	1	2											
J.D. Drew, L OBP: 0.374, SLG: 0.401 (1.9)	L3			K		F8		P6		4	0	0	0	0	1	2											
12 Jeff Kent, R OBP: 0.376, SLG: 0.510 (1.4)		E5		K2-3		F8		P3		4	0	0	0	0	1	1											
Milton Bradley, S OBP: 0.364, SLG: 0.571 (1.8)		K		K		WP 1B 2B		WP 2B		4	1	2	0	0	2	1											
Ricky Ledee, L OBP: 0.388, SLG: 0.430 (1.7)	G4-6-3				K	G1-3		K		4	0	0	0	0	2	3											
Antonio Perez, R OBP: 0.364, SLG: 0.364 (1.5)			FC6-4 1B		E5		1B	G6-3		4	0	2	1	0	0	1											
Paul Bako, L OBP: 0.372, SLG: 0.324 17 Jason Repko, R OBP: 0.294, SLG: 0.429 (9, PR)			FC6-4 BB		K		1B			2	0	1	0	2	1	1											
31 Brad Penny, R ERA: 3.79 Omelio Sienra, R ERA: 4.85 Giovanni Carrara, R ERA: 5.19 Kelly Wunsch, L ERA: 4.44 Duaner Sanchez, R ERA: 2.35 Eric Gagne, R ERA: 6.0 Jason Phillips, R ERA: 6.0 (1.1)	6.1		25	5	1	1	10	0	0	0	0	0	0	64	106	1.42	0.947										
41 John Lackey, R ERA: 2.7 Brendan Donnelly, R ERA: 2.7 62 Scot Shields, R ERA: 1.08 (7.1)	0.2	W	3	1	0	0	1	0	0	0	0	0	0	8	12	0.00	1.500										
41 John Lackey, R ERA: 2.7 Brendan Donnelly, R ERA: 2.7 62 Scot Shields, R ERA: 1.08 (8.1)	2.0	S	8	1	0	0	1	1	0	0	0	0	0	17	31	0.00	1.000										
Inning Stats	R: 0 E: 0 K: 0 S: 6	H: 1 LOB: 0 BB: 0 P: 12	R: 0 E: 1 K: 1 S: 6	H: 0 LOB: 0 BB: 0 P: 11	R: 0 E: 0 K: 2 S: 12	H: 1 LOB: 2 BB: 1 P: 22	R: 0 E: 0 K: 3 S: 11	H: 0 LOB: 0 BB: 0 P: 17	R: 0 E: 0 K: 1 S: 9	H: 1 LOB: 1 BB: 0 P: 18	R: 1 E: 0 K: 1 S: 17	H: 3 LOB: 2 BB: 0 P: 25	R: 0 E: 0 K: 0 S: 7	H: 0 LOB: 0 BB: 0 P: 11	R: 0 E: 0 K: 1 S: 10	H: 1 LOB: 2 BB: 1 P: 20	1B: 5 2B: 3 3B: 0 HR: 0	SF: 0 SAC: 0 DP: 2 HBP: 1	WP: 2 PB: 0 SB: 0 CS: 1	PA: 36							
PITCHER	IP	WLS	BF	H	R	ER	SO	BB	IBB	HBP	BLK	WP	HR	S	P	ERA	WHIP										



Batter	1	2	3	4	5	6	7	8	9	AB	R	H	RBI	BB	SO	LOB	TOP										
9 Chone Figgins, S OBP: 0.314, SLG: 0.389 (1, 8)										4	1	2	0	0	1	0	Los Angeles Angels @ Los Angeles Dodgers Dodger Stadium, Los Angeles, CA Sun May 22 2005, 1:10 PM PDT Att: 53,839 - Sunny - 84 F livebaseballscorecards.com										
Adam Kennedy, L OBP: 0.283, SLG: 0.250 (1, 4)										4	0	1	0	0	0	1											
Darin Erstad, L OBP: 0.316, SLG: 0.378 (1, 3)										4	0	2	1	0	1	1											
16 Garret Anderson, L OBP: 0.323, SLG: 0.429 39 Robb Quinlan, R OBP: 0.216, SLG: 0.313 (8, 7)										4	0	1	0	0	1	1											
20 Juan Rivera, R OBP: 0.276, SLG: 0.411 (1, 9)											4	1	2	1	0	2											
8 Dallas McPherson, L OBP: 0.270, SLG: 0.313 (1, 5)										4	0	1	0	0	1	3											
Orlando Cabrera, R OBP: 0.291, SLG: 0.338 (1, 6)										4	0	0	0	0	1	4											
Josh Paul, R OBP: 0.214, SLG: 0.269 (1, 2) Curtis Pride, L (7, PH) Kevin Gregg, R (7, 1) Jake Woods, L (7, 1)										2	0	0	0	0	2	2											
Paul Byrd, R (1, 1) Steve Finley, L OBP: 0.275, SLG: 0.403 (7, PH) José Molina, R OBP: 0.278, SLG: 0.354 (7, 2)										2	0	0	0	0	0	1											
Inning Stats	R: 1 E: 0 K: 0 S: 7	H: 2 LOB: 0 BB: 0 P: 9	R: 1 E: 0 K: 1 S: 11	H: 2 LOB: 1 BB: 0 P: 11	R: 0 E: 0 K: 2 S: 10	H: 1 LOB: 1 BB: 0 P: 12	R: 0 E: 0 K: 1 S: 8	H: 1 LOB: 1 BB: 0 P: 11	R: 0 E: 0 K: 0 S: 6	H: 1 LOB: 2 BB: 0 P: 9	R: 0 E: 0 K: 1 S: 12	H: 2 LOB: 0 BB: 0 P: 14	R: 0 E: 0 K: 2 S: 11	H: 0 LOB: 0 BB: 0 P: 13	R: 0 E: 0 K: 1 S: 11	H: 0 LOB: 0 BB: 0 P: 14		R: 0 E: 0 K: 1 S: 8	H: 0 LOB: 0 BB: 0 P: 11	1B: 7 2B: 1 3B: 0 HR: 1	SF: 0 SAC: 0 DP: 1 HBP: 0	WP: 0 PB: 0 SB: 1 CS: 1	PA: 34				
PITCHER	IP	WLS	BF	H	R	ER	SO	BB	IBB	HBP	BLK	WP	HR	S	P	ERA	WHIP										
Derek Lowe, R ERA: 3.02 (1, 1)	7.0	W	28	9	2	2	7	0	0	0	0	0	1	65	79	2.57	1.286										
43 Yhency Brazoban, R ERA: 4.5 (8, 1)	1.0	H	3	0	0	0	1	0	0	0	0	0	0	11	14	0.00	0.000										
Eric Gagne, R ERA: 4.5 (9, 1)	1.0		3	0	0	0	1	0	0	0	0	0	0	8	11	0.00	0.000										

Batter	1	2	3	4	5	6	7	8	9	AB	R	H	RBI	BB	SO	LOB	BOTTOM										
Cesar Izturis, S OBP: 0.392, SLG: 0.422 (1, 6)										5	0	2	1	0	0	3	Los Angeles Angels @ Los Angeles Dodgers Dodger Stadium, Los Angeles, CA Sun May 22 2005, 1:10 PM PDT Att: 53,839 - Sunny - 84 F livebaseballscorecards.com										
J.D. Drew, L OBP: 0.376, SLG: 0.404 (1, 9)										4	0	2	2	0	0	1											
Hee-Seop Choi, L OBP: 0.397, SLG: 0.519 (1, 3)										4	0	0	0	0	0	4											
12 Jeff Kent, R OBP: 0.368, SLG: 0.497 (1, 4)										4	0	0	0	0	2	2											
Milton Bradley, S OBP: 0.367, SLG: 0.567 (1, 8)										3	1	1	0	1	0	0											
Ricky Ledee, L OBP: 0.373, SLG: 0.471 (1, 7) Eric Gagne, R (9, 1)										4	1	2	1	0	1	1											
Jason Phillips, R OBP: 0.333, SLG: 0.429 (1, 2)										4	1	1	1	0	0	2											
Antonio Perez, R OBP: 0.429, SLG: 0.462 (1, 5) 43 Yhency Brazoban, R (8, 1) Olmedo Saenz, R OBP: 0.408, SLG: 0.603 (8, PH) 17 Jason Repko, R OBP: 0.294, SLG: 0.429 (9, 7)										2	2	1	0	1	0	0											
Derek Lowe, R OBP: 0.143, SLG: 0.143 (1, 1) 13 Oscar Robles, L OBP: 0.190, SLG: 0.190 (7, PH) (8, 5)										0	0	0	0	0	0	0											
Inning Stats	R: 0 E: 0 K: 0 S: 4	H: 0 LOB: 0 BB: 0 P: 6	R: 1 E: 0 K: 0 S: 9	H: 1 LOB: 0 BB: 0 P: 12	R: 1 E: 0 K: 0 S: 8	H: 1 LOB: 1 BB: 1 P: 18	R: 0 E: 0 K: 1 S: 11	H: 1 LOB: 1 BB: 1 P: 20	R: 1 E: 0 K: 0 S: 13	H: 2 LOB: 1 BB: 0 P: 14	R: 0 E: 0 K: 1 S: 5	H: 0 LOB: 0 BB: 0 P: 7	R: 2 E: 0 K: 1 S: 15	H: 4 LOB: 2 BB: 0 P: 24	R: 1 E: 1 K: 0 S: 14	H: 2 LOB: 2 BB: 0 P: 22		R: 1 E: 0 K: 0 S: 8	H: 0 LOB: 0 BB: 0 P: 11	1B: 7 2B: 2 3B: 0 HR: 2	SF: 0 SAC: 2 DP: 0 HBP: 0	WP: 0 PB: 0 SB: 1 CS: 0	PA: 37				
PITCHER	IP	WLS	BF	H	R	ER	SO	BB	IBB	HBP	BLK	WP	HR	S	P	ERA	WHIP										
Paul Byrd, R ERA: 4.19 (1, 1)	6.0	L	24	5	3	3	2	0	0	0	0	0	1	50	77	4.50	1.167										
Kevin Gregg, R ERA: 7.7 (7, 1)	0.1		4	3	2	2	0	0	0	0	0	0	1	8	11	54.00	9.000										
Jake Woods, L ERA: 2.25 (7, 1)	1.2		9	3	1	0	1	0	0	0	0	0	0	21	35	0.00	1.800										

AB 34
R 2
H 9
RBI 2
BB 0
SO 9
LOB 15



AB 33
R 6
H 11
RBI 6
BB 2
SO 3
LOB 15



Batter	1	2	3	4	5	6	7	8	9	AB	R	H	RBI	BB	SO	LOB	TOP									
Cesar Izturis, S OBP: 0.391, SLG: 0.420										3	0	1	0	0	1	3	<p>Los Angeles Dodgers @ San Francisco Giants</p> <p>SBC Park, San Francisco, CA</p> <p>Tue May 24 2005, 10:15 PM EDT</p> <p>Att: 39,226 - Clear - 64 F</p>									
J.D. Drew, L OBP: 0.374, SLG: 0.396										3	0	0	0	1	3	2										
Hee-Seop Choi, L OBP: 0.385, SLG: 0.505										3	0	0	1	0	2	1										
12 Jeff Kent, R OBP: 0.360, SLG: 0.484										4	0	0	0	0	2	2										
Milton Bradley, S OBP: 0.365, SLG: 0.560										4	0	1	0	0	0	0										
Ricky Ledes, L OBP: 0.381, SLG: 0.454										4	0	0	0	0	2	1										
Jason Phillips, R OBP: 0.331, SLG: 0.418										3	1	0	0	1	1	0										
Antonio Perez, R OBP: 0.444, SLG: 0.529										4	1	2	0	0	0	0										
Jeff Weaver, R Mike Schutte, R D.J. Houlton, R 17 Jason Repko, R Duane Sanchez, R Kelly Wunsch, L Giovanni Carrara, R										1	0	1	1	0	0	0										
Inning Stats	R: 0 E: 0 K: 3 S: 14	H: 1 LOB: 1 BB: 0 P: 18	R: 1 E: 0 K: 1 S: 18	H: 3 LOB: 2 BB: 1 P: 26	R: 0 E: 0 K: 2 S: 8	H: 0 LOB: 0 BB: 0 P: 11	R: 0 E: 0 K: 1 S: 7	H: 0 LOB: 0 BB: 0 P: 7	R: 2 E: 0 K: 0 S: 9	H: 1 LOB: 1 BB: 2 P: 20	R: 0 E: 0 K: 0 S: 6	H: 0 LOB: 0 BB: 0 P: 11	R: 0 E: 1 K: 1 S: 10	H: 1 LOB: 1 BB: 0 P: 13	R: 0 E: 0 K: 1 S: 6	H: 0 LOB: 0 BB: 0 P: 9		R: 0 E: 0 K: 2 S: 9	H: 0 LOB: 0 BB: 0 P: 11	1B: 5 2B: 1 3B: 0 HR: 0	SF: 1 SAC: 1 DP: 0 HBP: 0	WP: 0 PB: 0 SB: 2 CS: 0	PA: 35			
PITCHER	IP WLS BF H R ER SO BB IBB HBP BLK WP HR S P ERA WHIP																									
Jason Schmidt, R ERA: 4.79	5.0	W 22	5	3	3	7	3	0	0	1	0	0	56	82	5.40	1.600										
Jeff Fassero, L ERA: 3.41	2.0	H 7	1	0	0	1	0	0	0	0	0	0	16	24	0.00	0.500										
Jason Christiansen, L ERA: 4.91	0.1	H 1	0	0	0	0	0	0	0	0	0	0	2	3	0.00	0.000										
Jim Brower, R ERA: 6.52	0.1	H 1	0	0	0	1	0	0	0	0	0	0	3	4	0.00	0.000										
Scott Eyre, L ERA: 2.95	0.2	H 2	0	0	0	1	0	0	0	0	0	0	4	5	0.00	0.000										

AB	30
R	3
H	6
RBI	2
BB	3
SO	11
LOB	9



Batter	1	2	3	4	5	6	7	8	9	AB	R	H	RBI	BB	SO	LOB	BOTTOM									
Jason Ellison, R OBP: 0.345, SLG: 0.456										4	0	0	0	0	0	2	<p>Los Angeles Dodgers @ San Francisco Giants</p> <p>SBC Park, San Francisco, CA</p> <p>Tue May 24 2005, 10:15 PM EDT</p> <p>Att: 39,226 - Clear - 64 F</p>									
13 Omar Vizquel, S OBP: 0.348, SLG: 0.364										4	0	1	0	0	1	2										
J.T. Snow, L OBP: 0.398, SLG: 0.387										3	0	1	0	1	1	2										
Moises Alou, R OBP: 0.395, SLG: 0.450										4	0	1	0	0	0	2										
Ray Durham, S OBP: 0.382, SLG: 0.383										4	2	2	0	0	1	1										
Pedro Feliz, R OBP: 0.328, SLG: 0.454										4	0	0	0	0	1	3										
Edgardo Alfonzo, R OBP: 0.392, SLG: 0.424										3	1	3	1	0	0	0										
Mike Matheny, R OBP: 0.314, SLG: 0.447										2	1	1	3	0	0	1										
Jason Schmidt, R Jeff Fassero, L Michael Tucker, L Jason Christiansen, R Jim Brower, R Scott Eyre, L Tyler Walker, R										2	1	1	1	0	1	0										
Inning Stats	R: 0 E: 0 K: 0 S: 7	H: 0 LOB: 1 BB: 1 P: 13	R: 1 E: 0 K: 0 S: 8	H: 2 LOB: 0 BB: 0 P: 15	R: 1 E: 0 K: 0 S: 11	H: 3 LOB: 1 BB: 0 P: 15	R: 3 E: 0 K: 1 S: 19	H: 3 LOB: 0 BB: 0 P: 24	R: 0 E: 0 K: 0 S: 7	H: 0 LOB: 0 BB: 0 P: 9	R: 0 E: 0 K: 1 S: 8	H: 1 LOB: 1 BB: 0 P: 15	R: 0 E: 0 K: 2 S: 13	H: 1 LOB: 2 BB: 0 P: 22	R: 0 E: 0 K: 1 S: 6	H: 1 LOB: 0 BB: 0 P: 9		R: 0 E: 0 K: 2 S: 9	H: 0 LOB: 0 BB: 0 P: 11	1B: 6 2B: 3 3B: 0 HR: 2	SF: 0 SAC: 0 DP: 2 HBP: 1	WP: 0 PB: 0 SB: 0 CS: 1	PA: 33			
PITCHER	IP WLS BF H R ER SO BB IBB HBP BLK WP HR S P ERA WHIP																									
Jeff Weaver, R ERA: 5.97	4.0	L 19	8	5	5	1	1	0	0	0	0	0	15	24	0.00	0.500										
D.J. Houlton, R ERA: 7.88	2.0	7	1	0	0	1	0	0	0	0	0	0	10	17	0.00	1.500										
Duane Sanchez, R ERA: 2.28	0.2	4	1	0	0	1	0	0	1	0	0	0	3	5	0.00	1.000										
Kelly Wunsch, L ERA: 4.3	0.1	1	0	0	0	1	0	0	0	0	0	0	1	2	0.00	0.000										
Giovanni Carrara, R ERA: 4.91	1.0	3	1	0	0	1	0	0	0	0	0	0	6	9	0.00	1.000										

AB	31
R	5
H	11
RBI	5
BB	1
SO	5
LOB	13



Batter	1	2	3	4	5	6	7	8	9	AB	R	H	RBI	BB	SO	LOB	TOP										
Cesar Izturis, S OBP: 0.393, SLG: 0.427 (1, 6)	F8		2B					G6-3		4	0	2	1	0	0	0	Los Angeles Dodgers @ San Francisco Giants SBC Park, San Francisco, CA Wed May 25 2005, 10:05 PM EDT Att: 38,778 - Clear - 64 F										
Hee-Seon Choi, L OBP: 0.373, SLG: 0.487 (1, 3)	K		F9					K		4	0	0	0	0	2	3											
Milton Bradley, S OBP: 0.357, SLG: 0.547 (1, 8)	G3		G3					G3		4	0	0	0	0	0	1											
12 Jeff Kent, R OBP: 0.352, SLG: 0.473 (1, 4)		G6-3			F7			G5-3		4	0	0	0	0	0	0											
J.D. Drew, L OBP: 0.371, SLG: 0.412 (1, 9)		HR			K			G1-3		4	1	1	1	0	1	0											
Jayson Werth, R Buddy Carlyle, L (1, 7) (4, 1)		G1-3			K			F8		2	0	0	0	0	1	0											
13 Oscar Robles, L OBP: 0.217, SLG: 0.217 (7, PH) (7, 5)								1B		2	0	1	0	0	0	0											
Jason Phillips, R OBP: 0.329, SLG: 0.413 (1, 2)		F8			F8			G4-3		4	0	1	0	0	0	1											
Antonio Perez, R OBP: 0.429, SLG: 0.474 Scott Erickson, R OBP: 0.154, SLG: 0.154 (1, 5) (7, 1)			SH1-4 2B BB		K			F8		2	1	0	0	1	1	1											
Wilson Alvarez, L Ricky Ledee, L OBP: 0.363, SLG: 0.455 (1, 1) (4, 7)			SH1-4		1B			F7		0	0	0	0	0	0	0											
Inning Stats	R: 0 E: 0 K: 1 S: 8	H: 0 LOB: 0 BB: 0 P: 12	R: 1 E: 0 K: 0 S: 8	H: 1 LOB: 0 BB: 0 P: 14	R: 1 E: 0 K: 0 S: 12	H: 1 LOB: 1 BB: 1 P: 18	R: 0 E: 0 K: 2 S: 8	H: 0 LOB: 0 BB: 0 P: 10	R: 0 E: 0 K: 1 S: 14	H: 2 LOB: 2 BB: 0 P: 22	R: 0 E: 0 K: 0 S: 9	H: 0 LOB: 0 BB: 0 P: 14	R: 0 E: 0 K: 0 S: 10	H: 1 LOB: 1 BB: 0 P: 18	R: 0 E: 0 K: 1 S: 7	H: 0 LOB: 0 BB: 0 P: 8	R: 0 E: 0 K: 0 S: 7	H: 1 LOB: 1 BB: 0 P: 11	1B: 4 2B: 1 3B: 0 HR: 1	SF: 0 SAC: 1 DP: 0 HBP: 0	WP: 0 PB: 0 SB: 0 CS: 0	PA: 34					
PITCHER	IP	WLS	BF	H	R	ER	SO	BB	IBB	HBP	BLK	WP	HR	S	P	ERA	WHIP										
Brett Tomko, R ERA: 4.05 54 Scott Munter, R ERA: 1.59	(1, 1) (9, 1)	8.0 4	W 30	5 1	2 0	2 0	5 0	1 0	0 0	0 0	0 0	0 0	1 0	76 7	116	2.25 0.00	0.750 1.000										

Batter	1	2	3	4	5	6	7	8	9	AB	R	H	RBI	BB	SO	LOB	BOTTOM										
Jason Ellison, R OBP: 0.351, SLG: 0.458 (1, 8)	G4-3									4	1	2	1	0	1	0	Los Angeles Dodgers @ San Francisco Giants SBC Park, San Francisco, CA Wed May 25 2005, 10:05 PM EDT Att: 38,778 - Clear - 64 F										
13 Omar Vizquel, S OBP: 0.351, SLG: 0.366 (1, 6)	HR							F7		2	1	1	1	1	0	1											
Deivi Cruz, R OBP: 0.363, SLG: 0.493 (1, 4)	L9							L5		4	0	1	1	0	1	2											
Moises Alou, R OBP: 0.398, SLG: 0.510 (1, 9)	HR							HR		4	2	2	3	0	0	2											
Edgardo Alfonzo, R OBP: 0.394, SLG: 0.432 (1, 5)	HR							G6-3		4	2	2	0	0	0	0											
Pedro Feliz, R OBP: 0.331, SLG: 0.491 (1, 7)	HR							L9		4	2	2	4	0	1	0											
Lance Niekro, R OBP: 0.289, SLG: 0.565 (1, 3)	F8							G5-3		4	1	1	0	0	0	0											
Mike Matheny, R OBP: 0.312, SLG: 0.441 (1, 2)								G5-3		4	1	1	0	0	1	1											
Brett Tomko, R OBP: 0.217, SLG: 0.182 Brian Dallimore, R ERA: 8.36 54 Scott Munter, R ERA: 7.08 (1, 1) (8, PH) (9, 1)								F8		2	0	0	0	0	0	1											
Inning Stats	R: 4 E: 0 K: 0 S: 21	H: 4 LOB: 0 BB: 0 P: 31	R: 2 E: 0 K: 0 S: 11	H: 3 LOB: 1 BB: 0 P: 16	R: 0 E: 0 K: 1 S: 9	H: 0 LOB: 0 BB: 0 P: 13	R: 0 E: 0 K: 2 S: 7	H: 0 LOB: 0 BB: 0 P: 10	R: 0 E: 0 K: 1 S: 5	H: 0 LOB: 0 BB: 1 P: 10	R: 3 E: 0 K: 0 S: 13	H: 4 LOB: 1 BB: 0 P: 23	R: 1 E: 0 K: 0 S: 6	H: 1 LOB: 0 BB: 0 P: 8	R: 0 E: 0 K: 0 S: 7	H: 0 LOB: 0 BB: 0 P: 11		1B: 6 2B: 2 3B: 0 HR: 4	SF: 1 SAC: 1 DP: 1 HBP: 0	WP: 0 PB: 0 SB: 0 CS: 0	PA: 36						
PITCHER	IP	WLS	BF	H	R	ER	SO	BB	IBB	HBP	BLK	WP	HR	S	P	ERA	WHIP										
Wilson Alvarez, L ERA: 4.61 Buddy Carlyle, R ERA: 8.36 Scott Erickson, R ERA: 7.08	(1, 1) (4, 1) (7, 1)	3.0 3.0 2.0	L 13	7 4	3 3	6 3	1 3	0 1	0 0	0 0	0 0	0 0	1 1	25 13	43	9.00 4.50	1.667 0.500										



Batter	1	2	3	4	5	6	7	8	9	AB	R	H	RBI	BB	SO	LOB	TOP										
Cesar Izturis, S OBP: 0.384, SLG: 0.416 (1, 6)	G4-3		G6-3		G4-3		P3		G3	5	0	0	0	0	0	2	Los Angeles Dodgers @ San Francisco Giants SBC Park, San Francisco, CA Thu May 26 2005, 10:15 PM EDT Att: 40,147 - Cloudy - 59 F										
Jayson Werth, R OBP: 0.429, SLG: 0.333 (1, 7)	P6				G6-3			FC6-4 BB	CS	4	0	2	1	1	0	0											
Milton Bradley, S OBP: 0.349, SLG: 0.534 (1, 8)	K		G3		G1-3			L8	CS	4	0	0	0	0	1	2											
12 Jeff Kent, R OBP: 0.350, SLG: 0.473 (1, 4)		F8		G4-3 1B		F9		P3		4	1	1	0	0	0	1											
Olmedo Saenz, R OBP: 0.388, SLG: 0.569 (1, 3)		G1-3		G4-3		F9		FC6-4		4	0	0	0	0	0	2											
J.D. Drew, L OBP: 0.379, SLG: 0.409 (1, 9)				FC4-6 1B		G4-3			1B	1	2	0	0	3	0	0											
Antonio Perez, R OBP: 0.520, SLG: 0.696 (1, 5)									1B	4	2	4	3	0	0	0											
Paul Bako, L OBP: 0.362, SLG: 0.300 (1, 2)									1B	3	0	0	0	0	1	3											
Jason Phillips, R OBP: 0.325, SLG: 0.413 (9, 2)	K								1B	0	0	0	0	0	0	0											
31 Brad Penny, R OBP: 0.250, SLG: 0.143 (1, 1)									BB	3	0	0	0	0	0	3											
43 Yhency Brazoban, R (8, 1)									1B	0	0	0	0	0	0	0											
Ricky Ledee, L (9, PH) OBP: 0.368, SLG: 0.459 (9, 1)									G3 1B	1	1	1	2	0	0	0											
Eric Gagne, R (9, 1)									1B	0	0	0	0	0	0	0											
Inning Stats	R: 0 E: 0 K: 1 S: 6	H: 0 LOB: 0 BB: 0 P: 12	R: 2 E: 0 K: 1 S: 9	H: 1 LOB: 0 BB: 1 P: 19	R: 0 E: 0 K: 0 S: 9	H: 1 LOB: 1 BB: 0 P: 14	R: 1 E: 0 K: 0 S: 12	H: 2 LOB: 2 BB: 1 P: 19	R: 0 E: 0 K: 0 S: 5	H: 0 LOB: 0 BB: 0 P: 11	R: 0 E: 0 K: 0 S: 8	H: 1 LOB: 1 BB: 0 P: 14	R: 0 E: 0 K: 0 S: 4	H: 0 LOB: 1 BB: 1 P: 10	R: 3 E: 0 K: 0 S: 10	H: 3 LOB: 2 BB: 2 P: 24	1B: 6 2B: 1 3B: 0 HR: 1	SF: 0 SAC: 0 DP: 0 HBP: 0	WP: 0 PA: 39 PB: 0 SB: 0 CS: 1								
PITCHER	IP	WLS	BF	H	R	ER	SO	BB	IBB	HBP	BLK	WP	HR	S	P	ERA	WHIP										
Kirk Rueter, L (1, 1) ERA: 4.16	7.1		30	5	3	3	2	3	0	0	0	0	1	59	109	3.68	1.091										
Matt Herge, L (8, 1) ERA: 3.32	0.2	L	2	0	0	0	0	0	0	0	0	0	0	2	2	0.00	0.000										
Jason Christiansen, L (9, 1) ERA: 5.92	0.0		1	0	1	1	0	1	0	0	0	0	0	1	5	∞	∞										
Tyler Walker, R (9, 1) ERA: 4.15	0.2		5	3	2	2	0	1	0	0	0	0	0	9	18	27.00	6.000										
54 Scott Munter, R (9, 1) ERA: 1.5	0.1		0	0	0	0	0	0	0	0	0	0	0	0	1	0.00	0.000										

Batter	1	2	3	4	5	6	7	8	9	AB	R	H	RBI	BB	SO	LOB	BOTTOM										
Michael Tucker, L OBP: 0.330, SLG: 0.363 (1, 8)	P4		G6-3		F7			G4-3	13 2B	5	1	1	0	0	0	2	Los Angeles Dodgers @ San Francisco Giants SBC Park, San Francisco, CA Thu May 26 2005, 10:15 PM EDT Att: 40,147 - Cloudy - 59 F										
13 Omar Vizquel, S OBP: 0.358, SLG: 0.379 (1, 6)	G4-3 1B		K				B5-3	2B	2B	5	1	3	1	0	1	0											
J.T. Snow, L (1, 3) OBP: 0.393, SLG: 0.392 (6, PR)	G4-3				G4-3		L7	1B	P5	4	0	1	0	0	0	1											
Jason Ellison, R (9, 8)								1B		1	1	0	0	0	0	1											
Moises Alou, R OBP: 0.402, SLG: 0.500 (1, 9)					G3		F9	1B		2	0	0	0	2	0	0											
Ray Durham, S OBP: 0.372, SLG: 0.371 (1, 4)	L8				G1-3			G6-3	F7	4	0	0	0	0	0	5											
Edgardo Alfonzo, R OBP: 0.397, SLG: 0.434 (1, 5)			G4-3				G6-3	1B	1B	4	0	2	2	0	0	0											
Pedro Feliz, R OBP: 0.330, SLG: 0.485 (9, 3)			K					K		4	0	1	0	0	3	3											
54 Scott Munter, R (9, 1)								1B		0	0	0	0	0	0	0											
Yorvit Torrealba, R OBP: 0.308, SLG: 0.444 (1, 2)			P4		G6-3		K		G6-3	4	0	0	0	0	1	2											
Kirk Rueter, L (1, 1) ERA: 2.63, SLG: 0.278 (8, 1)										2	0	1	0	0	0	0											
Matt Herge, L (8, 1) ERA: 3.56										0	0	0	0	0	0	0											
Delvi Cruz, R (9, PH) OBP: 0.315, SLG: 0.539 (9, 1)										1	1	1	1	0	0	0											
Jason Christiansen, L (9, 1) ERA: 5.92										0	0	0	0	0	0	0											
Tyler Walker, R (9, 1) ERA: 4.15										0	0	0	0	0	0	0											
Lance Niekro, R (9, 3) OBP: 0.296, SLG: 0.558 (9, 3)										1	0	0	0	0	1	0											
Inning Stats	R: 0 E: 0 K: 0 S: 11	H: 1 LOB: 2 BB: 1 P: 24	R: 0 E: 0 K: 1 S: 7	H: 0 LOB: 0 BB: 0 P: 8	R: 0 E: 0 K: 1 S: 8	H: 0 LOB: 0 BB: 0 P: 11	R: 0 E: 0 K: 0 S: 6	H: 0 LOB: 0 BB: 0 P: 9	R: 0 E: 0 K: 1 S: 11	H: 2 LOB: 2 BB: 0 P: 16	R: 0 E: 0 K: 0 S: 5	H: 0 LOB: 0 BB: 0 P: 8	R: 0 E: 0 K: 1 S: 8	H: 1 LOB: 1 BB: 0 P: 11	R: 3 E: 0 K: 1 S: 16	H: 4 LOB: 2 BB: 1 P: 24	R: 1 E: 0 K: 1 S: 11	H: 2 LOB: 1 BB: 0 P: 14	1B: 6 2B: 3 3B: 0 HR: 1	SF: 0 SAC: 0 DP: 0 HBP: 0	WP: 0 PA: 39 PB: 0 SB: 0 CS: 0						
PITCHER	IP	WLS	BF	H	R	ER	SO	BB	IBB	HBP	BLK	WP	HR	S	P	ERA	WHIP										
31 Brad Penny, R (1, 1) ERA: 3.56	7.1		29	6	2	2	4	1	0	0	0	0	0	61	94	2.46	0.955										
43 Yhency Brazoban, R (8, 1) ERA: 4.52	0.2	W	5	2	1	1	1	1	0	0	0	0	0	11	17	13.50	4.500										
Eric Gagne, R (9, 1) ERA: 5.4	1.0	S	5	2	1	1	1	0	0	0	0	0	0	11	14	9.00	2.000										



Batter	1	2	3	4	5	6	7	8	9	AB	R	H	RBI	BB	SO	LOB	TOP			
Cesar Izturis, S OBP: 0.389, SLG: 0.418 (1, 6)	2-1 G6-4-3 1B		4-1 12 HR BB		0-1 L6		1-2 FC4-6 1B		2-2 F7	4	1	2	0	1	0	1				
Jayson Werth, R OBP: 0.333, SLG: 0.200 (1, 7)	1-1 G6-4-3		4-1 12 HR BB		2-2 F8		2-2 FC4-6 1B		1-3 K	4	1	0	0	1	1	3				
Milton Bradley, S OBP: 0.351, SLG: 0.528 (1, 8)	1-0 1B		3-2 F7		0-2 F8			4-2 HR BB	3-2 F7	4	1	1	0	1	0	4				
12 Jeff Kent, R OBP: 0.353, SLG: 0.488 (1, 4)	0-0 F9		0-0 HR			4-2 G6-4-3 BB		1-2 F9		3	1	1	4	1	0	2				
Olmedo Saenz, R OBP: 0.393, SLG: 0.600 (1, 3)		4-2 G1-4-3 BB	2-0 G4-3			2-1 G6-4-3		1-2 HR		3	1	1	2	1	0	1				
J.D. Drew, L OBP: 0.381, SLG: 0.424 (1, 9)	0-0 F9			1-0 G4-3		2-0 PB 2B		1-1 1B 2B		4	1	2	0	0	0	1				
Jason Phillips, R OBP: 0.319, SLG: 0.400 (1, 2)	1-1 G1-4-3			2-1 G6-3		3-3 K		1-1 F8		4	0	0	0	0	1	3				
Antonio Perez, R OBP: 0.517, SLG: 0.667 (1, 5)			3-2 PB 12 HR SH5-4 1B	1-0 F9			2-1 E6	0-2 1B		4	1	2	1	0	0	0				
Derek Lowe, R OBP: 0.174, SLG: 0.217 Kelly Wunsch, L (7, 1)			0-0 SH5-4		2-2 F8 2B		1-1 F8	2-2 F7		2	0	1	0	0	0	0				
Ricky Ledee, L OBP: 0.365, SLG: 0.455 43 Yhency Brazoban, R (8, 1) Eric Gagne, R (9, 1)			1-2							0	0	0	0	0	0	0				
Inning Stats	R: 0 E: 0 K: 0 S: 6	H: 2 LOB: 1 BB: 0 P: 10	R: 0 E: 0 K: 0 S: 6	H: 0 LOB: 0 BB: 1 P: 11	R: 4 E: 0 K: 0 S: 14	H: 2 LOB: 0 BB: 2 P: 30	R: 0 E: 0 K: 0 S: 4	H: 0 LOB: 0 BB: 0 P: 8	R: 0 E: 0 K: 1 S: 10	H: 1 LOB: 1 BB: 1 P: 21	R: 0 E: 1 K: 0 S: 11	H: 1 LOB: 1 BB: 0 P: 16	R: 3 E: 0 K: 0 S: 18	H: 3 LOB: 1 BB: 1 P: 28	R: 0 E: 0 K: 1 S: 11	H: 0 LOB: 0 BB: 0 P: 17	1B: 5 2B: 3 3B: 0 HR: 2	SF: 0 SAC: 1 DP: 3 HBP: 0	WP: 0 PB: 2 SB: 0 CS: 0	PA: 39
PITCHER	IP WLS BF H R ER SO BB IBB HBP BLK WP HR S P ERA WHIP																			
Shawn Estes, L ERA: 3.79	(1, 1) 6.0 25 6 4 4 1 4 0 0 0 0 0 1 54 98 6.00 1.667																			
Mike Koplove, R ERA: 6.0	(7, 1) 1.0 4 1 0 0 0 0 0 0 0 0 0 0 11 16 0.00 1.000																			
Jose Valverde, R ERA: 7.2	(8, 1) 1.0 L 7 3 3 3 0 1 0 0 0 0 0 1 18 28 27.00 4.000																			
Kerry Ligtenberg, R ERA: 19.29	(9, 1) 1.0 3 0 0 0 0 1 0 0 0 0 0 0 0 11 17 0.00 0.000																			

Los Angeles Dodgers @ Arizona Diamondbacks
Bank One Ballpark, Phoenix, AZ
Fri May 27 2005, 9:40 PM EDT
Att: 26,601 - Clear - 80 F


AB 33
R 7
H 10
RBI 7
BB 5
SO 2
LOB 16



Batter	1	2	3	4	5	6	7	8	9	AB	R	H	RBI	BB	SO	LOB	BOTTOM					
Craig Counsell, L OBP: 0.423, SLG: 0.444 (1, 4)	1-1 BLK HR 1B	1-2 P2			4-2 G6-3 BB		0-1 2B		1-2 G4-3	4	1	2	0	1	0	1						
José Cruz Jr., S OBP: 0.402, SLG: 0.545 (1, 8)	3-1 HR		1-1 G6-3		2-1 G6-3		4-1 BB			3	1	1	2	1	0	1						
Luis Gonzalez, L OBP: 0.398, SLG: 0.466 (1, 7)	1-2 F7		3-2 G6-4-3 1B			1-1 L8	3-3 K			4	0	1	0	0	1	2						
Troy Glaus, R OBP: 0.363, SLG: 0.580 (1, 5)	2-2 G5-3		0-0 G6-4-3			2-3 K		2-2 E5		4	0	0	0	0	1	1						
Shawn Green, L OBP: 0.317, SLG: 0.400 (1, 9)	2-1 2B			2-0 G1-3 2B		0-0 G4-3		2-3 K		4	0	2	0	0	1	1						
Chad Tracy, L OBP: 0.286, SLG: 0.462 (1, 3)	0-1 F8			1-3 K			0-1 G4-3	3-2 F9		4	0	0	0	0	1	3						
Alex Cintron, S OBP: 0.306, SLG: 0.352 (1, 6)		2-3 K		0-0 G1-3			0-3 K	0-0 G4-3		4	0	0	0	0	2	2						
Koyie Hill, S OBP: 0.311, SLG: 0.231 (1, 2)		1-1 F8		2-1 G3-1			2-1 HR 1B		1-3 K	4	1	1	0	0	1	1						
Shawn Estes, R Mike Koplove, R Tony Clark, S Jose Valverde, R Kerry Ligtenberg, R Quinton McCracken, S OBP: 0.206, SLG: 0.291	(1, 1) (7, 1) (8, 1) (9, 1)	0-0 E5		0-0 G6-3			0-2 G6-3		1-1 P6	2	0	0	0	0	0	0						
Inning Stats	R: 2 E: 0 K: 0 S: 16	H: 3 LOB: 1 BB: 0 P: 25	R: 0 E: 1 K: 1 S: 11	H: 0 LOB: 1 BB: 0 P: 15	R: 0 E: 0 K: 0 S: 7	H: 1 LOB: 0 BB: 0 P: 11	R: 0 E: 0 K: 1 S: 7	H: 1 LOB: 1 BB: 0 P: 12	R: 0 E: 0 K: 0 S: 7	H: 0 LOB: 0 BB: 1 P: 13	R: 0 E: 0 K: 1 S: 6	H: 0 LOB: 0 BB: 0 P: 9	R: 2 E: 0 K: 2 S: 15	H: 3 LOB: 2 BB: 1 P: 24	R: 0 E: 1 K: 1 S: 12	H: 0 LOB: 1 BB: 0 P: 19	R: 0 E: 0 K: 1 S: 9	H: 0 LOB: 0 BB: 0 P: 12	1B: 3 2B: 3 3B: 0 HR: 2	SF: 0 SAC: 0 DP: 2 HBP: 0	WP: 0 PB: 0 SB: 1 CS: 0	PA: 37
PITCHER	IP WLS BF H R ER SO BB IBB HBP BLK WP HR S P ERA WHIP																					
Derek Lowe, R ERA: 3.11	(1, 1) 6.2 26 6 3 3 4 1 0 0 0 0 0 1 61 94 4.05 1.050																					
Kelly Wunsch, L ERA: 4.5	(7, 1) 0.1 W 4 2 1 1 1 1 0 0 0 0 0 1 8 15 27.00 9.000																					
43 Yhency Brazoban, R ERA: 4.58	(8, 1) 1.0 H 4 0 0 0 1 0 0 0 0 0 0 0 12 19 0.00 0.000																					
Eric Gagne, R ERA: 4.5	(9, 1) 1.0 S 3 0 0 0 1 0 0 0 0 0 0 0 9 12 0.00 0.000																					

Los Angeles Dodgers @ Arizona Diamondbacks
Bank One Ballpark, Phoenix, AZ
Fri May 27 2005, 9:40 PM EDT
Att: 26,601 - Clear - 80 F

AB 35
R 4
H 8
RBI 4
BB 2
SO 7
LOB 12



Batter	1	2	3	4	5	6	7	8	9	AB	R	H	RBI	BB	SO	LOB	TOP				
Cesar Izturis, S OBP: 0.380, SLG: 0.408 (1, 6)	F7	F8			G4-3	G6-3			K	5	0	0	0	0	1	4	Los Angeles Dodgers @ Arizona Diamondbacks Bank One Ballpark, Phoenix, AZ Sat May 28 2005, 9:40 PM EDT Att: 33,725 - Clear - 80 F				
Jayson Werth, R OBP: 0.294, SLG: 0.200 (1, 7)	1B		F9		K		L7		G6-4-3	5	0	1	0	0	1	1					
Milton Bradley, S OBP: 0.343, SLG: 0.516 (1, 8)	F7		F9		G6-3		P1			4	0	0	0	0	0	1					
12 Jeff Kent, R OBP: 0.351, SLG: 0.483 (1, 4)	K		F7			HR	P2			4	1	1	0	0	1	1					
J.D. Drew, L OBP: 0.389, SLG: 0.451 (1, 9)										4	2	3	2	0	0	0					
Antonio Perez, R OBP: 0.545, SLG: 0.710 (1, 5)						HR				4	1	3	0	0	0	0					
Hee-Seop Choi, L OBP: 0.365, SLG: 0.475 (8, PH)										3	0	0	0	0	1	5					
Olmedo Saenz, R OBP: 0.400, SLG: 0.605 (8, 3)										1	0	1	0	0	0	0					
Jason Phillips, R OBP: 0.318, SLG: 0.396 (1, 2)										4	0	1	1	0	1	4					
Derek Thompson, L OBP: 0.396, SLG: 0.530 (6, PH)										1	0	0	0	0	0	2					
Mike Edwards, R OBP: 0.336, SLG: 0.330 (6, 1)										0	0	0	0	0	0	0					
Duaner Sanchez, R OBP: 0.300, SLG: 0.300 (7, 1)										0	0	0	0	0	0	0					
Kelly Wunsch, L OBP: 0.300, SLG: 0.300 (8, 1)										0	0	0	0	0	0	0					
43 Yhency Brazoban, R OBP: 0.300, SLG: 0.300 (9, PH)										1	0	1	0	0	0	0					
Ricky Ledee, L OBP: 0.300, SLG: 0.300 (9, 1)										0	0	0	0	0	0	0					
Giovanni Carrara, R OBP: 0.300, SLG: 0.300 (9, 1)										0	0	0	0	0	0	0					
Inning Stats	R: 0 E: 0 K: 1 S: 9	H: 1 LOB: 1 BB: 0 P: 13	R: 1 E: 0 K: 0 S: 9	H: 3 LOB: 2 BB: 0 P: 13	R: 0 E: 0 K: 0 S: 7	H: 0 LOB: 0 BB: 0 P: 10	R: 0 E: 0 K: 1 S: 11	H: 2 LOB: 2 BB: 0 P: 15	R: 0 E: 0 K: 1 S: 7	H: 0 LOB: 0 BB: 0 P: 10	R: 3 E: 0 K: 1 S: 15	H: 4 LOB: 1 BB: 0 P: 24	R: 0 E: 0 K: 0 S: 5	H: 1 LOB: 1 BB: 0 P: 9	R: 0 E: 0 K: 1 S: 8	H: 1 LOB: 0 BB: 0 P: 13	1B: 9 2B: 2 3B: 0 HR: 1	SF: 0 SAC: 1 DP: 1 HBP: 0	WP: 0 PB: 0 SB: 0 CS: 0	PA: 38	
PITCHER	IP	WLS	BF	H	R	ER	SO	BB	IBB	HBP	BLK	WP	HR	S	P	ERA	WHIP				
Javier Vazquez, R ERA: 3.65 (1, 1)	7.0		31	10	4	4	4	0	0	0	0	0	1	63	94	5.14	1.429				
Javier López, L ERA: 11.37 (8, 1)	0.2		2	0	0	0	0	0	0	0	0	0	0	2	3	0.00	0.000				
Lance Cormier, R ERA: 1.78 (8, 1)	1.1	W	5	2	0	0	1	0	0	0	0	0	0	13	19	0.00	1.500				

AB	37
R	4
H	12
RBI	4
BB	0
SO	5
LOB	18



Batter	1	2	3	4	5	6	7	8	9	AB	R	H	RBI	BB	SO	LOB	BOTTOM				
Craig Counsell, L OBP: 0.420, SLG: 0.436 (1, 4)	2B		K		FC3-6		K			3	1	0	0	1	2	1	Los Angeles Dodgers @ Arizona Diamondbacks Bank One Ballpark, Phoenix, AZ Sat May 28 2005, 9:40 PM EDT Att: 33,725 - Clear - 80 F				
Royce Clayton, R OBP: 0.295, SLG: 0.309 (1, 6)	K		G6-3		L1			G6-3		4	0	0	0	0	1	2					
Luis Gonzalez, L OBP: 0.400, SLG: 0.470 (1, 7)	2B							F8		3	0	1	0	1	1	0					
Troy Glaus, R OBP: 0.356, SLG: 0.567 (1, 5)	G5-3									4	0	0	1	0	2	2					
Alex Cintron, S OBP: 0.306, SLG: 0.352 (9, 5)			F8					K		0	0	0	0	0	0	0					
Tony Clark, S OBP: 0.369, SLG: 0.623 (1, 3)	K									4	0	1	0	0	1	1					
Matt Kata, S OBP: 0.313, SLG: 0.296 (9, PR)										0	1	0	0	0	0	0					
Shawn Green, L OBP: 0.320, SLG: 0.396 (1, 9)										2	1	0	0	2	0	0					
Luis Terrero, R OBP: 0.302, SLG: 0.466 (1, 8)										3	1	2	0	0	0	0					
19 Chris Snyder, R OBP: 0.310, SLG: 0.274 (1, 2)										2	0	0	0	0	1	2					
Chad Tracy, L OBP: 0.287, SLG: 0.459 (7, PH)										1	0	0	1	0	0	0					
Kelly Stinnett, R OBP: 0.306, SLG: 0.352 (8, 2)										0	0	0	1	1	0	0					
Javier Vazquez, R OBP: 0.375, SLG: 0.429 (1, 1)										2	1	1	1	1	0	0					
Javier López, L OBP: 0.375, SLG: 0.429 (8, 1)										0	0	0	0	0	0	0					
Lance Cormier, R OBP: 0.375, SLG: 0.429 (8, 1)										0	0	0	0	0	0	0					
Inning Stats	R: 1 E: 0 K: 2 S: 17	H: 1 LOB: 1 BB: 1 P: 29	R: 1 E: 0 K: 0 S: 9	H: 1 LOB: 0 BB: 1 P: 15	R: 0 E: 0 K: 1 S: 8	H: 0 LOB: 1 BB: 1 P: 17	R: 0 E: 1 K: 1 S: 11	H: 0 LOB: 1 BB: 0 P: 17	R: 0 E: 0 K: 2 S: 9	H: 0 LOB: 0 BB: 0 P: 16	R: 2 E: 0 K: 1 S: 11	H: 2 LOB: 0 BB: 0 P: 16	R: 0 E: 0 K: 1 S: 7	H: 0 LOB: 0 BB: 0 P: 10	R: 1 E: 1 K: 0 S: 5	H: 1 LOB: 3 BB: 2 P: 16	1B: 1 2B: 2 3B: 1 HR: 1	SF: 0 SAC: 1 DP: 1 HBP: 0	WP: 0 PB: 0 SB: 0 CS: 1	PA: 35	
PITCHER	IP	WLS	BF	H	R	ER	SO	BB	IBB	HBP	BLK	WP	HR	S	P	ERA	WHIP				
Derek Thompson, L ERA: 3.6 (1, 1)	5.0		20	2	2	2	4	4	0	0	0	0	1	17	28	10.80	1.200				
Duaner Sanchez, R ERA: 2.84 (6, 1)	1.2	B	7	2	2	2	2	0	0	0	0	0	0	3	4	0.00	0.000				
Kelly Wunsch, L ERA: 4.7 (7, 1)	0.1		1	0	0	0	1	0	0	0	0	0	0	3	4	0.00	0.000				
43 Yhency Brazoban, R ERA: 4.35 (8, 1)	1.0		3	0	0	0	1	0	0	0	0	0	0	7	10	0.00	0.000				
Giovanni Carrara, R ERA: 4.91 (9, 1)	0.0	L	4	1	1	0	0	1	1	0	0	0	0	5	16						

AB	28
R	5
H	5
RBI	4
BB	6
SO	8
LOB	8



Batter	1	2	3	4	5	6	7	8	9	AB	R	H	RBI	BB	SO	LOB	TOP			
Cesar Izturis, S OBP: 0.383, SLG: 0.420 (1, 6)	1-2 2B	1-1 2B SF7 1B		2-1 CS 1B	0-1 P5			1-3 K	3-3 K	6	2	3	0	0	2	5				
Jayson Werth, R OBP: 0.384, SLG: 0.368 (1, 7) (9, 9)	0-1 1B	0-2 2B		4-1 BB BB				1-0 G6-3		4	1	2	1	1	1	0				
J.D. Drew, L OBP: 0.389, SLG: 0.445 (1, 9) (9, 8)	4-0 BB 1B SF8	1-1 SF7		4-2 BB				1-3 K		2	1	0	1	2	1	0				
Olmedo Saenz, R OBP: 0.400, SLG: 0.588 (1, 5) (7, 3)	0-3 K	3-H F7		1-3 BB					0-0 1B 1B E 1B	4	1	1	0	1	2	5				
Milton Bradley, S OBP: 0.345, SLG: 0.463 Giovanni Carrara, R Eric Gagne, R (1, 8) (9, 1) (9, 1)	0-0 BB 1B			4-2 C4-6-3 1B 2B BB	2-0 P5			0-0 P3	1-1 P5	4	1	1	1	1	0	4				
Antonio Perez, R OBP: 0.379, SLG: 0.706 (1, 4)	4-0 BB			2-2 SAFE G4-6-3 1B	4-0 1B BB			0-1 G6-3	2-2 E 1B 1B	3	0	2	0	2	0	0				
Hee-Seop Choi, L Kelly Wunsch, L OBP: 0.355, SLG: 0.463 (1, 3) (7, 1) 43 Yhency Brazoban, R, (8, 1)	0-1 SF8			1-0 G4-6-3 1B	0-2 F7			2-3 K	1-1 E 1B	3	0	0	1	0	1	3				
Ricky Ledee, L OBP: 0.375, SLG: 0.465 (9, PH) (9, 7)	3-H K			1-2 2-3	0-2 L7			1-1 HBP	0-1 E6	4	0	1	1	0	1	5				
Jason Phillips, R OBP: 0.320, SLG: 0.399 (1, 2)				3-H 2B	1-0 1B			0-1 G4-3	1-1 F7	3	0	1	0	0	1	1				
Jeff Weaver, R OBP: 0.280, SLG: 0.360 13 Oscar Robles, L OBP: 0.200, SLG: 0.200 (7, PH) (7, 5)				1-1 L3	0-3 K					2	0	0	0	0	0	4				
Inning Stats	R: 3 E: 0 K: 2 S: 14	H: 3 LOB: 2 BB: 24	R: 1 E: 0 K: 0 S: 13	H: 2 LOB: 1 BB: 17	R: 1 E: 0 K: 1 S: 13	H: 2 LOB: 1 BB: 20	R: 0 E: 0 K: 1 S: 9	H: 1 LOB: 2 BB: 22	R: 0 E: 0 K: 0 S: 10	H: 0 LOB: 1 BB: 1	R: 0 E: 0 K: 1 S: 8	H: 0 LOB: 1 BB: 0	R: 0 E: 0 K: 2 S: 7	H: 0 LOB: 0 BB: 10	R: 1 E: 1 K: 1 S: 15	H: 3 LOB: 3 BB: 23	1B: 8 2B: 3 3B: 1 HR: 0	SF: 2 SAC: 0 DP: 1 HBP: 1	WP: 0 PB: 0 SB: 0 CS: 1	PA: 46
PITCHER	IP WLS BF H R ER SO BB IBB HBP BLK WP HR S P ERA WHIP																			
Russ Ortiz, R ERA: 5.68	(1, 1)	3.1 L 21 8 5 5 3 5 0 0 0 0 0 0 45 76 13.50 3.900																		
Kerry Ligtenberg, R ERA: 13.97	(4, 1)	2.2 11 1 0 0 2 2 0 0 0 0 0 0 23 39 0.00 1.125																		
Mike Koplove, R ERA: 5.54	(7, 1)	2.0 7 0 0 0 3 0 0 1 0 0 0 0 15 21 0.00 0.000																		
36 Brian Bruney, R ERA: 4.81	(9, 1)	1.0 7 3 1 0 1 0 0 0 0 0 0 0 15 23 0.00 3.000																		

Los Angeles Dodgers @ Arizona Diamondbacks
Bank One Ballpark, Phoenix, AZ
Sun May 29 2005, 4:40 PM EDT
Att: 33,621 - Roof Closed - 80 F

AB 36
R 6
H 12
RBI 5
BB 7
SO 9
LOB 27



Batter	1	2	3	4	5	6	7	8	9	AB	R	H	RBI	BB	SO	LOB	BOTTOM					
Craig Counsell, L OBP: 0.424, SLG: 0.435 (1, 4)	4-2 HBP HBP BB	0-1 G6-3		4-1 BB				2-2 1B	3-2 F9	3	0	1	0	2	0	1						
Chad Tracy, L OBP: 0.291, SLG: 0.453 (1, 3)	1 SAFE HBP HBP	0-0 1B		0-1 F7				1-3 K	1-2 P5	4	0	1	0	0	1	2						
Luis Gonzalez, L OBP: 0.400, SLG: 0.462 (1, 7)	2-1 F7	1-0 F9			4-2 1B BB			0-1 F9	4-2 1B BB	3	0	0	0	2	0	3						
José Cruz Jr., S OBP: 0.402, SLG: 0.549 (1, 8)	2-3 K			0-0 G3	1-0 L9			1-0 2B	2-0 1B	5	0	2	1	0	1	3						
Shawn Green, L OBP: 0.322, SLG: 0.392 (1, 9)	3-2 HBP			1-1 G3	0-1 1B			0-1 F7	2-3 K	4	0	1	0	0	1	3						
Alex Cintron, S OBP: 0.304, SLG: 0.347 (1, 5)	1-0 F9			0-1 1B	3-3 K			1-2 F7		4	0	1	0	0	1	5						
Royce Clayton, R OBP: 0.266, SLG: 0.308 (1, 6)		0-1 19 HR 1B		0-1 F8	2-0 F9			0-0 F7	2-2 F7	4	1	1	0	0	0	3						
19 Chris Snyder, R OBP: 0.308, SLG: 0.299 (1, 2)		1-1 1-H HR		2-2 L5	1-1 G5-3			2-1 F8		4	1	1	2	0	0	0						
Russ Ortiz, R ERA: 5.7 Kerry Ligtenberg, R Quinton McCracken, S ERA: 0.258 Mike Koplove, R 36 Brian Bruney, R ERA: 5.21 Tony Clark, S ERA: 6.628 (1, 1) (4, 1) (6, PH) (7, 1) (9, 1) (9, PH)		2-3 K		0-3 K	1-2 G4-3			2-2 1B 1B		1	0	0	0	0	1	0						
Inning Stats	R: 0 E: 0 K: 1 S: 13	H: 0 LOB: 3 BB: 1 P: 26	R: 2 E: 0 K: 1 S: 12	H: 3 LOB: 1 BB: 0 P: 16	R: 0 E: 0 K: 0 S: 7	H: 1 LOB: 1 BB: 0 P: 8	R: 0 E: 0 K: 1 S: 9	H: 0 LOB: 1 BB: 1 P: 15	R: 0 E: 0 K: 0 S: 11	H: 1 LOB: 2 BB: 1 P: 21	R: 0 E: 0 K: 0 S: 9	H: 1 LOB: 1 BB: 0 P: 13	R: 0 E: 0 K: 1 S: 8	H: 1 LOB: 1 BB: 0 P: 10	R: 0 E: 0 K: 0 S: 6	H: 0 LOB: 0 BB: 9	R: 1 E: 0 K: 1 S: 18	H: 2 LOB: 2 BB: 1 P: 32	1B: 7 2B: 1 3B: 0 HR: 1	SF: 0 SAC: 0 DP: 0 HBP: 2	WP: 0 PB: 0 SB: 0 CS: 0	PA: 41
PITCHER	IP WLS BF H R ER SO BB IBB HBP BLK WP HR S P ERA WHIP																					
Jeff Weaver, R ERA: 5.7	(1, 1)	6.0 W 28 6 2 2 4 3 0 2 0 0 0 0 0 61 99 3.00 1.500																				
Kelly Wunsch, L ERA: 4.41	(7, 1)	1.0 H 4 1 0 0 1 0 0 0 0 0 0 0 8 10 0.00 1.000																				
43 Yhency Brazoban, R ERA: 4.15	(8, 1)	1.0 H 3 0 0 0 0 0 0 0 0 0 0 0 6 9 0.00 0.000																				
Giovanni Carrara, R ERA: 5.21	(9, 1)	0.2 4 1 1 1 0 0 1 0 0 0 0 0 14 24 13.50 3.000																				
Eric Gagne, R ERA: 4.26	(9, 1)	0.1 S 2 1 0 0 1 0 0 0 0 0 0 0 4 8 0.00 3.000																				

Los Angeles Dodgers @ Arizona Diamondbacks
Bank One Ballpark, Phoenix, AZ
Sun May 29 2005, 4:40 PM EDT
Att: 33,621 - Roof Closed - 80 F

AB 35
R 3
H 9
RBI 3
BB 4
SO 6
LOB 20



Batter	1	2	3	4	5	6	7	8	9	AB	R	H	RBI	BB	SO	LOB	TOP					
Neft Perez, S OBP: 0.342, SLG: 0.475 (1, 6)	0-0 CS 1B	2-0 HR		0-1 G3-6-1 1-2		0-0 G3 25 1B 2B		3-2 25 HR 1B		5	3	4	3	0	0	2						
Enrique Wilson, S OBP: 0.200, SLG: 0.111 (1, 5)	3-2 G5-3 1-2	F8			1-0 G4-3	1-0 G3		2-1 25 HR 1B		5	1	1	0	0	0	2						
25 Derrek Lee, R OBP: 0.467, SLG: 0.727 (1, 3)	0-1 1B		1-2 FC4-6 1B		3-2 1B 2B	3-2 1B		2-1 1H 2H HR		5	2	5	4	0	0	0						
Jeremy Burnitz, L OBP: 0.302, SLG: 0.449 (1, 9)	0-0 G4-3		1-2 FC4-6 1-2		0-2 2B 1B	1-2 G4-3		0-3 K		5	0	1	0	0	1	3						
Todd Walker, L OBP: 0.370, SLG: 0.500 (1, 4)		0-1 2B 1B	1-2 F9		0-1 2B		1-3 K		1-2 F8	5	1	2	1	0	1	1						
Corey Patterson, L OBP: 0.308, SLG: 0.457 (1, 8)	0-1 1B 1-3 HR	1-1 G4-3			1-3 K		0-1 G4-3		2-2 G3	5	1	1	0	0	1	3						
Todd Hollandsworth, L OBP: 0.294, SLG: 0.399 (1, 7)	2-2 HR 1B			0-0 G5-3 1B		4-0 IBB		0-0 F8	0-2 G4-3	3	1	2	1	1	0	0						
43 Michael Wurtz, R OBP: 0.394, SLG: 0.359 (7, 1)										0	0	0	0	0	0	0						
13 Will Ohman, L OBP: 0.077, SLG: 0.077 (8, 1)										0	0	0	0	0	0	0						
Jerry Hairston, R OBP: 0.077, SLG: 0.077 (9, PH)										1	0	0	0	0	0	0						
46 Ryan Dempster, R OBP: 0.077, SLG: 0.077 (9, 1)										0	0	0	0	0	0	0						
Michael Barrett, R OBP: 0.313, SLG: 0.454 (1, 2)	3-3 K			0-0 G5-3	1-2 G5-3			1-0 F9		4	0	0	0	0	1	6						
49 John Koronka, L ERA: 3.98 (6, PH)										2	0	0	0	0	1	3						
Jose Macias, S ERA: 4.24 (6, 1)										1	0	0	0	0	0	0						
Joe Borowski, R ERA: 3.49 (6, 1)										0	0	0	0	0	0	0						
Todd Wellemeyer, R OBP: 0.333, SLG: 0.333 (7, 1)										0	0	0	0	0	0	0						
Jason Dubois, R OBP: 0.300, SLG: 0.511 (7, 7)										1	0	0	0	0	1	0						
Inning Stats	R: 0 E: 0 K: 0 S: 7	H: 2 LOB: 1 BB: 0 P: 10	R: 4 E: 0 K: 2 S: 18	H: 4 LOB: 0 BB: 27	R: 0 E: 0 K: 0 S: 13	H: 1 LOB: 1 BB: 0 P: 17	R: 0 E: 0 K: 0 S: 5	H: 1 LOB: 3 BB: 1 P: 5	R: 1 E: 0 K: 1 S: 15	H: 3 LOB: 0 BB: 0 P: 25	R: 1 E: 0 K: 0 S: 12	H: 2 LOB: 1 BB: 0 P: 20	R: 0 E: 0 K: 1 S: 6	H: 0 LOB: 0 BB: 0 P: 7	R: 3 E: 0 K: 2 S: 15	H: 3 LOB: 0 BB: 0 P: 25	R: 0 E: 0 K: 0 S: 9	H: 0 LOB: 0 BB: 0 P: 12	1B: 11 2B: 3 3B: 0 HR: 2	SF: 0 SAC: 0 DP: 1 HBP: 0	WP: 0 PB: 0 SB: 1 CS: 1	PA: 43
PITCHER	IP	WLS	BF	H	R	ER	SO	BB	IBB	HBP	BLK	WP	HR	S	P	ERA	WHIP					
Derek Lowe, R ERA: 3.98 (1, 1)	5.2	L	30	13	6	6	3	0	1	0	0	0	1	67	100	9.53	2.294					
Kelly Wunsch, L ERA: 4.24 (6, 1)	0.1		1	0	0	0	0	0	0	0	0	0	0	3	4	0.00	0.000					
Duaner Sanchez, R ERA: 3.49 (7, 1)	2.0		9	3	3	3	3	0	0	0	0	0	1	21	32	13.50	1.500					
Giovanni Carrara, R ERA: 4.95 (9, 1)	1.0		3	0	0	0	0	0	0	0	0	0	0	9	12	0.00	0.000					

Chicago Cubs @ Los Angeles Dodgers
Dodger Stadium, Los Angeles, CA
Wed Jun 01 2005, 7:10 PM PDT
Att: 54,093 - Clear - 66 F

AB	42
R	9
H	16
RBI	9
BB	1
SO	6
LOB	20



Batter	1	2	3	4	5	6	7	8	9	AB	R	H	RBI	BB	SO	LOB	BOTTOM				
Cesar Izturis, S OBP: 0.392, SLG: 0.426 (1, 6)	1-2 F9		2-2 BLK 2B	0-2 1B		0-1 G3		4-1 BB		4	1	2	0	1	0	0					
Antonio Perez, R OBP: 0.490, SLG: 0.556 (1, 5)	2-3 K		0-0 F9	1-2 F8			3-1 FC4-6 SF9 1B	2-2 F9		5	1	1	0	0	1	4					
J.D. Drew, L OBP: 0.384, SLG: 0.434 (1, 8)	0-1 FC6-4 1B		1-2 HR 2B		2-3 K		4-2 FC4-6 BB	1-1 G3		4	1	2	1	1	1	2					
12 Jeff Kent, R OBP: 0.339, SLG: 0.460 (1, 4)	0-0 FC6-4 1-2		1-2 P4		3-2 F8		2-1 FC4-6 SF9 BB		1-0 G1-3	5	0	0	0	0	0	4					
Olmedo Saenz, R OBP: 0.420, SLG: 0.655 (1, 3)		4-2 1B BB	0-0 HR		4-0 BB		4-2 BB		0-1 G6-3	2	1	1	2	3	0	0					
Jayson Werth, R OBP: 0.286, SLG: 0.241 (1, 9)		3-3 K	4-1 BB		1-2 F8		2-2 SF9		0-0 G6-3	3	0	0	1	1	1	2					
Jason Phillips, R OBP: 0.319, SLG: 0.414 (1, 2)		0-1 1B	0-0 G1-3		1-1 HR		0-1 P4			4	1	2	1	0	0	3					
Mike Edwards, R OBP: 0.347, SLG: 0.378 (1, 7)	1-1 F7			0-1 F8		2-2 F8		1-2 BB 1B		4	0	1	0	0	0	2					
Derek Lowe, R ERA: 3.98 (1, 1)										2	0	0	0	0	1	2					
Kelly Wunsch, L ERA: 4.24 (6, 1)										0	0	0	0	0	0	0					
13 Oscar Robles, L ERA: 4.15 (6, PH)										1	0	0	0	0	0	0					
Duaner Sanchez, R ERA: 3.49 (7, 1)										0	0	0	0	0	0	0					
Hee-Seop Choi, L ERA: 4.95 (8, PH)										1	0	0	0	0	1	1					
Giovanni Carrara, R ERA: 4.95 (9, 1)										0	0	0	0	0	0	0					
Inning Stats	R: 0 E: 0 K: 1 S: 11	H: 1 LOB: 1 BB: 0 P: 14	R: 0 E: 0 K: 1 S: 12	H: 1 LOB: 2 BB: 1 P: 21	R: 3 E: 0 K: 0 S: 15	H: 3 LOB: 1 BB: 1 P: 23	R: 0 E: 0 K: 1 S: 13	H: 1 LOB: 1 BB: 0 P: 17	R: 0 E: 0 K: 0 S: 14	H: 0 LOB: 0 BB: 0 P: 19	R: 1 E: 0 K: 0 S: 17	H: 1 LOB: 2 BB: 2 P: 32	R: 0 E: 0 K: 1 S: 13	H: 1 LOB: 2 BB: 1 P: 24	R: 0 E: 0 K: 0 S: 4	H: 0 LOB: 0 BB: 0 P: 5	1B: 6 2B: 1 3B: 0 HR: 2	SF: 1 SAC: 0 DP: 0 HBP: 0	WP: 0 PB: 0 SB: 0 CS: 0	PA: 42	
PITCHER	IP	WLS	BF	H	R	ER	SO	BB	IBB	HBP	BLK	WP	HR	S	P	ERA	WHIP				
49 John Koronka, L ERA: 5.4 (1, 1)	5.0	W	24	6	3	3	4	0	0	0	0	0	1	64	98	5.40	1.800				
Joe Borowski, R ERA: 4.15 (6, 1)	1.0	H	4	1	1	1	0	0	0	0	0	0	1	14	19	9.00	1.000				
Todd Wellemeyer, R ERA: 1.76 (7, 1)	0.1	H	4	1	1	1	0	2	0	0	0	0	0	11	24	27.00	9.000				
43 Michael Wurtz, R ERA: 3.81 (7, 1)	1.1	H	6	1	0	0	1	1	0	0	0	0	0	17	29	0.00	1.500				
13 Will Ohman, L ERA: 2.7 (8, 1)	0.1	H	1	0	0	0	0	0	0	0	0	0	0	2	3	0.00	0.000				

Chicago Cubs @ Los Angeles Dodgers
Dodger Stadium, Los Angeles, CA
Wed Jun 01 2005, 7:10 PM PDT
Att: 54,093 - Clear - 66 F

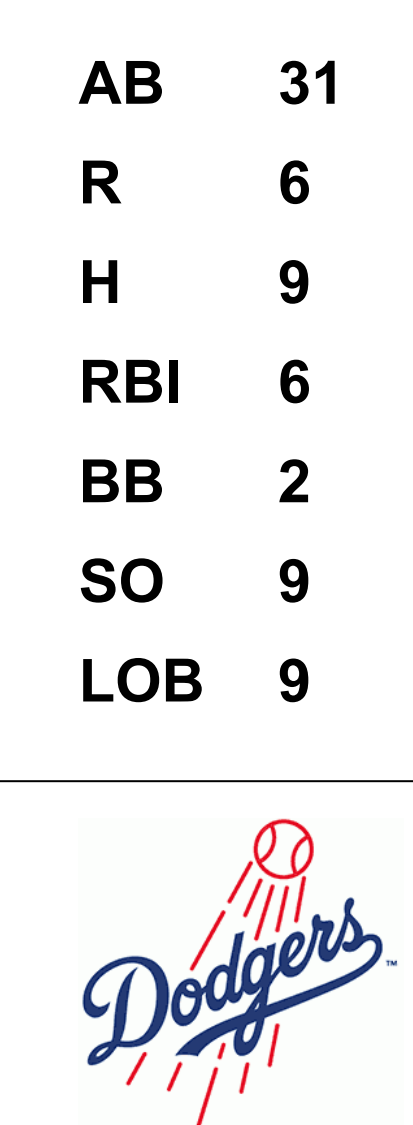
AB	35
R	5
H	9
RBI	5
BB	6
SO	5
LOB	20




Batter	1	2	3	4	5	6	7	8	9	AB	R	H	RBI	BB	SO	LOB	TOP					
Brady Clark, R OBP: 0.404, SLG: 0.478 (1, 8)	G3		F9				P6			4	0	1	0	1	0	1	Milwaukee Brewers @ Los Angeles Dodgers Dodger Stadium, Los Angeles, CA Thu Jun 02 2005, 7:10 PM PDT Att: 32,004 - Overcast - 63 F					
Jeff Cirillo, R OBP: 0.387, SLG: 0.406 (1, 5)	K		G5-3				K			4	0	0	0	1	2	2						
Geoff Jenkins, L OBP: 0.339, SLG: 0.389 (1, 9)	L8			G1-3				F7		5	0	0	0	0	2	3						
Carlos Lee, R OBP: 0.325, SLG: 0.514 (1, 7)		K		F9	2B		G5-3			3	1	0	0	1	1	0						
2 Bill Hall, R OBP: 0.350, SLG: 0.500 (1, 6)		1B	2B	1B	1B		P3			4	2	3	0	0	0	0						
Junior Spivey, R OBP: 0.316, SLG: 0.369 (1, 4)		L6-4	1B	F9			S	BB		3	0	1	1	1	1	3						
Wes Helms, R OBP: 0.167, SLG: 0.533 (1, 3)				1B	1B		G5-3			2	0	1	1	1	0	1						
Ricky Bottalico, L (8, 1)				1B	1B					0	0	0	0	0	0	0						
Dave Krynzal, L (9, PH)				1B	1B					1	0	0	0	0	1	0						
Chad Moeller, R OBP: 0.167, SLG: 0.175 (1, 2)		L6-4		1B	1B					3	0	2	1	0	0	2						
Chris Magruder, S OBP: 0.333, SLG: 0.478 (9, PH)				1B	1B					1	0	0	0	0	1	0						
15 Ben Sheets, R (1, 1)										2	0	0	0	0	2	2						
Matt Wise, R (6, 1)										0	0	0	0	0	0	0						
Lyle Overbay, L OBP: 0.432, SLG: 0.507 (6, 3)			K				F8			2	1	1	0	0	0	1						
Tommy Phelps, L (8, 1)										0	0	0	0	0	0	0						
Inning Stats	R: 0 E: 0 K: 1 S: 7	H: 0 LOB: 0 BB: 0 P: 11	R: 1 E: 0 K: 1 S: 9	H: 2 LOB: 1 BB: 1 P: 21	R: 0 E: 0 K: 1 S: 5	H: 0 LOB: 0 BB: 0 P: 10	R: 2 E: 0 K: 1 S: 20	H: 3 LOB: 2 BB: 1 P: 34	R: 0 E: 0 K: 1 S: 9	H: 1 LOB: 0 BB: 0 P: 13	R: 0 E: 0 K: 0 S: 6	H: 0 LOB: 1 BB: 1 P: 13	R: 0 E: 0 K: 1 S: 8	H: 1 LOB: 1 BB: 0 P: 12	R: 0 E: 0 K: 1 S: 13	H: 1 LOB: 2 BB: 2 P: 19	R: 1 E: 0 K: 3 S: 15	H: 1 LOB: 2 BB: 2 P: 27	1B: 7 2B: 3 3B: 0 HR: 0	SF: 0 SAC: 0 DP: 1 HBP: 0	WP: 2 PB: 0 SB: 2 CS: 1	PA: 39
PITCHER	IP	WLS	BF	H	R	ER	SO	BB	IBB	HBP	BLK	WP	HR	S	P	ERA	WHIP					
Derek Thompson, L ERA: 4.5 (1, 1)	5.0		21	6	3	3	5	2	0	0	0	0	0	50	89	5.40	1.600					
Giovanni Carrara, R ERA: 4.5 (6, 1)	2.0	W	8	1	0	0	1	1	0	0	0	0	0	14	25	0.00	1.000					
43 Yhency Brazoban, R ERA: 4.24 (8, 1)	1.0	H	4	1	0	0	1	0	0	0	0	0	0	13	19	0.00	1.000					
Eric Gagne, R ERA: 4.32 (9, 1)	1.0	S	6	1	1	1	3	2	0	0	0	1	0	15	27	9.00	3.000					

Batter	1	2	3	4	5	6	7	8	9	AB	R	H	RBI	BB	SO	LOB	BOTTOM					
Cesar Izturis, S OBP: 0.385, SLG: 0.419 (1, 6)	L8			K	G6-3			F8		4	0	0	0	0	1	3	Milwaukee Brewers @ Los Angeles Dodgers Dodger Stadium, Los Angeles, CA Thu Jun 02 2005, 7:10 PM PDT Att: 32,004 - Overcast - 63 F					
Antonio Perez, R OBP: 0.491, SLG: 0.592 (1, 5)	K			K2-3			HR	2B		4	2	2	0	0	2	0						
J.D. Drew, L OBP: 0.386, SLG: 0.469 (1, 8)	K			HR			HR			4	2	2	3	0	1	1						
12 Jeff Kent, R OBP: 0.342, SLG: 0.474 (1, 4)		G5-3		HR			K			3	1	1	1	1	1	0						
Ricky Ledee, L OBP: 0.345, SLG: 0.424 (1, 7)		G3					K			3	0	0	0	0	1	0						
Olmedo Saenz, R OBP: 0.416, SLG: 0.655 (8, PH)				G6-3				SF7		0	0	0	1	0	0	0						
Jayson Werth, R OBP: 0.308, SLG: 0.250 (1, 9)		F8					K			3	1	1	0	1	1	0						
Hee-Seop Choi, L OBP: 0.340, SLG: 0.438 (1, 3)			L3				F8			4	0	1	0	0	1	3						
Jason Phillips, R OBP: 0.319, SLG: 0.412 (1, 2)				K			E9	1B		3	0	1	1	0	1	1						
Derek Thompson, L ERA: 4.34 (1, 1)				G3-1			G6-3	1B		1	0	0	0	0	0	0						
Mike Edwards, R ERA: 2.05 (5, PH)										1	0	1	0	0	0	0						
Giovanni Carrara, R ERA: 2.05 (6, 1)										0	0	0	0	0	0	0						
13 Oscar Robles, L OBP: 0.299, SLG: 0.176 (7, PH)										1	0	0	0	0	0	1						
43 Yhency Brazoban, R (8, 1)										0	0	0	0	0	0	0						
Eric Gagne, R (9, 1)										0	0	0	0	0	0	0						
Inning Stats	R: 0 E: 0 K: 2 S: 12	H: 0 LOB: 0 BB: 0 P: 19	R: 0 E: 0 K: 0 S: 7	H: 0 LOB: 0 BB: 0 P: 12	R: 0 E: 0 K: 1 S: 9	H: 0 LOB: 0 BB: 0 P: 14	R: 2 E: 0 K: 2 S: 12	H: 2 LOB: 0 BB: 0 P: 15	R: 1 E: 1 K: 0 S: 10	H: 2 LOB: 1 BB: 1 P: 19	R: 2 E: 0 K: 3 S: 13	H: 2 LOB: 0 BB: 0 P: 19	R: 0 E: 0 K: 0 S: 14	H: 1 LOB: 1 BB: 0 P: 16	R: 1 E: 0 K: 1 S: 14	H: 2 LOB: 2 BB: 1 P: 25	1B: 4 2B: 2 3B: 0 HR: 3	SF: 1 SAC: 0 DP: 1 HBP: 0	WP: 1 PB: 0 SB: 0 CS: 0	PA: 34		
PITCHER	IP	WLS	BF	H	R	ER	SO	BB	IBB	HBP	BLK	WP	HR	S	P	ERA	WHIP					
15 Ben Sheets, R ERA: 4.34 (1, 1)	5.0	L	21	6	3	5	5	1	0	0	0	0	0	54	83	9.00	1.400					
Matt Wise, R ERA: 2.05 (6, 1)	2.0		8	2	1	1	3	0	0	0	0	0	0	26	36	4.50	1.000					
Tommy Phelps, L ERA: 2.87 (8, 1)	0.1		2	0	0	0	0	0	1	0	0	0	0	3	9	0.00	0.000					
Ricky Bottalico, R ERA: 3.1 (8, 1)	0.2		3	1	0	0	1	0	0	0	0	0	0	8	11	0.00	1.500					

AB 34
R 4
H 9
RBI 3
BB 5
SO 10
LOB 15



Batter	1	2	3	4	5	6	7	8	9	AB	R	H	RBI	BB	SO	LOB	TOP										
Brady Clark, R (1,8) OBP: 0.402, SLG: 0.470	L1		G6-4-3			FC4 HBP		G4-3		3	0	0	0	0	0	2	Milwaukee Brewers @ Los Angeles Dodgers Dodger Stadium, Los Angeles, CA Sat Jun 04 2005, 7:10 PM PDT Att: 46,287 - Clear - 66 F										
Jeff Cirillo, R (1,5) OBP: 0.376, SLG: 0.386	G1-3		G4-3			FC4		K		4	0	0	0	0	1	2											
Geoff Jenkins, L (1,9) OBP: 0.341, SLG: 0.388	P6					K		K		4	0	1	0	0	2	1											
Carlos Lee, R (1,7) OBP: 0.326, SLG: 0.525		P4				K		K		4	0	1	0	0	1	2											
Lyle Overbay, L (1,3) OBP: 0.420, SLG: 0.488		G4-3				K		K		4	0	0	0	0	2	2											
2 Bill Hall, R (1,6) OBP: 0.345, SLG: 0.514		G4-3				K		G1-4-3		4	0	1	0	0	1	2											
Damian Miller, R (1,2) OBP: 0.352, SLG: 0.410						G6-3				2	1	1	0	1	0	1											
Junior Spivey, R (1,4) OBP: 0.316, SLG: 0.368						G5-4-3		K		3	0	1	0	0	1	2											
Victor Santos, R (1,1) OBP: 0.048, SLG: 0.048						G6-3		F8		2	0	1	0	0	0	0											
Chris Magruder, S (8,PH) OBP: 0.321, SLG: 0.458						G6-3				1	0	0	0	0	0	0											
Jorge De La Rosa, L (8,1)						G6-3				0	0	0	0	0	0	0											
Matt Wise, R (8,1)						G6-3				0	0	0	0	0	0	0											
Inning Stats	R: 0 E: 0 K: 0 S: 8	H: 0 LOB: 0 BB: 0 P: 15	R: 0 E: 0 K: 0 S: 8	H: 0 LOB: 0 BB: 0 P: 14	R: 1 E: 0 K: 0 S: 8	H: 2 LOB: 1 BB: 1 P: 15	R: 0 E: 0 K: 2 S: 9	H: 1 LOB: 1 BB: 0 P: 15	R: 0 E: 0 K: 1 S: 12	H: 0 LOB: 1 BB: 0 P: 13	R: 0 E: 0 K: 1 S: 13	H: 1 LOB: 0 BB: 0 P: 18	R: 0 E: 0 K: 1 S: 8	H: 0 LOB: 0 BB: 0 P: 14	R: 0 E: 0 K: 2 S: 11	H: 1 LOB: 1 BB: 0 P: 18	1B: 3 2B: 3 3B: 0 HR: 0	SF: 0 SAC: 0 DP: 2 HBP: 1	WP: 1 PB: 0 CS: 0	PA: 33							
PITCHER	IP	WLS	BF	H	R	ER	SO	BB	IBB	HBP	BLK	WP	HR	S	P	ERA	WHIP										
D.J. Houlton, R (1,1) ERA: 6.04	5.1	W	20	4	1	1	2	1	0	1	0	0	0	45	74	1.69	0.938										
Kelly Wunsch, L (6,1) ERA: 4.87	0.1	H	1	0	0	0	1	0	0	0	0	0	0	4	4	0.00	0.000										
Duaner Sanchez, R (6,1) ERA: 3.56	1.1	H	5	1	0	0	2	0	0	0	0	0	0	16	21	0.00	0.750										
43 Yhency Brazoban, R (8,1) ERA: 3.91	1.0	H	3	0	0	0	1	0	0	0	0	0	0	8	14	0.00	0.000										
Eric Gagne, R (9,1) ERA: 3.66	1.0	S	4	1	0	0	2	0	0	0	0	1	0	11	18	0.00	1.000										

Batter	1	2	3	4	5	6	7	8	9	AB	R	H	RBI	BB	SO	LOB	BOTTOM										
Cesar Izturis, S (1,6) OBP: 0.372, SLG: 0.403	P6		P5			G6-3		F7		4	0	0	0	0	0	1	Milwaukee Brewers @ Los Angeles Dodgers Dodger Stadium, Los Angeles, CA Sat Jun 04 2005, 7:10 PM PDT Att: 46,287 - Clear - 66 F										
Antonio Perez, R (1,5) OBP: 0.476, SLG: 0.545			G4-3			K		K		3	0	0	0	1	2	1											
43 Yhency Brazoban, R (8,1)										0	0	0	0	0	0	0											
Eric Gagne, R (9,1)										0	0	0	0	0	0	0											
J.D. Drew, L (1,8) OBP: 0.397, SLG: 0.486						K		G4-3		3	1	1	1	1	1	1											
12 Jeff Kent, R (1,4) OBP: 0.355, SLG: 0.500						K		K		4	1	3	1	0	1	1											
Ricky Ledee, L (1,7) OBP: 0.343, SLG: 0.419						K		K		3	0	0	0	0	0	1											
17 Jason Repko, R (8,PH) OBP: 0.286, SLG: 0.410						K		K		1	0	0	0	0	0	2											
Jayson Werth, R (1,9) OBP: 0.319, SLG: 0.282						K		K		3	0	1	0	1	2	2											
Hee-Seop Choi, L (1,3) OBP: 0.335, SLG: 0.430						K		K		4	0	1	0	0	0	5											
Jason Phillips, R (1,2) OBP: 0.312, SLG: 0.396						K		K		2	0	0	0	1	0	3											
D.J. Houlton, R (1,1) ERA: 2.71						K		K		2	0	0	0	1	2	0											
Kelly Wunsch, L (6,1)						K		K		0	0	0	0	0	0	0											
Duaner Sanchez, R (6,1)						K		K		0	0	0	0	0	0	0											
13 Oscar Robles, L (7,PH) OBP: 0.258, SLG: 0.233						K		K		1	0	1	0	0	0	0											
Inning Stats	R: 0 E: 0 K: 2 S: 11	H: 0 LOB: 1 BB: 1 P: 22	R: 0 E: 0 K: 1 S: 9	H: 1 LOB: 0 BB: 0 P: 12	R: 0 E: 0 K: 1 S: 7	H: 0 LOB: 0 BB: 0 P: 9	R: 2 E: 0 K: 0 S: 8	H: 3 LOB: 2 BB: 1 P: 16	R: 0 E: 0 K: 1 S: 10	H: 0 LOB: 0 BB: 0 P: 16	R: 0 E: 0 K: 0 S: 11	H: 1 LOB: 1 BB: 1 P: 23	R: 0 E: 0 K: 1 S: 8	H: 1 LOB: 2 BB: 0 P: 12	R: 0 E: 0 K: 1 S: 9	H: 1 LOB: 2 BB: 1 P: 18	1B: 3 2B: 3 3B: 0 HR: 2	SF: 0 SAC: 0 DP: 1 HBP: 0	WP: 0 PB: 0 CS: 1	PA: 34							
PITCHER	IP	WLS	BF	H	R	ER	SO	BB	IBB	HBP	BLK	WP	HR	S	P	ERA	WHIP										
Victor Santos, R (1,1)	7.0	L	29	6	2	2	6	2	1	0	0	0	0	64	110	2.57	1.143										
Jorge De La Rosa, L (8,1) ERA: 5.5	0.0		2	1	0	0	0	1	0	0	0	0	0	3	9	-	-										
Matt Wise, R (8,1) ERA: 1.98	1.0		3	0	0	0	1	0	0	0	0	0	0	6	9	0.00	0.000										

AB 31
R 1
H 6
RBI 0
BB 1
SO 8
LOB 14



AB 30
R 2
H 7
RBI 2
BB 4
SO 7
LOB 19



Batter	1	2	3	4	5	6	7	8	9	AB	R	H	RBI	BB	SO	LOB	TOP								
Brady Clark, R OBP: 0.398, SLG: 0.466 (1, 8)										4	1	1	1	0	1	2	Milwaukee Brewers @ Los Angeles Dodgers Dodger Stadium, Los Angeles, CA Sun Jun 05 2005, 1:10 PM PDT Att: 40,876 - Cloudy - 69 F								
Jeff Cirillo, R OBP: 0.369, SLG: 0.376 (1, 5)										3	0	0	0	0	1	3									
Jorge De La Rosa, L Chris Magruder, S OBP: 0.315, SLG: 0.449 (6, 1) (9, PH)										0	0	0	0	0	0	0									
Geoff Jenkins, L OBP: 0.342, SLG: 0.408 (1, 9)										5	2	2	2	0	1	0									
Carlos Lee, R OBP: 0.340, SLG: 0.540 (1, 7)										5	0	5	2	0	0	0									
Lyle Overbay, L OBP: 0.415, SLG: 0.476 (1, 3)										4	0	0	0	1	1	3									
2 Bill Hall, R OBP: 0.342, SLG: 0.507 (1, 4)										4	0	1	0	0	1	3									
Damian Miller, R OBP: 0.352, SLG: 0.408 Chad Moeller, R OBP: 0.164, SLG: 0.172 (6, PR) (6, 2)									3	0	1	0	0	1	1										
7 J.J. Hardy, R OBP: 0.293, SLG: 0.240 (1, 6)									4	1	2	0	0	1	1										
Wes Obermueller, R OBP: 0.200, SLG: 0.300 Gary Glover, R OBP: 0.211, SLG: 0.118 Tommy Phelps, L Wes Helms, R OBP: 0.327, SLG: 0.553 (5, PH) (6, 5)									0	0	0	0	0	0	0	0									
Inning Stats	R: 1 E: 0 K: 0 S: 15	H: 2 LOB: 2 BB: 1 P: 26	R: 0 E: 0 K: 1 S: 9	H: 1 LOB: 1 BB: 0 P: 11	R: 0 E: 0 K: 1 S: 16	H: 1 LOB: 0 BB: 0 P: 22	R: 0 E: 0 K: 1 S: 11	H: 1 LOB: 1 BB: 0 P: 16	R: 2 E: 0 K: 0 S: 9	H: 3 LOB: 2 BB: 0 P: 15	R: 2 E: 0 K: 0 S: 17	H: 3 LOB: 1 BB: 0 P: 25	R: 1 E: 0 K: 2 S: 17	H: 2 LOB: 1 BB: 0 P: 23	R: 0 E: 0 K: 1 S: 7	H: 0 LOB: 0 BB: 0 P: 11	R: 0 E: 0 K: 3 S: 13	H: 1 LOB: 1 BB: 0 P: 18	1B: 10 2B: 3 3B: 0 HR: 1	SF: 1 SAC: 2 DP: 0 HBP: 0	WP: 0 PB: 0 SB: 1 CS: 1	PA: 42			
PITCHER	IP	WLS	BF	H	R	ER	SO	BB	IBB	HBP	BLK	WP	HR	S	P	ERA	WHIP								
31 Brad Penny, R ERA: 3.67 Giovanni Carrara, R ERA: 4.88 Duaner Sanchez, R ERA: 3.34	(1, 1) (6, 1) (8, 1)	5.1 1.2 2.0	W 7 7	27 7 1	11 2 1	5 1 0	5 1 0	3 2 4	1 0 0	0 0 0	0 0 0	0 0 0	0 1 0	73 21 20	108 30 29	8.44 5.40 0.00	2.250 1.200 0.500								

Batter	1	2	3	4	5	6	7	8	9	AB	R	H	RBI	BB	SO	LOB	BOTTOM								
13 Oscar Robles, L OBP: 0.235, SLG: 0.212 Mike Edwards, R OBP: 0.365, SLG: 0.396 (1, 6) (5, PH) (6, 5)										3	0	0	0	0	1	2	Milwaukee Brewers @ Los Angeles Dodgers Dodger Stadium, Los Angeles, CA Sun Jun 05 2005, 1:10 PM PDT Att: 40,876 - Cloudy - 69 F								
Antonio Perez, R OBP: 0.500, SLG: 0.552 (1, 4) (6, 6)										3	3	2	0	1	0	0									
J.D. Drew, L OBP: 0.402, SLG: 0.492 (1, 8)										4	2	2	1	1	1	3									
12 Jeff Kent, R OBP: 0.369, SLG: 0.520 (1, 3) (6, 4)										4	1	4	4	1	0	0									
Olmedo Saenz, R OBP: 0.396, SLG: 0.635 (1, 5) (6, 3)										5	0	0	0	0	0	9									
Jayson Werth, R OBP: 0.385, SLG: 0.409 (1, 7)										5	2	4	2	0	0	0									
17 Jason Repko, R OBP: 0.292, SLG: 0.409 (1, 9)										5	1	2	0	0	1	3									
Mike Rose, S (1, 2)										2	1	0	0	3	1	1									
31 Brad Penny, R ERA: 3.98 Giovanni Carrara, R ERA: 6.7 Hee-Seop Choi, L OBP: 0.333, SLG: 0.428 Duaner Sanchez, R ERA: 5.14 (1, 1) (6, 1) (7, PH) (8, 1)										2	0	0	0	0	1	4									
Inning Stats	R: 1 E: 0 K: 2 S: 13	H: 1 LOB: 1 BB: 0 P: 21	R: 0 E: 0 K: 1 S: 8	H: 1 LOB: 2 BB: 1 P: 15	R: 4 E: 0 K: 1 S: 16	H: 3 LOB: 1 BB: 2 P: 27	R: 1 E: 0 K: 0 S: 17	H: 2 LOB: 1 BB: 0 P: 24	R: 3 E: 0 K: 0 S: 14	H: 4 LOB: 3 BB: 2 P: 32	R: 0 E: 0 K: 0 S: 8	H: 1 LOB: 0 BB: 0 P: 12	R: 1 E: 0 K: 1 S: 12	H: 2 LOB: 2 BB: 1 P: 19	R: 0 E: 0 K: 1 S: 10	H: 1 LOB: 1 BB: 0 P: 15		1B: 10 2B: 4 3B: 1 HR: 0	SF: 0 SAC: 1 DP: 1 HBP: 1	WP: 1 PB: 0 SB: 2 CS: 0	PA: 45				
PITCHER	IP	WLS	BF	H	R	ER	SO	BB	IBB	HBP	BLK	WP	HR	S	P	ERA	WHIP								
Wes Obermueller, R ERA: 3.98 Gary Glover, R ERA: 6.7 Tommy Phelps, L ERA: 2.76 Jorge De La Rosa, L ERA: 5.14	(1, 1) (3, 1) (5, 1) (6, 1)	2.2 1.2 0.2 3.0	L 10 5 13	17 4 2 4	5 4 0 1	5 4 0 1	3 4 0 2	3 1 0 1	0 0 0 0	0 0 0 0	0 0 0 0	0 0 0 0	0 0 0 0	34 23 11 30	59 38 22 46	16.88 21.60 0.00 3.00	3.000 3.000 4.500 1.667								

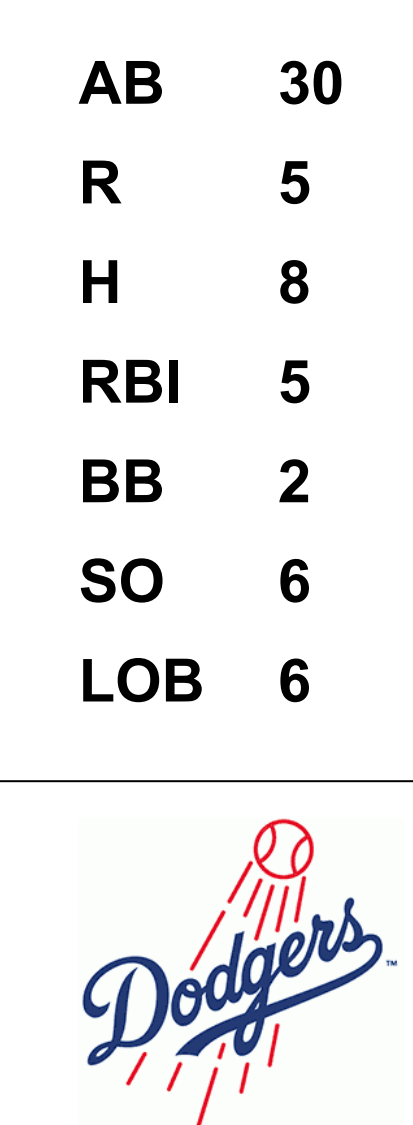


Batter	1	2	3	4	5	6	7	8	9	AB	R	H	RBI	BB	SO	LOB	TOP				
15 Brandon Inge, R OBP: 0.389, SLG: 0.472	1-1 F9		0-0 FC5-4 G5-3 1B		0-1 F9			1-2 G6-3		4	1	1	0	0	0	0	Detroit Tigers @ Los Angeles Dodgers Dodger Stadium, Los Angeles, CA Mon Jun 06 2005, 7:10 PM PDT Att: 33,518 - Clear - 64 F				
9 Carlos Guillen, S OBP: 0.410, SLG: 0.491	1-0 G4-3		2-1 FC5 FC5-4		2-0 G4-3			1-1 G4-3		4	0	0	0	0	0	1					
Dmitri Young, S OBP: 0.326, SLG: 0.500	0-3 K		0-0 FC5-4 G5-3 1-2 2-3		0-0 G6-3			4-2 BB		3	0	0	0	1	1	2					
Rondell White, R OBP: 0.325, SLG: 0.473		2-2 G5-3	2-1 G5-3			2-3 K		1-0 G5-3		4	0	0	1	0	1	2					
Ivan Rodriguez, R OBP: 0.292, SLG: 0.446		0-2 2B	1-0 G5-3			0-3 K		0-1 G1-3		4	1	1	0	0	1	1					
Craig Monroe, R OBP: 0.337, SLG: 0.454		0-1 2H E 2B		1-1 G1-3		0-1 F8		1-2 F8		4	1	1	1	0	0	0					
20 Omar Infante, R OBP: 0.299, SLG: 0.349		1-1 P5		1-0 G1-3			2-3 K		2-3 K	4	0	0	0	0	2	1					
Nook Logan, S OBP: 0.335, SLG: 0.385		0-0 E4 2H 1B		1-2 2B			0-2 G1-3			3	0	2	0	0	0	0					
38 Jeremy Bonderman, R (1, 1)		0-3 K		0-0 G5-6-3			0-1 G4-3			2	0	0	0	0	1	2					
39 Tony Garratano, S (7, Ph) Chris Spurling, R (7, 1) Jamie Walker, L (8, 1) Franklyn German, R (8, 1)										1	0	0	0	0	0	0					
Inning Stats	R: 0 E: 0 K: 1 S: 6	H: 0 LOB: 0 BB: 0 P: 8	R: 2 E: 1 K: 1 S: 14	H: 3 LOB: 1 BB: 0 P: 17	R: 1 E: 1 K: 0 S: 7	H: 1 LOB: 1 BB: 0 P: 12	R: 0 E: 0 K: 0 S: 7	H: 1 LOB: 0 BB: 0 P: 10	R: 0 E: 0 K: 2 S: 8	H: 0 LOB: 0 BB: 0 P: 6	R: 0 E: 0 K: 1 S: 8	H: 0 LOB: 1 BB: 1 P: 10	R: 0 E: 0 K: 1 S: 10	H: 0 LOB: 0 BB: 1 P: 17	R: 0 E: 0 K: 1 S: 9	H: 0 LOB: 0 BB: 0 P: 12	1B: 2 2B: 3 3B: 0 HR: 0	SF: 0 SAC: 0 DP: 0 HBP: 0	WP: 0 PB: 0 SB: 0 CS: 0	PA: 34	
PITCHER	IP WLS BF H R ER SO BB IBB HBP BLK WP HR S P ERA WHIP	IP WLS BF H R ER SO BB IBB HBP BLK WP HR S P ERA WHIP	IP WLS BF H R ER SO BB IBB HBP BLK WP HR S P ERA WHIP	IP WLS BF H R ER SO BB IBB HBP BLK WP HR S P ERA WHIP	IP WLS BF H R ER SO BB IBB HBP BLK WP HR S P ERA WHIP	IP WLS BF H R ER SO BB IBB HBP BLK WP HR S P ERA WHIP	IP WLS BF H R ER SO BB IBB HBP BLK WP HR S P ERA WHIP	IP WLS BF H R ER SO BB IBB HBP BLK WP HR S P ERA WHIP	IP WLS BF H R ER SO BB IBB HBP BLK WP HR S P ERA WHIP	IP WLS BF H R ER SO BB IBB HBP BLK WP HR S P ERA WHIP	IP WLS BF H R ER SO BB IBB HBP BLK WP HR S P ERA WHIP	IP WLS BF H R ER SO BB IBB HBP BLK WP HR S P ERA WHIP	IP WLS BF H R ER SO BB IBB HBP BLK WP HR S P ERA WHIP	IP WLS BF H R ER SO BB IBB HBP BLK WP HR S P ERA WHIP	IP WLS BF H R ER SO BB IBB HBP BLK WP HR S P ERA WHIP	IP WLS BF H R ER SO BB IBB HBP BLK WP HR S P ERA WHIP	IP WLS BF H R ER SO BB IBB HBP BLK WP HR S P ERA WHIP	IP WLS BF H R ER SO BB IBB HBP BLK WP HR S P ERA WHIP	IP WLS BF H R ER SO BB IBB HBP BLK WP HR S P ERA WHIP	IP WLS BF H R ER SO BB IBB HBP BLK WP HR S P ERA WHIP	IP WLS BF H R ER SO BB IBB HBP BLK WP HR S P ERA WHIP

AB	33
R	3
H	5
RBI	2
BB	1
SO	6
LOB	9



Batter	1	2	3	4	5	6	7	8	9	AB	R	H	RBI	BB	SO	LOB	BOTTOM				
Cesar Izturis, S (1, 6)	3-2 L7		0-3 K		1-1 G5-3		0-0 FC3-6			4	0	0	0	0	1	3	Detroit Tigers @ Los Angeles Dodgers Dodger Stadium, Los Angeles, CA Mon Jun 06 2005, 7:10 PM PDT Att: 33,518 - Clear - 64 F				
17 Jason Repko, R (1, 9)	0-1 F7			3-1 HR		4-2 BB 12 HR BB		2-1 F7		3	2	1	1	1	0	1					
J.D. Drew, L (1, 8)	2-3 K			0-0 12 1B 3B		4-0 12 HR BB		1-2 BB		3	2	1	0	1	1	0					
12 Jeff Kent, R (1, 4)		2-3 K		0-1 G5-4-3 1B		1-1 HR		3-3 K		4	1	2	4	0	2	0					
Jayson Werth, R (1, 7)		1-3 K		3-1 G5-4-3		3-1 F8		2-1 S 1B		4	0	1	0	0	1	1					
Antonio Perez, R (1, 5)		0-0 G1-3		3-1 P4		1-3 K		1-1 G5-3		4	0	0	0	0	1	1					
Hee-Seop Choi, L (1, 3)			2-1 G4-3		2-1 P5		0-2 G5-3			3	0	0	0	0	0	0					
Jason Phillips, R (1, 2)			0-1 P1		0-0 SH3-4 1B		1-2 CS 2B			3	0	2	0	0	0	0					
Derek Lowe, R (1, 1) Eric Gagne, R (9, 1)			0-0 E1		0-0 SH3-4		1-1 FC3-6 1B			2	0	1	0	0	0	0					
Inning Stats	R: 0 E: 0 K: 1 S: 9	H: 0 LOB: 0 BB: 0 P: 14	R: 0 E: 0 K: 2 S: 9	H: 0 LOB: 0 BB: 0 P: 12	R: 0 E: 1 K: 1 S: 8	H: 0 LOB: 1 BB: 0 P: 10	R: 2 E: 0 K: 0 S: 9	H: 3 LOB: 0 BB: 0 P: 18	R: 0 E: 0 K: 0 S: 6	H: 1 LOB: 1 BB: 0 P: 9	R: 3 E: 0 K: 1 S: 12	H: 1 LOB: 0 BB: 2 P: 25	R: 0 E: 0 K: 0 S: 9	H: 2 LOB: 1 BB: 0 P: 13	R: 0 E: 0 K: 1 S: 10	H: 1 LOB: 1 BB: 0 P: 17		1B: 4 2B: 1 3B: 1 HR: 2	SF: 0 SAC: 1 DP: 1 HBP: 0	WP: 0 PB: 0 SB: 1 CS: 1	PA: 33
PITCHER	IP WLS BF H R ER SO BB IBB HBP BLK WP HR S P ERA WHIP	IP WLS BF H R ER SO BB IBB HBP BLK WP HR S P ERA WHIP	IP WLS BF H R ER SO BB IBB HBP BLK WP HR S P ERA WHIP	IP WLS BF H R ER SO BB IBB HBP BLK WP HR S P ERA WHIP	IP WLS BF H R ER SO BB IBB HBP BLK WP HR S P ERA WHIP	IP WLS BF H R ER SO BB IBB HBP BLK WP HR S P ERA WHIP	IP WLS BF H R ER SO BB IBB HBP BLK WP HR S P ERA WHIP	IP WLS BF H R ER SO BB IBB HBP BLK WP HR S P ERA WHIP	IP WLS BF H R ER SO BB IBB HBP BLK WP HR S P ERA WHIP	IP WLS BF H R ER SO BB IBB HBP BLK WP HR S P ERA WHIP	IP WLS BF H R ER SO BB IBB HBP BLK WP HR S P ERA WHIP	IP WLS BF H R ER SO BB IBB HBP BLK WP HR S P ERA WHIP	IP WLS BF H R ER SO BB IBB HBP BLK WP HR S P ERA WHIP	IP WLS BF H R ER SO BB IBB HBP BLK WP HR S P ERA WHIP	IP WLS BF H R ER SO BB IBB HBP BLK WP HR S P ERA WHIP	IP WLS BF H R ER SO BB IBB HBP BLK WP HR S P ERA WHIP	IP WLS BF H R ER SO BB IBB HBP BLK WP HR S P ERA WHIP	IP WLS BF H R ER SO BB IBB HBP BLK WP HR S P ERA WHIP	IP WLS BF H R ER SO BB IBB HBP BLK WP HR S P ERA WHIP	IP WLS BF H R ER SO BB IBB HBP BLK WP HR S P ERA WHIP	IP WLS BF H R ER SO BB IBB HBP BLK WP HR S P ERA WHIP



Batter	1	2	3	4	5	6	7	8	9	AB	R	H	RBI	BB	SO	LOB	TOP										
15 Brandon Inge, R OBP: 0.386, SLG: 0.463	F9		G5-3 BB		K	G6-3		K		4	0	0	0	1	2	1	Detroit Tigers @ Los Angeles Dodgers Dodger Stadium, Los Angeles, CA Tue Jun 07 2005, 7:10 PM PDT Att: 32,314 - Clear - 65 F										
9 Carlos Guillen, S OBP: 0.409, SLG: 0.485 39 Tony Giarratano, S OBP: 0.353, SLG: 0.467	G4-3		G5-3		PB BB		HR	G6-3		2	0	0	1	1	0	2											
Dmitri Young, S OBP: 0.327, SLG: 0.512	F9		G5-3		FC5-4 1B		HR	G6-3		5	1	2	1	0	0	2											
Rondell White, R OBP: 0.327, SLG: 0.476		G4-3		FC6-4 1B	FC5-4 1B		1B G6-3 2B		F9	5	2	2	0	0	0	1											
Ivan Rodriguez, R OBP: 0.304, SLG: 0.469		CS 1B		FC6-4 1B		HR	G6-3 1B		P3	5	2	4	1	0	0	0											
Craig Monroe, R OBP: 0.333, SLG: 0.447		K		FC6-4 S		SH5-4 BB 31 G6-3 1B	G6-3		F7	5	1	1	1	0	1	4											
Ramon Martinez, R OBP: 0.300, SLG: 0.286			SH2-4 9 G5-3 1B	SF9		G6-3 SH5-4 BB 31 G6-3 1B	G5-3			2	1	1	1	1	0	1											
Nook Logan, S OBP: 0.347, SLG: 0.393			G5-3 9 SH2-4 1B			SH5-4				2	0	2	1	1	0	0											
29 Nate Robertson, R 31 Chris Shelton, R Chris Spurling, R 33 Marcus Thames, R Kyle Farnsworth, R Ugueth Urbina, R Troy Percival, R			SH2-4 1B	G1-3		G6-3	K			1	0	0	0	0	0	2											
			1-2 2-3			2-3 3-H				1	0	0	0	0	0	0											
Inning Stats	R: 0 E: 0 K: 0 S: 4	H: 0 LOB: 0 BB: 0 P: 8	R: 0 E: 0 K: 1 S: 10	H: 1 LOB: 1 BB: 0 P: 13	R: 1 E: 0 K: 0 S: 13	H: 2 LOB: 2 BB: 1 P: 22	R: 1 E: 0 K: 0 S: 15	H: 2 LOB: 2 BB: 1 P: 27	R: 0 E: 0 K: 1 S: 10	H: 1 LOB: 1 BB: 1 P: 16	R: 2 E: 0 K: 0 S: 13	H: 2 LOB: 1 BB: 1 P: 20	R: 4 E: 0 K: 1 S: 16	H: 5 LOB: 1 BB: 0 P: 22	R: 0 E: 0 K: 1 S: 10	H: 0 LOB: 0 BB: 0 P: 14	R: 0 E: 0 K: 0 S: 9	H: 0 LOB: 0 BB: 0 P: 15	1B: 9 2B: 2 3B: 0 HR: 3	SF: 1 SAC: 2 DP: 1 HBP: 0	WP: 0 PB: 1 SB: 1 CS: 1	PA: 42					
PITCHER	IP	WLS	BF	H	R	ER	SO	BB	IBB	HBP	BLK	WP	HR	S	P	ERA	WHIP										
Derek Thompson, L ERA: 4.2	5.0		22	6	2	2	2	2	1	0	0	0	0	52	86	3.60	1.600										
Scott Erickson, R ERA: 7.17	0.0		3	2	2	2	0	1	0	0	0	0	1	9	15	∞	∞										
Franqueis Osoria, R ERA: 4.32	1.0	B	3	0	0	0	0	0	0	0	0	0	0	4	5	0.00	0.000										
Duaner Sanchez, R ERA: 4.32	1.0	L	8	5	4	4	1	0	0	0	0	0	2	16	22	36.00	5.000										
Giovanni Carrara, R ERA: 4.5	2.0		6	0	0	0	1	0	0	0	0	0	0	19	29	0.00	0.000										

Batter	1	2	3	4	5	6	7	8	9	AB	R	H	RBI	BB	SO	LOB	BOTTOM										
Cesar Izturis, S OBP: 0.363, SLG: 0.389	FC6-4 BB	F9			G5-3		K		F7	4	0	0	0	1	1	1	Detroit Tigers @ Los Angeles Dodgers Dodger Stadium, Los Angeles, CA Tue Jun 07 2005, 7:10 PM PDT Att: 32,314 - Clear - 65 F										
17 Jason Repko, R OBP: 0.296, SLG: 0.426	FC6-4 WP 12 1B		F8		BB BB		F9			3	2	0	0	1	0	1											
Antonio Perez, R OBP: 0.474, SLG: 0.500	FC6-4 BB		G5-3		BB BB		K			2	1	0	0	2	1	0											
12 Jeff Kent, R OBP: 0.369, SLG: 0.528			L6		F8			F7		4	0	1	1	0	0	2											
Olmedo Saenz, R OBP: 0.391, SLG: 0.630				P3				P3		4	0	1	2	0	1	2											
Jayson Werth, R OBP: 0.350, SLG: 0.373	G5-3			G6-3	F9			FC5-4 BB		3	0	0	0	1	0	3											
Jason Phillips, R OBP: 0.316, SLG: 0.422		G6-3		HR		G6-3		FC5-4		4	1	1	1	0	0	1											
Mike Edwards, R OBP: 0.375, SLG: 0.442						G4-3			K	4	0	2	0	0	1	0											
Derek Thompson, L Scott Erickson, R Franqueis Osoria, R Hee-Seop Choi, L Duaner Sanchez, R Giovanni Carrara, R Jason Grabowski, L						G4-3			P5	2	0	0	0	0	2	2											
										1	0	0	0	0	0	0											
Inning Stats	R: 1 E: 0 K: 1 S: 14	H: 1 LOB: 2 BB: 2 P: 27	R: 0 E: 0 K: 1 S: 8	H: 1 LOB: 1 BB: 0 P: 10	R: 0 E: 0 K: 0 S: 6	H: 0 LOB: 0 BB: 0 P: 6	R: 1 E: 0 K: 1 S: 12	H: 2 LOB: 1 BB: 0 P: 18	R: 2 E: 0 K: 0 S: 10	H: 1 LOB: 1 BB: 2 P: 20	R: 0 E: 0 K: 0 S: 3	H: 0 LOB: 0 BB: 0 P: 6	R: 0 E: 0 K: 2 S: 10	H: 0 LOB: 0 BB: 0 P: 15	R: 0 E: 0 K: 0 S: 8	H: 0 LOB: 1 BB: 1 P: 13	R: 0 E: 0 K: 1 S: 10	H: 0 LOB: 0 BB: 0 P: 12	1B: 2 2B: 1 3B: 1 HR: 1	SF: 0 SAC: 0 DP: 0 HBP: 0	WP: 1 PB: 0 SB: 0 CS: 0	PA: 37					
PITCHER	IP	WLS	BF	H	R	ER	SO	BB	IBB	HBP	BLK	WP	HR	S	P	ERA	WHIP										
29 Nate Robertson, L ERA: 3.48	5.0		24	5	4	4	3	4	0	0	0	0	0	3	6	0.00	0.000										
Chris Spurling, R ERA: 1.72	1.0	W	3	0	0	0	0	0	0	0	0	0	0	3	6	0.00	0.000										
Kyle Farnsworth, R ERA: 2.55	1.0		3	0	0	0	2	0	0	0	0	0	0	10	15	0.00	0.000										
Ugueth Urbina, R ERA: 2.63	1.0		4	0	0	0	0	1	0	0	0	0	0	8	13	0.00	1.000										
Troy Percival, R ERA: 3.14	1.0		3	0	0	0	1	0	0	0	0	0	0	10	12	0.00	0.000										

Batter	1	2	3	4	5	6	7	8	9	AB	R	H	RBI	BB	SO	LOB	TOP										
Nook Logan, S (1, 8) OBP: 0.339, SLG: 0.383	G3		G4-3			L6		K		4	0	0	0	0	1	1											
39 Tony Giarratano, S (1, 6) OBP: 0.296, SLG: 0.366	K		G6-3			K		K		4	0	0	0	0	3	0											
15 Brandon Inge, R (1, 5) OBP: 0.383, SLG: 0.464	2B			G5-3		G5-3		G5-3		4	0	1	0	0	0	0											
Rondell White, R (1, 7) OBP: 0.320, SLG: 0.466	F7			K		F8		G6-3		4	0	0	0	0	1	1											
Dmitri Young, S (1, 3) OBP: 0.327, SLG: 0.507		G3		K						2	0	0	0	0	1	0											
Craig Monroe, R (1, 9) OBP: 0.329, SLG: 0.440		G5-3				K		K		3	0	0	0	0	2	1											
20 Omar Infante, R (1, 4) OBP: 0.295, SLG: 0.343		G6-3				F8				3	0	0	0	0	0	0											
13 Vance Wilson, R (1, 2) OBP: 0.227, SLG: 0.105			G5-3			K				2	0	0	0	0	1	0											
Jason Johnson, R (1, 1) OBP: 0.500, SLG: 2.000										2	1	1	1	0	0	0											
Jamie Walker, L (7, 1)										0	0	0	0	0	0	0											
Chris Spurling, R (7, 1)										0	0	0	0	0	0	0											
31 Chris Shelton, R (8, PH) OBP: 0.278, SLG: 0.333										1	0	0	0	0	1	1											
Kyle Farnsworth, R (8, 1)										0	0	0	0	0	0	0											
Inning Stats	R: 0 E: 0 K: 1 S: 13	H: 1 LOB: 1 BB: 0 P: 17	R: 0 E: 0 K: 0 S: 7	H: 0 LOB: 0 BB: 0 P: 11	R: 1 E: 0 K: 0 S: 9	H: 1 LOB: 0 BB: 0 P: 11	R: 0 E: 0 K: 2 S: 11	H: 0 LOB: 0 BB: 0 P: 14	R: 0 E: 0 K: 1 S: 10	H: 0 LOB: 0 BB: 0 P: 15	R: 0 E: 0 K: 1 S: 10	H: 0 LOB: 1 BB: 0 P: 15	R: 0 E: 0 K: 2 S: 15	H: 0 LOB: 1 BB: 0 P: 22	R: 0 E: 0 K: 1 S: 10	H: 0 LOB: 0 BB: 0 P: 13	1B: 0 2B: 1 3B: 0 HR: 1	SF: 0 SAC: 0 DP: 0 HBP: 2	WP: 0 PB: 0 SB: 0 CS: 0	PA: 31							
PITCHER	IP	WLS	BF	H	R	ER	SO	BB	IBB	HBP	BLK	WP	HR	S	P	ERA	WHIP										
Jeff Weaver, R (1, 1) ERA: 5.27	7.0	W	24	2	1	1	7	0	0	1	0	0	1	71	97	1.29	0.286										
43 Yhency Brazoban, R (8, 1) ERA: 3.75	1.0	H	4	0	0	0	2	0	0	1	0	0	0	15	22	0.00	0.000										
Eric Gagne, R (9, 1) ERA: 3.18	1.0	S	3	0	0	0	1	0	0	0	0	0	0	10	13	0.00	0.000										

Detroit Tigers @ Los Angeles Dodgers
Dodger Stadium, Los Angeles, CA
Wed Jun 08 2005, 7:10 PM PDT
Att: 34,690 - Clear - 67 F

AB	29
R	1
H	2
RBI	1
BB	0
SO	10
LOB	4



Batter	1	2	3	4	5	6	7	8	9	AB	R	H	RBI	BB	SO	LOB	BOTTOM										
Cesar Izturis, S (1, 6) OBP: 0.357, SLG: 0.383	G6-3		G6-3			F8		FC4		4	0	0	0	0	0	2											
Hee-Seop Choi, L (1, 3) OBP: 0.323, SLG: 0.410	F8		G3			F9				4	0	1	1	0	0	0											
J.D. Drew, L (1, 8) OBP: 0.405, SLG: 0.500	1B		G3			P6				4	0	2	0	0	0	0											
12 Jeff Kent, R (1, 4) OBP: 0.363, SLG: 0.519	G5-3			F8		G5-3		F8		4	0	0	0	0	0	4											
Jason Werth, R (1, 9) OBP: 0.359, SLG: 0.400						G6-3				4	1	2	0	0	1	0											
Antonio Perez, R (1, 5) OBP: 0.483, SLG: 0.485		F8				K		K		4	0	1	0	0	2	1											
Jason Grabowski, L (1, 7) OBP: 0.296, SLG: 0.324										3	1	1	2	0	1	2											
17 Jason Repko, R (8, 9) OBP: 0.295, SLG: 0.421										1	0	0	0	0	0	0											
Jason Phillips, R (1, 2) OBP: 0.322, SLG: 0.423		G5-3								2	1	1	0	1	0	0											
Jeff Weaver, R (1, 1) OBP: 0.241, SLG: 0.310										2	0	0	0	0	1	3											
Mike Edwards, R (7, PH) OBP: 0.386, SLG: 0.453										1	0	1	0	0	0	0											
43 Yhency Brazoban, R (8, 1) OBP: 0.295, SLG: 0.421										0	0	0	0	0	0	0											
Eric Gagne, R (9, 1)										0	0	0	0	0	0	0											
Inning Stats	R: 0 E: 0 K: 0 S: 9	H: 1 LOB: 1 BB: 0 P: 10	R: 2 E: 0 K: 1 S: 15	H: 2 LOB: 0 BB: 0 P: 17	R: 0 E: 0 K: 0 S: 5	H: 0 LOB: 0 BB: 0 P: 8	R: 0 E: 0 K: 1 S: 15	H: 2 LOB: 3 BB: 1 P: 27	R: 0 E: 0 K: 0 S: 7	H: 0 LOB: 0 BB: 0 P: 11	R: 0 E: 0 K: 1 S: 7	H: 0 LOB: 0 BB: 0 P: 12	R: 1 E: 0 K: 0 S: 9	H: 4 LOB: 3 BB: 0 P: 12	R: 0 E: 0 K: 2 S: 14	H: 0 LOB: 0 BB: 0 P: 20	1B: 7 2B: 1 3B: 0 HR: 1	SF: 0 SAC: 0 DP: 0 HBP: 0	WP: 0 PB: 0 SB: 1 CS: 0	PA: 34							
PITCHER	IP	WLS	BF	H	R	ER	SO	BB	IBB	HBP	BLK	WP	HR	S	P	ERA	WHIP										
Jason Johnson, R (1, 1) ERA: 3.33	6.2	L	29	8	3	3	3	0	0	0	0	0	0	1	1	4.05	1.200										
Jamie Walker, L (7, 1) ERA: 2.33	0.0		1	1	0	0	0	0	0	0	0	0	0	1	1	∞	∞										
Chris Spurling, R (7, 1) ERA: 1.69	0.1		1	0	0	0	0	0	0	0	0	0	0	2	3	0.00	0.000										
Kyle Farnsworth, R (8, 1) ERA: 2.45	1.0		3	0	0	0	2	0	0	0	0	0	0	14	20	0.00	0.000										

Detroit Tigers @ Los Angeles Dodgers
Dodger Stadium, Los Angeles, CA
Wed Jun 08 2005, 7:10 PM PDT
Att: 34,690 - Clear - 67 F

AB	33
R	3
H	9
RBI	3
BB	1
SO	5
LOB	12



Batter	1	2	3	4	5	6	7	8	9	AB	R	H	RBI	BB	SO	LOB	TOP					
20 Lew Ford, R OBP: 0.364, SLG: 0.414										4	1	1	0	0	0	2	Minnesota Twins @ Los Angeles Dodgers Dodger Stadium, Los Angeles, CA Sat Jun 11 2005, 7:10 PM PDT Att: 53,354 - Clear - 67 F					
38 Luis Antonio Rodriguez, R OBP: 0.367, SLG: 0.433										4	2	3	0	0	0	0						
33 Justin Morneau, L OBP: 0.339, SLG: 0.545										4	1	2	4	0	0	1						
Tori Hunter, R OBP: 0.344, SLG: 0.486										3	1	1	1	0	1	1						
Jacque Jones, L OBP: 0.370, SLG: 0.480										4	0	1	0	0	1	0						
Glenn Williams, S OBP: 0.600, SLG: 0.600										4	0	2	0	0	1	2						
5 Michael Cuddyer, R OBP: 0.330, SLG: 0.368										0	0	0	0	0	0	0						
55 Mike Redmond, R OBP: 0.288, SLG: 0.258										3	0	0	0	0	0	1						
Juan Castro, R OBP: 0.285, SLG: 0.398										4	0	0	0	0	0	1						
Carlos Silva, R OBP: 0.345, SLG: 0.423										2	0	0	0	0	2	0						
Matthew LeCroy, R OBP: 0.345, SLG: 0.423										0	0	0	0	1	0	0						
J.C. Romero, S ERA: 4.5										0	0	0	0	0	0	0						
Michael Ryan, L OBP: 0.364, SLG: 0.333										1	0	0	0	0	0	0						
36 Joe Nathan, R ERA: 4.5										0	0	0	0	0	0	0						
Inning Stats	R: 2 E: 0 K: 1 S: 11	H: 3 LOB: 0 BB: 0 P: 16	R: 0 E: 0 K: 1 S: 8	H: 0 LOB: 0 BB: 0 P: 8	R: 2 E: 0 K: 2 S: 14	H: 2 LOB: 0 BB: 0 P: 20	R: 0 E: 0 K: 0 S: 4	H: 1 LOB: 0 BB: 0 P: 6	R: 0 E: 0 K: 1 S: 7	H: 0 LOB: 0 BB: 0 P: 8	R: 1 E: 0 K: 0 S: 10	H: 2 LOB: 0 BB: 0 P: 14	R: 0 E: 0 K: 0 S: 12	H: 1 LOB: 2 BB: 1 P: 20	R: 0 E: 0 K: 0 S: 10	H: 1 LOB: 2 BB: 0 P: 17	R: 0 E: 0 K: 0 S: 6	H: 0 LOB: 0 BB: 0 P: 7	1B: 7 2B: 1 3B: 0 HR: 2	SF: 0 SAC: 1 DP: 3 HBP: 1	WP: 0 PB: 0 SB: 0 CS: 0	PA: 36
PITCHER	IP WLS BF H R ER SO BB IBB HBP BLK WP HR S P ERA WHIP																					
Derek Lowe, R ERA: 3.62	(1, 1) 6.0 L 23 8 5 5 5 0 0 0 0 0 0 2 54 72 7.50 1.333																					
Giovanni Carrara, R ERA: 4.33	(7, 1) 1.0 5 1 0 0 0 0 1 0 0 0 0 0 12 20 0.00 2.000																					
Kelly Wunsch, L ERA: 4.5	(8, 1) 0.2 2 0 0 0 0 0 0 0 0 0 0 0 3 5 0.00 0.000																					
Franquelis Osoria, R ERA: 4.5	(8, 1) 1.1 6 1 0 0 0 0 0 0 1 0 0 0 0 13 19 0.00 0.750																					

AB	33
R	5
H	10
RBI	5
BB	1
SO	5
LOB	8



Batter	1	2	3	4	5	6	7	8	9	AB	R	H	RBI	BB	SO	LOB	BOTTOM					
Cesar Izturis, S OBP: 0.358, SLG: 0.380										3	0	1	0	0	0	0	Minnesota Twins @ Los Angeles Dodgers Dodger Stadium, Los Angeles, CA Sat Jun 11 2005, 7:10 PM PDT Att: 53,354 - Clear - 67 F					
13 Oscar Robles, L OBP: 0.229, SLG: 0.206										4	1	1	1	0	2	2						
Hee-Seop Choi, L OBP: 0.326, SLG: 0.467										3	0	0	0	1	1	0						
J.D. Drew, L OBP: 0.400, SLG: 0.488										3	0	0	0	1	1	0						
12 Jeff Kent, R OBP: 0.371, SLG: 0.532										4	1	2	1	0	0	0						
Jayson Werth, R OBP: 0.347, SLG: 0.371										4	0	0	0	0	1	2						
Antonio Perez, R OBP: 0.455, SLG: 0.474										4	0	1	0	0	1	1						
Jason Grabowski, L OBP: 0.269, SLG: 0.395										2	1	1	1	0	0	1						
Mike Edwards, R OBP: 0.373, SLG: 0.436										1	0	0	0	0	1	0						
Kelly Wunsch, L ERA: 4.5										0	0	0	0	0	0	0						
Franquelis Osoria, R ERA: 4.5										0	0	0	0	0	0	0						
Jason Phillips, R OBP: 0.321, SLG: 0.414										3	0	1	0	0	0	0						
Derek Lowe, R OBP: 0.172, SLG: 0.207	(1, 1) 6.0 W 24 7 3 3 2 2 1 0 0 0 0 0 0 3 52 85 4.50 1.333																					
Giovanni Carrara, R ERA: 4.33	(7, 1) 2.0 H 6 0 0 0 4 0 0 0 0 0 0 0 0 16 24 0.00 0.000																					
Kelly Wunsch, L ERA: 4.5	(8, 1) 1.0 S 3 0 0 0 2 0 0 0 0 0 0 0 0 11 15 0.00 0.000																					
Franquelis Osoria, R ERA: 4.5	(8, 1) 1.1 6 1 0 0 0 0 0 0 1 0 0 0 0 13 19 0.00 0.750																					
Inning Stats	R: 0 E: 0 K: 1 S: 6	H: 0 LOB: 0 BB: 0 P: 10	R: 0 E: 0 K: 0 S: 6	H: 1 LOB: 1 BB: 0 P: 8	R: 0 E: 0 K: 1 S: 10	H: 2 LOB: 1 BB: 0 P: 15	R: 0 E: 0 K: 0 S: 9	H: 1 LOB: 1 BB: 1 P: 18	R: 1 E: 0 K: 0 S: 9	H: 1 LOB: 0 BB: 0 P: 12	R: 2 E: 0 K: 0 S: 12	H: 2 LOB: 0 BB: 0 P: 22	R: 0 E: 0 K: 2 S: 7	H: 0 LOB: 0 BB: 0 P: 9	R: 0 E: 0 K: 2 S: 9	H: 0 LOB: 0 BB: 0 P: 15	R: 0 E: 0 K: 2 S: 11	H: 0 LOB: 0 BB: 0 P: 15	1B: 4 2B: 0 3B: 0 HR: 3	SF: 0 SAC: 0 DP: 2 HBP: 0	WP: 0 PB: 0 SB: 0 CS: 0	PA: 33
PITCHER	IP WLS BF H R ER SO BB IBB HBP BLK WP HR S P ERA WHIP																					
Carlos Silva, R ERA: 3.15	(1, 1) 6.0 W 24 7 3 3 2 2 1 0 0 0 0 0 0 3 52 85 4.50 1.333																					
J.C. Romero, L ERA: 1.39	(7, 1) 2.0 H 6 0 0 0 4 0 0 0 0 0 0 0 0 16 24 0.00 0.000																					
36 Joe Nathan, R ERA: 2.67	(8, 1) 1.0 S 3 0 0 0 2 0 0 0 0 0 0 0 0 11 15 0.00 0.000																					

AB	32
R	3
H	7
RBI	3
BB	1
SO	8
LOB	7

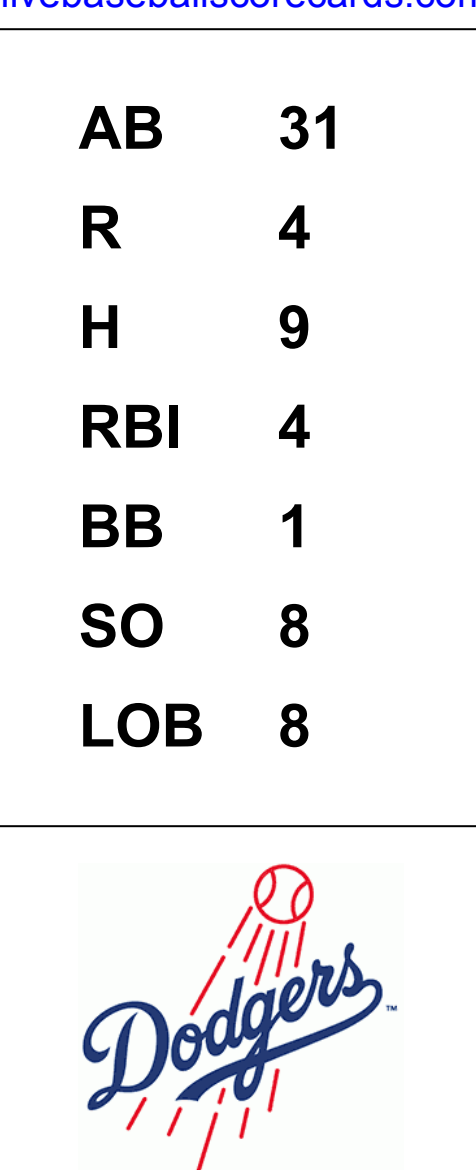



Batter	1	2	3	4	5	6	7	8	9	AB R H RBI BB SO LOB	TOP												
20 Lew Ford, R OBP: 0.365, SLG: 0.416 (1,7)	G4-3		SH1-3 2B		G5-3		SH1-4 BB		K	4 0 1 0 1 1 0	Minnesota Twins @ Los Angeles Dodgers Dodger Stadium, Los Angeles, CA Sun Jun 12 2005, 1:10 PM PDT Att: 54,368 - Overcast - 72 F												
38 Luis Antonio Rodriguez, R OBP: 0.344, SLG: 0.466 (8,4)	K		SH1-3		F8		SH1-4			2 0 0 0 0 1 0													
33 Justin Morneau, L OBP: 0.331, SLG: 0.532 (1,3)	G1-3		K		K		P4			4 0 0 0 0 2 2													
Tori Hunter, R OBP: 0.347, SLG: 0.493 (1,8)		2B 5 SF9 BB	K			2B 3B	K			3 2 1 0 1 2 2													
Jacque Jones, L OBP: 0.372, SLG: 0.490 (1,9)		5 SF9 2B		F8		5 SF9 2B		P3		4 1 2 1 0 0 0													
7 Joe Mauer, L OBP: 0.374, SLG: 0.421 (1,2)		BB		5 2B 1B		5 SF9 1B		F7		3 0 2 0 1 0 0													
5 Michael Cuddyer, R OBP: 0.329, SLG: 0.373 (1,5)	SF9		2B		K		G6-3			3 0 1 1 0 1 2													
Juan Castro, R OBP: 0.278, SLG: 0.392 (9, PH)	3-H 3-H SF9		K		K		K			2 0 0 1 0 2 4													
Shannon Stewart, R OBP: 0.344, SLG: 0.435 (9, PH)										1 0 0 0 0 1 0													
Brad Radke, R (1,1) Terry Mulholland, R (7,1) 28 Jesse Crain, R (8,1) Michael Ryan, L (9, PH) OBP: 0.333, SLG: 0.300	F8				K		P4			3 0 0 0 0 1 5													
										0 0 0 0 0 0 0													
										0 0 0 0 0 0 0													
										1 0 0 0 0 0 0													
Inning Stats	R: 0 E: 0 K: 1 S: 11	H: 0 LOB: 0 BB: 0 P: 14	R: 2 E: 0 K: 0 S: 15	H: 1 LOB: 1 BB: 2 P: 28	R: 0 E: 0 K: 2 S: 8	H: 1 LOB: 1 BB: 0 P: 9	R: 0 E: 0 K: 2 S: 12	H: 2 LOB: 2 BB: 0 P: 15	R: 0 E: 0 K: 1 S: 6	H: 0 LOB: 0 BB: 0 P: 8	R: 1 E: 0 K: 2 S: 18	H: 3 LOB: 2 BB: 0 P: 27	R: 0 E: 0 K: 1 S: 7	H: 0 LOB: 1 BB: 1 P: 14	R: 0 E: 0 K: 0 S: 3	H: 0 LOB: 0 BB: 0 P: 5	R: 0 E: 0 K: 2 S: 10	H: 0 LOB: 0 BB: 0 P: 15	1B: 2 2B: 4 3B: 1 HR: 0	SF: 2 SAC: 2 DP: 0 HBP: 0	WP: 0 PB: 0 SB: 2 CS: 0	PA: 37	
PITCHER	IP WLS BF H R ER SO BB IBB HBP BLK WP HR S P ERA WHIP											PITCHER	IP WLS BF H R ER SO BB IBB HBP BLK WP HR S P ERA WHIP										
D.J. Houlton, R ERA: 5.72	(1,1) 6.0 W 27 7 3 3 8 2 0 0 0 0 0 0 0 70 101 4.50 1.500											Eric Gagne, R ERA: 2.7	(9,1) 1.0 S 3 0 0 0 2 0 0 0 0 0 0 0 3 7 0.00 3.000										
Giovanni Carrara, R ERA: 4.28	(7,1) 0.1 H 2 0 0 0 0 1 0 0 0 0 0 0 0 3 7 0.00 3.000																						
Kelly Wunsch, L ERA: 4.42	(7,1) 0.1 H 1 0 0 0 0 0 0 0 0 0 0 0 0 1 1 0.00 0.000																						
Duaner Sanchez, R ERA: 4.15	(7,1) 0.1 H 1 0 0 0 0 1 0 0 0 0 0 0 0 3 6 0.00 0.000																						
43 Yhency Brazoban, R ERA: 3.48	(8,1) 1.0 H 3 0 0 0 0 0 0 0 0 0 0 0 0 3 5 0.00 0.000																						


AB	30
R	3
H	7
RBI	3
BB	3
SO	11
LOB	15



Batter	1	2	3	4	5	6	7	8	9	AB R H RBI BB SO LOB	BOTTOM												
Antonio Perez, R OBP: 0.446, SLG: 0.463 (1,6)	G6-3		K				K			4 0 1 0 0 2 2	Minnesota Twins @ Los Angeles Dodgers Dodger Stadium, Los Angeles, CA Sun Jun 12 2005, 1:10 PM PDT Att: 54,368 - Overcast - 72 F												
13 Oscar Robles, L OBP: 0.229, SLG: 0.206 (8,6)							K			0 0 0 0 0 0 0													
Hee-Seon Choi, L OBP: 0.335, SLG: 0.532 (1,3)	HR			HR		HR	K			4 3 3 3 0 1 2													
J.D. Drew, L OBP: 0.402, SLG: 0.502 (1,8)	12 G5-4-3 1B			HR		G1		P4		4 1 2 1 0 0 0													
12 Jeff Kent, R OBP: 0.365, SLG: 0.522 (1,4)	G5-4-3			G6-3		F7		P3		4 0 0 0 0 0 1													
Olmedo Saenz, R OBP: 0.392, SLG: 0.615 (1,5)		G6-3		P4		1B		F9		4 0 1 0 0 0 0													
Jayson Werth, R OBP: 0.333, SLG: 0.354 (8,7)		G5-3		K		K				3 0 0 0 0 2 1													
Jason Grabowski, L OBP: 0.269, SLG: 0.391 (1,7)										3 0 1 0 0 0 0													
43 Yhency Brazoban, R (8,1) Eric Gagne, R (9,1)		G4-3					G4-3			0 0 0 0 0 0 0													
Mike Rose, S OBP: 0.333, SLG: 0.111 (1,2)				F8		K		17 BB 1B		3 0 1 0 0 1 1													
D.J. Houlton, R (1,1) Giovanni Carrara, R (7,1) Kelly Wunsch, L (7,1) Duaner Sanchez, R (7,1) 17 Jason Resko, R OBP: 0.299, SLG: 0.417 (8,9)				K		K				2 0 0 0 0 2 1													
										0 0 0 0 0 0 0													
										0 0 0 0 0 0 0													
										0 0 0 0 1 0 0													
Inning Stats	R: 1 E: 0 K: 0 S: 9	H: 2 LOB: 0 BB: 0 P: 12	R: 0 E: 0 K: 0 S: 8	H: 0 LOB: 0 BB: 0 P: 13	R: 0 E: 0 K: 2 S: 10	H: 0 LOB: 0 BB: 0 P: 11	R: 2 E: 0 K: 1 S: 12	H: 2 LOB: 2 BB: 0 P: 18	R: 0 E: 0 K: 2 S: 10	H: 2 LOB: 2 BB: 0 P: 14	R: 1 E: 0 K: 1 S: 11	H: 2 LOB: 1 BB: 0 P: 12	R: 0 E: 0 K: 2 S: 15	H: 1 LOB: 1 BB: 1 P: 26	R: 0 E: 0 K: 0 S: 4	H: 0 LOB: 0 BB: 0 P: 7	1B: 5 2B: 0 3B: 0 HR: 4	SF: 0 SAC: 0 DP: 1 HBP: 0	WP: 0 PB: 0 SB: 1 CS: 0	PA: 32			
PITCHER	IP WLS BF H R ER SO BB IBB HBP BLK WP HR S P ERA WHIP											PITCHER	IP WLS BF H R ER SO BB IBB HBP BLK WP HR S P ERA WHIP										
Brad Radke, R (1,1)	6.2 L 28 9 4 4 7 1 0 0 0 0 0 0 0 5 8 0.00 0.000																						
Terry Mulholland, L (7,1)	0.2 2 0 0 0 1 0 0 0 0 0 0 0 0 5 8 0.00 0.000																						
28 Jesse Crain, R (8,1)	0.2 2 0 0 0 0 0 0 0 0 0 0 0 0 2 5 0.00 0.000																						



Batter	1	2	3	4	5	6	7	8	9	AB	R	H	RBI	BB	SO	LOB	TOP										
Cesar Izturis, S OBP: 0.351, SLG: 0.373	1-1 G4-3	1-1 G4-3		3-2 F9			1-0 F9		0-0 B1-3	5	0	0	0	0	0	4	Los Angeles Dodgers @ Kansas City Royals Kauffman Stadium, Kansas City, MO Tue Jun 14 2005, 7:10 PM CDT Att: 15,579 - Partly Cloudy - 81 F AB 36 R 2 H 9 RBI 2 BB 1 SO 6 LOB 17 										
Hee-Seon Choi, L OBP: 0.331, SLG: 0.540	1-2 HR		0-1 L8		1-0 G4-3		1-1 G3		2-2 G6-3	5	1	1	1	0	0	2											
J.D. Drew, L OBP: 0.403, SLG: 0.514	0-0 F9		2-0 HR		3-2 F9			4-1 HBP BB		3	1	1	1	1	0	0											
12 Jeff Kent, R OBP: 0.367, SLG: 0.522	1-1 1B		0-1 F8		3-2 1B			1-3 K		4	0	2	0	0	1	1											
Olmedo Saenz, R OBP: 0.395, SLG: 0.607 Mike Edwards, R OBP: 0.373, SLG: 0.436	3-1 FC5-4 1B		0-0 P4		0-3 K			2-2 HBP		3	0	1	0	0	1	1											
Jayson Werth, R OBP: 0.316, SLG: 0.333	0-1 FC5-4			2-2 P4		2-0 G6-3		1-3 K		4	0	0	0	0	1	4											
Jason Grabowski, L OBP: 0.268, SLG: 0.380		3-3 K		0-1 1B		0-1 G3-1		0-3 K		4	0	1	0	0	2	2											
Jason Phillips, R OBP: 0.325, SLG: 0.416 17 Jason Repko, R OBP: 0.299, SLG: 0.417	1-2 F7		1-1 1B		1-2 G5-3			2-1 B1-3 1B		4	0	2	0	0	0	0											
Antonio Perez, R OBP: 0.438, SLG: 0.464	3-2 2B		0-0 F9			3-1 G4-3		2-3 K		4	0	1	0	0	1	3											
Inning Stats	R: 1 E: 0 K: 0 S: 12	H: 3 LOB: 2 BB: 0 P: 18	R: 0 E: 0 K: 1 S: 13	H: 1 LOB: 1 BB: 0 P: 21	R: 1 E: 0 K: 0 S: 6	H: 1 LOB: 0 BB: 0 P: 8	R: 0 E: 0 K: 0 S: 11	H: 2 LOB: 2 BB: 0 P: 17	R: 0 E: 0 K: 1 S: 12	H: 1 LOB: 1 BB: 0 P: 19	R: 0 E: 0 K: 0 S: 6	H: 0 LOB: 0 BB: 0 P: 9	R: 0 E: 0 K: 0 S: 5	H: 0 LOB: 0 BB: 0 P: 10	R: 0 E: 0 K: 3 S: 15	H: 0 LOB: 2 BB: 1 P: 23	R: 0 E: 0 K: 1 S: 9	H: 1 LOB: 2 BB: 0 P: 15	1B: 6 2B: 1 3B: 0 HR: 2	SF: 0 SAC: 0 DP: 0 HBP: 1	WP: 0 PB: 0 SB: 0 CS: 0	PA: 38					
PITCHER	IP	WLS	BF	H	R	ER	SO	BB	IBB	HBP	BLK	WP	HR	S	P	ERA	WHIP										
Runelvys Hernandez, R ERA: 4.88	6.0	W	26	8	2	2	2	0	0	0	0	0	2	60	92	3.00	1.333										
Jeremy Affeldt, L ERA: 2.79	1.0	H	4	0	0	0	0	1	0	0	0	0	0	6	15	0.00	1.000										
Ambiorix Burgos, R ERA: 4.93	1.0	H	4	0	0	0	3	0	0	1	0	0	0	14	18	0.00	0.000										
Mike MacDougal, R ERA: 4.35	1.0	S	4	1	0	0	1	0	0	0	0	0	0	9	15	0.00	1.000										


Batter	1	2	3	4	5	6	7	8	9	AB	R	H	RBI	BB	SO	LOB	BOTTOM										
4 Angel Berroa, R OBP: 0.291, SLG: 0.368	3-1 9 HR 1B		1-3 K		0-2 F9			4-2 9 G3 BB		3	1	1	0	1	1	0	Los Angeles Dodgers @ Kansas City Royals Kauffman Stadium, Kansas City, MO Tue Jun 14 2005, 7:10 PM CDT Att: 15,579 - Partly Cloudy - 81 F AB 28 R 3 H 7 RBI 3 BB 2 SO 7 LOB 9 										
9 David DeJesus, L OBP: 0.351, SLG: 0.413	0-0 1 HR		0-1 P6			1-2 G3		0-2 G3		4	1	1	2	0	0	1											
29 Mike Sweeney, R OBP: 0.335, SLG: 0.595	2-2 L8			1-2 F9 2B		1-1 F8		3-3 K		4	0	1	0	0	1	1											
Matt Stairs, L OBP: 0.409, SLG: 0.489	2-3 K			4-2 24 G4-6-3 BB		0-2 F8				2	0	0	0	1	1	0											
Terrence Long, L OBP: 0.303, SLG: 0.372	0-2 K			1-1 F9			1-2 24 L3 1B			3	0	1	0	0	1	2											
24 Mark Teahen, L OBP: 0.297, SLG: 0.372		1-3 K		2-1 G4-6-3			2-1 L3			3	0	0	0	0	1	3											
32 Shane Costa, L OBP: 0.500, SLG: 0.632		0-1 PO 1B			3-2 HR		0-0 1B			3	1	3	1	0	0	0											
14 John Buck, R OBP: 0.276, SLG: 0.361		0-1 P3			1-1 G5-3			1-3 K		3	0	0	0	0	1	2											
Ruben Gotay, S OBP: 0.310, SLG: 0.392	0-0 PO		1-3 K		2-2 F9			0-2 G4-3		3	0	0	0	0	1	0											
Inning Stats	R: 2 E: 0 K: 2 S: 12	H: 2 LOB: 0 BB: 0 P: 19	R: 0 E: 0 K: 1 S: 8	H: 1 LOB: 0 BB: 0 P: 9	R: 0 E: 0 K: 2 S: 8	H: 0 LOB: 0 BB: 0 P: 10	R: 0 E: 0 K: 0 S: 10	H: 1 LOB: 1 BB: 1 P: 18	R: 1 E: 0 K: 0 S: 15	H: 1 LOB: 0 BB: 0 P: 21	R: 0 E: 0 K: 0 S: 8	H: 0 LOB: 0 BB: 0 P: 10	R: 0 E: 0 K: 1 S: 10	H: 2 LOB: 1 BB: 0 P: 14	R: 0 E: 0 K: 1 S: 11	H: 0 LOB: 1 BB: 1 P: 18	1B: 4 2B: 2 3B: 0 HR: 2	SF: 0 SAC: 0 DP: 2 HBP: 0	WP: 0 PB: 0 SB: 0 CS: 0	PA: 31							
PITCHER	IP	WLS	BF	H	R	ER	SO	BB	IBB	HBP	BLK	WP	HR	S	P	ERA	WHIP										
Jeff Weaver, R ERA: 5.15	7.0	L	26	7	3	3	6	1	0	0	0	0	2	71	101	3.86	1.143										
Duaner Sanchez, R ERA: 4.04	1.0		4	0	0	0	1	1	0	0	0	0	0	11	18	0.00	1.000										

Batter	1	2	3	4	5	6	7	8	9	AB	R	H	RBI	BB	SO	LOB	TOP			
Antonio Perez, R OBP: 0.440, SLG: 0.460	1-2 1B		0-1 L7				1-2 G3										3 0 1 0 1 0 0			
Jayson Werth, R OBP: 0.313, SLG: 0.329	2-3 K			0-0 E5 12 1B			0-2 G1-3										4 1 1 0 0 2 2			
J.D. Drew, L OBP: 0.397, SLG: 0.505	0-0 F7			3-2 F7			0-0 F9										4 0 0 0 0 1 2			
12 Jeff Kent, R OBP: 0.366, SLG: 0.517	1-3 K			3-2 1B 2H 1B			0-0 F9										4 0 1 1 0 1 1			
Olmedo Saenz, R OBP: 0.383, SLG: 0.586		1-2 P6		1 SAFE 1 SAFE 1 SAFE 1 SAFE K													4 0 0 0 0 2 1			
Hee-Seop Choi, L OBP: 0.332, SLG: 0.537		3-2 G4-3			0-0 1B												3 0 1 0 0 0 0			
Jason Phillips, R OBP: 0.320, SLG: 0.409			0-2 F9		1-2 L4												3 0 0 0 0 0 2			
Jason Grabowski, L OBP: 0.271, SLG: 0.377				1-1 G3			1-1 G1-6-3 1B										3 0 1 0 0 1 0			
Mike Edwards, R OBP: 0.355, SLG: 0.414			2-1 P3				0-0 G1-6-3 1-2										3 0 0 0 0 0 1			
Inning Stats	R: 0 E: 0 K: 2 S: 10	H: 1 LOB: 1 BB: 0 P: 14	R: 0 E: 0 K: 0 S: 9	H: 0 LOB: 0 BB: 0 P: 13	R: 0 E: 0 K: 0 S: 6	H: 0 LOB: 0 BB: 0 P: 9	R: 1 E: 1 K: 1 S: 14	H: 3 LOB: 2 BB: 0 P: 23	R: 0 E: 0 K: 0 S: 6	H: 0 LOB: 0 BB: 0 P: 8	R: 0 E: 0 K: 1 S: 8	H: 0 LOB: 0 BB: 0 P: 11	R: 0 E: 0 K: 2 S: 9	H: 0 LOB: 1 BB: 1 P: 17	R: 0 E: 0 K: 1 S: 5	H: 0 LOB: 0 BB: 0 P: 8	1B: 5 2B: 0 3B: 0 HR: 0	SF: 0 SAC: 0 DP: 1 HBP: 0	WP: 0 PB: 0 SB: 0 CS: 0	PA: 32
PITCHER	IP WLS BF H R ER SO BB IBB HBP BLK WP HR S P ERA WHIP	IP WLS BF H R ER SO BB IBB HBP BLK WP HR S P ERA WHIP																		
Jose Lima, R ERA: 7.38	(1, 1) 8.0 W 29 5 1 1 6 1 0 0 0 0 0 67 100 1.12 0.750	(9, 1) 1.0 S 3 0 0 0 1 0 0 0 0 0 5 8 0.00 0.000																		

Los Angeles Dodgers @ Kansas City Royals
Kauffman Stadium, Kansas City, MO
Wed Jun 15 2005, 7:10 PM CDT
Att: 21,024 - Clear - 83 F

livebaseballscorecards.com

AB 31
R 1
H 5
RBI 1
BB 1
SO 7
LOB 9




Batter	1	2	3	4	5	6	7	8	9	AB	R	H	RBI	BB	SO	LOB	BOTTOM			
4 Angel Berroa, R OBP: 0.290, SLG: 0.366	0-2 F9	1 SAFE 0-3 K															4 1 1 0 0 1 1			
9 David DeJesus, L OBP: 0.348, SLG: 0.410	3-2 G6-3		0-0 E4 29 S														4 1 1 0 0 0 0			
29 Mike Sweeney, R OBP: 0.336, SLG: 0.509	3-1 WP 2B		3-3 K														2 1 1 0 0 1 1			
Ruben Gotay, S OBP: 0.312, SLG: 0.393			1-2 K														2 0 1 0 0 0 2			
Matt Stairs, L OBP: 0.411, SLG: 0.486	4-0 2B BB		1-2 F7														3 0 1 1 1 0 2			
Emil Brown, R OBP: 0.359, SLG: 0.484	2-2 1-3 2B		2-3 K														4 0 2 2 0 1 1			
24 Mark Teahen, L OBP: 0.289, SLG: 0.362	1-3 3-H 2B																4 0 0 0 0 1 4			
Tony Graffanino, R OBP: 0.384, SLG: 0.403																	4 0 1 0 0 1 0			
32 Shane Costa, L OBP: 0.440, SLG: 0.545																	4 0 1 0 0 1 0			
14 John Buck, R OBP: 0.272, SLG: 0.354																	3 0 0 0 0 1 1			
Inning Stats	R: 1 E: 0 K: 0 S: 17	H: 2 LOB: 2 BB: 1 P: 29	R: 0 E: 0 K: 2 S: 15	H: 1 LOB: 1 BB: 0 P: 20	R: 0 E: 1 K: 2 S: 12	H: 0 LOB: 1 BB: 0 P: 18	R: 0 E: 0 K: 1 S: 8	H: 0 LOB: 0 BB: 0 P: 13	R: 2 E: 0 K: 1 S: 17	H: 4 LOB: 2 BB: 0 P: 27	R: 0 E: 0 K: 1 S: 6	H: 0 LOB: 0 BB: 0 P: 7	R: 0 E: 0 K: 0 S: 8	H: 1 LOB: 1 BB: 0 P: 10	R: 0 E: 0 K: 1 S: 7	H: 0 LOB: 0 BB: 0 P: 11	1B: 6 2B: 2 3B: 0 HR: 0	SF: 0 SAC: 0 DP: 0 HBP: 0	WP: 1 PB: 0 SB: 1 CS: 0	PA: 34
PITCHER	IP WLS BF H R ER SO BB IBB HBP BLK WP HR S P ERA WHIP	IP WLS BF H R ER SO BB IBB HBP BLK WP HR S P ERA WHIP																		
31 Brad Penny, R ERA: 4.69	(1, 1) 7.0 L 31 3 3 3 7 1 0 0 0 0 0 83 124 3.86 1.286	(8, 1) 1.0 3 0 0 0 1 0 0 0 0 0 7 11 0.00 0.000																		

Los Angeles Dodgers @ Kansas City Royals
Kauffman Stadium, Kansas City, MO
Wed Jun 15 2005, 7:10 PM CDT
Att: 21,024 - Clear - 83 F

livebaseballscorecards.com

AB 33
R 3
H 8
RBI 3
BB 1
SO 8
LOB 13



Batter	1	2	3	4	5	6	7	8	9	AB	R	H	RBI	BB	SO	LOB	TOP			
Antonio Perez, R (1, 6) OBP: 0.422, SLG: 0.438										4	0	1	0	0	2	1	Los Angeles Dodgers @ Chicago White Sox U.S. Cellular Field, Chicago, IL Fri Jun 17 2005, 8:05 PM EDT Att: 28,870 - Clear - 60 F			
17 Jason Repko, R (1, 9) OBP: 0.310, SLG: 0.402										4	0	0	0	0	1	1				
J.D. Drew, L (1, 8) OBP: 0.399, SLG: 0.500										4	0	1	0	0	0	0				
12 Jeff Kent, R (1, 4)										4	0	2	0	0	0	1				
Olmedo Saenz, R (1, 10) OBP: 0.375, SLG: 0.563										4	0	0	0	0	1	3				
Jayson Werth, R (1, 7) OBP: 0.322, SLG: 0.351										3	0	1	0	0	2	1				
Jason Phillips, R (1, 3) OBP: 0.312, SLG: 0.397										3	0	0	0	0	0	3				
Mike Edwards, R (1, 5) OBP: 0.377, SLG: 0.446										3	0	2	0	0	0	0				
Mike Rose, S (1, 2) OBP: 0.333, SLG: 0.167										3	0	1	0	0	0	2				
Inning Stats	R: 0 E: 0 K: 1 S: 8	H: 0 LOB: 0 BB: 0 P: 15	R: 0 E: 0 K: 1 S: 13	H: 1 LOB: 1 BB: 0 P: 20	R: 0 E: 0 K: 1 S: 9	H: 1 LOB: 1 BB: 0 P: 13	R: 0 E: 0 K: 0 S: 6	H: 2 LOB: 2 BB: 0 P: 6	R: 0 E: 0 K: 0 S: 8	H: 0 LOB: 0 BB: 0 P: 11	R: 0 E: 0 K: 1 S: 8	H: 0 LOB: 0 BB: 0 P: 14	R: 0 E: 0 K: 0 S: 8	H: 2 LOB: 0 BB: 0 P: 11	R: 0 E: 0 K: 1 S: 11	H: 1 LOB: 1 BB: 0 P: 14	1B: 8 2B: 0 3B: 0 HR: 0	SF: 0 SAC: 0 DP: 2 HBP: 0	WP: 0 PB: 0 SB: 0 CS: 1	PA: 33
PITCHER 56 Mark Buehrle, L (1, 1) ERA: 2.67	IP: 9.0 WLS: W BF: 32 H: 8 R: 0 ER: 0 SO: 6 BB: 0 IBB: 0 HBP: 0 BLK: 0 WP: 0 HR: 0 S: 79 P: 114 ERA: 0.00 WHIP: 0.889															PITCHER				

Batter	1	2	3	4	5	6	7	8	9	AB	R	H	RBI	BB	SO	LOB	BOTTOM			
22 Scott Podsednik, L (1, 7) OBP: 0.366, SLG: 0.333										3	2	1	0	2	1	0	Los Angeles Dodgers @ Chicago White Sox U.S. Cellular Field, Chicago, IL Fri Jun 17 2005, 8:05 PM EDT Att: 28,870 - Clear - 60 F			
Tadahito Iguchi, R (1, 4) OBP: 0.347, SLG: 0.442										2	2	1	1	1	1	1				
Frank Thomas, R (1, 10) OBP: 0.393, SLG: 0.920										4	1	1	2	0	1	4				
14 Paul Konerko, R (1, 3) OBP: 0.366, SLG: 0.498										2	0	1	2	2	0	1				
Aaron Rowand, R (1, 8) OBP: 0.341, SLG: 0.418										3	0	1	0	0	0	2				
23 Jermaine Dye, R (1, 9) OBP: 0.313, SLG: 0.498										2	1	1	1	2	1	3				
12 A.J. Pierzynski, L (1, 2) OBP: 0.308, SLG: 0.435										4	0	0	0	0	1	4				
24 Joe Crede, R (1, 5) OBP: 0.303, SLG: 0.419										4	0	0	0	0	2	1				
5 Juan Uribe, R (1, 6) OBP: 0.277, SLG: 0.376										4	0	0	0	0	1	1				
Inning Stats	R: 2 E: 0 K: 1 S: 12	H: 1 LOB: 0 BB: 1 P: 24	R: 0 E: 0 K: 2 S: 11	H: 0 LOB: 1 BB: 1 P: 18	R: 1 E: 1 K: 0 S: 11	H: 2 LOB: 1 BB: 0 P: 17	R: 1 E: 0 K: 0 S: 4	H: 1 LOB: 0 BB: 0 P: 5	R: 0 E: 0 K: 2 S: 12	H: 1 LOB: 3 BB: 2 P: 28	R: 0 E: 0 K: 1 S: 14	H: 0 LOB: 0 BB: 0 P: 17	R: 2 E: 0 K: 1 S: 12	H: 1 LOB: 2 BB: 3 P: 29	R: 0 E: 0 K: 1 S: 9	H: 0 LOB: 0 BB: 0 P: 12	1B: 3 2B: 1 3B: 0 HR: 2	SF: 0 SAC: 0 DP: 2 HBP: 2	WP: 0 PB: 0 SB: 4 CS: 0	PA: 37
PITCHER D.J. Houlton, R (1, 1) ERA: 5.77 Giovanni Carrara, R (7, 1) ERA: 4.6 Scott Erickson, R (8, 1) ERA: 6.75	IP: 6.0 WLS: L BF: 27 H: 5 R: 4 ER: 4 SO: 6 BB: 3 IBB: 1 HBP: 1 BLK: 0 WP: 0 HR: 1 S: 64 P: 109 ERA: 6.00 WHIP: 1.333															PITCHER				



Batter	1	2	3	4	5	6	7	8	9	AB	R	H	RBI	BB	SO	LOB	TOP					
Cesar Izturis, S (1, 6) OBP: 0.346, SLG: 0.367	G3		F8		SH5-4		K		F7	4	0	0	0	0	1	2	Los Angeles Dodgers @ Chicago White Sox U.S. Cellular Field, Chicago, IL Sun Jun 19 2005, 8:05 PM EDT Att: 27,350 - Clear - 69 F livebaseballscorecards.com					
Hee-Seon Choi, L (1, 3) OBP: 0.325, SLG: 0.506	P6		G4-3		G3-4					3	0	0	1	1	0	1						
J.D. Drew, L (1, 8) OBP: 0.394, SLG: 0.491	K			G4-3						4	0	1	1	0	2	2						
12 Jeff Kent, R (1, 4) OBP: 0.373, SLG: 0.526										3	1	1	0	1	0	1						
Olmedo Saenz, R (1, 10) OBP: 0.371, SLG: 0.561										4	0	1	0	0	1	1						
Jayson Werth, R (1, 9) OBP: 0.323, SLG: 0.341										3	0	1	1	1	1	0						
Jason Grabowski, L (1, 7) 17 Jason Repko, R (6, 9) OBP: 0.316, SLG: 0.402										3	0	0	0	0	2	4						
Jason Phillips, R (1, 2) OBP: 0.314, SLG: 0.389										3	1	0	0	1	0	3						
Mike Edwards, R (1, 5) Antonio Perez, R (9, PR) OBP: 0.421, SLG: 0.430										4	1	3	0	0	0	0						
Inning Stats	R: 0 E: 0 K: 1 S: 6	H: 0 LOB: 0 BB: 0 P: 7	R: 0 E: 0 K: 1 S: 10	H: 1 LOB: 2 BB: 1 P: 18	R: 0 E: 0 K: 0 S: 5	H: 0 LOB: 0 BB: 0 P: 8	R: 1 E: 0 K: 0 S: 8	H: 2 LOB: 1 BB: 1 P: 15	R: 2 E: 0 K: 2 S: 13	H: 2 LOB: 1 BB: 1 P: 22	R: 0 E: 0 K: 2 S: 9	H: 0 LOB: 0 BB: 0 P: 14	R: 0 E: 0 K: 1 S: 13	H: 1 LOB: 2 BB: 1 P: 24	R: 0 E: 0 K: 1 S: 8	H: 0 LOB: 0 BB: 0 P: 12	R: 0 E: 0 K: 0 S: 11	H: 1 LOB: 1 BB: 1 P: 19	1B: 6 2B: 1 3B: 0 HR: 0	SF: 0 SAC: 1 DP: 2 HBP: 0	WP: 0 PB: 0 SB: 2 CS: 0	PA: 37
PITCHER	IP	WLS	BF	H	R	ER	SO	BB	IBB	HBP	BLK	WP	HR	S	P	ERA	WHIP					
52 Jose Contreras, R (1, 1) ERA: 3.93	6.2		29	6	3	3	5	4	0	0	0	0	0	61	102	4.05	1.500					
Damasso Marte, L (7, 1) ERA: 3.09	0.1	W	1	0	0	0	1	0	0	0	0	0	0	3	6	0.00	0.000					
Cliff Politte, R (8, 1) ERA: 1.32	1.0		3	0	0	0	1	0	0	0	0	0	0	8	12	0.00	0.000					
Dustin Hermanson, R (9, 1) ERA: 1.59	1.0	S	4	1	0	0	0	1	0	0	0	0	0	11	19	0.00	2.000					

Batter	1	2	3	4	5	6	7	8	9	AB	R	H	RBI	BB	SO	LOB	BOTTOM				
22 Scott Podsednik, L (1, 7) OBP: 0.360, SLG: 0.327	F7		K							3	2	1	0	0	1	0	Los Angeles Dodgers @ Chicago White Sox U.S. Cellular Field, Chicago, IL Sun Jun 19 2005, 8:05 PM EDT Att: 27,350 - Clear - 69 F livebaseballscorecards.com				
Willie Harris, L (1, 4) OBP: 0.324, SLG: 0.238	G3									3	1	1	1	0	0	0					
Aaron Rowand, R (1, 8) OBP: 0.338, SLG: 0.412	F9									4	0	1	2	0	0	1					
14 Paul Konerko, R (1, 3) OBP: 0.359, SLG: 0.483										3	0	0	1	1	1	1					
Carl Everett, S (1, 10) OBP: 0.314, SLG: 0.450										3	0	1	0	0	0	0					
23 Jermaine Dye, R (1, 9) OBP: 0.313, SLG: 0.496										3	0	1	0	0	0	2					
12 A.J. Pierzynski, L (1, 2) OBP: 0.303, SLG: 0.440										3	0	0	0	0	0	2					
24 Joe Crede, R (1, 5) OBP: 0.308, SLG: 0.426										3	0	1	0	0	1	0					
5 Juan Uribe, R (1, 6) OBP: 0.276, SLG: 0.372 Frank Thomas, R (8, PH) OBP: 0.394, SLG: 0.821 38 Pablo Ozuna, R (8, PR) OBP: 0.377, SLG: 0.333										2	0	0	0	0	2	2					
Inning Stats	R: 0 E: 0 K: 0 S: 6	H: 0 LOB: 0 BB: 0 P: 10	R: 0 E: 0 K: 0 S: 5	H: 1 LOB: 1 BB: 1 P: 11	R: 0 E: 0 K: 3 S: 10	H: 0 LOB: 0 BB: 0 P: 14	R: 0 E: 0 K: 0 S: 11	H: 0 LOB: 0 BB: 0 P: 16	R: 0 E: 0 K: 1 S: 16	H: 2 LOB: 2 BB: 0 P: 22	R: 2 E: 2 K: 0 S: 11	H: 2 LOB: 0 BB: 0 P: 20	R: 0 E: 0 K: 0 S: 6	H: 0 LOB: 0 BB: 0 P: 10	R: 2 E: 1 K: 1 S: 9	H: 1 LOB: 1 BB: 1 P: 17	1B: 5 2B: 2 3B: 0 HR: 0	SF: 0 SAC: 2 DP: 2 HBP: 0	WP: 0 PB: 0 SB: 0 CS: 1	PA: 31	
PITCHER	IP	WLS	BF	H	R	ER	SO	BB	IBB	HBP	BLK	WP	HR	S	P	ERA	WHIP				
Jeff Weaver, R (1, 1) ERA: 4.82	6.0		23	5	2	1	4	1	0	0	0	0	0	59	93	1.50	1.000				
Giovanni Carrara, R (7, 1) ERA: 4.45	1.0	H	3	0	0	0	0	0	0	0	0	0	0	6	10	0.00	0.000				
Duaner Sanchez, R (8, 1) ERA: 3.96	1.0	L	5	1	2	1	1	1	0	0	0	0	0	9	17	9.00	2.000				

Batter	1	2	3	4	5	6	7	8	9	AB	R	H	RBI	BB	SO	LOB	TOP		
Cesar Izturis, S OBP: 0.341, SLG: 0.362	L7			K		G3-1			P5	4	0	0	0	0	1	1			
17 Jason Repko, R OBP: 0.308, SLG: 0.390 Mike Edwards, R OBP: 0.385, SLG: 0.446	L7			K		K			K	3	0	0	0	0	2	1			
J.D. Drew, L OBP: 0.396, SLG: 0.487	K			K						2	0	0	0	2	2	0			
12 Jeff Kent, R OBP: 0.372, SLG: 0.522		F9			F7					4	0	1	0	0	0	1			
Olmedo Saenz, R OBP: 0.368, SLG: 0.551		K			1B					4	0	1	0	0	1	2			
Hee-Seop Choi, L OBP: 0.320, SLG: 0.497 Antonio Perez, R OBP: 0.421, SLG: 0.430		K			K					3	0	0	0	0	2	1			
Jayson Werth, R OBP: 0.313, SLG: 0.330				K						3	0	0	0	0	2	2			
Jason Phillips, R OBP: 0.310, SLG: 0.383				P4						3	0	0	0	0	1	1			
31 Brad Penny, R OBP: 0.208, SLG: 0.182 Giovanni Carrara, R OBP: 0.290, SLG: 0.369 Jason Grabowski, L OBP: 0.290, SLG: 0.369 Kelly Wunsch, L OBP: 0.290, SLG: 0.369 Duaner Sanchez, R OBP: 0.290, SLG: 0.369				K						2	0	1	0	0	1	0			
Inning Stats	R: 0 H: 0 E: 0 K: 1 S: 8	H: 0 LOB: 0 BB: 0 P: 12	R: 0 H: 0 E: 0 K: 2 S: 9	H: 0 LOB: 0 BB: 0 P: 16	R: 0 H: 0 E: 0 K: 2 S: 8	H: 0 LOB: 0 BB: 0 P: 11	R: 0 H: 0 E: 0 K: 3 S: 12	H: 0 LOB: 0 BB: 0 P: 17	R: 0 H: 1 E: 0 K: 2 S: 12	H: 1 LOB: 1 BB: 0 P: 17	R: 0 H: 0 E: 0 K: 0 S: 10	H: 0 LOB: 0 BB: 1 P: 16	R: 0 H: 0 E: 1 K: 2 S: 11	H: 0 LOB: 1 BB: 0 P: 18	R: 0 H: 1 E: 0 K: 1 S: 13	H: 1 LOB: 2 BB: 1 P: 21	1B: 2 2B: 1 3B: 0 HR: 0	SF: 0 SAC: 0 DP: 1 HBP: 0	WP: 0 PA: 32 PB: 0 SB: 0 CS: 0
PITCHER	IP	WLS	BF	H	R	ER	SO	BB	IBB	HBP	BLK	WP	HR	S	P	ERA	WHIP		
44 Jake Peavy, R ERA: 2.56 Trevor Hoffman, R ERA: 4.24	8.0	W	27	2	0	0	13	1	0	0	0	0	0	77	124	0.00	0.375		
1.0	S	5	1	0	0	1	1	0	0	0	0	0	0	13	21	0.00	2.000		

Los Angeles Dodgers @ San Diego Padres
 PETCO Park, San Diego, CA
 Mon Jun 20 2005, 10:05 PM EDT
 Att: 41,643 - Partly Cloudy - 69 F


AB 30
 R 0
 H 3
 RBI 0
 BB 2
 SO 14
 LOB 10



Batter	1	2	3	4	5	6	7	8	9	AB	R	H	RBI	BB	SO	LOB	BOTTOM		
Dave Roberts, L OBP: 0.351, SLG: 0.449	G4-3		G3							4	0	2	0	0	0	0			
Robert Fick, L OBP: 0.412, SLG: 0.596	P4									4	1	1	0	0	0	2			
Ryan Klesko, L OBP: 0.379, SLG: 0.487 Xavier Nady, R OBP: 0.340, SLG: 0.444	G3-1									4	0	0	0	0	0	2			
24 Brian Giles, L OBP: 0.409, SLG: 0.508										3	0	3	1	1	0	0			
Phil Nevin, R OBP: 0.308, SLG: 0.424										4	0	1	0	0	2	4			
Sean Burroughs, L OBP: 0.346, SLG: 0.318										3	0	0	0	0	0	4			
3 Khalil Greene, R OBP: 0.296, SLG: 0.394										3	0	0	0	0	2	3			
Damian Jackson, R OBP: 0.330, SLG: 0.305										3	0	0	0	0	0	0			
44 Jake Peavy, R OBP: 0.200, SLG: 0.048 Trevor Hoffman, R ERA: 4.24										3	0	0	0	0	1	0			
Inning Stats	R: 0 H: 0 E: 0 K: 0 S: 7	H: 1 LOB: 1 BB: 0 P: 8	R: 0 H: 1 E: 0 K: 2 S: 12	H: 1 LOB: 0 BB: 0 P: 20	R: 0 H: 0 E: 0 K: 1 S: 12	H: 0 LOB: 0 BB: 0 P: 17	R: 1 H: 3 E: 0 K: 1 S: 20	H: 3 LOB: 2 BB: 0 P: 31	R: 0 H: 1 E: 0 K: 0 S: 11	H: 1 LOB: 1 BB: 0 P: 15	R: 0 H: 0 E: 0 K: 0 S: 6	H: 0 LOB: 0 BB: 0 P: 7	R: 0 H: 1 E: 0 K: 1 S: 11	H: 1 LOB: 2 BB: 1 P: 19	R: 0 H: 1 E: 0 K: 0 S: 11	H: 1 LOB: 2 BB: 1 P: 19	1B: 4 2B: 3 3B: 0 HR: 0	SF: 0 SAC: 0 DP: 0 HBP: 0	WP: 1 PA: 32 PB: 0 SB: 2 CS: 0
PITCHER	IP	WLS	BF	H	R	ER	SO	BB	IBB	HBP	BLK	WP	HR	S	P	ERA	WHIP		
31 Brad Penny, R ERA: 3.82 Giovanni Carrara, R ERA: 4.31 Kelly Wunsch, L ERA: 4.26 Duaner Sanchez, R ERA: 3.92	6.0	L	24	6	1	1	4	0	0	0	0	0	0	6	7	0.00	0.000		
1.0	3	0	0	0	0	0	0	0	0	0	0	0	0	6	7	0.00	0.000		
0.2	4	1	0	0	0	0	1	0	0	0	0	1	0	8	16	0.00	3.000		
0.1	1	0	0	0	1	0	0	0	0	0	0	0	0	3	3	0.00	0.000		

Los Angeles Dodgers @ San Diego Padres
 PETCO Park, San Diego, CA
 Mon Jun 20 2005, 10:05 PM EDT
 Att: 41,643 - Partly Cloudy - 69 F

AB 31
 R 1
 H 7
 RBI 1
 BB 1
 SO 5
 LOB 15



Batter	1	2	3	4	5	6	7	8	9	AB	R	H	RBI	BB	SO	LOB	TOP			
Cesar Izturis, S (1, 6) OBP: 0.340, SLG: 0.360										4	0	1	0	0	0	2				
17 Jason Repko, R (1, 9) OBP: 0.236, SLG: 0.376										4	0	0	0	0	1	1				
J.D. Drew, L (1, 8) OBP: 0.394, SLG: 0.481										3	0	0	0	1	0	1				
12 Jeff Kent, R (1, 4) OBP: 0.366, SLG: 0.514										4	0	0	0	0	1	2				
Olmedo Saenz, R (1, 3) OBP: 0.367, SLG: 0.546										3	0	1	0	0	1	0				
Mike Edwards, R (9, PR) OBP: 0.385, SLG: 0.446										0	0	0	0	0	0	0				
Jayson Werth, R (1, 7) OBP: 0.320, SLG: 0.330										3	0	1	0	1	1	0				
Antonio Perez, R (1, 5) OBP: 0.415, SLG: 0.423										4	1	1	0	0	0	4				
Jason Phillips, R (1, 2) OBP: 0.309, SLG: 0.381										4	0	1	0	0	0	4				
Derek Lowe, R (1, 1) OBP: 0.161, SLG: 0.194										2	0	0	0	0	1	2				
Jason Grabowski, L (7, PH) OBP: 0.250, SLG: 0.379										1	0	1	0	0	0	0				
Kelly Wunsch, L (7, 1) OBP: 0.318, SLG: 0.494										0	0	0	0	0	0	0				
Giovanni Carrara, R (7, 1) OBP: 0.318, SLG: 0.494										0	0	0	0	0	0	0				
Hee-Sung Choi, L (9, PH) OBP: 0.318, SLG: 0.494										1	0	0	0	0	1	2				
Inning Stats	R: 0 E: 0 K: 0 S: 9	H: 1 LOB: 1 BB: 0 P: 20	R: 0 E: 0 K: 0 S: 7	H: 2 LOB: 2 BB: 0 P: 12	R: 0 E: 0 K: 0 S: 10	H: 0 LOB: 1 BB: 1 P: 17	R: 0 E: 0 K: 0 S: 6	H: 0 LOB: 0 BB: 0 P: 12	R: 0 E: 0 K: 1 S: 7	H: 0 LOB: 0 BB: 0 P: 9	R: 0 E: 0 K: 2 S: 14	H: 3 LOB: 2 BB: 0 P: 22	R: 0 E: 0 K: 1 S: 8	H: 0 LOB: 0 BB: 0 P: 10	R: 0 E: 1 K: 1 S: 13	H: 0 LOB: 2 BB: 1 P: 20	1B: 6 2B: 0 3B: 0 HR: 0	SF: 0 SAC: 0 DP: 0 HBP: 0	WP: 0 PB: 0 SB: 0 CS: 0	PA: 36
PITCHER	IP	WLS	BF	H	R	ER	SO	BB	IBB	HBP	BLK	WP	HR	S	P	ERA	WHIP			
Woody Williams, R (1, 1) ERA: 4.13	6.2	W	26	5	1	1	4	1	0	0	0	0	0	55	96	1.35	0.900			
Scott Linebrink, R (7, 1) ERA: 2.45	0.1	H	2	1	0	0	0	0	0	0	0	0	0	5	7	0.00	3.000			
Akinori Otsuka, R (8, 1) ERA: 3.06	1.0	H	3	0	0	0	1	0	0	0	0	0	0	8	10	0.00	0.000			
Trevor Hoffman, R (9, 1) ERA: 4.07	1.0	S	5	0	0	0	1	1	0	0	0	0	0	13	20	0.00	1.000			

Los Angeles Dodgers @ San Diego Padres
 PETCO Park, San Diego, CA
 Tue Jun 21 2005, 10:05 PM EDT
 Att: 35,135 - Partly Cloudy - 69 F

AB 33
 R 1
 H 6
 RBI 1
 BB 2
 SO 6
 LOB 18



Batter	1	2	3	4	5	6	7	8	9	AB	R	H	RBI	BB	SO	LOB	BOTTOM			
Dave Roberts, L (1, 8) OBP: 0.356, SLG: 0.461										4	0	2	0	1	1	0				
Robert Fick, L (1, 2) OBP: 0.429, SLG: 0.588										4	0	2	2	1	0	0				
Ryan Klesko, L (1, 7) OBP: 0.377, SLG: 0.482										4	0	1	0	0	2	4				
Xavier Nady, R (8, 7) OBP: 0.338, SLG: 0.441										1	0	0	0	0	0	2				
24 Brian Giles, L (1, 9) OBP: 0.417, SLG: 0.510										1	0	1	0	3	0	0				
Mark Sweeney, L (1, 3) OBP: 0.400, SLG: 0.447										3	0	0	0	1	1	6				
Sean Burroughs, L (1, 5) OBP: 0.344, SLG: 0.313										3	0	0	0	1	0	3				
3 Khalil Greene, R (1, 6) OBP: 0.301, SLG: 0.397										4	1	2	0	0	0	2				
Damian Jackson, R (1, 4) OBP: 0.327, SLG: 0.303										4	1	1	0	0	0	2				
Woody Williams, R (1, 1) OBP: 0.278, SLG: 0.278										2	0	0	0	0	2	0				
Scott Linebrink, R (7, 1) ERA: 3.85										0	0	0	0	0	0	0				
Akinori Otsuka, R (8, 1) ERA: 4.12										0	0	0	0	0	0	0				
Geoff Blum, S (8, PH) OBP: 0.315, SLG: 0.369										1	0	0	0	0	0	0				
Trevor Hoffman, R (9, 1) ERA: 4.13										0	0	0	0	0	0	0				
Inning Stats	R: 0 E: 0 K: 0 S: 12	H: 1 LOB: 2 BB: 1 P: 21	R: 0 E: 0 K: 0 S: 8	H: 0 LOB: 0 BB: 0 P: 15	R: 0 E: 0 K: 3 S: 16	H: 2 LOB: 3 BB: 1 P: 24	R: 2 E: 0 K: 0 S: 13	H: 3 LOB: 2 BB: 2 P: 24	R: 0 E: 0 K: 2 S: 9	H: 0 LOB: 0 BB: 0 P: 14	R: 0 E: 0 K: 1 S: 9	H: 0 LOB: 2 BB: 2 P: 22	R: 0 E: 0 K: 0 S: 10	H: 1 LOB: 2 BB: 1 P: 21	1B: 8 2B: 0 3B: 1 HR: 0	SF: 0 SAC: 1 DP: 0 HBP: 0	WP: 0 PB: 0 SB: 0 CS: 0	PA: 39		
PITCHER	IP	WLS	BF	H	R	ER	SO	BB	IBB	HBP	BLK	WP	HR	S	P	ERA	WHIP			
Derek Lowe, R (1, 1) ERA: 3.85	6.0	L	29	8	2	2	5	4	0	0	0	0	0	71	112	3.00	2.000			
Kelly Wunsch, L (7, 1) ERA: 4.12	0.2		4	0	0	0	1	2	0	0	0	0	0	5	15	0.00	3.000			
Giovanni Carrara, R (7, 1) ERA: 4.13	1.1		6	1	0	0	0	0	1	0	0	0	0	14	28	0.00	0.750			

Los Angeles Dodgers @ San Diego Padres
 PETCO Park, San Diego, CA
 Tue Jun 21 2005, 10:05 PM EDT
 Att: 35,135 - Partly Cloudy - 69 F

AB 31
 R 2
 H 9
 RBI 2
 BB 7
 SO 6
 LOB 19



Batter	1	2	3	4	5	6	7	8	9	AB	R	H	RBI	BB	SO	LOB	TOP								
Cesar Izturis, S OBP: 0.338, SLG: 0.357 (1, 6)	G6-3	FC5-4			K		G5-3		17 E 2B 1B	5	1	1	0	0	1	3	Los Angeles Dodgers @ San Diego Padres PETCO Park, San Diego, CA Wed Jun 22 2005, 10:05 PM EDT Att: 35,988 - Clear - 71 F livebaseballscorecards.com								
17 Jason Repko, R OBP: 0.287, SLG: 0.360 (1, 8)	G6-3		G6-3		K		K		K	5	0	0	0	0	3	2									
Jayson Werth, R OBP: 0.333, SLG: 0.385 (1, 9)	F9		G5-3			HR		1B		5	1	3	2	0	0	0									
12 Jeff Kent, R OBP: 0.333, SLG: 0.514 Franquelis Osona, R Kelly Wunsch, L Duane Sanchez, R Mike Rose, S 43 Yency Brazoban, R (1, 4) (6, 1) (7, 1) (8, 1) (9, PH) (9, 1)		1B 2B 1B	F9			FC1-5 1B BB		K		2	1	1	0	1	0	0									
Olmedo Saenz, R OBP: 0.377, SLG: 0.560 (6, 3)		1-2 2B 1B		G6-3		BB FC1-5 FC4-6 1B		1B 2B		4	3	3	0	0	0	0									
Hee-Seop Choi, L OBP: 0.315, SLG: 0.489 Antonio Perez, R OBP: 0.417, SLG: 0.425 (6, PH) (6, 4)		K		F7		FC1-5 FC4-6 BB		G4-6-3 1B		2	0	0	0	0	1	2									
Jason Phillips, R OBP: 0.312, SLG: 0.385 (1, 2)		1B 2B		F9		FC4-6 BB		G4-6-3		3	0	1	2	1	0	1									
Jason Grabowski, L OBP: 0.247, SLG: 0.357 (1, 7)		G5-3		F8		FC4-6		K		4	0	0	1	0	1	3									
D.J. Houlton, R OBP: 0.333, SLG: 0.333 Mike Edwards, R OBP: 0.375, SLG: 0.434 (6, PH) (6, 5)		FC5-4 1B				P5		K		2	0	2	0	0	0	0									
										2	0	0	0	0	1	2									
Inning Stats	R: 0 E: 0 K: 0 S: 8	H: 0 LOB: 0 BB: 0 P: 16	R: 2 E: 0 K: 1 S: 19	H: 4 LOB: 2 BB: 0 P: 26	R: 0 E: 0 K: 0 S: 8	H: 0 LOB: 0 BB: 0 P: 11	R: 0 E: 0 K: 0 S: 10	H: 0 LOB: 0 BB: 0 P: 14	R: 0 E: 0 K: 2 S: 11	H: 1 LOB: 1 BB: 0 P: 16	R: 2 E: 0 K: 0 S: 9	H: 2 LOB: 2 BB: 2 P: 20	R: 0 E: 0 K: 2 S: 10	H: 1 LOB: 1 BB: 0 P: 15	R: 1 E: 0 K: 1 S: 10	H: 2 LOB: 0 BB: 0 P: 13	R: 1 E: 1 K: 2 S: 12	H: 2 LOB: 1 BB: 0 P: 19	1B: 8 2B: 3 3B: 0 HR: 1	SF: 0 SAC: 0 DP: 1 HBP: 0	WP: 0 PB: 0 SB: 1 CS: 0	PA: 40			
PITCHER	IP	WLS	BF	H	R	ER	SO	BB	IBB	HBP	BLK	WP	HR	S	P	ERA	WHIP								
54 Tim Stauffer, R ERA: 4.44 (1, 1)	5.0	L	22	6	4	4	3	1	0	0	0	0	1	59	91	7.20	1.400								
Chris Hammond, L ERA: 1.82 (6, 1)	2.0		9	2	0	0	2	1	0	0	0	0	0	16	27	0.00	1.500								
Rudy Seanez, R ERA: 2.43 (8, 1)	1.0		4	2	1	1	1	0	0	0	0	0	0	10	13	9.00	2.000								
Dennys Reyes, L ERA: 3.74 (9, 1)	0.1		2	1	1	0	1	0	0	0	0	0	0	5	7	0.00	3.000								
Scott Linebrink, R ERA: 2.41 (9, 1)	0.2		3	1	0	0	1	0	0	0	0	0	0	7	12	0.00	1.500								

Batter	1	2	3	4	5	6	7	8	9	AB	R	H	RBI	BB	SO	LOB	BOTTOM								
Dave Roberts, L OBP: 0.353, SLG: 0.469 (1, 8)	HR	F8		F9			G4-3	F7		5	1	1	1	0	0	3	Los Angeles Dodgers @ San Diego Padres PETCO Park, San Diego, CA Wed Jun 22 2005, 10:05 PM EDT Att: 35,988 - Clear - 71 F livebaseballscorecards.com								
Robert Fick, L OBP: 0.426, SLG: 0.582 (1, 2) (6, 3) (9, 2)	2B		P5	F9			BB		G1-3	4	1	1	0	1	0	0									
Ryan Klesko, L OBP: 0.381, SLG: 0.489 (1, 7)	FC1-6 2H		24 3B 1B		L9		K		24 G4-3 S 1B	5	1	3	1	0	1	1									
24 Brian Giles, L OBP: 0.420, SLG: 0.518 (1, 9)	FC1-6 1B		1H 3B		F7			1B 3 G6-3 BB	G4-3	4	1	2	1	1	0	1									
Mark Sweeney, L OBP: 0.388, SLG: 0.430 Rudy Seanez, R Geoff Blum, S OBP: 0.317, SLG: 0.367 (1, 3) (8, 1) (9, 3)	K		K		K			G6-3 1B BB	K	3	0	0	0	0	3	3									
Sean Burroughs, L OBP: 0.347, SLG: 0.313 (1, 5)	FC1-6 1-2 2-3		3 BB BB		G4-3			3 G6-3 1B		3	0	1	0	1	0	2									
3 Khalil Greene, R OBP: 0.299, SLG: 0.390 (1, 6)	K				G5-3			G6-3		3	0	0	1	1	1	4									
Damian Jackson, R OBP: 0.325, SLG: 0.294 (1, 4)		G1-3	L5		K				IBB	3	0	0	0	1	1	3									
54 Tim Stauffer, R OBP: 0.154, SLG: 0.154 Miguel Ojeda, R Chris Hammond, L 18 Paul McAnulty, L Dennys Reyes, R Scott Linebrink, R (1, 1) (6, 2) (6, 1) (8, PH) (9, 1) (9, 1)		K		F8			G1-3	L4		2	0	0	0	0	1	0									
										1	0	0	0	0	0	0									
Inning Stats	R: 2 E: 0 K: 2 S: 16	H: 4 LOB: 2 BB: 0 P: 22	R: 0 E: 0 K: 1 S: 13	H: 0 LOB: 0 BB: 0 P: 16	R: 1 E: 0 K: 1 S: 17	H: 2 LOB: 3 BB: 2 P: 33	R: 0 E: 0 K: 0 S: 7	H: 0 LOB: 0 BB: 0 P: 13	R: 0 E: 0 K: 1 S: 6	H: 0 LOB: 0 BB: 0 P: 8	R: 0 E: 0 K: 1 S: 10	H: 0 LOB: 1 BB: 1 P: 19	R: 1 E: 0 K: 0 S: 14	H: 1 LOB: 3 BB: 3 P: 29	R: 0 E: 0 K: 1 S: 11	H: 1 LOB: 1 BB: 0 P: 17	1B: 4 2B: 2 3B: 1 HR: 1	SF: 0 SAC: 0 DP: 0 HBP: 0	WP: 0 PB: 0 SB: 1 CS: 0	PA: 41					
PITCHER	IP	WLS	BF	H	R	ER	SO	BB	IBB	HBP	BLK	WP	HR	S	P	ERA	WHIP								
D.J. Houlton, R ERA: 5.72 (1, 1)	5.0	W	23	6	3	3	5	2	0	0	0	0	1	61	97	5.40	1.600								
Franquelis Osona, R ERA: 2.08 (6, 1)	1.1	H	4	0	0	0	1	0	0	0	0	0	0	8	13	0.00	0.000								
Kelly Wunsch, L ERA: 4.43 (7, 1)	0.2	H	4	0	1	1	1	2	0	0	0	0	0	10	20	13.50	3.000								
Duane Sanchez, R ERA: 3.83 (8, 1)	1.0	H	6	1	0	0	0	1	1	0	0	0	0	12	23	0.00	2.000								
43 Yency Brazoban, R ERA: 4.5 (9, 1)	1.0	S	4	1	0	0	1	0	0	0	0	0	0	11	17	0.00	1.000								



Batter	1	2	3	4	5	6	7	8	9	10	AB	R	H	RBI	BB	SO	LOB	TOP		
Cesar Izturis, S OBP: 0.339, SLG: 0.359 (1, 6)	F9					FC3-6 1B		B5		SH5-4 12 SF8 2B	4	1	1	0	1	0	3	Los Angeles Dodgers @ San Diego Padres PETCO Park, San Diego, CA Thu Jun 23 2005, 3:35 PM EDT Att. 41,686 - Sunny - 73 F AB 34 R 4 H 7 RBI 4 BB 4 SO 9 LOB 15		
Mike Edwards, R OBP: 0.369, SLG: 0.425 (1, 7)	F9		G6-3			1B		G2-3		SH5-4	4	0	1	0	0	0	4			
Jayson Werth, R OBP: 0.336, SLG: 0.374 (1, 9) (5, 8)	K		G6-3			K		12 1B BB		PO	3	1	0	0	2	2	2			
12 Jeff Kent, R OBP: 0.367, SLG: 0.510 (1, 4)		P4		G5-3		K		1B		SF8	4	0	1	2	0	1	2			
Olmedo Saenz, R OBP: 0.374, SLG: 0.551 (1, 5)		K		K				F9		PO	4	0	1	2	0	2	0			
Jason Phillips, R OBP: 0.307, SLG: 0.377 (1, 3)		K				G1-3		K		P6	4	0	0	0	0	2	2			
Mike Rose, S OBP: 0.300, SLG: 0.176 (1, 2)						F8		G1-3		G6-3	4	0	1	0	0	0	0			
17 Jason Repko, R OBP: 0.292, SLG: 0.393 Derek Thompson, L (5, 1) 13 Oscar Robles, L OBP: 0.302, SLG: 0.499 Giovanni Carrara, R (8, PH) Hee-Seop Choi, L OBP: 0.294, SLG: 0.486 Duaner Sanchez, R (9, 1) 43 Yhency Brazoban, R (10, 1)			P2			K		G2-3 12 1B 2B		K	2	0	0	0	0	0	1			
Elmer Dessens, R (1, 1)			G6-3					12 1B BB		L8	1	0	0	0	0	0	1			
Jason Grabowski, L OBP: 0.263, SLG: 0.361 (5, 9)						FC3-6 1B					2	1	1	0	1	0	0			
Inning Stats	R: 0 E: 0 K: 1 S: 7	H: 0 LOB: 0 BB: 0 P: 10	R: 0 E: 0 K: 2 S: 8	H: 0 LOB: 0 BB: 0 P: 12	R: 0 E: 0 K: 0 S: 9	H: 1 LOB: 2 BB: 1 P: 14	R: 0 E: 0 K: 1 S: 6	H: 0 LOB: 0 BB: 0 P: 9	R: 0 E: 0 K: 1 S: 7	H: 0 LOB: 0 BB: 0 P: 9	R: 0 E: 0 K: 1 S: 5	H: 0 LOB: 0 BB: 0 P: 6	R: 1 E: 0 K: 0 S: 9	H: 1 LOB: 0 BB: 1 P: 16	1B: 5 2B: 2 3B: 0 HR: 0	SF: 1 SAC: 1 DP: 0 HBP: 0	WP: 0 PB: 0 SB: 0 CS: 0	PA: 41		
PITCHER	IP WLS BF H R ER SO BB IBB HBP BLK WP HR S P ERA WHIP	IP WLS BF H R ER SO BB IBB HBP BLK WP HR S P ERA WHIP	IP WLS BF H R ER SO BB IBB HBP BLK WP HR S P ERA WHIP	IP WLS BF H R ER SO BB IBB HBP BLK WP HR S P ERA WHIP	IP WLS BF H R ER SO BB IBB HBP BLK WP HR S P ERA WHIP	IP WLS BF H R ER SO BB IBB HBP BLK WP HR S P ERA WHIP	IP WLS BF H R ER SO BB IBB HBP BLK WP HR S P ERA WHIP	IP WLS BF H R ER SO BB IBB HBP BLK WP HR S P ERA WHIP	IP WLS BF H R ER SO BB IBB HBP BLK WP HR S P ERA WHIP	IP WLS BF H R ER SO BB IBB HBP BLK WP HR S P ERA WHIP	IP WLS BF H R ER SO BB IBB HBP BLK WP HR S P ERA WHIP	IP WLS BF H R ER SO BB IBB HBP BLK WP HR S P ERA WHIP	IP WLS BF H R ER SO BB IBB HBP BLK WP HR S P ERA WHIP	IP WLS BF H R ER SO BB IBB HBP BLK WP HR S P ERA WHIP	IP WLS BF H R ER SO BB IBB HBP BLK WP HR S P ERA WHIP	IP WLS BF H R ER SO BB IBB HBP BLK WP HR S P ERA WHIP	IP WLS BF H R ER SO BB IBB HBP BLK WP HR S P ERA WHIP	IP WLS BF H R ER SO BB IBB HBP BLK WP HR S P ERA WHIP		
Brian Lawrence, R ERA: 4.42 (1, 1)	7.0																			
Akinori Otsuka, R ERA: 3.24 (8, 1)	1.0	B	6	2	1	1	0	1	0	0	0	0	0	0	0	0	12	21	9.00	3.000
Chris Hammond, L ERA: 1.77 (9, 1)	1.0		3	0	0	0	1	0	0	0	0	0	0	0	0	0	5	6	0.00	0.000
Trevor Hoffman, R ERA: 4.26 (10, 1)	1.0	L	4	1	1	1	0	1	0	0	0	0	0	0	0	0	9	16	9.00	2.000

Batter	1	2	3	4	5	6	7	8	9	10	AB	R	H	RBI	BB	SO	LOB	BOTTOM		
Dave Roberts, L OBP: 0.354, SLG: 0.462 (1, 8)	K		L3								3	0	0	0	2	1	1	Los Angeles Dodgers @ San Diego Padres PETCO Park, San Diego, CA Thu Jun 23 2005, 3:35 PM EDT Att. 41,686 - Sunny - 73 F AB 31 R 3 H 7 RBI 3 BB 8 SO 6 LOB 19		
Robert Fick, L OBP: 0.409, SLG: 0.542 (1, 3) (10, 2)	G4-3		G4-3		F8			FC4-6 BB		SH1-4 BB	4	0	0	0	1	0	3			
Ryan Klesko, L OBP: 0.367, SLG: 0.504 Damian Jackson, R (7, PR) (8, 7)								24 G1-6-3 1B		SH1-4	3	1	2	1	1	1	0			
24 Brian Giles, L OBP: 0.419, SLG: 0.514 (1, 9)	K		HR					G1-6-3			4	0	1	0	1	2	3			
Geoff Blum, S OBP: 0.319, SLG: 0.360 (1, 4)		P4						G1-6-3 BB		F8	3	1	0	0	2	0	3			
Sean Burroughs, L OBP: 0.348, SLG: 0.320 (1, 5)								G1-6-3		L5	5	1	2	0	0	0	4			
3 Khalil Greene, R OBP: 0.299, SLG: 0.387 (1, 6)		P3						L4			4	0	1	0	0	0	1			
Miguel Ojeda, R OBP: 0.208, SLG: 0.212 Mark Sweeney, L (9, PH) (10, 3)										F7 SH1-4 1B	2	0	0	1	1	1	2			
Brian Lawrence, R OBP: 0.143, SLG: 0.080 (1, 1)										SH1-4	2	0	0	0	1	0	2			
Akinori Otsuka, R (8, 1)											0	0	0	0	0	0	0			
Chris Hammond, L (9, 1)											0	0	0	0	0	0	0			
18 Paul McAnulty, L (9, PH) Trevor Hoffman, R (10, 1)											0	0	0	0	0	0	0			
Inning Stats	R: 0 E: 0 K: 2 S: 11	H: 0 LOB: 1 BB: 1 P: 21	R: 0 E: 0 K: 1 S: 12	H: 1 LOB: 2 BB: 1 P: 24	R: 1 E: 0 K: 1 S: 9	H: 1 LOB: 0 BB: 0 P: 14	R: 2 E: 0 K: 0 S: 21	H: 2 LOB: 2 BB: 2 P: 34	R: 0 E: 0 K: 1 S: 9	H: 0 LOB: 0 BB: 0 P: 17	R: 0 E: 0 K: 1 S: 6	H: 1 LOB: 1 BB: 1 P: 11	R: 0 E: 0 K: 0 S: 4	H: 1 LOB: 0 BB: 0 P: 5	R: 0 E: 0 K: 0 S: 10	H: 0 LOB: 2 BB: 2 P: 20	1B: 5 2B: 1 3B: 0 HR: 1	SF: 1 SAC: 2 DP: 2 HBP: 0	WP: 0 PB: 0 SB: 0 CS: 0	PA: 42
PITCHER	IP WLS BF H R ER SO BB IBB HBP BLK WP HR S P ERA WHIP	IP WLS BF H R ER SO BB IBB HBP BLK WP HR S P ERA WHIP	IP WLS BF H R ER SO BB IBB HBP BLK WP HR S P ERA WHIP	IP WLS BF H R ER SO BB IBB HBP BLK WP HR S P ERA WHIP	IP WLS BF H R ER SO BB IBB HBP BLK WP HR S P ERA WHIP	IP WLS BF H R ER SO BB IBB HBP BLK WP HR S P ERA WHIP	IP WLS BF H R ER SO BB IBB HBP BLK WP HR S P ERA WHIP	IP WLS BF H R ER SO BB IBB HBP BLK WP HR S P ERA WHIP	IP WLS BF H R ER SO BB IBB HBP BLK WP HR S P ERA WHIP	IP WLS BF H R ER SO BB IBB HBP BLK WP HR S P ERA WHIP	IP WLS BF H R ER SO BB IBB HBP BLK WP HR S P ERA WHIP	IP WLS BF H R ER SO BB IBB HBP BLK WP HR S P ERA WHIP	IP WLS BF H R ER SO BB IBB HBP BLK WP HR S P ERA WHIP	IP WLS BF H R ER SO BB IBB HBP BLK WP HR S P ERA WHIP	IP WLS BF H R ER SO BB IBB HBP BLK WP HR S P ERA WHIP	IP WLS BF H R ER SO BB IBB HBP BLK WP HR S P ERA WHIP	IP WLS BF H R ER SO BB IBB HBP BLK WP HR S P ERA WHIP	IP WLS BF H R ER SO BB IBB HBP BLK WP HR S P ERA WHIP		
Elmer Dessens, R ERA: 3.32 (5, 1)	4.0																			
Derek Thompson, L ERA: 3.5 (8, 1)	3.0	11	2	0	0	2	1	0	0	0	0	0	0	0	0	0	24	41	0.00	1.000
Giovanni Carrara, R ERA: 4.0 (8, 1)	1.0		3	0	0	0	1	0	0	0	0	0	0	0	0	0	7	15	0.00	1.000
Duaner Sanchez, R ERA: 3.73 (9, 1)	1.0	W	3	1	0	0	0	0	0	0	0	0	0	0	0	0	4	5	0.00	1.000
43 Yhency Brazoban, R ERA: 4.26 (10, 1)	1.0	S	5	0	0	0	0	0	0	0	0	0	0	0	0	0	10	20	0.00	2.000

Batter	1	2	3	4	5	6	7	8	9	AB	R	H	RBI	BB	SO	LOB	TOP										
Cesar Izturis, S (1, 6) OBP: 0.338, SLG: 0.358										4	0	1	0	0	1	1											
Antonio Perez, R (1, 5) OBP: 0.403, SLG: 0.409										4	0	0	0	0	1	2											
Jayson Werth, R (1, 7) OBP: 0.325, SLG: 0.359										4	0	0	0	0	2	1											
12 Jeff Kent, R (1, 4) OBP: 0.370, SLG: 0.515 13 Oscar Robles, L (9, PH) OBP: 0.310, SLG: 0.283										3	0	2	0	0	1	1											
Olmedo Saenz, R (1, 10) OBP: 0.367, SLG: 0.539 Mike Edwards, R (9, PH) OBP: 0.365, SLG: 0.420										3	0	0	0	0	1	2											
Hee-Seop Choi, L (1, 3) OBP: 0.313, SLG: 0.478										3	0	0	0	1	2	2											
Jason Phillips, R (1, 2) OBP: 0.303, SLG: 0.372										3	0	0	0	0	3	2											
Cody Ross, R (1, 9) OBP: 0.333, SLG: 0.333										3	0	1	0	0	0	1											
17 Jason Repko, R (1, 8) OBP: 0.278, SLG: 0.347 Jason Grabowski, L (8, PH) OBP: 0.259, SLG: 0.356										2	0	0	0	0	1	1											
Inning Stats	R: 0 E: 0 K: 1 S: 10	H: 1 LOB: 1 BB: 0 P: 15	R: 0 E: 0 K: 2 S: 12	H: 0 LOB: 0 BB: 0 P: 17	R: 0 E: 0 K: 0 S: 3	H: 0 LOB: 0 BB: 0 P: 6	R: 0 E: 0 K: 1 S: 9	H: 1 LOB: 1 BB: 0 P: 15	R: 0 E: 0 K: 2 S: 15	H: 0 LOB: 1 BB: 1 P: 24	R: 0 E: 0 K: 1 S: 9	H: 0 LOB: 0 BB: 0 P: 12	R: 0 E: 0 K: 2 S: 10	H: 1 LOB: 1 BB: 0 P: 14	R: 0 E: 0 K: 3 S: 18	H: 1 LOB: 1 BB: 0 P: 25	R: 0 E: 0 K: 2 S: 17	H: 1 LOB: 1 BB: 0 P: 23	1B: 4 2B: 1 3B: 0 HR: 0	SF: 0 SAC: 0 DP: 0 HBP: 0	WP: 0 PB: 0 SB: 0 CS: 0	PA: 33					
PITCHER	IP	WLS	BF	H	R	ER	SO	BB	IBB	HBP	BLK	WP	HR	S	P	ERA	WHIP										
41 John Lackey, R (1, 1) ERA: 3.5	7.0	W	25	3	0	0	9	1	0	0	0	0	0	68	103	0.00	0.571										
62 Scot Shields, R (8, 1) ERA: 2.64	1.0		4	1	0	0	3	0	0	0	0	0	0	18	25	0.00	1.000										
Brendan Donnelly, R (9, 1) ERA: 4.09	1.0		4	1	0	0	2	0	0	0	0	0	0	17	23	0.00	1.000										

Los Angeles Dodgers @ Los Angeles Angels
Angel Stadium of Anaheim, Anaheim, CA

AB 32
R 0
H 5
RBI 0
BB 1
SO 14
LOB 15



WP: 0 PA: 33
PB: 0
SB: 0
CS: 0

Fri Jun 24 2005, 7:05 PM PDT
Att: 44,056 - Clear - 74 F

livebaseballscorecards.com

Batter	1	2	3	4	5	6	7	8	9	AB	R	H	RBI	BB	SO	LOB	BOTTOM										
9 Chone Figgins, S (1, 8) OBP: 0.330, SLG: 0.412										4	0	0	0	0	0	3											
Darin Erstad, L (1, 3) OBP: 0.353, SLG: 0.398										4	0	0	0	0	1	0											
27 Vladimir Guerrero, R (1, 9) OBP: 0.392, SLG: 0.570 20 Juan Rivera, R (9, 9) OBP: 0.284, SLG: 0.432										4	1	1	0	0	0	0											
16 Garret Anderson, L (1, 7) OBP: 0.336, SLG: 0.464 Curtis Pride, L (9, 7) OBP: 0.200, SLG: 0.400										4	2	2	1	0	0	0											
Bengie Molina, R (1, 2) OBP: 0.344, SLG: 0.461										4	0	0	0	0	0	2											
8 Dallas McPherson, L (1, 5) OBP: 0.289, SLG: 0.445										4	2	1	3	0	0	0											
Jeff DaVanon, S (1, 10) OBP: 0.329, SLG: 0.274										4	2	2	1	0	0	0											
Orlando Cabrera, R (1, 6) OBP: 0.298, SLG: 0.355										3	0	0	0	1	0	2											
Adam Kennedy, L (1, 4) OBP: 0.378, SLG: 0.390										3	0	2	2	0	1	0											
Inning Stats	R: 0 E: 0 K: 0 S: 7	H: 0 LOB: 0 BB: 0 P: 10	R: 0 E: 0 K: 0 S: 7	H: 0 LOB: 0 BB: 0 P: 10	R: 0 E: 0 K: 1 S: 7	H: 0 LOB: 0 BB: 0 P: 9	R: 0 E: 0 K: 0 S: 13	H: 0 LOB: 0 BB: 0 P: 18	R: 2 E: 1 K: 0 S: 17	H: 2 LOB: 2 BB: 1 P: 28	R: 1 E: 0 K: 1 S: 10	H: 1 LOB: 0 BB: 0 P: 13	R: 1 E: 0 K: 0 S: 12	H: 2 LOB: 1 BB: 0 P: 17	R: 3 E: 1 K: 0 S: 14	H: 3 LOB: 1 BB: 0 P: 20	R: 0 E: 0 K: 0 S: 17	H: 1 LOB: 1 BB: 0 P: 23	1B: 5 2B: 1 3B: 0 HR: 2	SF: 0 SAC: 0 DP: 0 HBP: 0	WP: 0 PB: 0 SB: 2 CS: 0	PA: 35					
PITCHER	IP	WLS	BF	H	R	ER	SO	BB	IBB	HBP	BLK	WP	HR	S	P	ERA	WHIP										
Jeff Weaver, R (1, 1) ERA: 4.75	7.0	L	28	5	4	2	2	1	0	0	0	0	1	73	105	2.57	0.857										
Franquele Osoria, R (8, 1) ERA: 6.75	1.0		7	3	3	3	0	0	0	0	0	0	1	14	20	27.00	3.000										

Los Angeles Dodgers @ Los Angeles Angels
Angel Stadium of Anaheim, Anaheim, CA

AB 34
R 7
H 8
RBI 7
BB 1
SO 2
LOB 7



WP: 0 PA: 35
PB: 0
SB: 2
CS: 0

Fri Jun 24 2005, 7:05 PM PDT
Att: 44,056 - Clear - 74 F

livebaseballscorecards.com

Batter	1	2	3	4	5	6	7	8	9	AB	R	H	RBI	BB	SO	LOB	TOP			
Cesar Izturis, S (1, 6) OBP: 0.333, SLG: 0.353	F7		G3		G1		G4-3			4	0	0	0	0	0	1	Los Angeles Dodgers @ Los Angeles Angels Angel Stadium of Anaheim, Anaheim, CA Sat Jun 25 2005, 7:05 PM PDT Att: 44,107 - Clear - 68 F livebaseballscorecards.com			
Antonio Perez, R (1, 5) OBP: 0.414, SLG: 0.430	2B		1B		K			1B		4	0	3	0	0	1	0				
12 Jeff Kent, R (1, 4) OBP: 0.368, SLG: 0.511	F7		1B		K			P2		4	0	1	0	0	1	2				
Olmedo Saenz, R (1, 10) OBP: 0.370, SLG: 0.535 17 Jason Repko, R (8, PR) OBP: 0.276, SLG: 0.347	G6-3		BB		K			G1-6-3		3	0	1	0	1	1	1				
Jayson Werth, R (1, 8) OBP: 0.322, SLG: 0.383		HR	K		G6-3			G1-6-3		4	1	1	1	0	1	5				
Hee-Seop Choi, L (1, 3) OBP: 0.316, SLG: 0.476		1B	P2		F9			DI		3	0	1	0	1	0	3				
Mike Edwards, R (1, 7) OBP: 0.360, SLG: 0.412	P4				G6-3			K		4	0	1	0	0	1	2				
Cody Ross, R (1, 9) OBP: 0.167, SLG: 0.167 Jason Phillips, R (9, PH) OBP: 0.301, SLG: 0.370	K				F8			P3		3	0	0	0	0	1	2				
Mike Rose, S (1, 2) OBP: 0.292, SLG: 0.238	K				K			K2-3		4	0	1	0	0	3	2				
Inning Stats	R: 0 E: 0 K: 0 S: 10	H: 1 LOB: 1 BB: 0 P: 14	R: 1 E: 0 K: 2 S: 12	H: 2 LOB: 1 BB: 0 P: 18	R: 0 E: 0 K: 1 S: 14	H: 2 LOB: 3 BB: 1 P: 26	R: 0 E: 0 K: 1 S: 9	H: 0 LOB: 0 BB: 0 P: 11	R: 0 E: 0 K: 1 S: 16	H: 0 LOB: 0 BB: 0 P: 17	R: 0 E: 0 K: 0 S: 12	H: 2 LOB: 1 BB: 0 P: 18	R: 0 E: 0 K: 0 S: 19	H: 2 LOB: 2 BB: 0 P: 26	R: 0 E: 0 K: 2 S: 12	H: 0 LOB: 1 BB: 1 P: 19		1B: 6 2B: 2 3B: 0 HR: 1	SF: 0 SAC: 0 DP: 2 HBP: 0	WP: 0 PB: 0 SB: 1 CS: 1
PITCHER	IP	WLS	BF	H	R	ER	SO	BB	IBB	HBP	BLK	WP	HR	S	P	ERA	WHIP			
54 Ervin Santana, R (1, 1) ERA: 4.71	6.2	W	27	7	1	1	7	1	0	0	0	0	1	79	111	1.35	1.200			
62 Scot Shields, R (7, 1) ERA: 2.56	1.1	H	5	2	0	0	0	0	0	0	0	0	0	22	30	0.00	1.500			
Francisco Rodriguez, R (9, 1) ERA: 2.77	1.0	S	4	0	0	0	2	1	0	0	0	0	0	12	19	0.00	1.000			

Batter	1	2	3	4	5	6	7	8	9	AB	R	H	RBI	BB	SO	LOB	BOTTOM			
9 Chone Figgins, S (1, 8) OBP: 0.328, SLG: 0.410	F8				G3		G3			4	0	1	0	0	0	1	Los Angeles Dodgers @ Los Angeles Angels Angel Stadium of Anaheim, Anaheim, CA Sat Jun 25 2005, 7:05 PM PDT Att: 44,107 - Clear - 68 F livebaseballscorecards.com			
Darin Erstad, L (1, 3) OBP: 0.352, SLG: 0.394	BB	L4			F7			B1-3		3	0	0	0	1	0	2				
27 Vladimir Guerrero, R (1, 9) OBP: 0.365, SLG: 0.559	F8	P3			K			G5-3		4	0	0	0	0	1	3				
16 Garret Anderson, L (1, 7) OBP: 0.331, SLG: 0.457	FC6-4				F7			K		4	0	0	0	0	1	1				
Bengie Molina, R (1, 2) OBP: 0.338, SLG: 0.451		G5-3			G4-3			G4-3		3	0	0	0	0	0	0				
8 Dallas McPherson, L (1, 5) OBP: 0.289, SLG: 0.440 6 Maicer Izturis, S (7, 5) OBP: 0.297, SLG: 0.457		1B			G4-3			G4-3		2	1	0	0	1	0	0				
Jeff DaVanon, S (1, 10) OBP: 0.336, SLG: 0.278		BB			FC3-6			P5		2	1	1	0	1	0	0				
Orlando Cabrera, R (1, 6) OBP: 0.299, SLG: 0.359		1B			F7			G6-3		3	1	1	2	0	0	1				
Adam Kennedy, L (1, 4) OBP: 0.377, SLG: 0.396		2B			FC3-6			G4-3		3	0	1	1	0	0	1				
Inning Stats	R: 0 E: 0 K: 0 S: 7	H: 0 LOB: 1 BB: 1 P: 16	R: 3 E: 0 K: 0 S: 26	H: 4 LOB: 2 BB: 1 P: 39	R: 0 E: 0 K: 0 S: 7	H: 0 LOB: 0 BB: 0 P: 8	R: 0 E: 0 K: 0 S: 11	H: 0 LOB: 1 BB: 1 P: 17	R: 0 E: 0 K: 1 S: 14	H: 0 LOB: 0 BB: 0 P: 19	R: 0 E: 0 K: 0 S: 7	H: 0 LOB: 0 BB: 0 P: 12	R: 0 E: 0 K: 0 S: 5	H: 0 LOB: 0 BB: 0 P: 10	R: 0 E: 0 K: 1 S: 5	H: 0 LOB: 0 BB: 0 P: 8		1B: 2 2B: 2 3B: 0 HR: 0	SF: 0 SAC: 0 DP: 0 HBP: 0	WP: 0 PB: 0 SB: 1 CS: 0
PITCHER	IP	WLS	BF	H	R	ER	SO	BB	IBB	HBP	BLK	WP	HR	S	P	ERA	WHIP			
31 Brad Penny, R (1, 1) ERA: 3.83	7.0	L	28	4	3	3	1	3	0	0	0	0	0	5	77	3.86	1.000			
Kelly Wunsch, L (8, 1) ERA: 4.22	1.0		3	0	0	0	1	0	0	0	0	0	0	5	8	0.00	0.000			

Batter	1	2	3	4	5	6	7	8	9	AB	R	H	RBI	BB	SO	LOB	TOP										
Cesar Izturis, S OBP: 0.329, SLG: 0.348	G1-3		G4-3			F8		K		4	0	0	0	0	1	0	Los Angeles Dodgers @ Los Angeles Angels Angel Stadium of Anaheim, Anaheim, CA Sun Jun 26 2005, 1:05 PM PDT Att: 44,029 - Sunny - 73 F livebaseballscorecards.com										
Antonio Perez, R OBP: 0.409, SLG: 0.424	K		1B			F8		K		4	0	1	0	0	2	0											
Olmedo Saenz, R OBP: 0.373, SLG: 0.541 13 Oscar Robles, L OBP: 0.310, SLG: 0.263	HR		K			K		1B		4	1	2	0	0	2	1											
Jayson Werth, R OBP: 0.328, SLG: 0.441	HR							K		4	2	2	3	0	2	1											
Hee-Seop Choi, L OBP: 0.312, SLG: 0.468 12 Jeff Kent, R OBP: 0.367, SLG: 0.509	L4					G1-3		P4		3	0	0	0	0	0	0											
Jason Phillips, R OBP: 0.300, SLG: 0.365 17 Jason Repko, R OBP: 0.278, SLG: 0.347			P3			F8				3	0	0	0	1	1	0											
Mike Edwards, R OBP: 0.395, SLG: 0.398			P3			G1-3				3	0	0	0	1	0	2											
Jason Grabowski, L OBP: 0.250, SLG: 0.342			K			P3				3	0	0	0	0	1	1											
Cody Ross, R OBP: 0.111, SLG: 0.111			F7			F7		F8		3	0	0	0	0	0	0											
Inning Stats	R: 2 E: 0 K: 1 S: 16	H: 2 LOB: 0 BB: 0 P: 24	R: 0 E: 0 K: 1 S: 9	H: 0 LOB: 0 BB: 0 P: 9	R: 0 E: 0 K: 1 S: 12	H: 1 LOB: 1 BB: 0 P: 18	R: 0 E: 0 K: 2 S: 10	H: 0 LOB: 0 BB: 0 P: 11	R: 0 E: 0 K: 0 S: 7	H: 0 LOB: 0 BB: 0 P: 10	R: 0 E: 0 K: 1 S: 9	H: 0 LOB: 0 BB: 1 P: 13	R: 1 E: 0 K: 0 S: 14	H: 1 LOB: 1 BB: 1 P: 22	R: 0 E: 0 K: 2 S: 8	H: 0 LOB: 0 BB: 0 P: 9	R: 0 E: 0 K: 1 S: 12	H: 1 LOB: 2 BB: 1 P: 23	1B: 2 2B: 1 3B: 0 HR: 2	SF: 0 SAC: 0 DP: 0 HBP: 0	WP: 0 PB: 0 SB: 0 CS: 0	PA: 34					
PITCHER	IP	WLS	BF	H	R	ER	SO	BB	IBB	HBP	BLK	WP	HR	S	P	ERA	WHIP										
Paul Byrd, R ERA: 3.97	7.0		26	4	3	3	6	1	0	0	0	0	2	77	107	3.86	0.714										
Brendan Donnelly, R ERA: 3.97	1.0	W	3	0	0	0	2	0	0	0	0	0	0	8	9	0.00	0.000										
Francisco Rodriguez, R ERA: 2.67	1.0	S	5	1	0	0	1	1	0	0	0	0	0	12	23	0.00	2.000										

Batter	1	2	3	4	5	6	7	8	9	AB	R	H	RBI	BB	SO	LOB	BOTTOM										
9 Chone Figgins, S OBP: 0.328, SLG: 0.408	F8		K				K			4	0	1	0	0	2	1	Los Angeles Dodgers @ Los Angeles Angels Angel Stadium of Anaheim, Anaheim, CA Sun Jun 26 2005, 1:05 PM PDT Att: 44,029 - Sunny - 73 F livebaseballscorecards.com										
Darin Erstad, L OBP: 0.351, SLG: 0.392	G3-1		FC6-4 27 1B			G4-6-3 1B				4	2	1	0	0	0	2											
27 Vladimir Guerrero, R OBP: 0.397, SLG: 0.559	K		16 1B			G6-3		16 2B		4	1	2	0	0	1	0											
16 Garret Anderson, L OBP: 0.333, SLG: 0.461			G4-3			P6		6 1B		4	0	2	3	0	0	0											
Jeff DaVanon, S OBP: 0.333, SLG: 0.292			F9			6 1B		B4		4	1	1	0	0	0	3											
6 Maicer Izturis, S OBP: 0.341, SLG: 0.487			WP			G4-3		S		4	0	3	1	0	0	0											
José Molina, R OBP: 0.346, SLG: 0.380			1B			F8		K		3	0	0	0	1	1	3											
Orlando Cabrera, R OBP: 0.294, SLG: 0.354			G6-3			G6-3				4	0	0	0	0	1	4											
Adam Kennedy, L OBP: 0.383, SLG: 0.393						L7				1	1	0	0	2	0	0											
Inning Stats	R: 0 E: 0 K: 1 S: 10	H: 0 LOB: 0 BB: 0 P: 16	R: 0 E: 0 K: 0 S: 10	H: 1 LOB: 2 BB: 1 P: 18	R: 1 E: 0 K: 1 S: 15	H: 2 LOB: 1 BB: 1 P: 24	R: 0 E: 0 K: 1 S: 8	H: 0 LOB: 0 BB: 0 P: 12	R: 1 E: 0 K: 0 S: 13	H: 1 LOB: 0 BB: 1 P: 21	R: 1 E: 0 K: 0 S: 8	H: 2 LOB: 0 BB: 0 P: 10	R: 0 E: 0 K: 1 S: 7	H: 0 LOB: 0 BB: 0 P: 9	R: 2 E: 0 K: 1 S: 14	H: 4 LOB: 2 BB: 0 P: 21	1B: 8 2B: 1 3B: 1 HR: 0	SF: 0 SAC: 0 DP: 1 HBP: 0	WP: 1 PB: 0 SB: 3 CS: 1	PA: 35							
PITCHER	IP	WLS	BF	H	R	ER	SO	BB	IBB	HBP	BLK	WP	HR	S	P	ERA	WHIP										
Derek Lowe, R ERA: 3.86	7.0		28	6	3	3	4	3	0	0	0	0	0	71	110	3.86	1.286										
Kelly Wunsch, L ERA: 4.64	0.0	L	1	1	1	1	0	0	0	0	0	0	0	2	4	∞	∞										
Duaner Sanchez, R ERA: 3.86	1.0		6	3	1	1	1	0	0	0	0	0	0	12	17	9.00	3.000										

Batter	1	2	3	4	5	6	7	8	9	AB	R	H	RBI	BB	SO	LOB	TOP			
Damian Jackson, R (1,4) OBP: 0.338, SLG: 0.391										5	1	1	1	0	0	1				
Mark Sweeney, L (1,3) OBP: 0.402, SLG: 0.462										3	0	0	0	1	1	0				
24 Brian Giles, L (1,9) OBP: 0.408, SLG: 0.489										4	0	0	0	0	0	2				
Ryan Klesko, L (1,7) OBP: 0.379, SLG: 0.484										3	0	0	0	1	0	0				
Robert Fick, L (1,2) OBP: 0.375, SLG: 0.493										4	0	0	0	0	2	1				
Sean Burroughs, L (1,5) OBP: 0.336, SLG: 0.314										4	0	1	0	0	0	1				
Xavier Nady, R (1,8) OBP: 0.344, SLG: 0.532										4	1	1	1	0	1	2				
3 Khalil Greene, R (1,6) OBP: 0.296, SLG: 0.403										4	1	2	0	0	0	1				
54 Tim Stauffer, R (1,1) OBP: 0.200, SLG: 0.267										2	1	1	1	0	1	0				
18 Paul McNulty, L (7,PH) OBP: 0.167, SLG: 0.167										1	0	0	0	0	1	0				
Chris Hammond, L (7,1)										0	0	0	0	0	0	0				
Scott Linebrink, R (8,1)										0	0	0	0	0	0	0				
Geoff Blum, S (9,PH) OBP: 0.307, SLG: 0.344										1	0	0	0	0	0	1				
Inning Stats	R: 1 E: 0 K: 0 S: 9	H: 1 LOB: 0 BB: 0 P: 15	R: 3 E: 1 K: 0 S: 20	H: 3 LOB: 2 BB: 1 P: 30	R: 0 E: 1 K: 2 S: 9	H: 0 LOB: 1 BB: 0 P: 12	R: 0 E: 0 K: 1 S: 8	H: 0 LOB: 0 BB: 0 P: 11	R: 0 E: 0 K: 0 S: 8	H: 1 LOB: 1 BB: 0 P: 11	R: 0 E: 0 K: 2 S: 11	H: 0 LOB: 0 BB: 0 P: 16	R: 0 E: 0 K: 1 S: 8	H: 0 LOB: 1 BB: 1 P: 17	R: 0 E: 0 K: 0 S: 7	H: 1 LOB: 1 BB: 0 P: 14	1B: 2 2B: 2 3B: 0 HR: 2	SF: 0 SAC: 0 DP: 0 HBP: 0	WP: 0 PB: 0 SB: 0 CS: 0	PA: 37
PITCHER	IP	WLS	BF	H	R	ER	SO	BB	IBB	HBP	BLK	WP	HR	S	P	ERA	WHIP			
D.J. Houlton, R (1,1) ERA: 5.44	7.0	W	29	5	4	3	5	1	0	0	0	0	2	73	108	3.86	0.857			
Kelly Wunsch, L (8,1) ERA: 4.43	1.0	H	4	0	0	0	1	1	0	0	0	0	0	8	17	0.00	1.000			
43 Yhency Brazoban, R (9,1) ERA: 4.22	1.0	S	4	1	0	0	0	0	0	0	0	0	0	7	14	0.00	1.000			

San Diego Padres @ Los Angeles Dodgers
 Dodger Stadium, Los Angeles, CA
 Mon Jun 27 2005, 7:10 PM PDT
 Att: 47,588 - Clear - 69 F

AB	35
R	4
H	6
RBI	3
BB	2
SO	6
LOB	9



Batter	1	2	3	4	5	6	7	8	9	AB	R	H	RBI	BB	SO	LOB	BOTTOM			
Cesar Izturis, S (1,6) OBP: 0.325, SLG: 0.343										4	0	0	0	0	1	3				
Antonio Perez, R (1,5) OBP: 0.404, SLG: 0.418										4	1	1	0	0	0	0				
13 Oscar Robles, L (8,5) OBP: 0.310, SLG: 0.263										0	0	0	0	0	0	0				
J.D. Drew, L (1,8) OBP: 0.402, SLG: 0.489										2	2	2	1	2	0	0				
12 Jeff Kent, R (1,4) OBP: 0.372, SLG: 0.524										4	1	3	3	0	0	1				
Jayson Werth, R (1,9) OBP: 0.326, SLG: 0.430										3	0	0	0	1	2	3				
Hee-Seop Choi, L (1,3) OBP: 0.315, SLG: 0.469										4	1	2	0	0	0	2				
Jason Phillips, R (1,2) OBP: 0.300, SLG: 0.367										4	0	1	0	0	0	2				
Mike Edwards, R (1,7) OBP: 0.354, SLG: 0.407										3	0	1	1	0	0	1				
17 Jason Repko, R (7,9) OBP: 0.276, SLG: 0.345										1	0	0	0	0	1	1				
D.J. Houlton, R (1,1) OBP: 0.333, SLG: 0.250										2	0	0	0	1	2	1				
Kelly Wunsch, L (8,1)										0	0	0	0	0	0	0				
43 Yhency Brazoban, R (9,1)										0	0	0	0	0	0	0				
Inning Stats	R: 0 E: 0 K: 2 S: 10	H: 2 LOB: 2 BB: 0 P: 17	R: 1 E: 0 K: 1 S: 13	H: 2 LOB: 1 BB: 0 P: 17	R: 2 E: 0 K: 0 S: 9	H: 1 LOB: 0 BB: 2 P: 21	R: 0 E: 0 K: 0 S: 9	H: 1 LOB: 1 BB: 1 P: 13	R: 2 E: 0 K: 0 S: 7	H: 3 LOB: 0 BB: 0 P: 14	R: 0 E: 0 K: 1 S: 6	H: 0 LOB: 0 BB: 0 P: 8	R: 0 E: 0 K: 0 S: 8	H: 0 LOB: 1 BB: 1 P: 15	R: 0 E: 0 K: 2 S: 13	H: 1 LOB: 1 BB: 0 P: 18	1B: 6 2B: 3 3B: 0 HR: 1	SF: 0 SAC: 0 DP: 2 HBP: 0	WP: 0 PB: 1 SB: 0 CS: 1	PA: 35
PITCHER	IP	WLS	BF	H	R	ER	SO	BB	IBB	HBP	BLK	WP	HR	S	P	ERA	WHIP			
54 Tim Stauffer, R (1,1) ERA: 4.78	6.0	L	27	9	5	5	4	3	0	0	0	0	1	54	90	7.50	2.000			
Chris Hammond, L (7,1) ERA: 1.64	1.0		4	0	0	0	0	1	0	0	0	0	0	8	15	0.00	1.000			
Scott Linebrink, R (8,1) ERA: 2.34	1.0		4	1	0	0	2	0	0	0	0	0	0	13	18	0.00	1.000			

San Diego Padres @ Los Angeles Dodgers
 Dodger Stadium, Los Angeles, CA
 Mon Jun 27 2005, 7:10 PM PDT
 Att: 47,588 - Clear - 69 F

AB	31
R	5
H	10
RBI	5
BB	4
SO	6
LOB	14



Batter	1	2	3	4	5	6	7	8	9	AB	R	H	RBI	BB	SO	LOB	TOP					
Damian Jackson, R (1,4) OBP: 0.338, SLG: 0.387	F9		F7					1B		4	0	2	1	0	0	1	San Diego Padres @ Los Angeles Dodgers Dodger Stadium, Los Angeles, CA Wed Jun 29 2005, 12:10 PM PDT Att: 43,569 - Sunny - 78 F					
Geoff Blum, S (1,5) OBP: 0.309, SLG: 0.342	K			HBP	F9			1B		3	0	1	0	0	1							
Ryan Klesko, L (1,7) OBP: 0.379, SLG: 0.480	G3-1			K		BB		L9		3	0	0	0	1	1	2						
24 Brian Giles, L (1,9) OBP: 0.415, SLG: 0.498		F9-5		P1		BB		G1-3		3	0	1	0	1	0	2						
Robert Fick, L (1,3) OBP: 0.371, SLG: 0.488	F9-5				G4-6-3			G3-1		3	0	0	0	1	0	3						
Xavier Nady, R (1,8) OBP: 0.337, SLG: 0.520	K			BB	F9			2B		4	1	1	0	0	1	3						
3 Khalil Greene, R (1,6) OBP: 0.302, SLG: 0.404			G1-3			1B		G6-3		4	1	1	0	0	0	1						
Miguel Ojeda, R (1,2) OBP: 0.224, SLG: 0.217					F9			2B		3	0	1	0	0	1	1						
Mark Sweeney, L (9, PH) OBP: 0.415, SLG: 0.479							K			1	0	1	1	0	0	0						
Darrell May, L (1,1) OBP: 0.111, SLG: 0.111								F7		1	0	0	0	0	0	1						
Tim Redding, R (5,1) OBP: 0.143, SLG: 0.143										0	0	0	0	0	0	0						
Sean Burroughs, L (7, PH) OBP: 0.332, SLG: 0.337										0	0	0	0	0	0	0						
Chris Hammond, L (7,1) OBP: 0.143, SLG: 0.143										0	0	0	0	0	0	0						
Scott Linebrink, R (8,1) OBP: 0.226, SLG: 0.226										0	0	0	0	0	0	1						
18 Paul McNulty, L (9, PH) OBP: 0.226, SLG: 0.226										1	0	0	0	0	0	1						
Inning Stats	R: 0 E: 0 K: 1 S: 7	H: 0 LOB: 0 BB: 0 P: 11	R: 0 E: 0 K: 1 S: 5	H: 1 LOB: 0 BB: 0 P: 7	R: 0 E: 0 K: 1 S: 12	H: 1 LOB: 1 BB: 0 P: 18	R: 0 E: 0 K: 1 S: 13	H: 0 LOB: 2 BB: 1 P: 24	R: 1 E: 0 K: 0 S: 12	H: 2 LOB: 1 BB: 0 P: 16	R: 0 E: 0 K: 0 S: 8	H: 0 LOB: 1 BB: 2 P: 18	R: 0 E: 0 K: 1 S: 8	H: 0 LOB: 0 BB: 0 P: 10	R: 0 E: 0 K: 0 S: 5	H: 2 LOB: 1 BB: 0 P: 6	R: 1 E: 0 K: 0 S: 13	H: 2 LOB: 1 BB: 0 P: 16	1B: 5 2B: 4 3B: 0 HR: 0	SF: 0 SAC: 1 DP: 2 HBP: 1	WP: 0 PB: 0 SB: 2 CS: 0	PA: 36
PITCHER	IP	WLS	BF	H	R	ER	SO	BB	IBB	HBP	BLK	WP	HR	S	P	ERA	WHIP					
Jeff Weaver, R (1,1) ERA: 4.51	7.1	W	29	6	1	1	5	3	0	1	0	0	0	68	107	1.23	1.227					
Kelly Wunsch, L (8,1) ERA: 4.3	0.2	H	2	0	0	0	0	0	0	0	0	0	0	2	3	0.00	0.000					
43 Yency Brazoban, R (9,1) ERA: 4.36	1.0	S	5	2	1	1	0	0	0	0	0	0	0	13	16	9.00	2.000					

Batter	1	2	3	4	5	6	7	8	9	AB	R	H	RBI	BB	SO	LOB	BOTTOM					
Cesar Izturis, S (1,6) OBP: 0.322, SLG: 0.338	G4-3		G4-3		HR			K		4	1	1	0	0	1	0	San Diego Padres @ Los Angeles Dodgers Dodger Stadium, Los Angeles, CA Wed Jun 29 2005, 12:10 PM PDT Att: 43,569 - Sunny - 78 F					
Antonio Perez, R (1,5) OBP: 0.393, SLG: 0.427	G6-3							G5-3		4	1	2	3	0	0	0						
13 Oscar Robles, L (8,5) OBP: 0.310, SLG: 0.263			1B		HR					0	0	0	0	0	0	0						
J.D. Drew, L (1,8) OBP: 0.405, SLG: 0.486	G3		1B		G3-1			K		4	0	1	0	0	1	0						
12 Jeff Kent, R (1,4) OBP: 0.375, SLG: 0.527		1B			G3			F9		4	1	3	0	0	0	0						
Olmedo Saenz, R (1,3) OBP: 0.365, SLG: 0.526		2B			1B			G4-3		3	0	0	0	0	0	5						
Hee-Seop Choi, L (8,3) OBP: 0.317, SLG: 0.470	F9		F9		G3					1	0	0	0	0	0	0						
Jayson Werth, R (1,7) OBP: 0.336, SLG: 0.430								K		3	0	1	1	1	1	0						
Cody Ross, R (1,9) OBP: 0.143, SLG: 0.143										4	0	1	0	0	3	3						
17 Jason Repko, R (9,9) OBP: 0.276, SLG: 0.345	K				1B			K2-3		0	0	0	0	0	0	0						
Mike Rose, S (1,2) OBP: 0.286, SLG: 0.240	G5-3				G6-4-3			G1-3		3	0	0	0	0	0	2						
Jeff Weaver, R (1,1) OBP: 0.250, SLG: 0.313								G4-3		3	1	1	0	0	1	0						
Kelly Wunsch, L (8,1) ERA: 4.3										0	0	0	0	0	0	0						
43 Yency Brazoban, R (9,1) ERA: 4.36										0	0	0	0	0	0	0						
Inning Stats	R: 0 E: 0 K: 0 S: 9	H: 0 LOB: 0 BB: 0 P: 13	R: 1 E: 0 K: 1 S: 17	H: 2 LOB: 1 BB: 0 P: 24	R: 0 E: 0 K: 1 S: 18	H: 3 LOB: 3 BB: 0 P: 27	R: 0 E: 0 K: 0 S: 4	H: 1 LOB: 0 BB: 0 P: 8	R: 3 E: 0 K: 1 S: 14	H: 4 LOB: 2 BB: 1 P: 30	R: 0 E: 0 K: 1 S: 7	H: 0 LOB: 0 BB: 0 P: 9	R: 0 E: 0 K: 1 S: 8	H: 0 LOB: 0 BB: 0 P: 13	R: 0 E: 0 K: 2 S: 9	H: 0 LOB: 0 BB: 0 P: 11	R: 0 E: 0 K: 0 S: 13	H: 0 LOB: 0 BB: 0 P: 16	1B: 8 2B: 1 3B: 0 HR: 1	SF: 0 SAC: 0 DP: 1 HBP: 0	WP: 0 PB: 0 SB: 0 CS: 0	PA: 34
PITCHER	IP	WLS	BF	H	R	ER	SO	BB	IBB	HBP	BLK	WP	HR	S	P	ERA	WHIP					
Darrell May, L (1,1) ERA: 5.61	4.1	L	22	10	4	4	2	0	0	0	0	0	0	12	23	0.00	0.000					
Tim Redding, R (5,1) ERA: 9.1	1.2		6	0	0	0	2	0	1	0	0	0	0	8	13	0.00	0.000					
Chris Hammond, L (7,1) ERA: 1.6	1.0		3	0	0	0	1	0	0	0	0	0	0	9	11	0.00	0.000					
Scott Linebrink, R (8,1) ERA: 2.27	1.0		3	0	0	0	2	0	0	0	0	0	0	9	11	0.00	0.000					



Batter	1	2	3	4	5	6	7	8	9	AB	R	H	RBI	BB	SO	LOB	TOP								
Craig Counsell, L (1,4) OBP: 0.375, SLG: 0.426 28 Brandon Medders, R (8,1)	L5		K		G4-3			G3		4	0	0	0	0	1	1									
Chad Tracy, L (1,3) OBP: 0.346, SLG: 0.504	G6-3 1B		G3		F9			P6		4	0	1	0	0	0	1									
Luis Gonzalez, L (1,7) OBP: 0.396, SLG: 0.479	G6-3		G1		K			BB BB		3	0	0	0	1	1	2									
Troy Glaus, R (1,5) OBP: 0.351, SLG: 0.511	BB				K			F8		3	0	0	0	1	1	1									
Shawn Green, L (1,9) OBP: 0.347, SLG: 0.485	G6-3				1B			P4		3	0	1	0	1	0	2									
José Cruz Jr., S (1,8) OBP: 0.330, SLG: 0.447			F9		P5			G3		4	0	0	0	0	0	3									
Royce Clayton, R (1,6) OBP: 0.302, SLG: 0.335			K		B1-3			K		3	0	0	0	0	2	1									
19 Chris Snyder, R (1,2) OBP: 0.310, SLG: 0.307			F9					G4-3		3	0	0	0	0	1	0									
Javier Vazquez, R (1,1) OBP: 0.344, SLG: 0.379 Javier López, L (7,1) Mike Koplove, R (7,1) Alex Cintron, S (8,PH) OBP: 0.315, SLG: 0.394			G3 1B		K2-3			F7		2	0	1	0	0	1	0									
Inning Stats	R: 0 E: 0 K: 0 S: 11	H: 1 LOB: 2 BB: 1 P: 19	R: 0 E: 0 K: 1 S: 6	H: 0 LOB: 0 BB: 0 P: 8	R: 0 E: 0 K: 1 S: 14	H: 1 LOB: 1 BB: 0 P: 21	R: 0 E: 0 K: 1 S: 12	H: 1 LOB: 1 BB: 0 P: 17	R: 0 E: 0 K: 2 S: 9	H: 0 LOB: 0 BB: 0 P: 12	R: 0 E: 0 K: 1 S: 6	H: 0 LOB: 0 BB: 0 P: 11	R: 0 E: 0 K: 1 S: 7	H: 0 LOB: 2 BB: 0 P: 10	R: 0 E: 0 K: 0 S: 7	H: 0 LOB: 0 BB: 0 P: 9	R: 0 E: 0 K: 0 S: 14	H: 0 LOB: 2 BB: 2 P: 25	1B: 3 2B: 0 3B: 0 HR: 0	SF: 0 SAC: 0 DP: 0 HBP: 0	WP: 0 PB: 0 SB: 0 CS: 0	PA: 33			
PITCHER	IP	WLS	BF	H	R	ER	SO	BB	IBB	HBP	BLK	WP	HR	S	P	ERA	WHIP								
31 Brad Penny, R (1,1) ERA: 3.49 Franquelis Osoria, R (9,1) ERA: 5.68	8.0	W	28	3	0	0	7	1	0	0	0	0	0	72	107	0.00	0.500								

Arizona Diamondbacks @ Los Angeles Dodgers
Dodger Stadium, Los Angeles, CA
Fri Jul 01 2005, 7:40 PM PDT
Att: 48,306 - Clear - 67 F

AB 30
R 0
H 3
RBI 0
BB 3
SO 7
LOB 11



Batter	1	2	3	4	5	6	7	8	9	AB	R	H	RBI	BB	SO	LOB	BOTTOM								
13 Oscar Robles, L (1,6) OBP: 0.326, SLG: 0.310	F7		F9		SH FC6-5			17 2B		4	1	2	2	0	0	0									
17 Jason Repko, R (1,9) OBP: 0.273, SLG: 0.347	K		K		FC6-5			12 1B		5	1	1	1	0	3	3									
J.D. Drew, L (1,8) OBP: 0.409, SLG: 0.498 Cody Ross, R (8,9) OBP: 0.143, SLG: 0.143	BB 12				P5			12 1B BB		2	2	1	1	2	0	1									
12 Jeff Kent, R (1,3) OBP: 0.377, SLG: 0.525	BB				P4			1B		3	0	1	1	1	1	0									
Jayson Werth, R (1,7) OBP: 0.333, SLG: 0.424	K				K			1B		4	0	1	1	0	2	2									
Antonio Perez, R (1,4) OBP: 0.383, SLG: 0.415			G5-3		K			P2		4	0	0	0	0	2	2									
Mike Edwards, R (1,5) OBP: 0.350, SLG: 0.429			K		HR			G4-3		4	2	2	1	0	1	0									
Jason Phillips, R (1,2) OBP: 0.302, SLG: 0.372			G5-3		SH SH5-4 13			13 1B		4	1	2	0	0	1	1									
31 Brad Penny, R (1,1) OBP: 0.192, SLG: 0.167 Jason Grabowski, L (8,PH) OBP: 0.236, SLG: 0.338 Franquelis Osoria, R (9,1)			G5-3		SH5-4			K		2	0	0	0	0	1	1									
Inning Stats	R: 0 E: 0 K: 2 S: 12	H: 0 LOB: 2 BB: 2 P: 24	R: 0 E: 0 K: 1 S: 8	H: 0 LOB: 0 BB: 0 P: 10	R: 0 E: 0 K: 1 S: 7	H: 0 LOB: 0 BB: 0 P: 11	R: 1 E: 0 K: 2 S: 9	H: 1 LOB: 0 BB: 0 P: 13	R: 2 E: 1 K: 0 S: 13	H: 2 LOB: 1 BB: 0 P: 16	R: 0 E: 0 K: 2 S: 10	H: 0 LOB: 0 BB: 0 P: 16	R: 4 E: 0 K: 2 S: 26	H: 5 LOB: 2 BB: 1 P: 36	R: 0 E: 0 K: 2 S: 20	H: 2 LOB: 2 BB: 0 P: 29	1B: 5 2B: 3 3B: 0 HR: 2	SF: 0 SAC: 2 DP: 0 HBP: 0	WP: 0 PB: 0 SB: 0 CS: 0	PA: 38					
PITCHER	IP	WLS	BF	H	R	ER	SO	BB	IBB	HBP	BLK	WP	HR	S	P	ERA	WHIP								
Javier Vazquez, R (1,1) ERA: 4.75 Javier López, L (7,1) ERA: 11.02 Mike Koplove, R (7,1) ERA: 5.06 28 Brandon Medders, R (8,1) ERA: 3.38	6.2	L	29	6	6	6	10	2	0	0	0	0	0	2	6	8.10	1.200								

Arizona Diamondbacks @ Los Angeles Dodgers
Dodger Stadium, Los Angeles, CA
Fri Jul 01 2005, 7:40 PM PDT
Att: 48,306 - Clear - 67 F

AB 33
R 7
H 10
RBI 7
BB 3
SO 12
LOB 11



Batter	1	2	3	4	5	6	7	8	9	AB	R	H	RBI	BB	SO	LOB	TOP					
Craig Counsell, L OBP: 0.378, SLG: 0.426										4	2	0	1	1	0		Arizona Diamondbacks @ Los Angeles Dodgers Dodger Stadium, Los Angeles, CA Sun Jul 03 2005, 7:10 PM PDT Att: 55,868 - Clear - 69 F					
Chad Tracy, L OBP: 0.346, SLG: 0.518										4	2	1	2	1	0	2						
Luis Gonzalez, L OBP: 0.393, SLG: 0.472										4	0	0	0	0	1	2						
Shawn Green, L OBP: 0.349, SLG: 0.500										5	1	2	3	0	1	2						
Alex Cintron, S OBP: 0.331, SLG: 0.432										5	2	3	0	0	0	1						
Jose Cruz Jr., S OBP: 0.343, SLG: 0.470										3	2	1	1	2	1	1						
Royce Clayton, R OBP: 0.301, SLG: 0.333										4	1	1	1	0	2	1						
19 Chris Snyder, R OBP: 0.314, SLG: 0.321										4	0	2	3	0	0	0						
Brad Halsey, L OBP: 0.147, SLG: 0.033										3	0	0	0	0	1	2						
Jose Valverde, R ERA: 6.39										0	0	0	0	0	0	0						
Quinton McCracken, S OBP: 0.291, SLG: 0.263										1	0	0	0	0	0	0						
Lance Cormier, R OBP: 0.250, SLG: 0.250										0	0	0	0	0	0	0						
Mike Koplove, R ERA: 5.93										0	0	0	0	0	0	0						
Inning Stats	R: 5 E: 0 K: 1 S: 21	H: 5 LOB: 1 BB: 1 P: 34	R: 1 E: 0 K: 1 S: 13	H: 1 LOB: 1 BB: 1 P: 24	R: 0 E: 0 K: 1 S: 6	H: 0 LOB: 0 BB: 0 P: 9	R: 0 E: 0 K: 0 S: 11	H: 1 LOB: 2 BB: 0 P: 21	R: 1 E: 0 K: 1 S: 11	H: 1 LOB: 1 BB: 1 P: 17	R: 0 E: 0 K: 1 S: 9	H: 0 LOB: 0 BB: 0 P: 15	R: 0 E: 0 K: 0 S: 7	H: 1 LOB: 0 BB: 0 P: 8	R: 0 E: 0 K: 1 S: 8	H: 0 LOB: 0 BB: 0 P: 10	R: 3 E: 1 K: 1 S: 11	H: 3 LOB: 1 BB: 1 P: 21	1B: 5 2B: 5 3B: 0 HR: 2	SF: 0 SAC: 0 DP: 1 HBP: 1	WP: 3 PB: 0 CS: 0	PA: 42
PITCHER	IP WLS BF H R ER SO BB IBB HBP BLK WP HR S P ERA WHIP																					
D.J. Houlton, R ERA: 6.33	(1, 1) 2.0 L 14 6 6 6 2 2 0 0 0 0 1 1 34 58 27.00 4.000																					
Scott Erickson, R ERA: 6.39	(3, 1) 3.0 13 2 1 1 2 1 0 1 0 1 0 28 47 3.00 1.000																					
Franqueis Osoria, R ERA: 3.86	(6, 1) 2.0 6 1 0 0 1 0 0 0 0 0 0 16 23 0.00 0.500																					
Giovanni Carrara, R ERA: 4.06	(8, 1) 1.0 3 0 0 0 1 0 0 0 0 0 0 8 10 0.00 0.000																					
43 Yhency Brazoban, R ERA: 5.93	(9, 1) 1.0 6 3 3 3 1 1 0 0 0 0 0 1 11 21 27.00 4.000																					

Batter	1	2	3	4	5	6	7	8	9	AB	R	H	RBI	BB	SO	LOB	BOTTOM					
13 Oscar Robles, L OBP: 0.321, SLG: 0.294										4	0	1	0	1	1	3	Arizona Diamondbacks @ Los Angeles Dodgers Dodger Stadium, Los Angeles, CA Sun Jul 03 2005, 7:10 PM PDT Att: 55,868 - Clear - 69 F					
Antonio Perez, R OBP: 0.386, SLG: 0.408										3	0	1	0	0	1	2						
J.D. Drew, L OBP: 0.412, SLG: 0.520										2	0	0	0	0	4							
17 Jason Repko, R OBP: 0.271, SLG: 0.344										1	0	0	0	1	0							
12 Jeff Kent, R OBP: 0.372, SLG: 0.517										4	0	0	0	0	1	5						
Olimedo Saez, R OBP: 0.362, SLG: 0.516										2	1	0	0	0	0	1						
Franqueis Osoria, R ERA: 3.86										0	0	0	0	0	0	0						
Giovanni Carrara, R ERA: 4.06										0	0	0	0	0	0	0						
Jason Grabowski, L OBP: 0.290, SLG: 0.329										1	0	0	0	0	0	0						
43 Yhency Brazoban, R ERA: 5.93										0	0	0	0	0	0	0						
Jayson Werth, R OBP: 0.336, SLG: 0.429										4	1	2	0	0	1	1						
Mike Edwards, R OBP: 0.346, SLG: 0.431										1	0	1	1	0	0	0						
Scott Erickson, R OBP: 0.154, SLG: 0.154										0	0	0	0	0	0	0						
Hee-Seop Choi, L OBP: 0.317, SLG: 0.460										2	0	0	0	0	0	1						
Jason Phillips, R OBP: 0.304, SLG: 0.383										4	1	2	2	0	0	0						
D.J. Houlton, R OBP: 0.333, SLG: 0.250										0	0	0	0	0	0	0						
Cody Ross, R OBP: 0.211, SLG: 0.167										3	0	1	0	1	1	2						
Inning Stats	R: 0 E: 0 K: 0 S: 9	H: 1 LOB: 1 BB: 0 P: 13	R: 1 E: 0 K: 0 S: 12	H: 2 LOB: 0 BB: 0 P: 14	R: 0 E: 0 K: 2 S: 15	H: 2 LOB: 0 BB: 0 P: 19	R: 2 E: 0 K: 1 S: 16	H: 1 LOB: 2 BB: 2 P: 31	R: 0 E: 0 K: 0 S: 6	H: 0 LOB: 0 BB: 0 P: 9	R: 0 E: 0 K: 1 S: 18	H: 2 LOB: 2 BB: 0 P: 23	R: 0 E: 0 K: 2 S: 9	H: 0 LOB: 0 BB: 0 P: 10	R: 0 E: 0 K: 0 S: 6	H: 0 LOB: 0 BB: 0 P: 9	R: 0 E: 0 K: 0 S: 6	H: 0 LOB: 0 BB: 0 P: 12	1B: 5 2B: 2 3B: 0 HR: 1	SF: 0 SAC: 1 DP: 2 HBP: 3	WP: 0 PB: 0 CS: 0	PA: 37
PITCHER	IP WLS BF H R ER SO BB IBB HBP BLK WP HR S P ERA WHIP																					
Brad Halsey, L ERA: 4.41	(1, 1) 5.1 W 25 7 3 3 3 2 0 0 0 0 0 0 20 23 5.06 1.688																					
Jose Valverde, R ERA: 4.06	(6, 1) 1.2 6 1 0 0 3 0 0 0 0 0 0 6 9 0.00 0.600																					
Lance Cormier, R ERA: 2.74	(8, 1) 1.0 3 0 0 0 0 0 0 0 0 0 0 6 9 0.00 0.000																					
Mike Koplove, R ERA: 4.93	(9, 1) 1.0 3 0 0 0 0 0 0 0 0 0 0 6 12 0.00 0.000																					

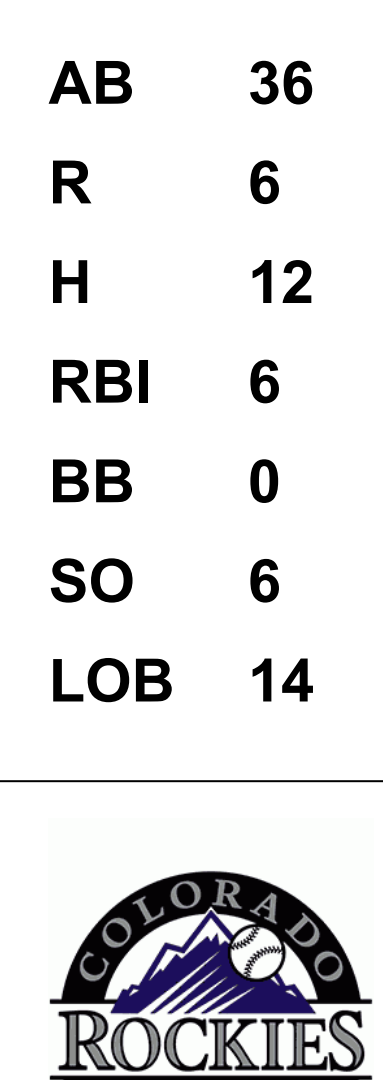


Batter	1	2	3	4	5	6	7	8	9	AB	R	H	RBI	BB	SO	LOB	TOP			
13 Oscar Robles, L (1, 6) OBP: 0.388, SLG: 0.403										5	0	3	0	0	1	2	Los Angeles Dodgers @ Colorado Rockies Coors Field, Denver, CO Tue Jul 05 2005, 7:05 PM MDT Att: 20,063 - Partly Cloudy - 82 F			
17 Jason Repko, R (1, 8) OBP: 0.277, SLG: 0.346 Jason Grabowski, L (9, FH) OBP: 0.255, SLG: 0.321										4	0	1	0	0	0	1				
12 Jeff Kent, R (1, 4) OBP: 0.371, SLG: 0.508 Elmer Dessens, R (6, 1) Cody Ross, R (8, FH) OBP: 0.190, SLG: 0.150 Scott Erickson, R (8, 1) OBP: 0.154, SLG: 0.154										3	0	0	0	0	0	2				
Olmedo Saenz, R (1, 3) OBP: 0.361, SLG: 0.512										4	1	2	0	0	0	0				
Jayson Werth, R (1, 9) OBP: 0.329, SLG: 0.430										4	0	2	0	0	0	3				
Jason Phillips, R (1, 2) OBP: 0.302, SLG: 0.377										4	0	1	1	0	0	2				
Mike Edwards, R (1, 5) OBP: 0.339, SLG: 0.421										4	0	1	0	0	1	2				
Chin-Feng Chen, R (1, 7) OBP: 0.300, SLG: 0.400										4	0	1	0	0	2	2				
Odalis Perez, L (1, 1) OBP: 0.158, SLG: 0.111 Antonio Perez, R (6, 4) OBP: 0.382, SLG: 0.395										2	0	1	0	0	1	2				
										2	0	0	0	0	0	0				
Inning Stats	R: 0 E: 0 K: 0 S: 12	H: 3 LOB: 2 BB: 0 P: 17	R: 0 E: 0 K: 1 S: 12	H: 2 LOB: 0 BB: 0 P: 19	R: 0 E: 0 K: 2 S: 6	H: 0 LOB: 0 BB: 0 P: 10	R: 0 E: 0 K: 2 S: 14	H: 2 LOB: 2 BB: 0 P: 20	R: 0 E: 0 K: 1 S: 10	H: 1 LOB: 1 BB: 0 P: 10	R: 0 E: 0 K: 1 S: 11	H: 1 LOB: 1 BB: 0 P: 15	R: 1 E: 0 K: 0 S: 10	H: 2 LOB: 1 BB: 0 P: 16	R: 0 E: 0 K: 1 S: 13	H: 1 LOB: 1 BB: 0 P: 20	1B: 9 2B: 3 3B: 0 HR: 0	SF: 0 SAC: 0 DP: 1 HBP: 0	WP: 1 PB: 0 SB: 0 CS: 0	PA: 38
PITCHER	IP WLS BF H R ER SO BB IBB HBP BLK WP HR S P ERA WHIP	7.1 W 32 11 1 1 5 0 0 0 0 0 0 80 114 1.23 1.500	1.2 6 1 0 0 1 0 0 0 0 1 0 16 26 0.00 0.600																	

AB	38
R	1
H	12
RBI	1
BB	0
SO	6
LOB	17



Batter	1	2	3	4	5	6	7	8	9	AB	R	H	RBI	BB	SO	LOB	BOTTOM			
Eddy Garabito, S (1, 4) OBP: 0.378, SLG: 0.413										4	1	2	0	0	0	0	Los Angeles Dodgers @ Colorado Rockies Coors Field, Denver, CO Tue Jul 05 2005, 7:05 PM MDT Att: 20,063 - Partly Cloudy - 82 F			
Luis Gonzalez, R (1, 6) OBP: 0.324, SLG: 0.425										4	1	1	0	0	0	3				
17 Todd Helton, L (1, 3) OBP: 0.403, SLG: 0.430										4	1	3	3	0	0	1				
Preston Wilson, R (1, 8) OBP: 0.317, SLG: 0.484										4	0	0	0	0	1	3				
27 Garrett Atkins, R (1, 5) OBP: 0.367, SLG: 0.465										4	1	3	0	0	0	1				
Dustin Mohr, R (1, 7) OBP: 0.235, SLG: 0.425 Marcos Carvajal, R (8, 1)										4	0	1	0	0	0	3				
										0	0	0	0	0	0	0				
11 Brad Hawpe, L (1, 9) OBP: 0.357, SLG: 0.445										4	1	1	0	0	2	1				
JD Closser, S (1, 2) OBP: 0.312, SLG: 0.348										4	1	1	3	0	0	1				
26 Jeff Francis, L (1, 1) OBP: 0.176, SLG: 0.129 18 Cory Sullivan, L (8, 7) OBP: 0.325, SLG: 0.347										3	0	0	0	0	3	1				
										1	0	0	0	0	0	0				
Inning Stats	R: 0 E: 0 K: 0 S: 11	H: 1 LOB: 1 BB: 0 P: 16	R: 3 E: 1 K: 1 S: 16	H: 3 LOB: 1 BB: 0 P: 25	R: 0 E: 0 K: 1 S: 9	H: 2 LOB: 1 BB: 0 P: 9	R: 0 E: 0 K: 1 S: 10	H: 0 LOB: 0 BB: 0 P: 14	R: 1 E: 0 K: 2 S: 12	H: 2 LOB: 1 BB: 0 P: 18	R: 2 E: 0 K: 1 S: 13	H: 3 LOB: 1 BB: 0 P: 20	R: 0 E: 0 K: 1 S: 5	H: 0 LOB: 0 BB: 0 P: 8	1B: 8 2B: 2 3B: 0 HR: 2	SF: 0 SAC: 0 DP: 1 HBP: 0	WP: 0 PB: 0 SB: 2 CS: 0	PA: 36		
PITCHER	IP WLS BF H R ER SO BB IBB HBP BLK WP HR S P ERA WHIP	5.0 L 23 8 4 2 3 0 0 0 0 0 1 25 38 9.00 2.000	2.0 10 4 2 2 3 0 0 0 0 0 0 5 8 0.00 0.000																	



Batter	1	2	3	4	5	6	7	8	9	AB	R	H	RBI	BB	SO	LOB	TOP											
13 Oscar Robles, L OBP: 0.389, SLG: 0.394										4	1	1	0	1	0	3												
Mike Edwards, R OBP: 0.342, SLG: 0.414										4	2	1	0	1	1	3												
Jayson Werth, R OBP: 0.337, SLG: 0.438										4	2	2	0	0	1	1												
Hee-Seop Choi, L OBP: 0.319, SLG: 0.456										4	1	1	0	1	0	3												
Antonio Perez, R OBP: 0.388, SLG: 0.421										5	2	3	5	0	0	3												
Jason Phillips, R OBP: 0.300, SLG: 0.385										5	1	1	3	0	1	3												
Jason Grabowski, L OBP: 0.245, SLG: 0.307										4	0	0	0	0	0	0												
Cody Ross, R OBP: 0.190, SLG: 0.150										0	0	0	0	0	0	0												
17 Jason Repko, R OBP: 0.289, SLG: 0.368										3	0	2	0	0	1	0												
31 Brad Penny, R OBP: 0.179, SLG: 0.154										2	0	0	0	0	2	2												
Duaner Sanchez, R OBP: 0.190, SLG: 0.150										1	0	0	0	0	0	0												
Franquelis Osoria, R OBP: 0.190, SLG: 0.150										0	0	0	0	0	0	0												
Inning Stats	R: 4 E: 0 K: 0 S: 15	H: 2 LOB: 0 BB: 2 P: 26	R: 0 E: 0 K: 0 S: 6	H: 0 LOB: 1 BB: 0 P: 13	R: 1 E: 1 K: 0 S: 9	H: 2 LOB: 0 BB: 0 P: 14	R: 0 E: 0 K: 1 S: 9	H: 1 LOB: 0 BB: 0 P: 15	R: 1 E: 0 K: 0 S: 6	H: 1 LOB: 1 BB: 0 P: 11	R: 0 E: 0 K: 1 S: 9	H: 1 LOB: 1 BB: 0 P: 13	R: 3 E: 0 K: 0 S: 14	H: 2 LOB: 0 BB: 1 P: 22	R: 0 E: 0 K: 2 S: 8	H: 1 LOB: 1 BB: 0 P: 13	R: 0 E: 0 K: 2 S: 12	H: 1 LOB: 1 BB: 0 P: 19	1B: 6 2B: 3 3B: 0 HR: 2	SF: 0 SAC: 1 DP: 1 HBP: 2	WP: 0 PA: 42 PB: 0 SB: 0 CS: 0							
PITCHER	IP	WLS	BF	H	R	ER	SO	BB	IBB	HBP	BLK	WP	HR	S	P	ERA	WHIP											
Shawn Chacon, R ERA: 4.37	(1, 1)	6.0	L	28	7	6	6	2	2	0	2	0	0	1	54	92	9.00	1.500										
David Cortes, R ERA: 5.31	(7, 1)	2.0		10	3	3	3	2	1	0	0	0	0	1	22	35	13.50	2.000										
Dan Miceli, R ERA:	(9, 1)	1.0		4	1	0	0	2	0	0	0	0	0	0	12	19	0.00	1.000										

Los Angeles Dodgers @ Colorado Rockies
Coors Field, Denver, CO
Wed Jul 06 2005, 7:05 PM MDT
Att: 21,603 - Partly Cloudy - 86 F

AB	36
R	9
H	11
RBI	8
BB	3
SO	6
LOB	18



Batter	1	2	3	4	5	6	7	8	9	AB	R	H	RBI	BB	SO	LOB	BOTTOM											
18 Cory Sullivan, L OBP: 0.333, SLG: 0.356										5	0	3	2	0	1	0												
Aaron Miles, S OBP: 0.301, SLG: 0.385										5	0	1	0	0	0	4												
17 Todd Helton, L OBP: 0.403, SLG: 0.433										5	0	2	0	0	1	2												
Preston Wilson, R OBP: 0.322, SLG: 0.488										4	1	2	0	1	0	3												
27 Garrett Atkins, R OBP: 0.368, SLG: 0.463										5	2	2	0	0	0	4												
11 Brad Hawpe, L OBP: 0.382, SLG: 0.447										4	2	2	1	1	1	2												
Eddy Garabito, S OBP: 0.379, SLG: 0.495										4	0	1	0	1	0	1												
Danny Ardoin, R OBP: 0.319, SLG: 0.344										3	0	0	0	1	0	5												
Shawn Chacon, R OBP: 0.222, SLG: 0.176	(1, 1)	6.2	W	31	9	3	2	5	3	0	0	0	0	0	69	109	2.70	1.800										
Duaner Sanchez, R ERA: 4.24	(7, 1)	1.1		7	2	1	1	0	1	0	0	0	0	0	14	19	6.75	2.250										
Franquelis Osoria, R ERA: 4.35	(9, 1)	1.0		5	2	1	1	0	0	0	0	0	0	9	11	9.00	2.000											
Inning Stats	R: 0 E: 0 K: 1 S: 8	H: 0 LOB: 0 BB: 0 P: 13	R: 1 E: 1 K: 0 S: 15	H: 1 LOB: 2 BB: 1 P: 26	R: 0 E: 0 K: 1 S: 8	H: 2 LOB: 1 BB: 0 P: 12	R: 2 E: 0 K: 1 S: 15	H: 3 LOB: 2 BB: 1 P: 24	R: 0 E: 0 K: 1 S: 9	H: 2 LOB: 1 BB: 0 P: 13	R: 0 E: 0 K: 1 S: 6	H: 0 LOB: 0 BB: 0 P: 8	R: 0 E: 0 K: 0 S: 9	H: 1 LOB: 2 BB: 1 P: 14	R: 0 E: 0 K: 0 S: 13	H: 2 LOB: 2 BB: 1 P: 18	R: 1 E: 0 K: 0 S: 9	H: 2 LOB: 1 BB: 0 P: 11	1B: 11 2B: 2 3B: 0 HR: 0	SF: 1 SAC: 0 DP: 2 HBP: 0	WP: 0 PA: 43 PB: 0 SB: 0 CS: 0							
PITCHER	IP	WLS	BF	H	R	ER	SO	BB	IBB	HBP	BLK	WP	HR	S	P	ERA	WHIP											
31 Brad Penny, R ERA: 3.43	(1, 1)	6.2	W	31	9	3	2	5	3	0	0	0	0	0	69	109	2.70	1.800										
Duaner Sanchez, R ERA: 4.24	(7, 1)	1.1		7	2	1	1	0	1	0	0	0	0	0	14	19	6.75	2.250										
Franquelis Osoria, R ERA: 4.35	(9, 1)	1.0		5	2	1	1	0	0	0	0	0	0	9	11	9.00	2.000											

Los Angeles Dodgers @ Colorado Rockies
Coors Field, Denver, CO
Wed Jul 06 2005, 7:05 PM MDT
Att: 21,603 - Partly Cloudy - 86 F

AB	38
R	5
H	13
RBI	4
BB	4
SO	5
LOB	26

Batter	1	2	3	4	5	6	7	8	9	AB	R	H	RBI	BB	SO	LOB	TOP										
13 Oscar Robles, L OBP: 0.403, SLG: 0.400	1-1 17 1B G6-4-3	2-2 FC5-4 1B 2H		4-1 17 1B BB		2-1 G6-3		1-1 G4-3		4	2	2	1	1	0	0											
17 Jason Repko, R OBP: 0.306, SLG: 0.383	1-0 G6-4-3 BB	2-0 FC5-4 1B		3-2 SAFE 1-SAFE 1-2 1B		0-0 S 1B		2-3 K		5	0	4	0	0	1	0											
Jayson Werth, R OBP: 0.339, SLG: 0.430	4-2 B SAFE 1-SAFE 1-2 BB	2-1 FC5-4 1B 1-2 2-3		0-3 K		4-1 1-2 BB		1-3 K		3	0	0	0	2	2	4											
Olmedo Saenz, R OBP: 0.356, SLG: 0.503	1-1 G6-4-3	1-1 1-3 3-H 1B		2-2 L4		2-2 F9		0-1 G6-3		5	0	1	1	0	0	6											
Antonio Perez, R OBP: 0.385, SLG: 0.423	3-1 G6-3	3-2 G5-3		2-2 G4-3 2B		3-1 F9				4	0	1	0	0	0	3											
Mike Edwards, R OBP: 0.339, SLG: 0.409		0-0 2B 1B		0-1 F7		1-0 G4-3		0-1 L3		4	1	1	0	0	0	1											
Cody Ross, R OBP: 0.200, SLG: 0.208		1-1 2B 1H		1-3 K		1-2 K		1-0 P4		4	1	1	1	0	2	1											
Mike Rose, S OBP: 0.250, SLG: 0.207		0-0 L4		2-2 G5-3		2-1 P4		2-1 G4-3		4	0	0	0	0	0	2											
Derek Lowe, R OBP: 0.176, SLG: 0.235 Giovanni Carrara, R OBP: 0.216, SLG: 0.254 Kelly Wunsch, L OBP: 0.194, SLG: 0.154		0-0 13 1B 2B		2-1 G6-3		0-1 G4-3		2-3 K		3	1	1	1	0	0	0											
Inning Stats	R: 1 E: 0 K: 0 S: 10	H: 2 LOB: 1 BB: 1 P: 20	R: 4 E: 0 K: 0 S: 16	H: 6 LOB: 2 BB: 0 P: 27	R: 0 E: 0 K: 1 S: 8	H: 0 LOB: 0 BB: 0 P: 11	R: 0 E: 0 K: 1 S: 16	H: 1 LOB: 2 BB: 1 P: 27	R: 0 E: 0 K: 0 S: 10	H: 1 LOB: 0 BB: 0 P: 16	R: 0 E: 0 K: 0 S: 10	H: 0 LOB: 0 BB: 0 P: 9	R: 0 E: 0 K: 1 S: 9	H: 0 LOB: 0 BB: 0 P: 14	R: 0 E: 0 K: 2 S: 9	H: 0 LOB: 0 BB: 0 P: 12	1B: 8 2B: 3 3B: 0 HR: 0	SF: 0 SAC: 0 DP: 1 HBP: 0	WP: 0 PB: 0 SB: 1 CS: 0	PA: 40							
PITCHER	IP	WLS	BF	H	R	ER	SO	BB	IBB	HBP	BLK	WP	HR	S	P	ERA	WHIP										
Joe Kennedy, L ERA: 7.04	5.0		26	10	5	5	3	2	0	0	0	0	0	60	101	9.00	2.400										
Marcos Carvajal, R ERA: 4.37	1.0	W	5	1	0	0	0	1	0	0	0	0	0	10	17	0.00	2.000										
Mike DeJean, R ERA: 6.08	1.0		3	0	0	0	0	0	0	0	0	0	0	5	9	0.00	0.000										
Jay Witasick, R ERA: 2.8	1.0	H	3	0	0	0	1	0	0	0	0	0	0	9	14	0.00	0.000										
40 Brian Fuentes, L ERA: 2.48	1.0	S	3	0	0	0	2	0	0	0	0	0	0	9	12	0.00	0.000										

Los Angeles Dodgers @ Colorado Rockies
Coors Field, Denver, CO
Thu Jul 07 2005, 1:05 PM MDT
Att: 21,739 - Partly Cloudy - 93 F

AB	37
R	5
H	11
RBI	4
BB	3
SO	6
LOB	17



Batter	1	2	3	4	5	6	7	8	9	AB	R	H	RBI	BB	SO	LOB	BOTTOM											
18 Cory Sullivan, L OBP: 0.337, SLG: 0.355	0-3 K		1-2 G4-3		0-2 1B		3-2 1B HBP			3	1	1	0	0	1	0												
Aaron Miles, S OBP: 0.299, SLG: 0.382 Jay Witasick, R OBP: 0.234, SLG: 0.422	1-1 G3		2-3 K		1-0 G4-3		2-1 1B 2H			4	1	1	1	0	1	2												
17 Todd Helton, L OBP: 0.404, SLG: 0.454	0-1 G6-3		1-3 K		1-1 HR		0-1 HR			4	2	2	4	0	1	0												
27 Garrett Atkins, R OBP: 0.362, SLG: 0.455		2-1 G5-3		2-2 L6		2-1 G3		3-1 F9		4	0	0	0	0	0	0												
11 Brad Hawpe, L OBP: 0.368, SLG: 0.468		0-1 2B		4-1 FC4-6 BB		3-1 HR		0-1 G4-3		3	1	2	1	1	0	0												
Jorge Piedad, L OBP: 0.282, SLG: 0.333 40 Brian Fuentes, L OBP: 0.318, SLG: 0.337		0-0 P5		0-1 FC4-6 1B		0-1 G1-3		0-2 P4		4	1	0	0	0	0	2												
Desi Relaford, S OBP: 0.317, SLG: 0.348		0-0 G6-3		3-1 FC4 1B		1-1 G4-3		1-1 F9		4	1	0	0	0	0	2												
JD Closser, S OBP: 0.317, SLG: 0.348			1-1 G3-1		1-1 FC6-4 1B		4-0 SH1-4 1B		2-1 F8		3	1	1	1	0	0												
Joe Kennedy, R OBP: 0.200, SLG: 0.172 Eddy Caballero, S OBP: 0.375, SLG: 0.400 Marcos Carvajal, R OBP: 0.234, SLG: 0.422		0-1 G3		0-1 FC6-4 1B		0-0 SH1-4		0-0 SH1-4		1	0	0	0	0	0	0												
Inning Stats	R: 0 E: 0 K: 1 S: 7	H: 0 LOB: 0 BB: 0 P: 8	R: 0 E: 0 K: 0 S: 6	H: 1 LOB: 1 BB: 0 P: 8	R: 0 E: 0 K: 0 S: 7	H: 0 LOB: 0 BB: 0 P: 9	R: 0 E: 0 K: 2 S: 11	H: 0 LOB: 0 BB: 0 P: 16	R: 2 E: 1 K: 0 S: 12	H: 2 LOB: 2 BB: 1 P: 21	R: 2 E: 0 K: 0 S: 10	H: 2 LOB: 0 BB: 0 P: 17	R: 4 E: 0 K: 0 S: 13	H: 2 LOB: 0 BB: 1 P: 25	R: 0 E: 0 K: 0 S: 7	H: 0 LOB: 0 BB: 0 P: 10	1B: 3 2B: 1 3B: 0 HR: 3	SF: 0 SAC: 1 DP: 0 HBP: 1	WP: 0 PB: 0 SB: 0 CS: 0	PA: 35								
PITCHER	IP	WLS	BF	H	R	ER	SO	BB	IBB	HBP	BLK	WP	HR	S	P	ERA	WHIP											
Derek Lowe, R ERA: 3.99	6.0		26	5	5	3	3	2	0	0	0	0	0	7	12	0.00	3.000											
Giovanni Carrara, R ERA: 4.28	0.1	L	3	1	0	0	0	0	0	1	0	0	0	0	0	0.00	3.000											
Kelly Wunsch, L ERA: 4.56	0.0		0	0	0	0	0	0	0	0	0	0	0	0	0	∞	∞											
Franquelis Osoria, R ERA: 4.91	0.2		3	1	3	3	0	0	0	0	0	0	0	1	6	9	40.50	1.500										
Scott Erickson, R ERA: 6.14	1.0		3	0	0	0	0	0	0	0	0	0	0	7	10	0.00	0.000											

Los Angeles Dodgers @ Colorado Rockies
Coors Field, Denver, CO
Thu Jul 07 2005, 1:05 PM MDT
Att: 21,739 - Partly Cloudy - 93 F

AB	31
R	8
H	7
RBI	8
BB	2
SO	3
LOB	7



Batter	1	2	3	4	5	6	7	8	9	AB R H RBI BB SO LOB	TOP																
13 Oscar Robles, L (1, 6) OBP: 0.383, SLG: 0.378	E4		FC1-5		G5-3		G5-3			4 0 0 1 0 0 3	Los Angeles Dodgers @ Houston Astros Minute Maid Park, Houston, TX Fri Jul 08 2005, 7:05 PM CDT Att: 36,176 - Roof Closed livebaseballscorecards.com																
17 Jason Repko, R (1, 8) OBP: 0.304, SLG: 0.379	K		F8		1B		G6-3			4 0 1 0 0 1 3																	
12 Jeff Kent, R (1, 4) Antonio Perez, R (8, 4) OBP: 0.245, SLG: 0.304 OBP: 0.385, SLG: 0.423	F9			L8-4 BB	1B			L8		4 0 2 1 0 0 1 0 0 0 0 0 0 0																	
Jason Phillips, R (1, 2) OBP: 0.295, SLG: 0.379	G4-3			F9	F7			K		4 0 0 0 0 1 4																	
Jayson Werth, R (1, 9) (9, 7) OBP: 0.337, SLG: 0.421	K					F9		G6-3		3 0 0 0 1 1 0																	
Hee-Seop Choi, L (1, 3) OBP: 0.317, SLG: 0.450	K			L8-4					G5-3	4 0 1 0 0 1 2																	
Jason Grabowski, L (1, 7) 43 Yency Brazoban, R (9, 1)	F7					G6-4-3		G4-3		4 1 1 0 0 0 1 0 0 0 0 0 0 0																	
Mike Edwards, R (1, 5) OBP: 0.344, SLG: 0.420			FC1-5 SH1-4		1B			K		4 1 2 0 0 2 0																	
D.J. Houlton, R (1, 1) Duaner Sanchez, R (7, 1) Cody Ross, R (9, 9) OBP: 0.364, SLG: 0.400 OBP: 0.200, SLG: 0.208	SH1-4		SH1-4		G4-3					2 0 1 0 0 0 2 0 0 0 0 0 0 0 0 0 0 0 0 0 0																	
Inning Stats	R: 0 E: 1 K: 1 S: 10	H: 0 LOB: 1 BB: 0 P: 17	R: 0 E: 0 K: 2 S: 7	H: 0 LOB: 0 BB: 0 P: 13	R: 0 E: 0 K: 0 S: 9	H: 1 LOB: 1 BB: 0 P: 16	R: 0 E: 0 K: 0 S: 8	H: 1 LOB: 1 BB: 1 P: 13	R: 2 E: 0 K: 0 S: 16	H: 4 LOB: 2 BB: 0 P: 26		R: 0 E: 0 K: 0 S: 7	H: 1 LOB: 0 BB: 0 P: 11	R: 0 E: 0 K: 1 S: 12	H: 1 LOB: 0 BB: 0 P: 19	R: 0 E: 0 K: 1 S: 9	H: 0 LOB: 0 BB: 0 P: 12	R: 0 E: 0 K: 1 S: 12	H: 0 LOB: 0 BB: 0 P: 19	1B: 6 2B: 3 3B: 0 HR: 0	SF: 0 SAC: 1 DP: 2 HBP: 0	WP: 0 PB: 0 SB: 0 CS: 0	PA: 35				
PITCHER	IP WLS BF H R ER SO BB IBB HBP BLK WP HR S P ERA WHIP											PITCHER	IP WLS BF H R ER SO BB IBB HBP BLK WP HR S P ERA WHIP														
Roger Clemens, R (1, 1) ERA: 1.48	7.0	29	8	2	2	4	1	0	0	0	0	0	0	69	115	2.57	1.286										
Dan Wheeler, R (8, 1) ERA: 1.64	1.0	3	0	0	0	1	0	0	0	0	0	0	0	9	12	0.00	0.000										
54 Brad Lidge, R (9, 1) ERA: 2.57	1.0	W 3	0	0	0	1	0	0	0	0	0	0	0	12	19	0.00	0.000										

Batter	1	2	3	4	5	6	7	8	9	AB R H RBI BB SO LOB	BOTTOM														
Willy Taveras, R (1, 8) OBP: 0.330, SLG: 0.374	1B	G4-3			SH1-3		F8		SH3	5 2 3 0 0 0 1	Los Angeles Dodgers @ Houston Astros Minute Maid Park, Houston, TX Fri Jul 08 2005, 7:05 PM CDT Att: 36,176 - Roof Closed livebaseballscorecards.com														
Craig Biggio, R (1, 4) OBP: 0.353, SLG: 0.503	1B		G6-3		SH1-3		SH3		SH3	2 1 1 0 1 0 0															
17 Lance Berkman, S (1, 3) OBP: 0.396, SLG: 0.458	1B		E7		BB		BB		2B	3 0 3 1 2 0 0															
Morgan Ensberg, R (1, 5) OBP: 0.388, SLG: 0.593	F4		1B		P2		3B		IBB	4 0 2 1 1 0 5															
16 Jason Lane, R (1, 9) OBP: 0.279, SLG: 0.469	SF7		K		P4		K		2B	3 0 0 1 0 2 6															
28 Adam Everett, R (1, 6) OBP: 0.299, SLG: 0.394	FC1-6-4		P3			L7		P4		4 0 0 0 0 0 4															
2 Chris Burke, R (1, 7) OBP: 0.284, SLG: 0.299	F9			F9		F8		F7		4 0 0 0 0 0 0															
Brad Ausmus, R (1, 2) OBP: 0.332, SLG: 0.298		SH1-4 HBP		G3		F8		WP	1B	3 0 1 0 0 0 0															
Roger Clemens, R (1, 1) OBP: 0.314, SLG: 0.303 Orlando Palmeiro, L (7, PH) OBP: 0.359, SLG: 0.479 Dan Wheeler, R (8, 1) Mike Lamb, L (8, PH) OBP: 0.257, SLG: 0.350 54 Brad Lidge, R (9, 1)	SH1-4			F9			L9		K	1 0 0 0 0 0 0 1 0 0 0 0 0 0 0 0 0 0 0 0 0 1 0 0 0 0 1 1 0 0 0 0 0 0 0															
Inning Stats	R: 1 E: 0 K: 0 S: 12	H: 3 LOB: 2 BB: 0 P: 19	R: 0 E: 0 K: 0 S: 5	H: 0 LOB: 1 BB: 0 P: 11	R: 0 E: 1 K: 1 S: 13	H: 2 LOB: 2 BB: 0 P: 16	R: 0 E: 0 K: 0 S: 8	H: 0 LOB: 0 BB: 0 P: 11	R: 0 E: 0 K: 0 S: 7	H: 0 LOB: 0 BB: 0 P: 11		R: 1 E: 0 K: 1 S: 13	H: 1 LOB: 2 BB: 2 P: 27	R: 0 E: 0 K: 1 S: 9	H: 1 LOB: 1 BB: 0 P: 16	R: 1 E: 0 K: 0 S: 7	H: 2 LOB: 2 BB: 1 P: 11	1B: 7 2B: 2 3B: 1 HR: 0	SF: 1 SAC: 3 DP: 0 HBP: 1	WP: 1 PB: 0 SB: 0 CS: 0	PA: 40				
PITCHER	IP WLS BF H R ER SO BB IBB HBP BLK WP HR S P ERA WHIP											PITCHER	IP WLS BF H R ER SO BB IBB HBP BLK WP HR S P ERA WHIP												
D.J. Houlton, R (1, 1) ERA: 5.89	6.2	29	6	2	2	1	2	0	1	0	0	62	102	2.70	1.200										
Duaner Sanchez, R (7, 1) ERA: 4.13	1.1	B 7	2	0	0	2	1	0	0	1	0	15	27	0.00	2.250										
43 Yency Brazoban, R (9, 1) ERA: 5.09	0.1	L 4	2	1	1	0	0	1	0	0	0	7	11	27.00	6.000										



Batter	1	2	3	4	5	6	7	8	9	AB R H RBI BB SO LOB	TOP									
Michael Tucker, L (1, 9) OBP: 0.364, SLG: 0.426	2-2 HR		3-1 1B 1B		0-0 1B	1-1 1B		0-0 FC3-6 13 G4-6-3		5 2 4 1 0 0 1	<p>San Francisco Giants @ Los Angeles Dodgers Dodger Stadium, Los Angeles, CA</p> <p>Fri Jul 15 2005, 7:40 PM PDT Att: 51,057 - Partly Cloudy - 70 F</p>									
13 Omar Vizquel, S (1, 6) OBP: 0.356, SLG: 0.401	1-1 G3		0-1 1B 1B		1-2 FC6-4 FC5-4	1-0 F7		0-0 G4-6-3		5 1 1 0 0 0 3										
Lance Niekro, R (1, 3) OBP: 0.313, SLG: 0.554 J.T. Snow, L (5, 3) OBP: 0.354, SLG: 0.367	0-2 G1-3		0-1 F4		1 SAFE 0-2 FC5-4 1B 2B		1-0 F8		1-2 P6	3 1 0 0 0 0 3 2 0 0 0 0 0 0										
Moises Alou, R (1, 7) OBP: 0.410, SLG: 0.498	3-2 G6-3		1-0 1B 1B		0-0 1B 2B		2-0 1B		2-3 K	5 1 3 0 0 1 0										
Ray Durham, S (1, 4) OBP: 0.372, SLG: 0.421		1-2 P3	1-1 1B 2B		3-1 2B 1-3 2-H		0-0 2B		3-2 1B	5 0 4 4 0 0 0										
Pedro Feliz, R (1, 5) OBP: 0.315, SLG: 0.443	2-1 HR			0-2 G1-3 1B	4-6 BB		0-1 F8		1-3 K	4 1 2 1 1 1 3										
Mike Matheny, R (1, 2) OBP: 0.303, SLG: 0.446	3-2 G4-3			0-0 F9	0-3 K		1-0 HBP			3 0 0 0 0 1 4										
Jason Ellison, R (1, 8) OBP: 0.325, SLG: 0.390	1-2 G4-3			1-2 G1-3		1-2 G6-3		1-3 K		4 0 0 0 0 1 4										
51 Noah Lowry, R (1, 1) OBP: 0.333, SLG: 0.400 Scott Eyre, L (8, 1)			1-3 K	1-3 K		0-3 K		0-0 FC3-6 1B		4 0 1 0 0 3 1 0 0 0 0 0 0 0										
Inning Stats	R: 1 E: 0 K: 0 S: 11	H: 1 LOB: 0 BB: 0 P: 17	R: 1 E: 0 K: 0 S: 11	H: 1 LOB: 0 BB: 0 P: 18	R: 3 E: 0 K: 1 S: 12	H: 4 LOB: 1 BB: 0 P: 18	R: 0 E: 0 K: 1 S: 10	H: 1 LOB: 1 BB: 0 P: 12	R: 1 E: 0 K: 1 S: 14	H: 3 LOB: 3 BB: 1 P: 22	R: 0 E: 0 K: 1 S: 8	H: 2 LOB: 3 BB: 0 P: 13	R: 0 E: 0 K: 0 S: 3	H: 1 LOB: 0 BB: 0 P: 3	R: 0 E: 0 K: 2 S: 13	H: 1 LOB: 1 BB: 0 P: 20	1B: 10 2B: 3 3B: 0 HR: 2	SF: 0 SAC: 0 DP: 1 HBP: 1	WP: 0 PB: 0 SB: 0 CS: 0	PA: 42
PITCHER	IP WLS BF H R ER SO BB IBB HBP BLK WP HR S P ERA WHIP																			
Derek Lowe, R (1, 1) ERA: 4.27	4.2 L 23 10 6 6 2 0 0 0 0 0 0 2 55 80 11.57 2.143																			
Giovanni Carrara, R (5, 1) ERA: 4.25	0.1 2 0 0 0 1 1 0 0 0 0 0 0 3 7 0.00 3.000																			
Scott Erickson, R (6, 1) ERA: 5.8	3.0 13 4 0 0 2 0 0 1 0 0 0 0 22 30 0.00 1.333																			
Duaner Sanchez, R (9, 1) ERA: 4.06	1.0 4 1 0 0 2 0 0 0 0 0 0 0 13 20 0.00 1.000																			

Batter	1	2	3	4	5	6	7	8	9	AB R H RBI BB SO LOB	BOTTOM									
13 Oscar Robles, L (1, 5) OBP: 0.400, SLG: 0.385	4-2 CS BB		3-1 F7			3-2 F9		3-2 L9-6		3 0 0 0 1 0 3	<p>San Francisco Giants @ Los Angeles Dodgers Dodger Stadium, Los Angeles, CA</p> <p>Fri Jul 15 2005, 7:40 PM PDT Att: 51,057 - Partly Cloudy - 70 F</p>									
Cesar Izturis, S (1, 6) OBP: 0.318, SLG: 0.333	1-2 P3			2-3 K		2-2 P3			0-1 F9	4 0 0 0 0 1 1										
Olmedo Saenz, R (1, 3) OBP: 0.349, SLG: 0.489	3-3 K			1-1 G6-3		0-0 F9			0-0 F9	4 0 0 0 0 1 1										
Jason Phillips, R (1, 2) OBP: 0.288, SLG: 0.385		0-1 P6		0-1 2B		1-2 G6-3			0-2 G2-3	4 0 1 0 0 0 0										
Antonio Perez, R (1, 4) OBP: 0.395, SLG: 0.428		0-3 K2-3		0-0 L5		2-3 K				3 0 0 0 0 2 1										
Mike Edwards, R (1, 7) OBP: 0.314, SLG: 0.376		2-2 G1-5-3			1-3 K		2-1 G6-3			3 0 0 0 0 1 0										
Jayson Werth, R (1, 9) OBP: 0.323, SLG: 0.390			0-2 G5-3		0-3 K			4-1 13 L9-6 17 G1 BB		2 0 0 0 1 1 0										
17 Jason Repko, R (1, 8) OBP: 0.305, SLG: 0.372			0-3 K		0-0 1B			0-1 G1		3 0 1 0 0 1 1										
Derek Lowe, R (1, 1) OBP: 0.371, SLG: 0.329 Giovanni Carrara, R (5, 1) ERA: 4.25 Chin-Feng Chen, R (5, PH) OBP: 0.296, SLG: 0.154 Scott Erickson, R (6, 1) ERA: 5.8 Hee-Seop Choi, R (8, PH) OBP: 0.322, SLG: 0.156 Duaner Sanchez, R (9, 1) ERA: 4.06		0-2 E5		0-2 F9		4-2 BB				1 0 0 0 0 0 0 0 0 0 0 0 0 0 1 0 0 0 0 0 1 0 0 0 0 0 0 0 0 0 0 0 0 1 0 0 0 0 0 0 0 0										
Inning Stats	R: 0 E: 0 K: 1 S: 13	H: 0 LOB: 1 BB: 1 P: 21	R: 0 E: 0 K: 1 S: 8	H: 0 LOB: 0 BB: 0 P: 10	R: 0 E: 1 K: 1 S: 11	H: 0 LOB: 1 BB: 0 P: 14	R: 0 E: 0 K: 1 S: 8	H: 1 LOB: 1 BB: 0 P: 11	R: 0 E: 0 K: 2 S: 11	H: 1 LOB: 1 BB: 0 P: 14	R: 0 E: 0 K: 0 S: 9	H: 0 LOB: 0 BB: 0 P: 14	R: 0 E: 0 K: 1 S: 8	H: 0 LOB: 2 BB: 2 P: 19	R: 0 E: 0 K: 0 S: 7	H: 0 LOB: 0 BB: 0 P: 7	1B: 1 2B: 3 3B: 0 HR: 0	SF: 0 SAC: 0 DP: 2 HBP: 0	WP: 0 PB: 0 SB: 0 CS: 1	PA: 31
PITCHER	IP WLS BF H R ER SO BB IBB HBP BLK WP HR S P ERA WHIP																			
51 Noah Lowry, L (1, 1) ERA: 4.74	7.1 W 27 2 0 0 7 3 0 0 0 0 0 0 73 110 0.00 0.682																			
Scott Eyre, L (8, 1) ERA: 2.54	1.2 4 0 0 0 0 0 0 0 0 0 0 0 10 13 0.00 0.000																			

Batter	1	2	3	4	5	6	7	8	9	AB	R	H	RBI	BB	SO	LOB	TOP										
Michael Tucker, L (1, 9) OBP: 0.365, SLG: 0.422	F9	G3		BB		2H 1B			G4-3	4	0	1	1	1	0	2	San Francisco Giants @ Los Angeles Dodgers Dodger Stadium, Los Angeles, CA Sat Jul 16 2005, 1:10 PM PDT Att: 48,490 - Sunny - 84 F										
Yorvit Torrealba, R (1, 2) OBP: 0.311, SLG: 0.366	K		PB 2B	G5-3		G5-3			K	5	0	1	0	0	2	3											
Pedro Feliz, R (1, 5) OBP: 0.311, SLG: 0.437	G6-3		2-3	P4		G4-3			G5-3	4	0	0	0	0	0	1											
Moises Alou, R (1, 7) OBP: 0.408, SLG: 0.498		WP 2B	F8			G5-3			P5	4	1	1	0	0	0	1											
Ray Durham, S (1, 4) OBP: 0.370, SLG: 0.419	K		G5-3			FC6-4 1B			G5-3	4	0	1	0	0	1	2											
Deivi Cruz, R (1, 6) OBP: 0.505, SLG: 0.429		1B	G3-1 1B			FC6-4 1B			K	4	2	2	1	0	1	1											
J.T. Snow, L (1, 3) OBP: 0.352, SLG: 0.365	SH2-4 1B		G3-1			K			G6-3	4	0	1	1	0	1	1											
Jason Ellison, R (1, 8) OBP: 0.331, SLG: 0.393	SH2-4 BB		SH2-4 1B			1B			G5-3	3	1	2	1	1	0	0											
Brett Tomko, R (1, 1) OBP: 0.176, SLG: 0.142	SH2-4		SH2-4			SH3 1B			K	0	0	0	0	0	0	0											
Jason Christiansen, R (7, 1) ERA: 5.4	SH2-4		SH2-4			SH3			K	0	0	0	0	0	0	0											
Inning Stats	R: 0 E: 0 K: 1 S: 7	H: 0 LOB: 0 BB: 0 P: 9	R: 2 E: 0 K: 1 S: 16	H: 3 LOB: 2 BB: 1 P: 26	R: 0 E: 0 K: 0 S: 8	H: 1 LOB: 1 BB: 0 P: 9	R: 1 E: 0 K: 0 S: 14	H: 2 LOB: 2 BB: 1 P: 24	R: 0 E: 0 K: 0 S: 6	H: 1 LOB: 1 BB: 0 P: 8	R: 1 E: 0 K: 1 S: 11	H: 2 LOB: 1 BB: 0 P: 13	R: 0 E: 0 K: 0 S: 6	H: 0 LOB: 0 BB: 0 P: 11	R: 0 E: 0 K: 1 S: 7	H: 0 LOB: 0 BB: 0 P: 10	R: 0 E: 0 K: 2 S: 7	H: 0 LOB: 0 BB: 0 P: 7	1B: 5 2B: 4 3B: 0 HR: 0	SF: 0 SAC: 3 DP: 0 HBP: 0	WP: 1 PB: 1 SB: 0 CS: 0	PA: 38					
PITCHER	IP	WLS	BF	H	R	ER	SO	BB	IBB	HBP	BLK	WP	HR	S	P	ERA	WHIP										
Odalis Perez, L (1, 1) ERA: 5.08	6.0		29	9	4	4	3	2	0	0	0	1	0	62	89	6.00	1.833										
Giovanni Carrara, R (7, 1) ERA: 4.15	1.0		3	0	0	0	0	0	0	0	0	0	0	6	11	0.00	0.000										
Steve Schmall, R (8, 1) ERA: 4.15	2.0	W	6	0	0	0	3	0	0	0	0	0	0	14	17	0.00	0.000										

Batter	1	2	3	4	5	6	7	8	9	AB	R	H	RBI	BB	SO	LOB	BOTTOM										
13 Oscar Robles, L (1, 5) OBP: 0.410, SLG: 0.389	L1			E4			12 1B		2B 1B	4	1	2	0	1	0	0	San Francisco Giants @ Los Angeles Dodgers Dodger Stadium, Los Angeles, CA Sat Jul 16 2005, 1:10 PM PDT Att: 48,490 - Sunny - 84 F										
Cesar Izturis, S (1, 6) OBP: 0.316, SLG: 0.334	G4-3	G3		L6		L6			1B 2B	5	0	1	1	0	0	5											
12 Jeff Kent, R (1, 4) OBP: 0.382, SLG: 0.505	BB		F8	F8		G4-3-6-3			1B IBB	3	0	0	0	2	0	1											
Jason Phillips, R (1, 2) OBP: 0.287, SLG: 0.381	G4-3		G6-3			F8			G6-3	5	0	1	1	0	0	1											
Hee-Seop Choi, L (1, 3) OBP: 0.323, SLG: 0.459		17 1B 2B	1B HBP			K			K	3	2	1	0	0	2	0											
Mike Edwards, R (1, 7) OBP: 0.319, SLG: 0.380	17 1B 1B		17 1B 1B			G5-3			G6-3	4	1	2	0	0	0	0											
Jayson Werth, R (1, 9) OBP: 0.321, SLG: 0.387	F9		17 1B 1B			F8			F9	4	0	1	1	0	0	2											
17 Jason Repko, R (1, 8) OBP: 0.311, SLG: 0.377	SH1-4		17 1B 1B			K			K	3	0	2	2	0	1	0											
Ricky Ledee, L (9, PH) OBP: 0.349, SLG: 0.414	SH1-4 1B		17 1B 1B			K			K	1	0	0	0	0	1	0											
Odalis Perez, L (1, 1) ERA: 4.88	SH1-4		K			K			13 1B 2B	1	0	0	0	0	1	2											
Inning Stats	R: 0 E: 0 K: 0 S: 13	H: 0 LOB: 1 BB: 1 P: 23	R: 1 E: 0 K: 0 S: 17	H: 3 LOB: 3 BB: 1 P: 26	R: 2 E: 0 K: 1 S: 18	H: 3 LOB: 2 BB: 0 P: 27	R: 0 E: 1 K: 0 S: 5	H: 0 LOB: 0 BB: 0 P: 8	R: 0 E: 0 K: 2 S: 10	H: 0 LOB: 0 BB: 0 P: 11	R: 0 E: 0 K: 0 S: 10	H: 1 LOB: 0 BB: 0 P: 14	R: 0 E: 0 K: 1 S: 8	H: 0 LOB: 0 BB: 0 P: 13	R: 2 E: 0 K: 1 S: 16	H: 3 LOB: 3 BB: 2 P: 31	1B: 8 2B: 3 3B: 0 HR: 0	SF: 0 SAC: 1 DP: 2 HBP: 1	WP: 0 PB: 0 SB: 0 CS: 0	PA: 40							
PITCHER	IP	WLS	BF	H	R	ER	SO	BB	IBB	HBP	BLK	WP	HR	S	P	ERA	WHIP										
Brett Tomko, R (1, 1) ERA: 4.88	6.0		27	3	3	4	4	2	0	1	0	0	0	71	10	4.50	1.333										
Jason Christiansen, L (7, 1) ERA: 5.4	0.1	H	2	1	0	0	0	0	0	0	0	0	0	9	13	0.00	3.000										
54 Scott Munter, R (7, 1) ERA: 2.45	0.2	H	1	0	0	0	0	0	0	0	0	0	0	1	1	0.00	0.000										
LaTroy Hawkins, R (8, 1) ERA: 4.71	1.0	H	3	0	0	0	1	0	0	0	0	0	0	8	13	0.00	0.000										
Tyler Walker, R (9, 1) ERA: 4.31	0.2	L	7	3	2	2	1	1	1	0	0	0	0	16	31	27.00	6.000										



Batter	1	2	3	4	5	6	7	8	9	10	AB	R	H	RBI	BB	SO	LOB	TOP
13 Oscar Robles, L OBP: 0.417, SLG: 0.437	(1,5) 2-1 HR	0-2 2B		4-2 BB		1-2 G4-3			1-3 K		4	1	2	1	1	1	0	
Cesar Izturis, S OBP: 0.311, SLG: 0.331	(1,6) 1-0 F7	2-1 G6-3		3-2 FC4			0-3 K			2-2 G6-3	5	0	0	0	0	1	3	
12 Jeff Kent, R OBP: 0.383, SLG: 0.595	(1,4) 0-2 BB HBP 1B		3-2 P4	0-3 K			0-0 1B			4-2 2B BB	4	1	2	0	1	1	2	
Ricky Ledee, L OBP: 0.346, SLG: 0.414	(1,9) 0-0 P5		1-1 G4-3		1-1 E4		3-3 K			0-0 BB	4	0	0	0	0	1	2	
Mike Edwards, R OBP: 0.322, SLG: 0.388	(10, PH) 10, 7)									1-3 2B	1	0	1	0	0	0	0	
Jason Phillips, R OBP: 0.268, SLG: 0.375	(1,2) 2-2 BB HBP		0-1 G5-3		0-1 G6-4-3					4-0 BB IBB	3	0	0	0	1	0	1	
Hee-Sung Choi, L OBP: 0.332, SLG: 0.465	(1,3) 4-2 BB			1-0 2B G4-3	2-2 1B		1-0 F9			3-3 K	3	1	2	0	1	0	0	
Antonio Perez, R OBP: 0.388, SLG: 0.420	(10, PH) 10, 4)									1-2 2-3 BB	1	0	0	0	0	1	3	
Jayson Werth, R OBP: 0.322, SLG: 0.383	(1,7) 2-2 F9			0-0 17 G4-3	0-2 G5-3					4-0 BB	4	1	1	1	1	1	4	
17 Jason Repko, R OBP: 0.297, SLG: 0.359	(1,8)		1-1 G5-3		2-1 G4-3		0-3 K			1-2 2-3 3H BB	5	0	0	1	0	2	4	
31 Brad Penny, R OBP: 0.04, SLG: 0.297	(1,11) 2-2 G6-3			2-2 FC4	0-2 2B		0-0 F8			1-0 P3	3	0	1	1	0	0	0	
Giovanni Carrara, R OBP: 0.399, SLG: 0.415	(7,1) 0-0 G6-3		1-0 G5-3		2-3 K		4-2 BB			2-2 G4-3	4	0	0	1	1	1	1	
Wilson Alvarez, L OBP: 0.399, SLG: 0.415	(7,1) 0-0 3H			3-2 FC3-6	2-2 1B		2-2 F8			1-1 1B	5	0	3	1	0	0	1	
Steve Schmolli, R OBP: 0.419, SLG: 0.507	(8, PH) 1, 9)	2-1 F7		0-1 FC3-6	2-0 F7		0-2 G6-3			0-0 F7	5	0	1	0	0	0	3	
Olmeda Saenz, R OBP: 0.208, SLG: 0.483	(8, PH) 1, 9)			1-2 K														
Duaner Sanchez, R OBP: 0.391	(8,1) 0-0 HR		3-3 K		1-3 K		1-0 P5			1-0 6 HR	5	1	2	1	0	2	2	
6 Ryan Howard, L OBP: 0.311, SLG: 0.475	(1,3) 3-3 K			3-3 K			1-3 K			0-0 3B	5	1	1	2	0	3	1	
David Bell, R OBP: 0.308, SLG: 0.360	(1,5) 4-2 2B BB			1-3 K			0-0 1B			4-2 HBP HBP	2	0	1	0	1	1	0	
Mike Lieberthal, R OBP: 0.331, SLG: 0.421	(1,2) 1-2 2B			3-1 P3			0-1 F9			2-2 HBP	3	0	1	0	0	0	1	
39 Brett Myers, R ERA: 3.32	(1,1) 6.0 IP	WLS	BF	H	R	ER	SO	BB	IBB	HBP	BLK	WP	HR	S	P	ERA	WHIP	
63 Ryan Madson, R ERA: 3.81	(7,1) 1.0	3	1	0	0	2	0	0	0	0	0	0	0	8	11	0.00	1.000	
Ugueth Urbina, R ERA: 3.68	(8,1) 1.0	3	0	0	0	1	0	0	0	0	0	0	0	7	14	0.00	0.000	
Billy Wagner, L ERA: 2.23	(9,1) 2.0	W	10	1	1	3	2	1	0	0	0	0	0	23	43	4.50	1.500	

Los Angeles Dodgers @ Philadelphia Phillies
Citizens Bank Park, Philadelphia, PA
Tue Jul 19 2005, 7:05 PM EDT
Att. 29,349 - Partly Cloudy - 86 F

AB	38
R	4
H	9
RBI	4
BB	5
SO	8
LOB	19



WP:	0	PA:	44
PB:	0		
SB:	0		
CS:	1		

Batter	1	2	3	4	5	6	7	8	9	10	AB	R	H	RBI	BB	SO	LOB	BOTTOM
11 Jimmy Rollins, S OBP: 0.324, SLG: 0.411	(1,6) 2-2 G6-3 3B		0-0 G3-1		1-1 26 1B		2-2 G5-3		0-0 P6		5	2	2	0	0	0	2	
Kenny Lofton, L OBP: 0.399, SLG: 0.415	(1,8) 0-0 G6-3		1-0 G5-3		2-3 K		4-2 BB		2-2 G4-3		4	0	0	1	1	1	1	
26 Chase Utley, L OBP: 0.401, SLG: 0.529	(1,4) 0-1 F8		3-2 FC3-6		2-2 2H 1B		2-2 F8		1-1 1B		5	0	3	1	0	0	1	
Bobby Abreu, L OBP: 0.419, SLG: 0.507	(1,9) 2-1 F7		0-1 FC3-6		2-0 F7		0-2 G6-3		0-0 F7		5	0	1	0	0	0	3	
Pat Burrell, R OBP: 0.378, SLG: 0.535	(1,7) 0-0 HR		3-3 K		1-0 P5		1-3 K			1-0 6 HR	5	1	2	1	0	2	2	
4 Danny Sandoval, S (10, PR)			1-2 K								0	1	0	0	0	0	0	
6 Ryan Howard, L OBP: 0.311, SLG: 0.475	(1,3) 3-3 K			3-3 K			1-3 K			0-0 3B	5	1	1	2	0	3	1	
David Bell, R OBP: 0.308, SLG: 0.360	(1,5) 4-2 2B BB			1-3 K			0-0 1B			4-2 HBP HBP	2	0	1	0	1	1	0	
Mike Lieberthal, R OBP: 0.331, SLG: 0.421	(1,2) 1-2 2B			3-1 P3			0-1 F9			2-2 HBP	3	0	1	0	0	0	1	
39 Brett Myers, R ERA: 3.32	(1,1) 6.0 IP	WLS	BF	H	R	ER	SO	BB	IBB	HBP	BLK	WP	HR	S	P	ERA	WHIP	
63 Ryan Madson, R ERA: 3.81	(7,1) 0.2	3	0	0	0	1	1	0	0	0	0	0	0	10	16	0.00	1.500	
Wilson Alvarez, L ERA: 3.08	(7,1) 0.1	1	0	0	0	0	0	0	0	0	0	0	0	3	5	0.00	0.000	
Steve Schmolli, R ERA: 3.88	(8,1) 1.0	6	1	0	0	1	0	0	2	0	0	0	0	20	29	0.00	1.000	
Duaner Sanchez, R ERA: 3.91	(8,1) 1.0	4	1	0	0	0	0	0	0	0	0	0	0	7	10	0.00	1.000	

Los Angeles Dodgers @ Philadelphia Phillies
Citizens Bank Park, Philadelphia, PA
Tue Jul 19 2005, 7:05 PM EDT
Att. 29,349 - Partly Cloudy - 86 F

AB	38
R	5
H	11
RBI	5
BB	2
SO	10
LOB	16



WP:	0	PA:	42
PB:	0		
SB:	1		
CS:	0		

Batter	1	2	3	4	5	6	7	8	9	AB	R	H	RBI	BB	SO	LOB	TOP					
13 Oscar Robles, L (1,5) OBP: 0.419, SLG: 0.459	1-2 SH1-3 12 2B 2B	1-1 L7			1-1 F8			1-0 F9		4	1	1	0	0	0	1						
Cesar Izturis, S (1,6) OBP: 0.315, SLG: 0.335	0-1 SH1-3 2-3		0-1		2-2 G3-1			0-3 K		3	0	1	0	0	1	0						
12 Jeff Kent, R (1,4) OBP: 0.383, SLG: 0.514	1-0 F9 3-H 2B		3-3		2-0 G5-3			2-3 K		4	0	1	1	0	2	1						
Olmedo Saenz, R (1,3) OBP: 0.342, SLG: 0.473	2-2 F9 2-3		3-2		1-2 G6-3			0-0 G6-3		4	0	0	0	0	0	1						
Jayson Werth, R (1,9) OBP: 0.333, SLG: 0.406	4-1 FC5-4 BB		1-3		0-3 K			4-2 K		2	0	0	0	2	2	0						
Mike Edwards, R (1,7) Ricky Ledee, L (9,PH) OBP: 0.318, SLG: 0.381 OBP: 0.344, SLG: 0.411	0-0 FC5-4 1-2		2-3		1-1 F8			1-0 F9		3	0	0	0	0	1	2						
Mike Rose, S (1,2) OBP: 0.286, SLG: 0.281		2-1 SH1-3 1B	0-1		3-1 G4-3					3	0	2	0	0	0	0						
17 Jason Repko, R (1,8) OBP: 0.297, SLG: 0.364		1-3 K	1-1		0-3 K					3	0	0	0	0	2	2						
Odalis Perez, L (1,1) Hee-Seop Choi, L (8,PH) Steve Schmolli, R Wilson Alvarez, L 43 Yhency Brazoban, R (9,1)		0-0 SH1-3 1-2	0-0		0-0 F8			0-0 L3		1	0	0	0	0	0	0						
Inning Stats	R: 1 E: 0 K: 0 S: 13	H: 2 LOB: 2 BB: 1 P: 21	R: 0 E: 0 K: 1 S: 8	H: 1 LOB: 1 BB: 0 P: 12	R: 0 E: 0 K: 1 S: 8	H: 1 LOB: 0 BB: 0 P: 14	R: 0 E: 0 K: 2 S: 11	H: 1 LOB: 0 BB: 0 P: 15	R: 0 E: 0 K: 0 S: 6	H: 0 LOB: 0 BB: 0 P: 9	R: 0 E: 0 K: 1 S: 7	H: 0 LOB: 0 BB: 0 P: 10	R: 0 E: 0 K: 1 S: 7	H: 0 LOB: 0 BB: 0 P: 11	R: 0 E: 0 K: 1 S: 5	H: 0 LOB: 0 BB: 0 P: 6	R: 0 E: 0 K: 1 S: 9	H: 0 LOB: 1 BB: 1 P: 16	1B: 2 2B: 4 3B: 0 HR: 0	SF: 0 SAC: 2 DP: 1 HBP: 0	WP: 0 PB: 0 SB: 0 CS: 1	PA: 33
PITCHER	IP	WLS	BF	H	R	ER	SO	BB	IBB	HBP	BLK	WP	HR	S	P	ERA	WHIP					
21 Jon Lieber, R (1,1) ERA: 4.88	8.0	L	29	5	1	1	7	1	0	0	0	0	0	65	98	1.12	0.750					
Ugueth Urbina, R (9,1) ERA: 3.6	1.0		4	0	0	0	1	1	0	0	0	0	0	9	16	0.00	1.000					

Los Angeles Dodgers @ Philadelphia Phillies
Citizens Bank Park, Philadelphia, PA
Thu Jul 21 2005, 1:05 PM EDT
Att: 36,232 - Sunny - 85 F

livebaseballscores.com

AB 29
R 1
H 5
RBI 1
BB 2
SO 8
LOB 8





Batter	1	2	3	4	5	6	7	8	9	AB	R	H	RBI	BB	SO	LOB	BOTTOM				
11 Jimmy Rollins, S (1,6) OBP: 0.321, SLG: 0.409	1-0 G6-3		1-1 F9			0-0 P6		3-2 G6-4-3 1-2		4	0	0	0	0	0	3					
Jason Michaels, R (1,9) Kenny Lofton, L (7,8) OBP: 0.407, SLG: 0.407 OBP: 0.398, SLG: 0.414	3-3 K		4-2		0-3 K			0-0 G4-3		2	0	0	0	1	2	1					
26 Chase Utley, L (1,4) OBP: 0.394, SLG: 0.521	0-0 L9		0-2		1-2 L8			2-2 F7		4	0	0	0	0	0	2					
Pat Burrell, R (1,7) OBP: 0.373, SLG: 0.525	3-1 F7		0-0		0-3 K			2-3 K		4	0	0	0	0	2	1					
David Bell, R (1,5) OBP: 0.308, SLG: 0.369		1-3 K2-3	3-2		0-1			0-0		3	0	1	0	0	1	0					
6 Ryan Howard, L (1,3) OBP: 0.302, SLG: 0.453		1-1 G4-3	3-3		0-2			0-2		3	0	1	0	0	1	0					
Todd Pratt, R (1,2) Tomas Perez, S (8,PH) Mike Lieberthal, R (9,2) OBP: 0.314, SLG: 0.427 OBP: 0.304, SLG: 0.304 OBP: 0.331, SLG: 0.420		1-3 K	3-3		3-3 K			2-3 K		2	0	0	0	0	2	0					
Endy Chavez, L (1,8) OBP: 0.293, SLG: 0.342			3-2		1-2			0-0		3	0	2	0	0	0	0					
21 Jon Lieber, L (1,1) Bobby Abreu, L (8,PH) Ugueth Urbina, R (9,1) OBP: 0.050, SLG: 0.077 OBP: 0.419, SLG: 0.504		1-1 G4-3	1-1		2-1			4-0		1	0	0	0	0	0	0					
Inning Stats	R: 0 E: 0 K: 1 S: 7	H: 0 LOB: 1 BB: 0 P: 14	R: 0 E: 0 K: 2 S: 8	H: 0 LOB: 0 BB: 0 P: 11	R: 0 E: 0 K: 0 S: 9	H: 0 LOB: 0 BB: 0 P: 14	R: 0 E: 0 K: 0 S: 6	H: 0 LOB: 0 BB: 1 P: 10	R: 0 E: 0 K: 1 S: 11	H: 1 LOB: 1 BB: 0 P: 14	R: 0 E: 0 K: 1 S: 12	H: 2 LOB: 2 BB: 0 P: 13	R: 0 E: 0 K: 1 S: 7	H: 1 LOB: 1 BB: 1 P: 16	R: 0 E: 0 K: 1 S: 8	H: 0 LOB: 0 BB: 0 P: 12	1B: 4 2B: 1 3B: 0 HR: 0	SF: 0 SAC: 1 DP: 2 HBP: 0	WP: 1 PB: 0 SB: 1 CS: 0	PA: 31	
PITCHER	IP	WLS	BF	H	R	ER	SO	BB	IBB	HBP	BLK	WP	HR	S	P	ERA	WHIP				
Odalis Perez, L (1,1) ERA: 4.56	7.0		24	3	0	0	7	1	0	0	0	0	0	4	6	0.00	3.000				
Steve Schmolli, R (8,1) ERA: 3.92	0.1	H	2	1	0	0	1	0	0	0	0	0	0	4	6	0.00	3.000				
Wilson Alvarez, L (8,1) ERA: 5.49	0.2	H	2	0	0	0	0	1	0	0	0	0	0	3	10	0.00	1.500				
43 Yhency Brazoban, R (9,1) ERA: 5.87	1.0	S	3	0	0	0	1	0	0	0	0	0	0	8	12	0.00	0.000				


Los Angeles Dodgers @ Philadelphia Phillies
Citizens Bank Park, Philadelphia, PA
Thu Jul 21 2005, 1:05 PM EDT
Att: 36,232 - Sunny - 85 F

livebaseballscores.com

AB 28
R 0
H 4
RBI 0
BB 2
SO 9
LOB 7



Batter	1	2	3	4	5	6	7	8	9	AB	R	H	RBI	BB	SO	LOB	TOP			
13 Oscar Robles, L OBP: 0.403, SLG: 0.440	G6-3		L6	F8		G6-3		F7		5	0	0	0	0	0	2	Los Angeles Dodgers @ New York Mets Shea Stadium, Flushing, NY Fri Jul 22, 2005, 7:10 PM EDT Att: 50,273 - Cloudy - 89 F			
Cesar Izturis, S OBP: 0.317, SLG: 0.334	2B		F7		G6-3		12B	K		4	0	1	0	1	1					
12 Jeff Kent, R OBP: 0.386, SLG: 0.527	F8		HR		1B	G5-3	2B	1B		5	2	3	1	0	0	1				
Ricky Ledee, L OBP: 0.352, SLG: 0.425	2B		G3		G5-3	2B	1B	F8		5	1	3	0	0	0	2				
Jason Phillips, R OBP: 0.285, SLG: 0.369	F8				G5-3		G6-3			5	1	2	1	0	0	3				
Hee-Seop Choi, L OBP: 0.326, SLG: 0.460		G4-3	17 FC5-2	2B	G3	1B	2B	K		5	1	2	1	0	2	3				
Jayson Werth, R OBP: 0.335, SLG: 0.405	G4-3		1B	1B	1B	2B	1B	F8		5	1	2	2	0	1	3				
17 Jason Repko, R OBP: 0.291, SLG: 0.356	FC5-2		K	K	K	K	G6-3			4	0	0	0	0	2	3				
Jeff Weaver, R Duaner Sanchez, R Antonio Perez, R Wilson Alvarez, L Steve Schmolli, R 43 Yhency Brazoban, R	G5-3		1B		F8		1B	S		3	0	1	1	0	0	1				
Inning Stats	R: 0 E: 0 K: 0 S: 10	H: 2 LOB: 2 BB: 0 P: 16	R: 0 E: 0 K: 0 S: 11	H: 1 LOB: 1 BB: 0 P: 19	R: 1 E: 0 K: 0 S: 11	H: 1 LOB: 0 BB: 0 P: 13	R: 2 E: 1 K: 1 S: 11	H: 3 LOB: 1 BB: 0 P: 17	R: 3 E: 0 K: 1 S: 24	H: 4 LOB: 1 BB: 0 P: 34	R: 0 E: 0 K: 0 S: 10	H: 0 LOB: 0 BB: 0 P: 13	R: 0 E: 0 K: 1 S: 10	H: 1 LOB: 1 BB: 0 P: 12	R: 0 E: 0 K: 2 S: 12	H: 2 LOB: 2 BB: 0 P: 17			1B: 10 2B: 4 3B: 0 HR: 1	SF: 0 SAC: 0 DP: 0 HBP: 0
PITCHER	IP WLS BF H R ER SO	IP WLS BF H R ER SO	IP WLS BF H R ER SO	IP WLS BF H R ER SO	IP WLS BF H R ER SO	IP WLS BF H R ER SO	IP WLS BF H R ER SO	IP WLS BF H R ER SO	IP WLS BF H R ER SO	IP WLS BF H R ER SO	IP WLS BF H R ER SO	IP WLS BF H R ER SO	IP WLS BF H R ER SO	IP WLS BF H R ER SO	IP WLS BF H R ER SO	IP WLS BF H R ER SO	ERA WHIP	ERA WHIP		
Victor Zambrano, R ERA: 3.86	4.2 L 24 10 6 6 1	4.2 L 24 10 6 6 1	4.2 L 24 10 6 6 1	4.2 L 24 10 6 6 1	4.2 L 24 10 6 6 1	4.2 L 24 10 6 6 1	4.2 L 24 10 6 6 1	4.2 L 24 10 6 6 1	4.2 L 24 10 6 6 1	4.2 L 24 10 6 6 1	4.2 L 24 10 6 6 1	4.2 L 24 10 6 6 1	4.2 L 24 10 6 6 1	4.2 L 24 10 6 6 1	4.2 L 24 10 6 6 1	4.2 L 24 10 6 6 1	11.57 2.143	11.57 2.143		
Heath Bell, R ERA: 4.36	0.1 H 2 1 0 0 1	0.1 H 2 1 0 0 1	0.1 H 2 1 0 0 1	0.1 H 2 1 0 0 1	0.1 H 2 1 0 0 1	0.1 H 2 1 0 0 1	0.1 H 2 1 0 0 1	0.1 H 2 1 0 0 1	0.1 H 2 1 0 0 1	0.1 H 2 1 0 0 1	0.1 H 2 1 0 0 1	0.1 H 2 1 0 0 1	0.1 H 2 1 0 0 1	0.1 H 2 1 0 0 1	0.1 H 2 1 0 0 1	0.1 H 2 1 0 0 1	0.00 3.000	0.00 3.000		
Juan Padilla, R ERA: 1.000	2.0 H 8 1 0 0 1	2.0 H 8 1 0 0 1	2.0 H 8 1 0 0 1	2.0 H 8 1 0 0 1	2.0 H 8 1 0 0 1	2.0 H 8 1 0 0 1	2.0 H 8 1 0 0 1	2.0 H 8 1 0 0 1	2.0 H 8 1 0 0 1	2.0 H 8 1 0 0 1	2.0 H 8 1 0 0 1	2.0 H 8 1 0 0 1	2.0 H 8 1 0 0 1	2.0 H 8 1 0 0 1	2.0 H 8 1 0 0 1	2.0 H 8 1 0 0 1	0.00 1.000	0.00 1.000		
Roberto Hernandez, R ERA: 1.65	2.0 H 9 3 0 0 3	2.0 H 9 3 0 0 3	2.0 H 9 3 0 0 3	2.0 H 9 3 0 0 3	2.0 H 9 3 0 0 3	2.0 H 9 3 0 0 3	2.0 H 9 3 0 0 3	2.0 H 9 3 0 0 3	2.0 H 9 3 0 0 3	2.0 H 9 3 0 0 3	2.0 H 9 3 0 0 3	2.0 H 9 3 0 0 3	2.0 H 9 3 0 0 3	2.0 H 9 3 0 0 3	2.0 H 9 3 0 0 3	2.0 H 9 3 0 0 3	0.00 1.500	0.00 1.500		

Batter	1	2	3	4	5	6	7	8	9	AB	R	H	RBI	BB	SO	LOB	BOTTOM			
7 José Reyes, S OBP: 0.291, SLG: 0.371	F7		G4-3			1B	15 HR	1B	FC3-6	4	1	1	0	0	0	2	Los Angeles Dodgers @ New York Mets Shea Stadium, Flushing, NY Fri Jul 22, 2005, 7:10 PM EDT Att: 50,273 - Cloudy - 89 F			
Mike Cameron, R OBP: 0.346, SLG: 0.500	K				F9	1B	15 HR	1B	P4	4	1	1	0	0	1	2				
15 Carlos Beltrán, S OBP: 0.316, SLG: 0.438	G4-3				P1				G4-3	4	1	1	3	0	0	0				
Cliff Floyd, L OBP: 0.355, SLG: 0.524		G3-1			G3-1				G4-3	4	0	0	0	0	0	0				
5 David Wright, R OBP: 0.376, SLG: 0.498						HR	BB		P2	3	1	1	0	1	0	0				
31 Mike Piazza, R OBP: 0.319, SLG: 0.438						F9			G6-3	4	0	1	0	0	0	1				
Doug Mientkiewicz, L OBP: 0.309, SLG: 0.406						HR			F7	4	1	1	2	0	0	2				
Miguel Cairo, R OBP: 0.310, SLG: 0.354						P3			G3-1	4	0	1	0	0	1	0				
Victor Zambrano, S Heath Bell, R Jose Offerman, S Juan Padilla, R Marlon Anderson, L Roberto Hernandez, R						G4-3			P3	1	0	0	0	0	0	0				
Inning Stats	R: 0 E: 0 K: 1 S: 6	H: 0 LOB: 0 BB: 0 P: 12	R: 0 E: 0 K: 0 S: 9	H: 2 LOB: 1 BB: 0 P: 12	R: 0 E: 0 K: 0 S: 7	H: 0 LOB: 0 BB: 0 P: 10	R: 0 E: 0 K: 0 S: 7	H: 0 LOB: 0 BB: 0 P: 13	R: 2 E: 0 K: 1 S: 14	H: 1 LOB: 0 BB: 1 P: 26	R: 3 E: 0 K: 0 S: 10	H: 3 LOB: 0 BB: 0 P: 12	R: 0 E: 0 K: 0 S: 8	H: 0 LOB: 0 BB: 0 P: 10	R: 0 E: 0 K: 0 S: 6	H: 0 LOB: 0 BB: 0 P: 10			1B: 5 2B: 1 3B: 0 HR: 2	SF: 0 SAC: 0 DP: 1 HBP: 0
PITCHER	IP WLS BF H R ER SO	IP WLS BF H R ER SO	IP WLS BF H R ER SO	IP WLS BF H R ER SO	IP WLS BF H R ER SO	IP WLS BF H R ER SO	IP WLS BF H R ER SO	IP WLS BF H R ER SO	IP WLS BF H R ER SO	IP WLS BF H R ER SO	IP WLS BF H R ER SO	IP WLS BF H R ER SO	IP WLS BF H R ER SO	IP WLS BF H R ER SO	IP WLS BF H R ER SO	IP WLS BF H R ER SO	ERA WHIP	ERA WHIP		
Jeff Weaver, R ERA: 4.41	6.0 W 24 10 6 6 1	6.0 W 24 10 6 6 1	6.0 W 24 10 6 6 1	6.0 W 24 10 6 6 1	6.0 W 24 10 6 6 1	6.0 W 24 10 6 6 1	6.0 W 24 10 6 6 1	6.0 W 24 10 6 6 1	6.0 W 24 10 6 6 1	6.0 W 24 10 6 6 1	6.0 W 24 10 6 6 1	6.0 W 24 10 6 6 1	6.0 W 24 10 6 6 1	6.0 W 24 10 6 6 1	6.0 W 24 10 6 6 1	6.0 W 24 10 6 6 1	7.50 1.167	7.50 1.167		
Duaner Sanchez, R ERA: 3.63	1.0 H 5 2 0 0 0	1.0 H 5 2 0 0 0	1.0 H 5 2 0 0 0	1.0 H 5 2 0 0 0	1.0 H 5 2 0 0 0	1.0 H 5 2 0 0 0	1.0 H 5 2 0 0 0	1.0 H 5 2 0 0 0	1.0 H 5 2 0 0 0	1.0 H 5 2 0 0 0	1.0 H 5 2 0 0 0	1.0 H 5 2 0 0 0	1.0 H 5 2 0 0 0	1.0 H 5 2 0 0 0	1.0 H 5 2 0 0 0	1.0 H 5 2 0 0 0	0.00 2.000	0.00 2.000		
Wilson Alvarez, L ERA: 5.4	0.1 H 1 0 0 0 0	0.1 H 1 0 0 0 0	0.1 H 1 0 0 0 0	0.1 H 1 0 0 0 0	0.1 H 1 0 0 0 0	0.1 H 1 0 0 0 0	0.1 H 1 0 0 0 0	0.1 H 1 0 0 0 0	0.1 H 1 0 0 0 0	0.1 H 1 0 0 0 0	0.1 H 1 0 0 0 0	0.1 H 1 0 0 0 0	0.1 H 1 0 0 0 0	0.1 H 1 0 0 0 0	0.1 H 1 0 0 0 0	0.1 H 1 0 0 0 0	0.00 0.000	0.00 0.000		
Steve Schmolli, R ERA: 3.8	0.2 H 2 0 0 0 0	0.2 H 2 0 0 0 0	0.2 H 2 0 0 0 0	0.2 H 2 0 0 0 0	0.2 H 2 0 0 0 0	0.2 H 2 0 0 0 0	0.2 H 2 0 0 0 0	0.2 H 2 0 0 0 0	0.2 H 2 0 0 0 0	0.2 H 2 0 0 0 0	0.2 H 2 0 0 0 0	0.2 H 2 0 0 0 0	0.2 H 2 0 0 0 0	0.2 H 2 0 0 0 0	0.2 H 2 0 0 0 0	0.2 H 2 0 0 0 0	0.00 0.000	0.00 0.000		
43 Yhency Brazoban, R ERA: 5.72	1.0 S 3 0 0 0 0	1.0 S 3 0 0 0 0	1.0 S 3 0 0 0 0	1.0 S 3 0 0 0 0	1.0 S 3 0 0 0 0	1.0 S 3 0 0 0 0	1.0 S 3 0 0 0 0	1.0 S 3 0 0 0 0	1.0 S 3 0 0 0 0	1.0 S 3 0 0 0 0	1.0 S 3 0 0 0 0	1.0 S 3 0 0 0 0	1.0 S 3 0 0 0 0	1.0 S 3 0 0 0 0	1.0 S 3 0 0 0 0	1.0 S 3 0 0 0 0	0.00 0.000	0.00 0.000		

Batter	1	2	3	4	5	6	7	8	9	AB	R	H	RBI	BB	SO	LOB	TOP										
13 Oscar Robles, L OBP: 0.396, SLG: 0.425	F7	P6					K		G6-3	4	0	0	0	1	1	0											
Cesar Izuris, S OBP: 0.316, SLG: 0.333	12 FC9-6 1B		L8	G4-3			F9			4	1	1	0	0	0	2											
Milton Bradley, S OBP: 0.353, SLG: 0.518	4-1 FC9-6 1B				F7					3	0	2	0	1	0	0											
12 Jeff Kent, R OBP: 0.382, SLG: 0.521	FC9-6 1B			P4	F7		G6-3			4	1	0	0	0	0	4											
Ricky Ledee, L OBP: 0.349, SLG: 0.420	1-3 3-H 2B		F8		G3-1			F8		4	1	1	1	0	0	1											
Olmedo Saenz, R OBP: 0.345, SLG: 0.495	1-2 1-H 3-H 2B			P4			HR	K		4	1	2	3	0	1	0											
Jayson Werth, R OBP: 0.333, SLG: 0.407	G4-3						K	F9		4	1	1	0	0	1	1											
Jason Phillips, R OBP: 0.285, SLG: 0.368		G5-3					P6		K	4	0	1	1	0	1	0											
D.J. Houlton, R OBP: 0.267, SLG: 0.286										3	0	0	0	0	2	1											
Giovanni Carrara, R ERA: 2.79										0	0	0	0	0	0	0											
Wilson Alvarez, L ERA: 1.61										0	0	0	0	0	0	0											
Duaner Sanchez, R ERA: 0.325, SLG: 0.458										1	0	0	0	0	1	0											
Inning Stats	R: 3 E: 0 K: 0 S: 14	H: 3 LOB: 1 BB: 1 P: 22	R: 0 E: 0 K: 1 S: 8	H: 0 LOB: 0 BB: 0 P: 13	R: 0 E: 0 K: 0 S: 12	H: 1 LOB: 1 BB: 0 P: 15	R: 1 E: 0 K: 1 S: 13	H: 2 LOB: 2 BB: 1 P: 24	R: 0 E: 0 K: 0 S: 5	H: 0 LOB: 0 BB: 0 P: 5	R: 1 E: 0 K: 1 S: 13	H: 1 LOB: 0 BB: 0 P: 18	R: 0 E: 0 K: 1 S: 11	H: 1 LOB: 1 BB: 0 P: 12	R: 0 E: 0 K: 2 S: 9	H: 0 LOB: 0 BB: 0 P: 15	R: 0 E: 0 K: 2 S: 9	H: 0 LOB: 0 BB: 0 P: 15	1B: 4 2B: 3 3B: 0 HR: 1	SF: 0 SAC: 0 DP: 0 HBP: 0	WP: 0 PB: 0 SB: 0 CS: 0	PA: 37					
PITCHER	IP	WLS	BF	H	R	ER	SO	BB	IBB	HBP	BLK	WP	HR	S	P	ERA	WHIP										
45 Pedro Martinez, R ERA: 2.79	7.0	W	31	8	5	5	4	2	0	0	0	0	1	76	109	6.43	1.429										
Roberto Hernandez, R ERA: 1.61	1.0	H	3	0	0	0	1	0	0	0	0	0	0	11	15	0.00	0.000										
Braden Looper, R ERA: 3.09	1.0	S	3	0	0	0	2	0	0	0	0	0	0	9	15	0.00	0.000										

Los Angeles Dodgers @ New York Mets
Shea Stadium, Flushing, NY
Sat Jul 23 2005, 3:15 PM EDT
Att: 43,705 - Partly Cloudy - 83 F

AB 35
R 5
H 8
RBI 5
BB 2
SO 7
LOB 9





Batter	1	2	3	4	5	6	7	8	9	AB	R	H	RBI	BB	SO	LOB	BOTTOM										
7 José Reyes, S OBP: 0.297, SLG: 0.381	E 1B		15 SH2-3 1B		P4		15 1B	S 1B		5	3	4	2	0	0	1											
Mike Cameron, R OBP: 0.347, SLG: 0.498	G3 5 1B		G6-3 15 SH2-3 1B		F9		G5-3	K		5	1	2	1	0	1	4											
15 Carlos Beltrán, S OBP: 0.319, SLG: 0.440	F8		SH2-3							3	0	2	1	0	0	1											
Cliff Floyd, L OBP: 0.354, SLG: 0.520	G3		G6-3		G3					3	0	0	1	1	0	4											
5 David Wright, R OBP: 0.377, SLG: 0.501			K				SH1-3 11 G6-3 2B	G6-4-3		4	1	2	1	0	1	3											
Doug Mientkiewicz, L OBP: 0.310, SLG: 0.410	F8				G5-3		SH1-3			3	0	1	0	0	0	1											
11 Ramon Castro, R OBP: 0.316, SLG: 0.384			K							3	0	0	1	0	2	0											
Miguel Cairo, R OBP: 0.309, SLG: 0.347		G4-3			G5-3		L9			3	1	0	0	1	0	0											
45 Pedro Martinez, R OBP: 0.128, SLG: 0.109										2	0	1	0	0	0	0											
Marlon Anderson, L OBP: 0.351, SLG: 0.369										0	1	0	0	1	0	0											
Roberto Hernandez, R ERA: 1.61										0	0	0	0	0	0	0											
Jose Offerman, S OBP: 0.313, SLG: 0.397										1	0	0	0	0	2	0											
Braden Looper, R ERA: 3.88										0	0	0	0	0	0	0											
Inning Stats	R: 2 E: 0 K: 0 S: 20	H: 3 LOB: 1 BB: 0 P: 28	R: 0 E: 0 K: 1 S: 10	H: 0 LOB: 0 BB: 0 P: 14	R: 1 E: 0 K: 1 S: 11	H: 2 LOB: 1 BB: 0 P: 17	R: 0 E: 0 K: 1 S: 8	H: 0 LOB: 0 BB: 0 P: 10	R: 0 E: 0 K: 0 S: 12	H: 2 LOB: 2 BB: 0 P: 16	R: 1 E: 0 K: 0 S: 6	H: 1 LOB: 0 BB: 0 P: 8	R: 2 E: 0 K: 0 S: 8	H: 2 LOB: 1 BB: 2 P: 18	R: 1 E: 0 K: 1 S: 13	H: 2 LOB: 2 BB: 1 P: 18	R: 1 E: 0 K: 1 S: 13	H: 2 LOB: 2 BB: 1 P: 18	1B: 9 2B: 2 3B: 1 HR: 0	SF: 0 SAC: 3 DP: 1 HBP: 0	WP: 0 PB: 0 SB: 5 CS: 0	PA: 38					
PITCHER	IP	WLS	BF	H	R	ER	SO	BB	IBB	HBP	BLK	WP	HR	S	P	ERA	WHIP										
D.J. Houlton, R ERA: 5.68	6.0	L	26	4	4	4	3	0	0	0	0	0	0	67	93	6.00	1.333										
Giovanni Carrara, R ERA: 4.47	0.1	L	3	1	2	2	0	1	0	0	0	0	0	4	10	54.00	6.000										
Wilson Alvarez, L ERA: 5.4	0.0		1	1	0	0	0	0	0	0	0	0	0	1	1	∞	∞										
Duaner Sanchez, R ERA: 3.88	1.2		8	2	1	1	1	1	1	0	0	0	0	16	25	5.40	1.800										

Los Angeles Dodgers @ New York Mets
Shea Stadium, Flushing, NY
Sat Jul 23 2005, 3:15 PM EDT
Att: 43,705 - Partly Cloudy - 83 F

AB 32
R 7
H 12
RBI 7
BB 3
SO 4
LOB 16



Batter	1	2	3	4	5	6	7	8	9	AB	R	H	RBI	BB	SO	LOB	TOP										
13 Oscar Robles, L OBP: 0.384, SLG: 0.411	G4-3			G1-5-3	P6			F9		4	0	0	0	0	0	1	Los Angeles Dodgers @ New York Mets Shea Stadium, Flushing, NY Sun Jul 24 2005, 1:10 PM EDT Att: 38,008 - Partly Cloudy - 84 F AB 30 R 0 H 4 RBI 0 BB 1 SO 7 LOB 7 										
Cesar Izuris, S OBP: 0.315, SLG: 0.332	G6-3			1B BB				P4		4	0	1	0	0	0	0											
Milton Bradley, S OBP: 0.351, SLG: 0.510	K			1B					K	3	0	0	0	1	2	0											
12 Jeff Kent, R OBP: 0.378, SLG: 0.515		G4-3		F6					K	4	0	0	0	0	1	2											
Jayson Werth, R OBP: 0.332, SLG: 0.404	K			1B			F8		G6-3	4	0	1	0	0	1	0											
Hee-Seop Choi, L OBP: 0.321, SLG: 0.452	F9			F9			G1-3			3	0	0	0	0	0	3											
Mike Edwards, R OBP: 0.318, SLG: 0.380				G1-3	L9					3	0	1	0	0	0	0											
Mike Rose, S OBP: 0.289, SLG: 0.286				G4-3	SH1-3					3	0	1	0	0	1	1											
31 Brad Penny, R OBP: 0.188, SLG: 0.200				K	SH1-3					1	0	0	0	0	1	0											
Elmer Dessens, R Antonio Perez, R Scott Erickson, R				K						0	0	0	0	0	0	0											
Inning Stats	R: 0 E: 0 K: 1 S: 7	H: 0 LOB: 0 BB: 0 P: 8	R: 0 E: 0 K: 1 S: 6	H: 0 LOB: 0 BB: 0 P: 8	R: 0 E: 0 K: 1 S: 10	H: 0 LOB: 0 BB: 0 P: 17	R: 0 E: 0 K: 0 S: 15	H: 2 LOB: 3 BB: 1 P: 28	R: 0 E: 0 K: 0 S: 9	H: 1 LOB: 1 BB: 0 P: 15	R: 0 E: 0 K: 0 S: 8	H: 0 LOB: 0 BB: 0 P: 14	R: 0 E: 0 K: 1 S: 11	H: 1 LOB: 1 BB: 0 P: 19	R: 0 E: 0 K: 1 S: 9	H: 0 LOB: 0 BB: 0 P: 16	R: 0 E: 0 K: 2 S: 9	H: 0 LOB: 0 BB: 0 P: 14	1B: 4 2B: 0 3B: 0 HR: 0	SF: 0 SAC: 1 DP: 0 HBP: 0	WP: 0 PB: 0 SB: 0 CS: 0	PA: 32					
PITCHER	IP	WLS	BF	H	R	ER	SO	BB	IBB	HBP	BLK	WP	HR	S	P	ERA	WHIP										
Kris Benson, R ERA: 3.14	8.0	W	29	4	0	0	5	1	0	0	0	0	0	75	125	0.00	0.625										
Aaron Heilman, R ERA: 4.52	1.0		3	0	0	0	2	0	0	0	0	0	0	9	14	0.00	0.000										

Batter	1	2	3	4	5	6	7	8	9	AB	R	H	RBI	BB	SO	LOB	BOTTOM										
7 José Reyes, S OBP: 0.295, SLG: 0.379	G4-3	FC1-6		G3-1			P4	FC5-4		5	0	1	0	0	0	2	Los Angeles Dodgers @ New York Mets Shea Stadium, Flushing, NY Sun Jul 24 2005, 1:10 PM EDT Att: 38,008 - Partly Cloudy - 84 F AB 34 R 6 H 12 RBI 6 BB 4 SO 5 LOB 13 										
Mike Cameron, R Aaron Heilman, R	S	CS	G6-3		K		K	FC5-4		4	0	0	0	1	2	2											
15 Carlos Beltrán, S OBP: 0.320, SLG: 0.446	K			2B		P2				4	1	2	0	0	1	1											
Cliff Floyd, L OBP: 0.355, SLG: 0.522	K			3B			1B			4	1	2	1	0	1	2											
5 David Wright, R OBP: 0.378, SLG: 0.500				2B			1B			3	1	1	0	1	0	1											
31 Mike Piazza, R Gerald Williams, R				1B			BB			3	1	3	3	1	0	0											
Doug Mientkiewicz, L OBP: 0.313, SLG: 0.409				1B			1B			0	1	0	0	0	0	0											
Miguel Cairo, R OBP: 0.307, SLG: 0.344										3	1	1	0	1	0	1											
Kris Benson, R Marlon Anderson, L 11 Ramon Castro, R										4	0	1	0	0	0	2											
										3	0	0	0	0	1	2											
										1	0	1	2	0	0	0											
										0	0	0	0	0	0	0											
Inning Stats	R: 0 E: 0 K: 2 S: 13	H: 0 LOB: 1 BB: 1 P: 20	R: 2 E: 0 K: 1 S: 16	H: 3 LOB: 1 BB: 1 P: 25	R: 2 E: 0 K: 0 S: 14	H: 3 LOB: 1 BB: 0 P: 21	R: 0 E: 0 K: 0 S: 8	H: 0 LOB: 0 BB: 0 P: 12	R: 0 E: 0 K: 1 S: 12	H: 2 LOB: 2 BB: 1 P: 22	R: 0 E: 0 K: 0 S: 7	H: 0 LOB: 0 BB: 0 P: 9	R: 0 E: 0 K: 1 S: 8	H: 1 LOB: 1 BB: 0 P: 12	R: 2 E: 0 K: 0 S: 10	H: 3 LOB: 2 BB: 1 P: 20	R: 0 E: 0 K: 1 S: 10	H: 3 LOB: 2 BB: 1 P: 20	1B: 9 2B: 1 3B: 1 HR: 1	SF: 0 SAC: 0 DP: 0 HBP: 0	WP: 0 PB: 1 SB: 2 CS: 1	PA: 39					
PITCHER	IP	WLS	BF	H	R	ER	SO	BB	IBB	HBP	BLK	WP	HR	S	P	ERA	WHIP										
31 Brad Penny, R ERA: 3.54	6.0	L	27	8	4	4	4	3	0	0	0	0	0	70	109	6.00	1.833										
Elmer Dessens, R ERA: 3.09	1.0		4	1	0	0	1	0	0	0	0	0	0	8	12	0.00	1.000										
Scott Erickson, R ERA: 6.02	1.0		7	3	2	2	0	1	0	0	0	0	0	10	20	18.00	4.000										

Batter	1	2	3	4	5	6	7	8	9	AB	R	H	RBI	BB	SO	LOB	TOP								
Felipe Lopez, S OBP: 0.348, SLG: 0.512	1-3 K			2-1 G3		1-0 G6-3			1-1 F8	4	0	0	0	0	1	0									
Adam Dunn, L OBP: 0.393, SLG: 0.583	4-2 G6-4-3 BB			2-2 G1-3			0-1 G3			2	0	0	0	0	1	0									
Sean Casey, L OBP: 0.356, SLG: 0.390	1-0 G6-4-3 1-2			3-1 G1-3			1-2 G1-3			3	0	0	0	0	0	1									
Ken Griffey Jr., L OBP: 0.364, SLG: 0.534		1-3 K			0-1 G3			0-2 L6		3	0	0	0	0	1	0									
Austin Kearns, R OBP: 0.310, SLG: 0.418		0-0 G1-3			3-3 K			2-1 G5-3		3	0	0	0	0	1	0									
Rich Aurilia, R OBP: 0.317, SLG: 0.449		0-1 G6-3			1-1 1B			1-0 G6-3		3	0	1	0	0	0	0									
12 Edwin Encarnación, R OBP: 0.289, SLG: 0.289			1-2 F8		2-2 F9			2-0 G5-3		3	0	0	0	0	0	1									
Jason LaRue, R OBP: 0.350, SLG: 0.429			0-0 G4-3			1-3 K		0-2 F7		2	0	0	0	0	1	0									
Ray Olmedo, S OBP: 0.455, SLG: 0.750						2-2 G4-3			1-2 P5	1	0	0	0	0	0	0									
39 Aaron Harang, R OBP: 0.023, SLG: 0.023			2-3 K							2	0	0	0	0	1	0									
Jason Standridge, R OBP: 0.354, SLG: 0.510										0	0	0	0	0	0	0									
37 Brian Shacketford, L OBP: 0.297, SLG: 0.367										1	0	0	0	0	0	0									
Inning Stats	R: 0 E: 0 K: 1 S: 6	H: 0 LOB: 0 BB: 1 P: 12	R: 0 E: 0 K: 1 S: 7	H: 0 LOB: 0 BB: 0 P: 8	R: 0 E: 0 K: 1 S: 8	H: 0 LOB: 0 BB: 0 P: 11	R: 0 E: 0 K: 0 S: 9	H: 0 LOB: 0 BB: 0 P: 16	R: 0 E: 0 K: 1 S: 12	H: 1 LOB: 1 BB: 0 P: 18	R: 0 E: 0 K: 0 S: 10	H: 0 LOB: 0 BB: 0 P: 14	R: 0 E: 0 K: 0 S: 8	H: 0 LOB: 0 BB: 0 P: 9	R: 0 E: 0 K: 0 S: 4	H: 0 LOB: 0 BB: 0 P: 9	R: 0 E: 0 K: 0 S: 10	H: 0 LOB: 0 BB: 0 P: 12	1B: 1 2B: 0 3B: 0 HR: 0	SF: 0 SAC: 0 DP: 1 HBP: 0	WP: 0 PB: 0 SB: 0 CS: 0	PA: 28			
PITCHER	IP	WLS	BF	H	R	ER	SO	BB	IBB	HBP	BLK	WP	HR	S	P	ERA	WHIP								
Derek Lowe, R ERA: 3.81	8.0	W	25	1	0	0	5	1	0	0	0	0	0	64	97	0.00	0.250								
Steve Schmolli, R ERA: 3.63	1.0		3	0	0	0	0	0	0	0	0	0	0	10	12	0.00	0.000								

Cincinnati Reds @ Los Angeles Dodgers
Dodger Stadium, Los Angeles, CA
Mon Jul 25 2005, 7:10 PM PDT
Att: 42,668 - Clear - 73 F

AB	27
R	0
H	1
RBI	0
BB	1
SO	5
LOB	2



Batter	1	2	3	4	5	6	7	8	9	AB	R	H	RBI	BB	SO	LOB	BOTTOM								
13 Oscar Robles, L OBP: 0.378, SLG: 0.398	3-2 F8	1-2 P4		3-1 G3-1		4-2 BB		0-0 G3		4	0	0	0	1	0	4									
Cesar Izturis, S OBP: 0.312, SLG: 0.329	1-2 P2		0-0 G4-3	1-1 L4		2-2 G4-3				4	0	0	0	0	0	4									
12 Jeff Kent, R OBP: 0.377, SLG: 0.511	2-3 K		1-1 F8 1B		1-2 F8		0-0 F9			4	1	1	0	0	1	0									
Olmedo Saenz, R OBP: 0.352, SLG: 0.500		2-2 BB 17 2B 1B	2-2 1B	1-2 1B	1-2 L9	2-0 G4-3 1B				4	1	3	0	0	0	0									
Ricky Ledee, L OBP: 0.347, SLG: 0.416		1-0 BB 17 2B 1B	0-0 F8	0-0 L6	0-0 L6	0-0 G4-3				4	1	1	0	0	0	3									
Jason Phillips, R OBP: 0.294, SLG: 0.374		4-2 BB 17 2B BB	1-2 1B	1-2 1B	1-2 L6	1-2 1B				3	1	3	1	1	0	0									
Jayson Werth, R OBP: 0.330, SLG: 0.398		0-1 F4	0-1 P4			1-3 K				3	0	0	0	1	1	6									
17 Jason Repko, R OBP: 0.295, SLG: 0.361		0-2 1B 13 G3-1 SH3 HBP		1-2 SH3 HBP		0-3 K				3	0	1	3	0	1	3									
Derek Lowe, R OBP: 0.175, SLG: 0.225		0-1 G4-3		0-0 SH3		1-1 E4 13 BB				2	0	0	0	0	0	2									
Milton Bradley, S OBP: 0.354, SLG: 0.510										0	0	0	0	1	0	0									
Steve Schmolli, R ERA: 3.96										0	0	0	0	0	0	0									
Inning Stats	R: 0 E: 0 K: 1 S: 11	H: 3 LOB: 1 BB: 1 P: 25	R: 1 E: 0 K: 0 S: 11	H: 3 LOB: 2 BB: 0 P: 15	R: 0 E: 0 K: 0 S: 7	H: 0 LOB: 0 BB: 0 P: 12	R: 0 E: 0 K: 0 S: 8	H: 0 LOB: 0 BB: 0 P: 10	R: 0 E: 1 K: 2 S: 17	H: 1 LOB: 3 BB: 1 P: 26	R: 0 E: 0 K: 0 S: 3	H: 1 LOB: 0 BB: 0 P: 5	R: 0 E: 0 K: 0 S: 9	H: 1 LOB: 2 BB: 2 P: 21	R: 0 E: 0 K: 0 S: 9	H: 1 LOB: 2 BB: 1 P: 21	1B: 8 2B: 1 3B: 0 HR: 0	SF: 0 SAC: 1 DP: 2 HBP: 1	WP: 0 PB: 0 SB: 0 CS: 0	PA: 37					
PITCHER	IP	WLS	BF	H	R	ER	SO	BB	IBB	HBP	BLK	WP	HR	S	P	ERA	WHIP								
39 Aaron Harang, R ERA: 3.97	6.0	L	29	7	4	4	3	2	0	1	0	0	0	71	105	6.00	1.500								
Jason Standridge, R ERA: 3.18	1.2		7	2	0	0	0	1	1	0	0	0	0	11	25	0.00	1.800								
37 Brian Shacketford, L ERA: 0.96	0.1		1	0	0	0	0	0	0	0	0	0	0	1	1	0.00	0.000								

Cincinnati Reds @ Los Angeles Dodgers
Dodger Stadium, Los Angeles, CA
Mon Jul 25 2005, 7:10 PM PDT
Att: 42,668 - Clear - 73 F

AB	31
R	4
H	9
RBI	4
BB	4
SO	3
LOB	22



Batter	1	2	3	4	5	6	7	8	9	AB	R	H	RBI	BB	SO	LOB	TOP					
6 Ryan Freel, R (1,4) OBP: 0.402, SLG: 0.393 Jacob Cruz, L (9, PH) OBP: 0.294, SLG: 0.363	G4-3		G5-3		G5-3		L6		G6-3	4	0	0	0	0	0	2	Cincinnati Reds @ Los Angeles Dodgers Dodger Stadium, Los Angeles, CA Tue Jul 26 2005, 7:10 PM PDT Att. 42,826 - Clear - 73 F					
Rich Aurilia, R (1,6) OBP: 0.313, SLG: 0.442	P5		G5-3		E9					4	0	0	0	0	1							
Ken Griffey Jr., L (1,8) OBP: 0.363, SLG: 0.540	F9		G4-3		G4-3					4	1	1	1	0	0							
Austin Kearns, R (1,9) OBP: 0.309, SLG: 0.420										4	1	1	0	0	0							
Sean Casey, L (1,3) OBP: 0.357, SLG: 0.391										4	0	2	1	0	1							
Wily Mo Peña, R (1,7) OBP: 0.296, SLG: 0.510 Adam Dunn, L (8, PH) OBP: 0.392, SLG: 0.581										3	0	1	0	0	0							
12 Edwin Encarnación, R (1,5) OBP: 0.344, SLG: 0.414										4	0	3	0	0	1							
Jason LaRue, R (1,2) OBP: 0.353, SLG: 0.433 Felipe Lopez, S (9, PH) OBP: 0.347, SLG: 0.510										3	1	2	0	0	0							
22 Eric Milton, L (1,1) OBP: 0.189, SLG: 0.378 31 Matt Belisle, R (7,1) OBP: 0.143, SLG: 0.143 56 Todd Coffey, R (7,1) Kent Mercker, L (8,1) Javier Valentin, S (9, PH) OBP: 0.394, SLG: 0.554										0	0	0	0	0	0							
Inning Stats	R: 0 E: 0 K: 0 S: 6	H: 0 LOB: 0 BB: 0 P: 10	R: 1 E: 0 K: 0 S: 11	H: 4 LOB: 2 BB: 0 P: 19	R: 1 E: 0 K: 0 S: 12	H: 1 LOB: 0 BB: 0 P: 20	R: 0 E: 0 K: 2 S: 9	H: 1 LOB: 1 BB: 0 P: 16	R: 1 E: 1 K: 0 S: 7	H: 1 LOB: 1 BB: 0 P: 8	R: 0 E: 0 K: 0 S: 9	H: 0 LOB: 0 BB: 0 P: 13	R: 0 E: 0 K: 1 S: 12	H: 1 LOB: 1 BB: 0 P: 16	R: 1 E: 0 K: 1 S: 14	H: 2 LOB: 1 BB: 0 P: 19		R: 0 E: 0 K: 0 S: 9	H: 1 LOB: 1 BB: 0 P: 12	1B: 6 2B: 3 3B: 0 HR: 2	SF: 0 SAC: 1 DP: 0 HBP: 0	WP: 0 PB: 0 SB: 1 CS: 0
PITCHER	IP WLS BF H R ER SO BB IBB HBP BLK WP HR S P ERA WHIP																					
Odalis Perez, L (1,1) ERA: 4.38	7.0 W 28 8 3 2 3 0 0 0 0 0 0 1 66 102 2.57 1.143																					
Steve Schmall, R (8,1) ERA: 3.91	0.2 H 3 1 1 1 1 0 0 0 0 0 0 1 6 7 13.50 1.500																					
Wilson Alvarez, L (8,1) ERA: 5.4	0.0 H 1 1 0 0 0 0 0 0 0 0 0 0 4 5 ∞ ∞																					
Duaner Sanchez, R (8,1) ERA: 3.86	0.1 H 1 0 0 0 0 0 0 0 0 0 0 0 4 7 0.00 0.000																					
43 Yhency Brazoban, R (9,1) ERA: 5.59	1.0 S 4 1 0 0 0 0 0 0 0 0 0 0 9 12 0.00 1.000																					

Batter	1	2	3	4	5	6	7	8	9	AB	R	H	RBI	BB	SO	LOB	BOTTOM			
Cesar Izturis, S (1,6) OBP: 0.313, SLG: 0.330	P3		G4-3		G6-3					5	1	2	2	0	0		Cincinnati Reds @ Los Angeles Dodgers Dodger Stadium, Los Angeles, CA Tue Jul 26 2005, 7:10 PM PDT Att. 42,826 - Clear - 73 F			
Antonio Perez, R (1,4) OBP: 0.296, SLG: 0.438 Steve Schmall, R (8,1) Wilson Alvarez, L (8,1) Duaner Sanchez, R (8,1) 13 Oscar Robles, L (8,5) OBP: 0.375, SLG: 0.395										4	0	2	0	0	1					
Milton Bradley, S (1,8) OBP: 0.352, SLG: 0.503										3	0	0	0	0	1					
12 Jeff Kent, R (1,3) OBP: 0.378, SLG: 0.520										4	1	2	2	0	0					
Jason Phillips, R (1,2) OBP: 0.296, SLG: 0.372										2	1	0	0	2	0					
Mike Edwards, R (1,5) OBP: 0.311, SLG: 0.370 43 Yhency Brazoban, R (9,1)										4	0	0	0	0	1					
Jayson Werth, R (1,7) OBP: 0.333, SLG: 0.397										3	1	1	0	1	1					
17 Jason Repko, R (1,9) OBP: 0.304, SLG: 0.375										4	2	3	1	0	0					
Odalis Perez, L (1,1) OBP: 0.160, SLG: 0.125 Olmedo Saenz, R (7, PH) OBP: 0.354, SLG: 0.516										2	0	0	0	0	1					
Inning Stats	R: 0 E: 0 K: 1 S: 6	H: 0 LOB: 0 BB: 0 P: 8	R: 1 E: 0 K: 0 S: 20	H: 1 LOB: 2 BB: 2 P: 33	R: 0 E: 0 K: 0 S: 6	H: 0 LOB: 0 BB: 0 P: 9	R: 1 E: 0 K: 0 S: 10	H: 1 LOB: 1 BB: 1 P: 18	R: 0 E: 0 K: 2 S: 9	H: 1 LOB: 1 BB: 0 P: 10	R: 0 E: 0 K: 1 S: 6	H: 0 LOB: 0 BB: 0 P: 8	R: 3 E: 0 K: 0 S: 13	H: 5 LOB: 2 BB: 0 P: 25	R: 2 E: 0 K: 1 S: 20	H: 3 LOB: 1 BB: 0 P: 27		1B: 7 2B: 2 3B: 0 HR: 2	SF: 0 SAC: 0 DP: 1 HBP: 1	WP: 1 PB: 0 SB: 1 CS: 0
PITCHER	IP WLS BF H R ER SO BB IBB HBP BLK WP HR S P ERA WHIP																			
22 Eric Milton, L (1,1) ERA: 7.03	6.0 L 26 5 4 4 4 3 0 0 0 0 0 0 7 62 9.00 1.333																			
31 Matt Belisle, R (7,1) ERA: 4.09	0.1 B 5 3 1 1 0 0 0 0 1 0 0 0 7 15 27.00 9.000																			
56 Todd Coffey, R (7,1) ERA: 5.66	1.1 6 3 2 2 1 0 0 0 0 0 1 1 16 22 13.50 2.250																			
Kent Mercker, L (8,1) ERA: 2.98	0.1 1 0 0 0 0 0 0 0 0 0 0 0 5 6 0.00 0.000																			



Batter	1	2	3	4	5	6	7	8	9	AB R H RBI BB SO LOB	TOP											
6 Ryan Freel, R OBP: 0.410, SLG: 0.400										4 2 3 0 1 0 1	<p>Cincinnati Reds @ Los Angeles Dodgers Dodger Stadium, Los Angeles, CA</p> <p>Wed Jul 27 2005, 7:10 PM PDT Att: 47,033 - Clear - 74 F</p> <p>livebaseballscorecards.com</p> <p>AB 36 R 7 H 13 RBI 7 BB 1 SO 11 LOB 15</p>											
Felipe Lopez, S OBP: 0.345, SLG: 0.510										4 1 1 2 0 1 2												
Ken Griffey Jr., L OBP: 0.364, SLG: 0.546										5 1 2 2 0 1 2												
Adam Dunn, L OBP: 0.390, SLG: 0.577										4 1 1 0 0 2 1												
Sean Casey, L OBP: 0.359, SLG: 0.395										4 0 2 0 0 1 1												
Austin Kearns, R OBP: 0.308, SLG: 0.416										4 1 1 0 0 1 3												
Javier Valentin, S OBP: 0.361, SLG: 0.552										4 0 1 1 0 2 2												
12 Edwin Encarnación, R OBP: 0.333, SLG: 0.394										4 0 1 0 0 2 3												
Ramon Ortiz, R OBP: 0.147, SLG: 0.182										1 0 0 0 0 1 0												
Jacob Cruz, L OBP: 0.201, SLG: 0.402										1 1 1 2 0 0 0												
31 Matt Belisle, R OBP: 0.143, SLG: 0.143										0 0 0 0 0 0 0												
Jason Standridge, R OBP: 0.284, SLG: 0.714										0 0 0 0 0 0 0												
Ray Olmedo, S OBP: 0.295, SLG: 0.714										1 0 0 0 0 0 0												
25 David Weathers, R OBP: 0.300, SLG: 0.435										0 0 0 0 0 0 0												
Inning Stats	R: 0 E: 0 K: 0 S: 4	H: 1 LOB: 0 BB: 0 P: 5	R: 1 E: 0 K: 0 S: 17	H: 2 LOB: 1 BB: 0 P: 27	R: 0 E: 0 K: 2 S: 11	H: 1 LOB: 1 BB: 0 P: 16	R: 0 E: 0 K: 1 S: 9	H: 1 LOB: 0 BB: 0 P: 14	R: 0 E: 0 K: 1 S: 9	H: 1 LOB: 0 BB: 0 P: 12	R: 1 E: 0 K: 1 S: 9	H: 1 LOB: 0 BB: 0 P: 12	R: 4 E: 0 K: 2 S: 18	H: 5 LOB: 1 BB: 0 P: 26	R: 0 E: 0 K: 3 S: 16	H: 1 LOB: 1 BB: 0 P: 19	R: 1 E: 0 K: 1 S: 10	H: 0 LOB: 0 BB: 1 P: 16	1B: 8 2B: 4 3B: 0 HR: 2	SF: 1 SAC: 1 DP: 2 HBP: 0	WP: 0 PB: 0 SB: 5 CS: 0	PA: 39
PITCHER	IP WLS BF H R ER SO BB IBB HBP BLK WP HR S P ERA WHIP											IP WLS BF H R ER SO BB IBB HBP BLK WP HR S P ERA WHIP										
Jeff Weaver, R ERA: 4.59	(1, 1) 6.2 29 11 6 6 6 0 0 0 0 0 0 2 73 105 8.10 1.650																					
Wilson Alvarez, L ERA: 5.31	(7, 1) 0.1 2 1 0 0 1 0 0 0 0 0 0 0 4 7 0.00 3.000																					
Duaner Sanchez, R ERA: 3.79	(8, 1) 1.0 4 1 0 0 3 0 0 0 0 0 0 0 16 19 0.00 1.000																					
43 Yhency Brazoban, R ERA: 5.66	(9, 1) 1.0 L 4 0 1 1 1 1 0 0 0 0 0 0 0 10 16 9.00 1.000																					

Batter	1	2	3	4	5	6	7	8	9	AB R H RBI BB SO LOB	BOTTOM											
Cesar Izturis, S OBP: 0.311, SLG: 0.329										4 1 1 1 0 0 0	<p>Cincinnati Reds @ Los Angeles Dodgers Dodger Stadium, Los Angeles, CA</p> <p>Wed Jul 27 2005, 7:10 PM PDT Att: 47,033 - Clear - 74 F</p> <p>livebaseballscorecards.com</p> <p>AB 36 R 6 H 9 RBI 6 BB 1 SO 3 LOB 8</p>											
13 Oscar Robles, L OBP: 0.382, SLG: 0.381										5 1 0 0 0 0 3												
Milton Bradley, S OBP: 0.350, SLG: 0.498										4 0 1 2 0 0 1												
12 Jeff Kent, R OBP: 0.379, SLG: 0.522										4 1 2 1 0 0 0												
Olmedo Saenz, R OBP: 0.356, SLG: 0.528										3 1 1 2 1 0 2												
Ricky Ledee, L OBP: 0.345, SLG: 0.411										4 0 1 0 0 0 1												
Jason Phillips, R OBP: 0.293, SLG: 0.367										4 0 0 0 0 0 1												
17 Jason Repko, R OBP: 0.303, SLG: 0.378										4 1 1 0 0 1 0												
Jeff Weaver, R ERA: 5.84	(1, 1) 6.0 25 4 4 1 1 1 0 0 0 0 0 0 15 21 27.00 6.000																					
31 Matt Belisle, R ERA: 4.33	(7, 1) 0.2 B 6 4 2 2 1 0 0 0 0 0 0 0 0 15 21 27.00 6.000																					
Jason Standridge, R ERA: 2.84	(7, 1) 1.1 W 4 0 0 0 0 0 0 0 0 0 0 0 0 10 14 0.00 0.000																					
25 David Weathers, R ERA: 3.88	(9, 1) 1.0 S 3 0 0 0 1 0 0 0 0 0 0 0 0 13 16 0.00 0.000																					
Inning Stats	R: 3 E: 2 K: 0 S: 17	H: 2 LOB: 0 BB: 0 P: 27	R: 1 E: 0 K: 0 S: 8	H: 2 LOB: 0 BB: 0 P: 11	R: 0 E: 0 K: 0 S: 4	H: 0 LOB: 1 BB: 1 P: 12	R: 0 E: 0 K: 1 S: 6	H: 0 LOB: 0 BB: 0 P: 6	R: 0 E: 0 K: 0 S: 7	H: 0 LOB: 0 BB: 0 P: 13	R: 0 E: 0 K: 0 S: 5	H: 1 LOB: 0 BB: 0 P: 8	R: 2 E: 0 K: 1 S: 16	H: 4 LOB: 2 BB: 0 P: 22	R: 0 E: 0 K: 0 S: 9	H: 0 LOB: 0 BB: 0 P: 13	R: 0 E: 0 K: 1 S: 13	H: 0 LOB: 0 BB: 0 P: 16	1B: 6 2B: 2 3B: 0 HR: 1	SF: 1 SAC: 0 DP: 0 HBP: 0	WP: 0 PB: 0 SB: 0 CS: 0	PA: 38
PITCHER	IP WLS BF H R ER SO BB IBB HBP BLK WP HR S P ERA WHIP											IP WLS BF H R ER SO BB IBB HBP BLK WP HR S P ERA WHIP										
Ramon Ortiz, R ERA: 5.84	(1, 1) 6.0 25 4 4 1 1 1 0 0 0 0 0 0 15 21 27.00 6.000																					
31 Matt Belisle, R ERA: 4.33	(7, 1) 0.2 B 6 4 2 2 1 0 0 0 0 0 0 0 0 15 21 27.00 6.000																					
Jason Standridge, R ERA: 2.84	(7, 1) 1.1 W 4 0 0 0 0 0 0 0 0 0 0 0 0 10 14 0.00 0.000																					
25 David Weathers, R ERA: 3.88	(9, 1) 1.0 S 3 0 0 0 1 0 0 0 0 0 0 0 0 13 16 0.00 0.000																					

Batter	1	2	3	4	5	6	7	8	9	AB R H RBI BB SO LOB	TOP									
6 Ryan Freel, R OBP: 0.410, SLG: 0.405	0-0 SH1-3 SF7 2B	1-2 G6-3			2-2 G4-3		1-0 1B		1-2 G5-3	5 1 2 0 0 0 0	Cincinnati Reds @ Los Angeles Dodgers Dodger Stadium, Los Angeles, CA Thu Jul 28, 2005, 12:10 PM PDT Att: 47,877 - Sunny - 82 F									
Felipe Lopez, S OBP: 0.342, SLG: 0.506	1-0 SH1-3		1-2 F8		3-1 G4-3		2-3 K			3 0 0 0 0 1 1										
Ken Griffey Jr., L OBP: 0.360, SLG: 0.542	2-1 SF7		2-1 G3-1		0-2 G6-3			0-0 P5		3 0 0 1 0 0 0										
Adam Dunn, L OBP: 0.386, SLG: 0.570	1-2 K		0-3 K			2-2 F9		1-2 F7		4 0 0 0 0 2 0										
Sean Casey, L OBP: 0.363, SLG: 0.397		2-1 BB HR 1B		2-2 HBP 1B		4-1 BB		0-1 P5		3 1 2 0 1 0 0										
Rich Aurilia, R OBP: 0.312, SLG: 0.437		4-1 HR BB		1-0 F9		0-0 F8		0-0 P4		3 1 0 0 1 0 2										
Wily Mo Peña, R OBP: 0.295, SLG: 0.505		1-1 P3		2-1 P3		2-3 K		1-1 HR 1B		4 1 1 0 0 1 4										
Jason LaRue, R OBP: 0.360, SLG: 0.463		3-1 HR		2-0 HBP		3-3 K		3-2 HR		3 2 2 5 0 1 0										
Brandon Claussen, R OBP: 0.097, SLG: 0.034		1-3 K		0-1 G4-3		2-3 K		0-3 K		3 0 0 0 0 2 2										
Kent Mercker, L ERA: 5.7										0 0 0 0 0 0 0										
Jacob Cruz, L OBP: 0.298, SLG: 0.398										1 0 0 0 0 1 0										
25 David Weathers, R ERA: 3.55										0 0 0 0 0 0 0										
Inning Stats	R: 1 E: 0 K: 1 S: 7	H: 1 LOB: 0 BB: 0 P: 11	R: 3 E: 0 K: 1 S: 14	H: 2 LOB: 0 BB: 1 P: 26	R: 0 E: 0 K: 1 S: 10	H: 0 LOB: 0 BB: 0 P: 13	R: 0 E: 0 K: 0 S: 10	H: 1 LOB: 2 BB: 0 P: 17	R: 0 E: 0 K: 1 S: 9	H: 0 LOB: 1 BB: 1 P: 17	R: 0 E: 0 K: 3 S: 12	H: 1 LOB: 1 BB: 0 P: 19	R: 0 E: 0 K: 0 S: 6	H: 0 LOB: 0 BB: 0 P: 7	R: 2 E: 0 K: 1 S: 14	H: 2 LOB: 0 BB: 0 P: 19	1B: 4 2B: 1 3B: 0 HR: 2	SF: 1 SAC: 1 DP: 0 HBP: 1	WP: 0 PB: 0 SB: 0 CS: 0	PA: 37
PITCHER	IP WLS BF H R ER SO BB IBB HBP BLK WP HR S P ERA WHIP																			
D.J. Houlton, R ERA: 5.7	(1, 1) 6.0 L 25 4 4 4 4 2 0 1 0 0 1 59 98 6.00 1.000																			
Giovanni Carrara, R ERA: 4.27	(7, 1) 2.0 7 1 0 0 3 0 0 0 0 0 0 18 26 0.00 0.500																			
Elmer Dessens, R ERA: 3.55	(9, 1) 1.0 5 2 2 2 1 0 0 0 0 0 0 1 14 19 18.00 2.000																			

AB	32
R	6
H	7
RBI	6
BB	2
SO	8
LOB	9



Batter	1	2	3	4	5	6	7	8	9	AB R H RBI BB SO LOB	BOTTOM									
Cesar Izturis, S OBP: 0.311, SLG: 0.336	2-1 HR		1-1 F8			1-1 FC4-6 2B		1-3 K		4 1 1 1 0 1 2	Cincinnati Reds @ Los Angeles Dodgers Dodger Stadium, Los Angeles, CA Thu Jul 28, 2005, 12:10 PM PDT Att: 47,877 - Sunny - 82 F									
Antonio Perez, R OBP: 0.395, SLG: 0.442	0-1 F7			2-1 F9		0-0 F9		3-1 1B		4 0 2 0 0 0 0										
Milton Bradley, S OBP: 0.348, SLG: 0.493	2-2 G5-4-3 1B			0-1 F9		1-0 G5-3		0-1 F9		4 0 1 0 0 0 4										
Olmedo Saenz, R OBP: 0.350, SLG: 0.518	0-1 G5-4-3			3-3 K			1-2 L4		2-2 F7	4 0 0 0 0 1 1										
Jason Phillips, R OBP: 0.289, SLG: 0.362		3-3 K		2-0 F8		1-1 G5-3		1-2 L7		4 0 0 0 0 1 0										
Mike Edwards, R OBP: 0.309, SLG: 0.367		3-2 G1-3		2-3 K		3-1 1B		2-2 G6-3		4 0 1 0 0 1 0										
Mike Rose, S OBP: 0.268, SLG: 0.263		3-2 G4-3		2-2 G6-3		2-2 P2				3 0 0 0 0 0 1										
17 Jason Repko, R OBP: 0.299, SLG: 0.372			1-1 G5-3			2-3 K		2-3 K		3 0 0 0 0 2 0										
D.J. Houlton, R ERA: 4.71			3-3 K			2-2 FC4-6 HBP		0-2 1B		1 0 0 0 0 1 0										
13 Oscar Robles, L OBP: 0.367, SLG: 0.361										0 0 0 0 0 0 0										
Giovanni Carrara, R ERA: 4.27										0 0 0 0 0 0 0										
Hee-Seop Choi, L OBP: 0.326, SLG: 0.457										1 0 1 0 0 0 0										
Elmer Dessens, R ERA: 3.55										0 0 0 0 0 0 0										
Inning Stats	R: 1 E: 0 K: 0 S: 10	H: 2 LOB: 0 BB: 0 P: 14	R: 0 E: 0 K: 1 S: 10	H: 0 LOB: 0 BB: 0 P: 19	R: 0 E: 0 K: 1 S: 7	H: 0 LOB: 0 BB: 0 P: 12	R: 0 E: 0 K: 1 S: 9	H: 0 LOB: 0 BB: 0 P: 14	R: 0 E: 0 K: 1 S: 8	H: 1 LOB: 1 BB: 0 P: 14	R: 0 E: 0 K: 2 S: 16	H: 2 LOB: 2 BB: 0 P: 22	R: 0 E: 0 K: 0 S: 13	H: 0 LOB: 0 BB: 0 P: 18	1B: 4 2B: 1 3B: 0 HR: 1	SF: 0 SAC: 0 DP: 1 HBP: 1	WP: 0 PB: 0 SB: 0 CS: 0	PA: 33		
PITCHER	IP WLS BF H R ER SO BB IBB HBP BLK WP HR S P ERA WHIP																			
Brandon Claussen, L ERA: 2.91	(1, 1) 7.0 W 25 4 1 1 5 0 0 1 0 0 0 62 103 1.29 0.571																			
Kent Mercker, L ERA: 2.91	(8, 1) 1.0 H 5 2 0 0 2 0 0 0 0 0 0 16 22 0.00 2.000																			
25 David Weathers, R ERA: 3.81	(9, 1) 1.0 3 0 0 0 0 0 0 0 0 0 0 13 18 0.00 0.000																			

AB	32
R	1
H	6
RBI	1
BB	0
SO	7
LOB	8



Batter	1	2	3	4	5	6	7	8	9	10	11	AB	R	H	RBI	BB	SO	LOB	TOP							
Abraham Nunez, S OBP: 0.390, SLG: 0.446 (1, 6)	G5-3		1-1 1B		G6-3		4-2 15 2B BB		2-2 1B		4-1 15 HR BB	4	1	2	0	2	0	0								
So Taguchi, R OBP: 0.394, SLG: 0.402 15 Jim Edmonds, L OBP: 0.390, SLG: 0.544 (7, 8)	K		0-1 SAFE L4		G1-3		0-1 2B		0-0 F7		3-2 1-H HR	3	0	0	0	0	0	1								
5 Albert Pujols, R OBP: 0.430, SLG: 0.624 (1, 3)	G5-3					3-1 1B		4-0 1B		2-0 F9		4	1	1	0	2	1	1								
John Gall, R OBP: 0.333, SLG: 0.375 John Mabry, L OBP: 0.333, SLG: 0.439 (7, 9)	F7		2-2 F7		4-2 HR BB		0-0 F9		1-1 G3		4-2 BB	2	1	0	0	1	0	1								
44 Jason Isringhausen, R (11, 1)			1-2 HR BB		0-0 HR BB		0-1 F7		0-0 53 SH5-3 7 SH4-3 2B		7 BB 2B	6	2	3	3	0	0	2								
Mark Grudzielanek, R OBP: 0.328, SLG: 0.401 (1, 4)	G5-3		1-2 HR		0-0 1-H 2-H HR		0-1 F7		0-0 G3		1-2 F9	6	2	3	3	0	0	2								
53 John Rodriguez, L OBP: 0.390, SLG: 0.643 (7, 7)	BB		4-2 BB		2-3 K		0-1 G3		1-1 SH5-3		4-0 7 BB IBB	2	0	0	0	2	1	1								
7 Hector Luna, R OBP: 0.316, SLG: 0.412 (1, 5)	F8		0-1 F8		0-1 G6-3		2-1 F8		1-1 SH4-3		4-0 G6-4-3 BB	3	0	0	1	1	0	1								
Einar Diaz, R OBP: 0.216, SLG: 0.276 (1, 2)	F8		2-0 F8		0-1 G5-3		0-2 SH2-4 15 2B 1B		3-H 0-3 K		0-1 G6-4-3 1-2	5	1	1	0	0	1	3								
30 Mark Mulder, L Al Reyes, R Julian Tavarez, L Ray King, L Scott Seabolt, R Cal Eldred, R 22 David Eckstein, R (11, 6)	K		2-3 K		0-0 G4-3		1-2 SH2-4		1-3 K		2-2 F8	2	0	0	0	0	1	0								
Inning Stats	R: 0 E: 0 K: 1 S: 5	H: 0 LOB: 0 BB: 0 P: 8	R: 0 E: 0 K: 0 S: 14	H: 0 LOB: 1 BB: 1 P: 21	R: 0 E: 0 K: 1 S: 8	H: 1 LOB: 1 BB: 0 P: 13	R: 3 E: 0 K: 1 S: 14	H: 1 LOB: 0 BB: 2 P: 24	R: 0 E: 0 K: 0 S: 5	H: 0 LOB: 0 BB: 0 P: 8	R: 0 E: 0 K: 0 S: 7	H: 1 LOB: 1 BB: 0 P: 10	R: 1 E: 0 K: 0 S: 14	H: 2 LOB: 3 BB: 1 P: 26	R: 1 E: 0 K: 1 S: 9	H: 1 LOB: 0 BB: 0 P: 10	R: 0 E: 0 K: 1 S: 8	H: 1 LOB: 2 BB: 0 P: 13	R: 0 E: 0 K: 1 S: 10	H: 1 LOB: 2 BB: 2 P: 21	R: 2 E: 0 K: 1 S: 17	H: 1 LOB: 1 BB: 2 P: 33	1B: 4 2B: 3 3B: 0 HR: 2	SF: 0 SAC: 3 DP: 1 HBP: 0	WP: 0 PB: 0 SB: 0 CS: 0	PA: 50
PITCHER	IP: 6.2 WLS: 28 BF: 4 H: 4 R: 4 ER: 4 SO: 3 BB: 4 IBB: 0 HBP: 0 BLK: 0 WP: 0 HR: 1 S: 63 P: 101 ERA: 5.40 WHIP: 1.200	IP: 0.1 WLS: 3 BF: 1 H: 0 R: 0 ER: 0 SO: 0 BB: 0 IBB: 1 HBP: 0 BLK: 0 WP: 0 HR: 0 S: 4 P: 9 ERA: 0.00 WHIP: 3.000	IP: 8.1 WLS: 4 BF: 1 H: 1 R: 1 ER: 1 SO: 2 BB: 0 IBB: 0 HBP: 0 BLK: 0 WP: 0 HR: 0 S: 10 P: 18 ERA: 9.00 WHIP: 1.000	IP: 9.0 WLS: 2 BF: 2 H: 2 R: 0 ER: 0 SO: 1 BB: 1 IBB: 0 HBP: 0 BLK: 0 WP: 0 HR: 0 S: 34 P: 34 ERA: 0.00 WHIP: 1.500	IP: 11.1 WLS: 3 BF: 1 H: 2 R: 2 ER: 2 SO: 0 BB: 1 IBB: 0 HBP: 0 BLK: 0 WP: 0 HR: 1 S: 17 P: 17 ERA: 54.00 WHIP: 6.000	PITCHER	IP: 0.2 WLS: 3 BF: 0 H: 0 R: 0 ER: 0 SO: 1 BB: 0 IBB: 0 HBP: 0 BLK: 0 WP: 0 HR: 0 S: 9 P: 16 ERA: 0.00 WHIP: 1.500																			

St. Louis Cardinals @ Los Angeles Dodgers
Dodger Stadium, Los Angeles, CA
Sun Jul 31 2005, 1:10 PM PDT
Att: 44,543 - Sunny - 82 F

livebaseballscores.com

AB 38
R 7
H 9
RBI 7
BB 9
SO 7
LOB 14

Cardinals

Batter	1	2	3	4	5	6	7	8	9	10	11	AB	R	H	RBI	BB	SO	LOB	BOTTOM					
Cesar Izturis, S OBP: 0.312, SLG: 0.337 (1, 6)	G4-3		1-1 2B		3-1 1B		2-3 K		1-1 SH1-3 13 BB 1B		0-1 G3	6	0	3	1	0	1	1						
13 Oscar Robles, L Wilson Alvarez, L Giovanni Carrara, R Jeff Weaver, R (11, PH)	BB		0-0 L7		1-1 G1-3		2-1 F8		4-0 SH1-3 BB		0-3 K	3	0	0	0	2	0	3						
Milton Bradley, S OBP: 0.339, SLG: 0.472 (1, 8)	K		1-3 K		0-0 G5-3		4-0 12 G6-4-3 BB		1-3 K		1-1 SH1-3	4	0	0	0	1	3	2						
12 Jeff Kent, R OBP: 0.384, SLG: 0.530 (1, 4)	F9		0-1 F9		0-2 G5-3		3-2 G6-4-3 1-2f		0-0 F7		4-0 G6-4-3 IBB	4	0	0	0	1	0	2						
Olmedo Saenz, R OBP: 0.350, SLG: 0.515 (1, 5)	K		0-3 K		2-0 G5-3		4-0 BB 1B BB		2-2 G3 HR 2B		0-2 G6-4-3 1-2f	4	1	1	0	1	1	3						
Jose Valentin, S OBP: 0.368, SLG: 0.361 (1, 7)	G6-3		2-2 G6-3		1-2 17 BB 1B		3-1 BB 1B		2-2 G3		0-3 K	5	1	2	0	0	1	1						
Dioner Navarro, S OBP: 0.538, SLG: 0.333 (1, 2)	G1-3		2-2 G1-3		4-2 1B 17 E BB		4-0 1-2 2-3 BB		4-2 HR BB		1-2 G4-3	2	1	0	0	3	0	0						
17 Jason Repko, R Antonio Perez, R Ricky Ledee, L (7, 9)	SH5-3 2B 1B		1-1 SH5-3 1B		2-0 F9		3-3 K		0-0 HR		4-1 BB	2	1	1	0	0	0	1						
Odalis Perez, L Duaner Sanchez, R Hes-Sleep Cruz, L Steve Schmill, R Mike Edwards, R 43 Yhency Brazoban, R Jason Phillips, R (11, 3)	SH5-3		1-2 SH5-3		0-0 G6-3		4-2 BB		4-2 F9		1-3 K	1	0	0	0	0	0	1						
Inning Stats	R: 0 E: 0 K: 1 S: 9	H: 0 LOB: 1 BB: 1 P: 15	R: 0 E: 0 K: 1 S: 9	H: 0 LOB: 0 BB: 0 P: 13	R: 1 E: 1 K: 0 S: 8	H: 2 LOB: 2 BB: 0 P: 11	R: 0 E: 0 K: 0 S: 5	H: 0 LOB: 0 BB: 0 P: 7	R: 1 E: 0 K: 1 S: 10	H: 3 LOB: 3 BB: 3 P: 31	R: 0 E: 0 K: 2 S: 11	H: 0 LOB: 1 BB: 1 P: 20	R: 3 E: 0 K: 0 S: 12	H: 2 LOB: 0 BB: 1 P: 20	R: 0 E: 0 K: 0 S: 7	H: 1 LOB: 2 BB: 2 P: 17	R: 0 E: 0 K: 2 S: 15	H: 0 LOB: 1 BB: 1 P: 21	R: 0 E: 0 K: 2 S: 9	H: 0 LOB: 0 BB: 0 P: 11	1B: 5 2B: 2 3B: 0 HR: 1	SF: 0 SAC: 2 DP: 2 HBP: 0	WP: 0 PB: 0 SB: 0 CS: 0	PA: 48
PITCHER	IP: 5.2 WLS: 5 BF: 25 H: 5 R: 2 ER: 2 SO: 2 BB: 5 IBB: 0 HBP: 0 BLK: 0 WP: 0 HR: 0 S: 51 P: 95 ERA: 3.18 WHIP: 1.765	IP: 1.1 WLS: 5 BF: 5 H: 0 R: 0 ER: 0 SO: 3 BB: 1 IBB: 0 HBP: 0 BLK: 0 WP: 0 HR: 0 S: 14 P: 26 ERA: 0.00 WHIP: 0.750	IP: 8.1 WLS: 3 BF: 1 H: 1 R: 1 ER: 1 SO: 2 BB: 0 IBB: 0 HBP: 0 BLK: 0 WP: 0 HR: 0 S: 10 P: 18 ERA: 13.50 WHIP: 1.500	IP: 9.0 WLS: 2 BF: 2 H: 2 R: 0 ER: 0 SO: 1 BB: 1 IBB: 0 HBP: 0 BLK: 0 WP: 0 HR: 0 S: 34 P: 34 ERA: 54.00 WHIP: 6.000	IP: 11.1 WLS: 3 BF: 1 H: 2 R: 2 ER: 2 SO: 0 BB: 1 IBB: 0 HBP: 0 BLK: 0 WP: 0 HR: 1 S: 17 P: 17 ERA: 0.00 WHIP: 0.000	PITCHER	IP: 1.0 WLS: 3 BF: 0 H: 0 R: 0 ER: 0 SO: 2 BB: 0 IBB: 0 HBP: 0 BLK: 0 WP: 0 HR: 0 S: 9 P: 11 ERA: 0.00 WHIP: 0.000																	

St. Louis Cardinals @ Los Angeles Dodgers
Dodger Stadium, Los Angeles, CA
Sun Jul 31 2005, 1:10 PM PDT
Att: 44,543 - Sunny - 82 F

livebaseballscores.com

AB 36
R 5
H 8
RBI 4
BB 10
SO 9
LOB 18

Dodgers

Batter	1	2	3	4	5	6	7	8	9	AB	R	H	RBI	BB	SO	LOB	TOP					
Cesar Izturis, S (1, 6) OBP: 0.308, SLG: 0.333										4	0	0	0	0	2	1	<p>Los Angeles Dodgers @ Washington Nationals Robert F. Kennedy Memorial Stadium, Washington, DC</p> <p>Tue Aug 02 2005, 7:05 PM EDT Att: 36,277 - Clear - 91 F</p> <p>livebaseballscorecards.com</p> <p>AB 31 R 5 H 6 RBI 5 BB 2 SO 7 LOB 6</p>					
13 Oscar Robles, L (1, 5) OBP: 0.365, SLG: 0.365										3	0	0	0	1	1							
Milton Bradley, S (1, 8) OBP: 0.338, SLG: 0.466										3	0	0	0	1	0	1						
12 Jeff Kent, R (1, 4) OBP: 0.385, SLG: 0.541										4	2	2	1	0	2	1						
Jose Valentin, S (1, 7) OBP: 0.351, SLG: 0.342 43 Yhency Brazoban, R (9, 1)										4	0	0	0	0	1	1						
Jason Phillips, R (1, 3) OBP: 0.290, SLG: 0.379										4	1	1	2	0	0	1						
Dioner Navarro, S (1, 2) OBP: 0.412, SLG: 0.231										4	0	0	0	0	0	0						
17 Jason Repko, R (1, 9) OBP: 0.308, SLG: 0.398										3	1	2	1	0	0	0						
Jeff Weaver, R (1, 1) OBP: 0.227, SLG: 0.279 Duane Sanchez, R (7, 1) Hee-Seop Choi, L (8, PH) Steve Schmöll, R (8, 1) 51 Jonathan Broxton, R (9, 1) Ricky Ledee, L (9, 7) OBP: 0.341, SLG: 0.435										1	0	0	0	0	0	0						
Inning Stats	R: 0 E: 0 K: 1 S: 6	H: 0 LOB: 0 BB: 1 P: 10	R: 1 E: 1 K: 0 S: 4	H: 1 LOB: 0 BB: 0 P: 5	R: 0 E: 0 K: 1 S: 6	H: 1 LOB: 1 BB: 0 P: 10	R: 0 E: 0 K: 1 S: 8	H: 0 LOB: 0 BB: 0 P: 11	R: 1 E: 0 K: 1 S: 11	H: 1 LOB: 0 BB: 0 P: 17	R: 0 E: 0 K: 0 S: 8	H: 0 LOB: 0 BB: 0 P: 13	R: 2 E: 0 K: 0 S: 11	H: 2 LOB: 0 BB: 0 P: 17	R: 1 E: 0 K: 2 S: 13	H: 1 LOB: 1 BB: 1 P: 25		R: 0 E: 0 K: 1 S: 6	H: 0 LOB: 0 BB: 0 P: 11	1B: 1 2B: 1 3B: 0 HR: 4	SF: 0 SAC: 1 DP: 2 HBP: 0	WP: 0 PB: 0 SB: 0 CS: 0
PITCHER	IP WLS BF H R ER SO BB IBB HBP BLK WP HR S P ERA WHIP																					
Esteban Loaiza, R (1, 1) ERA: 3.62	7.0 L 26 5 4 4 4 1 0 0 0 0 0 3 54 83 5.14 0.857																					
Hector Carrasco, R (8, 1) ERA: 2.51	1.0 5 1 1 1 2 1 0 0 0 0 0 1 13 25 9.00 2.000																					
Gary Majewski, R (9, 1) ERA: 3.12	1.0 3 0 0 0 1 0 0 0 0 0 0 0 6 11 0.00 0.000																					

Batter	1	2	3	4	5	6	7	8	9	AB	R	H	RBI	BB	SO	LOB	BOTTOM					
Brad Wilkerson, L (1, 8) OBP: 0.397, SLG: 0.415										5	0	1	2	0	1	1	<p>Los Angeles Dodgers @ Washington Nationals Robert F. Kennedy Memorial Stadium, Washington, DC</p> <p>Tue Aug 02 2005, 7:05 PM EDT Att: 36,277 - Clear - 91 F</p> <p>livebaseballscorecards.com</p> <p>AB 33 R 4 H 9 RBI 3 BB 3 SO 9 LOB 16</p>					
Jose Vidro, S (1, 4) OBP: 0.341, SLG: 0.461										5	1	3	0	0	0	1						
Jose Guillen, R (1, 9) OBP: 0.349, SLG: 0.509										5	1	1	0	0	0	3						
24 Nick Johnson, L (1, 3) OBP: 0.436, SLG: 0.505										4	0	1	0	0	1	2						
Vinny Castilla, R (1, 5) OBP: 0.318, SLG: 0.375										3	0	0	1	0	1	1						
Preston Wilson, R (1, 7) OBP: 0.330, SLG: 0.469										2	0	0	0	2	2	1						
Brian Schneider, L (1, 2) OBP: 0.342, SLG: 0.418										2	1	2	0	1	0	0						
15 Cristian Guzman, S (1, 6) OBP: 0.233, SLG: 0.272 Carlos Baerga, S (8, PH) Jamey Carroll, R (9, 6) OBP: 0.311, SLG: 0.266										2	1	1	0	0	1	2						
Esteban Loaiza, R (1, 1) OBP: 0.200, SLG: 0.244 Matt Cepicky, L (7, PH) Hector Carrasco, R (8, 1) Gary Majewski, R (9, 1) Ryan Church, L (9, PH) OBP: 0.362, SLG: 0.502										2	0	0	0	0	1	2						
Inning Stats	R: 0 E: 0 K: 0 S: 4	H: 1 LOB: 0 BB: 0 P: 5	R: 0 E: 0 K: 2 S: 8	H: 0 LOB: 0 BB: 0 P: 11	R: 2 E: 0 K: 1 S: 14	H: 2 LOB: 1 BB: 0 P: 21	R: 0 E: 0 K: 2 S: 14	H: 1 LOB: 2 BB: 1 P: 23	R: 0 E: 0 K: 1 S: 10	H: 0 LOB: 0 BB: 0 P: 14	R: 0 E: 0 K: 1 S: 9	H: 1 LOB: 1 BB: 0 P: 15	R: 0 E: 0 K: 1 S: 8	H: 1 LOB: 1 BB: 0 P: 13	R: 2 E: 0 K: 0 S: 13	H: 2 LOB: 2 BB: 2 P: 26		R: 0 E: 0 K: 2 S: 9	H: 1 LOB: 1 BB: 0 P: 12	1B: 7 2B: 2 3B: 1 HR: 0	SF: 1 SAC: 1 DP: 1 HBP: 1	WP: 0 PB: 0 SB: 1 CS: 0
PITCHER	IP WLS BF H R ER SO BB IBB HBP BLK WP HR S P ERA WHIP																					
Jeff Weaver, R (1, 1) ERA: 4.52	6.0 W 25 6 2 2 6 1 0 0 0 0 0 0 6 9 3.00 1.167																					
Duane Sanchez, R (7, 1) ERA: 3.64	1.0 H 3 0 0 0 1 0 0 0 0 0 0 0 6 9 0.00 0.000																					
Steve Schmöll, R (8, 1) ERA: 4.21	0.2 H 5 2 2 1 0 1 0 0 0 0 0 0 9 18 13.50 4.500																					
51 Jonathan Broxton, R (9, 1) ERA: 7.71	0.1 H 2 0 0 0 0 1 0 0 0 0 0 0 4 8 3.000 3.000																					
43 Yhency Brazoban, R (9, 1) ERA: 5.16	1.0 S 4 1 0 0 2 0 0 0 0 0 0 0 9 12 0.00 1.000																					

Batter	1	2	3	4	5	6	7	8	9	AB	R	H	RBI	BB	SO	LOB	TOP										
Cesar Izturis, S (1, 6) OBP: 0.308, SLG: 0.332	1-3 		0-2 		0-1 G6-3 		2-2 G3-1 			4	0	1	0	0	1	0	Los Angeles Dodgers @ Washington Nationals Robert F. Kennedy Memorial Stadium, Washington, DC Wed Aug 03 2005, 7:05 PM EDT Att: 36,552 - Clear - 92 F livebaseballscorecards.com										
13 Oscar Robles, L (1, 5) OBP: 0.363, SLG: 0.362	2-1 F8 		2-2 P4 		3-2 F9 			2-1 		4	0	1	0	0	0	1											
Milton Bradley, S (1, 8) OBP: 0.344, SLG: 0.482	2-1 		1-0 		4-0 			0-0 B2 		3	1	2	1	1	0	1											
12 Jeff Kent, R (1, 4) OBP: 0.382, SLG: 0.535	2-3 		3-2 G6-3 		1-1 F8 			1-3 		4	0	0	0	0	2	3											
Jose Valentin, S (1, 7) OBP: 0.347, SLG: 0.329		3-0 P3 		4-0 17 FC6-4 HBP BB 		1-1 G3 		3-2 G3 		3	0	0	0	1	0	1											
Jason Phillips, R (1, 3) OBP: 0.294, SLG: 0.381	2-2 		1-1 17 FC6-4 HBP 		0-0 L1 			2-2 G6-3 		1	0	1	0	0	0	0											
Olmedo Saenz, R (4, 3) OBP: 0.346, SLG: 0.510	1-2 		1-2 HBP 		1-2 L1 			2-2 G6-3 		2	0	0	0	0	0	0											
Dioner Navarro, S (1, 2) OBP: 0.381, SLG: 0.188	4-2 		1-0 F8 		0-2 F7 			1-2 F9 		3	0	0	0	1	0	2											
17 Jason Repko, R (1, 9) OBP: 0.304, SLG: 0.392	2-2 F7 		0-0 FC6-4 		1-2 G5-3 			1-2 		3	0	0	0	0	0	4											
Ricky Ledee, L (9, PH) OBP: 0.344, SLG: 0.438	2-2 F7 		1-2 FC6-4 		0-0 FC6-4 			1-2 G5-3 		1	0	1	0	0	0	0											
D.J. Houlton, R (1, 1) OBP: 0.222, SLG: 0.235	2-3 		1-3 		2-2 P4 			0-3 		2	0	0	0	0	2	4											
Antonio Perez, R (7, PH) OBP: 0.356, SLG: 0.443										1	0	0	0	0	0	0											
Giovanni Carrara, R (7, 1) OBP: 0.331, SLG: 0.474										0	0	0	0	0	0	0											
Hee-Seop Choi, L (9, PH) OBP: 0.331, SLG: 0.474										1	0	0	0	0	1	1											
Inning Stats	R: 0 E: 0 K: 1 S: 11	H: 1 LOB: 1 BB: 0 P: 18	R: 0 E: 0 K: 1 S: 13	H: 1 LOB: 2 BB: 1 P: 26	R: 1 E: 0 K: 0 S: 10	H: 2 LOB: 0 BB: 0 P: 16	R: 0 E: 0 K: 1 S: 6	H: 0 LOB: 2 BB: 1 P: 13	R: 0 E: 0 K: 0 S: 7	H: 0 LOB: 0 BB: 0 P: 7	R: 0 E: 0 K: 0 S: 6	H: 0 LOB: 0 BB: 0 P: 16	R: 0 E: 0 K: 1 S: 11	H: 1 LOB: 1 BB: 0 P: 17	R: 0 E: 0 K: 1 S: 14	H: 1 LOB: 1 BB: 0 P: 18	1B: 5 2B: 0 3B: 0 HR: 1	SF: 0 SAC: 0 DP: 0 HBP: 1	WP: 0 PB: 0 SB: 0 CS: 1	PA: 36							
PITCHER	IP	WLS	BF	H	R	ER	SO	BB	IBB	HBP	BLK	WP	HR	S	P	ERA	WHIP										
Tony Armas, R (1, 1) ERA: 4.64	5.0	W	22	4	1	1	4	3	0	1	0	0	1	47	88	1.80	1.400										
Luis Ayala, R (6, 1) ERA: 2.5	2.0	H	6	0	0	0	0	0	0	0	0	0	0	17	23	0.00	0.000										
Mike Stanton, L (8, 1) ERA: 6.0	0.1	H	2	1	0	0	0	0	0	0	0	0	0	3	5	0.00	3.000										
Gary Majewski, R (8, 1) ERA: 3.08	0.2	H	2	0	0	0	1	0	0	0	0	0	0	8	12	0.00	0.000										
32 Chad Cordero, R (9, 1) ERA: 1.11	1.0	S	4	1	0	0	1	0	0	0	0	0	0	14	18	0.00	1.000										


Batter	1	2	3	4	5	6	7	8	9	AB	R	H	RBI	BB	SO	LOB	BOTTOM										
Brad Wilkerson, L (1, 8) OBP: 0.356, SLG: 0.412	4-0 E S BB 		0-1 F8 		0-0 FC5-4 		1-3 			3	0	0	0	1	1	2	Los Angeles Dodgers @ Washington Nationals Robert F. Kennedy Memorial Stadium, Washington, DC Wed Aug 03 2005, 7:05 PM EDT Att: 36,552 - Clear - 92 F livebaseballscorecards.com										
Jose Vidro, S (1, 4) OBP: 0.335, SLG: 0.451	2-1 F8 		1-0 P4 		2-2 F9 		3-2 F9 			4	0	0	0	0	3												
Jose Guillen, R (1, 9) OBP: 0.348, SLG: 0.506	3-2 P4 		1-3 		0-1 24 G5-3 HR 1B 		1-0 P3 		0-1 F9 	4	1	1	0	0	2												
24 Nick Johnson, L (1, 3) OBP: 0.434, SLG: 0.512	2-3 		0-0 G5-3 		1-2 G5-3 		0-0 L9 		3-1 	4	1	1	1	0	1	2											
Vinny Castilla, R (1, 5) OBP: 0.320, SLG: 0.375		0-0 G6-3 		0-0 G6-3 		4-2 		2-0 G6-4-3 1B 		3	0	1	0	1	0	1											
Preston Wilson, R (1, 7) OBP: 0.332, SLG: 0.482	1-1 15 CS 		2-1 2H HR 		2-1 G6-4-3 1B 		2-3 		0-1 G6-4-3 	4	1	2	2	0	1	2											
Gary Bennett, R (1, 2) OBP: 0.307, SLG: 0.340	4-2 		0-1 		2-2 L5 		2-2 L5 			2	0	1	0	1	0	1											
15 Cristian Guzman, S (1, 6) OBP: 0.234, SLG: 0.272	2-2 		1-0 F8 		0-1 SH3-4 1B 		0-0 SH3-4 			3	0	1	0	0	1	3											
Tony Armas, R (1, 1) OBP: 0.154, SLG: 0.154			1-2 G6-3 		1-1 		0-0 SH3-4 			1	0	0	0	0	0	0											
Luis Ayala, R (5, PH) OBP: 0.333, SLG: 0.333										1	0	1	0	0	0	0											
Mike Stanton, L (8, 1) ERA: 6.0										0	0	0	0	0	0	0											
Gary Majewski, R (8, 1) ERA: 3.08										0	0	0	0	0	0	0											
32 Chad Cordero, R (9, 1) ERA: 1.11										0	0	0	0	0	0	0											
Inning Stats	R: 0 E: 0 K: 1 S: 8	H: 0 LOB: 1 BB: 1 P: 19	R: 0 E: 0 K: 1 S: 10	H: 1 LOB: 1 BB: 1 P: 17	R: 0 E: 0 K: 0 S: 6	H: 0 LOB: 0 BB: 0 P: 8	R: 2 E: 0 K: 0 S: 9	H: 3 LOB: 1 BB: 0 P: 12	R: 0 E: 0 K: 0 S: 7	H: 1 LOB: 1 BB: 0 P: 11	R: 0 E: 0 K: 1 S: 9	H: 0 LOB: 1 BB: 1 P: 17	R: 0 E: 0 K: 1 S: 9	H: 1 LOB: 1 BB: 0 P: 13	R: 1 E: 0 K: 0 S: 7	H: 2 LOB: 0 BB: 0 P: 12	1B: 5 2B: 1 3B: 0 HR: 2	SF: 0 SAC: 1 DP: 1 HBP: 0	WP: 0 PB: 0 SB: 1 CS: 1	PA: 33							
PITCHER	IP	WLS	BF	H	R	ER	SO	BB	IBB	HBP	BLK	WP	HR	S	P	ERA	WHIP										
D.J. Houlton, R (1, 1) ERA: 5.48	6.0	L	25	5	2	2	3	3	0	0	0	0	1	49	84	3.00	1.333										
Giovanni Carrara, R (7, 1) ERA: 4.71	2.0		8	3	1	1	1	0	0	0	0	0	1	16	25	4.50	1.500										




Batter	1	2	3	4	5	6	7	8	9	AB	R	H	RBI	BB	SO	LOB	TOP					
Cesar Izturis, S OBP: 0.310, SLG: 0.337	1-1 G1-6-3 1B		0-3 K			2-2 2B			0-0 F8	4	0	2	0	0	1	0	Los Angeles Dodgers @ Washington Nationals Robert F. Kennedy Memorial Stadium, Washington, DC Thu Aug 04 2005, 7:05 PM EDT Att: 35,484 - Clear - 92 F					
13 Oscar Robles, L OBP: 0.390, SLG: 0.359	0-3 K			1-0 P6		1-3 K			0-2 1B	4	0	1	0	0	2	2						
Milton Bradley, S OBP: 0.339, SLG: 0.473	3-2 G1-6-3 1-2			3-2 K			1-1 F7		0-0 L8	4	0	0	0	0	1	2						
12 Jeff Kent, R OBP: 0.379, SLG: 0.531		0-3 K		1-0 F7			0-3 K			3	0	0	0	0	2	0						
Ricky Ledee, L OBP: 0.339, SLG: 0.430		2-2 F8			1-3 K		0-0 G3			3	0	0	0	0	1	0						
Antonio Perez, R OBP: 0.395, SLG: 0.441	1-2 1B			3-3 K			3-2 F9			3	0	1	0	0	1	0						
Jose Valentin, S OBP: 0.337, SLG: 0.317	2-3 K			1-2 K			0-0 G4-3			3	0	0	0	0	2	1						
Dioner Navarro, S OBP: 0.333, SLG: 0.158			0-0 P5			2-3 K		2-3 K		3	0	0	0	0	2	0						
31 Brad Penny, R OBP: 0.171, SLG: 0.182			0-3 K			0-0 G6-3			2-2 F7	2	0	0	0	0	1	0						
Duaner Sanchez, R Elmer Dessens, R Hee-Seop Choi, L (9, PH) OBP: 0.330, SLG: 0.472										0	0	0	0	0	0	0						
Inning Stats	R: 0 E: 0 K: 1 S: 8	H: 1 LOB: 0 BB: 0 P: 12	R: 0 E: 0 K: 2 S: 16	H: 1 LOB: 1 BB: 0 P: 21	R: 0 E: 0 K: 2 S: 7	H: 0 LOB: 0 BB: 0 P: 7	R: 0 E: 0 K: 1 S: 7	H: 0 LOB: 0 BB: 0 P: 12	R: 0 E: 0 K: 3 S: 9	H: 0 LOB: 0 BB: 0 P: 14	R: 0 E: 0 K: 2 S: 11	H: 1 LOB: 1 BB: 0 P: 16	R: 0 E: 0 K: 1 S: 6	H: 0 LOB: 0 BB: 0 P: 7	R: 0 E: 0 K: 1 S: 7	H: 0 LOB: 0 BB: 0 P: 12	R: 0 E: 0 K: 0 S: 13	H: 1 LOB: 1 BB: 0 P: 15	1B: 3 2B: 1 3B: 0 HR: 0	SF: 0 SAC: 0 DP: 1 HBP: 0	WP: 0 PB: 0 SB: 1 CS: 0	PA: 30
PITCHER 22 John Patterson, R ERA: 2.42	IP: 9.0 WLS: W BF: 30 H: 4 R: 0 ER: 0 SO: 13 BB: 0 IBB: 0 HBP: 0 BLK: 0 WP: 0 HR: 0 S: 84 P: 116 ERA: 0.00 WHIP: 0.444															PITCHER						

Batter	1	2	3	4	5	6	7	8	9	AB	R	H	RBI	BB	SO	LOB	BOTTOM			
Brad Wilkerson, L OBP: 0.397, SLG: 0.418	2-2 F8		4-0 24 1B BB		1-0 F7		1-1 F9	3-2 HR		4	1	1	4	1	0	0	Los Angeles Dodgers @ Washington Nationals Robert F. Kennedy Memorial Stadium, Washington, DC Thu Aug 04 2005, 7:05 PM EDT Att: 35,484 - Clear - 92 F			
Jose Vidro, S OBP: 0.332, SLG: 0.445	2-1 1B		2-0 F7		1-1 G4-3		0-0 G1-3	2-2 G5-3		5	0	1	0	0	0	1				
Jamey Carroll, R OBP: 0.311, SLG: 0.266	24 1B									0	0	0	0	0	0	0				
24 Nick Johnson, L OBP: 0.437, SLG: 0.519	0-2 1B		0-1 1B		1-2 2B		2-2 P3			4	0	3	0	0	0	0				
Preston Wilson, R OBP: 0.333, SLG: 0.482	1-2 1B		1-3 K		3-3 K			1-1 15 1B 1B		4	1	2	0	0	2	3				
Ryan Church, L OBP: 0.365, SLG: 0.500	2-1 G6-4-3			2-0 S 2B 1B		0-1 F9		4-2 15 1B HR BB		3	2	1	0	1	0	3				
Vinny Castilla, R OBP: 0.321, SLG: 0.377		1-3 K		3-1 G6-3 15 G6-3 2B		1-0 F7		4-0 15 1B HR BB		3	2	1	1	1	1	0				
Gary Bennett, R OBP: 0.305, SLG: 0.330		1-3 K		2-2 G6-3		4-1 15 1B BB		0-0 F3		3	0	0	0	1	1	4				
15 Cristian Guzman, S OBP: 0.238, SLG: 0.275		1-2 K		0-2 G6-3		1-2 1B		0-2 HR 1B		4	1	2	2	0	1	0				
22 John Patterson, R OBP: 0.029, SLG: 0.057			0-3 K		1-3 K		1-3 K		1-1 F9	4	0	0	0	0	3	5				
Inning Stats	R: 0 E: 0 K: 0 S: 15	H: 3 LOB: 2 BB: 0 P: 22	R: 0 E: 0 K: 3 S: 10	H: 0 LOB: 0 BB: 0 P: 13	R: 0 E: 0 K: 2 S: 10	H: 1 LOB: 2 BB: 1 P: 17	R: 2 E: 0 K: 1 S: 12	H: 2 LOB: 0 BB: 0 P: 20	R: 0 E: 0 K: 1 S: 10	H: 1 LOB: 1 BB: 0 P: 16	R: 0 E: 0 K: 1 S: 10	H: 1 LOB: 2 BB: 1 P: 17	R: 0 E: 0 K: 0 S: 6	H: 0 LOB: 0 BB: 0 P: 9	R: 5 E: 0 K: 0 S: 17	H: 3 LOB: 0 BB: 2 P: 32	1B: 8 2B: 2 3B: 0 HR: 1	SF: 0 SAC: 0 DP: 1 HBP: 0	WP: 0 PB: 0 SB: 1 CS: 0	PA: 38
PITCHER 31 Brad Penny, R ERA: 3.63	IP: 7.0 WLS: L BF: 31 H: 9 R: 3 ER: 3 SO: 8 BB: 2 IBB: 0 HBP: 0 BLK: 0 WP: 0 HR: 0 S: 75 P: 117 ERA: 3.86 WHIP: 1.571															PITCHER				
Duaner Sanchez, R ERA: 4.2	0.2	6	2	4	4	0	2	0	0	0	0	0	0	0	0	0	54.00	6.000		
Elmer Dessens, R ERA: 3.41	0.1	1	0	0	0	0	0	0	0	0	0	0	0	0	0	0	0.00	0.000		

AB 30
R 0
H 4
RBI 0
BB 0
SO 13
LOB 5



AB 34
R 7
H 11
RBI 7
BB 4
SO 8
LOB 16



Batter	1	2	3	4	5	6	7	8	9	AB R H RBI BB SO LOB	TOP									
Cesar Izturis, S (1, 6) OBP: 0.311, SLG: 0.337	L4		1B 12 BB 13 1B	G3		G4-3			F8	5 1 1 0 0 0 0	Los Angeles Dodgers @ Pittsburgh Pirates PNC Park, Pittsburgh, PA Sun Aug 07 2005, 1:35 PM EDT Att: 25,860 - Sunny - 84 F									
13 Oscar Robles, L (1, 5) OBP: 0.351, SLG: 0.349	K		1B 12 BB 13 1B	G3-1		G3			G4-3	5 1 1 0 0 1 0										
Milton Bradley, S (1, 8) OBP: 0.338, SLG: 0.473	L6		1B 12 BB 13 1B	L8					G4-3	5 1 1 1 0 0 0										
12 Jeff Kent, R (1, 4) OBP: 0.378, SLG: 0.528		K	1B 12 BB 13 1B		F8				F8	3 1 0 1 1 1 0										
Ricky Ledee, L (1, 9) OBP: 0.352, SLG: 0.459		WP BB 1B	1B 12 BB 13 1B		G3-1 BB				P5	3 1 2 1 1 0 0										
Hee-Seop Choi, L (1, 3) OBP: 0.331, SLG: 0.470	K		1B 12 BB 13 1B	G3-1					1B	4 0 2 2 0 1 2										
Jose Valentin, S (1, 7) 43 Yhency Brazoban, R (9, 1) Steve Schmolli, R (9, 1)		WP BB 1B	1B 12 BB 13 1B						K	1 0 0 0 3 1 1 0 0 0 0 0 0 0 0 0 0 0 0 0 0										
Dioner Navarro, S (1, 2) OBP: 0.324, SLG: 0.194	F8		1B 12 BB 13 1B	G4-6-3		F8			F7	4 0 0 0 0 0 7										
Jeff Weaver, R (1, 1) 17 Jason Repko, R (9, 9) OBP: 0.500, SLG: 0.386			1B 12 BB 13 1B			G4-3			G1-3	4 1 1 0 0 0 2 0 0 0 0 0 0 0										
Inning Stats	R: 0 E: 0 K: 1 S: 9	H: 0 LOB: 0 BB: 0 P: 12	R: 0 E: 0 K: 2 S: 10	H: 1 LOB: 2 BB: 1 P: 19	R: 6 E: 0 K: 0 S: 21	H: 6 LOB: 1 BB: 2 P: 40	R: 0 E: 0 K: 0 S: 4	H: 0 LOB: 0 BB: 0 P: 8	R: 0 E: 0 K: 0 S: 6	H: 0 LOB: 2 BB: 2 P: 18		R: 0 E: 0 K: 0 S: 5	H: 0 LOB: 0 BB: 0 P: 8	R: 0 E: 0 K: 1 S: 10	H: 1 LOB: 1 BB: 0 P: 17	R: 0 E: 0 K: 0 S: 3	H: 0 LOB: 0 BB: 0 P: 7	1B: 8 2B: 0 3B: 0 HR: 0	SF: 0 SAC: 0 DP: 1 HBP: 0	WP: 1 PB: 0 SB: 0 CS: 0
PITCHER	IP WLS BF H R ER SO BB IBB HBP BLK WP HR S P ERA WHIP											IP WLS BF H R ER SO BB IBB HBP BLK WP HR S P ERA WHIP								
45 Ian Snell, R (1, 1) ERA: 7.77	2.0 L 15 7 6 6 3 2 0 0 0 0 1 0 35 59 27.00 4.500																			
Ryan Vogelsong, R (3, 1) ERA: 5.93	4.0 0 14 0 0 0 0 3 0 0 0 0 0 0 21 50 0.00 0.750																			
Brian Meadows, R (7, 1) ERA: 5.18	2.0 7 1 0 0 1 0 0 0 0 0 0 0 15 25 0.00 0.500																			
16 Salomon Torres, R (9, 1) ERA: 4.26	1.0 3 0 0 0 0 0 0 0 0 0 0 0 3 7 0.00 0.000																			

Batter	1	2	3	4	5	6	7	8	9	AB R H RBI BB SO LOB	BOTTOM											
Tike Redman, L (1, 8) OBP: 0.294, SLG: 0.348	L6			L3		G4-3			L9	4 0 0 0 0 0 0	Los Angeles Dodgers @ Pittsburgh Pirates PNC Park, Pittsburgh, PA Sun Aug 07 2005, 1:35 PM EDT Att: 25,860 - Sunny - 84 F											
12 Freddy Sanchez, R (1, 5) OBP: 0.321, SLG: 0.357	F8			P3		K			BB 1B	4 1 1 0 0 1 0												
Jason Bay, R (1, 7) OBP: 0.388, SLG: 0.552	K			1B					1B BB 1B	3 1 1 0 1 1 0												
Rob Mackowiak, L (1, 9) OBP: 0.346, SLG: 0.415		F8		G4-3					1B BB 2B 1B	4 1 1 1 0 0 1												
Daryle Ward, L (1, 3) OBP: 0.327, SLG: 0.428		P5			F8				2B 1B	4 1 2 1 0 0 0												
41 Ryan Doumit, S (1, 2) OBP: 0.315, SLG: 0.361		K			G1-4-3 1B				1B 2B	4 0 2 1 0 1 2												
Jose Castillo, R (1, 4) OBP: 0.301, SLG: 0.395				G6-3		G1-4-3			F9	4 0 1 1 0 0 1												
2 Jack Wilson, R (1, 6) OBP: 0.277, SLG: 0.344				L7		P5			K	4 0 1 0 0 1 3												
45 Ian Snell, R (1, 1) Ryan Vogelsong, R (3, 1) Michael Restovich, S (6, 9) Brian Meadows, R (7, 1) Brad Eldred, R (8, 9) 16 Salomon Torres, R (9, 1) OBP: 0.500, SLG: 0.386				G4-3		K			G6-4-3	0 0 0 0 0 0 0 1 0 0 0 0 0 0 1 0 0 0 0 1 0 0 0 0 0 0 0 0 1 0 0 0 0 0 1 0 0 0 0 0 0 0												
Inning Stats	R: 0 E: 0 K: 1 S: 8	H: 0 LOB: 0 BB: 0 P: 14	R: 0 E: 0 K: 1 S: 6	H: 0 LOB: 0 BB: 0 P: 9	R: 0 E: 0 K: 0 S: 7	H: 0 LOB: 0 BB: 0 P: 8	R: 0 E: 0 K: 0 S: 13	H: 1 LOB: 1 BB: 0 P: 18	R: 0 E: 0 K: 0 S: 7	H: 1 LOB: 1 BB: 0 P: 9		R: 0 E: 0 K: 2 S: 8	H: 0 LOB: 0 BB: 0 P: 11	R: 1 E: 0 K: 0 S: 13	H: 2 LOB: 1 BB: 0 P: 17	R: 0 E: 0 K: 0 S: 6	H: 1 LOB: 2 BB: 0 P: 8	R: 3 E: 0 K: 1 S: 20	H: 4 LOB: 2 BB: 1 P: 32	1B: 7 2B: 2 3B: 0 HR: 0	SF: 0 SAC: 0 DP: 1 HBP: 0	WP: 0 PB: 0 SB: 0 CS: 0
PITCHER	IP WLS BF H R ER SO BB IBB HBP BLK WP HR S P ERA WHIP											IP WLS BF H R ER SO BB IBB HBP BLK WP HR S P ERA WHIP										
Jeff Weaver, R (1, 1) ERA: 4.34	8.0 W 27 5 1 1 4 0 0 0 0 0 0 0 68 94 1.12 0.625																					
43 Yhency Brazoban, R (9, 1) ERA: 5.67	0.2 7 4 3 3 0 1 0 0 0 0 0 0 16 26 40.50 7.500																					
Steve Schmolli, R (9, 1) ERA: 3.9	0.1 S 1 0 0 0 1 0 0 0 0 0 0 0 4 6 0.00 0.000																					

Batter	1	2	3	4	5	6	7	8	9	AB	R	H	RBI	BB	SO	LOB	TOP				
11 Jimmy Rollins, S OBP: 0.320, SLG: 0.406	G4-3		FC6-4 1B	G4-3		F8		K		5	0	1	0	0	1	5					
Kenny Lofton, L OBP: 0.388, SLG: 0.377	G6-3		FC6-4 1B		E4 1B 2B	F7		L8		5	1	0	0	0	0	4					
63 Ryan Madson, L OBP: 0.409, SLG: 0.504			FC6-4 1B		2B 6 G4-3 1B					0	0	0	0	0	0	0					
26 Chase Utley, L OBP: 0.388, SLG: 0.526	HR		FC6-4 1B		F7		P6		BB 6 S HR HBP	3	2	1	0	1	0	1					
Bobby Abreu, L OBP: 0.409, SLG: 0.504	HR		FC6-4 1B		2B 6 G4-3 1B				BB 6 HR IBB	3	3	2	2	2	0	2					
Pat Burrell, R OBP: 0.385, SLG: 0.509	G6-3			G5-3					BB 6 HR BB	3	1	1	1	2	0	0					
6 Ryan Howard, L OBP: 0.348, SLG: 0.497		F7		1B 39 G4-3 1B		G4-3			BB 6 HR BB	5	2	2	5	0	1	3					
David Bell, R OBP: 0.305, SLG: 0.357	L5			39 G4-3 1B HBP		G6-3			HR	4	0	0	0	0	1	3					
Mike Lieberthal, R OBP: 0.322, SLG: 0.398	G6-3			39 G4-3 1B						3	0	2	0	1	0	0					
Endy Chavez, L OBP: 0.297, SLG: 0.326				1-2 2-3 3-H						1	0	0	0	0	0	0					
39 Brett Myers, R OBP: 0.167, SLG: 0.133				1-2 2-3 3-H						2	0	0	1	0	1	2					
Tomas Perez, S OBP: 0.299, SLG: 0.298				1-2 2-3 3-H						0	0	0	0	0	0	0					
Todd Pratt, R OBP: 0.326, SLG: 0.462				1-2 2-3 3-H						1	0	0	0	0	0	0					
Inning Stats	R: 2 E: 0 K: 0 S: 11	H: 1 LOB: 0 BB: 1 P: 20	R: 0 E: 0 K: 0 S: 5	H: 0 LOB: 0 BB: 0 P: 5	R: 0 E: 0 K: 1 S: 8	H: 2 LOB: 2 BB: 0 P: 18	R: 1 E: 0 K: 0 S: 10	H: 2 LOB: 2 BB: 0 P: 15	R: 2 E: 1 K: 0 S: 12	H: 2 LOB: 1 BB: 1 P: 16	R: 0 E: 0 K: 2 S: 12	H: 0 LOB: 2 BB: 2 P: 22	R: 0 E: 0 K: 1 S: 7	H: 1 LOB: 2 BB: 0 P: 10	R: 4 E: 0 K: 0 S: 10	H: 1 LOB: 0 BB: 2 P: 22	1B: 5 2B: 2 3B: 0 HR: 2	SF: 0 SAC: 2 DP: 0 HBP: 2	WP: 0 PB: 0 SB: 1 CS: 0	PA: 45	
PITCHER	IP WLS BF H R ER SO BB IBB HBP BLK WP HR S P ERA WHIP	IP WLS BF H R ER SO BB IBB HBP BLK WP HR S P ERA WHIP	IP WLS BF H R ER SO BB IBB HBP BLK WP HR S P ERA WHIP	IP WLS BF H R ER SO BB IBB HBP BLK WP HR S P ERA WHIP	IP WLS BF H R ER SO BB IBB HBP BLK WP HR S P ERA WHIP	IP WLS BF H R ER SO BB IBB HBP BLK WP HR S P ERA WHIP	IP WLS BF H R ER SO BB IBB HBP BLK WP HR S P ERA WHIP	IP WLS BF H R ER SO BB IBB HBP BLK WP HR S P ERA WHIP	IP WLS BF H R ER SO BB IBB HBP BLK WP HR S P ERA WHIP	IP WLS BF H R ER SO BB IBB HBP BLK WP HR S P ERA WHIP	IP WLS BF H R ER SO BB IBB HBP BLK WP HR S P ERA WHIP	IP WLS BF H R ER SO BB IBB HBP BLK WP HR S P ERA WHIP	IP WLS BF H R ER SO BB IBB HBP BLK WP HR S P ERA WHIP	IP WLS BF H R ER SO BB IBB HBP BLK WP HR S P ERA WHIP	IP WLS BF H R ER SO BB IBB HBP BLK WP HR S P ERA WHIP	IP WLS BF H R ER SO BB IBB HBP BLK WP HR S P ERA WHIP	IP WLS BF H R ER SO BB IBB HBP BLK WP HR S P ERA WHIP	IP WLS BF H R ER SO BB IBB HBP BLK WP HR S P ERA WHIP	IP WLS BF H R ER SO BB IBB HBP BLK WP HR S P ERA WHIP	IP WLS BF H R ER SO BB IBB HBP BLK WP HR S P ERA WHIP	IP WLS BF H R ER SO BB IBB HBP BLK WP HR S P ERA WHIP

Philadelphia Phillies @ Los Angeles Dodgers
Dodger Stadium, Los Angeles, CA
Wed Aug 10 2005, 7:10 PM PDT
Att: 44,001 - Clear - 74 F

AB	35
R	9
H	9
RBI	9
BB	6
SO	4
LOB	20



Batter	1	2	3	4	5	6	7	8	9	AB	R	H	RBI	BB	SO	LOB	BOTTOM				
Cesar Izturis, S OBP: 0.310, SLG: 0.331	G4-3				F7		F7		G4-3	5	0	0	0	0	1	1					
13 Oscar Robles, L OBP: 0.383, SLG: 0.355	BB 12 HR BB				HR 1B					3	2	1	0	1	2	0					
Milton Bradley, S OBP: 0.346, SLG: 0.488	BB 12 HR BB				HR					2	2	1	2	2	0	0					
12 Jeff Kent, R OBP: 0.380, SLG: 0.530	HR				BB					2	1	1	3	2	1	0					
Jason Phillips, R OBP: 0.291, SLG: 0.376	F7				BB					4	0	0	0	0	1	3					
43 Yhency Brazoban, R OBP: 0.329, SLG: 0.487										0	0	0	0	0	0	0					
Giovanni Carrara, R OBP: 0.296, SLG: 0.380										0	0	0	0	0	0	0					
José Cruz Jr., S OBP: 0.344, SLG: 0.424										3	0	0	0	1	3	3					
17 Jason Repko, R OBP: 0.296, SLG: 0.380										0	0	0	0	0	0	0					
Jose Valentin, S OBP: 0.333, SLG: 0.305		G4-3 2B			L8		G4-3		F9	4	0	1	0	0	0	1					
Dioner Navarro, S OBP: 0.356, SLG: 0.237		G4-3			G1-3		P6		G4-3 1B	4	0	1	0	0	0	1					
Derek Lowe, R OBP: 0.156, SLG: 0.200					G4-3					2	0	0	0	0	1	1					
Hee-Seop Choi, L OBP: 0.329, SLG: 0.487										1	0	0	0	0	0	0					
Duaner Sanchez, R OBP: 0.352, SLG: 0.534										0	0	0	0	0	0	0					
Olmedo Saenz, R OBP: 0.352, SLG: 0.534										1	0	0	0	0	0	1					
Inning Stats	R: 3 E: 0 K: 1 S: 14	H: 1 LOB: 2 BB: 2 P: 23	R: 0 E: 0 K: 2 S: 9	H: 1 LOB: 0 BB: 0 P: 14	R: 0 E: 0 K: 3 S: 10	H: 0 LOB: 2 BB: 2 P: 21	R: 0 E: 0 K: 0 S: 6	H: 0 LOB: 0 BB: 0 P: 7	R: 2 E: 0 K: 1 S: 13	H: 2 LOB: 1 BB: 1 P: 25	R: 0 E: 0 K: 1 S: 6	H: 0 LOB: 0 BB: 0 P: 11	R: 0 E: 0 K: 1 S: 8	H: 0 LOB: 1 BB: 1 P: 12	R: 0 E: 0 K: 0 S: 5	H: 1 LOB: 0 BB: 0 P: 5	1B: 2 2B: 1 3B: 0 HR: 2	SF: 0 SAC: 0 DP: 1 HBP: 0	WP: 0 PB: 0 SB: 0 CS: 0	PA: 37	
PITCHER	IP WLS BF H R ER SO BB IBB HBP BLK WP HR S P ERA WHIP	IP WLS BF H R ER SO BB IBB HBP BLK WP HR S P ERA WHIP	IP WLS BF H R ER SO BB IBB HBP BLK WP HR S P ERA WHIP	IP WLS BF H R ER SO BB IBB HBP BLK WP HR S P ERA WHIP	IP WLS BF H R ER SO BB IBB HBP BLK WP HR S P ERA WHIP	IP WLS BF H R ER SO BB IBB HBP BLK WP HR S P ERA WHIP	IP WLS BF H R ER SO BB IBB HBP BLK WP HR S P ERA WHIP	IP WLS BF H R ER SO BB IBB HBP BLK WP HR S P ERA WHIP	IP WLS BF H R ER SO BB IBB HBP BLK WP HR S P ERA WHIP	IP WLS BF H R ER SO BB IBB HBP BLK WP HR S P ERA WHIP	IP WLS BF H R ER SO BB IBB HBP BLK WP HR S P ERA WHIP	IP WLS BF H R ER SO BB IBB HBP BLK WP HR S P ERA WHIP	IP WLS BF H R ER SO BB IBB HBP BLK WP HR S P ERA WHIP	IP WLS BF H R ER SO BB IBB HBP BLK WP HR S P ERA WHIP	IP WLS BF H R ER SO BB IBB HBP BLK WP HR S P ERA WHIP	IP WLS BF H R ER SO BB IBB HBP BLK WP HR S P ERA WHIP	IP WLS BF H R ER SO BB IBB HBP BLK WP HR S P ERA WHIP	IP WLS BF H R ER SO BB IBB HBP BLK WP HR S P ERA WHIP	IP WLS BF H R ER SO BB IBB HBP BLK WP HR S P ERA WHIP	IP WLS BF H R ER SO BB IBB HBP BLK WP HR S P ERA WHIP	IP WLS BF H R ER SO BB IBB HBP BLK WP HR S P ERA WHIP

Philadelphia Phillies @ Los Angeles Dodgers
Dodger Stadium, Los Angeles, CA
Wed Aug 10 2005, 7:10 PM PDT
Att: 44,001 - Clear - 74 F

AB	31
R	5
H	5
RBI	5
BB	6
SO	9
LOB	11



Batter	1	2	3	4	5	6	7	8	9	10	AB	R	H	RBI	BB	SO	LOB	TOP						
7 José Reyes, S OBP: 0.300, SLG: 0.374	F7	G6-3			1B		K		G6-3		5	1	1	0	0	1	0	New York Mets @ Los Angeles Dodgers Dodger Stadium, Los Angeles, CA Fri Aug 12 2005, 7:40 PM PDT Att: 54,361 - Clear - 68 F						
Miguel Cairo, R OBP: 0.321, SLG: 0.372 (10, 3)	G5-3		F7		1B		P5		G4-3		5	1	1	0	0	0	0							
5 David Wright, R OBP: 0.385, SLG: 0.515	2B		BB		2B		G1-3			1B	4	1	3	2	1	0	0							
Cliff Floyd, L OBP: 0.367, SLG: 0.532	2B		L8		2B		G6-3		G3		5	0	1	1	0	0	3							
31 Mike Piazza, R OBP: 0.327, SLG: 0.449	F8		P5		F8			FC6-4 BB		P2	4	0	0	0	1	0	4							
Jose Offerman, S OBP: 0.290, SLG: 0.360 Braden Looper, R		HR		F8		G1-3		FC6-4 1B		F9	5	1	1	0	0	0	2							
Victor Diaz, R OBP: 0.379, SLG: 0.492		HR		K							4	2	3	3	0	1	0							
Gerald Williams, R OBP: 0.167, SLG: 0.167 Marlon Anderson, L OBP: 0.323, SLG: 0.369 Roberto Hernandez, R Juan Padilla, R Kazuo Matsui, S OBP: 0.282, SLG: 0.317		G5-3		G5-3		K		L5			3	0	0	0	0	0	1							
Victor Zambrano, S OBP: 0.122, SLG: 0.171 Aaron Heilman, R Chris Woodward, R OBP: 0.335, SLG: 0.410		G6-3				G1-3			G5-3		0	0	0	0	0	0	0							
											1	0	0	0	0	0	0							
Inning Stats	R: 1 E: 0 K: 0 S: 8	H: 2 LOB: 1 P: 15	R: 2 E: 0 K: 0 S: 11	H: 2 LOB: 0 P: 17	R: 0 E: 0 K: 0 S: 8	H: 0 LOB: 1 P: 16	R: 0 E: 0 K: 1 S: 13	H: 0 LOB: 0 P: 17	R: 2 E: 0 K: 1 S: 14	H: 3 LOB: 1 P: 18	R: 1 E: 0 K: 1 S: 8	H: 1 LOB: 0 P: 8	R: 0 E: 0 K: 1 S: 14	H: 0 LOB: 0 P: 19	R: 0 E: 0 K: 0 S: 7	H: 0 LOB: 0 P: 8	R: 0 E: 0 K: 0 S: 10	H: 1 LOB: 1 P: 15	1B: 5 2B: 3 3B: 0 HR: 2	SF: 0 SAC: 0 DP: 0 HBP: 0	WP: 0 PB: 0 SB: 2 CS: 0	PA: 42		
PITCHER	IP WLS BF H R ER SO ERA WHIP	6.0 1.0 1.0 2.0	27 3 5 7	8 0 1 0	6 0 0 0	6 0 0 0	3 1 0 0	3 0 0 0	62 14 24 17	91 19 24 23	9.00 0.00 2.00 0.500	1.500												

Batter	1	2	3	4	5	6	7	8	9	10	AB	R	H	RBI	BB	SO	LOB	BOTTOM					
Cesar Izturis, S OBP: 0.309, SLG: 0.328	G6-3	G4-6-3			K			F7			4	0	0	1	0	1	5	New York Mets @ Los Angeles Dodgers Dodger Stadium, Los Angeles, CA Fri Aug 12 2005, 7:40 PM PDT Att: 54,361 - Clear - 68 F					
13 Oscar Robles, L OBP: 0.365, SLG: 0.354	12 BB SF8		G5-3		1B		HBP		F8		5	1	3	2	0	0	0						
Milton Bradley, S OBP: 0.346, SLG: 0.488	12 BB 2B		G3		G5-4-3		F5			2B	5	1	2	0	0	0	4						
12 Jeff Kent, R OBP: 0.363, SLG: 0.529	2B BB		F8		1-2		K			IBB	3	1	0	0	2	2	2						
Ricky Ledee, L OBP: 0.353, SLG: 0.476 17 Jason Repko, R OBP: 0.296, SLG: 0.380	SF8				G5-4-3					L3	3	0	1	1	0	2	0						
José Cruz Jr., S OBP: 0.337, SLG: 0.414							K		WP SH3	1B	0	0	0	0	0	0	0						
Jason Phillips, R OBP: 0.295, SLG: 0.389									SH3		1	0	0	0	0	0	2						
Jose Valentin, S OBP: 0.341, SLG: 0.297	G4-3		F9		1B						4	0	2	2	0	1	0						
Dioner Navarro, S OBP: 0.407, SLG: 0.356			F9		F7						3	1	0	0	2	0	2						
Jeff Weaver, R OBP: 0.286, SLG: 0.386 Giovanni Carrara, R Hee-Seop Choi, L OBP: 0.298, SLG: 0.467 Steve Schmolli, R Olmedo Saenz, R OBP: 0.301, SLG: 0.332 Duaner Sanchez, R											1	0	1	0	1	0	0						
											0	0	0	0	0	0	0						
											1	1	1	0	0	0	0						
											0	0	0	0	0	0	0						
											1	0	0	0	0	1	3						
											0	0	0	0	0	0	0						
Inning Stats	R: 3 E: 0 K: 0 S: 19	H: 3 LOB: 1 P: 29	R: 0 E: 0 K: 0 S: 9	H: 0 LOB: 0 P: 15	R: 0 E: 0 K: 0 S: 3	H: 0 LOB: 0 P: 9	R: 0 E: 0 K: 1 S: 9	H: 1 LOB: 1 P: 11	R: 0 E: 0 K: 1 S: 11	H: 2 LOB: 1 P: 17	R: 3 E: 0 K: 1 S: 17	H: 2 LOB: 2 P: 35	R: 0 E: 0 K: 1 S: 18	H: 1 LOB: 3 P: 29	R: 0 E: 0 K: 0 S: 6	H: 1 LOB: 1 P: 13	R: 1 E: 0 K: 0 S: 11	H: 1 LOB: 0 P: 16	1B: 8 2B: 4 3B: 0 HR: 1	SF: 1 SAC: 1 DP: 4 HBP: 1	WP: 1 PB: 0 SB: 1 CS: 1	PA: 44	
PITCHER	IP WLS BF H R ER SO ERA WHIP	6.0 1.0 1.0 0.2	26 5 1 1	5 1 0 0	5 0 0 0	5 1 0 0	5 0 0 0	65 13 29 13	107 23 29 13	7.50 9.00 0.00 1.000	1.667												



Batter	1	2	3	4	5	6	7	8	9	AB R H RBI BB SO LOB	TOP									
7 José Reyes, S OBP: 0.299, SLG: 0.372	G5-3		G4-3 1B		E6 SH1-3 5 1B		E6		P6	5 1 1 0 0 0 0	New York Mets @ Los Angeles Dodgers Dodger Stadium, Los Angeles, CA Sat Aug 13 2005, 1:10 PM PDT Att: 47,096 - Sunny - 76 F									
Miguel Cairo, R OBP: 0.319, SLG: 0.370			G4-3		SH1-3		G1-3		K	4 0 1 0 0 1 2										
5 David Wright, R OBP: 0.384, SLG: 0.512			K				G3			4 0 1 1 0 2 3										
Cliff Floyd, L OBP: 0.365, SLG: 0.532	F8		G3		F7				G4-3 SF9 2B	4 1 1 0 0 0 3										
Marlon Anderson, L OBP: 0.316, SLG: 0.360					F7		G6-3		G4-3	4 0 0 0 0 0 2										
Victor Diaz, R OBP: 0.376, SLG: 0.489							K		SF9	3 0 1 1 0 1 0										
11 Ramon Castro, R OBP: 0.331, SLG: 0.445							F9		G5-3	3 1 1 1 1 0 0										
Gerald Williams, R OBP: 0.250, SLG: 0.500							K			4 2 2 1 0 2 2										
Jae Weong Seo, R OBP: 0.154, SLG: 0.083										3 0 0 0 0 2 2										
Jose Offerman, S OBP: 0.287, SLG: 0.356										1 0 0 0 0 0 1										
Braden Looper, R OBP: 0.285, SLG: 0.386										0 0 0 0 0 0 0										
Inning Stats	R: 0 E: 0 K: 1 S: 13	H: 1 LOB: 1 BB: 0 P: 17	R: 2 E: 0 K: 0 S: 15	H: 2 LOB: 0 BB: 0 P: 18	R: 0 E: 0 K: 1 S: 11	H: 1 LOB: 2 BB: 1 P: 14	R: 0 E: 0 K: 2 S: 9	H: 0 LOB: 0 BB: 0 P: 19	R: 1 E: 1 K: 0 S: 13	H: 1 LOB: 1 BB: 0 P: 11	R: 0 E: 0 K: 1 S: 8	H: 0 LOB: 1 BB: 0 P: 12	R: 1 E: 0 K: 0 S: 8	H: 1 LOB: 0 BB: 0 P: 12	R: 1 E: 0 K: 1 S: 9	H: 1 LOB: 0 BB: 0 P: 13	1B: 4 2B: 2 3B: 0 HR: 2	SF: 1 SAC: 1 DP: 0 HBP: 0	WP: 0 PB: 0 SB: 4 CS: 1	PA: 38
PITCHER	IP WLS BF H R ER SO BB IBB HBP BLK WP HR S P ERA WHIP											IP WLS BF H R ER SO BB IBB HBP BLK WP HR S P ERA WHIP								
D.J. Houlton, R ERA: 5.31	(1, 1) 6.0 L 26 6 3 2 6 1 0 0 0 0 0 2 69 98 3.00 1.167																			
Elmer Dessens, R ERA: 3.68	(7, 1) 2.0 8 1 1 1 1 0 0 0 0 0 0 0 17 24 4.50 0.500																			
51 Jonathan Broxton, R ERA: 8.44	(9, 1) 1.0 4 1 1 0 1 0 0 0 0 0 0 0 9 13 0.00 1.000																			

AB	35
R	5
H	8
RBI	4
BB	1
SO	8
LOB	15



Batter	1	2	3	4	5	6	7	8	9	AB R H RBI BB SO LOB	BOTTOM											
Cesar Izturis, S OBP: 0.311, SLG: 0.332										4 0 2 0 0 0 1	New York Mets @ Los Angeles Dodgers Dodger Stadium, Los Angeles, CA Sat Aug 13 2005, 1:10 PM PDT Att: 47,096 - Sunny - 76 F											
Jayson Werth, R OBP: 0.331, SLG: 0.385										4 0 0 0 0 1 3												
13 Oscar Robles, L OBP: 0.367, SLG: 0.353										3 1 1 0 1 0 0												
12 Jeff Kent, R OBP: 0.380, SLG: 0.524										4 0 0 0 0 1 3												
Olmedo Saenz, R OBP: 0.349, SLG: 0.531										4 0 1 1 0 1 0												
Jason Phillips, R OBP: 0.285, SLG: 0.386										3 0 0 0 0 1 1												
Jose Valentin, S OBP: 0.333, SLG: 0.288										3 0 0 0 0 1 1												
17 Jason Repko, R OBP: 0.294, SLG: 0.377										2 0 0 0 0 0 0												
Antonio Perez, R OBP: 0.389, SLG: 0.435										1 0 0 0 0 0 0												
51 Jonathan Broxton, R ERA: 8.44										0 0 0 0 0 0 0												
Inning Stats	R: 0 E: 0 K: 1 S: 10	H: 2 LOB: 1 BB: 0 P: 17	R: 0 E: 0 K: 0 S: 6	H: 0 LOB: 0 BB: 0 P: 12	R: 0 E: 0 K: 0 S: 8	H: 1 LOB: 1 BB: 0 P: 12	R: 0 E: 0 K: 1 S: 12	H: 0 LOB: 0 BB: 0 P: 15	R: 0 E: 0 K: 2 S: 7	H: 0 LOB: 0 BB: 0 P: 11	R: 0 E: 0 K: 1 S: 9	H: 0 LOB: 0 BB: 0 P: 11	R: 1 E: 1 K: 0 S: 13	H: 1 LOB: 1 BB: 1 P: 22	R: 0 E: 0 K: 0 S: 10	H: 1 LOB: 0 BB: 0 P: 15	R: 0 E: 0 K: 0 S: 8	H: 0 LOB: 0 BB: 0 P: 11	1B: 3 2B: 2 3B: 0 HR: 0	SF: 0 SAC: 0 DP: 1 HBP: 0	WP: 0 PB: 0 SB: 0 CS: 0	PA: 32
PITCHER	IP WLS BF H R ER SO BB IBB HBP BLK WP HR S P ERA WHIP											IP WLS BF H R ER SO BB IBB HBP BLK WP HR S P ERA WHIP										
Jae Weong Seo, R ERA: 1.35	(1, 1) 8.0 W 29 5 1 1 6 1 0 0 0 0 0 0 0 75 115 1.12 0.750																					
Braden Looper, R ERA: 3.33	(9, 1) 1.0 3 0 0 0 0 0 0 0 0 0 0 0 8 11 0.00 0.000																					

AB	31
R	1
H	5
RBI	1
BB	1
SO	6
LOB	9



Batter	1	2	3	4	5	6	7	8	9	AB	R	H	RBI	BB	SO	LOB	TOP					
7 José Reyes, S OBP: 0.298, SLG: 0.371										4	0	1	0	0	1	0	New York Mets @ Los Angeles Dodgers Dodger Stadium, Los Angeles, CA Sun Aug 14 2005, 1:10 PM PDT Att: 48,055 - Sunny - 75 F					
Miguel Cairo, R OBP: 0.316, SLG: 0.368										4	0	1	0	0	0	1						
5 David Wright, R OBP: 0.385, SLG: 0.512										4	0	2	0	0	1	1						
Cliff Floyd, L OBP: 0.367, SLG: 0.534										4	0	2	0	0	0	2						
31 Mike Piazza, R OBP: 0.326, SLG: 0.447										4	0	1	0	0	3	1						
Marlon Anderson, L OBP: 0.314, SLG: 0.363										4	0	1	0	0	0	3						
Victor Diaz, R OBP: 0.373, SLG: 0.489										4	1	1	0	0	0	1						
Gerald Williams, R OBP: 0.263, SLG: 0.526										3	0	1	1	0	1	0						
Kazuo Matsui, S OBP: 0.280, SLG: 0.316										1	0	0	0	0	1	1						
45 Pedro Martinez, R OBP: 0.105, SLG: 0.089										3	0	0	0	0	2	1						
Inning Stats	R: 0 E: 0 K: 1 S: 12	H: 1 LOB: 1 BB: 0 P: 17	R: 0 E: 0 K: 1 S: 5	H: 0 LOB: 0 BB: 0 P: 8	R: 0 E: 0 K: 1 S: 13	H: 1 LOB: 1 BB: 0 P: 20	R: 0 E: 0 K: 1 S: 8	H: 1 LOB: 1 BB: 0 P: 12	R: 1 E: 0 K: 0 S: 8	H: 2 LOB: 0 BB: 0 P: 10	R: 0 E: 0 K: 1 S: 12	H: 3 LOB: 2 BB: 0 P: 19	R: 0 E: 0 K: 2 S: 8	H: 0 LOB: 0 BB: 0 P: 9	R: 0 E: 0 K: 0 S: 5	H: 1 LOB: 1 BB: 0 P: 10	R: 0 E: 0 K: 2 S: 11	H: 1 LOB: 1 BB: 0 P: 17	1B: 6 2B: 5 3B: 0 HR: 0	SF: 0 SAC: 0 DP: 1 HBP: 0	WP: 0 PB: 0 SB: 1 CS: 1	PA: 35
PITCHER 31 Brad Penny, R ERA: 3.34	IP: 9.0 WLS: W BF: 35 H: 10 R: 1 ER: 1 SO: 9 BB: 0 IBB: 0 HBP: 0 BLK: 0 WP: 0 HR: 0 S: 82 P: 122 ERA: 1.00 WHIP: 1.111															PITCHER	IP: WLS: BF: H: R: ER: SO: BB: IBB: HBP: BLK: WP: HR: S: P: ERA: WHIP:					

Batter	1	2	3	4	5	6	7	8	9	AB	R	H	RBI	BB	SO	LOB	BOTTOM					
Cesar Izturis, S OBP: 0.309, SLG: 0.329										3	0	0	0	0	1	0	New York Mets @ Los Angeles Dodgers Dodger Stadium, Los Angeles, CA Sun Aug 14 2005, 1:10 PM PDT Att: 48,055 - Sunny - 75 F					
13 Oscar Robles, L OBP: 0.382, SLG: 0.348										3	0	0	0	0	0	0						
Milton Bradley, S OBP: 0.346, SLG: 0.484										2	0	0	0	1	0	0						
Olmedo Saenz, R OBP: 0.345, SLG: 0.524										3	0	0	0	0	1	1						
Ricky Ledee, L OBP: 0.351, SLG: 0.471										3	0	0	0	0	1	0						
17 Jason Repko, R OBP: 0.294, SLG: 0.377										0	0	0	0	0	0	0						
Antonio Perez, R OBP: 0.388, SLG: 0.443										3	1	1	0	0	0	0						
Jayson Werth, R OBP: 0.331, SLG: 0.399										3	1	1	2	0	1	0						
Dioner Navarro, S OBP: 0.386, SLG: 0.333										3	0	0	0	0	0	0						
31 Brad Penny, R OBP: 0.150, SLG: 0.158										3	0	0	0	0	1	0						
Inning Stats	R: 0 E: 0 K: 0 S: 9	H: 0 LOB: 1 BB: 1 P: 15	R: 0 E: 0 K: 0 S: 8	H: 0 LOB: 0 BB: 0 P: 13	R: 0 E: 0 K: 1 S: 9	H: 0 LOB: 0 BB: 0 P: 11	R: 0 E: 0 K: 1 S: 8	H: 0 LOB: 0 BB: 0 P: 9	R: 0 E: 0 K: 1 S: 9	H: 0 LOB: 0 BB: 0 P: 11	R: 0 E: 0 K: 1 S: 8	H: 0 LOB: 0 BB: 0 P: 10	R: 0 E: 0 K: 0 S: 6	H: 0 LOB: 0 BB: 0 P: 8	R: 2 E: 0 K: 1 S: 15	H: 2 LOB: 2 BB: 0 P: 20	R: 0 E: 0 K: 1 S: 15	H: 2 LOB: 2 BB: 0 P: 20	1B: 0 2B: 0 3B: 1 HR: 1	SF: 0 SAC: 0 DP: 0 HBP: 0	WP: 0 PB: 0 SB: 0 CS: 0	PA: 27
PITCHER 45 Pedro Martinez, R ERA: 2.96	IP: 8.0 WLS: L BF: 27 H: 2 R: 2 ER: 2 SO: 5 BB: 1 IBB: 0 HBP: 0 BLK: 0 WP: 0 HR: 1 S: 72 P: 97 ERA: 2.25 WHIP: 0.375															PITCHER	IP: WLS: BF: H: R: ER: SO: BB: IBB: HBP: BLK: WP: HR: S: P: ERA: WHIP:					

AB	35
R	1
H	10
RBI	1
BB	0
SO	9
LOB	11



AB	26
R	2
H	2
RBI	2
BB	1
SO	5
LOB	1




livebaseballscores.com

livebaseballscores.com

Batter	1	2	3	4	5	6	7	8	9	AB	R	H	RBI	BB	SO	LOB	TOP										
Cesar Izturis, S OBP: 0.312, SLG: 0.333	0-1 13 G3 13 S 1B		0-0 13 G3 12 1B 2B		2-1 G3		1-1 G4-3		4-0 FC6-2 13 1B 1BB	4	1	2	0	1	0	0	Los Angeles Dodgers @ Atlanta Braves Turner Field, Atlanta, GA Tue Aug 16 2005, 7:35 PM EDT Att: 24,692 - Cloudy - 80 F										
13 Oscar Robles, L OBP: 0.363, SLG: 0.354	1-2 G3		2-0 G3		0-2 G4-3		2-1 2B	0-2 FC6-2 1B	5	0	2	1	0	0	2												
Milton Bradley, S OBP: 0.340, SLG: 0.475	1-3 K		2-3 K		3-3 K		0-1 F7	FC6-2 12 G6-3	5	0	0	0	0	3	6												
12 Jeff Kent, R OBP: 0.378, SLG: 0.520	0-0 G1-3		0-1 1B E		0-0 F8		0-2 P3	G6-3	5	1	1	1	0	0	5												
Jose Valentin, S OBP: 0.331, SLG: 0.287 Duaner Sanchez, R (9, 1)		2-2 G4-3	0-0 E9 1B		0-3 K		2-2 G4-3		4	0	1	0	0	0	1												
Jayson Werth, R OBP: 0.337, SLG: 0.410	1-2 1B FC3-6		1-3 K		2-2 PB S 1B		0-0 1B 2B		4	2	3	0	0	1	1												
Hee-Seop Choi, L OBP: 0.331, SLG: 0.466 17 Jason Repko, R OBP: 0.294, SLG: 0.377	1-0 FC3-6 1B		2-2 G4-3		3-2 G3-4-1		3-1 1B BB	2-3 1B	4	0	2	0	0	0	1												
Dioner Navarro, S OBP: 0.367, SLG: 0.314 Ricky Ledee, L OBP: 0.354, SLG: 0.471 Jason Phillips, R OBP: 0.293, SLG: 0.386	1-1 FC3-6		0-2 G4-3		0-2 G5-3		4-2 1B 13 1B BB		3	0	0	1	0	0	1												
Derek Lowe, R OBP: 0.146, SLG: 0.188 Giovanni Carrara, R (8, 1) Olmedo Saenz, R OBP: 0.348, SLG: 0.526	0-3 K		0-0 P6		2-2 G5-3		0-0 13 1B FC6-2 1B		3	0	0	0	0	1	1												
Inning Stats	R: 0 E: 0 K: 1 S: 11	H: 1 LOB: 1 BB: 0 P: 13	R: 1 E: 0 K: 1 S: 13	H: 2 LOB: 1 BB: 0 P: 18	R: 2 E: 1 K: 2 S: 12	H: 3 LOB: 1 BB: 0 P: 17	R: 0 E: 0 K: 0 S: 7	H: 0 LOB: 0 BB: 0 P: 9	R: 0 E: 0 K: 1 S: 9	H: 1 LOB: 1 BB: 0 P: 15	R: 0 E: 0 K: 0 S: 9	H: 0 LOB: 0 BB: 0 P: 12	R: 0 E: 0 K: 0 S: 16	H: 1 LOB: 1 BB: 0 P: 20	R: 3 E: 0 K: 0 S: 12	H: 4 LOB: 2 BB: 2 P: 24		1B: 9 2B: 3 3B: 0 HR: 0	SF: 0 SAC: 0 DP: 1 HBP: 0	WP: 0 PB: 1 SB: 2 CS: 0	PA: 40						
PITCHER	IP	WLS	BF	H	R	ER	SO	BB	IBB	HBP	BLK	WP	HR	S	P	ERA	WHIP										
29 John Smoltz, R ERA: 2.89	7.0		28	7	3	2	6	0	0	0	0	0	0	71	98	2.57	1.000										
Kyle Farnsworth, R ERA: 2.47	1.0	H	4	1	0	0	0	0	0	0	0	0	0	16	20	0.00	1.000										
Chris Reitsma, R ERA: 4.04	0.0	L	5	3	3	0	0	1	1	0	0	0	0	6	17	∞	∞										
John Foster, L ERA: 3.52	0.0		1	1	0	0	0	0	0	0	0	0	0	3	3	∞	∞										
Dan Kolb, R ERA: 4.79	1.0		2	0	0	0	0	0	0	0	0	0	0	3	4	0.00	0.000										

Batter	1	2	3	4	5	6	7	8	9	AB	R	H	RBI	BB	SO	LOB	BOTTOM										
Rafael Furcal, S OBP: 0.333, SLG: 0.418	2-2 G6-3		0-1 HR		1-1 G5-3		0-0 SH2-4		0-2 G4-3	4	1	1	1	0	0	0	Los Angeles Dodgers @ Atlanta Braves Turner Field, Atlanta, GA Tue Aug 16 2005, 7:35 PM EDT Att: 24,692 - Cloudy - 80 F										
Marcus Giles, R OBP: 0.386, SLG: 0.465	1-2 K		1-1 F8		0-1 10 PB 2B		0-0 10 S 2H 1B		4	0	2	1	0	1	0												
10 Chipper Jones, S OBP: 0.418, SLG: 0.560	2-1 HR		4-2 G6-4-3 BB		4-1 G1-6-3 BB		2-1 G1-4-3		2	1	1	1	2	0	1												
Andruw Jones, R OBP: 0.367, SLG: 0.594	4-1 E BB		2-2 G6-4-3		0-0 G1-6-3		3-3 K		3	0	0	0	1	1	4												
Adam LaRoche, L OBP: 0.309, SLG: 0.450	2-1 E6 7 FC6-4		3-3 K		3-1 G4-3		0-3 K		4	0	0	0	0	2	1												
7 Jeff Francoeur, R OBP: 0.389, SLG: 0.724	2-0 FC6-4		3-2 16 G4-3 S HBP		2-2 F9		0-1 G1-3		3	0	0	0	0	0	2												
Ryan Langerhans, L OBP: 0.330, SLG: 0.417		0-1 G4-3		1-2 G6-3		2-0 16 FC4-6 1B		3-3 K	4	0	1	0	0	1	1												
16 Brian McCann, L OBP: 0.339, SLG: 0.426		3-2 HR		1-0 G4-3		2-1 FC4-6		2-2 F8	4	1	1	1	0	0	2												
29 John Smoltz, R ERA: 3.97 Kelly Johnson, L ERA: 3.97 Kyle Farnsworth, R ERA: 2.47 Chris Reitsma, R ERA: 4.04 John Foster, L ERA: 3.52 Dan Kolb, R ERA: 4.79 Julio Franco, R OBP: 0.303, SLG: 0.503		0-3 K		0-3 K		1-2 E4 SH2-4 1B		3-2 G6-3	2	0	0	0	0	2	1												
Inning Stats	R: 1 E: 1 K: 1 S: 13	H: 1 LOB: 2 BB: 1 P: 26	R: 2 E: 0 K: 1 S: 12	H: 2 LOB: 0 BB: 0 P: 16	R: 0 E: 0 K: 1 S: 8	H: 0 LOB: 0 BB: 1 P: 17	R: 0 E: 0 K: 0 S: 11	H: 0 LOB: 1 BB: 0 P: 17	R: 0 E: 0 K: 0 S: 8	H: 1 LOB: 1 BB: 0 P: 17	R: 1 E: 1 K: 1 S: 10	H: 1 LOB: 1 BB: 0 P: 16	R: 0 E: 0 K: 2 S: 8	H: 0 LOB: 0 BB: 0 P: 11	R: 0 E: 0 K: 0 S: 10	H: 0 LOB: 0 BB: 0 P: 15		1B: 2 2B: 1 3B: 0 HR: 3	SF: 0 SAC: 1 DP: 2 HBP: 1	WP: 0 PB: 1 SB: 2 CS: 0	PA: 37						
PITCHER	IP	WLS	BF	H	R	ER	SO	BB	IBB	HBP	BLK	WP	HR	S	P	ERA	WHIP										
Derek Lowe, R ERA: 3.97	7.0		31	6	4	3	5	3	0	1	0	0	0	68	120	3.86	1.286										
Giovanni Carrara, R ERA: 4.7	1.0	W	3	0	0	0	2	0	0	0	0	0	0	8	11	0.00	0.000										
Duaner Sanchez, R ERA: 3.8	1.0	S	3	0	0	0	0	0	0	0	0	0	0	10	15	0.00	0.000										

AB	38
R	6
H	12
RBI	5
BB	2
SO	6
LOB	18



Batter	1	2	3	4	5	6	7	8	9	AB	R	H	RBI	BB	SO	LOB	TOP	
Cesar Izturis, S OBP: 0.309, SLG: 0.330	G1-4-3		G4-3		F9		G3			4	0	0	0	0	0	0	Los Angeles Dodgers @ Atlanta Braves Turner Field, Atlanta, GA Wed Aug 17 2005, 7:05 PM EDT Att: 23,028 - Partly Cloudy - 86 F	
13 Oscar Robles, L OBP: 0.370, SLG: 0.364	12 FC6-5 1B		G4-3			G3 12 2B		FC6-4 BB		3	1	2	0	1	0	0		
Milton Bradley, S OBP: 0.342, SLG: 0.474	12 FC6-5 BB		12 WP 1B			G3		K		3	0	1	0	1	1	2		
12 Jeff Kent, R OBP: 0.377, SLG: 0.519 Antonio Perez, R OBP: 0.398, SLG: 0.443	FC6-5		G5-3			E 2B		F8		4	1	1	1	0	0	4		
Jose Valentin, S OBP: 0.324, SLG: 0.279 43 Yhency Brazoban, R (6, 1)	G3-1			F7		F8		FC6-4		0	0	0	0	0	0	0		
Ricky Ledee, L OBP: 0.352, SLG: 0.468 Steve Schmolli, R (8, 1)										3	0	0	0	0	0	3		
Jayson Werth, R OBP: 0.340, SLG: 0.412		K		K		E2 1B				4	0	2	1	0	2	0		
Jason Phillips, R OBP: 0.292, SLG: 0.384		1B		G1-3		G2-3		G6-4-3 1B		4	0	1	0	0	0	2		
Dioner Navarro, S OBP: 0.359, SLG: 0.296		F8			G4-3		G6-3		HBP	3	0	0	0	0	0	1		
Odalis Perez, L OBP: 0.152, SLG: 0.125 51 Jonathan Broxton, R (5, 1) José Cruz Jr., S OBP: 0.335, SLG: 0.411		G5-3				F7		F8		2	0	1	0	0	0	1		
Inning Stats	R: 0 E: 0 K: 0 S: 6	H: 1 LOB: 2 BB: 1 P: 11	R: 0 E: 0 K: 1 S: 8	H: 1 LOB: 1 BB: 0 P: 13	R: 0 E: 0 K: 1 S: 12	H: 0 LOB: 0 BB: 0 P: 17	R: 0 E: 0 K: 0 S: 7	H: 1 LOB: 1 BB: 0 P: 10	R: 2 E: 1 K: 0 S: 11	H: 3 LOB: 1 BB: 0 P: 19	R: 0 E: 0 K: 1 S: 9	H: 0 LOB: 1 BB: 1 P: 14	R: 0 E: 0 K: 1 S: 12	H: 1 LOB: 1 BB: 0 P: 16	1B: 6 2B: 2 3B: 0 HR: 0	SF: 0 SAC: 0 DP: 1 HBP: 1	WP: 1 PB: 0 SB: 0 CS: 0	PA: 36
PITCHER	IP WLS BF H R ER SO BB IBB HBP BLK WP HR S P ERA WHIP																	
15 Tim Hudson, R ERA: 3.45 Dan Kolb, R ERA: 4.69	(1, 1) (9, 1)	8.0 W 32 7 2 2 3 2 0 0 0 0 0 0 12 104 2.25 1.125																

Batter	1	2	3	4	5	6	7	8	9	AB	R	H	RBI	BB	SO	LOB	BOTTOM			
Rafael Furcal, S OBP: 0.340, SLG: 0.423	10 2B 1B			G5-4-3 1B						4	1	4	1	1	0	0	Los Angeles Dodgers @ Atlanta Braves Turner Field, Atlanta, GA Wed Aug 17 2005, 7:05 PM EDT Att: 23,028 - Partly Cloudy - 86 F			
Marcus Giles, R OBP: 0.382, SLG: 0.460	F8	L6		G5-4-3	K			K		5	0	0	0	0	2	8				
10 Chipper Jones, S OBP: 0.425, SLG: 0.566 Wilson Betemit, S OBP: 0.354, SLG: 0.449	F8									3	0	2	2	2	0	0				
Andrew Jones, R OBP: 0.365, SLG: 0.596 Dan Kolb, R	2B	FC5-4 1B								0	1	0	0	0	0	0				
Julio Franco, R OBP: 0.354, SLG: 0.500	F9	FC5-4								5	1	1	1	0	2	8				
7 Jeff Francoeur, R OBP: 0.389, SLG: 0.755										0	0	0	0	0	0	0				
Kelly Johnson, L OBP: 0.331, SLG: 0.409	G1-3		K							5	2	2	0	0	1	1				
16 Brian McCann, L OBP: 0.359, SLG: 0.438										5	2	2	2	0	1	2				
15 Tim Hudson, R OBP: 0.191, SLG: 0.159 Ryan Langerhans, L OBP: 0.330, SLG: 0.417										3	3	2	3	2	1	0				
Inning Stats	R: 1 E: 0 K: 0 S: 8	H: 2 LOB: 1 BB: 0 P: 16	R: 2 E: 0 K: 0 S: 18	H: 5 LOB: 3 BB: 0 P: 26	R: 0 E: 0 K: 1 S: 13	H: 0 LOB: 2 BB: 2 P: 23	R: 0 E: 0 K: 0 S: 8	H: 1 LOB: 0 BB: 0 P: 12	R: 4 E: 0 K: 3 S: 24	H: 4 LOB: 3 BB: 3 P: 42	R: 0 E: 0 K: 1 S: 9	H: 0 LOB: 0 BB: 0 P: 14	R: 0 E: 0 K: 2 S: 14	H: 1 LOB: 1 BB: 0 P: 19	R: 3 E: 0 K: 2 S: 17	H: 3 LOB: 1 BB: 1 P: 27		1B: 11 2B: 1 3B: 2 HR: 2	SF: 0 SAC: 0 DP: 1 HBP: 0	WP: 0 PB: 0 SB: 1 CS: 0
PITCHER	IP WLS BF H R ER SO BB IBB HBP BLK WP HR S P ERA WHIP																			
Odalis Perez, L ERA: 4.73 51 Jonathan Broxton, R ERA: 8.53 43 Yhency Brazoban, R ERA: 6.19 Steve Schmolli, R ERA: 5.93	(1, 1) (5, 1) (6, 1) (8, 1)	4.0 L 24 11 6 6 1 3 1 0 0 0 0 0 0 18 13.50 3.000																		

AB 33
R 2
H 8
RBI 2
BB 2
SO 3
LOB 15



AB 38
R 10
H 16
RBI 10
BB 6
SO 9
LOB 25



Batter	1	2	3	4	5	6	7	8	9	AB	R	H	RBI	BB	SO	LOB	TOP																	
Cesar Izturis, S (1, 6) OBP: 0.303, SLG: 0.323	K		G1-3		L3			G4-3		4	0	0	0	0	1	0	Los Angeles Dodgers @ Florida Marlins Dolphin Stadium, Miami, FL Fri Aug 19 2005, 7:35 PM EDT Att: 23,230 - Partly Cloudy - 87 F																	
13 Oscar Robles, L (1, 5) OBP: 0.350, SLG: 0.351	F7		HBP			L8		G4-3		3	0	0	0	0	0	0																		
Milton Bradley, S (1, 8) OBP: 0.346, SLG: 0.482	1B		K			F8			1B	4	0	2	0	0	1	1																		
12 Jeff Kent, R (1, 3) OBP: 0.380, SLG: 0.523	PO	P6	K			1B			1B	4	0	2	0	0	1	1																		
Jayson Werth, R (1, 7)		E6			G6-3				K	4	0	0	0	0	2	3																		
Antonio Perez, R (1, 4) Ricky Ledee, L (9, PH) OBP: 0.387, SLG: 0.442 OBP: 0.351, SLG: 0.466	1B				G5-3			G5-3	K	3	0	1	0	0	0	0																		
José Cruz Jr., S (1, 9) OBP: 0.343, SLG: 0.417					K			G5-4-3	K	3	0	1	0	1	2	2																		
Jason Phillips, R (1, 2) OBP: 0.290, SLG: 0.381								G5-4-3	K	3	0	0	0	0	2	4																		
D.J. Houlton, R (1, 1) Steve Schmolli, R (7, 1) Hee-Seop Choi, L (8, PH) 43 Yhency Brazoban, R (8, 1)									L9	2	0	0	0	0	1	3																		
										0	0	0	0	0	0	0																		
										1	0	0	0	0	1	0																		
										0	0	0	0	0	0	0																		
Inning Stats	R: 0 E: 0 K: 1 S: 8	H: 1 LOB: 0 BB: 0 P: 12	R: 0 E: 1 K: 2 S: 13	H: 1 LOB: 3 BB: 1 P: 20	R: 0 E: 0 K: 2 S: 9	H: 0 LOB: 1 BB: 0 P: 18	R: 0 E: 0 K: 1 S: 6	H: 0 LOB: 0 BB: 0 P: 7	R: 0 E: 0 K: 1 S: 9	H: 1 LOB: 1 BB: 0 P: 15	R: 0 E: 0 K: 0 S: 8	H: 1 LOB: 0 BB: 0 P: 9	R: 0 E: 0 K: 1 S: 8	H: 0 LOB: 0 BB: 0 P: 9	R: 0 E: 0 K: 3 S: 13	H: 2 LOB: 2 BB: 0 P: 22	1B: 6 2B: 0 3B: 0 HR: 0	SF: 0 SAC: 0 DP: 1 HBP: 1	WP: 0 PB: 0 SB: 2 CS: 0	PA: 35														
PITCHER	IP WLS BF H R ER SO BB IBB HBP BLK WP HR S P ERA WHIP	IP WLS BF H R ER SO BB IBB HBP BLK WP HR S P ERA WHIP																																
A.J. Burnett, R (1, 1) ERA: 2.9	8.0	W	31	6	0	0	9	1	0	0	0	0	0	0	0	0	0.00	0.875																
Todd Jones, R (9, 1) ERA: 1.15	1.0	S	3	0	0	0	3	0	0	0	0	0	0	0	0	0	0.00	0.000																

Batter	1	2	3	4	5	6	7	8	9	AB	R	H	RBI	BB	SO	LOB	BOTTOM																	
Juan Pierre, L (1, 8) OBP: 0.314, SLG: 0.335	K			F8		G3		K		4	0	0	0	0	2	2	Los Angeles Dodgers @ Florida Marlins Dolphin Stadium, Miami, FL Fri Aug 19 2005, 7:35 PM EDT Att: 23,230 - Partly Cloudy - 87 F																	
Damion Easley, R (1, 4) OBP: 0.277, SLG: 0.436	P5			G5-3			F8	G6-3		4	1	1	0	0	0	1																		
Miguel Cabrera, R (1, 7) OBP: 0.397, SLG: 0.587	F8			G4-3			F8			3	0	0	0	0	0	1																		
Carlos Delgado, L (1, 3) OBP: 0.391, SLG: 0.552			K					HBP	IBB	2	1	0	0	1	2	0																		
Juan Encarnacion, R (1, 9) OBP: 0.365, SLG: 0.478			K				CS	1B		2	1	1	0	0	1	0																		
Paul Lo Duca, R (1, 2) OBP: 0.359, SLG: 0.402			G6-3				F7			3	0	1	2	0	0	1																		
Mike Lowell, R (1, 5) OBP: 0.290, SLG: 0.359				P4				FC6-4		2	0	0	1	1	0	1																		
Alex Gonzalez, R (1, 6) OBP: 0.325, SLG: 0.373				F8				G1-4-3		3	0	0	0	0	1	2																		
A.J. Burnett, R (1, 1) ERA: 5.24				G6-3						3	0	1	0	0	1	1																		
Todd Jones, L (9, 1) ERA: 5.81										0	0	0	0	0	0	0																		
Inning Stats	R: 0 E: 0 K: 1 S: 10	H: 0 LOB: 0 BB: 0 P: 14	R: 0 E: 0 K: 2 S: 9	H: 0 LOB: 0 BB: 0 P: 12	R: 0 E: 0 K: 0 S: 6	H: 0 LOB: 0 BB: 0 P: 9	R: 0 E: 0 K: 0 S: 8	H: 0 LOB: 0 BB: 0 P: 10	R: 0 E: 0 K: 1 S: 10	H: 1 LOB: 0 BB: 0 P: 16	R: 0 E: 0 K: 2 S: 9	H: 0 LOB: 1 BB: 1 P: 15	R: 3 E: 0 K: 0 S: 13	H: 2 LOB: 1 BB: 1 P: 25	R: 0 E: 0 K: 1 S: 10	H: 1 LOB: 0 BB: 0 P: 14	1B: 3 2B: 1 3B: 0 HR: 0	SF: 0 SAC: 0 DP: 1 HBP: 1	WP: 0 PB: 0 SB: 0 CS: 1	PA: 29														
PITCHER	IP WLS BF H R ER SO BB IBB HBP BLK WP HR S P ERA WHIP	IP WLS BF H R ER SO BB IBB HBP BLK WP HR S P ERA WHIP																																
D.J. Houlton, R (1, 1) ERA: 5.24	6.1	L	24	3	3	3	6	1	1	1	0	0	0	0	0	0	4.26	0.632																
Steve Schmolli, R (7, 1) ERA: 5.81	0.2		2	0	0	0	0	0	0	0	0	0	0	0	0	0	0.00	0.000																
43 Yhency Brazoban, R (8, 1) ERA: 6.06	1.0		3	1	0	0	1	0	0	0	0	0	0	0	0	0	0.00	1.000																

Batter	1	2	3	4	5	6	7	8	9	AB	R	H	RBI	BB	SO	LOB	TOP			
Cesar Izturis, S OBP: 0.300, SLG: 0.320	F9		F9			L9		FC4-6		4	0	0	1	0	0	1				
13 Oscar Robles, L OBP: 0.354, SLG: 0.355	F8			P5		P6		P6		4	0	0	0	0	0	1				
Milton Bradley, S OBP: 0.352, SLG: 0.486	1B			1B					F9	4	0	3	0	0	0	0				
Olmedo Saenz, R OBP: 0.344, SLG: 0.523	P5			K		G6-3				4	0	1	0	0	1	3				
Jayson Werth, R OBP: 0.335, SLG: 0.402		K		G4-3						4	0	0	0	0	3	3				
Antonio Perez, R OBP: 0.383, SLG: 0.436	F8				K					4	0	1	0	0	2	1				
Jason Phillips, R OBP: 0.290, SLG: 0.378	P5				P6					2	1	0	0	1	0	0				
17 Jason Repko, R OBP: 0.289, SLG: 0.370			P3		P5			P2		3	0	0	0	0	0	1				
Derek Lowe, R OBP: 0.143, SLG: 0.156 51 Jonathan Broxton, R ERA: 7.04 José Cruz Jr., S OBP: 0.341, SLG: 0.414 Steve Schmöll, R ERA: 5.73 Hee-Seop Choi, L OBP: 0.299, SLG: 0.463 43 Yhency Brazoban, R ERA: 5.9			K			G5-3				1	0	0	0	0	1	0				
Inning Stats	R: 0 E: 0 K: 0 S: 6	H: 1 LOB: 1 BB: 0 P: 9	R: 0 E: 0 K: 1 S: 6	H: 0 LOB: 0 BB: 0 P: 11	R: 0 E: 0 K: 1 S: 8	H: 0 LOB: 0 BB: 0 P: 12	R: 0 E: 0 K: 1 S: 11	H: 1 LOB: 1 BB: 0 P: 14	R: 0 E: 0 K: 0 S: 7	H: 0 LOB: 0 BB: 0 P: 12	R: 0 E: 0 K: 1 S: 8	H: 2 LOB: 2 BB: 0 P: 9	R: 1 E: 0 K: 0 S: 11	H: 1 LOB: 1 BB: 1 P: 17	R: 0 E: 0 K: 2 S: 14	H: 1 LOB: 1 BB: 0 P: 21	1B: 4 2B: 2 3B: 0 HR: 0	SF: 0 SAC: 0 DP: 0 HBP: 0	WP: 0 PB: 0 SB: 1 CS: 0	PA: 33
PITCHER Jason Vargas, L ERA: 2.43	IP: 9.0 WLS: W BF: 33 H: 6 R: 1 ER: 1 SO: 7 BB: 1 IBB: 0 HBP: 0 BLK: 0 WP: 0 HR: 0 S: 79 P: 117 ERA: 1.00 WHIP: 0.778																			

Los Angeles Dodgers @ Florida Marlins
Dolphin Stadium, Miami, FL
Sun Aug 21 2005, 1:05 PM EDT
Att: 26,211 - Partly Cloudy - 91 F

AB 32
R 1
H 6
RBI 1
BB 1
SO 7
LOB 10



Batter	1	2	3	4	5	6	7	8	9	AB	R	H	RBI	BB	SO	LOB	BOTTOM			
Juan Pierre, L OBP: 0.313, SLG: 0.338	K			F7				L8		5	0	2	2	0	1	1				
Damion Easley, R OBP: 0.283, SLG: 0.433	L4		G1-3			L9				4	0	1	0	0	0	1				
Miguel Cabrera, R OBP: 0.398, SLG: 0.591	G4-3									3	1	1	0	1	1	2				
Carlos Delgado, L OBP: 0.393, SLG: 0.564 Chris Aquila, R OBP: 0.294, SLG: 0.281		SH5-3 2B	K							4	1	2	1	0	2	1				
Jeff Conine, R OBP: 0.376, SLG: 0.406		SH5-3 2B	FC4-6							0	0	0	0	0	0	0				
Paul Lo Duca, R OBP: 0.356, SLG: 0.399		SH5-3								3	1	1	0	1	0	2				
Mike Lowell, R OBP: 0.291, SLG: 0.357		SH5-3		G5-3						3	0	0	0	0	1	2				
Alex Gonzalez, R OBP: 0.326, SLG: 0.381		2B								3	2	1	0	1	0	2				
Jason Vargas, L OBP: 0.267, SLG: 0.400		2B								3	2	1	0	1	0	2				
Inning Stats	R: 0 E: 0 K: 1 S: 9	H: 0 LOB: 0 BB: 0 P: 12	R: 4 E: 0 K: 1 S: 12	H: 3 LOB: 0 BB: 2 P: 22	R: 0 E: 0 K: 1 S: 10	H: 0 LOB: 1 BB: 1 P: 16	R: 2 E: 0 K: 1 S: 13	H: 4 LOB: 2 BB: 0 P: 18	R: 0 E: 0 K: 2 S: 11	H: 1 LOB: 1 BB: 0 P: 15	R: 0 E: 0 K: 0 S: 10	H: 1 LOB: 0 BB: 0 P: 13	R: 1 E: 0 K: 0 S: 12	H: 2 LOB: 1 BB: 0 P: 20	R: 0 E: 0 K: 1 S: 6	H: 0 LOB: 0 BB: 0 P: 9	1B: 6 2B: 4 3B: 1 HR: 0	SF: 0 SAC: 1 DP: 0 HBP: 0	WP: 0 PB: 0 SB: 0 CS: 1	PA: 38
PITCHER Derek Lowe, R ERA: 4.2 51 Jonathan Broxton, R ERA: 7.04 Steve Schmöll, R ERA: 5.73 43 Yhency Brazoban, R ERA: 5.9	IP: 3.2 WLS: L BF: 20 H: 7 R: 6 ER: 6 SO: 3 BB: 3 IBB: 0 HBP: 0 BLK: 0 WP: 0 HR: 0 S: 41 P: 65 ERA: 14.73 WHIP: 2.727																			

Los Angeles Dodgers @ Florida Marlins
Dolphin Stadium, Miami, FL
Sun Aug 21 2005, 1:05 PM EDT
Att: 26,211 - Partly Cloudy - 91 F

AB 33
R 7
H 11
RBI 7
BB 3
SO 7
LOB 13




Batter	1	2	3	4	5	6	7	8	9	AB	R	H	RBI	BB	SO	LOB	TOP										
Cesar Izturis, S OBP: 0.302, SLG: 0.322 (1, 6)	4-2 BB G5-4-3		2-2 G3		1-1 2B 12 F9		1-2 K			3	0	1	0	1	1	0	Los Angeles Dodgers @ Florida Marlins Dolphin Stadium, Miami, FL Mon Aug 22 2005, 1:05 PM EDT Att: 17,779 - Partly Cloudy - 92 F										
Antonio Perez, R OBP: 0.381, SLG: 0.429 (1, 5)	2-2 F9		3-2 F8				3-2 F9			3	0	0	0	1	0	1											
Milton Bradley, S OBP: 0.350, SLG: 0.484 17 Jason Repko, R OBP: 0.285, SLG: 0.365 (1, 8)	1-0 G5-4-3		0-1 G5-3		1-3 K			1-3 K		1	0	0	0	0	0	1											
12 Jeff Kent, R OBP: 0.383, SLG: 0.523 (1, 4)		3-2 BB 1B		0-0 P4	3-2 F9			2-2 K		2	4	1	1	0	0	1											
Olmedo Saenz, R OBP: 0.346, SLG: 0.519 (1, 3)		4-2 BB 1B		4-0 2B	2-1 F9			2-3 K		2	2	1	0	0	2	1											
Jayson Werth, R OBP: 0.330, SLG: 0.395 (6, 9)		1-1 F9		3-3 K		0-1 G5-3			1-0 G5-3	1	4	0	0	0	1	3											
José Cruz Jr., S OBP: 0.344, SLG: 0.421 Elmer Dessens, R Giovanni Carrara, R (8, 1)	0-0		1-0 1B		1-0 F9		2-0 F9		0-2 2B	2	3	0	2	1	0	0											
13 Oscar Robles, L OBP: 0.357, SLG: 0.363 (9, PH)	1-2 2-H		1-3 2B								1	0	1	0	0	0											
Dioner Navarro, S OBP: 0.364, SLG: 0.318 (1, 2)	1-0 1B		4-0 IBB		0-2 G4-3			1-1 P6		2	3	0	1	1	1	0											
Edwin Jackson, R 43 Yhency Brazoban, R (5, 1)	1-2 F8		1-2 P6			1-3 K		1-1 F9		3	2	0	0	0	0	4											
Jose Valentin, S OBP: 0.326, SLG: 0.278 Ricky Ledee, L OBP: 0.355, SLG: 0.479 (9, PH)											0	0	0	0	0	0											
Inning Stats	R: 0 E: 0 K: 0 S: 8	H: 0 LOB: 0 BB: 1 P: 15	R: 2 E: 0 K: 0 S: 14	H: 3 LOB: 1 BB: 1 P: 24	R: 0 E: 0 K: 0 S: 9	H: 0 LOB: 0 BB: 0 P: 14	R: 0 E: 0 K: 1 S: 10	H: 1 LOB: 3 BB: 2 P: 23	R: 0 E: 0 K: 0 S: 18	H: 0 LOB: 0 BB: 0 P: 8	R: 0 E: 0 K: 2 S: 9	H: 0 LOB: 0 BB: 0 P: 14	R: 0 E: 0 K: 3 S: 10	H: 0 LOB: 1 BB: 0 P: 15	R: 0 E: 0 K: 0 S: 9	H: 1 LOB: 1 BB: 0 P: 12	1B: 3 2B: 3 3B: 0 HR: 0	SF: 0 SAC: 0 DP: 1 HBP: 0	WP: 0 PB: 0 SB: 0 CS: 0	PA: 36							
PITCHER	IP	WLS	BF	H	R	ER	SO	BB	IBB	HBP	BLK	WP	HR	S	P	ERA	WHIP										
Dontrelle Willis, L ERA: 2.97 Antonio Alfonseca, R ERA: 2.81 Guillermo Mota, R ERA: 4.45 Todd Jones, R ERA: 1.13	5.0	W	23	5	2	2	2	4	1	0	0	0	0	59	105	3.60	1.800										

Batter	1	2	3	4	5	6	7	8	9	AB	R	H	RBI	BB	SO	LOB	BOTTOM										
Juan Pierre, L OBP: 0.314, SLG: 0.337 (1, 8)	3-2 CS BB 1B		1-2 F8	2-2 F7		2-1 G4-3		4-2 G5-6-3 HBP BB		4	1	1	0	1	0	3	Los Angeles Dodgers @ Florida Marlins Dolphin Stadium, Miami, FL Mon Aug 22 2005, 1:05 PM EDT Att: 17,779 - Partly Cloudy - 92 F										
Damion Easley, R OBP: 0.298, SLG: 0.436 (8, 6)	4-2 CS BB		4-2 BB		4-2 FC5-4 BB		0-0 1B	3-2 G5-6-3 HBP		1	1	1	0	3	0	0											
Miguel Cabrera, R OBP: 0.396, SLG: 0.587 (1, 7)	3-3 K		0-0 F9		2-2 FC5-4 BB		2-1 1B	0-1 G5-6-3		5	0	1	1	0	1	6											
Carlos Delgado, L OBP: 0.398, SLG: 0.566 Todd Jones, L OBP: 0.500, SLG: 0.500 (9, 1)	0-0 1B			3-2 1B 2B	0-0 F8		2-2 1B	4-0 IBB		4	1	3	2	1	0	1											
Jeff Conine, R OBP: 0.376, SLG: 0.403 (9, 3)	3-3 K		0-1 2B	1-2 SF7 1B	4-1 BB		3-3 K	1-2 G4-3		4	1	1	0	1	2	6											
Mike Lowell, R OBP: 0.289, SLG: 0.354 (1, 5)		2-1 G5-3		0-1 F8	1-1 FC5		1-1 F7			4	0	0	0	0	0	6											
Alex Gonzalez, R OBP: 0.325, SLG: 0.382 Luis Castillo, S OBP: 0.394, SLG: 0.375 (8, 4)		1-1 F7		0-1 2B		1-2 G3	2-3 K			4	0	1	1	0	1	2											
20 Matt Treanor, R OBP: 0.327, SLG: 0.315 (1, 2)		3-3 K		4-0 BB		0-0 G4-3 1B		4-2 FC1-6 HBP		2	0	1	0	1	1	0											
Dontrelle Willis, L ERA: 5.79 Lenny Harris, L ERA: 5.86 Guillermo Mota, R ERA: 4.58 Chris Aguilera, R OBP: 0.250, SLG: 0.276 (9, 9)			1-0 F8	1-2 SF7		1-1 G4-3	0-0 FC1-6 HBP	0-0 FC1-6 WP		1	0	0	1	0	0	0											
Inning Stats	R: 1 E: 0 K: 2 S: 21	H: 2 LOB: 1 BB: 1 P: 34	R: 0 E: 0 K: 1 S: 7	H: 0 LOB: 0 BB: 0 P: 13	R: 0 E: 0 K: 0 S: 9	H: 0 LOB: 1 BB: 1 P: 15	R: 2 E: 0 K: 0 S: 17	H: 3 LOB: 2 BB: 1 P: 27	R: 0 E: 0 K: 0 S: 10	H: 0 LOB: 1 BB: 2 P: 21	R: 0 E: 0 K: 0 S: 10	H: 1 LOB: 1 BB: 0 P: 14	R: 1 E: 0 K: 2 S: 15	H: 3 LOB: 2 BB: 0 P: 25	R: 1 E: 0 K: 0 S: 14	H: 0 LOB: 3 BB: 2 P: 30		1B: 8 2B: 2 3B: 0 HR: 0	SF: 1 SAC: 0 DP: 1 HBP: 2	WP: 1 PB: 0 SB: 0 CS: 2	PA: 41						
PITCHER	IP	WLS	BF	H	R	ER	SO	BB	IBB	HBP	BLK	WP	HR	S	P	ERA	WHIP										
Edwin Jackson, R 43 Yhency Brazoban, R Elmer Dessens, R Giovanni Carrara, R	4.2	L	23	5	3	3	3	5	0	0	0	0	0	2	3	0.00	0.000										

Batter	1	2	3	4	5	6	7	8	9	AB	R	H	RBI	BB	SO	LOB	TOP				
Luis Gonzalez, R (1,4) OBP: 0.332, SLG: 0.433 Aron Miles, S (5,PH) OBP: 0.297, SLG: 0.343	G6-3		17 1B HBP		K			F9	F7	1	0	0	0	0	0	0					
18 Cory Sullivan, L (1,8) OBP: 0.299, SLG: 0.327	K		F8		F8			5 FC6-4 1B		4	0	1	0	0	1	1					
17 Todd Helton, L (1,3) OBP: 0.423, SLG: 0.494			5 G6-4-3 1B		F8			P6		3	0	1	0	1	0	1					
5 Matt Holliday, R (1,7) OBP: 0.364, SLG: 0.497	G4-3		1-2 G6-4-3		G4-3			FC6-4		4	0	0	0	0	0	4					
Jorge Piedra, L (1,9) OBP: 0.366, SLG: 0.582					F9				27 1B 6 1B BB	3	2	1	1	1	1	0					
27 Garrett Atkins, R (1,5) OBP: 0.350, SLG: 0.401	P6				F9			G4-3		4	0	1	0	0	0	0					
6 Omar Quintanilla, L (1,6) OBP: 0.299, SLG: 0.269	K				E5 1B			G5-4-3 1B		4	1	2	1	0	1	0					
Danny Ardoin, R (1,2) OBP: 0.327, SLG: 0.378					E8 1B			G5-4-3		3	0	1	0	0	0	3					
Jamey Wright, R (1,1) OBP: 0.140, SLG: 0.122 Todd Greene, R (7,PH) OBP: 0.316, SLG: 0.462 Marcos Carvajal, R (7,1) Jose Acevedo, R (8,1) OBP: 0.250, SLG: 0.143 JD Closser, S (9,PH) OBP: 0.315, SLG: 0.397	G5-3				K			F8		2	0	0	0	0	1	2					
										1	0	0	0	0	0	0					
										0	0	0	0	0	0	0					
										1	0	0	0	0	1	2					
Inning Stats	R: 0 E: 0 K: 1 S: 10	H: 0 LOB: 1 BB: 1 P: 20	R: 1 E: 0 K: 1 S: 10	H: 1 LOB: 1 BB: 0 P: 16	R: 0 E: 0 K: 0 S: 9	H: 1 LOB: 1 BB: 0 P: 11	R: 1 E: 2 K: 1 S: 13	H: 1 LOB: 0 BB: 0 P: 18	R: 0 E: 0 K: 1 S: 6	H: 0 LOB: 0 BB: 0 P: 8	R: 0 E: 0 K: 0 S: 7	H: 1 LOB: 0 BB: 0 P: 10	R: 0 E: 0 K: 0 S: 8	H: 1 LOB: 1 BB: 0 P: 8	R: 1 E: 0 K: 1 S: 14	H: 2 LOB: 2 BB: 1 P: 23	1B: 6 2B: 0 3B: 0 HR: 1	SF: 0 SAC: 0 DP: 2 HBP: 2	WP: 0 PB: 0 SB: 0 CS: 0	PA: 37	
PITCHER	IP	WLS	BF	H	R	ER	SO	BB	IBB	HBP	BLK	WP	HR	S	P	ERA	WHIP				
Jeff Weaver, R (1,1) ERA: 4.41	8.0	W	33	6	3	2	5	2	0	2	0	0	1	76	114	2.25	1.000				
Duaner Sanchez, R (9,1) ERA: 3.65	1.0		4	1	0	0	1	0	0	0	0	0	0	10	12	0.00	1.000				

Colorado Rockies @ Los Angeles Dodgers
Dodger Stadium, Los Angeles, CA
Tue Aug 23 2005, 7:10 PM PDT
Att: 44,416 - Clear - 69 F


AB 33
R 3
H 7
RBI 2
BB 2
SO 6
LOB 15



Batter	1	2	3	4	5	6	7	8	9	AB	R	H	RBI	BB	SO	LOB	BOTTOM				
13 Oscar Robles, L (1,6) OBP: 0.362, SLG: 0.370	G1-6-3 BB	G3-1		1-1 2B		1-0 CS 1B		G3-6-1		4	0	2	4	1	0	2					
Hee-Seop Choi, L (1,3) OBP: 0.338, SLG: 0.476	G1-6-3 BB	F8		L7		K				3	0	0	0	1	1	3					
Ricky Ledee, L (1,7) OBP: 0.349, SLG: 0.470 17 Jason Repko, R (8,8) OBP: 0.285, SLG: 0.365	G1-6-3		G4-3	K2-3		G4-3				4	0	0	0	0	1	3					
										0	0	0	0	0	0	0					
12 Jeff Kent, R (1,4) OBP: 0.380, SLG: 0.519	F8		G6-3	F8		G3-1				4	0	0	0	0	0	2					
Jayson Werth, R (1,8) OBP: 0.336, SLG: 0.398		FC3 E 1B		HBP		K				3	1	2	0	0	1	0					
Jose Cruz Jr., S (1,9) OBP: 0.343, SLG: 0.416		E 1B BB	G3		K			K		3	1	0	0	1	2	2					
Dioner Navarro, S (1,2) OBP: 0.370, SLG: 0.343		FC3 1B 13 G3-1			L8			2B 1B		4	3	2	0	0	0	2					
Jose Valentin, S (1,5) OBP: 0.331, SLG: 0.288		P6			K			1B 2B		3	2	1	0	1	1	3					
Jeff Weaver, R (1,1) OBP: 0.304, SLG: 0.327 Duaner Sanchez, R (9,1)		13 G3-1 1B			13 2B BB			G4-3		4	1	3	3	0	0	0					
										0	0	0	0	0	0	0					
Inning Stats	R: 0 E: 0 K: 0 S: 4	H: 2 LOB: 1 BB: 1 P: 14	R: 3 E: 1 K: 0 S: 16	H: 2 LOB: 1 BB: 1 P: 26	R: 0 E: 0 K: 0 S: 8	H: 0 LOB: 1 BB: 0 P: 14	R: 3 E: 0 K: 1 S: 17	H: 3 LOB: 1 BB: 1 P: 28	R: 0 E: 0 K: 2 S: 10	H: 1 LOB: 1 BB: 0 P: 12	R: 0 E: 0 K: 1 S: 6	H: 1 LOB: 0 BB: 0 P: 10	R: 0 E: 0 K: 1 S: 8	H: 0 LOB: 0 BB: 0 P: 10	R: 2 E: 0 K: 1 S: 14	H: 3 LOB: 0 BB: 0 P: 21	1B: 7 2B: 4 3B: 0 HR: 0	SF: 0 SAC: 0 DP: 3 HBP: 1	WP: 0 PB: 0 SB: 2 CS: 1	PA: 37	
PITCHER	IP	WLS	BF	H	R	ER	SO	BB	IBB	HBP	BLK	WP	HR	S	P	ERA	WHIP				
Jamey Wright, R (1,1) ERA: 5.7	6.0	L	29	7	6	4	4	4	0	1	0	0	0	61	104	6.00	1.833				
Marcos Carvajal, R (7,1) ERA: 4.71	1.1		4	0	0	0	2	0	0	0	0	0	0	11	14	0.00	0.000				
Jose Acevedo, R (8,1) ERA: 6.8	0.2		4	3	2	2	0	0	0	0	0	0	0	11	17	27.00	4.500				

Colorado Rockies @ Los Angeles Dodgers
Dodger Stadium, Los Angeles, CA
Tue Aug 23 2005, 7:10 PM PDT
Att: 44,416 - Clear - 69 F

AB 32
R 8
H 10
RBI 7
BB 4
SO 6
LOB 17



Batter	1	2	3	4	5	6	7	8	9	AB	R	H	RBI	BB	SO	LOB	TOP					
Aaron Miles, S OBP: 0.300, SLG: 0.349	(1,4) P6		(0,2) F8			(1,1) 1B		(0,0) 5 2B 2B		4	1	2	1	0	0	0						
27 Garrett Atkins, R OBP: 0.347, SLG: 0.397	(1,5) G4-3			(0,0) L8		(2,2) K		(1,1) F8		4	0	0	0	0	1	2						
17 Todd Helton, L OBP: 0.426, SLG: 0.497	(1,3) 1B			(0,1) F9			(1,2) FC2-5 2B	(4,0) 5 2B IBB		3	0	2	0	1	0	0						
5 Matt Holliday, R OBP: 0.365, SLG: 0.498	(1,7) F9			(1,2) F9			(4,0) FC2-5 BB	(2,1) 1B 2B		3	0	1	1	1	0	1						
Jorge Piedra, L OBP: 0.356, SLG: 0.564 Mike DeJean, R (8,1)		(1,3) K			(1,3) K		(1,0) FC2-5		(0,0) F9	3	0	0	0	0	2	2						
JD Closser, S OBP: 0.313, SLG: 0.395 40 Brian Fuentes, L (9,1)							(1,2) 2-3F			0	0	0	0	0	0	0						
Dustin Mohr, R OBP: 0.280, SLG: 0.502	(1,8) F8			(2,3) K			(1,3) K		(2,3) K	4	0	0	0	0	3	2						
6 Omar Quintanilla, L OBP: 0.294, SLG: 0.256	(1,6) K			(0,0) F9			(2,2) G1-3		(1,2) L6	4	0	0	0	0	1	2						
Danny Ardoin, R OBP: 0.321, SLG: 0.370			(0,1) P5			(3,3) K		(1,3) K		3	0	0	0	0	2	0						
49 Byung-Hyun Kim, R OBP: 0.111, SLG: 0.042 Randy Williams, L (7,1)			(2,2) G6-3			(0,0) F9		(1,1) 2B		2	0	0	0	0	0	0						
18 Cory Sullivan, L OBP: 0.301, SLG: 0.333										0	0	0	0	0	0	0						
Inning Stats	R: 0 H: 1 E: 0 K: 0 S: 12	H: 1 LOB: 1 BB: 0 P: 22	R: 0 H: 0 E: 0 K: 2 S: 7	H: 0 LOB: 0 BB: 0 P: 9	R: 0 H: 0 E: 0 K: 0 S: 10	H: 0 LOB: 0 BB: 0 P: 12	R: 0 H: 0 E: 0 K: 0 S: 6	H: 0 LOB: 0 BB: 0 P: 7	R: 0 H: 0 E: 0 K: 2 S: 7	H: 0 LOB: 0 BB: 0 P: 10	R: 0 H: 1 E: 0 K: 2 S: 10	H: 1 LOB: 1 BB: 0 P: 16	R: 0 H: 1 E: 0 K: 1 S: 10	H: 1 LOB: 2 BB: 1 P: 19	R: 2 H: 3 E: 0 K: 1 S: 10	H: 3 LOB: 2 BB: 1 P: 19	R: 0 H: 0 E: 0 K: 1 S: 9	H: 0 LOB: 0 BB: 0 P: 12	1B: 2 2B: 4 3B: 0 HR: 0	SF: 0 SAC: 0 DP: 0 HBP: 0	WP: 0 PB: 0 SB: 0 CS: 0	PA: 34
PITCHER	IP	WLS	BF	H	R	ER	SO	BB	IBB	HBP	BLK	WP	HR	S	P	ERA	WHIP					
D.J. Houlton, R ERA: 4.86	7.0		25	3	0	0	7	1	0	0	0	0	0	62	95	0.00	0.571					
Steve Schmill, R ERA: 6.15	0.2	L	5	2	2	2	1	0	1	0	0	0	0	8	15	27.00	3.000					
43 Yhency Brazoban, R ERA: 5.82	0.1		1	1	0	0	0	0	0	0	0	0	0	2	4	0.00	3.000					
Duaner Sanchez, R ERA: 3.6	1.0		3	0	0	0	1	0	0	0	0	0	0	9	12	0.00	0.000					

Colorado Rockies @ Los Angeles Dodgers
Dodger Stadium, Los Angeles, CA
Wed Aug 24 2005, 7:10 PM PDT
Att: 40,196 - Clear - 73 F

AB 32
R 2
H 6
RBI 2
BB 2
SO 9
LOB 9



Batter	1	2	3	4	5	6	7	8	9	AB	R	H	RBI	BB	SO	LOB	BOTTOM				
13 Oscar Robles, L OBP: 0.355, SLG: 0.362	(1,6) F7		(0,1) F8		(2,1) F9		(2,2) G4-3		(3,2) FC4-6	5	0	0	0	0	0	5					
Hee-Seop Choi, L OBP: 0.335, SLG: 0.471	(1,3) BB		(4,2) CS BB		(1,1) G4-3		(2,1) G3		(3,3) K	3	0	0	0	2	1	1					
Ricky Ledee, L OBP: 0.351, SLG: 0.480 Duaner Sanchez, R (9,1)	(1,7) F9		(1,0) CS	(0,0) G1-3		(1,1) 2B		(1,0) 12 1B 2B		4	1	2	0	0	0	1					
12 Jeff Kent, R OBP: 0.377, SLG: 0.514	(1,4) P2		(2,0) F7		(0,3) K		(2,2) G6-3		(2,3) 1B	4	0	0	0	0	1	3					
Olmedo Saenz, R OBP: 0.344, SLG: 0.514 17 Jason Repko, R OBP: 0.285, SLG: 0.365		(0,1) G6-3		(2,2) F9		(2,2) F7		(1,2) 1B		4	0	1	1	0	0	1					
Jayson Werth, R OBP: 0.335, SLG: 0.396	(1,8) G5-3		(1,1) K		(3,3) K		(0,1) P6	(1,2) 1B		4	0	1	0	0	1	0					
Dioner Navarro, S OBP: 0.388, SLG: 0.347	(1,2) BB		(4,1) 2B BB		(4,1) 2B BB		(0,0) 1B	(1,3) K		2	0	1	0	2	1	2					
José Cruz Jr., S OBP: 0.341, SLG: 0.417	(1,9) G4-3		(0,1) K		(0,0) K		(2,3) K	(2,3) K		4	0	1	0	0	2	2					
D.J. Houlton, R OBP: 0.174, SLG: 0.182 Jose Valentin, S OBP: 0.336, SLG: 0.288 Steve Schmill, R (8,1)			(1,3) K		(1,3) K		(4,2) BB		(1,0) FC4-6	2	0	0	0	0	2	2					
43 Yhency Brazoban, R (8,1)										0	0	0	0	0	0	0					
Antonio Perez, R OBP: 0.383, SLG: 0.432										1	0	1	0	0	0	0					
Inning Stats	R: 0 H: 0 E: 0 K: 0 S: 10	H: 0 LOB: 1 BB: 1 P: 20	R: 0 H: 0 E: 0 K: 0 S: 7	H: 0 LOB: 1 BB: 1 P: 12	R: 0 H: 0 E: 0 K: 1 S: 8	H: 0 LOB: 0 BB: 1 P: 14	R: 0 H: 0 E: 0 K: 0 S: 5	H: 0 LOB: 0 BB: 0 P: 9	R: 0 H: 1 E: 0 K: 2 S: 10	H: 1 LOB: 2 BB: 1 P: 20	R: 0 H: 1 E: 0 K: 1 S: 13	H: 1 LOB: 2 BB: 1 P: 20	R: 1 H: 3 E: 0 K: 0 S: 16	H: 3 LOB: 0 BB: 0 P: 24	R: 0 H: 1 E: 0 K: 2 S: 13	H: 1 LOB: 1 BB: 0 P: 22	1B: 4 2B: 3 3B: 0 HR: 0	SF: 0 SAC: 0 DP: 0 HBP: 0	WP: 0 PB: 0 SB: 0 CS: 1	PA: 39	
PITCHER	IP	WLS	BF	H	R	ER	SO	BB	IBB	HBP	BLK	WP	HR	S	P	ERA	WHIP				
49 Byung-Hyun Kim, R ERA: 5.12	6.2		27	3	0	0	5	0	0	0	0	0	0	62	106	0.00	1.200				
Randy Williams, L ERA: 7.47	0.1	W	1	0	0	0	0	0	0	0	0	0	0	3	5	0.00	0.000				
Mike DeJean, R ERA: 4.5	1.0	H	6	3	1	1	1	0	0	0	0	0	0	16	24	9.00	3.000				
40 Brian Fuentes, L ERA: 2.8	1.0	S	4	1	0	0	2	0	0	0	0	0	0	13	22	0.00	1.000				

Colorado Rockies @ Los Angeles Dodgers
Dodger Stadium, Los Angeles, CA
Wed Aug 24 2005, 7:10 PM PDT
Att: 40,196 - Clear - 73 F

AB 33
R 1
H 7
RBI 1
BB 5
SO 8
LOB 17



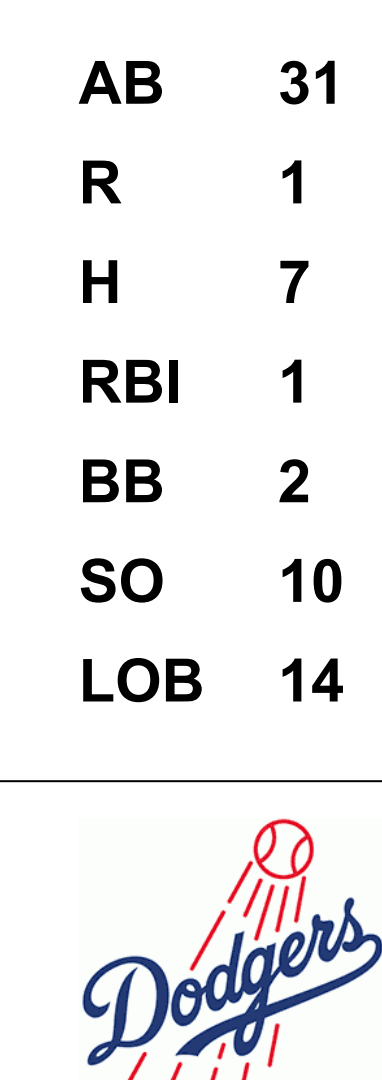
Batter	1	2	3	4	5	6	7	8	9	AB	R	H	RBI	BB	SO	LOB	TOP			
Aaron Miles, S OBP: 0.299, SLG: 0.358 Luis Gonzalez, R OBP: 0.331, SLG: 0.431	F7		G4-3				K		F7	4	1	1	1	0	1	0	Colorado Rockies @ Los Angeles Dodgers Dodger Stadium, Los Angeles, CA Thu Aug 25 2005, 7:10 PM PDT Att: 40,019 - Clear - 77 F AB 32 R 5 H 5 RBI 5 BB 5 SO 11 LOB 6			
18 Cory Sullivan, L OBP: 0.304, SLG: 0.333	1B		5 HR				F8			3	1	1	0	1	0					
17 Todd Helton, L OBP: 0.424, SLG: 0.494	K		5 HR				G3			3	1	0	0	1	1					
5 Matt Holliday, R OBP: 0.364, SLG: 0.504	G6-3						F9			4	1	1	3	0	0					
27 Garrett Atkins, R OBP: 0.348, SLG: 0.399	F9						F9			3	0	1	0	1	0					
Dustin Mohr, R OBP: 0.279, SLG: 0.511	HR						K			4	1	1	1	0	3					
6 Omar Quintanilla, L OBP: 0.283, SLG: 0.247	K									3	0	0	0	1	1					
Danny Ardoin, R OBP: 0.313, SLG: 0.359	K						K			4	0	0	0	0	4					
28 Aaron Cook, R Randy Williams, L Scott Dohmann, R Choo Freeman, R David Cortes, R Jorge Piedra, L 40 Brian Fuentes, L			B1-3				P2			2	0	0	0	0	0					
Inning Stats	R: 0 E: 0 K: 1 S: 12	H: 1 LOB: 1 BB: 0 P: 19	R: 1 E: 0 K: 2 S: 13	H: 1 LOB: 0 BB: 0 P: 17	R: 3 E: 0 K: 1 S: 15	H: 1 LOB: 1 BB: 3 P: 32	R: 0 E: 0 K: 2 S: 9	H: 0 LOB: 0 BB: 0 P: 12	R: 1 E: 0 K: 0 S: 12	H: 1 LOB: 0 BB: 1 P: 16	R: 0 E: 0 K: 1 S: 10	H: 0 LOB: 0 BB: 1 P: 17	R: 0 E: 0 K: 1 S: 12	H: 1 LOB: 1 BB: 0 P: 17	R: 0 E: 0 K: 1 S: 9	H: 0 LOB: 1 BB: 1 P: 17		1B: 1 2B: 1 3B: 0 HR: 3	SF: 0 SAC: 0 DP: 0 HBP: 0	WP: 1 PB: 0 SB: 1 CS: 0
PITCHER	IP WLS BF H R ER SO BB IBB HBP BLK WP HR S P ERA WHIP																			
31 Brad Penny, R ERA: 3.75 Elmer Dessens, R ERA: 3.32 Giovanni Carrara, R ERA: 4.5	6.0 L 26 4 5 5 8 4 0 0 0 1 3 71 113 7.50 1.333																			
	2.0 7 1 0 0 2 0 0 0 0 0 0 21 29 0.00 0.500																			
	1.0 4 0 0 0 1 1 0 0 0 0 0 9 17 0.00 1.000																			

Batter	1	2	3	4	5	6	7	8	9	AB	R	H	RBI	BB	SO	LOB	BOTTOM					
13 Oscar Robles, L OBP: 0.356, SLG: 0.367	G6-3		G4-3						G3-1	5	0	2	2	0	0	Colorado Rockies @ Los Angeles Dodgers Dodger Stadium, Los Angeles, CA Thu Aug 25 2005, 7:10 PM PDT Att: 40,019 - Clear - 77 F AB 35 R 4 H 10 RBI 4 BB 5 SO 7 LOB 18						
Hee-Seon Choi, L OBP: 0.340, SLG: 0.468	1B		G4-3						G3	4	0	1	0	1	0							
12 Jeff Kent, R OBP: 0.377, SLG: 0.511	G6-4-3		F9							4	1	1	0	1	2							
Olmedo Saenz, R OBP: 0.345, SLG: 0.510	FC6-4		G6-3						L8	4	0	1	0	1	3							
Jayson Werth, R OBP: 0.332, SLG: 0.392	FC6-4		G5-3						K	5	0	1	1	0	2							
José Cruz Jr., S OBP: 0.340, SLG: 0.415	G3		HBP						P4	4	0	1	0	0	1							
Dioner Navarro, S OBP: 0.393, SLG: 0.347	G1-3		HBP						K	3	1	1	0	1	1							
Jose Valentin, S OBP: 0.346, SLG: 0.300			13 2B						P3	2	2	1	0	1	0							
31 Brad Penny, R Antonio Perez, R Elmer Dessens, R Ricky Ledee, L Giovanni Carrara, R			G1-3						K	2	0	0	0	0	4							
			G6-3							1	0	1	1	0	0							
										0	0	0	0	0	0							
										1	0	0	0	1	0							
										0	0	0	0	0	0							
										0	0	0	0	0	0							
										0	0	0	0	0	0							
										0	0	0	0	0	0							
Inning Stats	R: 0 E: 0 K: 0 S: 5	H: 1 LOB: 0 BB: 0 P: 7	R: 0 E: 0 K: 0 S: 9	H: 1 LOB: 1 BB: 0 P: 15	R: 1 E: 0 K: 0 S: 11	H: 2 LOB: 1 BB: 0 P: 22	R: 0 E: 0 K: 0 S: 17	H: 2 LOB: 3 BB: 0 P: 25	R: 1 E: 1 K: 1 S: 13	H: 2 LOB: 2 BB: 1 P: 28	R: 2 E: 0 K: 2 S: 23	H: 2 LOB: 3 BB: 4 P: 43	R: 0 E: 0 K: 1 S: 5	H: 0 LOB: 0 BB: 0 P: 7	R: 0 E: 0 K: 1 S: 8	H: 0 LOB: 0 BB: 0 P: 12	R: 0 E: 0 K: 2 S: 9	H: 0 LOB: 0 BB: 0 P: 14	1B: 8 2B: 2 3B: 0 HR: 0	SF: 0 SAC: 0 DP: 1 HBP: 1	WP: 0 PB: 0 SB: 0 CS: 0	PA: 41
PITCHER	IP WLS BF H R ER SO BB IBB HBP BLK WP HR S P ERA WHIP																					
28 Aaron Cook, R ERA: 4.15 Randy Williams, L ERA: 8.44 Scott Dohmann, R ERA: 8.27 David Cortes, R ERA: 3.29 40 Brian Fuentes, L ERA: 2.76	5.0 W 24 8 2 2 2 1 2 0 0 0 0 0 15 26 54.00 12.000																					
	0.1 H 4 2 2 2 0 2 0 0 0 0 0 0 8 17 0.00 3.000																					
	0.2 H 4 0 0 0 2 2 0 0 0 0 0 0 13 19 0.00 0.000																					
	2.0 H 6 0 0 0 2 0 0 0 0 0 0 9 14 0.00 0.000																					
	1.0 S 3 0 0 0 2 0 0 0 0 0 0 9 14 0.00 0.000																					

Batter	1	2	3	4	5	6	7	8	9	AB	R	H	RBI	BB	SO	LOB	TOP								
Willy Taveras, R (1, 8) OBP: 0.337, SLG: 0.358	1-1 1B		1-0 F9		2-2 K			1-3 K		4	0	1	0	0	2	0	Houston Astros @ Los Angeles Dodgers Dodger Stadium, Los Angeles, CA Fri Aug 26 2005, 7:40 PM PDT Att. 41,638 - Clear - 77 F								
Craig Biggio, R (1, 4) OBP: 0.335, SLG: 0.462	1-1 SAFE SAFE 1B		1-1 G5-3		2-1 G6-3			0-1 HR		4	1	2	1	0	0	0									
17 Lance Berkman, S (1, 7) OBP: 0.407, SLG: 0.490	2-3 K		2-1 P6			2-1 G4-3		0-1 G5-3 1B		4	0	1	0	0	1	2									
4 Eric Bruntlett, R (8, PR) OBP: 0.274, SLG: 0.408										0	0	0	0	0	0	0									
Morgan Ensberg, R (1, 5) OBP: 0.388, SLG: 0.578	1-1 G5-4-3			4-1 FC5-4 BB		1-3 K		2-2 G5-3		3	0	0	0	1	1	3									
Mike Lamb, L (1, 3) OBP: 0.245, SLG: 0.367		1-1 G3-1		0-0 FC5-4 FC6-4 1B		0-2 G6-3		0-1 G6-3		4	0	0	0	0	0	2									
16 Jason Lane, R (1, 9) OBP: 0.310, SLG: 0.501		1-0 28 1B G3		0-1 28 FC6-4 1B			2-0 F9		1-1 28 SH1-4 1B	4	1	3	0	0	0	0									
28 Adam Everett, R (1, 6) OBP: 0.288, SLG: 0.375		0-0 G3 1B		1-1 FC6-4			4-1 FC6-5 BB		0-0 SH1-4	2	0	1	0	1	0	2									
Brad Ausmus, R (1, 2) OBP: 0.346, SLG: 0.309		2-2 G3		1-0 G5-3			2-2 FC6-5		4-1 G6-4-3 BB	3	0	0	1	1	0	4									
Andy Pettitte, L (1, 1) OBP: 0.102, SLG: 0.085		1-2 3-H G6-3			2-1 F7		2-3 K		0-2 G6-4-3	3	0	0	0	0	1	2									
Orlando Palmeiro, L (8, PH) OBP: 0.351, SLG: 0.474										1	0	0	0	0	0	2									
54 Brad Lidge, R (8, 1)										0	0	0	0	0	0	0									
Inning Stats	R: 0 E: 0 K: 1 S: 9	H: 2 LOB: 1 BB: 0 P: 14	R: 1 E: 0 K: 0 S: 10	H: 2 LOB: 1 BB: 0 P: 15	R: 0 E: 0 K: 0 S: 5	H: 0 LOB: 0 BB: 0 P: 9	R: 0 E: 0 K: 0 S: 7	H: 1 LOB: 2 BB: 1 P: 13	R: 0 E: 0 K: 1 S: 7	H: 0 LOB: 0 BB: 0 P: 13	R: 0 E: 0 K: 1 S: 8	H: 0 LOB: 1 BB: 1 P: 11	R: 0 E: 0 K: 1 S: 9	H: 0 LOB: 1 BB: 1 P: 19	R: 1 E: 0 K: 1 S: 12	H: 2 LOB: 1 BB: 0 P: 15	R: 0 E: 0 K: 0 S: 7	H: 1 LOB: 1 BB: 1 P: 12	1B: 7 2B: 0 3B: 0 HR: 1	SF: 0 SAC: 1 DP: 2 HBP: 0	WP: 0 PB: 0 SB: 1 CS: 0	PA: 36			
PITCHER	IP WLS BF H R ER SO BB IBB HBP BLK WP HR S P ERA WHIP	8.0 L 32 7 2 2 5 2 0 0 0 0 1 67 109 2.25 1.125	1.0 S 4 1 0 0 0 1 0 0 0 0 0 7 12 0.00 2.000																						

Batter	1	2	3	4	5	6	7	8	9	AB	R	H	RBI	BB	SO	LOB	BOTTOM								
13 Oscar Robles, L (1, 6) OBP: 0.354, SLG: 0.365	0-3 K		2-1 F8			2-1 G5-4-3 1B		2-2 P2		4	0	1	0	0	1	1	Houston Astros @ Los Angeles Dodgers Dodger Stadium, Los Angeles, CA Fri Aug 26 2005, 7:40 PM PDT Att. 41,638 - Clear - 77 F								
Jayson Werth, R (1, 8) OBP: 0.327, SLG: 0.386	2-3 K		0-2 G6-3			0-0 G5-4-3		2-1 G6-3		4	0	0	0	0	1	2									
12 Jeff Kent, R (1, 4) OBP: 0.376, SLG: 0.508	1-2 K			0-0 F7		3-3 K			4-2 1B BB	3	0	0	0	1	2	0									
Olmedo Saenz, R (1, 3) OBP: 0.344, SLG: 0.518		0-1 G5-3		1-1 G3			2-0 HR		1 SAFE SAFE SAFE K	4	1	1	1	0	1	1									
Jason Phillips, R (1, 2) OBP: 0.293, SLG: 0.380		2-2 L3-6 1B		0-0 G6-3			1-3 K		3-2 SAFE SAFE SAFE 1B	4	0	2	0	0	1	0									
17 Jason Repko, R (8, PR) OBP: 0.285, SLG: 0.365									1-2 1B	0	0	0	0	0	0	0									
José Cruz Jr., S (1, 9) OBP: 0.342, SLG: 0.416		0-0 1B		1-2 1B		2-3 K		0-0 1B	0-3 K	4	0	2	0	0	2	2									
Mike Edwards, R (1, 7) OBP: 0.301, SLG: 0.351		1-2 L3-6		1-2 1B		4-0 BB		1 SAFE SAFE SAFE F8	1-3 K	2	0	0	0	1	0	3									
Ricky Ledee, L (8, PH) OBP: 0.348, SLG: 0.475										1	0	0	0	0	1	2									
Jose Valentin, S (1, 5) OBP: 0.346, SLG: 0.301					0-2 F8			1 SAFE SAFE SAFE G6-3		3	0	1	0	0	0	2									
Derek Lowe, R (1, 1) OBP: 0.140, SLG: 0.180		1 SAFE SAFE SAFE SH1-4 1B		0-0 SH1-4		1 SAFE SAFE SAFE K		0-1 G5-3		1	0	0	0	0	1	1									
Antonio Perez, R (8, PH) OBP: 0.354, SLG: 0.433										1	0	0	0	0	0	0									
Duaner Sanchez, R (8, 1)										0	0	0	0	0	0	0									
Inning Stats	R: 0 E: 0 K: 3 S: 9	H: 0 LOB: 0 BB: 0 P: 12	R: 0 E: 0 K: 0 S: 11	H: 2 LOB: 1 BB: 0 P: 14	R: 0 E: 0 K: 0 S: 8	H: 1 LOB: 1 BB: 0 P: 11	R: 0 E: 0 K: 0 S: 4	H: 0 LOB: 0 BB: 0 P: 5	R: 0 E: 0 K: 2 S: 9	H: 0 LOB: 1 BB: 1 P: 15	R: 0 E: 0 K: 1 S: 6	H: 1 LOB: 0 BB: 0 P: 11	R: 1 E: 0 K: 1 S: 10	H: 2 LOB: 1 BB: 0 P: 14	R: 0 E: 0 K: 0 S: 7	H: 0 LOB: 0 BB: 0 P: 11	R: 0 E: 0 K: 3 S: 17	H: 1 LOB: 2 BB: 1 P: 28	1B: 6 2B: 1 3B: 0 HR: 1	SF: 0 SAC: 1 DP: 2 HBP: 0	WP: 0 PB: 0 SB: 0 CS: 0	PA: 34			
PITCHER	IP WLS BF H R ER SO BB IBB HBP BLK WP HR S P ERA WHIP	8.0 W 29 6 1 1 7 6 1 0 0 0 0 17 28 0.00 2.000	1.0 S 5 1 0 0 3 1 0 0 0 0 0 17 28 0.00 2.000																						

AB 32
R 2
H 8
RBI 2
BB 3
SO 5
LOB 17



Batter	1	2	3	4	5	6	7	8	9	AB	R	H	RBI	BB	SO	LOB	TOP					
Willy Taveras, R OBP: 0.338, SLG: 0.358	2-2 G5-3 1B		4-0 1B BB		2-1 G4-3		1-0 G3			3	0	1	0	1	0	0						
Craig Biggio, R OBP: 0.335, SLG: 0.461	1-0 G5-3		2-2 SAFE		0-3 K		0-1 F9			4	0	1	0	0	1	1						
51 Wandy Rodriguez, S OBP: 0.219, SLG: 0.167	1-2		1-3 1B							0	0	0	0	0	0	0						
Ezequiel Astacio, R OBP: 0.188, SLG: 0.188										0	0	0	0	0	0	0						
17 Lance Berkman, S OBP: 0.406, SLG: 0.490	1-0 F7		0-2 F7			1-2 16 G3 2 HR		2-2 G3		4	1	1	0	0	0	3						
Morgan Ensberg, R OBP: 0.387, SLG: 0.574	2-3 K			2-1 G5-3		4-1 16 G3 2 HR		3-2 G6-3		3	1	0	0	1	1	1						
16 Jason Lane, R OBP: 0.307, SLG: 0.496		2-2 G6-3		2-1 F9		1-2 G3		1-3 K		4	0	0	0	0	1	2						
2 Chris Burke, R OBP: 0.301, SLG: 0.355		1-3 K		1-2 BLK 28 1B		2-0 HR		0-6 P4		4	1	2	3	0	1	0						
28 Adam Everett, R OBP: 0.292, SLG: 0.379		1-3 K2-3		2-2 BLK 1B		2-2 G6-4-3 1B		0-1 G6-3 1B		4	0	3	0	0	1	0						
Brad Ausmus, R OBP: 0.342, SLG: 0.305			2-3 K	3-2 P5		2-2 G6-4-3		1-2 G6-3		4	0	0	0	0	1	4						
44 Roy Oswalt, R OBP: 0.183, SLG: 0.140			1-3 K			1-2				2	0	0	0	0	1	0						
Chad Harville, R										0	0	0	0	0	0	0						
Mike Burns, R										0	0	0	0	0	0	0						
Jose Vizcaino, S OBP: 0.293, SLG: 0.312										1	0	0	0	0	1	0						
Inning Stats	R: 0 E: 0 K: 1 S: 12	H: 1 LOB: 1 BB: 0 P: 18	R: 0 E: 0 K: 2 S: 13	H: 0 LOB: 0 BB: 0 P: 17	R: 0 E: 0 K: 2 S: 14	H: 1 LOB: 2 BB: 1 P: 23	R: 0 E: 0 K: 0 S: 13	H: 2 LOB: 2 BB: 0 P: 23	R: 0 E: 0 K: 1 S: 7	H: 0 LOB: 0 BB: 0 P: 11	R: 3 E: 0 K: 0 S: 13	H: 3 LOB: 0 BB: 1 P: 23	R: 0 E: 0 K: 1 S: 6	H: 0 LOB: 0 BB: 0 P: 10	R: 0 E: 0 K: 1 S: 11	H: 1 LOB: 0 BB: 0 P: 17	R: 0 E: 0 K: 0 S: 6	H: 1 LOB: 0 BB: 7 P: 7	1B: 6 2B: 1 3B: 0 HR: 1	SF: 0 SAC: 0 DP: 2 HBP: 0	WP: 0 PB: 0 SB: 0 CS: 0	PA: 35
PITCHER	IP	WLS	BF	H	R	ER	SO	BB	IBB	HBP	BLK	WP	HR	S	P	ERA	WHIP					
Edwin Jackson, R ERA: 5.4	5.1	W	24	6	3	3	6	2	0	0	1	0	1	67	108	5.06	1.500					
Elmer Dessens, R ERA: 3.13	2.2		8	1	0	0	2	0	0	0	0	0	0	22	34	0.00	0.375					
Steve Schmolli, R ERA: 5.97	1.0		3	1	0	0	0	0	0	0	0	0	0	6	7	0.00	1.000					

Houston Astros @ Los Angeles Dodgers
 Dodger Stadium, Los Angeles, CA
 Sat Aug 27 2005, 7:10 PM PDT
 Att: 51,738 - Clear - 75 F

AB	33
R	3
H	8
RBI	3
BB	2
SO	8
LOB	11



Batter	1	2	3	4	5	6	7	8	9	AB	R	H	RBI	BB	SO	LOB	BOTTOM					
Antonio Perez, R OBP: 0.382, SLG: 0.439	1-3 3B			3-2 G5-3		1-2 G6-3		1-0 P4		4	1	1	0	0	1	3						
17 Jason Repko, R OBP: 0.284, SLG: 0.363										1	0	0	0	0	0	1						
13 Oscar Robles, L OBP: 0.355, SLG: 0.366	1-2 2B FC4-6			2-1 1B		2-2 F9		2-2 G6-4-3		5	1	2	1	0	0	4						
12 Jeff Kent, R OBP: 0.377, SLG: 0.515	2-1 2B 1B	1-0 G5-3		0-0 P4		2-0 HR				4	2	2	1	0	0	1						
Jason Phillips, R OBP: 0.295, SLG: 0.384	0-1 BB 1B 2B	1-0 G4-3				2-0 2B 1B		1-0 G1-3		4	2	2	1	0	0	0						
Jayson Werth, R OBP: 0.333, SLG: 0.393	4-2 1B BB BB	1-3 K				3-1 2B 2B		0-2 1B		3	2	2	0	1	1	0						
José Cruz Jr., S OBP: 0.346, SLG: 0.421	4-0 BB 1B		1-0 F8			0-0 G6-3 2B		1-0 F8		2	0	1	3	1	0	0						
Mike Edwards, R OBP: 0.299, SLG: 0.349	1-2 2-3 3-H BB					2-H 3-H 2B				1	0	0	0	0	0	1						
Dioner Navarro, S OBP: 0.387, SLG: 0.342	1-2 2-3 3-H BB		1-2 G3-1			2-3 G6-3		1-2 L8		4	0	1	1	0	0	2						
Jose Valentin, S OBP: 0.338, SLG: 0.291	0-0 F9		2-2 P6			3-3 K2-3		2-2 G4-3		4	0	0	0	0	1	5						
Edwin Jackson, R	4-2 G6-3			0-1 G6-3		0-3 K		4-2 13 G6-4-3 BB		2	0	0	1	1	1	1						
Elmer Dessens, R										0	0	0	0	0	0	0						
Hee-Seop Choi, L OBP: 0.342, SLG: 0.468										0	0	0	0	1	0	0						
Steve Schmolli, R										0	0	0	0	0	0	0						
Inning Stats	R: 5 E: 0 K: 1 S: 21	H: 5 LOB: 3 BB: 3 P: 42	R: 0 E: 0 K: 1 S: 5	H: 0 LOB: 0 BB: 0 P: 8	R: 0 E: 0 K: 0 S: 9	H: 0 LOB: 0 BB: 0 P: 13	R: 0 E: 0 K: 0 S: 9	H: 1 LOB: 1 BB: 0 P: 14	R: 2 E: 0 K: 2 S: 12	H: 3 LOB: 1 BB: 0 P: 21	R: 1 E: 0 K: 0 S: 8	H: 1 LOB: 0 BB: 0 P: 14	R: 0 E: 0 K: 0 S: 11	H: 1 LOB: 1 BB: 0 P: 15	R: 0 E: 0 K: 0 S: 6	H: 0 LOB: 0 BB: 1 P: 13	1B: 6 2B: 3 3B: 1 HR: 1	SF: 0 SAC: 0 DP: 1 HBP: 0	WP: 0 PB: 0 SB: 0 CS: 0	PA: 38		
PITCHER	IP	WLS	BF	H	R	ER	SO	BB	IBB	HBP	BLK	WP	HR	S	P	ERA	WHIP					
44 Roy Oswalt, R ERA: 2.94	4.0	L	24	9	7	7	2	3	0	0	0	0	0	48	86	15.75	3.000					
Chad Harville, R ERA: 4.46	1.0		3	0	0	0	2	0	0	0	0	0	0	8	12	0.00	0.000					
Mike Burns, R ERA: 6.0	1.0		4	1	1	1	0	0	0	0	0	0	1	8	14	9.00	1.000					
51 Wandy Rodriguez, L ERA: 6.16	1.0		4	1	0	0	0	0	0	0	0	0	0	11	15	0.00	1.000					
Ezequiel Astacio, R ERA: 6.03	1.0		3	0	0	0	0	1	0	0	0	0	0	6	13	0.00	1.000					

Houston Astros @ Los Angeles Dodgers
 Dodger Stadium, Los Angeles, CA
 Sat Aug 27 2005, 7:10 PM PDT
 Att: 51,738 - Clear - 75 F

AB	34
R	8
H	11
RBI	8
BB	4
SO	4
LOB	18



Batter	1	2	3	4	5	6	7	8	9	AB	R	H	RBI	BB	SO	LOB	TOP										
Antonio Perez, R (1.5) OBP: 0.378, SLG: 0.438 17 Jason Repko, R (7.8) OBP: 0.284, SLG: 0.363	0-1 F9	1-0 12 1B	1-1 F7		0-2 F9		1-3 K			5	1	1	2	0	1	2											
13 Oscar Robles, L (1.6) OBP: 0.354, SLG: 0.382	4-2 12 FC5-4 BB	2-1 L3	1-0 12 2B		0-1 G6-4-3			1-0 F7		4	1	1	0	1	0	3											
12 Jeff Kent, R (1.4) OBP: 0.377, SLG: 0.512	3-1 FC5-4	2-1 FC5 1B	0-0 1B		4-1 1B BB			1-0 F9		4	1	2	4	1	0	1											
Ricky Ledee, L (1.7) OBP: 0.349, SLG: 0.474 Jose Valentin, S (3.7) OBP: 0.351, SLG: 0.285	0-0 G3	1-0 E 1B	0-1 F9		2-2 F8			0-3 K		2	0	1	0	0	0	1											
Jason Phillips, R (1.3) OBP: 0.294, SLG: 0.381		1-0 12 1B		2-2 G6-3		1-3 1B			1-3 K	5	1	2	0	0	1	1											
Jayson Werth, R (1.8) OBP: 0.337, SLG: 0.402		1-2 2B 1B		4-0 FC3-6 BB		2-3 K		2-2 HR	3	2	2	1	2	1	2												
Dioner Navarro, S (1.2) OBP: 0.376, SLG: 0.326		F9		3-2 F8		3-3 K		2-1 G6-3	5	0	0	0	0	1	8												
José Cruz Jr., S (1.9) OBP: 0.350, SLG: 0.416		4-0 2B BB	2-2 13 1B 12 2B SH3-4	0-0 FC3-6		2-2 F7		1-3 K2-3	4	2	1	0	1	1	1												
D.J. Houlton, R (1.1) OBP: 0.240, SLG: 0.182 43 Yhency Brazoban, R (6.1) Giovanni Carrara, R (8.1) Steve Schmolli, R (9.1) Duaner Sanchez, R (9.1)		4-2 2B 12 1B BB	1-1 SH3-4		4-2 13 G6-4-3 BB		1-3 K			0	1	0	1	2	0	0											
Inning Stats	R: 0 E: 0 K: 0 S: 8	H: 0 LOB: 1 BB: 1 P: 15	R: 6 E: 1 K: 0 S: 18	H: 5 LOB: 3 BB: 3 P: 41	R: 2 E: 0 K: 0 S: 12	H: 3 LOB: 1 BB: 1 P: 17	R: 0 E: 0 K: 0 S: 7	H: 0 LOB: 1 BB: 1 P: 16	R: 0 E: 0 K: 2 S: 13	H: 1 LOB: 2 BB: 1 P: 24	R: 0 E: 0 K: 1 S: 11	H: 0 LOB: 0 BB: 0 P: 15	R: 0 E: 0 K: 1 S: 5	H: 0 LOB: 0 BB: 0 P: 7	R: 1 E: 0 K: 2 S: 11	H: 1 LOB: 0 BB: 0 P: 17	1B: 7 2B: 2 3B: 0 HR: 1	SF: 0 SAC: 1 DP: 1 HBP: 0	WP: 0 PB: 0 SB: 0 CS: 0	PA: 44							
PITCHER	IP	WLS	BF	H	R	ER	SO	BB	IBB	HBP	BLK	WP	HR	S	P	ERA	WHIP										
Jerome Williams, R (1.1) ERA: 5.2	1.2	L	14	5	6	5	0	3	0	0	0	0	0	21	45	27.00	4.800										
Todd Wellemeyer, R (2.1) ERA: 6.67	3.1		15	3	2	2	0	3	0	0	0	0	0	31	55	5.40	1.800										
43 Michael Wuertz, R (6.1) ERA: 4.37	2.0		8	1	0	0	4	1	0	0	0	0	0	24	39	0.00	1.000										
34 Kerry Wood, R (8.1) ERA: 4.23	1.0		3	0	0	0	1	0	0	0	0	0	0	5	7	0.00	0.000										
Scott Williamson, R (9.1) ERA: 9.72	1.0		4	1	1	1	2	0	0	0	0	0	1	11	17	9.00	1.000										

Los Angeles Dodgers @ Chicago Cubs
Wrigley Field, Chicago, IL
Mon Aug 29 2005, 7:05 PM CDT
Att: 37,625 - Clear - 76 F

AB 36
R 9
H 10
RBI 8
BB 7
SO 7
LOB 21



Batter	1	2	3	4	5	6	7	8	9	AB	R	H	RBI	BB	SO	LOB	BOTTOM										
Jerry Hairston, R (1.8) OBP: 0.340, SLG: 0.383	1-1 G6-3		2-2 G6-3		0-2 F9		2-2 P2		1-1 2B 1B	5	1	1	0	0	0	0											
Todd Walker, L (1.4) OBP: 0.353, SLG: 0.473	1-1 G3		4-0 BB		0-0 HR		1-2 F9		0-1 1H 2B	4	1	2	2	1	0	0											
25 Derrek Lee, R (1.3) OBP: 0.428, SLG: 0.681	2-2 F9		1-2 F9		1-1 P3			2-1 G5-3	0-0 G5-3	5	0	0	0	0	0	2											
Jeromy Burnitz, L (1.9) OBP: 0.330, SLG: 0.463		2-1 HR		2-1 F8		1-0 HR		3-2 1B E 2B		4	3	3	2	0	0	0											
Nomar Garciaparra, R (1.5) OBP: 0.323, SLG: 0.389		2-1 G5-3		1-0 HR		1-1 G6-3		0-1 E 1B		4	1	2	1	0	0	0											
Todd Hollandsworth, L (1.7) OBP: 0.301, SLG: 0.388 34 Kerry Wood, R (8.1) OBP: 0.158, SLG: 0.222 Scott McClain, R (8.7) Scott Williamson, R (9.1)		0-1 F7		1-0 G6-3		0-3 K		0-0 E5	1-2 G6-4-3	3	0	0	0	0	1	0											
Neifi Perez, S (1.6) OBP: 0.304, SLG: 0.397		2-2 1B		2-1 E8 1B		0-1 1B		1-2 G6-4-3	0-1 1-2	4	0	3	0	0	0	2											
Michael Barrett, R (1.2) OBP: 0.349, SLG: 0.492		1-1 P4		1-2 F9		2-0 G6-3			3-2 L9	4	0	0	0	0	0	3											
Jerome Williams, R (1.1) ERA: 4.94 Todd Wellemeyer, R (2.1) Jose Valentin, S (3.7) 43 Michael Wuertz, R (6.1) Corey Patterson, L (7.7) OBP: 0.302, SLG: 0.364			2-2 L9		1-3 K		2-3 K		2-3 K	0	0	0	0	0	0	0											
Inning Stats	R: 0 E: 0 K: 0 S: 7	H: 0 LOB: 0 BB: 0 P: 11	R: 1 E: 0 K: 0 S: 11	H: 2 LOB: 1 BB: 0 P: 18	R: 0 E: 0 K: 0 S: 15	H: 0 LOB: 1 BB: 1 P: 24	R: 1 E: 1 K: 0 S: 9	H: 2 LOB: 1 BB: 0 P: 16	R: 1 E: 0 K: 1 S: 9	H: 1 LOB: 0 BB: 0 P: 11	R: 1 E: 0 K: 1 S: 14	H: 2 LOB: 0 BB: 0 P: 19	R: 1 E: 1 K: 0 S: 10	H: 2 LOB: 1 BB: 0 P: 15	R: 1 E: 0 K: 1 S: 15	H: 2 LOB: 1 BB: 0 P: 21	1B: 5 2B: 2 3B: 0 HR: 4	SF: 0 SAC: 0 DP: 1 HBP: 0	WP: 0 PB: 0 SB: 0 CS: 0	PA: 39							
PITCHER	IP	WLS	BF	H	R	ER	SO	BB	IBB	HBP	BLK	WP	HR	S	P	ERA	WHIP										
D.J. Houlton, R (1.1) ERA: 4.94	5.2	W	25	7	4	4	2	1	0	0	0	0	0	4	59	9.00	1.412										
43 Yhency Brazoban, R (6.1) ERA: 5.68	1.1		4	0	0	0	1	0	0	0	0	0	0	15	22	0.00	0.000										
Giovanni Carrara, R (8.1) ERA: 4.58	1.0		5	2	1	1	0	0	0	0	0	0	0	10	15	9.00	2.000										
Steve Schmolli, R (9.1) ERA: 6.11	0.2		4	2	1	1	1	0	0	0	0	0	0	14	20	13.50	3.000										
Duaner Sanchez, R (9.1) ERA: 3.46	0.1	S	1	0	0	0	0	0	0	0	0	0	0	1	1	0.00	0.000										

Los Angeles Dodgers @ Chicago Cubs
Wrigley Field, Chicago, IL
Mon Aug 29 2005, 7:05 PM CDT
Att: 37,625 - Clear - 76 F

AB 38
R 6
H 11
RBI 6
BB 1
SO 4
LOB 8



Batter	1	2	3	4	5	6	7	8	9	AB	R	H	RBI	BB	SO	LOB	TOP										
Jayson Werth, R OBP: 0.330, SLG: 0.392	2-3 K	0-2 1-3 2-H 3-H 1B	2-3 K			0-0 L6		3-3 K		5	0	1	2	0	3	3											
13 Oscar Robles, L OBP: 0.346, SLG: 0.353	1-2 G1-3	2-1 L3			0-1 G1-3	0-0 G4-3			0-2 G6-3	5	0	0	0	0	0	3											
12 Jeff Kent, R Willy Aybar, S	0-3 K		0-1 HR	1-0 G5-3		3-2 F8		1-2 G1-3		4	1	1	0	0	1	0											
Olmedo Saenz, R OBP: 0.347, SLG: 0.527		1-1 G4-3	0-0 HR	2-2 F8		0-0 1B		4-0 BB		4	1	2	2	1	0	0											
Jason Phillips, R OBP: 0.298, SLG: 0.380		4-2 1B	2-1 BB		0-3 K	3-3 K		4-2 BB		3	2	1	0	2	2	1											
Mike Edwards, R OBP: 0.296, SLG: 0.356		0-1 1B	4-2 BB		0-0 G6-3	1-2 F9		1-0 L7		4	2	1	0	1	0	3											
José Cruz Jr., S OBP: 0.356, SLG: 0.432		0-0 1B	1-1 BB		1-2 2B			4-1 BB		3	1	3	3	1	0	0											
17 Jason Repko, R OBP: 0.283, SLG: 0.361		0-0 1B	0-3 K		2-3 K			3-2 FC6-4		4	0	1	0	0	2	3											
Derek Lowe, R OBP: 0.148, SLG: 0.185	3-3 K	2-3 K			1-2 13 G4-3			1-2 F9		4	0	1	0	0	2	5											
Inning Stats	R: 0 E: 0 K: 2 S: 10	H: 0 LOB: 0 BB: 0 P: 13	R: 3 E: 0 K: 1 S: 17	H: 4 LOB: 2 BB: 1 P: 27	R: 4 E: 0 K: 3 S: 22	H: 4 LOB: 1 BB: 1 P: 33	R: 0 E: 0 K: 0 S: 8	H: 0 LOB: 0 BB: 0 P: 11	R: 0 E: 0 K: 2 S: 11	H: 1 LOB: 1 BB: 0 P: 14	R: 0 E: 0 K: 1 S: 5	H: 1 LOB: 0 BB: 0 P: 6	R: 0 E: 0 K: 1 S: 12	H: 1 LOB: 1 BB: 0 P: 19	R: 0 E: 0 K: 1 S: 10	H: 0 LOB: 1 BB: 2 P: 21	R: 0 E: 0 K: 0 S: 10	H: 0 LOB: 2 BB: 2 P: 20	1B: 8 2B: 1 3B: 1 HR: 1	SF: 0 SAC: 0 DP: 1 HBP: 0	WP: 0 PB: 0 SB: 0 CS: 0	PA: 42					
PITCHER	IP	WLS	BF	H	R	ER	SO	BB	IBB	HBP	BLK	WP	HR	S	P	ERA	WHIP										
Glendon Rusch, L ERA: 4.83	2.0	L	15	7	7	3	5	2	0	0	0	0	1	37	56	31.50	4.500										
43 Michael Wuertz, R ERA: 4.15	3.0		11	2	0	0	3	0	0	0	0	0	0	31	42	0.00	0.667										
Scott Williamson, R ERA: 6.68	1.0		3	1	0	0	0	0	0	0	0	0	0	5	6	0.00	1.000										
Jermaine Van Buren, R ERA: 2.27	2.0		8	1	0	0	2	1	0	0	0	0	0	22	40	0.00	1.000										
13 Will Ohman, L ERA: 2.27	1.0		5	0	0	0	0	2	0	0	0	0	0	10	20	0.00	2.000										

Los Angeles Dodgers @ Chicago Cubs
Wrigley Field, Chicago, IL
Wed Aug 31 2005, 1:20 PM CDT
Att: 37,489 - Sunny - 72 F

AB 37
R 7
H 11
RBI 7
BB 5
SO 10
LOB 18



Batter	1	2	3	4	5	6	7	8	9	AB	R	H	RBI	BB	SO	LOB	BOTTOM										
Jerry Hairston, R OBP: 0.337, SLG: 0.382	0-2 G3-6-1		0-1 F9			1-2 P5			2-1 G5-3	4	0	1	0	0	0	1											
Neftali Pérez, S OBP: 0.302, SLG: 0.393	0-1 G3-6-1			1-1 L6			1-2 G4-3		1-0 P6	4	0	0	0	0	0	1											
25 Derrek Lee, R Scott McClain, R	1-3 K			3-3 K			1-3 K			2	0	0	0	0	2	0											
Jeromy Burnitz, L 5 Ronny Cedeno, R		2-1 G3		2-2 L8			4-2 FC6-4			2	0	0	0	1	0	0											
Nomar Garciaparra, R 13 Will Ohman, L		2-1 F9			0-3 K		1-0 FC6-4			3	0	0	0	0	1	1											
Todd Walker, L OBP: 0.351, SLG: 0.472		2-2 L9			2-2 G4-3			1-0 F9		3	0	0	0	0	0	0											
Michael Barrett, R OBP: 0.349, SLG: 0.489			4-1 BB		2-2 G6-3			1-2 G6-3		2	0	0	0	1	0	0											
Corey Patterson, L OBP: 0.260, SLG: 0.361			3-3 K			0-0 B1			0-0 G4-3	3	0	0	0	0	1	1											
Glendon Rusch, L 43 Michael Wuertz, R Scott Williamson, R 19 Matt Murton, R Jermaine Van Buren, R Jose Macias, S	11.1 E: 0 K: 1 S: 9	0.0 LOB: 0 BB: 0 P: 10	R: 0 E: 0 K: 0 S: 7	H: 0 LOB: 0 BB: 0 P: 13	R: 0 E: 0 K: 2 S: 9	H: 0 LOB: 1 BB: 1 P: 17	R: 0 E: 0 K: 1 S: 11	H: 0 LOB: 0 BB: 0 P: 17	R: 0 E: 0 K: 1 S: 9	H: 0 LOB: 0 BB: 0 P: 13	R: 0 E: 0 K: 1 S: 10	H: 0 LOB: 1 BB: 1 P: 17	R: 0 E: 0 K: 0 S: 5	H: 0 LOB: 0 BB: 0 P: 7	R: 0 E: 0 K: 0 S: 5	H: 0 LOB: 0 BB: 0 P: 9	1B: 1 2B: 0 3B: 0 HR: 0	SF: 0 SAC: 0 DP: 1 HBP: 0	WP: 0 PB: 0 SB: 0 CS: 0	PA: 29							
PITCHER	IP	WLS	BF	H	R	ER	SO	BB	IBB	HBP	BLK	WP	HR	S	P	ERA	WHIP										
Derek Lowe, R ERA: 3.91	9.0	W	29	1	0	0	7	2	0	0	0	0	0	74	115	0.00	0.333										

Los Angeles Dodgers @ Chicago Cubs
Wrigley Field, Chicago, IL
Wed Aug 31 2005, 1:20 PM CDT
Att: 37,489 - Sunny - 72 F

AB 27
R 0
H 1
RBI 0
BB 2
SO 7
LOB 5



Batter	1	2	3	4	5	6	7	8	9	AB	R	H	RBI	BB	SO	LOB	TOP			
Jayson Werth, R OBP: 0.338, SLG: 0.395	1-2 13 1B 13 S	1-3 K		4-1 BB		4-1 BB		2-2 SF9 13 1B	3 1 2 0 2 1 1											
13 Oscar Robles, L OBP: 0.347, SLG: 0.354	1-1 1B		1-2 G3-1	3-1 P3		1-3 K		2-0 G4-3 1B	5 0 2 1 0 1 6											
12 Jeff Kent, R Willy Aybar, S	2-3 K		0-0 G4-3		2-0 P3		1-3 K	3-2 G4-3 1B	4 0 0 0 0 2 2 1 0 0 0 0 0 2											
Ricky Ledee, L OBP: 0.344, SLG: 0.465	2-2 P6		1-2 1B		0-2 G3		2-2 G6-3	2-2 SF9	4 0 1 1 0 0 2											
Jason Phillips, R OBP: 0.294, SLG: 0.375	0-0 P5		1-0 P4		1-1 G6-3		1-0 F8	3-H P4	5 0 0 0 0 0 4											
Mike Edwards, R OBP: 0.295, SLG: 0.370		0-0 HR		0-3 K		1-2 P3		0-0 L9	4 1 1 1 0 1 0											
Dioner Navarro, S OBP: 0.388, SLG: 0.344		2-2 G4-3		4-1 BB		2-2 1B WP 1B		2-2 F7	3 0 1 0 1 0 0								AB 34 R 3 H 9 RBI 3 BB 5 SO 6 LOB 21			
José Cruz Jr., S OBP: 0.361, SLG: 0.432		4-1 SH3-4 BB		4-2 BB		3-2 BB		2-2 P4	2 0 1 0 2 0 0											
Jeff Weaver, R Hes-Scotto, C Antonio Flores, R Franquielis Osoria, R 56 Hung-Chih Kuo, L Steve Schmall, R Jose Valentini, S	0-1 SH3-4		1-3 K		2-1 P4			0-0 1B 13 1B 1B	1 0 0 0 0 0 1 2 0 0 0 0 0 0 0 0 1 0 0 0 0 0 0 2 0 1 1 1 0 0 0 0 0											
Inning Stats	R: 0 E: 0 K: 1 S: 15	H: 2 LOB: 2 BB: 0 P: 21	R: 1 E: 0 K: 1 S: 10	H: 1 LOB: 1 BB: 1 P: 17	R: 0 E: 0 K: 0 S: 8	H: 1 LOB: 1 BB: 0 P: 11	R: 0 E: 0 K: 2 S: 13	H: 0 LOB: 3 BB: 3 P: 29	R: 0 E: 0 K: 1 S: 6	H: 2 LOB: 3 BB: 1 P: 30	R: 0 E: 0 K: 1 S: 7	H: 0 LOB: 0 BB: 0 P: 11	R: 0 E: 0 K: 0 S: 15	H: 0 LOB: 0 BB: 0 P: 19	R: 2 E: 0 K: 0 S: 17	H: 3 LOB: 1 BB: 0 P: 26	1B: 8 2B: 0 3B: 0 HR: 1	SF: 1 SAC: 1 DP: 0 HBP: 0	WP: 1 PB: 0 SB: 1 CS: 0	PA: 41
PITCHER	IP WLS BF H R ER SO BB IBB HBP BLK WP HR S P ERA WHIP																			
Sun-Woo Kim, R ERA: 4.5	(1, 1) 5.1 W 26 6 1 1 4 4 0 0 0 0 1 1 62 103 1.69 1.875																			
Randy Williams, L ERA: 7.39	(6, 1) 0.2 3 0 0 0 1 1 0 0 0 0 0 0 7 14 0.00 1.500																			
Jose Acevedo, R ERA: 6.58	(7, 1) 3.0 S 12 3 2 2 1 0 0 0 0 0 0 0 39 56 6.00 1.000																			

Los Angeles Dodgers @ Colorado Rockies
Coors Field, Denver, CO
Fri Sep 02 2005, 7:05 PM MDT
Att: 19,272 - Clear - 82 F

Batter	1	2	3	4	5	6	7	8	9	AB	R	H	RBI	BB	SO	LOB	BOTTOM			
12 Clint Barmes, R OBP: 0.363, SLG: 0.504	0-1 F9	1-0 G4-3		0-1 G5-3		2-1 P5	1-0 L6		5 0 0 0 0 0 6											
18 Cory Sullivan, L OBP: 0.311, SLG: 0.330	4-2 17 HR BB		2-2 11 1B 27 HR 1B	1-3 K		0-3 K		4-2 17 BB 2B	3 3 1 0 2 2 1											
17 Todd Helton, L Luis Gonzalez, R	3-2 HR		1-0 F9		3-2 HR		1-1 G3-1	4-0 5 2B 11 SF8 BB	4 3 2 3 1 0 1 0 0 0 0 0 0 0											
5 Matt Holliday, R	0-2 F9		1-3 K		0-3 K		0-1 1B 11 1B	2-2 11 SF8 27 SF9 2B	5 2 2 1 0 2 1											
11 Brad Hawpe, L	0-2 G6-3		1-2 27 HR 1B		2-3 K		0-0 1B 1B	3-2 SF8	4 2 2 1 0 1 0											
27 Garrett Atkins, R		3-2 F8	1-0 1H 3H HR		4-2 HBP BB		2-0 L9	1-1 SF9	3 1 1 4 1 0 2											
JD Closser, S	0-1 1B 1B		1-3 K		1-2 HBP		1-1 1B 1B	3-H F9	4 0 2 0 0 1 0											
Aaron Miles, S		2-2 L4		0-1 SH1-4 1B		0-2 F8		3-1 1B 1B	4 0 2 2 0 0 3											
Sun-Woo Kim, R Randy Williams, L	1-0 1B		1-2 1B		0-2 SH1-4		0-0 G6-3	4-2 BB	1 0 1 0 0 0 0 0 0 0 0 0 0 0											
Choo Freeman, R Jose Acevedo, R	1-2 1B		1-2 1B		1-2 1B		1-2 BB		1 0 0 0 0 0 0 0 0 0 0 1 0 0											
Inning Stats	R: 2 E: 0 K: 0 S: 15	H: 1 LOB: 0 BB: 1 P: 22	R: 0 E: 0 K: 0 S: 12	H: 2 LOB: 2 BB: 0 P: 19	R: 3 E: 0 K: 2 S: 14	H: 3 LOB: 0 BB: 0 P: 23	R: 0 E: 0 K: 1 S: 10	H: 1 LOB: 1 BB: 0 P: 11	R: 1 E: 0 K: 2 S: 17	H: 1 LOB: 2 BB: 1 P: 27	R: 0 E: 0 K: 1 S: 6	H: 0 LOB: 0 BB: 1 P: 8	R: 2 E: 0 K: 0 S: 13	H: 4 LOB: 3 BB: 1 P: 25	R: 3 E: 0 K: 0 S: 17	H: 1 LOB: 0 BB: 2 P: 33	1B: 9 2B: 1 3B: 0 HR: 3	SF: 2 SAC: 1 DP: 0 HBP: 1	WP: 0 PB: 0 SB: 0 CS: 0	PA: 43
PITCHER	IP WLS BF H R ER SO BB IBB HBP BLK WP HR S P ERA WHIP																			
Jeff Weaver, R ERA: 4.4	(1, 1) 5.0 L 26 4 2 2 1 2 0 1 0 0 0 0 68 102 10.80 2.000																			
Franquielis Osoria, R ERA: 5.27	(6, 1) 1.2 10 4 2 2 1 1 0 0 0 0 0 0 18 31 10.80 3.000																			
56 Hung-Chih Kuo, L ERA: 54.0	(7, 1) 0.1 3 0 2 2 0 2 0 0 0 0 0 0 4 13 54.00 6.000																			
Steve Schmall, R ERA: 6.19	(8, 1) 1.0 4 1 1 1 0 0 0 0 0 0 0 0 14 22 9.00 1.000																			

Los Angeles Dodgers @ Colorado Rockies
Coors Field, Denver, CO
Fri Sep 02 2005, 7:05 PM MDT
Att: 19,272 - Clear - 82 F



Batter	1	2	3	4	5	6	7	8	9	10	AB	R	H	RBI	BB	SO	LOB	TOP									
Antonio Perez, R OBP: 0.371, SLG: 0.429 Ricky Ledee, L OBP: 0.343, SLG: 0.463 17 Jason Repko, R OBP: 0.281, SLG: 0.358	G1-3		G5-4-3		K			F8			4	1	1	0	0	1	1	Los Angeles Dodgers @ Colorado Rockies Coors Field, Denver, CO Sun Sep 04 2005, 1:05 PM MDT Att. 25,069 - Sunny - 86 F									
13 Oscar Robles, L OBP: 0.347, SLG: 0.357	G6-3			G3-1	G6-3				G4-3		5	1	1	0	0	0	0										
12 Jeff Kent, R OBP: 0.377, SLG: 0.523	K			F9							5	1	3	4	0	1	0										
Olmedo Saenz, R OBP: 0.354, SLG: 0.532 Duaner Sanchez, R											4	1	1	0	1	1	2										
Jason Phillips, R OBP: 0.294, SLG: 0.376 Elmer Dessens, R Willy Aybar, S											4	1	1	0	0	0	1										
José Cruz Jr., S OBP: 0.338, SLG: 0.425											5	0	2	2	0	2	1										
Jayson Werth, R OBP: 0.338, SLG: 0.391											4	0	1	0	1	2	2										
Jose Valentin, S OBP: 0.343, SLG: 0.287											3	0	1	0	2	0	1										
Edwin Jackson, R OBP: 0.286, SLG: 0.167 Steve Schmolli, R											2	0	1	0	0	0	3										
Hee-Seop Choi, L OBP: 0.338, SLG: 0.465 Dioner Navarro, S OBP: 0.377, SLG: 0.337											1	1	0	0	0	0	1										
Inning Stats	R: 0 E: 0 K: 1 S: 12	H: 0 LOB: 0 BB: 0 P: 15	R: 0 E: 0 K: 1 S: 6	H: 1 LOB: 1 BB: 1 P: 14	R: 0 E: 0 K: 2 S: 5	H: 1 LOB: 0 BB: 0 P: 7	R: 2 E: 0 K: 0 S: 22	H: 4 LOB: 3 BB: 1 P: 38	R: 0 E: 0 K: 1 S: 8	H: 1 LOB: 1 BB: 0 P: 12	R: 0 E: 0 K: 0 S: 6	H: 0 LOB: 0 BB: 0 P: 13	R: 4 E: 0 K: 1 S: 13	H: 3 LOB: 1 BB: 1 P: 22	R: 0 E: 0 K: 1 S: 12	H: 1 LOB: 2 BB: 1 P: 20	R: 0 E: 0 K: 0 S: 12	H: 1 LOB: 0 BB: 0 P: 8	R: 0 E: 0 K: 2 S: 12	H: 1 LOB: 2 BB: 1 P: 20	1B: 11 2B: 1 3B: 0 HR: 1	SF: 0 SAC: 0 DP: 3 HBP: 0	WP: 1 PB: 0 SB: 0 CS: 0	PA: 45			
PITCHER	IP	WLS	BF	H	R	ER	SO	BB	IBB	HBP	BLK	WP	HR	S	P	ERA	WHIP										
Zach Day, R ERA: 6.64	5.0		22	7	2	2	3	1	0	0	0	0	0	53	86	3.60	1.600										
Jamey Wright, R ERA: 5.8	1.1	6	1	2	2	0	1	0	0	0	0	0	0	11	23	13.50	1.500										
Randy Williams, L ERA: 7.85	0.0	1	1	0	0	0	0	0	0	0	0	0	0	2	3	∞	∞										
David Cortes, R ERA: 3.43	1.2	B	8	2	2	2	1	0	0	0	0	0	1	18	29	10.80	1.800										
40 Brian Fuentes, L ERA: 2.99	1.0	3	1	0	0	0	0	0	0	0	0	0	0	5	8	0.00	1.000										

Batter	1	2	3	4	5	6	7	8	9	10	AB	R	H	RBI	BB	SO	LOB	BOTTOM									
12 Clint Barnes, R OBP: 0.363, SLG: 0.500	L7										5	1	2	0	0	0	0	Los Angeles Dodgers @ Colorado Rockies Coors Field, Denver, CO Sun Sep 04 2005, 1:05 PM MDT Att. 25,069 - Sunny - 86 F									
18 Cory Sullivan, L OBP: 0.318, SLG: 0.347											5	2	4	2	0	1	1										
17 Todd Helton, L OBP: 0.426, SLG: 0.509											4	0	0	0	1	0	4										
5 Matt Holliday, R OBP: 0.360, SLG: 0.512											4	2	1	2	1	2	3										
11 Brad Hawpe, L OBP: 0.369, SLG: 0.477											5	0	1	1	0	0	1										
27 Garrett Atkins, R OBP: 0.354, SLG: 0.417 Choo Freeman, R OBP: 0.143, SLG: 0.286 Luis Gonzalez, R OBP: 0.327, SLG: 0.425											4	0	1	0	0	0	1										
JD Closser, S OBP: 0.328, SLG: 0.400 Danny Ardoin, R OBP: 0.307, SLG: 0.346											2	1	0	0	2	1	1										
6 Omar Quintanilla, L OBP: 0.297, SLG: 0.273											4	0	1	2	0	1	1										
Zach Day, R OBP: 0.209, SLG: 0.200 Jamey Wright, R ERA: 5.8 Randy Williams, L ERA: 7.85 David Cortes, R ERA: 3.43 40 Brian Fuentes, L ERA: 2.99 Jorge Pineda, L OBP: 0.316, SLG: 0.343 Scott Dohmann, R ERA: 6.64											2	1	1	0	0	0	1										
Inning Stats	R: 0 E: 0 K: 0 S: 9	H: 1 LOB: 0 BB: 0 P: 12	R: 0 E: 0 K: 1 S: 8	H: 0 LOB: 0 BB: 0 P: 14	R: 2 E: 0 K: 2 S: 17	H: 3 LOB: 1 BB: 0 P: 30	R: 2 E: 0 K: 0 S: 9	H: 1 LOB: 1 BB: 2 P: 22	R: 2 E: 0 K: 0 S: 10	H: 2 LOB: 0 BB: 0 P: 18	R: 0 E: 0 K: 1 S: 11	H: 0 LOB: 1 BB: 1 P: 19	R: 0 E: 0 K: 1 S: 10	H: 1 LOB: 1 BB: 0 P: 14	R: 0 E: 0 K: 0 S: 9	H: 1 LOB: 0 BB: 0 P: 17	R: 0 E: 0 K: 1 S: 7		H: 0 LOB: 0 BB: 0 P: 10	R: 1 E: 0 K: 1 S: 9	H: 2 LOB: 2 BB: 1 P: 18	1B: 7 2B: 3 3B: 1 HR: 1	SF: 0 SAC: 0 DP: 2 HBP: 0	WP: 0 PB: 0 SB: 1 CS: 0	PA: 41		
PITCHER	IP	WLS	BF	H	R	ER	SO	BB	IBB	HBP	BLK	WP	HR	S	P	ERA	WHIP										
Edwin Jackson, R ERA: 7.2	5.0		23	7	6	6	3	2	0	0	0	0	0	53	96	10.80	1.800										
Steve Schmolli, R ERA: 6.03	1.0	4	0	0	0	0	1	0	0	0	0	0	0	11	19	0.00	1.000										
Elmer Dessens, R ERA: 2.79	2.0	7	2	0	0	1	0	0	0	0	0	0	0	19	31	0.00	1.000										
Duaner Sanchez, R ERA: 3.54	1.1	L	7	2	1	1	2	0	1	0	0	0	0	16	28	6.75	1.500										



Batter	1	2	3	4	5	6	7	8	9	AB	R	H	RBI	BB	SO	LOB	TOP								
2 Randy Winn, S OBP: 0.341, SLG: 0.433	G4-3			K		SH2-4 13 2B		SH1-4		3	0	1	0	0	1	0	San Francisco Giants @ Los Angeles Dodgers Dodger Stadium, Los Angeles, CA Mon Sep 05 2005, 5:10 PM PDT Att: 34,871 - Clear - 78 F								
13 Omar Vizquel, S OBP: 0.342, SLG: 0.372	K			G3		SH2-4		K		3	0	0	0	0	2	2									
J.T. Snow, L OBP: 0.346, SLG: 0.366	G1-6-3			1B		G5-3 BB		E BB		2	0	1	0	2	0	0									
Moises Alou, R OBP: 0.400, SLG: 0.504		F8		K		G5-3		E5		4	0	0	0	0	1	4									
Ray Durham, S OBP: 0.365, SLG: 0.447 Mike Matheny, R OBP: 0.310, SLG: 0.423		G6-3				L9		SH1 S 2B		4	2	2	0	0	0	2									
Pedro Feliz, R OBP: 0.309, SLG: 0.436	G4-3							SH1		0	0	0	0	0	0	0									
Todd Linden, S OBP: 0.301, SLG: 0.405				G4-3		E7 1B		SH1		3	0	1	0	0	1	0									
Yamid Haad, R OBP: 0.095, SLG: 0.053 Edgardo Alfonzo, R OBP: 0.336, SLG: 0.553 Angel Chavez, R OBP: 0.336, SLG: 0.553				K		SF8		K		2	0	0	1	0	2	0									
41 Brad Hennessey, R Jack Taschner, L LaTroy Hawkins, R Lance Niekro, R Julio Ramirez, R Scott Eyre, L 40 Daniel Ortmeier, S Armando Benitez, R	G4-3			G4-3		K		E SH1-4 1B		2	0	0	0	0	0	1									
Inning Stats	R: 0 E: 0 K: 1 S: 11	H: 0 LOB: 0 BB: 0 P: 15	R: 0 E: 0 K: 0 S: 9	H: 0 LOB: 0 BB: 0 P: 13	R: 0 E: 0 K: 1 S: 11	H: 0 LOB: 0 BB: 0 P: 15	R: 0 E: 0 K: 2 S: 13	H: 1 LOB: 1 BB: 0 P: 17	R: 1 E: 1 K: 2 S: 14	H: 2 LOB: 1 BB: 0 P: 16	R: 0 E: 0 K: 0 S: 8	H: 1 LOB: 2 BB: 1 P: 19	R: 0 E: 0 K: 2 S: 12	H: 0 LOB: 0 BB: 0 P: 18	R: 1 E: 1 K: 1 S: 8	H: 1 LOB: 2 BB: 1 P: 15		R: 1 E: 0 K: 1 S: 13	H: 2 LOB: 2 BB: 0 P: 17	1B: 5 2B: 2 3B: 0 HR: 0	SF: 1 SAC: 3 DP: 0 HBP: 1	WP: 0 PB: 0 SB: 2 CS: 2	PA: 36		
PITCHER	IP	WLS	BF	H	R	ER	SO	BB	IBB	HBP	BLK	WP	HR	S	P	ERA	WHIP								
Derek Lowe, R ERA: 3.77	7.0		26	4	1	0	8	1	0	0	0	0	0	78	113	0.00	0.714								
43 Yhency Brazoban, R ERA: 6.22	1.0	L	5	1	1	0	1	1	0	0	0	0	0	8	15	0.00	2.000								
Steve Schmolli, R ERA: 6.1	1.0		5	2	1	1	1	0	0	1	0	0	0	13	17	9.00	2.000								

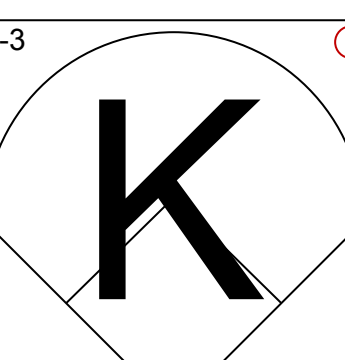
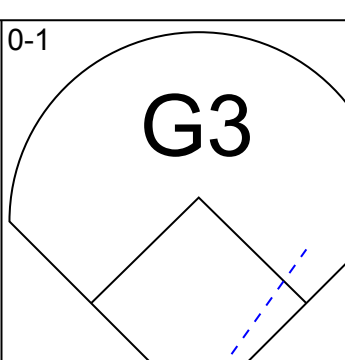
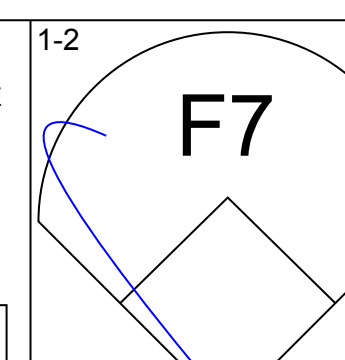
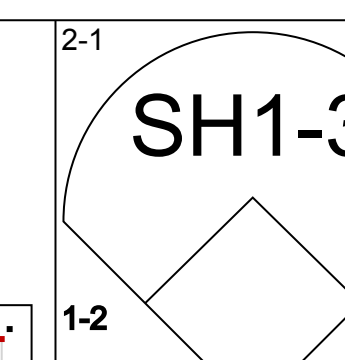
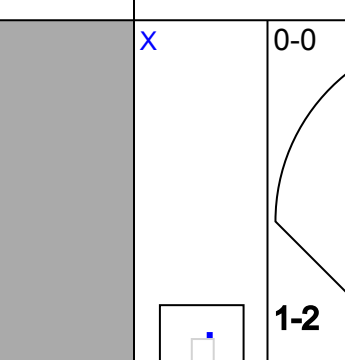
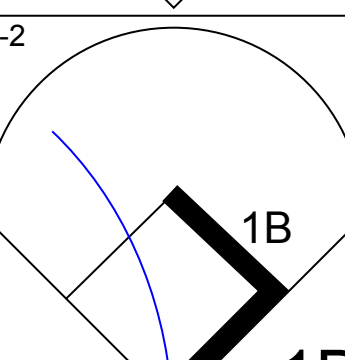
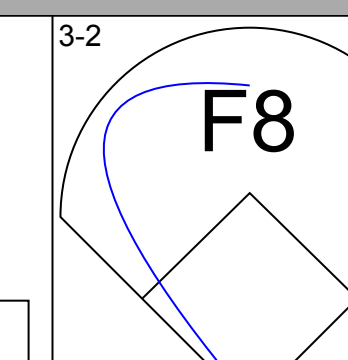
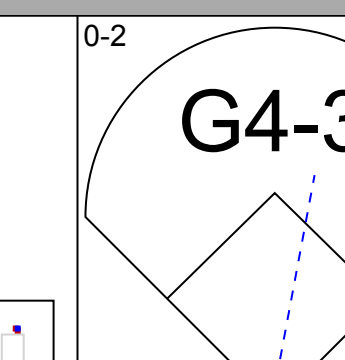
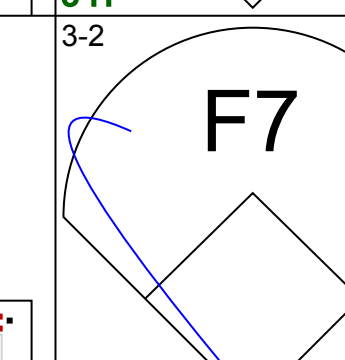
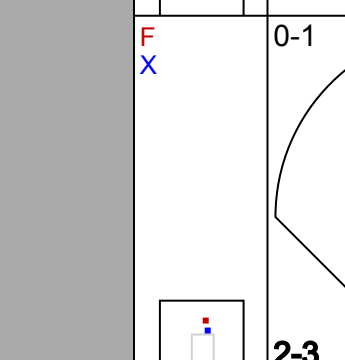
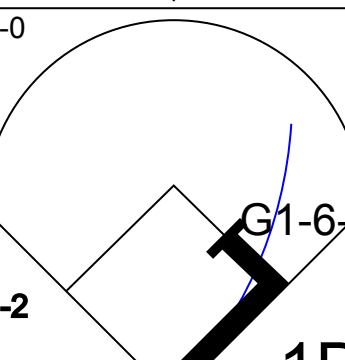
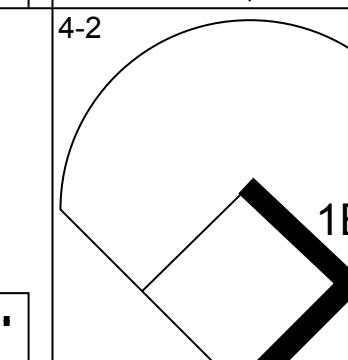
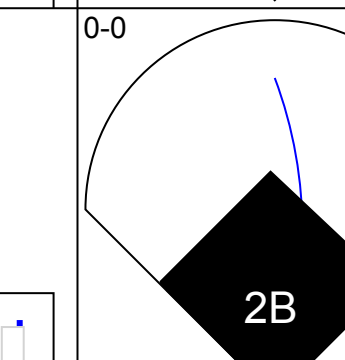
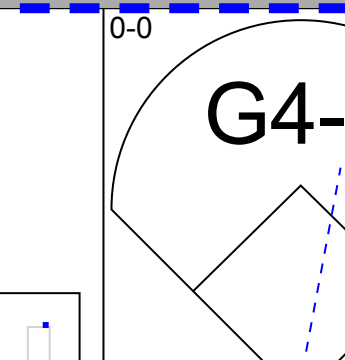
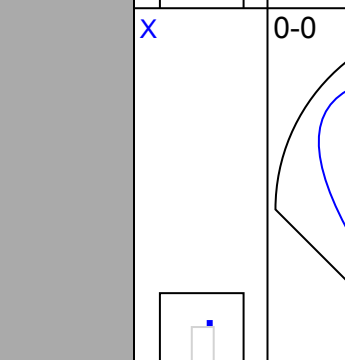
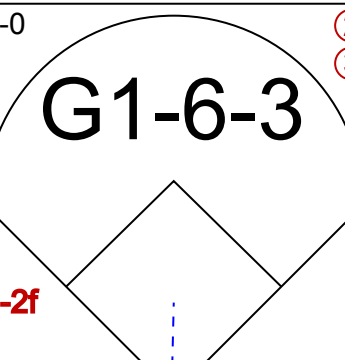
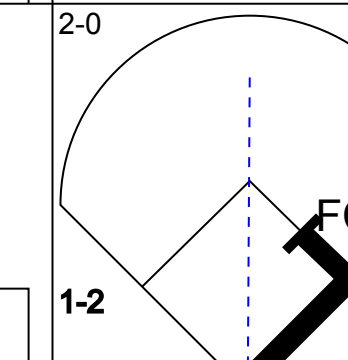
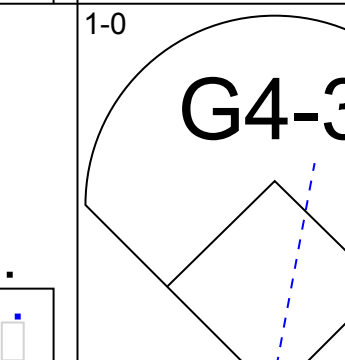
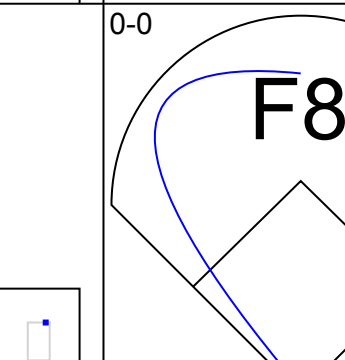
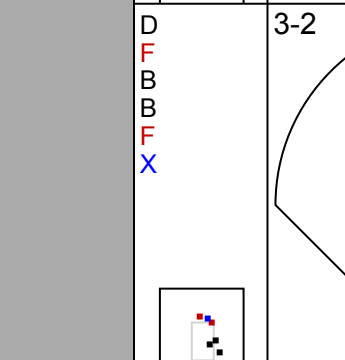
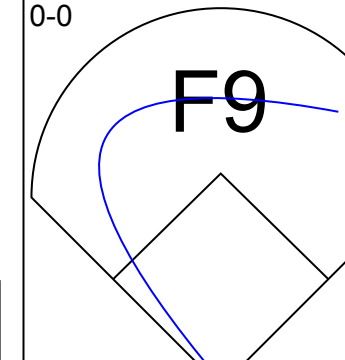
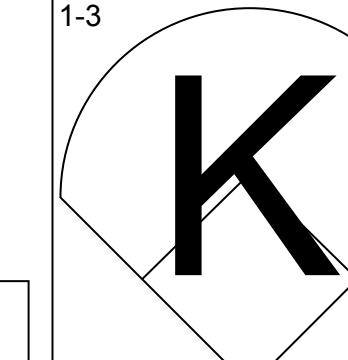
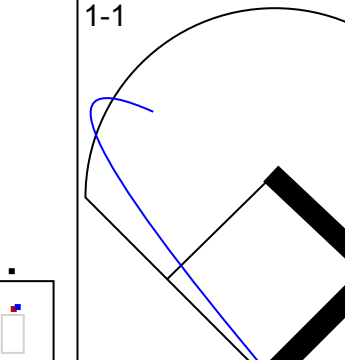
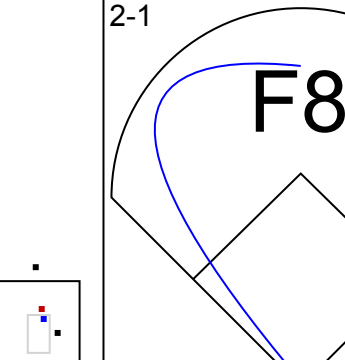

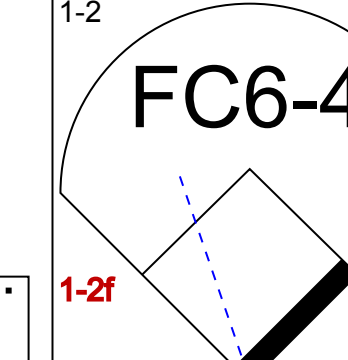
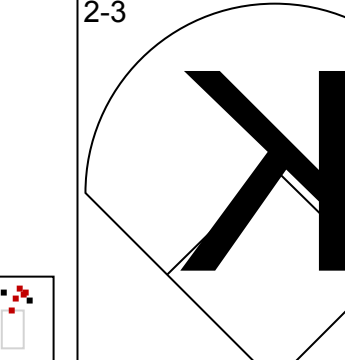
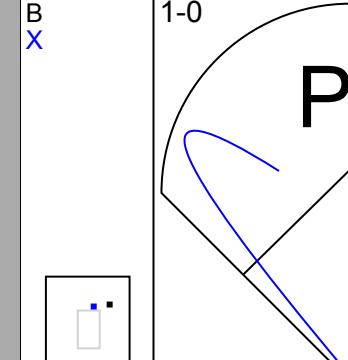

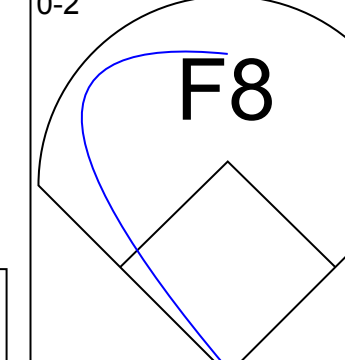
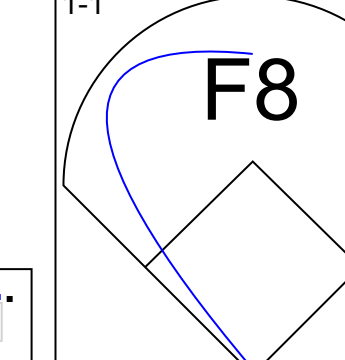
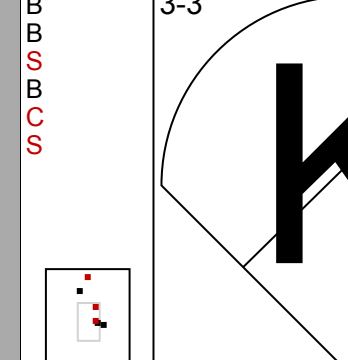
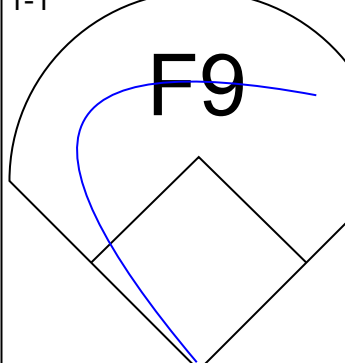
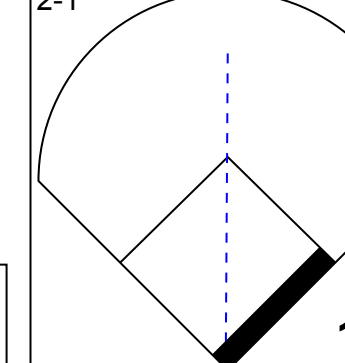
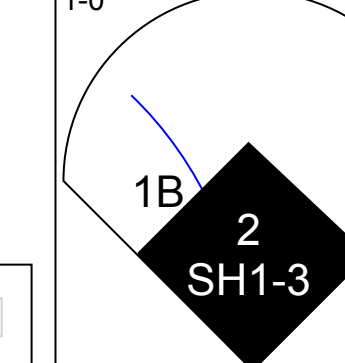
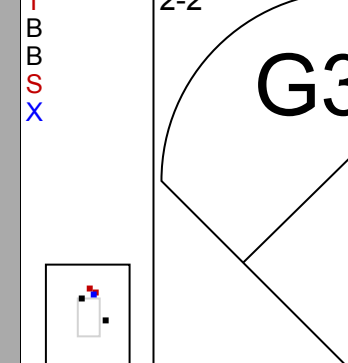

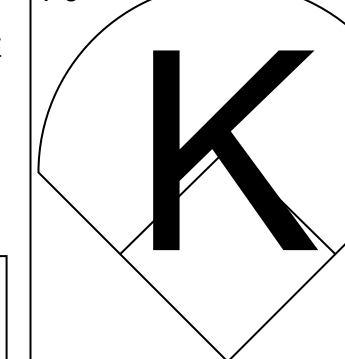
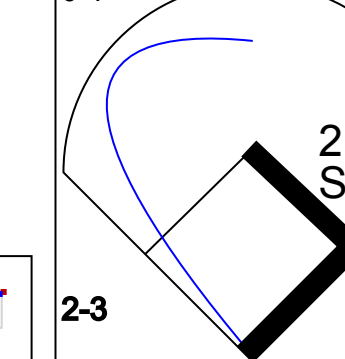
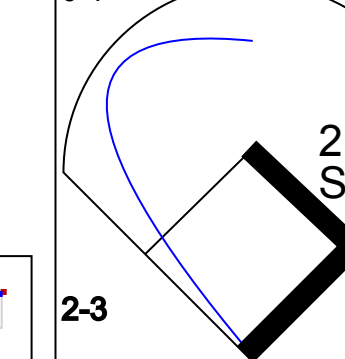
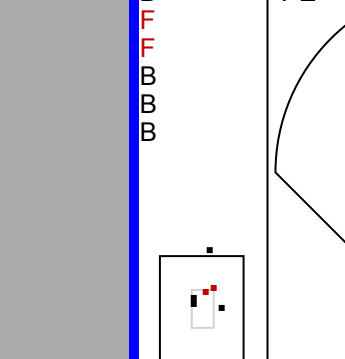
Batter	1	2	3	4	5	6	7	8	9	AB	R	H	RBI	BB	SO	LOB	BOTTOM								
13 Oscar Robles, L OBP: 0.349, SLG: 0.359	CS 1B		G6-4-3			1B		G4-3		4	0	2	0	0	0	1	San Francisco Giants @ Los Angeles Dodgers Dodger Stadium, Los Angeles, CA Mon Sep 05 2005, 5:10 PM PDT Att: 34,871 - Clear - 78 F								
Mike Edwards, R OBP: 0.294, SLG: 0.367	K		G6-3			G6-4-3 1B		K		4	0	1	0	0	2	1									
12 Jeff Kent, R OBP: 0.374, SLG: 0.519	F9			G1-3		L7		F7		4	0	0	0	0	0	2									
Olmedo Saenz, R OBP: 0.352, SLG: 0.528		K		G4-6-3 1B		G6-4-3		P3		4	0	1	0	0	1	2									
José Cruz Jr., S OBP: 0.359, SLG: 0.427	G4-3 1B			G4-6-3				F8		4	1	2	0	0	0	1									
Dioner Navarro, S OBP: 0.364, SLG: 0.324	G4-3			F7		F7		E1 BB		4	0	0	0	0	0	2									
Jayson Werth, R OBP: 0.346, SLG: 0.391				FC6 BB		BB		BB		0	0	0	0	4	0	0									
Jose Valentin, S OBP: 0.339, SLG: 0.283 Antonio Perez, R OBP: 0.374, SLG: 0.429 43 Yhency Brazoban, R Steve Schmolli, R Hee-Seop Choi, L Derek Lowe, R Jason Phillips, R Ricky Ledee, L 17 Jason Repko, R	G4-3			L9		L9		K		2	0	0	0	0	0	3									
	G4-3			FC6		SF8-3-5		BB		0	0	0	0	0	0	0									
	G6-4-3 1B			1B		BB		BB		2	0	1	0	0	0	1									
Inning Stats	R: 0 E: 0 K: 1 S: 7	H: 1 LOB: 0 BB: 0 P: 12	R: 0 E: 0 K: 1 S: 10	H: 1 LOB: 1 BB: 1 P: 19	R: 0 E: 0 K: 0 S: 9	H: 1 LOB: 0 BB: 0 P: 14	R: 0 E: 0 K: 0 S: 6	H: 1 LOB: 0 BB: 0 P: 12	R: 0 E: 0 K: 0 S: 10	H: 0 LOB: 1 BB: 1 P: 18	R: 0 E: 0 K: 0 S: 8	H: 2 LOB: 1 BB: 0 P: 12	R: 1 E: 0 K: 0 S: 13	H: 1 LOB: 1 BB: 2 P: 27	R: 0 E: 0 K: 1 S: 9	H: 0 LOB: 0 BB: 0 P: 11	R: 0 E: 1 K: 1 S: 16	H: 0 LOB: 2 BB: 1 P: 28	1B: 7 2B: 2 3B: 0 HR: 0	SF: 1 SAC: 0 DP: 5 HBP: 0	WP: 0 PB: 0 SB: 0 CS: 1	PA: 35			
PITCHER	IP	WLS	BF	H	R	ER	SO	BB	IBB	HBP	BLK	WP	HR	S	P	ERA	WHIP								
41 Brad Hennessey, R ERA: 4.96	6.1		25	7	1	1	2	3	0	0	0	0	0	59	103	1.42	1.579								
Jack Taschner, L ERA: 2.25	0.0		1	0	0	0	0	1	0	0	0	0	0	1	5	∞	∞								
LaTroy Hawkins, R ERA: 3.56	0.2	W	1	0	0	0	0	0	0	0	0	0	0	3	6	0.00	0.000								
Scott Eyre, L ERA: 2.84	1.0	H	3	0	0	0	1	0	0	0	0	0	0	9	11	0.00	0.000								
Armando Benitez, R ERA: 3.79	1.0	S	5	0	0	0	1	1	0	0	0	0	0	16	28	0.00	1.000								

AB	29
R	3
H	7
RBI	1
BB	2
SO	10
LOB	11



AB	29
R	1
H	7
RBI	1
BB	5
SO	4
LOB	15

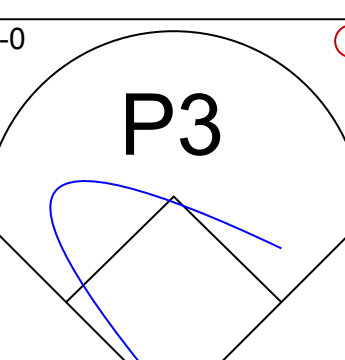
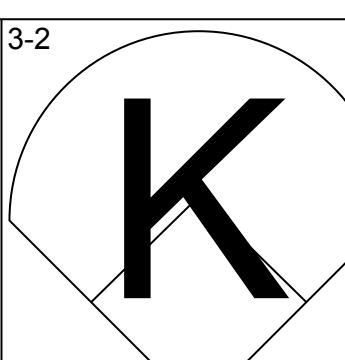
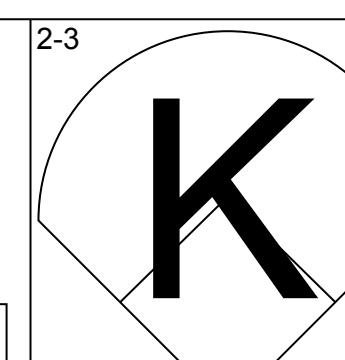
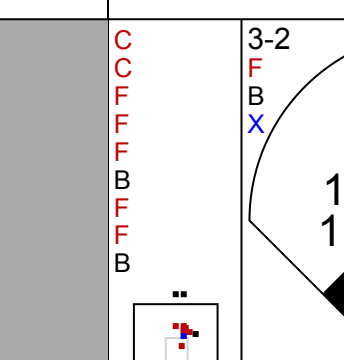
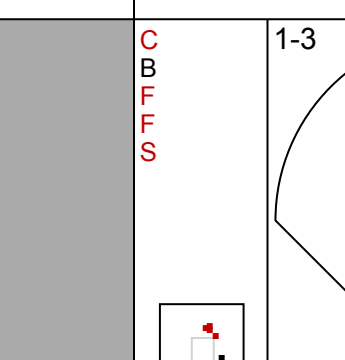
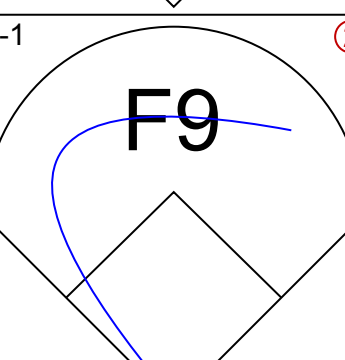
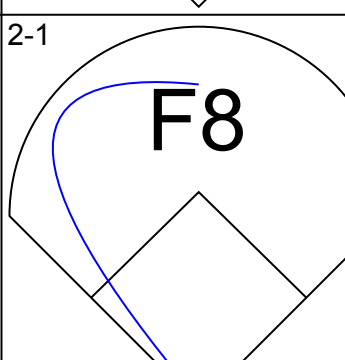
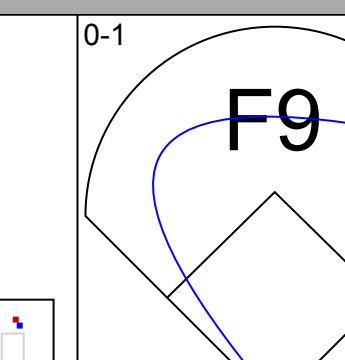
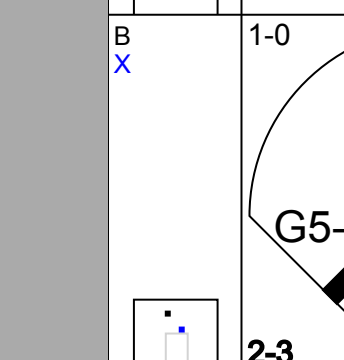
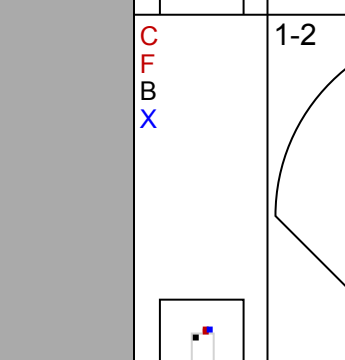
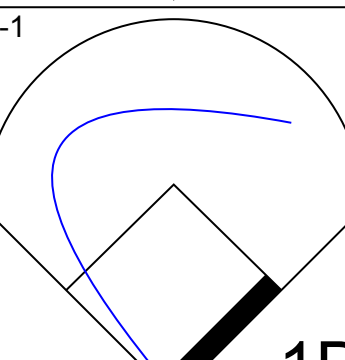
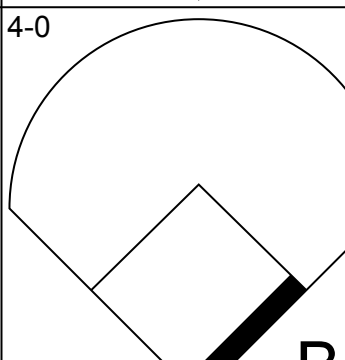
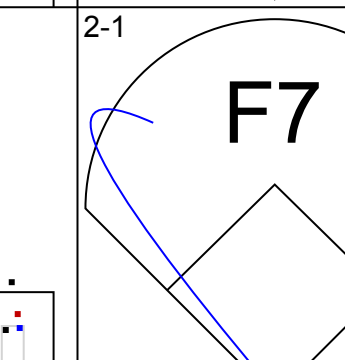
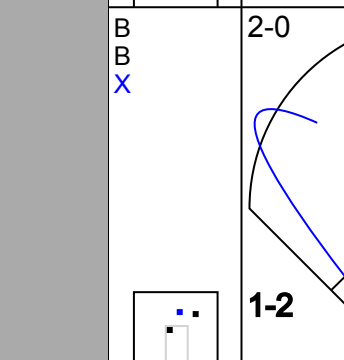
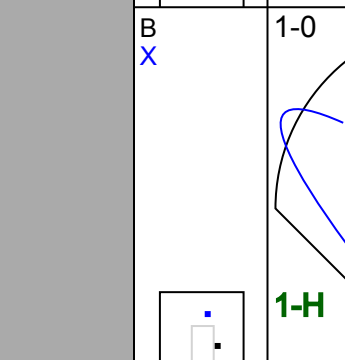
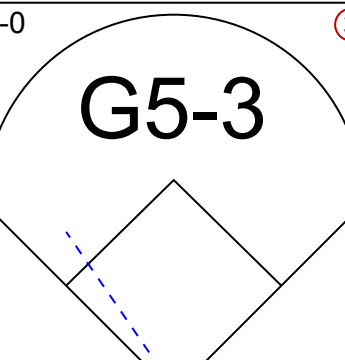
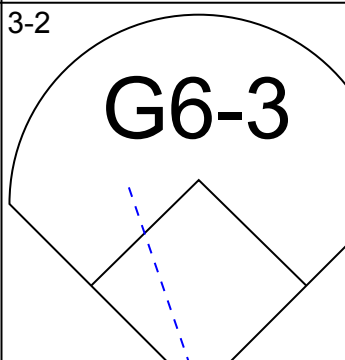
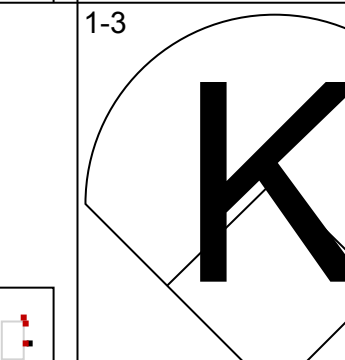
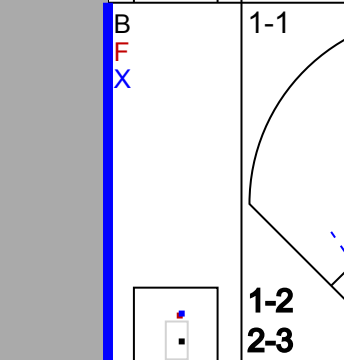
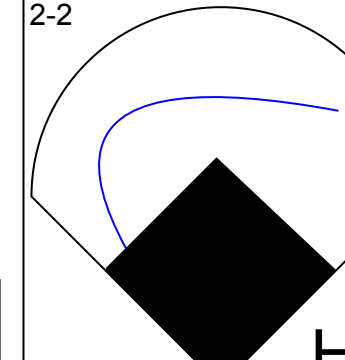
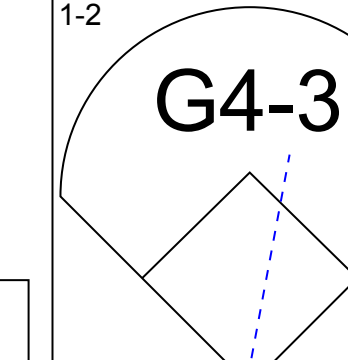
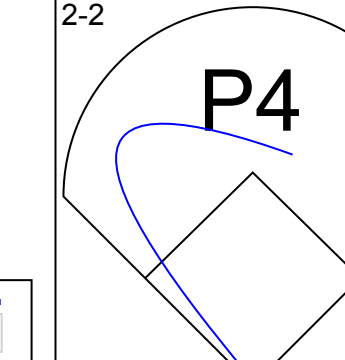
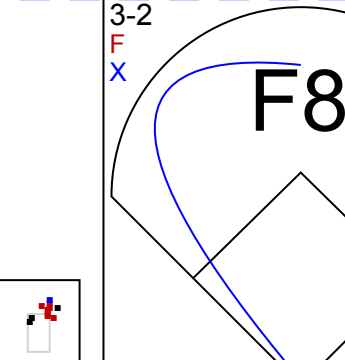

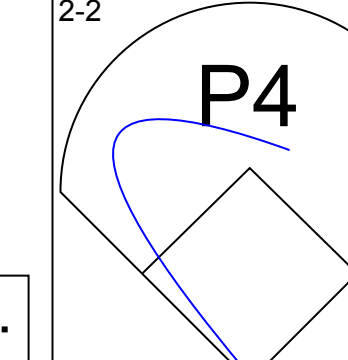
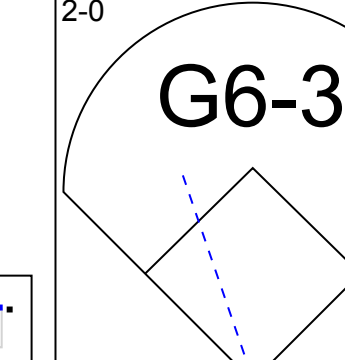
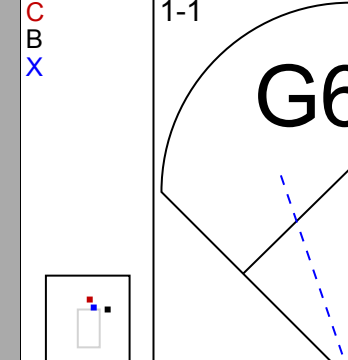

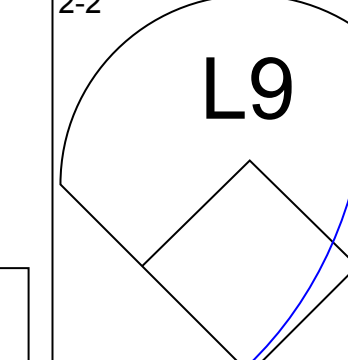
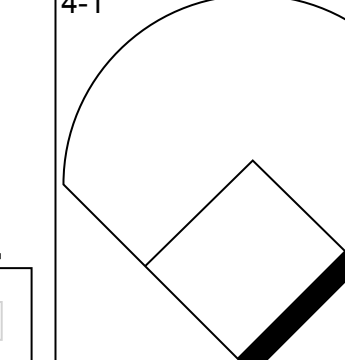
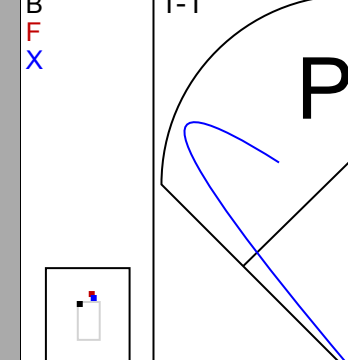

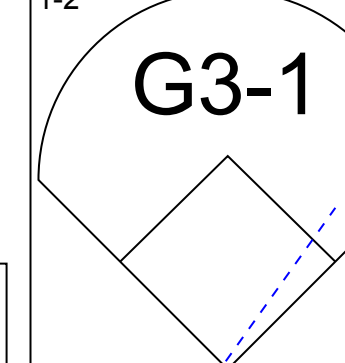
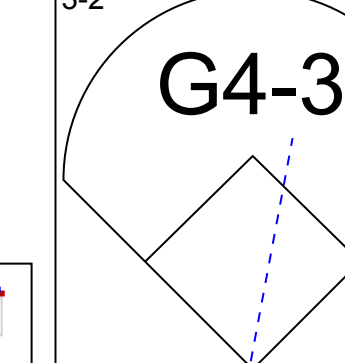
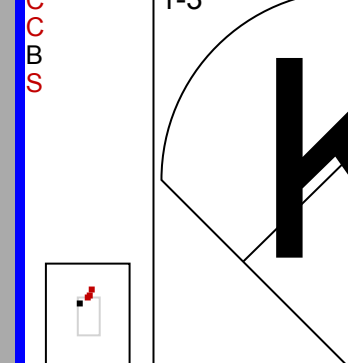
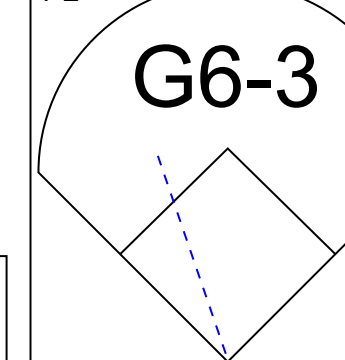
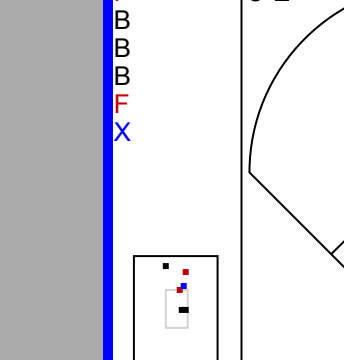
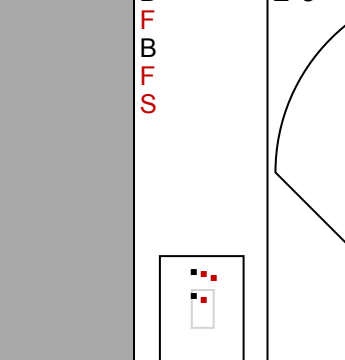


Batter	1	2	3	4	5	6	7	8	9	10	AB	R	H	RBI	BB	SO	LOB	TOP					
2 Randy Winn, S OBP: 0.339, SLG: 0.431											3	0	0	1	0	1	1						
13 Omar Vizquel, S OBP: 0.342, SLG: 0.372											5	0	2	0	0	0	1						
J.T. Snow, L OBP: 0.349, SLG: 0.374											4	1	2	0	1	0	2						
Moises Alou, R OBP: 0.398, SLG: 0.500											5	0	1	0	0	0	5						
Pedro Feliz, R OBP: 0.309, SLG: 0.436											4	0	1	1	0	1	2						
Todd Linden, S OBP: 0.293, SLG: 0.392 Jeremy Accardo, R (9, 1)											4	0	0	0	0	2	3						
Mike Matheny, R OBP: 0.307, SLG: 0.418											4	0	0	0	0	1	0						
Angel Chavez, R OBP: 0.200, SLG: 0.300											4	1	2	0	0	0	0						
Brett Tomko, R OBP: 0.170, SLG: 0.174 LaTroy Hawkins, R (8, 1) Scott Eyre, L (8, 1)											3	0	1	0	0	2	1						
40 Daniel Ortmeier, S OBP: 1.000, SLG: 1.000											0	0	0	0	0	0	0						
Inning Stats	R: 0 E: 0 K: 1 S: 8	H: 2 LOB: 1 BB: 0 P: 11	R: 0 E: 0 K: 1 S: 6	H: 0 LOB: 0 BB: 0 P: 7	R: 0 E: 0 K: 1 S: 7	H: 0 LOB: 0 BB: 0 P: 8	R: 0 E: 0 K: 1 S: 12	H: 1 LOB: 2 BB: 1 P: 23	R: 0 E: 0 K: 1 S: 13	H: 1 LOB: 1 BB: 0 P: 17	R: 1 E: 0 K: 0 S: 11	H: 2 LOB: 1 BB: 0 P: 16	R: 1 E: 0 K: 0 S: 11	H: 2 LOB: 1 BB: 0 P: 18	R: 0 E: 0 K: 0 S: 4	H: 0 LOB: 0 BB: 0 P: 6	R: 0 E: 0 K: 1 S: 7	H: 0 LOB: 0 BB: 0 P: 13	R: 0 E: 0 K: 0 S: 9	H: 1 LOB: 2 BB: 1 P: 16	1B: 6 2B: 2 3B: 1 HR: 0	SF: 0 SAC: 2 DP: 1 HBP: 0	WP: 0 PA: 40 PB: 0 SB: 0 CS: 0
PITCHER	IP WLS BF H R ER SO BB IBB HBP BLK WP HR S P ERA WHIP	IP WLS BF H R ER SO BB IBB HBP BLK WP HR S P ERA WHIP	IP WLS BF H R ER SO BB IBB HBP BLK WP HR S P ERA WHIP	IP WLS BF H R ER SO BB IBB HBP BLK WP HR S P ERA WHIP	IP WLS BF H R ER SO BB IBB HBP BLK WP HR S P ERA WHIP	IP WLS BF H R ER SO BB IBB HBP BLK WP HR S P ERA WHIP	IP WLS BF H R ER SO BB IBB HBP BLK WP HR S P ERA WHIP	IP WLS BF H R ER SO BB IBB HBP BLK WP HR S P ERA WHIP	IP WLS BF H R ER SO BB IBB HBP BLK WP HR S P ERA WHIP	IP WLS BF H R ER SO BB IBB HBP BLK WP HR S P ERA WHIP	IP WLS BF H R ER SO BB IBB HBP BLK WP HR S P ERA WHIP	IP WLS BF H R ER SO BB IBB HBP BLK WP HR S P ERA WHIP	IP WLS BF H R ER SO BB IBB HBP BLK WP HR S P ERA WHIP	IP WLS BF H R ER SO BB IBB HBP BLK WP HR S P ERA WHIP	IP WLS BF H R ER SO BB IBB HBP BLK WP HR S P ERA WHIP	IP WLS BF H R ER SO BB IBB HBP BLK WP HR S P ERA WHIP	IP WLS BF H R ER SO BB IBB HBP BLK WP HR S P ERA WHIP	IP WLS BF H R ER SO BB IBB HBP BLK WP HR S P ERA WHIP	IP WLS BF H R ER SO BB IBB HBP BLK WP HR S P ERA WHIP	IP WLS BF H R ER SO BB IBB HBP BLK WP HR S P ERA WHIP	IP WLS BF H R ER SO BB IBB HBP BLK WP HR S P ERA WHIP	IP WLS BF H R ER SO BB IBB HBP BLK WP HR S P ERA WHIP	IP WLS BF H R ER SO BB IBB HBP BLK WP HR S P ERA WHIP

San Francisco Giants @ Los Angeles Dodgers
Dodger Stadium, Los Angeles, CA
Tue Sep 06 2005, 7:10 PM PDT
Att: 34,575 - Clear - 72 F

AB 36
R 2
H 9
RBI 2
BB 2
SO 7
LOB 15



Batter	1	2	3	4	5	6	7	8	9	10	AB	R	H	RBI	BB	SO	LOB	BOTTOM				
Jayson Werth, R OBP: 0.344, SLG: 0.391 (8, 8)											5	1	1	0	0	3	1					
13 Oscar Robles, L OBP: 0.350, SLG: 0.360											5	1	2	0	0	0	1					
12 Jeff Kent, R OBP: 0.378, SLG: 0.527											4	1	3	3	1	0	0					
Jason Phillips, R OBP: 0.262, SLG: 0.373 Olmedo Saenz, R OBP: 0.351, SLG: 0.526 (9, 3)											3	0	0	0	0	1	3					
José Cruz Jr., S OBP: 0.358, SLG: 0.435											4	1	1	1	0	0	2					
Mike Edwards, R OBP: 0.289, SLG: 0.359											4	0	0	0	0	0	0					
Dioner Navarro, S OBP: 0.361, SLG: 0.314											3	0	0	0	1	0	0					
17 Jason Repko, R OBP: 0.279, SLG: 0.355 Brian Myrow, L (7, PH) Elmer Dessens, R (8, 1) Duane Sanchez, R (9, 1) Ricky Ledee, R OBP: 0.340, SLG: 0.461 43 Yhency Brazoban, R (10, 1)											2	0	0	0	0	1	0					
31 Brad Penny, R OBP: 0.167, SLG: 0.196 Giovanni Carrara, R (7, 1) Jason Grabowski, L OBP: 0.224, SLG: 0.274 (8, 7)											2	0	1	0	0	0	0					
Inning Stats	R: 0 E: 0 K: 0 S: 6	H: 1 LOB: 1 BB: 0 P: 8	R: 1 E: 0 K: 1 S: 12	H: 1 LOB: 0 BB: 0 P: 18	R: 0 E: 0 K: 1 S: 14	H: 0 LOB: 0 BB: 1 P: 26	R: 0 E: 0 K: 0 S: 12	H: 0 LOB: 0 BB: 0 P: 17	R: 0 E: 0 K: 1 S: 10	H: 0 LOB: 1 BB: 1 P: 21	R: 1 E: 0 K: 0 S: 24	H: 3 LOB: 2 BB: 0 P: 37	R: 0 E: 0 K: 1 S: 7	H: 0 LOB: 0 BB: 0 P: 10	R: 2 E: 0 K: 2 S: 11	H: 2 LOB: 0 BB: 0 P: 16	1B: 4 2B: 2 3B: 0 HR: 2	SF: 0 SAC: 0 DP: 0 HBP: 0	WP: 0 PA: 39 PB: 0 SB: 0 CS: 0			
PITCHER	IP WLS BF H R ER SO BB IBB HBP BLK WP HR S P ERA WHIP	IP WLS BF H R ER SO BB IBB HBP BLK WP HR S P ERA WHIP	IP WLS BF H R ER SO BB IBB HBP BLK WP HR S P ERA WHIP	IP WLS BF H R ER SO BB IBB HBP BLK WP HR S P ERA WHIP	IP WLS BF H R ER SO BB IBB HBP BLK WP HR S P ERA WHIP	IP WLS BF H R ER SO BB IBB HBP BLK WP HR S P ERA WHIP	IP WLS BF H R ER SO BB IBB HBP BLK WP HR S P ERA WHIP	IP WLS BF H R ER SO BB IBB HBP BLK WP HR S P ERA WHIP	IP WLS BF H R ER SO BB IBB HBP BLK WP HR S P ERA WHIP	IP WLS BF H R ER SO BB IBB HBP BLK WP HR S P ERA WHIP	IP WLS BF H R ER SO BB IBB HBP BLK WP HR S P ERA WHIP	IP WLS BF H R ER SO BB IBB HBP BLK WP HR S P ERA WHIP	IP WLS BF H R ER SO BB IBB HBP BLK WP HR S P ERA WHIP	IP WLS BF H R ER SO BB IBB HBP BLK WP HR S P ERA WHIP	IP WLS BF H R ER SO BB IBB HBP BLK WP HR S P ERA WHIP	IP WLS BF H R ER SO BB IBB HBP BLK WP HR S P ERA WHIP	IP WLS BF H R ER SO BB IBB HBP BLK WP HR S P ERA WHIP	IP WLS BF H R ER SO BB IBB HBP BLK WP HR S P ERA WHIP	IP WLS BF H R ER SO BB IBB HBP BLK WP HR S P ERA WHIP	IP WLS BF H R ER SO BB IBB HBP BLK WP HR S P ERA WHIP	IP WLS BF H R ER SO BB IBB HBP BLK WP HR S P ERA WHIP	IP WLS BF H R ER SO BB IBB HBP BLK WP HR S P ERA WHIP

San Francisco Giants @ Los Angeles Dodgers
Dodger Stadium, Los Angeles, CA
Tue Sep 06 2005, 7:10 PM PDT
Att: 34,575 - Clear - 72 F

AB 37
R 4
H 8
RBI 4
BB 2
SO 7
LOB 10



Batter	1	2	3	4	5	6	7	8	9	AB	R	H	RBI	BB	SO	LOB	TOP								
2 Randy Winn, S OBP: 0.343, SLG: 0.441										4	2	3	1	1	0	0	San Francisco Giants @ Los Angeles Dodgers Dodger Stadium, Los Angeles, CA Wed Sep 07 2005, 7:10 PM PDT Att: 36,088 - Clear - 72 F								
13 Omar Vizquel, S OBP: 0.339, SLG: 0.368										5	0	0	0	0	0	2									
J.T. Snow, L OBP: 0.353, SLG: 0.378										4	2	2	1	1	1	1									
Moises Alou, R OBP: 0.399, SLG: 0.499										3	1	1	1	1	0	1									
Pedro Feliz, R OBP: 0.310, SLG: 0.439										4	1	2	1	0	1	1									
Edgardo Alfonzo, R OBP: 0.335, SLG: 0.352										4	0	1	1	0	0	2									
Todd Linden, S OBP: 0.294, SLG: 0.388										2	1	0	0	0	2	0									
Ray Durham, S OBP: 0.364, SLG: 0.446										1	0	0	0	0	0	2									
Julio Ramirez, R OBP: 0.307, SLG: 0.424										4	1	1	3	0	0	2									
Jason Schmidt, R ERA: 4.52										3	0	0	0	0	0	1									
Jeff Weaver, R ERA: 4.62										2	0	0	0	0	0	0									
Giovanni Carrara, R ERA: 4.62										0	0	0	0	0	0	0									
Elmer Dessens, R ERA: 3.08										0	0	0	0	0	0	0									
Franquelis Osoria, R ERA: 4.8										0	0	0	0	0	0	0									
43 Yhency Brazoban, R ERA: 9.0										0	0	0	0	0	0	0									
Inning Stats	R: 2 E: 0 K: 1 S: 13	H: 3 LOB: 1 BB: 0 P: 17	R: 0 E: 0 K: 2 S: 11	H: 0 LOB: 0 BB: 0 P: 18	R: 0 E: 0 K: 0 S: 9	H: 0 LOB: 1 BB: 1 P: 16	R: 0 E: 0 K: 1 S: 8	H: 0 LOB: 0 BB: 0 P: 12	R: 0 E: 0 K: 0 S: 7	H: 0 LOB: 0 BB: 0 P: 14	R: 0 E: 0 K: 1 S: 5	H: 0 LOB: 0 BB: 0 P: 7	R: 4 E: 0 K: 0 S: 14	H: 3 LOB: 0 BB: 0 P: 20	R: 2 E: 0 K: 0 S: 14	H: 3 LOB: 1 BB: 0 P: 24	R: 0 E: 0 K: 1 S: 6	H: 1 LOB: 1 BB: 0 P: 7	1B: 5 2B: 3 3B: 0 HR: 2	SF: 0 SAC: 0 DP: 1 HBP: 1	WP: 0 PB: 1 SB: 0 CS: 1	PA: 40			
PITCHER	IP	WLS	BF	H	R	ER	SO	BB	IBB	HBP	BLK	WP	HR	S	P	ERA	WHIP								

AB	35
R	8
H	10
RBI	8
BB	3
SO	6
LOB	11



Batter	1	2	3	4	5	6	7	8	9	AB	R	H	RBI	BB	SO	LOB	BOTTOM								
Jayson Werth, R OBP: 0.345, SLG: 0.389										2	1	0	0	2	1	1	San Francisco Giants @ Los Angeles Dodgers Dodger Stadium, Los Angeles, CA Wed Sep 07 2005, 7:10 PM PDT Att: 36,088 - Clear - 72 F								
Ricky Ledee, L OBP: 0.343, SLG: 0.461										5	2	3	3	0	1	1									
13 Oscar Robles, L OBP: 0.354, SLG: 0.379										2	3	1	1	3	0	1									
12 Jeff Kent, R OBP: 0.382, SLG: 0.533										2	3	1	1	3	0	1									
Olmedo Saenz, R OBP: 0.345, SLG: 0.516										5	0	0	0	0	2	6									
José Cruz Jr., S OBP: 0.364, SLG: 0.460										4	2	3	4	1	1	0									
Mike Edwards, R OBP: 0.286, SLG: 0.355										5	0	1	1	0	1	1									
Dioner Navarro, S OBP: 0.357, SLG: 0.312										4	0	1	0	0	1	0									
Jose Valentin, S ERA: 3.07										2	0	0	0	0	1	1									
Jeff Weaver, R ERA: 4.36										2	0	0	0	0	1	0									
17 Jason Repko, R OBP: 0.279, SLG: 0.353										0	0	0	0	0	0	0									
Hee-Seop Choi, L OBP: 0.336, SLG: 0.462										1	0	0	0	0	1	0									
Inning Stats	R: 4 E: 0 K: 2 S: 19	H: 3 LOB: 1 BB: 2 P: 34	R: 0 E: 0 K: 1 S: 8	H: 0 LOB: 1 BB: 1 P: 14	R: 0 E: 0 K: 1 S: 7	H: 0 LOB: 0 BB: 0 P: 11	R: 0 E: 0 K: 0 S: 9	H: 0 LOB: 0 BB: 0 P: 11	R: 1 E: 0 K: 2 S: 15	H: 1 LOB: 0 BB: 0 P: 22	R: 0 E: 0 K: 0 S: 3	H: 1 LOB: 3 BB: 2 P: 7	R: 0 E: 0 K: 1 S: 9	H: 1 LOB: 0 BB: 0 P: 19	R: 1 E: 0 K: 2 S: 11	H: 1 LOB: 0 BB: 0 P: 15	R: 3 E: 1 K: 1 S: 26	H: 2 LOB: 3 BB: 3 P: 49	1B: 4 2B: 1 3B: 0 HR: 4	SF: 0 SAC: 0 DP: 1 HBP: 0	WP: 0 PB: 0 SB: 0 CS: 0	PA: 42			
PITCHER	IP	WLS	BF	H	R	ER	SO	BB	IBB	HBP	BLK	WP	HR	S	P	ERA	WHIP								



Batter	1	2	3	4	5	6	7	8	9	AB	R	H	RBI	BB	SO	LOB	TOP					
Dave Roberts, L (1, 8) OBP: 0.347, SLG: 0.423	0-1 BB HBP 1B	4-2 BB BB		2-0 2B 3B		2-1 L7		4-0 CS BB		3	1	2	0	2	0	0						
Ben Johnson, R (1, 7) OBP: 0.327, SLG: 0.609	1-0 SAFE SAFE F7	4-2 FC4-6 BB		2-1 2B 2B		2-3 K		1-0 CS	0-3 K	4	1	1	1	1	2	1						
Mark Loretta, R (1, 4) OBP: 0.372, SLG: 0.355	2-1 FC5 BB HBP	1-0 FC4-6		3-H 2B 2B		1-1 G4-3			3-2 L9	4	0	1	1	0	0	3						
24 Brian Giles, L (1, 9) OBP: 0.422, SLG: 0.493	3-2 F7		0-0 F8	4-0 IBB			3-1 P3		4-0 1B BB	3	0	0	0	2	0	2						
Joe Randa, R (1, 5) OBP: 0.343, SLG: 0.464	4-2 1-2 2-3 BB		0-2 F9	0-1 G4-3			4-2 L5-4 1B BB		0-1 1-2 1B	3	0	1	0	2	0	2						
Xavier Nady, R (1, 3) OBP: 0.324, SLG: 0.457	2-0 FC5		2-3 K		2-2 G1-3		2-2 1-2 1B		0-0 F7	5	0	1	0	0	1	5						
Ramon Hernandez, R (1, 2) OBP: 0.310, SLG: 0.424		4-1 BB SH1-4 BB		2-2 HR	2-0 G5-3		3-2 L5-4			3	1	1	1	1	0	2						
Manny Alexander, R (1, 6)		1-1 F9		1-2 G6-3	3-2 HBP			3-3 K		3	0	0	0	0	1	1						
Woody Williams, R (1, 1) ERA: 5.3		0-0 SH1-4		1-2 G6-3	0-2 F9			3-3 K		2	0	0	0	0	0	1						
Rudy Seanez, R (6, 1) ERA: 4.41										1	0	0	0	0	0	0						
Chris Hammond, L (7, 1) ERA: 4.48										0	0	0	0	0	0	0						
Mark Sweeney, L (8, PH) ERA: 4.48										0	0	0	0	0	0	0						
Akinori Otsuka, R (8, 1) ERA: 5.9										0	0	0	0	0	0	0						
Trevor Hoffman, R (9, 1)										0	0	0	0	0	0	0						
Inning Stats	R: 0 E: 0 K: 0 S: 13	H: 1 LOB: 3 BB: 1 P: 24	R: 0 E: 0 K: 0 S: 12	H: 0 LOB: 3 BB: 3 P: 26	R: 0 E: 0 K: 1 S: 8	H: 0 LOB: 0 BB: 0 P: 10	R: 3 E: 0 K: 0 S: 20	H: 4 LOB: 2 BB: 1 P: 34	R: 0 E: 0 K: 0 S: 9	H: 0 LOB: 1 BB: 0 P: 16	R: 0 E: 0 K: 1 S: 8	H: 0 LOB: 0 BB: 0 P: 13	R: 0 E: 0 K: 0 S: 11	H: 1 LOB: 1 BB: 1 P: 23	R: 0 E: 0 K: 2 S: 7	H: 0 LOB: 0 BB: 1 P: 17	R: 0 E: 0 K: 1 S: 12	H: 1 LOB: 2 BB: 1 P: 19	1B: 3 2B: 3 3B: 1 HR: 1	SF: 0 SAC: 1 DP: 1 HBP: 2	WP: 0 PB: 0 SB: 0 CS: 1	PA: 43
PITCHER	IP	WLS	BF	H	R	ER	SO	BB	IBB	HBP	BLK	WP	HR	S	P	ERA	WHIP					
D.J. Houlton, R (1, 1) ERA: 5.3	3.2	L	22	5	3	3	1	4	1	1	0	0	1	51	92	7.36	2.455					
Franquelis Osoria, R (4, 1) ERA: 4.41	1.1		5	0	0	0	0	0	0	1	0	0	0	11	18	0.00	0.000					
Giovanni Carrara, R (6, 1) ERA: 4.48	2.0		7	1	0	0	1	1	0	0	0	0	0	19	36	0.00	1.000					
43 Yhency Brazoban, R (8, 1) ERA: 5.9	2.0		8	1	0	0	3	2	0	0	0	0	0	19	36	0.00	1.500					

San Diego Padres @ Los Angeles Dodgers
Dodger Stadium, Los Angeles, CA

AB 31
R 3
H 7
RBI 3
BB 8
SO 5
LOB 17



WP: 0 PA: 43
PB: 0
SB: 0
CS: 1

Fri Sep 09 2005, 7:40 PM PDT
Att: 39,948 - Clear - 65 F

livebaseballscores.com

Batter	1	2	3	4	5	6	7	8	9	AB	R	H	RBI	BB	SO	LOB	BOTTOM					
Jayson Werth, R (1, 8) OBP: 0.343, SLG: 0.385	3-2 K		2-2 F7		1-2 G5-4-3		2-2 1B		0-1 P3	5	0	1	0	0	1	3						
13 Oscar Robles, L (1, 6) OBP: 0.353, SLG: 0.375	3-2 G3		4-2 12 BB			1-2 L5	2-2 L5			3	0	0	0	1	0	1						
12 Jeff Kent, R (1, 4) OBP: 0.384, SLG: 0.533	4-1 BB		4-2 1-2 BB			0-0 G6-3 1B		0-3 K		2	1	1	0	2	1	0						
Olmedo Saenz, R (1, 5) OBP: 0.341, SLG: 0.509	0-0 L7		1-3 K			0-1 G6-3	2-2 G5-3		0-1 G5-3	4	0	0	0	0	1	4						
José Cruz Jr., S (1, 9) OBP: 0.363, SLG: 0.457		3-3 K		1-3 K		3-1 1B	0-0 L3			4	0	1	1	0	2	0						
Jason Phillips, R (1, 3) OBP: 0.291, SLG: 0.371		0-1 F7		1-0 G6-3		1-3 1B	0-1 F8			4	0	1	0	0	0	0						
Dioner Navarro, S (1, 2) OBP: 0.362, SLG: 0.313		4-0 FC6-4 BB		1-3 K		2-2 F9	1-2 E 1B			3	0	1	0	1	1	2						
Mike Edwards, R (1, 7) OBP: 0.287, SLG: 0.352		2-1 FC6-4			4-2 FC4-6 BB		1-2 G4-3		3-1 E6	2	0	0	0	1	0	1						
Ricky Ledesma, L (9, PH) OBP: 0.341, SLG: 0.459										1	0	0	0	0	0	1						
17 Jason Repko, R (9, FR) OBP: 0.278, SLG: 0.353										0	0	0	0	0	0	0						
D.J. Houlton, R (1, 1) ERA: 5.3										1	0	0	0	0	1	0						
Franquelis Osoria, R (4, 1) ERA: 4.41										0	0	0	0	0	0	0						
Brian Myrow, L (5, PH) ERA: 3.44										1	0	0	0	0	0	1						
Giovanni Carrara, R (6, 1) ERA: 4.48										0	0	0	0	0	0	0						
Hee-Seop Choi, L (7, PH) ERA: 4.48										1	0	0	0	0	0	0						
43 Yhency Brazoban, R (8, 1) ERA: 5.9										0	0	0	0	0	0	0						
Antonio Perez, R (9, PH) ERA: 5.9										1	0	0	0	0	1	2						
Inning Stats	R: 0 E: 0 K: 1 S: 10	H: 0 LOB: 1 BB: 1 P: 20	R: 0 E: 0 K: 1 S: 8	H: 0 LOB: 1 BB: 1 P: 17	R: 0 E: 0 K: 2 S: 15	H: 0 LOB: 2 BB: 2 P: 27	R: 0 E: 0 K: 2 S: 8	H: 0 LOB: 0 BB: 0 P: 11	R: 0 E: 0 K: 0 S: 14	H: 0 LOB: 0 BB: 1 P: 19	R: 1 E: 0 K: 0 S: 16	H: 3 LOB: 2 BB: 0 P: 22	R: 0 E: 0 K: 0 S: 15	H: 1 LOB: 1 BB: 0 P: 23	R: 0 E: 0 K: 1 S: 6	H: 0 LOB: 0 BB: 0 P: 6	R: 0 E: 1 K: 1 S: 12	H: 1 LOB: 2 BB: 0 P: 19	1B: 5 2B: 0 3B: 0 HR: 0	SF: 0 SAC: 0 DP: 1 HBP: 0	WP: 0 PB: 0 SB: 0 CS: 0	PA: 37
PITCHER	IP	WLS	BF	H	R	ER	SO	BB	IBB	HBP	BLK	WP	HR	S	P	ERA	WHIP					
Woody Williams, R (1, 1) ERA: 4.72	5.2	W	23	2	1	1	6	5	0	0	0	0	0	63	106	1.59	1.235					
Rudy Seanez, R (6, 1) ERA: 2.73	1.0	H	5	2	0	0	0	0	0	0	0	0	0	19	27	0.00	2.000					
Chris Hammond, L (7, 1) ERA: 3.44	0.1	H	1	0	0	0	0	0	0	0	0	0	0	4	6	0.00	0.000					
Akinori Otsuka, R (8, 1) ERA: 2.64	1.0	H	3	0	0	0	1	0	0	0	0	0	0	6	6	0.00	0.000					
Trevor Hoffman, R (9, 1) ERA: 3.14	1.0	S	5	1	0	0	1	0	0	0	0	0	0	12	19	0.00	1.000					

San Diego Padres @ Los Angeles Dodgers
Dodger Stadium, Los Angeles, CA

AB 32
R 1
H 5
RBI 1
BB 5
SO 8
LOB 15



WP: 0 PA: 37
PB: 0
SB: 0
CS: 0

Fri Sep 09 2005, 7:40 PM PDT
Att: 39,948 - Clear - 65 F

livebaseballscores.com

Batter	1	2	3	4	5	6	7	8	9	AB	R	H	RBI	BB	SO	LOB	TOP			
Dave Roberts, L (1, 8) OBP: 0.349, SLG: 0.422	G3-1		G3			BB		1B 1B		3	1	1	0	1	0	1	San Diego Padres @ Los Angeles Dodgers Dodger Stadium, Los Angeles, CA Sat Sep 10 2005, 1:10 PM PDT Att: 43,836 - Cloudy - 70 F			
Mark Loretta, R (1, 4) OBP: 0.374, SLG: 0.356	G4-3			G6-3			G6-3	1B 1B		4	0	2	0	0	0	1				
Robert Fick, L (1, 3) OBP: 0.368, SLG: 0.391 Damian Jackson, R (8, PR) OBP: 0.325, SLG: 0.338 Chris Hammond, L (8, 1)	P5		G6-3				P6	24 BB 1B		4	0	1	1	0	0	1				
24 Brian Giles, L (1, 9) OBP: 0.425, SLG: 0.493		G6-4-3		G1-3				18 1B BB		2	0	1	0	2	0	0				
Joe Randa, R (1, 5) OBP: 0.341, SLG: 0.460		G6-4-3			G5-3		F9	F9		4	0	0	0	0	0	5				
18 Paul McNulty, L (1, 7) OBP: 0.316, SLG: 0.188		G5-3								4	0	1	0	0	1	0				
3 Khalil Greene, R (1, 6) OBP: 0.298, SLG: 0.420			FC5-4		G6-3		FC5-4	1B		4	0	1	0	0	0	2				
Miguel Olivo, R (1, 2) OBP: 0.242, SLG: 0.363 Mark Sweeney, L (8, PH) OBP: 0.418, SLG: 0.505			FC5-4					52 E		2	0	0	0	0	1	1				
52 Clay Hensley, R (1, 1) Sean Burroughs, L (6, PH) OBP: 0.326, SLG: 0.301 Chris Oxspring, L (6, 1) Eric Young Sr., R (8, PH) OBP: 0.351, SLG: 0.385 David Ross, R (8, 2) OBP: 0.271, SLG: 0.390			B1				G3-1			1	0	0	0	0	0	1				
Inning Stats	R: 0 E: 0 K: 0 S: 9	H: 0 LOB: 0 BB: 0 P: 16	R: 0 E: 0 K: 0 S: 7	H: 1 LOB: 0 BB: 0 P: 12	R: 0 E: 1 K: 0 S: 11	H: 1 LOB: 1 BB: 0 P: 15	R: 0 E: 0 K: 0 S: 8	H: 1 LOB: 0 BB: 0 P: 13	R: 0 E: 0 K: 1 S: 10	H: 0 LOB: 1 BB: 1 P: 15	R: 0 E: 0 K: 0 S: 11	H: 0 LOB: 2 BB: 1 P: 16	R: 1 E: 0 K: 2 S: 17	H: 3 LOB: 3 BB: 1 P: 28	R: 0 E: 0 K: 1 S: 11	H: 0 LOB: 0 BB: 0 P: 15		1B: 7 2B: 0 3B: 0 HR: 0	SF: 0 SAC: 0 DP: 2 HBP: 0	WP: 0 PB: 0 SB: 0 CS: 0
PITCHER	IP WLS BF H R ER SO BB IBB HBP BLK WP HR S P ERA WHIP																			
Derek Lowe, R (1, 1) ERA: 3.67	7.2 W 30 7 1 1 4 2 0 0 0 0 0 78 122 1.17 1.174																			
Duaner Sanchez, R (8, 1) ERA: 3.43	1.1 S 5 0 0 0 1 1 0 0 0 0 0 0 14 23 0.00 0.750																			

Batter	1	2	3	4	5	6	7	8	9	AB	R	H	RBI	BB	SO	LOB	BOTTOM			
Willy Aybar, S (1, 5) OBP: 0.500, SLG: 0.500	13 2B BB		13 FC4-6 1B		G3		G4-3			3	1	2	0	1	0	1	San Diego Padres @ Los Angeles Dodgers Dodger Stadium, Los Angeles, CA Sat Sep 10 2005, 1:10 PM PDT Att: 43,836 - Cloudy - 70 F			
Hee-Seop Choi, L (1, 3) OBP: 0.334, SLG: 0.457	13 2B 1B		F7		G3			G4-3		4	1	1	0	0	0	2				
13 Oscar Robles, L (1, 6) OBP: 0.351, SLG: 0.376	E4 G1-3 PB 2B		FC4-6		F7			G6-3		4	1	1	1	0	0	2				
12 Jeff Kent, R (1, 4) OBP: 0.382, SLG: 0.528	G1-3		G5-3				F8	F9		4	0	0	0	0	0	2				
José Cruz Jr., S (1, 9) OBP: 0.363, SLG: 0.454	G4-3						F9			2	0	0	0	1	0	1				
Dioner Navarro, S (1, 2) OBP: 0.353, SLG: 0.304	G1-4-3						F7	L3		3	0	0	0	0	0	1				
Jose Valentin, S (1, 7) OBP: 0.330, SLG: 0.273 Jayson Werth, R (8, 7) OBP: 0.343, SLG: 0.385		G3					F8			3	0	0	0	0	1	1				
17 Jason Repko, R (1, 8) OBP: 0.278, SLG: 0.353										0	0	0	0	0	0	0				
Derek Lowe, R (1, 1) OBP: 0.155, SLG: 0.190 Duaner Sanchez, R (8, 1)										3	0	1	0	0	0	1				
Inning Stats	R: 3 E: 1 K: 0 S: 11	H: 2 LOB: 0 BB: 1 P: 21	R: 0 E: 0 K: 0 S: 6	H: 0 LOB: 0 BB: 0 P: 7	R: 0 E: 0 K: 0 S: 7	H: 1 LOB: 1 BB: 0 P: 10	R: 0 E: 0 K: 0 S: 10	H: 0 LOB: 1 BB: 1 P: 15	R: 0 E: 0 K: 0 S: 9	H: 1 LOB: 1 BB: 0 P: 16	R: 0 E: 0 K: 1 S: 10	H: 0 LOB: 0 BB: 0 P: 13	R: 0 E: 0 K: 0 S: 8	H: 1 LOB: 1 BB: 0 P: 16	R: 0 E: 0 K: 0 S: 11	H: 0 LOB: 0 BB: 0 P: 11		1B: 3 2B: 2 3B: 0 HR: 0	SF: 0 SAC: 1 DP: 0 HBP: 0	WP: 0 PB: 1 SB: 0 CS: 0
PITCHER	IP WLS BF H R ER SO BB IBB HBP BLK WP HR S P ERA WHIP																			
52 Clay Hensley, R (1, 1) ERA: 2.18	5.0 L 21 4 3 1 0 0 2 0 0 0 0 0 0 18 29 0.00 0.500																			
Chris Oxspring, R (6, 1) ERA: 4.82	2.0 7 1 0 0 1 0 0 0 0 0 0 0 8 11 0.00 0.000																			
Chris Hammond, L (8, 1) ERA: 3.38	1.0 3 0 0 0 0 0 0 0 0 0 0 0 0 8 11 0.00 0.000																			



Batter	1	2	3	4	5	6	7	8	9	AB	R	H	RBI	BB	SO	LOB	TOP					
Dave Roberts, L (1, 8) OBP: 0.352, SLG: 0.424										3	1	2	0	1	1	0						
Mark Loretta, R (1, 4) OBP: 0.372, SLG: 0.355										4	1	1	0	0	1	2						
Robert Fick, L (1, 3) OBP: 0.365, SLG: 0.388										4	1	1	1	0	1	0						
24 Brian Giles, L (1, 9) OBP: 0.424, SLG: 0.490										3	0	0	0	1	1	2						
Ryan Klesko, L (1, 7) OBP: 0.352, SLG: 0.431										4	0	2	0	0	0	0						
Joe Randa, R (1, 5) OBP: 0.341, SLG: 0.459										2	0	0	1	1	0	2						
Chris Oxspring, L (6, 1)										0	0	0	0	0	0	0						
Scott Linebrink, R (8, 1)										0	0	0	0	0	0	0						
Mark Sweeney, L (9, PH) OBP: 0.416, SLG: 0.503										1	0	0	0	0	1	0						
Ramon Hernandez, R (1, 2) OBP: 0.306, SLG: 0.418										4	0	0	1	0	1	4						
3 Khalil Greene, R (1, 6) OBP: 0.295, SLG: 0.415										4	0	0	0	0	2	2						
Chan Ho Park, R (1, 1) OBP: 0.235, SLG: 0.235										1	0	0	0	0	0	0						
56 Scott Cassidy, R (2, 1)										1	0	0	0	0	1	0						
Chris Hammond, L (4, 1)										0	0	0	0	0	0	0						
Craig Breslow, L (5, 1)										0	0	0	0	0	0	0						
Sean Burroughs, L (6, 5) OBP: 0.325, SLG: 0.300										1	0	0	0	0	0	0						
Inning Stats	R: 3 E: 0 K: 2 S: 19	H: 4 LOB: 2 BB: 1 P: 32	R: 0 E: 0 K: 0 S: 9	H: 0 LOB: 0 BB: 1 P: 16	R: 0 E: 0 K: 1 S: 16	H: 1 LOB: 2 BB: 1 P: 27	R: 0 E: 0 K: 3 S: 10	H: 0 LOB: 0 BB: 0 P: 16	R: 0 E: 0 K: 1 S: 14	H: 0 LOB: 0 BB: 0 P: 17	R: 0 E: 0 K: 0 S: 6	H: 0 LOB: 0 BB: 0 P: 9	R: 0 E: 0 K: 0 S: 8	H: 1 LOB: 1 BB: 0 P: 12	R: 0 E: 0 K: 1 S: 8	H: 0 LOB: 0 BB: 0 P: 14	R: 0 E: 0 K: 1 S: 8	H: 0 LOB: 0 BB: 0 P: 10	1B: 6 2B: 2 3B: 0 HR: 0	SF: 0 SAC: 0 DP: 1 HBP: 0	WP: 0 PB: 0 SB: 0 CS: 0	PA: 35
PITCHER	IP	WLS	BF	H	R	ER	SO	BB	IBB	HBP	BLK	WP	HR	S	P	ERA	WHIP					
31 Brad Penny, R (1, 1) ERA: 3.84	6.0	W	25	5	3	3	7	3	0	0	0	0	0	74	117	4.50	1.333					
Giovanni Carrara, R (7, 1) ERA: 4.34	2.0		7	1	0	0	1	0	0	0	0	0	0	16	26	0.00	0.500					
43 Yhency Brazoban, R (9, 1) ERA: 5.7	1.0		3	0	0	0	1	0	0	0	0	0	0	8	10	0.00	0.000					

San Diego Padres @ Los Angeles Dodgers
 Dodger Stadium, Los Angeles, CA
 Sun Sep 11 2005, 1:10 PM PDT
 Att: 35,150 - Sunny - 73 F

AB	32
R	3
H	6
RBI	3
BB	3
SO	9
LOB	12



Batter	1	2	3	4	5	6	7	8	9	AB	R	H	RBI	BB	SO	LOB	BOTTOM				
Willy Aybar, S (1, 5) OBP: 0.538, SLG: 0.500										4	1	2	0	1	0	2					
Hee-Seop Choi, L (1, 3) OBP: 0.338, SLG: 0.456										3	0	1	0	1	1	1					
13 Oscar Robles, L (1, 6) OBP: 0.349, SLG: 0.371										4	0	0	0	1	1	6					
12 Jeff Kent, R (1, 4) OBP: 0.384, SLG: 0.527										3	2	1	1	2	1	5					
José Cruz Jr., S (1, 9) OBP: 0.361, SLG: 0.460										5	1	1	2	0	2	3					
Dioner Navarro, S (1, 2) OBP: 0.362, SLG: 0.350										5	2	3	1	0	0	3					
Mike Edwards, R (1, 7) OBP: 0.296, SLG: 0.353										2	1	1	0	1	0	0					
Giovanni Carrara, R (7, 1) ERA: 11.25										0	0	0	0	0	0	0					
Brian Myrow, L (8, PH) OBP: 0.333, SLG: 0.667										1	0	1	0	0	0	0					
43 Yhency Brazoban, R (9, 1) ERA: 5.7										0	0	0	0	0	0	0					
Jayson Werth, R (1, 8) OBP: 0.341, SLG: 0.382										5	0	1	1	0	1	5					
31 Brad Penny, R (1, 1) OBP: 0.180, SLG: 0.208										2	0	1	1	0	0	0					
17 Jason Repko, R (7, 8) OBP: 0.277, SLG: 0.352										1	0	0	0	0	0	0					
Inning Stats	R: 1 E: 0 K: 1 S: 10	H: 2 LOB: 2 BB: 1 P: 21	R: 1 E: 0 K: 1 S: 19	H: 1 LOB: 3 BB: 1 P: 36	R: 1 E: 0 K: 1 S: 14	H: 3 LOB: 2 BB: 0 P: 19	R: 3 E: 0 K: 0 S: 14	H: 2 LOB: 0 BB: 2 P: 31	R: 0 E: 0 K: 0 S: 8	H: 0 LOB: 0 BB: 0 P: 14	R: 1 E: 2 K: 1 S: 9	H: 0 LOB: 3 BB: 2 P: 25	R: 0 E: 0 K: 1 S: 13	H: 2 LOB: 2 BB: 0 P: 20	R: 0 E: 0 K: 1 S: 12	H: 2 LOB: 1 BB: 0 P: 20	1B: 8 2B: 2 3B: 0 HR: 2	SF: 0 SAC: 1 DP: 0 HBP: 2	WP: 1 PB: 0 SB: 0 CS: 1	PA: 44	
PITCHER	IP	WLS	BF	H	R	ER	SO	BB	IBB	HBP	BLK	WP	HR	S	P	ERA	WHIP				
Chan Ho Park, R (1, 1) ERA: 5.9	1.1		11	3	2	2	1	2	0	0	0	0	0	22	44	13.50	3.750				
56 Scott Cassidy, R (2, 1) ERA: 11.25	2.1	L	11	3	2	2	2	2	0	0	0	0	0	27	49	7.71	2.143				
Chris Hammond, L (4, 1) ERA: 3.67	0.1		3	2	2	2	0	0	0	0	0	0	2	8	14	54.00	6.000				
Craig Breslow, L (5, 1) ERA: 1.59	1.2		9	0	1	0	1	2	0	0	0	0	0	15	35	0.00	1.200				
Chris Oxspring, R (6, 1) ERA: 4.22	1.1		6	2	0	0	1	0	0	0	0	0	0	15	24	0.00	1.500				

San Diego Padres @ Los Angeles Dodgers
 Dodger Stadium, Los Angeles, CA
 Sun Sep 11 2005, 1:10 PM PDT
 Att: 35,150 - Sunny - 73 F

AB	35
R	7
H	12
RBI	6
BB	6
SO	6
LOB	25



Batter	1	2	3	4	5	6	7	8	9	AB	R	H	RBI	BB	SO	LOB	TOP			
Aaron Miles, S OBP: 0.299, SLG: 0.351	1-2 5S 1B		2-3 K			0-1 G1-3		1-3 K		4	0	1	0	0	2	0	Colorado Rockies @ Los Angeles Dodgers Dodger Stadium, Los Angeles, CA Mon Sep 12 2005, 7:10 PM PDT Att: 33,255 - Clear - 66 F livebaseballscorecards.com			
18 Cory Sullivan, L OBP: 0.321, SLG: 0.365	1-3 K			1-2 5CS 1B		0-0 F7		2-2 F8		4	0	1	0	0	1	1				
17 Todd Helton, L OBP: 0.429, SLG: 0.502	1-2 F8			2-3 SAFE K		1-1 G4-3		1-2 G6-3		4	0	0	0	0	1	2				
5 Matt Holliday, R OBP: 0.354, SLG: 0.498	1-2 SAFE G6-3			1-0 SAFE 1B		1-0 P3		0-0 E6 11 DI		4	0	1	0	0	0	1				
11 Brad Hawpe, L OBP: 0.358, SLG: 0.444		2-3 K		0-0 F9		4-2 BB		1-1 G3		3	0	0	0	1	1	2				
27 Garrett Atkins, R OBP: 0.356, SLG: 0.416		2-3 K		1-1 FC5-4 HBP		2-3 K		0-3 K		2	0	0	0	0	2	1				
6 Omar Quintanilla, L OBP: 0.280, SLG: 0.256		1-1 L6		0-2 FC5-4 G3		0-3 K				3	0	0	0	0	1	2				
JD Closser, S OBP: 0.317, SLG: 0.381			1-0 P4		0-1 G3		0-2 F7			3	0	0	0	0	0	1				
26 Jeff Francis, L Lary Sigler, L David Cortes, R Mike DeJean, R Jorge Piedra, L 40 Brian Fuentes, L	11-1 11-1 (5, PH) (5, 1) (7, 1) (8, PH) (8, 1)		3-1 G1-3		1-3 K		0-0 G3			1	0	0	0	0	0	0				
Inning Stats	R: 0 E: 0 K: 1 S: 14	H: 1 LOB: 1 BB: 0 P: 20	R: 0 E: 0 K: 2 S: 8	H: 0 LOB: 0 BB: 0 P: 13	R: 0 E: 0 K: 1 S: 7	H: 0 LOB: 0 BB: 0 P: 13	R: 0 E: 0 K: 1 S: 8	H: 2 LOB: 1 BB: 0 P: 12	R: 0 E: 0 K: 1 S: 9	H: 0 LOB: 1 BB: 0 P: 11	R: 0 E: 0 K: 2 S: 11	H: 0 LOB: 1 BB: 1 P: 18	R: 0 E: 0 K: 1 S: 7	H: 0 LOB: 0 BB: 0 P: 8	R: 0 E: 1 K: 0 S: 11	H: 0 LOB: 1 BB: 0 P: 15		1B: 3 2B: 0 3B: 0 HR: 0	SF: 0 SAC: 0 DP: 0 HBP: 1	WP: 0 PB: 0 SB: 1 CS: 1
PITCHER Jeff Weaver, R ERA: 4.32	IP: 9.0 WLS: W BF: 32 H: 3 R: 0 ER: 0 SO: 9 BB: 1 IBB: 0 HBP: 1 BLK: 0 WP: 0 HR: 0 S: 80 P: 116 ERA: 0.00 WHIP: 0.444																			

Batter	1	2	3	4	5	6	7	8	9	AB	R	H	RBI	BB	SO	LOB	BOTTOM			
Willy Aybar, S OBP: 0.556, SLG: 0.600	0-2 12 2B			3-2 S 12 1B				0-1 L9		5	2	3	1	0	0	1	Colorado Rockies @ Los Angeles Dodgers Dodger Stadium, Los Angeles, CA Mon Sep 12 2005, 7:10 PM PDT Att: 33,255 - Clear - 66 F livebaseballscorecards.com			
13 Oscar Robles, L OBP: 0.344, SLG: 0.365	1-0 P5		1-3 K	1-2 F9		0-1 F8		0-3 K		5	0	0	0	0	2	4				
12 Jeff Kent, R OBP: 0.385, SLG: 0.529	2-1 2H 2B		4-1 S 2B	2-0 S 1B		1-0 F9		1-2 F9		4	1	2	1	1	0	0				
Olmedo Saenz, R OBP: 0.340, SLG: 0.509	1-0 F8		1-1 S 2B	3-3 K		1-2 P3		1-2 F9		4	1	1	1	0	1	2				
José Cruz Jr., S OBP: 0.362, SLG: 0.462	4-1 BB		1-2 1B 2B	0-2 F8		0-3 K				3	1	1	1	1	1	1				
Mike Edwards, R OBP: 0.285, SLG: 0.351	1-3 K		0-1 2B							4	1	1	0	0	2	2				
17 Jason Repko, R OBP: 0.277, SLG: 0.352			2-3 2B							0	0	0	0	0	0	0				
Dioner Navarro, S OBP: 0.373, SLG: 0.371		3-2 FC5-4 1B	1-1 F8		2-2 1B		2-2 FC6-4 1B			4	1	3	0	0	0	2				
Jayson Werth, R OBP: 0.343, SLG: 0.385		1-2 FC5-4	1-2 SAFE 1B	3-2 1B		1-1 1B		2-0 FC6-4		3	0	1	2	0	0	2				
Jeff Weaver, R OBP: 0.262, SLG: 0.281		1-2 SAFE G2	0-1 SAFE K	0-3 3-H 2B		0-0 B1		1-2 G5-3		4	0	0	0	0	1	5				
Inning Stats	R: 1 E: 0 K: 1 S: 11	H: 2 LOB: 2 BB: 1 P: 20	R: 0 E: 0 K: 0 S: 10	H: 1 LOB: 0 BB: 0 P: 14	R: 4 E: 0 K: 2 S: 19	H: 4 LOB: 1 BB: 1 P: 30	R: 1 E: 1 K: 1 S: 17	H: 2 LOB: 1 BB: 0 P: 26	R: 1 E: 0 K: 0 S: 12	H: 2 LOB: 2 BB: 0 P: 19	R: 0 E: 0 K: 1 S: 9	H: 0 LOB: 0 BB: 0 P: 11	R: 0 E: 0 K: 1 S: 10	H: 1 LOB: 1 BB: 0 P: 15	R: 0 E: 0 K: 1 S: 9	H: 0 LOB: 0 BB: 0 P: 10	1B: 6 2B: 6 3B: 0 HR: 0	SF: 0 SAC: 0 DP: 0 HBP: 1	WP: 0 PB: 0 SB: 4 CS: 0	PA: 39
PITCHER 26 Jeff Francis, L ERA: 5.99 David Cortes, R ERA: 3.74 Mike DeJean, R ERA: 4.58 40 Brian Fuentes, L ERA: 2.51	IP: 4.0 WLS: L BF: 23 H: 9 R: 6 ER: 5 SO: 4 BB: 2 IBB: 0 HBP: 0 BLK: 0 WP: 0 HR: 0 S: 57 P: 90 ERA: 11.25 WHIP: 2.750																			



Batter	1	2	3	4	5	6	7	8	9	AB	R	H	RBI	BB	SO	LOB	TOP										
12 Clint Barmes, R OBP: 0.354, SLG: 0.472	F9	E7		G6-3		HBP		P4		4	1	2	2	0	0	1	Colorado Rockies @ Los Angeles Dodgers Dodger Stadium, Los Angeles, CA Tue Sep 13 2005, 7:10 PM PDT Att: 30,535 - Clear - 70 F livebaseballscorecards.com										
18 Cory Sullivan, L OBP: 0.319, SLG: 0.362	F9	SF		G6-3		F7		K		3	1	0	1	1	1	2											
17 Todd Helton, L OBP: 0.432, SLG: 0.508		SF						L9		3	1	2	1	2	0	0											
5 Matt Holliday, R OBP: 0.352, SLG: 0.494	F9	E8		G1-3		F8		G6-3		5	0	1	1	0	0	4											
27 Garrett Atkins, R OBP: 0.353, SLG: 0.412	G4-3	G6-3				K				4	0	0	0	0	1	4											
Luis Gonzalez, R OBP: 0.330, SLG: 0.420						G5-3		G5-3		4	1	1	0	0	0	2											
Dustin Mohr, R 11 Brad Hawpe, L		HBP		F8		K		K		2	1	0	0	1	1	0											
Danny Ardoin, R OBP: 0.311, SLG: 0.339		HBP		F8		P2		G6-3		3	1	0	0	0	0	0											
Sun-Woo Kim, R Ryan Sherrill, R Scott Lohmann, R Larry Bigbie, L Mike DeJean, R 40 Brian Fuentes, L	F4	G5-3		G5-3		K		HBP		2	0	0	0	0	0	3											
Inning Stats	R: 0 E: 0 K: 0 S: 8	H: 0 LOB: 2 BB: 2 P: 17	R: 6 E: 3 K: 0 S: 26	H: 4 LOB: 1 BB: 1 P: 39	R: 0 E: 0 K: 0 S: 6	H: 0 LOB: 0 BB: 0 P: 8	R: 0 E: 0 K: 1 S: 14	H: 1 LOB: 1 BB: 1 P: 22	R: 0 E: 0 K: 1 S: 8	H: 0 LOB: 1 BB: 0 P: 11	R: 0 E: 0 K: 1 S: 10	H: 1 LOB: 1 BB: 0 P: 18	R: 0 E: 0 K: 1 S: 9	H: 0 LOB: 1 BB: 0 P: 15	R: 0 E: 0 K: 1 S: 6	H: 0 LOB: 0 BB: 0 P: 8		1B: 4 2B: 2 3B: 0 HR: 0	SF: 1 SAC: 0 DP: 1 HBP: 3	WP: 1 PB: 0 SB: 0 CS: 0	PA: 40						
PITCHER	IP	WLS	BF	H	R	ER	SO	BB	IBB	HBP	BLK	WP	HR	S	P	ERA	WHIP										
Edwin Jackson, R	1.1	L	12	3	6	5	0	3	0	1	0	1	0	28	48	33.75	4.500										
Elmer Dessens, R	2.2		10	2	0	0	0	1	0	0	0	0	0	26	38	0.00	1.125										
Giovanni Carrara, R	2.1		9	1	0	0	2	0	0	1	0	0	0	21	36	0.00	0.429										
Franquielis Osoria, R	0.2		2	0	0	0	1	0	0	0	0	0	0	6	8	0.00	0.000										
43 Yhency Brazoban, R	2.0		7	0	0	0	2	0	0	1	0	0	0	15	23	0.00	0.000										

Batter	1	2	3	4	5	6	7	8	9	AB	R	H	RBI	BB	SO	LOB	BOTTOM										
Willy Aybar, S OBP: 0.476, SLG: 0.550	F9		F7	G4-3			F9		K	5	0	1	0	0	0	3	Colorado Rockies @ Los Angeles Dodgers Dodger Stadium, Los Angeles, CA Tue Sep 13 2005, 7:10 PM PDT Att: 30,535 - Clear - 70 F livebaseballscorecards.com										
13 Oscar Robles, L OBP: 0.336, SLG: 0.359	G4-3		P5		F8		G3		K	5	0	0	0	0	1	3											
12 Jeff Kent, R OBP: 0.386, SLG: 0.528				1B	P4			F7		3	1	1	0	1	0	0											
Ricky Ledee, L OBP: 0.344, SLG: 0.464				2B	F8			G4-3		4	1	2	0	0	1	1											
José Cruz Jr., S OBP: 0.361, SLG: 0.462				WP	F9			G4-3		4	1	1	1	0	0	1											
Brian Myrow, L Antonio Perez, R				1B	F7			WP		2	1	0	0	2	1	0											
Jason Phillips, R OBP: 0.288, SLG: 0.367				SF9	K			BB		0	0	0	0	0	0	0											
Jason Werth, R OBP: 0.348, SLG: 0.391				K	G6-3			K		4	0	0	0	0	2	4											
Edwin Jackson, R Elmer Dessens, R Hee-Seop Choi, L Giovanni Carrara, R Franquielis Osoria, R Jose Valentin, S 43 Yhency Brazoban, R Orlando Sanchez, R				2B	F7			BB		3	0	2	1	1	1	0											
Inning Stats	R: 0 E: 0 K: 1 S: 9	H: 0 LOB: 1 BB: 1 P: 18	R: 0 E: 0 K: 1 S: 8	H: 0 LOB: 0 BB: 0 P: 12	R: 0 E: 0 K: 1 S: 11	H: 1 LOB: 1 BB: 1 P: 13	R: 4 E: 0 K: 1 S: 22	H: 4 LOB: 1 BB: 1 P: 36	R: 0 E: 0 K: 0 S: 6	H: 0 LOB: 0 BB: 0 P: 10	R: 0 E: 0 K: 0 S: 10	H: 0 LOB: 1 BB: 1 P: 19	R: 0 E: 0 K: 1 S: 10	H: 1 LOB: 3 BB: 1 P: 19	R: 0 E: 0 K: 3 S: 13	H: 1 LOB: 1 BB: 0 P: 19		1B: 3 2B: 4 3B: 0 HR: 0	SF: 1 SAC: 0 DP: 0 HBP: 0	WP: 2 PB: 0 SB: 0 CS: 0	PA: 38						
PITCHER	IP	WLS	BF	H	R	ER	SO	BB	IBB	HBP	BLK	WP	HR	S	P	ERA	WHIP										
Sun-Woo Kim, R	5.0	W	22	5	4	4	4	2	0	0	0	0	0	16	27	0.00	0.500										
Scott Dohmann, R	2.0	H	7	0	0	0	0	1	0	0	0	0	0	10	19	0.00	2.000										
Mike DeJean, R	1.0	H	5	1	0	0	1	1	0	0	0	1	0	10	19	0.00	2.000										
40 Brian Fuentes, L	1.0	S	4	1	0	0	3	0	0	0	0	0	0	13	19	0.00	1.000										

Batter	1	2	3	4	5	6	7	8	9	AB	R	H	RBI	BB	SO	LOB	TOP					
12 Clint Barnes, R OBP: 0.355, SLG: 0.469	F9	1B				P6		K		4	1	1	0	1	1	1	Colorado Rockies @ Los Angeles Dodgers Dodger Stadium, Los Angeles, CA Wed Sep 14 2005, 7:10 PM PDT Att: 30,329 - Clear - 65 F					
18 Cory Sullivan, L OBP: 0.329, SLG: 0.379	BB		1B			1B		HR		4	2	4	2	1	0	0						
17 Todd Helton, L OBP: 0.433, SLG: 0.508	F7		1B			F8		BB		4	0	2	2	1	0	2						
5 Matt Holliday, R OBP: 0.353, SLG: 0.491	BB		K			1B		G4-3		4	1	1	0	1	1	6						
11 Brad Hawpe, L OBP: 0.361, SLG: 0.441	BB		K			BB				3	1	1	0	2	1	2						
27 Garrett Atkins, R OBP: 0.351, SLG: 0.417	FC5		K			HR		G6-3		5	1	1	4	0	1	6						
Luis Gonzalez, R OBP: 0.325, SLG: 0.414		G5-3				G4-3		F9		5	0	0	0	0	0	0						
Danny Ardoin, R OBP: 0.306, SLG: 0.333		G6-3				P5		P4		3	0	0	0	0	1	0						
Aaron Miles, S OBP: 0.299, SLG: 0.350										1	0	0	0	0	0	0						
JD Closser, S OBP: 0.317, SLG: 0.381										0	0	0	0	0	0	0						
49 Byung-Hyun Kim, R OBP: 0.135, SLG: 0.088										2	0	1	0	0	0	0						
Jose Acevedo, R OBP: 0.333, SLG: 0.143										0	0	0	0	0	0	0						
Ryan Shealy, R OBP: 0.244, SLG: 0.294										1	1	0	0	0	0	0						
Jamey Wright, R OBP: 0.137, SLG: 0.037										0	0	0	0	0	0	0						
Jorge Piedra, L OBP: 0.351, SLG: 0.545										1	0	1	0	0	0	0						
Choo Freeman, R OBP: 0.111, SLG: 0.222										0	1	0	0	0	0	0						
Mike DeJean, R OBP: 0.111, SLG: 0.222										0	0	0	0	0	0	0						
40 Brian Fuentes, L OBP: 0.111, SLG: 0.222										0	0	0	0	0	0	0						
Inning Stats	R: 0 E: 0 K: 0 S: 15	H: 0 LOB: 3 BB: 3 P: 33	R: 0 E: 0 K: 0 S: 12	H: 2 LOB: 2 BB: 0 P: 16	R: 0 E: 0 K: 3 S: 17	H: 2 LOB: 2 BB: 0 P: 24	R: 0 E: 0 K: 0 S: 6	H: 0 LOB: 0 BB: 0 P: 8	R: 4 E: 0 K: 1 S: 19	H: 3 LOB: 0 BB: 1 P: 33	R: 0 E: 0 K: 0 S: 3	H: 0 LOB: 0 BB: 0 P: 5	R: 2 E: 0 K: 1 S: 16	H: 2 LOB: 2 BB: 1 P: 25	R: 0 E: 0 K: 0 S: 4	H: 1 LOB: 0 BB: 0 P: 6	1B: 9 2B: 2 3B: 0 HR: 2	SF: 0 SAC: 0 DP: 2 HBP: 0	WP: 0 PB: 0 SB: 1 CS: 0	PA: 43		
PITCHER	IP WLS BF H R ER SO BB IBB HBP BLK WP HR S P ERA WHIP																					
D.J. Houlton, R ERA: 5.4	(1, 1) 4.2 24 7 4 4 3 4 0 0 0 0 0 1 67 111 7.71 2.357																					
Franquelis Orosia, R ERA: 4.42	(5, 1) 1.1 7 2 2 1 1 1 0 0 0 0 0 0 3 25 6.75 2.250																					
Giovanni Carrara, R ERA: 4.12	(7, 1) 1.0 3 0 0 0 0 0 0 0 0 0 0 0 7 5 0.00 0.000																					
43 Yhency Brazoban, R ERA: 5.71	(8, 1) 1.0 L 6 2 2 2 1 1 0 0 0 0 0 1 16 25 18.00 3.000																					
Duaner Sanchez, R ERA: 3.39	(9, 1) 1.0 3 1 0 0 0 0 0 0 0 0 0 0 4 6 0.00 1.000																					
Batter	1	2	3	4	5	6	7	8	9	AB	R	H	RBI	BB	SO	LOB	BOTTOM					
Willy Aybar, S OBP: 0.500, SLG: 0.522	BB	1B		K				K		3	2	1	0	2	2	1	Colorado Rockies @ Los Angeles Dodgers Dodger Stadium, Los Angeles, CA Wed Sep 14 2005, 7:10 PM PDT Att: 30,329 - Clear - 65 F					
13 Oscar Robles, L OBP: 0.342, SLG: 0.366	1B	2B		L8			1B	G4-3		5	1	3	1	0	0	1						
12 Jeff Kent, R OBP: 0.385, SLG: 0.526	1B	P4					F9	G6-3		4	0	1	1	0	0	3						
Ricky Ledee, L OBP: 0.339, SLG: 0.458	SF7			G4-3			F7	G6-3		3	0	0	1	0	0	0						
43 Yhency Brazoban, R OBP: 0.295, SLG: 0.351							G6-3	G6-3		0	0	0	0	0	0	0						
Olmedo Saenz, R OBP: 0.338, SLG: 0.514	G6-3			F7			HR	F9		4	1	1	1	0	0	0						
Jose Cruz Jr., S OBP: 0.362, SLG: 0.464		G3-1					K	K		3	1	1	0	1	2	0						
Duaner Sanchez, R OBP: 0.363, SLG: 0.359		2B		BB						0	0	0	0	0	0	0						
Dioner Navarro, S OBP: 0.363, SLG: 0.359		G3-1		K			K	F7		4	0	0	0	0	2	2						
17 Jason Repko, R OBP: 0.279, SLG: 0.366		SH					L7			2	2	1	2	0	0	0						
Antonio Perez, R OBP: 0.376, SLG: 0.427		1B		HR				SH1-4		0	0	0	0	1	0	0						
D.J. Houlton, R ERA: 5.4	(1, 1) 4.0 20 6 5 5 2 2 0 0 0 0 0 0 1 9 14 9.00 1.000																					
Jose Acevedo, R ERA: 6.51	(5, 1) 1.0 4 1 1 1 1 1 0 0 0 0 0 0 1 9 14 9.00 1.000																					
Jamey Wright, R ERA: 5.73	(6, 1) 2.0 W 7 1 1 1 1 1 1 0 0 0 0 0 0 12 22 4.50 1.000																					
Mike DeJean, R ERA: 4.42	(8, 1) 1.0 H 3 0 0 0 0 1 0 0 0 0 0 0 8 13 0.00 0.000																					
40 Brian Fuentes, L ERA: 2.44	(9, 1) 1.0 S 4 0 0 0 0 1 1 0 0 0 0 0 0 9 19 0.00 1.000																					
Inning Stats	R: 2 E: 0 K: 0 S: 8	H: 2 LOB: 1 BB: 1 P: 13	R: 2 E: 0 K: 0 S: 16	H: 3 LOB: 2 BB: 0 P: 22	R: 0 E: 0 K: 1 S: 10	H: 0 LOB: 1 BB: 1 P: 19	R: 1 E: 0 K: 1 S: 12	H: 1 LOB: 0 BB: 0 P: 16	R: 1 E: 0 K: 1 S: 9	H: 1 LOB: 0 BB: 0 P: 14	R: 0 E: 0 K: 0 S: 6	H: 0 LOB: 0 BB: 0 P: 8	R: 1 E: 0 K: 0 S: 6	H: 1 LOB: 1 BB: 1 P: 14	R: 0 E: 0 K: 1 S: 8	H: 0 LOB: 0 BB: 0 P: 13	R: 0 E: 0 K: 1 S: 9	H: 0 LOB: 1 BB: 1 P: 19	1B: 4 2B: 2 3B: 0 HR: 2	SF: 1 SAC: 2 DP: 1 HBP: 0	WP: 0 PB: 0 SB: 0 CS: 0	PA: 38
PITCHER	IP WLS BF H R ER SO BB IBB HBP BLK WP HR S P ERA WHIP																					
49 Byung-Hyun Kim, R ERA: 4.92	(1, 1) 4.0 20 6 5 5 2 2 0 0 0 0 0 0 1 9 14 9.00 1.000																					
Jose Acevedo, R ERA: 6.51	(5, 1) 1.0 4 1 1 1 1 1 0 0 0 0 0 0 1 9 14 9.00 1.000																					
Jamey Wright, R ERA: 5.73	(6, 1) 2.0 W 7 1 1 1 1 1 1 0 0 0 0 0 0 12 22 4.50 1.000																					
Mike DeJean, R ERA: 4.42	(8, 1) 1.0 H 3 0 0 0 0 1 0 0 0 0 0 0 8 13 0.00 0.000																					
40 Brian Fuentes, L ERA: 2.44	(9, 1) 1.0 S 4 0 0 0 0 1 1 0 0 0 0 0 0 9 19 0.00 1.000																					

Batter	1	2	3	4	5	6	7	8	9	AB	R	H	RBI	BB	SO	LOB	TOP											
Willy Aybar, S OBP: 0.500, SLG: 0.571	4-1 FC6-4 BB		2-1 HR		0-0 F8		0-1 G6-3			3	1	1	1	1	0	0												
13 Oscar Robles, L OBP: 0.337, SLG: 0.355	3-2 F9		4-1 BB		3-1 P5			2-2 F9		3	0	0	0	1	0	1												
12 Jeff Kent, R OBP: 0.383, SLG: 0.517	1-0 FC6-4		2-0 P3		4-0 BB			0-2 F9		3	0	0	0	1	0	2												
Ricky Ledee, L OBP: 0.337, SLG: 0.455 Antonio Perez, R OBP: 0.390, SLG: 0.427 Jayson Werth, R OBP: 0.348, SLG: 0.395	3-2 G3		1-3 K		2-3 K			4-2 CS BB		3	0	0	0	0	2	3												
Olmedo Saenz, R OBP: 0.333, SLG: 0.505 Edwin Jackson, R OBP: 0.286, SLG: 0.167		0-1 L9		1-2 E8		1-2 G4-3		1-2 CS	1-1 G3-6 1B	4	0	1	0	0	0	0												
Jose Cruz Jr., S OBP: 0.357, SLG: 0.458		3-3 K		3-3 K		2-1 L6			1-2 P4	4	0	0	0	0	2	2												
Dioner Navarro, S OBP: 0.371, SLG: 0.379		0-1 1B		2-3 K		3-1 L7			0-1 G3-6 1-2	4	0	1	0	0	1	2												
17 Jason Repko, R OBP: 0.279, SLG: 0.361		1-1 F7		4-0 IBB			1-0 F8			2	0	0	0	1	0	1												
Jeff Weaver, R OBP: 0.250, SLG: 0.269			0-3 K	2-2 G6-3			2-2 F9			3	0	0	0	0	1	2												
Inning Stats	R: 0 E: 0 K: 0 S: 8	H: 0 LOB: 1 BB: 1 P: 19	R: 0 E: 0 K: 1 S: 13	H: 1 LOB: 1 BB: 0 P: 17	R: 1 E: 0 K: 2 S: 10	H: 1 LOB: 1 BB: 1 P: 19	R: 0 E: 1 K: 2 S: 13	H: 0 LOB: 2 BB: 1 P: 25	R: 0 E: 0 K: 1 S: 6	H: 0 LOB: 1 BB: 1 P: 15	R: 0 E: 0 K: 0 S: 7	H: 0 LOB: 0 BB: 0 P: 13	R: 0 E: 0 K: 0 S: 12	H: 0 LOB: 0 BB: 0 P: 11	R: 0 E: 0 K: 0 S: 12	H: 1 LOB: 1 BB: 0 P: 19	1B: 2 2B: 0 3B: 0 HR: 1	SF: 0 SAC: 0 DP: 1 HBP: 0	WP: 0 PB: 0 SB: 0 CS: 1	PA: 35								
PITCHER	IP	WLS	BF	H	R	ER	SO	BB	IBB	HBP	BLK	WP	HR	S	P	ERA	WHIP											
Jason Schmidt, R ERA: 4.29	(1, 1)	5.0	22	2	1	1	6	3	1	0	0	0	0	1	50	95	1.80	1.000										
Jeremy Accardo, R ERA: 4.1	(6, 1)	2.0	6	0	0	0	0	0	0	0	0	0	0	0	15	24	0.00	0.000										
Scott Eyre, L ERA: 2.83	(8, 1)	0.2	3	0	0	0	0	1	0	0	0	0	0	0	10	16	0.00	1.500										
Tyler Walker, R ERA: 4.69	(8, 1)	0.1	W	0	0	0	0	0	0	0	0	0	0	2	3	0.00	0.000											
Amando Benitez, R ERA: 4.81	(9, 1)	1.0	S	3	1	0	0	0	0	0	0	0	0	7	9	0.00	1.000											

Los Angeles Dodgers @ San Francisco Giants
SBC Park, San Francisco, CA
Sat Sep 17 2005, 4:05 PM EDT
Att: 42,864 - Partly Cloudy - 62 F

AB	29
R	1
H	3
RBI	1
BB	5
SO	6
LOB	13



Batter	1	2	3	4	5	6	7	8	9	AB	R	H	RBI	BB	SO	LOB	BOTTOM											
2 Randy Winn, S OBP: 0.351, SLG: 0.470	0-2 G3		1-1 HR			1-1 E4 SH2-4		3-2 L8		4	1	1	1	0	0	2												
13 Omar Vizquel, S OBP: 0.333, SLG: 0.359	0-1 L8		1-3 K			1-0 SH2-4		1-1 1B		3	0	1	1	0	1	0												
Edgardo Alfonzo, R OBP: 0.335, SLG: 0.355 Amando Benitez, R	0-0 2B			1-0 G4-3		1-0 F9		0-1 F7		4	0	1	0	0	0	3												
Ray Durham, S OBP: 0.368, SLG: 0.447	0-0 F9			2-2 G3		1-2 G4-3				3	0	0	0	0	0	3												
Pedro Feliz, R OBP: 0.306, SLG: 0.434		1-2 P2		2-3 K			0-1 G6-3			3	0	0	0	0	1	0												
Mike Matheny, R OBP: 0.298, SLG: 0.411		0-0 G6-3			2-1 L9		1-0 G4-3			3	0	0	0	0	0	0												
Todd Linden, S OBP: 0.284, SLG: 0.348 Tyler Walker, R Lance Niekro, R OBP: 0.296, SLG: 0.467		0-0 G4-3			0-0 40 G4-6-3 1B		2-3 K			3	0	1	0	0	1	0												
40 Daniel Ortmeier, S OBP: 0.263, SLG: 0.125			0-2 F7		1-1 G4-6-3 1-2			2-2 13 SH3-4 1B HBP		2	1	0	0	0	0	1												
Jason Schmidt, R OBP: 0.113, SLG: 0.154 Jeremy Accardo, R OBP: 1.000, SLG: 1.000 Scott Eyre, L Jason Ellison, R OBP: 0.324, SLG: 0.371			0-3 K		2-2 13 SH2-4 2 E 1B		1-0 G4-3		1-2 SH3-4	1	0	0	0	0	1	0												
Inning Stats	R: 0 E: 0 K: 0 S: 7	H: 1 LOB: 0 BB: 0 P: 7	R: 0 E: 0 K: 0 S: 5	H: 0 LOB: 0 BB: 0 P: 6	R: 1 E: 0 K: 2 S: 11	H: 1 LOB: 0 BB: 0 P: 13	R: 0 E: 0 K: 1 S: 8	H: 0 LOB: 0 BB: 0 P: 13	R: 0 E: 1 K: 0 S: 5	H: 1 LOB: 2 BB: 0 P: 8	R: 0 E: 0 K: 0 S: 13	H: 1 LOB: 0 BB: 0 P: 19	R: 0 E: 0 K: 1 S: 6	H: 0 LOB: 0 BB: 0 P: 9	R: 1 E: 0 K: 0 S: 11	H: 1 LOB: 1 BB: 0 P: 18	1B: 3 2B: 1 3B: 0 HR: 1	SF: 0 SAC: 2 DP: 1 HBP: 1	WP: 0 PB: 0 SB: 0 CS: 0	PA: 30								
PITCHER	IP	WLS	BF	H	R	ER	SO	BB	IBB	HBP	BLK	WP	HR	S	P	ERA	WHIP											
Jeff Weaver, R ERA: 4.24	(1, 1)	8.0	L	30	5	2	2	4	0	0	1	0	0	1	66	93	2.25	0.625										

Los Angeles Dodgers @ San Francisco Giants
SBC Park, San Francisco, CA
Sat Sep 17 2005, 4:05 PM EDT
Att: 42,864 - Partly Cloudy - 62 F

AB	27
R	2
H	5
RBI	2
BB	0
SO	4
LOB	9



Batter	1	2	3	4	5	6	7	8	9	AB	R	H	RBI	BB	SO	LOB	TOP										
Willy Aybar, S OBP: 0.447, SLG: 0.500 (1, 5)	F8		K		P5		G4-3		G4-3	5	0	0	0	0	1	2	Los Angeles Dodgers @ San Francisco Giants SBC Park, San Francisco, CA Sun Sep 18 2005, 4:05 PM EDT Att: 42,659 - Sunny - 67 F										
13 Oscar Robles, L OBP: 0.336, SLG: 0.363 (1, 6)	FC6-4 BB		HR		G3		E3		G3	4	1	1	1	1	0	2											
Antonio Perez, R OBP: 0.378, SLG: 0.424 (1, 4)	FC6-4 1-2		CS		K		F7			4	0	1	0	0	1	4											
12 Jeff Kent, R OBP: 0.382, SLG: 0.515 (1, 3)	F8		CS		P6		P3			4	0	1	0	0	0	2											
José Cruz Jr., S OBP: 0.361, SLG: 0.474 (1, 9)		SH1-3 1B		HR		G3-6-3 1-2			G4-3 2B	4	1	3	1	0	0	1											
Dioner Navarro, S OBP: 0.370, SLG: 0.385 (1, 2)	SH1-3 1-2		K		K		1B 2B		P5	3	1	1	0	0	1	1											
Mike Edwards, R OBP: 0.301, SLG: 0.356 (1, 7)	P3		K		K		1B 2B		G4-3 2-3	4	0	1	1	0	1	2											
Jayson Werth, R OBP: 0.350, SLG: 0.393 (1, 8)	F8				13 G3 1B		1B HBP		G5-3	2	0	0	0	1	0	2											
Elmer Dessens, R Jason Phillips, R D.J. Houlton, R Brian Myer, L Franquielis Osonia, R 56 Hung-Chih Kuo, L 43 Yhency Brazoban, R Ricky Ledee, L (1, 1) (5, PH) (5, 1) (6, PH) (8, 1) (8, 1) (9, PH)			K		13 G3 1B		1-2 2-H 1B		G4-3	1	0	0	0	0	0	0											
Inning Stats	R: 0 E: 0 K: 0 S: 10	H: 0 LOB: 1 BB: 1 P: 19	R: 0 E: 0 K: 0 S: 9	H: 1 LOB: 1 BB: 0 P: 16	R: 1 E: 0 K: 2 S: 18	H: 2 LOB: 0 BB: 0 P: 27	R: 1 E: 0 K: 2 S: 8	H: 1 LOB: 0 BB: 0 P: 11	R: 0 E: 0 K: 1 S: 13	H: 1 LOB: 2 BB: 1 P: 26	R: 1 E: 0 K: 0 S: 9	H: 4 LOB: 2 BB: 0 P: 15	R: 0 E: 1 K: 0 S: 7	H: 0 LOB: 1 BB: 0 P: 15	R: 0 E: 0 K: 0 S: 10	H: 1 LOB: 1 BB: 0 P: 12		R: 0 E: 0 K: 0 S: 6	H: 0 LOB: 0 BB: 0 P: 10	1B: 6 2B: 2 3B: 0 HR: 2	SF: 0 SAC: 1 DP: 1 HBP: 1	WP: 0 PA: 39 PB: 0 SB: 0 CS: 1					
PITCHER	IP	WLS	BF	H	R	ER	SO	BB	IBB	HBP	BLK	WP	HR	S	P	ERA	WHIP										
51 Noah Lowry, L ERA: 3.84 (1, 1)	5.0		21	5	2	2	5	2	0	0	0	0	2	58	99	3.60	1.400										
Matt Kinney, R ERA: 1.04 (6, 1)	1.0	W	6	4	1	1	0	0	0	1	0	0	0	9	15	9.00	4.000										
Jack Taschner, L ERA: 1.59 (7, 1)	1.0	H	4	0	0	0	0	0	0	0	0	0	0	7	15	0.00	0.000										
Tyler Walker, R ERA: 4.61 (8, 1)	1.0	H	4	1	0	0	0	0	0	0	0	0	0	10	12	0.00	1.000										
Amando Benitez, R ERA: 4.62 (9, 1)	1.0	S	3	0	0	0	0	0	0	0	0	0	0	6	10	0.00	0.000										

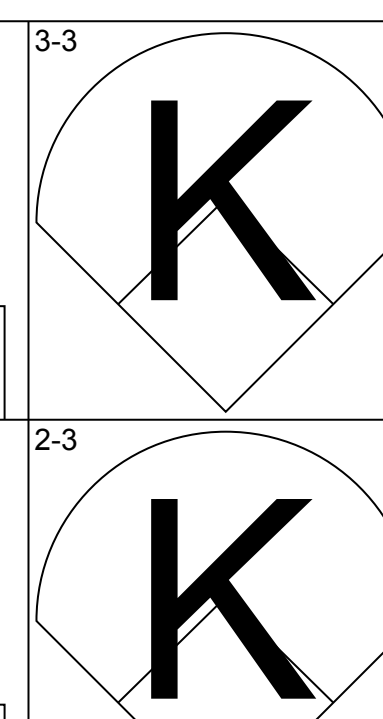
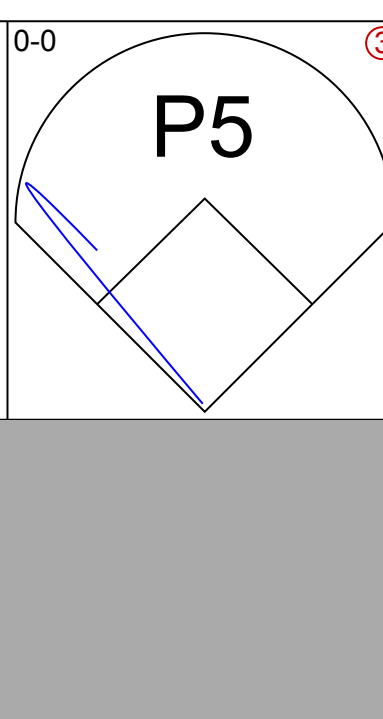
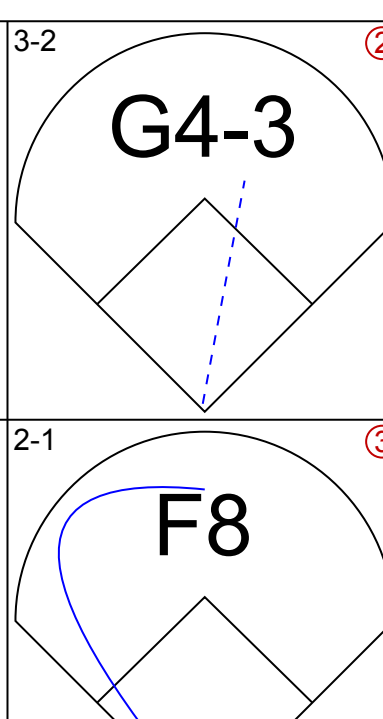
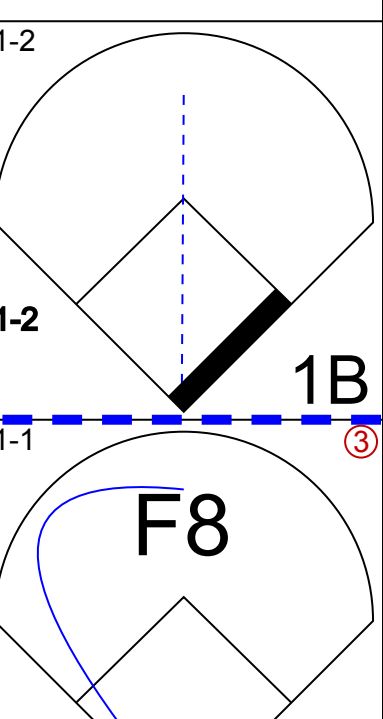
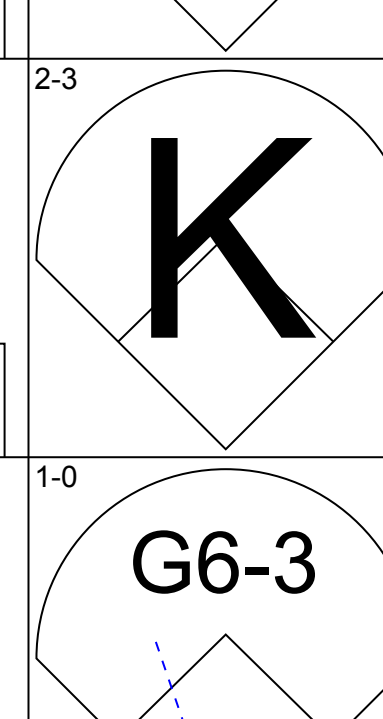
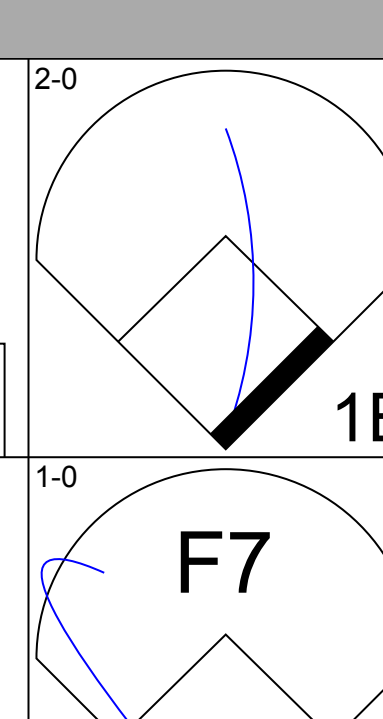
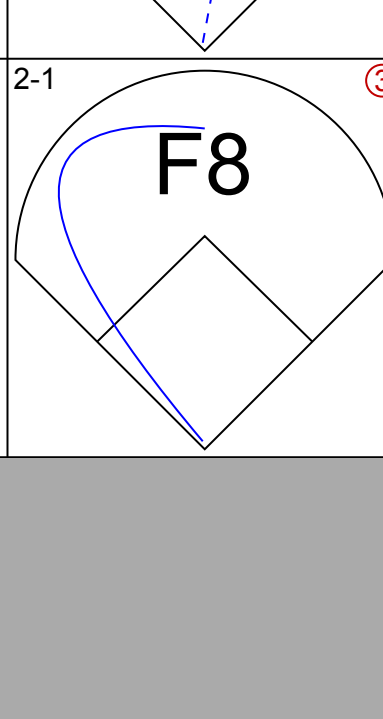
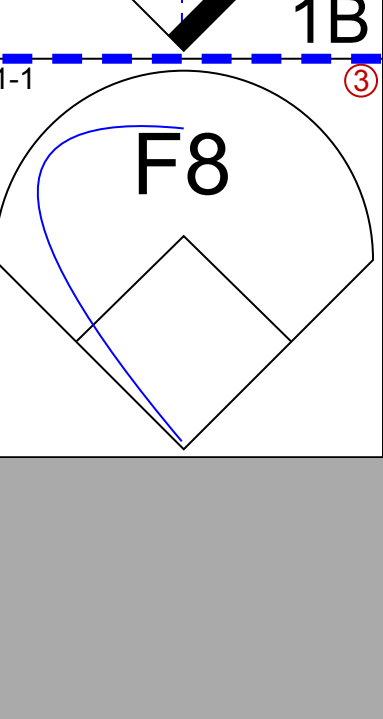
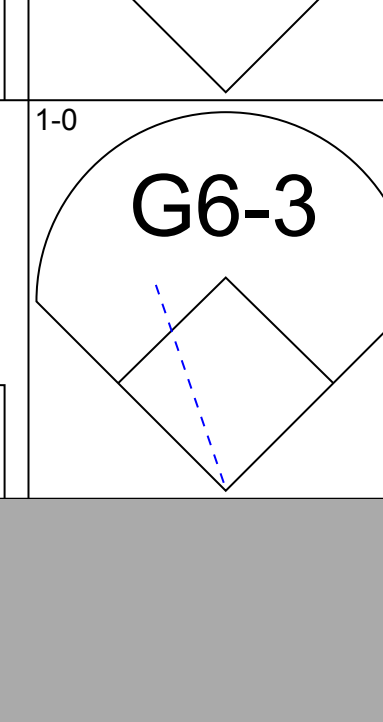
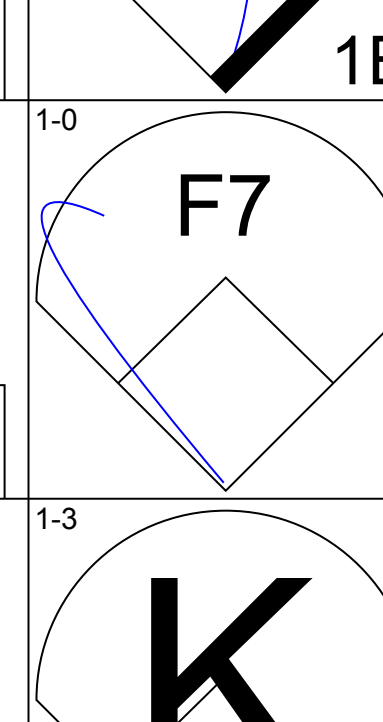
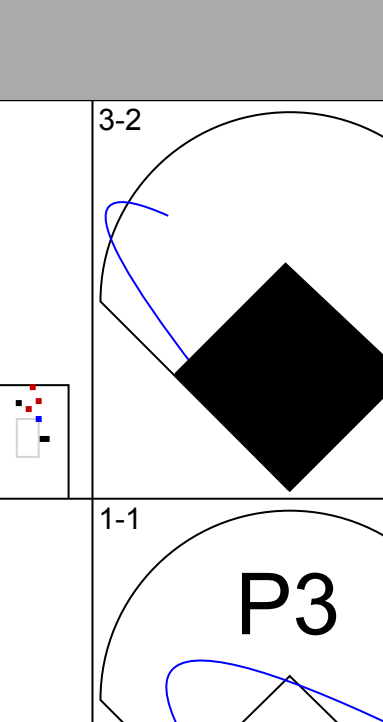
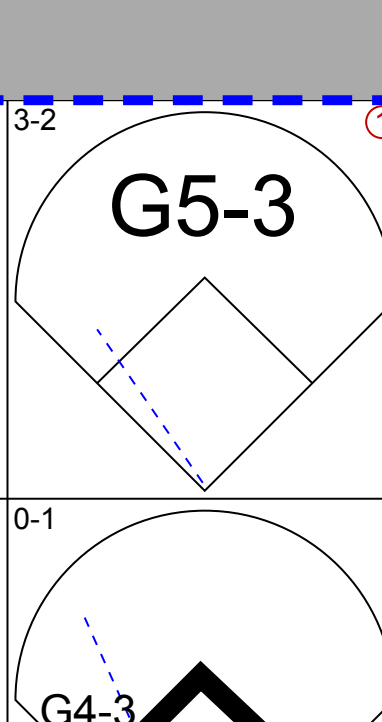
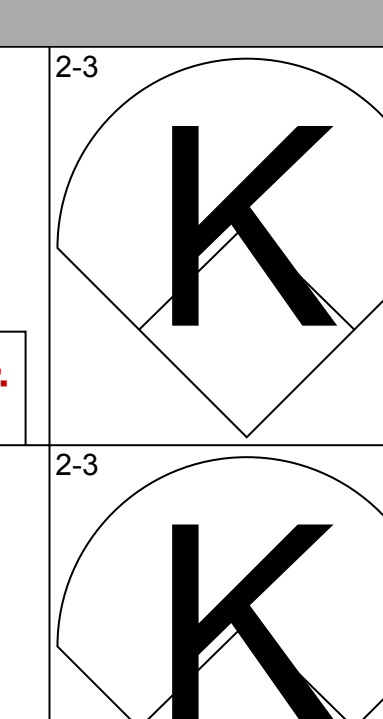
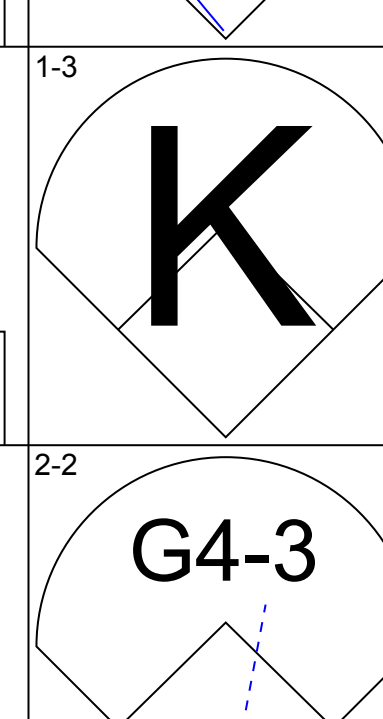
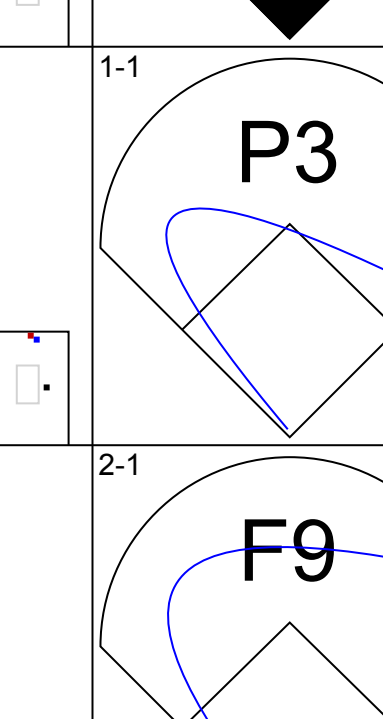
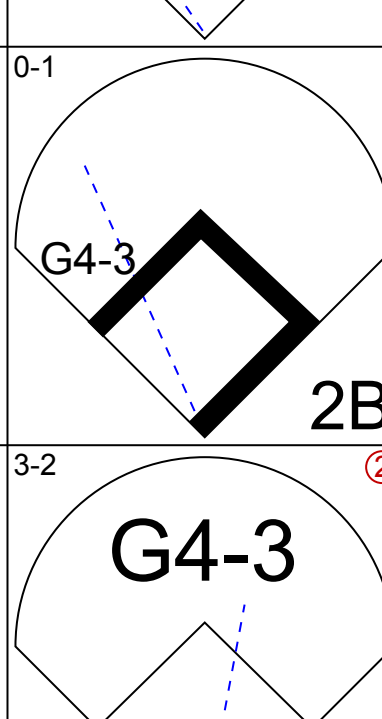
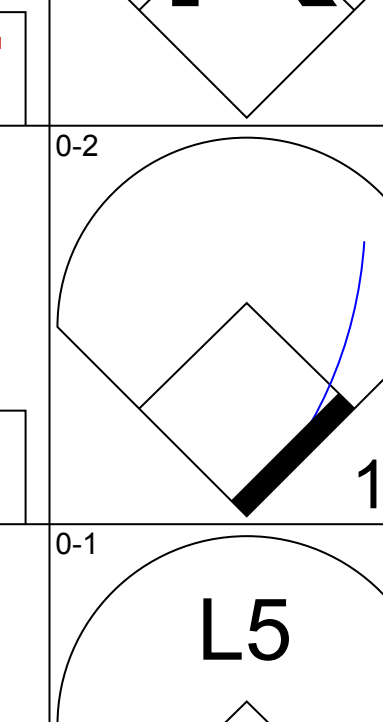

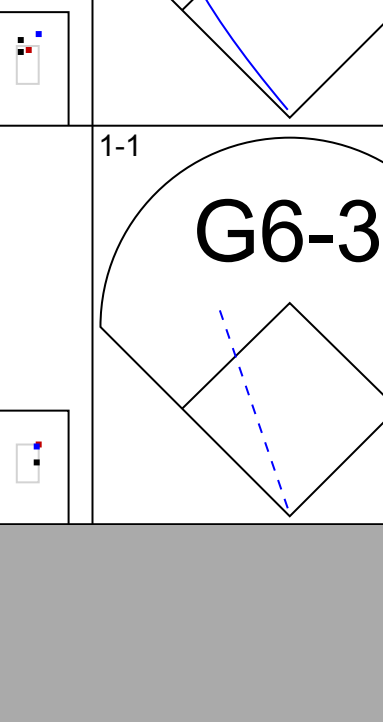
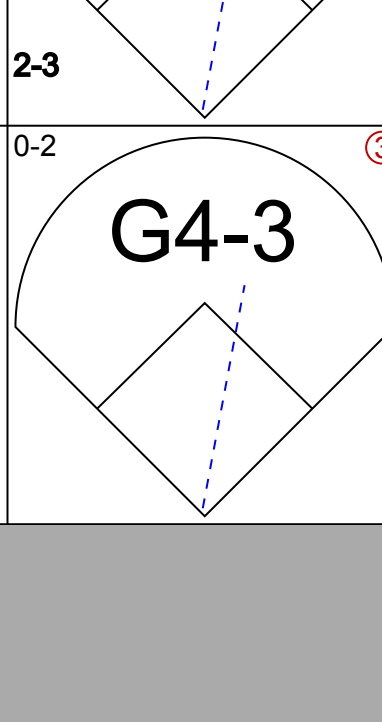
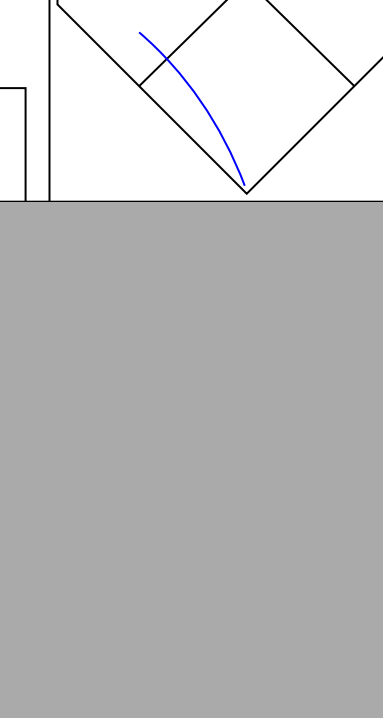
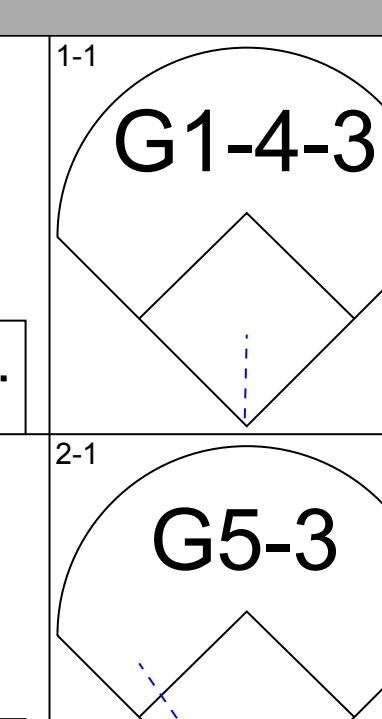
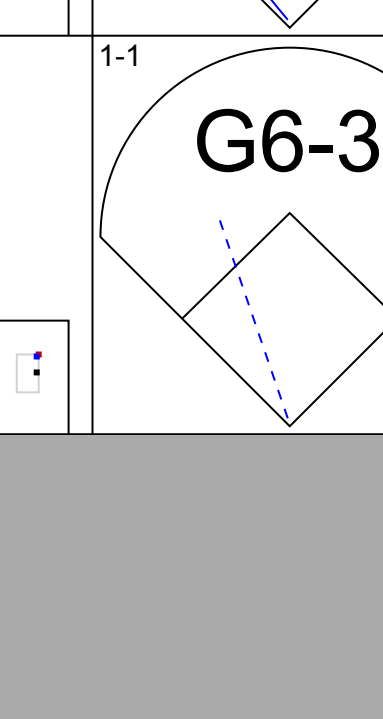
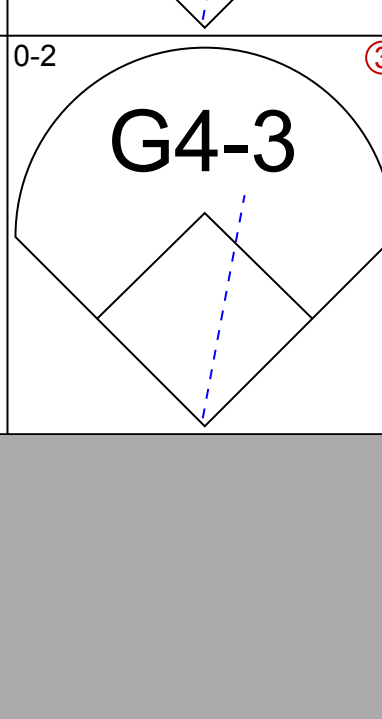
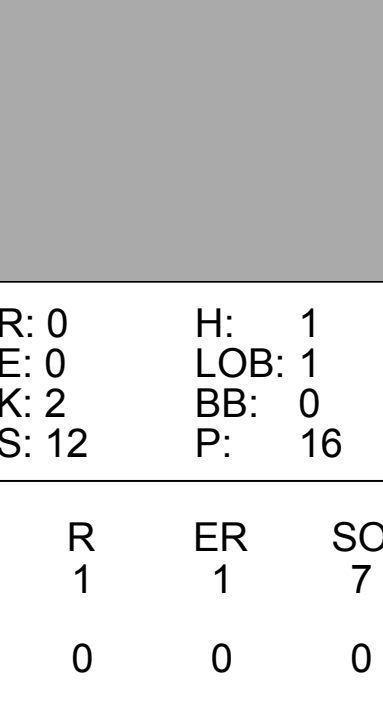
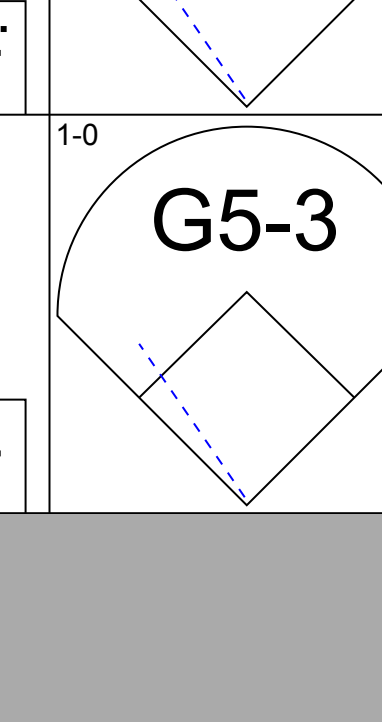
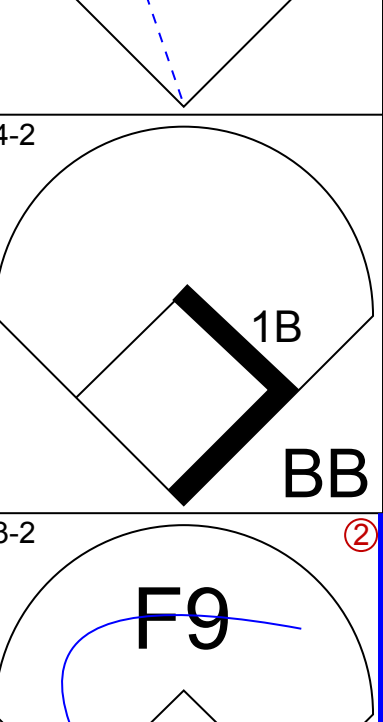
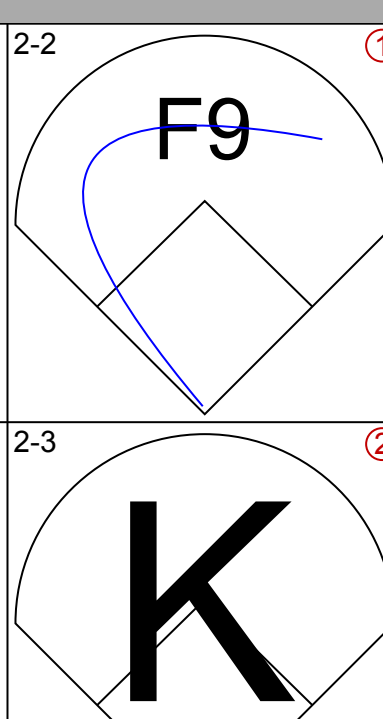
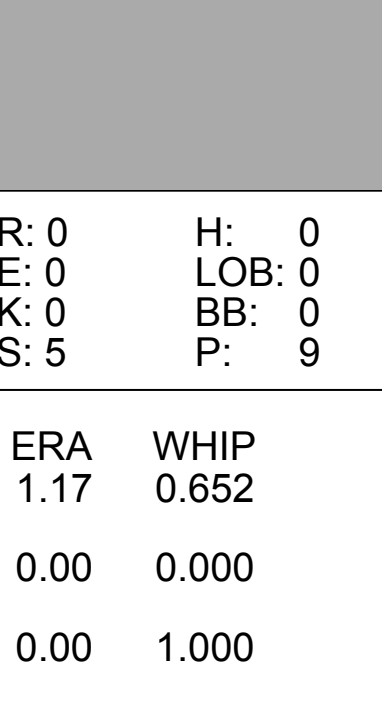
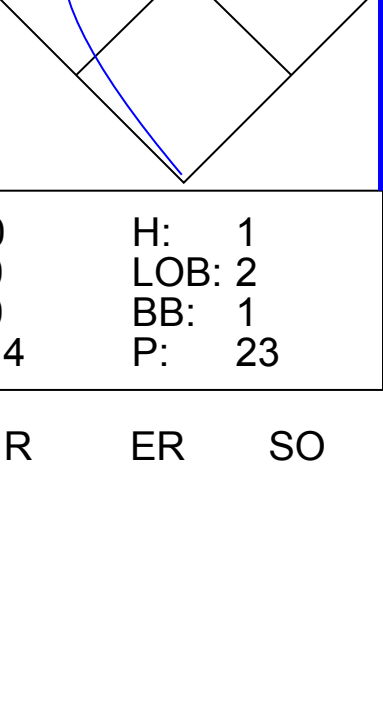
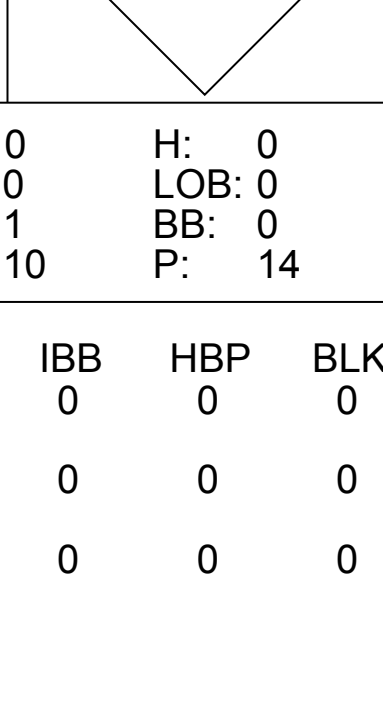
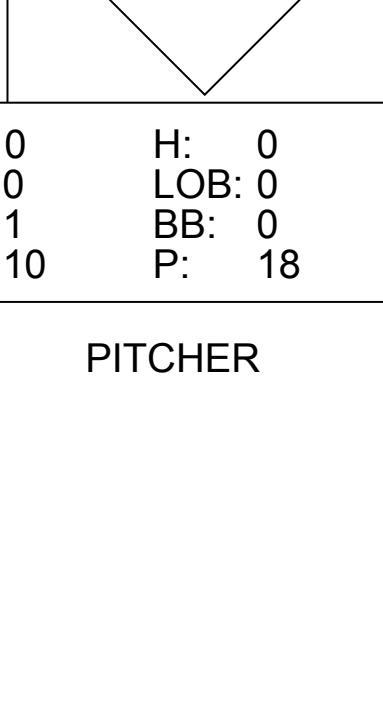
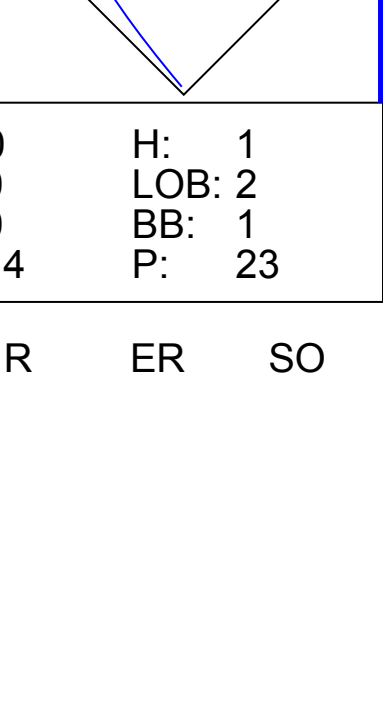
AB	34
R	3
H	10
RBI	3
BB	2
SO	5
LOB	16



Batter	1	2	3	4	5	6	7	8	9	AB	R	H	RBI	BB	SO	LOB	BOTTOM										
2 Randy Winn, S OBP: 0.353, SLG: 0.478 (1, 8)	13 SH1-3 S 1B		HR		L8		13 FC3-6 1B			4	1	3	2	0	0	0	Los Angeles Dodgers @ San Francisco Giants SBC Park, San Francisco, CA Sun Sep 18 2005, 4:05 PM EDT Att: 42,659 - Sunny - 67 F										
13 Omar Vizquel, S OBP: 0.334, SLG: 0.358 (1, 6)	SH1-3 1-2		2B SF7 BB		1B BB		FC3-6 G5-4-3 1-2			1	1	0	0	2	0	1											
Pedro Feliz, R OBP: 0.305, SLG: 0.434 (1, 3) (9, 5)	P3		2B		F7		G5-4-3 1-2			4	0	1	0	0	0	3											
Barry Bonds, L OBP: 0.400, SLG: 0.750 Jason Ellison, R OBP: 0.324, SLG: 0.371 (1, 7) (9, 9)	F7 2-3		SF7		1B		HR			3	1	2	2	0	0	1											
Moises Alou, R OBP: 0.402, SLG: 0.496 Todd Linden, S OBP: 0.284, SLG: 0.348 (1, 9) (9, 7)		0-1 2B	FC1-4-5 2-3		P6		G5-3			4	0	1	0	0	0	3											
Ray Durham, S OBP: 0.385, SLG: 0.443 (1, 4)	B1		L9				G3-1		L8	4	0	0	0	0	0	2											
Edgardo Alfonzo, R OBP: 0.354, SLG: 0.353 Amando Benitez, R (1, 5) (9, 1)		1-0 1B			G4-3		G5-3		G6-3	4	0	1	0	0	0	0											
Mike Matheny, R OBP: 0.298, SLG: 0.417 (1, 2)	G4-6-3 1-2		K		K		HR			3	1	1	1	0	1	2											
51 Noah Lowry, R Matt Kinney, R Doug Clark, L Jack Taschner, L Tyler Walker, R Lance Niekro, R (1, 1) (6, 1) (6, PH) (7, 1) (8, 1) (9, 3)			2 HR 2B		G6-3		G4-3			2	1	1	0	0	0	0											
Inning Stats	R: 0 E: 0 K: 0 S: 7	H: 1 LOB: 1 BB: 0 P: 11	R: 0 E: 0 K: 0 S: 6	H: 2 LOB: 1 BB: 0 P: 9	R: 3 E: 0 K: 0 S: 16	H: 3 LOB: 1 BB: 1 P: 25	R: 0 E: 0 K: 1 S: 6	H: 0 LOB: 0 BB: 0 P: 7	R: 0 E: 0 K: 0 S: 9	H: 1 LOB: 2 BB: 1 P: 16	R: 1 E: 0 K: 0 S: 7	H: 1 LOB: 0 BB: 0 P: 10	R: 0 E: 0 K: 0 S: 4	H: 1 LOB: 0 BB: 0 P: 5	R: 1 E: 0 K: 0 S: 9	H: 1 LOB: 0 BB: 0 P: 16		1B: 4 2B: 3 3B: 0 HR: 3	SF: 1 SAC: 1 DP: 2 HBP: 0	WP: 0 PA: 34 PB: 0 SB: 1 CS: 0							
PITCHER	IP	WLS	BF	H	R	ER	SO	BB	IBB	HBP	BLK	WP	HR	S	P	ERA	WHIP										
Elmer Dessens, R ERA: 3.19 (1, 1)	4.0		18	6	3	3	1	1	0	0	0	0	0	9	16	0.00	2.000										
D.J. Houlton, R ERA: 5.35 (5, 1)	1.0		5	1	0	0	0	1	0	0	0	0	0	9	16	0.00	2.000										
Franquielis Osonia, R ERA: 4.43 (6, 1)	2.0	L	7	2	1	1	0	0	0	0	0	0	1	11	15	4.50	1.000										
56 Hung-Chih Kuo, L ERA: 81.0 (8, 1)	0.0		1	1	1	1	0	0	0	0	0	0	1	4	7	=	=										
43 Yhency Brazoban, R ERA: 5.54 (8, 1)	1.0		3	0	0	0	0	0	0	0	0	0	0	5	9	0.00	0.000										

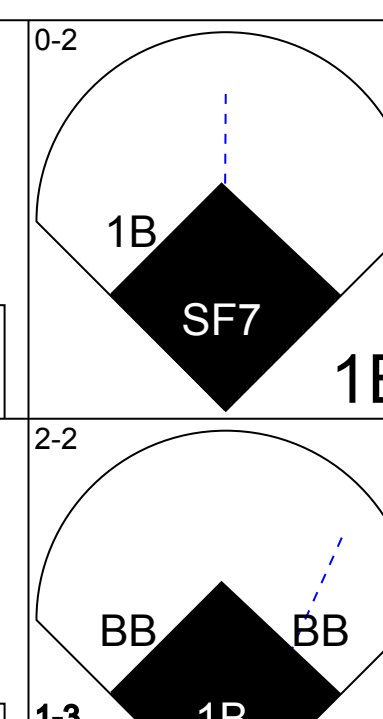
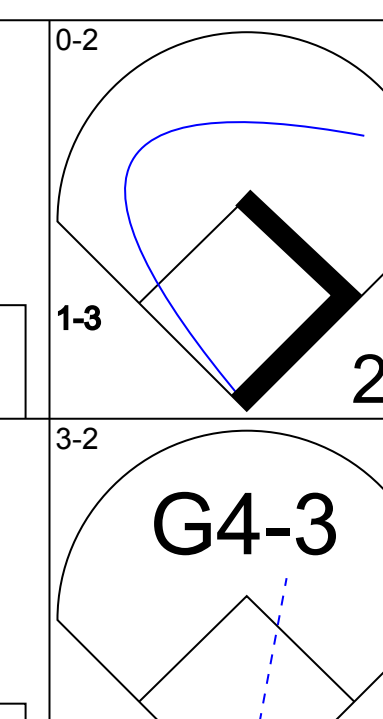
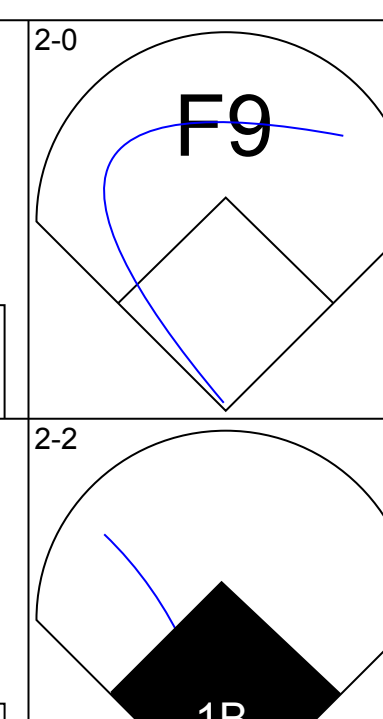
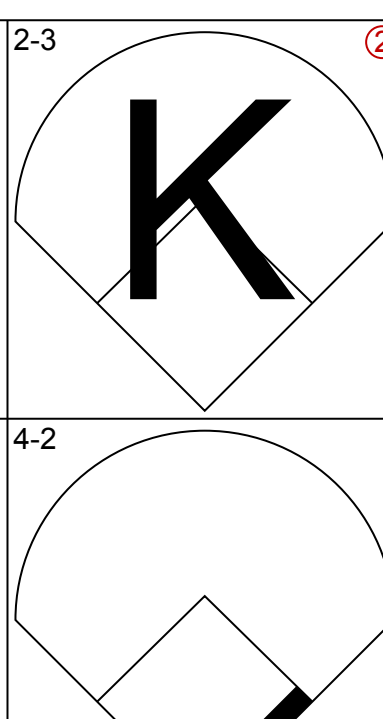
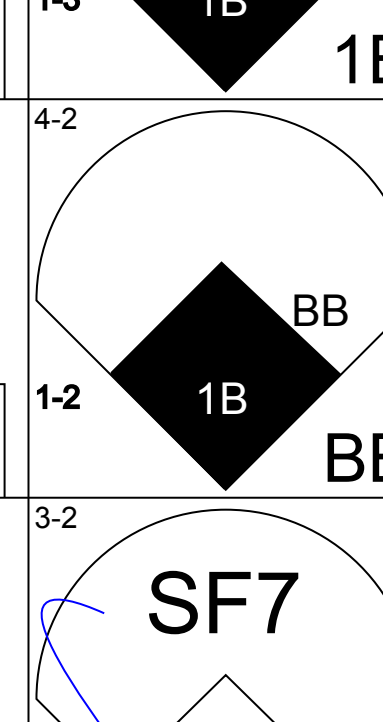
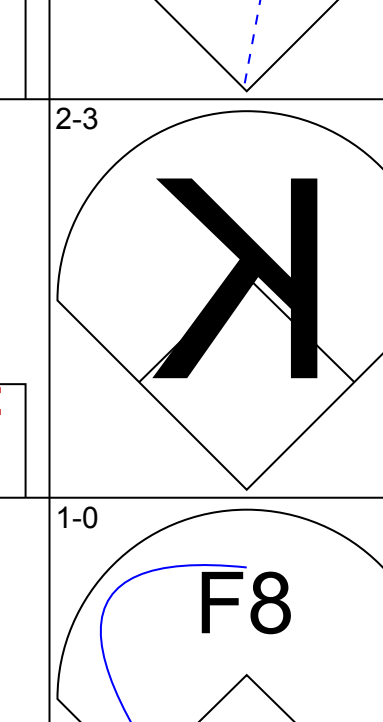
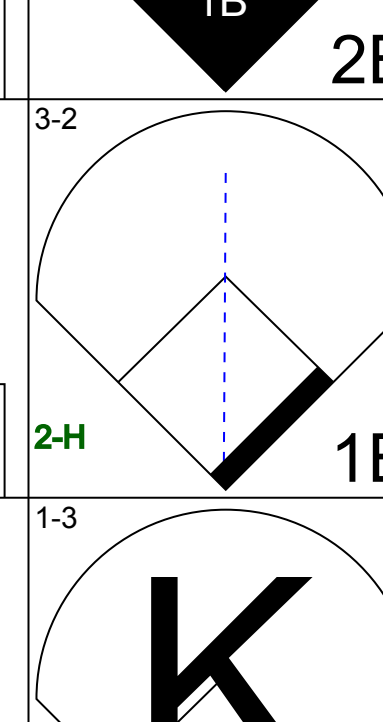
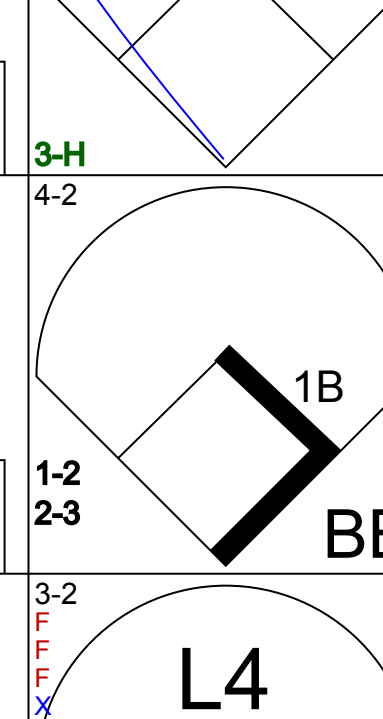



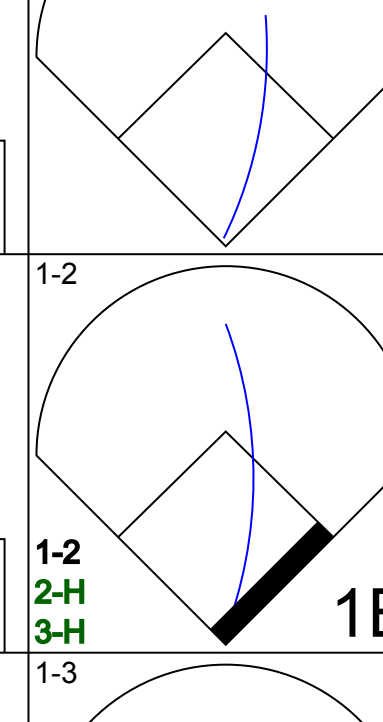


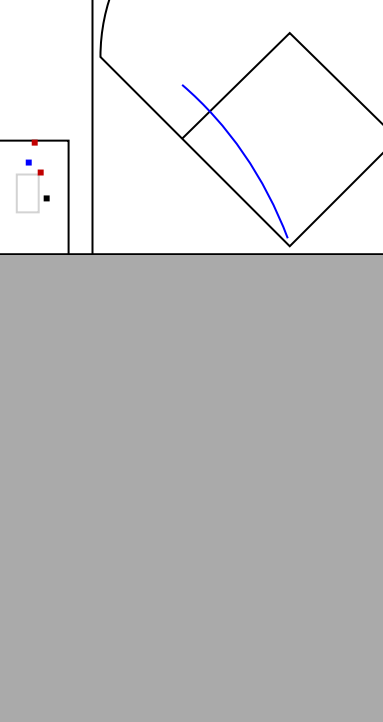
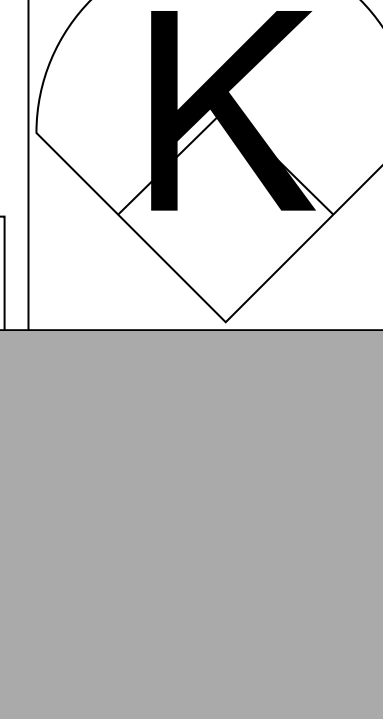
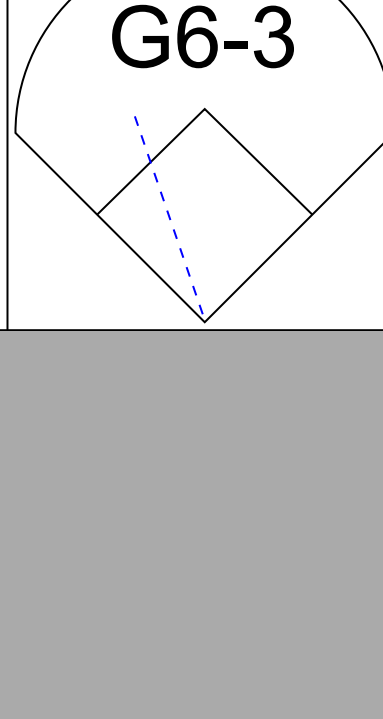
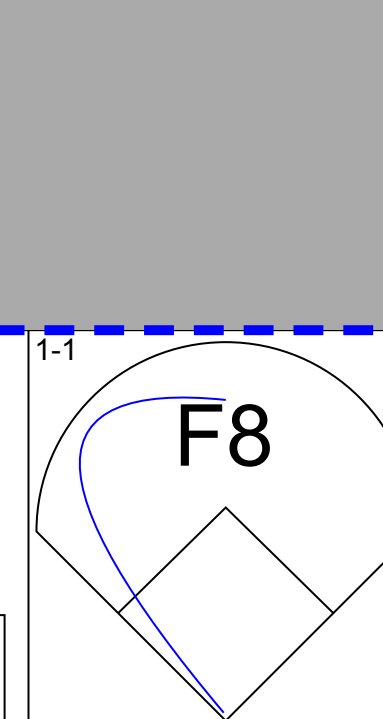
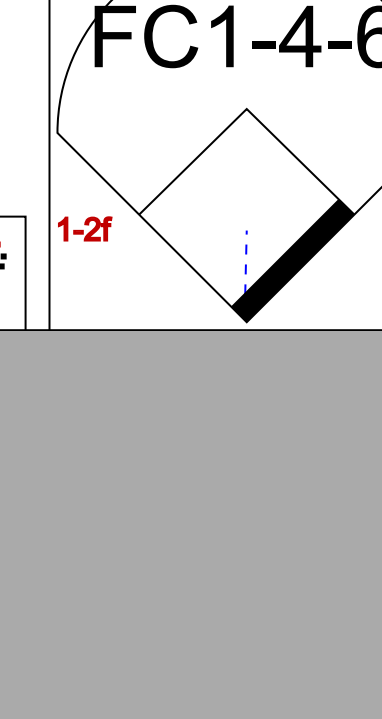

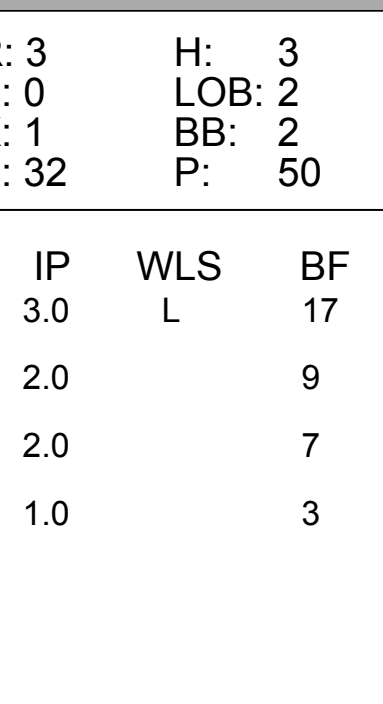
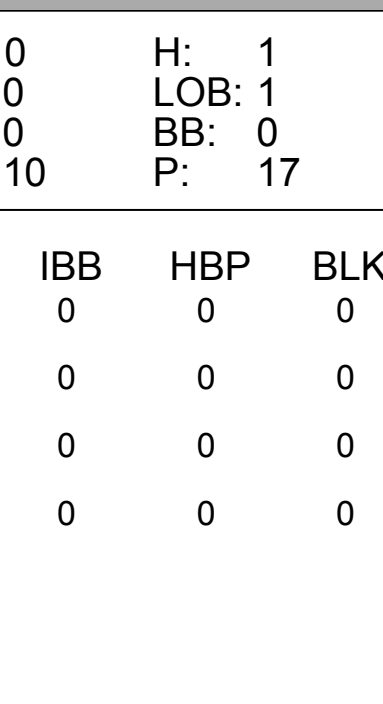
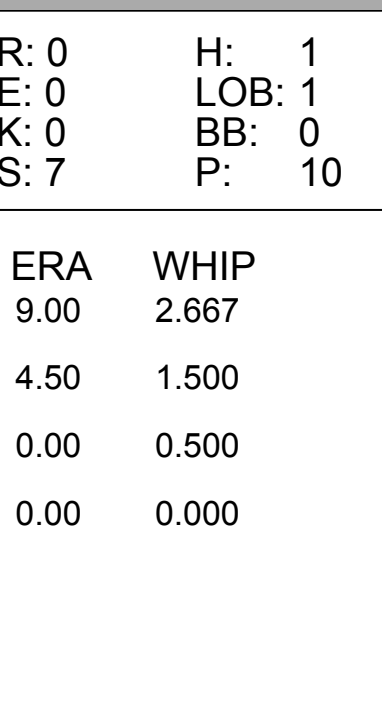
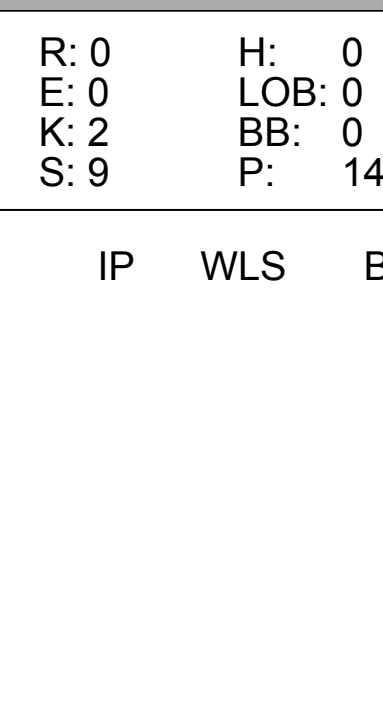
AB	30
R	5
H	10
RBI	5
BB	2
SO	1
LOB	12



Batter	1	2	3	4	5	6	7	8	9	AB	R	H	RBI	BB	SO	LOB	TOP			
Willy Aybar, S OBP: 0.431, SLG: 0.477 (1, 5)										4	0	1	0	0	1	0	Los Angeles Dodgers @ Arizona Diamondbacks Bank One Ballpark, Phoenix, AZ Tue Sep 20 2005, 9:40 PM EDT Att: 23,907 - Clear - 76 F			
13 Oscar Robles, L OBP: 0.337, SLG: 0.362 (1, 6)										4	0	1	0	0	1	2				
12 Jeff Kent, R OBP: 0.381, SLG: 0.519 (1, 4)										4	1	1	1	0	0	1				
Olmedo Saenz, R OBP: 0.332, SLG: 0.505 (1, 3)									2B	4	0	1	0	0	2	1				
José Cruz Jr., S OBP: 0.357, SLG: 0.468 (1, 9)									2B	4	0	0	0	0	1	2				
Mike Edwards, R OBP: 0.302, SLG: 0.356 Ricky Ledee, L OBP: 0.335, SLG: 0.451 (9, PH)										3	0	1	0	0	0	0				
Jason Phillips, R OBP: 0.286, SLG: 0.364 (1, 2)										3	0	0	0	0	0	1				
Jayson Werth, R OBP: 0.350, SLG: 0.390 (1, 8)									BB	2	0	0	0	1	0	0				
Derek Lowe, R OBP: 0.175, SLG: 0.194 Edwin Jackson, R ERA: 8.84 56 Hung-Chih Kuo, L ERA: 11.57 Brian Myrow, L ERA: 6.23 51 Jonathan Broxton, R ERA: 6.23 (1, 1)										1	0	0	0	0	1	0				
Inning Stats	R: 0 E: 0 K: 2 S: 8	H: 0 LOB: 0 BB: 0 P: 14	R: 0 E: 0 K: 2 S: 12	H: 1 LOB: 1 BB: 0 P: 16	R: 0 E: 0 K: 1 S: 10	H: 0 LOB: 0 BB: 0 P: 14	R: 0 E: 0 K: 1 S: 5	H: 0 LOB: 0 BB: 0 P: 9	R: 0 E: 0 K: 1 S: 10	H: 0 LOB: 0 BB: 0 P: 18	R: 1 E: 0 K: 0 S: 10	H: 1 LOB: 0 BB: 0 P: 17	R: 0 E: 0 K: 0 S: 14	H: 1 LOB: 2 BB: 1 P: 23	R: 0 E: 0 K: 0 S: 13	H: 1 LOB: 1 BB: 0 P: 19		1B: 3 2B: 1 3B: 0 HR: 1	SF: 0 SAC: 0 DP: 0 HBP: 0	WP: 0 PB: 0 SB: 0 CS: 0
PITCHER	IP WLS BF H R ER SO BB IBB HBP BLK WP HR S P ERA WHIP	7.2 W 28 4 1 1 7 1 0 0 0 0 1 75 122 1.17 0.652	0.1 H 1 0 0 0 0 0 0 0 0 0 0 2 3 0.00 0.000	1.0 S 4 1 0 0 0 0 0 0 0 0 0 13 19 0.00 1.000	PITCHER										IP WLS BF H R ER SO BB IBB HBP BLK WP HR S P ERA WHIP					

AB	32
R	1
H	5
RBI	1
BB	1
SO	7
LOB	9



Batter	1	2	3	4	5	6	7	8	9	AB	R	H	RBI	BB	SO	LOB	BOTTOM			
Craig Counsell, L OBP: 0.356, SLG: 0.381 (1, 4)										4	1	2	0	0	1	0	Los Angeles Dodgers @ Arizona Diamondbacks Bank One Ballpark, Phoenix, AZ Tue Sep 20 2005, 9:40 PM EDT Att: 23,907 - Clear - 76 F			
Chad Tracy, L OBP: 0.354, SLG: 0.536 Luis Terrero, R OBP: 0.312, SLG: 0.368 (9, 8)										3	2	2	0	1	0	2				
Luis Gonzalez, L OBP: 0.360, SLG: 0.439 (1, 7)										3	1	1	1	1	2	3				
Tony Clark, S OBP: 0.365, SLG: 0.656 (1, 3)										3	0	0	1	0	2	3				
Troy Glaus, R OBP: 0.368, SLG: 0.541 (1, 5)										3	0	2	0	1	1	0				
Shawn Green, L OBP: 0.382, SLG: 0.494 (9, 9)										4	0	0	0	0	0	5				
Alex Cintron, S OBP: 0.299, SLG: 0.412 (1, 6)										4	0	1	2	0	0	2				
Kelly Stinnett, R OBP: 0.338, SLG: 0.450 (1, 2)										4	0	0	0	0	2	4				
Javier Vazquez, R OBP: 0.282, SLG: 0.276 Tim Worrell, R ERA: 4.57 Quinton McCracken, S OBP: 0.313, SLG: 0.297 Jose Valverde, R ERA: 2.76 (1, 1)										3	0	1	0	0	1	0				
Inning Stats	R: 3 E: 0 K: 1 S: 32	H: 3 LOB: 2 BB: 2 P: 50	R: 0 E: 0 K: 1 S: 18	H: 2 LOB: 0 BB: 0 P: 25	R: 0 E: 0 K: 0 S: 10	H: 1 LOB: 1 BB: 0 P: 17	R: 1 E: 0 K: 1 S: 14	H: 2 LOB: 1 BB: 0 P: 23	R: 0 E: 0 K: 3 S: 14	H: 0 LOB: 1 BB: 1 P: 21	R: 0 E: 0 K: 2 S: 9	H: 0 LOB: 0 BB: 0 P: 14	R: 0 E: 0 K: 2 S: 9	H: 0 LOB: 0 BB: 0 P: 14	R: 0 E: 0 K: 0 S: 13	H: 0 LOB: 1 BB: 0 P: 19		1B: 7 2B: 2 3B: 0 HR: 0	SF: 1 SAC: 0 DP: 0 HBP: 0	WP: 0 PB: 0 SB: 0 CS: 0
PITCHER	IP WLS BF H R ER SO BB IBB HBP BLK WP HR S P ERA WHIP	3.0 L 17 6 3 3 2 2 0 0 0 0 0 21 33 4.50 2.667	2.0 9 3 1 1 1 0 0 0 0 0 0 0 23 35 0.00 0.500	1.0 7 3 0 0 0 2 0 0 0 0 0 0 9 14 0.00 0.000	PITCHER										IP WLS BF H R ER SO BB IBB HBP BLK WP HR S P ERA WHIP					

AB	32
R	4
H	9
RBI	4
BB	3
SO	10
LOB	19



Batter	1	2	3	4	5	6	7	8	9	10	11	12	AB	R	H	RBI	BB	SO	LOB	TOP					
Willy Aybar, S OBP: 0.459, SLG: 0.519	2-1 13 1B 12 HR	G4-3			G5-3		K		G5-3				6	1	2	0	0	1	3						
13 Oscar Robles, L OBP: 0.333, SLG: 0.357	1-0 12 HR			F7	G6-3		G4-3				12 BB 1B		6	1	2	0	0	0	3						
12 Jeff Kent, R OBP: 0.382, SLG: 0.525	1-0 1B			F9		G6-3			BB HBP			P2	5	2	2	3	1	0	0						
Omedo Saenz, R 43 Yhency Brazoban, R (9, 1)	1-2 1B			F9		G1-3			HBP BB		G5-4-3 BB		4	0	1	0	1	0	2						
Antonio Perez, R Duane Sanchez, R	G4-3 1B								HBP BB		G5-4-3 1-2		K	1	0	0	0	0	1	0					
José Cruz Jr., S OBP: 0.358, SLG: 0.466	G4-3				G3-6-3 1B				L9			L9	6	0	2	0	0	0	3						
Mike Edwards, R OBP: 0.300, SLG: 0.350	F9				G3-6-3 1B				HBP BB				4	0	0	0	1	1	2						
Jason Phillips, R 56 Hung-Chih Kuo, L			G4-3			G6-3							3	0	1	0	0	0	0						
Ricky Ledesma, R Steve Schmoll, R					17 2B 1B				1-2 2-3 3-H HBP				0	0	0	0	0	0	0						
17 Jason Repko, R OBP: 0.278, SLG: 0.365		G3-1							P3			K2-3	5	0	2	0	0	1	3						
Jeff Weaver, R OBP: 0.257, SLG: 0.265																									
Brian Myrow, L OBP: 0.500, SLG: 0.444					G4-3				G6-3			F7	1	0	0	0	1	0	0						
Mike Rose, S OBP: 0.256, SLG: 0.250													2	0	0	0	0	0	3						
Inning Stats	R: 3 E: 0 K: 0 S: 11	H: 4 LOB: 0 BB: 0 P: 20	R: 0 E: 0 K: 0 S: 4	H: 0 LOB: 1 BB: 1 P: 10	R: 0 E: 0 K: 0 S: 6	H: 0 LOB: 0 BB: 0 P: 9	R: 0 E: 0 K: 0 S: 8	H: 3 LOB: 0 BB: 0 P: 15	R: 0 E: 0 K: 0 S: 7	H: 0 LOB: 0 BB: 0 P: 9	R: 0 E: 0 K: 1 S: 12	H: 1 LOB: 2 BB: 1 P: 21	R: 1 E: 0 K: 0 S: 9	H: 1 LOB: 3 BB: 2 P: 23	R: 0 E: 0 K: 0 S: 11	H: 0 LOB: 0 BB: 0 P: 10	R: 0 E: 0 K: 1 S: 7	H: 1 LOB: 1 BB: 0 P: 10	R: 0 E: 0 K: 1 S: 6	H: 0 LOB: 0 BB: 0 P: 10	1B: 7 2B: 4 3B: 0 HR: 1	SF: 0 SAC: 0 DP: 3 HBP: 1	WP: 0 PB: 0 SB: 0 CS: 0	PA: 50	
PITCHER	IP WLS BF H R ER SO BB IBB HBP BLK WP HR S P ERA WHIP	Shawn Estes, L ERA: 4.25	Lance Cormier, R ERA: 5.31	Oscar Villarreal, R ERA: 5.4	Buddy Groom, L ERA: 4.96	Greg Aquino, R ERA: 8.22	Jose Valverde, R ERA: 2.66	Brandon Lyon, R ERA: 6.35	Jason Bulger, R ERA: 6.75																

Los Angeles Dodgers @ Arizona Diamondbacks
Bank One Ballpark, Phoenix, AZ
Thu Sep 22 2005, 9:40 PM EDT
Att. 18,808 - Roof Closed - 76 F

AB	44
R	4
H	12
RBI	4
BB	5
SO	5
LOB	19



Batter	1	2	3	4	5	6	7	8	9	10	11	12	AB	R	H	RBI	BB	SO	LOB	BOTTOM						
Craig Counsell, L OBP: 0.355, SLG: 0.384	0-1 P6				F9		G4-3 2B		F7			F7	6	1	2	0	0	0	2							
Chad Tracy, L OBP: 0.351, SLG: 0.537	1-1 F8			SF8 3B	SF8		F7		F8			K	5	0	1	1	0	1	1							
Luis Gonzalez, L OBP: 0.358, SLG: 0.436	2-1 F7				HR 1B		P4		G4-3			G6-3	6	1	1	0	0	0	2							
Tony Clark, S OBP: 0.372, SLG: 0.665													4	2	3	2	2	1	0							
Luis Tterero, R OBP: 0.307, SLG: 0.361		FC5-4 1B			HR								0	1	0	0	0	0	0							
Shawn Green, L OBP: 0.361, SLG: 0.493													6	1	3	0	0	2	2							
Alex Cintron, S OBP: 0.300, SLG: 0.422													5	1	2	4	0	0	2							
Royce Clayton, R OBP: 0.315, SLG: 0.348													5	0	1	0	0	1	3							
19 Chris Snyder, R OBP: 0.289, SLG: 0.297													4	0	0	0	0	3	4							
34 Conor Jackson, R (11, PH) OBP: 0.302, SLG: 0.354													0	0	0	0	1	0	0							
Kelly Stinnett, R OBP: 0.338, SLG: 0.450													0	0	0	0	0	0	0							
Shawn Estes, L ERA: 4.25													2	0	0	0	0	0	0							
Lance Cormier, R ERA: 5.31													0	0	0	0	0	0	0							
Buddy Groom, L ERA: 4.96													0	0	0	0	0	0	0							
Andy Green, L ERA: 5.8													0	0	0	0	0	0	0							
43 Yhency Brazoban, R (9, 1) ERA: 5.22													0	0	0	0	0	0	0							
Duane Sanchez, R ERA: 8.81													0	0	0	0	0	0	0							
Inning Stats	R: 0 E: 0 K: 0 S: 6	H: 0 LOB: 0 BB: 0 P: 9	R: 0 E: 0 K: 1 S: 13	H: 2 LOB: 2 BB: 0 P: 21	R: 3 E: 0 K: 1 S: 13	H: 3 LOB: 0 BB: 0 P: 18	R: 0 E: 0 K: 0 S: 6	H: 0 LOB: 0 BB: 0 P: 10	R: 0 E: 0 K: 0 S: 7	H: 1 LOB: 1 BB: 0 P: 8	R: 1 E: 0 K: 2 S: 13	H: 3 LOB: 2 BB: 1 P: 20	R: 0 E: 0 K: 1 S: 14	H: 1 LOB: 2 BB: 1 P: 23	R: 0 E: 0 K: 0 S: 9	H: 0 LOB: 0 BB: 0 P: 11	R: 0 E: 0 K: 1 S: 7	H: 0 LOB: 0 BB: 0 P: 10	R: 0 E: 0 K: 2 S: 14	H: 1 LOB: 2 BB: 1 P: 22	R: 3 E: 0 K: 1 S: 9	H: 2 LOB: 1 BB: 1 P: 18	1B: 7 2B: 3 3B: 1 HR: 2	SF: 2 SAC: 0 DP: 0 HBP: 0	WP: 0 PB: 0 SB: 2 CS: 0	PA: 51
PITCHER	IP WLS BF H R ER SO BB IBB HBP BLK WP HR S P ERA WHIP	Jeff Weaver, R ERA: 4.29	56 Hung-Chih Kuo, L ERA: 8.1	Steve Schmoll, R ERA: 5.8	43 Yhency Brazoban, R (9, 1) ERA: 5.22	Duane Sanchez, R ERA: 8.81	Jose Valverde, R ERA: 2.66	Brandon Lyon, R ERA: 6.35	Jason Bulger, R ERA: 6.75																	

Los Angeles Dodgers @ Arizona Diamondbacks
Bank One Ballpark, Phoenix, AZ
Thu Sep 22 2005, 9:40 PM EDT
Att. 18,808 - Roof Closed - 76 F

AB	46
R	7
H	13
RBI	7
BB	3
SO	10
LOB	20



Batter	1	2	3	4	5	6	7	8	9	AB	R	H	RBI	BB	SO	LOB	TOP			
2 Jack Wilson, R OBP: 0.301, SLG: 0.366	G4-3		G4-3	G4-3		G6-3		FC4-6 BB		4	0	1	0	1	0	1	Pittsburgh Pirates @ Los Angeles Dodgers Dodger Stadium, Los Angeles, CA Sat Sep 24 2005, 7:10 PM PDT Att: 45,730 - Clear - 63 F			
16 Salomon Torres, R OBP: 0.500, SLG: 0.500	1B		G6-3	G1-3				FC4-6		5	1	2	1	0	0	2				
12 Freddy Sanchez, R OBP: 0.331, SLG: 0.390	K		E5			41 1B		F8		5	1	1	0	0	1	3				
Jason Bay, R OBP: 0.400, SLG: 0.562	1B		L4			K				4	1	1	1	1	2	2				
41 Ryan Doumit, S OBP: 0.327, SLG: 0.406	F8					K				5	2	4	1	0	0	1				
Craig Wilson, R OBP: 0.376, SLG: 0.386		G6-3				K				5	1	2	2	0	1	2				
Rob Mackowiak, L OBP: 0.339, SLG: 0.396										4	0	1	0	1	1	4				
Brad Eldred, R OBP: 0.297, SLG: 0.518										3	2	1	3	1	2	3				
34 John Grabow, L J.J. Furmaniak, R OBP: 0.222, SLG: 0.188	K									0	0	0	0	0	0	0				
Oliver Pérez, L OBP: 0.212, SLG: 0.194	L5									2	0	0	0	0	1	1				
Darvle Ward, L OBP: 0.322, SLG: 0.411										2	0	0	0	0	1	1				
Inning Stats	R: 1 E: 0 K: 1 S: 13	H: 2 LOB: 1 BB: 0 P: 18	R: 0 E: 0 K: 1 S: 6	H: 0 LOB: 1 BB: 1 P: 10	R: 0 E: 1 K: 0 S: 10	H: 0 LOB: 1 BB: 0 P: 15	R: 3 E: 0 K: 1 S: 17	H: 4 LOB: 1 BB: 0 P: 26	R: 1 E: 0 K: 0 S: 14	H: 2 LOB: 1 BB: 1 P: 23	R: 0 E: 0 K: 2 S: 9	H: 2 LOB: 2 BB: 0 P: 14	R: 0 E: 0 K: 1 S: 13	H: 0 LOB: 1 BB: 1 P: 20	R: 2 E: 0 K: 1 S: 17	H: 2 LOB: 1 BB: 1 P: 23	1B: 8 2B: 4 3B: 0 HR: 1	SF: 0 SAC: 1 DP: 0 HBP: 0	WP: 0 PB: 0 SB: 0 CS: 0	PA: 45
PITCHER	IP WLS BF H R ER SO BB IBB HBP BLK WP HR S P ERA WHIP																			
Odalis Pérez, L ERA: 4.73	(1, 1) 2.0 L 9 2 1 1 2 2 1 0 0 0 0 0 0 0 0 0 4.50 1.500																			
Elmer Dessens, R ERA: 3.65	(3, 1) 2.1 14 6 4 4 2 0 0 0 0 0 0 1 36 55 15.43 2.571																			
Franqueis Osoria, R ERA: 4.15	(5, 1) 2.2 12 3 1 1 3 1 0 0 0 0 0 0 0 21 37 3.38 1.500																			
Wilson Alvarez, L ERA: 5.63	(8, 1) 1.0 4 0 0 0 1 1 0 0 0 0 0 0 0 13 20 0.00 1.000																			
51 Jonathan Broxton, R ERA: 6.75	(9, 1) 1.0 6 2 2 2 1 1 0 0 0 0 0 0 0 17 23 18.00 3.000																			

Batter	1	2	3	4	5	6	7	8	9	AB	R	H	RBI	BB	SO	LOB	BOTTOM					
Willy Aybar, S OBP: 0.465, SLG: 0.508	CS 12 1B						F8			3	0	0	0	2	1	2	Pittsburgh Pirates @ Los Angeles Dodgers Dodger Stadium, Los Angeles, CA Sat Sep 24 2005, 7:10 PM PDT Att: 45,730 - Clear - 63 F					
Antonio Perez, R OBP: 0.375, SLG: 0.421	F8									4	0	1	0	0	1	5						
12 Jeff Kent, R OBP: 0.382, SLG: 0.520										4	0	1	0	0	1	3						
Olmedo Saenz, R OBP: 0.334, SLG: 0.495	K									2	2	0	0	2	1	2						
José Cruz Jr., S OBP: 0.361, SLG: 0.473		F9								4	1	2	0	0	0	1						
Dioner Navarro, S OBP: 0.371, SLG: 0.387		G5-3								4	0	1	1	0	0	1						
Jayson Werth, R OBP: 0.345, SLG: 0.382										3	0	0	1	0	1	0						
17 Jason Repko, R OBP: 0.280, SLG: 0.375										2	0	1	0	0	0	1						
Franqueis Osoria, R OBP: 0.208, SLG: 0.275										0	0	0	0	0	0	0						
51 Jonathan Broxton, R OBP: 0.300, SLG: 0.400										1	0	0	0	0	1	0						
Odalis Pérez, L OBP: 0.152, SLG: 0.125										0	0	0	0	0	0	0						
Elmer Dessens, R ERA: 3.62	(3, 1) 0.1 W 3 0 0 0 0 2 0 0 0 0 0 0 0 7 16 0.00 6.000																					
34 John Grabow, L ERA: 4.11	(7, 1) 1.0 5 1 2 2 1 1 0 0 0 0 0 0 0 9 20 18.00 2.000																					
16 Salomon Torres, R ERA: 2.9	(8, 1) 1.2 5 0 0 0 2 0 0 0 0 0 1 0 0 17 25 0.00 0.000																					
Inning Stats	R: 0 E: 0 K: 1 S: 9	H: 1 LOB: 2 BB: 1 P: 21	R: 0 E: 0 K: 1 S: 7	H: 0 LOB: 0 BB: 0 P: 12	R: 0 E: 0 K: 2 S: 13	H: 1 LOB: 2 BB: 1 P: 21	R: 1 E: 0 K: 0 S: 12	H: 1 LOB: 1 BB: 1 P: 18	R: 0 E: 0 K: 0 S: 7	H: 1 LOB: 0 BB: 0 P: 9	R: 0 E: 0 K: 0 S: 9	H: 0 LOB: 2 BB: 2 P: 15	R: 0 E: 0 K: 1 S: 11	H: 0 LOB: 0 BB: 2 P: 23	R: 2 E: 0 K: 1 S: 10	H: 1 LOB: 1 BB: 1 P: 22	R: 0 E: 0 K: 2 S: 12	H: 0 LOB: 0 BB: 0 P: 16	1B: 3 2B: 4 3B: 0 HR: 0	SF: 1 SAC: 0 DP: 2 HBP: 0	WP: 1 PB: 0 SB: 0 CS: 1	PA: 37
PITCHER	IP WLS BF H R ER SO BB IBB HBP BLK WP HR S P ERA WHIP																					
Oliver Pérez, L ERA: 5.97	(1, 1) 6.0 W 24 5 1 1 4 3 0 0 0 0 0 0 0 7 16 0.00 1.333																					
Rick White, R ERA: 3.62	(7, 1) 0.1 3 0 0 0 0 2 0 0 0 0 0 0 0 7 16 0.00 6.000																					
34 John Grabow, L ERA: 4.11	(7, 1) 1.0 5 1 2 2 1 1 0 0 0 0 0 0 0 9 20 18.00 2.000																					
16 Salomon Torres, R ERA: 2.9	(8, 1) 1.2 5 0 0 0 2 0 0 0 0 0 1 0 0 17 25 0.00 0.000																					



Batter	1	2	3	4	5	6	7	8	9	AB	R	H	RBI	BB	SO	LOB	TOP					
Tike Redman, L (1, 8) OBP: 0.297, SLG: 0.341	G6-3		P5	G3			12 1B BB		BB 1B	4	0	1	0	1	0	2	Pittsburgh Pirates @ Los Angeles Dodgers Dodger Stadium, Los Angeles, CA Sun Sep 25 2005, 1:10 PM PDT Att: 37,846 - Sunny - 77 F					
2 Jack Wilson, R (1, 6) OBP: 0.302, SLG: 0.367 J.J. Furmaniak, R (8, 6) OBP: 0.263, SLG: 0.188	2B		BB		F7		P4		BB	3	0	1	0	1	0	1						
12 Freddy Sanchez, R (1, 4) OBP: 0.330, SLG: 0.388	K2-3		F9		G5-3		1B		F8	5	0	1	0	0	1	4						
Jason Bay, R (1, 7) OBP: 0.398, SLG: 0.558	BB		E4		K		K		K	4	0	0	0	1	3	5						
Daryle Ward, L (1, 3) OBP: 0.319, SLG: 0.407	F8		F9			G4-3	L8			4	0	0	0	0	0	6						
Craig Wilson, R (1, 9) OBP: 0.376, SLG: 0.401		HR				K		F9		3	1	1	1	1	1	0						
Rob Mackowiak, L (1, 5) OBP: 0.340, SLG: 0.396	F7					1B		L9		4	1	2	0	0	0	0						
11 Humberto Cota, R (1, 2) OBP: 0.279, SLG: 0.382 26 Ronny Paulino, R (7, 2)	G5-3		F7			2B		F9		3	0	1	1	0	0	2						
45 Ian Snell, R (6, PH) OBP: 0.294, SLG: 0.352 13 Nate McLouth, L (6, PH) OBP: 0.284, SLG: 0.128 34 John Grabow, L (6, PH) OBP: 0.290, SLG: 0.322 Ryan Vogelsong, R (6, PH) OBP: 0.290, SLG: 0.322 55 Matt Capps, R (6, PH) OBP: 0.290, SLG: 0.322 Brian Meadows, R (6, PH) OBP: 0.290, SLG: 0.322 19 José Bautista, R (6, PH) OBP: 0.290, SLG: 0.322	G4-3		K			G6-3		F9		2	0	0	0	0	1	2						
Inning Stats	R: 0 E: 0 K: 1 S: 10	H: 1 LOB: 2 BB: 1 P: 16	R: 1 E: 0 K: 0 S: 9	H: 1 LOB: 0 BB: 0 P: 16	R: 0 E: 1 K: 0 S: 10	H: 0 LOB: 2 BB: 1 P: 22	R: 0 E: 0 K: 1 S: 11	H: 1 LOB: 2 BB: 0 P: 22	R: 0 E: 0 K: 1 S: 6	H: 0 LOB: 0 BB: 0 P: 6	R: 1 E: 0 K: 1 S: 9	H: 2 LOB: 1 BB: 0 P: 18	R: 0 E: 0 K: 1 S: 13	H: 1 LOB: 2 BB: 1 P: 20	R: 0 E: 0 K: 0 S: 10	H: 0 LOB: 0 BB: 0 P: 15		R: 0 E: 0 K: 1 S: 13	H: 1 LOB: 2 BB: 1 P: 23	1B: 4 2B: 2 3B: 0 HR: 1	SF: 0 SAC: 0 DP: 0 HBP: 0	WP: 0 PB: 0 SB: 0 CS: 0
PITCHER	IP	WLS	BF	H	R	ER	SO	BB	IBB	HBP	BLK	WP	HR	S	P	ERA	WHIP					
Derek Lowe, R (1, 1) ERA: 3.63	6.0	W	27	5	2	2	4	3	0	0	0	0	1	55	94	3.00	1.333					
Steve Schmolli, R (7, 1) ERA: 5.36	2.0		8	1	0	0	1	1	0	0	0	0	0	23	35	0.00	1.000					
43 Yhency Brazoban, R (9, 1) ERA: 5.14	1.0		5	1	0	0	1	1	0	0	0	0	0	13	23	0.00	2.000					

AB	35
R	2
H	7
RBI	2
BB	5
SO	6
LOB	23



Batter	1	2	3	4	5	6	7	8	9	AB	R	H	RBI	BB	SO	LOB	BOTTOM				
Willy Aybar, S (1, 5) OBP: 0.474, SLG: 0.516	13 P3 1B BB	P6			F7	1B 13 1B BB	2B			3	1	1	1	2	0	3	Pittsburgh Pirates @ Los Angeles Dodgers Dodger Stadium, Los Angeles, CA Sun Sep 25 2005, 1:10 PM PDT Att: 37,846 - Sunny - 77 F				
Hee-Seop Choi, L (1, 3) OBP: 0.335, SLG: 0.458 Jason Phillips, R (6, PH) OBP: 0.286, SLG: 0.363 Mike Edwards, R (7, 5) OBP: 0.298, SLG: 0.341	BB		K		K	13 1B BB	P4			3	0	1	0	0	2	1					
13 Oscar Robles, L (1, 6) OBP: 0.332, SLG: 0.364	P3		G4-3		HR	E8 1B 1B	F7			5	2	2	3	0	0	3					
José Cruz Jr., S (1, 9) OBP: 0.367, SLG: 0.477	G6-4-3 BB		PB 2B		1B	WP 1B BB		K		3	1	2	0	2	1	0					
Antonio Perez, R (1, 4) OBP: 0.373, SLG: 0.416 Steve Schmolli, R (7, 1) ERA: 5.36	G6-4-3		F7		K	1B HBP		F8		3	0	0	0	0	1	5					
Jason Grabowski, L (6, PH) OBP: 0.227, SLG: 0.269 43 Yhency Brazoban, R (9, 1)	1-2		2-3			1B		F8		0	0	0	0	0	0	0					
Dioner Navarro, S (1, 2) OBP: 0.371, SLG: 0.383		17 E BB			F9	K		G4-3		4	0	1	2	1	1	0					
Jayson Werth, R (1, 7) OBP: 0.344, SLG: 0.384	F8		F9			WP 1B BB				4	1	1	0	0	0	3					
17 Jason Repko, R (1, 8) OBP: 0.283, SLG: 0.373	E8 1B		F8			F9		F8	S 2B 1B	4	1	2	0	0	0	1					
Derek Lowe, R (1, 1) OBP: 0.185, SLG: 0.190 Brian Myrow, L (6, PH) OBP: 0.500, SLG: 0.364	G1-3					13 HR BB	1B BB	K		1	1	0	0	1	1	1					
Inning Stats	R: 0 E: 0 K: 0 S: 7	H: 1 LOB: 2 BB: 2 P: 17	R: 0 E: 1 K: 0 S: 7	H: 1 LOB: 1 BB: 1 P: 17	R: 0 E: 0 K: 0 S: 7	H: 0 LOB: 0 BB: 0 P: 10	R: 2 E: 0 K: 2 S: 11	H: 2 LOB: 1 BB: 1 P: 22	R: 6 E: 1 K: 1 S: 20	H: 4 LOB: 2 BB: 3 P: 41	R: 1 E: 0 K: 1 S: 13	H: 2 LOB: 1 BB: 0 P: 20	R: 0 E: 0 K: 1 S: 10	H: 0 LOB: 0 BB: 0 P: 14	R: 0 E: 0 K: 1 S: 10	H: 0 LOB: 0 BB: 0 P: 14	1B: 7 2B: 3 3B: 0 HR: 1	SF: 0 SAC: 0 DP: 1 HBP: 1	WP: 2 PB: 1 SB: 1 CS: 0	PA: 42	
PITCHER	IP	WLS	BF	H	R	ER	SO	BB	IBB	HBP	BLK	WP	HR	S	P	ERA	WHIP				
45 Ian Snell, R (1, 1) ERA: 5.14	5.0	L	4	1	2	2	1	1	0	0	0	1	0	7	14	27.00	3.000				
Josh Fogg, R (6, 1) ERA: 5.03	0.2		3	2	2	2	0	1	0	0	0	0	0	5	9	∞	∞				
34 John Grabow, L (6, 1) ERA: 4.65	0.0		3	1	2	2	0	1	0	1	0	1	0	3	11	∞	∞				
Ryan Vogelsong, R (6, 1) ERA: 4.46	0.0		6	2	1	1	1	0	0	0	0	0	0	18	27	6.75	1.500				
55 Matt Capps, R (6, 1) ERA: 4.5	1.1																				



Batter	1	2	3	4	5	6	7	8	9	AB	R	H	RBI	BB	SO	LOB	TOP		
Craig Counsell, L (1,4) OBP: 0.352, SLG: 0.379	G4-3		G6-3			F9		G3		4	0	0	0	0	0	1	Arizona Diamondbacks @ Los Angeles Dodgers Dodger Stadium, Los Angeles, CA Tue Sep 27 2005, 7:10 PM PDT Att. 42,604 - Clear - 70 F		
Luis Gonzalez, L (1,7) OBP: 0.383, SLG: 0.452	G3			P6		G3-1		HR		4	1	1	0	0	0	0			
Chad Tracy, L (1,9) OBP: 0.357, SLG: 0.548	F7			FC3-6 1B		F8		HR		4	1	2	2	0	0	0			
Tony Clark, S (1,3) OBP: 0.372, SLG: 0.651		K		FC3-6 1B			G3			3	0	2	0	0	1	0			
Luis Terrero, R (7, PR) OBP: 0.309, SLG: 0.358								HBP		0	0	0	0	0	0	0			
Shawn Green, L (1,8) OBP: 0.357, SLG: 0.483	G4-3			FC3-6		G3		K		4	0	0	0	0	1	4			
Troy Glaus, R (1,5) OBP: 0.388, SLG: 0.538	F8			L8						3	0	1	0	1	0	2			
Royce Clayton, R (1,6) OBP: 0.318, SLG: 0.347			G4-3		G5-3					4	0	0	0	0	1	3			
19 Chris Snyder, R (1,2) OBP: 0.301, SLG: 0.304			SH1-4 BB		G1-4-3		L5			2	0	0	0	2	0	2			
17 Brandon Webb, R (1,1) OBP: 0.098, SLG: 0.083			SH1-4		G2-3					1	0	0	0	0	0	0			
Quinton McCracken, S (8, PH) OBP: 0.306, SLG: 0.250										1	0	0	0	0	0	0			
Tim Worrell, R (8, PH) OBP: 0.301, SLG: 0.421										0	0	0	0	0	0	0			
Alex Cintron, S (9, PH) OBP: 0.301, SLG: 0.421										1	0	0	0	0	0	1			
Jose Valverde, R (9,1) OBP: 0.301, SLG: 0.421										0	0	0	0	0	0	0			
Inning Stats	R: 0 H: 0 E: 0 K: 0 S: 5	H: 0 LOB: 0 BB: 0 P: 8	R: 0 H: 0 E: 0 K: 1 S: 6	H: 0 LOB: 0 BB: 0 P: 12	R: 0 H: 0 E: 0 K: 0 S: 14	H: 0 LOB: 1 BB: 1 P: 21	R: 0 H: 2 E: 0 K: 0 S: 14	H: 0 LOB: 0 BB: 0 P: 21	R: 0 H: 0 E: 0 K: 0 S: 11	H: 0 LOB: 0 BB: 0 P: 18	R: 0 H: 1 E: 0 K: 1 S: 10	H: 1 LOB: 2 BB: 1 P: 16	R: 2 H: 2 E: 0 K: 1 S: 14	H: 2 LOB: 1 BB: 0 P: 23	R: 0 H: 1 E: 0 K: 0 S: 5	H: 1 LOB: 1 BB: 1 P: 9	1B: 3 2B: 2 3B: 0 HR: 1	SF: 0 SAC: 1 DP: 1 HBP: 1	WP: 0 PA: 36 PB: 0 SB: 0 CS: 0
PITCHER	IP WLS BF H R ER SO BB IBB HBP BLK WP HR S P ERA WHIP																		
Jeff Weaver, R (1,1) ERA: 4.22	8.0 L 32 5 2 2 3 2 0 1 0 0 0 1 78 126 2.25 0.875																		
Giovanni Carrara, R (9,1) ERA: 4.07	1.0 4 1 0 0 0 0 1 0 0 0 0 0 5 9 0.00 2.000																		

Batter	1	2	3	4	5	6	7	8	9	AB	R	H	RBI	BB	SO	LOB	BOTTOM				
Willy Aybar, S (1,5) OBP: 0.471, SLG: 0.507	G6-3			F7		G4-3			P6	4	0	0	0	0	0	0	Arizona Diamondbacks @ Los Angeles Dodgers Dodger Stadium, Los Angeles, CA Tue Sep 27 2005, 7:10 PM PDT Att. 42,604 - Clear - 70 F				
Hee-Seop Choi, L (1,3) OBP: 0.339, SLG: 0.460	G6-4-3 1B			K		G3-6-1 1B				3	0	2	0	0	1	0					
13 Oscar Robles, L (1,6) OBP: 0.328, SLG: 0.359	G6-4-3			L5		G3-6-1				3	0	0	0	0	0	2					
12 Jeff Kent, R (1,4) OBP: 0.382, SLG: 0.519		G5-3			BB		F7			2	0	0	0	1	0	0					
José Cruz Jr., S (1,9) OBP: 0.367, SLG: 0.485		K		F8				G3		3	0	0	0	0	1	1					
Dioner Navarro, S (1,2) OBP: 0.361, SLG: 0.366		K		F7				G6-3		3	0	0	0	0	1	1					
Mike Edwards, R (1,7) OBP: 0.293, SLG: 0.335			G6-3		K			G4-3		3	0	0	0	0	1	1					
17 Jason Repko, R (1,8) OBP: 0.283, SLG: 0.385										2	0	0	0	0	2	0					
Brian Myrow, L (9, PH) OBP: 0.471, SLG: 0.333			K			K			G3	1	0	0	0	0	0	0					
Jeff Weaver, R (1,1) OBP: 0.250, SLG: 0.257										2	0	0	0	0	1	0					
Giovanni Carrara, R (9,1) ERA: 4.4										0	0	0	0	0	0	0					
Ricky Ledee, L (9, PH) OBP: 0.335, SLG: 0.447									F8	1	0	0	0	0	0	0					
Inning Stats	R: 0 H: 1 E: 0 K: 0 S: 7	H: 0 LOB: 0 BB: 0 P: 14	R: 0 H: 0 E: 0 K: 2 S: 11	H: 0 LOB: 0 BB: 0 P: 13	R: 0 H: 0 E: 0 K: 1 S: 10	H: 0 LOB: 0 BB: 0 P: 15	R: 0 H: 0 E: 0 K: 1 S: 8	H: 0 LOB: 0 BB: 0 P: 12	R: 0 H: 0 E: 0 K: 1 S: 10	H: 0 LOB: 1 BB: 1 P: 17	R: 0 H: 0 E: 0 K: 2 S: 8	H: 0 LOB: 0 BB: 0 P: 11	R: 0 H: 1 E: 0 K: 0 S: 8	H: 0 LOB: 0 BB: 0 P: 11	R: 0 H: 0 E: 0 K: 0 S: 8	H: 0 LOB: 0 BB: 0 P: 9	R: 0 H: 0 E: 0 K: 0 S: 8	H: 0 LOB: 0 BB: 0 P: 13	1B: 2 2B: 0 3B: 0 HR: 0	SF: 0 SAC: 0 DP: 2 HBP: 0	WP: 0 PA: 28 PB: 0 SB: 0 CS: 0
PITCHER	IP WLS BF H R ER SO BB IBB HBP BLK WP HR S P ERA WHIP																				
17 Brandon Webb, R (1,1) ERA: 3.57	7.0 W 22 2 0 0 0 7 1 0 0 0 0 0 62 93 0.00 0.429																				
Tim Worrell, R (8,1) ERA: 4.4	1.0 H 3 0 0 0 0 0 0 0 0 0 0 0 8 9 0.00 0.000																				
Jose Valverde, R (9,1) ERA: 2.53	1.0 S 3 0 0 0 0 0 0 0 0 0 0 0 8 13 0.00 0.000																				

livebaseballscores.com




Batter	1	2	3	4	5	6	7	8	9	AB	R	H	RBI	BB	SO	LOB	TOP																			
Craig Counsell, L (1,4) OBP: 0.391, SLG: 0.377	G4-3		G3		G3-6-1			HR		3	1	0	0	1	0	2	Arizona Diamondbacks @ Los Angeles Dodgers Dodger Stadium, Los Angeles, CA Wed Sep 28 2005, 7:10 PM PDT Att. 46,424 - Clear - 84 F																			
Luis Gonzalez, L (1,7) OBP: 0.385, SLG: 0.460	K		1B			2B		HR		3	1	2	2	1	1	0																				
Chad Tracy, L (1,9) OBP: 0.358, SLG: 0.553	HR		1B			K		K		4	1	2	2	0	2	1																				
Tony Clark, S (1,3) OBP: 0.368, SLG: 0.643	K		K			K		K		4	0	0	0	0	4	3																				
Luis Tterero, R (9,8) OBP: 0.309, SLG: 0.358	K		K			K		K		0	0	0	0	0	0	0																				
Troy Glaus, R (1,5) OBP: 0.365, SLG: 0.533	G5-3				K			F9		4	0	0	0	0	1	1																				
Shawn Green, L (1,8) OBP: 0.357, SLG: 0.482	L8				K					4	0	1	0	0	1	0																				
Royce Clayton, R (1,6) OBP: 0.315, SLG: 0.344	G6-3				F9			G6-3		4	0	0	0	0	1	1																				
19 Chris Snyder, R (1,2) OBP: 0.303, SLG: 0.307			SH5-4			P5				3	1	1	0	1	0	0																				
Shawn Estes, R (11,1) Lance Cormier, R (5,1) Quinton McCracken, S (7,PH) 28 Brandon Medders, R (7,1) Tim Worrell, R (8,1) Jose Valverde, R (9,1)			SH5-4			G3-6-1				1	0	1	0	0	0	0																				
Inning Stats	R: 1 E: 0 K: 2 S: 12	H: 1 LOB: 0 BB: 0 P: 19	R: 0 E: 0 K: 0 S: 5	H: 0 LOB: 0 BB: 0 P: 9	R: 1 E: 0 K: 1 S: 11	H: 2 LOB: 2 BB: 1 P: 22	R: 0 E: 0 K: 2 S: 7	H: 0 LOB: 0 BB: 0 P: 13	R: 0 E: 0 K: 0 S: 7	H: 1 LOB: 1 BB: 0 P: 10	R: 0 E: 0 K: 2 S: 17	H: 1 LOB: 1 BB: 0 P: 25	R: 0 E: 0 K: 1 S: 8	H: 1 LOB: 1 BB: 1 P: 15	R: 2 E: 0 K: 2 S: 13	H: 1 LOB: 0 BB: 0 P: 23	R: 0 E: 0 K: 1 S: 7	H: 0 LOB: 0 BB: 0 P: 10	1B: 3 2B: 2 3B: 0 HR: 2	SF: 0 SAC: 1 DP: 1 HBP: 0	WP: 0 PB: 0 SB: 0 CS: 1	PA: 35														
PITCHER	IP	WLS	BF	H	R	ER	SO	BB	IBB	HBP	BLK	WP	HR	S	P	ERA	WHIP	PITCHER		IP	WLS	BF	H	R	ER	SO	BB	IBB	HBP	BLK	WP	HR	S	P	ERA	WHIP
D.J. Houlton, R (1,1) ERA: 5.17	5.0		19	4	2	2	5	1	0	0	0	0	1	42	73	3.60	1.000	Giovanni Carrara, R (9,1) ERA: 4.01		1.0		3	0	0	0	1	0	0	0	0	0	7	10	0.00	0.000	
56 Hung-Chih Kuo, L (6,1) ERA: 5.4	1.0	H	4	1	0	0	2	0	0	0	0	0	0	17	25	0.00	1.000																			
Wilson Alvarez, L (7,1) ERA: 5.63	0.0		1	1	0	0	0	0	0	0	0	0	0	1	2	∞	∞																			
Franquielis Osoria, R (7,1) ERA: 3.9	1.0	H	3	0	0	0	1	1	0	0	0	0	0	7	13	0.00	1.000																			
43 Yhency Brazoban, R (8,1) ERA: 5.38	1.0	L	5	1	2	2	2	1	0	0	0	0	1	13	23	18.00	2.000																			


Batter	1	2	3	4	5	6	7	8	9	AB	R	H	RBI	BB	SO	LOB	BOTTOM																			
Willy Aybar, S (1,5) OBP: 0.461, SLG: 0.493	F9		G4-3				G4-3			4	0	1	2	0	0	1	Arizona Diamondbacks @ Los Angeles Dodgers Dodger Stadium, Los Angeles, CA Wed Sep 28 2005, 7:10 PM PDT Att. 46,424 - Clear - 84 F																			
Antonio Perez, R (1,6) OBP: 0.369, SLG: 0.411	G4-3				P6		FC5			3	0	0	0	0	0	2																				
13 Oscar Robles, L (8,6) OBP: 0.330, SLG: 0.361	G4-3						FC5			1	0	1	0	0	0	0																				
12 Jeff Kent, R (1,4) OBP: 0.379, SLG: 0.515	G5-3				F9		K			4	0	0	0	0	1	3																				
Olmedo Saenz, R (1,3) OBP: 0.330, SLG: 0.489	G6-3				L7					4	0	0	0	0	2	1																				
José Cruz Jr., S (1,9) OBP: 0.366, SLG: 0.481	K						K			3	1	0	0	1	2	1																				
Dioner Navarro, S (1,2) OBP: 0.364, SLG: 0.370	1B						G4-3			4	1	2	0	0	0	0																				
Jayson Werth, R (1,7) OBP: 0.344, SLG: 0.379	K									3	0	0	0	0	2	3																				
Brian Myrow, L (9,PH) OBP: 0.444, SLG: 0.308	K									1	0	0	0	0	1	0																				
17 Jason Repko, R (1,8) OBP: 0.287, SLG: 0.384	F8									1	1	0	0	2	0	0																				
Ricky Ledee, L (9,PH) OBP: 0.333, SLG: 0.445	F8									1	0	0	0	0	0	0																				
D.J. Houlton, R (11,1) Mike Edwards, R (5,PH) 56 Hung-Chih Kuo, L (8,1) Wilson Alvarez, L (7,1) Franquielis Osoria, R (7,PH) Jose Valentin, S (8,1) 43 Yhency Brazoban, R (9,1) Giovanni Carrara, R (9,1)										1	0	0	0	0	1	0																				
Inning Stats	R: 0 E: 0 K: 0 S: 6	H: 0 LOB: 0 BB: 0 P: 11	R: 0 E: 0 K: 2 S: 10	H: 1 LOB: 1 BB: 0 P: 17	R: 0 E: 0 K: 1 S: 6	H: 0 LOB: 0 BB: 0 P: 10	R: 0 E: 0 K: 0 S: 6	H: 0 LOB: 0 BB: 0 P: 9	R: 3 E: 1 K: 2 S: 18	H: 2 LOB: 2 BB: 2 P: 32	R: 0 E: 0 K: 2 S: 9	H: 0 LOB: 1 BB: 1 P: 13	R: 0 E: 0 K: 0 S: 5	H: 0 LOB: 1 BB: 0 P: 15	R: 0 E: 0 K: 1 S: 12	H: 1 LOB: 1 BB: 0 P: 19	R: 0 E: 0 K: 1 S: 10	H: 0 LOB: 0 BB: 0 P: 14	1B: 4 2B: 0 3B: 0 HR: 0	SF: 0 SAC: 0 DP: 0 HBP: 1	WP: 0 PB: 0 SB: 0 CS: 0	PA: 35														
PITCHER	IP	WLS	BF	H	R	ER	SO	BB	IBB	HBP	BLK	WP	HR	S	P	ERA	WHIP	PITCHER		IP	WLS	BF	H	R	ER	SO	BB	IBB	HBP	BLK	WP	HR	S	P	ERA	WHIP
Shawn Estes, L (1,1) ERA: 4.8	4.1		19	3	3	3	4	2	0	1	0	0	0	15	21	0.00	0.000	Shawn Estes, L (1,1) ERA: 4.8		4.1		19	3	3	3	4	2	0	1	0	0	0	15	21	0.00	0.000
Lance Cormier, R (5,1) ERA: 5.17	1.2		5	0	0	0	3	0	0	0	0	0	0	15	21	0.00	0.000																			
28 Brandon Medders, R (7,1) ERA: 1.91	1.0	W	4	0	0	0	0	1	0	0	0	0	0	5	15	0.00	1.000																			
Tim Worrell, R (8,1) ERA: 4.3	1.0	H	4	1	0	0	1	0	0	0	0	0	0	12	19	0.00	1.000																			
Jose Valverde, R (9,1) ERA: 2.49	1.0	S	3	0	0	0	1	0	0	0	0	0	0	10	14	0.00	0.000																			

livebaseballscores.com

livebaseballscores.com



Batter	1	2	3	4	5	6	7	8	9	AB R H RBI BB SO LOB	TOP																
Royce Clayton, R (1, 6) OBP: 0.316, SLG: 0.345	2-0 1B		0-2 G4-3			1 SAFE 0-3 1 SAFE	0-0 B1-3		2-2 F9 BB 1B	5 0 2 0 0 1 2	<p>Arizona Diamondbacks @ Los Angeles Dodgers Dodger Stadium, Los Angeles, CA Thu Sep 29 2005, 7:10 PM PDT Att. 45,053 - Clear - 85 F</p> <p>livebaseballscorecards.com</p> <p>AB 31 R 3 H 6 RBI 3 BB 7 SO 8 LOB 24</p> 																
Luis Gonzalez, L (1, 7) OBP: 0.367, SLG: 0.461	2-1 P2			1-0 P4		1-2 1B SF8 2B		4-0 1B WP HBP BB	3 2 1 1 2 0 1																		
Chad Tracy, L (1, 9) OBP: 0.359, SLG: 0.552	2-0 F7			2-1 G4-3		1-1 BB 1B		1-2 HBP 1B	5 0 2 0 0 0 3																		
Troy Glaus, R (1, 5) Brandon Lyon, R (9, 1)	0-1 F8			4-2 BB		4-1 BB		1-3 K	2 0 0 0 3 1 3 0 0 0 0 0 0 0																		
Alex Cintron, S (1, 4) OBP: 0.300, SLG: 0.417		0-1 G5-3		1-2 F7		0-0 SF8		4-0 HBP IBB	3 0 0 1 1 0 4																		
34 Conor Jackson, R (1, 3) Shawn Green, L (9, 9) OBP: 0.297, SLG: 0.308 OBP: 0.357, SLG: 0.482		2-2 F9			4-1 L5-3 BB	1-1 F9		1-3 K	3 0 0 0 1 1 5 0 0 0 0 0 0 0																		
Luis Terrero, R (1, 8) OBP: 0.313, SLG: 0.354		2-2 G3			0-1 L5-3 BB	1-1 BB		1-2 HBP	2 0 0 1 0 0 1																		
19 Chris Snyder, R (1, 2) OBP: 0.300, SLG: 0.303			3-3 K		1-3 K		1-0 F8	2-3 K	4 0 0 0 0 3 4																		
57 Dustin Nippert, R (1, 1) Quinton McCracken, S (6, PH) Oscar Villarreal, L (6, 1) Tony Clark, S (7, PH) Lance Cormier, R (7, 1) 28 Brandon Medders, R (8, 1) Craig Counsell, L (9, PH) OBP: 0.260, SLG: 0.376			1-3 K			0-0 BLK 2B 1B		1-2 K	1 0 0 0 0 1 0 1 1 1 0 0 0 0 0 0 0 0 0 0 0 1 0 0 0 0 0 1 0 0 0 0 0 0 0 0 0 0 0 0 0 0 1 0 0 0 0 1 0																		
Inning Stats	R: 0 E: 0 K: 0 S: 6	H: 1 LOB: 1 BB: 0 P: 12	R: 0 E: 0 K: 0 S: 8	H: 0 LOB: 0 BB: 0 P: 12	R: 0 E: 0 K: 2 S: 9	H: 0 LOB: 1 BB: 1 P: 13	R: 0 E: 0 K: 0 S: 8	H: 0 LOB: 1 BB: 1 P: 16	R: 0 E: 0 K: 1 S: 6	H: 0 LOB: 0 BB: 1 P: 11		R: 2 E: 0 K: 1 S: 13	H: 3 LOB: 2 BB: 1 P: 20	R: 0 E: 0 K: 0 S: 8	H: 0 LOB: 1 BB: 0 P: 13	R: 1 E: 0 K: 3 S: 15	H: 1 LOB: 3 BB: 2 P: 29	R: 0 E: 0 K: 1 S: 13	H: 1 LOB: 3 BB: 2 P: 25	1B: 5 2B: 2 3B: 0 HR: 0	SF: 1 SAC: 0 DP: 1 HBP: 2	WP: 1 PB: 0 SB: 1 CS: 0	PA: 41				
PITCHER	IP WLS BF H R ER SO BB IBB HBP BLK WP HR S P ERA WHIP											IP WLS BF H R ER SO BB IBB HBP BLK WP HR S P ERA WHIP															
Odalis Perez, L (1, 1) ERA: 4.56	4.0	14	1	0	0	2	1	0	0	0	0	0	0	31	53	0.00	0.500										
Franquelis Osoria, R (6, 1) ERA: 4.03	1.1	5	1	1	1	2	1	0	0	0	0	0	0	10	15	6.75	1.500										
56 Hung-Chih Kuo, L (6, 1) ERA: 7.2	0.0	L	2	2	0	0	0	0	0	1	0	0	0	5	7	∞	∞										
Giovanni Carrara, R (6, 1) ERA: 3.93	1.2	7	0	1	1	0	1	0	1	0	0	0	0	12	22	5.40	0.600										
51 Jonathan Broxton, R (8, 1) ERA: 6.94	1.0	7	1	1	1	3	1	1	1	0	1	0	0	15	29	9.00	2.000										

Batter	1	2	3	4	5	6	7	8	9	AB R H RBI BB SO LOB	BOTTOM																
Willy Aybar, S (1, 5) OBP: 0.462, SLG: 0.481	3-1 G1-3		4-2 BB		4-0 BB			1-3 K		2 0 0 0 2 1 0	<p>Arizona Diamondbacks @ Los Angeles Dodgers Dodger Stadium, Los Angeles, CA Thu Sep 29 2005, 7:10 PM PDT Att. 45,053 - Clear - 85 F</p> <p>livebaseballscorecards.com</p> <p>AB 30 R 2 H 4 RBI 2 BB 5 SO 11 LOB 10</p> 																
Hee-Seop Choi, L (1, 3) 51 Jonathan Broxton, R (8, 1) Jose Valentin, S (6, PH) Steve Schmolli, R (9, 1) OBP: 0.344, SLG: 0.457 OBP: 0.322, SLG: 0.265	2-2 G6-3		4-2 BB		2-3 K			1-3 K		2 0 0 0 1 1 1 0 0 0 0 0 0 0 1 0 0 0 0 1 0 0 0 0 0 0 0 0																	
13 Oscar Robles, L (1, 6) OBP: 0.329, SLG: 0.360	0-0 F7		1-3 K		1-3 K			3-2 1B		4 0 1 0 0 2 3																	
12 Jeff Kent, R (1, 4) OBP: 0.377, SLG: 0.512		1-0 G5-3		1-1 F8		0-1 G5-3		2-1 F7		4 0 0 0 0 0 1																	
José Cruz Jr., S (1, 9) OBP: 0.367, SLG: 0.478		4-1 BB		4-2 G4-3 2B BB		1-1 F7		1-3 K		2 1 0 0 2 1 0																	
Dioner Navarro, S (1, 2) OBP: 0.361, SLG: 0.385		0-3 K		2-1 G4-3		3-2 F7		0-1 HR		4 1 1 1 0 1 2																	
Jayson Werth, R (1, 7) Ricky Ledee, L (9, PH) OBP: 0.344, SLG: 0.382 OBP: 0.332, SLG: 0.443		1-3 K		0-0 2B			1-2 K		0-0 G4-3	3 0 1 1 0 2 1 1 0 0 0 0 0 0																	
17 Jason Repko, R (1, 8) Olmedo Saenz, R (9, PH) OBP: 0.287, SLG: 0.383 OBP: 0.329, SLG: 0.487			3-1 G5-3		0-3 K		1-0 1B		3-2 G5-3	3 0 1 0 0 1 1 1 0 0 0 0 0 0																	
Odalis Perez, L (1, 1) Franquelis Osoria, R (5, 1) 56 Hung-Chih Kuo, L (6, 1) Giovanni Carrara, R (6, 1) Brian Myrow, L (6, 3) OBP: 0.147, SLG: 0.121 ERA: 5.58			1-0 G4-3			0-1 B1-3		0-3 K		1 0 0 0 0 0 0 1 0 1 0 0 0 0 1 1																	
Inning Stats	R: 0 E: 0 K: 0 S: 8	H: 0 LOB: 0 BB: 0 P: 13	R: 0 E: 0 K: 2 S: 8	H: 0 LOB: 1 BB: 1 P: 14	R: 0 E: 0 K: 1 S: 14	H: 0 LOB: 2 BB: 2 P: 27	R: 1 E: 0 K: 0 S: 12	H: 1 LOB: 1 BB: 1 P: 19	R: 0 E: 0 K: 2 S: 8	H: 0 LOB: 0 BB: 0 P: 15		R: 0 E: 0 K: 0 S: 7	H: 0 LOB: 0 BB: 0 P: 12	R: 0 E: 0 K: 2 S: 14	H: 1 LOB: 0 BB: 0 P: 9	R: 0 E: 0 K: 2 S: 14	H: 1 LOB: 1 BB: 0 P: 21	R: 1 E: 0 K: 1 S: 11	H: 1 LOB: 0 BB: 0 P: 15	1B: 2 2B: 1 3B: 0 HR: 1	SF: 0 SAC: 0 DP: 0 HBP: 0	WP: 0 PB: 0 SB: 1 CS: 0	PA: 35				
PITCHER	IP WLS BF H R ER SO BB IBB HBP BLK WP HR S P ERA WHIP											IP WLS BF H R ER SO BB IBB HBP BLK WP HR S P ERA WHIP															
57 Dustin Nippert, R (1, 1) ERA: 5.58	1.0	W	3	0	0	0	0	0	0	0	0	0	0	8	12	0.00	0.000										
Lance Cormier, R (7, 1) ERA: 5.11	1.0	H	3	1	0	0	2	0	0	0	0	0	0	7	9	0.00	1.000										
28 Brandon Medders, R (8, 1) ERA: 1.84	1.0	H	4	1	0	0	2	0	0	0	0	0	0	14	21	0.00	1.000										
Brandon Lyon, R (9, 1) ERA: 6.44	1.0	S	4	1	1	1	1	0	0	0	0	1	11	15	9.00	1.000											

Batter	1	2	3	4	5	6	7	8	9	AB	R	H	RBI	BB	SO	LOB	TOP				
Willy Aybar, S OBP: 0.454, SLG: 0.463	P5		BB		F9			K		3	0	0	0	1	1	0	Los Angeles Dodgers @ San Diego Padres PETCO Park, San Diego, CA Fri Sep 30 2005, 10:05 PM EDT Att: 39,328 - Partly Cloudy - 67 F				
Antonio Perez, R OBP: 0.363, SLG: 0.405	F8		P2		F9			P4		4	0	0	0	0	0	1					
13 Oscar Robles, L OBP: 0.331, SLG: 0.369	P2			HR	L9			G3-6-3 1B		4	1	2	1	0	0	0					
Olmedo Saenz, R OBP: 0.326, SLG: 0.481		G6-3		K	G6-3			K		4	0	0	0	0	2	1					
José Cruz Jr., S OBP: 0.368, SLG: 0.479	G3			BB			G6-3 2B	G3-6-3		3	0	1	0	1	0	1					
Dioner Navarro, S OBP: 0.361, SLG: 0.384		1B		F8			G6-3			3	0	1	0	0	0	2					
Jayson Werth, R OBP: 0.341, SLG: 0.378	F9			F9			K			3	0	0	0	0	1	3					
17 Jason Repko, R OBP: 0.284, SLG: 0.379			G5-3		F8		K			3	0	0	0	0	1	1					
Derek Lowe, R OBP: 0.179, SLG: 0.185			G1-3				K			2	0	0	0	0	1	0					
Franquelis Osoria, R (7, PH)								K		0	0	0	0	0	0	0					
Brian Myrow, L OBP: 0.400, SLG: 0.267										1	0	0	0	0	1	0					
Duaner Sanchez, R (8, 1)										0	0	0	0	0	0	0					
Inning Stats	R: 0 E: 0 K: 0 S: 10	H: 0 LOB: 0 BB: 0 P: 16	R: 0 E: 0 K: 0 S: 7	H: 1 LOB: 1 BB: 0 P: 14	R: 0 E: 0 K: 0 S: 9	H: 0 LOB: 1 BB: 1 P: 15	R: 1 E: 0 K: 1 S: 11	H: 1 LOB: 1 BB: 1 P: 21	R: 0 E: 0 K: 1 S: 9	H: 0 LOB: 0 BB: 0 P: 13	R: 0 E: 0 K: 2 S: 15	H: 1 LOB: 1 BB: 0 P: 22	R: 0 E: 0 K: 2 S: 9	H: 0 LOB: 0 BB: 0 P: 15	R: 0 E: 0 K: 1 S: 10	H: 1 LOB: 0 BB: 0 P: 15	1B: 2 2B: 1 3B: 0 HR: 1	SF: 0 SAC: 0 DP: 1 HBP: 0	WP: 0 PB: 0 SB: 0 CS: 0	PA: 32	
PITCHER	IP	WLS	BF	H	R	ER	SO	BB	IBB	HBP	BLK	WP	HR	S	P	ERA	WHIP				
Woody Williams, R ERA: 4.85	7.0	W	26	3	1	1	4	2	0	0	0	0	1	67	110	1.29	0.714				
Rudy Seanez, R ERA: 2.69	1.0	H	3	0	0	0	2	0	0	0	0	0	0	9	15	0.00	0.000				
Scott Linebrink, R ERA: 1.83	1.0	S	3	1	0	0	1	0	0	0	0	0	0	10	15	0.00	1.000				

Batter	1	2	3	4	5	6	7	8	9	AB	R	H	RBI	BB	SO	LOB	BOTTOM				
Mark Loretta, R OBP: 0.362, SLG: 0.346	G6-3		BB 24 1B		G6-3			BB		2	1	0	0	2	0	0	Los Angeles Dodgers @ San Diego Padres PETCO Park, San Diego, CA Fri Sep 30 2005, 10:05 PM EDT Att: 39,328 - Partly Cloudy - 67 F				
Robert Fick, L OBP: 0.344, SLG: 0.370	F7		BB 24 E		G1-3		F9			3	1	0	0	1	0	1					
Ben Johnson, R OBP: 0.329, SLG: 0.500			BB 24 E				F9			0	0	0	0	0	0	0					
3 Khalil Greene, R OBP: 0.300, SLG: 0.437			BB 24 E		P4		P6			3	0	1	1	0	0	1					
24 Brian Giles, L OBP: 0.425, SLG: 0.486	G1-3									4	0	1	1	0	1	1					
Damian Jackson, R OBP: 0.336, SLG: 0.344										0	0	0	0	0	0	0					
Mark Sweeney, L OBP: 0.396, SLG: 0.470		K2-3	P5			G4-3		K		3	0	0	0	1	1	1					
Ramon Hernandez, R OBP: 0.322, SLG: 0.453		L3			G6-3		1B	BB		4	0	1	0	0	0	1					
Joe Randa, R OBP: 0.335, SLG: 0.451		G5-3			G5-3		1B			4	0	1	0	0	0	1					
18 Paul McNulty, L OBP: 0.333, SLG: 0.217			BB 3 SF8 HBP		1B		G1-3			2	1	1	0	0	0	2					
Woody Williams, R ERA: 3.61	6.1	L	28	5	3	2	2	3	0	1	0	0	0	56	95	2.84	1.263				
Franquelis Osoria, R ERA: 3.94	0.2		2	0	0	0	0	0	0	3	5	0.00	0.000								
Duaner Sanchez, R ERA: 3.78	1.0		4	0	0	0	1	1	0	8	17	0.00	1.000								
Inning Stats	R: 0 E: 0 K: 0 S: 9	H: 1 LOB: 1 BB: 0 P: 14	R: 0 E: 0 K: 1 S: 8	H: 0 LOB: 0 BB: 0 P: 12	R: 3 E: 1 K: 1 S: 10	H: 1 LOB: 1 BB: 2 P: 21	R: 0 E: 0 K: 0 S: 8	H: 1 LOB: 1 BB: 0 P: 12	R: 0 E: 0 K: 0 S: 5	H: 0 LOB: 0 BB: 0 P: 7	R: 0 E: 0 K: 0 S: 9	H: 2 LOB: 2 BB: 0 P: 15	R: 0 E: 0 K: 0 S: 10	H: 0 LOB: 1 BB: 1 P: 19	R: 0 E: 0 K: 1 S: 8	H: 0 LOB: 1 BB: 1 P: 17	1B: 5 2B: 0 3B: 0 HR: 0	SF: 1 SAC: 0 DP: 0 HBP: 1	WP: 0 PB: 0 SB: 1 CS: 0	PA: 34	
PITCHER	IP	WLS	BF	H	R	ER	SO	BB	IBB	HBP	BLK	WP	HR	S	P	ERA	WHIP				
Derek Lowe, R ERA: 3.61	6.1	L	28	5	3	2	2	3	0	1	0	0	0	56	95	2.84	1.263				
Franquelis Osoria, R ERA: 3.94	0.2		2	0	0	0	0	0	0	3	5	0.00	0.000								
Duaner Sanchez, R ERA: 3.78	1.0		4	0	0	0	1	1	0	8	17	0.00	1.000								

AB	30
R	1
H	4
RBI	1
BB	2
SO	7
LOB	9



Batter	1	2	3	4	5	6	7	8	9	AB	R	H	RBI	BB	SO	LOB	TOP										
Willy Aybar, S OBP: 0.455, SLG: 0.470 (1, 4)	F7		G1-3 BB		L6-3		2B			3	0	1	1	1	0	1	Los Angeles Dodgers @ San Diego Padres PETCO Park, San Diego, CA Sat Oct 01 2005, 10:05 PM EDT Att: 43,096 - Partly Cloudy - 67 F livebaseballscorecards.com										
Antonio Perez, R OBP: 0.385, SLG: 0.404 Jayson Werth, R OBP: 0.341, SLG: 0.378 (1, 5) (9, 7)	1B		F7		BB		P4			3	0	1	0	1	0	3											
13 Oscar Robles, L OBP: 0.330, SLG: 0.366 (1, 6)	BB		G1-3		G4-3		G5-3			3	0	0	0	1	0	4											
José Cruz Jr., S OBP: 0.365, SLG: 0.474 (1, 9)	P6		K				P5		P5	4	0	0	0	0	1	3											
Dioner Navarro, S OBP: 0.354, SLG: 0.375 (1, 2)	G1-3				F8		P5		G4-3	4	0	0	0	0	0	2											
Brian Myrow, L OBP: 0.375, SLG: 0.263 (1, 3)					K		K		G4-3	4	0	1	0	0	2	0											
Mike Edwards, R OBP: 0.299, SLG: 0.335 (1, 7) (9, 5)	F8		F8				1B		BB	3	0	1	0	1	0	1											
17 Jason Repko, R OBP: 0.284, SLG: 0.388 (1, 8)	G5-3				HR		FC5-4 BB		G5-3	4	2	1	1	0	0	3											
Edwin Jackson, R OBP: 0.273, SLG: 0.200 51 Jonathan Broxton, R OBP: 0.326, SLG: 0.265 Jose Valentin, S OBP: 0.326, SLG: 0.265 Steve Schmilz, R OBP: 0.326, SLG: 0.265 43 Yhency Brazoban, R OBP: 0.326, SLG: 0.265 56 Hung-Chih Kuo, L OBP: 0.326, SLG: 0.265 Duane Sanchez, R OBP: 0.326, SLG: 0.265 (1, 1) (6, 1) (7, PH) (7, 1) (8, 1) (8, 1) (9, PH) (9, 1)	P4				L6-3 1B		2B BB		K	2	0	1	0	0	0	1											
Inning Stats	R: 0 E: 0 K: 0 S: 10	H: 1 LOB: 2 BB: 1 P: 16	R: 0 E: 0 K: 0 S: 8	H: 1 LOB: 1 BB: 0 P: 11	R: 0 E: 0 K: 1 S: 8	H: 0 LOB: 0 BB: 1 P: 20	R: 0 E: 0 K: 1 S: 8	H: 0 LOB: 0 BB: 0 P: 10	R: 1 E: 0 K: 0 S: 10	H: 2 LOB: 1 BB: 1 P: 20	R: 0 E: 0 K: 1 S: 10	H: 0 LOB: 0 BB: 0 P: 14	R: 1 E: 0 K: 0 S: 13	H: 2 LOB: 2 BB: 1 P: 24	R: 0 E: 0 K: 0 S: 4	H: 0 LOB: 0 BB: 0 P: 5		R: 0 E: 0 K: 1 S: 8	H: 0 LOB: 0 BB: 1 P: 14	1B: 4 2B: 2 3B: 0 HR: 1	SF: 0 SAC: 0 DP: 1 HBP: 0	WP: 0 PB: 0 SB: 1 CS: 1	PA: 36				
PITCHER	IP	WLS	BF	H	R	ER	SO	BB	IBB	HBP	BLK	WP	HR	S	P	ERA	WHIP										
Chan Ho Park, R ERA: 5.74 (1, 1)	6.1	L	28	6	2	2	3	4	0	0	0	0	1	61	105	2.84	1.579										
52 Clay Hensley, R ERA: 1.7 (7, 1)	1.2		5	0	0	0	0	0	0	0	0	0	0	10	15	0.00	0.000										
56 Scott Cassidy, R ERA: 8.03 (9, 1)	1.0		3	0	0	0	1	1	0	0	0	0	0	8	14	0.00	1.000										

Batter	1	2	3	4	5	6	7	8	9	AB	R	H	RBI	BB	SO	LOB	BOTTOM										
Mark Loretta, R OBP: 0.359, SLG: 0.342 (1, 4)	G5-3		F8		G4-3			G6-4-3		4	0	0	0	0	0	2	Los Angeles Dodgers @ San Diego Padres PETCO Park, San Diego, CA Sat Oct 01 2005, 10:05 PM EDT Att: 43,096 - Partly Cloudy - 67 F livebaseballscorecards.com										
Ryan Klesko, L OBP: 0.359, SLG: 0.419 Ben Johnson, R OBP: 0.325, SLG: 0.493 (1, 7) (8, PH) (9, 7)	BB		P5				F9		K	2	0	0	0	1	0	0											
3 Khalil Greene, R OBP: 0.297, SLG: 0.433 (1, 6)	F7				G5-3		K		G6-3	4	0	0	0	0	1	1											
24 Brian Giles, L OBP: 0.423, SLG: 0.483 (1, 8)	P6				P6		L7		F7	4	0	0	0	0	0	1											
Mark Sweeney, L OBP: 0.394, SLG: 0.466 (1, 3)					G3		F8		K	4	0	1	0	0	1	0											
Ramon Hernandez, R OBP: 0.322, SLG: 0.451 Miguel Olivo, R OBP: 0.244, SLG: 0.365 (1, 2) (7, FR) (8, 2)	F9				G5-3		BB			2	0	0	0	1	0	1											
Joe Randa, R OBP: 0.335, SLG: 0.452 (1, 5)	F9				1B 2B		F9			3	1	1	0	0	0	2											
Robert Flick, L OBP: 0.340, SLG: 0.365 (1, 9)	F7				F8		F7			3	0	0	0	0	0	3											
Chan Ho Park, R OBP: 0.263, SLG: 0.263 52 Clay Hensley, R OBP: 0.167, SLG: 0.333 Sean Burroughs, L OBP: 0.319, SLG: 0.296 56 Scott Cassidy, R ERA: 5.12 (1, 1) (7, 1) (6, PH) (9, 1)	G6-3							G6-4-3 BB		2	0	1	1	0	0	0											
Inning Stats	R: 0 E: 0 K: 0 S: 9	H: 0 LOB: 1 BB: 1 P: 15	R: 0 E: 0 K: 0 S: 10	H: 1 LOB: 0 BB: 0 P: 17	R: 0 E: 0 K: 0 S: 7	H: 0 LOB: 0 BB: 0 P: 12	R: 0 E: 0 K: 0 S: 9	H: 0 LOB: 0 BB: 0 P: 14	R: 1 E: 0 K: 0 S: 6	H: 2 LOB: 1 BB: 0 P: 14	R: 0 E: 0 K: 1 S: 5	H: 0 LOB: 0 BB: 0 P: 7	R: 0 E: 0 K: 0 S: 8	H: 0 LOB: 1 BB: 1 P: 13	R: 0 E: 0 K: 1 S: 6	H: 0 LOB: 0 BB: 1 P: 13		R: 0 E: 0 K: 1 S: 10	H: 0 LOB: 0 BB: 0 P: 12	1B: 2 2B: 1 3B: 0 HR: 0	SF: 0 SAC: 0 DP: 1 HBP: 0	WP: 0 PB: 0 SB: 0 CS: 0	PA: 32				
PITCHER	IP	WLS	BF	H	R	ER	SO	BB	IBB	HBP	BLK	WP	HR	S	P	ERA	WHIP										
Edwin Jackson, R ERA: 6.28 51 Jonathan Broxton, R ERA: 6.39 Steve Schmilz, R ERA: 5.12 43 Yhency Brazoban, R ERA: 5.33 56 Hung-Chih Kuo, L ERA: 6.75 (1, 1) (6, 1) (7, 1) (8, 1) (8, 1)	5.0	19	3	3	1	1	0	1	0	0	0	0	0	41	72	1.80	0.800										
Duaner Sanchez, R ERA: 3.73 (9, 1)	1.0	S	3	0	0	0	1	0	0	0	0	0	0	3	5	0.00	0.000										

Batter	1	2	3	4	5	6	7	8	9	AB	R	H	RBI	BB	SO	LOB	TOP										
Willy Aybar, S OBP: 0.448, SLG: 0.453	P5			K				F9		3	0	0	0	1	1	1	Los Angeles Dodgers @ San Diego Padres PETCO Park, San Diego, CA Sun Oct 02 2005, 4:05 PM EDT Att: 37,748 - Sunny - 70 F										
17 Jason Repko, R OBP: 0.281, SLG: 0.384 13 Oscar Robles, L OBP: 0.332, SLG: 0.368	K			K					BB	3	0	0	0	0	3	1											
Antonio Perez, R OBP: 0.360, SLG: 0.398	G6-3			K					F8	4	0	0	0	0	2	1											
Mike Edwards, R OBP: 0.300, SLG: 0.339 Olimedo Saenz, R OBP: 0.325, SLG: 0.480		K							F8	3	0	1	0	0	2	0											
Hee-Seop Choi, L OBP: 0.336, SLG: 0.453 D.J. Houlton, R OBP: 0.187, SLG: 0.133 Jose Cruz Jr., R OBP: 0.344, SLG: 0.473 Steve Schmitt, R OBP: 0.501, SLG: 0.643 51 Jonathan Broxton, R OBP: 0.273, SLG: 0.250		K				L6				2	0	0	0	0	1	1											
Jayson Werth, R OBP: 0.338, SLG: 0.374	F9					G4-3				4	0	0	0	0	1	3											
Jason Grabowski, L OBP: 0.228, SLG: 0.268						K				3	0	0	0	0	1	1											
Mike Rose, S OBP: 0.261, SLG: 0.326										3	1	1	1	0	0	0											
Elmer Dessens, R OBP: 0.360, SLG: 0.250 Jason Phillips, R OBP: 0.287, SLG: 0.363										1	0	0	0	0	1	0											
Brian Myrow, L OBP: 0.360, SLG: 0.250 Jason Phillips, R OBP: 0.287, SLG: 0.363										1	0	0	0	0	0	0											
Inning Stats	R: 0 E: 0 K: 1 S: 8	H: 0 LOB: 0 BB: 0 P: 14	R: 0 E: 0 K: 2 S: 9	H: 0 LOB: 0 BB: 0 P: 15	R: 0 E: 0 K: 1 S: 11	H: 0 LOB: 0 BB: 0 P: 13	R: 0 E: 0 K: 3 S: 10	H: 0 LOB: 0 BB: 0 P: 11	R: 0 E: 0 K: 1 S: 9	H: 1 LOB: 1 BB: 0 P: 13	R: 0 E: 0 K: 1 S: 14	H: 0 LOB: 1 BB: 1 P: 24	R: 0 E: 0 K: 2 S: 10	H: 0 LOB: 0 BB: 0 P: 12	R: 1 E: 0 K: 1 S: 18	H: 2 LOB: 1 BB: 0 P: 24	R: 0 E: 0 K: 0 S: 11	H: 1 LOB: 2 BB: 1 P: 19	1B: 2 2B: 1 3B: 0 HR: 1	SF: 0 SAC: 0 DP: 0 HBP: 0	WP: 0 PB: 0 SB: 0 CS: 0	PA: 33					
PITCHER	IP	WLS	BF	H	R	ER	SO	BB	IBB	HBP	BLK	WP	HR	S	P	ERA	WHIP										
Adam Eaton, R ERA: 4.27	7.0	W	23	1	0	0	11	1	0	0	0	0	0	71	102	0.00	0.286										
56 Scott Cassidy, R ERA: 8.31	0.2	H	3	1	1	1	1	0	0	0	0	0	1	15	19	13.50	1.500										
Craig Breslow, L ERA: 2.2	0.1	H	2	1	0	0	0	0	0	0	0	0	0	3	5	0.00	3.000										
Trevor Hoffman, R ERA: 2.97	1.0	S	5	1	0	0	0	1	0	0	0	0	0	11	19	0.00	2.000										

AB	31
R	1
H	4
RBI	1
BB	2
SO	12
LOB	9



Batter	1	2	3	4	5	6	7	8	9	AB	R	H	RBI	BB	SO	LOB	BOTTOM										
Eric Young Sr., R OBP: 0.356, SLG: 0.380	2B		F9							3	1	2	1	1	0	0	Los Angeles Dodgers @ San Diego Padres PETCO Park, San Diego, CA Sun Oct 02 2005, 4:05 PM EDT Att: 37,748 - Sunny - 70 F										
Mark Loretta, R OBP: 0.380, SLG: 0.347 Damian Jackson, R OBP: 0.335, SLG: 0.342	1B		G6-3							1	0	1	1	0	0	0											
Ryan Klesko, L OBP: 0.358, SLG: 0.418 56 Scott Cassidy, R OBP: 0.287, SLG: 0.363 Trevor Hoffman, R OBP: 0.287, SLG: 0.363										4	0	1	0	0	1	4											
Ramon Hernandez, R OBP: 0.322, SLG: 0.450 Miguel Olivo, R OBP: 0.246, SLG: 0.367		G6-3								3	0	1	0	0	0	2											
Mark Sweeney, L OBP: 0.395, SLG: 0.466 Xavier Nady, R OBP: 0.321, SLG: 0.439										2	0	1	0	0	0	1											
3 Khalil Greene, R OBP: 0.296, SLG: 0.431 Manny Alexander, R OBP: 0.238, SLG: 0.167										2	0	0	0	0	0	2											
Ben Johnson, R OBP: 0.310, SLG: 0.467										4	0	0	0	0	1	4											
Sean Burroughs, L OBP: 0.318, SLG: 0.299										4	1	1	0	0	0	4											
Adam Eaton, R OBP: 0.224, SLG: 0.217 18 Paul McNulty, L OBP: 0.321, SLG: 0.208										2	0	0	0	0	1	1											
Inning Stats	R: 1 E: 0 K: 1 S: 11	H: 2 LOB: 0 BB: 0 P: 18	R: 0 E: 1 K: 1 S: 10	H: 1 LOB: 1 BB: 0 P: 18	R: 0 E: 0 K: 0 S: 8	H: 0 LOB: 0 BB: 0 P: 13	R: 0 E: 0 K: 0 S: 7	H: 1 LOB: 1 BB: 0 P: 9	R: 1 E: 0 K: 1 S: 12	H: 2 LOB: 2 BB: 1 P: 17	R: 0 E: 0 K: 0 S: 11	H: 2 LOB: 1 BB: 1 P: 19	R: 0 E: 0 K: 0 S: 6	H: 0 LOB: 1 BB: 1 P: 12	R: 1 E: 1 K: 0 S: 13	H: 1 LOB: 1 BB: 0 P: 16		1B: 6 2B: 4 3B: 0 HR: 0	SF: 0 SAC: 0 DP: 1 HBP: 0	WP: 1 PB: 0 SB: 3 CS: 1	PA: 35						
PITCHER	IP	WLS	BF	H	R	ER	SO	BB	IBB	HBP	BLK	WP	HR	S	P	ERA	WHIP										
Elmer Dessens, R ERA: 3.58	4.0	L	15	4	1	1	2	0	0	0	0	0	0	36	58	2.25	1.000										
D.J. Houlton, R ERA: 5.16	2.0		11	4	1	1	1	2	0	0	0	1	0	23	36	4.50	3.000										
Steve Schmitt, R ERA: 5.01	1.0		4	0	0	0	0	1	0	0	0	0	0	6	12	0.00	1.000										
51 Jonathan Broxton, R ERA: 5.93	1.0		5	1	1	0	0	0	0	0	0	0	0	13	16	0.00	1.000										

AB	32
R	3
H	9
RBI	2
BB	3
SO	3
LOB	21

