Los Angeles Dodgers - 2006

Batter	1	2	3	4	5	6	7	8	9	AB	R	H	RBI	BB	SO	LOB
4 Pete Orr, L (1, 4)	G6-3	G6-3			P4			BB	F7	3	0	0	0	0	0	1
67 Jonathan Schuerholz, R (5, 4)										1	1	0	0	1	0	1
Kelly Johnson, L (1, 7)	P5		K		BB			1B		2	0	0	0	1	1	0
23 Matt Diaz, R (6, 7) OBP: 1.000, SLG: 1.000										1	0	1	0	0	0	0
20 Scott Thorman, L (1, 3) OBP: 0.333, SLG: 0.333	HBP 1B		G3-1		G4-6-3			1B		3	0	1	0	0	0	1
30 Kevin Barry, R (5, 1)										0	0	0	0	0	0	0
58 David Kelton, R (6, 9) OBP: 1.000, SLG: 1.000										1	0	1	0	0	0	0
Andruw Jones, R (1, 8) OBP: 1.000, SLG: 1.000	HBP		1B			G6-3		BB		1	0	1	0	0	0	0
40 Lance Cormier, R (3, 1)										0	0	0	0	0	0	0
76 J.J. Jurries, R (5, 3)										1	0	0	1	1	0	0
Ryan Langerhans, L (1, 9) OBP: 0.333, SLG: 0.333	G4-3		1B			K		F9-2		3	0	1	0	0	1	2
Luis Hernandez, S (6, 6)										1	0	0	0	0	0	3
Tony Pena Jr., R (8, 6)										0	0	0	0	0	0	0
Wilson Betemit, S (1, 6) OBP: 0.333, SLG: 0.333		2B 1B	G3-1			K		P2		3	1	1	0	0	1	2
49 Macay McBride, L (6, 1)										0	0	0	0	0	0	0
66 Jarrod Saltalamacchia, C (8 PH)										1	0	0	0	0	0	2
34 Joey Devine, R (8, 1)										0	0	0	0	0	0	0
64 Cesar Crespo, S (1, 5)		F7		G6-3			F8		F9	2	0	0	0	0	0	1
24 Martín Prado, R (6, 5)										2	0	0	0	0	0	0
Todd Pratt, R (1, 2) OBP: 0.500, SLG: 1.000		2B		K			G6-3		1B	2	0	1	1	0	1	0
8 Brayan Peña, S (5, 2) OBP: 0.500, SLG: 0.500										2	0	1	0	0	0	0
Jorge Sosa, R (1, 1)		G6-3		G3			G4-3		K	1	0	0	0	0	0	1
57 Michael Ryan, L (3, 8)										3	0	0	0	0	1	1

Inning Stats										
	R: 0 E: 0 K: 0 S: 5	H: 1 LOB: 2 BB: 0 P: 7	R: 1 E: 0 K: 0 S: 5	H: 2 LOB: 1 BB: 0 P: 5	R: 0 E: 0 K: 1 S: 7	H: 2 LOB: 2 BB: 0 P: 7	R: 0 E: 0 K: 1 S: 5	H: 0 LOB: 0 BB: 0 P: 5	R: 0 E: 0 K: 0 S: 2	H: 0 LOB: 0 BB: 1 P: 6
	R: 0 E: 0 K: 2 S: 7	H: 0 LOB: 0 BB: 0 P: 7	R: 0 E: 0 K: 0 S: 3	H: 0 LOB: 0 BB: 0 P: 3	R: 1 E: 0 K: 0 S: 4	H: 2 LOB: 2 BB: 2 P: 12	R: 0 E: 0 K: 1 S: 6	H: 1 LOB: 1 BB: 0 P: 6	1B: 7 2B: 2 3B: 0 HR: 0	SF: 0 SAC: 0 DP: 2 HBP: 1

WP: 0 PB: 0 SB: 0 CS: 0 PA: 37

PITCHER		IP	WLS	BF	H	R	ER	SO	BB	IBB	HBP	BLK	WP	HR	S	P	ERA	WHIP
31 Brad Penny, R (1, 1) ERA: 4.5		2.0	W	10	3	1	1	0	0	0	1	0	0	0	10	12	4.50	1.500
Aaron Sele, R (3, 1) ERA:		2.0		8	2	0	0	2	0	0	0	0	0	0	12	12	0.00	1.000
Danys Baez, R (5, 1) ERA:		1.0		3	0	0	0	0	1	0	0	0	0	0	2	6	0.00	1.000
36 Lance Carter, R (6, 1) ERA:		2.0	H	6	0	0	0	2	0	0	0	0	0	0	10	10	0.00	0.000
47 Tim Hamulack, L (8, 1) ERA: 9.0		1.0	H	6	2	1	1	0	2	0	0	0	0	0	4	12	9.00	4.000

PITCHER		IP	WLS	BF	H	R	ER	SO	BB	IBB	HBP	BLK	WP	HR	S	P	ERA	WHIP
59 Kelly Wunsch, L (9, 1) ERA:		1.0	S	4	1	0	0	1	0	0	0	0	0	0	6	6	0.00	1.000

TOP

Atlanta Braves @ Los Angeles Dodgers

Holman Stadium, Vero Beach, FL

Thu Mar 02 2006, 1:05 PM EST

Att. 3,479 - Sunny - 75 F

livebaseballscorecards.com

AB	33
R	2
H	8
RBI	2
BB	3
SO	5
LOB	15

Batter	1	2	3	4	5	6	7	8	9	AB	R	H	RBI	BB	SO	LOB
Kenny Lofton, L (1, 8) OBP: 0.500, SLG: 0.500	x 0-0 5 E 1B 1B	x 0-0 E5 E		CCS 0-3 ③ K			x 0-0 ③ F7			2	2	1	0	0	0	0
17 Jason Repko, R (4, 8)										2	0	0	0	0	1	0
Willy Aybar, S (1, 4)	x 0-0 ① P5	x 0-0 E6 2-H			x 0-0 ① F9			x 0-0 ① P6		3	0	0	0	0	0	1
18 Ramon Martinez, R (6, 4)										1	0	0	0	0	0	0
5 Nomar Garciaparra, R (1, 3)	x 0-0 E1 1B 1B 1-3	x 0-0 ③ G5-3			x 0-0 ② G6-3			CCS 0-3 ② K		2	1	0	0	0	0	2
Olmedo Saenz, R (5, 3)										2	0	0	0	0	1	0
7 James Loney, L (9, 3)										0	0	0	0	0	0	0
Ricky Ledee, L (1, 9) OBP: 0.333, SLG: 0.333	x 0-0 ② P5		x 0-0 1B		x 0-0 ③ G4-3			CCS 0-3 ③ K		3	0	1	0	0	0	2
36 Lance Carter, R (6, 1)										0	0	0	0	0	0	0
47 Tim Hamulack, R (8, 1)										0	0	0	0	0	0	0
Joel Guzman, R (8, PH)										1	0	0	0	0	1	0
59 Kelly Wunsch, L (9, 1)										0	0	0	0	0	0	0
José Cruz Jr., S (1, 7) OBP: 0.333, SLG: 0.333	x 0-0 1B 1-2 3-H 1B		x 0-0 ① P5			x 0-0 ① P6				3	0	1	1	0	0	1
74 Tony Abreu, S (7, 6)										0	0	0	0	0	0	0
Bill Mueller, S (1, 5) OBP: 0.500, SLG: 0.500	x 0-0 1-3 2-H 1B		x 0-0 ② P5			x 0-0 ② L5				2	0	1	1	0	0	1
Andy LaRoche, R (4, 5)										1	0	0	0	0	0	0
Dioner Navarro, S (1, 2)	x 0-0 ③ F7		x 0-0 ③ G3			x 0-0 ③ G6-3				2	0	0	0	0	0	3
Sandy Alomar Jr., R (6, 2)										1	0	0	0	0	0	0
13 Oscar Robles, L (1, 6)		x 0-0 ① F9		CCC 0-3 ① K			x 0-0 ① G3			2	0	0	0	0	1	0
49 Delwyn Young, S (7, 7)										1	0	0	0	0	0	0
31 Brad Penny, R (1, 1)		x 0-0 ② G4-3		x 0-0 ② F7			x 0-0 ② P6			0	0	0	0	0	0	0
16 Pat Borders, R (2, PH)										1	0	0	0	0	0	0
Aaron Sele, R (3, 1)										0	0	0	0	0	0	0
16 Andre Ethier, L (4, PH)										1	0	0	0	0	0	0
Danys Baez, R (5, 1)										0	0	0	0	0	0	0
27 Matt Kemp, R (6, 9)										1	0	0	0	0	0	0
Inning Stats	R: 2 E: 1 K: 0 S: 7 H: 3 LOB: 2 BB: 0 P: 7	R: 1 E: 2 K: 0 S: 5 H: 0 LOB: 1 BB: 0 P: 5	R: 0 E: 0 K: 0 S: 4 H: 1 LOB: 1 BB: 0 P: 4	R: 0 E: 0 K: 2 S: 7 H: 0 LOB: 0 BB: 0 P: 7	R: 0 E: 0 K: 0 S: 3 H: 0 LOB: 0 BB: 0 P: 3	R: 0 E: 0 K: 0 S: 3 H: 0 LOB: 0 BB: 0 P: 3	R: 0 E: 0 K: 0 S: 3 H: 0 LOB: 0 BB: 0 P: 3	R: 0 E: 0 K: 2 S: 7 H: 0 LOB: 0 BB: 0 P: 7		1B: 4 2B: 0 3B: 0 HR: 0	SF: 0 SAC: 0 DP: 0 HBP: 0						

PITCHER		IP	WLS	BF	H	R	ER	SO	BB	IBB	HBP	BLK	WP	HR	S	P	ERA	WHIP
Jorge Sosa, R	(1, 1)	2.0	L	12	3	3	0	0	0	0	0	0	0	0	12	12	0.00	1.500
ERA:																		
40 Lance Cormier, R	(3, 1)	2.0		7	1	0	0	2	0	0	0	0	0	0	11	11	0.00	0.500
ERA:																		
30 Kevin Barry, R	(5, 1)	1.0		3	0	0	0	0	0	0	0	0	0	0	3	3	0.00	0.000
ERA:																		
49 Macay McBride, L	(6, 1)	2.0		6	0	0	0	0	0	0	0	0	0	0	6	6	0.00	0.000
ERA:																		
34 Joey Devine, R	(8, 1)	1.0		3	0	0	0	2	0	0	0	0	0	0	7	7	0.00	0.000
ERA:																		

PITCHER	IP	WLS	BF	H	R	ER	SO	BB	IBB	HBP	BLK	WP	HR	S	P	ERA	WHIP

BOTTOM

Atlanta Braves @ Los Angeles Dodgers

Holman Stadium, Vero Beach, FL

Thu Mar 02 2006, 1:05 PM EST

Att. 3,479 - Sunny - 75 F

livebaseballscorecards.com

AB	31
R	3
H	4
RBI	2
BB	0
SO	4
LOB	10

WP: 0 PA: 31
PB: 0
SB: 0
CS: 0

Los Angeles Dodgers @ Atlanta Braves

Cracker Jack Stadium, Lake Buena Vista, FL

Fri Mar 03 2006, 1:05 PM EST
Att. 7,263 - Partly Cloudy - 77 F

TOP

livebaseballscorecards.com

Batter	1	2	3	4	5	6	7	8	9	AB	R	H	RBI	BB	SO	LOB
13 Oscar Robles, L (1, 4) OBP: 0.333, SLG: 0.500 16 Pat Borders, R (5, 2)	G3-1	55 G6-3 1B	G3		1-3 3-H 2B		BBB 4-0 F8 27 1B BB	P4-3 1-1f		4 1	0 0	2 0	1 0	0 1	0 0	3 2
55 Russell Martin, R (1, 2) OBP: 0.250, SLG: 0.250 Franquelis Osoria, R (5, 1) Joe Beimel, L (6, 1) 49 Delwyn Young, S (7, PH) 44 Takashi Saito, L (7, 1) Eric Langill, R (9, PH) 51 Jonathan Broxton, R (9, 1)	16 BB BB 1B 1B	G6-3 1-2f		G4-3	L5		F7		SSS 0-3 K	4 0 0 1 0 0 1 0	1 0 0 0 0 0 0 0	1 0 0 0 0 0 0 0	0 0 0 0 0 0 0 0	0 0 0 0 0 0 1 0	0 0 0 0 0 0 0 0	3 0 0 1 0 0 0 0
J.D. Drew, L (1, 9) OBP: 1.000, SLG: 1.000 27 Matt Kemp, R (2, PR) OBP: 0.200, SLG: 0.200 (2, 9) (5, 8)	BBBB 4-0 1B 16 BB 17 1B 1-2 BB	1B		L9	G4-3		0-0 74 BB 1-2 1B		G3	1 4	1 0	1 1	0 0	1 0	0 0	0 2
16 Andre Ethier, L (1, 7) OBP: 0.400, SLG: 0.500 Cody Ross, R (6, 7)	BBBB 4-0 1B 17 1B 1-2 2-3 BB	F8		G4-3		7 1B 2B	F8 2-3		L7	3 2	1 0	1 0	0 0	1 0	0 0	1 2
Bill Mueller, S (1, 5) OBP: 0.600, SLG: 0.800 74 Tony Abreu, S (5, 6)	17 1B 18 1B 1-2 2-3 3-H 1B		18 1B 2B		F7	F8	BBBB 4-0 1-2 BB			3 1	1 0	2 0	1 0	0 1	0 0	0 1
17 Jason Repko, R (1, 8) OBP: 0.600, SLG: 0.600 Willy Aybar, S (5, 4)	18 1B 1-2 2-H 3-H 1B		18 1B 1B		7 S 18 1B 1B	BBBB 4-0 7 1B BB	P1			3 1	1 0	3 0	2 0	0 1	0 0	0 3
7 James Loney, L (1, 3) OBP: 0.600, SLG: 0.500 92 Jimmy Rohan, R (8, 3)	F8	F9			BBBB 4-0 18 1B 1-2 BB	0-0 FC5-4 1-2 2-3 1B		FC5-4 68 BB 1B		4 0	1 0	2 0	0 0	1 0	0 0	4 0
18 Ramon Martinez, R (1, 6) OBP: 0.750, SLG: 0.750 68 Jon Weber, L (5, 9)	1-3 2-H 1B	1-2 2-3 1B			1B 13 2B 1-3 2-H 1B	P4		BBBB 4-0 FC5-4 1-2 BB		3 1	1 0	3 0	2 0	0 1	0 0	0 3
Brett Tomko, R (1, 1) Joel Guzman, R (3, PH) Brian Meadows, R (3, 1) Andy LaRoche, R (5, PH) OBP: 0.250, SLG: 0.250 (5, 5)	G4-3	SSS 0-3 K			13 2B 1-3 3-H 1B	FC5-4 1-2f		FC5-4 16 P4-3 1-2f 2-3		1 1 0 3	0 0 0 0	0 0 0 1	0 0 0 1	0 0 0 0	0 1 0 0	2 3 0 5
Inning Stats	R: 4 E: 0 K: 0 S: 7 H: 4 LOB: 2 BB: 2 P: 15	R: 0 E: 0 K: 0 S: 4 H: 2 LOB: 1 BB: 0 P: 4	R: 0 E: 0 K: 1 S: 8 H: 3 LOB: 3 BB: 0 P: 8	R: 0 E: 0 K: 0 S: 3 H: 0 LOB: 0 BB: 0 P: 3	R: 3 E: 0 K: 0 S: 7 H: 4 LOB: 2 BB: 1 P: 11	R: 0 E: 0 K: 0 S: 5 H: 2 LOB: 3 BB: 1 P: 9	R: 0 E: 0 K: 0 S: 4 H: 1 LOB: 3 BB: 2 P: 12	R: 0 E: 0 K: 0 S: 3 H: 1 LOB: 1 BB: 1 P: 7	R: 0 E: 0 K: 1 S: 5 H: 0 LOB: 0 BB: 0 P: 5	1B: 14 2B: 4 3B: 0 HR: 0	SF: 0 SAC: 0 DP: 2 HBP: 0					

AB	42
R	7
H	17
RBI	7
BB	7
SO	2
LOB	35

WP: 0 PB: 0 SB: 1 CS: 0 PA: 49

PITCHER	IP	WLS	BF	H	R	ER	SO	BB	IBB	HBP	BLK	WP	HR	S	P	ERA	WHIP
John Thomson, R (1, 1) ERA: 18.0	2.0		13	6	4	4	0	2	0	0	0	0	0	11	19	18.00	4.000
38 Wes Obermueller, R (3, 1) ERA:	2.0		9	3	0	0	1	0	0	0	0	0	0	11	11	0.00	1.500
Mike Remlinger, L (5, 1) ERA: 40.5	0.2		7	4	3	3	0	1	0	0	0	0	0	6	10	40.50	7.500
54 Brad Baker, R (5, 1) ERA:	1.1		7	2	0	0	0	1	0	0	0	0	0	6	10	0.00	2.250
36 Chuck James, L (7, 1) ERA:	1.1		9	2	0	0	0	3	0	0	0	0	0	6	18	0.00	3.750

PITCHER	IP	WLS	BF	H	R	ER	SO	BB	IBB	HBP	BLK	WP	HR	S	P	ERA	WHIP
81 Ryan Basner, R (8, 1) ERA:	0.2		1	0	0	0	0	0	0	0	0	0	0	1	1	0.00	0.000
50 Anthony Lerew, R (9, 1) ERA:	1.0	W	3	0	0	0	1	0	0	0	0	0	0	5	5	0.00	0.000

BOTTOM

Los Angeles Dodgers @ Atlanta Braves

Cracker Jack Stadium, Lake Buena Vista, FL

Fri Mar 03 2006, 1:05 PM EST

Att. 7,263 - Partly Cloudy - 77 F

livebaseballscorecards.com

Batter	1	2	3	4	5	6	7	8	9	AB	R	H	RBI	BB	SO	LOB
Wilson Betemit, S (1, 5) OBP: 0.333, SLG: 0.333	S S C 0-3 K		x 0-0 G4-3		x 0-0 1B		x 0-0 E4			3	0	1	0	0	1	1
64 Cesar Crespo, S (6, 5)										1	0	0	0	0	0	0
11 Edgar Renteria, R (1, 6) OBP: 0.500, SLG: 0.500	x 0-0 F8			x 0-0 23 HR 1B	S S S 0-3 K		x 0-0 P4			2	1	1	0	0	0	0
Tony Pena Jr., R (5, 6)										2	0	0	0	0	1	2
23 Matt Diaz, R (1, 7) OBP: 0.600, SLG: 1.400	x 0-0 F8			x 0-0 1-H HR		x 0-0 1B 76 SF8 2B		x 0-0 F9		4	2	2	2	0	0	0
(7, 9)																
Andruw Jones, R (1, 8) OBP: 0.600, SLG: 0.333		x 0-0 G6-3		x 0-0 F8		B B B 4-0 1B BB		x 0-0 G3-1		2	0	0	0	1	0	0
Kelly Johnson, L (7, 7)										1	0	0	0	0	0	0
Adam LaRoche, L (1, 3) OBP: 0.333, SLG: 0.333		x 0-0 G3		x 0-0 F9		x 0-0 58 L3 1-2 2-3 1B		x 0-0 G6-3		3	0	1	0	0	0	0
57 Michael Ryan, L (7, 8)										1	0	0	0	0	0	0
16 Brian McCann, L (1, 2)		x 0-0 L3		x 0-0 G4-3		x 0-0 SF8 3-H			x 0-0 1B 2B	2	0	0	0	0	0	0
Mike Remlinger, L (5, 1)										0	0	0	0	0	0	0
54 Brad Baker, R (5, 1)										0	0	0	0	0	0	0
76 J.J. Jurries, R (6, PH) OBP: 0.500, SLG: 1.000										1	1	1	1	0	0	0
(7, 3)																
58 David Kelton, R (1, 9) OBP: 0.500, SLG: 0.500			x 0-0 67 G6-4-3 1B		S S S 0-3 K	x 0-0 L3 1-2		x 0-0 24 1B 66 HR 2-H 1B		3	0	1	0	0	1	2
36 Chuck James, L (7, 1)										0	0	0	0	0	0	0
81 Ryan Basner, R (8, 1)										0	0	0	0	0	0	0
50 Anthony Lerew, L (9, 1)										0	0	0	0	0	0	0
Ryan Langerhans, L (9, PH) OBP: 0.500, SLG: 0.500										1	1	1	1	0	0	0
67 Jonathan Schuerholz, R (1, 4) OBP: 0.500, SLG: 1.333			x 0-0 G6-4-3 1-2f		x 0-0 HR		x 0-0 L8		x 0-0 66 HR 1-3 1B	2	1	1	1	0	0	1
24 Martín Prado, R (6, 4) OBP: 0.250, SLG: 0.250										2	1	1	0	0	0	0
John Thomson, R (1, 1)			x 0-0 1B		S S S 0-3 K2-3		x 0-0 G1-3		x 0-0 1-H 3-H HR	0	0	0	0	0	0	0
38 Wes Obermueller, R (3, 1) OBP: 1.000, SLG: 1.000										1	0	1	0	0	0	0
66 Jarrod Saltalamacchia, S (5, 2) OBP: 0.250, SLG: 1.000										3	1	1	3	0	1	0
Inning Stats	R: 0 E: 0 K: 1 S: 5 H: 0 LOB: 0 BB: 0 P: 5	R: 0 E: 0 K: 0 S: 3 H: 0 LOB: 0 BB: 0 P: 3	R: 0 E: 0 K: 0 S: 4 H: 2 LOB: 1 BB: 0 P: 4	R: 2 E: 0 K: 0 S: 5 H: 2 LOB: 0 BB: 0 P: 5	R: 1 E: 0 K: 3 S: 11 H: 2 LOB: 1 BB: 0 P: 11	R: 1 E: 0 K: 0 S: 4 H: 2 LOB: 1 BB: 1 P: 8	R: 0 E: 1 K: 0 S: 4 H: 0 LOB: 1 BB: 0 P: 4	R: 0 E: 0 K: 0 S: 3 H: 0 LOB: 0 BB: 0 P: 3	R: 4 E: 0 K: 0 S: 4 H: 4 LOB: 0 BB: 0 P: 4	1B: 7 2B: 3 3B: 0 HR: 3	SF: 1 SAC: 0 DP: 2 HBP: 0						

	AB	34
	R	8
	H	12
	RBI	8
	BB	1
	SO	4
	LOB	6

WP: 0 PB: 0 SB: 0 CS: 0 PA: 36

PITCHER	IP	WLS	BF	H	R	ER	SO	BB	IBB	HBP	BLK	WP	HR	S	P	ERA	WHIP
Brett Tomko, R (1, 1) ERA:	2.0		6	0	0	0	1	0	0	0	0	0	0	8	8	0.00	0.000
Brian Meadows, R (3, 1) ERA: 9.0	2.0		9	4	2	2	0	0	0	0	0	0	1	9	9	9.00	2.000
Franquelis Osoria, R (5, 1) ERA: 18.0	1.0		8	4	2	2	3	1	0	0	0	0	1	13	17	18.00	5.000
Joe Beimel, L (6, 1) ERA:	1.0	H	2	0	0	0	0	0	0	0	0	0	0	2	2	0.00	0.000
44 Takashi Saito, R (7, 1) ERA:	2.0	H	7	0	0	0	0	0	0	0	0	0	0	7	7	0.00	0.000

PITCHER	IP	WLS	BF	H	R	ER	SO	BB	IBB	HBP	BLK	WP	HR	S	P	ERA	WHIP
51 Jonathan Broxton, R (9, 1) ERA:	0.0	L	4	4	4	4	0	0	0	0	0	0	1	4	4	∞	∞

Batter	1	2	3	4	5	6	7	8	9	AB	R	H	RBI	BB	SO	LOB
Willy Aybar, S (1, 4) Blake DeWitt, L (6, 4) OBP: 0.500, SLG: 0.500	G6-3		G1-3		F8 1-3		1-2 3-H 1B		G3	3 2	0 0	0 1	0 1	0 0	0 0	2 2
49 Delwyn Young, S (1, 7) OBP: 0.200, SLG: 0.200 16 Andre Ethier, L (6, 7) OBP: 0.333, SLG: 0.400	G6-3			5 G4-6-3 1B	G5-3		F9			3 1	0 0	1 0	0 0	0 0	0 0	1 2
5 Nomar Garciaparra, R (1, 3) Iván De Jesús Jr., R (6, 6)	G6-3			G4-6-3 1-2f		L5		G5-3		3 1	0 0	0 0	0 0	0 0	0 0	1 0
Joel Guzman, R (1, 10) OBP: 0.167, SLG: 0.333		K		27 2B		K		P4		4	1	1	0	0	2	0
27 Matt Kemp, R (1, 8) OBP: 0.250, SLG: 0.375 Cody Ross, R (6, 8)		K		2-H 2B		F8		K		3 1	0 0	1 0	1 0	0 0	1 1	0 0
Dioner Navarro, S (1, 2) 70 Edwin Bellorin, R (6, 2) OBP: 1.000, SLG: 1.000	G4-3		G6-3				7 F9 68 1B 1B		68 BB 1B	2 2	0 1	0 2	0 0	0 0	0 0	1 0
17 Jason Repko, R (1, 9) OBP: 0.714, SLG: 0.833 68 Jon Weber, L (6, 9) OBP: 0.750, SLG: 0.500			74 FC1-4 BB		88 WP 74 1B 2B		1B 1-2 1B		1-2 BB	1 1	1 0	1 1	0 0	1 1	0 0	0 0
88 Chris Truby, R (1, 5) Andy LaRoche, R (6, 5) OBP: 0.167, SLG: 0.167			F9		K 2-3		F8		K	2 2	0 0	0 0	0 0	0 0	1 1	2 4
74 Tony Abreu, S (1, 6) OBP: 0.500, SLG: 0.333 7 James Loney, L (6, 3) OBP: 0.429, SLG: 0.333			FC1-4 1-2f		F8 PB 3-H 1B		F9 2-3		F8	2 2	0 0	1 0	1 0	0 0	0 0	1 4
Inning Stats	R: 0 E: 0 K: 0 S: 3 H: 0 LOB: 0 BB: 0 P: 3	R: 0 E: 0 K: 2 S: 7 H: 0 LOB: 0 BB: 0 P: 7	R: 0 E: 0 K: 0 S: 3 H: 0 LOB: 1 BB: 1 P: 7	R: 1 E: 0 K: 0 S: 5 H: 3 LOB: 1 BB: 0 P: 5	R: 1 E: 0 K: 1 S: 7 H: 2 LOB: 1 BB: 0 P: 9	R: 0 E: 0 K: 1 S: 5 H: 0 LOB: 0 BB: 0 P: 5	R: 1 E: 0 K: 0 S: 6 H: 3 LOB: 2 BB: 0 P: 6	R: 0 E: 0 K: 1 S: 5 H: 0 LOB: 0 BB: 0 P: 5	R: 0 E: 0 K: 1 S: 6 H: 1 LOB: 2 BB: 1 P: 10	1B: 6 2B: 3 3B: 0 HR: 0 SF: 0 SAC: 0 DP: 1 HBP: 0						

PITCHER	IP	WLS	BF	H	R	ER	SO	BB	IBB	HBP	BLK	WP	HR	S	P	ERA	WHIP
40 Daniel Cabrera, R (1, 1) ERA:	2.0	W	6	0	0	0	2	0	0	0	0	0	0	10	10	0.00	0.000
28 Eric DuBose, L (3, 1) ERA: 4.5	2.0		9	3	1	1	0	1	0	0	0	0	0	8	12	4.50	2.000
John Halama, L (5, 1) ERA: 4.5	2.0		8	2	1	1	2	0	0	0	0	1	0	12	14	4.50	1.000
39 Vic Darensbourg, L (7, 1) ERA: 9.0	1.0		6	3	1	1	0	0	0	0	0	0	0	6	6	9.00	3.000
Jim Brower, R (8, 1) ERA:	1.0	H	3	0	0	0	1	0	0	0	0	0	0	5	5	0.00	0.000

PITCHER	IP	WLS	BF	H	R	ER	SO	BB	IBB	HBP	BLK	WP	HR	S	P	ERA	WHIP
LaTroy Hawkins, R (9, 1) ERA:	1.0	S	5	1	0	0	1	1	0	0	0	0	0	6	10	0.00	2.000

TOP

Los Angeles Dodgers @ Baltimore Orioles

Fort Lauderdale Stadium, Ft. Lauderdale, FL

Sat Mar 04 2006, 1:05 PM EST
Att. 4,575 - Sunny - 77 F

livebaseballscorecards.com

AB	35
R	3
H	9
RBI	3
BB	2
SO	6
LOB	20

PA: 37
WP: 1
PB: 1
SB: 0
CS: 0

BOTTOM

Los Angeles Dodgers @ Baltimore Orioles

Fort Lauderdale Stadium, Ft. Lauderdale, FL

Sat Mar 04 2006, 1:05 PM EST

Att. 4,575 - Sunny - 77 F

livebaseballscorecards.com

Batter	1	2	3	4	5	6	7	8	9	AB	R	H	RBI	BB	SO	LOB
Desi Relaford, S (1, 4) 59 Eddy Garabito, S (7, 4) OBP: 0.333, SLG: 0.333	BBBB 4-0 6 1B, 31 1B, 17 1B BB	X 0-0 ① F8	BBBB 4-0 17 E BB		X 0-0 ②③ G4-6-3 1-2f			X 0-0 69 E, 21 BB 1B		2 1	1 0	0 1	0 0	2 0	0 0	1 0
17 Corey Patterson, L (1, 8) OBP: 0.111, SLG: 0.111 21 Nick Markakis, L (7, 8) OBP: 0.833, SLG: 0.667	X 0-0 6 1B, 31 1B 1-2 1B	X 0-0 ② F9	B 1 SAFE SSS 1-3 ③ K 1-2			X 0-0 ① F8		BBBB 4-0 69 E 1-2 BB		4 0	1 0	1 0	0 0	0 1	1 0	1 0
6 Melvin Mora, R (1, 5) OBP: 0.600, SLG: 0.500 David Newhan, L (4, 5) OBP: 0.500, SLG: 0.400 (6, 7) 39 Jeff Fiorentino, L (8, 7) OBP: 0.500, SLG: 0.667	X 0-0 31 1B, SF8 1-2 2-3 1B	BH 2-0 BB, 31 BB, E HBP		X 0-0 G4-3, 31 S 1B		X 0-0 ② F9		X 0-0 ② P4		1 2 1	2 0 0	1 1 0	0 0 0	0 0 0	0 0 0	0 0 2
31 Jay Gibbons, L (1, 10) OBP: 0.500, SLG: 0.250 69 Napoleon Calzado, R (6, PH) OBP: 0.500, SLG: 0.750 (7, 10)	X 0-0 2B 1-3 2-H 3-H 1B	BBBB 4-0 BB E 1-2 BB	SSS 0-3 ① K 1-2	X 0-0 ② G4-3 2-3		SSS 0-3 ③ K	X 0-0 43 FC5-4 1B	X 0-0 E5, 58 FC6 1-2 2-3		2 2	1 0	1 0	2 0	1 1	1 0	1 2
Jeff Conine, R (1, 3) OBP: 0.333, SLG: 0.333 58 Alejandro Freire, R (6, 3) OBP: 0.750, SLG: 0.667	X 0-0 ① SF8 3-H	BBBB 4-0 E 1-2 2-3 BB		X 0-0 ③ G6-3			X 0-0 ① L8	X 0-0 ③ FC6 1-2f		3 1	0 0	1 0	0 0	0 0	0 0	2 1
Kevin Millar, R (1, 7) OBP: 0.375, SLG: 0.500 Fernando Tatis, R (6, 5)	X 0-0 1-3 2B	X 0-0 E6 1-3 2-H 3-H								1 0	0 0	0 0	0 0	0 0	0 0	0 0
Val Majewski, L (1, 9) OBP: 0.400, SLG: 0.250 43 Keith Reed, R (7, PH) OBP: 0.333, SLG: 0.333 (8, 9)	BBBB 4-0 BB	X 0-0 ③ P6			X 0-0 G1-6-3, 1B 1B		X 0-0 ② FC5-4 1-2f			2 1	1 0	1 0	0 0	1 0	0 0	2 1
Chris Gomez, R (1, 6) OBP: 0.250, SLG: 0.143 12 Brandon Fahey, L (7, 6)	X 0-0 ② F6		X 0-0 G5-4-3 1B		X 0-0 ① G1-6-3 1-2		X 0-0 ③ G6-3			3 1	0 0	1 0	0 0	0 0	0 0	4 1
Eli Whiteside, R (1, 2) OBP: 0.167, SLG: 0.167 75 Ryan Hubele, R (6, 2)	X 0-0 ③ F8		X 0-0 ①② G5-4-3 1-2f		X 0-0 G4-6-3 2-H 1B			X 0-0 ① F7		3 1	0 0	1 0	1 0	0 0	0 0	4 0
Inning Stats	R: 3 E: 0 K: 0 S: 7 H: 4 LOB: 3 BB: 2 P: 15	R: 2 E: 1 K: 0 S: 4 H: 0 LOB: 2 BB: 2 P: 14	R: 0 E: 1 K: 1 S: 5 H: 1 LOB: 1 BB: 1 P: 10	R: 0 E: 0 K: 1 S: 6 H: 1 LOB: 1 BB: 0 P: 6	R: 1 E: 0 K: 0 S: 4 H: 2 LOB: 0 BB: 0 P: 4	R: 0 E: 0 K: 1 S: 5 H: 0 LOB: 0 BB: 0 P: 5	R: 0 E: 0 K: 0 S: 4 H: 1 LOB: 1 BB: 0 P: 4	R: 0 E: 1 K: 0 S: 5 H: 1 LOB: 3 BB: 1 P: 9		1B: 9 2B: 1 3B: 0 HR: 0	SF: 1 SAC: 0 DP: 2 HBP: 1					

	AB	33
	R	6
	H	10
	RBI	4
	BB	6
	SO	3
	LOB	26

WP: 0 PB: 0 SB: 1 CS: 0 PA: 41

PITCHER		IP	WLS	BF	H	R	ER	SO	BB	IBB	HBP	BLK	WP	HR	S	P	ERA	WHIP
D.J. Houlton, R ERA: 27.0	(1, 1)	1.0	L	9	4	3	3	0	2	0	0	0	0	0	7	15	27.00	6.000
Eric Hull, R ERA:	(2, 1)	1.0		7	0	2	0	0	2	0	1	0	0	0	4	14	0.00	2.000
58 Chad Billingsley, R ERA:	(3, 1)	2.0		8	2	0	0	2	1	0	0	0	0	0	11	16	0.00	1.500
50 Eric Stults, L ERA: 4.5	(5, 1)	2.0		7	2	1	1	1	0	0	0	0	0	0	9	9	4.50	1.000
Greg Miller, L ERA:	(7, 1)	1.0		4	1	0	0	0	0	0	0	0	0	0	4	4	0.00	1.000

PITCHER		IP	WLS	BF	H	R	ER	SO	BB	IBB	HBP	BLK	WP	HR	S	P	ERA	WHIP
Jumbo Díaz, R ERA:	(8, 1)	1.0		6	1	0	0	0	1	0	0	0	0	0	5	9	0.00	2.000

Batter	1	2	3	4	5	6	7	8	9	AB	R	H	RBI	BB	SO	LOB
1 Anderson Hernandez, S (1, 4) OBP: 0.500, SLG: 0.500	G3-1			P4		G4-3		1-3 2-H 3-H 2B		3	0	0	0	0	0	1
Chase Lambin, S (7, 4) OBP: 1.000, SLG: 2.000										1	0	1	2	0	0	0
Carlos Gómez, R (1, 8) OBP: 0.250, SLG: 0.250	G5-3			73 CS 1B			K	F9		4	0	1	0	0	1	2
73 Todd Self, L (1, 7) OBP: 0.167, SLG: 0.333	K			K 1-2			K	P6		4	0	0	0	0	3	3
Victor Diaz, R (1, 9) OBP: 0.357, SLG: 0.500		K			G5-3		1B		G3-1	3	0	1	0	0	1	0
Cory Aldridge, L (7, 9)										1	0	0	0	0	0	0
63 Juan Tejeda, R (1, 3) OBP: 0.364, SLG: 0.300		G6-3			F8		K		26 FC5-4 HBP	3	0	0	0	0	1	1
74 Bobby Estalella, R (1, 2)		K			K			1B 2B 2B	K	2	0	0	0	0	2	0
92 Drew Butera, R (6, 2) OBP: 1.000, SLG: 2.000										1	1	1	0	0	0	0
71 Jesus Flores, R (9, PH)										1	0	0	0	0	1	1
94 Andy Wilson, R (1, 10)			K			K		G6-3	FC5-4 1-2f	3	0	0	0	0	2	1
26 Tike Redman, L (9, PH) OBP: 0.400, SLG: 0.667										1	0	0	0	0	0	1
Chris Basak, R (1, 5) OBP: 0.250, SLG: 0.250			G5-3			F9		BB 2B 1B 2-3		3	1	1	0	0	0	0
Corey Ragsdale, R (1, 6)			G6-3			BB		2B 1-2 BB		1	0	0	0	2	0	0
Inning Stats	R: 0 E: 0 K: 1 S: 5 H: 0 LOB: 0 BB: 0 P: 5	R: 0 E: 0 K: 2 S: 7 H: 0 LOB: 0 BB: 0 P: 7	R: 0 E: 0 K: 1 S: 5 H: 0 LOB: 0 BB: 0 P: 5	R: 0 E: 0 K: 1 S: 5 H: 1 LOB: 0 BB: 0 P: 6	R: 0 E: 0 K: 1 S: 5 H: 0 LOB: 0 BB: 0 P: 5	R: 0 E: 0 K: 1 S: 5 H: 0 LOB: 1 BB: 1 P: 9	R: 0 E: 0 K: 3 S: 10 H: 1 LOB: 1 BB: 0 P: 10	R: 2 E: 0 K: 0 S: 6 H: 3 LOB: 2 BB: 1 P: 10	R: 0 E: 0 K: 1 S: 5 H: 0 LOB: 1 BB: 0 P: 6	1B: 3 2B: 2 3B: 0 HR: 0 SF: 0 SAC: 0 DP: 0 HBP: 1						

PITCHER	IP	WLS	BF	H	R	ER	SO	BB	IBB	HBP	BLK	WP	HR	S	P	ERA	WHIP
Derek Lowe, R (1, 1) ERA:	3.0	W	9	0	0	0	4	0	0	0	0	0	0	17	17	0.00	0.000
Odalis Perez, L (4, 1) ERA:	3.0		10	1	0	0	3	1	0	0	0	0	0	15	20	0.00	0.667
36 Lance Carter, R (7, 1) ERA:	1.0		4	1	0	0	3	0	0	0	0	0	0	10	10	0.00	1.000
59 Kelly Wunsch, L (8, 1) ERA: 9.0	1.0		7	3	2	2	0	1	0	0	0	0	0	6	10	18.00	4.000
Danys Baez, R (9, 1) ERA:	1.0		4	0	0	0	1	0	0	1	0	0	0	5	6	0.00	0.000

PITCHER	IP	WLS	BF	H	R	ER	SO	BB	IBB	HBP	BLK	WP	HR	S	P	ERA	WHIP

TOP

New York Mets @ Los Angeles Dodgers

Holman Stadium, Vero Beach, FL

Sun Mar 05 2006, 1:05 PM EST

Att. 4,856 - Sunny - 80 F

livebaseballscorecards.com

AB	31
R	2
H	5
RBI	2
BB	2
SO	11
LOB	10

PA: 34

WP: 0
PB: 0
SB: 0
CS: 1

Batter	1	2	3	4	5	6	7	8	9	AB	R	H	RBI	BB	SO	LOB
Kenny Lofton, L (1, 8) OBP: 0.200, SLG: 0.200 17 Jason Repko, R (6, 8) OBP: 0.667, SLG: 0.714	L5		K		K	HR; 1B; 55 1B; BB	F9			3 1	0 1	0 0	0 0	0 1	2 0	1 0
Sandy Alomar Jr., R (1, 2) OBP: 0.250, SLG: 1.000 55 Russell Martin, R (6, PH) OBP: 0.333, SLG: 0.333 (7, 2)	P5			HR	P2	HR; 1B	G6-3			3 2	1 1	1 1	1 2	0 0	0 0	1 0
5 Nomar Garciaparra, R (1, 3) 7 James Loney, L (6, PR) OBP: 0.444, SLG: 0.500 (7, 3)	F7			P4	16 BB; 1B; HBP K	70 1B; 2B				2 2	0 2	0 1	0 0	0 0	0 1	0 2
Joel Guzman, R (1, 10) OBP: 0.400, SLG: 0.444 70 Edwin Bellorin, R (8, PH) OBP: 1.000, SLG: 1.000 (9, 10)		G6-3		16 HR; BB	16 BB; 1B HR; 1B	FC5-4; 2-H; 1B				3 1	3 0	2 1	0 1	1 0	0 0	0 0
16 Andre Ethier, L (1, 7) OBP: 0.444, SLG: 0.857 49 Delwyn Young, S (6, PH) OBP: 0.143, SLG: 0.143 (7, 7)		G6-3		1-H; HR	27 HR; 1B; BB K	F8				2 2	2 0	1 0	2 0	1 0	0 1	0 4
Bill Mueller, S (1, 5) OBP: 0.429, SLG: 0.571 Andy LaRoche, R (6, 5) OBP: 0.333, SLG: 0.667	L5			G1-3	27 HR; 1B HR	FC5-4; 1-2f				2 3	0 2	0 2	0 6	0 0	0 0	0 1
27 Matt Kemp, R (1, 9) OBP: 0.273, SLG: 0.636 Cody Ross, R (6, PH) (7, 9)			K	F8	HR F9					3 1	1 0	1 0	3 0	0 0	1 0	0 1
13 Oscar Robles, L (1, 6) OBP: 0.375, SLG: 0.875 74 Tony Abreu, S (6, 6) OBP: 0.500, SLG: 0.400			HR	G4-3	17 WP; BB; 55 1B; 1B	G6-3				2 2	1 1	1 1	1 0	0 0	0 0	0 0
18 Ramon Martinez, R (1, 4) OBP: 0.500, SLG: 0.500 Willy Aybar, S (6, 4)			L9	E6 S	17 WP; 55 1B; 1-2; BB	P3				2 1	0 1	0 0	0 0	0 1	0 0	0 0
Inning Stats	R: 0 E: 0 K: 0 S: 3 H: 0 LOB: 0 BB: 0 P: 3	R: 0 E: 0 K: 0 S: 3 H: 0 LOB: 0 BB: 0 P: 3	R: 1 E: 0 K: 2 S: 8 H: 1 LOB: 0 BB: 0 P: 8	R: 3 E: 0 K: 0 S: 5 H: 2 LOB: 0 BB: 1 P: 9	R: 0 E: 1 K: 1 S: 6 H: 0 LOB: 1 BB: 0 P: 7	R: 11 E: 0 K: 2 S: 14 H: 7 LOB: 1 BB: 3 P: 27	R: 0 E: 0 K: 0 S: 3 H: 0 LOB: 0 BB: 0 P: 3	R: 1 E: 0 K: 0 S: 5 H: 2 LOB: 1 BB: 0 P: 5		1B: 6 2B: 1 3B: 0 HR: 5	SF: 0 SAC: 0 DP: 0 HBP: 1				WP: 1 PB: 0 SB: 1 CS: 0	PA: 42	

BOTTOM

New York Mets @ Los Angeles Dodgers

Holman Stadium, Vero Beach, FL

Sun Mar 05 2006, 1:05 PM EST

Att. 4,856 - Sunny - 80 F

livebaseballscorecards.com

AB	37
R	16
H	12
RBI	16
BB	4
SO	5
LOB	10

PITCHER		IP	WLS	BF	H	R	ER	SO	BB	IBB	HBP	BLK	WP	HR	S	P	ERA	WHIP
33 John Maine, R ERA:	(1, 1)	2.0		6	0	0	0	0	0	0	0	0	0	0	6	6	0.00	0.000
Alay Soler, R ERA: 21.6	(3, 1)	1.2	L	9	3	4	4	2	1	0	0	0	0	3	12	16	21.60	2.400
Darren Oliver, L ERA: 2.7	(4, 1)	1.1		5	0	0	0	1	0	0	0	0	0	0	7	8	0.00	0.000
91 Jason Scobie, R ERA:	(6, 1)	0.0		8	4	8	8	0	3	0	1	0	1	1	4	17	∞	∞
Juan Pablo Perez, L ERA: 9.0	(6, 1)	2.0		9	3	3	3	2	0	0	0	0	0	1	13	13	13.50	1.500

PITCHER		IP	WLS	BF	H	R	ER	SO	BB	IBB	HBP	BLK	WP	HR	S	P	ERA	WHIP
59 Mitch Wylie, R ERA: 3.0	(8, 1)	1.0		5	2	1	1	0	0	0	0	0	0	0	5	5	9.00	2.000

Batter	1	2	3	4	5	6	7	8	9	10	AB	R	H	RBI	BB	SO	LOB
13 Oscar Robles, L (1, 4) OBP: 0.364, SLG: 0.700 70 Edwin Bellorin, R (6, 2) OBP: 0.750, SLG: 0.750	BBBB 4-0 1B BB		x 0-0 ① ② G4-6-3 1-2f			x 0-0 ① G4-3		x 0-0 ② F9			2 0 0 0 1 0 1 1 0 0 0 0 0 1						
18 Ramon Martinez, R (1, 6) OBP: 0.444, SLG: 0.556 Blake DeWitt, L (6, 4) OBP: 0.333, SLG: 0.333	x 0-0 ① F7		x 0-0 2B			x 0-0 ② L9		SSS 0-3 ③ K			3 0 1 0 0 0 1 1 0 0 0 0 1 1						
Bill Mueller, S (1, 5) OBP: 0.400, SLG: 0.500 Iván De Jesús Jr., R (6, 6)	x 0-0 1-2 1B		x 0-0 ③ F8			x 0-0 ③ G6-3			CCC 0-3 ① K		3 0 1 0 0 0 1 1 0 0 0 0 1 0						
27 Matt Kemp, R (1, 8) OBP: 0.214, SLG: 0.500 90 Jamie Hoffmann, R (7, 8)	CCC 0-3 ② K			x 0-0 ① L9			x 0-0 ① F8		x 0-0 ② G6-3		3 0 0 0 0 1 2 1 0 0 0 0 0 0						
Dioner Navarro, S (1, 2) 92 Jimmy Rohan, R (6, 5)	x 0-0 ③ P5			x 0-0 ② L7			x 0-0 ② G6-3		x 0-0 ③ G6-3		2 0 0 0 0 0 2 2 0 0 0 0 0 0						
Cody Ross, R (1, 7) OBP: 0.250, SLG: 0.750		x 0-0 ① G6-3		x 0-0 ③ L7			x 0-0 HR			x 0-0 88 CS 2B	4 1 2 1 0 0 0						
68 Jon Weber, L (1, 9) OBP: 0.375, SLG: 0.167		SSS 0-3 ② K			x 0-0 ① F7		CCC 0-3 ③ K			CCC 0-3 ① K	4 0 0 0 0 3 1						
88 Chris Truby, R (1, 3) OBP: 0.167, SLG: 0.333		SSS 0-3 ③ K			x 0-0 ② G6-3			x 0-0 2B		SX 0-1 ② ③ P5 2-3	4 0 1 0 0 1 1						
90 Cory Dunlap, L (1, 10)			BBBB 4-0 13 G4-6-3 BB		CCC 0-3 ③ K			SSS 0-3 ① K			2 0 0 0 1 2 1						
Inning Stats	R: 0 H: 1 E: 0 LOB: 2 K: 1 BB: 1 S: 6 P: 10	R: 0 H: 0 E: 0 LOB: 0 K: 2 BB: 0 S: 7 P: 7	R: 0 H: 1 E: 0 LOB: 1 K: 0 BB: 1 S: 3 P: 7	R: 0 H: 0 E: 0 LOB: 0 K: 0 BB: 0 S: 3 P: 3	R: 0 H: 0 E: 0 LOB: 0 K: 1 BB: 0 S: 5 P: 5	R: 0 H: 0 E: 0 LOB: 0 K: 0 BB: 0 S: 3 P: 3	R: 1 H: 1 E: 0 LOB: 0 K: 1 BB: 0 S: 6 P: 6	R: 0 H: 1 E: 0 LOB: 1 K: 2 BB: 0 S: 8 P: 8	R: 0 H: 0 E: 0 LOB: 0 K: 1 BB: 0 S: 5 P: 5	R: 0 H: 1 E: 0 LOB: 0 K: 1 BB: 0 S: 6 P: 6	1B: 1 SF: 0 2B: 3 SAC: 0 3B: 0 DP: 1 HR: 1 HBP: 0						

TOP

Los Angeles Dodgers @ Florida Marlins

Roger Dean Stadium, Jupiter, FL

Mon Mar 06 2006, 1:05 PM EST

Att. 5,557 - Partly Cloudy - 76 F

livebaseballscorecards.com

AB	33
R	1
H	5
RBI	1
BB	2
SO	9
LOB	12

WP: 0 PA: 35
PB: 0
SB: 0
CS: 1

PITCHER	IP	WLS	BF	H	R	ER	SO	BB	IBB	HBP	BLK	WP	HR	S	P	ERA	WHIP
Jason Vargas, L (1, 1) ERA:	3.0		12	2	0	0	3	2	0	0	0	0	0	16	24	0.00	1.333
Travis Bowyer, R (4, 1) ERA: 5.4	1.0		3	0	0	0	0	0	0	0	0	0	0	3	3	0.00	0.000
26 Jimmy Anderson, L (5, 1) ERA: 9.0	1.0		3	0	0	0	1	0	0	0	0	0	0	5	5	0.00	0.000
Chris Resop, R (6, 1) ERA:	1.0		3	0	0	0	0	0	0	0	0	0	0	3	3	0.00	0.000
53 Ryan Rupe, R (7, 1) ERA: 3.0	2.0		8	2	1	1	3	0	0	0	0	0	1	14	14	4.50	1.000

PITCHER	IP	WLS	BF	H	R	ER	SO	BB	IBB	HBP	BLK	WP	HR	S	P	ERA	WHIP
Matt Herges, R (9, 1) ERA:	2.0		6	1	0	0	2	0	0	0	0	0	0	11	11	0.00	0.500

Batter	1	2	3	4	5	6	7	8	9	10	AB	R	H	RBI	BB	SO	LOB
Eric Reed, L (1, 8) OBP: 0.200, SLG: 0.111 Jai Miller, R (8, 8)	B1-3		G6-3		K		G3		G6-4-3 1-2f		4 1	0 0	0 0	0 0	0 0	1 0	0 3
2 Hanley Ramirez, R (1, 6) OBP: 0.364, SLG: 0.300 11 Robert Andino, R (7, 6) OBP: 0.200, SLG: 0.111	27 CS 1B		E6 27 BB		G4-3			BB 28 P1-6 29 FC1		G5-3	3 1	0 0	1 0	0 0	0 1	0 0	0 0
27 Jeremy Hermida, L (1, 9) OBP: 0.500, SLG: 0.429 29 Mark Little, R (6, PR) (7, 9)	BB 1-2		BB 1-2			1B 14 SF8 2B		FC1 37 FC6-4 1-2		F8	1 2	0 1	1 0	0 0	2 0	0 0	0 1
Jason Stokes, R (1, 3) OBP: 0.400, SLG: 0.667 28 Scott Seabol, R (6, PR) OBP: 0.286, SLG: 0.429 (7, 3)	F8		L8			20 FC6-4 2-3 1B		P1-6 2-2f		K	3 2	0 0	1 0	0 0	0 0	0 1	3 2
14 Josh Willingham, R (1, 10) OBP: 0.444, SLG: 1.286 37 Tom Wilson, R (8, PH) (9, 10)		G6-3		3B		SF8 3-H		FC6-4 1-2f			2 1	0 0	1 0	1 0	0 0	0 0	0 1
Lenny Harris, L (1, 4) OBP: 0.500, SLG: 0.571 12 Mickey Lopez, S (6, 4)		FC6-4 1B		K		P4			K		2 2	0 0	1 0	0 0	0 0	1 1	1 2
Miguel Olivo, R (1, 2) OBP: 0.200, SLG: 0.444 20 Matt Treanor, R (6, 2) OBP: 0.500, SLG: 0.600 74 Jose Campusano, S (9, PR) OBP: 1.000, SLG: 3.000 Ryan Jorgensen, R (10, 2)	FC6-4 1-2f		G5-3			FC6-4 1-2f			31 2B 1B		2 2 0 0	0 0 0 0	0 1 0 0	0 0 0 0	0 0 0 0	0 0 0 0	2 2 0 0
Wes Helms, R (1, 5) OBP: 0.125, SLG: 0.125 31 Mike Kinkade, R (6, 5) OBP: 0.250, SLG: 0.286	K		F7				G5-3		1-3 2B		2 2	0 0	0 1	0 0	0 0	1 0	2 0
3 Chris Aguila, R (1, 7) OBP: 0.200, SLG: 0.222 43 Matt Cepicky, L (9, PH) OBP: 0.667, SLG: 0.600 (10, 7)			L8		G6-3		G6-3			G6-4-3 BB	3 0	0 0	0 0	0 0	0 1	0 0	0 0
Inning Stats	R: 0 E: 0 K: 0 S: 3 H: 1 LOB: 1 BB: 1 P: 7	R: 0 E: 0 K: 1 S: 6 H: 1 LOB: 1 BB: 0 P: 6	R: 0 E: 1 K: 0 S: 4 H: 0 LOB: 2 BB: 1 P: 8	R: 0 E: 0 K: 1 S: 6 H: 1 LOB: 1 BB: 0 P: 6	R: 0 E: 0 K: 1 S: 5 H: 0 LOB: 0 BB: 0 P: 5	R: 1 E: 0 K: 0 S: 5 H: 2 LOB: 2 BB: 0 P: 5	R: 0 E: 0 K: 0 S: 3 H: 0 LOB: 0 BB: 0 P: 3	R: 0 E: 0 K: 0 S: 3 H: 0 LOB: 1 BB: 1 P: 7	R: 0 E: 0 K: 1 S: 6 H: 2 LOB: 3 BB: 1 P: 10	R: 0 E: 0 K: 1 S: 5 H: 0 LOB: 0 BB: 0 P: 5	1B: 4 2B: 3 3B: 1 HR: 0	SF: 1 SAC: 0 DP: 2 HBP: 0	WP: 0 PB: 0 SB: 0 CS: 1	PA: 40			

PITCHER		IP	WLS	BF	H	R	ER	SO	BB	IBB	HBP	BLK	WP	HR	S	P	ERA	WHIP
Aaron Sele, R ERA:	(1, 1)	2.2		11	2	0	0	1	1	0	0	0	0	0	12	16	0.00	1.125
Brian Meadows, R ERA: 4.15	(3, 1)	2.1		9	1	0	0	2	1	0	0	0	0	0	12	16	0.00	0.857
Greg Miller, L ERA: 4.5	(6, 1)	1.0		5	2	1	1	0	0	0	0	0	0	0	5	5	9.00	2.000
47 Tim Hamulack, L ERA: 3.0	(7, 1)	2.0		7	0	0	0	0	1	0	0	0	0	0	6	10	0.00	0.500
89 Chris Malone, R ERA:	(9, 1)	1.0		5	2	0	0	1	1	0	0	0	0	0	6	10	0.00	3.000

PITCHER		IP	WLS	BF	H	R	ER	SO	BB	IBB	HBP	BLK	WP	HR	S	P	ERA	WHIP
Julio Pimentel, R ERA:	(10, 1)	1.0		3	0	0	0	1	0	0	0	0	0	0	5	5	0.00	0.000

BOTTOM

Los Angeles Dodgers @ Florida Marlins

Roger Dean Stadium, Jupiter, FL

Mon Mar 06 2006, 1:05 PM EST
Att. 5,557 - Partly Cloudy - 76 F

livebaseballscorecards.com

AB	35
R	1
H	7
RBI	1
BB	4
SO	5
LOB	19

Batter	1	2	3	4	5	6	7	8	9	AB	R	H	RBI	BB	SO	LOB
25 Marlon Byrd, R (1, 8) OBP: 0.353, SLG: 0.400	F7			K		HBP		K		3	0	0	0	0	2	0
15 Cristian Guzman, S (1, 6) OBP: 0.286, SLG: 0.286 69 Josh Labandeira, R (6, 6)	G4-3			G3		SH1-3 1-2			K	2 1	0 0	0 0	0 0	0 1	0 0	0 0
17 Ruben Mateo, R (1, 9) OBP: 0.500, SLG: 0.500 74 Cristian Guerrero, R (4, 9)	L4			1B		G5-3			G1-3	2 2	0 0	1 0	0 0	0 0	0 0	0 1
Larry Broadway, L (1, 3)		BB CS		G4-3		K			F9	3	0	0	0	1	1	2
Brendan Harris, R (1, 5)		K 1-2			P5		G6-3			3	0	0	0	0	1	1
Marlon Anderson, L (1, 4) OBP: 0.357, SLG: 0.615 Bernie Castro, S (7, 4)		P6			2B		F9			3 0	0 0	1 0	0 0	0 0	0 0	0 0
Frank Diaz, R (1, 10)			G5-3		HBP		G3			2	0	0	0	0	0	0
21 George Lombard, L (1, 7) OBP: 0.167, SLG: 0.167 16 Mike Vento, R (7, 7)			G4-3		F8			K		2 1	0 0	0 0	0 0	0 1	0 0	2 0
27 Mike DiFelice, R (1, 2) OBP: 0.400, SLG: 0.400 10 Brandon Harper, R (8, 2)			K		G5-3			G5-3		3 0	0 0	0 0	0 0	1 0	2 0	2 0
Inning Stats	R: 0 E: 0 K: 0 S: 3 H: 0 LOB: 0 BB: 0 P: 3	R: 0 E: 0 K: 1 S: 4 H: 0 LOB: 0 BB: 1 P: 8	R: 0 E: 0 K: 1 S: 5 H: 0 LOB: 0 BB: 0 P: 5	R: 0 E: 0 K: 1 S: 6 H: 1 LOB: 1 BB: 0 P: 6	R: 0 E: 0 K: 0 S: 4 H: 1 LOB: 2 BB: 0 P: 5	R: 0 E: 0 K: 1 S: 5 H: 0 LOB: 1 BB: 0 P: 6	R: 0 E: 0 K: 0 S: 3 H: 0 LOB: 0 BB: 0 P: 3	R: 0 E: 0 K: 2 S: 7 H: 0 LOB: 0 BB: 0 P: 7	R: 0 E: 0 K: 1 S: 5 H: 0 LOB: 0 BB: 0 P: 5	1B: 1 2B: 1 3B: 0 HR: 0 SF: 0 SAC: 1 DP: 0 HBP: 2						

PITCHER	IP	WLS	BF	H	R	ER	SO	BB	IBB	HBP	BLK	WP	HR	S	P	ERA	WHIP
31 Brad Penny, R (1, 1) ERA: 1.8	3.0		9	0	0	0	2	1	0	0	0	0	0	12	16	0.00	0.333
51 Jonathan Broxton, R (4, 1) ERA: 36.0	1.0		4	1	0	0	1	0	0	0	0	0	0	6	6	0.00	1.000
Franquelis Osoria, R (5, 1) ERA: 6.0	2.0		9	1	0	0	1	0	0	2	0	0	0	9	11	0.00	0.500
Joe Beimel, L (7, 1) ERA:	1.0		3	0	0	0	0	0	0	0	0	0	0	3	3	0.00	0.000
44 Takashi Saito, R (8, 1) ERA:	2.0		6	0	0	0	3	0	0	0	0	0	0	12	12	0.00	0.000

PITCHER	IP	WLS	BF	H	R	ER	SO	BB	IBB	HBP	BLK	WP	HR	S	P	ERA	WHIP

TOP

Washington Nationals @ Los Angeles Dodgers
Holman Stadium, Vero Beach, FL
Mon Mar 06 2006, 1:05 PM EST
Att. 2,475 - Sunny - 80 F

livebaseballscorecards.com

AB	27
R	0
H	2
RBI	0
BB	1
SO	7
LOB	8

WP: 0 PB: 0 SB: 0 CS: 1 PA: 31

BOTTOM

Washington Nationals @ Los Angeles Dodgers
Holman Stadium, Vero Beach, FL
Mon Mar 06 2006, 1:05 PM EST
Att. 2,475 - Sunny - 80 F

livebaseballscorecards.com

Batter	1	2	3	4	5	6	7	8	9	AB	R	H	RBI	BB	SO	LOB
Kenny Lofton, L (1, 8) OBP: 0.125, SLG: 0.125	F8		K		G4-3			WP; 49 1B; 1B		3	0	0	0	0	1	1
17 Jason Repko, R (6, 8) OBP: 0.700, SLG: 0.750										1	0	1	0	0	0	0
49 Delwyn Young, S (1, 7) OBP: 0.182, SLG: 0.182	K			G1-3		P2		WP; 1-2; 1B		4	0	1	0	0	1	0
J.D. Drew, L (1, 10) OBP: 0.600, SLG: 0.333	G4-3			E; 5 1B; BB		G3-1		G1-3; 1-2; 2-3		2	0	0	0	1	0	0
Joel Guzman, R (8, PH) (9, 10) OBP: 0.364, SLG: 0.400										1	0	0	0	0	0	2
5 Nomar Garciaparra, R (1, 3) OBP: 0.182, SLG: 0.100		P4		16 FC4-6; 1-2; 1B		K			16 1B; 2B	3	0	1	0	0	1	0
7 James Loney, L (7, 3) OBP: 0.500, SLG: 0.667										1	0	1	0	0	0	0
88 Justin Ruggiano, R (9, PR)										0	0	0	0	0	0	0
16 Andre Ethier, L (1, 9) OBP: 0.308, SLG: 0.545		G1-3		FC4-6; E; 1-2f; 2-3			F8		P6	4	0	0	0	0	0	3
Andy LaRoche, R (1, 5) OBP: 0.308, SLG: 0.500		F7		C 3 SAFE B B B B; 4-1; 1-2; 3-3; BB			G1-3		G5-3	3	0	0	0	1	0	1
Willy Aybar, S (1, 4) OBP: 0.286, SLG: 0.091			74 F9; 55 BLK; 1B	F7			G3	B B B B; 16 1B; BB		3	0	1	0	1	0	3
55 Russell Martin, R (1, 2) OBP: 0.375, SLG: 0.375			1 SAFE S S S S; K; 1-2		74 G4-6-3; 1B			G5-3	1-2; 2-H; 1B	2	0	1	0	0	1	1
16 Pat Borders, R (7, 2) OBP: 0.400, SLG: 0.250										2	0	1	0	0	0	0
74 Tony Abreu, S (1, 6) OBP: 0.333, SLG: 0.250			F9; 2-3		G4-6-3; 1-2f			G3-1		3	0	0	0	0	0	2

	AB	32
	R	0
	H	7
	RBI	0
	BB	3
	SO	4
	LOB	13

Inning Stats	1	2	3	4	5	6	7	8	9
	R: 0 E: 0 K: 1 S: 5	H: 0 LOB: 0 BB: 0 P: 5	R: 0 E: 0 K: 0 S: 3	H: 0 LOB: 0 BB: 0 P: 3	R: 0 E: 0 K: 2 S: 8	H: 1 LOB: 1 BB: 0 P: 8	R: 0 E: 1 K: 0 S: 5	H: 1 LOB: 3 BB: 2 P: 13	R: 0 E: 0 K: 0 S: 3	H: 1 LOB: 0 BB: 0 P: 3	R: 0 E: 0 K: 1 S: 5	H: 0 LOB: 0 BB: 0 P: 5	R: 0 E: 0 K: 0 S: 3	H: 0 LOB: 0 BB: 0 P: 3	R: 0 E: 0 K: 0 S: 5	H: 2 LOB: 2 BB: 0 P: 6	R: 0 E: 0 K: 0 S: 4	H: 2 LOB: 3 BB: 1 P: 8

	1B: 6	SF: 0	WP: 1	PA: 35
	2B: 1	SAC: 0	PB: 0	
	3B: 0	DP: 1	SB: 0	
	HR: 0	HBP: 0	CS: 0	

PITCHER		IP	WLS	BF	H	R	ER	SO	BB	IBB	HBP	BLK	WP	HR	S	P	ERA	WHIP
22 John Patterson, R ERA:	(1, 1)	3.0		10	1	0	0	3	0	0	0	1	0	0	16	16	0.00	0.333
38 Kevin Gryboski, R ERA: 2.25	(4, 1)	2.0		9	2	0	0	0	2	0	0	0	0	0	8	16	0.00	2.000
Bill Bray, L ERA:	(6, 1)	1.0		3	0	0	0	1	0	0	0	0	0	0	5	5	0.00	0.000
52 Saul Rivera, R ERA:	(7, 1)	2.0		8	2	0	0	0	0	0	0	0	1	0	8	9	0.00	1.000
37 Travis Hughes, R ERA: 12.0	(9, 1)	1.0		5	2	0	0	0	1	0	0	0	0	0	4	8	0.00	3.000

PITCHER	IP	WLS	BF	H	R	ER	SO	BB	IBB	HBP	BLK	WP	HR	S	P	ERA	WHIP

Batter	1	2	3	4	5	6	7	8	9	AB	R	H	RBI	BB	SO	LOB
17 Jason Repko, R (1, 8) OBP: 0.643, SLG: 0.636	C C C 0-3 ① K	X 0-0 ① 2-H 3-H 1B		B B B B 4-0 ① S BB			X 0-0 ① P5		X 0-0 ①② G6-4-3 1-2f	3	0	1	2	1	1	0
Cody Ross, R (7, 8) OBP: 0.222, SLG: 0.667										1	0	0	0	0	0	1
Willy Aybar, S (1, 5) OBP: 0.222, SLG: 0.067	X 0-0 ② F8	X 0-0 ③ G4-3		B X 1-0 ③ G3 1-2			S S S 0-3 ② K2-3		X 0-0 ③ G5-3	4	0	0	0	0	1	2
88 Chris Truby, R (7, 5) OBP: 0.143, SLG: 0.286										1	0	0	0	0	0	0
16 Andre Ethier, L (1, 9) OBP: 0.357, SLG: 0.545	B B B B 4-0 S BB		X 0-0 ① G4-3		X 0-0 ① P5		X 0-0 ③ G6-3			0	0	0	0	1	0	0
49 Delwyn Young, S (3, PH) OBP: 0.143, SLG: 0.143 (3, 9)										3	0	0	0	0	0	0
Joel Guzman, R (1, 7) OBP: 0.333, SLG: 0.357	B C C C 1-3 ③ K 1-2		X 0-0 ② 7 FC4-6 1B		X 0-0 ② P2			X 0-0 ① G6-3		4	0	1	0	0	1	1
Xavier Paul, L (8, 7)										0	0	0	0	0	0	0
7 James Loney, L (1, 3) OBP: 0.500, SLG: 0.692		X 0-0 55 SH1-3 2B 2B	X 0-0 ② FC4-6 55 1B 1-2f		X 0-0 ③ P5			X 0-0 92 1B 1B		4	1	2	0	0	0	1
55 Russell Martin, R (1, 2) OBP: 0.500, SLG: 0.500		X 0-0 ① SH1-3 2-3	X 0-0 1-2 1B			X 0-0 74 FC6-4 1B	S S S 0-3 ② K			2	0	2	0	0	0	0
70 Edwin Bellorin, R (7, 2) OBP: 0.600, SLG: 0.600										1	0	0	0	0	1	1
18 Ramon Martinez, R (1, 6) OBP: 0.333, SLG: 0.417		X 0-0 ② G5-3	X 0-0 ③ P6			X 0-0 ① F7		X 0-0 1-2 1B		3	0	0	0	0	0	4
92 Jimmy Rohan, R (6, 6) OBP: 0.333, SLG: 0.333										1	0	1	0	0	0	0
74 Tony Abreu, S (1, 4) OBP: 0.385, SLG: 0.273		B B B B 4-0 2B 17 1B BB		X 0-0 CS 1B		X 0-0 ② FC6-4 1-2f		X 0-0 ③ G4-3		3	1	1	0	1	0	3
Andy LaRoche, R (1, 10) OBP: 0.353, SLG: 0.563		X 0-0 17 1B 1-3 3-H 2B		B X 1-0 ①② P4 1-2		X 0-0 ③ F9			X 0-0 G6-4-3 1B	4	1	2	1	0	0	2
Inning Stats	R: 0 H: 0 E: 0 LOB: 1 K: 2 BB: 1 S: 7 P: 12	R: 3 H: 3 E: 0 LOB: 1 K: 0 BB: 1 S: 6 P: 10	R: 0 H: 2 E: 0 LOB: 2 K: 0 BB: 0 S: 5 P: 5	R: 0 H: 1 E: 0 LOB: 1 K: 0 BB: 1 S: 3 P: 9	R: 0 H: 0 E: 0 LOB: 0 K: 0 BB: 0 S: 3 P: 3	R: 0 H: 1 E: 0 LOB: 1 K: 0 BB: 0 S: 4 P: 4	R: 0 H: 0 E: 0 LOB: 0 K: 1 BB: 0 S: 5 P: 5	R: 0 H: 2 E: 0 LOB: 2 K: 1 BB: 0 S: 7 P: 7	R: 0 H: 1 E: 0 LOB: 0 K: 0 BB: 0 S: 3 P: 3	1B: 8 SF: 0 2B: 2 SAC: 1 3B: 0 DP: 1 HR: 0 HBP: 0						

PITCHER		IP	WLS	BF	H	R	ER	SO	BB	IBB	HBP	BLK	WP	HR	S	P	ERA	WHIP
Jeff Suppan, R ERA: 24.92	(1, 1)	3.0	L	16	5	3	3	2	2	0	0	0	0	0	18	27	9.00	2.333
44 Jason Isringhausen, R ERA:	(4, 1)	1.0		4	1	0	0	0	1	0	0	0	0	0	3	9	0.00	2.000
40 Jeff Nelson, R ERA:	(5, 1)	1.0		3	0	0	0	0	0	0	0	0	0	0	3	3	0.00	0.000
56 Blaine Neal, R ERA: 6.75	(6, 1)	2.0		7	1	0	0	1	0	0	0	0	0	0	9	9	0.00	0.500
Josh Hancock, R ERA:	(8, 1)	1.0		5	2	0	0	1	0	0	0	0	0	0	7	7	0.00	2.000

PITCHER		IP	WLS	BF	H	R	ER	SO	BB	IBB	HBP	BLK	WP	HR	S	P	ERA	WHIP
48 Brad Thompson, R ERA:	(9, 1)	1.0		3	1	0	0	0	0	0	0	0	0	0	3	3	0.00	1.000

Los Angeles Dodgers @ St. Louis Cardinals

Roger Dean Stadium, Jupiter, FL

Tue Mar 07 2006, 1:05 PM EST

Att. 5,523 - Sunny - 72 F

TOP

livebaseballscorecards.com

AB	34
R	3
H	10
RBI	3
BB	3
SO	4
LOB	15

WP: 0 PA: 38
PB: 0
SB: 2
CS: 1

Batter	1	2	3	4	5	6	7	8	9	AB	R	H	RBI	BB	SO	LOB
22 David Eckstein, R (1, 6) OBP: 0.333, SLG: 0.300	x 0-0 27 G4-3 SF9 2B	x 0-0 ③ FC6-4 1-2f			x 0-0 ② F9			SSS 0-3 ② K		3	1	1	0	0	0	2
47 Brian Daubach, L (6, 3) OBP: 0.417, SLG: 0.600										0	0	0	0	0	0	0
70 Prentice Redman, R (8, PH) OBP: 0.200, SLG: 0.250 (9, 7)										1	0	0	0	0	1	0
27 Scott Rolen, R (1, 5)	x 0-0 ① G4-3 2-3		x 0-0 ① L3		CCC 0-3 ③ K			CCC 0-3 ③ K		2	0	0	0	0	0	1
3 Junior Spivey, R (5, PH) (6, 4)										2	0	0	0	0	2	0
John Gall, R (1, 10) OBP: 0.294, SLG: 0.333	x 0-0 ② SF9 3-H		x 0-0 1B			x 0-0 ① G6-3			CCC 0-3 ① K	3	0	1	1	0	1	0
26 Scott Spiezio, S (1, 3) OBP: 0.556, SLG: 0.769	BBBB 4-0 BB		x 0-0 ② F7			x 0-0 ② G6-3			x 0-0 ② G4-3	3	0	0	0	1	0	1
(6, 5) (9, 3)																
16 Chris Duncan, L (1, 9) OBP: 0.250, SLG: 0.500	x 0-0 ③ F7		CCC 0-3 ③ K			x 0-0 ③ F8			x 0-0 E 1B	4	0	1	0	0	1	2
So Taguchi, R (1, 8) OBP: 0.250, SLG: 0.267		CCC 0-3 ① K		x 0-0 ① F8			x 0-0 ① G3		x 0-0 E6 7 S 1-3	4	0	0	0	0	1	1
7 Hector Luna, R (1, 4) OBP: 0.400, SLG: 0.250 (6, 6)		x 0-0 E5 55 1B		BBBB 4-0 G6-4-3 BB			SSS 0-3 ② K		BSSS 1-3 ③ K 1-2	3	0	0	0	1	2	2
Michel Hernandez, R (1, 2) OBP: 0.375, SLG: 0.286	x 0-0 ② F8			x 0-0 ② ③ G6-4-3 1-2f			x 0-0 ③ P6			3	0	0	0	0	0	2
80 Gabe Johnson, R (8, 2)										0	0	0	0	0	0	0
55 Skip Schumaker, L (1, 7) OBP: 0.333, SLG: 0.286	x 0-0 22 FC6-4 1-2 1B				x 0-0 ① L7			x 0-0 ① G4-3		2	0	1	0	0	0	0
Deivi Cruz, R (8, PH) (9, 5)										1	0	0	0	0	0	0
Inning Stats	R: 1 H: 1 E: 0 LOB: 1 K: 0 BB: 1 S: 4 P: 8	R: 0 H: 1 E: 1 LOB: 2 K: 1 BB: 0 S: 7 P: 7	R: 0 H: 1 E: 0 LOB: 1 K: 1 BB: 0 S: 6 P: 6	R: 0 H: 0 E: 0 LOB: 0 K: 0 BB: 1 S: 2 P: 6	R: 0 H: 0 E: 0 LOB: 0 K: 1 BB: 0 S: 5 P: 5	R: 0 H: 0 E: 0 LOB: 0 K: 0 BB: 0 S: 3 P: 3	R: 0 H: 0 E: 0 LOB: 0 K: 1 BB: 0 S: 5 P: 5	R: 0 H: 0 E: 0 LOB: 0 K: 2 BB: 0 S: 7 P: 7	R: 0 H: 1 E: 1 LOB: 2 K: 2 BB: 0 S: 9 P: 10	1B: 3 SF: 1 2B: 1 SAC: 0 3B: 0 DP: 1 HR: 0 HBP: 0						

PITCHER	IP	WLS	BF	H	R	ER	SO	BB	IBB	HBP	BLK	WP	HR	S	P	ERA	WHIP
Brett Tomko, R (1, 1) ERA: 1.8	3.0	W	14	3	1	1	2	1	0	0	0	0	0	17	21	3.00	1.333
50 Eric Stults, L (4, 1) ERA: 1.8	3.0		9	0	0	0	1	1	0	0	0	0	0	10	14	0.00	0.333
72 Justin Orenduff, R (7, 1) ERA:	1.0	H	3	0	0	0	1	0	0	0	0	0	0	5	5	0.00	0.000
56 Hung-Chih Kuo, L (8, 1) ERA:	1.0	H	3	0	0	0	2	0	0	0	0	0	0	7	7	0.00	0.000
Jon Meloan, R (9, 1) ERA:	1.0	S	5	1	0	0	2	0	0	0	0	0	0	9	10	0.00	1.000

PITCHER	IP	WLS	BF	H	R	ER	SO	BB	IBB	HBP	BLK	WP	HR	S	P	ERA	WHIP

BOTTOM

Los Angeles Dodgers @ St. Louis Cardinals

Roger Dean Stadium, Jupiter, FL

Tue Mar 07 2006, 1:05 PM EST

Att. 5,523 - Sunny - 72 F

livebaseballscorecards.com

AB	31
R	1
H	4
RBI	1
BB	2
SO	8
LOB	11



Batter	1	2	3	4	5	6	7	8	9	AB	R	H	RBI	BB	SO	LOB
David Newhan, L (1, 9) OBP: 0.467, SLG: 0.692	x 0-0 ③ 2B	x 0-0 ③ G3		x 0-0 ② G4-3		B 2 SAFE 1-0 ③ PO 2-3	C C C 0-3 ① K		x 0-0 ③ F9	4	0	1	0	0	1	2
39 Jeff Fiorentino, L (7, 9) OBP: 0.375, SLG: 0.429										1	0	0	0	0	0	0
(8, 7)																
17 Corey Patterson, L (1, 8) OBP: 0.368, SLG: 0.529	B B B B 4-0 BB		x 0-0 HR	x 0-0 ③ G3			x 0-0 ② F8			2	1	1	1	1	0	0
79 Esix Snead, S (6, 8) OBP: 0.333, SLG: 0.667										1	0	0	0	0	0	0
Desi Relaford, S (1, 6) OBP: 0.400, SLG: 0.273	x 0-0 ① F8		x 0-0 ① P5		x 0-0 ① G4-3		B B B B 4-0 BB			3	0	0	0	0	0	2
12 Brandon Fahey, L (7, PH) OBP: 0.556, SLG: 0.571										0	0	0	0	1	0	0
(7, 6)																
6 Melvin Mora, R (1, 10) OBP: 0.375, SLG: 0.400	B x 1-0 ② F2		x 0-0 21 BB 69 3B 1B		x 0-0 ② F9		x 0-0 ③ F8			4	1	1	0	0	0	3
21 Nick Markakis, L (1, 7) OBP: 0.667, SLG: 0.917	x 0-0 ③ G2-3		B B B B 4-0 69 3B 1-2 BB		C C C 0-3 ③ K			B B B B 4-0 69 G6-4-3 BB		2	1	0	0	2	1	2
59 Eddy Garabito, S (8, 9) OBP: 0.286, SLG: 0.286										0	0	0	0	0	0	0
69 Napoleon Calzado, R (1, 5) OBP: 0.300, SLG: 0.600		x 0-0 ① G6-3	x 0-0 1-H 2-H 3B			x 0-0 ① F8		x 0-0 ①② G6-4-3 1-2f		4	0	1	2	0	0	1
Val Majewski, L (1, 3) OBP: 0.286, SLG: 0.308		x 0-0 1B 1B	S S S 0-3 ② K			x 0-0 ② F7		S S S 0-3 ③ K		3	0	1	0	0	1	1
93 Andy Tracy, L (6, 3) OBP: 0.667, SLG: 2.000										1	0	0	0	0	1	0
Chris Gomez, R (1, 4) OBP: 0.333, SLG: 0.231		x 0-0 ② F9	x 0-0 ③ G6-3			B B B B 4-0 PO 1B BB			x 0-0 83 G6-3 1B	2	0	0	0	1	0	2
12 Luis Lopez, S (7, 4) OBP: 0.375, SLG: 0.286										1	0	1	0	0	0	0
Eli Whiteside, R (1, 2) OBP: 0.250, SLG: 0.250		x 0-0 1-2 1B		x 0-0 ① F7		x 0-0 1-2 1B			x 0-0 ①② G6-3 1-2f	3	0	2	0	0	0	0
83 Brian Bock, R (7, 2) OBP: 0.333, SLG: 0.333										1	0	0	0	0	0	1

Inning Stats	1	2	3	4	5	6	7	8	9
	R: 0 E: 0 K: 0 S: 4	H: 1 LOB: 2 BB: 1 P: 9	R: 0 E: 0 K: 0 S: 5	H: 2 LOB: 2 BB: 0 P: 5	R: 3 E: 0 K: 1 S: 8	H: 3 LOB: 1 BB: 1 P: 12	R: 0 E: 0 K: 0 S: 3	H: 0 LOB: 0 BB: 0 P: 3	R: 0 E: 0 K: 1 S: 5	H: 0 LOB: 0 BB: 0 P: 5	R: 0 E: 0 K: 0 S: 3	H: 1 LOB: 1 BB: 1 P: 8	R: 0 E: 0 K: 1 S: 5	H: 0 LOB: 1 BB: 1 P: 9	R: 0 E: 0 K: 1 S: 4	H: 0 LOB: 0 BB: 0 P: 8	R: 0 E: 0 K: 0 S: 3	H: 1 LOB: 0 BB: 0 P: 3

PITCHER		IP	WLS	BF	H	R	ER	SO	BB	IBB	HBP	BLK	WP	HR	S	P	ERA	WHIP
58 Chad Billingsley, R ERA: 6.23	(1, 1)	2.1		15	6	3	3	0	2	0	0	0	0	1	13	22	11.57	3.429
Joe Beimel, L ERA:	(3, 1)	0.2		2	0	0	0	1	0	0	0	0	0	0	4	4	0.00	0.000
Eric Gagne, R ERA:	(4, 1)	1.0		3	0	0	0	0	0	0	0	0	0	0	3	3	0.00	0.000
Danys Baez, R ERA:	(5, 1)	1.0		3	0	0	0	1	0	0	0	0	0	0	5	5	0.00	0.000
D.J. Houlton, R ERA: 9.0	(6, 1)	2.0	W	8	1	0	0	1	2	0	0	0	0	0	8	17	0.00	1.500

PITCHER		IP	WLS	BF	H	R	ER	SO	BB	IBB	HBP	BLK	WP	HR	S	P	ERA	WHIP
59 Kelly Wunsch, L ERA: 6.0	(8, 1)	1.0		3	0	0	0	1	1	0	0	0	0	0	4	8	0.00	1.000
36 Lance Carter, R ERA:	(9, 1)	1.0		3	1	0	0	0	0	0	0	0	0	0	3	3	0.00	1.000

TOP

Baltimore Orioles @ Los Angeles Dodgers

Holman Stadium, Vero Beach, FL

Wed Mar 08 2006, 1:05 PM EST

Att. 3,593 - Sunny - 73 F

livebaseballscorecards.com

AB	32
R	3
H	8
RBI	3
BB	5
SO	4
LOB	14

1B: 5	SF: 0	WP: 0	PA: 38
2B: 1	SAC: 0	PB: 0	
3B: 1	DP: 2	SB: 0	
HR: 1	HBP: 0	CS: 0	

Batter	1	2	3	4	5	6	7	8	9	AB	R	H	RBI	BB	SO	LOB
Kenny Lofton, L (1, 8) OBP: 0.182, SLG: 0.182	G5-3		5 1B 1B 1-2		F8	1-H 3-H HR		K		3	0	1	0	0	0	0
Cody Ross, R (6, 8) OBP: 0.273, SLG: 0.909										2	1	1	3	0	1	1
5 Nomar Garciaparra, R (1, 3) OBP: 0.214, SLG: 0.154	F9		1-3 2-H 1B		G1-3	17 WP 2B		G1-3		3	0	1	1	0	0	0
7 James Loney, L (6, 3) OBP: 0.500, SLG: 0.733										2	0	1	0	0	0	1
J.D. Drew, L (1, 9) OBP: 0.375, SLG: 0.167	K		G4-3		K	G5-3 2-3				3	0	0	0	0	2	2
17 Jason Repko, R (6, 9) OBP: 0.600, SLG: 0.583										1	0	0	0	0	0	2
12 Jeff Kent, R (1, 10) OBP: 0.667, SLG: 0.667		27 FC6-4 1B		K		27 FC5-4 1B	F8			3	0	2	0	0	1	0
49 Delwyn Young, S (6, PR) OBP: 0.133, SLG: 0.133 (7, 10)										1	0	0	0	0	0	0
27 Matt Kemp, R (1, 7) OBP: 0.235, SLG: 0.588		FC6-4 G6-4-3 1-2f		G4-3 3B		FC5-4 1-2f HR	HR			3	2	1	0	0	0	2
Joel Guzman, R (7, PH) OBP: 0.375, SLG: 0.600 (8, 7)										1	1	1	1	0	0	0
Bill Mueller, S (1, 5) OBP: 0.385, SLG: 0.692		G6-4-3 1-2f		G4-3 3-H		HR 1-H	G5-3			3	1	1	3	0	0	1
Andy LaRoche, R (7, 5) OBP: 0.333, SLG: 0.529										1	0	0	0	0	0	0
Sandy Alomar Jr., R (1, 2) OBP: 0.333, SLG: 1.333			K	HR		13 F9 HR BB	G6-3			2	1	1	1	0	1	0
Dioner Navarro, S (6, 2)										1	1	0	0	1	0	0
Willy Aybar, S (1, 4) OBP: 0.286, SLG: 0.063		F7		BB		HR 1-2 BB		K		1	1	0	0	2	0	0
Blake DeWitt, L (7, 4) OBP: 0.250, SLG: 0.250										1	0	0	0	0	1	0
13 Oscar Robles, L (1, 6) OBP: 0.357, SLG: 0.615		5 1B 1B		G3		F9 2-3		1B		3	1	1	0	0	0	3
Chin-Lung Hu, R (7, 6) OBP: 1.000, SLG: 1.000										1	0	1	0	0	0	0
Inning Stats	R: 0 E: 0 K: 1 S: 5 H: 0 LOB: 0 BB: 0 P: 5	R: 0 E: 0 K: 0 S: 3 H: 1 LOB: 0 BB: 0 P: 3	R: 1 E: 0 K: 1 S: 8 H: 3 LOB: 2 BB: 0 P: 8	R: 2 E: 0 K: 1 S: 7 H: 2 LOB: 1 BB: 1 P: 11	R: 0 E: 0 K: 1 S: 5 H: 0 LOB: 0 BB: 0 P: 5	R: 5 E: 0 K: 0 S: 7 H: 4 LOB: 2 BB: 2 P: 16	R: 1 E: 0 K: 0 S: 4 H: 1 LOB: 0 BB: 0 P: 4	R: 0 E: 0 K: 2 S: 8 H: 1 LOB: 1 BB: 0 P: 8		1B: 6 2B: 1 3B: 1 HR: 4	SF: 0 SAC: 0 DP: 1 HBP: 0						

PITCHER		IP	WLS	BF	H	R	ER	SO	BB	IBB	HBP	BLK	WP	HR	S	P	ERA	WHIP
28 Eric DuBose, L ERA: 2.25	(1, 1)	2.0		6	1	0	0	1	0	0	0	0	0	0	8	8	0.00	0.500
Jim Brower, R ERA: 9.0	(3, 1)	2.0		12	5	3	3	2	1	0	0	0	0	1	15	19	13.50	3.000
LaTroy Hawkins, R ERA:	(5, 1)	1.0		3	0	0	0	1	0	0	0	0	0	0	5	5	0.00	0.000
Ricky Bottalico, R ERA: 36.0	(6, 1)	1.0	L	9	4	5	5	0	2	0	0	0	1	2	7	16	45.00	6.000
Franklyn Gracesqui, L ERA: 4.5	(7, 1)	1.0		4	1	1	1	0	0	0	0	0	0	1	4	4	9.00	1.000

PITCHER		IP	WLS	BF	H	R	ER	SO	BB	IBB	HBP	BLK	WP	HR	S	P	ERA	WHIP
41 Andy Mitchell, R ERA:	(8, 1)	1.0		4	1	0	0	2	0	0	0	0	0	0	8	8	0.00	1.000

BOTTOM

Baltimore Orioles @ Los Angeles Dodgers

Holman Stadium, Vero Beach, FL

Wed Mar 08 2006, 1:05 PM EST

Att. 3,593 - Sunny - 73 F

livebaseballscorecards.com

AB	35
R	9
H	12
RBI	9
BB	3
SO	6
LOB	12

WP: 1 PB: 0 SB: 0 CS: 0 PA: 38

Batter	1	2	3	4	5	6	7	8	9	AB	R	H	RBI	BB	SO	LOB
Coco Crisp, S (1, 8) OBP: 0.667, SLG: 1.000	B B B C F X 3-2 G1-3 ①		X 0-0 G1-3 ③			B B B B 4-0 G3-6-3 1-2 BB	C C C 0-3 K ②		X 0-0 P5 ①	2	0	0	0	1	0	0
83 Luke Allen, L (6, 9) OBP: 0.385, SLG: 0.300										2	0	0	0	0	1	1
Tony Graffanino, R (1, 5) OBP: 0.167, SLG: 0.091	C C C S 0-3 K2-3 ②			C C C 0-3 K ①		X 0-0 G3-6-3 ①② 1-2f 2-3	B B B B 4-0 64 E 1-2 BB		C C S 0-3 K ②	3	0	0	0	0	2	2
67 Rodney Nye, R (6, 5) OBP: 0.692, SLG: 0.778										1	0	0	0	1	1	0
Trot Nixon, L (1, 9) OBP: 0.636, SLG: 0.500	C B X 1-1 G4-3 ③			X 0-0 G4-6-3 1B		B B B B 4-0 BB 1B 3-H BB	X 0-0 E4 1-2 2-3		B B B B 4-0 BB	2	0	1	0	1	0	0
64 Tyler Minges, R (6, PR) OBP: 0.222, SLG: 0.125										1	1	0	0	1	0	2
(6, 7)																
Dustan Mohr, R (1, 7) OBP: 0.583, SLG: 0.778		X 0-0 F8 ①		X 0-0 G4-6-3 ②③ 1-2f		B B B B 4-0 1B 1-2 BB	X 0-0 P3 ③		C C B C 1-3 K ③	2	0	0	0	1	0	1
23 Jim Buckley, R (6, 2)										2	0	0	0	0	1	4
J.T. Snow, L (1, 3) OBP: 0.333, SLG: 0.333		X 0-0 F7 ②			X 0-0 F8 ①	X 0-0 2 BB 1-3 2-H 1B		C S S 0-3 K ①		3	0	1	1	0	0	0
78 Josh Pressley, L (6, PR) OBP: 0.200, SLG: 0.200										1	0	0	0	0	1	0
(6, 3)																
2 Willie Harris, L (1, 4) OBP: 0.250, SLG: 0.182		X 0-0 1B			X 0-0 F8 ②	B B B B 4-0 1-2 BB		C S S 0-3 K ②		2	0	1	0	1	0	0
18 Dominic Ramos, R (6, 4)										1	0	0	0	0	1	0
Alejandro Machado, S (1, 6) OBP: 0.467, SLG: 0.538		X 0-0 F8 ③			X 0-0 1B	X 0-0 F7 ③		X 0-0 F7 ③		4	0	1	0	0	0	4
(6, 8)																
63 Luis Jimenez, L (1, 10) OBP: 0.143, SLG: 0.143			C B C C 1-3 K ①		C C S 0-3 K ③		X 0-0 G3-1 ①		H 1-0 2 HR HBP	2	0	0	0	0	2	1
12 Ian Bladergroen, L (7, PH)										1	1	0	0	0	0	0
(7, 10)																
24 Dusty Brown, R (1, 2) OBP: 0.714, SLG: 0.750			C S S 0-3 K ②			B B B B 4-0 G3-6-3 BB WP BB	B B B B 4-0 64 E 67 BB BB		X 0-0 1-H HR	1	1	0	0	1	1	0
2 Jed Lowrie, S (6, 6) OBP: 0.400, SLG: 0.625										1	1	1	2	1	0	0
Inning Stats	R: 0 E: 0 K: 1 S: 9 H: 0 LOB: 0 BB: 0 P: 13	R: 0 E: 0 K: 0 S: 4 H: 1 LOB: 1 BB: 0 P: 4	R: 0 E: 0 K: 2 S: 7 H: 0 LOB: 0 BB: 0 P: 8	R: 0 E: 0 K: 1 S: 5 H: 1 LOB: 0 BB: 0 P: 5	R: 0 E: 0 K: 1 S: 6 H: 1 LOB: 1 BB: 0 P: 6	R: 2 E: 0 K: 0 S: 3 H: 1 LOB: 3 BB: 5 P: 23	R: 0 E: 1 K: 1 S: 6 H: 0 LOB: 3 BB: 2 P: 14	R: 0 E: 0 K: 2 S: 7 H: 0 LOB: 0 BB: 0 P: 7	R: 2 E: 0 K: 2 S: 8 H: 1 LOB: 1 BB: 1 P: 14	1B: 4 2B: 0 3B: 0 HR: 1 SF: 0 SAC: 0 DP: 2 HBP: 1	WP: 1 PB: 0 SB: 0 CS: 0 PA: 40					

Boston Red Sox @ Los Angeles Dodgers

Holman Stadium, Vero Beach, FL

Thu Mar 09 2006, 1:05 PM EST

Att. 8,080 - Sunny - 73 F

TOP

livebaseballscorecards.com

AB	31
R	4
H	5
RBI	3
BB	8
SO	10
LOB	15

PITCHER		IP	WLS	BF	H	R	ER	SO	BB	IBB	HBP	BLK	WP	HR	S	P	ERA	WHIP
Derek Lowe, R ERA:	(1, 1)	4.0	W	13	2	0	0	4	0	0	0	0	0	0	25	30	0.00	0.500
Franquelis Osoria, R ERA: 4.5	(5, 1)	1.0		4	1	0	0	1	0	0	0	0	0	0	6	6	0.00	1.000
43 Yhency Brazoban, R ERA: 27.0	(6, 1)	0.2		4	0	2	2	0	3	0	0	0	1	0	1	13	27.00	4.500
51 Jonathan Broxton, R ERA: 15.43	(6, 1)	1.1		10	1	0	0	1	4	0	0	0	0	0	8	24	0.00	3.750
44 Takashi Saito, R ERA: 3.0	(8, 1)	2.0		9	1	2	2	4	1	0	1	0	0	1	15	21	9.00	1.000

PITCHER	IP	WLS	BF	H	R	ER	SO	BB	IBB	HBP	BLK	WP	HR	S	P	ERA	WHIP

Boston Red Sox @ Los Angeles Dodgers

Holman Stadium, Vero Beach, FL

Thu Mar 09 2006, 1:05 PM EST

Att. 8,080 - Sunny - 73 F

BOTTOM

Batter	1	2	3	4	5	6	7	8	9	AB	R	H	RBI	BB	SO	LOB
Kenny Lofton, L (1, 8) OBP: 0.250, SLG: 0.182	BBCCBH 4-2 12 E 1B 1B HBP	x 0-0 1-H HR		CSS 0-3 ② K		x 0-0 ②③ L6-3 1-1				0	0	0	0	0	0	0
Cody Ross, R (1, PR) (2, 8) OBP: 0.286, SLG: 1.000										3	2	1	2	0	1	1
5 Nomar Garciaparra, R (1, 3) OBP: 0.176, SLG: 0.125	x 0-0 ① F9	x 0-0 ① F7		x 0-0 ③ F9			x 0-0 ① G4-3			3	0	0	0	0	0	1
88 Chris Truby, R (7, 3) OBP: 0.125, SLG: 0.250										1	0	0	0	0	0	0
J.D. Drew, L (1, 10) OBP: 0.455, SLG: 0.667	x 0-0 12 E 1-2 1B 1B	x 0-0 ② P3			x 0-0 HR		x 0-0 27 FC6-4 1B			3	2	2	1	0	0	0
16 Pat Borders, R (7, PH) (8, 10) OBP: 0.500, SLG: 0.400										1	0	1	0	0	0	0
12 Jeff Kent, R (1, 4) OBP: 0.500, SLG: 0.400	x 0-0 E6 1B 1B 1-2 2-3	BBBB 4-0 FC6-4 BB			x 0-0 E6 FC5-4		CSS 0-3 ② K			2	0	0	0	1	0	2
Willy Aybar, S (5, PR) (6, 4) OBP: 0.273, SLG: 0.059										1	0	0	0	0	1	1
Joel Guzman, R (1, 7) OBP: 0.368, SLG: 0.556	x 0-0 17 L5-4 1B 1-2 2-H 3-H 1B	x 0-0 ③ FC6-4 1-2f			CSC 0-3 ① K		x 0-0 ③ FC6-4 1-2f			3	0	1	2	0	1	2
27 Matt Kemp, R (7, PH) (8, 7) OBP: 0.222, SLG: 0.556										1	0	0	0	0	0	1
Dioner Navarro, S (1, 2) OBP: 0.182, SLG: 0.100	x 0-0 1-2 2-3 1B	x 0-0 ① F7			x 0-0 ② FC5-4 1-2f			x 0-0 ① L3		3	0	1	0	0	0	1
55 Russell Martin, R (7, 2) OBP: 0.455, SLG: 0.455										1	0	0	0	0	0	0
17 Jason Repko, R (1, 9) OBP: 0.500, SLG: 0.467	x 0-0 ②③ L5-4 2-2			CSS 0-3 ② K	x 0-0 ③ F8			x 0-0 ② G5-3		3	0	0	0	0	1	4
49 Delwyn Young, S (7, 9) OBP: 0.125, SLG: 0.125										1	0	0	0	0	0	0
18 Ramon Martinez, R (1, 5) OBP: 0.400, SLG: 0.643		x 0-0 HR	x 0-0 ③ P4			BBBB 4-0 L6-3 BB		x 0-0 ③ G5-3		2	1	1	1	1	0	0
Andy LaRoche, R (7, 5) OBP: 0.316, SLG: 0.500										1	0	0	0	0	0	0
74 Tony Abreu, S (1, 6) OBP: 0.375, SLG: 0.231		BBBB 4-0 HR BB		x 0-0 ① F8		x 0-0 ① F8				2	1	0	0	1	0	1
Inning Stats	R: 2 E: 1 K: 0 S: 8 H: 3 LOB: 2 BB: 0 P: 12	R: 3 E: 0 K: 0 S: 5 H: 2 LOB: 1 BB: 2 P: 13	R: 0 E: 0 K: 1 S: 5 H: 0 LOB: 0 BB: 0 P: 5	R: 0 E: 0 K: 1 S: 5 H: 0 LOB: 0 BB: 0 P: 5	R: 1 E: 1 K: 1 S: 7 H: 1 LOB: 1 BB: 0 P: 7	R: 0 E: 0 K: 0 S: 2 H: 0 LOB: 0 BB: 1 P: 6	R: 0 E: 0 K: 1 S: 6 H: 1 LOB: 1 BB: 0 P: 6	R: 0 E: 0 K: 0 S: 3 H: 0 LOB: 0 BB: 0 P: 3		1B: 4 2B: 2 3B: 0 HR: 3	SF: 0 SAC: 0 DP: 2 HBP: 1					

livebaseballscorecards.com

	AB	31
	R	6
	H	7
	RBI	6
	BB	3
	SO	4
	LOB	14

WP: 0 PB: 0 SB: 0 CS: 0 PA: 35

PITCHER		IP	WLS	BF	H	R	ER	SO	BB	IBB	HBP	BLK	WP	HR	S	P	ERA	WHIP
Bronson Arroyo, R ERA: 19.64	(1, 1)	2.0	L	14	5	5	5	0	2	0	1	0	0	2	13	25	22.50	3.500
Jamie Vermilyea, R ERA:	(3, 1)	2.0		6	0	0	0	2	0	0	0	0	0	0	10	10	0.00	0.000
72 Phil Seibel, L ERA: 9.0	(5, 1)	1.0		5	1	1	1	1	0	0	0	0	0	1	7	7	9.00	1.000
71 Tim Bausher, R ERA: 4.5	(6, 1)	1.0		3	0	0	0	0	1	0	0	0	0	0	2	6	0.00	1.000
79 Abe Alvarez, L ERA:	(7, 1)	1.0		4	1	0	0	1	0	0	0	0	0	0	6	6	0.00	1.000
56 Craig Hansen, R ERA:	(8, 1)	1.0		3	0	0	0	0	0	0	0	0	0	0	3	3	0.00	0.000

Detroit Tigers @ Los Angeles Dodgers

Holman Stadium, Vero Beach, FL

Fri Mar 10 2006, 1:05 PM EST

Att. 3,898 - Partly Cloudy - 75 F

TOP

livebaseballscorecards.com

Batter	1	2	3	4	5	6	7	8	9	AB	R	H	RBI	BB	SO	LOB
28 Curtis Granderson, L (1, 8) OBP: 0.560, SLG: 0.688	F7		G4-3		HR	K		HR	K 1-2	4	1	1	1	0	1	0
72 Ryan Ludwick, R (6, 7) OBP: 0.375, SLG: 0.733										2	1	1	2	0	1	1
Jeff Frazier, R (9, 7) OBP: 0.333, SLG: 0.333										0	0	0	0	0	0	0
Don Kelly, L (1, 6) OBP: 0.323, SLG: 0.448	F8		HR		1B FC5-4 1B	K		K	G4-3	5	2	2	1	0	2	0
19 Kevin Hooper, R (8, 4) OBP: 0.250, SLG: 0.214										1	0	0	0	0	0	1
Carlos Pena, L (1, 3) OBP: 0.400, SLG: 0.300	1B 2B		G6-3		FC5-4 1-3 1B	F8		1B 1B		4	1	2	0	0	0	0
70 Josh Phelps, R (6, 3) OBP: 0.579, SLG: 1.000										1	0	1	0	0	0	0
Alexis Gomez, L (1, 9) OBP: 0.478, SLG: 0.571	2-H 1B			1B 2B	K		78 FC5 HBP 1B	1-2 1B		5	0	4	1	0	1	2
Vincent Blue, L (9, 8) OBP: 0.333, SLG: 0.333										0	0	0	0	0	0	0
Kody Kirkland, R (1, 5) OBP: 0.235, SLG: 0.500	K			2-3 1B	FC5-4 1B 13 HR 1-2f 3-H		K	F7		5	1	1	1	0	2	5
Reggie Taylor, L (1, 10) OBP: 0.364, SLG: 0.421		K		F8	24 S 13 HR 1-3 1B		78 FC5 1-2 HBP	K		4	1	1	0	0	2	4
24 Brent Clevlen, R (1, 7) (6, 8) (9, 9) OBP: 0.542, SLG: 1.000		G5-3		K	13 HR 1-2 BB	K			HR	4	2	1	1	1	2	4
13 Vance Wilson, R (1, 2) OBP: 0.294, SLG: 0.500		G4-3		P3	1-H 2-H 3-H HR	FC5 1-2 2-3f			G1-3	3	1	1	4	0	0	2
78 Brian Peterson, R (5, 2) OBP: 0.286, SLG: 0.429										2	0	0	0	0	0	2
39 Ramon Santiago, S (1, 4) (8, 6) OBP: 0.348, SLG: 0.368			G4-3		HR	G4-3		BB 72 HR	72 WP 1B	4	2	2	1	1	0	0
Inning Stats	R: 1 E: 0 K: 1 S: 7 H: 2 LOB: 1 BB: 0 P: 7	R: 0 E: 0 K: 1 S: 5 H: 0 LOB: 0 BB: 0 P: 5	R: 1 E: 0 K: 0 S: 4 H: 1 LOB: 0 BB: 0 P: 4	R: 0 E: 0 K: 1 S: 7 H: 2 LOB: 2 BB: 0 P: 7	R: 7 E: 0 K: 1 S: 11 H: 6 LOB: 0 BB: 1 P: 15	R: 0 E: 0 K: 2 S: 7 H: 0 LOB: 0 BB: 0 P: 7	R: 0 E: 0 K: 2 S: 8 H: 1 LOB: 2 BB: 0 P: 10	R: 2 E: 0 K: 2 S: 10 H: 3 LOB: 2 BB: 1 P: 14	R: 1 E: 0 K: 1 S: 7 H: 2 LOB: 1 BB: 0 P: 7	1B: 9 2B: 2 3B: 0 HR: 6	SF: 0 SAC: 0 DP: 0 HBP: 1						

	AB	44
	R	12
	H	17
	RBI	12
	BB	2
	SO	11
	LOB	21

WP: 1 PB: 0 SB: 1 CS: 0 PA: 47

PITCHER		IP	WLS	BF	H	R	ER	SO	BB	IBB	HBP	BLK	WP	HR	S	P	ERA	WHIP
31 Brad Penny, R ERA: 3.0	(1, 1)	4.0		17	5	2	2	3	0	0	0	0	0	1	23	23	4.50	1.250
Brian Meadows, R ERA: 16.2	(5, 1)	0.2	L	9	6	7	7	1	1	0	0	0	0	3	10	14	94.50	10.500
56 Hung-Chih Kuo, L ERA:	(5, 1)	1.1		4	0	0	0	2	0	0	0	0	0	0	8	8	0.00	0.000
47 Tim Hamulack, L ERA: 2.25	(7, 1)	1.0		5	1	0	0	2	0	0	1	0	0	0	8	10	0.00	1.000
Greg Miller, L ERA: 9.0	(8, 1)	1.0		7	3	2	2	2	1	0	0	0	0	1	10	14	18.00	4.000
Joe Beimel, L ERA: 2.45	(9, 1)	1.0		5	2	1	1	1	0	0	0	0	1	1	7	7	9.00	2.000

Batter	1	2	3	4	5	6	7	8	9	AB	R	H	RBI	BB	SO	LOB
13 Oscar Robles, L (1, 6) OBP: 0.333, SLG: 0.500 74 Tony Abreu, S (9, PH) OBP: 0.353, SLG: 0.214	B B B B 4-0 3B BB	x 0-0 ② G1-3 1-2		x 0-0 ② G4-3			x 0-0 ① P4		x 0-0 ② P4	3 1	1 0	0 0	0 0	1 0	0 0	1 0
5 Nomar Garciaparra, R (1, 10) OBP: 0.143, SLG: 0.100 88 Chris Truby, R (9, PH) OBP: 0.111, SLG: 0.222	x 0-0 ① F8	x 0-0 ③ P4		x 0-0 ③ G5-3			x 0-0 ② F8		x 0-0 ③ F8	4 1	0 0	0 0	0 0	0 0	0 0	2 0
J.D. Drew, L (1, 9) OBP: 0.500, SLG: 1.083 17 Jason Repko, R (6, 9) OBP: 0.526, SLG: 0.467	x 0-0 7 1B 1-H 3B		x 0-0 HR		x 0-0 ① P6		B B B B 4-0 BB BB			3 0	2 0	2 0	2 0	0 1	0 0	0 0
27 Matt Kemp, R (1, 8) OBP: 0.190, SLG: 0.476 Cody Ross, R (7, 8) OBP: 0.333, SLG: 1.000	S S S 0-3 ② K		x 0-0 E5 G4-3 S		x 0-0 ② G5-3		B B B B 4-0 1-2 BB			3 0	0 0	0 0	0 0	0 1	1 0	1 0
Bill Mueller, S (1, 5) OBP: 0.375, SLG: 0.600 Andy LaRoche, R (6, 5) OBP: 0.300, SLG: 0.474	B B B B 4-0 7 1B BB		B x 1-0 ① G4-3 1-3		x 0-0 ③ G6-3		x 0-0 ③ G5-3			2 1	0 0	0 0	0 0	1 0	0 0	1 2
7 James Loney, L (1, 3) OBP: 0.500, SLG: 0.667	x 0-0 1-3 3-H 1B		B B B B 4-0 BB			x 0-0 ① L6		x 0-0 ① F9		3 0	1 1	1 1	1 1	0 0	0 0	0 0
49 Delwyn Young, S (1, 7) OBP: 0.100, SLG: 0.100	S S S 0-3 ③ K		S S S 0-3 ② K			x 0-0 ② G5-3		x 0-0 ② F7		4 0	0 0	0 0	0 0	0 2	2 4	4 0
Willy Aybar, S (1, 4) OBP: 0.269, SLG: 0.095		x 0-0 ① G6-3	x 0-0 ③ G1-3			x 0-0 1B		x 0-0 ③ G4-3		4 0	0 1	1 0	0 0	0 0	0 0	2 0
55 Russell Martin, R (1, 2) OBP: 0.429, SLG: 0.429 16 Pat Borders, R (7, 2) OBP: 0.429, SLG: 0.333		x 0-0 13 G1-3 1B		x 0-0 ① G2-3		x 0-0 ③ G1-3			x 0-0 ① P4	3 1	0 0	1 0	0 0	0 0	0 0	1 0
Inning Stats	R: 2 E: 0 K: 2 S: 9 H: 2 LOB: 2 BB: 2 P: 17	R: 0 E: 0 K: 0 S: 4 H: 1 LOB: 1 BB: 0 P: 4	R: 1 E: 1 K: 1 S: 7 H: 1 LOB: 2 BB: 1 P: 12	R: 0 E: 0 K: 0 S: 3 H: 0 LOB: 0 BB: 0 P: 3	R: 0 E: 0 K: 0 S: 3 H: 0 LOB: 0 BB: 0 P: 3	R: 0 E: 0 K: 0 S: 4 H: 1 LOB: 1 BB: 0 P: 4	R: 0 E: 0 K: 0 S: 3 H: 0 LOB: 2 BB: 2 P: 11	R: 0 E: 0 K: 0 S: 3 H: 0 LOB: 0 BB: 0 P: 3	R: 0 E: 0 K: 0 S: 3 H: 0 LOB: 0 BB: 0 P: 3	1B: 3 2B: 0 3B: 1 HR: 1	SF: 0 SAC: 0 DP: 0 HBP: 0			WP: 0 PB: 0 SB: 1 CS: 0	PA: 38		

PITCHER		IP	WLS	BF	H	R	ER	SO	BB	IBB	HBP	BLK	WP	HR	S	P	ERA	WHIP
38 Jeremy Bonderman, R ERA: 5.79	(1, 1)	2.2		16	4	3	3	3	3	0	0	0	0	1	19	32	10.12	2.625
Chris Spurling, R ERA: 3.38	(3, 1)	1.1	W	4	0	0	0	0	0	0	0	0	0	0	4	4	0.00	0.000
53 Jordan Tata, R ERA:	(5, 1)	2.2		11	1	0	0	0	2	0	0	0	0	0	9	17	0.00	1.125
Humberto Sanchez, R ERA:	(7, 1)	1.1		4	0	0	0	0	0	0	0	0	0	0	4	4	0.00	0.000
77 Kevin Hodge, R ERA: 6.0	(9, 1)	1.0		3	0	0	0	0	0	0	0	0	0	0	3	3	0.00	0.000

PITCHER	IP	WLS	BF	H	R	ER	SO	BB	IBB	HBP	BLK	WP	HR	S	P	ERA	WHIP

BOTTOM

Detroit Tigers @ Los Angeles Dodgers

Holman Stadium, Vero Beach, FL

Fri Mar 10 2006, 1:05 PM EST
Att. 3,898 - Partly Cloudy - 75 F

livebaseballscorecards.com

AB	33
R	3
H	5
RBI	3
BB	5
SO	3
LOB	14

Batter	1	2	3	4	5	6	7	8	9	10	AB	R	H	RBI	BB	SO	LOB
17 Jason Repko, R (1, 9) OBP: 0.455, SLG: 0.389	C S C 0-3 K			X 0-0 B2-3		S S C 0-3 K	X 0-0 16 G5-3 1-2 1B	S S S 0-3 K		3	0	0	0	0	2	1
49 Delwyn Young, S (6, 9) OBP: 0.136, SLG: 0.136											2	0	1	0	0	1	0
Dioner Navarro, S (1, 2) OBP: 0.214, SLG: 0.083	X 0-0 F8			H 1-0 88 1B 1B HBP		X 0-0 FC3-6 88 FC6-4 1-2f		X 0-0 G5-3 1-2 2-3f		X 0-0 F7	2	0	0	0	0	0	1
16 Pat Borders, R (8, PH) OBP: 0.333, SLG: 0.250											2	0	0	0	0	0	2
(8, 2)																	
88 Chris Truby, R (1, 3) OBP: 0.231, SLG: 0.250	X 0-0 F9			X 0-0 1B 1-2 1B		X 0-0 FC6-4 1-2f		B B B 4-0 BB			3	0	1	0	1	0	1
Joel Guzman, R (1, 7) OBP: 0.391, SLG: 0.545		X 0-0 G6-3		X 0-0 1-2 2-H 1B			X 0-0 7 G4-3 HBP 1B	X 0-0 F9			4	0	2	0	0	0	2
Cody Ross, R (1, 8) OBP: 0.316, SLG: 0.824		X 0-0 F9		C C C 0-3 K			H 1-0 7 G4-3 1-2 HBP		X 0-0 F9		3	0	0	0	0	1	2
7 James Loney, L (1, 10) OBP: 0.458, SLG: 0.591		S S S 0-3 K2-3			X 0-0 G4-3		X 0-0 G4-3 1-2 2-3		X 0-0 E 1B 1B		4	0	1	0	0	1	2
90 Jamie Hoffmann, R (9, PR) (9, 10)											0	1	0	0	0	0	0
Andy LaRoche, R (1, 5) OBP: 0.292, SLG: 0.435			X 0-0 G5-3		X 0-0 G4-3		X 0-0 F9		1 SAFE X 0-0 G6-4-3 1-H 1B		4	0	1	1	0	0	2
13 Oscar Robles, L (1, 4) OBP: 0.300, SLG: 0.444			X 0-0 G4-3		X 0-0 G1-6-3		S S S 0-3 K		X 0-0 G6-4-3 1-2f		2	0	0	0	0	0	0
Willy Aybar, S (6, 4) OBP: 0.250, SLG: 0.087											2	0	0	0	0	1	3
18 Ramon Martinez, R (1, 6) OBP: 0.412, SLG: 0.625			S C C 0-3 K			X 0-0 FC3-6 1B		X 0-0 16 G5-3 49 1B 1B		X 0-0 F8	2	0	1	0	0	1	0
Chin-Lung Hu, R (6, 6) OBP: 0.667, SLG: 0.667											2	0	1	0	0	0	0

Inning Stats	1	2	3	4	5	6	7	8	9	10
R:	0	0	0	0	0	0	0	0	1	0
E:	0	0	0	0	0	0	0	0	1	0
K:	1	1	1	1	0	1	1	0	0	1
S:	5	5	5	6	3	6	6	4	4	5
H:	0	0	0	2	0	1	1	2	2	0
LOB:	0	0	0	2	0	1	2	2	1	0
BB:	0	0	0	0	0	0	0	1	0	0
P:	5	5	5	7	3	6	7	8	4	5

PITCHER		IP	WLS	BF	H	R	ER	SO	BB	IBB	HBP	BLK	WP	HR	S	P	ERA	WHIP
22 John Patterson, R ERA:	(1, 1)	4.0		14	2	0	0	4	0	0	1	0	0	0	21	22	0.00	0.500
54 Steve Watkins, R ERA: 1.0	(5, 1)	2.0		7	1	0	0	1	0	0	0	0	0	0	9	9	0.00	0.500
65 Anastacio Martinez, R ERA: 7.11	(7, 1)	1.0		5	1	0	0	1	0	0	1	0	0	0	6	7	0.00	1.000
55 Joe Horgan, L ERA: 4.5	(8, 1)	2.0		9	4	1	0	0	1	0	0	0	0	0	8	12	0.00	2.500
Santiago Ramirez, R ERA: 5.06	(10, 1)	1.0	W	3	0	0	0	1	0	0	0	0	0	0	5	5	0.00	0.000

PITCHER		IP	WLS	BF	H	R	ER	SO	BB	IBB	HBP	BLK	WP	HR	S	P	ERA	WHIP

TOP

Los Angeles Dodgers @ Washington Nationals
Space Coast Stadium, Viera, FL

Sat Mar 11 2006, 1:05 PM EST
Att. 4,083 - Partly Cloudy - 77 F

livebaseballscorecards.com

AB	35
R	1
H	8
RBI	1
BB	1
SO	7
LOB	16

1B: 8	SF: 0	WP: 0	PA: 38
2B: 0	SAC: 0	PB: 0	
3B: 0	DP: 2	SB: 0	
HR: 0	HBP: 2	CS: 0	

Batter	1	2	3	4	5	6	7	8	9	10	AB	R	H	RBI	BB	SO	LOB
25 Marlon Byrd, R (1, 8) OBP: 0.448, SLG: 0.480	G6-4-3 1B				F8		P6		BBBB 4-0 HBP 1B BB		3	0	2	0	0	0	1
21 George Lombard, L (7, 8) OBP: 0.263, SLG: 0.333											1	0	0	0	0	0	1
Matthew LeCroy, R (9, PH) OBP: 0.412, SLG: 0.563											0	0	0	0	1	0	0
Brandon Watson, L (9, PR) OBP: 0.464, SLG: 0.417			1-3 FC6-4 1B								0	1	0	0	0	0	0
(10, 8)																	
Brendan Harris, R (1, 6) OBP: 0.333, SLG: 0.269	G6-4-3 1-2f		FC6-4 1-2f			G5-3		BBBB 4-0 HBP S BB	H 1-0 1B 1-2 HBP		3	0	0	0	1	0	3
24 Nick Johnson, L (1, 3) OBP: 0.238, SLG: 0.211	G3			SSS 0-3 K		G4-3		P5	0-0 1-2 2-H 1B		3	0	0	0	0	1	0
Bernie Castro, S (7, 4) OBP: 0.167, SLG: 0.167											2	0	1	1	0	0	1
11 Ryan Zimmerman, R (1, 5) OBP: 0.333, SLG: 0.536		G6-3		1B		BB 1B		F8	F8		5	0	2	0	0	0	3
Marlon Anderson, L (1, 4) OBP: 0.382, SLG: 0.500		L7		F7		BBBB 4-0 1-2 BB		BBBB 4-0 44 FC5 HBP 1-2 BB		BBBB 4-0 44 SH3-4 16 BB 39 1B BB	2	0	0	0	3	0	1
(7, 3)																	
Tyrell Godwin, L (10, PR) OBP: 0.364, SLG: 0.636											0	1	0	0	0	0	0
Daryle Ward, L (1, 10) OBP: 0.208, SLG: 0.500		P4		BCX 1-2 F2		SSC 0-3 K		H 1-0 44 FC5 1-2 2-3 HBP		BBBB 4-0 39 1B 44 SH3-4 1-2 BB	3	0	0	0	0	1	3
Tony Blanco, R (8, PH)											0	0	0	0	0	0	0
16 Mike Vento, R (8, PR) OBP: 0.750, SLG: 0.500											0	0	0	0	1	0	0
(9, 10)																	
Michael Tucker, L (1, 9) OBP: 0.211, SLG: 0.118			F7		SSS 0-3 K		G3	FC5 1-2 2-3f		SH3-4 1-2 2-3	2	0	0	0	0	1	0
44 Alex Escobar, R (7, 9)											2	0	0	0	0	0	3
27 Mike DiFelice, R (1, 2) OBP: 0.476, SLG: 0.421			39 FC5-4 1B		39 1B 1B		F8		SSS 0-3 K	39 1B IBB	4	0	2	0	1	1	0
76 Ian Desmond, R (10, PR) OBP: 0.375, SLG: 0.286											0	0	0	0	0	0	0
39 Kenny Kelly, R (1, 7) OBP: 0.429, SLG: 0.333			FC5-4 25 1B 1-2f		1-2 1B		BBBB 4-0 BB		L4	1-2 2-3 3-H 1B	4	0	2	1	1	0	1
Inning Stats	R: 0 E: 0 K: 0 S: 3 H: 1 LOB: 0 BB: 0 P: 3	R: 0 E: 0 K: 0 S: 3 H: 0 LOB: 0 BB: 0 P: 3	R: 0 E: 0 K: 0 S: 5 H: 2 LOB: 2 BB: 0 P: 5	R: 0 E: 0 K: 1 S: 8 H: 1 LOB: 1 BB: 0 P: 9	R: 0 E: 0 K: 1 S: 6 H: 2 LOB: 1 BB: 0 P: 6	R: 0 E: 0 K: 1 S: 6 H: 1 LOB: 2 BB: 1 P: 10	R: 0 E: 0 K: 0 S: 3 H: 0 LOB: 1 BB: 1 P: 7	R: 0 E: 0 K: 0 S: 3 H: 0 LOB: 3 BB: 2 P: 12	R: 1 E: 0 K: 1 S: 6 H: 1 LOB: 2 BB: 1 P: 11	R: 1 E: 0 K: 0 S: 2 H: 1 LOB: 3 BB: 3 P: 14	1B: 9 2B: 0 3B: 0 HR: 0	SF: 0 SAC: 1 DP: 1 HBP: 2						

PITCHER		IP	WLS	BF	H	R	ER	SO	BB	IBB	HBP	BLK	WP	HR	S	P	ERA	WHIP
Aaron Sele, R ERA:	(1, 1)	4.0		15	4	0	0	1	0	0	0	0	0	0	19	20	0.00	1.000
36 Lance Carter, R ERA:	(5, 1)	2.0		9	3	0	0	2	1	0	0	0	0	0	12	16	0.00	2.000
Danys Baez, R ERA:	(7, 1)	2.0		10	0	0	0	0	3	0	1	0	0	0	6	19	0.00	1.500
59 Kelly Wunsch, L ERA: 7.36	(9, 1)	0.2	H	4	0	1	1	1	1	0	1	0	0	0	4	9	13.50	1.500
Jon Meloan, R ERA:	(9, 1)	0.1	B	2	1	0	0	0	0	0	0	0	0	0	2	2	0.00	3.000

PITCHER		IP	WLS	BF	H	R	ER	SO	BB	IBB	HBP	BLK	WP	HR	S	P	ERA	WHIP
72 Justin Orenduff, R ERA: 6.75	(10, 1)	0.1	L	5	1	1	1	0	2	1	0	0	0	0	2	14	27.00	9.000

BOTTOM

Los Angeles Dodgers @ Washington Nationals

Space Coast Stadium, Viera, FL

Sat Mar 11 2006, 1:05 PM EST
Att. 4,083 - Partly Cloudy - 77 F

livebaseballscorecards.com

AB	34
R	2
H	9
RBI	2
BB	8
SO	4
LOB	17

WP: 0	PB: 0	SB: 1	CS: 0
PA: 45			

Houston Astros @ Los Angeles Dodgers

Holman Stadium, Vero Beach, FL

Sun Mar 12 2006, 1:05 PM EST

Att. 4,672 - Sunny - 80 F

TOP

livebaseballscorecards.com

Batter	1	2	3	4	5	6	7	8	9	AB	R	H	RBI	BB	SO	LOB
4 Eric Bruntlett, R (1, 4) OBP: 0.222, SLG: 0.346 Charlton Jimerson, R (6, 9) OBP: 0.304, SLG: 0.476	0-0 16 CS 1B			0-3 K		0-0 16 BB 1B		0-0 G4-3		3 0 2 0 0 1 0 1 0 0 0 0 0 0						
Mike Lamb, L (1, 3) OBP: 0.125, SLG: 0.313 13 Eric Munson, L (6, 3) OBP: 0.500, SLG: 0.944	0-3 K			0-0 F7		0-3 K			B H 2-0 87 G6-4-3 HBP	3 0 0 0 0 2 2 0 0 0 0 0 0 0						
16 Jason Lane, R (1, 9) OBP: 0.522, SLG: 0.947 43 Alan Zinter, S (6, 5) OBP: 0.500, SLG: 0.200	0-3 K 1-2			0-0 F8		4-0 1-2 BB			0-0 F8	2 0 0 0 1 1 1 1 0 0 0 0 0 1						
31 Kevin Orie, R (1, 5) OBP: 0.059, SLG: 0.063 Brooks Conrad, S (6, 4) 87 Jailen Peguero, R (9, PH)		0-0 E3 G3-6			0-0 P3	0-0 F7			0-0 G6-4-3 1-2f	3 0 0 0 0 0 2 0 0 0 0 0 0 0 1 0 0 0 0 0 1						
Ben Zobrist, S (1, 6) OBP: 0.417, SLG: 0.364		0-0 G3-6 1-2f			0-0 FC2-6 1B		0-3 K			3 0 1 0 0 1 1						
Luke Scott, L (1, 7) OBP: 0.250, SLG: 0.235 65 Brian Gordon, L (7, 7) OBP: 0.188, SLG: 0.133		0-0 F7			0-0 FC2-6 55 1B 1-2f		0-3 K			3 0 0 0 0 1 1 0 0 0 0 0 0 0						
55 Humberto Quintero, R (1, 2) OBP: 0.188, SLG: 0.375 56 Hector Gimenez, S (6, 2) OBP: 0.308, SLG: 0.385			0-0 F9		0-0 1-3 1B		0-3 K			2 0 1 0 0 0 0 1 0 0 0 0 1 0						
Raul Chavez, R (1, 10) OBP: 0.333, SLG: 0.273 59 J.R. House, R (8, PH) OBP: 0.308, SLG: 0.273 (8, 10)			0-3 K		0-0 G6-3			0-0 G6-3		2 0 0 0 0 1 2 1 0 0 0 0 0 0						
Josh Anderson, L (1, 8) OBP: 0.125, SLG: 0.125 44 Mike Rodriguez, L (7, 8) OBP: 0.333, SLG: 0.667			0-0 G3-1			0-3 K		0-0 G4-3		2 0 0 0 0 1 0 1 0 0 0 0 0 0						
Inning Stats	R: 0 H: 1 E: 0 LOB: 0 K: 2 BB: 0 S: 7 P: 7	R: 0 H: 0 E: 1 LOB: 0 K: 0 BB: 0 S: 3 P: 3	R: 0 H: 0 E: 0 LOB: 0 K: 1 BB: 0 S: 5 P: 5	R: 0 H: 0 E: 0 LOB: 0 K: 1 BB: 0 S: 5 P: 5	R: 0 H: 2 E: 0 LOB: 2 K: 0 BB: 0 S: 5 P: 5	R: 0 H: 1 E: 0 LOB: 2 K: 2 BB: 1 S: 8 P: 12	R: 0 H: 0 E: 0 LOB: 0 K: 3 BB: 0 S: 9 P: 9	R: 0 H: 0 E: 0 LOB: 0 K: 0 BB: 0 S: 3 P: 3	R: 0 H: 0 E: 0 LOB: 0 K: 0 BB: 0 S: 2 P: 4	1B: 4 SF: 0 2B: 0 SAC: 0 3B: 0 DP: 2 HR: 0 HBP: 1						

	AB	29
	R	0
	H	4
	RBI	0
	BB	1
	SO	9
	LOB	11

WP: 0 PB: 0 SB: 0 CS: 1 PA: 31

PITCHER	IP	WLS	BF	H	R	ER	SO	BB	IBB	HBP	BLK	WP	HR	S	P	ERA	WHIP
Brett Tomko, R (1, 1) ERA: 0.9	5.0	W	17	3	0	0	4	0	0	0	0	0	0	25	25	0.00	0.600
Eric Gagne, R (6, 1) ERA:	1.0		5	1	0	0	2	1	0	0	0	0	0	8	12	0.00	2.000
43 Yhency Brazoban, R (7, 1) ERA: 10.8	1.0		3	0	0	0	3	0	0	0	0	0	0	9	9	0.00	0.000
Franquelis Osoria, R (8, 1) ERA: 3.6	1.0		3	0	0	0	0	0	0	0	0	0	0	3	3	0.00	0.000
56 Hung-Chih Kuo, L (9, 1) ERA:	1.0		3	0	0	0	0	0	0	1	0	0	0	2	4	0.00	0.000

PITCHER	IP	WLS	BF	H	R	ER	SO	BB	IBB	HBP	BLK	WP	HR	S	P	ERA	WHIP

Batter	1	2	3	4	5	6	7	8	9	AB	R	H	RBI	BB	SO	LOB
74 Tony Abreu, S (1, 6) OBP: 0.409, SLG: 0.333	0-0 1B 2B		0-0 ① F7		BBBB 4-0 12 HR G1-3 BB	0-0 1B		0-0 E5 18 1B 17 3B		4	3	2	0	1	0	0
5 Nomar Garciaparra, R (1, 3) OBP: 0.167, SLG: 0.130	0-0 ① G5-3		0-0 3B 1B		0-0 ① F8	0-0 ③ L7		0-0 17 3B 1-3 1B		3	1	1	0	0	0	2
18 Ramon Martinez, R (6, 3) OBP: 0.421, SLG: 0.611 (8, 5)										2	1	1	0	0	0	1
J.D. Drew, L (1, 9) OBP: 0.529, SLG: 1.133	0-0 12 FC5-4 2-H 1B		0-0 1-H 3B		0-0 ② G1-3 1-2		BBBB 4-0 1B 27 SF8 BB	0-0 1-H 3-H 3B		3	0	2	2	0	0	1
17 Jason Repko, R (6, 9) OBP: 0.500, SLG: 0.526										1	1	1	2	1	0	0
12 Jeff Kent, R (1, 4) OBP: 0.444, SLG: 0.750	0-0 ② FC5-4 1-2f		0-0 ② G5-3		0-0 2-H HR		0-0 27 SF8 G6-3 1-3 1B	0-0 ② G3		3	1	1	2	0	0	2
Willy Aybar, S (6, 4) OBP: 0.267, SLG: 0.120										2	0	1	0	0	0	1
Olmedo Saenz, R (1, 10)	0-0 ③ F9		0-0 ③ P4		BBBB 4-0 13 BB BB		0-0 ① G6-3 1-2	0-0 ③ G1-3		2	0	0	0	1	0	2
Andy LaRoche, R (7, PH) OBP: 0.269, SLG: 0.400 (8, 10)										2	0	0	0	0	0	3
Bill Mueller, S (1, 5) OBP: 0.333, SLG: 0.529		0-0 ① F8		0-0 ① L3	BBBB 4-0 1-2 BB		4-0 IBB			2	0	0	0	0	0	0
13 Oscar Robles, L (5, 5) OBP: 0.333, SLG: 0.444										0	0	0	0	1	0	0
7 James Loney, L (7, PH) OBP: 0.480, SLG: 0.591 (8, 3)										0	0	0	0	1	0	0
27 Matt Kemp, R (1, 8) OBP: 0.160, SLG: 0.417		0-0 ② F8		0-0 ② G6-3	0-0 ③ F7		0-0 ② SF8 2-3 3-H			3	0	0	1	0	0	2
16 Andre Ethier, L (1, 7) OBP: 0.412, SLG: 0.571		0-0 S 1B		0-0 1B		0-0 ① F7	0-0 ③ P4			3	0	2	0	0	0	0
Joel Guzman, R (7, 7) OBP: 0.375, SLG: 0.522										1	0	0	0	0	0	2
Sandy Alomar Jr., R (1, 2) OBP: 0.222, SLG: 0.889	B 1-0 ③ P4 1-2		0-0 ③ G5-3			0-0 ② F9		0-0 ① G6-3		3	0	0	0	0	0	2
55 Russell Martin, R (7, 2) OBP: 0.400, SLG: 0.400										1	0	0	0	0	0	0
Inning Stats	R: 1 E: 0 K: 0 S: 5 H: 2 LOB: 1 BB: 0 P: 5	R: 0 E: 0 K: 0 S: 4 H: 1 LOB: 1 BB: 0 P: 5	R: 1 E: 0 K: 0 S: 5 H: 2 LOB: 1 BB: 0 P: 5	R: 0 E: 0 K: 0 S: 4 H: 1 LOB: 1 BB: 0 P: 4	R: 2 E: 0 K: 0 S: 4 H: 1 LOB: 2 BB: 3 P: 16	R: 0 E: 0 K: 0 S: 4 H: 1 LOB: 1 BB: 0 P: 4	R: 1 E: 0 K: 0 S: 4 H: 1 LOB: 2 BB: 2 P: 12	R: 2 E: 1 K: 0 S: 6 H: 2 LOB: 1 BB: 0 P: 6		1B: 7 2B: 1 3B: 2 HR: 1		SF: 1 SAC: 0 DP: 0 HBP: 0		WP: 0 PB: 0 SB: 1 CS: 0		PA: 41	

PITCHER		IP	WLS	BF	H	R	ER	SO	BB	IBB	HBP	BLK	WP	HR	S	P	ERA	WHIP
Taylor Buchholz, R ERA: 3.0	(1, 1)	4.0	L	18	6	2	2	0	0	0	0	0	0	0	18	19	4.50	1.500
45 Mike Gallo, L ERA: 18.0	(5, 1)	1.0		7	1	2	2	0	3	0	0	0	0	1	4	16	18.00	4.000
Fernando Nieve, R ERA: 7.88	(6, 1)	3.0		16	4	3	2	0	1	1	0	0	0	0	14	22	6.00	1.667

PITCHER	IP	WLS	BF	H	R	ER	SO	BB	IBB	HBP	BLK	WP	HR	S	P	ERA	WHIP

BOTTOM

Houston Astros @ Los Angeles Dodgers

Holman Stadium, Vero Beach, FL

Sun Mar 12 2006, 1:05 PM EST

Att. 4,672 - Sunny - 80 F

livebaseballscorecards.com

AB	35
R	7
H	11
RBI	7
BB	5
SO	0
LOB	18

Batter	1	2	3	4	5	6	7	8	9	10	AB	R	H	RBI	BB	SO	LOB
Willy Aybar, S (1, 5) OBP: 0.306, SLG: 0.267	G6-3		17 E 1B		F8	K			49 G2-3 BB E BB	1-H HR	5	2	2	2	1	1	4
17 Jason Repko, R (1, 9) OBP: 0.429, SLG: 0.435	K		F8 1-3		E5 16 BB 1-2 2-3	G4-3			E 49 G2-3 1-2 BB	2B	4	0	0	0	0	1	5
Cody Ross, R (6, 8) OBP: 0.381, SLG: 0.889											1	0	1	0	1	0	0
16 Andre Ethier, L (1, 8) OBP: 0.400, SLG: 0.500	E8			P5	FC5-4 1-2 2-3 3-H BB		G1-3		G2-3 1-2 2-3	F9	2	0	0	1	1	0	0
49 Delwyn Young, S (6, 9) OBP: 0.120, SLG: 0.120											3	0	0	0	0	0	3
Joel Guzman, R (1, 7) OBP: 0.345, SLG: 0.500	B2-3			2B	FC5-4 1-2f		F8		K		5	0	1	0	0	1	6
27 Matt Kemp, R (1, 10) OBP: 0.138, SLG: 0.357		G5-3		F8		G4-3	G6-3		E6 2-3 3-H		4	0	0	0	0	0	1
Andy LaRoche, R (9, PH) OBP: 0.259, SLG: 0.385											1	0	0	0	0	0	1
(9, 10)																	
7 James Loney, L (1, 3) OBP: 0.464, SLG: 0.542		K		G4-3		13 BB 55 1B 18 1B BB		F9 WP SF8 BB	P6		2	1	0	0	1	1	1
88 Chris Truby, R (6, 3) OBP: 0.267, SLG: 0.231											1	1	0	0	1	0	2
55 Russell Martin, R (1, 2) OBP: 0.389, SLG: 0.389		K			P3	13 BB 18 1B 1-2 1B		F9 1-3		P5	3	1	1	0	0	1	0
Dioner Navarro, S (6, 2) OBP: 0.188, SLG: 0.071											2	0	0	0	0	0	1
13 Oscar Robles, L (1, 6) OBP: 0.375, SLG: 0.450			G3		17 E 18 S 16 BB 1B	18 1B 1-2 2-3 BB		SF8 3-H		K	2	1	1	0	1	0	0
Chin-Lung Hu, R (6, PR) OBP: 0.400, SLG: 0.500											1	0	0	1	0	1	0
(6, 6)																	
18 Ramon Martinez, R (1, 4) OBP: 0.455, SLG: 0.600			G6-3		16 BB 17 E 1-2 BB	1-2 2-H 3-H 1B		G6-3		HR BB	2	0	1	2	1	0	0
92 Jimmy Rohan, R (6, PR) OBP: 0.400, SLG: 0.250											1	1	0	0	1	0	0
(6, 4)																	
Inning Stats	R: 0 E: 1 K: 1 S: 6 H: 0 LOB: 1 BB: 0 P: 6	R: 0 E: 0 K: 2 S: 7 H: 0 LOB: 0 BB: 0 P: 7	R: 0 E: 0 K: 0 S: 4 H: 1 LOB: 1 BB: 0 P: 5	R: 0 E: 0 K: 0 S: 4 H: 1 LOB: 1 BB: 0 P: 4	R: 1 E: 1 K: 0 S: 6 H: 1 LOB: 3 BB: 2 P: 14	R: 2 E: 0 K: 1 S: 7 H: 2 LOB: 2 BB: 2 P: 15	R: 0 E: 0 K: 0 S: 3 H: 0 LOB: 0 BB: 0 P: 3	R: 1 E: 0 K: 0 S: 3 H: 0 LOB: 0 BB: 1 P: 8	R: 1 E: 1 K: 1 S: 6 H: 0 LOB: 2 BB: 2 P: 14	R: 2 E: 0 K: 1 S: 7 H: 2 LOB: 1 BB: 1 P: 11	1B: 4 2B: 2 3B: 0 HR: 1 SF: 1 SAC: 0 DP: 0 HBP: 0						

PITCHER	IP	WLS	BF	H	R	ER	SO	BB	IBB	HBP	BLK	WP	HR	S	P	ERA	WHIP
30 Matt Clement, R (1, 1) ERA:	4.0		15	2	0	0	3	0	0	0	0	0	0	21	22	0.00	0.500
Rudy Seanez, R (5, 1) ERA: 12.6	1.0		7	1	1	0	0	2	0	0	0	0	0	6	14	0.00	3.000
17 Manny Delcarmen, R (6, 1) ERA: 3.6	1.0		7	2	2	2	1	2	0	0	0	0	0	7	15	18.00	4.000
56 Craig Hansen, R (7, 1) ERA:	1.0		3	0	0	0	0	0	0	0	0	0	0	3	3	0.00	0.000
62 Mike Bumatay, L (8, 1) ERA: 5.79	1.0		4	0	1	1	0	1	0	0	0	1	0	3	8	9.00	1.000

PITCHER	IP	WLS	BF	H	R	ER	SO	BB	IBB	HBP	BLK	WP	HR	S	P	ERA	WHIP
36 Matt Ginter, R (9, 1) ERA: 13.5	1.0		6	0	1	0	1	2	0	0	0	0	0	6	14	0.00	2.000
60 Jimmy Serrano, R (10, 1) ERA: 6.0	1.0	L	6	2	2	2	1	1	0	0	0	0	1	7	11	18.00	3.000

TOP

Los Angeles Dodgers @ Boston Red Sox

City of Palms Park, Ft. Myers, FL

Mon Mar 13 2006, 1:05 PM EST

Att. 8,067 - Partly Cloudy - 81 F

livebaseballscorecards.com

AB	39
R	7
H	7
RBI	6
BB	8
SO	6
LOB	24

PA: 48

WP: 1
PB: 0
SB: 1
CS: 0

Los Angeles Dodgers @ Boston Red Sox

City of Palms Park, Ft. Myers, FL

Mon Mar 13 2006, 1:05 PM EST

Att. 8,067 - Partly Cloudy - 81 F

livebaseballscorecards.com

BOTTOM

Batter	1	2	3	4	5	6	7	8	9	10	AB	R	H	RBI	BB	SO	LOB
Coco Crisp, S (1, 8) OBP: 0.476, SLG: 0.632	S S C 0-3 ① K		x 0-0 ① G1-3		x 0-0 ① F8		S S S 0-3 ② K		S S S 0-3 ② K		3	0	0	0	0	1	0
Adam Stern, L (6, 8) OBP: 0.333, SLG: 0.333											2	0	0	0	0	2	1
Mark Loretta, R (1, 4) OBP: 0.600, SLG: 0.643	x 0-0 1B		x 0-0 2B FC5-2-6 1B		x 0-0 CS 2B		S S S 0-3 ③ K		S S C 0-3 ③ K		3	0	3	0	0	0	0
2 Willie Harris, L (5, PR) OBP: 0.235, SLG: 0.133 (6, 4)											2	0	0	0	0	2	1
Trot Nixon, L (1, 9) OBP: 0.524, SLG: 0.722	S S S 0-3 ② K		x 0-0 1-3 2B		B x 1-0 ② ③ G3 2-3			x 0-0 ① G5-3		x 0-0 ① F9	3	0	1	0	0	1	2
83 Luke Allen, L (6, 9) OBP: 0.278, SLG: 0.200											2	0	0	0	0	0	0
Manny Ramirez, R (1, 7) OBP: 0.500, SLG: 0.444	x 0-0 ③ F9		x 0-0 ② FC5-2-6 3-H			B B B B 4-0 25 G6-4-3 BB		x 0-0 ② F9		x 0-0 ② P6	2	0	0	0	1	0	3
59 Trent Durrington, R (6, PR) (7, 7)											2	0	0	0	0	0	0
25 Mike Lowell, R (1, 10) OBP: 0.238, SLG: 0.316		x 0-0 ① F8	x 0-0 ③ F9			x 0-0 ① ② G6-4-3 1-2f		x 0-0 ③ F8		x 0-0 ③ P6	5	0	0	0	0	0	3
J.T. Snow, L (1, 3) OBP: 0.400, SLG: 0.429	S S S 0-3 ② K			x 0-0 ① G1-3		H 1-0 20 HR HBP			x 0-0 13 G4-3 53 HR 1B		2	0	0	0	0	1	0
12 Ian Bladergroen, L (6, PR) OBP: 0.667, SLG: 0.500 (7, 3)											1	2	1	0	0	0	0
20 Kevin Youkilis, R (1, 5) OBP: 0.350, SLG: 0.625	B B B B 4-0 BB			B B B B 4-0 E BB		x 0-0 1-H HR			x 0-0 ① G4-3 1-2		1	1	1	2	2	0	0
13 Enrique Wilson, S (7, 5) OBP: 0.357, SLG: 0.750											1	0	0	0	0	0	1
Josh Bard, S (1, 2) OBP: 0.313, SLG: 0.231	x 0-0 ③ G3			S S C 0-3 ② K 1-3		x 0-0 ③ G6-3			x 0-0 2-H HR		3	0	0	0	0	1	3
24 Dusty Brown, R (7, 2) OBP: 0.455, SLG: 0.375											0	0	0	0	0	0	0
53 Ronald Calloway, L (9, PH) OBP: 0.313, SLG: 0.500											1	1	1	2	0	0	0
29 Jonathan Devries, R (10, 2)											0	0	0	0	0	0	0
Alex Gonzalez, R (1, 6) OBP: 0.188, SLG: 0.400			x 0-0 HR	S S S 0-3 ③ K			x 0-0 ① F8		x 0-0 2B		3	1	1	1	0	1	1
2 Jed Lowrie, S (8, 6) OBP: 0.533, SLG: 0.833											1	0	1	0	0	0	0

Inning Stats	1	2	3	4	5	6	7	8	9	10
	R: 0 H: 1 E: 0 LOB: 1 K: 2 BB: 0 S: 8 P: 8	R: 0 H: 0 E: 0 LOB: 1 K: 1 BB: 1 S: 5 P: 9	R: 1 H: 3 E: 0 LOB: 2 K: 0 BB: 0 S: 6 P: 6	R: 0 H: 0 E: 1 LOB: 1 K: 2 BB: 1 S: 7 P: 11	R: 0 H: 1 E: 0 LOB: 1 K: 0 BB: 0 S: 3 P: 4	R: 2 H: 1 E: 0 LOB: 1 K: 0 BB: 1 S: 3 P: 8	R: 0 H: 0 E: 0 LOB: 0 K: 2 BB: 0 S: 7 P: 7	R: 0 H: 0 E: 0 LOB: 0 K: 0 BB: 0 S: 3 P: 3	R: 2 H: 3 E: 0 LOB: 1 K: 2 BB: 0 S: 10 P: 10	R: 0 H: 0 E: 0 LOB: 0 K: 0 BB: 0 S: 3 P: 3

1B: 3	SF: 0
2B: 3	SAC: 0
3B: 0	DP: 1
HR: 3	HBP: 1

WP: 0 PA: 41
PB: 0
SB: 0
CS: 1

	AB	37
	R	5
	H	9
	RBI	5
	BB	3
	SO	9
	LOB	15

PITCHER		IP	WLS	BF	H	R	ER	SO	BB	IBB	HBP	BLK	WP	HR	S	P	ERA	WHIP
D.J. Houlton, R ERA: 5.4	(1, 1)	2.0		8	1	0	0	3	1	0	0	0	0	0	13	17	0.00	1.000
44 Takashi Saito, R ERA: 3.86	(3, 1)	1.0		6	3	1	1	0	0	0	0	0	0	1	6	6	9.00	3.000
58 Chad Billingsley, R ERA: 4.26	(4, 1)	2.0		7	1	0	0	2	1	0	0	0	0	0	10	15	0.00	1.000
Greg Miller, L ERA: 11.25	(6, 1)	1.0	B	5	1	2	2	0	1	0	1	0	0	1	3	8	18.00	2.000
51 Jonathan Broxton, R ERA: 10.8	(7, 1)	1.0		3	0	0	0	2	0	0	0	0	0	0	7	7	0.00	0.000

PITCHER		IP	WLS	BF	H	R	ER	SO	BB	IBB	HBP	BLK	WP	HR	S	P	ERA	WHIP
47 Tim Hamulack, L ERA: 1.8	(8, 1)	1.0	H	3	0	0	0	0	0	0	0	0	0	0	3	3	0.00	0.000
Brian Meadows, R ERA: 14.14	(9, 1)	2.0	W	9	3	2	2	2	0	0	0	0	0	1	13	13	9.00	1.500

Los Angeles Dodgers @ Atlanta Braves

Cracker Jack Stadium, Lake Buena Vista, FL

Wed Mar 15 2006, 1:05 PM EST

Att. 8,504 - Sunny - 74 F

TOP

livebaseballscorecards.com

Batter	1	2	3	4	5	6	7	8	9	AB	R	H	RBI	BB	SO	LOB
15 Rafael Furcal, S (1, 6)	BBBB 4-0 S BB		X 0-0 ② G4-3		X 0-0 FC3-6 E 12 SF7 1-2 1B		CCS 0-3 ② K			1	0	0	0	1	0	0
16 Pat Borders, R (4, 2) OBP: 0.364, SLG: 0.300										2	1	1	0	0	1	0
Kenny Lofton, L (1, 8) OBP: 0.200, SLG: 0.143	CCTFC 0-3 ① K		X 0-0 ③ G6-3		X 0-0 E7 FC3-6 1-2 2-3		X 0-0 ③ F9			3	0	0	0	0	1	3
Cody Ross, R (5, 8) OBP: 0.364, SLG: 0.842										1	0	0	0	0	0	0
J.D. Drew, L (1, 9) OBP: 0.450, SLG: 0.944	BBSBFS 3-3 ② K 1-2			X 0-0 ① F7	X 0-0 ① FC3-6 5 FC6-4 1-2f 2-3 3-H			X 0-0 ① F7		3	0	0	1	0	1	3
27 Matt Kemp, R (5, PR) OBP: 0.133, SLG: 0.345 (5, 9)										1	0	0	0	0	0	0
12 Jeff Kent, R (1, 4) OBP: 0.417, SLG: 0.700	BBCSSS 3-3 ③ K			F X 0-1 5 1B 1B 1B	X 0-0 ② SF7 3-H			X 0-0 ② F8		2	1	1	1	0	1	1
18 Ramon Martinez, R (5, 4) OBP: 0.435, SLG: 0.571										1	0	0	0	0	0	0
5 Nomar Garciaparra, R (1, 3) OBP: 0.185, SLG: 0.154		CBBX 2-1 ① G4-3		X 0-0 G1-4-3 17 1B 1-3 1B 1B	X 0-0 ③ FC6-4 1-2f			CCS 0-3 ③ K		3	1	1	0	0	0	1
Olmedo Saenz, R (5, 3)										1	0	0	0	0	1	0
Bill Mueller, S (1, 5) OBP: 0.333, SLG: 0.500		CBBCC 2-3 ② K		X 0-0 G1-4-3 17 1B 1-2 3-H 1B		X 0-0 ① P6			BBBB 4-0 13 DI BB	3	0	1	1	0	1	0
Willy Aybar, S (6, 5) OBP: 0.324, SLG: 0.267										0	0	0	0	1	0	0
Dioner Navarro, S (1, 2) OBP: 0.167, SLG: 0.063		X 0-0 ③ G6-3		X 0-0 ② G1-4-3 1-2 2-3		X 0-0 ② F8			X 0-0 ① F7	2	0	0	0	0	0	2
36 Lance Carter, R (4, 1)										0	0	0	0	0	0	0
16 Andre Ethier, L (6, PH) OBP: 0.364, SLG: 0.444 (6, 7)										2	0	0	0	0	0	1
17 Jason Repko, R (1, 7) OBP: 0.452, SLG: 0.577			X 0-0 HR	X 0-0 ③ 2-H 3-H 1B		X 0-0 ③ G5-3		CCBX 1-2 ② P4		3	1	2	2	0	0	0
43 Yhency Brazoban, R (6, 1)										0	0	0	0	0	0	0
56 Hung-Chih Kuo, L (7, 1)										0	0	0	0	0	0	0
Danys Baez, R (8, 1)										0	0	0	0	0	0	0
Joel Guzman, R (9, PH) OBP: 0.333, SLG: 0.483										1	0	0	0	0	0	1
31 Brad Penny, R (1, 1)			X 0-0 ① G4-3		BBBB 4-0 E 16 1B FC3-6 BB		X 0-0 ① G1-3		CCS 0-3 ③ K 1-2	1	0	0	0	0	0	0
59 Kelly Wunsch, L (3, 1)										0	0	0	0	0	0	0
13 Oscar Robles, L (4, 6) OBP: 0.370, SLG: 0.409										2	1	0	0	1	1	1

Inning Stats	1	2	3	4	5	6	7	8	9
	R: 0 H: 0 E: 0 LOB: 1 K: 3 BB: 1 S: 11 P: 21	R: 0 H: 0 E: 0 LOB: 0 K: 1 BB: 0 S: 6 P: 10	R: 1 H: 1 E: 0 LOB: 0 K: 0 BB: 0 S: 4 P: 4	R: 2 H: 4 E: 0 LOB: 2 K: 0 BB: 0 S: 7 P: 7	R: 2 H: 1 E: 1 LOB: 1 K: 0 BB: 1 S: 5 P: 9	R: 0 H: 0 E: 0 LOB: 0 K: 0 BB: 0 S: 3 P: 3	R: 0 H: 0 E: 0 LOB: 0 K: 1 BB: 0 S: 5 P: 5	R: 0 H: 0 E: 0 LOB: 0 K: 1 BB: 0 S: 5 P: 5	R: 0 H: 0 E: 0 LOB: 1 K: 1 BB: 1 S: 7 P: 12

	1B: 5	SF: 1
	2B: 0	SAC: 0
	3B: 0	DP: 0
	HR: 1	HBP: 0

	WP: 0	PA: 36
	PB: 0	
	SB: 1	
	CS: 0	

	AB	32
	R	5
	H	6
	RBI	5
	BB	3
	SO	7
	LOB	13

PITCHER		IP	WLS	BF	H	R	ER	SO	BB	IBB	HBP	BLK	WP	HR	S	P	ERA	WHIP
29 John Smoltz, R	(1, 1)	4.0		17	5	3	3	4	1	0	0	0	0	1	28	42	6.75	1.500
ERA: 3.86																		
40 Lance Cormier, R	(5, 1)	1.0		6	1	2	0	0	1	0	0	0	0	0	5	9	0.00	2.000
ERA:																		
71 Sean White, R	(6, 1)	2.0	W	6	0	0	0	1	0	0	0	0	0	0	8	8	0.00	0.000
ERA: 4.5																		
Travis Smith, R	(8, 1)	1.0	H	3	0	0	0	1	0	0	0	0	0	0	5	5	0.00	0.000
ERA: 9.0																		
34 Joey Devine, R	(9, 1)	1.0	S	4	0	0	0	1	1	0	0	0	0	0	7	12	0.00	1.000
ERA:																		

PITCHER	IP	WLS	BF	H	R	ER	SO	BB	IBB	HBP	BLK	WP	HR	S	P	ERA	WHIP

BOTTOM

Los Angeles Dodgers @ Atlanta Braves

Cracker Jack Stadium, Lake Buena Vista, FL

Wed Mar 15 2006, 1:05 PM EST

Att. 8,504 - Sunny - 74 F

livebaseballscorecards.com

Batter	1	2	3	4	5	6	7	8	9	AB	R	H	RBI	BB	SO	LOB
4 Pete Orr, L (1, 4) OBP: 0.211, SLG: 0.263 67 Jonathan Schuerholz, R (7, 4) OBP: 0.381, SLG: 0.611	0-1 2B	0-0 BB, 11 1B; 1-2 2-3 1B	0-3 K			0-0 2B 1B		2-2 20 1B, 58 1B, BB 1B		4 1	1 1	3 1	0 0	0 0	1 0	1 0
11 Edgar Renteria, R (1, 6) OBP: 0.333, SLG: 0.478 Tony Pena Jr., R (3, 6) OBP: 0.296, SLG: 0.360	0-2 G6-3	0-0 BB; 1-2 2-H 3-H 1B		0-3 K		0-0 2B; 1-2 1B		4-0 20 1B, 58 1B; 1-2 BB		2 2	0 2	1 1	2 0	0 1	0 1	1 0
Ryan Langerhans, L (1, 9) OBP: 0.516, SLG: 0.565 Travis Smith, R (8, 1) 20 Scott Thorman, L (8, PH) OBP: 0.333, SLG: 0.273 34 Joey Devine, R (9, 1)	4-1 BB	4-0 1-2 2-3 BB		0-0 G4-3		0-0 1-H 2-H 2B		0-0 58 1B; 1-2 2-3 1B		2 0 1 0	0 0 0 0	1 0 1 0	2 0 0 0	2 0 0 0	0 0 0 0	0 0 0 0
Andruw Jones, R (1, 8) OBP: 0.308, SLG: 0.273 40 Lance Cormier, R (5, 1) 76 J.J. Jurries, R (6, 3) OBP: 0.500, SLG: 0.818	1-1 F8	0-0 P4		0-0 G5-3		0-0 G1-3		0-3 K		3 0 2	0 0 0	0 0 0	0 0 0	0 0 1	0 0 1	5 0 4
Kelly Johnson, L (1, 7) OBP: 0.462, SLG: 0.381 58 David Kelton, R (6, 7) OBP: 0.214, SLG: 0.222	0-3 K		4-2 2B, 64 FC3 BB		0-0 F7		1-1 G5-3	2-2 23 G6-4-3; 1-3 2-H 3-H 1B		2 2	1 0	0 1	0 2	1 0	1 0	2 0
Brian Jordan, R (1, 3) OBP: 0.450, SLG: 0.412 71 Sean White, R (6, 1) 66 Jarrod Saltalamacchia, S (S PH) OBP: 0.192, SLG: 0.423 23 Matt Diaz, R (8, 9) OBP: 0.375, SLG: 0.625		0-1 G5-3	0-0 64 E; 1-3 2B		0-0 E5, G6-4-3		3-1 G6-3 WP 1B	0-1 G6-4-3; 1-2f		3 0 1 1	1 0 0 0	1 0 1 0	0 0 0 0	0 0 0 0	0 0 0 0	0 0 0 2
Todd Pratt, R (1, 2) OBP: 0.304, SLG: 0.364		0-0 29 FC2-5, 64 1B 1B	2-3 K		0-0 G6-4-3; 1-2f		1-2 G6-3; 1-3			4	0	1	0	0	1	4
64 Cesar Crespo, S (1, 5) OBP: 0.172, SLG: 0.143 Martin Prado, R (7, 5) OBP: 0.192, SLG: 0.167		0-0 4 1B, 29 FC2-5, 11 1B; 1-2 1B	0-1 FC3; 2-H 3-H			0-0 L6	4-2 BB			3 0	1 0	1 0	1 0	0 1	0 0	0 0
29 John Smoltz, R (1, 1) 57 Michael Ryan, L (5, 8) OBP: 0.314, SLG: 0.531		0-0 FC2-5, 4 1B, 11 1B; 1-2 2-3f	0-3 K			0-0 G4-3	0-0 G4-3			2 2	1 0	0 0	0 0	0 0	1 0	3 2
Inning Stats	R: 0 E: 0 K: 1 S: 11 H: 1 LOB: 2 BB: 1 P: 16	R: 2 E: 0 K: 0 S: 8 H: 4 LOB: 3 BB: 1 P: 12	R: 2 E: 1 K: 3 S: 14 H: 1 LOB: 1 BB: 1 P: 20	R: 0 E: 0 K: 1 S: 5 H: 0 LOB: 0 BB: 0 P: 5	R: 0 E: 1 K: 0 S: 3 H: 0 LOB: 0 BB: 0 P: 3	R: 2 E: 0 K: 0 S: 6 H: 3 LOB: 1 BB: 0 P: 6	R: 0 E: 0 K: 0 S: 10 H: 1 LOB: 2 BB: 1 P: 19	R: 2 E: 0 K: 1 S: 12 H: 3 LOB: 1 BB: 1 P: 20		1B: 10 2B: 3 3B: 0 HR: 0 SF: 0 SAC: 0 DP: 2 HBP: 0						

AB	37
R	8
H	13
RBI	7
BB	5
SO	6
LOB	24

WP: 1 PB: 0 SB: 0 CS: 0 PA: 42

PITCHER	IP	WLS	BF	H	R	ER	SO	BB	IBB	HBP	BLK	WP	HR	S	P	ERA	WHIP
31 Brad Penny, R (1, 1) ERA: 4.63	2.2		18	6	4	3	3	3	0	0	0	0	0	30	45	10.12	3.375
59 Kelly Wunsch, L (3, 1) ERA: 6.75	0.1		1	0	0	0	1	0	0	0	0	0	0	3	3	0.00	0.000
36 Lance Carter, R (4, 1) ERA:	2.0		6	0	0	0	1	0	0	0	0	0	0	8	8	0.00	0.000
43 Yhency Brazoban, R (6, 1) ERA: 13.5	1.0	L	6	3	2	2	0	0	0	0	0	0	0	6	6	18.00	3.000
56 Hung-Chih Kuo, L (7, 1) ERA:	1.0		5	1	0	0	0	1	0	0	0	1	0	10	19	0.00	2.000

PITCHER	IP	WLS	BF	H	R	ER	SO	BB	IBB	HBP	BLK	WP	HR	S	P	ERA	WHIP
Danys Baez, R (8, 1) ERA: 3.0	1.0		6	3	2	2	1	1	0	0	0	0	0	12	20	18.00	4.000

Florida Marlins @ Los Angeles Dodgers

Holman Stadium, Vero Beach, FL

Thu Mar 16 2006, 1:05 PM EST

Att. 5,930 - Partly Cloudy - 78 F

TOP

livebaseballscorecards.com

Batter	1	2	3	4	5	6	7	8	9	AB	R	H	RBI	BB	SO	LOB
2 Hanley Ramirez, R (1, 6) OBP: 0.415, SLG: 0.667	F8		27 S 27 1B 2-H 1B		6 G5-4-3 1B		K		G3	4	1	2	1	0	1	1
12 Mickey Lopez, S (7, 4) OBP: 0.167, SLG: 0.091										1	0	0	0	0	0	0
6 Dan Uggla, R (1, 4) OBP: 0.255, SLG: 0.341	K		K		G5-4-3 1-2f 1B		G6-3			4	0	0	0	0	2	3
Drew Niles, S (7, 6) OBP: 0.333, SLG: 0.333										0	0	0	0	0	0	0
27 Jeremy Hermida, L (1, 9) OBP: 0.381, SLG: 0.281	G3		17 1B 1-H 1B		F9			FC4-6 28 1B BB		3	0	1	1	1	0	0
29 Mark Little, R (8, PR) OBP: 0.364, SLG: 0.368 (8, 9)										0	0	0	0	0	0	0
17 Mike Jacobs, L (1, 3) OBP: 0.326, SLG: 0.333		K	1-2 1B			F7		F8		4	0	1	0	0	1	1
43 Matt Cepicky, L (8, 3) OBP: 0.292, SLG: 0.391										0	0	0	0	0	0	0
31 Mike Kinkade, R (1, 5) OBP: 0.310, SLG: 0.538		BB	G4-3			F7		1-2 FC4-6 1B		2	0	0	0	1	0	2
28 Scott Seabol, R (7, 5) OBP: 0.316, SLG: 0.333										1	0	1	0	0	0	0
3 Chris Aguila, R (1, 7) OBP: 0.296, SLG: 0.308		F7	K			1B		1-2f FC4-6 2-3		3	0	1	0	0	1	1
Joe Borowski, R (6, 1)										0	0	0	0	0	0	0
Nate Bump, L (7, 1)										0	0	0	0	0	0	0
Lenny Harris, L (8, PH) OBP: 0.261, SLG: 0.318										1	0	0	0	0	0	2
66 Eddie Gaillard, R (8, 1)										0	0	0	0	0	0	0
61 Reggie Abercrombie, R (1, 8) OBP: 0.472, SLG: 0.771		K	K			K		G3		3	0	0	0	0	3	2
Eric Reed, L (7, 8) OBP: 0.344, SLG: 0.345										1	0	0	0	0	0	2
20 Matt Treanor, R (1, 2) OBP: 0.476, SLG: 0.579			SH3-4 2 1B 1B		2B		2B		G5-3	3	1	3	0	0	0	0
Ryan Jorgensen, R (7, 2) OBP: 0.300, SLG: 0.333										1	0	0	0	0	0	0
Jason Vargas, L (1, 1)			SH3-4 1-2		K		K		K	1	0	0	0	0	1	1
Kerry Ligtenberg, R (5, 1)										0	0	0	0	0	0	0
Wes Helms, R (6, 7) OBP: 0.382, SLG: 0.484										2	0	0	0	0	2	1

	AB	34
	R	2
	H	9
	RBI	2
	BB	2
	SO	11
	LOB	16

Inning Stats	1	2	3	4	5	6	7	8	9
	R: 0 E: 0 K: 1 S: 5	H: 0 LOB: 0 BB: 0 P: 5	R: 0 E: 0 K: 2 S: 7	H: 0 LOB: 1 BB: 1 P: 11	R: 2 E: 0 K: 1 S: 9	H: 4 LOB: 2 BB: 0 P: 10	R: 0 E: 0 K: 3 S: 10	H: 1 LOB: 1 BB: 0 P: 10	R: 0 E: 0 K: 0 S: 3	H: 1 LOB: 0 BB: 0 P: 3
	R: 0 E: 0 K: 1 S: 6	H: 1 LOB: 1 BB: 0 P: 6	R: 0 E: 0 K: 2 S: 8	H: 1 LOB: 1 BB: 0 P: 8	R: 0 E: 0 K: 0 S: 4	H: 1 LOB: 2 BB: 1 P: 8	R: 0 E: 0 K: 1 S: 5	H: 0 LOB: 0 BB: 0 P: 5		

	1B: 7	SF: 0
	2B: 2	SAC: 1
	3B: 0	DP: 1
	HR: 0	HBP: 0

	WP: 0	PA: 37
	PB: 0	
	SB: 1	
	CS: 0	

PITCHER		IP	WLS	BF	H	R	ER	SO	BB	IBB	HBP	BLK	WP	HR	S	P	ERA	WHIP
Aaron Sele, R ERA: 1.54	(1, 1)	3.0		14	4	2	2	4	1	0	0	0	0	0	21	26	6.00	1.667
Joe Beimel, L ERA: 1.93	(4, 1)	1.0		4	1	0	0	3	0	0	0	0	0	0	10	10	0.00	1.000
Eric Gagne, R ERA:	(5, 1)	1.0		3	1	0	0	0	0	0	0	0	0	0	3	3	0.00	1.000
44 Takashi Saito, R ERA: 3.0	(6, 1)	2.0	W	8	2	0	0	3	0	0	0	0	0	0	14	14	0.00	1.000
47 Tim Hamulack, L ERA: 1.5	(8, 1)	1.0	H	5	1	0	0	0	1	0	0	0	0	0	4	8	0.00	2.000

PITCHER		IP	WLS	BF	H	R	ER	SO	BB	IBB	HBP	BLK	WP	HR	S	P	ERA	WHIP
Franquelis Osoria, R ERA: 3.0	(9, 1)	1.0	S	3	0	0	0	1	0	0	0	0	0	0	5	5	0.00	0.000

Batter	1	2	3	4	5	6	7	8	9	AB	R	H	RBI	BB	SO	LOB
Kenny Lofton, L (1, 8) OBP: 0.222, SLG: 0.176	G6-3		P6		1B 1-3 2-H		G6-3 2-3			3	0	1	0	0	0	0
55 Russell Martin, R (6, 2) OBP: 0.368, SLG: 0.368										1	0	0	0	0	0	1
5 Nomar Garciaparra, R (1, 3) OBP: 0.200, SLG: 0.172	1B S		F8		G4-3		G6-3			3	0	1	0	0	0	2
44 Takashi Saito, L (6, 1)										0	0	0	0	0	0	0
18 Ramon Martinez, R (7, PH) OBP: 0.417, SLG: 0.545										1	0	0	0	0	0	1
47 Tim Hamulack, R (8, 1)										0	0	0	0	0	0	0
Franquelis Osoria, R (9, 1)										0	0	0	0	0	0	0
J.D. Drew, L (1, 9) OBP: 0.435, SLG: 0.857	F8 1-2			L8		1B 12 G5-4-3		HR		3	0	1	0	0	0	1
49 Delwyn Young, S (6, PR) OBP: 0.154, SLG: 0.269										1	1	1	1	0	0	0
(7, 9)																
12 Jeff Kent, R (1, 4) OBP: 0.333, SLG: 0.538	K			G6-3		G5-4-3 1-2f		BB CS		3	0	0	0	0	1	2
Willy Aybar, S (7, 5) OBP: 0.342, SLG: 0.267										0	0	0	0	1	0	0
Joel Guzman, R (1, 7) OBP: 0.353, SLG: 0.563		G4-3		BB CS		HR		G5-3 1-2		3	1	1	1	1	0	1
Bill Mueller, S (1, 5) OBP: 0.333, SLG: 0.609		K		CS 1-2	HR	L4		P4		3	1	1	1	0	1	1
Blake DeWitt, L (7, 4) OBP: 0.200, SLG: 0.200										1	0	0	0	0	0	0
Sandy Alomar Jr., R (1, 2) OBP: 0.273, SLG: 0.818		F8			1B 13 1B 1B		F7			2	0	1	0	0	0	0
17 Jason Repko, R (5, PR) OBP: 0.438, SLG: 0.556										1	0	0	0	0	0	0
(6, 8)																
13 Oscar Robles, L (1, 6) OBP: 0.400, SLG: 0.440			G6-3		1B 1B 1-2		1B 7 2B			3	1	2	0	0	0	0
Aaron Sele, R (1, 1)			HR		K		2B 55 G6-3 1-H			0	0	0	0	0	0	0
Cody Ross, R (3, PH) OBP: 0.391, SLG: 1.000										1	1	1	1	0	0	0
Joe Beimel, L (4, 1)										0	0	0	0	0	0	0
Eric Gagne, R (5, 1)										0	0	0	0	0	0	0
Olmedo Saenz, R (5, PH)										1	0	0	0	0	1	2
7 James Loney, L (6, 3) OBP: 0.483, SLG: 0.600										1	0	1	1	0	0	0
Inning Stats	R: 0 E: 0 K: 1 S: 6 H: 1 LOB: 1 BB: 0 P: 7	R: 0 E: 0 K: 1 S: 5 H: 0 LOB: 0 BB: 0 P: 5	R: 1 E: 0 K: 0 S: 4 H: 1 LOB: 0 BB: 0 P: 4	R: 0 E: 0 K: 0 S: 2 H: 0 LOB: 0 BB: 1 P: 6	R: 1 E: 0 K: 1 S: 8 H: 4 LOB: 2 BB: 0 P: 8	R: 1 E: 0 K: 0 S: 4 H: 2 LOB: 1 BB: 0 P: 4	R: 1 E: 0 K: 0 S: 5 H: 2 LOB: 1 BB: 0 P: 5	R: 1 E: 0 K: 0 S: 3 H: 1 LOB: 0 BB: 1 P: 8		1B: 6 2B: 1 3B: 0 HR: 4 SF: 0 SAC: 0 DP: 1 HBP: 0						

PITCHER		IP	WLS	BF	H	R	ER	SO	BB	IBB	HBP	BLK	WP	HR	S	P	ERA	WHIP
Jason Vargas, L ERA: 1.64	(1, 1)	4.0		17	5	2	2	2	1	0	0	0	0	2	20	25	4.50	1.500
Kerry Ligtenberg, R ERA:	(5, 1)	1.0		3	1	0	0	1	0	0	0	0	0	0	5	5	0.00	1.000
Joe Borowski, R ERA: 1.5	(6, 1)	1.0	L	4	2	1	1	0	0	0	0	0	0	1	4	4	9.00	2.000
Nate Bump, R ERA: 3.6	(7, 1)	1.0		5	2	1	1	0	0	0	0	0	0	0	5	5	9.00	2.000
66 Eddie Gaillard, R ERA: 3.86	(8, 1)	1.0		4	1	1	1	0	1	0	0	0	0	1	3	8	9.00	2.000

PITCHER	IP	WLS	BF	H	R	ER	SO	BB	IBB	HBP	BLK	WP	HR	S	P	ERA	WHIP

BOTTOM

Florida Marlins @ Los Angeles Dodgers

Holman Stadium, Vero Beach, FL

Thu Mar 16 2006, 1:05 PM EST
Att. 5,930 - Partly Cloudy - 78 F

livebaseballscorecards.com

AB	31
R	5
H	11
RBI	5
BB	2
SO	3
LOB	11

WP: 0 PA: 34
PB: 0
SB: 1
CS: 2

Batter	1	2	3	4	5	6	7	8	9	10	AB	R	H	RBI	BB	SO	LOB
10 Endy Chavez, L (1, 8) OBP: 0.500, SLG: 0.200	C B C F B F F X 2-2 ① F8		C D B B B 4-1 G6-3 BB		C C F C 0-3 ② K	F X 0-1 ③ G4-3		B C X 1-1 ② FC6-2 BB 1-2 2-3 3-Hf		C B B F X 2-2 S 1B	5	0	1	0	1	1	4
Chris Woodward, R (1, 6) OBP: 0.324, SLG: 0.290 Corey Ragsdale, R (6, 6) OBP: 0.316, SLG: 0.133	C B C B F S 2-3 ② K		C 1 SAFE X 0-1 ② G6-3 1-2 3-H		T F B S 1-3 ③ K		S C C 0-3 ① K	B S B F B B 4-2 BB 1-2 2-3 3-H		B B B C X 3-1 ③ F8 1-2	3 2	0 0	0 0	1 1	0 1	2 1	1 1
22 Jose Valentin, S (1, 5) OBP: 0.500, SLG: 0.500 Chris Basak, R (6, 5) OBP: 0.267, SLG: 0.400	S T B B X 2-2 ③ F9		B B F B B 4-1 BB	X 0-0 E4 1B 44 1B	B F X 1-1 ② F9	C C X 0-2 G6-3					2 2	1 0	0 0	0 0	1 0	0 0	0 3
Victor Diaz, R (1, 9) OBP: 0.320, SLG: 0.478		B X 1-0 HR	C B S F B X 2-2 ③ G5-3			B S B X 2-1 73 BB 44 1B 1-2 3B 1B	B B F B B 4-1 BB		F X 0-1 ① F8		4	2	2	1	1	0	2
70 Sandy Martinez, L (1, 2) OBP: 0.412, SLG: 0.750 40 Joe Hietpas, R (6, 2) OBP: 0.600, SLG: 0.667		B F S F F S 1-3 ① K		C B B X 2-2 ① G3		F S S 0-3 ① K	C 1 SAFE X 0-1 ③ G5-3		F S B F F B B B 4-2 63 FC5-4 BB		3 1	0 0	0 0	0 0	0 1	2 0	2 1
44 Lastings Milledge, R (1, 7) OBP: 0.375, SLG: 0.410		X 0-0 ② P3		B C F X 1-2 73 E 73 FC3-2 1B		S C B F X 1-2 73 BB 3B 1B 1-2 2-H		C B B X 2-1 SH5-4 63 10 1B FC6-2	X 0-0 ② F9		5	1	3	1	0	0	1
73 Todd Self, L (1, 3) OBP: 0.276, SLG: 0.385 63 Juan Tejeda, R (8, PH) OBP: 0.406, SLG: 0.464 (8, 3)		B F B B T C 3-3 ③ K		C B 1 SAFE F 1 SAFE F B B 1 SAFE 3-2 X ② FC3-2 1-H		B B B 4-0 3B BB 1-2 2-3		B F B B X 3-1 10 FC6-2 SH5-4 BB 1B 1-2	C F X 0-2 ③ FC5-4 1-2f		2 2	1 1	0 1	0 0	1 0	1 0	1 1
Jeff Keppinger, R (1, 4) OBP: 0.333, SLG: 0.500		X 0-0 SH2-4 G6-3 2B		B F F X 1-2 ③ G3-1		C C B F F X 1-2 1-H 2-H 3-H 3B		C B 2 SAFE X 1-1 ① SH5-4 1-2 2-3		B B B B 4-0 92 B3-4-6-4 BB	3	1	2	3	1	0	1
Steve Trachsel, R (1, 1) 25 Pedro Feliciano, L (5, 1) Steve Schmoll, R (5, 1) 26 Tike Redman, L (4, PH) OBP: 0.286, SLG: 0.500 Darren Oliver, R (6, 1) Matt Perisho, L (7, 1) 76 Tim Lavigne, R (7, 1) 64 Julio Ramirez, R (8, PH) OBP: 0.000, SLG: 0.000 Bartolome Fortunato, R (8, 1) 92 Drew Butera, R (10, PH) OBP: 0.000, SLG: 0.000 95 Jeremy Hill, R (10, 1)		X 0-0 ① SH2-4 2-3			B B C X 2-1 ① P4	B C X 1-1 ② G4-3		B B I 4-0 BB 10 FC6-2 IBB	X 0-0 ① ② B3-4-6-4 1-2f		1 0 0 1 0 0 0 0 0 0 1	0 0 0 0 0 0 0 0 0 0 0	0 0 0 0 0 0 0 0 0 0 0	0 0 0 0 0 0 0 0 0 0 1	0 0 0 0 1 0 0 0 0 0 0	0 0 0 0 0 0 0 0 0 0 0	0 0 0 1 0 0 0 0 0 0 1
Inning Stats	R: 0 H: 0 E: 0 LOB: 0 K: 1 BB: 0 S: 13 P: 19	R: 1 H: 1 E: 0 LOB: 0 K: 2 BB: 0 S: 10 P: 15	R: 1 H: 1 E: 0 LOB: 2 K: 0 BB: 2 S: 10 P: 20	R: 0 H: 1 E: 1 LOB: 1 K: 0 BB: 0 S: 13 P: 20	R: 0 H: 1 E: 0 LOB: 0 K: 2 BB: 0 S: 9 P: 12	R: 4 H: 3 E: 1 LOB: 1 K: 1 BB: 1 S: 19 P: 28	R: 0 H: 0 E: 0 LOB: 1 K: 1 BB: 1 S: 8 P: 13	R: 1 H: 2 E: 0 LOB: 3 K: 3 BB: 2 S: 14 P: 29	R: 0 H: 0 E: 0 LOB: 1 K: 0 BB: 1 S: 10 P: 14	R: 0 H: 1 E: 0 LOB: 1 K: 0 BB: 1 S: 6 P: 15	1B: 6 2B: 1 3B: 1 HR: 1	SF: 0 SAC: 2 DP: 1 HBP: 0					

PITCHER		IP	WLS	BF	H	R	ER	SO	BB	IBB	HBP	BLK	WP	HR	S	P	ERA	WHIP
Brett Tomko, R ERA: 1.93	(1, 1)	4.0		17	3	2	2	3	2	0	0	0	0	1	46	74	4.50	1.250
51 Jonathan Broxton, R ERA: 8.31	(5, 1)	1.0		3	0	0	0	2	0	0	0	0	0	0	9	12	0.00	0.000
D.J. Houlton, R ERA: 7.71	(6, 1)	2.0		12	3	4	3	2	2	0	0	0	0	0	27	41	13.50	2.500
59 Kelly Wunsch, L ERA: 7.71	(8, 1)	0.2		5	2	1	1	0	0	1	0	0	0	0	8	19	13.50	3.000
Brian Meadows, R ERA: 13.5	(8, 1)	0.1		2	0	0	0	0	1	0	0	0	0	0	6	10	0.00	3.000

PITCHER		IP	WLS	BF	H	R	ER	SO	BB	IBB	HBP	BLK	WP	HR	S	P	ERA	WHIP
Danys Baez, R ERA: 2.57	(9, 1)	1.0		4	0	0	0	0	1	0	0	0	0	0	10	14	0.00	1.000
William Juarez, R ERA:	(10, 1)	1.0		4	1	0	0	0	1	0	0	0	0	0	6	15	0.00	2.000

TOP

New York Mets @ Los Angeles Dodgers

Holman Stadium, Vero Beach, FL

Fri Mar 17 2006, 7:05 PM EST
Att. 6,396 - Clear - 73 F

livebaseballscorecards.com

AB	37
R	7
H	9
RBI	7
BB	8
SO	7
LOB	20

WP: 0 PA: 47
PB: 0
SB: 1
CS: 0

New York Mets @ Los Angeles Dodgers

Holman Stadium, Vero Beach, FL

Fri Mar 17 2006, 7:05 PM EST

Att. 6,396 - Clear - 73 F

BOTTOM

livebaseballscorecards.com

Batter	1	2	3	4	5	6	7	8	9	10	AB	R	H	RBI	BB	SO	LOB
15 Rafael Furcal, S (1, 6) 13 Oscar Robles, L (6, 6) OBP: 0.424, SLG: 0.444	B B C C S 2-3 K ①		S F B F X 1-2 G4-3 ③		B L B X 2-1 G6-3 ① 2-3		C B C D B X 3-2 16 3B 18 1B 1-3 1B	B I I 4-0 18 FC5-4 IBB		C B F X 1-2 G4-3 ③	3 2	0 1	0 1	0 1	0 0	1 0	2 0
Kenny Lofton, L (1, 8) OBP: 0.190, SLG: 0.150 18 Ramon Martinez, R (6, 4) OBP: 0.423, SLG: 0.542	X 0-0 P6 ②			C B C F X 1-2 P4 ① X	0-0 FC4 16 G4-3 16 PB 3-H		C C B F X 1-2 16 3B 1-2 3-H 1B	C D X 1-1 FC5-4 ③ 1-2f			3 2	0 1	0 1	1 1	0 0	0 0	1 2
J.D. Drew, L (1, 9) OBP: 0.440, SLG: 0.826 16 Andre Ethier, L (4, PR) OBP: 0.360, SLG: 0.524 (5, 9)	S C F B X 1-2 F8 ③			X 0-0 12 HR 1B	1 SAFE B X 1-0 G4-3 ② 1-3		X 0-0 1-H 2-H 3B		C C X 0-2 G1-3 ①		2 3	0 1	1 1	0 2	0 0	0 0	0 2
12 Jeff Kent, R (1, 4) OBP: 0.333, SLG: 0.688 D.J. Houlton, R (6, 1) Joel Guzman, R (7, PH) OBP: 0.343, SLG: 0.545 59 Kelly Wunsch, L (8, 1) Brian Meadows, R (8, 1) Danys Baez, R (9, 1) 49 Delwyn Young, S (9, PH) OBP: 0.148, SLG: 0.259 William Juarez, R (10, 1)		B B B F X 3-1 F7 ①		S B 1 SAFE B F 1 SAFE B F 1 SAFE 3-2 1 SAFE X 1-H HR	C C B X 1-2 G5-3 ③		C B X 1-1 P3 ①		B C S S S 1-3 K ②		3 0 1 0 0 0 1 0	1 0 0 0 0 0 0 0	1 0 0 0 0 0 0 0	2 0 0 0 0 0 1 0	0 0 0 0 0 0 0 0	0 0 0 0 0 0 1 0	2 0 1 0 0 0 0 0
5 Nomar Garciaparra, R (1, 3) OBP: 0.242, SLG: 0.194 7 James Loney, L (6, PR) OBP: 0.484, SLG: 0.630 (7, 3)		F F B F B B F X 3-2 G3 ②		B B X 2-0 BB 1B 1B		B B B B 4-0 55 WP 27 G4-3 BB	B F D S X 2-2 G6-3 ②		C X 0-1 1B 2B		2 2	0 1	1 1	0 0	1 0	0 0	0 1
Bill Mueller, S (1, 5) OBP: 0.333, SLG: 0.577 Willy Aybar, S (7, PH) OBP: 0.350, SLG: 0.281 (8, 5)	X 0-0 G4-3 ③			C X 0-1 BB 1-2 1B		B C C S 1-3 K ①	C B B B F X 3-2 P6 ③		C B X 1-1 27 WP 2-H 1B		3 2	0 0	1 1	0 1	0 0	1 1	1 1
José Cruz Jr., S (1, 7) OBP: 0.600, SLG: 0.333 27 Matt Kemp, R (5, 7) OBP: 0.152, SLG: 0.323		B B B C S F F B 4-2 55 G6-3 BB	B S B F B F D 4-2 55 G6-4-3 1-2 2-3 BB			X 0-0 G4-3 ② 1-2		B F B B F B 4-2 17 S BB	C F F B X 1-2 L9 ③ 1-2		0 2	0 0	0 0	0 0	2 1	0 0	0 2
55 Russell Martin, R (1, 2) OBP: 0.318, SLG: 0.318 16 Pat Borders, R (8, 2) OBP: 0.308, SLG: 0.250	B F 1 SAFE F B 1 SAFE X 2-2 G6-3 ① 1-2	C B D X 2-1 G6-4-3 ② ③ 1-2f					C B C F B S 2-3 K ③ 2-3	1 SAFE F S F S 0-3 K ①		B B X 2-0 F9 ①	3 2	0 0	0 0	0 0	0 0	1 1	5 1
Brett Tomko, R (1, 1) 51 Jonathan Broxton, R (5, 1) Olmedo Saenz, R (5, PH) OBP: 0.250, SLG: 0.286 17 Jason Repko, R (5, PR) OBP: 0.429, SLG: 0.517 (6, 8)	C B C S 1-3 K ②				X 0-0 15 G6-3 FC4 2B		B B C B B 4-1 13 1B 18 1B BB	B C X 1-1 G5-3 ② 1-2		C B B X 2-1 F8 ②	1 0 1 2	0 0 0 2	0 0 1 2	0 0 0 0	0 0 1 1	1 0 0 0	1 0 0 1
Inning Stats	R: 0 E: 0 K: 1 S: 8 / H: 0 LOB: 0 BB: 0 P: 11	R: 0 E: 0 K: 0 S: 8 / H: 0 LOB: 0 BB: 0 P: 14	R: 0 E: 0 K: 1 S: 14 / H: 0 LOB: 1 BB: 1 P: 22	R: 2 E: 0 K: 0 S: 17 / H: 4 LOB: 3 BB: 1 P: 29	R: 1 E: 0 K: 0 S: 8 / H: 1 LOB: 2 BB: 0 P: 12	R: 0 E: 0 K: 2 S: 8 / H: 0 LOB: 2 BB: 1 P: 15	R: 3 E: 0 K: 0 S: 17 / H: 3 LOB: 1 BB: 1 P: 31	R: 0 E: 0 K: 1 S: 10 / H: 0 LOB: 2 BB: 2 P: 20	R: 1 E: 0 K: 1 S: 14 / H: 2 LOB: 1 BB: 0 P: 17	R: 0 E: 0 K: 0 S: 6 / H: 0 LOB: 0 BB: 0 P: 11	1B: 6 2B: 2 3B: 1 HR: 1	SF: 0 SAC: 0 DP: 1 HBP: 0					

PITCHER		IP	WLS	BF	H	R	ER	SO	BB	IBB	HBP	BLK	WP	HR	S	P	ERA	WHIP
Steve Trachsel, R ERA: 5.11	(1, 1)	4.1		19	5	3	3	2	2	0	0	0	0	1	50	81	6.23	1.615
25 Pedro Feliciano, L ERA:	(5, 1)	0.1		2	0	0	0	0	0	0	0	0	0	0	2	3	0.00	0.000
Steve Schmoll, R ERA: 27.0	(5, 1)	0.1		1	0	0	0	0	0	0	0	0	0	0	3	4	0.00	0.000
Darren Oliver, L ERA: 2.16	(6, 1)	1.0		4	0	0	0	2	1	0	0	0	1	0	8	15	0.00	1.000
Matt Perisho, L ERA: 11.57	(7, 1)	0.2		6	3	3	3	0	1	0	0	0	0	0	14	25	40.50	6.000

PITCHER		IP	WLS	BF	H	R	ER	SO	BB	IBB	HBP	BLK	WP	HR	S	P	ERA	WHIP
76 Tim Lavigne, R ERA:	(7, 1)	0.1		1	0	0	0	0	0	0	0	0	0	0	3	6	0.00	0.000
Bartolome Fortunato, R ERA: 2.45	(8, 1)	2.0		10	2	1	1	2	1	1	0	0	1	0	24	37	4.50	1.500
95 Jeremy Hill, R ERA: 4.5	(10, 1)	1.0		3	0	0	0	0	0	0	0	0	0	0	6	11	0.00	0.000

AB	40
R	7
H	10
RBI	7
BB	6
SO	6
LOB	23

WP: 2 PB: 1 SB: 1 CS: 0 PA: 46

Batter	1	2	3	4	5	6	7	8	9	AB	R	H	RBI	BB	SO	LOB
17 Jason Repko, R (1, 8) OBP: 0.395, SLG: 0.469	C C C 0-3 ① K		X 0-0 ① FC3-6 S 1-2f		X 0-0 ③ F9			C S S 0-3 ② K		3	0	0	0	0	1	1
Travis Denker, R (5, 4)										1	0	0	0	0	1	0
Willy Aybar, S (1, 5) OBP: 0.349, SLG: 0.286	X 0-0 ② G4-3		C X 0-1 ② F9 1-2			X 0-0 G6-3 1B		X 0-0 ③ G5-3		3	0	1	0	0	0	1
88 Chris Truby, R (6, 5) OBP: 0.250, SLG: 0.214										1	0	0	0	0	0	0
Joel Guzman, R (1, 7) OBP: 0.342, SLG: 0.528	X 0-0 1B		C C S 0-3 ③ K			X 0-0 ①② G6-3 1-2f			C S C 0-3 ① K	3	0	1	0	0	1	2
16 Andre Ethier, L (7, 7) OBP: 0.346, SLG: 0.500										1	0	0	0	0	1	0
Olmedo Saenz, R (1, 10) OBP: 0.250, SLG: 0.273	C S S 0-3 ③ K			C C C 0-3 ① K		X 0-0 ③ G4-3			X 0-0 1B 49 E E 1B	4	0	1	0	0	2	1
90 Jamie Hoffmann, R (9, PR) (9, 10)										0	1	0	0	0	0	0
27 Matt Kemp, R (1, 9) OBP: 0.139, SLG: 0.294		X 0-0 ① F8		X 0-0 ② F8			C C C 0-3 ① K		X 0-0 E5 E 55 1B 1-2	3	0	0	0	0	1	0
49 Delwyn Young, S (7, 9) OBP: 0.143, SLG: 0.250										1	1	0	0	0	0	1
7 James Loney, L (1, 3) OBP: 0.514, SLG: 0.645		X 0-0 1B		X 0-0 18 FC5-4 1B			X 0-0 1B 1B		X 0-0 ② F9	4	0	3	0	0	0	2
18 Ramon Martinez, R (1, 4) OBP: 0.393, SLG: 0.500		X 0-0 ② F7		X 0-0 ③ FC5-4 1-2f			X 0-0 16 G6-4-3 1-2 1B		X 0-0 E5 55 1B 1-3 2-H 1B	2	0	0	0	0	0	2
Cody Ross, R (5, 8) OBP: 0.440, SLG: 1.000										2	1	2	0	0	0	0
16 Pat Borders, R (1, 2) OBP: 0.250, SLG: 0.200		X 0-0 ③ G4-3			C C S 0-3 ① K		X 0-0 ②③ G6-4-3 1-2f		X 0-0 2-H 3-H 1B	3	0	0	0	0	1	3
55 Russell Martin, R (7, 2) OBP: 0.348, SLG: 0.348										1	0	1	2	0	0	0
Chin-Lung Hu, R (1, 6) OBP: 0.333, SLG: 0.375			X 0-0 17 FC3-6 1B		X 0-0 ② F9			X 0-0 ① L4	C S S 0-3 ③ K	4	0	1	0	0	1	2
Inning Stats	R: 0 H: 1 E: 0 LOB: 1 K: 2 BB: 0 S: 8 P: 8	R: 0 H: 1 E: 0 LOB: 1 K: 0 BB: 0 S: 4 P: 4	R: 0 H: 1 E: 0 LOB: 1 K: 1 BB: 0 S: 7 P: 7	R: 0 H: 1 E: 0 LOB: 1 K: 1 BB: 0 S: 6 P: 6	R: 0 H: 0 E: 0 LOB: 0 K: 1 BB: 0 S: 5 P: 5	R: 0 H: 1 E: 0 LOB: 0 K: 0 BB: 0 S: 3 P: 3	R: 0 H: 2 E: 0 LOB: 1 K: 1 BB: 0 S: 6 P: 6	R: 0 H: 0 E: 0 LOB: 0 K: 1 BB: 0 S: 5 P: 5	R: 3 H: 3 E: 2 LOB: 2 K: 2 BB: 0 S: 11 P: 11	1B: 10 SF: 0 2B: 0 SAC: 0 3B: 0 DP: 2 HR: 0 HBP: 0						

TOP

Los Angeles Dodgers @ Detroit Tigers

Joker Marchant Stadium, Lakeland, FL

Sat Mar 18 2006, 1:05 PM EST
Att. 5,498 - Sunny - 81 F

livebaseballscorecards.com

AB	36
R	3
H	10
RBI	2
BB	0
SO	9
LOB	15

WP: 0	PA: 36
PB: 0	
SB: 1	
CS: 0	

PITCHER		IP	WLS	BF	H	R	ER	SO	BB	IBB	HBP	BLK	WP	HR	S	P	ERA	WHIP
Jason Grilli, R ERA: 1.8	(1, 1)	4.0		16	4	0	0	4	0	0	0	0	0	0	25	25	0.00	1.000
35 Justin Verlander, R ERA: 3.09	(5, 1)	4.0		13	3	0	0	3	0	0	0	0	0	0	19	19	0.00	0.750
Wilfredo Ledezma, L ERA: 8.0	(9, 1)	1.0	L	7	3	3	0	2	0	0	0	0	0	0	11	11	0.00	3.000

PITCHER		IP	WLS	BF	H	R	ER	SO	BB	IBB	HBP	BLK	WP	HR	S	P	ERA	WHIP

Batter	1	2	3	4	5	6	7	8	9	AB	R	H	RBI	BB	SO	LOB
28 Curtis Granderson, L (1, 8) OBP: 0.522, SLG: 0.800 Reggie Taylor, L (6, 7) OBP: 0.424, SLG: 0.533	K2-3		BB, BB		WP, 1B			K		2 1	0 0	1 0	0 0	1 0	1 1	0 0
Ivan Rodriguez, R (1, 2) OBP: 0.500, SLG: 1.000 64 Max St. Pierre, R (6, 2) OBP: 0.429, SLG: 0.333	K		K		K			G1-3		3 1	0 0	0 0	0 0	0 0	3 0	4 0
Dmitri Young, S (1, 5) OBP: 0.400, SLG: 0.333 67 Mike Hessman, R (6, 5) OBP: 0.257, SLG: 0.500	F8		BB		F7			P6		2 1	0 0	0 0	0 0	1 0	0 0	1 0
30 Magglio Ordonez, R (1, 9) OBP: 0.167, SLG: 0.167 72 Ryan Ludwick, R (7, 9) OBP: 0.320, SLG: 0.522		G1-3	F8			F9			F7	3 1	0 0	0 0	0 0	0 0	0 0	3 0
31 Chris Shelton, R (1, 3) OBP: 0.295, SLG: 0.553		F7		G6-3		G5-3			G3-6-1	4	0	1	0	0	0	0
20 Omar Infante, R (1, 6) OBP: 0.462, SLG: 0.720 39 Ramon Santiago, S (7, 6) OBP: 0.378, SLG: 0.563 Carlos Pena, L (9, PH) OBP: 0.318, SLG: 0.216		G5-3		CS, 1B		K			G3-6-1	3 0 1	0 0 0	1 0 0	0 0 0	0 0 0	1 0 0	0 0 1
Craig Monroe, R (1, 10) OBP: 0.333, SLG: 1.333			HR	F8			K			3	1	1	1	0	1	1
Don Kelly, L (1, 4) OBP: 0.333, SLG: 0.392			BB, 28 BB, 1B	CS	F7		K			3	0	1	0	0	1	0
Nook Logan, S (1, 7) OBP: 0.286, SLG: 0.189 Alexis Gomez, L (6, 8) OBP: 0.341, SLG: 0.548			L3		28, 1B, WP, 1B		K			2 1	1 0	1 0	0 0	0 0	0 1	1 0
Inning Stats	R: 0 E: 0 K: 2 S: 7 H: 0 LOB: 0 BB: 0 P: 7	R: 0 E: 0 K: 0 S: 3 H: 0 LOB: 0 BB: 0 P: 3	R: 1 E: 0 K: 1 S: 7 H: 2 LOB: 3 BB: 2 P: 15	R: 0 E: 0 K: 0 S: 4 H: 1 LOB: 0 BB: 0 P: 5	R: 1 E: 0 K: 1 S: 7 H: 2 LOB: 1 BB: 0 P: 8	R: 0 E: 0 K: 1 S: 5 H: 0 LOB: 0 BB: 0 P: 5	R: 0 E: 0 K: 3 S: 9 H: 0 LOB: 0 BB: 0 P: 9	R: 0 E: 0 K: 1 S: 5 H: 0 LOB: 0 BB: 0 P: 5	R: 0 E: 0 K: 0 S: 5 H: 1 LOB: 0 BB: 0 P: 8	1B: 5 2B: 0 3B: 0 HR: 1 SF: 0 SAC: 0 DP: 1 HBP: 0						

PITCHER	IP	WLS	BF	H	R	ER	SO	BB	IBB	HBP	BLK	WP	HR	S	P	ERA	WHIP
58 Chad Billingsley, R (1, 1) ERA: 3.86	3.0		13	2	1	1	3	2	0	0	0	0	1	17	25	3.00	1.333
36 Lance Carter, R (4, 1) ERA:	1.0		3	1	0	0	0	0	0	0	0	0	0	4	5	0.00	1.000
43 Yhency Brazoban, R (5, 1) ERA: 9.64	2.0		8	2	1	1	2	0	0	0	0	1	0	12	13	4.50	1.000
56 Hung-Chih Kuo, L (7, 1) ERA:	2.0	W	6	0	0	0	4	0	0	0	0	0	0	14	14	0.00	0.000
Franquelis Osoria, R (9, 1) ERA: 2.57	1.0	S	3	1	0	0	0	0	0	0	0	0	0	5	8	0.00	1.000

PITCHER	IP	WLS	BF	H	R	ER	SO	BB	IBB	HBP	BLK	WP	HR	S	P	ERA	WHIP

BOTTOM

Los Angeles Dodgers @ Detroit Tigers

Joker Marchant Stadium, Lakeland, FL

Sat Mar 18 2006, 1:05 PM EST

Att. 5,498 - Sunny - 81 F

livebaseballscorecards.com

AB	31
R	2
H	6
RBI	1
BB	2
SO	9
LOB	11

WP: 1 PA: 34
PB: 0
SB: 0
CS: 1

Batter	1	2	3	4	5	6	7	8	9	AB	R	H	RBI	BB	SO	LOB
25 Marlon Byrd, R (1, 8) OBP: 0.417, SLG: 0.571	G5-3		K		G5-3			DI 1B		3	0	0	0	0	1	1
39 Kenny Kelly, R (8, PH) OBP: 0.400, SLG: 0.300 (8, 8)										1	0	1	0	0	0	0
Royce Clayton, R (1, 6) OBP: 0.255, SLG: 0.277	G6-3			11 1B G3 G4-3 1B		F9		K 1-2		4	1	1	0	0	1	1
Ryan Church, L (1, 7) OBP: 0.375, SLG: 0.316	1B			G3 1-2		F8		K		3	0	1	0	0	0	1
21 George Lombard, L (7, 7) OBP: 0.313, SLG: 0.448										1	0	0	0	0	1	1
11 Ryan Zimmerman, R (1, 5) OBP: 0.388, SLG: 0.591	K			G4-3 2-3 1B		L4			G5-3	3	0	1	0	0	1	1
Brendan Harris, R (7, 5) OBP: 0.341, SLG: 0.368										1	0	0	0	0	0	0
Daryle Ward, L (1, 3) OBP: 0.262, SLG: 0.500		G3		G4-3 1-2 3-H			G3		F7	4	0	0	1	0	0	1
Matthew LeCroy, R (1, 2) OBP: 0.273, SLG: 0.355		G6-3		G4-3			G6-3		K	4	0	0	0	0	1	1
Michael Tucker, L (1, 9) OBP: 0.242, SLG: 0.179		K			G4-3		BB			2	0	0	0	1	1	0
Damian Jackson, R (1, 4) OBP: 0.400, SLG: 0.323			G4-3		1B		K			3	0	1	0	0	1	1
40 Billy Traber, L (1, 1)			G1-3		F8			F8		1	0	0	0	0	0	0
Tyrell Godwin, L (5, PH) OBP: 0.375, SLG: 0.591										1	0	0	0	0	0	1
Gary Majewski, R (5, 1)										0	0	0	0	0	0	0
52 Saul Rivera, S (6, 1)										0	0	0	0	0	0	0
Brandon Watson, L (8, PH) OBP: 0.380, SLG: 0.364										1	0	0	0	0	0	0
37 Travis Hughes, R (8, 1)										0	0	0	0	0	0	0
Inning Stats	R: 0 E: 0 K: 1 S: 6 H: 1 LOB: 1 BB: 0 P: 6	R: 0 E: 0 K: 1 S: 5 H: 0 LOB: 0 BB: 0 P: 5	R: 0 E: 0 K: 1 S: 5 H: 0 LOB: 0 BB: 0 P: 5	R: 1 E: 0 K: 0 S: 5 H: 2 LOB: 1 BB: 0 P: 5	R: 0 E: 0 K: 0 S: 4 H: 1 LOB: 1 BB: 0 P: 4	R: 0 E: 0 K: 0 S: 3 H: 0 LOB: 0 BB: 0 P: 3	R: 0 E: 0 K: 1 S: 5 H: 0 LOB: 1 BB: 1 P: 9	R: 0 E: 0 K: 2 S: 8 H: 1 LOB: 1 BB: 0 P: 9	R: 0 E: 0 K: 1 S: 5 H: 0 LOB: 0 BB: 0 P: 5	1B: 5 2B: 0 3B: 0 HR: 0	SF: 0 SAC: 0 DP: 0 HBP: 0						

TOP

Washington Nationals @ Los Angeles Dodgers
Holman Stadium, Vero Beach, FL
Sun Mar 19 2006, 1:05 PM EST
Att. 4,372 - Cloudy - 75 F

livebaseballscorecards.com

AB	32
R	1
H	5
RBI	1
BB	1
SO	7
LOB	9

PITCHER		IP	WLS	BF	H	R	ER	SO	BB	IBB	HBP	BLK	WP	HR	S	P	ERA	WHIP
Derek Lowe, R ERA: 0.69	(1, 1)	6.0	W	22	4	1	1	3	0	0	0	0	0	0	28	28	1.50	0.667
Eric Gagne, R ERA:	(7, 1)	1.0		4	0	0	0	1	1	0	0	0	0	0	5	9	0.00	1.000
51 Jonathan Broxton, R ERA: 6.75	(8, 1)	1.0		4	1	0	0	2	0	0	0	0	0	0	8	9	0.00	1.000
Danys Baez, R ERA: 2.25	(9, 1)	1.0		3	0	0	0	1	0	0	0	0	0	0	5	5	0.00	0.000

PITCHER	IP	WLS	BF	H	R	ER	SO	BB	IBB	HBP	BLK	WP	HR	S	P	ERA	WHIP

WP: 0 PB: 0 SB: 0 CS: 0 PA: 33

BOTTOM

Washington Nationals @ Los Angeles Dodgers
Holman Stadium, Vero Beach, FL
Sun Mar 19 2006, 1:05 PM EST
Att. 4,372 - Cloudy - 75 F

livebaseballscorecards.com

Batter	1	2	3	4	5	6	7	8	9	AB	R	H	RBI	BB	SO	LOB
15 Rafael Furcal, S (1, 6) OBP: 0.333, SLG: 0.375 18 Ramon Martinez, R (7, 6) OBP: 0.414, SLG: 0.556	0-0 FC4 E 1B 1B	0-0 ① G6-3		0-0 ② G5-3	0-0 1-3 2B		0-0 1-3 2-H 2B			4 1 2 0 0 0 0 1 0 1 1 0 0 0						
Kenny Lofton, L (1, 8) OBP: 0.200, SLG: 0.167 Cody Ross, R (7, 8) OBP: 0.423, SLG: 0.957	0-0 E 12 SF8 1-2 1B	0-0 ② G1-3		0-0 E3 PB	0-0 ③ F7		0-0 ③ G6-3			4 1 1 0 0 0 2 1 0 0 0 0 0 2						
José Cruz Jr., S (1, 7) OBP: 0.556, SLG: 0.333 49 Delwyn Young, S (7, 7) OBP: 0.138, SLG: 0.241	0-0 FC4 1B 1-3 2-H 1B	0-0 12 FC6-4 1B		B B B 4-0 1-2 BB		0-0 ① P5		0-0 ① G3		3 1 1 0 1 0 1 1 0 0 0 0 0 0						
12 Jeff Kent, R (1, 4) OBP: 0.273, SLG: 0.579 13 Oscar Robles, L (7, 4) OBP: 0.412, SLG: 0.429	0-0 ① SF8 3-H	0-0 ③ FC6-4 1-2f		0-0 ③ G4-3		0-0 ② G5-3		0-0 ② G6-3		3 0 0 1 0 0 3 1 0 0 0 0 0 0						
5 Nomar Garciaparra, R (1, 3) OBP: 0.216, SLG: 0.171 7 James Loney, L (7, 3) OBP: 0.500, SLG: 0.625	0-0 ② P3	0-0 ① G5-3			0-0 ① G5-3	S S S 0-3 ③ K		0-0 ③ F8		4 0 0 0 0 1 1 1 0 0 0 0 0 0						
Bill Mueller, S (1, 5) OBP: 0.400, SLG: 0.724 Willy Aybar, S (7, 5) OBP: 0.341, SLG: 0.278	0-0 2B E 2-H 1B	0-0 HR			0-0 HR 1B		0-0 ① G6-3			3 3 3 2 0 0 0 1 0 0 0 0 0 0						
Ricky Ledee, L (1, 9) OBP: 0.429, SLG: 1.000 70 Edwin Bellorin, R (8, 2) OBP: 0.600, SLG: 0.600	0-0 E 1-3 2B	C C C 0-3 ② K			0-0 1-H HR		0-0 ② F8			4 2 2 2 0 1 0 0 0 0 0 0 0 0						
Sandy Alomar Jr., R (1, 2) OBP: 0.267, SLG: 0.733 16 Andre Ethier, L (7, PR) OBP: 0.346, SLG: 0.500 (8, 9)	0-0 E5 2-H 3-H	0-0 ③ F7			0-0 ② G4-3		0-0 18 2B 2B			4 0 1 0 0 0 0 0 1 0 0 0 0 0						
Derek Lowe, R (1, 1) OBP: 0.333, SLG: 0.333 Eric Gagne, R (7, 1) Olmedo Saenz, R (7, PH) OBP: 0.308, SLG: 0.273 51 Jonathan Broxton, R (8, 1) Danys Baez, R (9, 1)	0-0 ③ F8			0-0 ① P3	0-0 15 2B 1B		B B B 4-0 18 2B BB			3 0 1 0 0 0 1 0 0 0 0 0 0 0 0 0 0 0 1 0 0 0 0 0 0 0 0 0 0 0 0 0 0 0 0						
Inning Stats	R: 5 E: 2 K: 0 S: 9 H: 4 LOB: 1 BB: 0 P: 9	R: 0 E: 0 K: 0 S: 4 H: 1 LOB: 1 BB: 0 P: 4	R: 1 E: 0 K: 1 S: 6 H: 1 LOB: 0 BB: 0 P: 6	R: 0 E: 1 K: 0 S: 4 H: 0 LOB: 2 BB: 1 P: 8	R: 2 E: 0 K: 0 S: 7 H: 4 LOB: 2 BB: 0 P: 7	R: 0 E: 0 K: 1 S: 5 H: 0 LOB: 0 BB: 0 P: 5	R: 1 E: 0 K: 0 S: 5 H: 2 LOB: 2 BB: 1 P: 9	R: 0 E: 0 K: 0 S: 3 H: 0 LOB: 0 BB: 0 P: 3		1B: 6 2B: 4 3B: 0 HR: 2	SF: 1 SAC: 0 DP: 0 HBP: 0			WP: 0 PB: 1 SB: 0 CS: 0	PA: 41		

	AB	38
	R	9
	H	12
	RBI	6
	BB	2
	SO	2
	LOB	10

PITCHER		IP	WLS	BF	H	R	ER	SO	BB	IBB	HBP	BLK	WP	HR	S	P	ERA	WHIP
40 Billy Traber, L ERA: 2.25	(1, 1)	4.0	L	22	6	6	2	1	1	0	0	0	0	1	23	27	4.50	1.750
Gary Majewski, R ERA: 18.0	(5, 1)	1.0		7	4	2	2	0	0	0	0	0	0	1	7	7	18.00	4.000
52 Saul Rivera, R ERA: 2.79	(6, 1)	2.0		9	2	1	1	1	1	0	0	0	0	0	10	14	4.50	1.500
37 Travis Hughes, R ERA: 15.0	(8, 1)	1.0		3	0	0	0	0	0	0	0	0	0	0	3	3	0.00	0.000

PITCHER	IP	WLS	BF	H	R	ER	SO	BB	IBB	HBP	BLK	WP	HR	S	P	ERA	WHIP

Batter	1	2	3	4	5	6	7	8	9	AB	R	H	RBI	BB	SO	LOB
15 Rafael Furcal, S (1, 6) OBP: 0.417, SLG: 0.400	S C C 0-3 ① K		B X 1-0 FC6 1-3 1B		B S B B B 4-1 S 2-3 BB	X 0-0 ③ F8	B B B B 4-0 1B 1-2 2-3 3-H BB		X 0-0 ② G6-3	2	0	1	0	1	1	0
Chin-Lung Hu, R (6, PH) OBP: 0.333, SLG: 0.300										2	0	0	1	1	0	1
(6, 6)																
Kenny Lofton, L (1, 8) OBP: 0.179, SLG: 0.148	X 0-0 ② F7		X 0-0 ③ FC6 1-2f		S X 0-1 ③ F7 1-2		74 G1-3 E 1B 1B SF8 2-3 3-H		S S S 0-3 ③ K	3	0	0	0	0	0	4
16 Andre Ethier, L (6, 8) OBP: 0.345, SLG: 0.500										2	1	1	1	0	1	0
5 Nomar Garciaparra, R (1, 3) OBP: 0.250, SLG: 0.237	X 0-0 ③ F9			X 0-0 S 1B		X 0-0 12 1B FC6-4 2B	FC1 1B 74 G1-3 17 2B 1-2 1B 1-2 3-H			3	1	2	0	0	0	0
Hee-Seop Choi, L (6, 3) OBP: 0.500, SLG: 0.500										2	1	1	1	0	0	1
12 Jeff Kent, R (1, 4) OBP: 0.280, SLG: 0.545		X 0-0 ① L1		X 0-0 ① F8		X 0-0 FC6-4 2-3 1B	G1-3 1-2 2-3 F8			3	0	1	0	0	0	1
74 Tony Abreu, S (6, PR) OBP: 0.375, SLG: 0.300										2	0	0	0	0	0	4
(6, 4)																
Joel Guzman, R (1, 7) OBP: 0.333, SLG: 0.500		X 0-0 ② F8	B X 1-0 ② L8 1-2		X 0-0 ① FC6-4 18 WP 55 HR 1-2f 3-H	X 0-0 17 2B 1B 2-3 3-H	X 0-0 G6-3			4	2	1	2	0	0	2
Brian Meadows, R (7, 7)										1	0	0	0	0	0	0
17 Jason Repko, R (1, 9) OBP: 0.372, SLG: 0.459		X 0-0 ③ F9		X 0-0 ③ G6-3		S S S 0-3 ② K	X 0-0 55 1B 2B 1-H 3-H	X 0-0 G4-3 ②		5	1	1	2	0	1	2
18 Ramon Martinez, R (1, 5) OBP: 0.406, SLG: 0.517			X 0-0 ① F7		X 0-0 ① G4-3	B B B B 4-0 55 HR 1-2 BB	B B B B 4-0 55 1B BB BB	B B B B 4-0 BB		2	1	0	0	1	0	0
13 Oscar Robles, L (6, 5) OBP: 0.444, SLG: 0.429										0	1	0	0	2	0	0
55 Russell Martin, R (1, 2) OBP: 0.444, SLG: 0.520			B B B B 4-0 15 1B 15 WP BB		B B B B 4-0 15 PB 31 SH2-4 BB	X 0-0 1-H 2-H HR	X 0-0 BB 47 HBP 16 SF8 1-3 2-H 1B	S S S 0-3 ③ K		2	2	2	4	2	0	0
16 Pat Borders, R (7, 2) OBP: 0.235, SLG: 0.188										1	0	0	0	0	1	1
31 Brad Penny, R (1, 1)			S S L 0-3 ② K		X 0-0 ② SH2-4 1-2	X 0-0 1B	H 1-0 16 SF8 BB 1B 1-2 HBP		X 0-0 ① F7	1	0	0	0	0	1	1
Cody Ross, R (6, PH) OBP: 0.444, SLG: 0.958										1	0	1	0	0	0	0
47 Tim Hamulack, R (6, 1)										0	1	0	0	0	0	0
D.J. Houlton, R (7, 1)										0	0	0	0	0	0	0
Willy Aybar, S (9, PH) OBP: 0.333, SLG: 0.270										1	0	0	0	0	0	0
44 Takashi Saito, L (9, 1)										0	0	0	0	0	0	0
Inning Stats	R: 0 E: 0 K: 1 S: 5 H: 0 LOB: 0 BB: 0 P: 5	R: 0 E: 0 K: 0 S: 3 H: 0 LOB: 0 BB: 0 P: 3	R: 0 E: 0 K: 1 S: 6 H: 1 LOB: 2 BB: 1 P: 11	R: 0 E: 0 K: 0 S: 4 H: 1 LOB: 1 BB: 0 P: 5	R: 0 E: 0 K: 0 S: 5 H: 0 LOB: 2 BB: 2 P: 13	R: 4 E: 0 K: 1 S: 9 H: 4 LOB: 1 BB: 1 P: 13	R: 7 E: 1 K: 0 S: 9 H: 5 LOB: 2 BB: 2 P: 18	R: 0 E: 0 K: 1 S: 5 H: 0 LOB: 1 BB: 1 P: 9	R: 0 E: 0 K: 1 S: 5 H: 0 LOB: 0 BB: 0 P: 5	1B: 8 2B: 2 3B: 0 HR: 1 SF: 1 SAC: 1 DP: 0 HBP: 1						

PITCHER		IP	WLS	BF	H	R	ER	SO	BB	IBB	HBP	BLK	WP	HR	S	P	ERA	WHIP
Tony Armas, R ERA:	(1, 1)	3.0		11	1	0	0	2	1	0	0	0	1	0	14	19	0.00	0.667
Mike Stanton, L ERA: 1.42	(4, 1)	1.0		4	1	0	0	0	0	0	0	0	0	0	4	5	0.00	1.000
Felix Rodriguez, R ERA:	(5, 1)	1.0		5	0	0	0	0	2	0	0	0	0	0	5	13	0.00	2.000
Joey Eischen, L ERA: 12.0	(6, 1)	1.0	L	8	4	4	4	1	1	0	0	0	1	1	9	13	36.00	5.000
Valerio De Los Santos, L ERA: 11.57	(7, 1)	0.1		7	4	6	5	0	1	0	0	0	0	0	6	10	135.00	15.000

PITCHER		IP	WLS	BF	H	R	ER	SO	BB	IBB	HBP	BLK	WP	HR	S	P	ERA	WHIP
57 Jason Bergmann, R ERA: 3.0	(7, 1)	1.2		9	1	1	0	1	2	0	1	0	0	0	8	17	0.00	1.800
Bill Bray, L ERA: 9.0	(9, 1)	1.0		3	0	0	0	1	0	0	0	0	0	0	5	5	0.00	0.000

TOP

Los Angeles Dodgers @ Washington Nationals
Space Coast Stadium, Viera, FL

Mon Mar 20 2006, 6:05 PM EST
Att. 4,554 - Clear - 69 F

livebaseballscorecards.com

AB	37
R	11
H	11
RBI	11
BB	7
SO	5
LOB	17

WP: 2 PB: 1 SB: 2 CS: 0 PA: 47

BOTTOM

Batter	1	2	3	4	5	6	7	8	9	AB	R	H	RBI	BB	SO	LOB
Alfonso Soriano, R (1, 7) Brandon Watson, L (1, 8) OBP: 0.382, SLG: 0.367	0-0 G1 S 24 1B 1B	0-0 S 1B			0-0 G1 ②			0-0 G3-1 ① S S S	0-3 K ③	0 5	0 1	0 2	0 0	0 0	0 1	0 2
Jose Vidro, S (1, 4) OBP: 0.273, SLG: 0.258 Brendan Harris, R (8, 4) OBP: 0.333, SLG: 0.359	B B B B 4-0 24 1B G1 11 FC4 1-2 BB	B X 1-0 G3 ③ 1-2			0-0 F7 ③			0-0 F9 ②		2 1	1 0	0 0	0 0	1 0	0 0	1 0
Jose Guillen, R (1, 9) 21 George Lombard, L (4, 9) OBP: 0.294, SLG: 0.419	0-0 G1 ① 1-2 2-3		0-0 G4-3 ①			0-0 P6 ①		0-0 G4-3 ③		2 2	0 0	0 0	0 0	0 0	0 0	2 0
24 Nick Johnson, L (1, 3) OBP: 0.235, SLG: 0.419	0-0 11 FC4 2-3 3-H 1B		0-0 F7 ②			0-0 G6-3 ②			C C C 0-3 K ①	4	0	1	1	0	1	0
11 Ryan Zimmerman, R (1, 5) OBP: 0.377, SLG: 0.563	0-0 FC4 ② 1B 1-2f 3-H		0-0 G6-3 ③			0-0 G5-3 ③			0-0 27 2B 1B 1B	4	1	1	1	0	0	1
Ryan Church, L (1, 8) (1, 7) OBP: 0.385, SLG: 0.333	0-0 1-2 1B			0-0 G3 ①			0-0 G4-3 ①		0-0 1-2 27 2B 1B	4	1	2	0	0	0	0
Royce Clayton, R (1, 6) OBP: 0.236, SLG: 0.255	0-0 L4 ③			0-0 F9 ②			S S S 0-3 K ②		0-0 F8 ②	4	0	0	0	0	1	4
Brian Schneider, L (1, 2) 27 Mike DiFelice, R (6, 2) OBP: 0.424, SLG: 0.484		0-0 G4-3 ①		0-0 G1-3 ③			0-0 G4-3 ③		0-0 39 1B 1-H 2-H 2B	2 2	0 0	0 1	0 2	0 0	0 0	0 0
Tony Armas, R (1, 1) Mike Stanton, L (4, 1) Felix Rodriguez, R (6, 1) Michael Tucker, L (5, PH) OBP: 0.200, SLG: 0.172 Joey Eischen, L (6, 1) Valerio De Los Santos, L (7, 1) 57 Jason Bergmann, R (7, 1) Daryle Ward, L (8, PH) OBP: 0.379, SLG: 0.586 Bill Bray, L (8, 1) 39 Kenny Kelly, R (9, PH) OBP: 0.417, SLG: 0.333		0-0 G3-1 ②			0-0 G6-3 ①			0-0 HR	0-0 2-3 1B	1 0 0 1 0 0 0 0 1 0	0 0 0 0 0 0 0 0 1 0	0 0 0 0 0 0 0 0 1 1	0 0 0 0 0 0 0 0 1 0	0 0 0 0 0 0 0 0 0 0	0 0 0 0 0 0 0 0 0 1	0 0 0 0 0 0 0 0 0 0
Inning Stats	R: 2 E: 0 K: 0 S: 6 H: 3 LOB: 2 BB: 1 P: 10	R: 0 E: 0 K: 0 S: 4 H: 1 LOB: 1 BB: 0 P: 5	R: 0 E: 0 K: 0 S: 3 H: 0 LOB: 0 BB: 0 P: 3	R: 0 E: 0 K: 0 S: 3 H: 0 LOB: 0 BB: 0 P: 3	R: 0 E: 0 K: 0 S: 3 H: 0 LOB: 0 BB: 0 P: 3	R: 0 E: 0 K: 0 S: 3 H: 0 LOB: 0 BB: 0 P: 3	R: 0 E: 0 K: 1 S: 5 H: 0 LOB: 0 BB: 0 P: 5	R: 1 E: 0 K: 0 S: 4 H: 1 LOB: 0 BB: 0 P: 4	R: 2 E: 0 K: 2 S: 11 H: 4 LOB: 2 BB: 0 P: 11	1B: 7 2B: 1 3B: 0 HR: 1	SF: 0 SAC: 0 DP: 0 HBP: 0			WP: 0 PB: 0 SB: 2 CS: 0	PA: 37		

PITCHER		IP	WLS	BF	H	R	ER	SO	BB	IBB	HBP	BLK	WP	HR	S	P	ERA	WHIP
31 Brad Penny, R ERA: 4.32	(1, 1)	5.0	W	20	4	2	2	0	1	0	0	0	0	0	19	24	3.60	1.000
47 Tim Hamulack, L ERA: 1.29	(6, 1)	1.0	H	3	0	0	0	0	0	0	0	0	0	0	3	3	0.00	0.000
D.J. Houlton, R ERA: 7.0	(7, 1)	2.0		7	1	1	1	1	0	0	0	0	0	1	9	9	4.50	0.500
44 Takashi Saito, R ERA: 4.5	(9, 1)	1.0		7	4	2	2	2	0	0	0	0	0	0	11	11	18.00	4.000

PITCHER	IP	WLS	BF	H	R	ER	SO	BB	IBB	HBP	BLK	WP	HR	S	P	ERA	WHIP

Los Angeles Dodgers @ Washington Nationals
Space Coast Stadium, Viera, FL
Mon Mar 20 2006, 6:05 PM EST
Att. 4,554 - Clear - 69 F

livebaseballscorecards.com

AB	36
R	5
H	9
RBI	5
BB	1
SO	3
LOB	10

Los Angeles Dodgers @ Florida Marlins

Roger Dean Stadium, Jupiter, FL

Tue Mar 21 2006, 1:05 PM EST

Att. 4,429 - Partly Cloudy - 86 F

TOP

livebaseballscorecards.com

Batter	1	2	3	4	5	6	7	8	9	AB	R	H	RBI	BB	SO	LOB
17 Jason Repko, R (1, 7) OBP: 0.362, SLG: 0.439	S S S 0-3 K ①		BB 2B 1B	S S S 0-3 K ③			S S S 0-3 K ①	0-0 1-2 1B		4	1	1	0	0	3	1
Joel Guzman, R (8, PH) OBP: 0.349, SLG: 0.512 (8, 7)										1	0	1	0	0	0	0
13 Oscar Robles, L (1, 6) OBP: 0.410, SLG: 0.387	X 0-0 G3 ②		X 0-0 L3 ①		X 0-0 L9 ①		X 0-0 G6-3 ②	S S S 0-3 K ③		3	0	0	0	0	1	1
Hee-Seop Choi, L (5, 3) OBP: 0.250, SLG: 0.250										2	0	0	0	0	1	2
José Cruz Jr., S (1, 8) OBP: 0.417, SLG: 0.222	X 0-0 G5-3 ③		S S S 0-3 K ②		X 0-0 F7 ②		C C C 0-3 K ③		X 0-0 G3 ①	3	0	0	0	0	1	1
Iván De Jesús Jr., R (5, 6)										2	0	0	0	0	1	0
Olmedo Saenz, R (1, 3) OBP: 0.375, SLG: 0.385		X 0-0 1B 1B 2B	B B B B 4-0 2B 1-2 BB		X 0-0 F7 ③			X 0-0 16 1B 2B	X 0-0 G3 ②	2	1	1	0	1	0	0
Franquelis Osoria, R (5, 1)										0	0	0	0	0	0	0
51 Jonathan Broxton, R (7, 1)										0	0	0	0	0	0	0
59 Kelly Wunsch, L (7, 1)										0	0	0	0	0	0	0
Sandy Alomar Jr., R (8, PH) OBP: 0.313, SLG: 0.813										1	0	1	0	0	0	0
Travis Denker, R (8, PR) (8, 4)										1	1	0	0	0	0	0
Ricky Ledee, L (1, 9) OBP: 0.600, SLG: 1.111		X 0-0 55 G4-3 1B 2-3 1B	X 0-0 1-3 2-H 2B			B B B B 4-0 55 G6-4-3 18 1B BB		X 0-0 92 1B 2-H 1B	X 0-0 L5 ③	2	0	2	1	1	0	0
16 Andre Ethier, L (6, PR) OBP: 0.355, SLG: 0.500 (6, 9)										2	2	1	1	0	0	0
Bill Mueller, S (1, 5) OBP: 0.424, SLG: 0.710		X 0-0 55 G4-3 1-2 3-H 1B	X 0-0 P6 ③			B B B B 4-0 55 G6-4-3 1-2 BB		X 0-0 92 1B SF8 1-2 1B		2	0	1	1	1	0	2
Willy Aybar, S (6, PR) OBP: 0.348, SLG: 0.289 (6, 5)										1	1	1	0	0	0	0
55 Russell Martin, R (1, 2) OBP: 0.400, SLG: 0.464		X 0-0 G4-3 ① 1-2 2-3		X 0-0 G1-4-3 ①		X 0-0 G6-4-3 ① ② 1-2f 2-3		X 0-0 F8 ①		3	0	0	0	0	0	4
16 Pat Borders, R (6, 2) OBP: 0.222, SLG: 0.176										1	0	0	0	0	0	2
18 Ramon Martinez, R (1, 4) OBP: 0.400, SLG: 0.500		X 0-0 L6 ②		X 0-0 F8 ②		X 0-0 3-H 1B		X 0-0 1B 1-3 2-H 1B		3	0	1	1	0	0	2
92 Jimmy Rohan, R (6, 4) OBP: 0.500, SLG: 0.400										1	0	1	1	0	0	0
56 Hung-Chih Kuo, L (8, 1)										0	0	0	0	0	0	0
Aaron Sele, R (1, 1)		S S S 0-3 K ③		X 0-0 1B		S S S 0-3 K ③		X 0-0 SF8 ② 3-H		1	0	0	0	0	1	2
36 Lance Carter, R (3, 1) OBP: 1.000, SLG: 1.000										1	0	1	0	0	0	0
Cody Ross, R (5, 8) OBP: 0.414, SLG: 0.920										1	0	0	1	0	1	1
Inning Stats	R: 0 E: 0 K: 1 S: 5 H: 0 LOB: 0 BB: 0 P: 5	R: 1 E: 0 K: 1 S: 8 H: 3 LOB: 2 BB: 0 P: 8	R: 1 E: 0 K: 1 S: 7 H: 2 LOB: 2 BB: 1 P: 11	R: 0 E: 0 K: 1 S: 6 H: 1 LOB: 1 BB: 0 P: 6	R: 0 E: 0 K: 0 S: 3 H: 0 LOB: 0 BB: 0 P: 3	R: 1 E: 0 K: 1 S: 5 H: 1 LOB: 1 BB: 2 P: 13	R: 0 E: 0 K: 2 S: 7 H: 0 LOB: 0 BB: 0 P: 7	R: 3 E: 0 K: 1 S: 10 H: 5 LOB: 2 BB: 0 P: 10	R: 0 E: 0 K: 0 S: 3 H: 0 LOB: 0 BB: 0 P: 3	1B: 9 2B: 3 3B: 0 HR: 0	SF: 1 SAC: 0 DP: 1 HBP: 0						

AB	37
R	6
H	12
RBI	6
BB	3
SO	8
LOB	18

WP: 0 PB: 0 SB: 0 CS: 0 PA: 41

PITCHER		IP	WLS	BF	H	R	ER	SO	BB	IBB	HBP	BLK	WP	HR	S	P	ERA	WHIP
Jason Vargas, L ERA: 2.25	(1, 1)	5.0	W	22	6	2	2	4	1	0	0	0	0	0	29	33	3.60	1.400
Taylor Tankersley, L ERA: 2.25	(6, 1)	0.0		1	0	1	1	0	1	0	0	0	0	0	0	4	∞	∞
Travis Bowyer, R ERA: 8.53	(6, 1)	1.0		4	1	0	0	1	1	0	0	0	0	0	5	9	0.00	2.000
60 Carlos Martinez, R ERA:	(7, 1)	1.0		3	0	0	0	2	0	0	0	0	0	0	7	7	0.00	0.000
Randy Messenger, R ERA: 10.57	(8, 1)	1.0		8	5	3	3	1	0	0	0	0	0	0	10	10	27.00	5.000

PITCHER		IP	WLS	BF	H	R	ER	SO	BB	IBB	HBP	BLK	WP	HR	S	P	ERA	WHIP
Chris Resop, R ERA: 2.25	(9, 1)	1.0	S	3	0	0	0	0	0	0	0	0	0	0	3	3	0.00	0.000

BOTTOM

Los Angeles Dodgers @ Florida Marlins

Roger Dean Stadium, Jupiter, FL

Tue Mar 21 2006, 1:05 PM EST

Att. 4,429 - Partly Cloudy - 86 F

livebaseballscorecards.com

Batter	1	2	3	4	5	6	7	8	9	AB	R	H	RBI	BB	SO	LOB
2 Hanley Ramirez, R (1, 6) OBP: 0.426, SLG: 0.733	G4-3	27 2B 1B 2-3		17 2B 3B		G3		G5-3		3	2	2	0	0	0	0
11 Robert Andino, R (5, 6) OBP: 0.372, SLG: 0.378										2	0	0	0	0	0	0
27 Jeremy Hermida, L (1, 9) OBP: 0.321, SLG: 0.256	G4-3	1B 2B 1-H 3-H		K		G6-3		P3		4	1	1	2	0	1	1
29 Mark Little, R (7, 9) OBP: 0.296, SLG: 0.292										1	0	0	0	0	0	0
Miguel Cabrera, R (1, 5) OBP: 0.308, SLG: 0.727	HR	1B 2-H		G6-3		K				4	1	2	2	0	1	1
Wes Helms, R (7, 5) OBP: 0.378, SLG: 0.471										0	0	0	0	0	0	0
17 Mike Jacobs, L (1, 3) OBP: 0.321, SLG: 0.429	L4	G3		2B 3-H			P2			3	0	1	1	0	0	1
Jason Stokes, R (7, 3) OBP: 0.333, SLG: 0.588										1	0	0	0	0	0	0
14 Josh Willingham, R (1, 2) OBP: 0.519, SLG: 0.762		K	G1-3	K			G4-3 4 E BB			3	0	0	0	0	2	1
Ryan Jorgensen, R (7, 2) OBP: 0.364, SLG: 0.333										0	0	0	0	1	0	0
6 Dan Uggla, R (1, 4) OBP: 0.264, SLG: 0.400	G5-3	HR			K		FC4 G4-3 1-2			3	1	1	1	0	1	0
4 Alfredo Amezaga, S (7, 4) OBP: 0.286, SLG: 0.571										1	0	0	0	0	0	1
61 Reggie Abercrombie, R (1, 8) OBP: 0.465, SLG: 0.805	HR	F7			2B		G4-3 1-2 2-3			3	1	2	1	0	0	0
Eric Reed, L (7, 8) OBP: 0.349, SLG: 0.333										1	0	0	0	0	0	2
3 Chris Aguila, R (1, 7) OBP: 0.342, SLG: 0.459	2B 1B	2B			K		G6-3			3	1	2	0	0	1	1
43 Matt Cepicky, L (7, 7) OBP: 0.250, SLG: 0.333										1	0	0	0	0	0	2
Jason Vargas, L (1, 1) OBP: 0.333, SLG: 0.667	2 1B 27 2B 1-H	G4-3			K			K		2	1	1	1	0	0	1
Lenny Harris, L (5, PH) OBP: 0.231, SLG: 0.280										1	0	0	0	0	1	1
Taylor Tankersley, L (6, 1)										0	0	0	0	0	0	0
Travis Bowyer, R (6, 1)										0	0	0	0	0	0	0
60 Carlos Martinez, R (7, 1)										0	0	0	0	0	0	0
Randy Messenger, R (8, 1)										0	0	0	0	0	0	0
31 Mike Kinkade, R (8, PH) OBP: 0.286, SLG: 0.452										1	0	0	0	0	1	0
Chris Resop, R (9, 1)										0	0	0	0	0	0	0
Inning Stats	R: 1 E: 0 K: 0 S: 4 H: 1 LOB: 0 BB: 0 P: 4	R: 5 E: 0 K: 1 S: 11 H: 6 LOB: 1 BB: 0 P: 11	R: 1 E: 0 K: 0 S: 5 H: 2 LOB: 1 BB: 0 P: 5	R: 1 E: 0 K: 2 S: 9 H: 2 LOB: 1 BB: 0 P: 9	R: 0 E: 0 K: 3 S: 10 H: 1 LOB: 1 BB: 0 P: 10	R: 0 E: 0 K: 1 S: 5 H: 0 LOB: 0 BB: 0 P: 6	R: 0 E: 1 K: 0 S: 4 H: 0 LOB: 2 BB: 1 P: 8	R: 0 E: 0 K: 1 S: 5 H: 0 LOB: 0 BB: 0 P: 5		1B: 3 2B: 5 3B: 1 HR: 3	SF: 0 SAC: 0 DP: 0 HBP: 0						

AB	37
R	8
H	12
RBI	8
BB	1
SO	8
LOB	12

WP: 0 PB: 0 SB: 0 CS: 0 PA: 38

PITCHER	IP	WLS	BF	H	R	ER	SO	BB	IBB	HBP	BLK	WP	HR	S	P	ERA	WHIP
Aaron Sele, R (1, 1) ERA: 5.27	2.0	L	13	7	6	6	1	0	0	0	0	0	2	15	15	27.00	3.500
36 Lance Carter, R (3, 1) ERA: 1.64	2.0		10	4	2	2	2	0	0	0	0	0	1	14	14	9.00	2.000
Franquelis Osoria, R (5, 1) ERA: 2.0	2.0		7	1	0	0	4	0	0	0	0	0	0	15	16	0.00	0.500
51 Jonathan Broxton, R (7, 1) ERA: 6.35	0.1		3	0	0	0	0	1	0	0	0	0	0	2	6	0.00	3.000
59 Kelly Wunsch, L (7, 1) ERA: 6.75	0.2		2	0	0	0	0	0	0	0	0	0	0	2	2	0.00	0.000

PITCHER	IP	WLS	BF	H	R	ER	SO	BB	IBB	HBP	BLK	WP	HR	S	P	ERA	WHIP
56 Hung-Chih Kuo, L (8, 1) ERA:	1.0		3	0	0	0	1	0	0	0	0	0	0	5	5	0.00	0.000

Los Angeles Dodgers @ New York Mets

Tradition Field, Port St. Lucie, FL

Wed Mar 22 2006, 7:10 PM EST

Att. 6,828 - Clear - 71 F

TOP

livebaseballscorecards.com

Batter	1	2	3	4	5	6	7	8	9	AB	R	H	RBI	BB	SO	LOB
15 Rafael Furcal, S (1, 6) OBP: 0.438, SLG: 0.429	0-0 S 1B 1B		0-0 5 G6-3 G3 1B		0-0 FC3 5 1B 1-2		0-0 G6-4-3 ②③ 1-2f			4	1	2	0	0	0	2
Eric Gagne, R (7, 1)										0	0	0	0	0	0	0
Eric Langill, R (8, 2)										0	0	0	0	0	0	0
Kenny Lofton, L (1, 8) OBP: 0.188, SLG: 0.161	S X 0-1 5 G6-3 1-H 1B		0-0 ① G3 1-2		0-0 ② F7			0-0 ① G6-3		4	0	1	1	0	0	3
17 Jason Repko, R (8, 8) OBP: 0.362, SLG: 0.439										0	0	0	0	0	0	0
5 Nomar Garciaparra, R (1, 3) OBP: 0.250, SLG: 0.238	0-0 ① G6-3 2-3		0-0 ② G6-3 2-3		0-0 1-2 2-3 1B			0-0 ② G1-3		4	0	1	0	0	0	2
Hee-Seop Choi, L (8, 3) OBP: 0.250, SLG: 0.250										0	0	0	0	0	0	0
Ricky Ledee, L (1, 7) OBP: 0.429, SLG: 0.769	S S S 0-3 ② K		S S S 0-3 ③ K		0-0 ③ F7			0-0 ③ G4-3		4	0	0	0	0	2	5
43 Yhency Brazoban, R (8, 1)										0	0	0	0	0	0	0
56 Hung-Chih Kuo, L (9, 1)										0	0	0	0	0	0	0
Sandy Alomar Jr., R (1, 2) OBP: 0.263, SLG: 0.684	0-0 ③ G5-3			0-0 ① F8		0-0 ① G6-3			S S S 0-3 ① K2-3	3	0	0	0	0	0	1
Joel Guzman, R (8, 7) OBP: 0.341, SLG: 0.500										1	0	0	0	0	1	0
Bill Mueller, S (1, 5) OBP: 0.417, SLG: 0.676		0-0 13 G1-4-6-3 HBP 1B		0-0 ② G3		0-0 ② G5-3			0-0 ② F8	3	0	1	0	0	0	0
Willy Aybar, S (6, 5) OBP: 0.340, SLG: 0.282										1	0	0	0	0	0	0
Cody Ross, R (1, 9) OBP: 0.433, SLG: 0.920		H 1-0 13 G1-4-6-3 1-2 HBP		S S S 0-3 ③ K		0-0 ③ F7			0-0 1B	0	0	0	0	0	0	0
16 Andre Ethier, L (2, 9) OBP: 0.353, SLG: 0.483										3	0	1	0	0	1	0
13 Oscar Robles, L (1, 4) OBP: 0.381, SLG: 0.353		0-0 ①② G1-4-6-3 1-2f 2-3			0-0 ① F8		S S S 0-3 ① K		0-0 ③ F9	3	0	0	0	0	1	2
92 Jimmy Rohan, R (7, 6) OBP: 0.429, SLG: 0.333										1	0	0	0	0	0	1
Brett Tomko, R (1, 1) OBP: 0.250, SLG: 0.250		0-0 ③ G4-3			0-0 5 1B 15 E 1B		0-0 15 G6-4-3 1B			2	0	1	0	0	0	1
Blake DeWitt, L (7, PH) OBP: 0.333, SLG: 0.333										1	0	1	0	0	0	0
(7, 4)																

Inning Stats																															
	R: 1	H: 2	R: 0	H: 1	R: 0	H: 1	R: 0	H: 0	R: 0	H: 2	R: 0	H: 0	R: 0	H: 1	R: 0	H: 0	R: 0	H: 1	1B: 8	SF: 0	WP: 0	PA: 35
	E: 0	LOB: 1	E: 0	LOB: 1	E: 0	LOB: 1	E: 0	LOB: 0	E: 1	LOB: 3	E: 0	LOB: 0	E: 0	LOB: 0	E: 0	LOB: 0	E: 0	LOB: 1	2B: 0	SAC: 0	PB: 0	
	K: 1	BB: 0	K: 0	BB: 0	K: 1	BB: 0	K: 0	BB: 0	K: 0	BB: 0	K: 0	BB: 0	K: 1	BB: 0	K: 0	BB: 0	K: 1	BB: 0	3B: 0	DP: 2	SB: 1	
	S: 8	P: 8	S: 3	P: 4	S: 6	P: 6	S: 5	P: 5	S: 6	P: 6	S: 3	P: 3	S: 5	P: 5	S: 3	P: 3	S: 6	P: 6	HR: 0	HBP: 1	CS: 0	

PITCHER		IP	WLS	BF	H	R	ER	SO	BB	IBB	HBP	BLK	WP	HR	S	P	ERA	WHIP
Aaron Heilman, R ERA: 1.29	(1, 1)	5.0		22	6	1	1	3	0	0	1	0	0	0	28	29	1.80	1.200
Darren Oliver, L ERA: 1.93	(6, 1)	1.0		3	0	0	0	0	0	0	0	0	0	0	3	3	0.00	0.000
25 Pedro Feliciano, L ERA:	(7, 1)	1.1		4	1	0	0	1	0	0	0	0	0	0	6	6	0.00	0.750
Chad Bradford, R ERA: 2.45	(8, 1)	0.2		2	0	0	0	0	0	0	0	0	0	0	2	2	0.00	0.000
Jorge Julio, R ERA:	(9, 1)	1.0	W	4	1	0	0	1	0	0	0	0	0	0	6	6	0.00	1.000

PITCHER	IP	WLS	BF	H	R	ER	SO	BB	IBB	HBP	BLK	WP	HR	S	P	ERA	WHIP

BOTTOM

Batter	1	2	3	4	5	6	7	8	9	AB	R	H	RBI	BB	SO	LOB
7 José Reyes, S (1, 6) OBP: 0.545, SLG: 0.818	0-0 16 CS 1B		0-0 16 S 1B		0-0 G5-3		0-3 K		0-0 1-H 2B	3	0	2	0	0	0	1
Darren Oliver, R (6, 1)										0	0	0	0	0	0	0
44 Lastings Milledge, R (7, 7) OBP: 0.360, SLG: 0.469										2	0	1	1	0	1	2
16 Paul Lo Duca, R (1, 2) OBP: 0.357, SLG: 0.520	0-1 G6-3 1-2		0-1 G4-3 1-2			0-0 E5 F9 21 1B 5 SF9	0-3 K			4	1	0	0	0	1	4
40 Joe Hietpas, R (8, 2) OBP: 0.667, SLG: 0.750										0	0	0	0	0	0	0
21 Carlos Delgado, L (1, 3) OBP: 0.786, SLG: 0.833	4-0 BB			0-0 FC5-4 1B		0-0 1-2 1B		4-0 73 SH2-3 BB		2	0	2	0	1	0	0
Jeff Keppinger, R (7, 5) OBP: 0.359, SLG: 0.486										0	0	0	0	1	0	0
Cliff Floyd, L (1, 7) OBP: 0.383, SLG: 0.561	0-0 G4-3			0-3 K		0-0 F9 2-3		0-0 SH2-3 1-2		3	0	0	0	0	1	4
73 Todd Self, L (7, 3) OBP: 0.281, SLG: 0.379										0	0	0	0	0	0	0
5 David Wright, R (1, 5) OBP: 0.333, SLG: 0.381		0-0 F9		0-0 F8		0-0 SF9 3-H		0-3 K		2	0	0	1	0	0	1
25 Pedro Feliciano, L (7, 1)										0	0	0	0	0	0	0
Chad Bradford, R (8, 1)										0	0	0	0	0	0	0
26 Tike Redman, L (8, PH) OBP: 0.289, SLG: 0.390										1	0	0	0	0	1	1
Jorge Julio, R (9, 1)										0	0	0	0	0	0	0
Xavier Nady, R (1, 9) OBP: 0.346, SLG: 0.490		0-0 P6		0-0 FC5-4 1-2f		0-0 G1-3		0-0 P5		4	0	0	0	0	0	3
10 Endy Chavez, L (1, 8) OBP: 0.467, SLG: 0.417		0-0 G6-3			0-0 1 G5-3 1B		0-3 K		0-0 F7	4	0	1	0	0	1	0
1 Anderson Hernandez, S (1, 4) OBP: 0.302, SLG: 0.286			0-0 G6-3		0-0 G5-3 1-2		0-0 22 BB 1B		0-0 L3	4	0	1	0	0	0	1
Aaron Heilman, R (1, 1)			0-3 K		0-0 L4		4-0 1-2 BB		0-0 E5 44 2B	1	0	0	0	0	1	0
Julio Franco, R (5, PH) OBP: 0.467, SLG: 0.435										1	0	0	0	0	0	1
22 Jose Valentin, S (6, 6) OBP: 0.385, SLG: 0.300										1	1	0	0	1	0	0
Inning Stats	R: 0 E: 0 K: 0 S: 4 H: 1 LOB: 1 BB: 1 P: 8	R: 0 E: 0 K: 0 S: 3 H: 0 LOB: 0 BB: 0 P: 3	R: 0 E: 0 K: 1 S: 7 H: 1 LOB: 1 BB: 0 P: 7	R: 0 E: 0 K: 1 S: 6 H: 1 LOB: 1 BB: 0 P: 6	R: 0 E: 0 K: 0 S: 4 H: 1 LOB: 1 BB: 0 P: 4	R: 1 E: 1 K: 0 S: 5 H: 1 LOB: 1 BB: 0 P: 5	R: 0 E: 0 K: 3 S: 10 H: 1 LOB: 2 BB: 1 P: 14	R: 0 E: 0 K: 1 S: 5 H: 0 LOB: 1 BB: 1 P: 9	R: 1 E: 1 K: 0 S: 4 H: 1 LOB: 1 BB: 0 P: 4	1B: 6 2B: 1 3B: 0 HR: 0	SF: 1 SAC: 1 DP: 0 HBP: 0						

PITCHER	IP	WLS	BF	H	R	ER	SO	BB	IBB	HBP	BLK	WP	HR	S	P	ERA	WHIP
Brett Tomko, R (1, 1) ERA: 1.35	6.0		24	5	1	0	2	1	0	0	0	0	0	29	33	0.00	1.000
Eric Gagne, R (7, 1) ERA:	1.0		5	1	0	0	3	1	0	0	0	0	0	10	14	0.00	2.000
43 Yhency Brazoban, R (8, 1) ERA: 7.94	1.0		4	0	0	0	1	1	0	0	0	0	0	5	9	0.00	1.000
56 Hung-Chih Kuo, L (9, 1) ERA:	0.2	L	4	1	1	0	0	0	0	0	0	0	0	4	4	0.00	1.500

PITCHER	IP	WLS	BF	H	R	ER	SO	BB	IBB	HBP	BLK	WP	HR	S	P	ERA	WHIP

Los Angeles Dodgers @ New York Mets

Tradition Field, Port St. Lucie, FL

Wed Mar 22 2006, 7:10 PM EST

Att. 6,828 - Clear - 71 F

livebaseballscorecards.com

AB	32
R	2
H	7
RBI	2
BB	3
SO	6
LOB	18

WP: 0	PB: 0	SB: 1	CS: 1
PA: 37			

Batter	1	2	3	4	5	6	7	8	9	AB	R	H	RBI	BB	SO	LOB
22 David Eckstein, R (1, 6) OBP: 0.404, SLG: 0.385	F8	16 1B 2-H 1B		G6-3		K			P6	3	0	1	1	0	0	0
26 Scott Spiezio, S (6, PH) (6, 5) OBP: 0.345, SLG: 0.469										2	0	0	0	0	1	1
16 Chris Duncan, L (1, 3) (6, 9) OBP: 0.370, SLG: 0.585	BBBB 27 1B 15 G4-3 BB	1-3 1B			G4-3		1B 1B 2B		K	4	2	2	0	1	1	0
27 Scott Rolen, R (1, 5) OBP: 0.355, SLG: 0.345	15 G4-3 1-3 1B	P6			K		1B 2-3 1B		P4	3	0	1	0	0	1	2
Deivi Cruz, R (6, 6) OBP: 0.161, SLG: 0.290										2	0	1	0	0	0	0
15 Jim Edmonds, L (1, 8) OBP: 0.429, SLG: 0.474	G4-3 1-2 3-H	2B			53 1B 1B		G5-4-3 1-2 3-H 1B			3	0	2	1	0	0	1
Gary Bennett, R (7, PH) (7, 2) OBP: 0.375, SLG: 0.400										1	0	1	1	0	0	0
53 John Rodriguez, L (1, 9) OBP: 0.340, SLG: 0.293	L8	K			1-3 1B		K			3	0	1	0	0	1	2
47 Brian Daubach, L (6, 3) OBP: 0.412, SLG: 0.643										1	0	0	0	0	1	2
John Gall, R (1, 7) OBP: 0.255, SLG: 0.306		F9	F7		G5-3		G5-4-3 1-2f			4	0	0	0	0	0	5
4 Yadier Molina, R (1, 2) OBP: 0.583, SLG: 0.722		1B SH3-1 1B	L5			P6		B1-3		3	1	1	0	0	0	1
55 Skip Schumaker, L (7, 8) OBP: 0.360, SLG: 0.356										1	0	0	0	0	0	0
Aaron Miles, S (1, 4) OBP: 0.381, SLG: 0.316		22 1B SH3-1 1-3 1B		G6-3		G3		G3		4	1	1	0	0	0	0
Jeff Suppan, R (1, 1) OBP: 0.200, SLG: 0.200		SH3-1 1-2 3-H		G5-3		E6		K		2	0	0	1	0	0	0
Josh Hancock, R (7, 1)										0	0	0	0	0	0	0
83 Iker Franco, R (8, PH)										1	0	0	0	0	1	0
41 Braden Looper, R (8, 1)										0	0	0	0	0	0	0
Brian Falkenborg, R (9, 1)										0	0	0	0	0	0	0
Inning Stats	R: 1 E: 0 K: 0 S: 4 H: 1 LOB: 1 BB: 1 P: 8	R: 2 E: 0 K: 0 S: 7 H: 4 LOB: 2 BB: 0 P: 7	R: 0 E: 0 K: 1 S: 6 H: 1 LOB: 1 BB: 0 P: 6	R: 0 E: 0 K: 0 S: 3 H: 0 LOB: 0 BB: 0 P: 3	R: 0 E: 0 K: 1 S: 7 H: 2 LOB: 2 BB: 0 P: 7	R: 0 E: 1 K: 1 S: 6 H: 0 LOB: 1 BB: 0 P: 6	R: 1 E: 0 K: 1 S: 7 H: 3 LOB: 1 BB: 0 P: 7	R: 0 E: 0 K: 1 S: 5 H: 0 LOB: 0 BB: 0 P: 5	R: 0 E: 0 K: 1 S: 5 H: 0 LOB: 0 BB: 0 P: 5							

TOP

St. Louis Cardinals @ Los Angeles Dodgers

Holman Stadium, Vero Beach, FL

Thu Mar 23 2006, 1:05 PM EST
Att. 5,941 - Cloudy - 72 F

livebaseballscorecards.com

AB	37
R	4
H	11
RBI	4
BB	1
SO	6
LOB	14

1B: 9	SF: 0	WP: 0	PA: 39
2B: 2	SAC: 1	PB: 0	
3B: 0	DP: 1	SB: 0	
HR: 0	HBP: 0	CS: 0	

PITCHER	IP	WLS	BF	H	R	ER	SO	BB	IBB	HBP	BLK	WP	HR	S	P	ERA	WHIP
Jae Weong Seo, R (1, 1) ERA: 5.4	5.0	L	24	8	3	3	2	1	0	0	0	0	0	27	31	5.40	1.800
Danys Baez, R (6, 1) ERA: 2.0	1.0		4	0	0	0	1	0	0	0	0	0	0	6	6	0.00	0.000
47 Tim Hamulack, L (7, 1) ERA: 2.25	1.0		5	3	1	1	1	0	0	0	0	0	0	7	7	9.00	3.000
D.J. Houlton, R (8, 1) ERA: 5.73	2.0		6	0	0	0	2	0	0	0	0	0	0	10	10	0.00	0.000

PITCHER	IP	WLS	BF	H	R	ER	SO	BB	IBB	HBP	BLK	WP	HR	S	P	ERA	WHIP

Batter	1	2	3	4	5	6	7	8	9	AB	R	H	RBI	BB	SO	LOB
15 Rafael Furcal, S (1, 6)	0-0 SF7 1B 2B		1-0 2-H 1B			0-0 L8		0-0 P3		3	1	2	1	0	0	0
Sergio Garcia, R (7, 6)										1	0	0	0	0	0	1
José Cruz Jr., S (1, 8)	0-0 12 G4-6-3 2-3 1B		0-3 K			0-0 F8			0-0 1B 1B	3	0	1	0	0	1	1
Brian Meadows, R (7, 9)										1	0	1	0	0	0	0
J.D. Drew, L (1, 9)	0-0 SF7 3-H		0-0 F8			0-0 G3-1			0-0 F9	2	0	0	1	0	0	1
47 Tim Hamulack, R (7, 1)										0	0	0	0	0	0	0
16 Pat Borders, R (8, 2)										1	0	0	0	0	0	1
12 Jeff Kent, R (1, 4)	0-0 G4-6-3 1-2f			0-0 G5-3			0-0 G6-4-3 1B		0-0 1-2 1B	3	0	1	0	0	0	1
D.J. Houlton, R (8, 1)										0	0	0	0	0	0	0
Sandy Alomar Jr., R (9, PH)										1	0	1	0	0	0	0
Cody Ross, R (9, PR)										0	0	0	0	0	0	0
Joel Guzman, R (1, 7)		0-0 G1-6-3 1B		0-3 K			0-0 G6-4-3 1-2f		0-3 K	4	0	1	0	0	2	3
Hee-Seop Choi, L (1, 3)		0-0 G1-6-3 1-2f		0-0 G3-1			0-3 K		0-0 L5	4	0	0	0	0	1	3
Willy Aybar, S (1, 5)		0-0 F7			0-0 P4			0-3 K		3	0	0	0	0	1	0
55 Russell Martin, R (1, 2)			4-0 15 WP SH2-3 15 1B BB		0-0 P4			0-0 G5-3		1	1	0	0	1	0	0
18 Ramon Martinez, R (8, 4)										1	0	0	0	0	0	0
Jae Weong Seo, R (1, 1)			0-0 SH2-3 1-2		0-0 G3-1			0-0 2B		0	0	0	0	0	0	0
Ricky Ledee, L (5, PH)										1	0	0	0	0	0	0
Danys Baez, R (6, 1)										0	0	0	0	0	0	0
17 Jason Repko, R (7, 8)										1	0	1	0	0	0	0
Inning Stats	R: 1 E: 0 K: 0 S: 4 H: 2 LOB: 0 BB: 0 P: 4	R: 0 E: 0 K: 0 S: 3 H: 1 LOB: 0 BB: 0 P: 3	R: 1 E: 0 K: 1 S: 6 H: 1 LOB: 1 BB: 1 P: 11	R: 0 E: 0 K: 1 S: 5 H: 0 LOB: 0 BB: 0 P: 5	R: 0 E: 0 K: 0 S: 3 H: 0 LOB: 0 BB: 0 P: 3	R: 0 E: 0 K: 0 S: 3 H: 0 LOB: 0 BB: 0 P: 3	R: 0 E: 0 K: 1 S: 5 H: 1 LOB: 0 BB: 0 P: 5	R: 0 E: 0 K: 1 S: 6 H: 1 LOB: 1 BB: 0 P: 6	R: 0 E: 0 K: 1 S: 7 H: 2 LOB: 2 BB: 0 P: 7	1B: 6 2B: 2 3B: 0 HR: 0	SF: 1 SAC: 1 DP: 3 HBP: 0						

PITCHER	IP	WLS	BF	H	R	ER	SO	BB	IBB	HBP	BLK	WP	HR	S	P	ERA	WHIP
Jeff Suppan, R (1, 1) ERA: 8.2	6.0	W	21	4	2	2	2	1	0	0	0	1	0	24	29	3.00	0.833
Josh Hancock, R (7, 1) ERA:	1.0	H	3	1	0	0	1	0	0	0	0	0	0	5	5	0.00	1.000
41 Braden Looper, R (8, 1) ERA: 7.5	1.0	H	4	1	0	0	1	0	0	0	0	0	0	6	6	0.00	1.000
Brian Falkenborg, R (9, 1) ERA:	1.0	S	5	2	0	0	1	0	0	0	0	0	0	7	7	0.00	2.000

PITCHER	IP	WLS	BF	H	R	ER	SO	BB	IBB	HBP	BLK	WP	HR	S	P	ERA	WHIP

BOTTOM

St. Louis Cardinals @ Los Angeles Dodgers

Holman Stadium, Vero Beach, FL

Thu Mar 23 2006, 1:05 PM EST

Att. 5,941 - Cloudy - 72 F

livebaseballscorecards.com

AB	30
R	2
H	8
RBI	2
BB	1
SO	5
LOB	11

WP: 1 PB: 0 SB: 0 CS: 0 PA: 33

Florida Marlins @ Los Angeles Dodgers

Holman Stadium, Vero Beach, FL

Fri Mar 24 2006, 7:05 PM EST

Att. 4,666 - Clear - 72 F

TOP

livebaseballscorecards.com

Batter	1	2	3	4	5	6	7	8	9	AB	R	H	RBI	BB	SO	LOB
2 Hanley Ramirez, R (1, 6) OBP: 0.382, SLG: 0.679	G6-3		K	G6-3		F9	G6-4-3 1-2f			5	0	0	0	0	1	4
11 Robert Andino, R (7, 6) OBP: 0.364, SLG: 0.368										0	0	0	0	0	0	0
27 Jeremy Hermida, L (1, 9) OBP: 0.328, SLG: 0.275	K		WP 1-3 1B		2B 17 2B 1B	K		F8		5	1	2	0	0	2	0
29 Mark Little, R (9, 9) OBP: 0.276, SLG: 0.269										0	0	0	0	0	0	0
Miguel Cabrera, R (1, 5) OBP: 0.381, SLG: 0.842	L6		K 1-2 3-H		17 2B 1-3 2B	HR		G4-3		4	2	2	1	0	1	1
Wes Helms, R (7, 5) OBP: 0.368, SLG: 0.457										1	0	0	0	0	0	0
17 Mike Jacobs, L (1, 3) OBP: 0.367, SLG: 0.509		HR	BB 6 FC6-4		6 1B 2-H 3-H 2B	BB 6 1B		P5		2	2	2	3	2	0	0
43 Matt Cepicky, L (7, 7) OBP: 0.233, SLG: 0.310										1	0	0	0	0	0	0
6 Dan Uggla, R (1, 4) OBP: 0.317, SLG: 0.436		BB	FC6-4 1-2f		G4-3 61 HR 2-H 1B	1-2 1B			G4-3 2B	3	1	2	1	1	0	2
4 Alfredo Amezaga, S (7, 4) OBP: 0.300, SLG: 0.600										1	0	1	0	0	0	0
Miguel Olivo, R (1, 2) OBP: 0.179, SLG: 0.342	K			K	G4-3 2-3	F8			G4-3 2-3	4	0	0	0	0	2	4
47 Ricky Nolasco, R (7, 1)										0	0	0	0	0	0	0
Randy Messenger, R (8, 1)										0	0	0	0	0	0	0
Lenny Harris, L (9, PH) OBP: 0.222, SLG: 0.269										1	0	0	0	0	0	1
Joe Borowski, R (9, 1)										0	0	0	0	0	0	0
61 Reggie Abercrombie, R (1, 8) OBP: 0.460, SLG: 0.813		K		3 S 3 2B 1B					F8	4	2	3	2	0	1	1
Eric Reed, L (7, 8) OBP: 0.333, SLG: 0.317					HR 3-H	3 FC6-4 1B				1	0	0	0	0	0	1
3 Chris Aguila, R (1, 7) OBP: 0.333, SLG: 0.455		G4-3		G4-3 1-H 2B	K	FC6-4 20 BB 1-2f			K	4	0	1	1	0	1	2
Jason Stokes, R (7, 3) OBP: 0.316, SLG: 0.556										1	0	0	0	0	1	1
Dontrelle Willis, L (1, 1)			E4 27 1B WP	G4-3 2-3	F8		2 G6-4-3 1-2 BB			3	1	0	0	0	0	1
20 Matt Treanor, R (7, PH) OBP: 0.556, SLG: 0.609										0	0	0	0	1	0	0
(7, 2)																

	AB	40
	R	9
	H	13
	RBI	8
	BB	4
	SO	9
	LOB	18

Inning Stats																												
	R: 0	H: 0	R: 1	H: 1	R: 1	H: 1	R: 1	H: 2	R: 5	H: 5	R: 1	H: 2	R: 0	H: 1	R: 0	H: 0	R: 0	H: 1	1B: 6	SF: 0	WP: 1	PA: 44
	E: 0	LOB: 0	E: 0	LOB: 1	E: 1	LOB: 2	E: 0	LOB: 1	E: 0	LOB: 0	E: 0	LOB: 2	E: 0	LOB: 1	E: 0	LOB: 0	E: 0	LOB: 1	2B: 4	SAC: 0	PB: 0	
	K: 1	BB: 0	K: 2	BB: 1	K: 2	BB: 1	K: 1	BB: 0	K: 1	BB: 0	K: 1	BB: 1	K: 0	BB: 1	K: 0	BB: 0	K: 1	BB: 0	3B: 0	DP: 1	SB: 1	
	S: 5	P: 5	S: 8	P: 12	S: 9	P: 14	S: 8	P: 8	S: 10	P: 10	S: 7	P: 11	S: 3	P: 7	S: 3	P: 3	S: 6	P: 6	HR: 3	HBP: 0	CS: 0	

PITCHER	IP	WLS	BF	H	R	ER	SO	BB	IBB	HBP	BLK	WP	HR	S	P	ERA	WHIP
Derek Lowe, R (1, 1) ERA: 3.71	4.0	L	23	8	7	6	6	2	0	0	0	1	1	34	43	13.50	2.500
43 Yhency Brazoban, R (5, 1) ERA: 8.1	1.0		4	1	1	1	1	0	0	0	0	0	1	6	6	9.00	1.000
Eric Gagne, R (6, 1) ERA: 1.5	1.0		6	2	1	1	1	1	0	0	0	0	1	7	11	9.00	3.000
Brian Meadows, R (7, 1) ERA: 9.58	3.0		11	2	0	0	1	1	0	0	0	0	0	12	16	0.00	1.000

PITCHER	IP	WLS	BF	H	R	ER	SO	BB	IBB	HBP	BLK	WP	HR	S	P	ERA	WHIP

Florida Marlins @ Los Angeles Dodgers

Holman Stadium, Vero Beach, FL

Fri Mar 24 2006, 7:05 PM EST

Att. 4,666 - Clear - 72 F

livebaseballscorecards.com

BOTTOM

Batter	1	2	3	4	5	6	7	8	9	AB	R	H	RBI	BB	SO	LOB
15 Rafael Furcal, S (1, 6) OBP: 0.455, SLG: 0.500	1B		G1-3		G5-3			P6		3	0	1	0	0	0	1
18 Ramon Martinez, R (7, 4) OBP: 0.378, SLG: 0.471										1	0	0	0	0	0	1
Kenny Lofton, L (1, 8) OBP: 0.200, SLG: 0.152	F7		F8			BB G3-6-3		K		2	0	0	0	1	0	0
Cody Ross, R (7, 9) OBP: 0.419, SLG: 0.885										1	0	0	0	0	1	1
J.D. Drew, L (1, 9) OBP: 0.355, SLG: 0.679	G6-3			G3		G3-6-3 1-2f			K	3	0	0	0	0	0	1
16 Pat Borders, R (7, 2) OBP: 0.200, SLG: 0.158										1	0	0	0	0	1	0
12 Jeff Kent, R (1, 4) OBP: 0.290, SLG: 0.481		F8		BB		G3			G4-3	2	0	0	0	1	0	0
Brian Meadows, R (7, 1) OBP: 0.500, SLG: 0.500										0	0	0	0	0	0	0
Eric Langill, R (9, PH)										1	0	0	0	0	0	0
5 Nomar Garciaparra, R (1, 3) OBP: 0.239, SLG: 0.227		G6-3		F9			F9		G3-1	2	0	0	0	0	0	1
Eric Gagne, R (6, 1)										0	0	0	0	0	0	0
13 Oscar Robles, L (7, 6) OBP: 0.364, SLG: 0.333										2	0	0	0	0	0	0
Bill Mueller, S (1, 5) OBP: 0.436, SLG: 0.657	BB HR			P3			HBP L4-3			1	1	0	0	1	0	1
Willy Aybar, S (7, PR) OBP: 0.320, SLG: 0.262										0	0	0	0	0	0	0
(8, 5)																
José Cruz Jr., S (1, 7) OBP: 0.389, SLG: 0.467	HR 1-H				F9		L4-3 1-1			3	1	1	2	0	0	1
(7, 8)										0	0	0	0	0	0	0
17 Jason Repko, R (8, 8) OBP: 0.375, SLG: 0.476																
Sandy Alomar Jr., R (1, 2) OBP: 0.318, SLG: 0.682	P6				1B			2B		2	0	1	0	0	0	0
Joel Guzman, R (7, 7) OBP: 0.347, SLG: 0.511										1	0	1	0	0	0	0
Derek Lowe, R (1, 1) OBP: 0.250, SLG: 0.250			K		F8			K		1	0	0	0	0	1	0
43 Yhency Brazoban, R (5, 1)										0	0	0	0	0	0	0
Olmedo Saenz, R (5, PH) OBP: 0.333, SLG: 0.333										2	0	0	0	0	1	2
(6, 3)																
Inning Stats	R: 0 E: 0 K: 0 S: 3 H: 1 LOB: 0 BB: 0 P: 3	R: 2 E: 0 K: 0 S: 4 H: 1 LOB: 0 BB: 1 P: 8	R: 0 E: 0 K: 1 S: 5 H: 0 LOB: 0 BB: 0 P: 5	R: 0 E: 0 K: 0 S: 3 H: 0 LOB: 1 BB: 1 P: 7	R: 0 E: 0 K: 0 S: 4 H: 1 LOB: 1 BB: 0 P: 4	R: 0 E: 0 K: 0 S: 2 H: 0 LOB: 0 BB: 1 P: 6	R: 0 E: 0 K: 0 S: 2 H: 0 LOB: 1 BB: 0 P: 3	R: 0 E: 0 K: 2 S: 8 H: 1 LOB: 1 BB: 0 P: 8	R: 0 E: 0 K: 1 S: 5 H: 0 LOB: 0 BB: 0 P: 5	1B: 2 2B: 2 3B: 0 HR: 1 SF: 0 SAC: 0 DP: 2 HBP: 1						

	AB	28
	R	2
	H	4
	RBI	2
	BB	3
	SO	4
	LOB	9

WP: 0 PA: 32
PB: 0
SB: 0
CS: 0

PITCHER		IP	WLS	BF	H	R	ER	SO	BB	IBB	HBP	BLK	WP	HR	S	P	ERA	WHIP
Dontrelle Willis, L ERA: 3.12	(1, 1)	6.0	W	22	3	2	2	1	3	0	0	0	0	1	21	33	3.00	1.000
47 Ricky Nolasco, R ERA:	(7, 1)	1.0		3	0	0	0	0	0	0	1	0	0	0	2	3	0.00	0.000
Randy Messenger, R ERA: 9.35	(8, 1)	1.0		4	1	0	0	2	0	0	0	0	0	0	8	8	0.00	1.000
Joe Borowski, R ERA: 1.29	(9, 1)	1.0		3	0	0	0	1	0	0	0	0	0	0	5	5	0.00	0.000

PITCHER		IP	WLS	BF	H	R	ER	SO	BB	IBB	HBP	BLK	WP	HR	S	P	ERA	WHIP

Los Angeles Dodgers @ St. Louis Cardinals

Roger Dean Stadium, Jupiter, FL

Sat Mar 25 2006, 1:05 PM EST

Att. 7,658 - Sunny - 69 F

livebaseballscorecards.com

TOP

Batter	1	2	3	4	5	6	7	8	9	AB	R	H	RBI	BB	SO	LOB
13 Oscar Robles, L (1, 4) OBP: 0.354, SLG: 0.325	G3		G6-3			G4-3		WP 18 1B 1B		4	0	1	0	0	0	0
18 Ramon Martinez, R (1, 6) OBP: 0.366, SLG: 0.447	G6-3			F7		F9		1-2 WP 1B		4	0	1	0	0	0	0
Joel Guzman, R (1, 7) OBP: 0.321, SLG: 0.471	F8			F9		F9		B 1-0 L6 1-2 2-3		4	0	0	0	0	0	2
Olmedo Saenz, R (1, 3) OBP: 0.381, SLG: 0.389 88 Chris Truby, R (7, 3) OBP: 0.235, SLG: 0.200		FC4-6 1B		G5-3			1B 1B	F9		3 1	0 0	2 0	0 0	0 0	0 0	0 2
Ricky Ledee, L (1, 9) OBP: 0.389, SLG: 0.824 Franquelis Osoria, R (7, 1) 51 Jonathan Broxton, R (8, 1) 59 Kelly Wunsch, L (8, 1) Cody Ross, R (9, PH) OBP: 0.406, SLG: 0.852		FC4-6 FC6-4 1-2f			HR		SSS K		L4	3 0 0 0 1	1 0 0 0 0	1 0 0 0 0	1 0 0 0 0	0 0 0 0 0	1 0 0 0 0	2 0 0 0 0
Willy Aybar, S (1, 5) OBP: 0.315, SLG: 0.261		FC6-4 17 FC6-4 1-2f			F7		1-2 1B		G3-1	4	0	1	0	0	0	1
17 Jason Repko, R (1, 8) OBP: 0.346, SLG: 0.435		FC6-4 1-2f			P3		SSS K		G5-3	4	0	0	0	0	1	3
55 Russell Martin, R (1, 2) OBP: 0.400, SLG: 0.419			G5-3		BBBB BB		SSS K			2	0	0	0	1	1	2
31 Brad Penny, R (1, 1) Jeff Duncan, L (5, PH) 56 Hung-Chih Kuo, L (5, 1) 27 Matt Kemp, R (7, 9) OBP: 0.135, SLG: 0.286			G6-3		SSS K			SSS K		1 1 0 1	0 0 0 0	0 0 0 0	0 0 0 0	0 1 0 1	0 1 0 0	0 1 0 0
Inning Stats	R: 0 H: 0 E: 0 LOB: 0 K: 0 BB: 0 S: 3 P: 3	R: 0 H: 1 E: 0 LOB: 1 K: 0 BB: 0 S: 4 P: 4	R: 0 H: 0 E: 0 LOB: 0 K: 0 BB: 0 S: 3 P: 3	R: 0 H: 0 E: 0 LOB: 0 K: 0 BB: 0 S: 3 P: 3	R: 1 H: 1 E: 0 LOB: 1 K: 1 BB: 1 S: 6 P: 10	R: 0 H: 0 E: 0 LOB: 0 K: 0 BB: 0 S: 3 P: 3	R: 0 H: 2 E: 0 LOB: 2 K: 3 BB: 0 S: 11 P: 11	R: 0 H: 2 E: 0 LOB: 2 K: 1 BB: 0 S: 7 P: 8	R: 0 H: 0 E: 0 LOB: 0 K: 0 BB: 0 S: 3 P: 3	1B: 5 SF: 0 2B: 0 SAC: 0 3B: 0 DP: 0 HR: 1 HBP: 0						

	AB	33
	R	1
	H	6
	RBI	1
	BB	1
	SO	5
	LOB	13

WP: 1 PA: 34
PB: 0
SB: 0
CS: 0

PITCHER	IP	WLS	BF	H	R	ER	SO	BB	IBB	HBP	BLK	WP	HR	S	P	ERA	WHIP
Sidney Ponson, R (1, 1) ERA: 3.0	6.0	W	21	2	1	1	1	1	0	0	0	0	1	22	26	1.50	0.500
50 Adam Wainwright, R (7, 1) ERA: 0.71	1.0		5	2	0	0	3	0	0	0	0	0	0	11	11	0.00	2.000
36 Alan Benes, R (8, 1) ERA:	1.0		5	2	0	0	1	0	0	0	0	1	0	7	8	0.00	2.000
41 Braden Looper, R (9, 1) ERA: 6.43	1.0		3	0	0	0	0	0	0	0	0	0	0	3	3	0.00	0.000

PITCHER	IP	WLS	BF	H	R	ER	SO	BB	IBB	HBP	BLK	WP	HR	S	P	ERA	WHIP

BOTTOM

Los Angeles Dodgers @ St. Louis Cardinals

Roger Dean Stadium, Jupiter, FL

Sat Mar 25 2006, 1:05 PM EST

Att. 7,658 - Sunny - 69 F

livebaseballscorecards.com

Batter	1	2	3	4	5	6	7	8	9	AB	R	H	RBI	BB	SO	LOB
22 David Eckstein, R (1, 6) OBP: 0.420, SLG: 0.429 Deivi Cruz, R (6, 6) OBP: 0.206, SLG: 0.303	P6		5 E 15 1B 2B	43 2B 1B 2-H		1-2 1B		G1-6-3 1-2f		3 2 2 0	2 1 1 0	0 0 0 0	0 0 0 2			
43 Juan Encarnacion, R (1, 9) OBP: 0.417, SLG: 0.455 16 Chris Duncan, L (6, 9) OBP: 0.360, SLG: 0.567	5 E 5 SF8 1B		K	5 1B 2B 2-H		K				3 2 1 0	2 1 0 0	0 0 0 0	1 1 1 2			
5 Albert Pujols, R (1, 3) OBP: 0.429, SLG: 1.000 26 Scott Spiezio, S (6, 5) OBP: 0.339, SLG: 0.442	SF8 1-H		E8 15 1B 2-3	1B 2-H		F7				2 0 1 0	1 2 0 0	0 0 0 0	1 2 0 2			
15 Jim Edmonds, L (1, 8) OBP: 0.500, SLG: 0.708 47 Brian Daubach, L (6, 3) OBP: 0.389, SLG: 0.600	27 BB 1B		1B 1-2 3-H	K			G3			3 0 1 0	2 1 0 0	0 1 0 0	1 1 0 0			
27 Scott Rolen, R (1, 5) OBP: 0.353, SLG: 0.323 So Taguchi, R (6, 8) OBP: 0.317, SLG: 0.235	BB 1-2		F8		K		G4-3			2 0 1 0	0 0 0 0	0 1 0 0	1 2 0 0			
55 Skip Schumaker, L (1, 7) OBP: 0.327, SLG: 0.320	L7		G3-1		K		G4-3			4 0	0 0	0 0	0 1		4	
Gary Bennett, R (1, 2) OBP: 0.324, SLG: 0.343		F9		G6-3	L6			F8		4 0	0 0	0 0	0 0			
Aaron Miles, S (1, 4) OBP: 0.385, SLG: 0.304		G3		SH3-4 22 1B BB		G6-3		53 HBP 1B		3 1	1 0	1 0	1 0			
Sidney Ponson, R (1, 1) OBP: 0.333, SLG: 0.333 John Gall, R (6, PH) OBP: 0.250, SLG: 0.308 50 Adam Wainwright, R (7, 1) 36 Alan Benes, R (8, 1) 53 John Rodriguez, L (8, PH) OBP: 0.354, SLG: 0.293 41 Braden Looper, R (9, 1)		G6-3		SH3-4 1-2		1B 1B		G1-6-3 HBP 1-2		1 0 1 0 0 0 0 0 0 0 0 0	0 0 1 0 0 0 0 0 0 0 0 0	0 0 0 0 0 0 0 0 0 0 0 0	0 0 0 0 0 0 0 0 0 0 0 0			
Inning Stats	R: 1 E: 0 K: 0 S: 5 H: 2 LOB: 2 BB: 1 P: 10	R: 0 E: 0 K: 0 S: 3 H: 0 LOB: 0 BB: 0 P: 3	R: 1 E: 1 K: 1 S: 8 H: 2 LOB: 2 BB: 0 P: 8	R: 3 E: 0 K: 1 S: 8 H: 3 LOB: 1 BB: 1 P: 12	R: 0 E: 0 K: 2 S: 7 H: 0 LOB: 0 BB: 0 P: 7	R: 0 E: 0 K: 1 S: 7 H: 2 LOB: 2 BB: 0 P: 7	R: 0 E: 0 K: 0 S: 3 H: 0 LOB: 0 BB: 0 P: 3	R: 0 E: 0 K: 0 S: 3 H: 1 LOB: 1 BB: 0 P: 4		1B: 8 2B: 2 3B: 0 HR: 0	SF: 1 SAC: 1 DP: 1 HBP: 1			WP: 0 PB: 0 SB: 0 CS: 0	PA: 37	

	AB	32
	R	5
	H	10
	RBI	5
	BB	2
	SO	5
	LOB	15

PITCHER		IP	WLS	BF	H	R	ER	SO	BB	IBB	HBP	BLK	WP	HR	S	P	ERA	WHIP
31 Brad Penny, R ERA: 5.66	(1, 1)	4.0	L	22	7	5	5	2	2	0	0	0	0	0	24	33	11.25	2.250
56 Hung-Chih Kuo, L ERA:	(5, 1)	2.0		8	2	0	0	3	0	0	0	0	0	0	14	14	0.00	1.000
Franquelis Osoria, R ERA: 1.8	(7, 1)	1.0		3	0	0	0	0	0	0	0	0	0	0	3	3	0.00	0.000
51 Jonathan Broxton, R ERA: 6.0	(8, 1)	0.1		2	1	0	0	0	0	0	0	0	0	0	2	2	0.00	3.000
59 Kelly Wunsch, L ERA: 6.0	(8, 1)	0.2		2	0	0	0	0	0	0	1	0	0	0	1	2	0.00	0.000

PITCHER		IP	WLS	BF	H	R	ER	SO	BB	IBB	HBP	BLK	WP	HR	S	P	ERA	WHIP

Atlanta Braves @ Los Angeles Dodgers

Holman Stadium, Vero Beach, FL

Sun Mar 26 2006, 1:05 PM EST

Att. 5,791 - Sunny - 68 F

TOP

livebaseballscorecards.com

Batter	1	2	3	4	5	6	7	8	9	AB	R	H	RBI	BB	SO	LOB
Marcus Giles, R (1, 4) OBP: 0.292, SLG: 0.056	F9		K		K			G6-3		3	0	0	0	0	2	1
67 Jonathan Schuerholz, R (5, 4) OBP: 0.400, SLG: 0.727										1	0	0	0	0	0	0
Wilson Betemit, S (1, 6) OBP: 0.472, SLG: 0.576	BB		F7			F9		1B 2B		3	0	1	0	1	0	0
7 Jeff Francoeur, R (1, 9) OBP: 0.556, SLG: 1.059	F8			G5-3		K		K		2	0	0	0	0	0	1
Steve Doetsch, R (4, 9) OBP: 0.273, SLG: 0.111										2	0	0	0	0	2	1
Adam LaRoche, L (1, 3) OBP: 0.289, SLG: 0.357	1-2 1B			HR		K		2-H 1B		4	1	3	1	0	1	0
16 Brian McCann, L (1, 2) OBP: 0.238, SLG: 0.250	G5-3			K			G3		P3	4	0	0	0	0	1	2
Ryan Langerhans, L (1, 8) OBP: 0.389, SLG: 0.444		G6-3		K			23 1B 2B		K	4	1	1	0	0	2	0
23 Matt Diaz, R (1, 7) OBP: 0.377, SLG: 0.559		G4-6-3 1B			SH1-4 1B		2-H 1B		G6-3	4	0	3	1	0	0	0
Tony Pena Jr., R (1, 5) OBP: 0.286, SLG: 0.326		G4-6-3 1-2f			L5		F7			3	0	0	0	0	0	3
Horacio Ramirez, L (1, 1)			G6-3		SH1-4 1-2		K			2	0	0	0	0	1	1
Peter Moylan, R (7, 1)										0	0	0	0	0	0	0
48 Blaine Boyer, R (8, 1)										0	0	0	0	0	0	0

	AB	32
	R	2
	H	8
	RBI	2
	BB	1
	SO	9
	LOB	9

Inning Stats	1	2	3	4	5	6	7	8	9
	R: 0 E: 0 K: 0 S: 4	H: 1 LOB: 2 BB: 1 P: 8	R: 0 E: 0 K: 0 S: 3	H: 1 LOB: 0 BB: 0 P: 3	R: 0 E: 0 K: 1 S: 5	H: 0 LOB: 0 BB: 0 P: 5	R: 1 E: 0 K: 2 S: 8	H: 1 LOB: 0 BB: 0 P: 8	R: 0 E: 0 K: 1 S: 6	H: 1 LOB: 1 BB: 0 P: 6	R: 0 E: 0 K: 2 S: 7	H: 0 LOB: 0 BB: 0 P: 7	R: 1 E: 0 K: 1 S: 7	H: 2 LOB: 1 BB: 0 P: 7	R: 0 E: 0 K: 1 S: 6	H: 2 LOB: 2 BB: 0 P: 6	R: 0 E: 0 K: 1 S: 5	H: 0 LOB: 0 BB: 0 P: 5

	1B: 5	SF: 0	WP: 0	PA: 34
	2B: 2	SAC: 1	PB: 0	
	3B: 0	DP: 1	SB: 0	
	HR: 1	HBP: 0	CS: 0	

PITCHER		IP	WLS	BF	H	R	ER	SO	BB	IBB	HBP	BLK	WP	HR	S	P	ERA	WHIP
Aaron Sele, R ERA: 4.32	(1, 1)	3.0		11	2	0	0	1	1	0	0	0	0	0	12	16	0.00	1.000
D.J. Houlton, R ERA: 5.14	(4, 1)	3.0		11	2	1	1	5	0	0	0	0	0	1	21	21	3.00	0.667
Eric Gagne, R ERA: 2.57	(7, 1)	1.0	W	5	2	1	1	1	0	0	0	0	0	0	7	7	9.00	2.000
43 Yhency Brazoban, R ERA: 7.36	(8, 1)	0.2	H	3	1	0	0	1	0	0	0	0	0	0	5	5	0.00	1.500
47 Tim Hamulack, L ERA: 2.0	(8, 1)	1.0	H	3	1	0	0	1	0	0	0	0	0	0	5	5	0.00	1.000

PITCHER		IP	WLS	BF	H	R	ER	SO	BB	IBB	HBP	BLK	WP	HR	S	P	ERA	WHIP
51 Jonathan Broxton, R ERA: 5.68	(9, 1)	0.1	S	1	0	0	0	0	0	0	0	0	0	0	1	1	0.00	0.000

Atlanta Braves @ Los Angeles Dodgers

Holman Stadium, Vero Beach, FL

Sun Mar 26 2006, 1:05 PM EST

Att. 5,791 - Sunny - 68 F

livebaseballscorecards.com

BOTTOM

Batter	1	2	3	4	5	6	7	8	9	AB	R	H	RBI	BB	SO	LOB
15 Rafael Furcal, S (1, 6) OBP: 0.462, SLG: 0.542	G1-3		FC6-4 1B 1-2		2B 2-H 3-H		G3-1 1-2 2-3 3-H			4	0	2	3	0	0	2
17 Jason Repko, R (8, 9) OBP: 0.346, SLG: 0.435										0	0	0	0	0	0	0
Kenny Lofton, L (1, 8) OBP: 0.179, SLG: 0.135	K		FC6-4 1-2f		F9		G6-3			4	0	0	0	0	1	5
J.D. Drew, L (1, 9) OBP: 0.343, SLG: 0.613	F7			F9		5 2B BB	K			3	0	0	0	1	1	2
43 Yhency Brazoban, R (8, 1)										0	0	0	0	0	0	0
47 Tim Hamulack, R (8, 1)										0	0	0	0	0	0	0
51 Jonathan Broxton, R (9, 1)										0	0	0	0	0	0	0
12 Jeff Kent, R (1, 4) OBP: 0.257, SLG: 0.419		L4		F7		F8		K		4	0	0	0	0	1	1
18 Ramon Martinez, R (9, 4) OBP: 0.366, SLG: 0.447										0	0	0	0	0	0	0
5 Nomar Garciaparra, R (1, 3) OBP: 0.240, SLG: 0.250		G6-3		F9		2B 1-H		G6-3		4	0	1	0	0	0	0
Bill Mueller, S (1, 5) OBP: 0.395, SLG: 0.590		K			G6-3	F8		G3		4	0	0	0	0	1	1
José Cruz Jr., S (1, 7) OBP: 0.476, SLG: 0.500			BB 16 G1-6-3		1B 16 2B 15 2B		BB 13 SH 55 1B 15 G3-1			1	2	1	0	2	0	0
16 Pat Borders, R (1, 2) OBP: 0.227, SLG: 0.238			G1-6-3 1-2f		2B 15 2B 1-3		1B 15 G3-1 13 SH 1-2			2	1	1	0	0	0	1
55 Russell Martin, R (7, 2) OBP: 0.417, SLG: 0.438										1	0	1	0	0	0	0
Aaron Sele, R (1, 1)										0	0	0	0	0	0	0
Olmedo Saenz, R (3, PH) OBP: 0.364, SLG: 0.368										1	0	0	0	0	0	0
D.J. Houlton, R (4, 1)										1	0	0	0	0	1	2
Eric Gagne, R (7, 1)										0	0	0	0	0	0	0
13 Oscar Robles, L (7, PH) OBP: 0.354, SLG: 0.325			E3 15 1B		K		SH 15 G3-1 1-2 2-3			0	0	0	0	0	0	0
(8, 6)										0	0	0	0	0	0	0
Inning Stats	R: 0 E: 0 K: 1 S: 5 H: 0 LOB: 0 BB: 0 P: 8	R: 0 E: 0 K: 1 S: 5 H: 0 LOB: 0 BB: 0 P: 8	R: 0 E: 1 K: 0 S: 4 H: 1 LOB: 2 BB: 1 P: 8	R: 0 E: 0 K: 0 S: 3 H: 0 LOB: 0 BB: 0 P: 3	R: 2 E: 0 K: 1 S: 8 H: 3 LOB: 1 BB: 0 P: 8	R: 0 E: 0 K: 0 S: 3 H: 1 LOB: 1 BB: 1 P: 7	R: 1 E: 1 K: 1 S: 7 H: 1 LOB: 2 BB: 1 P: 11	R: 0 E: 0 K: 1 S: 5 H: 0 LOB: 0 BB: 0 P: 5		1B: 3 2B: 3 3B: 0 HR: 0	SF: 0 SAC: 1 DP: 1 HBP: 0						

	AB	29
	R	3
	H	6
	RBI	3
	BB	3
	SO	5
	LOB	14

WP: 0 PB: 0 SB: 0 CS: 0 PA: 33

PITCHER		IP	WLS	BF	H	R	ER	SO	BB	IBB	HBP	BLK	WP	HR	S	P	ERA	WHIP
Horacio Ramirez, L ERA: 4.0	(1, 1)	6.0		24	5	2	2	3	2	0	0	0	0	0	28	42	3.00	1.167
Peter Moylan, R ERA: 6.0	(7, 1)	1.0	L	6	1	1	1	1	1	0	0	0	0	0	7	11	9.00	2.000
48 Blaine Boyer, R ERA:	(8, 1)	1.0		3	0	0	0	1	0	0	0	0	0	0	5	5	0.00	0.000

PITCHER	IP	WLS	BF	H	R	ER	SO	BB	IBB	HBP	BLK	WP	HR	S	P	ERA	WHIP

Los Angeles Dodgers @ New York Mets

Tradition Field, Port St. Lucie, FL

Mon Mar 27 2006, 1:10 PM EST

Att. 4,838 - Sunny - 68 F

TOP

livebaseballscorecards.com

Batter	1	2	3	4	5	6	7	8	9	AB	R	H	RBI	BB	SO	LOB
13 Oscar Robles, L (1, 6) OBP: 0.340, SLG: 0.295	G6-3		G3	17 1B	K		G4-3		88 L4-3 1B	4	1	0	0	1	1	2
92 Jimmy Rohan, R (4, 3) (7, 3) OBP: 0.500, SLG: 0.429										1	0	1	0	0	0	0
17 Jason Repko, R (1, 8) OBP: 0.393, SLG: 0.500	HR 1B		2B	1B 1B		2B BB 1B	G6-3		L4-3	4	3	4	0	0	0	0
88 Justin Ruggiano, R (7, PH) (7, 8)										2	0	0	0	0	0	2
Joel Guzman, R (1, 7) OBP: 0.333, SLG: 0.463	F8		F7	E 1B		2B 55 BB BB	P6		1B	3	1	1	1	1	0	2
John Raglani, L (7, PH) (7, 7) OBP: 0.500, SLG: 0.500										2	0	1	0	0	0	0
Olmedo Saenz, R (1, 3) OBP: 0.440, SLG: 0.636	HR			3B 2B E9 1B		K		K	FC5-4 1B	3	2	3	3	0	0	0
Cole Bruce, R (4, PR) (4, 6) OBP: 0.333, SLG: 0.333						55 BB 2B		1B 2B		3	0	1	1	0	2	2
Cody Ross, R (1, 9) OBP: 0.395, SLG: 0.818	K			F8 F8					FC5-4	6	1	2	1	0	1	5
Willy Aybar, S (1, 5) OBP: 0.322, SLG: 0.314		G6-3		HR 3B	55 G6-4-3 18 1B 1B	K		F7		5	1	2	1	0	1	3
18 Ramon Martinez, R (1, 4) OBP: 0.378, SLG: 0.439		K		G6-3	55 G6-4-3 1B	55 BB BB				3	0	1	0	1	1	1
Blake DeWitt, L (6, 4) OBP: 0.429, SLG: 0.429										1	0	1	1	0	0	0
55 Russell Martin, R (1, 2) OBP: 0.425, SLG: 0.412		G1-3		HR	G6-4-3			K		2	1	0	1	2	0	2
36 Lance Carter, R (6, 1) OBP: 1.000, SLG: 1.000										0	0	0	0	0	0	0
Eric Langill, R (8, PH)										1	0	0	0	0	1	1
43 Yhency Brazoban, R (8, 1)										0	0	0	0	0	0	0
Danys Baez, R (9, 1)										0	0	0	0	0	0	0
Brett Tomko, R (1, 1) OBP: 0.429, SLG: 0.833			F8	1-H 3-H HR	BB	G6-3			92 1B 1B 1B	2	1	1	3	1	0	0
16 Pat Borders, R (6, PH) (6, 2) OBP: 0.250, SLG: 0.261										2	1	1	0	0	0	3

	AB	R	H	RBI	BB	SO	LOB
	44	12	19	12	6	7	23

Inning Stats	1	2	3	4	5	6	7	8	9	1B	SF	WP	PA
R	2	0	0	6	0	2	0	1	1	12	0	0	50
H	2	0	1	6	2	2	0	2	4	2B 5	SAC 0	PB 0	
E	0	0	0	1	0	0	0	0	0	3B 1	DP 2	SB 0	
LOB	0	0	1	2	2	3	0	2	2	HR 2	HBP 0	CS 0	
K	1	1	0	0	1	2	3	0	0				
BB	0	0	0	2	1	3	0	0	0				
S	7	5	4	9	6	9	3	9	6				
P	7	5	4	17	10	21	3	9	6				

PITCHER		IP	WLS	BF	H	R	ER	SO	BB	IBB	HBP	BLK	WP	HR	S	P	ERA	WHIP
Steve Trachsel, R (1, 1) ERA: 8.27		4.0	L	23	9	8	8	2	2	0	0	0	0	2	25	33	18.00	2.750
Darren Oliver, L (5, 1) ERA: 1.74		1.0		5	2	0	0	1	1	0	0	0	0	0	6	10	0.00	3.000
Juan Pablo Perez, L (6, 1) ERA: 4.26		1.0		8	2	2	2	2	3	0	0	0	0	0	9	21	18.00	5.000
Heath Bell, R (7, 1) ERA: 1.5		1.0		3	0	0	0	0	0	0	0	0	0	0	3	3	0.00	0.000
Jorge Julio, R (8, 1) ERA: 1.5		1.0		5	2	1	1	2	0	0	0	0	0	0	9	9	9.00	2.000

PITCHER		IP	WLS	BF	H	R	ER	SO	BB	IBB	HBP	BLK	WP	HR	S	P	ERA	WHIP
50 Duaner Sanchez, R (9, 1) ERA: 3.0		1.0		6	4	1	1	0	0	0	0	0	0	0	6	6	9.00	4.000

Los Angeles Dodgers @ New York Mets

Tradition Field, Port St. Lucie, FL

Mon Mar 27 2006, 1:10 PM EST

Att. 4,838 - Sunny - 68 F

BOTTOM

Batter	1	2	3	4	5	6	7	8	9	AB	R	H	RBI	BB	SO	LOB
7 José Reyes, S (1, 6) OBP: 0.545, SLG: 0.773	P6		P6		2-H 1B			BB		3	0	1	1	0	0	0
44 Lastings Milledge, R (7, 7) OBP: 0.357, SLG: 0.444										0	0	0	0	1	0	0
15 Carlos Beltrán, S (1, 8) OBP: 0.476, SLG: 0.471	G3		G6-3		K			P5		3	0	0	0	0	1	1
10 Endy Chavez, L (7, 8) OBP: 0.409, SLG: 0.368										1	0	0	0	0	0	1
21 Carlos Delgado, L (1, 3) OBP: 0.600, SLG: 0.550	P3			K		K		K		3	0	0	0	0	2	0
73 Todd Self, L (7, 3) OBP: 0.278, SLG: 0.344										1	0	0	0	0	1	1
Cliff Floyd, L (1, 7) OBP: 0.380, SLG: 0.568		5 F9 16 1B 2B		G4-3		G3-1			1B	3	1	1	0	0	0	0
40 Joe Hietpas, R (7, 2) OBP: 0.714, SLG: 0.800										1	0	1	0	0	0	0
5 David Wright, R (1, 5) OBP: 0.355, SLG: 0.481		F9 2-3		HR		G6-3			P3	3	1	1	1	0	0	1
Heath Bell, R (7, 1)										0	0	0	0	0	0	0
Jorge Julio, R (8, 1)										0	0	0	0	0	0	0
50 Duaner Sanchez, R (9, 1)										0	0	0	0	0	0	0
Victor Diaz, R (9, PH) OBP: 0.310, SLG: 0.424										1	0	0	0	0	0	1
16 Paul Lo Duca, R (1, 2) OBP: 0.368, SLG: 0.515		3-H 1B		F8			F8		F8	2	0	1	1	0	0	0
22 Jose Valentin, S (7, 5) OBP: 0.318, SLG: 0.222										2	0	0	0	0	0	1
Xavier Nady, R (1, 9) OBP: 0.308, SLG: 0.410	K				K		F8		K	4	0	0	0	0	3	2
1 Anderson Hernandez, S (1, 4) OBP: 0.278, SLG: 0.283	G4-3				26 G5-3 7 1B 1B		G4-3			3	1	1	0	0	0	1
Steve Trachsel, R (1, 1)			K		G5-3 1-2			G5-3		1	0	0	0	0	1	0
Darren Oliver, R (5, 1)										0	0	0	0	0	0	0
26 Tike Redman, L (5, PH) OBP: 0.302, SLG: 0.388										1	0	0	0	0	0	1
Juan Pablo Perez, R (6, 1)										0	0	0	0	0	0	0
Chris Woodward, R (7, 6) OBP: 0.310, SLG: 0.278										1	0	0	0	0	0	0
Inning Stats	R: 0 E: 0 K: 0 S: 3 H: 0 LOB: 0 BB: 0 P: 3	R: 1 E: 0 K: 1 S: 7 H: 2 LOB: 1 BB: 0 P: 7	R: 0 E: 0 K: 1 S: 5 H: 0 LOB: 0 BB: 0 P: 5	R: 1 E: 0 K: 1 S: 6 H: 1 LOB: 0 BB: 0 P: 6	R: 1 E: 0 K: 2 S: 9 H: 2 LOB: 1 BB: 0 P: 9	R: 0 E: 0 K: 1 S: 5 H: 0 LOB: 0 BB: 0 P: 5	R: 0 E: 0 K: 0 S: 3 H: 0 LOB: 0 BB: 0 P: 3	R: 0 E: 0 K: 1 S: 5 H: 0 LOB: 1 BB: 1 P: 9	R: 0 E: 0 K: 1 S: 6 H: 1 LOB: 1 BB: 0 P: 6	1B: 4 2B: 1 3B: 0 HR: 1	SF: 0 SAC: 0 DP: 0 HBP: 0						

livebaseballscorecards.com

AB	33
R	3
H	6
RBI	3
BB	1
SO	8
LOB	10

WP: 0 PB: 0 SB: 0 CS: 0 PA: 34

PITCHER	IP	WLS	BF	H	R	ER	SO	BB	IBB	HBP	BLK	WP	HR	S	P	ERA	WHIP
Brett Tomko, R (1, 1) ERA: 2.16	5.0	W	20	5	3	3	5	0	0	0	0	0	1	30	30	5.40	1.000
36 Lance Carter, R (6, 1) ERA: 1.38	2.0		6	0	0	0	1	0	0	0	0	0	0	8	8	0.00	0.000
43 Yhency Brazoban, R (8, 1) ERA: 6.48	1.0		4	0	0	0	1	1	0	0	0	0	0	5	9	0.00	1.000
Danys Baez, R (9, 1) ERA: 1.8	1.0		4	1	0	0	1	0	0	0	0	0	0	6	6	0.00	1.000

PITCHER	IP	WLS	BF	H	R	ER	SO	BB	IBB	HBP	BLK	WP	HR	S	P	ERA	WHIP

Batter	1	2	3	4	5	6	7	8	9	AB	R	H	RBI	BB	SO	LOB
28 Curtis Granderson, L (1, 8) OBP: 0.507, SLG: 0.741	G6-3		G5-3			K		K		3	0	0	0	0	1	1
Chris Spurling, R (7, 1)										0	0	0	0	0	0	0
31 Chris Shelton, R (8, PH) OBP: 0.303, SLG: 0.593										1	0	0	0	0	1	1
Victor Mendez, S (8, 9)										0	0	0	0	0	0	0
14 Placido Polanco, R (1, 4) OBP: 0.440, SLG: 0.368	F8			F8		G1-3		G5-3		3	0	0	0	0	0	0
20 Omar Infante, R (6, 4) OBP: 0.426, SLG: 0.545										1	0	0	0	0	0	1
30 Magglio Ordonez, R (1, 9) OBP: 0.324, SLG: 0.394	P2			K		BB		F9		3	0	0	0	1	1	1
Joel Zumaya, R (8, 1)										0	0	0	0	0	0	0
Dmitri Young, S (1, 3) OBP: 0.425, SLG: 0.553		K		1B		G4-3			G4-1	4	0	1	0	0	1	1
Craig Monroe, R (1, 7) OBP: 0.344, SLG: 0.581		K		P2			K		K	4	0	0	0	0	3	1
15 Brandon Inge, R (1, 5) OBP: 0.422, SLG: 0.691		G5-3			K		K		K	3	0	0	0	0	2	0
67 Mike Hessman, R (7, 5) OBP: 0.292, SLG: 0.524										1	0	0	0	0	1	0
13 Vance Wilson, R (1, 2) OBP: 0.438, SLG: 0.818			G5-3		HR		HR			3	2	2	2	0	0	0
78 Brian Peterson, R (7, 2) OBP: 0.357, SLG: 0.500										0	0	0	0	0	0	0
39 Ramon Santiago, S (1, 6) OBP: 0.420, SLG: 0.500			SH3-4 1B		P4		P4			3	0	1	0	0	0	0
Jason Grilli, R (1, 1)			1-2		K					0	0	0	0	0	0	0
Lopez Patino, R (5, PH)										1	0	0	0	0	1	0
44 Bobby Seay, L (5, 1)										0	0	0	0	0	0	0
Nook Logan, S (7, 8) OBP: 0.292, SLG: 0.207								1B		1	0	1	0	0	0	0
Inning Stats	R: 0 E: 0 K: 0 S: 3 H: 0 LOB: 0 BB: 0 P: 3	R: 0 E: 0 K: 2 S: 7 H: 0 LOB: 0 BB: 0 P: 7	R: 0 E: 0 K: 0 S: 4 H: 1 LOB: 1 BB: 0 P: 4	R: 0 E: 0 K: 1 S: 6 H: 1 LOB: 1 BB: 0 P: 6	R: 1 E: 0 K: 2 S: 8 H: 1 LOB: 0 BB: 0 P: 8	R: 0 E: 0 K: 1 S: 5 H: 0 LOB: 1 BB: 1 P: 9	R: 1 E: 0 K: 2 S: 8 H: 1 LOB: 0 BB: 0 P: 8	R: 0 E: 0 K: 1 S: 6 H: 1 LOB: 1 BB: 0 P: 6	R: 0 E: 0 K: 2 S: 7 H: 0 LOB: 0 BB: 0 P: 7	1B: 3 2B: 0 3B: 0 HR: 2 SF: 0 SAC: 1 DP: 0 HBP: 0	WP: 0 PB: 0 SB: 0 CS: 0 PA: 33					

TOP

Detroit Tigers @ Los Angeles Dodgers

Holman Stadium, Vero Beach, FL

Tue Mar 28 2006, 1:05 PM EST

Att. 4,736 - Sunny - 74 F

livebaseballscorecards.com

AB	31
R	2
H	5
RBI	2
BB	1
SO	11
LOB	6

PITCHER		IP	WLS	BF	H	R	ER	SO	BB	IBB	HBP	BLK	WP	HR	S	P	ERA	WHIP
Jae Weong Seo, R ERA: 3.27	(1, 1)	6.0	W	22	3	1	1	6	1	0	0	0	0	1	33	37	1.50	0.667
Eric Gagne, R ERA: 3.38	(7, 1)	1.0	H	4	1	1	1	2	0	0	0	0	0	1	8	8	9.00	1.000
Danys Baez, R ERA: 1.64	(8, 1)	1.0	H	4	1	0	0	1	0	0	0	0	0	0	6	6	0.00	1.000
Franquelis Osoria, R ERA: 1.64	(9, 1)	1.0	S	3	0	0	0	2	0	0	0	0	0	0	7	7	0.00	0.000

PITCHER		IP	WLS	BF	H	R	ER	SO	BB	IBB	HBP	BLK	WP	HR	S	P	ERA	WHIP

BOTTOM

Detroit Tigers @ Los Angeles Dodgers

Holman Stadium, Vero Beach, FL

Tue Mar 28 2006, 1:05 PM EST

Att. 4,736 - Sunny - 74 F

livebaseballscorecards.com

Batter	1	2	3	4	5	6	7	8	9	AB	R	H	RBI	BB	SO	LOB
15 Rafael Furcal, S (1, 6) OBP: 0.481, SLG: 0.560 18 Ramon Martinez, R (2, 6) OBP: 0.396, SLG: 0.512	0-0 2B 12 WP 1B		0-0 P6 ②		0-0 HR		B B B B 4-0 BB			1 1 1 0 0 0 0 2 1 1 1 1 0 0						
Kenny Lofton, L (1, 8) OBP: 0.186, SLG: 0.146 Danys Baez, R (8, 1) Franquelis Osoria, R (9, 1)	S S S 0-3 K ①		0-0 HR 1B		0-0 F7 ③		0-0 G3 ③			4 1 1 0 0 1 2 0 0 0 0 0 0 0 0 0 0 0 0 0 0						
J.D. Drew, L (1, 9) OBP: 0.395, SLG: 0.765 17 Jason Repko, R (6, PR) (7, 9) OBP: 0.386, SLG: 0.490	0-0 12 WP 1-3 2B		0-0 1-H HR			0-0 12 CS 1B		S S S 0-3 K ①		3 1 3 2 0 0 0 1 0 0 0 0 1 0						
12 Jeff Kent, R (1, 4) OBP: 0.237, SLG: 0.382 13 Oscar Robles, L (7, 4) OBP: 0.333, SLG: 0.289	B S S S 1-3 K ② 2-3 3-H		0-0 F9 ③			1 SAFE 0-0 F8 ① ② 1-2		0-0 G4-3 ②		3 0 0 0 0 1 2 1 0 0 0 0 0 0						
5 Nomar Garciaparra, R (1, 3) OBP: 0.278, SLG: 0.260	0-0 G6-3 ③			B B B B 4-0 P5-3 BB		B B B B 4-0 1B BB		0-0 1B		2 0 1 0 2 0 1						
Bill Mueller, S (1, 5) OBP: 0.383, SLG: 0.558		0-0 G6-3 ①	0-0 P5-3 ① ② 1-1f			0-0 1B 1-2		0-0 F8 ③		4 0 1 0 0 0 2						
José Cruz Jr., S (1, 7) OBP: 0.417, SLG: 0.421		S S S 0-3 K ②	0-0 F7 ③			S S S 0-3 K ③				3 0 0 0 0 2 2						
Sandy Alomar Jr., R (1, 2) OBP: 0.280, SLG: 0.600 55 Russell Martin, R (8, 2) OBP: 0.425, SLG: 0.412		0-0 F9 ③			0-0 P4 ①		0-0 P4 ①			3 0 0 0 0 0 0 0 0 0 0 0 0 0						
Jae Weong Seo, R (1, 1) Eric Gagne, R (7, 1) Ricky Ledee, L (7, PH) OBP: 0.368, SLG: 0.778 Cody Ross, R (8, 8) OBP: 0.395, SLG: 0.818			S S S 0-3 K ①		0-0 B1-3 ②		S S C 0-3 K ②			2 0 0 0 0 1 0 0 0 0 0 0 0 0 1 0 0 0 0 1 0 0 0 0 0 0 0 0						
Inning Stats	R: 1 E: 0 K: 2 S: 9 H: 2 LOB: 1 BB: 0 P: 10	R: 0 E: 0 K: 1 S: 5 H: 0 LOB: 0 BB: 0 P: 5	R: 2 E: 0 K: 1 S: 7 H: 2 LOB: 0 BB: 0 P: 7	R: 0 E: 0 K: 0 S: 2 H: 0 LOB: 0 BB: 1 P: 6	R: 1 E: 0 K: 0 S: 4 H: 1 LOB: 0 BB: 0 P: 4	R: 0 E: 0 K: 1 S: 6 H: 2 LOB: 2 BB: 1 P: 10	R: 0 E: 0 K: 1 S: 5 H: 0 LOB: 1 BB: 1 P: 9	R: 0 E: 0 K: 1 S: 6 H: 1 LOB: 1 BB: 0 P: 6		1B: 5 2B: 2 3B: 0 HR: 2	SF: 0 SAC: 0 DP: 1 HBP: 0				WP: 1 PB: 0 SB: 0 CS: 1	PA: 33	

	AB	30
	R	4
	H	8
	RBI	3
	BB	3
	SO	7
	LOB	9

PITCHER		IP	WLS	BF	H	R	ER	SO	BB	IBB	HBP	BLK	WP	HR	S	P	ERA	WHIP
Jason Grilli, R ERA: 6.0	(1, 1)	4.0	L	16	4	3	3	4	1	0	0	0	1	1	23	28	6.75	1.250
44 Bobby Seay, L ERA: 2.08	(5, 1)	2.0		9	3	1	1	1	1	0	0	0	0	1	10	14	4.50	2.000
Chris Spurling, R ERA: 2.13	(7, 1)	1.0		4	0	0	0	1	1	0	0	0	0	0	5	9	0.00	1.000
Joel Zumaya, R ERA: 5.93	(8, 1)	1.0		4	1	0	0	1	0	0	0	0	0	0	6	6	0.00	1.000

PITCHER	IP	WLS	BF	H	R	ER	SO	BB	IBB	HBP	BLK	WP	HR	S	P	ERA	WHIP

Batter	1	2	3	4	5	6	7	8	9	10	AB	R	H	RBI	BB	SO	LOB
Brandon Watson, L (1, 8) OBP: 0.351, SLG: 0.328	G3	G4-3			G6-3		WP 1B 1B		L9		5	1	1	0	0	0	3
Jose Vidro, S (1, 4) OBP: 0.264, SLG: 0.294	K		K		K		1B 1-2 BB		K		2	0	0	0	0	2	0
Damian Jackson, R (3, 4) OBP: 0.340, SLG: 0.244											2	0	0	0	1	2	1
(5, 6)																	
24 Nick Johnson, L (1, 3) OBP: 0.267, SLG: 0.294	K		K		K		1-2 2-H 1B			G4-3	3	0	0	0	0	3	0
Matthew LeCroy, R (5, 3) OBP: 0.256, SLG: 0.324											2	0	1	1	0	0	0
Alfonso Soriano, R (1, 7) OBP: 0.391, SLG: 0.667		1B 11 BB 1B	1B			K	K			K	2	1	2	0	0	0	0
25 Marlon Byrd, R (5, 7) OBP: 0.400, SLG: 0.473											3	0	0	0	0	3	2
Michael Tucker, L (1, 9) OBP: 0.244, SLG: 0.211		K	L9			K		K		PB 11 1B BB	4	0	0	0	1	3	2
11 Ryan Zimmerman, R (1, 5) OBP: 0.407, SLG: 0.699		1B 1B 1-2 BB		SH2-3 1B		BB		G4-3		PB 1-2 1B	3	1	2	0	2	0	0
Royce Clayton, R (1, 6) OBP: 0.250, SLG: 0.268		1B 1-2 2-3 1B		SH2-3 1-2		F9		G4-3		F9 1-2 2-3	1	0	1	0	0	0	0
Marlon Anderson, L (5, 4) OBP: 0.348, SLG: 0.375											3	0	0	0	0	0	3
7 Wiki Gonzalez, R (1, 2) OBP: 0.452, SLG: 0.500	K			G5-4-3 BB			G6-3		1B		1	0	0	0	1	1	3
35 Alberto Castillo, R (6, 2) OBP: 0.455, SLG: 0.250											2	0	1	0	0	0	0
Livan Hernandez, R (1, 1) OBP: 0.250, SLG: 0.250	1-2 2-H 3-H 1B			G5-4-3 1-2f			F8		K		3	0	1	2	0	0	2
Gary Majewski, R (7, 1)											0	0	0	0	0	0	0
Jon Rauch, R (8, 1)											1	0	0	0	0	1	1

TOP

Washington Nationals @ Los Angeles Dodgers

Holman Stadium, Vero Beach, FL

Wed Mar 29 2006, 1:05 PM EST

Att. 3,593 - Sunny - 75 F

livebaseballscorecards.com

AB	37
R	3
H	9
RBI	3
BB	5
SO	15
LOB	17

Inning Stats	1	2	3	4	5	6	7	8	9	10
R:	0	2	0	0	0	0	1	0	0	0
E:	0	0	0	0	0	0	0	0	0	0
K:	2	2	2	0	2	2	1	1	2	1
S:	7	10	8	3	7	7	7	5	8	6
H:	0	3	1	1	0	1	2	0	1	1
LOB:	0	2	0	1	0	1	2	0	1	2
BB:	0	1	0	1	0	1	1	0	0	1
P:	7	14	8	7	7	11	11	5	8	11

1B:	9	SF:	0	WP:	1	PA:	43
2B:	0	SAC:	1	PB:	1		
3B:	0	DP:	1	SB:	0		
HR:	0	HBP:	0	CS:	0		

PITCHER		IP	WLS	BF	H	R	ER	SO	BB	IBB	HBP	BLK	WP	HR	S	P	ERA	WHIP
Derek Lowe, R ERA: 3.86	(1, 1)	4.0		18	5	2	2	6	2	0	0	0	0	0	28	36	4.50	1.750
56 Hung-Chih Kuo, L ERA:	(5, 1)	1.0		3	0	0	0	2	0	0	0	0	0	0	7	7	0.00	0.000
36 Lance Carter, R ERA: 1.29	(6, 1)	1.0		4	0	0	0	2	1	0	0	0	0	0	7	11	0.00	1.000
Franquelis Osoria, R ERA: 2.25	(7, 1)	1.0		6	2	1	1	1	1	0	0	0	1	0	7	11	9.00	3.000
Joe Beimel, L ERA: 1.59	(8, 1)	1.0		3	0	0	0	1	0	0	0	0	0	0	5	5	0.00	0.000

PITCHER		IP	WLS	BF	H	R	ER	SO	BB	IBB	HBP	BLK	WP	HR	S	P	ERA	WHIP
Eric Gagne, R ERA: 3.0	(9, 1)	1.0		4	1	0	0	2	0	0	0	0	0	0	8	8	0.00	1.000
Casey Hoorelbeke, R ERA:	(10, 1)	1.0	W	5	1	0	0	1	1	0	0	0	0	0	6	11	0.00	2.000

Washington Nationals @ Los Angeles Dodgers

Holman Stadium, Vero Beach, FL

Wed Mar 29 2006, 1:05 PM EST

Att. 3,593 - Sunny - 75 F

BOTTOM

Batter	1	2	3	4	5	6	7	8	9	10	AB	R	H	RBI	BB	SO	LOB
Kenny Lofton, L (1, 8) OBP: 0.196, SLG: 0.182	18 E 2B	L9		K			F7		F9		3	1	1	0	0	1	1
56 Hung-Chih Kuo, L (5, 1)											0	0	0	0	0	0	0
13 Oscar Robles, L (6, 6) OBP: 0.321, SLG: 0.277											2	0	0	0	0	0	1
18 Ramon Martinez, R (1, 6) OBP: 0.392, SLG: 0.520	E1 SF9 1B 2-H	K			F8		1B		17 CS 2B 1-H		3	1	1	1	0	1	1
36 Lance Carter, R (6, 1) OBP: 1.000, SLG: 1.000											0	0	0	0	0	0	0
Franquelis Osoria, R (7, 1)											0	0	0	0	0	0	0
16 Pat Borders, R (7, PH) OBP: 0.280, SLG: 0.292											1	0	1	0	0	0	0
Joe Beimel, L (8, 1)											0	0	0	0	0	0	0
92 Jimmy Rohan, R (9, 3) OBP: 0.556, SLG: 0.625											1	0	1	1	0	0	0
J.D. Drew, L (1, 9) OBP: 0.375, SLG: 0.743	SF9 3-H		K		K		K		K 3-H		1	0	0	1	0	1	0
17 Jason Repko, R (4, 9) OBP: 0.367, SLG: 0.463											3	0	0	0	0	3	2
12 Jeff Kent, R (1, 4) OBP: 0.250, SLG: 0.371	F8		BB		F7		F9			HR	1	0	0	0	1	0	0
Sergio Garcia, R (3, PR) OBP: 0.250, SLG: 1.000			G3-1 5 1B								3	1	1	1	0	0	1
(4, 4)																	
5 Nomar Garciaparra, R (1, 3) OBP: 0.304, SLG: 0.288	BB 1B		G3-1 1-2			L4		F9			2	0	2	0	0	0	0
Olmedo Saenz, R (4, 3) OBP: 0.407, SLG: 0.583											2	0	0	0	0	0	0
Eric Gagne, R (9, 1)											0	0	0	0	0	0	0
Casey Hoorelbeke, R (10, 1)											0	0	0	0	0	0	0
Bill Mueller, S (1, 5) OBP: 0.388, SLG: 0.545	BB 1-2		G3-1 1-2 2-3			G6-3		WP 1B			1	0	0	0	1	0	2
88 Chris Truby, R (4, 5) OBP: 0.263, SLG: 0.235											2	0	1	0	0	0	0
Cody Ross, R (1, 7) OBP: 0.381, SLG: 0.757	G1-3		K			55 2B 1B		P6 1-2			4	0	1	0	0	1	6
Dioner Navarro, S (1, 2) OBP: 0.150, SLG: 0.056		G3-1		P6		1-3 2B		P5			2	0	0	0	0	0	0
55 Russell Martin, R (6, 2) OBP: 0.429, SLG: 0.444											2	0	1	0	0	0	1
Derek Lowe, R (1, 1) OBP: 0.400, SLG: 0.400											1	0	1	0	0	0	0
Ricky Ledee, L (4, PH) OBP: 0.350, SLG: 0.737											1	0	0	0	0	0	0
Jeff Duncan, L (5, 8)	1B			L7		G3			92 2B BB		1	1	0	0	1	0	2
Inning Stats	R: 2 E: 1 K: 0 S: 6 H: 3 LOB: 2 BB: 1 P: 10	R: 0 E: 0 K: 1 S: 6 H: 1 LOB: 1 BB: 0 P: 6	R: 0 E: 0 K: 2 S: 8 H: 1 LOB: 3 BB: 1 P: 12	R: 0 E: 0 K: 1 S: 5 H: 0 LOB: 0 BB: 0 P: 5	R: 0 E: 0 K: 1 S: 5 H: 0 LOB: 0 BB: 0 P: 5	R: 0 E: 0 K: 0 S: 5 H: 2 LOB: 2 BB: 0 P: 5	R: 0 E: 0 K: 1 S: 6 H: 1 LOB: 1 BB: 0 P: 6	R: 0 E: 0 K: 0 S: 4 H: 1 LOB: 1 BB: 0 P: 5	R: 1 E: 0 K: 1 S: 5 H: 1 LOB: 0 BB: 1 P: 9	R: 1 E: 0 K: 0 S: 1 H: 1 LOB: 0 BB: 0 P: 1	1B: 7 2B: 3 3B: 0 HR: 1	SF: 1 SAC: 0 DP: 0 HBP: 0					

livebaseballscorecards.com

AB	36
R	4
H	11
RBI	4
BB	3
SO	7
LOB	17

WP: 1 PB: 0 SB: 0 CS: 1 PA: 40

PITCHER		IP	WLS	BF	H	R	ER	SO	BB	IBB	HBP	BLK	WP	HR	S	P	ERA	WHIP
Livan Hernandez, R ERA: 1.8	(1, 1)	6.0		27	7	2	1	5	2	0	0	0	0	0	35	43	1.50	1.500
Gary Majewski, R ERA: 22.85	(7, 1)	1.0	H	4	1	0	0	1	0	0	0	0	0	0	6	6	0.00	1.000
Jon Rauch, R ERA: 5.87	(8, 1)	2.0	L	9	3	2	2	1	1	0	0	0	1	1	10	15	9.00	2.000

PITCHER		IP	WLS	BF	H	R	ER	SO	BB	IBB	HBP	BLK	WP	HR	S	P	ERA	WHIP

Batter	1	2	3	4	5	6	7	8	9	AB	R	H	RBI	BB	SO	LOB
26 Wilkin Ruan, R (1, 7) OBP: 0.250, SLG: 0.250	G1-3		FC8-4 CS 1-2f		G6-3			G4-3 1B		4	0	1	0	0	0	2
Bill Mueller, S (1, 5) OBP: 0.373, SLG: 0.522	F9		F8 1-2			FC6 1B		K		2	0	0	0	0	0	1
Travis Denker, R (4, 5) OBP: 0.250, SLG: 0.250										2	0	1	0	0	1	1
12 Jeff Kent, R (1, 4) OBP: 0.238, SLG: 0.351	G6-3			G6-3		FC6 27 G6-3 16 1B 27 E 1-2f		G4-3 1-2		2	0	0	0	0	0	0
Blake DeWitt, L (4, 4) OBP: 0.333, SLG: 0.333										2	1	0	0	0	0	2
27 Matt Kemp, R (1, 8) OBP: 0.122, SLG: 0.256		E5 16 PB 68 1B		K		G6-3 1-3		G6-3		4	1	0	0	0	1	2
16 Pat Borders, R (1, 2) OBP: 0.321, SLG: 0.444		K 1-2		HR		1B 3-H			BB 1B	3	1	2	2	0	1	1
Eric Langill, R (9, PH) OBP: 0.250, SLG: 0.250										1	0	1	0	0	0	0
68 Jon Weber, L (1, 9) OBP: 0.364, SLG: 0.222		1B 2-H 1B		K2-3		G6-3			BB 1-2 BB	3	0	1	1	0	1	1
Carlos Alvarez, L (6, 1)										0	0	0	0	0	0	0
Mark Alexander, R (8, 1)										0	0	0	0	0	0	0
Spike Lundberg, S (8, 1)										0	0	0	0	0	0	0
A.J. Ellis, R (9, PH)										0	0	0	0	1	0	0
Nick Alvarez, R (1, 3) OBP: 1.000, SLG: 1.500		G6-4-3 2-3 1B			SH1-3 2B	G6-4-3 1B			F7	2	0	2	0	0	0	0
Craig Brazell, L (7, PH) OBP: 0.500, SLG: 0.500										2	0	1	0	0	0	2
(7, 3)																
Iván De Jesús Jr., R (1, 6)		G6-4-3 1-2f			SH1-3 2-3	G6-4-3 1-2f			K	2	0	0	0	0	0	3
Cole Bruce, R (7, 6) OBP: 0.250, SLG: 0.250										1	0	0	0	0	1	2
Eric Hull, R (1, 1) OBP: 1.000, SLG: 1.000			26 FC8-4 1B		K	G3-1			F7	1	0	1	0	0	0	0
47 Tim Hamulack, R (4, 1)										0	0	0	0	0	0	0
Brad Cresse, R (5, PH)										1	0	0	0	0	1	1
Danny Muegge, L (5, 1)										0	0	0	0	0	0	0
Xavier Paul, L (6, 9)										2	0	0	0	0	0	2
Inning Stats	R: 0 E: 0 K: 0 S: 3 H: 0 LOB: 0 BB: 0 P: 3	R: 1 E: 1 K: 1 S: 7 H: 2 LOB: 1 BB: 0 P: 10	R: 0 E: 0 K: 0 S: 3 H: 1 LOB: 0 BB: 0 P: 4	R: 1 E: 0 K: 2 S: 8 H: 1 LOB: 0 BB: 0 P: 8	R: 0 E: 0 K: 1 S: 6 H: 1 LOB: 1 BB: 0 P: 6	R: 1 E: 1 K: 0 S: 5 H: 2 LOB: 1 BB: 0 P: 6	R: 0 E: 0 K: 0 S: 3 H: 1 LOB: 0 BB: 0 P: 3	R: 0 E: 0 K: 1 S: 6 H: 1 LOB: 1 BB: 0 P: 6	R: 0 E: 0 K: 1 S: 6 H: 1 LOB: 2 BB: 1 P: 10	1B: 8 2B: 1 3B: 0 HR: 1	SF: 0 SAC: 1 DP: 2 HBP: 0						

PITCHER		IP	WLS	BF	H	R	ER	SO	BB	IBB	HBP	BLK	WP	HR	S	P	ERA	WHIP
Andy Pettitte, L ERA: 1.93	(1, 1)	6.0		24	7	3	1	4	0	0	0	0	0	1	32	37	1.50	1.167
Russ Springer, R ERA:	(7, 1)	1.0		3	1	0	0	0	0	0	0	0	0	0	3	3	0.00	1.000
45 Mike Gallo, L ERA: 5.14	(8, 1)	1.0	W	4	1	0	0	1	0	0	0	0	0	0	6	6	0.00	1.000
Fernando Nieve, R ERA: 3.5	(9, 1)	1.0		5	1	0	0	1	1	0	0	0	0	0	6	10	0.00	2.000

PITCHER	IP	WLS	BF	H	R	ER	SO	BB	IBB	HBP	BLK	WP	HR	S	P	ERA	WHIP

TOP

Los Angeles Dodgers @ Houston Astros

Osceola County Stadium, Kissimmee, FL

Thu Mar 30 2006, 1:05 PM EST

Att. 3,347 - Sunny - 74 F

livebaseballscorecards.com

AB	34
R	3
H	10
RBI	3
BB	1
SO	6
LOB	20

1B: 8 SF: 0
2B: 1 SAC: 1
3B: 0 DP: 2
HR: 1 HBP: 0

WP: 0 PA: 36
PB: 1
SB: 0
CS: 1

BOTTOM

Batter	1	2	3	4	5	6	7	8	9	AB	R	H	RBI	BB	SO	LOB
Craig Biggio, R (1, 4) OBP: 0.346, SLG: 0.429 Mike Lamb, L (5, 4) OBP: 0.288, SLG: 0.489 (6, 5) (7, 4)	L5		K	FC6-4 1-2f		2B 2-H		BB WP 51 SH 1-2 2-3 3-H		3 1	0 1	0 1	0 2	0 1	1 0	2 0
Willy Taveras, R (1, 8) OBP: 0.462, SLG: 0.412 Russ Springer, R (7, 1) 45 Mike Gallo, L (8, 1) 51 Wandy Rodriguez, S (8, PH) OBP: 0.500, SLG: 0.500 Fernando Nieve, R (9, 1)	1B		17 2B 1B		BB BB	G6-3		SH WP 1-2 2-3 3-H 2B		3 0 0 0 0	1 0 0 1 0	2 0 0 0 0	0 0 0 1 0	1 0 0 0 0	0 0 0 0 0	1 0 0 0 0
17 Lance Berkman, S (1, 3) OBP: 0.500, SLG: 0.467 Orlando Palmeiro, L (6, 7) OBP: 0.333, SLG: 0.318	1B BB		1B 1-H 2B		K	G6-3		31 2B 1-H 2-H 3-H 2B		2 2	0 1	1 1	1 2	1 0	1 0	1 0
Morgan Ensberg, R (1, 5) OBP: 0.344, SLG: 0.245 31 Kevin Orie, R (6, 3) OBP: 0.304, SLG: 0.568	1-2 1B		L4-3 2-3 1B		1-2 BB	G6-3		65 HR 2-H 2B		2 2	0 1	2 1	0 1	1 0	0 0	0 0
Preston Wilson, R (1, 7) OBP: 0.370, SLG: 0.349 65 Brian Gordon, L (6, 9) OBP: 0.261, SLG: 0.333	K		L4-3 1-1		F9	K		2-H HR		3 2	0 1	0 1	0 2	0 0	1 1	6 0
16 Jason Lane, R (1, 9) OBP: 0.358, SLG: 0.525 Osvaldo Fernando, R (6, 4) OBP: 1.000, SLG: 1.000 (7, 6)		F8		28 BB 1B	L8			4 13 BB BB BB 1B 13 2B 4 G5-3 1B		3 2	0 2	1 2	0 0	0 0	0 0	2 0
Brad Ausmus, R (1, 2) OBP: 0.341, SLG: 0.425 13 Eric Munson, L (5, 2) OBP: 0.418, SLG: 0.760 (7, 5)	G4-3			F8		SH5-3 2B BB		4 BB BB 51 SH 1-2 BB 4 G5-3 1-3 2B		2 1	0 2	0 1	0 2	0 0	0 0	1 0
28 Adam Everett, R (1, 6) OBP: 0.320, SLG: 0.273 4 Eric Bruntlett, R (5, 6) OBP: 0.279, SLG: 0.315 (7, 8)	BB			FC6-4 1-2 BB		K		51 SH BB 1-2 2-3 WP BB G5-3 2-3 3-H		0 2	0 1	0 0	0 1	2 1	0 1	0 2
Andy Pettitte, L (1, 1) Raul Chavez, R (7, 2) OBP: 0.250, SLG: 0.200	K			K		SH5-3 1-2		P2 F8		2 2	0 0	0 0	0 0	0 0	2 0	3 4
Inning Stats	R: 0 H: 2 E: 0 LOB: 2 K: 1 BB: 1 S: 6 P: 10	R: 0 H: 0 E: 0 LOB: 1 K: 1 BB: 1 S: 5 P: 9	R: 1 H: 3 E: 0 LOB: 1 K: 1 BB: 0 S: 6 P: 6	R: 0 H: 1 E: 0 LOB: 2 K: 1 BB: 1 S: 6 P: 10	R: 0 H: 0 E: 0 LOB: 2 K: 1 BB: 2 S: 5 P: 13	R: 1 H: 1 E: 0 LOB: 1 K: 1 BB: 1 S: 6 P: 10	R: 0 H: 0 E: 0 LOB: 0 K: 1 BB: 0 S: 5 P: 5	R: 9 H: 6 E: 0 LOB: 1 K: 0 BB: 3 S: 10 P: 23		1B: 7 SF: 0 2B: 6 SAC: 2 3B: 0 DP: 1 HR: 1 HBP: 0						

Los Angeles Dodgers @ Houston Astros

Osceola County Stadium, Kissimmee, FL

Thu Mar 30 2006, 1:05 PM EST

Att. 3,347 - Sunny - 74 F

livebaseballscorecards.com

AB	34
R	11
H	13
RBI	10
BB	9
SO	7
LOB	22

WP: 1 PA: 45
PB: 0
SB: 0
CS: 0

PITCHER		IP	WLS	BF	H	R	ER	SO	BB	IBB	HBP	BLK	WP	HR	S	P	ERA	WHIP
Eric Hull, R ERA: 2.25	(1, 1)	3.0		14	5	1	1	3	2	0	0	0	0	0	17	25	3.00	2.333
47 Tim Hamulack, L ERA: 1.8	(4, 1)	1.0		5	1	0	0	1	1	0	0	0	0	0	6	10	0.00	2.000
Danny Muegge, R ERA: 5.4	(5, 1)	1.2		8	0	1	1	2	3	0	0	0	0	0	9	21	5.40	1.800
Carlos Alvarez, L ERA:	(6, 1)	1.1	H	5	1	0	0	1	0	0	0	0	0	0	7	7	0.00	0.750
Mark Alexander, R ERA: 108.0	(8, 1)	0.1	L	5	1	4	4	0	3	0	0	0	0	0	2	14	108.00	12.000

PITCHER		IP	WLS	BF	H	R	ER	SO	BB	IBB	HBP	BLK	WP	HR	S	P	ERA	WHIP
Spike Lundberg, R ERA: 67.5	(8, 1)	0.2		8	5	5	5	0	0	0	0	0	1	1	8	9	67.50	7.500

Seattle Mariners @ Los Angeles Dodgers

Cashman Field, Las Vegas, NV

Thu Mar 30 2006, 10:05 PM EST

Att. 10,271 - Partly Cloudy - 64 F

TOP

livebaseballscorecards.com

Batter	1	2	3	4	5	6	7	8	9	AB	R	H	RBI	BB	SO	LOB
51 Ichiro Suzuki, L (1, 9) OBP: 0.522, SLG: 0.571	C F B X	1-2 FC4-6 4 1B PB 1B	B B B	4-0 4 S 1-2 BB	C S 1 SAFE P X	1-2 ② ③ F9 1-2	B B B C X	3-1 16 F8 16 WP 86 FC4-2 1B	B C B X	2-1 16 FC4-6 1B	2	1	1	0	1	0	1
Matt Lawton, L (5, 9) OBP: 0.426, SLG: 0.531											2	0	2	0	0	0	0
4 Jose Lopez, R (1, 4) OBP: 0.361, SLG: 0.517	C X	0-1 FC4-6 1-2 1B	B C C B F F X	2-2 ③ G4-3 1-2 2-3	C F F X	0-2 1B 29 G5-3 1B	1 SAFE F B C X	1-2 ① F8 1-3	X	0-0 ③ FC4-6 1-2f	3	0	2	0	0	0	2
16 Willie Bloomquist, R (5, PR) OBP: 0.224, SLG: 0.213											2	1	0	0	0	0	2
(5, 4)																	
Raul Ibanez, L (1, 7) OBP: 0.444, SLG: 0.750	X	0-0 ① FC4-6 PB 1B 1-2f 2-3	B C X	1-1 ① G4-3	C 1 SAFE 1 SAFE S B F B X	2-2 29 G5-3 S 1-3 1B	C C B F F X	1-2 ② FC4-2 3-H			3	1	1	0	0	0	2
86 Jose Morban, S (5, PR) OBP: 0.263, SLG: 0.375											1	0	0	0	0	0	1
(5, 7)																	
Richie Sexson, R (1, 3) OBP: 0.519, SLG: 0.822	B B F B X	3-1 1-H 3-H 1B	F X	0-1 29 BB 1B	B C C B F F B S	3-3 ① K 1-2	B 1 SAFE C 1 SAFE X	1-1 ③ G4-3			3	0	2	1	0	1	2
Roberto Petagine, L (5, 3) OBP: 0.490, SLG: 0.674											1	0	0	0	0	0	1
29 Adrian Beltré, R (1, 5) OBP: 0.300, SLG: 0.423	D F S F B T	2-2 ② K	B B B B	4-0 G4-6-3 1-2 BB	C B S X	1-2 ② G5-3 2-3 3-H		C B S F X	1-2 E3 30 CS 30 S	2	0	0	1	1	1	3
78 Matt Tuiasosopo, R (5, 5) OBP: 0.176, SLG: 0.235										1	0	0	0	0	0	0
Carl Everett, S (1, 10) OBP: 0.302, SLG: 0.361	C X	0-1 ③ G4-3	S B S B X	2-2 ② ③ G4-6-3 1-2f	B B X	2-0 ③ F8	B 1 SAFE B X	2-0 ① P6			3	0	0	0	0	0	5
Greg Dobbs, L (8, PH) OBP: 0.271, SLG: 0.333											1	0	0	0	0	0	1
(8, 10)																	
2 Kenji Johjima, R (1, 2) OBP: 0.320, SLG: 0.479		S B B X 2-1 ① G5-3		C B X 1-1 HR		B C C F S 1-3 ① K	B 1 SAFE C B S F S S 2-3 ② ③ K 1-3				3	1	1	1	0	1	0
30 René Rivera, R (6, 2) OBP: 0.214, SLG: 0.341											1	0	0	0	0	1	1
Joe Borchard, S (1, 8) OBP: 0.304, SLG: 0.492		X 0-0 ② F8		F S B C 1-3 ① K		F S B C 1-3 ② K			S F F X 0-2 ① G5-3		3	0	0	0	0	2	0
90 Gary Harris, L (6, 8)											1	0	0	0	0	0	0
7 Yuniesky Betancourt, R (1, 6) OBP: 0.323, SLG: 0.467		B X 1-0 4 S 51 BB 1B		C F B X 1-2 51 CS 1B		F C F X 0-2 ③ G1-3			C C F B S 1-3 ② K		3	0	2	0	0	0	0
85 Asdrúbal Cabrera, S (6, 6) OBP: 0.458, SLG: 0.619											1	0	0	0	0	1	0
Inning Stats	R: 2 E: 0 K: 1 S: 14 H: 3 LOB: 1 BB: 0 P: 20	R: 0 E: 0 K: 0 S: 8 H: 1 LOB: 2 BB: 1 P: 17	R: 0 E: 0 K: 0 S: 7 H: 1 LOB: 1 BB: 1 P: 14	R: 1 E: 0 K: 1 S: 12 H: 2 LOB: 0 BB: 0 P: 15	R: 1 E: 0 K: 1 S: 19 H: 2 LOB: 2 BB: 0 P: 27	R: 0 E: 0 K: 2 S: 11 H: 0 LOB: 0 BB: 0 P: 13	R: 0 E: 0 K: 0 S: 12 H: 1 LOB: 1 BB: 0 P: 18	R: 0 E: 1 K: 1 S: 9 H: 0 LOB: 0 BB: 0 P: 14	R: 0 E: 0 K: 1 S: 11 H: 1 LOB: 1 BB: 0 P: 14	1B: 10 2B: 0 3B: 0 HR: 1 SF: 0 SAC: 0 DP: 1 HBP: 0							

AB	36
R	4
H	11
RBI	3
BB	2
SO	7
LOB	21

WP: 1 PB: 1 SB: 4 CS: 2 PA: 38

PITCHER	IP	WLS	BF	H	R	ER	SO	BB	IBB	HBP	BLK	WP	HR	S	P	ERA	WHIP
31 Brad Penny, R (1, 1) ERA: 5.47	4.0	L	19	7	3	2	2	2	0	0	0	0	1	41	66	4.50	2.250
Aaron Sele, R (5, 1) ERA: 4.12	3.0		12	3	1	1	3	0	0	0	0	1	0	42	58	3.00	1.000
43 Yhency Brazoban, R (8, 1) ERA: 5.79	1.0		3	0	0	0	1	0	0	0	0	0	0	9	14	0.00	0.000
Joe Beimel, L (9, 1) ERA: 1.35	1.0		4	1	0	0	1	0	0	0	0	0	0	11	14	0.00	1.000

PITCHER	IP	WLS	BF	H	R	ER	SO	BB	IBB	HBP	BLK	WP	HR	S	P	ERA	WHIP

Batter	1	2	3	4	5	6	7	8	9	AB	R	H	RBI	BB	SO	LOB
Jeff Duncan, L (1, 8) OBP: 0.286, SLG: 0.333	C B B C 2-3 ① K	1 SAFE B C B X 2-1 ③ G6-3			X 0-0 ② FC4-6 1-2f 2B		C B X 1-1 2B			4	1	1	0	0	1	2
Sandy Alomar Jr., R (1, 2) OBP: 0.357, SLG: 0.679 55 Russell Martin, R (5, PR) OBP: 0.419, SLG: 0.432 (6, 2)	B S X 1-1 1B		X 0-0 G3-6-1 1B		B B 1 SAFE X 3-0 1-H 2B		S B B C B S 3-3 ③ K			3	0	3	1	0	0	0
										1	0	0	0	0	1	1
J.D. Drew, L (1, 9) OBP: 0.349, SLG: 0.684 Cody Ross, R (6, 9) OBP: 0.372, SLG: 0.737	C C C 0-3 ② K		X 0-0 ① ② G3-6-1 1-2f		X 0-0 ③ F8			B B C C B S 3-3 ① K		3	0	0	0	0	1	3
										1	0	0	0	0	1	0
Ricky Ledee, L (1, 10) OBP: 0.318, SLG: 0.667 Olmedo Saenz, R (6, PH) OBP: 0.414, SLG: 0.560 (7, 10)	S S B S 1-3 ③ K		X 0-0 ③ F8			F B B F B B 4-2 5 G6-4-3 BB		S S B S 1-3 ② K		2	0	0	0	0	1	1
										1	0	0	0	1	1	0
5 Nomar Garciaparra, R (1, 3) OBP: 0.288, SLG: 0.273 92 Jimmy Rohan, R (7, 3) OBP: 0.500, SLG: 0.556		S X 0-1 ① F8		S X 0-1 ① F7		S S B X 1-2 ① ② G6-4-3 1-2f		F B X 1-1 ③ G1-6-3		3	0	0	0	0	0	1
										1	0	0	0	0	0	0
88 Chris Truby, R (1, 5) OBP: 0.304, SLG: 0.250		C B S B B F B 4-2 17 3B BB		C F B S 1-3 ② K		B X 1-0 1B			C B B C X 2-2 ① G6-3	3	1	1	0	1	1	0
17 Jason Repko, R (1, 7) OBP: 0.359, SLG: 0.483		X 0-0 13 1B 1-H 3B		L B B S S 2-3 ③ K		C C B 1 SAFE X 1-2 ③ P6			B F C B X 2-2 ② G6-3	4	1	1	1	0	1	1
13 Oscar Robles, L (1, 4) OBP: 0.333, SLG: 0.280		C B X 1-1 1B 3-H			C B B B 4-1 FC4-6 BB		C C C 0-3 ① K		F B C F X 1-2 ③ F7	3	0	1	1	1	1	0
18 Ramon Martinez, R (1, 6) OBP: 0.370, SLG: 0.469		F X 0-1 ② F8			1 SAFE F C S 0-3 ① K		F C B B X 2-2 ② G6-3			3	0	0	0	0	1	2
Inning Stats	R: 0 H: 1 E: 0 LOB: 1 K: 3 BB: 0 S: 11 P: 15	R: 2 H: 2 E: 0 LOB: 1 K: 0 BB: 1 S: 12 P: 19	R: 0 H: 1 E: 0 LOB: 0 K: 0 BB: 0 S: 3 P: 3	R: 0 H: 0 E: 0 LOB: 0 K: 2 BB: 0 S: 8 P: 11	R: 1 H: 1 E: 0 LOB: 1 K: 1 BB: 1 S: 7 P: 14	R: 0 H: 1 E: 0 LOB: 1 K: 0 BB: 1 S: 10 P: 17	R: 0 H: 1 E: 0 LOB: 1 K: 2 BB: 0 S: 11 P: 17	R: 0 H: 0 E: 0 LOB: 0 K: 2 BB: 0 S: 8 P: 13	R: 0 H: 0 E: 0 LOB: 0 K: 0 BB: 0 S: 10 P: 15	1B: 4 SF: 0 2B: 2 SAC: 0 3B: 1 DP: 2 HR: 0 HBP: 0						

PITCHER	IP	WLS	BF	H	R	ER	SO	BB	IBB	HBP	BLK	WP	HR	S	P	ERA	WHIP
58 Cha Seung Baek, R (1, 1) ERA: 3.52	3.0		13	4	2	2	3	1	0	0	0	0	0	26	37	6.00	1.667
Francisco Cruceta, R (4, 1) ERA: 4.5	2.0	W	8	1	1	1	3	1	0	0	0	0	0	15	25	4.50	1.000
58 Jeff Harris, R (6, 1) ERA: 6.75	2.0	H	8	2	0	0	2	1	0	0	0	0	0	21	34	0.00	1.500
54 Sean Green, R (8, 1) ERA: 8.71	2.0	S	6	0	0	0	2	0	0	0	0	0	0	18	28	0.00	0.000

PITCHER	IP	WLS	BF	H	R	ER	SO	BB	IBB	HBP	BLK	WP	HR	S	P	ERA	WHIP

BOTTOM

Seattle Mariners @ Los Angeles Dodgers

Cashman Field, Las Vegas, NV

Thu Mar 30 2006, 10:05 PM EST
Att. 10,271 - Partly Cloudy - 64 F

livebaseballscorecards.com

AB	32
R	3
H	7
RBI	3
BB	3
SO	10
LOB	11

Los Angeles Angels @ Los Angeles Dodgers

Dodger Stadium, Los Angeles, CA

Fri Mar 31 2006, 7:40 PM PST

Att. 40,170 - Drizzle - 57 F

livebaseballscorecards.com

TOP

Batter	1	2	3	4	5	6	7	8	9	AB	R	H	RBI	BB	SO	LOB
9 Chone Figgins, S (1, 5) OBP: 0.422, SLG: 0.579	B C B S S B 4-2 G3 S 27 1B BB		X 0-0 27 1B 1B	S X 0-1 G5-4-3 1-2 1B		X 0-0 HR				2	2	2	0	1	0	0
Tim Salmon, R (6, PH) OBP: 0.400, SLG: 0.635										1	1	1	1	0	0	0
19 Curtis Pride, L (6, 7) OBP: 0.293, SLG: 0.324										0	0	0	0	0	0	0
Orlando Cabrera, R (1, 6) OBP: 0.387, SLG: 0.526	B F X 1-1 ① G3 1-3		1 SAFE 1 SAFE B 1 SAFE C 1 SAFE X 1-1 27 1B 1-2 G4-3 1B	X 0-0 ②③ G5-4-3 1-2f		F C X 0-2 ② G5-3				4	1	1	0	0	0	3
Nick Gorneault, R (6, 9) OBP: 0.278, SLG: 0.438										0	0	0	0	0	0	0
16 Garret Anderson, L (1, 7) OBP: 0.300, SLG: 0.789	B B F C S 2-3 ② K		B B X 2-0 ① F5		C C X 0-2 HR	X 0-0 ③ F7				4	1	1	1	0	1	3
J.C. Romero, S (6, 1)										0	0	0	0	0	0	0
Hector Carrasco, R (7, 1)										0	0	0	0	0	0	0
27 Vladimir Guerrero, R (1, 9) OBP: 0.521, SLG: 0.814	F C X 0-2 1B 3-H 1B		F D X 1-1 E G4-3 1-3 2-H 1B		F F X 0-2 ① F9	C C B X 1-2 39 CS 1B				3	0	2	2	0	0	0
20 Juan Rivera, R (6, 8) OBP: 0.344, SLG: 0.667										1	0	1	0	0	0	0
Darin Erstad, L (1, 8) OBP: 0.429, SLG: 0.429	F X 0-1 1-2 1B		B B C S F B X 3-2 ② G4-3 1-2 3-H		B B B C B 4-1 2B SH BB	B S S F C 1-3 ①② K 1-2				2	1	1	1	1	0	1
39 Robb Quinlan, R (6, 3) OBP: 0.271, SLG: 0.261										1	0	0	0	0	1	1
Casey Kotchman, L (1, 3) OBP: 0.473, SLG: 0.731	F F B T 1-2 ③ K		C F B X 1-2 E4 2-3		X 0-0 SH 1-3 2B	X 0-0 ③ G4-3				3	0	1	0	0	1	3
47 Howie Kendrick, R (6, 4) OBP: 0.263, SLG: 0.351										1	0	0	0	0	0	0
José Molina, R (1, 2) OBP: 0.390, SLG: 0.537		B S F T F S 1-3 ① K	B C X 1-1 ③ F9		B X 1-0 SH G4-6-3 2-3 3-H					2	0	0	1	0	1	2
Mike Napoli, R (7, 2) OBP: 0.406, SLG: 0.690										0	0	0	0	0	0	0
Adam Kennedy, L (1, 4) OBP: 0.333, SLG: 0.481		B B B C F X 3-2 ② G1-3	C B X 1-1 ① G3	S C F B F X 1-2 ②③ G4-6-3 1-2f						3	0	0	0	0	0	2
6 Maicer Izturis, S (6, 6) OBP: 0.264, SLG: 0.255										0	0	0	0	0	0	0
Jeff Weaver, R (1, 1) OBP: 0.500, SLG: 0.500		F X 0-1 ③ G5-3	C B X 1-1 9 1B 1B			X 0-0 ① G5-3				2	0	1	0	0	0	0
Edgardo Alfonzo, R (6, PH) OBP: 0.222, SLG: 0.240										1	0	0	0	0	0	0
(6, 5)																
Inning Stats	R: 1 E: 0 K: 2 S: 15 H: 2 LOB: 2 BB: 1 P: 23	R: 0 E: 0 K: 1 S: 10 H: 0 LOB: 0 BB: 0 P: 14	R: 2 E: 1 K: 0 S: 15 H: 3 LOB: 2 BB: 0 P: 24	R: 0 E: 0 K: 0 S: 7 H: 2 LOB: 1 BB: 0 P: 9	R: 2 E: 0 K: 0 S: 15 H: 2 LOB: 1 BB: 1 P: 21	R: 1 E: 0 K: 0 S: 6 H: 1 LOB: 0 BB: 0 P: 6	R: 0 E: 0 K: 1 S: 8 H: 1 LOB: 0 BB: 0 P: 10			1B: 8 2B: 1 3B: 0 HR: 2 SF: 0 SAC: 1 DP: 2 HBP: 0							

AB	30
R	6
H	11
RBI	6
BB	2
SO	4
LOB	15

WP: 0 PB: 0 SB: 1 CS: 1 PA: 33

PITCHER		IP	WLS	BF	H	R	ER	SO	BB	IBB	HBP	BLK	WP	HR	S	P	ERA	WHIP
Odalis Perez, L ERA: 3.86	(1, 1)	4.0		20	7	3	3	3	1	0	0	0	0	0	47	70	6.75	2.000
Eric Gagne, R ERA: 4.5	(5, 1)	1.0		6	2	2	2	0	1	0	0	0	0	1	15	21	18.00	3.000
56 Hung-Chih Kuo, L ERA: 0.75	(6, 1)	1.0		4	1	1	1	0	0	0	0	0	0	1	6	6	9.00	1.000
Franquelis Osoria, R ERA: 2.08	(7, 1)	1.0		3	1	0	0	1	0	0	0	0	0	0	8	10	0.00	1.000

PITCHER	IP	WLS	BF	H	R	ER	SO	BB	IBB	HBP	BLK	WP	HR	S	P	ERA	WHIP

Batter	1	2	3	4	5	6	7	8	9	AB	R	H	RBI	BB	SO	LOB
17 Jason Repko, R (1, 8) OBP: 0.368, SLG: 0.500	E7	2-H: 1B		B1-3		K				4	1	2	1	0	1	2
Dioner Navarro, S (1, 2) OBP: 0.130, SLG: 0.048 55 Russell Martin, R (6, 2) OBP: 0.409, SLG: 0.421	L6	1 SAFE G4-3			F8	G1-3				3 0 0 0 0 0 1 1 0 0 0 0 0 1						
J.D. Drew, L (1, 9) OBP: 0.383, SLG: 0.762	1B	12 FC6-4 1B			G4-3		HR			4	1	3	1	0	0	0
12 Jeff Kent, R (1, 4) OBP: 0.244, SLG: 0.375 13 Oscar Robles, L (5, PR) OBP: 0.328, SLG: 0.275 (6, 4)	F7	1 SAFE	FC6-4 1-2f		5 1B 1B 2B		K			3 0 1 0 0 0 2 1 1 0 0 0 1 0						
5 Nomar Garciaparra, R (1, 3) OBP: 0.302, SLG: 0.305	F7		F8		1B 2-3 1B		1B 2B			4	1	2	0	0	0	2
Bill Mueller, S (1, 5) OBP: 0.400, SLG: 0.560 88 Chris Truby, R (7, PR) OBP: 0.304, SLG: 0.250	1B 18 FC6-4 2B		K		1-2 3-H 1B		2-H: 1B			4 1 3 2 0 1 1 0 0 0 0 0 0 0						
Ricky Ledee, L (1, 7) OBP: 0.320, SLG: 0.625 Jeff Duncan, L (7, 7) OBP: 0.250, SLG: 0.286	18 FC6-4 2-3 1B			G4-3	K	P4				3 0 1 0 0 1 2 1 0 0 0 0 0 1						
18 Ramon Martinez, R (1, 6) OBP: 0.362, SLG: 0.453	FC6-4 SH5-4 17 1B 1-2f 3-H			K		1B	F9			4	1	1	1	0	1	2
Odalis Perez, L (1, 1) Olmedo Saenz, R (4, PH) OBP: 0.433, SLG: 0.577 Eric Gagne, R (5, 1) 56 Hung-Chih Kuo, L (6, 1) Sandy Alomar Jr., R (6, PH) OBP: 0.345, SLG: 0.655 Franquelis Osoria, R (7, 1)	1 SAFE SH5-4 1-2				1B		K			0 0 0 0 0 0 0 1 0 1 0 0 0 0 0 0 0 0 0 0 0 0 0 0 0 0 0 0 1 0 0 0 0 1 1 0 0 0 0 0 0 0						
Inning Stats	R: 1 E: 1 K: 0 S: 10 H: 2 LOB: 1 BB: 0 P: 14	R: 2 E: 0 K: 0 S: 10 H: 3 LOB: 1 BB: 0 P: 12	R: 0 E: 0 K: 1 S: 6 H: 1 LOB: 1 BB: 0 P: 7	R: 0 E: 0 K: 1 S: 7 H: 1 LOB: 1 BB: 0 P: 9	R: 1 E: 0 K: 1 S: 19 H: 3 LOB: 2 BB: 0 P: 26	R: 0 E: 0 K: 2 S: 8 H: 1 LOB: 1 BB: 0 P: 8	R: 2 E: 0 K: 1 S: 11 H: 3 LOB: 1 BB: 0 P: 14			1B: 9 2B: 4 3B: 0 HR: 1 SF: 0 SAC: 1 DP: 0 HBP: 0				WP: 0 PB: 0 SB: 0 CS: 0 PA: 35		

PITCHER		IP	WLS	BF	H	R	ER	SO	BB	IBB	HBP	BLK	WP	HR	S	P	ERA	WHIP
Jeff Weaver, R ERA: 7.11	(1, 1)	5.0		25	10	4	3	3	0	0	0	0	0	0	52	68	5.40	2.000
J.C. Romero, L ERA:	(6, 1)	1.0		4	1	0	0	2	0	0	0	0	0	0	8	8	0.00	1.000
Hector Carrasco, R ERA: 9.0	(7, 1)	1.0		6	3	2	2	1	0	0	0	0	0	1	11	14	18.00	3.000

PITCHER	IP	WLS	BF	H	R	ER	SO	BB	IBB	HBP	BLK	WP	HR	S	P	ERA	WHIP

BOTTOM

Los Angeles Angels @ Los Angeles Dodgers

Dodger Stadium, Los Angeles, CA

Fri Mar 31 2006, 7:40 PM PST

Att. 40,170 - Drizzle - 57 F

livebaseballscorecards.com

AB	34
R	6
H	14
RBI	5
BB	0
SO	6
LOB	15

Batter	1	2	3	4	5	6	7	8	9	10	AB	R	H	RBI	BB	SO	LOB
17 Jason Repko, R (1, 9) OBP: 0.361, SLG: 0.500	C T F B B S 2-3 ① K		C F X 0-2 ① L5			S X 0-1 2B		X 0-0 ③ G4-3			4	0	1	0	0	1	0
55 Russell Martin, R (1, 2) OBP: 0.404, SLG: 0.415 70 Edwin Bellorin, R (8, 2) OBP: 0.500, SLG: 0.500	C B S X 1-2 ② 2B 12 FC5-2 1B		C B B F B S 3-3 ② K			F C F B X 1-2 ① G6-3			B F X 1-1 ① G4-3		3 1	0 0	1 0	0 0	0 0	1 0	1 0
José Cruz Jr., S (1, 7) OBP: 0.407, SLG: 0.455 Jeff Duncan, L (6, 8) OBP: 0.222, SLG: 0.250	X 0-0 12 FC5-2 1-3 2B		B C F B B F X 3-2 ③ G4-3			C S X 0-2 ② P4			C S F S 0-3 ② K		3 1	0 0	1 0	0 0	0 0	0 1	1 0
12 Jeff Kent, R (1, 4) OBP: 0.229, SLG: 0.349 Sergio Garcia, R (6, 4) OBP: 0.200, SLG: 0.800	B C X 1-1 ② FC5-2 2-3 3-H			X 0-0 ① G5-3		C X 0-1 ③ F8			C S C 0-3 ③ K		3 1	0 0	0 0	0 0	0 0	0 1	3 0
Olmedo Saenz, R (1, 3) OBP: 0.382, SLG: 0.500	X 0-0 ③ G4-3			B C F S 1-3 ② K			C F B F B X 2-2 ① F7			B X 1-0 ① F8	4	0	0	0	0	1	2
Sandy Alomar Jr., R (1, 10) OBP: 0.333, SLG: 0.633 Dioner Navarro, S (4, PH) OBP: 0.115, SLG: 0.042 (4, 10)		B B X 2-0 ① F9		C C S 0-3 ③ K			X 0-0 ② F9			C S B C 1-3 ② K	1 3	0 0	0 0	0 0	0 0	0 2	0 0
Cody Ross, R (1, 8) OBP: 0.383, SLG: 0.707 (6, 7)		C S B X 1-2 ② F8		B S C B B B 4-2 18 CS BB			B C B X 2-1 ③ P6			S X 0-1 18 WP 1B	3	0	1	0	1	0	0
18 Ramon Martinez, R (1, 5) OBP: 0.355, SLG: 0.439	X 0-0 1B			1 SAFE P C X 1-1 ① ② G6-3 1-2				X 0-0 ① G6-3		B X 1-0 ③ G4-3 1-2	4	0	1	0	0	0	2
13 Oscar Robles, L (1, 6) OBP: 0.317, SLG: 0.264 92 Jimmy Rohan, R (7, 6) OBP: 0.455, SLG: 0.500	C B B X 2-1 ③ F8		C B B B X 3-1 ③ F9					F C F X 0-2 ② F7			2 1	0 0	0 0	0 0	0 0	0 0	1 0
Inning Stats	R: 0 H: 2 E: 0 LOB: 2 K: 1 BB: 0 S: 10 P: 14	R: 0 H: 1 E: 0 LOB: 1 K: 0 BB: 0 S: 7 P: 12	R: 0 H: 0 E: 0 LOB: 0 K: 1 BB: 0 S: 10 P: 16	R: 0 H: 0 E: 0 LOB: 0 K: 2 BB: 0 S: 7 P: 8	R: 0 H: 0 E: 0 LOB: 0 K: 0 BB: 1 S: 7 P: 14	R: 0 H: 1 E: 0 LOB: 1 K: 0 BB: 0 S: 11 P: 12	R: 0 H: 0 E: 0 LOB: 0 K: 0 BB: 0 S: 7 P: 11	R: 0 H: 0 E: 0 LOB: 0 K: 0 BB: 0 S: 6 P: 6	R: 0 H: 0 E: 0 LOB: 0 K: 2 BB: 0 S: 9 P: 10	R: 0 H: 1 E: 0 LOB: 1 K: 1 BB: 0 S: 7 P: 10	1B: 3 SF: 0 2B: 2 SAC: 0 3B: 0 DP: 0 HR: 0 HBP: 0						

PITCHER		IP	WLS	BF	H	R	ER	SO	BB	IBB	HBP	BLK	WP	HR	S	P	ERA	WHIP
45 Kelvim Escobar, R ERA: 2.12	(1, 1)	6.0		22	4	0	0	4	1	0	0	0	0	0	52	76	0.00	0.833
Brendan Donnelly, R ERA: 1.64	(7, 1)	1.0		3	0	0	0	0	0	0	0	0	0	0	7	11	0.00	0.000
62 Scot Shields, R ERA: 8.1	(8, 1)	1.0		3	0	0	0	0	0	0	0	0	0	0	6	6	0.00	0.000
Francisco Rodríguez, R ERA:	(9, 1)	1.0		3	0	0	0	2	0	0	0	0	0	0	9	10	0.00	0.000
Esteban Yan, R ERA:	(10, 1)	1.0		4	1	0	0	1	0	0	0	0	1	0	7	10	0.00	1.000

PITCHER	IP	WLS	BF	H	R	ER	SO	BB	IBB	HBP	BLK	WP	HR	S	P	ERA	WHIP

TOP

Los Angeles Dodgers @ Los Angeles Angels

Angel Stadium of Anaheim, Anaheim, CA

Sat Apr 01 2006, 7:05 PM PST
Att. 43,381 - Partly Cloudy - 57 F

livebaseballscorecards.com

AB	34
R	0
H	5
RBI	0
BB	1
SO	7
LOB	10

1B: 3	SF: 0	WP: 1	PA: 35
2B: 2	SAC: 0	PB: 0	
3B: 0	DP: 0	SB: 0	
HR: 0	HBP: 0	CS: 1	

Batter	1	2	3	4	5	6	7	8	9	10	AB	R	H	RBI	BB	SO	LOB
9 Chone Figgins, S (1, 5) OBP: 0.424, SLG: 0.569	H 1-0 1B S HBP		X 0-0 ① F7		C S B S 1-3 ② K			S F S 0-3 ① K		X 0-0 ① G4-3	1	0	0	0	0	0	0
8 Dallas McPherson, L (4, 5) OBP: 0.250, SLG: 0.318											3	0	0	0	0	2	1
Orlando Cabrera, R (1, 6) OBP: 0.385, SLG: 0.517	S X 0-1 16 BB 1-3 1B		C B F X 1-2 ② G6-3		X 0-0 ③ F8			C B C S 1-3 ② K		C F F F B X 1-2 2B	3	0	1	0	0	0	1
6 Maicer Izturis, S (6, 6) OBP: 0.273, SLG: 0.283											2	0	1	0	0	1	0
27 Vladimir Guerrero, R (1, 9) OBP: 0.490, SLG: 0.761	C C S 0-3 ① K		S X 0-1 ③ G1-3			S S S 0-3 ① K		B X 1-0 ③ F8		B F F F S 1-3 ② K	3	0	0	0	0	2	2
Nick Gorneault, R (7, 9) OBP: 0.250, SLG: 0.389											2	0	0	0	0	1	1
16 Garret Anderson, L (1, 7) OBP: 0.348, SLG: 0.762	B B B C B 4-1 20 G4-6-3 1-2 BB			B B F S X 2-2 20 G6-4-3 1B		B C F C 1-3 ② K			C F F F B B S 2-3 ① K	B F X 1-1 ③ G6-3	2	0	1	0	1	1	0
19 Curtis Pride, L (7, 7) OBP: 0.286, SLG: 0.316											1	0	0	0	0	1	0
Edgardo Alfonzo, R (10, PH) OBP: 0.214, SLG: 0.231											1	0	0	0	0	0	1
20 Juan Rivera, R (1, 10) OBP: 0.314, SLG: 0.606	C B X 1-1 ②③ G4-6-3 1-2f			C F F B X 1-2 ①② G6-4-3 1-2f		C B F X 1-2 ③ F9			C B X 1-1 ② L9		3	0	0	0	0	0	4
Tim Salmon, R (9, PH) OBP: 0.393, SLG: 0.623 (10, 10)											1	0	0	0	0	0	0
Darin Erstad, L (1, 8) OBP: 0.442, SLG: 0.419		B B B B 4-0 5 1B BB		B B F B B 4-1 BB			C B S X 1-2 ① F8		B F F X 1-2 BB 47 1B 1B		1	0	0	0	2	0	0
Kendrys Morales, S (8, 3) OBP: 0.354, SLG: 0.619											1	0	1	0	0	0	0
Casey Kotchman, L (1, 3) OBP: 0.448, SLG: 0.691		C B F F S 1-3 ① K		C B C F S 1-3 ③ K			F B X 1-1 ② G1-3		B B 1 SAFE C F X 2-2 BB 1-2 1B		3	0	0	0	0	2	2
47 Howie Kendrick, R (8, 4) OBP: 0.282, SLG: 0.368											1	0	1	0	0	0	0
5 Jeff Mathis, R (1, 2) OBP: 0.405, SLG: 0.556		F X 0-1 G4-6-3 1-2 1B			F B C X 1-2 ① G5-3		S C B X 1-2 2B		B C B B B 4-1 1-2 2-3 BB		3	0	2	0	0	0	0
Mike Napoli, R (8, 2) OBP: 0.424, SLG: 0.690											0	0	0	0	1	0	0
Adam Kennedy, L (1, 4) OBP: 0.333, SLG: 0.473		C B B F X 2-2 ②③ G4-6-3 1-2f			C B F B X 2-2 1B		C B S X 1-2 ③ F8		C B X 1-1 ③ G5-3		3	0	1	0	0	0	3
58 Brian Specht, S (8, 8) OBP: 0.286, SLG: 0.360											1	0	0	0	0	0	3
Inning Stats	R: 0 E: 0 K: 1 S: 8 H: 1 LOB: 2 BB: 1 P: 14		R: 0 E: 0 K: 1 S: 9 H: 1 LOB: 1 BB: 1 P: 16	R: 0 E: 0 K: 0 S: 6 H: 0 LOB: 0 BB: 0 P: 7	R: 0 E: 0 K: 1 S: 12 H: 1 LOB: 1 BB: 1 P: 20	R: 0 E: 0 K: 1 S: 10 H: 1 LOB: 1 BB: 0 P: 14	R: 0 E: 0 K: 2 S: 9 H: 0 LOB: 0 BB: 0 P: 11	R: 0 E: 0 K: 0 S: 11 H: 1 LOB: 1 BB: 0 P: 15	R: 0 E: 0 K: 2 S: 7 H: 0 LOB: 0 BB: 0 P: 9	R: 0 E: 0 K: 1 S: 16 H: 2 LOB: 3 BB: 1 P: 27	R: 0 E: 0 K: 1 S: 12 H: 1 LOB: 1 BB: 0 P: 15	1B: 6 2B: 2 3B: 0 HR: 0	SF: 0 SAC: 0 DP: 3 HBP: 1	WP: 0 PB: 0 SB: 1 CS: 0	PA: 40			

PITCHER		IP	WLS	BF	H	R	ER	SO	BB	IBB	HBP	BLK	WP	HR	S	P	ERA	WHIP
58 Chad Billingsley, R ERA: 2.51	(1, 1)	5.0		20	4	0	0	4	3	0	1	0	0	0	45	71	0.00	1.400
Jae Weong Seo, R ERA: 3.0	(6, 1)	1.0		3	0	0	0	2	0	0	0	0	0	0	9	11	0.00	0.000
43 Yhency Brazoban, R ERA: 5.23	(7, 1)	1.0		4	1	0	0	0	0	0	0	0	0	0	11	15	0.00	1.000
47 Tim Hamulack, L ERA: 1.64	(8, 1)	1.0		3	0	0	0	2	0	0	0	0	0	0	7	9	0.00	0.000
44 Takashi Saito, R ERA: 4.09	(9, 1)	1.0		6	2	0	0	1	1	0	0	0	0	0	16	27	0.00	3.000

PITCHER		IP	WLS	BF	H	R	ER	SO	BB	IBB	HBP	BLK	WP	HR	S	P	ERA	WHIP
Joe Beimel, L ERA: 1.17	(10, 1)	1.0		4	1	0	0	1	0	0	0	0	0	0	12	15	0.00	1.000

BOTTOM

Los Angeles Dodgers @ Los Angeles Angels

Angel Stadium of Anaheim, Anaheim, CA

Sat Apr 01 2006, 7:05 PM PST
Att. 43,381 - Partly Cloudy - 57 F

livebaseballscorecards.com

AB	35
R	0
H	8
RBI	0
BB	4
SO	10
LOB	18

Los Angeles Dodgers @ Los Angeles Angels

Angel Stadium of Anaheim, Anaheim, CA

Sun Apr 02 2006, 12:05 PM PDT

Att. 43,267 - Sunny - 61 F

livebaseballscorecards.com

TOP

Batter	1	2	3	4	5	6	7	8	9	AB	R	H	RBI	BB	SO	LOB
15 Rafael Furcal, S (1, 6) OBP: 0.433, SLG: 0.500	X 0-0 ① F8	C X 0-1 ③ G6-3		C F B X 1-2 ② F8			B X 1-0 ② F7		C C B B S 2-3 ③ K	3	0	0	0	0	0	2
18 Ramon Martinez, R (4, 6) OBP: 0.344, SLG: 0.424										2	0	0	0	0	1	0
José Cruz Jr., S (1, 9) OBP: 0.433, SLG: 0.435	C S B B B B 4-2 BB		B B B C S B 4-2 BB 92 FC6-4 BB 1B	C S S 0-3 ③ K			B X 1-0 ③ F7			1	1	0	0	2	1	0
Jeff Duncan, L (4, 8) OBP: 0.200, SLG: 0.222										1	0	0	0	0	0	0
Ricky Ledee, L (1, 7) OBP: 0.310, SLG: 0.571	X 0-0 ② F7		C B B X 2-1 92 FC6-4 BB 1-2 1B		F X 0-1 ① P5			C F B B S 2-3 ① K		4	0	1	0	0	1	1
Olmedo Saenz, R (1, 10) OBP: 0.368, SLG: 0.455	C D B B X 3-1 ③ F8		B B B B 4-0 92 FC6-4 1-2 2-3 BB		C F S 0-3 ② K			X 0-0 ② L4		3	0	0	0	1	1	1
5 Nomar Garciaparra, R (1, 3) OBP: 0.292, SLG: 0.295		B F F F S 1-3 ① K	S C S S 0-3 ① K		F C B B B S 3-3 ③ K			S B B B X 2-1 2B		2	0	0	0	0	2	3
88 Chris Truby, R (3, 3) OBP: 0.320, SLG: 0.318										2	0	1	0	0	1	0
Bill Mueller, S (1, 5) OBP: 0.411, SLG: 0.560		F H 1-1 1B G4-3 HBP	C S X 0-2 ② FC6-4 HBP 1-2f 2-3 3-H			F F X 0-2 ① L6		F F B F H 2-2 FC6-4 HBP		0	1	0	0	0	0	0
92 Jimmy Rohan, R (3, PH) OBP: 0.429, SLG: 0.417										2	0	0	1	0	0	2
(3, 5)																
Cody Ross, R (1, 8) OBP: 0.392, SLG: 0.682	B X 1-0 G4-3 1-3 1B	B C H 2-1 1-2 HBP				S B X 1-1 ② G6-3		F X 0-1 ③ FC6-4 1-2f		3	0	1	0	0	0	2
(4, 9)																
Dioner Navarro, S (1, 2) OBP: 0.103, SLG: 0.037	B B X 2-0 ② G4-3 1-2 3-H	B F S T F B X 2-2 ③ G4-3				C B X 1-1 ③ P5			X 0-0 ① F8	3	0	0	1	0	0	4
70 Edwin Bellorin, R (7, 2) OBP: 0.429, SLG: 0.429										1	0	0	0	0	0	0
Sergio Garcia, R (1, 4) OBP: 0.222, SLG: 0.500	B C B B F B 4-2 BB			F B B B X 3-1 ① F9			B B C X 2-1 ① P5		C X 0-1 ② G6-3	3	0	0	0	1	0	0

	AB	R	H	RBI	BB	SO	LOB
	30	2	3	2	4	7	15

Inning Stats	1	2	3	4	5	6	7	8	9
	R: 0 H: 0 E: 0 LOB: 1 K: 0 BB: 1 S: 6 P: 13	R: 1 H: 1 E: 0 LOB: 2 K: 1 BB: 1 S: 11 P: 20	R: 1 H: 1 E: 0 LOB: 3 K: 1 BB: 2 S: 16 P: 30	R: 0 H: 0 E: 0 LOB: 0 K: 1 BB: 0 S: 8 P: 12	R: 0 H: 0 E: 0 LOB: 0 K: 2 BB: 0 S: 8 P: 11	R: 0 H: 0 E: 0 LOB: 0 K: 0 BB: 0 S: 7 P: 9	R: 0 H: 0 E: 0 LOB: 0 K: 0 BB: 0 S: 4 P: 8	R: 0 H: 1 E: 0 LOB: 2 K: 1 BB: 0 S: 11 P: 17	R: 0 H: 0 E: 0 LOB: 0 K: 1 BB: 0 S: 6 P: 8

	1B	2B	3B	HR	SF	SAC	DP	HBP	PA
	2	1	0	0	0	0	0	3	37

	WP	PB	SB	CS
	0	0	0	0

PITCHER	IP	WLS	BF	H	R	ER	SO	BB	IBB	HBP	BLK	WP	HR	S	P	ERA	WHIP
54 Ervin Santana, R (1, 1) ERA: 4.94	4.0	W	20	2	2	2	3	4	0	2	0	0	0	41	75	4.50	1.500
88 Daniel Davidson, L (5, 1) ERA: 2.84	3.0		9	0	0	0	2	0	0	0	0	0	0	19	28	0.00	0.000
64 Rob Zimmermann, R (8, 1) ERA: 13.5	1.0	H	5	1	0	0	1	0	0	1	0	0	0	11	17	0.00	1.000
81 Jonathon Rouwenhorst, L (9, 1) ERA: 6.0	1.0	S	3	0	0	0	1	0	0	0	0	0	0	6	8	0.00	0.000

PITCHER	IP	WLS	BF	H	R	ER	SO	BB	IBB	HBP	BLK	WP	HR	S	P	ERA	WHIP

Angeles Dodgers @ Los Angeles Angels

Angel Stadium of Anaheim, Anaheim, CA

Sun Apr 02 2006, 12:05 PM PDT
Att. 43,267 - Sunny - 61 F

livebaseballscorecards.com

BOTTOM

Batter	1	2	3	4	5	6	7	8	9	AB	R	H	RBI	BB	SO	LOB
Edgardo Alfonzo, R (1, 5) OBP: 0.188, SLG: 0.200 Stantrel Smith, R (8, 4)	G6-3	P2			L9		G4-3			4	0	0	0	0	0	0
										0	0	0	0	0	0	0
6 Maicer Izturis, S (1, 4) OBP: 0.288, SLG: 0.286 Adam Pavkovich, R (8, 5)	20 HR, E, 1B		F8		BB, 1B		G4-3			3	2	1	0	1	0	0
										0	0	0	0	0	0	0
Tim Salmon, R (1, 10) OBP: 0.385, SLG: 0.589	K		K		1-2, BB		F8			3	0	0	0	1	2	1
Casey Kotchman, L (1, 3) OBP: 0.450, SLG: 0.702 Mike Eylward, R (3, PR) OBP: 0.500, SLG: 0.500 (4, 3)	E4, 1-2, 20 HR		2B		1-2, 2-H, 1B			G5-3		2	1	1	0	0	0	1
										2	0	1	1	0	0	0
20 Juan Rivera, R (1, 8) OBP: 0.324, SLG: 0.686 Cody Fuller, R (5, 8)	1-H, 2-H, HR		F8		K			39, 1B, BB		2	1	1	3	0	0	1
										1	0	0	0	1	1	2
39 Robb Quinlan, R (1, 9) OBP: 0.308, SLG: 0.320 Matt Pali, L (8, PR) (9, 7)	2B			G6-3		51, G4-6-3, 1B		1-3, 51, G5-4-3, 1B		4	0	3	0	0	0	0
										0	0	0	0	0	0	0
José Molina, R (1, 2) OBP: 0.372, SLG: 0.512 51 Ryan Budde, R (5, 2) OBP: 0.500, SLG: 0.167	P4			K		1-2f, G4-6-3		1-2f, G5-4-3		2	0	0	0	0	1	1
										2	0	0	0	0	0	3
19 Curtis Pride, L (1, 7) OBP: 0.289, SLG: 0.317 (9, 9)		F7		F7		1B				3	0	1	0	0	0	0
3 Brandon Wood, R (1, 6) OBP: 0.286, SLG: 0.500		P5			K	K2-3				3	0	0	0	0	2	1

	AB	31
	R	4
	H	8
	RBI	4
	BB	3
	SO	6
	LOB	10

Inning Stats	1	2	3	4	5	6	7	8	9
	R: 3 E: 1 K: 1 S: 19 H: 3 LOB: 1 BB: 0 P: 32	R: 0 E: 0 K: 0 S: 5 H: 0 LOB: 0 BB: 0 P: 7	R: 0 E: 0 K: 1 S: 12 H: 1 LOB: 1 BB: 0 P: 17	R: 0 E: 0 K: 1 S: 10 H: 0 LOB: 0 BB: 0 P: 14	R: 1 E: 0 K: 2 S: 13 H: 1 LOB: 2 BB: 2 P: 26	R: 0 E: 0 K: 1 S: 13 H: 2 LOB: 1 BB: 0 P: 21	R: 0 E: 0 K: 0 S: 7 H: 0 LOB: 0 BB: 0 P: 10	R: 0 E: 0 K: 0 S: 11 H: 1 LOB: 2 BB: 1 P: 19	

1B: 5	SF: 0	WP: 0	PA: 34
2B: 2	SAC: 0	PB: 0	
3B: 0	DP: 2	SB: 0	
HR: 1	HBP: 0	CS: 0	

PITCHER		IP	WLS	BF	H	R	ER	SO	BB	IBB	HBP	BLK	WP	HR	S	P	ERA	WHIP
Brett Tomko, R ERA: 1.86	(1, 1)	4.0	L	17	4	3	0	3	0	0	0	0	0	1	46	70	0.00	1.000
50 Eric Stults, L ERA: 2.0	(5, 1)	4.0		17	4	1	1	3	3	0	0	0	0	0	44	76	2.25	1.750

PITCHER	IP	WLS	BF	H	R	ER	SO	BB	IBB	HBP	BLK	WP	HR	S	P	ERA	WHIP

Atlanta Braves @ Los Angeles Dodgers

Dodger Stadium, Los Angeles, CA

Mon Apr 03 2006, 1:10 PM PDT

Att. 56,000 - Cloudy - 64 F

livebaseballscorecards.com

Batter	1	2	3	4	5	6	7	8	9	AB	R	H	RBI	BB	SO	LOB
Marcus Giles, R (1, 4) OBP: 0.750, SLG: 0.667	1-1: 10 E 1B, 1B	0-2: 1B			0-0: SH1-4, 1-2	4-2: 11 2B, 1-2, BB		0-1: G5-4-3, 1-2f		3	2	2	0	1	0	1
11 Edgar Renteria, R (1, 6) OBP: 0.400, SLG: 0.600	0-1: L5	0-3: K			1-2: 10 1B HR, 2-3, 1B	2-0: 1-H 2-H, 2B		2-1: G5-3		5	1	2	2	0	1	2
10 Chipper Jones, S (1, 5) OBP: 0.600, SLG: 0.333	0-0: E4 1B, 1-2, HR		4-1: G6-4-3, BB		0-0: 1-2, 3-H, HR, 1B	4-2: BB			0-0: P5	3	2	1	1	2	0	1
Andruw Jones, R (1, 8) OBP: 0.600, SLG: 1.250	1-1: 1-3 2-H, HR, 1B		0-2: F7		0-0: 1-H 2-H, HR	2-3: K			4-2: BB	4	2	2	4	1	1	3
Adam LaRoche, L (1, 3) OBP: 0.200, SLG: 0.800	1-2: 2-H 3-H, HR		2-1: G6-4-3, 1-2f		0-2: G6-3		1-3: K		1-0: F8	5	1	1	3	0	1	2
7 Jeff Francoeur, R (1, 9)	2-3: K			0-0: G4-3	0-1: G5-3		0-2: F9		0-1: L5	5	0	0	0	0	1	1
16 Brian McCann, L (1, 2) OBP: 0.250, SLG: 0.250	1-0: G3-1			1-0: G3-6-3, 1B		3-2: P2	3-2: P3			4	0	1	0	0	0	0
Ryan Langerhans, L (1, 7) OBP: 0.250, SLG: 1.000		0-0: G3		2-1: G3-6-3, 1-2f		0-1: G4-3		0-0: HR		4	1	1	1	0	0	1
15 Tim Hudson, R (1, 1) OBP: 0.000, SLG: 0.000 40 Lance Cormier, R (6, 1) Brian Jordan, R (6, PH) Mike Remlinger, L (8, 1) Oscar Villarreal, L (9, 1) 4 Pete Orr, L (7, PH) OBP: 0.000, SLG: 0.000 48 Blaine Boyer, R (8, 1) John Thomson, R (9, 1) Chris Reitsma, R (9, 1)		3-2: G5-3			0-0: 11 1B, 10 1B SH1-4, 1B	4-2: PB 11 2B, BB		0-0: G5-4-3, 1B		2 0 0 0 0 1 0 0 0	1 0 1 0 0 0 0 0 0	1 0 0 0 0 1 0 0 0	0 0 0 0 0 0 0 0 0	0 0 1 0 0 0 0 0 0	0 0 0 0 0 0 0 0 0	0 0 0 0 0 0 0 0 0
Inning Stats	R: 4 E: 1 K: 1 S: 14 / H: 3 LOB: 0 BB: 0 P: 20	R: 0 E: 0 K: 1 S: 11 / H: 1 LOB: 1 BB: 0 P: 14	R: 0 E: 0 K: 0 S: 7 / H: 0 LOB: 0 BB: 1 P: 13	R: 0 E: 0 K: 0 S: 4 / H: 1 LOB: 0 BB: 0 P: 7	R: 4 E: 0 K: 0 S: 14 / H: 4 LOB: 0 BB: 0 P: 15	R: 2 E: 0 K: 1 S: 19 / H: 1 LOB: 2 BB: 3 P: 38	R: 0 E: 0 K: 1 S: 11 / H: 0 LOB: 0 BB: 0 P: 15	R: 1 E: 0 K: 0 S: 6 / H: 2 LOB: 0 BB: 0 P: 8	R: 0 E: 0 K: 0 S: 6 / H: 0 LOB: 1 BB: 1 P: 11	1B: 8 2B: 1 3B: 0 HR: 3 / SF: 0 SAC: 1 DP: 3 HBP: 0						

TOP	
AB	36
R	11
H	12
RBI	11
BB	5
SO	4
LOB	11

WP: 0 PB: 1 SB: 0 CS: 0 PA: 42

PITCHER		IP	WLS	BF	H	R	ER	SO	BB	IBB	HBP	BLK	WP	HR	S	P	ERA	WHIP
Derek Lowe, R ERA: 12.6	(1, 1)	5.0	L	24	9	8	7	2	1	0	0	0	0	2	50	69	12.60	2.000
56 Hung-Chih Kuo, L ERA: 27.0	(6, 1)	0.2		4	0	2	2	0	2	0	0	0	0	0	10	21	27.00	3.000
43 Yhency Brazoban, R ERA:	(6, 1)	1.1		6	1	0	0	2	1	0	0	0	0	0	20	32	0.00	1.500
Franquelis Osoria, R ERA: 9.0	(8, 1)	1.0		4	2	1	1	0	0	0	0	0	0	1	6	8	9.00	2.000
Danys Baez, R ERA:	(9, 1)	1.0		4	0	0	0	0	1	0	0	0	0	0	6	11	0.00	1.000

PITCHER	IP	WLS	BF	H	R	ER	SO	BB	IBB	HBP	BLK	WP	HR	S	P	ERA	WHIP

BOTTOM

Atlanta Braves @ Los Angeles Dodgers

Dodger Stadium, Los Angeles, CA

Mon Apr 03 2006, 1:10 PM PDT

Att. 56,000 - Cloudy - 64 F

livebaseballscorecards.com

Batter	1	2	3	4	5	6	7	8	9	AB	R	H	RBI	BB	SO	LOB
15 Rafael Furcal, S (1, 6) OBP: 0.667, SLG: 0.600	E4 G6-3 WP		FC3-6 12 1B BB		1B 1B 1B	12 HBP 1B	F8		2B G4-3 1B	5	3	3	0	1	0	2
José Cruz Jr., S (1, 7) OBP: 0.667, SLG: 0.833	F8 1-2		1 SAFE FC3-6 1-2 1B		12 WP 1B 1-3 12 2B 1B	1 SAFE F7		E 1B 1B	G4-3 12 G6-3 1-3 2B	6	3	4	0	0	0	2
J.D. Drew, L (1, 9) OBP: 0.333, SLG: 0.333	G6-3 2-3		FC3-6 12 1B 1-2f 2-3		12 WP 1-2 12 2B 3-H 1B	L8		E8 1-3 1B 1B	G4-3 2-3 3-H	6	2	2	2	0	0	5
12 Jeff Kent, R (1, 4) OBP: 0.667, SLG: 0.750	BB		2-0 1-2 3-H 1B		1-H 2-H 1B 2B	FC5-4 1-2 HBP		P6	G6-3 3-H	4	1	2	4	1	0	2
Olmedo Saenz, R (1, 3) OBP: 0.167, SLG: 0.167	K		K		K	FC5-4 1-2f		1B 17 2B 2-H 3-H 1B	G5-3	6	1	1	2	0	3	7
Bill Mueller, S (1, 5) OBP: 0.600, SLG: 0.500		G6-3		G1-3 BB	17 1B 2-H 1B		F9	17 2B 1-2 1B		4	0	2	1	1	0	0
Sandy Alomar Jr., R (1, 2) OBP: 0.200, SLG: 0.200		G4-3		G1-3 1-2	F7		17 E 1B	K		5	0	1	0	0	1	4
17 Jason Repko, R (1, 8) OBP: 0.400, SLG: 0.600		L7		G6-3	1 SAFE 1-2 1B		E5 1-2	1-3 2-H 2B		5	0	2	1	0	0	2
Derek Lowe, R (1, 1)			G6-3	K	P3		F8	K		2	0	0	0	0	1	1
Cody Ross, R (5, PH)										1	0	0	0	0	0	2
56 Hung-Chih Kuo, L (6, 1)										0	0	0	0	0	0	0
43 Yhency Brazoban, R (6, 1)										0	0	0	0	0	0	0
Ricky Ledee, L (7, PH)										1	0	0	0	0	0	2
Franquelis Osoria, R (8, 1)										0	0	0	0	0	0	0
Dioner Navarro, S (8, PH)										1	0	0	0	0	1	2
Danys Baez, R (9, 1)										0	0	0	0	0	0	0
Inning Stats	R: 0 E: 1 K: 1 S: 10 H: 0 LOB: 2 BB: 1 P: 21	R: 0 E: 0 K: 0 S: 6 H: 0 LOB: 0 BB: 0 P: 9	R: 1 E: 0 K: 1 S: 11 H: 2 LOB: 2 BB: 1 P: 21	R: 0 E: 0 K: 1 S: 13 H: 0 LOB: 1 BB: 1 P: 20	R: 4 E: 0 K: 1 S: 18 H: 6 LOB: 2 BB: 0 P: 31	R: 0 E: 0 K: 0 S: 9 H: 1 LOB: 2 BB: 0 P: 15	R: 0 E: 1 K: 0 S: 7 H: 1 LOB: 2 BB: 0 P: 10	R: 3 E: 1 K: 2 S: 19 H: 5 LOB: 2 BB: 0 P: 28	R: 2 E: 0 K: 0 S: 7 H: 2 LOB: 0 BB: 0 P: 10	1B: 14 2B: 3 3B: 0 HR: 0 SF: 0 SAC: 0 DP: 0 HBP: 1							

AB	46	
R	10	
H	17	
RBI	10	
BB	3	
SO	6	
LOB	31	

PITCHER		IP	WLS	BF	H	R	ER	SO	BB	IBB	HBP	BLK	WP	HR	S	P	ERA	WHIP
15 Tim Hudson, R ERA: 11.25	(1, 1)	4.0		22	6	5	5	3	3	0	0	0	2	0	46	83	11.25	2.250
40 Lance Cormier, R ERA:	(5, 1)	1.0		5	2	0	0	1	0	0	0	0	0	0	12	19	0.00	2.000
Mike Remlinger, L ERA:	(6, 1)	0.2		3	1	0	0	0	0	0	0	0	0	0	8	11	0.00	1.500
Oscar Villarreal, R ERA:	(6, 1)	1.1	W	7	1	0	0	0	0	0	1	0	0	0	8	14	0.00	0.750
48 Blaine Boyer, R ERA: 81.0	(8, 1)	0.1		5	4	3	3	0	0	0	0	0	0	0	11	19	81.00	12.000

PITCHER		IP	WLS	BF	H	R	ER	SO	BB	IBB	HBP	BLK	WP	HR	S	P	ERA	WHIP
John Thomson, R ERA:	(8, 1)	0.1	H	2	1	0	0	1	0	0	0	0	0	0	5	5	0.00	3.000
Chris Reitsma, R ERA: 13.5	(8, 1)	1.1	S	6	2	2	2	1	0	0	0	0	0	0	10	14	13.50	1.500

WP: 2 PB: 0 SB: 0 CS: 0 PA: 50

Atlanta Braves @ Los Angeles Dodgers

Dodger Stadium, Los Angeles, CA

Tue Apr 04 2006, 7:10 PM PDT

Att. 36,249 - Rain - 59 F

livebaseballscorecards.com

Batter	1	2	3	4	5	6	7	8	9	AB	R	H	RBI	BB	SO	LOB
Marcus Giles, R (1, 4) OBP: 0.444, SLG: 0.500	B S C B C 2-3 ① K	F X 0-1 1-3 2B			X 0-0 ① G6-3			S S B F B B C 3-3 ① K	B B C S F B S 3-3 ③ K	5	0	1	0	0	3	1
11 Edgar Renteria, R (1, 6) OBP: 0.333, SLG: 0.444	F C F B B B F F X 3-2 10 1B 1B	B B X 2-0 ③ F9			B F X 1-1 ② F9			C S X 0-2 ② G5-3		4	0	1	0	0	0	2
10 Chipper Jones, S (1, 5) OBP: 0.500, SLG: 0.333 23 Matt Diaz, R (6, 9) OBP: 1.000, SLG: 2.000	B C C X 1-2 1-2 1B		B B S X 2-1 ① F8		F F B X 1-2 ③ G4-3			B X 1-0 2B		3 1	0 1	1 1	0 0	0 0	0 0	0 0
Andruw Jones, R (1, 8) OBP: 0.444, SLG: 0.875	C F B C 1-3 ② K		C C F B S 1-3 ② K			B C X 1-1 ① G5-3		B D X 2-0 2-H HR 2B		4	1	1	1	0	2	2
Adam LaRoche, L (1, 3) OBP: 0.222, SLG: 0.889	B B B C C S 3-3 ③ K		S B B F C 2-3 ③ K			B C B F S 2-3 ② K		B X 1-0 2-H HR		4	1	1	2	0	3	2
7 Jeff Francoeur, R (1, 9) 36 Chuck James, L (6, 1) Brian Jordan, R (8, PH) 40 Lance Cormier, R (8, 1)		F F B F F B F S 2-3 ① K		L X 0-1 E5 16 G4-3		X 0-0 ③ F8		C B S T 1-2 ③ K		3 0 1 0	0 0 0 0	0 0 0 0	0 0 0 0	0 0 0 0	1 0 1 0	0 0 0 0
16 Brian McCann, L (1, 2) OBP: 0.250, SLG: 0.625		B B S S F F B F X 3-2 HR		B C X 1-1 ① G4-3 1-2			S B B F F F B X 3-2 ① G6-3		B B C X 2-1 ① P5	4	1	1	1	0	0	1
Ryan Langerhans, L (1, 7) OBP: 0.250, SLG: 0.625		C B X 1-1 29 FC3-6 1B		S C B S 1-3 ② K			S C B B B F S 3-3 ② K		X 0-0 ② L7	4	0	1	0	0	2	1
29 John Smoltz, R (1, 1) Wilson Betemit, S (6, 5) OBP: 0.500, SLG: 0.500		B B C B X 3-1 ② FC3-6 2B 1-2f		F C C 0-3 ③ K			C C B X 1-2 ③ F8		C F B F X 1-2 1B	2 2	0 0	0 1	0 0	0 0	1 0	2 0
Inning Stats	R: 0 H: 2 E: 0 LOB: 2 K: 3 BB: 0 S: 18 P: 28	R: 1 H: 3 E: 0 LOB: 2 K: 1 BB: 0 S: 19 P: 30	R: 0 H: 0 E: 0 LOB: 0 K: 2 BB: 0 S: 9 P: 14	R: 0 H: 0 E: 1 LOB: 1 K: 2 BB: 0 S: 10 P: 12	R: 0 H: 0 E: 0 LOB: 0 K: 0 BB: 0 S: 6 P: 8	R: 0 H: 0 E: 0 LOB: 0 K: 1 BB: 0 S: 6 P: 9	R: 0 H: 0 E: 0 LOB: 0 K: 1 BB: 0 S: 12 P: 19	R: 3 H: 3 E: 0 LOB: 0 K: 2 BB: 0 S: 13 P: 21	R: 0 H: 1 E: 0 LOB: 1 K: 1 BB: 0 S: 11 P: 17	1B: 4 SF: 0 2B: 3 SAC: 0 3B: 0 DP: 0 HR: 2 HBP: 0						WP: 0 PA: 37 PB: 0 SB: 0 CS: 0	

TOP

AB	37
R	4
H	9
RBI	4
BB	0
SO	13
LOB	11

PITCHER		IP	WLS	BF	H	R	ER	SO	BB	IBB	HBP	BLK	WP	HR	S	P	ERA	WHIP
31 Brad Penny, R ERA: 1.8	(1, 1)	5.0	W	21	5	1	1	8	0	0	0	0	0	1	62	92	1.80	1.000
Jae Weong Seo, R ERA: 9.0	(6, 1)	3.0		12	3	3	3	4	0	0	0	0	0	1	31	49	9.00	1.000
Danys Baez, R ERA:	(9, 1)	1.0	S	4	1	0	0	1	0	0	0	0	0	0	11	17	0.00	1.000

PITCHER	IP	WLS	BF	H	R	ER	SO	BB	IBB	HBP	BLK	WP	HR	S	P	ERA	WHIP

Batter	1	2	3	4	5	6	7	8	9	AB	R	H	RBI	BB	SO	LOB
15 Rafael Furcal, S (1, 6) OBP: 0.364, SLG: 0.300	C C X 0-2 G6-3 ①	C S F B B X 2-2 G1-3 ②		B S X 1-1 B2 ②		2 SAFE B F F B F B X 3-2 F8 ②		D D C B X 3-1 F8 ③		5	0	0	0	0	0	4
José Cruz Jr., S (1, 7) OBP: 0.600, SLG: 0.778	B B C B F B 4-2 HR BB	C F C 1-3 K ③		X 0-0 2B		X 0-0 L5 ③				3	1	1	0	1	1	2
J.D. Drew, L (1, 9) OBP: 0.400, SLG: 0.700	B F B 1 SAFE X 2-1 1-H HR	B B C X 2-1 7 1B SF8 1B		F B B S F D X 3-2 P5 ③			B S B B C F X 3-2 P4 ①			4	2	2	2	0	0	1
12 Jeff Kent, R (1, 4) OBP: 0.600, SLG: 0.625	C C B X 1-2 7 BB 1B 1B	C B B S S 2-3 K ①			X 0-0 7 G4-3 1B		F C B B B X 3-2 F7 ②			4	1	2	0	0	1	1
7 James Loney, L (1, 3) OBP: 0.500, SLG: 0.333	B D B C B 4-1 1B 17 1B 1-2 BB	1 SAFE F D B 1 SAFE C X 2-2 17 1B 1-3 1B			X 0-0 ① ② G4-3 1-2f		B C F F S 1-3 K ③			3	1	1	0	1	1	1
Bill Mueller, S (1, 5) OBP: 0.444, SLG: 0.429	B X 1-0 17 1B 1-2 2-H 1B	F C X 0-2 ② SF8 3-H			C B C X 1-2 ③ G4-3			B B F X 2-1 ① F7		3	0	1	2	0	0	0
17 Jason Repko, R (1, 8) OBP: 0.667, SLG: 0.875	C X 0-1 G4-6-3 1-2 2-H 1B	C B F F X 1-2 1-2 1B				C B B F B F B 4-2 BB BB		B C B F B X 3-2 FC6-4 2B		3	0	3	1	1	0	0
Dioner Navarro, S (1, 2)	C X 0-1 ② G4-6-3 ③ 1-2f	C F B B B F C 2-3 ③ K					B B B B C B 4-1 1-2 BB	B C D F B D 4-2 FC6-4 BB		2	0	0	0	2	1	4
31 Brad Penny, R (1, 1) Jae Weong Seo, R (6, 1) Ricky Ledee, L (8, PH) Danys Baez, R (9, 1)		S X 0-1 ① F9		F X 0-1 ① G1-3		C F L 0-3 ① K		C D B X 2-1 ② FC6-4 1-2f 2-3		2 1 1 0	0 0 0 0	0 0 0 0	0 0 0 0	0 1 0 0	0 0 0 0	0 2 2 0
Inning Stats	R: 4 E: 0 K: 0 S: 16 H: 4 LOB: 1 BB: 2 P: 28	R: 0 E: 0 K: 1 S: 9 H: 0 LOB: 0 BB: 0 P: 12	R: 1 E: 0 K: 2 S: 19 H: 3 LOB: 2 BB: 0 P: 28	R: 0 E: 0 K: 0 S: 9 H: 1 LOB: 1 BB: 0 P: 13	R: 0 E: 0 K: 0 S: 5 H: 1 LOB: 0 BB: 0 P: 6	R: 0 E: 0 K: 1 S: 12 H: 0 LOB: 2 BB: 2 P: 23	R: 0 E: 0 K: 1 S: 12 H: 0 LOB: 0 BB: 0 P: 19	R: 0 E: 0 K: 0 S: 11 H: 1 LOB: 2 BB: 1 P: 25		1B: 7 2B: 2 3B: 0 HR: 1	SF: 1 SAC: 0 DP: 2 HBP: 0			WP: 0 PB: 0 SB: 0 CS: 0	PA: 37	

PITCHER		IP	WLS	BF	H	R	ER	SO	BB	IBB	HBP	BLK	WP	HR	S	P	ERA	WHIP
29 John Smoltz, R ERA: 9.0	(1, 1)	5.0	L	24	9	5	5	3	2	0	0	0	0	1	58	87	9.00	2.200
36 Chuck James, L ERA:	(6, 1)	2.0		8	0	0	0	2	2	0	0	0	0	0	24	42	0.00	1.000
40 Lance Cormier, R ERA:	(8, 1)	1.0		5	1	0	0	0	1	0	0	0	0	0	11	25	0.00	2.000

PITCHER	IP	WLS	BF	H	R	ER	SO	BB	IBB	HBP	BLK	WP	HR	S	P	ERA	WHIP

BOTTOM

Atlanta Braves @ Los Angeles Dodgers

Dodger Stadium, Los Angeles, CA

Tue Apr 04 2006, 7:10 PM PDT

Att. 36,249 - Rain - 59 F

livebaseballscorecards.com

AB	31
R	5
H	10
RBI	5
BB	5
SO	5
LOB	17

Batter	1	2	3	4	5	6	7	8	9	AB	R	H	RBI	BB	SO	LOB
Marcus Giles, R (1, 4) OBP: 0.500, SLG: 0.455	G5-3		11 2B, 23 SF8, 1B	BB, 7 SF9, 11 1B, BB		F8		11 BB, 2B		3	3	1	0	2	0	0
11 Edgar Renteria, R (1, 6) OBP: 0.429, SLG: 0.538	G5-3		23 SF8, 1B	WP, BB		B1-3		2B		4	1	2	2	1	0	0
23 Matt Diaz, R (1, 7) OBP: 0.400, SLG: 0.750	WP, S, 1B		SF8	K		K		2B		3	0	1	1	0	2	3
Ryan Langerhans, L (7, 7) OBP: 0.333, SLG: 0.778										1	0	1	1	0	0	0
Andruw Jones, R (1, 8) OBP: 0.500, SLG: 0.727	K		7 G1-3, HR, 1B	WP, BB			G4-3	7 FC4-6, IBB		3	1	1	2	2	1	1
7 Jeff Francoeur, R (1, 9) OBP: 0.077, SLG: 0.083		FC6-4, 1B	G1-3	SF9			K	FC4-6		4	0	1	1	0	1	4
Chris Reitsma, R (8, 1)										0	0	0	0	0	0	0
Wilson Betemit, S (1, 5) OBP: 0.429, SLG: 0.857		FC6-4	HR	F9			E6, 1B		G4-3	5	1	2	2	0	0	3
Adam LaRoche, L (1, 3) OBP: 0.143, SLG: 0.571		K	K		F7		G3		K	5	0	0	0	0	3	2
Todd Pratt, R (1, 2) OBP: 0.333, SLG: 0.333		P3		BB, 11 1B, 1B	G6-3			16 G1-6-3, 1B	G5-3	3	1	1	0	0	0	1
4 Pete Orr, L (8, PH) OBP: 1.000, SLG: 1.000										1	0	1	0	0	0	0
Blaine Boyer, R (8, 1)										0	0	0	0	0	0	0
Brian Jordan, R (8, 9)										1	0	0	0	0	0	0
Horacio Ramirez, L (1, 1) OBP: 1.000, SLG: 1.000										2	1	2	0	0	0	0
Jorge Sosa, R (4, PR)										0	1	0	0	0	0	0
John Thomson, R (4, 1)										1	0	0	0	0	0	0
Mike Remlinger, L (7, 1)										0	0	0	0	0	0	0
Oscar Villarreal, L (7, 1)										0	0	0	0	0	0	0
16 Brian McCann, L (8, PH) OBP: 0.222, SLG: 0.556			11 2B, 1B, 1B	11 1B, BB, BB, 1B		G5-3		G1-6-3		1	0	0	0	0	0	1
Inning Stats	R: 0 E: 0 K: 1 S: 8 H: 1 LOB: 1 BB: 0 P: 11	R: 0 E: 0 K: 1 S: 8 H: 1 LOB: 1 BB: 0 P: 12	R: 5 E: 0 K: 1 S: 15 H: 5 LOB: 0 BB: 0 P: 22	R: 3 E: 0 K: 1 S: 16 H: 3 LOB: 3 BB: 2 P: 32	R: 0 E: 0 K: 0 S: 6 H: 0 LOB: 0 BB: 0 P: 10	R: 0 E: 0 K: 1 S: 7 H: 0 LOB: 0 BB: 0 P: 8	R: 0 E: 1 K: 1 S: 11 H: 1 LOB: 1 BB: 0 P: 17	R: 1 E: 0 K: 0 S: 6 H: 2 LOB: 3 BB: 3 P: 19	R: 0 E: 0 K: 1 S: 6 H: 0 LOB: 0 BB: 0 P: 8							

PITCHER		IP	WLS	BF	H	R	ER	SO	BB	IBB	HBP	BLK	WP	HR	S	P	ERA	WHIP
Odalis Perez, L ERA: 21.0	(1, 1)	3.0		18	9	7	7	3	0	0	0	0	1	1	36	53	21.00	3.000
Lance Carter, R ERA: 3.0	(4, 1)	3.0		12	1	1	1	2	2	0	0	0	1	0	24	42	3.00	1.000
43 Yhency Brazoban, R ERA:	(7, 1)	1.0		4	1	0	0	1	0	0	0	0	0	0	11	17	0.00	1.000
Franquelis Osoria, R ERA: 9.0	(8, 1)	1.0	L	7	2	1	1	0	2	1	0	0	0	0	6	19	9.00	4.000
47 Tim Hamulack, L ERA:	(9, 1)	1.0		3	0	0	0	1	0	0	0	0	0	0	6	8	0.00	0.000

PITCHER	IP	WLS	BF	H	R	ER	SO	BB	IBB	HBP	BLK	WP	HR	S	P	ERA	WHIP

Atlanta Braves @ Los Angeles Dodgers

Dodger Stadium, Los Angeles, CA

Wed Apr 05 2006, 7:10 PM PDT

Att. 35,292 - Clear - 56 F

TOP

livebaseballscorecards.com

AB	37
R	9
H	13
RBI	9
BB	5
SO	7
LOB	15

1B: 10	SF: 2	WP: 2	PA: 44
2B: 2	SAC: 0	PB: 0	
3B: 0	DP: 1	SB: 1	
HR: 1	HBP: 0	CS: 0	

Batter	1	2	3	4	5	6	7	8	9	AB	R	H	RBI	BB	SO	LOB
15 Rafael Furcal, S (1, 6) OBP: 0.375, SLG: 0.286	C B X 1-1 1B 1B 1B	B B B B 4-0 E S SF7 BB		B F C B B S 3-3 ① K		C S F B X 1-2 ③ F7	B B C X 2-1 ③ F8			4	2	1	0	1	1	3
José Cruz Jr., S (1, 7) OBP: 0.533, SLG: 0.692	C 1 SAFE B X 1-1 1B 1-2 SF8 1B	B B B F X 3-1 ① SF7 1-H		C X 0-1 1B			B F F B B S 3-3 ① K	X 0-0 ① G4-3		4	1	2	1	0	1	0
J.D. Drew, L (1, 9) OBP: 0.467, SLG: 0.615	C B B F B X 3-2 SF8 12 HBP 1B 1-3 2-H 1B	F B F S 1-3 ② K		C C F B S 1-3 ② K			B B B B 4-0 18 1B 7 E BB	B B C S F B F B 4-2 BB		3	2	1	1	2	2	1
12 Jeff Kent, R (1, 4) OBP: 0.667, SLG: 0.667 18 Ramon Martinez, R (4, PH) OBP: 0.333, SLG: 0.333 (5, 4)	C H 1-1 1B 1-2 2B HBP	B B X 2-0 1B		B F C X 1-2 ③ G5-3			C X 0-1 7 E 1-2 1B 1B	F X 0-1 ② P5		1 3	1 1	1 1	0 0	0 0	0 0	0 2
Olmedo Saenz, R (1, 3) OBP: 0.125, SLG: 0.143 7 James Loney, L (5, 3) OBP: 0.286, SLG: 0.167	F X 0-1 ① SF8 2-3 3-H	C B 1 SAFE F S 1-3 ③ K			B F X 1-1 ① F9		C B C F F D F F F 3-2 B X E6 1B 1B 1-2 2-H	F X 0-1 ③ F8		1 3	0 1	0 0	1 0	0 0	1 0	1 2
Bill Mueller, S (1, 5) OBP: 0.571, SLG: 0.545	B B X 2-0 2B 1-2 3-H 1B		B X 1-0 1B 1B		F F B B B B 4-2 G6-4-3 BB		B B X 2-0 17 HBP 1B 1-2 2-H 1B		C X 0-1 ① G3	4	0	3	2	1	0	0
Sandy Alomar Jr., R (1, 2) OBP: 0.400, SLG: 0.500	B X 1-0 1-3 2-H 2B		X 0-0 ① 1-3 1B		X 0-0 ② ③ G6-4-3 1-2f		C X 0-1 17 HBP 1-2 2-H 1B		B S X 1-1 ② G6-3	5	0	3	2	0	0	1
17 Jason Repko, R (1, 8) OBP: 0.500, SLG: 0.583	B C F B X 2-2 ② F8		B X 1-0 ② P3			B C B X 2-1 ① F8	C B H 2-1 1-2 2-3 HBP		B C F S 1-3 ③ K	4	0	0	0	0	1	3
Odalis Perez, L (1, 1) Lance Carter, R (4, 1) Ricky Ledee, L (6, PH) 43 Yhency Brazoban, R (7, 1) Cody Ross, R (7, PH) Franquelis Osoria, R (8, 1) 47 Tim Hamulack, R (9, 1)	C F S 0-3 ③ K		B F C X 1-2 ③ G1-3			B C B X 2-1 ② F7	C S B B X 2-2 ② F9			2 0 1 0 1 0 0	0 0 0 0 0 0 0	0 0 0 0 0 0 0	0 0 0 0 0 0 0	1 0 0 0 0 0 0	3 0 0 0 3 0 0	0 0 0 0 0 0 0
Inning Stats	R: 4 E: 0 K: 1 S: 18 H: 5 LOB: 2 BB: 0 P: 29	R: 1 E: 0 K: 2 S: 9 H: 1 LOB: 1 BB: 1 P: 20	R: 0 E: 0 K: 0 S: 6 H: 2 LOB: 1 BB: 0 P: 9	R: 0 E: 0 K: 2 S: 12 H: 1 LOB: 1 BB: 0 P: 17	R: 0 E: 0 K: 0 S: 5 H: 0 LOB: 0 BB: 1 P: 10	R: 0 E: 0 K: 0 S: 8 H: 0 LOB: 0 BB: 0 P: 13	R: 3 E: 1 K: 1 S: 22 H: 3 LOB: 3 BB: 1 P: 40	R: 0 E: 0 K: 0 S: 9 H: 0 LOB: 1 BB: 1 P: 13	R: 0 E: 0 K: 1 S: 7 H: 0 LOB: 0 BB: 0 P: 9	1B: 11 2B: 1 3B: 0 HR: 0	SF: 2 SAC: 0 DP: 1 HBP: 2					

PITCHER		IP	WLS	BF	H	R	ER	SO	BB	IBB	HBP	BLK	WP	HR	S	P	ERA	WHIP
Horacio Ramirez, L ERA: 15.0	(1, 1)	3.0		18	8	5	5	3	1	0	1	0	0	0	33	58	15.00	3.000
John Thomson, R ERA: 4.91	(4, 1)	3.1		13	2	2	2	3	2	0	0	0	0	0	30	52	5.40	1.200
Mike Remlinger, L ERA:	(7, 1)	0.0		2	1	0	0	0	0	0	0	0	0	0	9	14	∞	∞
Oscar Villarreal, R ERA:	(7, 1)	0.2	W	4	1	1	0	0	0	0	1	0	0	0	8	14	0.00	1.500
Blaine Boyer, R ERA: 40.5	(8, 1)	0.1	H	2	0	0	0	0	1	0	0	0	0	0	5	9	0.00	3.000

PITCHER		IP	WLS	BF	H	R	ER	SO	BB	IBB	HBP	BLK	WP	HR	S	P	ERA	WHIP
Chris Reitsma, R ERA: 6.0	(8, 1)	1.2	S	5	0	0	0	1	0	0	0	0	0	0	11	13	0.00	0.000

BOTTOM

Atlanta Braves @ Los Angeles Dodgers

Dodger Stadium, Los Angeles, CA

Wed Apr 05 2006, 7:10 PM PDT

Att. 35,292 - Clear - 56 F

livebaseballscorecards.com

AB	36
R	8
H	12
RBI	7
BB	4
SO	7
LOB	19

Batter	1	2	3	4	5	6	7	8	9	AB	R	H	RBI	BB	SO	LOB
17 Jason Repko, R (1, 8) OBP: 0.526, SLG: 0.563	C B B X 2-1 S E 1B	C D F S 1-3 ① K	D B X 2-0 BB 1-2 3-H 1B			L B S B B F B X 3-2 ① L5		B C F F B F B F B 4-2 BB		4	1	2	1	1	1	2
José Cruz Jr., S (1, 7) OBP: 0.500, SLG: 0.563	B 1 B F B C X SAFE	S B D C B B 3-2 E3 G1-3 7 3B 1-H 4-2 BB 1-2 BB	B B B C C B 4-2 1-2 2-3 BB			C C X 0-2 ② G1-3		B F 1 F X SAFE 1-2 ② F9		3	1	0	0	2	0	1
J.D. Drew, L (1, 9) OBP: 0.450, SLG: 0.500	C B S X 1-2 ① G1-3 1-2	C B D B B 4-1 1-2 2-3 3-H BB	F X 0-1 ③ P4			B B F C F B B 4-2 BB		1 SAFE 1 SAFE F X 0-1 ③ F9		3	0	0	1	2	0	5
12 Jeff Kent, R (1, 4) OBP: 0.529, SLG: 0.462	F X 0-1 ② F8	C X 0-1 ② F9		B B S B F F F B 4-2 7 G4-6-3 BB		B X 1-0 ③ G6-3			S B F F B B X 3-2 ① G6-3	4	0	0	0	1	0	5
7 James Loney, L (1, 3) OBP: 0.250, SLG: 0.364	C C F X 0-2 2-H 3B	F B F F B X 2-2 ③ F9		X 0-0 ① ② G4-6-3 1-2f			M B B X 2-1 ① P6		B S B B B X 3-1 ② G6-3	5	0	1	1	0	0	4
Bill Mueller, S (1, 5) OBP: 0.526, SLG: 0.625	X 0-0 ③ F7		C B B X 2-1 18 G3 17 1B 2B	B C X 1-1 ③ F8			B X 1-0 2B		X 0-0 ③ L8	5	1	2	0	0	0	1
18 Ramon Martinez, R (1, 6) OBP: 0.286, SLG: 0.286		C X 0-1 2B 1B	X 0-0 ① G3 2-3		C F B S 1-3 ① K		B C C D X 2-2 ② G5-3			4	1	1	0	0	1	2
Dioner Navarro, S (1, 2) OBP: 0.444, SLG: 0.333		B C X 1-1 SH BB 1-H 2B	B D B I 4-0 17 BB 1B IBB		C X 0-1 ② G3		C B X 1-1 ③ F8			3	1	1	1	1	0	1
Brett Tomko, R (1, 1) 56 Hung-Chih Kuo, L (7, 1) Danys Baez, R (9, 1)		C X 0-1 SH BB BB 2-3	C L 1 SAFE C 0-3 ② K		C S S 0-3 ③ K			S S B S 1-3 ① K		2 1 0	0 0 0	0 0 0	0 0 0	0 0 0	2 1 0	2 0 0
Inning Stats	R: 2 H: 2 E: 1 LOB: 1 K: 0 BB: 0 S: 15 P: 21	R: 2 H: 2 E: 0 LOB: 3 K: 1 BB: 2 S: 18 P: 30	R: 1 H: 2 E: 0 LOB: 3 K: 1 BB: 2 S: 11 P: 23	R: 0 H: 0 E: 0 LOB: 0 K: 0 BB: 1 S: 7 P: 12	R: 0 H: 0 E: 0 LOB: 0 K: 2 BB: 0 S: 8 P: 9	R: 0 H: 0 E: 0 LOB: 1 K: 0 BB: 1 S: 11 P: 19	R: 0 H: 1 E: 0 LOB: 1 K: 0 BB: 0 S: 8 P: 14	R: 0 H: 0 E: 0 LOB: 1 K: 1 BB: 1 S: 13 P: 19	R: 0 H: 0 E: 0 LOB: 0 K: 0 BB: 0 S: 7 P: 13	1B: 3 SF: 0 2B: 3 SAC: 1 3B: 1 DP: 1 HR: 0 HBP: 0						

PITCHER		IP	WLS	BF	H	R	ER	SO	BB	IBB	HBP	BLK	WP	HR	S	P	ERA	WHIP
Gavin Floyd, R ERA: 10.13	(1, 1)	2.2	L	20	6	5	3	2	3	1	0	0	0	0	42	72	10.12	3.375
Julio Santana, R ERA: 4.5	(3, 1)	3.1		11	0	0	0	2	2	0	0	0	0	0	28	42	0.00	0.600
Aaron Fultz, L ERA: 1.8	(7, 1)	2.0		8	1	0	0	1	1	0	0	0	0	0	21	33	0.00	1.000
Ryan Franklin, R ERA:	(9, 1)	1.0		3	0	0	0	0	0	0	0	0	0	0	7	13	0.00	0.000

PITCHER	IP	WLS	BF	H	R	ER	SO	BB	IBB	HBP	BLK	WP	HR	S	P	ERA	WHIP

TOP

Los Angeles Dodgers @ Philadelphia Phillies
Citizens Bank Park, Philadelphia, PA
Fri Apr 07 2006, 7:05 PM EDT
Att. 25,518 - Partly Cloudy - 65 F

livebaseballscorecards.com

AB	34
R	5
H	7
RBI	4
BB	7
SO	5
LOB	23

Batter	1	2	3	4	5	6	7	8	9	AB	R	H	RBI	BB	SO	LOB
11 Jimmy Rolls, S (1, 6) OBP: 0.353, SLG: 0.563	B B F C X 2-2 G1-3 1B		B X 1-0 1B 1B	X 0-0 1B			F C S 0-3 ② K			4	0	3	0	0	1	0
Aaron Rowand, R (1, 8) OBP: 0.200, SLG: 0.214	X 0-0 ① G1-3 1-2		C B F F S 1-3 ① K	P X 1-0 ③ G4-3			F B B F C 2-3 ③ K			4	0	0	0	0	2	3
Bobby Abreu, L (1, 9) OBP: 0.294, SLG: 0.375	C B B C T F F B X 3-2 ② L7		X 0-0 26 G4-6-3 1-2 1B		C B B F B X 3-2 ① G4-3			C S S 0-3 ① K		4	0	1	0	0	1	1
26 Chase Utley, L (1, 4) OBP: 0.353, SLG: 0.500	F C B B F B B 4-2 BB		B B X 2-0 ② ③ G4-6-3 1-2f		C B S B X 2-2 ② P2			B B C S T S 2-3 ② K		3	0	0	0	1	1	2
Pat Burrell, R (1, 7) OBP: 0.412, SLG: 0.800	B B X 2-0 ③ F8			B B B C X 3-1 HR	B F F C 1-3 ③ K			B F X 1-1 ③ F9		4	1	1	1	0	1	2
6 Ryan Howard, L (1, 3) OBP: 0.412, SLG: 0.533		X 0-0 1B		C X 0-1 HR HR 1B		X 0-0 ① F7			F S F S 0-3 ① K	4	1	2	0	0	1	0
David Bell, R (1, 5) OBP: 0.182, SLG: 0.400 Aaron Fultz, L (7, 1) Ryan Franklin, R (9, 1) 8 Shane Victorino, S (9, PH)		X 0-0 ① F8		B F X 1-1 ① L6		C B B C X 2-2 ② G5-3			S T S 0-3 ② K	3 0 0 1	0 0 0 0	0 0 0 0	0 0 0 0	0 0 0 0	0 0 0 1	2 0 0 0
Sal Fasano, R (1, 2) OBP: 0.333, SLG: 1.333 David Dellucci, L (9, PH) OBP: 0.250, SLG: 0.500	C O F C 1-3 ② K		S B X 1-1 1-H HR			F B X 1-1 ③ F8			F B X 1-1 2B	3 1	1 0	1 1	2 0	0 0	1 0	1 0
Gavin Floyd, R (1, 1) Julio Santana, R (3, 1) Abraham Nunez, S (7, 5) OBP: 0.125, SLG: 0.250	C C B F X 1-2 ③ G1-3		S S F B B F S 2-3 ② K			B X 1-0 ① G6-3			X 0-0 ③ F7	1 1 2	0 0 0	0 0 0	0 0 0	0 0 0	0 1 0	1 0 1
Inning Stats	R: 0 H: 1 E: 0 LOB: 2 K: 0 BB: 1 S: 14 P: 25	R: 0 H: 1 E: 0 LOB: 1 K: 1 BB: 0 S: 9 P: 11	R: 0 H: 2 E: 0 LOB: 1 K: 1 BB: 0 S: 7 P: 11	R: 3 H: 4 E: 0 LOB: 1 K: 1 BB: 0 S: 16 P: 23	R: 0 H: 0 E: 0 LOB: 0 K: 1 BB: 0 S: 9 P: 15	R: 0 H: 0 E: 0 LOB: 0 K: 0 BB: 0 S: 6 P: 9	R: 0 H: 0 E: 0 LOB: 0 K: 2 BB: 0 S: 7 P: 10	R: 0 H: 0 E: 0 LOB: 0 K: 2 BB: 0 S: 9 P: 12	R: 0 H: 1 E: 0 LOB: 1 K: 2 BB: 0 S: 10 P: 11	1B: 6 2B: 1 3B: 0 HR: 2	SF: 0 SAC: 0 DP: 1 HBP: 0			WP: 0 PB: 0 SB: 0 CS: 0	PA: 36		

PITCHER		IP	WLS	BF	H	R	ER	SO	BB	IBB	HBP	BLK	WP	HR	S	P	ERA	WHIP
Brett Tomko, R ERA: 4.5	(1, 1)	6.0	W	26	8	3	3	4	1	0	0	0	0	2	61	94	4.50	1.500
56 Hung-Chih Kuo, L ERA: 6.75	(7, 1)	2.0	H	6	0	0	0	4	0	0	0	0	0	0	16	22	0.00	0.000
Danys Baez, R ERA:	(9, 1)	1.0	S	4	1	0	0	2	0	0	0	0	0	0	10	11	0.00	1.000

PITCHER	IP	WLS	BF	H	R	ER	SO	BB	IBB	HBP	BLK	WP	HR	S	P	ERA	WHIP

BOTTOM

Los Angeles Dodgers @ Philadelphia Phillies
Citizens Bank Park, Philadelphia, PA
Fri Apr 07 2006, 7:05 PM EDT
Att. 25,518 - Partly Cloudy - 65 F

livebaseballscorecards.com

AB	35
R	3
H	9
RBI	3
BB	1
SO	10
LOB	13

Batter	1	2	3	4	5	6	7	8	9	AB	R	H	RBI	BB	SO	LOB
15 Rafael Furcal, S (1, 6) OBP: 0.286, SLG: 0.211	C C X 0-2 E8 3B	C C B B X 2-2 G3-1 ②	C S F B F B S 2-3 K ③				B F M X 1-2 G6-3 ①		C B F S 1-3 K ③	5	1	0	0	0	2	0
José Cruz Jr., S (1, 7) OBP: 0.417, SLG: 0.450	C B F C 1-3 K ①	B S X 1-1 P5 ③			B B B C F X 3-2 F9 ①		C B C B F F X 2-2 P4 ②			4	0	0	0	0	1	1
J.D. Drew, L (1, 9) OBP: 0.458, SLG: 0.579	X 0-0 E 2-H 3B		B S B F C 2-3 K ①		B B S X 2-1 P5 ②		B B B C S B 4-2 BB			3	1	1	1	1	1	0
12 Jeff Kent, R (1, 4) OBP: 0.524, SLG: 0.438	B B D B 4-0 E BB		B X 1-0 F8 ②		F B C X 1-2 7 1B 1B		C X 0-1 F7 ③			3	0	1	0	1	0	1
7 James Loney, L (1, 3) OBP: 0.313, SLG: 0.400	F B S F X 1-2 P4 ②		F B F B F X 2-2 WP 1B		C B X 1-1 1-2 1B			F F X 0-2 F7 ①		4	0	2	0	0	0	2
Bill Mueller, S (1, 5) OBP: 0.478, SLG: 0.526	X 0-0 E6 1-3 3-H		B B C D I 4-1 1-2 IBB		X 0-0 G1-3 ③			C B B C X 2-2 G3-1 ②		3	0	0	0	1	0	3
17 Jason Repko, R (1, 8) OBP: 0.435, SLG: 0.450	C S X 0-2 L7 ③		C F B D F X 2-2 G3 ③			L C B B X 2-2 P6 ①		B B C B C X 3-2 F7 ③		4	0	0	0	0	0	4
Dioner Navarro, S (1, 2) OBP: 0.385, SLG: 0.600		C B F B B X 3-2 HR		B C B B X 3-1 F8 ①		C B F X 1-2 G3-1 ②			C S B X 1-2 F7 ①	4	1	1	1	0	0	0
Derek Lowe, R (1, 1) 43 Yhency Brazoban, R (7, 1) 56 Hung-Chih Kuo, L (7, 1) 44 Takashi Saito, L (8, 1) Ricky Ledee, L (9, PH) 47 Tim Hamulack, R (9, 1)		B X 1-0 F9 ①		C B F B X 2-2 P4 ②		B X 1-0 F8 ③			B C F S 1-3 K ②	3 0 0 0 1 0	0 0 0 0 0 0	0 0 0 0 0 0	0 0 0 0 0 0	0 0 0 0 1 0	0 0 0 0 0 0	0 0 0 0 0 0
Inning Stats	R: 2 E: 2 K: 1 S: 15 H: 1 LOB: 2 BB: 1 P: 21	R: 1 E: 0 K: 0 S: 9 H: 1 LOB: 0 BB: 0 P: 16	R: 0 E: 0 K: 1 S: 13 H: 1 LOB: 2 BB: 1 P: 24	R: 0 E: 0 K: 1 S: 10 H: 0 LOB: 0 BB: 0 P: 17	R: 0 E: 0 K: 0 S: 11 H: 2 LOB: 2 BB: 0 P: 18	R: 0 E: 0 K: 0 S: 7 H: 0 LOB: 0 BB: 0 P: 11	R: 0 E: 0 K: 0 S: 12 H: 0 LOB: 1 BB: 1 P: 19	R: 0 E: 0 K: 0 S: 9 H: 0 LOB: 0 BB: 0 P: 14	R: 0 E: 0 K: 2 S: 9 H: 0 LOB: 0 BB: 0 P: 12	1B: 3 2B: 0 3B: 1 HR: 1 SF: 0 SAC: 0 DP: 0 HBP: 0						

PITCHER		IP	WLS	BF	H	R	ER	SO	BB	IBB	HBP	BLK	WP	HR	S	P	ERA	WHIP
63 Ryan Madson, R ERA: 1.5	(1, 1)	6.0		27	5	3	1	3	1	1	0	0	1	1	65	107	1.50	1.000
Arthur Rhodes, L ERA:	(7, 1)	1.0		4	0	0	0	0	1	0	0	0	0	0	12	19	0.00	1.000
Ryan Franklin, R ERA:	(8, 1)	1.0		3	0	0	0	0	0	0	0	0	0	0	9	14	0.00	0.000
45 Tom Gordon, R ERA: 4.5	(9, 1)	1.0	W	3	0	0	0	2	0	0	0	0	0	0	9	12	0.00	0.000

PITCHER	IP	WLS	BF	H	R	ER	SO	BB	IBB	HBP	BLK	WP	HR	S	P	ERA	WHIP

TOP

Los Angeles Dodgers @ Philadelphia Phillies

Citizens Bank Park, Philadelphia, PA

Sun Apr 09 2006, 1:05 PM EDT

Sunny - 51 F

livebaseballscorecards.com

AB	34
R	3
H	5
RBI	2
BB	3
SO	5
LOB	11

WP: 1	PA: 37																	
PB: 0																		
SB: 0																		
CS: 0																		

BOTTOM

Los Angeles Dodgers @ Philadelphia Phillies
Citizens Bank Park, Philadelphia, PA
Sun Apr 09 2006, 1:05 PM EDT
Sunny - 51 F

livebaseballscorecards.com

Batter	1	2	3	4	5	6	7	8	9	AB	R	H	RBI	BB	SO	LOB
11 Jimmy Rollins, S (1, 6) OBP: 0.364, SLG: 0.500	G3		BB, HBP, 26 FC6-4, 1B		G3-1		P6		HR, IBB	4	2	1	0	1	0	3
Aaron Rowand, R (1, 8) OBP: 0.316, SLG: 0.294	G1-3		1-2 HBP, 26 FC6-4, BB, 1B		1B		1-H, 3-H, 1B		F8	3	1	2	1	0	0	0
Sal Fasano, R (8, 2) OBP: 0.250, SLG: 1.000										1	0	0	0	0	0	2
Bobby Abreu, L (1, 9) OBP: 0.364, SLG: 0.526	BB		1-2 2-3 BB, 26 FC6-4		F7		P6		1-H 2-H HR	3	1	1	3	2	0	3
26 Chase Utley, L (1, 4) OBP: 0.333, SLG: 0.450	G3		1-2f 2-3 3-H FC6-4, 1B		F9			WP, 1B		4	0	1	1	0	0	4
Pat Burrell, R (1, 7) OBP: 0.429, SLG: 0.722		G5-3	1-2 3-H 1B			L5		G1-6-3, IBB		3	0	1	1	1	0	0
6 Ryan Howard, L (1, 3) OBP: 0.381, SLG: 0.444		BB	G3-1			G1-3		K		3	0	0	0	1	1	4
David Bell, R (1, 5) OBP: 0.133, SLG: 0.286		F8	G4-3			L3		1-2f G1-6-3		4	0	0	0	0	0	3
Mike Lieberthal, R (1, 2) OBP: 0.400, SLG: 0.500		P4	G5-3				8 WP, 1B, 2B		E6, 8 SH5-4, HR	3	0	1	0	0	0	1
Abraham Nunez, S (7, PR) OBP: 0.125, SLG: 0.250										0	0	0	0	0	0	0
Ryan Franklin, R (8, 1)										0	0	0	0	0	0	0
45 Tom Gordon, R (9, 1)										0	0	0	0	0	0	0
Alex Gonzalez, R (9, PH)										1	1	0	0	0	0	0
63 Ryan Madson, L (1, 1)			1-2 G1-3		1-1 G3-1		2-3 BB, 1B, 1B		SH5-4	2	0	0	0	0	0	0
Arthur Rhodes, L (7, 1)										0	0	0	0	0	0	0
8 Shane Victorino, S (7, PH)										0	1	0	0	1	0	0
(8, 8)																

AB	31
R	6
H	7
RBI	6
BB	6
SO	1
LOB	20

Inning Stats	1	2	3	4	5	6	7	8	9
	R: 0 E: 0 K: 0 S: 6 H: 0 LOB: 1 BB: 1 P: 12	R: 0 E: 0 K: 0 S: 6 H: 0 LOB: 1 BB: 1 P: 14	R: 2 E: 0 K: 0 S: 13 H: 2 LOB: 2 BB: 1 P: 24	R: 0 E: 0 K: 0 S: 6 H: 0 LOB: 0 BB: 0 P: 10	R: 0 E: 0 K: 0 S: 8 H: 1 LOB: 1 BB: 0 P: 13	R: 0 E: 0 K: 0 S: 5 H: 0 LOB: 0 BB: 0 P: 8	R: 1 E: 0 K: 0 S: 8 H: 2 LOB: 2 BB: 1 P: 16	R: 0 E: 0 K: 1 S: 9 H: 1 LOB: 1 BB: 1 P: 17	R: 3 E: 1 K: 0 S: 13 H: 1 LOB: 0 BB: 1 P: 24

1B: 5	SF: 0
2B: 1	SAC: 1
3B: 0	DP: 1
HR: 1	HBP: 1

WP: 2	PA: 39
PB: 0	
SB: 0	
CS: 0	

PITCHER	IP	WLS	BF	H	R	ER	SO	BB	IBB	HBP	BLK	WP	HR	S	P	ERA	WHIP
Derek Lowe, R (1, 1) ERA: 7.36	6.0		26	4	3	3	0	3	0	1	0	0	0	46	83	4.50	1.167
43 Yhency Brazoban, R (7, 1) ERA: 3.0	0.2	B	3	1	0	0	0	1	0	0	0	1	0	5	12	0.00	3.000
56 Hung-Chih Kuo, L (7, 1) ERA: 5.4	0.2		4	1	0	0	1	0	1	0	0	1	0	7	15	0.00	1.500
44 Takashi Saito, R (8, 1) ERA:	0.2		1	0	0	0	0	0	0	0	0	0	0	3	4	0.00	0.000
47 Tim Hamulack, L (9, 1) ERA:	0.2	L	5	1	3	0	0	0	1	0	0	0	1	13	24	0.00	1.500

PITCHER	IP	WLS	BF	H	R	ER	SO	BB	IBB	HBP	BLK	WP	HR	S	P	ERA	WHIP

Batter	1	2	3	4	5	6	7	8	9	AB	R	H	RBI	BB	SO	LOB
15 Rafael Furcal, S (1, 6) OBP: 0.269, SLG: 0.208	C C B B X 2-2 G6-3		F B X 1-1 L5	B X 1-0 1-2 2-H 1B			C C B B F X 2-2 F8	B B X 2-0 F8		5	0	1	0	0	0	1
José Cruz Jr., S (1, 8) (8, 7) OBP: 0.345, SLG: 0.360	X 0-0 G3-1		S X 0-1 G3-1		B S B X 2-1 P4		B C B B B C F S 3-3 K		F F F B C 1-3 K	5	0	0	0	0	2	0
J.D. Drew, L (1, 9) OBP: 0.448, SLG: 0.583	C C B B X 2-2 G4-3		B C B B F X 3-2 2B		C X 0-1 FC6-4 1B		X 0-0 G3		B C F S 1-3 K	5	0	2	0	0	1	0
Ricky Ledee, L (1, 7) OBP: 0.143, SLG: 0.143 17 Jason Repko, R (8, PH) OBP: 0.440, SLG: 0.500 (8, 8)		C X 0-1 7 FC6-4 1B	C X 0-1 L9		X 0-0 FC6-4 1-2f			B C F B B S 3-3 K	B B X 2-0 7 1B 2B	3 2	0 1	1 1	0 0	0 0	0 1	2 0
7 James Loney, L (1, 3) OBP: 0.381, SLG: 0.421		B B X 2-0 FC6-4 HBP 1-2f 2B		B F B B B 4-1 1B 31 1B BB	C F B B 1 S SAFE 2-3 K			C B B B X 3-1 FC4-6 1B	B C B X 2-1 1B 2-H 1B	4	2	2	1	1	1	2
Bill Mueller, S (1, 5) OBP: 0.464, SLG: 0.478		H 1-0 2B 1-2 HBP		F S B S 1-3 K		C X 0-1 G4-3		B X 1-0 FC4-6 18 WP 1B 18 2B 1-2f	B F B B X 3-1 1-3 1B	4	1	1	0	0	1	2
Sandy Alomar Jr., R (1, 2) OBP: 0.467, SLG: 0.600		C X 0-1 1-3 2-H 2B		S B B X 2-1 31 1B 15 1B 1-2 1B		C B X 1-1 G6-3		S S B X 1-2 18 WP 18 2B 1-2 1B	C B T D X 2-2 F8	5	1	3	1	0	0	2
18 Ramon Martinez, R (1, 4) OBP: 0.364, SLG: 0.455		S F D B S 2-3 K		X 0-0 F7		C C B B X 2-2 1B		B B C S F B X 3-2 1-H 2-H 2B		4	1	2	2	0	1	4
31 Brad Penny, R (1, 1) OBP: 0.200, SLG: 0.200 Olmedo Saenz, R (8, PH) OBP: 0.222, SLG: 0.375 Lance Carter, R (8, 1)		S X 0-1 G5-3		S B S D F X 2-2 15 1B 1-2 2-H 1B		B X 1-0 F8		B X 1-0 2-H 2B		3 1 0	0 0 0	1 1 0	1 1 0	0 0 0	0 0 0	3 0 0
Inning Stats	R: 0 E: 0 K: 0 S: 7 H: 0 LOB: 0 BB: 0 P: 11	R: 1 E: 0 K: 1 S: 10 H: 2 LOB: 2 BB: 0 P: 15	R: 0 E: 0 K: 0 S: 9 H: 1 LOB: 1 BB: 0 P: 13	R: 1 E: 0 K: 1 S: 12 H: 3 LOB: 2 BB: 1 P: 22	R: 0 E: 0 K: 1 S: 8 H: 1 LOB: 1 BB: 0 P: 12	R: 0 E: 0 K: 0 S: 8 H: 1 LOB: 1 BB: 0 P: 12	R: 0 E: 0 K: 1 S: 9 H: 0 LOB: 0 BB: 0 P: 14	R: 3 E: 0 K: 1 S: 15 H: 4 LOB: 1 BB: 0 P: 29	R: 1 E: 0 K: 2 S: 15 H: 3 LOB: 2 BB: 0 P: 26	1B: 10 2B: 5 3B: 0 HR: 0		SF: 0 SAC: 0 DP: 0 HBP: 1			WP: 1 PB: 0 SB: 0 CS: 0	PA: 43	

PITCHER		IP	WLS	BF	H	R	ER	SO	BB	IBB	HBP	BLK	WP	HR	S	P	ERA	WHIP
21 Jon Lieber, R ERA: 8.71	(1, 1)	7.0	L	30	8	2	2	4	1	0	1	0	0	0	63	99	2.57	1.286
Aaron Fultz, L ERA: 6.75	(8, 1)	1.2		11	6	4	4	3	0	0	0	0	1	0	25	45	21.60	3.600
Geoff Geary, R ERA:	(9, 1)	0.1		2	1	0	0	0	0	0	0	0	0	0	5	10	0.00	3.000

PITCHER	IP	WLS	BF	H	R	ER	SO	BB	IBB	HBP	BLK	WP	HR	S	P	ERA	WHIP

TOP

Los Angeles Dodgers @ Philadelphia Phillies

Citizens Bank Park, Philadelphia, PA

Sun Apr 09 2006, 1:10 PM EDT

Att. 38,056 - Sunny - 56 F

livebaseballscorecards.com

AB	41
R	6
H	15
RBI	6
BB	1
SO	7
LOB	16

BOTTOM

Los Angeles Dodgers @ Philadelphia Phillies
Citizens Bank Park, Philadelphia, PA
Sun Apr 09 2006, 1:10 PM EDT
Att. 38,056 - Sunny - 56 F

livebaseballscorecards.com

Batter	1	2	3	4	5	6	7	8	9	AB	R	H	RBI	BB	SO	LOB
11 Jimmy Rollins, S (1, 6) OBP: 0.346, SLG: 0.458	2-2 8 F9 8 S 1B 1B		2-0 F8 ①		0-0 P6 ③			2-1 G4-3 ①		4	1	1	0	0	0	0
8 Shane Victorino, S (1, 8) (9, 7) OBP: 0.286, SLG: 0.333	3-2 F9 ① 1-3		2-3 K ②			1-1 G4-3 ①		3-2 2B 2B		4	1	1	0	0	1	1
Bobby Abreu, L (1, 9) OBP: 0.462, SLG: 0.636	0-0 26 FC1-6 3-H 1B		4-2 26 S BB			2-0 1B		2-1 2-H 2B		3	0	3	2	1	0	0
26 Chase Utley, L (1, 4) OBP: 0.280, SLG: 0.375	1-1 FC1-6 ② 1-2f		3-2 G4-3 ③ 1-2			2-3 K ② 1 SAFE 1 SAFE		1-2 G1-3 ②		4	0	0	0	0	1	4
David Dellucci, L (1, 7) OBP: 0.125, SLG: 0.250	1-0 P6 ③			2-3 K ①		0-1 G4-3 ③		0-0 F8 ③		4	0	0	0	0	1	3
Geoff Geary, R (9, 1)										0	0	0	0	0	0	0
Alex Gonzalez, R (1, 3)		1-1 F8 ①		1-1 L6 ②			3-2 G6-3 ①		2-2 G1-3 ①	3	0	0	0	0	0	0
Aaron Fultz, L (8, 1)										0	0	0	0	0	0	0
Aaron Rowand, R (9, 8) OBP: 0.300, SLG: 0.278										1	0	0	0	0	0	0
Abraham Nunez, S (1, 5) OBP: 0.250, SLG: 0.333		0-0 F8 ②		3-2 G3 ③			1-2 1B		1-1 1B	4	0	2	0	0	0	0
Sal Fasano, R (1, 2) OBP: 0.286, SLG: 0.667		1-0 HBP			0-0 G5-3 ①		1-3 K ②		1-0 P2 ②	2	0	0	0	0	1	1
Pat Burrell, R (9, PH) OBP: 0.409, SLG: 0.684										1	0	0	0	0	0	1
21 Jon Lieber, L (1, 1)		1-3 K ③			2-1 F8 ②		0-3 K ③		1-0 G5-3 ③	2	0	0	0	0	1	1
6 Ryan Howard, L (7, PH) OBP: 0.348, SLG: 0.400 (8, 3)										2	0	0	0	0	1	2

	AB	34
	R	2
	H	7
	RBI	2
	BB	1
	SO	6
	LOB	13

Inning Stats	1	2	3	4	5	6	7	8	9	1B: 5	SF: 0	WP: 0	PA: 36
	R: 1 H: 2	R: 0 H: 0	R: 0 H: 0	R: 0 H: 0	R: 0 H: 0	R: 0 H: 1	R: 0 H: 1	R: 1 H: 2	R: 0 H: 1	2B: 2	SAC: 0	PB: 0	
	E: 0 LOB: 1	E: 0 LOB: 1	E: 0 LOB: 1	E: 0 LOB: 0	E: 0 LOB: 0	E: 0 LOB: 1	E: 0 LOB: 1	E: 0 LOB: 1	E: 0 LOB: 1	3B: 0	DP: 0	SB: 2	
	K: 0 BB: 0	K: 1 BB: 0	K: 1 BB: 1	K: 1 BB: 0	K: 0 BB: 0	K: 2 BB: 0	K: 2 BB: 0	K: 0 BB: 0	K: 0 BB: 0	HR: 0	HBP: 1	CS: 0	
	S: 11 P: 18	S: 8 P: 11	S: 10 P: 21	S: 10 P: 16	S: 4 P: 6	S: 10 P: 15	S: 13 P: 18	S: 11 P: 19	S: 7 P: 12				

PITCHER		IP	WLS	BF	H	R	ER	SO	BB	IBB	HBP	BLK	WP	HR	S	P	ERA	WHIP
31 Brad Penny, R ERA: 1.5	(1, 1)	7.0	W	27	4	1	1	6	1	0	1	0	0	0	66	105	1.29	0.714
Lance Carter, R ERA: 3.6	(8, 1)	2.0		9	3	1	1	0	0	0	0	0	0	0	18	31	4.50	1.500

PITCHER	IP	WLS	BF	H	R	ER	SO	BB	IBB	HBP	BLK	WP	HR	S	P	ERA	WHIP

Batter	1	2	3	4	5	6	7	8	9	AB	R	H	RBI	BB	SO	LOB
15 Rafael Furcal, S (1, 6) OBP: 0.323, SLG: 0.259	4-0 17 HR BB	3-1 17 3B 2B 1-3		3-2 P6 ②	2-3 K ③				4-0 12 BB BB	3	2	1	0	2	1	0
17 Jason Repko, R (1, 8) OBP: 0.433, SLG: 0.667	0-2 HR 1-H	2-2 3B 2-H 3-H		2-0 P3 ③			1-1 F8 ①		1-0 L9 ①	5	1	2	4	0	0	1
José Cruz Jr., S (1, 7) OBP: 0.353, SLG: 0.367	2-2 F7 ①	2-3 K ②			0-0 HR 1B		1-1 1B		1-0 F7 ②	5	1	2	0	0	1	2
12 Jeff Kent, R (1, 4) OBP: 0.462, SLG: 0.350	0-1 G3 ②	1-0 F8 ③			2-2 P3 ①		1-0 F8 ②		4-1 1-2 BB	4	0	0	0	1	0	3
Olmedo Saenz, R (1, 3) OBP: 0.385, SLG: 0.750 44 Takashi Saito, L (7, 1) Bill Mueller, S (9, PH) OBP: 0.448, SLG: 0.458 43 Yhency Brazoban, R (9, 1)	1-0 3B 1B		1-1 1B		0-0 1-H HR		1-2 L7 ③		1-0 P6 ③	4 0 1 0	2 0 0 0	3 0 0 0	2 0 0 0	0 0 0 0	0 0 0 0	1 0 2 0
Cody Ross, R (1, 9) OBP: 0.333, SLG: 0.667	2-0 1-H 3B	3-2 L8 ①			1-0 G6-3 ②			2-0 18 PB S 18 1B 1B		4	1	2	1	0	0	1
Dioner Navarro, S (1, 2) OBP: 0.294, SLG: 0.429	3-2 L4 ③	2-0 P4 ②			2-0 G5-3 ③			1-2 P2 ① 1-2		4	0	0	0	0	0	3
18 Ramon Martinez, R (1, 5) OBP: 0.333, SLG: 0.400		2-1 G5-3 ①	3-3 K ③			1-0 F7 ①		1-1 7 G4-6-3 2-H 1B		4	0	1	1	0	1	1
Odalis Perez, L (1, 1) Franquelis Osoria, R (6, 1) 47 Tim Hamulack, R (7, 1) 7 James Loney, L (7, 3) OBP: 0.364, SLG: 0.400		4-1 15 2B 17 3B BB		1-0 G6-3 ①		0-0 G1 ②		0-2 G4-6-3 ② ③ 1-2f		2 0 0 1	1 0 0 0	0 0 0 0	0 0 0 0	1 0 0 0	0 0 0 0	0 0 0 1
Inning Stats	R: 3 E: 0 K: 0 S: 14 H: 3 LOB: 1 BB: 1 P: 26	R: 2 E: 0 K: 1 S: 13 H: 2 LOB: 1 BB: 1 P: 27	R: 0 E: 0 K: 1 S: 9 H: 1 LOB: 1 BB: 0 P: 18	R: 0 E: 0 K: 0 S: 5 H: 0 LOB: 0 BB: 0 P: 11	R: 2 E: 0 K: 0 S: 7 H: 2 LOB: 0 BB: 0 P: 12	R: 0 E: 0 K: 1 S: 5 H: 0 LOB: 0 BB: 0 P: 8	R: 0 E: 0 K: 0 S: 9 H: 1 LOB: 1 BB: 0 P: 13	R: 1 E: 0 K: 0 S: 9 H: 2 LOB: 0 BB: 0 P: 13	R: 0 E: 0 K: 0 S: 4 H: 0 LOB: 2 BB: 2 P: 15	1B: 6 2B: 1 3B: 2 HR: 2	SF: 0 SAC: 0 DP: 1 HBP: 0						

PITCHER	IP	WLS	BF	H	R	ER	SO	BB	IBB	HBP	BLK	WP	HR	S	P	ERA	WHIP
57 Zach Duke, L (1, 1) ERA: 6.55	5.0	L	25	8	7	7	2	2	0	0	0	0	2	48	94	12.60	2.000
Ryan Vogelsong, R (6, 1) ERA: 4.5	2.0		7	1	0	0	1	0	0	0	0	0	0	14	21	0.00	0.500
55 Matt Capps, R (8, 1) ERA: 10.8	1.0		4	2	1	1	0	0	0	0	0	0	0	9	13	9.00	2.000
34 John Grabow, L (9, 1) ERA: 5.79	1.0		5	0	0	0	0	2	0	0	0	0	0	4	15	0.00	2.000

PITCHER	IP	WLS	BF	H	R	ER	SO	BB	IBB	HBP	BLK	WP	HR	S	P	ERA	WHIP

TOP

Los Angeles Dodgers @ Pittsburgh Pirates

PNC Park, Pittsburgh, PA

Mon Apr 10 2006, 1:35 PM EDT

Att. 39,129 - Partly Cloudy - 61 F

livebaseballscorecards.com

AB	37
R	8
H	11
RBI	8
BB	4
SO	3
LOB	15

1B: 6	SF: 0	WP: 0	PA: 41
2B: 1	SAC: 0	PB: 1	
3B: 2	DP: 1	SB: 1	
HR: 2	HBP: 0	CS: 0	

BOTTOM

Los Angeles Dodgers @ Pittsburgh Pirates

PNC Park, Pittsburgh, PA

Mon Apr 10 2006, 1:35 PM EDT

Att. 39,129 - Partly Cloudy - 61 F

livebaseballscorecards.com

Batter	1	2	3	4	5	6	7	8	9	AB	R	H	RBI	BB	SO	LOB
6 Chris Duffy, L (1, 8) OBP: 0.172, SLG: 0.214	C F X 0-2 G1-3 ①		B B C X 2-1 F9 ①		S F F S 0-3 K ②		B B C B S X 3-2 1B G5-3 1B 1-2 1B ①	B C B F F S 2-3 K ②		5	1	1	0	0	2	3
2 Jack Wilson, R (1, 6) OBP: 0.464, SLG: 0.565 Ryan Vogelsong, R (6, 1) 13 Nate McLouth, L (7, PH) OBP: 0.154, SLG: 0.231 Craig Wilson, R (7, PH) OBP: 0.308, SLG: 0.583 55 Matt Capps, R (8, 1) José Hernández, R (8, PH) OBP: 0.429, SLG: 0.333 (9, 3)	B C B C F X 2-2 S 1B		B B B B 4-0 1B BB 1-2		B C X 1-1 FC5-4 ③ 1-2f		C B F B F X 2-2 G5-3 ① 1-2 2-3	C B X 1-1 1B 1-2		2 0 0 1 0 1	0 0 0 0 0 0	1 0 0 0 0 1	0 0 0 0 0 0	1 0 0 0 0 0	0 0 0 0 0 0	1 0 0 2 0 0
Sean Casey, L (1, 3) OBP: 0.375, SLG: 0.633 34 John Grabow, L (9, 1)	1 SAFE C X 0-1 F8 ② 1-2		C X 0-1 G5-4-3 1-2 2-3 1B			C F B X 1-2 1B 2B	X 0-0 1B 1B 2-3 3-H 1B	C B B F S 2-3 K ③		5 0	1 0	3 0	1 0	0 0	1 0	3 0
Jason Bay, R (1, 7) OBP: 0.429, SLG: 0.483	B C B D X 3-1 G5-3 ③		X 0-0 G5-4-3 ② ③ 1-2f			X 0-0 F8 ①	C S 0-3 K ②		C B C B X 2-2 1B	5	0	1	0	0	1	7
Jeromy Burnitz, L (1, 9) OBP: 0.323, SLG: 0.448		C B C F H 2-2 FC4-6 HBP		C B C X 1-2 G5-3 ①		F C F F X 0-2 2B 1B 2-H	C F F X 0-2 1B 1B 1-2 3-H		B C B F S 2-3 K ①	4	0	2	2	0	1	1
Joe Randa, R (1, 5) OBP: 0.250, SLG: 0.370		B X 1-0 F9 ①		C S S 0-3 K ②		X 0-0 1B 2B 1-3	B F F X 1-2 FC6-4 1B 1-2 2-3		B C X 1-1 F8 ②	5	0	2	0	0	1	2
Jose Castillo, R (1, 4) OBP: 0.412, SLG: 0.517		B X 1-0 FC4-6 ② 1-2f		B B C C T 2-2 K ③		F S F S 0-3 K ②	B X 1-0 FC6-4 ③ 1-2f		C B X 1-1 F8 ③	5	0	0	0	0	2	7
11 Humberto Cota, R (1, 2) OBP: 0.125, SLG: 0.125		S B F B X 2-2 G5-3 ③			C F X 0-2 G6-3 ①	F X 0-1 G5-3 ③		S B X 1-1 1B 1B		4	0	1	0	0	0	3
57 Zach Duke, L (1, 1) OBP: 0.333, SLG: 0.333 12 Freddy Sanchez, R (5, PH) OBP: 0.533, SLG: 0.643 (6, 6)			B B C F F X 2-2 1B 2 BB 1B		C B B B B 4-1 2 FC5-4 BB		X 0-0 G5-3 6 1B 1B 1B	C X 0-1 F8 ①		1 2	0 1	1 1	0 0	0 1	0 0	0 1
Inning Stats	R: 0 H: 1 E: 0 LOB: 1 K: 0 BB: 0 S: 11 P: 16	R: 0 H: 0 E: 1 LOB: 1 K: 0 BB: 0 S: 8 P: 14	R: 0 H: 2 E: 0 LOB: 2 K: 0 BB: 1 S: 9 P: 17	R: 0 H: 0 E: 0 LOB: 0 K: 2 BB: 0 S: 9 P: 12	R: 0 H: 0 E: 0 LOB: 1 K: 1 BB: 1 S: 10 P: 15	R: 1 H: 3 E: 0 LOB: 2 K: 1 BB: 0 S: 16 P: 17	R: 2 H: 5 E: 0 LOB: 3 K: 1 BB: 0 S: 20 P: 27	R: 0 H: 2 E: 0 LOB: 2 K: 2 BB: 0 S: 13 P: 19	R: 0 H: 1 E: 0 LOB: 1 K: 1 BB: 0 S: 10 P: 16	1B: 12 SF: 0 2B: 2 SAC: 0 3B: 0 DP: 1 HR: 0 HBP: 1						

	AB	40
	R	3
	H	14
	RBI	3
	BB	2
	SO	8
	LOB	30

PITCHER		IP	WLS	BF	H	R	ER	SO	BB	IBB	HBP	BLK	WP	HR	S	P	ERA	WHIP
Odalis Perez, L ERA: 8.64	(1, 1)	5.1	W	24	6	1	1	3	2	0	1	0	0	0	57	85	1.69	1.500
Franquelis Osoria, R ERA: 13.5	(6, 1)	0.2		4	2	2	2	1	0	0	0	0	0	0	10	13	27.00	3.000
47 Tim Hamulack, L ERA:	(7, 1)	0.2		4	2	0	0	1	0	0	0	0	0	0	12	14	0.00	3.000
44 Takashi Saito, R ERA:	(7, 1)	1.1	H	7	3	0	0	2	0	0	0	0	0	0	17	25	0.00	2.250
43 Yhency Brazoban, R ERA: 2.25	(9, 1)	1.0		4	1	0	0	1	0	0	0	0	0	0	10	16	0.00	1.000

PITCHER	IP	WLS	BF	H	R	ER	SO	BB	IBB	HBP	BLK	WP	HR	S	P	ERA	WHIP

Los Angeles Dodgers @ Pittsburgh Pirates

PNC Park, Pittsburgh, PA

Tue Apr 11 2006, 7:05 PM EDT

Att. 17,240 - Partly Cloudy - 70 F

livebaseballscorecards.com

TOP

Batter	1	2	3	4	5	6	7	8	9	AB	R	H	RBI	BB	SO	LOB
15 Rafael Furcal, S (1, 6) OBP: 0.333, SLG: 0.281	C X 0-1 17 E 17 S 1B 1B	B B F C X 2-2 17 FC5-4 1-2 1B	C B F X 1-2 ③ F7			B X 1-0 ① G3		D C B 1 SAFE B F X 3-2 ② G4-3 1-2		5	1	2	0	0	0	2
17 Jason Repko, R (1, 8) OBP: 0.400, SLG: 0.594	C 1 SAFE B F S 1-3 ① K 1-3	C X 0-1 ② FC5-4 BB 1-2f 2-3		B F C X 1-2 S 1B		B C F B S 2-3 ② K		B S F S 1-3 ③ K		5	0	1	0	0	3	4
J.D. Drew, L (1, 9) OBP: 0.441, SLG: 0.536	X 0-0 HR 3-H 1B	B B C B B B 4-1 12 FC6-4 1-2 BB		1 SAFE B B F F X 2-2 ① F7 1-2		B S B X 2-1 ③ G4-3			X 0-0 ① F7	4	1	1	1	1	0	1
12 Jeff Kent, R (1, 4) OBP: 0.387, SLG: 0.280	B D F F F X 2-2 ② F7	B B T B X 3-1 ③ FC6-4 1-2f		2 SAFE B B X 2-0 ② P2			C S B S 1-3 ① K		B X 1-0 ② G4-3	5	0	0	0	0	1	5
Ricky Ledee, L (1, 7) OBP: 0.273, SLG: 0.500 Olmedo Saenz, R (9, PH) OBP: 0.357, SLG: 0.692	B X 1-0 1-H HR		B S B B B 4-1 HR BB	X 0-0 ③ F7			S X 0-1 ② G4-3		F X 0-1 ③ F8	3 1	2 0	1 0	2 0	1 0	0 0	1 0
Bill Mueller, S (1, 5) OBP: 0.515, SLG: 0.750	C X 0-1 1B	X 0-0 1-H HR			B B B C X 3-1 HR		X 0-0 1B			4	2	4	3	0	0	0
7 James Loney, L (1, 3) OBP: 0.308, SLG: 0.333	X 0-0 ③ G1-6-3		B F B B X 2-1 ① G6-3		B F F B B F X 3-2 ① F8		B X 1-0 ③ G3-1			4	0	0	0	0	0	2
Dioner Navarro, S (1, 2) OBP: 0.286, SLG: 0.389		B C B B F X 3-2 17 15 FC5-4 1B 1B	B C B X 2-1 ② L7		C C X 0-2 ② G1-3			C C B B X 2-2 ① G4-3		4	0	1	0	0	0	0
Jae Weong Seo, R (1, 1) OBP: 0.250, SLG: 0.250 Lance Carter, R (6, 1) José Cruz Jr., S (8, PH) OBP: 0.371, SLG: 0.387 Danys Baez, R (8, 1)		X 0-0 ① B2	F C B X 1-2 1B		C B S F S 1-3 ③ K2-3			X 0-0 15 G4-3 1B		3 0 0 1 0	0 0 0 0 0	1 0 1 0 0	0 0 0 0 0	1 0 0 0 0	1 0 0 0 0	1 0 0 0 0

Inning Stats																							
	R: 3	H: 4	R: 0	H: 2	R: 2	H: 2	R: 0	H: 1	R: 1	H: 1	R: 0	H: 0	R: 0	H: 1	R: 0	H: 0	1B: 9	SF: 0	WP: 0	PA: 41
	E: 0	LOB: 1	E: 0	LOB: 3	E: 0	LOB: 1	E: 0	LOB: 1	E: 0	LOB: 0	E: 0	LOB: 0	E: 0	LOB: 1	E: 0	LOB: 0	2B: 0	SAC: 0	PB: 0	
	K: 1	BB: 0	K: 0	BB: 1	K: 0	BB: 1	K: 0	BB: 0	K: 1	BB: 0	K: 1	BB: 0	K: 1	BB: 0	K: 1	BB: 0	3B: 0	DP: 0	SB: 2	
	S: 14	P: 18	S: 12	P: 24	S: 12	P: 22	S: 8	P: 13	S: 13	P: 20	S: 6	P: 11	S: 7	P: 9	S: 10	P: 16	HR: 3	HBP: 0	CS: 0	
															S: 4	P: 5				

PITCHER		IP	WLS	BF	H	R	ER	SO	BB	IBB	HBP	BLK	WP	HR	S	P	ERA	WHIP
45 Ian Snell, R ERA: 9.0	(1, 1)	5.0		27	10	6	6	2	2	0	0	0	0	3	59	97	10.80	2.400
16 Salomon Torres, R ERA: 6.14	(6, 1)	2.0	W	7	1	0	0	2	0	0	0	0	0	0	13	20	0.00	0.500
Roberto Hernandez, R ERA:	(8, 1)	1.0	H	4	1	0	0	1	0	0	0	0	0	0	10	16	0.00	1.000
Michael Gonzalez, L ERA: 6.0	(9, 1)	1.0	S	3	0	0	0	0	0	0	0	0	0	0	4	5	0.00	0.000

PITCHER	IP	WLS	BF	H	R	ER	SO	BB	IBB	HBP	BLK	WP	HR	S	P	ERA	WHIP

AB	39
R	6
H	12
RBI	6
BB	2
SO	5
LOB	16

Los Angeles Dodgers @ Pittsburgh Pirates

PNC Park, Pittsburgh, PA

Tue Apr 11 2006, 7:05 PM EDT

Att. 17,240 - Partly Cloudy - 70 F

livebaseballscorecards.com

BOTTOM

Batter	1	2	3	4	5	6	7	8	9	AB	R	H	RBI	BB	SO	LOB
6 Chris Duffy, L (1, 8) OBP: 0.182, SLG: 0.250	C S B S 1-3 K ①		B F B S F B F X 3-2 2 1B 2B		C X 0-1 G1 ②		C F X 0-2 G4-3 ①			4	1	1	0	0	1	0
2 Jack Wilson, R (1, 6) OBP: 0.469, SLG: 0.667	B C B S X 2-2 F8 ②		F X 0-1 2-H 1B		B B C F F F X 2-2 HR		B C X 1-1 F8 ②			4	1	2	2	0	0	0
Jason Bay, R (1, 7) OBP: 0.436, SLG: 0.485	C X 0-1 HR 1B		C S F S 0-3 K ②		S B B S B F X 3-2 1B		B B B C C S 3-3 K ③			4	1	2	0	0	2	1
Jeromy Burnitz, L (1, 9) OBP: 0.314, SLG: 0.515	B F C 1 SAFE D F 1 SAFE X 2-2 1-H HR		1 SAFE B X 1-0 G4-3 ③		B S B C S 2-3 K ③			C F B S 1-3 K ①		4	1	1	2	0	2	2
Craig Wilson, R (1, 3) OBP: 0.353, SLG: 0.733	B B X 2-0 G6-3 ③			B B B B 4-0 G6-4-3 BB		X 0-0 HR		X 0-0 G6-3 ②		3	1	1	1	1	0	0
Joe Randa, R (1, 5) OBP: 0.250, SLG: 0.387		B X 1-0 F9 ①		C C 1 SAFE B F X 1-2 P2 ①		S B F B F X 2-2 G6-3 41 SF9 2B		C B B F F S 2-3 K ③		4	1	1	0	0	1	1
Jose Castillo, R (1, 4) OBP: 0.378, SLG: 0.469		C F X 0-2 G6-3 ②		B C X 1-1 1-2f G6-4-3 ②③		B X 1-0 2-3 G6-3 ①				3	0	0	0	0	0	2
41 Ryan Doumit, S (1, 2) OBP: 0.316, SLG: 0.600		B X 1-0 F9 ③			X 0-0 HR	X 0-0 3-H SF9 ②				2	1	1	2	0	0	0
45 Ian Snell, R (1, 1)			B C S B X 2-2 G6-3 ①		B F S S B S 2-3 K ①	C X 0-1 G6-3 ③				1	0	0	0	0	0	0
13 Nate McLouth, L (5, PH) OBP: 0.143, SLG: 0.214										1	0	0	0	0	1	0
16 Salomon Torres, R (6, 1)										1	0	0	0	0	0	0
Roberto Hernandez, R (8, 1)										0	0	0	0	0	0	0
Michael Gonzalez, R (9, 1)										0	0	0	0	0	0	0
Inning Stats	R: 2 E: 0 K: 1 S: 13 H: 2 LOB: 0 BB: 0 P: 20	R: 0 E: 0 K: 0 S: 5 H: 0 LOB: 0 BB: 0 P: 7	R: 1 E: 0 K: 1 S: 15 H: 2 LOB: 1 BB: 0 P: 21	R: 0 E: 0 K: 0 S: 7 H: 0 LOB: 0 BB: 1 P: 13	R: 2 E: 0 K: 2 S: 19 H: 3 LOB: 1 BB: 0 P: 28	R: 2 E: 0 K: 0 S: 8 H: 2 LOB: 0 BB: 0 P: 11	R: 0 E: 0 K: 1 S: 8 H: 0 LOB: 0 BB: 0 P: 12	R: 0 E: 0 K: 2 S: 8 H: 0 LOB: 0 BB: 0 P: 11		1B: 3 2B: 2 3B: 0 HR: 4	SF: 1 SAC: 0 DP: 1 HBP: 0					

	AB	31
	R	7
	H	9
	RBI	7
	BB	1
	SO	7
	LOB	6

PITCHER		IP	WLS	BF	H	R	ER	SO	BB	IBB	HBP	BLK	WP	HR	S	P	ERA	WHIP
Jae Weong Seo, R ERA: 9.0	(1, 1)	5.0		22	7	5	5	4	1	0	0	0	0	3	59	89	9.00	1.600
Lance Carter, R ERA: 5.14	(6, 1)	2.0	L	8	2	2	2	1	0	0	0	0	0	1	16	23	9.00	1.000
Danys Baez, R ERA:	(8, 1)	1.0		3	0	0	0	2	0	0	0	0	0	0	8	11	0.00	0.000

PITCHER	IP	WLS	BF	H	R	ER	SO	BB	IBB	HBP	BLK	WP	HR	S	P	ERA	WHIP

Batter	1	2	3	4	5	6	7	8	9	AB	R	H	RBI	BB	SO	LOB
15 Rafael Furcal, S (1, 6) OBP: 0.317, SLG: 0.270	C X 0-1 ① F8		C X 0-1 ② G5-3	X 0-0 ② G6-3		C D B F B X 3-2 2B 2-H 1B		B C B F B F X 3-2 ② F8		5	0	1	1	0	0	2
José Cruz Jr., S (1, 7) OBP: 0.425, SLG: 0.543 (8, 9)	C B B B X 3-1 HR		F F B F F F F X 1-2 1B 12 1B 1B	F B F X 1-2 ③ P4		1 SAFE 1 SAFE 1 SAFE S D X 1-1 1-3 2B		B C B B B 4-1 BB		4	2	3	1	1	0	2
J.D. Drew, L (1, 9) OBP: 0.436, SLG: 0.515 43 Yhency Brazoban, R (8, 1)	C X 0-1 ② G1-3		C B X 1-1 12 1B 1-3 1B 1B		F B B X 2-1 12 G4-6-3 1B	S B D F F B F C 3-3 ③ K		X 0-0 ③ G3		5	1	2	0	0	1	3
										0	0	0	0	0	0	0
12 Jeff Kent, R (1, 4) OBP: 0.361, SLG: 0.267	B X 1-0 ③ F8		D C C F F X 1-2 FC5 1B 1-2 3-H 1B		B X 1-0 ① ② G4-6-3 1-2f		F X 0-1 ① F9		C F B B F X 2-2 ① F8	5	0	1	1	0	0	1
Olmedo Saenz, R (1, 3) OBP: 0.368, SLG: 0.611		B C C F X 1-2 ① G6-3	B C X 1-1 FC5 1-2 2-H 1B		C S B S 1-3 ③ K		X 0-0 1B 1B 1B		C S F C 0-3 ② K	5	0	2	1	0	2	0
Bill Mueller, S (1, 5) OBP: 0.526, SLG: 0.719		B B C X 2-1 17 FC6-4 1B	X 0-0 ③ FC5 1-2 2-3f			B B B B C F B 4-2 2B BB	C B B B C F X 3-2 1B 1-2 1B		C B F X 1-2 ③ G3-1	4	1	2	0	1	0	2
Sandy Alomar Jr., R (1, 2) OBP: 0.474, SLG: 0.579		F D X 1-1 ② F7	B X 1-0 17 G3-4 BB 1B			X 0-0 ① P6	C F B X 1-2 17 G6-4-3 1-2 2-3 1B			4	0	2	0	0	0	2
17 Jason Repko, R (1, 8) OBP: 0.385, SLG: 0.543		C C 1 SAFE F F F X 0-2 ③ FC6-4 1-2f	C D B B B 4-1 G3-4 1-2 BB			D S B F C 2-3 ② K	B B X 2-0 ② ③ G6-4-3 1-2f			3	0	0	0	1	1	5
Brett Tomko, R (1, 1) Cody Ross, R (6, PH) OBP: 0.429, SLG: 0.857 56 Hung-Chih Kuo, L (6, 1) Ricky Ledee, L (8, PH) OBP: 0.250, SLG: 0.455 (8, 7)			B X 1-0 ① G4-3	X 0-0 ① G3-4 1-2 2-3		B B X 2-0 15 1B 1-H 2B		B B C X 2-1 ① L4		2	0	0	0	0	0	2
										1	1	1	1	0	0	0
										0	0	0	0	0	0	0
										1	0	0	0	0	0	0
Inning Stats	R: 1 E: 0 K: 0 S: 7 H: 1 LOB: 0 BB: 0 P: 11	R: 0 E: 0 K: 0 S: 13 H: 1 LOB: 1 BB: 0 P: 17	R: 2 E: 0 K: 0 S: 20 H: 4 LOB: 2 BB: 0 P: 25	R: 0 E: 0 K: 0 S: 7 H: 1 LOB: 2 BB: 1 P: 13	R: 0 E: 0 K: 1 S: 6 H: 1 LOB: 0 BB: 0 P: 10	R: 2 E: 0 K: 2 S: 17 H: 3 LOB: 2 BB: 1 P: 32	R: 0 E: 0 K: 0 S: 11 H: 3 LOB: 2 BB: 0 P: 17	R: 0 E: 0 K: 0 S: 8 H: 0 LOB: 1 BB: 1 P: 17	R: 0 E: 0 K: 1 S: 11 H: 0 LOB: 0 BB: 0 P: 14	1B: 11 2B: 2 3B: 0 HR: 1 SF: 0 SAC: 0 DP: 2 HBP: 0						

PITCHER		IP	WLS	BF	H	R	ER	SO	BB	IBB	HBP	BLK	WP	HR	S	P	ERA	WHIP
28 Paul Maholm, L ERA: 7.71	(1, 1)	5.2		27	9	5	5	2	2	0	0	0	0	1	60	91	7.94	1.941
Damaso Marte, L ERA: 5.4	(6, 1)	0.1	B	3	2	0	0	1	0	0	0	0	0	0	10	17	0.00	6.000
16 Salomon Torres, R ERA: 5.4	(7, 1)	1.0	W	5	3	0	0	0	0	0	0	0	0	0	11	17	0.00	3.000
Roberto Hernandez, R ERA:	(8, 1)	1.0	H	4	0	0	0	0	1	0	0	0	0	0	8	17	0.00	1.000
55 Matt Capps, R ERA: 8.31	(9, 1)	1.0		3	0	0	0	1	0	0	0	0	0	0	11	14	0.00	0.000

PITCHER	IP	WLS	BF	H	R	ER	SO	BB	IBB	HBP	BLK	WP	HR	S	P	ERA	WHIP

TOP

Los Angeles Dodgers @ Pittsburgh Pirates

PNC Park, Pittsburgh, PA

Wed Apr 12 2006, 7:05 PM EDT
Att. 13,237 - Cloudy - 70 F

livebaseballscorecards.com

AB	39
R	5
H	14
RBI	5
BB	3
SO	4
LOB	19

WP: 0 PB: 0 SB: 0 CS: 0 PA: 42

Batter	1	2	3	4	5	6	7	8	9	AB	R	H	RBI	BB	SO	LOB
6 Chris Duffy, L (1, 8) OBP: 0.211, SLG: 0.351	C B F F B F B F 3-2 F X F7 ①		C B S C 1-3 K ①		S F B F F F B X 2-2 2 HR 3B	F X 0-1 FC4-6 2 S ② 1-2f		X 0-0 2 SF8 1B 1-3 2B		5	2	2	0	0	1	1
2 Jack Wilson, R (1, 6) OBP: 0.459, SLG: 0.774	C B B X 2-1 F9 2B		C B X 1-1 G1-3 ②		C F X 0-2 3-H HR	1 SAFE 1 SAFE C C X 0-2 F7 ③ 1-2		B X 1-0 SF8 ① 2-3 3-H		4	1	2	3	0	0	1
Jason Bay, R (1, 7) OBP: 0.455, SLG: 0.472	X 0-0 F9 ② 2-3		B B X 2-0 P4 ③		B F B B C B 4-2 HR BB		C B B B B 4-1 S HR BB	C X 0-1 E S ① 3-H 1B		3	2	1	1	2	0	1
Jeromy Burnitz, L (1, 9) OBP: 0.275, SLG: 0.447 55 Matt Capps, R (9, 1)	C C S 0-3 K ③			X 0-0 F8 ①	X 0-0 F9 ①		B S B B B S F X 3-2 P5 ① 1-2	B C S F B X 2-2 P2 ② 1-3		5 0	0 0	0 0	0 0	0 0	1 0	4 0
Craig Wilson, R (1, 3) OBP: 0.409, SLG: 1.000		B F F B B X 3-2 11 12 FC4-6 1B 1B		C B C B B F S 3-3 K ②	B C X 1-1 1-H HR		C X 0-1 2-H HR	X 0-0 P4 ③		5	2	3	4	0	1	1
12 Freddy Sanchez, R (1, 5) OBP: 0.526, SLG: 0.778		S X 0-1 11 FC4-6 1-2 1B		X 0-0 HR	B X 1-0 G5-3 ②		C B F X 1-2 G5-3 ②			4	1	2	1	0	0	0
Jose Castillo, R (1, 4) OBP: 0.390, SLG: 0.472		B B C X 2-1 L3 ①		B X 1-0 11 1B 1B	B C X 1-1 F9 ③		C S X 0-2 11 S 1B			4	0	2	0	0	0	2
11 Humberto Cota, R (1, 2) OBP: 0.200, SLG: 0.158		B F B B C X 3-2 FC4-6 ② 1-2f 2-3		B 1 SAFE X 1-0 1-2 1B		B B B B 4-0 6 FC4-6 BB	1 SAFE F P X 1-1 G5-3 ③ 1-2			3	0	1	0	1	0	3
28 Paul Maholm, L (1, 1) Damaso Marte, L (6, 1) José Hernández, R (6, PH) OBP: 0.375, SLG: 0.286 16 Salomon Torres, R (7, 1) Roberto Hernandez, R (8, 1) 13 Nate McLouth, L (8, PH) OBP: 0.200, SLG: 0.267 (9, 9)	C S S 0-3 K ③			B X 1-0 L7 ③		B C C F S 1-3 K ①		X 0-0 6 2B 2 SF8 1B		2 0 1 0 0 1	0 0 0 0 0 0	0 0 0 0 0 0	0 0 0 0 0 0	0 0 1 0 0 0	1 0 1 0 0 0	4 0 1 0 0 0
Inning Stats	R: 0 E: 0 K: 1 S: 14 H: 1 LOB: 1 BB: 0 P: 19	R: 0 E: 0 K: 1 S: 13 H: 2 LOB: 2 BB: 0 P: 21	R: 0 E: 0 K: 1 S: 6 H: 0 LOB: 0 BB: 0 P: 10	R: 1 E: 0 K: 1 S: 9 H: 3 LOB: 2 BB: 0 P: 15	R: 4 E: 0 K: 0 S: 17 H: 3 LOB: 0 BB: 1 P: 26	R: 0 E: 0 K: 1 S: 9 H: 0 LOB: 1 BB: 1 P: 14	R: 2 E: 0 K: 0 S: 16 H: 2 LOB: 1 BB: 1 P: 24	R: 2 E: 0 K: 0 S: 10 H: 3 LOB: 1 BB: 0 P: 13		1B: 7 2B: 2 3B: 1 HR: 4	SF: 1 SAC: 0 DP: 0 HBP: 0		WP: 0 PB: 0 SB: 4 CS: 0	PA: 41		

PITCHER		IP	WLS	BF	H	R	ER	SO	BB	IBB	HBP	BLK	WP	HR	S	P	ERA	WHIP
Brett Tomko, R ERA: 6.55	(1, 1)	5.0		25	9	5	5	4	1	0	0	0	0	3	59	91	9.00	2.000
56 Hung-Chih Kuo, L ERA: 6.75	(6, 1)	2.0	L	10	2	2	2	1	2	0	0	0	0	1	25	38	9.00	2.000
43 Yhency Brazoban, R ERA: 5.4	(8, 1)	1.0		6	3	2	2	0	0	0	0	0	0	0	10	13	18.00	3.000

PITCHER	IP	WLS	BF	H	R	ER	SO	BB	IBB	HBP	BLK	WP	HR	S	P	ERA	WHIP

BOTTOM

Los Angeles Dodgers @ Pittsburgh Pirates

PNC Park, Pittsburgh, PA

Wed Apr 12 2006, 7:05 PM EDT
Att. 13,237 - Cloudy - 70 F

livebaseballscorecards.com

AB	37
R	9
H	14
RBI	9
BB	3
SO	5
LOB	18

Batter	1	2	3	4	5	6	7	8	9	AB	R	H	RBI	BB	SO	LOB
15 Rafael Furcal, S (1, 6) OBP: 0.326, SLG: 0.268	C L F X 0-2 ① F9		B B F B B 4-1 12 BB 17 1B 2B BB	B X 1-0 1B	F B D X 2-1 ③ F7	B F B X 2-1 ③ G6-3			B X 1-0 ① F7	4	1	1	0	1	0	2
18 Ramon Martinez, R (8, 6) OBP: 0.313, SLG: 0.375										1	0	0	0	0	0	0
17 Jason Repko, R (1, 8) OBP: 0.422, SLG: 0.538	B F B B S F B 4-2 CS BB		S B B F 1 SAFE X 2-2 12 BB 1-2 2B 1B	1 SAFE B 1 SAFE C X 1-1 ③ G1-3		C B B F B F B 4-2 12 BLK S 12 FC1-5-2 BB	F B S S 1-3 ① K2-3		B C F B B X 3-2 1B 1B	4	1	2	0	2	1	1
José Cruz Jr., S (1, 7) OBP: 0.457, SLG: 0.538	B B C S 1 SAFE X 2-2 ② 1-2 1B		B X 1-0 ① F8		B C S S 1-3 ① K	F 1 SAFE B F B 1 SAFE 1 SAFE B B 4-2 12 FC1-5-2 12 BLK 1-2 2B BB	B B B 4-0 HR BB		B B C X 2-1 1-2 1B	4	2	2	0	2	1	2
12 Jeff Kent, R (1, 4) OBP: 0.357, SLG: 0.257	F B X 1-1 ③ F7		B B B B 4-0 2B FC1 1-2 2-3 BB		F B B C B X 3-2 BB 1B HR 1B	F F X 0-2 ① FC1-5-2 1-3 2-H 2B	C S S 0-3 ② K		S F B F X 1-2 ② L7	5	2	1	0	1	1	6
Olmedo Saenz, R (1, 3) OBP: 0.458, SLG: 0.818		C F B B X 2-2 ① G2-3	B B F X 2-1 1-3 2-H 3-H 2B		X 0-0 BB 1-2 HR 1B	B C H 2-1 2B HR HBP	F X 0-1 1-H HR		C C S S 0-3 ③ K	4	3	3	4	0	0	0
47 Tim Hamulack, R (7, 1)										0	0	0	0	0	0	0
Franquelis Osoria, R (8, 1)										0	0	0	0	0	0	0
Ricky Ledee, L (9, PH) OBP: 0.231, SLG: 0.417										1	0	0	0	0	1	2
44 Takashi Saito, L (9, 1)										0	0	0	0	0	0	0
Bill Mueller, S (1, 5) OBP: 0.512, SLG: 0.694		C B B F X 2-2 ② P4	X 0-0 ② FC1 3-H		F S D D B F 2 SAFE B 4-2 1-2 2-3 HR BB	F B B B X 3-1 1-3 2-H 3-H HR 2B	B X 1-0 ③ G4-3			4	2	1	2	1	0	2
Cody Ross, R (1, 9) OBP: 0.500, SLG: 1.250	C F B F X 1-2 1B 1B	C S C 0-3 ③ K			B C F X 1-2 1-H 2-H 3-H HR	X 0-0 2-H 3-H HR		B X 1-0 ① G4-3		5	2	3	7	0	1	2
Dioner Navarro, S (1, 2) OBP: 0.308, SLG: 0.435	F X 0-1 1-3 1B			C X 0-1 ① F9	C F B S 1-3 ② K	C B S B X 2-2 G6-3 2B		C C X 0-2 ② F8		5	0	2	0	0	1	0
Derek Lowe, R (1, 1)	B S S C 1-3 ③ K			B X 1-0 ② P4	B C F B B B 4-2 BB	F B B X 2-1 ② G6-3 2-3		B S C X 1-2 ③ F8		3	0	0	0	1	1	3
7 James Loney, L (7, 3) OBP: 0.296, SLG: 0.320										1	0	0	0	0	0	0

Inning Stats																								
	R: 0	H: 1	R: 0	H: 2	R: 2	H: 2	R: 0	H: 1	R: 4	H: 3	R: 5	H: 3	R: 2	H: 1	R: 0	H: 0	R: 0	H: 2	1B: 9	SF: 0	WP: 0	PA: 50
	E: 0	LOB: 1	E: 0	LOB: 2	E: 0	LOB: 2	E: 0	LOB: 1	E: 0	LOB: 1	E: 0	LOB: 1	E: 0	LOB: 0	E: 0	LOB: 2	E: 0	LOB: 2	2B: 3	SAC: 0	PB: 0	
	K: 0	BB: 1	K: 1	BB: 0	K: 1	BB: 2	K: 0	BB: 0	K: 2	BB: 2	K: 0	BB: 2	K: 2	BB: 1	K: 0	BB: 0	K: 1	BB: 0	3B: 0	DP: 0	SB: 1	
	S: 12	P: 19	S: 15	P: 21	S: 12	P: 25	S: 6	P: 9	S: 20	P: 36	S: 19	P: 38	S: 9	P: 15	S: 7	P: 9	S: 13	P: 20	HR: 3	HBP: 1	CS: 1	

PITCHER		IP	WLS	BF	H	R	ER	SO	BB	IBB	HBP	BLK	WP	HR	S	P	ERA	WHIP
Oliver Pérez, L ERA: 8.1	(1, 1)	4.2	L	27	9	6	6	4	5	0	0	0	0	1	63	106	11.57	3.000
Ryan Vogelsong, R ERA: 9.45	(5, 1)	0.2		6	1	4	4	0	2	0	1	1	0	0	13	28	54.00	4.500
Damaso Marte, L ERA: 7.71	(6, 1)	0.2		4	2	1	1	0	0	0	0	0	0	1	8	14	13.50	3.000
34 John Grabow, L ERA: 6.75	(7, 1)	2.0		8	1	2	2	2	1	0	0	0	0	1	16	24	9.00	1.000
Michael Gonzalez, L ERA: 4.5	(9, 1)	1.0		5	2	0	0	1	0	0	0	0	0	0	13	20	0.00	2.000

PITCHER	IP	WLS	BF	H	R	ER	SO	BB	IBB	HBP	BLK	WP	HR	S	P	ERA	WHIP

TOP

Los Angeles Dodgers @ Pittsburgh Pirates

PNC Park, Pittsburgh, PA

Thu Apr 13 2006, 12:35 PM EDT

Att. 18,134 - Sunny - 76 F

livebaseballscorecards.com

AB	41
R	13
H	15
RBI	13
BB	8
SO	7
LOB	20

Batter	1	2	3	4	5	6	7	8	9	AB	R	H	RBI	BB	SO	LOB
6 Chris Duffy, L (1, 8) OBP: 0.233, SLG: 0.341	C B X 1-1 ① G4-3		B S X 1-1 2 G6-4-3 1B		C F B B B F B 4-2 2 G5-3 HR BB		C F S 0-3 ① K		C X 0-1 ① L7	4	1	1	0	1	1	0
2 Jack Wilson, R (1, 6) OBP: 0.429, SLG: 0.694	C B X 1-1 FC6-4 1B		1 SAFE 1 SAFE C 1 SAFE 1 SAFE X 0-1 ② ③ G6-4-3 1-2f		S X 0-1 ① G5-3 1-2		C C B B B X 3-2 ② G1-3		B F B B B X 3-1 ② F9	5	0	1	0	0	0	2
Jason Bay, R (1, 7) OBP: 0.429, SLG: 0.425	B C B 1 SAFE 1 SAFE F X 2-2 ② FC6-4 1-2f			B C X 1-1 E6 1B 1B	C B B C C 2-3 ② K		C S B B B F B 4-2 BB		B F X 1-1 ③ G6-3	4	1	0	0	1	1	2
Jeromy Burnitz, L (1, 9) OBP: 0.295, SLG: 0.524 13 Nate McLouth, L (8, 9) OBP: 0.200, SLG: 0.267	S B S F S 1-3 ③ K			S S B X 1-2 11 BB 1B WP 1-2 1B	B X 1-0 2-H HR		C B S C 1-3 ③ K			4 0	2 0	2 0	2 0	0 0	2 0	2 0
Craig Wilson, R (1, 3) OBP: 0.385, SLG: 0.875		C B S F B S 2-3 ① K		C F B B F D S 3-3 ① K	S F B B F X 2-2 G5-3			B X 1-0 G6-4-3 12 1B 11 1B 1B		4	1	1	0	0	2	2
12 Freddy Sanchez, R (1, 5) OBP: 0.478, SLG: 0.682		C S X 0-2 ② F8		X 0-0 ② F9		C S B B B F S 2-3 ① K		B F B F F X 2-2 G6-4-3 1-2 1B		4	0	1	0	0	1	2
Jose Castillo, R (1, 4) OBP: 0.400, SLG: 0.462		B B C B B 4-1 11 S BB		X 0-0 WP 11 BB 1-2 2-H 1B		B S C B F X 2-2 ② F7		X 0-0 ① ② G6-4-3 1-2f 2-3		3	0	1	1	1	0	2
11 Humberto Cota, R (1, 2) OBP: 0.292, SLG: 0.227		C B B S B X 3-2 ③ G5-3 1-2		S B B B B 4-1 WP 1-2 2-3 BB		C X 0-1 1B		C S F B X 1-2 FC6-4 3-H 1B		3	0	2	1	1	0	1
Oliver Pérez, L (1, 1) OBP: 0.167, SLG: 0.167 Ryan Vogelsong, R (5, 1) Damaso Marte, L (6, 1) Sean Casey, L (6, PH) OBP: 0.364, SLG: 0.613 34 John Grabow, L (7, 1) José Hernández, R (8, PH) OBP: 0.333, SLG: 0.250 Michael Gonzalez, R (9, 1)			C M F X 0-2 ① G1-3	B X 1-0 ③ G4-3 1-2 2-3 3-H		C X 0-1 ③ G4-3		C X 0-1 ③ FC6-4 1-2f		2 0 0 1 0 1 0	0 0 0 0 0 0 0	0 0 0 0 0 0 0	0 0 0 0 0 0 0	0 0 0 0 0 0 0	0 0 0 1 0 1 0	2 0 0 1 0 1 0
Inning Stats	R: 0 E: 0 K: 1 S: 11 H: 1 LOB: 1 BB: 0 P: 16	R: 0 E: 0 K: 1 S: 11 H: 0 LOB: 1 BB: 1 P: 20	R: 0 E: 0 K: 0 S: 8 H: 1 LOB: 0 BB: 0 P: 9	R: 2 E: 1 K: 1 S: 13 H: 2 LOB: 2 BB: 1 P: 23	R: 2 E: 0 K: 1 S: 14 H: 1 LOB: 0 BB: 1 P: 23	R: 0 E: 0 K: 1 S: 12 H: 1 LOB: 1 BB: 0 P: 16	R: 0 E: 0 K: 2 S: 12 H: 0 LOB: 1 BB: 1 P: 20	R: 1 E: 0 K: 0 S: 12 H: 3 LOB: 1 BB: 0 P: 16	R: 0 E: 0 K: 0 S: 6 H: 0 LOB: 0 BB: 0 P: 10	1B: 8 2B: 0 3B: 0 HR: 1	SF: 0 SAC: 0 DP: 2 HBP: 0			WP: 1 PB: 0 SB: 1 CS: 0	PA: 39		

PITCHER		IP	WLS	BF	H	R	ER	SO	BB	IBB	HBP	BLK	WP	HR	S	P	ERA	WHIP
Derek Lowe, R ERA: 5.82	(1, 1)	6.0	W	27	6	4	2	5	3	0	0	0	1	1	69	107	3.00	1.500
47 Tim Hamulack, L ERA:	(7, 1)	1.0		4	0	0	0	2	1	0	0	0	0	0	12	20	0.00	1.000
Franquelis Osoria, R ERA: 12.27	(8, 1)	1.0		5	3	1	1	0	0	0	0	0	0	0	12	16	9.00	3.000
44 Takashi Saito, R ERA:	(9, 1)	1.0		3	0	0	0	0	0	0	0	0	0	0	6	10	0.00	0.000

PITCHER	IP	WLS	BF	H	R	ER	SO	BB	IBB	HBP	BLK	WP	HR	S	P	ERA	WHIP

BOTTOM

Los Angeles Dodgers @ Pittsburgh Pirates

PNC Park, Pittsburgh, PA

Thu Apr 13 2006, 12:35 PM EDT
Att. 18,134 - Sunny - 76 F

livebaseballscorecards.com

AB	35
R	5
H	9
RBI	4
BB	4
SO	7
LOB	17

Batter	1	2	3	4	5	6	7	8	9	AB	R	H	RBI	BB	SO	LOB
2 Randy Winn, S (1, 9) (9, 7) OBP: 0.389, SLG: 0.469	C X 0-1 ① F7			B B X 2-0 HR		B X 1-0 ② F7		C F 1 B S SAFE 1-3 ③ K		4	1	1	1	0	1	2
13 Omar Vizquel, S (1, 6) OBP: 0.441, SLG: 0.429	C B B F X 2-2 ② G6-3			C B F X 1-2 ① G2-3		D C B X 2-1 ③ L8			C X 0-1 G4-3 WP SF9 1B	4	1	1	0	0	0	1
Steve Finley, L (1, 8) OBP: 0.350, SLG: 0.438	C B B F C 2-3 ③ K			C B X 1-1 ② G1-3			B C B B B 4-1 BB BB		F 1 SAFE 1 SAFE B D X 2-1 ① G4-3 1-3	3	0	0	0	1	1	1
Barry Bonds, L (1, 7) OBP: 0.464, SLG: 0.222 Jason Ellison, R (9, PR) (9, 9)		B S B F F B X 3-2 ① F7		C B B S X 2-2 ③ F7			C B B B C B 4-2 G5-4-3 1-2 BB		I I I I 4-0 1B IBB	2 0	0 0	0 0	0 0	2 0	0 0	0 0
Ray Durham, S (1, 4) OBP: 0.188, SLG: 0.138		B B C C S 2-3 ② K			F F F X 0-2 ① P5		C C L 0-3 ① K		X 0-0 ② SF9 3-H	3	0	0	1	0	2	2
Lance Niekro, R (1, 3) OBP: 0.313, SLG: 0.345		C X 0-1 ③ P3			B X 1-0 ② F9		S X 0-1 ② ③ G5-4-3 1-2f		P C X 1-1 1-2 1B	4	0	1	0	0	0	2
Pedro Feliz, R (1, 5) OBP: 0.270, SLG: 0.303			C X 0-1 ① F9		C B C C 1-3 ③ K			B C X 1-1 ① F8	F F C 0-3 ③ K	4	0	0	0	0	2	2
Mike Matheny, R (1, 2) OBP: 0.231, SLG: 0.130			B B C B F T 3-2 ② K			C B B F X 2-2 SH3-4 1B		B B F C B B 4-2 BB		2	0	1	0	1	1	0
Jamey Wright, R (1, 1) Tim Worrell, R (9, 1)			F S B X 1-2 ③ P4			F L B X 1-2 ① SH3-4 1-2		X 0-0 ② B2		2 0	0 0	0 0	0 0	0 0	0 0	1 0
Inning Stats	R: 0 E: 0 K: 1 S: 8 / H: 0 LOB: 0 BB: 0 P: 12	R: 0 E: 0 K: 1 S: 9 / H: 0 LOB: 0 BB: 0 P: 14	R: 0 E: 0 K: 1 S: 8 / H: 0 LOB: 0 BB: 0 P: 12	R: 1 E: 0 K: 0 S: 9 / H: 1 LOB: 0 BB: 0 P: 15	R: 0 E: 0 K: 1 S: 8 / H: 0 LOB: 0 BB: 0 P: 10	R: 0 E: 0 K: 0 S: 9 / H: 1 LOB: 1 BB: 0 P: 15	R: 0 E: 0 K: 1 S: 8 / H: 0 LOB: 1 BB: 2 P: 16	R: 0 E: 0 K: 1 S: 8 / H: 0 LOB: 1 BB: 1 P: 14	R: 1 E: 0 K: 1 S: 12 / H: 2 LOB: 2 BB: 1 P: 18	1B: 3 2B: 0 3B: 0 HR: 1 / SF: 1 SAC: 1 DP: 1 HBP: 0							

PITCHER		IP	WLS	BF	H	R	ER	SO	BB	IBB	HBP	BLK	WP	HR	S	P	ERA	WHIP
31 Brad Penny, R ERA: 1.5	(1, 1)	6.0		20	2	1	1	4	0	0	0	0	0	1	51	78	1.50	0.333
47 Tim Hamulack, L ERA:	(7, 1)	0.1		3	0	0	0	1	2	0	0	0	0	0	6	14	0.00	6.000
44 Takashi Saito, R ERA:	(7, 1)	0.2		1	0	0	0	0	0	0	0	0	0	0	2	2	0.00	0.000
56 Hung-Chih Kuo, L ERA: 6.75	(8, 1)	1.1	L	7	1	1	1	1	1	1	0	0	1	0	12	24	6.75	1.500
Danys Baez, R ERA:	(9, 1)	0.2		3	1	0	0	1	0	0	0	0	0	0	8	8	0.00	1.500

PITCHER	IP	WLS	BF	H	R	ER	SO	BB	IBB	HBP	BLK	WP	HR	S	P	ERA	WHIP

TOP

San Francisco Giants @ Los Angeles Dodgers
Dodger Stadium, Los Angeles, CA
Fri Apr 14 2006, 7:40 PM PDT
Att. 45,940 - Overcast - 58 F

livebaseballscorecards.com

AB	28
R	2
H	4
RBI	2
BB	4
SO	7
LOB	11

1B: 3	SF: 1	WP: 1	PA: 34
2B: 0	SAC: 1	PB: 0	
3B: 0	DP: 1	SB: 0	
HR: 1	HBP: 0	CS: 0	

Batter	1	2	3	4	5	6	7	8	9	AB	R	H	RBI	BB	SO	LOB
15 Rafael Furcal, S (1, 6) OBP: 0.320, SLG: 0.250	C B B F B B B 4-2 S BB		C B S B X 2-2 ① G3		C S B B S 2-3 ② K			B B C B C X 3-2 ① P5		3	0	0	0	1	1	1
José Cruz Jr., S (1, 7) OBP: 0.440, SLG: 0.500 Danys Baez, R (9, 1)	B B B B B 4-0 1-2 BB		X 0-0 ② G4-3		1 SAFE B F B S D C 3-3 ③ K			B X 1-0 ② G3-1		3 0	0 0	0 0	0 0	1 0	1 0	1 0
J.D. Drew, L (1, 9) OBP: 0.419, SLG: 0.514	F F B F S 1-3 ① K		C C X 0-2 2B			B B X 2-0 ① L7		X 0-0 ③ G3		4	0	1	0	0	1	2
12 Jeff Kent, R (1, 4) OBP: 0.348, SLG: 0.333	F F X 0-2 ② L8		X 0-0 ③ G5-3			C F X 0-2 HR			C B B X 2-1 ① F8	4	1	1	1	0	0	3
7 James Loney, L (1, 3) OBP: 0.267, SLG: 0.286 Ricky Ledee, L (9, PH) OBP: 0.286, SLG: 0.538	B X 1-0 ③ F9			C X 0-1 ① G4-3		B X 1-0 ② G3-1			X 0-0 G4-3 2B	3 1	0 0	0 1	0 0	0 0	0 0	2 0
Bill Mueller, S (1, 5) OBP: 0.468, SLG: 0.625		B C X 1-1 ① G3		C B F B F B X 3-2 ② G4-3		C B B F F X 2-2 ③ G4-1			B C X 1-1 ② 2-3 G4-3	4	0	0	0	0	0	1
17 Jason Repko, R (1, 8) OBP: 0.417, SLG: 0.524 Olmedo Saenz, R (9, PH) OBP: 0.440, SLG: 0.783		C B C X 1-2 S 1B		B T B S B X 3-2 ③ G1-3			X 0-0 ① G1-3		C X 0-1 ③ G1-3	3 1	0 0	1 0	0 0	0 0	0 1	0 1
Dioner Navarro, S (1, 2) OBP: 0.345, SLG: 0.462		1 SAFE 1 SAFE C C S 0-3 ② 1-2 K			B X 1-0 1B		C X 0-1 G6-4-3 1B			3	0	2	0	0	1	1
31 Brad Penny, R (1, 1) OBP: 0.143, SLG: 0.143 47 Tim Hamulack, R (7, 1) 44 Takashi Saito, L (7, 1) Kenny Lofton, L (7, PH) 56 Hung-Chih Kuo, L (8, 1) Cody Ross, R (9, 7) OBP: 0.500, SLG: 1.250		F X 0-1 ③ F8			B C L C 1-3 ① K		X 0-0 ② ③ 1-2f G6-4-3			2 0 0 1 0 0	0 0 0 0 0 0	0 0 0 0 0 0	0 0 0 0 0 0	0 0 0 0 0 0	1 0 0 0 0 0	2 0 0 1 0 0
Inning Stats	R: 0 E: 0 K: 1 S: 10 H: 0 LOB: 2 BB: 2 P: 20	R: 0 E: 0 K: 1 S: 10 H: 1 LOB: 1 BB: 0 P: 12	R: 0 E: 0 K: 0 S: 8 H: 1 LOB: 1 BB: 0 P: 10	R: 0 E: 0 K: 0 S: 9 H: 0 LOB: 0 BB: 0 P: 15	R: 0 E: 0 K: 3 S: 10 H: 1 LOB: 1 BB: 0 P: 17	R: 1 E: 0 K: 0 S: 8 H: 1 LOB: 0 BB: 0 P: 13	R: 0 E: 0 K: 0 S: 4 H: 1 LOB: 0 BB: 0 P: 4	R: 0 E: 0 K: 0 S: 5 H: 0 LOB: 0 BB: 0 P: 9	R: 0 E: 0 K: 0 S: 7 H: 1 LOB: 1 BB: 0 P: 10	1B: 3 2B: 2 3B: 0 HR: 1	SF: 0 SAC: 0 DP: 1 HBP: 0					

PITCHER		IP	WLS	BF	H	R	ER	SO	BB	IBB	HBP	BLK	WP	HR	S	P	ERA	WHIP
Jamey Wright, R ERA: 3.0	(1, 1)	8.0	W	30	5	1	1	5	2	0	0	0	0	1	64	100	1.12	0.875
Tim Worrell, R ERA: 1.8	(9, 1)	1.0	S	4	1	0	0	0	0	0	0	0	0	0	7	10	0.00	1.000

PITCHER	IP	WLS	BF	H	R	ER	SO	BB	IBB	HBP	BLK	WP	HR	S	P	ERA	WHIP

BOTTOM

San Francisco Giants @ Los Angeles Dodgers
Dodger Stadium, Los Angeles, CA
Fri Apr 14 2006, 7:40 PM PDT
Att. 45,940 - Overcast - 58 F

livebaseballscorecards.com

AB	32
R	1
H	6
RBI	1
BB	2
SO	5
LOB	15

1B: 3 2B: 2 3B: 0 HR: 1	SF: 0 SAC: 0 DP: 1 HBP: 0	WP: 0 PB: 0 SB: 2 CS: 0	PA: 34

Batter	1	2	3	4	5	6	7	8	9	AB	R	H	RBI	BB	SO	LOB
2 Randy Winn, S (1, 9) OBP: 0.400, SLG: 0.486	G5-3		G4-3		BB			2B		3	0	1	0	1	0	0
13 Omar Vizquel, S (1, 6) OBP: 0.447, SLG: 0.419	BB		1B		L1-3			G3		3	0	1	0	1	0	2
Lance Niekro, R (1, 3) OBP: 0.278, SLG: 0.303	F8		G6-3			K		G1-3		4	0	0	0	0	1	3
54 Scott Munter, R (8, 1)										0	0	0	0	0	0	0
Barry Bonds, L (1, 7) OBP: 0.469, SLG: 0.286	L9		IBB			G3			G3-1	3	0	1	0	1	0	1
Jason Ellison, R (9, PR)									2B	0	0	0	0	0	0	0
Ray Durham, S (1, 4) OBP: 0.194, SLG: 0.152		1B	F9			G5-3			G5-3	4	1	1	0	0	0	3
Steve Finley, L (1, 8) OBP: 0.333, SLG: 0.400		1B		K			G4-3		G3-1	4	0	1	1	0	1	1
Pedro Feliz, R (1, 5) OBP: 0.244, SLG: 0.270		G6-3		G5-3			G2-3		F8	4	0	0	0	0	0	3
Mike Matheny, R (1, 2) OBP: 0.207, SLG: 0.115		F9		P6			F9			3	0	0	0	0	0	1
Jason Schmidt, R (1, 1) OBP: 0.167, SLG: 0.333		F8			G4-3			G6-3		2	0	0	0	0	0	1
Steve Kline, S (7, 1)										0	0	0	0	0	0	0
9 Mark Sweeney, L (8, PH) OBP: 0.235, SLG: 0.313										1	0	0	0	0	0	0
(8, 3)																
Inning Stats	R: 0 E: 0 K: 0 S: 13 H: 0 LOB: 1 BB: 1 P: 19	R: 1 E: 0 K: 0 S: 11 H: 2 LOB: 1 BB: 0 P: 16	R: 0 E: 0 K: 0 S: 8 H: 1 LOB: 2 BB: 1 P: 14	R: 0 E: 0 K: 1 S: 7 H: 0 LOB: 0 BB: 0 P: 12	R: 0 E: 0 K: 0 S: 6 H: 0 LOB: 0 BB: 1 P: 12	R: 0 E: 0 K: 1 S: 7 H: 0 LOB: 0 BB: 0 P: 12	R: 0 E: 0 K: 0 S: 5 H: 0 LOB: 0 BB: 0 P: 9	R: 0 E: 0 K: 0 S: 10 H: 1 LOB: 1 BB: 0 P: 19	R: 0 E: 0 K: 0 S: 10 H: 1 LOB: 2 BB: 0 P: 12	1B: 3 2B: 3 3B: 0 HR: 0 SF: 0 SAC: 0 DP: 1 HBP: 0						

PITCHER		IP	WLS	BF	H	R	ER	SO	BB	IBB	HBP	BLK	WP	HR	S	P	ERA	WHIP
Odalis Perez, L ERA: 5.28	(1, 1)	7.0	W	26	3	1	1	2	2	1	0	0	1	0	57	94	1.29	0.714
44 Takashi Saito, R ERA:	(8, 1)	1.0	H	4	1	0	0	0	0	0	0	0	0	0	10	19	0.00	1.000
Danys Baez, R ERA:	(9, 1)	1.0	S	4	1	0	0	0	0	0	0	0	0	0	10	12	0.00	1.000

PITCHER	IP	WLS	BF	H	R	ER	SO	BB	IBB	HBP	BLK	WP	HR	S	P	ERA	WHIP

TOP

San Francisco Giants @ Los Angeles Dodgers

Dodger Stadium, Los Angeles, CA

Sat Apr 15 2006, 7:10 PM PDT

Att. 55,132 - Partly Cloudy - 63 F

livebaseballscorecards.com

AB	31
R	1
H	5
RBI	1
BB	3
SO	2
LOB	15

WP: 1 PA: 34
PB: 0
SB: 2
CS: 0

Batter	1	2	3	4	5	6	7	8	9	AB	R	H	RBI	BB	SO	LOB
15 Rafael Furcal, S (1, 6) OBP: 0.352, SLG: 0.261	B B C B C F B 4-2 L9-4 BB BB		C B B F B B 4-2 3B BB		C B C B F X 2-2 G6-3 1B		C X 0-1 ② F8			2	1	1	0	2	0	0
Kenny Lofton, L (1, 8) OBP: 0.400, SLG: 0.750	1 SAFE B B B B C B 4-1 1-2 BB		L C B 1 SAFE 1 SAFE B X 2-2 1-H 3B		B B X 2-0 ① F7		B C B B X 3-1 ③ P4			3	0	1	1	1	0	1
J.D. Drew, L (1, 9) OBP: 0.404, SLG: 0.475	C C B X 1-2 ① ② L9-4 2-2		S B F B B S 3-3 ③ K		B C B B F X 3-2 ② G6-3 1-2			B B F B B 4-1 SH2-4 12 1B 7 FC3-2 BB		3	0	0	0	1	1	4
12 Jeff Kent, R (1, 4) OBP: 0.380, SLG: 0.381	1 SAFE C F C 0-3 ③ K			B X 1-0 7 S G3-1 2B	B B B C S D 4-2 BB			X 0-0 7 FC3-2 SH2-4 1B 1-2 1B		3	2	2	0	1	1	1
José Cruz Jr., S (1, 7)		C F B B X 2-2 ① F8		B B B S B 4-1 G3-1 7 S BB	B X 1-0 ③ P6			C X 0-1 ① SH2-4 1-2 2-3		2	0	0	0	1	0	2
Bill Mueller, S (1, 5) OBP: 0.471, SLG: 0.595		B B B C F F F B 4-2 7 G5-4-3 BB	B F B T C 2-3 ① K			X 0-0 ① F7		I I I 4-0 7 FC3-2 1B IBB		2	0	0	0	2	1	2
7 James Loney, L (1, 3) OBP: 0.265, SLG: 0.258	C X 0-1 ② ③ G5-4-3 1-2f			B B F S B B 4-2 G3-1 1-2 2-3 BB		B B F F X 2-2 ② P5		S X 0-1 ② FC3-2 1B 1-2 2-3 3-Hf		3	0	0	0	1	0	4
Dioner Navarro, S (1, 2) OBP: 0.333, SLG: 0.433			C C T 0-2 ① K	F C D B X 2-2 ② G3-1 1-2 2-3 3-H		C B X 1-1 ③ G5-3		B B X 2-0 ③ 1-2 2-H 3-H 1B		4	0	1	2	0	1	2
Odalis Perez, L (1, 1)			X 0-0 ② G6-3	F B X 1-1 ③ G4-3			C S B B F C 2-3 ① K			2	0	0	0	0	0	2
Cody Ross, R (7, PH) OBP: 0.462, SLG: 1.154										1	0	0	0	0	1	0
44 Takashi Saito, L (8, 1)										0	0	0	0	0	0	0
Danys Baez, R (9, 1)										0	0	0	0	0	0	0
Inning Stats	R: 0 E: 0 K: 1 S: 10 H: 0 LOB: 1 BB: 2 P: 19	R: 0 E: 0 K: 0 S: 10 H: 0 LOB: 0 BB: 1 P: 16	R: 1 E: 0 K: 2 S: 12 H: 1 LOB: 1 BB: 1 P: 21	R: 1 E: 0 K: 1 S: 12 H: 1 LOB: 2 BB: 2 P: 26	R: 0 E: 0 K: 0 S: 11 H: 1 LOB: 2 BB: 1 P: 23	R: 0 E: 0 K: 0 S: 6 H: 0 LOB: 0 BB: 0 P: 9	R: 0 E: 0 K: 1 S: 8 H: 0 LOB: 0 BB: 0 P: 13	R: 1 E: 0 K: 0 S: 7 H: 2 LOB: 2 BB: 2 P: 17		1B: 3 2B: 2 3B: 1 HR: 0	SF: 0 SAC: 1 DP: 2 HBP: 0			WP: 0 PB: 0 SB: 2 CS: 0	PA: 35	

PITCHER		IP	WLS	BF	H	R	ER	SO	BB	IBB	HBP	BLK	WP	HR	S	P	ERA	WHIP
Jason Schmidt, R ERA: 4.95	(1, 1)	6.0	L	26	3	2	2	4	7	0	0	0	0	0	61	114	3.00	1.667
Steve Kline, L ERA:	(7, 1)	1.0		3	0	0	0	1	0	0	0	0	0	0	8	13	0.00	0.000
54 Scott Munter, R ERA: 2.45	(8, 1)	1.0		6	2	1	1	0	1	1	0	0	0	0	7	17	9.00	3.000

PITCHER	IP	WLS	BF	H	R	ER	SO	BB	IBB	HBP	BLK	WP	HR	S	P	ERA	WHIP

BOTTOM

San Francisco Giants @ Los Angeles Dodgers

Dodger Stadium, Los Angeles, CA

Sat Apr 15 2006, 7:10 PM PDT

Att. 55,132 - Partly Cloudy - 63 F

livebaseballscorecards.com

AB	25
R	3
H	5
RBI	3
BB	9
SO	5
LOB	18

Batter	1	2	3	4	5	6	7	8	9	AB	R	H	RBI	BB	SO	LOB
2 Randy Winn, S (1, 8) (8, 9) OBP: 0.378, SLG: 0.450	F8		1B		F8		K		F8	5	0	1	0	0	1	2
13 Omar Vizquel, S (1, 6) OBP: 0.442, SLG: 0.444	P6		F8			9 1B BLK 2B	1-2 1B		P3	5	1	2	0	0	0	2
9 Mark Sweeney, L (1, 3) OBP: 0.286, SLG: 0.350	G3			BB 1B		G3 BLK 1B 2-3 1B	K			4	1	2	0	0	1	2
Lance Niekro, R (9, 3) OBP: 0.278, SLG: 0.303										0	0	0	0	0	0	0
Barry Bonds, L (1, 7) OBP: 0.472, SLG: 0.261		F8		1-2 BB		G3 1-3 3-H		S HBP		2	0	0	0	1	0	1
Jason Ellison, R (8, PR) (8, 7)										0	0	0	0	0	0	0
Moises Alou, R (1, 9) OBP: 0.400, SLG: 0.731		1B		P4		F8		G5-4-3 1-2 BB		3	0	1	0	1	0	3
Steve Kline, S (8, 1)										0	0	0	0	0	0	0
Tim Worrell, R (8, 1)										0	0	0	0	0	0	0
Ray Durham, S (1, 4) OBP: 0.200, SLG: 0.162		P6		F5		FC5-4 3-H 1B		K		4	0	1	1	0	1	5
Pedro Feliz, R (1, 5) OBP: 0.222, SLG: 0.244		F7		K		FC5-4 1-2f		G5-4-3 1-2f		4	0	0	0	0	1	6
Mike Matheny, R (1, 2) OBP: 0.212, SLG: 0.167			F8		G4-3		F8		2B	4	0	1	0	0	0	0
41 Brad Hennessey, R (1, 1) OBP: 0.333, SLG: 0.333			K		K		13 1B 1B		F8	3	0	1	0	0	2	0
54 Scott Munter, R (7, 1)										0	0	0	0	0	0	0
Steve Finley, L (8, 8) OBP: 0.320, SLG: 0.381										1	0	0	0	0	0	1
Inning Stats	R: 0 E: 0 K: 0 S: 4 H: 0 LOB: 0 BB: 0 P: 5	R: 0 E: 0 K: 0 S: 12 H: 1 LOB: 1 BB: 0 P: 17	R: 0 E: 0 K: 1 S: 10 H: 1 LOB: 1 BB: 0 P: 18	R: 0 E: 0 K: 1 S: 9 H: 1 LOB: 2 BB: 1 P: 16	R: 0 E: 0 K: 1 S: 6 H: 0 LOB: 0 BB: 0 P: 11	R: 2 E: 0 K: 0 S: 14 H: 3 LOB: 1 BB: 0 P: 18	R: 0 E: 0 K: 2 S: 17 H: 2 LOB: 2 BB: 0 P: 25	R: 0 E: 0 K: 1 S: 9 H: 0 LOB: 2 BB: 1 P: 15	R: 0 E: 0 K: 0 S: 12 H: 1 LOB: 1 BB: 0 P: 16	1B: 7 2B: 2 3B: 0 HR: 0	SF: 0 SAC: 0 DP: 1 HBP: 1						

TOP

San Francisco Giants @ Los Angeles Dodgers

Dodger Stadium, Los Angeles, CA

Sun Apr 16 2006, 5:10 PM PDT

Att. 47,024 - Clear - 63 F

livebaseballscorecards.com

AB	35
R	2
H	9
RBI	1
BB	2
SO	6
LOB	22

| | | | | | | | | | |

San Francisco Giants @ Los Angeles Dodgers

Dodger Stadium, Los Angeles, CA

Sun Apr 16 2006, 5:10 PM PDT

Att. 47,024 - Clear - 63 F

livebaseballscorecards.com

BOTTOM

Batter	1	2	3	4	5	6	7	8	9	AB	R	H	RBI	BB	SO	LOB
15 Rafael Furcal, S (1, 6) OBP: 0.362, SLG: 0.250	C C B F B X 2-2 ① L8		B X 1-0 ②③ G6-4-3 1-2f			B 1 SAFE B B B 4-0 FC4-6-5 1-2 BB		B F B B B 4-1 FC1-6 BB		2	0	0	0	2	0	1
Kenny Lofton, L (1, 8) OBP: 0.222, SLG: 0.375	C C X 0-2 ② G4-3			B B B C X 3-1 ① F8		B B M X 2-1 ②③ FC4-6-5 1-2 2-H		F X 0-1 ② FC1-6 BB 1-2f		4	0	0	0	0	0	3
J.D. Drew, L (1, 9) OBP: 0.431, SLG: 0.476	F F B X 1-2 12 S 1B			B X 1-0 ② G3-1			C F B B F B B 4-2 SH5-4 12 HBP BB	S S D 1 SAFE 1 SAFE 1 SAFE B D B 4-2 1-2 BB		2	0	1	0	2	0	0
12 Jeff Kent, R (1, 4) OBP: 0.377, SLG: 0.364 18 Ramon Martinez, R (7, PR) OBP: 0.294, SLG: 0.353 (8, 4)	C 1 SAFE S 1 SAFE B B S 2-3 ③ K 1-2			B X 1-0 ③ G5-3			H 1-0 SH5-4 1-2 HBP	C F B X 1-2 ③ P6		2 1	0 0	0 0	0 0	0 0	1 0	1 2
José Cruz Jr., S (1, 7) OBP: 0.411, SLG: 0.447		B B B C X 3-1 ① G4-3			B C F F X 1-2 ① F8		B X 1-0 ① SH5-4 1-2 2-3		B X 1-0 ① F7	3	0	0	0	0	0	0
Bill Mueller, S (1, 5) OBP: 0.455, SLG: 0.556		C B B F X 2-2 ② F8			X 0-0 ② G4-3		B B B B 4-0 BB		C C F F B B B X 3-2 ② P3	3	0	0	0	1	0	0
7 James Loney, L (1, 3) OBP: 0.250, SLG: 0.242 Ricky Ledee, L (7, PH) OBP: 0.267, SLG: 0.500 Olmedo Saenz, R (8, 3) OBP: 0.423, SLG: 0.750		X 0-0 ③ L7			B X 1-0 ③ G6-3		C S B F B S 2-3 ② K		B C B C F X 2-2 ③ G4-3	2 1 1	0 0 0	0 0 0	0 0 0	0 0 0	0 1 0	0 3 0
Dioner Navarro, S (1, 2) OBP: 0.306, SLG: 0.394			C B S S B S 2-3 ① K			B X 1-0 ① P6	C B B B B X 3-1 ③ F9			3	0	0	0	0	1	3
Jae Weong Seo, R (1, 1) OBP: 0.400, SLG: 0.400 Cody Ross, R (6, PH) OBP: 0.500, SLG: 1.143 Lance Carter, R (7, 1) 47 Tim Hamulack, R (7, 1) 56 Hung-Chih Kuo, L (8, 1) Sandy Alomar Jr., R (8, 2) OBP: 0.450, SLG: 0.550			X 0-0 15 G6-4-3 1B			X 0-0 15 BB FC4-6-5 1B		C X 0-1 ① G6-3		1 1 0 0 0 1	0 0 0 0 0 0	1 1 0 0 0 0	0 0 0 0 0 0	0 0 0 0 0 0	0 0 0 0 0 0	0 0 0 0 0 0
Inning Stats	R: 0 H: 1 E: 0 LOB: 1 K: 1 BB: 0 S: 13 P: 18	R: 0 H: 0 E: 0 LOB: 0 K: 0 BB: 0 S: 6 P: 11	R: 0 H: 1 E: 0 LOB: 0 K: 1 BB: 0 S: 5 P: 8	R: 0 H: 0 E: 0 LOB: 0 K: 0 BB: 0 S: 4 P: 9	R: 0 H: 0 E: 0 LOB: 0 K: 0 BB: 0 S: 6 P: 8	R: 0 H: 1 E: 0 LOB: 1 K: 0 BB: 1 S: 4 P: 11	R: 0 H: 0 E: 0 LOB: 3 K: 1 BB: 2 S: 10 P: 25	R: 0 H: 0 E: 0 LOB: 2 K: 0 BB: 2 S: 10 P: 19	R: 0 H: 0 E: 0 LOB: 0 K: 0 BB: 0 S: 10 P: 16	1B: 3 2B: 1 3B: 0 HR: 0	SF: 0 SAC: 1 DP: 2 HBP: 1			WP: 0 PB: 0 SB: 1 CS: 0		PA: 34	

PITCHER		IP	WLS	BF	H	R	ER	SO	BB	IBB	HBP	BLK	WP	HR	S	P	ERA	WHIP
41 Brad Hennessey, R ERA:	(1, 1)	6.1	W	24	3	0	0	2	3	0	1	0	0	0	42	79	0.00	0.947
54 Scott Munter, R ERA: 1.93	(7, 1)	1.0	H	4	0	0	0	1	1	0	0	0	0	0	9	18	0.00	1.000
Steve Kline, L ERA:	(8, 1)	0.1	H	2	0	0	0	0	1	0	0	0	0	0	4	8	0.00	3.000
Tim Worrell, R ERA: 1.42	(8, 1)	1.1	S	4	0	0	0	0	0	0	0	0	0	0	13	20	0.00	0.000

PITCHER	IP	WLS	BF	H	R	ER	SO	BB	IBB	HBP	BLK	WP	HR	S	P	ERA	WHIP

AB	27
R	0
H	3
RBI	0
BB	5
SO	3
LOB	13

Batter	1	2	3	4	5	6	7	8	9	AB	R	H	RBI	BB	SO	LOB
Juan Pierre, L (1, 8) OBP: 0.288, SLG: 0.320	C B F F X 1-2 ① F8		P F F X 1-2 ② FC4 1B 1-2f		X 0-0 E5 25 G6-4-3 1-3 2-H 1B			B C X 1-1 ① F7		4	0	1	0	0	0	1
Todd Walker, L (1, 4) OBP: 0.472, SLG: 0.758	B C F B B F X 3-2 HR		C S 1 SAFE B F 1 SAFE X 1-2 1-2 1B		C B C X 1-2 ① SF9 3-H			B X 1-0 ② G4-3		3	1	2	2	0	0	0
25 Derrek Lee, R (1, 3) OBP: 0.451, SLG: 0.658	B X 1-0 ② G6-3		B C B F F B S 3-3 ③ K		B 1 SAFE B C X 2-1 ②③ G6-4-3 1-2f			C B X 1-1 ③ L1		4	0	0	0	0	1	3
16 Aramis Ramirez, R (1, 5) OBP: 0.302, SLG: 0.378	X 0-0 ③ F7			C B X 1-1 ① F8		F S X 0-2 ① L9			C S B X 1-2 ① F7	4	0	0	0	0	0	0
Michael Barrett, R (1, 2) OBP: 0.341, SLG: 0.605		C X 0-1 ① P6		C B X 1-1 ② G4-3		B F X 1-1 G6-3 1B			S C B F F S 1-3 ② K	4	0	1	0	0	1	0
Jacque Jones, L (1, 9) OBP: 0.192, SLG: 0.227		B X 1-0 ② F8		F X 0-1 ③ F7		F B B 1 SAFE B X 3-1 ②③ G6-3 1-2f			F C C 0-3 ③ K	4	0	0	0	0	1	1
19 Matt Murton, R (1, 7) OBP: 0.367, SLG: 0.523		C B X 1-1 ③ G5-3			S B B C B B 4-2 5 1B 1B BB		F X 0-1 ① G1-3			2	1	0	0	1	0	0
5 Ronny Cedeno, R (1, 6) OBP: 0.364, SLG: 0.523			B S S B X 2-2 FC4 1B		F B C B F X 2-2 1B 1B 1-3 E 1B		B C F X 1-2 ② G5-3			3	1	2	0	0	0	0
Greg Maddux, R (1, 1) OBP: 0.125, SLG: 0.125 46 Ryan Dempster, R (9, 1)			L P L C 1-3 ① K		X 0-0 E SF9 1-2 3-H 1B		S F S 0-3 ③ K			3 0	1 0	1 0	1 0	0 0	2 0	1 0
Inning Stats	R: 1 E: 0 K: 0 S: 10 H: 1 LOB: 0 BB: 0 P: 15	R: 0 E: 0 K: 0 S: 5 H: 0 LOB: 0 BB: 0 P: 7	R: 0 E: 0 K: 2 S: 19 H: 2 LOB: 2 BB: 0 P: 25	R: 0 E: 0 K: 0 S: 6 H: 0 LOB: 0 BB: 0 P: 8	R: 3 E: 1 K: 0 S: 13 H: 3 LOB: 0 BB: 1 P: 22	R: 0 E: 0 K: 0 S: 7 H: 1 LOB: 0 BB: 0 P: 11	R: 0 E: 0 K: 1 S: 8 H: 0 LOB: 0 BB: 0 P: 9	R: 0 E: 0 K: 0 S: 5 H: 0 LOB: 0 BB: 0 P: 8	R: 0 E: 0 K: 2 S: 11 H: 0 LOB: 0 BB: 0 P: 13	1B: 6 2B: 0 3B: 0 HR: 1	SF: 1 SAC: 0 DP: 2 HBP: 0	WP: 0 PB: 0 SB: 0 CS: 0	PA: 33				

PITCHER		IP	WLS	BF	H	R	ER	SO	BB	IBB	HBP	BLK	WP	HR	S	P	ERA	WHIP
Brett Tomko, R ERA: 5.82	(1, 1)	6.0	L	24	7	4	3	2	1	0	0	0	0	1	60	88	4.50	1.333
Franquelis Osoria, R ERA: 6.75	(7, 1)	3.0		9	0	0	0	3	0	0	0	0	0	0	24	30	0.00	0.000

PITCHER	IP	WLS	BF	H	R	ER	SO	BB	IBB	HBP	BLK	WP	HR	S	P	ERA	WHIP

TOP

Chicago Cubs @ Los Angeles Dodgers

Dodger Stadium, Los Angeles, CA

Mon Apr 17 2006, 7:10 PM PDT

Att. 33,551 - Clear - 64 F

livebaseballscorecards.com

AB	31
R	4
H	7
RBI	3
BB	1
SO	5
LOB	6

Batter	1	2	3	4	5	6	7	8	9	AB	R	H	RBI	BB	SO	LOB
15 Rafael Furcal, S (1, 6) OBP: 0.355, SLG: 0.250	B C B S B X 3-2 G4-3 ①			C F B F X 1-2 CS SH2-3 1B		B B C X 2-1 G5-3 ②			B F B X 2-1 G4-3 ②	4	0	1	0	0	0	0
Kenny Lofton, L (1, 8) OBP: 0.167, SLG: 0.273	C F B S 1-3 K ②			X 0-0 SH2-3 1-2 ①		B F B B F S 3-3 K ③			B B C X 2-1 G4-3 ③	3	0	0	0	0	2	0
José Cruz Jr., S (1, 7) OBP: 0.390, SLG: 0.420	C X 0-1 G1-3 ③			2 SAFE X 0-0 F8 ② ③ 2-3			C S X 0-2 F8 ①			3	0	0	0	0	0	1
J.D. Drew, L (1, 9) OBP: 0.426, SLG: 0.467		B X 1-0 G3-1 ①			X 0-0 2B 1B		B F X 1-1 F9 ②			3	1	1	0	0	0	0
Olmedo Saenz, R (1, 3) OBP: 0.379, SLG: 0.667		C X 0-1 F8 ②			C B B X 2-1 F8 ①		X 0-0 L5 ③			3	0	0	0	0	0	1
Bill Mueller, S (1, 5) OBP: 0.448, SLG: 0.563		B X 1-0 G3 ③			B F X 1-1 1-H 2B			B X 1-0 G4-3 ①		3	0	1	1	0	0	0
13 Oscar Robles, L (1, 4)			C C B B F F B X 3-2 G4-3 ①		B C F C 1-3 K ②			B C B F B X 3-2 G4-3 ②		3	0	0	0	0	1	1
Dioner Navarro, S (1, 2) OBP: 0.282, SLG: 0.361			B C X 1-1 P5 ②		B B X 2-0 G4-3 ③			C C C 0-3 K ③		3	0	0	0	0	1	1
Brett Tomko, R (1, 1) 17 Jason Repko, R (6, PH) OBP: 0.408, SLG: 0.512 Franquelis Osoria, R (7, 1) Ricky Ledee, L (9, PH) OBP: 0.250, SLG: 0.467			S C C B C 1-3 K ③			C C C 0-3 K ①			B S 1-3 K ①	1 1 0 1	0 0 0 0	0 0 0 0	0 0 0 0	0 0 0 0	1 1 0 1	0 0 0 0
Inning Stats	R: 0 H: 0 E: 0 LOB: 0 K: 1 BB: 0 S: 8 P: 12	R: 0 H: 0 E: 0 LOB: 0 K: 0 BB: 0 S: 4 P: 6	R: 0 H: 0 E: 0 LOB: 0 K: 1 BB: 0 S: 10 P: 15	R: 0 H: 1 E: 0 LOB: 0 K: 0 BB: 0 S: 6 P: 7	R: 1 H: 2 E: 0 LOB: 1 K: 1 BB: 0 S: 9 P: 15	R: 0 H: 0 E: 0 LOB: 0 K: 2 BB: 0 S: 8 P: 13	R: 0 H: 0 E: 0 LOB: 0 K: 0 BB: 0 S: 6 P: 7	R: 0 H: 0 E: 0 LOB: 0 K: 1 BB: 0 S: 7 P: 11	R: 0 H: 0 E: 0 LOB: 0 K: 1 BB: 0 S: 9 P: 14	1B: 2 SF: 0 2B: 1 SAC: 1 3B: 0 DP: 0 HR: 0 HBP: 0						

PITCHER		IP	WLS	BF	H	R	ER	SO	BB	IBB	HBP	BLK	WP	HR	S	P	ERA	WHIP
Greg Maddux, R ERA: 1.33	(1, 1)	8.0	W	26	3	1	1	6	0	0	0	0	0	0	58	86	1.12	0.375
46 Ryan Dempster, R ERA:	(9, 1)	1.0	S	3	0	0	0	1	0	0	0	0	0	0	9	14	0.00	0.000

PITCHER	IP	WLS	BF	H	R	ER	SO	BB	IBB	HBP	BLK	WP	HR	S	P	ERA	WHIP

BOTTOM

Chicago Cubs @ Los Angeles Dodgers

Dodger Stadium, Los Angeles, CA

Mon Apr 17 2006, 7:10 PM PDT

Att. 33,551 - Clear - 64 F

livebaseballscorecards.com

AB	28
R	1
H	3
RBI	1
BB	0
SO	7
LOB	4

Batter	1	2	3	4	5	6	7	8	9	AB	R	H	RBI	BB	SO	LOB
Juan Pierre, L (1, 8) OBP: 0.268, SLG: 0.296	B B C X 2-1 F7 ①		C F C 0-3 K ②			B B C C F X 2-2 E3 25 1B 25 S	C X 0-1 FC4 ③ 1-2f			4	0	0	0	0	1	1
Todd Walker, L (1, 4) OBP: 0.425, SLG: 0.676	C F S 0-3 K ②		B X 1-0 G6-3 ③			1 SAFE B 1 SAFE B C 1 SAFE X 2-1 P4 ①		S B F S 1-3 K ①		4	0	0	0	0	2	1
25 Derrek Lee, R (1, 3) OBP: 0.455, SLG: 0.634	B C B B B 4-1 16 S BB			C B C B S 2-3 K ①		S B B X 2-1 FC6-4 1-3 1B		C S B S 1-3 K ②		3	0	1	0	1	2	0
16 Aramis Ramirez, R (1, 5) OBP: 0.298, SLG: 0.366	B 1 SAFE B F X 2-1 G3-1 ③ 1-2			X 0-0 G4-3 S 1B		C F 1 SAFE B S 1-3 K ②		B F C B X 2-2 P6 ③		4	0	1	0	0	1	3
Michael Barrett, R (1, 2) OBP: 0.311, SLG: 0.548		C C B B X 2-2 P4 ①		B B B C 1 SAFE S X 3-2 G4-3 ② 1-3		F F F X 0-2 FC6-4 ③ 1-2f			X 0-0 G6-3 ①	4	0	0	0	0	0	3
Jacque Jones, L (1, 9) OBP: 0.241, SLG: 0.320 Freddie Bynum, L (7, PR) OBP: 0.091, SLG: 0.091 (7, 9)		B B S X 2-1 19 G1-3 2B		C B X 1-1 G1-3 ③			X 0-0 19 1B FC4-6 1B		B B S C T 2-2 K ②	3 1	0 1	2 0	0 0	0 0	0 1	1 0
19 Matt Murton, R (1, 7) OBP: 0.358, SLG: 0.500	C B F B X 2-2 G1-3 ② 2-3				F F B B X 2-2 G6-3 ①		1 SAFE X 0-0 FC4-6 1-3 1B		B C B S S 2-3 K ③	4	0	1	0	0	1	1
Neifi Perez, S (1, 6) OBP: 0.211, SLG: 0.263	B X 1-0 G6-3 ③				X 0-0 G4-3 ②		D B C F F X 2-2 FC4-6 FC4 ① 1-2f 3-H			3	0	0	1	0	0	2
38 Carlos Zambrano, S (1, 1) OBP: 0.125, SLG: 0.125 John Mabry, L (7, PH) OBP: 0.500, SLG: 0.800 47 Scott Eyre, L (7, 1) Bob Howry, L (8, 1) 13 Will Ohman, L (9, 1)			S F F S 0-3 K ①		C X 0-1 G4-3 ③		S S B S 1-3 K ②			2 1 0 0 0	0 0 0 0 0	0 0 0 0 0	0 0 0 0 0	0 0 0 0 0	1 1 0 0 0	0 1 0 0 0
Inning Stats	R: 0 E: 0 K: 1 S: 8 H: 0 LOB: 1 BB: 1 P: 16	R: 0 E: 0 K: 0 S: 9 H: 1 LOB: 1 BB: 0 P: 16	R: 0 E: 0 K: 2 S: 8 H: 0 LOB: 0 BB: 0 P: 9	R: 0 E: 0 K: 1 S: 9 H: 1 LOB: 1 BB: 0 P: 15	R: 0 E: 0 K: 0 S: 6 H: 0 LOB: 0 BB: 0 P: 8	R: 0 E: 1 K: 1 S: 15 H: 1 LOB: 2 BB: 0 P: 22	R: 1 E: 0 K: 1 S: 11 H: 2 LOB: 1 BB: 0 P: 14	R: 0 E: 0 K: 2 S: 9 H: 0 LOB: 0 BB: 0 P: 13	R: 0 E: 0 K: 2 S: 7 H: 0 LOB: 0 BB: 0 P: 11	1B: 4 2B: 1 3B: 0 HR: 0	SF: 0 SAC: 0 DP: 0 HBP: 0			WP: 0 PB: 0 SB: 3 CS: 0	PA: 34		

PITCHER		IP	WLS	BF	H	R	ER	SO	BB	IBB	HBP	BLK	WP	HR	S	P	ERA	WHIP
Derek Lowe, R ERA: 4.5	(1, 1)	7.0		28	5	1	1	6	1	0	0	0	0	0	66	100	1.29	0.857
44 Takashi Saito, R ERA:	(8, 1)	2.0	W	6	0	0	0	4	0	0	0	0	0	0	16	24	0.00	0.000

PITCHER	IP	WLS	BF	H	R	ER	SO	BB	IBB	HBP	BLK	WP	HR	S	P	ERA	WHIP

Chicago Cubs @ Los Angeles Dodgers

Dodger Stadium, Los Angeles, CA

Tue Apr 18 2006, 7:10 PM PDT

Att. 37,340 - Partly Cloudy - 73 F

livebaseballscorecards.com

TOP

AB	33
R	1
H	5
RBI	1
BB	1
SO	10
LOB	13

Batter	1	2	3	4	5	6	7	8	9	AB	R	H	RBI	BB	SO	LOB
15 Rafael Furcal, S (1, 6) OBP: 0.343, SLG: 0.246	C B B X 2-1 G1-3 ①		C B X 1-1 F8 ②		B C X 1-1 G3 2B 1B		B C C X 1-2 G1-3 ①		B S L F T 1-2 K ②	5	1	1	0	0	1	0
Kenny Lofton, L (1, 8) OBP: 0.235, SLG: 0.333	C B B F F F F B X 3-2 F7 ②		C X 0-1 2B		S D T B 1 SAFE F 1 B X 3-2 G3 ② 1-2		B B F F F B F X 3-2 F7 ②		C C B F B B B 4-2 S 1B BB	4	1	1	0	1	0	1
J.D. Drew, L (1, 9) OBP: 0.441, SLG: 0.490	B C F B B B 4-2 BB		C X 0-1 F8 ③		C X 0-1 2-H 2B		C B S F X 1-2 F7 ③		1 SAFE F 1 B X 1-1 1-H 1B	4	0	2	2	1	0	1
12 Jeff Kent, R (1, 4) OBP: 0.368, SLG: 0.354	C B F X 1-2 L8 ③			X 0-0 F9 ①	C B B T S 2-3 K ③			C X 0-1 17 SH1-3 1B		4	0	1	0	0	1	2
Ricky Ledee, L (1, 7) 17 Jason Repko, R (6, PR) OBP: 0.408, SLG: 0.512 (7, 7)		C B F B B B X 3-2 G4-3 ①		S F B B X 2-2 F7 ②		B B F B F B 4-2 BB BB		X 0-0 SH1-3 ① 1-2		2 0	0 0	0 0	0 0	1 0	0 0	0 0
Bill Mueller, S (1, 5) OBP: 0.484, SLG: 0.563	B B B B 4-0 7 CS BB			B B F F B F B 4-2 7 1B BB		B B B C F F 1 SAFE F B 4-2 1-2 BB		I I I I 4-0 IBB		0	0	0	0	4	0	0
7 James Loney, L (1, 3) OBP: 0.282, SLG: 0.257 Olmedo Saenz, R (8, PH) OBP: 0.367, SLG: 0.643 (9, 3)	1 SAFE B B C S B H 4-2 ② 1-2 HBP			C X 0-1 ① 1-3 1B		C X 0-1 F7 ①		S D X 1-1 F6 ②		2 1	0 0	1 0	0 0	0 0	0 0	2 2
Dioner Navarro, S (1, 2) OBP: 0.256, SLG: 0.325	X 0-0 F9 ③			C B C B B S 3-3 K ③		F X 0-1 F7 ②		C B F F D D S 3-3 K ③		4	0	0	0	0	2	7
Derek Lowe, R (1, 1) 44 Takashi Saito, L (8, 1) José Cruz Jr., S (9, PH) OBP: 0.383, SLG: 0.412		B C B S X 2-2 L3 ①			C S S 0-3 K ①	X 0-0 G4-3 ③			B C B C X 2-2 G6-3 ①	3 0 1	0 0 0	0 0 0	0 0 0	0 0 0	1 0 0	2 0 0
Inning Stats	R: 0 E: 0 K: 0 S: 13 H: 0 LOB: 1 BB: 1 P: 23	R: 0 E: 0 K: 0 S: 6 H: 0 LOB: 1 BB: 1 P: 17	R: 0 E: 0 K: 0 S: 9 H: 1 LOB: 1 BB: 0 P: 12	R: 0 E: 0 K: 1 S: 12 H: 1 LOB: 2 BB: 1 P: 21	R: 1 E: 0 K: 2 S: 14 H: 2 LOB: 1 BB: 0 P: 20	R: 0 E: 0 K: 0 S: 11 H: 0 LOB: 2 BB: 2 P: 19	R: 0 E: 0 K: 0 S: 12 H: 0 LOB: 0 BB: 0 P: 17	R: 0 E: 0 K: 1 S: 9 H: 1 LOB: 2 BB: 1 P: 17	R: 1 E: 0 K: 1 S: 12 H: 1 LOB: 1 BB: 1 P: 20	1B: 4 2B: 2 3B: 0 HR: 0	SF: 0 SAC: 1 DP: 0 HBP: 1					WP: 0 PB: 0 SB: 1 CS: 1	PA: 39

PITCHER	IP	WLS	BF	H	R	ER	SO	BB	IBB	HBP	BLK	WP	HR	S	P	ERA	WHIP
38 Carlos Zambrano, R (1, 1) ERA: 3.97	6.0		27	4	1	1	3	5	0	1	0	0	0	65	112	1.50	1.500
47 Scott Eyre, L (7, 1) ERA:	1.0		3	0	0	0	0	0	0	0	0	0	0	12	17	0.00	0.000
Bob Howry, R (8, 1) ERA: 1.35	1.0		5	1	0	0	1	0	1	0	0	0	0	9	17	0.00	1.000
13 Will Ohman, L (9, 1) ERA: 21.6	0.2	L	4	1	1	1	1	1	0	0	0	0	0	12	20	13.50	3.000

PITCHER	IP	WLS	BF	H	R	ER	SO	BB	IBB	HBP	BLK	WP	HR	S	P	ERA	WHIP

BOTTOM

Chicago Cubs @ Los Angeles Dodgers

Dodger Stadium, Los Angeles, CA

Tue Apr 18 2006, 7:10 PM PDT

Att. 37,340 - Partly Cloudy - 73 F

livebaseballscorecards.com

AB	30
R	2
H	6
RBI	2
BB	7
SO	5
LOB	17

Batter	1	2	3	4	5	6	7	8	9	AB	R	H	RBI	BB	SO	LOB
Juan Pierre, L (1, 8) OBP: 0.295, SLG: 0.339	1-0 1B 2B		2-1 S 1B		0-3 K2-3		2-2 P6		0-0 S 1B	5	1	3	0	0	1	1
Todd Walker, L (1, 4) (7, 3) OBP: 0.422, SLG: 0.643	0-2 16 G6-4-3 1B 2-H		2-0 P6 1-2		0-1 25 G4-6-3 1B		1-0 G3		2-3 K 1-2	5	0	2	1	0	1	3
25 Derrek Lee, R (1, 3) OBP: 0.448, SLG: 0.614 Bob Howry, L (8, 1) Jerry Hairston, R (9, PH) OBP: 0.389, SLG: 0.412 46 Ryan Dempster, R (9, 1)	3-2 F7			3-2 16 F8 16 S 1B 1B	0-2 G4-6-3 1-2f			0-1 G5-3	0-1 P1	3 0 1 0	1 0 0 0	1 0 0 0	0 0 0 0	0 0 0 0	0 0 0 0	2 0 1 0
16 Aramis Ramirez, R (1, 5) OBP: 0.288, SLG: 0.348	1-1 G6-4-3 1-2f			1-0 F8 1-3		0-0 CS 1B		0-1 P4	3-2 F8	5	0	1	0	0	0	3
John Mabry, L (1, 7) OBP: 0.462, SLG: 0.692 47 Scott Eyre, L (6, 1) Scott Williamson, R (7, 1) Neifi Perez, S (7, 4) OBP: 0.250, SLG: 0.300 Freddie Bynum, L (8, PH) OBP: 0.083, SLG: 0.083		2-3 K		1-2 5 BB 1B 3-H		3-3 K 1-2		0-2 E 1B 1B		3 0 0 1 1	0 0 0 1 0	1 0 0 1 0	1 0 0 0 0	0 0 0 0 0	2 0 0 0 0	1 0 0 0 0
Jacque Jones, L (1, 9) OBP: 0.273, SLG: 0.345		3-2 K		0-0 5 BB 1-2		0-0 FC5-4 1B		0-0 E1 E 5 1B 1B 1-2		4	1	2	0	0	1	1
Michael Barrett, R (1, 2) OBP: 0.306, SLG: 0.522		3-2 F8		3-3 K		1-2 FC5-4 1-2f		0-0 E7 5 1B 1-3 2-H		4	1	1	1	0	1	3
5 Ronny Cedeno, R (1, 6) OBP: 0.396, SLG: 0.522			1-1 F8	4-0 1-2 2-3 BB			4-1 BB	1-1 19 FC6-4 1B 2-H 3-H		2	0	1	2	2	0	0
45 Sean Marshall, L (1, 1) OBP: 0.167, SLG: 0.167 David Aardsma, R (6, 1) 19 Matt Murton, R (6, 7) OBP: 0.345, SLG: 0.480			0-3 K	0-3 K			1-3 K	2-0 FC6-4 1-2f		2 0 2	0 0 0	0 0 0	0 0 0	0 0 0	2 0 1	3 0 2

TOP

Chicago Cubs @ Los Angeles Dodgers

Dodger Stadium, Los Angeles, CA

Wed Apr 19 2006, 7:10 PM PDT

Att. 41,288 - Clear - 67 F

livebaseballscorecards.com

AB	38
R	5
H	13
RBI	5
BB	2
SO	9
LOB	20

Inning Stats	1	2	3	4	5	6	7	8	9
	R: 1 E: 0 K: 0 S: 10	R: 0 E: 0 K: 2 S: 13	R: 0 E: 0 K: 1 S: 9	R: 1 E: 0 K: 2 S: 16	R: 0 E: 0 K: 1 S: 9	R: 0 E: 0 K: 1 S: 9	R: 0 E: 0 K: 1 S: 9	R: 3 E: 2 K: 0 S: 12	R: 0 E: 0 K: 1 S: 11
	H: 2 LOB: 0 BB: 0 P: 15	H: 0 LOB: 0 BB: 0 P: 21	H: 1 LOB: 1 BB: 0 P: 13	H: 3 LOB: 3 BB: 1 P: 28	H: 1 LOB: 0 BB: 0 P: 9	H: 2 LOB: 1 BB: 0 P: 12	H: 0 LOB: 1 BB: 1 P: 17	H: 3 LOB: 1 BB: 0 P: 15	H: 1 LOB: 1 BB: 0 P: 15

1B: 12 SF: 0 PA: 40
2B: 2 SAC: 0
3B: 0 DP: 3
HR: 0 HBP: 0

WP: 0
PB: 0
SB: 3
CS: 1

PITCHER		IP	WLS	BF	H	R	ER	SO	BB	IBB	HBP	BLK	WP	HR	S	P	ERA	WHIP
31 Brad Penny, R ERA: 1.88	(1, 1)	6.0		25	9	2	2	7	1	0	0	0	0	0	66	98	3.00	1.667
56 Hung-Chih Kuo, L ERA: 4.66	(7, 1)	1.0	H	4	0	0	0	1	1	0	0	0	0	0	9	17	0.00	1.000
Danys Baez, R ERA:	(8, 1)	2.0	L	11	4	3	0	1	0	0	0	0	0	0	23	30	0.00	2.000

PITCHER		IP	WLS	BF	H	R	ER	SO	BB	IBB	HBP	BLK	WP	HR	S	P	ERA	WHIP

Batter	1	2	3	4	5	6	7	8	9	AB	R	H	RBI	BB	SO	LOB
15 Rafael Furcal, S (1, 6) OBP: 0.347, SLG: 0.246	B X 1-0 F9 ①	B B B C B 4-1 BB			B C B C F X 2-2 G1-3 ②		B X 1-0 1B S 1B		C B F S 1-3 K ①	4	0	1	0	1	1	0
Kenny Lofton, L (1, 8) OBP: 0.273, SLG: 0.316	B B B B 4-0 BB BB	C F 1 SAFE 1 C 0-3 K ③			C X 0-1 F7 ③		1 SAFE B B X 2-0 G3 ① 1-2		F X 0-1 1B	4	0	1	0	1	1	2
José Cruz Jr., S (1, 9) OBP: 0.400, SLG: 0.407	B C B B B 4-1 1-2 BB		X 0-0 F7 ①			C B F B B B 4-2 F9 12 BB 1B BB	B S S X 1-2 12 S 2-3 1B		S P F S 1-3 K ②	3	1	1	0	2	1	1
12 Jeff Kent, R (1, 4) OBP: 0.355, SLG: 0.327	C F B F D X 2-2 L9 ②		B B F B F X 3-2 F7 ②			B B F F B B 4-2 17 BB 1B 1B 1-2 BB	C S B 1 SAFE D S 2-3 K ② 1-2		X 0-0 L6 ③	4	1	0	0	1	1	5
Olmedo Saenz, R (1, 3) OBP: 0.324, SLG: 0.563 Danys Baez, R (8, 1)	C C B B F B C 3-3 K ③		S F S 0-3 K ③			C F F B X 1-2 F9 ① 2-3	X 0-0 F7 ③			4 0	0 0	0 0	0 0	0 0	2 0	6 0
Bill Mueller, S (1, 5) OBP: 0.455, SLG: 0.519		C F F B B X 2-2 F9 ①		C B B B X 3-1 G3-1 ①		B T F F F X 1-2 L5 ②		X 0-0 F7 ①		4	0	0	0	0	0	2
Sandy Alomar Jr., R (1, 2) OBP: 0.478, SLG: 0.565 7 James Loney, L (8, 3) OBP: 0.275, SLG: 0.250	B X 1-0 17 HR 1B			B F F F F F X 1-2 G4-3 ②		B S F X 1-2 17 BB 1-2 1B 3-H 1B		F B C B F X 2-2 P3 ②		3 1	1 0	2 0	1 0	0 0	0 0	0 0
17 Jason Repko, R (1, 7) OBP: 0.415, SLG: 0.565	X 0-0 1-H HR			B C X 1-1 G4-3 ③		B S S F F B B B 4-2 1B 1-2 2-3 BB		L S B X 1-2 E6		3	1	1	2	1	0	0
31 Brad Penny, R (1, 1) OBP: 0.111, SLG: 0.111 Ricky Ledee, L (6, PH) OBP: 0.300, SLG: 0.444 56 Hung-Chih Kuo, L (7, 1) Dioner Navarro, S (8, 2) OBP: 0.250, SLG: 0.317	B F B X 2-1 G4-3 ②				S S B F B S 2-3 K ①	S S B X 1-2 1-3 2-H 3-H 1B ③		D C F B F B X 3-2 F8 ③		2 1 0 1	0 0 0 0	0 1 0 0	0 1 0 0	1 0 0 0	0 0 0 0	0 0 0 1
Inning Stats	R: 0 E: 0 K: 1 S: 10 H: 0 LOB: 2 BB: 2 P: 24	R: 2 E: 0 K: 1 S: 13 H: 2 LOB: 1 BB: 1 P: 22	R: 0 E: 0 K: 1 S: 7 H: 0 LOB: 0 BB: 0 P: 10	R: 0 E: 0 K: 0 S: 11 H: 0 LOB: 0 BB: 0 P: 16	R: 0 E: 0 K: 1 S: 10 H: 0 LOB: 0 BB: 0 P: 14	R: 2 E: 0 K: 0 S: 22 H: 2 LOB: 2 BB: 3 P: 38	R: 0 E: 0 K: 1 S: 9 H: 2 LOB: 2 BB: 0 P: 15	R: 0 E: 1 K: 0 S: 12 H: 0 LOB: 1 BB: 0 P: 18	R: 0 E: 0 K: 2 S: 10 H: 1 LOB: 1 BB: 0 P: 11	1B: 6 2B: 0 3B: 0 HR: 1	SF: 0 SAC: 0 DP: 0 HBP: 0					

BOTTOM

Chicago Cubs @ Los Angeles Dodgers

Dodger Stadium, Los Angeles, CA

Wed Apr 19 2006, 7:10 PM PDT

Att. 41,288 - Clear - 67 F

livebaseballscorecards.com

AB	34
R	4
H	7
RBI	4
BB	6
SO	7
LOB	17

PITCHER		IP	WLS	BF	H	R	ER	SO	BB	IBB	HBP	BLK	WP	HR	S	P	ERA	WHIP
45 Sean Marshall, L ERA: 6.28	(1, 1)	5.0		20	2	2	2	4	3	0	0	0	0	1	51	86	3.60	1.000
David Aardsma, R ERA: 27.0	(6, 1)	0.2		6	1	2	2	0	3	0	0	0	0	0	19	34	27.00	6.000
47 Scott Eyre, L ERA:	(6, 1)	0.1		2	2	0	0	0	0	0	0	0	0	0	4	6	0.00	6.000
Scott Williamson, R ERA: 1.23	(7, 1)	1.0	W	4	1	0	0	1	0	0	0	0	0	0	8	13	0.00	1.000
Bob Howry, R ERA: 1.17	(8, 1)	1.0	H	4	0	0	0	0	0	0	0	0	0	0	12	18	0.00	0.000

PITCHER		IP	WLS	BF	H	R	ER	SO	BB	IBB	HBP	BLK	WP	HR	S	P	ERA	WHIP
46 Ryan Dempster, R ERA:	(9, 1)	1.0	S	4	1	0	0	2	0	0	0	0	0	0	10	11	0.00	1.000

Batter	1	2	3	4	5	6	7	8	9	AB	R	H	RBI	BB	SO	LOB
22 Eric Byrnes, R (1, 8) OBP: 0.327, SLG: 0.370 Tony Clark, S (9, PH) OBP: 0.357, SLG: 0.391	C B S C 1-3 ① K		B B B C X 3-1 ① F7		B B F X 2-1 ② L6		B C B B X 3-1 S 1B 2-H		S B X 1-1 ① G3-1 2-3 3-H	4 0 1 1 0 1 1 1 0 0 1 0 0 1						
Damion Easley, R (1, 6) OBP: 0.405, SLG: 0.536	C B F B F X 2-2 ② F8		C H 1-1 HBP		B B B C B 4-1 BB		B B C F S 2-3 ③ K 1-2		C F S 0-3 ② K	3 0 0 0 1 2 2						
Chad Tracy, L (1, 5) OBP: 0.380, SLG: 0.523	B B C T F B X 3-2 BLK 1B		1 SAFE C X 0-1 ② F8		X 0-0 ③ F8			C B B C B F B 4-2 34 FC1-4-6 BB	B B C T B F X 3-2 ③ F9	4 0 1 0 1 0 4						
Luis Gonzalez, L (1, 7) OBP: 0.297, SLG: 0.582	C F B D F 1 SAFE X 2-2 ③ F8 1-2		1 SAFE C F B B 1 B X 3-2 ③ G6-3			B B F X 2-1 ① G5-3		C B C B F B S 3-3 ① K		4 0 0 0 0 1 3						
34 Conor Jackson, R (1, 3) OBP: 0.357, SLG: 0.383		B C T S 1-3 ① K		B F B X 2-1 ① F7		C B T C 1-3 ② K		B X 1-0 ② FC1-4-6 1B 1-2f		4 0 0 0 0 2 1						
Shawn Green, L (1, 9) OBP: 0.259, SLG: 0.327		B C X 1-1 1 G5-3 3B		C C B S 1-3 ② K		C B S B X 2-2 ③ F7		B B X 2-0 1-2 1B		4 1 2 0 0 1 0						
1 Orlando Hudson, S (1, 4) OBP: 0.303, SLG: 0.333	C B F F B X 2-2 ② G5-3 3-H			B B B C X 3-1 ③ P5			X 0-0 22 1B 2B	C B X 1-1 ③ F7		4 1 1 1 0 0 2						
19 Chris Snyder, R (1, 2) OBP: 0.333, SLG: 0.609 30 Jeff DaVanon, S (9, PH) OBP: 0.500, SLG: 0.658	C B B S B X 3-2 FC6-4 1B				S C X 0-2 ① F9		C C S 0-3 ① K		B B B C C B 4-2 2B G3-1 BB	3 0 1 0 0 1 1 0 1 0 0 1 0 0						
Orlando Hernandez, R (1, 1) OBP: 0.333, SLG: 0.500 Andy Green, R (7, PH) OBP: 0.313, SLG: 0.429 Greg Aquino, R (7, 1) 37 Juan Cruz, R (8, 1) Johnny Estrada, S (9, PH) OBP: 0.293, SLG: 0.342		B C F X 1-2 ③ FC6-4 1-2f			F F X 0-2 E8 2B		C C F S 0-3 ② K		B C X 1-1 G3-1 2B 1-3	2 0 1 0 0 0 1 1 0 0 0 0 1 1 0 0 0 0 0 0 0 0 0 0 0 0 0 0 1 0 1 0 0 0 0						
Inning Stats	R: 0 H: 1 E: 0 LOB: 1 K: 1 BB: 0 S: 15 P: 23	R: 1 H: 2 E: 0 LOB: 1 K: 1 BB: 0 S: 15 P: 23	R: 0 H: 0 E: 0 LOB: 1 K: 0 BB: 0 S: 8 P: 15	R: 0 H: 0 E: 0 LOB: 0 K: 1 BB: 0 S: 7 P: 13	R: 0 H: 1 E: 1 LOB: 2 K: 0 BB: 1 S: 10 P: 16	R: 0 H: 0 E: 0 LOB: 0 K: 1 BB: 0 S: 8 P: 13	R: 1 H: 2 E: 0 LOB: 1 K: 3 BB: 0 S: 13 P: 18	R: 0 H: 1 E: 0 LOB: 2 K: 1 BB: 1 S: 11 P: 22	R: 1 H: 1 E: 0 LOB: 1 K: 1 BB: 1 S: 13 P: 22	1B: 4 SF: 0 2B: 3 SAC: 0 3B: 1 DP: 0 HR: 0 HBP: 1						

PITCHER		IP	WLS	BF	H	R	ER	SO	BB	IBB	HBP	BLK	WP	HR	S	P	ERA	WHIP
Odalis Perez, L ERA: 4.22	(1, 1)	6.0	W	24	4	1	1	4	1	0	1	1	0	0	63	103	1.50	0.833
47 Tim Hamulack, L ERA: 1.93	(7, 1)	0.2	H	4	2	1	1	2	0	0	0	0	0	0	10	13	13.50	3.000
44 Takashi Saito, R ERA:	(7, 1)	1.1	H	6	1	0	0	2	1	0	0	0	0	0	14	27	0.00	1.500
Lance Carter, R ERA: 5.87	(9, 1)	0.0		2	1	1	1	0	1	0	0	0	0	0	4	9	∞	∞
Danys Baez, R ERA:	(9, 1)	1.0	S	3	0	0	0	1	0	0	0	0	0	0	9	13	0.00	0.000

PITCHER	IP	WLS	BF	H	R	ER	SO	BB	IBB	HBP	BLK	WP	HR	S	P	ERA	WHIP

TOP

Arizona Diamondbacks @ Los Angeles Dodgers

Dodger Stadium, Los Angeles, CA

Fri Apr 21 2006, 7:40 PM PDT

Att. 44,294 - Clear - 59 F

livebaseballscorecards.com

AB	35
R	3
H	8
RBI	3
BB	3
SO	9
LOB	17

WP: 0 PA: 39
PB: 0
SB: 1
CS: 0

BOTTOM

Arizona Diamondbacks @ Los Angeles Dodgers
Dodger Stadium, Los Angeles, CA
Fri Apr 21 2006, 7:40 PM PDT
Att. 44,294 - Clear - 59 F

livebaseballscorecards.com

Batter	1	2	3	4	5	6	7	8	9	AB	R	H	RBI	BB	SO	LOB
15 Rafael Furcal, S (1, 6) OBP: 0.342, SLG: 0.262	K		B4-3		G4-3		1-H 1B 2B			4	1	1	1	0	1	0
Kenny Lofton, L (1, 8) OBP: 0.308, SLG: 0.348	12 S 1B 1B		G6-3		F7		2-3 1B			4	2	2	0	0	0	0
J.D. Drew, L (1, 9) OBP: 0.444, SLG: 0.547	1-2		F7			HR	1-H 3-H 1B			4	1	2	3	0	1	1
12 Jeff Kent, R (1, 4) OBP: 0.348, SLG: 0.321	2-H 1B			G1-3		K	G4-3			4	0	1	1	0	1	1
José Cruz Jr., S (1, 7) OBP: 0.382, SLG: 0.386	P4			G4-3		F9		F7		3	0	0	0	0	0	1
44 Takashi Saito, L (7, 1)										0	0	0	0	0	0	0
13 Oscar Robles, L (8, PH)										1	0	0	0	0	0	0
Lance Carter, R (9, 1)										0	0	0	0	0	0	0
Danys Baez, R (9, 1)										0	0	0	0	0	0	0
Bill Mueller, S (1, 5) OBP: 0.457, SLG: 0.527		F9		7 2B 2B		F8		4-1 7 G6-4-3 BB		3	1	1	0	1	0	0
7 James Loney, L (1, 3) OBP: 0.295, SLG: 0.300		1B B1-5 1B		2-H 2B			G1-3	G6-4-3 1-2f		4	0	2	1	0	0	1
Dioner Navarro, S (1, 2) OBP: 0.255, SLG: 0.318		1-3 1B		K			F8			3	0	1	0	0	1	1
Odalis Perez, L (1, 1)		B1-5 3-3f			G3-1					2	0	0	0	0	0	2
47 Tim Hamulack, R (7, 1)										0	0	0	0	0	0	0
17 Jason Repko, R (7, 7) OBP: 0.426, SLG: 0.574							15 S 15 2B 1B			1	1	1	0	0	0	0
Inning Stats	R: 1 E: 0 K: 2 S: 14 H: 2 LOB: 1 BB: 0 P: 20	R: 0 E: 0 K: 0 S: 9 H: 2 LOB: 1 BB: 0 P: 12	R: 0 E: 0 K: 0 S: 7 H: 0 LOB: 0 BB: 0 P: 9	R: 1 E: 0 K: 1 S: 17 H: 2 LOB: 1 BB: 0 P: 25	R: 0 E: 0 K: 0 S: 6 H: 0 LOB: 0 BB: 0 P: 7	R: 1 E: 0 K: 1 S: 13 H: 1 LOB: 0 BB: 0 P: 22	R: 3 E: 0 K: 0 S: 20 H: 4 LOB: 1 BB: 0 P: 35	R: 0 E: 0 K: 0 S: 7 H: 0 LOB: 0 BB: 1 P: 12		1B: 7 2B: 4 3B: 0 HR: 1	SF: 0 SAC: 0 DP: 2 HBP: 0					

	AB	33
	R	6
	H	11
	RBI	6
	BB	1
	SO	4
	LOB	7

WP: 0 PB: 0 SB: 3 CS: 0 PA: 34

PITCHER		IP	WLS	BF	H	R	ER	SO	BB	IBB	HBP	BLK	WP	HR	S	P	ERA	WHIP
Orlando Hernandez, R ERA: 6.33	(1, 1)	6.0	L	24	7	3	3	4	0	0	0	0	0	1	66	95	4.50	1.167
Greg Aquino, R ERA: 4.91	(7, 1)	1.0		7	4	3	3	0	0	0	0	0	0	0	20	35	27.00	4.000
37 Juan Cruz, R ERA: 2.7	(8, 1)	1.0		3	0	0	0	0	1	0	0	0	0	0	7	12	0.00	1.000

PITCHER	IP	WLS	BF	H	R	ER	SO	BB	IBB	HBP	BLK	WP	HR	S	P	ERA	WHIP

Arizona Diamondbacks @ Los Angeles Dodgers

Dodger Stadium, Los Angeles, CA

Sat Apr 22 2006, 7:10 PM PDT

Att. 51,878 - Cloudy - 59 F

TOP

livebaseballscorecards.com

Batter	1	2	3	4	5	6	7	8	9	AB	R	H	RBI	BB	SO	LOB
30 Jeff DaVanon, S (1, 8) (6, 9) OBP: 0.471, SLG: 0.605	F7	1B 1-2 1B		F8	G4-3		FC6-4 1-2f			5	0	1	0	0	0	2
1 Orlando Hudson, S (1, 4) OBP: 0.296, SLG: 0.323	2B SF7 1B	K		G4-3		G6-3		G6-3		5	1	1	0	0	1	2
Chad Tracy, L (1, 5) OBP: 0.421, SLG: 0.594	1-3 2B	1-2 2-H 1B		2B		G1-3 2B		HBP BB		4	1	4	1	1	0	0
Luis Gonzalez, L (1, 7) OBP: 0.316, SLG: 0.594	SF7 3-H	G4-3		2-H 2B		G1-3 BB		1-2 G5-4-3 HBP		2	0	1	2	1	0	2
Tony Clark, S (1, 3) OBP: 0.394, SLG: 0.423	BB		G4-3 1B 2B	BB		1-2 2-3 G1-3		1-2f G5-4-3		3	1	1	0	2	0	4
Shawn Green, L (1, 9) OBP: 0.241, SLG: 0.304	K		2-3 G4-3	K		K			G3-6-1 1B	4	0	0	0	0	3	7
Luis Vizcaino, R (6, 1)										0	0	0	0	0	0	0
Brandon Lyon, R (8, 1)										0	0	0	0	0	0	0
Andy Green, R (9, PH) OBP: 0.353, SLG: 0.467										1	0	1	0	0	0	0
Jose Valverde, R (9, 1)										0	0	0	0	0	0	0
Johnny Estrada, S (1, 2) OBP: 0.283, SLG: 0.395		HR	G3		F8	F8			1-2f G3-6-1	5	1	1	1	0	0	2
Damion Easley, R (1, 6) OBP: 0.405, SLG: 0.500		L5	3-H 1B		SH1-4 BB	P6			G5-3	4	0	1	1	1	0	0
Miguel Batista, R (1, 1) OBP: 0.111, SLG: 0.111		30 1B 1B	G6-3		SH1-4 1-2		30 FC6-4 1B			2	1	1	0	0	0	1
28 Brandon Medders, R (6, 1)										0	0	0	0	0	0	0
22 Eric Byrnes, R (6, 8) OBP: 0.340, SLG: 0.383										1	0	1	0	0	0	0

	AB	36
	R	5
	H	13
	RBI	5
	BB	5
	SO	4
	LOB	20

Inning Stats																												
	R: 1	H: 2	R: 2	H: 4	R: 1	H: 2	R: 1	H: 2	R: 0	H: 0	R: 0	H: 1	R: 0	H: 1	R: 0	H: 0	R: 0	H: 1	1B: 7	SF: 1	WP: 0	PA: 44						
	E: 0	LOB: 2	E: 0	LOB: 2	E: 0	LOB: 2	E: 0	LOB: 2	E: 0	LOB: 1	E: 0	LOB: 2	E: 0	LOB: 1	E: 0	LOB: 1	E: 0	LOB: 0	2B: 5	SAC: 1	PB: 0							
	K: 1	BB: 1	K: 1	BB: 0	K: 0	BB: 1	K: 1	BB: 1	K: 0	BB: 1	K: 1	BB: 1	K: 0	BB: 0	K: 0	BB: 1	K: 0	BB: 0	3B: 0	DP: 2	SB: 0							
	S: 15	P: 24	S: 14	P: 23	S: 17	P: 25	S: 9	P: 15	S: 14	P: 23	S: 11	P: 18	S: 10	P: 15	S: 6	P: 13	S: 5	P: 7	HR: 1	HBP: 1	CS: 0							

PITCHER		IP	WLS	BF	H	R	ER	SO	BB	IBB	HBP	BLK	WP	HR	S	P	ERA	WHIP
Jae Weong Seo, R (1, 1) ERA: 7.64		3.2	L	21	9	5	5	2	1	0	0	0	0	1	51	78	12.27	2.727
Franquelis Osoria, R (4, 1) ERA: 5.63		1.1		7	1	0	0	1	2	0	0	0	0	0	18	32	0.00	2.250
56 Hung-Chih Kuo, L (6, 1) ERA: 4.22		1.0		5	1	0	0	1	1	0	0	0	0	0	11	18	0.00	2.000
47 Tim Hamulack, L (7, 1) ERA: 1.35		2.0		8	1	0	0	0	1	0	1	0	0	0	16	28	0.00	1.000
44 Takashi Saito, R (9, 1) ERA:		1.0		3	1	0	0	0	0	0	0	0	0	0	5	7	0.00	1.000

PITCHER	IP	WLS	BF	H	R	ER	SO	BB	IBB	HBP	BLK	WP	HR	S	P	ERA	WHIP

Batter	1	2	3	4	5	6	7	8	9	AB	R	H	RBI	BB	SO	LOB
15 Rafael Furcal, S (1, 6) OBP: 0.346, SLG: 0.271	G4-3		G4-3		FC5-4 1B	S 1B			K	5	0	2	0	0	1	0
Kenny Lofton, L (1, 8) OBP: 0.290, SLG: 0.393	3B		F8		FC5-4 1B, 12 G5-3	P4			K	5	1	1	1	0	1	3
J.D. Drew, L (1, 9) OBP: 0.426, SLG: 0.517	P3		G6-3		12 G5-3 1B	F8			K	5	0	1	0	0	1	1
12 Jeff Kent, R (1, 4) OBP: 0.343, SLG: 0.305	HBP			K	G5-3	K				3	0	0	1	0	2	1
5 Nomar Garciaparra, R (1, 3) OBP: 0.500, SLG: 0.750	G1-3			1B SF9 2B	F9	1B				4	1	2	0	0	0	3
Bill Mueller, S (1, 5) OBP: 0.446, SLG: 0.508		P4		K		G1-3	F8			4	0	1	0	0	0	1
José Cruz Jr., S (1, 7) OBP: 0.375, SLG: 0.373		G3		SF9		S 2B BB		K		2	1	0	1	1	1	0
Dioner Navarro, S (1, 2) OBP: 0.255, SLG: 0.298		BB		P5		K		F8		3	0	0	0	1	1	2
Jae Weong Seo, R (1, 1) OBP: 0.333, SLG: 0.333		G6-3			15 1B FC5-4 BB	15 1B 2B		K		1	0	0	0	0	0	1
Franquelis Osoria, R (4, 1)										0	0	0	0	0	0	0
13 Oscar Robles, L (5, PH)										0	1	0	0	1	0	0
56 Hung-Chih Kuo, L (6, 1)										0	0	0	0	0	0	0
Ricky Ledee, L (6, PH) OBP: 0.333, SLG: 0.526										1	0	1	1	0	0	0
47 Tim Hamulack, R (7, 1)										0	0	0	0	0	0	0
Olmedo Saenz, R (8, PH) OBP: 0.314, SLG: 0.545										1	0	0	0	0	1	0
44 Takashi Saito, L (9, 1)										0	0	0	0	0	0	0
Inning Stats	R: 0 E: 0 K: 0 S: 10 H: 1 LOB: 2 BB: 0 P: 18	R: 0 E: 0 K: 0 S: 8 H: 0 LOB: 1 BB: 1 P: 16	R: 0 E: 0 K: 0 S: 7 H: 0 LOB: 0 BB: 0 P: 11	R: 1 E: 0 K: 1 S: 9 H: 2 LOB: 1 BB: 0 P: 12	R: 2 E: 0 K: 0 S: 14 H: 2 LOB: 1 BB: 1 P: 20	R: 1 E: 0 K: 1 S: 14 H: 2 LOB: 2 BB: 1 P: 29	R: 0 E: 0 K: 1 S: 9 H: 1 LOB: 1 BB: 0 P: 16	R: 0 E: 0 K: 2 S: 8 H: 0 LOB: 0 BB: 0 P: 11	R: 0 E: 0 K: 3 S: 11 H: 0 LOB: 0 BB: 0 P: 16	1B: 5 2B: 2 3B: 1 HR: 0	SF: 1 SAC: 0 DP: 0 HBP: 1					

PITCHER	IP	WLS	BF	H	R	ER	SO	BB	IBB	HBP	BLK	WP	HR	S	P	ERA	WHIP
Miguel Batista, R (1, 1) ERA: 5.16	5.0	W	23	5	3	3	1	2	0	1	0	0	0	48	77	5.40	1.400
28 Brandon Medders, R (6, 1) ERA: 15.43	0.2	H	4	1	1	1	1	1	0	0	0	0	0	8	18	13.50	3.000
Luis Vizcaino, R (6, 1) ERA: 1.8	1.1	H	6	2	0	0	1	0	0	0	0	0	0	15	27	0.00	1.500
Brandon Lyon, R (8, 1) ERA: 1.17	1.0	H	3	0	0	0	2	0	0	0	0	0	0	8	11	0.00	0.000
Jose Valverde, R (9, 1) ERA: 2.84	1.0	S	3	0	0	0	3	0	0	0	0	0	0	11	16	0.00	0.000

PITCHER	IP	WLS	BF	H	R	ER	SO	BB	IBB	HBP	BLK	WP	HR	S	P	ERA	WHIP

BOTTOM

Arizona Diamondbacks @ Los Angeles Dodgers

Dodger Stadium, Los Angeles, CA

Sat Apr 22 2006, 7:10 PM PDT

Att. 51,878 - Cloudy - 59 F

livebaseballscorecards.com

AB	34
R	4
H	8
RBI	4
BB	3
SO	8
LOB	12

1B: 5	SF: 1	WP: 0	PA: 39
2B: 2	SAC: 0	PB: 0	
3B: 1	DP: 0	SB: 2	
HR: 0	HBP: 1	CS: 0	

Batter	1	2	3	4	5	6	7	8	9	AB	R	H	RBI	BB	SO	LOB
30 Jeff DaVanon, S (1, 8) OBP: 0.464, SLG: 0.596	B X 1-0 34 S E 2B	B B C X 2-1 E4 1 2B 2-3		F S X 0-2 ③ G4-3			B B C S F B 3-2 1 G5-4-3 BB		C B X 1-1 ① G4-3	4	1	1	0	1	0	1
1 Orlando Hudson, S (1, 4) OBP: 0.303, SLG: 0.343	C F B S 1-3 ① K	D F 1 SAFE S B B 1 SAFE X 3-2 1-3 3-H 2B			B B F F F B X 3-2 K2 1B		T X 0-1 ② ③ G5-4-3 1-2f		B C F F B X 2-2 ② F7	5	0	2	1	0	1	2
Chad Tracy, L (1, 5) OBP: 0.407, SLG: 0.568	B C C B F F F B S 3-3 ② K	B F S S 1-3 ② K			C B B F F 1 SAFE F B S 3-3 ① ② K2 1-1f			C B C X 1-2 34 G4-6-3 DI 1B 1B	C F F S 0-3 ③ K	5	1	1	0	0	4	4
Luis Gonzalez, L (1, 7) OBP: 0.325, SLG: 0.577	C B B C B B 4-2 E 34 BB BB	C B B X 2-1 ③ G6-3			X 0-0 ③ P5			B C B F B B 4-2 34 G4-6-3 1-2 BB		2	0	0	0	2	0	2
34 Conor Jackson, R (1, 3) OBP: 0.350, SLG: 0.360	B B B C C F F B 4-2 E 1-2 2-3 BB		C B X 1-1 ① F9			C B X 1-1 ① F8		X 0-0 ① ② G4-6-3 1-2f 2-3		3	0	0	0	1	0	2
Shawn Green, L (1, 9) OBP: 0.242, SLG: 0.288	F C B B F X 2-2 E3 1-2 2-3 3-H		F B B B X 3-1 ② P6			C B X 1-1 ② G4-3		B C B F B F B 4-2 1B 2B BB		3	1	0	0	1	0	2
Johnny Estrada, S (1, 2) OBP: 0.300, SLG: 0.391	X 0-0 ③ F9		X 0-0 ③ F9			B F B B B 4-1 BB		B S S X 1-2 2B 1-3 3-H 1B		3	0	1	1	1	0	3
Damion Easley, R (1, 6) OBP: 0.400, SLG: 0.486		C C B B F F B X 3-2 30 E SH1-4 1 2B 1B		B X 1-0 ① F7		D F F F B F X 2-2 ③ L7		B S X 1-1 1-3 3-H 2B		3	1	1	0	0	0	1
37 Juan Cruz, R (6, 1)										0	0	0	0	0	0	0
Tony Clark, S (8, PH) OBP: 0.412, SLG: 0.481										1	0	1	1	0	0	0
22 Eric Byrnes, R (8, PR) OBP: 0.340, SLG: 0.383										0	0	0	0	0	0	0
Brandon Lyon, R (8, 1)										0	0	0	0	0	0	0
Russ Ortiz, R (1, 1)		X 0-0 ① SH1-4 1-2		S B X 1-1 ② P6			B B C X 2-1 ① G5-3	B S B S F X 2-2 ③ G6-3		0	0	0	0	0	0	0
Jason Grimsley, R (2, 1)										1	0	0	0	0	0	0
Andy Green, R (6, 6) OBP: 0.316, SLG: 0.412										2	0	0	0	0	0	2
Inning Stats	R: 1 E: 1 K: 2 S: 21 H: 1 LOB: 3 BB: 2 P: 36	R: 1 E: 1 K: 1 S: 16 H: 2 LOB: 2 BB: 0 P: 27	R: 0 E: 0 K: 0 S: 5 H: 0 LOB: 0 BB: 0 P: 9	R: 0 E: 0 K: 0 S: 6 H: 0 LOB: 0 BB: 0 P: 8	R: 0 E: 0 K: 1 S: 10 H: 1 LOB: 0 BB: 0 P: 16	R: 0 E: 0 K: 0 S: 10 H: 0 LOB: 1 BB: 1 P: 18	R: 0 E: 0 K: 0 S: 7 H: 0 LOB: 0 BB: 1 P: 12	R: 2 E: 0 K: 0 S: 18 H: 3 LOB: 2 BB: 2 P: 31	R: 0 E: 0 K: 1 S: 10 H: 0 LOB: 0 BB: 0 P: 13	1B: 4 2B: 4 3B: 0 HR: 0 SF: 0 SAC: 1 DP: 3 HBP: 0						

TOP

Arizona Diamondbacks @ Los Angeles Dodgers
Dodger Stadium, Los Angeles, CA
Sun Apr 23 2006, 1:10 PM PDT
Att. 48,394 - Partly Cloudy - 64 F

livebaseballscorecards.com

AB	32
R	4
H	7
RBI	3
BB	6
SO	5
LOB	19

PITCHER		IP	WLS	BF	H	R	ER	SO	BB	IBB	HBP	BLK	WP	HR	S	P	ERA	WHIP
Brett Tomko, R ERA: 4.7	(1, 1)	6.0	W	26	4	2	1	4	3	0	0	0	0	0	68	114	1.50	1.167
56 Hung-Chih Kuo, L ERA: 5.11	(7, 1)	1.2		7	1	2	2	0	3	0	0	0	0	0	16	30	10.80	2.400
Danys Baez, R ERA:	(8, 1)	1.1	S	6	2	0	0	1	0	0	0	0	0	0	19	26	0.00	1.500

PITCHER	IP	WLS	BF	H	R	ER	SO	BB	IBB	HBP	BLK	WP	HR	S	P	ERA	WHIP

Batter	1	2	3	4	5	6	7	8	9	AB	R	H	RBI	BB	SO	LOB
15 Rafael Furcal, S (1, 6) OBP: 0.326, SLG: 0.253	F8	L9	F9		F7		F8			5	0	0	0	0	0	5
17 Jason Repko, R (1, 8) OBP: 0.424, SLG: 0.569	1B 2B BB	K	G6-3 12 G6-3 2B		G5-3			G6-3		4	2	1	0	1	1	0
J.D. Drew, L (1, 9) OBP: 0.438, SLG: 0.565	1 SAFE 1 SAFE 1 SAFE 12 CS 1B	WP 12 BB	G6-3			HR		G4-3		4	1	2	1	1	0	1
12 Jeff Kent, R (1, 4) OBP: 0.347, SLG: 0.290	2B 2B BB	1 SAFE WP	G6-3		G6-3	F9		K		3	1	0	1	2	1	0
Olmedo Saenz, R (1, 3) OBP: 0.333, SLG: 0.556 56 Hung-Chih Kuo, L (7, 1) José Cruz Jr., S (8, 7) OBP: 0.375, SLG: 0.373	2B 2B	F8		4-2 B BB		K2-3				3 0 0	1 0 0	1 0 0	1 0 0	1 0 0	1 0 0	2 0 0
Bill Mueller, S (1, 5) OBP: 0.462, SLG: 0.525	1B 2B	SH2-4 1B BB	F7				18 BB BB			2	1	1	2	2	0	1
Ricky Ledee, L (1, 7) OBP: 0.320, SLG: 0.478 Danys Baez, R (8, 1)	S 1B	L9			G3		K			4 0	0 0	1 0	1 0	0 0	1 0	2 0
Dioner Navarro, S (1, 2) OBP: 0.291, SLG: 0.320	IBB	SH2-4 1B			SH3 1B		K			3	0	2	0	1	1	1
Brett Tomko, R (1, 1) 18 Ramon Martinez, R (7, 3) OBP: 0.333, SLG: 0.353	K	SH2-4			SH3		BB			1 0	0 0	0 0	0 0	0 1	1 0	2 0
Inning Stats	R: 4 H: 4 E: 0 LOB: 2 K: 1 BB: 3 S: 19 P: 39	R: 0 H: 0 E: 0 LOB: 2 K: 1 BB: 2 S: 12 P: 27	R: 0 H: 1 E: 0 LOB: 2 K: 0 BB: 1 S: 14 P: 24	R: 1 H: 1 E: 0 LOB: 1 K: 0 BB: 1 S: 11 P: 19	R: 0 H: 1 E: 0 LOB: 1 K: 0 BB: 0 S: 9 P: 15	R: 1 H: 1 E: 0 LOB: 0 K: 1 BB: 0 S: 14 P: 21	R: 0 H: 0 E: 0 LOB: 2 K: 2 BB: 2 S: 15 P: 26	R: 0 H: 0 E: 0 LOB: 0 K: 1 BB: 0 S: 9 P: 10		1B: 4 SF: 0 2B: 3 SAC: 2 3B: 0 DP: 0 HR: 1 HBP: 0				WP: 1 PA: 40 PB: 0 SB: 1 CS: 1		

PITCHER	IP	WLS	BF	H	R	ER	SO	BB	IBB	HBP	BLK	WP	HR	S	P	ERA	WHIP
Russ Ortiz, R (1, 1) ERA: 6.91	1.2	L	13	4	4	4	2	4	1	0	0	0	0	29	63	21.60	4.800
Jason Grimsley, R (2, 1) ERA: 5.87	3.1		15	3	1	1	0	2	0	0	0	1	0	36	61	2.70	1.500
37 Juan Cruz, R (6, 1) ERA: 3.0	2.0		9	1	1	1	3	2	0	0	0	0	1	29	47	4.50	1.500
Brandon Lyon, R (8, 1) ERA: 1.04	1.0		3	0	0	0	1	0	0	0	0	0	0	9	10	0.00	0.000

PITCHER	IP	WLS	BF	H	R	ER	SO	BB	IBB	HBP	BLK	WP	HR	S	P	ERA	WHIP

BOTTOM

Arizona Diamondbacks @ Los Angeles Dodgers
Dodger Stadium, Los Angeles, CA
Sun Apr 23 2006, 1:10 PM PDT
Att. 48,394 - Partly Cloudy - 64 F

livebaseballscorecards.com

AB	29
R	6
H	8
RBI	6
BB	9
SO	6
LOB	14

Batter	1	2	3	4	5	6	7	8	9	AB	R	H	RBI	BB	SO	LOB
15 Rafael Furcal, S (1, 6) OBP: 0.311, SLG: 0.241	C F S 0-3 ① K		B C B F X 2-2 ③ G5-3		X 0-0 ③ G6-3			B L B X 2-1 ① G3	4	0	0	0	0	1	0
Kenny Lofton, L (1, 8) OBP: 0.343, SLG: 0.467	B C C F F B B B 4-2 BB			B F C B B B 4-2 12 G6-4-3 BB			B X 1-0 ① F7		X 0-0 5 HR 3B	2	1	1	0	2	0	0
J.D. Drew, L (1, 9) OBP: 0.442, SLG: 0.600 17 Jason Repko, R (9, PR) OBP: 0.424, SLG: 0.569 (9, 7)	F 1 SAFE 1 SAFE B F B F S 2-3 ② K			1 SAFE S B S 1 SAFE 1 SAFE 1 SAFE B B 3-3 ① K			B B C X 2-1 HR		S F D D B B 4-2 12 BB 5 HR BB	3	1	1	1	1	2	2
										0	1	0	0	0	0	0
12 Jeff Kent, R (1, 4) OBP: 0.342, SLG: 0.277	F C B 1 B S SAFE 2-3 ③ K			B B 1 SAFE F F X 2-2 ② ③ G6-4-3 1-2f			F B X 1-1 ② G6-3		D B F B B 4-1 5 HR 1-2 BB	3	1	0	0	1	1	2
5 Nomar Garciaparra, R (1, 3) OBP: 0.500, SLG: 1.000		S B B B C F F X 3-2 ① F7			B B B C B 4-1 G1-6-3 BB		C B B X 2-1 ③ G5-3		B B F S X 2-2 1-H 2-H 3-H HR	3	1	1	4	1	0	0
Bill Mueller, S (1, 5) OBP: 0.451, SLG: 0.508		B C B X 2-1 ② F8			F C B X 1-2 ① ② G1-6-3 1-2f			B X 1-0 1B	C C B B B X 3-2 ② G3-1	4	0	1	0	0	0	2
José Cruz Jr., S (1, 7) OBP: 0.368, SLG: 0.381 (9, 9)		X 0-0 ③ G5-3			X 0-0 ③ G5-3			1 SAFE F 1 SAFE L 1 SAFE S 0-3 ① K	X 0-0 1B 2B	4	1	1	0	0	1	1
Dioner Navarro, S (1, 2) OBP: 0.288, SLG: 0.315			C B S F F X 1-2 ① G6-3		B S F F C 1-3 ① K			C F B 1 SAFE C 1-3 ② K	C F F X 0-2 WP 2-H 1B	4	0	1	1	0	2	1
Derek Lowe, R (1, 1) Ricky Ledee, L (8, PH) OBP: 0.308, SLG: 0.458 44 Takashi Saito, L (8, 1) Olmedo Saenz, R (9, PH) OBP: 0.325, SLG: 0.541 Lance Carter, R (9, 1) Danys Baez, R (9, 1)			B B C F X 2-2 ② G6-3		C C B X 1-2 ② G4-3			D C X 1-1 ③ G3	B C B X 2-1 2-3 F8	2	0	0	0	0	0	0
										1	0	0	0	0	0	1
										0	0	0	0	0	0	0
										1	0	0	0	0	0	2
										0	0	0	0	0	0	0
										0	0	0	0	0	0	0
Inning Stats	R: 0 E: 0 K: 3 S: 14 H: 0 LOB: 1 BB: 1 P: 22	R: 0 E: 0 K: 0 S: 8 H: 0 LOB: 0 BB: 0 P: 13	R: 0 E: 0 K: 0 S: 10 H: 0 LOB: 0 BB: 0 P: 15	R: 0 E: 0 K: 1 S: 9 H: 0 LOB: 0 BB: 1 P: 18	R: 0 E: 0 K: 0 S: 5 H: 0 LOB: 0 BB: 1 P: 10	R: 0 E: 0 K: 1 S: 8 H: 0 LOB: 0 BB: 0 P: 10	R: 1 E: 0 K: 0 S: 7 H: 1 LOB: 0 BB: 0 P: 13	R: 0 E: 0 K: 2 S: 9 H: 1 LOB: 1 BB: 0 P: 12	R: 5 E: 0 K: 0 S: 19 H: 4 LOB: 2 BB: 2 P: 36	1B: 2 2B: 1 3B: 1 HR: 2 SF: 0 SAC: 0 DP: 2 HBP: 0						

PITCHER		IP	WLS	BF	H	R	ER	SO	BB	IBB	HBP	BLK	WP	HR	S	P	ERA	WHIP
Andy Pettitte, L ERA: 4.35	(1, 1)	7.0		23	1	1	1	5	3	0	0	0	0	1	61	101	1.29	0.571
Dan Wheeler, R ERA: 3.0	(8, 1)	1.0		4	1	0	0	2	0	0	0	0	0	0	9	12	0.00	1.000
54 Brad Lidge, R ERA: 6.75	(9, 1)	0.2	L	6	2	5	5	0	2	0	0	0	0	1	12	27	67.50	6.000
Mike Gallo, L ERA: 12.46	(9, 1)	0.1		3	2	0	0	0	0	0	0	0	1	0	7	9	0.00	6.000

PITCHER	IP	WLS	BF	H	R	ER	SO	BB	IBB	HBP	BLK	WP	HR	S	P	ERA	WHIP

TOP

Los Angeles Dodgers @ Houston Astros

Minute Maid Park, Houston, TX

Mon Apr 24 2006, 7:05 PM CDT

Att. 28,382 - Partly Cloudy - 82 F

livebaseballscorecards.com

AB	31
R	6
H	6
RBI	6
BB	5
SO	7
LOB	11

WP: 1	PA: 36		
PB: 0			
SB: 0			
CS: 0			

BOTTOM

Los Angeles Dodgers @ Houston Astros

Minute Maid Park, Houston, TX

Mon Apr 24 2006, 7:05 PM CDT

Att. 28,382 - Partly Cloudy - 82 F

livebaseballscorecards.com

Batter	1	2	3	4	5	6	7	8	9	AB	R	H	RBI	BB	SO	LOB
Craig Biggio, R (1, 4) OBP: 0.380, SLG: 0.575	C F B B X 2-2 E6 FC3-6		F F X 0-2 ① F9		C B S F X 1-2 ③ G6-3			C S B B S 2-3 ① K		4	0	0	0	0	1	1
Willy Taveras, R (1, 8) OBP: 0.325, SLG: 0.321	X 0-0 ① FC3-6 17 BB 17 S 1-2f		C B B X 2-1 ② G4-3			B C C F B X 2-2 ① G4-3		C S T S 0-3 ② K		4	0	0	0	0	1	1
17 Lance Berkman, S (1, 3) OBP: 0.405, SLG: 0.718	B B B B 4-0 ② 1-3 BB		S X 0-1 ③ G4-3			B X 1-0 ② G6-3		B B X 2-0 HR		3	1	1	1	1	0	0
Morgan Ensberg, R (1, 5) OBP: 0.500, SLG: 0.894	B S X 1-1 ③ G5-3			B B C C B C 3-3 ① K		B X 1-0 ③ G6-3		B T B B C S 3-3 ③ K		4	0	0	0	0	2	1
Preston Wilson, R (1, 7) OBP: 0.257, SLG: 0.400		F X 0-1 ① G1-3		B B B C C X 3-1 ② G4-3			S B C B X 2-2 ① G1-3		C B C F B X 2-2 F8 16 WP 1B	4	0	1	0	0	0	0
16 Jason Lane, R (1, 9) OBP: 0.402, SLG: 0.429		C F B B B B 4-2 2B BB		S B B F B X 3-2 ③ G5-3			X 0-0 1B 1B		B B B B 4-0 28 G5-4-3 1-2 BB	2	1	1	0	2	0	0
Brad Ausmus, R (1, 2) OBP: 0.475, SLG: 0.400		C F B F B X 2-2 1-H 2B			X 0-0 2B		1 SAFE B 1 SAFE B X 2-0 1-2 1B		B F C F X 1-2 ① F8 2-3	4	0	3	1	0	0	2
28 Adam Everett, R (1, 6) OBP: 0.304, SLG: 0.385		C S C 0-3 ② K			F B X 1-1 ① G6-3		F F F C 0-3 ② K		B F X 1-1 ② ③ G5-4-3 1-2f	4	0	0	0	0	2	6
Andy Pettitte, L (1, 1) OBP: 0.125, SLG: 0.125		B X 1-0 ③ G1-3			C B F F B S 2-3 ② K		B B C S X 2-2 G3			2	0	0	0	0	1	2
Orlando Palmeiro, L (7, PH) OBP: 0.143, SLG: 0.077										1	0	0	0	0	0	2
Dan Wheeler, R (8, 1)										0	0	0	0	0	0	0
54 Brad Lidge, R (9, 1)										0	0	0	0	0	0	0
Mike Gallo, L (9, 1)										0	0	0	0	0	0	0
Inning Stats	R: 0 E: 1 K: 0 S: 6 H: 0 LOB: 1 BB: 1 P: 13	R: 1 E: 0 K: 1 S: 12 H: 1 LOB: 1 BB: 1 P: 19	R: 0 E: 0 K: 0 S: 7 H: 0 LOB: 0 BB: 0 P: 9	R: 0 E: 0 K: 1 S: 8 H: 0 LOB: 0 BB: 0 P: 17	R: 0 E: 0 K: 1 S: 11 H: 1 LOB: 1 BB: 0 P: 15	R: 0 E: 0 K: 0 S: 6 H: 0 LOB: 0 BB: 0 P: 10	R: 0 E: 0 K: 1 S: 12 H: 2 LOB: 2 BB: 0 P: 18	R: 1 E: 0 K: 3 S: 11 H: 1 LOB: 0 BB: 0 P: 18	R: 0 E: 0 K: 0 S: 10 H: 1 LOB: 1 BB: 1 P: 18	1B: 3 2B: 2 3B: 0 HR: 1	SF: 0 SAC: 0 DP: 1 HBP: 0					WP: 1 PB: 0 SB: 1 CS: 0	PA: 35

PITCHER		IP	WLS	BF	H	R	ER	SO	BB	IBB	HBP	BLK	WP	HR	S	P	ERA	WHIP
Derek Lowe, R ERA: 3.77	(1, 1)	7.0		27	4	1	1	4	2	0	0	0	0	0	62	101	1.29	0.857
44 Takashi Saito, R ERA: 0.9	(8, 1)	1.0	W	4	1	1	1	3	0	0	0	0	0	1	11	18	9.00	1.000
Lance Carter, R ERA: 5.87	(9, 1)	0.0		2	1	0	0	0	1	0	0	0	1	0	4	10	∞	∞
Danys Baez, R ERA:	(9, 1)	1.0	S	2	0	0	0	0	0	0	0	0	0	0	6	8	0.00	0.000

PITCHER	IP	WLS	BF	H	R	ER	SO	BB	IBB	HBP	BLK	WP	HR	S	P	ERA	WHIP

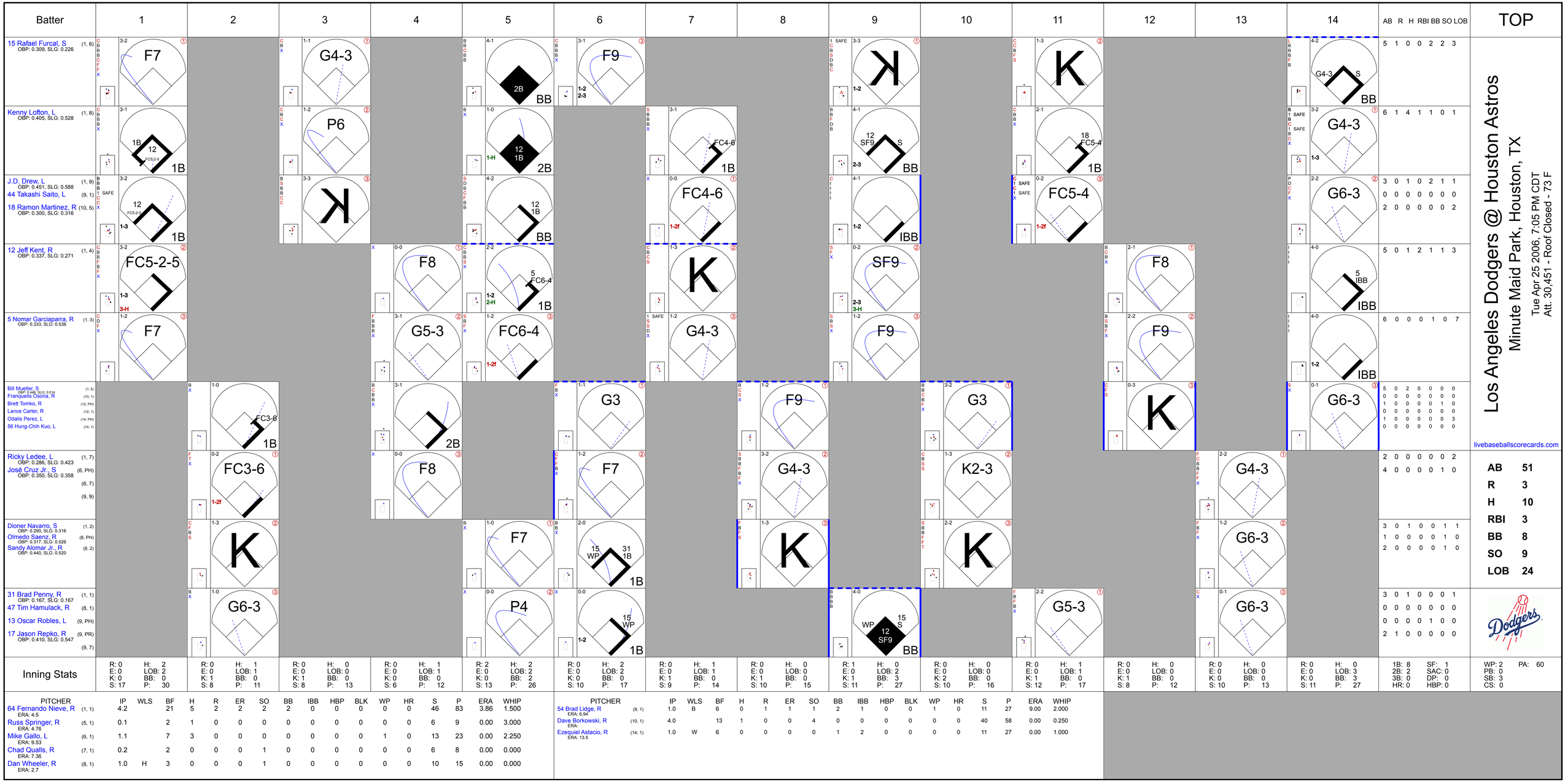
Batter
1
2
3
4
5
6
7
8
9
10
11
12
13
14
AB R H RBI BB SO LOB
TOP
15 Rafael Furcal, S (1, 6) OBP: 0.309, SLG: 0.226
Kenny Lofton, L (1, 8) OBP: 0.405, SLG: 0.528
J.D. Drew, L (1, 9) OBP: 0.451, SLG: 0.588
44 Takashi Saito, L (9, 1)
18 Ramon Martinez, R (10, 5) OBP: 0.300, SLG: 0.316
12 Jeff Kent, R (1, 4) OBP: 0.337, SLG: 0.271
5 Nomar Garciaparra, R (1, 3) OBP: 0.333, SLG: 0.538
Bill Mueller, S (1, 5) OBP: 0.448, SLG: 0.514
Franquelis Osoria, R (10, 1)
Brett Tomko, R (12, PH)
Lance Carter, R (12, 1)
Odalis Perez, L (14, PH)
56 Hung-Chih Kuo, L (14, 1)
Ricky Ledee, L (1, 7) OBP: 0.286, SLG: 0.423
José Cruz Jr., S (6, PH) OBP: 0.350, SLG: 0.358
(6, 7)
(9, 9)
Dioner Navarro, S (1, 2) OBP: 0.290, SLG: 0.316
Olmedo Saenz, R (8, PH) OBP: 0.317, SLG: 0.526
Sandy Alomar Jr., R (8, 2) OBP: 0.440, SLG: 0.520
31 Brad Penny, R (1, 1) OBP: 0.167, SLG: 0.167
47 Tim Hamulack, R (8, 1)
13 Oscar Robles, L (9, PH)
17 Jason Repko, R (9, PR) OBP: 0.410, SLG: 0.547
(9, 7)
Los Angeles Dodgers @ Houston Astros
Minute Maid Park, Houston, TX
Tue Apr 25 2006, 7:05 PM CDT
Att. 30,451 - Roof Closed - 73 F
livebaseballscorecards.com
AB 51
R 3
H 10
RBI 3
BB 8
SO 9
LOB 24
Inning Stats
PITCHER IP WLS BF H R ER SO BB IBB HBP BLK WP HR S P ERA WHIP
64 Fernando Nieve, R (1, 1) ERA: 4.5
Russ Springer, R (5, 1) ERA: 4.76
Mike Gallo, L (6, 1) ERA: 9.53
Chad Qualls, R (7, 1) ERA: 7.36
Dan Wheeler, R (8, 1) ERA: 2.7
54 Brad Lidge, R (9, 1) ERA: 6.94
Dave Borkowski, R (10, 1) ERA:
Ezequiel Astacio, R (14, 1) ERA: 13.5
1B: 8 2B: 2 3B: 0 HR: 0
SF: 1 SAC: 0 DP: 0 HBP: 0
WP: 2 PB: 0 SB: 3 CS: 0
PA: 60

BOTTOM

Los Angeles Dodgers @ Houston Astros

Minute Maid Park, Houston, TX

Tue Apr 25 2006, 7:05 PM CDT

Att. 30,451 - Roof Closed - 73 F

livebaseballscorecards.com

Batter	1	2	3	4	5	6	7	8	9	10	11	12	13	14	AB	R	H	RBI	BB	SO	LOB
Craig Biggio, R (1, 4) OBP: 0.372, SLG: 0.557	0-0 E 2B		1-2 F9		0-2 G6-3 1-2f		4-2 BB 1-2 2-3 3-H			1-1 F8		3-2 E6 BB BB		0-1 P3	6	1	1	0	1	0	1
Willy Taveras, R (1, 8) OBP: 0.344, SLG: 0.325	1-0 E2 17 G3 1B 1B 2-H		0-0 F9			0-1 F9	2-2 G4-3			2-1 17 BB 1B		4-2 BB 1-2 BB		4-2 17 1B SF8 BB	5	2	2	0	2	0	3
17 Lance Berkman, S (1, 3) OBP: 0.396, SLG: 0.675	0-2 G3 2-3		2-2 G6-3			1-1 F8		2-1 L8		4-0 G5-4-3 BB 1-2		0-0 P5		0-1 1B 1-3	6	0	1	0	1	0	3
Morgan Ensberg, R (1, 5) OBP: 0.483, SLG: 0.831	0-1 F9		2-3 K			0-2 F9		2-3 K		2-2 G5-4-3 1-2f		4-1 BB 1-2 2-3		4-0 IBB	5	0	0	0	2	2	3
Preston Wilson, R (1, 7) OBP: 0.272, SLG: 0.400	0-1 1B 3-H		4-0 S BB				1-0 16 S 1B WP 1B	0-1 F8			1-1 G6-3 1B	2-2 F9		1-1 SF8 3-H	5	1	2	2	1	0	3
16 Jason Lane, R (1, 9) OBP: 0.386, SLG: 0.406	1-1 F9		1-2 F9				0-1 F7 1-2		2-3 K		0-0 1B 1B	3-2 F8			6	0	1	0	0	1	6
Brad Ausmus, R (1, 2) OBP: 0.468, SLG: 0.396		1-1 P4	2-2 L9 1-2				3-2 WP 2-3 1B		3-1 F7		1-1 1-2 1B		0-1 F7		3	0	1	0	0	0	1
Eric Munson, L (9, PH) OBP: 0.261, SLG: 0.158 (10, 2)															3	0	1	0	0	0	0
28 Adam Everett, R (1, 6) OBP: 0.310, SLG: 0.379		2-1 L8			2-2 G6-3 HBP		4-0 WP IBB		4-2 BB		3-2 F6		2-1 G1-3		1	0	0	0	0	0	0
4 Eric Bruntlett, R (5, PR) OBP: 0.385, SLG: 0.300 (6, 6)															2	0	0	0	2	0	2
64 Fernando Nieve, R Russ Springer, R Orlando Palmeiro, L Mike Gallo, L Chad Qualls, R Mike Lamb, L Dan Wheeler, R 54 Brad Lidge, R 2 Chris Burke, R Dave Borkowski, R 44 Roy Oswalt, R Ezequiel Astacio, R	0-1 G4-3				2-1 L8		1-0 L4		1-2 P5		1-2 G1-3		1-3 K								
Inning Stats	R: 2 E: 1 K: 0 S: 11 H: 3 LOB: 1 BB: 0 P: 13	R: 0 E: 0 K: 0 S: 6 H: 0 LOB: 0 BB: 0 P: 9	R: 0 E: 0 K: 0 S: 8 H: 0 LOB: 0 BB: 0 P: 11	R: 0 E: 0 K: 1 S: 12 H: 0 LOB: 1 BB: 1 P: 20	R: 0 E: 0 K: 0 S: 7 H: 0 LOB: 1 BB: 0 P: 11	R: 0 E: 0 K: 0 S: 7 H: 0 LOB: 0 BB: 0 P: 8	R: 1 E: 0 K: 0 S: 14 H: 2 LOB: 3 BB: 2 P: 29	R: 0 E: 0 K: 1 S: 7 H: 0 LOB: 0 BB: 0 P: 11	R: 0 E: 0 K: 1 S: 11 H: 0 LOB: 1 BB: 1 P: 21	R: 0 E: 0 K: 0 S: 11 H: 1 LOB: 1 BB: 1 P: 17	R: 0 E: 0 K: 0 S: 12 H: 2 LOB: 2 BB: 0 P: 18	R: 0 E: 1 K: 0 S: 14 H: 0 LOB: 3 BB: 2 P: 30	R: 0 E: 0 K: 1 S: 8 H: 0 LOB: 0 BB: 0 P: 11	R: 1 E: 0 K: 0 S: 10 H: 1 LOB: 2 BB: 2 P: 19	1B: 8 2B: 1 3B: 0 HR: 0	SF: 1 SAC: 0 DP: 2 HBP: 1		WP: 1 PB: 0 SB: 2 CS: 0	PA: 59		

	AB	48
	R	4
	H	9
	RBI	2
	BB	9
	SO	4
	LOB	29

PITCHER	IP	WLS	BF	H	R	ER	SO	BB	IBB	HBP	BLK	WP	HR	S	P	ERA	WHIP
31 Brad Penny, R (1, 1) ERA: 2.32	7.0		29	5	3	3	1	2	1	1	0	1	0	65	101	3.86	1.000
47 Tim Hamulack, L (8, 1) ERA: 1.17	1.0		3	0	0	0	1	0	0	0	0	0	0	7	11	0.00	0.000
44 Takashi Saito, R (9, 1) ERA: 0.82	1.0		4	0	0	0	1	1	0	0	0	0	0	11	21	0.00	1.000
Franquelis Osoria, R (10, 1) ERA: 4.5	2.0		9	3	0	0	0	1	0	0	0	0	0	23	35	0.00	2.000
Lance Carter, R (12, 1) ERA: 4.66	2.0		9	0	0	0	1	2	0	0	0	0	0	22	41	0.00	1.000

PITCHER	IP	WLS	BF	H	R	ER	SO	BB	IBB	HBP	BLK	WP	HR	S	P	ERA	WHIP
56 Hung-Chih Kuo, L (14, 1) ERA: 5.54	0.2	L	5	1	1	1	0	1	1	0	0	0	0	10	19	13.50	3.000

Los Angeles Dodgers @ Houston Astros

Minute Maid Park, Houston, TX

Wed Apr 26 2006, 7:05 PM CDT

Att. 32,874 - Partly Cloudy - 70 F

TOP

livebaseballscorecards.com

Batter	1	2	3	4	5	6	7	8	9	AB	R	H	RBI	BB	SO	LOB
17 Jason Repko, R (1, 8) OBP: 0.424, SLG: 0.596	C B S S 1-3 K ①		C B B C H 3-2 1B HBP		B B X 2-0 2-H HR		C C F B B B C 3-3 K ②		B B D C F F X 3-2 G4-3 1-2 2-3 1B 1B	4	2	2	2	0	2	0
José Cruz Jr., S (1, 7) OBP: 0.341, SLG: 0.361	C B C B B F X 3-2 F7 ②		C B C 1 SAFE 1 SAFE X 1-2 F8 ②		C B S X 1-2 E6		C B F X 1-2 2B		B B C X 2-1 G4-3 ① 1-2 2-3 3-H	5	0	1	1	0	0	3
J.D. Drew, L (1, 9) OBP: 0.442, SLG: 0.569 47 Tim Hamulack, R (7, 1) 12 Jeff Kent, R (9, PH) OBP: 0.333, SLG: 0.268	B C B F B C 3-3 K ③		C F F 1 SAFE F X 0-2 1-3 1B		X 0-0 F8 ②		T B F B F X 2-2 F7 ③		C X 0-1 L5 ②	4 0 1	0 0 0	1 0 0	0 0 0	0 0 0	1 0 0	2 0 2
5 Nomar Garciaparra, R (1, 3) OBP: 0.278, SLG: 0.438 Franquelis Osoria, R (5, 1) Ricky Ledee, L (7, 9) OBP: 0.333, SLG: 0.500		B C B F T 2-2 K ①	X 0-0 G4-3 ③		X 0-0 F9 ③			F B B B X 3-1 2B	F F X 0-2 2-H 3-H 1B	3 0 2	0 0 0	0 0 2	0 0 2	0 0 0	1 0 0	3 0 0
Bill Mueller, S (1, 5) OBP: 0.435, SLG: 0.493		B F B C F F X 2-2 1B 1B		B F C X 1-2 L4 ①		C F S 0-3 K ①		C F F S 0-3 K ①	X 0-0 G4-3 ③	5	0	1	0	0	2	2
18 Ramon Martinez, R (1, 6) OBP: 0.250, SLG: 0.261		B B X 2-0 F9 ②		C X 0-1 G5-3 ②		B B F X 2-1 G4-3 ②		C X 0-1 G5-3 ②		4	0	0	0	0	0	2
Dioner Navarro, S (1, 2) OBP: 0.303, SLG: 0.317		X 0-0 1-3 1B		C F S 0-3 K ③		B C F B B B 4-2 13 FC4-6 BB		F S F F F F X 0-2 G4-3 ③		3	0	1	0	1	1	1
13 Oscar Robles, L (1, 4) OBP: 0.400, SLG: 0.143		B B B C X 3-1 G3 ③		B B C B C F B 4-2 SH5-3 17 HR BB		C B B X 2-1 FC4-6 ③ 1-2f			C B B F X 2-2 17 1B 1B G4-3 1B	3	2	1	0	1	0	3
Odalis Perez, L (1, 1) Olmedo Saenz, R (5, 3) OBP: 0.326, SLG: 0.525			C B X 1-1 G5-3 ①		F X 0-1 SH5-3 ① 1-2		B C X 1-1 F9 ①		X 0-0 G4-3 17 1B 1-2 1B 1B	1 2	0 1	0 1	0 0	0 0	0 0	0 0
Inning Stats	R: 0 E: 0 K: 2 S: 10 H: 0 LOB: 0 BB: 0 P: 17	R: 0 E: 0 K: 1 S: 12 H: 2 LOB: 2 BB: 0 P: 21	R: 0 E: 0 K: 0 S: 14 H: 1 LOB: 2 BB: 0 P: 19	R: 0 E: 0 K: 1 S: 8 H: 0 LOB: 0 BB: 0 P: 9	R: 2 E: 1 K: 0 S: 11 H: 1 LOB: 1 BB: 1 P: 18	R: 0 E: 0 K: 1 S: 9 H: 0 LOB: 1 BB: 1 P: 17	R: 0 E: 0 K: 1 S: 14 H: 1 LOB: 1 BB: 0 P: 21	R: 0 E: 0 K: 1 S: 15 H: 1 LOB: 1 BB: 0 P: 18	R: 3 E: 0 K: 0 S: 16 H: 4 LOB: 1 BB: 0 P: 23	1B: 7 2B: 2 3B: 0 HR: 1 SF: 0 SAC: 1 DP: 0 HBP: 1						

	AB	37
	R	5
	H	10
	RBI	5
	BB	2
	SO	7
	LOB	18

WP: 0 PB: 0 SB: 0 CS: 0 PA: 41

PITCHER		IP	WLS	BF	H	R	ER	SO	BB	IBB	HBP	BLK	WP	HR	S	P	ERA	WHIP
51 Wandy Rodriguez, L ERA: 2.53	(1, 1)	7.0	W	30	5	2	2	6	2	0	1	0	0	1	78	122	2.57	1.000
Chad Qualls, R ERA: 6.75	(8, 1)	1.0		4	1	0	0	1	0	0	0	0	0	0	15	18	0.00	1.000
Ezequiel Astacio, R ERA: 27.0	(9, 1)	0.0		3	3	3	3	0	0	0	0	0	0	0	8	13	∞	∞
Dan Wheeler, R ERA: 2.45	(9, 1)	1.0		4	1	0	0	0	0	0	0	0	0	0	8	10	0.00	1.000

PITCHER	IP	WLS	BF	H	R	ER	SO	BB	IBB	HBP	BLK	WP	HR	S	P	ERA	WHIP

BOTTOM

Batter	1	2	3	4	5	6	7	8	9	AB	R	H	RBI	BB	SO	LOB
Craig Biggio, R (1, 4) OBP: 0.363, SLG: 0.536 Ezequiel Astacio, R (9, 1) Dan Wheeler, R (9, 1)	C S S 0-3 ① K		F F X 0-2 2B 1B	C F X 0-2 ② G1-3	S S B X 1-2 ③ G1-3			X 0-0 ① P6		5 1 1 0 0 1 3 0 0 0 0 0 0 0 0 0 0 0 0 0 0						
Willy Taveras, R (1, 8) OBP: 0.347, SLG: 0.341	C F B F X 1-2 ② G5-3		L F F F 1 SAFE B F F B 2-2 X 17 HR 1-H 2B	B F C B X 2-2 17 1B E9 2-H 1B		C F C 0-3 ① K		B F X 1-1 ② G1-3		5 2 2 2 0 1 0						
17 Lance Berkman, S (1, 3) OBP: 0.417, SLG: 0.716	S F X 0-2 1B		D C F F B B X 3-2 2-H HR	X 0-0 FC6-4 2-H 1B		C B F B F F B X 3-2 ② P5		B B C B B 4-1 BB BB		4 1 3 3 1 0 0						
Morgan Ensberg, R (1, 5) OBP: 0.479, SLG: 0.797	B B C B F S 3-3 ③ K		F B B B B 4-1 BB	X 0-0 ③ FC6-4 1-2f		S B F B S 2-3 ③ K		B B B C B 4-1 1-2 BB		3 0 0 0 2 2 2						
Preston Wilson, R (1, 7) OBP: 0.256, SLG: 0.375		B B B X 3-0 ① F8	F B S F S 1-3 ① K		B C X 1-1 ① G6-3		B S B X 2-1 ① G4-3	B S B S S 2-3 ③ K		5 0 0 0 0 2 3						
16 Jason Lane, R (1, 9) OBP: 0.391, SLG: 0.425		C S X 0-2 ② F9	X 0-0 ② L7		C B X 1-1 2 1B 2B		B B F X 2-1 2 2B 1B			4 2 2 0 0 0 1						
2 Chris Burke, R (1, 6) OBP: 0.481, SLG: 0.800		X 0-0 1B 2B	L B X 1-1 ③ P4		B B X 2-0 51 PB HBP 2-H 1B		B S X 1-1 1-H 2B			4 1 3 2 0 0 1						
Brad Ausmus, R (1, 2) OBP: 0.485, SLG: 0.412		B B C X 2-1 2-H 1B		B B F F X 2-2 51 SH1-4 E 1B	B H 2-0 51 PB 1-2 HBP		C S S 0-3 ② K			3 1 2 1 0 1 1						
51 Wandy Rodriguez, S (1, 1) OBP: 0.100, SLG: 0.100 Mike Lamb, L (7, PH) OBP: 0.231, SLG: 0.167 Chad Qualls, R (8, 1) 4 Eric Bruntlett, R (9, 4) OBP: 0.385, SLG: 0.300		B B C B X 3-1 ③ G1-3		L 1 SAFE L X 0-2 ① SH1-4 1-2	B B B C S S 3-3 ② K 1-2 2-3		C F F F S 0-3 ③ K			2 0 0 0 0 1 3 1 0 0 0 0 1 1 0 0 0 0 0 0 0 0 0 0 0 0 0 0						
Inning Stats	R: 0 E: 0 K: 2 S: 13 H: 1 LOB: 1 BB: 0 P: 17	R: 1 E: 0 K: 0 S: 9 H: 2 LOB: 1 BB: 0 P: 17	R: 3 E: 0 K: 1 S: 22 H: 3 LOB: 1 BB: 1 P: 33	R: 2 E: 1 K: 0 S: 14 H: 3 LOB: 1 BB: 0 P: 18	R: 1 E: 0 K: 1 S: 11 H: 2 LOB: 2 BB: 0 P: 21	R: 0 E: 0 K: 2 S: 11 H: 0 LOB: 0 BB: 0 P: 16	R: 1 E: 0 K: 2 S: 15 H: 2 LOB: 1 BB: 0 P: 20	R: 0 E: 0 K: 1 S: 8 H: 0 LOB: 2 BB: 2 P: 19		1B: 8 2B: 4 3B: 0 HR: 1	SF: 0 SAC: 1 DP: 0 HBP: 1			WP: 0 PB: 1 SB: 0 CS: 0	PA: 41	

PITCHER		IP	WLS	BF	H	R	ER	SO	BB	IBB	HBP	BLK	WP	HR	S	P	ERA	WHIP
Odalis Perez, L ERA: 5.61	(1, 1)	4.1	L	25	11	7	6	3	1	0	0	0	0	1	63	94	12.46	2.769
Franquelis Osoria, R ERA: 4.38	(5, 1)	2.1		10	2	1	1	4	0	0	1	0	0	0	26	42	3.86	0.857
47 Tim Hamulack, L ERA: 1.0	(7, 1)	1.1		6	0	0	0	2	2	0	0	0	0	0	14	25	0.00	1.500

PITCHER	IP	WLS	BF	H	R	ER	SO	BB	IBB	HBP	BLK	WP	HR	S	P	ERA	WHIP

Los Angeles Dodgers @ Houston Astros

Minute Maid Park, Houston, TX

Wed Apr 26 2006, 7:05 PM CDT

Att. 32,874 - Partly Cloudy - 70 F

livebaseballscorecards.com

AB	36
R	8
H	13
RBI	8
BB	3
SO	9
LOB	15

Batter	1	2	3	4	5	6	7	8	9	AB	R	H	RBI	BB	SO	LOB
15 Rafael Furcal, S (1, 6) OBP: 0.304, SLG: 0.225	C B T S 1-3 ① K		B F B S S 2-3 ③ K			B X 1-0 ① G5-3		X 0-0 1B 1B 1B	C X 0-1 ② L6	5	1	1	0	0	2	2
Kenny Lofton, L (1, 8) OBP: 0.383, SLG: 0.488	B F B X 2-1 ② F8			B B X 2-0 ① P6		C B B F B T 3-2 ② K		B B B C 1 F X SAFE 3-2 1-3 1B 1B	C B D B C X 3-2 ③ F7	5	1	1	0	0	1	1
J.D. Drew, L (1, 9) OBP: 0.433, SLG: 0.553	C X 0-1 ③ G4-3			C B X 1-1 ② F8		B F F B B X 2-2 ③ G4-3		X 0-0 5 BB 2-H 3-H 1B		4	0	1	2	0	0	0
12 Jeff Kent, R (1, 4) OBP: 0.330, SLG: 0.267		B B F F B X 3-2 ① F8		F B F B F X 2-2 ③ G4-3			B S B X 2-1 5 FC5-4 1B	S 1 X SAFE 0-1 ① F9		4	0	1	0	0	0	1
5 Nomar Garciaparra, R (1, 3) OBP: 0.318, SLG: 0.474		S X 0-1 ② P2			F X 0-1 1B 2B		1 SAFE 1 SAFE C B S X 1-2 ① FC5-4 1B 1-2f	1 SAFE B D B C 1 B SAFE 4-1 1-2 BB		3	1	1	0	1	0	1
Bill Mueller, S (1, 5) OBP: 0.427, SLG: 0.481		B B F S S 2-3 ③ K			X 0-0 ① L8		X 0-0 S 1-3 1B	C F B F X 1-2 ② F7		4	0	1	0	0	1	3
José Cruz Jr., S (1, 7) OBP: 0.337, SLG: 0.347			C B B B S S 2-3 ① K		S S B B B F B 4-2 1B BB		F F F B D B S 3-3 ② K 1-2	B X 1-0 ③ F9		3	0	0	0	1	2	4
Dioner Navarro, S (1, 2) OBP: 0.343, SLG: 0.339			F C X 0-2 1B		X 0-0 G3-6-4 1-2 2-H 1B		I I I I I 4-0 IBB		B B B C B 4-1 S BB	2	0	2	1	2	0	0
Jae Weong Seo, R (1, 1) OBP: 0.250, SLG: 0.250			C B M L 1-3 ② K		L X 0-1 ② ③ G3-6-4 1-2f		F X 0-1 ③ G6-3		C C 1 SAFE F B B B F X 2-2 ① F9	2	0	0	0	0	1	3
Ricky Ledee, L (7, PH) OBP: 0.333, SLG: 0.500										0	0	0	0	0	0	0
Olmedo Saenz, R (7, PH) OBP: 0.318, SLG: 0.512										1	0	0	0	0	0	3
47 Tim Hamulack, R (7, 1)										0	0	0	0	0	0	0
44 Takashi Saito, L (8, 1)										0	0	0	0	0	0	0
13 Oscar Robles, L (9, PH) OBP: 0.364, SLG: 0.125										1	0	0	0	0	0	1
Danys Baez, R (9, 1)										0	0	0	0	0	0	0
Inning Stats	R: 0 E: 0 K: 1 S: 7 H: 0 LOB: 0 BB: 0 P: 10	R: 0 E: 0 K: 1 S: 8 H: 0 LOB: 0 BB: 0 P: 13	R: 0 E: 0 K: 3 S: 12 H: 1 LOB: 1 BB: 0 P: 17	R: 0 E: 0 K: 0 S: 7 H: 0 LOB: 0 BB: 0 P: 12	R: 1 E: 0 K: 0 S: 9 H: 2 LOB: 1 BB: 1 P: 13	R: 0 E: 0 K: 1 S: 7 H: 0 LOB: 0 BB: 0 P: 13	R: 0 E: 0 K: 1 S: 12 H: 2 LOB: 3 BB: 1 P: 22	R: 2 E: 0 K: 0 S: 13 H: 3 LOB: 2 BB: 1 P: 22	R: 0 E: 0 K: 0 S: 11 H: 0 LOB: 1 BB: 1 P: 20	1B: 7 2B: 1 3B: 0 HR: 0 SF: 0 SAC: 0 DP: 1 HBP: 0						

PITCHER		IP	WLS	BF	H	R	ER	SO	BB	IBB	HBP	BLK	WP	HR	S	P	ERA	WHIP
32 Chris Young, R ERA: 3.41	(1, 1)	6.2	L	26	5	1	1	7	1	1	0	0	0	0	60	98	1.35	0.900
Alan Embree, L ERA: 5.06	(7, 1)	0.1		4	3	2	2	0	0	0	0	0	0	0	7	10	54.00	9.000
56 Scott Cassidy, R ERA: 0.73	(8, 1)	1.0		4	0	0	0	0	1	0	0	0	0	0	8	14	0.00	1.000
Brian Sweeney, R ERA: 3.38	(9, 1)	1.0		4	0	0	0	0	1	0	0	0	0	0	11	20	0.00	1.000

PITCHER	IP	WLS	BF	H	R	ER	SO	BB	IBB	HBP	BLK	WP	HR	S	P	ERA	WHIP

TOP

Los Angeles Dodgers @ San Diego Padres

PETCO Park, San Diego, CA

Fri Apr 28 2006, 10:05 PM EDT

Att. 36,435 - Partly Cloudy - 64 F

livebaseballscorecards.com

AB	34
R	3
H	8
RBI	3
BB	4
SO	7
LOB	19

WP: 0	PA: 38		
PB: 0			
SB: 2			
CS: 0			

Batter	1	2	3	4	5	6	7	8	9	AB	R	H	RBI	BB	SO	LOB
Dave Roberts, L (1, 7) OBP: 0.329, SLG: 0.352	C B B B B 4-1 24 FC4-6 BB		B S F S 1-3 ① K		X 0-0 ② B3-4			B F C B B F X 3-2 ② F8		3	0	0	0	1	1	0
Josh Barfield, R (1, 4) OBP: 0.314, SLG: 0.400	1 SAFE 1 SAFE X 0-0 ① B2		C F X 0-2 ② G6-3		X 0-0 ③ F9			B F S S 1-3 ③ K		4	0	0	0	0	1	1
24 Brian Giles, L (1, 9) OBP: 0.408, SLG: 0.364	1 SAFE C B B F X 2-2 ② FC4-6 BB 1-2f		B B B C F B 4-2 BB			C C B B X 2-2 ① P2			X 0-0 ① F9	3	0	0	0	1	0	1
Mike Piazza, R (1, 2) OBP: 0.277, SLG: 0.424	C F B B B F F B 4-2 1-2 BB		C F B B 1 SAFE F B 4-2 1-2 BB			B B B C X 3-1 ② F9			B X 1-0 ② P4	2	0	0	0	2	0	0
Mike Cameron, R (1, 8) OBP: 0.200, SLG: 0.222	B F C B S 2-3 ③ K		S C S 0-3 ③ K			C B B B X 3-1 ③ F7			X 0-0 ③ G4-3	4	0	0	0	0	2	4
23 Adrián González, L (1, 3) OBP: 0.330, SLG: 0.384		B X 1-0 G6-4-3 1B		B C S F B F X 2-2 ① G4-3			X 0-0 ① G4-3			3	0	1	0	0	0	0
Vinny Castilla, R (1, 5) OBP: 0.305, SLG: 0.342		C X 0-1 ① ② G6-4-3 1-2f		B X 1-0 ② F9			C C S 0-3 ② K			3	0	0	0	0	1	1
3 Khalil Greene, R (1, 6) OBP: 0.302, SLG: 0.413		C B B C X 2-2 2B		B X 1-0 ③ G6-3			C X 0-1 ③ G6-3			3	0	1	0	0	0	0
32 Chris Young, R (1, 1) OBP: 0.182, SLG: 0.364	B C F S 1-3 ③ K		C F X 0-2 ① G5-3					B C X 2-0 ① F7		2	0	0	0	0	1	1
Alan Embree, L (7, 1)										0	0	0	0	0	0	0
56 Scott Cassidy, R (8, 1)										0	0	0	0	0	0	0
Mark Bellhorn, S (8, PH) OBP: 0.273, SLG: 0.500										1	0	0	0	0	0	0
Brian Sweeney, R (9, 1)										0	0	0	0	0	0	0
Inning Stats	R: 0 H: 0 E: 0 LOB: 2 K: 1 BB: 2 S: 12 P: 24	R: 0 H: 2 E: 0 LOB: 1 K: 1 BB: 0 S: 9 P: 13	R: 0 H: 0 E: 0 LOB: 2 K: 2 BB: 2 S: 16 P: 25	R: 0 H: 0 E: 0 LOB: 0 K: 0 BB: 0 S: 7 P: 11	R: 0 H: 0 E: 0 LOB: 0 K: 0 BB: 0 S: 5 P: 5	R: 0 H: 0 E: 0 LOB: 0 K: 0 BB: 0 S: 7 P: 15	R: 0 H: 0 E: 0 LOB: 0 K: 1 BB: 0 S: 6 P: 6	R: 0 H: 0 E: 0 LOB: 0 K: 1 BB: 0 S: 8 P: 14	R: 0 H: 0 E: 0 LOB: 0 K: 0 BB: 0 S: 3 P: 4	1B: 1 SF: 0 2B: 1 SAC: 0 3B: 0 DP: 1 HR: 0 HBP: 0						

PITCHER		IP	WLS	BF	H	R	ER	SO	BB	IBB	HBP	BLK	WP	HR	S	P	ERA	WHIP
Jae Weong Seo, R ERA: 5.7	(1, 1)	6.0	W	23	2	0	0	4	4	0	0	0	0	0	56	93	0.00	1.000
47 Tim Hamulack, L ERA: 0.9	(7, 1)	1.0	H	3	0	0	0	1	0	0	0	0	0	0	6	6	0.00	0.000
44 Takashi Saito, R ERA: 0.75	(8, 1)	1.0	H	3	0	0	0	1	0	0	0	0	0	0	8	14	0.00	0.000
Danys Baez, R ERA:	(9, 1)	1.0	S	3	0	0	0	0	0	0	0	0	0	0	3	4	0.00	0.000

PITCHER	IP	WLS	BF	H	R	ER	SO	BB	IBB	HBP	BLK	WP	HR	S	P	ERA	WHIP

BOTTOM

Los Angeles Dodgers @ San Diego Padres

PETCO Park, San Diego, CA

Fri Apr 28 2006, 10:05 PM EDT

Att. 36,435 - Partly Cloudy - 64 F

livebaseballscorecards.com

AB	28
R	0
H	2
RBI	0
BB	4
SO	6
LOB	8

Los Angeles Dodgers @ San Diego Padres

PETCO Park, San Diego, CA

Sat Apr 29 2006, 10:05 PM EDT

Att. 44,337 - Cloudy - 63 F

livebaseballscorecards.com

TOP

Batter	1	2	3	4	5	6	7	8	9	AB	R	H	RBI	BB	SO	LOB
15 Rafael Furcal, S (1, 6) OBP: 0.311, SLG: 0.220	G1-3		L9			BB, 1B		CSBFBBFFB G5-3, 5 SF7, 1B BB		2	2	0	0	2	0	1
Kenny Lofton, L (1, 8) OBP: 0.392, SLG: 0.477	G6-3		F9			B SAFE 1 SAFE 1B, 12 SF8 1-2 BB		X 5 SF7, G5-3 1-2 1B		3	1	1	0	1	0	1
J.D. Drew, L (1, 9) OBP: 0.426, SLG: 0.538	K			G3		5 G6-4-3 1-3 2-H 1B		BFBX G5-3 1-2 2-3		4	0	1	1	0	1	2
12 Jeff Kent, R (1, 4) OBP: 0.326, SLG: 0.260		G4-3		L4		SF8 3-H		IIII IBB		2	0	0	1	1	0	0
5 Nomar Garciaparra, R (1, 3) OBP: 0.346, SLG: 0.619		BSBBB FC3-6 BB		BSSX HR		1 SAFE G6-4-3 1-2f		BSX SF7 2-3 3-H		2	1	1	2	1	0	1
Bill Mueller, S (1, 5) OBP: 0.410, SLG: 0.458		FC3-6 1-2f		CFBBX G6-3			FX G6-3	CFBBX G5-3		4	0	0	0	0	0	3
José Cruz Jr., S (1, 7) OBP: 0.333, SLG: 0.333	K		BSSC K				BBBCB BB	CFBFBX P6		3	0	0	0	1	2	1
Dioner Navarro, S (1, 2) OBP: 0.351, SLG: 0.348			15 L9, SH3-4 1B	BBCFBS K			BBCX F7	BFBX G3-6-3 1B		4	0	2	0	0	1	1
Brett Tomko, R (1, 1)			SH3-4 1-2							2	0	0	0	0	0	1
44 Takashi Saito, L (8, 1)										0	0	0	0	0	0	0
Ricky Ledee, L (9, PH) OBP: 0.323, SLG: 0.483										1	0	0	0	0	0	1
Danys Baez, R (9, 1)										0	0	0	0	0	0	0
Inning Stats	R: 0 E: 0 K: 1 S: 7 H: 0 LOB: 0 BB: 0 P: 10	R: 0 E: 0 K: 1 S: 6 H: 0 LOB: 1 BB: 1 P: 12	R: 0 E: 0 K: 0 S: 4 H: 1 LOB: 1 BB: 0 P: 8	R: 1 E: 0 K: 0 S: 11 H: 1 LOB: 0 BB: 0 P: 15	R: 0 E: 0 K: 2 S: 7 H: 0 LOB: 0 BB: 0 P: 11	R: 2 E: 0 K: 0 S: 7 H: 1 LOB: 0 BB: 2 P: 18	R: 0 E: 0 K: 0 S: 6 H: 0 LOB: 1 BB: 1 P: 13	R: 1 E: 0 K: 0 S: 13 H: 1 LOB: 2 BB: 2 P: 26	R: 0 E: 0 K: 0 S: 8 H: 1 LOB: 0 BB: 0 P: 12	1B: 4 2B: 0 3B: 0 HR: 1 SF: 2 SAC: 1 DP: 2 HBP: 0						

	AB	27
	R	4
	H	5
	RBI	4
	BB	6
	SO	4
	LOB	12

WP: 0 PB: 0 SB: 0 CS: 0 PA: 36

PITCHER		IP	WLS	BF	H	R	ER	SO	BB	IBB	HBP	BLK	WP	HR	S	P	ERA	WHIP
52 Clay Hensley, R ERA: 5.48	(1, 1)	7.0	L	27	3	3	3	4	4	0	0	0	0	1	48	87	3.86	1.000
Scott Linebrink, R ERA: 4.09	(8, 1)	1.0		6	1	1	1	0	1	1	0	0	0	0	13	26	9.00	2.000
Brian Sweeney, R ERA: 3.14	(9, 1)	1.0		3	1	0	0	0	0	0	0	0	0	0	8	12	0.00	1.000

PITCHER	IP	WLS	BF	H	R	ER	SO	BB	IBB	HBP	BLK	WP	HR	S	P	ERA	WHIP

Batter	1	2	3	4	5	6	7	8	9	AB	R	H	RBI	BB	SO	LOB
Dave Roberts, L (1, 7) OBP: 0.313, SLG: 0.333	B F X 1-1 G4-3 ①		C X 0-1 F7 ③		B C B F F X 2-2 F7 ②			C F X 0-2 F7 ②		4	0	0	0	0	0	1
24 Brian Giles, L (1, 9) OBP: 0.402, SLG: 0.358	C B C B X 2-2 G6-3 1B			F C F B X 1-2 G1-3 ①	C B F F F B X 2-2 F9 ③			C F F B C 1-3 K ③		4	0	1	0	0	1	1
Mike Cameron, R (1, 8) OBP: 0.208, SLG: 0.227	C B B C B X 3-2 G6-3 ② 1-2			X 0-0 3B 1B		B X 1-0 F9 ①			B F X 1-1 G6-3 ①	4	1	1	0	0	0	1
Mark Bellhorn, S (1, 5) OBP: 0.269, SLG: 0.538	C B B B X 3-1 F8 ③			B B X 2-0 23 SF9 1-H 3B		B X 1-0 F8 ②			F B S B C 2-3 K ②	4	1	1	1	0	1	1
23 Adrián González, L (1, 3) OBP: 0.316, SLG: 0.371		C F C 0-3 K ①		B X 1-0 SF9 ② 3-H		C X 0-1 G5-3 ③			C X 0-1 G6-3 ③	3	0	0	1	0	1	0
3 Khalil Greene, R (1, 6) OBP: 0.303, SLG: 0.410		B F B F B F X 3-2 G5-3 ②		X 0-0 1B			C F B X 1-2 G6-3 ①			3	0	1	0	0	0	0
Josh Barfield, R (1, 4) OBP: 0.303, SLG: 0.386		C F B X 1-2 L8 ③		P X 1-0 L9 ③			B C X 1-1 G4-3 ②			3	0	0	0	0	0	1
Doug Mirabelli, R (1, 2) OBP: 0.320, SLG: 0.238			C B X 1-1 F8 ①		C F B B X 2-2 1B		B B X 2-0 G6-3 ③			3	0	1	0	0	0	0
52 Clay Hensley, R (1, 1) OBP: 0.167, SLG: 0.167			B B B C X 3-1 G6-3 ②		L M B L 1-3 K ①			C B B C S 2-3 K ①		2	0	0	0	0	1	1
Scott Linebrink, R (8, 1)										0	0	0	0	0	0	0
Eric Young Sr., R (8, PH) OBP: 0.200, SLG: 0.242										1	0	0	0	0	1	0
Brian Sweeney, R (9, 1)										0	0	0	0	0	0	0
Inning Stats	R: 0 E: 0 K: 0 S: 10 H: 1 LOB: 1 BB: 0 P: 19	R: 0 E: 0 K: 1 S: 10 H: 0 LOB: 0 BB: 0 P: 14	R: 0 E: 0 K: 0 S: 6 H: 0 LOB: 0 BB: 0 P: 10	R: 2 E: 0 K: 0 S: 10 H: 3 LOB: 1 BB: 0 P: 14	R: 0 E: 0 K: 1 S: 15 H: 1 LOB: 1 BB: 0 P: 22	R: 0 E: 0 K: 0 S: 4 H: 0 LOB: 0 BB: 0 P: 6	R: 0 E: 0 K: 0 S: 6 H: 0 LOB: 0 BB: 0 P: 10	R: 0 E: 0 K: 2 S: 10 H: 0 LOB: 0 BB: 0 P: 13	R: 0 E: 0 K: 1 S: 7 H: 0 LOB: 0 BB: 0 P: 10	1B: 4 2B: 0 3B: 1 HR: 0	SF: 1 SAC: 0 DP: 0 HBP: 0				WP: 0 PB: 0 SB: 0 CS: 0	PA: 32	

PITCHER		IP	WLS	BF	H	R	ER	SO	BB	IBB	HBP	BLK	WP	HR	S	P	ERA	WHIP
Brett Tomko, R ERA: 4.2	(1, 1)	7.0	W	26	5	2	2	2	0	0	0	0	0	0	61	95	2.57	0.714
44 Takashi Saito, R ERA: 0.69	(8, 1)	1.0	H	3	0	0	0	2	0	0	0	0	0	0	10	13	0.00	0.000
Danys Baez, R ERA:	(9, 1)	1.0	S	3	0	0	0	1	0	0	0	0	0	0	7	10	0.00	0.000

PITCHER	IP	WLS	BF	H	R	ER	SO	BB	IBB	HBP	BLK	WP	HR	S	P	ERA	WHIP

BOTTOM

Los Angeles Dodgers @ San Diego Padres

PETCO Park, San Diego, CA

Sat Apr 29 2006, 10:05 PM EDT

Att. 44,337 - Cloudy - 63 F

livebaseballscorecards.com

AB	31
R	2
H	5
RBI	2
BB	0
SO	5
LOB	6

Batter	1	2	3	4	5	6	7	8	9	10	AB	R	H	RBI	BB	SO	LOB
15 Rafael Furcal, S (1, 6) OBP: 0.306, SLG: 0.219	B B C B C X 3-2 P5 ①		T X 0-1 B1-3 ①		B X 1-0 1B 5 1B 1B	C S B X 2-2 G5-3 ③			C C F B X 1-2 G4-3 ③		5	1	1	0	0	0	0
Kenny Lofton, L (1, 8) OBP: 0.375, SLG: 0.449	C C S 0-3 K ②		X 0-0 E1		B F 1 SAFE X 1-1 S 5 1B 1-3 1B		X 0-0 G4-3 ①			F B S S F F S 1-3 K ①	5	1	1	0	0	2	0
J.D. Drew, L (1, 9) OBP: 0.404, SLG: 0.506	B X 1-0 F8 ③		B S B S X 2-2 P6 ②		C S B B B T 3-2 K 1-2 ①		B C B F S 2-3 K ②			C C X 0-2 G6-3 ②	5	0	0	0	0	2	3
12 Jeff Kent, R (1, 4)		B F F B F F X 2-2 G6-3 ①	C C B 1 SAFE F B 1 SAFE F F 3-3 B S K ③		B C F F X 1-2 L6 ②		F S X 0-2 F7 ③			B X 1-0 F9 ③	5	0	0	0	0	1	3
5 Nomar Garciaparra, R (1, 3) OBP: 0.400, SLG: 0.625		X 0-0 G4-1 S 17 1B 1B		B B F B B 4-1 17 G5-3 BB	X 0-0 HR 2-H 3-H 1B			X 0-0 P4 ①			3	2	2	2	1	0	0
Bill Mueller, S (1, 5) OBP: 0.404, SLG: 0.483		B X 1-0 G4-1 1-3 ②		B F B S T 2-2 K ①	X 0-0 HR 1-H			C F B B X 2-2 P6 ②			4	1	1	2	0	1	2
17 Jason Repko, R (1, 7) OBP: 0.414, SLG: 0.574		L F B F X 1-2 BB 1B 3-H		B 1 SAFE F X 1-1 G5-3 1-2 ②	C B C F F B B X 3-2 G6-3 ③			S C B F B F B S 3-3 K ③			4	0	1	1	0	1	1
Dioner Navarro, S (1, 2) OBP: 0.359, SLG: 0.338		1 SAFE C P D B 1 B 4-1 1-2 BB		I I I I 4-0 IBB		B F S T 1-2 K ①			C X 0-1 G4-3 ①		2	0	0	0	2	1	0
Derek Lowe, R (1, 1) Franquelis Osoria, R (7, 1) Ricky Ledee, L (9, PH) OBP: 0.313, SLG: 0.467 Lance Carter, R (9, 1) Danys Baez, R (9, 1) 47 Tim Hamulack, R (9, 1)		B F F X 1-2 G1-3 ③		F C C 0-3 K ③		B X 1-0 G6-3 ②			C B X 1-1 G6-3 ②		3 0 1 0 0 0	0 0 0 0 0 0	0 0 0 0 0 0	0 0 0 0 0 0	0 0 0 0 0 0	1 0 0 0 0 0	4 0 0 0 0 0
Inning Stats	R: 0 H: 0 E: 0 LOB: 0 K: 1 BB: 0 S: 7 P: 11	R: 1 H: 2 E: 0 LOB: 2 K: 0 BB: 1 S: 16 P: 24	R: 0 H: 0 E: 1 LOB: 1 K: 1 BB: 0 S: 12 P: 17	R: 0 H: 0 E: 0 LOB: 2 K: 2 BB: 2 S: 9 P: 20	R: 4 H: 4 E: 0 LOB: 0 K: 1 BB: 0 S: 18 P: 27	R: 0 H: 0 E: 0 LOB: 0 K: 1 BB: 0 S: 7 P: 11	R: 0 H: 0 E: 0 LOB: 0 K: 1 BB: 0 S: 7 P: 9	R: 0 H: 0 E: 0 LOB: 0 K: 1 BB: 0 S: 9 P: 14	R: 0 H: 0 E: 0 LOB: 0 K: 0 BB: 0 S: 8 P: 10	R: 0 H: 0 E: 0 LOB: 0 K: 1 BB: 0 S: 9 P: 11	1B: 5 2B: 0 3B: 0 HR: 1	SF: 0 SAC: 0 DP: 0 HBP: 0					

PITCHER	IP	WLS	BF	H	R	ER	SO	BB	IBB	HBP	BLK	WP	HR	S	P	ERA	WHIP
Chan Ho Park, R (1, 1) ERA: 5.34	5.0		25	6	5	5	5	2	1	0	0	0	1	62	99	9.00	1.600
Dewon Brazelton, R (6, 1) ERA: 10.69	2.0		6	0	0	0	2	0	0	0	0	0	0	14	20	0.00	0.000
56 Scott Cassidy, R (8, 1) ERA: 0.68	1.0		3	0	0	0	1	0	0	0	0	0	0	9	14	0.00	0.000
Trevor Hoffman, R (9, 1) ERA: 1.29	1.0		3	0	0	0	0	0	0	0	0	0	0	8	10	0.00	0.000
Scott Linebrink, R (10, 1) ERA: 3.75	1.0	W	3	0	0	0	1	0	0	0	0	0	0	9	11	0.00	0.000

PITCHER	IP	WLS	BF	H	R	ER	SO	BB	IBB	HBP	BLK	WP	HR	S	P	ERA	WHIP

TOP

Los Angeles Dodgers @ San Diego Padres

PETCO Park, San Diego, CA

Sun Apr 30 2006, 4:05 PM EDT
Att. 38,116 - Sunny - 70 F

livebaseballscorecards.com

AB	37
R	5
H	6
RBI	5
BB	3
SO	9
LOB	13

Batter	1	2	3	4	5	6	7	8	9	10	AB	R	H	RBI	BB	SO	LOB
Dave Roberts, L (1, 7) OBP: 0.310, SLG: 0.321	B C B X 2-1 G4-3 ①		B C B B C F X 3-2 G3-1 ③			C B B B B 4-1 24 FC5 1B BB		C X 0-1 G3 ③	C B B F C 2-3 K ③		3	0	0	0	1	0	0
Doug Mirabelli, R (9, PH) OBP: 0.308, SLG: 0.227											1	0	0	0	0	1	1
Scott Linebrink, R (10, 1)											0	0	0	0	0	0	0
Mike Cameron, R (1, 8) OBP: 0.241, SLG: 0.259	L B B C S 2-3 K ②			B C X 1-1 G5-3 ①		C X 0-1 24 FC5 1-2 1B			C B S B X 2-2 24 1B 1B	C B C B C 2-3 K ①	5	1	2	0	0	2	0
24 Brian Giles, L (1, 9) OBP: 0.411, SLG: 0.365	C B F B B X 2-2 F8 ③			B X 1-0 G5-4-3 1B		B C B X 2-1 FC5 ③ 1-2 2-3f			B X 1-0 1B BB 3 BB 1-3 1B	B B C B B 4-1 BB 1B BB	4	2	2	0	1	0	2
Mike Piazza, R (1, 2) OBP: 0.286, SLG: 0.403		C B S C 1-3 K ①		C B X 1-1 G5-4-3 ② ③ 1-2f			C B F B F C 2-3 K ①		B B B C S B 4-2 3 BB 1B 1-2 BB BB	C B B B B 4-2 1B 1-2 BB	3	1	0	0	2	2	1
Rob Bowen, S (10, PR) OBP: 0.533, SLG: 0.455											0	0	0	0	0	0	0
Mark Bellhorn, S (1, 3) OBP: 0.355, SLG: 0.567		B S X 1-1 G4-3 ②			B B B B 4-0 3 G4-3 BB		X 0-0 1B		B S F B F X 2-2 BB 3 BB SF8 1-2 2-3 3-H 1B	C B B B X 3-1 1-2 2-H 1B	4	1	3	2	1	0	0
3 Khalil Greene, R (1, 6) OBP: 0.312, SLG: 0.400		S B F B F B F B 4-2 BB			B B C X 2-1 G4-3 ① ② 1-2f		B C F X 1-2 F8 ②		B B S B T B 4-2 SF8 BB SF9 1-2 2-3 3-H BB		2	1	0	1	2	0	2
Vinny Castilla, R (1, 5) OBP: 0.296, SLG: 0.333		B C B B F S 3-3 K ③			S F B X 1-2 G6-3 ③		X 0-0 F7 ③		B F B B B 4-1 S 1-2 2-3 3-H BB		2	0	0	0	0	1	1
Dewon Brazelton, R (6, 1) OBP: 0.292, SLG: 0.500											0	0	0	0	0	0	0
23 Adrian Gonzalez, L (7, PH) OBP: 0.313, SLG: 0.387											1	0	0	0	0	0	1
56 Scott Cassidy, R (8, 1)											0	0	0	0	0	0	0
Trevor Hoffman, R (9, 1)											0	0	0	0	0	0	0
Eric Young Sr., R (9, PH) OBP: 0.222, SLG: 0.242											0	0	0	1	1	0	0
(10, 7)																	
Josh Barfield, R (1, 4) OBP: 0.290, SLG: 0.372			C F X 0-2 P4 ①			B C B F X 2-2 G5-3 ①		S S B S 1-3 K ①	X 0-0 SF8 ① 2-3 3-H		3	0	0	1	0	1	0
Chan Ho Park, R (1, 1)			C C B X 1-2 G1-3 ②			C X 0-1 G4-3 ②		B B C X 2-1 G4-3 ②	B S B F B X 3-2 SF9 1-2 3-H ②		1	0	0	0	0	0	0
Geoff Blum, S (6, 5) OBP: 0.130, SLG: 0.095											2	0	0	1	0	0	0
Inning Stats	R: 0 H: 0 E: 0 LOB: 0 K: 1 BB: 0 S: 8 P: 14	R: 0 H: 0 E: 0 LOB: 1 K: 2 BB: 1 S: 12 P: 21	R: 0 H: 0 E: 0 LOB: 0 K: 0 BB: 0 S: 10 P: 14	R: 0 H: 1 E: 0 LOB: 0 K: 0 BB: 0 S: 5 P: 8	R: 0 H: 0 E: 0 LOB: 0 K: 0 BB: 1 S: 5 P: 12	R: 0 H: 1 E: 0 LOB: 2 K: 0 BB: 1 S: 10 P: 18	R: 0 H: 1 E: 0 LOB: 1 K: 1 BB: 0 S: 10 P: 13	R: 0 H: 0 E: 0 LOB: 0 K: 1 BB: 0 S: 7 P: 10	R: 5 H: 3 E: 0 LOB: 1 K: 1 BB: 3 S: 21 P: 43	R: 1 H: 1 E: 0 LOB: 2 K: 1 BB: 2 S: 8 P: 21	1B: 7 SF: 2 2B: 0 SAC: 0 3B: 0 DP: 2 HR: 0 HBP: 0						

PITCHER		IP	WLS	BF	H	R	ER	SO	BB	IBB	HBP	BLK	WP	HR	S	P	ERA	WHIP
Derek Lowe, R ERA: 3.16	(1, 1)	6.0		21	2	0	0	3	3	0	0	0	0	0	50	87	0.00	0.833
Franquelis Osoria, R ERA: 3.77	(7, 1)	2.0		7	1	0	0	2	0	0	0	0	0	0	17	23	0.00	0.500
Lance Carter, R ERA: 7.45	(9, 1)	0.0		3	2	3	3	0	1	0	0	0	0	0	6	13	∞	∞
Danys Baez, R ERA: 1.32	(9, 1)	0.2	B	5	1	2	2	0	2	0	0	0	0	0	12	25	27.00	4.500
47 Tim Hamulack, L ERA: 1.69	(9, 1)	0.2	L	5	1	1	1	2	2	0	0	0	0	0	11	26	13.50	4.500

PITCHER	IP	WLS	BF	H	R	ER	SO	BB	IBB	HBP	BLK	WP	HR	S	P	ERA	WHIP

BOTTOM

Los Angeles Dodgers @ San Diego Padres

PETCO Park, San Diego, CA

Sun Apr 30 2006, 4:05 PM EDT
Att. 38,116 - Sunny - 70 F

livebaseballscorecards.com

AB	31
R	6
H	7
RBI	6
BB	8
SO	7
LOB	8

WP: 0 PA: 41
PB: 0
SB: 1
CS: 0

Batter	1	2	3	4	5	6	7	8	9	AB	R	H	RBI	BB	SO	LOB
15 Rafael Furcal, S (1, 6) OBP: 0.304, SLG: 0.220	C F B B F X 2-2 ① F8		B F C F B F X 2-2 ① P6		C X 0-1 FC4-6 1-2 1B		C X 0-1 ③ G6-3			4	0	1	0	0	0	1
Kenny Lofton, L (1, 8) OBP: 0.350, SLG: 0.415	F B F F F F B X 2-2 E9 G3-1		B B X 2-0 ② FC6-4 1-2f		B B X 2-0 ③ FC4-6 1-2f			X 0-0 ① G6-3		4	1	0	0	0	0	3
J.D. Drew, L (1, 9) OBP: 0.388, SLG: 0.483	C B B C B X 3-2 ② G3-1 3-H		1 SAFE B 1 SAFE B B C F X 3-2 ③ F9			B X 1-0 ① F7		X 0-0 ② G3		4	0	0	1	0	0	1
12 Jeff Kent, R (1, 4) OBP: 0.308, SLG: 0.244 51 Jonathan Broxton, R (8, 1)	C B B B F C 3-3 ③ K			F B F C 1-3 ① K		B X 1-0 5 1B G1-2-3 1B		C B X 1-1 ③ G6-3		4 0	0 0	1 0	0 0	0 0	2 0	0 0
5 Nomar Garciaparra, R (1, 3) OBP: 0.412, SLG: 0.643		B F X 1-1 G3-1 1B 2B		F B F X 1-2 ② G4-3		C B F X 1-1 BB 1-3 1B			F B F F F F C 1-3 ① K	4	1	2	0	0	1	0
Bill Mueller, S (1, 5) OBP: 0.398, SLG: 0.467		S X 0-1 ① G3-1 2-3		C B F B X 2-2 ③ G4-3		B B B B 4-0 1-2 BB			C B F F X 1-2 ② F8	3	0	0	0	1	0	1
Sandy Alomar Jr., R (1, 2) OBP: 0.429, SLG: 0.500 Olmedo Saenz, R (9, PH) OBP: 0.333, SLG: 0.548 José Cruz Jr., S (9, PR) OBP: 0.333, SLG: 0.333		F B X 1-1 17 G6-4-3 3-H 1B			B X 1-0 ① G6-3	X 0-0 ② ③ G1-2-3 3-Hf			S B B B X 2-1 2B	3 1 0	0 0 0	1 1 0	1 0 0	0 0 0	0 0 0	3 0 0
17 Jason Repko, R (1, 7) OBP: 0.392, SLG: 0.538	C X 0-1 ② ③ G6-4-3 1-2f				C F X 0-2 ② F9		C S B B B F F F F B 3-3 S ① K		B C S B B X 2-2 ③ G6-3	4	0	0	0	0	1	2
31 Brad Penny, R (1, 1) OBP: 0.286, SLG: 0.286 Ricky Ledee, L (7, PH) OBP: 0.303, SLG: 0.452 Joe Beimel, L (7, 1) 13 Oscar Robles, L (8, 4) OBP: 0.364, SLG: 0.125			B F S F X 1-2 FC6-4 1B		B S B X 2-1 15 1B 1B		C F B S 1-3 ② K			2 1 0 0	0 0 0 0	2 0 0 0	0 0 0 0	0 0 0 0	0 1 0 0	0 0 0 0
Inning Stats	R: 1 E: 1 K: 1 S: 16 H: 0 LOB: 0 BB: 0 P: 26	R: 1 E: 0 K: 0 S: 8 H: 2 LOB: 0 BB: 0 P: 10	R: 0 E: 0 K: 0 S: 13 H: 1 LOB: 1 BB: 0 P: 21	R: 0 E: 0 K: 1 S: 9 H: 0 LOB: 0 BB: 0 P: 13	R: 0 E: 0 K: 0 S: 9 H: 2 LOB: 2 BB: 0 P: 14	R: 0 E: 0 K: 0 S: 5 H: 2 LOB: 2 BB: 1 P: 12	R: 0 E: 0 K: 2 S: 12 H: 0 LOB: 0 BB: 0 P: 16	R: 0 E: 0 K: 0 S: 4 H: 0 LOB: 0 BB: 0 P: 5	R: 0 E: 0 K: 1 S: 15 H: 1 LOB: 1 BB: 0 P: 21	1B: 6 2B: 2 3B: 0 HR: 0 SF: 0 SAC: 0 DP: 2 HBP: 0						

PITCHER		IP	WLS	BF	H	R	ER	SO	BB	IBB	HBP	BLK	WP	HR	S	P	ERA	WHIP
Claudio Vargas, R ERA: 4.32	(1, 1)	6.0	W	25	7	2	1	2	1	0	0	0	0	0	60	96	1.50	1.333
Luis Vizcaino, R ERA: 2.08	(7, 1)	1.0	H	3	0	0	0	2	0	0	0	0	0	0	12	16	0.00	0.000
Brandon Lyon, R ERA: 1.54	(8, 1)	1.0	H	3	0	0	0	0	0	0	0	0	0	0	4	5	0.00	0.000
Jose Valverde, R ERA: 2.89	(9, 1)	1.0	S	4	1	0	0	1	0	0	0	0	0	0	15	21	0.00	1.000

PITCHER	IP	WLS	BF	H	R	ER	SO	BB	IBB	HBP	BLK	WP	HR	S	P	ERA	WHIP

TOP

Los Angeles Dodgers @ Arizona Diamondbacks
Chase Field, Phoenix, AZ
Mon May 01 2006, 6:40 PM MST
Att. 20,100 - Clear - 76 F

livebaseballscorecards.com

AB	34
R	2
H	8
RBI	2
BB	1
SO	5
LOB	11

Batter	1	2	3	4	5	6	7	8	9	AB	R	H	RBI	BB	SO	LOB
Craig Counsell, L (1, 6) OBP: 0.367, SLG: 0.403	C B X 1-1 F9 ①	B B X 2-0 F7 ①		B B B C X 3-1 G4-3 ② 2-3		1 SAFE B B B C 1 SAFE X 2-1 F7 ③				4	0	0	0	0	0	5
30 Jeff DaVanon, S (1, 8) OBP: 0.365, SLG: 0.446	B X 1-0 F7 ②	X 0-0 G6-4-3 ②③ 1-2f		C X 0-1 P6 ③			C C B C 1-3 K ①			4	0	0	0	0	1	4
Chad Tracy, L (1, 5) OBP: 0.366, SLG: 0.500	C B C X 1-2 L8 ③		C X 0-1 L7 ①		B B B C X 3-1 34 FC6-4 1B		C B X 1-1 2B			4	0	2	0	0	0	0
Luis Gonzalez, L (1, 7) OBP: 0.345, SLG: 0.516		C B B B X 2-1 34 2B 1B	B S B B F F X 3-2 G4-3 ②		B X 1-0 L9 ①		C D B S X 2-2 P6 ②			4	1	1	0	0	0	2
34 Conor Jackson, R (1, 3) OBP: 0.370, SLG: 0.435 Brandon Lyon, R (8, 1) Jose Valverde, R (9, 1)		B B X 2-0 2B 1-H 2B	C B B F X 2-2 E5 1B		B X 1-0 FC6-4 ② 1-2f		I I I I 4-0 IBB			3 0 0	1 0 0	1 0 0	1 0 0	1 0 0	0 0 0	1 0 0
Shawn Green, L (1, 9) OBP: 0.326, SLG: 0.368	C B X 1-1 2B 1B 2B 2-H	B X 1-0 1-2 1B			B B B X 3-0 F8 ③		X 0-0 G3-1 ③			4	1	2	1	0	0	3
Johnny Estrada, S (1, 2) OBP: 0.343, SLG: 0.484	X 0-0 1B 2-3 2B	C X 0-1 F8 ③				F F B F B F X 2-2 G3 ①		F B B X 2-1 F7 ①		4	0	1	0	0	0	2
1 Orlando Hudson, S (1, 4) OBP: 0.305, SLG: 0.316		B B B B 4-0 1B BB		F B B B B 4-1 G4-3 SH1-4 BB		B F F F X 1-2 G6-3 ②		F B X 1-1 G5-3 ②		2	0	0	0	2	0	0
Claudio Vargas, R (1, 1) OBP: 0.111, SLG: 0.111 Andy Green, R (6, PH) OBP: 0.304, SLG: 0.381 Luis Vizcaino, R (7, 1) Tony Clark, S (8, 3) OBP: 0.333, SLG: 0.351		C B X 1-1 30 G6-4-3 1-2 2-3 3-H 1B		L L X 0-2 SH1-4 ① 1-2		C C B X 1-2 1B		B F B F C 2-3 K ③		1 1 0 1	0 0 0 0	1 1 0 0	1 0 0 0	0 0 0 0	0 0 0 1	0 0 0 0
Inning Stats	R: 0 E: 0 K: 0 S: 6 H: 0 LOB: 0 BB: 0 P: 9	R: 3 E: 0 K: 0 S: 10 H: 5 LOB: 2 BB: 1 P: 22	R: 0 E: 1 K: 0 S: 12 H: 1 LOB: 2 BB: 0 P: 18	R: 0 E: 0 K: 0 S: 8 H: 0 LOB: 1 BB: 1 P: 15	R: 0 E: 0 K: 0 S: 5 H: 1 LOB: 1 BB: 0 P: 13	R: 0 E: 0 K: 0 S: 13 H: 1 LOB: 1 BB: 0 P: 19	R: 0 E: 0 K: 1 S: 9 H: 1 LOB: 2 BB: 1 P: 17	R: 0 E: 0 K: 1 S: 7 H: 0 LOB: 0 BB: 0 P: 12		1B: 5 2B: 4 3B: 0 HR: 0	SF: 0 SAC: 1 DP: 1 HBP: 0					

PITCHER		IP	WLS	BF	H	R	ER	SO	BB	IBB	HBP	BLK	WP	HR	S	P	ERA	WHIP
31 Brad Penny, R ERA: 2.68	(1, 1)	6.0	L	28	8	3	3	0	2	0	0	0	0	0	54	96	4.50	1.667
Joe Beimel, L ERA:	(7, 1)	1.0		5	1	0	0	1	0	1	0	0	0	0	9	17	0.00	1.000
51 Jonathan Broxton, R ERA:	(8, 1)	1.0		3	0	0	0	1	0	0	0	0	0	0	7	12	0.00	0.000

PITCHER	IP	WLS	BF	H	R	ER	SO	BB	IBB	HBP	BLK	WP	HR	S	P	ERA	WHIP

BOTTOM

Los Angeles Dodgers @ Arizona Diamondbacks
Chase Field, Phoenix, AZ
Mon May 01 2006, 6:40 PM MST
Att. 20,100 - Clear - 76 F

livebaseballscorecards.com

AB	32
R	3
H	9
RBI	3
BB	3
SO	2
LOB	17

Batter	1	2	3	4	5	6	7	8	9	AB	R	H	RBI	BB	SO	LOB
Kenny Lofton, L (1, 8) OBP: 0.354, SLG: 0.448	C B F F T 1-2 ① K	B B X 2-0 1-H 2-H 3B		B F C F X 1-2 15 S 15 2B 1B		B X 1-0 ① ② G4-6-3 1-2f		C F B X 1-2 ① L3		5	1	2	2	0	1	2
15 Rafael Furcal, S (1, 6) OBP: 0.317, SLG: 0.233	B B C B F F B 4-2 5 3B BB	B B B C T F X 3-2 ② G6-3		1 SAFE P B X 2-0 1-H 2B		C B F B B B 4-2 BB		C X 0-1 ② F9 2-3		3	1	1	1	2	0	2
5 Nomar Garciaparra, R (1, 3) OBP: 0.410, SLG: 0.656	1 SAFE B 1 B F F B X SAFE 3-2 1-H 1B 3B	F B X 1-1 ③ G6-3		B F S B B F F B 4-2 FC4-6 BB		1 SAFE 1 SAFE F F P B 1 X 2-2 ③ G6-3		C X 0-1 ③ G4-3		4	1	1	1	1	0	3
J.D. Drew, L (1, 9) OBP: 0.398, SLG: 0.553	X 0-0 12 L5-3 3-H 1B		F B X 1-1 ① G4-3	C X 0-1 ③ FC4-6 1-2f			C B B B C X 3-2 HR		B C C B F F B X 3-2 HR	5	2	3	3	0	0	2
12 Jeff Kent, R (1, 4) OBP: 0.312, SLG: 0.244	X 0-0 ② ③ L5-3 1-1		T S B B X 2-2 1B		B T B B 4-1 16 G4-6-3 BB		C B F B B X 3-2 ① F8		B B C X 2-1 ① G5-3	4	0	1	0	1	0	1
16 Andre Ethier, L (1, 7) OBP: 0.400, SLG: 0.500		B F S F X 1-2 ① F8	C S B F S 1-3 ② K		B X 1-0 ① ② G4-6-3 1-2f		B C F X 1-2 G6-3 2B		B S B F B B 4-2 BB	4	0	1	0	1	1	2
13 Oscar Robles, L (1, 5) OBP: 0.429, SLG: 0.400 51 Jonathan Broxton, R (5, 1) Joe Beimel, L (5, 1) Olmedo Saenz, R (7, PH) OBP: 0.326, SLG: 0.535 44 Takashi Saito, L (7, 1) 47 Tim Hamulack, R (7, 1) Bill Mueller, S (9, PH) OBP: 0.394, SLG: 0.462		C B B F X 2-2 1B 3B	1 SAFE C X 0-1 ③ F9		B B B C B 4-1 BB		F B B F F X 2-2 ② G6-3 2-3		F F B C 1-3 ② K	2 0 0 1 0 0 0 1	1 0 0 0 0 0 0 0	1 0 0 0 0 0 0 1	0 0 0 0 0 0 0 1	1 0 0 0 0 0 0 1	0 0 0 0 0 0 0 0	1 0 0 0 0 0 0 1
Dioner Navarro, S (1, 2) OBP: 0.354, SLG: 0.333 Sandy Alomar Jr., R (9, PH) OBP: 0.414, SLG: 0.483		S F X 0-2 1B 3B 3-H 1B		C C F X 0-2 ① P1	C C B B X 2-2 ③ G6-3		X 0-0 ③ G4-3		S D F X 1-2 ③ F7	4 1	1 0	1 0	1 0	0 0	0 0	2 1
Odalis Perez, L (1, 1) OBP: 0.154, SLG: 0.083 18 Ramon Martinez, R (5, 5) OBP: 0.308, SLG: 0.333		X 0-0 1-2 3B 1B		B C X 1-1 ② G1-3		B F B F B B 4-2 G4-6-3 BB		F C B B B F X 3-2 15 F9 2B		2 1	1 0	1 1	0 0	0 1	0 0	0 0
Inning Stats	R: 2 H: 2 E: 0 LOB: 0 K: 1 BB: 1 S: 12 P: 20	R: 3 H: 4 E: 0 LOB: 1 K: 0 BB: 0 S: 17 P: 26	R: 0 H: 1 E: 0 LOB: 1 K: 1 BB: 0 S: 11 P: 15	R: 1 H: 2 E: 0 LOB: 2 K: 0 BB: 1 S: 18 P: 25	R: 0 H: 0 E: 0 LOB: 1 K: 0 BB: 2 S: 6 P: 17	R: 0 H: 0 E: 0 LOB: 1 K: 0 BB: 2 S: 10 P: 20	R: 1 H: 2 E: 0 LOB: 1 K: 0 BB: 0 S: 14 P: 23	R: 0 H: 1 E: 0 LOB: 1 K: 0 BB: 0 S: 11 P: 15	R: 1 H: 1 E: 0 LOB: 1 K: 1 BB: 1 S: 15 P: 26	1B: 5 SF: 0 2B: 4 SAC: 0 3B: 3 DP: 3 HR: 2 HBP: 0						

TOP

Los Angeles Dodgers @ Arizona Diamondbacks

Chase Field, Phoenix, AZ

Tue May 02 2006, 6:40 PM MST

Att. 23,216 - Clear - 77 F

livebaseballscorecards.com

AB	37
R	8
H	13
RBI	8
BB	7
SO	3
LOB	18

		WP: 0	PA: 44
		PB: 0	
		SB: 1	
		CS: 0	

PITCHER		IP	WLS	BF	H	R	ER	SO	BB	IBB	HBP	BLK	WP	HR	S	P	ERA	WHIP
Orlando Hernandez, R ERA: 6.39	(1, 1)	3.2		21	9	6	6	2	2	0	0	0	0	0	56	84	14.73	3.000
Jason Grimsley, R ERA: 5.4	(4, 1)	1.1		5	0	0	0	0	2	0	0	0	0	0	8	19	0.00	1.500
55 Casey Daigle, R ERA: 3.18	(6, 1)	1.0	H	4	0	0	0	0	2	0	0	0	0	0	10	20	0.00	2.000
Luis Vizcaino, R ERA: 2.57	(7, 1)	1.0	W	5	2	1	1	0	0	0	0	0	0	1	14	23	9.00	2.000
Brandon Lyon, R ERA: 1.42	(8, 1)	1.0	H	4	1	0	0	0	0	0	0	0	0	0	11	15	0.00	1.000

PITCHER		IP	WLS	BF	H	R	ER	SO	BB	IBB	HBP	BLK	WP	HR	S	P	ERA	WHIP
Jose Valverde, R ERA: 3.48	(9, 1)	1.0	S	5	1	1	1	1	1	0	0	0	0	1	15	26	9.00	2.000

Batter	1	2	3	4	5	6	7	8	9	AB	R	H	RBI	BB	SO	LOB
Craig Counsell, L (1, 6) OBP: 0.381, SLG: 0.416	C X 0-1 22 G6-4-3 1B		B C C B S 2-3 ③ K		C B X 1-1 22 1B HR 1-2 3-H 1B	B C X 1-1 E1 22 2B	C B B S X 2-2 22 1B 1-2 2-3 3-H 1B			5	1	3	2	0	1	0
22 Eric Byrnes, R (1, 8) OBP: 0.352, SLG: 0.438	F 1 B X SAFE 1-1 ①② G6-4-3 1-2f			F F X 0-2 G4-3 FC1-5-2 2B	X 0-0 HR 1-2 2-3 1B	B 1 X SAFE 1-0 ① G3 1-2 2B	X 0-0 1-2 2-3 3-H 1B			5	1	4	1	0	0	1
Chad Tracy, L (1, 5) OBP: 0.359, SLG: 0.514	B C B X 2-1 ③ G4-3			X 0-0 ① G4-3 2-3	F B X 1-1 1-H 2-H 3-H HR	B C B X 2-1 ② G3 2-3	B S F S 1-3 ③ K			5	1	1	4	0	1	5
Luis Gonzalez, L (1, 7) OBP: 0.347, SLG: 0.515		B X 1-0 ① P4		B X 1-0 ② FC1-5-2 3-H	C F B B F F F B B 4-2 34 2B BB	X 0-0 ③ B1-3		B C F F X 1-2 2B 2B		4	2	1	0	1	0	2
34 Conor Jackson, R (1, 3) OBP: 0.372, SLG: 0.438 Jose Valverde, R (9, 1)		C B F C 1-3 ② K		C F B X 1-2 ③ L7	B B F C X 2-2 19 BB 1-H 2B		C B B B S B 4-2 SH1-4 1B 1B BB	C B X 1-1 ① L6		4 0	1 0	1 0	1 0	1 0	1 0	2 0
Shawn Green, L (1, 9) OBP: 0.361, SLG: 0.440	C F X 0-2 S 1B				x 0-0 HR D B B 4-0 19 BB BB		B C S B 1 SAFE 1 SAFE X 2-2 1B 22 1B SH1-4 1-2 1B	C B F B F X 2-2 2-H 2B		4	2	4	2	1	0	0
Andy Green, R (1, 4) OBP: 0.308, SLG: 0.375 Brandon Lyon, R (8, 1) Tony Clark, S (8, PH) OBP: 0.326, SLG: 0.342 (9, 3)	C F B X 1-2 ③ P3 1-2				x 0-0 FC1-6 19 BB 1B C B B S 3-3 ② K		B X 1-0 ① SH1-4 1-2 2-3	B X 1-0 ② P4		3 0 1	1 0 0	1 0 0	0 0 0	0 0 0	1 0 0	3 0 1
19 Chris Snyder, R (1, 2) OBP: 0.385, SLG: 0.563			B B C B B 4-1 L4-3 BB		1 SAFE 4-2 FC1-6 1-2 BB 4-0 30 FC1-6 1-2 2-3 BB		C B S B B C 3-3 ② K	C B X 1-1 ③ G6-3		2	0	0	0	3	1	3
Orlando Hernandez, R (1, 1) OBP: 0.333, SLG: 0.444 Jason Grimsley, R (4, 1) 30 Jeff DaVanon, S (5, PH) OBP: 0.360, SLG: 0.439 55 Casey Daigle, R (6, 1) Luis Vizcaino, R (7, 1) 1 Orlando Hudson, S (7, PH) OBP: 0.311, SLG: 0.316 (8, 4)			B C 1 SAFE X 1-1 ①② L4-3 1-1		x 0-0 ① FC1-6 22 1B 1B HR 1-2f 2-3 FC1-4-6		C F B B B F F B 4-2 22 1B 1B BB			1 1 1 0 0 0	0 1 0 0 0 0	0 0 0 0 0 0	0 0 0 0 0 1	0 0 0 0 0 0	0 0 0 0 0 0	1 2 3 0 0 0
Inning Stats	R: 0 E: 0 K: 0 S: 6 H: 1 LOB: 0 BB: 0 P: 9	R: 0 E: 0 K: 1 S: 10 H: 1 LOB: 1 BB: 0 P: 13	R: 0 E: 0 K: 1 S: 6 H: 0 LOB: 0 BB: 1 P: 13	R: 0 E: 0 K: 0 S: 8 H: 1 LOB: 1 BB: 0 P: 10	R: 7 E: 0 K: 1 S: 24 H: 6 LOB: 3 BB: 4 P: 47	R: 0 E: 1 K: 0 S: 6 H: 1 LOB: 1 BB: 0 P: 10	R: 2 E: 0 K: 2 S: 20 H: 3 LOB: 3 BB: 2 P: 37	R: 1 E: 0 K: 0 S: 13 H: 2 LOB: 1 BB: 0 P: 19		1B: 8 2B: 6 3B: 0 HR: 2 SF: 0 SAC: 1 DP: 2 HBP: 0						

PITCHER		IP	WLS	BF	H	R	ER	SO	BB	IBB	HBP	BLK	WP	HR	S	P	ERA	WHIP
Odalis Perez, L ERA: 6.9	(1, 1)	4.1		22	8	7	7	2	3	0	0	0	0	2	45	70	14.54	2.538
51 Jonathan Broxton, R ERA:	(5, 1)	0.1		4	1	0	0	1	2	0	0	0	0	0	7	20	0.00	9.000
Joe Beimel, L ERA:	(5, 1)	1.1		5	1	0	0	0	0	0	0	0	0	0	8	12	0.00	0.750
44 Takashi Saito, R ERA: 1.98	(7, 1)	0.2	L	7	3	2	2	1	2	0	0	0	0	0	17	33	27.00	7.500
47 Tim Hamulack, L ERA: 2.25	(7, 1)	1.1		6	2	1	1	1	0	0	0	0	0	0	16	23	6.75	1.500

PITCHER	IP	WLS	BF	H	R	ER	SO	BB	IBB	HBP	BLK	WP	HR	S	P	ERA	WHIP

BOTTOM

Los Angeles Dodgers @ Arizona Diamondbacks

Chase Field, Phoenix, AZ

Tue May 02 2006, 6:40 PM MST

Att. 23,216 - Clear - 77 F

livebaseballscorecards.com

AB	36
R	10
H	15
RBI	10
BB	7
SO	5
LOB	23

WP: 0 PA: 44
PB: 0
SB: 1
CS: 0

Batter	1	2	3	4	5	6	7	8	9	AB	R	H	RBI	BB	SO	LOB
Dave Roberts, L (1, 7) OBP: 0.350, SLG: 0.367	B B B B 4-0 24 S BB		B X 1-0 ③ P4		C C B B B F B 4-2 1-2 2-3 BB		C X 0-1 ① G4-3	B B X 2-0 24 G4-3 1B WP 1B	T S B X 1-2 1B 1-3 1B	4	1	2	0	2	0	0
Mike Cameron, R (1, 8) OBP: 0.311, SLG: 0.375	1 SAFE 1 SAFE C 1 SAFE C S 0-3 ① K			C S B B S 2-3 ① K	S S D S 1-3 ② K		B C S X 1-2 BB HR 1B	B X 1-0 WP 24 G4-3 1-2 SF9 1B	C B B X 2-1 1-3 3-H 1B	6	2	3	1	0	3	4
24 Brian Giles, L (1, 9) OBP: 0.410, SLG: 0.374	1 SAFE 1 B X 1-0 ② P6 1-2			C B B F B F X 3-2 ② F7	B C B X 2-1 ③ P2		X 0-0 L5	F X 0-1 ① G4-3 1-2 2-3	C F F X 0-2 ③ L4	6	0	0	0	0	0	9
Mike Piazza, R (1, 2) OBP: 0.308, SLG: 0.412 Rob Bowen, S (7, PR) OBP: 0.476, SLG: 0.500 (7, 2)	B B C B C F X 3-2 ③ P4			B X 1-0 2B		C F F X 0-2 E G3-4-3 1B	1 SAFE B B B C B 4-1 1-2 HR BB	C S B B X 2-2 ② SF9 2-H 3-H		3 0	0 1	2 0	0 1	1 0	0 0	1 0
Mark Bellhorn, S (1, 3) OBP: 0.333, SLG: 0.581 Brian Sweeney, R (8, 1) Dewon Brazelton, R (9, 1) OBP: 0.250, SLG: 0.500		C B B B X 2-1 ① G1-3		D C X 1-1 ③ G1-3		X 0-0 ① G3-4-3 1-2	X 0-0 1-H 2-H HR	B C B F F X 2-2 ③ G5-3		5 0 0	1 0 0	1 0 0	3 0 0	0 0 0	0 0 0	3 0 0
3 Khalil Greene, R (1, 6) OBP: 0.321, SLG: 0.385		C F X 0-2 ② P4			B C B S X 2-2 ① F7	B C F F F B B 4-2 E BB	C C S 0-3 ③ K		B X 1-0 23 G4-6-3 1B	4	0	1	0	1	1	1
Vinny Castilla, R (1, 5) OBP: 0.301, SLG: 0.333 Ben Johnson, R (8, PR) OBP: 0.273, SLG: 0.355 23 Adrián González, L (8, 3) OBP: 0.284, SLG: 0.333		S B X 1-1 ③ F7			X 0-0 1B 32 1B 1B	C X 0-1 ② F7		B B X 2-0 HR 1B	T S X 0-2 ① ② G4-6-3 1-2f	4 0 1	1 1 0	2 0 0	0 0 0	0 0 0	0 0 0	2 0 1
Josh Barfield, R (1, 4) OBP: 0.294, SLG: 0.411			X 0-0 ① G6-3		F X 0-1 BB 32 1B 1-3 1B	S B D B C X 3-2 E5 1-2 2-3		L B X 1-1 1-H HR	C B X 1-1 1B 2B	5	2	3	2	0	0	2
32 Chris Young, R (1, 1) OBP: 0.214, SLG: 0.357 56 Scott Cassidy, R (7, 1) Geoff Blum, S (8, PH) OBP: 0.259, SLG: 0.400 (8, 5)			C C S 0-3 ② K		B C 1 SAFE L B X 2-2 BB 1-2 3-H 1B	C C B X 1-2 ③ G3-1		C X 0-1 HR	B X 1-0 1B 1B 2-H 1B	3 0 2	0 0 2	1 0 2	1 0 2	0 0 0	1 0 0	3 0 0
Inning Stats	R: 0 E: 0 K: 1 S: 8 H: 0 LOB: 1 BB: 1 P: 16	R: 0 E: 0 K: 0 S: 7 H: 0 LOB: 0 BB: 0 P: 10	R: 0 E: 0 K: 1 S: 5 H: 0 LOB: 0 BB: 0 P: 6	R: 0 E: 0 K: 1 S: 10 H: 1 LOB: 1 BB: 0 P: 17	R: 1 E: 0 K: 1 S: 17 H: 3 LOB: 3 BB: 1 P: 28	R: 0 E: 1 K: 0 S: 16 H: 1 LOB: 3 BB: 1 P: 24	R: 3 E: 0 K: 1 S: 11 H: 2 LOB: 1 BB: 1 P: 16	R: 5 E: 0 K: 0 S: 16 H: 5 LOB: 1 BB: 0 P: 26	R: 2 E: 0 K: 0 S: 16 H: 5 LOB: 2 BB: 0 P: 22	1B: 12 2B: 2 3B: 0 HR: 3 SF: 1 SAC: 0 DP: 1 HBP: 0						

PITCHER		IP	WLS	BF	H	R	ER	SO	BB	IBB	HBP	BLK	WP	HR	S	P	ERA	WHIP
Jae Weong Seo, R ERA: 4.85	(1, 1)	6.0		27	5	1	1	4	3	0	0	0	0	0	63	101	1.50	1.333
47 Tim Hamulack, L ERA: 4.15	(7, 1)	1.0		6	2	3	3	1	1	0	0	0	0	1	11	16	27.00	3.000
Franquelis Osoria, R ERA: 6.91	(8, 1)	0.0	L	5	5	5	5	0	0	0	0	0	0	2	7	13	∞	∞
Joe Beimel, L ERA:	(8, 1)	1.0		3	0	0	0	0	0	0	0	0	1	0	9	13	0.00	0.000
Danys Baez, R ERA: 2.45	(9, 1)	1.0		7	5	2	2	0	0	0	0	0	0	0	16	22	18.00	5.000

PITCHER	IP	WLS	BF	H	R	ER	SO	BB	IBB	HBP	BLK	WP	HR	S	P	ERA	WHIP

TOP

San Diego Padres @ Los Angeles Dodgers

Dodger Stadium, Los Angeles, CA

Wed May 03 2006, 7:10 PM PDT

Att. 33,352 - Cloudy - 63 F

livebaseballscorecards.com

AB	43
R	11
H	17
RBI	10
BB	4
SO	5
LOB	26

WP: 1	PA: 48								
PB: 0									
SB: 1									
CS: 0									

Batter	1	2	3	4	5	6	7	8	9	AB	R	H	RBI	BB	SO	LOB
Kenny Lofton, L (1, 8) OBP: 0.333, SLG: 0.419	C B F B F B F F F 3-2 X G4-3 ①		T B F B X 2-2 L7 ③		C B C X 1-2 P5 ③		X 0-0 G4-3 ③			4	0	0	0	0	0	1
15 Rafael Furcal, S (1, 6) OBP: 0.315, SLG: 0.234	B B X 2-0 F9 ②			B B B C X 3-1 F8 ①		C C B C 1-3 K ①		F B B F X 2-2 5 G1-6-3 1B		4	0	1	0	0	1	0
5 Nomar Garciaparra, R (1, 3) OBP: 0.372, SLG: 0.583	B B F X 2-1 F8 ③			C B F X 1-2 G5-3 ②		B B F F X 2-2 G6-3 ②		B X 1-0 G1-6-3 ① ② 1-2f		4	0	0	0	0	0	1
J.D. Drew, L (1, 9) OBP: 0.393, SLG: 0.541		T B B B C X 3-2 F8 ①		B B C X 2-1 12 S 1B		X 0-0 G3 ③		C C B F B X 2-2 P5 ③		4	0	1	0	0	0	0
12 Jeff Kent, R (1, 4) OBP: 0.310, SLG: 0.237		X 0-0 G4-3 ②		B B C D B 4-1 1-2 BB			C X 0-1 G6-3 ①		C X 0-1 G5-3 ①	3	0	0	0	1	0	0
Bill Mueller, S (1, 5) OBP: 0.381, SLG: 0.442		B B X 2-0 G4-3 ③		D C C C 1-3 K ③			X 0-0 F7 ②		C X 0-1 G5-3 ②	4	0	0	0	0	1	2
16 Andre Ethier, L (1, 7) OBP: 0.444, SLG: 0.857			B C B X 2-1 G6-3 ①		B S B F B T 3-2 K ①		B B B C S B 4-2 1B HR BB		C X 0-1 HR	3	2	1	1	1	1	0
Dioner Navarro, S (1, 2) OBP: 0.372, SLG: 0.387			B X 1-0 HR		B B B B 4-0 SH1-4 BB		C S B B X 1-2 HR 1-2 1B		B X 1-0 F8 ③	3	2	2	1	1	0	0
Jae Weong Seo, R (1, 1) OBP: 0.222, SLG: 0.222 47 Tim Hamulack, R (7, 1) Olmedo Saenz, R (7, PH) OBP: 0.340, SLG: 0.614 Franquelis Osoria, R (8, 1) Joe Beimel, L (8, 1) Danys Baez, R (9, 1)			T B S B S 2-3 K ②		L B M X 1-2 SH1-4 ② 1-2		C S B F X 1-2 1-H 2-H HR			1 0 0 0 0 1 0 0 0 0 0 0 0 0 1 1 1 3 0 0 0 0 0 0 0 0 0 0 0 0 0 0 0 0 0 0 0 0 0 0 0 0							
Inning Stats	R: 0 H: 0 E: 0 LOB: 0 K: 0 BB: 0 S: 10 P: 17	R: 0 H: 0 E: 0 LOB: 0 K: 0 BB: 0 S: 5 P: 10	R: 1 H: 1 E: 0 LOB: 0 K: 1 BB: 0 S: 9 P: 16	R: 0 H: 1 E: 0 LOB: 2 K: 1 BB: 1 S: 11 P: 22	R: 0 H: 0 E: 0 LOB: 1 K: 1 BB: 1 S: 9 P: 18	R: 0 H: 0 E: 0 LOB: 0 K: 1 BB: 0 S: 7 P: 10	R: 3 H: 2 E: 0 LOB: 0 K: 0 BB: 1 S: 13 P: 19	R: 0 H: 1 E: 0 LOB: 0 K: 0 BB: 0 S: 8 P: 13	R: 1 H: 1 E: 0 LOB: 0 K: 0 BB: 0 S: 7 P: 8	1B: 3 SF: 0 2B: 0 SAC: 1 3B: 0 DP: 1 HR: 3 HBP: 0						

BOTTOM

San Diego Padres @ Los Angeles Dodgers

Dodger Stadium, Los Angeles, CA

Wed May 03 2006, 7:10 PM PDT

Att. 33,352 - Cloudy - 63 F

livebaseballscorecards.com

AB	31
R	5
H	6
RBI	5
BB	3
SO	4
LOB	4

PITCHER		IP	WLS	BF	H	R	ER	SO	BB	IBB	HBP	BLK	WP	HR	S	P	ERA	WHIP
32 Chris Young, R ERA: 3.53	(1, 1)	6.2		26	3	3	3	4	3	0	0	0	0	1	59	106	4.05	0.900
56 Scott Cassidy, R ERA: 1.2	(7, 1)	0.1	W	2	1	1	1	0	0	0	0	0	0	1	5	6	27.00	3.000
Brian Sweeney, R ERA: 2.93	(8, 1)	1.0		3	1	0	0	0	0	0	0	0	0	0	8	13	0.00	1.000
Dewon Brazelton, R ERA: 10.59	(9, 1)	1.0		4	1	1	1	0	0	0	0	0	0	1	7	8	9.00	1.000

PITCHER	IP	WLS	BF	H	R	ER	SO	BB	IBB	HBP	BLK	WP	HR	S	P	ERA	WHIP

San Diego Padres @ Los Angeles Dodgers

Dodger Stadium, Los Angeles, CA

Thu May 04 2006, 7:10 PM PDT

Att. 34,137 - Partly Cloudy - 65 F

livebaseballscorecards.com

TOP

Batter	1	2	3	4	5	6	7	8	9	AB	R	H	RBI	BB	SO	LOB
Dave Roberts, L (1, 7) OBP: 0.343, SLG: 0.379	C F B S 1-3 K		B C B F X 2-2 3B		B B C F F S 2-3 K		C B B B F X 3-2 G1-3		B B F F F B F F X 3-2 G6-3 2-3	5	0	1	0	0	2	3
Mike Cameron, R (1, 8) OBP: 0.300, SLG: 0.356	B B F F F F B C 3-3 K		B X 1-0 G5-3			B B X 2-0 1B		C S S B S 1-3 K	B B F C F F B C 3-3 K	5	0	1	0	0	3	2
24 Brian Giles, L (1, 9) OBP: 0.405, SLG: 0.363	B F C F F X 1-2 G3-1			B B F B F X 3-2 F7		1 SAFE F P C B B 1 SAFE X 3-2 P2		B F B B B 4-1 3 HR 1B BB		3	1	0	0	1	0	1
Mike Piazza, R (1, 2) OBP: 0.305, SLG: 0.403 Rob Bowen, S (8, PR) OBP: 0.476, SLG: 0.500 (8, 2)		B X 1-0 E5 3 FC6-4 BB		S B F S 1-3 K		C C B B 1 SAFE X 2-2 F7		C B B X 2-1 3 HR 1-2 1B		4 0	0 1	1 0	0 0	0 0	1 0	1 0
Mark Bellhorn, S (1, 3) OBP: 0.347, SLG: 0.565 Scott Linebrink, R (8, 1) Trevor Hoffman, R (9, 1)		B C F B F B F F B 4-2 3 FC6-4 1-2 BB		S X 0-1 3 BB 1B		B S B X 2-1 F7		C B X 1-1 F9		3 0 0	0 0 0	1 0 0	0 0 0	1 0 0	0 0 0	3 0 0
3 Khalil Greene, R (1, 6) OBP: 0.327, SLG: 0.415		C X 0-1 FC6-4 G4-6-3 1-2f 2-3		B S B B D B 4-1 1-2 BB			C X 0-1 G1-3	F B F B F X 2-2 1-H 2-H HR		3	1	1	3	1	0	2
Vinny Castilla, R (1, 5) OBP: 0.299, SLG: 0.330		F F 1 SAFE X 0-2 G4-6-3 1-2f		B F B B T D S 3-3 K			B X 1-0 2B 1B	F F C 0-3 K		4	0	1	0	0	2	5
Josh Barfield, R (1, 4) OBP: 0.302, SLG: 0.424		B S C B B S 2-3 K			B S B F S 2-3 K		F D F X 1-2 1-3 2B		C S F B X 1-2 E9 G6-3 1B	4	0	2	0	0	2	0
52 Clay Hensley, R (1, 1) OBP: 0.125, SLG: 0.125 Geoff Blum, S (7, PH) OBP: 0.250, SLG: 0.385 Alan Embree, L (7, 1) 23 Adrián González, L (8, 3) OBP: 0.282, SLG: 0.330			C X 0-1 F8		F B F S 1-3 K		B S B B B S 3-3 K		B 2 SAFE S F B B B S 3-3 K	2 1 0 1	0 0 0 0	0 0 0 0	0 0 0 0	0 0 0 0	1 1 0 1	0 2 0 1

	AB	35
	R	3
	H	8
	RBI	3
	BB	3
	SO	13
	LOB	20

Inning Stats	1	2	3	4	5	6	7	8	9	1B: 5	SF: 0	WP: 0	PA: 38
	R: 0 E: 0 K: 2 S: 13 H: 0 LOB: 0 BB: 0 P: 18	R: 0 E: 1 K: 0 S: 11 H: 0 LOB: 1 BB: 1 P: 16	R: 0 E: 0 K: 1 S: 9 H: 1 LOB: 1 BB: 0 P: 14	R: 0 E: 0 K: 2 S: 12 H: 1 LOB: 2 BB: 1 P: 23	R: 0 E: 0 K: 3 S: 10 H: 0 LOB: 0 BB: 0 P: 15	R: 0 E: 0 K: 0 S: 10 H: 1 LOB: 1 BB: 0 P: 18	R: 0 E: 0 K: 1 S: 12 H: 2 LOB: 2 BB: 0 P: 20	R: 3 E: 0 K: 2 S: 15 H: 2 LOB: 1 BB: 1 P: 25	R: 0 E: 1 K: 2 S: 18 H: 1 LOB: 1 BB: 0 P: 28	2B: 1 3B: 1 HR: 1	SAC: 0 DP: 1 HBP: 0	PB: 0 SB: 0 CS: 0	

PITCHER		IP	WLS	BF	H	R	ER	SO	BB	IBB	HBP	BLK	WP	HR	S	P	ERA	WHIP
Brett Tomko, R ERA: 3.41	(1, 1)	7.0		28	5	0	0	9	2	0	0	0	0	0	77	124	0.00	1.000
44 Takashi Saito, R ERA: 3.68	(8, 1)	1.0	L	6	2	3	3	2	1	0	0	0	0	1	15	25	27.00	3.000
51 Jonathan Broxton, R ERA:	(9, 1)	1.0		4	1	0	0	2	0	0	0	0	0	0	18	28	0.00	1.000

PITCHER	IP	WLS	BF	H	R	ER	SO	BB	IBB	HBP	BLK	WP	HR	S	P	ERA	WHIP

BOTTOM

San Diego Padres @ Los Angeles Dodgers

Dodger Stadium, Los Angeles, CA

Thu May 04 2006, 7:10 PM PDT

Att. 34,137 - Partly Cloudy - 65 F

livebaseballscorecards.com

Batter	1	2	3	4	5	6	7	8	9	AB	R	H	RBI	BB	SO	LOB
Kenny Lofton, L (1, 8) OBP: 0.315, SLG: 0.394	C F B B X 2-2 P6 ①		C C X 0-2 G3 ②		X 0-0 F9 ③			C F B S 1-3 K ②		4	0	0	0	0	1	2
15 Rafael Furcal, S (1, 6) OBP: 0.313, SLG: 0.227	B F C C 1-3 K ②		B B C S X 2-2 G4-3 ③			B B B C B 4-1 5 CS BB		B C S X 1-2 F8 ③		3	0	0	0	1	1	1
5 Nomar Garciaparra, R (1, 3) OBP: 0.362, SLG: 0.538	B B B B 4-0 1B BB			B B F B X 3-1 P4 ①		F 1 SAFE B X 1-1 G6-3 ① ② 1-2			B F B C X 2-2 F8 ①	3	0	0	0	1	0	1
J.D. Drew, L (1, 9) OBP: 0.397, SLG: 0.535	B B C X 2-1 1-2 1B			B B C B B 4-1 BB		B B B C X 3-1 F7 ③			F F B F B X 2-2 F7 ②	3	0	1	0	1	0	0
Bill Mueller, S (1, 5) OBP: 0.377, SLG: 0.438 Sandy Alomar Jr., R (3, 2) OBP: 0.375, SLG: 0.438	C F B X 1-2 G4-3 ③			1 SAFE C X 0-1 F8 ②			F X 0-1 G5-3 ①		S B C S 1-3 K ③	1 3	0 0	0 0	0 0	0 0	0 1	2 1
16 Andre Ethier, L (1, 7) OBP: 0.333, SLG: 0.600		B X 1-0 G6-3 ①		1 SAFE P B S C T 2-2 K ③			B S F C 1-3 K ②			3	0	0	0	0	2	1
13 Oscar Robles, L (1, 4) OBP: 0.353, SLG: 0.308 44 Takashi Saito, L (8, 1) 51 Jonathan Broxton, R (9, 1)		B C B C C 2-3 K ②			C X 0-1 F7 ①		C F F S 0-3 K ③			3 0 0	0 0 0	0 0 0	0 0 0	0 0 0	2 0 0	0 0 0
Dioner Navarro, S (1, 2) OBP: 0.372, SLG: 0.387 18 Ramon Martinez, R (2, PH) OBP: 0.310, SLG: 0.308 (3, 5)		X 0-0 G5-3 ③			C B B X 2-1 P6 ②			C B B B B 4-1 15 WP BB		0 2	0 0	0 0	0 0	0 1	0 0	0 0
Brett Tomko, R (1, 1) OBP: 0.091, SLG: 0.091 12 Jeff Kent, R (8, 4) OBP: 0.307, SLG: 0.234		B X 1-0 G6-3 ①			X 0-0 1B			B C B B F F B F X 3-2 P4 ①		2 1	0 0	1 0	0 0	0 0	0 0	0 1
Inning Stats	R: 0 H: 1 E: 0 LOB: 2 K: 1 BB: 1 S: 11 P: 21	R: 0 H: 0 E: 0 LOB: 0 K: 1 BB: 0 S: 5 P: 8	R: 0 H: 0 E: 0 LOB: 0 K: 0 BB: 0 S: 7 P: 10	R: 0 H: 0 E: 0 LOB: 1 K: 1 BB: 1 S: 9 P: 17	R: 0 H: 1 E: 0 LOB: 1 K: 0 BB: 0 S: 6 P: 8	R: 0 H: 0 E: 0 LOB: 0 K: 0 BB: 1 S: 5 P: 13	R: 0 H: 0 E: 0 LOB: 0 K: 2 BB: 0 S: 10 P: 11	R: 0 H: 0 E: 0 LOB: 1 K: 1 BB: 1 S: 12 P: 21	R: 0 H: 0 E: 0 LOB: 0 K: 1 BB: 0 S: 10 P: 15	1B: 2 SF: 0 2B: 0 SAC: 0 3B: 0 DP: 0 HR: 0 HBP: 0						

	AB	28
	R	0
	H	2
	RBI	0
	BB	4
	SO	7
	LOB	9

WP: 1 PA: 32
PB: 0
SB: 0
CS: 1

PITCHER		IP	WLS	BF	H	R	ER	SO	BB	IBB	HBP	BLK	WP	HR	S	P	ERA	WHIP
52 Clay Hensley, R ERA: 4.28	(1, 1)	6.0		22	2	0	0	3	3	0	0	0	0	0	43	77	0.00	0.833
Alan Embree, L ERA: 5.68	(7, 1)	1.0	W	3	0	0	0	2	0	0	0	0	0	0	10	11	0.00	0.000
Scott Linebrink, R ERA: 3.86	(8, 1)	1.0	H	4	0	0	0	1	1	0	0	0	1	0	12	21	0.00	1.000
Trevor Hoffman, R ERA: 1.0	(9, 1)	1.0	S	3	0	0	0	1	0	0	0	0	0	0	10	15	0.00	0.000

PITCHER	IP	WLS	BF	H	R	ER	SO	BB	IBB	HBP	BLK	WP	HR	S	P	ERA	WHIP

Batter	1	2	3	4	5	6	7	8	9	AB	R	H	RBI	BB	SO	LOB
23 Rickie Weeks Jr., R (1, 4) OBP: 0.374, SLG: 0.359	C S B F X 1-2 G4-3 7 E 1B		B C F X 1-2 ② G1-3		C T S 0-3 ② K		S X 0-1 ② FC4-6 1-2f 2-3		C B X 1-1 ② F8	5	0	1	0	0	1	3
7 J.J. Hardy, R (1, 6) OBP: 0.298, SLG: 0.439	C C X 0-2 E1 G4-3 1-2		C B S S 1-3 ③ K2-3		B F X 1-1 ③ FC6 1-2f		C B X 1-1 ③ G5-3		B F B X 2-1 2B	5	0	1	0	0	1	4
Geoff Jenkins, L (1, 9) OBP: 0.351, SLG: 0.479	B F X 1-1 ① ② G4-3 1-2f 2-3			C X 0-1 ① G3		B F B B C S 3-3 ① K		S F X 0-2 ① G4-3	X 0-0 ③ G3	5	0	0	0	0	1	3
Carlos Lee, R (1, 7) OBP: 0.397, SLG: 0.673	B X 1-0 ③ G5-3			B B C B X 3-1 47 S 28 1B 1B		B X 1-0 ② L8		C X 0-1 HR		4	1	2	1	0	0	1
28 Prince Fielder, L (1, 3) OBP: 0.400, SLG: 0.531		C X 0-1 ① G3-1		1 SAFE 1 SAFE S B F B X 2-2 1-2 1B		B X 1-0 ③ G4-3		C S X 0-2 HBP 47 1B WP 1B		4	1	2	0	0	0	0
47 Corey Koskie, L (1, 5) OBP: 0.333, SLG: 0.488		C X 0-1 ② G4-3		C B F D S 2-3 ② K 2-3			F C B B H 3-2 2B E HBP	S B C 1 D X SAFE 2-2 WP HBP 1-2 F8-2 1B		3	1	1	0	0	1	2
Damian Miller, R (1, 2) OBP: 0.393, SLG: 0.553		B X 1-0 1B		C D X 1-2 ③ G4-3			C F D X 1-2 E8 23 FC4-6 1-H 2B	F B B H 3-1 WP 1-2 2-3 HBP		3	0	2	0	0	0	2
Brady Clark, R (1, 8) OBP: 0.319, SLG: 0.280		B X 1-0 ③ G4-3			C B F B X 2-2 7 FC6 1B		B X 1-0 ① G6-3	B X 1-0 ② ③ F8-2 1-2 2-H 3-H		4	0	1	0	0	0	4
39 Chris Capuano, L (1, 1) OBP: 0.067, SLG: 0.067 18 Gabe Gross, L (7, PH) OBP: 0.400, SLG: 0.706 Dan Kolb, R (7, 1) Justin Lehr, R (8, 1) Jeff Cirillo, R (9, PH) OBP: 0.308, SLG: 0.280 Matt Wise, R (9, 1)			C F B S 1-3 ① K2-3		L M S 0-3 ① K		B B B B 4-0 23 FC4-6 BB		B B B C C C 3-3 ① K	2 0 0 0 1 0	0 0 0 0 0 0	0 0 0 0 0 0	0 1 0 0 0 0	0 0 0 0 1 0	2 0 0 0 0 0	1 0 0 0 0 0
Inning Stats	R: 0 H: 1 E: 1 LOB: 1 K: 0 BB: 0 S: 10 P: 13	R: 0 H: 1 E: 0 LOB: 1 K: 0 BB: 0 S: 6 P: 8	R: 0 H: 0 E: 0 LOB: 0 K: 2 BB: 0 S: 9 P: 12	R: 0 H: 2 E: 0 LOB: 2 K: 1 BB: 0 S: 13 P: 21	R: 0 H: 1 E: 0 LOB: 1 K: 2 BB: 0 S: 11 P: 14	R: 0 H: 0 E: 0 LOB: 0 K: 1 BB: 0 S: 5 P: 10	R: 1 H: 1 E: 1 LOB: 2 K: 0 BB: 1 S: 10 P: 20	R: 2 H: 3 E: 0 LOB: 1 K: 0 BB: 0 S: 13 P: 19	R: 0 H: 1 E: 0 LOB: 1 K: 1 BB: 0 S: 8 P: 14	1B: 7 2B: 3 3B: 0 HR: 1	SF: 0 SAC: 0 DP: 2 HBP: 2					

PITCHER		IP	WLS	BF	H	R	ER	SO	BB	IBB	HBP	BLK	WP	HR	S	P	ERA	WHIP
Derek Lowe, R ERA: 3.05	(1, 1)	7.1		31	7	2	2	6	1	0	1	0	0	1	69	103	2.46	1.091
47 Tim Hamulack, L ERA: 4.85	(8, 1)	0.0		2	2	0	0	0	0	0	0	0	0	0	6	8	∞	∞
Danys Baez, R ERA: 2.2	(8, 1)	1.2	W	6	1	1	1	1	0	0	1	0	1	0	10	20	5.40	0.600

PITCHER	IP	WLS	BF	H	R	ER	SO	BB	IBB	HBP	BLK	WP	HR	S	P	ERA	WHIP

TOP

Milwaukee Brewers @ Los Angeles Dodgers

Dodger Stadium, Los Angeles, CA

Fri May 05 2006, 7:40 PM PDT

Att. 47,731 - Clear - 63 F

livebaseballscorecards.com

AB	36
R	3
H	10
RBI	1
BB	1
SO	7
LOB	20

WP: 1	PA: 39		
PB: 0			
SB: 1			
CS: 0			

BOTTOM

Milwaukee Brewers @ Los Angeles Dodgers

Dodger Stadium, Los Angeles, CA

Fri May 05 2006, 7:40 PM PDT

Att. 47,731 - Clear - 63 F

livebaseballscorecards.com

Batter	1	2	3	4	5	6	7	8	9	AB	R	H	RBI	BB	SO	LOB
15 Rafael Furcal, S (1, 6) OBP: 0.316, SLG: 0.235	G4-3		5 G6-4-3 1B 1B	G5-3		K			0-0 SH2-3 5 1B 1B	5	1	2	0	0	1	2
José Cruz Jr., S (1, 7) OBP: 0.361, SLG: 0.363	2B		1-0 5 G6-4-3 1-2 1B		12 1B BB		4-2 5 G4-6-3 1B BB		1-0 SH2-3 1-2	2	0	2	0	2	0	0
5 Nomar Garciaparra, R (1, 3) OBP: 0.365, SLG: 0.523	F9		2-2 G6-4-3 1-2f 2-3	F8			1-1 G4-6-3 1-2 1B		1-1 2-H 1B	5	0	2	1	0	0	4
J.D. Drew, L (1, 9) OBP: 0.383, SLG: 0.514	K		0-0 G3-1	F7			2-1 G4-6-3 1-2f 2-3			4	0	0	0	0	1	5
12 Jeff Kent, R (1, 4) OBP: 0.314, SLG: 0.255		0-0 17 G3 18 1B 2B		1-0 G5-3	3-2 1-2 1B		0-0 G3			4	1	2	0	0	0	1
17 Jason Repko, R (1, 8) OBP: 0.397, SLG: 0.529		0-0 G3 2-3		2-0 18 1B 55 2B 1B	0-1 F9			4-2 55 G4-3 18 SH1-4 BB		3	1	1	0	1	0	3
18 Ramon Martinez, R (1, 5) OBP: 0.344, SLG: 0.345		1-0 55 G5-3 3-H 1B		0-0 55 2B 1-2 1B		0-2 K		0-0 SH1-4 1-2		3	1	2	1	0	1	0
55 Russell Martin, R (1, 2) OBP: 0.500, SLG: 0.750		0-0 G5-3 1-2		1-1 SH1-4 1-H 2-H 2B		0-0 SH5-4 1B		3-2 G4-3 2-3		4	0	2	2	0	0	2
Derek Lowe, R (1, 1) 47 Tim Hamulack, R (8, 1) Danys Baez, R (8, 1) 13 Oscar Robles, L (8, 4) OBP: 0.333, SLG: 0.286		0-1 G3		0-0 SH1-4 2-3		0-1 SH5-4 1-2		0-1 G6-3		1 0 0 1	0 0 0 0	0 0 0 0	0 0 0 0	0 0 0 0	0 0 0 0	1 0 0 1
Inning Stats	R: 0 E: 0 K: 1 S: 9 H: 1 LOB: 1 BB: 0 P: 15	R: 1 E: 0 K: 0 S: 6 H: 2 LOB: 1 BB: 0 P: 7	R: 0 E: 0 K: 0 S: 8 H: 2 LOB: 1 BB: 0 P: 11	R: 2 E: 0 K: 0 S: 8 H: 3 LOB: 1 BB: 0 P: 14	R: 0 E: 0 K: 0 S: 13 H: 1 LOB: 2 BB: 1 P: 22	R: 0 E: 0 K: 2 S: 9 H: 1 LOB: 1 BB: 0 P: 10	R: 0 E: 0 K: 0 S: 12 H: 1 LOB: 1 BB: 1 P: 19	R: 0 E: 0 K: 0 S: 10 H: 0 LOB: 1 BB: 1 P: 17	R: 1 E: 0 K: 0 S: 4 H: 2 LOB: 1 BB: 0 P: 6	1B: 10 2B: 3 3B: 0 HR: 0	SF: 0 SAC: 4 DP: 2 HBP: 0						

	AB	32
	R	4
	H	13
	RBI	4
	BB	3
	SO	3
	LOB	19

WP: 0 PB: 0 SB: 0 CS: 0 PA: 39

PITCHER		IP	WLS	BF	H	R	ER	SO	BB	IBB	HBP	BLK	WP	HR	S	P	ERA	WHIP
39 Chris Capuano, L ERA: 2.63	(1, 1)	6.0		28	10	3	3	3	1	0	0	0	0	0	53	79	4.50	1.833
Dan Kolb, R ERA:	(7, 1)	1.0		4	1	0	0	0	1	0	0	0	0	0	12	19	0.00	2.000
Justin Lehr, R ERA: 6.75	(8, 1)	1.0		4	0	0	0	0	1	0	0	0	0	0	10	17	0.00	1.000
Matt Wise, R ERA: 3.65	(9, 1)	0.1	L	3	2	1	1	0	0	0	0	0	0	0	4	6	27.00	6.000

PITCHER		IP	WLS	BF	H	R	ER	SO	BB	IBB	HBP	BLK	WP	HR	S	P	ERA	WHIP

Milwaukee Brewers @ Los Angeles Dodgers

Dodger Stadium, Los Angeles, CA

Sat May 06 2006, 7:10 PM PDT

Att. 46,087 - Clear - 63 F

livebaseballscorecards.com

TOP

Batter	1	2	3	4	5	6	7	8	9	AB	R	H	RBI	BB	SO	LOB
23 Rickie Weeks Jr., R (1, 4) OBP: 0.375, SLG: 0.371	B B C X 2-1 7 G6-3 28 1B 2B	B C D B C T X 3-2 ③ G6-3		B B C X 2-1 ① F9		C F X 0-2 7 S 1B		C F B B X 2-2 ② F9		5	1	2	0	0	0	4
7 J.J. Hardy, R (1, 6) OBP: 0.303, SLG: 0.432	C M B D X 2-2 ① G6-3 2-3		B X 1-0 BB 2 1B 1B	C C F S 0-3 ② K		B C B C B F B 4-2 G4-6-3 1-3 BB		C F X 0-2 ③ P5		4	1	1	0	1	1	4
Geoff Jenkins, L (1, 9) OBP: 0.345, SLG: 0.464	D F X 1-1 ② P5		B B B C F B 4-2 2 1B 18 1B 1-2 BB	F B C X 1-2 FC4-6 1-2f		S B X 1-1 ②③ G4-6-3 1-2f			S S B S 1-3 ① K	4	1	0	0	1	1	4
Carlos Lee, R (1, 7) OBP: 0.397, SLG: 0.667	C B B B B 4-1 28 1B BB		C F B B C 2-3 ① K	X 0-0 ① F8			B X 1-0 ① G4-3		B C X 1-1 2 1B 2B	4	1	1	0	1	1	2
28 Prince Fielder, L (1, 3) OBP: 0.400, SLG: 0.534	C F X 0-2 1-2 3-H 1B		B C F D X 2-2 ② F8		C B X 1-1 2B		C X 0-1 ② F8		C B D X 2-1 ② F8	5	0	2	1	0	0	3
2 Bill Hall, R (1, 5) OBP: 0.371, SLG: 0.704 Chris Demaria, S (9, 1)	C B X 1-1 ③ L9		X 0-0 18 1B 1-2 2-H 1B		C D D B X 3-1 ② G5-3		B B S S F X 2-2 ③ G4-3		S C B F X 1-2 18 CS 2-H 1B	5 0	0 0	2 0	2 0	0 0	0 0	3 0
18 Gabe Gross, L (1, 8) OBP: 0.409, SLG: 0.676		B C B S X 2-2 ① P5	C X 0-1 1-3 2-H 1B		C B B B C B 4-2 BB			C C B B F B F C 3-3 ① K	F P 1-1 ③ CS 1-2	3	0	1	1	1	1	0
Damian Miller, R (1, 2) OBP: 0.398, SLG: 0.544		F F B B B B 4-2 BB	X 0-0 G5-3		B F F B C 2-3 ③ K			B F S X 1-2 BB 1B		3	0	1	0	1	1	4
Ben Hendrickson, R (1, 1) 47 Corey Koskie, L (6, PH) OBP: 0.330, SLG: 0.482 52 Jose Capellan, R (6, 1) Brady Clark, R (8, PH) OBP: 0.325, SLG: 0.280 Dan Kolb, R (8, 1) Jeff Cirillo, R (9, 5) OBP: 0.308, SLG: 0.280		C L M 0-3 ② K		B B C C F B B 4-2 FC4-6 BB		X 0-0 ① G6-3		B B C B B 4-1 1-2 BB		1 1 0 0 0 0 0	0 0 0 0 0 0 0	0 0 0 0 1 0 0	0 0 0 0 0 0 0	1 0 0 0 0 0 0	1 0 0 0 0 0 0	1 0 0 0 0 0 0
Inning Stats	R: 1 H: 2 E: 0 LOB: 2 K: 0 BB: 1 S: 13 P: 23	R: 0 H: 0 E: 0 LOB: 1 K: 1 BB: 1 S: 12 P: 21	R: 2 H: 3 E: 0 LOB: 2 K: 1 BB: 1 S: 13 P: 22	R: 0 H: 0 E: 0 LOB: 1 K: 1 BB: 1 S: 12 P: 19	R: 0 H: 1 E: 0 LOB: 2 K: 1 BB: 1 S: 10 P: 20	R: 0 H: 1 E: 0 LOB: 1 K: 0 BB: 1 S: 9 P: 14	R: 0 H: 0 E: 0 LOB: 0 K: 0 BB: 0 S: 7 P: 10	R: 0 H: 1 E: 0 LOB: 2 K: 1 BB: 1 S: 15 P: 25	R: 1 H: 2 E: 0 LOB: 0 K: 1 BB: 0 S: 13 P: 18	1B: 7 SF: 0 2B: 3 SAC: 0 3B: 0 DP: 1 HR: 0 HBP: 0						

AB	35
R	4
H	10
RBI	4
BB	7
SO	6
LOB	25

WP: 0 PA: 43
PB: 0
SB: 2
CS: 1

PITCHER		IP	WLS	BF	H	R	ER	SO	BB	IBB	HBP	BLK	WP	HR	S	P	ERA	WHIP
31 Brad Penny, R ERA: 2.98	(1, 1)	5.1		29	7	3	3	4	6	0	0	0	0	0	67	116	5.06	2.438
Joe Beimel, L ERA:	(6, 1)	1.2		4	0	0	0	0	0	0	0	0	0	0	9	13	0.00	0.000
44 Takashi Saito, R ERA: 3.45	(8, 1)	1.0		5	1	0	0	1	1	0	0	0	0	0	15	25	0.00	2.000
Danys Baez, R ERA: 2.6	(9, 1)	1.0	W	4	2	1	1	1	0	0	0	0	0	0	13	18	9.00	2.000

PITCHER	IP	WLS	BF	H	R	ER	SO	BB	IBB	HBP	BLK	WP	HR	S	P	ERA	WHIP

Batter	1	2	3	4	5	6	7	8	9	AB	R	H	RBI	BB	SO	LOB
15 Rafael Furcal, S (1, 6) OBP: 0.319, SLG: 0.229	BBCBB 4-1 5 2B S BB		BBFBX 2-2 ① L4		LBBX 2-1 ① L7		1 SAFE BBBCB 4-1 1-2 BB		BCSBC 2-3 ① K	3	1	0	0	2	1	0
Kenny Lofton, L (1, 8) OBP: 0.321, SLG: 0.423	1 SAFE LT 1 SAFE BD 1 SAFE FS 2-3 ① K 1-2		CBCCX 1-2 ② G4-3		BX 1-0 5 2B 2B		CLS 0-3 ① K		BFBX 2-1 5 1B 2B	5	2	2	0	0	2	3
5 Nomar Garciaparra, R (1, 3) OBP: 0.386, SLG: 0.571	FX 0-1 WP 2-H 2B		BFFFX 1-2 ③ F8		FX 0-1 WP G4-3 2-H 2B		BBSX 2-1 ② L9		SX 0-1 2-H 1B	5	1	3	3	0	0	2
J.D. Drew, L (1, 9) OBP: 0.387, SLG: 0.505	BCBBB 4-1 WP BB			BBBCB 4-1 1B BB	FBCBX 2-2 ② G4-3 2-H		BBFFBFX 3-2 ③ F7 2-3			2	0	0	1	2	0	2
12 Jeff Kent, R (1, 4) OBP: 0.311, SLG: 0.248	BBX 2-0 ② F9			X 0-0 ① F9	BBBX 3-0 ③ F7			BFBBBFFB 4-2 2B SF7 BB		3	1	0	0	1	0	3
Olmedo Saenz, R (1, 5) OBP: 0.333, SLG: 0.604 18 Ramon Martinez, R (8, PR) OBP: 0.344, SLG: 0.345 (9, 5)	FCDBX 2-2 ③ F7 1-2 2-3			DC 1 SAFE BBFX 3-2 ② F9		CBTX 1-2 ① G6-3		X 0-0 1-3 2B		4 0	0 0	1 0	0 0	0 0	0 0	3 0
José Cruz Jr., S (1, 7) OBP: 0.356, SLG: 0.361		SBSBBBFX 3-2 ① G4-3		B 1 SAFE X 1-0 55 BB 1-3 1B		X 0-0 ② G3		BFDX 2-1 ① SF7 3-H		3	0	1	1	0	0	0
55 Russell Martin, R (1, 2) OBP: 0.500, SLG: 0.500		BCBBBX 3-1 ② G5-3		BBBBCB 4-1 1-2 BB		X 0-0 ③ P3		BCCBDDFD 4-2 16 G6-4-3 BB		2	0	0	0	2	0	0
31 Brad Penny, R (1, 1) OBP: 0.250, SLG: 0.250 Joe Beimel, L (6, 1) 13 Oscar Robles, L (7, PH) OBP: 0.368, SLG: 0.286 17 Jason Repko, R (7, PR) OBP: 0.397, SLG: 0.529 44 Takashi Saito, L (8, 1) 16 Andre Ethier, L (8, PH) OBP: 0.308, SLG: 0.545 Danys Baez, R (9, 1)		FCS 0-3 ③ K		TFDS 1-3 ③ K			CBBBB 4-1 S 15 S BB	DFX 1-1 ②③ G6-4-3 1-2f		2 0 0 0 0 1 0	0 0 0 0 0 0 0	0 0 0 0 0 0 0	0 0 0 0 0 0 0	0 0 0 0 0 0 0	2 0 1 0 0 0 0	3 0 0 0 0 2 0
Inning Stats	R: 1 E: 0 K: 1 S: 12 H: 1 LOB: 2 BB: 2 P: 26	R: 0 E: 0 K: 1 S: 9 H: 0 LOB: 0 BB: 0 P: 15	R: 0 E: 0 K: 0 S: 9 H: 0 LOB: 0 BB: 0 P: 13	R: 0 E: 0 K: 1 S: 10 H: 1 LOB: 3 BB: 2 P: 23	R: 2 E: 0 K: 0 S: 9 H: 2 LOB: 0 BB: 0 P: 17	R: 0 E: 0 K: 0 S: 5 H: 0 LOB: 0 BB: 0 P: 6	R: 0 E: 0 K: 1 S: 11 H: 0 LOB: 2 BB: 2 P: 24	R: 1 E: 0 K: 0 S: 11 H: 1 LOB: 1 BB: 2 P: 22	R: 1 E: 0 K: 1 S: 7 H: 2 LOB: 1 BB: 0 P: 11	1B: 2 2B: 5 3B: 0 HR: 0	SF: 1 SAC: 0 DP: 1 HBP: 0				WP: 2 PB: 0 SB: 3 CS: 0	PA: 39	

PITCHER		IP	WLS	BF	H	R	ER	SO	BB	IBB	HBP	BLK	WP	HR	S	P	ERA	WHIP
Ben Hendrickson, R ERA: 2.79	(1, 1)	5.0		23	4	3	3	3	4	0	0	0	2	0	49	94	5.40	1.600
52 Jose Capellan, R ERA: 4.76	(6, 1)	2.0		8	0	0	0	1	2	0	0	0	0	0	16	30	0.00	1.000
Dan Kolb, R ERA: 1.04	(8, 1)	1.0		5	1	1	1	0	2	0	0	0	0	0	11	22	9.00	3.000
Chris Demaria, R ERA: 4.5	(9, 1)	0.1	L	3	2	1	1	1	0	0	0	0	0	0	7	11	27.00	6.000

PITCHER	IP	WLS	BF	H	R	ER	SO	BB	IBB	HBP	BLK	WP	HR	S	P	ERA	WHIP

BOTTOM

Milwaukee Brewers @ Los Angeles Dodgers

Dodger Stadium, Los Angeles, CA

Sat May 06 2006, 7:10 PM PDT

Att. 46,087 - Clear - 63 F

livebaseballscorecards.com

AB	30
R	5
H	7
RBI	5
BB	8
SO	5
LOB	18

Milwaukee Brewers @ Los Angeles Dodgers

Dodger Stadium, Los Angeles, CA

Sun May 07 2006, 1:10 PM PDT

Att. 53,528 - Cloudy - 67 F

TOP

livebaseballscorecards.com

Batter	1	2	3	4	5	6	7	8	9	AB	R	H	RBI	BB	SO	LOB
23 Rickie Weeks Jr., R (1, 4) OBP: 0.362, SLG: 0.356	C B B X 2-1 ① F8	C D B X 2-1 ③ F9			C X 0-1 ③ G5-3			C F B F B F X 2-2 ① F8		4	0	0	0	0	0	2
7 J.J. Hardy, R (1, 6) OBP: 0.309, SLG: 0.430	B C B B B X 3-1 1B		B B X 2-0 ① G6-3			B B B C X 2-1 ① F7		B B B B C C B 4-2 2 G6-4-3 BB		3	0	1	0	1	0	0
2 Bill Hall, R (1, 8) OBP: 0.355, SLG: 0.671	F C B 1 SAFE 1-3 ② K		C B S B X 2-2 ② G5-3			S B B F B F X 3-2 ② F8		C B F X 1-2 ② ③ G6-4-3 1-2f		4	0	0	0	0	1	2
Carlos Lee, R (1, 7) OBP: 0.393, SLG: 0.678	B 1 SAFE C B F X 2-2 ③ G5-3		B B X 2-0 ③ F9			B X 1-0 ③ G6-3			F F B B F B X 3-2 HR	4	1	1	1	0	0	1
28 Prince Fielder, L (1, 3) OBP: 0.394, SLG: 0.525 Jeff Cirillo, R (4, 3) OBP: 0.357, SLG: 0.370		C B X 1-1 ① G1-6-3		C X 0-1 ① G6-3			X 0-0 2B		B C X 1-1 47 G5-4-3 1B	2	0	0	0	0	0	0
										2	0	2	0	0	0	0
47 Corey Koskie, L (1, 5) OBP: 0.337, SLG: 0.477		B C B B S B 4-2 G6-3 31 1B 1B BB		C X 0-1 ② F7			C S B X 1-2 1B		C B F B X 2-2 ① ② G5-4-3 1-2f	3	1	1	0	1	0	1
Brady Clark, R (1, 9) OBP: 0.331, SLG: 0.289		C D X 1-1 31 1B G6-3 1-2 1B		C C X 0-2 ③ F9			X 0-0 ① F7		C B X 1-1 1B	4	0	2	0	0	0	2
Chad Moeller, R (1, 2) OBP: 0.250, SLG: 0.273		D C C D D X 2-2 ② G6-3 1-2 2-3			B X 1-0 ① F9		B B B C F X 3-2 ② F9		C S S 0-3 ③ K	4	0	0	0	0	1	5
31 Dave Bush, R (1, 1) OBP: 0.250, SLG: 0.250		D B X 2-0 2-3 3-H 1B			C C F B S 1-3 ② K		B X 1-0 ③ F7			2	0	1	1	0	1	0
18 Gabe Gross, L (7, PH) OBP: 0.400, SLG: 0.658										1	0	0	0	0	0	2
Justin Lehr, R (7, 1)										0	0	0	0	0	0	0
Jared Fernandez, R (8, 1)										0	0	0	0	0	0	0

	AB	33
	R	2
	H	8
	RBI	2
	BB	2
	SO	3
	LOB	15

Inning Stats										
	R: 0 E: 0 K: 1 S: 10	H: 1 LOB: 1 BB: 0 P: 18	R: 1 E: 0 K: 0 S: 12	H: 2 LOB: 2 BB: 1 P: 24	R: 0 E: 0 K: 0 S: 5	H: 0 LOB: 0 BB: 0 P: 11	R: 0 E: 0 K: 0 S: 7	H: 0 LOB: 0 BB: 0 P: 7	R: 0 E: 0 K: 1 S: 7	H: 0 LOB: 0 BB: 0 P: 9
	R: 0 E: 0 K: 0 S: 7	H: 0 LOB: 0 BB: 0 P: 13	R: 0 E: 0 K: 0 S: 9	H: 2 LOB: 2 BB: 0 P: 14	R: 0 E: 0 K: 0 S: 10	H: 0 LOB: 0 BB: 1 P: 17	R: 1 E: 0 K: 1 S: 14	H: 3 LOB: 1 BB: 0 P: 21	1B: 6 2B: 1 3B: 0 HR: 1	SF: 0 SAC: 0 DP: 2 HBP: 0
	WP: 0 PB: 0 SB: 0 CS: 0	PA: 35								

PITCHER		IP	WLS	BF	H	R	ER	SO	BB	IBB	HBP	BLK	WP	HR	S	P	ERA	WHIP
Aaron Sele, R ERA: 1.35	(1, 1)	6.2	W	26	5	1	1	2	1	0	0	0	0	0	56	94	1.35	0.900
Joe Beimel, L ERA:	(7, 1)	1.1		4	0	0	0	0	1	0	0	0	0	0	11	19	0.00	0.750
51 Jonathan Broxton, R ERA: 2.7	(9, 1)	1.0		5	3	1	1	1	0	0	0	0	0	1	14	21	9.00	3.000

PITCHER	IP	WLS	BF	H	R	ER	SO	BB	IBB	HBP	BLK	WP	HR	S	P	ERA	WHIP

Milwaukee Brewers @ Los Angeles Dodgers

Dodger Stadium, Los Angeles, CA

Sun May 07 2006, 1:10 PM PDT

Att. 53,528 - Cloudy - 67 F

livebaseballscorecards.com

BOTTOM

Batter	1	2	3	4	5	6	7	8	9	AB	R	H	RBI	BB	SO	LOB
15 Rafael Furcal, S (1, 6) OBP: 0.322, SLG: 0.260	1-0 BB 12 1B 1B	0-3 K		1-2 G6-3 2-3		2-0 G4-3		1-0 1-H HR		5	2	2	2	0	1	2
Kenny Lofton, L (1, 8) OBP: 0.341, SLG: 0.432 17 Jason Repko, R (8, PH) OBP: 0.392, SLG: 0.522 (9, 8)	1 SAFE 1 SAFE 4-0 12 1B 1-2 BB		1-0 5 FC1-4 1B	1-3 K			0-1 5 S 5 1B 1B	1-0 L5		3 1	1 0	2 0	0 0	1 0	1 0	1 0
5 Nomar Garciaparra, R (1, 3) OBP: 0.371, SLG: 0.537	0-3 K		0-0 FC1-4 12 2B 1-2f		1-0 G5-3		0-2 1-H 1B	0-0 G6-3		5	1	1	1	0	1	3
12 Jeff Kent, R (1, 4) OBP: 0.317, SLG: 0.267 51 Jonathan Broxton, R (9, 1)	2-0 1-3 2-H 1B		3-1 1-H HR 2B		0-1 G6-3		2-2 G6-3			4 0	1 0	2 0	2 0	0 0	0 0	0 0
Olmedo Saenz, R (1, 5) OBP: 0.345, SLG: 0.673 18 Ramon Martinez, R (7, PR) OBP: 0.344, SLG: 0.345 (8, 5)	1-3 K		0-0 2-H HR		1-1 F7		3-2 2B 2B			4 0	1 1	2 0	2 0	0 0	1 0	2 0
José Cruz Jr., S (1, 9) OBP: 0.352, SLG: 0.368	1 SAFE 2-3 K		3-3 K			2-2 E4 16 S 16 1B	3-1 2-H 2B			4	1	1	1	0	2	2
16 Andre Ethier, L (1, 7) OBP: 0.294, SLG: 0.467		0-1 F8	3-2 F7			1-2 G1-3 55 S 1-H 1B	2-0 F8			4	0	1	1	0	0	1
55 Russell Martin, R (1, 2) OBP: 0.500, SLG: 0.800		2-0 HR		0-1 15 G6-3 SH1-4 1B		2-3 K 1-2		2-1 G6-3		4	1	2	1	0	1	1
Aaron Sele, R (1, 1) Joe Beimel, L (7, 1) 13 Oscar Robles, L (8, PH) OBP: 0.400, SLG: 0.333 (9, 4)		0-0 G1-3		0-0 SH1-4 1-2		0-0 G1-3 2-3		0-2 15 HR 1B		2 0 1	0 0 1	0 0 1	0 0 0	0 0 0	0 0 0	1 0 0
Inning Stats	R: 1 E: 0 K: 3 S: 11 H: 2 LOB: 2 BB: 1 P: 21	R: 1 E: 0 K: 1 S: 7 H: 1 LOB: 0 BB: 0 P: 9	R: 3 E: 1 K: 1 S: 13 H: 3 LOB: 0 BB: 0 P: 23	R: 0 E: 0 K: 1 S: 9 H: 1 LOB: 1 BB: 0 P: 11	R: 0 E: 0 K: 0 S: 5 H: 0 LOB: 0 BB: 0 P: 7	R: 1 E: 1 K: 1 S: 13 H: 1 LOB: 1 BB: 0 P: 20	R: 2 E: 0 K: 0 S: 14 H: 4 LOB: 1 BB: 0 P: 24	R: 2 E: 0 K: 0 S: 8 H: 2 LOB: 0 BB: 0 P: 12		1B: 8 2B: 3 3B: 0 HR: 3		SF: 0 SAC: 1 DP: 0 HBP: 0		WP: 0 PB: 0 SB: 3 CS: 0		PA: 39

	AB	37
	R	10
	H	14
	RBI	10
	BB	1
	SO	7
	LOB	13

PITCHER		IP	WLS	BF	H	R	ER	SO	BB	IBB	HBP	BLK	WP	HR	S	P	ERA	WHIP
31 Dave Bush, R ERA: 4.13	(1, 1)	6.0	L	28	8	6	4	7	1	0	0	0	0	2	58	91	6.00	1.500
Justin Lehr, R ERA: 7.84	(7, 1)	1.0		6	4	2	2	0	0	0	0	0	0	0	14	24	18.00	4.000
Jared Fernandez, R ERA: 14.73	(8, 1)	1.0		5	2	2	2	0	0	0	0	0	0	1	8	12	18.00	2.000

PITCHER	IP	WLS	BF	H	R	ER	SO	BB	IBB	HBP	BLK	WP	HR	S	P	ERA	WHIP

Houston Astros @ Los Angeles Dodgers

Dodger Stadium, Los Angeles, CA

Tue May 09 2006, 7:10 PM PDT

Att. 55,992 - Clear - 66 F

TOP

livebaseballscorecards.com

Batter	1	2	3	4	5	6	7	8	9	AB	R	H	RBI	BB	SO	LOB
Craig Biggio, R (1, 4) OBP: 0.336, SLG: 0.472	1-2 G6-3	0-0 G4-3		0-1 1B		1-1 L6		0-0 G5-3		5	0	1	0	0	0	2
Willy Taveras, R (1, 8) OBP: 0.345, SLG: 0.348	1-1 HR 1B		2-3 K	1-3 K		1-2 17 G3 1B			1-1 17 G5-3 1B 1B	5	2	3	0	0	2	1
17 Lance Berkman, S (1, 3) OBP: 0.383, SLG: 0.643	1 SAFE 0-1 F7		2-3 K	1-1 F8		1-0 G3 1-2 2-3			2-2 G5-3 1-2	5	0	0	0	0	1	5
Morgan Ensberg, R (1, 5) OBP: 0.421, SLG: 0.655	3-0 1-H HR		0-3 K		0-1 BB 1B	1-2 G1-3			2-2 16 2B 2-H 1B	5	1	3	3	0	1	2
Preston Wilson, R (1, 7) OBP: 0.290, SLG: 0.411	0-0 1B			2-0 16 HR 1B	1-3 K		3-3 K		2-2 L6	5	1	2	0	0	2	2
16 Jason Lane, R (1, 9) OBP: 0.350, SLG: 0.450	0-1 F8			1-0 1-H HR	1-0 L7		4-1 L4-3 BB		2-1 1-3 2B	4	1	2	2	1	0	2
Brad Ausmus, R (1, 2) OBP: 0.458, SLG: 0.414		3-2 SH1-4 1B		4-2 28 HR BB	4-0 1-2 BB		3-2 1-1 L4-3		2-2 G4-3	3	1	1	0	2	0	3
28 Adam Everett, R (1, 6) OBP: 0.304, SLG: 0.388		0-0 F8		0-1 1-H HR	2-1 G4-3			2-2 F7		4	1	1	2	0	0	3
Andy Pettitte, L (1, 1) OBP: 0.154, SLG: 0.083		1-1 SH1-4 1-2		0-1 G4-3		1-2 17 G3 1B 1B		1-3 K		1	0	0	0	0	0	0
Orlando Palmeiro, L (6, PH) OBP: 0.192, SLG: 0.160										1	0	1	0	0	0	0
Chad Qualls, R (6, 1)										0	0	0	0	0	0	0
Mike Lamb, L (8, PH) OBP: 0.333, SLG: 0.435										1	0	0	0	0	1	0
Mike Gallo, L (8, 1)										0	0	0	0	0	0	0
Dan Wheeler, R (8, 1)										0	0	0	0	0	0	0
Dave Borkowski, R (8, 1)										0	0	0	0	0	0	0
Inning Stats	R: 2 E: 0 K: 0 S: 11 H: 3 LOB: 1 BB: 0 P: 16	R: 0 E: 0 K: 0 S: 9 H: 1 LOB: 1 BB: 0 P: 12	R: 0 E: 0 K: 3 S: 11 H: 0 LOB: 0 BB: 0 P: 15	R: 4 E: 0 K: 1 S: 17 H: 4 LOB: 1 BB: 1 P: 26	R: 0 E: 0 K: 1 S: 8 H: 1 LOB: 2 BB: 1 P: 16	R: 0 E: 0 K: 0 S: 13 H: 2 LOB: 2 BB: 0 P: 18	R: 0 E: 0 K: 1 S: 9 H: 0 LOB: 0 BB: 1 P: 19	R: 0 E: 0 K: 1 S: 7 H: 0 LOB: 0 BB: 0 P: 10	R: 1 E: 0 K: 0 S: 19 H: 3 LOB: 2 BB: 0 P: 30	1B: 10 2B: 2 3B: 0 HR: 3	SF: 0 SAC: 1 DP: 1 HBP: 0						

AB	39
R	7
H	14
RBI	7
BB	3
SO	7
LOB	20

WP: 0 PB: 0 SB: 0 CS: 0 PA: 43

PITCHER		IP	WLS	BF	H	R	ER	SO	BB	IBB	HBP	BLK	WP	HR	S	P	ERA	WHIP
Jae Weong Seo, R ERA: 6.0	(1, 1)	3.1		19	8	6	6	3	1	0	0	0	0	3	41	60	16.20	2.700
Franquelis Osoria, R ERA: 6.06	(4, 1)	2.0		10	3	0	0	2	1	0	0	0	0	0	24	37	0.00	2.000
51 Jonathan Broxton, R ERA: 1.8	(6, 1)	1.2		5	0	0	0	1	1	0	0	0	0	0	13	25	0.00	0.600
44 Takashi Saito, R ERA: 3.24	(8, 1)	1.0	W	3	0	0	0	1	0	0	0	0	0	0	7	10	0.00	0.000
Joe Beimel, L ERA: 1.23	(9, 1)	1.0		6	3	1	1	0	0	0	0	0	0	0	19	30	9.00	3.000

PITCHER	IP	WLS	BF	H	R	ER	SO	BB	IBB	HBP	BLK	WP	HR	S	P	ERA	WHIP

Batter	1	2	3	4	5	6	7	8	9	AB	R	H	RBI	BB	SO	LOB
15 Rafael Furcal, S (1, 6) OBP: 0.324, SLG: 0.273	B B B C F X 3-2 ① L9		C B B X 2-1 5 HR 2B	C X 0-1 ③ G6-3		L L D S 1-3 ① K		C B X 1-1 E S 2B 2-H 1B		5	2	2	1	0	1	2
José Cruz Jr., S (1, 7) (9, 9) OBP: 0.373, SLG: 0.389	C C F B B B F B 4-2 BB		B B C B B B 4-1 5 HR BB		C C B X 1-2 5 2B FC3-2 1B	C F S 0-3 ② K		P F 1 SAFE D 1 SAFE P X 3-1 1-H 12 HR 2B		3	2	2	1	2	1	2
5 Nomar Garciaparra, R (1, 3) OBP: 0.373, SLG: 0.593	B T F F B F 1 SAFE F S 2-3 ② K		C X 0-1 1-H 2-H HR		X 0-0 FC3-2 12 1B 1-3 2B	B X 1-0 ③ F9		S B F F F F S 1-3 ② K		5	2	2	3	0	2	4
J.D. Drew, L (1, 9) OBP: 0.388, SLG: 0.523 Joe Beimel, L (9, 1)	B F F 1 SAFE F 1 SAFE 1 SAFE F F 2-3 ③ K F D S		M B X 1-1 HR		B F B X 2-1 ① FC3-2 12 1B 2-3 3-H		C B X 1-1 ① G3	B D B B 4-0 12 HR BB		4 0	2 0	1 0	1 0	1 0	1 0	3 0
12 Jeff Kent, R (1, 4) OBP: 0.321, SLG: 0.300		B B B C X 3-1 ① G6-3	B S B F S 2-3 ① K		B B S B 1 SAFE B X 3-1 1-3 3-H 1B		B C B X 2-1 ② G4-3	X 0-0 1-H 2-H HR		5	1	2	4	0	1	0
Bill Mueller, S (1, 5) OBP: 0.370, SLG: 0.426	C F B F X	1-2 2B 55 G6-3 1B	X 0-0 ② F7		1 SAFE B X 1-0 ② P6		X 0-0 ③ G4-3	C C B X 1-2 ③ G3-1		5	1	1	0	0	0	3
17 Jason Repko, R (1, 8) OBP: 0.392, SLG: 0.522 Kenny Lofton, L (1, 8) OBP: 0.349, SLG: 0.449	1 SAFE C B X 1-1 55 G6-3 1-3 2B		C B X 1-1 ③ G3		B D X 2-0 ③ G4-3			C C B X 1-2 55 1B 1B		0 4	0 0	0 2	0 0	0 0	0 0	0 2
55 Russell Martin, R (1, 2) OBP: 0.500, SLG: 0.692	B X 1-0 ② G6-3 2-3 3-H			B C X 1-1 ① G6-3		B B B C C B 4-2 51 SH BB		1 SAFE 1 SAFE L P 1 SAFE 1 SAFE C X 1-2 ① 1-3 1B 1B		3	1	1	1	1	0	1
Jae Weong Seo, R (1, 1) OBP: 0.200, SLG: 0.200 Franquelis Osoria, R (4, 1) 51 Jonathan Broxton, R (6, 1) 44 Takashi Saito, L (8, 1) Olmedo Saenz, R (8, PH) OBP: 0.357, SLG: 0.679 16 Andre Ethier, L (8, PR) OBP: 0.294, SLG: 0.467 (9, 7)	B C B X 2-1 ③ F9			C L M 0-3 ② K		C 1 SAFE X 0-1 SH 1-2		C F F B B X 2-2 15 1B 2-H 1B		1 1 0 0 1 0	0 0 0 0 0 1	0 0 0 0 1 0	0 0 0 0 1 0	0 1 0 0 0 0	0 0 0 0 0 0	1 0 0 0 0 0
Inning Stats	R: 0 E: 0 K: 2 S: 20 H: 0 LOB: 1 BB: 1 P: 31	R: 1 E: 0 K: 0 S: 11 H: 2 LOB: 1 BB: 0 P: 19	R: 4 E: 0 K: 1 S: 13 H: 3 LOB: 0 BB: 1 P: 23	R: 0 E: 0 K: 1 S: 7 H: 0 LOB: 0 BB: 0 P: 8	R: 1 E: 0 K: 0 S: 10 H: 3 LOB: 2 BB: 0 P: 19	R: 0 E: 1 K: 2 S: 11 H: 0 LOB: 2 BB: 1 P: 17	R: 0 E: 0 K: 0 S: 5 H: 0 LOB: 0 BB: 0 P: 8	R: 6 E: 0 K: 1 S: 28 H: 6 LOB: 1 BB: 1 P: 39		1B: 7 2B: 4 3B: 0 HR: 3	SF: 0 SAC: 1 DP: 0 HBP: 0					

PITCHER		IP	WLS	BF	H	R	ER	SO	BB	IBB	HBP	BLK	WP	HR	S	P	ERA	WHIP
Andy Pettitte, L ERA: 5.66	(1, 1)	5.0		25	8	6	6	4	2	0	0	0	0	2	61	100	10.80	2.000
Chad Qualls, R ERA: 4.82	(6, 1)	2.0		8	0	0	0	2	1	0	0	0	0	0	16	25	0.00	0.500
Mike Gallo, L ERA: 8.59	(8, 1)	0.0		1	1	1	1	0	0	0	0	0	0	0	3	4	∞	∞
Dan Wheeler, R ERA: 5.52	(8, 1)	0.2	L	5	4	2	2	1	0	0	0	0	0	0	21	26	27.00	6.000
Dave Borkowski, R ERA: 1.93	(8, 1)	0.1		3	1	3	3	0	1	0	0	0	0	1	4	9	81.00	6.000

PITCHER	IP	WLS	BF	H	R	ER	SO	BB	IBB	HBP	BLK	WP	HR	S	P	ERA	WHIP

BOTTOM

Houston Astros @ Los Angeles Dodgers

Dodger Stadium, Los Angeles, CA

Tue May 09 2006, 7:10 PM PDT

Att. 55,992 - Clear - 66 F

livebaseballscorecards.com

AB	37
R	12
H	14
RBI	12
BB	4
SO	7
LOB	18

1B: 7	SF: 0	WP: 0	PA: 42
2B: 4	SAC: 1	PB: 0	
3B: 0	DP: 0	SB: 1	
HR: 3	HBP: 0	CS: 0	

Batter	1	2	3	4	5	6	7	8	9	AB	R	H	RBI	BB	SO	LOB
Craig Biggio, R (1, 4) OBP: 0.331, SLG: 0.462	F7		P2			G5-3			F9	5	0	1	0	0	0	1
Willy Taveras, R (1, 8) OBP: 0.347, SLG: 0.346	G5-3			G3		B1-3			17 HR	4	1	1	1	1	0	0
17 Lance Berkman, S (1, 3) OBP: 0.390, SLG: 0.659	G2-3			E 1B		BB	G1-3		HR	3	1	1	3	2	0	2
Morgan Ensberg, R (1, 5) OBP: 0.407, SLG: 0.628		L6		F9		F9		G5-3	K	5	0	0	0	0	1	2
Preston Wilson, R (1, 7) OBP: 0.301, SLG: 0.409		F9		E5 1-3 1B			16 FC6-4 BB	F8 16 1B BB	K	3	0	1	0	2	1	0
16 Jason Lane, R (1, 9) OBP: 0.355, SLG: 0.447		BB		K			FC6-4 1-2f 1B 4 2B	1-2 1B		3	1	1	0	1	1	3
Brad Ausmus, R (1, 2) OBP: 0.450, SLG: 0.407		K			P6		1-3 4 2B 1B	2-3 F8		4	1	1	0	0	1	3
28 Adam Everett, R (1, 6) OBP: 0.293, SLG: 0.374			P4		G5-3		K	F8		4	0	0	0	0	1	4
Taylor Buchholz, R (1, 1) Ezequiel Astacio, R (5, 1) 4 Eric Bruntlett, R (7, PH) OBP: 0.435, SLG: 0.474 Mike Gallo, L (7, 1) Russ Springer, R (8, 1) Orlando Palmeiro, L (9, PH) OBP: 0.222, SLG: 0.192			K		G3		1-H 3-H 1B 2B		17 HR BB 1B	2 0 1 0 0 1	0 0 1 0 0 1	0 0 1 0 0 1	0 0 2 0 0 0	0 0 0 0 0 0	1 0 0 0 0 0	0 0 0 0 0 0
Inning Stats	R: 0 E: 0 K: 0 S: 10 H: 0 LOB: 0 BB: 0 P: 18	R: 0 E: 0 K: 1 S: 15 H: 0 LOB: 1 BB: 1 P: 26	R: 0 E: 0 K: 1 S: 6 H: 0 LOB: 0 BB: 0 P: 7	R: 0 E: 1 K: 1 S: 13 H: 1 LOB: 2 BB: 1 P: 26	R: 0 E: 0 K: 0 S: 6 H: 0 LOB: 0 BB: 0 P: 9	R: 0 E: 0 K: 0 S: 10 H: 0 LOB: 1 BB: 1 P: 18	R: 3 E: 0 K: 1 S: 20 H: 4 LOB: 2 BB: 1 P: 34	R: 0 E: 0 K: 0 S: 8 H: 1 LOB: 2 BB: 1 P: 15	R: 3 E: 0 K: 2 S: 18 H: 2 LOB: 0 BB: 1 P: 30	1B: 6 2B: 1 3B: 0 HR: 1	SF: 0 SAC: 0 DP: 0 HBP: 0						

TOP

Houston Astros @ Los Angeles Dodgers

Dodger Stadium, Los Angeles, CA

Wed May 10 2006, 7:10 PM PDT

Att. 33,595 - Cloudy - 62 F

livebaseballscorecards.com

AB	35
R	6
H	8
RBI	6
BB	6
SO	6
LOB	15

PITCHER		IP	WLS	BF	H	R	ER	SO	BB	IBB	HBP	BLK	WP	HR	S	P	ERA	WHIP
Brett Tomko, R ERA: 2.93	(1, 1)	6.0	W	22	1	0	0	3	3	0	0	0	0	0	60	104	0.00	0.667
47 Tim Hamulack, L ERA: 6.43	(7, 1)	1.0		8	4	3	3	1	1	0	0	0	0	0	20	34	27.00	5.000
Franquelis Osoria, R ERA: 7.13	(8, 1)	1.1		9	3	3	3	0	2	0	0	0	0	1	18	33	20.25	3.750
Danys Baez, R ERA: 2.5	(9, 1)	0.2		2	0	0	0	2	0	0	0	0	0	0	8	12	0.00	0.000

PITCHER	IP	WLS	BF	H	R	ER	SO	BB	IBB	HBP	BLK	WP	HR	S	P	ERA	WHIP

Batter	1	2	3	4	5	6	7	8	9	AB	R	H	RBI	BB	SO	LOB
15 Rafael Furcal, S (1, 6) OBP: 0.322, SLG: 0.295 47 Tim Hamulack, R (7, 1) Franquelis Osoria, R (8, 1) Danys Baez, R (9, 1)	F F C 0-3 ① K	C X 0-1 1-H 3-H HR		L X 0-1 ② G6-3		C X 0-1 ① G3		C B F C 1-3 ② K		4 0 1 0	1 0 0 0	1 0 0 0	3 0 0 0	0 0 0 0	1 0 1 0	0 0 1 0
Kenny Lofton, L (1, 8) OBP: 0.360, SLG: 0.457 José Cruz Jr., S (6, PH) OBP: 0.366, SLG: 0.380 (7, 8)	B X 1-0 12 HR 1B 1B	B S C B X 2-2 5 FC6-5-4 5 S 1B		C B F B B X 3-2 ③ G6-3		X 0-0 ② G4-3		B D X 2-0 ③ P6		3 2	1 0	2 0	0 0	0 0	0 0	0 1
5 Nomar Garciaparra, R (1, 3) OBP: 0.380, SLG: 0.651	F X 0-1 ② F9	B C B X 2-1 ② FC6-5-4 1B 1-3			F X 0-1 2B 2B	B S X 1-1 HR				4	2	2	1	0	0	2
J.D. Drew, L (1, 9) OBP: 0.398, SLG: 0.539	B C B X 2-1 12 HR 1-2 1B	C F B B X 2-2 1-3 1B			B F S F X 1-2 12 1B 55 FC6-4 2-H 2B	F B F B C 2-3 ③ K				4	2	3	1	0	1	0
12 Jeff Kent, R (1, 4) OBP: 0.333, SLG: 0.336	B X 1-0 1-H 2-H HR	B X 1-0 ③ F9			C X 0-1 55 FC6-4 G3 2-3 1B	B B B B 4-0 G5-4-3 BB				3	1	2	3	1	0	2
Bill Mueller, S (1, 5) OBP: 0.361, SLG: 0.413 Willy Aybar, S (7, 5)	C C S 0-3 ③ K	B X 1-0 ① G5-3			X 0-0 ① G3 1-2	C B B X 2-1 ① ② G5-4-3 1-2f				3 1	0 0	0 0	0 0	0 0	1 0	2 1
16 Andre Ethier, L (1, 7) OBP: 0.381, SLG: 0.500		C X 0-1 1B 55 G4-3 15 HR 1B	F X 0-1 55 G6-4-3 1B		4-0 55 FC6-4 IBB	C X 0-1 ③ F7				3	1	2	0	1	0	0
55 Russell Martin, R (1, 2) OBP: 0.421, SLG: 0.563 Sandy Alomar Jr., R (8, 2) OBP: 0.364, SLG: 0.424		B X 1-0 ① G4-3 1-2	C X 0-1 ② ③ G6-4-3 1-2f		C B X 1-1 ② FC6-4 1-2f 2-3 3-H			X 0-0 ① F8		3 1	0 0	0 0	1 0	0 0	0 0	4 0
Brett Tomko, R (1, 1) OBP: 0.143, SLG: 0.143 18 Ramon Martinez, R (7, 6) OBP: 0.364, SLG: 0.345		B X 1-0 15 HR 2-3 1B		B C B S F X 2-2 ① F9	C C S 0-3 ③ K			B F B F B F F F B 4-2 BB		3 0	1 0	1 0	0 0	0 1	1 0	2 0
Inning Stats	R: 3 E: 0 K: 2 S: 12 H: 3 LOB: 0 BB: 0 P: 16	R: 3 E: 0 K: 0 S: 15 H: 5 LOB: 2 BB: 0 P: 24	R: 0 E: 0 K: 0 S: 5 H: 1 LOB: 0 BB: 0 P: 6	R: 0 E: 0 K: 0 S: 9 H: 0 LOB: 0 BB: 0 P: 14	R: 2 E: 0 K: 1 S: 14 H: 3 LOB: 2 BB: 1 P: 20	R: 1 E: 0 K: 1 S: 8 H: 1 LOB: 0 BB: 0 P: 11	R: 0 E: 0 K: 0 S: 4 H: 0 LOB: 0 BB: 1 P: 10	R: 0 E: 0 K: 1 S: 10 H: 0 LOB: 1 BB: 1 P: 17		1B: 8 2B: 2 3B: 0 HR: 3	SF: 0 SAC: 0 DP: 2 HBP: 0			WP: 0 PB: 0 SB: 1 CS: 0	PA: 38		

PITCHER		IP	WLS	BF	H	R	ER	SO	BB	IBB	HBP	BLK	WP	HR	S	P	ERA	WHIP
Taylor Buchholz, R ERA: 3.82	(1, 1)	4.1	L	24	12	8	8	2	0	0	0	0	0	2	50	70	16.61	2.769
Ezequiel Astacio, R ERA: 11.12	(5, 1)	1.2		7	1	1	1	2	0	1	0	0	0	1	13	21	5.40	0.600
Mike Gallo, L ERA: 7.56	(7, 1)	1.0		3	0	0	0	0	1	0	0	0	0	0	4	10	0.00	1.000
Russ Springer, R ERA: 3.38	(8, 1)	1.0		4	0	0	0	1	1	0	0	0	0	0	10	17	0.00	1.000

PITCHER	IP	WLS	BF	H	R	ER	SO	BB	IBB	HBP	BLK	WP	HR	S	P	ERA	WHIP

BOTTOM

Houston Astros @ Los Angeles Dodgers

Dodger Stadium, Los Angeles, CA

Wed May 10 2006, 7:10 PM PDT

Att. 33,595 - Cloudy - 62 F

livebaseballscorecards.com

AB	35
R	9
H	13
RBI	9
BB	3
SO	5
LOB	15

Batter	1	2	3	4	5	6	7	8	9	AB	R	H	RBI	BB	SO	LOB
Willy Taveras, R (1, 8) OBP: 0.344, SLG: 0.343	C C B X 1-2 F9 ①		X 0-0 G5-3 ①			B C X 1-1 E5 1B 1B	C X 0-1 G6-3 ②			4	1	1	0	0	0	2
4 Eric Bruntlett, R (1, 4) (9, 7) OBP: 0.370, SLG: 0.391	C C B B X 2-2 F9 ②		B C X 1-1 G6-3 ②			B X 1-0 G6-3 ①	X 0-0 E6 2-H 3-H			4	0	0	0	0	0	1
17 Lance Berkman, S (1, 7) (9, 3) OBP: 0.386, SLG: 0.644	C B B S B F F X 3-2 F8 ③		B F X 1-1 G3-1 ③			C B F D F B B 4-2 1B BB	C F F B X 1-2 G1-3 ③			3	0	0	0	1	0	1
Morgan Ensberg, R (1, 5) OBP: 0.396, SLG: 0.608		B F B X 2-1 G6-3 ①		B X 1-0 G5-3 ①		X 0-0 F9 ②		B B S C S 2-3 K ①		4	0	0	0	0	1	2
Mike Lamb, L (1, 3) OBP: 0.357, SLG: 0.444 Brad Ausmus, R (9, 2) OBP: 0.450, SLG: 0.407		B X 1-0 16 1B 1B 1B		C B B S X 2-2 G4-3 ②		F B S X 1-2 1-2 2-H 1B		B F B B F X 3-2 F8 ②		4 0	1 0	2 0	1 0	0 0	0 0	0 0
16 Jason Lane, R (1, 9) OBP: 0.352, SLG: 0.441		B 1 SAFE B X 2-0 1B 1-3 1B		C X 0-1 G3 ③		C X 0-1 F9 ③		B S C B S 2-3 K ③		4	0	1	0	0	1	2
Eric Munson, L (1, 2) OBP: 0.333, SLG: 0.429 54 Brad Lidge, R (9, 1) Dan Wheeler, R (9, 1)		D X 1-0 1-2 3-H 1B			B F F B X 2-2 F8 ①		X 0-0 51 E 4 E 2B		X 0-0 F9 ①	4 0 0	1 0 0	2 0 0	1 0 0	0 0 0	0 0 0	0 0 0
28 Adam Everett, R (1, 6) OBP: 0.283, SLG: 0.360		X 0-0 F3 ②			C B X 1-1 G5-3 ②		B X 1-0 G5-3 ①		B B F B X 3-1 F9 ②	4	0	0	0	0	0	3
51 Wandy Rodriguez, S (1, 1) OBP: 0.063, SLG: 0.063 Chad Qualls, R (7, 1) Joe McEwing, R (9, PH) (9, 4)		S X 0-1 F7 ③			B C X 1-1 G4-3 ③		C B B F X 2-2 FC6 4 E 2-3		B T S S 1-3 K ③	3 0 1	1 0 0	0 0 0	0 0 0	0 0 1	0 0 0	3 0 0
Inning Stats	R: 0 E: 0 K: 0 S: 11 H: 0 LOB: 0 BB: 0 P: 17	R: 1 E: 0 K: 0 S: 8 H: 3 LOB: 2 BB: 0 P: 14	R: 0 E: 0 K: 0 S: 5 H: 0 LOB: 0 BB: 0 P: 7	R: 0 E: 0 K: 0 S: 6 H: 0 LOB: 0 BB: 0 P: 9	R: 0 E: 0 K: 0 S: 7 H: 0 LOB: 0 BB: 0 P: 11	R: 1 E: 1 K: 0 S: 12 H: 2 LOB: 2 BB: 1 P: 19	R: 2 E: 2 K: 0 S: 12 H: 1 LOB: 1 BB: 0 P: 16	R: 0 E: 0 K: 2 S: 9 H: 0 LOB: 0 BB: 0 P: 16	R: 0 E: 0 K: 1 S: 6 H: 0 LOB: 0 BB: 0 P: 10	1B: 5 2B: 1 3B: 0 HR: 0	SF: 0 SAC: 0 DP: 0 HBP: 0					

PITCHER		IP	WLS	BF	H	R	ER	SO	BB	IBB	HBP	BLK	WP	HR	S	P	ERA	WHIP
Derek Lowe, R ERA: 2.98	(1, 1)	7.0	L	30	6	4	2	0	1	0	0	0	0	0	61	93	2.57	1.000
44 Takashi Saito, R ERA: 3.06	(8, 1)	1.0		3	0	0	0	2	0	0	0	0	0	0	9	16	0.00	0.000
51 Jonathan Broxton, R ERA: 1.5	(9, 1)	1.0		3	0	0	0	1	0	0	0	0	0	0	6	10	0.00	0.000

PITCHER	IP	WLS	BF	H	R	ER	SO	BB	IBB	HBP	BLK	WP	HR	S	P	ERA	WHIP

TOP

Houston Astros @ Los Angeles Dodgers

Dodger Stadium, Los Angeles, CA

Thu May 11 2006, 12:10 PM PDT

Att. 37,133 - Partly Cloudy - 69 F

livebaseballscorecards.com

AB	35
R	4
H	6
RBI	2
BB	1
SO	3
LOB	14

1B: 5	SF: 0	WP: 0	PA: 36
2B: 1	SAC: 0	PB: 0	
3B: 0	DP: 0	SB: 0	
HR: 0	HBP: 0	CS: 0	

Batter	1	2	3	4	5	6	7	8	9	AB	R	H	RBI	BB	SO	LOB
15 Rafael Furcal, S (1, 6) OBP: 0.331, SLG: 0.311	S C B B F B B 4-2 CS BB		C B C X 1-2 ② F7			C X 0-1 3B		M B F B F B F X 3-2 ① G6-3	C F B B D B 4-2 1-2 BB	3	0	1	0	2	0	0
Kenny Lofton, L (1, 8) OBP: 0.340, SLG: 0.430	C 1 SAFE 1 SAFE 1 B C B S 2-3 ① ② K 1-2		C X 0-1 ③ G5-3			F B F B B X 2-2 ① G3		B F B B B X 3-1 ② F9	B X 1-0 ③ F9	5	0	0	0	0	1	5
5 Nomar Garciaparra, R (1, 3) OBP: 0.400, SLG: 0.667	F C X 0-2 2B			B B F B B B 4-1 FC6-4 BB		C D B F X 2-2 ② F8		B X 1-0 1B		3	0	2	0	1	0	1
J.D. Drew, L (1, 9) OBP: 0.387, SLG: 0.521	B B B C F X 3-2 ③ G4-3			X 0-0 ① FC6-4 12 G6-4-3 1-2f		B B B C F S 3-3 ③ K		B C B X 2-1 ③ F8		4	0	0	0	0	1	4
12 Jeff Kent, R (1, 4) OBP: 0.331, SLG: 0.359		F C S 0-3 ① K		S X 0-1 ② ③ G6-4-3 1-2f			C B F F F B X 2-2 HR		B B F F F B F X 3-2 ① P4	4	1	1	1	0	1	1
Bill Mueller, S (1, 5) OBP: 0.357, SLG: 0.402		F X 0-1 ② F9			C F B B B F X 2-2 ① F8		B X 1-0 ① L7		B C B F B F F F B 4-2 BB 1B BB	3	1	0	0	1	0	0
José Cruz Jr., S (1, 7) OBP: 0.371, SLG: 0.379		B C X 1-1 55 FC6-4 1B			B X 1-0 ② F9		B B X 2-0 ② G4-3		B B C B F B 4-2 1B 1-2 BB	3	0	1	0	1	0	0
55 Russell Martin, R (1, 2) OBP: 0.455, SLG: 0.529 16 Andre Ethier, L (9, PH) OBP: 0.364, SLG: 0.474		B B X 2-0 ③ FC6-4 1-2f			B B B B 4-0 BB		B C B B B 4-1 FC6-4 BB		B F C B S 2-3 ② K	1	0	0	0	2	0	1
										1	0	0	0	0	1	2
Derek Lowe, R (1, 1) Olmedo Saenz, R (7, PH) OBP: 0.351, SLG: 0.667 44 Takashi Saito, L (8, 1) 51 Jonathan Broxton, R (9, 1) Willy Aybar, S (9, PH) OBP: 0.500, SLG: 0.500			S C B S 1-3 ① K		C B S S 1-3 ③ K		B X 1-0 ③ FC6-4 1-2f		X 0-0 15 BB 1-3 2-H 1B	2	0	0	0	0	2	1
										1	0	0	0	0	0	1
										0	0	0	0	0	0	0
										0	0	0	0	0	0	0
										1	0	1	1	0	0	0
Inning Stats	R: 0 H: 1 E: 0 LOB: 1 K: 1 BB: 1 S: 12 P: 21	R: 0 H: 1 E: 0 LOB: 1 K: 1 BB: 0 S: 8 P: 11	R: 0 H: 0 E: 0 LOB: 0 K: 1 BB: 0 S: 8 P: 10	R: 0 H: 0 E: 0 LOB: 0 K: 0 BB: 1 S: 4 P: 8	R: 0 H: 0 E: 0 LOB: 1 K: 1 BB: 1 S: 8 P: 16	R: 0 H: 1 E: 0 LOB: 1 K: 1 BB: 0 S: 11 P: 18	R: 1 H: 1 E: 0 LOB: 1 K: 0 BB: 1 S: 9 P: 19	R: 0 H: 1 E: 0 LOB: 1 K: 0 BB: 0 S: 10 P: 19	R: 1 H: 1 E: 0 LOB: 3 K: 1 BB: 3 S: 19 P: 37	1B: 3 SF: 0 2B: 2 SAC: 0 3B: 1 DP: 2 HR: 1 HBP: 0						WP: 0 PA: 38 PB: 0 SB: 0 CS: 1

PITCHER		IP	WLS	BF	H	R	ER	SO	BB	IBB	HBP	BLK	WP	HR	S	P	ERA	WHIP
51 Wandy Rodriguez, L ERA: 3.02	(1, 1)	6.2	W	26	4	1	1	5	4	0	0	0	0	1	59	101	1.35	1.200
Chad Qualls, R ERA: 4.5	(7, 1)	1.1	H	5	1	0	0	0	0	0	0	0	0	0	11	21	0.00	0.750
54 Brad Lidge, R ERA: 6.48	(9, 1)	0.2	H	6	1	1	1	1	3	0	0	0	0	0	18	35	13.50	6.000
Dan Wheeler, R ERA: 5.4	(9, 1)	0.1	S	1	0	0	0	0	0	0	0	0	0	0	1	2	0.00	0.000

PITCHER	IP	WLS	BF	H	R	ER	SO	BB	IBB	HBP	BLK	WP	HR	S	P	ERA	WHIP

BOTTOM

Houston Astros @ Los Angeles Dodgers

Dodger Stadium, Los Angeles, CA

Thu May 11 2006, 12:10 PM PDT

Att. 37,133 - Partly Cloudy - 69 F

livebaseballscorecards.com

AB	31
R	2
H	6
RBI	2
BB	7
SO	6
LOB	16

Batter	1	2	3	4	5	6	7	8	9	AB	R	H	RBI	BB	SO	LOB
15 Rafael Furcal, S (1, 6) OBP: 0.333, SLG: 0.314	C F C 0-3 ① K		X 0-0 S 1B 2-3 3-H 1B		B X 1-0 ② G4-3 2-3		B X 1-0 ① G3		F F B X 1-2 FC4-6 1B	5	1	2	1	0	1	1
Kenny Lofton, L (1, 8) OBP: 0.343, SLG: 0.429	C B X 1-1 ② G4-3		1 SAFE 1 SAFE F B X 1-1 1-H 3-H 1B		C B F X 1-2 5 1B 3-H 1B		F B B X 2-1 ② F7		X 0-0 ② FC4-6 5 S 5 1B 1-2f	5	1	2	3	0	0	1
5 Nomar Garciaparra, R (1, 3) OBP: 0.413, SLG: 0.676	S F B F X 1-2 ③ G3		B X 1-0 ② F8		1 SAFE B B X 2-0 1-2 1B		F B B B X 3-1 2B		S B F X 1-2 1-H FC4-6 1B	5	0	3	1	0	0	1
J.D. Drew, L (1, 9) OBP: 0.373, SLG: 0.500		C B C D B X 3-2 ① G6-3	C C F B F C 1-3 ③ K		X 0-0 ③ L3		C C X 0-2 ③ G6-3		X 0-0 ③ FC4-6 1-2f	5	0	0	0	0	1	5
12 Jeff Kent, R (1, 4) OBP: 0.322, SLG: 0.347		X 0-0 ② G5-3		B C C B F B X 3-2 ① P4		X 0-0 ① F8		B C B C X 2-2 ① F9		4	0	0	0	0	0	0
16 Andre Ethier, L (1, 7) OBP: 0.385, SLG: 0.522 44 Takashi Saito, L (8, 1)		B X 1-0 ③ F7		C S X 0-2 ② G1-3		B B F B C F F F X 3-2 2B 1B		B B B C X 3-1 G4-3 2B		4	1	2	0	0	0	0
										0	0	0	0	0	0	0
Willy Aybar, S (1, 5) OBP: 0.500, SLG: 0.600			B B B C B 4-1 31 SH1-4 55 1B 15 1B BB	F B X 1-1 ③ L9		B C B X 2-1 55 F8 1-H 2B		B B B C C X 3-2 ② G4-3 2-3		3	1	1	1	1	0	1
55 Russell Martin, R (1, 2) OBP: 0.462, SLG: 0.500			B 1 SAFE C X 1-1 15 1B 31 SH1-4 1-2 1B		C B B B B 4-1 15 G4-3 31 SH3 1B BB	B B C C C X 2-2 ② F8 2-3		C X 0-1 ③ P4		3	2	1	0	1	0	2
31 Brad Penny, R (1, 1) OBP: 0.250, SLG: 0.250 18 Ramon Martinez, R (6, PH) OBP: 0.353, SLG: 0.333 Joe Beimel, L (6, 1) José Cruz Jr., S (8, 7) OBP: 0.368, SLG: 0.375			X 0-0 ① SH1-4 1-2 2-3		X 0-0 ① SH3 1-2	B X 1-0 ③ G3			B X 1-0 ① F8	0	0	0	0	0	0	0
										1	0	0	0	0	0	1
										0	0	0	0	0	0	0
										1	0	0	0	0	0	0
Inning Stats	R: 0 E: 0 K: 1 S: 9 H: 0 LOB: 0 BB: 0 P: 11	R: 0 E: 0 K: 0 S: 5 H: 0 LOB: 0 BB: 0 P: 9	R: 3 E: 0 K: 1 S: 13 H: 3 LOB: 1 BB: 1 P: 21	R: 0 E: 0 K: 0 S: 9 H: 0 LOB: 0 BB: 0 P: 13	R: 1 E: 0 K: 0 S: 8 H: 2 LOB: 2 BB: 1 P: 16	R: 1 E: 0 K: 0 S: 13 H: 2 LOB: 1 BB: 0 P: 21	R: 0 E: 0 K: 0 S: 8 H: 1 LOB: 1 BB: 0 P: 14	R: 0 E: 0 K: 0 S: 10 H: 1 LOB: 1 BB: 0 P: 18	R: 1 E: 0 K: 0 S: 9 H: 2 LOB: 1 BB: 0 P: 12	1B: 8 2B: 3 3B: 0 HR: 0 SF: 0 SAC: 2 DP: 0 HBP: 0						

PITCHER		IP	WLS	BF	H	R	ER	SO	BB	IBB	HBP	BLK	WP	HR	S	P	ERA	WHIP
Matt Morris, R ERA: 6.2	(1, 1)	7.0	L	31	8	5	5	2	2	0	0	0	0	0	65	105	6.43	1.429
32 Kevin Correia, R ERA: 3.6	(8, 1)	2.0		9	3	1	1	0	0	0	0	0	0	0	19	30	4.50	1.500

PITCHER	IP	WLS	BF	H	R	ER	SO	BB	IBB	HBP	BLK	WP	HR	S	P	ERA	WHIP

TOP

Los Angeles Dodgers @ San Francisco Giants
AT&T Park, San Francisco, CA
Fri May 12 2006, 7:15 PM PDT
Att. 42,885 - Partly Cloudy - 58 F

livebaseballscorecards.com

AB	36
R	6
H	11
RBI	6
BB	2
SO	2
LOB	12

WP: 0 PB: 0 SB: 2 CS: 0 PA: 40

BOTTOM

Los Angeles Dodgers @ San Francisco Giants
AT&T Park, San Francisco, CA
Fri May 12 2006, 7:15 PM PDT
Att. 42,885 - Partly Cloudy - 58 F

livebaseballscorecards.com

Batter	1	2	3	4	5	6	7	8	9	AB	R	H	RBI	BB	SO	LOB
2 Randy Winn, S (1, 9) OBP: 0.364, SLG: 0.438	G4-3		F9		G6-3		F8			4	0	0	0	0	0	1
13 Omar Vizquel, S (1, 6) OBP: 0.407, SLG: 0.400	9 G5-3 BB		K2-3		G6-3		G5-3			3	0	0	0	1	1	1
9 Mark Sweeney, L (1, 3) OBP: 0.274, SLG: 0.478	G5-3 1-2		1B		F9			E6 FC4-6		4	0	1	0	0	0	1
Barry Bonds, L (1, 7) OBP: 0.483, SLG: 0.487	FC4-6 IBB		P6			L9		FC4-6 1-2f		3	0	0	0	1	0	2
Steve Finley, L (1, 8) OBP: 0.392, SLG: 0.517	FC4-6 1-2f			L7		G4-3		F8		4	0	0	0	0	0	3
Pedro Feliz, R (1, 5) OBP: 0.272, SLG: 0.421		K		P6		HR		K		4	1	1	1	0	2	1
Ray Durham, S (1, 4) OBP: 0.247, SLG: 0.269		L6		1B BB		G5-3			G6-3	3	0	0	0	1	0	0
Mike Matheny, R (1, 2) OBP: 0.292, SLG: 0.369		E6		1-2 1B			1B		K	4	0	2	0	0	1	0
Matt Morris, R (1, 1) OBP: 0.067, SLG: 0.067		K		G2-3			F9		K	2	0	0	0	0	1	3
40 Daniel Ortmeier, S (7, PH) OBP: 0.333, SLG: 0.667										1	0	0	0	0	0	1
32 Kevin Correia, R (8, 1)										0	0	0	0	0	0	0
Jason Ellison, R (9, PH) OBP: 0.357, SLG: 0.462										1	0	0	0	0	1	0
Inning Stats	R: 0 E: 0 K: 0 S: 10 H: 0 LOB: 2 BB: 2 P: 22	R: 0 E: 1 K: 2 S: 11 H: 0 LOB: 1 BB: 0 P: 18	R: 0 E: 0 K: 1 S: 9 H: 1 LOB: 1 BB: 0 P: 16	R: 0 E: 0 K: 0 S: 11 H: 1 LOB: 2 BB: 1 P: 22	R: 0 E: 0 K: 0 S: 8 H: 0 LOB: 0 BB: 0 P: 9	R: 1 E: 0 K: 0 S: 15 H: 1 LOB: 0 BB: 0 P: 22	R: 0 E: 0 K: 0 S: 7 H: 1 LOB: 1 BB: 0 P: 9	R: 0 E: 1 K: 1 S: 12 H: 0 LOB: 1 BB: 0 P: 16	R: 0 E: 0 K: 2 S: 11 H: 0 LOB: 0 BB: 0 P: 12	1B: 3 2B: 0 3B: 0 HR: 1 SF: 0 SAC: 0 DP: 0 HBP: 0							

	AB	33
	R	1
	H	4
	RBI	1
	BB	3
	SO	6
	LOB	13

WP: 0 PB: 0 SB: 0 CS: 0 PA: 36

PITCHER	IP	WLS	BF	H	R	ER	SO	BB	IBB	HBP	BLK	WP	HR	S	P	ERA	WHIP
31 Brad Penny, R (1, 1) ERA: 2.66	5.0	W	21	2	0	0	3	2	1	0	0	0	0	49	87	0.00	0.800
Joe Beimel, L (6, 1) ERA: 1.8	2.2		11	2	1	1	0	0	0	0	0	0	1	31	42	3.38	0.750
44 Takashi Saito, R (8, 1) ERA: 2.84	1.1		4	0	0	0	3	0	0	0	0	0	0	14	17	0.00	0.000

PITCHER	IP	WLS	BF	H	R	ER	SO	BB	IBB	HBP	BLK	WP	HR	S	P	ERA	WHIP

Batter	1	2	3	4	5	6	7	8	9	AB	R	H	RBI	BB	SO	LOB
15 Rafael Furcal, S (1, 6) OBP: 0.335, SLG: 0.313	B X 1-0 G5-3 ①		B X 1-0 G4-6-3 1B		B B C F F B X 3-2 F9 ②		C S B B F B B 4-2 5 BB BB 1B 1-2 BB	B B B C X 3-1 G4-3 ③		4	1	1	0	1	0	1
José Cruz Jr., S (1, 8) OBP: 0.369, SLG: 0.364	B B B C F B 4-2 BB	X 0-0 G4-6-3 ① ② 1-2f			X 0-0 P3 ③		C B D B B 4-1 5 BB 1B 1-2 2-3 BB		B X 1-0 G3 ①	3	1	0	0	2	0	1
5 Nomar Garciaparra, R (1, 3) OBP: 0.424, SLG: 0.707	B 1 SAFE S X 1-1 F7 ②	C C B X 1-2 HR				X 0-0 G6-3 ①	B B C B B 4-1 12 BB 1B 1-2 2-3 3-H BB		X 0-0 BB 1B	4	1	2	2	1	0	1
J.D. Drew, L (1, 9) OBP: 0.381, SLG: 0.516	B S B S 1 SAFE 1 SAFE 1 SAFE S 2-3 K ③		C S S 0-3 K ③			B B C S X 2-2 3B	B B C X 2-1 12 BB 1B 1-2 2-H 3-H		B B B C B 4-1 12 G6-4-3 1-2 BB	4	0	2	2	1	2	1
12 Jeff Kent, R (1, 4) OBP: 0.324, SLG: 0.368		B B C F X 2-2 G5-3 ①		B X 1-0 HR		C X 1-1 G4-3 ②	B B B C B 4-1 1-2 2-3 BB		X 0-0 G6-4-3 ② ③ 1-2f	4	1	1	1	1	0	3
Sandy Alomar Jr., R (1, 2) OBP: 0.351, SLG: 0.405		C X 0-1 16 BB 1B		C F X 0-2 F7 ①		S D X 1-1 G5-3 ③	B X 1-0 G5-3 ③			4	0	1	0	0	0	4
Willy Aybar, S (1, 5) OBP: 0.500, SLG: 0.500		C X 0-1 F7 ②		C B S X 1-2 F8 ②			C F B B X 2-2 16 G6-4-3 1B	B B C B F F B 4-2 F8 16 G3-1 BB		3	0	1	0	1	0	1
16 Andre Ethier, L (1, 7) OBP: 0.367, SLG: 0.462		B C B B C D 4-2 1-2 BB		B C B S S 2-3 K ③			1 SAFE F 1 SAFE F X 0-2 G6-4-3 ① ② 1-2f	B X 1-0 G3-1 ① 1-2		3	0	0	0	1	1	2
Aaron Sele, R (1, 1) OBP: 0.200, SLG: 0.200 Olmedo Saenz, R (8, PH) OBP: 0.345, SLG: 0.655 44 Takashi Saito, L (8, 1) Danys Baez, R (9, 1)		F T X 0-2 G4-3 ③			B F X 1-1 G6-3 ①		C F B B B X 2-2 BB 15 WP 5 BB 1B	B C X 1-1 F8 ② 2-3		3 1 0 0	1 0 0 0	1 0 0 0	0 0 0 0	0 0 0 0	0 0 0 0	2 1 0 0
Inning Stats	R: 0 E: 0 K: 1 S: 8 H: 0 LOB: 1 BB: 1 P: 16	R: 0 E: 0 K: 0 S: 12 H: 1 LOB: 2 BB: 1 P: 18	R: 1 E: 0 K: 1 S: 8 H: 2 LOB: 0 BB: 0 P: 10	R: 1 E: 0 K: 1 S: 10 H: 1 LOB: 0 BB: 0 P: 14	R: 0 E: 0 K: 0 S: 7 H: 0 LOB: 0 BB: 0 P: 11	R: 0 E: 0 K: 0 S: 8 H: 1 LOB: 1 BB: 0 P: 12	R: 3 E: 0 K: 0 S: 18 H: 3 LOB: 3 BB: 4 P: 41	R: 0 E: 0 K: 0 S: 8 H: 0 LOB: 1 BB: 1 P: 17	R: 0 E: 0 K: 0 S: 4 H: 1 LOB: 1 BB: 1 P: 9	1B: 6 2B: 0 3B: 1 HR: 2	SF: 0 SAC: 0 DP: 3 HBP: 0					

PITCHER		IP	WLS	BF	H	R	ER	SO	BB	IBB	HBP	BLK	WP	HR	S	P	ERA	WHIP
51 Noah Lowry, L ERA: 4.11	(1, 1)	6.2		29	7	5	5	3	4	0	0	0	1	2	66	106	6.75	1.650
54 Scott Munter, R ERA: 5.65	(7, 1)	0.0		1	0	0	0	0	1	0	0	0	0	0	1	5	∞	∞
Steve Kline, L ERA: 3.0	(7, 1)	0.1		3	1	0	0	0	1	0	0	0	0	0	4	11	0.00	6.000
Tim Worrell, R ERA: 7.43	(8, 1)	1.0		4	0	0	0	0	1	0	0	0	0	0	8	17	0.00	1.000
Armando Benitez, R ERA:	(9, 1)	1.0	W	4	1	0	0	0	1	0	0	0	0	0	4	9	0.00	2.000

PITCHER	IP	WLS	BF	H	R	ER	SO	BB	IBB	HBP	BLK	WP	HR	S	P	ERA	WHIP

TOP

Los Angeles Dodgers @ San Francisco Giants
AT&T Park, San Francisco, CA
Sat May 13 2006, 1:05 PM PDT
Att. 42,864 - Sunny - 61 F

livebaseballscorecards.com

AB	33
R	5
H	9
RBI	5
BB	8
SO	3
LOB	17

1B: 6	SF: 0	WP: 1	PA: 41
2B: 0	SAC: 0	PB: 0	
3B: 1	DP: 3	SB: 0	
HR: 2	HBP: 0	CS: 0	

Batter	1	2	3	4	5	6	7	8	9	AB	R	H	RBI	BB	SO	LOB
2 Randy Winn, S (1, 9) OBP: 0.358, SLG: 0.426	G3-1		G4-3		G1-3			G4-3	IBB	4	0	0	0	1	0	1
13 Omar Vizquel, S (1, 6) OBP: 0.393, SLG: 0.387	P6		G3			G4-3		F7	SF9	4	0	0	1	0	0	0
Barry Bonds, L (1, 7) OBP: 0.475, SLG: 0.469 Jason Ellison, R (9, 7) OBP: 0.357, SLG: 0.462	K			F7		G4-6-3 BB		G3		3 0	0 0	0 0	0 0	1 0	1 0	0 0
Steve Finley, L (1, 8) OBP: 0.387, SLG: 0.516		K		F7		G4-6-3			1B 2B	4	1	1	0	0	1	1
Pedro Feliz, R (1, 5) OBP: 0.278, SLG: 0.427		1B BB		F8			G3 G6-3 2B		E5 1B 2B	3	2	1	0	1	0	1
Ray Durham, S (1, 4) OBP: 0.234, SLG: 0.254		L8			G6-3		G3		F7	4	0	0	0	0	0	4
Lance Niekro, R (1, 3) OBP: 0.306, SLG: 0.350		1B SAFE			1B 51 SH3-4		G6-3		2B 40 1B 1B	4	2	3	2	0	0	0
Todd Greene, R (1, 2) OBP: 0.407, SLG: 0.593 Jose Vizcaino, S (9, PR) OBP: 0.271, SLG: 0.146		K			51 SH3-4 1B				40 1B 13 SF9 2B	4 0	0 1	3 0	1 0	0 0	1 0	2 0
51 Noah Lowry, R (1, 1) 54 Scott Munter, R (7, 1) Steve Kline, S (7, 1) 9 Mark Sweeney, L (7, PH) OBP: 0.270, SLG: 0.471 Tim Worrell, R (8, 1) Armando Benitez, R (9, 1) 40 Daniel Ortmeier, S (9, PH) OBP: 0.500, SLG: 0.750			F9		SH3-4		F8		2 IBB	1 0 0 1 0 0 0 1	0 0 0 0 0 0 0 0	0 0 0 0 0 0 0 1	1 0 0 0 0 0 0 1	0 0 0 0 0 0 0 0	0 0 0 1 0 0 0 1	0 0 0 0 0 0 0 0
Inning Stats	R: 0 E: 0 K: 1 S: 9 H: 0 LOB: 0 BB: 0 P: 14	R: 0 E: 0 K: 2 S: 13 H: 1 LOB: 2 BB: 1 P: 26	R: 0 E: 0 K: 0 S: 5 H: 0 LOB: 0 BB: 0 P: 8	R: 0 E: 0 K: 0 S: 4 H: 0 LOB: 0 BB: 0 P: 4	R: 1 E: 0 K: 0 S: 10 H: 2 LOB: 1 BB: 0 P: 14	R: 0 E: 0 K: 0 S: 4 H: 0 LOB: 0 BB: 1 P: 8	R: 1 E: 0 K: 0 S: 7 H: 2 LOB: 1 BB: 0 P: 12	R: 0 E: 0 K: 0 S: 6 H: 0 LOB: 0 BB: 0 P: 10	R: 4 E: 1 K: 0 S: 20 H: 4 LOB: 3 BB: 1 P: 33	1B: 6 2B: 3 3B: 0 HR: 0	SF: 1 SAC: 1 DP: 1 HBP: 0					

PITCHER		IP	WLS	BF	H	R	ER	SO	BB	IBB	HBP	BLK	WP	HR	S	P	ERA	WHIP
Aaron Sele, R ERA: 1.98	(1, 1)	7.0		27	5	2	2	3	2	0	0	0	0	0	52	86	2.57	1.000
44 Takashi Saito, R ERA: 2.7	(8, 1)	1.0	H	3	0	0	0	0	0	0	0	0	0	0	6	10	0.00	0.000
Danys Baez, R ERA: 3.38	(9, 1)	0.2	L	8	4	4	2	0	0	1	0	0	0	0	20	33	27.00	6.000

PITCHER	IP	WLS	BF	H	R	ER	SO	BB	IBB	HBP	BLK	WP	HR	S	P	ERA	WHIP

BOTTOM

Los Angeles Dodgers @ San Francisco Giants

AT&T Park, San Francisco, CA

Sat May 13 2006, 1:05 PM PDT

Att. 42,864 - Sunny - 61 F

livebaseballscorecards.com

AB	33
R	6
H	9
RBI	6
BB	3
SO	3
LOB	10

WP: 0 PB: 0 SB: 0 CS: 0 PA: 38

Batter	1	2	3	4	5	6	7	8	9	AB	R	H	RBI	BB	SO	LOB
15 Rafael Furcal, S (1, 6) OBP: 0.337, SLG: 0.315	C C S 0-3 ① K	B F X 1-1 ③ B3	C B F B F B X 3-2 ③ F7	X 0-0 ① E 1-2 E 1B	X 0-0 ① CS 1-3 3-H 1B	5	1	2	1	0	1	0
Kenny Lofton, L (1, 8) OBP: 0.337, SLG: 0.417	B C B F F X 2-2 ② F9	C X 0-1 ① WP 12 BB SF8 1B	X 0-0 ① G4-3	X 0-0 FC1 5 1B 1-H 2-H	B C B C F F S 2-3 ②③ K 1-2	5	2	1	0	0	1	1
5 Nomar Garciaparra, R (1, 3) OBP: 0.416, SLG: 0.684	F B S F F F X 1-2 ③ G5-3	F F B 1 SAFE F 1 SAFE X 1-2 ① L5	X 0-0 ② F9	X 0-0 BB 2-H 1B		4	0	1	1	0	0	1
12 Jeff Kent, R (1, 4) OBP: 0.329, SLG: 0.391	C X 0-1 ① F8	F B B F D D 4-2 WP 1-2 BB	C B B X 2-1 HR	B X 1-0 ① F7		3	1	1	1	1	0	1
Olmedo Saenz, R (1, 5) OBP: 0.323, SLG: 0.621 Joe Beimel, L (8, 1)	X 0-0 ② P4	B B F X 2-1 ② SF8 1-2 2-H	B B C F X 2-2 ③ G5-3	B F X 1-1 ② L7		3 0	0 0	0 0	1 0	0 0	0 0	1 0
José Cruz Jr., S (1, 9) OBP: 0.381, SLG: 0.360	C B B S F B B 4-2 BB	F B B B B 4-1 BB	C X 0-1 ① G4-3	B 1 C P B B SAFE 4-1 1-2 BB		1	0	0	0	3	0	0
16 Andre Ethier, L (1, 7) OBP: 0.353, SLG: 0.433	C B X 1-1 ③ L5	C S S 0-3 ③ K	B F X 1-1 CS 1B	C X 0-1 ③ F9		4	0	1	0	0	1	5
55 Russell Martin, R (1, 2) OBP: 0.433, SLG: 0.435		C B F X 1-2 ① F9	B B X 2-0 ① F8	1 SAFE X 0-0 ② F8	C B B F B B 4-2 18 1B 15 1B BB	3	1	0	0	1	0	1
Jae Weong Seo, R (1, 1) OBP: 0.167, SLG: 0.167 Willy Aybar, S (7, PH) OBP: 0.500, SLG: 0.500 Odalis Perez, L (7, 1) OBP: 0.154, SLG: 0.083 18 Ramon Martinez, R (8, PH) OBP: 0.389, SLG: 0.355 (8, 5)		C B C X 1-2 ② G4-3	F F C 0-3 ② K	B F B C 2-2 ③ CS 1-2	C B B B B 4-1 FC1 15 1B E BB	F X 0-1 15 1B 1-3 1B		2 0 0 1	0 0 0 1	0 0 0 1	0 0 0 0	1 0 0 0	0 0 0 0	0 0 0 0
Inning Stats	R: 0 H: 0 E: 0 LOB: 0 K: 1 BB: 0 S: 14 P: 17	R: 0 H: 0 E: 0 LOB: 1 K: 0 BB: 1 S: 8 P: 13	R: 0 H: 0 E: 0 LOB: 0 K: 0 BB: 0 S: 8 P: 11	R: 1 H: 1 E: 0 LOB: 2 K: 1 BB: 2 S: 14 P: 25	R: 0 H: 0 E: 0 LOB: 0 K: 1 BB: 0 S: 8 P: 13	R: 1 H: 1 E: 0 LOB: 0 K: 0 BB: 0 S: 7 P: 11	R: 0 H: 1 E: 0 LOB: 0 K: 0 BB: 0 S: 7 P: 10	R: 3 H: 2 E: 1 LOB: 2 K: 0 BB: 2 S: 11 P: 20	R: 1 H: 2 E: 0 LOB: 0 K: 1 BB: 1 S: 11 P: 17	1B: 6 2B: 0 3B: 0 HR: 1	SF: 1 SAC: 0 DP: 0 HBP: 0				

PITCHER		IP	WLS	BF	H	R	ER	SO	BB	IBB	HBP	BLK	WP	HR	S	P	ERA	WHIP
Jason Schmidt, R ERA: 3.2	(1, 1)	7.0		26	3	2	2	3	3	0	0	0	1	1	66	100	2.57	0.857
Steve Kline, L ERA: 3.75	(8, 1)	0.0	L	3	1	3	1	0	1	0	0	0	0	0	3	7	∞	∞
Tim Worrell, R ERA: 6.91	(8, 1)	1.0		5	1	0	0	0	1	0	0	0	0	0	8	13	0.00	2.000
54 Scott Munter, R ERA: 5.87	(9, 1)	1.0		4	2	1	1	1	1	0	0	0	0	0	11	17	9.00	3.000

PITCHER	IP	WLS	BF	H	R	ER	SO	BB	IBB	HBP	BLK	WP	HR	S	P	ERA	WHIP

TOP

Los Angeles Dodgers @ San Francisco Giants
AT&T Park, San Francisco, CA
Sun May 14 2006, 1:05 PM PDT
Att. 42,985 - Partly Cloudy - 69 F

livebaseballscorecards.com

AB	31
R	6
H	7
RBI	4
BB	6
SO	4
LOB	10

WP: 1	PA: 39		
PB: 0			
SB: 0			
CS: 2			

BOTTOM

Los Angeles Dodgers @ San Francisco Giants
AT&T Park, San Francisco, CA
Sun May 14 2006, 1:05 PM PDT
Att. 42,985 - Partly Cloudy - 69 F

livebaseballscorecards.com

Batter	1	2	3	4	5	6	7	8	9	AB	R	H	RBI	BB	SO	LOB
2 Randy Winn, S (1, 9) OBP: 0.362, SLG: 0.434	1-1 13 SH1-3 FC4-6 2B		2-0 F7 ①			1-0 FC4-6 BB 1B	0-0 FC5-4 ③ 1-2f			4	1	2	0	0	0	1
13 Omar Vizquel, S (1, 6) OBP: 0.386, SLG: 0.378	1-0 SH1-3 ① 2-3		0-2 G1-3 ②			0-1 F9 ①		2-2 G5-3 ①		3	0	0	0	0	0	1
Barry Bonds, L (1, 7) OBP: 0.476, SLG: 0.458 54 Scott Munter, R (9, 1)	4-0 FC4-6 IBB		1-2 G1-3 ③			4-1 FC4-6 1-2 BB		0-0 P5 ②		2 0	0 0	0 0	0 0	2 0	0 0	0 0
Steve Finley, L (1, 8) OBP: 0.373, SLG: 0.495	2-0 FC4-6 ② 1-2f 3-H			0-1 F9 ①		2-2 FC4-6 ② 1-2f 2-3		0-0 F9 ③		4	0	0	1	0	0	3
Ray Durham, S (1, 4) OBP: 0.235, SLG: 0.293	2-3 K ③ 1 SAFE			1-0 F7 ②		0-2 G3 ③			2-0 HR	4	1	1	1	0	1	3
Lance Niekro, R (1, 3) OBP: 0.295, SLG: 0.337		1-1 G6-3 ①		2-2 F7 ③			1-1 F7 ①		1-1 F8 ①	4	0	0	0	0	0	0
Pedro Feliz, R (1, 5) OBP: 0.284, SLG: 0.435		3-2 1B			2-0 P4 ①		1-1 1B 2B		0-0 G4-3 ②	4	1	2	0	0	0	0
Mike Matheny, R (1, 2) OBP: 0.290, SLG: 0.365		2-2 F7 ②			0-0 F9 ②		3-2 2 FC5-4 2-H 1B		0-0 P3 ③	4	0	1	1	0	0	1
Jason Schmidt, R (1, 1) OBP: 0.095, SLG: 0.143 40 Daniel Ortmeier, S (7, PH) OBP: 0.400, SLG: 0.600 Steve Kline, S (8, 1) Tim Worrell, R (8, 1) Jason Ellison, R (9, 7) OBP: 0.357, SLG: 0.462		2-3 K ③			2-2 G5-3 ③		1-3 K ②			2 1 0 0 0	0 0 0 0 0	0 0 0 0 0	0 0 0 0 0	1 1 0 0 0	1 1 0 0 0	1 1 0 0 0
Inning Stats	R: 1 H: 1 E: 0 LOB: 1 K: 1 BB: 1 S: 7 P: 17	R: 0 H: 1 E: 0 LOB: 1 K: 1 BB: 0 S: 12 P: 19	R: 0 H: 0 E: 0 LOB: 0 K: 0 BB: 0 S: 9 P: 12	R: 0 H: 0 E: 0 LOB: 0 K: 0 BB: 0 S: 6 P: 9	R: 0 H: 0 E: 0 LOB: 0 K: 0 BB: 0 S: 5 P: 9	R: 0 H: 1 E: 0 LOB: 2 K: 0 BB: 1 S: 11 P: 18	R: 1 H: 2 E: 0 LOB: 1 K: 1 BB: 0 S: 13 P: 19	R: 0 H: 0 E: 0 LOB: 0 K: 0 BB: 0 S: 6 P: 8	R: 1 H: 1 E: 0 LOB: 0 K: 0 BB: 0 S: 5 P: 8	1B: 3 2B: 2 3B: 0 HR: 1	SF: 0 SAC: 1 DP: 0 HBP: 0			WP: 0 PB: 0 SB: 0 CS: 0		PA: 35	

	AB	32
	R	3
	H	6
	RBI	3
	BB	2
	SO	3
	LOB	11

PITCHER		IP	WLS	BF	H	R	ER	SO	BB	IBB	HBP	BLK	WP	HR	S	P	ERA	WHIP
Jae Weong Seo, R ERA: 5.31	(1, 1)	6.0		23	3	1	1	2	1	1	0	0	0	0	50	84	1.50	0.667
Odalis Perez, L ERA: 6.97	(7, 1)	1.0	W	5	2	1	1	1	0	0	0	0	0	0	13	19	9.00	2.000
Joe Beimel, L ERA: 2.25	(8, 1)	2.0	S	7	1	1	1	0	0	0	0	0	0	1	11	16	4.50	0.500

PITCHER	IP	WLS	BF	H	R	ER	SO	BB	IBB	HBP	BLK	WP	HR	S	P	ERA	WHIP

Batter	1	2	3	4	5	6	7	8	9	AB	R	H	RBI	BB	SO	LOB
15 Rafael Furcal, S (1, 6) OBP: 0.339, SLG: 0.318	C F F B B X 2-2 5 G1-6-3 BB 1B		X 0-0 ① G1-3		B C X 1-1 ③ G6-3		X 0-0 5 1B 1-2 2B 1B	1 SAFE C C B B X 2-2 ② ③ L6-3 1-1		5	1	2	0	0	0	1
Kenny Lofton, L (1, 8) OBP: 0.330, SLG: 0.400	1 SAFE B B 1 SAFE B B B 4-0 5 G1-6-3 1-2 BB		B X 1-0 ② F8			B X 1-0 ① G3	L X 0-1 P3		C F S 0-3 ① K	4	0	0	0	1	1	2
5 Nomar Garciaparra, R (1, 3) OBP: 0.426, SLG: 0.671	C B F X 1-2 ① ② G1-6-3 1-2f 2-3		F B F B X 2-2 ③ P5			S B B B B 4-1 BB 12 2B BB	B X 1-0 1-3 2-H 2B 1B		C B F B H 3-2 12 2B HBP	3	2	1	1	1	0	2
J.D. Drew, L (1, 9) OBP: 0.388, SLG: 0.519	F B B B D 4-1 BB			S B B X 2-1 ① G3-1		B B B B 4-0 12 2B 1-2 BB	C B F F B F X 2-2 2-H 3-H 2B		L S S 0-3 ② K	3	0	1	2	2	1	1
12 Jeff Kent, R (1, 4) OBP: 0.344, SLG: 0.424	B B F S X 2-2 ③ F8			F B X 1-1 2B		B F X 1-1 1-3 2-H 2B	C H 1-1 HBP		C 1 SAFE B B B X 3-1 1-3 2B	4	0	3	1	0	0	2
Olmedo Saenz, R (1, 5) OBP: 0.303, SLG: 0.581 18 Ramon Martinez, R (7, 5) OBP: 0.378, SLG: 0.344		B X 1-0 ① P6		C B B B S 2-3 ② K		B F S B T 3-2 ② K	X 0-0 ② F6		X 0-0 ③ F8	4 1	0 0	0 0	0 0	0 0	2 0	5 2
José Cruz Jr., S (1, 7) OBP: 0.385, SLG: 0.388		B F B F B X 3-2 HR	X 0-0 ③ P4		I I I 4-0 IBB	D B B C F S 3-3 ③ K				3	1	1	1	1	1	3
55 Russell Martin, R (1, 2) OBP: 0.412, SLG: 0.407	C T F S 0-3 ② K		C B B X 2-1 ① G5-3		B B X 2-0 ③ G5-3		B X 1-0 FC3-6 1B			4	0	1	0	0	1	3
Brett Tomko, R (1, 1) OBP: 0.176, SLG: 0.125 Willy Aybar, S (8, PH) OBP: 0.455, SLG: 0.444 44 Takashi Saito, L (8, 1)	X 0-0 ③ G4-3		X 0-0 ② G5-3		C B B B B 4-1 15 1B 5 1B BB	F B 1 C B X 2-2 ① 1 SAFE FC3-6 15 L6-3 1-2f				2 1 0	1 0 0	0 0 0	0 0 0	1 0 0	0 0 0	0 1 0
Inning Stats	R: 0 H: 1 E: 0 LOB: 2 K: 0 BB: 2 S: 11 P: 24	R: 1 H: 1 E: 0 LOB: 0 K: 1 BB: 0 S: 9 P: 13	R: 0 H: 0 E: 0 LOB: 0 K: 0 BB: 0 S: 5 P: 8	R: 0 H: 1 E: 0 LOB: 1 K: 1 BB: 0 S: 8 P: 13	R: 0 H: 0 E: 0 LOB: 0 K: 0 BB: 0 S: 5 P: 8	R: 1 H: 1 E: 0 LOB: 3 K: 1 BB: 3 S: 8 P: 27	R: 3 H: 3 E: 0 LOB: 2 K: 1 BB: 1 S: 15 P: 26	R: 0 H: 1 E: 0 LOB: 0 K: 0 BB: 0 S: 7 P: 12	R: 0 H: 1 E: 0 LOB: 2 K: 2 BB: 0 S: 11 P: 17	1B: 4 SF: 0 2B: 5 SAC: 0 3B: 0 DP: 2 HR: 1 HBP: 2						

PITCHER		IP	WLS	BF	H	R	ER	SO	BB	IBB	HBP	BLK	WP	HR	S	P	ERA	WHIP
37 Josh Fogg, R ERA: 4.3	(1, 1)	6.0		26	4	2	2	3	4	1	0	0	0	1	46	93	3.00	1.333
61 Ramon E Ramirez, R ERA: 1.72	(7, 1)	0.1	L	4	2	3	3	0	1	0	0	0	0	0	5	10	81.00	9.000
Ray King, L ERA: 3.48	(7, 1)	0.0		1	1	0	0	0	0	0	0	0	0	0	5	7	∞	∞
Scott Dohmann, R ERA: 3.72	(7, 1)	0.2		3	0	0	0	1	0	0	1	0	0	0	5	9	0.00	0.000
Jose Mesa, R ERA: 3.93	(8, 1)	1.0		3	1	0	0	0	0	0	0	0	0	0	7	12	0.00	1.000

PITCHER		IP	WLS	BF	H	R	ER	SO	BB	IBB	HBP	BLK	WP	HR	S	P	ERA	WHIP
40 Brian Fuentes, L ERA: 1.72	(9, 1)	1.0		5	1	0	0	2	0	0	1	0	0	0	11	17	0.00	1.000

TOP

Los Angeles Dodgers @ Colorado Rockies

Coors Field, Denver, CO

Mon May 15 2006, 6:35 PM MDT

Att. 20,208 - Clear - 72 F

livebaseballscorecards.com

AB	34
R	5
H	9
RBI	5
BB	6
SO	6
LOB	22

WP: 0 PA: 42
PB: 0
SB: 0
CS: 0

Batter	1	2	3	4	5	6	7	8	9	AB	R	H	RBI	BB	SO	LOB
18 Cory Sullivan, L (1, 8) OBP: 0.338, SLG: 0.486	G4-3	F7			L9			F7		4	0	0	0	0	0	1
Luis Gonzalez, R (1, 4) OBP: 0.250, SLG: 0.376	E5 27 1B		F7			K		F9		4	1	0	0	0	1	0
17 Todd Helton, L (1, 3) OBP: 0.434, SLG: 0.506	F9		K			F8		F7		4	0	0	0	0	1	1
27 Garrett Atkins, R (1, 5) OBP: 0.392, SLG: 0.489	2-H 1B		K			F9			F9	4	0	1	1	0	1	0
5 Matt Holliday, R (1, 7) OBP: 0.325, SLG: 0.613	F9			P5			F9		HR	4	1	1	1	0	0	1
11 Brad Hawpe, L (1, 9) OBP: 0.420, SLG: 0.599		12 2B 1B		G3			HR		K	4	2	2	1	0	1	0
12 Clint Barmes, R (1, 6) OBP: 0.236, SLG: 0.329		1-H 2B		P4			L5		F7	4	0	1	1	0	0	0
Danny Ardoin, R (1, 2) OBP: 0.259, SLG: 0.288		37 SH1-4 1B			F8		BB			2	0	1	0	1	0	0
37 Josh Fogg, R (1, 1) 61 Ramon E Ramirez, R (7, 1) OBP: 1.000, SLG: 1.000 Ray King, L (7, 1) Scott Dohmann, R (7, 1) Jason Smith, L (7, PH) OBP: 0.342, SLG: 0.424 Jose Mesa, R (8, 1) 40 Brian Fuentes, L (9, 1)	SH1-4 1-2				G6-3		F9			1 0 0 0 1 0 0	0 0 0 0 0 0 0	0 0 0 0 0 0 0	0 0 0 0 0 0 0	0 0 0 0 0 0 0	0 0 0 0 0 0 0	0 0 0 0 1 0 0
Inning Stats	R: 1 E: 1 K: 0 S: 9 H: 1 LOB: 1 BB: 0 P: 16	R: 1 E: 0 K: 0 S: 13 H: 3 LOB: 1 BB: 0 P: 18	R: 0 E: 0 K: 2 S: 10 H: 0 LOB: 0 BB: 0 P: 14	R: 0 E: 0 K: 0 S: 9 H: 0 LOB: 0 BB: 0 P: 13	R: 0 E: 0 K: 0 S: 10 H: 0 LOB: 0 BB: 0 P: 14	R: 0 E: 0 K: 1 S: 9 H: 0 LOB: 0 BB: 0 P: 11	R: 1 E: 0 K: 0 S: 9 H: 1 LOB: 1 BB: 1 P: 16	R: 0 E: 0 K: 0 S: 7 H: 0 LOB: 0 BB: 0 P: 11	R: 1 E: 0 K: 1 S: 11 H: 1 LOB: 0 BB: 0 P: 17	1B: 3 2B: 1 3B: 0 HR: 2	SF: 0 SAC: 1 DP: 0 HBP: 0			WP: 0 PB: 0 SB: 0 CS: 0	PA: 34		

PITCHER		IP	WLS	BF	H	R	ER	SO	BB	IBB	HBP	BLK	WP	HR	S	P	ERA	WHIP
Brett Tomko, R ERA: 2.88	(1, 1)	7.0	W	27	5	3	2	3	1	0	0	0	0	1	69	102	2.57	0.857
44 Takashi Saito, R ERA: 2.86	(8, 1)	2.0	S	7	1	1	1	1	0	0	0	0	0	1	18	28	4.50	0.500

PITCHER	IP	WLS	BF	H	R	ER	SO	BB	IBB	HBP	BLK	WP	HR	S	P	ERA	WHIP

BOTTOM

Los Angeles Dodgers @ Colorado Rockies

Coors Field, Denver, CO

Mon May 15 2006, 6:35 PM MDT

Att. 20,208 - Clear - 72 F

livebaseballscorecards.com

AB	32
R	4
H	6
RBI	4
BB	1
SO	4
LOB	4

Batter	1	2	3	4	5	6	7	8	9	AB	R	H	RBI	BB	SO	LOB
15 Rafael Furcal, S (1, 6) OBP: 0.335, SLG: 0.310	BBCBB 4-1 WP S 1B BB	BBX 2-0 ③ G3-1			CX 0-1 ① F8		CBFB1SAFEC 2-3 ② K		BBX 2-0 ③ G4-3	4	1	0	0	1	1	3
Kenny Lofton, L (1, 8) OBP: 0.342, SLG: 0.406 16 Andre Ethier, L (5, PH) OBP: 0.333, SLG: 0.406 (5, 7)	CCFBBBFFB 4-2 5 WP 1-3 1B BB		CX 0-1 12 S 1B		CCFBS 1-3 ② K		CX 0-1 ③ G3			1 2	0 0	1 0	0 0	1 0	0 1	0 1
5 Nomar Garciaparra, R (1, 3) OBP: 0.418, SLG: 0.647	BBBCB 4-1 1B 1-2 BB		1SAFE1SAFEX 1-0 ① F8		X 0-0 ③ L7			X 0-0 ① G6-3		3	0	0	0	1	0	1
J.D. Drew, L (1, 9) OBP: 0.385, SLG: 0.511	CCX 0-2 ① 1-2 2-H 3-H 1B		PSAFECSAFEFX 1-2 ② F9			X 0-0 ① F7		CBCS 1-3 ② K		4	0	1	1	0	1	1
12 Jeff Kent, R (1, 4) OBP: 0.346, SLG: 0.421 Willy Aybar, S (5, 5) OBP: 0.538, SLG: 0.636	FFFS 0-3 ② K		BBSSBB 4-1 1-2 BB			CBCCX 1-2 1B		BX 1-0 2B		1 2	0 0	0 2	0 0	1 0	1 0	2 0
José Cruz Jr., S (1, 7) OBP: 0.373, SLG: 0.374 (5, 8)	BCX 1-1 ③ G3		SFS 0-3 ③ K			X 0-0 ② F9		BFCX 1-2 ③ F9		4	0	0	0	0	1	6
13 Oscar Robles, L (1, 5) OBP: 0.333, SLG: 0.263 (5, 4)		CFBX 1-2 ① G3		CCX 0-2 ① L8		CFBBX 2-2 ③ G5-3			BBCCBX 3-2 ① F8	4	0	0	0	0	0	1
55 Russell Martin, R (1, 2) OBP: 0.421, SLG: 0.467		CBCBBBB 4-2 SH3-4 BB		BCCBBBX 3-2 ② G5-3			MFC 0-3 ① K		X 0-0 3B	3	0	1	0	1	1	0
Derek Lowe, R (1, 1) 18 Ramon Martinez, R (7, PH) OBP: 0.395, SLG: 0.364 47 Tim Hamulack, R (7, 1) Olmedo Saenz, R (9, PH) OBP: 0.299, SLG: 0.571		LX 0-1 ② SH3-4 1-2		SX 0-1 ③ G6-3			BX 1-0 1B		X 0-0 ② P2	1 1 0 1	0 0 0 0	0 1 0 0	0 0 0 0	0 0 0 0	0 0 0 0	0 0 0 1
Inning Stats	R: 1 H: 1 E: 0 LOB: 2 K: 1 BB: 3 S: 16 P: 29	R: 0 H: 0 E: 0 LOB: 1 K: 0 BB: 1 S: 8 P: 15	R: 0 H: 1 E: 0 LOB: 2 K: 1 BB: 1 S: 11 P: 16	R: 0 H: 0 E: 0 LOB: 0 K: 0 BB: 0 S: 8 P: 11	R: 0 H: 0 E: 0 LOB: 0 K: 1 BB: 0 S: 7 P: 8	R: 0 H: 1 E: 0 LOB: 1 K: 0 BB: 0 S: 8 P: 11	R: 0 H: 1 E: 0 LOB: 1 K: 2 BB: 0 S: 9 P: 12	R: 0 H: 1 E: 0 LOB: 1 K: 1 BB: 0 S: 8 P: 11	R: 0 H: 1 E: 0 LOB: 1 K: 0 BB: 0 S: 6 P: 11	1B: 4 SF: 0 2B: 1 SAC: 1 3B: 1 DP: 0 HR: 0 HBP: 0						WP: 2 PA: 37 PB: 0 SB: 2 CS: 0

PITCHER	IP	WLS	BF	H	R	ER	SO	BB	IBB	HBP	BLK	WP	HR	S	P	ERA	WHIP
49 Byung-Hyun Kim, R (1, 1) ERA: 4.62	7.0	W	29	4	1	1	5	5	0	0	0	2	0	67	102	1.29	1.286
Jose Mesa, R (8, 1) ERA: 3.72	1.0		4	1	0	0	1	0	0	0	0	0	0	8	11	0.00	1.000
Scott Dohmann, R (9, 1) ERA: 3.38	1.0		4	1	0	0	0	0	0	0	0	0	0	6	11	0.00	1.000

PITCHER	IP	WLS	BF	H	R	ER	SO	BB	IBB	HBP	BLK	WP	HR	S	P	ERA	WHIP

TOP

Los Angeles Dodgers @ Colorado Rockies

Coors Field, Denver, CO

Tue May 16 2006, 6:35 PM MDT

Att. 23,192 - Clear - 75 F

livebaseballscorecards.com

AB	31
R	1
H	6
RBI	1
BB	5
SO	6
LOB	16

Batter	1	2	3	4	5	6	7	8	9	AB	R	H	RBI	BB	SO	LOB
18 Cory Sullivan, L (1, 8) OBP: 0.335, SLG: 0.479	B C X 1-1 27 G6-4-3 1B		B B B C X 3-1 ② L4		X 0-0 ① F8		B F S B S 2-3 ② K			4	0	1	0	0	1	0
27 Garrett Atkins, R (1, 5) OBP: 0.383, SLG: 0.476	C B X 1-1 ① ② G6-4-3 1-2f		B X 1-0 ③ G6-3		F B C B F F F B X 3-2 ② G6-3		C F B B X 2-2 ③ P3			4	0	0	0	0	0	1
17 Todd Helton, L (1, 3) OBP: 0.436, SLG: 0.516	C X 0-1 ③ F8			X 0-0 5 11 1B HR 1B	F B C F F X 1-2 5 1B 2B			F C B S 1-3 K 5 1B		4	2	2	0	0	1	0
5 Matt Holliday, R (1, 7) OBP: 0.341, SLG: 0.629		C X 0-1 11 1B 2B		X 0-0 11 HR 1-2 1B	S C B X 1-2 2-H 1B			X 0-0 1-2 1B		4	2	4	1	0	0	0
11 Brad Hawpe, L (1, 9) OBP: 0.422, SLG: 0.617		B S S B S X 2-2 FC2-6 2-H 1B		X 0-0 1-H 2-H HR	F X 0-1 ③ G3-1			C F C 0-3 ① K		4	1	2	4	0	1	3
Luis Gonzalez, R (1, 4) OBP: 0.250, SLG: 0.371		X 0-0 ① FC2-6 12 FC4-6 1-2f		C B X 1-1 G6-3 12 G6-3 1B		C X 0-1 ① G5-3		C X 0-1 ② F8		4	0	1	0	0	0	3
12 Clint Barmes, R (1, 6) OBP: 0.230, SLG: 0.319		C C F X 0-2 ② FC4-6 1-2f		X 0-0 ① G6-3 1-2		B F F X 1-2 ② G5-3		F X 0-1 ③ P3		4	0	0	0	0	0	4
Danny Ardoin, R (1, 2) OBP: 0.250, SLG: 0.277		1 SAFE B B F B S X 2-2 ③ G5-3		B B C 2 SAFE X 2-1 ② G6-3 2-3		X 0-0 ③ G6-3				3	0	0	0	0	0	2
49 Byung-Hyun Kim, R (1, 1) Choo Freeman, R (7, PH) OBP: 0.293, SLG: 0.308 Jose Mesa, R (8, 1) Scott Dohmann, R (9, 1)			C B X 1-1 ① G5-3	X 0-0 ③ G5-3			F S X 0-2 ① L1			2 1 0 0	0 0 0 0	0 0 0 0	0 0 0 0	0 0 0 0	1 0 0 0	1 0 0 0
Inning Stats	R: 0 E: 0 K: 0 S: 6 H: 1 LOB: 0 BB: 0 P: 8	R: 1 E: 0 K: 0 S: 13 H: 2 LOB: 1 BB: 0 P: 17	R: 0 E: 0 K: 0 S: 5 H: 0 LOB: 0 BB: 0 P: 10	R: 3 E: 0 K: 0 S: 9 H: 4 LOB: 1 BB: 0 P: 12	R: 1 E: 0 K: 0 S: 17 H: 2 LOB: 1 BB: 0 P: 22	R: 0 E: 0 K: 0 S: 6 H: 0 LOB: 0 BB: 0 P: 7	R: 0 E: 0 K: 1 S: 9 H: 0 LOB: 0 BB: 0 P: 13	R: 0 E: 0 K: 2 S: 11 H: 1 LOB: 2 BB: 0 P: 12		1B: 7 2B: 2 3B: 0 HR: 1	SF: 0 SAC: 0 DP: 1 HBP: 0				WP: 1 PB: 0 SB: 0 CS: 0	PA: 34	

PITCHER		IP	WLS	BF	H	R	ER	SO	BB	IBB	HBP	BLK	WP	HR	S	P	ERA	WHIP
Derek Lowe, R ERA: 3.45	(1, 1)	6.0	L	26	9	5	5	0	0	0	0	0	0	1	56	76	7.50	1.500
47 Tim Hamulack, L ERA: 5.63	(7, 1)	2.0		8	1	0	0	3	0	0	0	0	1	0	20	25	0.00	0.500

PITCHER	IP	WLS	BF	H	R	ER	SO	BB	IBB	HBP	BLK	WP	HR	S	P	ERA	WHIP

BOTTOM

Los Angeles Dodgers @ Colorado Rockies

Coors Field, Denver, CO

Tue May 16 2006, 6:35 PM MDT

Att. 23,192 - Clear - 75 F

livebaseballscorecards.com

AB	34
R	5
H	10
RBI	5
BB	0
SO	3
LOB	14

Batter	1	2	3	4	5	6	7	8	9	AB	R	H	RBI	BB	SO	LOB
15 Rafael Furcal, S (1, 6) OBP: 0.326, SLG: 0.301	C F X 0-2 ① G6-3	S L F C 0-3 ② K	F X 0-1 ① G4-3	C B C S 1-3 ② K	X 0-0 ② G4-3	5	0	0	0	0	2	2
José Cruz Jr., S (1, 8) OBP: 0.374, SLG: 0.364	C X 0-1 ② P4	F B X 1-1 ③ F9	B B B B 4-0 BB	S S D B B B 4-2 5 1B 1-2 2-3 BB	B C B T B F F S 3-3 ③ K	3	0	0	0	2	1	0
5 Nomar Garciaparra, R (1, 3) OBP: 0.412, SLG: 0.629	X 0-0 ③ P4	C B X 1-1 ① G6-3	X 0-0 ② P2	C C F X 0-2 1-3 2-H 3-H 1B		4	0	1	2	0	0	1
J.D. Drew, L (1, 9) OBP: 0.388, SLG: 0.507	B B S S S B X 3-2 1B 1B	C B B X 2-1 ② G4-3	B B B B 4-0 1-2 BB	X 0-0 ③ G1-3		3	0	1	0	1	0	2
Willy Aybar, S (1, 5) OBP: 0.471, SLG: 0.533 Joe Beimel, L (8, 1) Danys Baez, R (8, 1)	X 0-0 55 FC6-4 1-2 1B	S B C F F F B C 2-3 ③ K	B X 1-0 G3-1	C C X 0-2 ① G4-3		4 0 0	0 0 0	1 0 0	0 0 0	0 0 0	1 0 0	2 0 0
16 Andre Ethier, L (1, 7) OBP: 0.300, SLG: 0.361	B B C B X 3-1 ① F7	X 0-0 ① G4-3	C F D X 1-2 ① G5-3	X 0-0 ② F7		4	0	0	0	0	0	2
18 Ramon Martinez, R (1, 4) OBP: 0.405, SLG: 0.405	C F B B F F F F F 2-3 C ② K	B B C X 3-1 ② G6-3	B B X 2-0 55 1B 1B	C X 0-1 2B		4	1	2	0	0	1	2
55 Russell Martin, R (1, 2) OBP: 0.429, SLG: 0.471	B X 1-0 ③ FC6-4 1-2f	B B C C X 2-2 1B	C D 1 SAFE X 1-1 WP 5 1B 1-2 1B	D C B S X 2-2 ③ G4-3		4	1	2	0	0	0	3
31 Brad Penny, R (1, 1) OBP: 0.222, SLG: 0.222 Olmedo Saenz, R (7, PH) OBP: 0.309, SLG: 0.578 51 Jonathan Broxton, R (7, 1) 13 Oscar Robles, L (8, 5) OBP: 0.320, SLG: 0.250	B X 1-0 ① F9	C S X 0-2 ③ G6-3	F C B B 1 SAFE X 2-2 WP 5 1B 1-2 2-H 1B	F B B B F F B C 3-3 ① K		2 1 0 1	0 1 0 0	0 1 0 0	0 1 0 0	0 0 0 1	0 0 0 0	1 0 0 0
Inning Stats	R: 0 E: 0 K: 0 S: 6 H: 0 LOB: 0 BB: 0 P: 6	R: 0 E: 0 K: 1 S: 15 H: 2 LOB: 2 BB: 0 P: 24	R: 0 E: 0 K: 1 S: 7 H: 0 LOB: 0 BB: 0 P: 9	R: 0 E: 0 K: 1 S: 10 H: 0 LOB: 0 BB: 0 P: 15	R: 0 E: 0 K: 0 S: 9 H: 1 LOB: 1 BB: 0 P: 14	R: 0 E: 0 K: 0 S: 4 H: 0 LOB: 2 BB: 2 P: 13	R: 3 E: 0 K: 1 S: 19 H: 4 LOB: 2 BB: 1 P: 30	R: 0 E: 0 K: 0 S: 9 H: 1 LOB: 1 BB: 0 P: 11	R: 0 E: 0 K: 2 S: 10 H: 0 LOB: 0 BB: 0 P: 16	1B: 7 2B: 1 3B: 0 HR: 0	SF: 0 SAC: 0 DP: 0 HBP: 0					

PITCHER		IP	WLS	BF	H	R	ER	SO	BB	IBB	HBP	BLK	WP	HR	S	P	ERA	WHIP
Jason Jennings, R ERA: 4.94	(1, 1)	6.2	L	30	7	3	3	4	3	0	0	0	1	0	69	110	4.05	1.500
39 Tom Martin, L ERA: 5.87	(7, 1)	0.1		1	0	0	0	0	0	0	0	0	0	0	1	1	0.00	0.000
61 Ramon E Ramirez, R ERA: 1.62	(8, 1)	1.0		4	1	0	0	0	0	0	0	0	0	0	9	11	0.00	1.000
40 Brian Fuentes, L ERA: 1.62	(9, 1)	1.0		3	0	0	0	2	0	0	0	0	0	0	10	16	0.00	0.000

PITCHER	IP	WLS	BF	H	R	ER	SO	BB	IBB	HBP	BLK	WP	HR	S	P	ERA	WHIP

TOP

Los Angeles Dodgers @ Colorado Rockies

Coors Field, Denver, CO

Wed May 17 2006, 1:05 PM MDT

Att. 30,296 - Sunny - 76 F

livebaseballscorecards.com

AB	35
R	3
H	8
RBI	3
BB	3
SO	6
LOB	15

1B: 7	SF: 0	WP: 1	PA: 38
2B: 1	SAC: 0	PB: 0	
3B: 0	DP: 0	SB: 0	
HR: 0	HBP: 0	CS: 0	

BOTTOM

Los Angeles Dodgers @ Colorado Rockies

Coors Field, Denver, CO

Wed May 17 2006, 1:05 PM MDT

Att. 30,296 - Sunny - 76 F

livebaseballscorecards.com

Batter	1	2	3	4	5	6	7	8	9	AB	R	H	RBI	BB	SO	LOB
18 Cory Sullivan, L (1, 8) OBP: 0.337, SLG: 0.483	C X 0-1 G2-3 ①		B C B F F F D X 3-2 2B		B T F F B B X 3-2 F8 ②		C B C B S 2-3 K ②		B F B F B X 3-2 27 HBP 1B	5	0	2	0	0	1	0
27 Garrett Atkins, R (1, 5) OBP: 0.383, SLG: 0.469	C B F B F C 2-3 K ②		X 0-0 G5-3 ②		F F F B B B X 3-2 1B		B X 1-0 G6-3 ③		H 1-0 1-2 HBP	4	0	1	0	0	1	1
17 Todd Helton, L (1, 3) OBP: 0.426, SLG: 0.495	H 1-0 5 2B HBP		C C F F F B F F F 1-2 F X G6-3 ③		F B F B F F B C 3-3 K ③			C F F B X 1-2 F8 ①	C B B F X 2-2 F9 ③	4	0	0	0	0	1	4
5 Matt Holliday, R (1, 7) OBP: 0.351, SLG: 0.642	C C X 0-2 1-3 2B			H 1-0 1B HBP		S F X 0-2 G4-3 ①		B B X 2-0 11 1B 12 E 2B		3	1	2	0	0	0	0
11 Brad Hawpe, L (1, 9) OBP: 0.418, SLG: 0.607	S B S S 1-3 K ③			B S C X 1-2 F8 ①		C B F B B S 3-3 K ②		F X 0-1 12 E 2-3 1B		4	0	1	0	0	2	3
Jason Smith, L (1, 4) OBP: 0.342, SLG: 0.420 12 Clint Barmes, R (8, PH) OBP: 0.229, SLG: 0.317 (9, 6)		B B B C S S 3-3 K ①		1 SAFE B S 1 SAFE 1 SAFE P F C 2-3 K ②		B S F X 1-2 S 1B 1B		X 0-0 E5 G6-4-3 1-2 3-H		3 1	1 0	1 0	0 1	0 0	2 0	1 1
Miguel Ojeda, R (1, 2) OBP: 0.333, SLG: 0.407		C F F B B S 2-3 K ②		X 0-0 1-3 1B		C X 0-1 1-H 1B		C B X 1-1 G6-4-3 ② ③ 1-2f		4	0	2	1	0	1	2
Jamey Carroll, R (1, 6) OBP: 0.383, SLG: 0.313 (9, 4)		X 0-0 G6-3 ③		B T F F B X 2-2 L3 ③		X 0-0 F9 ③			B B C F B X 3-2 G4-3 ①	4	0	0	0	0	0	3
Jason Jennings, L (1, 1) OBP: 0.300, SLG: 0.316 39 Tom Martin, L (7, 1) Luis Gonzalez, R (7, PH) OBP: 0.247, SLG: 0.367 61 Ramon E Ramirez, R (8, 1) OBP: 1.000, SLG: 1.000 40 Brian Fuentes, L (9, 1) Choo Freeman, R (9, PH) OBP: 0.286, SLG: 0.300			C B X 1-1 L8 ①		B X 1-0 P4 ①		C B B B C T S 3-3 K ①		S X 0-1 P4 ②	2 0 1 0 0 1	0 0 0 0 0 0	0 0 0 0 0 0	0 0 0 0 0 0	0 0 0 0 0 0	0 0 1 0 0 0	0 0 0 0 0 0
Inning Stats	R: 0 H: 1 E: 0 LOB: 2 K: 2 BB: 0 S: 12 P: 16	R: 0 H: 0 E: 0 LOB: 0 K: 2 BB: 0 S: 8 P: 13	R: 0 H: 1 E: 0 LOB: 1 K: 0 BB: 0 S: 18 P: 23	R: 0 H: 1 E: 0 LOB: 2 K: 1 BB: 0 S: 12 P: 17	R: 0 H: 1 E: 0 LOB: 1 K: 1 BB: 0 S: 14 P: 24	R: 1 H: 2 E: 0 LOB: 1 K: 1 BB: 0 S: 12 P: 16	R: 0 H: 0 E: 0 LOB: 0 K: 2 BB: 0 S: 8 P: 14	R: 1 H: 2 E: 1 LOB: 1 K: 0 BB: 0 S: 10 P: 14	R: 0 H: 1 E: 0 LOB: 2 K: 0 BB: 0 S: 11 P: 20	1B: 6 2B: 3 3B: 0 HR: 0	SF: 0 SAC: 0 DP: 1 HBP: 3			WP: 0 PB: 0 SB: 1 CS: 0	PA: 39		

	AB	36
	R	2
	H	9
	RBI	2
	BB	0
	SO	9
	LOB	15

PITCHER		IP	WLS	BF	H	R	ER	SO	BB	IBB	HBP	BLK	WP	HR	S	P	ERA	WHIP
31 Brad Penny, R ERA: 2.53	(1, 1)	6.0	W	26	6	1	1	7	0	0	2	0	0	0	76	109	1.50	1.000
51 Jonathan Broxton, R ERA: 1.29	(7, 1)	1.0	H	3	0	0	0	2	0	0	0	0	0	0	8	14	0.00	0.000
Joe Beimel, L ERA: 2.92	(8, 1)	0.1	H	4	2	1	1	0	0	0	0	0	0	0	8	11	27.00	6.000
Danys Baez, R ERA: 3.1	(8, 1)	1.2	S	6	1	0	0	0	0	0	1	0	0	0	13	23	0.00	0.600

PITCHER	IP	WLS	BF	H	R	ER	SO	BB	IBB	HBP	BLK	WP	HR	S	P	ERA	WHIP

Batter	1	2	3	4	5	6	7	8	9	AB	R	H	RBI	BB	SO	LOB
9 Chone Figgins, S (1, 8) OBP: 0.333, SLG: 0.376	CS 1B	F8			F8		1-2 1B		1B	5	0	3	0	0	0	2
Orlando Cabrera, R (1, 6) OBP: 0.333, SLG: 0.422	1-2 27 HR 1B	G4-3			G6-3		G4-3		G4-3	3	1	1	0	0	0	2
32 Erick Aybar, S (7, PH) (7, 6)										2	0	0	0	0	0	3
27 Vladimir Guerrero, R (1, 9) OBP: 0.364, SLG: 0.549	1-H HR		20 FC6-4 1B		K				K	3	1	2	2	0	1	0
65 Tommy Murphy, S (7, 9) OBP: 0.333, SLG: 0.360										1	0	0	0	0	1	0
20 Juan Rivera, R (1, 7) OBP: 0.284, SLG: 0.400	G5-3		1-2f FC6-4			G5-3		G5-3		4	0	0	0	0	0	1
Adam Kennedy, L (1, 4) OBP: 0.326, SLG: 0.384	BB		K			G4-3		BB		2	0	0	0	2	1	1
39 Robb Quinlan, R (1, 3) OBP: 0.279, SLG: 0.356	K		G5-3			L3			G1-3	3	0	0	0	0	1	2
J.C. Romero, S (6, 1)										0	0	0	0	0	0	0
Brendan Donnelly, R (7, 1)										0	0	0	0	0	0	0
Tim Salmon, R (8, PH) OBP: 0.333, SLG: 0.467										1	0	0	0	0	0	1
Hector Carrasco, R (8, 1)										0	0	0	0	0	0	0
8 Dallas McPherson, L (1, 5) OBP: 0.261, SLG: 0.261		2B 1B					K		G6-3 1B	4	1	2	0	0	1	0
(6, 3)																
Mike Napoli, R (1, 2) OBP: 0.412, SLG: 0.645		1-3 2B					K		1-3 1B	4	0	2	0	0	1	0
Jeff Weaver, R (1, 1)		G6-3							G6-3	2	0	0	0	0	0	2
Esteban Yan, R (5, 1)										0	0	0	0	0	0	0
Edgardo Alfonzo, R (6, 5) OBP: 0.135, SLG: 0.120							E3 9 1B			2	0	0	1	0	0	0
Inning Stats	R: 2 E: 0 K: 1 S: 14 H: 3 LOB: 1 BB: 1 P: 24	R: 0 E: 0 K: 0 S: 10 H: 2 LOB: 2 BB: 0 P: 13	R: 0 E: 0 K: 1 S: 8 H: 1 LOB: 1 BB: 0 P: 14	R: 0 E: 0 K: 0 S: 6 H: 0 LOB: 0 BB: 0 P: 11	R: 0 E: 0 K: 1 S: 7 H: 0 LOB: 0 BB: 0 P: 12	R: 0 E: 0 K: 0 S: 4 H: 0 LOB: 0 BB: 0 P: 6	R: 0 E: 1 K: 2 S: 13 H: 1 LOB: 2 BB: 0 P: 16	R: 0 E: 0 K: 1 S: 12 H: 0 LOB: 1 BB: 1 P: 22	R: 1 E: 0 K: 0 S: 10 H: 3 LOB: 1 BB: 0 P: 15	1B: 8 2B: 1 3B: 0 HR: 1 SF: 0 SAC: 0 DP: 0 HBP: 0						

PITCHER		IP	WLS	BF	H	R	ER	SO	BB	IBB	HBP	BLK	WP	HR	S	P	ERA	WHIP
Aaron Sele, R ERA: 2.29	(1, 1)	6.0	W	24	6	2	2	3	1	0	0	0	0	1	49	80	3.00	1.167
51 Jonathan Broxton, R ERA: 1.13	(7, 1)	1.0		5	1	0	0	2	0	0	0	0	0	0	13	16	0.00	1.000
47 Tim Hamulack, L ERA: 5.29	(8, 1)	1.0		4	0	0	0	1	1	0	0	0	0	0	12	22	0.00	1.000
Lance Carter, R ERA: 7.59	(9, 1)	1.0		5	3	1	1	0	0	0	0	0	0	0	10	15	9.00	3.000

PITCHER	IP	WLS	BF	H	R	ER	SO	BB	IBB	HBP	BLK	WP	HR	S	P	ERA	WHIP

TOP

Los Angeles Angels @ Los Angeles Dodgers

Dodger Stadium, Los Angeles, CA

Fri May 19 2006, 7:40 PM PDT

Att. 55,655 - Cloudy - 64 F

livebaseballscorecards.com

AB	36
R	3
H	10
RBI	3
BB	2
SO	6
LOB	14

WP: 0 PB: 0 SB: 0 CS: 1 PA: 38

Batter	1	2	3	4	5	6	7	8	9	AB	R	H	RBI	BB	SO	LOB
15 Rafael Furcal, S (1, 6) OBP: 0.333, SLG: 0.321 18 Ramon Martinez, R (7, 6) OBP: 0.395, SLG: 0.395	B X 1-0 CS 1B		C B F B X 2-2 ① G6-3	B X 1-0 1B 2-H 1B		2-3 K 5 2B 12 HBP 2-0 5 1B 1-H 3-H 3B	C O S 0-3 ② K			5 1	2 0	3 0	3 0	0 0	1 1	0 1
José Cruz Jr., S (1, 8) OBP: 0.372, SLG: 0.362	1 SAFE C B C B X 2-2 ① S 1-2 1B		B X 1-0 ② G4-3	1 SAFE X 0-0 5 FC6-4 1-3 1B		1 SAFE 1-1 P5 0-3 K	D B C C C 2-3 ③ K			6	0	2	0	0	2	3
5 Nomar Garciaparra, R (1, 3) OBP: 0.421, SLG: 0.638 51 Jonathan Broxton, R (7, 1) 13 Oscar Robles, L (8, 4) OBP: 0.346, SLG: 0.286	B X 1-0 ② P2		X 0-0 BB 12 1B 1B	B F X 1-1 ③ FC6-4 1-2f		1-1 12 HBP 1-3 2B 2B 3-2 12 1B 1B 3-H 1B		X 0-0 2B 1B 1B		5 0 1	2 0 1	3 0 1	1 0 0	0 0 0	0 0 0	3 0 0
J.D. Drew, L (1, 9) OBP: 0.398, SLG: 0.514	B C F B S 2-3 ③ K 1-2		B B B C 1 SAFE B 4-1 12 E 12 1B 1-2 BB		B C X 1-1 ① G4-3	4-0 12 HBP 2B IBB 0-1 12 1B 1-2 1B		C X 0-1 1B 16 SF8 1-3 2B		4	2	2	0	2	1	1
12 Jeff Kent, R (1, 4) OBP: 0.360, SLG: 0.426 47 Tim Hamulack, R (8, 1) Sandy Alomar Jr., R (8, PH) OBP: 0.342, SLG: 0.395 Lance Carter, R (9, 1)		C E B X 1-2 ① G5-3	X 0-0 E7 1-3 2-H 1B		B B B F B 4-1 16 1B E 55 1B BB	1-0 2B 16 1B 1-2 2-3 3-H HBP 2-1 1-2 2-3 1B		B F S D T 2-2 ① K		3 0 1 0	2 0 0 0	2 0 0 0	1 0 0 0	0 0 1 0	0 0 2 0	0 0 2 0
Willy Aybar, S (1, 5) OBP: 0.435, SLG: 0.524		X 0-0 ② G3	F B X 1-1 ③ P5		D F X 1-1 FC5 55 1B 16 1B 1-2	3-1 16 1B 55 1B 1-3 2-H 3-H 2B 2-2 G4-3 ③		S X 0-1 2-3 3-H 1B		6	1	2	3	0	0	6
16 Andre Ethier, L (1, 7) OBP: 0.370, SLG: 0.512	C S X 0-2 55 2B 1B		B B F B X 3-1 SH5-4 15 1B 1B	S X 0-1 55 1B 1-2 2-3 1B	X 0-0 55 1B 2-3 3-H 1B 1B	B B F C X 2-2 HR	X 0-0 ② SF8 3-H			5	4	5	3	0	0	0
55 Russell Martin, R (1, 2) OBP: 0.438, SLG: 0.500		1 SAFE X 0-0 1-H 2B	C 1 SAFE B B B F S 2-3 ① K	C F B B X 2-2 G6-3 1-2 2-3 3-H 1B	C B F X 1-2 1B 15 3B 1-2 3-H 1B	C B F B X 2-2 ① P3	B B X 2-0 ③ G5-3			6	1	3	3	0	1	2
Aaron Sele, R (1, 1) OBP: 0.143, SLG: 0.143 Olmedo Saenz, R (6, PH) OBP: 0.329, SLG: 0.591 (7, 3)		X 0-0 ③ G5-3	L X 0-1 ② SH5-4 1-2	B C X 1-1 ② ③ F X G6-3 1-2f		0-1 15 3B 1-3 2-H 1B	S B X 1-1 1B			2 2	0 1	0 2	0 1	0 0	0 0	4 0
Inning Stats	R: 0 E: 0 K: 1 S: 8 H: 2 LOB: 1 BB: 0 P: 14	R: 1 E: 0 K: 0 S: 9 H: 2 LOB: 1 BB: 0 P: 10	R: 1 E: 1 K: 0 S: 9 H: 2 LOB: 2 BB: 1 P: 17	R: 1 E: 0 K: 1 S: 11 H: 3 LOB: 2 BB: 0 P: 18	R: 1 E: 1 K: 0 S: 12 H: 2 LOB: 2 BB: 1 P: 21	R: 9 E: 0 K: 2 S: 32 H: 9 LOB: 3 BB: 1 P: 53	R: 1 E: 0 K: 2 S: 14 H: 2 LOB: 1 BB: 0 P: 21	R: 2 E: 0 K: 1 S: 10 H: 3 LOB: 1 BB: 0 P: 14		1B: 19 2B: 4 3B: 1 HR: 1 SF: 1 SAC: 1 DP: 1 HBP: 1						

PITCHER		IP	WLS	BF	H	R	ER	SO	BB	IBB	HBP	BLK	WP	HR	S	P	ERA	WHIP
Jeff Weaver, R ERA: 7.3	(1, 1)	4.1	L	26	11	4	3	2	2	0	0	0	0	0	47	77	6.23	3.000
Esteban Yan, R ERA: 6.95	(5, 1)	1.0		7	2	5	5	1	0	1	1	0	1	0	13	25	45.00	2.000
J.C. Romero, L ERA: 8.1	(6, 1)	0.2		9	7	4	4	1	0	0	0	0	0	0	21	31	54.00	10.500
Brendan Donnelly, R ERA: 3.54	(7, 1)	1.0		5	2	1	1	2	0	0	0	0	0	1	14	21	9.00	2.000
Hector Carrasco, R ERA: 4.35	(8, 1)	1.0		6	3	2	2	1	0	0	0	0	0	0	10	14	18.00	3.000

PITCHER	IP	WLS	BF	H	R	ER	SO	BB	IBB	HBP	BLK	WP	HR	S	P	ERA	WHIP

BOTTOM

Los Angeles Angels @ Los Angeles Dodgers

Dodger Stadium, Los Angeles, CA

Fri May 19 2006, 7:40 PM PDT

Att. 55,655 - Cloudy - 64 F

livebaseballscorecards.com

AB	47
R	16
H	25
RBI	16
BB	3
SO	7
LOB	22

Batter	1	2	3	4	5	6	7	8	9	AB	R	H	RBI	BB	SO	LOB
9 Chone Figgins, S (1, 8) (7, 7) OBP: 0.330, SLG: 0.371	C F F B X 1-2 G5-3	C F F B S 1-3 K		X 0-0 1-3 2-H 1B		C S B B B F F F F 3-2 F X P3			B B C F F B F X 3-2 L6	5	0	1	1	0	1	3
Adam Kennedy, L (1, 4) OBP: 0.331, SLG: 0.403	X 0-0 20 WP 20 2B 2B	C X 0-1 20 F9 2B	B X 1-0 F9				C B B L F F S 2-3 K			4	1	2	0	0	1	2
27 Vladimir Guerrero, R (1, 9) OBP: 0.356, SLG: 0.536	B D X 2-0 F7	B X 1-0 G5-3		F X 0-1 P4			C B B B S S 3-3 K			4	0	0	0	0	1	2
20 Juan Rivera, R (1, 7) OBP: 0.282, SLG: 0.405 62 Scot Shields, R (7, 1) Jason Bulger, R (8, 1) Esteban Yan, R (8, 1)	C D F X 1-2 2-H 8 HR 2B	X 0-0 2-3 F9		C B F F B X 2-2 G6-3			B C S B S 2-3 K 8 CS			4 0 0 0	1 0 0 0	1 0 0 0	1 0 0 0	0 0 0 0	1 0 0 0	1 0 0 0
8 Dallas McPherson, L (1, 5) OBP: 0.259, SLG: 0.370	F D X 1-1 2-H HR	B B D S C F X 3-2 G3-1		C X 0-1 G3			1 SAFE 0-0 1-2 CS	X 0-0 P5		4	1	1	2	0	0	1
39 Robb Quinlan, R (1, 3) OBP: 0.292, SLG: 0.365	C B B B C B X 3-2 G1-3			X 0-0 32 9 1B 1B		X 0-0 32 1B 1B		C B B S B F F X 3-2 G5-3		4	1	2	0	0	0	0
32 Erick Aybar, S (1, 6) OBP: 0.333, SLG: 0.333		B C F B X 2-2 G3		F F X 0-2 9 1B 1-2 1B		F C B F B X 2-2 1-2 1B		L B C B B X 3-2 F7		4	0	2	0	0	0	0
José Molina, R (1, 2) OBP: 0.193, SLG: 0.272 Mike Napoli, R (9, PH) OBP: 0.400, SLG: 0.625		B X 1-0 2B		C B F B F B F X 3-2 P4		F B C B B F B S 3-3 K			B B C F S 2-3 K	3 1	0 0	1 0	0 0	0 0	1 1	4 0
Kevin Gregg, R (1, 1) 65 Tommy Murphy, S (7, 8) OBP: 0.321, SLG: 0.346		C S X 0-2 G5-3		L L L 0-3 K		C L L 0-3 K			C B F X 1-2 F7	3 1	0 0	0 0	0 0	0 0	2 0	5 0
Inning Stats	R: 3 H: 3 E: 0 LOB: 0 K: 0 BB: 0 S: 14 P: 22	R: 0 H: 1 E: 0 LOB: 1 K: 1 BB: 0 S: 12 P: 16	R: 0 H: 1 E: 0 LOB: 1 K: 0 BB: 0 S: 8 P: 12	R: 1 H: 3 E: 0 LOB: 2 K: 1 BB: 0 S: 14 P: 18	R: 0 H: 0 E: 0 LOB: 0 K: 0 BB: 0 S: 8 P: 10	R: 0 H: 2 E: 0 LOB: 2 K: 2 BB: 0 S: 20 P: 28	R: 0 H: 0 E: 0 LOB: 0 K: 3 BB: 0 S: 11 P: 18	R: 0 H: 0 E: 0 LOB: 0 K: 0 BB: 0 S: 9 P: 15	R: 0 H: 0 E: 0 LOB: 0 K: 1 BB: 0 S: 11 P: 17	1B: 5 SF: 0 2B: 4 SAC: 0 3B: 0 DP: 0 HR: 1 HBP: 0					WP: 2 PA: 38 PB: 0 SB: 0 CS: 1	

PITCHER		IP	WLS	BF	H	R	ER	SO	BB	IBB	HBP	BLK	WP	HR	S	P	ERA	WHIP
Brett Tomko, R ERA: 3.21	(1, 1)	6.0		28	10	4	4	4	0	0	0	0	1	1	76	106	6.00	1.667
Joe Beimel, L ERA: 2.7	(7, 1)	1.0	W	3	0	0	0	3	0	0	0	0	1	0	11	18	0.00	0.000
Danys Baez, R ERA: 2.95	(8, 1)	1.0	H	3	0	0	0	0	0	0	0	0	0	0	9	15	0.00	0.000
44 Takashi Saito, R ERA: 2.74	(9, 1)	1.0		3	0	0	0	1	0	0	0	0	0	0	11	17	0.00	0.000

PITCHER	IP	WLS	BF	H	R	ER	SO	BB	IBB	HBP	BLK	WP	HR	S	P	ERA	WHIP

TOP

Los Angeles Angels @ Los Angeles Dodgers

Dodger Stadium, Los Angeles, CA

Sat May 20 2006, 1:10 PM PDT

Att. 55,587 - Sunny - 72 F

livebaseballscorecards.com

AB	37
R	4
H	10
RBI	4
BB	0
SO	8
LOB	18

Los Angeles Angels @ Los Angeles Dodgers

Dodger Stadium, Los Angeles, CA

Sat May 20 2006, 1:10 PM PDT

Att. 55,587 - Sunny - 72 F

livebaseballscorecards.com

BOTTOM

Batter	1	2	3	4	5	6	7	8	9	AB	R	H	RBI	BB	SO	LOB
15 Rafael Furcal, S (1, 6) OBP: 0.340, SLG: 0.329	B F C B B X 3-2 L8 ①		X 0-0 1B		C B B X 2-1 1B		C B C B F C 2-3 K ①	C F B X 1-2 1-2 2-H 1B		5	0	3	1	0	1	0
Kenny Lofton, L (1, 8) OBP: 0.336, SLG: 0.396	C B B X 2-1 5 2B 12 G5-3 1B		S 1 SAFE B B B 1 SAFE I L X 3-2 P6 ②		1 SAFE B X 1-0 F7 ③		B B C C F C C 2-3 K ②	S F B D B X 3-2 G3 ③		5	1	1	0	0	1	4
5 Nomar Garciaparra, R (1, 3) OBP: 0.423, SLG: 0.643	B S B F 1 SAFE X 2-2 1-3 2B		1 SAFE F B F F X 1-2 F7 ③			B X 1-0 12 1B HR 1B	X 0-0 G5-3 ③			4	1	2	0	0	0	1
12 Jeff Kent, R (1, 4) OBP: 0.357, SLG: 0.421	S D D F D X 3-2 G5-3 ② 3-H			B B F B F S 3-3 K ①		F B D 1 SAFE C F X 2-2 1-2 HR 1B		S C B B C 2-3 K ①		4	1	1	1	0	2	1
Willy Aybar, S (1, 5) OBP: 0.481, SLG: 0.652	B B F D F T 3-2 K ③			B C B F F B F F B 4-2 BB		F C F F X 0-2 1-H 2-H HR		B B B B 4-0 BB 16 1B 55 FC5-4 BB		2	2	1	3	2	1	1
16 Andre Ethier, L (1, 7) OBP: 0.360, SLG: 0.489		B X 1-0 F7 ①		S B C S 1-3 K ②		S B B X 2-1 F7 ①		C S X 0-2 55 FC5-4 BB WP 1-2 1B		4	1	1	0	0	1	1
José Cruz Jr., S (1, 9) OBP: 0.369, SLG: 0.353		X 0-0 F9 ②		B 1 SAFE C S B S 2-3 K ③		F C C 0-3 K ②		B B C F B F B 4-2 55 FC5-4 1-2 2-3 BB		3	0	0	0	1	2	1
55 Russell Martin, R (1, 2) OBP: 0.404, SLG: 0.455		B C B F C 2-3 K ③			C X 0-1 F9 ①	C X 0-1 G5-3 ③		B C X 1-1 FC5-4 ② WP 15 1B 1-2f 2-3 3-H		4	1	0	1	0	1	2
Brett Tomko, R (1, 1) OBP: 0.158, SLG: 0.111 Joe Beimel, L (7, 1) J.D. Drew, L (7, PH) OBP: 0.401, SLG: 0.538 Danys Baez, R (8, 1) Olmedo Saenz, R (8, PH) OBP: 0.338, SLG: 0.591 44 Takashi Saito, L (9, 1)			S F B C 1-3 K ①		C F F X 0-2 G1-3 ②		F C B X 1-2 HR	B C B C B 4-2 15 1B 1-2 3-H BB		2 0 0 1 0 0 0	0 0 1 0 0 0 0	0 0 1 0 0 0 0	0 0 1 0 0 0 0	0 0 0 0 0 1 0	1 0 0 0 0 0 0	0 0 0 0 0 0 0
Inning Stats	R: 1 H: 2 E: 0 LOB: 1 K: 1 BB: 0 S: 14 P: 27	R: 0 H: 0 E: 0 LOB: 0 K: 1 BB: 0 S: 5 P: 8	R: 0 H: 1 E: 0 LOB: 1 K: 1 BB: 0 S: 11 P: 16	R: 0 H: 0 E: 0 LOB: 1 K: 3 BB: 1 S: 14 P: 24	R: 0 H: 1 E: 0 LOB: 1 K: 0 BB: 0 S: 9 P: 12	R: 3 H: 3 E: 0 LOB: 0 K: 1 BB: 0 S: 17 P: 22	R: 1 H: 1 E: 0 LOB: 0 K: 2 BB: 0 S: 12 P: 17	R: 3 H: 2 E: 0 LOB: 2 K: 1 BB: 3 S: 19 P: 38								

AB	34
R	8
H	10
RBI	7
BB	4
SO	10
LOB	11

1B: 7	SF: 0	WP: 1	PA: 38
2B: 1	SAC: 0	PB: 0	
3B: 0	DP: 0	SB: 0	
HR: 2	HBP: 0	CS: 0	

PITCHER		IP	WLS	BF	H	R	ER	SO	BB	IBB	HBP	BLK	WP	HR	S	P	ERA	WHIP
Kevin Gregg, R ERA: 4.3	(1, 1)	6.0		26	7	4	4	7	1	0	0	0	0	1	70	109	6.00	1.333
62 Scot Shields, R ERA: 1.14	(7, 1)	1.0	L	4	1	1	1	2	0	0	0	0	0	1	12	17	9.00	1.000
Jason Bulger, R ERA: 40.5	(8, 1)	0.2		6	1	3	3	1	3	0	0	0	1	0	13	28	40.50	6.000
Esteban Yan, R ERA: 6.85	(8, 1)	0.1		2	1	0	0	0	0	0	0	0	0	0	6	10	0.00	3.000

PITCHER	IP	WLS	BF	H	R	ER	SO	BB	IBB	HBP	BLK	WP	HR	S	P	ERA	WHIP

Los Angeles Angels @ Los Angeles Dodgers

Dodger Stadium, Los Angeles, CA

Sun May 21 2006, 1:10 PM PDT

Att. 55,662 - Overcast - 68 F

livebaseballscorecards.com

TOP

Batter	1	2	3	4	5	6	7	8	9	AB	R	H	RBI	BB	SO	LOB
9 Chone Figgins, S (1, 9) (7, 8) OBP: 0.328, SLG: 0.364	F7	G4-3			HBP		G3-1			3	0	0	0	0	0	2
Orlando Cabrera, R (1, 6) OBP: 0.337, SLG: 0.430	8 S 2B		16 1B 1B		P4			F9		4	0	2	0	0	0	1
Adam Kennedy, L (1, 4) OBP: 0.331, SLG: 0.397	8 S BB		K		G1-3 1-2			G6-3		2	0	0	0	1	1	2
Hector Carrasco, R (5, 1) SAFE										0	0	0	0	0	0	0
20 Juan Rivera, R (7, 9) OBP: 0.279, SLG: 0.400										1	0	0	0	0	0	0
16 Garret Anderson, L (1, 7) OBP: 0.318, SLG: 0.438	K		8 G4-6-3 1-3 1B			K2-3		2B		4	0	2	0	0	2	2
José Molina, R (8, PR) (8, 3) OBP: 0.193, SLG: 0.272										0	0	0	0	0	0	0
8 Dallas McPherson, L (1, 5) OBP: 0.258, SLG: 0.333	1-2 2-3 BB		G4-6-3 1-2f			F9		F8		3	0	0	0	1	0	3
39 Robb Quinlan, R (1, 3) (8, 7) OBP: 0.275, SLG: 0.343	G5-3			G4-3		K			G4-3	4	0	0	0	0	1	3
Mike Napoli, R (1, 2) OBP: 0.359, SLG: 0.556		E6		F9			P6		K	4	0	0	0	0	1	0
65 Tommy Murphy, S (1, 8) OBP: 0.323, SLG: 0.321	K		F8				32 S BB		K	2	0	0	0	1	1	1
J.C. Romero, S (7, 1)										0	0	0	0	0	0	0
Jason Bulger, R (8, 1)										0	0	0	0	0	0	0
Tim Salmon, R (9, PH) OBP: 0.330, SLG: 0.462										1	0	0	0	0	1	0
54 Ervin Santana, R (1, 1)	K				G4-3		K 1-2			1	0	0	0	0	1	1
32 Erick Aybar, S (5, PH) (5, 4) OBP: 0.250, SLG: 0.250										2	0	0	0	0	1	1
Inning Stats	R: 0 E: 0 K: 1 S: 16 H: 1 LOB: 3 BB: 2 P: 30	R: 0 E: 1 K: 2 S: 14 H: 0 LOB: 1 BB: 0 P: 19	R: 0 E: 0 K: 1 S: 9 H: 2 LOB: 1 BB: 0 P: 12	R: 0 E: 0 K: 0 S: 7 H: 0 LOB: 0 BB: 0 P: 12	R: 0 E: 0 K: 0 S: 7 H: 0 LOB: 1 BB: 0 P: 10	R: 0 E: 0 K: 2 S: 9 H: 0 LOB: 0 BB: 0 P: 13	R: 0 E: 0 K: 1 S: 11 H: 0 LOB: 1 BB: 1 P: 22	R: 0 E: 0 K: 0 S: 8 H: 1 LOB: 1 BB: 0 P: 10	R: 0 E: 0 K: 2 S: 9 H: 0 LOB: 0 BB: 0 P: 14	1B: 2 2B: 2 3B: 0 HR: 0	SF: 0 SAC: 0 DP: 1 HBP: 1						

	AB	31
	R	0
	H	4
	RBI	0
	BB	3
	SO	9
	LOB	16

WP: 0 PB: 0 SB: 4 CS: 0 PA: 35

PITCHER		IP	WLS	BF	H	R	ER	SO	BB	IBB	HBP	BLK	WP	HR	S	P	ERA	WHIP
Derek Lowe, R ERA: 3.08	(1, 1)	7.0	W	28	3	0	0	7	3	0	1	0	0	0	73	118	0.00	0.857
51 Jonathan Broxton, R ERA: 0.9	(8, 1)	2.0		7	1	0	0	2	0	0	0	0	0	0	17	24	0.00	0.500

PITCHER	IP	WLS	BF	H	R	ER	SO	BB	IBB	HBP	BLK	WP	HR	S	P	ERA	WHIP

Los Angeles Angels @ Los Angeles Dodgers

Dodger Stadium, Los Angeles, CA

Sun May 21 2006, 1:10 PM PDT

Att. 55,662 - Overcast - 68 F

livebaseballscorecards.com

BOTTOM

Batter	1	2	3	4	5	6	7	8	9	AB	R	H	RBI	BB	SO	LOB
15 Rafael Furcal, S (1, 6) OBP: 0.333, SLG: 0.322 51 Jonathan Broxton, R (8, 1)	B1	L7			G1-3		FC1-4 1-2f			4 0	1 0	0 0	0 0	0 0	0 0	2 0
Kenny Lofton, L (1, 8) OBP: 0.350, SLG: 0.409	1B	G4-3-6 1-2f			1B		1-2			4	2	3	0	0	0	1
5 Nomar Garciaparra, R (1, 3) OBP: 0.426, SLG: 0.657	1-H		F9		L5		1-H 2-H			4	1	2	3	0	0	1
J.D. Drew, L (1, 9) OBP: 0.392, SLG: 0.524	K		K			K	P6			4	0	0	0	0	3	2
12 Jeff Kent, R (1, 4) OBP: 0.360, SLG: 0.420 13 Oscar Robles, L (9, 4) OBP: 0.346, SLG: 0.286	1B 16 HR BB		G5-3			FC4-6 1B		L7		3 0	1 0	1 0	0 0	1 0	0 0	0 0
Willy Aybar, S (1, 5) OBP: 0.452, SLG: 0.593	16 HR 1-3 2-H 1B			L8		FC4-6 1-2f		P5		4	1	1	1	0	0	1
16 Andre Ethier, L (1, 7) OBP: 0.352, SLG: 0.531	1-H 3-H HR			G3		K2-3		G4-3		4	1	1	3	0	1	1
55 Russell Martin, R (1, 2) OBP: 0.400, SLG: 0.447	F8			F8			15 FC1-4 1B			3	0	1	0	0	0	0
Derek Lowe, R (1, 1) OBP: 0.087, SLG: 0.045 18 Ramon Martinez, R (7, PH) OBP: 0.386, SLG: 0.385 (8, 6)		G4-3-6 1B			F9		F8			2 1	0 0	1 0	0 0	0 0	0 0	0 1
Inning Stats	R: 5 E: 0 K: 1 S: 18 H: 4 LOB: 0 BB: 1 P: 31	R: 0 E: 0 K: 0 S: 4 H: 1 LOB: 0 BB: 0 P: 5	R: 0 E: 0 K: 1 S: 6 H: 0 LOB: 0 BB: 0 P: 9	R: 0 E: 0 K: 0 S: 5 H: 0 LOB: 0 BB: 0 P: 8	R: 0 E: 0 K: 0 S: 7 H: 1 LOB: 1 BB: 0 P: 9	R: 0 E: 0 K: 2 S: 12 H: 1 LOB: 1 BB: 0 P: 17	R: 2 E: 0 K: 0 S: 16 H: 3 LOB: 1 BB: 0 P: 25	R: 0 E: 0 K: 0 S: 7 H: 0 LOB: 0 BB: 0 P: 13		1B: 7 2B: 2 3B: 0 HR: 1 SF: 0 SAC: 0 DP: 1 HBP: 0				WP: 0 PB: 0 SB: 0 CS: 0 PA: 34		

	AB	33
	R	7
	H	10
	RBI	7
	BB	1
	SO	4
	LOB	9

PITCHER		IP	WLS	BF	H	R	ER	SO	BB	IBB	HBP	BLK	WP	HR	S	P	ERA	WHIP
54 Ervin Santana, R ERA: 5.02	(1, 1)	4.0	L	17	5	5	5	2	1	0	0	0	0	1	33	53	11.25	1.500
Hector Carrasco, R ERA: 4.28	(5, 1)	2.2		11	3	1	1	2	0	0	0	0	0	0	27	38	3.38	1.125
J.C. Romero, L ERA: 8.47	(7, 1)	0.1		3	2	1	1	0	0	0	0	0	0	0	8	13	27.00	6.000
Jason Bulger, R ERA: 16.2	(8, 1)	1.0		3	0	0	0	0	0	0	0	0	0	0	7	13	0.00	0.000

PITCHER	IP	WLS	BF	H	R	ER	SO	BB	IBB	HBP	BLK	WP	HR	S	P	ERA	WHIP

Batter	1	2	3	4	5	6	7	8	9	AB	R	H	RBI	BB	SO	LOB
Jamey Carroll, R (1, 4) OBP: 0.410, SLG: 0.400	B C B C B F F X 3-2 E5 17 FC3-6 27 1B 5 SF8		X 0-0 27 1B 2B		B F C X 1-2 27 G6-4-3 1B			X 0-0 ② F9		1	1	0	0	0	0	0
Luis Gonzalez, R (3, PH) OBP: 0.263, SLG: 0.385 (3, 4)										3	0	2	0	0	0	0
27 Garrett Atkins, R (1, 5) OBP: 0.389, SLG: 0.503	B X 1-0 17 FC3-6 1-2 1B		C X 0-1 ① 5 HBP 2-H 1B		B C C F B X 2-2 ②③ G6-4-3 1-2f			C C B B X 2-2 ③ P3		4	0	2	0	0	0	1
17 Todd Helton, L (1, 3) OBP: 0.435, SLG: 0.514	X 0-0 ① FC3-6 1-2f 2-3		B F B O B 4-1 5 HBP BB			C F S 0-3 ① K2-3			B C C F B X 2-2 5 G6-4-3 1B	3	0	1	0	1	1	2
5 Matt Holliday, R (1, 7) OBP: 0.364, SLG: 0.626	X 0-0 ② SF8 3-H		F S O H 2-2 11 G6-4-3 1-2 2-3 HBP			F X 0-1 ② F9			B X 1-0 ①② G6-4-3 1-2f	2	0	0	1	0	0	1
11 Brad Hawpe, L (1, 9) OBP: 0.421, SLG: 0.622	B O S B C S 3-3 ③ K2-3		X 0-0 ②③ G6-4-3 1-2f			S B X 1-1 ③ G4-3			B B C B X 3-1 2B	4	0	1	0	0	1	4
12 Clint Barmes, R (1, 6) OBP: 0.231, SLG: 0.321		C F X 0-2 ① G6-3		C X 0-1 ① P4			C B S X 1-2 ① G6-3		B B C T S 2-3 ③ K2-3	4	0	0	0	0	1	1
18 Cory Sullivan, L (1, 8) OBP: 0.318, SLG: 0.451		C X 0-1 2B 1B		C F B X 1-2 ② F7			C X 0-1 ② G6-3			3	0	1	0	0	0	0
Danny Ardoin, R (1, 2) OBP: 0.242, SLG: 0.269 Scott Dohmann, R (7, 1) 39 Tom Martin, L (7, 1) David Cortes, R (8, 1)		1 SAFE X 0-0 ② 1-H 2B		B C C C B F B X 3-2 ③ G1-3			C B S X 1-2 ③ F9			3	0	1	0	0	0	0
										0	0	0	0	0	0	0
										0	0	0	0	0	0	0
										0	0	0	0	0	0	0
49 Byung-Hyun Kim, R (1, 1) Eli Marrero, R (7, 2) OBP: 0.373, SLG: 0.560		C X 0-1 ③ F9			B F B X 2-1 ① F9			C B C B B S 3-3 ① K		2	0	0	0	0	0	1
										1	0	0	0	0	1	0
Inning Stats	R: 1 H: 1 E: 1 LOB: 1 K: 1 BB: 0 S: 11 P: 18	R: 0 H: 2 E: 0 LOB: 1 K: 0 BB: 0 S: 8 P: 8	R: 0 H: 2 E: 0 LOB: 2 K: 0 BB: 1 S: 7 P: 13	R: 0 H: 0 E: 0 LOB: 0 K: 0 BB: 0 S: 9 P: 13	R: 0 H: 1 E: 0 LOB: 0 K: 0 BB: 0 S: 9 P: 14	R: 0 H: 0 E: 0 LOB: 0 K: 1 BB: 0 S: 7 P: 8	R: 0 H: 0 E: 0 LOB: 0 K: 0 BB: 0 S: 8 P: 10	R: 0 H: 0 E: 0 LOB: 0 K: 1 BB: 0 S: 7 P: 12	R: 0 H: 2 E: 0 LOB: 1 K: 1 BB: 0 S: 10 P: 18	1B: 5 SF: 1 2B: 3 SAC: 0 3B: 0 DP: 3 HR: 0 HBP: 1						

PITCHER		IP	WLS	BF	H	R	ER	SO	BB	IBB	HBP	BLK	WP	HR	S	P	ERA	WHIP
Jae Weong Seo, R ERA: 4.5	(1, 1)	7.0	W	26	6	1	0	2	1	0	1	0	0	0	59	84	0.00	1.000
51 Jonathan Broxton, R ERA: 0.82	(8, 1)	1.0	H	3	0	0	0	1	0	0	0	0	0	0	7	12	0.00	0.000
Joe Beimel, L ERA: 2.51	(9, 1)	1.0		4	2	0	0	1	0	0	0	0	0	0	10	18	0.00	2.000

PITCHER	IP	WLS	BF	H	R	ER	SO	BB	IBB	HBP	BLK	WP	HR	S	P	ERA	WHIP

TOP

Colorado Rockies @ Los Angeles Dodgers

Dodger Stadium, Los Angeles, CA

Mon May 22 2006, 7:10 PM PDT

Att. 33,652 - Clear - 67 F

livebaseballscorecards.com

AB	30
R	1
H	8
RBI	1
BB	1
SO	4
LOB	10

WP: 0 PA: 33
PB: 0
SB: 0
CS: 0

Colorado Rockies @ Los Angeles Dodgers

Dodger Stadium, Los Angeles, CA

Mon May 22 2006, 7:10 PM PDT

Att. 33,652 - Clear - 67 F

livebaseballscorecards.com

BOTTOM

Batter	1	2	3	4	5	6	7	8	9	AB	R	H	RBI	BB	SO	LOB
15 Rafael Furcal, S (1, 6) OBP: 0.337, SLG: 0.322	C B X 1-1 CS 1B		C X 0-1 E3 2B 1B		C F F B X 1-2 ① P6		B B B C B 4-1 WP BB G1-2-3 BB	X 0-0 ① SH5-4 1-2 2-3		3	1	1	0	1	0	0
José Cruz Jr., S (1, 8) OBP: 0.377, SLG: 0.361	B C C T F X 1-2 ①② G3 1-2		1 SAFE B X 1-0 1B 1-3 FC4-6 2B		C B B B X 3-1 ② G3		1 SAFE 1 SAFE B B D B 4-0 G1-2-3 WP 1-2 BB BB	I I I I 4-0 FC3-6 18 1B IBB		3	2	1	0	2	0	1
Olmedo Saenz, R (1, 3) OBP: 0.347, SLG: 0.580 13 Oscar Robles, L (7, PR) OBP: 0.346, SLG: 0.286 51 Jonathan Broxton, R (8, 1) 18 Ramon Martinez, R (8, PH) OBP: 0.400, SLG: 0.400 (9, 4)	C B X 1-1 ③ G6-3		X 0-0 FC4-6 2-3 3-H 1B		B S F F X 1-2 ③ F9		B T F D D D F B 4-2 BB G1-2-3 1-2 2-3 BB	F B X 1-1 FC3-6 1-2 2-3 3-H 1B		3 0 0 1	0 0 0 0	1 0 0 1	1 0 0 1	1 0 0 0	0 0 0 0	0 0 0 0
J.D. Drew, L (1, 9) OBP: 0.386, SLG: 0.513		C B C C 1-3 ① K	B B X 2-0 ② FC4-6 1-2f 3-H			B B B C X 3-1 12 2B 1B	C B B B X 2-1 ①② G1-2-3 1-2 2-3 3-Hf	F X 0-1 ② FC3-6 1-2f 2-3 3-H		5	1	1	2	0	1	6
12 Jeff Kent, R (1, 4) OBP: 0.367, SLG: 0.425 Joe Beimel, L (9, 1)		B B B B 4-0 HBP BB	C B X 1-1 ③ F9			1 SAFE B 1 SAFE B X 2-0 1-H 2B	I I I I 4-0 BB IBB	D X 1-0 ③ F8		3 0	0 0	1 0	1 0	2 0	0 0	3 0
Willy Aybar, S (1, 5) OBP: 0.514, SLG: 0.607		B C B F H 3-2 1-2 HBP	F X 0-1 1B			F B B B C B 4-2 BB	B B B C B 4-1 1-2 2-3 3-H BB			1	0	1	1	2	0	0
16 Andre Ethier, L (1, 7) OBP: 0.328, SLG: 0.491		F X 0-1 ② F7	X 0-0 ① F8			F F X 0-2 ① F7	F F X 0-2 ③ G3			4	0	0	0	0	0	8
55 Russell Martin, R (1, 2) OBP: 0.390, SLG: 0.431		B B C X 2-1 ③ G3	B X 1-0 ② F9			X 0-0 ② F7		C F B B X 2-2 15 SH5-4 5 1B 18 1B 1B		4	1	1	0	0	0	5
Jae Weong Seo, R (1, 1) OBP: 0.133, SLG: 0.133 5 Nomar Garciaparra, R (8, 3) OBP: 0.431, SLG: 0.660			C F X 0-2 ① G1-3	F F B F C 1-3 ③ K		C B B B C X 3-2 ③ G3-1		F 1 SAFE F 1 SAFE F B B 1 SAFE 2-2 F X 18 1B 15 SH5-4 1-2 FC3-6 1B		3 1	0 1	0 1	0 0	0 0	1 0	3 0
Inning Stats	R: 0 E: 0 K: 0 S: 9 H: 1 LOB: 0 BB: 0 P: 12	R: 0 E: 0 K: 1 S: 9 H: 0 LOB: 2 BB: 1 P: 19	R: 2 E: 1 K: 0 S: 10 H: 2 LOB: 1 BB: 0 P: 14	R: 0 E: 0 K: 1 S: 8 H: 1 LOB: 1 BB: 0 P: 10	R: 0 E: 0 K: 0 S: 10 H: 0 LOB: 0 BB: 0 P: 15	R: 1 E: 0 K: 0 S: 12 H: 2 LOB: 2 BB: 1 P: 24	R: 1 E: 0 K: 0 S: 10 H: 0 LOB: 3 BB: 5 P: 32	R: 2 E: 0 K: 0 S: 15 H: 3 LOB: 2 BB: 1 P: 25		1B: 7 2B: 2 3B: 0 HR: 0	SF: 0 SAC: 1 DP: 1 HBP: 1			WP: 1 PB: 0 SB: 0 CS: 1		PA: 41

	AB	31
	R	6
	H	9
	RBI	6
	BB	8
	SO	2
	LOB	26

PITCHER	IP	WLS	BF	H	R	ER	SO	BB	IBB	HBP	BLK	WP	HR	S	P	ERA	WHIP
49 Byung-Hyun Kim, R (1, 1) ERA: 4.02	6.0	L	27	6	3	1	2	2	0	1	0	0	0	58	94	1.50	1.333
Scott Dohmann, R (7, 1) ERA: 4.76	0.0		3	0	1	1	0	3	0	0	0	1	0	4	16	∞	∞
39 Tom Martin, L (7, 1) ERA: 5.4	1.0		4	0	0	0	0	1	1	0	0	0	0	6	16	0.00	1.000
David Cortes, R (8, 1) ERA: 2.12	1.0		7	3	2	2	0	0	1	0	0	0	0	15	25	18.00	3.000

PITCHER	IP	WLS	BF	H	R	ER	SO	BB	IBB	HBP	BLK	WP	HR	S	P	ERA	WHIP

Colorado Rockies @ Los Angeles Dodgers

Dodger Stadium, Los Angeles, CA

Tue May 23 2006, 7:10 PM PDT

Att. 40,228 - Clear - 70 F

livebaseballscorecards.com

TOP

Batter	1	2	3	4	5	6	7	8	9	AB	R	H	RBI	BB	SO	LOB
18 Cory Sullivan, L (1, 8) OBP: 0.317, SLG: 0.446	F8		F7		F7			27 HBP 1B		4	0	1	0	0	0	0
27 Garrett Atkins, R (1, 5) OBP: 0.397, SLG: 0.524	17 1B 1B		G6-3			HR		17 G6-4-3 HBP		3	1	2	1	0	0	0
17 Todd Helton, L (1, 3) OBP: 0.437, SLG: 0.509	1-2 1B		5 FC6-4 BB			G4-3		G6-4-3		3	0	1	0	1	0	2
5 Matt Holliday, R (1, 7) OBP: 0.361, SLG: 0.624	K		FC6-4 1-2f			G6-3			12 WP 2B	4	0	1	0	0	1	3
11 Brad Hawpe, L (1, 9) OBP: 0.418, SLG: 0.613	G5-3			G6-4-3 1B		K			K	4	0	1	0	0	2	3
Luis Gonzalez, R (1, 4) OBP: 0.262, SLG: 0.390		12 G4-3 2B		G6-4-3 1-2f			K		P4	4	0	1	0	0	1	2
12 Clint Barmes, R (1, 6) OBP: 0.225, SLG: 0.313		G4-3 2-3		K			F8		F9 2-3	4	0	0	0	0	1	2
Miguel Ojeda, R (1, 2) OBP: 0.301, SLG: 0.364 Sun-Woo Kim, R (8, 1) OBP: 1.000, SLG: 2.000		K			K		F8			3	0	0	0	0	3	1
							K			0	0	0	0	0	0	0
Jason Jennings, L (1, 1) OBP: 0.273, SLG: 0.286 Ray King, L (7, 1) Eli Marrero, R (8, PH) OBP: 0.367, SLG: 0.549 (8, 2)		G4-3			K			K		2	0	0	0	0	1	1
										0	0	0	0	0	0	0
										1	0	0	0	0	1	0
Inning Stats	R: 0 H: 2 E: 0 LOB: 2 K: 1 BB: 0 S: 16 P: 28	R: 0 H: 1 E: 0 LOB: 1 K: 1 BB: 0 S: 16 P: 21	R: 0 H: 0 E: 0 LOB: 1 K: 0 BB: 1 S: 13 P: 24	R: 0 H: 1 E: 0 LOB: 0 K: 1 BB: 0 S: 9 P: 15	R: 0 H: 0 E: 0 LOB: 0 K: 2 BB: 0 S: 10 P: 16	R: 1 H: 1 E: 0 LOB: 0 K: 1 BB: 0 S: 13 P: 23	R: 0 H: 0 E: 0 LOB: 0 K: 2 BB: 0 S: 9 P: 12	R: 0 H: 1 E: 0 LOB: 1 K: 1 BB: 0 S: 9 P: 12	R: 0 H: 1 E: 0 LOB: 1 K: 1 BB: 0 S: 12 P: 17	1B: 4 SF: 0 2B: 2 SAC: 0 3B: 0 DP: 2 HR: 1 HBP: 1						

	AB	32
	R	1
	H	7
	RBI	1
	BB	1
	SO	10
	LOB	14

WP: 1 PA: 34
PB: 0
SB: 0
CS: 0

PITCHER		IP	WLS	BF	H	R	ER	SO	BB	IBB	HBP	BLK	WP	HR	S	P	ERA	WHIP
31 Brad Penny, R ERA: 2.31	(1, 1)	5.0	W	19	4	0	0	5	1	0	0	0	0	0	64	104	0.00	1.000
47 Tim Hamulack, L ERA: 5.5	(6, 1)	1.0		4	1	1	1	1	0	0	0	0	0	1	13	23	9.00	1.000
Danys Baez, R ERA: 2.7	(7, 1)	2.0	H	7	1	0	0	3	0	0	1	0	0	0	18	24	0.00	0.500
44 Takashi Saito, R ERA: 2.63	(9, 1)	1.0		4	1	0	0	1	0	0	0	0	1	0	12	17	0.00	1.000

PITCHER	IP	WLS	BF	H	R	ER	SO	BB	IBB	HBP	BLK	WP	HR	S	P	ERA	WHIP

Batter	1	2	3	4	5	6	7	8	9	AB	R	H	RBI	BB	SO	LOB
15 Rafael Furcal, S (1, 6) OBP: 0.333, SLG: 0.321	C B X 1-1 ① G6-3	B B B C X 3-1 WP 1-2 3B 1B		B B X 2-0 ① F9	B D C C C 2-3 ③ K			X 0-0 ② SF8 3-H		4	1	1	1	0	1	1
Kenny Lofton, L (1, 8) OBP: 0.360, SLG: 0.435	B C B F X 2-2 5 G5-3 3B 1B	C B F F B B X 3-2 1-H 2-H 3B		C B B B F X 3-2 ② G5-3			C F B X 1-2 E9 5 2B	B B T B X 3-1 5 1B 1B		5	2	3	2	0	0	0
5 Nomar Garciaparra, R (1, 3) OBP: 0.430, SLG: 0.657	C X 0-1 ② G5-3 1-2	F F B X 1-2 ② L4		F B B F F X 2-2 ③ L8			F X 0-1 WP 12 SF8 2-H 2B	X 0-0 1-2 1B		5	1	2	1	0	0	2
J.D. Drew, L (1, 9) OBP: 0.392, SLG: 0.526	S X 0-1 2B 2-H 3B	B B C B F T F X 3-2 ③ F8			F B X 1-1 CS 1B		B B C D B 4-1 G5-4-3 2-3 BB	B B F X 2-1 ③ G4-3		4	1	2	1	1	0	3
12 Jeff Kent, R (1, 4) OBP: 0.365, SLG: 0.419	B B F B S B 4-2 2B BB		F B X 1-1 ① F8		X 0-0 ① F7		B B C X 2-1 ① SF8 3-H			2	0	0	1	1	0	1
Willy Aybar, S (1, 5) OBP: 0.487, SLG: 0.594	B F X 1-1 1-3 3-H 2B		X 0-0 ② P5		1 SAFE B X 1-0 ② ③ G4-3 1-2		X 0-0 ② ③ G5-4-3 1-2f			4	0	1	1	0	0	2
16 Andre Ethier, L (1, 7) OBP: 0.355, SLG: 0.518	B X 1-0 ③ G4-3		C B B S X 2-2 55 1B 1B			X 0-0 2B		H 1-0 55 2B HBP		3	1	2	0	0	0	2
55 Russell Martin, R (1, 2) OBP: 0.397, SLG: 0.455		C B F F C 1-3 ① K	B B X 2-0 1-2 1B			C D L F F S 1-3 ① K2-3		B F D X 2-1 WP 1-H 15 SF8 2B		4	1	2	1	0	2	1
31 Brad Penny, R (1, 1) OBP: 0.250, SLG: 0.250 47 Tim Hamulack, R (6, 1) 13 Oscar Robles, L (6, PH) OBP: 0.333, SLG: 0.273 Danys Baez, R (7, 1) Olmedo Saenz, R (8, PH) OBP: 0.342, SLG: 0.571 44 Takashi Saito, L (9, 1)		S F X 0-2 WP 15 1B 3B 1B	F F S 0-3 ③ K			B B C B X 3-1 ② G6-3		C B B C B F S 3-3 ① K 2-3		2 0 1 0 1 0	1 0 0 0 0 0	1 0 0 0 0 0	0 0 0 0 0 0	0 0 0 0 0 0	1 0 0 0 0 0	2 0 1 0 1 0
Inning Stats	R: 2 E: 0 K: 0 S: 14 H: 3 LOB: 2 BB: 1 P: 23	R: 2 E: 0 K: 1 S: 20 H: 3 LOB: 1 BB: 0 P: 31	R: 0 E: 0 K: 1 S: 10 H: 2 LOB: 2 BB: 0 P: 15	R: 0 E: 0 K: 0 S: 8 H: 0 LOB: 0 BB: 0 P: 15	R: 0 E: 0 K: 0 S: 4 H: 1 LOB: 0 BB: 0 P: 6	R: 0 E: 0 K: 2 S: 11 H: 1 LOB: 1 BB: 0 P: 17	R: 2 E: 1 K: 0 S: 9 H: 1 LOB: 0 BB: 1 P: 16	R: 2 E: 0 K: 1 S: 12 H: 3 LOB: 2 BB: 0 P: 23		1B: 8 2B: 4 3B: 2 HR: 0	SF: 2 SAC: 0 DP: 1 HBP: 1		WP: 3 PB: 0 SB: 0 CS: 1	PA: 40		

PITCHER		IP	WLS	BF	H	R	ER	SO	BB	IBB	HBP	BLK	WP	HR	S	P	ERA	WHIP
Jason Jennings, R ERA: 5.18	(1, 1)	6.0	L	30	11	6	5	4	1	0	0	0	1	0	72	113	7.50	2.000
Ray King, L ERA: 2.92	(7, 1)	1.0		3	0	0	0	0	1	0	0	0	1	0	4	10	0.00	1.000
Sun-Woo Kim, R ERA: 19.5	(8, 1)	1.0		7	3	2	2	1	0	0	1	0	1	0	12	23	18.00	3.000

PITCHER	IP	WLS	BF	H	R	ER	SO	BB	IBB	HBP	BLK	WP	HR	S	P	ERA	WHIP

BOTTOM

Colorado Rockies @ Los Angeles Dodgers

Dodger Stadium, Los Angeles, CA

Tue May 23 2006, 7:10 PM PDT

Att. 40,228 - Clear - 70 F

livebaseballscorecards.com

AB	35
R	8
H	14
RBI	8
BB	2
SO	5
LOB	16

Colorado Rockies @ Los Angeles Dodgers

Dodger Stadium, Los Angeles, CA

Wed May 24 2006, 7:10 PM PDT

Att. 39,299 - Partly Cloudy - 73 F

livebaseballscorecards.com

TOP

Batter	1	2	3	4	5	6	7	8	9	AB	R	H	RBI	BB	SO	LOB
18 Cory Sullivan, L (1, 8) OBP: 0.315, SLG: 0.442	F7		K			G3		1B 1-2 2-H		4	0	1	1	0	1	2
27 Garrett Atkins, R (1, 5) OBP: 0.389, SLG: 0.512	F9		FC6-4 1-2f			K		K		4	0	0	0	0	2	4
17 Todd Helton, L (1, 3) OBP: 0.425, SLG: 0.491	F7			F8			G4-3	G1-3		4	0	0	0	0	0	2
5 Matt Holliday, R (1, 7) OBP: 0.359, SLG: 0.615		G5-3		G1-3			1B		E3 11 DI	4	0	1	0	0	0	0
11 Brad Hawpe, L (1, 9) OBP: 0.409, SLG: 0.598		F7		G3			P6		K 1-2	4	0	0	0	0	1	2
Luis Gonzalez, R (1, 4) OBP: 0.262, SLG: 0.385		K			G4-6-3 1B		K		F9	4	0	1	0	0	2	2
12 Clint Barmes, R (1, 6) OBP: 0.226, SLG: 0.311			WP 1B		P4			E6 WP 18 1B	P4	4	1	1	0	0	0	2
Danny Ardoin, R (1, 2) OBP: 0.248, SLG: 0.266 Miguel Ojeda, R (7, 2) OBP: 0.311, SLG: 0.364			27 FC6-4 1-2 BB		G4-6-3 1-2f			18 1B 1-2 BB		1 0	0 0	0 0	0 0	1 1	0 0	1 0
28 Aaron Cook, R (1, 1) OBP: 0.087, SLG: 0.087 39 Tom Martin, L (7, 1) Jose Mesa, R (7, 1) Jason Smith, L (8, PH) OBP: 0.338, SLG: 0.414 40 Brian Fuentes, L (8, 1)			K			G6-3		F9		2 0 0 1 0	0 0 0 0 0	0 0 0 0 0	0 0 0 0 0	0 0 0 0 0	1 0 0 0 0	2 0 0 2 0

	AB	32
	R	1
	H	4
	RBI	1
	BB	2
	SO	7
	LOB	19

Inning Stats	1	2	3	4	5	6	7	8	9
	R: 0 E: 0 K: 0 S: 5	R: 0 E: 0 K: 1 S: 6	R: 0 E: 0 K: 2 S: 13	R: 0 E: 0 K: 0 S: 6	R: 0 E: 0 K: 0 S: 10	R: 0 E: 0 K: 1 S: 7	R: 0 E: 0 K: 1 S: 12	R: 1 E: 1 K: 1 S: 13	R: 0 E: 1 K: 1 S: 15
	H: 0 LOB: 0 BB: 0 P: 11	H: 0 LOB: 0 BB: 0 P: 9	H: 1 LOB: 2 BB: 1 P: 20	H: 0 LOB: 0 BB: 0 P: 8	H: 1 LOB: 0 BB: 0 P: 13	H: 0 LOB: 0 BB: 0 P: 14	H: 1 LOB: 1 BB: 0 P: 15	H: 1 LOB: 2 BB: 1 P: 21	H: 0 LOB: 1 BB: 0 P: 18

1B: 4 SF: 0 WP: 2 PA: 34
2B: 0 SAC: 0 PB: 0
3B: 0 DP: 1 SB: 0
HR: 0 HBP: 0 CS: 0

PITCHER		IP	WLS	BF	H	R	ER	SO	BB	IBB	HBP	BLK	WP	HR	S	P	ERA	WHIP
Aaron Sele, R ERA: 1.69	(1, 1)	7.0	W	24	3	0	0	5	1	0	0	0	1	0	59	90	0.00	0.571
51 Jonathan Broxton, R ERA: 0.69	(8, 1)	2.0		10	1	1	0	2	1	0	0	0	1	0	28	39	0.00	1.000

PITCHER	IP	WLS	BF	H	R	ER	SO	BB	IBB	HBP	BLK	WP	HR	S	P	ERA	WHIP

Colorado Rockies @ Los Angeles Dodgers

Dodger Stadium, Los Angeles, CA

Wed May 24 2006, 7:10 PM PDT

Att. 39,299 - Partly Cloudy - 73 F

livebaseballscorecards.com

BOTTOM

Batter	1	2	3	4	5	6	7	8	9	AB	R	H	RBI	BB	SO	LOB
15 Rafael Furcal, S (1, 6) OBP: 0.340, SLG: 0.328	C F X 0-2 5 G6-3 1B		X 0-0 ② F7		C B F X 1-2 BB 12 1B 1B	C B X 1-1 ③ 2-3 1B		C X 0-1 ① L6		5	1	3	0	0	0	1
Kenny Lofton, L (1, 8) OBP: 0.354, SLG: 0.425 16 Andre Ethier, L (9, 7) OBP: 0.355, SLG: 0.518	D 1 SAFE 1 SAFE B B C X 3-1 ① F7		B X 1-0 5 1B 1B 1B		1 SAFE 1 SAFE B B B X 2-0 ① F8		B C B B X 3-1 ① F8	B B C X 2-1 ② G5-3 1-2		5 0	1 0	1 0	0 0	0 0	0 0	3 0
5 Nomar Garciaparra, R (1, 3) OBP: 0.437, SLG: 0.652	1 SAFE B X 1-0 ② G6-3 1-2		1 SAFE B C B X 2-1 1B 12 1B 1-2 1B		F 1 SAFE B X 1-1 ② F8		X 0-0 HBP S 1B 1B	I I I 4-0 IBB		4	2	2	0	1	0	2
J.D. Drew, L (1, 9) OBP: 0.392, SLG: 0.519	X 0-0 ③ G4-3		B X 1-0 12 1B 1-3 2-H 1B		B 1 SAFE B B B 4-0 12 1B 1-2 BB		B C C B C 2-3 ② K 1-2	C B S S 1-3 ③ K		4	0	1	1	1	2	4
12 Jeff Kent, R (1, 4) OBP: 0.378, SLG: 0.430		X 0-0 FC4-6 1B	B C X 1-1 1-3 3-H 1B		D F B F B F F X 3-2 1-3 2-H 1B		I I I I 4-0 1B HBP 55 2B IBB			3	1	3	2	1	0	0
Willy Aybar, S (1, 5) OBP: 0.465, SLG: 0.543		B 1 SAFE F C F F B C 2-3 ① K	X 0-0 ③ G6-3		X 0-0 ③ P6		C C H 1-2 1B 55 2B 1-2 2-3 HBP			3	1	0	0	0	1	5
José Cruz Jr., S (1, 7) OBP: 0.380, SLG: 0.360 (9, 8)	F B F X 1-2 ② FC4-6 1-2f		F B B X 2-1 ① F9		B B F C F B B 4-2 SH2-4 BB		B F F D X 2-2 55 2B 1-2 2-3 3-H 1B			3	1	1	1	1	0	1
55 Russell Martin, R (1, 2) OBP: 0.388, SLG: 0.458	F D 1 SAFE C 1 SAFE F F P T 2-2 ③ K		C S F F X 0-2 ② G1-3		X 0-0 ① F8		X 0-0 ③ 1-H 2-H 3-H 2B			4	0	1	3	0	1	2
Aaron Sele, R (1, 1) OBP: 0.111, SLG: 0.111 51 Jonathan Broxton, R (8, 1)			B B C S F S 2-3 ① K		B C C T 1-2 ③ K		L B X 1-1 ② SH2-4 1-2	B S F B F B B 4-2 G5-3 BB		2 0	0 0	0 0	0 0	0 1	2 0	0 0
Inning Stats	R: 0 E: 0 K: 0 S: 7 H: 1 LOB: 1 BB: 0 P: 11	R: 0 E: 0 K: 2 S: 15 H: 1 LOB: 1 BB: 0 P: 19	R: 2 E: 0 K: 1 S: 12 H: 4 LOB: 2 BB: 0 P: 19	R: 0 E: 0 K: 1 S: 10 H: 0 LOB: 0 BB: 0 P: 13	R: 1 E: 0 K: 0 S: 12 H: 2 LOB: 2 BB: 1 P: 23	R: 0 E: 0 K: 0 S: 8 H: 1 LOB: 2 BB: 1 P: 14	R: 4 E: 0 K: 1 S: 12 H: 3 LOB: 1 BB: 1 P: 24	R: 0 E: 0 K: 1 S: 10 H: 0 LOB: 2 BB: 2 P: 21		1B: 11 2B: 1 3B: 0 HR: 0	SF: 0 SAC: 1 DP: 0 HBP: 1			WP: 0 PB: 0 SB: 1 CS: 0	PA: 40	

	AB	33
	R	7
	H	12
	RBI	7
	BB	5
	SO	6
	LOB	18

PITCHER		IP	WLS	BF	H	R	ER	SO	BB	IBB	HBP	BLK	WP	HR	S	P	ERA	WHIP
28 Aaron Cook, R ERA: 3.39	(1, 1)	6.0	L	28	9	3	3	4	2	0	0	0	0	0	64	99	4.50	1.833
39 Tom Martin, L ERA: 6.75	(7, 1)	0.2		5	1	3	3	1	0	1	1	0	0	0	8	18	40.50	1.500
Jose Mesa, R ERA: 3.68	(7, 1)	0.1		2	2	1	1	0	0	0	0	0	0	0	4	6	27.00	6.000
40 Brian Fuentes, L ERA: 1.37	(8, 1)	1.0		5	0	0	0	1	1	1	0	0	0	0	10	21	0.00	1.000

PITCHER	IP	WLS	BF	H	R	ER	SO	BB	IBB	HBP	BLK	WP	HR	S	P	ERA	WHIP

Batter	1	2	3	4	5	6	7	8	9	AB	R	H	RBI	BB	SO	LOB
15 Rafael Furcal, S (1, 6) OBP: 0.341, SLG: 0.335	B C X 1-1 ① L8		B B C F X 2-2 E4			C B C F B X 2-2 G6-3 2B	B F B F F C 2-3 ③ K		B B C C B X 3-2 5 BB 1B 1B	5	0	2	0	0	1	1
Kenny Lofton, L (1, 8) OBP: 0.356, SLG: 0.419	C B T F B X 2-2 ② P4		F 1 SAFE X 0-1 ③ L8			B B F B X 3-1 ② G6-3 2-3		C B C B B B 4-2 5 BB BB	B X 1-0 5 BB 1-2 1B	4	0	1	0	1	0	2
5 Nomar Garciaparra, R (1, 3) OBP: 0.435, SLG: 0.635	X 0-0 ③ P6			B B C X 2-1 ① P3		B B F X 2-1 ③ F9		B D B B 4-0 1-2 BB	B B B 4-0 1-2 2-3 BB	3	0	0	0	2	0	1
J.D. Drew, L (1, 9) OBP: 0.382, SLG: 0.503		B C B F B C 3-3 ① K		S F X 0-2 ② G4-3			B B F B C C 3-3 ① K	B F X 1-1 ① F6	X 0-0 ③ G4-3	5	0	0	0	0	2	5
12 Jeff Kent, R (1, 4) OBP: 0.376, SLG: 0.426		B C X 1-1 ② F7		X 0-0 ③ G6-3			C X 0-1 1B 1B 1B	S C F C 0-3 ② K		4	1	1	0	0	1	2
Willy Aybar, S (1, 5) OBP: 0.489, SLG: 0.556		C S H 1-2 HBP			B F B B X 3-1 ① 1B		C X 0-1 ② P3	F B F F S 1-3 ③ K		1	0	1	0	0	0	0
Odalis Perez, L (5, 1) OBP: 0.154, SLG: 0.083										0	0	0	0	0	0	0
18 Ramon Martinez, R (7, PH) OBP: 0.391, SLG: 0.390										1	0	0	0	0	0	1
Lance Carter, R (7, 1)										0	0	0	0	0	0	0
16 Andre Ethier, L (8, PH) OBP: 0.349, SLG: 0.509										1	0	0	0	0	1	2
47 Tim Hamulack, R (8, 1)										0	0	0	0	0	0	0
José Cruz Jr., S (1, 7) OBP: 0.383, SLG: 0.388		B C X 1-1 ③ P6			S S B C 1-3 ② K		X 0-0 1B 1-3 2B 1B		B B C X 2-1 HR	4	2	2	1	0	1	1
Sandy Alomar Jr., R (1, 2) OBP: 0.333, SLG: 0.381			C F B B F B X 3-2 ① F9		B B S F X 2-2 ③ G3		F B X 1-1 1-2 3-H 2B 1B		B B X 2-0 ① G4-3	4	1	1	1	0	0	0
Brett Tomko, R (1, 1) OBP: 0.150, SLG: 0.105			B S C C 1-3 ② K			X 0-0 ① F8	C B B S X 2-2 1-H 2-H 2B		X 0-0 ② P5	1	0	0	0	0	1	0
Olmedo Saenz, R (5, 5) OBP: 0.342, SLG: 0.575										3	0	1	2	0	0	0

Inning Stats										
	R: 0 E: 0 K: 0 S: 7	H: 0 LOB: 0 BB: 0 P: 10	R: 0 E: 0 K: 1 S: 9	H: 0 LOB: 1 BB: 0 P: 15	R: 0 E: 1 K: 1 S: 12	H: 0 LOB: 1 BB: 0 P: 18	R: 0 E: 0 K: 0 S: 6	H: 0 LOB: 0 BB: 0 P: 8	R: 0 E: 0 K: 1 S: 8	H: 1 LOB: 0 BB: 0 P: 14
	R: 0 E: 0 K: 0 S: 9	H: 1 LOB: 1 BB: 0 P: 16	R: 3 E: 0 K: 2 S: 17	H: 4 LOB: 1 BB: 0 P: 25	R: 0 E: 0 K: 2 S: 12	H: 0 LOB: 2 BB: 2 P: 22	R: 1 E: 0 K: 0 S: 9	H: 3 LOB: 3 BB: 1 P: 21	1B: 6 2B: 2 3B: 0 HR: 1	SF: 0 SAC: 0 DP: 0 HBP: 1

PITCHER		IP	WLS	BF	H	R	ER	SO	BB	IBB	HBP	BLK	WP	HR	S	P	ERA	WHIP
Livan Hernandez, R ERA: 5.35	(1, 1)	7.0	W	28	6	3	3	5	0	0	1	0	0	0	68	106	3.86	0.857
Joey Eischen, L ERA: 7.36	(8, 1)	0.1		3	0	0	0	0	2	0	0	0	0	0	4	13	0.00	6.000
52 Saul Rivera, R ERA:	(8, 1)	0.1		1	0	0	0	1	0	0	0	0	0	0	4	4	0.00	0.000
Mike Stanton, L ERA: 3.68	(8, 1)	0.1		1	0	0	0	1	0	0	0	0	0	0	4	5	0.00	0.000
Santiago Ramirez, R ERA: 4.5	(9, 1)	1.0		7	3	1	1	0	1	0	0	0	0	1	9	21	9.00	4.000

PITCHER	IP	WLS	BF	H	R	ER	SO	BB	IBB	HBP	BLK	WP	HR	S	P	ERA	WHIP

TOP

Los Angeles Dodgers @ Washington Nationals

Robert F. Kennedy Memorial Stadium, Washington, DC

Fri May 26 2006, 7:05 PM EDT
Att. 22,712 - Cloudy - 73 F

livebaseballscorecards.com

AB	36
R	4
H	9
RBI	4
BB	3
SO	7
LOB	15

WP: 0	PB: 0	SB: 0	CS: 0
PA: 40			

BOTTOM

Los Angeles Dodgers @ Washington Nationals
Robert F. Kennedy Memorial Stadium, Washington, DC
Fri May 26 2006, 7:05 PM EDT
Att. 22,712 - Cloudy - 73 F

livebaseballscorecards.com

Batter	1	2	3	4	5	6	7	8	9	AB	R	H	RBI	BB	SO	LOB
Alfonso Soriano, R (1, 7) OBP: 0.355, SLG: 0.606	S; 1B; 2B	F9		1B; 2B		G5-3		1-H; HR		5	3	3	2	0	0	1
Royce Clayton, R (1, 6) OBP: 0.306, SLG: 0.320	K	K		2-H; 1B		G6-4-3; 1B		FC3-6; 1B		5	0	3	1	0	2	1
Jose Vidro, S (1, 4) OBP: 0.407, SLG: 0.454	SAFE; 2-H; 24 BB; 1B		24 E; 11 2B; BB	F7		G6-4-3; 1-2f		FC3-6; 1-2f		4	1	1	1	1	0	3
24 Nick Johnson, L (1, 3) OBP: 0.402, SLG: 0.517	1-2; BB		E8; 11 2B; 1-3; 1B		11 G6-3; 3B; 2B		11 2B; BB	F8		3	3	2	0	2	0	1
11 Ryan Zimmerman, R (1, 5) OBP: 0.335, SLG: 0.451	K		2-H 3-H; 2B		2-3	G6-3	1-H; 1B; 2B	F8		5	1	2	3	0	1	4
Marlon Anderson, L (1, 9) OBP: 0.296, SLG: 0.313	K		F7		G4-3		G6-4-3; 2-H; 1B			4	0	1	1	0	1	4
Joey Eischen, L (8, 1)										0	0	0	0	0	0	0
52 Saul Rivera, S (8, 1)										0	0	0	0	0	0	0
Mike Stanton, L (8, 1)										0	0	0	0	0	0	0
Santiago Ramirez, R (9, 1)										0	0	0	0	0	0	0
Damian Jackson, R (1, 8) OBP: 0.309, SLG: 0.608		F9	K		WP; 3-H; 3B		G6-4-3; 1-2f			4	1	1	1	0	1	2
Brian Schneider, L (1, 2) OBP: 0.313, SLG: 0.298		SH3; 1B		F8	3-H; 1B		L9			4	0	2	0	0	0	0
Livan Hernandez, R (1, 1) OBP: 0.240, SLG: 0.480		SH3; 1-2		G6-3	G6-3			HR; 1B		2	0	0	0	0	0	1
Marlon Byrd, R (8, 9) OBP: 0.375, SLG: 0.358										1	1	1	0	0	0	0
Inning Stats	R: 1 E: 0 K: 3 S: 15 H: 2 LOB: 2 BB: 1 P: 25	R: 0 E: 0 K: 0 S: 9 H: 1 LOB: 1 BB: 0 P: 13	R: 2 E: 1 K: 2 S: 13 H: 2 LOB: 1 BB: 1 P: 23	R: 1 E: 0 K: 0 S: 12 H: 2 LOB: 1 BB: 0 P: 20	R: 2 E: 0 K: 0 S: 20 H: 3 LOB: 1 BB: 0 P: 29	R: 0 E: 0 K: 0 S: 8 H: 1 LOB: 0 BB: 0 P: 12	R: 2 E: 0 K: 0 S: 15 H: 2 LOB: 0 BB: 1 P: 26	R: 2 E: 0 K: 0 S: 21 H: 3 LOB: 1 BB: 0 P: 30		1B: 9 2B: 5 3B: 1 HR: 1	SF: 0 SAC: 1 DP: 2 HBP: 0					

AB	37
R	10
H	16
RBI	9
BB	3
SO	5
LOB	17

WP: 1 PB: 0 SB: 1 CS: 0 PA: 41

PITCHER		IP	WLS	BF	H	R	ER	SO	BB	IBB	HBP	BLK	WP	HR	S	P	ERA	WHIP
Brett Tomko, R	(1, 1)	4.2	L	25	9	6	6	5	2	0	0	0	0	0	63	101	11.57	2.357
ERA: 3.86																		
Odalis Perez, L	(5, 1)	1.1		5	2	0	0	0	0	0	0	0	1	0	14	21	0.00	1.500
ERA: 6.68																		
Lance Carter, R	(7, 1)	1.0		5	2	2	2	0	1	0	0	0	0	0	15	26	18.00	3.000
ERA: 8.49																		
47 Tim Hamulack, L	(8, 1)	1.0		6	3	2	2	0	0	0	0	0	0	1	21	30	18.00	3.000
ERA: 6.16																		

PITCHER	IP	WLS	BF	H	R	ER	SO	BB	IBB	HBP	BLK	WP	HR	S	P	ERA	WHIP

Batter	1	2	3	4	5	6	7	8	9	AB	R	H	RBI	BB	SO	LOB
15 Rafael Furcal, S (1, 6) OBP: 0.347, SLG: 0.342	C B F X 1-2 G3-6-1 1B		C B X 1-1 2-3 1B		B C B X 2-1 ③ G3			B C F B X 2-2 5 1B 1B	S X 0-1 ③ FC6 1-2f	5	1	3	0	0	0	1
Kenny Lofton, L (1, 8) OBP: 0.360, SLG: 0.421	B X 1-0 ① ② G3-6-1 1-2f		X 0-0 ② SF7 3-H			B B B B 4-0 BB		1 SAFE X 0-0 13 FC1-5 5 1B 1-2 1B		2	0	1	1	1	0	1
5 Nomar Garciaparra, R (1, 3) OBP: 0.430, SLG: 0.622	X 0-0 ③ F9		1 SAFE 1 SAFE 1 SAFE X 0-2 ③ G5-3			1 SAFE X 0-0 ① L7		X 0-0 13 FC1-5 1-2 2-H 1B		4	0	1	1	0	0	2
12 Jeff Kent, R (1, 4) OBP: 0.374, SLG: 0.423 13 Oscar Robles, L (3, 4) OBP: 0.300, SLG: 0.240 44 Takashi Saito, L (9, 1)		C B C B T 2-2 ① K		C B X 1-1 ① G4-3		C F B B 1 SAFE S 2-3 ② K		L B 2 SAFE C X 1-2 ① FC1-5 G1-6-3 1-2 2-3f		1 3 0	0 0 0	0 0 0	0 0 0	0 1 0	1 3 0	0 3 0
Willy Aybar, S (1, 5) OBP: 0.469, SLG: 0.525		B B C F B X 3-2 16 1B 1B		C B C F C 1-3 ② K		X 0-0 ③ F7		S F D F X 1-2 ② ③ G1-6-3 1-2f		4	0	1	0	0	1	3
16 Andre Ethier, L (1, 7) OBP: 0.373, SLG: 0.517		X 0-0 CS 1-3 1B		C B S B B F B 4-2 BB			B S F B X 2-2 ① F7		C X 0-1 55 G4-3 SH5-4 E 1B	3	1	2	0	1	0	0
José Cruz Jr., S (1, 9) OBP: 0.376, SLG: 0.379		B C F F F B B X 3-2 ② ③ G3 1-2		C X 0-1 ③ F7			C B X 1-1 ② G3-1		B X 1-0 ① SH5-4 1-2	3	0	0	0	0	0	3
55 Russell Martin, R (1, 2) OBP: 0.394, SLG: 0.468			B H 2-0 15 1B SH1-4 SF7 HBP		C X 0-1 ① F7		C X 0-1 2B		F F X 0-2 ② G4-3 2-3	3	1	1	0	0	0	1
Derek Lowe, R (1, 1) OBP: 0.080, SLG: 0.042 Danys Baez, R (8, 1) Olmedo Saenz, R (9, PH) OBP: 0.338, SLG: 0.568 18 Ramon Martinez, R (9, PR) OBP: 0.391, SLG: 0.390 (9, 4)			L X 0-1 ① SH1-4 1-2		C B X 1-1 ② G6-3		B X 1-0 ③ G5-3		C C F X 0-2 E6 15 FC6 3-H	2 0 1 0	0 0 0 0	0 0 0 0	0 0 0 0	0 0 0 0	0 0 0 0	1 0 0 0
Inning Stats	R: 0 H: 1 E: 0 LOB: 0 K: 0 BB: 0 S: 5 P: 7	R: 0 H: 2 E: 0 LOB: 1 K: 1 BB: 0 S: 12 P: 20	R: 1 H: 1 E: 0 LOB: 1 K: 0 BB: 0 S: 8 P: 11	R: 0 H: 0 E: 0 LOB: 1 K: 1 BB: 1 S: 10 P: 16	R: 0 H: 0 E: 0 LOB: 0 K: 0 BB: 0 S: 6 P: 9	R: 0 H: 0 E: 0 LOB: 1 K: 1 BB: 1 S: 5 P: 11	R: 0 H: 1 E: 0 LOB: 1 K: 0 BB: 0 S: 8 P: 12	R: 1 H: 3 E: 0 LOB: 1 K: 0 BB: 0 S: 13 P: 17	R: 1 H: 1 E: 1 LOB: 1 K: 0 BB: 0 S: 12 P: 13	1B: 8 SF: 1 2B: 1 SAC: 2 3B: 0 DP: 2 HR: 0 HBP: 1						WP: 0 PA: 37 PB: 0 SB: 0 CS: 1	

PITCHER		IP	WLS	BF	H	R	ER	SO	BB	IBB	HBP	BLK	WP	HR	S	P	ERA	WHIP
41 Shawn Hill, R ERA: 1.29	(1, 1)	7.0		27	5	1	1	3	2	0	1	0	0	0	54	86	1.29	1.000
Mike Stanton, L ERA: 4.09	(8, 1)	0.0	L	2	2	1	1	0	0	0	0	0	0	0	4	6	∞	∞
Gary Majewski, R ERA: 2.84	(8, 1)	2.0		8	2	1	0	0	0	0	0	0	0	0	21	24	0.00	1.000

PITCHER	IP	WLS	BF	H	R	ER	SO	BB	IBB	HBP	BLK	WP	HR	S	P	ERA	WHIP

TOP

Los Angeles Dodgers @ Washington Nationals

Robert F. Kennedy Memorial Stadium, Washington, DC

Sat May 27 2006, 1:20 PM EDT

Att. 26,867 - Cloudy - 81 F

livebaseballscorecards.com

AB	31
R	3
H	9
RBI	2
BB	2
SO	3
LOB	15

Batter	1	2	3	4	5	6	7	8	9	AB	R	H	RBI	BB	SO	LOB
Alfonso Soriano, R (1, 7) OBP: 0.353, SLG: 0.599	B C F F X 1-2 G6-3 ①		B S B B S X 3-2 G5-3 ②			C X 0-1 G5-3 ①		B B S C X 2-2 1B 1B		4	0	1	0	0	0	1
Royce Clayton, R (1, 6) OBP: 0.301, SLG: 0.314 Daryle Ward, L (8, PH) OBP: 0.381, SLG: 0.611 Mike Vento, R (9, 9)	C B L S 1-3 K ②		X 0-0 G6-3 ③			C B B X 2-1 G4-3 ②		C B X 1-1 G1-6-3 1-2 1B		3 1 0	0 0 0	0 1 0	0 0 0	0 0 0	1 0 0	1 0 0
Jose Vidro, S (1, 4) OBP: 0.404, SLG: 0.449	S F X 0-2 1B			C C F F B X 1-2 G3 ①		B X 1-0 F7 ③		B C X 1-1 G1-6-3 ② ③ 1-2f		4	0	1	0	0	0	2
24 Nick Johnson, L (1, 3) OBP: 0.408, SLG: 0.528	C X 0-1 P4 ③			B C F B F F B F F F 3-2 X 1B			B C F B B X 3-2 11 1B 1B 1B		F B X 1-1 2B	4	1	3	0	0	0	1
11 Ryan Zimmerman, R (1, 5) OBP: 0.333, SLG: 0.446		B X 1-0 G5-3 ①		C 1 SAFE C B F F X 1-2 L5 ②			X 0-0 CS 1B 1-3 1B		X 0-0 G5-3 ①	4	0	1	0	0	0	2
Marlon Anderson, L (1, 9) OBP: 0.298, SLG: 0.314 Mike Stanton, L (8, 1) Gary Majewski, R (8, 1) 13 Robert Fick, L (9, PH) OBP: 0.200, SLG: 0.200		C C S 0-3 K ②		1 SAFE S S S X 0-2 G3 ③			C S X 0-2 1-2 1B 3-H		C B C T 1-2 K ②	3 0 0 1	0 0 0 0	1 0 0 0	1 0 0 0	0 0 0 1	1 0 0 1	1 0 0 1
Damian Jackson, R (1, 8) OBP: 0.288, SLG: 0.564 (9, 6)		C F B B X 2-2 L9 ③			F B X 1-1 G5-3 ①		X 0-0 B2 ①		F S C 0-3 K ③	4	0	0	0	0	1	3
Brian Schneider, L (1, 2) OBP: 0.314, SLG: 0.292			B B C B B 4-1 41 SH2-4 BB		B B F X 2-1 F7 ②		B C 2 SAFE D 1 SAFE 1 SAFE B X 3-1 G1-3 ② ③ 2-3			2	0	0	0	1	0	2
41 Shawn Hill, R (1, 1) Marlon Byrd, R (8, 9) OBP: 0.372, SLG: 0.355 (9, 8)			X 0-0 SH2-4 ① 1-2		C F F B T 1-2 K ③			X 0-0 P2 ①		1 1	0 0	0 0	0 0	0 0	1 0	0 0
Inning Stats	R: 0 H: 1 E: 0 LOB: 1 K: 1 BB: 0 S: 12 P: 14	R: 0 H: 0 E: 0 LOB: 0 K: 1 BB: 0 S: 7 P: 10	R: 0 H: 0 E: 0 LOB: 1 K: 0 BB: 1 S: 6 P: 13	R: 0 H: 1 E: 0 LOB: 1 K: 0 BB: 0 S: 20 P: 25	R: 0 H: 0 E: 0 LOB: 0 K: 1 BB: 0 S: 8 P: 12	R: 0 H: 0 E: 0 LOB: 0 K: 0 BB: 0 S: 5 P: 8	R: 1 H: 3 E: 0 LOB: 1 K: 0 BB: 0 S: 10 P: 16	R: 0 H: 2 E: 0 LOB: 1 K: 0 BB: 0 S: 8 P: 12	R: 0 H: 1 E: 0 LOB: 1 K: 2 BB: 0 S: 9 P: 11	1B: 7 2B: 1 3B: 0 HR: 0	SF: 0 SAC: 1 DP: 1 HBP: 0			WP: 0 PB: 0 SB: 0 CS: 1	PA: 34		

PITCHER		IP	WLS	BF	H	R	ER	SO	BB	IBB	HBP	BLK	WP	HR	S	P	ERA	WHIP
Derek Lowe, R ERA: 2.9	(1, 1)	7.0	W	26	5	1	1	3	1	0	0	0	0	0	68	98	1.29	0.857
Danys Baez, R ERA: 2.59	(8, 1)	1.0	H	4	2	0	0	0	0	0	0	0	0	0	8	12	0.00	2.000
44 Takashi Saito, R ERA: 2.52	(9, 1)	1.0	S	4	1	0	0	2	0	0	0	0	0	0	9	11	0.00	1.000

PITCHER	IP	WLS	BF	H	R	ER	SO	BB	IBB	HBP	BLK	WP	HR	S	P	ERA	WHIP

BOTTOM

Los Angeles Dodgers @ Washington Nationals

Robert F. Kennedy Memorial Stadium, Washington, DC

Sat May 27 2006, 1:20 PM EDT

Att. 26,867 - Cloudy - 81 F

livebaseballscorecards.com

AB	32
R	1
H	8
RBI	1
BB	1
SO	5
LOB	14

Batter	1	2	3	4	5	6	7	8	9	AB	R	H	RBI	BB	SO	LOB
15 Rafael Furcal, S (1, 6) OBP: 0.344, SLG: 0.338	C S F S 0-3 ① K		B C T F C 1-3 ② K			C C F B F X 1-2 5 PB G1 5 1B 1B	C B X 1-1 ③ G4-3		B B X 2-0 ① P6	2	0	0	0	0	2	0
18 Ramon Martinez, R (5, 6) OBP: 0.388, SLG: 0.386										3	1	1	0	0	0	1
José Cruz Jr., S (1, 9) OBP: 0.365, SLG: 0.365	F B B F B F X 3-2 ② G4-3		C S S X 0-2 ③ F7			X 0-0 ① G1 1-2		B B S F B S 3-3 ① K	X 0-0 ② F8	5	0	0	0	0	1	2
5 Nomar Garciaparra, R (1, 3) OBP: 0.428, SLG: 0.615	B F X 1-1 ③ F8			X 0-0 ① G4-3		S X 0-1 HR 2-H 1B		B B B B 4-0 27 1B HBP 16 HBP BB	S F X 0-2 ③ G5-3	3	1	1	1	0	0	0
47 Tim Hamulack, R (6, 1)										0	0	0	0	0	0	0
Joe Beimel, L (7, 1)										0	0	0	0	0	0	0
Kenny Lofton, L (8, PH) OBP: 0.364, SLG: 0.421										0	1	0	0	1	0	0
51 Jonathan Broxton, R (8, 1)										0	0	0	0	0	0	0
Sandy Alomar Jr., R (9, PH) OBP: 0.328, SLG: 0.372										1	0	0	0	0	0	1
Olmedo Saenz, R (1, 5) OBP: 0.345, SLG: 0.597		S B X 1-1 ① G5-3		C F F B X 1-2 ② G2-3		T D X 1-1 1-H HR		C H 1-1 16 HBP 27 1B 1-2 HBP		3	1	1	2	0	0	0
(6, 3)																
Willy Aybar, S (1, 4) OBP: 0.472, SLG: 0.535		X 0-0 2B		S C B B B X 3-2 ③ F8		B F B B B 4-1 BB		C S B F B X 2-2 ② F9		3	0	1	0	1	0	2
27 Matt Kemp, R (1, 8) OBP: 0.250, SLG: 0.250		B S S S 1-3 ② K			S F S 0-3 ① K	C S F F F F S 0-3 ② K		X 0-0 1-2 2-3 16 HBP 1B		4	0	1	0	0	3	2
16 Andre Ethier, L (1, 7) OBP: 0.380, SLG: 0.500		B B B B 4-0 55 FC6-4 BB			X 0-0 ② P6	B B X 2-0 ③ G4-3		C F H 1-2 1-2 2-3 3-H HBP		2	0	0	1	1	0	1
55 Russell Martin, R (1, 2) OBP: 0.387, SLG: 0.446		F B B X 2-1 ③ FC6-4 1-2f			B B C B B B 4-1 BB		B F C B B B X 3-2 ① G6-3	B X 1-0 ③ L8		3	0	0	0	1	0	5
Jae Weong Seo, R (1, 1) OBP: 0.125, SLG: 0.125			X 0-0 ① G4-3		B S X 1-1 ③ G6-3		B X 1-0 ② G4-3		B C B C F X 2-2 1B	1	0	0	0	0	0	0
Odalis Perez, L (3, 1) OBP: 0.143, SLG: 0.077										1	0	0	0	0	0	1
13 Oscar Robles, L (6, 5) OBP: 0.313, SLG: 0.259										2	0	1	0	0	0	0
Inning Stats	R: 0 H: 0 E: 0 LOB: 0 K: 1 BB: 0 S: 10 P: 14	R: 0 H: 1 E: 0 LOB: 2 K: 1 BB: 1 S: 8 P: 16	R: 0 H: 0 E: 0 LOB: 0 K: 1 BB: 0 S: 8 P: 9	R: 0 H: 0 E: 0 LOB: 0 K: 0 BB: 0 S: 8 P: 12	R: 0 H: 0 E: 0 LOB: 1 K: 1 BB: 1 S: 7 P: 12	R: 3 H: 3 E: 0 LOB: 1 K: 1 BB: 1 S: 20 P: 28	R: 0 H: 0 E: 0 LOB: 0 K: 0 BB: 0 S: 6 P: 11	R: 1 H: 1 E: 0 LOB: 3 K: 1 BB: 1 S: 12 P: 24	R: 0 H: 1 E: 0 LOB: 1 K: 0 BB: 0 S: 9 P: 13	1B: 4 SF: 0 2B: 1 SAC: 0 3B: 0 DP: 0 HR: 1 HBP: 2						WP: 0 PA: 39 PB: 1 SB: 0 CS: 0

PITCHER		IP	WLS	BF	H	R	ER	SO	BB	IBB	HBP	BLK	WP	HR	S	P	ERA	WHIP
Ramon Ortiz, R ERA: 5.31	(1, 1)	7.0	W	28	4	3	3	5	3	0	0	0	0	1	67	102	3.86	1.000
Jon Rauch, R ERA: 2.2	(8, 1)	0.2		6	1	1	1	1	1	0	2	0	0	0	11	22	13.50	3.000
Santiago Ramirez, R ERA: 3.86	(8, 1)	0.1	H	1	0	0	0	0	0	0	0	0	0	0	1	2	0.00	0.000
52 Saul Rivera, R ERA:	(9, 1)	1.0		4	1	0	0	0	0	0	0	0	0	0	9	13	0.00	1.000

PITCHER	IP	WLS	BF	H	R	ER	SO	BB	IBB	HBP	BLK	WP	HR	S	P	ERA	WHIP

TOP

Los Angeles Dodgers @ Washington Nationals

Robert F. Kennedy Memorial Stadium, Washington, DC

Sun May 28 2006, 1:05 PM EDT

Att. 30,348 - Sunny - 83 F

livebaseballscorecards.com

AB	33
R	4
H	6
RBI	4
BB	4
SO	6
LOB	15

Batter	1	2	3	4	5	6	7	8	9	AB	R	H	RBI	BB	SO	LOB
Alfonso Soriano, R (1, 7) OBP: 0.354, SLG: 0.607	B B S B B 4-1 2B BB		F B S B B X 3-2 ① G5-3	C C B X 1-2 HR	B F X 1-1 ③ F9		B B F X 2-1 ③ FC5-4 1-2f			4	2	1	1	1	0	3
Royce Clayton, R (1, 6) OBP: 0.303, SLG: 0.323	B X 1-0 11 CS 1-H 2B		X 0-0 24 1B 11 HR 1B	X 0-0 ① P3		C B X 1-1 ① G4-3		C F B X 1-2 ① G1-3		5	1	2	1	0	0	0
24 Nick Johnson, L (1, 3) OBP: 0.417, SLG: 0.566	B B B B 4-0 BB		C 1 SAFE T F X 0-2 11 HR 1-2 1B	C F B S 1-3 ② K		B X 1-0 HR		B C X 1-1 HR		4	3	3	2	1	1	0
11 Ryan Zimmerman, R (1, 5) OBP: 0.335, SLG: 0.461	L S C 0-3 ① ② K 2-3		C X 0-1 1-H 2-H HR	B X 1-0 WP 1B		F S F S 0-3 ② K		B S S S 1-3 ② K		5	1	2	3	0	3	2
Marlon Anderson, L (1, 4) OBP: 0.306, SLG: 0.375	B C F 1 SAFE D C 2-3 ③ K		C B F X 1-2 SF8 3B	B C C F B X 2-2 ③ G4-3 1-2		C B T 1-2 ③ K		X 0-0 2B		5	1	2	0	0	2	2
Brian Schneider, L (1, 2) OBP: 0.309, SLG: 0.291		C F B X 1-2 ① F7	B X 1-0 ② SF8 3-H		B F F B S 2-3 ① K		C B F X 1-2 1B 1B	B F B S B S 3-3 ③ K		4	0	1	1	0	2	1
Marlon Byrd, R (1, 8) OBP: 0.368, SLG: 0.360		C F B S 1-3 ② K	S X 0-1 WP 1B 2B		X 0-0 ② G5-3		X 0-0 ① F8			4	1	1	0	0	1	1
Mike Vento, R (1, 9) OBP: 0.750, SLG: 0.667		B B B C F B 4-2 FC6-4 BB	F B B X 2-1 2-H 1B		C F F B X 1-2 1B E 1B		C B X 1-1 ② P4			3	1	2	1	1	0	1
Ramon Ortiz, R (1, 1) OBP: 0.150, SLG: 0.105 Damian Jackson, R (7, PH) OBP: 0.300, SLG: 0.571 Jon Rauch, R (8, 1) Santiago Ramirez, R (8, 1) 52 Saul Rivera, S (9, 1)		X 0-0 ③ FC6-4 1-2f	B B 1 SAFE C X 2-1 ③ F8		B B B C F F D X 3-2 E8 1-H 1B		S D F F D X 2-2 FC5-4 1-2 1B			3 1 0 0 0	0 0 0 0 0	1 1 0 0 0	0 0 0 0 0	0 0 0 0 0	0 0 0 0 0	2 0 0 0 0
Inning Stats	R: 1 H: 1 E: 0 LOB: 1 K: 2 BB: 2 S: 8 P: 19	R: 0 H: 0 E: 0 LOB: 1 K: 1 BB: 1 S: 9 P: 15	R: 5 H: 6 E: 0 LOB: 1 K: 0 BB: 0 S: 20 P: 29	R: 1 H: 2 E: 0 LOB: 1 K: 1 BB: 0 S: 12 P: 17	R: 1 H: 2 E: 1 LOB: 1 K: 1 BB: 0 S: 14 P: 21	R: 1 H: 1 E: 0 LOB: 0 K: 2 BB: 0 S: 10 P: 13	R: 0 H: 2 E: 0 LOB: 2 K: 0 BB: 0 S: 12 P: 18	R: 1 H: 2 E: 0 LOB: 1 K: 2 BB: 0 S: 12 P: 18		1B: 8 SF: 1 2B: 3 SAC: 0 3B: 1 DP: 0 HR: 4 HBP: 0						WP: 2 PA: 42 PB: 0 SB: 0 CS: 1

BOTTOM

Los Angeles Dodgers @ Washington Nationals
Robert F. Kennedy Memorial Stadium, Washington, DC
Sun May 28 2006, 1:05 PM EDT
Att. 30,348 - Sunny - 83 F

livebaseballscorecards.com

AB	38
R	10
H	16
RBI	9
BB	3
SO	9
LOB	12

PITCHER		IP	WLS	BF	H	R	ER	SO	BB	IBB	HBP	BLK	WP	HR	S	P	ERA	WHIP
Jae Weong Seo, R ERA: 5.36	(1, 1)	2.2	L	17	7	6	6	3	3	0	0	0	1	1	35	59	20.25	3.750
Odalis Perez, L ERA: 6.49	(3, 1)	2.1		11	4	2	1	2	0	0	0	0	1	1	28	42	3.86	1.714
47 Tim Hamulack, L ERA: 6.3	(6, 1)	1.0		4	1	1	1	2	0	0	0	0	0	1	10	13	9.00	1.000
Joe Beimel, L ERA: 2.35	(7, 1)	1.0		5	2	0	0	0	0	0	0	0	0	0	12	18	0.00	2.000
51 Jonathan Broxton, R ERA: 1.29	(8, 1)	1.0		5	2	1	1	2	0	0	0	0	0	1	12	18	9.00	2.000

PITCHER		IP	WLS	BF	H	R	ER	SO	BB	IBB	HBP	BLK	WP	HR	S	P	ERA	WHIP

Batter	1	2	3	4	5	6	7	8	9	AB	R	H	RBI	BB	SO	LOB
15 Rafael Furcal, S (1, 6) OBP: 0.343, SLG: 0.343	1-0 1B 5 1B 1B	1-0 1B 5 1B 2B	1-2 FC3-6 BB 1-2f		0-0 G4-3		1-3 K		1-3 K	6	2	2	0	0	2	1
Kenny Lofton, L (1, 8) OBP: 0.379, SLG: 0.431	1 SAFE 1-0 5 1B 5 S E 1B 1-3	0-0 BB 27 SF8 5 1B 1B 2-3	4-0 5 G6-4-3 1-2 BB		2-2 5 G4-6-3 1B			1-3 K		4	2	3	0	1	1	0
5 Nomar Garciaparra, R (1, 3) OBP: 0.427, SLG: 0.606	1-1 27 FC6-4 E E 1-3 3-H 1B	1 SAFE 0-0 27 SF8 BB 18 1B 1B 1-2 3-H	0-0 G6-4-3 1-2f		1-0 G4-6-3 1-2f			0-0 F9		5	2	2	2	0	0	3
J.D. Drew, L (1, 9) OBP: 0.383, SLG: 0.503	0-0 E6 27 FC6-4 1-2 3-H	4-1 18 1B BB 1-2 2-3 BB		0-1 G2-3		3-1 27 WP 27 1B 2B		2-2 G4-3		4	1	1	1	1	0	1
27 Matt Kemp, R (1, 7) OBP: 0.444, SLG: 0.429	1-1 FC6-4 E 55 SF9 1-2f 2-3	1-0 SF8 2-3 3-H		4-2 S 18 1B BB		2-1 G3-6-3 2-H 1B			1-2 18 1B HR 1B	3	3	2	2	1	0	2
Willy Aybar, S (1, 5) OBP: 0.466, SLG: 0.511	1-0 FC5 55 SF9 1-3 3-H	1 SAFE 4-1 18 1B 1-2 BB		2-3 1-2		1 SAFE 0-0 G3-6-3 1-2f			1 SAFE 1-1 18 HR 1-2 1B	4	1	1	0	1	1	3
18 Ramon Martinez, R (1, 4) OBP: 0.426, SLG: 0.479	4-0 55 E IBB	0-2 55 G6-4-3 1-2 2-3 3-H 1B		1-0 31 WP 2-H 1B		3-1 F8			2-1 1-H 2-H HR	4	1	3	5	1	0	0
55 Russell Martin, R (1, 2) OBP: 0.375, SLG: 0.426	2-2 SF9 1-2 2-3 3-H	2-0 G6-4-3 1-2f		4-0 31 WP IBB			0-2 F8		1-0 F8	3	0	0	1	1	0	3
31 Brad Penny, R (1, 1) OBP: 0.261, SLG: 0.261 Joe Beimel, L (5, 1) 16 Andre Ethier, L (7, PH) OBP: 0.375, SLG: 0.492 51 Jonathan Broxton, R (7, 1) Olmedo Saenz, R (9, PH) OBP: 0.341, SLG: 0.590 Danys Baez, R (9, 1)	2-3 K		0-1 15 FC3-6 1B		3-2 F8 1-2 2-3		1-1 G4-3		2-3 K	3 0 1 0 1 0	0 0 0 0 0 0	1 0 0 0 0 0	0 0 0 0 0 0	0 0 0 0 0 0	1 0 0 0 1 0	4 0 0 0 0 0
Inning Stats	R: 4 E: 3 K: 1 S: 15 H: 3 LOB: 2 BB: 1 P: 28	R: 3 E: 0 K: 0 S: 13 H: 4 LOB: 2 BB: 2 P: 25	R: 0 E: 0 K: 0 S: 6 H: 1 LOB: 1 BB: 1 P: 11	R: 1 E: 0 K: 1 S: 12 H: 1 LOB: 2 BB: 2 P: 26	R: 0 E: 0 K: 0 S: 5 H: 1 LOB: 0 BB: 0 P: 8	R: 1 E: 0 K: 0 S: 7 H: 2 LOB: 0 BB: 0 P: 15	R: 0 E: 0 K: 1 S: 11 H: 0 LOB: 0 BB: 0 P: 13	R: 0 E: 0 K: 1 S: 8 H: 0 LOB: 0 BB: 0 P: 11	R: 3 E: 0 K: 2 S: 15 H: 3 LOB: 0 BB: 0 P: 23	1B: 12 2B: 2 3B: 0 HR: 1 SF: 2 SAC: 0 DP: 4 HBP: 0						

PITCHER		IP	WLS	BF	H	R	ER	SO	BB	IBB	HBP	BLK	WP	HR	S	P	ERA	WHIP
John Thomson, R ERA: 3.75	(1, 1)	1.1	L	16	7	7	5	1	2	1	0	0	0	0	27	50	33.75	6.750
40 Lance Cormier, R ERA: 6.1	(2, 1)	3.2		14	3	1	1	1	2	1	0	0	1	0	24	48	2.46	1.364
Oscar Villarreal, R ERA: 4.07	(6, 1)	2.0		7	2	1	1	1	0	0	0	0	1	0	18	28	4.50	1.000
49 Macay McBride, L ERA: 3.86	(8, 1)	1.0		3	0	0	0	1	0	0	0	0	0	0	8	11	0.00	0.000
54 Chad Paronto, R ERA: 3.48	(9, 1)	1.0		6	3	3	3	2	0	0	0	0	0	1	15	23	27.00	3.000

PITCHER	IP	WLS	BF	H	R	ER	SO	BB	IBB	HBP	BLK	WP	HR	S	P	ERA	WHIP

TOP

Los Angeles Dodgers @ Atlanta Braves

Turner Field, Atlanta, GA

Mon May 29 2006, 1:05 PM EDT
Att. 41,825 - Partly Cloudy - 88 F

livebaseballscorecards.com

AB	38
R	12
H	15
RBI	11
BB	6
SO	6
LOB	17

WP: 2 PB: 0 SB: 2 CS: 0 PA: 46

Los Angeles Dodgers @ Atlanta Braves

Turner Field, Atlanta, GA

Mon May 29 2006, 1:05 PM EDT
Att. 41,825 - Partly Cloudy - 88 F

livebaseballscorecards.com

Batter	1	2	3	4	5	6	7	8	9	AB	R	H	RBI	BB	SO	LOB
Marcus Giles, R (1, 4) OBP: 0.345, SLG: 0.347	B B F B X 3-1 G5-3 ①		B C B F B X 2-2 F9 ①		X 0-0 11 1B 10 1B 2B 2-H		C B B F B B 4-2 10 BB BB		S F B B B X 3-2 F8 ②	4	1	1	1	1	0	0
11 Edgar Renteria, R (1, 6) OBP: 0.415, SLG: 0.474	B C X 1-1 10 G3-4-3 1B		B B C B X 3-1 G4-3 ②		B X 1-0 10 1B 1B 2-3 1B		B S C S 1-3 K ②		C X 0-1 1B	5	1	3	0	0	1	1
10 Chipper Jones, S (1, 5) OBP: 0.401, SLG: 0.431	X 0-0 G3-4-3 ② 1-2		B B C X 2-1 F8 ③		B B F F X 2-2 1B 1-2 3-H 1B		B D B B 4-0 1-2 BB		X 0-0 G3-1 ③	4	0	1	1	1	0	2
Andruw Jones, R (1, 8) OBP: 0.347, SLG: 0.521 40 Lance Cormier, R (2, 1) Wilson Betemit, S (5, PH) OBP: 0.330, SLG: 0.494 Oscar Villarreal, L (6, 1) 4 Pete Orr, L (7, PH) OBP: 0.278, SLG: 0.278 49 Macay McBride, L (8, 1) 54 Chad Paronto, R (9, 1)	B B C X 2-1 F7 ③			B C B C S 2-3 K ①	C B X 1-1 G4-6-3 1-3 2-H 1B		C S B D B X 3-2 P6 ③			1 1 1 0 1 0 0	0 0 0 0 0 0 0	0 0 1 0 0 0 0	0 0 1 0 0 0 0	0 1 0 0 0 0 0	0 0 0 0 0 0 0	1 0 0 0 2 0 0
Adam LaRoche, L (1, 3) OBP: 0.339, SLG: 0.490		X 0-0 P6 ①		F F B F X 1-2 F8 ②	X 0-0 G4-6-3 ② ③ 1-2f			L F S 0-3 K ①		4	0	0	0	0	1	2
7 Jeff Francoeur, R (1, 9) OBP: 0.267, SLG: 0.447		B B B C X 3-1 G4-3 ②		F X 0-1 G5-3 ③		B B X 2-0 G1-3 ①		F X 0-1 F7 2B		4	0	1	0	0	0	0
Ryan Langerhans, L (1, 7) OBP: 0.331, SLG: 0.387 (2, 8)		F X 0-1 1B 2B			F B B X 2-1 F8 ①	F B C X 1-2 P6 ②		F B C X 1-2 F7 ② 2-3		4	1	1	0	0	0	1
Todd Pratt, R (1, 2) OBP: 0.283, SLG: 0.309		C S X 0-2 2-H 1B			X 0-0 23 2B 2B	S B B F B X 3-2 G5-3 ③		S S X 0-2 F8 ③		4	1	2	1	0	0	1
John Thomson, R (1, 1) OBP: 0.318, SLG: 0.409 23 Matt Diaz, R (2, 7) OBP: 0.355, SLG: 0.575		F F X 0-2 G4-3 ③			X 0-0 2-H 2B 2B		C B F F X 1-2 G6-3 ①		S X 0-1 G6-3 ①	0 4	0 1	0 1	0 1	0 0	0 0	0 1
Inning Stats	R: 0 E: 0 K: 0 S: 7 H: 1 LOB: 1 BB: 0 P: 13	R: 1 E: 0 K: 0 S: 11 H: 2 LOB: 1 BB: 0 P: 14	R: 0 E: 0 K: 0 S: 7 H: 0 LOB: 0 BB: 0 P: 14	R: 0 E: 0 K: 1 S: 9 H: 0 LOB: 0 BB: 0 P: 12	R: 4 E: 0 K: 0 S: 12 H: 6 LOB: 1 BB: 0 P: 18	R: 0 E: 0 K: 0 S: 7 H: 0 LOB: 0 BB: 0 P: 13	R: 0 E: 0 K: 1 S: 12 H: 0 LOB: 2 BB: 2 P: 25	R: 0 E: 0 K: 1 S: 11 H: 1 LOB: 1 BB: 0 P: 12	R: 0 E: 0 K: 0 S: 8 H: 1 LOB: 1 BB: 0 P: 11	1B: 6 2B: 5 3B: 0 HR: 0	SF: 0 SAC: 0 DP: 1 HBP: 0	WP: 0 PB: 0 SB: 0 CS: 0	PA: 39				

	AB	37
	R	5
	H	11
	RBI	5
	BB	2
	SO	3
	LOB	11

PITCHER		IP	WLS	BF	H	R	ER	SO	BB	IBB	HBP	BLK	WP	HR	S	P	ERA	WHIP
31 Brad Penny, R ERA: 2.87	(1, 1)	4.1		22	9	5	5	1	0	0	0	0	0	0	45	70	10.38	2.077
Joe Beimel, L ERA: 2.12	(5, 1)	1.2	W	4	0	0	0	0	0	0	0	0	0	0	8	14	0.00	0.000
51 Jonathan Broxton, R ERA: 1.13	(7, 1)	2.0		9	1	0	0	2	2	0	0	0	0	0	23	37	0.00	1.500
Danys Baez, R ERA: 2.49	(9, 1)	1.0		4	1	0	0	0	0	0	0	0	0	0	8	11	0.00	1.000

PITCHER	IP	WLS	BF	H	R	ER	SO	BB	IBB	HBP	BLK	WP	HR	S	P	ERA	WHIP

Batter	1	2	3	4	5	6	7	8	9	AB	R	H	RBI	BB	SO	LOB
15 Rafael Furcal, S (1, 6) OBP: 0.336, SLG: 0.335	B C F B F B X 3-2 G6-3 ①		C B X 1-1 F8 ③		B X 1-0 F9 ②		C 1 SAFE F 1 SAFE B B 1 SAFE B X 3-2 G4-3 ③		1 SAFE B 1 SAFE B X 2-0 G5-3 ① 1-2	5	0	0	0	0	0	4
Kenny Lofton, L (1, 8) OBP: 0.380, SLG: 0.430	C F F X 0-2 G6-3 ②			B X 1-0 5 G1-3 1B 1B	C B F D X 2-2 2-3 1B			X 0-0 B5-3 ① 2B	S X 0-1 FC6-5 ② 5 2B 2-3	5	2	2	0	0	0	2
5 Nomar Garciaparra, R (1, 3) OBP: 0.426, SLG: 0.614	S F B X 1-2 P4 ③			1 SAFE F D F B X 2-2 G1-3 ① 1-2	F F X 0-2 F7 ③			B B C C X 2-2 16 1B 2B	1 SAFE F X 0-1 2B 1-H 2B	5	2	2	1	0	0	3
J.D. Drew, L (1, 9) OBP: 0.383, SLG: 0.497 44 Takashi Saito, L (9, 1)		B X 1-0 P4 ①		B B F C F B X 3-2 16 HR 2-H 1B		B C F B F B C 3-3 K ①		C B B X 1-2 P5 ② I I I	4-0 2B IBB	4	2	1	1	1	1	1
										0	0	0	0	0	0	0
Willy Aybar, S (1, 5) OBP: 0.460, SLG: 0.510		C C X 0-2 F8 ②		C B B F F F B C 3-3 K ②		B B F X 2-1 P5 ②		S D B B B 4-1 16 1B 18 1B BB	X 0-0 1-H 2-H 2B	4	1	1	2	1	1	1
16 Andre Ethier, L (1, 7) OBP: 0.390, SLG: 0.537		B F X 1-1 F7 ③		B F X 1-1 2-H HR		C F S 0-3 K ③		B B C S X 2-2 18 1B 1-2 2-H 1B	I I I 4-0 IBB	4	1	2	3	1	1	0
18 Ramon Martinez, R (1, 4) OBP: 0.424, SLG: 0.472			B B X 2-0 SH2-4 1B	S F F B X 1-2 P4 ③			F C X 0-2 L4 ① C B C B B X	3-2 1-3 2-H 1B	C B S B C 2-3 K ③	5	0	2	1	0	1	2
55 Russell Martin, R (1, 2) OBP: 0.357, SLG: 0.403			B F F 1 SAFE S 1-3 K ①		B F B X 2-1 G6-3 ①		B C F B X 2-2 G4-3 ② B B X	2-0 L6 ③		4	0	0	0	0	1	3
Aaron Sele, R (1, 1) OBP: 0.200, SLG: 0.300 José Cruz Jr., S (7, PH) OBP: 0.368, SLG: 0.370 Danys Baez, R (7, 1) Olmedo Saenz, R (9, PH) OBP: 0.349, SLG: 0.595 27 Matt Kemp, R (9, PR) OBP: 0.444, SLG: 0.429 (9, 9)			M L B X 1-2 SH2-4 ② 1-2		X 0-0 1B 2B		S B F B X 2-2 1B		X 0-0 FC6-5 15 G5-3 1B	1	0	1	0	0	0	0
										1	0	1	0	0	0	0
										0	0	0	0	0	0	0
										1	0	1	0	0	0	0
										0	0	0	0	0	0	0
Inning Stats	R: 0 E: 0 K: 0 S: 11 H: 0 LOB: 0 BB: 0 P: 15	R: 0 E: 0 K: 0 S: 6 H: 0 LOB: 0 BB: 0 P: 8	R: 0 E: 0 K: 1 S: 9 H: 1 LOB: 1 BB: 0 P: 14	R: 3 E: 0 K: 1 S: 19 H: 3 LOB: 0 BB: 0 P: 30	R: 0 E: 0 K: 0 S: 10 H: 2 LOB: 2 BB: 0 P: 15	R: 0 E: 0 K: 2 S: 9 H: 0 LOB: 0 BB: 0 P: 14	R: 0 E: 0 K: 0 S: 12 H: 1 LOB: 1 BB: 0 P: 19	R: 2 E: 0 K: 0 S: 15 H: 3 LOB: 2 BB: 1 P: 29	R: 3 E: 0 K: 1 S: 10 H: 3 LOB: 2 BB: 2 P: 22	1B: 8 2B: 4 3B: 0 HR: 1	SF: 0 SAC: 1 DP: 0 HBP: 0						

PITCHER		IP	WLS	BF	H	R	ER	SO	BB	IBB	HBP	BLK	WP	HR	S	P	ERA	WHIP
Jorge Sosa, R ERA: 4.78	(1, 1)	7.0		28	7	3	3	4	0	0	0	0	0	1	76	115	3.86	1.000
Mike Remlinger, L ERA: 3.86	(8, 1)	0.2	L	5	2	2	2	0	1	0	0	0	0	0	11	20	27.00	4.500
Tyler Yates, R ERA: 20.25	(8, 1)	1.1		10	4	3	3	1	0	2	0	0	0	0	14	31	20.25	3.000

PITCHER	IP	WLS	BF	H	R	ER	SO	BB	IBB	HBP	BLK	WP	HR	S	P	ERA	WHIP

TOP

Los Angeles Dodgers @ Atlanta Braves

Turner Field, Atlanta, GA

Tue May 30 2006, 7:35 PM EDT

Att. 29,517 - Clear - 88 F

livebaseballscorecards.com

AB	39
R	8
H	13
RBI	8
BB	3
SO	5
LOB	16

1B: 8 2B: 4 3B: 0 HR: 1 SF: 0 SAC: 1 DP: 0 HBP: 0

WP: 0 PB: 0 SB: 0 CS: 0 PA: 43

Batter	1	2	3	4	5	6	7	8	9	AB	R	H	RBI	BB	SO	LOB
Marcus Giles, R (1, 4) OBP: 0.347, SLG: 0.351	F S B B B B B 4-2 11 G6-3 1B BB		B C B S B C 3-3 ① K		B F C X 1-2 ② G3		B B X 2-0 11 SH1-4 10 FC4-5-2-4-5 2B		B B C B F F S 3-3 ② K	4	1	1	0	1	2	1
11 Edgar Renteria, R (1, 6) OBP: 0.417, SLG: 0.471	B C X 2-1 ① G6-3 1-2		C B B F B F F X 3-2 ② P4		B X 1-0 10 1B 1B		L X 0-1 ① SH1-4 2-3		B B C B C B 4-2 1-2 BB	3	0	1	0	1	0	1
10 Chipper Jones, S (1, 5) OBP: 0.401, SLG: 0.426	B B F S S 2-3 ② K		C B B B C B 4-2 BB		C B B B F X 2-2 1-3 1B		B S X 1-1 ② FC4-5-2-4-5 3-H		X 0-0 ③ G3	4	0	1	0	1	1	4
Andruw Jones, R (1, 8) OBP: 0.345, SLG: 0.516	B C C F X 1-2 2-H 1B		B B S C X 2-2 ③ P3		X 0-0 ③ G5-3		S F X 0-2 ③ P5			4	0	1	1	0	0	4
Adam LaRoche, L (1, 3) OBP: 0.337, SLG: 0.503	C B F 1 SAFE 1 SAFE B X 2-2 ③ F8			B B C X 2-1 HR		X 0-0 ① L4		M X 0-1 ① G3		4	1	1	1	0	0	1
7 Jeff Francoeur, R (1, 9) OBP: 0.262, SLG: 0.438		C B B X 2-1 ① L9		X 0-0 ① P6		C B B F F B X 3-2 ② F7		S F B B S 2-3 ② K		4	0	0	0	0	1	0
Ryan Langerhans, L (1, 7) OBP: 0.341, SLG: 0.407		F X 0-1 FC6-4 1B		B C B B B 4-1 8 G3-6-3 BB		F F F B B B F X 3-2 8 1B 3B		F X 0-1 ③ L7		3	1	2	0	1	0	0
8 Brayan Peña, S (1, 2) OBP: 0.429, SLG: 0.692		X 0-0 ② L6		C X 0-1 ②③ G3-6-3 1-2f		C D X 1-1 3-H 1B			B B B C C S 3-3 ① K	4	0	1	1	0	1	2
Jorge Sosa, R (1, 1) OBP: 0.250, SLG: 0.571 Mike Remlinger, L (8, 1) Tyler Yates, R (8, 1) Wilson Betemit, S (9, PH) OBP: 0.337, SLG: 0.500		C B X 1-1 ③ FC6-4 1-2f			C S B B B S 3-3 ① K	C C X 0-2 ③ L9			C B F B X 2-2 11 BB 1B	3 0 0 1	0 0 0 0	0 0 0 1	0 0 0 0	0 0 0 0	1 0 0 0	2 0 0 0
Inning Stats	R: 1 H: 1 E: 0 LOB: 1 K: 1 BB: 1 S: 15 P: 25	R: 0 H: 1 E: 0 LOB: 1 K: 0 BB: 0 S: 7 P: 10	R: 0 H: 0 E: 0 LOB: 1 K: 1 BB: 1 S: 13 P: 25	R: 1 H: 1 E: 0 LOB: 0 K: 0 BB: 1 S: 6 P: 12	R: 0 H: 2 E: 0 LOB: 2 K: 1 BB: 0 S: 11 P: 18	R: 1 H: 2 E: 0 LOB: 1 K: 0 BB: 0 S: 15 P: 22	R: 0 H: 1 E: 0 LOB: 1 K: 0 BB: 0 S: 8 P: 11	R: 0 H: 0 E: 0 LOB: 0 K: 1 BB: 0 S: 7 P: 9	R: 0 H: 1 E: 0 LOB: 2 K: 2 BB: 1 S: 14 P: 26	1B: 6 2B: 1 3B: 1 HR: 1	SF: 0 SAC: 1 DP: 1 HBP: 0					

PITCHER		IP	WLS	BF	H	R	ER	SO	BB	IBB	HBP	BLK	WP	HR	S	P	ERA	WHIP
Aaron Sele, R ERA: 2.2	(1, 1)	6.0		27	7	3	3	3	3	0	0	0	0	1	67	112	4.50	1.667
Danys Baez, R ERA: 2.3	(7, 1)	2.0	W	7	1	0	0	1	0	0	0	0	0	0	15	20	0.00	0.500
44 Takashi Saito, R ERA: 2.42	(9, 1)	1.0		5	1	0	0	2	1	0	0	0	0	0	14	26	0.00	2.000

PITCHER	IP	WLS	BF	H	R	ER	SO	BB	IBB	HBP	BLK	WP	HR	S	P	ERA	WHIP

BOTTOM

Los Angeles Dodgers @ Atlanta Braves

Turner Field, Atlanta, GA

Tue May 30 2006, 7:35 PM EDT
Att. 29,517 - Clear - 88 F

livebaseballscorecards.com

AB	34
R	3
H	9
RBI	3
BB	4
SO	6
LOB	15

Jorge Sosa, R	(1, 1)	3	0	0	0	0	1	2										
Mike Remlinger, L	(8, 1)	0	0	0	0	0	0	0										
Tyler Yates, R	(8, 1)	0	0	0	0	0	0	0										
Wilson Betemit, S	(9, PH)	1	0	1	0	0	0	0										

WP: 0	PA: 39
PB: 0	
SB: 0	
CS: 0	

Batter	1	2	3	4	5	6	7	8	9	AB	R	H	RBI	BB	SO	LOB
15 Rafael Furcal, S (1, 6) OBP: 0.339, SLG: 0.335	B S B B X 3-1 ① G3		C B F B B F B 4-2 BB		C B F B F X 3-2 1B		F D B F B X 3-2 ③ G6-3			3	0	1	0	1	0	1
Kenny Lofton, L (1, 8) OBP: 0.377, SLG: 0.420	X 0-0 ② F9		B 1 SAFE 1 SAFE B 1 SAFE X 2-0 ③ G3		X 0-0 ③ F9			B B B B 4-0 5 G1-3 2B BB		3	1	0	0	1	0	2
5 Nomar Garciaparra, R (1, 3) OBP: 0.421, SLG: 0.625	C S B B X 2-2 ③ G5-3			B B B C X 3-1 ① G6-3		X 0-0 HR		F F B X 1-2 ① G1-3 1-2		4	1	1	1	0	0	1
J.D. Drew, L (1, 9) OBP: 0.379, SLG: 0.491 Odalis Perez, L (4, 1) OBP: 0.133, SLG: 0.071 Sandy Alomar Jr., R (7, 2) OBP: 0.341, SLG: 0.409		C B B F F X 2-2 ① G3		F B B F F F B X 3-2 ② G3		X 0-0 ① G6-3		C X 0-1 2-H 2B		2 1 1	0 0 0	0 0 1	0 0 1	0 0 0	0 0 0	0 0 0
Willy Aybar, S (1, 5) OBP: 0.448, SLG: 0.491 (4, 4)		B F C C C 1-3 ② K		B B C C X 2-1 16 2B 1B		C X 0-1 ② P6		B F X 1-1 ② L4		4	1	1	0	0	1	1
16 Andre Ethier, L (1, 7) OBP: 0.395, SLG: 0.577		B X 1-0 3B		X 0-0 1-H 2B		B F B F X 2-2 ③ G1-3		F C C 0-3 ③ K		4	0	2	1	0	1	1
18 Ramon Martinez, R (1, 4) OBP: 0.417, SLG: 0.463 Olmedo Saenz, R (4, PH) OBP: 0.337, SLG: 0.573 (4, 5)		C B S F C 1-3 ③ K		B X 1-0 ③ G5-3			C B S S 1-3 ① K		B B F S C 2-3 ① K	1 3	0 0	0 0	0 0	0 0	1 2	1 1
55 Russell Martin, R (1, 2) OBP: 0.345, SLG: 0.387 47 Tim Hamulack, R (7, 1) José Cruz Jr., S (9, PH) OBP: 0.366, SLG: 0.367			C C F F S 0-3 ① K		S B C B C 2-3 ① K		X 0-0 ② G4-3		S S B B B F B S 3-3 ② K	3 0 1	0 0 0	0 0 0	0 0 0	0 0 0	2 0 1	0 0 0
Brett Tomko, R (1, 1) OBP: 0.143, SLG: 0.100 27 Matt Kemp, R (4, 9) OBP: 0.417, SLG: 0.400			S B C S 1-3 ② K		C F T 0-2 ② K		S B X 1-1 1B		B S B X 2-1 ③ F9	1 3	0 0	0 1	0 0	0 0	1 1	0 0
Inning Stats	R: 0 E: 0 K: 0 S: 6 H: 0 LOB: 0 BB: 0 P: 11	R: 0 E: 0 K: 2 S: 12 H: 1 LOB: 1 BB: 0 P: 17	R: 0 E: 0 K: 2 S: 13 H: 0 LOB: 1 BB: 1 P: 20	R: 1 E: 0 K: 0 S: 12 H: 2 LOB: 1 BB: 0 P: 21	R: 0 E: 0 K: 2 S: 12 H: 1 LOB: 1 BB: 0 P: 17	R: 1 E: 0 K: 0 S: 7 H: 1 LOB: 0 BB: 0 P: 9	R: 0 E: 0 K: 1 S: 9 H: 1 LOB: 1 BB: 0 P: 14	R: 1 E: 0 K: 1 S: 10 H: 1 LOB: 1 BB: 1 P: 16	R: 0 E: 0 K: 2 S: 9 H: 0 LOB: 0 BB: 0 P: 16	1B: 3 2B: 2 3B: 1 HR: 1	SF: 0 SAC: 0 DP: 0 HBP: 0					

TOP

Los Angeles Dodgers @ Atlanta Braves

Turner Field, Atlanta, GA

Wed May 31 2006, 7:35 PM EDT

Att. 28,880 - Cloudy - 86 F

livebaseballscorecards.com

AB	34
R	3
H	7
RBI	3
BB	2
SO	10
LOB	8

PITCHER		IP	WLS	BF	H	R	ER	SO	BB	IBB	HBP	BLK	WP	HR	S	P	ERA	WHIP
15 Tim Hudson, R ERA: 3.99	(1, 1)	7.0	W	28	6	2	2	7	1	0	0	0	0	1	71	109	2.57	1.000
Oscar Villarreal, R ERA: 4.32	(8, 1)	0.2		4	1	1	1	0	1	0	0	0	0	0	7	13	13.50	3.000
49 Macay McBride, L ERA: 3.77	(8, 1)	0.1		1	0	0	0	1	0	0	0	0	0	0	3	3	0.00	0.000
Ken Ray, R ERA: 1.38	(9, 1)	1.0		3	0	0	0	2	0	0	0	0	0	0	9	16	0.00	0.000

PITCHER	IP	WLS	BF	H	R	ER	SO	BB	IBB	HBP	BLK	WP	HR	S	P	ERA	WHIP

WP: 0 PB: 0 SB: 0 CS: 0 PA: 36

BOTTOM

Los Angeles Dodgers @ Atlanta Braves

Turner Field, Atlanta, GA

Wed May 31 2006, 7:35 PM EDT

Att. 28,880 - Cloudy - 86 F

livebaseballscorecards.com

Batter	1	2	3	4	5	6	7	8	9	AB	R	H	RBI	BB	SO	LOB
Marcus Giles, R (1, 4) OBP: 0.343, SLG: 0.347	B F B X 2-1 F8 ①		F B X 1-1 10 HR 1B	F X 0-1 G5-3 ①		B B X 2-0 F9 ①		F B S B B X 3-2 F8 ②		5	1	1	0	0	0	0
11 Edgar Renteria, R (1, 6) OBP: 0.407, SLG: 0.458	F B X 1-1 G6-3 ②		C F S 0-3 K ①	B B C X 2-1 G4-3 ②		C F B X 1-2 G5-3 ②		C X 0-1 G4-3 ③		5	0	0	0	0	1	1
10 Chipper Jones, S (1, 5) OBP: 0.409, SLG: 0.464	S B B B B 4-1 HR BB		X 0-0 1-H HR	B B F F B X 3-2 G5-3 ③		C S X 0-2 1B 3B				3	3	2	2	1	0	0
Andruw Jones, R (1, 8) OBP: 0.353, SLG: 0.536	X 0-0 1-H HR		B B X 2-0 1B 7 SF 1B		S B B X 2-1 E5 1B 7 1B SF8	B X 1-0 3-H 1B				4	3	3	3	0	0	0
Adam LaRoche, L (1, 3) OBP: 0.335, SLG: 0.497	S B F B B X 3-2 G4-3 ③		F 1 SAFE X 1 SAFE S 1 SAFE B 1 SAFE 1 SAFE B 3-2 B X BB 7 SF SF8 1-3 1B		B B X 2-0 F7 ①	S F S 0-3 K ③				4	1	1	0	0	1	2
Oscar Villarreal, L (8, 1)										0	0	0	0	0	0	0
49 Macay McBride, L (8, 1)										0	0	0	0	0	0	0
Ken Ray, R (9, 1)										0	0	0	0	0	0	0
7 Jeff Francoeur, R (1, 9) OBP: 0.266, SLG: 0.441		B S B F X 2-2 1B	X 0-0 SF SF8 BB 15 BLK 1-2 3-H		B B F S X 2-2 SF8 1B 1-2 1B		X 0-0 L6 ①			3	1	2	1	0	0	0
Ryan Langerhans, L (1, 7) OBP: 0.345, SLG: 0.405		C 1 SAFE F F C 0-3 K ①	F B B B B 4-1 15 BLK 1-2 2-3 BB		S X 0-1 15 FC6-4 1-2 2-3 1B		C C B F F F B S 2-3 K ②			3	0	1	0	1	2	1
Todd Pratt, R (1, 2) OBP: 0.266, SLG: 0.298		C C B D 1 SAFE S 2-3 K ②	B S B X 2-1 SF8 ② 2-3 3-H		C C X 0-2 SF8 ② 2-3 3-H		C S B S 1-3 K ③			2	0	0	2	0	2	1
15 Tim Hudson, R (1, 1) OBP: 0.125, SLG: 0.087		B C B F B F C 3-3 K ③	B F B X 2-1 F8 ③ 1-2 3-H		X 0-0 FC6-4 ③ 1-2f			B X 1-0 L7 ①		3	0	0	0	0	1	4
Brian Jordan, R (8, 3) OBP: 0.267, SLG: 0.382										1	0	0	0	0	0	0
Inning Stats	R: 2 E: 0 K: 0 S: 9 H: 1 LOB: 0 BB: 1 P: 19	R: 0 E: 0 K: 3 S: 14 H: 1 LOB: 1 BB: 0 P: 21	R: 5 E: 1 K: 1 S: 16 H: 4 LOB: 1 BB: 1 P: 30	R: 0 E: 0 K: 0 S: 7 H: 0 LOB: 0 BB: 0 P: 12	R: 1 E: 1 K: 0 S: 12 H: 2 LOB: 2 BB: 0 P: 18	R: 1 E: 0 K: 1 S: 11 H: 2 LOB: 1 BB: 0 P: 15	R: 0 E: 0 K: 2 S: 11 H: 0 LOB: 0 BB: 0 P: 14	R: 0 E: 0 K: 0 S: 6 H: 0 LOB: 0 BB: 0 P: 10		1B: 7 2B: 0 3B: 1 HR: 2	SF: 3 SAC: 0 DP: 0 HBP: 0					

PITCHER		IP	WLS	BF	H	R	ER	SO	BB	IBB	HBP	BLK	WP	HR	S	P	ERA	WHIP
Brett Tomko, R ERA: 4.38	(1, 1)	3.0	L	18	6	7	5	4	2	0	0	1	0	2	39	70	15.00	2.667
Odalis Perez, L ERA: 6.21	(4, 1)	3.0		14	4	2	1	1	0	0	0	0	0	0	30	45	3.00	1.333
47 Tim Hamulack, L ERA: 5.73	(7, 1)	2.0		6	0	0	0	2	0	0	0	0	0	0	17	24	0.00	0.000

PITCHER	IP	WLS	BF	H	R	ER	SO	BB	IBB	HBP	BLK	WP	HR	S	P	ERA	WHIP

AB	33
R	9
H	10
RBI	8
BB	2
SO	7
LOB	9

WP: 0 PA: 38
PB: 0
SB: 0
CS: 0

Batter	1	2	3	4	5	6	7	8	9	AB	R	H	RBI	BB	SO	LOB
11 Jimmy Rollins, S (1, 6) OBP: 0.310, SLG: 0.382	C B X 1-1 F9 ①		C B F B B X 3-2 26 G4-3 26 S 1B		S X 0-1 G3 ③			C B X 1-1 G6-3 ①	C B X 1-1 P3 ③	5	0	1	0	0	0	1
26 Chase Utley, L (1, 4) OBP: 0.389, SLG: 0.522	C X 0-1 G4-3 ②		B F C 1 SAFE B X 2-2 G4-3 ① 1-3			C B B F F B X 3-2 WP 6 BB 1B		B F B C F X 2-2 F7 ②		4	0	1	0	0	0	1
Bobby Abreu, L (1, 9) OBP: 0.447, SLG: 0.509	C B F B X 2-2 BB 1B		B B X 2-0 G1-3 ②			C F D B B S 3-3 K ①		C B B B X 3-1 1B		4	0	2	0	0	1	2
Pat Burrell, R (1, 7) OBP: 0.395, SLG: 0.538	C 1 SAFE B F F B B B 4-2 1-2 BB		D S S X 1-2 F9 ③			C B B C S 2-3 K ②		B C C B B F T 3-2 K ③		3	0	0	0	1	2	3
6 Ryan Howard, L (1, 3) OBP: 0.360, SLG: 0.603	C F B B S 2-3 K ③			C S F B X 1-2 G6-3 1B		B B B B 4-0 WP 1-2 BB			B B B B 4-0 2B 1B BB	2	1	1	0	2	1	2
Aaron Rowand, R (1, 8) OBP: 0.342, SLG: 0.507		B B X 2-0 G5-3 ①		F X 0-1 G6-3 ① ② 1-2f		B X 1-0 G6-3 ③ 1-2 2-3			B C C B X 2-2 L6 ①	4	0	0	0	0	0	4
David Bell, R (1, 5) OBP: 0.335, SLG: 0.416		C B F X 1-2 2B		C B S B B X 3-2 G3 ③			C X 0-1 G5-3 ①		B D B B C X 3-1 1B 1-3 FC6-4 2B	4	1	2	0	0	0	0
Mike Lieberthal, R (1, 2) OBP: 0.320, SLG: 0.380		C X 0-1 F9 ②			C C B X 1-2 P6 ①		C B F S 1-3 K ②		B X 1-0 FC6-4 2-3 3-H 1B	4	0	1	1	0	1	1
Gavin Floyd, R (1, 1) OBP: 0.043, SLG: 0.043		B X 1-0 G5-3 ③			B F S B X 2-2 G6-3 ②		B F C S 1-3 K ③		F X 0-1 FC6-4 ② 1-2f 3-H	1	0	0	0	0	0	1
27 Chris Coste, R (5, PH)										1	0	0	0	0	0	0
48 Brian Sanches, R (5, 1)										0	0	0	0	0	0	0
8 Shane Victorino, S (7, PH) OBP: 0.374, SLG: 0.511										1	0	0	0	0	1	0
Clay Condrey, R (7, 1)										0	0	0	0	0	0	0
Abraham Nunez, S (9, PH) OBP: 0.210, SLG: 0.203										1	0	0	1	0	0	1
Inning Stats	R: 0 E: 0 K: 1 S: 13 H: 1 LOB: 2 BB: 1 P: 22	R: 0 E: 0 K: 0 S: 7 H: 1 LOB: 1 BB: 0 P: 11	R: 0 E: 0 K: 0 S: 10 H: 1 LOB: 1 BB: 0 P: 18	R: 0 E: 0 K: 0 S: 9 H: 1 LOB: 0 BB: 0 P: 13	R: 0 E: 0 K: 0 S: 8 H: 0 LOB: 0 BB: 0 P: 11	R: 0 E: 0 K: 2 S: 11 H: 1 LOB: 2 BB: 1 P: 24	R: 0 E: 0 K: 2 S: 8 H: 0 LOB: 0 BB: 0 P: 10	R: 0 E: 0 K: 1 S: 12 H: 1 LOB: 1 BB: 0 P: 21	R: 2 E: 0 K: 0 S: 10 H: 2 LOB: 1 BB: 1 P: 21	1B: 6 2B: 2 3B: 0 HR: 0	SF: 0 SAC: 0 DP: 1 HBP: 0						

TOP

Philadelphia Phillies @ Los Angeles Dodgers
Dodger Stadium, Los Angeles, CA
Thu Jun 01 2006, 7:10 PM PDT
Att. 38,643 - Clear - 77 F

livebaseballscorecards.com

AB	34
R	2
H	8
RBI	2
BB	3
SO	6
LOB	16

WP: 1 PA: 37
PB: 0
SB: 1
CS: 0

PITCHER		IP	WLS	BF	H	R	ER	SO	BB	IBB	HBP	BLK	WP	HR	S	P	ERA	WHIP
Derek Lowe, R ERA: 2.68	(1, 1)	6.0	W	24	5	0	0	3	2	0	0	0	1	0	58	99	0.00	1.167
51 Jonathan Broxton, R ERA: 1.06	(7, 1)	1.0		3	0	0	0	2	0	0	0	0	0	0	8	10	0.00	0.000
Joe Beimel, L ERA: 2.0	(8, 1)	1.0		4	1	0	0	1	0	0	0	0	0	0	12	21	0.00	1.000
47 Tim Hamulack, L ERA: 6.26	(9, 1)	1.0		6	2	2	2	0	1	0	0	0	0	0	10	21	18.00	3.000

PITCHER	IP	WLS	BF	H	R	ER	SO	BB	IBB	HBP	BLK	WP	HR	S	P	ERA	WHIP

BOTTOM

Philadelphia Phillies @ Los Angeles Dodgers
Dodger Stadium, Los Angeles, CA

Thu Jun 01 2006, 7:10 PM PDT
Att. 38,643 - Clear - 77 F

Batter	1	2	3	4	5	6	7	8	9	AB	R	H	RBI	BB	SO	LOB
15 Rafael Furcal, S (1, 6) OBP: 0.344, SLG: 0.335	BB S 1B	27 HR BB		K		BB		K		3	1	1	0	2	2	1
27 Matt Kemp, R (1, 8) OBP: 0.438, SLG: 0.615	F9	1-H 2-H HR		5 WP HR BB		F8				3	2	1	3	1	0	2
5 Nomar Garciaparra, R (1, 3) OBP: 0.417, SLG: 0.614	L8	P6		1-2 HR 1B		F8				4	1	1	0	0	0	2
J.D. Drew, L (1, 9) OBP: 0.382, SLG: 0.506	1-2 BB BB	P5	1-H 2-H HR	G3						3	1	1	3	1	0	0
Olmedo Saenz, R (1, 5) OBP: 0.333, SLG: 0.553 Joe Beimel, L (8, 1) 47 Tim Hamulack, R (9, 1)	1-2 2-3 BB	K	G6-3	G6-3						3 0 0	0 0 0	0 0 0	0 0 0	1 0 0	1 0 0	0 0 0
Willy Aybar, S (1, 4) OBP: 0.437, SLG: 0.475	K	16 S 1B	K	G1-3						4	0	1	0	0	2	3
16 Andre Ethier, L (1, 7) OBP: 0.388, SLG: 0.560		F8	G6-3 1-2	K				G5-4-3 55 1B		4	0	1	0	0	1	1
55 Russell Martin, R (1, 2) OBP: 0.352, SLG: 0.430		E5 CS	HR	F7				1-2 G5-4-3 1B		4	1	2	1	0	0	0
Derek Lowe, R (1, 1) OBP: 0.111, SLG: 0.115 José Cruz Jr., S (6, PH) OBP: 0.364, SLG: 0.364 51 Jonathan Broxton, R (7, 1) Joel Guzman, R (8, 5)		1-2 27 HR 2B		L4		K		1-2f 2-3		2 1 0 1	1 0 0 0	1 0 0 0	0 0 0 0	0 0 0 0	0 1 0 0	0 0 0 2
Inning Stats	R: 0 E: 0 K: 1 S: 16 H: 1 LOB: 3 BB: 2 P: 31	R: 3 E: 1 K: 0 S: 11 H: 2 LOB: 0 BB: 1 P: 22	R: 0 E: 0 K: 1 S: 11 H: 1 LOB: 1 BB: 0 P: 18	R: 4 E: 0 K: 1 S: 14 H: 3 LOB: 0 BB: 1 P: 24	R: 0 E: 0 K: 2 S: 8 H: 0 LOB: 0 BB: 0 P: 14	R: 0 E: 0 K: 1 S: 8 H: 0 LOB: 1 BB: 1 P: 16	R: 0 E: 0 K: 0 S: 4 H: 0 LOB: 0 BB: 0 P: 8	R: 0 E: 0 K: 1 S: 10 H: 2 LOB: 1 BB: 0 P: 14		1B: 5 2B: 1 3B: 0 HR: 3	SF: 0 SAC: 0 DP: 1 HBP: 0						

	AB	32
	R	7
	H	9
	RBI	7
	BB	5
	SO	7
	LOB	11

WP: 1 PB: 0 SB: 2 CS: 1 PA: 37

PITCHER		IP	WLS	BF	H	R	ER	SO	BB	IBB	HBP	BLK	WP	HR	S	P	ERA	WHIP
Gavin Floyd, R ERA: 7.29	(1, 1)	4.0	L	23	7	7	7	3	4	0	0	0	1	3	52	95	15.75	2.750
48 Brian Sanches, R ERA:	(5, 1)	2.0		7	0	0	0	3	1	0	0	0	0	0	16	30	0.00	0.500
Clay Condrey, R ERA: 1.0	(7, 1)	2.0		7	2	0	0	1	0	0	0	0	0	0	14	22	0.00	1.000

PITCHER	IP	WLS	BF	H	R	ER	SO	BB	IBB	HBP	BLK	WP	HR	S	P	ERA	WHIP

livebaseballscorecards.com

Batter	1	2	3	4	5	6	7	8	9	AB	R	H	RBI	BB	SO	LOB
11 Jimmy Rollins, S (1, 6) OBP: 0.307, SLG: 0.378	C C B S 1-3 ① K		S T B C 1-3 ② K	B D X 2-0 ③ F9			C B X 1-1 1B 26 S 1B 1B	L T X 0-2 ① G4-3		5	1	1	0	0	2	2
26 Chase Utley, L (1, 4) OBP: 0.402, SLG: 0.545	X 0-0 HR		B B C B F F F F X 3-2 2B 1B		C B B X 2-1 BB 1B		B B F T B B 4-2 1B 1-2 1B BB	C B X 1-1 G4-6-3 1B		4	3	4	1	1	0	0
Bobby Abreu, L (1, 9) OBP: 0.451, SLG: 0.514	C F B B X 2-2 ② G4-3		1 SAFE B B B B X 3-1 1-H 2B	C C B D F B 1 B SAFE 4-2 1-2 BB			X 0-0 ② ③ 6 BB 1B 2B 1-2 2-3 1B	C 1 D S B X SAFE 2-2 1-2f G4-6-3		4	1	2	1	1	0	1
Pat Burrell, R (1, 7) OBP: 0.390, SLG: 0.529 45 Tom Gordon, R (9, 1)	S B B X 2-1 ③ G5-3		C C F E D F B X 2-2 ③ F8		C F F C 0-3 ① K		X 0-0 6 BB 2B 1-2 2-H 3-H 1B		B X 1-0 ① P4	5 0	1 0	1 0	2 0	0 0	1 0	3 0
6 Ryan Howard, L (1, 3) OBP: 0.361, SLG: 0.611		X 0-0 ① G3	B B F T X 2-2 HR	B C S C 1-3 ② K			B B B C S B 4-2 2B SF8 1-2 2-3 BB		B B C C S 2-3 ② K	4	2	1	1	1	2	2
Aaron Rowand, R (1, 8) OBP: 0.350, SLG: 0.513		C B S S S 1-3 ② K	X 0-0 E 1B	S D B B F X 3-2 ③ P3			S S F X 0-2 SF8 1-3 2-H 3-H 2B		H 1-0 BB HBP	4	0	2	2	0	1	2
David Bell, R (1, 5) OBP: 0.337, SLG: 0.411		B B B B 4-0 BB	1 SAFE C F B 1 SAFE B 1 SAFE F B 3-2 X ① F7			B B X 2-0 ① G6-3	C C D B X 2-2 ① SF8 2-3 3-H		B B B C B 4-1 FC6-4 1-2 BB	2	0	0	1	2	0	1
Mike Lieberthal, R (1, 2) OBP: 0.300, SLG: 0.355		F B B X 2-1 ③ P6		F X 0-1 E6 1-3			F S B S 1-3 ② K	B F X 1-1 ② F7	S F B B X 2-2 ③ FC6-4 1-2f	5	0	0	0	0	1	5
63 Ryan Madson, L (1, 1) OBP: 0.353, SLG: 0.375 Abraham Nunez, S (6, PH) OBP: 0.206, SLG: 0.200 Geoff Geary, R (6, 1) OBP: 0.333, SLG: 0.667 David Dellucci, L (7, PH) OBP: 0.333, SLG: 0.583 Rheal Cormier, L (7, 1) Arthur Rhodes, L (8, 1) 8 Shane Victorino, S (9, 7) OBP: 0.374, SLG: 0.511			C C F B B B C 3-3 ① K	P S X 1-1 ② P3		B F B X 2-1 ③ F8	C S B B C 2-3 ③ K			2 1 0 1 0 0 0	0 0 0 0 0 0 0	0 0 0 0 0 0 0	0 0 0 0 0 0 0	1 0 0 0 0 0 0	2 0 0 1 0 0 0	2 0 0 1 0 0 0

TOP

Philadelphia Phillies @ Los Angeles Dodgers
Dodger Stadium, Los Angeles, CA
Fri Jun 02 2006, 7:40 PM PDT
Att. 55,142 - Clear - 78 F

livebaseballscorecards.com

AB	37
R	8
H	11
RBI	8
BB	5
SO	9
LOB	19

Inning Stats	1	2	3	4	5	6	7	8	9
	R: 1 E: 0 K: 1 S: 9	H: 1 LOB: 0 BB: 0 P: 14	R: 0 E: 0 K: 1 S: 6	H: 0 LOB: 1 BB: 1 P: 13	R: 1 E: 0 K: 2 S: 21	H: 2 LOB: 2 BB: 0 P: 33	R: 1 E: 1 K: 0 S: 14	H: 2 LOB: 2 BB: 0 P: 21	R: 0 E: 0 K: 2 S: 15	H: 1 LOB: 2 BB: 1 P: 25
	R: 0 E: 0 K: 1 S: 6	H: 0 LOB: 0 BB: 0 P: 11	R: 5 E: 0 K: 1 S: 20	H: 4 LOB: 1 BB: 2 P: 34	R: 0 E: 0 K: 0 S: 8	H: 1 LOB: 0 BB: 0 P: 11	R: 0 E: 0 K: 1 S: 8	H: 0 LOB: 2 BB: 1 P: 18	1B: 7 2B: 2 3B: 0 HR: 2	SF: 1 SAC: 0 DP: 1 HBP: 1

WP: 0 PA: 44
PB: 0
SB: 1
CS: 0

PITCHER		IP	WLS	BF	H	R	ER	SO	BB	IBB	HBP	BLK	WP	HR	S	P	ERA	WHIP
Jae Weong Seo, R ERA: 5.47	(1, 1)	4.0		19	5	3	3	4	1	0	0	0	0	2	50	81	6.75	1.500
Odalis Perez, L ERA: 6.05	(5, 1)	1.0		5	1	0	0	2	1	0	0	0	0	0	15	25	0.00	2.000
51 Jonathan Broxton, R ERA: 1.0	(6, 1)	1.0	H	3	0	0	0	1	0	0	0	0	0	0	6	11	0.00	0.000
Danys Baez, R ERA: 3.95	(7, 1)	0.0	L	5	3	5	5	0	2	0	0	0	0	0	8	17	∞	∞
44 Takashi Saito, R ERA: 2.33	(7, 1)	1.0		4	1	0	0	1	0	0	0	0	0	0	12	17	0.00	1.000

PITCHER		IP	WLS	BF	H	R	ER	SO	BB	IBB	HBP	BLK	WP	HR	S	P	ERA	WHIP
Joe Beimel, L ERA: 1.89	(8, 1)	1.0		3	1	0	0	0	0	0	0	0	0	0	8	11	0.00	1.000
Eric Gagne, R ERA:	(9, 1)	1.0		5	0	0	0	1	1	0	1	0	0	0	8	18	0.00	1.000

BOTTOM

Philadelphia Phillies @ Los Angeles Dodgers
Dodger Stadium, Los Angeles, CA
Fri Jun 02 2006, 7:40 PM PDT
Att. 55,142 - Clear - 78 F

livebaseballscorecards.com

Batter	1	2	3	4	5	6	7	8	9	AB	R	H	RBI	BB	SO	LOB
15 Rafael Furcal, S (1, 6) OBP: 0.341, SLG: 0.329	B X 1-0 G6-3 ①		D B B C X 3-1 G4-3 ③		B F B B B 4-1 5 S 5 1B BB	X 0-0 FC6-4 ③ 1-2f			C B B B C X 3-2 F7 ①	4	1	0	0	1	0	2
Kenny Lofton, L (1, 8) OBP: 0.377, SLG: 0.420	C B X 1-1 G6-3 ②			C X 0-1 5 CS 1B	1 SAFE X 0-0 F8 ②		C X 0-1 P4 ①		C B X 1-1 5 1B 1B	5	0	2	0	0	0	1
5 Nomar Garciaparra, R (1, 3) OBP: 0.422, SLG: 0.611	F B B X 2-1 G5-3 ③			B B B B 4-0 BB ① 1-2 2B BB	1 SAFE F 1 SAFE B F X 1-2 1B 1-H 1B		X 0-0 F9 ②		X 0-0 G6-4-3 1-2 1B	4	2	2	1	1	0	0
Joel Guzman, R (1, 5) OBP: 0.333, SLG: 0.200		X 0-0 G6-3 ①		D B B B 4-0 2B 1-2 BB	B X 1-0 2-H 1B		C B F X 1-2 G4-3 ③		B X 1-0 G6-4-3 ② ③ 1-2f	4	1	1	1	1	0	2
Willy Aybar, S (1, 4) OBP: 0.440, SLG: 0.484		B F B C X 2-2 G4-3 ②		B C D B X 3-1 1-H 2-H 2B	B B B C C F F F F 4-2 B BB			C B X 1-1 G1-3 ①		3	0	1	2	1	0	0
16 Andre Ethier, L (1, 7) OBP: 0.371, SLG: 0.532		X 0-0 F8 ③		C B B F X 2-2 F8 ②	S D F X 1-2 G6-3 ③			C C T 0-2 K ②		4	0	0	0	0	1	3
José Cruz Jr., S (1, 9) OBP: 0.364, SLG: 0.556 Odalis Perez, L (5, 1) OBP: 0.133, SLG: 0.071 51 Jonathan Broxton, R (6, 1) J.D. Drew, L (6, PH) OBP: 0.500, SLG: 0.500 Danys Baez, R (7, 1) 44 Takashi Saito, L (7, 1) Joe Beimel, L (8, 1) Olmedo Saenz, R (8, PH) OBP: 0.286, SLG: 0.571 Eric Gagne, R (9, 1)		X 0-0 F8 ①	B X 1-0 P6 ③			C C B B X 2-2 P6 ①		F B B F X 2-2 2B 2B		2 0 0 1 0 0 0 0 1	0 0 0 0 0 0 0 0 1	0 0 0 0 0 0 0 0 0	0 0 0 0 0 0 0 0 0	0 0 0 0 0 0 0 0 0	0 0 0 0 0 0 0 0 0	1 0 0 0 0 0 0 0 0
Sandy Alomar Jr., R (1, 2) OBP: 0.354, SLG: 0.438		C S S 0-3 K ②			X 0-0 G1-3 ①	C X 0-1 15 FC6-4 1B		C B X 1-1 2-H 2B		4	0	2	1	0	1	0
Jae Weong Seo, R (1, 1) OBP: 0.176, SLG: 0.125 27 Matt Kemp, R (5, 9) OBP: 0.421, SLG: 0.750			F B C F B F B B 4-2 BB		F X 0-1 HR	C F B F S 1-3 K ②		B X 1-0 G6-3 ③		0 3	0 1	0 1	0 1	1 0	0 1	0 2
Inning Stats	R: 0 E: 0 K: 0 S: 5 H: 0 LOB: 0 BB: 0 P: 9	R: 0 E: 0 K: 0 S: 5 H: 0 LOB: 0 BB: 0 P: 7	R: 0 E: 0 K: 1 S: 10 H: 0 LOB: 1 BB: 1 P: 17	R: 2 E: 0 K: 0 S: 8 H: 2 LOB: 1 BB: 2 P: 22	R: 3 E: 0 K: 0 S: 18 H: 3 LOB: 2 BB: 2 P: 29	R: 0 E: 0 K: 1 S: 10 H: 1 LOB: 1 BB: 0 P: 13	R: 0 E: 0 K: 0 S: 6 H: 0 LOB: 0 BB: 0 P: 7	R: 1 E: 0 K: 1 S: 11 H: 2 LOB: 1 BB: 0 P: 16	R: 0 E: 0 K: 0 S: 7 H: 2 LOB: 1 BB: 0 P: 12	1B: 6 2B: 3 3B: 0 HR: 1	SF: 0 SAC: 0 DP: 1 HBP: 0					

	AB	35
	R	6
	H	10
	RBI	6
	BB	5
	SO	3
	LOB	11

PITCHER		IP	WLS	BF	H	R	ER	SO	BB	IBB	HBP	BLK	WP	HR	S	P	ERA	WHIP
63 Ryan Madson, R ERA: 6.04	(1, 1)	5.0		24	5	5	5	1	5	0	0	0	0	1	46	84	9.00	2.000
Geoff Geary, R ERA: 3.3	(6, 1)	1.0	W	4	1	0	0	1	0	0	0	0	0	0	10	13	0.00	1.000
Rheal Cormier, L ERA: 0.93	(7, 1)	1.0	H	3	0	0	0	0	0	0	0	0	0	0	6	7	0.00	0.000
Arthur Rhodes, L ERA: 4.42	(8, 1)	1.0	H	5	2	1	1	1	0	0	0	0	0	0	11	16	9.00	2.000
45 Tom Gordon, R ERA: 1.5	(9, 1)	1.0	S	4	2	0	0	0	0	0	0	0	0	0	7	12	0.00	2.000

PITCHER	IP	WLS	BF	H	R	ER	SO	BB	IBB	HBP	BLK	WP	HR	S	P	ERA	WHIP

Batter	1	2	3	4	5	6	7	8	9	AB	R	H	RBI	BB	SO	LOB
11 Jimmy Rollins, S (1, 6) OBP: 0.309, SLG: 0.373	C F C 0-3 ① K		C X 0-1 ①② G4-6-3 1-2f		C B F T 1-2 ③ K			B B B C B 4-1 26 WP 26 BLK 1-2 2B BB	B B B C B 4-1 1-2 2-3 BB	3	1	0	0	2	2	1
26 Chase Utley, L (1, 4) OBP: 0.393, SLG: 0.532	B B B C C T 3-2 ② K		C F B B F F S 2-3 ③ K			C X 0-1 ① G4-3		C B B S F S 2-3 ② K 1-3 2-H	F F B D X 2-2 ③ L3	5	0	0	0	0	3	4
Bobby Abreu, L (1, 9) OBP: 0.451, SLG: 0.517	C B B C F B F B 4-2 S BB			B B C S F B X 3-2 ① G4-3		B C X 1-1 ② G4-3		B C B F X 2-2 3-H 2B		3	0	1	1	1	0	0
Pat Burrell, R (1, 7) OBP: 0.393, SLG: 0.523	C C F 1 F D X SAFE 1-2 ③ F7			C B C B F B B 4-2 2B BB		B C B X 2-1 ③ F9		B B F B B 4-1 BB		2	0	0	0	2	0	1
6 Ryan Howard, L (1, 3) OBP: 0.359, SLG: 0.602		B F C B B F B 4-2 BB		C B C C S 1-3 ② K			C B S B S 2-3 ① K	F S S 0-3 ③ K		3	0	0	0	1	3	3
Aaron Rowand, R (1, 8) OBP: 0.347, SLG: 0.513		C X 0-1 ① F9		B T B X 2-1 1-3 2B			B F B F T 2-2 ② K		C B B F S 2-3 ① K	4	0	1	0	0	2	1
David Bell, R (1, 5) OBP: 0.335, SLG: 0.404		C B C F B S 2-3 ② K		B C F X 1-2 ③ P4			C B B F F S 2-3 ③ K		B F F B B B 4-2 11 BB 8 E BB	3	0	0	0	1	2	3
Sal Fasano, R (1, 2) OBP: 0.302, SLG: 0.350 David Dellucci, L (9, PH) OBP: 0.327, SLG: 0.571		C B B C X 2-2 ③ G4-3			C B B S B F S 3-3 ① K			B B F B B 4-1 27 FC5-4 BB	B C C C 1-3 ② K	2	0	0	0	1	1	1
										1	0	0	0	0	1	1
58 Eude Brito, L (1, 1) Abraham Nunez, S (5, PH) OBP: 0.203, SLG: 0.197 Clay Condrey, R (5, 1) 27 Chris Coste, R (8, PH) 48 Brian Sanches, R (8, 1) 8 Shane Victorino, S (9, PH) OBP: 0.370, SLG: 0.505			B C S B F B F F B 4-2 11 G4-6-3 BB		C B B X 2-1 ② G6-3			B B C B X 3-1 ① X FC5-4 26 BLK 11 BB 26 WP 1-2f	0-0 E6 11 BB 1-2	0 1 0 1 0 1	0 0 0 1 0 0	0 0 0 0 0 0	0 0 0 0 0 0	1 0 0 0 0 0	0 0 0 0 0 0	0 0 0 1 0 1
Inning Stats	R: 0 H: 0 E: 0 LOB: 1 K: 2 BB: 1 S: 15 P: 23	R: 0 H: 0 E: 0 LOB: 1 K: 1 BB: 1 S: 12 P: 20	R: 0 H: 0 E: 0 LOB: 1 K: 1 BB: 1 S: 13 P: 19	R: 0 H: 1 E: 0 LOB: 2 K: 1 BB: 1 S: 15 P: 26	R: 0 H: 0 E: 0 LOB: 0 K: 2 BB: 0 S: 9 P: 15	R: 0 H: 0 E: 0 LOB: 0 K: 0 BB: 0 S: 6 P: 9	R: 0 H: 0 E: 0 LOB: 0 K: 3 BB: 0 S: 10 P: 16	R: 2 H: 1 E: 0 LOB: 2 K: 2 BB: 3 S: 15 P: 34	R: 0 H: 0 E: 1 LOB: 3 K: 2 BB: 2 S: 13 P: 26	1B: 0 SF: 0 2B: 2 SAC: 0 3B: 0 DP: 1 HR: 0 HBP: 0						

PITCHER		IP	WLS	BF	H	R	ER	SO	BB	IBB	HBP	BLK	WP	HR	S	P	ERA	WHIP
31 Brad Penny, R ERA: 2.62	(1, 1)	6.0	W	22	1	0	0	7	4	0	0	0	0	0	70	112	0.00	0.833
47 Tim Hamulack, L ERA: 6.57	(7, 1)	1.2		8	1	2	2	4	2	0	0	1	1	0	21	42	10.80	1.800
51 Jonathan Broxton, R ERA: 0.93	(8, 1)	1.1		8	0	0	0	3	3	0	0	0	0	0	17	34	0.00	2.250

PITCHER	IP	WLS	BF	H	R	ER	SO	BB	IBB	HBP	BLK	WP	HR	S	P	ERA	WHIP

TOP

Philadelphia Phillies @ Los Angeles Dodgers
Dodger Stadium, Los Angeles, CA
Sat Jun 03 2006, 1:10 PM PDT
Att. 46,561 - Sunny - 88 F

livebaseballscorecards.com

AB	29
R	2
H	2
RBI	1
BB	9
SO	14
LOB	17

WP: 1 PA: 38
PB: 0
SB: 1
CS: 0

Batter	1	2	3	4	5	6	7	8	9	AB	R	H	RBI	BB	SO	LOB
15 Rafael Furcal, S (1, 6) OBP: 0.342, SLG: 0.330	C F B B X 2-2 5 1B 1B 2B 1B	B C X 1-1 ①② G6-4-3 1-2f		S B F B X 2-2 ② F8	X 0-0 1-2 1B	F B S X 1-2 ① G6-3				5	1	2	0	0	0	2
José Cruz Jr., S (1, 7) OBP: 0.372, SLG: 0.372	B C X 1-1 5 1B 1-2 2B 1B	B C C B B B 4-2 5 2B BB		X 0-0 5 2B 2-H 2B	C B F B B S 3-3 ② K	B C B B B 4-1 BB				3	2	2	1	2	1	2
5 Nomar Garciaparra, R (1, 3) OBP: 0.428, SLG: 0.624	F B X 1-1 2B 1-2 2-3 G3-4-1 1B	C B C 1 X SAFE 1-2 1-3 2B		X 0-0 2-H 2B	X 0-0 ③ F9	F C X 0-2 ② F9				5	1	3	1	0	0	3
J.D. Drew, L (1, 9) OBP: 0.380, SLG: 0.511	C B X 1-1 G3-4-1 1-3 2-H 3-H 1B 2B	B B F X 2-1 ③ F8		X 0-0 ③ G3			X 0-0 27 HR 2B	S T B X 1-2 ③ G3-1		5	2	2	2	0	0	4
27 Matt Kemp, R (1, 8) OBP: 0.391, SLG: 0.800	S B B X 2-1 ① L5		B S F F X 1-2 ① G5-3		B C B S F B X 3-2 ① L7		F D B F F X 2-2 2-H HR			4	1	1	2	0	0	2
Willy Aybar, S (1, 4) OBP: 0.430, SLG: 0.470	B X 1-0 ② G3-4-1 2-3 3-H		B C C C F X 1-2 ② G6-3		S X 0-1 ② P5		C X 0-1 55 G6-4-3 BB 1B			4	0	1	1	0	0	1
Joel Guzman, R (1, 5) OBP: 0.400, SLG: 0.250	X 0-0 55 FC6-4 3-H 1B		C X 0-1 ③ F9		X 0-0 ③ G4-3		B B D B 4-0 55 G6-4-3 1-2 BB			3	0	1	1	1	0	0
55 Russell Martin, R (1, 2) OBP: 0.358, SLG: 0.427	B B F X 2-1 ③ FC6-4 1-2f			B B B C C F B 4-2 31 SH3-4 2B BB		B X 1-0 15 1B 1B	C B X 1-1 ①② G6-4-3 1-2f 2-3			3	1	1	0	1	0	3
31 Brad Penny, R (1, 1) OBP: 0.292, SLG: 0.292		X 0-0 15 G6-4-3 1B		X 0-0 ① SH3-4 1-2		F X 0-1 ① F8	B F B X 2-1 ③ G4-3			1	0	1	0	0	0	0
16 Andre Ethier, L (6, PH) OBP: 0.367, SLG: 0.525										1	0	0	0	0	0	1
47 Tim Hamulack, R (7, 1)										1	0	0	0	0	0	1
51 Jonathan Broxton, R (8, 1)										0	0	0	0	0	0	0
Inning Stats	R: 4 H: 5 E: 0 LOB: 1 K: 0 BB: 0 S: 15 P: 25	R: 0 H: 2 E: 0 LOB: 2 K: 0 BB: 1 S: 10 P: 18	R: 0 H: 0 E: 0 LOB: 0 K: 0 BB: 0 S: 10 P: 12	R: 2 H: 2 E: 0 LOB: 1 K: 0 BB: 1 S: 10 P: 16	R: 0 H: 0 E: 0 LOB: 0 K: 0 BB: 0 S: 7 P: 10	R: 0 H: 2 E: 0 LOB: 2 K: 1 BB: 0 S: 8 P: 12	R: 2 H: 3 E: 0 LOB: 1 K: 0 BB: 1 S: 10 P: 19	R: 0 H: 0 E: 0 LOB: 1 K: 0 BB: 1 S: 10 P: 16		1B: 8 SF: 0 2B: 5 SAC: 1 3B: 0 DP: 2 HR: 1 HBP: 0						

PITCHER		IP	WLS	BF	H	R	ER	SO	BB	IBB	HBP	BLK	WP	HR	S	P	ERA	WHIP
58 Eude Brito, L ERA: 13.5	(1, 1)	4.0	L	22	9	6	6	0	2	0	0	0	0	0	45	71	13.50	2.750
Clay Condrey, R ERA: 2.25	(5, 1)	3.0		14	5	2	2	1	1	0	0	0	0	1	25	41	6.00	2.000
48 Brian Sanches, R ERA:	(8, 1)	1.0		4	0	0	0	0	1	0	0	0	0	0	10	16	0.00	1.000

PITCHER	IP	WLS	BF	H	R	ER	SO	BB	IBB	HBP	BLK	WP	HR	S	P	ERA	WHIP

BOTTOM

Philadelphia Phillies @ Los Angeles Dodgers

Dodger Stadium, Los Angeles, CA

Sat Jun 03 2006, 1:10 PM PDT

Att. 46,561 - Sunny - 88 F

livebaseballscorecards.com

AB	35
R	8
H	14
RBI	8
BB	4
SO	1
LOB	19

WP: 0 PA: 40
PB: 0
SB: 0
CS: 0

Batter	1	2	3	4	5	6	7	8	9	AB	R	H	RBI	BB	SO	LOB
11 Jimmy Rollins, S (1, 6) OBP: 0.311, SLG: 0.383	B B B C X 3-1 26 E 2B		C B B F X 2-2 ① G3		C F F B F X 1-2 ③ G4-3			C X 0-1 26 2B 2B	B C X 1-1 ① ② G4-6-3 1-2f	5	2	2	0	0	0	1
26 Chase Utley, L (1, 4) OBP: 0.398, SLG: 0.552	B B X 2-0 E9 2-H 1B		B C B B X 2-1 HR			C B X 1-1 ① F8		C D X 1-1 1B 6 FC3 2-H 2B	B C B B F X 3-2 ③ G4-3	5	2	3	2	0	0	0
Bobby Abreu, L (1, 9) OBP: 0.448, SLG: 0.511	C S B C 1-3 ① K		C B C B C 2-3 ② K			B F F X 1-2 ② F8		X 0-0 SH5-4 6 FC3 FC4 2-3 1B		4	1	1	0	0	2	1
6 Ryan Howard, L (1, 3) OBP: 0.352, SLG: 0.590	S S C 0-3 ② K		C B S B S 2-3 ③ K			X 0-0 ③ G3		B 1 SAFE 1 SAFE S B S F F 1 SAFE 3-2 B F X FC3 FC4 SH5-4 1-2 3-H		4	0	0	1	0	2	2
Aaron Rowand, R (1, 8) OBP: 0.347, SLG: 0.516	X 0-0 ③ F7			B B X 2-0 ① G6-3			B B F X 2-1 2B 2B	L X 0-1 ① SH5-4 1-2 2-3		3	1	1	0	0	0	1
David Dellucci, L (1, 7) OBP: 0.328, SLG: 0.577 8 Shane Victorino, S (8, PH) OBP: 0.376, SLG: 0.505 (8, 7)		S B X 1-1 ① G4-3		C B B C B S 3-3 ② K			X 0-0 2-H 2B	H 1-0 FC4 HBP		3 0	0 0	1 0	1 0	0 0	1 0	0 0
David Bell, R (1, 5) OBP: 0.333, SLG: 0.400		B F F B B X 3-2 39 FC5-4 1B		C F B B C 2-3 ③ K			T B F B F X 2-2 ① F7	F B B X 2-1 FC4 G4-6-3 1-2 2-3 3-H		4	0	1	1	0	1	3
Mike Lieberthal, R (1, 2) OBP: 0.286, SLG: 0.338		X 0-0 ② F8			C B F B X 2-2 ① F8		F F B X 1-2 ② F7	C X 0-1 ② ③ G4-6-3 1-2f		4	0	0	0	0	0	5
39 Brett Myers, R (1, 1) OBP: 0.071, SLG: 0.037 Rheal Cormier, L (7, 1) Geoff Geary, R (7, 1) OBP: 0.333, SLG: 0.667 Arthur Rhodes, L (8, 1) Abraham Nunez, S (9, PH) OBP: 0.215, SLG: 0.210 45 Tom Gordon, R (9, 1)		C D X 1-1 ③ FC5-4 1-2f			B B B C C X 3-2 ② G6-3		C C B X 1-2 ③ F9		C B X 1-1 11 G4-6-3 1B	3 0 0 0 1 0	0 0 0 0 0 0	0 0 0 0 1 0	0 0 0 0 0 0	0 0 0 0 0 0	0 0 0 0 0 0	2 0 0 0 0 0
Inning Stats	R: 1 E: 1 K: 2 S: 10 H: 2 LOB: 1 BB: 0 P: 16	R: 0 E: 0 K: 0 S: 8 H: 1 LOB: 1 BB: 0 P: 13	R: 1 E: 0 K: 2 S: 11 H: 1 LOB: 0 BB: 0 P: 19	R: 0 E: 0 K: 2 S: 7 H: 0 LOB: 0 BB: 0 P: 14	R: 0 E: 0 K: 0 S: 11 H: 0 LOB: 0 BB: 0 P: 17	R: 0 E: 0 K: 0 S: 6 H: 0 LOB: 0 BB: 0 P: 8	R: 1 E: 0 K: 0 S: 13 H: 2 LOB: 1 BB: 0 P: 19	R: 3 E: 0 K: 0 S: 17 H: 3 LOB: 2 BB: 0 P: 24	R: 0 E: 0 K: 0 S: 7 H: 1 LOB: 0 BB: 0 P: 12	1B: 4 2B: 5 3B: 0 HR: 1	SF: 0 SAC: 1 DP: 2 HBP: 1						

PITCHER		IP	WLS	BF	H	R	ER	SO	BB	IBB	HBP	BLK	WP	HR	S	P	ERA	WHIP
Aaron Sele, R ERA: 2.33	(1, 1)	6.0		24	6	3	2	6	0	0	0	0	0	1	56	92	3.00	1.000
Danys Baez, R ERA: 3.81	(7, 1)	1.0		3	0	0	0	0	0	0	0	0	0	0	10	14	0.00	0.000
Joe Beimel, L ERA: 3.26	(8, 1)	0.1	L	5	3	3	3	0	0	0	0	0	0	0	13	17	81.00	9.000
56 Hung-Chih Kuo, L ERA: 5.27	(8, 1)	0.2		3	0	0	0	0	0	0	1	0	0	0	4	7	0.00	0.000
Jae Weong Seo, R ERA: 5.37	(9, 1)	1.0		3	1	0	0	0	0	0	0	0	0	0	7	12	0.00	1.000

PITCHER	IP	WLS	BF	H	R	ER	SO	BB	IBB	HBP	BLK	WP	HR	S	P	ERA	WHIP

TOP

Philadelphia Phillies @ Los Angeles Dodgers
Dodger Stadium, Los Angeles, CA
Sun Jun 04 2006, 1:10 PM PDT
Att. 48,270 - Sunny - 89 F

livebaseballscorecards.com

AB	36
R	6
H	10
RBI	5
BB	0
SO	6
LOB	15

BOTTOM

Batter	1	2	3	4	5	6	7	8	9	AB	R	H	RBI	BB	SO	LOB
Kenny Lofton, L (1, 8) OBP: 0.384, SLG: 0.426	C C B X 1-2 E4 18 G5-4-3			B X 1-0 18 G6-4-3 1B		B B B C X 3-1 18 1B 18 S G4-6-3 1B	X 0-0 E8 1-3 2-H 1B		C X 0-1 ③ G6-3	5	1	3	1	0	0	0
18 Ramon Martinez, R (1, 6) OBP: 0.422, SLG: 0.456	B B X 2-0 ①② G5-4-3 1-2f			C 1 SAFE C X 0-2 ①② G6-4-3 1-2f		1 SAFE B M S B X 2-2 27 1B G4-6-3 1-3 1B	B C B B B 4-1 BB			3	0	1	0	1	0	2
27 Matt Kemp, R (1, 7) OBP: 0.370, SLG: 0.708	B B F B X 3-1 ③ F7			C S C 0-3 ③ K		B B S S X 2-2 G4-6-3 1-2 1B	X 0-0 ③ G1			4	0	1	0	0	1	3
J.D. Drew, L (1, 9) OBP: 0.378, SLG: 0.503		B F B C B B 4-2 G5-4-3 BB			B X 1-0 ① G3-1	C B F B X 3-2 ①② G4-6-3 1-2f 2-3 3-H		C B F S 1-3 ① K		3	0	0	0	1	1	2
Olmedo Saenz, R (1, 3) OBP: 0.337, SLG: 0.567		C X 0-1 ①② G5-4-3 1-2f			X 0-0 1B 1B 2B	B B X 2-0 ③ F8		B B C X 2-1 ② F8		4	1	1	0	0	0	2
Willy Aybar, S (1, 4) OBP: 0.422, SLG: 0.457		C F F B B C 2-3 ③ K			B C F X 1-2 55 FC6-4 1B 2-3 1B		C F B X 1-2 ① G3	X 0-0 ③ F9		4	0	1	0	0	1	0
Joel Guzman, R (1, 5) OBP: 0.357, SLG: 0.250			B S F S 1-3 ① K		C F F X 0-2 55 FC6-4 1-2 3-H 1B		X 0-0 ② L7		F C F X 0-2 ① P4	4	0	1	1	0	1	0
55 Russell Martin, R (1, 2) OBP: 0.364, SLG: 0.459			B B X 2-0 ② F7		C F X 0-2 ② FC6-4 1-2f 2-3		B B B B B 4-0 16 BB 1B BB		T X 0-1 HR	3	2	1	1	1	0	2
Aaron Sele, R (1, 1) OBP: 0.167, SLG: 0.250 Danys Baez, R (7, 1) 16 Andre Ethier, L (7, PH) OBP: 0.374, SLG: 0.525 Joe Beimel, L (8, 1) 56 Hung-Chih Kuo, L (8, 1) Jae Weong Seo, R (9, 1) OBP: 0.176, SLG: 0.125 15 Rafael Furcal, S (9, PH) OBP: 0.341, SLG: 0.329			X 0-0 ③ G4-3		B T S B S 2-3 ③ K2-3		C B B B C F B 4-2 E 1B 1-2 BB		B F B X 2-1 ② L9	2 0 0 0 0 0 0 0 1	0 0 0 0 0 0 0 0 0	0 0 0 0 0 0 0 0 0	0 0 0 0 1 0 0 0 0	1 0 0 0 0 0 0 0 0	2 0 0 0 0 0 0 0 0	0 0 0 0 0 0 0 0 0
Inning Stats	R: 0 E: 1 K: 0 S: 6 H: 0 LOB: 0 BB: 0 P: 12	R: 0 E: 0 K: 1 S: 8 H: 0 LOB: 0 BB: 1 P: 14	R: 0 E: 0 K: 1 S: 5 H: 0 LOB: 0 BB: 0 P: 8	R: 0 E: 0 K: 1 S: 7 H: 1 LOB: 0 BB: 0 P: 8	R: 1 E: 0 K: 1 S: 15 H: 3 LOB: 2 BB: 0 P: 19	R: 1 E: 0 K: 0 S: 12 H: 3 LOB: 1 BB: 0 P: 24	R: 1 E: 1 K: 0 S: 10 H: 1 LOB: 3 BB: 3 P: 23	R: 0 E: 0 K: 1 S: 6 H: 0 LOB: 0 BB: 0 P: 9	R: 1 E: 0 K: 0 S: 10 H: 1 LOB: 0 BB: 0 P: 12	1B: 7 2B: 1 3B: 0 HR: 1	SF: 0 SAC: 0 DP: 4 HBP: 0			WP: 0 PB: 0 SB: 1 CS: 0	PA: 37		

PITCHER		IP	WLS	BF	H	R	ER	SO	BB	IBB	HBP	BLK	WP	HR	S	P	ERA	WHIP
39 Brett Myers, R ERA: 2.9	(1, 1)	6.2		27	7	3	3	4	3	0	0	0	0	0	60	101	4.05	1.500
Rheal Cormier, L ERA: 0.93	(7, 1)	0.0	B	2	1	0	0	0	1	0	0	0	0	0	2	6	∞	∞
Geoff Geary, R ERA: 3.26	(7, 1)	0.1	W	1	0	0	0	0	0	0	0	0	0	0	1	1	0.00	0.000
Arthur Rhodes, L ERA: 4.19	(8, 1)	1.0	H	3	0	0	0	1	0	0	0	0	0	0	6	9	0.00	0.000
45 Tom Gordon, R ERA: 1.8	(9, 1)	1.0	S	4	1	1	1	0	0	0	0	0	0	1	10	12	9.00	1.000

PITCHER	IP	WLS	BF	H	R	ER	SO	BB	IBB	HBP	BLK	WP	HR	S	P	ERA	WHIP

Philadelphia Phillies @ Los Angeles Dodgers
Dodger Stadium, Los Angeles, CA
Sun Jun 04 2006, 1:10 PM PDT
Att. 48,270 - Sunny - 89 F

livebaseballscorecards.com

AB	33
R	4
H	9
RBI	3
BB	4
SO	5
LOB	13

New York Mets @ Los Angeles Dodgers

Dodger Stadium, Los Angeles, CA

Mon Jun 05 2006, 7:10 PM PDT

Att. 34,420 - Clear - 73 F

livebaseballscorecards.com

Batter	1	2	3	4	5	6	7	8	9	AB	R	H	RBI	BB	SO	LOB
7 José Reyes, S (1, 6) OBP: 0.310, SLG: 0.410	HR	G6-3 2-3		G4-3		K			G6-3	5	1	1	1	0	1	4
16 Paul Lo Duca, R (1, 2) OBP: 0.330, SLG: 0.413	F8	F9			G5-3	F7			P6	5	0	0	0	0	0	3
15 Carlos Beltrán, S (1, 8) OBP: 0.388, SLG: 0.582	21 HR 1B		F9		5 FC5-4 BB		5 S 1B		K	4	1	2	0	1	1	0
21 Carlos Delgado, L (1, 3) OBP: 0.333, SLG: 0.502	1-H HR		1B		F7		K			4	1	2	2	0	1	2
5 David Wright, R (1, 5) OBP: 0.396, SLG: 0.560	G4-3		F9		FC5-4 1-2f		SAFE 1 SAFE K 1-2			4	0	0	0	0	1	3
Cliff Floyd, L (1, 7) OBP: 0.327, SLG: 0.400 25 Pedro Feliciano, L (8, 1) Chad Bradford, R (8, 1)	HBP		F7			22 1B 44 1B 1B	G3			3 0 0	1 0 0	1 0 0	0 0 0	0 0 0	0 0 0	2 0 0
22 Jose Valentin, S (1, 4) OBP: 0.330, SLG: 0.494	F8			P6		SH1-4 44 1B 1-3 1B		G1		4	0	1	0	0	0	1
44 Lastings Milledge, R (1, 9) OBP: 0.350, SLG: 0.579		7 G6-3 SH2-4 1B		P3		SH1-4 1-2 3-H 1B		G1-3		4	0	2	1	0	0	0
Alay Soler, R (1, 1) OBP: 0.250, SLG: 0.250 10 Endy Chavez, L (8, PH) OBP: 0.337, SLG: 0.413 (8, 7)		SH2-4 1-2				SH1-4 1-2 2-3		G3		1 1	0 0	1 0	0 0	0 0	0 0	0 0
Inning Stats	R: 3 E: 0 K: 0 S: 18 H: 3 LOB: 1 BB: 0 P: 27	R: 0 E: 0 K: 0 S: 8 H: 1 LOB: 1 BB: 0 P: 10	R: 0 E: 0 K: 0 S: 8 H: 1 LOB: 1 BB: 0 P: 14	R: 0 E: 0 K: 0 S: 11 H: 1 LOB: 1 BB: 0 P: 14	R: 0 E: 0 K: 0 S: 6 H: 0 LOB: 1 BB: 1 P: 13	R: 1 E: 0 K: 1 S: 16 H: 3 LOB: 2 BB: 0 P: 22	R: 0 E: 0 K: 2 S: 9 H: 1 LOB: 1 BB: 0 P: 12	R: 0 E: 0 K: 0 S: 12 H: 0 LOB: 0 BB: 0 P: 15	R: 0 E: 0 K: 1 S: 9 H: 0 LOB: 0 BB: 0 P: 10	1B: 8 2B: 0 3B: 0 HR: 2 SF: 0 SAC: 2 DP: 0 HBP: 1						

PITCHER		IP	WLS	BF	H	R	ER	SO	BB	IBB	HBP	BLK	WP	HR	S	P	ERA	WHIP
Brett Tomko, R ERA: 4.57	(1, 1)	5.1	L	27	9	4	4	0	1	0	1	0	0	2	61	92	6.75	1.875
56 Hung-Chih Kuo, L ERA: 4.7	(6, 1)	1.2		6	1	0	0	3	0	0	0	0	0	0	15	20	0.00	0.600
Danys Baez, R ERA: 3.68	(8, 1)	1.0		3	0	0	0	0	0	0	0	0	0	0	12	15	0.00	0.000
44 Takashi Saito, R ERA: 2.25	(9, 1)	1.0		3	0	0	0	1	0	0	0	0	0	0	9	10	0.00	0.000

PITCHER	IP	WLS	BF	H	R	ER	SO	BB	IBB	HBP	BLK	WP	HR	S	P	ERA	WHIP

AB	35
R	4
H	10
RBI	4
BB	1
SO	4
LOB	15

WP: 0 PA: 39
PB: 0
SB: 1
CS: 0

New York Mets @ Los Angeles Dodgers

Dodger Stadium, Los Angeles, CA

Mon Jun 05 2006, 7:10 PM PDT

Att. 34,420 - Clear - 73 F

livebaseballscorecards.com

Batter	1	2	3	4	5	6	7	8	9	AB	R	H	RBI	BB	SO	LOB
15 Rafael Furcal, S (1, 6) OBP: 0.340, SLG: 0.325	B X 1-0 G6-3 ①		B C B X 2-1 L4 ②		1 SAFE B B B B 4-0 1-2 BB		C B F B D X 3-2 G6-3 ③			3	0	0	0	1	0	1
Kenny Lofton, L (1, 8) OBP: 0.381, SLG: 0.421	B X 1-0 F7 ②		C C C B F X 1-2 L8 ③		S S B C 1-3 K ③			B X 1-0 FC6-4 1B 1B		4	0	1	0	0	1	2
5 Nomar Garciaparra, R (1, 3) OBP: 0.424, SLG: 0.614	X 0-0 1B			C X 0-1 G4-3 ①		C B F X 1-2 L9 ①		B F S S 1-3 K ①		4	0	1	0	0	1	1
J.D. Drew, L (1, 9) OBP: 0.380, SLG: 0.503	B S B X 2-1 P5 ③			C X 0-1 1B		B F C C 1-3 K ②		X 0-0 1-2 FC6-4 1B		4	0	2	0	0	1	1
Willy Aybar, S (1, 5) OBP: 0.414, SLG: 0.486		B F C B X 2-2 G4-3 ①		D B S 1 SAFE C X 2-2 P4 ②		B X 1-0 HR		B X 1-0 1-2f 2-3 FC6-4 ②		4	1	1	1	0	0	3
16 Andre Ethier, L (1, 7) OBP: 0.362, SLG: 0.506 Olmedo Saenz, R (8, PH) OBP: 0.333, SLG: 0.560 44 Takashi Saito, L (9, 1)		C B F B F X 2-2 L8 ②		1 SAFE 1 SAFE F C T 0-2 K ③		B X 1-0 F8 ③		C X 0-1 G5-3 ③		3 1 0	0 0 0	0 0 0	0 0 0	0 0 0	1 0 0	1 2 0
18 Ramon Martinez, R (1, 4) OBP: 0.426, SLG: 0.475		B C B X 2-1 2B	B B C X 2-1 15 BB 1B			C C B F B B X 3-2 G6-3 ①			C C B X 1-2 G6-3 ①	4	0	2	0	0	0	0
55 Russell Martin, R (1, 2) OBP: 0.359, SLG: 0.449		B B C B C C 3-3 K ③	B F F B X 2-2 F8 ①			C F X 0-2 1B			C F S 0-3 K ②	4	0	1	0	0	2	2
Brett Tomko, R (1, 1) OBP: 0.130, SLG: 0.091 56 Hung-Chih Kuo, L (6, 1) José Cruz Jr., S (7, PH) OBP: 0.370, SLG: 0.370 Danys Baez, R (8, 1) 27 Matt Kemp, R (9, 7) OBP: 0.357, SLG: 0.680			C F F C 0-3 K ①		C C S 0-3 K ②		S S S 0-3 K ②		C X 0-1 F9 ③	2 0 1 0 1	0 0 0 0 0	0 0 0 0 0	0 0 0 0 0	0 0 1 0 0	2 0 1 0 0	1 0 1 0 0
Inning Stats	R: 0 H: 1 E: 0 LOB: 1 K: 0 BB: 0 S: 5 P: 9	R: 0 H: 1 E: 0 LOB: 1 K: 1 BB: 0 S: 13 P: 22	R: 0 H: 0 E: 0 LOB: 0 K: 1 BB: 0 S: 11 P: 14	R: 0 H: 1 E: 0 LOB: 1 K: 1 BB: 0 S: 10 P: 12	R: 0 H: 1 E: 0 LOB: 2 K: 2 BB: 1 S: 11 P: 20	R: 1 H: 1 E: 0 LOB: 0 K: 1 BB: 0 S: 8 P: 12	R: 0 H: 1 E: 0 LOB: 1 K: 1 BB: 0 S: 13 P: 19	R: 0 H: 2 E: 0 LOB: 2 K: 1 BB: 0 S: 8 P: 11	R: 0 H: 0 E: 0 LOB: 0 K: 1 BB: 0 S: 8 P: 9	1B: 6 2B: 1 3B: 0 HR: 1		SF: 0 SAC: 0 DP: 0 HBP: 0			WP: 0 PB: 0 SB: 0 CS: 0	PA: 36

BOTTOM	
AB	35
R	1
H	8
RBI	1
BB	1
SO	9
LOB	15

PITCHER		IP	WLS	BF	H	R	ER	SO	BB	IBB	HBP	BLK	WP	HR	S	P	ERA	WHIP
Alay Soler, R ERA: 5.0	(1, 1)	7.0	W	28	6	1	1	7	1	0	0	0	0	1	71	108	1.29	1.000
25 Pedro Feliciano, L ERA: 1.96	(8, 1)	0.2	H	4	2	0	0	1	0	0	0	0	0	0	6	9	0.00	3.000
Chad Bradford, R ERA: 3.54	(8, 1)	1.1	S	4	0	0	0	1	0	0	0	0	0	0	10	11	0.00	0.000

PITCHER	IP	WLS	BF	H	R	ER	SO	BB	IBB	HBP	BLK	WP	HR	S	P	ERA	WHIP

New York Mets @ Los Angeles Dodgers

Dodger Stadium, Los Angeles, CA

Tue Jun 06 2006, 7:10 PM PDT

Att. 46,347 - Clear - 70 F

TOP

livebaseballscorecards.com

Batter	1	2	3	4	5	6	7	8	9	AB	R	H	RBI	BB	SO	LOB
Chris Woodward, R (1, 6) OBP: 0.339, SLG: 0.420	G5-3	BB		K			1B	1B		4	1	2	0	1	1	0
16 Paul Lo Duca, R (1, 2) OBP: 0.332, SLG: 0.410	15 FC4-6 1B	G6-3			G1-3		BB	K		4	1	1	0	1	1	4
15 Carlos Beltrán, S (1, 8) OBP: 0.389, SLG: 0.572	FC4-6 1-2f		G4-3		5 1B 21 BB		5 BB 21 1B 10 FC5-4 1-2 2-3 BB	K		3	1	0	0	2	1	2
21 Carlos Delgado, L (1, 3) OBP: 0.339, SLG: 0.500	P5		10 G4-3 5 E		5 1B 1-2		10 FC5-4 5 BB 1-2 2-3 3-H 1B		K	3	0	1	1	2	1	1
5 David Wright, R (1, 5) OBP: 0.400, SLG: 0.559		22 2B 1B 1B	E5 10 G4-3 1-2		2-1 1-2 2-3 1B		10 FC5-4 1-2 2-3 3-H BB		K	4	1	2	1	1	1	1
Cliff Floyd, L (1, 7) OBP: 0.330, SLG: 0.403 10 Endy Chavez, L (2, PR) (2, 7) OBP: 0.324, SLG: 0.396		22 2B 44 SF8 1-2 1B	G4-3 1-2 2-3		G6-3		FC5-4 1-2f 2-3 3-H		F8	1 4	0 1	1 0	0 1	0 0	0 0	0 6
22 Jose Valentin, S (1, 4) OBP: 0.327, SLG: 0.494		1-3 2-H 2B	F8			K	P3			4	0	1	1	0	1	4
44 Lastings Milledge, R (1, 9) OBP: 0.292, SLG: 0.500		SF8 3-H		G6-3		G6-3	K			3	0	0	1	0	1	2
45 Pedro Martinez, R (1, 1) OBP: 0.115, SLG: 0.080		K		F8		G6-3		K		3	0	0	0	0	1	2
Heath Bell, R (6, 1)										0	0	0	0	0	0	0
Kazuo Matsui, S (8, PH) OBP: 0.237, SLG: 0.271										1	0	0	0	0	1	0
Darren Oliver, R (8, 1) OBP: 0.286, SLG: 0.429										0	0	0	0	0	0	0

	AB	R	H	RBI	BB	SO	LOB
	34	5	8	5	7	9	22

Inning Stats	1	2	3	4	5	6	7	8	9
	R: 0 E: 0 K: 0 S: 8	H: 1 LOB: 1 BB: 0 P: 14	R: 2 E: 0 K: 1 S: 19	H: 3 LOB: 3 BB: 1 P: 28	R: 0 E: 1 K: 0 S: 13	H: 0 LOB: 2 BB: 1 P: 23	R: 0 E: 0 K: 1 S: 7	H: 0 LOB: 0 BB: 0 P: 8	R: 0 E: 0 K: 0 S: 11	H: 1 LOB: 2 BB: 2 P: 25
	R: 0 E: 0 K: 1 S: 9	H: 0 LOB: 0 BB: 0 P: 11	R: 3 E: 0 K: 1 S: 25	H: 2 LOB: 2 BB: 3 P: 42	R: 0 E: 0 K: 3 S: 14	H: 1 LOB: 1 BB: 0 P: 20	R: 0 E: 0 K: 2 S: 10	H: 0 LOB: 0 BB: 0 P: 14		

	1B	SF	WP	PA
	7	1	0	42
	2B	SAC	PB	
	1	0	0	
	3B	DP	SB	
	0	0	0	
	HR	HBP	CS	
	0	0	0	

PITCHER		IP	WLS	BF	H	R	ER	SO	BB	IBB	HBP	BLK	WP	HR	S	P	ERA	WHIP
Derek Lowe, R ERA: 2.7	(1, 1)	6.0	W	27	5	2	2	3	4	0	0	0	0	0	67	109	3.00	1.500
51 Jonathan Broxton, R ERA: 2.33	(7, 1)	0.0		4	2	3	3	0	2	0	0	0	0	0	12	24	∞	∞
44 Takashi Saito, R ERA: 2.1	(7, 1)	2.0	H	8	1	0	0	4	1	0	0	0	0	0	27	38	0.00	1.000
Eric Gagne, R ERA:	(9, 1)	1.0	S	3	0	0	0	2	0	0	0	0	0	0	10	14	0.00	0.000

PITCHER		IP	WLS	BF	H	R	ER	SO	BB	IBB	HBP	BLK	WP	HR	S	P	ERA	WHIP

BOTTOM

New York Mets @ Los Angeles Dodgers

Dodger Stadium, Los Angeles, CA

Tue Jun 06 2006, 7:10 PM PDT

Att. 46,347 - Clear - 70 F

livebaseballscorecards.com

Batter	1	2	3	4	5	6	7	8	9	AB	R	H	RBI	BB	SO	LOB
15 Rafael Furcal, S (1, 6) OBP: 0.341, SLG: 0.326	G4-3	K			B1	27 WP; 1B; S; 2-H; 1B		G6-4-3; 1-2; 1B		5	1	2	1	0	1	1
Kenny Lofton, L (1, 8) OBP: 0.387, SLG: 0.423	5 HR; 1B		BB; L8; 5; S		L9	1 SAFE	27 WP; 5; G4-3; 1-3; 1B	G6-4-3; 1-2f; 2-3		4	1	2	0	1	0	2
5 Nomar Garciaparra, R (1, 3) OBP: 0.423, SLG: 0.624	1-H; HR		G6-3; 1-2		K	G4-3; 1-2		BB		4	1	1	2	1	1	3
J.D. Drew, L (1, 9) OBP: 0.382, SLG: 0.500	K		L8; 2-3			27 HR; 1B; IBB		K		3	1	1	0	1	1	1
51 Jonathan Broxton, R (7, 1)										0	0	0	0	0	0	0
44 Takashi Saito, L (7, 1)										0	0	0	0	0	0	0
Olmedo Saenz, R (8, PH) OBP: 0.330, SLG: 0.554										1	0	0	0	0	1	2
Eric Gagne, R (9, 1)										0	0	0	0	0	0	0
27 Matt Kemp, R (1, 7) OBP: 0.375, SLG: 0.759 (7, 9)	S; 1B		K			HR; 1-H				4	1	2	2	0	2	3
Willy Aybar, S (1, 5) OBP: 0.407, SLG: 0.474	F8; 1-2			K		18 E; 18 FC5; 55; 1B; 1B	K			4	1	1	0	0	2	1
18 Ramon Martinez, R (1, 4) OBP: 0.431, SLG: 0.469		55; G5-3; BB		F7	FC5; 55; 1B; 16; FC6-4; 1-3		55; G6-4-3; 1B			3	1	1	0	1	0	1
55 Russell Martin, R (1, 2) OBP: 0.364, SLG: 0.462		G5-3; 1-2		2B	16; FC6-4; 1-3; 3-H; 1B		G6-4-3; 1-2f			4	0	2	1	0	0	2
Derek Lowe, R (1, 1) OBP: 0.103, SLG: 0.107		K		F8		FC6-4; 15; 1B; 1-2f; 3-H		G6-4-3; 15; 1B; 1B		2	0	0	0	0	1	2
16 Andre Ethier, L (6, PH) (7, 7) OBP: 0.365, SLG: 0.506										2	1	1	1	0	0	1
Inning Stats	R: 2 E: 0 K: 1 S: 13 H: 3 LOB: 1 BB: 0 P: 20	R: 0 E: 0 K: 2 S: 16 H: 0 LOB: 1 BB: 1 P: 24	R: 0 E: 0 K: 1 S: 12 H: 0 LOB: 1 BB: 1 P: 23	R: 0 E: 0 K: 1 S: 9 H: 1 LOB: 1 BB: 0 P: 15	R: 0 E: 0 K: 1 S: 6 H: 0 LOB: 0 BB: 0 P: 8	R: 6 E: 2 K: 1 S: 20 H: 6 LOB: 2 BB: 1 P: 31	R: 0 E: 0 K: 1 S: 8 H: 1 LOB: 0 BB: 0 P: 9	R: 0 E: 0 K: 1 S: 11 H: 2 LOB: 2 BB: 1 P: 19		1B: 10 2B: 1 3B: 0 HR: 2	SF: 0 SAC: 0 DP: 2 HBP: 0		WP: 1 PB: 0 SB: 3 CS: 0	PA: 40			

	AB	36
	R	8
	H	13
	RBI	7
	BB	4
	SO	9
	LOB	19

PITCHER		IP	WLS	BF	H	R	ER	SO	BB	IBB	HBP	BLK	WP	HR	S	P	ERA	WHIP
45 Pedro Martinez, R ERA: 3.01	(1, 1)	5.0	L	26	8	7	6	6	2	0	0	0	0	2	66	104	10.80	2.000
Heath Bell, R ERA: 3.6	(6, 1)	2.0		9	3	1	1	2	0	1	0	0	1	0	18	26	4.50	1.500
Darren Oliver, L ERA: 2.73	(8, 1)	1.0		5	2	0	0	1	1	0	0	0	0	0	11	19	0.00	3.000

PITCHER	IP	WLS	BF	H	R	ER	SO	BB	IBB	HBP	BLK	WP	HR	S	P	ERA	WHIP

New York Mets @ Los Angeles Dodgers

Dodger Stadium, Los Angeles, CA

Wed Jun 07 2006, 7:10 PM PDT

Att. 44,320 - Overcast - 68 F

TOP

livebaseballscorecards.com

Batter	1	2	3	4	5	6	7	8	9	AB	R	H	RBI	BB	SO	LOB
Chris Woodward, R (1, 6) OBP: 0.344, SLG: 0.418	C F F F B F F C 1-3 ① K	B C X 1-1 16 FC1-6 1-2 1B		C X 0-1 16 1B 15 1B 1B		B B X 2-0 ② G6-3		B C F S 1-3 ② K		5	1	2	0	0	2	0
16 Paul Lo Duca, R (1, 2) OBP: 0.333, SLG: 0.406	S X 0-1 ② L3	X 0-0 ① FC1-6 15 1B 1-2f 2-3		1 SAFE 1 SAFE C X 0-1 15 1B 5 1B 1-3 1B		B B B C B 4-1 BB		F X 0-1 ③ G6-3		4	1	1	0	1	0	2
15 Carlos Beltrán, S (1, 8) OBP: 0.394, SLG: 0.573	C X 0-1 S 5 1B 1B 1B	X 0-0 5 G5-4-3 1-3 3-H 1B		S X 0-1 5 1B 1-2 3-H 1B		F B S D C 2-3 ③ K			B B F F B C 3-3 ① K	5	1	3	2	0	2	1
5 David Wright, R (1, 5) OBP: 0.408, SLG: 0.563	C X 0-1 S 1-2 1B 1B	X 0-0 ② ③ G5-4-3 1-2f		C F B X 1-2 1-2 2-H 1B			B B F X 2-1 22 G6-3 44 HR 1B		C C B B B B 4-2 CS BB	4	2	3	1	1	0	2
Julio Franco, R (1, 3) OBP: 0.341, SLG: 0.421	F B X 1-1 22 2B 1-H 2-H 1B		B B S B C F S 3-3 ① K	F F B C 1-3 ③ K			B 1 SAFE B X 2-0 ① P4		B S F S 1-3 ② ③ K 1-2	5	1	1	2	0	3	4
22 Jose Valentin, S (1, 4) OBP: 0.333, SLG: 0.505	C C X 0-2 44 3B 1-H 2B		C B B C F F X 2-2 ② P3		C X 0-1 10 L4-3 1B		1 SAFE B 1 X 1-0 ② G6-3 1-2			4	1	2	1	0	0	1
44 Lastings Milledge, R (1, 7) OBP: 0.321, SLG: 0.692	S X 0-1 3-H 3B		C B F B S 2-3 ③ K		C F B C 1-3 ① K		F X 0-1 2-H HR			4	1	2	3	0	2	1
10 Endy Chavez, L (1, 9) OBP: 0.311, SLG: 0.380	C X 0-1 ③ G4-3			X 0-0 ① B5-3	X 0-0 ② ③ L4-3 1-1		B B S B F S 3-3 ③ K			4	0	0	0	0	1	2
Tom Glavine, L (1, 1) OBP: 0.462, SLG: 0.350 Chad Bradford, R (6, 1) Aaron Heilman, R (7, 1) Kazuo Matsui, S (8, PH) OBP: 0.235, SLG: 0.269 50 Duaner Sanchez, R (8, 1) 13 Billy Wagner, L (9, 1)		C B B B B 4-1 16 FC1-6 15 1B 1B BB		C C B C 1-3 ② K		B C C B F F X 2-2 ① F7		F B B B X 3-1 ① G5-3		2 1 0 0 1 1 0 0 0 0 0 0 0 0 0 0 0 0 0 0 0 1 0 0 0 0 0 0 0 0 0 0 0 0 0 0 0 0 0 0 0 0						
Inning Stats	R: 4 H: 5 E: 0 LOB: 1 K: 1 BB: 0 S: 22 P: 24	R: 1 H: 2 E: 0 LOB: 1 K: 0 BB: 1 S: 6 P: 11	R: 0 H: 0 E: 0 LOB: 0 K: 2 BB: 0 S: 12 P: 19	R: 2 H: 4 E: 0 LOB: 2 K: 2 BB: 0 S: 16 P: 19	R: 0 H: 1 E: 0 LOB: 0 K: 1 BB: 0 S: 6 P: 7	R: 0 H: 0 E: 0 LOB: 1 K: 1 BB: 1 S: 11 P: 21	R: 2 H: 2 E: 0 LOB: 0 K: 1 BB: 0 S: 9 P: 17	R: 0 H: 0 E: 0 LOB: 0 K: 1 BB: 0 S: 7 P: 11	R: 0 H: 0 E: 0 LOB: 0 K: 2 BB: 1 S: 8 P: 16	1B: 11 SF: 0 2B: 2 SAC: 0 3B: 1 DP: 2 HR: 1 HBP: 0						

AB	38
R	9
H	14
RBI	9
BB	3
SO	11
LOB	13

WP: 0 PA: 41
PB: 0
SB: 2
CS: 1

PITCHER		IP	WLS	BF	H	R	ER	SO	BB	IBB	HBP	BLK	WP	HR	S	P	ERA	WHIP
Odalis Perez, L ERA: 7.02	(1, 1)	3.2	L	22	11	7	7	4	1	0	0	0	0	0	53	69	17.18	3.273
Jae Weong Seo, R ERA: 5.4	(4, 1)	3.0		12	3	2	2	3	1	0	0	0	0	1	26	43	6.00	1.333
56 Hung-Chih Kuo, L ERA: 4.32	(7, 1)	1.1		4	0	0	0	2	0	0	0	0	0	0	10	17	0.00	0.000
Danys Baez, R ERA: 3.56	(9, 1)	1.0		3	0	0	0	2	1	0	0	0	0	0	8	16	0.00	1.000

PITCHER	IP	WLS	BF	H	R	ER	SO	BB	IBB	HBP	BLK	WP	HR	S	P	ERA	WHIP

BOTTOM

Batter	1	2	3	4	5	6	7	8	9	AB	R	H	RBI	BB	SO	LOB
15 Rafael Furcal, S (1, 6) OBP: 0.342, SLG: 0.353	C B X 1-1 HR	C T X 0-2 1-H 2-H HR			C B B B X 3-1 ① L4		C B B C B F F X 3-2 ① F8		C B X 1-1 ③ G1-3	5	2	2	4	0	0	1
Kenny Lofton, L (1, 8) OBP: 0.379, SLG: 0.413	C B B X 2-1 ① G1-3	B C T F B B T F S 3-3 ③ K			B X 1-0 ② G4-3		B X 1-0 ②③ G4-6-3 1-2f			4	0	0	0	0	1	1
5 Nomar Garciaparra, R (1, 3) OBP: 0.430, SLG: 0.625	B C B F X 2-2 27 G5-4-3 1B		B X 1-0 ① G4-3		B B B C B 4-1 BB			F F X 0-2 ① 1B		3	0	2	0	1	0	0
27 Matt Kemp, R (1, 9) OBP: 0.361, SLG: 0.697	B X 1-0 ②③ G5-4-3 1-2f		B B X 2-0 G1-6-3 1B		B X 1-0 ③ L9			B B B C C X 3-2 ② G6-3		4	0	1	0	0	0	2
Joel Guzman, R (1, 5) OBP: 0.294, SLG: 0.200 56 Hung-Chih Kuo, L (7, 1) J.D. Drew, L (8, PH) OBP: 0.385, SLG: 0.500 Danys Baez, R (9, 1)		B F B S X 2-2 ① P3	1 SAFE X 0-0 ②③ G1-6-3 1-2f			B F B S X 2-2 ① F8		B C B B B 4-1 16 2B BB		3 0 0 0	0 0 1 0	0 0 0 0	0 0 0 0	0 0 1 0	0 0 0 0	1 0 0 0
José Cruz Jr., S (1, 7) OBP: 0.380, SLG: 0.395 16 Andre Ethier, L (8, PH) OBP: 0.371, SLG: 0.523 (9, 7)	B C C B B B 4-2 18 1B 55 1B BB		B X 1-0 HR			B F C B B 4-2 18 FC5-4 BB		B S X 1-1 1-H 2B		1 1	2 0	1 1	1 1	2 0	0 0	0 0
18 Ramon Martinez, R (1, 4) OBP: 0.427, SLG: 0.463 Olmedo Saenz, R (8, PH) OBP: 0.327, SLG: 0.548 (9, 5)	C C B B F B X 3-2 FC1-5 55 1B 1-3 1B		C B B B X 3-1 G6-3			C S B B F 1 SAFE X 1-2 ② FC5-4 1-2f		B F B B B F S 3-3 K		3 1	0 0	1 0	0 0	0 0	0 1	1 1
55 Russell Martin, R (1, 2) OBP: 0.360, SLG: 0.454	C B F B X 2-2 FC1-5 15 HR 1-2 3-H 1B		C F X 0-2 G4-3			F B S 1 SAFE 1 SAFE X 1-2 ③ G2-3			C X 0-1 ① G5-3	4	1	1	1	0	0	1
Odalis Perez, L (1, 1) OBP: 0.125, SLG: 0.067 Jae Weong Seo, R (4, 1) OBP: 0.167, SLG: 0.118 Willy Aybar, S (7, 5) OBP: 0.409, SLG: 0.475 (9, 4)	D X 1-0 ② FC1-5 15 HR 1-2 2-3f		X 0-0 ③ L9				X 0-0 G4-6-3 1B		B C X 1-1 ② G4-3	1 1 2	1 0 0	0 0 1	0 0 0	0 0 0	0 0 0	2 0 0
Inning Stats	R: 1 H: 2 E: 0 LOB: 0 K: 0 BB: 0 S: 8 P: 14	R: 4 H: 3 E: 0 LOB: 0 K: 1 BB: 1 S: 22 P: 37	R: 0 H: 1 E: 0 LOB: 0 K: 0 BB: 0 S: 3 P: 6		R: 1 H: 1 E: 0 LOB: 0 K: 0 BB: 0 S: 7 P: 11	R: 0 H: 0 E: 0 LOB: 1 K: 0 BB: 1 S: 5 P: 14	R: 0 H: 0 E: 0 LOB: 1 K: 0 BB: 1 S: 12 P: 20	R: 0 H: 1 E: 0 LOB: 0 K: 0 BB: 0 S: 7 P: 11	R: 1 H: 2 E: 0 LOB: 1 K: 1 BB: 1 S: 12 P: 23	R: 0 H: 0 E: 0 LOB: 0 K: 0 BB: 0 S: 6 P: 8						

1B: 6 SF: 0
2B: 1 SAC: 0
3B: 0 DP: 3
HR: 3 HBP: 0

WP: 0 PA: 37
PB: 0
SB: 0
CS: 0

PITCHER		IP	WLS	BF	H	R	ER	SO	BB	IBB	HBP	BLK	WP	HR	S	P	ERA	WHIP
Tom Glavine, L ERA: 3.06	(1, 1)	5.1	W	24	7	6	6	1	3	0	0	0	0	3	50	93	10.12	1.875
Chad Bradford, R ERA: 3.43	(6, 1)	0.2	H	2	0	0	0	0	0	0	0	0	0	0	7	9	0.00	0.000
Aaron Heilman, R ERA: 3.21	(7, 1)	1.0	H	3	1	0	0	0	0	0	0	0	0	0	7	11	0.00	1.000
50 Duaner Sanchez, R ERA: 2.7	(8, 1)	1.0	H	5	2	1	1	1	1	0	0	0	0	0	12	23	9.00	3.000
13 Billy Wagner, L ERA: 2.48	(9, 1)	1.0	S	3	0	0	0	0	0	0	0	0	0	0	6	8	0.00	0.000

PITCHER	IP	WLS	BF	H	R	ER	SO	BB	IBB	HBP	BLK	WP	HR	S	P	ERA	WHIP

New York Mets @ Los Angeles Dodgers

Dodger Stadium, Los Angeles, CA

Wed Jun 07 2006, 7:10 PM PDT
Att. 44,320 - Overcast - 68 F

livebaseballscorecards.com

AB	33
R	7
H	10
RBI	7
BB	4
SO	2
LOB	10

Batter	1	2	3	4	5	6	7	8	9	AB	R	H	RBI	BB	SO	LOB
15 Rafael Furcal, S (1, 6) OBP: 0.339, SLG: 0.347	X 0-0 ① G1-3		S F F B X 1-2 ① G3 1-2		B B X 2-0 ① G4-3		B B B C B 4-1 5 2B BB		B C S F X 1-2 ② F7	4	1	0	0	1	0	1
Kenny Lofton, L (1, 8) OBP: 0.379, SLG: 0.424	B F B B X 3-1 ② G4-3		C X 0-1 S 2-3 1B		C X 0-1 ② G4-3		1 SAFE X 0-0 ② F8		C B S X 1-2 3B	5	0	2	0	0	0	1
5 Nomar Garciaparra, R (1, 3) OBP: 0.429, SLG: 0.630	C F S 0-3 ③ K		S 1 SAFE F B B B F 1 SAFE 1 SAFE 3-3 S ② K		B F B X 2-1 1B 2B		1 SAFE P S 1 SAFE X 1-1 1-H 2B		B B O C F S 3-3 ③ K	5	0	2	1	0	3	3
J.D. Drew, L (1, 9) OBP: 0.387, SLG: 0.497		F X 0-1 ① G1-3	C B B F B 1 4-2 1-2 IBB		B B X 2-0 ③ 2-H 1B		B C C B X 2-2 ③ G3-1			3	0	1	0	1	0	1
Willy Aybar, S (1, 5) OBP: 0.392, SLG: 0.452		B S B F S 2-3 ② K	C C B X 1-2 ③ F9			B F F X 1-2 ① L6		C B B F X 2-2 ① G4-3		4	0	0	0	0	1	3
16 Andre Ethier, L (1, 7) OBP: 0.380, SLG: 0.523 José Cruz Jr., S (8, PH) OBP: 0.378, SLG: 0.392 (8, 7)		B B C B F X 3-2 ③ G3		F B B F B F B 4-2 55 G6-3 BB		B B F F X 2-2 1B		C B B S 1-3 ② K		2	0	1	0	1	0	0
										1	0	0	0	0	1	0
18 Ramon Martinez, R (1, 4) OBP: 0.430, SLG: 0.465			B C C F B X 2-2 55 3B 1B	C F F B 1 S SAFE 1-3 ① K		C B X 1-1 ② P6		X 0-0 1B		4	1	2	0	0	1	2
55 Russell Martin, R (1, 2) OBP: 0.357, SLG: 0.465			X 0-0 1-H 31 1B 3B	1 SAFE X 0-0 ② G6-3 1-2		B 1 C X 1-1 ③ G1-3		B X 1-0 ③ P3		4	1	1	1	0	0	3
31 Brad Penny, R (1, 1) OBP: 0.286, SLG: 0.286 44 Takashi Saito, L (9, 1)			X 0-0 1B 15 G3 3-H 1B	F F S 0-3 ③ K			X 0-0 ① G5-3		X 0-0 ① G6-3	4	0	1	1	0	1	1
										0	0	0	0	0	0	0

Inning Stats																																		
	R: 0	H: 0		R: 0	H: 0		R: 2	H: 4		R: 0	H: 0		R: 0	H: 2		R: 0	H: 1		R: 1	H: 1		R: 0	H: 1		R: 0	H: 1		1B: 6	SF: 0		WP: 0	PA: 39	
	E: 0	LOB: 0		E: 0	LOB: 0		E: 0	LOB: 3		E: 0	LOB: 1		E: 0	LOB: 2		E: 0	LOB: 1		E: 0	LOB: 1		E: 0	LOB: 1		E: 0	LOB: 1		2B: 2	SAC: 0		PB: 0		
	K: 1	BB: 0		K: 1	BB: 0		K: 1	BB: 1		K: 2	BB: 1		K: 0	BB: 0		K: 0	BB: 0		K: 0	BB: 1		K: 1	BB: 0		K: 1	BB: 0		3B: 2	DP: 0		SB: 1		
	S: 6	P: 9		S: 8	P: 13		S: 21	P: 32		S: 12	P: 17		S: 6	P: 12		S: 10	P: 15		S: 9	P: 15		S: 8	P: 12		S: 11	P: 16		HR: 0	HBP: 0		CS: 0		

PITCHER		IP	WLS	BF	H	R	ER	SO	BB	IBB	HBP	BLK	WP	HR	S	P	ERA	WHIP
49 Byung-Hyun Kim, R ERA: 4.84	(1, 1)	6.2	L	30	8	3	3	5	2	1	0	0	0	0	69	108	4.05	1.500
39 Tom Martin, L ERA: 6.43	(7, 1)	1.1		5	1	0	0	1	0	0	0	0	0	0	11	17	0.00	0.750
61 Ramon E Ramirez, R ERA: 1.0	(9, 1)	1.0		4	1	0	0	1	0	0	0	0	0	0	11	16	0.00	1.000

PITCHER	IP	WLS	BF	H	R	ER	SO	BB	IBB	HBP	BLK	WP	HR	S	P	ERA	WHIP

TOP

Los Angeles Dodgers @ Colorado Rockies

Coors Field, Denver, CO

Fri Jun 09 2006, 7:05 PM MDT

Att. 30,455 - Cloudy - 80 F

livebaseballscorecards.com

AB	36
R	3
H	10
RBI	3
BB	3
SO	7
LOB	15

BOTTOM

Los Angeles Dodgers @ Colorado Rockies

Coors Field, Denver, CO

Fri Jun 09 2006, 7:05 PM MDT

Att. 30,455 - Cloudy - 80 F

livebaseballscorecards.com

Batter	1	2	3	4	5	6	7	8	9	AB	R	H	RBI	BB	SO	LOB
Jamey Carroll, R (1, 4) OBP: 0.413, SLG: 0.425	G4-3			G6-3		K			G3	4	0	0	0	0	1	0
18 Cory Sullivan, L (1, 8) OBP: 0.300, SLG: 0.404	17 G3-6-1 1B			B1-3		G4-3			1B	4	0	2	0	0	0	0
17 Todd Helton, L (1, 3) OBP: 0.401, SLG: 0.448	G3-6-1 1-2f			BB			F9		F9	3	0	0	0	1	0	2
5 Matt Holliday, R (1, 7) OBP: 0.373, SLG: 0.604		27 G6-3 BB		K			27 F8 2B		K	3	0	1	0	1	2	2
27 Garrett Atkins, R (1, 5) OBP: 0.393, SLG: 0.505		G6-3 1-2f			12 S 1B		F8 2-3			3	0	1	0	0	0	2
11 Brad Hawpe, L (1, 9) OBP: 0.394, SLG: 0.572		G3-1			P6		G4-3			3	0	0	0	0	0	2
8 Yorvit Torrealba, R (1, 2) OBP: 0.250, SLG: 0.375		G4-3			K			F9		3	0	0	0	0	1	1
12 Clint Barmes, R (1, 6) OBP: 0.238, SLG: 0.321		49 CS 1B			K 1-2			F8		3	0	1	0	0	1	1
49 Byung-Hyun Kim, R (1, 1) OBP: 0.063, SLG: 0.063		K 1-2				F9		F9		2	0	0	0	0	1	1
39 Tom Martin, L (7, 1)										0	0	0	0	0	0	0
Jorge Piedra, L (8, PH)										1	0	0	0	0	0	0
61 Ramon E Ramirez, R (9, 1) OBP: 1.000, SLG: 1.000										0	0	0	0	0	0	0

Inning Stats	1	2	3	4	5	6	7	8	9
	R: 0 E: 0 K: 0 S: 7	H: 1 LOB: 0 BB: 0 P: 11	R: 0 E: 0 K: 0 S: 12	H: 0 LOB: 0 BB: 1 P: 20	R: 0 E: 0 K: 1 S: 8	H: 1 LOB: 0 BB: 0 P: 10	R: 0 E: 0 K: 1 S: 9	H: 0 LOB: 1 BB: 1 P: 13	R: 0 E: 0 K: 2 S: 11	H: 1 LOB: 1 BB: 0 P: 13	R: 0 E: 0 K: 1 S: 6	H: 0 LOB: 0 BB: 0 P: 7	R: 0 E: 0 K: 0 S: 15	H: 1 LOB: 1 BB: 0 P: 19	R: 0 E: 0 K: 0 S: 5	H: 0 LOB: 0 BB: 0 P: 9	R: 0 E: 0 K: 1 S: 16	H: 1 LOB: 1 BB: 0 P: 23

1B: 4	SF: 0	WP: 0
2B: 1	SAC: 0	PB: 0
3B: 0	DP: 2	SB: 1
HR: 0	HBP: 0	CS: 1

PA: 31

AB	29
R	0
H	5
RBI	0
BB	2
SO	6
LOB	11

PITCHER		IP	WLS	BF	H	R	ER	SO	BB	IBB	HBP	BLK	WP	HR	S	P	ERA	WHIP
31 Brad Penny, R ERA: 2.34	(1, 1)	8.1	W	29	5	0	0	5	2	0	0	0	0	0	84	117	0.00	0.840
44 Takashi Saito, R ERA: 2.05	(9, 1)	0.2	S	2	0	0	0	1	0	0	0	0	0	0	5	8	0.00	0.000

PITCHER	IP	WLS	BF	H	R	ER	SO	BB	IBB	HBP	BLK	WP	HR	S	P	ERA	WHIP

Batter	1	2	3	4	5	6	7	8	9	AB	R	H	RBI	BB	SO	LOB
15 Rafael Furcal, S (1, 6) OBP: 0.340, SLG: 0.345	B S F B X 2-2 1B SF9 1B	B B B C F T T 3-2 ① K		B X 1-0 ① L8		B B C F B B 4-2 G5-4-3 BB		B B B C C F C 3-3 ① K		4	1	1	0	1	2	1
Kenny Lofton, L (1, 8) OBP: 0.374, SLG: 0.418	B L F 1 SAFE B B X 3-2 5 G5-3 27 1B 1-3 1B	X 0-0 ② P2		B F X 1-1 ② P4		B B B C X 3-1 ② ③ G5-4-3 1-2f		C X 0-1 ② G4-3		5	1	1	0	0	0	2
5 Nomar Garciaparra, R (1, 3) OBP: 0.429, SLG: 0.621	X 0-0 ① G5-3 1-2	S X 0-1 ③ FC6 1-2f		F B B B B 4-1 2B BB			F X 0-1 ① F7	X 0-0 1B		4	0	1	0	1	0	3
J.D. Drew, L (1, 9) OBP: 0.393, SLG: 0.520 56 Hung-Chih Kuo, L (7, 1) Olmedo Saenz, R (8, PH) OBP: 0.324, SLG: 0.543 Danys Baez, R (8, 1)	F B S D B X 3-2 ② SF9 3-H	C X 0-1 27 2B 3B	S X 0-1 1-3 2B				B X 1-0 2B 1B	F B C T S 1-3 ③ K		3 0 1 0	2 0 0 0	3 0 0 0	1 0 0 0	0 0 1 0	0 0 1 0	0 0 1 0
27 Matt Kemp, R (1, 7) OBP: 0.366, SLG: 0.684	C F B X 1-2 E S WP 2-H 1B	X 0-0 SH1-3 55 1B 3-H 2B	C F D S 1-3 ③ K				B 1 SAFE X 1-0 ② L5		B C B F C 2-3 ① K	5	2	2	2	0	2	3
Willy Aybar, S (1, 4) OBP: 0.400, SLG: 0.465 18 Ramon Martinez, R (9, PH) OBP: 0.425, SLG: 0.458	B S D B B 4-1 1B 55 1B 1-H BB	F X 0-1 ① SH1-3 2-3	B X 1-0 ① G4-3				B X 1-0 55 HR 1-H 2B		B X 1-0 ② F9	2 1	1 0	1 0	1 0	1 0	0 0	0 0
Joel Guzman, R (1, 5) OBP: 0.364, SLG: 0.222	1 SAFE X 0-0 55 1B 1-2 1B	F B B C F F F S 2-3 ② K	C F B X 1-2 ② F7				S B B F F F H 3-2 55 HR HBP		B B C S B B 4-2 BB	3	1	1	0	1	1	1
55 Russell Martin, R (1, 2) OBP: 0.367, SLG: 0.500	C B S B X 2-2 ③ 1-2 2-H 1B	F B X 1-1 3-H 1B	B C B B C X 3-2 ③ F9				S B B C X 2-2 1-H 2-H HR		C S F B B B F B C 3-3 ③ K	5	1	3	4	0	1	1
Brett Tomko, R (1, 1) OBP: 0.160, SLG: 0.125 Jae Weong Seo, R (4, 1) OBP: 0.167, SLG: 0.118 16 Andre Ethier, L (6, PH) OBP: 0.376, SLG: 0.517 Joe Beimel, L (6, 1) 51 Jonathan Broxton, R (6, 1) José Cruz Jr., S (7, PH) OBP: 0.376, SLG: 0.389 (7, 9)		B F S X 1-2 5 FC6 1B	C S S 0-3 ③ K			C B F C 1-3 ① K	B F F D F S 2-3 ③ K			2 0 1 0 0 1	0 0 0 0 0 0	1 0 0 0 0 0	0 0 0 0 0 0	0 0 1 0 0 1	1 0 0 0 0 0	1 0 0 0 0 0
Inning Stats	R: 3 H: 5 E: 0 LOB: 2 K: 0 BB: 1 S: 18 P: 33	R: 0 H: 1 E: 0 LOB: 1 K: 1 BB: 0 S: 10 P: 14	R: 2 H: 3 E: 0 LOB: 1 K: 2 BB: 0 S: 16 P: 19	R: 0 H: 1 E: 0 LOB: 2 K: 1 BB: 1 S: 9 P: 16	R: 0 H: 0 E: 0 LOB: 0 K: 0 BB: 0 S: 7 P: 12	R: 0 H: 0 E: 0 LOB: 1 K: 1 BB: 1 S: 8 P: 16	R: 4 H: 3 E: 0 LOB: 0 K: 1 BB: 0 S: 16 P: 26	R: 0 H: 1 E: 0 LOB: 1 K: 2 BB: 0 S: 11 P: 15	R: 0 H: 0 E: 0 LOB: 1 K: 2 BB: 1 S: 11 P: 21	1B: 9 SF: 1 2B: 3 SAC: 1 3B: 1 DP: 1 HR: 1 HBP: 1						

PITCHER		IP	WLS	BF	H	R	ER	SO	BB	IBB	HBP	BLK	WP	HR	S	P	ERA	WHIP
Jason Jennings, R ERA: 4.73	(1, 1)	5.1	W	28	10	5	5	5	3	0	0	0	1	0	66	105	8.44	2.438
39 Tom Martin, L ERA: 6.23	(6, 1)	0.2	H	1	0	0	0	0	0	0	0	0	0	0	2	5	0.00	0.000
61 Ramon E Ramirez, R ERA: 2.28	(7, 1)	0.2		6	3	4	4	0	0	0	1	0	0	1	12	20	54.00	4.500
Jose Mesa, R ERA: 2.86	(7, 1)	1.1	H	5	1	0	0	3	0	0	0	0	0	0	15	21	0.00	0.750
40 Brian Fuentes, L ERA: 1.46	(9, 1)	1.0	S	4	0	0	0	2	1	0	0	0	0	0	11	21	0.00	1.000

PITCHER	IP	WLS	BF	H	R	ER	SO	BB	IBB	HBP	BLK	WP	HR	S	P	ERA	WHIP

TOP

Los Angeles Dodgers @ Colorado Rockies

Coors Field, Denver, CO

Sat Jun 10 2006, 6:05 PM MDT

Att. 35,557 - Partly Cloudy - 82 F

livebaseballscorecards.com

AB	37
R	9
H	14
RBI	8
BB	4
SO	10
LOB	13

1B: 9	SF: 1	WP: 1	PA: 44
2B: 3	SAC: 1	PB: 0	
3B: 1	DP: 1	SB: 1	
HR: 1	HBP: 1	CS: 0	

Batter	1	2	3	4	5	6	7	8	9	AB	R	H	RBI	BB	SO	LOB
Jamey Carroll, R (1, 4) OBP: 0.413, SLG: 0.446	G6-3		L9	3B		2B		G1-3		5	1	2	2	0	0	0
18 Cory Sullivan, L (1, 8) OBP: 0.300, SLG: 0.403 19 Ryan Spilborghs, R (6, PH) OBP: 0.392, SLG: 0.578 61 Ramon E Ramirez, R (7, 1) OBP: 1.000, SLG: 1.000 Jose Mesa, R (7, 1) Jorge Piedra, L (8, PH) OBP: 0.500, SLG: 2.000 40 Brian Fuentes, L (9, 1)	1B		G4-3	F8		BB		HR		3 0 0 0 1 0	1 1 0 0 1 0	1 0 0 0 1 0	1 0 0 0 1 0	0 1 0 0 0 0	0 0 0 0 0 0	1 0 0 0 0 0
17 Todd Helton, L (1, 3) OBP: 0.401, SLG: 0.443	BB		F7		L6	1B		F9		4	1	1	2	1	0	0
5 Matt Holliday, R (1, 7) OBP: 0.375, SLG: 0.603	L8			1B	1B	G4-3				4	1	2	1	0	0	3
27 Garrett Atkins, R (1, 5) OBP: 0.391, SLG: 0.514	HR			FC5	F8	G5-3				4	1	1	3	0	0	3
11 Brad Hawpe, L (1, 9) OBP: 0.387, SLG: 0.561	P4			FC3-6	G3		K			4	1	0	0	0	1	3
JD Closer, S (1, 2) OBP: 0.296, SLG: 0.208		K		1B		K	K			4	1	1	1	0	3	0
6 Omar Quintanilla, L (1, 6) OBP: 0.250, SLG: 0.500		K		3B		1B	K			4	1	2	2	0	2	0
Jason Jennings, L (1, 1) OBP: 0.250, SLG: 0.231 39 Tom Martin, L (6, 1) Choo Freeman, R (6, PH) OBP: 0.303, SLG: 0.290 (7, 8)		G4-3		BB		1B		F9		1 0 2	1 0 1	0 0 1	0 0 1	1 0 0	0 0 0	0 0 0
Inning Stats	R: 3 E: 0 K: 0 S: 9 H: 2 LOB: 0 BB: 1 P: 15	R: 0 E: 0 K: 2 S: 11 H: 0 LOB: 0 BB: 0 P: 16	R: 0 E: 0 K: 0 S: 5 H: 0 LOB: 0 BB: 0 P: 8	R: 4 E: 0 K: 0 S: 23 H: 4 LOB: 1 BB: 1 P: 33	R: 0 E: 0 K: 0 S: 8 H: 1 LOB: 1 BB: 0 P: 10	R: 4 E: 0 K: 1 S: 20 H: 4 LOB: 1 BB: 1 P: 31	R: 0 E: 0 K: 3 S: 9 H: 0 LOB: 0 BB: 0 P: 13	R: 1 E: 0 K: 0 S: 10 H: 1 LOB: 0 BB: 0 P: 17		1B: 7 2B: 1 3B: 2 HR: 2 SF: 0 SAC: 0 DP: 0 HBP: 0						

PITCHER		IP	WLS	BF	H	R	ER	SO	BB	IBB	HBP	BLK	WP	HR	S	P	ERA	WHIP
Brett Tomko, R ERA: 5.2	(1, 1)	3.2	L	19	6	7	7	2	2	0	0	0	0	1	46	70	17.18	2.182
Jae Weong Seo, R ERA: 5.28	(4, 1)	1.1		5	1	0	0	0	0	0	0	0	0	0	10	12	0.00	0.750
Joe Beimel, L ERA: 5.03	(6, 1)	0.1		6	4	4	4	1	1	0	0	0	0	0	14	23	108.00	15.000
51 Jonathan Broxton, R ERA: 2.25	(6, 1)	0.2		2	0	0	0	0	0	0	0	0	0	0	6	8	0.00	0.000
56 Hung-Chih Kuo, L ERA: 4.08	(7, 1)	1.0		3	0	0	0	3	0	0	0	0	0	0	9	13	0.00	0.000

PITCHER		IP	WLS	BF	H	R	ER	SO	BB	IBB	HBP	BLK	WP	HR	S	P	ERA	WHIP
Danys Baez, R ERA: 3.73	(8, 1)	1.0		4	1	1	1	0	0	0	0	0	0	1	10	17	9.00	1.000

BOTTOM

Los Angeles Dodgers @ Colorado Rockies

Coors Field, Denver, CO

Sat Jun 10 2006, 6:05 PM MDT
Att. 35,557 - Partly Cloudy - 82 F

livebaseballscorecards.com

AB	36
R	12
H	12
RBI	12
BB	3
SO	6
LOB	10

Batter	1	2	3	4	5	6	7	8	9	AB	R	H	RBI	BB	SO	LOB
15 Rafael Furcal, S (1, 6) OBP: 0.334, SLG: 0.339	B X 1-0 G1-3 ①		B B C X 2-1 F8 ②		C B B X 2-1 G4-3 ①		1 SAFE 1 SAFE 1 SAFE C B P S 1 SAFE 1 SAFE 2-2 F X G6-3 ③		C B X 1-1 F7 ②	5	0	0	0	0	0	2
José Cruz Jr., S (1, 9) OBP: 0.377, SLG: 0.392	C X 0-1 27 HR 2B		C C B F B B X 3-2 G4-1 ③		C T B F B B B 4-2 27 CS BB			B S F C 1-3 K ①	S B X 1-1 F7 ③	4	1	1	0	1	1	1
5 Nomar Garciaparra, R (1, 3) OBP: 0.420, SLG: 0.607	C X 0-1 G6-3 ②			X 0-0 F9 ①	1 SAFE C X 0-1 F8 ②			B X 1-0 F8 ②		4	0	0	0	0	0	2
27 Matt Kemp, R (1, 8) (6, 7) (9, 8) OBP: 0.400, SLG: 0.829	B F F X 1-2 2-H HR			C X 0-1 HR	B 1 SAFE B 2-0 CS ③ 1-2	B C X 1-1 G5-3 ①		B B B B 4-0 BB		3	2	2	3	1	0	0
Willy Aybar, S (1, 5) (9, 4) OBP: 0.404, SLG: 0.472	B X 1-0 G4-1 ③			C X 0-1 16 1B 18 G4-3 2B		C F F B B B B F B 4-2 16 G4-6-3 BB		B C 1 SAFE F 1 SAFE X 1-2 G6-3 ③		3	1	1	0	1	0	1
16 Andre Ethier, L (1, 7) OBP: 0.385, SLG: 0.522 51 Jonathan Broxton, R (6, 1) Danys Baez, R (8, 1) Joel Guzman, R (9, PH) (9, 7) OBP: 0.348, SLG: 0.211		B F X 1-1 55 G6-4-3 1B		X 0-0 18 G4-3 2-3 1B		X 0-0 G4-6-3 ② ③ 1-2f			B F B B B B F B X 3-2 F7 ①	3 0 0 1	0 0 0 0	2 0 0 0	0 0 0 0	0 0 0 0	0 0 0 0	1 0 0 0
18 Ramon Martinez, R (1, 4) OBP: 0.410, SLG: 0.440 Olmedo Saenz, R (9, PH) (9, 5) OBP: 0.330, SLG: 0.558		C X 0-1 F8 ①		B 1 SAFE C X 1-1 G4-3 ② 1-2 3-H			B B C F F F X 2-2 G6-3 ①		C B B B B C X 3-2 55 2B 2B	3 1	0 1	0 1	1 0	0 0	0 0	2 0
55 Russell Martin, R (1, 2) OBP: 0.371, SLG: 0.505		1 SAFE B X 1-0 G6-4-3 ② ③ 1-2f		4-0 IBB			B B B C X 3-1 G6-3 ②		B X 1-0 1B 2-H 2B	3	1	1	1	1	0	1
Derek Lowe, R (1, 1) OBP: 0.097, SLG: 0.100 Kenny Lofton, L (6, 8) OBP: 0.378, SLG: 0.421 Sandy Alomar Jr., R (9, PH) OBP: 0.367, SLG: 0.449 44 Takashi Saito, L (9, 1)		C X 0-1 G1-3 ①		X 0-0 G4-3 ③			B B X 2-0 1B		C C X 0-2 2-H 1B	2 1 1 0	0 0 0 0	0 1 1 0	0 0 1 0	0 0 0 0	0 0 0 0	2 0 0 0
Inning Stats	R: 2 E: 0 K: 0 S: 9 H: 2 LOB: 0 BB: 0 P: 12	R: 0 E: 0 K: 0 S: 5 H: 1 LOB: 0 BB: 0 P: 7	R: 0 E: 0 K: 0 S: 8 H: 0 LOB: 0 BB: 0 P: 13	R: 2 E: 0 K: 0 S: 9 H: 3 LOB: 2 BB: 1 P: 14	R: 0 E: 0 K: 0 S: 7 H: 0 LOB: 0 BB: 1 P: 15	R: 0 E: 0 K: 0 S: 7 H: 0 LOB: 0 BB: 1 P: 12	R: 0 E: 0 K: 0 S: 13 H: 1 LOB: 1 BB: 0 P: 21	R: 0 E: 0 K: 1 S: 7 H: 0 LOB: 1 BB: 1 P: 14	R: 2 E: 0 K: 0 S: 14 H: 3 LOB: 1 BB: 0 P: 23	1B: 4 2B: 4 3B: 0 HR: 2 SF: 0 SAC: 0 DP: 2 HBP: 0						

PITCHER		IP	WLS	BF	H	R	ER	SO	BB	IBB	HBP	BLK	WP	HR	S	P	ERA	WHIP
28 Aaron Cook, R ERA: 3.75	(1, 1)	7.0		28	7	4	4	0	2	1	0	0	0	2	58	94	5.14	1.286
Jose Mesa, R ERA: 2.76	(8, 1)	1.0	H	4	0	0	0	1	1	0	0	0	0	0	7	14	0.00	1.000
40 Brian Fuentes, L ERA: 2.1	(9, 1)	1.0	L	6	3	2	2	0	0	0	0	0	0	0	14	23	18.00	3.000

PITCHER	IP	WLS	BF	H	R	ER	SO	BB	IBB	HBP	BLK	WP	HR	S	P	ERA	WHIP

TOP

Los Angeles Dodgers @ Colorado Rockies

Coors Field, Denver, CO

Sun Jun 11 2006, 1:05 PM MDT

Att. 29,221 - Sunny - 86 F

livebaseballscorecards.com

AB	34
R	6
H	10
RBI	6
BB	4
SO	1
LOB	12

WP: 0	PA: 39
PB: 0	
SB: 0	
CS: 1	

BOTTOM

Los Angeles Dodgers @ Colorado Rockies

Coors Field, Denver, CO

Sun Jun 11 2006, 1:05 PM MDT

Att. 29,221 - Sunny - 86 F

livebaseballscorecards.com

Batter	1	2	3	4	5	6	7	8	9	AB	R	H	RBI	BB	SO	LOB
Jamey Carroll, R (1, 4) OBP: 0.406, SLG: 0.438	1-2 18 1B 17 G6-3 1B		0-2 ① ② L3 1-1		2-1 ③ G5-3		3-3 ② K		1-3 ② K	5	1	1	0	0	2	2
18 Cory Sullivan, L (1, 8) OBP: 0.312, SLG: 0.415	3-2 SAFE 17 G6-3 1-3 1B		3-3 ③ K			4-2 5 1B 27 2B BB	0-2 17 HR 2B		0-1 1B	4	2	3	0	1	1	0
17 Todd Helton, L (1, 3) OBP: 0.396, SLG: 0.453	1-2 ① ② G6-3 1-2f 3-H			3-2 ① F7		1-0 ① F7	1-2 2-H HR		1-1 ③ G4-3	5	1	1	2	0	0	3
5 Matt Holliday, R (1, 7) OBP: 0.381, SLG: 0.614	3-2 2B			1-3 ② K		1-0 27 2B 1-2 1B	0-1 2B			4	1	3	0	0	1	0
27 Garrett Atkins, R (1, 5) OBP: 0.393, SLG: 0.518	1-2 ③ L3			0-0 1B		0-0 1-H 2-H 2B	0-3 ③ K			4	0	2	2	0	1	2
11 Brad Hawpe, L (1, 9) OBP: 0.380, SLG: 0.550		0-0 ① F9		1-2 ③ F9		0-3 ② K		2-2 ① G4-3		4	0	0	0	0	1	2
8 Yorvit Torrealba, R (1, 2) OBP: 0.292, SLG: 0.421		0-1 ② G3			1-0 28 G5-3 2B	4-2 BB		3-2 ② G6-3		3	0	1	0	1	0	0
12 Clint Barmes, R (1, 6) OBP: 0.234, SLG: 0.315		2-1 ③ F8			0-1 ① P6	0-0 ③ G6-3		1-2 ③ G6-3		4	0	0	0	0	0	3
28 Aaron Cook, R (1, 1) OBP: 0.107, SLG: 0.107			0-1 L3 1B		0-1 ② G5-3 2-3		3-2 ① F9		3-3 ① K	2	0	1	0	0	0	1
19 Ryan Spilborghs, R (7, PH) OBP: 0.385, SLG: 0.565										1	0	0	0	0	0	0
Jose Mesa, R (8, 1)										0	0	0	0	0	0	0
40 Brian Fuentes, L (9, 1)										0	0	0	0	0	0	0
Jorge Piedra, L (9, PH) OBP: 0.333, SLG: 1.333										1	0	0	0	0	1	0
Inning Stats	R: 1 H: 3 E: 0 LOB: 1 K: 0 BB: 0 S: 21 P: 30	R: 0 H: 0 E: 0 LOB: 0 K: 0 BB: 0 S: 5 P: 7	R: 0 H: 1 E: 0 LOB: 0 K: 1 BB: 0 S: 9 P: 12	R: 0 H: 1 E: 0 LOB: 1 K: 1 BB: 0 S: 12 P: 17	R: 0 H: 1 E: 0 LOB: 1 K: 0 BB: 0 S: 7 P: 10	R: 2 H: 2 E: 0 LOB: 2 K: 1 BB: 2 S: 13 P: 23	R: 2 H: 3 E: 0 LOB: 1 K: 2 BB: 0 S: 27 P: 34	R: 0 H: 0 E: 0 LOB: 0 K: 0 BB: 0 S: 13 P: 19	R: 0 H: 1 E: 0 LOB: 1 K: 2 BB: 0 S: 10 P: 15	1B: 6 SF: 0 2B: 6 SAC: 0 3B: 0 DP: 2 HR: 1 HBP: 0						

	AB	37
	R	5
	H	12
	RBI	4
	BB	2
	SO	7
	LOB	13

PITCHER	IP	WLS	BF	H	R	ER	SO	BB	IBB	HBP	BLK	WP	HR	S	P	ERA	WHIP
Derek Lowe, R (1, 1) ERA: 2.83	5.2		25	8	3	3	3	2	0	0	0	0	0	66	98	4.76	1.765
51 Jonathan Broxton, R (6, 1) ERA: 2.95	1.1	B	7	3	2	2	2	0	0	0	0	0	1	28	35	13.50	2.250
Danys Baez, R (8, 1) ERA: 3.62	1.0	W	3	0	0	0	0	0	0	0	0	0	0	13	19	0.00	0.000
44 Takashi Saito, R (9, 1) ERA: 1.99	1.0	S	4	1	0	0	2	0	0	0	0	0	0	10	15	0.00	1.000

PITCHER	IP	WLS	BF	H	R	ER	SO	BB	IBB	HBP	BLK	WP	HR	S	P	ERA	WHIP

WP: 0 PA: 39
PB: 0
SB: 0
CS: 0

Batter	1	2	3	4	5	6	7	8	9	AB	R	H	RBI	BB	SO	LOB
15 Rafael Furcal, S (1, 6) OBP: 0.333, SLG: 0.337 18 Ramon Martinez, R (8, 6) OBP: 0.405, SLG: 0.434	C X 0-1 ① F8			C B C B X 2-2 G3-6-3 1B		B C B C B X 3-2 ① F8	B C F X 1-2 ③ G3		X 0-0 ③ FC6-4 1-2f	4 1	0 0	1 0	0 0	0 0	0 0	2 2
Kenny Lofton, L (1, 8) OBP: 0.375, SLG: 0.414	C B B X 2-1 ② G1-3			1 SAFE X 0-0 ①② G3-6-3 1-2f		B B B C B 4-1 BB BB		X 0-0 ① F7		3	0	0	0	1	0	1
5 Nomar Garciaparra, R (1, 3) OBP: 0.416, SLG: 0.599 Joel Guzman, R (8, 3) OBP: 0.348, SLG: 0.211	B B X 2-0 ③ L7			B B C S F S 2-3 ③ K		S B X 1-1 ② F7		F X 0-1 12 FC4-6 1B		4 0	0 0	1 0	0 0	0 0	1 0	1 0
J.D. Drew, L (1, 9) OBP: 0.391, SLG: 0.512		C C B F B S 2-3 ① K			B F S C 1-3 ① K	B B B C F F F F F 4-2 F B 12 FC5-4 1-2 BB		C X 0-1 ② F8		3	0	0	0	1	2	1
12 Jeff Kent, R (1, 4) OBP: 0.371, SLG: 0.425		B X 1-0 ② G5-3			F X 0-1 G6-3 55 1B 2B	F B S X 1-2 ③ FC5-4 1-2f		C D B S F F F F X 2-2 ③ FC4-6 1-2f		4	1	1	0	0	0	3
Willy Aybar, S (1, 5) OBP: 0.398, SLG: 0.462		S B C F B F X 2-2 ③ F8			B C B S F F X 2-2 ② G6-3 2-3		C B B B X 2-2 55 1B 1B		B C B B F C 3-3 ① K	4	0	1	0	0	1	1
27 Matt Kemp, R (1, 7) OBP: 0.408, SLG: 0.795			C X 0-1 ① G1-3		B B C B B 4-1 55 1B BB		C S F S 0-3 ① K		X 0-0 1B 1B	3	0	1	0	1	1	1
55 Russell Martin, R (1, 2) OBP: 0.378, SLG: 0.509 Sandy Alomar Jr., R (7, 2) OBP: 0.360, SLG: 0.440			B X 1-0 ② F8		X 0-0 1-3 3-H 1B		C F F F B X 1-2 1-2 1B		C S B F B T 2-2 ② K	3 1	0 0	2 0	1 0	0 0	0 1	0 1
Aaron Sele, R (1, 1) OBP: 0.154, SLG: 0.231 16 Andre Ethier, L (5, PH) OBP: 0.381, SLG: 0.516 Jae Weong Seo, R (5, 1) OBP: 0.167, SLG: 0.118 Joe Beimel, L (6, 1) José Cruz Jr., S (7, PH) OBP: 0.375, SLG: 0.390 Odalis Perez, L (7, 1) OBP: 0.125, SLG: 0.067 Olmedo Saenz, R (9, PH) OBP: 0.337, SLG: 0.563			C S B S 1-3 ③ K		C B S B B S 3-3 ③ K		C B F S 1-3 ② K		C C B D X 2-2 18 FC6-4 1-2 1B	1 1 0 0 1 0 0 1	0 0 0 0 0 0 0 0	0 0 0 0 0 0 0 1	0 0 0 0 0 0 0 0	1 1 0 0 0 1 0 0	0 2 0 0 0 2 0 0	0 0 0 0 0 0 0 0
Inning Stats	R: 0 H: 0 E: 0 LOB: 0 K: 0 BB: 0 S: 5 P: 9	R: 0 H: 0 E: 0 LOB: 0 K: 1 BB: 0 S: 10 P: 15	R: 0 H: 0 E: 0 LOB: 0 K: 1 BB: 0 S: 6 P: 8	R: 0 H: 1 E: 0 LOB: 0 K: 1 BB: 0 S: 8 P: 12	R: 1 H: 2 E: 0 LOB: 2 K: 2 BB: 1 S: 15 P: 25	R: 0 H: 0 E: 0 LOB: 2 K: 0 BB: 2 S: 16 P: 29	R: 0 H: 2 E: 0 LOB: 2 K: 2 BB: 0 S: 18 P: 23	R: 0 H: 1 E: 0 LOB: 1 K: 0 BB: 0 S: 12 P: 14	R: 0 H: 2 E: 0 LOB: 2 K: 2 BB: 0 S: 12 P: 19	1B: 7 SF: 0 2B: 1 SAC: 0 3B: 0 DP: 1 HR: 0 HBP: 0						

TOP

Los Angeles Dodgers @ San Diego Padres

PETCO Park, San Diego, CA

Tue Jun 13 2006, 10:05 PM EDT

Att. 30,371 - Clear - 68 F

livebaseballscorecards.com

AB	34
R	1
H	8
RBI	1
BB	3
SO	9
LOB	17

PITCHER		IP	WLS	BF	H	R	ER	SO	BB	IBB	HBP	BLK	WP	HR	S	P	ERA	WHIP
Chan Ho Park, R ERA: 4.15	(1, 1)	6.0	W	23	3	1	1	5	3	0	0	0	0	0	60	98	1.50	1.000
Jon Adkins, R ERA: 2.5	(7, 1)	1.0		5	2	0	0	2	0	0	0	0	0	0	18	23	0.00	2.000
Alan Embree, L ERA: 4.03	(8, 1)	1.0		4	1	0	0	0	0	0	0	0	0	0	12	14	0.00	1.000
56 Scott Cassidy, R ERA: 2.37	(9, 1)	1.0		5	2	0	0	2	0	0	0	0	0	0	12	19	0.00	2.000

PITCHER	IP	WLS	BF	H	R	ER	SO	BB	IBB	HBP	BLK	WP	HR	S	P	ERA	WHIP

BOTTOM

Angeles Dodgers @ San Diego Padres

PETCO Park, San Diego, CA

Tue Jun 13 2006, 10:05 PM EDT

Att. 30,371 - Clear - 68 F

livebaseballscorecards.com

Batter	1	2	3	4	5	6	7	8	9	AB	R	H	RBI	BB	SO	LOB
Dave Roberts, L (1, 7) OBP: 0.367, SLG: 0.439	G6-3	F8	F8		HR		3B			4	1	1	0	1	0	2
Alan Embree, L (8, 1)										0	0	0	0	0	0	0
56 Scott Cassidy, R (9, 1)										0	0	0	0	0	0	0
Mike Cameron, R (1, 8) OBP: 0.337, SLG: 0.377	E6	SF9		3B	HR		FC5-4			4	3	3	3	1	0	0
24 Brian Giles, L (1, 9) OBP: 0.388, SLG: 0.395	1B	2B		P3	K		P3			4	1	1	0	1	1	3
Mike Piazza, R (1, 2) OBP: 0.326, SLG: 0.459	BB	SF9		BB	G6-3		FC5-4			1	1	0	1	2	0	0
Rob Bowen, S (6, 2) OBP: 0.475, SLG: 0.581										1	0	0	0	0	0	2
23 Adrián González, L (1, 3) OBP: 0.316, SLG: 0.431	F7	FC6-4		F8		G1-3		F7		5	0	0	0	0	0	6
3 Khalil Greene, R (1, 6) OBP: 0.302, SLG: 0.404	E6		F9	FC4-6		F9		F9		4	1	0	0	1	0	2
Vinny Castilla, R (1, 5) OBP: 0.259, SLG: 0.291	2B		L9	FC4-6		G6-3		G1-3		5	0	1	3	0	0	3
Josh Barfield, R (1, 4) OBP: 0.303, SLG: 0.387	BB		1B		SH5-4		F8			3	1	2	0	1	0	0
Chan Ho Park, R (1, 1) OBP: 0.375, SLG: 0.375	G4-3		1B		SH5-4		HR			2	0	1	0	0	0	2
Jon Adkins, L (7, 1)										0	0	0	0	0	0	0
Eric Young Sr., R (7, PH) (8, 7) OBP: 0.333, SLG: 0.351										1	1	1	1	0	0	0
Inning Stats	R: 4 E: 2 K: 0 S: 16 H: 2 LOB: 2 BB: 2 P: 29	R: 1 E: 0 K: 0 S: 10 H: 1 LOB: 1 BB: 1 P: 19	R: 0 E: 0 K: 0 S: 7 H: 2 LOB: 2 BB: 0 P: 7	R: 0 E: 0 K: 0 S: 14 H: 1 LOB: 3 BB: 2 P: 28	R: 3 E: 0 K: 1 S: 13 H: 2 LOB: 0 BB: 1 P: 21	R: 0 E: 0 K: 0 S: 6 H: 0 LOB: 0 BB: 0 P: 8	R: 1 E: 0 K: 0 S: 19 H: 2 LOB: 2 BB: 1 P: 31	R: 0 E: 0 K: 0 S: 4 H: 0 LOB: 0 BB: 0 P: 7		1B: 3 2B: 3 3B: 2 HR: 2 SF: 1 SAC: 1 DP: 0 HBP: 0						

	AB	34
	R	9
	H	10
	RBI	8
	BB	7
	SO	1
	LOB	20

WP: 1 PA: 43
PB: 0
SB: 0
CS: 0

PITCHER		IP	WLS	BF	H	R	ER	SO	BB	IBB	HBP	BLK	WP	HR	S	P	ERA	WHIP
Aaron Sele, R ERA: 2.32	(1, 1)	4.0	L	25	6	5	1	0	5	0	0	0	1	0	47	83	2.25	2.750
Jae Weong Seo, R ERA: 5.64	(5, 1)	1.0		6	2	3	3	1	1	0	0	0	0	1	13	21	27.00	3.000
Joe Beimel, L ERA: 4.79	(6, 1)	1.0		3	0	0	0	0	0	0	0	0	0	0	6	8	0.00	0.000
Odalis Perez, L ERA: 6.9	(7, 1)	2.0		9	2	1	1	0	1	0	0	0	0	1	23	38	4.50	1.500

PITCHER	IP	WLS	BF	H	R	ER	SO	BB	IBB	HBP	BLK	WP	HR	S	P	ERA	WHIP

Batter	1	2	3	4	5	6	7	8	9	AB	R	H	RBI	BB	SO	LOB
15 Rafael Furcal, S (1, 6) OBP: 0.329, SLG: 0.332	B M F B C 2-3 ① K	C B B F F X 2-2 ② G3-1	C B X 1-1 ③ G4-3					C C S 0-3 ① K		4	0	0	0	0	2	1
Kenny Lofton, L (1, 8) OBP: 0.372, SLG: 0.410 56 Hung-Chih Kuo, L (8, 1) Danys Baez, R (8, 1)	C B B B X 2-1 ② F7	F X 0-1 ③ F9				X 0-0 E2 1B		X 0-0 ② P6		4 0 0	0 0 0	1 0 0	0 0 0	0 0 0	0 0 0	0 0 0
5 Nomar Garciaparra, R (1, 3) OBP: 0.418, SLG: 0.597	B X 1-0 ③ G5-3			B B F X 2-1 FC1-6 1B		X 0-0 ① P3		X 0-0 1B		4	0	2	0	0	0	1
J.D. Drew, L (1, 9) OBP: 0.384, SLG: 0.502		X 0-0 ① G4-3		C C 1 SAFE X 0-2 ① FC1-6 1-2f		B B X 2-0 ② F8		B 1 SAFE C F 1 B B S 3-3 ③ K		4	0	0	0	0	1	3
12 Jeff Kent, R (1, 4) OBP: 0.374, SLG: 0.423		C B B B B 4-1 HR BB		X 0-0 ② F8		X 0-0 ③ F7			X 0-0 55 FC6-4 1B	3	1	1	0	1	0	2
16 Andre Ethier, L (1, 7) OBP: 0.367, SLG: 0.495		1 SAFE X 0-0 ② F7		B X 1-0 ③ F7			F B X 1-1 ① F7		C F 1 SAFE S 0-3 ① K	4	0	0	0	0	1	3
Willy Aybar, S (1, 5) OBP: 0.396, SLG: 0.490 Olmedo Saenz, R (9, PH) OBP: 0.333, SLG: 0.557		X 0-0 1-H HR			C B B C X 2-2 ① F9		B C B B C X 3-2 ② G2-3		S F 1 T 0-2 ② K	3 1	1 0	1 0	2 0	0 0	0 1	0 1
55 Russell Martin, R (1, 2) OBP: 0.374, SLG: 0.496		C C C 0-3 ③ K			B C B F B B 4-2 31 G5-3 BB		S F C 0-3 ③ K		B B C C X 2-2 ③ FC6-4 1-2f	3	0	0	0	1	2	1
31 Brad Penny, R (1, 1) OBP: 0.267, SLG: 0.267 51 Jonathan Broxton, R (7, 1) 27 Matt Kemp, R (8, PH) OBP: 0.420, SLG: 0.867 (8, 8)			C B S F X 1-2 ① G5-3		1 SAFE C X 0-1 ② G5-3 1-2			B X 1-0 HR		2 0 1	0 0 1	0 0 1	0 0 1	0 0 0	0 0 0	1 0 0
Inning Stats	R: 0 H: 0 E: 0 LOB: 0 K: 1 BB: 0 S: 6 P: 11	R: 2 H: 1 E: 0 LOB: 0 K: 1 BB: 1 S: 7 P: 11	R: 0 H: 0 E: 0 LOB: 0 K: 0 BB: 0 S: 10 P: 13	R: 0 H: 1 E: 0 LOB: 1 K: 0 BB: 0 S: 7 P: 10	R: 0 H: 0 E: 0 LOB: 1 K: 0 BB: 1 S: 9 P: 16	R: 0 H: 1 E: 1 LOB: 1 K: 0 BB: 0 S: 4 P: 6	R: 0 H: 0 E: 0 LOB: 0 K: 1 BB: 0 S: 8 P: 12	R: 1 H: 2 E: 0 LOB: 1 K: 2 BB: 0 S: 9 P: 13	R: 0 H: 1 E: 0 LOB: 1 K: 2 BB: 0 S: 10 P: 12	1B: 4 SF: 0 2B: 0 SAC: 0 3B: 0 DP: 0 HR: 2 HBP: 0						

PITCHER		IP	WLS	BF	H	R	ER	SO	BB	IBB	HBP	BLK	WP	HR	S	P	ERA	WHIP
39 Mike Thompson, R ERA: 4.24	(1, 1)	7.0		26	3	2	2	3	2	0	0	0	0	1	51	79	2.57	0.714
Scott Linebrink, R ERA: 3.0	(8, 1)	1.0	W	5	2	1	1	2	0	0	0	0	0	1	9	13	9.00	2.000
Trevor Hoffman, R ERA: 1.5	(9, 1)	1.0	S	4	1	0	0	2	0	0	0	0	0	0	10	12	0.00	1.000

PITCHER	IP	WLS	BF	H	R	ER	SO	BB	IBB	HBP	BLK	WP	HR	S	P	ERA	WHIP

TOP

Los Angeles Dodgers @ San Diego Padres

PETCO Park, San Diego, CA

Wed Jun 14 2006, 10:05 PM EDT

Att. 30,011 - Clear - 69 F

livebaseballscorecards.com

AB	33
R	3
H	6
RBI	3
BB	2
SO	7
LOB	13

PA: 35

WP: 0
PB: 0
SB: 0
CS: 0

BOTTOM

Los Angeles Dodgers @ San Diego Padres

PETCO Park, San Diego, CA

Wed Jun 14 2006, 10:05 PM EDT

Att. 30,011 - Clear - 69 F

livebaseballscorecards.com

Batter	1	2	3	4	5	6	7	8	9	AB	R	H	RBI	BB	SO	LOB
Dave Roberts, L (1, 7) OBP: 0.369, SLG: 0.440	G4-3	1-H 1B			G4-3	S 1B				4	0	2	1	0	0	0
Mike Cameron, R (1, 8) OBP: 0.335, SLG: 0.371	24 S HBP	K			K	1-2 K				3	0	0	0	0	3	2
24 Brian Giles, L (1, 9) OBP: 0.390, SLG: 0.394	P5 1-2		F9			F9 1B		23 E BB		3	1	1	0	1	0	1
Mike Piazza, R (1, 2) OBP: 0.326, SLG: 0.457	G5-3		F9			1-2 1B		K		3	0	1	0	0	0	1
Rob Bowen, S (6, PR) OBP: 0.463, SLG: 0.563 (7, 2)										1	0	0	0	0	1	1
23 Adrián González, L (1, 3) OBP: 0.319, SLG: 0.442		HR 2B	G4-3			F7		E6 1-H 28 1B 2B		4	2	2	1	0	0	2
Mark Bellhorn, S (1, 5) OBP: 0.301, SLG: 0.441		2-H HR		F9		F9 2-3		3-H WP 1B		3	1	1	2	0	0	2
Scott Linebrink, R (8, 1)										0	0	0	0	0	0	0
Vinny Castilla, R (8, PH) OBP: 0.259, SLG: 0.291										0	0	0	0	0	0	0
28 Josh Bard, S (8, PH) OBP: 0.389, SLG: 0.598										1	0	1	1	0	0	0
Trevor Hoffman, R (9, 1)										0	0	0	0	0	0	0
3 Khalil Greene, R (1, 6) OBP: 0.301, SLG: 0.399		S 1B BB	K			L3		F7		3	1	0	0	1	1	3
Josh Barfield, R (1, 4) OBP: 0.297, SLG: 0.380		F9	G6-3				F7	G6-3 1-2		4	0	0	0	0	0	2
39 Mike Thompson, R (1, 1) OBP: 0.300, SLG: 0.222		K			K		K			2	0	0	0	0	2	1
Geoff Blum, S (7, PH) OBP: 0.304, SLG: 0.373 (8, 5)										1	0	0	0	0	1	0
Inning Stats	R: 0 E: 0 K: 0 S: 12 H: 0 LOB: 1 BB: 0 P: 20	R: 3 E: 0 K: 2 S: 26 H: 3 LOB: 1 BB: 1 P: 39	R: 0 E: 0 K: 0 S: 7 H: 0 LOB: 0 BB: 0 P: 8	R: 0 E: 0 K: 1 S: 5 H: 0 LOB: 0 BB: 0 P: 6	R: 0 E: 0 K: 2 S: 9 H: 0 LOB: 0 BB: 0 P: 13	R: 0 E: 0 K: 0 S: 15 H: 2 LOB: 2 BB: 0 P: 23	R: 0 E: 0 K: 2 S: 16 H: 1 LOB: 1 BB: 0 P: 25	R: 2 E: 1 K: 1 S: 14 H: 2 LOB: 1 BB: 1 P: 28		1B: 5 2B: 2 3B: 0 HR: 1	SF: 0 SAC: 0 DP: 0 HBP: 1		WP: 1 PB: 0 SB: 3 CS: 0	PA: 35			

	AB	32
	R	5
	H	8
	RBI	5
	BB	2
	SO	8
	LOB	15

PITCHER		IP	WLS	BF	H	R	ER	SO	BB	IBB	HBP	BLK	WP	HR	S	P	ERA	WHIP
31 Brad Penny, R ERA: 2.49	(1, 1)	6.0		25	5	3	3	5	1	0	1	0	0	1	74	109	4.50	1.000
51 Jonathan Broxton, R ERA: 2.82	(7, 1)	1.0		4	1	0	0	2	0	0	0	0	0	0	16	25	0.00	1.000
56 Hung-Chih Kuo, L ERA: 5.0	(8, 1)	0.1	L	3	1	2	2	1	1	0	0	0	0	0	7	15	54.00	6.000
Danys Baez, R ERA: 3.55	(8, 1)	0.2		3	1	0	0	0	0	0	0	0	1	0	7	13	0.00	1.500

PITCHER	IP	WLS	BF	H	R	ER	SO	BB	IBB	HBP	BLK	WP	HR	S	P	ERA	WHIP

Los Angeles Dodgers @ San Diego Padres

PETCO Park, San Diego, CA

Thu Jun 15 2006, 3:35 PM EDT

Att. 33,382 - Partly Cloudy - 75 F

livebaseballscorecards.com

TOP

Batter	1	2	3	4	5	6	7	8	9	AB	R	H	RBI	BB	SO	LOB
15 Rafael Furcal, S (1, 6) OBP: 0.330, SLG: 0.333	C S X 0-2 P6 ①		F B F F S 1-3 K ②	C F F X 0-2 F7 ③			X 0-0 12 2B G1-3 1-2 3-H 1B	X 0-0 1B		5	1	2	1	0	1	3
José Cruz Jr., S (1, 9) OBP: 0.371, SLG: 0.380	C C F B F S 1-3 K ②	B F B B B 4-1 1-2 BB	C B C B B F X 3-2 F8 ①				L L D B F F X 2-2 G1-3 ① 1-2 2-3	C B C 1 B C SAFE 2-3 K ③		4	0	0	0	1	2	3
5 Nomar Garciaparra, R (1, 3) OBP: 0.413, SLG: 0.584	B X 1-0 P2 ③		F B B B B F X 3-2 G6-3 ③		X 0-0 F7 ②		I I I I 4-0 12 2B SF8 IBB		C B X 1-1 G6-3 ①	4	1	0	0	1	0	2
12 Jeff Kent, R (1, 4) OBP: 0.379, SLG: 0.446		B C C F B F S 2-3 K ①		B X 1-0 55 BB 27 1B 58 1B 1B	X 0-0 F9 ③		F B B B F X 3-2 1-3 2-H 3-H 2B		B B S B X 3-1 27 SF9 3B	5	2	3	2	0	1	0
27 Matt Kemp, R (1, 8) (7, 7) OBP: 0.418, SLG: 0.833		C F S 0-3 K ②		C X 0-1 1-2 55 BB 58 1B 1B		B C B S C 2-3 K ①	I I I I 4-0 IBB		B B S X 2-1 3-H SF9 ②	3	1	1	1	1	2	0
16 Andre Ethier, L (1, 7) OBP: 0.366, SLG: 0.485 Olmedo Saenz, R (7, PH) OBP: 0.330, SLG: 0.557 Kenny Lofton, L (7, 8) OBP: 0.371, SLG: 0.408		B B B C S F F F B 4-2 BB		C B F X 1-2 F7 ①		B F S F T 1-2 K ②	B X 1-0 3-H SF8 ②		B B F B F X 3-2 F7 ③	2 0 1	0 0 0	0 0 0	0 1 0	1 0 0	1 0 0	2 0 0
Willy Aybar, S (1, 5) OBP: 0.386, SLG: 0.475 51 Jonathan Broxton, R (6, 1) Danys Baez, R (8, 1) 44 Takashi Saito, L (9, 1)		1 SAFE S S B C S 1-3 K ③		B B F B F X 3-2 F7 ②		S C B F F F B F X 2-2 P3 ③	B C S B S 2-3 K ③			3 1 0 0	0 0 0 0	0 0 0 0	0 0 0 0	0 1 0 0	1 1 0 0	3 2 0 0
55 Russell Martin, R (1, 2) OBP: 0.378, SLG: 0.492			B F F F F F X 1-2 G5-3 ①	B D C B S F B 4-2 58 1B 1-2 2-3 BB			X 0-0 18 1B 15 1B 1B	S B B F B X 3-2 G5-3 ①		3	1	1	0	1	0	0
58 Chad Billingsley, R (1, 1) OBP: 1.000, SLG: 1.000 Joe Beimel, L (6, 1) 18 Ramon Martinez, R (6, 5) OBP: 0.407, SLG: 0.436			B B C B C F H 4-2 BB HBP	X 0-0 1-3 2-H 3-H 1B			X 0-0 G1-3 1-3 15 1B 12 2B 1B	S B B B F X 3-2 F9 ②		1 0 2	0 0 1	1 0 1	2 0 0	0 0 0	0 0 0	0 0 0

Inning Stats	1	2	3	4	5	6	7	8	9
	R: 0 E: 0 K: 1 S: 9 H: 0 LOB: 0 BB: 0 P: 11	R: 0 E: 0 K: 3 S: 16 H: 0 LOB: 1 BB: 1 P: 23	R: 0 E: 0 K: 1 S: 17 H: 0 LOB: 2 BB: 1 P: 30	R: 2 E: 0 K: 0 S: 18 H: 3 LOB: 2 BB: 1 P: 27	R: 0 E: 0 K: 0 S: 6 H: 0 LOB: 0 BB: 0 P: 9	R: 0 E: 0 K: 2 S: 14 H: 0 LOB: 0 BB: 0 P: 19	R: 4 E: 0 K: 1 S: 15 H: 4 LOB: 2 BB: 2 P: 31	R: 0 E: 0 K: 1 S: 10 H: 1 LOB: 1 BB: 0 P: 18	R: 1 E: 0 K: 0 S: 9 H: 1 LOB: 0 BB: 0 P: 18

1B: 7 SF: 2
2B: 1 SAC: 0
3B: 1 DP: 0
HR: 0 HBP: 1

WP: 0 PA: 42
PB: 0
SB: 0
CS: 0

	AB	34
	R	7
	H	9
	RBI	7
	BB	5
	SO	9
	LOB	15

PITCHER		IP	WLS	BF	H	R	ER	SO	BB	IBB	HBP	BLK	WP	HR	S	P	ERA	WHIP
32 Chris Young, R ERA: 3.27	(1, 1)	5.0		22	3	2	2	5	3	0	1	0	0	0	66	100	3.60	1.200
Brian Sikorski, R ERA: 1.8	(6, 1)	1.0	L	4	1	1	1	2	0	0	0	0	0	0	15	20	9.00	1.000
Jon Adkins, R ERA: 3.93	(7, 1)	0.1		6	3	2	2	0	0	2	0	0	0	0	10	23	54.00	9.000
Alan Embree, L ERA: 3.91	(7, 1)	0.2		2	0	1	1	1	0	0	0	0	0	0	4	7	13.50	0.000
56 Scott Cassidy, R ERA: 2.51	(8, 1)	2.0		8	2	1	1	1	0	0	0	0	0	0	19	36	4.50	1.000

PITCHER		IP	WLS	BF	H	R	ER	SO	BB	IBB	HBP	BLK	WP	HR	S	P	ERA	WHIP

Batter	1	2	3	4	5	6	7	8	9	AB	R	H	RBI	BB	SO	LOB
Dave Roberts, L (1, 7) OBP: 0.371, SLG: 0.441	B C X 1-1 S 1B		S C B X 1-2 ② G4-3		C X 0-1 24 WP 1-2 2-H 1B		X 0-0 ① F7			4	0	2	1	0	0	0
Mike Cameron, R (1, 8) OBP: 0.329, SLG: 0.363	B C B C B 1 S SAFE 3-3 ① K 1-2		B X 1-0 ③ F9		F B B C B X 3-2 ② F9 2-3		C C B F F F B C 2-3 ② K			4	0	0	0	0	2	3
24 Brian Giles, L (1, 9) OBP: 0.384, SLG: 0.388	B B X 2-0 ② P5			B B C C C C 2-3 ① K	F B B B X 3-1 ③ G4-3 1-2		B B X 2-0 ③ F7			4	0	0	0	0	1	3
28 Josh Bard, S (1, 2) OBP: 0.394, SLG: 0.588	B C B C F F B F F 4-2 B BB			C X 0-1 23 G4-6-3 1B		B F B F X 2-2 ① G4-3		B F F C 1-3 ① K		3	0	1	0	1	1	0
23 Adrián González, L (1, 3) OBP: 0.318, SLG: 0.439	C F B F X 1-2 ③ G4-3			C D B X 2-1 ②③ G4-6-3 1-2f		F B C X 1-2 FC5-4 1B		B S B F X 2-2 ② F7		4	0	1	0	0	0	3
Mark Bellhorn, S (1, 5) OBP: 0.299, SLG: 0.430		C F S 0-3 ① K			B B F B B 4-1 1B FC5-2 BB	X 0-0 ② FC5-4 E 1-2f		C B S S 1-3 ③ K		3	0	0	0	1	2	1
Geoff Blum, S (1, 6) OBP: 0.301, SLG: 0.367		C F X 0-2 ② G4-3			X 0-0 FC5-2 1-3 1B 1B	S 1 B B X SAFE 2-1 E5 1-2			B B F X 2-1 ① F7	4	1	1	0	0	0	1
Josh Barfield, R (1, 4) OBP: 0.292, SLG: 0.373		C B X 1-1 ③ F7			F B F B X 2-2 ① FC5-2 1B 1-2 1B 3-H	B F S B X 2-2 ③ F9			B C F F X 2-2 ② P4	4	1	0	0	0	0	4
32 Chris Young, R (1, 1) OBP: 0.192, SLG: 0.346 Rob Bowen, S (5, PH) OBP: 0.476, SLG: 0.576 Brian Sikorski, R (6, 1) Jon Adkins, L (7, 1) Alan Embree, L (7, 1) Vinny Castilla, R (7, PH) OBP: 0.263, SLG: 0.311 56 Scott Cassidy, R (8, 1) Eric Young Sr., R (9, PH) OBP: 0.330, SLG: 0.346			B B C C C F F B F X 3-2 ① G5-3		B B X 2-0 F9 1B 1-2 2-H 1B		B X 1-0 HR		S C B B B B F S 3-3 ③ K	1 1 0 0 0 1 0	0 0 0 0 0 1 0	0 1 0 0 0 1 0	0 1 0 0 0 1 0	0 1 0 0 0 1 0	0 0 0 0 0 0 0	0 0 0 0 0 0 0
Inning Stats	R: 0 H: 1 E: 0 LOB: 2 K: 1 BB: 1 S: 16 P: 27	R: 0 H: 0 E: 0 LOB: 0 K: 1 BB: 0 S: 8 P: 9	R: 0 H: 0 E: 0 LOB: 0 K: 0 BB: 0 S: 10 P: 15	R: 0 H: 1 E: 0 LOB: 0 K: 1 BB: 0 S: 7 P: 11	R: 2 H: 3 E: 0 LOB: 2 K: 0 BB: 1 S: 13 P: 27	R: 0 H: 1 E: 1 LOB: 2 K: 0 BB: 0 S: 12 P: 19	R: 1 H: 1 E: 0 LOB: 0 K: 1 BB: 0 S: 9 P: 14	R: 0 H: 0 E: 0 LOB: 0 K: 2 BB: 0 S: 9 P: 13	R: 0 H: 0 E: 0 LOB: 0 K: 1 BB: 0 S: 10 P: 17	1B: 6 2B: 0 3B: 0 HR: 1	SF: 0 SAC: 0 DP: 1 HBP: 0			WP: 1 PB: 0 SB: 1 CS: 0	PA: 36		

PITCHER		IP	WLS	BF	H	R	ER	SO	BB	IBB	HBP	BLK	WP	HR	S	P	ERA	WHIP
58 Chad Billingsley, R ERA: 3.38	(1, 1)	5.1		23	6	2	2	3	2	0	0	0	1	0	60	98	3.38	1.500
Joe Beimel, L ERA: 4.71	(6, 1)	0.1		2	0	0	0	0	0	0	0	0	0	0	3	5	0.00	0.000
51 Jonathan Broxton, R ERA: 3.04	(6, 1)	1.1	W	5	1	1	1	1	0	0	0	0	0	1	12	19	6.75	0.750
Danys Baez, R ERA: 3.44	(8, 1)	1.0	H	3	0	0	0	2	0	0	0	0	0	0	9	13	0.00	0.000
44 Takashi Saito, R ERA: 1.93	(9, 1)	1.0		3	0	0	0	1	0	0	0	0	0	0	10	17	0.00	0.000

PITCHER	IP	WLS	BF	H	R	ER	SO	BB	IBB	HBP	BLK	WP	HR	S	P	ERA	WHIP

BOTTOM

Los Angeles Dodgers @ San Diego Padres

PETCO Park, San Diego, CA

Thu Jun 15 2006, 3:35 PM EDT

Att. 33,382 - Partly Cloudy - 75 F

livebaseballscorecards.com

AB	34
R	3
H	7
RBI	3
BB	2
SO	7
LOB	15

Los Angeles Dodgers @ Oakland Athletics

McAfee Coliseum, Oakland, CA

Fri Jun 16 2006, 10:05 PM EDT

Att. 30,161 - Clear - 76 F

livebaseballscorecards.com

Batter	1	2	3	4	5	6	7	8	9	AB	R	H	RBI	BB	SO	LOB
15 Rafael Furcal, S (1, 6) OBP: 0.329, SLG: 0.336	C F B S 1-3 K ①		C B C X 1-2 1-3 1B 2B		F C B B S 2-3 K ③			X 0-0 B1-3 ①		4	1	1	0	0	2	0
Kenny Lofton, L (1, 8) OBP: 0.368, SLG: 0.404	B F B B X 3-1 P4 ②		B X 1-0 5 G5-4-3 2-H 3-H 1B			C B B X 2-1 G4-3 ①		B X 1-0 F7 ②		4	0	1	2	0	0	0
5 Nomar Garciaparra, R (1, 3) OBP: 0.414, SLG: 0.582	C X 0-1 1B		1 SAFE S X 0-1 G5-4-3 ② ③ 1-2f			C X 0-1 G6-3 ②		C B X 1-1 12 FC4-6 1B		4	0	2	0	0	0	1
12 Jeff Kent, R (1, 4) OBP: 0.382, SLG: 0.459	C D T C 1-3 K ③			B X 1-0 2B		X 0-0 1B 2B		1 SAFE 1 SAFE F B X 1-1 FC4-6 ③ 1-2f		4	1	2	0	0	1	2
Olmedo Saenz, R (1, 10) OBP: 0.327, SLG: 0.545		C C B D S 2-3 K ①		S X 0-1 G6-3 ①		B X 1-0 2-H 1B			B C B X 2-1 F8 ①	4	0	1	1	0	1	1
27 Matt Kemp, R (1, 7) OBP: 0.390, SLG: 0.769		B B B C F C 3-3 K ②		S B S C 1-3 K ②		F D F B F F S 2-3 K ③			X 0-0 G5-3 ②	4	0	0	0	0	3	2
José Cruz Jr., S (1, 9) OBP: 0.363, SLG: 0.370		C C B C 1-3 K ③		B F B X 2-1 P6 ③			X 0-0 P6 ①		C S B X 1-2 L9 ③	4	0	0	0	0	1	1
55 Russell Martin, R (1, 2) OBP: 0.370, SLG: 0.479			F B S S S 1-3 K ①		B B F B X 3-1 P3 ①		B F F F F B F S 2-3 K ②			3	0	0	0	0	2	0
18 Ramon Martinez, R (1, 5) OBP: 0.404, SLG: 0.432			C X 0-1 15 2B 1B 1B		B B C C B S 3-3 K ②		B F B X 2-1 F9 ③			3	1	1	0	0	1	0
Inning Stats	R: 0 E: 0 K: 2 S: 10 H: 1 LOB: 1 BB: 0 P: 15	R: 0 E: 0 K: 3 S: 9 H: 0 LOB: 0 BB: 0 P: 15	R: 2 E: 0 K: 1 S: 11 H: 3 LOB: 0 BB: 0 P: 14	R: 0 E: 0 K: 1 S: 8 H: 1 LOB: 1 BB: 0 P: 12	R: 0 E: 0 K: 2 S: 8 H: 0 LOB: 0 BB: 0 P: 16	R: 1 E: 0 K: 1 S: 11 H: 2 LOB: 1 BB: 0 P: 16	R: 0 E: 0 K: 1 S: 9 H: 0 LOB: 0 BB: 0 P: 13	R: 0 E: 0 K: 0 S: 6 H: 1 LOB: 1 BB: 0 P: 9	R: 0 E: 0 K: 0 S: 6 H: 0 LOB: 0 BB: 0 P: 9	1B: 5 2B: 3 3B: 0 HR: 0 SF: 0 SAC: 0 DP: 1 HBP: 0						

TOP	
AB	34
R	3
H	8
RBI	3
BB	0
SO	11
LOB	7

WP: 0 PB: 0 SB: 0 CS: 0 PA: 34

PITCHER		IP	WLS	BF	H	R	ER	SO	BB	IBB	HBP	BLK	WP	HR	S	P	ERA	WHIP
Barry Zito, L ERA: 3.51	(1, 1)	8.0	W	31	8	3	3	11	0	0	0	0	0	0	72	110	3.38	1.000
50 Kiko Calero, R ERA: 4.1	(9, 1)	1.0		3	0	0	0	0	0	0	0	0	0	0	6	9	0.00	0.000

PITCHER	IP	WLS	BF	H	R	ER	SO	BB	IBB	HBP	BLK	WP	HR	S	P	ERA	WHIP

Batter	1	2	3	4	5	6	7	8	9	AB	R	H	RBI	BB	SO	LOB
Jason Kendall, R (1, 2) OBP: 0.349, SLG: 0.319	B C B B C F X 3-2 G4-3 ①	C B F X 1-2 G5-3 ③		F C X 0-2 F9 ③		B B C B X 3-1 L4 ②		B X 1-0 G1-3 ①		5	0	0	0	0	0	3
Nick Swisher, S (1, 7) OBP: 0.388, SLG: 0.565	C X 0-1 F7 ②		B C B F B F X 3-2 G4-3 ①		T X 0-1 G4-3 ①	C B F B B B 4-2 BB		C B S B S 2-3 K ②		4	0	0	0	1	1	0
17 Adam Melhuse, S (1, 10) OBP: 0.316, SLG: 0.452	C B X 1-1 2B		B X 1-0 1B		C B B X 2-1 3 HR 1B	S S F X 0-2 L6 ③		C F B F F X 1-2 G4-3 ③		5	1	3	0	0	0	2
3 Eric Chavez, L (1, 5) OBP: 0.361, SLG: 0.514	C B X 1-1 P6 ③		B C F F F F F B X 2-2 F7 ②		C B C F F X 1-2 1-H HR		B X 1-0 2B 1B			4	2	2	2	0	0	2
7 Bobby Crosby, R (1, 6) OBP: 0.301, SLG: 0.399		C B F X 1-2 23 FC4-6 1B 2B 1B	B C X 1-1 L9 ③		S B F B B B 4-2 BB		C F C 0-3 K ①			3	1	1	0	1	1	2
29 Dan Johnson, L (1, 3) OBP: 0.332, SLG: 0.410		B X 1-0 F8 ①		C B C X 1-2 2B 2B	B 1 SAFE C B C B X 3-2 F8 ②		B S B F B C 3-3 K ②			4	1	1	0	0	1	3
Jay Payton, R (1, 8) OBP: 0.297, SLG: 0.396		X 0-0 23 FC4-6 1-2 1B		C B F B B X 3-2 23 G6-3 SF7 2-H 2B	X 0-0 P3 ③		C X 0-1 23 2B 1-H 2B			4	2	3	2	0	0	1
23 Bobby Kielty, S (1, 9) OBP: 0.351, SLG: 0.449		B S C X 1-2 FC4-6 2B 1-2f 2-3 ②		X 0-0 G6-3 2-3 ①		B B S X 2-1 2B	F B S B X 2-2 2-H 2B			4	0	2	1	0	0	3
Marco Scutaro, R (1, 4) OBP: 0.274, SLG: 0.258		B F F B X 2-2 1-3 3-H 2B		F B X 1-1 SF7 ② 3-H		B F L F B B C 3-3 K ①	C C C 0-3 K ③			3	0	1	2	0	2	2
Inning Stats	R: 0 E: 0 K: 0 S: 10 H: 1 LOB: 1 BB: 0 P: 15	R: 1 E: 0 K: 0 S: 14 H: 3 LOB: 2 BB: 0 P: 20	R: 0 E: 0 K: 0 S: 14 H: 1 LOB: 1 BB: 0 P: 21	R: 2 E: 0 K: 0 S: 12 H: 2 LOB: 0 BB: 0 P: 17	R: 2 E: 0 K: 0 S: 15 H: 2 LOB: 1 BB: 1 P: 25	R: 0 E: 0 K: 1 S: 14 H: 1 LOB: 2 BB: 1 P: 26	R: 2 E: 0 K: 3 S: 15 H: 3 LOB: 1 BB: 0 P: 21	R: 0 E: 0 K: 1 S: 9 H: 0 LOB: 0 BB: 0 P: 13		1B: 5 2B: 7 3B: 0 HR: 1	SF: 1 SAC: 0 DP: 0 HBP: 0			WP: 0 PB: 0 SB: 0 CS: 0	PA: 39	

PITCHER		IP	WLS	BF	H	R	ER	SO	BB	IBB	HBP	BLK	WP	HR	S	P	ERA	WHIP
Brett Tomko, R ERA: 5.45	(1, 1)	5.0	L	25	9	5	5	0	1	0	0	0	0	1	65	98	9.00	2.000
56 Hung-Chih Kuo, L ERA: 5.49	(6, 1)	1.2		10	4	2	2	3	1	0	0	0	0	0	26	44	10.80	3.000
Jae Weong Seo, R ERA: 5.52	(7, 1)	1.1		4	0	0	0	2	0	0	0	0	0	0	12	16	0.00	0.000

PITCHER	IP	WLS	BF	H	R	ER	SO	BB	IBB	HBP	BLK	WP	HR	S	P	ERA	WHIP

BOTTOM

Los Angeles Dodgers @ Oakland Athletics

McAfee Coliseum, Oakland, CA

Fri Jun 16 2006, 10:05 PM EDT

Att. 30,161 - Clear - 76 F

livebaseballscorecards.com

AB	36
R	7
H	13
RBI	7
BB	2
SO	5
LOB	18

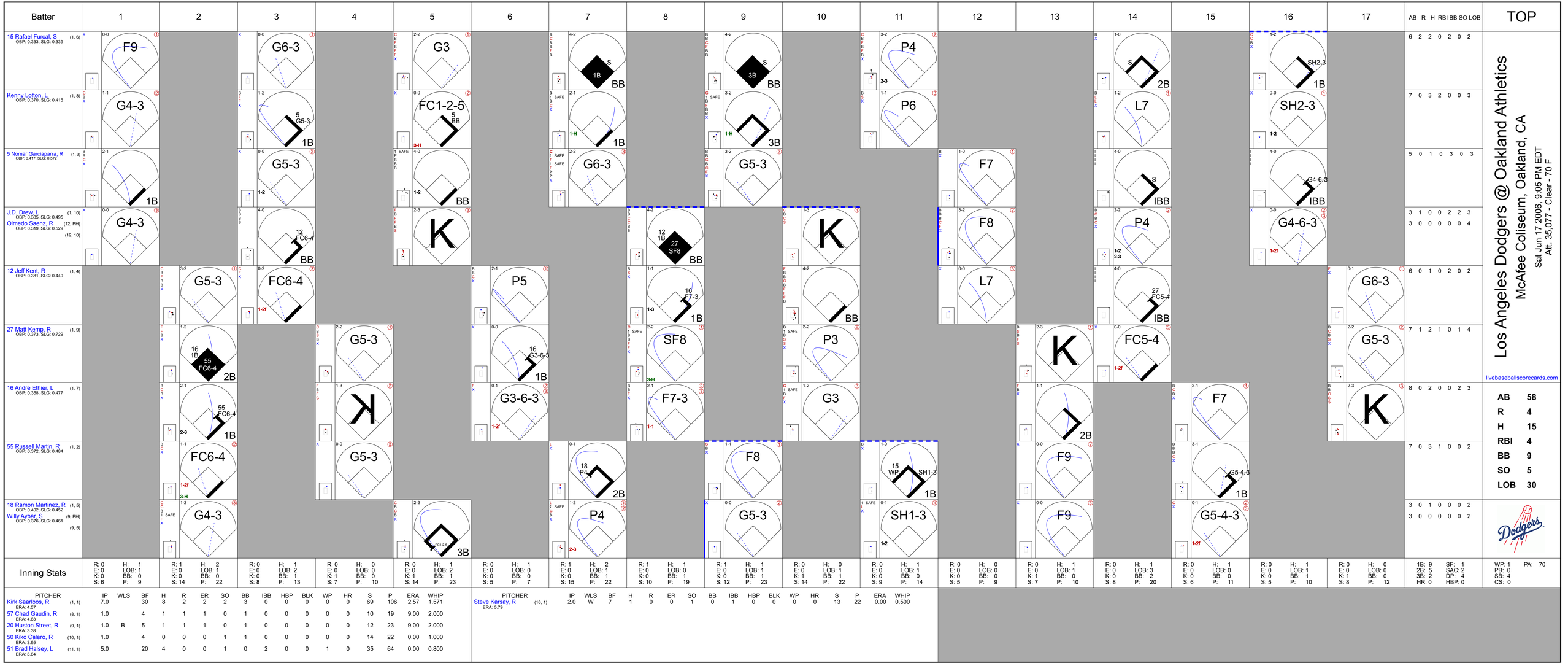

Los Angeles Dodgers @ Oakland Athletics

McAfee Coliseum, Oakland, CA

Sat Jun 17 2006, 9:05 PM EDT
Att. 35,077 - Clear - 70 F

livebaseballscorecards.com

Batter	1	2	3	4	5	6	7	8	9	10	11	12	13	14	15	16	17	AB	R	H	RBI	BB	SO	LOB
15 Rafael Furcal, S (1, 6) OBP: 0.333, SLG: 0.339	F9		G6-3		G3		1B BB		3B BB		P4			2B		1B		6	2	2	0	2	0	2
Kenny Lofton, L (1, 8) OBP: 0.370, SLG: 0.416	G4-3		5 G5-3 1B		FC1-2-5 5 BB 3-H		1-H 1B		1-H 3B		P6			L7		SH2-3 1-2		7	0	3	2	0	0	3
5 Nomar Garciaparra, R (1, 3) OBP: 0.417, SLG: 0.572	1B		G5-3 1-2		1-2 BB		G6-3		G5-3			F7		IBB		G4-6-3 IBB		5	0	1	0	3	0	3
J.D. Drew, L (1, 10) OBP: 0.385, SLG: 0.495	G4-3		12 FC6-4 BB		K			12 1B 27 SF8 BB		K		F8		P4 1-2 2-3		G4-6-3 1-2f		3	1	0	0	2	2	3
Olmedo Saenz, R (12, PH) OBP: 0.319, SLG: 0.529 (12, 10)																		3	0	0	0	0	0	4
12 Jeff Kent, R (1, 4) OBP: 0.381, SLG: 0.449		G5-3	FC6-4 1-2f			P5		16 F7-3 1-3 1B		BB		L7		27 FC5-4 IBB			G6-3	6	0	1	0	2	0	2
27 Matt Kemp, R (1, 9) OBP: 0.373, SLG: 0.729		16 1B 55 FC6-4 2B		G5-3		16 G3-6-3 1B		SF8 3-H		P3			K	FC5-4 1-2f			G5-3	7	1	2	1	0	1	4
16 Andre Ethier, L (1, 7) OBP: 0.358, SLG: 0.477		55 FC6-4 2-3 1B		K		G3-6-3 1-2f		F7-3 1-1		G3			2B		F7		K	8	0	2	0	0	2	3
55 Russell Martin, R (1, 2) OBP: 0.372, SLG: 0.484		FC6-4 1-2f 3-H		G5-3			18 P4 2B		F8		15 WP SH1-3 1B		F9		G5-4-3 1B			7	0	3	1	0	0	2
18 Ramon Martinez, R (1, 5) OBP: 0.402, SLG: 0.452		G4-3			3B		P4 2-3		G5-3		SH1-3 1-2		F9		G5-4-3 1-2f			3	0	1	0	0	0	2
Willy Aybar, S (9, PH) OBP: 0.376, SLG: 0.461 (9, 5)																		3	0	0	0	0	0	2

Inning Stats	R: 0 E: 0 K: 0 S: 6	H: 1 LOB: 1 BB: 0 P: 9	R: 1 E: 0 K: 0 S: 14	H: 2 LOB: 1 BB: 0 P: 22	R: 0 E: 0 K: 0 S: 8	H: 1 LOB: 2 BB: 1 P: 13	R: 0 E: 0 K: 1 S: 7	H: 0 LOB: 0 BB: 0 P: 10	R: 0 E: 0 K: 1 S: 14	H: 1 LOB: 2 BB: 1 P: 23	R: 0 E: 0 K: 0 S: 5	H: 1 LOB: 0 BB: 0 P: 7	R: 1 E: 0 K: 0 S: 15	H: 2 LOB: 1 BB: 1 P: 22	R: 1 E: 0 K: 0 S: 10	H: 1 LOB: 0 BB: 1 P: 19	R: 1 E: 0 K: 0 S: 12	H: 1 LOB: 1 BB: 1 P: 23	R: 0 E: 0 K: 1 S: 14	H: 0 LOB: 1 BB: 1 P: 22	R: 0 E: 0 K: 0 S: 9	H: 1 LOB: 1 BB: 0 P: 14	R: 0 E: 0 K: 0 S: 5	H: 0 LOB: 0 BB: 0 P: 9	R: 0 E: 0 K: 1 S: 7	H: 1 LOB: 1 BB: 0 P: 10	R: 0 E: 0 K: 0 S: 8	H: 1 LOB: 3 BB: 2 P: 20	R: 0 E: 0 K: 0 S: 6	H: 1 LOB: 0 BB: 0 P: 11	R: 0 E: 0 K: 0 S: 5	H: 1 LOB: 1 BB: 1 P: 10	R: 0 E: 0 K: 1 S: 8	H: 0 LOB: 0 BB: 0 P: 12	1B: 9 2B: 5 3B: 2 HR: 0	SF: 1 SAC: 2 DP: 4 HBP: 0	WP: 1 PB: 0 SB: 4 CS: 0	PA: 70
PITCHER	IP	WLS	BF	H	R	ER	SO	BB	IBB	HBP	BLK	WP	HR	S	P	ERA	WHIP	PITCHER	IP	WLS	BF	H	R	ER	SO	BB	IBB	HBP	BLK	WP	HR	S	P	ERA	WHIP
Kirk Saarloos, R (1, 1) ERA: 4.57	7.0		30	8	2	2	2	3	0	0	0	0	0	69	106	2.57	1.571	Steve Karsay, R (16, 1) ERA: 5.79	2.0	W	7	1	0	0	1	0	1	0	0	0	0	13	22	0.00	0.500
57 Chad Gaudin, R (8, 1) ERA: 4.63	1.0		4	1	1	1	0	1	0	0	0	0	0	10	19	9.00	2.000																			
20 Huston Street, R (9, 1) ERA: 3.38	1.0	B	5	1	1	1	0	1	0	0	0	0	0	12	23	9.00	2.000																			
50 Kiko Calero, R (10, 1) ERA: 3.95	1.0		4	0	0	0	1	1	0	0	0	0	0	14	22	0.00	1.000																			
51 Brad Halsey, L (11, 1) ERA: 3.84	5.0		20	4	0	0	1	0	2	0	0	1	0	35	64	0.00	0.800																			

TOP	
AB	58
R	4
H	15
RBI	4
BB	9
SO	5
LOB	30

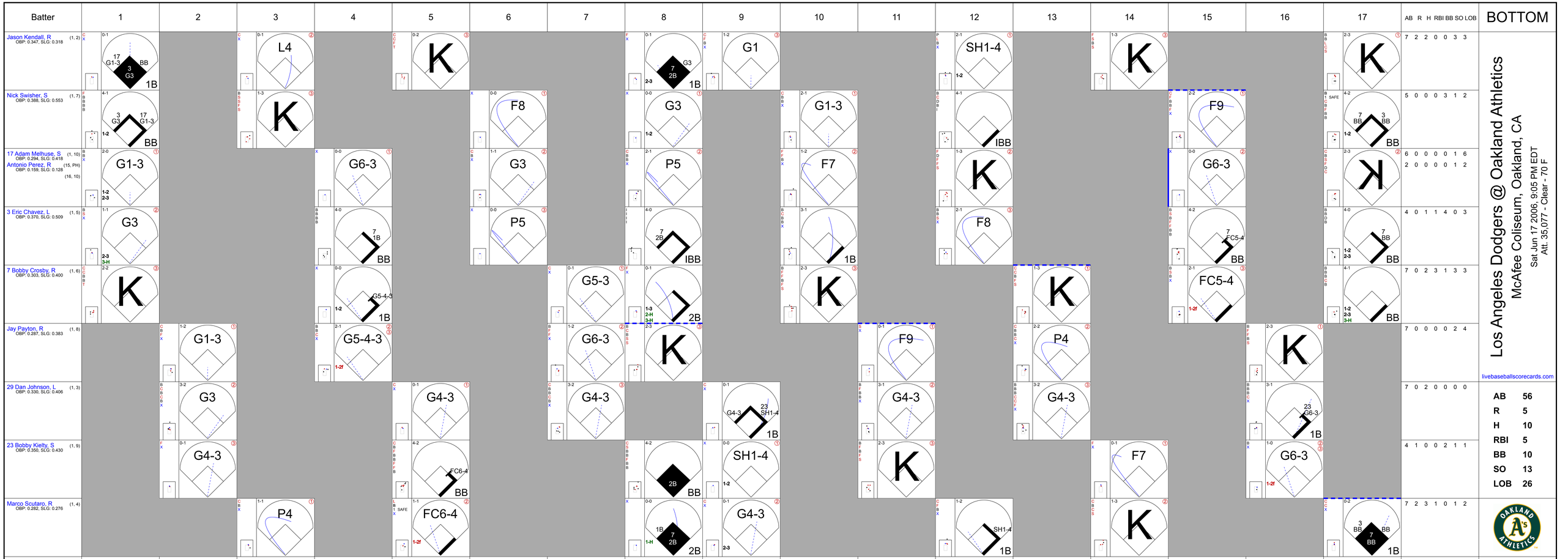
Batter
1
2
3
4
5
6
7
8
9
10
11
12
13
14
15
16
17
AB R H RBI BB SO LOB
BOTTOM
Jason Kendall, R (1, 2) OBP: 0.347, SLG: 0.318
7 2 2 0 0 3 3
Nick Swisher, S (1, 7) OBP: 0.388, SLG: 0.553
5 0 0 0 3 1 2
17 Adam Melhuse, S (1, 10) OBP: 0.294, SLG: 0.418
Antonio Perez, R (15, PH) (16, 10) OBP: 0.159, SLG: 0.128
6 0 0 0 0 1 6
2 0 0 0 0 1 2
3 Eric Chavez, L (1, 5) OBP: 0.370, SLG: 0.509
4 0 1 1 4 0 3
7 Bobby Crosby, R (1, 6) OBP: 0.303, SLG: 0.400
7 0 2 3 1 3 3
Jay Payton, R (1, 8) OBP: 0.287, SLG: 0.383
7 0 0 0 0 2 4
29 Dan Johnson, L (1, 3) OBP: 0.330, SLG: 0.406
7 0 2 0 0 0 0
23 Bobby Kielty, S (1, 9) OBP: 0.350, SLG: 0.430
4 1 0 0 2 1 1
Marco Scutaro, R (1, 4) OBP: 0.282, SLG: 0.276
7 2 3 1 0 1 2
livebaseballscorecards.com
AB 56
R 5
H 10
RBI 5
BB 10
SO 13
LOB 26
Inning Stats
PITCHER IP WLS BF H R ER SO BB IBB HBP BLK WP HR S P ERA WHIP
Derek Lowe, R (1, 1) ERA: 2.98 7.2 32 5 4 4 3 4 1 0 0 0 0 64 105 4.70 1.174
Danys Baez, R (8, 1) ERA: 3.22 2.1 9 2 0 0 2 0 0 0 0 0 0 22 33 0.00 0.857
51 Jonathan Broxton, R (11, 1) ERA: 2.81 2.0 8 1 0 0 2 0 1 0 0 0 0 20 34 0.00 0.500
44 Takashi Saito, R (13, 1) ERA: 1.82 2.0 6 0 0 0 3 0 0 0 0 0 0 19 27 0.00 0.000
Joe Beimel, L (15, 1) ERA: 4.3 2.0 7 1 0 0 1 1 0 0 0 0 0 16 30 0.00 1.000
PITCHER IP WLS BF H R ER SO BB IBB HBP BLK WP HR S P ERA WHIP
Jae Weong Seo, R (17, 1) ERA: 5.61 0.2 L 6 1 1 1 2 1 0 0 0 0 0 0 13 29 13.50 6.000
1B: 8 SF: 0
2B: 2 SAC: 2
3B: 0 DP: 2
HR: 0 HBP: 0
WP: 0 PA: 68
PB: 0
SB: 0
CS: 0
Los Angeles Dodgers @ Oakland Athletics
McAfee Coliseum, Oakland, CA
Sat Jun 17 2006, 9:05 PM EDT
Att. 35,077 - Clear - 70 F

Los Angeles Dodgers @ Oakland Athletics

McAfee Coliseum, Oakland, CA

Sun Jun 18 2006, 4:05 PM EDT

Att. 35,077 - Sunny - 66 F

livebaseballscorecards.com

Batter	1	2	3	4	5	6	7	8	9	AB	R	H	RBI	BB	SO	LOB
15 Rafael Furcal, S (1, 6) OBP: 0.329, SLG: 0.335	F7		K		G3-1			B3		4	0	0	0	0	1	1
Willy Aybar, S (1, 5) OBP: 0.364, SLG: 0.443	G4-3			G6-3		G5-3		G3		4	0	0	0	0	0	0
5 Nomar Garciaparra, R (1, 3) OBP: 0.423, SLG: 0.589	FC4-6, 1B			FC4-6, HBP		HR		G1-3		3	1	2	1	0	0	0
J.D. Drew, L (1, 10) OBP: 0.382, SLG: 0.491	FC4-6 1-2f			FC4-6 1-2f		G4-3			27 1B	4	0	1	0	0	0	2
27 Matt Kemp, R (1, 8) OBP: 0.380, SLG: 0.710		L9-6, 16 S, BB		G4-3		K			1 SAFE 1 SAFE 1-2	3	0	1	0	1	1	1
16 Andre Ethier, L (1, 7) OBP: 0.363, SLG: 0.477		K 1-2			G5-3, 1B		G3-6-3, 1B		K	4	0	2	0	0	2	3
José Cruz Jr., S (1, 9) OBP: 0.363, SLG: 0.370 Kenny Lofton, L (9, PH) OBP: 0.368, SLG: 0.414		L9-6 2-2			18 1B, G5-3 1-2		G3-6-3 1-2f		F7	3 1	1 0	1 0	0 0	0 0	0 0	2 2
Sandy Alomar Jr., R (1, 2) OBP: 0.358, SLG: 0.434 12 Jeff Kent, R (9, PH) OBP: 0.380, SLG: 0.447			F8		G5-3 1-2 2-3f				L4	3 1	0 0	1 0	0 0	0 0	0 0	2 2
18 Ramon Martinez, R (1, 4) OBP: 0.400, SLG: 0.448			G6-3		2-H		G5-3			3	0	1	1	0	0	1

TOP	
AB	33
R	2
H	9
RBI	2
BB	1
SO	4
LOB	16

Inning Stats	1	2	3	4	5	6	7	8	9
	R: 0 E: 0 K: 0 S: 7	H: 1 LOB: 1 BB: 0 P: 9	R: 0 E: 0 K: 1 S: 8	H: 0 LOB: 0 BB: 1 P: 13	R: 0 E: 0 K: 1 S: 8	H: 0 LOB: 0 BB: 0 P: 14	R: 0 E: 0 K: 0 S: 9	H: 0 LOB: 1 BB: 0 P: 13	R: 1 E: 0 K: 0 S: 9	H: 3 LOB: 1 BB: 0 P: 12
	R: 1 E: 0 K: 1 S: 10	H: 1 LOB: 0 BB: 0 P: 14	R: 0 E: 0 K: 0 S: 6	H: 2 LOB: 1 BB: 0 P: 10	R: 0 E: 0 K: 0 S: 5	H: 0 LOB: 0 BB: 0 P: 6	R: 0 E: 0 K: 1 S: 14	H: 2 LOB: 2 BB: 0 P: 17	1B: 8 2B: 1 3B: 0 HR: 1	SF: 0 SAC: 0 DP: 3 HBP: 1

	WP: 0	PA: 35
	PB: 0	
	SB: 1	
	CS: 0	

PITCHER		IP	WLS	BF	H	R	ER	SO	BB	IBB	HBP	BLK	WP	HR	S	P	ERA	WHIP
Joe Blanton, R ERA: 4.79	(1, 1)	8.0	W	32	9	2	2	3	1	0	1	0	0	1	67	96	2.25	1.250
20 Huston Street, R ERA: 3.26	(9, 1)	1.0	S	3	0	0	0	1	0	0	0	0	0	0	9	12	0.00	0.000

PITCHER	IP	WLS	BF	H	R	ER	SO	BB	IBB	HBP	BLK	WP	HR	S	P	ERA	WHIP

BOTTOM

Los Angeles Dodgers @ Oakland Athletics

McAfee Coliseum, Oakland, CA

Sun Jun 18 2006, 4:05 PM EDT

Att. 35,077 - Sunny - 66 F

livebaseballscorecards.com

Batter	1	2	3	4	5	6	7	8	9	AB	R	H	RBI	BB	SO	LOB
Jason Kendall, R (1, 2) OBP: 0.345, SLG: 0.317	3-2 3 L3 1B		1-2 F9 ①	2-0 FC6-4 G3-6-3 ① 1-2f 3-H			2-2 G1-3 ①			4	0	1	1	0	0	2
Nick Swisher, S (1, 7) OBP: 0.389, SLG: 0.552	3-1 F8 ①		0-1 1-2 1B	0-1 G3-6-3 ②③ 1-2f			0-1 7 1B 1B 1B			4	0	2	0	0	0	2
3 Eric Chavez, L (1, 10) OBP: 0.364, SLG: 0.500	2-0 L3 ②③ 1-1		0-0 F8 ②		2-3 K ①		0-3 K ②			4	0	0	0	0	2	4
7 Bobby Crosby, R (1, 6) OBP: 0.306, SLG: 0.399		4-2 2B BB	3-1 F7 ③		3-3 K ②		0-0 1B 1-2 1B			3	1	1	0	1	1	2
Jay Payton, R (1, 8) OBP: 0.295, SLG: 0.394		1-1 G5-4-3 1-H 2B		2-2 29 BB 1B 1B	2-2 P4 ③		1-1 1-2 2-H 1B			4	1	3	1	0	0	0
29 Dan Johnson, L (1, 3) OBP: 0.333, SLG: 0.401		4-2 G5-4-3 BB		4-2 23 3B 1B 1-2 BB		1-2 G4-3 ①		0-1 G4-3 ①		2	1	0	0	2	0	0
Marco Scutaro, R (1, 5) OBP: 0.295, SLG: 0.290		1-0 G5-4-3 ①② 1-2f 2-3		2-1 23 3B 1-2 2-H 1B		2-2 S 1B		0-1 23 G5-4-3 1B		4	1	3	1	0	0	2
23 Bobby Kielty, S (1, 9) OBP: 0.346, SLG: 0.443		0-0 F7 ③		1-0 FC6-4 1-H 2-H 3B		0-3 K ②		1-2 G5-4-3 ②③ 1-2f		4	1	1	2	0	1	3
Mike Rouse, L (1, 4) OBP: 0.467, SLG: 0.462			1-2 1B 1B	3-2 FC6-4 HBP			1-2 G5-3 ③ 1-2			2	0	1	0	0	0	1
Inning Stats	R: 0 E: 0 K: 0 S: 6 H: 1 LOB: 0 BB: 0 P: 14	R: 1 E: 0 K: 0 S: 9 H: 1 LOB: 1 BB: 2 P: 19	R: 0 E: 0 K: 0 S: 11 H: 2 LOB: 2 BB: 0 P: 16	R: 4 E: 0 K: 0 S: 14 H: 3 LOB: 0 BB: 1 P: 28	R: 0 E: 0 K: 2 S: 11 H: 0 LOB: 0 BB: 0 P: 18	R: 0 E: 0 K: 1 S: 14 H: 1 LOB: 1 BB: 0 P: 18	R: 0 E: 0 K: 1 S: 11 H: 3 LOB: 2 BB: 0 P: 14	R: 0 E: 0 K: 0 S: 7 H: 1 LOB: 0 BB: 0 P: 8		1B: 10 2B: 2 3B: 1 HR: 0	SF: 0 SAC: 0 DP: 4 HBP: 1					

	AB	31
	R	5
	H	12
	RBI	5
	BB	3
	SO	4
	LOB	16

PITCHER		IP	WLS	BF	H	R	ER	SO	BB	IBB	HBP	BLK	WP	HR	S	P	ERA	WHIP
Aaron Sele, R ERA: 3.09	(1, 1)	4.0	L	20	7	5	5	0	3	0	1	0	0	0	40	77	11.25	2.500
Odalis Perez, L ERA: 6.33	(5, 1)	4.0		15	5	0	0	4	0	0	0	0	0	0	43	58	0.00	1.250

PITCHER	IP	WLS	BF	H	R	ER	SO	BB	IBB	HBP	BLK	WP	HR	S	P	ERA	WHIP

Batter	1	2	3	4	5	6	7	8	9	AB	R	H	RBI	BB	SO	LOB
51 Ichiro Suzuki, L (1, 9) OBP: 0.413, SLG: 0.463	C B X 1-1 29 HR 1B	C B B X 2-1 ② ③ SF7-1-2 2-H 3-H		X 0-0 ③ G3			B C B B B 4-1 29 BB 1B BB		B S F C 1-3 ① K	3	2	1	1	1	1	0
29 Adrián Beltré, R (1, 5) OBP: 0.306, SLG: 0.368	S B X 1-1 1-H HR	C B X 1-1 1B 2B			B C B X 2-1 ① F9		1 SAFE B B B B 4-0 WP 1B 2 1B 1-2 BB		B B B B 4-0 E BB	3	4	2	2	2	0	0
Raul Ibanez, L (1, 7) OBP: 0.351, SLG: 0.516	C X 0-1 ① G1-3	F F D B X 2-2 ① F7			X 0-0 ② F9		C C X 0-2 2 1B WP 1-2 2-H 1B		1 SAFE B C D X 2-1 E7 2 P4 1-H 2B	5	1	2	2	0	0	1
Richie Sexson, R (1, 3) OBP: 0.292, SLG: 0.399	C B X 1-1 1B	F B X 1-1 7 1B 2-H 1B			X 0-0 HR		B S D B S T 3-2 ① K 1-2 2-3		B B S B F B 4-2 2 P4 BB	4	1	3	2	1	1	2
2 Kenji Johjima, R (1, 2) OBP: 0.321, SLG: 0.398	C X 0-1 ② F9	C F B D X 2-2 ② P6			X 0-0 2B		B B X 2-0 7 G6-3 2-3 3-H 1B		F X 0-1 ② P4 1-2 3-H	5	0	2	1	0	0	3
7 Jeremy Reed, L (1, 8) OBP: 0.274, SLG: 0.376	C X 0-1 ③ P2	B C X 1-1 1-2 1B			C D X 1-1 ③ G4-3		S F D X 1-2 ② ③ G6-3 1-2f		F F B F F X 1-2 ③ G3	5	0	1	0	0	0	5
16 Willie Bloomquist, R (1, 4) OBP: 0.325, SLG: 0.302		B C C X 1-2 7 SH3 51 1B SF7-1-2 1B	B X 1-0 ③ F9			C C B X 1-2 ① G6-3		C C B B S 2-3 ① K		4	1	1	0	0	1	2
7 Yuniesky Betancourt, R (1, 6) OBP: 0.314, SLG: 0.424		B X 1-0 SH3 51 1-2 SF7-1-2 1B		C X 0-1 ① G5-3		C B B X 2-1 ② G4-3		B C X 1-1 ② F9		4	0	1	0	0	0	0
Joel Pineiro, R (1, 1) George Sherrill, L (7, 1) 40 Julio Mateo, R (7, 1) Carl Everett, S (8, PH) OBP: 0.320, SLG: 0.374 Rafael Soriano, R (8, 1)		B X 1-0 ① SH3 1-2 2-3		B B C F S 2-3 ② K		B S C S 1-3 ③ K		S B S X 1-2 ③ F9		2 0 0 0 0 2 0 0 0 0 0 0 0 0 0 0 0 0 0 0 0 1 0 0 0 0 0 0 0 0 0 0 0 0 0						
Inning Stats	R: 2 H: 3 E: 0 LOB: 1 K: 0 BB: 0 S: 12 P: 15	R: 1 H: 2 E: 0 LOB: 0 K: 0 BB: 0 S: 7 P: 12	R: 1 H: 3 E: 0 LOB: 2 K: 0 BB: 0 S: 13 P: 21	R: 0 H: 0 E: 0 LOB: 0 K: 1 BB: 0 S: 6 P: 8	R: 1 H: 2 E: 0 LOB: 1 K: 0 BB: 0 S: 7 P: 10	R: 0 H: 0 E: 0 LOB: 0 K: 1 BB: 0 S: 8 P: 12	R: 2 H: 2 E: 0 LOB: 1 K: 1 BB: 2 S: 11 P: 25	R: 0 H: 0 E: 0 LOB: 0 K: 1 BB: 0 S: 8 P: 12	R: 2 H: 1 E: 1 LOB: 1 K: 1 BB: 2 S: 14 P: 26	1B: 8 SF: 1 2B: 4 SAC: 1 3B: 0 DP: 2 HR: 2 HBP: 0						

TOP

Seattle Mariners @ Los Angeles Dodgers

Dodger Stadium, Los Angeles, CA

Tue Jun 20 2006, 7:10 PM PDT

Att. 43,949 - Clear - 73 F

livebaseballscorecards.com

AB	36
R	9
H	13
RBI	8
BB	4
SO	5
LOB	13

PITCHER		IP	WLS	BF	H	R	ER	SO	BB	IBB	HBP	BLK	WP	HR	S	P	ERA	WHIP
31 Brad Penny, R ERA: 2.83	(1, 1)	6.0	L	27	10	5	5	2	0	0	0	0	0	2	53	78	7.50	1.667
56 Hung-Chih Kuo, L ERA: 6.41	(7, 1)	0.0		3	1	2	2	0	2	0	0	0	0	0	4	12	∞	∞
51 Jonathan Broxton, R ERA: 2.7	(7, 1)	1.0		3	1	0	0	1	0	0	0	0	1	0	7	13	0.00	1.000
Jae Weong Seo, R ERA: 5.57	(8, 1)	2.0		9	1	2	1	2	2	0	0	0	0	0	22	38	4.50	1.500

PITCHER	IP	WLS	BF	H	R	ER	SO	BB	IBB	HBP	BLK	WP	HR	S	P	ERA	WHIP

WP: 1 PA: 42
PB: 0
SB: 0
CS: 0

Batter	1	2	3	4	5	6	7	8	9	AB	R	H	RBI	BB	SO	LOB
15 Rafael Furcal, S (1, 6) OBP: 0.330, SLG: 0.343	BCFFBX 2-2 5 E 2B		BSMFX 1-2 ① F7		CBBX 2-1 ① G3-1		BCX 1-1 5 1B SF8 2B		BBCCFFBX 3-2 ① F7	5	2	2	0	0	0	1
Kenny Lofton, L (1, 8) OBP: 0.364, SLG: 0.408	LBSS 1-3 ① K		BFX 1-1 ② G6-3		BCX 1-1 12 1B 5 BB 1B		FBFBX 2-2 ① G1-3		BBX 2-0 ② F9	5	0	1	0	0	1	3
5 Nomar Garciaparra, R (1, 3) OBP: 0.432, SLG: 0.592	C2BX SAFE		FX 0-1 ③ G6-3		BD1F1BD SAFE SAFE 4-1 27 FC5 12 1B 1-2 BB		CX 0-1 2-3 1B		X 0-0 1-3 1B	4	1	3	1	1	0	0
J.D. Drew, L (1, 9) OBP: 0.375, SLG: 0.482	BX 1-0 ② G3-1 2-3			FFX 0-2 ① G4-3	FX 0-1 ② F7		FCBDX 2-2 ② SF8 3-H		CCBS 1-3 ③ K	4	0	0	1	0	1	5
12 Jeff Kent, R (1, 4) OBP: 0.382, SLG: 0.454	FDSBFFBS 3-3 ③ K 3-H			BX 1-0 18 1B 55 1B 2B	BBX 2-0 27 FC5 1-2 2-3 1B		BSX 1-1 ③ F7			4	1	2	0	0	1	1
27 Matt Kemp, R (1, 7) OBP: 0.360, SLG: 0.667		CCS 0-3 ① K		FFFFX 0-2 ② P3	X 0-0 ③ FC5 1-2 2-3f			BSTBS 2-3 ① K		4	0	0	0	0	2	4
18 Ramon Martinez, R (1, 5) OBP: 0.394, SLG: 0.440		BX 1-0 ② F8		CFX 0-2 55 1B 2-3 1B		CX 0-1 ① G6-3		SFBBBX 3-2 ② L8		4	0	1	0	0	0	0
55 Russell Martin, R (1, 2) OBP: 0.376, SLG: 0.485		FBFFBBX 3-2 1B		FCDBDX 3-2 31 FC6-4 1-2 3-H 1B		X 0-0 ② G5-3		CBBBX 2-1 ③ F9		4	0	2	1	0	0	0
31 Brad Penny, R (1, 1) OBP: 0.250, SLG: 0.250 16 Andre Ethier, L (6, PH) OBP: 0.360, SLG: 0.473 56 Hung-Chih Kuo, L (7, 1) 51 Jonathan Broxton, R (7, 1) Jae Weong Seo, R (8, 1) OBP: 0.167, SLG: 0.118 Cesar Izturis, S (9, PH)	FSS 0-3 ③ K			FX 0-1 ③ FC6-4 1-2f		SX 0-1 ③ G3			CFBBBBBB 4-2 5 1B BB	2 1 0 0 0 0	0 0 0 0 0 0	0 0 0 0 0 0	0 0 0 0 0 0	0 0 0 0 0 0	1 0 0 0 0 0	3 0 0 0 0 0
Inning Stats	R: 2 E: 1 K: 2 S: 15 H: 2 LOB: 0 BB: 0 P: 23	R: 0 E: 0 K: 2 S: 11 H: 1 LOB: 1 BB: 0 P: 15	R: 0 E: 0 K: 0 S: 8 H: 0 LOB: 0 BB: 0 P: 10	R: 1 E: 0 K: 0 S: 17 H: 3 LOB: 2 BB: 0 P: 21	R: 0 E: 0 K: 0 S: 9 H: 2 LOB: 3 BB: 1 P: 18	R: 0 E: 0 K: 0 S: 5 H: 0 LOB: 0 BB: 0 P: 5	R: 1 E: 0 K: 0 S: 12 H: 2 LOB: 1 BB: 0 P: 18	R: 0 E: 0 K: 1 S: 8 H: 0 LOB: 0 BB: 0 P: 15	R: 0 E: 0 K: 1 S: 13 H: 1 LOB: 2 BB: 1 P: 23	1B: 8 2B: 3 3B: 0 HR: 0		SF: 1 SAC: 0 DP: 0 HBP: 0				

PITCHER		IP	WLS	BF	H	R	ER	SO	BB	IBB	HBP	BLK	WP	HR	S	P	ERA	WHIP
Joel Pineiro, R ERA: 5.34	(1, 1)	6.1	W	30	10	4	3	4	1	0	0	0	1	0	72	102	4.26	1.737
George Sherrill, L ERA: 2.79	(7, 1)	0.1	H	1	0	0	0	0	0	0	0	0	0	0	3	5	0.00	0.000
40 Julio Mateo, R ERA: 4.26	(7, 1)	0.1	H	1	0	0	0	0	0	0	0	0	0	0	2	3	0.00	0.000
Rafael Soriano, R ERA: 2.17	(8, 1)	2.0	S	8	1	0	0	2	1	0	0	0	0	0	21	38	0.00	1.000

PITCHER	IP	WLS	BF	H	R	ER	SO	BB	IBB	HBP	BLK	WP	HR	S	P	ERA	WHIP

BOTTOM

Seattle Mariners @ Los Angeles Dodgers

Dodger Stadium, Los Angeles, CA

Tue Jun 20 2006, 7:10 PM PDT

Att. 43,949 - Clear - 73 F

livebaseballscorecards.com

AB	37
R	4
H	11
RBI	3
BB	2
SO	6
LOB	17

WP: 1	PA: 40
PB: 0	
SB: 0	
CS: 0	

Seattle Mariners @ Los Angeles Dodgers

Dodger Stadium, Los Angeles, CA

Wed Jun 21 2006, 7:10 PM PDT

Att. 40,419 - Clear - 75 F

TOP

livebaseballscorecards.com

Batter	1	2	3	4	5	6	7	8	9	AB	R	H	RBI	BB	SO	LOB
51 Ichiro Suzuki, L (1, 9) OBP: 0.415, SLG: 0.462	F C X 0-2 ① G3	B B C C B F X 3-2 ③ L6		B C B B B 4-1 BB			C X 0-1 29 1B 4 SF8 29 S 1B	B B F F B 1 SAFE X 3-2 1-2 29 2B 1B	C X 0-1 ③ F8	5	2	2	0	1	0	2
29 Adrian Beltré, R (1, 5) OBP: 0.315, SLG: 0.377	C B B B F B 4-2 4 FC5-4 BB		F B B F B F F X 3-2 1B S CS 1B	F B S D F F F F X 2-2 ③ F9			D B C F F X 2-2 1-3 1B 1B	C C X 0-2 1-H 2-H 4 1B 2B		4	2	3	2	1	0	2
4 Jose Lopez, R (1, 4) OBP: 0.315, SLG: 0.467	F F F F X 0-2 ② FC5-4 BB 1-2f	X 0-0 ① P3		B B B C X 3-1 ① G6-3			X 0-0 ① SF8 3-H	B B X 2-0 12 BB 2-H 1B		4	0	1	2	0	0	2
Raul Ibanez, L (1, 7) OBP: 0.352, SLG: 0.512	B B B 1 SAFE C B 4-1 1-2 BB		1 SAFE B B F B X 2-1 CS 1-3 1B		C X 0-1 ② G4-3		1 SAFE B B X 2-0 ② F8	B C T C 1-3 ② K		4	0	1	0	1	1	2
Richie Sexson, R (1, 3) OBP: 0.293, SLG: 0.397	B X 1-0 ③ F8		F B B B F F F F B S 3-3 ② ③ K 1-2 3-H		B B B X 2-0 ③ G6-3		B F X 1-1 1-2 1B	I I I I 4-0 12 BB IBB		4	0	1	0	1	1	3
2 Kenji Johjima, R (1, 2) OBP: 0.324, SLG: 0.418 40 Julio Mateo, R (7, 1) 12 Michael Morse, R (8, PH) OBP: 0.458, SLG: 0.600 Rafael Soriano, R (8, 1) 20 J.J. Putz, R (9, 1)		C X 0-1 7 SH5-3 2B		X 0-0 HR		B X 1-0 ① F9	C F X 0-2 ③ F7	S B B B S B B 4-2 1-2 2-3 BB		4 0 0 0 0	1 0 0 0 0	2 0 0 0 0	1 0 1 0 0	0 0 0 0 0	0 0 0 0 0	2 0 0 0 0
7 Jeremy Reed, L (1, 8) OBP: 0.279, SLG: 0.396		X 0-0 ① SH5-3 2-3		C F X 0-2 56 SH3-4 1B		B F X 1-1 ② G1-3		F X 0-2 HR I I I I 1-3 ③ K		4	1	2	1	0	1	3
7 Yuniesky Betancourt, R (1, 6) OBP: 0.308, SLG: 0.415		B X 1-0 ② F9		F B P F B X 3-2 ① F9		C F F B B X 1-2 ③ G6-3		B F B B X 3-1 ① F9	C F F B B S 2-3 ① K	5	0	0	0	0	1	2
56 Jarrod Washburn, L (1, 1) Carl Everett, S (7, PH) OBP: 0.322, SLG: 0.389 30 René Rivera, R (7, 2) OBP: 0.189, SLG: 0.286		B B B C C B 4-2 BB		X 0-0 ② SH3-4 1-2			B B B C C X 3-2 HR	X 0-0 51 1B 29 2B 1B	B X 1-0 ② G6-3	0 1 2	0 1 1	0 1 1	0 1 0	1 0 0	0 0 0	0 0 0

Inning Stats	1	2	3	4	5	6	7	8	9
	R: 0 H: 0 E: 0 LOB: 2 K: 0 BB: 2 S: 12 P: 21	R: 0 H: 1 E: 0 LOB: 2 K: 0 BB: 1 S: 11 P: 19	R: 1 H: 2 E: 0 LOB: 2 K: 1 BB: 0 S: 14 P: 22	R: 1 H: 2 E: 0 LOB: 2 K: 0 BB: 1 S: 17 P: 25	R: 0 H: 0 E: 0 LOB: 0 K: 0 BB: 0 S: 5 P: 10	R: 0 H: 0 E: 0 LOB: 0 K: 0 BB: 0 S: 7 P: 10	R: 2 H: 4 E: 0 LOB: 2 K: 0 BB: 0 S: 16 P: 24	R: 4 H: 5 E: 0 LOB: 3 K: 2 BB: 2 S: 22 P: 40	R: 0 H: 0 E: 0 LOB: 0 K: 1 BB: 0 S: 7 P: 10

AB	37	
R	8	
H	14	
RBI	7	
BB	6	
SO	4	
LOB	18	

1B: 9	SF: 1	WP: 0	PA: 46
2B: 3	SAC: 2	PB: 0	
3B: 0	DP: 1	SB: 2	
HR: 3	HBP: 0	CS: 2	

PITCHER		IP	WLS	BF	H	R	ER	SO	BB	IBB	HBP	BLK	WP	HR	S	P	ERA	WHIP
58 Chad Billingsley, R ERA: 3.48	(1, 1)	5.0		23	5	2	2	1	4	0	0	0	0	1	59	97	3.60	1.800
Joe Beimel, L ERA: 4.13	(6, 1)	1.0		3	0	0	0	0	0	0	0	0	0	0	7	10	0.00	0.000
51 Jonathan Broxton, R ERA: 3.38	(7, 1)	0.0		3	3	2	2	0	0	0	0	0	0	1	9	14	∞	∞
Danys Baez, R ERA: 4.06	(7, 1)	1.1	L	10	6	4	4	0	0	0	0	0	0	1	21	32	27.00	4.500
56 Hung-Chih Kuo, L ERA: 5.91	(8, 1)	1.2		7	0	0	0	3	1	1	0	0	0	0	15	28	0.00	0.600

PITCHER	IP	WLS	BF	H	R	ER	SO	BB	IBB	HBP	BLK	WP	HR	S	P	ERA	WHIP

Batter	1	2	3	4	5	6	7	8	9	AB	R	H	RBI	BB	SO	LOB
15 Rafael Furcal, S (1, 6) OBP: 0.326, SLG: 0.338	C F B F F C 1-3 ① K		L F X 0-2 ① G6-3		C F B S 1-3 ② K	C B X 1-1 ③ G4-3			C S F F S 0-3 ② K	4	0	0	0	0	2	1
56 Hung-Chih Kuo, L (8, 1)										0	0	0	0	0	0	0
16 Andre Ethier, L (9, PH) OBP: 0.357, SLG: 0.469										1	0	0	0	0	1	0
Kenny Lofton, L (1, 8) OBP: 0.356, SLG: 0.398	C F B B C 2-3 ② K		B F B X 2-1 ② F8		F B B X 2-1 ③ F9		X 0-0 ① G3		C S F X 0-2 ③ L7	5	0	0	0	0	1	0
5 Nomar Garciaparra, R (1, 3) OBP: 0.429, SLG: 0.585	B X 1-0 ③ G5-3		F B B X 2-1 ③ L7			B X 1-0 HR 1B	F F F X 0-2 ② P6			4	1	1	0	0	0	0
J.D. Drew, L (1, 9) OBP: 0.369, SLG: 0.473		C X 0-1 ① F7		F B B F S 2-3 ① K		C B X 1-1 ① F8	C S X 0-2 ③ F9			4	0	0	0	0	1	1
12 Jeff Kent, R (1, 4) OBP: 0.379, SLG: 0.449		X 0-0 27 BB 55 1B 1B		B B C C B X 3-2 ② G5-3		F B C S 1-3 ② K		F X 0-1 ① L6		4	1	1	0	0	1	1
Olmedo Saenz, R (1, 5) OBP: 0.328, SLG: 0.561		B B C X 2-1 ② F9		C S B X 1-2 27 1B 1B		B B X 2-0 1-H HR		B C X 1-1 1B		3	1	2	2	0	0	1
51 Jonathan Broxton, R (7, 1)										0	0	0	0	0	0	0
Danys Baez, R (7, 1)										0	0	0	0	0	0	0
Cesar Izturis, S (7, 6) OBP: 1.000, SLG: 1.000										1	0	1	0	0	0	0
27 Matt Kemp, R (1, 7) OBP: 0.380, SLG: 0.667		B C B B B 4-1 55 1B 1-2 BB		C X 0-1 55 FC6-4 1-2 1B		F B X 1-1 55 BB 18 2B 1B		B F X 1-1 ② F9		3	1	2	0	1	0	1
55 Russell Martin, R (1, 2) OBP: 0.379, SLG: 0.481		S B X 1-1 1-2 2-H 1B		X 0-0 ③ FC6-4 1-2f		B B B 4-0 18 2B 1-2 BB		F 1 SAFE F 1 SAFE X 0-2 ③ P6		3	1	1	1	1	0	3
58 Chad Billingsley, R (1, 1) OBP: 0.667, SLG: 0.500		C F C 0-3 ③ K			C B C X 1-2 ① G5-3	C F B B F X 2-2 1-H 2-H 2B			C F B X 1-2 ① G5-3	1	0	0	0	0	1	2
José Cruz Jr., S (5, PH) OBP: 0.361, SLG: 0.367										1	0	0	0	0	0	0
Joe Beimel, L (6, 1)										0	0	0	0	0	0	0
18 Ramon Martinez, R (6, PH) OBP: 0.396, SLG: 0.452										2	0	1	2	0	0	0
(7, 5)																
Inning Stats	R: 0 E: 0 K: 2 S: 9 H: 0 LOB: 0 BB: 0 P: 13	R: 1 E: 0 K: 1 S: 11 H: 2 LOB: 2 BB: 1 P: 18	R: 0 E: 0 K: 0 S: 7 H: 0 LOB: 0 BB: 0 P: 11	R: 0 E: 0 K: 1 S: 12 H: 2 LOB: 2 BB: 0 P: 18	R: 0 E: 0 K: 1 S: 8 H: 0 LOB: 0 BB: 0 P: 12	R: 4 E: 0 K: 1 S: 15 H: 4 LOB: 1 BB: 1 P: 28	R: 0 E: 0 K: 0 S: 8 H: 0 LOB: 0 BB: 0 P: 8	R: 0 E: 0 K: 0 S: 9 H: 1 LOB: 1 BB: 0 P: 11	R: 0 E: 0 K: 1 S: 13 H: 0 LOB: 0 BB: 0 P: 14	1B: 7 2B: 1 3B: 0 HR: 1 SF: 0 SAC: 0 DP: 0 HBP: 0							

PITCHER		IP	WLS	BF	H	R	ER	SO	BB	IBB	HBP	BLK	WP	HR	S	P	ERA	WHIP
56 Jarrod Washburn, L ERA: 4.84	(1, 1)	6.0		28	8	5	5	6	2	0	0	0	0	1	62	100	7.50	1.667
40 Julio Mateo, R ERA: 4.1	(7, 1)	1.0	W	3	0	0	0	0	0	0	0	0	0	0	8	8	0.00	0.000
Rafael Soriano, R ERA: 2.11	(8, 1)	1.0	H	4	1	0	0	0	0	0	0	0	0	0	9	11	0.00	1.000
20 J.J. Putz, R ERA: 2.31	(9, 1)	1.0	S	3	0	0	0	1	0	0	0	0	0	0	13	14	0.00	0.000

PITCHER	IP	WLS	BF	H	R	ER	SO	BB	IBB	HBP	BLK	WP	HR	S	P	ERA	WHIP

BOTTOM

Seattle Mariners @ Los Angeles Dodgers

Dodger Stadium, Los Angeles, CA

Wed Jun 21 2006, 7:10 PM PDT

Att. 40,419 - Clear - 75 F

livebaseballscorecards.com

AB	36
R	5
H	9
RBI	5
BB	2
SO	7
LOB	10

Batter	1	2	3	4	5	6	7	8	9	AB	R	H	RBI	BB	SO	LOB
51 Ichiro Suzuki, L (1, 9) OBP: 0.410, SLG: 0.456	C B X 1-1 ① P5		B B X 2-0 ② G3			C C X 0-2 ① G4-3		C B X 1-1 ① L6		4	0	0	0	0	0	0
29 Adrián Beltré, R (1, 5) OBP: 0.314, SLG: 0.375	B X 1-0 ② G6-3		C B B X 2-1 ③ G4-3			X 0-0 4 2B FC1-2-5-3 1B		S B C B F S 2-3 ② K		4	0	1	0	0	1	0
4 Jose Lopez, R (1, 4) OBP: 0.314, SLG: 0.467	C C F B S 1-3 ③ K			B X 1-0 ① G5-3		B F 1 SAFE X 1-1 FC1-2-5-3 1-3 2B		C C B S 1-3 ③ K		4	0	1	0	0	2	0
Raul Ibanez, L (1, 7) OBP: 0.351, SLG: 0.519		B C B B T X 3-2 ① G6-3		C X 0-1 HR		X 0-0 ② FC1-2-5-3 2-3 3-H			M B T X 1-2 ① G6-3	4	1	1	1	0	0	2
Richie Sexson, R (1, 3) OBP: 0.293, SLG: 0.395		B B X 2-0 ② G6-3		B B X 2-0 ② F7		D F B B S S 3-3 ③ K			C B B X 2-1 2 FC6-4 1B	4	0	1	0	0	1	2
2 Kenji Johjima, R (1, 2) OBP: 0.323, SLG: 0.415		C B X 1-1 1B		C B B F X 2-2 G5-3			B B C X 2-1 ① G5-3		C F B F X 1-2 ② FC6-4 1-2f	4	0	1	0	0	0	1
7 Jeremy Reed, L (1, 8) OBP: 0.278, SLG: 0.393		C X 0-1 ③ L7			B C F X 1-2 ① G6-3		B F X 1-1 7 FC5-4 1B		B X 1-0 ③ G4-3	4	0	1	0	0	0	2
7 Yuniesky Betancourt, R (1, 6) OBP: 0.308, SLG: 0.426			B C B B F F X 3-2 HR		C F B B B X 3-2 ② G5-3		X 0-0 ② FC5-4 1-2f			3	1	1	1	0	0	1
34 Félix Hernández, R (1, 1)			F S S 0-3 ① K		C S B S 1-3 ③ K		D X 1-0 ③ G5-3			2	0	0	0	0	2	0
40 Julio Mateo, R (6, 1)										0	0	0	0	0	0	0
Carl Everett, S (7, PH) OBP: 0.321, SLG: 0.388										1	0	0	0	0	0	1
Eddie Guardado, R (7, 1)										0	0	0	0	0	0	0
Emiliano Fruto, R (8, 1)										0	0	0	0	0	0	0
Inning Stats	R: 0 E: 0 K: 1 S: 7 H: 0 LOB: 0 BB: 0 P: 10	R: 0 E: 0 K: 0 S: 8 H: 1 LOB: 1 BB: 0 P: 14	R: 1 E: 0 K: 1 S: 10 H: 1 LOB: 0 BB: 0 P: 17	R: 1 E: 0 K: 0 S: 7 H: 1 LOB: 0 BB: 0 P: 12	R: 0 E: 0 K: 1 S: 9 H: 0 LOB: 0 BB: 0 P: 14	R: 0 E: 0 K: 1 S: 10 H: 2 LOB: 2 BB: 0 P: 14	R: 0 E: 0 K: 0 S: 6 H: 1 LOB: 1 BB: 0 P: 10	R: 0 E: 0 K: 2 S: 9 H: 0 LOB: 0 BB: 0 P: 13	R: 0 E: 0 K: 0 S: 10 H: 1 LOB: 1 BB: 0 P: 15	1B: 4 2B: 1 3B: 0 HR: 2	SF: 0 SAC: 0 DP: 0 HBP: 0					

PITCHER	IP	WLS	BF	H	R	ER	SO	BB	IBB	HBP	BLK	WP	HR	S	P	ERA	WHIP
Derek Lowe, R (1, 1) ERA: 2.9	9.0	W	34	7	2	2	6	0	0	0	0	0	2	76	119	2.00	0.778

PITCHER	IP	WLS	BF	H	R	ER	SO	BB	IBB	HBP	BLK	WP	HR	S	P	ERA	WHIP

TOP

Seattle Mariners @ Los Angeles Dodgers

Dodger Stadium, Los Angeles, CA

Thu Jun 22 2006, 7:10 PM PDT

Att. 46,207 - Clear - 74 F

livebaseballscorecards.com

AB	34
R	2
H	7
RBI	2
BB	0
SO	6
LOB	9

1B: 4 2B: 1 3B: 0 HR: 2	SF: 0 SAC: 0 DP: 0 HBP: 0	WP: 0 PB: 0 SB: 0 CS: 0	PA: 34

Seattle Mariners @ Los Angeles Dodgers

Dodger Stadium, Los Angeles, CA

Thu Jun 22 2006, 7:10 PM PDT

Att. 46,207 - Clear - 74 F

livebaseballscorecards.com

BOTTOM

Batter	1	2	3	4	5	6	7	8	9	AB	R	H	RBI	BB	SO	LOB
15 Rafael Furcal, S (1, 6) OBP: 0.330, SLG: 0.340	C B S X 1-2 G5-3 ①		B B C F X 2-2 FC4-6 FC6 1-2f ①		B X 1-0 2-3 3-H 1B	B X 1-0 1-2 3-H BB 1B		B B B C B 4-2 5 1B BB		4	0	2	2	1	0	1
Kenny Lofton, L (1, 8) OBP: 0.353, SLG: 0.390	C X 0-1 F9 ②		1 SAFE 1 SAFE B X 1-0 FC6 1-2f ②		X 0-0 L6 ②	B B B C F B 4-2 1-2 2-3 BB		X 0-0 F8 ②		4	0	0	0	1	0	4
5 Nomar Garciaparra, R (1, 3) OBP: 0.424, SLG: 0.576	F F B X 1-2 G5-3 ③		S 1 SAFE F 1 SAFE 1 SAFE S 0-3 K ③		D X 1-0 F7 ③	C B S F S 1-3 K ③		1 SAFE B S S S 1 SAFE B 1 SAFE X 2-2 1-2 1B		5	0	1	0	0	2	6
J.D. Drew, L (1, 9) OBP: 0.370, SLG: 0.471		F C B F B C 2-3 K ①		X 0-0 F9 ①		B C X 1-1 1B 16 1B 55 1B 1B	B X 1-0 16 1B 1B	F B C B B X 3-2 G3-1 ③		5	1	2	0	0	1	2
12 Jeff Kent, R (1, 4) OBP: 0.373, SLG: 0.440		B F B C B C 3-3 K ②		B X 1-0 G5-3 ②		B C B 1 SAFE F S 2-3 K ①	B F C D C 2-3 K ①			4	0	0	0	0	3	2
16 Andre Ethier, L (1, 7) OBP: 0.369, SLG: 0.479		B S B B X 2-1 E5 1B		F B C F B F X 2-2 CS 1B		X 0-0 1-2 55 1B 1B	X 0-0 1-2 1B			4	1	3	0	0	0	0
Cesar Izturis, S (1, 5) OBP: 0.833, SLG: 0.800	D X 1-0 1-3 1B		C S B D 2-2 1-2 CS ③	C B C B F X 2-2 SH1-4 55 1B 15 1B 1B	B C B B X 3-1 1-2 2-3 55 1B 15 1B 1B	C C F B B S 2-3 K ②				4	2	3	0	0	1	2
55 Russell Martin, R (1, 2) OBP: 0.382, SLG: 0.482	D S B S S 2-3 K2-3 ③			B B X 2-0 1-2 15 1B SH1-4 1B	B C X 1-1 1-3 2-H 3-H BB 15 1B 1B	B C T X 1-2 G4-3 ③				4	0	2	2	0	1	4
Derek Lowe, R (1, 1) OBP: 0.118, SLG: 0.121			F O F F B F F B B 3-2 X 15 FC4-6 1B		B L X 1-1 1-2 2-3 SH1-4 ①	L L S 0-3 K ②		C F X 0-2 G6-3 ①		3	0	1	0	0	1	2
Inning Stats	R: 0 E: 0 K: 0 S: 8 H: 0 LOB: 0 BB: 0 P: 10	R: 0 E: 1 K: 3 S: 13 H: 1 LOB: 2 BB: 0 P: 23	R: 0 E: 0 K: 1 S: 14 H: 1 LOB: 1 BB: 0 P: 20	R: 0 E: 0 K: 0 S: 9 H: 1 LOB: 0 BB: 0 P: 14	R: 1 E: 0 K: 0 S: 10 H: 3 LOB: 2 BB: 0 P: 17	R: 3 E: 0 K: 3 S: 20 H: 5 LOB: 3 BB: 1 P: 33	R: 0 E: 0 K: 2 S: 12 H: 2 LOB: 2 BB: 0 P: 18	R: 0 E: 0 K: 0 S: 12 H: 1 LOB: 2 BB: 1 P: 21		1B: 14 2B: 0 3B: 0 HR: 0 SF: 0 SAC: 1 DP: 0 HBP: 0						

	AB	R	H	RBI	BB	SO	LOB
	37	4	14	4	2	9	23

WP: 0 PB: 0 SB: 0 CS: 1 PA: 41

PITCHER		IP	WLS	BF	H	R	ER	SO	BB	IBB	HBP	BLK	WP	HR	S	P	ERA	WHIP
34 Félix Hernández, R ERA: 5.1	(1, 1)	5.2	L	28	11	4	4	6	0	0	0	0	0	0	68	106	6.35	1.941
40 Julio Mateo, R ERA: 4.05	(6, 1)	0.1		2	0	0	0	1	1	0	0	0	0	0	6	11	0.00	3.000
Eddie Guardado, L ERA: 4.87	(7, 1)	1.0		5	2	0	0	2	0	0	0	0	0	0	12	18	0.00	2.000
Emiliano Fruto, R ERA: 5.4	(8, 1)	1.0		5	1	0	0	0	1	0	0	0	0	0	12	21	0.00	2.000

PITCHER	IP	WLS	BF	H	R	ER	SO	BB	IBB	HBP	BLK	WP	HR	S	P	ERA	WHIP

Pittsburgh Pirates @ Los Angeles Dodgers

Dodger Stadium, Los Angeles, CA

Fri Jun 23 2006, 7:40 PM PDT

Att. 55,823 - Clear - 76 F

TOP

livebaseballscorecards.com

Batter	1	2	3	4	5	6	7	8	9	AB	R	H	RBI	BB	SO	LOB
José Bautista, R (1, 8) OBP: 0.340, SLG: 0.504	B F B C X 2-2 ① F9		B B C S B F X 3-2 ② G5-3			B C B C B C 3-3 ① K		B C F B B X 3-2 ② F8		4	0	0	0	0	1	0
2 Jack Wilson, R (1, 6) OBP: 0.312, SLG: 0.407	C F B X 1-2 HBP 1B		B C F X 1-2 ③ F7			B B C F X 2-2 ② G6-3		B C X 1-1 ③ L4		4	0	1	0	0	0	0
Sean Casey, L (1, 3) OBP: 0.365, SLG: 0.446 José Hernández, R (7, 3) OBP: 0.242, SLG: 0.279	B F H 2-1 12 FC6-4 1-2 HBP			B T B B X 3-1 ① F8		B C B X 2-1 ③ G4-3			C F F B B X 2-2 ① P4	2 1	0 0	0 0	0 0	0 0	0 0	0 0
Jason Bay, R (1, 7) OBP: 0.411, SLG: 0.563 11 Humberto Cota, R (7, 2) OBP: 0.282, SLG: 0.242	X 0-0 ② F8			C X 0-1 ② G5-3			C F S 0-3 ① K		C X 0-1 12 2B 1B 1B	3 1	0 1	0 1	0 0	0 0	1 0	2 0
12 Freddy Sanchez, R (1, 5) OBP: 0.392, SLG: 0.508	C S X 0-2 ③ FC6-4 1-2f			B X 1-0 ③ F9			B X 1-0 HR 1B		B S X 1-1 1B 1-3 G6-3 2B	4	2	2	0	0	0	2
Craig Wilson, R (1, 9) OBP: 0.356, SLG: 0.500		B F C X 1-2 ① F9			B X 1-0 ① F8		X 0-0 1-H HR		D S X 1-1 G6-3 2-3 3-H 1B	4	1	2	3	0	0	0
Jose Castillo, R (1, 4) OBP: 0.338, SLG: 0.466		B B C B X 3-1 ② G5-3			C B X 1-1 ② F9		C B B F S 2-3 ② K		C X 0-1 ② G6-3 1-2 3-H	4	0	0	1	0	1	1
26 Ronny Paulino, R (1, 2) OBP: 0.366, SLG: 0.404 55 Matt Capps, R (7, 1) Damaso Marte, L (8, 1) Jeromy Burnitz, L (9, PH) OBP: 0.280, SLG: 0.436		C B X 1-1 ③ G5-3			F C F B B F X 2-2 2B		X 0-0 ③ F8		B F F B S 2-3 ③ K	3 0 0 1	0 0 0 0	1 0 0 0	0 0 0 0	0 0 0 0	0 0 0 1	0 0 0 1
Oliver Pérez, L (1, 1) OBP: 0.120, SLG: 0.120 34 John Grabow, L (4, 1) 13 Nate McLouth, L (7, 7) OBP: 0.291, SLG: 0.328			B C S X 1-2 ① G5-3		C B F S 1-3 ③ K			B C X 1-1 ① G6-3		1 1 1	0 0 0	0 0 0	0 0 0	0 0 0	0 1 0	0 1 0

Inning Stats	1	2	3	4	5	6	7	8	9
	R: 0 H: 1 E: 0 LOB: 2 K: 0 BB: 0 S: 11 P: 16	R: 0 H: 0 E: 0 LOB: 0 K: 0 BB: 0 S: 7 P: 12	R: 0 H: 0 E: 0 LOB: 0 K: 0 BB: 0 S: 10 P: 15	R: 0 H: 0 E: 0 LOB: 0 K: 0 BB: 0 S: 5 P: 9	R: 0 H: 1 E: 0 LOB: 1 K: 1 BB: 0 S: 12 P: 17	R: 0 H: 0 E: 0 LOB: 0 K: 1 BB: 0 S: 8 P: 15	R: 2 H: 2 E: 0 LOB: 0 K: 2 BB: 0 S: 9 P: 12	R: 0 H: 0 E: 0 LOB: 0 K: 0 BB: 0 S: 8 P: 13	R: 2 H: 3 E: 0 LOB: 1 K: 1 BB: 0 S: 15 P: 21

1B: 4 SF: 0
2B: 2 SAC: 0
3B: 0 DP: 0
HR: 1 HBP: 1

WP: 0 PA: 35
PB: 0
SB: 0
CS: 0

	AB	34
	R	4
	H	7
	RBI	4
	BB	0
	SO	5
	LOB	7

PITCHER		IP	WLS	BF	H	R	ER	SO	BB	IBB	HBP	BLK	WP	HR	S	P	ERA	WHIP
Brett Tomko, R ERA: 5.12	(1, 1)	5.0	W	18	2	0	0	1	0	0	1	0	0	0	45	69	0.00	0.400
Jae Weong Seo, R ERA: 5.78	(6, 1)	4.0		17	5	4	4	4	0	0	0	0	0	1	40	61	9.00	1.250

PITCHER		IP	WLS	BF	H	R	ER	SO	BB	IBB	HBP	BLK	WP	HR	S	P	ERA	WHIP

Batter	1	2	3	4	5	6	7	8	9	AB	R	H	RBI	BB	SO	LOB
15 Rafael Furcal, S (1, 6) OBP: 0.331, SLG: 0.339	B C B X 2-1 1B 5 G5-4-3 1B		C B F X 1-2 ① G6-3	D B B C B 4-1 12 HR BB BB	X 0-0 ③ G1-3		C X 0-1 ② G3			4	2	1	0	1	0	1
Cesar Izturis, S (1, 5) OBP: 0.818, SLG: 0.750	T X 0-1 5 G5-4-3 1-3 1B		B B F B F X 3-2 ② G6-3	B C B C B F B 4-2 12 HR 1-2 2-3 3-H BB		B B F B B 4-1 12 F9 5 1B SF9 BB	C B B B F X 3-2 1B			3	2	2	1	2	0	0
5 Nomar Garciaparra, R (1, 3) OBP: 0.425, SLG: 0.575 Olmedo Saenz, R (7, PH) OBP: 0.325, SLG: 0.556 (8, 3)	C B B B X 2-1 ① ② G5-4-3 1-2f 3-H		B F B B B B 4-1 12 BB 1B BB	S X 0-1 ② SF8 3-H		X 0-0 27 2B 1-2 2B 1B	C F X 0-2 ③ G5-3			2 1	2 0	1 0	1 0	1 0	0 0	1 1
12 Jeff Kent, R (1, 4) OBP: 0.379, SLG: 0.456 18 Ramon Martinez, R (8, 4) OBP: 0.392, SLG: 0.447	B F B B B F B 4-2 BB		F D B S D B 4-2 1B 1-2 BB	X 0-0 1-H 2-H HR		C B X 1-1 ① F9 2-3		B C B X 2-1 ① P4		2 1	1 0	1 0	3 0	2 0	0 0	2 0
J.D. Drew, L (1, 9) OBP: 0.370, SLG: 0.472	C X 0-1 ③ G6-3		B B D C C X 3-2 1-3 2-H 1B	B F X 1-1 1B		C F D B F X 2-2 ② SF9 3-H		F B X 1-1 ② F7		4	0	2	2	0	0	1
27 Matt Kemp, R (1, 8) OBP: 0.369, SLG: 0.649		S S B B S 2-3 ① K	C S F X 0-2 ③ F9	F C B F S 2-3 ③ K		B B X 2-0 1-3 2B 2B		C F S 0-3 ③ K		5	1	1	0	0	3	3
José Cruz Jr., S (1, 7) OBP: 0.368, SLG: 0.379		B B C B C C 3-3 ② K		B B B B 4-0 SH2-4 55 BB BB BB	B X 1-0 55 G6-4-3 1B	X 0-0 2-H 3-H 2B				3	1	2	2	1	1	0
55 Russell Martin, R (1, 2) OBP: 0.385, SLG: 0.479 Sandy Alomar Jr., R (8, 2) OBP: 0.358, SLG: 0.434	B B X 2-0 1B			B B B B 4-0 BB SH2-4 5 SF8 1-2 BB	B C X 1-1 ① ② G6-4-3 1-2f	F S B B X 2-2 ③ G5-3				3 0	1 0	1 0	0 0	1 0	0 0	2 0
Brett Tomko, R (1, 1) OBP: 0.154, SLG: 0.120 16 Andre Ethier, L (5, PH) OBP: 0.374, SLG: 0.483 Jae Weong Seo, R (6, 1) OBP: 0.158, SLG: 0.111	S S S 0-3 ③ K			L F B X 1-2 ① SH2-4 1-2 2-3	C X 0-1 1B		C X 0-1 ① G4-3			1 1 1	0 0 0	0 1 0	0 0 0	0 0 0	1 0 0	1 0 0
Inning Stats	R: 1 H: 2 E: 0 LOB: 1 K: 0 BB: 1 S: 10 P: 18	R: 0 H: 1 E: 0 LOB: 1 K: 3 BB: 0 S: 10 P: 17	R: 1 H: 1 E: 0 LOB: 2 K: 0 BB: 2 S: 16 P: 31	R: 5 H: 2 E: 0 LOB: 1 K: 1 BB: 4 S: 16 P: 36	R: 0 H: 2 E: 0 LOB: 1 K: 0 BB: 0 S: 6 P: 8	R: 3 H: 3 E: 0 LOB: 1 K: 0 BB: 1 S: 13 P: 24	R: 0 H: 1 E: 0 LOB: 1 K: 0 BB: 0 S: 10 P: 13	R: 0 H: 0 E: 0 LOB: 0 K: 1 BB: 0 S: 7 P: 10		1B: 9 SF: 2 2B: 2 SAC: 1 3B: 0 DP: 2 HR: 1 HBP: 0						

PITCHER		IP	WLS	BF	H	R	ER	SO	BB	IBB	HBP	BLK	WP	HR	S	P	ERA	WHIP
Oliver Pérez, L ERA: 6.63	(1, 1)	3.2	L	23	6	7	7	3	7	0	0	0	0	1	48	96	17.18	3.545
34 John Grabow, L ERA: 4.91	(4, 1)	2.1		12	5	3	3	1	1	0	0	0	0	0	23	38	11.57	2.571
55 Matt Capps, R ERA: 4.1	(7, 1)	1.0		4	1	0	0	0	0	0	0	0	0	0	10	13	0.00	1.000
Damaso Marte, L ERA: 2.96	(8, 1)	1.0		3	0	0	0	1	0	0	0	0	0	0	7	10	0.00	0.000

PITCHER	IP	WLS	BF	H	R	ER	SO	BB	IBB	HBP	BLK	WP	HR	S	P	ERA	WHIP

BOTTOM

Pittsburgh Pirates @ Los Angeles Dodgers

Dodger Stadium, Los Angeles, CA

Fri Jun 23 2006, 7:40 PM PDT

Att. 55,823 - Clear - 76 F

livebaseballscorecards.com

AB	31
R	10
H	12
RBI	9
BB	8
SO	5
LOB	12

Batter	1	2	3	4	5	6	7	8	9	AB	R	H	RBI	BB	SO	LOB
José Bautista, R (1, 8) OBP: 0.331, SLG: 0.488	C C B B B C 3-3 ① K		C C F B B F F F 2-3 S ② K		X 0-0 ② F8			B C C B X 2-2 ① ② G6-3 1-2f		4	0	0	0	0	2	2
2 Jack Wilson, R (1, 6) OBP: 0.314, SLG: 0.404	B B B C B 4-1 FC5-4 BB		F B B X 2-1 ③ G4-3		L X 0-1 ③ FC6-4 1-2f			C B B B B 4-1 1B BB		2	0	0	0	2	0	1
Sean Casey, L (1, 3) OBP: 0.369, SLG: 0.448	C X 0-1 ② F8			C X 0-1 ① F9		X 0-0 G6-4-3 1B		C B F B D X 3-2 FC5-4 1-2 1B		4	0	2	0	0	0	1
Jason Bay, R (1, 7) OBP: 0.409, SLG: 0.563	C D B X 2-1 ③ FC5-4 1-2f			B B B C X 3-1 1B 2B		X 0-0 ① ② G6-4-3 1-2f		B B B C X 3-1 ③ FC5-4 1-2f		4	0	1	0	0	0	4
12 Freddy Sanchez, R (1, 5) OBP: 0.390, SLG: 0.504		B X 1-0 1B		B B F F F F X 2-2 ② G5-3		B B F F B X 2-2 ③ F7			F C B B B X 2-2 ① G4-3	4	0	1	0	0	0	1
Craig Wilson, R (1, 9) OBP: 0.354, SLG: 0.495		C B F B F C 2-3 ① K		X 0-0 2-3 1B			C F S 0-3 ① K		S C S 0-3 ② K	4	0	1	0	0	3	1
Jose Castillo, R (1, 4) OBP: 0.333, SLG: 0.458		1 SAFE F F X 0-2 ② F9		B B B C F F F X 3-2 ③ G6-3			B C F S 1-3 ② K		B F C B X 2-2 ③ G3	4	0	0	0	0	1	3
26 Ronny Paulino, R (1, 2) OBP: 0.360, SLG: 0.398		B F D 1 SAFE 1 SAFE F X 2-2 ③ G5-3			B B C C S 2-3 ① K		F C B F B B S 3-3 ③ K			3	0	0	0	0	2	1
57 Zach Duke, L (1, 1) OBP: 0.273, SLG: 0.281 55 Matt Capps, R (6, 1) 16 Salomon Torres, R (7, 1) Joe Randa, R (8, PH) OBP: 0.276, SLG: 0.316 Roberto Hernandez, R (8, 1)			B C X 1-1 ① G4-3		X 0-0 2 FC6-4 1B			X 0-0 G6-3 1B		2 0 0 1 0	0 0 0 0 0	1 0 0 1 0	0 0 0 0 0	0 0 0 0 0	0 0 0 0 0	0 0 0 0 0
Inning Stats	R: 0 E: 0 K: 1 S: 8 H: 0 LOB: 1 BB: 1 P: 17	R: 0 E: 0 K: 1 S: 11 H: 1 LOB: 1 BB: 0 P: 16	R: 0 E: 0 K: 1 S: 12 H: 0 LOB: 0 BB: 0 P: 17	R: 0 E: 0 K: 0 S: 14 H: 2 LOB: 2 BB: 0 P: 22	R: 0 E: 0 K: 1 S: 7 H: 1 LOB: 1 BB: 0 P: 9	R: 0 E: 0 K: 0 S: 5 H: 1 LOB: 0 BB: 0 P: 7	R: 0 E: 0 K: 3 S: 10 H: 0 LOB: 0 BB: 0 P: 14	R: 0 E: 0 K: 0 S: 10 H: 2 LOB: 2 BB: 1 P: 22	R: 0 E: 0 K: 1 S: 9 H: 0 LOB: 0 BB: 0 P: 13	1B: 6 2B: 1 3B: 0 HR: 0 SF: 0 SAC: 0 DP: 2 HBP: 0						

TOP

Pittsburgh Pirates @ Los Angeles Dodgers

Dodger Stadium, Los Angeles, CA

Sat Jun 24 2006, 7:10 PM PDT

Att. 47,785 - Cloudy - 82 F

livebaseballscorecards.com

AB	32
R	0
H	7
RBI	0
BB	2
SO	8
LOB	14

PITCHER		IP	WLS	BF	H	R	ER	SO	BB	IBB	HBP	BLK	WP	HR	S	P	ERA	WHIP
Aaron Sele, R ERA: 2.73	(1, 1)	6.0	W	23	5	0	0	4	1	0	0	0	0	0	57	88	0.00	1.000
51 Jonathan Broxton, R ERA: 3.25	(7, 1)	1.0		3	0	0	0	3	0	0	0	0	0	0	10	14	0.00	0.000
Joe Beimel, L ERA: 3.96	(8, 1)	1.0		5	2	0	0	0	1	0	0	0	0	0	10	22	0.00	3.000
44 Takashi Saito, R ERA: 1.77	(9, 1)	1.0		3	0	0	0	1	0	0	0	0	0	0	9	13	0.00	0.000

PITCHER	IP	WLS	BF	H	R	ER	SO	BB	IBB	HBP	BLK	WP	HR	S	P	ERA	WHIP

Batter	1	2	3	4	5	6	7	8	9	AB	R	H	RBI	BB	SO	LOB
Cesar Izturis, S (1, 6) OBP: 0.625, SLG: 0.538	B C B X 2-1 ① G4-3		B B C B X 3-1 ① G6-3		B B C X 2-1 ① G4-3	C X 0-1 ③ G1-3 1-2		F X 0-1 1-2 1B		5	0	1	0	0	0	1
José Cruz Jr., S (1, 9) OBP: 0.364, SLG: 0.370	B B C X 2-1 ② F8		B B B C B 4-1 12 1B BB		S B C B F X 2-2 ② G5-3		B X 1-0 ① F8	B B B C X 3-1 ③ P6		4	0	0	0	1	0	2
5 Nomar Garciaparra, R (1, 3) OBP: 0.426, SLG: 0.574	B F B X 2-1 12 FC6-4 1B		C F F X 0-2 ② F8		F B B F X 2-2 ③ F8		X 0-0 12 HR 1B			4	1	2	0	0	0	1
12 Jeff Kent, R (1, 4) OBP: 0.381, SLG: 0.472	B X 1-0 ③ FC6-4 1-2f		F B B F X 2-2 1-3 1B			B C X 1-1 ① G6-3	X 0-0 1-H HR			4	1	2	2	0	0	1
Olmedo Saenz, R (1, 5) OBP: 0.333, SLG: 0.559 18 Ramon Martinez, R (7, 5) OBP: 0.388, SLG: 0.442		B X 1-0 27 2B 16 1B 1B	C B S S 1-3 ③ K			C F F B X 1-2 27 2B 16 1B 1B	C B B X 2-1 ② G5-3			3 1	2 0	2 0	0 0	0 0	1 0	2 0
27 Matt Kemp, R (1, 8) OBP: 0.375, SLG: 0.667		C C D X 1-2 16 1B 1-3 2B		C B S 1-3 ① K		B S S B X 2-2 16 1B 1-3 2B	C F X 0-2 ③ G5-3			4	2	2	0	0	1	0
16 Andre Ethier, L (1, 7) OBP: 0.378, SLG: 0.484		B F B F B F X 2-2 ① 2-H 3-H 1B		C C B S 1-3 ② K		C S X 0-2 55 1B 2-H 3-H 1B		F B B T F S 2-3 ① K		4	1	2	4	0	2	0
55 Russell Martin, R (1, 2) OBP: 0.388, SLG: 0.479		X 0-0 ② G3		B B C X 2-1 1B		F F B X 1-2 S 2-H 1B		C B B B X 3-1 ② P4		4	0	2	1	0	0	0
Aaron Sele, R (1, 1) 15 Rafael Furcal, S (6, PH) OBP: 0.333, SLG: 0.338 51 Jonathan Broxton, R (7, 1) Joe Beimel, L (8, 1) Sandy Alomar Jr., R (8, PH) OBP: 0.462, SLG: 0.426 44 Takashi Saito, L (9, 1)	C B C X 1-2 ③ G6-3		S B X 1-1 ③ L9			F S B S 1-3 ② K		B F B F X 2-2 E6 1B		2 1 0 0 1 0	0 0 0 0 0 0	0 0 0 0 0 0	0 0 0 0 0 0	0 1 0 0 0 0	0 1 0 0 0 0	1 1 0 0 0 0
Inning Stats	R: 0 E: 0 K: 0 S: 7 H: 1 LOB: 1 BB: 0 P: 14	R: 2 E: 0 K: 0 S: 12 H: 3 LOB: 0 BB: 0 P: 17	R: 0 E: 0 K: 1 S: 13 H: 1 LOB: 2 BB: 1 P: 23	R: 0 E: 0 K: 2 S: 10 H: 1 LOB: 1 BB: 0 P: 15	R: 0 E: 0 K: 0 S: 9 H: 0 LOB: 0 BB: 0 P: 15	R: 3 E: 0 K: 1 S: 21 H: 4 LOB: 1 BB: 0 P: 27	R: 2 E: 0 K: 0 S: 8 H: 2 LOB: 0 BB: 0 P: 11	R: 0 E: 1 K: 1 S: 13 H: 1 LOB: 2 BB: 0 P: 23		1B: 10 2B: 2 3B: 0 HR: 1		SF: 0 SAC: 0 DP: 0 HBP: 0		WP: 0 PB: 0 SB: 1 CS: 0		PA: 38

PITCHER		IP	WLS	BF	H	R	ER	SO	BB	IBB	HBP	BLK	WP	HR	S	P	ERA	WHIP
57 Zach Duke, L ERA: 4.86	(1, 1)	5.1	L	26	10	5	5	3	1	0	0	0	0	0	67	105	8.44	2.062
55 Matt Capps, R ERA: 4.03	(6, 1)	0.2		2	0	0	0	1	0	0	0	0	0	0	5	6	0.00	0.000
16 Salomon Torres, R ERA: 4.88	(7, 1)	1.0		5	2	2	2	0	0	0	0	0	0	1	8	11	18.00	2.000
Roberto Hernandez, R ERA: 2.14	(8, 1)	1.0		5	1	0	0	1	0	0	0	0	0	0	13	23	0.00	1.000

PITCHER	IP	WLS	BF	H	R	ER	SO	BB	IBB	HBP	BLK	WP	HR	S	P	ERA	WHIP

BOTTOM

Pittsburgh Pirates @ Los Angeles Dodgers

Dodger Stadium, Los Angeles, CA

Sat Jun 24 2006, 7:10 PM PDT

Att. 47,785 - Cloudy - 82 F

livebaseballscorecards.com

AB	37
R	7
H	13
RBI	7
BB	1
SO	5
LOB	9

Pittsburgh Pirates @ Los Angeles Dodgers

Dodger Stadium, Los Angeles, CA

Sun Jun 25 2006, 1:10 PM PDT

Att. 55,545 - Cloudy - 83 F

livebaseballscorecards.com

Batter	1	2	3	4	5	6	7	8	9	AB	R	H	RBI	BB	SO	LOB
13 Nate McLouth, L (1, 8) OBP: 0.289, SLG: 0.330	C B T C 1-3 ① K	B B X 2-0 ③ L6			C X 0-1 12 1B 2B		B B B C F F F S 3-3 ① K		C F C 0-3 ③ K	5	1	1	0	0	3	1
12 Freddy Sanchez, R (1, 6) OBP: 0.388, SLG: 0.500	C F X 0-2 ② G4-3		F B C F X 1-2 ① P4		B C F F B X 2-2 WP 2-H 1B 1B		B X 1-0 ② L6			4	1	1	1	0	0	0
Sean Casey, L (1, 3) OBP: 0.379, SLG: 0.449	B B B C B 4-1 2B BB		X 0-0 ② F7		C B F X 1-2 1-H 1B		B B B C B 4-1 BB			2	1	1	1	2	0	0
Jason Bay, R (1, 7) OBP: 0.407, SLG: 0.562	B C F B B X 3-2 1-H 2B		B F B C T 2-2 ③ K		X 0-0 ② F9		S S X 0-2 ③ F8			4	0	1	1	0	1	2
Jeromy Burnitz, L (1, 9) OBP: 0.280, SLG: 0.430	T F B H 2-2 HBP			C S X 0-2 ① F7	S B X 1-1 ③ L9			C C B B S 2-3 ① K		3	0	0	0	0	1	1
Joe Randa, R (1, 5) OBP: 0.284, SLG: 0.353	C C F X 0-2 ③ G6-3			B B X 2-0 ② G5-3		B C X 1-1 HR		B C X 1-1 G6-4-3 1B		4	1	2	1	0	0	2
Jose Castillo, R (1, 4) OBP: 0.332, SLG: 0.453		B F F F C 1-3 ① K		B B B B 4-0 BB		B X 1-0 ① G5-3		S X 0-1 ② ③ G6-4-3 1-2f		3	0	0	0	1	1	1
26 Ronny Paulino, R (1, 2) OBP: 0.353, SLG: 0.389		B S C F B X 2-2 ② G5-3		C B C 1 SAFE F B C 2-3 ③ K		X 0-0 ② G4-3			C C B F B X 2-2 ① P4	4	0	0	0	0	1	1
Kip Wells, R (1, 1) OBP: 0.500, SLG: 0.500 José Hernández, R (6, PH) OBP: 0.239, SLG: 0.274 Damaso Marte, L (6, 1) 16 Salomon Torres, R (7, 1) Michael Gonzalez, R (8, 1) José Bautista, R (9, PH) OBP: 0.329, SLG: 0.484		S B X 1-1 1B			B C S C 1-3 ① K	B C B T F F F B X 3-2 G1-3			B C S T B B C 3-3 ② K	2 1 0 0 0 0 1	0 0 0 0 0 0 0	1 0 0 0 0 0 0	0 0 0 0 0 0 0	0 0 0 0 0 0 0	1 0 0 0 0 0 1	0 0 0 0 0 0 0
Inning Stats	R: 1 E: 0 K: 1 S: 16 H: 1 LOB: 2 BB: 1 P: 26	R: 0 E: 0 K: 1 S: 11 H: 1 LOB: 1 BB: 0 P: 17	R: 0 E: 0 K: 1 S: 8 H: 0 LOB: 0 BB: 0 P: 11	R: 0 E: 0 K: 1 S: 8 H: 0 LOB: 1 BB: 1 P: 16	R: 2 E: 0 K: 1 S: 15 H: 3 LOB: 1 BB: 0 P: 20	R: 1 E: 0 K: 0 S: 10 H: 1 LOB: 0 BB: 0 P: 15	R: 0 E: 0 K: 1 S: 10 H: 0 LOB: 1 BB: 1 P: 18	R: 0 E: 0 K: 1 S: 7 H: 1 LOB: 0 BB: 0 P: 10	R: 0 E: 0 K: 2 S: 11 H: 0 LOB: 0 BB: 0 P: 16	1B: 4 2B: 2 3B: 0 HR: 1 SF: 0 SAC: 0 DP: 1 HBP: 1							

TOP	
AB	33
R	4
H	7
RBI	4
BB	3
SO	9
LOB	8

WP: 2 PB: 0 SB: 0 CS: 0 PA: 37

PITCHER		IP	WLS	BF	H	R	ER	SO	BB	IBB	HBP	BLK	WP	HR	S	P	ERA	WHIP
31 Brad Penny, R ERA: 3.06	(1, 1)	5.0	W	24	6	4	4	5	2	0	1	0	1	1	60	93	7.20	1.600
Joe Beimel, L ERA: 3.81	(6, 1)	1.0	H	3	0	0	0	0	0	0	0	0	0	0	8	12	0.00	0.000
51 Jonathan Broxton, R ERA: 3.03	(7, 1)	2.0	H	7	1	0	0	2	1	0	0	0	0	0	17	28	0.00	1.000
44 Takashi Saito, R ERA: 1.72	(9, 1)	1.0	S	3	0	0	0	2	0	0	0	0	0	0	11	16	0.00	0.000

PITCHER	IP	WLS	BF	H	R	ER	SO	BB	IBB	HBP	BLK	WP	HR	S	P	ERA	WHIP

Batter	1	2	3	4	5	6	7	8	9	AB	R	H	RBI	BB	SO	LOB
15 Rafael Furcal, S (1, 6) OBP: 0.334, SLG: 0.340	C B F F B F X 2-2 CS 1B		C B B F B B 4-2 1B BB	B B X 2-0 2-H 3-H 1B		C B C F B F X 2-2 ② P3		X 0-0 ① F9		4	0	2	2	1	0	1
Kenny Lofton, L (1, 8) OBP: 0.349, SLG: 0.386	B C B X 2-1 ① ② L5 1-2		1 SAFE X 0-0 1-3 1B	X 0-0 ③ G4-3		F B C F B F C 2-3 ③ K		B F C F B C 2-3 ② K		5	0	1	0	0	2	3
5 Nomar Garciaparra, R (1, 3) OBP: 0.426, SLG: 0.584	F B X 1-1 ③ P4		X 0-0 ③ P4		F X 0-1 16 2B 18 G6-3 1B		B C F B X 2-2 HR	F B C B X 2-2 ③ F7		5	2	2	1	0	0	2
J.D. Drew, L (1, 9) OBP: 0.376, SLG: 0.474		B B B C B 4-1 BB		X 0-0 16 1B 18 1B 1B	B C C X 1-2 ① F8		B F X 1-1 18 1B 16 1B FC3-2 1B			3	1	2	0	1	0	1
16 Andre Ethier, L (1, 7) OBP: 0.388, SLG: 0.500		B X 1-0 ① F7		B B S B X 3-1 1B 18 1B 1-2 55 FC6-4 1B	C X 0-1 1-3 2B		S S F X 0-2 FC3-2 1-2 18 1B 55 FC6-4 1B			4	2	3	0	0	0	1
18 Ramon Martinez, R (1, 4) OBP: 0.393, SLG: 0.444		C D 1 SAFE C B X 2-2 ② F9		B C X 1-1 55 FC6-4 15 1B 1B 1-2 2-H	B F F X 1-2 ② G6-3 3-H		X 0-0 55 FC6-4 FC3-2 1-2 2-3 1B			4	1	2	2	0	0	2
Cesar Izturis, S (1, 5) OBP: 0.550, SLG: 0.471	C X 0-1 ③ L5			D X 1-0 55 FC6-4 1-2 2-3 1B	D B X 2-0 ③ G4-3		X 0-0 ① FC3-2 55 FC6-4 1-2 2-3 3-Hf			4	0	1	0	0	0	5
55 Russell Martin, R (1, 2) OBP: 0.379, SLG: 0.467			C X 0-1 ① G6-3	F X 0-1 ① FC6-4 31 S 15 1B 1-2f 2-3 3-H		F B B F S 2-3 ① K	D B C X 2-1 ② FC6-4 51 S 1-2f 2-3 3-H			4	1	0	2	0	1	4
31 Brad Penny, R (1, 1) OBP: 0.235, SLG: 0.235			B X 1-0 ② P5	S X 0-1 ② G5-3 1-2		B B B C X 3-1 2B	B S F F F B D C 3-3 ③ K 1-2			2	0	0	0	0	0	2
Joe Beimel, L (6, 1)										0	0	0	0	0	0	0
José Cruz Jr., S (6, PH) OBP: 0.367, SLG: 0.379										1	0	1	0	0	0	0
51 Jonathan Broxton, R (7, 1)										1	0	0	0	0	1	2
44 Takashi Saito, L (9, 1)										0	0	0	0	0	0	0
Inning Stats	R: 0 E: 0 K: 0 S: 9 H: 1 LOB: 0 BB: 0 P: 14	R: 0 E: 0 K: 0 S: 7 H: 0 LOB: 1 BB: 1 P: 14	R: 0 E: 0 K: 0 S: 7 H: 1 LOB: 2 BB: 1 P: 12	R: 4 E: 0 K: 0 S: 12 H: 5 LOB: 1 BB: 0 P: 19	R: 1 E: 0 K: 0 S: 11 H: 2 LOB: 1 BB: 0 P: 15	R: 0 E: 0 K: 2 S: 15 H: 1 LOB: 1 BB: 0 P: 24	R: 2 E: 0 K: 1 S: 18 H: 4 LOB: 2 BB: 0 P: 26	R: 0 E: 0 K: 1 S: 8 H: 0 LOB: 0 BB: 0 P: 12		1B: 11 2B: 2 3B: 0 HR: 1	SF: 0 SAC: 0 DP: 0 HBP: 0					

PITCHER		IP	WLS	BF	H	R	ER	SO	BB	IBB	HBP	BLK	WP	HR	S	P	ERA	WHIP
Kip Wells, R ERA: 11.88	(1, 1)	5.0	L	25	9	5	5	0	2	0	0	0	0	0	46	74	9.00	2.200
Damaso Marte, L ERA: 3.49	(6, 1)	1.0		7	4	2	2	2	0	0	0	0	0	1	24	36	18.00	4.000
16 Salomon Torres, R ERA: 4.78	(7, 1)	1.0		4	1	0	0	1	0	0	0	0	0	0	9	14	0.00	1.000
Michael Gonzalez, L ERA: 3.03	(8, 1)	1.0		3	0	0	0	1	0	0	0	0	0	0	8	12	0.00	0.000

PITCHER	IP	WLS	BF	H	R	ER	SO	BB	IBB	HBP	BLK	WP	HR	S	P	ERA	WHIP

BOTTOM

Pittsburgh Pirates @ Los Angeles Dodgers

Dodger Stadium, Los Angeles, CA

Sun Jun 25 2006, 1:10 PM PDT

Att. 55,545 - Cloudy - 83 F

livebaseballscorecards.com

AB	37
R	7
H	14
RBI	7
BB	2
SO	4
LOB	23

WP: 0 PB: 0 SB: 2 CS: 1 PA: 39

Batter	1	2	3	4	5	6	7	8	9	AB	R	H	RBI	BB	SO	LOB
15 Rafael Furcal, S (1, 6) OBP: 0.336, SLG: 0.342	F8		G4-3, 5 1B, S 1B		K			1B		4	1	2	0	0	1	0
Kenny Lofton, L (1, 8) OBP: 0.343, SLG: 0.379	F7		G4-3 1-3			F9		F7		4	0	0	0	0	0	2
5 Nomar Garciaparra, R (1, 3) OBP: 0.427, SLG: 0.582	F9		1B 3-H			1B		F8		4	0	2	1	0	0	1
J.D. Drew, L (1, 10) OBP: 0.374, SLG: 0.475		12 1B, 16 SF9 2B	G3			F9			K	4	1	1	0	0	1	2
12 Jeff Kent, R (1, 4) OBP: 0.379, SLG: 0.468		1B 2-3		F7		K			G5-3	4	0	1	0	0	1	1
16 Andre Ethier, L (1, 7) OBP: 0.378, SLG: 0.488		SF9 3-H		F7			G4-3		G5-3	3	0	0	1	0	0	0
27 Matt Kemp, R (1, 9) OBP: 0.363, SLG: 0.642		K		G5-3			G6-3			3	0	0	0	0	1	1
Cesar Izturis, S (1, 5) OBP: 0.478, SLG: 0.400		F7			P6		P4			3	0	0	0	0	0	1
55 Russell Martin, R (1, 2) OBP: 0.372, SLG: 0.458			F9		G4-3			F8		3	0	0	0	0	0	0
Inning Stats	R: 0 E: 0 K: 0 S: 7 H: 0 LOB: 0 BB: 0 P: 11	R: 1 E: 0 K: 1 S: 11 H: 2 LOB: 1 BB: 0 P: 14	R: 1 E: 0 K: 0 S: 14 H: 2 LOB: 1 BB: 0 P: 25	R: 0 E: 0 K: 0 S: 5 H: 0 LOB: 0 BB: 0 P: 5	R: 0 E: 0 K: 1 S: 7 H: 0 LOB: 0 BB: 0 P: 9	R: 0 E: 0 K: 1 S: 8 H: 1 LOB: 1 BB: 0 P: 12	R: 0 E: 0 K: 0 S: 7 H: 0 LOB: 0 BB: 0 P: 10	R: 0 E: 0 K: 0 S: 7 H: 1 LOB: 1 BB: 0 P: 11	R: 0 E: 0 K: 1 S: 6 H: 0 LOB: 0 BB: 0 P: 11	1B: 5 2B: 1 3B: 0 HR: 0	SF: 1 SAC: 0 DP: 0 HBP: 0					

PITCHER		IP	WLS	BF	H	R	ER	SO	BB	IBB	HBP	BLK	WP	HR	S	P	ERA	WHIP
Carlos Silva, R ERA: 6.43	(1, 1)	8.0	W	30	6	2	2	3	0	0	0	0	0	0	66	97	2.25	0.750
28 Jesse Crain, R ERA: 5.19	(9, 1)	1.0		3	0	0	0	1	0	0	0	0	0	0	6	11	0.00	0.000

PITCHER	IP	WLS	BF	H	R	ER	SO	BB	IBB	HBP	BLK	WP	HR	S	P	ERA	WHIP

TOP

Los Angeles Dodgers @ Minnesota Twins

Hubert H. Humphrey Metrodome, Minneapolis, MN

Mon Jun 26 2006, 8:10 PM EDT

Att. 22,528 - Dome - 68 F

livebaseballscorecards.com

AB	32
R	2
H	6
RBI	2
BB	0
SO	4
LOB	8

1B: 5 SF: 1
2B: 1 SAC: 0
3B: 0 DP: 0
HR: 0 HBP: 0

WP: 0 PA: 33
PB: 0
SB: 1
CS: 0

BOTTOM

Los Angeles Dodgers @ Minnesota Twins

Hubert H. Humphrey Metrodome, Minneapolis, MN

Mon Jun 26 2006, 8:10 PM EDT

Att. 22,528 - Dome - 68 F

livebaseballscorecards.com

Batter	1	2	3	4	5	6	7	8	9	AB	R	H	RBI	BB	SO	LOB
Luis Castillo, S (1, 4) OBP: 0.337, SLG: 0.348	BB 1-2 8 BB 7 1B 1B	FC4-6 8 1B 7 3B 1-2f 2-3		G3 1-0		FC4 1 SAFE 1-0 8 BB 7 1B 1-2f		0-1 8 G4-3 7 2B 2B		5	4	2	0	0	0	3
8 Nick Punto, S (1, 5) OBP: 0.375, SLG: 0.338	1 SAFE 4-1 7 1B 1-2 BB	1-0 7 3B 1-2 3-H 1B		1-1 1B		4-2 7 1B 5 1B 1-2 BB		1-0 G4-3 2-3		3	2	2	1	2	0	1
7 Joe Mauer, L (1, 2) OBP: 0.444, SLG: 0.524	2-0 1-3 2-H 1B	1-2 1-H 2-H 3B			3-2 G1-3	2-2 5 1B 1-2 2-H 1B		2-2 5 1B 3-H 2B		5	1	4	5	0	0	0
5 Michael Cuddyer, R (1, 9) OBP: 0.374, SLG: 0.519	0-1 G5-3	4-1 BB			4-1 33 1B BB 16 F7-2 BB	1-0 1-3 2-H 1B		0-0 33 WP 2-H 1B		3	0	2	2	2	0	2
33 Justin Morneau, L (1, 3) OBP: 0.339, SLG: 0.552	4-2 G6-4-3 BB	1-1 G4-3			0-0 BB 1-2 1B	0-0 P6		2-2 F7 1-2		4	0	1	0	1	0	5
Torii Hunter, R (1, 8) OBP: 0.342, SLG: 0.418	1-2 G6-4-3 1-2f		0-3 K		4-2 1-2 2-3 BB		4-0 20 CS BB			2	0	0	0	2	1	3
16 Jason Kubel, L (1, 7) OBP: 0.315, SLG: 0.500 20 Lew Ford, R (7, PH) OBP: 0.295, SLG: 0.298 (8, 7)		0-0 G6-3			0-1 F7-2 3-H		3-3 1 SAFE 1 SAFE K 1-2			3 1	0 0	0 0	0 0	0 0	0 1	3 1
Terry Tiffee, S (1, 10) OBP: 0.353, SLG: 0.367		4-2 FC4-6 8 1B HBP BB				0-0 FC4 1B	2-0 G4-3			3	1	1	0	1	0	0
Jason Bartlett, R (1, 6) OBP: 0.438, SLG: 0.439		1 SAFE 1-0 FC4-6 1-2 HBP		2-1 G6-3		0-3 K		0-2 F8		3	0	0	0	0	1	1
Inning Stats	R: 1 H: 2 E: 0 LOB: 2 K: 0 BB: 2 S: 14 P: 25	R: 3 H: 2 E: 0 LOB: 2 K: 0 BB: 2 S: 12 P: 26	R: 0 H: 0 E: 0 LOB: 0 K: 1 BB: 0 S: 7 P: 9	R: 0 H: 1 E: 0 LOB: 1 K: 0 BB: 0 S: 5 P: 9	R: 0 H: 1 E: 0 LOB: 2 K: 0 BB: 2 S: 11 P: 22	R: 2 H: 3 E: 0 LOB: 2 K: 1 BB: 1 S: 13 P: 20	R: 0 H: 0 E: 0 LOB: 0 K: 1 BB: 1 S: 6 P: 15	R: 2 H: 3 E: 0 LOB: 1 K: 0 BB: 0 S: 14 P: 19		1B: 9 SF: 0 2B: 4 SAC: 0 3B: 1 DP: 3 HR: 0 HBP: 1				WP: 1 PA: 41 PB: 0 SB: 0 CS: 1		

	AB	32
	R	8
	H	12
	RBI	8
	BB	8
	SO	3
	LOB	19

PITCHER		IP	WLS	BF	H	R	ER	SO	BB	IBB	HBP	BLK	WP	HR	S	P	ERA	WHIP
58 Chad Billingsley, R ERA: 5.63	(1, 1)	5.2	L	29	7	6	6	2	7	0	1	0	0	0	57	103	9.53	2.471
56 Hung-Chih Kuo, L ERA: 5.56	(6, 1)	1.1		6	2	0	0	1	1	0	0	0	0	0	11	23	0.00	2.250
Danys Baez, R ERA: 4.42	(8, 1)	1.0		6	3	2	2	0	0	0	0	0	1	0	14	19	18.00	3.000

PITCHER	IP	WLS	BF	H	R	ER	SO	BB	IBB	HBP	BLK	WP	HR	S	P	ERA	WHIP

Batter	1	2	3	4	5	6	7	8	9	AB	R	H	RBI	BB	SO	LOB
15 Rafael Furcal, S (1, 6) OBP: 0.338, SLG: 0.344	X 0-0 1B		B C X 1-1 ③ G5-3			X 0-0 ① FC5-4 G6-3 1-2f		B C X 1-1 E 1B		4	0	2	0	0	0	1
Cesar Izturis, S (1, 5) OBP: 0.407, SLG: 0.333	B B C S C 2-3 ① K			B B C X 2-1 ① G6-3		F 1 SAFE C F X 0-2 ② G6-3 1-2		F B B F X 2-2 E5 18 G5-4-3 1-2		4	0	0	0	0	1	3
5 Nomar Garciaparra, R (1, 3) OBP: 0.424, SLG: 0.590	1 SAFE B 1 SAFE 1 SAFE X 1-0 ② F8			B X 1-0 HR		X 0-0 ③ G4-3		B S T X 1-2 ① F5		4	1	1	1	0	0	4
12 Jeff Kent, R (1, 4) OBP: 0.379, SLG: 0.480 18 Ramon Martinez, R (7, 4) OBP: 0.389, SLG: 0.440	C C S 0-3 ③ K			C X 0-1 ② L8			B F B S B X 3-2 HR	F B C B X 2-2 ②③ G5-4-3 1-2f		3 1	1 0	1 0	1 0	0 0	1 0	1 2
J.D. Drew, L (1, 9) OBP: 0.374, SLG: 0.473 16 Andre Ethier, L (7, 7) OBP: 0.375, SLG: 0.485		F B X 1-1 ① G3		B F S S 1-3 ③ K			S B X 1-1 E 1B		B B C F X 2-2 ① G3-1	3 1	0 0	1 0	0 0	0 0	1 0	0 0
Olmedo Saenz, R (1, 10) OBP: 0.323, SLG: 0.539		C B B F S 2-3 ② K			C F F B F S 1-3 ① K		X 0-0 ① F8		F B F B X 2-2 ② G6-3	4	0	0	0	0	2	1
27 Matt Kemp, R (1, 8) OBP: 0.347, SLG: 0.612		F B B S S 2-3 ③ K			B S S X 1-1 ② G6-3		S S S 0-3 ② K		C B B B S S 3-3 ③ K	4	0	0	0	0	3	1
José Cruz Jr., S (1, 7) (7, 9) OBP: 0.362, SLG: 0.373			C X 0-1 ① F7		F C B F S 1-3 ③ K		F X 0-1 E3 1-2			3	0	0	0	0	1	1
55 Russell Martin, R (1, 2) OBP: 0.371, SLG: 0.455			C X 0-1 ② G5-3			C X 0-1 15 FC5-4 1B	C B D F B X 3-2 ③ G5-3			3	0	1	0	0	0	2
Inning Stats	R: 0 E: 0 K: 2 S: 8 H: 1 LOB: 1 BB: 0 P: 11	R: 0 E: 0 K: 2 S: 8 H: 0 LOB: 0 BB: 0 P: 13	R: 0 E: 0 K: 0 S: 6 H: 0 LOB: 0 BB: 0 P: 7	R: 1 E: 0 K: 1 S: 8 H: 1 LOB: 0 BB: 0 P: 12	R: 0 E: 0 K: 2 S: 11 H: 0 LOB: 0 BB: 0 P: 14	R: 0 E: 0 K: 0 S: 8 H: 1 LOB: 1 BB: 0 P: 8	R: 1 E: 1 K: 1 S: 14 H: 2 LOB: 2 BB: 0 P: 21	R: 0 E: 1 K: 0 S: 11 H: 1 LOB: 1 BB: 0 P: 17	R: 0 E: 0 K: 1 S: 9 H: 0 LOB: 0 BB: 0 P: 16	1B: 4 2B: 0 3B: 0 HR: 2	SF: 0 SAC: 0 DP: 1 HBP: 0					

PITCHER		IP	WLS	BF	H	R	ER	SO	BB	IBB	HBP	BLK	WP	HR	S	P	ERA	WHIP
47 Francisco Liriano, L ERA: 2.21	(1, 1)	7.0	W	27	5	2	2	8	0	0	0	0	0	2	63	86	2.57	0.714
Kyle Lohse, R ERA: 8.49	(8, 1)	2.0		7	1	0	0	1	0	0	0	0	0	0	20	33	0.00	0.500

PITCHER	IP	WLS	BF	H	R	ER	SO	BB	IBB	HBP	BLK	WP	HR	S	P	ERA	WHIP

TOP

Los Angeles Dodgers @ Minnesota Twins

Hubert H. Humphrey Metrodome, Minneapolis, MN

Tue Jun 27 2006, 8:10 PM EDT

Att. 30,681 - Dome - 70 F

livebaseballscorecards.com

AB	34
R	2
H	6
RBI	2
BB	0
SO	9
LOB	16

1B: 4	SF: 0	WP: 0	PA: 34
2B: 0	SAC: 0	PB: 0	
3B: 0	DP: 1	SB: 0	
HR: 2	HBP: 0	CS: 0	

Batter	1	2	3	4	5	6	7	8	9	AB	R	H	RBI	BB	SO	LOB
Luis Castillo, S (1, 4) OBP: 0.334, SLG: 0.346	C X	0-1 ① L6	C B F F X	1-2 8 3B 1-2 2-H 3-H 1B	C 1 SAFE 1 SAFE B X	1-1 ① F8	X	0-0 ③ G4-3	C B F F B X	2-2 ② G3		5	1	1	2	0	0	2
8 Nick Punto, S (1, 5) OBP: 0.376, SLG: 0.356	B C B C X	2-2 ② G3-1	X	0-0 7 1B 1-H 2-H 3B	F B 1 SAFE F 1 SAFE S	1-3 ② K	B F X	1-1 5 G1-3 7 1B 33 SF7 1B	C B B F F B X	3-2 ③ L4		5	2	2	2	0	1	1
7 Joe Mauer, L (1, 2) OBP: 0.454, SLG: 0.533	C X	0-1 1B	B X	1-0 5 G5-4-3 3-H 1B	B C X	1-1 5 BB 1-3 1B	B C F B X	2-2 33 SF7 5 G1-3 1-2 2B 1B	B B C C X	2-2 20 1B 33 WP 1B		5	1	5	1	0	0	0
5 Michael Cuddyer, R (1, 9) OBP: 0.371, SLG: 0.509	C X	0-1 ③ G6-3	B X	1-0 ② ③ G5-4-3 1-2f	B B B	4-0 1-2 BB	F F B X	1-2 ① G1-3 1-2 2-3	B B B C X	3-1 ① F9		4	0	0	0	1	0	5
33 Justin Morneau, L (1, 3) OBP: 0.337, SLG: 0.548		B B B X 3-0 FC5-4 1B	B F F F B B S 3-3 ① K	B X	1-0 ③ F8	S B X 1-1 ② SF7 2-3 3-H		F S F B F S 1-3 ② K 1-2		4	0	1	1	0	2	4
Torii Hunter, R (1, 8) OBP: 0.344, SLG: 0.423 20 Lew Ford, R (7, 8) OBP: 0.298, SLG: 0.302		X 0-0 ① FC5-4 16 BB 1B HBP 1-2f	C C B B B X 3-2 E5	X	0-0 F7 16 G3 E 1B	B X 1-0 FC5 3-H 2B		C D X 1-1 2-3 1B		4 1	2 0	2 1	1 0	0 0	0 0	1 0
16 Jason Kubel, L (1, 7) OBP: 0.319, SLG: 0.491		C D B 1 SAFE X 3-1 HBP BB 1-2 1B 1B	B F S C 1-3 ② K	B F X 1-1 ① G3 1-2	B C S B B B 4-2 FC5 BB		F X 0-1 ③ G6-3		4	1	1	0	1	1	4
Ruben Sierra, S (1, 10) OBP: 0.290, SLG: 0.231		S B B F B B 4-2 HBP 1B 1-2 2-3 BB	B C B X 2-1 ③ L7	C X 0-1 ② F7 2-3	B B F C F F X 2-2 ③ FC5 1-2 2-3f				3	1	0	0	1	0	4
Jason Bartlett, R (1, 6) OBP: 0.462, SLG: 0.455		H 1-0 1B 8 3B 1-2 2-3 3-H HBP		C C B X 1-2 7 1B 1B	X 0-0 ③ E6 3-H 1B		X 0-0 ① G5-3		3	1	2	2	0	0	0
Inning Stats	R: 0 E: 0 K: 0 S: 9 H: 1 LOB: 1 BB: 0 P: 11	R: 6 E: 0 K: 0 S: 13 H: 5 LOB: 0 BB: 1 P: 27	R: 0 E: 1 K: 2 S: 13 H: 0 LOB: 1 BB: 0 P: 22	R: 0 E: 0 K: 1 S: 11 H: 2 LOB: 3 BB: 1 P: 20	R: 1 E: 1 K: 0 S: 7 H: 2 LOB: 1 BB: 0 P: 8	R: 2 E: 0 K: 0 S: 18 H: 3 LOB: 2 BB: 1 P: 30	R: 0 E: 0 K: 0 S: 9 H: 0 LOB: 0 BB: 0 P: 14	R: 0 E: 0 K: 1 S: 14 H: 2 LOB: 2 BB: 0 P: 21		1B: 13 2B: 1 3B: 1 HR: 0 SF: 1 SAC: 0 DP: 1 HBP: 1					WP: 1 PB: 0 SB: 0 CS: 0	PA: 43	

PITCHER		IP	WLS	BF	H	R	ER	SO	BB	IBB	HBP	BLK	WP	HR	S	P	ERA	WHIP
Derek Lowe, R ERA: 3.49	(1, 1)	5.1	L	31	12	9	9	3	2	0	1	0	0	0	61	100	15.19	2.625
Joe Beimel, L ERA: 3.45	(6, 1)	2.2		12	3	0	0	1	1	0	0	0	1	0	33	53	0.00	1.500

PITCHER	IP	WLS	BF	H	R	ER	SO	BB	IBB	HBP	BLK	WP	HR	S	P	ERA	WHIP

BOTTOM

Los Angeles Dodgers @ Minnesota Twins

Hubert H. Humphrey Metrodome, Minneapolis, MN

Tue Jun 27 2006, 8:10 PM EDT

Att. 30,681 - Dome - 70 F

livebaseballscorecards.com

AB	38
R	9
H	15
RBI	9
BB	3
SO	4
LOB	21

Los Angeles Dodgers @ Minnesota Twins

Hubert H. Humphrey Metrodome, Minneapolis, MN

Wed Jun 28 2006, 1:10 PM EDT

Att. 34,157 - Dome - 69 F

livebaseballscorecards.com

TOP

Batter	1	2	3	4	5	6	7	8	9	AB	R	H	RBI	BB	SO	LOB
15 Rafael Furcal, S (1, 6) OBP: 0.337, SLG: 0.343	C C F S 0-3 ① K		C F X 0-2 ② F7			F F B B S 2-3 ① K		C C X 0-2 27 BB 1B 2B 1B		4	1	1	0	0	2	0
Kenny Lofton, L (1, 8) OBP: 0.346, SLG: 0.378	X 0-0 ② G6-3		B F B C X 2-2 ③ F8			C C B B B B 4-2 BB		C B F X 1-2 27 BB 1-2 2B 1B		3	1	1	0	1	0	0
27 Matt Kemp, R (1, 9) OBP: 0.343, SLG: 0.591	B B B F C X 3-2 ③ G5-3			S C B S 1-3 ① K		B S C F F S 1-3 ② K		C B F B B B 4-2 1-2 2-3 2B BB		3	1	0	0	1	2	1
12 Jeff Kent, R (1, 4) OBP: 0.377, SLG: 0.473		B B X 2-0 ① P3		B B C B F B 4-2 BB		X 0-0 ③ F9		F S B C 1-3 ② K		3	0	0	0	1	1	4
Olmedo Saenz, R (1, 3) OBP: 0.328, SLG: 0.555		B F C S 1-3 ② K		C D C S 1-3 ② K			S S B B B X 3-2 2B	F X 0-1 1-H 2-H 3-H 2B		4	0	2	3	0	2	1
Sandy Alomar Jr., R (1, 2) OBP: 0.345, SLG: 0.431		X 0-0 2B		B S F B S 2-3 ③ K			B F X 1-1 ① F7	C F B F X 1-2 ③ F7		4	0	1	0	0	1	3
José Cruz Jr., S (1, 7) OBP: 0.362, SLG: 0.369 16 Andre Ethier, L (9, PH) OBP: 0.372, SLG: 0.481		B C F D B B 4-2 BB			C B B C F B F X 3-2 ① G1-3		F C S 0-3 ② K		C B C C S 1-3 ① K	2 1	0 0	0 0	0 0	1 0	1 1	1 0
Cesar Izturis, S (1, 5) OBP: 0.355, SLG: 0.286		C B F X 1-2 ③ F8			C F B X 1-2 ② P6		F C C 0-3 ③ K		B B C F S 2-3 ② K	4	0	0	0	0	2	3
55 Russell Martin, R (1, 10) OBP: 0.363, SLG: 0.444			F X 0-1 ① G6-3		S X 0-1 ③ F8			M B F B C 2-3 ① K	C F B B B S 3-3 ③ K	4	0	0	0	0	2	0
Inning Stats	R: 0 E: 0 K: 1 S: 8 H: 0 LOB: 0 BB: 0 P: 11	R: 0 E: 0 K: 1 S: 10 H: 1 LOB: 2 BB: 1 P: 18	R: 0 E: 0 K: 0 S: 8 H: 0 LOB: 0 BB: 0 P: 10	R: 0 E: 0 K: 3 S: 11 H: 0 LOB: 1 BB: 1 P: 19	R: 0 E: 0 K: 0 S: 10 H: 0 LOB: 0 BB: 0 P: 14	R: 0 E: 0 K: 2 S: 11 H: 0 LOB: 1 BB: 1 P: 18	R: 0 E: 0 K: 2 S: 11 H: 1 LOB: 1 BB: 0 P: 15	R: 3 E: 0 K: 2 S: 20 H: 3 LOB: 1 BB: 1 P: 29	R: 0 E: 0 K: 3 S: 9 H: 0 LOB: 0 BB: 0 P: 15	1B: 2 2B: 3 3B: 0 HR: 0 SF: 0 SAC: 0 DP: 0 HBP: 0						WP: 0 PB: 0 SB: 0 CS: 0 PA: 36	

	AB	32
	R	3
	H	5
	RBI	3
	BB	4
	SO	14
	LOB	13

PITCHER		IP	WLS	BF	H	R	ER	SO	BB	IBB	HBP	BLK	WP	HR	S	P	ERA	WHIP
Johan Santana, L ERA: 2.59	(1, 1)	7.0	W	26	2	0	0	9	3	0	0	0	0	0	69	105	0.00	0.714
Juan Rincon, R ERA: 2.04	(8, 1)	1.0		7	3	3	3	2	1	0	0	0	0	0	20	29	27.00	4.000
36 Joe Nathan, R ERA: 1.91	(9, 1)	1.0	S	3	0	0	0	3	0	0	0	0	0	0	9	15	0.00	0.000

PITCHER	IP	WLS	BF	H	R	ER	SO	BB	IBB	HBP	BLK	WP	HR	S	P	ERA	WHIP

BOTTOM

Batter	1	2	3	4	5	6	7	8	9	AB	R	H	RBI	BB	SO	LOB
Luis Castillo, S (1, 4) OBP: 0.330, SLG: 0.341	C C B X 1-2 G5-3 ①	C B B C X 2-2 G4-3 ②		1 SAFE X 0-0 G6-4-3 ② ③ 1-2f		B C F F F C 1-3 K ②				4	0	0	0	0	1	2
8 Nick Punto, S (1, 5) OBP: 0.373, SLG: 0.353	X 0-0 P5 ②	B B F X 2-1 7 S 1B			C B X 1-1 G6-3 ①	B X 1-0 P6 ③				4	0	1	0	0	0	1
7 Joe Mauer, L (1, 10) OBP: 0.458, SLG: 0.538	C B S X 1-2 33 1B 5 1B HR 1B	B C B F X 2-2 G6-3 ③ 1-2			C X 0-1 5 E 2B		B B B C C B 4-2 BB			3	2	2	0	1	0	1
5 Michael Cuddyer, R (1, 9) OBP: 0.373, SLG: 0.513	B F C 1 SAFE X 1-2 33 1B 1-2 HR 1B		B F X 1-1 G6-3 ①		F F B B F X 2-2 E9 33 2B 2-H 2B		C B F C 1-3 K ①			4	2	2	1	0	1	1
33 Justin Morneau, L (1, 3) OBP: 0.342, SLG: 0.558	B C S B X 3-1 1-2 2-3 HR 1B		T B X 1-1 2B		B B X 2-0 3-H 2B		F B B F F X 2-2 P4 ②			4	1	3	1	0	0	1
Torii Hunter, R (1, 8) OBP: 0.343, SLG: 0.431	B S F X 1-2 1-H 2-H 3-H HR		B X 1-0 F7 ②		B C S X 1-2 F9 ②		B F X 1-1 L4 ③			4	1	1	4	0	0	3
55 Mike Redmond, R (1, 2) OBP: 0.386, SLG: 0.447	X 0-0 20 FC5-4 1B		X 0-0 G5-3 ③		C B B F F X 2-2 G4-3 ③			B B F F X 2-2 20 G4-6-3 1B		4	0	2	0	0	0	2
20 Lew Ford, R (1, 7) OBP: 0.292, SLG: 0.295	B X 1-0 FC5-4 ③ 1-2f			B F X 1-1 L5 ①		S C B X 1-2 F9 ①		C C B X 1-2 G4-6-3 ① ② 1-2f		4	0	0	0	0	0	2
Jason Bartlett, R (1, 6) OBP: 0.464, SLG: 0.458		C B F F X 1-2 G1-3 ①		C B X 1-1 G6-4-3 1B		X 0-0 1B		C F S 0-3 K ③		4	0	2	0	0	1	0
Inning Stats	R: 4 E: 0 K: 0 S: 17 H: 5 LOB: 1 BB: 0 P: 25	R: 0 E: 0 K: 0 S: 12 H: 1 LOB: 1 BB: 0 P: 19	R: 0 E: 0 K: 0 S: 6 H: 1 LOB: 1 BB: 0 P: 9	R: 0 E: 0 K: 0 S: 5 H: 1 LOB: 0 BB: 0 P: 7	R: 2 E: 1 K: 0 S: 16 H: 3 LOB: 1 BB: 0 P: 24	R: 0 E: 0 K: 1 S: 10 H: 1 LOB: 1 BB: 0 P: 13	R: 0 E: 0 K: 1 S: 11 H: 0 LOB: 1 BB: 1 P: 19	R: 0 E: 0 K: 1 S: 9 H: 1 LOB: 0 BB: 0 P: 12		1B: 8 2B: 4 3B: 0 HR: 1	SF: 0 SAC: 0 DP: 2 HBP: 0					

PITCHER		IP	WLS	BF	H	R	ER	SO	BB	IBB	HBP	BLK	WP	HR	S	P	ERA	WHIP
Odalis Perez, L ERA: 6.84	(1, 1)	4.1	L	23	11	6	6	0	0	0	0	0	0	1	49	74	12.46	2.538
51 Jonathan Broxton, R ERA: 2.87	(5, 1)	1.2		6	1	0	0	1	0	0	0	0	0	0	17	23	0.00	0.600
Danys Baez, R ERA: 4.31	(7, 1)	1.0		4	0	0	0	1	1	0	0	0	0	0	11	19	0.00	1.000
44 Takashi Saito, R ERA: 1.67	(8, 1)	1.0		3	1	0	0	1	0	0	0	0	0	0	9	12	0.00	1.000

PITCHER	IP	WLS	BF	H	R	ER	SO	BB	IBB	HBP	BLK	WP	HR	S	P	ERA	WHIP

Los Angeles Dodgers @ Minnesota Twins

Hubert H. Humphrey Metrodome, Minneapolis, MN

Wed Jun 28 2006, 1:10 PM EDT

Att. 34,157 - Dome - 69 F

livebaseballscorecards.com

AB	35
R	6
H	13
RBI	6
BB	1
SO	3
LOB	13

1B: 8	SF: 0	WP: 0	PA: 36
2B: 4	SAC: 0	PB: 0	
3B: 0	DP: 2	SB: 1	
HR: 1	HBP: 0	CS: 0	

Batter	1	2	3	4	5	6	7	8	9	AB	R	H	RBI	BB	SO	LOB
15 Rafael Furcal, S (1, 6) OBP: 0.335, SLG: 0.341	G5-3	P5		G3-1			G6-3		L8-3 1B	5	0	1	0	0	0	1
Kenny Lofton, L (1, 8) OBP: 0.347, SLG: 0.378 José Cruz Jr., S (9, 9) OBP: 0.362, SLG: 0.369	1B 1B		5 2B G4-3 1B	L6			G5-3		L8-3 1-1	5 0	1 0	2 0	0 0	0 0	0 0	1 0
5 Nomar Garciaparra, R (1, 3) OBP: 0.425, SLG: 0.597	F9		G4-3 12 1B 1-3 2B		P6			16 HR 2B		4	2	2	0	0	0	1
J.D. Drew, L (1, 10) OBP: 0.372, SLG: 0.469	1-3 1B		G4-3 2-3 3-H		K			K		4	0	1	1	0	2	2
12 Jeff Kent, R (1, 4) OBP: 0.375, SLG: 0.469	P6		16 2B 16 E 3-H 1B		K			P6		4	1	1	1	0	1	3
16 Andre Ethier, L (1, 7) OBP: 0.383, SLG: 0.519		G5-3	E9 1-H 2B			FC1-6 1B		2-H HR		4	1	3	2	0	0	0
27 Matt Kemp, R (1, 9) OBP: 0.350, SLG: 0.587 (9, 8)		G6-3 55 2B 1B	G4-3		F9			1B		4	1	2	0	0	0	2
Cesar Izturis, S (1, 5) OBP: 0.314, SLG: 0.250		1 SAFE 1 SAFE G6-3 1-2	F8		FC1-6 55 CS 1-2f			G6-3		4	0	0	0	0	0	4
55 Russell Martin, R (1, 2) OBP: 0.361, SLG: 0.445		2-H 2B		G1-3	CS 1-2	F9			G3-1	4	0	1	1	0	0	0
Inning Stats	R: 0 E: 0 K: 0 S: 9 H: 2 LOB: 2 BB: 0 P: 12	R: 1 E: 0 K: 0 S: 15 H: 2 LOB: 1 BB: 0 P: 20	R: 3 E: 1 K: 0 S: 10 H: 4 LOB: 1 BB: 0 P: 13	R: 0 E: 0 K: 0 S: 8 H: 0 LOB: 0 BB: 0 P: 11	R: 0 E: 0 K: 2 S: 9 H: 0 LOB: 0 BB: 0 P: 9	R: 0 E: 0 K: 0 S: 6 H: 1 LOB: 0 BB: 0 P: 9	R: 0 E: 0 K: 0 S: 6 H: 0 LOB: 0 BB: 0 P: 9	R: 2 E: 0 K: 1 S: 15 H: 3 LOB: 1 BB: 0 P: 23	R: 0 E: 0 K: 0 S: 7 H: 1 LOB: 0 BB: 0 P: 12	1B: 8 2B: 5 3B: 0 HR: 1	SF: 0 SAC: 0 DP: 1 HBP: 0					

PITCHER	IP	WLS	BF	H	R	ER	SO	BB	IBB	HBP	BLK	WP	HR	S	P	ERA	WHIP
40 Bartolo Colon, R (1, 1) ERA: 5.77	7.2	L	34	12	6	5	3	0	0	0	0	0	1	76	102	5.87	1.565
Hector Carrasco, R (8, 1) ERA: 4.01	1.1		4	1	0	0	0	0	0	0	0	0	0	9	16	0.00	0.750

PITCHER	IP	WLS	BF	H	R	ER	SO	BB	IBB	HBP	BLK	WP	HR	S	P	ERA	WHIP

TOP

Los Angeles Dodgers @ Los Angeles Angels

Angel Stadium of Anaheim, Anaheim, CA

Fri Jun 30 2006, 7:05 PM PDT

Att. 44,233 - Clear - 90 F

livebaseballscorecards.com

AB	38
R	6
H	13
RBI	5
BB	0
SO	3
LOB	14

1B: 8	SF: 0	WP: 0	PA: 39
2B: 5	SAC: 0	PB: 0	
3B: 0	DP: 1	SB: 0	
HR: 1	HBP: 0	CS: 1	

Batter	1	2	3	4	5	6	7	8	9	AB	R	H	RBI	BB	SO	LOB
9 Chone Figgins, S (1, 8) OBP: 0.322, SLG: 0.345	B C B B C F X 3-2 P5 ①		B B C F X 2-2 S 1B		C B C X 1-2 G5-3 ②	B F X 1-1 F8 ③				4	0	1	0	0	0	1
6 Maicer Izturis, S (1, 5) OBP: 0.381, SLG: 0.321	C B X 1-1 G6-3 ②		C C 1 SAFE 1 SAFE B T 1-2 K ②		S C F B F B X 2-2 1B			B F X 1-1 G3 ①		4	0	1	0	0	1	1
Orlando Cabrera, R (1, 6) OBP: 0.362, SLG: 0.432	B C B F H 3-2 27 1B HBP		F F F F B X 1-2 G6-3 ③ 1-2		F F X 0-2 F9 ③			F C B B F X 2-2 P6 ②		3	0	0	0	0	0	2
27 Vladimir Guerrero, R (1, 9) OBP: 0.329, SLG: 0.493	B B X 2-0 1-3 1B			B C X 1-1 16 G3 20 2B 2B		F X 0-1 G5-3 ①		C X 0-1 F7 ③		4	1	2	0	0	0	0
16 Garret Anderson, L (1, 7) OBP: 0.296, SLG: 0.410	X 0-0 G1-3 ③			X 0-0 G3 ① 2-3		C B F S 1-3 K ②			C B X 1-1 G4-3 ①	4	0	0	0	0	1	3
20 Juan Rivera, R (1, 10) OBP: 0.322, SLG: 0.439		B C S S F B B C 3-3 K ①		S F F B X 1-2 22 G4-3 2B 3-H		C X 0-1 G6-3 ③			C F X 0-2 G5-3 ②	4	0	1	1	0	1	0
22 Kendrys Morales, S (1, 3) OBP: 0.293, SLG: 0.372		C F X 0-2 G5-4-3 1B		X 0-0 G4-3 ② 2-3			B F F F B S 2-3 K ①		B B C F X 2-2 1B	4	0	2	0	0	1	1
José Molina, R (1, 2) OBP: 0.256, SLG: 0.297 32 Erick Aybar, S (9, PH) OBP: 0.333, SLG: 0.533		X 0-0 G5-4-3 ② ③ 1-2f		S B X 1-1 G3 ③			S C F S 0-3 K ②		B C X 1-1 G4-3 ③	3 1	0 0	0 0	0 0	0 0	1 0	2 1
Adam Kennedy, L (1, 4) OBP: 0.316, SLG: 0.359			C F B S 1-3 K ①		X 0-0 P4 ①		C X 0-1 2B			3	0	1	0	0	1	0
Inning Stats	R: 0 H: 1 E: 0 LOB: 2 K: 0 BB: 0 S: 10 P: 19	R: 0 H: 1 E: 0 LOB: 0 K: 1 BB: 0 S: 8 P: 11	R: 0 H: 1 E: 0 LOB: 1 K: 2 BB: 0 S: 14 P: 19	R: 1 H: 2 E: 0 LOB: 1 K: 0 BB: 0 S: 10 P: 13	R: 0 H: 1 E: 0 LOB: 1 K: 0 BB: 0 S: 12 P: 15	R: 0 H: 0 E: 0 LOB: 0 K: 1 BB: 0 S: 7 P: 8	R: 0 H: 1 E: 0 LOB: 1 K: 2 BB: 0 S: 12 P: 15	R: 0 H: 0 E: 0 LOB: 0 K: 0 BB: 0 S: 8 P: 11	R: 0 H: 1 E: 0 LOB: 1 K: 0 BB: 0 S: 10 P: 14							

PITCHER	IP	WLS	BF	H	R	ER	SO	BB	IBB	HBP	BLK	WP	HR	S	P	ERA	WHIP
31 Brad Penny, R (1, 1) ERA: 2.94	7.0	W	28	7	1	1	6	0	0	1	0	0	0	73	100	1.29	1.000
Danys Baez, R (8, 1) ERA: 4.2	1.0		3	0	0	0	0	0	0	0	0	0	0	8	11	0.00	0.000
51 Jonathan Broxton, R (9, 1) ERA: 2.78	1.0		4	1	0	0	0	0	0	0	0	0	0	10	14	0.00	1.000

PITCHER	IP	WLS	BF	H	R	ER	SO	BB	IBB	HBP	BLK	WP	HR	S	P	ERA	WHIP

BOTTOM

Los Angeles Dodgers @ Los Angeles Angels

Angel Stadium of Anaheim, Anaheim, CA

Fri Jun 30 2006, 7:05 PM PDT

Att. 44,233 - Clear - 90 F

livebaseballscorecards.com

AB	34
R	1
H	8
RBI	1
BB	0
SO	6
LOB	11

1B: 5	SF: 0	WP: 0	PA: 35
2B: 3	SAC: 0	PB: 0	
3B: 0	DP: 1	SB: 1	
HR: 0	HBP: 1	CS: 0	

Batter	1	2	3	4	5	6	7	8	9	AB	R	H	RBI	BB	SO	LOB
15 Rafael Furcal, S (1, 6) OBP: 0.336, SLG: 0.343	C B B X 2-1 F8		C C F S 0-3 K		C S X 0-2 2B			B C S F F B B B 4-2 5 BB BB 12 1B BB	F F C 0-3 K	4	1	1	0	1	2	2
Kenny Lofton, L (1, 10) OBP: 0.352, SLG: 0.382	C S X 0-2 G4-3		X 0-0 L6			C F B X 1-2 G4-3 2B		B B F B B 4-1 12 1B 5 BB 1-2 27 1B BB	B B B C F F B 4-2 BB	3	1	1	0	2	0	2
5 Nomar Garciaparra, R (1, 3) OBP: 0.425, SLG: 0.591	B C F B X 2-2 G5-3			F F X 0-2 16 1B 1B		S X 0-1 G1-3		B B B B B 4-0 27 1B 12 1B 1-2 2-3 BB	C F B X 1-2 F7	4	0	1	0	1	0	2
J.D. Drew, L (1, 9) OBP: 0.370, SLG: 0.466		B F S C 1-3 K		S D B X 2-1 16 1B 1-2 1B		B F B F F B X 3-2 G4-3 2-3		B C S S 1-3 K		4	0	1	0	0	2	4
12 Jeff Kent, R (1, 4)		B B C S S 2-3 K		B C B B B F X 3-2 F9		S B C F B B F F B S 3-3 K		X 0-0 27 1B 1-2 2-3 3-H 1B		4	0	1	1	0	2	3
16 Andre Ethier, L (1, 7) OBP: 0.386, SLG: 0.518		C F S 0-3 K		S B S B D X 3-2 1-2 2-H 1B			S X 0-1 G6-4-3 27 1B 1B	S C T 0-2 K		4	0	2	0	0	2	3
27 Matt Kemp, R (1, 8) OBP: 0.355, SLG: 0.583			B B B C X 3-1 F9	B F B D F S 3-3 K			S X 0-1 G6-4-3 1-2 1B	B X 1-0 FC4-6 1-2 2-3 3-H 1B		4	0	2	1	0	1	2
Toby Hall, R (1, 2) OBP: 0.261, SLG: 0.396			C B S F F B X 2-2 E 1B		X 0-0 F9		D X 1-0 G6-4-3 1-2f 2-3	B F B X 2-1 FC4-6 1-2f		4	0	1	0	0	0	5
Cesar Izturis, S (1, 5) OBP: 0.282, SLG: 0.222			B X 1-0 E3 1-2		C B X 1-1 L8		X 0-0 F8		C F B X 1-2 G4-3	4	0	0	0	0	0	2
Inning Stats	R: 0 E: 0 K: 0 S: 8 H: 0 LOB: 0 BB: 0 P: 12	R: 0 E: 0 K: 3 S: 9 H: 0 LOB: 0 BB: 0 P: 12	R: 0 E: 1 K: 1 S: 13 H: 1 LOB: 2 BB: 0 P: 19	R: 0 E: 0 K: 1 S: 14 H: 3 LOB: 2 BB: 0 P: 25	R: 0 E: 0 K: 0 S: 6 H: 1 LOB: 1 BB: 0 P: 7	R: 0 E: 0 K: 1 S: 14 H: 1 LOB: 1 BB: 0 P: 21	R: 0 E: 0 K: 0 S: 6 H: 2 LOB: 1 BB: 0 P: 7	R: 2 E: 0 K: 2 S: 15 H: 2 LOB: 3 BB: 3 P: 31	R: 0 E: 0 K: 1 S: 12 H: 0 LOB: 1 BB: 1 P: 18	1B: 8 2B: 2 3B: 0 HR: 0 SF: 0 SAC: 0 DP: 1 HBP: 0						

TOP

Los Angeles Dodgers @ Los Angeles Angels

Angel Stadium of Anaheim, Anaheim, CA

Sat Jul 01 2006, 1:10 PM PDT

Att. 43,891 - Sunny - 89 F

livebaseballscorecards.com

AB	35
R	2
H	10
RBI	2
BB	4
SO	9
LOB	25

WP: 0 PB: 0 SB: 0 CS: 0 PA: 39

PITCHER		IP	WLS	BF	H	R	ER	SO	BB	IBB	HBP	BLK	WP	HR	S	P	ERA	WHIP
45 Kelvim Escobar, R ERA: 3.84	(1, 1)	7.0	W	27	8	0	0	6	0	0	0	0	0	0	70	103	0.00	1.143
Brendan Donnelly, R ERA: 3.31	(8, 1)	0.1		5	1	2	2	1	3	0	0	0	0	0	9	22	54.00	12.000
62 Scot Shields, R ERA: 2.28	(8, 1)	0.2		3	1	0	0	1	0	0	0	0	0	0	6	9	0.00	1.500
Kevin Gregg, R ERA: 4.67	(9, 1)	1.0		4	0	0	0	1	1	0	0	0	0	0	12	18	0.00	1.000

PITCHER		IP	WLS	BF	H	R	ER	SO	BB	IBB	HBP	BLK	WP	HR	S	P	ERA	WHIP

Los Angeles Dodgers @ Los Angeles Angels

Angel Stadium of Anaheim, Anaheim, CA

Sat Jul 01 2006, 1:10 PM PDT

Att. 43,891 - Sunny - 89 F

livebaseballscorecards.com

BOTTOM

Batter	1	2	3	4	5	6	7	8	9	AB	R	H	RBI	BB	SO	LOB
9 Chone Figgins, S (1, 4) (8, 9) OBP: 0.323, SLG: 0.344	L3		F9	1B	G4-3	6 FC6-4 BB	F8	F8		4	0	1	1	1	0	1
6 Maicer Izturis, S (1, 5) OBP: 0.353, SLG: 0.293	F7		E1 27 1B S	G4-3		FC6-4	L6	L6		5	1	0	1	0	0	4
Orlando Cabrera, R (1, 6) OBP: 0.361, SLG: 0.428	BB		F7		G4-3	F9		F7		3	0	0	0	1	0	3
32 Erick Aybar, S (8, PH) (9, 6) OBP: 0.313, SLG: 0.500			1-2							1	0	0	0	0	0	1
27 Vladimir Guerrero, R (1, 9) OBP: 0.328, SLG: 0.490	G6-3		BB 16 2B 2-H 1B		G1-3		F8			4	1	1	1	0	0	1
Adam Kennedy, L (8, 4) OBP: 0.316, SLG: 0.359										0	0	0	0	0	0	0
Mike Napoli, R (1, 2) OBP: 0.444, SLG: 0.629		HR	16 2B 1-2 BB		G5-3		HR			3	3	2	2	1	0	0
16 Garret Anderson, L (1, 7) OBP: 0.299, SLG: 0.415		K	1-H 2-H 2B			39 20 1B 1B 9 BB 1B	G5-3			4	1	2	2	0	1	0
22 Kendrys Morales, S (9, 3) OBP: 0.293, SLG: 0.372										0	0	0	0	0	0	0
Tim Salmon, R (1, 10) OBP: 0.375, SLG: 0.469		K	F7			F9	K			4	0	0	0	0	2	2
20 Juan Rivera, R (1, 8) OBP: 0.333, SLG: 0.449		39 1B 39 E 1B		39 G5-4-3 1B		9 BB 39 1B 6 FC6-4 1-2 1B		39 1B 39 E 1B		3	1	3	0	0	0	0
65 Tommy Murphy, S (6, PR) (7, 8) OBP: 0.315, SLG: 0.449										1	2	1	0	0	0	0
39 Robb Quinlan, R (1, 3) (9, 7) OBP: 0.300, SLG: 0.430		E7 1-H 1B		G5-4-3 1-2f		6 9 FC6-4 BB 1-2 2-3 1B		E8 1-H 1B		4	0	3	0	0	0	1
Inning Stats	R: 0 E: 0 K: 0 S: 5 H: 0 LOB: 1 BB: 1 P: 11	R: 2 E: 1 K: 2 S: 15 H: 3 LOB: 1 BB: 0 P: 21	R: 3 E: 1 K: 0 S: 18 H: 2 LOB: 1 BB: 1 P: 25	R: 0 E: 0 K: 0 S: 9 H: 2 LOB: 1 BB: 0 P: 14	R: 0 E: 0 K: 0 S: 6 H: 0 LOB: 0 BB: 0 P: 9	R: 2 E: 0 K: 0 S: 14 H: 3 LOB: 2 BB: 1 P: 25	R: 1 E: 0 K: 1 S: 12 H: 1 LOB: 0 BB: 0 P: 15	R: 1 E: 1 K: 0 S: 10 H: 2 LOB: 1 BB: 0 P: 16		1B: 10 2B: 1 3B: 0 HR: 2	SF: 0 SAC: 0 DP: 1 HBP: 0					

	AB	36
	R	9
	H	13
	RBI	7
	BB	3
	SO	3
	LOB	13

PITCHER	IP	WLS	BF	H	R	ER	SO	BB	IBB	HBP	BLK	WP	HR	S	P	ERA	WHIP
Mark Hendrickson, L (1, 1) ERA: 3.71	5.0	L	23	7	5	1	2	2	0	0	0	0	1	53	80	1.80	1.800
Aaron Sele, R (6, 1) ERA: 3.06	0.1		4	3	2	2	0	0	0	0	0	0	0	7	13	54.00	9.000
56 Hung-Chih Kuo, L (6, 1) ERA: 5.33	2.2		12	3	2	1	1	1	0	0	0	0	1	29	43	3.38	1.500

PITCHER	IP	WLS	BF	H	R	ER	SO	BB	IBB	HBP	BLK	WP	HR	S	P	ERA	WHIP

WP: 0 PB: 0 SB: 1 CS: 0 PA: 39

Batter	1	2	3	4	5	6	7	8	9	AB	R	H	RBI	BB	SO	LOB
15 Rafael Furcal, S (1, 6) OBP: 0.332, SLG: 0.338	F L T 0-2 ① K		F S S 0-3 ③ K			B B B C C X 3-2 ① G4-3		F S C 0-3 ② K		4	0	0	0	0	3	1
Kenny Lofton, L (1, 10) OBP: 0.351, SLG: 0.380	C B B X 2-1 ② F7			C F B B F B X 3-2 ① F7		B F B X 2-1 S 1B		F B X 1-1 ③ L7		4	0	1	0	0	0	0
5 Nomar Garciaparra, R (1, 3) OBP: 0.422, SLG: 0.589	X 0-0 ③ P4			C B F S 1-3 ② K		D F D C 1 B F X SAFE 3-2 ② L7			B X 1-0 2B	4	0	1	0	0	1	1
J.D. Drew, L (1, 9) OBP: 0.369, SLG: 0.466		B X 1-0 ① F7		B B C B C X 3-2 2B		F 1 S S SAFE 0-3 ③ K 1-2			B C B C F S 2-3 ① K	4	0	1	0	0	2	2
27 Matt Kemp, R (1, 8) OBP: 0.342, SLG: 0.560		B F B S B F F S 3-3 ② K		B B S S X 2-1 ③ G5-3			B B C T S 2-3 ① K		B C S S 1-3 ② K	4	0	0	0	0	3	2
16 Andre Ethier, L (1, 7) OBP: 0.376, SLG: 0.503		C B S S S 1-3 ③ K			C S S 0-3 ① K		S F B B F S 2-3 ② K		B S S S 1-3 ③ K	4	0	0	0	0	4	1
18 Ramon Martinez, R (1, 4) OBP: 0.396, SLG: 0.441			C B B X 2-1 ① P3		X 0-0 1B		C B C B B F B 4-2 BB			2	0	1	0	1	0	0
55 Russell Martin, R (1, 2) OBP: 0.355, SLG: 0.437			C B F B S 2-3 ② K		M F F D X 1-2 ② F8		S F S 0-3 ③ K2-3			3	0	0	0	0	2	2
Cesar Izturis, S (1, 5) OBP: 0.286, SLG: 0.231			C X 0-1 1B		D C F X 1-2 ③ F9			B C F X 1-2 ① G4-3		3	0	1	0	0	0	1
Inning Stats	R: 0 H: 0 E: 0 LOB: 0 K: 1 BB: 0 S: 6 P: 8	R: 0 H: 0 E: 0 LOB: 0 K: 2 BB: 0 S: 9 P: 14	R: 0 H: 1 E: 0 LOB: 1 K: 2 BB: 0 S: 10 P: 14	R: 0 H: 1 E: 0 LOB: 1 K: 1 BB: 0 S: 12 P: 21	R: 0 H: 1 E: 0 LOB: 1 K: 1 BB: 0 S: 11 P: 13	R: 0 H: 1 E: 0 LOB: 1 K: 1 BB: 0 S: 12 P: 20	R: 0 H: 0 E: 0 LOB: 1 K: 3 BB: 1 S: 13 P: 21	R: 0 H: 0 E: 0 LOB: 0 K: 1 BB: 0 S: 8 P: 10	R: 0 H: 1 E: 0 LOB: 1 K: 3 BB: 0 S: 11 P: 16	1B: 3 SF: 0 2B: 2 SAC: 0 3B: 0 DP: 0 HR: 0 HBP: 0						WP: 0 PA: 33 PB: 0 SB: 1 CS: 0

Los Angeles Dodgers @ Los Angeles Angels

Angel Stadium of Anaheim, Anaheim, CA

Sun Jul 02 2006, 12:35 PM PDT

Att. 44,223 - Sunny - 89 F

TOP

livebaseballscorecards.com

AB	32
R	0
H	5
RBI	0
BB	1
SO	15
LOB	10

PITCHER		IP	WLS	BF	H	R	ER	SO	BB	IBB	HBP	BLK	WP	HR	S	P	ERA	WHIP
41 John Lackey, R ERA: 3.12	(1, 1)	6.2	W	25	4	0	0	10	1	0	0	0	0	0	70	108	0.00	0.750
62 Scot Shields, R ERA: 2.22	(7, 1)	1.1		4	0	0	0	2	0	0	0	0	0	0	11	13	0.00	0.000
Francisco Rodríguez, R ERA: 3.09	(9, 1)	1.0		4	1	0	0	3	0	0	0	0	0	0	11	16	0.00	1.000

PITCHER	IP	WLS	BF	H	R	ER	SO	BB	IBB	HBP	BLK	WP	HR	S	P	ERA	WHIP

Batter	1	2	3	4	5	6	7	8	9	AB	R	H	RBI	BB	SO	LOB
9 Chone Figgins, S (1, 8) OBP: 0.325, SLG: 0.344	B C F F T 1-2 ① K		B B B B 4-0 2B E BB		X 0-0 ② F8		1 SAFE B X 1-0 FC6-2 6 SH5-4 1-2 1B			3	1	1	0	1	1	1
6 Maicer Izturis, S (1, 5) OBP: 0.338, SLG: 0.279	C B C S 1-3 ② K		1 SAFE C X 0-1 ② F9		F B X 1-1 ③ G1-3		L X 0-1 ① SH5-4 1-2 2-3			3	0	0	0	0	1	2
Orlando Cabrera, R (1, 6) OBP: 0.360, SLG: 0.429	F F X 0-2 ③ P6		P B F X 2-1 E9 27 S 1-H 2B			C C B X 1-2 ① G6-3	B X 1-0 ② FC6-2 27 BB 2-3 3-H			4	1	1	0	0	0	2
27 Vladimir Guerrero, R (1, 10) OBP: 0.330, SLG: 0.498		B F F S 1-3 ① K	B F F X 1-1 ③ F9 3-H			B X 1-0 HR	1 SAFE B B B S B 4-1 BB 1-2			3	1	1	1	1	1	0
16 Garret Anderson, L (1, 7) OBP: 0.305, SLG: 0.421		F B X 1-1 2B		C S F B B B B 4-2 G6-3 BB		C B B B X 3-1 G5-3 20 E 1B	C S B S 1-3 ③ K			3	1	2	0	1	1	3
Mike Napoli, R (1, 2) OBP: 0.432, SLG: 0.608		C B B X 2-1 ② G5-3	B 1 SAFE C X 1-1 ① ② G6-3 1-2f			B X 1-0 ② G5-3 1-2		F F B B S 2-3 ① K		4	0	0	0	0	1	3
20 Juan Rivera, R (1, 9) OBP: 0.331, SLG: 0.441		B B B B 4-0 BB	B S S X 1-2 ③ F9			C D B S F F B X 3-2 E6 2-H		F F B S 1-3 ② K		3	0	0	0	1	1	0
22 Kendrys Morales, S (1, 3) OBP: 0.299, SLG: 0.379		C F X 0-2 ③ G6-3			B B B C B 4-1 G4-3 BB	F X 0-1 ③ G4-3		F B B C X 2-2 2B		3	0	1	0	1	0	3
Adam Kennedy, L (1, 4) OBP: 0.315, SLG: 0.357			X 0-0 ① B1-3		X 0-0 ① G4-3 1-2		X 0-0 6 SH5-4 9 1B FC6-2 1B	F B S F F S 1-3 ③ K		4	0	1	0	0	1	2
Inning Stats	R: 0 E: 0 K: 2 S: 10 H: 0 LOB: 0 BB: 0 P: 12	R: 0 E: 0 K: 1 S: 10 H: 1 LOB: 2 BB: 1 P: 18	R: 2 E: 1 K: 0 S: 8 H: 1 LOB: 0 BB: 1 P: 14	R: 0 E: 0 K: 0 S: 8 H: 0 LOB: 0 BB: 1 P: 14	R: 0 E: 0 K: 0 S: 5 H: 0 LOB: 1 BB: 1 P: 10	R: 2 E: 1 K: 0 S: 14 H: 2 LOB: 1 BB: 0 P: 23	R: 0 E: 0 K: 1 S: 9 H: 2 LOB: 3 BB: 1 P: 16	R: 0 E: 0 K: 3 S: 14 H: 1 LOB: 1 BB: 0 P: 20		1B: 3 2B: 3 3B: 0 HR: 1 SF: 0 SAC: 1 DP: 1 HBP: 0						

PITCHER		IP	WLS	BF	H	R	ER	SO	BB	IBB	HBP	BLK	WP	HR	S	P	ERA	WHIP
58 Chad Billingsley, R ERA: 4.91	(1, 1)	6.0	L	26	4	4	2	3	4	0	0	0	0	1	55	91	3.00	1.333
Joe Beimel, L ERA: 3.34	(7, 1)	1.0		6	2	0	0	1	1	0	0	0	0	0	9	16	0.00	3.000
44 Takashi Saito, R ERA: 1.63	(8, 1)	1.0		4	1	0	0	3	0	0	0	0	0	0	14	20	0.00	1.000

PITCHER	IP	WLS	BF	H	R	ER	SO	BB	IBB	HBP	BLK	WP	HR	S	P	ERA	WHIP

BOTTOM

Los Angeles Dodgers @ Los Angeles Angels

Angel Stadium of Anaheim, Anaheim, CA

Sun Jul 02 2006, 12:35 PM PDT

Att. 44,223 - Sunny - 89 F

livebaseballscorecards.com

AB	30
R	4
H	7
RBI	1
BB	5
SO	7
LOB	16

WP: 0 PB: 0 SB: 1 CS: 0 PA: 36

Batter	1	2	3	4	5	6	7	8	9	AB	R	H	RBI	BB	SO	LOB
Craig Counsell, L (1, 6) OBP: 0.319, SLG: 0.351	C C B X 1-2 ① G3	C F D X 1-2 ③ P5 1-3			C F F B X 1-2 G3 2B		B C B B B 4-1 G3 22 WP BB	F F F S 0-3 ② K		4	0	1	0	1	1	3
22 Eric Byrnes, R (1, 8) OBP: 0.350, SLG: 0.529	C X 0-1 S 1B		X 0-0 G4-3 2B		B S B X 2-1 ① G6-3		B C S B X 2-2 ① P3 1-2	X 0-0 ③ FC4 1-2f		5	0	2	0	0	0	4
Chad Tracy, L (1, 5) OBP: 0.328, SLG: 0.446	B C F B B F C 3-3 ② K 1-2		X 0-0 ① G4-3 2-3		B X 1-0 ② G3 2-3		B S F F F B X 2-2 ② G3 2-3		B C B B B 4-1 2B BB	4	1	0	0	1	1	4
34 Conor Jackson, R (1, 3) OBP: 0.370, SLG: 0.401	B B B C F X 3-2 ③ G5-3		B X 1-0 ② G6-3		B B F F B B 4-2 BB		H 1-0 HBP		B C B F X 2-2 ① P4	3	0	0	0	1	0	3
Luis Gonzalez, L (1, 7) OBP: 0.359, SLG: 0.413		C C B B F F F F B X 3-2 ① G4-3	C X 0-1 ③ G3		C X 0-1 ③ F9		D B C S B X 3-2 ③ G3		B B X 2-0 ② F8	5	0	0	0	0	0	6
Shawn Green, L (1, 9) OBP: 0.362, SLG: 0.474		B F S B F B B 4-2 2B BB	B S B S B X 3-2 G6-4-3 1B		C F B S 1-3 ① K			F B X 1-1 1B 1B	S X 0-1 1-H 2B	4	2	3	1	1	1	0
Johnny Estrada, S (1, 2) OBP: 0.341, SLG: 0.467		C B X 1-1 1 1B 1-H 2B	F F X 0-2 ① ② G6-4-3 1-2f		C F B F F X 1-2 ② P2			F T B F X 1-2 1B 1-2 1B	D X 1-0 ③ L9	5	1	2	1	0	0	2
1 Orlando Hudson, S (1, 4) OBP: 0.325, SLG: 0.388		C X 0-1 E S 2-H 1B	B T B S B X 3-2 1B		B B B C B 4-1 BB			B F F F B F F S 2-3 ① K		3	0	2	1	1	1	2
37 Juan Cruz, R (1, 1) 30 Jeff DaVanon, S (4, PH) 31 Edgar Gonzalez, R (4, 1) Greg Aquino, R (5, 1) Andy Green, R (5, PH) Luis Vizcaino, R (6, 1) Randy Choate, L (7, 1) 28 Brandon Medders, R (7, 1) Damion Easley, R (8, PH) Brandon Lyon, R (8, 1)		B L M M 1-3 ② K	F L F F B B B X 3-2 ③ G1-4-3		F C F B S 1-3 ③ K			B B X 2-0 1-2 2-H 22 FC4 1B		1 0 0 0 0 1 1 1 0 0 0 0 0 1 0 0 0 0 0 0 0 0 0 0 0 0 0 0 1 0 0 0 0 1 1 0 0 0 0 0 0 0 0 0 0 0 0 0 0 0 0 0 0 0 0 0 1 0 1 1 0 0 0 0 0 0 0 0 0 0						
Inning Stats	R: 0 H: 1 E: 0 LOB: 1 K: 1 BB: 0 S: 12 P: 19	R: 2 H: 2 E: 0 LOB: 1 K: 1 BB: 1 S: 19 P: 29	R: 0 H: 1 E: 0 LOB: 1 K: 0 BB: 0 S: 5 P: 6	R: 0 H: 2 E: 0 LOB: 1 K: 0 BB: 0 S: 14 P: 23	R: 0 H: 1 E: 0 LOB: 2 K: 0 BB: 1 S: 11 P: 19	R: 0 H: 0 E: 0 LOB: 1 K: 2 BB: 1 S: 13 P: 20	R: 0 H: 0 E: 0 LOB: 2 K: 0 BB: 1 S: 12 P: 24	R: 1 H: 3 E: 0 LOB: 2 K: 2 BB: 0 S: 18 P: 24	R: 1 H: 1 E: 0 LOB: 1 K: 0 BB: 1 S: 8 P: 17	1B: 7 SF: 0 2B: 4 SAC: 0 3B: 0 DP: 1 HR: 0 HBP: 1						

TOP

Arizona Diamondbacks @ Los Angeles Dodgers
Dodger Stadium, Los Angeles, CA
Mon Jul 03 2006, 7:10 PM PDT
Att. 47,698 - Clear - 84 F

livebaseballscorecards.com

AB	37
R	4
H	11
RBI	4
BB	5
SO	6
LOB	27

PITCHER		IP	WLS	BF	H	R	ER	SO	BB	IBB	HBP	BLK	WP	HR	S	P	ERA	WHIP
Derek Lowe, R ERA: 3.49	(1, 1)	5.0	W	23	7	2	2	2	2	0	0	0	0	0	61	96	3.60	1.800
51 Jonathan Broxton, R ERA: 2.62	(6, 1)	2.0		9	0	0	0	2	2	0	1	0	1	0	25	44	0.00	1.000
56 Hung-Chih Kuo, L ERA: 5.6	(8, 1)	2.0		11	4	2	2	2	1	0	0	0	0	0	26	41	9.00	2.500

PITCHER	IP	WLS	BF	H	R	ER	SO	BB	IBB	HBP	BLK	WP	HR	S	P	ERA	WHIP

Batter	1	2	3	4	5	6	7	8	9	AB	R	H	RBI	BB	SO	LOB
Kenny Lofton, L (1, 8) OBP: 0.349, SLG: 0.382	C B C F F T 1-2 K ①	C B B B X 3-1 F8 ①	B B F X 2-1 FC5-4 ③ 1-2f		X 0-0 SF9 5 1B 1-3 3-H 2B		B B X 2-0 FC5 5 HBP E 16 1B 1-2	F B C F S 1-3 K ②		4	1	1	1	0	1	3
27 Matt Kemp, R (7, PH) OBP: 0.336, SLG: 0.549 (8, 8)										2	1	0	0	0	1	2
Cesar Izturis, S (1, 5) OBP: 0.271, SLG: 0.250	C S B F F B B X 3-2 1B 2B	C C F X 0-2 P3 ②		B C X 1-1 G6-3 ①	B B X 2-0 SF9 ② 2-3 3-H		B C F X 1-2 FC1 16 1B 5 HBP 1-2 2-3	C B B X 2-1 G6-3 ③		5	1	1	1	0	0	3
5 Nomar Garciaparra, R (1, 3) OBP: 0.429, SLG: 0.588	H 1-0 1B 12 1B HBP	F X 0-1 P3 ③		B F C B H 3-2 HBP	F S B X 1-2 12 1B E 3-H 1B		H 1-0 16 1B 1-2 2-3 3-H HBP			2	1	1	2	0	0	0
J.D. Drew, L (1, 9) OBP: 0.370, SLG: 0.467	D B X 2-0 12 1B 16 2B 1-2 2-H 1B		S B B X 2-1 16 1B 15 1B 1B	1 SAFE C F S 0-3 K ②	B F F B F F X 2-2 E2 12 1B 1-2		S T C 0-3 K ①			4	2	2	1	0	1	2
51 Jonathan Broxton, R (6, 1)										0	0	0	0	0	0	0
Olmedo Saenz, R (7, PH) OBP: 0.326, SLG: 0.550										1	0	0	0	0	1	3
56 Hung-Chih Kuo, L (8, 1)										0	0	0	0	0	0	0
12 Jeff Kent, R (1, 4) OBP: 0.373, SLG: 0.464	X 0-0 16 2B 1-3 2-H 1B		1 SAFE X 0-0 F9 ①	B X 1-0 F8 ③	B C B S X 2-2 ③ 1-2 2-3 1B		F E B S 1-3 K ②			5	0	2	1	0	1	5
16 Andre Ethier, L (1, 7) OBP: 0.389, SLG: 0.527	B C B X 2-1 1-3 3-H 2B		X 0-0 BB 15 1B 1-2 1B		F C F X 0-2 1B 2B	C B F F F B F F S 2-3 ① K	S F F X 0-2 1-2 2-3 3-H 1B			5	1	4	2	0	1	0
15 Rafael Furcal, S (1, 6) OBP: 0.331, SLG: 0.336	C C C 0-3 K ②		X 0-0 BB 1-2 2-H 1B		B B F X 2-1 F7 ①	C X 0-1 G4-3 ②	D X 1-0 G1 ③			5	0	1	1	0	1	6
55 Russell Martin, R (1, 2) OBP: 0.361, SLG: 0.441	I I I 4-0 IBB		S X 0-1 F8 ②		C C B H 2-2 1B 2B HBP	S X 0-1 G1-3 ③		B C X 1-1 F8 2B		3	1	1	0	1	0	2
Derek Lowe, R (1, 1) OBP: 0.139, SLG: 0.118	C S T F B B S 2-3 K ③		B B D B 4-0 FC5-4 1-2 2-3 BB		C C F B F D F X 2-2 2B SF9 1-3 2-H 1B		C C X 0-2 E 27 E 5 HBP 1B	C X 0-1 F8 ① 2-3		1	0	0	0	1	1	3
José Cruz Jr., S (5, PH) OBP: 0.366, SLG: 0.374 (6, 9)										3	2	2	1	0	0	1
Inning Stats	R: 3 E: 0 K: 3 S: 22 H: 4 LOB: 3 BB: 1 P: 37	R: 0 E: 0 K: 0 S: 8 H: 0 LOB: 0 BB: 0 P: 11	R: 1 E: 0 K: 0 S: 9 H: 3 LOB: 3 BB: 1 P: 17	R: 0 E: 0 K: 1 S: 8 H: 0 LOB: 1 BB: 0 P: 13	R: 4 E: 1 K: 0 S: 27 H: 5 LOB: 2 BB: 0 P: 40	R: 0 E: 0 K: 1 S: 11 H: 0 LOB: 0 BB: 0 P: 13	R: 2 E: 2 K: 2 S: 19 H: 2 LOB: 3 BB: 0 P: 25	R: 0 E: 0 K: 1 S: 10 H: 1 LOB: 1 BB: 0 P: 14		1B: 10 2B: 5 3B: 0 HR: 0 SF: 1 SAC: 0 DP: 0 HBP: 4						

PITCHER		IP	WLS	BF	H	R	ER	SO	BB	IBB	HBP	BLK	WP	HR	S	P	ERA	WHIP
37 Juan Cruz, R ERA: 4.53	(1, 1)	3.0	L	19	7	4	4	3	1	1	1	0	0	0	39	65	12.00	2.667
31 Edgar Gonzalez, R ERA: 6.75	(4, 1)	1.2		12	4	4	4	1	0	0	2	0	0	0	32	48	21.60	2.400
Greg Aquino, R ERA: 4.55	(5, 1)	0.1		1	1	0	0	0	0	0	0	0	0	0	3	5	0.00	3.000
Luis Vizcaino, R ERA: 4.11	(6, 1)	1.0		3	0	0	0	1	0	0	0	0	0	0	11	13	0.00	0.000
Randy Choate, L ERA:	(7, 1)	0.0		4	1	2	0	0	0	0	1	0	0	0	7	11	∞	∞

PITCHER		IP	WLS	BF	H	R	ER	SO	BB	IBB	HBP	BLK	WP	HR	S	P	ERA	WHIP
28 Brandon Medders, R ERA: 3.41	(7, 1)	1.0		4	1	0	0	2	0	0	0	0	0	0	12	14	0.00	1.000
Brandon Lyon, R ERA: 4.93	(8, 1)	1.0		4	1	0	0	1	0	0	0	0	0	0	10	14	0.00	1.000

BOTTOM

Arizona Diamondbacks @ Los Angeles Dodgers

Dodger Stadium, Los Angeles, CA

Mon Jul 03 2006, 7:10 PM PDT

Att. 47,698 - Clear - 84 F

livebaseballscorecards.com

AB	40
R	10
H	15
RBI	10
BB	2
SO	8
LOB	30

1B: 10 SF: 1 WP: 0 PA: 47
2B: 5 SAC: 0 PB: 0
3B: 0 DP: 0 SB: 0
HR: 0 HBP: 4 CS: 0

Batter	1	2	3	4	5	6	7	8	9	AB	R	H	RBI	BB	SO	LOB
Craig Counsell, L (1, 6) OBP: 0.314, SLG: 0.345	C B C B S 2-3 ① K	F F F B X 1-2 ③ G3		B X 1-0 ③ B1-3			C B F F X 1-2 ① FC4-6 WP 22 1B 1 S 1-2f		B X 1-0 ① G5-3	5	1	0	0	0	1	3
1 Orlando Hudson, S (1, 4) OBP: 0.324, SLG: 0.397 30 Jeff DaVanon, S (7, 7) OBP: 0.364, SLG: 0.422	C B C F B X 2-2 HR		C B F X 1-2 ① G4-3		C F B B C 2-3 ① K		B F B F B S 3-3 ② K 1-2		B B C F X 2-2 ② F7	4 1	1 0	1 0	1 0	0 0	2 0	1 0
Shawn Green, L (1, 9) OBP: 0.365, SLG: 0.473	X 0-0 ② F9		C B B X 2-1 1B 1B		C F T 0-2 ② K		B F B C F B B 4-2 22 1B 2-3 BB		F B H 2-1 HBP	3	0	1	0	1	1	0
22 Eric Byrnes, R (1, 8) OBP: 0.351, SLG: 0.531	C C B X 1-2 2B		1 SAFE X 0-0 ② P4		C B X 1-1 ③ P4		C F B X 1-2 1-2 3-H 1B		F X 0-1 ③ P2	5	0	2	1	0	0	2
Luis Gonzalez, L (1, 7) OBP: 0.358, SLG: 0.411 Randy Choate, L (7, 1) Jorge Julio, R (8, 1)	C F B B C 2-3 ③ K		1 SAFE C B S X 1-2 1-2 1B			F B B B X 3-1 ① F8	X 0-0 ③ G3-1			4 0 0	0 0 0	1 0 0	0 0 0	0 0 0	1 0 0	3 0 0
Chad Tracy, L (1, 5) OBP: 0.330, SLG: 0.445		C X 0-1 48 1B G4-3 1B	B B S C F F X 2-2 ③ G6-3			B B C X 2-1 ② F7		B B C F B B 4-2 FC6-4 BB		3	1	1	0	1	0	2
Tony Clark, S (1, 3) OBP: 0.294, SLG: 0.375		C B 1 SAFE B B X 3-1 ① G4-3 1-2		B B B B 4-0 48 G5-3 BB		X 0-0 1B		C F X 0-2 ① L7		3	0	1	0	1	0	2
19 Chris Snyder, R (1, 2) OBP: 0.340, SLG: 0.410		C C F X 0-2 ② G6-3		C F B B X 2-2 ① F9		B C B C B C 3-3 ③ K		B X 1-0 ② F7		4	0	0	0	0	1	4
48 Enrique Gonzalez, R (1, 1) OBP: 0.300, SLG: 0.300 28 Brandon Medders, R (5, 1) Andy Green, R (7, PH) OBP: 0.333, SLG: 0.311 (7, 4)		X 0-0 2-H 1B		B 1 SAFE B C C B X 3-2 ② G5-3 1-2			X 0-0 FC4-6 1B	B C B X 2-1 ③ FC6-4 1-2f		2 0 2	0 0 0	1 0 1	1 0 0	0 0 0	0 0 0	1 0 1
Inning Stats	R: 1 E: 0 K: 2 S: 14 H: 2 LOB: 1 BB: 0 P: 21	R: 1 E: 0 K: 0 S: 13 H: 2 LOB: 1 BB: 0 P: 17	R: 0 E: 0 K: 0 S: 14 H: 2 LOB: 2 BB: 0 P: 20	R: 0 E: 0 K: 0 S: 7 H: 0 LOB: 1 BB: 1 P: 17	R: 0 E: 0 K: 2 S: 8 H: 0 LOB: 0 BB: 0 P: 11	R: 0 E: 0 K: 1 S: 8 H: 1 LOB: 1 BB: 0 P: 16	R: 1 E: 0 K: 1 S: 15 H: 2 LOB: 2 BB: 1 P: 24	R: 0 E: 0 K: 0 S: 8 H: 0 LOB: 1 BB: 1 P: 15	R: 0 E: 0 K: 0 S: 7 H: 0 LOB: 1 BB: 0 P: 12	1B: 7 2B: 1 3B: 0 HR: 1 SF: 0 SAC: 0 DP: 0 HBP: 1						

PITCHER		IP	WLS	BF	H	R	ER	SO	BB	IBB	HBP	BLK	WP	HR	S	P	ERA	WHIP
Aaron Sele, R ERA: 3.05	(1, 1)	6.0	W	26	7	2	2	5	1	0	0	0	0	1	64	102	3.00	1.333
Giovanni Carrara, R ERA: 4.5	(7, 1)	2.0		10	2	1	1	1	2	0	0	0	1	0	23	39	4.50	2.000
Danys Baez, R ERA: 4.1	(9, 1)	1.0		4	0	0	0	0	0	0	1	0	0	0	7	12	0.00	0.000

PITCHER	IP	WLS	BF	H	R	ER	SO	BB	IBB	HBP	BLK	WP	HR	S	P	ERA	WHIP

TOP

Arizona Diamondbacks @ Los Angeles Dodgers
Dodger Stadium, Los Angeles, CA
Tue Jul 04 2006, 6:10 PM PDT
Att. 55,816 - Clear - 81 F

livebaseballscorecards.com

AB	36
R	3
H	9
RBI	3
BB	3
SO	6
LOB	19

WP: 1	PA: 40		
PB: 0			
SB: 1			
CS: 0			

BOTTOM

Arizona Diamondbacks @ Los Angeles Dodgers
Dodger Stadium, Los Angeles, CA
Tue Jul 04 2006, 6:10 PM PDT
Att. 55,816 - Clear - 81 F

livebaseballscorecards.com

Batter	1	2	3	4	5	6	7	8	9	AB	R	H	RBI	BB	SO	LOB
15 Rafael Furcal, S (1, 6) OBP: 0.332, SLG: 0.338	B C B X 2-1 F9 ①		X 0-0 SH1-4 ① 1-2 2-3	X 0-0 2-3 1B		X 0-0 FC4-6 1B	C X 0-1 G3 ③			4	0	2	0	0	0	2
Kenny Lofton, L (1, 8) OBP: 0.347, SLG: 0.381 27 Matt Kemp, R (6, PR) OBP: 0.333, SLG: 0.544 (7, 8)	B F X 1-1 G6-3 ②		X 0-0 BB 5 1B 16 BB 2-H 3-H 1B	B 1 SAFE X 1-0 SF9 ② 3-H		B C B C X 2-2 FC4-6 ① 1-2f 2B		F S S 0-3 K ①		3 1	1 1	1 0	3 0	0 0	0 1	1 0
5 Nomar Garciaparra, R (1, 3) OBP: 0.427, SLG: 0.583 Olmedo Saenz, R (8, PH) OBP: 0.323, SLG: 0.545 (9, 3)	F B X 1-1 G6-3 ③		1 SAFE 1 SAFE B X 1-0 16 BB BB 1B 1-2 1B	B 1 SAFE C B B F X 3-2 G6-3 ③		X 0-0 F9 ②		F B C S S 1-3 K ②		4 1	1 0	1 0	0 0	0 0	0 1	2 0
J.D. Drew, L (1, 9) OBP: 0.379, SLG: 0.479 Giovanni Carrara, R (7, 1) Sandy Alomar Jr., R (8, PH) OBP: 0.339, SLG: 0.424 Danys Baez, R (9, 1)		X 0-0 18 G4-3 16 G6-3 2B	B B F 2 SAFE C B F B 4-2 16 BB 1B 1-2 2-3 BB		F B B F H 3-2 18 BB 16 3B HBP	B C F F B X 2-2 1-H 2B		S B X 1-1 P6 ③		2 0 1 0	3 0 0 0	2 0 0 0	1 0 0 0	1 0 0 0	0 0 0 0	0 0 0 0
18 Ramon Martinez, R (1, 4) OBP: 0.391, SLG: 0.429		F C D B X 2-2 G4-3 ① 2-3	C E B S 1-3 K ②		B B B B 4-0 16 3B 1-2 BB	C C X 0-2 G3-1 ③				3	1	0	0	1	1	6
16 Andre Ethier, L (1, 7) OBP: 0.392, SLG: 0.536		F F F B B X 2-2 G6-3 ② 3-H	B S B B B 4-1 1B 1-2 2-3 3-H BB		C X 0-1 55 SF8 3B 1-H 2-H		S S B X 1-2 L4 ①			3	1	1	4	1	0	0
Cesar Izturis, S (1, 5) OBP: 0.288, SLG: 0.271		C X 0-1 E3 55 CS	X 0-0 ③ 1-3 2-H 3-H 1B		X 0-0 F7 ①		B B X 2-0 2B 1B			4	0	2	2	0	0	1
55 Russell Martin, R (1, 2) OBP: 0.366, SLG: 0.448 Toby Hall, R (7, PH) OBP: 0.259, SLG: 0.394 (8, 2)	1 SAFE B B C B C 1 SAFE B 3-2 CS ③ 1-2	C B C F B B X 3-2 15 SH1-4 1B 1B 1B	F B F B F X 2-2 15 1B SH1-4 SF9 1B	B S S C X 1-2 SF8 ② 3-H		C F F F X 0-2 F7 ②				2 1	2 0	2 0	1 0	0 0	0 0	0 1
Aaron Sele, R (1, 1) OBP: 0.176, SLG: 0.235 José Cruz Jr., S (7, 9) OBP: 0.369, SLG: 0.383			L L B X 1-2 15 SH1-4 1B 1B	1 SAFE X 0-0 SH1-4 ① 1-2	F X 0-1 F8 ③		F X 0-1 1-3 2B			2 1	1 0	1 1	0 0	0 0	0 0	0 0

	AB	32
	R	11
	H	13
	RBI	11
	BB	3
	SO	3
	LOB	13

Inning Stats	1	2	3	4	5	6	7	8	9
	R: 0 H: 0 E: 0 LOB: 0 K: 0 BB: 0 S: 6 P: 10	R: 1 H: 1 E: 1 LOB: 0 K: 0 BB: 0 S: 12 P: 19	R: 5 H: 5 E: 0 LOB: 2 K: 1 BB: 2 S: 18 P: 32	R: 1 H: 2 E: 0 LOB: 1 K: 0 BB: 0 S: 10 P: 16	R: 3 H: 1 E: 0 LOB: 0 K: 0 BB: 1 S: 10 P: 18	R: 1 H: 2 E: 0 LOB: 2 K: 0 BB: 0 S: 12 P: 16	R: 0 H: 2 E: 0 LOB: 2 K: 0 BB: 0 S: 13 P: 16	R: 0 H: 0 E: 0 LOB: 0 K: 2 BB: 0 S: 8 P: 10	

	1B: 9	SF: 2	WP: 0	PA: 41
	2B: 3	SAC: 2	PB: 0	
	3B: 1	DP: 0	SB: 0	
	HR: 0	HBP: 1	CS: 1	

PITCHER		IP	WLS	BF	H	R	ER	SO	BB	IBB	HBP	BLK	WP	HR	S	P	ERA	WHIP
48 Enrique Gonzalez, R ERA: 5.14	(1, 1)	4.0	L	21	8	7	7	1	2	0	0	0	0	0	46	77	15.75	2.500
28 Brandon Medders, R ERA: 4.15	(5, 1)	2.0		11	3	4	4	0	1	0	1	0	0	0	22	34	18.00	2.000
Randy Choate, L ERA:	(7, 1)	1.0		5	2	0	0	0	0	0	0	0	0	0	13	16	0.00	2.000
Jorge Julio, R ERA: 3.66	(8, 1)	1.0		3	0	0	0	2	0	0	0	0	0	0	8	10	0.00	0.000

PITCHER	IP	WLS	BF	H	R	ER	SO	BB	IBB	HBP	BLK	WP	HR	S	P	ERA	WHIP

Batter	1	2	3	4	5	6	7	8	9	AB	R	H	RBI	BB	SO	LOB
30 Jeff DaVanon, S (1, 9) OBP: 0.359, SLG: 0.416	C B B B X 3-1 ① P6		B X 1-0 ③ F8		C B X 1-1 ③ P5		S B C D B S 3-3 ③ K 1-2		C X 0-1 22 BB 1-2 1B 1B	5	1	1	0	0	1	1
22 Eric Byrnes, R (1, 8) OBP: 0.355, SLG: 0.534	C B X 1-1 ② F9			C B X 1-1 34 2B 2B		X 0-0 ① G5-3		B S B F B X 3-2 34 S 1B	B C C F B F B B 4-2 1B 1-2 2-3 BB	4	1	2	0	1	0	0
Chad Tracy, L (1, 5) OBP: 0.331, SLG: 0.444	C F B S 1-3 ③ K			B C F S 1-3 ① K		C F B X 1-2 F9 34 1B 1B		B B B C C X 3-1 ① P6	C F F X 0-2 1-2 2-H 3-H 1B	5	0	2	2	0	2	2
34 Conor Jackson, R (1, 3) OBP: 0.374, SLG: 0.407		B B C C B B 4-2 G4-6-3 BB		B F X 1-1 2-H 2B		B C D F X 2-2 1-2 1B		B B X 2-0 ② F9 1-2	F B B C F S 2-3 ③ K	4	0	2	1	1	1	3
Luis Gonzalez, L (1, 7) OBP: 0.357, SLG: 0.407		B X 1-0 ① ② G4-6-3 1-2f		C F B S 1-3 ② K		B X 1-0 ② F9 2-3		C D F H 2-2 HBP		3	0	0	0	0	1	4
Johnny Estrada, S (1, 2) OBP: 0.340, SLG: 0.468		B B C F F X 2-2 2B		F X 0-1 ③ G4-3		B F F X 1-2 ③ F7		S B S B F X 2-2 ③ L6		4	0	1	0	0	0	5
1 Orlando Hudson, S (1, 4) OBP: 0.323, SLG: 0.405		B B S T F S 2-3 ③ K			X 0-0 HR		B B B C X 3-1 ① F7		C B F B X 2-2 ① F7	4	1	1	1	0	1	1
Damion Easley, R (1, 6) OBP: 0.333, SLG: 0.450		C C F B X 1-2 ① F9			C F X 0-2 ① G5-3		C B C X 1-2 30 S 1B		C F S 0-3 ② K	4	0	1	0	0	1	0
Claudio Vargas, R (1, 1) OBP: 0.107, SLG: 0.179 Greg Aquino, R (5, 1) Andy Green, R (7, PH) OBP: 0.329, SLG: 0.306 Randy Choate, L (7, 1) Luis Vizcaino, R (7, 1) Brandon Lyon, R (8, 1) Craig Counsell, L (9, PH) OBP: 0.316, SLG: 0.345		C F X 0-2 ② G5-3			B C B F S 2-3 ② K		C B B B X 2-1 ② P4		B B C B B 4-1 22 BB 30 1B 1B BB	2 0 0 1 0 0 0 0 0	0 0 0 0 0 0 0 0 1	0 0 0 0 0 0 0 0 0	0 0 0 0 0 0 0 0 1	1 0 0 0 0 0 0 0 0	0 0 1 0 0 0 0 0 0	0 0 0 0 0 0 0 0 0
Inning Stats	R: 0 E: 0 K: 1 S: 7 H: 0 LOB: 0 BB: 0 P: 12	R: 0 E: 0 K: 1 S: 12 H: 1 LOB: 1 BB: 1 P: 21	R: 0 E: 0 K: 0 S: 8 H: 0 LOB: 0 BB: 0 P: 10	R: 1 E: 0 K: 2 S: 12 H: 2 LOB: 1 BB: 0 P: 16	R: 1 E: 0 K: 1 S: 9 H: 1 LOB: 0 BB: 0 P: 12	R: 0 E: 0 K: 0 S: 11 H: 2 LOB: 2 BB: 0 P: 16	R: 0 E: 0 K: 1 S: 10 H: 1 LOB: 1 BB: 0 P: 19	R: 0 E: 0 K: 0 S: 12 H: 1 LOB: 2 BB: 0 P: 24	R: 2 E: 0 K: 2 S: 21 H: 2 LOB: 2 BB: 2 P: 33	1B: 6 2B: 3 3B: 0 HR: 1 SF: 0 SAC: 0 DP: 1 HBP: 1						

PITCHER		IP	WLS	BF	H	R	ER	SO	BB	IBB	HBP	BLK	WP	HR	S	P	ERA	WHIP
31 Brad Penny, R ERA: 2.92	(1, 1)	7.0	W	28	7	2	2	6	1	0	0	0	0	1	69	106	2.57	1.143
Danys Baez, R ERA: 4.04	(8, 1)	0.2	H	4	1	0	0	0	0	0	1	0	0	0	8	18	0.00	1.500
44 Takashi Saito, R ERA: 2.03	(8, 1)	1.1	S	8	2	2	2	2	2	0	0	0	0	0	25	39	13.50	3.000

PITCHER	IP	WLS	BF	H	R	ER	SO	BB	IBB	HBP	BLK	WP	HR	S	P	ERA	WHIP

TOP

Arizona Diamondbacks @ Los Angeles Dodgers

Dodger Stadium, Los Angeles, CA

Wed Jul 05 2006, 7:10 PM PDT

Att. 38,505 - Clear - 81 F

livebaseballscorecards.com

AB	36
R	4
H	10
RBI	4
BB	3
SO	8
LOB	17

WP: 0 PA: 40
PB: 0
SB: 2
CS: 0

BOTTOM

Batter	1	2	3	4	5	6	7	8	9	AB	R	H	RBI	BB	SO	LOB
15 Rafael Furcal, S (1, 6) OBP: 0.336, SLG: 0.340	F7		CS 1B 2-3	S BB		WP S 1B		F9		4	0	2	0	1	0	1
Cesar Izturis, S (1, 5) OBP: 0.316, SLG: 0.327	1B		FC4 3B 1-2 3-H	L8 1-2		1-3 BB		F7		4	1	2	1	1	0	2
5 Nomar Garciaparra, R (1, 3) OBP: 0.426, SLG: 0.582	F9		FC4 E BB		2B	P5		P3		4	1	1	0	1	0	4
J.D. Drew, L (1, 9) OBP: 0.380, SLG: 0.477	G3-1		FC4 27 2B 1-H 3-H		18 FC6-4 BB		16 FC4-6 1B			3	1	1	1	1	0	1
16 Andre Ethier, L (1, 7) OBP: 0.388, SLG: 0.548		HR	F7		F7		FC4-6 18 27 G1-3 1B 1-2f			4	1	1	1	0	0	4
44 Takashi Saito, L (8, 1)										0	0	0	0	0	0	0
27 Matt Kemp, R (1, 8) OBP: 0.339, SLG: 0.551		K	18 WP 2B 2-H		F8		18 G1-3 1B 1-2			4	0	2	1	0	1	2
18 Ramon Martinez, R (1, 4) OBP: 0.378, SLG: 0.413		K	G5-3 2-3		FC6-4 1-2f		G1-3 1-2 2-3			4	0	0	0	0	1	5
55 Russell Martin, R (1, 2) OBP: 0.359, SLG: 0.438		K		G4-3		G5-3	K			4	0	0	0	0	2	2
31 Brad Penny, R (1, 1) OBP: 0.243, SLG: 0.270			15 1B 3B 2B					1B		3	1	1	0	0	2	0
Danys Baez, R (8, 1)										0	0	0	0	0	0	0
José Cruz Jr., S (8, 7) OBP: 0.372, SLG: 0.386										1	0	1	0	0	0	0
Inning Stats	R: 0 E: 0 K: 0 S: 9 H: 1 LOB: 1 BB: 0 P: 15	R: 1 E: 0 K: 3 S: 12 H: 1 LOB: 0 BB: 0 P: 20	R: 4 E: 1 K: 0 S: 12 H: 4 LOB: 1 BB: 1 P: 25	R: 0 E: 0 K: 1 S: 13 H: 0 LOB: 1 BB: 1 P: 21	R: 0 E: 0 K: 0 S: 7 H: 1 LOB: 2 BB: 1 P: 17	R: 0 E: 0 K: 1 S: 14 H: 1 LOB: 2 BB: 1 P: 22	R: 0 E: 0 K: 1 S: 13 H: 2 LOB: 2 BB: 0 P: 19	R: 0 E: 0 K: 0 S: 8 H: 1 LOB: 1 BB: 0 P: 10		1B: 6 2B: 3 3B: 1 HR: 1	SF: 0 SAC: 0 DP: 0 HBP: 0					WP: 2 PB: 0 SB: 2 CS: 1	PA: 39

PITCHER	IP	WLS	BF	H	R	ER	SO	BB	IBB	HBP	BLK	WP	HR	S	P	ERA	WHIP
Claudio Vargas, R (1, 1) ERA: 4.91	4.0	L	22	7	5	3	4	3	0	0	0	1	1	48	88	6.75	2.500
Greg Aquino, R (5, 1) ERA: 4.25	2.0		8	1	0	0	1	1	0	0	0	1	0	19	32	0.00	1.000
Randy Choate, L (7, 1) ERA:	0.1		2	1	0	0	0	0	0	0	0	0	0	6	9	0.00	3.000
Luis Vizcaino, R (7, 1) ERA: 4.04	0.2		3	1	0	0	1	0	0	0	0	0	0	7	10	0.00	1.500
Brandon Lyon, R (8, 1) ERA: 4.81	1.0		4	1	0	0	0	0	0	0	0	0	0	8	10	0.00	1.000

PITCHER	IP	WLS	BF	H	R	ER	SO	BB	IBB	HBP	BLK	WP	HR	S	P	ERA	WHIP

Arizona Diamondbacks @ Los Angeles Dodgers
Dodger Stadium, Los Angeles, CA
Wed Jul 05 2006, 7:10 PM PDT
Att. 38,505 - Clear - 81 F

livebaseballscorecards.com

AB	35
R	5
H	11
RBI	4
BB	4
SO	6
LOB	21

Batter	1	2	3	4	5	6	7	8	9	AB	R	H	RBI	BB	SO	LOB
2 Randy Winn, S (1, 8) (9, 7) OBP: 0.344, SLG: 0.432	2-1 13 2B 1B 1B	0-1 G4-3		0-1 G4-3		0-2 P6			3-1 P6	5	1	1	0	0	0	2
13 Omar Vizquel, S (1, 6) OBP: 0.379, SLG: 0.397	1-2 BB FC6-4 2B 1-3	0-1 F8		0-0 F7			2-3 K		1-1 P2	5	1	1	0	0	1	0
Moises Alou, R (1, 9) OBP: 0.378, SLG: 0.571	1-1 FC6-4 BB 1B 1B 3-H		0-2 2B G4-3 1B		1-2 G5-3		1-0 P4			4	2	2	1	0	0	0
Barry Bonds, L (1, 7) OBP: 0.471, SLG: 0.478 Steve Finley, L (9, 8) OBP: 0.319, SLG: 0.406	4-2 FC6-4 BB 1-2 2-3		0-2 F9		2-1 F8		2-3 K			3 0	0 0	0 0	0 0	1 0	1 0	1 0
Ray Durham, S (1, 4) OBP: 0.331, SLG: 0.462	1-2 FC6-4 1B 1-2f 2-3 3-H		1-2 G4-3 2B 1-3		2-2 G6-3			0-1 L8		4	1	1	1	0	0	2
Pedro Feliz, R (1, 5) OBP: 0.307, SLG: 0.493	1-0 1-2 3-H		0-0 G4-3 2-3 3-H			0-0 50 1B 1B		2-1 1B		4	0	3	2	0	0	1
Lance Niekro, R (1, 3) OBP: 0.290, SLG: 0.382	0-2 F4		0-1 2B 3-H			2-0 F9		1-1 P4 1 SAFE		4	0	1	1	0	0	4
50 Eliezer Alfonzo, R (1, 2) OBP: 0.329, SLG: 0.577	1-0 P3		0-1 F7			2-2 1B 1-2		2-3 K		4	0	1	0	0	1	4
18 Matt Cain, R (1, 1) OBP: 0.125, SLG: 0.167 41 Brad Hennessey, R (5, 1) OBP: 0.294, SLG: 0.353 Jeremy Accardo, R (8, 1) Jose Vizcaino, S (9, PH) OBP: 0.328, SLG: 0.287 Armando Benitez, R (9, 1)		1-3 K		1-3 K		0-3 K			3-2 G4-3	2 1 0 1 0	0 0 0 0 0	0 0 0 0 0	0 0 0 0 0	0 1 0 0 0	2 1 0 0 0	0 2 0 0 0
Inning Stats	R: 3 H: 4 E: 0 LOB: 2 K: 0 BB: 1 S: 17 P: 28	R: 0 H: 0 E: 0 LOB: 0 K: 1 BB: 0 S: 7 P: 8	R: 2 H: 3 E: 0 LOB: 1 K: 0 BB: 0 S: 14 P: 15	R: 0 H: 0 E: 0 LOB: 0 K: 1 BB: 0 S: 6 P: 7	R: 0 H: 0 E: 0 LOB: 0 K: 0 BB: 0 S: 9 P: 14	R: 0 H: 2 E: 0 LOB: 2 K: 1 BB: 0 S: 12 P: 16	R: 0 H: 0 E: 0 LOB: 0 K: 2 BB: 0 S: 7 P: 12	R: 0 H: 1 E: 0 LOB: 1 K: 1 BB: 0 S: 9 P: 14	R: 0 H: 0 E: 0 LOB: 0 K: 0 BB: 0 S: 7 P: 14	1B: 7 SF: 0 2B: 3 SAC: 0 3B: 0 DP: 0 HR: 0 HBP: 0						WP: 0 PA: 38 PB: 0 SB: 0 CS: 0

PITCHER		IP	WLS	BF	H	R	ER	SO	BB	IBB	HBP	BLK	WP	HR	S	P	ERA	WHIP
Mark Hendrickson, L ERA: 3.93	(1, 1)	6.0	L	28	9	5	5	3	1	0	0	0	0	0	65	88	7.50	1.667
Giovanni Carrara, R ERA: 2.25	(7, 1)	2.0		7	1	0	0	3	0	0	0	0	0	0	16	26	0.00	0.500
Joe Beimel, L ERA: 3.23	(9, 1)	1.0		3	0	0	0	0	0	0	0	0	0	0	7	14	0.00	0.000

PITCHER	IP	WLS	BF	H	R	ER	SO	BB	IBB	HBP	BLK	WP	HR	S	P	ERA	WHIP

TOP

San Francisco Giants @ Los Angeles Dodgers
Dodger Stadium, Los Angeles, CA
Thu Jul 06 2006, 7:10 PM PDT
Att. 42,515 - Clear - 82 F

livebaseballscorecards.com

AB	37
R	5
H	10
RBI	5
BB	1
SO	6
LOB	16

Batter	1	2	3	4	5	6	7	8	9	AB	R	H	RBI	BB	SO	LOB
15 Rafael Furcal, S (1, 6) OBP: 0.334, SLG: 0.341	F7 ①		G4-3 ③		F8 ③		G6-3 ③			5	1	1	0	0	0	0
Kenny Lofton, L (1, 8) OBP: 0.352, SLG: 0.383	18 WP, BB BB		5 1B 16 SF9 G4-3 2-3 1B		5 HBP 18 G5-4-3 1B 1B		G4-3 ①		G4-3 ①	4	2	2	0	1	0	0
5 Nomar Garciaparra, R (1, 3) OBP: 0.429, SLG: 0.579	P4 ②		16 SF9 G4-3 1-2 3-H 1B		SAFE 18 G5-4-3 1B 1-2 HBP		BB 18 1B HBP		K ②	3	1	1	1	0	1	1
J.D. Drew, L (1, 9) OBP: 0.384, SLG: 0.475	18 WP 1-2 BB		G4-3 ① 1-2 2-3		18 G5-4-3 1-2 2-3 1B		18 1B 1-2 BB		F7 ③	3	0	1	0	2	0	2
18 Ramon Martinez, R (1, 4) OBP: 0.382, SLG: 0.411	F9 ③ 1-2 2-3		BB		G5-4-3 ①② 1-2f 2-3 3-H		1B 1-2 2-H			3	0	1	1	1	0	4
16 Andre Ethier, L (1, 7) OBP: 0.391, SLG: 0.548		FC4-6 1B	SF9 ② 2-3 3-H		BB		SAFE 2-3 ②			2	0	1	1	1	1	2
Cesar Izturis, S (1, 5) OBP: 0.295, SLG: 0.304		FC4-6 ① 1-2f	L1 ③		P5 ③		L9 ③			4	0	0	0	0	0	7
55 Russell Martin, R (1, 2) OBP: 0.351, SLG: 0.428		SAFE SAFE P4 ②		K ①		K ①		G5-3 ①		4	0	0	0	0	2	1
Mark Hendrickson, L (1, 1)		K ③		G4-3 ②		K ②		G6-3 ②		2	0	0	0	0	1	1
José Cruz Jr., S (6, PH) OBP: 0.370, SLG: 0.384										1	0	0	0	0	1	0
Giovanni Carrara, R (7, 1)										0	0	0	0	0	0	0
27 Matt Kemp, R (8, PH) OBP: 0.336, SLG: 0.546										1	0	0	0	0	0	0
Joe Beimel, L (9, 1)										0	0	0	0	0	0	0
Inning Stats	R: 0 E: 0 K: 0 S: 10 H: 0 LOB: 2 BB: 2 P: 23	R: 0 E: 0 K: 1 S: 14 H: 1 LOB: 1 BB: 0 P: 20	R: 2 E: 0 K: 0 S: 15 H: 3 LOB: 2 BB: 1 P: 28	R: 0 E: 0 K: 1 S: 8 H: 0 LOB: 0 BB: 0 P: 10	R: 1 E: 0 K: 0 S: 10 H: 2 LOB: 2 BB: 1 P: 23	R: 0 E: 0 K: 2 S: 10 H: 0 LOB: 0 BB: 0 P: 13	R: 1 E: 0 K: 1 S: 12 H: 1 LOB: 2 BB: 1 P: 21	R: 0 E: 0 K: 0 S: 8 H: 0 LOB: 0 BB: 0 P: 14	R: 0 E: 0 K: 1 S: 9 H: 0 LOB: 0 BB: 0 P: 14	1B: 6 2B: 1 3B: 0 HR: 0	SF: 1 SAC: 0 DP: 1 HBP: 2					

PITCHER		IP	WLS	BF	H	R	ER	SO	BB	IBB	HBP	BLK	WP	HR	S	P	ERA	WHIP
18 Matt Cain, R ERA: 5.12	(1, 1)	4.0		22	6	3	3	2	3	0	1	0	1	0	50	87	6.75	2.250
41 Brad Hennessey, R ERA: 2.5	(5, 1)	3.0	W	12	1	1	1	3	2	0	1	0	0	0	29	51	3.00	1.000
Jeremy Accardo, R ERA: 4.66	(8, 1)	1.0	H	3	0	0	0	0	0	0	0	0	0	0	8	14	0.00	0.000
Armando Benitez, R ERA: 2.11	(9, 1)	1.0	S	3	0	0	0	1	0	0	0	0	0	0	9	14	0.00	0.000

PITCHER	IP	WLS	BF	H	R	ER	SO	BB	IBB	HBP	BLK	WP	HR	S	P	ERA	WHIP

BOTTOM

San Francisco Giants @ Los Angeles Dodgers

Dodger Stadium, Los Angeles, CA

Thu Jul 06 2006, 7:10 PM PDT

Att. 42,515 - Clear - 82 F

livebaseballscorecards.com

AB	32
R	4
H	7
RBI	3
BB	5
SO	6
LOB	18

WP: 1 PB: 0 SB: 0 CS: 0 PA: 40

Batter	1	2	3	4	5	6	7	8	9	AB	R	H	RBI	BB	SO	LOB
2 Randy Winn, S (1, 8) OBP: 0.343, SLG: 0.430	C X 0-1 ① G6-3		C X 0-1 13 1B HR 1B		X 0-0 ① SH1-3 1-2		C X 0-1 ① P6	S X 0-1 ③ G4-3		4	1	1	0	0	0	2
13 Omar Vizquel, S (1, 6) OBP: 0.382, SLG: 0.398	F B B X 2-1 WP G6-3 1B		X 0-0 1-2 HR 1B		B B B C F F X 3-2 ② P3		F F X 0-2 ② L8		B B B B 4-0 S 1B BB	4	3	2	0	1	0	1
Moises Alou, R (1, 9) OBP: 0.372, SLG: 0.565	B D X 2-0 ② G6-3 1-H		B F S S 1-3 ② K		X 0-0 ③ G6-3		B S B F F B X 3-2 1B 2B		B C B S S 2-3 ① K	5	1	1	1	0	2	4
Barry Bonds, L (1, 7) OBP: 0.477, SLG: 0.497	S B F B B F B X 3-2 ③ G4-3		F X 0-1 1-H 2-H HR			B B B B 4-0 2B BB	I I I I 4-0 E 1B IBB		C B B F B X 3-2 1-H 1B	3	1	2	4	2	0	0
Ray Durham, S (1, 4) OBP: 0.332, SLG: 0.473		F B X 1-1 HR	B B C B F C 3-3 ③ K			C B B B X 2-1 ① L8	D X 1-0 E8 1-3 2-H 1B		C B S X 1-2 ② F7	5	1	2	2	0	1	2
Pedro Feliz, R (1, 5) OBP: 0.306, SLG: 0.491		B B S S F S 2-3 ① K		C B B S C 2-3 ① K		C B 1 SAFE B X 2-1 1-3 2B	S X 0-1 ③ G5-3		C C S 0-3 ③ K	5	0	1	0	0	3	3
9 Mark Sweeney, L (1, 3) OBP: 0.335, SLG: 0.453 Jason Ellison, R (8, PR) OBP: 0.273, SLG: 0.357 Lance Niekro, R (8, 3) OBP: 0.290, SLG: 0.382		C B B F X 2-2 ② G4-3		B B B B 4-0 50 CS BB		I I I I 4-0 IBB		B F C B B B 4-2 G4-3 50 SH3-4 BB		1 0 0 0 3 0 0 0 0 0 0 0 0 0 0 0 0 0 0 0 0						
50 Eliezer Alfonzo, R (1, 2) OBP: 0.318, SLG: 0.556		S X 0-1 ③ P3		D B B B C X 3-1 ② ③ G6-3 1-2		F F S 0-3 ② K		B X 1-0 ① SH3-4 1-2		3	0	0	0	0	1	4
Matt Morris, R (1, 1) OBP: 0.243, SLG: 0.250 53 Jonathan Sánchez, L (7, 1) 38 Brian Wilson, R (7, 1) Steve Finley, L (8, PH) OBP: 0.318, SLG: 0.404 Jeremy Accardo, R (8, 1) Steve Kline, S (8, 1)			S C F B B S 2-3 ① K		B F B B B 4-1 2 SH1-3 BB	X 0-0 ③ L8		X 0-0 ② G4-3 2-3		2 0 0 0 1 1 3 0 0 0 0 0 0 0 0 0 0 0 0 0 0 1 0 0 0 0 0 2 0 0 0 0 0 0 0 0 0 0 0 0 0 0						
Inning Stats	R: 1 E: 0 K: 0 S: 9 H: 1 LOB: 0 BB: 0 P: 16	R: 1 E: 0 K: 1 S: 10 H: 1 LOB: 0 BB: 0 P: 15	R: 3 E: 0 K: 3 S: 15 H: 3 LOB: 0 BB: 0 P: 21	R: 0 E: 0 K: 1 S: 5 H: 0 LOB: 0 BB: 1 P: 14	R: 0 E: 0 K: 0 S: 7 H: 0 LOB: 1 BB: 1 P: 14	R: 0 E: 0 K: 1 S: 8 H: 1 LOB: 3 BB: 2 P: 20	R: 1 E: 1 K: 0 S: 12 H: 2 LOB: 2 BB: 1 P: 20	R: 0 E: 0 K: 0 S: 6 H: 0 LOB: 2 BB: 1 P: 11	R: 1 E: 0 K: 2 S: 12 H: 1 LOB: 1 BB: 1 P: 22	1B: 5 2B: 2 3B: 0 HR: 2 SF: 0 SAC: 2 DP: 0 HBP: 0						

TOP

San Francisco Giants @ Los Angeles Dodgers
Dodger Stadium, Los Angeles, CA
Fri Jul 07 2006, 7:40 PM PDT
Att. 53,991 - Clear - 82 F

livebaseballscorecards.com

AB	33
R	7
H	9
RBI	7
BB	7
SO	8
LOB	21

WP: 1 PB: 0 SB: 1 CS: 1 PA: 42

PITCHER		IP	WLS	BF	H	R	ER	SO	BB	IBB	HBP	BLK	WP	HR	S	P	ERA	WHIP
58 Chad Billingsley, R ERA: 5.27	(1, 1)	5.1		25	6	5	4	5	3	1	0	0	1	2	50	96	6.75	1.688
Giovanni Carrara, R ERA: 1.93	(6, 1)	0.2		2	0	0	0	1	0	0	0	0	0	0	4	4	0.00	0.000
51 Jonathan Broxton, R ERA: 2.8	(7, 1)	1.0	B	6	2	1	1	0	0	1	0	0	0	0	12	20	9.00	2.000
Danys Baez, R ERA: 3.95	(8, 1)	1.0	W	4	0	0	0	0	1	0	0	0	0	0	6	11	0.00	1.000
44 Takashi Saito, R ERA: 2.2	(9, 1)	1.0	S	5	1	1	1	2	1	0	0	0	0	0	12	22	9.00	2.000

PITCHER	IP	WLS	BF	H	R	ER	SO	BB	IBB	HBP	BLK	WP	HR	S	P	ERA	WHIP

Batter	1	2	3	4	5	6	7	8	9	AB	R	H	RBI	BB	SO	LOB
15 Rafael Furcal, S (1, 6) OBP: 0.338, SLG: 0.344	F B B F B F B 4-2 SH5-3 5 1B BB	B X 1-0 27 S 1B		F X 0-1 ② B1-3		X 0-0 ① SH1-4 1-2 2-3		C X 0-1 27 FC5-6 1B		3	1	2	0	1	0	0
Kenny Lofton, L (1, 8) OBP: 0.352, SLG: 0.383 27 Matt Kemp, R (2, 8) OBP: 0.325, SLG: 0.527	1 SAFE 1-0 ① SH5-3 1-3 B B X 2-0 ② G6-3 1-2 3-H	F B B F S 2-3 ③ K		F B X 1-1 ② F9 2-3 3-H		1 SAFE 0-1 ① FC5-6 5 HR 1-2f		0 4	0 1	0 0	0 1	0 0	0 1	0 3
5 Nomar Garciaparra, R (1, 3) OBP: 0.429, SLG: 0.587	D X 1-0 2B 18 2B 1B 3-H C X 0-1 ③ G5-3				X 0-0 ① P4	B C F X 1-2 ③ G5-3		F F F F X 0-2 1-H HR		5	2	2	3	0	0	2
J.D. Drew, L (1, 9) OBP: 0.384, SLG: 0.481	B B X 2-0 18 2B 2B 1-3		X 0-0 ① G6-3		B X 1-0 16 1B 2B		B C S B B F F S 3-3 ① K	C B S F B B T 3-2 ② K		5	2	2	0	0	2	0
16 Andre Ethier, L (1, 7) OBP: 0.397, SLG: 0.549	C B S D S 2-3 ② K2-3		B C F X 1-2 1B S 1B		X 0-0 L6 18 BB 1B 2-H		C X 0-1 ② P6	F F B X 1-2 18 BB 1B 1B		5	1	3	1	0	1	2
18 Ramon Martinez, R (1, 4) OBP: 0.398, SLG: 0.421	B S B C F X 2-2 2-H 3-H 2B	B X 1-0 ② F9	1 SAFE 1 SAFE B B B C 1 SAFE B F B 4-2 1-2 BB			B B B C B 4-1 55 BB 1B BB	1 SAFE B B 1 B B B 4-0 1B 1-2 BB			2	0	1	2	3	0	1
Cesar Izturis, S (1, 5) OBP: 0.318, SLG: 0.328	C X 0-1 ③ G3-1	B F B F X 2-2 1-3 1B			B C B X 2-1 ② ③ L6 2-2		B X 1-0 55 BB 1-2 1B	C X 0-1 ③ 1-3 2-H 1B		5	0	3	1	0	0	3
55 Russell Martin, R (1, 2) OBP: 0.359, SLG: 0.448		C B X 1-1 27 G6-3 3B D C X 1-1 ③ G1-3				B X 1-0 15 SH1-4 27 E 2B B B B C B 4-1 1-2 2-3 BB				3	2	2	0	1	0	2
58 Chad Billingsley, R (1, 1) OBP: 0.400, SLG: 0.250 Giovanni Carrara, R (6, 1) José Cruz Jr., S (6, PH) OBP: 0.373, SLG: 0.384 51 Jonathan Broxton, R (7, 1) Olmedo Saenz, R (7, PH) OBP: 0.321, SLG: 0.541 Danys Baez, R (8, 1) 44 Takashi Saito, L (9, 1)	C S S 0-3 ① K	C B C F X 1-2 ① G6-3				B B B C F B 4-2 27 E 15 SH1-4 BB	F B C S 1-3 ③ K			2 0 0 0 1 0 0	0 0 0 0 0 0 0	0 0 0 0 0 0 0	0 0 0 0 0 0 0	1 0 1 0 0 1 0	1 0 0 0 0 3 0	1 0 0 0 0 0 0
Inning Stats	R: 3 E: 0 K: 1 S: 15 H: 3 LOB: 1 BB: 1 P: 27	R: 1 E: 0 K: 1 S: 9 H: 2 LOB: 1 BB: 0 P: 13	R: 0 E: 0 K: 0 S: 10 H: 2 LOB: 2 BB: 0 P: 15	R: 0 E: 0 K: 1 S: 9 H: 0 LOB: 0 BB: 0 P: 12	R: 1 E: 0 K: 0 S: 7 H: 2 LOB: 1 BB: 1 P: 14	R: 1 E: 1 K: 0 S: 9 H: 1 LOB: 1 BB: 1 P: 16	R: 0 E: 0 K: 2 S: 14 H: 1 LOB: 3 BB: 2 P: 27	R: 3 E: 0 K: 1 S: 18 H: 4 LOB: 2 BB: 1 P: 26		1B: 9 2B: 5 3B: 1 HR: 1	SF: 0 SAC: 2 DP: 1 HBP: 0			WP: 0 PB: 0 SB: 3 CS: 0	PA: 43	

PITCHER		IP	WLS	BF	H	R	ER	SO	BB	IBB	HBP	BLK	WP	HR	S	P	ERA	WHIP
Matt Morris, R ERA: 4.29	(1, 1)	6.0		30	10	6	5	3	3	0	0	0	0	0	59	97	7.50	2.167
53 Jonathan Sánchez, L ERA:	(7, 1)	0.2		5	1	0	0	1	2	0	0	0	0	0	11	23	0.00	4.500
38 Brian Wilson, R ERA: 7.0	(7, 1)	0.1		1	0	0	0	1	0	0	0	0	0	0	3	4	0.00	0.000
Jeremy Accardo, R ERA: 5.06	(8, 1)	0.2	L	4	2	2	2	1	0	0	0	0	0	1	13	16	27.00	3.000
Steve Kline, L ERA: 2.79	(8, 1)	0.1		3	2	1	1	0	1	0	0	0	0	0	5	10	27.00	9.000

PITCHER	IP	WLS	BF	H	R	ER	SO	BB	IBB	HBP	BLK	WP	HR	S	P	ERA	WHIP

BOTTOM

San Francisco Giants @ Los Angeles Dodgers

Dodger Stadium, Los Angeles, CA

Fri Jul 07 2006, 7:40 PM PDT

Att. 53,991 - Clear - 82 F

livebaseballscorecards.com

AB	35
R	9
H	15
RBI	8
BB	6
SO	6
LOB	17

Batter	1	2	3	4	5	6	7	8	9	AB	R	H	RBI	BB	SO	LOB
2 Randy Winn, S (1, 7) OBP: 0.344, SLG: 0.431	BBBCB 4-1 13 1B 1B BB	CBBX 2-1 ② G6-3		X 0-0 ① G3		BSSX 1-2 ② P3			X 0-0 13 SH1-3 1B 2B	4	2	1	0	1	0	0
13 Omar Vizquel, S (1, 6) OBP: 0.380, SLG: 0.396	BBB1 SAFE CCX 3-2 1B S 1-3 HR 1B	CCBX 1-2 ③ G6-3		FFBBFFX 2-2 ② G6-3		FX 0-1 ③ G5-3			BFBX 2-1 ① SH1-3 2-3	4	1	1	0	0	0	0
Moises Alou, R (1, 9) OBP: 0.373, SLG: 0.581 Jason Ellison, R (9, 9) OBP: 0.273, SLG: 0.357	BCFBBFFBX 3-2 1-3 HR 3-H 1B	BCFFFBX 2-2 ① G5-3		BX 1-0 ③ F7			BFBCFBFX 3-2 HR		X 0-0 ② F9	5 0	2 0	2 0	2 0	0 0	0 0	1 0
Ray Durham, S (1, 4) OBP: 0.341, SLG: 0.488	BB3 SAFE X 2-0 1-H 3-H HR	BFSBBFB 4-2 FC3-6 BB 1B BB			CSX 0-2 S 1B 1B		BFX 1-1 ① F9		IIII 4-0 1B 3B IBB	3	4	2	3	2	0	0
Pedro Feliz, R (1, 5) OBP: 0.310, SLG: 0.491	BSBBX 2-1 1B	BBCBBB 4-1 FC3-6 1-2 BB			DFSBFS 2-3 ① K 1-2		X 0-0 ② G5-3		CX 0-1 3B 1-2 3-H 1B	4	1	2	1	1	1	1
Steve Finley, L (1, 8) OBP: 0.316, SLG: 0.408	BX 1-0 ① F8	DCBSSX 2-2 ② FC3-6 1B 1-2f 2-3			BCFX 1-2 ② G1-3		BTFFBFX 2-2 ③ G1-3		FB2 SAFE X 1-1 1-H 2-H 3B	5	0	1	2	0	0	4
Todd Greene, R (1, 2) OBP: 0.364, SLG: 0.452	CX 0-1 ② P3	X 0-0 1-2 3-H 1B			X 0-0 FC1-6 2-H 1B			FX 0-1 ① F7	CSS 0-3 ③ K	5	0	2	2	0	1	2
Lance Niekro, R (1, 3) OBP: 0.289, SLG: 0.379	CFX 0-2 ③ P6	FSFX 0-2 ③ G5-3			SFX 0-2 ③ FC1-6 1-2f			BX 1-0 38 G4-3 1B		4	0	1	0	0	0	4
51 Noah Lowry, R (1, 1) OBP: 0.182, SLG: 0.286 32 Kevin Correia, R (6, 1) 53 Jonathan Sánchez, L (6, 1) 38 Brian Wilson, R (7, 1) Steve Kline, S (8, 1) Armando Benitez, R (8, 1)		CCBS 1-3 ① K		FBBX 2-1 HR		BSCX 1-2 ① G1-3		1 SAFE X 0-0 ② ③ G4-3 1-2		3 0 0 1 0 0	1 0 0 0 0 0	1 0 0 0 0 0	1 0 0 0 0 0	0 0 0 0 0 0	1 0 0 0 0 0	0 0 0 1 0 0
Inning Stats	R: 4 E: 0 K: 0 S: 18 H: 4 LOB: 1 BB: 1 P: 33	R: 0 E: 0 K: 1 S: 8 H: 0 LOB: 0 BB: 0 P: 12	R: 1 E: 0 K: 0 S: 17 H: 1 LOB: 2 BB: 2 P: 29	R: 1 E: 0 K: 0 S: 9 H: 1 LOB: 0 BB: 0 P: 14	R: 1 E: 0 K: 1 S: 14 H: 2 LOB: 1 BB: 0 P: 17	R: 0 E: 0 K: 0 S: 8 H: 0 LOB: 0 BB: 0 P: 10	R: 1 E: 0 K: 0 S: 13 H: 1 LOB: 0 BB: 0 P: 19	R: 0 E: 0 K: 0 S: 4 H: 1 LOB: 0 BB: 0 P: 5	R: 3 E: 0 K: 1 S: 11 H: 3 LOB: 1 BB: 1 P: 18	1B: 8 2B: 1 3B: 1 HR: 3 SF: 0 SAC: 1 DP: 0 HBP: 0						

PITCHER		IP	WLS	BF	H	R	ER	SO	BB	IBB	HBP	BLK	WP	HR	S	P	ERA	WHIP
Derek Lowe, R ERA: 3.88	(1, 1)	4.2	L	25	8	7	7	2	3	0	0	0	0	2	63	102	13.50	2.357
Odalis Perez, L ERA: 6.67	(5, 1)	1.1		4	0	0	0	0	0	0	0	0	0	0	11	13	0.00	0.000
Joe Beimel, L ERA: 3.31	(7, 1)	2.0		7	2	1	1	0	0	0	0	0	0	1	17	24	4.50	1.000
51 Jonathan Broxton, R ERA: 3.47	(9, 1)	1.0		7	3	3	3	1	0	1	0	0	0	0	11	18	27.00	3.000

PITCHER	IP	WLS	BF	H	R	ER	SO	BB	IBB	HBP	BLK	WP	HR	S	P	ERA	WHIP

TOP

San Francisco Giants @ Los Angeles Dodgers
Dodger Stadium, Los Angeles, CA
Sat Jul 08 2006, 1:10 PM PDT
Att. 46,496 - Sunny - 90 F

livebaseballscorecards.com

AB	38
R	11
H	13
RBI	11
BB	4
SO	3
LOB	13

Batter	1	2	3	4	5	6	7	8	9	AB	R	H	RBI	BB	SO	LOB
15 Rafael Furcal, S (1, 6) OBP: 0.346, SLG: 0.347	F C B F B X 2-2 G5-3 ①	C B F B F B X 3-2 2-H 1B		C B B B X 3-1 1B		B B B B 4-0 1-2 2-3 3-H BB		B B B B 4-0 HR BB	B F B B C B 4-2 1-2 2-3 BB	3	1	2	2	3	0	0
José Cruz Jr., S (1, 7) OBP: 0.366, SLG: 0.376 Joe Beimel, L (7, 1) Olmedo Saenz, R (8, PH) OBP: 0.326, SLG: 0.569 51 Jonathan Broxton, R (9, 1) 55 Russell Martin, R (9, PH) OBP: 0.357, SLG: 0.446	B B F B F F F X 3-2 P2 ②	B X 1-0 F7 ③		C B X 1-1 P6 ③		B F B F B X 3-2 F9 ②		B F B X 2-1 1-H HR	F S F S X 0-2 F7 ③	4 0 1 0 1	0 0 1 0 0	0 0 1 0 0	0 0 1 0 0	0 0 0 0 0	0 0 0 0 0	5 0 0 0 3
5 Nomar Garciaparra, R (1, 3) OBP: 0.428, SLG: 0.583	F X 0-1 1B		B B C B X 3-1 27 1B SH1-3 1B		C B X 1-1 F9 ①	C B B F X 2-2 F8 ③		X 0-0 G6-3 ①		5	0	2	0	0	0	3
J.D. Drew, L (1, 9) OBP: 0.379, SLG: 0.474	X 0-0 G6-3 ③		1 SAFE X 0-0 SH1-3 ① 1-2		B F B B X 3-1 P5 ②		X 0-0 G6-3 ①	C S S 0-3 K ②		4	0	0	0	0	1	1
27 Matt Kemp, R (1, 8) OBP: 0.328, SLG: 0.521		B F S B F B X 3-2 F8 ①	S B X 1-1 18 S 2-3 1B		B F F S 1-3 K ③		X 0-0 1B 1B 1B	B B F S F X 2-2 L8 ③		5	1	2	0	0	1	0
18 Ramon Martinez, R (1, 4) OBP: 0.406, SLG: 0.429		C X 0-1 2B 1B 1B	B B F B F S 3-3 K ② 1-2			B X 1-0 16 BB 15 BB 1B	C C X 0-2 L4 ②		B C X 1-1 FC6-4 1B	5	2	3	0	0	1	3
Cesar Izturis, S (1, 5) OBP: 0.324, SLG: 0.348		C B B X 2-1 1-3 1B 2B	B C B X 2-1 G4-3 ③			B B C F F F B F F 3-2 F X F8 ①	F F 1 SAFE B X 1-2 1-3 1B		C X 0-1 FC6-4 15 BB 16 1B 1-2f ①	5	1	2	0	0	0	4
Toby Hall, R (1, 2) OBP: 0.266, SLG: 0.398		B X 1-0 SH3-4 15 1B 2-H 3-H 1B		B C X 1-1 F9 ①		F F X 0-2 15 BB 16 BB 1-2 1B	C B F F X 1-2 1-2 3-H 1B		B F S X 1-2 F9 ②	5	1	3	3	0	0	1
Derek Lowe, R (1, 1) OBP: 0.135, SLG: 0.114 Odalis Perez, L (5, 1) OBP: 0.125, SLG: 0.067 16 Andre Ethier, L (6, PH) OBP: 0.401, SLG: 0.549 (7, 7)		X 0-0 SH3-4 ② 1-2		C S X 0-2 F8 ②		B B B B 4-0 15 BB 1-2 2-3 BB	C S B S 1-3 K ③		C B X 1-1 15 BB 1-2 1B	1 0 2	0 0 0	0 0 1	0 0 1	0 0 1	0 0 1	0 0 2
Inning Stats	R: 0 H: 1 E: 0 LOB: 1 K: 0 BB: 0 S: 12 P: 17	R: 3 H: 4 E: 0 LOB: 1 K: 0 BB: 0 S: 15 P: 25	R: 0 H: 2 E: 0 LOB: 2 K: 1 BB: 0 S: 10 P: 19	R: 0 H: 1 E: 0 LOB: 1 K: 0 BB: 0 S: 9 P: 14	R: 0 H: 0 E: 0 LOB: 0 K: 1 BB: 0 S: 7 P: 12	R: 1 H: 2 E: 0 LOB: 3 K: 0 BB: 2 S: 18 P: 35	R: 1 H: 3 E: 0 LOB: 2 K: 1 BB: 0 S: 15 P: 18	R: 2 H: 1 E: 0 LOB: 0 K: 1 BB: 1 S: 10 P: 18	R: 0 H: 2 E: 0 LOB: 3 K: 0 BB: 1 S: 15 P: 22	1B: 14 2B: 1 3B: 0 HR: 1		SF: 0 SAC: 2 DP: 0 HBP: 0		WP: 0 PB: 0 SB: 1 CS: 0		PA: 47

PITCHER		IP	WLS	BF	H	R	ER	SO	BB	IBB	HBP	BLK	WP	HR	S	P	ERA	WHIP
51 Noah Lowry, L ERA: 4.08	(1, 1)	5.1	W	25	9	4	4	2	0	0	0	0	0	0	62	100	6.75	1.688
32 Kevin Correia, R ERA: 2.92	(6, 1)	0.0		2	1	0	0	0	1	0	0	0	0	0	3	7	∞	∞
53 Jonathan Sánchez, L ERA: 0.66	(6, 1)	1.0	H	5	1	1	1	0	1	0	0	0	0	0	8	17	9.00	2.000
38 Brian Wilson, R ERA: 8.1	(7, 1)	1.0		7	3	2	2	1	1	0	0	0	0	1	16	25	18.00	4.000
Steve Kline, L ERA: 2.76	(8, 1)	0.1	H	1	0	0	0	1	0	0	0	0	0	0	3	3	0.00	0.000

PITCHER		IP	WLS	BF	H	R	ER	SO	BB	IBB	HBP	BLK	WP	HR	S	P	ERA	WHIP
Armando Benitez, R ERA: 1.99	(8, 1)	1.1	S	7	2	0	0	0	1	0	0	0	0	0	19	28	0.00	2.250

BOTTOM

San Francisco Giants @ Los Angeles Dodgers
Dodger Stadium, Los Angeles, CA
Sat Jul 08 2006, 1:10 PM PDT
Att. 46,496 - Sunny - 90 F

livebaseballscorecards.com

AB	41
R	7
H	16
RBI	7
BB	4
SO	4
LOB	22

Batter	1	2	3	4	5	6	7	8	9	AB	R	H	RBI	BB	SO	LOB
2 Randy Winn, S (1, 8) (7, 9) OBP: 0.343, SLG: 0.427	B X 1-0 L4 ①		D B C F T 2-2 K ②		F F D B F D B 4-2 13 1B 1-2 2-3 BB		X 0-0 F8 ②			3	0	0	0	1	1	3
13 Omar Vizquel, S (1, 6) OBP: 0.380, SLG: 0.395 Jose Vizcaino, S (5, PR) (5, 6) OBP: 0.333, SLG: 0.294	B C C B F X 2-2 F8 ②		C B T F F X 1-2 F7 ③		X 0-0 1-2 2-3 3-H 1B		B F X 1-1 FC6-4 1-2 2-3 1B			3 1	0 0	1 1	1 0	0 0	0 0	1 0
Moises Alou, R (1, 9) OBP: 0.363, SLG: 0.564 41 Brad Hennessey, R (7, 1) OBP: 0.294, SLG: 0.353	X 0-0 G6-3 ③			X 0-0 F8 ①	S B X 1-1 P6 ③		S B B F X 2-2 FC6-4 1-2f ③			4 0	0 0	0 0	0 0	0 0	0 0	6 0
Barry Bonds, L (1, 7) OBP: 0.474, SLG: 0.497		C B S B F F X 2-2 2B		B B C F F S 2-3 K ②		B X 1-0 G5-3 ①		F F F X 0-2 F9 ①		4	0	1	0	0	1	0
Ray Durham, S (1, 4) OBP: 0.336, SLG: 0.480		F C S 0-3 K ①		C C C 0-3 K ③		L T B F F S 1-3 K ②		S T B F F F X 1-2 F9 ②		4	0	0	0	0	3	1
Pedro Feliz, R (1, 5) OBP: 0.306, SLG: 0.486		X 0-0 G5-3 ②			C X 0-1 G5-3 ①	C F F F B F B C 2-3 K ③		F S B S 1-3 K ③		4	0	0	0	0	2	1
9 Mark Sweeney, L (1, 3) OBP: 0.338, SLG: 0.448		D X 1-0 P5 ③			B C B S B B 4-2 2 BB 13 1B 1B BB		B B B B 4-0 1B 1B BB		B X 1-0 F7 ①	2	1	0	0	2	0	1
50 Eliezer Alfonzo, R (1, 2) OBP: 0.315, SLG: 0.541			B S F B F F F B X 3-2 FC1-6 1B		1 SAFE 1 SAFE B S F B C 2-3 K ②		C S B F X 1-2 F8 ①		C S C 0-3 K ②	4	0	1	0	0	2	2
Jason Schmidt, R (1, 1) OBP: 0.105, SLG: 0.132 Steve Finley, L (7, PH) (7, 8) OBP: 0.317, SLG: 0.408			X 0-0 FC1-6 1-2f ①		B T D B C F F X 3-2 13 1B 2 BB 1-2 1B		F B C X 1-2 1B 1-2 1B		B B X 2-0 F9 ③	2 2	0 0	1 1	0 0	0 0	0 0	1 0
Inning Stats	R: 0 E: 0 K: 0 S: 6 H: 0 LOB: 0 BB: 0 P: 9	R: 0 E: 0 K: 1 S: 10 H: 1 LOB: 1 BB: 0 P: 13	R: 0 E: 0 K: 1 S: 15 H: 1 LOB: 1 BB: 0 P: 21	R: 0 E: 0 K: 2 S: 8 H: 0 LOB: 0 BB: 0 P: 10	R: 1 E: 0 K: 1 S: 18 H: 2 LOB: 3 BB: 2 P: 32	R: 0 E: 0 K: 2 S: 12 H: 0 LOB: 0 BB: 0 P: 16	R: 0 E: 0 K: 0 S: 13 H: 2 LOB: 3 BB: 1 P: 22	R: 0 E: 0 K: 1 S: 13 H: 0 LOB: 0 BB: 0 P: 15	R: 0 E: 0 K: 1 S: 5 H: 0 LOB: 0 BB: 0 P: 8	1B: 5 2B: 1 3B: 0 HR: 0	SF: 0 SAC: 0 DP: 0 HBP: 0						

TOP

San Francisco Giants @ Los Angeles Dodgers
Dodger Stadium, Los Angeles, CA
Sun Jul 09 2006, 1:10 PM PDT
Att. 41,849 - Sunny - 88 F

livebaseballscorecards.com

AB	33
R	1
H	6
RBI	1
BB	3
SO	9
LOB	16

PITCHER		IP	WLS	BF	H	R	ER	SO	BB	IBB	HBP	BLK	WP	HR	S	P	ERA	WHIP
Aaron Sele, R ERA: 2.91	(1, 1)	6.0	W	24	4	1	1	7	2	0	0	0	0	0	69	101	1.50	1.000
31 Brad Penny, R ERA: 2.91	(7, 1)	0.1	H	3	1	0	0	0	1	0	0	0	0	0	7	13	0.00	6.000
Joe Beimel, L ERA: 3.27	(7, 1)	0.1	H	2	1	0	0	0	0	0	0	0	0	0	3	4	0.00	3.000
Danys Baez, R ERA: 3.83	(7, 1)	1.1	H	4	0	0	0	1	0	0	0	0	0	0	16	20	0.00	0.000
44 Takashi Saito, R ERA: 2.14	(9, 1)	1.0	S	3	0	0	0	1	0	0	0	0	0	0	5	8	0.00	0.000

PITCHER	IP	WLS	BF	H	R	ER	SO	BB	IBB	HBP	BLK	WP	HR	S	P	ERA	WHIP

Batter	1	2	3	4	5	6	7	8	9	AB	R	H	RBI	BB	SO	LOB
15 Rafael Furcal, S (1, 6) OBP: 0.345, SLG: 0.346	0-0 2B 1B		1-0 F8		1-0 G6-3		2-2 K			4	1	1	0	0	1	2
Cesar Izturis, S (1, 5) OBP: 0.320, SLG: 0.357	1-2 5 F9 16 SF8 1-H 2B		0-0 F8		2-2 G6-3		2-0 G4-3			4	1	1	1	0	0	2
5 Nomar Garciaparra, R (1, 3) OBP: 0.426, SLG: 0.578	2-2 F9 2-3		3-3 K 1-2			0-0 16 BB 1B 1B		1-2 P4		4	1	1	0	0	1	2
16 Andre Ethier, L (1, 7) OBP: 0.403, SLG: 0.545	0-0 SF8 3-H			1-2 G3-1		4-0 18 S 1B 1-2 BB		4-1 BB		1	0	0	1	2	0	0
27 Matt Kemp, R (1, 8) OBP: 0.318, SLG: 0.504	0-2 F9			1-2 G6-3		0-3 K		2-2 L6		4	0	0	0	0	1	3
José Cruz Jr., S (1, 9) OBP: 0.370, SLG: 0.391 Danys Baez, R (7, 1) Olmedo Saenz, R (8, PH) OBP: 0.323, SLG: 0.565 44 Takashi Saito, L (9, 1)		3-3 K		0-0 3B		2-1 1-2 2-H 1B		1-3 K		3 0 1 0	0 0 0 0	2 0 0 0	1 0 0 0	0 0 1 0	1 0 1 0	0 0 1 0
18 Ramon Martinez, R (1, 4) OBP: 0.397, SLG: 0.418		0-2 G1-3		3-2 F7		1-2 P3 2-3				3	0	0	0	0	0	3
55 Russell Martin, R (1, 2) OBP: 0.357, SLG: 0.449		0-1 F8			1-0 SH1-4 2B	0-0 G4-3				3	0	1	0	0	0	2
Aaron Sele, R (1, 1) OBP: 0.222, SLG: 0.278 31 Brad Penny, R (7, 1) OBP: 0.243, SLG: 0.270 Joe Beimel, L (7, 1) J.D. Drew, L (7, 9) OBP: 0.378, SLG: 0.473			3-2 5 WP 1B		1-0 SH1-4 2-3		0-1 G4-3			1 0 0 1	0 0 0 0	1 0 0 0	0 0 0 0	0 0 0 0	0 0 0 0	0 0 0 0
Inning Stats	R: 2 E: 0 K: 0 S: 11 H: 2 LOB: 0 BB: 0 P: 14	R: 0 E: 0 K: 1 S: 10 H: 0 LOB: 0 BB: 0 P: 13	R: 0 E: 0 K: 1 S: 13 H: 1 LOB: 1 BB: 0 P: 20	R: 0 E: 0 K: 0 S: 14 H: 1 LOB: 1 BB: 0 P: 19	R: 0 E: 0 K: 0 S: 6 H: 1 LOB: 1 BB: 0 P: 11	R: 1 E: 0 K: 1 S: 10 H: 2 LOB: 2 BB: 1 P: 17	R: 0 E: 0 K: 1 S: 6 H: 0 LOB: 0 BB: 0 P: 10	R: 0 E: 0 K: 1 S: 11 H: 0 LOB: 1 BB: 1 P: 19		1B: 4 2B: 2 3B: 1 HR: 0	SF: 1 SAC: 1 DP: 0 HBP: 0			WP: 1 PB: 0 SB: 1 CS: 0	PA: 33		

PITCHER	IP	WLS	BF	H	R	ER	SO	BB	IBB	HBP	BLK	WP	HR	S	P	ERA	WHIP
Jason Schmidt, R (1, 1) ERA: 2.78	6.0	L	26	7	3	3	3	1	0	0	0	1	0	64	94	4.50	1.333
41 Brad Hennessey, R (7, 1) ERA: 2.41	2.0		7	0	0	0	2	1	0	0	0	0	0	17	29	0.00	0.500

PITCHER	IP	WLS	BF	H	R	ER	SO	BB	IBB	HBP	BLK	WP	HR	S	P	ERA	WHIP

BOTTOM

San Francisco Giants @ Los Angeles Dodgers
Dodger Stadium, Los Angeles, CA
Sun Jul 09 2006, 1:10 PM PDT
Att. 41,849 - Sunny - 88 F

livebaseballscorecards.com

AB	29
R	3
H	7
RBI	3
BB	2
SO	5
LOB	15

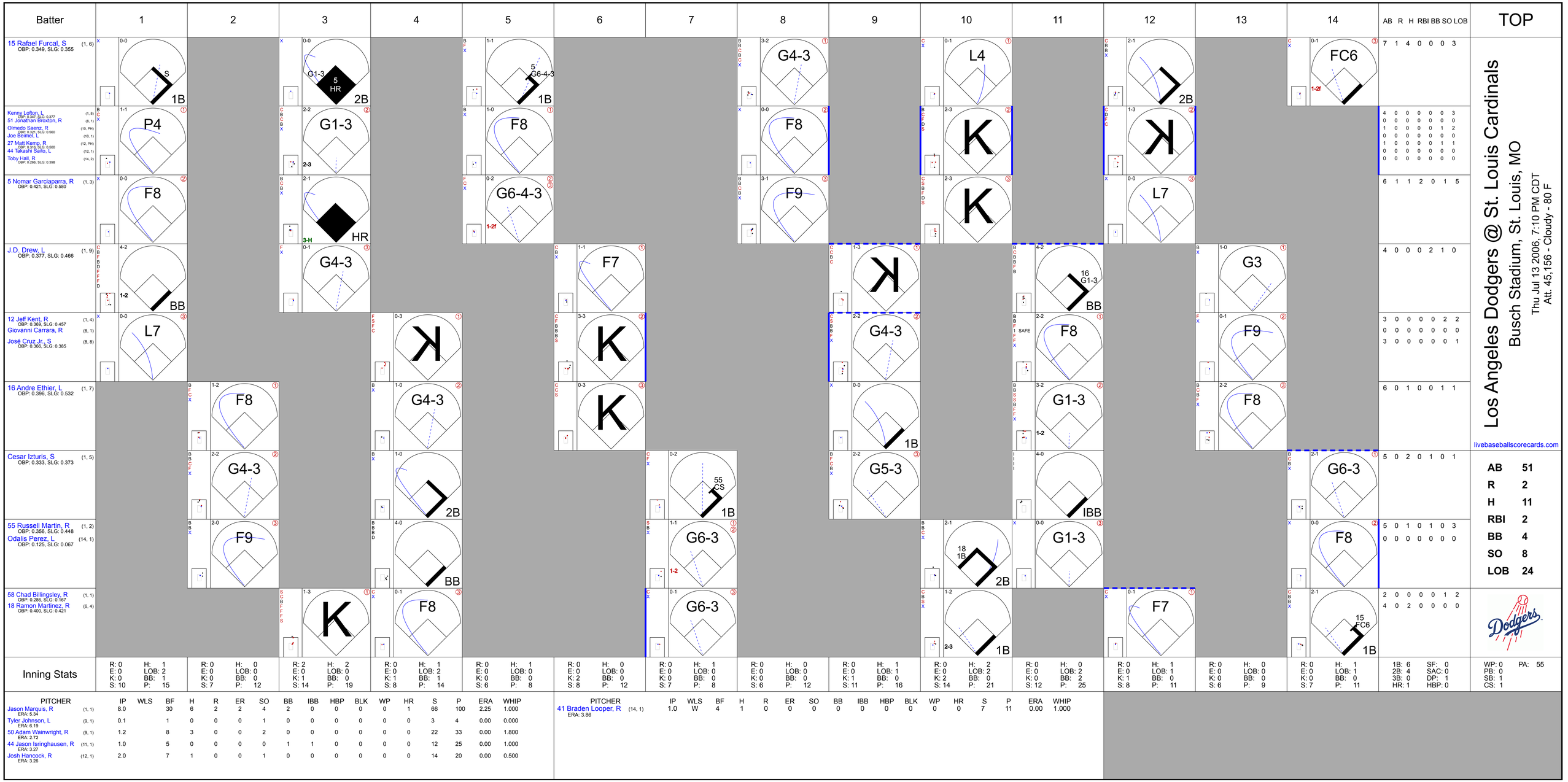
Batter
1
2
3
4
5
6
7
8
9
10
11
12
13
14
AB R H RBI BB SO LOB
TOP
15 Rafael Furcal, S (1, 6)
OBP: 0.349, SLG: 0.355
Kenny Lofton, L (1, 5)
OBP: 0.347, SLG: 0.377
51 Jonathan Broxton, R (8, 1)
Olmedo Saenz, R (10, PH)
OBP: 0.321, SLG: 0.560
Joe Beimel, L (10, 1)
27 Matt Kemp, R (12, PH)
OBP: 0.316, SLG: 0.500
44 Takashi Saito, L (12, 1)
Toby Hall, R (14, 2)
OBP: 0.266, SLG: 0.398
5 Nomar Garciaparra, R (1, 3)
OBP: 0.421, SLG: 0.580
J.D. Drew, L (1, 9)
OBP: 0.377, SLG: 0.466
12 Jeff Kent, R (1, 4)
OBP: 0.369, SLG: 0.457
Giovanni Carrara, R (6, 1)
José Cruz Jr., S (8, 8)
OBP: 0.366, SLG: 0.385
16 Andre Ethier, L (1, 7)
OBP: 0.396, SLG: 0.532
Cesar Izturis, S (1, 5)
OBP: 0.333, SLG: 0.373
55 Russell Martin, R (1, 2)
OBP: 0.356, SLG: 0.448
Odalis Perez, L (14, 1)
OBP: 0.125, SLG: 0.067
58 Chad Billingsley, R (1, 1)
OBP: 0.286, SLG: 0.167
18 Ramon Martinez, R (6, 4)
OBP: 0.400, SLG: 0.421
Los Angeles Dodgers @ St. Louis Cardinals
Busch Stadium, St. Louis, MO
Thu Jul 13 2006, 7:10 PM CDT
Att. 45,156 - Cloudy - 80 F
livebaseballscorecards.com
AB 51
R 2
H 11
RBI 2
BB 4
SO 8
LOB 24
Inning Stats
PITCHER IP WLS BF H R ER SO BB IBB HBP BLK WP HR S P ERA WHIP
Jason Marquis, R (1, 1) ERA: 5.34 8.0 30 6 2 2 4 2 0 0 0 0 1 66 100 2.25 1.000
Tyler Johnson, L (9, 1) ERA: 6.19 0.1 1 0 0 0 1 0 0 0 0 0 0 3 4 0.00 0.000
50 Adam Wainwright, R (9, 1) ERA: 2.72 1.2 8 3 0 0 2 0 0 0 0 0 0 22 33 0.00 1.800
44 Jason Isringhausen, R (11, 1) ERA: 3.27 1.0 5 0 0 0 0 1 1 0 0 0 0 12 25 0.00 1.000
Josh Hancock, R (12, 1) ERA: 3.26 2.0 7 1 0 0 1 0 0 0 0 0 0 14 20 0.00 0.500
PITCHER IP WLS BF H R ER SO BB IBB HBP BLK WP HR S P ERA WHIP
41 Braden Looper, R (14, 1) ERA: 3.86 1.0 W 4 1 0 0 0 0 0 0 0 0 0 0 7 11 0.00 1.000
1B: 6 SF: 0
2B: 4 SAC: 0
3B: 0 DP: 1
HR: 1 HBP: 0
WP: 0 PA: 55
PB: 0
SB: 1
CS: 1

BOTTOM

Los Angeles Dodgers @ St. Louis Cardinals

Busch Stadium, St. Louis, MO

Thu Jul 13 2006, 7:10 PM CDT

Att. 45,156 - Cloudy - 80 F

livebaseballscorecards.com

Batter	1	2	3	4	5	6	7	8	9	10	11	12	13	14	AB	R	H	RBI	BB	SO	LOB
22 David Eckstein, R (1, 6) OBP: 0.370, SLG: 0.360	0-1 27 1B 5 HBP 1B		4-2 5 G5-3 26 BB BB	3-2 G6-4-3 1-2f		1-2 G3		2-2 G4-3			1-0 P6		2-2 L4		6	0	1	0	1	0	4
26 Scott Spiezio, S (1, 7) OBP: 0.377, SLG: 0.460 So Taguchi, R (9, 7) OBP: 0.359, SLG: 0.374	3-2 F8		4-0 5 G5-3 1-2 BB		0-0 G3-1		1-3 K		0-3 K			4-2 15 G5-3 5 G3 BB		3-2 F7	3	0	0	0	1	1	1
															2	0	0	0	1	1	0
5 Albert Pujols, R (1, 3) OBP: 0.434, SLG: 0.710	2-0 27 1B 1-2 HBP		1-2 G5-3 1-2 2-3		1-1 16 BB 2B		1-1 F8		3-2 F8			1-2 G3 1-2		3-1 HR	6	1	2	1	0	0	3
27 Scott Rolen, R (1, 5) OBP: 0.403, SLG: 0.580	1-0 1-2 2-3 1B		1-3 K		4-0 4 FC5 16 BB BB		15 HR 2B		1-0 P4			4-0 15 G5-3 IBB			4	1	2	0	2	1	2
15 Jim Edmonds, L (1, 8) OBP: 0.360, SLG: 0.452	3-2 K		4-0 BB		3-3 K		3-2 2-H HR			2-2 F8		2-2 G5-3 1-2 2-3			5	1	1	2	1	2	7
16 Chris Duncan, L (1, 9) OBP: 0.306, SLG: 0.491 44 Jason Isringhausen, R (11, 1) 7 Hector Luna, R (12, 4) OBP: 0.355, SLG: 0.431	1-0 F8		0-0 F7		4-2 4 FC5 1-2 2-3 BB		3-0 L4			1-2 G4-3		0-2 F9			4	0	0	0	1	0	6
															0	0	0	0	0	0	0
															1	0	0	0	0	0	2
4 Yadier Molina, R (1, 2) OBP: 0.267, SLG: 0.317		3-2 F8 1B		2-0 G6-3	0-0 FC5 1-2 2-3f			1-1 F9		3-2 G1-3			1-0 F8		6	0	1	0	0	0	3
Aaron Miles, S (1, 4) OBP: 0.326, SLG: 0.339 Josh Hancock, R (12, 1) Jeff Weaver, R (13, PH) OBP: 0.250, SLG: 0.250 41 Braden Looper, R (14, 1) OBP: 0.500, SLG: 1.000		1-2 F8 1-2		2-1 1B 1B		0-2 G5-3		0-0 53 FC5-4 1B			1-1 G6-3		2-3 K		5	0	2	0	0	0	1
															0	0	0	0	0	0	0
															1	0	0	0	0	1	0
															0	0	0	0	0	0	0
Jason Marquis, L (1, 1) OBP: 0.231, SLG: 0.300 53 John Rodriguez, L (8, PH) OBP: 0.365, SLG: 0.426 Tyler Johnson, S (9, 1) 50 Adam Wainwright, R (9, 1) OBP: 0.333, SLG: 1.333 43 Juan Encarnacion, R (11, 9) OBP: 0.304, SLG: 0.447		0-3 K		0-0 22 G6-4-3 1-2 1B		1-0 F8		1-2 FC5-4 1-2f			0-0 G1-3		4-0 BB		3	0	1	0	0	1	0
															1	0	0	0	0	0	1
															0	0	0	0	0	0	0
															0	0	0	0	0	0	0
															1	0	0	0	1	0	0
Inning Stats	R: 0 E: 0 K: 1 S: 10 H: 2 LOB: 3 BB: 0 P: 20	R: 0 E: 0 K: 1 S: 12 H: 1 LOB: 0 BB: 0 P: 16	R: 0 E: 0 K: 1 S: 11 H: 0 LOB: 3 BB: 3 P: 25	R: 0 E: 0 K: 0 S: 7 H: 2 LOB: 1 BB: 0 P: 14	R: 0 E: 0 K: 1 S: 10 H: 1 LOB: 3 BB: 2 P: 22	R: 0 E: 0 K: 0 S: 7 H: 0 LOB: 0 BB: 0 P: 9	R: 2 E: 0 K: 1 S: 14 H: 2 LOB: 0 BB: 0 P: 23	R: 0 E: 0 K: 0 S: 10 H: 1 LOB: 1 BB: 0 P: 14	R: 0 E: 0 K: 1 S: 8 H: 0 LOB: 0 BB: 0 P: 12	R: 0 E: 0 K: 0 S: 9 H: 0 LOB: 0 BB: 0 P: 15	R: 0 E: 0 K: 0 S: 4 H: 0 LOB: 0 BB: 0 P: 6	R: 0 E: 0 K: 0 S: 14 H: 0 LOB: 2 BB: 2 P: 25	R: 0 E: 0 K: 1 S: 8 H: 0 LOB: 1 BB: 1 P: 17	R: 1 E: 0 K: 0 S: 7 H: 1 LOB: 0 BB: 0 P: 13	1B: 6 2B: 2 3B: 0 HR: 2	SF: 0 SAC: 0 DP: 1 HBP: 1	WP: 0 PB: 0 SB: 0 CS: 0	PA: 57			

	AB	R	H	RBI	BB	SO	LOB
	48	3	10	3	8	7	30

PITCHER		IP	WLS	BF	H	R	ER	SO	BB	IBB	HBP	BLK	WP	HR	S	P	ERA	WHIP
58 Chad Billingsley, R ERA: 4.45	(1, 1)	5.0		25	6	0	0	4	5	0	1	0	0	0	50	97	0.00	2.200
Giovanni Carrara, R ERA: 4.05	(6, 1)	2.0	B	8	2	2	2	1	0	0	0	0	0	1	21	32	9.00	1.000
51 Jonathan Broxton, R ERA: 3.29	(8, 1)	2.0		7	1	0	0	1	0	0	0	0	0	0	18	26	0.00	0.500
Joe Beimel, L ERA: 3.09	(10, 1)	2.0		6	0	0	0	0	0	0	0	0	0	0	13	21	0.00	0.000
44 Takashi Saito, R ERA: 2.05	(12, 1)	2.0		9	0	0	0	1	2	1	0	0	0	0	22	42	0.00	1.000

PITCHER		IP	WLS	BF	H	R	ER	SO	BB	IBB	HBP	BLK	WP	HR	S	P	ERA	WHIP
Odalis Perez, L ERA: 6.79	(14, 1)	0.1	L	2	1	1	1	0	0	0	0	0	0	1	7	13	27.00	3.000

Batter	1	2	3	4	5	6	7	8	9	AB	R	H	RBI	BB	SO	LOB
15 Rafael Furcal, S (1, 6) OBP: 0.348, SLG: 0.354	F L B C 1-3 ① K			B S C B F F B F X 3-2 5 FC4-6 1B		B B C F X 2-2 ③ G1			C C B B F C 2-3 ② K	4	0	1	0	0	2	0
Kenny Lofton, L (1, 8) OBP: 0.342, SLG: 0.371	C X 0-1 ② G4-3			C B X 1-1 ① F9			C B F B C 2-3 ① K		C B B X 2-1 ③ F7	4	0	0	0	0	1	1
5 Nomar Garciaparra, R (1, 3) OBP: 0.417, SLG: 0.574	B B X 2-0 ③ G3			B X 1-0 ② FC4-6 1-2f			F X 0-1 ② G6-3			3	0	0	0	0	0	1
J.D. Drew, L (1, 9) OBP: 0.374, SLG: 0.461		B S C S 1-3 ① K		B B C X 2-1 ③ G3-1			X 0-0 ③ G3			3	0	0	0	0	1	1
12 Jeff Kent, R (1, 4) OBP: 0.368, SLG: 0.453		S S B B T T H 3-2 16 G4-6-3 HBP			B B X 2-0 ① F8			C B X 1-1 ① F9		2	0	0	0	0	0	0
16 Andre Ethier, L (1, 7) OBP: 0.390, SLG: 0.523		X 0-0 ② ③ G4-6-3 1-2f			C C S 0-3 ② K2-3			S B X 1-1 ② G4-3		3	0	0	0	0	1	1
Cesar Izturis, S (1, 5) OBP: 0.333, SLG: 0.372			B C B B X 3-1 ① F8		F C C 0-3 ③ K			X 0-0 1B		3	0	1	0	0	1	0
55 Russell Martin, R (1, 2) OBP: 0.352, SLG: 0.441			F B B X 2-1 ② F7			X 0-0 ① F8		B F X 1-1 ③ F8		3	0	0	0	0	0	1
Derek Lowe, R (1, 1) OBP: 0.128, SLG: 0.108			X 0-0 ③ G6-3			C C S 0-3 ② K			F C B T F X 1-2 ① G4-3	2	0	0	0	0	1	0
Giovanni Carrara, R (7, 1)										0	0	0	0	0	0	0
Danys Baez, R (8, 1)										0	0	0	0	0	0	0
Ricky Ledee, L (9, PH) OBP: 0.294, SLG: 0.438										1	0	0	0	0	0	0
Inning Stats	R: 0 E: 0 K: 1 S: 6 H: 0 LOB: 0 BB: 0 P: 9	R: 0 E: 0 K: 1 S: 8 H: 0 LOB: 0 BB: 0 P: 12	R: 0 E: 0 K: 0 S: 5 H: 0 LOB: 0 BB: 0 P: 10	R: 0 E: 0 K: 0 S: 11 H: 1 LOB: 1 BB: 0 P: 18	R: 0 E: 0 K: 2 S: 7 H: 0 LOB: 0 BB: 0 P: 9	R: 0 E: 0 K: 1 S: 7 H: 0 LOB: 0 BB: 0 P: 9	R: 0 E: 0 K: 1 S: 6 H: 0 LOB: 0 BB: 0 P: 8	R: 0 E: 0 K: 0 S: 7 H: 1 LOB: 1 BB: 0 P: 10	R: 0 E: 0 K: 1 S: 11 H: 0 LOB: 0 BB: 0 P: 16	1B: 2 2B: 0 3B: 0 HR: 0		SF: 0 SAC: 0 DP: 1 HBP: 1				

PITCHER	IP	WLS	BF	H	R	ER	SO	BB	IBB	HBP	BLK	WP	HR	S	P	ERA	WHIP
29 Chris Carpenter, R (1, 1) ERA: 2.85	9.0	W	29	2	0	0	7	0	0	1	0	0	0	68	101	0.00	0.222

PITCHER	IP	WLS	BF	H	R	ER	SO	BB	IBB	HBP	BLK	WP	HR	S	P	ERA	WHIP

TOP

Los Angeles Dodgers @ St. Louis Cardinals

Busch Stadium, St. Louis, MO

Fri Jul 14 2006, 7:10 PM CDT

Att. 45,704 - Partly Cloudy - 86 F

livebaseballscorecards.com

AB	28
R	0
H	2
RBI	0
BB	0
SO	7
LOB	5

WP: 0 PB: 0 SB: 0 CS: 0 PA: 29

Batter	1	2	3	4	5	6	7	8	9	AB	R	H	RBI	BB	SO	LOB
22 David Eckstein, R (1, 6) OBP: 0.376, SLG: 0.366	C F B F F X 1-2 16 1B 5 1B 1B		B C B X 2-1 16 HR 1B	C B X 1-1 16 CS 1B			C F B X 1-2 16 1B 1B	F C X 0-2 ③ G5-3		5	2	4	0	0	0	1
16 Chris Duncan, L (1, 7) OBP: 0.333, SLG: 0.557 So Taguchi, R (7, PR) OBP: 0.359, SLG: 0.374 (8, 7)	X 0-0 5 1B 1-2 1B		X 0-0 1-H HR	B X 1-0 ① ② F7 1-2			B B X 2-0 1-2 1B			4	1	3	2	0	0	1
										0	0	0	0	0	0	0
5 Albert Pujols, R (1, 3) OBP: 0.432, SLG: 0.703	B X 1-0 1-2 2-H 1B		X 0-0 ① G6-3	B B F B X 3-1 ③ G6-3			C S B F S 1-3 ① K			4	0	1	1	0	1	2
27 Scott Rolen, R (1, 5) OBP: 0.401, SLG: 0.575	B X 1-0 ① L9		B C F B X 2-2 43 S 15 1B 43 1B 1B		F B B X 2-1 ① F9		B C F B F X 2-2 ② F3			4	1	1	0	0	0	4
15 Jim Edmonds, L (1, 8) OBP: 0.359, SLG: 0.449	F B S B B T 3-2 ② K		B F X 1-1 4 G5-3 43 1B 1-2 1B		F F B B X 2-2 ② G3		F B F F F X 1-2 ③ F7			4	0	1	0	0	1	4
43 Juan Encarnacion, R (1, 9) OBP: 0.306, SLG: 0.457	C F B C 1-3 ③ K		C B B X 2-1 4 G5-3 1-2 2-H 1B		B B X 2-0 ③ L7			X 0-0 HR		4	1	2	2	0	1	2
4 Yadier Molina, R (1, 2) OBP: 0.267, SLG: 0.313		B C X 1-1 ① G4-3	B B X 2-0 ② G5-3 1-2 2-3			C B S B S 2-3 ① K		C B B S B B 4-2 29 SH1-4 BB		3	0	0	0	1	1	2
Aaron Miles, S (1, 4) OBP: 0.325, SLG: 0.335		B X 1-0 ② G6-3	I I I I 4-0 IBB			C X 0-1 ② G1-3		X 0-0 ① P5		3	0	0	0	1	0	1
29 Chris Carpenter, R (1, 1) OBP: 0.059, SLG: 0.059		C S F B C 1-3 ③ K	C B X 1-1 ③ G6-3			C S S 0-3 ③ K		X 0-0 ② SH1-4 1-2		3	0	0	0	0	2	3
Inning Stats	R: 1 E: 0 K: 2 S: 15 H: 3 LOB: 2 BB: 0 P: 22	R: 0 E: 0 K: 1 S: 7 H: 0 LOB: 0 BB: 0 P: 10	R: 3 E: 0 K: 0 S: 14 H: 5 LOB: 3 BB: 1 P: 28	R: 0 E: 0 K: 0 S: 5 H: 1 LOB: 0 BB: 0 P: 10	R: 0 E: 0 K: 0 S: 6 H: 0 LOB: 0 BB: 0 P: 12	R: 0 E: 0 K: 2 S: 8 H: 0 LOB: 0 BB: 0 P: 10	R: 0 E: 0 K: 1 S: 17 H: 2 LOB: 2 BB: 0 P: 24	R: 1 E: 0 K: 0 S: 8 H: 1 LOB: 1 BB: 1 P: 12		1B: 10 2B: 0 3B: 0 HR: 2 SF: 0 SAC: 1 DP: 0 HBP: 0						

PITCHER		IP	WLS	BF	H	R	ER	SO	BB	IBB	HBP	BLK	WP	HR	S	P	ERA	WHIP
Derek Lowe, R ERA: 3.98	(1, 1)	6.0	L	29	11	4	4	5	0	1	0	0	0	1	59	99	6.00	1.833
Giovanni Carrara, R ERA: 3.52	(7, 1)	1.0		3	0	0	0	1	0	0	0	0	0	0	13	17	0.00	0.000
Danys Baez, R ERA: 3.94	(8, 1)	1.0		5	1	1	1	0	1	0	0	0	0	1	8	12	9.00	2.000

PITCHER	IP	WLS	BF	H	R	ER	SO	BB	IBB	HBP	BLK	WP	HR	S	P	ERA	WHIP

BOTTOM

Los Angeles Dodgers @ St. Louis Cardinals

Busch Stadium, St. Louis, MO

Fri Jul 14 2006, 7:10 PM CDT
Att. 45,704 - Partly Cloudy - 86 F

livebaseballscorecards.com

AB	34
R	5
H	12
RBI	5
BB	2
SO	6
LOB	20

Batter	1	2	3	4	5	6	7	8	9	10	AB	R	H	RBI	BB	SO	LOB
15 Rafael Furcal, S (1, 6) OBP: 0.346, SLG: 0.355	F X 0-1 5 G4-3 2B 2B		B B X 2-0 ① G1-3		B F S B S 2-3 ① K		B X 1-0 ② G3		S B S S 1-3 ② K		5	1	1	0	0	2	0
José Cruz Jr., S (1, 8) OBP: 0.358, SLG: 0.375	F T B T 1-2 ① K		C B B F X 2-2 ② F8		B C B F F S 2-3 ② K		C B C F B S 2-3 ③ K		C C B F X 1-2 ③ F9		5	0	0	0	0	3	1
5 Nomar Garciaparra, R (1, 3) OBP: 0.413, SLG: 0.566	B D X 2-0 ② G4-3 2-3		H 1-0 HBP		B X 1-0 ③ G5-3			S B S F X 1-2 ① F9		F X 0-1 ① F8	4	0	0	0	0	0	1
J.D. Drew, L (1, 9) OBP: 0.380, SLG: 0.469	B C D X 2-1 2B 3-H		X 0-0 ③ G6-3			C B B B F X 3-2 16 G1-3 1B		C B X 1-1 16 BB 12 BB 1B		B C B B S F B 4-2 BB	4	0	3	1	1	0	1
12 Jeff Kent, R (1, 4) OBP: 0.369, SLG: 0.447	C B B B B 4-1 16 FC4-6 BB			C B X 1-1 ① L9		F F F F D X 1-2 ① P4		B 1 SAFE S F B 1 SAFE B B 4-2 16 BB 1-2		X 0-0 ② F8	3	0	0	0	0	2	0	2
16 Andre Ethier, L (1, 7) OBP: 0.390, SLG: 0.517	D C 1 SAFE B X 2-1 ③ FC4-6 1-2f			C B X 1-1 1B 1B		F X 0-1 ② G1-3 1-2		C F B B B B 4-2 1-2 2-3 BB		C C B B F S 2-3 ③ K	4	0	1	0	1	1	4
Cesar Izturis, S (1, 5) OBP: 0.330, SLG: 0.358		X 0-0 ① F7		C B B B X 2-1 ② F8		B B I I 4-0 IBB		B B F C F S 2-3 ② K			3	0	0	0	1	1	4
Toby Hall, R (1, 2) OBP: 0.266, SLG: 0.396		C F F X 0-2 ② F9		X 0-0 1-2 1B		B S B X 2-1 ③ F9		B S B X 2-1 ③ F9			4	0	1	0	0	0	5
Mark Hendrickson, L (1, 1) 51 Jonathan Broxton, R (7, 1) Ricky Ledee, L (9, PH) OBP: 0.286, SLG: 0.424 Danys Baez, R (9, 1)		C C S 0-3 ③ K		X 0-0 ③ G4-3			C C C 0-3 ① K		C C B X 1-2 ① G3		3 0 1 0	0 0 0 0	0 0 0 0	0 0 0 0	0 0 0 0	2 0 0 0	2 0 0 0
Inning Stats	R: 1 H: 2 E: 0 LOB: 2 K: 1 BB: 1 S: 11 P: 22	R: 0 H: 0 E: 0 LOB: 0 K: 1 BB: 0 S: 8 P: 8	R: 0 H: 0 E: 0 LOB: 1 K: 0 BB: 0 S: 5 P: 10	R: 0 H: 2 E: 0 LOB: 2 K: 0 BB: 0 S: 8 P: 12	R: 0 H: 0 E: 0 LOB: 0 K: 2 BB: 0 S: 8 P: 13	R: 0 H: 1 E: 0 LOB: 2 K: 0 BB: 1 S: 12 P: 22	R: 0 H: 0 E: 0 LOB: 0 K: 2 BB: 0 S: 8 P: 11	R: 0 H: 1 E: 0 LOB: 3 K: 1 BB: 2 S: 16 P: 30	R: 0 H: 0 E: 0 LOB: 0 K: 1 BB: 0 S: 10 P: 13	R: 0 H: 0 E: 0 LOB: 1 K: 1 BB: 1 S: 10 P: 16	1B: 4 SF: 0 2B: 2 SAC: 0 3B: 0 DP: 0 HR: 0 HBP: 1						

PITCHER		IP	WLS	BF	H	R	ER	SO	BB	IBB	HBP	BLK	WP	HR	S	P	ERA	WHIP
Jeff Suppan, R ERA: 5.52	(1, 1)	7.0		29	5	1	1	6	1	1	1	0	0	0	60	98	1.29	0.857
50 Adam Wainwright, R ERA: 2.66	(8, 1)	1.0		6	1	0	0	1	2	0	0	0	0	0	16	30	0.00	3.000
41 Braden Looper, R ERA: 3.67	(9, 1)	2.0	W	7	0	0	0	2	1	0	0	0	0	0	20	29	0.00	0.500

PITCHER	IP	WLS	BF	H	R	ER	SO	BB	IBB	HBP	BLK	WP	HR	S	P	ERA	WHIP

TOP

Los Angeles Dodgers @ St. Louis Cardinals

Busch Stadium, St. Louis, MO

Sat Jul 15 2006, 12:20 PM CDT
Att. 46,068 - Sunny - 91 F

livebaseballscorecards.com

AB	36
R	1
H	6
RBI	1
BB	5
SO	9
LOB	20

1B: 4 SF: 0
2B: 2 SAC: 0
3B: 0 DP: 0
HR: 0 HBP: 1

WP: 0 PA: 42
PB: 0
SB: 0
CS: 0

BOTTOM

Los Angeles Dodgers @ St. Louis Cardinals

Busch Stadium, St. Louis, MO

Sat Jul 15 2006, 12:20 PM CDT
Att. 46,068 - Sunny - 91 F

livebaseballscorecards.com

Batter	1	2	3	4	5	6	7	8	9	10	AB	R	H	RBI	BB	SO	LOB
22 David Eckstein, R (1, 6) OBP: 0.373, SLG: 0.364	C B C F X 1-2 G4-3 ①		B C B X 2-1 G5-3 ②		C B B X 2-1 G6-3 ③		F F B F X 1-2 P3 ③			C C X 0-2 53 E 27 1B 1B	5	1	1	0	0	0	2
So Taguchi, R (1, 7) OBP: 0.353, SLG: 0.368	X 0-0 F8 ②		B B F B X 3-1 G6-3 ③			B B C X 2-1 G5-3 ①		F F B B S 2-3 K ①		F X 0-1 L6 ② 1-2	4	0	0	0	0	1	0
53 John Rodriguez, L (10, PH) OBP: 0.363, SLG: 0.423											1	0	0	0	0	0	1
5 Albert Pujols, R (1, 3) OBP: 0.438, SLG: 0.717	B B X 2-0 2B			B F B F F X 2-2 F8 ①		F B X 1-1 HR		B B B I 4-0 43 CS IBB		I I I I 4-0 27 1B IBB	3	1	2	1	2	0	0
27 Scott Rolen, R (1, 5) OBP: 0.401, SLG: 0.571	B B B C F F F C 3-3 K ③			B F B F F F B B 4-2 43 1B BB		X 0-0 F9 ②		B B F F F S 2-3 K ②		C F X 0-2 1-2 2-H 1B	4	0	1	1	1	2	2
43 Juan Encarnacion, R (1, 9) OBP: 0.306, SLG: 0.455		B B X 2-0 F8 ①		D B S S F F X 2-2 1-2 1B		C B B X 2-1 F9 ③		1 SAFE S S 0-2 CS ③ 1-2		F B X 1-1 G5-3 ①	4	0	1	0	0	0	0
15 Jim Edmonds, L (1, 8) OBP: 0.357, SLG: 0.450		S B B B X 2-1 P4 ②		C B B B C T 3-2 K ②			C B B S C 2-3 K ①		C S X 0-2 7 G4-3 2B		4	0	1	0	0	2	2
7 Hector Luna, R (1, 4) OBP: 0.353, SLG: 0.427	B X 1-0 1B			C F B X 1-2 G3 ③			C B X 1-1 G6-3 ②		F B X 1-1 G4-3 ② 2-3		4	0	1	0	0	0	3
4 Yadier Molina, R (1, 2) OBP: 0.266, SLG: 0.316	X 0-0 G5-3 ③				F F S 0-3 K ①		C B B F B B X 3-2 2B		B X 1-0 P6 ③		4	0	1	0	0	1	2
Jeff Suppan, R (1, 1) OBP: 0.188, SLG: 0.161			X 0-0 G5-3 ①		C F B X 1-2 G5-3 ②		F B B B B 4-1 BB			F X 0-1 G4-3 ①	2	0	0	0	0	0	0
26 Scott Spiezio, S (7, PH) OBP: 0.380, SLG: 0.460											0	0	0	0	1	0	0
50 Adam Wainwright, R (8, 1) OBP: 0.333, SLG: 1.333											0	0	0	0	0	0	0
41 Braden Looper, R (9, 1) OBP: 0.500, SLG: 1.000											0	0	0	0	0	0	0
16 Chris Duncan, L (10, PH) OBP: 0.328, SLG: 0.548											1	0	0	0	0	0	0
Inning Stats	R: 0 E: 0 K: 1 S: 11 H: 1 LOB: 1 BB: 0 P: 17	R: 0 E: 0 K: 0 S: 5 H: 1 LOB: 1 BB: 0 P: 10	R: 0 E: 0 K: 0 S: 5 H: 0 LOB: 0 BB: 0 P: 10	R: 0 E: 0 K: 1 S: 19 H: 1 LOB: 2 BB: 1 P: 31	R: 0 E: 0 K: 1 S: 8 H: 0 LOB: 0 BB: 0 P: 11	R: 1 E: 0 K: 0 S: 7 H: 1 LOB: 0 BB: 0 P: 12	R: 0 E: 0 K: 1 S: 13 H: 1 LOB: 2 BB: 1 P: 24	R: 0 E: 0 K: 2 S: 9 H: 0 LOB: 0 BB: 1 P: 17	R: 0 E: 0 K: 0 S: 8 H: 1 LOB: 1 BB: 0 P: 11	R: 1 E: 1 K: 0 S: 10 H: 2 LOB: 2 BB: 1 P: 14	1B: 4 2B: 3 3B: 0 HR: 1	SF: 0 SAC: 0 DP: 0 HBP: 0					

PITCHER		IP	WLS	BF	H	R	ER	SO	BB	IBB	HBP	BLK	WP	HR	S	P	ERA	WHIP
Mark Hendrickson, L ERA: 3.77	(1, 1)	6.2		27	5	1	1	4	2	0	0	0	0	1	64	110	1.35	1.050
51 Jonathan Broxton, R ERA: 3.18	(7, 1)	1.1		4	0	0	0	2	0	1	0	0	0	0	13	22	0.00	0.000
Danys Baez, R ERA: 3.99	(9, 1)	1.2	L	9	3	1	1	0	0	1	0	0	0	0	18	25	5.40	1.800

PITCHER	IP	WLS	BF	H	R	ER	SO	BB	IBB	HBP	BLK	WP	HR	S	P	ERA	WHIP

AB	36
R	2
H	8
RBI	2
BB	4
SO	6
LOB	12

WP: 0 PA: 41
PB: 0
SB: 0
CS: 1

Batter	1	2	3	4	5	6	7	8	9	AB	R	H	RBI	BB	SO	LOB
15 Rafael Furcal, S (1, 6) OBP: 0.344, SLG: 0.354	X 0-0 ① G1-3		C B S B X 2-2 SH2-3 SF7 2B		X 0-0 ① G3		B B X 2-0 2-H 1B 1B		C B F X 1-2 ③ G4-3	5	1	2	1	0	0	0
Kenny Lofton, L (1, 8) OBP: 0.351, SLG: 0.378	B X 1-0 ② F7		B B X 2-0 ① SH2-3 2-3		X 0-0 ② P6		C 1 B X SAFE 1-1 1-2 1B			3	0	1	0	0	0	0
5 Nomar Garciaparra, R (1, 3) OBP: 0.414, SLG: 0.563	X 0-0 12 WP HBP 1B		B B B F D 4-1 12 2B BB		B C X 1-1 ③ F8		B C X 1-1 ③ F7			3	1	1	0	1	0	2
J.D. Drew, L (1, 9) OBP: 0.377, SLG: 0.462	C H 1-1 12 WP 1-2 HBP		F F X 0-2 ② SF7 3-H			B B C X 2-1 ① G4-3		C B C B X 2-2 G4-6-3 12 1B 1B		2	0	1	1	0	0	0
12 Jeff Kent, R (1, 4) OBP: 0.369, SLG: 0.449	S B B S S 2-3 ③ K 1-2 2-3		F C F 1 D B B F X SAFE 3-2 1-H 2B			B S F B X 2-2 ② G1-3		X 0-0 G4-6-3 1-2 1B		4	0	2	1	0	1	2
Olmedo Saenz, R (1, 5) OBP: 0.324, SLG: 0.579		B S S T X 2-2 ① G6-3	C C B B X 2-2 ③ G5-3			C X 0-1 ③ G5-3		X 0-0 ① ② G4-6-3 1-2f 2-3		4	0	0	0	0	0	3
16 Andre Ethier, L (1, 7) OBP: 0.389, SLG: 0.516 44 Takashi Saito, L (8, 1)		C B F S 1-3 ② K		X 0-0 ① G4-3			B B C F X 2-2 55 G6-3 1B	B C B X 2-1 ③ G4-3		4 0	0 0	1 0	0 0	0 0	1 0	1 0
55 Russell Martin, R (1, 2) OBP: 0.348, SLG: 0.433		C C B X 1-2 1B		C B X 1-1 ② G6-3			X 0-0 ① ② G6-3 1-2f		B S B F F B F F F 3-2 F X ① G5-3	4	0	1	0	0	0	1
Aaron Sele, R (1, 1) OBP: 0.200, SLG: 0.250 Joe Beimel, L (6, 1) Ricky Ledee, L (7, PH) OBP: 0.306, SLG: 0.471 Giovanni Carrara, R (7, 1) José Cruz Jr., S (8, 7) OBP: 0.355, SLG: 0.371		X 0-0 ③ L8	C X 0-1 ③ F9				F B X 1-1 15 1B 2B		B F B B B X 3-1 ② G4-3	2 0 1 0 1	0 0 1 0 0	0 0 1 0 0	0 0 1 0 0	0 0 0 0 0	0 0 0 0 0	1 0 0 0 0
Inning Stats	R: 0 H: 1 E: 0 LOB: 2 K: 1 BB: 0 S: 7 P: 11	R: 0 H: 1 E: 0 LOB: 1 K: 1 BB: 0 S: 11 P: 15	R: 2 H: 2 E: 0 LOB: 1 K: 0 BB: 1 S: 16 P: 29	R: 0 H: 0 E: 0 LOB: 0 K: 0 BB: 0 S: 5 P: 6	R: 0 H: 0 E: 0 LOB: 0 K: 0 BB: 0 S: 4 P: 5	R: 0 H: 0 E: 0 LOB: 0 K: 0 BB: 0 S: 7 P: 11	R: 1 H: 4 E: 0 LOB: 2 K: 0 BB: 0 S: 11 P: 18	R: 0 H: 2 E: 0 LOB: 1 K: 0 BB: 0 S: 7 P: 11	R: 0 H: 0 E: 0 LOB: 0 K: 0 BB: 0 S: 13 P: 20	1B: 7 2B: 3 3B: 0 HR: 0	SF: 1 SAC: 1 DP: 2 HBP: 1					

PITCHER		IP	WLS	BF	H	R	ER	SO	BB	IBB	HBP	BLK	WP	HR	S	P	ERA	WHIP
48 Enrique Gonzalez, R ERA: 4.99	(1, 1)	6.2	W	29	8	3	3	2	1	0	1	0	1	0	59	92	4.05	1.350
28 Brandon Medders, R ERA: 3.57	(7, 1)	1.1		5	2	0	0	0	0	0	0	0	0	0	9	14	0.00	1.500
Brandon Lyon, R ERA: 4.6	(9, 1)	1.0		3	0	0	0	0	0	0	0	0	0	0	13	20	0.00	0.000

PITCHER	IP	WLS	BF	H	R	ER	SO	BB	IBB	HBP	BLK	WP	HR	S	P	ERA	WHIP

TOP

Los Angeles Dodgers @ Arizona Diamondbacks

Chase Field, Phoenix, AZ

Mon Jul 17 2006, 6:40 PM MST

Att. 23,513 - Roof Closed - 80 F

livebaseballscorecards.com

AB	33
R	3
H	10
RBI	3
BB	1
SO	2
LOB	10

Batter	1	2	3	4	5	6	7	8	9	AB	R	H	RBI	BB	SO	LOB
30 Jeff DaVanon, S (1, 9) OBP: 0.364, SLG: 0.429	C C B X 1-2 ① P6	L B X 1-1 ③ F7		C D F B B C 3-3 ② K 2-3		B X 1-0 22 HR 1-2 1B		C B B B S T 3-2 ③ K		5	1	1	0	0	2	3
22 Eric Byrnes, R (1, 8) OBP: 0.349, SLG: 0.524	F B F F B X 2-2 ② F8		C X 0-1 ① F8	X 0-0 ③ F9		X 0-0 1-H 2-H HR				4	1	1	3	0	0	2
Luis Gonzalez, L (1, 7) OBP: 0.361, SLG: 0.428	B B B B 4-0 BB		B C C B F X 2-2 F8 1B 2B		C B C F B S 2-3 ① K	C S B B X 2-2 ② G4-3				3	1	1	0	1	1	0
Chad Tracy, L (1, 5) OBP: 0.329, SLG: 0.448	C 1 SAFE 1 B F B B F S 3-3 ③ K		F F B X 1-2 ② F8 2-3		C B F B B X 3-2 ② G4-3	X 0-0 ③ G6-3				4	0	0	0	0	1	2
Johnny Estrada, S (1, 2) OBP: 0.344, SLG: 0.498		B B X 2-0 2B 2B	F B B X 2-1 3-H 1B		F B F X 1-2 ③ F8		C B F S 1-3 ① K			4	1	2	1	0	1	0
Shawn Green, L (1, 3) OBP: 0.362, SLG: 0.464		B F B B F X 2-2 48 1B 2-H 2B	F B C S 1-3 ③ K			C X 0-1 1 3B 1B	B B C S B F F X 3-2 ② L4			4	2	2	1	0	1	1
1 Orlando Hudson, S (1, 4) OBP: 0.320, SLG: 0.411		C B F X 1-2 ① G5-3		B X 1-0 ① L8		F B 1 SAFE 1 B B F X 3-2 48 1B 1-H 3B	C X 0-1 ③ G3			4	1	1	1	0	0	1
6 Stephen Drew, L (1, 6) OBP: 0.167, SLG: 0.091		F C D X 1-2 ② F7		B F X 1-1 30 S 48 1B 1B		C F F B D S 2-3 ① K		B X 1-0 ① F9		4	0	1	0	0	1	2
48 Enrique Gonzalez, R (1, 1) OBP: 0.462, SLG: 0.462 28 Brandon Medders, R (7, 1) Andy Green, R (8, PH) OBP: 0.321, SLG: 0.288 Brandon Lyon, R (9, 1)		C B C D F X 2-2 2-H 1B		L P B 1 SAFE X 2-1 1-2 1B		X 0-0 30 1B 22 HR 3-H 1B		B F C B S 2-3 ② K		3 0 1 0	1 0 0 0	3 0 0 0	2 0 0 0	0 0 0 0	0 0 1 0	0 0 0 0
Inning Stats	R: 0 E: 0 K: 1 S: 11 H: 0 LOB: 1 BB: 1 P: 21	R: 2 E: 0 K: 0 S: 16 H: 3 LOB: 1 BB: 0 P: 25	R: 1 E: 0 K: 1 S: 14 H: 2 LOB: 1 BB: 0 P: 20	R: 0 E: 0 K: 1 S: 10 H: 2 LOB: 2 BB: 0 P: 16	R: 0 E: 0 K: 1 S: 10 H: 0 LOB: 0 BB: 0 P: 16	R: 5 E: 0 K: 1 S: 16 H: 5 LOB: 0 BB: 0 P: 24	R: 0 E: 0 K: 1 S: 10 H: 0 LOB: 0 BB: 0 P: 14	R: 0 E: 0 K: 2 S: 7 H: 0 LOB: 0 BB: 0 P: 13		1B: 7 2B: 3 3B: 1 HR: 1 SF: 0 SAC: 0 DP: 0 HBP: 0						

PITCHER		IP	WLS	BF	H	R	ER	SO	BB	IBB	HBP	BLK	WP	HR	S	P	ERA	WHIP
Aaron Sele, R ERA: 3.34	(1, 1)	5.0	L	25	9	5	5	4	1	0	0	0	0	0	66	106	9.00	2.000
Joe Beimel, L ERA: 3.65	(6, 1)	1.0		6	3	3	3	1	0	0	0	0	0	1	11	16	27.00	3.000
Giovanni Carrara, R ERA: 3.12	(7, 1)	1.0		3	0	0	0	1	0	0	0	0	0	0	10	14	0.00	0.000
44 Takashi Saito, R ERA: 2.0	(8, 1)	1.0		3	0	0	0	2	0	0	0	0	0	0	7	13	0.00	0.000

PITCHER	IP	WLS	BF	H	R	ER	SO	BB	IBB	HBP	BLK	WP	HR	S	P	ERA	WHIP

BOTTOM

Los Angeles Dodgers @ Arizona Diamondbacks

Chase Field, Phoenix, AZ

Mon Jul 17 2006, 6:40 PM MST

Att. 23,513 - Roof Closed - 80 F

livebaseballscorecards.com

AB	36
R	8
H	12
RBI	8
BB	1
SO	8
LOB	11

WP: 0 PB: 0 SB: 1 CS: 0 PA: 37

Batter	1	2	3	4	5	6	7	8	9	AB	R	H	RBI	BB	SO	LOB
15 Rafael Furcal, S (1, 6) OBP: 0.340, SLG: 0.350	B C C B F B F X 3-2 ① F7		1 SAFE B B B F B 1 SAFE X 3-1 ② G4-3 1-2		B S B B F B S 3-3 ① K		X 0-0 ② F8		C B F X 1-2 ① G4-3	5	0	0	0	0	1	1
Kenny Lofton, L (1, 8) OBP: 0.356, SLG: 0.384	B F X 1-1 5 G3 1B		F B B B F S 3-3 ③ K		B S B B B 4-1 5 2B 1B BB		C X 0-1 5 3B 2B		C B S B B X 3-2 ② G4-3	4	2	2	0	1	1	1
5 Nomar Garciaparra, R (1, 3) OBP: 0.414, SLG: 0.571	X 0-0 ② G3 1-2			B X 1-0 ① P6	1 SAFE F F B F B X 2-2 1B 16 SF8 1-3 2B		B B C F X 2-2 2-H 3B		S X 0-1 ③ P4	5	1	2	1	0	0	1
J.D. Drew, L (1, 9) OBP: 0.379, SLG: 0.461	B C B S F D X 3-2 ③ G4-3			B C C B X 2-2 ② G1-6-3	B B F F X 2-2 CS 1B 2-3 3-H		B B B B 4-0 BB			3	0	1	1	1	0	1
16 Andre Ethier, L (1, 7) OBP: 0.392, SLG: 0.516		X 0-0 18 CS 1B		B B B B 4-0 2B BB	B B C B X 3-1 ② SF8 3-H		B C C B S 2-3 ③ K			2	1	1	1	1	1	2
Willy Aybar, S (1, 5) OBP: 0.368, SLG: 0.464		1 SAFE B X 1-0 ① F7		X 0-0 55 HBP 1-H 2B	1 SAFE F B 1-1 ③ CS 1-2	C B B X 2-1 ① F7		C X 0-1 55 1B 2B		4	0	2	1	0	0	1
18 Ramon Martinez, R (1, 4) OBP: 0.396, SLG: 0.411		B L S B S 2-3 ②③ K 1-2		C B B B C F B 4-2 55 HBP BB		C B F X 1-2 ② G6-3		F F B D X 2-2 ① L8		3	0	0	0	1	1	2
55 Russell Martin, R (1, 2) OBP: 0.355, SLG: 0.437			B C X 1-1 15 G4-3 1B	F H 1-1 1-2 2-3 HBP		B C B F B X 3-2 ③ G4-3		S B F F X 1-2 G1-6-3 2-3 1B		3	0	2	0	0	0	0
58 Chad Billingsley, R (1, 1) OBP: 0.200, SLG: 0.111 Ricky Ledee, L (8, PH) OBP: 0.297, SLG: 0.457 Danys Baez, R (8, 1) 44 Takashi Saito, L (9, 1)			L X 0-1 ① B1	F C B S 1-3 ③ K			S C S 0-3 ① K	B D X 2-0 ②③ G1-6-3 1-2f		3 1 0 0	0 0 0 0	0 0 0 0	0 0 0 0	0 0 0 0	2 0 0 0	4 2 0 0
Inning Stats	R: 0 H: 1 E: 0 LOB: 1 K: 0 BB: 0 S: 12 P: 19	R: 0 H: 1 E: 0 LOB: 0 K: 1 BB: 0 S: 5 P: 8	R: 0 H: 1 E: 0 LOB: 1 K: 1 BB: 0 S: 9 P: 16	R: 1 H: 1 E: 0 LOB: 3 K: 1 BB: 2 S: 12 P: 25	R: 2 H: 2 E: 0 LOB: 0 K: 1 BB: 1 S: 14 P: 29	R: 0 H: 0 E: 0 LOB: 0 K: 0 BB: 0 S: 8 P: 14	R: 1 H: 2 E: 0 LOB: 2 K: 2 BB: 1 S: 12 P: 20	R: 0 H: 2 E: 0 LOB: 1 K: 0 BB: 0 S: 10 P: 15	R: 0 H: 0 E: 0 LOB: 0 K: 0 BB: 0 S: 8 P: 12	1B: 5 SF: 1 2B: 4 SAC: 0 3B: 1 DP: 1 HR: 0 HBP: 1						

PITCHER		IP	WLS	BF	H	R	ER	SO	BB	IBB	HBP	BLK	WP	HR	S	P	ERA	WHIP
37 Juan Cruz, R ERA: 4.53	(1, 1)	5.0	L	23	6	3	3	4	3	0	1	0	0	0	52	97	5.40	1.800
56 Ramon Pena, R ERA: 5.4	(6, 1)	1.2		7	2	1	1	1	0	0	0	0	0	0	17	25	5.40	1.200
Randy Choate, L ERA: 3.0	(7, 1)	0.1		2	0	0	0	1	1	0	0	0	0	0	3	9	0.00	3.000
Greg Aquino, R ERA: 4.81	(8, 1)	2.0		7	2	0	0	0	0	0	0	0	0	0	18	27	0.00	1.000

PITCHER	IP	WLS	BF	H	R	ER	SO	BB	IBB	HBP	BLK	WP	HR	S	P	ERA	WHIP

TOP

Los Angeles Dodgers @ Arizona Diamondbacks

Chase Field, Phoenix, AZ

Tue Jul 18 2006, 6:40 PM MST
Att. 27,478 - Roof Closed - 83 F

livebaseballscorecards.com

AB	33
R	4
H	10
RBI	4
BB	4
SO	6
LOB	15

WP: 0	PA: 40					
PB: 0						
SB: 0						
CS: 2						

Los Angeles Dodgers @ Arizona Diamondbacks

Chase Field, Phoenix, AZ

Tue Jul 18 2006, 6:40 PM MST

Att. 27,478 - Roof Closed - 83 F

livebaseballscorecards.com

BOTTOM

Batter	1	2	3	4	5	6	7	8	9	AB	R	H	RBI	BB	SO	LOB
30 Jeff DaVanon, S (1, 9) OBP: 0.362, SLG: 0.426	B F X 1-1 CS 22 1B 1B		X 0-0 ② G4-3		F B B X 2-1 ① F4			B S B C F S 2-3 ① K		4	0	1	0	0	1	2
22 Eric Byrnes, R (1, 8) OBP: 0.348, SLG: 0.520	C D L B X 2-2 CS 1-2 1B		S B S L X 1-2 ③ G6-3		D C C X 1-2 ② FC4 1-2f 2-3			B T B X 2-1 ② G6-3		4	0	1	0	0	0	2
Luis Gonzalez, L (1, 7) OBP: 0.359, SLG: 0.424	C B B B X 3-1 ① L4			C B B C B F B 4-2 1B BB	X 0-0 ③ F7			C B F F F B B F X 3-2 ③ P5		3	0	0	0	1	0	4
Chad Tracy, L (1, 5) OBP: 0.331, SLG: 0.450	B B S C F S 2-3 ② ③ K 1-2 2-3			F B F X 1-2 ① L6		B B C B B 4-1 G6-3 BB			C T B B X 2-2 G3 1 1B 2B	3	1	1	0	1	1	3
Johnny Estrada, S (1, 2) OBP: 0.339, SLG: 0.490		C B F X 1-2 ① G3		B X 1-0 ② F8		X 0-0 ① ② G6-3 1-2f			C F S 0-3 ① K	4	0	0	0	0	1	3
Shawn Green, L (1, 3) OBP: 0.361, SLG: 0.461		F C B B X 2-2 ② P6		C D C B X 2-2 1-2 1B		C X 0-1 ③ L8			C B F F F B B X 3-2 ② G3 2-3	4	0	1	0	0	0	1
1 Orlando Hudson, S (1, 4) OBP: 0.322, SLG: 0.412		B B X 2-0 1B		D B X 2-0 ③ G3			F X 0-1 ① G3		C X 0-1 6 DI 3-H 1B	4	0	2	1	0	0	2
6 Stephen Drew, L (1, 6) OBP: 0.188, SLG: 0.133		B D F B X 3-1 ③ F7			X 0-0 22 FC4 1B 1B		F B S F B F B S 3-3 ② K		B B X 2-0 ③ P2 1-2	4	0	1	0	0	1	2
37 Juan Cruz, R (1, 1) Andy Green, R (5, PH) OBP: 0.329, SLG: 0.299 56 Ramon Pena, R (6, 1) Randy Choate, L (7, 1) Damion Easley, R (7, PH) OBP: 0.338, SLG: 0.444 Greg Aquino, R (8, 1)			B C S S 1-3 ① K		C F X 0-2 22 FC4 1-2 1B		B B C C F S 2-3 ③ K			1 1 0 0 1 0	0 0 0 0 0 0	0 1 0 0 0 0	0 0 0 0 0 0	0 0 0 0 0 0	1 0 0 0 1 0	0 0 0 0 0 0
Inning Stats	R: 0 E: 0 K: 1 S: 11 H: 2 LOB: 1 BB: 0 P: 19	R: 0 E: 0 K: 0 S: 9 H: 1 LOB: 1 BB: 0 P: 17	R: 0 E: 0 K: 1 S: 7 H: 0 LOB: 0 BB: 0 P: 9	R: 0 E: 0 K: 0 S: 11 H: 1 LOB: 2 BB: 1 P: 21	R: 0 E: 0 K: 0 S: 10 H: 2 LOB: 2 BB: 0 P: 13	R: 0 E: 0 K: 0 S: 4 H: 0 LOB: 0 BB: 1 P: 8	R: 0 E: 0 K: 2 S: 11 H: 0 LOB: 0 BB: 0 P: 16	R: 0 E: 0 K: 1 S: 12 H: 0 LOB: 0 BB: 0 P: 19	R: 1 E: 0 K: 1 S: 13 H: 2 LOB: 1 BB: 0 P: 20	1B: 7 2B: 1 3B: 0 HR: 0	SF: 0 SAC: 0 DP: 1 HBP: 0			WP: 0 PB: 0 SB: 0 CS: 2	PA: 35		

PITCHER		IP	WLS	BF	H	R	ER	SO	BB	IBB	HBP	BLK	WP	HR	S	P	ERA	WHIP
58 Chad Billingsley, R ERA: 3.66	(1, 1)	7.0	W	27	6	0	0	4	2	0	0	0	0	0	63	103	0.00	1.143
Danys Baez, R ERA: 3.91	(8, 1)	1.0		3	0	0	0	1	0	0	0	0	0	0	12	19	0.00	0.000
44 Takashi Saito, R ERA: 2.15	(9, 1)	1.0		5	2	1	1	1	0	0	0	0	0	0	13	20	9.00	2.000

PITCHER	IP	WLS	BF	H	R	ER	SO	BB	IBB	HBP	BLK	WP	HR	S	P	ERA	WHIP

AB	33
R	1
H	8
RBI	1
BB	2
SO	6
LOB	19

Batter	1	2	3	4	5	6	7	8	9	AB	R	H	RBI	BB	SO	LOB
15 Rafael Furcal, S (1, 6) OBP: 0.339, SLG: 0.349	X 0-0 ① G1-6-3		B C F B C 2-3 ③ K			B B X 2-0 S 1B		B X 1-0 ② F7		4	0	1	0	0	1	1
Kenny Lofton, L (1, 8) OBP: 0.358, SLG: 0.383 Giovanni Carrara, R (8, 1)	B C B X 2-1 5 L4-3 1B			X 0-0 ① G6-3		C F B B B B 4-2 1-2 BB		X 0-0 ③ G1-3		3 0	0 0	1 0	0 0	1 0	0 0	1 0
5 Nomar Garciaparra, R (1, 3) OBP: 0.412, SLG: 0.567	B 1 SAFE X 1-0 ②③ L4-3 1-1			B X 1-0 ② G6-3		X 0-0 ③ G6-3			X 0-0 FC4-6 1B	4	0	1	0	0	0	3
J.D. Drew, L (1, 9) OBP: 0.374, SLG: 0.455		C S B B B X 3-2 ① G3-1		B B S B S X 3-2 ③ F7			B B X 2-0 ① G6-3		X 1-0 ① FC4-6 1-2f	4	0	0	0	0	0	1
16 Andre Ethier, L (1, 7) OBP: 0.394, SLG: 0.516		B X 1-0 1B			B F X 1-1 18 G5-4-3 1B		B X 1-0 ② P6		B C F B F X 2-2 ② F8	4	0	2	0	0	0	1
Willy Aybar, S (1, 5) OBP: 0.364, SLG: 0.451 (5, 4)		C F B B 1 SAFE 1 SAFE B F F 3-2 X ② F9			B X 1-0 ① F7		B C B B B 4-1 BB		B X 1-0 ③ G4-3	3	0	0	0	1	0	3
18 Ramon Martinez, R (1, 4) OBP: 0.390, SLG: 0.405 Joe Beimel, L (5, 1) Ricky Ledee, L (7, PH) OBP: 0.289, SLG: 0.444 51 Jonathan Broxton, R (7, 1) José Cruz Jr., S (8, 8) OBP: 0.355, SLG: 0.371		1 SAFE C C B X 1-2 ③ F9			C X 0-1 ②③ G5-4-3 1-2f		B B F F D X 3-2 ③ F7			2 0 1 0 0	0 0 0 0 0	0 0 0 0 0	0 0 0 0 0	0 0 0 0 0	0 0 0 0 0	2 0 1 0 0
Toby Hall, R (1, 2) OBP: 0.263, SLG: 0.391			B S S S F X 1-2 ① G5-3		S B X 1-1 ① G5-3			C B X 1-1 ① P3		3	0	0	0	0	0	0
Derek Lowe, R (1, 1) OBP: 0.125, SLG: 0.105 Olmedo Saenz, R (5, 5) OBP: 0.326, SLG: 0.585			B X 1-0 ② G6-3		S C B S 1-3 ② K			X 0-0 2B		1 2	0 0	0 1	0 0	0 0	0 1	0 0
Inning Stats	R: 0 E: 0 K: 0 S: 4 H: 1 LOB: 0 BB: 0 P: 7	R: 0 E: 0 K: 0 S: 12 H: 1 LOB: 1 BB: 0 P: 20	R: 0 E: 0 K: 1 S: 8 H: 0 LOB: 0 BB: 0 P: 12	R: 0 E: 0 K: 0 S: 5 H: 0 LOB: 0 BB: 0 P: 9	R: 0 E: 0 K: 0 S: 5 H: 1 LOB: 0 BB: 0 P: 7	R: 0 E: 0 K: 1 S: 9 H: 1 LOB: 2 BB: 1 P: 17	R: 0 E: 0 K: 0 S: 7 H: 0 LOB: 1 BB: 1 P: 17	R: 0 E: 0 K: 0 S: 5 H: 1 LOB: 1 BB: 0 P: 7	R: 0 E: 0 K: 0 S: 7 H: 1 LOB: 1 BB: 0 P: 11	1B: 5 2B: 2 3B: 0 HR: 0	SF: 0 SAC: 0 DP: 2 HBP: 0					

TOP

Los Angeles Dodgers @ Arizona Diamondbacks
Chase Field, Phoenix, AZ
Wed Jul 19 2006, 6:40 PM MST
Att. 23,616 - Roof Closed - 82 F

livebaseballscorecards.com

AB	31
R	0
H	6
RBI	0
BB	2
SO	2
LOB	13

WP: 0 PB: 0 SB: 1 CS: 0 PA: 33

PITCHER	IP	WLS	BF	H	R	ER	SO	BB	IBB	HBP	BLK	WP	HR	S	P	ERA	WHIP
Miguel Batista, R (1, 1) ERA: 4.58	9.0	W	33	6	0	0	2	2	0	0	0	0	0	62	107	0.00	0.889

PITCHER	IP	WLS	BF	H	R	ER	SO	BB	IBB	HBP	BLK	WP	HR	S	P	ERA	WHIP

BOTTOM

Los Angeles Dodgers @ Arizona Diamondbacks
Chase Field, Phoenix, AZ
Wed Jul 19 2006, 6:40 PM MST
Att. 23,616 - Roof Closed - 82 F

livebaseballscorecards.com

Batter	1	2	3	4	5	6	7	8	9	AB	R	H	RBI	BB	SO	LOB
22 Eric Byrnes, R (1, 8) OBP: 0.349, SLG: 0.518	B C F X 1-2 FC4-6 1B		B C B F B X 3-2 ③ G5-3		B X 1-0 1B G4-3 34 E 1B	B T S X 1-2 ② G4-3		C C B F B X 2-2 ① G5-3		5	1	2	0	0	0	1
Chad Tracy, L (1, 5) OBP: 0.332, SLG: 0.448	1 SAFE C B X 1-1 ① FC4-6 1B 1-2f			B X 1-0 2B 1B	B 1 SAFE X 1-0 ① G4-3 1-2	C B F B B B 4-2 BLK BB		B B C B X 3-1 ② F8		4	1	1	0	1	0	2
Luis Gonzalez, L (1, 7) OBP: 0.362, SLG: 0.429	B F F F X 1-2 34 G6-3 1B 1-2			B F F X 1-2 1B 2B 1-H	C X 0-1 1B 34 E 1B 2-3	B 1 B X SAFE 2-0 ③ G4-3 1-2 3-H		B F X 1-1 ③ P6		5	1	3	1	0	0	1
34 Conor Jackson, R (1, 3) OBP: 0.363, SLG: 0.412	C X 0-1 ② ③ G6-3 1-2f			F X 0-1 ① G5-3	C X 0-1 E5 1B 1-2 3-H		S F T 0-2 ① K			4	0	0	1	0	1	4
Johnny Estrada, S (1, 2) OBP: 0.342, SLG: 0.490		B X 1-0 ① G6-3		B S B B B C F X 3-2 HR 1B 2-H	B X 1-0 1 FC6-4 1B 1-2 2-3		B S C T 1-2 ② K			4	1	2	1	0	1	0
Shawn Green, L (1, 9) OBP: 0.365, SLG: 0.472		C S X 0-2 1 G3-6-1 1B		B B B C F X 3-2 HR 1-H	B S C S 1-3 ② K		B S B B B 4-1 1 HR BB			3	2	2	2	1	1	3
1 Orlando Hudson, S (1, 4) OBP: 0.321, SLG: 0.419		B 1 SAFE F 1 SAFE B X 2-1 ② ③ G3-6-1 1-2f		B S B B F F X 2-2 ② G5-3	B X 1-0 ③ FC6-4 1-2f		B X 1-0 HR 1-H			4	1	1	2	0	0	4
6 Stephen Drew, L (1, 6) OBP: 0.300, SLG: 0.474			B C S T 1-2 ① K	X 0-0 2B		S B F B X 2-2 G3-4 BLK 2B	C B F B F X 2-2 3B			4	1	3	0	0	1	0
Miguel Batista, R (1, 1) OBP: 0.150, SLG: 0.128			C C C 0-3 ② S B X K	1-1 ③ G4-3		B L L X 1-2 ① G3-4 2-3	C S S 0-3 ③ K			4	0	0	0	0	2	3
Inning Stats	R: 0 E: 0 K: 0 S: 11 H: 2 LOB: 1 BB: 0 P: 14	R: 0 E: 0 K: 0 S: 6 H: 1 LOB: 0 BB: 0 P: 9	R: 0 E: 0 K: 2 S: 9 H: 0 LOB: 0 BB: 0 P: 13	R: 4 E: 0 K: 0 S: 20 H: 5 LOB: 1 BB: 0 P: 31	R: 1 E: 1 K: 1 S: 11 H: 3 LOB: 3 BB: 0 P: 16	R: 1 E: 0 K: 0 S: 12 H: 1 LOB: 1 BB: 1 P: 22	R: 2 E: 0 K: 3 S: 15 H: 2 LOB: 1 BB: 1 P: 23	R: 0 E: 0 K: 0 S: 8 H: 0 LOB: 0 BB: 0 P: 14		1B: 8 2B: 3 3B: 1 HR: 2 SF: 0 SAC: 0 DP: 2 HBP: 0						

	AB	37
	R	8
	H	14
	RBI	7
	BB	2
	SO	6
	LOB	18

WP: 0 PB: 0 SB: 0 CS: 0 PA: 39

PITCHER		IP	WLS	BF	H	R	ER	SO	BB	IBB	HBP	BLK	WP	HR	S	P	ERA	WHIP
Derek Lowe, R ERA: 4.19	(1, 1)	4.1	L	23	11	5	5	2	0	0	0	0	0	1	53	77	10.38	2.538
Joe Beimel, L ERA: 3.72	(5, 1)	1.2		7	1	1	1	1	1	0	0	1	0	0	16	28	5.40	1.200
51 Jonathan Broxton, R ERA: 3.54	(7, 1)	1.0		6	2	2	2	3	1	0	0	0	0	1	15	23	18.00	3.000
Giovanni Carrara, R ERA: 2.79	(8, 1)	1.0		3	0	0	0	0	0	0	0	0	0	0	8	14	0.00	0.000

PITCHER	IP	WLS	BF	H	R	ER	SO	BB	IBB	HBP	BLK	WP	HR	S	P	ERA	WHIP

Batter	1	2	3	4	5	6	7	8	9	AB	R	H	RBI	BB	SO	LOB
15 Rafael Furcal, S (1, 6) OBP: 0.338, SLG: 0.348	G4-3		G1-4-3			G4-3		E 1B		4	0	1	0	0	0	0
J.D. Drew, L (1, 9) OBP: 0.379, SLG: 0.462	5 G6-3 1B		2B			5 G6-4-3 1B		E6 5 G6-4-3		4	0	3	1	0	0	1
5 Nomar Garciaparra, R (1, 3) OBP: 0.407, SLG: 0.559	G6-3		F8			G6-4-3		G6-4-3		4	0	0	0	0	0	5
16 Andre Ethier, L (1, 7) OBP: 0.395, SLG: 0.520	F8		G1-3				G1-6-3 2B		G6-3 1B	4	0	2	0	0	0	1
Willy Aybar, S (1, 5) (7, 4) OBP: 0.368, SLG: 0.443		1B 18 G6-3 BB	G3				G1-6-3 BB		G6-3	2	1	0	0	2	0	1
José Cruz Jr., S (1, 8) OBP: 0.353, SLG: 0.369		SAFE 18 G6-3 1B	G3-1				G1-6-3		K	4	0	1	0	0	1	3
18 Ramon Martinez, R (1, 4) OBP: 0.385, SLG: 0.398		G6-3			G4-3		K		F8	2	0	0	0	0	0	1
Ricky Ledee, L (7, PH) OBP: 0.282, SLG: 0.432										1	0	0	0	0	1	1
Odalis Perez, L (7, 1) OBP: 0.125, SLG: 0.067										0	0	0	0	0	0	0
Sandy Alomar Jr., R (9, PH) OBP: 0.333, SLG: 0.417										1	0	0	0	0	0	1
55 Russell Martin, R (1, 2) OBP: 0.355, SLG: 0.440		K			K			15 1B E 2B		3	1	1	0	0	2	0
Mark Hendrickson, L (1, 1)			K		G6-3			G6-3		2	0	0	0	0	1	0
Giovanni Carrara, R (6, 1)										0	0	0	0	0	0	0
Olmedo Saenz, R (7, 5) OBP: 0.324, SLG: 0.581										1	0	0	0	0	0	1
Inning Stats	R: 0 E: 0 K: 0 S: 9 H: 1 LOB: 1 BB: 0 P: 13	R: 1 E: 0 K: 1 S: 7 H: 1 LOB: 0 BB: 1 P: 12	R: 0 E: 0 K: 1 S: 15 H: 1 LOB: 1 BB: 0 P: 19	R: 0 E: 0 K: 0 S: 5 H: 0 LOB: 0 BB: 0 P: 8	R: 0 E: 0 K: 1 S: 8 H: 0 LOB: 0 BB: 0 P: 15	R: 0 E: 0 K: 0 S: 3 H: 1 LOB: 0 BB: 0 P: 4	R: 0 E: 0 K: 1 S: 10 H: 1 LOB: 1 BB: 1 P: 16	R: 1 E: 1 K: 0 S: 13 H: 2 LOB: 1 BB: 0 P: 17	R: 0 E: 0 K: 1 S: 10 H: 1 LOB: 1 BB: 0 P: 14	1B: 5 2B: 3 3B: 0 HR: 0			SF: 0 SAC: 0 DP: 4 HBP: 0				

PITCHER		IP	WLS	BF	H	R	ER	SO	BB	IBB	HBP	BLK	WP	HR	S	P	ERA	WHIP
17 Brandon Webb, R ERA: 2.51	(1, 1)	8.0	W	30	7	2	2	4	2	0	0	0	0	0	70	104	2.25	1.125
Jorge Julio, R ERA: 3.3	(9, 1)	1.0	S	4	1	0	0	1	0	0	0	0	0	0	10	14	0.00	1.000

PITCHER	IP	WLS	BF	H	R	ER	SO	BB	IBB	HBP	BLK	WP	HR	S	P	ERA	WHIP

TOP

Los Angeles Dodgers @ Arizona Diamondbacks
Chase Field, Phoenix, AZ
Thu Jul 20 2006, 6:40 PM MST
Att. 25,329 - Roof Closed - 80 F

livebaseballscorecards.com

AB	32
R	2
H	8
RBI	1
BB	2
SO	5
LOB	15

WP: 0	PA: 34							
PB: 0								
SB: 0								
CS: 0								

BOTTOM

Los Angeles Dodgers @ Arizona Diamondbacks
Chase Field, Phoenix, AZ
Thu Jul 20 2006, 6:40 PM MST
Att. 25,329 - Roof Closed - 80 F

livebaseballscorecards.com

Batter	1	2	3	4	5	6	7	8	9	AB	R	H	RBI	BB	SO	LOB
22 Eric Byrnes, R (1, 8) OBP: 0.350, SLG: 0.517	B B F X 2-1 G4-3 1 S 34 1B 1B	B B B C F T F B 4-2 1 1B BB			B F C B F X 2-2 ① P2	F F B B X 2-2 ② L4				3	1	1	0	1	0	1
1 Orlando Hudson, S (1, 4) OBP: 0.321, SLG: 0.417	1 SAFE 1 SAFE C X 0-1 ① G6-3 1-2	X 0-0 1-2 2-H 1B			B B X 2-0 ② F8	C B B X 2-1 ③ G4-3				4	0	1	1	0	0	2
Shawn Green, L (1, 9) OBP: 0.364, SLG: 0.470	B B B C S X 3-2 ② G4-3 2-3	B S B S T X 2-2 ③ G3			X 0-0 34 BB 1B		B X 1-0 ① F7			4	0	1	0	0	0	3
34 Conor Jackson, R (1, 3) OBP: 0.364, SLG: 0.411	C D B X 2-1 3-H 1B		C S C 0-3 ① K		B B B B 4-0 1-2 BB		B C B B S X 3-2 ② G4-3			3	0	1	1	1	1	0
Johnny Estrada, S (1, 2) OBP: 0.337, SLG: 0.483	F X 0-1 ③ G3		F B C X 1-2 ② G6-3		C B D X 2-1 ③ F7		B X 1-0 ③ F9			4	0	0	0	0	0	3
Chad Tracy, L (1, 5) OBP: 0.333, SLG: 0.451		C X 0-1 6 2B 2B	F B F B F B C 3-3 ③ K			B F F B F X 2-2 7 HR 1B		B B X 2-0 ① F7		4	2	2	0	0	1	0
7 Carlos Quentin, R (1, 7) OBP: 0.250, SLG: 1.000	C X 0-1 ① G6-3		B X 1-0 ① G5-3		B B C X 2-1 1-H HR			X 0-0 ② L7		4	1	1	2	0	0	1
6 Stephen Drew, L (1, 6) OBP: 0.333, SLG: 0.522	B C X 1-1 1 1B 2-H 2B		X 0-0 ② G4-3		B C C B B F X 3-2 17 SH1-4 1B			B C C S 1-3 ③ K		4	1	2	1	0	1	0
17 Brandon Webb, R (1, 1) OBP: 0.170, SLG: 0.178 Jorge Julio, R (9, 1)	F C F F B X 1-2 ② G5-3		B B F X 2-1 ③ G6-3		L X 0-1 ① SH1-4 1-2					2 0	0 0	0 0	0 0	0 0	1 0	1 0
Inning Stats	R: 1 H: 2 E: 0 LOB: 1 K: 0 BB: 0 S: 11 P: 18	R: 2 H: 3 E: 0 LOB: 2 K: 0 BB: 1 S: 20 P: 28	R: 0 H: 0 E: 0 LOB: 0 K: 2 BB: 0 S: 10 P: 14	R: 0 H: 0 E: 0 LOB: 0 K: 0 BB: 0 S: 4 P: 7	R: 0 H: 1 E: 0 LOB: 2 K: 0 BB: 1 S: 8 P: 18	R: 2 H: 3 E: 0 LOB: 1 K: 0 BB: 0 S: 17 P: 28	R: 0 H: 0 E: 0 LOB: 0 K: 0 BB: 0 S: 5 P: 10	R: 0 H: 0 E: 0 LOB: 0 K: 1 BB: 0 S: 5 P: 8		1B: 6 SF: 0 2B: 2 SAC: 1 3B: 0 DP: 0 HR: 1 HBP: 0				WP: 0 PA: 35 PB: 0 SB: 1 CS: 0		

	AB	32
	R	5
	H	9
	RBI	5
	BB	2
	SO	3
	LOB	11

PITCHER		IP	WLS	BF	H	R	ER	SO	BB	IBB	HBP	BLK	WP	HR	S	P	ERA	WHIP
Mark Hendrickson, L ERA: 3.99	(1, 1)	5.1	L	27	9	5	5	2	2	0	0	0	0	1	65	104	8.44	2.062
Giovanni Carrara, R ERA: 2.61	(6, 1)	0.2		2	0	0	0	0	0	0	0	0	0	0	5	9	0.00	0.000
Odalis Perez, L ERA: 6.94	(7, 1)	2.0		6	0	0	0	1	0	0	0	0	0	0	10	18	0.00	0.000

PITCHER	IP	WLS	BF	H	R	ER	SO	BB	IBB	HBP	BLK	WP	HR	S	P	ERA	WHIP

St. Louis Cardinals @ Los Angeles Dodgers

Dodger Stadium, Los Angeles, CA

Fri Jul 21 2006, 7:40 PM PDT

Att. 47,987 - Clear - 83 F

TOP

livebaseballscorecards.com

Batter	1	2	3	4	5	6	7	8	9	AB	R	H	RBI	BB	SO	LOB
22 David Eckstein, R (1, 6) OBP: 0.366, SLG: 0.354	F9		G6-3		G4-6-3 1-2f		G5-3		F9	5	0	0	0	0	0	3
16 Chris Duncan, L (1, 7) OBP: 0.356, SLG: 0.575 So Taguchi, R (7, 7) OBP: 0.349, SLG: 0.364	K			HR		27 F8 5 1B 43 1B BB	L7			3	2	1	1	1	1	1
										0	0	0	0	0	0	0
5 Albert Pujols, R (1, 3) OBP: 0.443, SLG: 0.712	G5-3			L8		43 1B 27 F8 1-2 1B		E8 27 G6-3 1B		4	0	2	0	0	0	0
27 Scott Rolen, R (1, 5) OBP: 0.398, SLG: 0.562		43 FC5-4 1B		F8		F8 1-2 2-3		G6-3 2-3		4	0	1	0	0	0	3
15 Jim Edmonds, L (1, 8) OBP: 0.360, SLG: 0.475		K		43 BB 1B		43 1B IBB		K		3	0	1	0	1	2	2
43 Juan Encarnacion, R (1, 9) OBP: 0.308, SLG: 0.449		FC5-4 4 FC6-4 1-2f		1-2 BB		4 G6-4-3 1-2 2-3 3-H 1B		F7		3	0	1	1	1	0	2
4 Yadier Molina, R (1, 2) OBP: 0.266, SLG: 0.317	FC6-4 1-2f			G4-3		G6-4-3 1-2f			K	4	0	0	0	0	1	6
Aaron Miles, S (1, 4) OBP: 0.326, SLG: 0.336			G3		G4-3		SH1-4 1B		1-2 1B	4	0	2	0	0	0	0
Jeff Suppan, R (1, 1) OBP: 0.206, SLG: 0.156 50 Adam Wainwright, R (8, 1) OBP: 0.333, SLG: 1.333 53 John Rodriguez, L (9, PH) OBP: 0.367, SLG: 0.456 44 Jason Isringhausen, R (9, 1)			G6-3		22 G4-6-3 HBP		SH1-4 1-2		SAFE K	1	0	0	0	0	0	0
										0	0	0	0	0	0	0
										1	0	0	0	0	1	1
										0	0	0	0	0	0	0

	AB	32
	R	2
	H	8
	RBI	2
	BB	3
	SO	5
	LOB	18

Inning Stats									
	R: 0 H: 0 E: 0 LOB: 0 K: 1 BB: 0 S: 12 P: 20	R: 0 H: 1 E: 0 LOB: 1 K: 1 BB: 0 S: 8 P: 13	R: 0 H: 0 E: 0 LOB: 0 K: 0 BB: 0 S: 8 P: 9	R: 1 H: 2 E: 0 LOB: 2 K: 0 BB: 1 S: 11 P: 19	R: 0 H: 0 E: 0 LOB: 0 K: 0 BB: 0 S: 7 P: 12	R: 1 H: 2 E: 0 LOB: 2 K: 0 BB: 2 S: 13 P: 27	R: 0 H: 1 E: 0 LOB: 1 K: 0 BB: 0 S: 6 P: 9	R: 0 H: 1 E: 1 LOB: 1 K: 1 BB: 0 S: 9 P: 14	R: 0 H: 1 E: 0 LOB: 1 K: 2 BB: 0 S: 12 P: 14

	1B: 7	SF: 0	WP: 0	PA: 37
	2B: 0	SAC: 1	PB: 0	
	3B: 0	DP: 2	SB: 0	
	HR: 1	HBP: 1	CS: 0	

PITCHER		IP	WLS	BF	H	R	ER	SO	BB	IBB	HBP	BLK	WP	HR	S	P	ERA	WHIP
31 Brad Penny, R ERA: 3.23	(1, 1)	6.2	L	28	6	2	2	2	2	1	1	0	0	1	62	103	2.70	1.200
Joe Beimel, L ERA: 3.69	(7, 1)	0.1		1	0	0	0	0	0	0	0	0	0	0	3	6	0.00	0.000
51 Jonathan Broxton, R ERA: 3.46	(8, 1)	1.0		4	1	0	0	1	0	0	0	0	0	0	9	14	0.00	1.000
Danys Baez, R ERA: 3.83	(9, 1)	1.0		4	1	0	0	2	0	0	0	0	0	0	12	14	0.00	1.000

PITCHER	IP	WLS	BF	H	R	ER	SO	BB	IBB	HBP	BLK	WP	HR	S	P	ERA	WHIP

Batter	1	2	3	4	5	6	7	8	9	AB	R	H	RBI	BB	SO	LOB
15 Rafael Furcal, S (1, 6) OBP: 0.342, SLG: 0.350	B X 1-0 L9 ①		B B B B 4-0 CS BB			B B C B X 3-1 G6-3 1B		C F B X 1-2 S 1B		3	0	2	0	1	0	0
Kenny Lofton, L (1, 8) OBP: 0.356, SLG: 0.381	C X 0-1 HBP 1B		B B C 1 SAFE F 1 SAFE 1 SAFE B X 3-2 G3-1 ②③ 1-2			D X 1-0 G6-3 ①② 1-2f		C B S D B S 3-3 K ① 1-2		4	0	1	0	0	1	3
J.D. Drew, L (1, 9) OBP: 0.380, SLG: 0.462 José Cruz Jr., S (1, PR) OBP: 0.357, SLG: 0.375 (2, 9)	C B F H 2-2 HBP 1-2			B B C B B 4-1 5 FC6-4 BB		B X 1-0 2B		S C B C 1-3 K ②		0 2	0 0	0 1	0 0	0 1	0 1	0 1
5 Nomar Garciaparra, R (1, 3) OBP: 0.405, SLG: 0.553	X 0-0 F9 ②			C D X 1-1 FC6-4 ① 1-2f		D B B B 4-0 BB		X 0-0 G6-3 ③		3	0	0	0	1	0	4
16 Andre Ethier, L (1, 7) OBP: 0.393, SLG: 0.513	D S S S 1-3 K ③			C F S 0-3 K ②		X 0-0 G3 ③			F B B B B 4-1 E BB	3	0	0	0	1	2	5
Willy Aybar, S (1, 4) OBP: 0.358, SLG: 0.429		C B B X 2-1 L9 ①		C D C B F D X 3-2 G3 ③			C B X 1-1 G3 ①		B X 1-0 F8 ①	4	0	0	0	0	0	2
Cesar Izturis, S (1, 5) OBP: 0.316, SLG: 0.341 Olmedo Saenz, R (9, PH) OBP: 0.322, SLG: 0.577 18 Ramon Martinez, R (9, PR) OBP: 0.385, SLG: 0.398		B X 1-0 F7 ②			B C X 1-1 G6-3 ①		B C C C X 1-2 P5 ②		B B S C B X 3-2 E5 1-2	3 1 0	0 0 0	0 0 0	0 0 0	0 0 0	0 0 0	0 1 0
55 Russell Martin, R (1, 2) OBP: 0.357, SLG: 0.446		C F F X 0-2 G1-3 ③			B B X 2-0 31 L5-3 1B		B C B F B F F X 3-2 2B		B C F B F S 2-3 K ②	4	0	2	0	0	1	2
31 Brad Penny, R (1, 1) OBP: 0.220, SLG: 0.244 Joe Beimel, L (7, 1) Ricky Ledee, L (7, PH) OBP: 0.275, SLG: 0.421 51 Jonathan Broxton, R (8, 1) Danys Baez, R (9, 1) Sandy Alomar Jr., R (9, PH) OBP: 0.328, SLG: 0.410			B F X 1-1 G5-3 ①		1 SAFE L F X 0-2 L5-3 ②③ 1-1		B B F X 2-1 G4-3 ③		F B B B F F F B X 3-2 F7 ③	2 0 1 0 0 1	0 0 0 0 0 0	0 0 0 0 0 0	0 0 0 0 0 0	0 0 0 0 0 0	0 0 0 0 0 0	1 0 1 0 0 2
Inning Stats	R: 0 E: 0 K: 1 S: 9 H: 1 LOB: 2 BB: 0 P: 13	R: 0 E: 0 K: 0 S: 7 H: 0 LOB: 0 BB: 0 P: 10	R: 0 E: 0 K: 0 S: 5 H: 0 LOB: 0 BB: 1 P: 13	R: 0 E: 1 K: 1 S: 10 H: 0 LOB: 1 BB: 1 P: 18	R: 0 E: 0 K: 0 S: 6 H: 1 LOB: 0 BB: 0 P: 9	R: 0 E: 0 K: 0 S: 5 H: 2 LOB: 2 BB: 1 P: 14	R: 0 E: 0 K: 0 S: 12 H: 1 LOB: 1 BB: 0 P: 19	R: 0 E: 0 K: 2 S: 10 H: 1 LOB: 1 BB: 0 P: 15	R: 0 E: 1 K: 1 S: 14 H: 0 LOB: 2 BB: 1 P: 27	1B: 4 2B: 3 3B: 0 HR: 0	SF: 0 SAC: 0 DP: 2 HBP: 1						

PITCHER		IP	WLS	BF	H	R	ER	SO	BB	IBB	HBP	BLK	WP	HR	S	P	ERA	WHIP
Jeff Suppan, R ERA: 5.17	(1, 1)	7.0	W	27	5	0	0	2	3	0	1	0	0	0	54	96	0.00	1.143
50 Adam Wainwright, R ERA: 2.5	(8, 1)	1.0	H	4	1	0	0	2	0	0	0	0	0	0	10	15	0.00	1.000
44 Jason Isringhausen, R ERA: 3.09	(9, 1)	1.0	S	5	0	0	0	1	1	0	0	0	0	0	14	27	0.00	1.000

PITCHER	IP	WLS	BF	H	R	ER	SO	BB	IBB	HBP	BLK	WP	HR	S	P	ERA	WHIP

BOTTOM

St. Louis Cardinals @ Los Angeles Dodgers

Dodger Stadium, Los Angeles, CA

Fri Jul 21 2006, 7:40 PM PDT

Att. 47,987 - Clear - 83 F

livebaseballscorecards.com

AB	31
R	0
H	6
RBI	0
BB	4
SO	5
LOB	22

1B: 4	SF: 0	WP: 0	PA: 36
2B: 3	SAC: 0	PB: 0	
3B: 0	DP: 2	SB: 1	
HR: 0	HBP: 1	CS: 1	

St. Louis Cardinals @ Los Angeles Dodgers

Dodger Stadium, Los Angeles, CA

Sat Jul 22 2006, 7:10 PM PDT

Att. 50,438 - Partly Cloudy - 95 F

TOP

livebaseballscorecards.com

Batter	1	2	3	4	5	6	7	8	9	AB	R	H	RBI	BB	SO	LOB
22 David Eckstein, R (1, 6) OBP: 0.364, SLG: 0.352	B C X 1-1 ① B5-3		C C B F F B X 2-2 ① G4-3	B B C F X 2-2 ③ G6-3			B C X 1-1 5 G6-4-3 1B		C X 0-1 ③ P4	5	0	1	0	0	0	0
16 Chris Duncan, L (1, 7) OBP: 0.363, SLG: 0.602 So Taguchi, R (7, 7) OBP: 0.349, SLG: 0.364	B F B X 2-1 ② G1-4-3		C B B B C B 4-2 5 HR BB		B X 1-0 HR		C B B B C C 3-3 ① K			3 0	2 0	1 0	1 0	1 0	1 0	1 0
5 Albert Pujols, R (1, 3) OBP: 0.444, SLG: 0.718	B C X 1-1 ③ F9		B X 1-0 1-H HR		B B B B 4-0 27 G3-1 27 S BB		S B D S X 2-2 ②③ G6-4-3 1-2f			3	1	1	2	1	0	1
27 Scott Rolen, R (1, 5) OBP: 0.394, SLG: 0.554		B F B B X 3-1 ① F7	C X 0-1 ② F9		C X 0-1 ① G3-1 1-3			B X 1-0 ① G3		4	0	0	0	0	0	1
15 Jim Edmonds, L (1, 8) OBP: 0.359, SLG: 0.483		B F F B F X 2-2 HR	F C X 0-2 ③ F9		B S S F B X 2-2 ② G1-3			B B X 2-0 ② P6		4	1	1	1	0	0	1
43 Juan Encarnacion, R (1, 9) OBP: 0.310, SLG: 0.456	C X 0-1 ② F9			B B X 2-0 26 2B 2B	B X 1-0 ③ G1-3			C B B F B X 3-2 2B		4	1	2	0	0	0	1
26 Scott Spiezio, S (1, 4) OBP: 0.376, SLG: 0.468 Aaron Miles, S (6, 4) OBP: 0.325, SLG: 0.335	C F B B X 2-2 4 BB 1B			F B X 1-1 4 1B G4-6-3 2-H 2B		X 0-0 ① F9		F C S 0-3 ③ K2-3		3 1	1 0	2 0	1 0	0 0	0 1	0 1
4 Yadier Molina, R (1, 2) OBP: 0.269, SLG: 0.318	B C S B F D F F B 4-2 1-2 BB			C F B X 1-2 G4-6-3 2-3 1B		C F F B B B X 3-2 ② G1-3			B B X 2-0 ① F9	3	0	1	0	1	0	0
Jeff Weaver, R (1, 1) OBP: 0.250, SLG: 0.143 Josh Hancock, R (6, 1) Tyler Johnson, S (8, 1) 41 Braden Looper, R (8, 1) OBP: 0.500, SLG: 1.000 7 Hector Luna, R (9, PH) OBP: 0.357, SLG: 0.423 52 Josh Kinney, R (9, 1)		B C B F B X 3-2 ③ G6-3		B B X 2-0 ①② G4-6-3 1-2f 3-H		C F X 0-2 ③ G4-3			X 0-0 ② G6-3	3 0 0 0 1 0	0 0 0 0 0 0	0 0 0 0 0 0	0 0 0 0 0 0	0 0 0 0 0 0	0 0 0 0 0 0	3 0 0 0 0 0

Inning Stats	1	2	3	4	5	6	7	8	9
	R: 0 E: 0 K: 0 S: 6	H: 0 LOB: 0 BB: 0 P: 10	R: 1 E: 0 K: 0 S: 20	H: 2 LOB: 2 BB: 1 P: 34	R: 2 E: 0 K: 0 S: 13	H: 1 LOB: 0 BB: 1 P: 20	R: 2 E: 0 K: 0 S: 10	H: 3 LOB: 0 BB: 0 P: 18	R: 1 E: 0 K: 0 S: 8	H: 1 LOB: 1 BB: 1 P: 16	R: 0 E: 0 K: 0 S: 8	H: 0 LOB: 0 BB: 0 P: 11	R: 0 E: 0 K: 1 S: 8	H: 1 LOB: 0 BB: 0 P: 14	R: 0 E: 0 K: 1 S: 8	H: 1 LOB: 1 BB: 0 P: 14	R: 0 E: 0 K: 0 S: 4	H: 0 LOB: 0 BB: 0 P: 6

| | | |

Batter	1	2	3	4	5	6	7	8	9	AB	R	H	RBI	BB	SO	LOB
15 Rafael Furcal, S (1, 6) OBP: 0.338, SLG: 0.346	C X 0-1 B1-3 ①	B F X 1-1 G5-3 ②			X 0-0 F7 ①		C B B B F C 3-3 K ①		B B C F B F X 3-2 F8 ②	5	0	0	0	0	1	1
Kenny Lofton, L (1, 8) OBP: 0.354, SLG: 0.378	C B X 1-1 5 S 5 1B 1B	X 0-0 F9 ③			C B C B X 2-2 G4-3 ②		C S B S 1-3 K ②		C X 0-1 E1 5 FC5-4	5	1	1	0	0	1	1
5 Nomar Garciaparra, R (1, 3) OBP: 0.402, SLG: 0.548	B S X 1-1 BB 16 1B 1-H 1B		X 0-0 F7 ①		F X 0-1 F9 ③		F X 0-1 P6 ③		B C F X 1-2 FC5-4 ③ 1-2f	5	0	1	1	0	0	1
16 Andre Ethier, L (1, 7) OBP: 0.395, SLG: 0.517	C F X 0-2 BB 1-2 1B		B B F F X 2-2 2B			B X 1-0 G4-3 ①		X 0-0 F7 ①		4	0	2	0	0	0	0
55 Russell Martin, R (1, 2) OBP: 0.351, SLG: 0.438	D X 1-0 F9 ②		F F B B B X 3-2 F8 ②			F X 0-1 E4 2B		B F F F C 1-3 K ②		4	0	0	0	0	1	3
Willy Aybar, S (1, 4) OBP: 0.362, SLG: 0.421	F B B B C B 4-2 1-2 2-3 BB		C B F X 1-2 G3-1 ③			B C F D F X 2-2 F9 ②		B B B 4-0 HBP BB		2	0	0	0	2	0	2
Cesar Izturis, S (1, 5) OBP: 0.323, SLG: 0.352	X 0-0 F9 ③			C F X 0-2 G4-3 ①		C F X 0-2 1-3 2B		C C H 1-2 1-2 HBP		3	0	1	0	0	0	3
José Cruz Jr., S (1, 9) OBP: 0.359, SLG: 0.379		X 0-0 2B		B B X 2-0 P6 ②		B B B B 4-0 BB		B F B B C F X 3-2 P2 ③		3	0	1	0	1	0	2
Aaron Sele, R (1, 1) OBP: 0.190, SLG: 0.238 Sandy Alomar Jr., R (4, PH) OBP: 0.323, SLG: 0.403 Joe Beimel, L (5, 1) J.D. Drew, L (6, PH) OBP: 0.379, SLG: 0.461 Giovanni Carrara, R (7, 1) Odalis Perez, L (9, 1) OBP: 0.125, SLG: 0.067 Ricky Ledee, L (9, PH) OBP: 0.268, SLG: 0.410		S L F B L 1-3 K ①		S F B X 1-2 L5 ③		C X 0-1 L8 ③			X 0-0 G3 ①	1 1 0 1 0 0 0 1	0 0 0 0 0 0 0 0	0 0 0 0 0 0 0 0	0 0 0 0 0 0 0 0	0 0 0 0 0 0 0 0	1 0 0 0 0 0 0 0	1 0 0 3 0 0 0 0
Inning Stats	R: 1 E: 0 K: 0 S: 13 H: 3 LOB: 3 BB: 1 P: 20	R: 0 E: 0 K: 1 S: 8 H: 1 LOB: 1 BB: 0 P: 10	R: 0 E: 0 K: 0 S: 10 H: 1 LOB: 1 BB: 0 P: 16	R: 0 E: 0 K: 0 S: 7 H: 0 LOB: 0 BB: 0 P: 10	R: 0 E: 0 K: 0 S: 6 H: 0 LOB: 0 BB: 0 P: 8	R: 0 E: 1 K: 0 S: 12 H: 1 LOB: 3 BB: 1 P: 19	R: 0 E: 0 K: 2 S: 8 H: 0 LOB: 0 BB: 0 P: 12	R: 0 E: 0 K: 1 S: 11 H: 0 LOB: 2 BB: 1 P: 20	R: 0 E: 1 K: 0 S: 10 H: 0 LOB: 1 BB: 0 P: 14	1B: 3 2B: 3 3B: 0 HR: 0		SF: 0 SAC: 0 DP: 0 HBP: 1		WP: 0 PB: 0 SB: 1 CS: 0		PA: 39

PITCHER		IP	WLS	BF	H	R	ER	SO	BB	IBB	HBP	BLK	WP	HR	S	P	ERA	WHIP
Jeff Weaver, R ERA: 6.32	(1, 1)	5.2	W	26	6	1	1	1	2	0	0	0	0	0	54	81	1.59	1.412
Josh Hancock, R ERA: 3.51	(6, 1)	1.1	H	4	0	0	0	2	0	0	0	0	0	0	10	14	0.00	0.000
Tyler Johnson, L ERA: 5.49	(8, 1)	0.2		4	0	0	0	1	1	0	1	0	0	0	7	13	0.00	1.500
41 Braden Looper, R ERA: 3.95	(8, 1)	0.1		1	0	0	0	0	0	0	0	0	0	0	4	7	0.00	0.000
52 Josh Kinney, R ERA: 6.0	(9, 1)	1.0		4	0	0	0	0	0	0	0	0	0	0	10	14	0.00	0.000

PITCHER	IP	WLS	BF	H	R	ER	SO	BB	IBB	HBP	BLK	WP	HR	S	P	ERA	WHIP

BOTTOM

St. Louis Cardinals @ Los Angeles Dodgers

Dodger Stadium, Los Angeles, CA

Sat Jul 22 2006, 7:10 PM PDT

Att. 50,438 - Partly Cloudy - 95 F

livebaseballscorecards.com

AB	35
R	1
H	6
RBI	1
BB	3
SO	4
LOB	17

Batter	1	2	3	4	5	6	7	8	9	AB	R	H	RBI	BB	SO	LOB
Aaron Miles, S (1, 4) OBP: 0.326, SLG: 0.333	C B C X 1-2 16 FC3-6 1B		B C F B X 2-2 ① L6		B C B B B 4-1 16 1B 27 1B 1-2 2-3 BB		X 0-0 ① L4		C B B X 2-1 ② G1-3	4	1	1	0	1	0	0
16 Chris Duncan, L (1, 7) OBP: 0.358, SLG: 0.586 So Taguchi, R (7, 7) OBP: 0.347, SLG: 0.362	B F C X 1-2 ① FC3-6 5 BB 1-2f		C B B X 2-1 ② G4-3		C C F B X 1-2 5 IBB 27 1B 1-3 2-H 3-H 1B		C X 0-1 ② G3		B F F F B X 2-2 ③ F9	4 1	1 0	1 0	2 0	0 0	0 0	1 0
5 Albert Pujols, R (1, 3) OBP: 0.444, SLG: 0.713	B B C F D F B 4-2 27 G6-3 1-2 BB		C B B B X 3-1 ③ F8		I I I 4-0 27 1B 1-2 IBB		C B X 1-1 ③ G6-3			2	0	0	0	2	0	0
27 Scott Rolen, R (1, 5) OBP: 0.395, SLG: 0.554	C F F B B F X 2-2 ② ③ G6-3 1-2f			F F B X 1-2 ① F7	S B S X 1-2 ② 1-3 2-H 3-H 1B			B B F X 2-1 43 1B		4	0	2	2	0	0	2
15 Jim Edmonds, L (1, 8) OBP: 0.354, SLG: 0.476		C B X 1-1 ① F8		C B C X 1-2 ② G4-3	B F B F X 2-2 ③ F9			C S S 0-3 ① K		4	0	0	0	0	1	2
43 Juan Encarnacion, R (1, 9) OBP: 0.315, SLG: 0.476		B B B C X 3-1 HR		X 0-0 ③ G4-3		B B X 2-0 HR		S C F B F X 1-2 1-2 1B		4	2	3	2	0	0	0
7 Hector Luna, R (1, 6) OBP: 0.364, SLG: 0.429	C F F B X 1-2 G1-3 2B				B B B 4-0 BB E 16 1B BB	B B B 4-0 G4-6-3 BB		C D B C F X 2-2 ② L4		2	1	1	0	2	0	2
Gary Bennett, R (1, 2) OBP: 0.248, SLG: 0.260	B X 1-0 ② G1-3 2-3				X 0-0 E6 BB 16 1B 1-2	F F C 0-3 ① K		F F S 0-3 ③ K		4	1	0	0	0	2	5
Jason Marquis, L (1, 1) OBP: 0.211, SLG: 0.273 53 John Rodriguez, L (9, PH) OBP: 0.365, SLG: 0.453 52 Josh Kinney, R (9, 1) 34 Randy Flores, L (9, 1)	X 0-0 ③ G4-3				S C M 0-3 ① K	S B C B X 2-2 ② ③ G4-6-3 1-2f			S C B F C 1-3 ① K	3 1 0 0	0 0 0 0	0 0 0 0	0 0 0 0	1 1 0 0	4 0 0 0	
Inning Stats	R: 0 H: 1 E: 0 LOB: 1 K: 0 BB: 1 S: 14 P: 22	R: 1 H: 2 E: 0 LOB: 1 K: 0 BB: 0 S: 10 P: 16	R: 0 H: 0 E: 0 LOB: 0 K: 0 BB: 0 S: 7 P: 14	R: 0 H: 0 E: 0 LOB: 0 K: 0 BB: 0 S: 7 P: 9	R: 4 H: 2 E: 1 LOB: 1 K: 1 BB: 3 S: 15 P: 31	R: 1 H: 1 E: 0 LOB: 0 K: 1 BB: 1 S: 7 P: 15	R: 0 H: 0 E: 0 LOB: 0 K: 0 BB: 0 S: 5 P: 6	R: 0 H: 2 E: 0 LOB: 2 K: 2 BB: 0 S: 17 P: 22	R: 0 H: 0 E: 0 LOB: 0 K: 1 BB: 0 S: 10 P: 15	1B: 5 SF: 0 2B: 1 SAC: 0 3B: 0 DP: 2 HR: 2 HBP: 0					WP: 0 PA: 38 PB: 0 SB: 0 CS: 0	

TOP

St. Louis Cardinals @ Los Angeles Dodgers

Dodger Stadium, Los Angeles, CA

Sun Jul 23 2006, 1:10 PM PDT

Att. 43,650 - Cloudy - 92 F

livebaseballscorecards.com

AB	33
R	6
H	8
RBI	6
BB	5
SO	5
LOB	16

PITCHER		IP	WLS	BF	H	R	ER	SO	BB	IBB	HBP	BLK	WP	HR	S	P	ERA	WHIP
58 Chad Billingsley, R ERA: 4.26	(1, 1)	5.0	L	25	6	6	5	1	4	1	0	0	0	2	54	99	9.00	2.000
Giovanni Carrara, R ERA: 2.03	(6, 1)	1.0		2	0	0	0	1	0	0	0	0	0	0	6	8	0.00	0.000
51 Jonathan Broxton, R ERA: 3.3	(7, 1)	2.0		8	2	0	0	2	0	0	0	0	0	0	22	28	0.00	1.000
44 Takashi Saito, R ERA: 2.11	(9, 1)	1.0		3	0	0	0	1	0	0	0	0	0	0	10	15	0.00	0.000

PITCHER	IP	WLS	BF	H	R	ER	SO	BB	IBB	HBP	BLK	WP	HR	S	P	ERA	WHIP

Batter	1	2	3	4	5	6	7	8	9	AB	R	H	RBI	BB	SO	LOB
15 Rafael Furcal, S (1, 6) OBP: 0.337, SLG: 0.345	C B B C X 2-2 F7 ①		B C B X 2-1 S 1B			C F D X 1-2 L8 ①		B F C B B S 3-3 K ③		4	0	1	0	0	1	1
Cesar Izturis, S (1, 5) OBP: 0.320, SLG: 0.347	C B B F X 2-2 1B		B C C B X 2-2 F7 ③ 1-2			B X 1-0 E4 2-3			C F X 0-2 G4-3 ①	4	0	1	0	0	0	2
5 Nomar Garciaparra, R (1, 3) OBP: 0.401, SLG: 0.542	B C B F B X 3-2 F9 ②			C B F B X 2-2 F9 ①		X 0-0 P4 ②			B B B C B 4-1 55 2B BB BB	3	1	0	0	1	0	3
J.D. Drew, L (1, 9) OBP: 0.378, SLG: 0.456	C B X 1-1 G4-3 ③			F X 0-1 G3 ②		X 0-0 G4-3 ③			B C F D B B 4-2 55 2B 1-2 BB	3	0	0	0	1	0	3
55 Russell Martin, R (1, 2) OBP: 0.350, SLG: 0.439		C B C B X 2-2 G6-3 ①		F X 0-1 G5-3 ③			B S X 1-1 G1-3 ①		C S F F X 0-2 1-3 2-H 2B	4	0	1	1	0	0	0
16 Andre Ethier, L (1, 7) OBP: 0.388, SLG: 0.507		C X 0-1 F7 ②			F C X 0-2 F9 ①		C X 0-1 L8 ②		C F B X 1-2 L5 ②	4	0	0	0	0	0	2
José Cruz Jr., S (1, 8) OBP: 0.358, SLG: 0.377		C B B C X 2-2 P6 ③			X 0-0 18 G5-4-3 1B		B X 1-0 F8 ③		F C S 0-3 K ③	4	0	1	0	0	1	2
18 Ramon Martinez, R (1, 4) OBP: 0.377, SLG: 0.390			C C B B F B F X 3-2 F8 ①		B X 1-0 G5-4-3 ② ③ 1-2f			C C B B X 2-2 F7 ①		3	0	0	0	0	0	1
58 Chad Billingsley, R (1, 1) OBP: 0.182, SLG: 0.100 Giovanni Carrara, R (6, 1) Ricky Ledee, L (6, PH) OBP: 0.286, SLG: 0.450 51 Jonathan Broxton, R (7, 1) Willy Aybar, S (8, PH) OBP: 0.359, SLG: 0.418 44 Takashi Saito, L (9, 1)			F B F F B S 2-3 K ②			B F S X 1-2 E 2B		B C C B F B X 3-2 P5 ②		1 0 1 0 1 0	0 0 0 0 0 0	0 0 1 0 0 0	0 0 0 0 0 0	0 0 0 0 0 0	1 0 0 0 0 0	0 0 0 0 0 0
Inning Stats	R: 0 E: 0 K: 0 S: 11 H: 1 LOB: 1 BB: 0 P: 19	R: 0 E: 0 K: 0 S: 8 H: 0 LOB: 0 BB: 0 P: 12	R: 0 E: 0 K: 1 S: 14 H: 1 LOB: 1 BB: 0 P: 23	R: 0 E: 0 K: 0 S: 7 H: 0 LOB: 0 BB: 0 P: 9	R: 0 E: 0 K: 0 S: 5 H: 1 LOB: 0 BB: 0 P: 6	R: 0 E: 1 K: 0 S: 9 H: 1 LOB: 2 BB: 0 P: 12	R: 0 E: 0 K: 0 S: 5 H: 0 LOB: 0 BB: 0 P: 7	R: 0 E: 0 K: 1 S: 10 H: 0 LOB: 0 BB: 0 P: 18	R: 1 E: 0 K: 1 S: 17 H: 1 LOB: 2 BB: 2 P: 26	1B: 3 2B: 2 3B: 0 HR: 0	SF: 0 SAC: 0 DP: 1 HBP: 0					

PITCHER	IP	WLS	BF	H	R	ER	SO	BB	IBB	HBP	BLK	WP	HR	S	P	ERA	WHIP
Jason Marquis, R (1, 1) ERA: 5.62	8.0	W	28	4	0	0	2	0	0	0	0	0	0	69	106	0.00	0.500
52 Josh Kinney, R (9, 1) ERA: 6.75	0.1		4	1	1	1	0	2	0	0	0	0	0	11	19	27.00	9.000
34 Randy Flores, L (9, 1) ERA: 5.14	0.2		2	0	0	0	1	0	0	0	0	0	0	6	7	0.00	0.000

PITCHER	IP	WLS	BF	H	R	ER	SO	BB	IBB	HBP	BLK	WP	HR	S	P	ERA	WHIP

BOTTOM

St. Louis Cardinals @ Los Angeles Dodgers

Dodger Stadium, Los Angeles, CA

Sun Jul 23 2006, 1:10 PM PDT

Att. 43,650 - Cloudy - 92 F

livebaseballscorecards.com

AB	32
R	1
H	5
RBI	1
BB	2
SO	3
LOB	14

Batter	1	2	3	4	5	6	7	8	9	10	11	AB	R	H	RBI	BB	SO	LOB
Dave Roberts, L (1, 7) OBP: 0.367, SLG: 0.409	E4 G1-3 BLK 24 1B		E1 S 24 G4-3 1B		G4-3		L7		G5-3		1-2 BB	5	2	1	0	1	0	2
Mike Cameron, R (1, 8) OBP: 0.347, SLG: 0.476	G1-3 1-3		K 2-3			S 1B 2B	1-H 2-H HR			P4	G1-3	6	2	2	3	0	1	4
24 Brian Giles, L (1, 9) OBP: 0.384, SLG: 0.380 43 Cla Meredith, R (7, 1) Scott Linebrink, R (8, 1) Geoff Blum, S (8, 5) OBP: 0.298, SLG: 0.354	1B 3-H		G4-3 3-H			F7	K			F8		4 0 0 1	0 0 0 0	1 0 0 0	2 0 0 0	0 0 0 0	1 0 0 0	1 0 0 0
Mike Piazza, R (1, 2) OBP: 0.347, SLG: 0.526 8 Termel Sledge, L (7, 9) OBP: 0.275, SLG: 0.333 26 Doug Brocail, L (10, 1) Trevor Hoffman, R (11, 1)	G4-3					23 FC4-6 2-H 1B		F7		2-1		3 2 0 0	0 0 0 0	1 1 0 0	1 0 0 0	0 0 0 0	1 0 0 0	0 0 0 0
23 Adrián González, L (1, 3) OBP: 0.340, SLG: 0.513		3 FC5-4 1B		F9		FC4-6 1-2f	K	K		K		5	0	1	0	0	2	2
3 Khalil Greene, R (1, 6) OBP: 0.327, SLG: 0.454		FC5-4 1-2 1B		F8		K		2B			F8	5	0	2	0	0	1	1
Mark Bellhorn, S (1, 5) OBP: 0.290, SLG: 0.392 Scott Williamson, R (8, 1) Eric Young Sr., R (10, 9) OBP: 0.276, SLG: 0.303	F8		G6-3				K	F8			G6-3	4 0 1	0 0 0	0 0 0	0 0 0	0 0 0	1 0 0	3 0 0
Josh Barfield, R (1, 4) OBP: 0.339, SLG: 0.415	FC5-4 1-2f 2-3			G6-3			28 BB HR 1B		K		28 1B 2B	5	2	2	0	0	1	2
32 Chris Young, R (1, 1) OBP: 0.171, SLG: 0.286 28 Josh Bard, S (7, PH) OBP: 0.430, SLG: 0.582 (7, 2)	K			K			1 SAFE 1 SAFE HR 1-2 BB		K		S 2-H 1B	2 2	0 1	0 1	0 1	0 1	2 1	2 0
Inning Stats	R: 1 E: 1 K: 0 S: 10 H: 1 LOB: 0 BB: 0 P: 14	R: 0 E: 0 K: 1 S: 12 H: 2 LOB: 2 BB: 0 P: 16	R: 1 E: 1 K: 2 S: 11 H: 1 LOB: 0 BB: 0 P: 17	R: 0 E: 0 K: 0 S: 5 H: 0 LOB: 0 BB: 0 P: 7	R: 0 E: 0 K: 1 S: 7 H: 0 LOB: 0 BB: 0 P: 10	R: 1 E: 0 K: 1 S: 13 H: 2 LOB: 1 BB: 0 P: 21	R: 3 E: 0 K: 2 S: 16 H: 2 LOB: 0 BB: 1 P: 25	R: 0 E: 0 K: 1 S: 11 H: 1 LOB: 1 BB: 0 P: 19	R: 0 E: 0 K: 2 S: 7 H: 0 LOB: 0 BB: 0 P: 9	R: 0 E: 0 K: 1 S: 13 H: 1 LOB: 1 BB: 0 P: 18	R: 1 E: 0 K: 0 S: 20 H: 2 LOB: 2 BB: 1 P: 32	1B: 7 2B: 4 3B: 0 HR: 1	SF: 0 SAC: 0 DP: 0 HBP: 0		WP: 0 PB: 0 SB: 3 CS: 0		PA: 47	

PITCHER		IP	WLS	BF	H	R	ER	SO	BB	IBB	HBP	BLK	WP	HR	S	P	ERA	WHIP
Derek Lowe, R ERA: 4.18	(1, 1)	6.2		28	7	5	3	6	1	0	0	1	0	0	67	100	4.05	1.200
51 Jonathan Broxton, R ERA: 3.48	(7, 1)	0.1		2	1	1	1	1	0	0	0	0	0	1	7	10	27.00	3.000
Joe Beimel, L ERA: 3.64	(8, 1)	1.0		4	1	0	0	1	0	0	0	0	0	0	11	19	0.00	1.000
44 Takashi Saito, R ERA: 2.02	(9, 1)	2.0		7	1	0	0	3	0	0	0	0	0	0	20	27	0.00	0.500
Giovanni Carrara, R ERA: 2.51	(11, 1)	1.0	L	6	2	1	1	0	1	0	0	0	0	0	20	32	9.00	3.000

PITCHER	IP	WLS	BF	H	R	ER	SO	BB	IBB	HBP	BLK	WP	HR	S	P	ERA	WHIP

TOP

San Diego Padres @ Los Angeles Dodgers

Dodger Stadium, Los Angeles, CA

Mon Jul 24 2006, 7:10 PM PDT

Att. 38,050 - Clear - 93 F

livebaseballscorecards.com

AB	45
R	7
H	12
RBI	7
BB	2
SO	11
LOB	17

Batter	1	2	3	4	5	6	7	8	9	10	11	AB	R	H	RBI	BB	SO	LOB
15 Rafael Furcal, S (1, 6) OBP: 0.340, SLG: 0.354	C B B X 2-1 F7 ①		B X 1-0 CS 2B		B C C F X 1-2 3B			C B B S B B 4-2 FC4-6 BB	B F 1 SAFE X 1-1 FC6-4 ③ 1-2f			4	0	2	0	1	0	1
J.D. Drew, L (1, 9) OBP: 0.373, SLG: 0.449	X 0-0 P5 ②		F B C S 1-3 K ①② 2-3		B F F F S 1-3 K ②			C X 0-1 FC4-6 ① 16 1B 55 2B 1-2f		X 0-0 F7 ①		5	1	0	0	0	2	3
5 Nomar Garciaparra, R (1, 3) OBP: 0.398, SLG: 0.535	B F B X 2-1 F9 ③		F F F B B B B 4-2 16 HR BB		B B C X 2-1 F8 ③			F X 0-1 F7 ②		C F B B X 2-2 G5-3 ②		4	1	0	0	1	0	2
16 Andre Ethier, L (1, 7) OBP: 0.397, SLG: 0.542		B B F X 2-1 HR	1 SAFE B X 1-0 1-H HR			B F F B X 2-2 F8 ①		B B C S F X 2-2 55 2B 1B 1-3		X 0-0 55 1B 1B		5	3	4	3	0	0	0
55 Russell Martin, R (1, 2) OBP: 0.355, SLG: 0.444		B B B B 4-0 S 17 S BB	C B S X 1-2 L6 ③			B C S F F B C 2-3 K ②		X 0-0 1B 1-H 3-H 2B		B X 1-0 1-2 1B		4	1	2	2	1	1	0
Willy Aybar, S (1, 4) OBP: 0.352, SLG: 0.408 51 Jonathan Broxton, R (7, 1) Joe Beimel, L (8, 1) Ricky Ledee, L (8, PH) OBP: 0.302, SLG: 0.463 Kenny Lofton, L (8, PR) OBP: 0.354, SLG: 0.378 44 Takashi Saito, L (9, 1) Olmedo Saenz, R (10, PH) OBP: 0.320, SLG: 0.572 Giovanni Carrara, R (11, 1)		C S B 1 SAFE F X 1-2 F7 ①	C B X 1-1 P4 ①			B B F F C 2-3 K ③		C X 0-1 CS 2-H 1B		X 0-0 G6-3 ③		3 0 0 1 0 0 0 1	0 0 0 0 0 0 0 0	0 0 0 1 0 0 0 0	0 0 0 0 0 0 0 0	1 0 0 0 0 0 0 0	1 0 0 0 0 0 0 2	
17 Jason Repko, R (1, 8) OBP: 0.383, SLG: 0.507 José Cruz Jr., S (7, PH) OBP: 0.354, SLG: 0.372 (8, 8)	1 B B X 1 SAFE	2-0 P2 ② 1-2	C B X 1-1 P3 ②			C B X 1-1 L3 ①	1 SAFE C 0-1 CS ③ 1-2	C F B S 1-3 K ①		C C B S 1-3 K ①		2 3	0 0	0 0	0 0	0 2	0 0	1 0
Cesar Izturis, S (1, 5) OBP: 0.315, SLG: 0.333	B D I 4-0 S 2-3 IBB		X 0-0 F8 ③			C X 0-1 G4-3 ②		X 0-0 G6-3 ②		L S X 0-2 L8 ②		4	0	0	0	1	0	0
Derek Lowe, R (1, 1) OBP: 0.119, SLG: 0.100 18 Ramon Martinez, R (7, 4) OBP: 0.377, SLG: 0.388	S B F B B T 3-2 K ③ 1-2				B B C F X 2-2 L9 ①		B C F B X 2-2 G6-3 ③		B B C S X 2-1 15 FC6-4 1B		C C S 0-3 K ③	2 3	0 0	0 1	0 0	0 1	1 0	2 0
Inning Stats	R: 0 H: 0 E: 0 LOB: 0 K: 0 BB: 0 S: 5 P: 9	R: 1 H: 1 E: 0 LOB: 2 K: 1 BB: 2 S: 10 P: 26	R: 2 H: 2 E: 0 LOB: 0 K: 1 BB: 1 S: 11 P: 19	R: 0 H: 0 E: 0 LOB: 0 K: 0 BB: 0 S: 5 P: 7	R: 0 H: 1 E: 0 LOB: 1 K: 1 BB: 0 S: 13 P: 19	R: 0 H: 0 E: 0 LOB: 0 K: 2 BB: 0 S: 11 P: 17	R: 0 H: 0 E: 0 LOB: 0 K: 0 BB: 0 S: 7 P: 10	R: 3 H: 3 E: 0 LOB: 1 K: 0 BB: 1 S: 14 P: 20	R: 0 H: 1 E: 0 LOB: 1 K: 1 BB: 0 S: 8 P: 12	R: 0 H: 2 E: 0 LOB: 2 K: 0 BB: 0 S: 7 P: 10	R: 0 H: 0 E: 0 LOB: 0 K: 2 BB: 0 S: 9 P: 10	1B: 5 SF: 0 2B: 3 SAC: 0 3B: 1 DP: 1 HR: 2 HBP: 0						

PITCHER		IP	WLS	BF	H	R	ER	SO	BB	IBB	HBP	BLK	WP	HR	S	P	ERA	WHIP
32 Chris Young, R ERA: 3.64	(1, 1)	6.0		24	4	3	3	5	2	1	0	0	0	2	55	97	4.50	1.000
43 Cla Meredith, R ERA: 2.38	(7, 1)	1.0	H	3	0	0	0	0	0	0	0	0	0	0	7	10	0.00	0.000
Scott Linebrink, R ERA: 3.72	(8, 1)	0.2	B	6	3	3	3	0	1	0	0	0	0	0	13	19	40.50	6.000
Scott Williamson, R ERA: 4.85	(8, 1)	1.1		4	1	0	0	1	0	0	0	0	0	0	9	13	0.00	0.750
26 Doug Brocail, R ERA: 8.1	(10, 1)	1.0	W	5	2	0	0	0	0	0	0	0	0	0	7	10	0.00	2.000

PITCHER		IP	WLS	BF	H	R	ER	SO	BB	IBB	HBP	BLK	WP	HR	S	P	ERA	WHIP
Trevor Hoffman, R ERA: 2.09	(11, 1)	1.0	S	3	0	0	0	2	0	0	0	0	0	0	9	10	0.00	0.000

BOTTOM

San Diego Padres @ Los Angeles Dodgers

Dodger Stadium, Los Angeles, CA

Mon Jul 24 2006, 7:10 PM PDT

Att. 38,050 - Clear - 93 F

livebaseballscorecards.com

AB	41
R	6
H	10
RBI	6
BB	4
SO	8
LOB	12

WP: 0 PA: 46
PB: 0
SB: 3
CS: 2

San Diego Padres @ Los Angeles Dodgers

Dodger Stadium, Los Angeles, CA

Tue Jul 25 2006, 7:10 PM PDT

Att. 51,334 - Clear - 80 F

livebaseballscorecards.com

TOP

Batter	1	2	3	4	5	6	7	8	9	AB	R	H	RBI	BB	SO	LOB
Eric Young Sr., R (1, 7) OBP: 0.275, SLG: 0.295	P3		HR, HBP		F7	K		FC1-6 1-2f 2-3		3	1	0	0	0	1	2
28 Josh Bard, S (8, PH) OBP: 0.428, SLG: 0.578										1	0	0	0	0	0	2
43 Cla Meredith, R (8, 1)										0	0	0	0	0	0	0
Jon Adkins, L (9, 1)										0	0	0	0	0	0	0
Mike Cameron, R (1, 8) OBP: 0.347, SLG: 0.482	24 FC3-6 BB		1-H HR		F8		G6-3	F8		4	1	1	2	1	0	2
24 Brian Giles, L (1, 9) OBP: 0.379, SLG: 0.375	FC3-6 1B 1-2f		G6-3		L3		E7		F8	5	0	0	0	0	0	1
Mike Piazza, R (1, 2) OBP: 0.352, SLG: 0.531	1B 1-2		G6-3			23 2B 2B	BB		3 HBP 23 2B 1B	3	1	2	0	1	0	0
Rob Bowen, S (7, PR) OBP: 0.417, SLG: 0.431 (7, 2)										1	1	1	0	0	0	0
3 Khalil Greene, R (1, 6) OBP: 0.326, SLG: 0.449	P6		G5-3			G1-3	F8		1-2 23 2B HBP	4	1	0	0	0	0	5
23 Adrián González, L (1, 3) OBP: 0.341, SLG: 0.517		K	P6			1B 1B 2-H 2B	K		1B 1-H 2-H SF9 2B	5	2	2	3	0	2	2
Mark Bellhorn, S (1, 5) OBP: 0.298, SLG: 0.398		1B 1B	G5-3			1B 2-3 1B		K	2-3 1B	5	0	3	0	0	1	0
Josh Barfield, R (1, 4) OBP: 0.340, SLG: 0.416		G4-6-3 1-2 1B	E5			F8		28 FC1-6 S 1B	SF9 3-H	4	0	2	1	0	0	2
Chan Ho Park, R (1, 1) OBP: 0.289, SLG: 0.289		G4-6-3 1-2f	K			1-3 3-H 1B		28 FC1-6 1-2 BB	G1-3	3	0	1	1	0	1	3
Alan Embree, L (7, 1)										0	0	0	0	0	0	0
Dave Roberts, L (8, PH) OBP: 0.368, SLG: 0.407 (8, 7)										1	0	0	0	1	0	1
Inning Stats	R: 0 E: 0 K: 0 S: 10 H: 1 LOB: 2 BB: 1 P: 17	R: 0 E: 0 K: 1 S: 8 H: 2 LOB: 1 BB: 0 P: 13	R: 2 E: 0 K: 0 S: 11 H: 1 LOB: 0 BB: 0 P: 22	R: 0 E: 1 K: 1 S: 7 H: 0 LOB: 1 BB: 0 P: 9	R: 0 E: 0 K: 0 S: 5 H: 0 LOB: 0 BB: 0 P: 9	R: 2 E: 0 K: 1 S: 16 H: 4 LOB: 2 BB: 0 P: 22	R: 0 E: 1 K: 1 S: 8 H: 0 LOB: 2 BB: 1 P: 16	R: 0 E: 0 K: 1 S: 9 H: 1 LOB: 2 BB: 1 P: 17	R: 3 E: 0 K: 0 S: 13 H: 3 LOB: 1 BB: 0 P: 21	1B: 8 2B: 3 3B: 0 HR: 1 SF: 1 SAC: 0 DP: 1 HBP: 2	WP: 0 PB: 0 SB: 1 CS: 0 PA: 45					

	AB	39
	R	7
	H	12
	RBI	7
	BB	3
	SO	5
	LOB	20

PITCHER		IP	WLS	BF	H	R	ER	SO	BB	IBB	HBP	BLK	WP	HR	S	P	ERA	WHIP
Mark Hendrickson, L ERA: 4.1	(1, 1)	6.0	L	28	8	4	4	3	1	0	1	0	0	1	57	92	6.00	1.500
Elmer Dessens, R ERA: 4.34	(7, 1)	2.0		10	1	0	0	2	2	0	0	0	0	0	17	33	0.00	1.500
Danys Baez, R ERA: 4.35	(9, 1)	0.1		4	2	3	3	0	0	0	1	0	0	0	9	13	81.00	6.000
Joe Beimel, L ERA: 3.59	(9, 1)	0.2		3	1	0	0	0	0	0	0	0	0	0	4	8	0.00	1.500

Batter	1	2	3	4	5	6	7	8	9	AB	R	H	RBI	BB	SO	LOB
15 Rafael Furcal, S (1, 6) OBP: 0.341, SLG: 0.357	C B X 1-1 FC4-6 1B		C C B B X 2-2 ③ G3		B B C X 2-1 G4-3 2-H 2B		X 0-0 ① F9			4	0	2	1	0	0	0
Kenny Lofton, L (1, 8) OBP: 0.352, SLG: 0.387	1 SAFE B B F F X 2-2 ① FC4-6 16 G4-3 1-2f			C X 0-1 HR	X 0-0 ② G4-3 2-3		B S F X 1-2 ② L5			4	1	1	1	0	0	2
16 Andre Ethier, L (1, 7) OBP: 0.394, SLG: 0.535	1 SAFE X 0-0 ② G4-3 1-2			B B X 2-0 ① G3-1	B B H 3-0 HBP		C B B S X 2-2 ③ G5-3			3	0	0	0	0	0	1
Olmedo Saenz, R (1, 3) OBP: 0.318, SLG: 0.563	B C B C C 2-3 ③ K			X 0-0 1B 1B	B 1 SAFE X 2-0 ③ F8			C B X 1-1 ① G5-3		4	0	1	0	0	1	3
Ricky Ledee, L (1, 9) OBP: 0.319, SLG: 0.467		B S X 1-1 G5-4-3 1B		S S B D S 2-3 ② K		B C S B X 2-2 1B G4-1 1B		F B F B F X 2-2 ② G4-3		4	1	2	0	0	1	1
Toby Hall, R (1, 2) OBP: 0.267, SLG: 0.393		C X 0-1 ① ② G5-4-3 1-2f		B F F B X 2-2 1-2 1B	B F X 1-1 1-3 G4-1 1B 1B			C X 0-1 ③ G4-3		4	0	2	0	0	0	1
Cesar Izturis, S (1, 5) OBP: 0.304, SLG: 0.320		C B F X 1-2 ③ F8		C B F B X 2-2 ③ G4-3		B B X 2-0 ① G4-1 1-2 3-H		C B F F F B B X 3-2 ① F8		4	0	0	1	0	0	3
18 Ramon Martinez, R (1, 4) OBP: 0.373, SLG: 0.385			C B X 1-1 ① G5-3		B X 1-0 SH3-4 15 2B 1B		B B C S B X 3-2 ② G6-3		B X 1-0 ② F8	4	1	1	0	0	0	1
Mark Hendrickson, L (1, 1) J.D. Drew, L (6, PH) OBP: 0.374, SLG: 0.450 Elmer Dessens, R (7, 1) Danys Baez, R (9, 1) Joe Beimel, L (9, 1) 55 Russell Martin, R (9, PH) OBP: 0.353, SLG: 0.442			F F S 0-3 ② K		L 1 SAFE X 0-1 ① SH3-4 1-2	B B C B X 3-1 ③ 2-H 1B			C X 0-1 ③ G5-3	1 1 0 0 0 0 1	0 0 0 0 0 0 0	0 1 0 0 0 0 0	0 0 0 0 0 0 0	0 0 0 0 0 0 0	1 0 0 0 0 0 0	0 0 0 0 0 0 0
Inning Stats	R: 0 E: 0 K: 1 S: 9 H: 1 LOB: 1 BB: 0 P: 14	R: 0 E: 0 K: 0 S: 7 H: 1 LOB: 0 BB: 0 P: 9	R: 0 E: 0 K: 1 S: 8 H: 0 LOB: 0 BB: 0 P: 11	R: 1 E: 0 K: 1 S: 13 H: 3 LOB: 2 BB: 0 P: 21	R: 1 E: 0 K: 0 S: 7 H: 2 LOB: 2 BB: 0 P: 15	R: 1 E: 0 K: 0 S: 11 H: 3 LOB: 2 BB: 0 P: 22	R: 0 E: 0 K: 0 S: 7 H: 0 LOB: 0 BB: 0 P: 10	R: 0 E: 0 K: 0 S: 8 H: 0 LOB: 0 BB: 0 P: 11	R: 0 E: 0 K: 0 S: 8 H: 0 LOB: 0 BB: 0 P: 12	1B: 8 2B: 1 3B: 0 HR: 1		SF: 0 SAC: 1 DP: 1 HBP: 1		WP: 0 PB: 0 SB: 0 CS: 0	PA: 36	

PITCHER		IP	WLS	BF	H	R	ER	SO	BB	IBB	HBP	BLK	WP	HR	S	P	ERA	WHIP
Chan Ho Park, R ERA: 4.63	(1, 1)	6.0	W	27	10	3	3	3	0	0	1	0	0	1	55	92	4.50	1.667
Alan Embree, L ERA: 3.93	(7, 1)	1.0	H	3	0	0	0	0	0	0	0	0	0	0	7	10	0.00	0.000
43 Cla Meredith, R ERA: 2.19	(8, 1)	1.0	H	3	0	0	0	0	0	0	0	0	0	0	8	11	0.00	0.000
Jon Adkins, R ERA: 3.15	(9, 1)	1.0		3	0	0	0	0	0	0	0	0	0	0	8	12	0.00	0.000

PITCHER	IP	WLS	BF	H	R	ER	SO	BB	IBB	HBP	BLK	WP	HR	S	P	ERA	WHIP

BOTTOM

San Diego Padres @ Los Angeles Dodgers

Dodger Stadium, Los Angeles, CA

Tue Jul 25 2006, 7:10 PM PDT

Att. 51,334 - Clear - 80 F

livebaseballscorecards.com

AB	34
R	3
H	10
RBI	3
BB	0
SO	3
LOB	12

San Diego Padres @ Los Angeles Dodgers

Dodger Stadium, Los Angeles, CA

Wed Jul 26 2006, 12:10 PM PDT

Att. 44,181 - Sunny - 91 F

livebaseballscorecards.com

TOP

Batter	1	2	3	4	5	6	7	8	9	AB	R	H	RBI	BB	SO	LOB
Dave Roberts, L (1, 7) OBP: 0.368, SLG: 0.414	B X 1-0 B1-3 ①		L B B X 2-1 1B 24 1B 2B 2-H	C S B S 1-3 K ③			F C B B X 2-2 L4 ①		F B F F B F B X 3-2 24 1B 2B 1-H	5	2	2	2	0	1	0
Mike Cameron, R (1, 8) OBP: 0.351, SLG: 0.484 Scott Williamson, R (8, 1) 8 Termel Sledge, L (9, PH) OBP: 0.293, SLG: 0.333 (9, 9)	B F B B S X 3-2 G5-3 ②		B F X 1-1 28 G6-4-3 24 1B 1B 2-3		B C B B B 4-1 28 G3-6-1 BB		C C X 0-2 24 G6-4-3 1B		B C C B F F B F B 4-2 24 1B 28 SF7 BB	3 0 0	0 0 1	2 0 0	0 0 0	1 0 1	0 0 0	0 0 0
24 Brian Giles, L (1, 9) OBP: 0.379, SLG: 0.376 52 Clay Hensley, R (9, PR) OBP: 0.125, SLG: 0.100 26 Doug Brocail, L (9, 1)	X 0-0 G3 ③		C B X 1-1 28 G6-4-3 1B 1-2 3-H		B C B B B X 1-1 F7 ①		C X 0-1 G6-4-3 ② ③ 1-2f		C B X 1-1 23 1B 1B 1-3 2-H	5 0 0	0 0 0	2 0 0	2 0 0	0 0 0	0 0 0	2 0 0
28 Josh Bard, S (1, 2) OBP: 0.421, SLG: 0.570		C C F F B X 1-2 23 G4-6-3 1B	C B X 1-1 G6-4-3 ① ② 1-2f 2-3		1 SAFE S X 0-1 G3-6-1 ② ③ 1-2f			C F S 0-3 K ①	X 0-0 SF7 ② 3-H	4	0	1	1	0	1	3
23 Adrián González, L (1, 3) OBP: 0.345, SLG: 0.525		D S X 1-1 G4-6-3 ① ② 1-2f	X 0-0 G2-3 ③			B F F B B X 3-2 HR		B F B B B 4-1 BB	B C X 1-1 BB 1-3 1B	4	1	2	1	1	0	2
Mark Bellhorn, S (1, 5) OBP: 0.300, SLG: 0.391		B C B S X 2-2 P2 ③		B C F S 1-3 K ①		F S B F B B B 4-2 L3 BB		B S D C F F C 2-3 K ②	B S C F B B F B 4-2 1-2 BB	3	0	0	0	2	2	1
Geoff Blum, S (1, 6) OBP: 0.302, SLG: 0.364			C B B X 2-1 2B 44 2B 1B	X 0-0 44 HR 2B		C S B F 1 SAFE F X 1-2 L3 ① ② 1-1		F B B S C 2-3 K ③	X 0-0 F9 ③	5	2	2	0	0	1	5
Josh Barfield, R (1, 4) OBP: 0.341, SLG: 0.420			F B B T F B 1 SAFE F X 3-2 44 2B 2B 1-3	C S S 0-3 K ②		B B X 2-0 E5			F X 0-1 S 2B 1B	4	2	2	0	0	1	1
44 Jake Peavy, R (1, 1) OBP: 0.194, SLG: 0.417 Eric Young Sr., R (8, 8) OBP: 0.273, SLG: 0.293			B X 1-0 2B 2-H 3-H 2B	X 0-0 2-H HR		C S D B F X 2-2 P4 ③			B X 1-0 F8 ①	3 1	2 0	2 0	4 0	0 0	0 0	1 1

Inning Stats																						
	R: 0	H: 0	R: 0	H: 1	R: 4	H: 6	R: 2	H: 2	R: 0	H: 0	R: 1	H: 1	R: 0	H: 1	R: 0	H: 0	R: 3	H: 4	1B: 8	SF: 1	WP: 0	PA: 43
	E: 0	LOB: 0	E: 0	LOB: 0	E: 0	LOB: 1	E: 0	LOB: 0	E: 0	LOB: 0	E: 1	LOB: 1	E: 0	LOB: 0	E: 0	LOB: 1	E: 0	LOB: 3	2B: 6	SAC: 0	PB: 0	
	K: 0	BB: 0	K: 0	BB: 0	K: 0	BB: 0	K: 3	BB: 0	K: 0	BB: 1	K: 0	BB: 1	K: 0	BB: 0	K: 3	BB: 1	K: 0	BB: 2	3B: 0	DP: 5	SB: 1	
	S: 5	P: 9	S: 10	P: 14	S: 17	P: 28	S: 11	P: 13	S: 5	P: 10	S: 16	P: 28	S: 8	P: 10	S: 12	P: 20	S: 24	P: 38	HR: 2	HBP: 0	CS: 0	

PITCHER		IP	WLS	BF	H	R	ER	SO	BB	IBB	HBP	BLK	WP	HR	S	P	ERA	WHIP
31 Brad Penny, R ERA: 3.53	(1, 1)	5.0	L	22	9	6	6	3	1	0	0	0	0	1	48	74	10.80	2.000
Aaron Sele, R ERA: 3.79	(6, 1)	2.0		8	2	1	1	0	1	0	0	0	0	1	24	38	4.50	1.500
51 Jonathan Broxton, R ERA: 3.4	(8, 1)	1.0		4	0	0	0	3	1	0	0	0	0	0	12	20	0.00	1.000
44 Takashi Saito, R ERA: 2.54	(9, 1)	0.2		8	4	3	3	0	2	0	0	0	0	0	23	37	40.50	9.000
Giovanni Carrara, R ERA: 2.45	(9, 1)	0.1		1	0	0	0	0	0	0	0	0	0	0	1	1	0.00	0.000

PITCHER	IP	WLS	BF	H	R	ER	SO	BB	IBB	HBP	BLK	WP	HR	S	P	ERA	WHIP

AB	37
R	10
H	15
RBI	10
BB	5
SO	6
LOB	16

BOTTOM

San Diego Padres @ Los Angeles Dodgers

Dodger Stadium, Los Angeles, CA

Wed Jul 26 2006, 12:10 PM PDT

Att. 44,181 - Sunny - 91 F

livebaseballscorecards.com

Batter	1	2	3	4	5	6	7	8	9	AB	R	H	RBI	BB	SO	LOB
15 Rafael Furcal, S (1, 6) OBP: 0.346, SLG: 0.371	FC4-6 1B		G3		HR		2B		BB	4	1	3	1	1	0	0
Kenny Lofton, L (1, 8) OBP: 0.349, SLG: 0.383 Aaron Sele, R (6, 1) OBP: 0.190, SLG: 0.238 Ricky Ledee, L (7, PH) OBP: 0.313, SLG: 0.457 51 Jonathan Broxton, R (8, 1) 44 Takashi Saito, L (9, 1) Giovanni Carrara, R (9, 1) 17 Jason Repko, R (9, PH) OBP: 0.378, SLG: 0.500	SAFE FC4-6 2B 1-2f		K		P4		K		F7	3 0 1 0 0 0 0 1	1 0 0 0 0 0 0 0	0 0 0 0 0 0 0 0	0 0 0 0 0 0 0 0	0 0 1 0 0 0 0 0	1 0 1 0 0 0 0 0	1 0 1 0 0 0 0 1
J.D. Drew, L (1, 9) OBP: 0.372, SLG: 0.445	K		P5		BB		G4-3		L9	4	0	0	0	1	1	3
Olmedo Saenz, R (1, 3) OBP: 0.316, SLG: 0.562	1-H 2B			K	P5			K		4	0	1	1	0	2	1
16 Andre Ethier, L (1, 7) OBP: 0.396, SLG: 0.532	55 FC6-4 BB			K	K	K		55 G4-3 55 WP 2B 1B		3	1	1	0	1	2	0
55 Russell Martin, R (1, 2) OBP: 0.352, SLG: 0.439	FC6-4 1-2f			E 1B	F9			G4-3 1-3		4	0	1	0	0	0	3
Willy Aybar, S (1, 4) OBP: 0.356, SLG: 0.414		K		E5 1-2	BB			3-H 2B		3	0	1	1	1	1	1
Cesar Izturis, S (1, 5) OBP: 0.293, SLG: 0.308		F7		G4-3	P5			G1-3		4	0	0	0	0	0	4
31 Brad Penny, R (1, 1) OBP: 0.214, SLG: 0.238 José Cruz Jr., S (5, PH) OBP: 0.350, SLG: 0.367 (6, 8)		P4			F8		K		P5	1 3	0 0	0 0	0 0	0 0	0 1	0 0
Inning Stats	R: 1 H: 2 E: 0 LOB: 2 K: 1 BB: 1 S: 13 P: 22	R: 0 H: 0 E: 0 LOB: 0 K: 1 BB: 0 S: 10 P: 15	R: 0 H: 0 E: 0 LOB: 0 K: 1 BB: 0 S: 8 P: 13	R: 0 H: 1 E: 1 LOB: 2 K: 2 BB: 0 S: 14 P: 24	R: 1 H: 1 E: 0 LOB: 1 K: 0 BB: 1 S: 8 P: 15	R: 0 H: 0 E: 0 LOB: 1 K: 1 BB: 1 S: 11 P: 20	R: 0 H: 1 E: 0 LOB: 1 K: 2 BB: 0 S: 15 P: 20	R: 1 H: 2 E: 0 LOB: 1 K: 1 BB: 0 S: 10 P: 17	R: 0 H: 0 E: 0 LOB: 1 K: 0 BB: 1 S: 6 P: 10	1B: 3 SF: 0 2B: 3 SAC: 0 3B: 0 DP: 0 HR: 1 HBP: 0						WP: 1 PA: 39 PB: 0 SB: 0 CS: 0	

	AB	35
	R	3
	H	7
	RBI	3
	BB	4
	SO	9
	LOB	15

PITCHER	IP	WLS	BF	H	R	ER	SO	BB	IBB	HBP	BLK	WP	HR	S	P	ERA	WHIP
44 Jake Peavy, R (1, 1) ERA: 5.01	7.0	W	30	5	2	2	8	3	0	0	0	0	1	79	129	2.57	1.143
Scott Williamson, R (8, 1) ERA: 4.99	1.0		5	2	1	1	1	0	0	0	0	1	0	10	17	9.00	2.000
26 Doug Brocail, R (9, 1) ERA: 7.04	1.0		4	0	0	0	0	1	0	0	0	0	0	6	10	0.00	1.000

PITCHER	IP	WLS	BF	H	R	ER	SO	BB	IBB	HBP	BLK	WP	HR	S	P	ERA	WHIP

Batter	1	2	3	4	5	6	7	8	9	AB	R	H	RBI	BB	SO	LOB
Alfonso Soriano, R (1, 7) OBP: 0.364, SLG: 0.596	C B B B F X 3-2 ① G4-3		C S B F X 1-2 1B CS		B B C B F F X 3-2 ① ② G6-3 1-2f		X 0-0 ③ F7		B B X 2-0 ③ F7	2	0	1	0	0	0	0
13 Robert Fick, L (5, PH) OBP: 0.294, SLG: 0.342 (5, 9)										3	0	0	0	0	0	3
Felipe Lopez, S (1, 6) OBP: 0.352, SLG: 0.386	B C X 1-1 ② F8		B C B B B 4-1 ① 11 S 1-2 BB		B B C C X 2-1 ③ G6-3			B B C C X 2-2 ① F7		3	0	0	0	1	0	0
11 Ryan Zimmerman, R (1, 5) OBP: 0.354, SLG: 0.477	B B X 2-0 ③ G4-3		D C B D X 3-1 ② P4 1-2			C C S S 1-3 ① K		C F B S 1-3 ② K		2	0	0	0	0	0	1
Damian Jackson, R (5, 5) OBP: 0.289, SLG: 0.402										2	0	0	0	0	2	0
24 Nick Johnson, L (1, 3) OBP: 0.435, SLG: 0.531		F B C B C 2-3 ① K	B B B B 4-0 BB			C B B X 2-1 1B 1B		C S B X 1-2 1B		1	0	0	0	1	1	0
Daryle Ward, L (5, 3) OBP: 0.400, SLG: 0.566										2	0	2	0	0	0	0
25 Austin Kearns, R (1, 9) OBP: 0.358, SLG: 0.481		B S F B B B 4-2 G4-3 1B BB	F T S 0-3 ③ K			C C C 0-3 ② K		X 0-0 ③ G1		1	1	0	0	1	1	2
Bernie Castro, S (5, 7) (6, 4)										2	0	0	0	0	1	2
Marlon Anderson, L (1, 4) OBP: 0.314, SLG: 0.420		B C C B 1 SAFE B F F 1 SAFE 3-2 ② X G4-3 1-2		C B S X 1-2 ① G6-3		X 0-0 1B 1-2			X 0-0 ① G4-3	3	0	1	0	0	0	1
52 Saul Rivera, S (6, 1)										0	0	0	0	0	0	0
44 Alex Escobar, R (9, PH) OBP: 0.444, SLG: 0.721										1	0	0	0	0	0	0
Ryan Church, L (1, 8) OBP: 0.347, SLG: 0.506		B B B 4-0 1B BB	C S B F B S 2-3 ② K			B D F X 2-1 ③ G3			C F X 0-2 1B FC4-6 1B	3	0	1	0	1	1	2
Brian Schneider, L (1, 2) OBP: 0.298, SLG: 0.297		B F F F X 1-2 1B 1-2 2-H	X 0-0 ③ F8			B F X 1-1 ① L9			C X 0-1 FC4-6 1B 1-2	4	0	2	1	0	0	0
Tony Armas, R (1, 1) OBP: 0.125, SLG: 0.097		C S D B B B X 3-2 ③ G3			B C B B B 4-1 13 G6-3 BB	B F B X 2-1 ② F8			X 0-0 ② FC4-6 1-2f 2-3	1	0	0	0	0	0	2
Roy Corcoran, R (4, 1)										0	0	0	0	1	0	0
Luis Matos, R (6, 7) OBP: 0.273, SLG: 0.336										2	0	0	0	0	0	2
Inning Stats	R: 0 E: 0 K: 0 S: 6 H: 0 LOB: 0 BB: 0 P: 12	R: 1 E: 0 K: 1 S: 17 H: 1 LOB: 2 BB: 2 P: 34	R: 0 E: 0 K: 1 S: 10 H: 1 LOB: 2 BB: 2 P: 22	R: 0 E: 0 K: 1 S: 8 H: 0 LOB: 0 BB: 0 P: 11	R: 0 E: 0 K: 0 S: 7 H: 0 LOB: 0 BB: 1 P: 16	R: 0 E: 0 K: 2 S: 11 H: 2 LOB: 2 BB: 0 P: 16	R: 0 E: 0 K: 0 S: 5 H: 0 LOB: 0 BB: 0 P: 8	R: 0 E: 0 K: 1 S: 10 H: 1 LOB: 1 BB: 0 P: 14	R: 0 E: 0 K: 0 S: 8 H: 2 LOB: 2 BB: 0 P: 10	1B: 7 2B: 0 3B: 0 HR: 0 SF: 0 SAC: 0 DP: 1 HBP: 0						

PITCHER		IP	WLS	BF	H	R	ER	SO	BB	IBB	HBP	BLK	WP	HR	S	P	ERA	WHIP
58 Chad Billingsley, R ERA: 3.93	(1, 1)	6.0	W	25	4	1	1	5	5	0	0	0	0	0	59	111	1.50	1.500
Brett Tomko, R ERA: 5.06	(7, 1)	1.0		3	0	0	0	0	0	0	0	0	0	0	5	8	0.00	0.000
Giovanni Carrara, R ERA: 2.3	(8, 1)	1.0		4	1	0	0	1	0	0	0	0	0	0	10	14	0.00	1.000
Elmer Dessens, R ERA: 4.26	(9, 1)	1.0		5	2	0	0	0	0	0	0	0	0	0	8	10	0.00	2.000

PITCHER	IP	WLS	BF	H	R	ER	SO	BB	IBB	HBP	BLK	WP	HR	S	P	ERA	WHIP

TOP

Washington Nationals @ Los Angeles Dodgers
Dodger Stadium, Los Angeles, CA
Fri Jul 28 2006, 7:40 PM PDT
Att. 55,825 - Cloudy - 81 F

livebaseballscorecards.com

AB	32
R	1
H	7
RBI	1
BB	5
SO	6
LOB	15

WP: 0	PA: 37
PB: 0	
SB: 1	
CS: 1	

Batter	1	2	3	4	5	6	7	8	9	AB	R	H	RBI	BB	SO	LOB
15 Rafael Furcal, S (1, 6) OBP: 0.349, SLG: 0.371	C B C S 1-3 K ①	F B F D B F 1 B SAFE 4-2 G4-3 1-2 BB		B B B B 4-0 1B HR 1-2 BB	C X 0-1 BB E FC5-4 1B	C F S 0-3 K ③				3	2	1	0	2	2	1
Kenny Lofton, L (1, 8) OBP: 0.346, SLG: 0.379	C B B F F F X 2-2 L9 ②	B F X 1-1 G4-3 ② 1-2 2-3 3-H		B D C X 2-1 HR 1B 1-2 2-3	B B F B X 3-2 E3 FC5-4 BB 1-2		C B F S 1-3 K ①			5	1	1	1	0	1	3
J.D. Drew, L (1, 9) OBP: 0.373, SLG: 0.453 José Cruz Jr., S (7, 7) OBP: 0.352, SLG: 0.367	B X 1-0 G4-3 ③	D C C B B X 3-2 G1-3 ③		X 0-0 HR 1-H 2-H 3-H	B B B C B 4-1 FC5-4 BB 1-2 2-3		F B F B B B 4-2 HBP BB			3 0	1 0	1 0	4 0	1 1	0 0	2 0
Olmedo Saenz, R (1, 3) OBP: 0.325, SLG: 0.557		B C F H 2-2 16 HR HBP	C B X 1-1 16 G3-6-3 1B	S X 0-1 L8 ①	X 0-0 FC5-4 ② 1-2f 2-3 3-H		C F H 1-2 55 FC6-4 1-2 HBP			3	1	1	1	0	0	2
16 Andre Ethier, L (1, 7) OBP: 0.398, SLG: 0.554 Brett Tomko, R (7, 1) OBP: 0.154, SLG: 0.120 Ricky Ledee, L (7, PH) OBP: 0.306, SLG: 0.447 Giovanni Carrara, R (8, 1) Elmer Dessens, R (9, 1)	C F F X 0-2 1-H HR	C B X 1-1 G3-6-3 ① ② 1-2f	B X 1-0 55 G4-3 3B	B C B S F S 2-3 K ③		B F C F B X 2-2 F7 ②				4 0 1 0 0	2 0 0 0 0	2 0 0 0 0	2 0 0 0 0	0 0 0 0 0	1 0 0 0 0	3 0 2 0 0
55 Russell Martin, R (1, 2) OBP: 0.356, SLG: 0.443	B B C B F F X 3-2 1B 18 1B 1B	B C B X 2-1 HR 1B	C B B X 2-1 G4-3 ② 3-H		B F C X 1-2 WP 18 E 1B	F B X 1-1 FC6-4 ③ 1-2f				5	3	3	1	0	0	2
Cesar Izturis, S (1, 5) OBP: 0.298, SLG: 0.339	B X 1-0 18 1B G4-3 1-3 1B	B B F C F 1 F F X SAFE 2-2 1-H HR	C B B C F X 2-2 E6		C B X 1-1 F7 ① 1-2			X 0-0 G4-3 ①		5	2	2	2	0	0	1
18 Ramon Martinez, R (1, 4) OBP: 0.368, SLG: 0.378	B X 1-0 G4-3 15 BB 1-3 3-H 1B	F B X 1-1 F8 ③	B C X 1-1 F8 ③		C B F F X 2-2 E5 2-H			C S B F X 2-2 F8 ②		5	0	1	1	0	0	1
58 Chad Billingsley, R (1, 1) OBP: 0.214, SLG: 0.083 17 Jason Repko, R (6, PH) OBP: 0.369, SLG: 0.486 (7, 9)	L L L 0-3 K ①			B C B F B B 4-2 1B 15 BB HR BB	F B B B C S 3-3 K ①	C S S 0-3 K ②		B X 1-0 P6 ③		2 2	1 0	0 0	0 0	1 0	2 1	2 1
Inning Stats	R: 0 H: 0 E: 0 LOB: 0 K: 1 BB: 0 S: 9 P: 13	R: 4 H: 4 E: 0 LOB: 2 K: 1 BB: 1 S: 23 P: 38	R: 2 H: 3 E: 0 LOB: 0 K: 0 BB: 0 S: 14 P: 21	R: 5 H: 3 E: 1 LOB: 1 K: 0 BB: 2 S: 16 P: 32	R: 1 H: 1 E: 1 LOB: 2 K: 2 BB: 1 S: 14 P: 26	R: 1 H: 1 E: 1 LOB: 1 K: 2 BB: 0 S: 15 P: 19	R: 0 H: 0 E: 0 LOB: 2 K: 1 BB: 1 S: 13 P: 22	R: 0 H: 0 E: 0 LOB: 0 K: 0 BB: 0 S: 6 P: 9		1B: 8 SF: 0 2B: 0 SAC: 0 3B: 1 DP: 1 HR: 3 HBP: 2				WP: 1 PA: 45 PB: 0 SB: 0 CS: 0		

PITCHER		IP	WLS	BF	H	R	ER	SO	BB	IBB	HBP	BLK	WP	HR	S	P	ERA	WHIP
Tony Armas, R ERA: 4.79	(1, 1)	3.0	L	17	7	6	6	2	1	0	1	0	0	2	46	72	18.00	2.667
Roy Corcoran, R ERA: 14.73	(4, 1)	2.0		15	4	6	5	2	3	0	0	0	0	1	30	58	22.50	3.500
52 Saul Rivera, R ERA: 4.61	(6, 1)	3.0		13	1	1	0	3	1	0	1	0	1	0	34	50	0.00	0.667

PITCHER	IP	WLS	BF	H	R	ER	SO	BB	IBB	HBP	BLK	WP	HR	S	P	ERA	WHIP

BOTTOM

Washington Nationals @ Los Angeles Dodgers

Dodger Stadium, Los Angeles, CA

Fri Jul 28 2006, 7:40 PM PDT

Att. 55,825 - Cloudy - 81 F

livebaseballscorecards.com

AB	38
R	13
H	12
RBI	12
BB	5
SO	7
LOB	20

Batter	1	2	3	4	5	6	7	8	9	AB	R	H	RBI	BB	SO	LOB
Alfonso Soriano, R (1, 7) OBP: 0.365, SLG: 0.593	K	11 S 1B 1-H 1B		G5-3		1 SAFE 1 SAFE 1 SAFE 4-2 BB 1-2 BB			P6	4	0	1	1	1	1	0
Felipe Lopez, S (1, 6) OBP: 0.355, SLG: 0.387	24 HR 11 S 1B	1 SAFE 11 S 1-2 1B		G5-3		4-1 1-2 2-3 3-H BB			K	4	1	2	1	1	1	0
11 Ryan Zimmerman, R (1, 5) OBP: 0.353, SLG: 0.473	K 1-2	K 1-2 2-3			K	F9			24 DI 1B	5	0	1	0	0	3	6
24 Nick Johnson, L (1, 3) OBP: 0.432, SLG: 0.535	HR 2-H		G6-3		F7		F7		F7	5	1	1	2	0	1	1
25 Austin Kearns, R (1, 9) OBP: 0.355, SLG: 0.476	G3-1		K		L7		F9			4	0	0	0	0	1	0
Marlon Anderson, L (1, 4) OBP: 0.318, SLG: 0.428		1B 2B	S 1B			K	F8			4	1	2	0	0	1	0
Ryan Church, L (1, 8) OBP: 0.353, SLG: 0.500		S 1B 2-H 1B	1 SAFE 1 SAFE 4-2 BB 1-2 BB			K		L8		3	1	1	1	1	1	0
Brian Schneider, L (1, 2) OBP: 0.298, SLG: 0.296		K	K			0-1 1B WP BB 1B		G5-3		4	1	1	0	0	2	3
48 Michael O'Connor, L (1, 1) OBP: 0.111, SLG: 0.077 Travis Hughes, R (5, 1) Luis Matos, R (6, PH) OBP: 0.278, SLG: 0.341 Jon Rauch, R (6, 1) Daryle Ward, L (8, PH) OBP: 0.396, SLG: 0.560 59 Micah Bowie, L (8, 1)		K		G6-3		BB BB 1-3 1B			F9	2 0 1 0 1 0	0 0 0 0 0 0	0 0 1 0 0 0	0 0 0 0 0 0	0 0 0 0 0 0	1 0 0 0 0 0	1 0 0 0 0 0

Inning Stats									
	R: 2 H: 2 E: 0 LOB: 0 K: 2 BB: 0 S: 16 P: 25	R: 2 H: 4 E: 0 LOB: 2 K: 3 BB: 0 S: 22 P: 30	R: 0 H: 1 E: 0 LOB: 2 K: 2 BB: 1 S: 19 P: 30	R: 0 H: 0 E: 0 LOB: 0 K: 0 BB: 0 S: 7 P: 10	R: 0 H: 0 E: 0 LOB: 0 K: 1 BB: 0 S: 7 P: 8	R: 1 H: 2 E: 0 LOB: 3 K: 2 BB: 2 S: 19 P: 33	R: 0 H: 0 E: 0 LOB: 0 K: 0 BB: 0 S: 8 P: 13	R: 0 H: 0 E: 0 LOB: 0 K: 0 BB: 0 S: 6 P: 8	R: 0 H: 1 E: 0 LOB: 1 K: 2 BB: 0 S: 13 P: 18	1B: 8 SF: 0 2B: 1 SAC: 0 3B: 0 DP: 0 HR: 1 HBP: 0	WP: 1 PA: 40 PB: 0 SB: 5 CS: 0

PITCHER		IP	WLS	BF	H	R	ER	SO	BB	IBB	HBP	BLK	WP	HR	S	P	ERA	WHIP
Derek Lowe, R ERA: 4.29	(1, 1)	5.0	W	23	7	4	4	8	1	0	0	0	0	1	71	103	7.20	1.600
Joe Beimel, L ERA: 3.74	(6, 1)	0.2	H	6	2	1	1	2	2	0	0	0	1	0	18	30	13.50	6.000
Elmer Dessens, R ERA: 4.1	(6, 1)	2.1	H	7	0	0	0	0	0	0	0	0	0	0	15	24	0.00	0.000
51 Jonathan Broxton, R ERA: 3.33	(9, 1)	1.0	S	4	1	0	0	2	0	0	0	0	0	0	13	18	0.00	1.000

PITCHER	IP	WLS	BF	H	R	ER	SO	BB	IBB	HBP	BLK	WP	HR	S	P	ERA	WHIP

TOP

Washington Nationals @ Los Angeles Dodgers
Dodger Stadium, Los Angeles, CA
Sat Jul 29 2006, 1:10 PM PDT
Att. 41,540 - Partly Cloudy - 86 F

livebaseballscorecards.com

AB	37
R	5
H	10
RBI	5
BB	3
SO	12
LOB	11

Batter	1	2	3	4	5	6	7	8	9	AB	R	H	RBI	BB	SO	LOB
15 Rafael Furcal, S (1, 6) OBP: 0.352, SLG: 0.380	C B X 1-1 HR	C X 0-1 1B		C B B F B F B 4-2 BB		T C X 0-2 ① F7				3	1	2	1	1	0	0
17 Jason Repko, R (1, 8) OBP: 0.375, SLG: 0.487	B B X 2-0 S 16 SF8 G3 1B	1 SAFE C 1 B F 1 B B F SAFE 3-2 X ③ P3		X 0-0 ③ F7		B C X 1-1 CS 1B				4	1	2	0	0	0	2
J.D. Drew, L (1, 9) OBP: 0.372, SLG: 0.449	S B B B X 3-1 ① G3 1-2		B F X 1-1 ① G5-3		B B B 4-0 16 1B 55 2B BB BB	F C C 0-3 ② K				3	1	0	0	1	1	2
Olmedo Saenz, R (1, 3) OBP: 0.335, SLG: 0.553 7 James Loney, L (8, 3) OBP: 0.295, SLG: 0.300	C F B F B B B 4-2 55 HR BB 2-3		F H 1-1 16 G6-3 HBP		1 SAFE D 1 B B D SAFE 4-0 16 1B 55 2B BB 1-2	F F B 1-2 ③ CS 1-2	B B F F S 2-3 ① K			1 0	2 0	0 0	0 0	2 0	1 0	0 0
16 Andre Ethier, L (1, 7) OBP: 0.395, SLG: 0.551	B B F X 2-1 ② SF8 3-H		T B S X 1-2 ② G6-3 1-2		X 0-0 55 2B 18 G4-6-3 1B 1-2 2-3		B B B S X 3-1 ② F8			3	1	1	1	0	0	1
55 Russell Martin, R (1, 2) OBP: 0.362, SLG: 0.462	B B X 2-0 HR 1-H		B S B B I 4-1 IBB		B X 1-0 18 G4-6-3 2B 1-3 2-H 3-H		F F X 0-2 ③ G4-3			3	1	2	4	1	0	0
Cesar Izturis, S (1, 5) OBP: 0.296, SLG: 0.330	C X 0-1 ③ F7		C B X 1-1 ③ F8		D C C F H 2-2 18 G4-6-3 HBP			B C B B X 3-1 ① F9		3	0	0	0	0	0	2
18 Ramon Martinez, R (1, 4) OBP: 0.365, SLG: 0.375		C C B X 1-2 B3-6 1B		C X 0-1 ① F7	C B X 1-1 ① ② G4-6-3 1-2f 2-3 3-H			C C C 0-3 ② K		4	0	1	0	0	1	2
Derek Lowe, R (1, 1) OBP: 0.114, SLG: 0.095 Ricky Ledee, L (5, PH) OBP: 0.300, SLG: 0.438 Joe Beimel, L (6, 1) Elmer Dessens, R (6, 1) José Cruz Jr., S (8, PH) OBP: 0.351, SLG: 0.365 51 Jonathan Broxton, R (9, 1)		X 0-0 ① ② B3-6 1-2f		B F X 1-1 ② F9	C B C B X 2-2 ③ F8			C B S B X 2-2 ③ P4		2 1 0 0 1 0	0 0 0 0 0 0	0 0 0 0 0 0	0 0 0 0 0 0	0 0 0 0 0 0	0 0 0 0 0 0	1 1 0 0 0 0
Inning Stats	R: 4 E: 0 K: 0 S: 13 H: 3 LOB: 0 BB: 1 P: 27	R: 0 E: 0 K: 0 S: 10 H: 2 LOB: 1 BB: 0 P: 14	R: 0 E: 0 K: 0 S: 9 H: 0 LOB: 2 BB: 1 P: 17	R: 0 E: 0 K: 0 S: 9 H: 0 LOB: 1 BB: 1 P: 14	R: 3 E: 0 K: 0 S: 10 H: 2 LOB: 1 BB: 2 P: 24	R: 0 E: 0 K: 1 S: 10 H: 1 LOB: 0 BB: 0 P: 12	R: 0 E: 0 K: 1 S: 8 H: 0 LOB: 0 BB: 0 P: 13	R: 0 E: 0 K: 1 S: 8 H: 0 LOB: 0 BB: 0 P: 13		1B: 5 2B: 1 3B: 0 HR: 2	SF: 1 SAC: 0 DP: 2 HBP: 2		WP: 0 PB: 0 SB: 1 CS: 1		PA: 37	

PITCHER		IP	WLS	BF	H	R	ER	SO	BB	IBB	HBP	BLK	WP	HR	S	P	ERA	WHIP
48 Michael O'Connor, L ERA: 5.12	(1, 1)	4.0	L	23	6	7	7	0	4	1	1	0	0	2	42	81	15.75	2.500
Travis Hughes, R ERA:	(5, 1)	1.0		4	1	0	0	0	0	0	1	0	0	0	9	15	0.00	1.000
Jon Rauch, R ERA: 3.12	(6, 1)	2.0		6	1	0	0	2	0	0	0	0	0	0	18	25	0.00	0.500
59 Micah Bowie, L ERA: 1.26	(8, 1)	1.0		3	0	0	0	1	0	0	0	0	0	0	8	13	0.00	0.000

PITCHER	IP	WLS	BF	H	R	ER	SO	BB	IBB	HBP	BLK	WP	HR	S	P	ERA	WHIP

BOTTOM

Washington Nationals @ Los Angeles Dodgers
Dodger Stadium, Los Angeles, CA
Sat Jul 29 2006, 1:10 PM PDT
Att. 41,540 - Partly Cloudy - 86 F

livebaseballscorecards.com

AB	28
R	7
H	8
RBI	6
BB	5
SO	3
LOB	11

Batter	1	2	3	4	5	6	7	8	9	AB	R	H	RBI	BB	SO	LOB
Alfonso Soriano, R (1, 7) OBP: 0.363, SLG: 0.587	B F C F S 1-3 ① K	C X 0-1 ③ G5-3		B X 1-0 ② P4	B B F B C B 4-2 CS BB				F B F F B F S 2-3 ① K	4	0	0	0	1	2	2
Felipe Lopez, S (1, 6) OBP: 0.355, SLG: 0.388	B B F B C B 4-2 11 1B BB		C B F X 1-2 ① F9	B X 1-0 1-H 2B		C P 1-1 ③ CS 1-2	C B B X 2-1 ① G6-3		B F B F F X 2-2 ② G4-3	4	0	1	1	1	0	0
11 Ryan Zimmerman, R (1, 5) OBP: 0.351, SLG: 0.470	C X 0-1 24 G6-4-3 1-2 1B		B C F B X 2-2 ② G4-3	B F B X 2-1 ③ G4-3			C X 0-1 ② G6-3		B B C C X 2-2 ③ F8	5	0	1	0	0	0	1
24 Nick Johnson, L (1, 3) OBP: 0.435, SLG: 0.534	C X 0-1 ② G6-4-3 ③ 1-2f		B B B C C B 4-2 25 BB BB BB		C B B B 4-1 25 1B BB		B T B B B 4-1 BB			1	0	0	0	3	0	2
25 Austin Kearns, R (1, 9) OBP: 0.358, SLG: 0.480		X 0-0 1B 2B	B 1 SAFE B B B B 4-0 BB 1-2 BB		S X 0-1 ① G4-1 1-3 1B		1 SAFE X 0-0 ③ F8			3	1	2	0	1	0	1
Ryan Church, L (1, 8) OBP: 0.368, SLG: 0.511		B C B F B B 4-2 FC3-6 1B BLK BB	C B B B F B 4-2 1-2 2-3 BB		F X 0-1 ② G4-1 2-3			B X 1-0 SH5-4 2B		2	1	1	0	2	0	1
Damian Jackson, R (1, 4) OBP: 0.291, SLG: 0.400		S M B X 1-2 FC3-6 1-2 2-H 1B	C B F F C 1-3 ③ K		C B B S B X 3-2 ③ G4-3			X 0-0 ① SH5-4 2-3		3	0	1	1	0	1	4
Brian Schneider, L (1, 2) OBP: 0.297, SLG: 0.295 13 Robert Fick, L (4, PH) OBP: 0.295, SLG: 0.333 (4, 2)		C S B X 1-2 ① FC3-6 BLK 1-2f 2-3		C X 0-1 ① G4-3		B F B X 2-1 ① F7		B C B B S F F B 4-2 G4-6-3 BB		1 2	0 0	0 0	0 0	0 1	0 0	2 0
Ramon Ortiz, R (1, 1) OBP: 0.146, SLG: 0.103 59 Micah Bowie, L (7, 1) Daryle Ward, L (8, PH) OBP: 0.392, SLG: 0.553 Jon Rauch, R (8, 1)		B 2 SAFE B C S X 2-2 ② B1 1-2 3-H		B C X 1-1 2B 1B		C S S 0-3 ② K		D B C X 2-1 ②③ G4-6-3 1-2f		3 0 1 0	1 0 0 0	1 0 0 0	0 0 0 0	1 0 0 0	1 0 2 0	1 0 2 0
Inning Stats	R: 0 H: 1 E: 0 LOB: 1 K: 1 BB: 1 S: 10 P: 15	R: 2 H: 2 E: 0 LOB: 1 K: 0 BB: 1 S: 14 P: 22	R: 0 H: 0 E: 0 LOB: 3 K: 1 BB: 3 S: 14 P: 30	R: 1 H: 2 E: 0 LOB: 1 K: 0 BB: 0 S: 8 P: 13	R: 0 H: 1 E: 0 LOB: 1 K: 0 BB: 1 S: 8 P: 15	R: 0 H: 0 E: 0 LOB: 0 K: 1 BB: 1 S: 9 P: 15	R: 0 H: 0 E: 0 LOB: 1 K: 0 BB: 1 S: 6 P: 12	R: 0 H: 1 E: 0 LOB: 1 K: 0 BB: 1 S: 8 P: 15	R: 0 H: 0 E: 0 LOB: 0 K: 1 BB: 0 S: 12 P: 18	1B: 4 SF: 0 2B: 3 SAC: 1 3B: 0 DP: 2 HR: 0 HBP: 0						

PITCHER		IP	WLS	BF	H	R	ER	SO	BB	IBB	HBP	BLK	WP	HR	S	P	ERA	WHIP
Mark Hendrickson, L ERA: 4.11	(1, 1)	6.0		28	6	3	3	3	7	0	0	1	0	0	63	110	4.50	2.167
Brett Tomko, R ERA: 5.0	(7, 1)	1.0		4	0	0	0	0	1	0	0	0	0	0	6	12	0.00	1.000
51 Jonathan Broxton, R ERA: 3.26	(8, 1)	1.0	W	4	1	0	0	0	1	0	0	0	0	0	8	15	0.00	2.000
44 Takashi Saito, R ERA: 2.49	(9, 1)	1.0	S	3	0	0	0	1	0	0	0	0	0	0	12	18	0.00	0.000

PITCHER	IP	WLS	BF	H	R	ER	SO	BB	IBB	HBP	BLK	WP	HR	S	P	ERA	WHIP

TOP

Washington Nationals @ Los Angeles Dodgers
Dodger Stadium, Los Angeles, CA

Sun Jul 30 2006, 1:10 PM PDT
Att. 43,346 - Sunny - 81 F

livebaseballscorecards.com

AB	29
R	3
H	7
RBI	2
BB	9
SO	4
LOB	16

WP: 0 PA: 40
PB: 0
SB: 0
CS: 1

Batter	1	2	3	4	5	6	7	8	9	AB	R	H	RBI	BB	SO	LOB
15 Rafael Furcal, S (1, 6) OBP: 0.351, SLG: 0.381	2-0 2B		1-0 G3	1-1 G4-6-3 1-2f			2-0 L4			4	0	1	0	0	0	2
Kenny Lofton, L (1, 8) OBP: 0.346, SLG: 0.379 17 Jason Repko, R (7, PH) OBP: 0.371, SLG: 0.481 (8, 8)	1-1 F9		1-0 F9		0-0 16 F7-6-3 1B		0-0 F9			3 1	0 0	1 0	0 0	0 0	0 0	1 0
J.D. Drew, L (1, 9) OBP: 0.373, SLG: 0.457	1-3 K		0-0 HR		1 SAFE 1 SAFE 1 SAFE 1 SAFE 0-0 F7		4-2 BB			3	1	1	1	1	1	2
16 Andre Ethier, L (1, 7) OBP: 0.393, SLG: 0.559	3-2 P5		2-1 HR		0-0 F7-6-3 1-1		2-3 K			4	1	1	1	0	1	3
Wilson Betemit, S (1, 5) OBP: 0.351, SLG: 0.512		0-1 7 G3-1 2B	2-1 1B			3-2 7 G4-3 2B		0-1 L5		4	0	3	0	0	0	0
7 James Loney, L (1, 3) OBP: 0.292, SLG: 0.318		1-0 G3-1 2-3	3-2 G4-3			1-0 G4-3 2-3		2-1 2B		4	1	1	0	0	0	3
Cesar Izturis, S (1, 4) OBP: 0.302, SLG: 0.353		1-2 G5-3		2-0 2B		1-0 P4		2-0 G1-4-3 2-H 2B		4	0	2	1	0	0	2
Toby Hall, R (1, 2) OBP: 0.266, SLG: 0.388		4-0 IBB		3-3 K		2-2 F8		2-2 G1-4-3 2-3		3	0	0	0	1	1	3
Mark Hendrickson, L (1, 1) Brett Tomko, R (7, 1) OBP: 0.154, SLG: 0.120 José Cruz Jr., S (7, PH) OBP: 0.353, SLG: 0.381 51 Jonathan Broxton, R (8, 1) Ricky Ledee, L (8, PH) OBP: 0.294, SLG: 0.429 44 Takashi Saito, L (9, 1)		1-3 K		4-1 15 G4-6-3 BB			2-1 HR	2-0 P4		1 0 1 0 1 0	0 0 1 0 0 0	0 0 1 0 0 0	0 0 1 0 0 0	1 0 0 0 0 0	1 0 0 0 0 0	2 0 0 0 1 0
Inning Stats	R: 0 E: 0 K: 1 S: 14 H: 1 LOB: 1 BB: 0 P: 21	R: 0 E: 0 K: 1 S: 9 H: 1 LOB: 2 BB: 1 P: 16	R: 2 E: 0 K: 0 S: 10 H: 3 LOB: 1 BB: 0 P: 19	R: 0 E: 0 K: 1 S: 8 H: 1 LOB: 1 BB: 1 P: 18	R: 0 E: 0 K: 0 S: 3 H: 1 LOB: 0 BB: 0 P: 3	R: 0 E: 0 K: 0 S: 9 H: 1 LOB: 1 BB: 0 P: 16	R: 1 E: 0 K: 1 S: 12 H: 1 LOB: 1 BB: 1 P: 22	R: 1 E: 0 K: 0 S: 12 H: 2 LOB: 1 BB: 0 P: 20		1B: 2 2B: 7 3B: 0 HR: 3	SF: 0 SAC: 0 DP: 2 HBP: 0					

PITCHER		IP	WLS	BF	H	R	ER	SO	BB	IBB	HBP	BLK	WP	HR	S	P	ERA	WHIP
Ramon Ortiz, R ERA: 4.84	(1, 1)	6.1		28	9	3	3	3	1	1	0	0	0	3	56	100	4.26	1.579
59 Micah Bowie, L ERA: 1.2	(7, 1)	0.2		3	0	0	0	1	1	0	0	0	0	0	9	15	0.00	1.500
Jon Rauch, R ERA: 3.21	(8, 1)	1.0	L	5	2	1	1	0	0	0	0	0	0	0	12	20	9.00	2.000

PITCHER	IP	WLS	BF	H	R	ER	SO	BB	IBB	HBP	BLK	WP	HR	S	P	ERA	WHIP

BOTTOM

Washington Nationals @ Los Angeles Dodgers
Dodger Stadium, Los Angeles, CA
Sun Jul 30 2006, 1:10 PM PDT
Att. 43,346 - Sunny - 81 F

livebaseballscorecards.com

AB	33
R	4
H	11
RBI	4
BB	3
SO	4
LOB	19

WP: 0 PB: 0 SB: 0 CS: 0 PA: 36

Los Angeles Dodgers @ Cincinnati Reds

Great American Ball Park, Cincinnati, OH

Tue Aug 01 2006, 7:10 PM EDT

Att. 25,127 - Partly Cloudy - 93 F

livebaseballscorecards.com

TOP

Batter	1	2	3	4	5	6	7	8	9	AB	R	H	RBI	BB	SO	LOB
15 Rafael Furcal, S (1, 6) OBP: 0.353, SLG: 0.385	C X 0-1 WP 1B 1B	C B F S 1-3 ③ K		T B X 1-1 ① F8		B B F X 2-1 ② F8	B X 1-0 1-H 2-H 3-H 2B		C B D X 2-1 1-2 3-H 1B	6	0	3	4	0	1	2
Kenny Lofton, L (1, 8) OBP: 0.346, SLG: 0.378 51 Jonathan Broxton, R (9, 1)	B F X 1-1 WP 1-2 1B		C B B X 2-1 ① G3	B X 1-0 G6-3 1B		B X 1-0 ③ F8	C F X 0-2 ③ G1		F B F F B S 2-3 ③ K	6	0	2	0	0	1	4
										0	0	0	0	0	0	0
Julio Lugo, R (1, 4) OBP: 0.373, SLG: 0.495	C F S 0-3 ① K		B C F X 1-2 ② F9	X 0-0 ② G6-3 1-2			B B B C B 4-1 E 1B 55 FC6 BB	C B X 1-1 CS 1B		4	1	1	0	1	1	3
J.D. Drew, L (1, 9) OBP: 0.376, SLG: 0.461	B C S D B B 4-2 1-2 2-3 BB		S B F B F X 2-2 16 1B 2B	B C B B F C 3-3 ③ K			B B X 2-0 55 FC6 E 1-2 BB 1B	C C B F X 1-2 ① F8		4	2	2	0	1	1	2
16 Andre Ethier, L (1, 7) OBP: 0.389, SLG: 0.551	S S S 0-3 ② K		F B B B F F F E B X 3-2 HR 2-H 1B		B B X 2-0 ① F7		X 0-0 ① F8	C S 1 T SAFE 0-2 ② K		5	1	1	1	0	2	6
Wilson Betemit, S (1, 5) OBP: 0.352, SLG: 0.524	C S F B C 1-3 ③ K		F X 0-1 2-H HR		B X 1-0 ② L3		S B X 1-1 E9 55 FC6 1-2 2-3	B 1-0 ③ CS 1-2	X 0-0 55 G4-6-3 1B	5	1	2	2	0	1	5
55 Russell Martin, R (1, 2) OBP: 0.359, SLG: 0.457		S B B F F X 2-2 ① F7	B C F B X 2-2 7 S 7 2B 1B		F B C B X 2-2 ③ G6-3		S F D X 1-2 ② FC6 BB 7 BB 15 2B 1-2f 2-3 3-H		B S F X 1-2 ① ② G4-6-3 1-2f	5	2	1	1	0	0	3
7 James Loney, L (1, 3)		C B C F X 1-2 1B	C B X 1-1 1-H 2B			C B C X 1-2 ① G3-1	B D B 1 SAFE C B 4-1 BB 15 2B 1-2 BB		X 0-0 17 1B 15 1B 2B	4	2	3	1	1	0	0
Aaron Sele, R (1, 1) OBP: 0.208, SLG: 0.250 Ricky Ledee, L (7, PH) OBP: 0.294, SLG: 0.429 Olmedo Saenz, R (7, PH) OBP: 0.339, SLG: 0.553 Brett Tomko, R (7, 1) OBP: 0.154, SLG: 0.120 Joe Beimel, L (8, 1) 17 Jason Repko, R (9, PH) OBP: 0.378, SLG: 0.488 (9, 8)		L C B M 1-3 ② K	C X 0-1 ③ F7			F B X 1-1 1B	B C B B F B 4-2 1-2 2-3 3-H 15 2B BB		F C F B X 1-2 2-3 15 1B 1B	3 0 0 0 0 1	0 0 1 0 0 0	1 0 0 0 0 1	0 0 1 0 0 0	0 0 0 0 0 0	1 0 0 0 0 0	2 0 0 0 0 0
Inning Stats	R: 0 H: 2 E: 0 LOB: 3 K: 3 BB: 1 S: 16 P: 22	R: 0 H: 1 E: 0 LOB: 1 K: 2 BB: 0 S: 14 P: 19	R: 4 H: 5 E: 0 LOB: 1 K: 0 BB: 0 S: 23 P: 34	R: 0 H: 1 E: 0 LOB: 1 K: 1 BB: 0 S: 7 P: 12	R: 0 H: 0 E: 0 LOB: 0 K: 0 BB: 0 S: 5 P: 10	R: 0 H: 1 E: 0 LOB: 1 K: 0 BB: 0 S: 8 P: 13	R: 5 H: 2 E: 1 LOB: 1 K: 0 BB: 3 S: 16 P: 33	R: 0 H: 1 E: 0 LOB: 0 K: 1 BB: 0 S: 9 P: 12	R: 1 H: 4 E: 0 LOB: 2 K: 1 BB: 0 S: 15 P: 21	1B: 12 SF: 0 2B: 4 SAC: 0 3B: 0 DP: 1 HR: 1 HBP: 0						

	AB	43
	R	10
	H	17
	RBI	10
	BB	4
	SO	8
	LOB	27

WP: 1 PA: 48
PB: 0
SB: 1
CS: 1

PITCHER		IP	WLS	BF	H	R	ER	SO	BB	IBB	HBP	BLK	WP	HR	S	P	ERA	WHIP
61 Bronson Arroyo, R ERA: 3.31	(1, 1)	6.0		29	10	4	4	6	1	0	0	0	1	1	73	110	6.00	1.833
45 Bill Bray, L ERA: 3.6	(7, 1)	0.1	L	4	1	3	2	0	1	0	0	0	0	0	5	12	54.00	6.000
56 Todd Coffey, R ERA: 3.27	(7, 1)	0.1		2	0	0	0	0	1	0	0	0	0	0	5	10	0.00	3.000
Rheal Cormier, L ERA: 1.83	(7, 1)	0.1		3	1	2	0	0	1	0	0	0	0	0	6	11	0.00	6.000
Gary Majewski, R ERA: 4.38	(8, 1)	1.0		3	1	0	0	1	0	0	0	0	0	0	9	12	0.00	1.000

PITCHER		IP	WLS	BF	H	R	ER	SO	BB	IBB	HBP	BLK	WP	HR	S	P	ERA	WHIP
Kyle Lohse, R ERA: 7.1	(9, 1)	1.0		6	4	1	1	1	0	0	0	0	0	0	15	21	9.00	4.000

Los Angeles Dodgers @ Cincinnati Reds

Great American Ball Park, Cincinnati, OH

Tue Aug 01 2006, 7:10 PM EDT

Att. 25,127 - Partly Cloudy - 93 F

livebaseballscorecards.com

BOTTOM

Batter	1	2	3	4	5	6	7	8	9	AB	R	H	RBI	BB	SO	LOB
6 Ryan Freel, R (1, 9) OBP: 0.386, SLG: 0.463	C F B X 1-2 ① F8		C B C S 1-3 ② K			B C B X 2-1 HR 2B	B B X 2-0 ② F9			4	1	1	0	0	1	1
Adam Dunn, L (1, 7) OBP: 0.393, SLG: 0.568	C B B C S 2-3 ② K		B X 1-0 ③ G3			B B F X 2-1 2-H HR	S B B F F C 2-3 ③ K			4	1	1	2	0	2	1
Ken Griffey Jr., L (1, 8) OBP: 0.295, SLG: 0.487	C C B B B X 3-2 ③ G4-3			B F C X 1-2 ① G3-1		C B X 1-1 4 1B 1B		B C X 1-1 ① G3-1		4	0	1	0	0	0	0
Rich Aurilia, R (1, 5) OBP: 0.342, SLG: 0.513		B B X 2-0 G3-6-3 1B		B X 1-0 ② G6-3		F B X 1-1 ① F7		B B B B 4-0 G1-6-3 BB		3	0	1	0	1	0	1
Scott Hatteberg, L (1, 3) OBP: 0.411, SLG: 0.497		C B B S F X 2-2 ① ② G3-6-3 1-2f		C B X 1-1 ③ P2		X 0-0 ② F9		C B S F X 1-2 ② ③ G1-6-3 1-2f		4	0	0	0	0	0	3
4 Brandon Phillips, R (1, 4) OBP: 0.342, SLG: 0.424		B B C B C X 3-2 26 2B 2B			C B S X 1-2 ① G1-3	C 1 SAFE B X 1-1 1-2 1B			C C F B B X 2-2 G6-4-3 1B	4	1	3	0	0	0	0
26 David Ross, R (1, 2) OBP: 0.380, SLG: 0.695	B S F B B X 3-2 2-H 2B				B X 1-0 HR	X 0-0 ③ F9			F S B F X 1-2 ① F9	3	1	2	2	0	0	2
Rheal Cormier, L (7, 1)										0	0	0	0	0	0	0
Gary Majewski, R (8, 1)										0	0	0	0	0	0	0
Kyle Lohse, R (9, 1)										0	0	0	0	0	0	0
27 Chris Denorfia, R (9, PH) OBP: 0.359, SLG: 0.324										1	0	0	0	0	0	1
Royce Clayton, R (1, 6) OBP: 0.314, SLG: 0.338	C F X 0-2 ③ G5-3				B X 1-0 ② G6-3		F B F F B X 2-2 ① G6-3		F B X 1-1 ② ③ G6-4-3 1-2f	4	0	0	0	0	0	2
61 Bronson Arroyo, R (1, 1) OBP: 0.179, SLG: 0.264			C C X 0-2 ① G6-3		X 0-0 ③ G5-3		B X 1-0 1B			2	0	0	0	0	0	0
45 Bill Bray, L (7, 1)										0	0	0	0	0	0	0
56 Todd Coffey, R (7, 1)										0	0	0	0	0	0	0
Javier Valentin, S (7, 2) OBP: 0.287, SLG: 0.318										1	0	1	0	0	0	0
Inning Stats	R: 0 H: 0 E: 0 LOB: 0 K: 1 BB: 0 S: 9 P: 15	R: 1 H: 3 E: 0 LOB: 1 K: 0 BB: 0 S: 14 P: 24	R: 0 H: 0 E: 0 LOB: 0 K: 1 BB: 0 S: 7 P: 9	R: 0 H: 0 E: 0 LOB: 0 K: 0 BB: 0 S: 6 P: 9	R: 1 H: 1 E: 0 LOB: 0 K: 0 BB: 0 S: 6 P: 9	R: 2 H: 4 E: 0 LOB: 2 K: 0 BB: 0 S: 12 P: 19	R: 0 H: 1 E: 0 LOB: 1 K: 1 BB: 0 S: 10 P: 17	R: 0 H: 0 E: 0 LOB: 0 K: 0 BB: 1 S: 6 P: 12	R: 0 H: 1 E: 0 LOB: 0 K: 0 BB: 0 S: 10 P: 14							

	AB	34
	R	4
	H	10
	RBI	4
	BB	1
	SO	3
	LOB	11

| | | | | | | | | | |

Los Angeles Dodgers @ Cincinnati Reds

Great American Ball Park, Cincinnati, OH

Wed Aug 02 2006, 7:10 PM EDT

Att. 22,114 - Partly Cloudy - 91 F

TOP

livebaseballscorecards.com

Batter	1	2	3	4	5	6	7	8	9	AB	R	H	RBI	BB	SO	LOB
15 Rafael Furcal, S (1, 6) OBP: 0.352, SLG: 0.383	C B S B C 2-3 ① K		B C F X 1-2 3B 2-H 1B	C S F F F X 0-2 ③ G1-3		C B S F F X 1-2 ② G4-3		C C X 0-2 ③ L6		5	1	1	1	0	1	1
44 Takashi Saito, L (8, 1)										0	0	0	0	0	0	0
Kenny Lofton, L (1, 8) OBP: 0.347, SLG: 0.385	C F B B X 2-2 ② F7		X 0-0 1B 2-H 3B		C B B B C X 3-2 ① G4-3	F B X 1-1 ③ G4-3			X 0-0 G6-3 1B	5	1	2	1	0	0	0
Julio Lugo, R (1, 4) OBP: 0.374, SLG: 0.490	B B F C F S 2-3 ③ K		C F B F B D B 4-2 1B BB		C S B F B F B F B 4-2 16 S 2B BB		C X 0-1 ① P4		L B 1 SAFE 1 SAFE B X 2-1 ① G6-3 1-2	3	1	0	0	2	1	1
(8, 6)																
J.D. Drew, L (1, 9) OBP: 0.375, SLG: 0.458	B S B C S 2-3 ① K		X 0-0 1-2 3-H 1B		B C F B 1 SAFE D F S 3-3 ② K 1-2		B C C S 1-3 ② K		C X 0-1 ② F9	4	0	1	1	0	3	1
Elmer Dessens, R (7, 1)										0	0	0	0	0	0	0
18 Ramon Martinez, R (8, 4) OBP: 0.363, SLG: 0.373										1	0	0	0	0	0	1
16 Andre Ethier, L (1, 7) OBP: 0.390, SLG: 0.552	B S B B X 2-1 ② G6-3		F X 0-1 ② L8		F S B X 1-2 55 BB 2-H 2B		C F X 0-2 E S 1B		F B X 1-1 ③ G4-3	5	0	2	1	0	0	3
Wilson Betemit, S (1, 5) OBP: 0.351, SLG: 0.517	B F B C B X 3-2 ③ G4-3		C F X 0-2 ③ G6-3		B B B B 4-0 55 BB BB		S B B X 2-1 1-3 E4			3	0	0	0	1	0	3
55 Russell Martin, R (1, 2) OBP: 0.358, SLG: 0.451			C X 0-1 ① G5-3	X 0-0 ① G5-3	B S C B B B 4-2 1-2 2-3 BB		B M B X 2-1 ③ F8			3	0	0	0	1	0	2
7 James Loney, L (1, 3) OBP: 0.351, SLG: 0.380			B C B B B 4-1 31 2B BB	C B B B B 4-1 BB	C S S 0-3 ③ K			F B S X 1-2 ① F9		2	1	0	0	2	1	3
31 Brad Penny, R (1, 1) OBP: 0.222, SLG: 0.267			L 1 SAFE F B B B X 2-2 15 1B 1-H 2B	C L B F F F C 1-3 ② K		F B X 1-1 ① G5-3		F C B S 1-3 ② K		3	1	1	1	0	1	1
17 Jason Repko, R (7, 9) OBP: 0.374, SLG: 0.481										1	0	0	0	0	1	0

	AB	35
	R	5
	H	7
	RBI	5
	BB	6
	SO	8
	LOB	16

Inning Stats																								
	R: 0	H: 0	R: 0	H: 0	R: 4	H: 4	R: 0	H: 0	R: 1	H: 1	R: 0	H: 0	R: 0	H: 1	R: 0	H: 0	R: 0	H: 1	1B: 4	SF: 0	WP: 0	PA: 41
	E: 0	LOB: 0	E: 0	LOB: 0	E: 0	LOB: 2	E: 0	LOB: 1	E: 0	LOB: 3	E: 0	LOB: 0	E: 1	LOB: 2	E: 0	LOB: 0	E: 0	LOB: 1	2B: 2	SAC: 0	PB: 0	
	K: 2	BB: 0	K: 1	BB: 0	K: 0	BB: 2	K: 1	BB: 1	K: 2	BB: 3	K: 0	BB: 0	K: 1	BB: 0	K: 1	BB: 0	K: 0	BB: 0	3B: 1	DP: 0	SB: 2	
	S: 11	P: 17	S: 8	P: 15	S: 19	P: 30	S: 13	P: 18	S: 20	P: 39	S: 9	P: 12	S: 12	P: 17	S: 9	P: 11	S: 7	P: 10	HR: 0	HBP: 0	CS: 0	

PITCHER		IP	WLS	BF	H	R	ER	SO	BB	IBB	HBP	BLK	WP	HR	S	P	ERA	WHIP
54 Elizardo Ramirez, R ERA: 4.47	(1, 1)	4.2	L	23	5	5	5	5	4	0	0	0	0	0	66	106	9.64	1.929
Jason Standridge, R ERA: 4.5	(5, 1)	0.1		3	0	0	0	1	2	0	0	0	0	0	5	13	0.00	6.000
25 David Weathers, R ERA: 4.5	(6, 1)	2.0		8	1	0	0	1	0	0	0	0	0	0	21	29	0.00	0.500
56 Todd Coffey, R ERA: 3.21	(8, 1)	1.0		3	0	0	0	1	0	0	0	0	0	0	9	11	0.00	0.000
Rheal Cormier, L ERA: 1.78	(9, 1)	1.0		4	1	0	0	0	0	0	0	0	0	0	7	10	0.00	1.000

PITCHER	IP	WLS	BF	H	R	ER	SO	BB	IBB	HBP	BLK	WP	HR	S	P	ERA	WHIP

BOTTOM

Los Angeles Dodgers @ Cincinnati Reds

Great American Ball Park, Cincinnati, OH

Wed Aug 02 2006, 7:10 PM EDT

Att. 22,114 - Partly Cloudy - 91 F

livebaseballscorecards.com

Batter	1	2	3	4	5	6	7	8	9	AB	R	H	RBI	BB	SO	LOB
6 Ryan Freel, R (1, 9) OBP: 0.390, SLG: 0.463	B C B F B X 3-2 CS 1B		C F F B B F B X 3-2 ② F9 2-3		C C B B F F B B 4-2 PO BB			C C B B B 4-2 BB		2	0	1	0	2	0	1
Adam Dunn, L (1, 7) OBP: 0.389, SLG: 0.562	B 1 SAFE B 1 SAFE C C F S 2-3 ① ② K 1-2		F F C 0-3 ③ K		F S B F F F F 1 SAFE 1-2 ③ PO 1-2	C C B F T 1-2 ① K		B B C B 1 SAFE C S 3-3 ② K		4	0	0	0	0	4	3
Ken Griffey Jr., L (1, 8) OBP: 0.294, SLG: 0.494	F B F B S 2-3 ③ K			B X 1-0 HR		B C F B X 2-2 ② G4-3		D C C B F X 3-2 ③ F7		4	1	1	1	0	1	1
12 Edwin Encarnación, R (1, 5) OBP: 0.373, SLG: 0.480		C C B B F B X 3-2 ① G6-3		S X 0-1 ① G5-3		C X 0-1 ③ G6-3			C B B S S 2-3 ① K	4	0	0	0	0	1	0
Scott Hatteberg, L (1, 3) OBP: 0.409, SLG: 0.503		B X 1-0 ② F7		C B F X 1-2 HR			C F B C 1-3 ① K		B B C C B S 3-3 ② K	4	1	1	1	0	2	0
4 Brandon Phillips, R (1, 4) OBP: 0.341, SLG: 0.420	B B F C F F B B 4-2 BB			B C S S 1-3 ② K			B C F X 1-2 ② F7		B C F S 1-3 ③ K	3	0	0	0	1	2	0
26 David Ross, R (1, 2) OBP: 0.373, SLG: 0.679	C X 0-1 ③ P4			F F S 0-3 ③ K			B C B F S 2-3 ③ K			3	0	0	0	0	2	1
Royce Clayton, R (1, 6) OBP: 0.315, SLG: 0.346			F B F F X 1-2 E6 6 F9 54 SH1-4		B C C X 1-2 ① G4-3			C B B S F X 2-2 HR		3	1	1	1	0	0	0
54 Elizardo Ramirez, S (1, 1) Jason Standridge, R (5, 1) Jason LaRue, R (5, PH) OBP: 0.330, SLG: 0.320 25 David Weathers, R (6, 1) 56 Todd Coffey, R (8, 1) 27 Chris Denorfia, R (8, PH) OBP: 0.350, SLG: 0.314 Rheal Cormier, L (9, 1)			B X 1-0 ① SH1-4 1-2		B F B X 2-1 ② G5-3			C B B S C 2-3 ① K		0 0 1 0 0 0 1 0	0 0 0 0 0 0 0 0	0 0 0 0 0 0 0 0	0 0 0 0 0 0 0 0	0 0 0 0 0 0 1 0	0 0 0 0 0 0 0 0	0 0 0 0 0 0 0 0
Inning Stats	R: 0 H: 1 E: 0 LOB: 0 K: 2 BB: 0 S: 10 P: 17	R: 0 H: 0 E: 0 LOB: 1 K: 0 BB: 1 S: 11 P: 19	R: 0 H: 0 E: 1 LOB: 1 K: 1 BB: 0 S: 13 P: 18	R: 2 H: 2 E: 0 LOB: 0 K: 2 BB: 0 S: 12 P: 15	R: 0 H: 0 E: 0 LOB: 0 K: 0 BB: 1 S: 15 P: 23	R: 0 H: 0 E: 0 LOB: 0 K: 1 BB: 0 S: 9 P: 12	R: 0 H: 0 E: 0 LOB: 0 K: 2 BB: 0 S: 9 P: 13	R: 1 H: 1 E: 0 LOB: 1 K: 2 BB: 1 S: 16 P: 30	R: 0 H: 0 E: 0 LOB: 0 K: 3 BB: 0 S: 9 P: 15	1B: 1 SF: 0 2B: 1 SAC: 1 3B: 0 DP: 1 HR: 3 HBP: 0						WP: 0 PA: 34 PB: 0 SB: 0 CS: 1

	AB	29
	R	3
	H	4
	RBI	3
	BB	3
	SO	13
	LOB	6

PITCHER		IP	WLS	BF	H	R	ER	SO	BB	IBB	HBP	BLK	WP	HR	S	P	ERA	WHIP
31 Brad Penny, R ERA: 3.5	(1, 1)	6.0	W	22	3	2	2	6	2	0	0	0	0	2	70	104	3.00	0.833
Elmer Dessens, R ERA: 4.13	(7, 1)	1.2	H	7	1	1	1	4	1	0	0	0	0	1	21	36	5.40	1.200
44 Takashi Saito, R ERA: 2.42	(8, 1)	1.1	S	4	0	0	0	3	0	0	0	0	0	0	13	22	0.00	0.000

PITCHER		IP	WLS	BF	H	R	ER	SO	BB	IBB	HBP	BLK	WP	HR	S	P	ERA	WHIP

Los Angeles Dodgers @ Cincinnati Reds

Great American Ball Park, Cincinnati, OH

Thu Aug 03 2006, 7:10 PM EDT
Att. 26,045 - Partly Cloudy - 92 F

livebaseballscorecards.com

TOP

Batter	1	2	3	4	5	6	7	8	9	AB	R	H	RBI	BB	SO	LOB
15 Rafael Furcal, S (1, 6) OBP: 0.353, SLG: 0.386	HR 1B	G4-3			P6			3B 2B		4	2	2	0	0	0	1
Julio Lugo, R (1, 4) OBP: 0.372, SLG: 0.493	P3		K		G1-3			2-H 3B		4	0	1	1	0	1	1
J.D. Drew, L (1, 9) OBP: 0.371, SLG: 0.453	F7		F7			P6		F9		4	0	0	0	0	0	2
Olmedo Saenz, R (1, 3) OBP: 0.343, SLG: 0.569 Kenny Lofton, L (8, PR) OBP: 0.347, SLG: 0.385 7 James Loney, L (8, 3) OBP: 0.351, SLG: 0.380	1-H HR		F9			K		IBB		3 0 0	1 0 0	1 0 0	2 0 0	1 0 0	1 0 0	0 0 0
16 Andre Ethier, L (1, 7) OBP: 0.391, SLG: 0.560	3B			55 CS 1B		F7		P5		4	0	2	0	0	0	2
Wilson Betemit, S (1, 5) OBP: 0.345, SLG: 0.507	K			F8			K	F9		4	0	0	0	0	2	4
55 Russell Martin, R (1, 2) OBP: 0.367, SLG: 0.462		SH1-4 1B		1-2 1B			2B	G4-6-3 BB		3	0	3	0	1	0	0
17 Jason Repko, R (1, 8) OBP: 0.358, SLG: 0.459		P6		G2			P4	F7		4	0	0	0	0	0	4
Greg Maddux, R (1, 1) OBP: 0.128, SLG: 0.111 Joe Beimel, L (7, 1) 51 Jonathan Broxton, R (7, 1) Ricky Ledee, L (9, PH) OBP: 0.288, SLG: 0.420 44 Takashi Saito, L (9, 1)		SH1-4 1-2			F8			G4-3	G4-6-3 1-2f	2 0 0 1 0	0 0 0 0 0	0 0 0 0 0	0 0 0 0 0	0 0 0 0 0	0 0 0 0 0	1 0 0 1 0
Inning Stats	R: 2 E: 0 K: 1 S: 12 H: 3 LOB: 1 BB: 0 P: 15	R: 0 E: 0 K: 0 S: 11 H: 1 LOB: 1 BB: 0 P: 18	R: 0 E: 0 K: 1 S: 8 H: 0 LOB: 0 BB: 0 P: 12	R: 0 E: 0 K: 0 S: 14 H: 2 LOB: 1 BB: 0 P: 19	R: 0 E: 0 K: 0 S: 4 H: 0 LOB: 0 BB: 0 P: 6	R: 0 E: 0 K: 1 S: 7 H: 0 LOB: 0 BB: 0 P: 12	R: 0 E: 0 K: 1 S: 8 H: 1 LOB: 1 BB: 0 P: 11	R: 1 E: 0 K: 0 S: 11 H: 2 LOB: 2 BB: 1 P: 20	R: 0 E: 0 K: 0 S: 8 H: 0 LOB: 0 BB: 1 P: 16	1B: 4 2B: 2 3B: 2 HR: 1 SF: 0 SAC: 1 DP: 1 HBP: 0						

AB	33
R	3
H	9
RBI	3
BB	2
SO	4
LOB	16

WP: 0 PA: 36
PB: 0
SB: 0
CS: 1

PITCHER		IP	WLS	BF	H	R	ER	SO	BB	IBB	HBP	BLK	WP	HR	S	P	ERA	WHIP
22 Eric Milton, L ERA: 5.2	(1, 1)	7.0	L	27	7	2	2	4	0	0	0	0	0	1	64	93	2.57	1.000
56 Todd Coffey, R ERA: 3.38	(8, 1)	0.0		2	2	1	1	0	0	0	0	0	0	0	5	9	∞	∞
45 Bill Bray, L ERA: 3.48	(8, 1)	1.0		4	0	0	0	0	0	1	0	0	0	0	6	11	0.00	0.000
Gary Majewski, R ERA: 4.31	(9, 1)	1.0		3	0	0	0	0	1	0	0	0	0	0	8	16	0.00	1.000

PITCHER	IP	WLS	BF	H	R	ER	SO	BB	IBB	HBP	BLK	WP	HR	S	P	ERA	WHIP

Los Angeles Dodgers @ Cincinnati Reds

Great American Ball Park, Cincinnati, OH

Thu Aug 03 2006, 7:10 PM EDT

Att. 26,045 - Partly Cloudy - 92 F

livebaseballscorecards.com

BOTTOM

Batter	1	2	3	4	5	6	7	8	9	AB	R	H	RBI	BB	SO	LOB
6 Ryan Freel, R (1, 9) OBP: 0.388, SLG: 0.458	G4-3			L5		P6			PB BB HBP	3	0	0	0	0	0	0
Scott Hatteberg, L (1, 3) OBP: 0.416, SLG: 0.505	G3-5-1 BB			G1-3 BB			1B		PB 1-2 BB	1	0	1	0	3	0	0
Ken Griffey Jr., L (1, 8) OBP: 0.291, SLG: 0.487	G3-5-1 1-2f			G1-3 1-2			SAFE K		K 1-2 2-3	4	0	0	0	0	2	5
Adam Dunn, L (1, 7) OBP: 0.386, SLG: 0.556		K		G4-3			SAFE K		K	4	0	0	0	0	3	4
Rich Aurilia, R (1, 4) OBP: 0.339, SLG: 0.507		G5-3			G5-3		K			3	0	0	0	0	1	1
12 Edwin Encarnación, R (1, 5) OBP: 0.372, SLG: 0.478		G5-3			L7			G4-3 1B		3	0	1	0	0	0	0
Javier Valentin, S (1, 2) OBP: 0.281, SLG: 0.311			K		F9			G4-3 1-2f		3	0	0	0	0	1	1
Royce Clayton, R (1, 6) OBP: 0.315, SLG: 0.344			22 G4-6-3 BB			G6-3		G4-3		2	0	0	0	1	0	0
22 Eric Milton, L (1, 1) OBP: 0.184, SLG: 0.278			G4-6-3 1-2f			K			G5-3	2	0	0	0	0	1	1
56 Todd Coffey, R (8, 1)										0	0	0	0	0	0	0
45 Bill Bray, L (8, 1)										0	0	0	0	0	0	0
Gary Majewski, R (9, 1)										0	0	0	0	0	0	0
4 Brandon Phillips, R (9, PH) OBP: 0.340, SLG: 0.419										1	0	0	0	0	0	0
Inning Stats	R: 0 E: 0 K: 0 S: 10 H: 0 LOB: 0 BB: 1 P: 17	R: 0 E: 0 K: 1 S: 5 H: 0 LOB: 0 BB: 0 P: 9	R: 0 E: 0 K: 1 S: 6 H: 0 LOB: 0 BB: 1 P: 13	R: 0 E: 0 K: 0 S: 8 H: 0 LOB: 1 BB: 1 P: 13	R: 0 E: 0 K: 0 S: 6 H: 0 LOB: 0 BB: 0 P: 10	R: 0 E: 0 K: 1 S: 6 H: 0 LOB: 0 BB: 0 P: 10	R: 0 E: 0 K: 3 S: 14 H: 1 LOB: 1 BB: 0 P: 21	R: 0 E: 0 K: 0 S: 3 H: 1 LOB: 0 BB: 0 P: 4	R: 0 E: 0 K: 2 S: 13 H: 0 LOB: 2 BB: 1 P: 23	1B: 2 2B: 0 3B: 0 HR: 0	SF: 0 SAC: 0 DP: 3 HBP: 1						

	AB	26
	R	0
	H	2
	RBI	0
	BB	4
	SO	8
	LOB	12

WP: 0 PB: 1 SB: 0 CS: 0 PA: 31

PITCHER		IP	WLS	BF	H	R	ER	SO	BB	IBB	HBP	BLK	WP	HR	S	P	ERA	WHIP
Greg Maddux, R ERA: 4.49	(1, 1)	6.0	W	19	0	0	0	3	3	0	0	0	0	0	41	72	0.00	0.500
Joe Beimel, L ERA: 3.6	(7, 1)	0.2	H	3	1	0	0	2	0	0	0	0	0	0	10	17	0.00	1.500
51 Jonathan Broxton, R ERA: 3.1	(7, 1)	1.1	H	4	1	0	0	1	0	0	0	0	0	0	7	8	0.00	0.750
44 Takashi Saito, R ERA: 2.38	(9, 1)	1.0	S	5	0	0	0	2	1	0	1	0	0	0	13	23	0.00	1.000

PITCHER		IP	WLS	BF	H	R	ER	SO	BB	IBB	HBP	BLK	WP	HR	S	P	ERA	WHIP

Los Angeles Dodgers @ Florida Marlins

Dolphin Stadium, Miami, FL

Fri Aug 04 2006, 7:35 PM EDT

Att. 15,416 - Partly Cloudy - 84 F

TOP

livebaseballscorecards.com

Batter	1	2	3	4	5	6	7	8	9	AB	R	H	RBI	BB	SO	LOB
15 Rafael Furcal, S (1, 6) OBP: 0.353, SLG: 0.386	C B C F S 1-3 ① K		B F B X 2-1 1B E 1B 3-H			B X 1-0 ① F8	F D S X 1-2 1B 1-2 1B		F B X 1-1 ② G3	5	1	2	1	0	1	0
Kenny Lofton, L (1, 8) OBP: 0.351, SLG: 0.399 Giovanni Carrara, R (9, 1)	B F X 1-1 ② P5		D 1 SAFE F B C 1 SAFE F B X 3-2 E 1-3 1B			C C B B X 2-2 HR	B B 1 SAFE F B X 3-1 1-2 2-H 1B		F B X 1-1 ③ F9	5 0	1 0	3 0	2 0	0 0	0 0	0 0
Julio Lugo, R (1, 4) OBP: 0.368, SLG: 0.487	B S X 1-1 ③ G6-3		B C 1 SAFE C F S 1-3 ③ K 1-2 3-H			C B X 1-1 ② F9	X 0-0 ③ F8			4	0	0	0	0	1	3
J.D. Drew, L (1, 9) OBP: 0.373, SLG: 0.453		C F X 0-2 ① G3-1		B X 1-0 ① G3		B X 1-0 1B		B B S B X 3-1 16 2B 1B		4	1	2	0	0	0	0
16 Andre Ethier, L (1, 7) OBP: 0.389, SLG: 0.559		B B B C C X 3-2 ② G3-1		C X 0-1 ② F8		B C X 1-1 ③ F7		X 0-0 55 G1-6-3 2B 1-H		4	0	1	1	0	0	1
Wilson Betemit, S (1, 5) OBP: 0.347, SLG: 0.518		C X 0-1 ③ F7		S C F S 0-3 ③ K			B F S F X 1-2 HR	D B B B 4-0 55 G1-6-3 BB		3	1	1	1	1	1	0
55 Russell Martin, R (1, 2) OBP: 0.365, SLG: 0.462			C B F F F S 1-3 ① K		C F B X 1-2 7 G3-1 CS 2B		X 0-0 ① G5-3	B C X 1-1 ① ② G1-6-3 1-2f 2-3		4	0	1	0	0	1	2
7 James Loney, L (1, 3) OBP: 0.344, SLG: 0.407			B B B C S X 3-2 15 1B 3B		B F F F F X 1-2 ① G3-1 2-3		B X 1-0 ② G3	C X 0-1 ③ G4-3		4	1	1	0	0	0	2
Derek Lowe, R (1, 1) OBP: 0.128, SLG: 0.091 Brett Tomko, R (8, 1) OBP: 0.154, SLG: 0.120 Ricky Ledee, L (9, PH) OBP: 0.283, SLG: 0.412 17 Jason Repko, R (9, 8) OBP: 0.358, SLG: 0.459			C S B B F F F S 2-3 ② K		B M B B X 3-1 ② ③ G6-3 3-H		C B S F F B B B 4-2 15 1B 1B BB		B B C X 2-1 ① G6-3	2 0 1 0	1 0 0 0	0 0 0 0	0 0 0 0	1 0 0 0	1 0 0 0	2 0 0 0
Inning Stats	R: 0 H: 0 E: 0 LOB: 0 K: 1 BB: 0 S: 9 P: 12	R: 0 H: 0 E: 0 LOB: 0 K: 0 BB: 0 S: 8 P: 11	R: 2 H: 3 E: 1 LOB: 1 K: 3 BB: 0 S: 24 P: 36	R: 0 H: 0 E: 0 LOB: 0 K: 1 BB: 0 S: 7 P: 8	R: 0 H: 1 E: 0 LOB: 0 K: 0 BB: 0 S: 10 P: 15	R: 1 H: 2 E: 0 LOB: 1 K: 0 BB: 0 S: 9 P: 15	R: 2 H: 3 E: 0 LOB: 2 K: 0 BB: 1 S: 17 P: 27	R: 1 H: 2 E: 0 LOB: 1 K: 0 BB: 1 S: 7 P: 15	R: 0 H: 0 E: 0 LOB: 0 K: 0 BB: 0 S: 6 P: 10	1B: 6 SF: 0 2B: 2 SAC: 0 3B: 1 DP: 1 HR: 2 HBP: 0						WP: 0 PA: 38 PB: 0 SB: 0 CS: 1

	AB	36
	R	6
	H	11
	RBI	5
	BB	2
	SO	5
	LOB	10

PITCHER		IP	WLS	BF	H	R	ER	SO	BB	IBB	HBP	BLK	WP	HR	S	P	ERA	WHIP
36 Aníbal Sánchez, R ERA: 4.27	(1, 1)	6.0	L	23	6	3	2	5	0	0	0	0	0	1	67	97	3.00	1.000
Matt Herges, R ERA: 4.11	(7, 1)	0.2		6	3	2	2	0	1	0	0	0	0	1	16	26	27.00	6.000
Randy Messenger, R ERA: 4.75	(7, 1)	1.1		6	2	1	1	0	1	0	0	0	0	0	8	16	6.75	2.250
Brian Moehler, R ERA: 6.75	(9, 1)	1.0		3	0	0	0	0	0	0	0	0	0	0	6	10	0.00	0.000

PITCHER	IP	WLS	BF	H	R	ER	SO	BB	IBB	HBP	BLK	WP	HR	S	P	ERA	WHIP

BOTTOM

Los Angeles Dodgers @ Florida Marlins

Dolphin Stadium, Miami, FL

Fri Aug 04 2006, 7:35 PM EDT
Att. 15,416 - Partly Cloudy - 84 F

livebaseballscorecards.com

Batter	1	2	3	4	5	6	7	8	9	AB	R	H	RBI	BB	SO	LOB
4 Alfredo Amezaga, S (1, 8) OBP: 0.337, SLG: 0.362	C F B F B X 2-2 ① G6-3		X 0-0 ③ B2-3			C B S X 1-2 17 SF8 1-3 2B		F B X 1-1 6 SF8 1-3 2B		4	0	2	0	0	0	1
6 Dan Uggla, R (1, 4) OBP: 0.349, SLG: 0.495	B B X 2-0 ② G6-3			B C C B X 2-2 G4-3 17 G4-3 1B		S B B C B F S 3-3 ① K		B C B F X 2-2 ② SF8 2-3 3-H		3	0	1	1	0	1	2
17 Mike Jacobs, L (1, 3) OBP: 0.348, SLG: 0.515 Brian Moehler, R (9, 1) OBP: 0.160, SLG: 0.087	S S X 0-2 ③ G6-3			B X 1-0 ① G4-3 1-2		B B X 2-0 ② SF8 2-3 3-H		B F B X 2-1 ③ P6		3 0	0 0	0 0	1 0	0 0	0 0	2 0
Miguel Cabrera, R (1, 5) OBP: 0.425, SLG: 0.551		B C B F F F F B S 3-3 ① K		B X 1-0 ② G4-3 2-3		S X 0-1 ③ G5-3			B B B C X 3-1 ① F9	4	0	0	0	0	1	2
12 Cody Ross, R (1, 7) OBP: 0.297, SLG: 0.473		C B B B S S 3-3 ② K		B X 1-0 ③ G6-3			C B S D X 2-2 ① G4-3		B B S F X 2-2 ② G5-3	4	0	0	0	0	1	1
27 Jeremy Hermida, L (1, 9) OBP: 0.354, SLG: 0.414		B F S S S 1-3 ③ K			B X 1-0 ① P5		B F X 1-1 ② G4-3		C B X 1-1 ③ F7	4	0	0	0	0	1	0
2 Hanley Ramirez, R (1, 6) OBP: 0.340, SLG: 0.436		C F B B X 2-2 FC6-4 2B			X 0-0 ② 1B		B C C D F X 2-2 ③ G4-3			3	0	2	0	0	0	0
Miguel Olivo, R (1, 2) OBP: 0.310, SLG: 0.483		X 0-0 ① FC6-4 2-2			B F X 1-1 ③ G5-3			F C F B S 1-3 K 4 2B 6 SF8		3	1	0	0	0	1	1
36 Aníbal Sánchez, R (1, 1) OBP: 0.077, SLG: 0.077 Joe Borchard, S (6, PH) OBP: 0.321, SLG: 0.383 Matt Herges, L (7, 1) Randy Messenger, R (7, 1) Wes Helms, R (8, PH) OBP: 0.361, SLG: 0.507 (9, 3)		D C M S 1-3 ② K				F B B X 2-1 4 2B 17 SF8 1B		C X 0-1 ① L8		1 1 0 0 1	0 1 0 0 0	0 1 0 0 0	0 0 0 0 0	0 0 0 0 0	1 0 0 0 0	1 0 0 0 1
Inning Stats	R: 0 E: 0 K: 0 S: 8 H: 0 LOB: 0 BB: 0 P: 12	R: 0 E: 0 K: 3 S: 12 H: 0 LOB: 0 BB: 0 P: 19	R: 0 E: 0 K: 1 S: 8 H: 1 LOB: 1 BB: 0 P: 11	R: 0 E: 0 K: 0 S: 6 H: 1 LOB: 1 BB: 0 P: 11	R: 0 E: 0 K: 0 S: 4 H: 1 LOB: 0 BB: 0 P: 6	R: 1 E: 0 K: 1 S: 12 H: 2 LOB: 1 BB: 0 P: 20	R: 0 E: 0 K: 0 S: 9 H: 0 LOB: 0 BB: 0 P: 14	R: 1 E: 0 K: 1 S: 13 H: 1 LOB: 1 BB: 0 P: 19	R: 0 E: 0 K: 0 S: 7 H: 0 LOB: 0 BB: 0 P: 13	1B: 3 2B: 3 3B: 0 HR: 0	SF: 2 SAC: 0 DP: 0 HBP: 0						

AB	31
R	2
H	6
RBI	2
BB	0
SO	6
LOB	11

PITCHER		IP	WLS	BF	H	R	ER	SO	BB	IBB	HBP	BLK	WP	HR	S	P	ERA	WHIP
Derek Lowe, R ERA: 4.15	(1, 1)	7.0	W	25	5	1	1	5	0	0	0	0	0	0	59	93	1.29	0.714
Brett Tomko, R ERA: 4.98	(8, 1)	1.0		5	1	1	1	1	0	0	0	0	1	0	13	19	9.00	1.000
Giovanni Carrara, R ERA: 2.16	(9, 1)	1.0		3	0	0	0	0	0	0	0	0	0	0	7	13	0.00	0.000

PITCHER	IP	WLS	BF	H	R	ER	SO	BB	IBB	HBP	BLK	WP	HR	S	P	ERA	WHIP

Batter	1	2	3	4	5	6	7	8	9	AB	R	H	RBI	BB	SO	LOB
15 Rafael Furcal, S (1, 6) OBP: 0.355, SLG: 0.392	B C X 1-1 G4-3 ①	B B C F X 2-2 1B 1-H 2-H 3-H 3B		C C B X 1-2 G6-3 ①	C B F B B F X 3-2 1B		C S B B X 2-2 F8 ①			4	1	2	3	0	0	0
Ricky Ledee, L (7, PH) OBP: 0.278, SLG: 0.404 (7, 7)										1	0	0	0	0	0	0
Kenny Lofton, L (1, 8) OBP: 0.351, SLG: 0.399	B C B B F F X 3-2 F8 ②	B X 1-0 AB 1B 3-H 1B		B B C X 2-1 E 16 2B E 1B	X 0-0 F7 ③		B B X 2-0 G6-3 ②			5	1	2	1	0	0	1
Giovanni Carrara, R (7, 1)										0	0	0	0	0	0	0
Joe Beimel, L (9, 1)										0	0	0	0	0	0	0
Julio Lugo, R (1, 4) OBP: 0.368, SLG: 0.485	B B F B X 3-1 S 2B 1B	C C 1 SAFE B B F B C 2-3 K ① ② 1-2		C B S X 1-2 E6 16 2B E 1-2		F B X 1-1 16 1B FC1-2 1B	C X 0-1 G5-3 ③			5	2	2	0	0	1	2
J.D. Drew, L (1, 9) OBP: 0.375, SLG: 0.457	B F 1 SAFE B C D X 3-2 1-H 2B	X 0-0 16 1B 1B		C X 0-1 FC3 16 2B 1-2 2-3		B B F B S S S 3-3 K ①		B B F B B 4-1 18 G6-4-3 BB		4	0	2	1	1	1	3
16 Andre Ethier, L (1, 7) OBP: 0.398, SLG: 0.568	B B C B S B 4-2 BB	B S F B B X 3-2 1-3 1B		F B F B X 2-2 1-3 2-H 3-H 2B		B X 1-0 55 1B FC1-2 1B 1-3		C X 0-1 G6-4-3 ① ② 1-2f		3	1	3	2	1	0	0
18 Ramon Martinez, R (7, 6) OBP: 0.361, SLG: 0.370										1	0	0	0	0	0	1
Wilson Betemit, S (1, 5) OBP: 0.340, SLG: 0.507	C C B S 1-3 K ③	S D F X 1-2 F9 ③		B X 1-0 L6 ②		B C F X 1-2 FC1-2 55 1B 7 3B ② 1-2 3-H		X 0-0 G4-3 ③		5	1	0	0	0	1	8
55 Russell Martin, R (1, 2) OBP: 0.366, SLG: 0.461		C B B B X 3-1 58 BB 7 1B 15 3B 1B	C B B X 2-1 F8 ①	B B C S D X 3-2 G5-3 ③		B B C F X 2-2 7 3B 1-2 2-H 1B			X 0-0 G5-3 ①	5	2	2	1	0	0	2
Toby Hall, R (9, 2) OBP: 0.266, SLG: 0.388										0	0	0	0	0	0	0
7 James Loney, L (1, 3) OBP: 0.348, SLG: 0.441		1 SAFE X 0-0 58 BB 15 3B 1-2 1B	C B B B X 3-1 G3 ②		C B B F X 2-2 F7 ①	X 0-0 1-H 2-H 3B			B B B C X 3-1 F7 ②	5	1	2	2	0	0	0
58 Chad Billingsley, R (1, 1) OBP: 0.222, SLG: 0.067		C B B C B 2 SAFE B 4-2 15 3B 1-2 2-3 BB	B S C S 1-3 K ③		X 0-0 F7 ②	B S C D S 2-3 K ③			B X 1-0 P3 ③	3	1	0	0	1	2	1
17 Jason Repko, R (7, 8) OBP: 0.354, SLG: 0.453										1	0	0	0	0	0	0
Inning Stats	R: 1 E: 0 K: 1 S: 16 H: 2 LOB: 2 BB: 1 P: 31	R: 4 E: 0 K: 1 S: 20 H: 6 LOB: 2 BB: 1 P: 36	R: 0 E: 0 K: 1 S: 7 H: 0 LOB: 0 BB: 0 P: 13	R: 2 E: 2 K: 0 S: 17 H: 2 LOB: 2 BB: 0 P: 27	R: 0 E: 0 K: 0 S: 9 H: 1 LOB: 1 BB: 0 P: 14	R: 3 E: 0 K: 2 S: 16 H: 4 LOB: 1 BB: 0 P: 26	R: 0 E: 0 K: 0 S: 6 H: 0 LOB: 0 BB: 0 P: 10	R: 0 E: 0 K: 0 S: 4 H: 0 LOB: 0 BB: 1 P: 8	R: 0 E: 0 K: 0 S: 4 H: 0 LOB: 0 BB: 0 P: 8	1B: 11 2B: 2 3B: 2 HR: 0 SF: 0 SAC: 0 DP: 1 HBP: 0						

TOP

Los Angeles Dodgers @ Florida Marlins

Dolphin Stadium, Miami, FL

Sat Aug 05 2006, 6:05 PM EDT

Att. 17,863 - Partly Cloudy - 89 F

livebaseballscorecards.com

AB	42
R	10
H	15
RBI	10
BB	3
SO	5
LOB	18

WP: 0 PB: 0 SB: 1 CS: 0 PA: 45

PITCHER		IP	WLS	BF	H	R	ER	SO	BB	IBB	HBP	BLK	WP	HR	S	P	ERA	WHIP
55 Josh Johnson, R ERA: 2.85	(1, 1)	3.0	L	18	8	5	5	3	2	0	0	0	0	0	43	80	15.00	3.333
Brian Moehler, R ERA: 6.75	(4, 1)	4.0		21	7	5	3	2	0	0	0	0	0	0	48	77	6.75	1.750
Randy Messenger, R ERA: 4.64	(8, 1)	1.0		3	0	0	0	0	1	0	0	0	0	0	4	8	0.00	1.000
19 Logan Kensing, R ERA: 4.54	(9, 1)	1.0		3	0	0	0	0	0	0	0	0	0	0	4	8	0.00	0.000

PITCHER	IP	WLS	BF	H	R	ER	SO	BB	IBB	HBP	BLK	WP	HR	S	P	ERA	WHIP

BOTTOM

Batter	1	2	3	4	5	6	7	8	9	AB	R	H	RBI	BB	SO	LOB
4 Alfredo Amezaga, S (1, 8) OBP: 0.338, SLG: 0.363	B C X 1-1 G4-3 ①		X 0-0 6 FC5-4 1B	S F B F B C 2-3 K ③			B B F B F S 3-3 K ②		B X 1-0 6 FC5-4 1B	5	0	2	0	0	2	2
6 Dan Uggla, R (1, 4) OBP: 0.347, SLG: 0.491	B C S C 1-3 K ②		C D 1 S X SAFE 1-2 FC5-4 17 1B WP 14 BB 1-2f ②		B S C B X 2-2 F9 ①		F B S X 1-2 3-H 1B		B B X 2-0 FC5-4 1B 1-2f ②	5	1	1	1	0	1	2
17 Mike Jacobs, L (1, 3) OBP: 0.347, SLG: 0.512 Paul Hoover, R (9, 2) OBP: 1.000, SLG: 1.000	B C C C X 1-2 G4-3 ③		C B B X 2-1 14 BB WP 1-2 1B		X 0-0 F7 ②		C F S 0-3 K ③		X 0-0 1-2 1B	4 1	0 0	1 1	0 0	0 0	1 0	1 0
Miguel Cabrera, R (1, 5) OBP: 0.422, SLG: 0.547 Randy Messenger, R (8, 1) 12 Cody Ross, R (8, PH) OBP: 0.301, SLG: 0.477 19 Logan Kensing, R (9, 1) 27 Jeremy Hermida, L (9, PH) OBP: 0.353, SLG: 0.413		S B S B B X 3-2 G5-3 ①	B C F B S 2-3 K 14 BB 1-2 2-3		F F X 0-2 G5-3 ③			B S S F X 1-2 BB 1B	C O X 0-2 F8 ③	3 0 1 0 1	0 0 0 0 0	0 0 1 0 2	0 0 0 0 1	0 0 0 0 0	1 0 0 0 0	2 0 0 0 2
14 Josh Willingham, R (1, 7) OBP: 0.333, SLG: 0.467		B S B B B S 3-3 K ②	B B B C B B 4-2 1-2 2-3 3-H BB			X 0-0 F8 ①		C F B F D S 2-3 K ①		3	0	0	1	1	2	1
2 Hanley Ramirez, R (1, 6) OBP: 0.339, SLG: 0.433		B B C B C F B 4-2 BB BB	B S C S 1-3 K ③			C B B F X 2-2 F9 ②		S B C B F S 3-3 K ②		3	0	0	0	1	2	4
Joe Borchard, S (1, 9) OBP: 0.330, SLG: 0.384		B C F B B B 4-2 1-2 BB		C B C B F B X 3-2 G4-3 G4-3 1B		X 0-0 F7 ③		B S B B B 4-1 1-2 BB		2	0	1	0	2	0	0
Miguel Olivo, R (1, 2) OBP: 0.306, SLG: 0.476 (9, 3)		B S B B S S 3-3 K ③		B S C X 1-2 G4-3 ① 1-2			F B F S 1-3 K ①	B B F X 2-1 P4 ③		4	0	0	0	0	2	5
55 Josh Johnson, L (1, 1) OBP: 0.129, SLG: 0.167 61 Reggie Abercrombie, R (3, PH) OBP: 0.278, SLG: 0.348 Brian Moehler, R (4, 1) OBP: 0.154, SLG: 0.083 Wes Helms, R (7, PH) OBP: 0.363, SLG: 0.522 (8, 5)			S F S 0-3 K ①	D C B X 2-1 G4-3 ② 2-3			X 0-0 6 1B 3B		B B C S X 2-2 G6-3 ①	0 1 1 2	0 0 0 1	0 0 0 1	0 0 0 0	0 1 0 0	0 0 0 0	0 0 1 0
Inning Stats	R: 0 E: 0 K: 1 S: 9 H: 0 LOB: 0 BB: 0 P: 12	R: 0 E: 0 K: 2 S: 14 H: 0 LOB: 2 BB: 2 P: 31	R: 1 E: 0 K: 3 S: 17 H: 2 LOB: 3 BB: 1 P: 27	R: 0 E: 0 K: 1 S: 13 H: 1 LOB: 1 BB: 0 P: 21	R: 0 E: 0 K: 0 S: 7 H: 0 LOB: 0 BB: 0 P: 9	R: 0 E: 0 K: 0 S: 5 H: 0 LOB: 0 BB: 0 P: 7	R: 1 E: 0 K: 3 S: 13 H: 2 LOB: 1 BB: 0 P: 18	R: 0 E: 0 K: 2 S: 15 H: 1 LOB: 2 BB: 1 P: 27	R: 0 E: 0 K: 0 S: 9 H: 2 LOB: 2 BB: 0 P: 14	1B: 7 2B: 0 3B: 1 HR: 0	SF: 0 SAC: 0 DP: 0 HBP: 0						

PITCHER		IP	WLS	BF	H	R	ER	SO	BB	IBB	HBP	BLK	WP	HR	S	P	ERA	WHIP
58 Chad Billingsley, R ERA: 3.67	(1, 1)	6.0	W	25	3	1	1	7	3	0	0	0	1	0	65	107	1.50	1.000
Giovanni Carrara, R ERA: 2.41	(7, 1)	2.0		10	3	1	1	5	1	0	0	0	0	0	28	45	4.50	2.000
Joe Beimel, L ERA: 3.52	(9, 1)	1.0		5	2	0	0	0	0	0	0	0	0	0	9	14	0.00	2.000

PITCHER	IP	WLS	BF	H	R	ER	SO	BB	IBB	HBP	BLK	WP	HR	S	P	ERA	WHIP

Los Angeles Dodgers @ Florida Marlins

Dolphin Stadium, Miami, FL

Sat Aug 05 2006, 6:05 PM EDT

Att. 17,863 - Partly Cloudy - 89 F

livebaseballscorecards.com

AB	36
R	2
H	8
RBI	2
BB	4
SO	12
LOB	20

WP: 1 PA: 40
PB: 0
SB: 0
CS: 0

Batter	1	2	3	4	5	6	7	8	9	AB	R	H	RBI	BB	SO	LOB
15 Rafael Furcal, S (1, 6) OBP: 0.355, SLG: 0.394	C F B X 1-2 E6 G5-3 WP	F S B S 1-3 ③ K			B X 1-0 ② F9		S X 0-1 BB 17 S BB 2-3 1B	C F B B B X 3-2 7 WP 2B		5	2	2	0	0	1	3
17 Jason Repko, R (1, 8) OBP: 0.366, SLG: 0.449	C X 0-1 ① F8		B B B C X 3-1 ① G5-3		B C B X 2-1 1B		B B B B 4-0 BB BB 1B 1-2 BB	B B B B 4-0 7 WP BB		3	1	1	0	2	0	1
Julio Lugo, R (1, 4) OBP: 0.369, SLG: 0.482	1 SAFE F S X 0-2 ② G5-3 1-2		C B B X 2-1 16 G5-3 1B 1B		1 SAFE B 1 SAFE B X 2-0 ③ F9		B C D F F B B 4-2 BB 1B 1-2 2-3 3-H BB	B C C F X 1-2 ② L7		4	1	1	1	1	0	4
Olmedo Saenz, R (1, 3) OBP: 0.353, SLG: 0.571 7 James Loney, L (7, PR) OBP: 0.343, SLG: 0.433 (7, 3)	S B B B B C X 3-2 ③ P5 2-H		C X 0-1 1-2 1B			B B C B C X 3-2 16 G1-3 1B	B B C B B 4-1 1B 2B 1-2 2-3 3-H BB	B B C X 2-1 ③ G3-1 1-2 2-3		3 1	0 1	2 1	1 0	1 0	0 0	0 2
16 Andre Ethier, L (1, 7) OBP: 0.394, SLG: 0.565		C B B F X 2-2 1B 2B	X 0-0 ② ③ G5-3 2-3f			C X 0-1 ① G1-3 1-2	C F F F S 0-3 ② K		F B F C 1-3 ① K	5	0	1	0	0	2	6
Wilson Betemit, S (1, 5) OBP: 0.341, SLG: 0.502		B B C B F F B 4-2 1B BB		B S S B S 2-3 ① K		C F X 0-2 ② G5-3	B B X 2-0 2B 1-3 2-H 3-H 1B		F B F C 1-3 ② K	4	1	1	2	1	2	1
Toby Hall, R (1, 2) OBP: 0.269, SLG: 0.392	S B F F X 1-2 1-2 2-3 1B			B X 1-0 ② F8		S S S 0-3 ③ K	C X 0-1 1-H 3-H 2B		B B B C F X 3-2 ③ G4-3	5	0	2	2	0	1	1
18 Ramon Martinez, R (1, 9) OBP: 0.358, SLG: 0.367 Brett Tomko, R (7, 1) OBP: 0.154, SLG: 0.120 51 Jonathan Broxton, R (8, 1) 44 Takashi Saito, L (9, 1)	B B B C S F S 3-3 ① K			X 0-0 ③ F9			B B F B X 0-2 15 16 PB BB 1B 0-0 F9			4 0 0 0	1 0 0 0	1 0 0 0	0 0 0 0	0 0 0 0	1 0 0 0	5 0 0 0
Mark Hendrickson, L (1, 1) J.D. Drew, L (7, PH) OBP: 0.373, SLG: 0.454 (7, 9)	C F F S 0-3 ② K				F C S 0-3 ① K		B F B X 2-1 ① G6-3 1-2	C C B B B C 3-3 ① K		2 2	0 0	0 0	0 0	0 0	2 1	3 1
Inning Stats	R: 1 H: 0 E: 1 LOB: 0 K: 0 BB: 0 S: 11 P: 15	R: 0 H: 2 E: 0 LOB: 3 K: 3 BB: 1 S: 21 P: 32	R: 0 H: 2 E: 0 LOB: 1 K: 0 BB: 0 S: 7 P: 12	R: 0 H: 0 E: 0 LOB: 0 K: 1 BB: 0 S: 5 P: 8	R: 0 H: 1 E: 0 LOB: 1 K: 1 BB: 0 S: 7 P: 12	R: 0 H: 1 E: 0 LOB: 1 K: 1 BB: 0 S: 11 P: 14	R: 6 H: 4 E: 0 LOB: 2 K: 1 BB: 3 S: 20 P: 39	R: 0 H: 1 E: 0 LOB: 2 K: 1 BB: 1 S: 12 P: 25	R: 0 H: 0 E: 0 LOB: 0 K: 2 BB: 0 S: 9 P: 14	1B: 8 SF: 0 2B: 3 SAC: 0 3B: 0 DP: 1 HR: 0 HBP: 0						WP: 2 PA: 43 PB: 1 SB: 1 CS: 0

TOP

Los Angeles Dodgers @ Florida Marlins

Dolphin Stadium, Miami, FL

Sun Aug 06 2006, 1:05 PM EDT
Att. 14,182 - Partly Cloudy - 90 F

livebaseballscorecards.com

AB	38
R	7
H	11
RBI	6
BB	5
SO	10
LOB	27

PITCHER		IP	WLS	BF	H	R	ER	SO	BB	IBB	HBP	BLK	WP	HR	S	P	ERA	WHIP
Scott Olsen, L ERA: 3.92	(1, 1)	6.1	L	29	8	4	3	6	2	0	0	0	1	0	69	109	4.26	1.579
19 Logan Kensing, R ERA: 4.54	(7, 1)	0.0		0	0	0	0	0	0	0	0	0	0	0	0	0	∞	∞
57 Taylor Tankersley, L ERA: 2.89	(7, 1)	0.1	B	5	2	3	3	1	2	0	0	0	0	0	12	22	81.00	12.000
Matt Herges, R ERA: 4.09	(7, 1)	0.1		1	0	0	0	0	0	0	0	0	0	0	1	1	0.00	0.000
37 Renyel Pinto, L ERA: 3.46	(8, 1)	1.0		5	1	0	0	1	1	0	0	0	1	0	12	25	0.00	2.000

PITCHER		IP	WLS	BF	H	R	ER	SO	BB	IBB	HBP	BLK	WP	HR	S	P	ERA	WHIP
Joe Borowski, R ERA: 3.2	(9, 1)	1.0		3	0	0	0	2	0	0	0	0	0	0	9	14	0.00	0.000

Los Angeles Dodgers @ Florida Marlins

Dolphin Stadium, Miami, FL

Sun Aug 06 2006, 1:05 PM EDT
Att. 14,182 - Partly Cloudy - 90 F

livebaseballscorecards.com

BOTTOM

Batter	1	2	3	4	5	6	7	8	9	AB	R	H	RBI	BB	SO	LOB
2 Hanley Ramirez, R (1, 6) OBP: 0.338, SLG: 0.429	K	P6			6 1B 6 S G4-3 BB		B1-3		K	4	1	0	0	1	2	3
6 Dan Uggla, R (1, 4) OBP: 0.345, SLG: 0.487	G4-3		G6-3		1-3 G4-3 1B		K		P4	5	0	1	0	0	1	1
Miguel Cabrera, R (1, 5) OBP: 0.423, SLG: 0.547	F9		1B		G4-3 1-2 3-H		1B			4	0	2	1	0	0	1
12 Cody Ross, R (1, 7) OBP: 0.300, SLG: 0.471		2B 1B	F8		K		F8			4	1	1	0	0	1	3
Wes Helms, R (1, 3) OBP: 0.366, SLG: 0.525		27 G4-3 1B 2B 1-H	K		HBP			K		3	1	1	1	0	2	1
27 Jeremy Hermida, L (1, 9) OBP: 0.352, SLG: 0.407		G4-3 2-3		61 FC5-4 BB	G1-3			P6		3	0	0	0	1	0	3
Joe Borowski, R (9, 1)										0	0	0	0	0	0	0
Paul Hoover, R (1, 2) OBP: 0.500, SLG: 0.500										3	0	1	1	0	0	1
Miguel Olivo, R (7, 2) OBP: 0.304, SLG: 0.475		61 FC6-4 1B 3-H		P4	P3			G4-3		1	0	0	0	0	0	0
61 Reggie Abercrombie, R (1, 8) OBP: 0.275, SLG: 0.343		FC6-4 1B 1-2f		FC5-4 1-2f	G6-3				2B	3	0	0	0	0	0	2
4 Alfredo Amezaga, S (9, PH) OBP: 0.341, SLG: 0.371										1	0	1	0	0	0	0
Scott Olsen, L (1, 1) OBP: 0.171, SLG: 0.200		1B		K			F8		P6	3	0	1	0	0	1	1
19 Logan Kensing, R (7, 1)										0	0	0	0	0	0	0
57 Taylor Tankersley, L (7, 1)										0	0	0	0	0	0	0
Matt Herges, L (7, 1)										0	0	0	0	0	0	0
37 Renyel Pinto, L (8, 1)										0	0	0	0	0	0	0
Joe Borchard, S (9, 9) OBP: 0.326, SLG: 0.382										1	0	0	0	0	0	1

Inning Stats	1	2	3	4	5	6	7	8	9
R	0	2	0	0	1	0	0	0	0
E	0	0	0	0	0	0	0	0	0
K	1	0	1	1	1	0	1	1	1
S	7	15	8	7	20	5	7	10	13
H	0	4	1	0	1	0	1	0	1
LOB	0	2	1	1	2	0	1	0	1
BB	0	0	0	1	1	0	0	0	0
P	13	24	12	14	30	7	10	16	19

1B	6
2B	2
3B	0
HR	0
SF	0
SAC	0
DP	0
HBP	1

WP	0
PB	0
SB	1
CS	0
PA	38

AB	35
R	3
H	8
RBI	3
BB	2
SO	7
LOB	17

PITCHER		IP	W/L/S	BF	H	R	ER	SO	BB	IBB	HBP	BLK	WP	HR	S	P	ERA	WHIP
Mark Hendrickson, L ERA: 4.13	(1, 1)	6.0	W	27	6	3	3	4	2	0	1	0	0	0	62	100	4.50	1.333
Brett Tomko, R ERA: 4.93	(7, 1)	1.0		4	1	0	0	1	0	0	0	0	0	0	7	10	0.00	1.000
51 Jonathan Broxton, R ERA: 3.04	(8, 1)	1.0		3	0	0	0	1	0	0	0	0	0	0	10	16	0.00	0.000
44 Takashi Saito, R ERA: 2.33	(9, 1)	1.0		4	1	0	0	1	0	0	0	0	0	0	13	19	0.00	1.000

PITCHER	IP	W/L/S	BF	H	R	ER	SO	BB	IBB	HBP	BLK	WP	HR	S	P	ERA	WHIP

Batter	1	2	3	4	5	6	7	8	9	AB	R	H	RBI	BB	SO	LOB
Jamey Carroll, R (1, 4) OBP: 0.386, SLG: 0.415	P4			F9		F7		G4-3		4	0	0	0	0	0	1
18 Cory Sullivan, L (1, 8) OBP: 0.318, SLG: 0.398	K			G1-3		1B			G4-3	4	0	1	0	0	1	0
27 Garrett Atkins, R (1, 5) OBP: 0.383, SLG: 0.525	G6-3			HR		F8			K	4	1	1	1	0	1	1
5 Matt Holliday, R (1, 7) OBP: 0.369, SLG: 0.555		F7		K			G6-3		K	4	0	0	0	0	2	0
17 Todd Helton, L (1, 3) OBP: 0.399, SLG: 0.468		K			K		P4			3	0	0	0	0	2	0
8 Yorvit Torrealba, R (1, 2) OBP: 0.307, SLG: 0.465		G4-3			1B		G6-3			3	0	1	0	0	0	0
11 Brad Hawpe, L (1, 9) OBP: 0.383, SLG: 0.517			G3		P5			HR		3	1	1	1	0	0	1
12 Clint Barmes, R (1, 6) OBP: 0.273, SLG: 0.365			F9		F8			G3		2	0	0	0	0	0	1
60 Manny Corpas, R (5, 1)										0	0	0	0	0	0	0
39 Tom Martin, L (7, 1)										0	0	0	0	0	0	0
Jorge Piedra, L (8, PH) OBP: 0.230, SLG: 0.368										1	0	0	0	0	0	0
61 Ramon E Ramirez, R (8, 1) OBP: 0.667, SLG: 0.667										0	0	0	0	0	0	0
Jeremy Affeldt, L (8, 1)										0	0	0	0	0	0	0
37 Josh Fogg, R (1, 1) OBP: 0.158, SLG: 0.059			G3			18 1B S 1B		G4-3		1	0	0	0	0	0	0
Jason Smith, L (5, 6) OBP: 0.340, SLG: 0.430										2	0	1	0	0	0	0
Inning Stats	R: 0 E: 0 K: 1 S: 14 H: 0 LOB: 0 BB: 0 P: 19	R: 0 E: 0 K: 1 S: 11 H: 0 LOB: 0 BB: 0 P: 19	R: 0 E: 0 K: 0 S: 6 H: 0 LOB: 0 BB: 0 P: 7	R: 1 E: 0 K: 1 S: 6 H: 1 LOB: 0 BB: 0 P: 9	R: 0 E: 0 K: 1 S: 11 H: 1 LOB: 1 BB: 0 P: 17	R: 0 E: 0 K: 0 S: 11 H: 2 LOB: 1 BB: 0 P: 17	R: 0 E: 0 K: 0 S: 5 H: 0 LOB: 0 BB: 0 P: 6	R: 1 E: 0 K: 0 S: 9 H: 1 LOB: 0 BB: 0 P: 12	R: 0 E: 0 K: 2 S: 9 H: 0 LOB: 0 BB: 0 P: 11	1B: 3 2B: 0 3B: 0 HR: 2 SF: 0 SAC: 0 DP: 0 HBP: 0						

PITCHER		IP	WLS	BF	H	R	ER	SO	BB	IBB	HBP	BLK	WP	HR	S	P	ERA	WHIP
31 Brad Penny, R ERA: 3.43	(1, 1)	8.0	W	28	5	2	2	4	0	0	0	0	0	2	73	106	2.25	0.625
51 Jonathan Broxton, R ERA: 2.98	(9, 1)	1.0		3	0	0	0	2	0	0	0	0	0	0	9	11	0.00	0.000

PITCHER	IP	WLS	BF	H	R	ER	SO	BB	IBB	HBP	BLK	WP	HR	S	P	ERA	WHIP

TOP

Colorado Rockies @ Los Angeles Dodgers

Dodger Stadium, Los Angeles, CA

Mon Aug 07 2006, 7:10 PM PDT

Att. 44,593 - Clear - 76 F

livebaseballscorecards.com

AB	31
R	2
H	5
RBI	2
BB	0
SO	6
LOB	4

Colorado Rockies @ Los Angeles Dodgers

Dodger Stadium, Los Angeles, CA

Mon Aug 07 2006, 7:10 PM PDT

Att. 44,593 - Clear - 76 F

livebaseballscorecards.com

BOTTOM

Batter	1	2	3	4	5	6	7	8	9	AB	R	H	RBI	BB	SO	LOB
15 Rafael Furcal, S (1, 6) OBP: 0.352, SLG: 0.390	P4	K		F9		G5-3		F7		5	0	0	0	0	1	3
Kenny Lofton, L (1, 8) OBP: 0.355, SLG: 0.408 17 Jason Repko, R (9, 8) OBP: 0.366, SLG: 0.449	12 2B 3B	F7		CS 1B		S 1B		1 SAFE 1 SAFE 1 SAFE E1 S 2B		5 2 3 0 0 0 2 0 0 0 0 0 0 0						
J.D. Drew, L (1, 9) OBP: 0.376, SLG: 0.456	K	12 HR BB	CS	12 1B 1B G5-3 HBP		K	1 SAFE			3 2 1 2 1 2 2						
12 Jeff Kent, R (1, 3) OBP: 0.370, SLG: 0.465 51 Jonathan Broxton, R (9, 1) OBP: 0.370, SLG: 0.465	2B	HR	G5-3	F7		G6-3				5 1 2 3 0 0 3 0 0 0 0 0 0 0						
16 Andre Ethier, L (1, 7) OBP: 0.399, SLG: 0.564	BB	G4-3	1B 1B BB			G5-4-3 1B				2 0 1 0 2 0 0						
Wilson Betemit, S (1, 5) OBP: 0.340, SLG: 0.498	L6	K	1B			G5-4-3				4 0 1 0 0 1 3						
Julio Lugo, R (1, 4) OBP: 0.368, SLG: 0.479		F8	G3			G4-3				4 0 1 1 0 0 0						
55 Russell Martin, R (1, 2) OBP: 0.371, SLG: 0.462		31 2B 1B		1B 31 G6-3 BB		P4		S E 2B BB		2 2 1 0 2 0 3						
31 Brad Penny, R (1, 1) OBP: 0.229, SLG: 0.292 Ricky Ledee, L (8, PH) OBP: 0.273, SLG: 0.396 7 James Loney, L (9, 3) OBP: 0.343, SLG: 0.433		1-H 2B		1 SAFE G6-3		L8		K		3 0 1 1 0 0 4 1 0 0 0 0 1 1 0 0 0 0 0 0 0						
Inning Stats	R: 1 E: 0 K: 1 S: 10 H: 2 LOB: 2 BB: 1 P: 25	R: 1 E: 0 K: 1 S: 13 H: 2 LOB: 1 BB: 0 P: 16	R: 2 E: 0 K: 1 S: 14 H: 1 LOB: 0 BB: 1 P: 20	R: 0 E: 0 K: 0 S: 9 H: 1 LOB: 1 BB: 1 P: 19	R: 1 E: 0 K: 0 S: 17 H: 2 LOB: 3 BB: 1 P: 33	R: 0 E: 0 K: 1 S: 11 H: 1 LOB: 1 BB: 0 P: 18	R: 0 E: 0 K: 0 S: 6 H: 1 LOB: 0 BB: 0 P: 8	R: 2 E: 1 K: 1 S: 15 H: 1 LOB: 1 BB: 1 P: 25		1B: 6 2B: 3 3B: 1 HR: 1 SF: 0 SAC: 0 DP: 1 HBP: 1						

	AB	34
	R	7
	H	11
	RBI	7
	BB	5
	SO	5
	LOB	21

WP: 0 PB: 0 SB: 3 CS: 1 PA: 41

PITCHER		IP	WLS	BF	H	R	ER	SO	BB	IBB	HBP	BLK	WP	HR	S	P	ERA	WHIP
37 Josh Fogg, R ERA: 4.59	(1, 1)	4.1	L	25	8	5	5	3	4	0	1	0	0	1	59	105	10.38	2.769
60 Manny Corpas, R ERA: 1.0	(5, 1)	1.2		6	1	0	0	1	0	0	0	0	0	0	15	26	0.00	0.600
39 Tom Martin, L ERA: 4.73	(7, 1)	1.0		3	1	0	0	0	0	0	0	0	0	0	6	8	0.00	1.000
61 Ramon E Ramirez, R ERA: 2.8	(8, 1)	0.2		4	0	2	0	1	1	0	0	0	0	0	9	15	0.00	1.500
Jeremy Affeldt, L ERA: 5.77	(8, 1)	0.1		2	1	0	0	0	0	0	0	0	0	0	6	10	0.00	3.000

PITCHER		IP	WLS	BF	H	R	ER	SO	BB	IBB	HBP	BLK	WP	HR	S	P	ERA	WHIP

Batter	1	2	3	4	5	6	7	8	9	AB	R	H	RBI	BB	SO	LOB
Jamey Carroll, R (1, 4) OBP: 0.384, SLG: 0.413	C S X 0-2 27 G6-3 17 1B 1B		C F X 0-2 ① G6-3		B B C X 2-1 ③ F9		C B B T S 2-3 ③ K 1-2			4	0	1	0	0	1	1
17 Todd Helton, L (1, 3) OBP: 0.398, SLG: 0.466	X 0-0 27 G6-3 1-2 1B		C X 0-1 ② F8			C F B X 1-2 ① G5-3		C F S 0-3 ① K		4	0	1	0	0	1	0
27 Garrett Atkins, R (1, 5) OBP: 0.381, SLG: 0.521	C B B F X 2-2 ① ② G6-3 1-2f 2-3		C F X 0-2 ③ G6-3			X 0-0 ② G5-3		C B F B B B 4-2 5 FC6-4 BB		3	0	0	0	1	0	2
5 Matt Holliday, R (1, 7) OBP: 0.370, SLG: 0.559	B F B B F S 3-3 ③ K2-3			B B X 2-0 11 G4-3 11 S 8 1B 1B		F B X 1-1 3B		X 0-0 ② FC6-4 11 2B 1-2f		4	1	2	0	0	1	2
11 Brad Hawpe, L (1, 9) OBP: 0.387, SLG: 0.524		F B B F X 2-2 8 1B 2B		B B F F X 2-2 ① G4-3 1-3		B B D I 4-0 IBB		S B X 1-1 1-3 2B		3	1	2	0	1	0	1
8 Yorvit Torrealba, R (1, 2) OBP: 0.312, SLG: 0.466		C X 0-1 2-H 1B		C F B X 1-2 12 FC4-6 3-H 1B		B X 1-0 ③ G1-3		B C F F B F S 2-3 ③ K		4	0	2	2	0	1	4
12 Clint Barmes, R (1, 6) OBP: 0.270, SLG: 0.361		B X 1-0 ① L1		B C X 1-1 ② FC4-6 18 CS 1-2f			X 0-0 ① G3		B C F X 1-2 ① G4-3	4	0	0	0	0	0	2
18 Cory Sullivan, L (1, 8) OBP: 0.317, SLG: 0.394		B B C S F B S 3-3 ② K		F 1 SAFE P 1-1 ③ CS 1-2	X 0-0 ① B1-3		C F B B B B 4-2 S BB		C S B B B C 3-3 ② K	3	0	0	0	1	2	1
49 Byung-Hyun Kim, R (1, 1) OBP: 0.139, SLG: 0.139 61 Ramon E Ramirez, R (7, 1) OBP: 0.667, SLG: 0.667 Ray King, L (7, 1) Jose Mesa, R (8, 1) Jorge Piedra, L (9, PH) OBP: 0.226, SLG: 0.362		C C X 0-2 ③ G6-3			C C X 0-2 ② G3		P L B M L 2-3 ② K		C B F B F F F F F C 2-3 ③ K	3 0 0 0 1	0 0 0 0 0	0 0 0 0 0	0 0 0 0 0	0 0 0 0 1	1 0 0 0 0	2 0 0 0 0
Inning Stats	R: 0 H: 2 E: 0 LOB: 1 K: 1 BB: 0 S: 10 P: 15	R: 1 H: 2 E: 0 LOB: 1 K: 1 BB: 0 S: 13 P: 19	R: 0 H: 0 E: 0 LOB: 0 K: 0 BB: 0 S: 8 P: 8	R: 1 H: 2 E: 0 LOB: 0 K: 0 BB: 0 S: 11 P: 17	R: 0 H: 0 E: 0 LOB: 0 K: 0 BB: 0 S: 6 P: 8	R: 0 H: 1 E: 0 LOB: 2 K: 0 BB: 1 S: 7 P: 14	R: 0 H: 0 E: 0 LOB: 1 K: 2 BB: 1 S: 10 P: 17	R: 0 H: 1 E: 0 LOB: 2 K: 2 BB: 1 S: 13 P: 20	R: 0 H: 0 E: 0 LOB: 0 K: 2 BB: 0 S: 13 P: 19	1B: 5 2B: 2 3B: 1 HR: 0	SF: 0 SAC: 0 DP: 1 HBP: 0			WP: 0 PB: 0 SB: 2 CS: 1	PA: 37		

PITCHER		IP	WLS	BF	H	R	ER	SO	BB	IBB	HBP	BLK	WP	HR	S	P	ERA	WHIP
Greg Maddux, R ERA: 4.43	(1, 1)	6.0		24	7	2	2	2	0	1	0	0	0	0	55	81	3.00	1.167
Brett Tomko, R ERA: 4.87	(7, 1)	1.0	W	4	0	0	0	2	1	0	0	0	0	0	10	17	0.00	1.000
51 Jonathan Broxton, R ERA: 2.92	(8, 1)	1.0	H	5	1	0	0	2	1	0	0	0	0	0	13	20	0.00	2.000
44 Takashi Saito, R ERA: 2.29	(9, 1)	1.0	S	3	0	0	0	2	0	0	0	0	0	0	13	19	0.00	0.000

PITCHER	IP	WLS	BF	H	R	ER	SO	BB	IBB	HBP	BLK	WP	HR	S	P	ERA	WHIP

TOP

Colorado Rockies @ Los Angeles Dodgers

Dodger Stadium, Los Angeles, CA

Tue Aug 08 2006, 7:10 PM PDT
Att. 50,210 - Clear - 78 F

livebaseballscorecards.com

AB	33
R	2
H	8
RBI	2
BB	3
SO	8
LOB	15

Colorado Rockies @ Los Angeles Dodgers

Dodger Stadium, Los Angeles, CA

Tue Aug 08 2006, 7:10 PM PDT

Att. 50,210 - Clear - 78 F

livebaseballscorecards.com

BOTTOM

Batter	1	2	3	4	5	6	7	8	9	AB	R	H	RBI	BB	SO	LOB
15 Rafael Furcal, S (1, 6) OBP: 0.351, SLG: 0.395	B B X 2-0 HR	B C F B C 2-3 K ③			B B T B F F C 3-3 K ② 1-2		B B B C S S 3-3 K ② ③ 1-2			4	1	1	1	0	3	5
Kenny Lofton, L (1, 8) OBP: 0.355, SLG: 0.406 51 Jonathan Broxton, R (8, 1) Julio Lugo, R (8, PH) (9, 4) OBP: 0.369, SLG: 0.479	B B X 2-0 P6 ①		F B B B C B 4-2 L7-3 BB		T B X 1-1 FC5-4-6 ③ 2-3			C B B B B 4-1 12 WP G2-3 16 1B BB		2 0 0	0 0 1	0 0 0	0 0 0	1 0 1	0 0 0	1 0 0
J.D. Drew, L (1, 9) OBP: 0.375, SLG: 0.454	B B B C X 3-1 F7 ②		C X 0-1 L7-3 ① ② 1-1			C B F B X 2-2 12 G6-4-3 1B		B 1 SAFE 1 SAFE X 1-0 G2-3 ① 1-2		4	0	1	0	0	0	2
12 Jeff Kent, R (1, 4) OBP: 0.368, SLG: 0.459 44 Takashi Saito, L (9, 1)	C B X 1-1 G5-3 ③		B C F B X 2-2 F9 ③			C X 0-1 G6-4-3 ① ② 1-2f		B I I I 4-0 CS 16 1B IBB 2-3		3 0	0 0	0 0	0 0	1 0	0 0	1 0
16 Andre Ethier, L (1, 7) OBP: 0.397, SLG: 0.559		B B C X 2-1 L4 ①		B F S F X 1-2 G4-3 ①		X 0-0 G4-3 ③		B B X 2-0 1-2 1B 3-H		4	0	1	1	0	0	0
Wilson Betemit, S (1, 5) OBP: 0.346, SLG: 0.515		C B B S X 2-2 7 S 1B 1B		F B B X 2-1 55 G1-6-3 1B			B X 1-0 HR	C B B F B S 3-3 K ② ③ 2-3		4	1	3	1	0	1	2
55 Russell Martin, R (1, 2) OBP: 0.371, SLG: 0.460		1 SAFE B C 1 SAFE B X 2-1 L9 ②		C B 1 SAFE B F X 2-2 G1-6-3 ② ③ 1-2f			B X 1-0 7 S 1B 1B			3	1	1	0	0	0	2
7 James Loney, L (1, 3) OBP: 0.357, SLG: 0.435		B B I I 4-0 1B 1-2 IBB			X 0-0 FC5-4-6 15 S 1B		1 SAFE B 1 SAFE L S X 2-1 L6 ① 1-2			2	0	1	0	1	0	1
Greg Maddux, R (1, 1) OBP: 0.143, SLG: 0.128 Brett Tomko, R (7, 1) OBP: 0.154, SLG: 0.120 Olmedo Saenz, R (7, PH) OBP: 0.356, SLG: 0.573 17 Jason Repko, R (7, PR) OBP: 0.366, SLG: 0.449 (8, 8)		B C C X 1-2 1-2 2-3 1B			L S X 0-2 B3 ①		C D S T F B X 2-2 15 CS 2-H 1B			2 0 1 0	0 0 0 0	1 0 1 0	0 0 1 0	0 0 0 0	0 0 0 0	1 0 0 0
Inning Stats	R: 1 H: 1 E: 0 LOB: 0 K: 0 BB: 0 S: 6 P: 14	R: 0 H: 2 E: 0 LOB: 3 K: 1 BB: 1 S: 13 P: 26	R: 0 H: 0 E: 0 LOB: 0 K: 0 BB: 1 S: 7 P: 13	R: 0 H: 1 E: 0 LOB: 0 K: 0 BB: 0 S: 9 P: 14	R: 0 H: 1 E: 0 LOB: 1 K: 1 BB: 0 S: 10 P: 14	R: 0 H: 1 E: 0 LOB: 0 K: 0 BB: 0 S: 6 P: 8	R: 2 H: 3 E: 0 LOB: 1 K: 1 BB: 0 S: 13 P: 21	R: 1 H: 1 E: 0 LOB: 2 K: 1 BB: 2 S: 6 P: 20		1B: 8 2B: 3 3B: 0 HR: 2	SF: 0 SAC: 0 DP: 5 HBP: 0			WP: 1 PB: 0 SB: 3 CS: 2	PA: 33	

	AB	29
	R	4
	H	10
	RBI	4
	BB	4
	SO	4
	LOB	15

PITCHER		IP	WLS	BF	H	R	ER	SO	BB	IBB	HBP	BLK	WP	HR	S	P	ERA	WHIP
49 Byung-Hyun Kim, R ERA: 4.57	(1, 1)	6.0	L	25	8	3	3	2	1	1	0	0	0	2	53	93	4.50	1.500
61 Ramon E Ramirez, R ERA: 2.78	(7, 1)	0.1		2	1	0	0	0	0	0	0	0	0	0	8	11	0.00	3.000
Ray King, L ERA: 4.2	(7, 1)	0.2		1	0	0	0	1	0	0	0	0	0	0	3	6	0.00	0.000
Jose Mesa, R ERA: 3.44	(8, 1)	1.0		5	1	1	1	1	1	1	0	0	1	0	6	20	9.00	2.000

PITCHER	IP	WLS	BF	H	R	ER	SO	BB	IBB	HBP	BLK	WP	HR	S	P	ERA	WHIP

Batter	1	2	3	4	5	6	7	8	9	AB	R	H	RBI	BB	SO	LOB
Jason Smith, L (1, 4) (9, 3) OBP: 0.327, SLG: 0.411	C C X 0-2 ① G1-3		S B X 1-1 ③ F7			S B S C 1-3 ② K			C S B S 1-3 ① K	4	0	0	0	0	2	1
17 Todd Helton, L (1, 3) OBP: 0.396, SLG: 0.466 Jamey Carroll, R (9, PR) OBP: 0.384, SLG: 0.413 (9, 4)	F F S 0-3 ② K			C B B F B F F X 3-2 ① F7		X 0-0 ③ F8			X 0-0 27 FC6-5 2B	4 0	0 0	1 0	0 0	0 0	1 0	0 0
27 Garrett Atkins, R (1, 5) OBP: 0.378, SLG: 0.516	C F B C 1-3 ③ K			B X 1-0 ② G6-3			B B X 2-0 ① G5-3		B X 1-0 ② FC6-5 5 11 1B 1B 2-3	4	1	0	0	0	1	1
5 Matt Holliday, R (1, 7) OBP: 0.369, SLG: 0.556		B F B F B F X 3-2 ① L6		B S S B S 2-3 ③ K			B F X 1-1 ② F8		C B F X 1-2 11 1B 8 S 1B	4	1	1	0	0	1	0
11 Brad Hawpe, L (1, 9) OBP: 0.390, SLG: 0.534		X 0-0 ② F7			X 0-0 HR		S B B B S X 2-2 1B		B B B C X 1-3 2-H 8 E 8 S 1B	4	1	3	2	0	0	0
8 Yorvit Torrealba, R (1, 2) OBP: 0.304, SLG: 0.453		B C X 1-1 ③ G6-3			C B S B F X 2-2 ① G6-3		1 SAFE B B S B F F S 3-3 ③ K		C B F B X 2-2 ③ 1-3 3-H F7	4	0	0	0	0	1	3
12 Clint Barmes, R (1, 6) OBP: 0.273, SLG: 0.364			C X 0-1 26 SH2-4 1B		C B X 1-1 18 G1-6-3 1B			B B C F X 2-2 ① G6-3		3	0	2	0	0	0	0
18 Cory Sullivan, L (1, 8) OBP: 0.314, SLG: 0.390			B X 1-0 ① L9		1 SAFE X 0-0 ② ③ G1-6-3 1-2f			B X 1-0 ② L6		3	0	0	0	0	0	2
26 Jeff Francis, L (1, 1) OBP: 0.204, SLG: 0.087 60 Manny Corpas, R (8, 1) Jeremy Affeldt, L (8, 1) 40 Brian Fuentes, L (9, 1)			L X 0-1 ② SH2-4 1-2			B C B X 2-1 ① G6-3		C B S B B X 3-2 ③ G1-3		2 0 0 0	0 0 0 0	0 0 0 0	0 0 0 0	0 0 0 0	0 0 0 0	0 0 0 0
Inning Stats	R: 0 H: 0 E: 0 LOB: 0 K: 2 BB: 0 S: 9 P: 10	R: 0 H: 0 E: 0 LOB: 0 K: 0 BB: 0 S: 7 P: 11	R: 0 H: 1 E: 0 LOB: 1 K: 0 BB: 0 S: 7 P: 9	R: 0 H: 0 E: 0 LOB: 0 K: 1 BB: 0 S: 9 P: 15	R: 1 H: 2 E: 0 LOB: 0 K: 0 BB: 0 S: 8 P: 11	R: 0 H: 0 E: 0 LOB: 0 K: 1 BB: 0 S: 6 P: 9	R: 0 H: 1 E: 0 LOB: 1 K: 1 BB: 0 S: 10 P: 18	R: 0 H: 0 E: 0 LOB: 0 K: 0 BB: 0 S: 7 P: 13	R: 2 H: 3 E: 0 LOB: 2 K: 1 BB: 0 S: 13 P: 21	1B: 5 SF: 0 2B: 1 SAC: 1 3B: 0 DP: 1 HR: 1 HBP: 0						WP: 0 PA: 33 PB: 0 SB: 2 CS: 0

PITCHER		IP	WLS	BF	H	R	ER	SO	BB	IBB	HBP	BLK	WP	HR	S	P	ERA	WHIP
Derek Lowe, R ERA: 4.09	(1, 1)	8.2	L	31	6	3	3	6	0	0	0	0	0	1	71	107	3.12	0.692
44 Takashi Saito, R ERA: 2.28	(9, 1)	0.1		2	1	0	0	0	0	0	0	0	0	0	5	10	0.00	3.000

PITCHER	IP	WLS	BF	H	R	ER	SO	BB	IBB	HBP	BLK	WP	HR	S	P	ERA	WHIP

TOP

Colorado Rockies @ Los Angeles Dodgers

Dodger Stadium, Los Angeles, CA

Wed Aug 09 2006, 7:10 PM PDT

Att. 46,643 - Clear - 85 F

livebaseballscorecards.com

AB	32
R	3
H	7
RBI	2
BB	0
SO	6
LOB	7

Batter	1	2	3	4	5	6	7	8	9	AB	R	H	RBI	BB	SO	LOB
15 Rafael Furcal, S (1, 6) OBP: 0.352, SLG: 0.398	G1-3			FC1-6 1B	FC6-4			SH1-4 2B		4	0	2	0	0	0	2
Julio Lugo, R (1, 5) (9, 4) OBP: 0.369, SLG: 0.478	5 CS 1B			FC1-6 5 1B 7 CS		K		SH1-4		3	0	1	0	0	1	1
5 Nomar Garciaparra, R (1, 3) OBP: 0.402, SLG: 0.535 Kenny Lofton, L (8, PR) (9, 8) OBP: 0.355, SLG: 0.406	P5			7 CS		7 G4-6-3 BB		S IBB		2 0	0 0	1 0	0 0	2 0	0 0	1 0
J.D. Drew, L (1, 9) OBP: 0.374, SLG: 0.452 7 James Loney, L (4, PH) (5, 9) OBP: 0.347, SLG: 0.422 Olmedo Saenz, R (8, PH) (9, 3) OBP: 0.360, SLG: 0.573 44 Takashi Saito, L (9, 1)		F8		G3		G4-6-3		HBP		1 2 0 0	0 0 0 0	0 0 0 0	0 0 0 0	0 0 0 0	0 0 0 0	0 3 0 0
12 Jeff Kent, R (1, 4) (9, 3) OBP: 0.366, SLG: 0.456		F7			G5-3		55 G3 1B	F4		4	0	1	0	0	0	3
16 Andre Ethier, L (1, 7) OBP: 0.395, SLG: 0.562		L3			SF8 3B		P4	G4-3		4	1	1	0	0	0	4
55 Russell Martin, R (1, 2) OBP: 0.369, SLG: 0.455			K		17 HBP SF8 IBB		G3		L7	3	0	0	0	1	1	1
17 Jason Repko, R (1, 8) (9, 9) OBP: 0.371, SLG: 0.440			F8		15 FC6-4 HBP		FC6-4 IBB		L6	2	0	0	0	1	0	0
Derek Lowe, R (1, 1) OBP: 0.120, SLG: 0.087 Wilson Betemit, S (9, 5) OBP: 0.345, SLG: 0.513			F7		SF8		FC6-4		G3	2 1	0 0	0 0	1 0	0 0	0 0	2 0
Inning Stats	R: 0 E: 0 K: 0 S: 10 H: 1 LOB: 0 BB: 0 P: 16	R: 0 E: 0 K: 0 S: 10 H: 0 LOB: 0 BB: 0 P: 16	R: 0 E: 0 K: 1 S: 10 H: 0 LOB: 0 BB: 0 P: 14	R: 0 E: 0 K: 0 S: 9 H: 2 LOB: 1 BB: 0 P: 15	R: 1 E: 0 K: 0 S: 7 H: 1 LOB: 2 BB: 1 P: 15	R: 0 E: 0 K: 1 S: 11 H: 0 LOB: 0 BB: 1 P: 17	R: 0 E: 0 K: 0 S: 4 H: 1 LOB: 2 BB: 1 P: 12	R: 0 E: 0 K: 0 S: 8 H: 1 LOB: 3 BB: 1 P: 18	R: 0 E: 0 K: 0 S: 8 H: 0 LOB: 0 BB: 0 P: 13	1B: 4 2B: 1 3B: 1 HR: 0	SF: 1 SAC: 1 DP: 1 HBP: 2			WP: 0 PB: 0 SB: 1 CS: 3	PA: 36		

PITCHER		IP	WLS	BF	H	R	ER	SO	BB	IBB	HBP	BLK	WP	HR	S	P	ERA	WHIP
26 Jeff Francis, L ERA: 3.44	(1, 1)	7.1		30	6	1	1	2	1	3	1	0	0	0	63	112	1.23	0.955
60 Manny Corpas, R ERA: 0.96	(8, 1)	0.1		2	0	0	0	0	0	0	1	0	0	0	5	8	0.00	0.000
Jeremy Affeldt, L ERA: 5.74	(8, 1)	0.1	W	1	0	0	0	0	0	0	0	0	0	0	1	3	0.00	0.000
40 Brian Fuentes, L ERA: 3.5	(9, 1)	1.0	S	3	0	0	0	0	0	0	0	0	0	0	8	13	0.00	0.000

PITCHER	IP	WLS	BF	H	R	ER	SO	BB	IBB	HBP	BLK	WP	HR	S	P	ERA	WHIP

BOTTOM

Colorado Rockies @ Los Angeles Dodgers

Dodger Stadium, Los Angeles, CA

Wed Aug 09 2006, 7:10 PM PDT

Att. 46,643 - Clear - 85 F

livebaseballscorecards.com

AB	28
R	1
H	6
RBI	1
BB	4
SO	2
LOB	17

Batter	1	2	3	4	5	6	7	8	9	AB	R	H	RBI	BB	SO	LOB
Jamey Carroll, R (1, 4) OBP: 0.379, SLG: 0.407	B C X 1-1 ① F8		B L B F B X 3-2 ① P6	F B F X 1-2 ③ F9			C B X 1-1 ① G6-3	B B F C S 2-3 ③ K		5	0	0	0	0	1	3
17 Todd Helton, L (1, 3) OBP: 0.399, SLG: 0.471	B F F B X 2-2 ② G4-3		C B C B B F B 4-2 5 BB 27 BB BB		B B F B B 4-1 5 G6-4-3 BB		B F C F B F B F S 3-3 K 5 FC6-4 27 1B		B X 1-0 E4 3B	3	1	1	0	2	1	0
27 Garrett Atkins, R (1, 5) OBP: 0.378, SLG: 0.513	C F B B B F S 2-3 ③ K		C B F F D B B 4-2 5 BB 1-2 BB		C B F C 1-3 ① K		X 0-0 5 FC6-4 1-2 1B		S X 0-1 ① F8	4	0	1	0	1	2	1
5 Matt Holliday, R (1, 7) OBP: 0.369, SLG: 0.560		B X 1-0 HR	D B B B C B 4-1 11 G3-6-1 1-2 2-3 BB		S X 0-1 ② ③ G6-4-3 1-2f		F C B F B X 2-2 FC6-4 11 BB 1-2f 2-3		S T B S 1-3 ② K	4	1	1	1	1	1	3
11 Brad Hawpe, L (1, 9) OBP: 0.390, SLG: 0.531		X 0-0 12 1B 1B	B S B B S X 2-2 ② ③ G3-6-1 1-2f			C F S 1-3 ① K	B B B B C B 4-1 8 FC5-4 1-2 BB		B C I T B B C 3-3 ③ K	4	0	1	0	1	2	3
8 Yorvit Torrealba, R (1, 2) OBP: 0.309, SLG: 0.451		D B X 2-0 ① F9		F F B B B B 4-2 SH1-4 12 BB BB		C C X 0-2 12 S 18 2B 1B	X 0-0 ③ FC5-4 1-2f			3	1	1	0	1	0	4
12 Clint Barmes, R (1, 6) OBP: 0.275, SLG: 0.363		F B X 1-1 1-3 1B		B C B B B 4-1 SH1-4 1-2 BB		C B F B B S 2-3 ② K 1-2		B F B B F X 2-2 ① G6-3		3	0	1	0	1	1	1
18 Cory Sullivan, L (1, 8) OBP: 0.316, SLG: 0.398		B S B F S 2-3 ② K		B C B L X 2-2 ① F7		F X 0-1 2-H 2B		B B C B F F F X 3-2 2B		4	0	2	1	0	1	4
Jason Jennings, L (1, 1) OBP: 0.180, SLG: 0.167 Jorge Piedra, L (8, PH) OBP: 0.222, SLG: 0.356 60 Manny Corpas, R (8, 1) Ray King, L (8, 1) Jose Mesa, R (8, 1)		B B B C X 3-1 ③ F9		X 0-0 ② SH1-4 1-2 2-3		B F X 1-1 ③ G4-3		S D C T 1-2 ② K		2 1 0 0 0	0 0 0 0 0	0 0 0 0 0	0 0 0 0 0	0 1 0 0 0	0 1 0 0 0	3 1 0 0 0
Inning Stats	R: 0 E: 0 K: 1 S: 9 H: 0 LOB: 0 BB: 0 P: 14	R: 1 E: 0 K: 1 S: 10 H: 3 LOB: 2 BB: 0 P: 19	R: 0 E: 0 K: 0 S: 14 H: 0 LOB: 2 BB: 3 P: 31	R: 0 E: 0 K: 0 S: 10 H: 0 LOB: 2 BB: 2 P: 21	R: 0 E: 0 K: 1 S: 6 H: 0 LOB: 0 BB: 1 P: 11	R: 1 E: 0 K: 2 S: 13 H: 2 LOB: 1 BB: 0 P: 17	R: 0 E: 0 K: 1 S: 15 H: 1 LOB: 3 BB: 1 P: 25	R: 0 E: 0 K: 2 S: 15 H: 1 LOB: 1 BB: 0 P: 23	R: 1 E: 1 K: 2 S: 9 H: 1 LOB: 0 BB: 0 P: 14	1B: 4 2B: 2 3B: 1 HR: 1	SF: 0 SAC: 1 DP: 2 HBP: 0					

PITCHER		IP	WLS	BF	H	R	ER	SO	BB	IBB	HBP	BLK	WP	HR	S	P	ERA	WHIP
58 Chad Billingsley, R ERA: 3.52	(1, 1)	5.0		22	3	1	1	3	6	0	0	0	0	1	49	96	1.80	1.800
Aaron Sele, R ERA: 3.98	(6, 1)	1.2	B	9	3	1	1	3	0	0	0	0	1	0	26	36	5.40	1.800
Joe Beimel, L ERA: 3.5	(7, 1)	0.1		2	0	0	0	0	1	0	0	0	0	0	2	6	0.00	3.000
Brett Tomko, R ERA: 4.82	(8, 1)	1.0		4	1	0	0	2	0	0	0	0	0	0	15	23	0.00	1.000
44 Takashi Saito, R ERA: 2.4	(9, 1)	1.0	W	4	1	1	1	2	0	0	0	0	0	0	9	14	9.00	1.000

PITCHER	IP	WLS	BF	H	R	ER	SO	BB	IBB	HBP	BLK	WP	HR	S	P	ERA	WHIP

TOP

Colorado Rockies @ Los Angeles Dodgers

Dodger Stadium, Los Angeles, CA

Thu Aug 10 2006, 7:10 PM PDT

Att. 48,699 - Clear - 81 F

livebaseballscorecards.com

AB	33
R	3
H	8
RBI	2
BB	7
SO	10
LOB	23

Batter	1	2	3	4	5	6	7	8	9	AB	R	H	RBI	BB	SO	LOB
15 Rafael Furcal, S (1, 6) OBP: 0.356, SLG: 0.404	X 0-0 G4-3 3B		B S B F F B S 3-3 ② K		B B C F B B 4-2 1B 5 SF8 BB		C B B B B 4-1 S BB		B X 1-0 1B 1-2 1B	3	2	2	0	2	1	0
Kenny Lofton, L (1, 8) OBP: 0.361, SLG: 0.410	C B X 1-1 ① G4-3 3-H		B X 1-0 5 1B 1B		1 SAFE P B X 2-0 1-3 1B		B B B C B 4-1 1-2 BB		B B X 2-0 1-3 2-H 1B	4	0	3	2	1	0	0
5 Nomar Garciaparra, R (1, 3) OBP: 0.403, SLG: 0.536	B F F X 1-2 1B		B X 1-0 1-2 1B		X 0-0 ② SF8 3-H		S S X 0-2 ③ F8			3	0	2	1	0	0	2
12 Jeff Kent, R (1, 4) OBP: 0.361, SLG: 0.448	B C F B D X 3-2 ② P3		C C B F B D S 3-3 ③ K		1 SAFE B X 1-0 ③ F8			B S F B S 2-3 ① K		4	0	0	0	0	2	4
16 Andre Ethier, L (1, 7) OBP: 0.393, SLG: 0.569	S B X 1-1 ③ G6-3			X 0-0 ① G4-3		C F S 0-3 ① K		B X 1-0 HR		4	1	1	1	0	1	1
Wilson Betemit, S (1, 5) OBP: 0.344, SLG: 0.513		X 0-0 E4 55 G4-3		C B X 1-1 2B		C X 0-1 ② G3-1		S F B F B B X 3-2 ② G4-3		4	0	1	0	0	0	0
55 Russell Martin, R (1, 2) OBP: 0.364, SLG: 0.448		B C 1 SAFE 1 SAFE B F X 2-2 ① ② G4-3 1-2f		F S B B B S 3-3 ② K		B F C B B X 2-2 ③ G6-3		B X 1-0 ③ G6-3		4	0	0	0	0	1	2
17 Jason Repko, R (1, 9) OBP: 0.358, SLG: 0.421		B X 1-0 ③ G6-3		B S B F X 2-2 ③ G5-3			S B S T 1-2 ① K		C F B S 1-3 ① K	4	0	0	0	0	2	1
58 Chad Billingsley, R (1, 1) OBP: 0.211, SLG: 0.063 J.D. Drew, L (5, PH) OBP: 0.373, SLG: 0.451 Aaron Sele, R (6, 1) OBP: 0.208, SLG: 0.250 Joe Beimel, L (7, 1) 7 James Loney, L (7, PH) OBP: 0.342, SLG: 0.415 Brett Tomko, R (8, 1) OBP: 0.154, SLG: 0.120 44 Takashi Saito, L (9, 1) Julio Lugo, R (9, PH) OBP: 0.371, SLG: 0.478			B C X 1-1 ① F8		B B X 2-0 ① G4-3		X 0-0 ② G3		B F B C B B 4-2 15 1B 1B BB	1 1 0 0 1 0 0 0	0 0 0 0 0 0 1 0	0 0 0 0 0 0 0 1	0 0 0 0 0 0 0 0	0 0 0 0 0 0 0 1	0 0 0 0 0 0 0 0	0 0 0 0 0 0 0 0
Inning Stats	R: 1 E: 0 K: 0 S: 11 H: 2 LOB: 1 BB: 0 P: 17	R: 0 E: 1 K: 0 S: 5 H: 0 LOB: 0 BB: 0 P: 8	R: 0 E: 0 K: 2 S: 12 H: 2 LOB: 2 BB: 0 P: 21	R: 0 E: 0 K: 1 S: 9 H: 1 LOB: 1 BB: 0 P: 15	R: 1 E: 0 K: 0 S: 7 H: 1 LOB: 1 BB: 1 P: 15	R: 0 E: 0 K: 1 S: 8 H: 0 LOB: 0 BB: 0 P: 10	R: 0 E: 0 K: 1 S: 9 H: 0 LOB: 2 BB: 2 P: 18	R: 1 E: 0 K: 1 S: 9 H: 1 LOB: 0 BB: 0 P: 16	R: 1 E: 0 K: 1 S: 7 H: 2 LOB: 2 BB: 1 P: 15	1B: 6 2B: 1 3B: 1 HR: 1	SF: 1 SAC: 0 DP: 1 HBP: 0					

PITCHER		IP	WLS	BF	H	R	ER	SO	BB	IBB	HBP	BLK	WP	HR	S	P	ERA	WHIP
Jason Jennings, R ERA: 3.44	(1, 1)	7.0		30	6	2	2	5	3	0	0	0	0	0	61	104	2.57	1.286
60 Manny Corpas, R ERA: 0.93	(8, 1)	0.1		1	0	0	0	1	0	0	0	0	0	0	3	5	0.00	0.000
Ray King, L ERA: 4.45	(8, 1)	0.1		2	1	1	1	0	0	0	0	0	0	1	5	9	27.00	3.000
Jose Mesa, R ERA: 3.58	(8, 1)	0.2	L	5	2	1	1	1	1	0	0	0	0	0	8	17	13.50	4.500

PITCHER	IP	WLS	BF	H	R	ER	SO	BB	IBB	HBP	BLK	WP	HR	S	P	ERA	WHIP

BOTTOM

Colorado Rockies @ Los Angeles Dodgers

Dodger Stadium, Los Angeles, CA

Thu Aug 10 2006, 7:10 PM PDT

Att. 48,699 - Clear - 81 F

livebaseballscorecards.com

AB	33
R	4
H	9
RBI	4
BB	4
SO	7
LOB	10

1B: 6	SF: 1	WP: 0	PA: 38
2B: 1	SAC: 0	PB: 0	
3B: 1	DP: 1	SB: 1	
HR: 1	HBP: 0	CS: 0	

Batter	1	2	3	4	5	6	7	8	9	AB	R	H	RBI	BB	SO	LOB
2 Randy Winn, S (1, 8) OBP: 0.328, SLG: 0.410	C C B B F X 2-2 F8 ①		X 0-0 13 2B FC5-2 1B	F F X 0-2 F7 ③		X 0-0 FC6-4 ③ 1-2f			B F B F S 2-3 K ②	5	0	1	0	0	1	3
13 Omar Vizquel, S (1, 6) OBP: 0.394, SLG: 0.421	C B X 1-1 G4-3 ②		B C B X 2-1 BB 1-3 1B 2B		B B B C B 4-1 G6-3 S 1B BB		C X 0-1 CS 1B		C B F X 1-2 F8 ③	4	2	2	0	1	0	0
Moises Alou, R (1, 9) OBP: 0.352, SLG: 0.523	X 0-0 G6-3 ③		X 0-0 FC5-2 1B BB 3-H ②		B B X 2-0 G6-3 ① 1-3		1 SAFE 1 SAFE 1 SAFE S B X 1-1 G5-3 ① ② 1-2			4	0	0	0	0	0	4
Barry Bonds, L (1, 7) OBP: 0.462, SLG: 0.488		B B B B 4-0 FC5-4 1B BB	C F B F B B B 4-2 1B 1-2 2-3 BB		D C F B X 2-2 G5-4-3 3-H 1B		S B F B B B 4-2 1B BB			1	0	1	1	3	0	0
Ray Durham, S (1, 4) OBP: 0.361, SLG: 0.531		B 1 SAFE C C X 1-2 FC5-4 1-2 1B	F B X 1-1 1-2 2-3 3-H 1B		C B 1 SAFE X 1-1 G5-4-3 ② ③ 1-2f		X 0-0 1-3 1B ③			4	0	3	1	0	0	1
Shea Hillenbrand, R (1, 3) OBP: 0.326, SLG: 0.464		B X 1-0 FC5-4 ① 1-2f 2-3	X 0-0 P4 ③			B B X 2-0 F9 ①		B F B X 2-1 G6-3 ①		4	0	0	0	0	0	5
Pedro Feliz, R (1, 5) OBP: 0.301, SLG: 0.468		S F B C 1-3 K ②	X 0-0 G5-3 ①			B C B B X 3-1 F8 ②		B X 1-0 F9 ②		4	0	0	0	0	1	2
50 Eliezer Alfonzo, R (1, 2) OBP: 0.310, SLG: 0.528		B F S D F S 2-3 K ③	B B B C X 3-1 P1 ②			S B B B X 2-1 51 1B 1B		S S S 0-3 K2-3 ③		4	0	1	0	0	2	2
51 Noah Lowry, R (1, 1) OBP: 0.229, SLG: 0.273 31 Vinnie Chulk, R (7, 1) Mike Stanton, L (8, 1) 38 Brian Wilson, R (8, 1) Steve Kline, S (8, 1) 9 Mark Sweeney, L (9, PH) OBP: 0.339, SLG: 0.429			C C B S 1-3 K ①	B X 1-0 1B		B F D F X 2-2 2 FC6-4 1-2 1B			B C X 1-1 L4 ①	3 0 2 0 0 1 0 0 0 0 0 0 0 0 0 0 0 0 0 0 0 0 0 0 0 0 0 0 0 0 0 0 0 0 0 1 0 0 0 0 0 0						
Inning Stats	R: 0 E: 0 K: 0 S: 7 H: 0 LOB: 0 BB: 0 P: 10	R: 0 E: 0 K: 2 S: 11 H: 1 LOB: 2 BB: 1 P: 20	R: 1 E: 0 K: 1 S: 13 H: 3 LOB: 3 BB: 1 P: 21	R: 0 E: 0 K: 0 S: 7 H: 1 LOB: 1 BB: 0 P: 11	R: 1 E: 0 K: 0 S: 7 H: 1 LOB: 0 BB: 1 P: 16	R: 0 E: 0 K: 0 S: 9 H: 2 LOB: 2 BB: 0 P: 18	R: 0 E: 0 K: 0 S: 7 H: 2 LOB: 2 BB: 1 P: 12	R: 0 E: 0 K: 1 S: 6 H: 0 LOB: 0 BB: 0 P: 9	R: 0 E: 0 K: 1 S: 8 H: 0 LOB: 0 BB: 0 P: 12	1B: 9 2B: 1 3B: 0 HR: 0 SF: 0 SAC: 0 DP: 1 HBP: 0						

PITCHER		IP	WLS	BF	H	R	ER	SO	BB	IBB	HBP	BLK	WP	HR	S	P	ERA	WHIP
Mark Hendrickson, L ERA: 4.05	(1, 1)	7.0		32	10	2	2	3	4	0	0	0	0	0	61	108	2.57	2.000
Brett Tomko, R ERA: 4.76	(8, 1)	1.0	W	3	0	0	0	1	0	0	0	0	0	0	6	9	0.00	0.000
51 Jonathan Broxton, R ERA: 2.87	(9, 1)	1.0	S	3	0	0	0	1	0	0	0	0	0	0	8	12	0.00	0.000

PITCHER	IP	WLS	BF	H	R	ER	SO	BB	IBB	HBP	BLK	WP	HR	S	P	ERA	WHIP

TOP

San Francisco Giants @ Los Angeles Dodgers

Dodger Stadium, Los Angeles, CA

Fri Aug 11 2006, 7:40 PM PDT

Att. 53,695 - Clear - 74 F

livebaseballscorecards.com

AB	34
R	2
H	10
RBI	2
BB	4
SO	5
LOB	17

PA: 38

WP: 0 PB: 0 SB: 1 CS: 1

BOTTOM

San Francisco Giants @ Los Angeles Dodgers
Dodger Stadium, Los Angeles, CA
Fri Aug 11 2006, 7:40 PM PDT
Att. 53,695 - Clear - 74 F

livebaseballscorecards.com

Batter	1	2	3	4	5	6	7	8	9	AB	R	H	RBI	BB	SO	LOB
15 Rafael Furcal, S (1, 6) OBP: 0.358, SLG: 0.407	B F B X 2-1 SH1-3 5 SF8 2B		C B S F F B X 2-2 ② G5-3		B C S B F B F X 3-2 ① G4-3		B C X 1-1 5 1B 1B	C B D B C F F B 4-2 1-2 2-3 BB		4	1	2	0	1	0	0
Kenny Lofton, L (1, 8) OBP: 0.363, SLG: 0.409	X 0-0 ① SH1-3 2-3		C X 0-1 1B		B B C C C B B 4-2 BB		B B X 2-0 ② P6	B B S B C F X 3-2 ③ G4-3		3	0	1	0	1	0	4
5 Nomar Garciaparra, R (1, 3) OBP: 0.401, SLG: 0.534	B C F B X 2-2 ② SF8 3-H		X 0-0 ③ P5		S S C 0-3 ② K		F F 1 SAFE X 0-2 1-2 1B			3	0	1	1	0	1	2
12 Jeff Kent, R (1, 4) OBP: 0.363, SLG: 0.459	B B C B F F B 4-2 BB			B B X 2-0 HR	1 SAFE C B B C 1 SAFE 1 SAFE B X 3-2 ③ F9		C B B B F F S 3-3 ③ K			3	1	1	1	1	1	3
J.D. Drew, L (1, 9) OBP: 0.372, SLG: 0.452	C S F C 0-3 ③ K			X 0-0 ① P5		F F X 0-2 ① L9		C X 0-1 16 1B SF8 2B		4	1	1	0	0	1	1
16 Andre Ethier, L (1, 7) OBP: 0.395, SLG: 0.568		C F F X 0-2 ① P3		S B F F F X 1-2 E4 G4-3		C X 0-1 FC6-4 1B		X 0-0 15 BB BB 2-3 1B		4	0	2	0	0	0	0
Julio Lugo, R (1, 5) OBP: 0.367, SLG: 0.474		C B F B C 2-3 ② K		1 SAFE B B C X 2-2 ② G4-3 1-2		C C F B 1 SAFE S 1-3 ② K		F S X 0-2 ① SF8 3-H		3	0	0	1	0	2	2
Toby Hall, R (1, 2) OBP: 0.270, SLG: 0.389 Wilson Betemit, S (8, PH) OBP: 0.346, SLG: 0.513 55 Russell Martin, R (9, 2) OBP: 0.364, SLG: 0.448		C X 0-1 ③ F8		I I I I 4-0 IBB		F B X 1-1 ③ FC6-4 1-2f		B B B B 4-0 15 BB 1-2 BB		2 0 0	0 0 0	0 0 0	0 0 0	1 1 0	0 0 0	1 0 0
Mark Hendrickson, L (1, 1) 17 Jason Repko, R (7, PH) OBP: 0.355, SLG: 0.417 Brett Tomko, R (8, 1) OBP: 0.154, SLG: 0.120 Olmedo Saenz, R (8, PH) OBP: 0.358, SLG: 0.570 51 Jonathan Broxton, R (9, 1)			F B X 1-1 ① F7	S B B C F S 2-3 ③ K			B C B B S X 3-2 ① F9	C X 0-1 ② F3		2 1 0 1 0	0 0 0 0 0	0 0 0 0 0	0 0 0 0 0	0 0 0 0 0	1 0 0 0 0	2 0 0 2 0
Inning Stats	R: 1 H: 1 E: 0 LOB: 1 K: 1 BB: 1 S: 13 P: 21	R: 0 H: 0 E: 0 LOB: 0 K: 1 BB: 0 S: 9 P: 11	R: 0 H: 1 E: 0 LOB: 1 K: 0 BB: 0 S: 10 P: 13	R: 1 H: 1 E: 1 LOB: 2 K: 1 BB: 1 S: 14 P: 25	R: 0 H: 0 E: 0 LOB: 1 K: 1 BB: 1 S: 13 P: 23	R: 0 H: 1 E: 0 LOB: 1 K: 1 BB: 0 S: 11 P: 13	R: 0 H: 2 E: 0 LOB: 2 K: 1 BB: 0 S: 13 P: 22	R: 1 H: 2 E: 0 LOB: 3 K: 0 BB: 2 S: 17 P: 28		1B: 5 SF: 2 2B: 2 SAC: 1 3B: 0 DP: 0 HR: 1 HBP: 0						

| | | | | | |

Batter	1	2	3	4	5	6	7	8	9	AB	R	H	RBI	BB	SO	LOB
Steve Finley, L (1, 8) OBP: 0.318, SLG: 0.402	C B X 1-1 13 G4-6-3 1B			C B X 1-1 13 SH5-3 1B 2B	B B F X 2-1 E4 13 S 13 E		C S X 0-2 ② F9		C 1 SAFE F X 0-2 ② F8	5	2	2	0	0	0	2
13 Omar Vizquel, S (1, 6) OBP: 0.395, SLG: 0.424	C X 0-1 ① ② G4-6-3 1-2f			X 0-0 ① SH5-3 2-3	B B X 2-0 E7 1-H 1B		C B F X 1-2 S 2-H 2B		C F D B X 2-2 ③ G3	4	0	2	2	0	0	2
Ray Durham, S (1, 4) OBP: 0.363, SLG: 0.529	C B B F B X 3-2 ③ G3-1			F B B B X 3-1 2B 1B 3-H 1B	C F X 0-2 ③ F7		B B B B 4-0 2-3 BB			3	1	1	1	1	0	1
Barry Bonds, L (1, 7) OBP: 0.459, SLG: 0.488		B F C B F F B F S S 3-3 ① K		B B X 2-0 1B 1-3 2B		B X 1-0 ① P6	C B 1 SAFE X 1-1 ③ G6-3			4	1	1	0	0	1	2
Moises Alou, R (1, 9) OBP: 0.355, SLG: 0.523		B X 1-0 ② F8		F F B F B B X 3-2 2-H 3-H 1B		B F B B X 2-1 1B		B B C B X 3-1 ① F7		4	0	2	2	0	0	0
9 Mark Sweeney, L (1, 3) OBP: 0.333, SLG: 0.421		C B X 1-1 ③ F8		S C S 0-3 ② K		B C 1 SAFE F F F S 1-3 ② K		B F B X 2-1 ② F7		4	0	0	0	0	2	2
Pedro Feliz, R (1, 5) OBP: 0.298, SLG: 0.464			C S F F F F B B F S 2-3 ① K	B S B X 2-1 ③ P3		F B B 1 SAFE X 2-1 ③ G4-3		C S S 0-3 ③ K		4	0	0	0	0	2	2
50 Eliezer Alfonzo, R (1, 2) OBP: 0.303, SLG: 0.515			F F B B B C 2-3 ② K		C B X 1-1 ① G1-3		F S B S 1-3 ① K		B S B B B C S 3-3 ① K	4	0	0	0	0	3	0
18 Matt Cain, R (1, 1) OBP: 0.184, SLG: 0.237			C B C S 1-3 ③ K		B S F F S 1-3 ② K		B F B F F B X 3-2 13 2B 2B		F S B B B X 2-2 1B	2	0	0	0	0	2	0
Jamey Wright, R (5, 1) OBP: 0.233, SLG: 0.279										0	0	0	0	0	0	0
Todd Linden, S (7, PH) OBP: 0.393, SLG: 0.538										1	1	1	0	0	0	0
38 Brian Wilson, R (7, 1)										0	0	0	0	0	0	0
2 Randy Winn, S (9, PH) OBP: 0.329, SLG: 0.411										1	0	1	0	0	0	0
Inning Stats	R: 0 E: 0 K: 0 S: 7 H: 1 LOB: 0 BB: 0 P: 11	R: 0 E: 0 K: 1 S: 9 H: 0 LOB: 0 BB: 0 P: 14	R: 0 E: 0 K: 3 S: 13 H: 0 LOB: 0 BB: 0 P: 18	R: 3 E: 0 K: 1 S: 15 H: 4 LOB: 1 BB: 0 P: 26	R: 1 E: 2 K: 1 S: 12 H: 1 LOB: 1 BB: 0 P: 18	R: 0 E: 0 K: 1 S: 10 H: 1 LOB: 1 BB: 0 P: 16	R: 1 E: 0 K: 1 S: 15 H: 2 LOB: 2 BB: 1 P: 25	R: 0 E: 0 K: 1 S: 7 H: 0 LOB: 0 BB: 0 P: 12	R: 0 E: 0 K: 1 S: 12 H: 1 LOB: 1 BB: 0 P: 19	1B: 6 2B: 4 3B: 0 HR: 0 SF: 0 SAC: 1 DP: 1 HBP: 0						

PITCHER		IP	WLS	BF	H	R	ER	SO	BB	IBB	HBP	BLK	WP	HR	S	P	ERA	WHIP
31 Brad Penny, R ERA: 3.48	(1, 1)	6.0	W	25	7	4	3	7	0	0	0	0	0	0	66	103	4.50	1.167
Giovanni Carrara, R ERA: 2.79	(7, 1)	0.2	H	4	2	1	1	1	0	0	0	0	0	0	13	18	13.50	3.000
Joe Beimel, L ERA: 3.47	(7, 1)	0.1	H	2	0	0	0	0	1	0	0	0	0	0	2	7	0.00	3.000
51 Jonathan Broxton, R ERA: 2.82	(8, 1)	1.0	H	3	0	0	0	1	0	0	0	0	0	0	7	12	0.00	0.000
44 Takashi Saito, R ERA: 2.35	(9, 1)	1.0	S	4	1	0	0	1	0	0	0	0	0	0	12	19	0.00	1.000

PITCHER	IP	WLS	BF	H	R	ER	SO	BB	IBB	HBP	BLK	WP	HR	S	P	ERA	WHIP

TOP

San Francisco Giants @ Los Angeles Dodgers
Dodger Stadium, Los Angeles, CA
Sat Aug 12 2006, 1:10 PM PDT
Att. 46,444 - Sunny - 84 F

livebaseballscorecards.com

AB	36
R	5
H	10
RBI	5
BB	1
SO	10
LOB	11

WP: 0	PB: 0	SB: 2	CS: 0	PA: 38

BOTTOM

San Francisco Giants @ Los Angeles Dodgers
Dodger Stadium, Los Angeles, CA
Sat Aug 12 2006, 1:10 PM PDT
Att. 46,444 - Sunny - 84 F

livebaseballscorecards.com

Batter	1	2	3	4	5	6	7	8	9	AB	R	H	RBI	BB	SO	LOB
15 Rafael Furcal, S (1, 6) OBP: 0.359, SLG: 0.405	F B S X 1-2 G3-1 ①	B C B B B 4-1 S 1-2 BB		B B X 2-0 BB 3-H 1B		C B F B X 2-2 L4 ①		C X 0-1 G6-3 ②		4	0	1	1	1	0	0
Kenny Lofton, L (1, 8) OBP: 0.366, SLG: 0.410 44 Takashi Saito, L (9, 1)	C F B X 2-2 2B 1B	F B X 1-1 F8 ② 2-3		1 SAFE B B B B 4-0 1-2 BB		C X 0-1 1B 1B		C B X 1-1 L5 ③		4 0	1 0	2 0	0 0	1 0	0 0	2 0
Julio Lugo, R (1, 4) OBP: 0.371, SLG: 0.479	B F X 1-1 1B 1-H 2B	B 1 SAFE B F S T T B 4-2 1-2 BB		B X 1-0 P2 ②		C 1 SAFE 1 SAFE C D 1 SAFE F F X 1-2 1-2 1B				3	1	2	1	1	0	2
J.D. Drew, L (1, 9) OBP: 0.371, SLG: 0.449	F B B X 2-1 16 1B 2-H 1B	C X 0-1 P5 ③		B B C X 2-1 F8 ③		C B F B S 2-3 K ②				4	0	1	1	0	1	7
16 Andre Ethier, L (1, 7) OBP: 0.396, SLG: 0.567	F B F X 1-2 G4-6-3 1-2 1B		B C B B C S 3-3 K ①		F B F X 1-2 HR 1B	X 0-0 G3 ③				4	1	2	0	0	1	2
Wilson Betemit, S (1, 5) OBP: 0.348, SLG: 0.525	B C X 1-1 G4-6-3 ②③ 1-2f		B C F S 1-3 K ②		B S B B X 3-1 1-H HR		B X 1-0 7 G3-6 1B			4	1	2	2	0	1	2
55 Russell Martin, R (1, 2) OBP: 0.363, SLG: 0.445		C T F B F B F B S 3-3 K ①	B C B F F C 2-3 K ③		B B C C B X 3-2 7 CS 1B		F L S 0-3 K ①			4	0	1	0	0	3	1
7 James Loney, L (1, 3) OBP: 0.351, SLG: 0.464		C X 0-1 31 1B 3B		C X 0-1 31 SH1-4 15 1B 2B	B 1 SAFE S F B F X 2-2 F8 ①② 1-2		F C F F B X 1-2 G3-6 ②③ 1-2f			4	2	2	0	0	0	2
31 Brad Penny, R (1, 1) OBP: 0.240, SLG: 0.300 Giovanni Carrara, R (7, 1) Joe Beimel, L (7, 1) 51 Jonathan Broxton, R (8, 1) 5 Nomar Garciaparra, R (8, PH) OBP: 0.400, SLG: 0.533 17 Jason Repko, R (9, 8) OBP: 0.355, SLG: 0.417		S X 0-1 F8 15 BB 3-H 1B		X 0-0 SH1-4 ① 2-3	X 0-0 G6-3 ③			B F B X 2-2 F7 ①		2 0 0 0 0 1 0	0 0 0 0 0 0 0	1 0 0 0 0 0 0	1 0 0 0 0 0 0	0 0 0 0 0 0 0	0 0 0 0 0 0 0	0 0 0 0 0 0 0
Inning Stats	R: 2 E: 0 K: 0 S: 15 H: 4 LOB: 1 BB: 0 P: 23	R: 1 E: 0 K: 1 S: 19 H: 2 LOB: 3 BB: 2 P: 31	R: 0 E: 0 K: 3 S: 10 H: 0 LOB: 0 BB: 0 P: 16	R: 1 E: 0 K: 0 S: 7 H: 2 LOB: 2 BB: 1 P: 16	R: 2 E: 0 K: 0 S: 13 H: 3 LOB: 0 BB: 0 P: 22	R: 0 E: 0 K: 1 S: 14 H: 2 LOB: 2 BB: 0 P: 19	R: 0 E: 0 K: 1 S: 9 H: 1 LOB: 0 BB: 0 P: 11	R: 0 E: 0 K: 0 S: 7 H: 0 LOB: 0 BB: 0 P: 10		1B: 10 2B: 2 3B: 1 HR: 1	SF: 0 SAC: 1 DP: 2 HBP: 0			WP: 0 PB: 0 SB: 1 CS: 1	PA: 38	

	AB	34
	R	6
	H	14
	RBI	6
	BB	3
	SO	6
	LOB	18

PITCHER		IP	WLS	BF	H	R	ER	SO	BB	IBB	HBP	BLK	WP	HR	S	P	ERA	WHIP
18 Matt Cain, R ERA: 4.89	(1, 1)	4.0	L	24	10	6	6	4	3	0	0	0	0	1	56	95	13.50	3.250
Jamey Wright, R ERA: 5.11	(5, 1)	2.0		8	3	0	0	1	0	0	0	0	0	0	22	32	0.00	1.500
38 Brian Wilson, R ERA: 5.4	(7, 1)	2.0		6	1	0	0	1	0	0	0	0	0	0	16	21	0.00	0.500

PITCHER	IP	WLS	BF	H	R	ER	SO	BB	IBB	HBP	BLK	WP	HR	S	P	ERA	WHIP

Batter	1	2	3	4	5	6	7	8	9	10	AB	R	H	RBI	BB	SO	LOB
2 Randy Winn, S (1, 8) OBP: 0.329, SLG: 0.410	C X 0-1 1B 1B		B X 1-0 F7 ③			C B F B X 2-2 G6-3 ③			X 0-0 F8 ②		4	0	1	0	0	0	1
Todd Greene, R (9, 2) OBP: 0.320, SLG: 0.390											0	0	0	0	0	0	0
13 Omar Vizquel, S (1, 6) OBP: 0.391, SLG: 0.420	C 1 SAFE X 0-1 F8 ①			L B X 1-1 F8 ①			X 0-0 G4-3 ①		C B F B B X 3-2 P4 ③		4	0	0	0	0	0	2
Ray Durham, S (1, 4) OBP: 0.362, SLG: 0.526	1 SAFE X 0-0 L1-3 1-2 1B			B B C B X 3-1 G4-3 ②			C F B S 1-3 K ②			C C X 0-2 P6 ①	4	0	1	0	0	1	0
Barry Bonds, L (1, 7) OBP: 0.457, SLG: 0.482	B X 1-0 L1-3 1-1 ② ③			X 0-0 F9 ③			C B B X 2-1 F7 ③			B B I I 4-0 IBB	3	0	0	0	1	0	2
Todd Linden, S (10, PR) OBP: 0.393, SLG: 0.538 (10, 7)											0	0	0	0	0	0	0
Moises Alou, R (1, 9) OBP: 0.349, SLG: 0.513		B S X 1-1 G6-3 ①			B S X 1-1 P6 ①			S X 0-1 G5-3 ①		B 1 SAFE B F B F X 3-2 P4 ②	4	0	0	0	0	0	1
Shea Hillenbrand, R (1, 3) OBP: 0.322, SLG: 0.459		C X 0-1 G5-3 ②			C S F S 0-3 K ②			C X 0-1 G5-3 ②		B X 1-0 F8 ③	4	0	0	0	0	1	1
Pedro Feliz, R (1, 5) OBP: 0.296, SLG: 0.461		C X 0-1 P3 ③			X 0-0 F8 ③			C B S S 1-3 K ③			3	0	0	0	0	1	0
50 Eliezer Alfonzo, R (1, 2) OBP: 0.303, SLG: 0.512			B X 1-0 G1-3 ①			B S X 1-1 G4-3 ①			C B X 1-1 FC1-6 1B		3	0	1	0	0	0	0
Steve Finley, L (9, PR) OBP: 0.318, SLG: 0.402 (9, 8)											0	0	0	0	0	0	0
Jason Schmidt, R (1, 1) OBP: 0.118, SLG: 0.196			F B S B X 2-2 G6-3 ②			C C C 0-3 K ②			C 1 SAFE B P C X 2-2 FC1-6 ① 1-2f		2	0	0	0	0	1	0
Jose Vizcaino, S (9, PH) OBP: 0.304, SLG: 0.261											1	0	0	0	0	0	1
Mike Stanton, L (9, 1)											0	0	0	0	0	0	0
31 Vinnie Chulk, R (10, 1)											0	0	0	0	0	0	0
Inning Stats	R: 0 E: 0 K: 0 S: 6 H: 2 LOB: 1 BB: 0 P: 7	R: 0 E: 0 K: 0 S: 6 H: 0 LOB: 0 BB: 0 P: 7	R: 0 E: 0 K: 0 S: 5 H: 0 LOB: 0 BB: 0 P: 9	R: 0 E: 0 K: 0 S: 5 H: 0 LOB: 0 BB: 0 P: 9	R: 0 E: 0 K: 1 S: 7 H: 0 LOB: 0 BB: 0 P: 8	R: 0 E: 0 K: 1 S: 8 H: 0 LOB: 0 BB: 0 P: 11	R: 0 E: 0 K: 1 S: 6 H: 0 LOB: 0 BB: 0 P: 9	R: 0 E: 0 K: 1 S: 7 H: 0 LOB: 0 BB: 0 P: 8	R: 0 E: 0 K: 0 S: 10 H: 1 LOB: 1 BB: 0 P: 15	R: 0 E: 0 K: 0 S: 7 H: 0 LOB: 1 BB: 1 P: 15	1B: 3 2B: 1 3B: 0 HR: 0 SF: 0 SAC: 0 DP: 1 HBP: 0						

PITCHER	IP	WLS	BF	H	R	ER	SO	BB	IBB	HBP	BLK	WP	HR	S	P	ERA	WHIP
Greg Maddux, R (1, 1) ERA: 4.2	8.0		25	2	0	0	4	0	0	0	0	0	0	50	68	0.00	0.250
Brett Tomko, R (9, 1) ERA: 4.71	1.0		4	1	0	0	0	0	0	0	0	0	0	10	15	0.00	1.000
44 Takashi Saito, R (10, 1) ERA: 2.31	1.0	W	4	0	0	0	0	0	1	0	0	0	0	7	15	0.00	0.000

PITCHER	IP	WLS	BF	H	R	ER	SO	BB	IBB	HBP	BLK	WP	HR	S	P	ERA	WHIP

TOP

San Francisco Giants @ Los Angeles Dodgers

Dodger Stadium, Los Angeles, CA

Sun Aug 13 2006, 5:05 PM PDT
Att. 55,699 - Clear - 77 F

livebaseballscorecards.com

AB	32
R	0
H	3
RBI	0
BB	1
SO	4
LOB	8

WP: 0	PB: 0	SB: 0	CS: 0
PA: 33			

Batter	1	2	3	4	5	6	7	8	9	10	AB	R	H	RBI	BB	SO	LOB
15 Rafael Furcal, S (1, 6) OBP: 0.360, SLG: 0.405	C S B B F S 2-3 K ①		C B B B F B 4-2 S BB			F X 0-1 F7 ①		X 0-0 1B 1B			3	0	1	0	1	1	0
Kenny Lofton, L (1, 8) OBP: 0.365, SLG: 0.409	B B C X 2-1 F7 ②		C B C B B F X 3-2 F7 ③ 1-2			X 0-0 G6-3 ②		B 1 SAFE X 1-0 1-2 1B			4	0	1	0	0	0	2
5 Nomar Garciaparra, R (1, 3) OBP: 0.398, SLG: 0.529	B B X 2-0 F9 ③			F B B C X 2-2 G6-3 ①		B F X 1-1 12 1B 1B		B C F F S 1-3 K ②			4	0	1	0	0	1	2
12 Jeff Kent, R (1, 4) OBP: 0.362, SLG: 0.456		C B X 1-1 G6-3 ①		B C C B B X 3-2 E5		C X 0-1 1-2 1B		B X 1-0 P5 ③			4	0	1	0	0	0	2
16 Andre Ethier, L (1, 7) OBP: 0.391, SLG: 0.559		C B F T 1-2 K ②		B S F 1 SAFE S 1-3 K ②		B C B T S 2-3 K ③			X 0-0 F7 ①		4	0	0	0	0	3	3
Wilson Betemit, S (1, 5) OBP: 0.343, SLG: 0.516	C B B F B S 3-3 K ③		D B F F B C 3-3 K ③			B X 1-0 F7 ①			B X 1-0 G4-3 ②		4	0	0	0	0	2	1
Julio Lugo, R (1, 9) OBP: 0.367, SLG: 0.473		B F S X 1-2 P3 ①			F B B C T 2-2 K ①				C B X 1-1 G6-3 ③		4	0	0	0	0	1	0
55 Russell Martin, R (1, 2) OBP: 0.365, SLG: 0.460		C X 0-1 G4-3 2B			C B B X 2-1 G5-3 ②		S B C X 1-2 G4-3 ③			B X 1-0 HR	4	1	2	1	0	0	0
Greg Maddux, R (1, 1) OBP: 0.137, SLG: 0.122		X 0-0 G4-3 ② 2-3			X 0-0 G4-3 ③			B C B F B S 3-3 K ①			2	0	0	0	0	0	1
7 James Loney, L (8, PH) OBP: 0.346, SLG: 0.457											1	0	0	0	0	1	0
Brett Tomko, R (9, 1) OBP: 0.154, SLG: 0.120											0	0	0	0	0	0	0
44 Takashi Saito, L (10, 1)											0	0	0	0	0	0	0
Inning Stats	R: 0 H: 0 E: 0 LOB: 0 K: 1 BB: 0 S: 7 P: 13	R: 0 H: 0 E: 0 LOB: 0 K: 2 BB: 0 S: 8 P: 13	R: 0 H: 1 E: 0 LOB: 2 K: 0 BB: 1 S: 12 P: 20	R: 0 H: 0 E: 1 LOB: 1 K: 2 BB: 0 S: 12 P: 21	R: 0 H: 0 E: 0 LOB: 0 K: 1 BB: 0 S: 6 P: 10	R: 0 H: 2 E: 0 LOB: 2 K: 1 BB: 0 S: 10 P: 13	R: 0 H: 0 E: 0 LOB: 0 K: 0 BB: 0 S: 5 P: 9	R: 0 H: 2 E: 0 LOB: 2 K: 2 BB: 0 S: 10 P: 16	R: 0 H: 0 E: 0 LOB: 0 K: 0 BB: 0 S: 4 P: 6	R: 1 H: 1 E: 0 LOB: 0 K: 0 BB: 0 S: 1 P: 2	1B: 4 SF: 0 2B: 1 SAC: 0 3B: 0 DP: 0 HR: 1 HBP: 0						

PITCHER		IP	WLS	BF	H	R	ER	SO	BB	IBB	HBP	BLK	WP	HR	S	P	ERA	WHIP
Jason Schmidt, R ERA: 3.0	(1, 1)	8.0		31	5	0	0	9	1	0	0	0	0	0	70	115	0.00	0.750
Mike Stanton, L ERA: 4.41	(9, 1)	1.0		3	0	0	0	0	0	0	0	0	0	0	4	6	0.00	0.000
31 Vinnie Chulk, R ERA: 4.64	(10, 1)	0.0	L	1	1	1	1	0	0	0	0	0	0	1	1	2	∞	∞

PITCHER	IP	WLS	BF	H	R	ER	SO	BB	IBB	HBP	BLK	WP	HR	S	P	ERA	WHIP

BOTTOM

Francisco Giants @ Los Angeles Dodgers
Dodger Stadium, Los Angeles, CA
Sun Aug 13 2006, 5:05 PM PDT
Att. 55,699 - Clear - 77 F

livebaseballscorecards.com

AB	34
R	1
H	6
RBI	1
BB	1
SO	9
LOB	11

1B: 4	SF: 0	WP: 0	PA: 35
2B: 1	SAC: 0	PB: 0	
3B: 0	DP: 0	SB: 1	
HR: 1	HBP: 0	CS: 0	

Florida Marlins @ Los Angeles Dodgers

Dodger Stadium, Los Angeles, CA

Mon Aug 14 2006, 7:10 PM PDT

Att. 44,749 - Clear - 71 F

TOP

livebaseballscorecards.com

Batter	1	2	3	4	5	6	7	8	9	AB	R	H	RBI	BB	SO	LOB
2 Hanley Ramirez, R (1, 6) OBP: 0.337, SLG: 0.417	C B C B B S 3-3 ① K		B F P C S 2-3 ② K			C B S F B B F B 4-2 FC5-4 6 E BB		B B C C C 2-3 ① K		3	0	0	0	1	3	1
6 Dan Uggla, R (1, 4) OBP: 0.348, SLG: 0.503	C X 0-1 ② G6-3		M C B X 1-2 ③ G5-3			1 SAFE P F C X 1-2 E6 FC5-4 1-2		B X 1-0 FC5-4 1B		4	0	1	0	0	0	2
Miguel Cabrera, R (1, 5) OBP: 0.431, SLG: 0.561	C B X 1-1 ③ G6-3			F F B X 1-2 ① G1-3		B X 1-0 ① FC5-4 17 G4-6-3 1-2f 2-3		B C X 1-1 ② FC5-4 1-2f		4	0	0	0	0	0	3
17 Mike Jacobs, L (1, 3) OBP: 0.331, SLG: 0.485		X 0-0 ① G5-3		B B X 2-0 ② G4-3		B B F F X 2-2 ② ③ G4-6-3 1-2f		B S B B S C 3-3 ③ K		4	0	0	0	0	1	3
14 Josh Willingham, R (1, 7) OBP: 0.340, SLG: 0.478		C C B B B X 3-2 ② G4-3		C B B B X 2-1 ③ G6-3			C X 0-1 ① G6-3		B C S B X 2-2 ① G1-3	4	0	0	0	0	0	0
27 Jeremy Hermida, L (1, 9) OBP: 0.346, SLG: 0.396		C F F B F B B X 3-2 ③ L8			M S B B F B X 2-2 G6-4-3 1B		C X 0-1 E FC5 1B		B C F F S 1-3 ② K	4	0	2	0	0	1	0
Miguel Olivo, R (1, 2) OBP: 0.311, SLG: 0.484			C B C F B X 2-2 4 G6-3 3B 1B		X 0-0 ① ② G6-4-3 1-2f		C S B B X 2-2 FC5 1-3		X 0-0 HR	4	2	2	1	0	0	2
4 Alfredo Amezaga, S (1, 8) OBP: 0.346, SLG: 0.362			F B 1 SAFE X 1-1 ① G6-3 1-2		C B B B B 4-1 S BB		C B C X 1-2 ② G1-3		X 0-0 E5 1B	3	0	1	0	1	0	3
Dontrelle Willis, L (1, 1) OBP: 0.184, SLG: 0.222 Randy Messenger, R (7, 1) 52 Sergio Mitre, R (8, 1) OBP: 0.167, SLG: 0.250 Wes Helms, R (9, PH) OBP: 0.364, SLG: 0.524			B X 1-0 2-H G6-3 3B		B B C X 2-1 ③ F9 1-2		B B X 2-0 ③ G3-1		B X 1-0 ③ G6-3	3 0 0 1	0 0 0 0	1 0 0 0	1 0 0 0	0 0 0 0	0 0 0 0	3 0 0 1

| | | |

Batter	1	2	3	4	5	6	7	8	9	AB	R	H	RBI	BB	SO	LOB
15 Rafael Furcal, S (1, 6) OBP: 0.360, SLG: 0.402	C F B S 1-3 ① K		C X 0-1 ② G6-3			B X 1-0 ① P4	B B B C B 4-1 1B 5 1B BB	I I I I 4-0 IBB		3	1	0	0	2	1	0
Julio Lugo, R (1, 7) (8, 5) OBP: 0.370, SLG: 0.475	C B C C B F F B F F F 3-2 X 1B		C F X 0-2 ③ G5-3			B B X 2-0 5 HR 1B	X 0-0 5 1B 1-2 1B 1B	B C X 1-1 ②③ G5-3 2-3f		5	2	3	0	0	0	3
5 Nomar Garciaparra, R (1, 3) OBP: 0.399, SLG: 0.538	C S S 0-3 ② K			F B X 1-1 ① G6-3		X 0-0 1-H HR	T X 0-1 1B 1-2 2-H 1B			4	1	2	3	0	1	1
12 Jeff Kent, R (1, 4) OBP: 0.360, SLG: 0.450	C 1 SAFE F B X 1-2 ③ F9			B B B F S F S 3-3 ② K		B C B C B B 4-2 G5-3 BB BB	X 0-0 ② F7			3	0	0	0	1	1	3
J.D. Drew, L (1, 9) OBP: 0.374, SLG: 0.450		C F B X 1-2 ① G4-3		B B B 4-0 BB		C B B B B B 4-1 1-2 G5-3 BB	B X 1-0 1-2 2-H 1B			2	0	1	1	2	0	0
Wilson Betemit, S (1, 5) OBP: 0.338, SLG: 0.508 Giovanni Carrara, R (8, 1)		B S B F S 2-3 ② K		C F B B S 2-3 ③ K		X 0-0 ② 1-2 2-3 G5-3	C B F S 1-3 ③ K			4 0	0 0	0 0	0 0	0 0	3 0	5 0
55 Russell Martin, R (1, 2) OBP: 0.369, SLG: 0.461		B F X 1-1 1B			F X 0-1 ① G6-3	B B I 4-0 IBB		B B B B 4-0 1B E BB		2	0	1	0	2	0	0
17 Jason Repko, R (1, 8) OBP: 0.348, SLG: 0.408 Olmedo Saenz, R (6, PH) OBP: 0.356, SLG: 0.566 Kenny Lofton, L (7, 8) OBP: 0.367, SLG: 0.410		F C T 0-2 ③ K			B C S X 1-2 ② P6	C B F D C 2-3 ③ K		1 D SAFE C B X 2-1 G5-3 16 S 1-3 1B		2 1 1	0 0 0	0 0 1	0 0 0	0 0 0	1 1 0	1 3 0
Derek Lowe, R (1, 1) OBP: 0.115, SLG: 0.083 18 Ramon Martinez, R (7, PH) OBP: 0.356, SLG: 0.365 16 Andre Ethier, L (8, 7) OBP: 0.390, SLG: 0.557			B X 1-0 ① F8		C B F S 1-3 ③ K		C F B B C 2-3 ① K	B C S F X 1-2 ① G3 1-2		2 1 1	0 0 0	0 0 0	0 0 0	0 0 0	1 1 0	0 0 2
Inning Stats	R: 0 E: 0 K: 2 S: 16 H: 1 LOB: 1 BB: 0 P: 21	R: 0 E: 0 K: 2 S: 11 H: 1 LOB: 1 BB: 0 P: 15	R: 0 E: 0 K: 0 S: 6 H: 0 LOB: 0 BB: 0 P: 7	R: 0 E: 0 K: 2 S: 9 H: 0 LOB: 1 BB: 1 P: 19	R: 0 E: 0 K: 1 S: 8 H: 0 LOB: 0 BB: 0 P: 10	R: 2 E: 0 K: 1 S: 10 H: 2 LOB: 3 BB: 3 P: 27	R: 2 E: 0 K: 2 S: 12 H: 3 LOB: 2 BB: 1 P: 20	R: 0 E: 1 K: 0 S: 8 H: 1 LOB: 2 BB: 2 P: 20		1B: 7 2B: 0 3B: 0 HR: 1	SF: 0 SAC: 0 DP: 1 HBP: 0					

PITCHER	IP	WLS	BF	H	R	ER	SO	BB	IBB	HBP	BLK	WP	HR	S	P	ERA	WHIP
Dontrelle Willis, L (1, 1) ERA: 4.14	6.2	L	32	7	4	4	9	4	1	0	0	0	1	69	115	5.40	1.650
Randy Messenger, R (7, 1) ERA: 4.47	0.1		1	0	0	0	1	0	0	0	0	0	0	3	4	0.00	0.000
52 Sergio Mitre, R (8, 1) ERA: 5.5	1.0		5	1	0	0	0	1	1	0	0	0	0	8	20	0.00	2.000

PITCHER	IP	WLS	BF	H	R	ER	SO	BB	IBB	HBP	BLK	WP	HR	S	P	ERA	WHIP

BOTTOM

Florida Marlins @ Los Angeles Dodgers

Dodger Stadium, Los Angeles, CA

Mon Aug 14 2006, 7:10 PM PDT

Att. 44,749 - Clear - 71 F

livebaseballscorecards.com

AB	31
R	4
H	8
RBI	4
BB	7
SO	10
LOB	18

WP: 0 PB: 0 SB: 1 CS: 0 PA: 38

Batter	1	2	3	4	5	6	7	8	9	AB	R	H	RBI	BB	SO	LOB
2 Hanley Ramirez, R (1, 6) OBP: 0.336, SLG: 0.416	B C C F B F X 2-2 6 CS 1B			B C S B C 2-3 ① K		X 0-0 ② F9 2-3		C B C T 1-2 ③ K		4	0	1	0	0	2	3
6 Dan Uggla, R (1, 4) OBP: 0.345, SLG: 0.499	B C B S F C 2-3 ① ② K 1-2			C C B X 1-2 ② F9		S B B B S F S 3-3 ③ K			B B C X 2-1 ① P4	4	0	0	0	0	2	3
Miguel Cabrera, R (1, 5) OBP: 0.427, SLG: 0.556	C S C 0-3 ③ K			B C X 1-1 ③ F9			B C B F B F T 3-2 ① K		X 0-0 ② G6-3	4	0	0	0	0	2	0
17 Mike Jacobs, L (1, 3)		B C B B F F X 3-2 ① F8			B X 1-0 ① G4-3		X 0-0 ② G3		C X 0-1 ③ P4	4	0	0	0	0	0	0
Joe Borchard, S (1, 7) OBP: 0.320, SLG: 0.371 57 Taylor Tankersley, L (7, 1) Matt Herges, L (7, 1)		B B X 2-0 ② F7			S B F B C 2-3 ② K		B B B C F B 4-2 BB			2 0 0	0 0 0	0 0 0	0 0 0	1 0 0	1 0 0	0 0 0
27 Jeremy Hermida, L (1, 9) OBP: 0.342, SLG: 0.392		C B F B X 2-2 ③ G4-3			F B F F F S 1-3 ③ K		C D X 1-1 ③ P6			3	0	0	0	0	1	1
Miguel Olivo, R (1, 2) OBP: 0.312, SLG: 0.482			B B F S F F B X 3-2 ① F9			X 0-0 2 4 F9 1B 1B		F X 0-1 ① G5-3		3	0	1	0	0	0	0
4 Alfredo Amezaga, S (1, 8) OBP: 0.346, SLG: 0.361			B C B B C X 3-2 ② P6			X 0-0 1-2 1B		C B B B C F S 3-3 K 14 FC6-4		3	0	1	0	0	1	0
36 Aníbal Sánchez, R (1, 1) OBP: 0.063, SLG: 0.063 Randy Messenger, R (7, 1) 14 Josh Willingham, R (7, 7) OBP: 0.339, SLG: 0.477			C B S C 1-3 ③ K			L B L L 1-3 ① K		S X 0-1 ② FC6-4 1-2f		2 0 1	0 0 0	0 0 0	0 0 0	0 0 0	2 0 0	2 0 1
Inning Stats	R: 0 H: 1 E: 0 LOB: 0 K: 2 BB: 0 S: 13 P: 17	R: 0 H: 0 E: 0 LOB: 0 K: 0 BB: 0 S: 8 P: 15	R: 0 H: 0 E: 0 LOB: 0 K: 1 BB: 0 S: 11 P: 18	R: 0 H: 0 E: 0 LOB: 0 K: 1 BB: 0 S: 8 P: 12	R: 0 H: 0 E: 0 LOB: 0 K: 2 BB: 0 S: 9 P: 13	R: 0 H: 2 E: 0 LOB: 2 K: 2 BB: 0 S: 10 P: 14	R: 0 H: 0 E: 0 LOB: 1 K: 1 BB: 1 S: 9 P: 17	R: 0 H: 0 E: 0 LOB: 1 K: 2 BB: 0 S: 11 P: 15	R: 0 H: 0 E: 0 LOB: 0 K: 0 BB: 0 S: 5 P: 7	1B: 3 SF: 0 2B: 0 SAC: 0 3B: 0 DP: 0 HR: 0 HBP: 0						

PITCHER		IP	WLS	BF	H	R	ER	SO	BB	IBB	HBP	BLK	WP	HR	S	P	ERA	WHIP
58 Chad Billingsley, R ERA: 3.16	(1, 1)	7.0	W	24	3	0	0	9	1	0	0	0	0	0	68	106	0.00	0.571
51 Jonathan Broxton, R ERA: 2.77	(8, 1)	1.0		4	0	0	0	2	0	0	0	0	1	0	11	15	0.00	0.000
Aaron Sele, R ERA: 3.93	(9, 1)	1.0		3	0	0	0	0	0	0	0	0	0	0	5	7	0.00	0.000

PITCHER	IP	WLS	BF	H	R	ER	SO	BB	IBB	HBP	BLK	WP	HR	S	P	ERA	WHIP

TOP

Florida Marlins @ Los Angeles Dodgers

Dodger Stadium, Los Angeles, CA

Tue Aug 15 2006, 7:10 PM PDT

Att. 47,960 - Clear - 72 F

livebaseballscorecards.com

AB	30
R	0
H	3
RBI	0
BB	1
SO	11
LOB	10

1B: 3	SF: 0	WP: 1	PA: 31
2B: 0	SAC: 0	PB: 0	
3B: 0	DP: 0	SB: 0	
HR: 0	HBP: 0	CS: 1	

BOTTOM

Florida Marlins @ Los Angeles Dodgers

Dodger Stadium, Los Angeles, CA

Tue Aug 15 2006, 7:10 PM PDT

Att. 47,960 - Clear - 72 F

livebaseballscorecards.com

Batter	1	2	3	4	5	6	7	8	9	AB	R	H	RBI	BB	SO	LOB
15 Rafael Furcal, S (1, 6) OBP: 0.361, SLG: 0.400	G2-3		F7		1-2 2-3 BB		2B FC4-6 BB	G4-3		3	1	0	0	2	0	0
Kenny Lofton, L (1, 8) OBP: 0.370, SLG: 0.414 17 Jason Repko, R (9, 8) OBP: 0.348, SLG: 0.408	BB			P4	F9		FC4-6 12 1B 1-3 2-H 2B	1B		4 0	1 0	2 0	1 0	1 0	0 0	3 0
5 Nomar Garciaparra, R (1, 3) OBP: 0.399, SLG: 0.533 Aaron Sele, R (9, 1) OBP: 0.208, SLG: 0.250	F8			G3		BB	FC4-6 IBB	F7		3 0	0 0	0 0	0 0	2 0	0 0	2 0
J.D. Drew, L (1, 9) OBP: 0.376, SLG: 0.451	P6			2B		1-2 BB	FC4-6 12 1B 16 1B 1-2f 2-3 3-H			3	1	1	1	1	0	3
12 Jeff Kent, R (1, 4) OBP: 0.359, SLG: 0.447		K	F7			P2	16 1B 1-2 3-H 1B			4	0	1	1	0	1	3
16 Andre Ethier, L (1, 7) OBP: 0.388, SLG: 0.552		F8			L4	F8	BB 1-3 2-H 1B			4	0	1	1	0	0	2
Wilson Betemit, S (1, 5) OBP: 0.341, SLG: 0.506		G1-3			15 BB 55 1B 1B	G3-1	BB 1-2			3	0	1	0	1	0	2
55 Russell Martin, R (1, 2) OBP: 0.371, SLG: 0.461			G4-3		15 BB 1-2 1B		18 SH1-4 2B 1B F9			4	1	2	0	0	0	3
58 Chad Billingsley, R (1, 1) OBP: 0.190, SLG: 0.056 18 Ramon Martinez, R (7, PH) OBP: 0.356, SLG: 0.365 51 Jonathan Broxton, R (8, 1) 7 James Loney, L (8, PH) OBP: 0.342, SLG: 0.451 (9, 3)			K		K		SH1-4 1-2	P6		2 0 0 1	0 0 0 0	0 0 0 0	0 0 0 0	0 0 0 0	2 0 0 0	2 0 0 0
Inning Stats	R: 0 E: 0 K: 0 S: 9 H: 0 LOB: 1 BB: 1 P: 16	R: 0 E: 0 K: 1 S: 10 H: 0 LOB: 0 BB: 0 P: 12	R: 0 E: 0 K: 1 S: 7 H: 0 LOB: 0 BB: 0 P: 10	R: 0 E: 0 K: 0 S: 13 H: 1 LOB: 1 BB: 0 P: 20	R: 0 E: 0 K: 1 S: 10 H: 2 LOB: 3 BB: 1 P: 18	R: 0 E: 0 K: 0 S: 12 H: 0 LOB: 2 BB: 2 P: 24	R: 4 E: 0 K: 0 S: 18 H: 4 LOB: 3 BB: 3 P: 36	R: 0 E: 0 K: 0 S: 13 H: 1 LOB: 1 BB: 0 P: 18		1B: 6 2B: 2 3B: 0 HR: 0	SF: 0 SAC: 1 DP: 0 HBP: 0			WP: 0 PB: 0 SB: 0 CS: 0	PA: 39		

	AB	31
	R	4
	H	8
	RBI	4
	BB	7
	SO	3
	LOB	20

PITCHER		IP	WLS	BF	H	R	ER	SO	BB	IBB	HBP	BLK	WP	HR	S	P	ERA	WHIP
36 Aníbal Sánchez, R ERA: 3.7	(1, 1)	6.0		25	3	0	0	3	4	0	0	0	0	0	61	100	0.00	1.167
Randy Messenger, R ERA: 5.24	(7, 1)	0.1	L	5	2	4	4	0	1	1	0	0	0	0	8	20	108.00	9.000
57 Taylor Tankersley, L ERA: 2.82	(7, 1)	0.1		3	2	0	0	0	0	0	0	0	0	0	7	9	0.00	6.000
Matt Herges, R ERA: 3.79	(7, 1)	1.1		6	1	0	0	0	1	0	0	0	0	0	16	25	0.00	1.500

PITCHER		IP	WLS	BF	H	R	ER	SO	BB	IBB	HBP	BLK	WP	HR	S	P	ERA	WHIP

Florida Marlins @ Los Angeles Dodgers

Dodger Stadium, Los Angeles, CA

Wed Aug 16 2006, 12:10 PM PDT

Att. 38,125 - Sunny - 76 F

TOP

livebaseballscorecards.com

Batter	1	2	3	4	5	6	7	8	9	AB	R	H	RBI	BB	SO	LOB
2 Hanley Ramirez, R (1, 6) OBP: 0.336, SLG: 0.417	G6-3	B1-3		G4-3		6 S HR 1B	L8	1-3 3-H 2B		6	1	2	1	0	0	0
6 Dan Uggla, R (1, 4) OBP: 0.349, SLG: 0.499	BB 14 BB 12 2B BB	P4		HR 1B		HR BB	1B	G5-3		4	3	2	0	2	0	2
52 Sergio Mitre, R (9, 1) OBP: 0.167, SLG: 0.250										0	0	0	0	0	0	0
Miguel Cabrera, R (1, 5) OBP: 0.429, SLG: 0.570	F9		FC1-6 14 1B 12 1B 1B	1-H HR		1-H 3-H HR	F8		G3	5	3	3	5	0	0	2
37 Renyel Pinto, L (8, 1)										0	0	0	0	0	0	0
4 Alfredo Amezaga, S (9, PH) OBP: 0.344, SLG: 0.359										1	0	0	0	0	0	0
(9, 4)																
14 Josh Willingham, R (1, 7) OBP: 0.344, SLG: 0.480	1 SAFE 1 SAFE BB 12 2B 1-2 BB		1-2 FC1-6 1B	G3 2B		HR BB		G5-3	K	4	2	2	0	2	1	0
Wes Helms, R (1, 3) OBP: 0.368, SLG: 0.540	12 2B 1-2 2-3 BB		FC1-6 12 1B 1-2f 2-3	G3 2-3		1-H HR		2B 61 2B 1B	F8	5	3	2	2	1	0	3
(8, 5)																
12 Cody Ross, R (1, 9) OBP: 0.297, SLG: 0.458	1B 1-H 2-H 3-H 2B		E 1-3 3-H 1B	P3		F8	F7			3	1	2	4	0	0	1
27 Jeremy Hermida, L (4, 9) OBP: 0.340, SLG: 0.389										2	0	0	0	0	0	1
Miguel Olivo, R (1, 2) OBP: 0.313, SLG: 0.484	61 FC6-4 3-H 1B		1 SAFE 1 SAFE E1 1-2		E6 61 G5-4-3	F8		61 2B 1-3 2B		5	1	2	1	0	0	2
(8, 3)																
61 Reggie Abercrombie, R (1, 8) OBP: 0.275, SLG: 0.344	FC6-4 1-2f		F6		G5-4-3 1-2f	K		20 E 2 2B 2-H 3-H 2B		5	1	1	2	0	1	5
55 Josh Johnson, L (1, 1) OBP: 0.139, SLG: 0.171		K	G5-3		F8		P2	E6 2 2B 2-3		3	0	0	0	0	1	3
Joe Borchard, S (7, PH) OBP: 0.318, SLG: 0.369										1	0	0	0	0	0	0
Brian Moehler, R (7, 1) OBP: 0.154, SLG: 0.083										0	0	0	0	0	0	0
20 Matt Treanor, R (8, PH) OBP: 0.305, SLG: 0.293										1	0	0	0	0	0	1
(8, 2)																
Inning Stats	R: 4 H: 2 E: 0 LOB: 1 K: 0 BB: 3 S: 15 P: 30	R: 0 H: 0 E: 0 LOB: 0 K: 1 BB: 0 S: 6 P: 7	R: 1 H: 3 E: 1 LOB: 3 K: 0 BB: 0 S: 11 P: 15	R: 2 H: 3 E: 0 LOB: 1 K: 0 BB: 0 S: 15 P: 23	R: 0 H: 0 E: 1 LOB: 0 K: 0 BB: 0 S: 5 P: 6	R: 5 H: 3 E: 0 LOB: 0 K: 1 BB: 2 S: 19 P: 33	R: 0 H: 1 E: 0 LOB: 1 K: 0 BB: 0 S: 8 P: 9	R: 3 H: 4 E: 1 LOB: 2 K: 0 BB: 0 S: 16 P: 22	R: 0 H: 0 E: 0 LOB: 0 K: 1 BB: 0 S: 10 P: 17	1B: 8 SF: 0 2B: 5 SAC: 0 3B: 0 DP: 1 HR: 3 HBP: 0						

	AB	45
	R	15
	H	16
	RBI	15
	BB	5
	SO	3
	LOB	20

WP: 0 PA: 50
PB: 0
SB: 2
CS: 0

PITCHER		IP	WLS	BF	H	R	ER	SO	BB	IBB	HBP	BLK	WP	HR	S	P	ERA	WHIP
Mark Hendrickson, L ERA: 4.31	(1, 1)	2.1	L	16	5	5	5	1	3	0	0	0	0	0	29	47	19.29	3.429
Aaron Sele, R ERA: 4.07	(3, 1)	1.2		8	3	2	2	0	0	0	0	0	0	1	18	28	10.80	1.800
Giovanni Carrara, R ERA: 4.84	(5, 1)	1.0		8	3	5	5	0	2	0	0	0	0	2	15	26	45.00	5.000
Joe Beimel, L ERA: 3.62	(6, 1)	3.0		15	5	3	2	1	0	0	0	0	0	0	33	44	6.00	1.667
Brett Tomko, R ERA: 4.66	(9, 1)	1.0		3	0	0	0	1	0	0	0	0	0	0	10	17	0.00	0.000

PITCHER	IP	WLS	BF	H	R	ER	SO	BB	IBB	HBP	BLK	WP	HR	S	P	ERA	WHIP

Batter	1	2	3	4	5	6	7	8	9	AB	R	H	RBI	BB	SO	LOB
Kenny Lofton, L (1, 8) OBP: 0.370, SLG: 0.412 17 Jason Repko, R (7, PH) OBP: 0.345, SLG: 0.404 (8, 8)	B C B B F B 4-2 S 12 2B S BB	B 2 SAFE 1-0 ③ PO 2-3	C X 0-1 ① F8	B F B X 2-1 ③ F7			B C F B F B X 3-2 ② G6-3			2 1	1 0	0 0	0 0	1 0	0 0	2 0
Julio Lugo, R (1, 6) OBP: 0.366, SLG: 0.469	B B B C X 3-1 ① P4 1-2	B X 1-0 ② P3	B B X 2-0 ① F8				C B B B X 3-1 ③ L4			4	0	0	0	0	0	1
5 Nomar Garciaparra, R (1, 3) OBP: 0.399, SLG: 0.530 Olmedo Saenz, R (8, 3) OBP: 0.354, SLG: 0.563	X 0-0 ② F8	X 0-0 ③ F8	C B B B B 4-1 BB					B X 1-0 ① F8		2 1	0 0	0 0	0 0	1 0	0 0	1 0
J.D. Drew, L (1, 9) OBP: 0.378, SLG: 0.454 7 James Loney, L (8, 9) OBP: 0.338, SLG: 0.444	B B B C C F B 4-2 12 2B 2-3 BB			B C X 1-1 12 2B 2B	C B C X 1-2 ② F7			B X 1-0 ② F7		2 1	2 0	1 0	0 0	1 0	0 0	1 0
12 Jeff Kent, R (1, 4) OBP: 0.362, SLG: 0.457 18 Ramon Martinez, R (7, 4) OBP: 0.354, SLG: 0.363	1 SAFE C B B X 2-1 1-H 3-H 2B			C X 0-1 2-H 1B 2B	C B 1 B F B X 3-2 ③ L6			F X 0-1 E6		3 1	1 0	2 0	3 0	0 0	0 0	1 0
16 Andre Ethier, L (1, 7) OBP: 0.383, SLG: 0.545	B C F B S 2-3 ③ K			X 0-0 ① F8		B B B C X 3-1 ① F7		C X 0-1 ③ G3-1		4	0	0	0	0	1	3
Wilson Betemit, S (1, 5) OBP: 0.343, SLG: 0.506		C X 0-1 PO SH2-4 1B	B X 1-0 2-H 1B 1B			B C F S 1-3 ② K		X 0-0 ① P5		4	0	2	1	0	1	0
Toby Hall, R (1, 2) OBP: 0.273, SLG: 0.391		D 1 SAFE X 1-0 ① F9		F X 0-1 1-2 1B		F B B X 2-1 ③ G6-3		C X 0-1 55 G1-6-3 1B		4	0	2	0	0	0	1
Mark Hendrickson, L (1, 1) Aaron Sele, R (3, 1) OBP: 0.208, SLG: 0.250 15 Rafael Furcal, S (4, PH) OBP: 0.360, SLG: 0.399 Giovanni Carrara, R (5, 1) Joe Beimel, L (6, 1) Brett Tomko, R (9, 1) OBP: 0.154, SLG: 0.120 55 Russell Martin, R (9, PH) OBP: 0.370, SLG: 0.460		X 0-0 ② SH2-4 1-2		B D X 2-0 ② P4			C S F B F F S 1-3 ① K		X 0-0 ② ③ G1-6-3 1-2f	0 0 1 0 0 1 0 1	0 0 0 0 0 0 0 0	0 0 0 0 0 1 0 1	0 0 0 0 0 0 0 0	0 0 0 0 0 0 0 0	0 0 2 0 0 0 0 0	0 0 0 0 0 1 0 1
Inning Stats	R: 2 E: 0 K: 1 S: 13 H: 1 LOB: 1 BB: 2 P: 28	R: 0 E: 0 K: 0 S: 4 H: 1 LOB: 0 BB: 0 P: 6	R: 0 E: 0 K: 0 S: 4 H: 0 LOB: 0 BB: 0 P: 5	R: 2 E: 0 K: 0 S: 11 H: 4 LOB: 2 BB: 0 P: 17	R: 0 E: 0 K: 0 S: 8 H: 0 LOB: 1 BB: 1 P: 18	R: 0 E: 0 K: 1 S: 7 H: 0 LOB: 0 BB: 0 P: 13	R: 0 E: 0 K: 1 S: 12 H: 0 LOB: 0 BB: 0 P: 19	R: 0 E: 1 K: 0 S: 6 H: 0 LOB: 1 BB: 0 P: 8	R: 0 E: 0 K: 0 S: 4 H: 1 LOB: 0 BB: 0 P: 4	1B: 4 2B: 3 3B: 0 HR: 0	SF: 0 SAC: 1 DP: 1 HBP: 0					

PITCHER		IP	WLS	BF	H	R	ER	SO	BB	IBB	HBP	BLK	WP	HR	S	P	ERA	WHIP
55 Josh Johnson, R ERA: 2.84	(1, 1)	6.0	W	26	6	4	4	2	3	0	0	0	0	0	47	87	6.00	1.500
Brian Moehler, R ERA: 6.63	(7, 1)	1.0		3	0	0	0	1	0	0	0	0	0	0	12	19	0.00	0.000
37 Renyel Pinto, L ERA: 3.45	(8, 1)	1.0		4	0	0	0	0	0	0	0	0	0	0	6	8	0.00	0.000
52 Sergio Mitre, R ERA: 5.35	(9, 1)	1.0		3	1	0	0	0	0	0	0	0	0	0	4	4	0.00	1.000

PITCHER	IP	WLS	BF	H	R	ER	SO	BB	IBB	HBP	BLK	WP	HR	S	P	ERA	WHIP

BOTTOM

Florida Marlins @ Los Angeles Dodgers

Dodger Stadium, Los Angeles, CA

Wed Aug 16 2006, 12:10 PM PDT

Att. 38,125 - Sunny - 76 F

livebaseballscorecards.com

AB	32
R	4
H	7
RBI	4
BB	3
SO	3
LOB	13

WP: 0	PA: 37		
PB: 0			
SB: 2			
CS: 0			

Batter	1	2	3	4	5	6	7	8	9	AB	R	H	RBI	BB	SO	LOB
15 Rafael Furcal, S (1, 6) OBP: 0.360, SLG: 0.399	B B F S B F X 3-2 G6-3 WP 5 G4-3 1B		B B F F B C 3-3 ② K		C B F B C 2-3 ③ K			F B B B F B 4-2 5 BB BB SF9 BB		3	1	1	0	0	2	0
17 Jason Repko, R (8, PH) OBP: 0.351, SLG: 0.404										0	1	0	0	1	0	0
Elmer Dessens, R (8, 1)										0	0	0	0	0	0	0
Kenny Lofton, L (1, 8) OBP: 0.374, SLG: 0.414	B L B L X 2-2 ① G6-3 1-3		B X 1-0 5 1B 1B			C C B F F B X 2-2 12 S 1B		B F F B B B 4-2 SF9 5 12 BB 1B 1-2 BB		3	1	2	0	1	0	1
5 Nomar Garciaparra, R (1, 3) OBP: 0.400, SLG: 0.528	C S X 0-2 ② G4-3 3-H		X 0-0 1-2 1B			X 0-0 ① F8		B B B C B 4-1 12 1B 1-2 2-3 BB		3	0	1	1	1	0	1
J.D. Drew, L (1, 9) OBP: 0.376, SLG: 0.452	B C B B C B 4-2 BB		B S S B B S 3-3 ③ K			C B B X 2-1 ② F7		B B S F F X 2-2 ② SF9 2-3 3-H		2	0	0	1	1	1	3
12 Jeff Kent, R (1, 4) OBP: 0.361, SLG: 0.454	B B C F B X 3-2 ③ P4			C X 0-1 ① L9		1 SAFE 1-1 ③ G5-3 1-2		C B F B X 2-2 1-2 3-H 1B		4	0	1	1	0	0	2
16 Andre Ethier, L (1, 7) OBP: 0.378, SLG: 0.537		B C X 1-1 ① G4-3		F F B X 1-2 ② G4-3			B X 1-0 ① F7	F X 0-1 ③ F9		4	0	0	0	0	0	2
Wilson Betemit, S (1, 5) OBP: 0.338, SLG: 0.498		S B C B F C 2-3 ② K		C F B X 1-2 ③ L6			B C X 1-1 ② F7		B C B X 2-1 ① G4-3	4	0	0	0	0	1	0
55 Russell Martin, R (1, 2) OBP: 0.365, SLG: 0.453	B F X 1-1 ③ P4			X 0-0 ① G6-3			C S B S 1-3 ③ K		B B B C X 3-1 ② P4	4	0	0	0	0	1	0
31 Brad Penny, R (1, 1) OBP: 0.231, SLG: 0.288			F X 0-1 ① F9		S F B X 1-2 ② F7			C B C X 1-2 ① F9	B F C S 1-3 ③ K	2	0	0	0	0	0	0
Giovanni Carrara, R (7, 1)										0	0	0	0	0	0	0
Julio Lugo, R (8, PH) OBP: 0.364, SLG: 0.466										2	0	0	0	0	1	0
(8, 6)																

TOP

Los Angeles Dodgers @ San Francisco Giants
AT&T Park, San Francisco, CA
Fri Aug 18 2006, 7:15 PM PDT
Att. 42,862 - Clear - 61 F

livebaseballscorecards.com

AB	31
R	3
H	5
RBI	3
BB	4
SO	6
LOB	9

Inning Stats	1	2	3	4	5	6	7	8	9
	R: 1 H: 1 E: 0 LOB: 1 K: 0 BB: 1 S: 16 P: 28	R: 0 H: 0 E: 0 LOB: 0 K: 1 BB: 0 S: 8 P: 12	R: 0 H: 2 E: 0 LOB: 2 K: 2 BB: 0 S: 10 P: 17	R: 0 H: 0 E: 0 LOB: 0 K: 0 BB: 0 S: 8 P: 10	R: 0 H: 0 E: 0 LOB: 0 K: 1 BB: 0 S: 7 P: 10	R: 0 H: 1 E: 0 LOB: 1 K: 0 BB: 0 S: 10 P: 15	R: 0 H: 0 E: 0 LOB: 0 K: 1 BB: 0 S: 6 P: 9	R: 2 H: 1 E: 0 LOB: 2 K: 0 BB: 3 S: 18 P: 35	R: 0 H: 0 E: 0 LOB: 0 K: 1 BB: 0 S: 7 P: 13

1B: 5	SF: 1	WP: 1	PA: 36
2B: 0	SAC: 0	PB: 0	
3B: 0	DP: 0	SB: 1	
HR: 0	HBP: 0	CS: 0	

PITCHER		IP	WLS	BF	H	R	ER	SO	BB	IBB	HBP	BLK	WP	HR	S	P	ERA	WHIP
Jason Schmidt, R ERA: 3.03	(1, 1)	7.1	W	29	4	3	3	5	3	0	0	0	1	0	72	117	3.68	0.955
31 Vinnie Chulk, R ERA: 4.37	(8, 1)	0.1		3	1	0	0	0	1	0	0	0	0	0	9	17	0.00	6.000
Mike Stanton, L ERA: 4.15	(8, 1)	0.1	H	1	0	0	0	0	0	0	0	0	0	0	2	2	0.00	0.000
Armando Benitez, R ERA: 2.62	(9, 1)	1.0		3	0	0	0	1	0	0	0	0	0	0	7	13	0.00	0.000

PITCHER	IP	WLS	BF	H	R	ER	SO	BB	IBB	HBP	BLK	WP	HR	S	P	ERA	WHIP

Batter	1	2	3	4	5	6	7	8	9	AB	R	H	RBI	BB	SO	LOB
2 Randy Winn, S (1, 8) (7, 9) OBP: 0.325, SLG: 0.403	B B C F F B X 3-2 P2 ①		B C B B B 4-1 13 HR BB		S X 0-1 G6-3 ①		C B F B B X 3-2 F7 ①			3	1	0	0	1	0	0
13 Omar Vizquel, S (1, 6) OBP: 0.384, SLG: 0.417	C B X 1-1 G3 ②		X 0-0 1-H HR		B B C F B X 3-2 F8 ②		C C B X 1-2 G6-3 ②			4	1	1	2	0	0	0
Ray Durham, S (1, 4) OBP: 0.365, SLG: 0.527	B B F X 2-1 G1-3 ③		F C B B X 3-2 G4-3 ①		B B B C F B 4-2 BB		F F B X 1-2 3B			3	0	1	0	1	0	0
Barry Bunds, L (1, 7) OBP: 0.444, SLG: 0.472 Todd Linden, S (8, 7) OBP: 0.314, SLG: 0.424		B X 1-0 G3 ①	C C B X 1-2 G4-3 ②		B X 1-0 G4-3 ③		B C C B D S 3-3 K ③			4 0	0 0	0 0	0 0	0 0	1 0	2 0
Moises Alou, R (1, 9) OBP: 0.349, SLG: 0.512 Steve Finley, L (7, 8) OBP: 0.315, SLG: 0.403		X 0-0 2B WP 1B	X 0-0 F7 ③			B S X 1-1 HR 2B		C X 0-1 HR		3 1	2 1	2 1	0 1	0 0	0 0	0 0
Shea Hillenbrand, R (1, 3) OBP: 0.329, SLG: 0.464	C C B B B 1 SAFE 1 SAFE 1 SAFE X 3-2 WP 1-3 50 SF9 2B			C C X 0-2 1B		B S B B X 3-1 2-H HR		X 0-0 G6-3 ①		4	2	3	2	0	0	0
Pedro Feliz, R (1, 5) OBP: 0.296, SLG: 0.458		B D B F B 4-1 2-3 3-H BB		C F X 0-2 L5 ①		C C X 0-2 F7 ①		F X 0-1 G6-3 ②		3	0	0	0	1	0	1
50 Eliezer Alfonzo, R (1, 2) OBP: 0.301, SLG: 0.492		C X 0-1 SF9 ② 3-H		C B B X 2-1 L7 ②		B B B C X 3-1 F9 ②		B B F X 2-1 G5-3 ③		3	0	0	1	0	0	1
Jason Schmidt, R (1, 1) OBP: 0.111, SLG: 0.185 31 Vinnie Chulk, R (8, 1) Mike Stanton, L (8, 1) Armando Benitez, R (9, 1)		S C B C 1-3 K ③		S S B S 1-3 K ③		S B C B B S 3-3 K ③				3 0 0 0	0 0 0 0	0 0 0 0	0 0 0 0	0 0 0 0	3 0 0 0	2 0 0 0
Inning Stats	R: 0 H: 0 E: 0 LOB: 0 K: 0 BB: 0 S: 8 P: 14	R: 2 H: 2 E: 0 LOB: 1 K: 1 BB: 1 S: 11 P: 20	R: 2 H: 1 E: 0 LOB: 0 K: 0 BB: 1 S: 9 P: 17	R: 0 H: 1 E: 0 LOB: 1 K: 1 BB: 0 S: 11 P: 14	R: 0 H: 0 E: 0 LOB: 1 K: 0 BB: 1 S: 8 P: 16	R: 2 H: 2 E: 0 LOB: 0 K: 1 BB: 0 S: 12 P: 22	R: 0 H: 1 E: 0 LOB: 1 K: 1 BB: 0 S: 12 P: 20	R: 1 H: 1 E: 0 LOB: 0 K: 0 BB: 0 S: 7 P: 9		1B: 2 SF: 1 2B: 2 SAC: 0 3B: 1 DP: 0 HR: 3 HBP: 0				WP: 1 PA: 35 PB: 0 SB: 0 CS: 0		

PITCHER		IP	WLS	BF	H	R	ER	SO	BB	IBB	HBP	BLK	WP	HR	S	P	ERA	WHIP
31 Brad Penny, R ERA: 3.7	(1, 1)	6.0	L	27	6	6	6	3	3	0	0	0	1	2	59	103	9.00	1.500
Giovanni Carrara, R ERA: 4.63	(7, 1)	1.0		4	1	0	0	1	0	0	0	0	0	0	12	20	0.00	1.000
Elmer Dessens, R ERA: 4.21	(8, 1)	1.0		4	1	1	1	0	0	0	0	0	0	1	7	9	9.00	1.000

PITCHER	IP	WLS	BF	H	R	ER	SO	BB	IBB	HBP	BLK	WP	HR	S	P	ERA	WHIP

BOTTOM

Los Angeles Dodgers @ San Francisco Giants

AT&T Park, San Francisco, CA

Fri Aug 18 2006, 7:15 PM PDT

Att. 42,862 - Clear - 61 F

livebaseballscorecards.com

AB	31
R	7
H	8
RBI	6
BB	3
SO	4
LOB	6

Batter	1	2	3	4	5	6	7	8	9	AB	R	H	RBI	BB	SO	LOB
15 Rafael Furcal, S (1, 6) OBP: 0.361, SLG: 0.400	B C B B X 3-1 1B 5 1B 1B	x 0-0 SH 2-H x 0-2 G4-6-3 1-2f			B B X 2-0 ③ F8			S B X 1-1 17 2B 1B 1B		4	3	2	0	0	0	2
Kenny Lofton, L (1, 8) OBP: 0.376, SLG: 0.419 17 Jason Repko, R (3, 8) OBP: 0.353, SLG: 0.416	1 SAFE C F 1 SAFE B X 1-2 16 WP 5 1B 16 3B 1-3 1B	B F B X 2-1 5 1B 1B 2B	B B X 2-0 ① F8			B C L X 1-2 ① F7		D 1 SAFE 1 SAFE C 1 F B X 2-2 1B 1-3 2B		3 2	2 1	2 1	0 0	0 0	0 0	0 0
5 Nomar Garciaparra, R (1, 3) OBP: 0.403, SLG: 0.528	X 0-0 16 WP 16 3B 1-2 3-H 1B	F S B F F B X 2-2 1B 12 3B 2-3 1B	B B X 2-0 ② G6-3			B B X 2-0 ② L4		I I I I 4-0 1B SF8 IBB		4	3	2	1	1	0	0
J.D. Drew, L (1, 9) OBP: 0.377, SLG: 0.451	F B X 1-1 ① F8	X 0-0 12 3B 1-3 3-H 1B	B B X 2-0 ③ F9			B C S C 1-3 ③ K		B X 1-0 1-3 2-H 3-H 1B		5	1	2	3	0	1	2
12 Jeff Kent, R (1, 4) OBP: 0.361, SLG: 0.462 Julio Lugo, R (2, 4) OBP: 0.364, SLG: 0.466	D X 1-0 ② F7	C 1 SAFE X 0-1 16 1B 1-H 3-H 3B	C B B X 2-1 ① G6-3				X 0-0 16 1B SF7 1B	B F B X 2-1 ② SF8 3-H		2 2	1 1	1 1	2 1	0 0	0 0	2 0
16 Andre Ethier, L (1, 7) OBP: 0.385, SLG: 0.548	F B X 1-1 1-H 2-H 3B	F S X 0-2 55 BB 1B SF8 3-H 1B	B B X 2-0 G4-3 1B				1 SAFE X 0-0 55 G6-4-3 1-3 1B	F X 0-1 ③ P6		5	1	4	3	0	0	1
Wilson Betemit, S (1, 5) OBP: 0.339, SLG: 0.496	B B B C B 4-1 BB	C X 0-1 55 BB 1-2 1B	C X 0-1 ② ③ G4-3 1-2f				D D X 2-0 ① SF7 3-H	B S F B F C 2-3 ① K		3	0	1	1	1	1	1
55 Russell Martin, R (1, 2) OBP: 0.363, SLG: 0.447	C F B C 1-3 ③ K	B B B C B 4-1 15 G4-6-3 1-2 2-3 BB	C X 0-1 ① G6-3				F B F B 1 SAFE X 2-2 ② ③ G6-4-3 1-2f	X 0-0 ② G6-3		4	0	0	0	1	1	3
Greg Maddux, R (1, 1) OBP: 0.148, SLG: 0.157 Brett Tomko, R (7, 1) OBP: 0.154, SLG: 0.120 Olmedo Saenz, R (8, PH) OBP: 0.352, SLG: 0.559 51 Jonathan Broxton, R (8, 1) 18 Ramon Martinez, R (9, PH) OBP: 0.352, SLG: 0.360 44 Takashi Saito, L (9, 1)		x 1-0 15 E 2B 0-1 ① SF8 3-H			F F C 0-3 ② K			B C S C B B S 3-3 ① K	B B X 2-0 ③ F8	2 0 1 0 1 0	1 0 0 0 0 0	1 0 0 0 0 0	1 0 0 0 0 0	0 0 1 0 0 0	1 0 0 0 0 0	0 0 0 0 0 0
Inning Stats	R: 3 E: 0 K: 1 S: 15 H: 4 LOB: 2 BB: 1 P: 27	R: 7 E: 1 K: 0 S: 24 H: 7 LOB: 1 BB: 1 P: 33	R: 0 E: 0 K: 0 S: 3 H: 0 LOB: 0 BB: 0 P: 9	R: 0 E: 0 K: 0 S: 5 H: 1 LOB: 0 BB: 0 P: 9	R: 0 E: 0 K: 1 S: 6 H: 0 LOB: 0 BB: 0 P: 8	R: 0 E: 0 K: 1 S: 7 H: 0 LOB: 0 BB: 0 P: 11	R: 1 E: 0 K: 0 S: 6 H: 2 LOB: 0 BB: 0 P: 10	R: 3 E: 0 K: 1 S: 13 H: 3 LOB: 1 BB: 1 P: 26	R: 0 E: 0 K: 1 S: 6 H: 0 LOB: 0 BB: 0 P: 10	1B: 12 2B: 3 3B: 2 HR: 0 SF: 3 SAC: 1 DP: 3 HBP: 0							

PITCHER		IP	WLS	BF	H	R	ER	SO	BB	IBB	HBP	BLK	WP	HR	S	P	ERA	WHIP
41 Brad Hennessey, R ERA: 3.38	(1, 1)	1.0	L	12	7	7	6	1	1	0	0	0	1	0	24	41	54.00	8.000
Jamey Wright, R ERA: 5.12	(2, 1)	6.0		23	7	4	4	2	1	0	0	0	0	0	42	66	6.00	1.333
31 Vinnie Chulk, R ERA: 5.09	(8, 1)	0.1		4	2	3	3	1	0	1	0	0	0	0	8	18	81.00	6.000
Steve Kline, L ERA: 3.67	(8, 1)	1.2		6	1	0	0	1	0	0	0	0	0	0	11	18	0.00	0.600

PITCHER	IP	WLS	BF	H	R	ER	SO	BB	IBB	HBP	BLK	WP	HR	S	P	ERA	WHIP

TOP

Los Angeles Dodgers @ San Francisco Giants
AT&T Park, San Francisco, CA

Sat Aug 19 2006, 6:05 PM PDT
Att. 42,833 - Partly Cloudy - 61 F

livebaseballscorecards.com

AB	38
R	14
H	17
RBI	12
BB	3
SO	5
LOB	11



BOTTOM

Los Angeles Dodgers @ San Francisco Giants
AT&T Park, San Francisco, CA
Sat Aug 19 2006, 6:05 PM PDT
Att. 42,833 - Partly Cloudy - 61 F

livebaseballscorecards.com

Batter	1	2	3	4	5	6	7	8	9	AB	R	H	RBI	BB	SO	LOB
2 Randy Winn, S (1, 8) OBP: 0.322, SLG: 0.400	G1-3			G5-3	L8		P4			4	0	0	0	0	0	1
13 Omar Vizquel, S (1, 6) 9 Mark Sweeney, L (9, 7) OBP: 0.383, SLG: 0.415 OBP: 0.329, SLG: 0.407	G4-3			2B 1B 1B	E3 3B		K			4 0	2 0	1 0	0 0	0 0	1 0	1 0
Ray Durham, S (1, 4) OBP: 0.367, SLG: 0.533	G4-3			2B HR 1B	3B			G3		4	1	2	2	0	0	0
Barry Bonds, L (1, 7) Todd Linden, S (4, 7) (9, 9) OBP: 0.443, SLG: 0.471 OBP: 0.342, SLG: 0.472		G6-3		HR 2B	G4-3			1B		1 3	0 1	0 2	0 1	0 0	0 0	0 1
Moises Alou, R (1, 9) Tomas De La Rosa, R (9, 6) OBP: 0.348, SLG: 0.520		K		HR		L5		F9		4 0	1 0	1 0	3 0	0 0	1 0	1 0
Shea Hillenbrand, R (1, 3) OBP: 0.326, SLG: 0.459		K		P3		G5-3		F7		4	0	0	0	0	1	1
Pedro Feliz, R (1, 5) OBP: 0.293, SLG: 0.454		G6-3		K		F7			F8	4	0	0	0	0	1	0
50 Eliezer Alfonzo, R (1, 2) OBP: 0.300, SLG: 0.503		K			K		HR		K	4	1	1	1	0	3	0
41 Brad Hennessey, R (1, 1) Jamey Wright, R (2, 1) Steve Finley, L (7, PH) 31 Vinnie Chulk, R (8, 1) Steve Kline, S (8, 1) Todd Greene, R (9, PH) OBP: 0.316, SLG: 0.368 OBP: 0.254, SLG: 0.289 OBP: 0.314, SLG: 0.402 OBP: 0.323, SLG: 0.415		K			13 E 3B 1B		P6		G5-3	0 2 1 0 0 1	0 1 0 0 0 0	0 1 0 0 0 0	0 0 0 0 0 0	0 0 0 0 0 0	0 1 0 0 0 0	0 0 0 0 0 0
Inning Stats	R: 0 H: 0 E: 0 LOB: 0 K: 0 BB: 0 S: 9 P: 14	R: 0 H: 0 E: 0 LOB: 0 K: 2 BB: 0 S: 8 P: 14	R: 0 H: 0 E: 0 LOB: 0 K: 2 BB: 0 S: 8 P: 12	R: 4 H: 4 E: 0 LOB: 0 K: 1 BB: 0 S: 12 P: 13	R: 2 H: 2 E: 1 LOB: 1 K: 1 BB: 0 S: 13 P: 17	R: 0 H: 0 E: 0 LOB: 0 K: 0 BB: 0 S: 7 P: 10	R: 1 H: 1 E: 0 LOB: 0 K: 1 BB: 0 S: 10 P: 15	R: 0 H: 1 E: 0 LOB: 1 K: 0 BB: 0 S: 9 P: 13	R: 0 H: 0 E: 0 LOB: 0 K: 1 BB: 0 S: 8 P: 11	1B: 4 SF: 0 2B: 1 SAC: 0 3B: 1 DP: 0 HR: 2 HBP: 0						WP: 0 PA: 36 PB: 0 SB: 0 CS: 0	

	AB	36
	R	7
	H	8
	RBI	7
	BB	0
	SO	8
	LOB	5

PITCHER		IP	WLS	BF	H	R	ER	SO	BB	IBB	HBP	BLK	WP	HR	S	P	ERA	WHIP
Greg Maddux, R ERA: 4.27	(1, 1)	6.0	W	25	6	6	4	6	0	0	0	0	0	1	57	80	6.00	1.000
Brett Tomko, R ERA: 4.71	(7, 1)	1.0		4	1	1	1	1	0	0	0	0	0	1	10	15	9.00	1.000
51 Jonathan Broxton, R ERA: 2.72	(8, 1)	1.0		4	1	0	0	0	0	0	0	0	0	0	9	13	0.00	1.000
44 Takashi Saito, R ERA: 2.28	(9, 1)	1.0		3	0	0	0	1	0	0	0	0	0	0	8	11	0.00	0.000

PITCHER	IP	WLS	BF	H	R	ER	SO	BB	IBB	HBP	BLK	WP	HR	S	P	ERA	WHIP

Batter	1	2	3	4	5	6	7	8	9	AB	R	H	RBI	BB	SO	LOB
15 Rafael Furcal, S (1, 6) OBP: 0.360, SLG: 0.398	C B F C 1-3 ① K	B B F F C 2-3 ② K			X 0-0 G3-6 S 2-3 1B			B X 1-0 ① F7		4	0	1	0	0	2	2
Kenny Lofton, L (1, 8) OBP: 0.375, SLG: 0.420	X 0-0 ② F8	B X 1-0 ③ L7			C B X 1-1 ① ② G3-6 1-2f			C X 0-1 5 HR 2B		4	1	1	0	0	0	4
5 Nomar Garciaparra, R (1, 3) OBP: 0.404, SLG: 0.536	F B X 1-1 HR 1B		B B C X 2-1 ① G5-3		C B X 1-1 ③ G5-3			F X 0-1 2-H HR		4	2	2	2	0	0	1
J.D. Drew, L (1, 9) OBP: 0.376, SLG: 0.457	F X 0-1 1-H HR		C C B X 1-2 ② G4-3			C F F B X 1-2 ① G3		B B B C X 3-1 ② P6		4	1	1	2	0	0	0
12 Jeff Kent, R (1, 4) OBP: 0.357, SLG: 0.455	B B S S B F X 3-2 ③ G3		B B C C X 2-1 ③ F8			X 0-0 ② G5-3		C C B S 1-3 ③ K		4	0	0	0	0	1	0
16 Andre Ethier, L (1, 7) OBP: 0.386, SLG: 0.548		C X 0-1 55 FC4-6 BB 1B 1B		S B X 1-1 ① G3		F F F S 0-3 ③ K			C B S F X 1-2 55 G4-3 G4-3 1B	4	1	2	0	0	1	0
Wilson Betemit, S (1, 5) OBP: 0.338, SLG: 0.491		B B B C B 4-1 55 FC4-6 1-2 BB		C X 0-1 ② L5			C B F C 1-3 ① K		X 0-0 ① G4-3 1-2	3	0	0	0	1	1	1
55 Russell Martin, R (1, 2) OBP: 0.358, SLG: 0.441		B F F X 1-2 ① FC4-6 1B 1-2f 2-3		C F F B S 1-3 ③ K			L B X 1-1 ② G4-3		B F B X 2-1 ② G4-3 2-3	4	0	0	0	0	1	3
Derek Lowe, R (1, 1) OBP: 0.143, SLG: 0.135 44 Takashi Saito, L (9, 1)		1 SAFE C B 1 B S B F F 3-2 X 1-3 3-H 1B			X 0-0 15 1B 2B			B B C C B X 3-2 ③ G3-1	B S F B C 2-3 ③ K	4 0	0 0	2 0	1 0	0 0	1 0	1 0
Inning Stats	R: 2 E: 0 K: 1 S: 12 H: 2 LOB: 0 BB: 0 P: 17	R: 1 E: 0 K: 1 S: 15 H: 2 LOB: 2 BB: 1 P: 26	R: 0 E: 0 K: 0 S: 7 H: 0 LOB: 0 BB: 0 P: 12	R: 0 E: 0 K: 1 S: 8 H: 0 LOB: 0 BB: 0 P: 10	R: 0 E: 0 K: 0 S: 6 H: 2 LOB: 1 BB: 0 P: 8	R: 0 E: 0 K: 1 S: 9 H: 0 LOB: 0 BB: 0 P: 10	R: 0 E: 0 K: 1 S: 8 H: 0 LOB: 0 BB: 0 P: 13	R: 2 E: 0 K: 1 S: 10 H: 2 LOB: 0 BB: 0 P: 15	R: 0 E: 0 K: 1 S: 10 H: 1 LOB: 1 BB: 0 P: 15	1B: 5 2B: 3 3B: 0 HR: 2 SF: 0 SAC: 0 DP: 1 HBP: 0						

PITCHER		IP	WLS	BF	H	R	ER	SO	BB	IBB	HBP	BLK	WP	HR	S	P	ERA	WHIP
Matt Morris, R ERA: 4.67	(1, 1)	8.0	L	32	8	5	5	6	1	0	0	0	0	2	75	111	5.62	1.125
Jack Taschner, L ERA: 14.09	(9, 1)	1.0		4	1	0	0	1	0	0	0	0	0	0	10	15	0.00	1.000

PITCHER	IP	WLS	BF	H	R	ER	SO	BB	IBB	HBP	BLK	WP	HR	S	P	ERA	WHIP

TOP

Los Angeles Dodgers @ San Francisco Giants
AT&T Park, San Francisco, CA
Sun Aug 20 2006, 1:05 PM PDT
Att. 42,052 - Overcast - 65 F

livebaseballscorecards.com

AB	35
R	5
H	9
RBI	5
BB	1
SO	7
LOB	12

BOTTOM

Los Angeles Dodgers @ San Francisco Giants
AT&T Park, San Francisco, CA
Sun Aug 20 2006, 1:05 PM PDT
Att. 42,052 - Overcast - 65 F

livebaseballscorecards.com

Batter	1	2	3	4	5	6	7	8	9	AB	R	H	RBI	BB	SO	LOB
2 Randy Winn, S (1, 9) OBP: 0.322, SLG: 0.399	G3-1		G1-3			G6-3			13 E 13 FC4 1B 1B	4	1	1	0	0	0	2
13 Omar Vizquel, S (1, 6) OBP: 0.380, SLG: 0.412	F8		K			G3			FC4 BB 1B 1-3 BB	4	1	0	0	0	1	3
Ray Durham, S (1, 4) OBP: 0.365, SLG: 0.530	G4-3			F9			G1-3		BB BB 1-2 3-H 1B	4	0	1	1	0	0	0
Moises Alou, R (1, 7) OBP: 0.350, SLG: 0.522 Todd Linden, S (3, 7) OBP: 0.366, SLG: 0.474		FC6-4 1B		K			FC4-6 1B		BB 1-2 2-3 BB	1 2	0 0	1 1	0 1	0 1	0 1	0 0
Steve Finley, L (1, 8) OBP: 0.310, SLG: 0.397	FC6-4 G6-4-3 1-2f			G4-3			FC4-6 1-2f		K	4	0	0	0	0	1	5
Shea Hillenbrand, R (1, 3) OBP: 0.324, SLG: 0.456 Barry Bonds, L (9, PH) OBP: 0.444, SLG: 0.471 Tomas De La Rosa, R (9, PR)	G6-4-3 1-2f				K		G6-3		BB 1-2 2-3 3-H	3 0 0	0 0 0	0 0 0	0 1 0	0 1 0	1 0 0	2 0 0
Pedro Feliz, R (1, 5) OBP: 0.291, SLG: 0.450		E1 SH5-4 50 1B		G4-3				K	K K	4	0	0	0	0	2	3
50 Eliezer Alfonzo, R (1, 2) OBP: 0.299, SLG: 0.497		SH5-4 1-2 1B		K				L7	K	4	0	1	0	0	2	3
Matt Morris, R (1, 1) OBP: 0.200, SLG: 0.224 9 Mark Sweeney, L (8, PH) OBP: 0.328, SLG: 0.405 Jack Taschner, L (9, 1)		SH5-4 1-2 2-3			K		G3-1			1 1 0	0 0 0	0 0 0	0 0 0	0 0 0	1 0 0	0 0 0
Inning Stats	R: 0 E: 0 K: 0 S: 7 H: 0 LOB: 0 BB: 0 P: 11	R: 0 E: 0 K: 0 S: 8 H: 1 LOB: 0 BB: 0 P: 11	R: 0 E: 1 K: 1 S: 9 H: 1 LOB: 2 BB: 0 P: 14	R: 0 E: 0 K: 1 S: 6 H: 0 LOB: 0 BB: 0 P: 12	R: 0 E: 0 K: 2 S: 8 H: 0 LOB: 0 BB: 0 P: 11	R: 0 E: 0 K: 1 S: 8 H: 0 LOB: 0 BB: 0 P: 11	R: 0 E: 0 K: 0 S: 7 H: 1 LOB: 1 BB: 0 P: 11	R: 0 E: 0 K: 1 S: 8 H: 0 LOB: 0 BB: 0 P: 12	R: 2 E: 1 K: 3 S: 20 H: 2 LOB: 3 BB: 2 P: 32	1B: 5 2B: 0 3B: 0 HR: 0	SF: 0 SAC: 1 DP: 1 HBP: 0						

	AB	32
	R	2
	H	5
	RBI	2
	BB	2
	SO	9
	LOB	18

PITCHER		IP	WLS	BF	H	R	ER	SO	BB	IBB	HBP	BLK	WP	HR	S	P	ERA	WHIP
Derek Lowe, R ERA: 3.84	(1, 1)	8.0	W	31	5	2	1	6	1	0	0	0	0	0	68	105	1.12	0.750
44 Takashi Saito, R ERA: 2.24	(9, 1)	1.0	S	4	0	0	0	3	1	0	0	0	0	0	13	20	0.00	1.000

PITCHER	IP	WLS	BF	H	R	ER	SO	BB	IBB	HBP	BLK	WP	HR	S	P	ERA	WHIP

Los Angeles Dodgers @ San Diego Padres

PETCO Park, San Diego, CA

Mon Aug 21 2006, 10:05 PM EDT

Att. 33,244 - Clear - 68 F

TOP

livebaseballscorecards.com

Batter	1	2	3	4	5	6	7	8	9	AB	R	H	RBI	BB	SO	LOB
15 Rafael Furcal, S (1, 6) OBP: 0.358, SLG: 0.395	B X 1-0 ① B5-3			X 0-0 ① G6-3		C C B X 1-2 ① G5-3		B F F B 1 SAFE F X 2-2 ① F7		4	0	0	0	0	0	1
Kenny Lofton, L (1, 8) OBP: 0.373, SLG: 0.418	B C X 1-1 ② G6-3			B F B X 2-1 12 PB BB 12 E 1B		C X 0-1 ② G4-3		X 0-0 ②③ G6-4-3 1-2f		4	1	1	0	0	0	1
5 Nomar Garciaparra, R (1, 3) OBP: 0.402, SLG: 0.533	B B B C X 3-1 ③ G6-3			B F S X 1-2 ② F8		X 0-0 ③ G5-3			X 0-0 12 G5-4-3 1B	4	0	1	0	0	0	1
J.D. Drew, L (1, 9) OBP: 0.374, SLG: 0.453		C B B B X 3-1 ① F8		1 SAFE B B B B 4-0 12 PB 12 E 1-2 BB			B F X 1-1 ① F8		C C S 0-3 ① K	3	1	0	0	1	1	1
12 Jeff Kent, R (1, 4) OBP: 0.359, SLG: 0.456		F T C 0-3 ② K		F B B B X 3-1 E8 1-H 2-H 1B			C C X 0-2 16 1B 1B		F B B X 2-1 ②③ G5-4-3 1-2f	4	0	2	2	0	1	1
16 Andre Ethier, L (1, 7) OBP: 0.386, SLG: 0.546		T X 0-1 ③ F9		B C X 1-1 ③ G3			1 SAFE F S X 0-2 55 FC6-4 1-2 1B			3	0	1	0	0	0	1
Wilson Betemit, S (1, 5) OBP: 0.334, SLG: 0.485			T S X 0-2 ① G4-3		B F B C X 2-2 ① F8		C F F X 0-2 ② P4			3	0	0	0	0	0	2
55 Russell Martin, R (1, 2) OBP: 0.358, SLG: 0.440			C X 0-1 ② G6-3		X 0-0 58 CS 1B		C X 0-1 ③ FC6-4 1-2f			3	0	1	0	0	0	2
58 Chad Billingsley, R (1, 1) OBP: 0.174, SLG: 0.050			B F X 1-1 ③ G5-3		L 1 SAFE S B S 1-3 ②③ K 1-2			B F C H 2-2 G6-4-3 HBP		2	0	0	0	0	1	1
Elmer Dessens, R (6, 1)										0	0	0	0	0	0	0
Joe Beimel, L (7, 1)										0	0	0	0	0	0	0
Julio Lugo, R (8, PH) OBP: 0.366, SLG: 0.466										0	0	0	0	0	0	0
Brett Tomko, R (8, 1) OBP: 0.154, SLG: 0.120										0	0	0	0	0	0	0

Inning Stats	1	2	3	4	5	6	7	8	9
	R: 0 E: 0 K: 0 S: 5	H: 0 LOB: 0 BB: 0 P: 10	R: 0 E: 0 K: 1 S: 7	H: 0 LOB: 0 BB: 0 P: 10	R: 0 E: 0 K: 0 S: 7	H: 0 LOB: 0 BB: 0 P: 8	R: 2 E: 1 K: 0 S: 10	H: 2 LOB: 1 BB: 1 P: 21	R: 0 E: 0 K: 1 S: 7	H: 1 LOB: 0 BB: 0 P: 10	R: 0 E: 0 K: 0 S: 6	H: 0 LOB: 0 BB: 0 P: 7	R: 0 E: 0 K: 0 S: 14	H: 2 LOB: 2 BB: 0 P: 15	R: 0 E: 0 K: 0 S: 7	H: 0 LOB: 0 BB: 0 P: 11	R: 0 E: 0 K: 1 S: 6	H: 1 LOB: 0 BB: 0 P: 8

AB	30
R	2
H	6
RBI	2
BB	1
SO	3
LOB	11

1B: 6	SF: 0
2B: 0	SAC: 0
3B: 0	DP: 2
HR: 0	HBP: 1

WP: 0	PA: 32
PB: 1	
SB: 0	
CS: 1	

PITCHER		IP	WLS	BF	H	R	ER	SO	BB	IBB	HBP	BLK	WP	HR	S	P	ERA	WHIP
54 Tim Stauffer, R ERA: 1.5	(1, 1)	6.0	W	21	3	2	1	2	1	0	0	0	0	0	42	66	1.50	0.667
Alan Embree, L ERA: 3.48	(7, 1)	0.2	H	4	2	0	0	0	0	0	0	0	0	0	12	13	0.00	3.000
43 Cla Meredith, R ERA: 1.05	(7, 1)	0.1	H	1	0	0	0	0	0	0	0	0	0	0	2	2	0.00	0.000
Scott Linebrink, R ERA: 3.72	(8, 1)	1.0	H	3	0	0	0	0	0	0	1	0	0	0	7	11	0.00	0.000
Trevor Hoffman, R ERA: 2.08	(9, 1)	1.0	S	3	1	0	0	1	0	0	0	0	0	0	6	8	0.00	1.000

PITCHER	IP	WLS	BF	H	R	ER	SO	BB	IBB	HBP	BLK	WP	HR	S	P	ERA	WHIP

Batter	1	2	3	4	5	6	7	8	9	AB	R	H	RBI	BB	SO	LOB
Dave Roberts, L (1, 7) OBP: 0.376, SLG: 0.412	F8		1-2 1B		24 S 2B 1B		SH1-3 1-2			3	1	2	0	0	0	0
24 Brian Giles, L (1, 9) OBP: 0.386, SLG: 0.397	K		G4-3		1-2 K		CS 2-H 2B			4	0	1	1	0	2	3
Todd Walker, L (1, 5) OBP: 0.362, SLG: 0.401	F7			23 2B PB 1B	2-H 2B		G1-3 2-3			4	1	2	1	0	0	1
Scott Linebrink, R (8, 1)										0	0	0	0	0	0	0
Trevor Hoffman, R (9, 1)										0	0	0	0	0	0	0
Mike Piazza, R (1, 2) OBP: 0.338, SLG: 0.502		L9		F9	L8			P5		3	0	0	0	0	0	2
Mark Bellhorn, S (8, 5) OBP: 0.288, SLG: 0.357										1	0	0	0	0	0	0
Mike Cameron, R (1, 8) OBP: 0.348, SLG: 0.485		F9		K		23 G6-3 3B		F7		4	1	1	0	0	1	1
23 Adrián González, L (1, 3) OBP: 0.344, SLG: 0.497		K		PB 1-3 2B		G6-3 3-H		P5		4	0	1	1	0	1	0
Geoff Blum, S (1, 6) OBP: 0.293, SLG: 0.347			G4-3	PB BB		G6-3				2	0	0	0	1	0	0
Josh Barfield, R (1, 4) OBP: 0.315, SLG: 0.415			F9	G5-3 1-2 2-3 3-H		L8				3	0	0	0	0	0	2
54 Tim Stauffer, R (1, 1) OBP: 0.500, SLG: 0.500			1B 1B		K		24 2B SH1-3 1B			2	0	1	0	0	1	0
Alan Embree, L (7, 1)										0	0	0	0	0	0	0
43 Cla Meredith, R (7, 1)										0	0	0	0	0	0	0
Rob Bowen, S (7, PH) OBP: 0.363, SLG: 0.403 (8, 2)										1	1	1	0	0	0	0
Inning Stats	R: 0 E: 0 K: 1 S: 6 H: 0 LOB: 0 BB: 0 P: 9	R: 0 E: 0 K: 1 S: 7 H: 0 LOB: 0 BB: 0 P: 10	R: 0 E: 0 K: 0 S: 13 H: 2 LOB: 2 BB: 0 P: 25	R: 1 E: 0 K: 1 S: 15 H: 2 LOB: 2 BB: 1 P: 29	R: 1 E: 0 K: 2 S: 15 H: 2 LOB: 1 BB: 0 P: 22	R: 1 E: 0 K: 0 S: 9 H: 1 LOB: 0 BB: 0 P: 16	R: 1 E: 0 K: 0 S: 9 H: 2 LOB: 0 BB: 0 P: 12	R: 0 E: 0 K: 0 S: 9 H: 0 LOB: 0 BB: 0 P: 15		1B: 5 2B: 3 3B: 1 HR: 0 SF: 0 SAC: 1 DP: 0 HBP: 0						

PITCHER		IP	WLS	BF	H	R	ER	SO	BB	IBB	HBP	BLK	WP	HR	S	P	ERA	WHIP
58 Chad Billingsley, R ERA: 3.07	(1, 1)	5.0		22	6	2	1	5	1	0	0	0	0	0	56	95	1.80	1.400
Elmer Dessens, R ERA: 4.29	(6, 1)	1.0	L	4	1	1	1	0	0	0	0	0	0	0	9	16	9.00	1.000
Joe Beimel, L ERA: 3.73	(7, 1)	1.0		4	2	1	1	0	0	0	0	0	0	0	9	12	9.00	2.000
Brett Tomko, R ERA: 4.66	(8, 1)	1.0		3	0	0	0	0	0	0	0	0	0	0	9	15	0.00	0.000

PITCHER	IP	WLS	BF	H	R	ER	SO	BB	IBB	HBP	BLK	WP	HR	S	P	ERA	WHIP

BOTTOM

Los Angeles Dodgers @ San Diego Padres

PETCO Park, San Diego, CA

Mon Aug 21 2006, 10:05 PM EDT

Att. 33,244 - Clear - 68 F

livebaseballscorecards.com

AB	31
R	4
H	9
RBI	3
BB	1
SO	5
LOB	9

Batter	1	2	3	4	5	6	7	8	9	AB	R	H	RBI	BB	SO	LOB
15 Rafael Furcal, S (1, 6) OBP: 0.357, SLG: 0.394	B F B F F T 2-2 ① K	B S L S 1-3 ② K	C B F F B F B F X 3-2 ③ F8 2-3	B B B C C X 3-2 1B						4	0	1	0	0	2	1
Kenny Lofton, L (1, 8) OBP: 0.370, SLG: 0.414	C B F B F S 2-3 ② K	X 0-0 ③ G6-3	B F B B B S X 3-2 ① F8	B F F B B X 3-1 ② F7						4	0	0	0	0	1	1
5 Nomar Garciaparra, R (1, 3) OBP: 0.398, SLG: 0.527	X 0-0 ③ G6-3	B X 1-0 ① G6-3	C B B F X 2-2 ② F9	B X 1-0 ③ F9						4	0	0	0	0	0	1
J.D. Drew, L (1, 9) OBP: 0.373, SLG: 0.450		S B B X 2-1 ① G1-3	F C F B B C 2-3 ② K	C B B F F X 2-2 ③ G1-6-3					B F B B C B 4-2 1B BB	3	0	0	0	1	1	0
12 Jeff Kent, R (1, 4) OBP: 0.360, SLG: 0.455		F X 0-1 E5 1B	X 0-0 1B		B C B F B B 4-2 16 FC4-6 BB		B S C B F X 2-2 ① L4	3	0	1	0	1	0	1
16 Andre Ethier, L (1, 7) OBP: 0.381, SLG: 0.539		X 0-0 ② F7	X 0-0 ③ F7		F B X 1-1 ① FC4-6 1-2f		S S S 0-3 ② K	4	0	0	0	0	1	4
Julio Lugo, R (1, 5) OBP: 0.370, SLG: 0.473		C X 0-1 1-2 1B	B S B X 2-1 15 S 2B		B 1 SAFE C B B C F X 3-2 ② F8		F B F D F X 2-2 1-2 FC4-6 1B	4	0	3	0	0	0	1
Toby Hall, R (1, 2) OBP: 0.271, SLG: 0.388 Wilson Betemit, S (7, PH) OBP: 0.333, SLG: 0.484 Brett Tomko, R (7, 1) OBP: 0.154, SLG: 0.120 51 Jonathan Broxton, R (8, 1) Olmedo Saenz, R (9, PH) OBP: 0.350, SLG: 0.556		C B B F S 2-3 ③ K	C B F F X 1-2 ① P6		1 SAFE B B B C X 2-1 ③ G3-1		B O X 2-0 ③ FC4-6 1-2f	2 1 0 0 1	0 0 0 0 0	0 0 0 0 0	0 0 0 0 0	1 0 0 0 0	2 1 0 0 0	3 1 0 0 2
Mark Hendrickson, L (1, 1) 55 Russell Martin, R (7, 2) OBP: 0.357, SLG: 0.439		T S B S 1-3 ① K	B B B 2 C S F C 3-3 SAFE ② K			B B F F F C 2-3 ① K		2 1	0 0	0 0	0 0	0 0	2 1	1 0
Inning Stats	R: 0 E: 0 K: 2 S: 9 H: 0 LOB: 0 BB: 0 P: 13	R: 0 E: 1 K: 1 S: 10 H: 1 LOB: 2 BB: 0 P: 14	R: 0 E: 0 K: 2 S: 7 H: 0 LOB: 0 BB: 0 P: 9	R: 0 E: 0 K: 1 S: 7 H: 1 LOB: 1 BB: 0 P: 10	R: 0 E: 0 K: 1 S: 16 H: 1 LOB: 1 BB: 0 P: 25	R: 0 E: 0 K: 0 S: 10 H: 0 LOB: 0 BB: 0 P: 17	R: 0 E: 0 K: 0 S: 10 H: 0 LOB: 1 BB: 1 P: 20	R: 0 E: 0 K: 1 S: 9 H: 1 LOB: 1 BB: 0 P: 18	R: 0 E: 0 K: 1 S: 14 H: 1 LOB: 2 BB: 1 P: 24	1B: 4 2B: 1 3B: 0 HR: 0 SF: 0 SAC: 0 DP: 0 HBP: 0						

TOP

Los Angeles Dodgers @ San Diego Padres

PETCO Park, San Diego, CA

Tue Aug 22 2006, 10:05 PM EDT
Att. 32,774 - Partly Cloudy - 75 F

livebaseballscorecards.com

AB	33
R	0
H	5
RBI	0
BB	2
SO	9
LOB	16

PITCHER		IP	WLS	BF	H	R	ER	SO	BB	IBB	HBP	BLK	WP	HR	S	P	ERA	WHIP
44 Jake Peavy, R ERA: 4.35	(1, 1)	7.0	W	26	3	0	0	7	1	0	0	0	0	0	69	108	0.00	0.571
Scott Linebrink, R ERA: 3.66	(8, 1)	1.0	H	4	1	0	0	1	0	0	0	0	0	0	9	18	0.00	1.000
Trevor Hoffman, R ERA: 2.03	(9, 1)	1.0	S	5	1	0	0	1	1	0	0	0	0	0	14	24	0.00	2.000

PITCHER	IP	WLS	BF	H	R	ER	SO	BB	IBB	HBP	BLK	WP	HR	S	P	ERA	WHIP

Batter	1	2	3	4	5	6	7	8	9	AB	R	H	RBI	BB	SO	LOB
Josh Barfield, R (1, 4) OBP: 0.315, SLG: 0.416	C X 0-1 G4-3 ①		C B F F F B X 2-2 F7 ②			X 0-0 F9 1B 2B		C F X 0-2 F9 ①		4	1	1	0	0	0	1
24 Brian Giles, L (1, 9) OBP: 0.383, SLG: 0.394	B B B C C X 3-2 G4-3 ②		B O C X 2-1 G1-3 ③			F C B C 1-3 K ①		X 0-0 F9 ②		4	0	0	0	0	1	2
Mike Cameron, R (1, 8) OBP: 0.347, SLG: 0.481	C B B B F C 3-3 K ③			F B F B X 2-2 F9 ①		X 0-0 F9 2-3 ②		B B S B B 4-1 CS BB		3	0	0	0	1	1	1
Mike Piazza, R (1, 2) OBP: 0.338, SLG: 0.500 Scott Linebrink, R (8, 1) Todd Walker, L (8, PH) OBP: 0.362, SLG: 0.401 Trevor Hoffman, R (9, 1)		B B X 2-0 F9 ①		B X 1-0 P4 ②		F B X 1-1 23 E 1B 3-H		C 0-1 CS ③ 1-2		3 0 0 0	0 0 0 0	1 0 0 0	1 0 0 0	0 0 0 0	0 0 0 0	0 0 0 0
23 Adrián González, L (1, 3) OBP: 0.346, SLG: 0.498		X 0-0 1B		C X 0-1 1B		B C B C F X 2-2 E3 FC6-4 1-2				3	0	2	0	0	0	1
Ben Johnson, R (1, 7) OBP: 0.318, SLG: 0.418		F F F S 0-3 K ②		D C X 1-1 F8 ③		D F X 1-1 FC6-4 1-2f ③				3	0	0	0	0	1	4
Mark Bellhorn, S (1, 5) OBP: 0.285, SLG: 0.352		B F B F B F S 3-3 K ③			B B X 2-0 F9 ①		C F B C 1-3 K ①			3	0	0	0	0	2	1
Manny Alexander, R (1, 6) OBP: 0.333, SLG: 0.333			B X 1-0 44 SH2-4 1B		B B B C X 3-1 L7 ②		C F X 0-2 G6-3 ②			3	0	1	0	0	0	0
44 Jake Peavy, R (1, 1) OBP: 0.200, SLG: 0.378 Rob Bowen, S (7, PH) OBP: 0.359, SLG: 0.397 (8, 2)			L 1 SAFE X 0-1 SH2-4 ① 1-2		S F B F B B F X 3-2 P4 ③		B C S B S 2-3 K ③			1 1	0 0	0 0	0 0	0 0	0 1	0 0
Inning Stats	R: 0 E: 0 K: 1 S: 8 H: 0 LOB: 0 BB: 0 P: 14	R: 0 E: 0 K: 2 S: 10 H: 1 LOB: 1 BB: 0 P: 15	R: 0 E: 0 K: 0 S: 10 H: 1 LOB: 1 BB: 0 P: 15	R: 0 E: 0 K: 0 S: 8 H: 1 LOB: 1 BB: 0 P: 12	R: 0 E: 0 K: 0 S: 8 H: 0 LOB: 0 BB: 0 P: 16	R: 1 E: 1 K: 1 S: 13 H: 2 LOB: 2 BB: 0 P: 18	R: 0 E: 0 K: 2 S: 9 H: 0 LOB: 0 BB: 0 P: 12	R: 0 E: 0 K: 0 S: 6 H: 0 LOB: 0 BB: 1 P: 10		1B: 4 2B: 1 3B: 0 HR: 0 SF: 0 SAC: 1 DP: 0 HBP: 0						

PITCHER		IP	WLS	BF	H	R	ER	SO	BB	IBB	HBP	BLK	WP	HR	S	P	ERA	WHIP
Mark Hendrickson, L ERA: 4.19	(1, 1)	6.0	L	24	5	1	1	4	0	0	0	0	0	0	57	90	1.50	0.833
Brett Tomko, R ERA: 4.61	(7, 1)	1.0		3	0	0	0	2	0	0	0	0	0	0	9	12	0.00	0.000
51 Jonathan Broxton, R ERA: 2.67	(8, 1)	1.0		3	0	0	0	0	1	0	0	0	0	0	6	10	0.00	1.000

PITCHER	IP	WLS	BF	H	R	ER	SO	BB	IBB	HBP	BLK	WP	HR	S	P	ERA	WHIP

BOTTOM

Angeles Dodgers @ San Diego Padres

PETCO Park, San Diego, CA

Tue Aug 22 2006, 10:05 PM EDT
Att. 32,774 - Partly Cloudy - 75 F

livebaseballscorecards.com

AB	28
R	1
H	5
RBI	1
BB	1
SO	6
LOB	10

Batter	1	2	3	4	5	6	7	8	9	AB	R	H	RBI	BB	SO	LOB
15 Rafael Furcal, S (1, 6) OBP: 0.356, SLG: 0.393	S B C B X 2-2 ① P4		B C B F B F X 3-2 ③ F7			C X 0-1 ① G3-1		C X 0-1 1B		4	0	1	0	0	0	0
Kenny Lofton, L (1, 8) OBP: 0.368, SLG: 0.412 Giovanni Carrara, R (8, 1)	C F X 0-2 ② F7			C F F F X 0-2 5 G5-3 16 3B 1B		B L B B X 3-1 ② F7		C B X 1-1 ③ G3-1		4 0	1 0	1 0	0 0	0 0	0 0	1 0
5 Nomar Garciaparra, R (1, 3) OBP: 0.397, SLG: 0.524	B F B X 2-1 ③ L4			C B X 1-1 ① G5-3 1-2		X 0-0 ③ F8			B X 1-0 12 FC6-4 1B	4	0	1	0	0	0	1
12 Jeff Kent, R (1, 4) OBP: 0.359, SLG: 0.452		F B X 1-1 ① F7		C X 0-1 ② F9			B X 1-0 16 G4-6-3 1B		S X 0-1 ① FC6-4 1-2f	4	0	1	0	0	0	2
16 Andre Ethier, L (1, 7) OBP: 0.380, SLG: 0.541		B B F C X 2-2 ② F7		C B X 1-1 2-H 3B			1 SAFE C S D F B X 2-2 ①② G4-6-3 1-2f		B F F F F F F X 1-2 ② F9	4	0	1	1	0	0	2
Julio Lugo, R (1, 9) OBP: 0.368, SLG: 0.470 17 Jason Repko, R (4, 9) OBP: 0.356, SLG: 0.417 (8, 8)		C B S S S 1-3 ③ K		B B B C X 3-1 ③ G5-3			B C X 1-1 1B		B C F S 1-3 ③ K	2 2	0 0	0 1	0 0	0 0	1 1	1 1
Wilson Betemit, S (1, 5) OBP: 0.333, SLG: 0.493			X 0-0 HR		C F B B F F F F F 2-3 ① F C K		F X 0-1 ③ G3			3	1	1	1	0	1	1
55 Russell Martin, R (1, 2) OBP: 0.354, SLG: 0.434			C B C B F S 2-3 ① K		B B F F F B S 3-3 ② K			B X 1-0 G6-3		3	0	0	0	0	2	0
31 Brad Penny, R (1, 1) OBP: 0.222, SLG: 0.278 Elmer Dessens, R (5, 1) Joe Beimel, L (5, 1) J.D. Drew, L (8, PH) OBP: 0.373, SLG: 0.449 (8, 9)			F B X 1-1 ② F8		B S X 1-1 ③ G5-3			C S F B F B B C 3-3 ② K		2 0 0 1	0 0 0 0	0 0 0 0	0 0 0 0	0 0 0 0	0 0 0 1	0 0 0 0
Inning Stats	R: 0 E: 0 K: 0 S: 8 H: 0 LOB: 0 BB: 0 P: 12	R: 0 E: 0 K: 1 S: 8 H: 0 LOB: 0 BB: 0 P: 12	R: 1 E: 0 K: 1 S: 11 H: 1 LOB: 0 BB: 0 P: 17	R: 1 E: 0 K: 0 S: 13 H: 2 LOB: 1 BB: 0 P: 18	R: 0 E: 0 K: 2 S: 15 H: 0 LOB: 0 BB: 0 P: 21	R: 0 E: 0 K: 0 S: 5 H: 0 LOB: 0 BB: 0 P: 8	R: 0 E: 0 K: 0 S: 9 H: 2 LOB: 1 BB: 0 P: 13	R: 0 E: 0 K: 1 S: 10 H: 1 LOB: 1 BB: 0 P: 15	R: 0 E: 0 K: 1 S: 13 H: 1 LOB: 1 BB: 0 P: 16	1B: 5 2B: 0 3B: 1 HR: 1 SF: 0 SAC: 0 DP: 1 HBP: 0						

PITCHER		IP	WLS	BF	H	R	ER	SO	BB	IBB	HBP	BLK	WP	HR	S	P	ERA	WHIP
Woody Williams, R ERA: 3.6	(1, 1)	7.0	W	25	5	2	2	4	0	0	0	0	0	1	69	101	2.57	0.714
26 Doug Brocail, R ERA: 4.79	(8, 1)	1.0		4	1	0	0	1	0	0	0	0	0	0	10	15	0.00	1.000
43 Cla Meredith, R ERA: 1.01	(9, 1)	1.0		4	1	0	0	1	0	0	0	0	0	0	13	16	0.00	1.000

PITCHER	IP	WLS	BF	H	R	ER	SO	BB	IBB	HBP	BLK	WP	HR	S	P	ERA	WHIP

TOP

Los Angeles Dodgers @ San Diego Padres

PETCO Park, San Diego, CA

Wed Aug 23 2006, 10:05 PM EDT
Att. 36,613 - Partly Cloudy - 71 F

livebaseballscorecards.com

AB	33
R	2
H	7
RBI	2
BB	0
SO	6
LOB	9

Batter	1	2	3	4	5	6	7	8	9	AB	R	H	RBI	BB	SO	LOB
Dave Roberts, L (1, 7) OBP: 0.377, SLG: 0.410	B B B C B 4-1 28 BB 24 S 1B BB	C X 0-1 ② L7		C B X 1-1 1B	C X 0-1 ③ F7		L B B 1 SAFE S F S 2-3 ③ K			4	1	1	0	1	1	5
Mike Cameron, R (1, 8) OBP: 0.350, SLG: 0.490	C 1 SAFE 1 SAFE C C 0-3 ① K	B B B C F X 3-2 24 CS 1B		1 SAFE B X 1-0 F9 ③		B X 1-0 24 CS 1B		X 0-0 HR		5	1	3	1	0	1	2
24 Brian Giles, L (1, 9) OBP: 0.383, SLG: 0.393	C 1 SAFE D B B B 4-1 28 BB 1B 1-2 BB	C F P B 2-2 ③ CS 1-2	B C F S 1-3 ① K		B X 1-0 23 BB 28 1B 1B	1 SAFE C X 0-1 ① E7 1-2		C C X 0-2 ① G4-3		4	2	1	0	1	1	1
23 Adrián González, L (1, 3) OBP: 0.345, SLG: 0.493	B C F B F X 2-2 ② L8		B S B X 2-1 ② G1-3		B F B B F F F F 1 SAFE 4-2 F F 1 SAFE B 1B 28 1B G3 1-2 BB	B B X 2-0 ② L8		B S B X 2-1 ② F8		4	1	0	0	1	0	3
28 Josh Bard, S (1, 2) OBP: 0.408, SLG: 0.515	D B B B 4-0 1B 1B 1-2 2-3 BB		C B B X 2-2 1B 2B		B B F B S X 3-2 G3 1B 1-2 2-H 1B	B 1 SAFE B F F D X 3-2 ③ G4-3		C X 0-1 ③ G3		4	2	2	1	1	0	1
Geoff Blum, S (1, 6) OBP: 0.308, SLG: 0.363	C F B X 1-2 1B 1-3 2-H 3-H 1B		B X 1-0 2-H 1B		B F B S X 2-2 G3 1-2 2-3 1B		C X 0-1 G5-3 1B FC1-2 1B			4	0	4	3	0	0	0
Mark Bellhorn, S (1, 5) OBP: 0.288, SLG: 0.355	C X 0-1 1-2 3-H 1B		F B S B B C 2-3 ③ K		C S B F X 1-2 ① G3 1-2 2-3 3-H		X 0-0 FC1-2 G5-3 1-2 1B			4	0	2	2	0	1	3
Josh Barfield, R (1, 4) OBP: 0.314, SLG: 0.413	C B C B F S 2-3 ③ K			F B B F X 2-2 ① F9	B I I I 4-0 IBB		B F B C X 2-2 ① G5-3 1-2 2-3			3	0	0	0	1	1	4
Woody Williams, R (1, 1) OBP: 0.175, SLG: 0.132 Ben Johnson, R (7, PH) OBP: 0.315, SLG: 0.414 26 Doug Brocail, L (8, 1) 43 Cla Meredith, R (9, 1)		C C F B X 1-2 ① G1-3		S C B F B S 2-3 ② K	C B S F F S 1-3 ② K		B B X 2-0 ② FC1-2 2-3 3-H			3 1 0 0	0 0 0 0	0 0 0 0	0 0 0 0	0 0 0 0	2 0 0 0	3 2 0 0
Inning Stats	R: 3 H: 2 E: 0 LOB: 2 K: 2 BB: 3 S: 18 P: 35	R: 0 H: 1 E: 0 LOB: 0 K: 0 BB: 0 S: 12 P: 17	R: 1 H: 2 E: 0 LOB: 1 K: 2 BB: 0 S: 12 P: 20	R: 0 H: 1 E: 0 LOB: 1 K: 1 BB: 0 S: 10 P: 16	R: 2 H: 3 E: 0 LOB: 3 K: 1 BB: 2 S: 25 P: 41	R: 0 H: 1 E: 1 LOB: 1 K: 0 BB: 0 S: 7 P: 13	R: 0 H: 2 E: 0 LOB: 2 K: 1 BB: 0 S: 11 P: 17	R: 1 H: 1 E: 0 LOB: 0 K: 0 BB: 0 S: 8 P: 10		1B: 11 SF: 0 2B: 1 SAC: 0 3B: 0 DP: 0 HR: 1 HBP: 0						

PITCHER		IP	WLS	BF	H	R	ER	SO	BB	IBB	HBP	BLK	WP	HR	S	P	ERA	WHIP
31 Brad Penny, R ERA: 3.95	(1, 1)	4.0	L	22	7	6	6	5	4	0	0	0	0	0	60	101	13.50	2.750
Elmer Dessens, R ERA: 4.24	(5, 1)	0.2		5	2	0	0	1	0	1	0	0	0	0	15	26	0.00	3.000
Joe Beimel, L ERA: 3.57	(5, 1)	2.1		10	3	0	0	1	0	0	0	0	0	0	20	32	0.00	1.286
Giovanni Carrara, R ERA: 4.81	(8, 1)	1.0		4	1	1	1	0	0	0	0	0	0	1	8	10	9.00	1.000

PITCHER	IP	WLS	BF	H	R	ER	SO	BB	IBB	HBP	BLK	WP	HR	S	P	ERA	WHIP

BOTTOM

Angeles Dodgers @ San Diego Padres

PETCO Park, San Diego, CA

Wed Aug 23 2006, 10:05 PM EDT

Att. 36,613 - Partly Cloudy - 71 F

Los An

livebaseballscorecards.com

AB	36
R	7
H	13
RBI	7
BB	5
SO	7
LOB	24

WP: 0 PA: 42
PB: 0
SB: 1
CS: 2

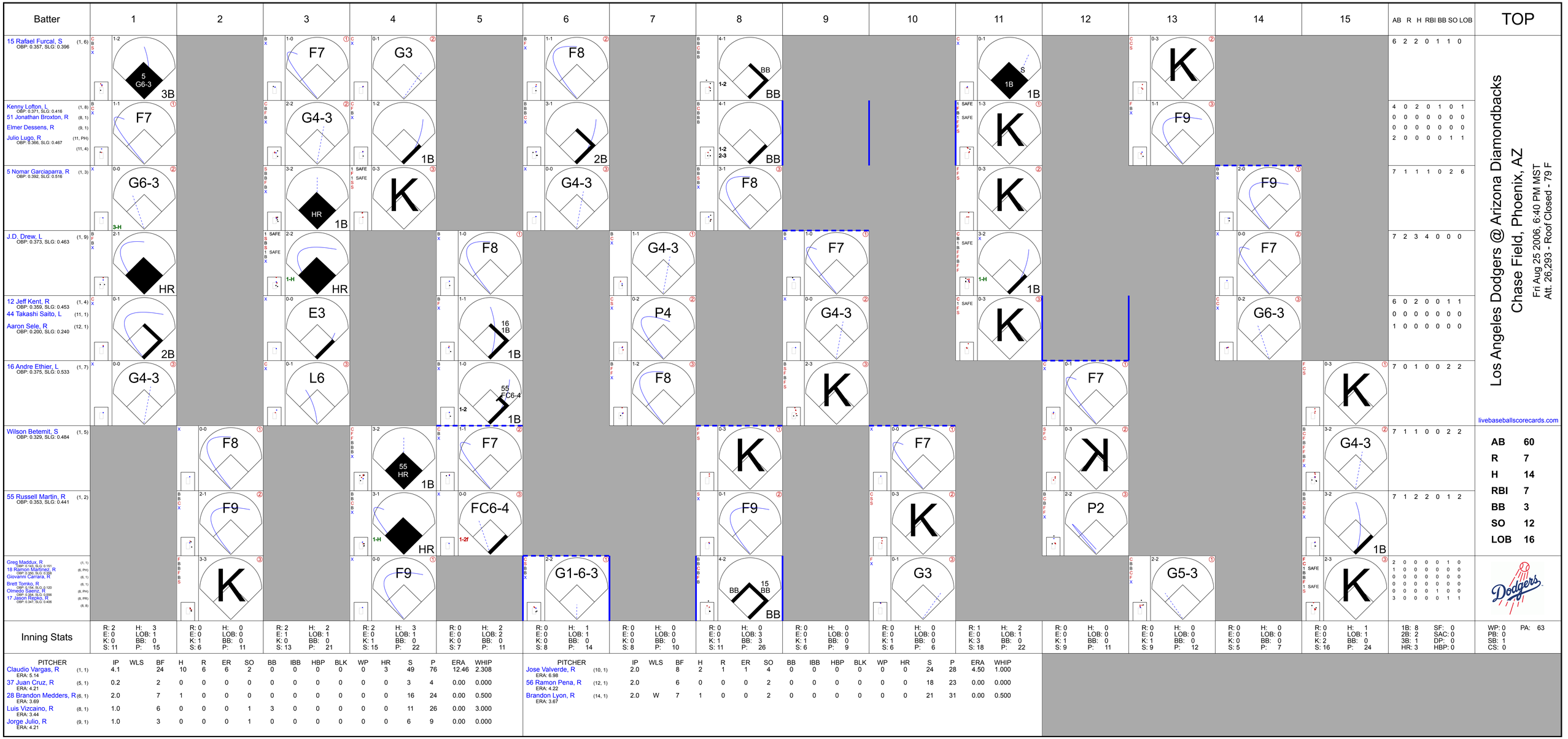
Batter
1
2
3
4
5
6
7
8
9
10
11
12
13
14
15
AB R H RBI BB SO LOB
TOP
15 Rafael Furcal, S (1, 6)
OBP: 0.357, SLG: 0.396
6 2 2 0 1 1 0
Kenny Lofton, L (1, 8)
OBP: 0.371, SLG: 0.416
51 Jonathan Broxton, R (8, 1)
Elmer Dessens, R (9, 1)
Julio Lugo, R (11, PH) (11, 4)
OBP: 0.366, SLG: 0.467
4 0 2 0 1 0 1
0 0 0 0 0 0 0
0 0 0 0 0 0 0
2 0 0 0 0 1 1
5 Nomar Garciaparra, R (1, 3)
OBP: 0.392, SLG: 0.516
7 1 1 1 0 2 6
J.D. Drew, L (1, 9)
OBP: 0.373, SLG: 0.463
7 2 3 4 0 0 0
12 Jeff Kent, R (1, 4)
OBP: 0.359, SLG: 0.453
44 Takashi Saito, L (11, 1)
Aaron Sele, R (12, 1)
OBP: 0.200, SLG: 0.240
6 0 2 0 0 1 1
0 0 0 0 0 0 0
1 0 0 0 0 0 0
16 Andre Ethier, L (1, 7)
OBP: 0.375, SLG: 0.533
7 0 1 0 0 2 2
Los Angeles Dodgers @ Arizona Diamondbacks
Chase Field, Phoenix, AZ
Fri Aug 25 2006, 6:40 PM MST
Att. 26,293 - Roof Closed - 79 F
livebaseballscorecards.com
Wilson Betemit, S (1, 5)
OBP: 0.329, SLG: 0.484
7 1 1 0 0 2 2
AB 60
R 7
H 14
RBI 7
BB 3
SO 12
LOB 16
55 Russell Martin, R (1, 2)
OBP: 0.353, SLG: 0.441
7 1 2 2 0 1 2
Greg Maddux, R (1, 1)
OBP: 0.143, SLG: 0.161
18 Ramon Martinez, R (8, PH)
OBP: 0.200, SLG: 0.333
Giovanni Carrara, R (6, 1)
Brett Tomko, R (6, 1)
OBP: 0.154, SLG: 0.120
Olmedo Saenz, R (8, PH)
OBP: 0.264, SLG: 0.256
17 Jason Repko, R (8, PR)
OBP: 0.347, SLG: 0.406
(8, 8)
2 0 0 0 0 1 0
1 0 0 0 0 0 0
0 0 0 0 0 0 0
0 0 0 0 0 0 0
0 0 0 0 1 0 0
3 0 0 0 0 1 1
Inning Stats
R: 2 E: 0 K: 0 S: 11
H: 3 LOB: 1 BB: 0 P: 15
R: 0 E: 0 K: 1 S: 6
H: 0 LOB: 0 BB: 0 P: 11
R: 2 E: 1 K: 0 S: 13
H: 2 LOB: 1 BB: 0 P: 21
R: 2 E: 0 K: 1 S: 15
H: 3 LOB: 1 BB: 1 P: 22
R: 0 E: 0 K: 0 S: 7
H: 2 LOB: 2 BB: 0 P: 11
R: 0 E: 0 K: 0 S: 8
H: 1 LOB: 1 BB: 0 P: 14
R: 0 E: 0 K: 0 S: 8
H: 0 LOB: 0 BB: 0 P: 10
R: 0 E: 0 K: 1 S: 11
H: 0 LOB: 3 BB: 3 P: 26
R: 0 E: 0 K: 1 S: 6
H: 0 LOB: 0 BB: 0 P: 9
R: 0 E: 0 K: 1 S: 6
H: 0 LOB: 0 BB: 0 P: 6
R: 1 E: 0 K: 3 S: 18
H: 2 LOB: 1 BB: 0 P: 22
R: 0 E: 0 K: 1 S: 9
H: 0 LOB: 0 BB: 0 P: 11
R: 0 E: 0 K: 1 S: 9
H: 0 LOB: 0 BB: 0 P: 12
R: 0 E: 0 K: 0 S: 5
H: 0 LOB: 0 BB: 0 P: 7
R: 0 E: 0 K: 2 S: 16
H: 1 LOB: 1 BB: 0 P: 24
1B: 8 2B: 2 3B: 1 HR: 3
SF: 0 SAC: 0 DP: 0 HBP: 0
WP: 0 PB: 0 SB: 1 CS: 0
PA: 63
PITCHER IP WLS BF H R ER SO BB IBB HBP BLK WP HR S P ERA WHIP
Claudio Vargas, R (1, 1) ERA: 5.14 4.1 24 10 6 6 2 0 0 0 0 0 0 49 76 12.46 2.308
37 Juan Cruz, R (5, 1) ERA: 4.21 0.2 2 0 0 0 0 0 0 0 0 0 0 3 4 0.00 0.000
28 Brandon Medders, R (6, 1) ERA: 3.69 2.0 7 1 0 0 0 0 0 0 0 0 0 16 24 0.00 0.500
Luis Vizcaino, R (8, 1) ERA: 3.44 1.0 6 0 0 0 1 3 0 0 0 0 0 11 26 0.00 3.000
Jorge Julio, R (9, 1) ERA: 4.21 1.0 3 0 0 0 1 0 0 0 0 0 0 6 9 0.00 0.000
PITCHER IP WLS BF H R ER SO BB IBB HBP BLK WP HR S P ERA WHIP
Jose Valverde, R (10, 1) ERA: 6.98 2.0 8 2 1 1 4 0 0 0 0 0 0 24 28 4.50 1.000
56 Ramon Pena, R (12, 1) ERA: 4.22 2.0 6 0 0 0 2 0 0 0 0 0 0 18 23 0.00 0.000
Brandon Lyon, R (14, 1) ERA: 3.67 2.0 W 7 1 0 0 2 0 0 0 0 0 0 21 31 0.00 0.500

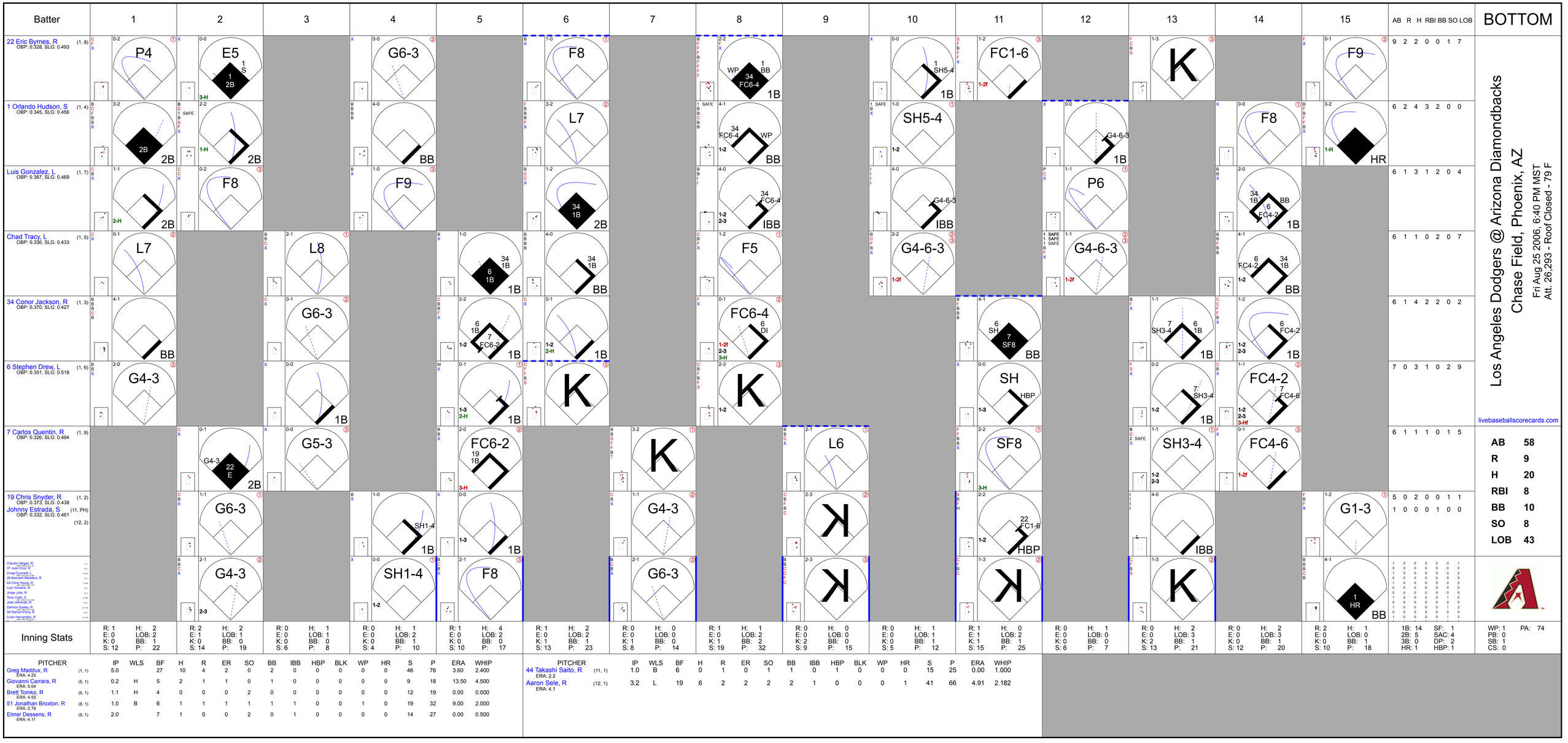
Batter
1
2
3
4
5
6
7
8
9
10
11
12
13
14
15
AB R H RBI BB SO LOB
BOTTOM
22 Eric Byrnes, R (1, 8) OBP: 0.328, SLG: 0.493
1 Orlando Hudson, S (1, 4) OBP: 0.345, SLG: 0.456
Luis Gonzalez, L (1, 7) OBP: 0.367, SLG: 0.469
Chad Tracy, L (1, 5) OBP: 0.336, SLG: 0.433
34 Conor Jackson, R (1, 3) OBP: 0.370, SLG: 0.427
6 Stephen Drew, L (1, 6) OBP: 0.351, SLG: 0.518
7 Carlos Quentin, R (1, 9) OBP: 0.326, SLG: 0.494
19 Chris Snyder, R (1, 2) OBP: 0.373, SLG: 0.438
Johnny Estrada, S (11, PH) OBP: 0.332, SLG: 0.461 (12, 2)
Claudio Vargas, R
37 Juan Cruz, R
Craig Counsell, L
28 Brandon Medders, R
24 Chris Young, R
Luis Vizcaino, R
Jorge Julio, R
Tony Clark, S
Jose Valverde, R
Damian Easley, R
56 Ramon Pena, R
Livan Hernandez, R
Los Angeles Dodgers @ Arizona Diamondbacks
Chase Field, Phoenix, AZ
Fri Aug 25 2006, 6:40 PM MST
Att. 26,293 - Roof Closed - 79 F
livebaseballscorecards.com
AB 58
R 9
H 20
RBI 8
BB 10
SO 8
LOB 43
Inning Stats
PITCHER
IP WLS BF H R ER SO BB IBB HBP BLK WP HR S P ERA WHIP
Greg Maddux, R (1, 1) ERA: 4.25 5.0 27 10 4 2 0 2 0 0 0 0 0 0 46 76 3.60 2.400
Giovanni Carrara, R (6, 1) ERA: 5.04 0.2 H 5 2 1 1 0 1 0 0 0 0 0 0 9 18 13.50 4.500
Brett Tomko, R (6, 1) ERA: 4.55 1.1 H 4 0 0 0 2 0 0 0 0 0 0 0 12 19 0.00 0.000
51 Jonathan Broxton, R (8, 1) ERA: 2.78 1.0 B 6 1 1 1 1 1 1 0 0 1 0 0 19 32 9.00 2.000
Elmer Dessens, R (9, 1) ERA: 4.11 2.0 7 1 0 0 2 0 1 0 0 0 0 0 14 27 0.00 0.500
PITCHER
IP WLS BF H R ER SO BB IBB HBP BLK WP HR S P ERA WHIP
44 Takashi Saito, R (11, 1) ERA: 2.2 1.0 B 6 0 1 0 1 1 0 0 0 0 0 0 15 25 0.00 1.000
Aaron Sele, R (12, 1) ERA: 4.1 3.2 L 19 6 2 2 2 2 1 0 0 0 1 41 66 4.91 2.182
1B: 14 SF: 1
2B: 5 SAC: 4
3B: 0 DP: 2
HR: 1 HBP: 1
WP: 1 PA: 74
PB: 0
SB: 1
CS: 0

Batter	1	2	3	4	5	6	7	8	9	AB	R	H	RBI	BB	SO	LOB
15 Rafael Furcal, S (1, 6) OBP: 0.354, SLG: 0.393	F B B X 2-1 ① G1-3		D X 1-0 ② G5-3 1-2 2-3	B B F B X 3-1 ③ G3-1			B F F B F X 2-2 ③ G6-3			4	0	0	0	0	0	4
Kenny Lofton, L (1, 8) OBP: 0.373, SLG: 0.413	C C T F B X 1-2 ② G6-3		B F B B F B B 4-2 5 1B BB		F B X 1-1 ① F8			B B B C B 4-1 5 CS BB		2	0	0	0	2	0	0
5 Nomar Garciaparra, R (1, 3) OBP: 0.391, SLG: 0.514	B X 1-0 ③ F9		D B B C C F X 3-2 1-3 2-H 3-H 1B		F F X 0-2 ② P6			1 SAFE 1 B B C F F F B 3-2 X ①② G5-3 1-2		4	0	1	2	0	0	1
J.D. Drew, L (1, 9) OBP: 0.372, SLG: 0.461		F B B X 2-1 16 G4-6-3 1B	B B S X 2-1 ③ G1-3		B X 1-0 ③ F8			B S F F X 1-2 ③ F9		4	0	1	0	0	0	2
12 Jeff Kent, R (1, 4) OBP: 0.357, SLG: 0.460		F B X 1-1 ① F8		X 0-0 ① G3-1		B X 1-1 ① G6-3			B C F B B X 3-2 HR	4	1	1	1	0	0	1
16 Andre Ethier, L (1, 7) OBP: 0.374, SLG: 0.532		B X 1-0 ②③ G4-6-3 1-2f		B B X 2-0 G4-3 FC6 2B		B C S B T 2-2 ② K			X 0-0 ① G4-3	4	1	1	0	0	1	1
Wilson Betemit, S (1, 5) OBP: 0.328, SLG: 0.484			T X 0-1 FC1-5 2B	B B X 2-0 ② G4-3 2-3		S B F S 1-3 ③ K			S F B X 1-2 ② G6-3	4	0	1	0	0	1	1
55 Russell Martin, R (1, 2) OBP: 0.354, SLG: 0.438			F B B B B C B 4-2 15 G5-3 FC1-5 5 1B BB	I I I 4-0 FC6 IBB			X 0-0 ① G6-3		B C B S S S 2-3 ③ K	2	1	0	0	2	1	0
Derek Lowe, R (1, 1) OBP: 0.136, SLG: 0.130 Joe Beimel, L (4, 1) 47 Tim Hamulack, R (6, 1) Julio Lugo, R (7, PH) OBP: 0.365, SLG: 0.466 Brett Tomko, R (7, 1) OBP: 0.154, SLG: 0.120 51 Jonathan Broxton, R (8, 1) 44 Takashi Saito, L (9, 1)			L L X 0-2 ① FC1-5 15 G5-3 5 1B 1-2 2-3f	X 0-0 FC6 1-2 3-H			C X 0-1 ② G4-3			2 0 0 1 0 0 0	1 0 0 0 0 0 0	0 0 0 0 0 0 0	1 0 0 0 0 0 0	0 0 0 0 0 0 0	0 0 0 0 0 0 0	3 0 0 0 0 0 0
Inning Stats	R: 0 H: 0 E: 0 LOB: 0 K: 0 BB: 0 S: 8 P: 12	R: 0 H: 1 E: 0 LOB: 0 K: 0 BB: 0 S: 5 P: 9	R: 2 H: 2 E: 0 LOB: 2 K: 0 BB: 2 S: 16 P: 30	R: 1 H: 1 E: 0 LOB: 2 K: 0 BB: 1 S: 6 P: 17	R: 0 H: 0 E: 0 LOB: 0 K: 0 BB: 0 S: 6 P: 8	R: 0 H: 0 E: 0 LOB: 0 K: 2 BB: 0 S: 8 P: 12	R: 0 H: 0 E: 0 LOB: 0 K: 0 BB: 0 S: 7 P: 9	R: 0 H: 0 E: 0 LOB: 0 K: 0 BB: 1 S: 10 P: 18	R: 1 H: 1 E: 0 LOB: 0 K: 1 BB: 0 S: 10 P: 16	1B: 2 SF: 0 2B: 2 SAC: 0 3B: 0 DP: 1 HR: 1 HBP: 0						

PITCHER		IP	WLS	BF	H	R	ER	SO	BB	IBB	HBP	BLK	WP	HR	S	P	ERA	WHIP
Miguel Batista, R ERA: 4.46	(1, 1)	8.0		31	4	3	3	2	3	1	0	0	0	0	66	115	3.38	0.875
Luis Vizcaino, R ERA: 3.54	(9, 1)	1.0	L	4	1	1	1	1	0	0	0	0	0	1	10	16	9.00	1.000

PITCHER	IP	WLS	BF	H	R	ER	SO	BB	IBB	HBP	BLK	WP	HR	S	P	ERA	WHIP

TOP

Los Angeles Dodgers @ Arizona Diamondbacks

Chase Field, Phoenix, AZ

Sat Aug 26 2006, 6:40 PM MST
Att. 40,388 - Roof Closed - 79 F

livebaseballscorecards.com

AB	31
R	4
H	5
RBI	4
BB	4
SO	3
LOB	13

Batter	1	2	3	4	5	6	7	8	9	AB	R	H	RBI	BB	SO	LOB
22 Eric Byrnes, R (1, 9) OBP: 0.326, SLG: 0.489	P1		F8		G6-3			SH3-4 1-2		3	0	0	0	0	0	1
1 Orlando Hudson, S (1, 4) OBP: 0.348, SLG: 0.460	G1-6-3 1B			CS 2B		K		BB 2-H 1B		4	0	3	1	0	1	0
Luis Gonzalez, L (1, 7) OBP: 0.366, SLG: 0.466	G1-6-3 1-2f			F8		G4-3		BB 1-2		3	0	0	0	1	0	2
Chad Tracy, L (1, 5) OBP: 0.338, SLG: 0.433		G5-4-3 1B		1B 2-3 1B		K		K		4	1	2	0	0	2	2
Johnny Estrada, S (1, 2) OBP: 0.333, SLG: 0.465		G5-4-3 1-2f		1B 1-2 1B			F9 SF8 2B	L6		4	1	2	0	0	0	3
Tony Clark, S (1, 3) OBP: 0.281, SLG: 0.354		G5-3		1-3 2-H 1B			F9 2-3		P5	4	0	1	1	0	0	1
Craig Counsell, L (1, 6) OBP: 0.331, SLG: 0.361			G1-3	K			SF8 3-H		G6-3	3	0	0	1	0	1	2
24 Chris Young, R (1, 8) OBP: 0.357, SLG: 0.615			SH1-4 1B		G6-3		P2		G6-3	4	0	1	0	0	0	0
Miguel Batista, R (1, 1) OBP: 0.154, SLG: 0.140			SH1-4 1-2		K			22 SH3-4 1 1B 1B		1	0	0	0	0	1	0
6 Stephen Drew, L (8, PH) OBP: 0.356, SLG: 0.521										1	1	1	0	0	0	0
Luis Vizcaino, R (9, 1)										0	0	0	0	0	0	0
Inning Stats	R: 0 E: 0 K: 0 S: 6 H: 1 LOB: 0 BB: 0 P: 10	R: 0 E: 0 K: 0 S: 6 H: 1 LOB: 0 BB: 0 P: 8	R: 0 E: 0 K: 0 S: 14 H: 1 LOB: 1 BB: 0 P: 21	R: 1 E: 0 K: 1 S: 16 H: 4 LOB: 2 BB: 0 P: 23	R: 0 E: 0 K: 1 S: 6 H: 0 LOB: 0 BB: 0 P: 10	R: 0 E: 0 K: 2 S: 8 H: 0 LOB: 0 BB: 0 P: 13	R: 1 E: 0 K: 0 S: 10 H: 1 LOB: 0 BB: 0 P: 15	R: 1 E: 0 K: 1 S: 14 H: 2 LOB: 2 BB: 1 P: 26	R: 0 E: 0 K: 0 S: 7 H: 0 LOB: 0 BB: 0 P: 9	1B: 8 2B: 2 3B: 0 HR: 0	SF: 1 SAC: 2 DP: 2 HBP: 0					

PITCHER		IP	WLS	BF	H	R	ER	SO	BB	IBB	HBP	BLK	WP	HR	S	P	ERA	WHIP
Derek Lowe, R ERA: 3.81	(1, 1)	3.2		13	5	1	1	0	0	0	0	0	0	0	34	50	2.46	1.364
Joe Beimel, L ERA: 3.48	(4, 1)	1.1		6	2	0	0	2	0	0	0	0	0	0	14	22	0.00	1.500
47 Tim Hamulack, L ERA: 6.31	(6, 1)	1.0	H	3	0	0	0	2	0	0	0	0	0	0	8	13	0.00	0.000
Brett Tomko, R ERA: 4.65	(7, 1)	1.2	B	9	3	2	2	1	1	0	0	0	0	0	23	40	10.80	2.400
51 Jonathan Broxton, R ERA: 2.76	(8, 1)	0.1	W	1	0	0	0	0	0	0	0	0	0	0	1	1	0.00	0.000

PITCHER		IP	WLS	BF	H	R	ER	SO	BB	IBB	HBP	BLK	WP	HR	S	P	ERA	WHIP
44 Takashi Saito, R ERA: 2.17	(9, 1)	1.0	S	3	0	0	0	0	0	0	0	0	0	0	7	9	0.00	0.000

BOTTOM

Los Angeles Dodgers @ Arizona Diamondbacks

Chase Field, Phoenix, AZ

Sat Aug 26 2006, 6:40 PM MST
Att. 40,388 - Roof Closed - 79 F

livebaseballscorecards.com

AB	31
R	3
H	10
RBI	3
BB	1
SO	5
LOB	11

WP: 0 PB: 0 SB: 0 CS: 1 PA: 35

Batter	1	2	3	4	5	6	7	8	9	AB	R	H	RBI	BB	SO	LOB
15 Rafael Furcal, S (1, 6) OBP: 0.355, SLG: 0.397	C B F X 1-2 S 1B		B B B C X 3-1 ① F7		B B F F X 2-2 2-H 3-H 1B 3B	B F C B F F F X 2-2 ③ G3-1		1 SAFE X 0-0 ③ G4-3		5	1	2	2	0	0	2
Kenny Lofton, L (1, 8) OBP: 0.370, SLG: 0.410	1 SAFE 1 SAFE B 1 B X 2-0 ① F8		B B X 2-0 ②③ G4-6-3 1-2f		L C X 0-2 BB 1B 3-H 1B		B B X 2-0 ① F9		C X 0-1 ① G4-3	5	0	1	1	0	0	2
Julio Lugo, R (1, 4) OBP: 0.365, SLG: 0.463	C B C B B D 4-2 1-2 BB			C B C X 1-2 ① G5-3	1 SAFE X 0-0 1-2 BB 1B		C C S 0-3 ② K		S T S 0-3 ② K	4	0	1	0	1	2	0
J.D. Drew, L (1, 9) OBP: 0.375, SLG: 0.462	B C F X 1-2 ② P3			C F B B C 2-3 ② K	B B F B B 4-1 1-2 2-3 BB		B S F B X 2-2 12 2B 1B		C X 0-1 1B	4	1	2	0	1	1	2
12 Jeff Kent, R (1, 3) OBP: 0.355, SLG: 0.459	S X 0-1 ③ F9			B B F C B F S 3-3 ③ K	B C B B X 3-1 ③ F8		S 1 SAFE X 0-1 1-H 2B		F B F S 1-3 ③ K	5	0	1	1	0	2	6
16 Andre Ethier, L (1, 7) OBP: 0.375, SLG: 0.535		C X 0-1 ① F7			C B B X 2-1 G4-3 15 3B 2B	F C X 0-2 HR 1B	B B C F S 2-3 ③ K			4	2	2	0	0	1	1
Wilson Betemit, S (1, 5) OBP: 0.327, SLG: 0.491		B B C S F T 2-2 ② K			B F X 1-1 ① G4-3 2-3	C F 1 SAFE B F B B X 3-2 1-H HR		C X 0-1 ① F7		4	1	1	2	0	1	1
55 Russell Martin, R (1, 2) OBP: 0.356, SLG: 0.437		B B C C C 2-3 ③ K			I I I 4-0 58 SH2-4 15 3B IBB	C F B C 1-3 ① K		B S S F X 1-2 1B		3	1	1	0	1	2	0
58 Chad Billingsley, R (1, 1) OBP: 0.200, SLG: 0.091 Olmedo Saenz, R (8, PH) OBP: 0.352, SLG: 0.552 47 Tim Hamulack, R (8, 1) 44 Takashi Saito, L (9, 1)			X 0-0 G4-6-3 1B		M X 0-1 ② SH2-4 1-2	C S S 0-3 ② K		B B 1 F B X SAFE 3-1 ② P4		2 1 0 0	0 0 0 0	1 0 0 0	0 0 0 0	0 0 0 0	1 0 0 0	0 1 0 0
Inning Stats	R: 0 E: 0 K: 0 S: 12 H: 1 LOB: 2 BB: 1 P: 20	R: 0 E: 0 K: 2 S: 9 H: 0 LOB: 0 BB: 0 P: 13	R: 0 E: 0 K: 0 S: 4 H: 1 LOB: 0 BB: 0 P: 9	R: 0 E: 0 K: 2 S: 10 H: 0 LOB: 0 BB: 0 P: 16	R: 3 E: 0 K: 0 S: 16 H: 4 LOB: 3 BB: 2 P: 32	R: 2 E: 0 K: 2 S: 19 H: 2 LOB: 0 BB: 0 P: 25	R: 1 E: 0 K: 2 S: 12 H: 2 LOB: 1 BB: 0 P: 18	R: 0 E: 0 K: 0 S: 9 H: 1 LOB: 1 BB: 0 P: 13	R: 0 E: 0 K: 2 S: 10 H: 1 LOB: 1 BB: 0 P: 11	1B: 8 2B: 2 3B: 1 HR: 1	SF: 0 SAC: 1 DP: 1 HBP: 0	WP: 0 PB: 0 SB: 1 CS: 0	PA: 41				

PITCHER		IP	WLS	BF	H	R	ER	SO	BB	IBB	HBP	BLK	WP	HR	S	P	ERA	WHIP
Livan Hernandez, R ERA: 5.27	(1, 1)	6.0	L	28	8	5	5	6	2	1	0	0	0	1	70	115	7.50	1.667
28 Brandon Medders, R ERA: 3.78	(7, 1)	1.0		5	2	1	1	2	0	0	0	0	0	0	12	18	9.00	2.000
Jose Valverde, R ERA: 6.64	(8, 1)	2.0		8	2	0	0	2	0	0	0	0	0	0	19	24	0.00	1.000

PITCHER	IP	WLS	BF	H	R	ER	SO	BB	IBB	HBP	BLK	WP	HR	S	P	ERA	WHIP

TOP

Los Angeles Dodgers @ Arizona Diamondbacks

Chase Field, Phoenix, AZ

Sun Aug 27 2006, 1:40 PM MST

Att. 30,350 - Roof Closed - 78 F

livebaseballscorecards.com

AB	37
R	6
H	12
RBI	6
BB	3
SO	10
LOB	15

BOTTOM

Batter	1	2	3	4	5	6	7	8	9	AB	R	H	RBI	BB	SO	LOB
22 Eric Byrnes, R (1, 8) OBP: 0.329, SLG: 0.493	1-1: 1 1B 1B		1-2: 1 FC6-4 1B		2-0 ②: P3		0-1 ①②: G4-6-3 1-2f		1-0: 1-3 2-H 2B	5	1	3	1	0	0	1
1 Orlando Hudson, S (1, 4) OBP: 0.349, SLG: 0.460	1 SAFE 0-0: 1B 1-2 1B		2-2 ①: FC6-4 1-2f		0-0: 2B 1B		1-1 ③: G4-3		1-3 ③: K	5	1	2	0	0	1	3
Luis Gonzalez, L (1, 7) OBP: 0.367, SLG: 0.468	1-1 ①: P5		3-2 ②: L7		0-0: 1-H 2B			4-0: 34 G6-4-3 BB		3	0	1	1	1	0	3
34 Conor Jackson, R (1, 3) OBP: 0.367, SLG: 0.423	2-0 ②: F9		2-3 ③: K		1-1 ③: L9			1-2 ①②: G6-4-3 1-2f		4	0	0	0	0	1	5
Chad Tracy, L (1, 5) OBP: 0.339, SLG: 0.434	1-1: 1-2 2-H 1B			0-1 ①: F7		1-2: 7 F8, 6 1B 1B		1-2 ③: F9		4	0	2	1	0	0	0
6 Stephen Drew, L (1, 6) OBP: 0.353, SLG: 0.514	0-1 ③: G3			3-2 ②: G6-3		2-0: 19 G6-4-3 1-2 1B			1-1 ①: F8	4	0	1	0	0	0	2
7 Carlos Quentin, R (1, 9) OBP: 0.333, SLG: 0.500		1-0 ①: P3		1-0: 2B		0-0 ①: F8 2-3			4-0: 19 1B, 22 2B BB	3	1	1	0	1	0	2
19 Chris Snyder, R (1, 2) OBP: 0.370, SLG: 0.433		1-2 ②: G4-3		2-1 ③: L9		0-0 ②③: G6-4-3 1-2f			1-1: 22 2B 1-2 1B	4	0	1	0	0	0	3
Livan Hernandez, R (1, 1) OBP: 0.241, SLG: 0.358 28 Brandon Medders, R (7, 1) Craig Counsell, L (7, PH) OBP: 0.333, SLG: 0.361 Jose Valverde, R (8, 1) Damion Easley, R (9, PH) OBP: 0.303, SLG: 0.395 Tony Clark, S (9, PH) OBP: 0.279, SLG: 0.351		2-2 ③: G4-3			2-1 ①: P4		4-1: 22 G4-6-3 BB		3-2 ②: F7	2 0 0 0 0 1	0 0 0 0 0 0	0 0 0 0 0 0	0 0 0 0 1 0	0 0 0 0 0 0	0 0 0 0 0 0	0 0 0 0 0 2
Inning Stats	R: 1 E: 0 K: 0 S: 10 H: 3 LOB: 2 BB: 0 P: 15	R: 0 E: 0 K: 0 S: 8 H: 0 LOB: 0 BB: 0 P: 12	R: 0 E: 0 K: 1 S: 14 H: 1 LOB: 1 BB: 0 P: 20	R: 0 E: 0 K: 0 S: 8 H: 1 LOB: 1 BB: 0 P: 14	R: 1 E: 0 K: 0 S: 7 H: 2 LOB: 1 BB: 0 P: 12	R: 0 E: 0 K: 0 S: 6 H: 2 LOB: 1 BB: 0 P: 9	R: 0 E: 0 K: 0 S: 5 H: 0 LOB: 0 BB: 1 P: 10	R: 0 E: 0 K: 0 S: 7 H: 0 LOB: 0 BB: 1 P: 13	R: 1 E: 0 K: 1 S: 14 H: 2 LOB: 2 BB: 1 P: 25	1B: 8 2B: 3 3B: 0 HR: 0 SF: 0 SAC: 0 DP: 3 HBP: 0						

PITCHER		IP	WLS	BF	H	R	ER	SO	BB	IBB	HBP	BLK	WP	HR	S	P	ERA	WHIP
58 Chad Billingsley, R ERA: 3.02	(1, 1)	7.0	W	29	9	2	2	1	1	0	0	0	0	0	58	92	2.57	1.429
47 Tim Hamulack, L ERA: 6.33	(8, 1)	1.1		6	1	1	1	0	2	0	0	0	0	0	11	23	6.75	2.250
44 Takashi Saito, R ERA: 2.14	(9, 1)	0.2	S	3	1	0	0	1	0	0	0	0	0	0	10	15	0.00	1.500

PITCHER	IP	WLS	BF	H	R	ER	SO	BB	IBB	HBP	BLK	WP	HR	S	P	ERA	WHIP

Los Angeles Dodgers @ Arizona Diamondbacks

Chase Field, Phoenix, AZ

Sun Aug 27 2006, 1:40 PM MST

Att. 30,350 - Roof Closed - 78 F

livebaseballscorecards.com

AB	35
R	3
H	11
RBI	3
BB	3
SO	2
LOB	21

Cincinnati Reds @ Los Angeles Dodgers

Dodger Stadium, Los Angeles, CA

Mon Aug 28 2006, 7:10 PM PDT

Att. 44,176 - Clear - 81 F

livebaseballscorecards.com

TOP

Batter	1	2	3	4	5	6	7	8	9	AB	R	H	RBI	BB	SO	LOB
6 Ryan Freel, R (1, 9) OBP: 0.376, SLG: 0.419	B B C F B B B 4-2 12 E S BB		B B B C F B 4-2 BB 1-2 BB		C F X 0-2 G4-3 2B		C B S B B F X 3-2 ② F7	C C B X 1-2 ② FC5-4 S 1-2f 2-3		3	0	1	0	2	0	2
Scott Hatteberg, L (1, 3) OBP: 0.396, SLG: 0.474 25 David Weathers, R (8, 1)	B X 1-0 ① F8 1-2		D B B B B 4-0 12 G6-3 1-2 2-3 BB		C C X 0-2 ② G4-3 2-3		F X 0-1 ③ L5	C B D S D F S 3-3 ③ K2-3 1-2		4 0	0 0	0 0	0 0	1 0	1 0	4 0
12 Edwin Encarnación, R (1, 5) OBP: 0.385, SLG: 0.537	B Z SAFE S S S 1-3 ② K 2-3		C C B X 1-2 ② ③ G6-3 1-2f		B C F F B X 2-2 ③ P4			C B T B B X 3-2 2B 1B 1B	X 0-0 ① F8	5	1	1	0	0	1	5
Ken Griffey Jr., L (1, 8) OBP: 0.323, SLG: 0.499	C C F F X 0-2 ③ P5			B S S F X 1-2 1B FC4-6 2B		C B C S 1-3 ① K		B D S X 2-1 1-3 1B 2B	C B B B B 4-1 1B BB	4	2	2	0	1	1	1
Rich Aurilia, R (1, 6) OBP: 0.333, SLG: 0.513		S B B F B F X 3-2 ① G6-3		C F D X 1-2 FC4-6 2-3 1B		B X 1-0 ② G5-3		X 0-0 ① F9	F F B S 1-3 ② K	5	0	1	0	0	1	3
Todd Hollandsworth, L (1, 7) OBP: 0.261, SLG: 0.419		B B B C B 4-1 4 G1-6-3 BB		S F X 0-2 ① FC4-6 4 1B 26 CS 1-2f 3-H		C S B B B B B 4-2 4 1B BB		F B F B F B X 2-2 4 HR 2-H 3-H 1B	B B C X 2-1 1-2 1B	3	1	2	3	2	0	1
4 Brandon Phillips, R (1, 4) OBP: 0.344, SLG: 0.452	B F B F X 2-2 ② ③ G1-6-3 1-2f			F B S S X 1-2 1-3 1B		S S X 0-2 1-2 1B		C B F X 1-2 1-H HR	C C C 0-3 ③ K	5	1	3	2	0	1	3
26 David Ross, R (1, 2) OBP: 0.372, SLG: 0.643			F F B B B F X 2-2 ① G6-3	B C 1 SAFE S F F B B S 3-3 ② ③ K 3-H		C C X 0-2 ③ G4-3		B B F B B 4-1 6 FC5-4 BB BB		3	0	0	0	1	1	4
Chris Michalak, L (1, 1) OBP: 0.500, SLG: 0.600 Jason LaRue, R (5, PH) OBP: 0.308, SLG: 0.287 Ryan Franklin, R (5, 1) Royce Clayton, R (7, PH) OBP: 0.312, SLG: 0.348 56 Todd Coffey, R (7, 1) Adam Dunn, L (8, PH) OBP: 0.371, SLG: 0.532 Scott Schoeneweis, L (8, 1) Javier Valentin, S (8, 3) OBP: 0.288, SLG: 0.391			B B B C C F B 4-2 BB 6 BB BB		F B T F B B C 3-3 ① K		B C B X 2-1 ① G5-3	C B C C T F B T F B B 4-2 6 FC5-4 1-2 BB		0 1 0 1 0 0 0 0 0	0 0 0 0 0 0 0 0 0	0 0 0 0 0 0 0 0 0	1 0 0 0 0 1 0 0 0	0 1 0 0 0 0 0 0 0	0 0 0 0 0 0 0 0 0
Inning Stats	R: 0 E: 1 K: 1 S: 11 H: 0 LOB: 1 BB: 1 P: 17	R: 0 E: 0 K: 0 S: 8 H: 0 LOB: 0 BB: 1 P: 17	R: 0 E: 0 K: 0 S: 12 H: 0 LOB: 2 BB: 3 P: 27	R: 1 E: 0 K: 1 S: 18 H: 3 LOB: 2 BB: 0 P: 24	R: 0 E: 0 K: 1 S: 14 H: 1 LOB: 1 BB: 0 P: 19	R: 0 E: 0 K: 1 S: 12 H: 1 LOB: 2 BB: 1 P: 18	R: 0 E: 0 K: 0 S: 8 H: 0 LOB: 0 BB: 0 P: 13	R: 4 E: 0 K: 1 S: 26 H: 4 LOB: 2 BB: 2 P: 46	R: 0 E: 0 K: 2 S: 10 H: 1 LOB: 2 BB: 1 P: 17	1B: 6 2B: 4 3B: 0 HR: 1 SF: 0 SAC: 0 DP: 3 HBP: 0						

	AB	34
	R	5
	H	10
	RBI	5
	BB	9
	SO	7
	LOB	23

WP: 0 PB: 0 SB: 2 CS: 1 PA: 43

PITCHER		IP	WLS	BF	H	R	ER	SO	BB	IBB	HBP	BLK	WP	HR	S	P	ERA	WHIP
31 Brad Penny, R ERA: 3.88	(1, 1)	5.0	W	21	4	1	1	3	5	0	0	0	0	0	63	104	1.80	1.800
Joe Beimel, L ERA: 3.42	(6, 1)	1.0	H	5	1	0	0	1	1	0	0	0	0	0	12	18	0.00	2.000
Elmer Dessens, R ERA: 4.43	(7, 1)	1.1	H	7	3	3	3	0	0	0	0	0	0	0	18	30	20.25	2.250
Brett Tomko, R ERA: 4.74	(8, 1)	0.0		3	1	1	1	0	2	0	0	0	0	1	9	18	∞	∞
51 Jonathan Broxton, R ERA: 2.69	(8, 1)	1.2	S	7	1	0	0	3	1	0	0	0	0	0	17	28	0.00	1.200

PITCHER	IP	WLS	BF	H	R	ER	SO	BB	IBB	HBP	BLK	WP	HR	S	P	ERA	WHIP

Batter	1	2	3	4	5	6	7	8	9	AB	R	H	RBI	BB	SO	LOB
15 Rafael Furcal, S (1, 6) OBP: 0.355, SLG: 0.395	C C B B X 2-2 ① F8		B B B C B 4-1 BB	D X 1-0 ③ L3		C B C B F B B 4-2 1-2 2-3 BB		C S F B X 1-2 ① G6-3		3	0	0	0	2	0	2
Kenny Lofton, L (1, 8) OBP: 0.366, SLG: 0.405	C X 0-1 ② G6-3		C X 0-1 ② F7		B X 1-0 ① G4-3	S B F B X 2-2 ③ L6		C B X 1-1 ② G3		5	0	0	0	0	0	4
Julio Lugo, R (1, 5) OBP: 0.366, SLG: 0.461	C B F B T B T T X 3-2 ③ G5-3		X 0-0 ③ G6-3		B B B B 4-0 5 E 5 S BB		B F B X 2-1 ① F9	B X 1-0 5 CS 1B		4	0	1	0	1	0	1
5 Nomar Garciaparra, R (1, 3) OBP: 0.392, SLG: 0.515		C X 0-1 ① F8		X 0-0 12 2B 2B	B B B C C F F B 4-2 12 G6-4-3 1-3 BB		B C F X 1-2 ② G6-3	S B F B 2-2 ③ CS 1-2		3	1	1	0	1	0	0
12 Jeff Kent, R (1, 4) OBP: 0.360, SLG: 0.464		B X 1-0 16 CS 1B		B T B X 2-1 16 1B 2B 2-H	X 0-0 ② ③ G6-4-3 1-2f		C B S B B F B 4-2 55 BB 16 1B 17 1B BB			3	2	2	1	1	0	2
16 Andre Ethier, L (1, 7) OBP: 0.379, SLG: 0.538		C 1 SAFE B B C B 1 SAFE 1 SAFE X 3-2 ② 55 HR 1-2 1B		X 0-0 31 SH2-4 17 1B 2-H 1B		X 0-0 ① G4-3	C S X 0-2 55 BB 17 1B 1-2 1B			4	2	3	1	0	0	0
55 Russell Martin, R (1, 2) OBP: 0.360, SLG: 0.448		B B 1 SAFE X 2-0 1-H HR		B 1 SAFE B C F F B 1 SAFE 1 SAFE 3-2 X ① P4		F C F X 0-2 17 PB 17 1B 1B	B S C B B B 4-2 17 1B 1-2 2-3 BB			3	1	2	2	1	0	1
17 Jason Repko, R (1, 9) OBP: 0.360, SLG: 0.418		B B B X 3-0 ③ L5		C X 0-1 31 SH2-4 1-2 1B		C B B B X 3-1 ② 15 WP 1-H 1B	B B X 2-0 1-3 2-H 3-H 1B			4	0	3	2	0	0	0
31 Brad Penny, R (1, 1) OBP: 0.218, SLG: 0.273 Joe Beimel, L (6, 1) J.D. Drew, L (6, PH) OBP: 0.376, SLG: 0.462 Elmer Dessens, R (7, 1) Brett Tomko, R (8, 1) OBP: 0.154, SLG: 0.120 51 Jonathan Broxton, R (8, 1)			X 0-0 ① G3	X 0-0 ② SH2-4 1-2 2-3		B C C X 4-0 15 WP IBB	 1-2 ③ G4-3			1 0 0 1 0 0 0	0 0 0 0 0 0 0	0 0 0 0 0 0 0	0 0 0 0 1 0 0	0 0 0 0 0 0 0	0 0 0 0 0 0 0	0 0 0 2 0 0 0
Inning Stats	R: 0 E: 0 K: 0 S: 11 H: 0 LOB: 0 BB: 0 P: 16	R: 2 E: 0 K: 0 S: 8 H: 3 LOB: 0 BB: 0 P: 17	R: 0 E: 0 K: 0 S: 5 H: 0 LOB: 1 BB: 1 P: 9	R: 2 E: 0 K: 0 S: 12 H: 4 LOB: 2 BB: 0 P: 18	R: 0 E: 0 K: 0 S: 6 H: 0 LOB: 1 BB: 2 P: 15	R: 0 E: 0 K: 0 S: 13 H: 2 LOB: 3 BB: 2 P: 26	R: 2 E: 0 K: 0 S: 17 H: 2 LOB: 2 BB: 0 P: 31	R: 0 E: 0 K: 0 S: 10 H: 1 LOB: 0 BB: 0 P: 15		1B: 9 2B: 2 3B: 0 HR: 1	SF: 0 SAC: 1 DP: 1 HBP: 0					

PITCHER		IP	WLS	BF	H	R	ER	SO	BB	IBB	HBP	BLK	WP	HR	S	P	ERA	WHIP
Chris Michalak, L ERA: 5.57	(1, 1)	4.0	L	19	7	4	4	0	1	0	0	0	0	1	36	60	9.00	2.000
Ryan Franklin, R ERA: 4.46	(5, 1)	2.0		10	2	0	0	0	3	1	0	0	1	0	19	41	0.00	2.500
56 Todd Coffey, R ERA: 3.78	(7, 1)	1.0		7	2	2	2	0	2	0	0	0	0	0	17	31	18.00	4.000
Scott Schoeneweis, L ERA: 5.88	(8, 1)	0.2		3	1	0	0	0	0	0	0	0	0	0	8	11	0.00	1.500
25 David Weathers, R ERA: 4.2	(8, 1)	0.1		0	0	0	0	0	0	0	0	0	0	0	2	4	0.00	0.000

PITCHER	IP	WLS	BF	H	R	ER	SO	BB	IBB	HBP	BLK	WP	HR	S	P	ERA	WHIP

BOTTOM

Cincinnati Reds @ Los Angeles Dodgers

Dodger Stadium, Los Angeles, CA

Mon Aug 28 2006, 7:10 PM PDT

Att. 44,176 - Clear - 81 F

livebaseballscorecards.com

AB	31
R	6
H	12
RBI	6
BB	7
SO	0
LOB	12

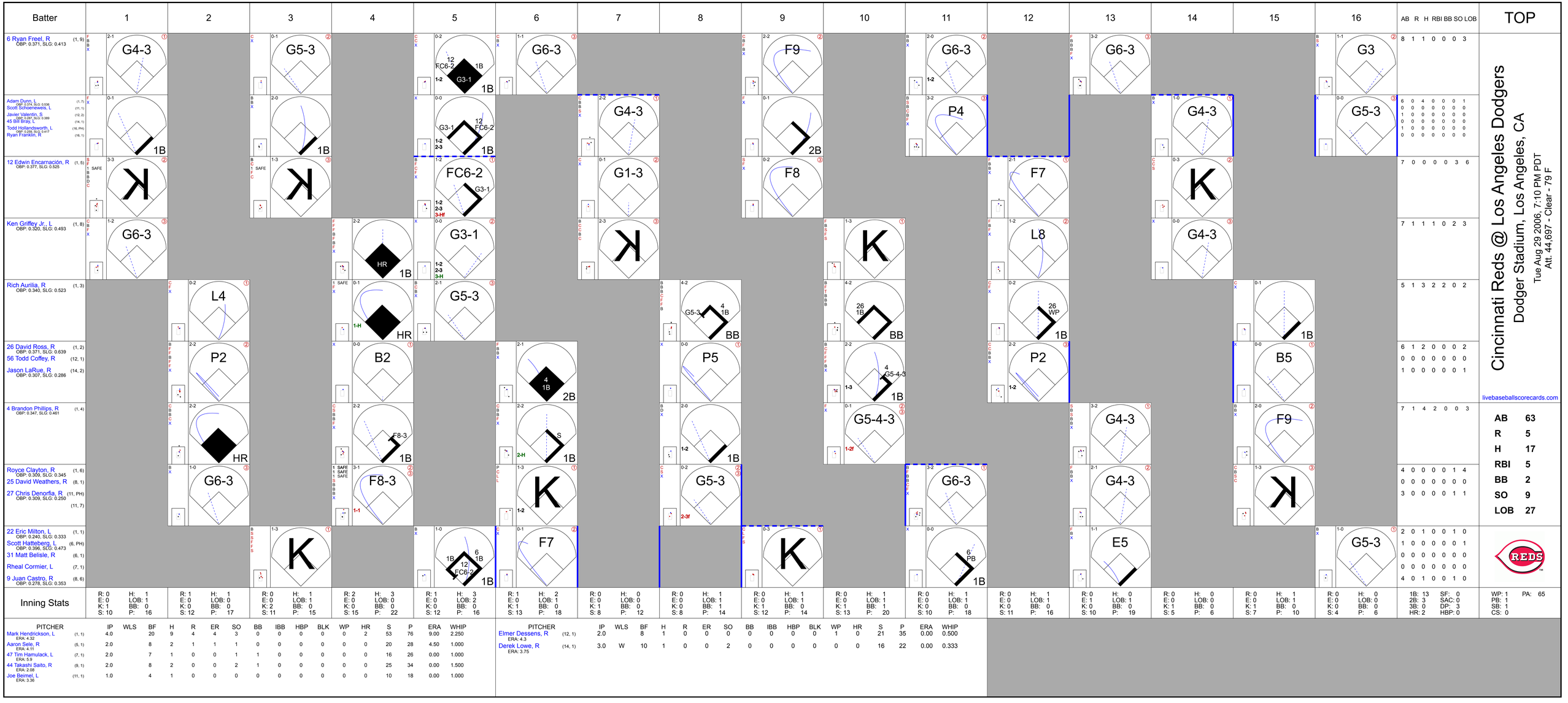

Cincinnati Reds @ Los Angeles Dodgers

Dodger Stadium, Los Angeles, CA

Tue Aug 29 2006, 7:10 PM PDT
Att. 44,697 - Clear - 79 F

livebaseballscorecards.com

Batter	1	2	3	4	5	6	7	8	9	10	11	12	13	14	15	16	AB	R	H	RBI	BB	SO	LOB
6 Ryan Freel, R (1, 9) OBP: 0.371, SLG: 0.413	G4-3		G5-3		FC6-2 G3-1 1B	G6-3			F9		G6-3		G6-3			G3	8	1	1	0	0	0	3
Adam Dunn, L (1, 7) OBP: 0.374, SLG: 0.536	1B		1B		G3-1 FC6-2 1B		G4-3		2B		P4			G4-3		G5-3	6	0	4	0	0	0	1
Scott Schoeneweis, L (11, 1)																	0	0	0	0	0	0	0
Javier Valentin, S (12, 2) OBP: 0.287, SLG: 0.389																	1	0	0	0	0	0	0
45 Bill Bray, L (14, 1)																	0	0	0	0	0	0	0
Todd Hollandsworth, L (16, PH) OBP: 0.259, SLG: 0.417																	1	0	0	0	0	0	0
Ryan Franklin, R (16, 1)																	0	0	0	0	0	0	0
12 Edwin Encarnación, R (1, 5) OBP: 0.377, SLG: 0.525	K		K		FC6-2 G3-1		G1-3		F8			F7		K			7	0	0	0	0	3	6
Ken Griffey Jr., L (1, 8) OBP: 0.320, SLG: 0.493	G6-3			HR 1B	G3-1		K			K		L8		G4-3			7	1	1	1	0	2	3
Rich Aurilia, R (1, 3) OBP: 0.340, SLG: 0.523		L4		HR	G5-3			G5-3 4 1B BB		26 1B BB		26 WP 1B			1B		5	1	3	2	2	0	2
26 David Ross, R (1, 2) OBP: 0.371, SLG: 0.639		P2		B2		4 1B 2B		P5		4 G5-4-3 1B		P2			B5		6	1	2	0	0	0	2
56 Todd Coffey, R (12, 1)																	0	0	0	0	0	0	0
Jason LaRue, R (14, 2) OBP: 0.307, SLG: 0.286																	1	0	0	0	0	0	1
4 Brandon Phillips, R (1, 4) OBP: 0.347, SLG: 0.461		HR		F8-3 1B		S 2-H 1B		1B		G5-4-3 1-2f			G4-3		F9		7	1	4	2	0	0	3
Royce Clayton, R (1, 6) OBP: 0.309, SLG: 0.345		G6-3		F8-3		K		G5-3			G6-3		G4-3		K		4	0	0	0	0	1	4
25 David Weathers, R (8, 1)																	0	0	0	0	0	0	0
27 Chris Denorfia, R (11, PH) OBP: 0.309, SLG: 0.250																	3	0	0	0	0	1	1
(11, 7)																							
22 Eric Milton, L (1, 1) OBP: 0.240, SLG: 0.333			K		1B 6 1B FC6-2 1B	F7			K		6 PB 1B		E5			G5-3	2	0	1	0	0	1	0
Scott Hatteberg, L (6, PH) OBP: 0.396, SLG: 0.473																	1	0	0	0	0	0	1
31 Matt Belisle, R (6, 1)																	0	0	0	0	0	0	0
Rheal Cormier, L (7, 1)																	0	0	0	0	0	0	0
9 Juan Castro, R (8, 6) OBP: 0.278, SLG: 0.353																	4	0	1	0	0	1	0
Inning Stats	R: 0 E: 0 K: 1 S: 10 H: 1 LOB: 1 BB: 0 P: 16	R: 1 E: 0 K: 0 S: 12 H: 1 LOB: 0 BB: 0 P: 17	R: 0 E: 0 K: 2 S: 11 H: 1 LOB: 1 BB: 0 P: 15	R: 2 E: 0 K: 0 S: 15 H: 3 LOB: 0 BB: 0 P: 22	R: 1 E: 0 K: 0 S: 12 H: 3 LOB: 2 BB: 0 P: 16	R: 1 E: 0 K: 1 S: 13 H: 2 LOB: 1 BB: 0 P: 18	R: 0 E: 0 K: 1 S: 8 H: 0 LOB: 0 BB: 0 P: 12	R: 0 E: 0 K: 0 S: 8 H: 1 LOB: 1 BB: 1 P: 14	R: 0 E: 0 K: 1 S: 12 H: 1 LOB: 1 BB: 0 P: 14	R: 0 E: 0 K: 1 S: 13 H: 1 LOB: 1 BB: 1 P: 20	R: 0 E: 0 K: 0 S: 10 H: 1 LOB: 1 BB: 0 P: 18	R: 0 E: 0 K: 0 S: 11 H: 1 LOB: 1 BB: 0 P: 16	R: 0 E: 1 K: 0 S: 10 H: 0 LOB: 1 BB: 0 P: 19	R: 0 E: 0 K: 1 S: 5 H: 0 LOB: 0 BB: 0 P: 6	R: 0 E: 0 K: 1 S: 7 H: 1 LOB: 1 BB: 0 P: 10	R: 0 E: 0 K: 0 S: 4 H: 0 LOB: 0 BB: 0 P: 6	1B: 13 2B: 3 3B: 0 HR: 2 SF: 0 SAC: 0 DP: 3 HBP: 0	WP: 1 PB: 1 SB: 1 CS: 0 PA: 65

PITCHER		IP	WLS	BF	H	R	ER	SO	BB	IBB	HBP	BLK	WP	HR	S	P	ERA	WHIP
Mark Hendrickson, L ERA: 4.32	(1, 1)	4.0		20	9	4	4	3	0	0	0	0	0	2	53	76	9.00	2.250
Aaron Sele, R ERA: 4.11	(5, 1)	2.0		8	2	1	1	1	0	0	0	0	0	0	20	28	4.50	1.000
47 Tim Hamulack, L ERA: 5.9	(7, 1)	2.0		7	1	0	0	1	1	0	0	0	0	0	16	26	0.00	1.000
44 Takashi Saito, R ERA: 2.08	(9, 1)	2.0		8	2	0	0	2	1	0	0	0	0	0	25	34	0.00	1.500
Joe Beimel, L ERA: 3.36	(11, 1)	1.0		4	1	0	0	0	0	0	0	0	0	0	10	18	0.00	1.000

PITCHER		IP	WLS	BF	H	R	ER	SO	BB	IBB	HBP	BLK	WP	HR	S	P	ERA	WHIP
Elmer Dessens, R ERA: 4.3	(12, 1)	2.0		8	1	0	0	0	0	0	0	0	1	0	21	35	0.00	0.500
Derek Lowe, R ERA: 3.75	(14, 1)	3.0	W	10	1	0	0	2	0	0	0	0	0	0	16	22	0.00	0.333

TOP	
AB	63
R	5
H	17
RBI	5
BB	2
SO	9
LOB	27

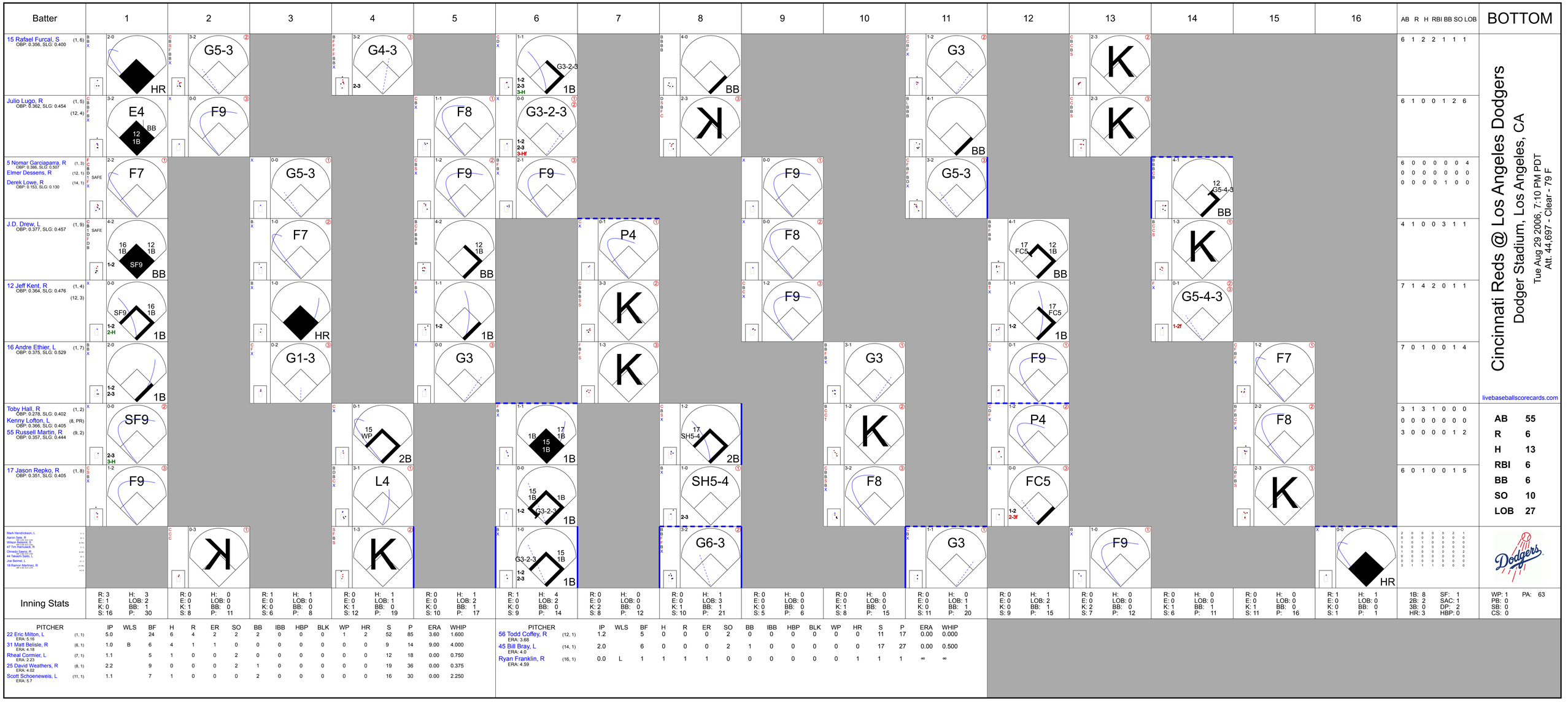
Batter
1
2
3
4
5
6
7
8
9
10
11
12
13
14
15
16
AB R H RBI BB SO LOB
BOTTOM
15 Rafael Furcal, S (1, 6) OBP: 0.356, SLG: 0.400
Julio Lugo, R (1, 5) (12, 4) OBP: 0.362, SLG: 0.454
5 Nomar Garciaparra, R (1, 3) OBP: 0.386, SLG: 0.507
Elmer Dessens, R (12, 1)
Derek Lowe, R (14, 1) OBP: 0.153, SLG: 0.130
J.D. Drew, L (1, 9) OBP: 0.377, SLG: 0.457
12 Jeff Kent, R (1, 4) (12, 3) OBP: 0.364, SLG: 0.476
16 Andre Ethier, L (1, 7) OBP: 0.375, SLG: 0.529
Toby Hall, R (1, 2) OBP: 0.276, SLG: 0.402
Kenny Lofton, L (8, PR) OBP: 0.366, SLG: 0.405
55 Russell Martin, R (9, 2) OBP: 0.357, SLG: 0.444
17 Jason Repko, R (1, 8) OBP: 0.351, SLG: 0.405
Mark Hendrickson, L
Aaron Sele, R
Wilson Betemit, R
47 Tim Hamulack, R
Olmedo Saenz, R
44 Takashi Saito, L
Joe Beimel, L
18 Ramon Martinez, R
HR
BB
SAFE
SF9
1B
2B
3B
Cincinnati Reds @ Los Angeles Dodgers
Dodger Stadium, Los Angeles, CA
Tue Aug 29 2006, 7:10 PM PDT
Att. 44,697 - Clear - 79 F
livebaseballscorecards.com
AB 55
R 6
H 13
RBI 6
BB 6
SO 10
LOB 27
Inning Stats
PITCHER
IP WLS BF H R ER SO BB IBB HBP BLK WP HR S P ERA WHIP
22 Eric Milton, L (1, 1) ERA: 5.16 5.0 24 6 4 2 2 2 0 0 0 1 2 52 85 3.60 1.600
31 Matt Belisle, R (6, 1) ERA: 4.18 1.0 B 6 4 1 1 0 0 0 0 0 0 0 9 14 9.00 4.000
Rheal Cormier, L (7, 1) ERA: 2.23 1.1 5 1 0 0 2 0 0 0 0 0 0 12 18 0.00 0.750
25 David Weathers, R (8, 1) ERA: 4.02 2.2 9 0 0 0 2 1 0 0 0 0 0 19 36 0.00 0.375
Scott Schoeneweis, L (11, 1) ERA: 5.7 1.1 7 1 0 0 0 2 0 0 0 0 0 0 16 30 0.00 2.250
56 Todd Coffey, R (12, 1) ERA: 3.68 1.2 5 0 0 0 2 1 0 0 0 0 0 0 11 17 0.00 0.000
45 Bill Bray, L (14, 1) ERA: 4.0 2.0 6 0 0 0 2 1 0 0 0 0 0 0 17 27 0.00 0.500
Ryan Franklin, R (16, 1) ERA: 4.59 0.0 L 1 1 1 1 0 0 0 0 0 0 0 1 1 1 ∞ ∞
1B: 8 SF: 1
2B: 2 SAC: 1
3B: 0 DP: 2
HR: 3 HBP: 0
PA: 63
WP: 1
PB: 0
SB: 0
CS: 0

Batter	1	2	3	4	5	6	7	8	9	AB	R	H	RBI	BB	SO	LOB
6 Ryan Freel, R (1, 9) OBP: 0.370, SLG: 0.411	C F B X 1-2 ① G5-3		B B B C F S 3-3 ③ K			B F X 1-1 S 1B		C B S S 1-3 ① K		4	0	1	0	0	2	0
Adam Dunn, L (1, 7) OBP: 0.372, SLG: 0.532	X 0-0 ② L6			C F S 0-3 ① K		C P B F X 2-2 ② F8 1-2		B S B X 2-1 ② F9		4	0	0	0	0	1	1
Rich Aurilia, R (1, 4) OBP: 0.339, SLG: 0.520	C B F F B X 2-2 ③ G1-5-3			S L B B X 2-2 G1-6-3 1B		C S B X 1-2 ③ G6-3		X 0-0 ③ F8		4	0	1	0	0	0	1
Ken Griffey Jr., L (1, 8) OBP: 0.322, SLG: 0.493		B B B F X 3-1 G1-6-3 12 1B 1B		S X 0-1 ② ③ G1-6-3 1-2f			X 0-0 ① F7		X 0-0 BB 1B 1B	4	1	2	0	0	0	1
12 Edwin Encarnación, R (1, 5) OBP: 0.378, SLG: 0.528		B X 1-0 G1-6-3 1-2 1B			F X 0-1 ① G5-3		B S B X 2-1 1B 2B		C B C F F S 1-3 ① K	4	1	2	0	0	1	1
Scott Hatteberg, L (1, 3) OBP: 0.396, SLG: 0.472		C X 0-1 ① ② G1-6-3 1-2f 2-3			C C C 0-3 ② K		X 0-0 1B 2-H 1B		B F F B F B B 4-2 1B 1-2 BB	3	0	1	1	1	1	2
Royce Clayton, R (1, 6) OBP: 0.308, SLG: 0.344		F D X 1-1 ③ G1-3			X 0-0 ③ L3		X 0-0 1-2 1B		C F T 0-2 ② K	4	0	1	0	0	1	3
Jason LaRue, R (1, 2) OBP: 0.307, SLG: 0.304 Scott Schoeneweis, L (7, 1) 31 Matt Belisle, R (8, 1) Rheal Cormier, L (8, 1) Todd Hollandsworth, L (9, PH) OBP: 0.263, SLG: 0.420			B X 1-0 ① G6-3			X 0-0 HR	C B B X 2-1 ② F8		C X 0-1 1-2 2-H 1B	3 0 0 0 1	1 0 0 0 0	1 0 0 0 1	1 0 0 0 0	0 0 0 0 0	0 0 0 0 0	2 0 0 0 0
39 Aaron Harang, R (1, 1) OBP: 0.167, SLG: 0.138 Javier Valentin, S (7, PH) OBP: 0.283, SLG: 0.384 (7, 2)			X 0-0 ② P4			C B S X 1-2 ① G1-3	X 0-0 ③ G3-1		C X 0-1 ③ F7	2 2	0 0	0 0	0 0	0 0	0 0	0 4
Inning Stats	R: 0 H: 0 E: 0 LOB: 0 K: 0 BB: 0 S: 8 P: 11	R: 0 H: 2 E: 0 LOB: 1 K: 0 BB: 0 S: 7 P: 12	R: 0 H: 0 E: 0 LOB: 0 K: 1 BB: 0 S: 5 P: 9	R: 0 H: 1 E: 0 LOB: 0 K: 1 BB: 0 S: 8 P: 10	R: 0 H: 0 E: 0 LOB: 0 K: 1 BB: 0 S: 6 P: 6	R: 1 H: 2 E: 0 LOB: 1 K: 0 BB: 0 S: 13 P: 17	R: 1 H: 3 E: 0 LOB: 2 K: 0 BB: 0 S: 8 P: 12	R: 0 H: 0 E: 0 LOB: 0 K: 1 BB: 0 S: 6 P: 9	R: 1 H: 2 E: 0 LOB: 2 K: 2 BB: 1 S: 16 P: 21	1B: 8 SF: 0 2B: 1 SAC: 0 3B: 0 DP: 2 HR: 1 HBP: 0						

TOP

Cincinnati Reds @ Los Angeles Dodgers

Dodger Stadium, Los Angeles, CA

Wed Aug 30 2006, 7:10 PM PDT

Att. 47,356 - Clear - 80 F

livebaseballscorecards.com

AB	35
R	3
H	10
RBI	3
BB	1
SO	6
LOB	15

WP: 0 PA: 36
PB: 0
SB: 1
CS: 0

PITCHER		IP	WLS	BF	H	R	ER	SO	BB	IBB	HBP	BLK	WP	HR	S	P	ERA	WHIP
Greg Maddux, R ERA: 4.18	(1, 1)	7.0	W	27	8	2	2	3	0	0	0	0	0	1	55	77	2.57	1.143
Brett Tomko, R ERA: 4.7	(8, 1)	1.0	H	3	0	0	0	1	0	0	0	0	0	0	6	9	0.00	0.000
51 Jonathan Broxton, R ERA: 2.79	(9, 1)	1.0		6	2	1	1	2	1	0	0	0	0	0	16	21	9.00	3.000

PITCHER	IP	WLS	BF	H	R	ER	SO	BB	IBB	HBP	BLK	WP	HR	S	P	ERA	WHIP

Cincinnati Reds @ Los Angeles Dodgers

Dodger Stadium, Los Angeles, CA

Wed Aug 30 2006, 7:10 PM PDT

Att. 47,356 - Clear - 80 F

livebaseballscorecards.com

BOTTOM

Batter	1	2	3	4	5	6	7	8	9	AB	R	H	RBI	BB	SO	LOB
15 Rafael Furcal, S (1, 6) OBP: 0.358, SLG: 0.409	X 0-0 SH5-4 2B	B X 1-0 ③ L7		B C B B T C 3-3 ③ K		F X 0-1 2-3 1B		B B X 2-0 HR		5	1	3	1	0	1	3
Kenny Lofton, L (1, 8) OBP: 0.364, SLG: 0.401	L C B D B F D 4-2 SH5-4 BB		X 0-0 ① G4-3		B F C F B X 2-2 ① L7	C S F D S 1-3 ③ K		C C X 0-2 ② G6-3		4	0	0	0	1	1	2
Julio Lugo, R (1, 4) OBP: 0.361, SLG: 0.454	C X 0-1 ① SH5-4 1-2 2-3		C C B F T 1-2 ② K		S C B F X 1-2 3B 2B		X 0-0 ① G6-3	C S B F X 1-2 ③ P3		4	1	1	0	0	1	0
J.D. Drew, L (1, 9) OBP: 0.378, SLG: 0.461	B C F F F F B B S 3-3 ② K		B F X 1-1 ③ G4-3		D X 1-0 ② 2-H 3B		F B B F B B 4-2 BB			3	0	1	1	1	1	2
5 Nomar Garciaparra, R (1, 3) OBP: 0.385, SLG: 0.504	X 0-0 ③ F7			B F B X 2-1 16 1B 55 1B 1B	F X 0-1 ③ L9		F B X 1-1 ② F7			4	1	1	0	0	0	3
16 Andre Ethier, L (1, 7) OBP: 0.376, SLG: 0.528		B B B C B 4-1 S 1B BB		X 0-0 55 E 55 1B 1-2 1B		F B S T 1-2 ① K	C X 0-1 ③ G1-3			3	1	1	0	1	1	1
Wilson Betemit, S (1, 5) OBP: 0.331, SLG: 0.503	C S F S 0-3 ① K 1-2			C C C 0-3 ① K		S S B F F B X 2-2 55 1B SH1 1B		X 0-0 HR		4	2	2	1	0	2	3
55 Russell Martin, R (1, 2) OBP: 0.359, SLG: 0.445	C B C X 1-2 ② L6			D X 1-0 E9 1-3 2-H 1B		B B C X 2-1 15 1B SH1 1-3 1B		X 0-0 ① P6		4	0	2	1	0	0	1
Greg Maddux, R (1, 1) OBP: 0.155, SLG: 0.164 Brett Tomko, R (8, 1) OBP: 0.154, SLG: 0.120 Olmedo Saenz, R (8, PH) OBP: 0.353, SLG: 0.570 51 Jonathan Broxton, R (9, 1)	C X 0-1 2-H 1B			S P X 1-1 ② L4		X 0-0 ② SH1 1-2 3-H		S B B F B F L X 3-2 HR		2 0 1 1	0 0 1 0	1 0 1 0	2 0 1 0	0 0 0 0	0 0 0 0	2 0 0 0
Inning Stats	R: 0 E: 0 K: 1 S: 13 H: 1 LOB: 2 BB: 1 P: 20	R: 1 E: 0 K: 1 S: 11 H: 1 LOB: 1 BB: 1 P: 17	R: 0 E: 0 K: 1 S: 7 H: 0 LOB: 0 BB: 0 P: 9	R: 1 E: 1 K: 2 S: 13 H: 3 LOB: 2 BB: 0 P: 19	R: 1 E: 0 K: 0 S: 11 H: 2 LOB: 0 BB: 0 P: 15	R: 1 E: 0 K: 2 S: 17 H: 3 LOB: 2 BB: 0 P: 23	R: 0 E: 0 K: 0 S: 7 H: 0 LOB: 1 BB: 1 P: 12	R: 3 E: 0 K: 0 S: 15 H: 3 LOB: 0 BB: 0 P: 21		1B: 7 2B: 2 3B: 1 HR: 3 SF: 0 SAC: 2 DP: 0 HBP: 0						

AB	34
R	7
H	13
RBI	7
BB	3
SO	7
LOB	17

WP: 0 PB: 0 SB: 1 CS: 0 PA: 39

PITCHER		IP	WLS	BF	H	R	ER	SO	BB	IBB	HBP	BLK	WP	HR	S	P	ERA	WHIP
39 Aaron Harang, R ERA: 3.75	(1, 1)	6.0	L	29	10	4	4	7	2	0	0	0	0	0	72	103	6.00	2.000
Scott Schoeneweis, L ERA: 5.77	(7, 1)	1.0		5	1	1	1	0	1	0	0	0	0	1	8	13	9.00	2.000
31 Matt Belisle, R ERA: 4.76	(8, 1)	0.1		3	2	2	2	0	0	0	0	0	0	2	7	12	54.00	6.000
Rheal Cormier, L ERA: 2.2	(8, 1)	0.2		2	0	0	0	0	0	0	0	0	0	0	7	8	0.00	0.000

PITCHER		IP	WLS	BF	H	R	ER	SO	BB	IBB	HBP	BLK	WP	HR	S	P	ERA	WHIP

Colorado Rockies @ Los Angeles Dodgers

Dodger Stadium, Los Angeles, CA

Fri Sep 01 2006, 7:40 PM PDT

Att. 49,601 - Clear - 87 F

livebaseballscorecards.com

TOP

Batter	1	2	3	4	5	6	7	8	9	AB	R	H	RBI	BB	SO	LOB
7 Kazuo Matsui, S (1, 4) OBP: 0.282, SLG: 0.317	L8		2B	G1-3		F9			5 FC6-4 1B	5	0	2	0	0	0	2
17 Todd Helton, L (1, 3) OBP: 0.410, SLG: 0.478	G5-3		27 G6-4-3 BB		G3-1		5 BB 1B		K	4	0	1	0	1	1	1
27 Garrett Atkins, R (1, 5) OBP: 0.390, SLG: 0.529	G6-3		G6-4-3 1-2f		11 BB 1B		F9		K	5	0	1	0	0	1	4
5 Matt Holliday, R (1, 7) OBP: 0.380, SLG: 0.567		11 FC4-6 1B		11 2B 19 1B 1B	L9		1-2 BB		FC6-4 1-2f	4	1	2	0	1	0	2
11 Brad Hawpe, L (1, 9) OBP: 0.388, SLG: 0.514		FC4-6 20 G1-3 19 1B 1-2f		19 1B 1-3 2B	4-0 BB 1-2		P5			3	1	1	0	1	0	3
19 Ryan Spilborghs, R (1, 8) OBP: 0.322, SLG: 0.431		20 G1-3 1-2 1B		20 E 20 S 2 FC4-6 2-H 3-H 1B	G4-3		G1-3			4	1	2	2	0	0	4
20 Chris Iannetta, R (1, 2) OBP: 0.250, SLG: 0.182	G1-3 1-2 2-3		1 SAFE 4-2	2 FC4-6 BB 1-3		G6-3		F9		3	0	0	0	1	0	2
2 Troy Tulowitzki, R (1, 6) OBP: 0.083, SLG: 0.083	K			FC4-6 SH3-4 1-2f 3-H		G6-3		G6-3		4	0	0	1	0	1	3
Jason Jennings, L (1, 1) OBP: 0.172, SLG: 0.161			G4-3	SH3-4 1-2		1B		K		2	0	1	0	0	0	0
39 Tom Martin, L (7, 1)										0	0	0	0	0	0	0
18 Cory Sullivan, L (8, PH) OBP: 0.322, SLG: 0.410										1	0	0	0	0	1	0
Jose Mesa, R (8, 1)										0	0	0	0	0	0	0

	AB	35
	R	3
	H	10
	RBI	3
	BB	4
	SO	4
	LOB	21

Inning Stats	1	2	3	4	5	6	7	8	9	1B: 8	SF: 0	WP: 0	PA: 40
	R: 0 E: 0 K: 0 S: 6 H: 0 LOB: 0 BB: 0 P: 8	R: 0 E: 0 K: 1 S: 9 H: 2 LOB: 2 BB: 0 P: 18	R: 0 E: 0 K: 0 S: 6 H: 1 LOB: 1 BB: 1 P: 12	R: 3 E: 0 K: 0 S: 14 H: 3 LOB: 1 BB: 1 P: 25	R: 0 E: 0 K: 0 S: 9 H: 1 LOB: 2 BB: 1 P: 19	R: 0 E: 0 K: 0 S: 8 H: 1 LOB: 1 BB: 0 P: 12	R: 0 E: 0 K: 0 S: 15 H: 1 LOB: 2 BB: 1 P: 26	R: 0 E: 0 K: 1 S: 5 H: 0 LOB: 0 BB: 0 P: 8	R: 0 E: 0 K: 2 S: 12 H: 1 LOB: 1 BB: 0 P: 15	2B: 2 3B: 0 HR: 0	SAC: 1 DP: 1 HBP: 0	SB: 1 CS: 0	

PITCHER		IP	WLS	BF	H	R	ER	SO	BB	IBB	HBP	BLK	WP	HR	S	P	ERA	WHIP
Derek Lowe, R ERA: 3.79	(1, 1)	5.0	W	24	7	3	3	1	3	0	0	0	0	0	44	82	5.40	2.000
Elmer Dessens, R ERA: 4.24	(6, 1)	1.0	H	4	1	0	0	0	0	0	0	0	0	0	8	12	0.00	1.000
Brett Tomko, R ERA: 4.65	(7, 1)	1.0	H	5	1	0	0	0	1	0	0	0	0	0	15	26	0.00	2.000
51 Jonathan Broxton, R ERA: 2.74	(8, 1)	1.0	H	3	0	0	0	1	0	0	0	0	0	0	5	8	0.00	0.000
44 Takashi Saito, R ERA: 2.05	(9, 1)	1.0	S	4	1	0	0	2	0	0	0	0	0	0	12	15	0.00	1.000

PITCHER	IP	WLS	BF	H	R	ER	SO	BB	IBB	HBP	BLK	WP	HR	S	P	ERA	WHIP

Batter	1	2	3	4	5	6	7	8	9	AB	R	H	RBI	BB	SO	LOB
15 Rafael Furcal, S (1, 6) OBP: 0.359, SLG: 0.410	C S X 0-2 ① G4-1		X 0-0 2B 1-2 1B	B X 1-0 ② SF7 3-H		B F B B X 3-1 ③ 1-3 2-H 1B				3	0	2	2	0	0	0
Kenny Lofton, L (1, 8) OBP: 0.363, SLG: 0.402	B S B F B X 3-2 ② G3		B X 1-0 1-3 2-H 2B	C X 0-1 ③ G4-3 1-2			B X 1-0 ① G4-3			4	0	1	1	0	0	1
5 Nomar Garciaparra, R (1, 3) OBP: 0.382, SLG: 0.499	X 0-0 ③ F7		C X 0-1 ② F9		B C F X 1-2 ① G1-3		B X 1-0 ② G6-3			4	0	0	0	0	0	2
J.D. Drew, L (1, 9) OBP: 0.375, SLG: 0.457		B F F B B S 3-3 ① K	B C F B B X 3-2 ③ G3-1		B B C B X 3-1 ② G4-3		X 0-0 ③ P6			4	0	0	0	0	1	2
12 Jeff Kent, R (1, 4) OBP: 0.362, SLG: 0.473		B X 1-0 ② P3		B F B X 2-1 16 BB 2B 1B	S B S F F B F B F 3-2 X ③ F8			B F B B X 3-1 ① L5		4	1	1	0	0	0	0
16 Andre Ethier, L (1, 7) OBP: 0.377, SLG: 0.525		B B B C B 4-1 BB	B F B B B 4-1 2B 1-2 55 WP BB			B B C F X 2-2 ① L4		B C B C X 2-2 ② F8		2	1	0	0	2	0	0
Wilson Betemit, S (1, 5) OBP: 0.333, SLG: 0.517		C F 1 S SAFE 0-3 ③ K	B S X 1-1 55 WP 15 SF7 1-3 2-H 2B			F F C 0-3 ② K		F S B F B F F B X 3-2 HR		4	2	2	2	0	2	1
55 Russell Martin, R (1, 2) OBP: 0.363, SLG: 0.445			C B B X 2-1 ① F8	C B C F B B B 4-2 S 2-3 3-H BB		C B X 1-1 21 1B 15 1B 1B		B B B C B 4-1 BB		2	1	1	0	2	0	0
Derek Lowe, R (1, 1) OBP: 0.164, SLG: 0.143 Elmer Dessens, R (6, 1) 21 Marlon Anderson, L (6, PH) OBP: 0.333, SLG: 0.426 Brett Tomko, R (7, 1) OBP: 0.154, SLG: 0.120 51 Jonathan Broxton, R (8, 1) Olmedo Saenz, R (8, PH) OBP: 0.351, SLG: 0.566 44 Takashi Saito, L (9, 1)			X 0-0 15 1B 2B 1B	S B P 1 SAFE F C 2-3 ① K		C D B 1 SAFE F X 2-2 15 1B 1-2 1B		F B C X 1-2 ③ F7		2 1 1 0 0 1 2 0 0 0 0 0 0 0 1 0 1 0 0 0 0 0 0 0 0 0 0 0 0 0 0 0 0 0 0 1 0 0 0 0 0 1 0 0 0 0 0 0 0						
Inning Stats	R: 0 E: 0 K: 0 S: 7 H: 0 LOB: 0 BB: 0 P: 10	R: 0 E: 0 K: 2 S: 8 H: 0 LOB: 1 BB: 1 P: 16	R: 1 E: 0 K: 0 S: 10 H: 3 LOB: 2 BB: 0 P: 16	R: 3 E: 0 K: 1 S: 15 H: 2 LOB: 1 BB: 2 P: 28	R: 0 E: 0 K: 0 S: 12 H: 0 LOB: 0 BB: 0 P: 19	R: 1 E: 0 K: 1 S: 13 H: 3 LOB: 2 BB: 0 P: 21	R: 0 E: 0 K: 0 S: 3 H: 0 LOB: 0 BB: 0 P: 5	R: 1 E: 0 K: 0 S: 15 H: 1 LOB: 1 BB: 1 P: 28		1B: 6 2B: 2 3B: 0 HR: 1	SF: 1 SAC: 0 DP: 0 HBP: 0		WP: 1 PB: 0 SB: 1 CS: 0	PA: 36			

PITCHER		IP	WLS	BF	H	R	ER	SO	BB	IBB	HBP	BLK	WP	HR	S	P	ERA	WHIP
Jason Jennings, R ERA: 3.61	(1, 1)	6.0	L	28	8	5	5	4	3	0	0	0	1	0	65	110	7.50	1.833
39 Tom Martin, L ERA: 4.3	(7, 1)	1.0		3	0	0	0	0	0	0	0	0	0	0	3	5	0.00	0.000
Jose Mesa, R ERA: 3.32	(8, 1)	1.0		5	1	1	1	0	1	0	0	0	0	1	15	28	9.00	2.000

PITCHER	IP	WLS	BF	H	R	ER	SO	BB	IBB	HBP	BLK	WP	HR	S	P	ERA	WHIP

BOTTOM

Colorado Rockies @ Los Angeles Dodgers

Dodger Stadium, Los Angeles, CA

Fri Sep 01 2006, 7:40 PM PDT

Att. 49,601 - Clear - 87 F

livebaseballscorecards.com

AB	31
R	6
H	9
RBI	5
BB	4
SO	4
LOB	9

Colorado Rockies @ Los Angeles Dodgers

Dodger Stadium, Los Angeles, CA

Sat Sep 02 2006, 7:10 PM PDT

Att. 48,984 - Clear - 85 F

livebaseballscorecards.com

TOP

Batter	1	2	3	4	5	6	7	8	9	AB	R	H	RBI	BB	SO	LOB
7 Kazuo Matsui, S (1, 4) OBP: 0.287, SLG: 0.321	F B B X 2-1 17 FC3-6 1B		C X 0-1 ② G3		C B 1-1 ③ CS 1-2	C F X 0-2 27 1B 5 1B 1B	C B F B F F X 2-2 ① G5-3		C F C 0-3 ③ K	4	1	2	0	0	0	0
60 Manny Corpas, R (8, 1)										0	0	0	0	0	0	0
Jamey Carroll, R (9, PH) OBP: 0.372, SLG: 0.386										1	0	0	0	0	1	0
17 Todd Helton, L (1, 3) OBP: 0.409, SLG: 0.477	B C 1 SAFE 1 B X 2-1 ① FC3-6 5 FC4-6 27 1B 1-2f		X 0-0 1B			F 1 SAFE X 0-1 ① L9	B X 1-0 ② G4-3			3	0	1	0	0	0	2
Vinny Castilla, R (7, PH) OBP: 0.259, SLG: 0.318										1	0	0	0	0	0	0
(7, 3)																
27 Garrett Atkins, R (1, 5) OBP: 0.392, SLG: 0.533	B C X 1-1 5 FC4-6 1-2 1B		X 0-0 ③ F9			C F X 0-2 5 1B 11 1B 1-2 1B	C C B B B X 3-2 2B			4	1	3	0	0	0	1
5 Matt Holliday, R (1, 7) OBP: 0.379, SLG: 0.564	B B X 2-0 ② FC4-6 11 FC4-6 1-2f 2-3			B B T F S 2-3 ① K	X 0-0	8 E 11 1B 18 2B 1-2 2-H 1B	B C B B X 3-1 ③ G1-3			4	1	1	1	0	1	3
11 Brad Hawpe, L (1, 9) OBP: 0.387, SLG: 0.513	F B B C X 2-2 ③ FC4-6 1-2f			X 0-0 ② F8		B F X 1-1 8 E 18 2B 1-2 2-H 1B		C S S 0-3 ① K		3	1	1	1	0	0	2
Choo Freeman, R (8, PH) OBP: 0.314, SLG: 0.367										1	0	0	0	0	1	0
(8, 9)																
8 Yorvit Torrealba, R (1, 2) OBP: 0.304, SLG: 0.445		B C B S F F C 2-3 ① K		C X 0-1 ③ G1-3		B B F B F X 3-2 FC4 18 2B 1-2 2-3		B B S S X 2-1 ② P5		4	1	0	0	0	1	2
18 Cory Sullivan, L (1, 8) OBP: 0.321, SLG: 0.411		F B X 1-1 ② L7			B F X 1-1 ① G6-3	S F F B F X 1-2 1-H 2-H 3-H 2B		X 0-0 ③ F7		4	0	1	3	0	0	0
12 Clint Barmes, R (1, 6) OBP: 0.264, SLG: 0.345		B B F X 2-1 ③ G4-3			C B X 1-1 7 CS 1B	B B C F C 2-3 ② K			B C F S 1-3 ① K	4	0	1	0	0	2	1
(8, 4)																
28 Aaron Cook, R (1, 1) OBP: 0.094, SLG: 0.059			C C X 0-2 ① G6-3		L X 0-1 ② B2	B C X 1-1 ③ G6-3			F F B S 1-3 ② K	2	0	0	0	0	0	1
19 Ryan Spilborghs, R (6, PH) OBP: 0.320, SLG: 0.428										1	0	0	0	0	0	1
Jeremy Affeldt, L (6, 1)										0	0	0	0	0	0	0
61 Ramon E Ramirez, R (6, 1) OBP: 0.500, SLG: 0.500										0	0	0	0	0	0	0
2 Troy Tulowitzki, R (8, 6) OBP: 0.077, SLG: 0.077										1	0	0	0	0	1	0
Inning Stats	R: 0 E: 0 K: 0 S: 10 H: 2 LOB: 2 BB: 0 P: 19	R: 0 E: 0 K: 1 S: 9 H: 0 LOB: 0 BB: 0 P: 14	R: 0 E: 0 K: 0 S: 7 H: 1 LOB: 1 BB: 0 P: 7	R: 0 E: 0 K: 1 S: 6 H: 0 LOB: 0 BB: 0 P: 8	R: 0 E: 0 K: 0 S: 7 H: 1 LOB: 0 BB: 0 P: 10	R: 5 E: 1 K: 1 S: 24 H: 5 LOB: 1 BB: 0 P: 32	R: 0 E: 0 K: 0 S: 11 H: 1 LOB: 1 BB: 0 P: 20	R: 0 E: 0 K: 1 S: 6 H: 0 LOB: 0 BB: 0 P: 8	R: 0 E: 0 K: 3 S: 9 H: 0 LOB: 0 BB: 0 P: 11	1B: 8 2B: 2 3B: 0 HR: 0	SF: 0 SAC: 0 DP: 0 HBP: 0						

AB	37
R	5
H	10
RBI	5
BB	0
SO	7
LOB	13

WP: 0 PB: 0 SB: 0 CS: 1 PA: 38

PITCHER		IP	WLS	BF	H	R	ER	SO	BB	IBB	HBP	BLK	WP	HR	S	P	ERA	WHIP
31 Brad Penny, R ERA: 3.97	(1, 1)	5.1	W	25	9	5	4	2	0	0	0	0	0	0	58	82	6.75	1.688
Elmer Dessens, R ERA: 4.2	(6, 1)	0.2	H	2	0	0	0	1	0	0	0	0	0	0	5	8	0.00	0.000
Joe Beimel, L ERA: 3.3	(7, 1)	1.0		4	1	0	0	0	0	0	0	0	0	0	11	20	0.00	1.000
Mark Hendrickson, L ERA: 4.29	(8, 1)	1.0		3	0	0	0	1	0	0	0	0	0	0	6	8	0.00	0.000
56 Hung-Chih Kuo, L ERA: 5.4	(9, 1)	1.0		3	0	0	0	3	0	0	0	0	0	0	9	11	0.00	0.000

PITCHER	IP	WLS	BF	H	R	ER	SO	BB	IBB	HBP	BLK	WP	HR	S	P	ERA	WHIP

Batter	1	2	3	4	5	6	7	8	9	AB	R	H	RBI	BB	SO	LOB
15 Rafael Furcal, S (1, 6) OBP: 0.361, SLG: 0.413 21 Marlon Anderson, L (8, PH) OBP: 0.332, SLG: 0.424 56 Hung-Chih Kuo, L (9, 1)	X 0-0 F7 ①		C B S B B B 4-2 2B BB	B B C F S 2-3 K ②		C B F B X 2-2 12 BB BB 5 2B 1-2 3-H 1B 3-2 2B	B F B F B X	C F F X 0-2 G6-4-3 ②③ 1-2f		4 2 2 1 1 1 0 1 0 0 0 0 0 3 0 0 0 0 0 0 0						
27 Matt Kemp, R (1, 8) OBP: 0.304, SLG: 0.480	C B X 1-1 G4-3 ②		1 SAFE C C 1 SAFE C C C 0-3 K ②	B B X 2-0 G1-3 ③		S S S 0-3 K ①	F D F S 1-3 K ①			5 0 0 0 0 3 4						
J.D. Drew, L (1, 9) OBP: 0.378, SLG: 0.468 Joe Beimel, L (7, 1) Toby Hall, R (7, PH) OBP: 0.277, SLG: 0.401 (8, 2)	B C S C C 1-3 K ③		B B 1 SAFE C 1 SAFE X 2-1 5 HR 1-H 2B		B F B X 2-1 HR	B C B C B B 4-2 12 BB 5 2B 1-2 2-3 BB	F X 0-1 F7 ②			3 3 2 2 1 1 0 0 0 0 0 0 0 0 1 0 0 0 0 0 1						
12 Jeff Kent, R (1, 4) OBP: 0.367, SLG: 0.477 17 Jason Repko, R (6, PR) OBP: 0.348, SLG: 0.402 (7, 9)		B F B B X 3-1 5 E 16 E 2B B B B I 4-0 5 HR IBB			B X 1-0 P4 ①	D B B B 4-0 5 2B 1-2 2-3 3-H BB	C X 0-1 G1-3 ③			2 2 1 1 2 0 0 1 1 0 0 0 0 1						
5 Nomar Garciaparra, R (1, 3) OBP: 0.383, SLG: 0.509 7 James Loney, L (8, 3) OBP: 0.346, SLG: 0.493	X 0-0 E4 FC4-6 16 E 2-3 F B X 1-1 HR 1-H 2-H				X 0-0 G5-3 ②	C S X 0-2 16 1B 55 SF7 1-H 2-H 3-H 2B		C B X 1-1 HR		4 2 2 6 0 0 1 1 1 1 1 0 0 0						
16 Andre Ethier, L (1, 7) OBP: 0.380, SLG: 0.527	B C B B X 3-1 FC6 FC4-6 1-2 3-H B F X 1-1 1B 2B				B F B B B F F B 4-2 BB	B B C F F F B X 3-2 2-3 1B		B C X 1-1 F7 ①		4 1 2 0 1 0 1						
Wilson Betemit, S (1, 5) OBP: 0.337, SLG: 0.516	B X 1-0 FC4-6 55 G4-6-3 ① 1-2f 2-3 B B B C B X 3-1 2-H 1B				F C X 0-2 L7 ③	I I I I 4-0 IBB		X 0-0 18 HBP 1B 1B		4 0 2 1 1 0 3						
55 Russell Martin, R (1, 2) OBP: 0.362, SLG: 0.444 Mark Hendrickson, L (8, 1) 18 Ramon Martinez, R (8, PH) OBP: 0.354, SLG: 0.376 (9, 6)	B B S 1 SAFE F F X 2-2 G4-6-3 ②③ 1-2f S X 0-1 P6 ③					3-2 E 15 1B 1B 0-0 SF7 ④ 3-H		C H 1-1 1B 1-2 HBP		3 1 1 1 0 0 3 0 0 0 0 0 0 0 0 0 0 0 0 0 0						
31 Brad Penny, R (1, 1) OBP: 0.211, SLG: 0.263 Elmer Dessens, R (6, 1) Julio Lugo, R (6, PH) OBP: 0.363, SLG: 0.456 (7, 4)			F F S 0-3 K ①	C X 0-1 P6 ①		0-0 E8 BB 15 1B 12 BB 1-3 1B 0-3 K ③		X 0-0 21 G6-4-3 1-2 2-3 1B		2 0 0 0 0 1 0 0 0 0 0 0 0 0 3 1 2 0 0 1 2						
Inning Stats	R: 0 E: 0 K: 1 S: 6 H: 0 LOB: 0 BB: 0 P: 8	R: 1 E: 2 K: 0 S: 10 H: 1 LOB: 1 BB: 0 P: 19	R: 5 E: 0 K: 2 S: 18 H: 4 LOB: 1 BB: 2 P: 33	R: 0 E: 0 K: 1 S: 6 H: 0 LOB: 0 BB: 0 P: 10	R: 1 E: 0 K: 0 S: 10 H: 1 LOB: 1 BB: 1 P: 17	R: 6 E: 1 K: 2 S: 24 H: 5 LOB: 2 BB: 3 P: 44	R: 0 E: 0 K: 1 S: 10 H: 1 LOB: 1 BB: 0 P: 14	R: 1 E: 0 K: 0 S: 11 H: 3 LOB: 2 BB: 0 P: 14		1B: 7 2B: 5 3B: 0 HR: 3 SF: 1 SAC: 0 DP: 2 HBP: 1						

PITCHER	IP	WLS	BF	H	R	ER	SO	BB	IBB	HBP	BLK	WP	HR	S	P	ERA	WHIP
28 Aaron Cook, R (1, 1) ERA: 4.15	5.0	L	25	6	7	6	4	2	1	0	0	0	2	50	87	10.80	1.600
Jeremy Affeldt, L (6, 1) ERA: 6.02	0.1		6	3	5	5	1	2	0	0	0	0	0	12	25	135.00	15.000
61 Ramon E Ramirez, R (6, 1) ERA: 3.28	1.2		9	3	1	1	2	0	1	0	0	0	0	22	33	5.40	1.800
60 Manny Corpas, R (8, 1) ERA: 2.95	1.0		6	3	1	1	0	0	0	1	0	0	1	11	14	9.00	3.000

PITCHER	IP	WLS	BF	H	R	ER	SO	BB	IBB	HBP	BLK	WP	HR	S	P	ERA	WHIP

BOTTOM

Colorado Rockies @ Los Angeles Dodgers

Dodger Stadium, Los Angeles, CA

Sat Sep 02 2006, 7:10 PM PDT

Att. 48,984 - Clear - 85 F

livebaseballscorecards.com

AB	38
R	14
H	15
RBI	13
BB	6
SO	7
LOB	19

Colorado Rockies @ Los Angeles Dodgers

Dodger Stadium, Los Angeles, CA

Sun Sep 03 2006, 1:10 PM PDT

Att. 44,895 - Sunny - 96 F

livebaseballscorecards.com

TOP

Batter	1	2	3	4	5	6	7	8	9	AB	R	H	RBI	BB	SO	LOB
7 Kazuo Matsui, S (1, 4) OBP: 0.291, SLG: 0.335	C X 0-1 F9		C D D S B F S 3-3 K		X 0-0 17 2B 2-H 3-H 3B	X 0-0 17 CS 2-H 1B		C S F S 0-3 K		5	1	2	3	0	2	3
17 Todd Helton, L (1, 3) OBP: 0.409, SLG: 0.481 Jose Mesa, R (8, 1)	B B F B C C 3-3 K	X 0-0 G4-3			B X 1-0 27 1B 3-H 2B	B C B 2-1 CS 1-2	F C F B X 1-2 27 2B 2B	D F T B F F F S 2-3 K		5	2	2	1	0	2	2
										0	0	0	0	0	0	0
27 Garrett Atkins, R (1, 5) OBP: 0.395, SLG: 0.539 Jamey Carroll, R (8, 5) OBP: 0.371, SLG: 0.385	B C C B B X 3-2 P4			C X 0-1 11 1B 2B	C C F D F D X 2-2 5 HR 2-H 1B		F B F X 1-2 2-H 2B		C S B X 1-2 F7	4	2	3	2	0	0	0
										1	0	0	0	0	0	0
5 Matt Holliday, R (1, 7) OBP: 0.380, SLG: 0.569 Choo Freeman, R (9, PH) OBP: 0.312, SLG: 0.365		B X 1-0 11 FC6-4 1B		X 0-0 P3	F X 0-1 1-H HR		B X 1-0 F7		X 0-0 E2 WP HR	4	1	2	2	0	0	2
(9, 7)										1	1	0	0	0	0	0
11 Brad Hawpe, L (1, 9) OBP: 0.386, SLG: 0.510 Ray King, L (7, 1) Vinny Castilla, R (8, 3) OBP: 0.262, SLG: 0.332		1 SAFE X 0-0 FC6-4 20 FC6-4 1-2f		B B S D F X 3-2 2-H 1B	X 0-0 F9		X 0-0 F7		F S B B F B X 3-2 1-H HR	4	0	1	1	0	0	2
										0	0	0	0	0	0	0
										1	1	1	2	0	0	0
20 Chris Iannetta, R (1, 2) OBP: 0.176, SLG: 0.125		1 SAFE S X 0-1 FC6-4 18 CS 1-2f		P S 1 B S B X 3-2 G4-3	C S B B C 2-3 K		C D F S 1-3 K		F X 0-1 G4-3	5	0	0	0	0	2	3
18 Cory Sullivan, L (1, 8) OBP: 0.325, SLG: 0.421		F B 1-1 CS 1-2	X 0-0 G4-3		B S X 1-1 49 SH1-4 2 1B 7 3B 1B	F F B B X 2-2 G4-3		B B B B 4-0 2 BB BB	S B S B B X 3-2 HR	4	2	2	1	1	0	0
2 Troy Tulowitzki, R (1, 6) OBP: 0.333, SLG: 0.353			C S X 0-2 49 SH1-4 1B		1 SAFE B 1 SAFE X 1-0 49 SH1-4 1-2 7 3B 1B	X 0-0 49 SH1-4 7 1B 1B		B B B C F B 4-2 1-2 BB	B S X 1-1 2B	4	2	4	0	1	0	0
49 Byung-Hyun Kim, R (1, 1) OBP: 0.205, SLG: 0.209 19 Ryan Spilborghs, R (7, 9) OBP: 0.316, SLG: 0.421			L X 0-1 SH1-4 1-2		B B B C X 3-1 SH1-4 1-2 2-3	B X 1-0 SH1-4 1-2		B S F S 1-3 K	C S D X 1-2 F7	0	0	0	0	0	0	0
										2	0	0	0	0	1	3
Inning Stats	R: 0 E: 0 K: 1 S: 8 H: 0 LOB: 0 BB: 0 P: 14	R: 0 E: 0 K: 0 S: 5 H: 1 LOB: 0 BB: 0 P: 7	R: 0 E: 0 K: 1 S: 10 H: 1 LOB: 1 BB: 0 P: 13	R: 1 E: 0 K: 0 S: 11 H: 2 LOB: 1 BB: 0 P: 16	R: 6 E: 0 K: 1 S: 18 H: 6 LOB: 0 BB: 0 P: 28	R: 1 E: 0 K: 0 S: 7 H: 2 LOB: 0 BB: 0 P: 12	R: 1 E: 0 K: 1 S: 12 H: 2 LOB: 1 BB: 0 P: 16	R: 0 E: 0 K: 3 S: 16 H: 0 LOB: 2 BB: 2 P: 27	R: 3 E: 1 K: 0 S: 18 H: 3 LOB: 1 BB: 0 P: 27	1B: 8 2B: 5 3B: 1 HR: 3 SF: 0 SAC: 3 DP: 0 HBP: 0						

	AB	40
	R	12
	H	17
	RBI	12
	BB	2
	SO	7
	LOB	15

WP: 1 PB: 0 SB: 0 CS: 2 PA: 47

PITCHER	IP	WLS	BF	H	R	ER	SO	BB	IBB	HBP	BLK	WP	HR	S	P	ERA	WHIP
Aaron Sele, R (1, 1) ERA: 4.48	4.1	L	21	9	6	6	2	0	0	0	0	0	0	46	70	12.46	2.077
Elmer Dessens, R (5, 1) ERA: 4.35	1.2		7	3	2	2	1	0	0	0	0	0	1	13	20	10.80	1.800
56 Hung-Chih Kuo, L (7, 1) ERA: 5.34	2.0		10	2	1	1	4	2	0	0	0	0	0	28	43	4.50	2.000
Joe Beimel, L (9, 1) ERA: 3.39	1.0		7	3	3	1	0	0	0	0	0	1	2	18	27	9.00	3.000

PITCHER	IP	WLS	BF	H	R	ER	SO	BB	IBB	HBP	BLK	WP	HR	S	P	ERA	WHIP

Batter	1	2	3	4	5	6	7	8	9	AB	R	H	RBI	BB	SO	LOB
15 Rafael Furcal, S (1, 6) OBP: 0.362, SLG: 0.413 27 Matt Kemp, R (8, 8) OBP: 0.309, SLG: 0.480	B X 1-0 F8 ①		C B X 1-1 FC3-6 S 1-2f ②		C B T X 1-2 BB 1B 1B		F S B F F X 1-2 21 2B 1B		B F B B F B 4-2 21 HR BB	4 0 2 0 0 0 1 0 1 0 0 1 0 0						
Kenny Lofton, L (1, 8) OBP: 0.363, SLG: 0.401 21 Marlon Anderson, L (7, PH) OBP: 0.338, SLG: 0.447 (8, 4)	B B X 2-0 G1-3 ②		B X 1-0 G1-3 ③ 1-2		C X 0-1 BB 1-2 1B		X 0-0 1-3 2B		B X 1-0 1-H HR	3 0 1 0 0 0 1 2 1 2 2 0 0 0						
Julio Lugo, R (1, 4) OBP: 0.359, SLG: 0.450 (8, 6)	C B F C 1-3 K ③			X 0-0 F9 ①	F F X 0-2 F3 ①		C B F S 1-3 K ②		B F B F B B F S 3-3 K ①	5 0 0 0 0 3 4						
J.D. Drew, L (1, 9) OBP: 0.379, SLG: 0.469 17 Jason Repko, R (8, 9) OBP: 0.346, SLG: 0.398		B X 1-0 F7 ①		B B C C X 2-2 7 1B 2B	B B S B B 4-1 16 G1-6-3 1-2 2-3 BB		B C X 1-1 G3-1 ③		S B X 1-1 L8 ②	3 1 1 0 1 0 2 1 0 0 0 0 0 0						
16 Andre Ethier, L (1, 7) OBP: 0.380, SLG: 0.524		B T C F F X 1-2 G4-3 ②		B B F F F X 2-2 F9 ②	C F X 0-2 G1-6-3 ② ③ 1-2f			X 0-0 G5-4-3 1B	B F B B B 4-1 1B BB	4 0 1 0 1 0 4						
Wilson Betemit, S (1, 5) OBP: 0.340, SLG: 0.520 56 Hung-Chih Kuo, L (7, 1) Olmedo Saenz, R (8, PH) OBP: 0.349, SLG: 0.563 Joe Beimel, L (9, 1) Einar Díaz, R (9, PH) OBP: 1.000, SLG: 1.000		B B B C X 3-1 2B		I I I 4-0 7 1B 1B IBB		B B B C C F S 3-3 K ①		B S D C X 2-2 G5-4-3 ① ② 1-2f	C X 0-1 1-2 1B	2 1 1 0 1 1 0 0 0 0 0 0 0 0 1 0 0 0 0 0 1 0 0 0 0 0 0 0 1 0 1 0 0 0 0						
7 James Loney, L (1, 3) OBP: 0.349, SLG: 0.513		X 0-0 G3 ③		C B X 1-1 1B 1-3 2-H 1B		F B C X 1-2 F9 ②		B F C B X 2-2 1B 3B	B C X 1-1 P6 ③	5 1 2 1 0 0 3						
Toby Hall, R (1, 2) OBP: 0.280, SLG: 0.402			B X 1-0 F8 ①	B X 1-0 1-3 3-H 1B		B X 1-0 G5-3 ③		S F X 0-2 3-H 1B		4 0 2 2 0 0 0						
Aaron Sele, R (1, 1) OBP: 0.222, SLG: 0.231 Elmer Dessens, R (5, 1) 18 Ramon Martinez, R (7, 5) OBP: 0.350, SLG: 0.371			B B B B C B 4-1 15 FC3-6 BB	S S B F C 1-3 K ③			C B X 1-1 F8 ①	B F X 1-1 G1-3 ③		1 0 0 0 1 1 2 0 0 0 0 0 0 0 2 0 0 0 0 0 1						
Inning Stats	R: 0 H: 0 E: 0 LOB: 0 K: 1 BB: 0 S: 5 P: 9	R: 0 H: 1 E: 0 LOB: 1 K: 0 BB: 0 S: 8 P: 13	R: 0 H: 0 E: 0 LOB: 1 K: 0 BB: 1 S: 5 P: 12	R: 2 H: 3 E: 0 LOB: 2 K: 1 BB: 1 S: 15 P: 26	R: 0 H: 2 E: 0 LOB: 2 K: 0 BB: 1 S: 12 P: 17	R: 0 H: 0 E: 0 LOB: 0 K: 1 BB: 0 S: 8 P: 13	R: 0 H: 2 E: 0 LOB: 2 K: 1 BB: 0 S: 13 P: 17	R: 1 H: 3 E: 0 LOB: 1 K: 0 BB: 0 S: 12 P: 17	R: 2 H: 2 E: 0 LOB: 2 K: 1 BB: 2 S: 14 P: 28	1B: 8 SF: 0 2B: 3 SAC: 0 3B: 1 DP: 2 HR: 1 HBP: 0						

PITCHER		IP	WLS	BF	H	R	ER	SO	BB	IBB	HBP	BLK	WP	HR	S	P	ERA	WHIP
49 Byung-Hyun Kim, R ERA: 5.35	(1, 1)	6.2	W	30	8	2	2	4	2	1	0	0	0	0	64	104	2.70	1.500
Ray King, L ERA: 3.79	(7, 1)	1.0		5	3	1	1	0	0	0	0	0	0	0	12	17	9.00	3.000
Jose Mesa, R ERA: 3.54	(8, 1)	1.1		8	2	2	2	1	2	0	0	0	0	1	16	31	13.50	3.000

PITCHER	IP	WLS	BF	H	R	ER	SO	BB	IBB	HBP	BLK	WP	HR	S	P	ERA	WHIP

BOTTOM

Colorado Rockies @ Los Angeles Dodgers

Dodger Stadium, Los Angeles, CA

Sun Sep 03 2006, 1:10 PM PDT

Att. 44,895 - Sunny - 96 F

livebaseballscorecards.com

AB	38
R	5
H	13
RBI	5
BB	5
SO	5
LOB	19

1B: 8	SF: 0	WP: 0	PA: 43
2B: 3	SAC: 0	PB: 0	
3B: 1	DP: 2	SB: 1	
HR: 1	HBP: 0	CS: 0	

Batter	1	2	3	4	5	6	7	8	9	AB	R	H	RBI	BB	SO	LOB
15 Rafael Furcal, S (1, 6) OBP: 0.360, SLG: 0.410	F B X 1-1 ① G3		X 0-0 ① G3		C C C 0-3 ③ K		F B B C F X 2-2 ② G6-3			4	0	0	0	0	1	0
Kenny Lofton, L (1, 8) OBP: 0.364, SLG: 0.402	C C X 0-2 PB 5 G1-3 2B 1B		C B F X 1-2 ② F7			X 0-0 E S 1B 1B	B L C B X 2-2 ③ P6			4	2	2	0	0	0	0
5 Nomar Garciaparra, R (1, 3) OBP: 0.379, SLG: 0.504	1 SAFE B X 1-0 ② G1-3 1-2		X 0-0 ③ P3			1 SAFE B C T X 1-2 ① P4		B X 1-0 ① G6-3		4	0	0	0	0	0	2
J.D. Drew, L (1, 9) OBP: 0.382, SLG: 0.477	B B X 2-0 2-H 2B			L C B B B X 3-2 16 G6-3 2B		C X 0-1 12 2B 55 1B 1-H 1B		X 0-0 ② G5-3		4	1	3	2	0	0	0
12 Jeff Kent, R (1, 4) OBP: 0.365, SLG: 0.477	F B B X 2-1 ③ G6-3			F B B S B F S 3-3 ① K		B S F F X 1-2 55 1B 1-3 2B		B C C B C 2-3 ③ K		4	0	1	0	0	2	2
16 Andre Ethier, L (1, 7) OBP: 0.379, SLG: 0.520		C B F X 1-2 ① G1-3		S X 0-1 ② G6-3 2-3		B B B B 4-0 55 1B BB			C B B F B F F F S 3-3 ① K	3	0	0	0	1	1	1
Wilson Betemit, S (1, 5) OBP: 0.339, SLG: 0.516		B X 1-0 ② G3		B B S C S 2-3 ③ K		F C B B S 2-3 ② K			B B X 2-0 55 G6-4-3 1B	4	0	1	0	0	2	4
55 Russell Martin, R (1, 2) OBP: 0.363, SLG: 0.445		B X 1-0 1B			B C B F X 2-2 ① G4-3	C X 0-1 ③ 1-2 2-H 3-H 1B			B X 1-0 ② ③ G6-4-3 1-2f	4	0	2	1	0	0	1
Greg Maddux, R (1, 1) OBP: 0.150, SLG: 0.158 Giovanni Carrara, R (6, 1) 47 Tim Hamulack, R (6, 1) 21 Marlon Anderson, L (7, PH) OBP: 0.336, SLG: 0.445 Brett Tomko, R (7, 1) OBP: 0.154, SLG: 0.120 51 Jonathan Broxton, R (8, 1)		1 SAFE X 0-0 ③ G4-3			F C F B S 1-3 ② K		C B F X 1-2 ① F8			2 0 0 1 0 0	0 0 0 0 0 0	0 0 0 0 0 0	0 0 0 0 0 0	0 0 0 0 0 0	1 0 0 0 0 0	1 0 0 0 0 0
Inning Stats	R: 1 H: 2 E: 0 LOB: 1 K: 0 BB: 0 S: 9 P: 15	R: 0 H: 1 E: 0 LOB: 1 K: 0 BB: 0 S: 6 P: 9	R: 0 H: 0 E: 0 LOB: 0 K: 0 BB: 0 S: 5 P: 6	R: 0 H: 1 E: 0 LOB: 1 K: 2 BB: 0 S: 12 P: 20	R: 0 H: 0 E: 0 LOB: 0 K: 2 BB: 0 S: 10 P: 13	R: 2 H: 4 E: 0 LOB: 2 K: 1 BB: 1 S: 15 P: 23	R: 0 H: 0 E: 0 LOB: 0 K: 0 BB: 0 S: 10 P: 15	R: 0 H: 0 E: 0 LOB: 0 K: 1 BB: 0 S: 5 P: 8	R: 0 H: 1 E: 0 LOB: 0 K: 1 BB: 0 S: 8 P: 14	1B: 6 SF: 0 2B: 3 SAC: 0 3B: 0 DP: 1 HR: 0 HBP: 0						

TOP

Los Angeles Dodgers @ Milwaukee Brewers

Miller Park, Milwaukee, WI

Mon Sep 04 2006, 1:05 PM CDT
Att. 33,645 - Roof Closed - 73 F

livebaseballscorecards.com

AB	34
R	3
H	9
RBI	3
BB	1
SO	7
LOB	11

WP: 0 PA: 35
PB: 1
SB: 1
CS: 0

PITCHER		IP	WLS	BF	H	R	ER	SO	BB	IBB	HBP	BLK	WP	HR	S	P	ERA	WHIP
31 Dave Bush, R ERA: 4.66	(1, 1)	7.1	W	30	8	3	3	5	1	0	0	0	0	0	68	103	3.68	1.227
Brian Shouse, L ERA: 3.47	(8, 1)	0.2	H	2	0	0	0	1	0	0	0	0	0	0	4	6	0.00	0.000
Francisco Cordero, R ERA: 3.78	(9, 1)	1.0	S	3	1	0	0	1	0	0	0	0	0	0	8	14	0.00	1.000

PITCHER		IP	WLS	BF	H	R	ER	SO	BB	IBB	HBP	BLK	WP	HR	S	P	ERA	WHIP

Batter	1	2	3	4	5	6	7	8	9	AB	R	H	RBI	BB	SO	LOB
Brady Clark, R (1, 8) OBP: 0.363, SLG: 0.338	X 0-0 ① G6-3		C X 0-1 ② G6-3		C B X 1-1 9 2B SF8 2-3 1B	F X 0-1 9 1B 1-2 2-3 1B		B L F S 1-3 ② K		5	1	2	0	0	1	0
9 Tony Graffanino, R (1, 6) OBP: 0.353, SLG: 0.412	C C F X 0-2 ② G6-3		S F F S 0-3 ③ K		C B P F X 2-2 SF8 1 1B 1-3 3-H 2B	C S F B F X 1-2 HBP 1-3 2-H 3-H 1B		F F B B F B F F X 3-2 FC4 1B		5	1	3	3	0	1	0
Jeff Cirillo, R (1, 4) OBP: 0.387, SLG: 0.445	C X 0-1 ③ G5-3			X 0-0 ① G5-3	X 0-0 ② SF8 2-3 3-H	F F H 1-2 28 G4-6-3 HBP 1-2		B S D X 2-1 ③ FC4 1-2f		3	0	0	1	0	0	1
28 Prince Fielder, L (1, 3) OBP: 0.345, SLG: 0.482		M F B B X 2-2 F8 1 1B SF7 1B		B B B 4-0 1 S BB	B I I 4-0 1 1B 1B IBB	C S X 0-2 ② ③ G4-6-3 1-2f				2	1	1	0	2	0	3
1 Corey Hart, R (1, 7) OBP: 0.316, SLG: 0.409		C X 0-1 PB F8 1-2 1B		B F S X 1-2 ② G5-3 1-2	B S C B F F X 2-2 1B 1-2 3-H 1B		B S B C B C 3-3 ① K			4	0	2	1	0	1	1
Geoff Jenkins, L (1, 9) OBP: 0.337, SLG: 0.394		C B B F B X 3-2 ① F8 1-2 2-3		B B I I 4-0 IBB	B X 1-0 ③ 1-2 2-H 1B		B F F X 1-2 1B			3	0	2	0	1	0	2
David Bell, R (1, 5) OBP: 0.332, SLG: 0.379		F B B X 2-1 ② SF7 3-H		B C C B F X 2-2 ③ G3		S X 0-1 31 FC1-5 1B 1B	F C B F F F F S 1-3 ② K			3	0	1	1	0	1	3
Damian Miller, R (1, 2) OBP: 0.324, SLG: 0.394		C B S B B X 3-2 ③ G6-3 2-3			X 0-0 1B 31 SH2-4 9 2B 1B	X 0-0 1B 31 FC1-5 9 1B 1-2 1B	S F S 0-3 ③ K			4	2	2	0	0	1	2
31 Dave Bush, R (1, 1) OBP: 0.167, SLG: 0.222			C B S S 1-3 ① K		L 1 SAFE X 0-1 ① SH2-4 1-2	X 0-0 ① FC1-5 9 1B 1B 1-2 2-3f		C B B C S S 2-3 ① K		2	1	0	0	0	1	2
Brian Shouse, L (8, 1)										0	0	0	0	0	0	0
20 Laynce Nix, L (8, PH) OBP: 0.186, SLG: 0.239										1	0	0	0	0	1	0
Francisco Cordero, R (9, 1)										0	0	0	0	0	0	0
Inning Stats	R: 0 E: 0 K: 0 S: 7 H: 0 LOB: 0 BB: 0 P: 7	R: 1 E: 0 K: 0 S: 13 H: 2 LOB: 1 BB: 0 P: 23	R: 0 E: 0 K: 2 S: 9 H: 0 LOB: 0 BB: 0 P: 10	R: 0 E: 0 K: 0 S: 8 H: 0 LOB: 2 BB: 2 P: 19	R: 3 E: 0 K: 0 S: 16 H: 5 LOB: 2 BB: 1 P: 25	R: 2 E: 0 K: 0 S: 16 H: 4 LOB: 2 BB: 0 P: 18	R: 0 E: 0 K: 3 S: 16 H: 1 LOB: 1 BB: 0 P: 21	R: 0 E: 0 K: 2 S: 14 H: 1 LOB: 1 BB: 0 P: 22		1B: 12 2B: 1 3B: 0 HR: 0	SF: 2 SAC: 1 DP: 1 HBP: 1		WP: 0 PB: 1 SB: 1 CS: 0	PA: 39		

PITCHER		IP	WLS	BF	H	R	ER	SO	BB	IBB	HBP	BLK	WP	HR	S	P	ERA	WHIP
Greg Maddux, R ERA: 4.36	(1, 1)	5.1	L	28	10	6	6	2	1	2	0	0	0	0	59	90	10.12	2.062
Giovanni Carrara, R ERA: 5.04	(6, 1)	0.0		2	1	0	0	0	0	0	1	0	0	0	7	9	∞	∞
47 Tim Hamulack, L ERA: 5.76	(6, 1)	0.2		1	0	0	0	0	0	0	0	0	0	0	3	3	0.00	0.000
Brett Tomko, R ERA: 4.6	(7, 1)	1.0		4	1	0	0	3	0	0	0	0	0	0	16	21	0.00	1.000
51 Jonathan Broxton, R ERA: 2.7	(8, 1)	1.0		4	1	0	0	2	0	0	0	0	0	0	14	22	0.00	1.000

PITCHER	IP	WLS	BF	H	R	ER	SO	BB	IBB	HBP	BLK	WP	HR	S	P	ERA	WHIP

BOTTOM

Los Angeles Dodgers @ Milwaukee Brewers

Miller Park, Milwaukee, WI

Mon Sep 04 2006, 1:05 PM CDT
Att. 33,645 - Roof Closed - 73 F

livebaseballscorecards.com

AB	32
R	6
H	13
RBI	6
BB	3
SO	7
LOB	14

Batter	1	2	3	4	5	6	7	8	9	AB	R	H	RBI	BB	SO	LOB
15 Rafael Furcal, S (1, 6) OBP: 0.361, SLG: 0.412	F C B F B X 2-2 5 CS 1B		B F B X 2-1 G4-6-3 1B			C B X 1-1 ① F9			S X 0-1 ① G4-3	3	0	2	0	0	0	0
17 Jason Repko, R (8, 8) OBP: 0.343, SLG: 0.395										1	0	0	0	0	0	0
Kenny Lofton, L (1, 8) OBP: 0.361, SLG: 0.399	C 1 B X SAFE 1-1 ① F9		C B C X 1-2 ② ③ G4-6-3 1-2f			C C B B S 2-3 ② K			C B B B B C X 3-2 ② G4-3	3	0	0	0	0	1	2
18 Ramon Martinez, R (8, 5) OBP: 0.348, SLG: 0.369										1	0	0	0	0	0	0
5 Nomar Garciaparra, R (1, 3) OBP: 0.377, SLG: 0.500	F S 1 B B B F S SAFE 3-3 ② ③ K 1-2			B F F S 1-3 ① K		B B X 2-0 ③ F7			C F B X 1-2 ③ G4-3	3	0	0	0	0	2	1
Einar Díaz, R (8, 2) OBP: 0.500, SLG: 0.500										1	0	0	0	0	0	0
12 Jeff Kent, R (1, 4) OBP: 0.362, SLG: 0.473		F B C X 1-2 ① P3		C C S 0-3 ② K			F B F C 1-3 ① K			3	0	0	0	0	2	0
Oscar Robles, L (8, 4) OBP: 0.313, SLG: 0.259										0	0	0	0	0	0	0
16 Andre Ethier, L (1, 7) OBP: 0.381, SLG: 0.520		B S S S B F B B 4-2 27 1B BB		B X 1-0 27 FC6-4 1B			C X 0-1 ② G4-3			2	0	1	0	1	0	0
27 Matt Kemp, R (1, 9) OBP: 0.310, SLG: 0.477		F D B F X 2-2 1-2 1B		C B X 1-1 ③ FC6-4 1-2f			B F C B B S 3-3 ③ K			3	0	1	0	0	1	1
Julio Lugo, R (1, 5) OBP: 0.356, SLG: 0.446		X 0-0 ② F9			B B C B F F X 3-2 ① P4			C B X 1-1 ① F9		3	0	0	0	0	0	2
(8, 6)																
55 Russell Martin, R (1, 2) OBP: 0.361, SLG: 0.441		B C B B X 3-1 ③ G5-3			C F B B X 2-2 ② G4-3			F X 0-1 ② G5-3		3	0	0	0	0	0	2
47 Tim Hamulack, R (8, 1)										0	0	0	0	0	0	0
Mark Hendrickson, L (1, 1)			C F B B S 2-3 ① K		C F B B S 2-3 ③ K			X 0-0 ③ L9		1	0	0	0	0	1	0
Wilson Betemit, S (5, PH) OBP: 0.338, SLG: 0.514										1	0	0	0	0	1	0
50 Eric Stults, L (5, 1)										0	0	0	0	0	0	0
Olmedo Saenz, R (8, PH) OBP: 0.348, SLG: 0.560										1	0	0	0	0	0	0
(8, 3)																
Inning Stats	R: 0 E: 0 K: 1 S: 10 H: 1 LOB: 1 BB: 0 P: 16	R: 0 E: 0 K: 0 S: 12 H: 1 LOB: 2 BB: 1 P: 22	R: 0 E: 0 K: 1 S: 8 H: 1 LOB: 0 BB: 0 P: 13	R: 0 E: 0 K: 2 S: 9 H: 1 LOB: 1 BB: 0 P: 12	R: 0 E: 0 K: 1 S: 10 H: 0 LOB: 0 BB: 0 P: 17	R: 0 E: 0 K: 1 S: 6 H: 0 LOB: 0 BB: 0 P: 11	R: 0 E: 0 K: 2 S: 8 H: 0 LOB: 0 BB: 0 P: 12	R: 0 E: 0 K: 0 S: 5 H: 0 LOB: 0 BB: 0 P: 6	R: 0 E: 0 K: 0 S: 8 H: 0 LOB: 0 BB: 0 P: 12	1B: 4 2B: 1 3B: 0 HR: 0 SF: 0 SAC: 0 DP: 2 HBP: 0							

TOP

Los Angeles Dodgers @ Milwaukee Brewers

Miller Park, Milwaukee, WI

Tue Sep 05 2006, 7:05 PM CDT
Att. 13,427 - Roof Closed - 75 F

livebaseballscorecards.com

AB	29
R	0
H	4
RBI	0
BB	1
SO	8
LOB	8

WP: 0 PA: 30
PB: 0
SB: 0
CS: 1

PITCHER		IP	WLS	BF	H	R	ER	SO	BB	IBB	HBP	BLK	WP	HR	S	P	ERA	WHIP
Doug Davis, L ERA: 4.92	(1, 1)	9.0	W	30	4	0	0	8	1	0	0	0	0	0	76	121	0.00	0.556

PITCHER	IP	WLS	BF	H	R	ER	SO	BB	IBB	HBP	BLK	WP	HR	S	P	ERA	WHIP

BOTTOM

Los Angeles Dodgers @ Milwaukee Brewers

Miller Park, Milwaukee, WI

Tue Sep 05 2006, 7:05 PM CDT

Att. 13,427 - Roof Closed - 75 F

livebaseballscorecards.com

Batter	1	2	3	4	5	6	7	8	9	AB	R	H	RBI	BB	SO	LOB
Brady Clark, R (1, 8) OBP: 0.364, SLG: 0.339	0-1: 1 HR, 28 WP, 1B		3-2: 2 WP, 9 1B, 2 E, 1B	0-0: L7 ②		1-0: G5-3 ③		1-1: E5, 28 1B, 9 1B, 1-2		5	2	2	0	0	0	3
9 Tony Graffanino, R (1, 4) OBP: 0.356, SLG: 0.414	1-0: L9 ①		1-1: 2 E, 2 WP, 1 SF8, 1-2, 1B	3-2: 2-H, 1B ③			0-0: G4-3 ①	0-1: 1 FC6-5, 28 1B, 1-2, 2-3, 1B		5	1	3	0	0	0	1
28 Prince Fielder, L (1, 3) OBP: 0.349, SLG: 0.485	4-0: 1 HR, 1-2, BB		1-3: K ①		4-2: 2 G6-3, BB		1-0: 2 1B, 1 FC5-4, 2B	3-2: 1 FC6-5, 1-2, 2-3, 3-H, 1B		3	2	2	1	2	1	2
2 Bill Hall, R (1, 6) OBP: 0.339, SLG: 0.551	3-3: K ②		1-0: E4, 1B, 1-3, 2-H		2-1: G6-3 ①② 1-2f		0-0: 1 FC5-4, 2-3, 1B	2-2: P3 ②		5	0	1	1	0	1	7
1 Corey Hart, R (1, 9) OBP: 0.319, SLG: 0.451	2-1: 1-H, 2-H, HR		3-2: SF8 ②, 3-H		1-1: HR		1-2: FC5-4 ② 1-2f, 3B, 3-H	1-0: FC6-5 ③ 1-2, 2-3f		4	3	2	6	0	0	4
Kevin Mench, R (1, 7) OBP: 0.316, SLG: 0.421	0-1: G6-3 ③		0-1: 1-2, 1B		0-2: G1-3 ③		1-1: 1-H, 3B			4	0	2	1	0	0	0
David Bell, R (1, 5) OBP: 0.331, SLG: 0.378			1-3: K ①	3-2: F8 ③		1-1: SH2-4, 1B	0-2: G4-3 ③			4	0	1	0	0	1	3
Damian Miller, R (1, 2) OBP: 0.323, SLG: 0.395			0-0: G6-3 ②	1-1: 9 1B, 2B		1-3: K ①		0-2: G6-3 ①		4	0	1	0	0	1	1
Doug Davis, R (1, 1) OBP: 0.068, SLG: 0.052			3-3: K ③	0-0: B2 ①		1-0: SH2-4 ② 1-2		0-2: E1, 9 1B, E, 28 1B		3	1	0	0	0	1	1
Inning Stats	R: 3 E: 0 K: 1 S: 11 H: 2 LOB: 0 BB: 1 P: 21		R: 0 E: 0 K: 2 S: 8 H: 0 LOB: 0 BB: 0 P: 12	R: 2 E: 1 K: 1 S: 24 H: 3 LOB: 2 BB: 0 P: 36	R: 0 E: 0 K: 0 S: 7 H: 2 LOB: 2 BB: 0 P: 11	R: 1 E: 0 K: 0 S: 10 H: 1 LOB: 0 BB: 1 P: 17	R: 0 E: 0 K: 1 S: 8 H: 1 LOB: 1 BB: 0 P: 12	R: 2 E: 0 K: 0 S: 11 H: 3 LOB: 1 BB: 0 P: 14	R: 1 E: 2 K: 0 S: 20 H: 2 LOB: 3 BB: 0 P: 27	1B: 9 2B: 2 3B: 1 HR: 2	SF: 1 SAC: 1 DP: 1 HBP: 0						

	AB	37
	R	9
	H	14
	RBI	9
	BB	2
	SO	5
	LOB	22

PITCHER		IP	WLS	BF	H	R	ER	SO	BB	IBB	HBP	BLK	WP	HR	S	P	ERA	WHIP
Mark Hendrickson, L ERA: 4.41	(1, 1)	4.0	L	20	7	5	4	4	1	0	0	0	2	1	50	80	9.00	2.000
50 Eric Stults, L ERA: 9.0	(5, 1)	3.0		14	5	3	3	1	1	0	0	0	0	1	29	43	9.00	2.000
47 Tim Hamulack, L ERA: 5.58	(8, 1)	1.0		7	2	1	0	0	0	0	0	0	0	0	20	27	0.00	2.000

PITCHER	IP	WLS	BF	H	R	ER	SO	BB	IBB	HBP	BLK	WP	HR	S	P	ERA	WHIP

Batter	1	2	3	4	5	6	7	8	9	AB	R	H	RBI	BB	SO	LOB
15 Rafael Furcal, S (1, 6) OBP: 0.360, SLG: 0.413	C X 0-1 ① G3-1		B X 1-0 2B		B X 1-0 ② SF9 2-3 3-H		F S X 0-2 ③ F8			3	0	1	1	0	0	1
Julio Lugo, R (1, 5) OBP: 0.353, SLG: 0.442	C B B B C F X 3-2 ② F7		X 0-0 ② B2		S F X 0-2 ③ L9			B B X 2-0 ① F7		4	0	0	0	0	0	2
Olmedo Saenz, R (1, 3) OBP: 0.347, SLG: 0.553 7 James Loney, L (7, 3) OBP: 0.345, SLG: 0.506	C B B S B F F B 4-2 12 1B BB		B C X 2-1 ③ G4-3			C B B F F X 2-2 ① F8		F S B F X 1-2 ② G4-3		2 1	0 0	0 0	0 0	1 0	0 0	1 0
12 Jeff Kent, R (1, 4) OBP: 0.361, SLG: 0.470	1 SAFE C X 0-1 1-2 1B			C C B F B F F C 2-3 ① K		X 0-0 ② F9		X 0-0 ③ G2-3		4	0	1	0	0	1	0
16 Andre Ethier, L (1, 7) OBP: 0.380, SLG: 0.515	F F F S 0-3 ③ K			B B C X 2-1 ② G4-3		B X 1-0 ③ G4-3			B S B B B 4-1 55 G4-6-3 BB	3	0	0	0	1	1	2
55 Russell Martin, R (1, 2) OBP: 0.359, SLG: 0.442		B B C B X 3-1 ① F9		C F F X 0-2 ③ G6-3			B X 1-0 27 1B 2B		X 0-0 ① ② G4-6-3 1-2f	4	1	1	0	0	0	1
27 Matt Kemp, R (1, 8) OBP: 0.315, SLG: 0.493		B S B B B X 3-1 ② G5-3			X 0-0 15 SF9 3B		B X 1-0 SH5-4 2-H 1B		C B X 1-1 ③ P3	4	1	2	1	0	0	0
17 Jason Repko, R (1, 9) OBP: 0.343, SLG: 0.388		C B X 1-1 ③ F7			B B B B 4-0 15 SF9 SH2-3 BB		1 SAFE F 1 SAFE B S X 1-2 ① P3			2	0	0	0	1	0	1
Derek Lowe, R (1, 1) OBP: 0.161, SLG: 0.140 44 Takashi Saito, L (9, 1)			F C B C 1-3 ① K		1 SAFE X 0-0 ① SH2-3 1-2		B X 1-0 ② SH5-4 1-2			1 0	0 0	0 0	0 0	0 0	1 0	0 0

Inning Stats	1	2	3	4	5	6	7	8	9
	R: 0 H: 1 E: 0 LOB: 2 K: 1 BB: 1 S: 16 P: 23	R: 0 H: 0 E: 0 LOB: 0 K: 0 BB: 0 S: 6 P: 13	R: 0 H: 1 E: 0 LOB: 1 K: 1 BB: 0 S: 7 P: 11	R: 0 H: 0 E: 0 LOB: 0 K: 1 BB: 0 S: 12 P: 16	R: 1 H: 1 E: 0 LOB: 1 K: 0 BB: 1 S: 6 P: 11	R: 0 H: 0 E: 0 LOB: 0 K: 0 BB: 0 S: 6 P: 9	R: 1 H: 2 E: 0 LOB: 1 K: 0 BB: 0 S: 9 P: 13	R: 0 H: 0 E: 0 LOB: 0 K: 0 BB: 0 S: 6 P: 9	R: 0 H: 0 E: 0 LOB: 0 K: 0 BB: 1 S: 4 P: 9

	1B: 2	SF: 1	WP: 0	PA: 34
	2B: 2	SAC: 2	PB: 0	
	3B: 1	DP: 1	SB: 0	
	HR: 0	HBP: 0	CS: 0	

PITCHER		IP	WLS	BF	H	R	ER	SO	BB	IBB	HBP	BLK	WP	HR	S	P	ERA	WHIP
39 Chris Capuano, L ERA: 3.49	(1, 1)	8.0	L	31	5	2	2	3	2	0	0	0	0	0	68	105	2.25	0.875
Francisco Cordero, R ERA: 3.72	(9, 1)	1.0		3	0	0	0	0	1	0	0	0	0	0	4	9	0.00	1.000

PITCHER	IP	WLS	BF	H	R	ER	SO	BB	IBB	HBP	BLK	WP	HR	S	P	ERA	WHIP

TOP

Los Angeles Dodgers @ Milwaukee Brewers

Miller Park, Milwaukee, WI

Wed Sep 06 2006, 7:05 PM CDT
Att. 25,106 - Roof Closed - 75 F

livebaseballscorecards.com

AB	28
R	2
H	5
RBI	2
BB	3
SO	3
LOB	8

Batter	1	2	3	4	5	6	7	8	9	AB	R	H	RBI	BB	SO	LOB
1 Corey Hart, R (1, 8) OBP: 0.317, SLG: 0.446	C B B X 2-1 ① G5-3		B B X 2-0 1B			F B C S 1-3 ① K		X 0-0 ③ G6-3		4	0	1	0	0	1	1
Jeff Cirillo, R (1, 5) OBP: 0.381, SLG: 0.437	X 0-0 ② G1-3		C T 1 SAFE F 1 SAFE B X 1-2 ③ G4-3			X 0-0 E6 9 G1-6-3			B C F B S 2-3 ① K	4	0	0	0	0	1	1
9 Tony Graffanino, R (1, 4) OBP: 0.353, SLG: 0.410	B F X 1-1 ③ G6-3			C B F B X 2-2 ① G4-3		B 1 SAFE 1 SAFE X 1-0 ②③ G1-6-3 1-2f			B B C T B F F C 3-3 ② K	4	0	0	0	0	1	1
28 Prince Fielder, L (1, 3) OBP: 0.351, SLG: 0.483		B H 2-0 2 FC6-4 HBP		B B B B 4-0 2 FC5-4 BB			B S X 1-1 ① G1-3		B C C B X 2-2 ③ G3	2	0	0	0	1	0	0
2 Bill Hall, R (1, 6) OBP: 0.337, SLG: 0.548		B C F X 1-2 ① FC6-4 2B E 1-2f		C B B X 1-2 ② FC5-4 1-2f			B B X 2-0 ② F9			3	1	0	0	0	0	2
Geoff Jenkins, L (1, 9) OBP: 0.337, SLG: 0.396		X 0-0 ② E7 1-H 2B		B X 1-0 ③ G4-3			B X 1-0 ③ G4-3			3	0	1	0	0	0	1
Kevin Mench, R (1, 7) OBP: 0.316, SLG: 0.420		C B B X 2-1 ③ G6-3			F B X 1-1 ① G6-3			X 0-0 11 SH1-4 1B		3	0	1	0	0	0	0
11 Mike Rivera, R (1, 2) OBP: 0.316, SLG: 0.443			C S X 0-2 ① G4-3		B B X 2-0 ② G6-3			B X 1-0 ① SH1-4 1-2		2	0	0	0	0	0	0
39 Chris Capuano, L (1, 1) OBP: 0.145, SLG: 0.133 Brady Clark, R (8, PH) OBP: 0.363, SLG: 0.338 Francisco Cordero, R (9, 1)			C X 0-1 ② G1-3		C S B X 1-2 ③ F7			C F X 0-2 ② G5-3		2 1 0	0 0 0	0 0 0	0 0 0	0 0 0	0 0 0	0 1 0
Inning Stats	R: 0 E: 0 K: 0 S: 5 H: 0 LOB: 0 BB: 0 P: 8	R: 1 E: 1 K: 0 S: 6 H: 1 LOB: 0 BB: 0 P: 11	R: 0 E: 0 K: 0 S: 10 H: 1 LOB: 1 BB: 0 P: 13	R: 0 E: 0 K: 0 S: 7 H: 0 LOB: 1 BB: 1 P: 15	R: 0 E: 0 K: 0 S: 6 H: 0 LOB: 0 BB: 0 P: 10	R: 0 E: 1 K: 1 S: 5 H: 0 LOB: 0 BB: 0 P: 7	R: 0 E: 0 K: 0 S: 4 H: 0 LOB: 0 BB: 0 P: 8	R: 0 E: 0 K: 0 S: 6 H: 1 LOB: 1 BB: 0 P: 7	R: 0 E: 0 K: 2 S: 11 H: 0 LOB: 0 BB: 0 P: 18	1B: 2 2B: 1 3B: 0 HR: 0	SF: 0 SAC: 1 DP: 1 HBP: 1						

PITCHER		IP	WLS	BF	H	R	ER	SO	BB	IBB	HBP	BLK	WP	HR	S	P	ERA	WHIP
Derek Lowe, R ERA: 3.64	(1, 1)	8.0	W	28	3	1	0	1	1	0	1	0	0	0	49	79	0.00	0.500
44 Takashi Saito, R ERA: 2.01	(9, 1)	1.0	S	3	0	0	0	2	0	0	0	0	0	0	11	18	0.00	0.000

PITCHER	IP	WLS	BF	H	R	ER	SO	BB	IBB	HBP	BLK	WP	HR	S	P	ERA	WHIP

BOTTOM

Los Angeles Dodgers @ Milwaukee Brewers

Miller Park, Milwaukee, WI

Wed Sep 06 2006, 7:05 PM CDT
Att. 25,106 - Roof Closed - 75 F

livebaseballscorecards.com

AB	28
R	1
H	3
RBI	0
BB	1
SO	3
LOB	7

Batter	1	2	3	4	5	6	7	8	9	AB	R	H	RBI	BB	SO	LOB
15 Rafael Furcal, S (1, 6) OBP: 0.362, SLG: 0.415	C B X 1-1 G6-3		B B X 2-0 L3		B C X 1-1 2B		C B B S B D 4-2 BB		X 0-0 1B	4	0	2	0	1	0	0
Julio Lugo, R (1, 5) OBP: 0.351, SLG: 0.438	B B C S X 2-2 5 1B 1B		C B B X 2-1 G6-3		C F F D B F B X 3-2 G5-3		B X 1-0 P5		C B C X 1-2 F7	5	0	1	0	0	0	5
5 Nomar Garciaparra, R (1, 3) OBP: 0.376, SLG: 0.498	B B B C 1 SAFE S X 1-2 3-2 1B			C B B S B X 3-2 G5-3		B B B C C X 3-1 F7		B X 1-0 F9		4	0	1	0	0	0	0
J.D. Drew, L (1, 9) OBP: 0.379, SLG: 0.472	B F F B C 2-3 K			C B C S 1-3 K		F B X 1-1 F7		F B F S 1-3 K		4	0	0	0	0	3	2
12 Jeff Kent, R (1, 4) OBP: 0.363, SLG: 0.473	F B F X 1-2 F7			C X 0-1 2B		X 0-0 G6-3		B B X 2-0 16 E 1B		4	0	2	0	0	0	2
16 Andre Ethier, L (1, 7) OBP: 0.379, SLG: 0.511		X 0-0 L1		B H 2-0 HBP			B B C F S 2-3 K	C D S X 1-2 1-2 E1		3	0	0	0	0	1	1
27 Matt Kemp, R (1, 8) OBP: 0.307, SLG: 0.478		B F B X 2-1 F9		B B B C X 3-1 G1-3			C F F B X 1-2 E6 7 G5-3 1B	B D F B S X 3-2 F9		4	0	0	0	0	0	4
Toby Hall, R (1, 2) OBP: 0.281, SLG: 0.401 49 Delwyn Young, S (9, PH)		C B F S 1-3 K			S F B X 1-2 P6		C B X 1-1 7 G5-3 1-2 1B		X 0-0 G4-3	3 1	0 0	1 0	0 0	0 0	1 0	0 0
31 Brad Penny, R (1, 1) OBP: 0.203, SLG: 0.254 Joe Beimel, L (6, 1) 17 Jason Repko, R (7, PH) OBP: 0.343, SLG: 0.388 7 James Loney, L (7, PH) OBP: 0.341, SLG: 0.500 47 Tim Hamulack, R (7, 1) 21 Marlon Anderson, L (9, PH) OBP: 0.335, SLG: 0.443			C B X 1-1 G6-3		S F C 0-3 K		X 0-0 G5-3 1-2 2-3		C S B B B F B F F F 3-2 F9	2 0 0 1 0 1	0 0 0 0 0 0	0 0 0 0 0 0	0 0 0 0 0 0	1 0 0 0 0 0	0 0 0 2 0 0	0 0 0 0 0 0
Inning Stats	R: 0 H: 2 E: 0 LOB: 2 K: 1 BB: 0 S: 14 P: 23	R: 0 H: 0 E: 0 LOB: 0 K: 1 BB: 0 S: 6 P: 9	R: 0 H: 0 E: 0 LOB: 0 K: 0 BB: 0 S: 5 P: 10	R: 0 H: 1 E: 0 LOB: 2 K: 1 BB: 0 S: 10 P: 19	R: 0 H: 1 E: 0 LOB: 1 K: 1 BB: 0 S: 13 P: 18	R: 0 H: 0 E: 0 LOB: 0 K: 0 BB: 0 S: 5 P: 9	R: 0 H: 1 E: 1 LOB: 3 K: 1 BB: 1 S: 13 P: 22	R: 0 H: 1 E: 1 LOB: 2 K: 1 BB: 0 S: 11 P: 19	R: 0 H: 1 E: 0 LOB: 1 K: 0 BB: 0 S: 13 P: 17	1B: 5 2B: 2 3B: 0 HR: 0	SF: 0 SAC: 0 DP: 0 HBP: 1			WP: 0 PB: 0 SB: 0 CS: 0	PA: 38		

TOP

Los Angeles Dodgers @ New York Mets

Shea Stadium, Flushing, NY

Thu Sep 07 2006, 7:10 PM EDT

Att. 48,583 - Cloudy - 76 F

livebaseballscorecards.com

AB	36
R	0
H	7
RBI	0
BB	1
SO	6
LOB	16

PITCHER		IP	WLS	BF	H	R	ER	SO	BB	IBB	HBP	BLK	WP	HR	S	P	ERA	WHIP
Tom Glavine, L ERA: 3.98	(1, 1)	6.1	W	26	5	0	0	5	0	0	1	0	0	0	62	101	0.00	0.789
59 Guillermo Mota, R ERA: 5.13	(7, 1)	0.2		3	0	0	0	0	1	0	0	0	0	0	4	9	0.00	1.500
Roberto Hernandez, R ERA: 3.04	(8, 1)	1.0		5	1	0	0	1	0	0	0	0	0	0	11	19	0.00	1.000
Aaron Heilman, R ERA: 3.84	(9, 1)	1.0		4	1	0	0	0	0	0	0	0	0	0	13	17	0.00	1.000

PITCHER	IP	WLS	BF	H	R	ER	SO	BB	IBB	HBP	BLK	WP	HR	S	P	ERA	WHIP

BOTTOM

Los Angeles Dodgers @ New York Mets

Shea Stadium, Flushing, NY

Thu Sep 07 2006, 7:10 PM EDT

Att. 48,583 - Cloudy - 76 F

livebaseballscorecards.com

Batter	1	2	3	4	5	6	7	8	9	AB	R	H	RBI	BB	SO	LOB
7 José Reyes, S (1, 6) OBP: 0.353, SLG: 0.499	C F X 0-2 16 1B 15 1B 1B	X 0-0 ② F7		C F B B X 2-2 ③ F8		C B B X 2-1 2-H 3-H IHR		X 0-0 ③ FC5-4 1-2f		5	2	2	3	0	0	3
16 Paul Lo Duca, R (1, 2) OBP: 0.351, SLG: 0.418	C 1 SAFE 1 SAFE B 1 SAFE F B F 1 SAFE 2-2 X 15 1B 1-3 1B	B C F B S 2-3 ③ K			F F B B X 2-2 ① G1-3	B B X 2-0 ③ G6-3				4	0	1	0	0	1	1
15 Carlos Beltrán, S (1, 8) OBP: 0.388, SLG: 0.623	B C S B X 2-2 ① 21 2B 5 SF8 1-3 3-H 1B		C B C S 2-3 ① K		C S B B C 2-3 ② K		C B B C X 2-2 21 G4-6-3 1B			4	1	2	1	0	2	0
21 Carlos Delgado, L (1, 3) OBP: 0.366, SLG: 0.567	S B B F X 2-2 WP 1-3 2B		B F S X 1-2 ② G5-3		B C F B F B F X 3-2 ③ G3-1		B B B C X 3-1 ① ② G4-6-3 1-2f			4	0	1	0	0	0	1
5 David Wright, R (1, 5) OBP: 0.379, SLG: 0.531	D F B F X 2-2 ② SF8 3-H		F C X 0-2 1B			C B F B F B B 4-2 20 2B 22 FC4 BB	B C C B X 2-2 2B			2	1	2	1	1	0	0
Cliff Floyd, L (1, 7) OBP: 0.321, SLG: 0.406 Roberto Hernandez, R (8, 1) Aaron Heilman, R (9, 1)	B X 1-0 ③ G1-3 2-3		B F B B F T 2-2 ③ K			B F X 1-1 ① F8	X 0-0 ③ G4-3			4 0 0	0 0 0	0 0 0	0 0 0	0 0 0	1 0 0	4 0 0
20 Shawn Green, L (1, 9) OBP: 0.348, SLG: 0.441		B B C X 2-1 ① G4-3		X 0-0 22 G4-3 2B		C 1 SAFE X 0-1 22 FC4 7 IHR 1-3 2B		B B B B 4-0 10 FC4-6 BB		3	1	2	0	1	0	0
22 Jose Valentin, S (1, 4) OBP: 0.344, SLG: 0.511		C F B B F X 2-2 HR		F X 0-1 ① G4-3 2-3		S C X 0-2 FC4 SH2-4 7 IHR 2-3 3-H		B C C X 1-2 ① F7		4	2	1	2	0	0	3
Tom Glavine, L (1, 1) OBP: 0.278, SLG: 0.208 59 Guillermo Mota, R (7, 1) 10 Endy Chavez, L (8, 7) OBP: 0.349, SLG: 0.448		C F B F X 1-2 1B		C B 3 SAFE S F F B X 2-2 ② P5		B X 1-0 ② SH2-4 1-2		B F C X 1-2 ② FC4-6 7 FC5-4 1-2f		2 0 1	0 0 0	1 0 0	0 0 0	0 0 0	0 0 0	1 0 1
Inning Stats	R: 2 E: 0 K: 0 S: 17 H: 4 LOB: 1 BB: 0 P: 26	R: 1 E: 0 K: 1 S: 15 H: 2 LOB: 1 BB: 0 P: 22	R: 0 E: 0 K: 2 S: 12 H: 1 LOB: 1 BB: 0 P: 17	R: 0 E: 0 K: 0 S: 11 H: 1 LOB: 1 BB: 0 P: 15	R: 0 E: 0 K: 1 S: 11 H: 0 LOB: 0 BB: 0 P: 18	R: 4 E: 0 K: 0 S: 14 H: 2 LOB: 0 BB: 1 P: 24	R: 0 E: 0 K: 0 S: 9 H: 2 LOB: 1 BB: 0 P: 16	R: 0 E: 0 K: 0 S: 7 H: 0 LOB: 1 BB: 1 P: 13		1B: 6 2B: 4 3B: 0 HR: 2	SF: 1 SAC: 1 DP: 1 HBP: 0			WP: 1 PB: 0 SB: 0 CS: 0	PA: 37		

	AB	33
	R	7
	H	12
	RBI	7
	BB	2
	SO	4
	LOB	14

PITCHER		IP	WLS	BF	H	R	ER	SO	BB	IBB	HBP	BLK	WP	HR	S	P	ERA	WHIP
31 Brad Penny, R ERA: 4.21	(1, 1)	5.2	L	28	10	7	7	4	1	0	0	0	1	1	79	119	11.12	1.941
Joe Beimel, L ERA: 3.38	(6, 1)	0.1		1	0	0	0	0	0	0	0	0	0	0	1	3	0.00	0.000
47 Tim Hamulack, L ERA: 5.23	(7, 1)	2.0		8	2	0	0	0	1	0	0	0	0	0	16	29	0.00	1.500

PITCHER	IP	WLS	BF	H	R	ER	SO	BB	IBB	HBP	BLK	WP	HR	S	P	ERA	WHIP

Batter	1	2	3	4	5	6	7	8	9	AB	R	H	RBI	BB	SO	LOB
15 Rafael Furcal, S (1, 6) OBP: 0.363, SLG: 0.421	2-2 FC6-4 (5) 21 E 1B 1B	1-1 G6-3			3-1 HR	1-0 P4		1-1 G5-3		5	2	2	1	0	0	1
Kenny Lofton, L (1, 8) OBP: 0.362, SLG: 0.402	1-2 SAFE SAFE 5 FC6-4 1B	1-1 F9			1-1 L3	3-2 2B			3-1 G4-3	5	0	2	1	0	0	0
5 Nomar Garciaparra, R (1, 3) OBP: 0.378, SLG: 0.505	1-2 FC6-4 (12) BB 21 E	0-0 F9			0-1 HR	4-0 IBB			1-2 G4-3 1B	4	2	2	1	1	0	2
J.D. Drew, L (1, 9) OBP: 0.377, SLG: 0.468	2-3 K	4-2 (12) 1B BB			0-0 F8	0-0 G4-3			0-0 G4-3	4	0	0	0	1	1	5
12 Jeff Kent, R (1, 4) OBP: 0.366, SLG: 0.472 44 Takashi Saito, L (9, 1)	4-1 21 E BB	0-0 1B			4-1 21 E 21 1B BB		0-0 G6-3		2-3 K	3 0	0 0	1 0	0 0	2 0	1 0	1 0
21 Marlon Anderson, L (1, 7) OBP: 0.333, SLG: 0.440 Brett Tomko, R (7, 1) OBP: 0.154, SLG: 0.120 51 Jonathan Broxton, R (8, 1) Julio Lugo, R (9, 4) OBP: 0.351, SLG: 0.438	1-2 E5	0-0 F8			2-2 E9 1B		2-3 K			4 0 0 0	0 0 0 0	1 0 0 0	0 0 0 0	0 0 0 0	1 0 0 0	3 0 0 0
Wilson Betemit, S (1, 5) OBP: 0.334, SLG: 0.508	1-3 K	0-0 F7		0-1 F7		0-0 F9				4	0	0	0	0	1	4
55 Russell Martin, R (1, 2) OBP: 0.358, SLG: 0.442		0-0 F9		0-1 P4		3-1 (56) SH1-4 2B 2B		0-2 G4-3		4	1	1	0	0	0	0
56 Hung-Chih Kuo, L (1, 1) 17 Jason Repko, R (7, 7) OBP: 0.341, SLG: 0.385		1-3 K		1-3 K		0-0 SH1-4		1-1 G5-3		2 1	0 0	0 0	0 0	0 0	2 0	0 0
Inning Stats	R: 2 E: 1 K: 2 S: 24 H: 2 LOB: 2 BB: 1 P: 36	R: 0 E: 0 K: 1 S: 6 H: 0 LOB: 0 BB: 0 P: 8	R: 0 E: 0 K: 0 S: 7 H: 1 LOB: 2 BB: 1 P: 12	R: 0 E: 0 K: 1 S: 7 H: 0 LOB: 0 BB: 0 P: 8	R: 2 E: 1 K: 0 S: 13 H: 3 LOB: 2 BB: 1 P: 23	R: 1 E: 0 K: 0 S: 8 H: 2 LOB: 2 BB: 1 P: 19	R: 0 E: 0 K: 1 S: 7 H: 0 LOB: 0 BB: 0 P: 9	R: 0 E: 0 K: 0 S: 8 H: 0 LOB: 0 BB: 0 P: 10	R: 0 E: 0 K: 1 S: 10 H: 1 LOB: 1 BB: 0 P: 16	1B: 5 2B: 2 3B: 0 HR: 2 SF: 0 SAC: 1 DP: 0 HBP: 0						

TOP

Los Angeles Dodgers @ New York Mets

Shea Stadium, Flushing, NY

Fri Sep 08 2006, 7:10 PM EDT
Att. 52,077 - Partly Cloudy - 75 F

livebaseballscorecards.com

AB	36
R	5
H	9
RBI	3
BB	4
SO	6
LOB	16

WP: 0 PB: 0 SB: 0 CS: 0 PA: 41

PITCHER		IP	WLS	BF	H	R	ER	SO	BB	IBB	HBP	BLK	WP	HR	S	P	ERA	WHIP
33 John Maine, R ERA: 3.45	(1, 1)	5.0	L	25	6	4	2	4	3	0	0	0	0	2	57	87	3.60	1.800
Darren Oliver, L ERA: 2.9	(6, 1)	1.0		6	2	1	1	0	0	1	0	0	0	0	8	19	9.00	2.000
Heath Bell, R ERA: 2.79	(7, 1)	2.0		6	0	0	0	1	0	0	0	0	0	0	15	19	0.00	0.000
Chad Bradford, R ERA: 2.82	(9, 1)	1.0		4	1	0	0	1	0	0	0	0	0	0	10	16	0.00	1.000

PITCHER	IP	WLS	BF	H	R	ER	SO	BB	IBB	HBP	BLK	WP	HR	S	P	ERA	WHIP

Batter	1	2	3	4	5	6	7	8	9	AB	R	H	RBI	BB	SO	LOB
7 José Reyes, S (1, 6) OBP: 0.353, SLG: 0.497	C B B F B B 4-2 15 CS 16 G6-3 BB		C C B F S 1-3 ③ K			F S B T 1-2 ② K		C X 0-1 ② ③ G4-6-3 1-2f		3	0	0	0	1	2	1
16 Paul Lo Duca, R (1, 2) OBP: 0.350, SLG: 0.416	C B X 1-1 ① G6-3 1-2			C X 0-1 ① F9		B C T B X 2-2 1B			X 0-0 ① P4	4	0	1	0	0	0	1
15 Carlos Beltrán, S (1, 8) OBP: 0.389, SLG: 0.620	B C B B F B 4-2 ② 2-3 BB			B B B 4-0 21 G6-4-3 BB		X 0-0 ③ G4-3			B B C X 2-1 ② F7	2	0	0	0	2	0	1
21 Carlos Delgado, L (1, 3) OBP: 0.363, SLG: 0.562	C B S B X 2-2 ③ F8			B C 1 SAFE B C F X 2-2 ② ③ G6-4-3 1-2f			F X 0-1 ① F9		C B B F B F C 3-3 ③ K	4	0	0	0	0	1	2
5 David Wright, R (1, 5) OBP: 0.380, SLG: 0.534		C B B X 2-1 ① G6-3			C C B B X 2-2 20 1B 1B		B B F X 2-1 2B			3	0	2	0	0	0	0
20 Shawn Green, L (1, 9) OBP: 0.347, SLG: 0.440		C C S 0-3 ② K			C X 0-1 44 G6-3 1-2 1B		B X 1-0 ② F9			3	0	1	0	0	1	1
Chris Woodward, R (1, 4) OBP: 0.286, SLG: 0.310		B C X 1-1 ③ G6-3			B C C F B S 2-3 ① K		C X 0-1 ③ F8			3	0	0	0	0	1	3
44 Lastings Milledge, R (1, 7) OBP: 0.301, SLG: 0.384			C B B F S 2-3 ① K2-3		F X 0-1 ② ③ G6-3 1-2f			C X 0-1 ① G4-3		3	0	0	0	0	1	2
33 John Maine, R (1, 1) Darren Oliver, R (6, 1) OBP: 0.200, SLG: 0.214 22 Jose Valentin, S (6, PH) OBP: 0.343, SLG: 0.509 Heath Bell, R (7, 1) Ricky Ledee, L (8, PH) OBP: 0.247, SLG: 0.319 Chad Bradford, R (9, 1)			C B S F B S 2-3 ② K			B F S T B F C 2-3 ① K		B B B C B 4-1 7 G4-6-3 BB		1 0 1 0 0 0	0 0 0 0 0 0	0 0 0 0 0 0	0 0 0 0 0 0	0 0 0 0 0 0	1 0 1 0 0 0	0 0 0 0 0 0
Inning Stats	R: 0 H: 0 E: 0 LOB: 1 K: 0 BB: 2 S: 9 P: 20	R: 0 H: 0 E: 0 LOB: 0 K: 1 BB: 0 S: 7 P: 10	R: 0 H: 0 E: 0 LOB: 0 K: 3 BB: 0 S: 11 P: 16	R: 0 H: 0 E: 0 LOB: 0 K: 0 BB: 1 S: 6 P: 12	R: 0 H: 2 E: 0 LOB: 1 K: 1 BB: 0 S: 11 P: 15	R: 0 H: 1 E: 0 LOB: 1 K: 2 BB: 0 S: 12 P: 17	R: 0 H: 1 E: 0 LOB: 1 K: 0 BB: 0 S: 7 P: 10	R: 0 H: 0 E: 0 LOB: 0 K: 0 BB: 1 S: 5 P: 9	R: 0 H: 0 E: 0 LOB: 0 K: 1 BB: 0 S: 7 P: 12	1B: 3 2B: 1 3B: 0 HR: 0	SF: 0 SAC: 0 DP: 3 HBP: 0			WP: 0 PB: 0 SB: 0 CS: 1	PA: 31		

PITCHER		IP	WLS	BF	H	R	ER	SO	BB	IBB	HBP	BLK	WP	HR	S	P	ERA	WHIP
56 Hung-Chih Kuo, L ERA: 4.46	(1, 1)	6.0	W	21	3	0	0	7	3	0	0	0	0	0	56	90	0.00	1.000
Brett Tomko, R ERA: 4.56	(7, 1)	1.0		4	1	0	0	0	0	0	0	0	0	0	7	10	0.00	1.000
51 Jonathan Broxton, R ERA: 2.66	(8, 1)	1.0		3	0	0	0	0	1	0	0	0	0	0	5	9	0.00	1.000
44 Takashi Saito, R ERA: 1.99	(9, 1)	1.0		3	0	0	0	1	0	0	0	0	0	0	7	12	0.00	0.000

PITCHER	IP	WLS	BF	H	R	ER	SO	BB	IBB	HBP	BLK	WP	HR	S	P	ERA	WHIP

BOTTOM

Los Angeles Dodgers @ New York Mets

Shea Stadium, Flushing, NY

Fri Sep 08 2006, 7:10 PM EDT
Att. 52,077 - Partly Cloudy - 75 F

livebaseballscorecards.com

AB	27
R	0
H	4
RBI	0
BB	4
SO	8
LOB	11

Batter	1	2	3	4	5	6	7	8	9	AB	R	H	RBI	BB	SO	LOB
15 Rafael Furcal, S (1, 6) OBP: 0.362, SLG: 0.422	B X 1-0 SH5-4 2B		B B X 2-0 ③ F9			X 0-0 ① SH1-4 1-2 2-3		X 0-0 ① G4-3		3	0	1	0	0	0	0
Kenny Lofton, L (1, 8) OBP: 0.362, SLG: 0.401	B X 1-0 ① SH5-4 2-3			B B B C X 3-1 ① F9		B X 1-0 5 FC5-2-5-1 1B 2-3 3-H 1B		C B X 1-1 ② G4-3		3	1	1	1	0	0	0
5 Nomar Garciaparra, R (1, 3) OBP: 0.375, SLG: 0.500	B S C B X 3-2 ② F9			X 0-0 ② F7		F 1 SAFE X 0-1 ② FC5-2-5-1 1B 1-2 3-H		B S X 1-1 ③ G3		4	0	0	0	0	0	3
J.D. Drew, L (1, 9) OBP: 0.376, SLG: 0.466	B F B B S C 3-3 ③ K			C B C B B X 3-2 ③ G1-3		X 0-0 1-2 2-H 1B			C C B X 1-2 ① G4-3	4	0	1	1	0	1	1
12 Jeff Kent, R (1, 4) OBP: 0.365, SLG: 0.469 17 Jason Repko, R (9, PR) OBP: 0.341, SLG: 0.385		C S B S 1-3 ① K			B S S B S 2-3 ① K	X 0-0 ③ G3-1			B C C B B F X 3-2 CS 1B	4 0	0 0	1 0	0 0	0 0	2 0	2 0
16 Andre Ethier, L (1, 7) OBP: 0.378, SLG: 0.508 Olmedo Saenz, R (9, PH) OBP: 0.346, SLG: 0.550		B C F S 1-3 ② K			B X 1-0 ② G3		S B B F B B 4-2 BB		F B 1 B F F F B S SAFE 3-3 ② ③ K 1-2	2 1	0 0	0 0	0 0	0 0	1 1	0 1
Wilson Betemit, S (1, 5) OBP: 0.331, SLG: 0.503		B B F X 2-1 ③ F8			B F X 1-1 ③ F9		C S 0-3 ① K			3	0	0	0	0	1	1
55 Russell Martin, R (1, 2) OBP: 0.358, SLG: 0.441			B C S X 1-2 ① F7			S S X 0-2 15 SH1-4 E 1B 1B	B 1 SAFE B S S F X 2-2 ② F9			3	1	1	0	0	0	1
Greg Maddux, R (1, 1) OBP: 0.145, SLG: 0.153 47 Tim Hamulack, R (6, 1) Brett Tomko, R (6, 1) OBP: 0.154, SLG: 0.120 21 Marlon Anderson, L (7, PH) OBP: 0.332, SLG: 0.438 Joe Beimel, L (7, 1)			C F B S 1-3 ② K			1 SAFE X 0-0 E6 15 SH1-4 1B 5 1-2 FC6-2-5-1	B B F X 2-1 ③ G4-3			2 0 0 1 0	0 0 0 0 0	0 0 0 0 0	0 0 0 0 0	0 0 0 0 0	1 0 0 0 0	1 0 0 1 0

Inning Stats	1	2	3	4	5	6	7	8	9
	R: 0 E: 0 K: 1 S: 8	R: 0 E: 0 K: 2 S: 8	R: 0 E: 0 K: 1 S: 7	R: 0 E: 0 K: 0 S: 6	R: 0 E: 0 K: 1 S: 6	R: 2 E: 1 K: 0 S: 10	R: 0 E: 0 K: 1 S: 11	R: 0 E: 0 K: 0 S: 5	R: 0 E: 0 K: 1 S: 11
	H: 1 LOB: 1 BB: 0 P: 16	H: 0 LOB: 0 BB: 0 P: 12	H: 0 LOB: 0 BB: 0 P: 11	H: 0 LOB: 0 BB: 0 P: 12	H: 0 LOB: 0 BB: 0 P: 10	H: 3 LOB: 2 BB: 0 P: 11	H: 0 LOB: 1 BB: 1 P: 19	H: 0 LOB: 0 BB: 0 P: 7	H: 1 LOB: 1 BB: 0 P: 18

1B: 4 SF: 0 WP: 0 PA: 33
2B: 2 SAC: 2 PB: 0
3B: 0 DP: 1 SB: 0
HR: 0 HBP: 0 CS: 1

PITCHER		IP	WLS	BF	H	R	ER	SO	BB	IBB	HBP	BLK	WP	HR	S	P	ERA	WHIP
26 Orlando Hernandez, R ERA: 4.96	(1, 1)	7.0	W	27	4	2	1	6	1	0	0	0	0	0	56	91	1.29	0.714
Aaron Heilman, R ERA: 3.79	(8, 1)	1.0	H	3	0	0	0	0	0	0	0	0	0	0	5	7	0.00	0.000
13 Billy Wagner, L ERA: 2.2	(9, 1)	1.0	S	3	1	0	0	1	0	0	0	0	0	0	11	18	0.00	1.000

PITCHER	IP	WLS	BF	H	R	ER	SO	BB	IBB	HBP	BLK	WP	HR	S	P	ERA	WHIP

TOP

Los Angeles Dodgers @ New York Mets

Shea Stadium, Flushing, NY

Sat Sep 09 2006, 1:10 PM EDT
Att. 47,064 - Sunny - 82 F

livebaseballscorecards.com

AB	30
R	2
H	5
RBI	2
BB	1
SO	7
LOB	11

Batter	1	2	3	4	5	6	7	8	9	AB	R	H	RBI	BB	SO	LOB
7 José Reyes, S (1, 6) OBP: 0.352, SLG: 0.497	G3		K			F8	CS	2B		4	0	1	0	0	1	1
22 Jose Valentin, S (1, 4) OBP: 0.342, SLG: 0.509	F9		G5-3			2B		B3		4	1	1	0	0	0	2
15 Carlos Beltrán, S (1, 8) OBP: 0.390, SLG: 0.617	F9			F8		IBB		IBB		2	1	0	0	2	0	0
21 Carlos Delgado, L (1, 3) OBP: 0.363, SLG: 0.566		HR		F8		F8		G5-4-3		4	1	1	1	0	0	4
5 David Wright, R (1, 5) OBP: 0.383, SLG: 0.539		G3-6-1 1B		2B		1B				3	0	3	2	0	0	0
20 Shawn Green, L (1, 9) OBP: 0.345, SLG: 0.438		F7		K		K				3	0	0	0	0	2	3
Cliff Floyd, L (1, 7) OBP: 0.318, SLG: 0.402 10 Endy Chavez, L (8, 7) OBP: 0.349, SLG: 0.448		G3-6-1		G4-3			G6-3			3 0	0	0	0	0	0	1 0
Kelly Stinnett, R (1, 2) OBP: 0.281, SLG: 0.301			1B	K			G6-3			3	0	1	0	0	1	0
26 Orlando Hernandez, R (1, 1) OBP: 0.220, SLG: 0.275 44 Lastings Milledge, R (7, PH) OBP: 0.299, SLG: 0.381 Aaron Heilman, R (8, 1) 13 Billy Wagner, L (9, 1)			SH1-4	P6			E4			1 1 0 0	0 0 0 0	0 0 0 0	0 0 0 0	0 0 0 0	0 0 0 0	0 0 0 0
Inning Stats	R: 0 E: 0 K: 0 S: 11 H: 0 LOB: 0 BB: 0 P: 18	R: 1 E: 0 K: 0 S: 6 H: 2 LOB: 0 BB: 0 P: 9	R: 0 E: 0 K: 1 S: 7 H: 1 LOB: 1 BB: 0 P: 8	R: 0 E: 0 K: 1 S: 10 H: 1 LOB: 1 BB: 0 P: 17	R: 0 E: 0 K: 1 S: 8 H: 0 LOB: 0 BB: 0 P: 9	R: 2 E: 0 K: 1 S: 12 H: 2 LOB: 1 BB: 1 P: 22	R: 0 E: 1 K: 0 S: 6 H: 0 LOB: 0 BB: 0 P: 10	R: 0 E: 0 K: 0 S: 7 H: 1 LOB: 1 BB: 1 P: 12		1B: 3 2B: 3 3B: 0 HR: 1 SF: 0 SAC: 1 DP: 2 HBP: 0						

PITCHER		IP	WLS	BF	H	R	ER	SO	BB	IBB	HBP	BLK	WP	HR	S	P	ERA	WHIP
Greg Maddux, R ERA: 4.38	(1, 1)	5.1	L	21	5	3	3	3	0	1	0	0	0	1	46	72	5.06	0.938
47 Tim Hamulack, L ERA: 5.18	(6, 1)	0.1	H	1	0	0	0	0	0	0	0	0	0	0	2	2	0.00	0.000
Brett Tomko, R ERA: 4.54	(6, 1)	0.1	B	2	1	0	0	1	0	0	0	0	0	0	6	9	0.00	3.000
Joe Beimel, L ERA: 3.26	(7, 1)	2.0		7	1	0	0	0	0	1	0	0	0	0	13	22	0.00	0.500

PITCHER	IP	WLS	BF	H	R	ER	SO	BB	IBB	HBP	BLK	WP	HR	S	P	ERA	WHIP

BOTTOM

Los Angeles Dodgers @ New York Mets

Shea Stadium, Flushing, NY

Sat Sep 09 2006, 1:10 PM EDT

Att. 47,064 - Sunny - 82 F

livebaseballscorecards.com

AB	28
R	3
H	7
RBI	3
BB	2
SO	4
LOB	11

WP: 0 PA: 32
PB: 0
SB: 1
CS: 1

Los Angeles Dodgers @ New York Mets

Shea Stadium, Flushing, NY

Sun Sep 10 2006, 1:10 PM EDT

Att. 48,760 - Partly Cloudy - 71 F

livebaseballscorecards.com

TOP

Batter	1	2	3	4	5	6	7	8	9	AB	R	H	RBI	BB	SO	LOB
15 Rafael Furcal, S (1, 6) OBP: 0.365, SLG: 0.424 18 Ramon Martinez, R (7, PH) OBP: 0.346, SLG: 0.367 (7, 4)	P4		3B 1B	F9 S 1B		5 HR 1B	K			4 1	2 0	3 0	1 0	0 0	0 1	0 1
Kenny Lofton, L (1, 8) OBP: 0.361, SLG: 0.404 27 Matt Kemp, R (6, 8) OBP: 0.305, SLG: 0.475	F8		5 1B 3B	F9		F7		G4-3		4 1	1 0	1 0	3 0	0 0	0 0	3 0
5 Nomar Garciaparra, R (1, 3) OBP: 0.378, SLG: 0.509 7 James Loney, L (6, 3) OBP: 0.348, SLG: 0.506	G6-3		12 F9 BB 1B	BB		HR		17 FC5-4 1B		3 1	1 0	2 1	4 0	1 0	0 0	0 0
J.D. Drew, L (1, 9) OBP: 0.377, SLG: 0.465 17 Jason Repko, R (6, 9) OBP: 0.338, SLG: 0.382		F7	21 BB BB	F7		1B		FC5-4 FC5-4		3 1	0 0	1 0	0 0	1 0	0 0	2 1
12 Jeff Kent, R (1, 4) OBP: 0.363, SLG: 0.473 Julio Lugo, R (6, 4) OBP: 0.350, SLG: 0.437 (7, 6)	G5-3		F9	SF9 3B		K		FC5-4		4 1	1 0	1 0	0 0	0 0	1 0	3 1
21 Marlon Anderson, L (1, 7) OBP: 0.331, SLG: 0.432 49 Delwyn Young, S (8, 7)	P6		BB	G4-3		F7			K	3 1	0 0	0 0	0 0	1 0	0 1	2 0
Wilson Betemit, S (1, 5) OBP: 0.330, SLG: 0.500			1 SAFE 15 1B 55 1B 3B 1B G6-3	SF9		K			F8	4	1	1	1	0	1	3
55 Russell Martin, R (1, 2) OBP: 0.360, SLG: 0.442 Toby Hall, R (7, PH) OBP: 0.282, SLG: 0.402 (7, 2)			1 SAFE 15 1B 3B 1B	50 50 SH5-4 S 15 1B BB		F9		P4		2 2	2 0	1 1	0 0	1 0	0 0	0 0
50 Eric Stults, L (1, 1) OBP: 0.500, SLG: 0.500 Olmedo Saenz, R (7, PH) OBP: 0.349, SLG: 0.552 Elmer Dessens, R (7, 1) Mark Hendrickson, L (8, 1) Oscar Robles, L (9, PH) OBP: 0.303, SLG: 0.250 Aaron Sele, R (9, 1) OBP: 0.222, SLG: 0.231			K	1 SAFE SH5-4		15 1B 5 HR 1B		P4	G2-3	2 1 0 0 1 0	1 0 0 0 0 0	2 1 0 0 0 0	0 0 0 0 0 0	1 0 0 0 0 0	2 0 0 0 0 0	1 0 0 0 1 0

| Inning Stats | | |

BOTTOM

Los Angeles Dodgers @ New York Mets

Shea Stadium, Flushing, NY

Sun Sep 10 2006, 1:10 PM EDT

Att. 48,760 - Partly Cloudy - 71 F

livebaseballscorecards.com

Batter	1	2	3	4	5	6	7	8	9	AB	R	H	RBI	BB	SO	LOB
7 José Reyes, S (1, 6) OBP: 0.352, SLG: 0.501 Darren Oliver, R (7, 1) OBP: 0.200, SLG: 0.214 Ricky Ledee, L (8, PH) OBP: 0.243, SLG: 0.314 Chad Bradford, R (9, 1)	B X 1-0 P4 ①		C D X 1-1 F9 ③			B X 1-0 HR		B C S F F B X 2-2 L3 ②		3 1 1 1 0 0 1 0 0 0 0 0 0 0 1 0 0 0 0 0 0 0 0 0 0 0 0 0						
10 Endy Chavez, L (1, 8) OBP: 0.348, SLG: 0.445	C F B F X 1-2 16 G5-4-3 1B			C B S X 1-2 G4-3 ①		F B C F X 1-2 G4-3 ③		C B B F X 2-2 G6-3 ③		4 0 1 0 0 0 0						
16 Paul Lo Duca, R (1, 2) OBP: 0.348, SLG: 0.414 Julio Franco, R (8, 5) OBP: 0.336, SLG: 0.359	B 1 SAFE C F B 1 SAFE F F 2-2 G5-4-3 ② ③ 1-2f			B B F X 2-1 F8 ②			S F B C 1-3 K ①		B C C B B F S 3-3 K ①	3 0 0 0 0 1 1 1 0 0 0 0 1 0						
21 Carlos Delgado, L (1, 3) OBP: 0.361, SLG: 0.562 20 Shawn Green, L (8, 3) OBP: 0.345, SLG: 0.437		B B C B X 3-1 F7 ①		C B X 1-1 P6 ③			C X 0-1 F7 ②		X 0-0 P3 ②	3 0 0 0 0 0 0 1 0 0 0 0 0 0						
5 David Wright, R (1, 5) OBP: 0.385, SLG: 0.538 Mike DiFelice, R (8, 2) OBP: 0.174, SLG: 0.050		C C X 0-2 F9 ②			B B B 4-0 G5-4-3 BB		C B B B C B B 4-2 22 1B BB		B X 1-0 G4-3 ③	1 0 0 0 2 0 0 1 0 0 0 0 0 0						
22 Jose Valentin, S (1, 4) OBP: 0.342, SLG: 0.508		C B S B S 2-3 K ③			C B S F X 1-2 P3 ①		B X 1-0 BB 1-3 1B			3 0 1 0 0 1 1						
Michael Tucker, L (1, 9) OBP: 0.382, SLG: 0.381			C F B X 1-2 F7 ①		C X 0-1 G5-4-3 ② ③ 1-2f		B F B B S F F B 4-2 1-2 BB			2 0 0 0 1 0 1						
44 Lastings Milledge, R (1, 7) OBP: 0.293, SLG: 0.373			B S F X 1-2 G5-3 ②			C B B C B C 3-3 K ①	B F C C 1-3 K ③			3 0 0 0 0 2 3						
Steve Trachsel, R (1, 1) OBP: 0.196, SLG: 0.196 43 Royce Ring, L (3, 1) Chris Woodward, R (3, PH) OBP: 0.289, SLG: 0.310 Brian Bannister, R (4, 1) OBP: 0.333, SLG: 0.583 1 Anderson Hernandez, S (6, PH) OBP: 0.115, SLG: 0.115 (7, 6)			C B B S B F B 4-2 BB			C B F B S 2-3 K ②		X 0-0 P4 ①		0 0 0 0 0 0 0 0 0 0 0 0 0 0 0 0 0 0 1 0 0 0 0 0 0 0 0 0 2 0 0 0 0 1 0						
Inning Stats	R: 0 E: 0 K: 0 S: 10 H: 1 LOB: 0 BB: 0 P: 14	R: 0 E: 0 K: 1 S: 8 H: 0 LOB: 0 BB: 0 P: 13	R: 0 E: 0 K: 0 S: 12 H: 0 LOB: 1 BB: 1 P: 19	R: 0 E: 0 K: 0 S: 7 H: 0 LOB: 0 BB: 0 P: 11	R: 0 E: 0 K: 0 S: 6 H: 0 LOB: 0 BB: 1 P: 11	R: 1 E: 0 K: 2 S: 11 H: 1 LOB: 0 BB: 0 P: 18	R: 0 E: 0 K: 2 S: 15 H: 1 LOB: 3 BB: 2 P: 26	R: 0 E: 0 K: 0 S: 9 H: 0 LOB: 0 BB: 0 P: 13	R: 0 E: 0 K: 1 S: 6 H: 0 LOB: 0 BB: 0 P: 10	1B: 2 2B: 0 3B: 0 HR: 1	SF: 0 SAC: 0 DP: 2 HBP: 0						

	AB	28
	R	1
	H	3
	RBI	1
	BB	4
	SO	6
	LOB	7

PITCHER		IP	WLS	BF	H	R	ER	SO	BB	IBB	HBP	BLK	WP	HR	S	P	ERA	WHIP
50 Eric Stults, L ERA: 4.0	(1, 1)	6.0	W	20	2	1	1	3	2	0	0	0	0	1	54	86	1.50	0.667
Elmer Dessens, R ERA: 4.3	(7, 1)	1.0		6	1	0	0	2	2	0	0	0	0	0	15	26	0.00	3.000
Mark Hendrickson, L ERA: 4.38	(8, 1)	1.0		3	0	0	0	0	0	0	0	0	0	0	9	13	0.00	0.000
Aaron Sele, R ERA: 4.44	(9, 1)	1.0		3	0	0	0	1	0	0	0	0	0	0	6	10	0.00	0.000

PITCHER	IP	WLS	BF	H	R	ER	SO	BB	IBB	HBP	BLK	WP	HR	S	P	ERA	WHIP

WP: 0 PB: 0 SB: 0 CS: 0 PA: 32

Batter	1	2	3	4	5	6	7	8	9	10	11	AB	R	H	RBI	BB	SO	LOB
15 Rafael Furcal, S (1, 6) OBP: 0.364, SLG: 0.427	P3	HR (1-H)	G4-3		BB			F8	G4-3			5	1	1	2	1	0	3
Julio Lugo, R (1, 5) OBP: 0.350, SLG: 0.438 (9, 4)	WP, 5, 12, 1B; 1B	K		G5-3	K			2B		F9		6	1	2	0	0	2	2
5 Nomar Garciaparra, R (1, 3) OBP: 0.375, SLG: 0.504	12, 1B, WP, 16, E; 1B (1-2)	K		P4	K			F8 (SAFE)		F8		6	1	1	0	0	2	3
J.D. Drew, L (1, 9) OBP: 0.380, SLG: 0.464	16, E, 12, 1B, 27, FC6-4; BB (1-2, 2-3)	12, FC6-4; 1B		16, WP, 12, BB; BB		G4-3		F7		BB		3	1	1	0	3	0	1
12 Jeff Kent, R (1, 4) OBP: 0.364, SLG: 0.470 Kenny Lofton, L (9, PR) (9, 8) OBP: 0.362, SLG: 0.404	16, E, 27, E; 1B (1-2, 2-3, 3-H)	FC6-4 (1-2f)		16, WP; BB (1-2)		F8			E6, E, 55, FC6-4	BB (1-2)		4 0	1 1	1 0	1 0	1 1	0 0	1 0
16 Andre Ethier, L (1, 7) OBP: 0.375, SLG: 0.501	E4, 27, FC6-4 (1-2, 2-3, 3-H)		G4-3	BB (1-2, 2-3)		K			F7 (SAFE)	G3		5	0	0	1	1	1	5
27 Matt Kemp, R (1, 8) OBP: 0.297, SLG: 0.462 Wilson Betemit, S (9, PH) (9, 5) OBP: 0.328, SLG: 0.497	FC6-4, 55, FC5-4 (1-2f, 2-H, 3-H)	E9, 55, 1B	F9		K				E3, 55, FC6-4 (1-3)		G4-3	4 2	1 0	0 0	1 0	0 0	1 0	4 1
55 Russell Martin, R (1, 2) OBP: 0.360, SLG: 0.440	FC5-4 (1-2f)		SH3-4; 1B (3-H)		SH3-4; 1B		G6-3		FC6-4, HBP (1-2f, 3-H)		P6	6	0	2	2	0	0	2
Derek Lowe, R (1, 1) Joe Beimel, L (8, 1) Elmer Dessens, R (8, 1) 21 Marlon Anderson, L (7, PH) Brett Tomko, R (7, 1) 51 Jonathan Broxton, R (7, 1) Olmedo Saenz, R (9, PH) Aaron Sele, R (9, 1) 7 James Loney, L (11, PH) 47 Tim Hamulack, R (11, 1)		E4, 15, HR	SH3-4 (1-2)		SH3-4 (1-2)		G4-3				K	1 0 0 1 0 0 0 0 1 0	1 0 0 0 0 0 0 0 0 0	0 0 0 0 0 0 0 0 0 0	0 0 0 0 0 0 0 0 0 0	0 0 0 0 0 0 0 0 1 0	0 0 0 0 0 0 0 0 0 0	0 0 0 0 0 0 0 0 0 0
Inning Stats	R: 4 E: 2 K: 0 S: 15 / H: 3 LOB: 1 BB: 1 P: 25	R: 2 E: 1 K: 2 S: 13 / H: 2 LOB: 1 BB: 0 P: 21	R: 1 E: 1 K: 0 S: 10 / H: 1 LOB: 1 BB: 0 P: 14	R: 0 E: 0 K: 0 S: 8 / H: 0 LOB: 3 BB: 3 P: 22	R: 0 E: 0 K: 2 S: 9 / H: 1 LOB: 2 BB: 1 P: 21	R: 0 E: 0 K: 1 S: 9 / H: 0 LOB: 0 BB: 0 P: 16	R: 0 E: 0 K: 0 S: 7 / H: 0 LOB: 0 BB: 0 P: 11	R: 0 E: 0 K: 0 S: 10 / H: 1 LOB: 1 BB: 0 P: 19	R: 1 E: 2 K: 0 S: 15 / H: 0 LOB: 2 BB: 0 P: 27	R: 0 E: 0 K: 0 S: 12 / H: 0 LOB: 2 BB: 2 P: 22	R: 0 E: 0 K: 1 S: 9 / H: 0 LOB: 0 BB: 0 P: 12	1B: 6 2B: 1 3B: 0 HR: 1	SF: 0 SAC: 2 DP: 0 HBP: 1	WP: 2 PB: 0 SB: 0 CS: 0	PA: 54			

PITCHER		IP	WLS	BF	H	R	ER	SO	BB	IBB	HBP	BLK	WP	HR	S	P	ERA	WHIP
45 Sean Marshall, L ERA: 5.34	(1, 1)	3.2		24	6	7	3	2	4	0	0	0	2	1	44	79	7.36	2.727
Jae Kuk Ryu, R ERA: 8.64	(4, 1)	1.1		6	1	0	0	2	1	0	0	0	0	0	11	24	0.00	1.500
13 Will Ohman, L ERA: 4.18	(6, 1)	1.0		3	0	0	0	1	0	0	0	0	0	0	9	16	0.00	0.000
43 Michael Wuertz, R ERA: 3.06	(7, 1)	1.0		3	0	0	0	1	0	0	0	0	0	0	7	11	0.00	0.000
Bob Howry, R ERA: 3.33	(8, 1)	0.2		3	1	0	0	0	0	0	0	0	0	0	8	14	0.00	1.500

PITCHER		IP	WLS	BF	H	R	ER	SO	BB	IBB	HBP	BLK	WP	HR	S	P	ERA	WHIP
47 Scott Eyre, L ERA: 3.04	(8, 1)	0.1		1	0	0	0	0	0	0	0	0	0	0	2	5	0.00	0.000
46 Ryan Dempster, R ERA: 4.59	(9, 1)	1.0	B	6	0	1	0	0	0	0	1	0	0	0	15	27	0.00	0.000
David Aardsma, R ERA: 4.08	(10, 1)	2.0	W	8	0	0	0	1	2	0	0	0	0	0	21	34	0.00	1.000

TOP

Los Angeles Dodgers @ Chicago Cubs

Wrigley Field, Chicago, IL

Tue Sep 12 2006, 7:05 PM CDT

Att. 35,618 - Drizzle - 69 F

livebaseballscorecards.com

AB	44
R	8
H	8
RBI	7
BB	7
SO	7
LOB	22

Batter	1	2	3	4	5	6	7	8	9	10	11	AB	R	H	RBI	BB	SO	LOB
Juan Pierre, L (1, 8) OBP: 0.332, SLG: 0.386	C F X 0-2 G4-3 ①		B X 1-0 G1-3 ①		C X 0-1 1B 25 1B 1B ① 2-3 3-H	B 1 SAFE B B S 1 SAFE F X 2-2 FC6-4 2 BB ② 1-2f	B F C S 1-3 K ③			C X 0-1 B2-3 ①		6	1	1	1	0	1	3
Freddie Bynum, L (1, 4) OBP: 0.320, SLG: 0.432 2 Ryan Theriot, R (6, PH) OBP: 0.396, SLG: 0.481 (7, 4)	L B B X 2-1 25 G6-3 2B		B B B C F X 3-2 G4-3 ②		S B X 1-1 25 1B 19 2B 1B 1-3 3-H	1 SAFE B B B B 4-0 BB 1-2		B X 1-0 E9 25 SF9		C B F B H 3-2 HBP		3 1	1 1	2 0	1 0	0 1	0 0	0 0
25 Derrek Lee, R (1, 3) OBP: 0.372, SLG: 0.482	B B X 2-0 G6-3 ② 2-3		B C C B F B X 3-2 G5-3 ③		C X 0-1 WP 19 2B 1B 1-3 3-H	C D X 1-1 P3 ③		C F X 0-2 SF9 ① 3-H		C X 0-1 F8 ②		5	1	1	2	0	0	4
Jacque Jones, L (1, 9) OBP: 0.327, SLG: 0.490	C B B F B B 4-2 BB			C S S 1-3 K ①	S B F B S 2-3 K ① 1-2		F S X 0-2 9 SH2-4 19 BB 16 1B 1B	C S B B S 2-3 K ②		P C S X 1-2 G4-3 ③		5	1	1	0	1	3	3
19 Matt Murton, R (1, 7) OBP: 0.364, SLG: 0.439	B X 1-0 G3 ③			B B X 2-0 9 G3 1B	B X 1-0 9 1B 2B 2-H 3-H		B B 1 SAFE S F B B 4-2 9 SH2-4 16 1B BB 1-2	B C F X 1-2 1B			F B B B B 4-1 58 FC5-4 BB	4	1	3	2	2	0	2
9 Scott Moore, L (1, 5) OBP: 0.417, SLG: 0.700 Bob Howry, L (8, 1) OBP: 1.000, SLG: 1.000 47 Scott Eyre, L (8, 1) John Mabry, L (8, PH) OBP: 0.263, SLG: 0.331 46 Ryan Dempster, R (9, 1) David Aardsma, R (10, 1) 58 Geovany Soto, R (11, PH) OBP: 0.111, SLG: 0.111 51 Juan Mateo, R (11, PR)		C C B B B X 2-2 G1-3 ①		B F F F B B X 3-2 G3 ② 1-2	B S X 1-1 24 G6-4-3 1B 2-3	X 0-0 SH2-4 ① 1-2 2-3	F D F S 1-3 K ③			L C X 0-2 FC5-4 16 BB ① 1-2f		3 0 0 1 0 0 1 0	0 0 0 0 0 0 0 1	1 0 0 0 0 0 0 0	0 0 0 0 0 0 0 0	0 0 0 1 0 0 1 0	0 0 0 1 0 0 0 1	1 0 0 1 0 0 1 0
24 Henry Blanco, R (1, 2) OBP: 0.309, SLG: 0.443	B X 1-0 5 G4-3 2B			F B B B B C X 3-2 G5-3 ③	X 0-0 G6-4-3 ② ③ 1-2f		B B B C B B 4-1 16 1B BB		B B C F X 2-2 G3 ①	B B X 2-0 F9 ②		5	0	1	0	1	0	4
5 Ronny Cedeno, R (1, 6) OBP: 0.273, SLG: 0.332 16 Aramis Ramirez, R (7, PH) OBP: 0.346, SLG: 0.538 (8, 5)	B F F X 1-2 G4-3 ② 2-3				F X 0-1 27 E 27 1B 1B 1B	C X 0-1 F9 ①	B F F B X 2-2 1-2 2-H 3-H 1B		B B B S X 3-1 F9 ②	B B B F D S 1 SAFE B 4-2 1B 1-2 BB		3 2	1 0	1 1	0 2	0 1	0 0	1 0
45 Sean Marshall, L (1, 1) OBP: 0.139, SLG: 0.222 Jae Kuk Ryu, R (4, 1) 27 Buck Coats, L (5, PH) OBP: 0.125, SLG: 0.125 13 Will Ohman, L (6, 1) OBP: 1.000, SLG: 1.000 29 Angel Pagan, S (6, PH) OBP: 0.323, SLG: 0.422 43 Michael Wuertz, R (7, 1) Cesar Izturis, S (7, PH) OBP: 0.299, SLG: 0.323 (8, 6)	S B X 1-1 G6-3 ③				X 0-0 E6 1B 1B 1B 1-3	C B X 1-1 FC6-4 1B	X 0-0 F7 ②		B C X 1-1 G6-3 ③	C S X 0-2 1-2 2-H 1B		1 0 0 1 0 0 0 3	0 0 1 0 1 0 0 0	0 0 1 0 0 0 0 1	0 0 0 0 0 0 0 1	0 0 0 0 0 0 0 0	0 0 0 0 0 0 0 2	1 0 1 0 0 0 0 2
Inning Stats	R: 0 E: 0 K: 0 S: 9 H: 1 LOB: 2 BB: 1 P: 18	R: 0 E: 0 K: 0 S: 9 H: 1 LOB: 1 BB: 0 P: 14	R: 0 E: 0 K: 0 S: 8 H: 0 LOB: 0 BB: 0 P: 15	R: 0 E: 0 K: 1 S: 10 H: 1 LOB: 1 BB: 0 P: 19	R: 5 E: 1 K: 1 S: 16 H: 7 LOB: 1 BB: 0 P: 21	R: 0 E: 0 K: 0 S: 9 H: 1 LOB: 2 BB: 1 P: 17	R: 2 E: 0 K: 1 S: 14 H: 2 LOB: 2 BB: 2 P: 25	R: 1 E: 1 K: 2 S: 13 H: 1 LOB: 1 BB: 0 P: 18	R: 0 E: 0 K: 0 S: 7 H: 0 LOB: 0 BB: 0 P: 13	R: 0 E: 0 K: 0 S: 10 H: 0 LOB: 1 BB: 0 P: 13	R: 1 E: 0 K: 0 S: 10 H: 1 LOB: 2 BB: 2 P: 20	1B: 12 2B: 3 3B: 0 HR: 0	SF: 1 SAC: 1 DP: 1 HBP: 1					

PITCHER		IP	WLS	BF	H	R	ER	SO	BB	IBB	HBP	BLK	WP	HR	S	P	ERA	WHIP
Derek Lowe, R ERA: 3.77	(1, 1)	5.0		25	10	5	5	2	1	0	0	0	1	0	52	87	9.00	2.200
Joe Beimel, L ERA: 3.23	(6, 1)	0.2	H	4	1	0	0	0	1	0	0	0	0	0	7	14	0.00	3.000
Elmer Dessens, R ERA: 4.28	(6, 1)	0.1	H	1	0	0	0	0	0	0	0	0	0	0	2	3	0.00	0.000
Brett Tomko, R ERA: 4.7	(7, 1)	0.1	H	4	1	2	2	0	2	0	0	0	0	0	7	15	54.00	9.000
51 Jonathan Broxton, R ERA: 2.59	(7, 1)	1.2	B	8	2	1	0	3	0	0	0	0	0	0	20	28	0.00	1.200

PITCHER		IP	WLS	BF	H	R	ER	SO	BB	IBB	HBP	BLK	WP	HR	S	P	ERA	WHIP
Aaron Sele, R ERA: 4.35	(9, 1)	2.0		7	0	0	0	0	0	0	1	0	0	0	17	26	0.00	0.000
47 Tim Hamulack, L ERA: 5.35	(11, 1)	0.2	L	5	1	1	1	0	2	0	0	0	0	0	10	20	13.50	4.500

BOTTOM

Los Angeles Dodgers @ Chicago Cubs

Wrigley Field, Chicago, IL

Tue Sep 12 2006, 7:05 PM CDT

Att. 35,618 - Drizzle - 69 F

livebaseballscorecards.com

AB	45
R	9
H	15
RBI	9
BB	6
SO	5
LOB	23

WP: 1 PA: 54
PB: 0
SB: 0
CS: 0

Batter	1	2	3	4	5	6	7	8	9	AB	R	H	RBI	BB	SO	LOB
15 Rafael Furcal, S (1, 6) OBP: 0.366, SLG: 0.436	C X 0-1 5 G4-3 12 1B BB 1B		B B X 2-0 HR		C C B B X 2-2 5 WP 5 2B 2B	B X 1-0 ① G5-3		C S C 0-3 ③ K		5	3	3	1	0	1	0
Kenny Lofton, L (1, 8) OBP: 0.362, SLG: 0.401 17 Jason Repko, R (9, 8) OBP: 0.338, SLG: 0.382	1 SAFE 1 SAFE B B B C B 4-1 5 G4-3 1-2 BB		X 0-0 ① G3		B C B B B C B 4-2 5 WP 5 2B BB	B B X 2-0 ② P6			B X 1-0 ① G4-3	3 0	1 0	0 0	0 0	2 0	0 0	0 0
5 Nomar Garciaparra, R (1, 3) OBP: 0.376, SLG: 0.507	F X 0-1 ① ② G4-3 1-2f 2-3		B X 1-0 2B		F B X 1-1 1B 21 SF7 1-H 2-H 2B	C B F F B X 2-2 ③ F7			S B B B S S 3-3 ② K	5	1	2	2	0	1	2
J.D. Drew, L (1, 9) OBP: 0.379, SLG: 0.460	D B B C B 4-1 12 1B BB		B B X 2-0 ② G6-3		C S F C 0-3 ① K	B B X 2-0 ① G3			B C B B S S 3-3 ③ K	4	0	0	0	1	2	2
12 Jeff Kent, R (1, 4) OBP: 0.368, SLG: 0.472	F F D X 1-2 1-2 3-H 1B		X 0-0 ③ F8		I I I I 4-0 1B 55 1B IBB	C B B X 2-1 FC1-6 1B				3	1	2	1	1	0	1
Wilson Betemit, S (1, 5) OBP: 0.327, SLG: 0.494	B C F X 1-2 ③ F7			C S B X 1-2 ① G3-1	C D X 1-1 55 1B 1-2 2-3 1B	B B C X 2-1 ② FC1-6 1-2f				4	0	1	0	0	0	3
21 Marlon Anderson, L (1, 7) OBP: 0.332, SLG: 0.433		B C X 1-1 31 CS 1B		B C B B B C X 3-2 55 CS 1B	D X 1-0 ② SF7 3-H	S B C T 1-2 ③ K				3	0	2	1	0	1	1
55 Russell Martin, R (1, 2) OBP: 0.361, SLG: 0.439		C B S B B X 2-2 ① P4		D B F B B 4-1 ② 1-2 BB	F B X 1-1 1-2 2-H 1B			X 0-0 ① F8		3	0	1	1	1	0	1
31 Brad Penny, R (1, 1) OBP: 0.194, SLG: 0.242 7 James Loney, L (8, PH) OBP: 0.341, SLG: 0.494 Joe Beimel, L (8, 1) 44 Takashi Saito, L (9, 1)		L B B B F S 3-3 ② ③ K 1-2		B B B C C X 3-2 ③ G6-3	S S F S 0-3 ③ K			C C S 0-3 ② K		3 1 0 0	0 0 0 0	0 0 0 0	0 0 0 0	0 0 0 0	2 1 0 0	4 0 0 0

Inning Stats	1	2	3	4	5	6	7	8	9
	R: 1 E: 0 K: 0 S: 12	R: 0 E: 0 K: 1 S: 8	R: 1 E: 0 K: 0 S: 5	R: 0 E: 0 K: 0 S: 10	R: 4 E: 0 K: 2 S: 20	R: 0 E: 0 K: 0 S: 6	R: 0 E: 0 K: 1 S: 8	R: 0 E: 0 K: 2 S: 7	R: 0 E: 0 K: 2 S: 7
	H: 2 LOB: 2 BB: 2 P: 22	H: 1 LOB: 0 BB: 0 P: 14	H: 2 LOB: 1 BB: 0 P: 10	H: 1 LOB: 1 BB: 1 P: 21	H: 4 LOB: 2 BB: 2 P: 34	H: 0 LOB: 0 BB: 0 P: 11	H: 1 LOB: 1 BB: 0 P: 15	H: 0 LOB: 0 BB: 0 P: 7	H: 0 LOB: 0 BB: 0 P: 14

	1B: 7	SF: 1
	2B: 3	SAC: 0
	3B: 0	DP: 1
	HR: 1	HBP: 0

	WP: 1	PA: 40
	PB: 0	
	SB: 0	
	CS: 2	

PITCHER		IP	WLS	BF	H	R	ER	SO	BB	IBB	HBP	BLK	WP	HR	S	P	ERA	WHIP
37 Angel Guzman, R ERA: 7.81	(1, 1)	4.0	L	21	8	5	5	1	4	0	0	0	1	1	42	81	11.25	3.000
13 Will Ohman, L ERA: 4.26	(5, 1)	1.0		6	2	1	1	2	0	1	0	0	0	0	13	20	9.00	2.000
Les Walrond, L ERA: 10.57	(6, 1)	2.0		7	1	0	0	1	0	0	0	0	0	0	14	26	0.00	0.500
44 Roberto Novoa, R ERA: 4.33	(8, 1)	1.0		3	0	0	0	2	0	0	0	0	0	0	7	7	0.00	0.000
Jae Kuk Ryu, R ERA: 7.71	(9, 1)	1.0		3	0	0	0	2	0	0	0	0	0	0	7	14	0.00	0.000

PITCHER	IP	WLS	BF	H	R	ER	SO	BB	IBB	HBP	BLK	WP	HR	S	P	ERA	WHIP

TOP

Los Angeles Dodgers @ Chicago Cubs

Wrigley Field, Chicago, IL

Wed Sep 13 2006, 7:05 PM CDT

Att. 35,868 - Cloudy - 64 F

livebaseballscorecards.com

AB	34
R	6
H	11
RBI	6
BB	5
SO	8
LOB	14

Batter	1	2	3	4	5	6	7	8	9	AB	R	H	RBI	BB	SO	LOB
Juan Pierre, L (1, 8) OBP: 0.330, SLG: 0.383	B B C X 2-1 F7 ①		C B B B X 3-1 G4-3 ③ 2-3			C X 0-1 G3-1 ②		C S B B X 2-2 L1 ②		4	0	0	0	0	0	1
2 Ryan Theriot, R (1, 4) OBP: 0.389, SLG: 0.470	B C F F B F C 2-3 K ②			X 0-0 B5-3 ①		C B X 1-1 16 1B 1B		X 0-0 G5-3 ③		4	0	1	0	0	1	0
16 Aramis Ramirez, R (1, 5) OBP: 0.347, SLG: 0.538	B B X 2-0 F9 ③			C X 0-1 G1-6-3 1B		F B B C X 2-2 FC6-4 1-3 1B			C C X 0-2 F7 ①	4	0	2	0	0	0	0
Jacque Jones, L (1, 9) OBP: 0.326, SLG: 0.488		C B B X 2-1 G6-3 1B		F D X 1-1 G1-6-3 ②③ 1-2f		C B F X 1-2 FC6-4 ③ 1-2f			C C F S 0-3 K ②	4	0	1	0	0	1	3
19 Matt Murton, R (1, 7) OBP: 0.363, SLG: 0.437		B X 1-0 F9 ①			B C B F X 2-2 1B		C B F B B F X 3-2 F7 ①		B C B S S X 2-2 G5-3 ③	4	0	1	0	0	0	1
John Mabry, L (1, 3) OBP: 0.288, SLG: 0.326		B S X 1-1 G6-3 ②③ 1-2f			B C S B X 2-2 F7 ①		S F F B F B X 2-2 G5-3 ②			3	0	0	0	0	0	2
Cesar Izturis, S (1, 6) OBP: 0.299, SLG: 0.323			C E B F B S 2-3 K ①		F 1 F B F S SAFE 1-3 K ②		B B X 2-0 1B			3	0	1	0	0	2	1
24 Henry Blanco, R (1, 2) OBP: 0.311, SLG: 0.443			X 0-0 WP 37 SH2-4 1B		C C 1 T SAFE 0-2 K ③		B C C C 1-3 K ③			2	0	1	0	0	1	1
Les Walrond, L (6, 1)										0	0	0	0	0	0	0
Freddie Bynum, L (7, PH) OBP: 0.318, SLG: 0.429										1	0	0	0	0	1	1
44 Roberto Novoa, R (8, 1) OBP: 0.200, SLG: 0.400										0	0	0	0	0	0	0
Jae Kuk Ryu, R (9, 1)										0	0	0	0	0	0	0
37 Angel Guzman, R (1, 1) OBP: 0.167, SLG: 0.250			B X 1-0 SH2-4 ② 1-2			C S B B B F C 3-3 K ①		B X 1-0 G3 ①		0	0	0	0	0	0	0
13 Will Ohman, L (5, 1) OBP: 1.000, SLG: 1.000										0	0	0	0	0	0	0
Jose Reyes, S (6, 2)										2	0	0	0	0	1	0
Inning Stats	R: 0 E: 0 K: 1 S: 8 H: 0 LOB: 0 BB: 0 P: 14	R: 0 E: 0 K: 0 S: 5 H: 1 LOB: 0 BB: 0 P: 9	R: 0 E: 0 K: 1 S: 8 H: 1 LOB: 1 BB: 0 P: 14	R: 0 E: 0 K: 0 S: 5 H: 1 LOB: 0 BB: 0 P: 6	R: 0 E: 0 K: 2 S: 13 H: 1 LOB: 1 BB: 0 P: 18	R: 0 E: 0 K: 1 S: 14 H: 2 LOB: 2 BB: 0 P: 21	R: 0 E: 0 K: 1 S: 13 H: 1 LOB: 1 BB: 0 P: 21	R: 0 E: 0 K: 0 S: 5 H: 0 LOB: 0 BB: 0 P: 8	R: 0 E: 0 K: 1 S: 10 H: 0 LOB: 0 BB: 0 P: 12	1B: 7 2B: 0 3B: 0 HR: 0 SF: 0 SAC: 1 DP: 2 HBP: 0							

PITCHER		IP	WLS	BF	H	R	ER	SO	BB	IBB	HBP	BLK	WP	HR	S	P	ERA	WHIP
31 Brad Penny, R ERA: 4.04	(1, 1)	7.0	W	26	7	0	0	6	0	0	0	0	1	0	66	103	0.00	1.000
Joe Beimel, L ERA: 3.18	(8, 1)	1.0		3	0	0	0	0	0	0	0	0	0	0	5	8	0.00	0.000
44 Takashi Saito, R ERA: 1.96	(9, 1)	1.0		3	0	0	0	1	0	0	0	0	0	0	10	12	0.00	0.000

PITCHER	IP	WLS	BF	H	R	ER	SO	BB	IBB	HBP	BLK	WP	HR	S	P	ERA	WHIP

BOTTOM

Los Angeles Dodgers @ Chicago Cubs

Wrigley Field, Chicago, IL

Wed Sep 13 2006, 7:05 PM CDT

Att. 35,868 - Cloudy - 64 F

livebaseballscorecards.com

AB	31
R	0
H	7
RBI	0
BB	0
SO	7
LOB	10

1B: 7 2B: 0 3B: 0 HR: 0 SF: 0 SAC: 1 DP: 2 HBP: 0

WP: 1 PB: 0 SB: 0 CS: 0 PA: 32

Batter	1	2	3	4	5	6	7	8	9	AB	R	H	RBI	BB	SO	LOB
15 Rafael Furcal, S (1, 6) OBP: 0.364, SLG: 0.433	C C S 0-3 ① K		B B C S B X 3-2 ② L8		B C X 1-1 ③ G3-1		B C F B F F C 2-3 ② K			4	0	0	0	0	2	2
Kenny Lofton, L (1, 8) OBP: 0.361, SLG: 0.400	B F B X 2-1 ② L9		C B B X 2-1 ③ G3			X 0-0 5 1B HR 1B	C C B F X 1-2 ③ G3			4	1	1	0	0	0	0
5 Nomar Garciaparra, R (1, 3) OBP: 0.374, SLG: 0.505	X 0-0 ③ G1-3			C B F B F X 3-2 ① G6-3		1 SAFE C B X 1-1 1-2 HR 1B		B S F X 1-2 ① F8		4	1	1	0	0	0	0
J.D. Drew, L (1, 9) OBP: 0.381, SLG: 0.467		B F B B B 4-1 21 HR BB		B F F F F B X 2-2 ② F7		B B C X 2-1 1-H 2-H HR		B B S S S B B 4-2 BB		2	2	1	3	2	0	0
12 Jeff Kent, R (1, 4) OBP: 0.364, SLG: 0.466		F C S 0-3 ① K		B F B X 2-1 ③ F7		B B X 2-0 ① F9		S B F B F B X 3-2 ② F7		4	0	0	0	0	1	2
Wilson Betemit, S (1, 5) OBP: 0.327, SLG: 0.491 Olmedo Saenz, R (8, PH) OBP: 0.351, SLG: 0.549 18 Ramon Martinez, R (8, 5) OBP: 0.346, SLG: 0.367		B 1 SAFE S X 1-1 ② F7			S S B F F B B B 4-2 56 SH1-4 21 BB BB	B S S S 1-3 ② K		B B F F S 2-3 ③ K		2 1 0	0 0 0	0 0 0	0 0 0	1 0 0	1 1 0	1 1 0
21 Marlon Anderson, L (1, 7) OBP: 0.338, SLG: 0.447		B C B B B X 3-1 1-H HR			B C B C B B 4-2 56 SH1-4 1-2 BB	B C B S B B 4-2 BB			C B X 1-1 ① G4-3	2	1	1	2	2	0	0
55 Russell Martin, R (1, 2) OBP: 0.358, SLG: 0.434	C F X 0-2 ③ G6-3				C B X 1-1 ① L8	X 0-0 ③ F8			C B F B F F F X 2-2 ② F9	4	0	0	0	0	0	3
56 Hung-Chih Kuo, L (1, 1) Julio Lugo, R (7, PH) OBP: 0.349, SLG: 0.437 Brett Tomko, R (7, 1) OBP: 0.154, SLG: 0.120 51 Jonathan Broxton, R (8, 1) 16 Andre Ethier, L (9, PH) OBP: 0.374, SLG: 0.500			C C F C 0-3 ① K		L X 0-1 ② SH1-4 1-2 2-3		B C X 1-1 ① G5-3		B C C C B S 2-3 ③ K	1 1 0 0 1	0 0 0 0 0	0 0 0 0 0	0 0 0 0 0	0 0 0 0 0	1 0 0 0 1	0 0 0 0 0
Inning Stats	R: 0 E: 0 K: 1 S: 6 H: 0 LOB: 0 BB: 0 P: 8	R: 2 E: 0 K: 1 S: 11 H: 1 LOB: 0 BB: 1 P: 19	R: 0 E: 0 K: 1 S: 9 H: 0 LOB: 0 BB: 0 P: 14	R: 0 E: 0 K: 0 S: 12 H: 0 LOB: 0 BB: 0 P: 19	R: 0 E: 0 K: 0 S: 12 H: 0 LOB: 2 BB: 2 P: 22	R: 3 E: 0 K: 1 S: 12 H: 3 LOB: 1 BB: 1 P: 22	R: 0 E: 0 K: 1 S: 11 H: 0 LOB: 0 BB: 0 P: 15	R: 0 E: 0 K: 1 S: 12 H: 0 LOB: 1 BB: 1 P: 22	R: 0 E: 0 K: 1 S: 11 H: 0 LOB: 0 BB: 0 P: 16	1B: 2 2B: 0 3B: 0 HR: 2	SF: 0 SAC: 1 DP: 0 HBP: 0					

PITCHER	IP	WLS	BF	H	R	ER	SO	BB	IBB	HBP	BLK	WP	HR	S	P	ERA	WHIP
52 Wade Miller, R (1, 1) ERA: 6.75	5.0		19	1	2	2	3	3	0	0	0	0	1	50	82	3.60	0.800
49 Carlos Marmol, R (6, 1) ERA: 5.68	0.1		4	3	3	3	0	0	0	0	0	0	1	6	11	81.00	9.000
47 Scott Eyre, L (6, 1) ERA: 2.95	1.2	W	6	0	0	0	2	1	0	0	0	0	0	17	26	0.00	0.600
43 Michael Wuertz, R (8, 1) ERA: 3.0	0.2	H	3	0	0	0	0	1	0	0	0	0	0	9	17	0.00	1.500
13 Will Ohman, L (8, 1) ERA: 4.23	0.1	H	1	0	0	0	1	0	0	0	0	0	0	3	5	0.00	0.000

PITCHER	IP	WLS	BF	H	R	ER	SO	BB	IBB	HBP	BLK	WP	HR	S	P	ERA	WHIP
Bob Howry, R (9, 1) ERA: 3.28	1.0	S	3	0	0	0	1	0	0	0	0	0	0	11	16	0.00	0.000

TOP

Los Angeles Dodgers @ Chicago Cubs

Wrigley Field, Chicago, IL

Thu Sep 14 2006, 1:20 PM CDT

Att. 31,361 - Sunny - 70 F

livebaseballscorecards.com

AB	30
R	5
H	4
RBI	5
BB	5
SO	7
LOB	9

1B: 2	SF: 0	WP: 0	PA: 36
2B: 0	SAC: 1	PB: 0	
3B: 0	DP: 0	SB: 0	
HR: 2	HBP: 0	CS: 0	

BOTTOM

Los Angeles Dodgers @ Chicago Cubs

Wrigley Field, Chicago, IL

Thu Sep 14 2006, 1:20 PM CDT

Att. 31,361 - Sunny - 70 F

livebaseballscorecards.com

Batter	1	2	3	4	5	6	7	8	9	AB	R	H	RBI	BB	SO	LOB
Juan Pierre, L (1, 8) OBP: 0.331, SLG: 0.384	G6-3		K		2 CS 1B		2 1B 16 HR 1B			4	1	2	0	0	1	0
2 Ryan Theriot, R (1, 4) OBP: 0.394, SLG: 0.471 Cesar Izturis, S (9, 6) OBP: 0.299, SLG: 0.323	P3		G6-3		1-2 1B		16 HR 1B			4 0	1 0	2 0	1 0	0 0	0 0	0 0
16 Aramis Ramirez, R (1, 5) OBP: 0.348, SLG: 0.543	K			19 1B 29 3B 1B	G4-3		1-H 2-H HR			4	2	2	3	0	1	1
25 Derrek Lee, R (1, 3) OBP: 0.369, SLG: 0.477		24 1B 1B		F9		P4	G4-3			4	0	1	0	0	0	1
19 Matt Murton, R (1, 7) OBP: 0.362, SLG: 0.435		F9		29 3B 1-2 1B		K		L9		4	1	1	0	0	1	1
29 Ángel Pagán, S (1, 9) OBP: 0.321, SLG: 0.430		L9		24 FC5-2 1-H 2-H 3B		G3-1		K		4	0	1	2	0	1	1
24 Henry Blanco, R (1, 2) OBP: 0.309, SLG: 0.439		1-2 1B		FC5-2 3-H			F8	K		4	0	1	0	0	1	1
5 Ronny Cedeno, R (1, 6) OBP: 0.273, SLG: 0.332 (9, 4)		G5-3		K			1H 2H 2B 1B 1B			3	1	1	0	0	1	3
52 Wade Miller, R (1, 1) Freddie Bynum, L (5, PH) OBP: 0.315, SLG: 0.425 49 Carlos Marmol, R (6, 1) OBP: 0.261, SLG: 0.435 47 Scott Eyre, L (6, 1) Jacque Jones, L (7, PH) OBP: 0.326, SLG: 0.487 43 Michael Wuertz, R (8, 1) 13 Will Ohman, L (8, 1) OBP: 1.000, SLG: 1.000 Bob Howry, L (9, 1) OBP: 1.000, SLG: 1.000			K		K		K			1 1 0 0 1 0 0 0	0 0 0 0 0 0 0 0	0 0 0 0 0 0 0 0	0 0 0 0 0 0 0 0	0 0 0 0 0 0 0 0	1 0 0 0 1 0 0 0	0 0 0 0 1 0 0 0
Inning Stats	R: 0 E: 0 K: 1 S: 7 H: 0 LOB: 0 BB: 0 P: 8	R: 0 E: 0 K: 0 S: 12 H: 2 LOB: 2 BB: 0 P: 16	R: 0 E: 0 K: 2 S: 12 H: 0 LOB: 0 BB: 0 P: 18	R: 2 E: 0 K: 1 S: 15 H: 3 LOB: 1 BB: 0 P: 21	R: 0 E: 0 K: 1 S: 11 H: 2 LOB: 1 BB: 0 P: 17	R: 0 E: 0 K: 1 S: 8 H: 0 LOB: 0 BB: 0 P: 13	R: 4 E: 0 K: 1 S: 18 H: 4 LOB: 0 BB: 0 P: 26	R: 0 E: 0 K: 2 S: 7 H: 0 LOB: 0 BB: 0 P: 10		1B: 9 2B: 0 3B: 1 HR: 1	SF: 0 SAC: 0 DP: 0 HBP: 0					

AB	34
R	6
H	11
RBI	6
BB	0
SO	9
LOB	9

WP: 0 PB: 0 SB: 0 CS: 1 PA: 34

PITCHER		IP	WLS	BF	H	R	ER	SO	BB	IBB	HBP	BLK	WP	HR	S	P	ERA	WHIP
56 Hung-Chih Kuo, L ERA: 4.25	(1, 1)	6.0		24	7	2	2	6	0	0	0	0	0	0	65	93	3.00	1.167
Brett Tomko, R ERA: 5.0	(7, 1)	1.0	L	7	4	4	4	1	0	0	0	0	0	1	18	26	36.00	4.000
51 Jonathan Broxton, R ERA: 2.55	(8, 1)	1.0		3	0	0	0	2	0	0	0	0	0	0	7	10	0.00	0.000

PITCHER	IP	WLS	BF	H	R	ER	SO	BB	IBB	HBP	BLK	WP	HR	S	P	ERA	WHIP

San Diego Padres @ Los Angeles Dodgers

Dodger Stadium, Los Angeles, CA

Fri Sep 15 2006, 7:40 PM PDT

Att. 52,911 - Clear - 66 F

TOP

livebaseballscorecards.com

Batter	1	2	3	4	5	6	7	8	9	AB	R	H	RBI	BB	SO	LOB
Dave Roberts, L (1, 7) OBP: 0.366, SLG: 0.405	B B C B B 4-1 CS BB			B X 1-0 ① G4-3	C B X 1-1 ③ G4-3		B C B C F C 2-3 ① K		3	0	0	0	1	1	0
Todd Walker, L (1, 5) OBP: 0.354, SLG: 0.391	1 SAFE 1 SAFE C C X 0-2 ① ② G4-3 1-2			B F B B C X 3-2 ② G6-3			X 0-0 ① G4-3		B C F B B C 3-3 ② K	4	0	0	0	0	1	1
24 Brian Giles, L (1, 9) OBP: 0.381, SLG: 0.397	X 0-0 ③ G4-3			X 0-0 ③ F7			C X 0-1 G6-4-3 1B		B C X 1-1 ③ G3-1	4	0	1	0	0	0	0
Mike Piazza, R (1, 2) OBP: 0.335, SLG: 0.504		C B X 1-1 ① P6			C C B X 1-2 ① G4-3		C X 0-1 ② ③ G6-4-3 1-2f			3	0	0	0	0	0	1
23 Adrián González, L (1, 3) OBP: 0.347, SLG: 0.485		B B B B 4-0 L1-3 BB			X 0-0 ② G3			B B B B 4-0 1B E BB		1	1	0	0	2	0	0
Mike Cameron, R (1, 8) OBP: 0.350, SLG: 0.470		X 0-0 ② ③ L1-3 1-2			B B B C C B 4-2 S BB			S C B D F B F S 3-3 ① K		2	0	0	0	1	1	2
Geoff Blum, S (1, 6) OBP: 0.286, SLG: 0.371			B C F F X 1-2 ① F9		B B B C F F X 3-2 ③ F9 1-2			C D X 1-1 FC6-4 1-2 1B		3	0	1	0	0	0	1
Josh Barfield, R (1, 4) OBP: 0.322, SLG: 0.427			C E B X 1-2 ② F8			F X 0-1 ① F8		D F S X 1-2 ② FC6-4 1-2f 2-H		3	0	0	0	0	0	1
David Wells, L (1, 1) OBP: 0.500, SLG: 0.500			C S B C 1-3 ③ K			X 0-0 ② P6		C B B C C 2-3 ③ K		1	0	0	0	0	1	0
18 Paul McAnulty, L (6, PH) OBP: 0.364, SLG: 0.700										1	0	0	0	0	0	0
Rudy Seanez, R (6, 1)										0	0	0	0	0	0	0
26 Doug Brocail, L (7, 1)										0	0	0	0	0	0	0
Alan Embree, L (7, 1)										0	0	0	0	0	0	0
8 Terrmel Sledge, L (8, PH) OBP: 0.333, SLG: 0.400										1	0	0	0	0	1	1
39 Mike Thompson, R (8, 1) OBP: 0.208, SLG: 0.174										0	0	0	0	0	0	0
56 Scott Cassidy, R (8, 1)										0	0	0	0	0	0	0
Inning Stats	R: 0 E: 0 K: 0 S: 5 H: 0 LOB: 0 BB: 1 P: 9	R: 0 E: 0 K: 0 S: 3 H: 0 LOB: 0 BB: 1 P: 8	R: 0 E: 0 K: 1 S: 10 H: 0 LOB: 0 BB: 0 P: 13	R: 0 E: 0 K: 0 S: 5 H: 0 LOB: 0 BB: 0 P: 9	R: 0 E: 0 K: 0 S: 10 H: 0 LOB: 1 BB: 1 P: 18	R: 0 E: 0 K: 0 S: 5 H: 0 LOB: 0 BB: 0 P: 6	R: 0 E: 0 K: 0 S: 5 H: 1 LOB: 0 BB: 0 P: 5	R: 1 E: 1 K: 2 S: 13 H: 1 LOB: 1 BB: 1 P: 24	R: 0 E: 0 K: 2 S: 9 H: 0 LOB: 0 BB: 0 P: 15	1B: 2 2B: 1 3B: 0 HR: 0 SF: 0 SAC: 0 DP: 2 HBP: 0						

	AB	26
	R	1
	H	2
	RBI	0
	BB	4
	SO	5
	LOB	7

WP: 0 PB: 0 SB: 1 CS: 1 PA: 30

PITCHER		IP	WLS	BF	H	R	ER	SO	BB	IBB	HBP	BLK	WP	HR	S	P	ERA	WHIP
Greg Maddux, R (1, 1) ERA: 4.22		7.0	W	22	1	0	0	1	3	0	0	0	0	0	43	68	0.00	0.571
51 Jonathan Broxton, R (8, 1) ERA: 2.51		1.0	H	5	1	1	0	2	1	0	0	0	0	0	13	24	0.00	2.000
44 Takashi Saito, R (9, 1) ERA: 1.93		1.0	S	3	0	0	0	2	0	0	0	0	0	0	9	15	0.00	0.000

PITCHER	IP	WLS	BF	H	R	ER	SO	BB	IBB	HBP	BLK	WP	HR	S	P	ERA	WHIP

Batter	1	2	3	4	5	6	7	8	9	AB	R	H	RBI	BB	SO	LOB
15 Rafael Furcal, S (1, 6) OBP: 0.363, SLG: 0.431	B1-4		G4-3		G4-6-3 1B		G6-3			4	0	1	0	0	0	0
Kenny Lofton, L (1, 8) OBP: 0.360, SLG: 0.399	G3			5 G6-4-3 1B	G4-6-3 1-2f		K			4	0	1	0	0	1	1
5 Nomar Garciaparra, R (1, 3) OBP: 0.372, SLG: 0.501 Wilson Betemit, S (7, 5) OBP: 0.326, SLG: 0.489	G5-3			G6-4-3 1-2f		G6-3		G5-3		3 1	0 0	0 0	0 0	0 0	0 0	1 0
12 Jeff Kent, R (1, 4) OBP: 0.368, SLG: 0.467 (7, 3) 27 Matt Kemp, R (8, PR) OBP: 0.297, SLG: 0.462 44 Takashi Saito, L (9, 1)		K		2B BB		FC3-6 BB		F8 S 1B		2 0 0	1 0 0	1 0 0	0 0 0	2 0 0	1 0 0	0 0 0
J.D. Drew, L (1, 9) OBP: 0.382, SLG: 0.468		K		1B 1-H 2B		FC3-6 1B 1-2f		55 HBP 1-2 IBB		3	1	1	1	1	1	1
Julio Lugo, R (1, 5) OBP: 0.353, SLG: 0.440 (7, 4)		1B		21 S 55 1B 2-H 1B		1-2 1B		F8 2-3		4	0	3	1	0	0	2
55 Russell Martin, R (1, 2) OBP: 0.359, SLG: 0.433		G6-3		1B 1-2		F9		HBP 1-2		3	0	1	0	0	0	3
21 Marlon Anderson, L (1, 7) OBP: 0.338, SLG: 0.445 17 Jason Repko, R (8, 7) OBP: 0.338, SLG: 0.382 16 Andre Ethier, L (8, PH) OBP: 0.373, SLG: 0.499 (9, 7)			P3	G3 2-3			E3 S SF9 1B	L8		3 0 1	1 0 0	1 0 0	0 0 0	0 0 0	0 0 0	2 0 3
Greg Maddux, R (1, 1) OBP: 0.141, SLG: 0.148 Olmedo Saenz, R (7, PH) OBP: 0.349, SLG: 0.549 51 Jonathan Broxton, R (8, 1) 7 James Loney, L (9, 3) OBP: 0.341, SLG: 0.494			G3		F8		SF9 2-H			2 0 0 0	0 0 0 0	0 0 0 0	0 1 0 0	0 0 0 0	0 0 0 0	0 0 0 0
Inning Stats	R: 0 E: 0 K: 0 S: 6 H: 0 LOB: 0 BB: 0 P: 10	R: 0 E: 0 K: 2 S: 8 H: 1 LOB: 1 BB: 0 P: 12	R: 0 E: 0 K: 0 S: 4 H: 0 LOB: 0 BB: 0 P: 7	R: 2 E: 0 K: 0 S: 14 H: 4 LOB: 2 BB: 1 P: 26	R: 0 E: 0 K: 0 S: 4 H: 1 LOB: 0 BB: 0 P: 7	R: 0 E: 0 K: 0 S: 13 H: 1 LOB: 2 BB: 1 P: 22	R: 1 E: 1 K: 1 S: 7 H: 1 LOB: 0 BB: 0 P: 11	R: 0 E: 0 K: 0 S: 13 H: 1 LOB: 3 BB: 1 P: 24		1B: 8 2B: 1 3B: 0 HR: 0	SF: 1 SAC: 0 DP: 2 HBP: 1					

PITCHER		IP	WLS	BF	H	R	ER	SO	BB	IBB	HBP	BLK	WP	HR	S	P	ERA	WHIP
David Wells, L ERA: 4.71	(1, 1)	5.0	L	20	6	2	2	2	1	0	0	0	0	0	36	62	3.60	1.400
Rudy Seanez, R ERA: 4.76	(6, 1)	1.0		5	1	0	0	0	1	0	0	0	0	0	13	22	0.00	2.000
26 Doug Brocail, R ERA: 4.76	(7, 1)	0.0		1	1	1	0	0	0	0	0	0	0	0	1	1	∞	∞
Alan Embree, L ERA: 3.44	(7, 1)	1.0		3	0	0	0	1	0	0	0	0	0	0	6	10	0.00	0.000
39 Mike Thompson, R ERA: 4.77	(8, 1)	0.2		5	1	0	0	0	0	1	1	0	0	0	10	20	0.00	1.500

PITCHER		IP	WLS	BF	H	R	ER	SO	BB	IBB	HBP	BLK	WP	HR	S	P	ERA	WHIP
56 Scott Cassidy, R ERA: 2.63	(8, 1)	0.1		1	0	0	0	0	0	0	0	0	0	0	3	4	0.00	0.000

BOTTOM

San Diego Padres @ Los Angeles Dodgers

Dodger Stadium, Los Angeles, CA

Fri Sep 15 2006, 7:40 PM PDT

Att. 52,911 - Clear - 66 F

livebaseballscorecards.com

AB	30
R	3
H	9
RBI	3
BB	3
SO	3
LOB	13

Batter	1	2	3	4	5	6	7	8	9	AB	R	H	RBI	BB	SO	LOB
Dave Roberts, L (1, 7) OBP: 0.367, SLG: 0.405	K	24 2B G1-2-3 1B	24 2B 1B		G4-3		G1-3			5	1	2	1	0	1	1
29 Jack Cust, L (8, 7) OBP: 0.500, SLG: 0.500			2-H							0	0	0	0	0	0	0
24 Brian Giles, L (1, 9) OBP: 0.382, SLG: 0.401	F8 23 2B 1B BB	1-3 2B	1-H HR 2B		K			F7		4	2	2	1	1	1	0
8 Terrmel Sledge, L (8, 9) OBP: 0.333, SLG: 0.400										0	0	0	0	0	0	0
Todd Walker, L (1, 4) OBP: 0.359, SLG: 0.401	1-2 23 2B 1B	BB	2-H HR		L8			G4-6-3 1B		4	2	3	2	1	0	0
Mike Piazza, R (1, 2) OBP: 0.334, SLG: 0.500	F8 2-3	G1-2-3 3-Hf	23 HR BB			G6-3		G4-6-3 1-2f		3	1	0	0	1	0	5
Rob Bowen, S (6, 2) OBP: 0.324, SLG: 0.352										1	0	0	0	0	0	1
23 Adrián González, L (1, 3) OBP: 0.350, SLG: 0.494	1-H 1B 3-H 2B	HR BB; 1-H HR				K			K	3	3	2	4	1	1	0
Mark Bellhorn, S (8, 3) OBP: 0.285, SLG: 0.344										1	0	0	0	0	1	0
Mike Cameron, R (1, 8) OBP: 0.351, SLG: 0.476	2-H 34 BB 1B	1-H HR; K				K			P5	4	1	2	3	0	2	0
Ben Johnson, R (7, 8) OBP: 0.328, SLG: 0.420										1	0	0	0	0	0	0
34 Russell Branyan, L (1, 5) OBP: 0.313, SLG: 0.493	1-2 BB	1B 2B		K			K	F8		4	1	1	0	1	2	0
Geoff Blum, S (1, 6) OBP: 0.285, SLG: 0.373	F8	P4		K			1-2 2B			4	0	1	0	0	1	3
Woody Williams, R (1, 1) OBP: 0.224, SLG: 0.213		F8	F8	K			K			3	0	0	0	0	1	1
Jon Knott, R (7, PH)										1	0	0	0	0	1	1
Brian Sweeney, R (7, 1)										0	0	0	0	0	0	0
Inning Stats	R: 3 E: 0 K: 1 S: 18 H: 3 LOB: 2 BB: 2 P: 40	R: 0 E: 0 K: 0 S: 13 H: 2 LOB: 2 BB: 1 P: 21	R: 8 E: 0 K: 1 S: 27 H: 6 LOB: 0 BB: 2 P: 48	R: 0 E: 0 K: 3 S: 9 H: 0 LOB: 0 BB: 0 P: 13	R: 0 E: 0 K: 1 S: 5 H: 0 LOB: 0 BB: 0 P: 5	R: 0 E: 0 K: 2 S: 10 H: 0 LOB: 0 BB: 0 P: 17	R: 0 E: 0 K: 2 S: 13 H: 1 LOB: 1 BB: 0 P: 20	R: 0 E: 0 K: 0 S: 6 H: 1 LOB: 0 BB: 0 P: 7	R: 0 E: 0 K: 1 S: 8 H: 0 LOB: 0 BB: 0 P: 13	1B: 5 2B: 5 3B: 0 HR: 3	SF: 0 SAC: 0 DP: 2 HBP: 0						

PITCHER	IP	WLS	BF	H	R	ER	SO	BB	IBB	HBP	BLK	WP	HR	S	P	ERA	WHIP
58 Chad Billingsley, R (1, 1) ERA: 3.32	1.0	L	8	3	3	3	1	2	0	0	0	0	0	18	40	27.00	5.000
50 Eric Stults, L (2, 1) ERA: 6.75	1.2		11	5	4	4	0	2	0	0	0	0	1	31	50	21.60	4.200
47 Tim Hamulack, L (3, 1) ERA: 6.35	0.1		5	3	4	4	1	1	0	0	0	0	2	9	19	108.00	12.000
Mark Hendrickson, L (4, 1) ERA: 4.28	4.0		13	1	0	0	8	0	0	0	0	0	0	37	55	0.00	0.250
Elmer Dessens, R (8, 1) ERA: 4.22	1.0		3	1	0	0	0	0	0	0	0	0	0	6	7	0.00	1.000

PITCHER	IP	WLS	BF	H	R	ER	SO	BB	IBB	HBP	BLK	WP	HR	S	P	ERA	WHIP
Giovanni Carrara, R (9, 1) ERA: 4.85	1.0		3	0	0	0	1	0	0	0	0	0	0	8	13	0.00	0.000

TOP

San Diego Padres @ Los Angeles Dodgers

Dodger Stadium, Los Angeles, CA

Sat Sep 16 2006, 7:10 PM PDT

Att. 55,781 - Clear - 73 F

livebaseballscorecards.com

AB	38
R	11
H	13
RBI	11
BB	5
SO	11
LOB	12

1B: 5 2B: 5 3B: 0 HR: 3 SF: 0 SAC: 0 DP: 2 HBP: 0

WP: 0 PB: 0 SB: 0 CS: 0 PA: 43

BOTTOM

San Diego Padres @ Los Angeles Dodgers

Dodger Stadium, Los Angeles, CA

Sat Sep 16 2006, 7:10 PM PDT

Att. 55,781 - Clear - 73 F

livebaseballscorecards.com

Batter	1	2	3	4	5	6	7	8	9	AB	R	H	RBI	BB	SO	LOB
15 Rafael Furcal, S (1, 6) OBP: 0.364, SLG: 0.437 18 Ramon Martinez, R (5, 6) OBP: 0.342, SLG: 0.363	HR	G1-3			F9			F8		2	1	1	1	0	0	1
										2	0	0	0	0	0	0
Kenny Lofton, L (1, 8) OBP: 0.359, SLG: 0.397 27 Matt Kemp, R (4, 8) OBP: 0.299, SLG: 0.469	G4-3		P6		G5-3			G6-3 17 WP 2B		2	0	0	0	0	0	0
										2	1	1	0	0	0	0
Julio Lugo, R (1, 4) OBP: 0.350, SLG: 0.437 Oscar Robles, L (8, 4) OBP: 0.294, SLG: 0.241	G6-3		K		K			G6-3 2-3		3	0	0	0	0	2	0
										1	0	0	0	0	0	1
12 Jeff Kent, R (1, 3) OBP: 0.371, SLG: 0.470 17 Jason Repko, R (4, 9) OBP: 0.333, SLG: 0.376 (8, 7)	BB 1B		WP 1B			G5-3		G6-3 3-H		2	0	2	0	0	0	0
										2	0	0	0	0	0	0
J.D. Drew, L (1, 9) OBP: 0.384, SLG: 0.468 Mark Hendrickson, L (4, 1) 49 Delwyn Young, S (8, 9)	BB 1-2		BB 1-2			L8			P5	0	0	0	0	2	0	0
										1	0	0	0	0	0	0
										1	0	0	0	0	0	0
Wilson Betemit, S (1, 5) OBP: 0.325, SLG: 0.487	G3-1		K			F7			1B 1B	4	0	1	0	0	1	4
16 Andre Ethier, L (1, 7) OBP: 0.373, SLG: 0.497 Elmer Dessens, R (8, 1) Giovanni Carrara, R (9, 1) Einar Díaz, R (9, PH) OBP: 0.667, SLG: 0.667		F7		7 G4-6-3 1B			G3-1		1-2 1B	3	0	1	0	0	0	0
										0	0	0	0	0	0	0
										0	0	0	0	0	0	0
										1	0	1	0	0	0	0
55 Russell Martin, R (1, 2) OBP: 0.357, SLG: 0.431 Toby Hall, R (5, 2) OBP: 0.280, SLG: 0.399		K		P6			P4		K	2	0	0	0	0	1	1
										2	0	0	0	0	1	2
58 Chad Billingsley, R (1, 1) OBP: 0.200, SLG: 0.091 50 Eric Stults, L (2, 1) OBP: 0.667, SLG: 0.667 47 Tim Hamulack, R (3, 1) 7 James Loney, L (4, 3) OBP: 0.330, SLG: 0.477	1B			G4-6-3 1-2f			L7		K	0	0	0	0	0	0	0
										1	0	1	0	0	0	0
										0	0	0	0	0	0	0
										3	0	0	0	0	1	3

Inning Stats	1	2	3	4	5	6	7	8	9
R	1	0	0	0	0	0	0	1	0
H	2	1	1	1	0	0	0	1	2
E	0	0	0	0	0	0	0	0	0
LOB	2	1	2	0	0	0	0	0	2
K	0	1	0	0	1	0	0	0	2
BB	1	0	1	0	0	0	0	0	0
S	15	9	16	6	8	5	7	8	16
P	22	12	24	7	13	5	11	9	28

AB	34
R	2
H	8
RBI	1
BB	2
SO	6
LOB	12

PITCHER		IP	WLS	BF	H	R	ER	SO	BB	IBB	HBP	BLK	WP	HR	S	P	ERA	WHIP	PITCHER	IP	WLS	BF	H	R	ER	SO	BB	IBB	HBP	BLK	WP	HR	S	P	ERA	WHIP
Woody Williams, R ERA: 3.69	(1, 1)	6.0	W	24	5	1	1	4	2	0	0	0	1	1	59	83	1.50	1.167																	
Brian Sweeney, R ERA: 3.38	(7, 1)	3.0	S	12	3	1	1	2	0	0	0	0	1	0	31	48	3.00	1.000																	

1B	6
2B	1
3B	0
HR	1
SF	0
SAC	0
DP	1
HBP	0
WP	2
PB	0
SB	0
CS	0
PA	36

Batter	1	2	3	4	5	6	7	8	9	AB	R	H	RBI	BB	SO	LOB
Dave Roberts, L (1, 7) OBP: 0.369, SLG: 0.406	C B F X 1-2 24 1B 1B		B X 1-0 24 G4-3 1B		C B 2 SAFE B C F B F X 3-2 ② G4-3 2-3		L S B F B B C 3-3 ③ K		B B I I 4-0 1-2 2-3 IBB	4	0	2	0	1	1	1
24 Brian Giles, L (1, 9) OBP: 0.381, SLG: 0.400	1 SAFE B B X 2-0 1-2 1B		C F B 1 SAFE 1 SAFE X 1-2 ① ② G4-3 1-2f		X 0-0 ③ G6-3			B X 1-0 ① P4	F F F D B C 2-3 ② K	5	0	1	0	0	1	5
Todd Walker, L (1, 4) OBP: 0.360, SLG: 0.402 Josh Barfield, R (8, PR) OBP: 0.321, SLG: 0.426 (8, 4)	L B F F F F S 1-3 ① K		X 0-0 1B			C B B F X 2-2 ① F8		C C F X 0-2 1B	X 0-0 ③ P3	4 1	0 0	2 0	0 0	0 0	1 0	2 3
23 Adrián González, L (1, 3) OBP: 0.347, SLG: 0.490	B B X 2-0 ② F7		B C B F B F S 3-3 ③ K			B C F B X 2-2 ② G4-3		C 1 SAFE B T F F 1 SAFE F S 1-3 ② K		4	0	0	0	0	2	4
34 Russell Branyan, L (1, 5) OBP: 0.311, SLG: 0.502 Manny Alexander, R (9, 5) OBP: 0.222, SLG: 0.320	C F B F T 1-2 ③ K			C F S 0-3 ① K		X 0-0 HR		C 1 SAFE F X 0-2 ③ F9		4 0	1 0	1 0	1 0	0 0	2 0	3 0
Mike Cameron, R (1, 8) OBP: 0.351, SLG: 0.473		L C B B B X 3-2 ① G6-3		C B C B F S 2-3 ② K		B B C F B B 4-2 BB			X 0-0 ① L9	3	0	0	0	1	1	0
28 Josh Bard, S (1, 2) OBP: 0.391, SLG: 0.478 3 Khalil Greene, R (9, PR) OBP: 0.320, SLG: 0.430 Rob Bowen, S (9, 2) OBP: 0.324, SLG: 0.352		X 0-0 ② G4-3		F B C B C 2-3 ③ K		1 SAFE C C B B 1 SAFE X 2-2 ③ G5-3			S F B B X 2-2 8 1B BB 1B	4 0 0	0 1 0	1 0 0	0 0 0	0 0 0	1 0 0	1 0 0
Geoff Blum, S (1, 6) OBP: 0.293, SLG: 0.381		B C F B B X 2-2 1B			S B F X 1-2 G4-3 2B		B C X 1-1 ① G4-3		B F B B B 4-1 WP 8 1B 1-2 BB	3	0	2	0	1	0	0
32 Chris Young, R (1, 1) OBP: 0.143, SLG: 0.224 18 Paul McAnulty, L (7, PH) OBP: 0.333, SLG: 0.636 43 Cla Meredith, R (7, 1) Scott Linebrink, R (8, 1) 8 Terrmel Sledge, L (9, PH) OBP: 0.344, SLG: 0.411 Trevor Hoffman, R (9, 1)		C C S 0-3 ③ K			L L L 0-3 ① K		S X 0-1 ② F9		B F X 1-1 WP 1-2 2-H 1B	2 1 0 0 1 0	0 0 0 0 0 0	0 0 0 0 1 0	0 0 0 0 1 0	0 0 0 0 0 0	2 0 0 0 0 0	2 0 0 0 0 0
Inning Stats	R: 0 H: 2 E: 0 LOB: 2 K: 2 BB: 0 S: 15 P: 22	R: 0 H: 1 E: 0 LOB: 1 K: 1 BB: 0 S: 10 P: 15	R: 0 H: 2 E: 0 LOB: 1 K: 1 BB: 0 S: 9 P: 14	R: 0 H: 0 E: 0 LOB: 0 K: 3 BB: 0 S: 10 P: 14	R: 0 H: 1 E: 0 LOB: 1 K: 1 BB: 0 S: 12 P: 16	R: 1 H: 1 E: 0 LOB: 1 K: 0 BB: 1 S: 12 P: 22	R: 0 H: 0 E: 0 LOB: 0 K: 1 BB: 0 S: 8 P: 12	R: 0 H: 1 E: 0 LOB: 1 K: 1 BB: 0 S: 13 P: 15	R: 1 H: 2 E: 0 LOB: 3 K: 1 BB: 2 S: 13 P: 26	1B: 8 SF: 0 2B: 1 SAC: 0 3B: 0 DP: 1 HR: 1 HBP: 0						WP: 1 PA: 39 PB: 0 SB: 0 CS: 0

PITCHER		IP	WLS	BF	H	R	ER	SO	BB	IBB	HBP	BLK	WP	HR	S	P	ERA	WHIP
Derek Lowe, R ERA: 3.69	(1, 1)	7.0		28	7	1	1	9	1	0	0	0	0	1	76	115	1.29	1.143
Joe Beimel, L ERA: 3.13	(8, 1)	1.0		4	1	0	0	1	0	0	0	0	0	0	13	15	0.00	1.000
51 Jonathan Broxton, R ERA: 2.61	(9, 1)	1.0	L	7	2	1	1	1	1	1	0	0	1	0	13	26	9.00	3.000

PITCHER	IP	WLS	BF	H	R	ER	SO	BB	IBB	HBP	BLK	WP	HR	S	P	ERA	WHIP

TOP

San Diego Padres @ Los Angeles Dodgers

Dodger Stadium, Los Angeles, CA

Sun Sep 17 2006, 1:10 PM PDT

Att. 54,601 - Sunny - 88 F

livebaseballscorecards.com

AB	36
R	2
H	10
RBI	2
BB	3
SO	11
LOB	21

San Diego Padres @ Los Angeles Dodgers

Dodger Stadium, Los Angeles, CA

Sun Sep 17 2006, 1:10 PM PDT

Att. 54,601 - Sunny - 88 F

livebaseballscorecards.com

BOTTOM

Batter	1	2	3	4	5	6	7	8	9	AB	R	H	RBI	BB	SO	LOB
15 Rafael Furcal, S (1, 6) OBP: 0.364, SLG: 0.435	F X 0-1 G6-3 ①		C C T 0-2 K ②		B F C X 1-2 G4-3 ②		B C B S X 2-2 E S 1B		B B B C C B 4-2 BB	4	0	1	0	1	1	0
Kenny Lofton, L (1, 8) OBP: 0.361, SLG: 0.396	B F F F B X 2-2 F7 ②		C B B F F B X 3-2 1B		B F F B B B 4-2 S BB		B 1 SAFE 1 SAFE B I I 1-3 4-0 S IBB		B C C C B F F B X 3-2 F8 ③	3	0	1	0	2	0	1
Julio Lugo, R (1, 4) OBP: 0.350, SLG: 0.434	B C S B B B 4-2 BB		C 1 SAFE X 0-1 F9 ③		1 SAFE 1 SAFE B C B B X 3-1 P5 ③ 1-2		C F S 0-3 K ③ 1-2			3	0	0	0	1	1	4
12 Jeff Kent, R (1, 3) OBP: 0.370, SLG: 0.467	1 SAFE X 0-0 F7 ③			S C F B B X 2-2 P6 ①		F F B B B F X 3-2 F7 ①		B B X 2-0 1B		4	0	1	0	0	0	1
J.D. Drew, L (1, 9) OBP: 0.383, SLG: 0.465		C S B C 1-3 K ①		F B B S B F B 4-2 BLK BB		B B S X 2-1 F7 ②		F B 1 SAFE C B X 2-2 P3 ①		3	0	0	0	1	1	1
Wilson Betemit, S (1, 5) OBP: 0.324, SLG: 0.482		C X 0-1 F7 ②		B B F B B 4-1 1-2 BB		S B B F B S F X 2-2 F8 ③		S F F S 0-3 K ②		3	0	0	0	1	1	1
16 Andre Ethier, L (1, 7) OBP: 0.372, SLG: 0.493	C B B B B S B 4-2 55 FC6-4 BB		B B C C T 2-2 K ②				C B X 1-1 G4-3 ①	S 1 SAFE S F 1 SAFE B F F F 1-3 S K ③		3	0	0	0	1	2	3
55 Russell Martin, R (1, 2) OBP: 0.356, SLG: 0.437	1 SAFE B X 1-0 FC6-4 ③ 1-2f			F C X 0-2 G1-3 ③			C B F B X 2-2 HR		X 0-0 P3 ①	4	1	1	1	0	0	3
Derek Lowe, R (1, 1) OBP: 0.154, SLG: 0.133			C B F X 1-2 G6-3 ①		C C F B S 1-3 K ①		C F S 0-3 K ②		F B S B B B S 3-3 K ②	2	0	0	0	0	1	0
21 Marlon Anderson, L (7, PH) OBP: 0.337, SLG: 0.444										1	0	0	0	0	1	0
Joe Beimel, L (8, 1)										0	0	0	0	0	0	0
51 Jonathan Broxton, R (9, 1)										0	0	0	0	0	0	0
5 Nomar Garciaparra, R (9, PH) OBP: 0.371, SLG: 0.500										1	0	0	0	0	1	0
Inning Stats	R: 0 E: 0 K: 0 S: 9 H: 0 LOB: 1 BB: 1 P: 15	R: 0 E: 0 K: 1 S: 8 H: 0 LOB: 1 BB: 1 P: 14	R: 0 E: 0 K: 1 S: 12 H: 1 LOB: 1 BB: 0 P: 16	R: 0 E: 0 K: 1 S: 14 H: 0 LOB: 2 BB: 2 P: 26	R: 0 E: 0 K: 1 S: 11 H: 0 LOB: 1 BB: 1 P: 20	R: 0 E: 0 K: 0 S: 10 H: 0 LOB: 0 BB: 0 P: 17	R: 1 E: 0 K: 2 S: 14 H: 2 LOB: 2 BB: 1 P: 23	R: 0 E: 0 K: 2 S: 15 H: 1 LOB: 1 BB: 0 P: 20	R: 0 E: 0 K: 1 S: 11 H: 0 LOB: 1 BB: 1 P: 21	1B: 3 2B: 0 3B: 0 HR: 1	SF: 0 SAC: 0 DP: 0 HBP: 0						

	AB	31
	R	1
	H	4
	RBI	1
	BB	7
	SO	9
	LOB	14

WP: 0 PB: 0 SB: 3 CS: 0 PA: 38

PITCHER		IP	WLS	BF	H	R	ER	SO	BB	IBB	HBP	BLK	WP	HR	S	P	ERA	WHIP
32 Chris Young, R ERA: 3.63	(1, 1)	6.0		24	1	0	0	4	5	0	0	1	0	0	64	108	0.00	1.000
43 Cla Meredith, R ERA: 0.86	(7, 1)	1.0	B	6	2	1	1	2	0	1	0	0	0	1	14	23	9.00	2.000
Scott Linebrink, R ERA: 3.59	(8, 1)	1.0	W	4	1	0	0	2	0	0	0	0	0	0	15	20	0.00	1.000
Trevor Hoffman, R ERA: 1.8	(9, 1)	1.0	S	4	0	0	0	1	1	0	0	0	0	0	11	21	0.00	1.000

PITCHER	IP	WLS	BF	H	R	ER	SO	BB	IBB	HBP	BLK	WP	HR	S	P	ERA	WHIP

Batter	1	2	3	4	5	6	7	8	9	10	AB	R	H	RBI	BB	SO	LOB
Dave Roberts, L (1, 7) OBP: 0.365, SLG: 0.401	G4-3	K		CS 1-2	K	K		K 1-2		L8	6	0	0	0	0	4	2
24 Brian Giles, L (1, 9) OBP: 0.380, SLG: 0.401	K	1B			F9	E5 23 SH3		F9 2-3		28 1B 2B	6	1	2	0	0	1	1
23 Adrián González, L (1, 3) OBP: 0.351, SLG: 0.492	2B 1B	K			34 BB BB 1B		SH3 1-2		0-0 28 2B SH1-4 WP 1B	4-0 28 1B IBB	4	2	3	0	1	1	1
Mike Piazza, R (1, 2) OBP: 0.338, SLG: 0.503 3 Khalil Greene, R (7, PR) OBP: 0.320, SLG: 0.430 Manny Alexander, R (7, 5) OBP: 0.222, SLG: 0.320 18 Paul McAnulty, L (10, PH) OBP: 0.308, SLG: 0.583 Rudy Seanez, R (10, 1)	3B 1-H 2B		G5-3		34 BB 1-2 BB		28 G5-4-3 IBB		SH1-4 1-2	F8	2 0 0 1 0	1 0 0 0 0	1 0 0 0 0	1 0 0 0 0	2 0 0 0 0	0 0 0 0 0	0 0 0 2 0
34 Russell Branyan, L (1, 5) OBP: 0.316, SLG: 0.500 28 Josh Bard, S (7, PH) OBP: 0.395, SLG: 0.485 (7, 2)	3B BB	K			1-2 2-3 BB		G5-4-3 1-2f		WP SF8 2B 2-3	BB 1-3 2-H 1B	1 3	1 1	0 2	0 1	2 0	1 0	0 2
Mike Cameron, R (1, 8) OBP: 0.354, SLG: 0.477	1B 1-H 2-H 3B		CS 1B		F9			L9	SF8 WP 1B IBB	1-2 BB	4	2	2	2	2	0	3
Geoff Blum, S (1, 6) OBP: 0.298, SLG: 0.387	3-H 1B		CS 1-2	P6		8 G4-3 2B		2B BB	SF8 1-3 2-H 3-H	F9	4	1	2	2	1	0	3
Josh Barfield, R (1, 4) OBP: 0.322, SLG: 0.428	F8			E6 CS		K		1-H 1B 2B	3-H 1B		5	1	2	2	0	1	2
44 Jake Peavy, R (1, 1) OBP: 0.179, SLG: 0.536 8 Terrmel Sledge, L (6, PH) OBP: 0.308, SLG: 0.364 Alan Embree, L (6, 1) 43 Cla Meredith, R (6, 1) Todd Walker, L (6, PH) OBP: 0.321, SLG: 0.500 Scott Linebrink, R (6, 1) 29 Jack Cust, L (9, PH) OBP: 0.313, SLG: 0.333 Jon Adkins, L (9, 1) Trevor Hoffman, R (9, 1) Mark Bellhorn, S (10, 5) OBP: 0.286, SLG: 0.346		K			P4		G4-3 2-3		24 WP S 3-H 1B	G3	2 1 0 0 1 0 0 1 0 0	0 0 0 0 1 0 0 0 0 0	0 0 0 0 1 0 0 0 0 0	0 0 0 0 1 0 0 0 0 0	1 0 0 0 0 0 0 0 0 0	1 1 0 0 0 0 0 0 0 0	1 1 0 0 0 0 0 1 0 0

TOP

San Diego Padres @ Los Angeles Dodgers

Dodger Stadium, Los Angeles, CA

Mon Sep 18 2006, 7:10 PM PDT

Att. 55,831 - Clear - 80 F

livebaseballscorecards.com

AB	41
R	10
H	15
RBI	9
BB	8
SO	9
LOB	19

Inning Stats	1	2	3	4	5	6	7	8	9	10	1B: 9	SF: 1	WP: 2	PA: 54
	R: 4 E: 0 K: 1 S: 21	H: 4 LOB: 1 BB: 1 P: 34	R: 0 E: 0 K: 3 S: 16	H: 1 LOB: 1 BB: 0 P: 23	R: 0 E: 0 K: 1 S: 12	H: 1 LOB: 0 BB: 0 P: 19	R: 0 E: 1 K: 0 S: 7	H: 0 LOB: 0 BB: 0 P: 10	R: 0 E: 0 K: 1 S: 13	H: 1 LOB: 3 BB: 2 P: 23	2B: 5 3B: 1 HR: 0	SAC: 2 DP: 1 HBP: 0	PB: 0 SB: 1 CS: 2	
	R: 0 E: 0 K: 2 S: 8	H: 1 LOB: 1 BB: 0 P: 13	R: 0 E: 1 K: 0 S: 6	H: 0 LOB: 2 BB: 1 P: 13	R: 2 E: 0 K: 1 S: 11	H: 2 LOB: 1 BB: 1 P: 23	R: 3 E: 0 K: 0 S: 13	H: 3 LOB: 1 BB: 1 P: 20	R: 1 E: 0 K: 0 S: 12	H: 2 LOB: 3 BB: 2 P: 23				

PITCHER	IP	WLS	BF	H	R	ER	SO	BB	IBB	HBP	BLK	WP	HR	S	P	ERA	WHIP
31 Brad Penny, R (1, 1) ERA: 4.13	5.0		24	7	4	4	6	3	0	0	0	0	0	69	109	7.20	2.000
Brett Tomko, R (6, 1) ERA: 4.96	1.0		4	1	0	0	2	0	0	0	0	0	0	8	13	0.00	1.000
Joe Beimel, L (7, 1) ERA: 3.08	1.0		4	0	0	0	0	0	1	0	0	0	0	6	13	0.00	0.000
51 Jonathan Broxton, R (8, 1) ERA: 2.83	1.0		6	2	2	2	1	1	0	0	0	1	0	11	23	18.00	3.000
44 Takashi Saito, R (9, 1) ERA: 2.28	1.0		7	3	3	3	0	0	1	0	0	1	0	13	20	27.00	3.000

PITCHER	IP	WLS	BF	H	R	ER	SO	BB	IBB	HBP	BLK	WP	HR	S	P	ERA	WHIP
Aaron Sele, R (10, 1) ERA: 4.4	1.0	W	7	2	1	1	0	1	1	0	0	0	0	12	23	9.00	3.000

Batter	1	2	3	4	5	6	7	8	9	10	AB	R	H	RBI	BB	SO	LOB
15 Rafael Furcal, S (1, 6) OBP: 0.364, SLG: 0.439	C X 0-1 5 G6-4-3 1B 12 2B 1B		C B F F X 1-2 HR	B B C F D X 3-2 ③ G4-3		F B X 1-1 ① FC4-2 1-2 2-3 3-Hf		C S F 1 SAFE X 0-2 ② F7	X 0-0 ③ F9		6	2	2	1	0	0	5
Kenny Lofton, L (1, 8) OBP: 0.363, SLG: 0.399	B 1 SAFE X 1-0 5 G6-4-3 1-2 1B		B F F B C 2-3 ① K		B F S B F S 2-3 ① K	X 0-0 ② ③ G1-2-3 3-Hf		B F B X 2-1 1-3 2B		C B B S B B 4-2 5 HR BB	5	1	2	0	1	2	3
5 Nomar Garciaparra, R (1, 3) OBP: 0.371, SLG: 0.507	B X 1-0 ① ② G6-4-3 1-2f 2-3		B S B X 2-1 ② F9		S X 0-1 55 FC5 2B		B C F X 1-2 ① L7	C F D S 1-3 ③ K		B C B B X 3-1 1-H HR	6	1	2	2	0	1	5
12 Jeff Kent, R (1, 4) OBP: 0.375, SLG: 0.485	F B F B X 2-2 3-H 2B		X 0-0 2B 2B		B X 1-0 ② G6-3		S B X 1-1 FC6 1B		B X 1-0 HR		5	2	4	2	0	0	1
J.D. Drew, L (1, 9) OBP: 0.385, SLG: 0.474	F B C C 1-3 ③ K		S B F B F X 2-2 2-H 2B		4-0 55 FC5 IBB		B F B C B X 3-2 ② FC6 1-2f		C B B X 2-1 HR		4	1	2	2	1	1	2
55 Russell Martin, R (1, 2) OBP: 0.355, SLG: 0.442		B C F B F F X 2-2 ① G1-3	X 0-0 ③ L1		B S B D X 3-1 ③ FC5 1-2 2-3f		X 0-0 ③ G1-3		X 0-0 HR		5	1	1	1	0	0	4
21 Marlon Anderson, L (1, 7) OBP: 0.349, SLG: 0.488	C X 0-1 HR			S C F B B B F F X 3-2 S 1B		C F F X 0-2 SH BB 15 FC4-2 1B		C B B X 2-1 1B 3B	X 0-0 HR		5	3	5	2	0	0	0
Wilson Betemit, S (1, 5) OBP: 0.326, SLG: 0.481 Julio Lugo, R (8, PR) OBP: 0.349, SLG: 0.433 (9, 5)	B F X 1-1 ② G4-3			B 1 SAFE F 1 SAFE S B S 2-3 ① K 1-2		B 1 SAFE L B B F 1 SAFE F F 4-2 15 FC4-2 SH 1-2 G1-2-3 BB		S F F X 0-2 2B 3-H 1B	X 0-0 ① F8		3 1	0 0	1 0	1 0	1 0	1 0	1 0
31 Brad Penny, R (1, 1) OBP: .000, SLG: 0.000 Brett Tomko, R (8, 1) OBP: 0.154, SLG: 0.120 Oscar Robles, L (8, PR) OBP: 0.000, SLG: 0.000 Joe Beimel, L (7, 1) 51 Jonathan Broxton, R (8, 1) Olmedo Saenz, R (8, PH) OBP: 0.347, SLG: 0.444 44 Takashi Saito, L (9, 1) 16 Andre Ethier, L (9, PH) OBP: 0.371, SLG: 0.452 Aaron Sele, R (10, 1) OBP: 0.000, SLG: 0.000	C B F S 1-3 ③ K		X 0-0 ② L6			B X 1-0 SH 15 FC4-2 1-2 2-3		C F S 0-3 ① K	B C C F B F X 2-2 ② P6		2 0 0 0 0 0 0 0 1 0	0 0 0 0 0 0 0 0 0 0	0 0 0 0 0 0 0 0 0 0	0 0 0 0 0 0 0 0 0 0	1 0 0 0 0 0 1 0 0 0	1 0 0 0 0 0 1 0 0 0	
Inning Stats	R: 1 E: 0 K: 1 S: 10 H: 3 LOB: 1 BB: 0 P: 15	R: 1 E: 0 K: 1 S: 12 H: 1 LOB: 0 BB: 0 P: 16	R: 2 E: 0 K: 1 S: 15 H: 3 LOB: 1 BB: 0 P: 22	R: 0 E: 0 K: 1 S: 13 H: 1 LOB: 1 BB: 0 P: 21	R: 0 E: 0 K: 1 S: 9 H: 1 LOB: 2 BB: 1 P: 19	R: 0 E: 0 K: 0 S: 12 H: 1 LOB: 2 BB: 1 P: 18	R: 0 E: 0 K: 0 S: 9 H: 1 LOB: 1 BB: 0 P: 14	R: 1 E: 0 K: 2 S: 18 H: 3 LOB: 3 BB: 0 P: 23	R: 4 E: 0 K: 0 S: 12 H: 4 LOB: 0 BB: 0 P: 17	R: 2 E: 0 K: 0 S: 4 H: 1 LOB: 0 BB: 1 P: 11	1B: 6 2B: 5 3B: 1 HR: 7	SF: 0 SAC: 1 DP: 2 HBP: 0					

PITCHER		IP	WLS	BF	H	R	ER	SO	BB	IBB	HBP	BLK	WP	HR	S	P	ERA	WHIP
44 Jake Peavy, R ERA: 4.25	(1, 1)	5.0		24	9	4	4	5	0	1	0	0	0	2	59	93	7.20	1.800
Alan Embree, L ERA: 3.44	(6, 1)	0.0		3	1	0	0	0	1	0	0	0	0	0	9	14	∞	∞
43 Cla Meredith, R ERA: 0.82	(6, 1)	2.0		6	1	0	0	0	0	0	0	0	0	0	12	18	0.00	0.500
Scott Linebrink, R ERA: 3.67	(8, 1)	1.0	H	6	3	1	1	2	0	0	0	0	0	0	18	23	9.00	3.000
Jon Adkins, R ERA: 3.51	(9, 1)	0.0		2	2	2	2	0	0	0	0	0	0	2	3	6	∞	∞

PITCHER		IP	WLS	BF	H	R	ER	SO	BB	IBB	HBP	BLK	WP	HR	S	P	ERA	WHIP
Trevor Hoffman, R ERA: 2.09	(9, 1)	1.0	B	5	2	2	2	0	0	0	0	0	0	2	9	11	18.00	2.000
Rudy Seanez, R ERA: 5.12	(10, 1)	0.0	L	2	1	2	2	0	1	0	0	0	0	1	4	11	∞	∞

BOTTOM

San Diego Padres @ Los Angeles Dodgers

Dodger Stadium, Los Angeles, CA

Mon Sep 18 2006, 7:10 PM PDT

Att. 55,831 - Clear - 80 F

livebaseballscorecards.com

AB	44
R	11
H	19
RBI	11
BB	3
SO	7
LOB	23

WP: 0 PB: 0 SB: 1 CS: 0

PA: 48

Batter	1	2	3	4	5	6	7	8	9	AB	R	H	RBI	BB	SO	LOB
6 Chris Duffy, L (1, 8) OBP: 0.310, SLG: 0.326	C F B X 1-2 G4-3 ①		C B S B B F S 3-3 K ①		B F X 1-1 G4-3 ③		B X 1-0 G3 ②	C F S 0-3 K ③		5	0	0	0	0	2	1
2 Jack Wilson, R (1, 6) OBP: 0.314, SLG: 0.371	X 0-0 12 CS 1B		B S C F X 1-2 G1-3 ②			B C S B F B S 3-3 K ①	X 0-0 F9 ③		C B F S 1-3 K ①	5	0	1	0	0	2	0
12 Freddy Sanchez, R (1, 5) OBP: 0.377, SLG: 0.472	D F F F B 1 SAFE S 2-3 K ② ③ 1-2		X 0-0 F9 ③			C S X 0-2 2B HR 1B		B B X 2-0 E 26 1B 1B	C B C B F B X 3-2 F9 ②	5	2	2	0	0	1	1
Jason Bay, R (1, 7) OBP: 0.392, SLG: 0.541		B F X 1-1 F8 ①		B B C F B C 3-3 K ①		S C D X 1-2 1-3 HR 2B		S X 0-1 E 26 1B 1-2 1B	C B B C S S 2-3 K ③	5	2	2	0	0	2	0
Xavier Nady, R (1, 3) OBP: 0.344, SLG: 0.468		C F X 0-2 26 BB 1B 1B		B B X 2-0 HR		I I I I 4-0 HR IBB		X 0-0 FC4 FC4-6 26 1B 41 WP 1-2 2-3		3	4	2	1	1	0	2
26 Ronny Paulino, R (1, 2) OBP: 0.373, SLG: 0.407		B B B B 4-0 1B 1-2 BB		B C T X 1-2 G5-3 ②		C B S 1-3 K ②		B B X 2-0 FC4-6 1-2 2-H 3-H 1B		3	0	1	2	1	1	3
José Bautista, R (1, 9) OBP: 0.342, SLG: 0.425		C B C F B X 2-2 1-2 2-H 1B		B F B B C F C 3-3 K ③		B D X 2-0 1-H 2-H 3-H HR		M B F F D F F X 2-2 FC4-6 41 WP 41 2B 1-2f 2-3 ①		4	2	2	5	0	1	2
Jose Castillo, R (1, 4) OBP: 0.304, SLG: 0.393		C D B C S 2-3 K ②			X 0-0 L4 ①	B F S S 1-3 K ③		F B C F C 1-3 K ②		4	0	0	0	0	3	4
45 Ian Snell, R (1, 1) OBP: 0.093, SLG: 0.077 10 Rajai Davis, R (7, PH) OBP: 0.250, SLG: 0.273 Damaso Marte, L (7, 1) 41 Ryan Doumit, S (8, PH) OBP: 0.314, SLG: 0.417 55 Matt Capps, R (8, 1) 34 John Grabow, L (9, 1)		S B F S 1-3 K ③			C S F S 0-3 K2-3 ②	C C F S 0-3 K ①	S C B B F F F B X 3-2 1-H 3-H 2B			2 1 0 1 0 0	0 0 0 0 0 0	0 0 0 1 0 0	0 0 0 1 0 0	0 0 0 0 0 0	2 1 0 0 0 0	2 0 0 0 0 0
Inning Stats	R: 0 H: 1 E: 0 LOB: 0 K: 1 BB: 0 S: 9 P: 12	R: 1 H: 2 E: 0 LOB: 2 K: 2 BB: 1 S: 15 P: 25	R: 0 H: 0 E: 0 LOB: 0 K: 1 BB: 0 S: 9 P: 13	R: 1 H: 1 E: 0 LOB: 0 K: 2 BB: 0 S: 11 P: 20	R: 0 H: 0 E: 0 LOB: 0 K: 1 BB: 0 S: 7 P: 8	R: 4 H: 3 E: 0 LOB: 0 K: 3 BB: 1 S: 17 P: 29	R: 0 H: 0 E: 0 LOB: 0 K: 1 BB: 0 S: 6 P: 7	R: 4 H: 4 E: 1 LOB: 1 K: 2 BB: 0 S: 24 P: 34	R: 0 H: 0 E: 0 LOB: 0 K: 2 BB: 0 S: 10 P: 16	1B: 7 2B: 2 3B: 0 HR: 2	SF: 0 SAC: 0 DP: 0 HBP: 0					

PITCHER		IP	WLS	BF	H	R	ER	SO	BB	IBB	HBP	BLK	WP	HR	S	P	ERA	WHIP
56 Hung-Chih Kuo, L ERA: 4.72	(1, 1)	5.1	L	23	6	5	5	8	1	1	0	0	0	1	61	96	8.44	1.312
Elmer Dessens, R ERA: 4.24	(6, 1)	1.2		6	1	1	1	3	0	0	0	0	0	1	13	18	5.40	0.600
Brett Tomko, R ERA: 5.01	(8, 1)	0.2		7	4	4	1	1	0	0	0	0	1	0	21	31	13.50	6.000
Joe Beimel, L ERA: 3.06	(8, 1)	0.1		1	0	0	0	1	0	0	0	0	0	0	3	3	0.00	0.000
Giovanni Carrara, R ERA: 4.67	(9, 1)	1.0		3	0	0	0	2	0	0	0	0	0	0	10	16	0.00	0.000

PITCHER	IP	WLS	BF	H	R	ER	SO	BB	IBB	HBP	BLK	WP	HR	S	P	ERA	WHIP

TOP

Pittsburgh Pirates @ Los Angeles Dodgers

Dodger Stadium, Los Angeles, CA

Tue Sep 19 2006, 7:10 PM PDT

Att. 43,734 - Clear - 74 F

livebaseballscorecards.com

AB	38
R	10
H	11
RBI	9
BB	2
SO	15
LOB	15

WP: 1 PA: 40
PB: 0
SB: 0
CS: 1

BOTTOM

Pittsburgh Pirates @ Los Angeles Dodgers

Dodger Stadium, Los Angeles, CA

Tue Sep 19 2006, 7:10 PM PDT

Att. 43,734 - Clear - 74 F

livebaseballscorecards.com

Batter	1	2	3	4	5	6	7	8	9	AB	R	H	RBI	BB	SO	LOB
15 Rafael Furcal, S (1, 6) OBP: 0.364, SLG: 0.447	HR	FC3-6 G4-6-3 1-2f 2-3			B3-1		G4-3 1-H 3B		F8	5	2	2	2	0	0	2
Kenny Lofton, L (1, 8) OBP: 0.362, SLG: 0.396	1B 55 BB 12 1B	G4-6-3 1-2f			F7		G4-3 3-H		F8	5	0	1	1	0	0	2
5 Nomar Garciaparra, R (1, 3) OBP: 0.368, SLG: 0.502 Brett Tomko, R (8, 1) OBP: 0.154, SLG: 0.120 Joe Beimel, L (8, 1) Giovanni Carrara, R (9, 1) Olmedo Saenz, R (9, PH) OBP: 0.345, SLG: 0.543	L9		L5		F9		P4		K	4 0 0 0 1	0 0 0 0 0	0 0 0 0 0	0 0 0 0 0	0 0 0 0 1	0 0 0 0 1	1 0 0 0 0
12 Jeff Kent, R (1, 4) OBP: 0.379, SLG: 0.488 (8, 3) 7 James Loney, L (8, PH) OBP: 0.326, SLG: 0.471 (9, 3)	SAFE 1B 1-2	55 BB 1B	1B			21 WP BB		E4 55 BB 21 HR		2 1	0 1	2 1	0 0	1 0	0 0	0 0
J.D. Drew, L (1, 9) OBP: 0.383, SLG: 0.470	K	K	K		K	K		K		4	0	0	0	0	4	5
55 Russell Martin, R (1, 2) OBP: 0.356, SLG: 0.439	BB 1-2 2-3	SAFE	K			K		21 HR 1-2	BB	2	1	0	0	2	2	2
21 Marlon Anderson, L (1, 7) OBP: 0.352, SLG: 0.500	K		G6-4-3 1B			G4-3 1-2		1-H 2-H	HR	4	1	2	3	0	1	4
Wilson Betemit, S (1, 5) OBP: 0.328, SLG: 0.478		15 FC3-6 56 SH BB	G6-4-3 1-2f				15 3B BB		L9	2	1	0	0	2	0	1
56 Hung-Chih Kuo, L (1, 1) Elmer Dessens, R (6, 1) Julio Lugo, R (7, PH) OBP: 0.347, SLG: 0.431 (8, 4)		SH 15 FC3-6 1-2	K				F9		G5-3	1 0 2	0 0 0	0 0 0	0 0 0	0 0 0	1 0 0	0 0 1
Inning Stats	R: 1 E: 0 K: 2 S: 17 H: 3 LOB: 3 BB: 1 P: 26	R: 0 E: 0 K: 0 S: 10 H: 0 LOB: 1 BB: 1 P: 16	R: 0 E: 0 K: 2 S: 12 H: 1 LOB: 1 BB: 0 P: 18	R: 0 E: 0 K: 1 S: 7 H: 1 LOB: 0 BB: 0 P: 11	R: 0 E: 0 K: 0 S: 5 H: 0 LOB: 0 BB: 0 P: 8	R: 0 E: 0 K: 2 S: 11 H: 0 LOB: 1 BB: 1 P: 19	R: 2 E: 0 K: 0 S: 11 H: 1 LOB: 0 BB: 1 P: 17	R: 3 E: 1 K: 1 S: 12 H: 1 LOB: 0 BB: 1 P: 21	R: 0 E: 0 K: 1 S: 11 H: 0 LOB: 0 BB: 0 P: 16	1B: 4 2B: 0 3B: 1 HR: 2	SF: 0 SAC: 1 DP: 2 HBP: 0	WP: 1 PB: 0 SB: 0 CS: 0	PA: 39			

PITCHER		IP	WLS	BF	H	R	ER	SO	BB	IBB	HBP	BLK	WP	HR	S	P	ERA	WHIP
45 Ian Snell, R ERA: 4.67	(1, 1)	6.0	W	25	5	1	1	7	3	0	0	0	1	1	62	98	1.50	1.333
Damaso Marte, L ERA: 4.0	(7, 1)	1.0		5	1	2	2	0	1	0	0	0	0	0	11	17	18.00	2.000
55 Matt Capps, R ERA: 3.99	(8, 1)	1.0		6	1	3	2	1	1	0	0	0	0	1	12	21	18.00	2.000
34 John Grabow, L ERA: 4.19	(9, 1)	1.0		3	0	0	0	1	0	0	0	0	0	0	11	16	0.00	0.000

PITCHER	IP	WLS	BF	H	R	ER	SO	BB	IBB	HBP	BLK	WP	HR	S	P	ERA	WHIP

Batter	1	2	3	4	5	6	7	8	9	AB	R	H	RBI	BB	SO	LOB
6 Chris Duffy, L (1, 8) OBP: 0.311, SLG: 0.327	C B S B F C 2-3 ① K		F S C 0-3 ② K		X 0-0 ② B2-3		C F B B F B X 3-2 2 S 2 1B 1B	F X 0-1 2 S 1B		5	1	2	0	0	2	0
2 Jack Wilson, R (1, 6) OBP: 0.317, SLG: 0.373	B B F F F X 2-2 ② G6-3		B X 1-0 12 2B 1B		B F F B X 2-2 12 1B 1B 1B		P 1 SAFE 1 SAFE B B 1 SAFE C C X 3-2 S 12 1B E 1B 1-H	P F F F B B C 3-3 ③ K 1-2		5	3	3	1	0	1	1
12 Freddy Sanchez, R (1, 4) OBP: 0.381, SLG: 0.479	C X 0-1 2B		C C X 0-2 1-H 2B		C C 1 SAFE X 0-2 1B 1-3 1B		B F B X 2-1 S 2B 1B 1-2		X 0-0 ① F9	5	1	4	1	0	0	0
Jason Bay, R (1, 7) OBP: 0.392, SLG: 0.539	B F X 1-1 ③ F9		F F F F X 0-2 ③ F9		C X 0-1 FC6 1-3 3-H 1B		C B B F F B S 3-3 ② K 1-3 2-H		B B B B 4-0 BB	4	0	1	1	1	1	3
Xavier Nady, R (1, 9) OBP: 0.343, SLG: 0.467		C B X 1-1 ① G6-3		C S B S 1-3 ① K	F C X 0-2 ③ FC6 1-2f		C X 0-1 3-H 2B		S S S 0-3 ② K	5	0	1	1	0	2	3
26 Ronny Paulino, R (1, 2) OBP: 0.371, SLG: 0.403		B F F B B S 3-3 ② K		C B C X 1-2 ② G5-3		C B C D X 2-2 ① P6	B F D C B B 4-2 BB		C C D B S 2-3 ③ K	4	0	0	0	1	2	1
41 Ryan Doumit, S (1, 3) OBP: 0.319, SLG: 0.410		C B F B B S 3-3 ③ K		B B S B B 4-1 FC6-4 BB		B B B B 4-0 G4-6-3 BB	B B B C X 3-1 ③ G3			2	0	0	0	2	1	2
Joe Randa, R (7, 3) OBP: 0.310, SLG: 0.371										0	0	0	0	0	0	0
José Bautista, R (1, 5) OBP: 0.341, SLG: 0.431			B B C X 2-1 HR	C F X 0-2 ③ FC6-4 1-2f		X 0-0 ② ③ G4-6-3 1-2f		C S B T 1-2 ① K		4	1	1	1	0	1	2
Shawn Chacon, R (1, 1) OBP: 0.143, SLG: 0.154		C C X 0-2 ① G1-3			B B C B X 3-1 ① G5-3		B C F S 1-3 ① K	C C S 0-3 ② K		3	0	0	0	0	1	0
34 John Grabow, L (7, 1)										0	0	0	0	0	0	0
55 Matt Capps, R (7, 1)										1	0	0	0	0	1	0
16 Salomon Torres, R (8, 1) OBP: 0.200, SLG: 0.200										0	0	0	0	0	0	0

TOP

Pittsburgh Pirates @ Los Angeles Dodgers

Dodger Stadium, Los Angeles, CA

Wed Sep 20 2006, 7:10 PM PDT

Att. 46,319 - Clear - 69 F

livebaseballscorecards.com

AB	38
R	6
H	12
RBI	5
BB	4
SO	12
LOB	12

Inning Stats	1	2	3	4	5	6	7	8	9
	R: 0 H: 1 E: 0 LOB: 1 K: 1 BB: 0 S: 12 P: 17	R: 0 H: 0 E: 0 LOB: 0 K: 2 BB: 0 S: 8 P: 15	R: 2 H: 3 E: 0 LOB: 1 K: 1 BB: 0 S: 17 P: 20	R: 0 H: 0 E: 0 LOB: 1 K: 1 BB: 1 S: 10 P: 16	R: 1 H: 3 E: 0 LOB: 2 K: 0 BB: 0 S: 14 P: 19	R: 0 H: 0 E: 0 LOB: 0 K: 0 BB: 1 S: 4 P: 10	R: 3 H: 4 E: 1 LOB: 2 K: 2 BB: 1 S: 23 P: 41	R: 0 H: 1 E: 0 LOB: 1 K: 3 BB: 0 S: 13 P: 16	R: 0 H: 0 E: 0 LOB: 1 K: 2 BB: 1 S: 7 P: 13

| | | | | | | | | | |

Pittsburgh Pirates @ Los Angeles Dodgers

Dodger Stadium, Los Angeles, CA

Wed Sep 20 2006, 7:10 PM PDT

Att. 46,319 - Clear - 69 F

livebaseballscorecards.com

BOTTOM

Batter	1	2	3	4	5	6	7	8	9	AB	R	H	RBI	BB	SO	LOB
15 Rafael Furcal, S (1, 6) OBP: 0.366, SLG: 0.451	C B B X 2-1 P5 ①		C S B X 1-2 F8 ②		B X 1-0 3-H 3B		F S X 0-2 BB 1B		H 1-0 27 WP 1-2 HBP	4	0	2	1	0	0	1
Kenny Lofton, L (1, 8) OBP: 0.359, SLG: 0.394 Olmedo Saenz, R (7, PH) OBP: 0.348, SLG: 0.543 17 Jason Repko, R (7, PR) OBP: 0.333, SLG: 0.376 (8, 8) 27 Matt Kemp, R (9, PH) OBP: 0.297, SLG: 0.466	B X 1-0 P6 ②		X 0-0 F9 ③ 1-2		X 0-0 B1-3 ③		B B S S S B B 4-2 1-2 BB		B S S F B C S 3-3 K ② 1-2 2-3	3 0 0 1	0 0 0 0	0 0 0 0	0 1 0 1	0 0 0 0	0 0 0 1	2 0 0 2
5 Nomar Garciaparra, R (1, 3) OBP: 0.366, SLG: 0.498 Oscar Robles, L (9, PR) OBP: 0.294, SLG: 0.241	B X 1-0 F9 ③			F X 0-1 G5-3 ①		X 0-0 F7 ①	C C F B X 1-2 P4 ③		D B B C F B 4-2 BB	4 0	0 0	0 0	0 0	1 0	0 0	2 0
12 Jeff Kent, R (1, 4) OBP: 0.377, SLG: 0.483		X 0-0 L7 ①		B F B C B B 4-2 21 G6-3 BB		C X 0-1 F9 ②		X 0-0 L8 ①	F B S B F B S 3-3 K ③	4	0	0	0	1	1	3
21 Marlon Anderson, L (1, 9) OBP: 0.347, SLG: 0.492 (8, 7)		B S S C F B S 2-3 K ②		X 0-0 G6-3 ② ③ 1-2f		C S F B X 1-2 P2 ③		S F F X 0-2 F8 ②		4	0	0	0	0	1	1
Julio Lugo, R (1, 5) OBP: 0.349, SLG: 0.430		B B X 2-0 16 S 1B			B B F X 2-1 G6-3 ①		C S B X 1-2 F9 ①	B B B B 4-0 BB		3	0	1	0	1	0	0
16 Andre Ethier, L (1, 7) OBP: 0.371, SLG: 0.490 51 Jonathan Broxton, R (8, 1) 49 Delwyn Young, S (8, PH) 7 James Loney, L (8, PH) OBP: 0.323, SLG: 0.466 44 Takashi Saito, L (9, 1)		B F F F F F S 1-3 K ③ 1-2			B B H 3-0 55 E 55 FC5 G4-3 HBP		B X 1-0 F8 ②	B B B C C S F X 3-2 F8 ③		2 0 0 1 0	1 0 0 0 0	0 0 0 0 0	0 0 0 0 0	0 0 0 0 0	1 0 0 0 0	1 0 0 1 0
55 Russell Martin, R (1, 2) OBP: 0.357, SLG: 0.439			C B B S B B 4-2 CS BB		F X 0-1 FC5 G4-3 15 3B 1-3		X 0-0 HR 1B		B B X 2-0 G5-3 ①	3	2	1	0	1	0	1
Greg Maddux, R (1, 1) OBP: 0.154, SLG: 0.161 Wilson Betemit, S (5, PH) OBP: 0.327, SLG: 0.477 Aaron Sele, R (6, 1) OBP: 0.222, SLG: 0.231 Elmer Dessens, R (7, 1) J.D. Drew, L (7, PH) OBP: 0.385, SLG: 0.479 (8, 9)			B 1 SAFE L S T S F X 1-2 BLK 1B 1-2		X 0-0 G4-3 ② 2-3 3-H		B B F X 2-1 1-H HR		B S C B B X 3-2 27 WP 15 HBP 1B	1 1 0 0 2	0 0 0 0 1	1 0 0 0 2	0 1 0 0 2	0 0 0 0 0	0 0 0 0 0	0 1 0 0 0
Inning Stats	R: 0 E: 0 K: 0 S: 4 H: 0 LOB: 0 BB: 0 P: 8	R: 0 E: 0 K: 2 S: 12 H: 1 LOB: 1 BB: 0 P: 17	R: 0 E: 0 K: 0 S: 10 H: 1 LOB: 1 BB: 1 P: 16	R: 0 E: 0 K: 0 S: 5 H: 0 LOB: 0 BB: 1 P: 9	R: 2 E: 1 K: 0 S: 7 H: 1 LOB: 1 BB: 0 P: 13	R: 0 E: 0 K: 0 S: 7 H: 0 LOB: 0 BB: 0 P: 8	R: 2 E: 0 K: 0 S: 16 H: 3 LOB: 2 BB: 1 P: 25	R: 0 E: 0 K: 0 S: 9 H: 0 LOB: 1 BB: 1 P: 16	R: 0 E: 0 K: 2 S: 14 H: 1 LOB: 3 BB: 1 P: 30	1B: 5 2B: 0 3B: 1 HR: 1	SF: 0 SAC: 0 DP: 1 HBP: 2					

	AB	33
	R	4
	H	7
	RBI	4
	BB	5
	SO	4
	LOB	15

WP: 1 PB: 0 SB: 1 CS: 1 PA: 40

PITCHER		IP	WLS	BF	H	R	ER	SO	BB	IBB	HBP	BLK	WP	HR	S	P	ERA	WHIP
Shawn Chacon, R ERA: 6.25	(1, 1)	6.2	W	28	6	4	2	2	2	0	1	1	0	1	55	85	2.70	1.200
34 John Grabow, L ERA: 4.19	(7, 1)	0.0		1	0	0	0	0	1	0	0	0	0	0	2	6	∞	∞
55 Matt Capps, R ERA: 3.94	(7, 1)	1.0	H	4	0	0	0	0	1	0	0	0	0	0	9	14	0.00	1.000
16 Salomon Torres, R ERA: 3.31	(8, 1)	1.1	S	7	1	0	0	2	1	0	1	0	1	0	18	37	0.00	1.500

PITCHER	IP	WLS	BF	H	R	ER	SO	BB	IBB	HBP	BLK	WP	HR	S	P	ERA	WHIP

Batter	1	2	3	4	5	6	7	8	9	AB	R	H	RBI	BB	SO	LOB
6 Chris Duffy, L (1, 8) OBP: 0.313, SLG: 0.326	B B C F F S 2-3 ① K		B B F F C 2-3 ① K		C B S F B F F B 4-2 F B 2 FC6-4 1-2 BB		F F B S 1-3 ② K		B C S B X 2-2 2 DI 1B	4	0	1	0	1	3	1
2 Jack Wilson, R (1, 6) OBP: 0.314, SLG: 0.369	B X 1-0 ② G5-3		C F X 0-2 ② FC4-6 12 WP 12 1B 1-2f		L L F D F X 1-2 ① FC6-4 12 F9 1-2f 2-3		B C B X 2-1 ③ G6-3		B B S S B S 3-3 ③ K 1-2	5	1	0	0	0	1	4
12 Freddy Sanchez, R (1, 4) OBP: 0.382, SLG: 0.479 (6, 5)	B B X 2-0 ③ F8		F 1 SAFE B X 1-1 ③ 1-H 1B		C X 0-1 ② F9 1-2			X 0-0 1B 1B		4	0	2	1	0	0	2
Jason Bay, R (1, 7) OBP: 0.394, SLG: 0.539		S B C X 1-2 2B 26 FC6-2 1B		B S B C B B 4-2 G4-6-3 BB	I I I 4-0 FC6-4 IBB			B C C B X 2-2 ① F8		2	0	1	0	2	0	1
Xavier Nady, R (1, 9) OBP: 0.344, SLG: 0.470		B C X 1-1 1-3 2B		B F B F X 2-2 ① ② G4-6-3 1-2f	C C B X 1-2 ③ FC6-4 1-2f			X 0-0 1-3 1B		4	0	2	0	0	0	4
41 Ryan Doumit, S (1, 3) OBP: 0.318, SLG: 0.400 Joe Randa, R (8, 3) OBP: 0.310, SLG: 0.371		B B C C S 2-3 ① K		B H 2-0 HBP		X 0-0 ① G5-3		C B C C 1-3 ② K		3 0	0 0	0 0	0 0	0 0	2 0	4 0
26 Ronny Paulino, R (1, 2) OBP: 0.368, SLG: 0.399		X 0-0 ② FC6-2 3-H		C F B F B F F F X 2-2 ③ G6-3		C F F S 0-3 ② K		F X 0-1 ③ F9		4	0	0	0	0	1	5
José Bautista, R (1, 5) OBP: 0.343, SLG: 0.434 Damaso Marte, L (6, 1) 59 Brian Rogers, R (7, 1) 34 John Grabow, L (8, 1) 10 Rajai Davis, R (9, PH) OBP: 0.231, SLG: 0.250		B B S C B C 3-3 ③ K			C X 0-1 E7 27 1B 2B	B B B C B 4-1 PO BB			B B B C C F C 3-3 ① K	2 0 0 0 1	1 0 0 0 0	1 0 0 0 0	0 0 0 0 0	1 0 0 0 1	1 0 0 0 0	2 0 0 0 0
27 Shane Youman, L (1, 1) OBP: 0.600, SLG: 0.600 44 Josh Sharpless, R (5, 1) Jose Castillo, R (6, PH) OBP: 0.303, SLG: 0.391 (6, 4)			C B X 1-1 2 FC4-6 1B		X 0-0 2 FC6-4 6 BB 3-H 1B	1 SAFE 0-0 ③ PO 1-2	B C F X 1-2 ① F9		S B F S 1-3 ② K	2 0 2	0 0 0	2 0 0	1 0 0	0 0 1	0 0 0	0 0 0

livebaseballscorecards.com

TOP

Pittsburgh Pirates @ Los Angeles Dodgers

Dodger Stadium, Los Angeles, CA

Thu Sep 21 2006, 7:10 PM PDT

Att. 48,567 - Clear - 65 F

AB	33
R	2
H	9
RBI	2
BB	4
SO	10
LOB	23

Inning Stats	1	2	3	4	5	6	7	8	9
	R: 0 E: 0 K: 1 S: 6	R: 0 E: 0 K: 2 S: 12	R: 1 E: 0 K: 1 S: 10	R: 0 E: 0 K: 0 S: 12	R: 1 E: 1 K: 0 S: 20	R: 0 E: 0 K: 1 S: 6	R: 0 E: 0 K: 1 S: 8	R: 0 E: 0 K: 1 S: 10	R: 0 E: 0 K: 3 S: 13
	H: 0 LOB: 0 BB: 0 P: 11	H: 2 LOB: 2 BB: 0 P: 19	H: 2 LOB: 1 BB: 0 P: 14	H: 0 LOB: 1 BB: 1 P: 22	H: 2 LOB: 3 BB: 2 P: 30	H: 0 LOB: 0 BB: 1 P: 10	H: 0 LOB: 0 BB: 0 P: 12	H: 2 LOB: 2 BB: 0 P: 13	H: 1 LOB: 1 BB: 0 P: 22

1B: 7	SF: 0	WP: 1	PA: 39
2B: 2	SAC: 0	PB: 0	
3B: 0	DP: 1	SB: 0	
HR: 0	HBP: 1	CS: 0	

PITCHER		IP	WLS	BF	H	R	ER	SO	BB	IBB	HBP	BLK	WP	HR	S	P	ERA	WHIP
58 Chad Billingsley, R ERA: 3.34	(1, 1)	5.0	W	23	6	2	2	4	2	1	1	0	1	0	60	96	3.60	1.600
Joe Beimel, L ERA: 2.97	(6, 1)	2.0	H	6	0	0	0	2	1	0	0	0	0	0	14	22	0.00	0.500
51 Jonathan Broxton, R ERA: 2.75	(8, 1)	1.0	H	5	2	0	0	1	0	0	0	0	0	0	10	13	0.00	2.000
44 Takashi Saito, R ERA: 2.22	(9, 1)	1.0	S	4	1	0	0	3	0	0	0	0	0	0	13	22	0.00	1.000

PITCHER		IP	WLS	BF	H	R	ER	SO	BB	IBB	HBP	BLK	WP	HR	S	P	ERA	WHIP

Batter	1	2	3	4	5	6	7	8	9	AB	R	H	RBI	BB	SO	LOB
15 Rafael Furcal, S (1, 6) OBP: 0.367, SLG: 0.450	B X 1-0 FC3-6 1B		C F F X 0-2 ① G5-3		B F L B B F F B 4-2 1B BB BB		X 0-0 ① F9			3	1	1	0	1	0	0
Kenny Lofton, L (1, 8) OBP: 0.358, SLG: 0.392	C C B X 1-2 ① FC3-6 HR 1-2f		S B X 1-1 ② F7		C X 0-1 BB WP 1-3 1B		C B C B C 2-3 ② K			4	1	1	0	0	1	1
Olmedo Saenz, R (1, 3) OBP: 0.353, SLG: 0.559 Joe Beimel, L (6, 1) 5 Nomar Garciaparra, R (7, PH) OBP: 0.365, SLG: 0.497 51 Jonathan Broxton, R (8, 1) Wilson Betemit, S (9, 5) OBP: 0.327, SLG: 0.477	C X 0-1 1-H HR		B B C B B 4-1 12 FC6-4 BB		F 1 SAFE D F B B S 3-3 ② K 1-2		F X 0-1 ③ F8			2 0 1 0 0	1 0 0 0 0	1 0 0 0 0	2 0 0 0 0	1 0 0 0 0	1 0 0 0 0	2 0 0 0 0
12 Jeff Kent, R (1, 4) OBP: 0.378, SLG: 0.482 17 Jason Repko, R (8, PR) OBP: 0.333, SLG: 0.376 (9, 7)	B C B B F F X 3-2 ② F7		X 0-0 ③ FC6-4 1-2f		B B B C B 4-1 BB BB			C F B X 1-2 1B 55 1B 1B		3 0	0 1	1 0	0 0	1 0	0 0	1 0
J.D. Drew, L (1, 9) OBP: 0.388, SLG: 0.479	B C B B B C B 4-2 BB		B B B C X 3-1 ① L9		B B B B 4-0 1-2 2-3 3-H BB			1 SAFE C X 0-1 55 1B 21 SH1-3 1-3 1B		2	1	1	1	2	0	0
55 Russell Martin, R (1, 2) OBP: 0.356, SLG: 0.437	B C X 1-1 ③ G1-3		B X 1-0 ② F9		B F C D S 2-3 ③ K			B B F X 2-1 ① 1-3 3-H 1B		4	0	1	1	0	1	4
21 Marlon Anderson, L (1, 7) OBP: 0.346, SLG: 0.488 44 Takashi Saito, L (9, 1)		C F B X 1-2 ① G3	C B B F F B F B 4-2 BB			C C F C 0-3 ① K		X 0-0 ② SH1-3 3-H		2 0	0 0	0 0	1 0	1 0	1 0	0 0
Julio Lugo, R (1, 5) OBP: 0.346, SLG: 0.426 (9, 4)		C F X 0-2 ② G5-3	D F B B F X 3-2 ③ G3-1			F B B X 2-1 ② F9		C S S 0-3 ③ K		4	0	0	0	0	1	2
58 Chad Billingsley, R (1, 1) OBP: 0.192, SLG: 0.087 27 Matt Kemp, R (5, PH) OBP: 0.296, SLG: 0.463 7 James Loney, L (6, 3) OBP: 0.320, SLG: 0.461		F F F S 0-3 ③ K			B B C B F S 3-3 ① K	F B S B S 2-3 ③ K				1 1 1	0 0 0	0 0 0	0 0 0	0 0 0	1 1 1	0 0 0
Inning Stats	R: 2 E: 0 K: 0 S: 14 H: 2 LOB: 1 BB: 1 P: 24	R: 0 E: 0 K: 1 S: 10 H: 0 LOB: 0 BB: 0 P: 11	R: 0 E: 0 K: 0 S: 8 H: 0 LOB: 1 BB: 1 P: 13	R: 0 E: 0 K: 0 S: 10 H: 0 LOB: 1 BB: 1 P: 21	R: 1 E: 0 K: 3 S: 16 H: 1 LOB: 3 BB: 3 P: 36	R: 0 E: 0 K: 2 S: 9 H: 0 LOB: 0 BB: 0 P: 13	R: 0 E: 0 K: 1 S: 6 H: 0 LOB: 0 BB: 0 P: 8	R: 2 E: 0 K: 1 S: 11 H: 3 LOB: 1 BB: 0 P: 14		1B: 5 2B: 0 3B: 0 HR: 1	SF: 0 SAC: 1 DP: 0 HBP: 0		WP: 1 PB: 0 SB: 0 CS: 0	PA: 35		

BOTTOM

Pittsburgh Pirates @ Los Angeles Dodgers

Dodger Stadium, Los Angeles, CA

Thu Sep 21 2006, 7:10 PM PDT

Att. 48,567 - Clear - 65 F

livebaseballscorecards.com

AB	28
R	5
H	6
RBI	5
BB	6
SO	8
LOB	10

PITCHER		IP	WLS	BF	H	R	ER	SO	BB	IBB	HBP	BLK	WP	HR	S	P	ERA	WHIP
27 Shane Youman, L ERA: 4.97	(1, 1)	4.1	L	20	3	3	3	2	4	0	0	0	0	1	51	85	6.23	1.615
44 Josh Sharpless, R ERA: 1.93	(5, 1)	0.2		4	0	0	0	2	2	0	0	0	1	0	7	20	0.00	3.000
Damaso Marte, L ERA: 3.88	(6, 1)	1.2		5	0	0	0	3	0	0	0	0	0	0	13	19	0.00	0.000
59 Brian Rogers, R ERA: 12.27	(7, 1)	0.1		2	1	1	1	0	0	0	0	0	0	0	5	6	27.00	3.000
34 John Grabow, L ERA: 4.26	(8, 1)	1.0		4	2	1	1	1	0	0	0	0	0	0	8	10	9.00	2.000

PITCHER	IP	WLS	BF	H	R	ER	SO	BB	IBB	HBP	BLK	WP	HR	S	P	ERA	WHIP

Batter	1	2	3	4	5	6	7	8	9	AB	R	H	RBI	BB	SO	LOB
Craig Counsell, L (1, 5) OBP: 0.329, SLG: 0.345 34 Conor Jackson, R (8, PH) OBP: 0.365, SLG: 0.426 (8, 3)	C B B B B 4-1 FC4-6 1 1B BB	B C B F B S 3-3 ③ K	B C F D X 2-2 ③ G3-1	1 SAFE C B F S 1-3 ① K						2 1	0 0	0 0	0 0	1 0	1 1	2 1
1 Orlando Hudson, S (1, 4) OBP: 0.359, SLG: 0.462	B C S 1 SAFE X 1-2 FC4-6 1B	X 0-0 ① L8	B B F S B X 3-2 ① G6-3	1 SAFE X 0-0 1-3 2B						4	0	2	0	0	0	0
Luis Gonzalez, L (1, 7) OBP: 0.359, SLG: 0.458	X 0-0 ① FC4-6 22 G6-3 1-2f 2-3	B B B B 4-0 22 FC5-4 BB	C B B F X 2-2 ② G4-3	S S B B F X 2-2 ② P5						3	0	0	0	1	0	4
22 Eric Byrnes, R (1, 8) OBP: 0.319, SLG: 0.482	B C C X 1-2 ② ③ G6-3 1-2f	C X 0-1 ② FC5-4 1-2f	F B X 1-1 CS 1B	C B B C C 2-3 ③						4	0	1	0	0	1	5
Chad Tracy, L (1, 3) OBP: 0.339, SLG: 0.440 (8, 5)	B B B B 4-0 G4-6-3 BB	1 SAFE P F 1 SAFE 1 SAFE B 1 SAFE X 2-1 ③ L6	1 SAFE P 1-0 ③ CS 1-2	B C B X 2-1 ① G1-3	C B X 1-1 ① F7					3	0	0	0	1	0	1
Johnny Estrada, S (1, 2) OBP: 0.332, SLG: 0.452 24 Chris Young, R (9, PR) OBP: 0.324, SLG: 0.417	C X 0-1 ① ② G4-6-3 1-2f	B B X 2-0 ① F8	C B X 1-1 ② L7	S X 0-1 6 G3-6-3 1B						4 0	0 0	1 0	0 0	0 0	0 0	1 0
6 Stephen Drew, L (1, 6) OBP: 0.360, SLG: 0.527	B S C B B X 3-2 ③ G4-3	B X 1-0 1B	F B C B B X 3-2 1B	C B X 1-1 ② ③ G3-6-3 1-2f						4	0	2	0	0	0	1
7 Carlos Quentin, R (1, 9) OBP: 0.329, SLG: 0.500	C S X 0-2 ① G4-3	S F B S 1-3 ② K	B C X 1-1 ③ G6-3							3	0	0	0	0	1	2
Claudio Vargas, R (1, 1) OBP: 0.104, SLG: 0.167 45 Doug Slaten, L (7, 1) Andy Green, R (8, PH) OBP: 0.289, SLG: 0.271 Brandon Lyon, R (8, 1)	C S S 0-3 ② K	C X 0-1 1-2 1B	F B X 1-1 1 2B 1B							2 0 1 0	0 0 0 0	1 0 1 0	0 0 0 0	1 0 0 0	0 0 0 0	0 0 0 0
Inning Stats	R: 0 H: 1 E: 0 LOB: 1 K: 0 BB: 1 S: 8 P: 14	R: 0 H: 0 E: 0 LOB: 0 K: 0 BB: 1 S: 5 P: 12	R: 0 H: 0 E: 0 LOB: 0 K: 2 BB: 0 S: 9 P: 12	R: 0 H: 0 E: 0 LOB: 1 K: 0 BB: 1 S: 6 P: 11	R: 0 H: 2 E: 0 LOB: 2 K: 1 BB: 0 S: 10 P: 16	R: 0 H: 1 E: 0 LOB: 0 K: 0 BB: 0 S: 9 P: 15	R: 0 H: 1 E: 0 LOB: 1 K: 0 BB: 0 S: 9 P: 16	R: 0 H: 2 E: 0 LOB: 2 K: 2 BB: 0 S: 13 P: 19	R: 0 H: 1 E: 0 LOB: 1 K: 0 BB: 0 S: 6 P: 8	1B: 7 SF: 0 2B: 1 SAC: 0 3B: 0 DP: 3 HR: 0 HBP: 0						

PITCHER		IP	WLS	BF	H	R	ER	SO	BB	IBB	HBP	BLK	WP	HR	S	P	ERA	WHIP
Derek Lowe, R ERA: 3.57	(1, 1)	7.0	W	26	5	0	0	3	3	0	0	0	0	0	56	96	0.00	1.143
Joe Beimel, L ERA: 2.94	(8, 1)	0.2	H	4	2	0	0	1	0	0	0	0	0	0	10	14	0.00	3.000
44 Takashi Saito, R ERA: 2.18	(8, 1)	1.1	S	4	1	0	0	1	0	0	0	0	0	0	9	13	0.00	0.750

PITCHER	IP	WLS	BF	H	R	ER	SO	BB	IBB	HBP	BLK	WP	HR	S	P	ERA	WHIP

TOP

Arizona Diamondbacks @ Los Angeles Dodgers

Dodger Stadium, Los Angeles, CA

Fri Sep 22 2006, 7:40 PM PDT

Att. 43,990 - Cloudy - 69 F

livebaseballscorecards.com

AB	31
R	0
H	8
RBI	0
BB	3
SO	5
LOB	17

Batter	1	2	3	4	5	6	7	8	9	AB	R	H	RBI	BB	SO	LOB
15 Rafael Furcal, S (1, 6) OBP: 0.367, SLG: 0.450	F B B B F X 3-2 5 1B 1B		B B F X 2-1 ② L4			C C X 0-2 ① F9	I - I - I 4-0 IBB			3	0	1	0	1	0	0
Kenny Lofton, L (1, 8) OBP: 0.357, SLG: 0.391	C X 0-1 ① F7		B C F F F B X 2-2 1B			X 0-0 ② G4-3	B T X 1-1 ③ G3			4	0	1	0	0	0	3
5 Nomar Garciaparra, R (1, 3) OBP: 0.367, SLG: 0.497	1 SAFE 1 SAFE X 0-0 1-2 1B		1 SAFE B B F 1 SAFE C 1 SAFE X 2-2 ③ F9			X 0-0 1B		X 0-0 ① G6-3		4	0	2	0	0	0	1
12 Jeff Kent, R (1, 4) OBP: 0.377, SLG: 0.478	B S S 2 SAFE S 1-3 ② K			C B S B B B 4-2 G4-6-3 BB		X 0-0 ③ F8		S C X 0-2 ② F9		3	0	0	0	1	1	3
J.D. Drew, L (1, 9) OBP: 0.388, SLG: 0.484	S C B B X 2-2 ③ F7			B S B S B 1 SAFE F F F X 3-2 ① P4			F B X 1-1 HR	B B B C B 4-1 BB		3	1	1	1	1	0	3
Wilson Betemit, S (1, 5) OBP: 0.326, SLG: 0.474		F C B B B X 2-2 55 G6-4-3 1B		F C D X 1-2 ② ③ G4-6-3 1-2f			B C B C X 2-2 ① F9	X 0-0 ③ G4-3		4	0	1	0	0	0	2
16 Andre Ethier, L (1, 7) OBP: 0.368, SLG: 0.486		X 0-0 ① F7			B B C C X 2-2 ① G6-3		F X 0-1 ② F8			3	0	0	0	0	0	1
55 Russell Martin, R (1, 2) OBP: 0.356, SLG: 0.438		D C X 1-1 ② ③ G6-4-3 1-2f			F F F S 0-3 ② K		S C B B F B X 3-2 21 2B 2B			3	1	1	0	0	1	1
Derek Lowe, R (1, 1) OBP: 0.149, SLG: 0.129 21 Marlon Anderson, L (7, PH) OBP: 0.349, SLG: 0.494 Joe Beimel, L (8, 1) 44 Takashi Saito, L (8, 1)			F C F B X 1-2 ① G6-3		X 0-0 ③ G4-3		B C B B F X 3-2 2-H 2B			2 1 0 0	0 0 0 0	0 1 0 0	0 1 0 0	0 0 0 0	0 0 0 0	0 0 0 0
Inning Stats	R: 0 E: 0 K: 1 S: 12 H: 2 LOB: 2 BB: 0 P: 18	R: 0 E: 0 K: 0 S: 6 H: 1 LOB: 0 BB: 0 P: 9	R: 0 E: 0 K: 0 S: 14 H: 1 LOB: 1 BB: 0 P: 21	R: 0 E: 0 K: 0 S: 10 H: 0 LOB: 0 BB: 1 P: 18	R: 0 E: 0 K: 1 S: 8 H: 0 LOB: 0 BB: 0 P: 10	R: 0 E: 0 K: 0 S: 6 H: 1 LOB: 1 BB: 0 P: 6	R: 2 E: 0 K: 0 S: 16 H: 3 LOB: 2 BB: 1 P: 30	R: 0 E: 0 K: 0 S: 6 H: 0 LOB: 1 BB: 1 P: 10		1B: 5 2B: 2 3B: 0 HR: 1	SF: 0 SAC: 0 DP: 2 HBP: 0					

PITCHER		IP	WLS	BF	H	R	ER	SO	BB	IBB	HBP	BLK	WP	HR	S	P	ERA	WHIP
Claudio Vargas, R ERA: 4.86	(1, 1)	6.2	L	27	8	2	2	2	1	0	0	0	0	1	70	105	2.70	1.350
45 Doug Slaten, L ERA:	(7, 1)	0.1		2	0	0	0	0	0	1	0	0	0	0	2	7	0.00	0.000
Brandon Lyon, R ERA: 3.82	(8, 1)	1.0		4	0	0	0	0	1	0	0	0	0	0	6	10	0.00	1.000

PITCHER	IP	WLS	BF	H	R	ER	SO	BB	IBB	HBP	BLK	WP	HR	S	P	ERA	WHIP

BOTTOM

Arizona Diamondbacks @ Los Angeles Dodgers

Dodger Stadium, Los Angeles, CA

Fri Sep 22 2006, 7:40 PM PDT

Att. 43,990 - Cloudy - 69 F

livebaseballscorecards.com

AB	30
R	2
H	8
RBI	2
BB	3
SO	2
LOB	14

Batter	1	2	3	4	5	6	7	8	9	AB	R	H	RBI	BB	SO	LOB
22 Eric Byrnes, R (1, 8) (9, 7) OBP: 0.322, SLG: 0.484	F F B B X 2-2 1 S 1B	B C C B C 2-3 ③ K		F C X 0-2 E 1 1B 1-2 1B		B B F S B X 3-2 ① G6-3		F B F B X 2-2 1 FC4-6 1B	B C X 1-1 1-2 2-H 3-H 1B	6	0	4	2	0	1	0
1 Orlando Hudson, S (1, 4) OBP: 0.358, SLG: 0.463	B B F 1 SAFE 1 SAFE F S 2-3 ① K 1-2		B B B C S X 3-2 1B 2B	L B B X 2-1 E 1-2 2-3 1B		B S B F F F B F F 3-2 X ② G5-3		X 0-0 ① FC4-6 S 1-2f	B F B B S X 3-2 ② F7	6	1	2	0	0	1	4
Luis Gonzalez, L (1, 7) OBP: 0.356, SLG: 0.453 Jose Valverde, R (9, 1)	B B F F F F X 2-2 ② P6	F B B X 2-2 ① P6	B F B F F X 2-2 E6 G3-6-1 1-2 2-3 3-H			B F X 1-1 ③ G4-3		C 1 SAFE D P B F C 3-3 ② K 1-2	X 0-0 ③ P5	6	0	0	1	0	1	7
										0	0	0	0	0	0	0
Johnny Estrada, S (1, 2) OBP: 0.333, SLG: 0.451	F B F X 1-2 ③ P5		F B F B F B X 3-2 34 HBP 2-H 1B	F F B X 1-2 ② ③ G3-6-1 1-2f			X 0-0 FC3-6 1B	D B C B C F X 3-2 ③ F8		5	0	2	1	0	0	5
Chad Tracy, L (1, 5) OBP: 0.336, SLG: 0.437 Craig Counsell, L (7, PR) (7, 5) OBP: 0.331, SLG: 0.347		C B F B B S 3-3 K 34 2B	X 0-0 ② P4		C S F B X 1-2 ① G4-3		C S B F B B X 3-2 ① FC3-6 34 E 34 S 34 1B 1-2f		C B B X 2-1 34 1B 6 1B 1B	4	1	0	0	0	1	2
										1	2	1	0	0	0	0
34 Conor Jackson, R (1, 3) OBP: 0.370, SLG: 0.431		B X 1-0 1-H 7 HR 2B	B H 2-0 1-2 HBP		X 0-0 ② F9		C B X 1-1 7 1B 1-H 1B		X 0-0 7 F8 6 1B 22 1B 1-2 1B	4	2	3	2	0	0	0
6 Stephen Drew, L (1, 6) OBP: 0.361, SLG: 0.524	C F S 0-3 ① K	D B C X 2-1 ③ G3			X 0-0 7 1B 1B		C C D C 1-3 ② K		B C C X 1-2 13 BB 22 1B 1-2 2-H 1B	5	1	2	1	0	2	4
7 Carlos Quentin, R (1, 9) OBP: 0.344, SLG: 0.528	B X 1-0 2-H HR		B B B C B 4-1 1 1B 22 1B E BB	B F B X 2-1 1-3 1B			X 0-0 1-2 1B		B F F B X 2-2 ① F8 2-3	4	2	3	2	1	0	2
Miguel Batista, R (1, 1) OBP: 0.129, SLG: 0.119 13 Alberto Callaspo, S (9, PH) OBP: 0.382, SLG: 0.400 24 Chris Young, R (9, 8) OBP: 0.324, SLG: 0.417	B C S S 1-3 ② K		B C M M 1-3 ① K	C C C 0-3 ③ K			F C C 0-3 ③ K		B B F B B 4-1 22 1B 1-2 BB	4	0	0	0	0	4	5
										0	0	0	0	1	0	0
										0	0	0	0	0	0	0
Inning Stats	R: 0 E: 0 K: 1 S: 13 H: 1 LOB: 1 BB: 0 P: 20	R: 3 E: 0 K: 4 S: 14 H: 2 LOB: 0 BB: 0 P: 22	R: 1 E: 0 K: 0 S: 13 H: 2 LOB: 2 BB: 0 P: 25	R: 1 E: 1 K: 1 S: 16 H: 2 LOB: 2 BB: 1 P: 26	R: 0 E: 0 K: 1 S: 11 H: 2 LOB: 2 BB: 0 P: 14	R: 0 E: 0 K: 0 S: 12 H: 0 LOB: 0 BB: 0 P: 19	R: 1 E: 0 K: 2 S: 14 H: 3 LOB: 2 BB: 0 P: 19	R: 0 E: 0 K: 1 S: 12 H: 1 LOB: 1 BB: 0 P: 19	R: 3 E: 0 K: 0 S: 16 H: 4 LOB: 2 BB: 1 P: 29	1B: 14 2B: 2 3B: 0 HR: 1 SF: 0 SAC: 0 DP: 1 HBP: 1						

TOP

Arizona Diamondbacks @ Los Angeles Dodgers
Dodger Stadium, Los Angeles, CA
Sat Sep 23 2006, 7:10 PM PDT
Att. 49,791 - Clear - 69 F

livebaseballscorecards.com

AB	45
R	9
H	17
RBI	9
BB	2
SO	10
LOB	29

PITCHER		IP	WLS	BF	H	R	ER	SO	BB	IBB	HBP	BLK	WP	HR	S	P	ERA	WHIP
31 Brad Penny, R ERA: 4.21	(1, 1)	5.0	L	27	9	5	4	7	1	0	1	0	0	1	67	107	7.20	2.000
Mark Hendrickson, L ERA: 4.29	(6, 1)	1.2		7	2	1	1	1	0	0	0	0	0	0	22	34	5.40	1.200
Brett Tomko, R ERA: 4.95	(7, 1)	1.1		6	2	0	0	2	0	0	0	0	0	0	16	23	0.00	1.500
Elmer Dessens, R ERA: 4.56	(9, 1)	0.1		5	3	3	3	0	1	0	0	0	0	0	10	19	81.00	12.000
Giovanni Carrara, R ERA: 4.55	(9, 1)	0.2		3	1	0	0	0	0	0	0	0	0	0	6	10	0.00	1.500

PITCHER	IP	WLS	BF	H	R	ER	SO	BB	IBB	HBP	BLK	WP	HR	S	P	ERA	WHIP

BOTTOM

Arizona Diamondbacks @ Los Angeles Dodgers

Dodger Stadium, Los Angeles, CA

Sat Sep 23 2006, 7:10 PM PDT

Att. 49,791 - Clear - 69 F

livebaseballscorecards.com

Batter	1	2	3	4	5	6	7	8	9	AB	R	H	RBI	BB	SO	LOB
15 Rafael Furcal, S (1, 6) OBP: 0.367, SLG: 0.448	2-0 1B S 5 2B 1B	1-0 G3 1-2f			1-0 G4-3		0-0 G4-3			4	1	1	0	0	0	2
Kenny Lofton, L (1, 8) OBP: 0.359, SLG: 0.391	3-2 5 S 5 2B 1B 1-3		0-2 G3		0-0 F8			4-2 5 G6-4-3 BB		3	1	1	0	1	0	0
5 Nomar Garciaparra, R (1, 3) OBP: 0.366, SLG: 0.497	1-2 2B 1-H 3-H		0-0 L6			0-0 G6-3		1-1 G6-4-3 1-2f		4	1	1	2	0	0	1
12 Jeff Kent, R (1, 4) OBP: 0.374, SLG: 0.473	0-0 G5-3		1-1 G1-3			0-0 F9		1-2 F7		4	0	0	0	0	0	1
J.D. Drew, L (1, 9) OBP: 0.393, SLG: 0.492	1-1 G3-1 2-H 2B			1-1 2B		4-0 BB			2-2 21 FC4-6 1B	3	0	3	1	1	0	0
Wilson Betemit, S (1, 5) OBP: 0.324, SLG: 0.470 Brett Tomko, R (7, 1) OBP: 0.154, SLG: 0.120 Elmer Dessens, R (9, 1) Giovanni Carrara, R (9, 1) 7 James Loney, L (9, PH) OBP: 0.316, SLG: 0.456	2-2 G3-1 2-3			2-3 K		1-1 G4-3			2-2 F8	3 0 0 0 1	0 0 0 0 0	0 0 0 0 0	0 0 0 0 0	0 0 0 0 0	1 0 0 0 0	3 0 0 0 1
21 Marlon Anderson, L (1, 7) OBP: 0.347, SLG: 0.488	0-2 G4-3			1-1 L9			4-1 55 G1-3 BB		0-1 FC4-6 1-2f	3	0	0	0	1	0	3
55 Russell Martin, R (1, 2) OBP: 0.355, SLG: 0.439		2-2 31 FC1-5 2B		2-1 F9			2-2 G1-3 1-2		3-2 F9	4	0	1	0	0	0	3
31 Brad Penny, R (1, 1) OBP: 0.185, SLG: 0.231 16 Andre Ethier, L (5, PH) OBP: 0.367, SLG: 0.484 Mark Hendrickson, L (6, 1) Julio Lugo, R (7, 5) OBP: 0.345, SLG: 0.425		1-1 FC1-5 15 G3 2-3			0-1 F8		0-1 G5-3			1 1 0 1	0 0 0 0	0 0 0 0	0 0 0 0	0 0 0 0	0 0 0 0	1 0 0 1
Inning Stats	R: 3 E: 0 K: 0 S: 16 H: 4 LOB: 1 BB: 0 P: 25	R: 0 E: 0 K: 0 S: 6 H: 1 LOB: 0 BB: 0 P: 10	R: 0 E: 0 K: 0 S: 6 H: 0 LOB: 0 BB: 0 P: 7	R: 0 E: 0 K: 1 S: 11 H: 1 LOB: 1 BB: 0 P: 17	R: 0 E: 0 K: 0 S: 4 H: 0 LOB: 0 BB: 0 P: 5	R: 0 E: 0 K: 0 S: 4 H: 0 LOB: 1 BB: 1 P: 9	R: 0 E: 0 K: 0 S: 7 H: 0 LOB: 1 BB: 1 P: 13	R: 0 E: 0 K: 0 S: 9 H: 0 LOB: 0 BB: 1 P: 15	R: 0 E: 0 K: 0 S: 13 H: 1 LOB: 1 BB: 0 P: 20	1B: 3 2B: 4 3B: 0 HR: 0	SF: 0 SAC: 0 DP: 2 HBP: 0						

	AB	32
	R	3
	H	7
	RBI	3
	BB	3
	SO	1
	LOB	16

PITCHER		IP	WLS	BF	H	R	ER	SO	BB	IBB	HBP	BLK	WP	HR	S	P	ERA	WHIP
Miguel Batista, R ERA: 4.36	(1, 1)	8.0	W	31	6	3	3	1	3	0	0	0	0	0	63	101	3.38	1.125
Jose Valverde, R ERA: 6.31	(9, 1)	1.0		4	1	0	0	0	0	0	0	0	0	0	13	20	0.00	1.000

PITCHER	IP	WLS	BF	H	R	ER	SO	BB	IBB	HBP	BLK	WP	HR	S	P	ERA	WHIP

Batter	1	2	3	4	5	6	7	8	9	AB	R	H	RBI	BB	SO	LOB
13 Alberto Callaspo, S (1, 4) OBP: 0.342, SLG: 0.353	C X 0-1 ① F9		D C X 1-1 ② F9		C S B C 1-3 ② K		B S F F X 1-2 ③ G5-3			4	0	0	0	0	1	3
7 Carlos Quentin, R (1, 9) OBP: 0.341, SLG: 0.527	X 0-0 ② F8		X 0-0 1-3 2-H 2B		C B F S 1-3 ③ K			C S B F B F F S 2-3 ① K		4	0	1	1	0	2	0
34 Conor Jackson, R (1, 3) OBP: 0.371, SLG: 0.434	B F B F S 2-3 ③ K		B B C C B S 3-3 ③ K			C X 0-1 22 G1-3 1B		X 0-0 2B		4	0	2	0	0	2	2
22 Eric Byrnes, R (1, 8) OBP: 0.320, SLG: 0.480		B F B B F X 3-2 ① P5		F B X 1-1 ① P2		F F F F F F B X 1-2 ① G1-3 1-2		B S B S F F S 2-3 ② K		4	0	0	0	0	1	2
Scott Hairston, R (1, 7) OBP: 0.429, SLG: 0.462		C B F X 1-2 ② P4		C X 0-1 ② F7		S B B S S 2-3 ② K		D B S F F F S 2-3 ③ K		4	0	0	0	0	2	2
Damion Easley, R (1, 5) OBP: 0.314, SLG: 0.422 Craig Counsell, L (9, PH) OBP: 0.330, SLG: 0.346 (9, 5)		X 0-0 ③ F7		C X 0-1 6 1B 1B		C C S 0-3 ③ K			B X 1-0 ① F7	3 1	0 0	1 0	0 0	0 0	1 0	1 0
6 Stephen Drew, L (1, 6) OBP: 0.364, SLG: 0.521			B B S B B 4-1 19 E 7 2B BB	1 SAFE C 1 SAFE X 0-1 1-3 1B			F C B S 1-3 ① K2-3		C C B F S 1-3 ② K	3	1	1	0	1	2	0
19 Chris Snyder, R (1, 2) OBP: 0.361, SLG: 0.440			C S X 0-2 FC5 7 2B 1-2	B C B F F F B F C 3-3 ③ K			C B B S B B 4-2 SH1-3 BB		B C B F S 2-3 ③ K	3	0	0	0	1	2	3
Livan Hernandez, R (1, 1) OBP: 0.224, SLG: 0.333 Luis Vizcaino, R (8, 1)			C X 0-1 ① B1		X 0-0 ① F9		X 0-0 ② SH1-3 1-2			2 0	0 0	0 0	0 0	0 0	0 0	2 0
Inning Stats	R: 0 E: 0 K: 1 S: 6 H: 0 LOB: 0 BB: 0 P: 8	R: 0 E: 0 K: 0 S: 7 H: 0 LOB: 0 BB: 0 P: 11	R: 1 E: 1 K: 1 S: 12 H: 1 LOB: 2 BB: 1 P: 20	R: 0 E: 0 K: 1 S: 14 H: 2 LOB: 2 BB: 0 P: 18	R: 0 E: 0 K: 2 S: 7 H: 0 LOB: 0 BB: 0 P: 9	R: 0 E: 0 K: 2 S: 15 H: 1 LOB: 1 BB: 0 P: 18	R: 0 E: 0 K: 1 S: 10 H: 0 LOB: 1 BB: 1 P: 16	R: 0 E: 0 K: 3 S: 18 H: 1 LOB: 1 BB: 0 P: 24	R: 0 E: 0 K: 2 S: 8 H: 0 LOB: 0 BB: 0 P: 12	1B: 3 2B: 2 3B: 0 HR: 0	SF: 0 SAC: 1 DP: 0 HBP: 0					

PITCHER		IP	WLS	BF	H	R	ER	SO	BB	IBB	HBP	BLK	WP	HR	S	P	ERA	WHIP
56 Hung-Chih Kuo, L ERA: 4.12	(1, 1)	7.0		28	4	1	0	8	2	0	0	0	0	0	71	100	0.00	0.857
51 Jonathan Broxton, R ERA: 2.71	(8, 1)	1.0		4	1	0	0	3	0	0	0	0	0	0	18	24	0.00	1.000
44 Takashi Saito, R ERA: 2.15	(9, 1)	1.0	W	3	0	0	0	2	0	0	0	0	0	0	8	12	0.00	0.000

PITCHER	IP	WLS	BF	H	R	ER	SO	BB	IBB	HBP	BLK	WP	HR	S	P	ERA	WHIP

TOP

Arizona Diamondbacks @ Los Angeles Dodgers

Dodger Stadium, Los Angeles, CA

Sun Sep 24 2006, 1:10 PM PDT

Att. 49,822 - Sunny - 84 F

livebaseballscorecards.com

AB	32
R	1
H	5
RBI	1
BB	2
SO	13
LOB	15

1B: 3	SF: 0	WP: 0	PA: 35
2B: 2	SAC: 1	PB: 0	
3B: 0	DP: 0	SB: 0	
HR: 0	HBP: 0	CS: 0	

Batter	1	2	3	4	5	6	7	8	9	AB	R	H	RBI	BB	SO	LOB
15 Rafael Furcal, S (1, 6) OBP: 0.371, SLG: 0.450	B S B B B 4-1 12 CS BB		B B F C B B 4-2 BB		C B X 1-1 5 BB 1B 2-3 1B		B X 1-0 1B		B B I I 4-0 DI 5 HR IBB	2	1	2	0	3	0	0
Kenny Lofton, L (1, 8) OBP: 0.359, SLG: 0.389	1 SAFE C X 0-1 ① P6		C B X 1-1 ③ F8		F X 0-1 5 BB 1-2 3-H 1B		C B B X 2-1 ② F7		B B F T B B 4-2 5 HR 1-2 BB	4	1	1	1	1	0	4
5 Nomar Garciaparra, R (1, 3) OBP: 0.366, SLG: 0.501	F F X 0-2 ② L7			C B F F F B X 2-2 ① P6	B B B C 2 SAFE B 4-1 1-2 2-3 BB		1 SAFE C X 0-1 ③ F8		B C B X 2-1 1-H 2-H 3-H HR	4	1	1	4	1	0	2
12 Jeff Kent, R (1, 4) OBP: 0.370, SLG: 0.468	1 SAFE B C B 2-1 ③ CS 1-2	B C B S X 2-2 ① L3		B C C F X 1-2 ② F9	C X 0-1 ② P3			S T B B F B S 3-3 ① K		4	0	0	0	0	1	3
J.D. Drew, L (1, 9) OBP: 0.392, SLG: 0.488		C B C B T 2-2 ② K		F C B B B B 4-2 1B BB	B B B C X 3-1 ③ G3			X 0-0 ② G3		3	0	0	0	1	1	3
Wilson Betemit, S (1, 5) OBP: 0.323, SLG: 0.468 44 Takashi Saito, L (9, 1)		B C B X 2-1 ③ P3		C B X 1-1 1-3 1B		C B F F C 1-3 ① K		S S B B S 2-3 ③ K		4 0	0 0	1 0	0 0	0 0	2 0	0 0
21 Marlon Anderson, L (1, 7) OBP: 0.349, SLG: 0.487			B C B B F F F B 4-2 56 E 55 G3 BB	B X 1-0 ③ F9		F B X 1-1 ② L4			C C F B X 1-2 G4-3 55 SH3 5 HR 1B	3	1	1	0	1	0	2
55 Russell Martin, R (1, 2) OBP: 0.353, SLG: 0.436			C 1 SAFE X 0-1 ① G3 1-2		X 0-0 ① G4-3	F C X 0-2 ③ P2			B B X 2-0 ① SH3 1-2	3	0	0	0	0	0	1
56 Hung-Chih Kuo, L (1, 1) OBP: 0.143, SLG: 0.286 Julio Lugo, R (7, PH) OBP: 0.344, SLG: 0.424 51 Jonathan Broxton, R (8, 1) Oscar Robles, L (9, 5) OBP: 0.286, SLG: 0.233			B B C C 2 F F X 2-2 ② P4 2-3 SAFE		F X 0-1 15 1B 1B 2B		B B C F X 2-2 ① F7		C B B S B F F F X 3-2 ② G4-3 2-3	2 1 0 1	1 0 0 0	1 0 0 0	0 0 0 0	0 0 0 0	0 0 0 0	1 0 0 1
Inning Stats	R: 0 E: 0 K: 0 S: 7 H: 0 LOB: 0 BB: 1 P: 13	R: 0 E: 0 K: 1 S: 8 H: 0 LOB: 0 BB: 0 P: 14	R: 0 E: 1 K: 0 S: 13 H: 0 LOB: 2 BB: 2 P: 24	R: 0 E: 0 K: 0 S: 14 H: 1 LOB: 2 BB: 1 P: 23	R: 1 E: 0 K: 0 S: 12 H: 3 LOB: 3 BB: 1 P: 20	R: 0 E: 0 K: 1 S: 9 H: 0 LOB: 0 BB: 0 P: 11	R: 0 E: 0 K: 0 S: 8 H: 1 LOB: 1 BB: 0 P: 13	R: 0 E: 0 K: 2 S: 8 H: 0 LOB: 0 BB: 0 P: 13	R: 4 E: 0 K: 0 S: 14 H: 2 LOB: 0 BB: 2 P: 30	1B: 5 2B: 1 3B: 0 HR: 1	SF: 0 SAC: 1 DP: 0 HBP: 0						

PITCHER		IP	WLS	BF	H	R	ER	SO	BB	IBB	HBP	BLK	WP	HR	S	P	ERA	WHIP
Livan Hernandez, R ERA: 4.95	(1, 1)	7.0		30	5	1	1	2	5	0	0	0	0	0	71	118	1.29	1.429
Luis Vizcaino, R ERA: 3.68	(8, 1)	1.2	L	9	2	4	4	2	1	1	0	0	0	1	22	43	21.60	1.800

PITCHER	IP	WLS	BF	H	R	ER	SO	BB	IBB	HBP	BLK	WP	HR	S	P	ERA	WHIP

BOTTOM

Arizona Diamondbacks @ Los Angeles Dodgers

Dodger Stadium, Los Angeles, CA

Sun Sep 24 2006, 1:10 PM PDT

Att. 49,822 - Sunny - 84 F

livebaseballscorecards.com

AB	31
R	5
H	7
RBI	5
BB	7
SO	4
LOB	17

Los Angeles Dodgers @ Colorado Rockies

Coors Field, Denver, CO

Tue Sep 26 2006, 6:35 PM MDT

Att. 20,133 - Clear - 73 F

TOP

livebaseballscorecards.com

Batter	1	2	3	4	5	6	7	8	9	AB	R	H	RBI	BB	SO	LOB
15 Rafael Furcal, S (1, 6) OBP: 0.373, SLG: 0.451	S 3B 1B	L4-3 1B		G6-4-3 1-2f		CS 1B	G4-3		G6-3	5	1	3	0	0	0	2
Oscar Robles, L (9, PH) OBP: 0.278, SLG: 0.226 (9, 4)										1	0	0	0	0	0	0
Kenny Lofton, L (1, 8) OBP: 0.359, SLG: 0.392	SAFE 5 1B 1-H 3B	L4-3 1-1			5 S 5 HR BB	K 1-2	P2		G4-3	4	2	1	1	1	1	2
Brett Tomko, R (7, 1) OBP: 0.154, SLG: 0.120										0	0	0	0	0	0	0
16 Andre Ethier, L (9, PH) OBP: 0.367, SLG: 0.483										1	0	0	0	0	0	0
50 Eric Stults, L (9, 1) OBP: 0.667, SLG: 0.667										0	0	0	0	0	0	0
5 Nomar Garciaparra, R (1, 3) OBP: 0.368, SLG: 0.509	12 E BB 55 1B 3-H 1B	G1-3		HR	12 1B BB 55 3B 1B	F7				3	2	2	3	0	0	0
7 James Loney, L (5, 3) OBP: 0.320, SLG: 0.457										2	1	1	0	0	0	0
12 Jeff Kent, R (1, 4) OBP: 0.374, SLG: 0.470	FC4 55 1B BB 1-2	FC1-6 1B			55 G4-3 G4-3 21 2B BB	BB 55 3B 1-2 1B		1B 1B		3	2	2	0	1	0	1
Julio Lugo, R (7, 4) OBP: 0.345, SLG: 0.425 (9, 6)										1	0	1	0	0	0	0
J.D. Drew, L (1, 9) OBP: 0.392, SLG: 0.486	55 1B 1-2 2-3 BB	FC1-6 1-2f			G4-3 1-2	55 3B 1-2 2-3 BB		F9		2	1	0	0	2	0	2
27 Matt Kemp, R (8, PH) OBP: 0.294, SLG: 0.459 (8, 8)										1	0	0	0	0	0	1
55 Russell Martin, R (1, 2) OBP: 0.354, SLG: 0.441	G4-6-3 1-2 2-3 3-H 1B	SAFE L6			G4-3 2-3	21 WP 1-H 2-H 3-H 3B		1B		4	1	2	4	0	0	2
Toby Hall, R (8, PH) OBP: 0.283, SLG: 0.401 (8, 2)										1	0	1	0	0	0	0
21 Marlon Anderson, L (1, 7) OBP: 0.354, SLG: 0.504	F7	FC3-5 BB 1B			2B 3-H	HR 3-H		F8		5	1	3	2	0	0	5
Wilson Betemit, S (1, 5) OBP: 0.327, SLG: 0.466	G4-6-3 1-2f	FC3-5 BB 1-2			IBB	1B		G1-3		3	0	1	0	2	0	5
Greg Maddux, R (1, 1) OBP: 0.145, SLG: 0.152		P4		FC3-5 15 G6-4-3 1-2 2-3f	G6-3	G4-3			P2	4	0	0	0	0	0	5
17 Jason Repko, R (7, 8) OBP: 0.331, SLG: 0.373 (8, 9)										1	0	0	0	0	0	0
Inning Stats	R: 3 E: 1 K: 0 S: 19 H: 4 LOB: 2 BB: 1 P: 32	R: 0 E: 0 K: 0 S: 5 H: 1 LOB: 0 BB: 0 P: 6	R: 0 E: 0 K: 0 S: 4 H: 1 LOB: 1 BB: 0 P: 6	R: 0 E: 0 K: 0 S: 5 H: 1 LOB: 1 BB: 1 P: 13	R: 3 E: 0 K: 0 S: 23 H: 2 LOB: 2 BB: 3 P: 41	R: 5 E: 0 K: 1 S: 24 H: 6 LOB: 1 BB: 1 P: 41	R: 0 E: 0 K: 0 S: 6 H: 0 LOB: 0 BB: 0 P: 8	R: 0 E: 0 K: 0 S: 13 H: 2 LOB: 2 BB: 0 P: 20	R: 0 E: 0 K: 0 S: 5 H: 0 LOB: 0 BB: 0 P: 8	1B: 12 2B: 3 3B: 2 HR: 2 SF: 0 SAC: 0 DP: 4 HBP: 0						

	AB	41
	R	11
	H	17
	RBI	10
	BB	6
	SO	1
	LOB	25

WP: 1 PA: 47
PB: 0
SB: 2
CS: 1

PITCHER		IP	WLS	BF	H	R	ER	SO	BB	IBB	HBP	BLK	WP	HR	S	P	ERA	WHIP
Jason Jennings, R ERA: 3.78	(1, 1)	5.0	L	27	9	6	5	0	4	1	0	0	0	1	56	98	9.00	2.600
39 Tom Martin, L ERA: 5.09	(6, 1)	0.2		5	3	3	3	1	1	0	0	0	0	0	13	23	40.50	6.000
Nate Field, R ERA: 4.32	(6, 1)	0.1		4	3	2	2	0	0	0	0	0	1	1	11	18	54.00	9.000
Ray King, L ERA: 3.98	(7, 1)	1.0		3	0	0	0	0	0	0	0	0	0	0	6	8	0.00	0.000
38 Ubaldo Jiménez, R ERA:	(8, 1)	1.0		5	2	0	0	0	0	0	0	0	0	0	13	20	0.00	2.000

PITCHER		IP	WLS	BF	H	R	ER	SO	BB	IBB	HBP	BLK	WP	HR	S	P	ERA	WHIP
54 Denny Bautista, R ERA: 5.67	(9, 1)	1.0		3	0	0	0	0	0	0	0	0	0	0	5	8	0.00	0.000

Batter	1	2	3	4	5	6	7	8	9	AB	R	H	RBI	BB	SO	LOB
7 Kazuo Matsui, S (1, 4) OBP: 0.305, SLG: 0.357 54 Denny Bautista, R (9, 1)	B F B B C X 3-2 27 1B 1B		B F X 1-1 ① F8		C X 0-1 ③ G6-3		B B S B X 3-1 ③ F7			4	0	1	0	0	0	0
										0	0	0	0	0	0	0
15 Jeff Salazar, L (1, 8) OBP: 0.431, SLG: 0.475	C F X 1-2 ① F7		M X 0-1 ② L9			C B B X 2-1 27 F9 5 G6-3 2B		B C X 1-1 ① F8		4	1	1	0	0	0	1
27 Garrett Atkins, R (1, 5) OBP: 0.398, SLG: 0.551	B X 1-0 **1-2** 1B		C B B X 2-1 HR			B X 1-0 ① F9 **2-3**		C C B B T B X 3-2 ② G1-3		4	1	2	1	0	0	1
5 Matt Holliday, R (1, 7) OBP: 0.389, SLG: 0.589 Ray King, L (7, 1) 38 Ubaldo Jiménez, R (8, 1) Vinny Castilla, R (8, PH) OBP: 0.255, SLG: 0.318 12 Clint Barmes, R (8, PR) OBP: 0.266, SLG: 0.340 (9, 4)	B 2 SAFE F B F S 2-3 ② K		X 0-0 ③ P2			X 0-0 ② G6-3 **3-H**		C S X 0-2 1B		3	0	0	1	0	1	2
										0	0	0	0	0	0	0
										0	0	0	0	0	0	0
										1	0	1	0	0	0	0
										0	0	0	0	0	0	0
17 Todd Helton, L (1, 3) OBP: 0.407, SLG: 0.485 10 Jeff Baker, R (6, PH) OBP: 0.375, SLG: 0.872 (7, 3)	B B F S B F F F X 3-2 ③ P5			X 0-0 ① G4-3		B X 1-0 11 1B 2B		F X 0-1 ③ F9		2	0	0	0	0	0	2
										2	1	1	0	0	0	1
11 Brad Hawpe, L (1, 9) OBP: 0.376, SLG: 0.505		F B S C 1-3 ① K		B B X 2-0 ② F8		X 0-0 2 S **2-H** 1B			C X 0-1 HR	4	1	2	2	0	1	0
2 Troy Tulowitzki, R (1, 6) OBP: 0.352, SLG: 0.333		C F B B X 2-2 ② G4-3		B X 1-0 ③ G5-3		B X 1-0 ③ F7 **1-2**			X 0-0 ① F9	4	0	0	0	0	0	1
20 Chris Iannetta, R (1, 2) OBP: 0.382, SLG: 0.391		X 0-0 1B			C F C 0-3 ① K		F X 0-1 ① F7		B B F X 2-1 ② G6-3	4	0	1	0	0	1	0
Jason Jennings, L (1, 1) OBP: 0.169, SLG: 0.145 18 Cory Sullivan, L (5, PH) OBP: 0.322, SLG: 0.407 39 Tom Martin, L (6, 1) Nate Field, R (6, 1) Choo Freeman, R (7, 7) OBP: 0.303, SLG: 0.347		C B B X 2-1 ③ G3			F B X 1-1 ② G4-3		X 0-0 ② L8		B B X 2-0 ③ G6-3	1	0	0	0	0	0	1
										1	0	0	0	0	0	0
										0	0	0	0	0	0	0
										0	0	0	0	0	0	0
										2	0	0	0	0	0	0
Inning Stats	R: 0 E: 0 K: 1 S: 16 H: 2 LOB: 2 BB: 0 P: 26	R: 0 E: 0 K: 1 S: 9 H: 1 LOB: 1 BB: 0 P: 14	R: 1 E: 0 K: 0 S: 7 H: 1 LOB: 0 BB: 0 P: 10	R: 0 E: 0 K: 0 S: 3 H: 0 LOB: 0 BB: 0 P: 6	R: 0 E: 0 K: 1 S: 7 H: 0 LOB: 0 BB: 0 P: 8	R: 2 E: 0 K: 0 S: 7 H: 3 LOB: 1 BB: 0 P: 12	R: 0 E: 0 K: 0 S: 5 H: 0 LOB: 0 BB: 0 P: 8	R: 0 E: 0 K: 0 S: 11 H: 1 LOB: 1 BB: 0 P: 15	R: 1 E: 0 K: 0 S: 6 H: 1 LOB: 0 BB: 0 P: 10	1B: 5 2B: 2 3B: 0 HR: 2	SF: 0 SAC: 0 DP: 0 HBP: 0						

PITCHER		IP	WLS	BF	H	R	ER	SO	BB	IBB	HBP	BLK	WP	HR	S	P	ERA	WHIP
Greg Maddux, R ERA: 4.26	(1, 1)	6.0	W	25	7	3	3	3	0	0	0	0	0	1	49	76	4.50	1.167
Brett Tomko, R ERA: 4.86	(7, 1)	2.0		7	1	0	0	0	0	0	0	0	0	0	16	23	0.00	0.500
50 Eric Stults, L ERA: 6.94	(9, 1)	1.0		4	1	1	1	0	0	0	0	0	0	1	6	10	9.00	1.000

PITCHER	IP	WLS	BF	H	R	ER	SO	BB	IBB	HBP	BLK	WP	HR	S	P	ERA	WHIP

BOTTOM

Los Angeles Dodgers @ Colorado Rockies

Coors Field, Denver, CO

Tue Sep 26 2006, 6:35 PM MDT

Att. 20,133 - Clear - 73 F

livebaseballscorecards.com

AB	36
R	4
H	9
RBI	4
BB	0
SO	3
LOB	9

1B: 5	SF: 0	WP: 0	PA: 36
2B: 2	SAC: 0	PB: 0	
3B: 0	DP: 0	SB: 1	
HR: 2	HBP: 0	CS: 0	

Batter	1	2	3	4	5	6	7	8	9	AB	R	H	RBI	BB	SO	LOB
15 Rafael Furcal, S (1, 6) OBP: 0.370, SLG: 0.448	F X 0-1 ① F8		C F B S 1-3 ② K			B L X 1-1 ① F7	L X 0-1 ① FC4-6 FC3-6 1-2f 2-3		C B B X 2-1 ③ G4-3	5	0	0	0	0	1	2
Kenny Lofton, L (1, 8) OBP: 0.359, SLG: 0.391	C B F X 1-2 ② G5-3		F B F C 1-3 ③ K			B X 1-0 12 FC6-4 5 1B 3B 1B	P X 1-0 ② FC3-6 5 1B 12 2B 1-2f 3-H			4	2	1	1	0	1	1
5 Nomar Garciaparra, R (1, 3) OBP: 0.371, SLG: 0.511 49 Delwyn Young, S (7, PR) 51 Jonathan Broxton, R (7, 1) 44 Takashi Saito, L (9, 1)	F F X 0-2 12 FC6-4 1B			X 0-0 ① G6-3		1 SAFE B F 1 SAFE B B 1 SAFE 1 SAFE X 3-1 12 FC6-4 1B 1-2	1 SAFE B X 1-0 12 2B 1B 1-3			4 0 0 0	0 0 0 0	3 0 0 0	0 0 0 0	0 0 0 0	0 0 0 0	0 0 0 0
12 Jeff Kent, R (1, 4) OBP: 0.375, SLG: 0.472	X 0-0 ③ FC6-4 1-2f			B S F B X 2-2 G4-6-3 1B		B B X 2-0 ② FC6-4 3B 1-2f 2-3	B X 1-0 ③ 2B 1-H 3-H			4	1	2	1	0	0	3
J.D. Drew, L (1, 9) OBP: 0.391, SLG: 0.489		S X 0-1 ① F7		C C 1 SAFE B B F X 2-2 ② ③ G4-6-3 1-2f		1 SAFE X 0-0 1-H 3-H 3B		B B C F S 2-3 ① K		4	0	1	2	0	1	1
55 Russell Martin, R (1, 2) OBP: 0.353, SLG: 0.440		B B B C C X 3-2 ② G4-3			F X 0-1 G4-6-3 21 1B 1B	B X 1-0 ③ F8		B C F B B F X 3-2 ② G6-3		4	0	1	0	0	0	1
21 Marlon Anderson, L (1, 7) OBP: 0.356, SLG: 0.511 17 Jason Repko, R (8, 7) OBP: 0.331, SLG: 0.373		S C B F B X 2-2 ③ G3			B F X 1-1 G4-6-3 1-2 1B		T C B X 1-2 16 1B 3B	B F C X 1-2 ③ F9		4 0	1 0	2 0	0 0	0 0	0 0	0 0
Wilson Betemit, S (1, 5) OBP: 0.328, SLG: 0.474			F B X 1-1 HR		B C X 1-1 ① ② G4-6-3 1-2f 2-3		D C B B B 4-1 15 FC4-6 16 1B FC3-6 BB		X 0-0 ① G5-3	3	2	1	1	1	0	2
Derek Lowe, R (1, 1) OBP: 0.145, SLG: 0.125 16 Andre Ethier, L (7, PH) OBP: 0.368, SLG: 0.485 7 James Loney, L (7, 3) OBP: 0.317, SLG: 0.452			C S S 0-3 ① K		S D S C 1-3 ③ K		F B S F X 1-2 15 FC4-6 1-2 3-H 1B		C F X 0-2 ② G6-3	2 1 1	0 0 0	0 1 0	0 1 0	2 0 0	0 0 0	1 0 0
Inning Stats	R: 0 E: 0 K: 0 S: 9 H: 1 LOB: 1 BB: 0 P: 10	R: 0 E: 0 K: 0 S: 9 H: 0 LOB: 0 BB: 0 P: 14	R: 1 E: 0 K: 3 S: 11 H: 1 LOB: 0 BB: 0 P: 14	R: 0 E: 0 K: 0 S: 8 H: 1 LOB: 0 BB: 0 P: 12	R: 0 E: 0 K: 1 S: 9 H: 2 LOB: 1 BB: 0 P: 12	R: 2 E: 0 K: 0 S: 8 H: 3 LOB: 1 BB: 0 P: 16	R: 3 E: 0 K: 0 S: 14 H: 4 LOB: 3 BB: 1 P: 22	R: 0 E: 0 K: 1 S: 10 H: 0 LOB: 0 BB: 0 P: 16	R: 0 E: 0 K: 0 S: 6 H: 0 LOB: 0 BB: 0 P: 8	1B: 8 2B: 1 3B: 2 HR: 1 SF: 0 SAC: 0 DP: 2 HBP: 0						

PITCHER		IP	WLS	BF	H	R	ER	SO	BB	IBB	HBP	BLK	WP	HR	S	P	ERA	WHIP
28 Aaron Cook, R ERA: 4.23	(1, 1)	6.2	L	30	11	6	6	4	1	0	0	0	0	1	67	98	8.10	1.800
60 Manny Corpas, R ERA: 2.93	(7, 1)	1.1		4	1	0	0	1	0	0	0	0	0	0	11	18	0.00	0.750
Jeremy Affeldt, L ERA: 6.23	(9, 1)	1.0		3	0	0	0	0	0	0	0	0	0	0	6	8	0.00	0.000

PITCHER	IP	WLS	BF	H	R	ER	SO	BB	IBB	HBP	BLK	WP	HR	S	P	ERA	WHIP

TOP

Los Angeles Dodgers @ Colorado Rockies

Coors Field, Denver, CO

Wed Sep 27 2006, 6:35 PM MDT

Att. 18,858 - Cloudy - 54 F

livebaseballscorecards.com

AB	36
R	6
H	12
RBI	6
BB	1
SO	5
LOB	11

WP: 0 PA: 37
PB: 0
SB: 0
CS: 0

BOTTOM

Los Angeles Dodgers @ Colorado Rockies

Coors Field, Denver, CO

Wed Sep 27 2006, 6:35 PM MDT

Att. 18,858 - Cloudy - 54 F

livebaseballscorecards.com

Batter	1	2	3	4	5	6	7	8	9	AB	R	H	RBI	BB	SO	LOB
Jamey Carroll, R (1, 4) OBP: 0.376, SLG: 0.392	C C B S 1-3 K ①		C X 0-1 1B		B C C X 1-2 G6-3 ②		B B C X 2-1 F8 ①		B C X 1-1 15 DI 1B	5	0	2	0	0	1	0
15 Jeff Salazar, L (1, 8) OBP: 0.429, SLG: 0.467	C X 0-1 27 1B 1B		M 1 SAFE B F X 1-2 G1-3 ③		X 0-0 27 BLK 27 2B 1B		C B F F F B S 2-3 K ②		S S B F S 1-3 K ③ 1-2	5	1	2	0	0	2	2
27 Garrett Atkins, R (1, 5) OBP: 0.400, SLG: 0.554	B F B F X 2-2 5 G6-4-3 1-2 1B			C B F B F B F X 3-2 5 2B 17 1B 1B	B X 1-0 5 1B 1-H 2B		C F B B B X 3-2 F8 ③			4	2	3	1	0	0	0
5 Matt Holliday, R (1, 7) OBP: 0.390, SLG: 0.590	B B X 2-0 G6-4-3 ② ③ 1-2f			X 0-0 17 1B 11 G3-6 1-3 2B	X 0-0 17 S 2-H 1B			S B B X 2-1 P3 ①		4	1	2	1	0	0	2
17 Todd Helton, L (1, 3)		B F X 1-1 G6-3 ①		F B B F B F F X 3-2 11 G3-6 2-3 3-H 1B	B B C X 2-1 F7 ③ 1-2			C C B X 1-2 G5-3 ②		4	0	1	1	0	0	1
11 Brad Hawpe, L (1, 9) OBP: 0.375, SLG: 0.502		B F X 1-1 F8 ②		B S X 1-1 G3-6 ① ② 1-2f 3-H		S X 0-1 F7 ①		B B B C S B 4-2 BB		3	0	0	0	1	0	1
2 Troy Tulowitzki, R (1, 6) OBP: 0.348, SLG: 0.329		B X 1-0 G1-3 ③		X 0-0 1B		L F S 0-3 K ②		C B B F C 2-3 K ③		4	0	1	0	0	2	1
JD Closser, S (1, 2) OBP: 0.299, SLG: 0.323 7 Kazuo Matsui, S (9, PH) OBP: 0.303, SLG: 0.355			C S B F S 1-3 K ①	B X 1-0 G2-3 ③		B B B B 4-0 BB			C F B F X 1-2 F8 ①	2 1	0 0	0 0	0 0	1 0	1 0	1 0
28 Aaron Cook, R (1, 1) OBP: 0.113, SLG: 0.052 60 Manny Corpas, R (7, 1) Jeremy Affeldt, L (9, 1) 10 Jeff Baker, R (9, PH) OBP: 0.367, SLG: 0.854			C B F X 1-2 G2-3 ②		B S M B C 2-3 K ①	1 SAFE B C B X 2-1 G5-3 ③			C S B C 1-3 K ②	3 0 0 1	0 0 0 0	0 0 0 0	0 0 0 0	0 0 0 0	1 0 0 0	1 0 0 0

Inning Stats	1	2	3	4	5	6	7	8	9
	R: 0 H: 2 E: 0 LOB: 1 K: 1 BB: 0 S: 9 P: 14	R: 0 H: 0 E: 0 LOB: 0 K: 0 BB: 0 S: 5 P: 8	R: 0 H: 1 E: 0 LOB: 1 K: 1 BB: 0 S: 12 P: 15	R: 2 H: 4 E: 0 LOB: 1 K: 0 BB: 0 S: 15 P: 23	R: 2 H: 3 E: 0 LOB: 1 K: 1 BB: 0 S: 11 P: 17	R: 0 H: 0 E: 0 LOB: 1 K: 1 BB: 1 S: 7 P: 13	R: 0 H: 0 E: 0 LOB: 0 K: 1 BB: 0 S: 10 P: 17	R: 0 H: 0 E: 0 LOB: 1 K: 1 BB: 1 S: 10 P: 19	R: 0 H: 1 E: 0 LOB: 1 K: 2 BB: 0 S: 13 P: 17

AB	36
R	4
H	11
RBI	3
BB	2
SO	8
LOB	9

		1B	SF	WP	PA
		9	0	0	38
		2B	2	SAC	0	PB	0
		3B	0	DP	2	SB	1
		HR	0	HBP	0	CS	0

PITCHER		IP	WLS	BF	H	R	ER	SO	BB	IBB	HBP	BLK	WP	HR	S	P	ERA	WHIP
Derek Lowe, R ERA: 3.63	(1, 1)	6.0	W	27	10	4	4	4	1	0	0	1	0	0	59	90	6.00	1.833
51 Jonathan Broxton, R ERA: 2.64	(7, 1)	2.0	H	7	0	0	0	2	1	0	0	0	0	0	20	36	0.00	0.500
44 Takashi Saito, R ERA: 2.12	(9, 1)	1.0	S	4	1	0	0	2	0	0	0	0	0	0	13	17	0.00	1.000

PITCHER		IP	WLS	BF	H	R	ER	SO	BB	IBB	HBP	BLK	WP	HR	S	P	ERA	WHIP

Batter	1	2	3	4	5	6	7	8	9	AB	R	H	RBI	BB	SO	LOB
15 Rafael Furcal, S (1, 6) OBP: 0.371, SLG: 0.447	G6-3 1B	F8		G4-3	L4-6 2-2	E 1-2 BB		17 PB 17 1B 1-2 BB		4	1	1	0	2	0	3
Kenny Lofton, L (1, 8) OBP: 0.359, SLG: 0.398 17 Jason Repko, R (7, 8) OBP: 0.336, SLG: 0.378 (8, 9)	G6-3 1-2f	12 HBP 21 S BB 1B	F7	HR E5 21 G6-3 1-3 2nH				1-H 2-H 1B		5 1	2 0	2 1	1 2	0 0	0 0	2 0
21 Marlon Anderson, L (1, 7) OBP: 0.355, SLG: 0.516 16 Andre Ethier, L (9, 7) OBP: 0.368, SLG: 0.485	K	BB 12 HBP 55 1B 1-2 BB	K	HR G6-3 1-2f				P4		5 0	2 0	1 0	1 0	1 0	2 0	3 0
12 Jeff Kent, R (1, 4) OBP: 0.379, SLG: 0.475 Brett Tomko, R (7, 1) OBP: 0.154, SLG: 0.120 49 Delwyn Young, S (9, PH) 50 Eric Stults, L (9, 1) OBP: 0.667, SLG: 0.667		2B 7 HR BB	BB 55 1B 1-2 2-3 HBP		1B 1B 2B	55 2B 2B BB	G6-3		G4-3	2 0 1 0	3 0 0 0	1 0 0 0	0 0 0 0	2 0 0 0	0 0 0 0	0 0 0 0
J.D. Drew, L (1, 9) OBP: 0.393, SLG: 0.491 27 Matt Kemp, R (8, 8) OBP: 0.292, SLG: 0.456	7 HR 1-3 2B	55 1B 7 2B 1-2 2-3 3-H BB	1B 55 BB 7 1B 2-3 1B	K	K	K	0-3 K	K	0-3 K	4 1	3 0	2 0	1 0	1 0	2 1	1 0
55 Russell Martin, R (1, 2) OBP: 0.355, SLG: 0.441	FC1 7 HR	7 2B 1-2 2-H 3-H 1B	7 1B 1B 1-2 BB		2B 1-3 2B	G3-1			G6-3	5	3	2	1	1	0	2
Wilson Betemit, S (1, 5) OBP: 0.329, SLG: 0.475	L9	K	15 L4-6 7 1B 1-2 2-3 3-H 1B	7 HR 2-H 3-H 2B		L4				5	1	2	3	0	1	5
7 James Loney, L (1, 3) OBP: 0.340, SLG: 0.541	1-H 2-H HR	1-H 2-H 2B	1-2 2-3 3-H 1B	2-H HR				K		5	2	4	9	0	1	0
31 Brad Penny, R (1, 1) OBP: 0.185, SLG: 0.231 Oscar Robles, L (2, PH) OBP: 0.270, SLG: 0.219 58 Chad Billingsley, R (2, 1) OBP: 0.185, SLG: 0.083 Joe Beimel, L (4, 1) Aaron Sele, R (4, 1) OBP: 0.222, SLG: 0.231 5 Nomar Garciaparra, R (5, PH) OBP: 0.370, SLG: 0.510 Mark Hendrickson, L (5, 1) Julio Lugo, R (7, 4) OBP: 0.347, SLG: 0.427		G6-3	F9	F9		15 BB E BB		17 PB 15 BB 17 1B 1B		0 1 1 0 0 0 1 0 1	0 0 0 0 0 0 0 1 1	0 0 0 0 0 0 0 0 1	0 0 0 0 0 0 1 1 0	0 1 0 0 0 0 0 0 1	0 0 1 0 0 0 0 0 0	0 0 1 0 0 0 3 0 0
Inning Stats	R: 0 E: 0 K: 1 S: 7 H: 1 LOB: 0 BB: 0 P: 10	R: 4 E: 0 K: 0 S: 15 H: 2 LOB: 0 BB: 1 P: 26	R: 4 E: 0 K: 1 S: 15 H: 3 LOB: 1 BB: 2 P: 29	R: 0 E: 0 K: 1 S: 9 H: 0 LOB: 0 BB: 0 P: 13	R: 2 E: 0 K: 0 S: 10 H: 4 LOB: 2 BB: 1 P: 18	R: 7 E: 1 K: 1 S: 25 H: 5 LOB: 1 BB: 3 P: 46	R: 0 E: 0 K: 1 S: 6 H: 0 LOB: 0 BB: 0 P: 7	R: 2 E: 0 K: 1 S: 10 H: 2 LOB: 1 BB: 1 P: 22	R: 0 E: 0 K: 1 S: 7 H: 0 LOB: 0 BB: 0 P: 11	1B: 8 2B: 6 3B: 0 HR: 4 SF: 0 SAC: 0 DP: 3 HBP: 1						

PITCHER		IP	WLS	BF	H	R	ER	SO	BB	IBB	HBP	BLK	WP	HR	S	P	ERA	WHIP
49 Byung-Hyun Kim, R ERA: 5.57	(1, 1)	2.0		13	4	7	7	1	2	0	1	0	0	1	27	48	31.50	3.000
Justin Hampson, L ERA: 7.5	(3, 1)	1.0		5	2	1	1	1	1	0	0	0	0	0	10	17	9.00	3.000
39 Tom Martin, L ERA: 5.01	(4, 1)	1.0		3	0	0	0	1	0	0	0	0	0	0	9	13	0.00	0.000
61 Ramon E Ramirez, R ERA: 3.55	(5, 1)	0.0		3	2	2	2	0	1	0	0	0	0	0	4	10	∞	∞
Mike Venafro, L ERA: 2.7	(5, 1)	1.0		4	2	0	0	0	0	0	0	0	0	0	6	8	0.00	2.000

PITCHER		IP	WLS	BF	H	R	ER	SO	BB	IBB	HBP	BLK	WP	HR	S	P	ERA	WHIP
Ray King, L ERA: 4.57	(6, 1)	0.1	L	4	2	3	3	1	1	0	0	0	0	2	8	14	81.00	9.000
Jose Mesa, R ERA: 3.97	(6, 1)	0.0		3	3	3	3	0	0	0	0	0	0	1	10	16	∞	∞
Jeremy Affeldt, L ERA: 6.12	(6, 1)	1.2		7	0	1	0	1	2	0	0	0	0	0	13	23	0.00	1.200
54 Denny Bautista, R ERA: 5.62	(8, 1)	2.0		9	2	2	1	2	1	0	0	0	0	0	17	33	4.50	1.500

TOP

Los Angeles Dodgers @ Colorado Rockies

Coors Field, Denver, CO

Thu Sep 28 2006, 1:05 PM MDT

Att. 21,154 - Sunny - 70 F

livebaseballscorecards.com

AB	42
R	19
H	17
RBI	18
BB	8
SO	7
LOB	20

Batter	1	2	3	4	5	6	7	8	9	AB	R	H	RBI	BB	SO	LOB
7 Kazuo Matsui, S (1, 4) OBP: 0.312, SLG: 0.362	F F B B F X 2-2 5 HR 2B	B B X 2-0 18 BB 1B	B B F B S B F X 3-2 F9 ③	C B F B F B B 4-2 19 1B 27 1B 1-2 2-3 BB		F C S 0-3 K ①		B B C B B 4-1 27 G5-4-3 19 1B BB		4	2	2	0	2	1	2
18 Cory Sullivan, L (1, 8) OBP: 0.327, SLG: 0.409 19 Ryan Spilborghs, R (4, PH) OBP: 0.341, SLG: 0.436 (5, 8)	B B L B B 4-1 5 HR BB	B B F B C B 4-2 1-2 BB		0-0 5 17 1B 1B 2-1 27 1B 1-2 2-3 3-H 1B		C B B C F B B 4-2 5 F9 27 1B 17 E BB		C F B X 1-2 27 G5-4-3 1-2 1B		1 2	2 1	1 2	0 1	2 1	0 0	0 0
27 Garrett Atkins, R (1, 5) OBP: 0.400, SLG: 0.551	C F C 0-3 K ①	C B S B B X 3-2 F9 ①		3-2 F9 ③ 2-1 1-3 2-H 3-H 1B		C B X 1-1 10 FC5 17 E 1-2 1B		B F C B X 2-2 G5-4-3 ① ② 1-2f 2-3		6	0	2	2	0	1	7
5 Matt Holliday, R (1, 7) OBP: 0.390, SLG: 0.592	S B X 1-1 1-H 2-H HR	X 0-0 P2 ②		4-0 17 1B 10 1B 1-2 BB 1-2 L7 ③		B X 1-0 F9 ② 2-3		C F C 0-3 K ③		5	2	1	3	1	1	7
17 Todd Helton, L (1, 3) OBP: 0.407, SLG: 0.482	X 0-0 10 2B 1B	X 0-0 G4-3 ③		C C X 0-2 10 2 1B 1-3 2-H 1B B B B C F F B 4-2 20 BB BB		B C F X 1-2 E4 10 FC5 1-2 3-H			B X 1-0 G1 ①	5	1	2	1	1	0	3
10 Jeff Baker, R (1, 9) OBP: 0.382, SLG: 0.852	B X 1-0 1-3 2B	S X 0-1 20 WP 2B	B X 1-0 20 1B 2 1B 1-2 3-H 1B	X 0-0 P3 ①		B F B X 2-1 FC5 ③ 1-2 2-3f			B X 1-0 F9 ②	6	0	3	1	0	0	3
2 Troy Tulowitzki, R (1, 6) OBP: 0.337, SLG: 0.318	B F C F B F B C 3-3 K ②	X 0-0 G6-3 ①	X 0-0 20 1B 1-2 2-H 1B	1 SAFE B S B B X 3-1 F9 ②		B F F X 1-2 G5-3 ①			C X 0-1 P3 ③	6	1	1	1	0	1	4
20 Chris Iannetta, R (1, 2) OBP: 0.395, SLG: 0.388	I I I 4-0 IBB	S B F S 1-3 K ② 2-3	2 SAFE C X 0-1 7 WP 19 1B 1B 1-3 2-3 1B	F F B B F B B 4-2 1-2 BB		B F C X 1-2 G3-1 ②				3	1	1	0	2	1	1
49 Byung-Hyun Kim, R (1, 7) OBP: 0.318, SLG: 0.467 Justin Hampson, L (3, 1) 15 Jeff Salazar, L (3, PH) OBP: 0.429, SLG: 0.467 39 Tom Martin, L (4, 1) Vinny Castilla, R (4, PH) OBP: 0.333, SLG: 0.533 61 Ramon E Ramirez, R (6, 1) OBP: 0.500, SLG: 0.500 Mike Venafro, L (6, 1) Jamey Carroll, R (5, PH) OBP: 0.375, SLG: 0.391 Ray King, L (6, 1) Jose Mesa, R (8, 1) Jeremy Affeldt, L (8, 1) Choo Freeman, R (7, PH)	C C C 0-3 K ③	B B B B 4-0 BB	B B F X 2-1 19 1B 7 WP 27 1B 1-2 3-H 1B	B X 1-0 F8 ③		S C S 0-3 K ③				1 0 0 0 0 1 0 0 1 1 0 0 0 1 0 0 0 1 0 0	0 0 0 0 0 1 0 0 1 1 0 0 0 0 0 0 0 0 0 0	0 0 0 0 0 0 0 0 1 1 0 0 0 0 0 0 0 0 0 0	0 0 0 0 0 1 0 0 1 1 0 0 0 0 0 0 0 0 0 0	0 0 0 0 0 0 0 0 0 0 0 0 0 0 0 0 0 0 0 0	1 0 0 0 0 0 0 0 0 0 0 0 0 0 0 0 0 0 0 0	3 0 0 0 0 0 0 0 0 0 0 0 0 0 0 0 2 0 0 0
Inning Stats	R: 3 E: 0 K: 3 S: 20 H: 4 LOB: 3 BB: 2 P: 35	R: 0 E: 0 K: 0 S: 8 H: 1 LOB: 2 BB: 1 P: 17	R: 0 E: 0 K: 1 S: 10 H: 1 LOB: 2 BB: 1 P: 18	R: 7 E: 0 K: 0 S: 24 H: 8 LOB: 2 BB: 2 P: 43	R: 0 E: 0 K: 0 S: 10 H: 0 LOB: 2 BB: 2 P: 22	R: 1 E: 1 K: 1 S: 14 H: 1 LOB: 2 BB: 1 P: 23	R: 0 E: 0 K: 1 S: 9 H: 0 LOB: 0 BB: 0 P: 11	R: 0 E: 0 K: 1 S: 10 H: 1 LOB: 1 BB: 1 P: 17	R: 0 E: 0 K: 0 S: 4 H: 0 LOB: 0 BB: 0 P: 6	1B: 12 2B: 3 3B: 0 HR: 1 SF: 0 SAC: 0 DP: 1 HBP: 0						

PITCHER		IP	WLS	BF	H	R	ER	SO	BB	IBB	HBP	BLK	WP	HR	S	P	ERA	WHIP
31 Brad Penny, R ERA: 4.33	(1, 1)	1.0		9	4	3	3	3	1	1	0	0	0	1	20	35	27.00	5.000
58 Chad Billingsley, R ERA: 3.84	(2, 1)	2.2		18	8	6	6	1	3	0	0	0	1	0	31	58	20.25	4.125
Joe Beimel, L ERA: 3.07	(4, 1)	0.0		2	1	0	0	0	1	0	0	0	1	0	5	11	∞	∞
Aaron Sele, R ERA: 4.57	(4, 1)	0.1		2	1	1	1	0	0	0	0	0	0	0	6	9	27.00	3.000
Mark Hendrickson, L ERA: 4.23	(5, 1)	2.0	W	11	1	1	0	1	3	0	0	0	0	0	24	45	0.00	2.000

PITCHER		IP	WLS	BF	H	R	ER	SO	BB	IBB	HBP	BLK	WP	HR	S	P	ERA	WHIP
Brett Tomko, R ERA: 4.77	(7, 1)	2.0		7	1	0	0	2	1	0	0	0	0	0	19	28	0.00	1.000
50 Eric Stults, L ERA: 6.39	(9, 1)	1.0		3	0	0	0	0	0	0	0	0	0	0	4	6	0.00	0.000

BOTTOM

Los Angeles Dodgers @ Colorado Rockies

Coors Field, Denver, CO

Thu Sep 28 2006, 1:05 PM MDT

Att. 21,154 - Sunny - 70 F

livebaseballscorecards.com

AB	42
R	11
H	16
RBI	10
BB	10
SO	7
LOB	32

WP: 2 PA: 52
PB: 0
SB: 0
CS: 0

Batter	1	2	3	4	5	6	7	8	9	AB	R	H	RBI	BB	SO	LOB
15 Rafael Furcal, S (1, 6) OBP: 0.371, SLG: 0.445	C B B X 2-1 P2 ①			C F X 0-2 G5-3 ①		B X 1-0 1B		X 0-0 F9 ①		4	0	1	0	0	0	0
Kenny Lofton, L (1, 8) OBP: 0.358, SLG: 0.397	C B C B X 2-2 G6-3 ②			C B F F B X 2-2 1B		F X 0-1 F7 ②		C C B S 1-3 K ②		4	0	1	0	0	1	1
5 Nomar Garciaparra, R (1, 3) OBP: 0.367, SLG: 0.505 7 James Loney, L (8, 3) OBP: 0.340, SLG: 0.541	X 0-0 G6-3 ③			B X 1-0 F8 ②		B C X 1-1 G6-3 ③		B F B S S 2-3 K ③		4 0	0 0	0 0	0 0	0 0	1 0	2 0
12 Jeff Kent, R (1, 4) OBP: 0.380, SLG: 0.475 17 Jason Repko, R (9, PR) OBP: 0.336, SLG: 0.378 (9, 7)		C B C S 1-3 K ①		C F 1 SAFE 1 SAFE B F F B B 3-2 X G5-3 ③			X 0-0 HR 1B		F B X 1-1 55 BB 1B	4 0	1 1	2 0	0 0	0 0	1 0	1 0
J.D. Drew, L (1, 9) OBP: 0.392, SLG: 0.495		C X 0-1 G3 ②			F C B X 1-2 G4-3 ①		B C F B X 2-2 1-H HR		C 1 SAFE B F 1 SAFE C 1-3 K ①	4	1	1	2	0	1	1
55 Russell Martin, R (1, 2) OBP: 0.356, SLG: 0.439		B B X 2-0 G4-3 ③			S B F F F F B B B 4-2 21 FC4-6 BB		B B C X 2-1 G5-3 ①		D B C 1 SAFE B B 4-1 FC5-4 18 WP 1B 1-2 BB	2	1	0	0	2	0	0
21 Marlon Anderson, L (1, 7) OBP: 0.355, SLG: 0.514 Olmedo Saenz, R (9, PH) OBP: 0.356, SLG: 0.562 49 Delwyn Young, S (9, PR) 44 Takashi Saito, L (9, 1)			C B X 1-1 P6 ①		C B X 1-1 FC4-6 FC4 1-2f ②		F B F F X 1-2 1B		B C X 1-1 FC5-4 1-2 2-H 1B	3 1 0 0	0 0 0 0	1 1 0 0	0 1 0 0	0 0 0 0	0 0 0 0	1 0 0 0
Julio Lugo, R (1, 5) OBP: 0.344, SLG: 0.423 (9, 4)			B F B X 2-1 G1-3 ②		B 1 SAFE B X 2-0 FC4 ③ 1-2f		B B X 2-0 P4 ②		B S X 1-1 FC5-4 18 WP ② 1-2f 2-3	4	0	0	0	0	0	4
56 Hung-Chih Kuo, L (1, 1) OBP: 0.125, SLG: 0.250 27 Matt Kemp, R (6, PH) OBP: 0.290, SLG: 0.453 Aaron Sele, R (6, 1) OBP: 0.222, SLG: 0.231 Wilson Betemit, S (7, PH) OBP: 0.328, SLG: 0.474 Joe Beimel, L (7, 1) 51 Jonathan Broxton, R (8, 1) 18 Ramon Martinez, R (9, PH) OBP: 0.340, SLG: 0.360 (9, 5)			B C C F S 1-3 K ③			F F B B B S 3-3 K ①	B C F B S 2-3 K ③		C D B C X 2-2 G5-3 ③ 1-2 3-H	1 1 0 1 0 0 1	0 0 0 0 0 0 0	0 0 0 0 0 0 0	0 0 0 0 0 0 0	0 1 0 1 0 0 0	1 0 0 1 0 0 0	0 0 0 1 0 0 1

TOP

Los Angeles Dodgers @ San Francisco Giants
AT&T Park, San Francisco, CA
Fri Sep 29 2006, 7:15 PM PDT
Att. 42,587 - Partly Cloudy - 55 F

livebaseballscorecards.com

AB	34
R	4
H	7
RBI	3
BB	2
SO	7
LOB	12

Inning Stats	1	2	3	4	5	6	7	8	9
	R: 0 E: 0 K: 0 S: 6	H: 0 LOB: 0 BB: 0 P: 10	R: 0 E: 0 K: 1 S: 6	H: 0 LOB: 0 BB: 0 P: 9	R: 0 E: 0 K: 1 S: 8	H: 0 LOB: 0 BB: 0 P: 12	R: 0 E: 0 K: 0 S: 13	H: 1 LOB: 1 BB: 0 P: 19	R: 0 E: 0 K: 0 S: 11	H: 0 LOB: 1 BB: 1 P: 19	R: 0 E: 0 K: 1 S: 8	H: 1 LOB: 1 BB: 0 P: 13	R: 2 E: 0 K: 1 S: 14	H: 3 LOB: 1 BB: 0 P: 23	R: 0 E: 0 K: 2 S: 7	H: 0 LOB: 0 BB: 0 P: 10	R: 2 E: 0 K: 1 S: 13	H: 2 LOB: 2 BB: 1 P: 23

| | | |

BOTTOM

Los Angeles Dodgers @ San Francisco Giants
AT&T Park, San Francisco, CA
Fri Sep 29 2006, 7:15 PM PDT
Att. 42,587 - Partly Cloudy - 55 F

livebaseballscorecards.com

Batter	1	2	3	4	5	6	7	8	9	AB	R	H	RBI	BB	SO	LOB
2 Randy Winn, S (1, 8) (9, 9) OBP: 0.324, SLG: 0.396	G6-4-3; 13 1B; 1B		K; ①		1B; 2B		G1-3; ②		13 P5; 1B	5	1	3	1	0	1	0
13 Omar Vizquel, S (1, 6) OBP: 0.364, SLG: 0.393	G6-4-3; 1-2; 1B		G4-3; 2B		G5-3; ②		BB		P5; 1-2; ②	4	0	2	0	1	0	3
Shea Hillenbrand, R (1, 3) OBP: 0.313, SLG: 0.450 9 Mark Sweeney, L (9, PH) OBP: 0.332, SLG: 0.385	G6-4-3; ① ②; 1-2f 2-3		G4-3; 2-3		1B; 2-H		G1-3; ③		K; ③	4 1	0 0	1 0	1 0	0 0	0 1	4 2
Barry Bonds, L (1, 7) OBP: 0.453, SLG: 0.542 Todd Linden, S (9, 7) OBP: 0.363, SLG: 0.457	F8; ③		K; ③		K; ③			F8; ①		4 0	0 0	0 0	0 0	0 0	2 0	3 0
Ray Durham, S (1, 4) OBP: 0.362, SLG: 0.543		L8; 50 1B; 2B		P4; ①		F9; 2B		G5-3; ②		4	1	2	0	0	0	0
Moises Alou, R (1, 9) OBP: 0.353, SLG: 0.575 20 Fred Lewis, L (8, PR) OBP: 0.455, SLG: 0.545 Mike Stanton, L (9, 1)	L8; 2-3		K; ②		F9; 2-3			1B		4 0 0	0 0 0	1 0 0	0 0 0	0 0 0	1 0 0	2 0 0
Pedro Feliz, R (1, 5) OBP: 0.283, SLG: 0.430	K; ②		K; ③		K; ②			K; ③		4	0	0	0	0	4	3
50 Eliezer Alfonzo, R (1, 2) OBP: 0.303, SLG: 0.467	3-H; 1B			51 SH3-4; 2 2B; 1B	K; ③				K; ①	4	1	2	1	0	2	1
51 Noah Lowry, R (1, 1) OBP: 0.204, SLG: 0.217 Lance Niekro, R (7, PH) OBP: 0.288, SLG: 0.376 32 Kevin Correia, R (8, 1) OBP: 0.083, SLG: 0.083 Steve Finley, L (9, 8) OBP: 0.322, SLG: 0.397	L6; ③			SH3-4; ①	1-2		K; ①		2 1B; 1B	1 1 0 1	0 0 0 0	0 0 0 1	0 0 0 0	0 1 0 0	0 0 0 0	1 0 0 0

Inning Stats	1	2	3	4	5	6	7	8	9
	R: 0 H: 2 E: 0 LOB: 1 K: 0 BB: 0 S: 8 P: 13	R: 1 H: 2 E: 0 LOB: 1 K: 1 BB: 0 S: 12 P: 14	R: 0 H: 1 E: 0 LOB: 1 K: 2 BB: 0 S: 9 P: 12	R: 0 H: 0 E: 0 LOB: 0 K: 2 BB: 0 S: 12 P: 15	R: 2 H: 3 E: 0 LOB: 1 K: 1 BB: 0 S: 17 P: 26	R: 0 H: 1 E: 0 LOB: 1 K: 2 BB: 0 S: 10 P: 15	R: 0 H: 0 E: 0 LOB: 1 K: 1 BB: 1 S: 8 P: 14	R: 0 H: 1 E: 0 LOB: 1 K: 1 BB: 0 S: 11 P: 15	R: 0 H: 2 E: 0 LOB: 2 K: 2 BB: 0 S: 17 P: 22

AB	37
R	3
H	12
RBI	3
BB	1
SO	12
LOB	19

1B: 8	SF: 0	WP: 0	PA: 39
2B: 4	SAC: 1	PB: 0	
3B: 0	DP: 1	SB: 0	
HR: 0	HBP: 0	CS: 0	

PITCHER		IP	WLS	BF	H	R	ER	SO	BB	IBB	HBP	BLK	WP	HR	S	P	ERA	WHIP
56 Hung-Chih Kuo, L ERA: 4.22	(1, 1)	5.0		22	8	3	3	6	0	0	0	0	0	0	58	80	5.40	1.600
Aaron Sele, R ERA: 4.53	(6, 1)	1.0		4	1	0	0	2	0	0	0	0	0	0	10	15	0.00	1.000
Joe Beimel, L ERA: 3.0	(7, 1)	1.2		6	0	0	0	1	1	0	0	0	0	0	14	22	0.00	0.600
51 Jonathan Broxton, R ERA: 2.63	(8, 1)	0.1	W	2	1	0	0	1	0	0	0	0	0	0	5	7	0.00	3.000
44 Takashi Saito, R ERA: 2.09	(9, 1)	1.0	S	5	2	0	0	2	0	0	0	0	0	0	17	22	0.00	2.000

PITCHER		IP	WLS	BF	H	R	ER	SO	BB	IBB	HBP	BLK	WP	HR	S	P	ERA	WHIP

Batter	1	2	3	4	5	6	7	8	9	AB	R	H	RBI	BB	SO	LOB
15 Rafael Furcal, S (1, 6) OBP: 0.369, SLG: 0.445	X 0-0 ① P5		B B F C X 2-2 1B 2B 2B	B F C S 1-3 ③ K 1-2		B F F C 1-3 ② K			X 0-0 ① P3	5	1	1	0	0	2	3
Kenny Lofton, L (1, 8) OBP: 0.360, SLG: 0.403	B B C X 2-1 SF8 3B		B B F X 2-1 2B SF4 2-3 1B		B X 1-0 ① G3	C B B S F S 2-3 ③ K			C X 0-1 12 S G4-3 1B	5	2	3	0	0	1	2
Julio Lugo, R (1, 4) OBP: 0.342, SLG: 0.423	F F B D X 2-2 ② SF8 3-H		1 SAFE F B C C X 1-2 1-3 3-H 2B		C X 0-1 ② F8		B C X 1-1 ① G5-3		1 SAFE L D F 1 SAFE 1 SAFE 1 SAFE X 1-2 ② G4-3 1-2	4	0	1	2	0	0	1
12 Jeff Kent, R (1, 3) OBP: 0.385, SLG: 0.477	C X 0-1 1B		B B B B 4-0 BB		F B C B X 2-2 E 1B		B F B B B 4-1 1B BB		C C B B F S 2-3 ③ K 2-3	3	1	2	0	2	1	1
J.D. Drew, L (1, 9) OBP: 0.393, SLG: 0.498	X 0-0 ③ F9		B F B B X 3-1 ② SF4 3-H		X 0-0 E4 1-H 2B		S B S X 1-2 ② 1-3 1B			3	0	2	2	0	0	1
Wilson Betemit, S (1, 5) OBP: 0.325, SLG: 0.469		B B F X 2-1 ① G4-3	C F C 0-3 ③ K		C B F B F F X 2-2 ③ G4-3		B X 1-0 ③ G5-3			4	0	0	0	0	1	4
16 Andre Ethier, L (1, 7) OBP: 0.367, SLG: 0.482		B X 1-0 ② F9	B C C X 1-2 ① F7			C X 0-1 SH1-4 55 BB 1B		C F B X 1-2 ① F7		4	0	1	0	0	0	0
55 Russell Martin, R (1, 2) OBP: 0.355, SLG: 0.436		B C S B X 2-2 ③ F9	B X 1-0 ② F8			B B B B 4-0 SH1-4 1-2 BB		C B C C 1-3 ② K		3	0	0	0	1	1	0
Greg Maddux, R (1, 1) OBP: 0.155, SLG: 0.162 21 Marlon Anderson, L (8, PH) OBP: 0.354, SLG: 0.513 51 Jonathan Broxton, R (8, 1) 44 Takashi Saito, L (9, 1)			C S B S 1-3 ① K	F B S B B X 3-2 15 S 1B		F X 0-1 ① SH1-4 1-2 2-3		X 0-0 ③ P4		2	0	1	0	0	1	0
										1	0	0	0	0	0	0
										0	0	0	0	0	0	0
										0	0	0	0	0	0	0

TOP

Los Angeles Dodgers @ San Francisco Giants
AT&T Park, San Francisco, CA
Sat Sep 30 2006, 1:10 PM PDT
Att. 42,769 - Cloudy - 62 F

livebaseballscorecards.com

AB	34
R	4
H	11
RBI	4
BB	3
SO	7
LOB	12

Inning Stats	1	2	3	4	5	6	7	8	9
	R: 1 E: 0 K: 0 S: 9	R: 0 E: 0 K: 0 S: 6	R: 2 E: 0 K: 2 S: 17	R: 0 E: 0 K: 1 S: 10	R: 1 E: 1 K: 0 S: 12	R: 0 E: 0 K: 2 S: 11	R: 0 E: 0 K: 0 S: 7	R: 0 E: 0 K: 1 S: 7	R: 0 E: 0 K: 1 S: 10
	H: 2 LOB: 1 BB: 0 P: 13	H: 0 LOB: 0 BB: 0 P: 11	H: 3 LOB: 2 BB: 1 P: 30	H: 1 LOB: 1 BB: 0 P: 16	H: 2 LOB: 1 BB: 0 P: 17	H: 1 LOB: 2 BB: 1 P: 18	H: 1 LOB: 1 BB: 1 P: 14	H: 0 LOB: 0 BB: 0 P: 9	H: 1 LOB: 1 BB: 0 P: 13

1B: 7	SF: 2	WP: 0
2B: 3	SAC: 1	PB: 0
3B: 1	DP: 0	SB: 2
HR: 0	HBP: 0	CS: 0
		PA: 40

PITCHER		IP	WLS	BF	H	R	ER	SO	BB	IBB	HBP	BLK	WP	HR	S	P	ERA	WHIP
18 Matt Cain, R ERA: 4.15	(1, 1)	5.2	L	28	9	4	4	4	2	0	0	0	0	0	61	99	6.35	1.941
Jack Taschner, L ERA: 8.38	(6, 1)	0.1		1	0	0	0	1	0	0	0	0	0	0	4	6	0.00	0.000
31 Vinnie Chulk, R ERA: 5.24	(7, 1)	2.0		7	1	0	0	1	1	0	0	0	0	0	14	23	0.00	1.000
Steve Kline, L ERA: 3.68	(9, 1)	0.2		3	1	0	0	0	0	0	0	0	0	0	6	7	0.00	1.500
38 Brian Wilson, R ERA: 5.52	(9, 1)	0.1		1	0	0	0	1	0	0	0	0	0	0	4	6	0.00	0.000

PITCHER	IP	WLS	BF	H	R	ER	SO	BB	IBB	HBP	BLK	WP	HR	S	P	ERA	WHIP

Batter	1	2	3	4	5	6	7	8	9	AB	R	H	RBI	BB	SO	LOB
Todd Linden, S (1, 7) OBP: 0.369, SLG: 0.473	0-1 13 SH2-3 G5-3 2B		0-1 1B			0-2 ① G4-3			1-3 ① K	4	1	2	0	0	1	0
13 Omar Vizquel, S (1, 6) OBP: 0.362, SLG: 0.391	0-1 ① SH2-3 2-3		0-1 ③ F7			0-0 ② F7			1-1 ② F9	3	0	0	0	0	0	1
Lance Niekro, R (1, 3) OBP: 0.287, SLG: 0.389	0-0 ② G5-3 3-H			1-0 HR		1-2 ③ G6-3			0-3 ③ K	4	1	1	2	0	1	0
Ray Durham, S (1, 4) OBP: 0.361, SLG: 0.539	1-3 ③ K			0-1 ① F8			2-3 ① K			3	0	0	0	0	2	0
Moises Alou, R (1, 9) OBP: 0.350, SLG: 0.570		0-2 ① F7		0-0 ② G3			2-1 ② G6-3			3	0	0	0	0	0	0
Steve Finley, L (1, 8) OBP: 0.320, SLG: 0.394		3-2 ② G3		0-1 ③ G1-3			0-0 ③ G3			3	0	0	0	0	0	0
Pedro Feliz, R (1, 5) OBP: 0.282, SLG: 0.427		2-1 ③ G6-3			1-2 ① G6-3			1-1 ① P2		3	0	0	0	0	0	0
50 Eliezer Alfonzo, R (1, 2) OBP: 0.302, SLG: 0.465			0-0 ① F8		2-3 ② K			0-1 ② F9		1	0	0	0	0	0	0
60 Justin Knoedler, R (5, 2) OBP: 0.143, SLG: 0.143										2	0	0	0	0	1	0
18 Matt Cain, R (1, 1) OBP: 0.155, SLG: 0.175			1-3 ② K		0-1 ③ G5-3			1-3 ③ K		2	0	0	0	0	1	0
Jack Taschner, L (6, 1)										0	0	0	0	0	0	0
31 Vinnie Chulk, R (7, 1)										0	0	0	0	0	0	0
9 Mark Sweeney, L (8, PH) OBP: 0.331, SLG: 0.384										1	0	0	0	0	1	0
Steve Kline, S (9, 1)										0	0	0	0	0	0	0
38 Brian Wilson, R (9, 1)										0	0	0	0	0	0	0
Inning Stats	R: 1 E: 0 K: 1 S: 8 H: 1 LOB: 0 BB: 0 P: 9	R: 0 E: 0 K: 0 S: 9 H: 0 LOB: 0 BB: 0 P: 14	R: 0 E: 0 K: 1 S: 9 H: 1 LOB: 1 BB: 0 P: 10	R: 1 E: 0 K: 0 S: 6 H: 1 LOB: 0 BB: 0 P: 7	R: 0 E: 0 K: 1 S: 9 H: 0 LOB: 0 BB: 0 P: 12	R: 0 E: 0 K: 0 S: 7 H: 0 LOB: 0 BB: 0 P: 8	R: 0 E: 0 K: 1 S: 7 H: 0 LOB: 0 BB: 0 P: 11	R: 0 E: 0 K: 1 S: 7 H: 0 LOB: 0 BB: 0 P: 9	R: 0 E: 0 K: 2 S: 8 H: 0 LOB: 0 BB: 0 P: 10	1B: 1 2B: 1 3B: 0 HR: 1	SF: 0 SAC: 1 DP: 0 HBP: 0					

PITCHER		IP	WLS	BF	H	R	ER	SO	BB	IBB	HBP	BLK	WP	HR	S	P	ERA	WHIP
Greg Maddux, R ERA: 4.2	(1, 1)	7.0	W	24	3	2	2	4	0	0	0	0	0	1	55	71	2.57	0.429
51 Jonathan Broxton, R ERA: 2.59	(8, 1)	1.0	H	3	0	0	0	1	0	0	0	0	0	0	7	9	0.00	0.000
44 Takashi Saito, R ERA: 2.07	(9, 1)	1.0	S	3	0	0	0	2	0	0	0	0	0	0	8	10	0.00	0.000

PITCHER	IP	WLS	BF	H	R	ER	SO	BB	IBB	HBP	BLK	WP	HR	S	P	ERA	WHIP

BOTTOM

Los Angeles Dodgers @ San Francisco Giants

AT&T Park, San Francisco, CA

Sat Sep 30 2006, 1:10 PM PDT

Att. 42,769 - Cloudy - 62 F

livebaseballscorecards.com

AB	29
R	2
H	3
RBI	2
BB	0
SO	7
LOB	1

Batter	1	2	3	4	5	6	7	8	9	AB	R	H	RBI	BB	SO	LOB
17 Jason Repko, R (1, 9) OBP: 0.345, SLG: 0.377	B S S B S 2-3 ① K		C B B T T 2-2 ② K		B B B C B 4-1 16 FC5 1-2 BB		F B F F B B F F B 4-2 S 1B BB		X 0-0 16 BB 1B	3	1	1	0	2	2	0
16 Andre Ethier, L (1, 7) OBP: 0.365, SLG: 0.477	B F F X 1-2 ② G4-3		B F X 1-1 ③ G1-3		F X 0-1 ② FC5 1-2 2-3f		1 SAFE B 1 SAFE 1 SAFE C B S S 2-3 ① K		C B 1 SAFE F B B B 4-2 7 FC4-6 1-2 BB	4	0	0	0	1	1	3
Julio Lugo, R (1, 6) OBP: 0.341, SLG: 0.421	B X 1-0 ③ G6-3			C C B F C 1-3 ① K	S S D S 1-3 ③ K		B P X 2-0 7 CS 1-H 1B		B B X 2-0 ② F6	5	0	1	1	0	2	4
7 James Loney, L (1, 3) OBP: 0.342, SLG: 0.559		B S B B B F F X 3-2 HR		B S B B B 4-1 1B BB		C C B S 1-3 ① K	B 2 B C B X SAFE 3-1 ② ③ F7 2-3		B S F X 1-2 ③ FC4-6 1-2f	4	1	1	1	1	1	3
Wilson Betemit, S (1, 5) OBP: 0.326, SLG: 0.469 Olmedo Saenz, R (6, PH) OBP: 0.363, SLG: 0.564 (6, 5) Kenny Lofton, L (8, PR) OBP: 0.360, SLG: 0.403 Mark Hendrickson, L (8, 1) Joe Beimel, L (9, 1)		B B C X 2-1 ① P3		F F B B X 1-2 1-2 1B		B B B C F B 4-2 27 1B 18 2B BB		C F B B B X 3-2 CS 27 S 1B		2 1	0 1	1 1	0 0	0 1	0 0	0 0
										0	0	0	0	0	0	0
										0	0	0	0	0	0	0
										0	0	0	0	0	0	0
27 Matt Kemp, R (1, 8) OBP: 0.289, SLG: 0.448		B B C C F S 2-3 ② K		C S B F S 1-3 ② K		B F X 1-1 18 2B 1-2 1B		C B C F C 1-3 ① K 1-2		4	1	1	0	0	3	3
Toby Hall, R (1, 2) OBP: 0.286, SLG: 0.406	F B S X 1-2 1B			X 0-0 ③ F8		B X 1-0 ② F8		B C B S X 2-2 ② 2-3 2B		4	0	2	0	0	0	4
18 Ramon Martinez, R (1, 4) OBP: 0.339, SLG: 0.364	C B B F X 2-2 ③ F9				C F B X 1-2 ① P4	B S D X 2-1 1-H 2-H 2B		C D C B S 2-3 ③ K		4	0	1	2	0	1	3
50 Eric Stults, L (1, 1) OBP: 0.600, SLG: 0.600 49 Delwyn Young, S (6, PH) 58 Chad Billingsley, R (6, 1) OBP: 0.185, SLG: 0.083 Brett Tomko, R (7, 1) OBP: 0.154, SLG: 0.120 Oscar Robles, L (8, 5) OBP: 0.263, SLG: 0.212			B C X 1-1 ① F7		B X 1-0 16 FC5 17 BB 1B	C S X 0-2 ③ G5-3			C F B B B B X 3-2 ① F8	2 1 0 0 1	0 0 0 0 0	1 0 0 0 0	0 0 0 0 0	0 0 0 0 0	0 0 0 0 0	0 1 0 0 0

Inning Stats	1	2	3	4	5	6	7	8	9
	R: 0 E: 0 K: 1 S: 7	H: 0 LOB: 0 BB: 0 P: 11	R: 1 E: 0 K: 1 S: 16	H: 2 LOB: 1 BB: 0 P: 26	R: 0 E: 0 K: 1 S: 7	H: 0 LOB: 0 BB: 0 P: 11	R: 0 E: 0 K: 2 S: 13	H: 1 LOB: 2 BB: 1 P: 20	R: 0 E: 0 K: 1 S: 10	H: 1 LOB: 2 BB: 1 P: 17	R: 2 E: 0 K: 1 S: 13	H: 2 LOB: 1 BB: 1 P: 22	R: 1 E: 0 K: 1 S: 12	H: 1 LOB: 0 BB: 1 P: 22	R: 0 E: 0 K: 2 S: 14	H: 2 LOB: 2 BB: 0 P: 22	R: 0 E: 0 K: 0 S: 10	H: 1 LOB: 2 BB: 1 P: 20

	1B: 7 2B: 2 3B: 0 HR: 1	SF: 0 SAC: 0 DP: 0 HBP: 0	WP: 0 PB: 0 SB: 2 CS: 2	PA: 40

PITCHER		IP	WLS	BF	H	R	ER	SO	BB	IBB	HBP	BLK	WP	HR	S	P	ERA	WHIP
Jason Schmidt, R ERA: 3.59	(1, 1)	6.0		27	6	3	3	7	3	0	0	0	0	1	66	107	4.50	1.500
41 Brad Hennessey, R ERA: 4.26	(7, 1)	1.0	L	4	1	1	1	1	1	0	0	0	0	0	12	22	9.00	2.000
32 Kevin Correia, R ERA: 3.49	(8, 1)	1.0		4	2	0	0	2	0	0	0	0	0	0	14	22	0.00	2.000
38 Brian Wilson, R ERA: 5.4	(9, 1)	0.2		4	1	0	0	0	1	0	0	0	0	0	7	16	0.00	3.000
Steve Kline, L ERA: 3.66	(9, 1)	0.1		1	0	0	0	0	0	0	0	0	0	0	3	4	0.00	0.000

PITCHER	IP	WLS	BF	H	R	ER	SO	BB	IBB	HBP	BLK	WP	HR	S	P	ERA	WHIP

TOP

Los Angeles Dodgers @ San Francisco Giants
AT&T Park, San Francisco, CA

Sun Oct 01 2006, 1:05 PM PDT
Att. 42,831 - Overcast - 61 F

livebaseballscorecards.com

AB	35
R	4
H	10
RBI	4
BB	5
SO	10
LOB	21

Batter	1	2	3	4	5	6	7	8	9	AB	R	H	RBI	BB	SO	LOB
Jason Ellison, R (1, 8) OBP: 0.273, SLG: 0.383	C C B F B F X 2-2 G3 ①		F X 0-1 F9 ①		C B C B B X 3-2 1-2 3-H 1B		X 0-0 F9 ③			4	0	1	1	0	0	0
13 Omar Vizquel, S (1, 6) OBP: 0.361, SLG: 0.389 Tomas De La Rosa, R (6, 6) OBP: 0.353, SLG: 0.313	X 0-0 L9 ②		X 0-0 G4-3 ②		L B S S 1-3 K ②			C B F X 1-2 1B SH5-3 1B		3 1	0 0	0 1	0 0	0 0	1 0	2 0
Todd Linden, S (1, 9) OBP: 0.356, SLG: 0.455	B F X 1-1 F9 ③		B B X 2-0 F7 ③		B X 1-0 P4 ③			X 0-0 SH5-3 ① 1-2		3	0	0	0	0	0	2
Barry Bonds, L (1, 7) OBP: 0.454, SLG: 0.545 20 Fred Lewis, L (6, PR) (7, 7) OBP: 0.455, SLG: 0.545 Moises Alou, R (8, PH) (9, 7) OBP: 0.352, SLG: 0.571		F B B B F F F B 4-2 2B 2B BB		B X 1-0 F8 ①		X 0-0 2B		X 0-0 2-3 1B		2 0 1	1 0 0	1 0 1	0 0 0	1 0 0	0 0 0	0 0 0
Shea Hillenbrand, R (1, 3) OBP: 0.313, SLG: 0.451 Lance Niekro, R (8, 3) OBP: 0.286, SLG: 0.387		B X 1-0 1-3 2B 2B		X 0-0 G5-3 ②		X 0-0 F8 ①		S C S 0-3 K ②		3 1	1 0	1 0	0 0	0 0	0 1	1 2
Pedro Feliz, R (1, 5) OBP: 0.281, SLG: 0.428		F B X 1-1 19 F9 B5-4-2-4 2-H 3-H 2B		B B X 2-0 F9 ③		F B F X 1-2 F9 ②		X 0-0 F7 ③		4	0	1	2	0	0	3
Todd Greene, R (1, 2) OBP: 0.335, SLG: 0.428	C B C B B B 4-2 BB				X 0-0 19 FC4-6 1B		B C F B F B X 3-2 G5-3 ③		F F S 0-3 K ①	3	0	1	0	1	1	1
19 Kevin Frandsen, R (1, 4) OBP: 0.284, SLG: 0.323		B B B C X 3-1 F9 ① 2-3			X 0-0 FC4-6 SH 1B ① 1-2f		F B X 1-1 G6-3 ①		X 0-0 G6-3 ②	4	1	0	0	0	0	3
Jason Schmidt, R (1, 1) OBP: 0.136, SLG: 0.227 41 Brad Hennessey, R (7, 1) OBP: 0.222, SLG: 0.259 9 Mark Sweeney, L (7, PH) OBP: 0.330, SLG: 0.382 32 Kevin Correia, R (8, 1) OBP: 0.083, SLG: 0.083 38 Brian Wilson, R (9, 1) Steve Kline, S (9, 1) Ray Durham, S (9, PH) OBP: 0.360, SLG: 0.538		L X 0-1 B5-4-2-4 ② ③ 3-Hf			L X 0-1 SH 1B 1-3		S C S 0-3 K ②		X 0-0 P4 ③	1 0 0 1 0 0 0 1	0 0 0 0 0 0 0 0	0 0 0 0 0 0 0 0	0 0 0 0 0 0 0 0	0 0 1 0 0 0 0 0	0 0 0 0 0 0 0 0	2 0 0 0 0 0 0 0
Inning Stats	R: 0 E: 0 K: 0 S: 8 H: 0 LOB: 0 BB: 0 P: 11	R: 2 E: 0 K: 0 S: 12 H: 2 LOB: 1 BB: 2 P: 25	R: 0 E: 0 K: 0 S: 4 H: 0 LOB: 0 BB: 0 P: 6	R: 0 E: 0 K: 0 S: 3 H: 0 LOB: 0 BB: 0 P: 6	R: 1 E: 1 K: 1 S: 11 H: 2 LOB: 2 BB: 0 P: 16	R: 0 E: 0 K: 0 S: 9 H: 1 LOB: 1 BB: 0 P: 13	R: 0 E: 0 K: 1 S: 6 H: 0 LOB: 0 BB: 0 P: 7	R: 0 E: 0 K: 1 S: 9 H: 2 LOB: 2 BB: 0 P: 10	R: 0 E: 0 K: 1 S: 5 H: 0 LOB: 0 BB: 0 P: 5	1B: 4 2B: 4 3B: 0 HR: 0		SF: 0 SAC: 2 DP: 1 HBP: 0				WP: 0 PB: 0 SB: 0 CS: 0		PA: 36

PITCHER		IP	WLS	BF	H	R	ER	SO	BB	IBB	HBP	BLK	WP	HR	S	P	ERA	WHIP
50 Eric Stults, L ERA: 5.6	(1, 1)	5.0		21	4	3	2	1	2	0	0	0	0	0	38	64	3.60	1.200
58 Chad Billingsley, R ERA: 3.8	(6, 1)	1.0	W	4	1	0	0	0	0	0	0	0	0	0	9	13	0.00	1.000
Brett Tomko, R ERA: 4.73	(7, 1)	1.0	H	3	0	0	0	1	0	0	0	0	0	0	6	7	0.00	0.000
Mark Hendrickson, L ERA: 4.21	(8, 1)	1.0	H	5	2	0	0	1	0	0	0	0	0	0	9	10	0.00	2.000
Joe Beimel, L ERA: 2.96	(9, 1)	1.0	S	3	0	0	0	1	0	0	0	0	0	0	5	5	0.00	0.000

PITCHER	IP	WLS	BF	H	R	ER	SO	BB	IBB	HBP	BLK	WP	HR	S	P	ERA	WHIP

BOTTOM

Los Angeles Dodgers @ San Francisco Giants
AT&T Park, San Francisco, CA
Sun Oct 01 2006, 1:05 PM PDT
Att. 42,831 - Overcast - 61 F

livebaseballscorecards.com

AB	32
R	3
H	7
RBI	3
BB	2
SO	4
LOB	16

Batter	1	2	3	4	5	6	7	8	9	AB	R	H	RBI	BB	SO	LOB
15 Rafael Furcal, S (1, 6) OBP: 0.400, SLG: 0.250	L6		P6		5 FC6-4 BB		5 5S 5 2B 1B 1-2 3-H		K	4	1	1	1	1	1	1
Kenny Lofton, L (1, 8) 18 Ramon Martinez, R (9, PH) OBP: 1.000, SLG: 2.000 17 Jason Repko, R (9, PR)	K		K		K		F9 2-3		2B 3-H	4 1 0	0 0 0	0 1 0	0 1 0	0 0 0	3 0 0	4 0 0
5 Nomar Garciaparra, R (1, 3) OBP: 0.200, SLG: 0.400	G5-3		F9		FC6-4 1-2f		2B 1-H 3-H		K	5	0	1	2	0	1	3
12 Jeff Kent, R (1, 4) OBP: 0.500, SLG: 0.500		55 1B 1B 1B		1B		G6-3	K			4	0	2	0	0	1	1
J.D. Drew, L (1, 9) OBP: 0.250, SLG: 0.250		55 1B 55 1B 1B 1-2		K		K		F7		4	0	1	0	0	2	1
55 Russell Martin, R (1, 2) OBP: 0.250, SLG: 0.250		21 2B 1B 1-H 2-H		P5		K		G4-3		4	1	1	0	0	1	1
21 Marlon Anderson, L (1, 7) OBP: 0.500, SLG: 0.750		2B 2-H		K			E FC4 15 1B 1B	G3		4	1	2	1	0	1	1
Wilson Betemit, S (1, 5) OBP: 0.750, SLG: 1.000		IBB			SH1-4 1-2		FC4 15 F9 1B 5 2B 1-3		F8 18 2B 2-3	3	2	2	0	1	0	1
Derek Lowe, R (1, 1) Mark Hendrickson, L (6, 1) Julio Lugo, R (7, PH) 31 Brad Penny, R (7, 1) 51 Jonathan Broxton, R (8, 1) Olmedo Saenz, R (9, PH)		K			SH1-4		K		F8 2-3	1 0 1 0 0 1	0 0 0 0 0 0	0 0 0 0 0 0	0 0 0 0 0 0	0 0 0 0 0 0	1 0 1 0 0 0	2 0 2 0 0 1
Inning Stats	R: 0 E: 0 K: 1 S: 9 H: 0 LOB: 0 BB: 0 P: 11	R: 1 E: 0 K: 1 S: 17 H: 4 LOB: 2 BB: 1 P: 31	R: 0 E: 0 K: 1 S: 8 H: 0 LOB: 0 BB: 0 P: 12	R: 0 E: 0 K: 2 S: 9 H: 1 LOB: 1 BB: 0 P: 14	R: 0 E: 0 K: 1 S: 12 H: 1 LOB: 2 BB: 1 P: 20	R: 0 E: 0 K: 2 S: 8 H: 0 LOB: 0 BB: 0 P: 11	R: 3 E: 1 K: 2 S: 18 H: 3 LOB: 1 BB: 0 P: 22	R: 0 E: 0 K: 0 S: 14 H: 0 LOB: 0 BB: 0 P: 17	R: 1 E: 0 K: 2 S: 13 H: 2 LOB: 1 BB: 0 P: 20	1B: 7 2B: 4 3B: 0 HR: 0 SF: 0 SAC: 1 DP: 0 HBP: 0						

PITCHER		IP	WLS	BF	H	R	ER	SO	BB	IBB	HBP	BLK	WP	HR	S	P	ERA	WHIP
33 John Maine, R ERA: 2.08	(1, 1)	4.1		19	6	1	1	5	1	1	0	0	0	0	49	80	2.08	1.615
25 Pedro Feliciano, L ERA:	(5, 1)	0.1		1	0	0	0	1	0	0	0	0	0	0	4	6	0.00	0.000
Chad Bradford, R ERA:	(5, 1)	0.1		1	0	0	0	0	0	0	0	0	0	0	2	2	0.00	0.000
59 Guillermo Mota, R ERA: 13.5	(6, 1)	2.0	W	10	3	3	3	4	0	0	0	0	0	0	26	33	13.50	1.500
Aaron Heilman, R ERA:	(8, 1)	1.0	H	3	0	0	0	0	0	0	0	0	0	0	14	17	0.00	0.000

PITCHER		IP	WLS	BF	H	R	ER	SO	BB	IBB	HBP	BLK	WP	HR	S	P	ERA	WHIP
13 Billy Wagner, L ERA: 9.0	(9, 1)	1.0	S	5	2	1	1	2	0	0	0	0	0	0	13	20	9.00	2.000

TOP

Los Angeles Dodgers @ New York Mets

Shea Stadium, Flushing, NY

Wed Oct 04 2006, 4:00 PM EDT

Att. 56,979 - Cloudy - 79 F

livebaseballscorecards.com

AB	36
R	5
H	11
RBI	5
BB	2
SO	12
LOB	18

BOTTOM

Los Angeles Dodgers @ New York Mets

Shea Stadium, Flushing, NY

Wed Oct 04 2006, 4:00 PM EDT

Att. 56,979 - Cloudy - 79 F

livebaseballscorecards.com

Batter	1	2	3	4	5	6	7	8	9	AB	R	H	RBI	BB	SO	LOB
7 José Reyes, S (1, 6)	F9		F8		K		BB	E4		4	1	0	0	1	1	0
16 Paul Lo Duca, R (1, 2) OBP: 0.400, SLG: 0.400	G5-3		K			1B	F8	1B		5	1	2	0	0	1	1
15 Carlos Beltrán, S (1, 8)	BB			G4-3		P6	BB	BB		2	1	0	0	3	0	1
21 Carlos Delgado, L (1, 3) OBP: 0.800, SLG: 1.400	1B			HR		1B	1B	K		5	2	4	2	0	1	3
5 David Wright, R (1, 5) OBP: 0.500, SLG: 1.000	FC4-6			K		2B	2B			4	0	2	3	0	1	2
Cliff Floyd, L (1, 7) OBP: 0.500, SLG: 1.333		G4-3	HR			IBB	K			3	1	1	1	1	1	2
Aaron Heilman, R (8, 1)										0	0	0	0	0	0	0
13 Billy Wagner, L (9, 1)										0	0	0	0	0	0	0
20 Shawn Green, L (1, 9)		P6	K			K	G3			4	0	0	0	0	2	4
22 Jose Valentin, S (1, 4)		K			G3	HBP		B2		3	0	0	0	0	1	0
33 John Maine, R (1, 1)			K		P6	F9		G6-3		1	0	0	0	0	1	0
25 Pedro Feliciano, L (5, 1)										0	0	0	0	0	0	0
Chad Bradford, R (5, 1)										0	0	0	0	0	0	0
Michael Tucker, L (5, PH)										1	0	0	0	0	0	0
59 Guillermo Mota, R (6, 1)										1	0	0	0	0	0	3
10 Endy Chavez, L (8, 7)										1	0	0	0	0	0	0
Inning Stats	R: 0 E: 0 K: 0 S: 9 H: 1 LOB: 2 BB: 1 P: 18	R: 0 E: 0 K: 1 S: 10 H: 0 LOB: 0 BB: 0 P: 15	R: 0 E: 0 K: 2 S: 9 H: 0 LOB: 0 BB: 0 P: 12	R: 2 E: 0 K: 2 S: 13 H: 2 LOB: 0 BB: 0 P: 22	R: 0 E: 0 K: 1 S: 9 H: 0 LOB: 0 BB: 0 P: 13	R: 2 E: 0 K: 1 S: 12 H: 3 LOB: 3 BB: 1 P: 21	R: 2 E: 0 K: 1 S: 12 H: 2 LOB: 2 BB: 2 P: 24	R: 0 E: 1 K: 1 S: 18 H: 1 LOB: 3 BB: 1 P: 26		1B: 5 2B: 2 3B: 0 HR: 2	SF: 0 SAC: 0 DP: 0 HBP: 1		WP: 0 PB: 0 SB: 1 CS: 0	PA: 40		

	AB	R	H	RBI	BB	SO	LOB
AB	34						
R	6						
H	9						
RBI	6						
BB	5						
SO	9						
LOB	16						

PITCHER		IP	WLS	BF	H	R	ER	SO	BB	IBB	HBP	BLK	WP	HR	S	P	ERA	WHIP
Derek Lowe, R (1, 1) ERA: 6.75		5.1		24	6	4	4	6	1	1	0	0	0	2	57	94	6.75	1.312
Mark Hendrickson, L (6, 1) ERA:		0.2		3	0	0	0	1	0	0	1	0	0	0	5	7	0.00	0.000
31 Brad Penny, R (7, 1) ERA: 18.0		1.0	L	7	2	2	2	1	2	0	0	0	0	0	12	24	18.00	4.000
51 Jonathan Broxton, R (8, 1) ERA:		1.0		6	1	0	0	1	1	0	0	0	0	0	18	26	0.00	2.000

PITCHER	IP	WLS	BF	H	R	ER	SO	BB	IBB	HBP	BLK	WP	HR	S	P	ERA	WHIP

Batter	1	2	3	4	5	6	7	8	9	AB	R	H	RBI	BB	SO	LOB
15 Rafael Furcal, S (1, 6) OBP: 0.333, SLG: 0.143	F B F X 1-2 G6-3		C B B X 2-1 F8		B B B C S B 4-2 BB		B F C F X 1-2 F7			3	0	0	0	1	0	1
Kenny Lofton, L (1, 8)	B C F F B B X 3-2 G5-3			B X 1-0 F7	B X 1-0 G4-3			C B F B S 2-3 K		4	0	0	0	0	1	2
5 Nomar Garciaparra, R (1, 3) OBP: 0.250, SLG: 0.375 Wilson Betemit, S (6, 5) OBP: 0.800, SLG: 1.750	B X 1-0 F9			X 0-0 12 1B 1B		C B B F F X 2-2 G4-3		B F F F F B F B X 3-2 HR		3 1	0 1	1 1	0 1	0 0	0 0	0 0
12 Jeff Kent, R (1, 4) OBP: 0.500, SLG: 0.500 (6, 3)		S B X 1-1 F8		B B C F F X 2-2 1-2 1B		X 0-0 FC1-6 1B		C B X 1-1 F8		4	0	2	0	0	0	0
J.D. Drew, L (1, 9) OBP: 0.125, SLG: 0.125 44 Takashi Saito, L (8, 1)		C X 0-1 G6-3		C S F C 0-3 K		C C B X 1-2 FC1-6 55 FC6-4 1-2f		B C X 1-1 F7		4 0	0 0	0 0	0 0	0 0	1 0	3 0
55 Russell Martin, R (1, 2) OBP: 0.250, SLG: 0.143		C B S F B F F F B 4-2 B BB		B B B X 3-0 F8		B B X 2-0 FC6-4 1-2f			F B F B B X 3-2 G6-3	3	0	0	0	1	0	3
21 Marlon Anderson, L (1, 7) OBP: 0.250, SLG: 0.375 (8, 9)		C C X 0-2 G1-3			C S B F F B B F X 3-2 G4-3		C C F X 0-2 L1		B B C F X 2-2 G1-3	4	0	0	0	0	0	1
Julio Lugo, R (1, 5) OBP: 0.400, SLG: 0.500 (6, 4)			B C X 1-1 G5-3		X 0-0 56 G4-3 2B		C B C B F B F B 4-2 BB		F B B S X 2-2 G6-3	3	0	1	0	1	0	0
56 Hung-Chih Kuo, L (1, 1) Brett Tomko, R (5, 1) Mark Hendrickson, L (6, 1) 18 Ramon Martinez, R (7, PH) OBP: 0.500, SLG: 1.000 58 Chad Billingsley, R (7, 1) 16 Andre Ethier, L (8, 7)			F C S 0-3 K		D B C S X 2-2 G4-3 2-3		C 1 B F F C SAFE 1-3 K			2 0 0 1 0 0	0 0 0 0 0 0	0 0 0 0 0 0	0 0 0 0 0 0	1 0 0 1 0 0	1 0 0 1 0 0	1 0 0 1 0 0
Inning Stats	R: 0 E: 0 K: 0 S: 8 H: 0 LOB: 0 BB: 0 P: 13	R: 0 E: 0 K: 0 S: 13 H: 0 LOB: 1 BB: 1 P: 18	R: 0 E: 0 K: 1 S: 7 H: 0 LOB: 0 BB: 0 P: 10	R: 0 E: 0 K: 1 S: 11 H: 2 LOB: 2 BB: 0 P: 17	R: 0 E: 0 K: 0 S: 13 H: 1 LOB: 2 BB: 1 P: 23	R: 0 E: 0 K: 0 S: 8 H: 1 LOB: 1 BB: 0 P: 13	R: 0 E: 0 K: 1 S: 16 H: 0 LOB: 1 BB: 1 P: 22	R: 1 E: 0 K: 1 S: 13 H: 1 LOB: 0 BB: 0 P: 20	R: 0 E: 0 K: 0 S: 9 H: 0 LOB: 0 BB: 0 P: 16	1B: 3 2B: 1 3B: 0 HR: 1 SF: 0 SAC: 0 DP: 0 HBP: 0						

TOP

Los Angeles Dodgers @ New York Mets

Shea Stadium, Flushing, NY

Thu Oct 05 2006, 8:00 PM EDT

Att. 57,029 - Cloudy - 60 F

livebaseballscorecards.com

AB	32
R	1
H	5
RBI	1
BB	3
SO	4
LOB	12

WP: 0 PB: 0 SB: 0 CS: 0 PA: 35

PITCHER		IP	WLS	BF	H	R	ER	SO	BB	IBB	HBP	BLK	WP	HR	S	P	ERA	WHIP
Tom Glavine, L ERA:	(1, 1)	6.0	W	24	4	0	0	2	2	0	0	0	0	0	60	94	0.00	1.000
25 Pedro Feliciano, L ERA:	(7, 1)	1.0		4	0	0	0	1	1	0	0	0	0	0	16	22	0.00	1.000
Aaron Heilman, R ERA: 4.5	(8, 1)	1.0		4	1	1	1	1	0	0	0	0	0	1	13	20	9.00	1.000
13 Billy Wagner, L ERA: 4.5	(9, 1)	1.0	S	3	0	0	0	0	0	0	0	0	0	0	9	16	0.00	0.000

PITCHER	IP	WLS	BF	H	R	ER	SO	BB	IBB	HBP	BLK	WP	HR	S	P	ERA	WHIP

Batter	1	2	3	4	5	6	7	8	9	AB	R	H	RBI	BB	SO	LOB
7 José Reyes, S (1, 6) OBP: 0.333, SLG: 0.143	B F C S 1-3 ① K		B F F F F F B X 2-2 ② G6-3 3-H		I I I 4-0 15 BB IBB	B F X 1-1 16 FC6-4 1-2 3-H 1B				3	0	1	2	1	1	0
16 Paul Lo Duca, R (1, 2) OBP: 0.333, SLG: 0.500	C X 0-1 ② F9		B F B B X 3-1 2B		X 0-0 ② SF7 3-H	S X 0-1 ③ FC6-4 1-2f				3	0	1	1	0	0	2
15 Carlos Beltrán, S (1, 8)	B C B X 2-1 ③ P3		F F B S 1-3 ③ K		B B B B 4-0 1-2 2-3 BB		B C C S 1-3 ① K			3	0	0	0	1	2	1
21 Carlos Delgado, L (1, 3) OBP: 0.556, SLG: 0.889		B F X 1-1 1B		C B S X 1-2 ① P6	C B F F F X 1-2 ③ G3		B C B F C 2-3 ② K			4	0	1	0	0	1	3
5 David Wright, R (1, 5) OBP: 0.375, SLG: 0.625	B S C F B F C 2-3 ① K			C B F B F X 2-2 ② F9		C S B F B X 2-2 22 SH 1B 10 FC1-2 1B	B B F X 2-1 ③ G6-3			4	0	1	0	0	1	1
Cliff Floyd, L (1, 7) OBP: 0.375, SLG: 0.714	C B C F F B T F 3-3 ② D S K			X 0-0 ③ F9		F B X 1-1 10 FC1-2 22 SH 1-2 FC6-4 1B		C B T B F X 2-2 ① G4-3		4	1	1	0	0	1	1
22 Jose Valentin, S (1, 4)	B B 1 SAFE B C C X 3-2 ③ L6				C C B B B B 4-2 10 1B SH5-4 16 SF7 BB	B X 1-0 SH 10 FC1-2 FC6-4 7 1B 1-2 2-3		B B F F F B F F S 3-3 ② K		2	2	0	0	1	1	1
10 Endy Chavez, L (1, 9) OBP: 0.400, SLG: 0.400		X 0-0 G2-3 WP 7 G6-3 1B			C X 0-1 15 BB SH5-4 1-2 1B	C B B F X 2-2 ① FC1-2 FC6-4 1-2 2-3 3-Hf		B X 1-0 ③ L4		4	1	2	0	0	0	3
Tom Glavine, L (1, 1) Julio Franco, R (6, PH) 25 Pedro Feliciano, L (7, 1) Aaron Heilman, R (8, 1) 13 Billy Wagner, L (9, 1)			L 1 SAFE 1 SAFE L 1 SAFE D B B X 3-2 ① G2-3 1-3		X 0-0 ① SH5-4 1-2 2-3	X 0-0 ② FC6-4 7 1B 1-2f 2-3 3-H				1 1 0 0 0	0 0 0 0 0	0 0 0 0 0	0 1 0 0 0	0 0 0 0 0	0 0 0 0 0	1 2 0 0 0
Inning Stats	R: 0 E: 0 K: 1 S: 7 H: 0 LOB: 0 BB: 0 P: 10	R: 0 E: 0 K: 2 S: 18 H: 1 LOB: 1 BB: 0 P: 27	R: 1 E: 0 K: 1 S: 15 H: 2 LOB: 1 BB: 0 P: 24	R: 0 E: 0 K: 0 S: 8 H: 0 LOB: 0 BB: 0 P: 11	R: 1 E: 0 K: 0 S: 11 H: 1 LOB: 3 BB: 3 P: 24	R: 2 E: 1 K: 0 S: 15 H: 3 LOB: 2 BB: 0 P: 22	R: 0 E: 0 K: 2 S: 8 H: 0 LOB: 0 BB: 0 P: 13	R: 0 E: 0 K: 1 S: 11 H: 0 LOB: 0 BB: 0 P: 17		1B: 6 2B: 1 3B: 0 HR: 0	SF: 1 SAC: 2 DP: 0 HBP: 0			WP: 1 PB: 0 SB: 0 CS: 0	PA: 35	

PITCHER		IP	WLS	BF	H	R	ER	SO	BB	IBB	HBP	BLK	WP	HR	S	P	ERA	WHIP
56 Hung-Chih Kuo, L ERA: 4.15	(1, 1)	4.1	L	19	4	2	2	4	1	1	0	0	1	0	53	85	4.15	1.154
Brett Tomko, R ERA:	(5, 1)	0.2		6	2	2	0	0	1	0	0	0	0	0	13	22	0.00	4.500
Mark Hendrickson, L ERA:	(6, 1)	1.0		4	1	0	0	0	0	0	0	0	0	0	8	11	0.00	1.000
58 Chad Billingsley, R ERA:	(7, 1)	1.0		3	0	0	0	2	0	0	0	0	0	0	8	13	0.00	0.000
44 Takashi Saito, R ERA:	(8, 1)	1.0		3	0	0	0	1	0	0	0	0	0	0	11	17	0.00	0.000

PITCHER	IP	WLS	BF	H	R	ER	SO	BB	IBB	HBP	BLK	WP	HR	S	P	ERA	WHIP

BOTTOM

Los Angeles Dodgers @ New York Mets

Shea Stadium, Flushing, NY

Thu Oct 05 2006, 8:00 PM EDT

Att. 57,029 - Cloudy - 60 F

livebaseballscorecards.com

AB	29
R	4
H	7
RBI	4
BB	3
SO	7
LOB	15

New York Mets @ Los Angeles Dodgers

Dodger Stadium, Los Angeles, CA

Sat Oct 07 2006, 4:30 PM PDT

Att. 56,293 - Sunny - 68 F

TOP

livebaseballscorecards.com

Batter	1	2	3	4	5	6	7	8	9	AB	R	H	RBI	BB	SO	LOB
7 José Reyes, S (1, 6) OBP: 0.286, SLG: 0.167	F8	E3 16 CS		G3		16 1B 15 1B 1B 1-2 2-H		L8 2-3		5	1	1	1	0	0	1
16 Paul Lo Duca, R (1, 2) OBP: 0.500, SLG: 0.545	15 1B BB	15 FC6-4 HBP 1-2		G1-3		15 1B 1B 1-3 2-H		21 FC5 15 BLK 21 E 1B 3-H		3	1	2	2	1	0	0
15 Carlos Beltrán, S (1, 8) OBP: 0.500, SLG: 0.222	21 1B 5 1B 1B 1-3	FC6-4 1-2f		P3		5 S 1B 2-3 3-H		21 E BB 1-2		4	1	2	1	1	0	1
21 Carlos Delgado, L (1, 3) OBP: 0.429, SLG: 0.643	5 1B 1B 1B 1-3		G4-3		G3	K		FC5 1-3 2-H		5	1	1	0	0	1	3
5 David Wright, R (1, 5) OBP: 0.385, SLG: 0.500	1B 20 1B 1B 1-2 3-H		F8		10 G6-3 BB	K 1-2		K		4	1	1	1	1	2	4
Cliff Floyd, L (1, 7) OBP: 0.500, SLG: 0.778 10 Endy Chavez, L (3, 7) OBP: 0.375, SLG: 0.375	20 1B 1-2 2-H 1B	20 2B 1B		G6-3 1-2f			20 G6-3 1B	P5		2 3	1 0	2 1	1 0	0 0	0 0	0 3
20 Shawn Green, L (1, 9) OBP: 0.333, SLG: 0.556	1-2 2-H 1B	FC5 1-H 2B		G3		7 1B 2B 1-2f	G6-3	G3		5	1	3	2	0	0	1
22 Jose Valentin, S (1, 4)	L3		FC5 IBB			P4	K	K		4	0	0	0	1	2	3
Steve Trachsel, R (1, 1) Darren Oliver, R (4, 1) Chad Bradford, R (6, 1) 25 Pedro Feliciano, L (6, 1) Michael Tucker, L (6, PH) 59 Guillermo Mota, R (6, 1) Chris Woodward, R (6, PH, 3rd, SS, LF) Aaron Heilman, R (8, 1) Julio Franco, R (9, PH) 13 Billy Wagner, L (9, 1)		G4-3	FC5 1-2 2-3f			7 1B 16 1B BB		7 L8 16 1B 2B	K	2 0 0 0 0 0 2 0 0 0 0 0 0 0 0 0 0 0 0 0 0 0 0 0 0 0 0 0 0 1 0 0 1 0 0 0 0 0 0 0 0 0 1 1 1 0 0 0 0 0 0 0 0 0 0 0 1 0 0 0 0 1 0 0 0 0 0 0 0 0						
Inning Stats	R: 3 E: 0 K: 0 S: 17 H: 5 LOB: 2 BB: 1 P: 23	R: 0 E: 1 K: 0 S: 9 H: 0 LOB: 1 BB: 0 P: 12	R: 1 E: 0 K: 0 S: 10 H: 2 LOB: 2 BB: 1 P: 19	R: 0 E: 0 K: 0 S: 6 H: 0 LOB: 0 BB: 0 P: 7	R: 0 E: 0 K: 0 S: 10 H: 0 LOB: 0 BB: 1 P: 18	R: 3 E: 0 K: 2 S: 21 H: 4 LOB: 2 BB: 1 P: 32	R: 0 E: 0 K: 1 S: 10 H: 1 LOB: 0 BB: 0 P: 12	R: 2 E: 1 K: 1 S: 21 H: 2 LOB: 2 BB: 1 P: 30	R: 0 E: 0 K: 2 S: 9 H: 0 LOB: 0 BB: 0 P: 11	1B: 11 2B: 3 3B: 0 HR: 0	SF: 0 SAC: 0 DP: 2 HBP: 1						

AB	39
R	9
H	14
RBI	8
BB	5
SO	6
LOB	18

PITCHER		IP	WLS	BF	H	R	ER	SO	BB	IBB	HBP	BLK	WP	HR	S	P	ERA	WHIP
Greg Maddux, R ERA: 9.0	(1, 1)	4.0		21	7	4	4	0	1	1	1	0	0	0	42	61	9.00	2.000
Mark Hendrickson, L ERA:	(5, 1)	1.0		3	0	0	0	0	1	0	0	0	0	0	10	18	0.00	1.000
51 Jonathan Broxton, R ERA: 13.5	(6, 1)	1.0	L	8	4	3	3	2	1	0	0	0	0	0	21	32	27.00	5.000
58 Chad Billingsley, R ERA:	(7, 1)	1.0		3	1	0	0	1	0	0	0	0	0	0	10	12	0.00	1.000
Brett Tomko, R ERA: 9.0	(8, 1)	0.1		4	2	2	1	0	1	0	0	1	0	0	12	16	27.00	9.000

PITCHER		IP	WLS	BF	H	R	ER	SO	BB	IBB	HBP	BLK	WP	HR	S	P	ERA	WHIP
44 Takashi Saito, R ERA:	(8, 1)	1.2		6	0	0	0	3	0	0	0	0	0	0	18	25	0.00	0.000

WP: 0 PB: 0 SB: 1 CS: 1 PA: 45

Batter	1	2	3	4	5	6	7	8	9	AB	R	H	RBI	BB	SO	LOB
15 Rafael Furcal, S (1, 6) OBP: 0.357, SLG: 0.182	B F B B C F C 3-3 ① K		C B C B B B 4-2 21 S BB		L B B C B F X 3-2 ① G3	B F C B X 2-2 ① G3		C B C B B F F X 3-2 12 1B 1B		4	0	1	0	1	1	0
Kenny Lofton, L (1, 8) OBP: 0.077, SLG: 0.077	C B X 1-1 ② P5		1 SAFE B 1 SAFE 1 SAFE F B F 1 SAFE X 2-2 ② F9		B B C X 2-1 ② B1-3	B S X 1-1 12 2B 1B		X 0-0 ① F7		5	0	1	0	0	0	2
21 Marlon Anderson, L (1, 7) OBP: 0.308, SLG: 0.385	X 0-0 12 E/ 1B		B 1 SAFE C B X 2-1 ③ P6 1-2		C B B X 2-1 12 HR 1B	1 SAFE D C 1 SAFE 1 SAFE 1 SAFE X 1-1 ② F8		B F F B F B X 3-2 ② F8		5	1	2	0	0	0	3
12 Jeff Kent, R (1, 4) OBP: 0.615, SLG: 0.923	B X 1-0 E5 1-2			C C B F B X 2-2 1B 55 1B 7 1B 1B	X 0-0 1-H HR	X 0-0 1-3 2B		F C B X 1-2 1B		5	2	4	2	0	0	1
J.D. Drew, L (1, 9) OBP: 0.154, SLG: 0.154	B X 1-0 ③ G3-1			B B C 1 SAFE B C X 3-2 ① F9	C B X 1-1 BB 55 1B 7 BB 1B	X 0-0 ③ F8		B C X 1-1 ③ G3		5	1	1	0	0	0	7
55 Russell Martin, R (1, 2) OBP: 0.385, SLG: 0.333		X 0-0 7 G6-3 1B		B X 1-0 1-2 7 1B 1B	1 SAFE 1 SAFE C 1 SAFE F X 0-2 7 BB BB 1-2 1B		X 0-0 ① F8		F F B F S 1-3 ① K	5	1	3	0	0	1	0
Wilson Betemit, S (1, 5) OBP: 0.600, SLG: 1.000		B C X 1-1 ① F7		D B C C F B F X 3-2 7 E 7 1B 16 L1-5 1-2 2-3 1B	B B B C B 4-1 7 BB 1-2 2-3 BB		C X 0-1 ② P5		C S F S 0-3 ② K	4	0	1	0	1	1	1
7 James Loney, L (1, 3) OBP: 0.800, SLG: 0.750		B X 1-0 ② ③ G6-3 1-2f		B X 1-0 E8 1-3 2-H 3-H 1B	B B B C B 4-1 1-2 2-3 3-H BB	B C F B X 2-2 1B			B F X 1-1 1B	4	0	3	3	1	0	1
Greg Maddux, R (1, 1) 16 Andre Ethier, L (4, PH) Mark Hendrickson, L (5, 1) 5 Nomar Garciaparra, R (5, PH) OBP: 0.429, SLG: 0.500 51 Jonathan Broxton, R (6, 1) 58 Chad Billingsley, R (7, 1) Olmedo Saenz, R (7, PH) Brett Tomko, R (8, 1) 44 Takashi Saito, L (8, 1) 18 Ramon Martinez, R (9, PH) OBP: 0.353, SLG: 0.647			C C B F C 1-3 ① K	B X 1-0 ② ③ L1-5 3-3	B C X 1-1 ③ G1-3		B B B C F C 3-3 ③ K	C B F F F F B F B 3-2 X ③ F9	1 0 0 0 0 1 0 1 0 0 0 0 0 2 0 0 0 0 0 0 0 1 0 0 0 0 0 3 0 0 0 0 0 0 0 0 0 0 0 0 0 0 1 0 0 0 0 1 1 0 0 0 0 0 0 0 0 0 0 0 0 0 0 1 0 0 0 0 0 1						
Inning Stats	R: 0 E: 1 K: 1 S: 9 H: 1 LOB: 2 BB: 0 P: 15	R: 0 E: 0 K: 0 S: 4 H: 1 LOB: 0 BB: 0 P: 6	R: 0 E: 0 K: 1 S: 11 H: 0 LOB: 1 BB: 1 P: 20	R: 2 E: 1 K: 0 S: 15 H: 4 LOB: 1 BB: 0 P: 26	R: 3 E: 0 K: 0 S: 18 H: 4 LOB: 3 BB: 2 P: 35	R: 0 E: 0 K: 0 S: 9 H: 2 LOB: 2 BB: 0 P: 13	R: 0 E: 0 K: 1 S: 9 H: 1 LOB: 1 BB: 0 P: 14	R: 0 E: 0 K: 0 S: 15 H: 2 LOB: 2 BB: 0 P: 23	R: 0 E: 0 K: 2 S: 17 H: 1 LOB: 1 BB: 0 P: 22	1B: 14 2B: 2 3B: 0 HR: 1 SF: 0 SAC: 0 DP: 2 HBP: 0						

PITCHER		IP	WLS	BF	H	R	ER	SO	BB	IBB	HBP	BLK	WP	HR	S	P	ERA	WHIP
Steve Trachsel, R ERA: 5.4	(1, 1)	3.1		17	6	2	2	2	1	0	0	0	0	0	38	65	5.40	2.100
Darren Oliver, L ERA: 20.25	(4, 1)	1.1		6	3	3	3	0	0	0	0	0	0	1	12	21	20.25	2.250
Chad Bradford, R ERA:	(5, 1)	0.0		2	1	0	0	0	1	0	0	0	0	0	4	8	∞	∞
25 Pedro Feliciano, L ERA:	(5, 1)	0.1	W	2	0	0	0	0	1	0	0	0	0	0	3	8	0.00	3.000
59 Guillermo Mota, R ERA: 6.75	(6, 1)	2.0	H	9	3	0	0	1	0	0	0	0	0	0	18	27	0.00	1.500

PITCHER		IP	WLS	BF	H	R	ER	SO	BB	IBB	HBP	BLK	WP	HR	S	P	ERA	WHIP
Aaron Heilman, R ERA: 3.0	(8, 1)	1.0		5	2	0	0	0	0	0	0	0	0	0	15	23	0.00	2.000
13 Billy Wagner, L ERA: 3.0	(9, 1)	1.0		4	1	0	0	2	0	0	0	0	0	0	17	22	0.00	1.000

BOTTOM

New York Mets @ Los Angeles Dodgers

Dodger Stadium, Los Angeles, CA

Sat Oct 07 2006, 4:30 PM PDT

Att. 56,293 - Sunny - 68 F

livebaseballscorecards.com

AB	42
R	5
H	16
RBI	5
BB	3
SO	5
LOB	22

WP: 0 PB: 0 SB: 1 CS: 0 PA: 45