

Los Angeles Dodgers - 2006

Batter	1	2	3	4	5	6	7	8	9	AB	R	H	RBI	BB	SO	LOB	TOP										
1 Anderson Hernandez, S (1.4) OBP: 0.500, SLG: 0.500 Chase Lambin, S (7.4) OBP: 1.000, SLG: 2.000	G3-1			P4		G4-3		2B		3	0	0	0	0	0	1	New York Mets @ Los Angeles Dodgers Holman Stadium, Vero Beach, FL Sun Mar 05 2006, 1:05 PM EST Att.: 4,856 - Sunny - 80 F										
Carlos Gómez, R (1.8) OBP: 0.250, SLG: 0.250	G5-3			73 CS 1B			K	F9		4	0	1	0	0	1	2											
73 Todd Self, L (1.7) OBP: 0.167, SLG: 0.333	K			1-3 K			K	P6		4	0	0	0	0	3	3											
Victor Diaz, R (1.9) OBP: 0.357, SLG: 0.500 Cory Aldridge, L (7.9)		K			G5-3		1B		G3-1	3	0	1	0	0	1	0											
63 Juan Tejeda, R (1.3) OBP: 0.364, SLG: 0.300		G6-3			F8		K		26 FC5-4 HBP	3	0	0	0	0	1	1											
74 Bobby Estealella, R (1.2) 92 Drew Butera, R (6.2) 71 Jesus Flores, R (9, PH)		K			K			2B	K	2	0	0	0	0	2	0											
94 Andy Wilson, R (1.10) 26 Tike Redman, L (9, PH) OBP: 0.400, SLG: 0.667				K		K		G6-3	FC5-4	3	0	0	0	0	2	1											
Chris Basak, R (1.5) OBP: 0.250, SLG: 0.250				G5-3		F9		BB 2B	1B	3	1	1	0	0	0	0											
Corey Ragsdale, R (1.6)				G6-3		BB		2B	BB	1	0	0	0	2	0	0											
Inning Stats	R: 0 E: 0 K: 1 S: 5	H: 0 LOB: 0 BB: 0 P: 5	R: 0 E: 0 K: 2 S: 7	H: 0 LOB: 0 BB: 0 P: 7	R: 0 E: 0 K: 1 S: 5	H: 0 LOB: 0 BB: 0 P: 5	R: 0 E: 0 K: 1 S: 5	H: 1 LOB: 0 BB: 0 P: 6	R: 0 E: 0 K: 1 S: 5	H: 0 LOB: 0 BB: 1 P: 9	R: 0 E: 0 K: 3 S: 10	H: 1 LOB: 1 BB: 0 P: 10	R: 2 E: 0 K: 0 S: 6	H: 3 LOB: 2 BB: 1 P: 10	R: 0 E: 0 K: 1 S: 5	H: 0 LOB: 1 BB: 0 P: 6		1B: 3 2B: 2 3B: 0 HR: 0	SF: 0 SAC: 0 DP: 0 HBP: 1	WP: 0 PB: 0 SB: 0 CS: 1	PA: 34						
PITCHER	IP	WLS	BF	H	R	ER	SO	BB	IBB	HBP	BLK	WP	HR	S	P	ERA	WHIP										
Derek Lowe, R (1.1) ERA:	3.0	W	9	0	0	0	4	0	0	0	0	0	0	17	17	0.00	0.000										
Odalis Perez, L (4.1) ERA:	3.0		10	1	0	0	3	1	0	0	0	0	0	15	20	0.00	0.667										
36 Lance Carter, R (7.1) ERA:	1.0		4	1	0	0	3	0	0	0	0	0	0	10	10	0.00	1.000										
59 Kelly Wunsch, L (8.1) ERA: 9.0	1.0		7	3	2	2	0	1	0	0	0	0	0	6	10	18.00	4.000										
Danys Baez, R (9.1) ERA:	1.0		4	0	0	0	1	0	0	1	0	0	0	5	6	0.00	0.000										
Batter	1	2	3	4	5	6	7	8	9	AB	R	H	RBI	BB	SO	LOB	BOTTOM										
Kenny Lofton, L (1.8) OBP: 0.200, SLG: 0.200 17 Jason Repko, R (6.8) OBP: 0.667, SLG: 0.714	L5		K		K	1B 55 1B HR BB	F9			3	0	0	0	0	2	1	New York Mets @ Los Angeles Dodgers Holman Stadium, Vero Beach, FL Sun Mar 05 2006, 1:05 PM EST Att.: 4,856 - Sunny - 80 F										
Sandy Alomar Jr., R (1.2) OBP: 0.200, SLG: 1.000 55 Russell Martin, R (6, PH) OBP: 0.333, SLG: 0.333	P5			HR	P2	1B HR 1B		G6-3		3	1	1	1	0	0	1											
5 Nomar Garciaparra, R (1.3) 7 James Loney, L (6, PR) OBP: 0.444, SLG: 0.500	F7			P4		1B HBP K		70 1B 2B		2	0	0	0	0	0	0											
Joel Guzman, R (1.10) OBP: 0.400, SLG: 0.444 70 Edwin Bellorin, R (6, PH) OBP: 1.000, SLG: 1.000	G6-3			16 HR BB		1B HR 1B		FC5-4 1B		3	3	2	0	1	0	0											
16 Andre Ethier, L (1.7) OBP: 0.444, SLG: 0.857 49 Delwyn Young, S (6, PH) OBP: 0.143, SLG: 0.143	G6-3			1-H HR		BB K		F8		2	2	1	2	1	0	0											
Bill Mueller, S (1.5) OBP: 0.429, SLG: 0.571 Andy LaRoche, R (6.5) OBP: 0.333, SLG: 0.667	L5			G1-3		1B HR		FC5-4		2	0	0	0	0	0	0											
27 Matt Kemp, R (1.9) OBP: 0.273, SLG: 0.636 Cody Ross, R (6, PH) OBP: 0.333, SLG: 0.667			K	F8		HR F9				3	1	1	3	0	1	0											
13 Oscar Robles, L (1.6) OBP: 0.375, SLG: 0.875 74 Tony Abreu, S (6.6) OBP: 0.500, SLG: 0.400				HR	G4-3	17 WP 55 1B BB 1B		G6-3		2	1	1	1	0	0	0											
18 Ramon Martinez, R (1.4) OBP: 0.500, SLG: 0.500 Willy Aybar, S (6.4)			L9		E6	55 1B 17 WP BB		P3		2	0	0	0	0	0	0											
Inning Stats	R: 0 E: 0 K: 0 S: 3	H: 0 LOB: 0 BB: 0 P: 3	R: 0 E: 0 K: 0 S: 3	H: 0 LOB: 0 BB: 0 P: 3	R: 1 E: 0 K: 2 S: 8	H: 1 LOB: 0 BB: 0 P: 8	R: 3 E: 0 K: 0 S: 5	H: 2 LOB: 0 BB: 1 P: 9	R: 0 E: 1 K: 1 S: 6	H: 0 LOB: 1 BB: 0 P: 7	R: 11 E: 0 K: 2 S: 14	H: 7 LOB: 3 BB: 3 P: 27	R: 0 E: 0 K: 0 S: 3	H: 0 LOB: 0 BB: 0 P: 3	R: 1 E: 0 K: 0 S: 5	H: 2 LOB: 1 BB: 0 P: 5		1B: 6 2B: 1 3B: 0 HR: 5	SF: 0 SAC: 0 DP: 0 HBP: 1	WP: 1 PB: 0 SB: 1 CS: 0	PA: 42						
PITCHER	IP	WLS	BF	H	R	ER	SO	BB	IBB	HBP	BLK	WP	HR	S	P	ERA	WHIP										
33 John Maine, R (1.1) ERA:	2.0		6	0	0	0	0	0	0	0	0	0	0	6	6	0.00	0.000										
Alay Soler, R (3.1) ERA: 21.6	1.2	L	9	3	4	4	2	1	0	0	0	0	3	12	16	21.60	2.400										
Darren Oliver, L (4.1) ERA: 2.7	1.1		5	0	0	0	1	0	0	0	0	0	0	7	8	0.00	0.000										
91 Jason Scobie, R (6.1) ERA:	0.0		8	4	8	8	0	3	0	1	0	1	1	4	17	=	=										
Juan Pablo Perez, L (6.1) ERA: 9.0	2.0		9	3	3	3	2	0	0	0	0	0	1	13	13	13.50	1.500										
PITCHER	IP	WLS	BF	H	R	ER	SO	BB	IBB	HBP	BLK	WP	HR	S	P	ERA	WHIP										
59 Mitch Wylie, R (8.1) ERA: 3.0	1.0		5	2	1	1	0	0	0	0	0	0	0	5	5	9.00	2.000										

AB 31
R 2
H 5
RBI 2
BB 2
SO 11
LOB 10



AB 37
R 16
H 12
RBI 16
BB 4
SO 5
LOB 10



Batter	1	2	3	4	5	6	7	8	9	10	AB	R	H	RBI	BB	SO	LOB	TOP
13 Oscar Robles, L OBP: 0.364, SLG: 0.700 70 Edwin Bellorn, R OBP: 0.750, SLG: 0.750	4-0 BB		0-0 G4-6-3			0-0 G4-3		0-0 F9			2	0	0	0	1	0	1	Los Angeles Dodgers @ Florida Marlins Roger Dean Stadium, Jupiter, FL Mon Mar 06 2006, 1:05 PM EST Att: 5,557 - Partly Cloudy - 76 F
18 Ramon Martinez, R OBP: 0.444, SLG: 0.556 Blake DeWitt, L OBP: 0.333, SLG: 0.333	0-0 F7		0-0			0-0 L9		0-3 K			3	0	1	0	0	0	1	
Bill Mueller, S OBP: 0.400, SLG: 0.500 Ivan De Jesus Jr., R (6, 6)	0-0 1B		0-0 F8			0-0 G6-3			0-3 K		3	0	1	0	0	0	1	
27 Matt Kemp, R OBP: 0.214, SLG: 0.500 90 Jamie Hoffmann, R (7, 8)	0-3 K			0-0 L9			0-0 F8		0-0 G6-3		3	0	0	0	0	0	1	
Dioner Navarro, S 92 Jimmy Rohan, R (6, 5)	0-0 P5			0-0 L7			0-0 G6-3		0-0 G6-3		2	0	0	0	0	0	2	
Cody Ross, R OBP: 0.250, SLG: 0.750		0-0 G6-3		0-0 L7			0-0 HR			0-0 88 CS 2B	4	1	2	1	0	0	0	
68 Jon Weber, L OBP: 0.375, SLG: 0.167		0-3 K			0-0 F7				0-3 K		4	0	0	0	0	3	1	
88 Chris Truby, R OBP: 0.167, SLG: 0.333		0-3 K			0-0 G6-3				0-1 P5		4	0	1	0	0	1	1	
90 Cory Dunlap, L (1, 10)			4-0 13 G4-6-3 BB					0-3 K			2	0	0	0	1	2	1	
Inning Stats	R: 0 E: 0 K: 1 S: 6	H: 1 LOB: 2 BB: 1 P: 10	R: 0 E: 0 K: 2 S: 7	H: 0 LOB: 0 BB: 0 P: 7	R: 0 E: 0 K: 0 S: 3	H: 0 LOB: 0 BB: 0 P: 3	R: 0 E: 0 K: 1 S: 5	H: 0 LOB: 0 BB: 0 P: 5	R: 1 E: 0 K: 1 S: 6	H: 1 LOB: 0 BB: 0 P: 6	R: 0 E: 0 K: 2 S: 5	H: 0 LOB: 0 BB: 0 P: 5	R: 0 E: 0 K: 1 S: 6	H: 1 LOB: 0 BB: 0 P: 6	1B: 1 2B: 3 3B: 0 HR: 1	SF: 0 SAC: 0 DP: 1 HBP: 0	WP: 0 PA: 35	
PITCHER	IP WLS BF H R ER SO BB IBB HBP BLK WP HR S P ERA WHIP	IP WLS BF H R ER SO BB IBB HBP BLK WP HR S P ERA WHIP	IP WLS BF H R ER SO BB IBB HBP BLK WP HR S P ERA WHIP	IP WLS BF H R ER SO BB IBB HBP BLK WP HR S P ERA WHIP	IP WLS BF H R ER SO BB IBB HBP BLK WP HR S P ERA WHIP	IP WLS BF H R ER SO BB IBB HBP BLK WP HR S P ERA WHIP	IP WLS BF H R ER SO BB IBB HBP BLK WP HR S P ERA WHIP	IP WLS BF H R ER SO BB IBB HBP BLK WP HR S P ERA WHIP	IP WLS BF H R ER SO BB IBB HBP BLK WP HR S P ERA WHIP	IP WLS BF H R ER SO BB IBB HBP BLK WP HR S P ERA WHIP	IP WLS BF H R ER SO BB IBB HBP BLK WP HR S P ERA WHIP	IP WLS BF H R ER SO BB IBB HBP BLK WP HR S P ERA WHIP	IP WLS BF H R ER SO BB IBB HBP BLK WP HR S P ERA WHIP	IP WLS BF H R ER SO BB IBB HBP BLK WP HR S P ERA WHIP	IP WLS BF H R ER SO BB IBB HBP BLK WP HR S P ERA WHIP	IP WLS BF H R ER SO BB IBB HBP BLK WP HR S P ERA WHIP	IP WLS BF H R ER SO BB IBB HBP BLK WP HR S P ERA WHIP	IP WLS BF H R ER SO BB IBB HBP BLK WP HR S P ERA WHIP
Jason Vargas, L ERA: 5.4	Travis Bowyer, R ERA: 5.4	26 Jimmy Anderson, L ERA: 9.0	Chris Resop, R ERA: 3.0	53 Ryan Rupe, R ERA: 3.0	Matt Herges, R ERA: 3.0													



Batter	1	2	3	4	5	6	7	8	9	10	AB	R	H	RBI	BB	SO	LOB	BOTTOM			
Eric Reed, L OBP: 0.200, SLG: 0.111 Jai Miller, R (8, 8)	0-0 B1-3		0-0 G6-3			0-3 K		0-0 G3		0-0 G6-4-3	4	0	0	0	0	1	0	Los Angeles Dodgers @ Florida Marlins Roger Dean Stadium, Jupiter, FL Mon Mar 06 2006, 1:05 PM EST Att: 5,557 - Partly Cloudy - 76 F			
2 Hanley Ramirez, R OBP: 0.364, SLG: 0.300 11 Robert Andino, R OBP: 0.200, SLG: 0.111	0-0 27 CS 1B		0-0 E6 27 BB		0-0 G4-3			4-0 28 P1-6 29 FC1 BB		0-0 G5-3	3	0	1	0	0	0	0				
27 Jeremy Hermida, L OBP: 0.500, SLG: 0.429 29 Mark Little, R (7, 9)	4-0 1-2 BB		4-0 1-2 BB			0-0 1B 14 SF8 2B		0-0 FC1 37 C6-4		0-0 F8	1	0	1	0	2	0	0				
Jason Stokes, R OBP: 0.667 28 Scott Seabolt, R OBP: 0.286, SLG: 0.429	0-0 F8		0-0 L8			0-0 20 FC6-4 1B		0-0 P1-6		0-3 K	2	0	0	0	0	1	2				
14 Josh Willingham, R 37 Tom Wilson, R (8, PH) (9, 10)		0-0 G6-3		0-0		0-0 SF8		0-0 FC6-4		0-0 K	2	0	1	1	0	0	0				
Lenny Harris, L OBP: 0.500, SLG: 0.571 12 Mickey Lopez, S (6, 4)		0-0 FC6-4 1B		0-3 3B		0-0 P4		0-3 K		0-0 K	2	0	0	0	0	1	2				
Miguel Olivo, R OBP: 0.200, SLG: 0.444 20 Matt Treanor, R OBP: 0.500, SLG: 0.600 74 Jose Campuzano, S OBP: 1.000, SLG: 3.000 Ryan Jorgensen, R (10, 2)		0-0 FC6-4		0-0 G5-3		0-0 FC6-4		0-0 FC6-4		0-0 31 2B	2	0	0	0	0	0	2				
Wes Helms, R OBP: 0.125, SLG: 0.125 31 Mike Kinkade, R OBP: 0.250, SLG: 0.286		0-3 K		0-0 F7				0-0 G5-3		0-0 K	2	0	0	0	0	0	0				
3 Chris Aquila, R OBP: 0.200, SLG: 0.222 43 Matt Cepicky, L OBP: 0.667, SLG: 0.600			0-0 L8			0-0 G6-3		0-0 G6-3		4-0 G6-4-3 BB	3	0	0	0	0	0	0				
Inning Stats	R: 0 E: 0 K: 0 S: 3	H: 1 LOB: 1 BB: 1 P: 7	R: 0 E: 0 K: 1 S: 6	H: 1 LOB: 1 BB: 0 P: 6	R: 0 E: 1 K: 0 S: 4	H: 0 LOB: 2 BB: 1 P: 8	R: 0 E: 0 K: 1 S: 6	H: 1 LOB: 1 BB: 0 P: 6	R: 0 E: 0 K: 1 S: 5	H: 0 LOB: 0 BB: 0 P: 5	R: 1 E: 0 K: 0 S: 5	H: 2 LOB: 2 BB: 0 P: 5	R: 0 E: 0 K: 0 S: 3	H: 0 LOB: 0 BB: 0 P: 3	R: 0 E: 0 K: 1 S: 6	H: 3 LOB: 3 BB: 1 P: 10	R: 0 E: 0 K: 1 S: 5		H: 0 LOB: 0 BB: 0 P: 5	1B: 4 2B: 3 3B: 1 HR: 0	SF: 1 SAC: 0 DP: 2 HBP: 0
PITCHER	IP WLS BF H R ER SO BB IBB HBP BLK WP HR S P ERA WHIP	IP WLS BF H R ER SO BB IBB HBP BLK WP HR S P ERA WHIP	IP WLS BF H R ER SO BB IBB HBP BLK WP HR S P ERA WHIP	IP WLS BF H R ER SO BB IBB HBP BLK WP HR S P ERA WHIP	IP WLS BF H R ER SO BB IBB HBP BLK WP HR S P ERA WHIP	IP WLS BF H R ER SO BB IBB HBP BLK WP HR S P ERA WHIP	IP WLS BF H R ER SO BB IBB HBP BLK WP HR S P ERA WHIP	IP WLS BF H R ER SO BB IBB HBP BLK WP HR S P ERA WHIP	IP WLS BF H R ER SO BB IBB HBP BLK WP HR S P ERA WHIP	IP WLS BF H R ER SO BB IBB HBP BLK WP HR S P ERA WHIP	IP WLS BF H R ER SO BB IBB HBP BLK WP HR S P ERA WHIP	IP WLS BF H R ER SO BB IBB HBP BLK WP HR S P ERA WHIP	IP WLS BF H R ER SO BB IBB HBP BLK WP HR S P ERA WHIP	IP WLS BF H R ER SO BB IBB HBP BLK WP HR S P ERA WHIP	IP WLS BF H R ER SO BB IBB HBP BLK WP HR S P ERA WHIP	IP WLS BF H R ER SO BB IBB HBP BLK WP HR S P ERA WHIP	IP WLS BF H R ER SO BB IBB HBP BLK WP HR S P ERA WHIP	IP WLS BF H R ER SO BB IBB HBP BLK WP HR S P ERA WHIP			
Aaron Sele, R ERA: 4.5	Brian Meadows, R ERA: 4.5	Greg Miller, L ERA: 4.5	47 Tim Hamulack, L ERA: 3.0	89 Chris Malone, R ERA: 3.0	Julio Pimentel, R ERA: 3.0																



Batter	1	2	3	4	5	6	7	8	9	AB	R	H	RBI	BB	SO	LOB	TOP								
25 Marlon Byrd, R OBP: 0.353, SLG: 0.400	F7			K		15 SH1-3 HBP		K		3	0	0	0	0	2	0	Washington Nationals @ Los Angeles Dodgers Holman Stadium, Vero Beach, FL Mon Mar 06 2006, 1:05 PM EST Att: 2,475 - Sunny - 80 F								
15 Cristian Guzman, S OBP: 0.286, SLG: 0.286 69 Josh Labandeira, R (6, 6)	G4-3			G3		SH1-3		K	2	0	0	0	0	0	0	0									
17 Ruben Mateo, R OBP: 0.500, SLG: 0.500 74 Cristian Guerrero, R (4, 9)	L4			1B		G5-3		G1-3	2	0	1	0	0	0	0	0									
Larry Broadway, L (1, 3)		CS BB		G4-3		K		F9	3	0	0	0	1	1	2	0									
Brendan Harris, R (1, 5)		1-2			P5			G6-3	3	0	0	0	0	1	1	0									
Marlon Anderson, L OBP: 0.357, SLG: 0.615 Bernie Castro, S (7, 4)					2B			F9	3	0	1	0	0	0	0	0									
Frank Diaz, R (1, 10)					HBP			G3	2	0	0	0	0	0	0	0									
21 George Lombard, L OBP: 0.167, SLG: 0.167 16 Mike Vento, R (7, 7)				G5-3		F8		K	2	0	0	0	0	0	2	0									
27 Mike DiFelice, R OBP: 0.400, SLG: 0.400 10 Brandon Harper, R (8, 2)				K		G5-3		G5-3	3	0	0	0	0	1	2	0									
Inning Stats	R: 0 E: 0 K: 0 S: 3	H: 0 LOB: 0 BB: 0 P: 3	R: 0 E: 0 K: 1 S: 4	H: 0 LOB: 0 BB: 1 P: 8	R: 0 E: 0 K: 1 S: 5	H: 0 LOB: 0 BB: 0 P: 5	R: 0 E: 0 K: 1 S: 6	H: 1 LOB: 1 BB: 0 P: 6	R: 0 E: 0 K: 0 S: 4	H: 1 LOB: 2 BB: 0 P: 5	R: 0 E: 0 K: 0 S: 5	H: 0 LOB: 1 BB: 0 P: 6	R: 0 E: 0 K: 0 S: 3	H: 0 LOB: 0 BB: 0 P: 3	R: 0 E: 0 K: 2 S: 7	H: 0 LOB: 0 BB: 0 P: 7	R: 0 E: 0 K: 1 S: 5	H: 0 LOB: 0 BB: 0 P: 5	1B: 1 2B: 1 3B: 0 HR: 0	SF: 0 SAC: 1 DP: 0 HBP: 2	WP: 0 PB: 0 SB: 0 CS: 1	PA: 31			
PITCHER	IP	WLS	BF	H	R	ER	SO	BB	IBB	HBP	BLK	WP	HR	S	P	ERA	WHIP								
31 Brad Penny, R (1, 1)	3.0	9	0	0	0	0	2	1	0	0	0	0	0	12	16	0.00	0.333								
51 Jonathan Broxton, R (4, 1)	1.0	4	1	0	0	1	0	0	0	0	0	0	0	6	6	0.00	1.000								
Franqueis Osoria, R (5, 1)	2.0	9	1	0	0	1	0	0	0	2	0	0	0	9	11	0.00	0.500								
Joe Beimel, L (7, 1)	1.0	3	0	0	0	0	0	0	0	0	0	0	0	3	3	0.00	0.000								
44 Takashi Saito, R (8, 1)	2.0	6	0	0	0	0	3	0	0	0	0	0	0	12	12	0.00	0.000								

Batter	1	2	3	4	5	6	7	8	9	AB	R	H	RBI	BB	SO	LOB	BOTTOM								
Kenny Lofton, L OBP: 0.125, SLG: 0.125 17 Jason Repko, R OBP: 0.700, SLG: 0.750	F8		K		G4-3			WP 49 1B		3	0	0	0	0	1	1	Washington Nationals @ Los Angeles Dodgers Holman Stadium, Vero Beach, FL Mon Mar 06 2006, 1:05 PM EST Att: 2,475 - Sunny - 80 F								
49 Delwyn Young, S OBP: 0.182, SLG: 0.182	K			G1-3		P2		WP 1B	4	0	1	0	0	1	0	0									
J.D. Drew, L (1, 10) Joel Guzman, R (6, PH) OBP: 0.364, SLG: 0.400	G4-3			E 5 1B BB		G3-1		G1-3	2	0	0	0	1	0	0	0									
5 Nomar Garciaparra, R OBP: 0.182, SLG: 0.100 7 James Loney, L OBP: 0.500, SLG: 0.667 88 Justin Ruggiano, R (9, PR)		P4		16 FC4-6 1B		K		16 1B 2B	3	0	1	0	0	1	0	0									
16 Andre Ethier, L OBP: 0.308, SLG: 0.545		G1-3		1-2 2-3 E		FC4-6		F8	4	0	0	0	0	0	3	0									
Andy LaRoche, R OBP: 0.308, SLG: 0.500		F7		1-2 3-3 BB		G1-3		G1-3	3	0	0	0	1	0	1	0									
Willy Aybar, S OBP: 0.286, SLG: 0.091				74 F9 1B		F7		G3	3	0	1	0	1	0	3	0									
55 Russell Martin, R OBP: 0.375, SLG: 0.375 16 Pat Borders, R OBP: 0.400, SLG: 0.250				74 G4-6-3 1B				G5-3	2	0	1	0	0	1	1	0									
74 Tony Abreu, S OBP: 0.333, SLG: 0.250				F9		G4-6-3		G3-1	3	0	0	0	0	0	2	0									
Inning Stats	R: 0 E: 0 K: 1 S: 5	H: 0 LOB: 0 BB: 0 P: 5	R: 0 E: 0 K: 0 S: 3	H: 0 LOB: 0 BB: 0 P: 3	R: 0 E: 0 K: 2 S: 8	H: 1 LOB: 1 BB: 0 P: 8	R: 0 E: 1 K: 0 S: 5	H: 1 LOB: 3 BB: 2 P: 13	R: 0 E: 0 K: 0 S: 3	H: 1 LOB: 0 BB: 0 P: 3	R: 0 E: 0 K: 1 S: 5	H: 0 LOB: 0 BB: 0 P: 5	R: 0 E: 0 K: 0 S: 3	H: 0 LOB: 0 BB: 0 P: 3	R: 0 E: 0 K: 0 S: 5	H: 2 LOB: 2 BB: 0 P: 6	R: 0 E: 0 K: 0 S: 4	H: 2 LOB: 3 BB: 1 P: 8	1B: 6 2B: 1 3B: 0 HR: 0	SF: 0 SAC: 0 DP: 1 HBP: 0	WP: 1 PB: 0 SB: 0 CS: 0	PA: 35			
PITCHER	IP	WLS	BF	H	R	ER	SO	BB	IBB	HBP	BLK	WP	HR	S	P	ERA	WHIP								
22 John Patterson, R (1, 1)	3.0	10	1	0	0	0	3	2	0	0	0	0	0	8	16	0.00	0.333								
38 Kevin Gryboski, R (4, 1)	2.0	9	2	0	0	0	0	2	0	0	0	0	0	5	5	0.00	2.000								
Bill Bray, L (6, 1)	1.0	3	0	0	0	1	0	0	0	0	0	0	0	5	5	0.00	0.000								
52 Saul Rivera, R (7, 1)	2.0	8	2	0	0	0	0	0	0	0	0	1	0	8	9	0.00	1.000								
37 Travis Hughes, R (9, 1)	1.0	5	2	0	0	0	0	1	0	0	0	0	0	4	8	0.00	3.000								

AB	27
R	0
H	2
RBI	0
BB	1
SO	7
LOB	8



AB	32
R	0
H	7
RBI	0
BB	3
SO	4
LOB	13



Batter	1	2	3	4	5	6	7	8	9	AB	R	H	RBI	BB	SO	LOB	TOP			
17 Jason Repko, R OBP: 0.643, SLG: 0.636 Cody Ross, R OBP: 0.222, SLG: 0.667	0-3 K	0-0 1B		4-0 S BB			0-0 P5		0-0 G6-4-3	3	0	1	2	1	1	0	Los Angeles Dodgers @ St. Louis Cardinals Roger Dean Stadium, Jupiter, FL Tue Mar 07 2006, 1:05 PM EST Att.: 5,523 - Sunny - 72 F			
Willy Aybar, S OBP: 0.222, SLG: 0.067 88 Chris Truby, R OBP: 0.143, SLG: 0.286	0-0 F8	0-0 G4-3		1-0 G3			0-3 K2-3		0-0 G5-3	4	0	0	0	0	1	2				
16 Andre Ethier, L OBP: 0.357, SLG: 0.545 49 Delwyn Young, S OBP: 0.143, SLG: 0.143	4-0 S BB		0-0 G4-3			0-0 P5			0-0 G6-3	0	0	0	0	1	0	0				
Joel Guzman, R OBP: 0.333, SLG: 0.357 Xavier Paul, L	1-3 K		0-0 FC4-6 1B			0-0 P2			0-0 G6-3	4	0	1	0	0	1	1				
7 James Loney, L OBP: 0.500, SLG: 0.692		0-0 SH1-3 2B	0-0 FC4-6 1B			0-0 P5			0-0 92 1B	4	1	2	0	0	0	1				
55 Russell Martin, R OBP: 0.500, SLG: 0.500 70 Edwin Bellorin, R OBP: 0.600, SLG: 0.600		0-0 SH1-3	0-0 1B			0-0 74 FC6-4 1B			0-3 K	2	0	2	0	0	0	0				
18 Ramon Martinez, R OBP: 0.333, SLG: 0.417 92 Jimmy Rohan, R OBP: 0.333, SLG: 0.333		0-0 G5-3	0-0 P6			0-0 F7			0-0 1B	3	0	0	0	0	0	4				
74 Tony Abreu, S OBP: 0.385, SLG: 0.273		4-0 2B 17 1B BB		0-0 CS 1B		0-0 FC6-4			0-0 G4-3	3	1	1	0	1	0	3				
Andy LaRoche, R OBP: 0.353, SLG: 0.563		0-0 17 1B 2B		1-0 P4		0-0 F9			0-0 G6-4-3 1B	4	1	2	1	0	0	2				
Inning Stats	R: 0 E: 0 K: 2 S: 7	H: 0 LOB: 1 BB: 1 P: 12	R: 3 E: 0 K: 0 S: 6	H: 3 LOB: 1 BB: 1 P: 10	R: 0 E: 0 K: 0 S: 5	H: 2 LOB: 1 BB: 1 P: 5	R: 0 E: 0 K: 0 S: 3	H: 1 LOB: 1 BB: 1 P: 9	R: 0 E: 0 K: 0 S: 3	H: 0 LOB: 0 BB: 0 P: 3	R: 0 E: 0 K: 1 S: 5	H: 0 LOB: 0 BB: 0 P: 5	R: 0 E: 0 K: 1 S: 7	H: 2 LOB: 2 BB: 0 P: 7	R: 0 E: 0 K: 0 S: 3	H: 1 LOB: 0 BB: 0 P: 3		1B: 8 2B: 2 3B: 0 HR: 0	SF: 0 SAC: 1 DP: 1 HBP: 0	WP: 0 PB: 0 SB: 2 CS: 1
PITCHER	IP WLS BF H R ER SO	IP WLS BF H R ER SO	IP WLS BF H R ER SO	IP WLS BF H R ER SO	IP WLS BF H R ER SO	IP WLS BF H R ER SO	IP WLS BF H R ER SO	IP WLS BF H R ER SO	IP WLS BF H R ER SO	IP WLS BF H R ER SO	IP WLS BF H R ER SO	IP WLS BF H R ER SO	IP WLS BF H R ER SO	IP WLS BF H R ER SO	IP WLS BF H R ER SO	IP WLS BF H R ER SO	ERA WHIP	ERA WHIP		
Jeff Suppan, R ERA: 24.92 44 Jason Istringhausen, R ERA: 40 Jeff Nelson, R ERA: 56 Blaine Neal, R ERA: 6.75 Josh Hancock, R ERA:	3.0 L 16 5 3 3 2	4.1 4 1 0 0 0 0	1.0 3 0 0 0 0 0	1.0 3 0 0 0 0 0	2.0 7 1 0 0 1 0	1.0 5 2 0 0 1 0	1.0 5 2 0 0 1 0	1.0 5 2 0 0 1 0	1.0 5 2 0 0 1 0	1.0 5 2 0 0 1 0	1.0 5 2 0 0 1 0	1.0 5 2 0 0 1 0	1.0 5 2 0 0 1 0	1.0 5 2 0 0 1 0	1.0 5 2 0 0 1 0	1.0 5 2 0 0 1 0	9.00 2.333	9.00 2.333		
48 Brad Thompson, R ERA:	1.0 3 1 0 0 0 0	1.0 3 1 0 0 0 0	1.0 3 1 0 0 0 0	1.0 3 1 0 0 0 0	1.0 3 1 0 0 0 0	1.0 3 1 0 0 0 0	1.0 3 1 0 0 0 0	1.0 3 1 0 0 0 0	1.0 3 1 0 0 0 0	1.0 3 1 0 0 0 0	1.0 3 1 0 0 0 0	1.0 3 1 0 0 0 0	1.0 3 1 0 0 0 0	1.0 3 1 0 0 0 0	1.0 3 1 0 0 0 0	1.0 3 1 0 0 0 0	0.00 1.000	0.00 1.000		

Batter	1	2	3	4	5	6	7	8	9	AB	R	H	RBI	BB	SO	LOB	BOTTOM					
22 David Eckstein, R OBP: 0.333, SLG: 0.300 47 Brian Daubach, L OBP: 0.417, SLG: 0.600 70 Prentice Redman, R, PH OBP: 0.200, SLG: 0.250	0-0 SF9 2B	0-0 FC6-4			0-0 F9			0-3 K		3	1	1	0	0	0	2	Los Angeles Dodgers @ St. Louis Cardinals Roger Dean Stadium, Jupiter, FL Tue Mar 07 2006, 1:05 PM EST Att.: 5,523 - Sunny - 72 F					
27 Scott Rolen, R 3 Junior Spivey, R	0-0 G4-3		0-0 L3		0-3 K		0-3 K		0-0 K	2	0	0	0	0	1	1						
John Gall, R OBP: 0.294, SLG: 0.333	0-0 SF9		0-0 1B		0-0 G6-3				0-3 K	3	0	1	1	0	1	0						
26 Scott Spiezio, S OBP: 0.556, SLG: 0.769	4-0 BB		0-0 F7		0-0 G6-3				0-0 G4-3	3	0	0	0	1	0	1						
16 Chris Duncan, L OBP: 0.250, SLG: 0.500	0-0 F7		0-3 K		0-0 F8				0-0 E 1B	4	0	1	0	0	1	2						
So Taguchi, R OBP: 0.250, SLG: 0.267		0-3 K		0-0 F8		0-0 G3			0-0 E6 7 S	4	0	0	0	0	1	1						
7 Hector Luna, R OBP: 0.400, SLG: 0.250		0-0 E5 55 1B		4-0 G6-4-3 BB		0-3 K			1-3 K	3	0	0	0	1	2	2						
Michel Hernandez, R OBP: 0.375, SLG: 0.296 80 Gabe Johnson, R		0-0 F8		0-0 G6-4-3		0-0 P6			0-0 K	3	0	0	0	0	0	2						
55 Skip Schumaker, L OBP: 0.333, SLG: 0.286 Deivi Cruz, R		0-0 FC6-4 1B			0-0 L7				0-0 G4-3	2	0	1	0	0	0	0						
Inning Stats	R: 1 E: 0 K: 0 S: 4	H: 1 LOB: 1 BB: 1 P: 8	R: 0 E: 1 K: 1 S: 7	H: 1 LOB: 2 BB: 0 P: 7	R: 0 E: 0 K: 1 S: 6	H: 1 LOB: 1 BB: 0 P: 6	R: 0 E: 0 K: 0 S: 2	H: 0 LOB: 0 BB: 1 P: 6	R: 0 E: 0 K: 1 S: 5	H: 0 LOB: 0 BB: 0 P: 5	R: 0 E: 0 K: 0 S: 3	H: 0 LOB: 0 BB: 0 P: 3	R: 0 E: 0 K: 1 S: 5	H: 0 LOB: 0 BB: 0 P: 5	R: 0 E: 0 K: 2 S: 7	H: 0 LOB: 0 BB: 0 P: 7		R: 0 E: 1 K: 2 S: 9	H: 1 LOB: 2 BB: 0 P: 10	1B: 3 2B: 1 3B: 0 HR: 0	SF: 1 SAC: 0 DP: 1 HBP: 0	WP: 0 PB: 0 SB: 1 CS: 0
PITCHER	IP WLS BF H R ER SO	IP WLS BF H R ER SO	IP WLS BF H R ER SO	IP WLS BF H R ER SO	IP WLS BF H R ER SO	IP WLS BF H R ER SO	IP WLS BF H R ER SO	IP WLS BF H R ER SO	IP WLS BF H R ER SO	IP WLS BF H R ER SO	IP WLS BF H R ER SO	IP WLS BF H R ER SO	IP WLS BF H R ER SO	IP WLS BF H R ER SO	IP WLS BF H R ER SO	IP WLS BF H R ER SO	ERA WHIP	ERA WHIP				
Brett Tomko, R ERA: 1.8 50 Eric Stults, L ERA: 1.8 72 Justin Orenduff, R ERA: 56 Hung-Chih Kuo, L ERA: Jon Meloan, R ERA:	3.0 W 14 3 1 1 2	9.0 9 0 0 0 1 1	1.0 H 3 0 0 0 1	1.0 H 3 0 0 0 2	1.0 S 5 1 0 0 2	1.0 S 5 1 0 0 2	1.0 S 5 1 0 0 2	1.0 S 5 1 0 0 2	1.0 S 5 1 0 0 2	1.0 S 5 1 0 0 2	1.0 S 5 1 0 0 2	1.0 S 5 1 0 0 2	1.0 S 5 1 0 0 2	1.0 S 5 1 0 0 2	1.0 S 5 1 0 0 2	1.0 S 5 1 0 0 2	3.00 1.333	3.00 1.333				

Batter	1	2	3	4	5	6	7	8	9	AB	R	H	RBI	BB	SO	LOB	TOP						
David Newhan, L (1, 9) OBP: 0.467, SLG: 0.692 39 Jeff Fiorentino, L (7, 9) OBP: 0.375, SLG: 0.429										4	0	1	0	0	1	2							
17 Corey Patterson, L (1, 8) OBP: 0.368, SLG: 0.529 79 Esix Snead, S (6, 8)										2	1	1	1	1	0	0							
Desi Relaford, S (1, 6) OBP: 0.400, SLG: 0.273 12 Brandon Fahey, L (7, PH) OBP: 0.556, SLG: 0.571										3	0	0	0	0	0	2							
6 Melvin Mora, R (1, 10) OBP: 0.375, SLG: 0.400										4	1	1	0	0	0	3							
21 Nick Markakis, L (1, 7) OBP: 0.667, SLG: 0.917 59 Eddy Garabito, S (8, 9) OBP: 0.286, SLG: 0.286										2	1	0	0	2	1	2							
69 Napoleon Calzado, R (1, 5) OBP: 0.300, SLG: 0.600										4	0	1	2	0	0	1							
Val Majewski, L (1, 3) OBP: 0.286, SLG: 0.308 93 Andy Tracy, L (6, 3) OBP: 0.667, SLG: 2.000										3	0	1	0	0	1	1							
Chris Gomez, R (1, 4) OBP: 0.333, SLG: 0.231 12 Luis Lopez, S (7, 4) OBP: 0.375, SLG: 0.286										2	0	0	0	1	0	2							
Eli Whiteside, R (1, 2) OBP: 0.250, SLG: 0.250 83 Brian Bock, R (7, 2) OBP: 0.333, SLG: 0.333										3	0	2	0	0	0	0							
Inning Stats	R: 0 E: 0 K: 0 S: 4	H: 1 LOB: 2 BB: 1 P: 9	R: 0 E: 0 K: 0 S: 5	H: 2 LOB: 2 BB: 0 P: 5	R: 3 E: 0 K: 1 S: 8	H: 3 LOB: 1 BB: 1 P: 12	R: 0 E: 0 K: 0 S: 3	H: 0 LOB: 0 BB: 0 P: 3	R: 0 E: 0 K: 1 S: 5	H: 0 LOB: 0 BB: 0 P: 5	R: 0 E: 0 K: 0 S: 3	H: 1 LOB: 1 BB: 1 P: 8	R: 0 E: 0 K: 1 S: 5	H: 0 LOB: 1 BB: 1 P: 9	R: 0 E: 0 K: 1 S: 4	H: 0 LOB: 0 BB: 0 P: 8	R: 0 E: 0 K: 0 S: 3	H: 1 LOB: 0 BB: 0 P: 3	1B: 5 2B: 1 3B: 1 HR: 1	SF: 0 SAC: 0 DP: 2 HBP: 0	WP: 0 PB: 0 SB: 0 CS: 0	PA: 38	
PITCHER	IP WLS BF H R ER SO BB IBB HBP BLK WP HR S P ERA WHIP	58 Chad Billingsley, R (1, 1) ERA: 6.23	2.1 15 6 3 3 0 2 0 0 0 0 1 13 22 11.57 3.429	Joe Beimel, L (3, 1) ERA: 4.1	0.2 2 0 0 0 1 0 0 0 0 0 0 4 4 0.00 0.000	Eric Gagne, R (4, 1) ERA: 5.1	1.0 3 0 0 0 0 0 0 0 0 0 0 3 3 0.00 0.000	Danyis Baez, R (5, 1) ERA: 6.1	1.0 3 0 0 0 1 0 0 0 0 0 0 5 5 0.00 0.000	D.J. Houlton, R (6, 1) ERA: 9.0	2.0 W 8 1 0 0 1 2 0 0 0 0 0 0 8 17 0.00 1.500	59 Kelly Wunsch, L (8, 1) ERA: 6.0	1.0 3 0 0 0 1 1 0 0 0 0 0 0 4 8 0.00 1.000	36 Lance Carter, R (9, 1) ERA: 6.0	1.0 3 1 0 0 0 0 0 0 0 0 0 0 3 3 0.00 1.000								

Baltimore Orioles @ Los Angeles Dodgers
 Holman Stadium, Vero Beach, FL
 Wed Mar 08 2006, 1:05 PM EST
 Att: 3,593 - Sunny - 73 F

AB	32
R	3
H	8
RBI	3
BB	5
SO	4
LOB	14



Batter	1	2	3	4	5	6	7	8	9	AB	R	H	RBI	BB	SO	LOB	BOTTOM			
Kenny Lofton, L (1, 8) OBP: 0.182, SLG: 0.182 Cody Ross, R (6, 8) OBP: 0.273, SLG: 0.909										3	0	1	0	0	0	0				
5 Nomar Garciaparra, R (1, 3) OBP: 0.214, SLG: 0.154 7 James Loney, L (6, 3) OBP: 0.500, SLG: 0.733										3	0	1	1	0	0	0				
J.D. Drew, L (1, 9) OBP: 0.375, SLG: 0.167 17 Jason Repko, R (6, 9) OBP: 0.600, SLG: 0.583										3	0	0	0	0	2	2				
12 Jeff Kent, R (1, 10) OBP: 0.667, SLG: 0.667 49 Delwyn Young, S (6, PR) OBP: 0.133, SLG: 0.133										3	0	2	0	0	1	0				
27 Matt Kemp, R (1, 7) OBP: 0.235, SLG: 0.588 Joel Guzman, R (7, PH) OBP: 0.375, SLG: 0.600										3	2	1	0	0	0	2				
Bill Mueller, S (1, 5) OBP: 0.385, SLG: 0.692 Andy LaRoche, R (7, 5) OBP: 0.333, SLG: 0.529										3	1	1	3	0	0	1				
Sandy Alomar Jr., R (1, 2) OBP: 0.333, SLG: 1.333 Dioner Navarro, S (6, 2)										2	1	1	1	0	1	0				
Willy Aybar, S (1, 4) OBP: 0.286, SLG: 0.063 Blake DeWitt, L (7, 4) OBP: 0.250, SLG: 0.250										1	1	0	0	2	0	0				
13 Oscar Robles, L (1, 6) OBP: 0.357, SLG: 0.615 Chin-Lung Hu, R (7, 6) OBP: 1.000, SLG: 1.000										3	1	1	0	0	0	3				
Inning Stats	R: 0 E: 0 K: 1 S: 5	H: 0 LOB: 0 BB: 0 P: 5	R: 0 E: 0 K: 0 S: 3	H: 1 LOB: 0 BB: 0 P: 3	R: 1 E: 0 K: 1 S: 8	H: 3 LOB: 2 BB: 0 P: 8	R: 2 E: 0 K: 1 S: 7	H: 2 LOB: 1 BB: 1 P: 11	R: 0 E: 0 K: 1 S: 5	H: 0 LOB: 0 BB: 0 P: 5	R: 5 E: 0 K: 0 S: 7	H: 4 LOB: 2 BB: 2 P: 16	R: 1 E: 0 K: 0 S: 4	H: 1 LOB: 0 BB: 0 P: 4	R: 0 E: 0 K: 2 S: 8	H: 1 LOB: 1 BB: 0 P: 8	1B: 6 2B: 1 3B: 1 HR: 4	SF: 0 SAC: 0 DP: 1 HBP: 0	WP: 1 PB: 0 SB: 0 CS: 0	PA: 38
PITCHER	IP WLS BF H R ER SO BB IBB HBP BLK WP HR S P ERA WHIP	28 Eric DuBose, L (1, 1) ERA: 2.25	2.0 12 5 3 3 2 1 0 0 0 0 0 1 15 19 13.50 3.000	Jim Brower, R (3, 1) ERA: 9.0	1.0 3 0 0 0 1 0 0 0 0 0 0 5 5 0.00 0.000	LaTroy Hawkins, R (5, 1) ERA: 36.0	1.0 L 9 4 5 5 0 2 0 0 0 0 1 2 7 16 45.00 6.000	Ricky Bottalico, R (6, 1) ERA: 36.0	1.0 4 1 1 1 0 0 0 0 0 0 0 1 4 4 9.00 1.000	41 Andy Mitchell, R (8, 1) ERA: 6.0	1.0 4 1 1 0 0 2 0 0 0 0 0 0 8 8 0.00 1.000									

Baltimore Orioles @ Los Angeles Dodgers
 Holman Stadium, Vero Beach, FL
 Wed Mar 08 2006, 1:05 PM EST
 Att: 3,593 - Sunny - 73 F

AB	35
R	9
H	12
RBI	9
BB	3
SO	6
LOB	12



Batter	1	2	3	4	5	6	7	8	9	AB	R	H	RBI	BB	SO	LOB	TOP																				
Coco Crisp, S OBP: 0.667, SLG: 1.000 83 Luke Allen, L OBP: 0.385, SLG: 0.300	G1-3		G1-3			G3-6-3	K		P5	2	0	0	0	1	0	0	Boston Red Sox @ Los Angeles Dodgers Holman Stadium, Vero Beach, FL Thu Mar 09 2006, 1:05 PM EST Att: 8,080 - Sunny - 73 F																				
Tony Graffanino, R OBP: 0.187, SLG: 0.091 67 Rodney Nye, R OBP: 0.692, SLG: 0.778	K2-3			K		G3-6-3	G3-6-3		K	3	0	0	0	0	2	2																					
Trot Nixon, L OBP: 0.636, SLG: 0.590 64 Tyler Minges, R OBP: 0.222, SLG: 0.125	G4-3			G4-6-3		BB	E4			2	0	1	0	1	0	0																					
Dustan Mohr, R OBP: 0.583, SLG: 0.778 23 Jim Buckley, R		F8		G4-6-3		BB	P3			2	0	0	0	1	0	1																					
J.T. Snow, L OBP: 0.333, SLG: 0.333 78 Josh Pressley, L OBP: 0.200, SLG: 0.200		F7				BB			K	3	0	1	1	0	0	0																					
2 Willie Harris, L OBP: 0.250, SLG: 0.182 18 Dominic Ramos, R						BB			K	2	0	1	0	1	0	0																					
Alejandro Machado, S OBP: 0.487, SLG: 0.536		F8				BB				4	0	1	0	0	0	4																					
63 Luis Jimenez, L OBP: 0.143, SLG: 0.143 12 Ian Bladergroen, L (7, PH)				K			G3-1			2	0	0	0	0	2	1																					
24 Dusty Brown, R OBP: 0.714, SLG: 0.750 2 Jed Lowrie, S OBP: 0.400, SLG: 0.625				K		WP				1	1	0	0	1	1	0																					
Inning Stats	R: 0 E: 0 K: 1 S: 9	H: 0 LOB: 0 BB: 0 P: 13	R: 0 E: 0 K: 0 S: 4	H: 1 LOB: 1 BB: 0 P: 4	R: 0 E: 0 K: 2 S: 7	H: 0 LOB: 0 BB: 0 P: 8	R: 0 E: 0 K: 1 S: 5	H: 1 LOB: 1 BB: 0 P: 6	R: 0 E: 1 K: 1 S: 6	H: 0 LOB: 3 BB: 2 P: 14	R: 0 E: 0 K: 2 S: 7	H: 0 LOB: 0 BB: 0 P: 7	R: 2 E: 0 K: 2 S: 8	H: 1 LOB: 1 BB: 1 P: 14	1B: 4 2B: 0 3B: 0 HR: 1	SF: 0 SAC: 0 DP: 2 HBP: 1		WP: 1 PB: 0 SB: 0 CS: 0	PA: 40																		
PITCHER	IP	WLS	BF	H	R	ER	SO	BB	IBB	HBP	BLK	WP	HR	S	P	ERA	WHIP	PITCHER		IP	WLS	BF	H	R	ER	SO	BB	IBB	HBP	BLK	WP	HR	S	P	ERA	WHIP	
Derek Lowe, R ERA: 4.5	(1, 1)	4.0	W	13	2	0	0	4	0	0	0	0	0	25	30	0.00	0.500																				
Franquelis Osoria, R ERA: 4.5	(5, 1)	1.0		4	1	0	0	1	0	0	0	0	0	6	6	0.00	1.000																				
43 Yhency Brazoban, R ERA: 27.0	(6, 1)	0.2		4	0	2	2	0	3	0	0	0	1	0	1	13	27.00	4.500																			
51 Jonathan Broxton, R ERA: 15.43	(6, 1)	1.1		10	1	0	0	1	4	0	0	0	0	8	24	0.00	3.750																				
44 Takashi Saito, R ERA: 3.0	(8, 1)	2.0		9	1	2	2	4	1	0	1	0	0	1	15	21	9.00	1.000																			



Batter	1	2	3	4	5	6	7	8	9	AB	R	H	RBI	BB	SO	LOB	BOTTOM																				
Kenny Lofton, L OBP: 0.250, SLG: 0.182 Cody Ross, R OBP: 0.286, SLG: 1.000	12 E 1B 1B HBP			K		L6-3				0	0	0	0	0	0	0	Boston Red Sox @ Los Angeles Dodgers Holman Stadium, Vero Beach, FL Thu Mar 09 2006, 1:05 PM EST Att: 8,080 - Sunny - 73 F																				
5 Nomar Garciaparra, R OBP: 0.176, SLG: 0.152 88 Chris Truby, R OBP: 0.125, SLG: 0.250	F9	F7		F9			G4-3			3	0	0	0	0	0	1																					
J.D. Drew, L OBP: 0.655, SLG: 0.667 16 Pat Borders, R OBP: 0.500, SLG: 0.400		P3								3	2	2	1	0	0	0																					
12 Jeff Kent, R OBP: 0.500, SLG: 0.400 Willy Aybar, S OBP: 0.275, SLG: 0.059	E6									2	0	0	0	1	0	2																					
Joel Guzman, R OBP: 0.368, SLG: 0.556 27 Matt Kemp, R OBP: 0.222, SLG: 0.556		FC6-4								3	0	1	2	0	1	2																					
Dioner Navarro, S OBP: 0.182, SLG: 0.100 55 Russell Martin, R OBP: 0.455, SLG: 0.455										3	0	1	0	0	0	1																					
17 Jason Repko, R OBP: 0.500, SLG: 0.467 49 Delwyn Young, S OBP: 0.125, SLG: 0.125	L5-4									3	0	0	0	0	1	4																					
18 Ramon Martinez, R OBP: 0.400, SLG: 0.643 Andy LaRoche, R OBP: 0.316, SLG: 0.500										2	1	1	1	1	0	0																					
74 Tony Abreu, S OBP: 0.375, SLG: 0.231										2	1	0	0	1	0	1																					
Inning Stats	R: 2 E: 1 K: 0 S: 8	H: 3 LOB: 2 BB: 0 P: 12	R: 3 E: 0 K: 0 S: 5	H: 2 LOB: 1 BB: 2 P: 13	R: 0 E: 0 K: 1 S: 5	H: 0 LOB: 0 BB: 0 P: 5	R: 0 E: 0 K: 1 S: 5	H: 0 LOB: 0 BB: 0 P: 5	R: 1 E: 1 K: 1 S: 7	H: 1 LOB: 1 BB: 0 P: 7	R: 0 E: 0 K: 0 S: 2	H: 0 LOB: 1 BB: 1 P: 6	R: 0 E: 0 K: 1 S: 6	H: 1 LOB: 1 BB: 0 P: 6	R: 0 E: 0 K: 0 S: 3	H: 0 LOB: 0 BB: 0 P: 3		1B: 4 2B: 2 3B: 0 HR: 3	SF: 0 SAC: 0 DP: 2 HBP: 1	WP: 0 PB: 0 SB: 0 CS: 0	PA: 35																
PITCHER	IP	WLS	BF	H	R	ER	SO	BB	IBB	HBP	BLK	WP	HR	S	P	ERA	WHIP	PITCHER		IP	WLS	BF	H	R	ER	SO	BB	IBB	HBP	BLK	WP	HR	S	P	ERA	WHIP	
Bronson Arroyo, R ERA: 19.64	(1, 1)	2.0	L	14	5	5	5	0	2	0	0	0	0	10	10	0.00	0.000																				
Jamie Vermilyea, R ERA: 9.0	(3, 1)	2.0		6	0	0	0	2	0	0	0	0	0	10	10	0.00	0.000																				
72 Phil Seibel, L ERA: 9.0	(5, 1)	1.0		5	1	1	1	1	0	0	0	0	0	1	7	7	9.00	1.000																			
71 Tim Bausher, R ERA: 4.5	(6, 1)	1.0		3	0	0	0	0	1	0	0	0	0	2	6	0.00	1.000																				
79 Abe Alvarez, L ERA: 4.5	(7, 1)	1.0		4	1	0	0	1	0	0	0	0	0	6	6	0.00	1.000																				



Batter	1	2	3	4	5	6	7	8	9	10	AB	R	H	RBI	BB	SO	LOB	TOP
17 Jason Repko, R OBP: 0.455, SLG: 0.389 49 Delwyn Young, S OBP: 0.136, SLG: 0.156				B2-3							3	0	0	0	0	2	1	
Dioner Navarro, S OBP: 0.214, SLG: 0.083 16 Pat Borders, R OBP: 0.333, SLG: 0.250											2	0	0	0	0	0	1	
88 Chris Truby, R OBP: 0.231, SLG: 0.250											3	0	1	0	1	0	1	
Joel Guzman, R OBP: 0.391, SLG: 0.545											4	0	2	0	0	0	2	
Cody Ross, R OBP: 0.316, SLG: 0.824											3	0	0	0	0	1	2	
7 James Loney, L OBP: 0.458, SLG: 0.591 90 Jamie Hoffmann, R (8, PR) (9, 10)											4	0	1	0	0	1	2	
Andy LaRoche, R OBP: 0.292, SLG: 0.435											4	0	1	1	0	0	2	
13 Oscar Robles, L OBP: 0.300, SLG: 0.444 Willy Aybar, S OBP: 0.250, SLG: 0.087											2	0	0	0	0	0	0	
18 Ramon Martinez, R OBP: 0.412, SLG: 0.625 Chin-Lung Hu, R OBP: 0.567, SLG: 0.667											2	0	1	0	0	1	0	
Inning Stats	R: 0 E: 0 K: 1 S: 5	H: 0 LOB: 0 BB: 0 P: 5	R: 0 E: 0 K: 1 S: 5	H: 0 LOB: 0 BB: 0 P: 5	R: 0 E: 0 K: 1 S: 6	H: 2 LOB: 0 BB: 0 P: 7	R: 0 E: 0 K: 1 S: 6	H: 1 LOB: 1 BB: 0 P: 6	R: 0 E: 0 K: 0 S: 4	H: 2 LOB: 2 BB: 1 P: 8	R: 1 E: 1 K: 0 S: 4	H: 2 LOB: 1 BB: 0 P: 4	R: 0 E: 0 K: 1 S: 5	H: 0 LOB: 0 BB: 0 P: 5	1B: 8 2B: 0 3B: 0 HR: 0	SF: 0 SAC: 0 DP: 2 HBP: 2	WP: 0 PB: 0 SB: 0 CS: 0	PA: 38
PITCHER	IP WLS BF H R ER SO BB IBB HBP BLK WP HR S P ERA WHIP	22 John Patterson, R ERA: 4.0	54 Steve Watkins, R ERA: 2.0	65 Anastacio Martinez, R ERA: 1.0	55 Jose Horgan, L ERA: 2.0	Santiago Ramirez, R ERA: 1.0	PITCHER	IP WLS BF H R ER SO BB IBB HBP BLK WP HR S P ERA WHIP	72 Justin Orenduff, R ERA: 0.1									

Los Angeles Dodgers @ Washington Nationals
Space Coast Stadium, Viera, FL
Sat Mar 11 2006, 1:05 PM EST
Att: 4,083 - Partly Cloudy - 77 F

AB 35
R 1
H 8
RBI 1
BB 1
SO 7
LOB 16



Batter	1	2	3	4	5	6	7	8	9	10	AB	R	H	RBI	BB	SO	LOB	BOTTOM		
25 Marlon Byrd, R OBP: 0.448, SLG: 0.480 21 George Lombard, L OBP: 0.263, SLG: 0.333 Matthew LeCroy, R OBP: 0.412, SLG: 0.563 Brandon Watson, L OBP: 0.454, SLG: 0.417											3	0	2	0	0	0	1			
Brendan Harris, R OBP: 0.333, SLG: 0.269											3	0	0	0	1	0	3			
24 Nick Johnson, L OBP: 0.239, SLG: 0.211 Bernie Castro, S OBP: 0.167, SLG: 0.167											3	0	0	0	0	1	0			
11 Ryan Zimmerman, R OBP: 0.333, SLG: 0.536											5	0	2	0	0	0	3			
Marlon Anderson, L OBP: 0.392, SLG: 0.500 Tyrell Godwin, L OBP: 0.354, SLG: 0.636											2	0	0	0	3	0	1			
Danys Ward, L OBP: 0.208, SLG: 0.500 Tony Blanco, R											3	0	0	0	0	1	3			
16 Mike Vento, R OBP: 0.750, SLG: 0.500											0	0	0	0	1	0	0			
Michael Tucker, L OBP: 0.211, SLG: 0.118 44 Alex Escobar, R (7, 9)											2	0	0	0	0	0	3			
27 Mike DiFelice, R OBP: 0.476, SLG: 0.421 76 Ian Desmond, R (10, PR) OBP: 0.375, SLG: 0.286											4	0	2	0	1	1	0			
39 Kenny Kelly, R OBP: 0.429, SLG: 0.333											4	0	2	1	1	0	1			
Inning Stats	R: 0 E: 0 K: 0 S: 3	H: 1 LOB: 0 BB: 0 P: 3	R: 0 E: 0 K: 0 S: 3	H: 0 LOB: 0 BB: 0 P: 3	R: 0 E: 0 K: 0 S: 5	H: 2 LOB: 2 BB: 0 P: 5	R: 0 E: 0 K: 1 S: 8	H: 1 LOB: 1 BB: 0 P: 9	R: 0 E: 0 K: 1 S: 6	H: 2 LOB: 1 BB: 1 P: 6	R: 0 E: 0 K: 0 S: 3	H: 0 LOB: 3 BB: 2 P: 12	R: 1 E: 0 K: 1 S: 6	H: 1 LOB: 2 BB: 3 P: 11	R: 1 E: 0 K: 0 S: 2	H: 1 LOB: 3 BB: 3 P: 14	1B: 9 2B: 0 3B: 0 HR: 0	SF: 0 SAC: 1 DP: 1 HBP: 2	WP: 0 PB: 0 SB: 1 CS: 0	PA: 45
PITCHER	IP WLS BF H R ER SO BB IBB HBP BLK WP HR S P ERA WHIP	Aaron Sele, R ERA: 4.0	36 Lance Carter, R ERA: 2.0	Danys Baez, R ERA: 7.1	59 Kelly Wunsch, L ERA: 7.36	Jon Meloan, R ERA: 0.1	PITCHER	IP WLS BF H R ER SO BB IBB HBP BLK WP HR S P ERA WHIP	72 Justin Orenduff, R (10, 1) ERA: 6.75											

Los Angeles Dodgers @ Washington Nationals
Space Coast Stadium, Viera, FL
Sat Mar 11 2006, 1:05 PM EST
Att: 4,083 - Partly Cloudy - 77 F

AB 34
R 2
H 9
RBI 2
BB 8
SO 4
LOB 17




Batter	1	2	3	4	5	6	7	8	9	10	AB	R	H	RBI	BB	SO	LOB	TOP																	
Willy Aybar, S OBP: 0.306, SLG: 0.267 (1.5)	G6-3		F8 17 E		F8	K			G2-3 49 G2-3 BB	HR	5	2	2	2	1	1	4																		
17 Jason Repko, R OBP: 0.429, SLG: 0.435 Cody Ross, R OBP: 0.381, SLG: 0.889 (6.8)	K		F8		E5 16 BB	G4-3			E 49 G2-3 BB	2B	4	0	0	0	0	1	5																		
16 Andre Ethier, L OBP: 0.460, SLG: 0.500 49 Delwyn Young, S OBP: 0.120, SLG: 0.120 (6.9)	E8				P5				G2-3	F9	2	0	0	1	1	0	0																		
Joel Guzman, R OBP: 0.345, SLG: 0.500 (1.7)	B2-3				FC5-4 1-2 2-3 3-H				G1-3	F8	3	0	0	0	0	0	3																		
27 Matt Kemp, R OBP: 0.138, SLG: 0.357 Andy LaRoche, R OBP: 0.259, SLG: 0.385 (9.10)		G5-3			F8				G4-3	G6-3	4	0	0	0	0	0	1																		
7 James Loney, L OBP: 0.464, SLG: 0.542 88 Chris Truby, R OBP: 0.267, SLG: 0.231 (6.3)		K			G4-3				E6	P6	2	1	0	0	1	1	1																		
55 Russell Martin, R OBP: 0.389, SLG: 0.389 Dioner Navarro, S OBP: 0.188, SLG: 0.071 (6.2)		K							F9 13 BB	P5	3	1	1	0	0	1	0																		
13 Oscar Robles, L OBP: 0.375, SLG: 0.450 Chin-Lung Hu, R OBP: 0.400, SLG: 0.500 (6.6)			G3						SF8	K	2	1	0	1	0	0	0																		
18 Ramon Martinez, R OBP: 0.455, SLG: 0.600 92 Jimmy Rohan, R OBP: 0.400, SLG: 0.250 (6.4)			G6-3						G6-3	HR	2	0	1	2	1	0	0																		
Inning Stats	R: 0 E: 1 K: 1 S: 6	H: 0 LOB: 1 BB: 0 P: 6	R: 0 E: 0 K: 2 S: 7	H: 0 LOB: 0 BB: 0 P: 7	R: 0 E: 0 K: 0 S: 4	H: 1 LOB: 1 BB: 0 P: 5	R: 0 E: 0 K: 0 S: 4	H: 1 LOB: 1 BB: 0 P: 4	R: 1 E: 1 K: 0 S: 6	H: 1 LOB: 3 BB: 2 P: 14	R: 2 E: 0 K: 1 S: 7	H: 2 LOB: 2 BB: 2 P: 15	R: 0 E: 0 K: 0 S: 3	H: 0 LOB: 0 BB: 0 P: 3	R: 1 E: 1 K: 1 S: 6	H: 0 LOB: 0 BB: 1 P: 8	R: 1 E: 1 K: 1 S: 7	H: 0 LOB: 2 BB: 2 P: 14	R: 2 E: 0 K: 1 S: 7	H: 2 LOB: 1 BB: 1 P: 11	1B: 4 2B: 2 3B: 0 HR: 1	SF: 1 SAC: 0 DP: 0 HBP: 0	WP: 1 PB: 0 SB: 1 CS: 0	PA: 48											
PITCHER	IP 4.0	WLS 0	BF 15	H 2	R 0	ER 0	SO 3	BB 0	IBB 0	HBP 0	BLK 0	WP 0	HR 0	S 21	P 22	ERA 0.00	WHIP 0.500	PITCHER	IP 1.0	WLS 0	BF 6	H 0	R 1	ER 0	SO 1	BB 2	IBB 0	HBP 0	BLK 0	WP 0	HR 0	S 6	P 14	ERA 0.00	WHIP 2.000
30 Matt Clement, R ERA: 12.6	(1.1)																	36 Matt Ginter, R ERA: 13.5	(9.1)																
Rudy Seanez, R ERA: 12.6	(5.1)																	60 Jimmy Serrano, R ERA: 6.0	(10.1)																
17 Manny Delcarmen, R ERA: 3.6	(6.1)																																		
56 Craig Hansen, R ERA: 5.79	(7.1)																																		
62 Mike Dumatay, L ERA: 5.79	(8.1)																																		

Los Angeles Dodgers @ Boston Red Sox
City of Pains Park, Ft. Myers, FL
Mon Mar 13 2006, 1:05 PM EST
Att: 8,067 - Partly Cloudy - 81 F

livebaseballscorecards.com

AB 39
R 7
H 7
RBI 6
BB 8
SO 6
LOB 24




Batter	1	2	3	4	5	6	7	8	9	10	AB	R	H	RBI	BB	SO	LOB	BOTTOM																	
Coco Crisp, S OBP: 0.476, SLG: 0.632 Adam Stern, L OBP: 0.333, SLG: 0.333 (6.8)	K		G1-3		F8				K		3	0	0	0	0	1	0																		
Mark Loretta, R OBP: 0.600, SLG: 0.643 2 Willie Harris, L OBP: 0.235, SLG: 0.133 (6.4)									K		3	0	3	0	0	0	0																		
Trot Nixon, L OBP: 0.524, SLG: 0.722 83 Luke Allen, L OBP: 0.278, SLG: 0.200 (6.9)									K		2	0	0	0	0	2	1																		
Manny Ramirez, R OBP: 0.500, SLG: 0.444 59 Trent Durrington, R ERA: 7.7											2	0	0	0	1	0	3																		
25 Mike Lowell, R OBP: 0.238, SLG: 0.316 (1.10)											2	0	0	0	0	0	0																		
J.T. Snow, L OBP: 0.400, SLG: 0.429 12 Ian Bladegreen, L OBP: 0.667, SLG: 0.500 (7.3)											2	0	0	0	0	1	0																		
20 Kevin Youkilis, R OBP: 0.350, SLG: 0.625 13 Enrique Wilson, S OBP: 0.357, SLG: 0.750 (7.5)											1	1	1	2	2	0	0																		
Josh Bard, S OBP: 0.313, SLG: 0.231 24 Dusty Brown, R OBP: 0.450, SLG: 0.375 53 Ronald Calloway, L OBP: 0.313, SLG: 0.500 29 Jonathan Devries, R (10.2)											3	0	0	0	0	1	3																		
Alex Gonzalez, R OBP: 0.188, SLG: 0.400 2 Jed Lowrie, S OBP: 0.533, SLG: 0.833 (8.6)											3	1	1	1	0	1	1																		
Inning Stats	R: 0 E: 0 K: 2 S: 8	H: 1 LOB: 1 BB: 8 P: 8	R: 0 E: 0 K: 1 S: 5	H: 0 LOB: 1 BB: 1 P: 9	R: 1 E: 0 K: 0 S: 6	H: 3 LOB: 2 BB: 0 P: 6	R: 0 E: 1 K: 2 S: 7	H: 0 LOB: 1 BB: 1 P: 11	R: 0 E: 1 K: 0 S: 3	H: 0 LOB: 0 BB: 0 P: 7	R: 0 E: 0 K: 0 S: 3	H: 0 LOB: 0 BB: 0 P: 3	R: 2 E: 0 K: 2 S: 10	H: 3 LOB: 1 BB: 10 P: 10	R: 0 E: 0 K: 0 S: 3	H: 0 LOB: 0 BB: 0 P: 3	1B: 3 2B: 3 3B: 0 HR: 3	SF: 0 SAC: 0 DP: 1 HBP: 1	WP: 0 PB: 0 SB: 0 CS: 1	PA: 41															
PITCHER	IP 1.1	WLS 0	BF 8	H 1	R 0	ER 0	SO 3	BB 1	IBB 0	HBP 0	BLK 0	WP 0	HR 0	S 13	P 17	ERA 0.00	WHIP 1.000	PITCHER	IP 1.0	WLS 0	BF 3	H 0	R 0	ER 0	SO 0	BB 0	IBB 0	HBP 0	BLK 0	WP 0	HR 0	S 3	P 3	ERA 0.00	WHIP 0.000
D.J. Houston, R ERA: 5.4	(1.1)																	47 Tim Hamulack, L ERA: 1.8	(6.1)																
44 Takashi Saito, R ERA: 4.26	(3.1)																	Brian Meadows, R ERA: 14.4	(9.1)																
58 Chad Billingsley, R ERA: 4.26	(4.1)																																		
Greg Miller, L ERA: 11.25	(6.1)																																		
51 Jonathan Broxton, R ERA: 10.8	(7.1)																																		

Los Angeles Dodgers @ Boston Red Sox
City of Pains Park, Ft. Myers, FL
Mon Mar 13 2006, 1:05 PM EST
Att: 8,067 - Partly Cloudy - 81 F

livebaseballscorecards.com

AB 37
R 5
H 9
RBI 5
BB 3
SO 9
LOB 15



Batter	1	2	3	4	5	6	7	8	9	AB	R	H	RBI	BB	SO	LOB	TOP										
15 Rafael Furcal, S (1, 6) OBP: 0.364, SLG: 0.300										1	0	0	0	1	0	0	Los Angeles Dodgers @ Atlanta Braves Cracker Jack Stadium, Lake Buena Vista, FL Wed Mar 15 2006, 1:05 PM EST Att: 8,504 - Sunny - 74 F										
16 Pat Borders, R (4, 2) OBP: 0.364, SLG: 0.300										2	1	1	0	0	1	0											
Kenny Lofton, L (1, 8) OBP: 0.200, SLG: 0.143										3	0	0	0	0	1	3											
Cody Ross, R (5, 8) OBP: 0.364, SLG: 0.842										1	0	0	0	0	0	0											
J.D. Drew, L (1, 9) OBP: 0.450, SLG: 0.944										3	0	0	1	0	1	3											
27 Matt Kemp, R (5, PR) OBP: 0.133, SLG: 0.345										1	0	0	0	0	0	0											
12 Jeff Kent, R (1, 4) OBP: 0.417, SLG: 0.700										2	1	1	1	0	1	1											
18 Ramon Martinez, R (5, 4) OBP: 0.435, SLG: 0.571										1	0	0	0	0	0	0											
5 Nomar Garciaparra, R (1, 3) OBP: 0.185, SLG: 0.154										3	1	1	0	0	0	1											
Olmedo Saenz, R (5, 3)										1	0	0	0	0	1	0											
Bill Mueller, S (1, 5) OBP: 0.333, SLG: 0.500										3	0	1	1	0	1	0											
Willy Aybar, S (6, 5) OBP: 0.324, SLG: 0.267										0	0	0	0	1	0	0											
Dioner Navarro, S (1, 2) OBP: 0.167, SLG: 0.063										2	0	0	0	0	0	2											
36 Lance Carter, R (4, 1)										0	0	0	0	0	0	0											
16 Andre Ethier, L (6, PH) OBP: 0.364, SLG: 0.444										2	0	0	0	0	0	1											
17 Jason Repko, R (1, 7) OBP: 0.452, SLG: 0.577										3	1	2	2	0	0	0											
43 Yhency Brazoban, R (6, 1)										0	0	0	0	0	0	0											
56 Hung-Chih Kuo, L (7, 1)										0	0	0	0	0	0	0											
Danys Baez, R (8, 1)										0	0	0	0	0	0	0											
Joel Guzman, R (9, PH) OBP: 0.333, SLG: 0.483										1	0	0	0	0	0	1											
31 Brad Penny, R (1, 1)										0	0	0	0	0	0	0											
59 Kelly Wunsch, L (3, 1)										0	0	0	0	0	0	0											
13 Oscar Robles, L (4, 6) OBP: 0.370, SLG: 0.409										2	1	0	0	1	1	1											
Inning Stats	R: 0 E: 0 K: 3 S: 11	H: 0 LOB: 1 BB: 1 P: 21	R: 0 E: 0 K: 1 S: 6	H: 0 LOB: 0 BB: 0 P: 10	R: 1 E: 0 K: 0 S: 4	H: 1 LOB: 0 BB: 0 P: 4	R: 2 E: 0 K: 0 S: 7	H: 4 LOB: 2 BB: 0 P: 7	R: 2 E: 1 K: 0 S: 5	H: 1 LOB: 1 BB: 1 P: 9	R: 0 E: 0 K: 0 S: 3	H: 0 LOB: 0 BB: 0 P: 3	R: 0 E: 0 K: 1 S: 5	H: 0 LOB: 0 BB: 0 P: 5	R: 0 E: 0 K: 1 S: 5	H: 0 LOB: 0 BB: 0 P: 5	R: 0 E: 0 K: 1 S: 7	H: 0 LOB: 1 BB: 1 P: 12	1B: 5 2B: 0 3B: 0 HR: 1	SF: 1 SAC: 0 DP: 0 HBP: 0	WP: 0 PB: 0 SB: 1 CS: 0	PA: 36					
PITCHER	IP	WLS	BF	H	R	ER	SO	BB	IBB	HBP	BLK	WP	HR	S	P	ERA	WHIP										
29 John Smoltz, R ERA: 3.86	4.0		17	5	3	3	4	1	0	0	0	0	1	28	42	6.75	1.500										
40 Lance Cormier, R ERA:	1.0		6	1	2	0	0	1	0	0	0	0	0	5	9	0.00	2.000										
71 Sean White, R ERA: 4.5	2.0	W	6	0	0	0	1	0	0	0	0	0	0	8	8	0.00	0.000										
Travis Smith, R ERA: 9.0	1.0	H	3	0	0	0	1	0	0	0	0	0	0	5	5	0.00	0.000										
34 Joey Devine, R ERA:	1.0	S	4	0	0	0	1	1	0	0	0	0	0	7	12	0.00	1.000										

Batter	1	2	3	4	5	6	7	8	9	AB	R	H	RBI	BB	SO	LOB	BOTTOM										
4 Pete Orr, L (1, 4) OBP: 0.211, SLG: 0.263										4	1	3	0	0	1	1	Los Angeles Dodgers @ Atlanta Braves Cracker Jack Stadium, Lake Buena Vista, FL Wed Mar 15 2006, 1:05 PM EST Att: 8,504 - Sunny - 74 F										
67 Jonathan Schuerholz, R (7, 4) OBP: 0.381, SLG: 0.611										1	1	1	0	0	0	0											
11 Edgar Renteria, R (1, 6) OBP: 0.333, SLG: 0.478										2	0	1	2	0	0	1											
Tony Pena Jr., R (3, 6) OBP: 0.296, SLG: 0.360										2	2	1	0	1	1	0											
Ryan Langerhans, L (1, 9) OBP: 0.516, SLG: 0.565										2	0	1	2	2	0	0											
Travis Smith, R (8, 1)										0	0	0	0	0	0	0											
20 Scott Thorman, L (8, PH) OBP: 0.333, SLG: 0.273										1	0	1	0	0	0	0											
34 Joey Devine, R (9, 1)										0	0	0	0	0	0	0											
Andruw Jones, R (1, 8) OBP: 0.308, SLG: 0.273										3	0	0	0	0	0	5											
40 Lance Cormier, R (5, 1)										0	0	0	0	0	0	0											
76 J.J. Jurries, R (6, 3) OBP: 0.500, SLG: 0.818										2	0	0	0	0	1	4											
Kelly Johnson, L (1, 7) OBP: 0.462, SLG: 0.381										2	1	0	0	1	1	2											
58 David Kelton, R (6, 7) OBP: 0.214, SLG: 0.222										2	0	1	2	0	0	0											
Brian Jordan, R (1, 3) OBP: 0.450, SLG: 0.412										3	1	1	0	0	0	0											
71 Sean White, R (6, PH) ERA: 6.75										0	0	0	0	0	0	0											
66 Jarrod Saltalamacchia, R (6, PH) OBP: 0.192, SLG: 0.423										1	0	1	0	0	0	0											
23 Matt Diaz, R (8, 9) OBP: 0.375, SLG: 0.625										1	0	0	0	0	0	2											
Todd Pratt, R (1, 2) OBP: 0.304, SLG: 0.364										4	0	1	0	0	1	4											
64 Cesar Crespo, S (1, 5) OBP: 0.172, SLG: 0.143										3	1	1	1	0	0	0											
Martin Prado, R (7, 5) OBP: 0.192, SLG: 0.167										0	0	0	0	1	0	0											
29 John Smoltz, R (1, 1)										2	1	0	0	0	1	3											
57 Michael Ryan, L (5, 8) OBP: 0.314, SLG: 0.531										2	0	0	0	0	0	2											
Inning Stats	R: 0 E: 0 K: 1 S: 11	H: 1 LOB: 2 BB: 1 P: 16	R: 2 E: 0 K: 0 S: 8	H: 4 LOB: 3 BB: 1 P: 12	R: 2 E: 1 K: 3 S: 14	H: 1 LOB: 1 BB: 1 P: 20	R: 0 E: 0 K: 1 S: 5	H: 0 LOB: 0 BB: 0 P: 5	R: 0 E: 0 K: 0 S: 3	H: 0 LOB: 0 BB: 0 P: 3	R: 2 E: 0 K: 0 S: 6	H: 3 LOB: 1 BB: 0 P: 6	R: 0 E: 0 K: 0 S: 10	H: 1 LOB: 2 BB: 1 P: 19	R: 2 E: 0 K: 1 S: 12	H: 3 LOB: 1 BB: 1 P: 20	1B: 10 2B: 3 3B: 0 HR: 0	SF: 0 SAC: 0 DP: 2 HBP: 0	WP: 1 PB: 0 SB: 0 CS: 0	PA: 42							
PITCHER	IP	WLS	BF	H	R	ER	SO	BB	IBB	HBP	BLK	WP	HR	S	P	ERA	WHIP										
31 Brad Penny, R ERA: 4.63	2.2		18	6	4	3	3	3	0	0	0	0	0	30	45	10.12	3.375										
59 Kelly Wunsch, L ERA:	0.1		1	0	0	0	1	0	0	0	0	0	0	3	3	0.00	0.000										
36 Lance Carter, R ERA:	2.0		6	0	0	0	1	0	0	0	0	0	0	8	8	0.00	0.000										
43 Yhency Brazoban, R ERA: 13.5	1.0	L	6	3	2	2	0	0	0	0	0	0	0	6	6	18.00	3.000										
56 Hung-Chih Kuo, L ERA:	1.0		5	1	0	0	0	1	0	0	0	1	0	10	19	0.00	2.000										



Batter	1	2	3	4	5	6	7	8	9	AB	R	H	RBI	BB	SO	LOB	TOP																	
2 Hanley Ramirez, R OBP: 0.415, SLG: 0.667 12 Mickey Lopez, S OBP: 0.167, SLG: 0.091	F8		27 1B		6 G5-4-3		K		G3	4	1	2	1	0	1	1																		
6 Dan Uggla, R OBP: 0.285, SLG: 0.341 Drew Niles, S OBP: 0.333, SLG: 0.333	K		K		G5-4-3		G6-3			4	0	0	0	0	2	3																		
27 Jeremy Hermida, L OBP: 0.381, SLG: 0.281 29 Mark Little, R OBP: 0.364, SLG: 0.368	G3		17 1B		F9				FC4-6 BB	3	0	1	1	1	0	0																		
17 Mike Jacobs, L OBP: 0.326, SLG: 0.333 43 Matt Cepicky, L OBP: 0.292, SLG: 0.391		K	1-2 1B		F7				F8	4	0	1	0	0	1	1																		
31 Mike Kinkade, R OBP: 0.310, SLG: 0.538 28 Scott Seabol, R OBP: 0.316, SLG: 0.333			G4-3		F7				FC4-6 1B	2	0	0	0	1	0	2																		
3 Chris Aquila, R OBP: 0.296, SLG: 0.308 Joe Borowski, R	F7				K				FC4-6	3	0	1	0	0	1	1																		
Nate Bump, L									1B	0	0	0	0	0	0	0																		
Lenny Harris, L OBP: 0.281, SLG: 0.318 66 Eddie Gaillard, R									1-2 2-3	1	0	0	0	0	2																			
61 Reggie Abercrombie, R OBP: 0.472, SLG: 0.771 Eric Reed, L OBP: 0.344, SLG: 0.345	K		K		K				G3	3	0	0	0	0	3	2																		
20 Matt Treanor, R OBP: 0.476, SLG: 0.579 Ryan Jorgensen, R OBP: 0.300, SLG: 0.333			2 SH3-4 1B						G5-3	3	1	3	0	0	0	0																		
Jason Vargas, L Kerry Ligtenberg, R Wes Helms, R OBP: 0.382, SLG: 0.484			SH3-4		K				K	2	0	0	0	0	2	1																		
Inning Stats	R: 0 E: 0 K: 1 S: 5	H: 0 LOB: 0 BB: 0 P: 5	R: 0 E: 0 K: 2 S: 7	H: 0 LOB: 1 BB: 1 P: 11	R: 2 E: 0 K: 1 S: 9	H: 4 LOB: 2 BB: 0 P: 10	R: 0 E: 0 K: 3 S: 10	H: 1 LOB: 1 BB: 0 P: 10	R: 0 E: 0 K: 0 S: 3	H: 1 LOB: 0 BB: 0 P: 3	R: 0 E: 0 K: 2 S: 8	H: 1 LOB: 1 BB: 0 P: 8	R: 0 E: 0 K: 0 S: 4	H: 1 LOB: 2 BB: 1 P: 8	R: 0 E: 0 K: 1 S: 5	H: 0 LOB: 0 BB: 0 P: 5	1B: 7 2B: 2 3B: 0 HR: 0	SF: 0 SAC: 1 DP: 1 HBP: 0	WP: 0 PB: 0 SB: 1 CS: 0	PA: 37														
PITCHER	IP WLS BF H R ER SO BB IBB HBP BLK WP HR S P ERA WHIP																																	
Aaron Sele, R ERA: 1.54	3.0	14	4	2	2	4	1	0	0	0	0	0	0	0	21	26	6.00	1.667																
Joe Beimel, L ERA: 1.93	1.0	4	1	0	0	3	0	0	0	0	0	0	0	10	10	0.00	1.000																	
Eric Gagne, R ERA: 1.93	1.0	3	1	0	0	3	0	0	0	0	0	0	0	3	3	0.00	1.000																	
44 Takashi Saito, R ERA: 3.0	2.0	W 8	2	0	0	3	0	0	0	0	0	0	0	14	14	0.00	1.000																	
47 Tim Hamulack, L ERA: 1.5	1.0	H 5	1	0	0	0	1	0	0	0	0	0	0	4	8	0.00	2.000																	

Florida Marlins @ Los Angeles Dodgers
Holman Stadium, Vero Beach, FL
Thu Mar 16 2006, 1:05 PM EST
Att: 5,930 - Partly Cloudy - 78 F

AB 34
R 2
H 9
RBI 2
BB 2
SO 11
LOB 16



Batter	1	2	3	4	5	6	7	8	9	AB	R	H	RBI	BB	SO	LOB	BOTTOM																	
Kenny Lofton, L OBP: 0.222, SLG: 0.176 55 Russell Martin, R OBP: 0.368, SLG: 0.368	G6-3		P6		1-3 2-H 1B		G6-3			3	0	1	0	0	0	0																		
5 Nomar Garciaparra, R OBP: 0.200, SLG: 0.172 44 Takashi Saito, L			F8		G4-3		G6-3			3	0	1	0	0	0	2																		
18 Ramon Martinez, R OBP: 0.417, SLG: 0.545 47 Tim Hamulack, R Franquielis Osoria, R			1B							0	0	0	0	0	0	0																		
J.D. Drew, L OBP: 0.455, SLG: 0.857 49 Delwyn Young, S OBP: 0.154, SLG: 0.269	F8		L8		12 G5-4-3 1B				HR	3	0	1	0	0	1																			
12 Jeff Kent, R OBP: 0.333, SLG: 0.538 Willy Aybar, S OBP: 0.342, SLG: 0.267	K		G6-3		G5-4-3				CS BB	3	0	0	0	1	2																			
Joel Guzman, R OBP: 0.353, SLG: 0.563			G4-3		CS BB				G5-3	3	1	1	1	1	0	1																		
Bill Mueller, S OBP: 0.333, SLG: 0.609 Blake DeWitt, L OBP: 0.200, SLG: 0.200			K		CS				L4	3	1	1	1	0	1	1																		
Sandy Alomar Jr., R OBP: 0.272, SLG: 0.618 17 Jason Repko, R OBP: 0.438, SLG: 0.556			F8		HR				F7	2	0	1	0	0	0	0																		
13 Oscar Robles, L OBP: 0.400, SLG: 0.440			G6-3		1B				7 2B	3	1	2	0	0	0	0																		
Aaron Sele, R Cody Ross, R Joe Beimel, L Eric Gagne, R Olmedo Saenz, R 7 James Loney, S			HR		K				G6-3	0	0	0	0	0	0	0																		
Inning Stats	R: 0 E: 0 K: 1 S: 6	H: 1 LOB: 1 BB: 0 P: 7	R: 0 E: 0 K: 1 S: 5	H: 0 LOB: 0 BB: 0 P: 5	R: 1 E: 0 K: 0 S: 4	H: 1 LOB: 0 BB: 0 P: 4	R: 0 E: 0 K: 0 S: 2	H: 0 LOB: 1 BB: 1 P: 6	R: 1 E: 0 K: 1 S: 8	H: 4 LOB: 2 BB: 0 P: 8	R: 1 E: 0 K: 0 S: 4	H: 2 LOB: 1 BB: 0 P: 4	R: 1 E: 0 K: 0 S: 5	H: 2 LOB: 1 BB: 0 P: 5	R: 1 E: 0 K: 0 S: 3	H: 1 LOB: 0 BB: 0 P: 8	1B: 6 2B: 1 3B: 0 HR: 4	SF: 0 SAC: 0 DP: 1 HBP: 0	WP: 0 PB: 0 SB: 1 CS: 2	PA: 34														
PITCHER	IP WLS BF H R ER SO BB IBB HBP BLK WP HR S P ERA WHIP																																	
Jason Vargas, L ERA: 1.64	4.0	17	5	2	2	2	1	0	0	0	0	0	0	2	20	25	4.50	1.500																
Kerry Ligtenberg, R ERA: 1.5	1.0	3	1	0	0	1	0	0	0	0	0	0	0	5	5	0.00	1.000																	
Joe Borowski, R ERA: 1.5	1.0	L 4	2	1	1	0	0	0	0	0	0	0	0	4	4	9.00	2.000																	
Nate Bump, R ERA: 3.6	1.0	5	2	1	1	0	0	0	0	0	0	0	0	5	5	9.00	2.000																	
66 Eddie Gaillard, R ERA: 3.88	1.0	4	1	1	1	0	1	0	0	0	0	0	0	3	8	9.00	2.000																	

Florida Marlins @ Los Angeles Dodgers
Holman Stadium, Vero Beach, FL
Thu Mar 16 2006, 1:05 PM EST
Att: 5,930 - Partly Cloudy - 78 F

AB 31
R 5
H 11
RBI 5
BB 2
SO 3
LOB 11



Batter	1	2	3	4	5	6	7	8	9	AB	R	H	RBI	BB	SO	LOB	TOP																		
17 Jason Repko, R OBP: 0.395, SLG: 0.469 Travis Denker, R (5, 4)			FC3-6 		F9 			K 		3	0	0	0	0	1	1																			
Willy Aybar, S OBP: 0.348, SLG: 0.286 88 Chris Truby, R OBP: 0.250, SLG: 0.214 (6, 5)	G4-3 		F9 			G6-3 		G5-3 		3	0	1	0	0	0	1																			
Joel Guzman, R OBP: 0.342, SLG: 0.528 16 Andre Ethier, L OBP: 0.346, SLG: 0.500 (7, 7)			K 			G6-3 			K 	3	0	1	0	0	1	2																			
Olmedo Saenz, R OBP: 0.250, SLG: 0.273 90 Jamie Hoffmann, R (9, PR) (9, 10)	K 			K 		G4-3 				4	0	1	0	0	2	1																			
27 Matt Kemp, R OBP: 0.139, SLG: 0.294 49 Delwyn Young, S OBP: 0.143, SLG: 0.250 (7, 9)		F8 		F8 			K 		E5 	3	0	0	0	0	1	0																			
7 James Loney, L OBP: 0.514, SLG: 0.645 (1, 3)									F9 	4	0	3	0	0	0	2																			
18 Ramon Martinez, R OBP: 0.440, SLG: 1.000 Cody Ross, R (5, 8)	F7 		FC5-4 					E5 	2	0	0	0	0	0	2		AB 36																		
16 Pat Borders, R OBP: 0.250, SLG: 0.200 55 Russell Martin, R OBP: 0.348, SLG: 0.348 (7, 2)	G4-3 			K 			G6-4-3 		E5 	2	1	2	0	0	0	0	R 3																		
Chin-Lung Hu, R OBP: 0.333, SLG: 0.375 (1, 6)					F9 				3	0	0	0	0	1	3		H 10																		
										1	0	1	2	0	0		RBI 2																		
										1	0	1	2	0	0		BB 0																		
										4	0	1	0	0	1	2	SO 9																		
																	LOB 15																		
Inning Stats	R: 0 E: 0 K: 2 S: 8	H: 1 LOB: 1 BB: 0 P: 8	R: 0 E: 0 K: 0 S: 4	H: 1 LOB: 1 BB: 0 P: 4	R: 0 E: 0 K: 1 S: 7	H: 1 LOB: 1 BB: 0 P: 7	R: 0 E: 0 K: 1 S: 6	H: 1 LOB: 1 BB: 0 P: 6	R: 0 E: 0 K: 1 S: 5	H: 0 LOB: 0 BB: 0 P: 5	R: 0 E: 0 K: 0 S: 3	H: 1 LOB: 0 BB: 0 P: 3	R: 0 E: 0 K: 1 S: 6	H: 2 LOB: 1 BB: 0 P: 6	R: 0 E: 0 K: 1 S: 5	H: 0 LOB: 0 BB: 0 P: 5	R: 3 E: 2 K: 2 S: 11	H: 3 LOB: 2 BB: 0 P: 11	1B: 10 2B: 0 3B: 0 HR: 0	SF: 0 SAC: 0 DP: 2 HBP: 0	WP: 0 PB: 0 SB: 1 CS: 0	PA: 36													
PITCHER	IP WLS BF H R ER SO BB IBB HBP BLK WP HR S P ERA WHIP																																		
Jason Grilli, R ERA: 1.8 35 Justin Verlander, R ERA: 3.09 Wilfredo Ledezma, L ERA: 6.0	(1, 1) (5, 1) (9, 1)	4.0 4.0 1.0	L	16 13 7	4 3 3	0 0 3	0 0 2	0 0 0	0 0 0	0 0 0	0 0 0	0 0 0	0 0 0	25 19 11	0.00 0.00 0.00	1.000 0.750 3.000																			

Los Angeles Dodgers @ Detroit Tigers
 Joker Marchant Stadium, Lakeland, FL
 Sat Mar 18 2006, 1:05 PM EST
 Att: 5,498 - Sunny - 81 F

Batter	1	2	3	4	5	6	7	8	9	AB	R	H	RBI	BB	SO	LOB	BOTTOM															
28 Curtis Granderson, L OBP: 0.522, SLG: 0.800 Reggie Taylor, L OBP: 0.454, SLG: 0.533 (6, 7)	K2-3 		BB 		WP 			K 		2	0	1	0	1	1	0																
Ivan Rodriguez, R OBP: 0.500, SLG: 1.000 64 Max St. Pierre, R OBP: 0.429, SLG: 0.333 (6, 2)	K 		BB 		WP 			G1-3 		3	0	0	0	0	3	4																
Dmitri Young, S OBP: 0.406, SLG: 0.333 67 Mike Hessman, R OBP: 0.257, SLG: 0.500 (6, 5)	F8 		BB 		F7 			P6 		2	0	0	0	1	0	1																
30 Magglio Ordonez, R OBP: 0.167, SLG: 0.167 72 Ryan Ludwick, R OBP: 0.320, SLG: 0.522 (7, 9)	G1-3 		F8 			F9 			F7 	3	0	0	0	0	3																	
31 Chris Shelton, R OBP: 0.295, SLG: 0.553 (1, 3)	F7 			G6-3 			G5-3 		G3-6-1 	4	0	1	0	0	0	0																
20 Omar Infante, R OBP: 0.482, SLG: 0.720 39 Ramon Santiago, S OBP: 0.378, SLG: 0.563 Carlos Pena, L (9, PH) OBP: 0.318, SLG: 0.216 (6, 8)	G5-3 			CS 			K 		G3-6-1 	3	0	1	0	0	1	0																
Craig Monroe, R OBP: 0.333, SLG: 1.333 (1, 10)			HR 		F8 			K 		3	1	1	1	0	1	1																
Don Kelly, L OBP: 0.333, SLG: 0.392 (1, 4)			BB 	CS 	F7 			K 		3	0	1	0	0	1	0																
Nook Logan, S OBP: 0.286, SLG: 0.189 Alexis Gomez, L OBP: 0.341, SLG: 0.548 (6, 8)	L3 			WP 			K 			2	1	1	0	0	0	1																
										1	0	0	0	0	1	0																
Inning Stats	R: 0 E: 0 K: 2 S: 7	H: 0 LOB: 0 BB: 0 P: 7	R: 0 E: 0 K: 0 S: 3	H: 0 LOB: 0 BB: 0 P: 3	R: 1 E: 0 K: 1 S: 7	H: 2 LOB: 3 BB: 2 P: 15	R: 0 E: 0 K: 0 S: 4	H: 1 LOB: 0 BB: 0 P: 5	R: 1 E: 0 K: 1 S: 7	H: 2 LOB: 1 BB: 0 P: 8	R: 0 E: 0 K: 1 S: 5	H: 0 LOB: 0 BB: 0 P: 5	R: 0 E: 0 K: 3 S: 9	H: 0 LOB: 0 BB: 0 P: 9	R: 0 E: 0 K: 1 S: 5	H: 0 LOB: 0 BB: 0 P: 5	R: 0 E: 0 K: 0 S: 5	H: 1 LOB: 0 BB: 0 P: 8	1B: 5 2B: 0 3B: 0 HR: 1	SF: 0 SAC: 0 DP: 1 HBP: 0	WP: 1 PB: 0 SB: 0 CS: 1	PA: 34										
PITCHER	IP WLS BF H R ER SO BB IBB HBP BLK WP HR S P ERA WHIP																															
58 Chad Billingsley, R ERA: 3.8 36 Lance Carter, R ERA: 43 Yhency Brazoban, R ERA: 6.94 56 Hung-Chih Kuo, L ERA: Franquiel Osoria, R ERA: 2.57	(1, 1) (4, 1) (5, 1) (7, 1) (9, 1)	3.0 1.0 2.0 2.0 1.0	W S	13 3 8 6 3	2 1 2 0 1	1 0 1 0 0	0 0 2 0 0	0 0 0 0 0	0 0 0 0 0	0 0 1 0 0	1 0 12 14 5	0.00 0.00 4.50 0.00 0.00	1.333 1.000 1.000 1.000 1.000																			

Los Angeles Dodgers @ Detroit Tigers
 Joker Marchant Stadium, Lakeland, FL
 Sat Mar 18 2006, 1:05 PM EST
 Att: 5,498 - Sunny - 81 F

Batter	1	2	3	4	5	6	7	8	9	AB	R	H	RBI	BB	SO	LOB	TOP										
25 Marlon Byrd, R OBP: 0.417, SLG: 0.571 39 Kenny Kelly, R OBP: 0.400, SLG: 0.300	G5-3		K		G5-3			DI 1B		3	0	0	0	0	1	1	Washington Nationals @ Los Angeles Dodgers Holman Stadium, Vero Beach, FL Sun Mar 19 2006, 1:05 PM EST Att: 4,372 - Cloudy - 75 F										
Royce Clayton, R OBP: 0.255, SLG: 0.277	G6-3			11 1B G3 1B		F9		K 1-2		4	1	1	0	0	1	1											
Ryan Church, L OBP: 0.375, SLG: 0.316 21 George Lombard, L OBP: 0.313, SLG: 0.448	1B			G3		F8		K		3	0	1	0	0	0	1											
11 Ryan Zimmerman, R OBP: 0.388, SLG: 0.591 Brendan Harris, R OBP: 0.341, SLG: 0.368	K			G4-3 1B		L4			G5-3	3	0	1	0	0	1	1											
Daryle Ward, L OBP: 0.262, SLG: 0.500		G3		G4-3					F7	4	0	0	1	0	0	1											
Matthew LeCroy, R OBP: 0.273, SLG: 0.355	G6-3			G4-3					K	4	0	0	0	0	1	1											
Michael Tucker, L OBP: 0.242, SLG: 0.179			K		G4-3					2	0	0	0	1	1	0											
Damian Jackson, R OBP: 0.400, SLG: 0.323				G4-3					BB K	3	0	1	0	0	1	1											
40 Billy Traber, L Tyrell Godwin, L Gary Majewski, R 52 Saul Rivera, S Brandon Watson, L 37 Travis Hughes, R				G1-3		F8			F8	1	0	0	0	0	0	0											
Inning Stats	R: 0 E: 0 K: 1 S: 6	H: 1 LOB: 1 BB: 0 P: 6	R: 0 E: 0 K: 1 S: 5	H: 0 LOB: 0 BB: 0 P: 5	R: 0 E: 0 K: 1 S: 5	H: 0 LOB: 0 BB: 0 P: 5	R: 1 E: 0 K: 0 S: 5	H: 2 LOB: 1 BB: 0 P: 5	R: 0 E: 0 K: 0 S: 4	H: 1 LOB: 1 BB: 0 P: 4	R: 0 E: 0 K: 0 S: 3	H: 0 LOB: 0 BB: 0 P: 3	R: 0 E: 0 K: 1 S: 5	H: 1 LOB: 1 BB: 0 P: 9	R: 0 E: 0 K: 1 S: 5	H: 0 LOB: 0 BB: 0 P: 5		1B: 5 2B: 0 3B: 0 HR: 0	SF: 0 SAC: 0 DP: 0 HBP: 0	WP: 0 PB: 0 SB: 0 CS: 0	PA: 33						
PITCHER	IP	WLS	BF	H	R	ER	SO	BB	IBB	HBP	BLK	WP	HR	S	P	ERA	WHIP										
Derek Lowe, R ERA: 0.69	(1, 1)	6.0	W	22	4	1	1	3	0	0	0	0	0	28	28	1.50	0.667										
Eric Gagne, R ERA: 0.75	(7, 1)	1.0		4	0	0	0	1	0	0	0	0	0	5	9	0.00	1.000										
51 Jonathan Broxton, R ERA: 2.25	(8, 1)	1.0		4	1	0	0	2	0	0	0	0	0	8	9	0.00	1.000										
Danys Baez, R ERA: 2.25	(9, 1)	1.0		3	0	0	0	1	0	0	0	0	0	5	5	0.00	0.000										

Batter	1	2	3	4	5	6	7	8	9	AB	R	H	RBI	BB	SO	LOB	BOTTOM											
15 Rafael Furcal, S OBP: 0.333, SLG: 0.375 18 Ramon Martinez, R OBP: 0.414, SLG: 0.556	FC4 E 1B	G6-3		G5-3				1-3 2B		4	1	2	0	0	0	0	Washington Nationals @ Los Angeles Dodgers Holman Stadium, Vero Beach, FL Sun Mar 19 2006, 1:05 PM EST Att: 4,372 - Cloudy - 75 F											
Kenny Lofton, L OBP: 0.200, SLG: 0.167 Cody Ross, R OBP: 0.423, SLG: 0.957	E 12 SF8 1B	G1-3		E3 PB		F7		G6-3		4	1	1	0	0	2	2												
José Cruz Jr., S OBP: 0.429, SLG: 0.333 49 Delwyn Young, S OBP: 0.138, SLG: 0.241	FC4 E 1B					P5		G3		3	1	1	0	1	0	1												
12 Jeff Kent, R OBP: 0.273, SLG: 0.579 13 Oscar Robles, L OBP: 0.412, SLG: 0.429	SF8	FC6-4 1B		G4-3		G5-3		G6-3		3	0	0	1	0	0	3												
5 Nomar Garciaparra, R OBP: 0.216, SLG: 0.171 7 James Loney, L OBP: 0.500, SLG: 0.625	P3			G5-3		G5-3		F8		4	0	0	0	0	1	1												
Bill Mueller, S OBP: 0.400, SLG: 0.724 Willy Aybar, S OBP: 0.341, SLG: 0.278	2B E 1B			HR		HR		G6-3		3	3	3	2	0	0	0												
Ricky Ledee, L OBP: 0.429, SLG: 1.000 70 Edwin Bellorin, R OBP: 0.600, SLG: 0.600	E 2B			K				F8		4	2	2	2	0	1	0												
Sandy Alomar Jr., R OBP: 0.267, SLG: 0.733 16 Andre Ethier, L OBP: 0.346, SLG: 0.500	E5			F7		G4-3			18 2B	4	0	1	0	0	0	0												
Derek Lowe, R OBP: 0.333, SLG: 0.333 Eric Gagne, R OBP: 0.388, SLG: 0.273 51 Jonathan Broxton, R OBP: 0.341, SLG: 0.368 Danys Baez, R ERA: 2.25	F8			P3		15 2B		18 2B	BB	3	0	1	0	0	0	1												
Inning Stats	R: 5 E: 2 K: 0 S: 9	H: 4 LOB: 1 BB: 0 P: 9	R: 0 E: 0 K: 0 S: 4	H: 1 LOB: 1 BB: 0 P: 4	R: 1 E: 0 K: 1 S: 6	H: 1 LOB: 0 BB: 0 P: 6	R: 0 E: 1 K: 0 S: 4	H: 0 LOB: 2 BB: 1 P: 8	R: 2 E: 0 K: 0 S: 7	H: 4 LOB: 2 BB: 0 P: 7	R: 0 E: 0 K: 1 S: 5	H: 0 LOB: 0 BB: 0 P: 5	R: 1 E: 0 K: 0 S: 5	H: 2 LOB: 2 BB: 1 P: 9	R: 0 E: 0 K: 0 S: 3	H: 0 LOB: 0 BB: 0 P: 3		1B: 6 2B: 4 3B: 0 HR: 2	SF: 1 SAC: 0 DP: 0 HBP: 0	WP: 0 PB: 1 SB: 0 CS: 0	PA: 41							
PITCHER	IP	WLS	BF	H	R	ER	SO	BB	IBB	HBP	BLK	WP	HR	S	P	ERA	WHIP											
40 Billy Traber, L ERA: 2.25	(1, 1)	4.0	L	22	6	6	2	1	1	0	0	0	0	1	23	27	4.50	1.750										
Gary Majewski, R ERA: 18.0	(5, 1)	1.0		7	4	2	2	0	0	0	0	0	0	7	7	18.00	4.000											
52 Saul Rivera, R ERA: 2.79	(6, 1)	2.0		9	2	1	1	1	1	0	0	0	0	10	14	4.50	1.500											
37 Travis Hughes, R ERA: 15.0	(8, 1)	1.0		3	0	0	0	0	0	0	0	0	0	3	3	0.00	0.000											



Batter	1	2	3	4	5	6	7	8	9	AB	R	H	RBI	BB	SO	LOB	TOP														
15 Rafael Furcal, S Chin-Lung Hu, R OBP: 0.417, SLG: 0.400 OBP: 0.333, SLG: 0.300										2 0 1 0 1 1 0 2 0 0 1 1 0 1							Los Angeles Dodgers @ Washington Nationals Space Coast Stadium, Viera, FL Mon Mar 20 2006, 6:05 PM EST Att. 4,554 - Clear - 69 F														
Kenny Lofton, L 16 Andre Ethier, L OBP: 0.179, SLG: 0.148 OBP: 0.345, SLG: 0.500										3 0 0 0 0 0 4 2 1 1 1 0 1 0																					
5 Nomar Garciaparra, R Hee-Seop Choi, L OBP: 0.290, SLG: 0.237 OBP: 0.500, SLG: 0.500										3 1 2 0 0 0 0 2 1 1 1 0 0 1																					
12 Jeff Kent, R 74 Tony Abreu, S OBP: 0.280, SLG: 0.545 OBP: 0.375, SLG: 0.300										3 0 1 0 0 0 1 2 0 0 0 0 0 4																					
Joel Guzman, R Brian Meadows, R OBP: 0.333, SLG: 0.500										4 2 1 2 0 0 2 1 0 0 0 0 0 0																					
17 Jason Repko, R OBP: 0.372, SLG: 0.459										5 1 1 2 0 1 2																					
18 Ramon Martinez, R 13 Oscar Robles, L OBP: 0.406, SLG: 0.517 OBP: 0.444, SLG: 0.429										2 1 0 0 1 0 0 0 1 0 0 2 0 0																					
55 Russell Martin, R 16 Pat Borders, R OBP: 0.444, SLG: 0.520 OBP: 0.235, SLG: 0.188										2 2 2 4 2 0 0 1 0 0 0 0 1 1																					
31 Brad Penny, R Cody Ross, R 47 Tim Hamulack, R D.J. Houlton, R Willy Aybar, S 44 Takashi Saito, L										1 0 0 0 0 1 1 1 0 1 0 0 0 0 0 0 1 0 0 0 0 0 0 0 0 0 0 0 1 0 0 0 0 0 0 0 0 0 0 0 0 0																					
Inning Stats	R: 0 E: 0 K: 1 S: 5	H: 0 LOB: 0 BB: 0 P: 5	R: 0 E: 0 K: 0 S: 3	H: 0 LOB: 0 BB: 0 P: 3	R: 0 E: 0 K: 1 S: 6	H: 1 LOB: 2 BB: 1 P: 11	R: 0 E: 0 K: 0 S: 4	H: 1 LOB: 1 BB: 0 P: 5	R: 0 E: 0 K: 0 S: 5	H: 0 LOB: 2 BB: 2 P: 13	R: 4 E: 0 K: 1 S: 9	H: 4 LOB: 1 BB: 1 P: 13	R: 7 E: 1 K: 0 S: 9	H: 5 LOB: 2 BB: 2 P: 18	R: 0 E: 0 K: 1 S: 5	H: 0 LOB: 1 BB: 0 P: 9			R: 0 E: 0 K: 1 S: 5	H: 0 LOB: 0 BB: 0 P: 5	1B: 8 2B: 2 3B: 0 HR: 1	SF: 1 SAC: 1 DP: 0 HBP: 1	WP: 2 PB: 1 SB: 2 CS: 0	PA: 47							
PITCHER	IP WLS BF H R ER SO BB IBB HBP BLK WP HR S P ERA WHIP	IP WLS BF H R ER SO BB IBB HBP BLK WP HR S P ERA WHIP																	ERA WHIP												
Tony Armas, R Mike Stanton, L Felix Rodriguez, L Joey Eischen, L Valerio De Los Santos, L	(1, 1) (4, 1) (5, 1) (6, 1) (7, 1)	3.0 1.0 1.0 1.0 0.1	11 4 5 8 7	1 1 0 4 4	0 0 0 4 6	2 0 0 4 5	0 0 2 1 1	0 0 0 0 0	0 0 0 0 0	0 0 0 1 0	14 4 5 9 6	19 5 13 13 10	0.00 0.00 0.00 36.00 135.00	0.667 1.000 2.000 5.000 15.000																	0.00 0.000

Batter	1	2	3	4	5	6	7	8	9	AB	R	H	RBI	BB	SO	LOB	BOTTOM										
Alfonso Soriano, R Brandon Watson, L OBP: 0.382, SLG: 0.367										0 0 0 0 0 0 0 5 1 2 0 0 1 2							Los Angeles Dodgers @ Washington Nationals Space Coast Stadium, Viera, FL Mon Mar 20 2006, 6:05 PM EST Att. 4,554 - Clear - 69 F										
Jose Vidro, S Brendan Harris, R OBP: 0.273, SLG: 0.258 OBP: 0.333, SLG: 0.359										2 1 0 0 1 0 1 1 0 0 0 0 0 0																	
Jose Guillen, R 21 George Lombard, L OBP: 0.294, SLG: 0.419										2 0 0 0 0 0 2 2 0 0 0 0 0 0																	
24 Nick Johnson, L OBP: 0.235, SLG: 0.419										4 0 1 1 0 1 0																	
11 Ryan Zimmerman, R OBP: 0.377, SLG: 0.563										4 1 1 1 0 0 1																	
Ryan Church, L OBP: 0.385, SLG: 0.333										4 1 2 0 0 0 0																	
Royce Clayton, R OBP: 0.236, SLG: 0.255										4 0 0 0 0 1 4																	
Brian Schneider, L 27 Mike DiFelice, R OBP: 0.424, SLG: 0.484										2 0 0 0 0 0 0 2 0 1 2 0 0 0																	
Tony Armas, R Mike Stanton, L Felix Rodriguez, R Michael Torres, L Joey Eischen, L Valerio De Los Santos, L 77 Jason Bergmann, R Darvin Hayes, L 44 Takashi Saito, R										1 0 0 0 0 0 0 1 0																	
Inning Stats	R: 2 E: 0 K: 0 S: 6	H: 3 LOB: 2 BB: 1 P: 10	R: 0 E: 0 K: 0 S: 4	H: 1 LOB: 0 BB: 0 P: 5	R: 0 E: 0 K: 0 S: 3	H: 0 LOB: 0 BB: 0 P: 3	R: 0 E: 0 K: 0 S: 3	H: 0 LOB: 0 BB: 0 P: 3	R: 0 E: 0 K: 0 S: 3	H: 0 LOB: 0 BB: 0 P: 3	R: 0 E: 0 K: 1 S: 5	H: 0 LOB: 0 BB: 0 P: 5	R: 1 E: 0 K: 0 S: 4	H: 1 LOB: 0 BB: 0 P: 4	R: 2 E: 0 K: 2 S: 11	H: 4 LOB: 2 BB: 0 P: 11			1B: 7 2B: 1 3B: 0 HR: 1	SF: 0 SAC: 0 DP: 0 HBP: 0	WP: 0 PB: 0 SB: 2 CS: 0	PA: 37					
PITCHER	IP WLS BF H R ER SO BB IBB HBP BLK WP HR S P ERA WHIP	IP WLS BF H R ER SO BB IBB HBP BLK WP HR S P ERA WHIP																	ERA WHIP								
31 Brad Penny, R 47 Tim Hamulack, L D.J. Houlton, R 44 Takashi Saito, R	(1, 1) (6, 1) (7, 1) (9, 1)	5.0 1.0 2.0 1.0	20 3 7 4	2 0 1 2	2 0 1 2	0 0 1 2	0 3 9 11	0 3 9 11	0.00 0.000 4.50 18.00	1.000 0.000 0.500 4.000																	0.00 0.000

Batter	1	2	3	4	5	6	7	8	9	AB	R	H	RBI	BB	SO	LOB	TOP										
15 Rafael Furcal, S OBP: 0.438, SLG: 0.429 Eric Gagne, R (7, 1) Eric Langill, R (8, 2)										4	1	2	0	0	0	2	Los Angeles Dodgers @ New York Mets Tradition Field, Port St. Lucie, FL Wed Mar 22 2006, 7:10 PM EST Att: 6,828 - Clear - 71 F										
Kenny Lofton, L OBP: 0.188, SLG: 0.161 17 Jason Repko, R OBP: 0.362, SLG: 0.439										4	0	1	1	0	0	3											
5 Nomar Garciaparra, R OBP: 0.290, SLG: 0.236 Hee-Seop Choi, L OBP: 0.290, SLG: 0.250										4	0	1	0	0	0	2											
Ricky Ledee, L OBP: 0.429, SLG: 0.769 43 Yhency Brazoban, R (8, 1) 56 Hung-Chih Kuo, L (9, 1)										4	0	0	0	0	2	5											
Sandy Alomar Jr., R OBP: 0.263, SLG: 0.684 Joel Guzman, R OBP: 0.341, SLG: 0.500										3	0	0	0	0	0	1											
Bill Mueller, S OBP: 0.417, SLG: 0.676 Willy Aybar, S OBP: 0.340, SLG: 0.282										3	0	1	0	0	0	0											
Cody Ross, R OBP: 0.320, SLG: 0.920 16 Andre Ethier, L OBP: 0.353, SLG: 0.483										0	0	0	0	0	0	0											
13 Oscar Robles, L OBP: 0.381, SLG: 0.353 92 Jimmy Rohan, R OBP: 0.429, SLG: 0.333										3	0	0	0	0	1	2											
Brett Tomko, R OBP: 0.250, SLG: 0.250 Blake DeWitt, L (7, PH) OBP: 0.333, SLG: 0.333										2	0	1	0	0	0	1											
Inning Stats	R: 1 E: 0 K: 1 S: 8	H: 2 LOB: 1 BB: 0 P: 8	R: 0 E: 0 K: 0 S: 3	H: 1 LOB: 1 BB: 0 P: 4	R: 0 E: 0 K: 1 S: 6	H: 1 LOB: 1 BB: 0 P: 6	R: 0 E: 0 K: 1 S: 5	H: 0 LOB: 0 BB: 0 P: 5	R: 0 E: 1 K: 0 S: 6	H: 2 LOB: 3 BB: 0 P: 6	R: 0 E: 0 K: 0 S: 3	H: 0 LOB: 0 BB: 0 P: 3	R: 0 E: 0 K: 1 S: 5	H: 1 LOB: 1 BB: 0 P: 5	R: 0 E: 0 K: 0 S: 3	H: 0 LOB: 0 BB: 0 P: 3		R: 0 E: 0 K: 1 S: 6	H: 1 LOB: 1 BB: 0 P: 6	1B: 8 2B: 0 3B: 0 HR: 0	SF: 0 SAC: 0 DP: 2 HBP: 1	WP: 0 PB: 0 SB: 1 CS: 1	PA: 35				
PITCHER	IP	WLS	BF	H	R	ER	SO	BB	IBB	HBP	BLK	WP	HR	S	P	ERA	WHIP										
Aaron Heilman, R ERA: 1.29	5.0		22	6	1	1	3	0	0	1	0	0	0	28	29	1.80	1.200										
Darren Oliver, L ERA: 1.53	1.0		3	0	0	0	0	0	0	0	0	0	0	3	3	0.00	0.000										
25 Pedro Feliciano, L ERA: 1.53	1.1		4	1	0	0	1	0	0	0	0	0	0	6	6	0.00	0.750										
Chad Bradford, R ERA: 2.45	0.2		2	0	0	0	0	0	0	0	0	0	0	2	2	0.00	0.000										
Jorge Julio, R ERA:	1.0	W	4	1	0	0	1	0	0	0	0	0	0	6	6	0.00	1.000										

Batter	1	2	3	4	5	6	7	8	9	AB	R	H	RBI	BB	SO	LOB	BOTTOM										
7 José Reyes, S OBP: 0.545, SLG: 0.818 Darren Oliver, R (6, 1) 44 Lastings Milledge, R OBP: 0.360, SLG: 0.469										3	0	2	0	0	0	1	Los Angeles Dodgers @ New York Mets Tradition Field, Port St. Lucie, FL Wed Mar 22 2006, 7:10 PM EST Att: 6,828 - Clear - 71 F										
16 Paul Lo Duca, R OBP: 0.357, SLG: 0.520 40 Joe Hietpas, R OBP: 0.667, SLG: 0.750										4	1	0	0	0	1	4											
21 Carlos Delgado, L OBP: 0.366, SLG: 0.833 Jeff Keppinger, R OBP: 0.358, SLG: 0.486										2	0	2	0	1	0	0											
Cliff Floyd, L OBP: 0.383, SLG: 0.561 73 Todd Self, L OBP: 0.291, SLG: 0.379										3	0	0	0	0	1	4											
5 David Wright, R OBP: 0.333, SLG: 0.381 25 Pedro Feliciano, L (7, 1) Chad Bradford, R (8, 1) 26 Tike Redman, L (8, PH) OBP: 0.289, SLG: 0.390 Jorge Julio, R (9, 1)										2	0	0	1	0	0	1											
Xavier Nady, R OBP: 0.346, SLG: 0.490										4	0	0	0	0	3												
10 Endy Chavez, L OBP: 0.467, SLG: 0.417										4	0	1	0	0	1	0											
1 Anderson Hernandez, S OBP: 0.302, SLG: 0.286										4	0	1	0	0	0	1											
Aaron Heilman, R (1, 1) Julio Franco, R OBP: 0.467, SLG: 0.435 22 Jose Valentin, S OBP: 0.385, SLG: 0.300										1	0	0	0	0	1	0											
Inning Stats	R: 0 E: 0 K: 0 S: 4	H: 1 LOB: 1 BB: 1 P: 8	R: 0 E: 0 K: 0 S: 3	H: 0 LOB: 0 BB: 0 P: 3	R: 0 E: 0 K: 1 S: 7	H: 1 LOB: 1 BB: 0 P: 7	R: 0 E: 0 K: 1 S: 6	H: 1 LOB: 1 BB: 0 P: 6	R: 0 E: 0 K: 0 S: 4	H: 1 LOB: 1 BB: 0 P: 4	R: 1 E: 1 K: 0 S: 5	H: 1 LOB: 1 BB: 0 P: 5	R: 0 E: 0 K: 3 S: 10	H: 1 LOB: 2 BB: 1 P: 14	R: 0 E: 0 K: 1 S: 5	H: 0 LOB: 1 BB: 1 P: 9		R: 1 E: 1 K: 0 S: 4	H: 1 LOB: 1 BB: 0 P: 4	1B: 6 2B: 1 3B: 0 HR: 0	SF: 1 SAC: 1 DP: 0 HBP: 0	WP: 0 PB: 0 SB: 1 CS: 1	PA: 37				
PITCHER	IP	WLS	BF	H	R	ER	SO	BB	IBB	HBP	BLK	WP	HR	S	P	ERA	WHIP										
Brett Tomko, R ERA: 1.35	6.0		24	5	1	0	2	1	0	0	0	0	0	29	33	0.00	1.000										
Eric Gagne, R ERA: 7.94	1.0		5	1	0	0	3	1	0	0	0	0	0	10	14	0.00	2.000										
43 Yhency Brazoban, R ERA: 7.94	1.0		4	0	0	0	1	1	0	0	0	0	0	5	9	0.00	1.000										
56 Hung-Chih Kuo, L ERA:	0.2	L	4	1	1	0	0	0	0	0	0	0	0	4	4	0.00	1.500										

AB 34
R 1
H 8
RBI 1
BB 0
SO 5
LOB 17



AB 32
R 2
H 7
RBI 2
BB 3
SO 6
LOB 18



Batter	1	2	3	4	5	6	7	8	9	AB	R	H	RBI	BB	SO	LOB	TOP										
22 David Eckstein, R OBP: 0.404, SLG: 0.385	F8			G6-3		K			P6	3	0	1	1	0	0	0	St. Louis Cardinals @ Los Angeles Dodgers Holman Stadium, Vero Beach, FL Thu Mar 23 2006, 1:05 PM EST Att: 5,941 - Cloudy - 72 F										
26 Scott Spiezio, S OBP: 0.345, SLG: 0.469		16 1B 2H								2	0	0	0	0	1	1											
16 Chris Duncan, L OBP: 0.370, SLG: 0.585	27 1B 15 G4-3 BB				G4-3		1B		K	4	2	2	0	1	1	0											
27 Scott Rolen, R OBP: 0.355, SLG: 0.345										3	0	1	0	0	1	2											
Deivi Cruz, R OBP: 0.161, SLG: 0.290	15 G4-3 1B	P6			K		1B		P4	2	0	1	0	0	0	0											
15 Jim Edmonds, L OBP: 0.429, SLG: 0.474	G4-3					53 1B				3	0	2	1	0	0	1											
Gary Bennett, R OBP: 0.375, SLG: 0.400										1	0	1	1	0	0	0											
53 John Rodriguez, L OBP: 0.340, SLG: 0.293										3	0	1	0	0	1	2											
47 Brian Daubach, L OBP: 0.412, SLG: 0.643	L8			K						1	0	0	0	0	1	2											
John Gall, R OBP: 0.255, SLG: 0.306										4	0	0	0	0	0	5											
4 Yadier Molina, R OBP: 0.593, SLG: 0.722										3	1	1	0	0	0	1											
55 Skip Schumaker, L OBP: 0.360, SLG: 0.356		1B SH3-1		L5					P6	1	0	0	0	0	0	0											
Aaron Miles, S OBP: 0.381, SLG: 0.316										4	1	1	0	0	0	0											
Jeff Suppan, R OBP: 0.200, SLG: 0.200										2	0	0	1	0	0	0											
Josh Hancock, R OBP: 0.390, SLG: 0.700										0	0	0	0	0	0	0											
83 Iker Franco, R OBP: 0.433, SLG: 0.920										0	0	0	0	0	0	0											
41 Braden Looper, R OBP: 0.375, SLG: 0.476										0	0	0	0	0	0	0											
Brian Falkenberg, R OBP: 0.375, SLG: 0.476										0	0	0	0	0	0	0											
Inning Stats	R: 1 E: 0 K: 0 S: 4	H: 1 LOB: 1 BB: 1 P: 8	R: 2 E: 0 K: 0 S: 7	H: 4 LOB: 2 BB: 0 P: 7	R: 0 E: 0 K: 1 S: 6	H: 1 LOB: 1 BB: 0 P: 6	R: 0 E: 0 K: 0 S: 3	H: 0 LOB: 0 BB: 0 P: 3	R: 0 E: 0 K: 1 S: 7	H: 2 LOB: 2 BB: 0 P: 7	R: 0 E: 1 K: 1 S: 6	H: 0 LOB: 1 BB: 0 P: 6	R: 1 E: 0 K: 1 S: 7	H: 3 LOB: 1 BB: 0 P: 7	R: 0 E: 0 K: 1 S: 5	H: 0 LOB: 0 BB: 0 P: 5	R: 0 E: 0 K: 1 S: 5	H: 0 LOB: 0 BB: 0 P: 5	R: 0 E: 0 K: 1 S: 5	H: 0 LOB: 0 BB: 0 P: 5	1B: 9 2B: 2 3B: 0 HR: 0	SF: 0 SAC: 1 DP: 1 HBP: 0	WP: 0 PB: 0 SB: 0 CS: 0	PA: 39			
PITCHER	IP	WLS	BF	H	R	ER	SO	BB	IBB	HBP	BLK	WP	HR	S	P	ERA	WHIP										
Jae Weong Seo, R ERA: 5.4	5.0	L	24	8	3	3	2	1	0	0	0	0	0	27	31	5.40	1.800										
Danys Baez, R ERA: 2.0	1.0		4	0	0	0	1	0	0	0	0	0	0	6	6	0.00	0.000										
47 Tim Hamulack, L ERA: 2.25	1.0		5	3	1	1	1	0	0	0	0	0	0	7	7	9.00	3.000										
D.J. Houlton, R ERA: 5.73	2.0		6	0	0	0	2	0	0	0	0	0	0	10	10	0.00	0.000										

Batter	1	2	3	4	5	6	7	8	9	AB	R	H	RBI	BB	SO	LOB	BOTTOM										
15 Rafael Furcal, S OBP: 0.474, SLG: 0.529	1B SF7								P3	3	1	2	1	0	0	0	St. Louis Cardinals @ Los Angeles Dodgers Holman Stadium, Vero Beach, FL Thu Mar 23 2006, 1:05 PM EST Att: 5,941 - Cloudy - 72 F										
Sergio Garcia, R										1	0	0	0	0	0	1											
José Cruz Jr., S OBP: 0.400, SLG: 0.250										3	0	1	0	0	1	1											
Brian Meadows, R OBP: 0.500, SLG: 0.500										1	0	1	0	0	0	0											
J.D. Drew, L OBP: 0.393, SLG: 0.760										2	0	0	1	0	0	1											
47 Tim Hamulack, R ERA: 2.25										0	0	0	0	0	0	0											
16 Pat Borders, R OBP: 0.211, SLG: 0.167										1	0	0	0	0	0	1											
12 Jeff Kent, R OBP: 0.296, SLG: 0.520										3	0	1	0	0	0	1											
D.J. Houlton, R ERA: 5.73										0	0	0	0	0	0	0											
Sandy Alomar Jr., R OBP: 0.390, SLG: 0.700										1	0	1	0	0	0	0											
Cody Ross, R OBP: 0.433, SLG: 0.920										0	0	0	0	0	0	0											
Joel Guzman, R OBP: 0.333, SLG: 0.478										4	0	1	0	0	2	3											
Hee-Seop Choi, L OBP: 0.125, SLG: 0.125										4	0	0	0	0	1	3											
Willy Aybar, S OBP: 0.320, SLG: 0.262										3	0	0	0	0	1	0											
55 Russell Martin, R OBP: 0.406, SLG: 0.448										1	1	0	0	1	0	0											
18 Ramon Martinez, R OBP: 0.389, SLG: 0.485										1	0	0	0	0	0	0											
Jae Weong Seo, R OBP: 0.375, SLG: 0.476										0	0	0	0	0	0	0											
Ricky Ledee, L OBP: 0.400, SLG: 0.714										1	0	0	0	0	0	0											
Danys Baez, R ERA: 5.73										0	0	0	0	0	0	0											
17 Jason Repko, R OBP: 0.375, SLG: 0.476										1	0	1	0	0	0	0											
Inning Stats	R: 1 E: 0 K: 0 S: 4	H: 2 LOB: 0 BB: 0 P: 4	R: 0 E: 0 K: 0 S: 3	H: 1 LOB: 0 BB: 0 P: 3	R: 1 E: 0 K: 1 S: 6	H: 1 LOB: 1 BB: 1 P: 11	R: 0 E: 0 K: 1 S: 5	H: 0 LOB: 0 BB: 0 P: 5	R: 0 E: 0 K: 0 S: 3	H: 0 LOB: 0 BB: 0 P: 3	R: 0 E: 0 K: 0 S: 3	H: 0 LOB: 0 BB: 0 P: 3	R: 0 E: 0 K: 1 S: 5	H: 1 LOB: 0 BB: 0 P: 5	R: 0 E: 0 K: 1 S: 6	H: 1 LOB: 2 BB: 0 P: 6	R: 0 E: 0 K: 1 S: 7	H: 2 LOB: 2 BB: 0 P: 7	R: 0 E: 0 K: 1 S: 7	H: 2 LOB: 2 BB: 0 P: 7	1B: 6 2B: 2 3B: 0 HR: 0	SF: 1 SAC: 1 DP: 3 HBP: 0	WP: 1 PB: 0 SB: 0 CS: 0	PA: 33			
PITCHER	IP	WLS	BF	H	R	ER	SO	BB	IBB	HBP	BLK	WP	HR	S	P	ERA	WHIP										
Jeff Suppan, R ERA: 8.2	6.0		21	4	2	2	2	1	0	0	0	0	0	24	29	3.00	0.833										
Josh Hancock, R ERA: 8.2	1.0	H	3	1	0	0	1	0	0	0	0	0	0	5	5	0.00	1.000										
41 Braden Looper, R ERA: 7.5	1.0	H	4	1	0	0	1	0	0	0	0	0	0	6	6	0.00	1.000										
Brian Falkenberg, R ERA: 5.73	1.0	S	5	2	0	0	1	0	0	0	0	0	0	7	7	0.00	2.000										



Batter	1	2	3	4	5	6	7	8	9	AB	R	H	RBI	BB	SO	LOB	TOP					
13 Oscar Robles, L OBP: 0.354, SLG: 0.325	G3		G6-3			G4-3		WP 18 1B		4	0	1	0	0	0	0	Los Angeles Dodgers @ St. Louis Cardinals Roger Dean Stadium, Jupiter, FL Sat Mar 25 2006, 1:05 PM EST Att: 7,658 - Sunny - 69 F					
18 Ramon Martinez, R OBP: 0.366, SLG: 0.447	G6-3			F7		F9		WP 1B		4	0	1	0	0	0	0						
Joel Guzman, R OBP: 0.321, SLG: 0.471	F8			F9		F9		L6		4	0	0	0	0	0	2						
Omedo Saenz, R OBP: 0.381, SLG: 0.389		FC4-6 1B		G5-3				F9		3	0	2	0	0	0	0						
88 Chris Truby, R OBP: 0.235, SLG: 0.200										1	0	0	0	0	0	2						
Ricky Ledee, L OBP: 0.389, SLG: 0.824		FC4-6 1B								3	1	1	1	0	1	2						
Franqueis Osoria, R OBP: 0.366, SLG: 0.447		FC6-4								0	0	0	0	0	0	0						
51 Jonathan Broxton, R OBP: 0.366, SLG: 0.447		FC6-4								0	0	0	0	0	0	0						
59 Kelly Wunsch, L OBP: 0.456, SLG: 0.852		FC6-4								1	0	0	0	0	0	0						
Cody Ross, R OBP: 0.456, SLG: 0.852		FC6-4								1	0	0	0	0	0	0						
Willy Aybar, S OBP: 0.315, SLG: 0.261		FC6-4								4	0	1	0	0	0	1						
17 Jason Repko, R OBP: 0.346, SLG: 0.435		FC6-4								4	0	0	0	0	1	3						
55 Russell Martin, R OBP: 0.400, SLG: 0.419			G5-3							2	0	0	0	1	1	2						
31 Brad Penny, R OBP: 0.315, SLG: 0.261			G6-3							1	0	0	0	0	0	0						
Jeff Duncan, L OBP: 0.315, SLG: 0.261										1	0	0	0	0	1	1						
56 Hung-Chih Kuo, L OBP: 0.135, SLG: 0.286										0	0	0	0	0	0	0						
27 Matt Kemp, R OBP: 0.135, SLG: 0.286										1	0	0	0	0	1	0						
Inning Stats	R: 0 E: 0 K: 0 S: 3	H: 0 LOB: 0 BB: 0 P: 3	R: 0 E: 0 K: 0 S: 4	H: 1 LOB: 1 BB: 0 P: 4	R: 0 E: 0 K: 0 S: 3	H: 0 LOB: 0 BB: 0 P: 3	R: 0 E: 0 K: 0 S: 3	H: 0 LOB: 0 BB: 0 P: 3	R: 1 E: 0 K: 1 S: 6	H: 1 LOB: 1 BB: 1 P: 10	R: 0 E: 0 K: 0 S: 3	H: 0 LOB: 0 BB: 0 P: 3	R: 0 E: 0 K: 3 S: 11	H: 2 LOB: 2 BB: 0 P: 11	R: 0 E: 0 K: 1 S: 7	H: 2 LOB: 2 BB: 0 P: 8	R: 0 E: 0 K: 0 S: 3	H: 0 LOB: 0 BB: 0 P: 3	1B: 5 2B: 0 3B: 0 HR: 1	SF: 0 SAC: 0 DP: 0 HBP: 0	WP: 1 PB: 0 SB: 0 CS: 0	PA: 34
PITCHER	IP WLS BF H R ER SO BB IBB HBP BLK WP HR S P ERA WHIP																					
Sidney Ponson, R ERA: 3.0	6.0 W 21 2 1 1 1 1 1 0 0 0 0 0 1 22 26 1.50 0.500																					
50 Adam Wainwright, R ERA: 0.71	1.0 5 2 0 0 3 0 0 0 0 0 0 0 11 11 0.00 2.000																					
36 Alan Benes, R ERA: 0.71	1.0 5 2 0 0 1 0 0 0 0 0 1 0 7 8 0.00 2.000																					
41 Braden Looper, R ERA: 6.43	1.0 3 0 0 0 0 0 0 0 0 0 0 0 3 3 0.00 0.000																					
Batter	1	2	3	4	5	6	7	8	9	AB	R	H	RBI	BB	SO	LOB	BOTTOM					
22 David Eckstein, R OBP: 0.420, SLG: 0.429	P6									3	2	2	1	0	0	0	Los Angeles Dodgers @ St. Louis Cardinals Roger Dean Stadium, Jupiter, FL Sat Mar 25 2006, 1:05 PM EST Att: 7,658 - Sunny - 69 F					
Deivi Cruz, R OBP: 0.206, SLG: 0.303										2	0	1	0	0	0	2						
43 Juan Encarnacion, R OBP: 0.417, SLG: 0.455										3	2	2	1	0	1	1						
16 Chris Duncan, L OBP: 0.360, SLG: 0.567										1	0	0	0	0	1	2						
5 Albert Pujols, R OBP: 0.429, SLG: 1.000										2	0	1	2	0	0	1						
26 Scott Spiezio, S OBP: 0.339, SLG: 0.442										1	0	0	0	0	0	2						
15 Jim Edmonds, L OBP: 0.500, SLG: 0.798										3	0	2	1	0	1	1						
47 Brian Daubach, L OBP: 0.389, SLG: 0.600										1	0	0	0	0	0	0						
27 Scott Rolen, R OBP: 0.353, SLG: 0.323										2	0	0	0	1	1	2						
So Taguchi, R OBP: 0.317, SLG: 0.235										1	0	0	0	0	0	0						
55 Skip Schumaker, L OBP: 0.327, SLG: 0.320										4	0	0	0	0	1	4						
Gary Bennett, R OBP: 0.324, SLG: 0.343										4	0	0	0	0	0	0						
Aaron Miles, S OBP: 0.385, SLG: 0.304										3	1	1	0	1	0	0						
Sidney Ponson, R ERA: 3.0										1	0	0	0	0	0	0						
John Gall, R OBP: 0.206, SLG: 0.303										1	0	0	0	0	0	0						
50 Adam Wainwright, R ERA: 0.71										0	0	0	0	0	0	0						
36 Alan Benes, R ERA: 0.71										0	0	0	0	0	0	0						
53 John Rodriguez, L OBP: 0.327, SLG: 0.320										0	0	0	0	0	0	0						
41 Braden Looper, R ERA: 6.43										0	0	0	0	0	0	0						
Inning Stats	R: 1 E: 0 K: 0 S: 5	H: 2 LOB: 2 BB: 1 P: 10	R: 0 E: 0 K: 0 S: 3	H: 0 LOB: 0 BB: 0 P: 3	R: 1 E: 1 K: 1 S: 8	H: 2 LOB: 2 BB: 0 P: 8	R: 3 E: 0 K: 1 S: 8	H: 3 LOB: 1 BB: 1 P: 12	R: 0 E: 0 K: 2 S: 7	H: 0 LOB: 0 BB: 0 P: 7	R: 0 E: 0 K: 1 S: 7	H: 2 LOB: 2 BB: 0 P: 7	R: 0 E: 0 K: 0 S: 3	H: 0 LOB: 0 BB: 0 P: 3	R: 0 E: 0 K: 0 S: 3	H: 1 LOB: 1 BB: 0 P: 4	R: 0 E: 0 K: 0 S: 3	H: 0 LOB: 0 BB: 0 P: 3	1B: 8 2B: 2 3B: 0 HR: 0	SF: 1 SAC: 1 DP: 1 HBP: 1	WP: 0 PB: 0 SB: 0 CS: 0	PA: 37
PITCHER	IP WLS BF H R ER SO BB IBB HBP BLK WP HR S P ERA WHIP																					
31 Brad Penny, R ERA: 5.68	4.0 L 22 7 5 5 2 2 0 0 0 0 0 0 0 24 33 11.25 2.250																					
56 Hung-Chih Kuo, L ERA: 6.0	2.0 8 2 0 0 3 0 0 0 0 0 0 0 14 14 0.00 1.000																					
Franqueis Osoria, R ERA: 1.8	1.0 3 0 0 0 0 0 0 0 0 0 0 0 3 3 0.00 0.000																					
51 Jonathan Broxton, R ERA: 6.0	0.1 2 1 0 0 0 0 0 0 0 0 0 0 2 2 0.00 3.000																					
59 Kelly Wunsch, L ERA: 6.0	0.2 2 0 0 0 0 0 0 0 1 0 0 0 0 1 2 0.00 0.000																					

Batter	1	2	3	4	5	6	7	8	9	AB	R	H	RBI	BB	SO	LOB	TOP											
28 Curtis Granderson, L OBP: 0.507, SLG: 0.741 Chris Spurling, R (7, 1)	G6-3		G5-3			K		K		3	0	0	0	0	1	1	Detroit Tigers @ Los Angeles Dodgers Holman Stadium, Vero Beach, FL Tue Mar 28 2006, 1:05 PM EST Att: 4,736 - Sunny - 74 F											
14 Placido Polanco, R OBP: 0.440, SLG: 0.368 20 Omar Infante, R OBP: 0.426, SLG: 0.545	F8			F8		G1-3		G5-3		3	0	0	0	0	0	0												
30 Magglio Ordonez, R OBP: 0.324, SLG: 0.394 Joel Zumaya, R (8, 1)	P2			K				F9		3	0	0	0	1	1	1												
Dmitri Young, S OBP: 0.425, SLG: 0.553		K				G4-3			G4-1	4	0	1	0	0	1	1												
Craig Monroe, R OBP: 0.344, SLG: 0.581		K			1B				K	4	0	0	0	0	3	1												
15 Brandon Inge, R OBP: 0.422, SLG: 0.691 67 Mike Hessman, R OBP: 0.292, SLG: 0.524						K			K	3	0	0	0	0	2	0												
13 Vance Wilson, R OBP: 0.438, SLG: 0.818 78 Brian Peterson, R OBP: 0.357, SLG: 0.500			G5-3							3	2	2	2	0	0	0												
39 Ramon Santiago, S OBP: 0.420, SLG: 0.500										3	0	1	0	0	0	0												
Jason Grilli, R Lopez Patino, R (5, PH) 44 Bobby Seay, L (5, 1) Nook Logan, S OBP: 0.292, SLG: 0.207										0	0	0	0	0	0	0												
										1	0	0	0	0	1	0												
										0	0	0	0	0	0	0												
										1	0	1	0	0	0	0												
Inning Stats	R: 0 E: 0 K: 0 S: 3	H: 0 LOB: 0 BB: 0 P: 3	R: 0 E: 0 K: 2 S: 7	H: 0 LOB: 0 BB: 0 P: 7	R: 0 E: 0 K: 0 S: 4	H: 1 LOB: 1 BB: 0 P: 4	R: 0 E: 0 K: 1 S: 6	H: 1 LOB: 1 BB: 0 P: 6	R: 1 E: 0 K: 2 S: 8	H: 1 LOB: 0 BB: 0 P: 8	R: 0 E: 0 K: 1 S: 5	H: 0 LOB: 1 BB: 1 P: 9	R: 1 E: 0 K: 2 S: 8	H: 1 LOB: 0 BB: 0 P: 8	R: 0 E: 0 K: 1 S: 6	H: 1 LOB: 1 BB: 0 P: 6	R: 0 E: 0 K: 2 S: 7	H: 0 LOB: 0 BB: 0 P: 7	1B: 3 2B: 0 3B: 0 HR: 2	SF: 0 SAC: 1 DP: 0 HBP: 0	WP: 0 PB: 0 SB: 0 CS: 0	PA: 33						
PITCHER	IP	WLS	BF	H	R	ER	SO	BB	IBB	HBP	BLK	WP	HR	S	P	ERA	WHIP											
Jae Weong Seo, R ERA: 3.27	(1, 1)	6.0	W	22	3	1	1	6	1	0	0	0	0	1	33	37	1.50	0.667										
Eric Gagne, R ERA: 3.38	(7, 1)	1.0	H	4	1	1	1	2	0	0	0	0	0	1	8	8	9.00	1.000										
Danys Baez, R ERA: 1.64	(8, 1)	1.0	H	4	1	0	0	1	0	0	0	0	0	0	6	6	0.00	1.000										
Franquelis Osoria, R ERA: 1.64	(9, 1)	1.0	S	3	0	0	0	2	0	0	0	0	0	0	7	7	0.00	0.000										

Batter	1	2	3	4	5	6	7	8	9	AB	R	H	RBI	BB	SO	LOB	BOTTOM											
15 Rafael Furcal, S OBP: 0.481, SLG: 0.560 18 Ramon Martinez, R OBP: 0.396, SLG: 0.512	2B 12 WP 1B		P6							1	1	1	0	0	0	0	Detroit Tigers @ Los Angeles Dodgers Holman Stadium, Vero Beach, FL Tue Mar 28 2006, 1:05 PM EST Att: 4,736 - Sunny - 74 F											
Kenny Lofton, L OBP: 0.196, SLG: 0.146 Danys Baez, R Franquelis Osoria, R	K									4	1	1	0	0	1	2												
J.D. Drew, L OBP: 0.395, SLG: 0.765 17 Jason Repko, R OBP: 0.386, SLG: 0.490	12 WP 2B									3	1	3	2	0	0	0												
12 Jeff Kent, R OBP: 0.237, SLG: 0.382 13 Oscar Robles, L OBP: 0.333, SLG: 0.289	K									3	0	0	0	0	1	2												
5 Nomar Garciaparra, R OBP: 0.278, SLG: 0.260	G6-3									2	0	1	0	2	0	1												
Bill Mueller, S OBP: 0.383, SLG: 0.558		G6-3								4	0	1	0	0	0	2												
José Cruz Jr., S OBP: 0.417, SLG: 0.421		K								3	0	0	0	0	2	2												
Sandy Alomar Jr., R OBP: 0.280, SLG: 0.600 55 Russell Martin, R OBP: 0.425, SLG: 0.412										3	0	0	0	0	0	0												
Jae Weong Seo, R Eric Gagne, R Ricky Ledee, L OBP: 0.368, SLG: 0.778 Cody Ross, R OBP: 0.395, SLG: 0.818										2	0	0	0	0	1	0												
										0	0	0	0	0	0	0												
										1	0	0	0	0	1	0												
										0	0	0	0	0	0	0												
Inning Stats	R: 1 E: 0 K: 2 S: 9	H: 2 LOB: 1 BB: 0 P: 10	R: 0 E: 0 K: 1 S: 5	H: 0 LOB: 0 BB: 0 P: 5	R: 2 E: 0 K: 1 S: 7	H: 2 LOB: 0 BB: 0 P: 7	R: 0 E: 0 K: 0 S: 2	H: 0 LOB: 0 BB: 1 P: 6	R: 1 E: 0 K: 0 S: 4	H: 1 LOB: 0 BB: 0 P: 4	R: 0 E: 0 K: 1 S: 6	H: 2 LOB: 2 BB: 1 P: 10	R: 0 E: 0 K: 1 S: 5	H: 0 LOB: 1 BB: 1 P: 9	R: 0 E: 0 K: 1 S: 6	H: 1 LOB: 1 BB: 0 P: 6	R: 0 E: 0 K: 1 S: 6	H: 1 LOB: 0 BB: 0 P: 6	1B: 5 2B: 2 3B: 0 HR: 2	SF: 0 SAC: 0 DP: 1 HBP: 0	WP: 1 PB: 0 SB: 0 CS: 1	PA: 33						
PITCHER	IP	WLS	BF	H	R	ER	SO	BB	IBB	HBP	BLK	WP	HR	S	P	ERA	WHIP											
Jason Grilli, R ERA: 6.0	(1, 1)	4.0	L	16	4	3	3	4	1	0	0	0	0	1	23	28	6.75	1.250										
44 Bobby Seay, L ERA: 2.09	(5, 1)	2.0		9	3	1	1	1	1	0	0	0	0	1	10	14	4.50	2.000										
Chris Spurling, R ERA: 2.13	(7, 1)	1.0		4	0	0	0	1	1	0	0	0	0	5	9	0.00	1.000											
Joel Zumaya, R ERA: 5.93	(8, 1)	1.0		4	1	0	0	1	0	0	0	0	0	6	6	0.00	1.000											




Batter	1	2	3	4	5	6	7	8	9	10	AB	R	H	RBI	BB	SO	LOB	
Brandon Watson, L OBP: 0.351, SLG: 0.328 (1, 8)	G3	G4-3			G6-3		WP 1B		L9		5	1	1	0	0	0	3	
Jose Vidro, S OBP: 0.264, SLG: 0.294 Damian Jackson, R OBP: 0.340, SLG: 0.244 (3, 4) (5, 6)	K		K		K		1B BB		K		2	0	0	0	0	2	0	
24 Nick Johnson, L OBP: 0.257, SLG: 0.234 Matthew LeCroy, R OBP: 0.256, SLG: 0.324 (1, 3) (5, 3)	K		K		K		1-2 2H 1B		G4-3		3	0	0	0	0	3	0	
Alfonso Soriano, R OBP: 0.391, SLG: 0.667 25 Marlon Byrd, R OBP: 0.400, SLG: 0.473 (1, 7) (5, 7)		1B 11 BB 1B			K		K		K		2	1	2	0	0	0	0	
Michael Tucker, L OBP: 0.244, SLG: 0.211 (1, 9)	K		L9		K				K		4	0	0	0	1	3	2	
11 Ryan Zimmerman, R OBP: 0.407, SLG: 0.699 (1, 5)		1B 1-2 BB			SH2-3 1B				G4-3		3	1	2	0	2	0	0	
Royce Clayton, R OBP: 0.250, SLG: 0.268 Marlon Anderson, L OBP: 0.348, SLG: 0.375 (1, 6) (5, 4)		1B 1-2 2-3 1B			SH2-3 1-2 1B				G4-3		1	0	1	0	0	0	0	
7 Wily Gonzalez, R OBP: 0.452, SLG: 0.500 35 Alberto Castillo, R OBP: 0.456, SLG: 0.520 (1, 2) (6, 2)		K			G5-4-3 BB				G6-3		1	0	0	0	1	1	3	
Livan Hernandez, R OBP: 0.250, SLG: 0.250 Gary Majewski, R OBP: 0.250, SLG: 0.250 Jon Rauch, R OBP: 0.250, SLG: 0.250 (1, 1) (7, 1) (8, 1)		1-2 2H 3H 1B			G5-4-3 1-2 1B				F8		0	0	0	0	0	0	0	
Inning Stats	R: 0 E: 0 K: 2 S: 7	H: 0 LOB: 0 BB: 0 P: 7	R: 2 E: 0 K: 2 S: 10	H: 3 LOB: 1 BB: 1 P: 14	R: 0 E: 0 K: 2 S: 8	H: 1 LOB: 1 BB: 1 P: 8	R: 0 E: 0 K: 1 S: 3	H: 0 LOB: 0 BB: 0 P: 7	R: 0 E: 0 K: 2 S: 7	H: 0 LOB: 1 BB: 1 P: 11	R: 1 E: 0 K: 1 S: 7	H: 2 LOB: 2 BB: 1 P: 5	R: 0 E: 0 K: 1 S: 5	H: 0 LOB: 0 BB: 0 P: 5	R: 0 E: 0 K: 2 S: 6	H: 1 LOB: 1 BB: 1 P: 11	1B: 9 2B: 0 3B: 0 HR: 0	SF: 0 SAC: 1 DP: 1 HBP: 0

TOP

Washington Nationals @ Los Angeles Dodgers
Holman Stadium, Vero Beach, FL
Wed Mar 29 2006, 1:05 PM EST
Att: 3,593 - Sunny - 75 F

livebaseballscores.com

AB 37
R 3
H 9
RBI 3
BB 5
SO 15
LOB 17



WP: 1 PA: 43
PB: 1
SB: 0
CS: 0


Batter	1	2	3	4	5	6	7	8	9	10	AB	R	H	RBI	BB	SO	LOB			
Kenny Lofton, L OBP: 0.196, SLG: 0.182 56 Hung-Chih Kuo, L OBP: 0.321, SLG: 0.277 (1, 8) (5, 1) (6, 6)	18 E 2B	L9		K			F7		F9		3	1	1	0	0	1	1			
18 Ramon Martinez, R OBP: 0.250, SLG: 0.250 36 Lance Carter, R OBP: 0.196, SLG: 0.182 Franquielis Osoria, R OBP: 0.250, SLG: 0.250 16 Pat Borders, R OBP: 0.250, SLG: 0.250 92 Jimmy Rollan, R OBP: 0.250, SLG: 0.250 (1, 4) (6, 1) (7, 1) (8, 1) (9, 3)	E1 SF9 1B	K			F8		F8		17 CS 2B		3	1	1	1	0	1	1			
J.D. Drew, L OBP: 0.375, SLG: 0.743 17 Jason Repko, R OBP: 0.387, SLG: 0.463 (1, 9) (4, 9)	SF9		K		K		K		K		1	0	0	1	0	1	0			
12 Jeff Kent, R OBP: 0.250, SLG: 0.371 Sergio Garcia, R OBP: 0.250, SLG: 1.000 (1, 4) (3, PR) (4, 4)	F8		G3-1 5 BB 1B		F7		F9		F9		3	1	1	1	0	0	1			
5 Nomar Garciaparra, R OBP: 0.306, SLG: 0.296 Olimedo Saenz, R OBP: 0.407, SLG: 0.583 Eric Gagne, R OBP: 0.250, SLG: 0.250 Casey Hoorebeke, R OBP: 0.250, SLG: 0.250 (1, 3) (4, 3) (9, 1) (10, 1)	BB 1B		G3-1 1B		L4		F9		F9		2	0	2	0	0	0	0			
Bill Mueller, S OBP: 0.388, SLG: 0.545 88 Chris Truby, R OBP: 0.263, SLG: 0.235 (1, 5) (4, 5)	BB 1B		G3-1		G6-3		WP 1B		P6		1	0	0	0	1	0	2			
Cody Ross, R OBP: 0.381, SLG: 0.757 (1, 7)	G1-3		K		55 2B 1B		P6		P5		4	0	1	0	0	1	6			
Dioner Navarro, S OBP: 0.150, SLG: 0.056 55 Russell Martin, R OBP: 0.429, SLG: 0.444 (1, 2) (6, 2)	G3-1		P6		L7		G3		92 2B BB		2	0	0	0	0	0	0			
Derek Lowe, R OBP: 0.400, SLG: 0.400 Ricky Ledee, L OBP: 0.350, SLG: 0.737 Jeff Duncan, L OBP: 0.250, SLG: 0.250 (1, 1) (4, PH) (5, 8)	1B		L7		G3						1	0	1	0	0	0	0			
Inning Stats	R: 2 E: 1 K: 0 S: 6	H: 3 LOB: 2 BB: 1 P: 10	R: 0 E: 0 K: 1 S: 6	H: 1 LOB: 1 BB: 0 P: 6	R: 0 E: 0 K: 2 S: 8	H: 1 LOB: 3 BB: 1 P: 12	R: 0 E: 0 K: 1 S: 5	H: 0 LOB: 0 BB: 0 P: 5	R: 0 E: 0 K: 1 S: 5	H: 2 LOB: 2 BB: 1 P: 5	R: 0 E: 0 K: 1 S: 6	H: 1 LOB: 1 BB: 0 P: 6	R: 0 E: 0 K: 0 S: 4	H: 1 LOB: 1 BB: 0 P: 5	R: 1 E: 0 K: 1 S: 5	H: 1 LOB: 0 BB: 1 P: 9	R: 1 E: 0 K: 0 S: 1	H: 1 LOB: 0 BB: 0 P: 1	1B: 7 2B: 3 3B: 0 HR: 1	SF: 1 SAC: 0 DP: 0 HBP: 0

BOTTOM

Washington Nationals @ Los Angeles Dodgers
Holman Stadium, Vero Beach, FL
Wed Mar 29 2006, 1:05 PM EST
Att: 3,593 - Sunny - 75 F


livebaseballscores.com


AB 36
R 4
H 11
RBI 4
BB 3
SO 7
LOB 17



WP: 1 PA: 40
PB: 0
SB: 0
CS: 1

PITCHER	IP	WLS	BF	H	R	ER	SO	BB	IBB	HBP	BLK	WP	HR	S	P	ERA	WHIP
Livan Hernandez, R ERA: 1.8	6.0		27	7	2	1	5	2	0	0	0	0	0	35	43	1.50	1.500
Gary Majewski, R ERA: 22.85	1.0	H	4	1	0	0	1	0	0	0	0	0	0	6	6	0.00	1.000
Jon Rauch, R ERA: 5.87	2.0	L	9	3	2	2	1	1	0	0	0	1	1	10	15	9.00	2.000

Batter	1	2	3	4	5	6	7	8	9	AB	R	H	RBI	BB	SO	LOB	TOP											
26 Wilkin Ruan, R OBP: 0.250, SLG: 0.250	G1-3		FC8-4		G6-3			G4-3		4	0	1	0	0	0	2	Los Angeles Dodgers @ Houston Astros Osceola County Stadium, Kissimmee, FL Thu Mar 30 2006, 1:05 PM EST Att: 3,347 - Sunny - 74 F AB 34 R 3 H 10 RBI 3 BB 1 SO 6 LOB 20 											
Bill Mueller, S OBP: 0.373, SLG: 0.522 Travis Denker, R OBP: 0.250, SLG: 0.250	F9		F8			FC6		K		2	0	0	0	0	1													
12 Jeff Kent, R OBP: 0.238, SLG: 0.351 Blake DeWitt, L OBP: 0.333, SLG: 0.333	G6-3			G6-3		FC6		G4-3		2	0	0	0	0	0													
27 Matt Kemp, R OBP: 0.122, SLG: 0.256		E5		K		G6-3		G6-3		4	1	0	0	1	2													
16 Pat Borders, R OBP: 0.321, SLG: 0.444 Eric Langill, R OBP: 0.250, SLG: 0.250		K							BB	3	1	2	2	0	1	1												
68 Jon Weber, L OBP: 0.394, SLG: 0.222 Carlos Alvarez, L				HR						1	0	1	0	0	0	0												
Mark Alexander, R Spike Lundberg, S A.J. Ellis, R										3	0	1	1	0	1	1												
Nick Alvarez, R Craig Brazell, L										0	0	0	0	0	0	0												
Iván De Jesús Jr., R Cole Bruce, R										0	0	0	0	0	0	0												
Eric Hull, R 47 Tim Hamulack, R Brad Cresse, R Danny Muegge, L Xavier Paul, L										0	0	0	0	0	0	0												
Inning Stats	R: 0 E: 0 K: 0 S: 3	H: 0 LOB: 0 BB: 0 P: 3	R: 1 E: 1 K: 1 S: 7	H: 2 LOB: 1 BB: 0 P: 10	R: 0 E: 0 K: 0 S: 3	H: 1 LOB: 0 BB: 0 P: 4	R: 1 E: 0 K: 2 S: 8	H: 1 LOB: 0 BB: 0 P: 8	R: 0 E: 0 K: 1 S: 6	H: 1 LOB: 1 BB: 0 P: 6	R: 1 E: 1 K: 0 S: 5	H: 2 LOB: 1 BB: 0 P: 6	R: 0 E: 0 K: 0 S: 3	H: 1 LOB: 0 BB: 0 P: 3	R: 0 E: 0 K: 1 S: 6	H: 1 LOB: 2 BB: 1 P: 10		1B: 8 2B: 1 3B: 0 HR: 1	SF: 0 SAC: 1 DP: 2 HBP: 0	WP: 0 PB: 1 SB: 0 CS: 1	PA: 36							
PITCHER	IP	WLS	BF	H	R	ER	SO	BB	IBB	HBP	BLK	WP	HR	S	P	ERA		WHIP										
Andy Pettitte, L ERA: 1.93	6.0		24	7	3	1	4	0	0	0	0	0	1	32	37	1.50		1.167										
Russ Springer, R ERA:	1.0		3	1	0	0	0	0	0	0	0	0	0	3	3	0.00		1.000										
45 Mike Gallo, L ERA: 5.14	1.0	W	4	1	0	0	1	0	0	0	0	0	0	6	6	0.00		1.000										
Fernando Nieve, R ERA: 3.5	1.0		5	1	0	0	1	1	0	0	0	0	0	6	10	0.00		2.000										

Batter	1	2	3	4	5	6	7	8	9	AB	R	H	RBI	BB	SO	LOB	BOTTOM											
Craig Biggio, R OBP: 0.346, SLG: 0.429 Mike Lamb, L OBP: 0.288, SLG: 0.489	L5		K	FC6-4				WP		3	0	0	0	0	1	2	Los Angeles Dodgers @ Houston Astros Osceola County Stadium, Kissimmee, FL Thu Mar 30 2006, 1:05 PM EST Att: 3,347 - Sunny - 74 F AB 34 R 11 H 13 RBI 10 BB 9 SO 7 LOB 22 											
Willy Taveras, R OBP: 0.482, SLG: 0.412 Russ Springer, R								SH		3	1	2	0	1	0	1												
45 Mike Gallo, L										0	0	0	0	0	0	0												
51 Wandy Rodriguez, R OBP: 0.500, SLG: 0.500 Fernando Nieve, R										0	1	0	1	0	0	0												
17 Lance Berkman, S OBP: 0.590, SLG: 0.947 Orlando Palmeiro, L OBP: 0.333, SLG: 0.318										2	0	1	1	1	1	1												
Morgan Ensberg, R OBP: 0.344, SLG: 0.245 31 Kevin Orle, R OBP: 0.304, SLG: 0.568										2	0	2	0	1	0	0												
Preston Wilson, R OBP: 0.370, SLG: 0.349 65 Brian Gordon, L OBP: 0.261, SLG: 0.333										2	1	1	1	0	0	0												
16 Jason Lane, R OBP: 0.358, SLG: 0.525 Osvaldo Fernando, R OBP: 1.000, SLG: 1.000										3	0	1	0	0	0	2												
Brad Ausmus, R OBP: 0.425 13 Eric Munson, L OBP: 0.418, SLG: 0.760										2	0	0	0	0	0	1												
28 Adam Everett, R OBP: 0.320, SLG: 0.273 4 Eric Bruntlett, R OBP: 0.279, SLG: 0.315										1	2	1	0	2	0	0												
Andy Pettitte, L Raul Chavez, R OBP: 0.250, SLG: 0.200										2	0	0	0	0	2	3												
Inning Stats	R: 0 E: 0 K: 1 S: 6	H: 2 LOB: 2 BB: 1 P: 10	R: 0 E: 0 K: 1 S: 5	H: 0 LOB: 1 BB: 1 P: 9	R: 1 E: 0 K: 1 S: 6	H: 3 LOB: 1 BB: 0 P: 6	R: 0 E: 0 K: 1 S: 6	H: 1 LOB: 2 BB: 1 P: 10	R: 0 E: 0 K: 1 S: 5	H: 0 LOB: 0 BB: 0 P: 5	R: 1 E: 0 K: 0 S: 10	H: 6 LOB: 3 BB: 3 P: 23	R: 0 E: 0 K: 0 S: 10	H: 0 LOB: 0 BB: 0 P: 5	R: 0 E: 0 K: 0 S: 10	H: 0 LOB: 1 BB: 1 P: 23		1B: 7 2B: 6 3B: 0 HR: 1	SF: 0 SAC: 2 DP: 1 HBP: 0	WP: 1 PB: 0 SB: 0 CS: 0	PA: 45							
PITCHER	IP	WLS	BF	H	R	ER	SO	BB	IBB	HBP	BLK	WP	HR	S	P	ERA		WHIP										
Eric Hull, R ERA: 2.25	3.0		14	5	1	1	3	2	0	0	0	0	0	17	25	3.00		2.333										
47 Tim Hamulack, L ERA: 1.8	1.0		5	1	0	0	1	1	0	0	0	0	0	6	10	0.00		2.000										
Danny Muegge, R ERA: 5.4	1.2		8	0	1	1	2	3	0	0	0	0	0	9	21	5.40		1.800										
Carlos Alvarez, L ERA:	1.1	H	5	1	0	0	1	0	0	0	0	0	0	7	7	0.00	0.750											
Mark Alexander, R ERA: 108.0	0.1	L	5	1	4	4	0	3	0	0	0	0	0	2	14	108.00	12.000											
PITCHER	IP	WLS	BF	H	R	ER	SO	BB	IBB	HBP	BLK	WP	HR	S	P	ERA	WHIP											
Spike Lundberg, R ERA: 67.5	0.2		8	5	5	5	0	0	0	0	0	0	0	8	9	67.50	7.500											

Batter	1	2	3	4	5	6	7	8	9	AB	R	H	RBI	BB	SO	LOB	TOP								
51 Ichiro Suzuki, L (1, 9) OBP: 0.522, SLG: 0.571 Matt Lawton, L (5, 9) OBP: 0.426, SLG: 0.531	1-2 FC4-6 4 1B PB	4-0 BB		1-2 F9			3-1 16 F8 86 WP FC4-2 1B		2-1 16 FC4-6 1B	2 1 1 0 1 0 1 2 0 2 0 0 0 0															
4 Jose Lopez, R (1, 4) OBP: 0.361, SLG: 0.517 16 Willie Bloomquist, R (5, PR) OBP: 0.224, SLG: 0.213	0-1 FC4-6 1B	2-2 G4-3			0-2 1B G5-3 1B		1-2 F8		0-0 FC4-6 1B	3 0 2 0 0 0 2 2 1 0 0 0 0 2															
Raul Ibanez, L (1, 7) OBP: 0.444, SLG: 0.750 86 Jose Morban, S (5, PR) OBP: 0.263, SLG: 0.375	FC4-6 PB 1B			1-1 G4-3			1-2 FC4-2			3 1 1 0 0 0 2 1 0 0 0 0 0 1															
Richie Sexson, R (1, 3) OBP: 0.519, SLG: 0.822 Roberto Petagine, L (5, 3) OBP: 0.490, SLG: 0.674	3-1 1B			0-1 29 BB 1B			3-3 K		1-1 G4-3	3 0 2 1 0 1 2 1 0 0 0 0 0 1															
29 Adrian Beltré, R (1, 5) OBP: 0.300, SLG: 0.423 78 Matt Tuiasosopo, R (5, 5) OBP: 0.176, SLG: 0.235				4-0 G4-6-3 BB 1B			1-2 G5-3		1-2 E3 30 CS 30 S	2 0 0 1 1 1 3 1 0 0 0 0 0 0															
Carl Everett, S (1, 10) OBP: 0.302, SLG: 0.361 Greg Dobbs, L (8, PH) OBP: 0.271, SLG: 0.333	0-1 G4-3			2-2 G4-6-3 1B			2-0 F8		2-0 P6	3 0 0 0 0 0 5 1 0 0 0 0 0 1															
2 Kenji Johjima, R (1, 2) OBP: 0.349, SLG: 0.479 30 René Rivera, R (6, 2) OBP: 0.214, SLG: 0.341				1-1 HR			1-3 K		2-3 K	3 1 1 1 0 1 0 1 0 0 0 0 1 1															
Joe Borchard, S (1, 8) OBP: 0.304, SLG: 0.492 90 Gary Harris, L (6, 8)				0-0 F8			1-3 K		0-2 G5-3	3 0 0 0 0 2 0 1 0 0 0 0 0 0															
7 Yuniesky Betancourt, R (1, 6) OBP: 0.323, SLG: 0.467 85 Asdrúbal Cabrera, S (6, 6) OBP: 0.458, SLG: 0.619				1-0 4 S 51 BB 1B			1-2 51 CS 1B		1-3 K	3 0 2 0 0 0 0 1 0 0 0 0 1 0															
Inning Stats	R: 2 E: 0 K: 1 S: 14	H: 3 LOB: 1 BB: 0 P: 20	R: 0 E: 0 K: 0 S: 8	H: 1 LOB: 2 BB: 1 P: 17	R: 0 E: 0 K: 0 S: 7	H: 1 LOB: 0 BB: 1 P: 14	R: 1 E: 0 K: 1 S: 12	H: 2 LOB: 0 BB: 0 P: 15	R: 1 E: 0 K: 1 S: 19	H: 2 LOB: 0 BB: 0 P: 27	R: 0 E: 0 K: 0 S: 11	H: 0 LOB: 0 BB: 0 P: 13	R: 0 E: 0 K: 0 S: 12	H: 1 LOB: 1 BB: 0 P: 18	R: 0 E: 1 K: 1 S: 9	H: 0 LOB: 0 BB: 0 P: 14	R: 0 E: 0 K: 1 S: 11	H: 1 LOB: 1 BB: 0 P: 14	1B: 10 2B: 0 3B: 0 HR: 1	SF: 0 SAC: 0 DP: 1 HBP: 0	WP: 1 PB: 1 SB: 0 CS: 4	PA: 38			
PITCHER	IP WLS BF H R ER SO BB IBB HBP BLK WP HR S P ERA WHIP	IP WLS BF H R ER SO BB IBB HBP BLK WP HR S P ERA WHIP	IP WLS BF H R ER SO BB IBB HBP BLK WP HR S P ERA WHIP	IP WLS BF H R ER SO BB IBB HBP BLK WP HR S P ERA WHIP	IP WLS BF H R ER SO BB IBB HBP BLK WP HR S P ERA WHIP	IP WLS BF H R ER SO BB IBB HBP BLK WP HR S P ERA WHIP	IP WLS BF H R ER SO BB IBB HBP BLK WP HR S P ERA WHIP	IP WLS BF H R ER SO BB IBB HBP BLK WP HR S P ERA WHIP	IP WLS BF H R ER SO BB IBB HBP BLK WP HR S P ERA WHIP	IP WLS BF H R ER SO BB IBB HBP BLK WP HR S P ERA WHIP	IP WLS BF H R ER SO BB IBB HBP BLK WP HR S P ERA WHIP	IP WLS BF H R ER SO BB IBB HBP BLK WP HR S P ERA WHIP	IP WLS BF H R ER SO BB IBB HBP BLK WP HR S P ERA WHIP	IP WLS BF H R ER SO BB IBB HBP BLK WP HR S P ERA WHIP	IP WLS BF H R ER SO BB IBB HBP BLK WP HR S P ERA WHIP	IP WLS BF H R ER SO BB IBB HBP BLK WP HR S P ERA WHIP	IP WLS BF H R ER SO BB IBB HBP BLK WP HR S P ERA WHIP	IP WLS BF H R ER SO BB IBB HBP BLK WP HR S P ERA WHIP	IP WLS BF H R ER SO BB IBB HBP BLK WP HR S P ERA WHIP	IP WLS BF H R ER SO BB IBB HBP BLK WP HR S P ERA WHIP	IP WLS BF H R ER SO BB IBB HBP BLK WP HR S P ERA WHIP	IP WLS BF H R ER SO BB IBB HBP BLK WP HR S P ERA WHIP	IP WLS BF H R ER SO BB IBB HBP BLK WP HR S P ERA WHIP	IP WLS BF H R ER SO BB IBB HBP BLK WP HR S P ERA WHIP	IP WLS BF H R ER SO BB IBB HBP BLK WP HR S P ERA WHIP

Seattle Mariners @ Los Angeles Dodgers
Cashman Field, Las Vegas, NV
Thu Mar 30 2006, 10:05 PM EST
Att: 10,271 - Partly Cloudy - 64 F

AB 36
R 4
H 11
RBI 3
BB 2
SO 7
LOB 21



Batter	1	2	3	4	5	6	7	8	9	AB	R	H	RBI	BB	SO	LOB	BOTTOM								
Jeff Duncan, L (1, 8) OBP: 0.286, SLG: 0.333	2-3 K	2-1 G6-3			0-0 FC4-6 2B		1-1 2B			4 1 1 0 0 1 2															
Sandy Alomar Jr., R (1, 2) OBP: 0.307, SLG: 0.679 55 Russell Martin, R (5, PR) OBP: 0.419, SLG: 0.432	1-1 1B			0-0 G3-6-1 1B			3-0 1B 2B		3-3 K	3 0 3 1 0 0 0 1 0 0 0 0 1 1															
J.D. Drew, L (1, 9) OBP: 0.349, SLG: 0.684 Cody Ross, R (6, 9) OBP: 0.372, SLG: 0.737	0-3 K			0-0 G3-6-1 1B			0-0 F8		3-3 K	3 0 0 0 0 1 3 1 0 0 0 0 1 0															
Ricky Ledee, L (1, 10) OBP: 0.318, SLG: 0.667 Omedo Saenz, R (6, PH) OBP: 0.414, SLG: 0.560	1-3 K			0-0 F8			4-2 5 G6-4-3 BB		1-3 K	2 0 0 0 0 1 1 1 0 0 0 1 1 0															
5 Nomar Garciaparra, R (1, 3) OBP: 0.288, SLG: 0.273 92 Jimmy Rohan, R (7, 3) OBP: 0.500, SLG: 0.956				0-1 F8			1-2 G6-4-3		1-1 G1-6-3	3 0 0 0 0 0 1 1 0 0 0 0 0 0															
88 Chris Truby, R (1, 5) OBP: 0.304, SLG: 0.250				4-2 17 3B BB			1-0 1B		2-2 G6-3	3 1 1 0 1 1 0															
17 Jason Repko, R (1, 7) OBP: 0.359, SLG: 0.483				0-0 13 1B 3B			2-3 K		1-2 P6	4 1 1 1 0 1 1															
13 Oscar Robles, L (1, 4) OBP: 0.333, SLG: 0.280				1-1 1B			4-1 FC4-6 BB		0-3 K	3 0 1 1 1 1 0															
18 Ramon Martinez, R (1, 6) OBP: 0.370, SLG: 0.469				0-1 F8			0-3 K		2-2 G6-3	3 0 0 0 0 1 2															
Inning Stats	R: 0 E: 0 K: 3 S: 11	H: 1 LOB: 1 BB: 0 P: 15	R: 2 E: 0 K: 0 S: 12	H: 2 LOB: 1 BB: 1 P: 19	R: 0 E: 0 K: 0 S: 3	H: 1 LOB: 0 BB: 0 P: 3	R: 0 E: 0 K: 2 S: 8	H: 0 LOB: 0 BB: 0 P: 11	R: 1 E: 0 K: 1 S: 7	H: 1 LOB: 1 BB: 1 P: 14	R: 0 E: 0 K: 0 S: 10	H: 1 LOB: 1 BB: 1 P: 17	R: 0 E: 0 K: 2 S: 11	H: 1 LOB: 1 BB: 0 P: 17	R: 0 E: 0 K: 2 S: 8	H: 0 LOB: 0 BB: 0 P: 13	R: 0 E: 0 K: 0 S: 10	H: 0 LOB: 0 BB: 0 P: 15	1B: 4 2B: 2 3B: 1 HR: 0	SF: 0 SAC: 0 DP: 2 HBP: 0	WP: 0 PB: 0 SB: 0 CS: 0	PA: 35			
PITCHER	IP WLS BF H R ER SO BB IBB HBP BLK WP HR S P ERA WHIP	IP WLS BF H R ER SO BB IBB HBP BLK WP HR S P ERA WHIP	IP WLS BF H R ER SO BB IBB HBP BLK WP HR S P ERA WHIP	IP WLS BF H R ER SO BB IBB HBP BLK WP HR S P ERA WHIP	IP WLS BF H R ER SO BB IBB HBP BLK WP HR S P ERA WHIP	IP WLS BF H R ER SO BB IBB HBP BLK WP HR S P ERA WHIP	IP WLS BF H R ER SO BB IBB HBP BLK WP HR S P ERA WHIP	IP WLS BF H R ER SO BB IBB HBP BLK WP HR S P ERA WHIP	IP WLS BF H R ER SO BB IBB HBP BLK WP HR S P ERA WHIP	IP WLS BF H R ER SO BB IBB HBP BLK WP HR S P ERA WHIP	IP WLS BF H R ER SO BB IBB HBP BLK WP HR S P ERA WHIP	IP WLS BF H R ER SO BB IBB HBP BLK WP HR S P ERA WHIP	IP WLS BF H R ER SO BB IBB HBP BLK WP HR S P ERA WHIP	IP WLS BF H R ER SO BB IBB HBP BLK WP HR S P ERA WHIP	IP WLS BF H R ER SO BB IBB HBP BLK WP HR S P ERA WHIP	IP WLS BF H R ER SO BB IBB HBP BLK WP HR S P ERA WHIP	IP WLS BF H R ER SO BB IBB HBP BLK WP HR S P ERA WHIP	IP WLS BF H R ER SO BB IBB HBP BLK WP HR S P ERA WHIP	IP WLS BF H R ER SO BB IBB HBP BLK WP HR S P ERA WHIP	IP WLS BF H R ER SO BB IBB HBP BLK WP HR S P ERA WHIP	IP WLS BF H R ER SO BB IBB HBP BLK WP HR S P ERA WHIP	IP WLS BF H R ER SO BB IBB HBP BLK WP HR S P ERA WHIP	IP WLS BF H R ER SO BB IBB HBP BLK WP HR S P ERA WHIP	IP WLS BF H R ER SO BB IBB HBP BLK WP HR S P ERA WHIP	IP WLS BF H R ER SO BB IBB HBP BLK WP HR S P ERA WHIP

Seattle Mariners @ Los Angeles Dodgers
Cashman Field, Las Vegas, NV
Thu Mar 30 2006, 10:05 PM EST
Att: 10,271 - Partly Cloudy - 64 F

AB 32
R 3
H 7
RBI 3
BB 3
SO 10
LOB 11



Batter	1	2	3	4	5	6	7	8	9	10	AB	R	H	RBI	BB	SO	LOB	TOP					
17 Jason Repko, R OBP: 0.361, SLG: 0.500	(1, 9) 2-3 K		(1, 2) 0-2 L5			(1, 2) 0-1 2B		(1, 2) 0-0 G4-3			4	0	1	0	0	1	0						
55 Russell Martin, R OBP: 0.404, SLG: 0.415	(1, 2) 1-2		(1, 2) 3-3 K			(1, 2) 1-2 G6-3		(1, 2) 1-1 G4-3		3	0	1	0	0	0	1	1						
70 Edwin Bellorn, R OBP: 0.500, SLG: 0.500	(8, 2) 2B 12 FC5-2 1B		(8, 2) 3-2 G4-3			(8, 2) 0-2 P4		(8, 2) 0-3 K		3	0	1	0	0	0	0	1						
José Cruz Jr., S OBP: 0.407, SLG: 0.455	(1, 7) 0-0		(1, 7) 3-2 G4-3			(1, 7) 0-1 F8		(1, 7) 0-3 K		3	0	1	0	0	0	0	1						
Jeff Duncan, R OBP: 0.222, SLG: 0.250	(6, 8) 1-3 12 FC5-2 2B		(6, 8) 0-0			(6, 8) 0-1 F7		(6, 8) 1-0 F8		4	0	0	0	0	0	1	2						
12 Jeff Kent, R OBP: 0.229, SLG: 0.349	(1, 4) 1-1		(1, 4) 0-0			(1, 4) 0-0		(1, 4) 0-0															
Sergio Garcia, R OBP: 0.200, SLG: 0.800	(6, 4) 2-3 3-H G4-3		(6, 4) 1-3 K			(6, 4) 0-0		(6, 4) 0-0															
Olmedo Saenz, R OBP: 0.382, SLG: 0.500	(1, 3) 2-3 3-H G4-3		(1, 3) 0-0			(1, 3) 0-0		(1, 3) 0-0															
Sandy Alomar Jr., R OBP: 0.333, SLG: 0.633	(1, 10) 2-0		(1, 10) 0-0			(1, 10) 0-0		(1, 10) 0-0															
Dioner Navarro, S OBP: 0.115, SLG: 0.042	(4, PH) 1-2		(4, PH) 0-0			(4, PH) 0-0		(4, PH) 0-0															
Cody Ross, R OBP: 0.383, SLG: 0.707	(1, 8) 1-2		(1, 8) 4-2			(1, 8) 18 CS BB		(1, 8) 2-1 P6															
18 Ramon Martinez, R OBP: 0.355, SLG: 0.439	(1, 5) 0-0		(1, 5) 1-1			(1, 5) 1 SAFE G6-3		(1, 5) 0-0															
13 Oscar Robles, L OBP: 0.317, SLG: 0.284	(1, 6) 2-1		(1, 6) 3-1			(1, 6) F9		(1, 6) 0-2															
92 Jimmy Rohan, R OBP: 0.455, SLG: 0.500	(7, 6) 0-0		(7, 6) 0-0			(7, 6) 0-0		(7, 6) 0-2															
Inning Stats	R: 0 E: 0 K: 1 S: 10	H: 2 LOB: 2 BB: 0 P: 14	R: 0 E: 0 K: 0 S: 7	H: 1 LOB: 1 BB: 0 P: 12	R: 0 E: 0 K: 1 S: 10	H: 0 LOB: 0 BB: 0 P: 16	R: 0 E: 0 K: 2 S: 7	H: 0 LOB: 0 BB: 0 P: 8	R: 0 E: 0 K: 0 S: 7	H: 1 LOB: 1 BB: 0 P: 14	R: 0 E: 0 K: 0 S: 11	H: 0 LOB: 0 BB: 0 P: 11	R: 0 E: 0 K: 0 S: 6	H: 0 LOB: 0 BB: 0 P: 6	R: 0 E: 0 K: 2 S: 9	H: 0 LOB: 0 BB: 0 P: 10	R: 0 E: 0 K: 1 S: 7	H: 1 LOB: 1 BB: 0 P: 10	1B: 3 2B: 2 3B: 0 HR: 0	SF: 0 SAC: 0 DP: 0 HBP: 0	WP: 1 PB: 0 SB: 0 CS: 1	PA: 35	
PITCHER	IP WLS BF H R ER SO BB IBB HBP BLK WP HR S P ERA WHIP	IP WLS BF H R ER SO BB IBB HBP BLK WP HR S P ERA WHIP	IP WLS BF H R ER SO BB IBB HBP BLK WP HR S P ERA WHIP	IP WLS BF H R ER SO BB IBB HBP BLK WP HR S P ERA WHIP	IP WLS BF H R ER SO BB IBB HBP BLK WP HR S P ERA WHIP	IP WLS BF H R ER SO BB IBB HBP BLK WP HR S P ERA WHIP	IP WLS BF H R ER SO BB IBB HBP BLK WP HR S P ERA WHIP	IP WLS BF H R ER SO BB IBB HBP BLK WP HR S P ERA WHIP	IP WLS BF H R ER SO BB IBB HBP BLK WP HR S P ERA WHIP	IP WLS BF H R ER SO BB IBB HBP BLK WP HR S P ERA WHIP	IP WLS BF H R ER SO BB IBB HBP BLK WP HR S P ERA WHIP	IP WLS BF H R ER SO BB IBB HBP BLK WP HR S P ERA WHIP	IP WLS BF H R ER SO BB IBB HBP BLK WP HR S P ERA WHIP	IP WLS BF H R ER SO BB IBB HBP BLK WP HR S P ERA WHIP	IP WLS BF H R ER SO BB IBB HBP BLK WP HR S P ERA WHIP	IP WLS BF H R ER SO BB IBB HBP BLK WP HR S P ERA WHIP	IP WLS BF H R ER SO BB IBB HBP BLK WP HR S P ERA WHIP	IP WLS BF H R ER SO BB IBB HBP BLK WP HR S P ERA WHIP	IP WLS BF H R ER SO BB IBB HBP BLK WP HR S P ERA WHIP	IP WLS BF H R ER SO BB IBB HBP BLK WP HR S P ERA WHIP	IP WLS BF H R ER SO BB IBB HBP BLK WP HR S P ERA WHIP	IP WLS BF H R ER SO BB IBB HBP BLK WP HR S P ERA WHIP	IP WLS BF H R ER SO BB IBB HBP BLK WP HR S P ERA WHIP

Los Angeles Dodgers @ Los Angeles Angels
 Angel Stadium of Anaheim, Anaheim, CA
 Sat. Apr. 01 2006, 7:05 PM PST
 Alt. 43,381 - Partly Cloudy - 57 F

livebaseballscorecards.com

AB 34
R 0
H 5
RBI 0
BB 1
SO 7
LOB 10




Batter	1	2	3	4	5	6	7	8	9	10	AB	R	H	RBI	BB	SO	LOB	BOTTOM					
9 Chone Figgins, S OBP: 0.424, SLG: 0.569	(1, 5) 1-0 1B S HBP		(1, 5) 0-0			(1, 5) 1-3		(1, 5) 0-3		(1, 5) 0-0	1	0	0	0	0	0	0						
8 Dallas McPherson, L OBP: 0.250, SLG: 0.318	(4, 5) 0-1		(4, 5) 1-2			(4, 5) 0-0		(4, 5) 1-3		(4, 5) 1-2	3	0	1	0	0	0	1						
Orlando Cabrera, R OBP: 0.385, SLG: 0.517	(1, 6) 0-1		(1, 6) 1-2			(1, 6) 0-0		(1, 6) 1-3		(1, 6) 1-2	3	0	1	0	0	0	1						
6 Maicer Izturis, S OBP: 0.273, SLG: 0.283	(6, 6) 1-3 16 BB 1B		(6, 6) 0-0			(6, 6) 0-0		(6, 6) 1-3		(6, 6) 1-2	2	0	1	0	0	1	0						
27 Vladimir Guerrero, R OBP: 0.490, SLG: 0.781	(1, 9) 0-3		(1, 9) 0-1			(1, 9) 0-3		(1, 9) 1-0		(1, 9) 1-3	3	0	0	0	0	2	2						
Nick Gorneault, R OBP: 0.250, SLG: 0.389	(7, 9) 0-0		(7, 9) 0-0			(7, 9) 0-0		(7, 9) 1-0		(7, 9) 1-3	2	0	0	0	0	1	1						
16 Garret Anderson, L OBP: 0.348, SLG: 0.782	(1, 7) 4-1		(1, 7) 2-2			(1, 7) 1-3		(1, 7) 1-3		(1, 7) 2-3	2	0	1	0	1	1	0						
19 Curtis Pride, L OBP: 0.286, SLG: 0.316	(7, 7) 0-0		(7, 7) 0-0			(7, 7) 0-0		(7, 7) 1-3		(7, 7) 1-1	1	0	0	0	0	1	0						
Edgardo Alfonzo, R OBP: 0.214, SLG: 0.231	(10, PH) 1-2 20 G4-6-3 BB		(10, PH) 0-0			(10, PH) 0-0		(10, PH) 1-0		(10, PH) 1-1	1	0	0	0	0	0	1						
20 Juan Rivera, R OBP: 0.314, SLG: 0.606	(1, 10) 1-1		(1, 10) 1-2			(1, 10) 1-2		(1, 10) 1-2		(1, 10) 1-1	3	0	0	0	0	0	4						
Tim Salmon, R OBP: 0.393, SLG: 0.623	(9, PH) 1-2 G4-6-3		(9, PH) 0-0			(9, PH) 0-0		(9, PH) 1-2		(9, PH) 1-2	1	0	0	0	0	0	0						
Darin Erstad, L OBP: 0.442, SLG: 0.419	(1, 8) 4-0		(1, 8) 4-1			(1, 8) 4-1		(1, 8) 1-2		(1, 8) 1-2	1	0	0	0	2	0	0						
Kendrys Morales, S OBP: 0.354, SLG: 0.619	(8, 3) 5 1B BB		(8, 3) 0-0			(8, 3) 0-0		(8, 3) 1-2		(8, 3) 47 1B BB	1	0	1	0	0	0	0						
Casey Kotchman, L OBP: 0.448, SLG: 0.691	(1, 3) 1-3		(1, 3) 1-3			(1, 3) 1-3		(1, 3) 1-1		(1, 3) 2-2	3	0	0	0	0	2	2						
47 Howie Kendrick, R OBP: 0.282, SLG: 0.388	(8, 4) 1-2		(8, 4) 0-0			(8, 4) 0-0		(8, 4) 1-2		(8, 4) 1-2	1	0	1	0	0	0	0						
5 Jeff Mathis, R OBP: 0.405, SLG: 0.556	(1, 2) 0-1		(1, 2) 0-1			(1, 2) 0-1		(1, 2) 1-2		(1, 2) 4-1	3	0	2	0	0	0	0						
Mike Napoli, R OBP: 0.424, SLG: 0.690	(8, 2) 1-2		(8, 2) 1-2			(8, 2) 1-2		(8, 2) 1-2		(8, 2) 2-3	0	0	0	0	1	0	0						
Adam Kennedy, L OBP: 0.333, SLG: 0.473	(1, 4) 2-2		(1, 4) 2-2			(1, 4) 2-2		(1, 4) 1-1		(1, 4) 1-1	3	0	1	0	0	0	3						
58 Brian Specht, S OBP: 0.286, SLG: 0.360	(8, 8) 1-2		(8, 8) 1-2			(8, 8) 1-2		(8, 8) 1-2		(8, 8) 1-1	1	0	0	0	0	0	3						
Inning Stats	R: 0 E: 0 K: 1 S: 8	H: 1 LOB: 2 BB: 1 P: 14	R: 0 E: 0 K: 1 S: 9	H: 1 LOB: 1 BB: 1 P: 16	R: 0 E: 0 K: 1 S: 12	H: 1 LOB: 1 BB: 1 P: 20	R: 0 E: 0 K: 1 S: 10	H: 0 LOB: 0 BB: 0 P: 11	R: 0 E: 0 K: 2 S: 9	H: 1 LOB: 1 BB: 0 P: 15	R: 0 E: 0 K: 2 S: 7	H: 0 LOB: 0 BB: 0 P: 9	R: 0 E: 0 K: 1 S: 16	H: 2 LOB: 3 BB: 1 P: 27	R: 0 E: 0 K: 1 S: 12	H: 1 LOB: 1 BB: 0 P: 15	1B: 6 2B: 2 3B: 0 HR: 0	SF: 0 SAC: 0 DP: 3 HBP: 1	WP: 0 PB: 0 SB: 1 CS: 0	PA: 40			
PITCHER	IP WLS BF H R ER SO BB IBB HBP BLK WP HR S P ERA WHIP	IP WLS BF H R ER SO BB IBB HBP BLK WP HR S P ERA WHIP	IP WLS BF H R ER SO BB IBB HBP BLK WP HR S P ERA WHIP	IP WLS BF H R ER SO BB IBB HBP BLK WP HR S P ERA WHIP	IP WLS BF H R ER SO BB IBB HBP BLK WP HR S P ERA WHIP	IP WLS BF H R ER SO BB IBB HBP BLK WP HR S P ERA WHIP	IP WLS BF H R ER SO BB IBB HBP BLK WP HR S P ERA WHIP	IP WLS BF H R ER SO BB IBB HBP BLK WP HR S P ERA WHIP	IP WLS BF H R ER SO BB IBB HBP BLK WP HR S P ERA WHIP	IP WLS BF H R ER SO BB IBB HBP BLK WP HR S P ERA WHIP	IP WLS BF H R ER SO BB IBB HBP BLK WP HR S P ERA WHIP	IP WLS BF H R ER SO BB IBB HBP BLK WP HR S P ERA WHIP	IP WLS BF H R ER SO BB IBB HBP BLK WP HR S P ERA WHIP	IP WLS BF H R ER SO BB IBB HBP BLK WP HR S P ERA WHIP	IP WLS BF H R ER SO BB IBB HBP BLK WP HR S P ERA WHIP	IP WLS BF H R ER SO BB IBB HBP BLK WP HR S P ERA WHIP	IP WLS BF H R ER SO BB IBB HBP BLK WP HR S P ERA WHIP	IP WLS BF H R ER SO BB IBB HBP BLK WP HR S P ERA WHIP	IP WLS BF H R ER SO BB IBB HBP BLK WP HR S P ERA WHIP	IP WLS BF H R ER SO BB IBB HBP BLK WP HR S P ERA WHIP	IP WLS BF H R ER SO BB IBB HBP BLK WP HR S P ERA WHIP	IP WLS BF H R ER SO BB IBB HBP BLK WP HR S P ERA WHIP	IP WLS BF H R ER SO BB IBB HBP BLK WP HR S P ERA WHIP

Los Angeles Dodgers @ Los Angeles Angels
 Angel Stadium of Anaheim, Anaheim, CA
 Sat. Apr. 01 2006, 7:05 PM PST
 Alt. 43,381 - Partly Cloudy - 57 F

livebaseballscorecards.com

AB 35
R 0
H 8
RBI 0
BB 4
SO 10
LOB 18



Batter	1	2	3	4	5	6	7	8	9	AB	R	H	RBI	BB	SO	LOB	TOP				
15 Rafael Furcal, S OBP: 0.433, SLG: 0.500 18 Ramon Martinez, R OBP: 0.344, SLG: 0.424	F8	G6-3		F8			F7		K	3	0	0	0	0	0	2	Los Angeles Dodgers @ Los Angeles Angels Angel Stadium of Anaheim, Anaheim, CA Sun Apr 02 2006, 12:05 PM PDT Att: 43,267 - Sunny - 61 F livebaseballscorecards.com				
José Cruz Jr., S OBP: 0.433, SLG: 0.435 Jeff Duncan, L OBP: 0.200, SLG: 0.222	BB		BB 92 FC6-4 BB	K			F7			1	1	0	0	2	1	0					
Ricky Ledee, L OBP: 0.310, SLG: 0.571	F7		BB 92 FC6-4 1B				P5		K	4	0	1	0	0	1	1					
Olmedo Saenz, R OBP: 0.368, SLG: 0.455	F8		BB 92 FC6-4 BB				K		L4	3	0	0	0	1	1	1					
5 Nomar Garciaparra, R OBP: 0.292, SLG: 0.295 88 Chris Truby, R OBP: 0.350, SLG: 0.318		K	K				K			2	0	0	0	0	2	3					
Bill Mueller, S OBP: 0.411, SLG: 0.560 92 Jimmy Rohan, R OBP: 0.429, SLG: 0.417		1B G4-3 HBP	FC6-4 HBP				L6			0	1	0	0	0	0	0					
Cody Ross, R OBP: 0.392, SLG: 0.682		1B G4-3	HBP				G6-3		FC6-4	3	0	1	0	0	0	2					
Dioner Navarro, S OBP: 0.103, SLG: 0.037 70 Edwin Bellorin, R OBP: 0.429, SLG: 0.429		G4-3	G4-3				P5			3	0	0	1	0	0	4					
Sergio Garcia, R OBP: 0.222, SLG: 0.500		BB					P5		G6-3	3	0	0	0	1	0	0					
Inning Stats	R: 0 E: 0 K: 0 S: 6	H: 0 LOB: 1 BB: 1 P: 13	R: 1 E: 0 K: 1 S: 11	H: 1 LOB: 2 BB: 1 P: 20	R: 1 E: 0 K: 1 S: 16	H: 1 LOB: 0 BB: 2 P: 30	R: 0 E: 0 K: 1 S: 8	H: 0 LOB: 0 BB: 0 P: 12	R: 0 E: 0 K: 2 S: 8	H: 0 LOB: 0 BB: 0 P: 11	R: 0 E: 0 K: 0 S: 4	H: 0 LOB: 0 BB: 0 P: 8	R: 0 E: 0 K: 1 S: 11	H: 1 LOB: 2 BB: 0 P: 17	R: 0 E: 0 K: 1 S: 6	H: 0 LOB: 0 BB: 0 P: 8		1B: 2 2B: 1 3B: 0 HR: 0	SF: 0 SAC: 0 DP: 0 HBP: 3	WP: 0 PB: 0 SB: 0 CS: 0	PA: 37
PITCHER	IP WLS BF H R ER SO BB IBB HBP BLK WP HR S P ERA WHIP	IP WLS BF H R ER SO BB IBB HBP BLK WP HR S P ERA WHIP	IP WLS BF H R ER SO BB IBB HBP BLK WP HR S P ERA WHIP	IP WLS BF H R ER SO BB IBB HBP BLK WP HR S P ERA WHIP	IP WLS BF H R ER SO BB IBB HBP BLK WP HR S P ERA WHIP	IP WLS BF H R ER SO BB IBB HBP BLK WP HR S P ERA WHIP	IP WLS BF H R ER SO BB IBB HBP BLK WP HR S P ERA WHIP	IP WLS BF H R ER SO BB IBB HBP BLK WP HR S P ERA WHIP	IP WLS BF H R ER SO BB IBB HBP BLK WP HR S P ERA WHIP	IP WLS BF H R ER SO BB IBB HBP BLK WP HR S P ERA WHIP	IP WLS BF H R ER SO BB IBB HBP BLK WP HR S P ERA WHIP	IP WLS BF H R ER SO BB IBB HBP BLK WP HR S P ERA WHIP	IP WLS BF H R ER SO BB IBB HBP BLK WP HR S P ERA WHIP	IP WLS BF H R ER SO BB IBB HBP BLK WP HR S P ERA WHIP	IP WLS BF H R ER SO BB IBB HBP BLK WP HR S P ERA WHIP	IP WLS BF H R ER SO BB IBB HBP BLK WP HR S P ERA WHIP	IP WLS BF H R ER SO BB IBB HBP BLK WP HR S P ERA WHIP	IP WLS BF H R ER SO BB IBB HBP BLK WP HR S P ERA WHIP	IP WLS BF H R ER SO BB IBB HBP BLK WP HR S P ERA WHIP	IP WLS BF H R ER SO BB IBB HBP BLK WP HR S P ERA WHIP	IP WLS BF H R ER SO BB IBB HBP BLK WP HR S P ERA WHIP

Batter	1	2	3	4	5	6	7	8	9	AB	R	H	RBI	BB	SO	LOB	BOTTOM				
Edgardo Alfonzo, R OBP: 0.188, SLG: 0.200 Stantrel Smith, R	G6-3	P2			L9		G4-3			4	0	0	0	0	0	0	Los Angeles Dodgers @ Los Angeles Angels Angel Stadium of Anaheim, Anaheim, CA Sun Apr 02 2006, 12:05 PM PDT Att: 43,267 - Sunny - 61 F livebaseballscorecards.com				
6 Maicer Izturis, S OBP: 0.288, SLG: 0.286 Adam Pavkovich, R	BB 20 HR		F8		BB 1B BB		G4-3			3	2	1	0	1	0	0					
Tim Salmon, R OBP: 0.385, SLG: 0.589	K		K		1B BB		F8			3	0	0	0	1	2	1					
Casey Kotchman, L OBP: 0.450, SLG: 0.702 Mike Eylvard, R OBP: 0.500, SLG: 0.500	E4 20 HR		2B		1B		G5-3			2	1	1	0	0	0	1					
20 Juan Rivera, R OBP: 0.324, SLG: 0.686 Cody Fuller, R	HR		F8		K				39 1B BB	2	1	1	3	0	0	1					
39 Robb Quinlan, R OBP: 0.308, SLG: 0.320 Matt Pali, L	2B		G6-3		1B		G4-3		51 G4-3 1B	4	0	3	0	0	0	0					
José Molina, R OBP: 0.372, SLG: 0.512 51 Ryan Budde, R OBP: 0.500, SLG: 0.167	P4		K		G4-6-3		G5-4-3		51 G5-4-3 1B	2	0	0	0	0	1	1					
19 Curtis Pride, L OBP: 0.289, SLG: 0.317	F7		F7		K		1B			3	0	1	0	0	0	0					
3 Brandon Wood, R OBP: 0.286, SLG: 0.500	P5				K		K2-3			3	0	0	0	0	2	1					
Inning Stats	R: 3 E: 1 K: 1 S: 19	H: 3 LOB: 1 BB: 0 P: 32	R: 0 E: 0 K: 0 S: 5	H: 0 LOB: 0 BB: 0 P: 7	R: 0 E: 0 K: 1 S: 12	H: 1 LOB: 1 BB: 0 P: 17	R: 0 E: 0 K: 1 S: 10	H: 0 LOB: 0 BB: 0 P: 14	R: 1 E: 0 K: 2 S: 13	H: 1 LOB: 2 BB: 2 P: 26	R: 0 E: 0 K: 1 S: 13	H: 2 LOB: 1 BB: 0 P: 21	R: 0 E: 0 K: 0 S: 7	H: 0 LOB: 0 BB: 0 P: 10	R: 0 E: 0 K: 0 S: 11	H: 1 LOB: 2 BB: 1 P: 19		1B: 5 2B: 2 3B: 0 HR: 1	SF: 0 SAC: 0 DP: 2 HBP: 0	WP: 0 PB: 0 SB: 0 CS: 0	PA: 34
PITCHER	IP WLS BF H R ER SO BB IBB HBP BLK WP HR S P ERA WHIP	IP WLS BF H R ER SO BB IBB HBP BLK WP HR S P ERA WHIP	IP WLS BF H R ER SO BB IBB HBP BLK WP HR S P ERA WHIP	IP WLS BF H R ER SO BB IBB HBP BLK WP HR S P ERA WHIP	IP WLS BF H R ER SO BB IBB HBP BLK WP HR S P ERA WHIP	IP WLS BF H R ER SO BB IBB HBP BLK WP HR S P ERA WHIP	IP WLS BF H R ER SO BB IBB HBP BLK WP HR S P ERA WHIP	IP WLS BF H R ER SO BB IBB HBP BLK WP HR S P ERA WHIP	IP WLS BF H R ER SO BB IBB HBP BLK WP HR S P ERA WHIP	IP WLS BF H R ER SO BB IBB HBP BLK WP HR S P ERA WHIP	IP WLS BF H R ER SO BB IBB HBP BLK WP HR S P ERA WHIP	IP WLS BF H R ER SO BB IBB HBP BLK WP HR S P ERA WHIP	IP WLS BF H R ER SO BB IBB HBP BLK WP HR S P ERA WHIP	IP WLS BF H R ER SO BB IBB HBP BLK WP HR S P ERA WHIP	IP WLS BF H R ER SO BB IBB HBP BLK WP HR S P ERA WHIP	IP WLS BF H R ER SO BB IBB HBP BLK WP HR S P ERA WHIP	IP WLS BF H R ER SO BB IBB HBP BLK WP HR S P ERA WHIP	IP WLS BF H R ER SO BB IBB HBP BLK WP HR S P ERA WHIP	IP WLS BF H R ER SO BB IBB HBP BLK WP HR S P ERA WHIP	IP WLS BF H R ER SO BB IBB HBP BLK WP HR S P ERA WHIP	IP WLS BF H R ER SO BB IBB HBP BLK WP HR S P ERA WHIP



Batter	1	2	3	4	5	6	7	8	9	AB	R	H	RBI	BB	SO	LOB	TOP					
Marcus Giles, R OBP: 0.750, SLG: 0.667	1-1 10 E 1B	0-2 1B			0-0 SH1-4 1-2	4-2 11 2B BB		0-1 G5-4-3 1-2		3	2	2	0	1	0	1	Atlanta Braves @ Los Angeles Dodgers Dodger Stadium, Los Angeles, CA Mon Apr 03 2006, 1:10 PM PDT Att: 56,000 - Cloudy - 64 F					
11 Edgar Renteria, R OBP: 0.400, SLG: 0.600	1-1 L5	0-3 K			1-2 10 1B HR	2-0 1-1 2H 2B		2-1 G5-3		5	1	2	2	0	1	2						
10 Chipper Jones, S OBP: 0.600, SLG: 0.333	0-0 1B HR		4-1 G6-4-3 BB		0-0 HR	4-2 BB		0-0 P5		3	2	1	1	2	0	1						
Andruw Jones, R OBP: 0.600, SLG: 1.250	1-1 HR		0-2 F7		0-0 3H HR	2-3 K		4-2 BB		4	2	2	4	1	1	3						
Adam LaRoche, L OBP: 0.200, SLG: 0.800	1-2 HR		2-1 G6-4-3		0-2 G6-3		1-3 K	1-0 F8		5	1	1	3	0	1	2						
7 Jeff Francoeur, R	2-3 K		0-0 G4-3		0-1 G5-3		0-2 F9	0-1 L5		5	0	0	0	0	1	1						
16 Brian McCann, L OBP: 0.250, SLG: 0.250	1-0 G3-1		1-0 G3-6-3 1B		3-2 P2	3-2 P3				4	0	1	0	0	0	0						
Ryan Langerhans, L OBP: 0.250, SLG: 1.000		0-0 G3	2-1 G3-6-3		0-1 G4-3		0-0 HR			4	1	1	1	0	0	1						
15 Tim Lincecum, R 40 Lance Cormier, R Brian Jordan, R Mike Remlinger, L Oscar Villarreal, R 44 Eric Gagne, L 48 Brian Boyer, R John Thomson, R Dane Reynolds, R		3-2 G5-3		0-0 11 1B 10 1B SH1-4 1B	4-2 11 2B BB		0-0 G5-4-3 1B			2	1	1	0	0	0	0						
Inning Stats	R: 4 E: 1 K: 1 S: 14	H: 3 LOB: 0 BB: 0 P: 20	R: 0 E: 0 K: 1 S: 11	H: 1 LOB: 1 BB: 0 P: 14	R: 0 E: 0 K: 0 S: 7	H: 0 LOB: 0 BB: 1 P: 13	R: 0 E: 0 K: 0 S: 4	H: 1 LOB: 0 BB: 0 P: 7	R: 4 E: 0 K: 1 S: 14	H: 4 LOB: 0 BB: 0 P: 15	R: 2 E: 0 K: 1 S: 19	H: 1 LOB: 2 BB: 3 P: 38	R: 0 E: 0 K: 1 S: 11	H: 0 LOB: 0 BB: 0 P: 15	R: 1 E: 0 K: 0 S: 6	H: 2 LOB: 0 BB: 0 P: 8		R: 0 E: 0 K: 0 S: 6	H: 0 LOB: 1 BB: 1 P: 11	1B: 8 2B: 1 3B: 0 HR: 3	SF: 0 SAC: 1 DP: 3 HBP: 0	WP: 0 PB: 1 SB: 0 CS: 0
PITCHER	IP WLS BF H R ER SO BB IBB HBP BLK WP HR S P ERA WHIP	IP WLS BF H R ER SO BB IBB HBP BLK WP HR S P ERA WHIP	IP WLS BF H R ER SO BB IBB HBP BLK WP HR S P ERA WHIP	IP WLS BF H R ER SO BB IBB HBP BLK WP HR S P ERA WHIP	IP WLS BF H R ER SO BB IBB HBP BLK WP HR S P ERA WHIP	IP WLS BF H R ER SO BB IBB HBP BLK WP HR S P ERA WHIP	IP WLS BF H R ER SO BB IBB HBP BLK WP HR S P ERA WHIP	IP WLS BF H R ER SO BB IBB HBP BLK WP HR S P ERA WHIP	IP WLS BF H R ER SO BB IBB HBP BLK WP HR S P ERA WHIP	IP WLS BF H R ER SO BB IBB HBP BLK WP HR S P ERA WHIP	IP WLS BF H R ER SO BB IBB HBP BLK WP HR S P ERA WHIP	IP WLS BF H R ER SO BB IBB HBP BLK WP HR S P ERA WHIP	IP WLS BF H R ER SO BB IBB HBP BLK WP HR S P ERA WHIP	IP WLS BF H R ER SO BB IBB HBP BLK WP HR S P ERA WHIP	IP WLS BF H R ER SO BB IBB HBP BLK WP HR S P ERA WHIP	IP WLS BF H R ER SO BB IBB HBP BLK WP HR S P ERA WHIP						



Batter	1	2	3	4	5	6	7	8	9	AB	R	H	RBI	BB	SO	LOB	BOTTOM					
15 Rafael Furcal, S OBP: 0.667, SLG: 0.600	2-1 E4 G6-3 WP		4-2 FC3-6 12 1B BB		1-0 1B	2-2 12 HBP 1B	2-0 F8		0-0 2B G4-3 1B	5	3	3	0	1	0	2	Atlanta Braves @ Los Angeles Dodgers Dodger Stadium, Los Angeles, CA Mon Apr 03 2006, 1:10 PM PDT Att: 56,000 - Cloudy - 64 F					
José Cruz Jr., S OBP: 0.667, SLG: 0.833	3-1 F8		1-0 FC3-6 1B		0-0 12 2B 1B	1-2 F7		0-0 E 1B G4-3 12 G6-3 2B	6	3	4	0	0	0	2							
J.D. Drew, L OBP: 0.333, SLG: 0.333	0-0 G6-3		1-1 FC3-6 12 1B		3-2 12 2B WP 1B	0-0 L8		2-1 E8 1B G4-3	6	2	2	2	0	0	5							
12 Jeff Kent, R OBP: 0.667, SLG: 0.750	4-2 BB		2-0 1B		1-2 1B 2B	3-0 FC5-4 HBP		3-2 P6 G6-3	4	1	2	4	1	0	2							
Olmedo Saenz, R OBP: 0.167, SLG: 0.167	2-3 K		1-2 3H 2-3 K		0-3 K	0-0 FC5-4		3-2 17 1B 2B 1B G5-3	6	1	1	2	0	3	7							
Bill Mueller, S OBP: 0.600, SLG: 0.500		0-1 G6-3		4-2 G1-3 BB	2-2 17 1B 2H 1B		0-0 F9	0-0 17 2B 1B	4	0	2	1	1	0	0							
Sandy Alomar Jr., R OBP: 0.200, SLG: 0.200		1-1 G4-3		0-0 G1-3	1-0 F7		1-2 17 E 1B	0-3 K	5	0	1	0	0	1	4							
17 Jason Repko, R OBP: 0.400, SLG: 0.600		2-1 L7		3-2 G6-3	1-1 G6-3		0-0 E5	0-1 K	5	0	2	1	0	0	2							
Derek Lowe, R Cody Ross, R 56 Hung-Chih Kuo, L 43 Yhency Brazoban, R Ricky Ledee, L Franquielis Osoria, R Dioner Navarro, S Danyys Baez, R			0-0 G6-3	0-3 K	3-2 P3		0-0 F8	1-3 K	2	0	0	0	0	0	1							
Inning Stats	R: 0 E: 1 K: 1 S: 10	H: 0 LOB: 2 BB: 1 P: 21	R: 0 E: 0 K: 0 S: 6	H: 0 LOB: 0 BB: 0 P: 9	R: 1 E: 0 K: 1 S: 11	H: 2 LOB: 2 BB: 1 P: 21	R: 0 E: 0 K: 1 S: 13	H: 0 LOB: 1 BB: 1 P: 20	R: 4 E: 0 K: 1 S: 18	H: 6 LOB: 2 BB: 0 P: 31	R: 0 E: 1 K: 0 S: 9	H: 1 LOB: 2 BB: 0 P: 15	R: 0 E: 1 K: 2 S: 19	H: 1 LOB: 2 BB: 0 P: 10	R: 3 E: 1 K: 2 S: 19	H: 5 LOB: 2 BB: 0 P: 28		R: 2 E: 0 K: 0 S: 7	H: 2 LOB: 0 BB: 0 P: 10	1B: 14 2B: 3 3B: 0 HR: 0	SF: 0 SAC: 0 DP: 0 HBP: 1	WP: 2 PB: 0 SB: 0 CS: 0
PITCHER	IP WLS BF H R ER SO BB IBB HBP BLK WP HR S P ERA WHIP	IP WLS BF H R ER SO BB IBB HBP BLK WP HR S P ERA WHIP	IP WLS BF H R ER SO BB IBB HBP BLK WP HR S P ERA WHIP	IP WLS BF H R ER SO BB IBB HBP BLK WP HR S P ERA WHIP	IP WLS BF H R ER SO BB IBB HBP BLK WP HR S P ERA WHIP	IP WLS BF H R ER SO BB IBB HBP BLK WP HR S P ERA WHIP	IP WLS BF H R ER SO BB IBB HBP BLK WP HR S P ERA WHIP	IP WLS BF H R ER SO BB IBB HBP BLK WP HR S P ERA WHIP	IP WLS BF H R ER SO BB IBB HBP BLK WP HR S P ERA WHIP	IP WLS BF H R ER SO BB IBB HBP BLK WP HR S P ERA WHIP	IP WLS BF H R ER SO BB IBB HBP BLK WP HR S P ERA WHIP	IP WLS BF H R ER SO BB IBB HBP BLK WP HR S P ERA WHIP	IP WLS BF H R ER SO BB IBB HBP BLK WP HR S P ERA WHIP	IP WLS BF H R ER SO BB IBB HBP BLK WP HR S P ERA WHIP	IP WLS BF H R ER SO BB IBB HBP BLK WP HR S P ERA WHIP	IP WLS BF H R ER SO BB IBB HBP BLK WP HR S P ERA WHIP						



Batter	1	2	3	4	5	6	7	8	9	AB	R	H	RBI	BB	SO	LOB	TOP				
Marcus Giles, R (1,4) OBP: 0.444, SLG: 0.500										5	0	1	0	0	3	1	Atlanta Braves @ Los Angeles Dodgers Dodger Stadium, Los Angeles, CA Tue Apr 04 2006, 7:10 PM PDT Att. 36,249 - Rain - 59 F				
11 Edgar Renteria, R (1,6) OBP: 0.333, SLG: 0.444										4	0	1	0	0	0	2					
10 Chipper Jones, S (1,5) OBP: 0.300, SLG: 0.333 23 Matt Diaz, R (6,9) OBP: 1.000, SLG: 2.000										3	0	1	0	0	0	0					
Andruw Jones, R (1,8) OBP: 0.444, SLG: 0.875										4	1	1	1	0	2	2					
Adam LaRoche, L (1,3)										4	1	1	2	0	3	2					
7 Jeff Francoeur, R (1,9) 36 Chuck James, L (6,1) Brian Jordan, R (8,PH) 40 Lance Cormier, R (8,1)										3	0	0	0	0	0	1					
16 Brian McCann, L (1,2) OBP: 0.250, SLG: 0.625										4	1	1	1	0	0	1					
Ryan Langerhans, L (1,7) OBP: 0.250, SLG: 0.625										4	0	1	0	0	2	1					
29 John Smoltz, R (1,1) Wilson Betemit, S (6,5) OBP: 0.500, SLG: 0.500										2	0	0	0	0	1	2					
										2	0	1	0	0	0	0					
Inning Stats	R: 0 H: 2 E: 0 K: 3 S: 18	H: 2 LOB: 2 BB: 0 P: 28	R: 1 H: 3 E: 0 K: 1 S: 19	H: 3 LOB: 2 BB: 0 P: 30	R: 0 H: 0 E: 0 K: 2 S: 9	H: 0 LOB: 0 BB: 0 P: 14	R: 0 H: 0 E: 1 K: 2 S: 10	H: 0 LOB: 1 BB: 0 P: 12	R: 0 H: 0 E: 0 K: 1 S: 6	H: 0 LOB: 0 BB: 0 P: 9	R: 0 H: 0 E: 0 K: 1 S: 12	H: 0 LOB: 0 BB: 0 P: 19	R: 3 H: 3 E: 0 K: 2 S: 13	H: 3 LOB: 0 BB: 0 P: 21	R: 0 H: 1 E: 0 K: 1 S: 11	H: 1 LOB: 1 BB: 0 P: 17	1B: 4 2B: 3 3B: 0 HR: 2	SF: 0 SAC: 0 DP: 0 HBP: 0	WP: 0 PB: 0 SB: 0 CS: 0	PA: 37	
PITCHER	IP WLS BF H R ER SO BB IBB HBP BLK WP HR S P ERA WHIP	5.0 W 21 5 1 1 8 0 0 0 0 0 1 62 92 1.80 1.000	3.0 12 3 3 3 4 0 0 0 0 0 1 31 49 9.00 1.000	1.0 S 4 1 0 0 1 0 0 0 0 0 0 0 11 17 0.00 1.000																	

Batter	1	2	3	4	5	6	7	8	9	AB	R	H	RBI	BB	SO	LOB	BOTTOM			
15 Rafael Furcal, S (1,6) OBP: 0.364, SLG: 0.300										5	0	0	0	0	0	4	Atlanta Braves @ Los Angeles Dodgers Dodger Stadium, Los Angeles, CA Tue Apr 04 2006, 7:10 PM PDT Att. 36,249 - Rain - 59 F			
José Cruz Jr., S (1,7) OBP: 0.600, SLG: 0.778										3	1	1	0	1	1	2				
J.D. Drew, L (1,9) OBP: 0.400, SLG: 0.700										4	2	2	2	0	0	1				
12 Jeff Kent, R (1,4) OBP: 0.600, SLG: 0.625										4	1	2	0	0	1	1				
7 James Loney, L (1,3) OBP: 0.500, SLG: 0.333										3	1	1	0	1	1	1				
Bill Mueller, S (1,5) OBP: 0.444, SLG: 0.429										3	0	1	2	0	0	0				
17 Jason Repko, R (1,8) OBP: 0.667, SLG: 0.875										3	0	3	1	1	0	0				
Dioner Navarro, S (1,2)										2	0	0	0	2	1	4				
31 Brad Penny, R (1,1) Jae Weong Seo, R (6,1) Ricky Ledee, L (8,PH) Danys Baez, R (9,1)										2	0	0	0	0	0	0				
										1	0	0	0	0	1	2				
										1	0	0	0	0	0	2				
										0	0	0	0	0	0	0				
Inning Stats	R: 4 H: 4 E: 0 K: 0 S: 16	H: 4 LOB: 1 BB: 2 P: 28	R: 0 H: 0 E: 0 K: 1 S: 9	H: 0 LOB: 0 BB: 0 P: 12	R: 1 H: 3 E: 0 K: 2 S: 19	H: 3 LOB: 2 BB: 0 P: 28	R: 0 H: 1 E: 0 K: 0 S: 9	H: 1 LOB: 1 BB: 0 P: 13	R: 0 H: 0 E: 0 K: 1 S: 12	H: 0 LOB: 2 BB: 2 P: 23	R: 0 H: 0 E: 0 K: 1 S: 12	H: 0 LOB: 0 BB: 0 P: 19	R: 0 H: 1 E: 0 K: 0 S: 11	H: 1 LOB: 2 BB: 1 P: 25	1B: 7 2B: 2 3B: 0 HR: 1	SF: 1 SAC: 0 DP: 2 HBP: 0	WP: 0 PB: 0 SB: 0 CS: 0	PA: 37		
PITCHER	IP WLS BF H R ER SO BB IBB HBP BLK WP HR S P ERA WHIP	5.0 L 24 9 5 5 3 2 0 0 0 0 0 0 24 42 0.00 1.000	2.0 8 0 0 0 2 2 0 0 0 0 0 0 24 42 0.00 1.000	1.0 5 1 0 0 0 1 0 0 0 0 0 0 11 25 0.00 2.000																



Batter	1	2	3	4	5	6	7	8	9	AB	R	H	RBI	BB	SO	LOB	TOP					
Marcus Giles, R (1.4)	G5-3		11 2B 23 SF8	BB 7 SF9 1B		F8		11 BB 2B		3	3	1	0	2	0	0	Atlanta Braves @ Los Angeles Dodgers Dodger Stadium, Los Angeles, CA Wed Apr 05 2006, 7:10 PM PDT Att: 35,292 - Clear - 56 F					
11 Edgar Renteria, R (1.6)	G5-3		23 SF8 1B	WP BB 1B		B1-3		2B BB		4	1	2	2	1	0	0						
23 Matt Diaz, R (1.7) Ryan Langerhans, L (7.7)	WP S 1B		SF8	K		K				3	0	1	1	0	2	3						
Andruw Jones, R (1.8)	K		2-3 2-H 1-0	7 G1-3 HR 1B				7 FC4-6 IBB		3	1	1	2	2	1	1						
7 Jeff Francoeur, R (1.9) Chris Reitsma, R (8.1)		1-1	FC6-4 1B	G1-3		SF9		FC4-6		4	0	1	1	0	1	4						
Wilson Betemit, S (1.5)	FC6-4	3-1	1-2	3-H		F9		E6		5	1	2	2	0	0	3						
Adam LaRoche, L (1.3)	K	0-3	2-3	HR		F7		G3		5	0	0	0	0	3	2						
Todd Pratt, R (1.2) 4 Pete Orr, L (8. PH) Blaine Boyer, R (8.1) Brian Jordan, R (8.9)	P3	0-0		11 1B 1B		G6-3		16 G1-6-3 1B		3	1	1	0	0	0	1						
Horacio Ramirez, L (1.1) Jorge Sosa, R (4. PH) John Thomson, R (4.1) Mike Remlinger, L (7.1) Oscar Villarreal, L (7.1) 16 Brian McCann, L (8. PH)		1-2	11 2B 1B	11 1B BB 1B		G5-3		G1-6-3		2	1	2	0	0	0	0						
Inning Stats	R: 0 E: 0 K: 1 S: 8	H: 1 LOB: 1 BB: 0 P: 11	R: 0 E: 0 K: 1 S: 8	H: 1 LOB: 1 BB: 0 P: 12	R: 5 E: 0 K: 1 S: 15	H: 5 LOB: 0 BB: 0 P: 22	R: 3 E: 0 K: 1 S: 16	H: 3 LOB: 3 BB: 2 P: 32	R: 0 E: 0 K: 0 S: 6	H: 0 LOB: 0 BB: 0 P: 10	R: 0 E: 0 K: 1 S: 7	H: 0 LOB: 0 BB: 0 P: 8	R: 0 E: 0 K: 1 S: 11	H: 1 LOB: 1 BB: 0 P: 17	R: 1 E: 0 K: 0 S: 6	H: 2 LOB: 3 BB: 3 P: 19		R: 0 E: 0 K: 1 S: 6	H: 0 LOB: 0 BB: 0 P: 8	1B: 10 2B: 2 3B: 0 HR: 1	SF: 2 SAC: 0 DP: 1 HBP: 0	WP: 2 PB: 0 SB: 1 CS: 0
PITCHER	IP WLS BF H R ER SO BB IBB HBP BLK WP HR S P ERA WHIP																					
Odalis Perez, L (1.1) Lance Carter, R (4.1) 43 Yhency Brazoban, R (7.1) Franquielis Osoria, R (8.1) 47 Tim Hamulack, L (9.1)	3.0 3.0 1.0 1.0 1.0	0 12 L 7	18 12 7	9 1 2	7 1 0	3 2 0	0 2 2	0 0 1	0 0 0	0 0 0	0 1 0	1 24 11	36 53 17	21.00 3.00 0.00	3.000 1.000 4.000	0.000						

Batter	1	2	3	4	5	6	7	8	9	AB	R	H	RBI	BB	SO	LOB	BOTTOM			
15 Rafael Furcal, S (1.6)	1B 1B	E S SF7 BB		K		F7		F8		4	2	1	0	1	1	3	Atlanta Braves @ Los Angeles Dodgers Dodger Stadium, Los Angeles, CA Wed Apr 05 2006, 7:10 PM PDT Att: 35,292 - Clear - 56 F			
José Cruz Jr., S (1.7)	1B SF8	SF7		1B				K		4	1	2	1	0	1	0				
J.D. Drew, L (1.9)	SF8 12 HBP 1B	K		K				18 1B 7 E BB		3	2	1	1	2	2	1				
12 Jeff Kent, R (1.4) 18 Ramon Martinez, R (4. PH)	1B 2B HBP	1B		G5-3				7 E 1B 1B		1	1	1	0	0	0	0				
Olmedo Saenz, R (1.3) 7 James Loney, L (5.3)	SF8	K				F9		E6 1B		3	1	1	0	0	0	2				
Bill Mueller, S (1.5)	2B 1B			1B 1B		G6-4-3 BB		17 HBP 1B		4	0	3	2	1	0	0				
Sandy Alomar Jr., R (1.2)	2B			1B		G6-4-3		17 HBP 1B		5	0	3	2	0	0	1				
17 Jason Repko, R (1.8)	F8			P3				F8		4	0	0	0	0	1	3				
Odalis Perez, L (1.1) Lance Carter, R (4.1) Ricky Ledee, L (6. PH) 43 Yhency Brazoban, R (7.1) Cody Ross, R (7. PH) Franquielis Osoria, R (8.1) 47 Tim Hamulack, R (9.1)	K			G1-3		F7		F9		2	0	0	0	0	1	3				
Inning Stats	R: 4 E: 0 K: 1 S: 18	H: 5 LOB: 2 BB: 0 P: 29	R: 1 E: 0 K: 2 S: 9	H: 1 LOB: 1 BB: 1 P: 20	R: 0 E: 0 K: 0 S: 6	H: 2 LOB: 1 BB: 0 P: 9	R: 0 E: 0 K: 2 S: 12	H: 1 LOB: 1 BB: 0 P: 17	R: 0 E: 0 K: 0 S: 5	H: 0 LOB: 0 BB: 1 P: 10	R: 3 E: 0 K: 1 S: 22	H: 3 LOB: 3 BB: 1 P: 40	R: 0 E: 0 K: 0 S: 9	H: 0 LOB: 1 BB: 1 P: 13	R: 0 E: 0 K: 1 S: 7	H: 0 LOB: 0 BB: 0 P: 9		1B: 11 2B: 1 3B: 0 HR: 0	SF: 2 SAC: 0 DP: 1 HBP: 2	WP: 0 PB: 0 SB: 1 CS: 0
PITCHER	IP WLS BF H R ER SO BB IBB HBP BLK WP HR S P ERA WHIP																			
Horacio Ramirez, L (1.1) John Thomson, R (4.1) Mike Remlinger, L (7.1) Oscar Villarreal, R (7.1) Blaine Boyer, R (8.1)	3.0 3.1 0.0 0.2 0.1	0 13 2 W H	18 13 2	9 2 2	5 2 2	3 3	0 2 0	0 0 0	0 0 0	0 0 0	0 0 0	0 8 14	15.00 5.40 ∞	3.000 1.200 ∞	0.000 1.500 3.000					



Batter	1	2	3	4	5	6	7	8	9	AB	R	H	RBI	BB	SO	LOB	TOP					
15 Rafael Furcal, S OBP: 0.286, SLG: 0.211	E8 3B	G3-1		K			G6-3		K	5	1	0	0	0	2	0						
José Cruz Jr., S OBP: 0.417, SLG: 0.450	K	P5			F9		P4			4	0	0	0	0	1	1						
J.D. Drew, L OBP: 0.458, SLG: 0.579	E 2H 3B		K		P5			BB		3	1	1	1	1	1	0						
12 Jeff Kent, R OBP: 0.524, SLG: 0.438	E BB		F8		F8 7 1B		F7			3	0	1	0	1	0	1						
7 James Loney, L OBP: 0.313, SLG: 0.400	P4		WP 1B		1-2 1B		F7			4	0	2	0	0	0	2						
Bill Mueller, S OBP: 0.476, SLG: 0.526	E6 1-3		1-2 IBB		G1-3		G3-1			3	0	0	0	1	0	3						
17 Jason Repko, R OBP: 0.435, SLG: 0.450	L7		G3			P6		F7		4	0	0	0	0	0	4						
Dioner Navarro, S OBP: 0.385, SLG: 0.600		HR			F8		G3-1		F7	4	1	1	1	0	0	0						
Derek Lowe, R 43 Yhency Brazoban, R 56 Hung-Chih Kuo, L 44 Takashi Saito, L Ricky Ledee, L 47 Tim Hamulack, R		F9			P4		F8		K	3	0	0	0	0	0	0						
Inning Stats	R: 2 E: 2 K: 1 S: 15	H: 1 LOB: 2 BB: 1 P: 21	R: 1 E: 0 K: 0 S: 9	H: 1 LOB: 0 BB: 0 P: 16	R: 0 E: 0 K: 1 S: 13	H: 1 LOB: 2 BB: 1 P: 24	R: 0 E: 0 K: 1 S: 10	H: 0 LOB: 0 BB: 0 P: 17	R: 0 E: 0 K: 0 S: 11	H: 2 LOB: 2 BB: 0 P: 18	R: 0 E: 0 K: 0 S: 7	H: 0 LOB: 0 BB: 0 P: 11	R: 0 E: 0 K: 0 S: 12	H: 0 LOB: 1 BB: 1 P: 19	R: 0 E: 0 K: 0 S: 9	H: 0 LOB: 0 BB: 0 P: 14	R: 0 E: 0 K: 2 S: 9	H: 0 LOB: 0 BB: 0 P: 12	1B: 3 2B: 0 3B: 1 HR: 1	SF: 0 SAC: 0 DP: 0 HBP: 0	WP: 1 PB: 0 SB: 0 CS: 0	PA: 37
PITCHER	IP	WLS	BF	H	R	ER	SO	BB	IBB	HBP	BLK	WP	HR	S	P	ERA	WHIP					
63 Ryan Madson, R ERA: 1.5	6.0		27	5	3	1	3	1	1	0	0	1	1	65	107	1.50	1.000					
Arthur Rhodes, L ERA	7.1		4	0	0	0	0	1	0	0	0	0	0	12	19	0.00	1.000					
Ryan Franklin, R ERA	8.1		3	0	0	0	0	0	0	0	0	0	0	9	14	0.00	0.000					
45 Tom Gordon, R ERA: 4.5	9.1	W	3	0	0	0	2	0	0	0	0	0	0	9	12	0.00	0.000					

Los Angeles Dodgers @ Philadelphia Phillies
Citizens Bank Park, Philadelphia, PA
Sun Apr 09 2006, 1:05 PM EDT
Sunny - 51 F

AB	34
R	3
H	5
RBI	2
BB	3
SO	5
LOB	11



Batter	1	2	3	4	5	6	7	8	9	AB	R	H	RBI	BB	SO	LOB	BOTTOM					
11 Jimmy Rollins, S OBP: 0.364, SLG: 0.500	G3		BB 26 FC6-4 HBP 1B		G3-1		P6		HR IBB	4	2	1	0	1	0	3						
Aaron Rowand, R OBP: 0.316, SLG: 0.294 Sal Fasano, R OBP: 0.250, SLG: 1.000	G1-3		SAFE SAFE 26 FC6-4 BB HBP 1B		1B		1-1 1B		F8	3	1	2	1	0	0	0						
Bobby Abreu, L OBP: 0.364, SLG: 0.526	BB		26 FC6-4 BB		F7		3-1 1B		P6	3	1	1	3	2	0	3						
26 Chase Utley, L OBP: 0.333, SLG: 0.450	G3		1-2 2-3 3-H BB 1B		F9				WP 1B	4	0	1	1	0	0	4						
Pat Burrell, R OBP: 0.429, SLG: 0.722		G5-3	1-2 3-H 1B		L5				G1-6-3 IBB	3	0	1	1	1	0	0						
6 Ryan Howard, L OBP: 0.381, SLG: 0.444		BB	G3-1		G1-3				K	3	0	0	0	1	1	4						
David Bell, R OBP: 0.133, SLG: 0.286		F8			G4-3		L3		G1-6-3	4	0	0	0	0	0	3						
Mike Lieberthal, R OBP: 0.400, SLG: 0.500 Abraham Nunez, S OBP: 0.125, SLG: 0.250 Ryan Franklin, R		P4			G5-3				E6 8 SH5-4 HR	3	0	1	0	0	0	1						
45 Tom Gordon, R Alex Gonzalez, R									HR	0	0	0	0	0	0	0						
63 Ryan Madson, L Arthur Rhodes, L									SH5-4	2	0	0	0	0	0	0						
8 Shane Victorino, S OBP: 0.381, SLG: 0.444										0	1	0	0	1	0	0						
Inning Stats	R: 0 E: 0 K: 0 S: 6	H: 0 LOB: 1 BB: 1 P: 12	R: 0 E: 0 K: 0 S: 6	H: 0 LOB: 1 BB: 1 P: 14	R: 2 E: 0 K: 0 S: 13	H: 2 LOB: 2 BB: 1 P: 24	R: 0 E: 0 K: 0 S: 6	H: 0 LOB: 0 BB: 0 P: 10	R: 0 E: 0 K: 0 S: 8	H: 1 LOB: 1 BB: 0 P: 13	R: 0 E: 0 K: 0 S: 5	H: 0 LOB: 0 BB: 0 P: 8	R: 1 E: 0 K: 0 S: 8	H: 2 LOB: 2 BB: 1 P: 16	R: 0 E: 0 K: 1 S: 9	H: 1 LOB: 1 BB: 1 P: 17	R: 3 E: 1 K: 0 S: 13	H: 1 LOB: 0 BB: 1 P: 24	1B: 5 2B: 1 3B: 0 HR: 1	SF: 0 SAC: 1 DP: 1 HBP: 1	WP: 2 PB: 0 SB: 0 CS: 0	PA: 39
PITCHER	IP	WLS	BF	H	R	ER	SO	BB	IBB	HBP	BLK	WP	HR	S	P	ERA	WHIP					
Derek Lowe, R ERA: 7.36	6.0		26	4	3	3	0	3	0	1	0	0	0	5	12	0.00	3.000					
43 Yhency Brazoban, R ERA: 3.0	0.2	B	3	1	0	0	0	1	0	0	0	1	0	7	15	0.00	1.500					
56 Hung-Chih Kuo, L ERA: 5.4	0.2		4	1	0	0	1	0	0	0	0	0	0	3	4	0.00	0.000					
44 Takashi Saito, R ERA	0.2		1	0	0	0	0	0	0	0	0	0	0	3	4	0.00	0.000					
47 Tim Hamulack, L ERA	0.2	L	5	1	3	0	0	0	1	0	0	0	1	13	24	0.00	1.500					

Los Angeles Dodgers @ Philadelphia Phillies
Citizens Bank Park, Philadelphia, PA
Sun Apr 09 2006, 1:05 PM EDT
Sunny - 51 F


AB	31
R	6
H	7
RBI	6
BB	6
SO	1
LOB	20



Batter	1	2	3	4	5	6	7	8	9	AB	R	H	RBI	BB	SO	LOB	TOP			
15 Rafael Furcal, S OBP: 0.269, SLG: 0.208 (1, 6)	G6-3		L5	1-2 2-H 1B			F8	F8		5	0	1	0	0	0	1				
José Cruz Jr., S OBP: 0.345, SLG: 0.360 (8, 7)	G3-1		G3-1			P4	K	K		5	0	0	0	0	2	0				
J.D. Drew, L OBP: 0.448, SLG: 0.583 (1, 9)	G4-3		2B			FC6-4 1B	G3	K	K	5	0	2	0	0	1	0				
Ricky Ledee, L OBP: 0.143, SLG: 0.143 17 Jason Repko, R OBP: 0.340, SLG: 0.590 (8, 8)			L9			FC6-4 1-2 1B	FC6-4 1-2 1B	K	7 1B 2B	3	0	1	0	0	0	2				
7 James Loney, L OBP: 0.381, SLG: 0.421 (1, 3)		FC6-4 HBP 2B 1-2				31 1B BB	K	FC4-6 1B	1B 2H 1B	4	2	2	1	1	1	2				
Bill Mueller, S OBP: 0.464, SLG: 0.478 (1, 5)		2B HBP				K		FC4-6 18 WP 1B 1-2	1-3 1B	4	1	1	0	0	1	2				
Sandy Alomar Jr., R OBP: 0.407, SLG: 0.600 (1, 2)						31 1B 15 1B	G6-3	1-2 18 WP 2B 1B	2-2 F8	5	1	3	1	0	0	2				
18 Ramon Martinez, R OBP: 0.364, SLG: 0.455 (1, 4)						F7		3-2 2B		4	1	2	2	0	1	4				
31 Brad Penny, R OBP: 0.200, SLG: 0.200 Olmedo Saenz, R OBP: 0.222, SLG: 0.375 Lance Carter, R (8, 1)						1-2 2-H 1B	F8	1-0 2-H 2B		3	0	1	1	0	0	3				
	G5-3					15 1B	F8	2-H 2B		1	0	1	1	0	0	0				
						1-2 2-H 1B				0	0	0	0	0	0	0				
Inning Stats	R: 0 E: 0 K: 0 S: 7	H: 0 LOB: 0 BB: 0 P: 11	R: 1 E: 0 K: 1 S: 10	H: 2 LOB: 2 BB: 0 P: 15	R: 0 E: 0 K: 1 S: 9	H: 1 LOB: 1 BB: 0 P: 13	R: 1 E: 0 K: 1 S: 12	H: 3 LOB: 2 BB: 1 P: 22	R: 0 E: 0 K: 1 S: 8	H: 1 LOB: 1 BB: 0 P: 12	R: 0 E: 0 K: 1 S: 9	H: 0 LOB: 0 BB: 0 P: 14	R: 3 E: 0 K: 1 S: 15	H: 4 LOB: 1 BB: 0 P: 29	R: 1 E: 0 K: 2 S: 15	H: 3 LOB: 2 BB: 0 P: 26	1B: 10 2B: 5 3B: 0 HR: 0	SF: 0 SAC: 0 DP: 0 HBP: 1	WP: 1 PB: 0 CS: 0	PA: 43
PITCHER	IP WLS BF H R ER SO BB IBB HBP BLK WP HR S P ERA WHIP	IP WLS BF H R ER SO BB IBB HBP BLK WP HR S P ERA WHIP	IP WLS BF H R ER SO BB IBB HBP BLK WP HR S P ERA WHIP	IP WLS BF H R ER SO BB IBB HBP BLK WP HR S P ERA WHIP	IP WLS BF H R ER SO BB IBB HBP BLK WP HR S P ERA WHIP	IP WLS BF H R ER SO BB IBB HBP BLK WP HR S P ERA WHIP	IP WLS BF H R ER SO BB IBB HBP BLK WP HR S P ERA WHIP	IP WLS BF H R ER SO BB IBB HBP BLK WP HR S P ERA WHIP	IP WLS BF H R ER SO BB IBB HBP BLK WP HR S P ERA WHIP	IP WLS BF H R ER SO BB IBB HBP BLK WP HR S P ERA WHIP	IP WLS BF H R ER SO BB IBB HBP BLK WP HR S P ERA WHIP	IP WLS BF H R ER SO BB IBB HBP BLK WP HR S P ERA WHIP	IP WLS BF H R ER SO BB IBB HBP BLK WP HR S P ERA WHIP	IP WLS BF H R ER SO BB IBB HBP BLK WP HR S P ERA WHIP	IP WLS BF H R ER SO BB IBB HBP BLK WP HR S P ERA WHIP	IP WLS BF H R ER SO BB IBB HBP BLK WP HR S P ERA WHIP	IP WLS BF H R ER SO BB IBB HBP BLK WP HR S P ERA WHIP			

Los Angeles Dodgers @ Philadelphia Phillies
Citizens Bank Park, Philadelphia, PA
Sun Apr 09 2006, 1:10 PM EDT
Att: 38,056 - Sunny - 56 F


AB	41
R	6
H	15
RBI	6
BB	1
SO	7
LOB	16



Batter	1	2	3	4	5	6	7	8	9	AB	R	H	RBI	BB	SO	LOB	BOTTOM					
11 Jimmy Rollins, S OBP: 0.346, SLG: 0.458 (1, 6)	8 F9 1B 8 S		F8				P6	G4-3		4	1	1	0	0	0	0						
8 Shane Victorino, S OBP: 0.286, SLG: 0.333 (1, 8)	F9		K				G4-3	2B		4	1	1	0	0	1	1						
Bobby Abreu, L OBP: 0.462, SLG: 0.636 (1, 9)	26 FC1-6 1B 3-H		26 S BB				1B	2B		3	0	3	2	1	0	0						
26 Chase Utley, L OBP: 0.280, SLG: 0.375 (1, 4)	FC1-6 1-2		G4-3				K	G1-3		4	0	0	0	0	1	4						
David Dellucci, L OBP: 0.125, SLG: 0.250 Geoff Geary, R (1, 7)	P6						K	F8		4	0	0	0	0	1	3						
							G4-3			0	0	0	0	0	0	0						
Alex Gonzalez, R Aaron Fultz, L Aaron Rowand, R OBP: 0.300, SLG: 0.278 (1, 3)		F8					L6	G6-3		3	0	0	0	0	0	0						
										0	0	0	0	0	0	0						
										1	0	0	0	0	0	0						
Abraham Nunez, S OBP: 0.250, SLG: 0.333 (1, 5)		F8					G3	1B		4	0	2	0	0	0	0						
Sal Fasano, R OBP: 0.286, SLG: 0.667 Pat Burrell, R OBP: 0.405, SLG: 0.684 (9, PH)							G5-3	K		2	0	0	0	0	1	1						
										1	0	0	0	0	0	1						
21 Jon Lieber, L (1, 1)							F8	K		2	0	0	0	0	1	1						
6 Ryan Howard, L OBP: 0.348, SLG: 0.400 (7, PH)										2	0	0	0	0	1	2						
										2	0	0	0	0	1	2						
Inning Stats	R: 1 E: 0 K: 0 S: 11	H: 2 LOB: 1 BB: 0 P: 18	R: 0 E: 0 K: 1 S: 8	H: 0 LOB: 1 BB: 0 P: 11	R: 0 E: 0 K: 1 S: 10	H: 0 LOB: 0 BB: 1 P: 21	R: 0 E: 0 K: 1 S: 10	H: 0 LOB: 0 BB: 0 P: 16	R: 0 E: 0 K: 0 S: 4	H: 0 LOB: 0 BB: 0 P: 6	R: 0 E: 0 K: 1 S: 10	H: 1 LOB: 1 BB: 0 P: 15	R: 0 E: 0 K: 2 S: 13	H: 1 LOB: 1 BB: 0 P: 18	R: 1 E: 0 K: 0 S: 11	H: 2 LOB: 1 BB: 0 P: 19	R: 0 E: 0 K: 0 S: 7	H: 1 LOB: 1 BB: 0 P: 12	1B: 5 2B: 2 3B: 0 HR: 0	SF: 0 SAC: 0 DP: 0 HBP: 1	WP: 0 PB: 0 CS: 0	PA: 36
PITCHER	IP WLS BF H R ER SO BB IBB HBP BLK WP HR S P ERA WHIP	IP WLS BF H R ER SO BB IBB HBP BLK WP HR S P ERA WHIP	IP WLS BF H R ER SO BB IBB HBP BLK WP HR S P ERA WHIP	IP WLS BF H R ER SO BB IBB HBP BLK WP HR S P ERA WHIP	IP WLS BF H R ER SO BB IBB HBP BLK WP HR S P ERA WHIP	IP WLS BF H R ER SO BB IBB HBP BLK WP HR S P ERA WHIP	IP WLS BF H R ER SO BB IBB HBP BLK WP HR S P ERA WHIP	IP WLS BF H R ER SO BB IBB HBP BLK WP HR S P ERA WHIP	IP WLS BF H R ER SO BB IBB HBP BLK WP HR S P ERA WHIP	IP WLS BF H R ER SO BB IBB HBP BLK WP HR S P ERA WHIP	IP WLS BF H R ER SO BB IBB HBP BLK WP HR S P ERA WHIP	IP WLS BF H R ER SO BB IBB HBP BLK WP HR S P ERA WHIP	IP WLS BF H R ER SO BB IBB HBP BLK WP HR S P ERA WHIP	IP WLS BF H R ER SO BB IBB HBP BLK WP HR S P ERA WHIP	IP WLS BF H R ER SO BB IBB HBP BLK WP HR S P ERA WHIP	IP WLS BF H R ER SO BB IBB HBP BLK WP HR S P ERA WHIP	IP WLS BF H R ER SO BB IBB HBP BLK WP HR S P ERA WHIP					

Los Angeles Dodgers @ Philadelphia Phillies
Citizens Bank Park, Philadelphia, PA
Sun Apr 09 2006, 1:10 PM EDT
Att: 38,056 - Sunny - 56 F


AB	34
R	2
H	7
RBI	2
BB	1
SO	6
LOB	13



Batter	1	2	3	4	5	6	7	8	9	AB	R	H	RBI	BB	SO	LOB	TOP										
15 Rafael Furcal, S OBP: 0.323, SLG: 0.259	4-0 17 HR BB	3-1 17 3B 2B		3-2 P6		2-3 K			4-0 12 BB BB	3	2	1	0	2	1	0											
17 Jason Repko, R OBP: 0.433, SLG: 0.667	0-2 1-H HR	2-2 2-H 3-H 3B		2-0 P3			1-1 F8		1-0 L9	5	1	2	4	0	0	1											
José Cruz Jr., S OBP: 0.353, SLG: 0.367	2-2 F7	2-3 K			0-0 HR 1B		1-1 1B		1-0 F7	5	1	2	0	0	1	2											
12 Jeff Kent, R OBP: 0.462, SLG: 0.350	0-1 G3	1-0 F8			2-2 P3		1-0 F8		4-1 BB	4	0	0	0	1	0	3											
Olmedo Saenz, R OBP: 0.385, SLG: 0.750 44 Takashi Saito, L (7, 1)	1-0 3B 1B		1-1 1B		0-0 HR		1-2 L7		1-0 P6	4	2	3	2	0	0	1											
Bill Mueller, S OBP: 0.448, SLG: 0.458 43 Yhency Brazoban, R (9, 1)	2-0 1-H 3B		3-2 L8		1-0 G6-3		2-0 G5-3		2-0 18 PB 18 1B S 1B	4	1	2	1	0	0	1											
Cody Ross, R OBP: 0.333, SLG: 0.667	3-2 L4		2-0 P4		2-0 G5-3		1-2 P2		1-2 1B	4	0	0	0	0	0	3											
18 Ramon Martinez, R OBP: 0.333, SLG: 0.400		2-1 G5-3	3-3 K		1-0 F7		1-1 1B		0-2 7 G4-6-3 1B	4	0	1	1	0	1	1											
Odalis Perez, L Franquielis Osoria, R 47 Tim Hamulack, R 7 James Loney, L OBP: 0.364, SLG: 0.400	4-1 15 2B 17 3B BB		1-0 G6-3		0-0 G1		0-2 G4-6-3			2	1	0	0	1	0	0											
										0	0	0	0	0	0	0											
										0	0	0	0	0	0	0											
										1	0	0	0	0	0	1											
Inning Stats	R: 3 E: 0 K: 0 S: 14	H: 3 LOB: 1 BB: 1 P: 26	R: 2 E: 0 K: 1 S: 13	H: 2 LOB: 1 BB: 1 P: 27	R: 0 E: 0 K: 1 S: 9	H: 1 LOB: 1 BB: 0 P: 18	R: 0 E: 0 K: 0 S: 5	H: 0 LOB: 0 BB: 0 P: 11	R: 2 E: 0 K: 0 S: 7	H: 2 LOB: 0 BB: 0 P: 12	R: 0 E: 0 K: 1 S: 5	H: 0 LOB: 0 BB: 0 P: 8	R: 0 E: 0 K: 0 S: 9	H: 1 LOB: 0 BB: 0 P: 13	R: 1 E: 0 K: 0 S: 9	H: 2 LOB: 2 BB: 0 P: 13	R: 0 E: 0 K: 0 S: 4	H: 0 LOB: 2 BB: 2 P: 15	1B: 6 2B: 1 3B: 2 HR: 2	SF: 0 SAC: 0 DP: 1 HBP: 0	WP: 0 PB: 1 SB: 1 CS: 0	PA: 41					
PITCHER	IP	WLS	BF	H	R	ER	SO	BB	IBB	HBP	BLK	WP	HR	S	P	ERA	WHIP										
57 Zach Duke, L ERA: 6.55	5.0	L	25	8	7	7	2	2	0	0	0	0	2	48	94	12.60	2.000										
Ryan Vogelsong, R ERA: 4.5	2.0		7	1	0	0	1	0	0	0	0	0	0	14	21	0.00	0.500										
55 Matt Capps, R ERA: 10.8	1.0		4	2	1	1	0	0	0	0	0	0	0	9	13	9.00	2.000										
34 John Grabow, L ERA: 5.79	1.0		5	0	0	0	0	2	0	0	0	0	0	4	15	0.00	2.000										

Los Angeles Dodgers @ Pittsburgh Pirates
PNC Park, Pittsburgh, PA
Mon Apr 10 2006, 1:35 PM EDT
Att: 39,129 - Partly Cloudy - 61 F


AB 37
R 8
H 11
RBI 8
BB 4
SO 3
LOB 15



Batter	1	2	3	4	5	6	7	8	9	AB	R	H	RBI	BB	SO	LOB	BOTTOM										
6 Chris Duffy, L OBP: 0.172, SLG: 0.214	0-2 G1-3		2-1 F9		0-3 K		3-2 1B G5-3 1B	2-3 K		5	1	1	0	0	2	3											
2 Jack Wilson, R OBP: 0.465, SLG: 0.550 13 Nate McLouth, L OBP: 0.154, SLG: 0.231 Craig Wilson, R OBP: 0.308, SLG: 0.580 55 Matt Capps, R OBP: 0.429, SLG: 0.333 José Hernández, R OBP: 0.429, SLG: 0.333	2-2 S 1B		4-0 1B BB		1-1 FC5-4 1-2		2-2 G5-3	1-1 1B	1-2 1B	2	0	1	0	1	0	1											
Sean Casey, L OBP: 0.375, SLG: 0.633 34 John Grabow, L	0-1 F8		0-1 G5-4-3 1B		1-2 2-3 1B		1-2 2-3 1B	2-3 K	1-2 1B	5	1	3	1	0	1	3											
Jason Bay, R OBP: 0.429, SLG: 0.483	3-1 G5-3		0-0 G5-4-3		0-0 F8		0-3 K		2-2 1B	5	0	1	0	0	1	7											
Jeromy Burnitz, L OBP: 0.323, SLG: 0.448		2-2 FC4-6 HBP		1-2 G5-3		0-2 2B 1B	0-2 1B 1B	2-3 K	1-1 F8	4	0	2	2	0	1	1											
Joe Randa, R OBP: 0.250, SLG: 0.370	1-0 F9		0-3 K		0-0 K		1-3 2B	1-2 FC6-4 1B	1-1 F8	5	0	2	0	0	1	2											
Jose Castillo, R OBP: 0.412, SLG: 0.517	1-0 FC4-6 1-2		2-2 K		2-2 K		0-3 K	1-0 FC6-4	1-1 F8	5	0	0	0	0	2	7											
11 Humberto Cota, R OBP: 0.125, SLG: 0.125	2-2 G5-3				0-2 G6-3		0-1 G5-3		1-1 1B 1B	4	0	1	0	0	0	3											
57 Zach Duke, L OBP: 0.333, SLG: 0.333 12 Freddy Sanchez, R (5, PH) OBP: 0.533, SLG: 0.643			2-2 1B 2 BB 1B		4-1 FC5-4 BB		0-0 G5-3 6 1B 1B	0-1 F8		1	0	1	0	0	0	0											
										2	1	1	0	1	0	1											
Inning Stats	R: 0 E: 0 K: 0 S: 11	H: 1 LOB: 1 BB: 0 P: 16	R: 0 E: 1 K: 0 S: 8	H: 0 LOB: 0 BB: 0 P: 14	R: 0 E: 0 K: 2 S: 9	H: 2 LOB: 2 BB: 1 P: 17	R: 0 E: 0 K: 2 S: 9	H: 0 LOB: 0 BB: 0 P: 12	R: 0 E: 0 K: 1 S: 10	H: 0 LOB: 1 BB: 1 P: 15	R: 1 E: 0 K: 1 S: 16	H: 3 LOB: 2 BB: 0 P: 17	R: 2 E: 0 K: 1 S: 20	H: 5 LOB: 3 BB: 0 P: 27	R: 0 E: 0 K: 2 S: 13	H: 2 LOB: 2 BB: 0 P: 19	R: 0 E: 0 K: 1 S: 10	H: 1 LOB: 1 BB: 0 P: 16	1B: 12 2B: 2 3B: 0 HR: 0	SF: 0 SAC: 0 DP: 1 HBP: 1	WP: 0 PB: 0 SB: 1 CS: 0	PA: 43					
PITCHER	IP	WLS	BF	H	R	ER	SO	BB	IBB	HBP	BLK	WP	HR	S	P	ERA	WHIP										
Odalis Perez, L ERA: 8.64	5.1	W	24	6	1	1	3	2	0	1	0	0	0	57	85	1.69	1.500										
Franquielis Osoria, R ERA: 13.5	0.2		4	2	2	2	1	0	0	0	0	0	0	12	14	0.00	3.000										
47 Tim Hamulack, L ERA: 13.5	0.2		4	2	0	0	1	0	0	0	0	0	0	12	14	0.00	3.000										
44 Takashi Saito, R ERA: 2.25	1.1	H	7	3	0	0	2	0	0	0	0	0	0	12	25	0.00	2.250										
43 Yhency Brazoban, R ERA: 2.25	1.0		4	1	0	0	1	0	0	0	0	0	0	10	16	0.00	1.000										

Los Angeles Dodgers @ Pittsburgh Pirates
PNC Park, Pittsburgh, PA
Mon Apr 10 2006, 1:35 PM EDT
Att: 39,129 - Partly Cloudy - 61 F

AB 40
R 3
H 14
RBI 3
BB 2
SO 8
LOB 30



Batter	1	2	3	4	5	6	7	8	9	AB	R	H	RBI	BB	SO	LOB	TOP										
15 Rafael Furcal, S OBP: 0.317, SLG: 0.270	F8		G5-3	G6-3		2B		F8		5	0	1	1	0	0	2	Los Angeles Dodgers @ Pittsburgh Pirates PNC Park, Pittsburgh, PA Wed Apr 12 2006, 7:05 PM EDT Att: 13,237 - Cloudy - 70 F										
José Cruz Jr., S OBP: 0.425, SLG: 0.543	HR		1B	P4		1B		BB		4	2	3	1	1	0	2											
J.D. Drew, L OBP: 0.436, SLG: 0.515 43 Yhency Brazoban, R	G1-3		1B			1B		G3		5	1	2	0	0	1	3											
12 Jeff Kent, R OBP: 0.361, SLG: 0.267	F8		1B							5	0	1	1	0	0	1											
Olmedo Saenz, R OBP: 0.368, SLG: 0.611			1B							5	0	2	1	0	2	0											
Bill Mueller, S OBP: 0.526, SLG: 0.719			1B							4	1	2	0	1	0	2											
Sandy Alomar Jr., R OBP: 0.474, SLG: 0.579	F7									4	0	2	0	0	0	2											
17 Jason Repko, R OBP: 0.385, SLG: 0.543	FC6-4									3	0	0	0	1	1	5											
Brett Tomko, R Cody Ross, R 56 Hung-Chih Kuo, L Ricky Ledee, L	G4-3									2	0	0	0	0	0	2											
										1	1	1	1	0	0	0											
										0	0	0	0	0	0	0											
										1	0	0	0	0	0	0											
Inning Stats	R: 1 E: 0 K: 0 S: 7	H: 1 LOB: 0 BB: 0 P: 11	R: 0 E: 0 K: 0 S: 13	H: 1 LOB: 1 BB: 0 P: 17	R: 2 E: 0 K: 0 S: 20	H: 4 LOB: 2 BB: 0 P: 25	R: 0 E: 0 K: 0 S: 7	H: 1 LOB: 2 BB: 1 P: 13	R: 0 E: 0 K: 1 S: 6	H: 1 LOB: 0 BB: 0 P: 10	R: 2 E: 0 K: 2 S: 17	H: 3 LOB: 2 BB: 1 P: 32	R: 0 E: 0 K: 0 S: 11	H: 3 LOB: 2 BB: 0 P: 17	R: 0 E: 0 K: 0 S: 8	H: 0 LOB: 1 BB: 1 P: 17	R: 0 E: 0 K: 1 S: 11	H: 0 LOB: 0 BB: 0 P: 14	1B: 11 2B: 2 3B: 0 HR: 1	SF: 0 SAC: 0 DP: 2 HBP: 0	WP: 0 PB: 0 SB: 0 CS: 0	PA: 42					
PITCHER	IP	WLS	BF	H	R	ER	SO	BB	IBB	HBP	BLK	WP	HR	S	P	ERA	WHIP										
28 Paul Maholm, L ERA: 7.71	5.2		27	9	5	5	2	2	0	0	0	0	1	60	91	7.94	1.941										
Damaso Marte, L ERA: 5.4	0.1	B	3	2	0	0	1	0	0	0	0	0	0	10	17	0.00	6.000										
16 Salomon Torres, R ERA: 5.4	1.0	W	5	3	0	0	0	0	0	0	0	0	0	11	17	0.00	3.000										
Roberto Hernandez, R ERA: 5.4	1.0	H	4	0	0	0	0	1	0	0	0	0	0	8	17	0.00	1.000										
55 Matt Capps, R ERA: 3.31	1.0		3	0	0	0	1	0	0	0	0	0	0	11	14	0.00	0.000										

Batter	1	2	3	4	5	6	7	8	9	AB	R	H	RBI	BB	SO	LOB	BOTTOM										
6 Chris Duffy, L OBP: 0.211, SLG: 0.351	F7					FC4-6		2B		5	2	2	0	0	1	1	Los Angeles Dodgers @ Pittsburgh Pirates PNC Park, Pittsburgh, PA Wed Apr 12 2006, 7:05 PM EDT Att: 13,237 - Cloudy - 70 F										
2 Jack Wilson, R OBP: 0.459, SLG: 0.774	F9		G1-3			HR		SF8		4	1	2	3	0	0	1											
Jason Bay, R OBP: 0.455, SLG: 0.472	F9		P4			HR		S		3	2	1	1	2	0	1											
Jeromy Burnitz, L OBP: 0.275, SLG: 0.447 55 Matt Capps, R	K					F8		P5		5	0	0	0	0	1	4											
						F9		P2		0	0	0	0	0	0	0											
Craig Wilson, R OBP: 0.409, SLG: 1.000						K		HR		5	2	3	4	0	1	1											
12 Freddy Sanchez, R OBP: 0.526, SLG: 0.778						HR		HR		4	1	2	1	0	0	0											
Jose Castillo, R OBP: 0.390, SLG: 0.472						HR		P4		4	0	2	0	0	0	2											
11 Humberto Cota, R OBP: 0.200, SLG: 0.158						HR		G5-3		4	0	2	0	0	0	2											
						HR		G5-3		3	0	1	0	1	0	3											
						HR		G5-3		2	0	0	0	0	1	4											
						HR		P4		0	0	0	0	0	0	0											
						HR		P4		1	0	0	0	0	0	1											
						HR		P4		0	0	0	0	0	0	0											
						HR		P4		0	0	0	0	0	0	0											
						HR		P4		0	0	0	0	0	0	0											
						HR		P4		1	1	1	0	0	0	0											
Inning Stats	R: 0 E: 0 K: 1 S: 14	H: 1 LOB: 1 BB: 0 P: 19	R: 0 E: 0 K: 1 S: 13	H: 2 LOB: 2 BB: 0 P: 21	R: 0 E: 0 K: 1 S: 6	H: 0 LOB: 0 BB: 0 P: 10	R: 1 E: 0 K: 1 S: 9	H: 3 LOB: 2 BB: 0 P: 15	R: 4 E: 0 K: 0 S: 17	H: 3 LOB: 0 BB: 1 P: 26	R: 0 E: 0 K: 1 S: 9	H: 0 LOB: 1 BB: 1 P: 14	R: 2 E: 0 K: 0 S: 16	H: 2 LOB: 1 BB: 1 P: 24	R: 2 E: 0 K: 0 S: 10	H: 3 LOB: 1 BB: 0 P: 13	R: 2 E: 0 K: 0 S: 10	H: 3 LOB: 1 BB: 0 P: 13	1B: 7 2B: 2 3B: 1 HR: 4	SF: 1 SAC: 0 DP: 0 HBP: 0	WP: 0 PB: 0 SB: 4 CS: 0	PA: 41					
PITCHER	IP	WLS	BF	H	R	ER	SO	BB	IBB	HBP	BLK	WP	HR	S	P	ERA	WHIP										
Brett Tomko, R ERA: 6.55	5.0		25	9	5	5	4	1	0	0	0	0	3	59	91	9.00	2.000										
56 Hung-Chih Kuo, L ERA: 6.75	2.0	L	10	2	2	2	1	2	0	0	0	0	1	25	38	9.00	2.000										
43 Yhency Brazoban, R ERA: 5.4	1.0		6	3	2	2	0	0	0	0	0	0	0	10	13	18.00	3.000										

Batter	1	2	3	4	5	6	7	8	9	AB	R	H	RBI	BB	SO	LOB	TOP			
2 Randy Winn, S OBP: 0.389, SLG: 0.469 (1, 9)	F7			HR		F7		K		4	1	1	1	0	1	2	San Francisco Giants @ Los Angeles Dodgers Dodger Stadium, Los Angeles, CA Fri Apr 14 2006, 7:40 PM PDT Att: 45,940 - Overcast - 58 F			
13 Omar Vizquel, S OBP: 0.441, SLG: 0.429 (1, 6)	G6-3		G2-3			L8			G4-3 WP SF9	4	1	1	0	0	0	1				
Steve Finley, L OBP: 0.350, SLG: 0.438 (1, 8)	K		G1-3				BB BB		G4-3	3	0	0	0	1	1	1				
Barry Bonds, L OBP: 0.464, SLG: 0.222 Jason Ellison, R (9, PR) (9, 9)		F7		F7			G5-4-3 BB		1B	2	0	0	0	2	0	0				
Ray Durham, S OBP: 0.188, SLG: 0.138 (1, 4)	K				P5		K		SF9	3	0	0	1	0	2	2				
Lance Niekro, R OBP: 0.313, SLG: 0.345 (1, 3)	P3				F9		G5-4-3		1B	4	0	1	0	0	0	2				
Pedro Feliz, R OBP: 0.270, SLG: 0.303 (1, 5)			F9		K			F8	K	4	0	0	0	0	2	2				
Mike Matheny, R OBP: 0.231, SLG: 0.130 (1, 2)			K			SH3-4 1B			BB	2	0	1	0	1	1	0				
Jamey Wright, R Tim Worrell, R (1, 1) (9, 1)			P4			SH3-4		B2		2	0	0	0	0	0	1				
										0	0	0	0	0	0	0				
Inning Stats	R: 0 E: 0 K: 1 S: 8	H: 0 LOB: 0 BB: 0 P: 12	R: 0 E: 0 K: 1 S: 9	H: 0 LOB: 0 BB: 0 P: 14	R: 0 E: 0 K: 1 S: 8	H: 0 LOB: 0 BB: 0 P: 12	R: 1 E: 0 K: 0 S: 9	H: 1 LOB: 0 BB: 0 P: 15	R: 0 E: 0 K: 1 S: 8	H: 0 LOB: 1 BB: 2 P: 10	R: 0 E: 0 K: 1 S: 8	H: 0 LOB: 1 BB: 2 P: 16	R: 0 E: 0 K: 1 S: 8	H: 0 LOB: 1 BB: 1 P: 14	R: 1 E: 0 K: 1 S: 12	H: 2 LOB: 2 BB: 1 P: 18	1B: 3 2B: 0 3B: 0 HR: 1	SF: 1 SAC: 1 DP: 1 HBP: 0	WP: 1 PA: 34 PB: 0 SB: 0 CS: 0	
PITCHER	IP	WLS	BF	H	R	ER	SO	BB	IBB	HBP	BLK	WP	HR	S	P	ERA	WHIP			
31 Brad Penny, R ERA: 1.5 (1, 1)	6.0		20	2	1	1	4	0	0	0	0	0	1	51	78	1.50	0.333			
47 Tim Hamulack, L ERA: (7, 1)	0.1		3	0	0	0	1	2	0	0	0	0	0	6	14	0.00	6.000			
44 Takashi Saito, R ERA: (7, 1)	0.2		1	0	0	0	0	0	0	0	0	0	0	2	2	0.00	0.000			
56 Hung-Chih Kuo, L ERA: 6.75 (8, 1)	1.1	L	7	1	1	1	1	1	1	0	0	1	0	12	24	6.75	1.500			
Danys Baez, R ERA: (9, 1)	0.2		3	1	0	0	1	0	0	0	0	0	0	8	8	0.00	1.500			

Batter	1	2	3	4	5	6	7	8	9	AB	R	H	RBI	BB	SO	LOB	BOTTOM				
15 Rafael Furcal, S OBP: 0.320, SLG: 0.250 (1, 6)	S BB		G3		K			P5		3	0	0	0	1	1	1	San Francisco Giants @ Los Angeles Dodgers Dodger Stadium, Los Angeles, CA Fri Apr 14 2006, 7:40 PM PDT Att: 45,940 - Overcast - 58 F				
José Cruz Jr., S OBP: 0.440, SLG: 0.500 Danys Baez, R (1, 7) (9, 1)			G4-3		K			G3-1		3	0	0	0	1	1	1					
J.D. Drew, L OBP: 0.419, SLG: 0.514 (1, 9)	K					L7		G3		4	0	1	0	0	1	2					
12 Jeff Kent, R OBP: 0.348, SLG: 0.333 (1, 4)	L8		G5-3			HR		F8		4	1	1	1	0	0	3					
7 James Loney, L OBP: 0.267, SLG: 0.286 Ricky Ledee, L OBP: 0.286, SLG: 0.538 (1, 3) (9, PH)	F9		G4-3		G3-1			G4-3 2B		3	0	0	0	0	0	2					
Bill Mueller, S OBP: 0.468, SLG: 0.625 (1, 5)		G3		G4-3		G4-1		G4-3		4	0	0	0	0	0	1					
17 Jason Repko, R OBP: 0.417, SLG: 0.524 Olmedo Saenz, R OBP: 0.440, SLG: 0.783 (1, 8) (9, PH)			S 1B		G1-3			G1-3		3	0	1	0	0	0	0					
Dioner Navarro, S OBP: 0.345, SLG: 0.462 (1, 2)		K						G1-3		1	0	0	0	0	0	1					
31 Brad Penny, R OBP: 0.343, SLG: 0.143 47 Tim Hamulack, R (7, 1) 44 Takashi Saito, L (7, 1) Kenny Lofton, L (7, PH) 56 Hung-Chih Kuo, L (9, 1) Cody Ross, R OBP: 0.500, SLG: 1.250 (9, 7)		F8						G6-4-3		2	0	0	0	0	1	2					
										0	0	0	0	0	0	0					
Inning Stats	R: 0 E: 0 K: 1 S: 10	H: 0 LOB: 2 BB: 2 P: 20	R: 0 E: 0 K: 1 S: 10	H: 1 LOB: 0 BB: 0 P: 12	R: 0 E: 0 K: 0 S: 8	H: 1 LOB: 1 BB: 0 P: 10	R: 0 E: 0 K: 0 S: 9	H: 0 LOB: 0 BB: 0 P: 15	R: 0 E: 0 K: 3 S: 10	H: 1 LOB: 1 BB: 0 P: 17	R: 1 E: 0 K: 0 S: 8	H: 1 LOB: 0 BB: 0 P: 13	R: 0 E: 0 K: 0 S: 4	H: 1 LOB: 0 BB: 0 P: 4	R: 0 E: 0 K: 0 S: 5	H: 0 LOB: 0 BB: 0 P: 9	R: 0 E: 0 K: 0 S: 7	H: 1 LOB: 1 BB: 0 P: 10	1B: 3 2B: 2 3B: 0 HR: 1	SF: 0 SAC: 0 DP: 1 HBP: 0	WP: 0 PA: 34 PB: 0 SB: 2 CS: 0
PITCHER	IP	WLS	BF	H	R	ER	SO	BB	IBB	HBP	BLK	WP	HR	S	P	ERA	WHIP				
Jamey Wright, R ERA: 3.0 (1, 1)	8.0		30	5	1	1	5	2	0	0	0	0	0	64	100	1.12	0.875				
Tim Worrell, R ERA: 1.8 (9, 1)	1.0	S	4	1	0	0	0	0	0	0	0	0	0	7	10	0.00	1.000				



Batter	1	2	3	4	5	6	7	8	9	AB	R	H	RBI	BB	SO	LOB	TOP				
2 Randy Winn, S OBP: 0.400, SLG: 0.486	1-1 G5-3		2-2 G4-3		4-2 BB			2-0 13 G3 2B		3	0	1	0	1	0	0	San Francisco Giants @ Los Angeles Dodgers Dodger Stadium, Los Angeles, CA Sat Apr 15 2006, 7:10 PM PDT Att: 55,132 - Partly Cloudy - 63 F				
13 Omar Vizquel, S OBP: 0.447, SLG: 0.419	4-2 BB		0-1 1B		1-1 L1-3			2-2 G3		3	0	1	0	1	0	2					
Lance Niekro, R 54 Scott Munter, R	1-1 SAFE F8		0-1 1B		2-3 K			2-1 G1-3		4	0	0	0	0	1	3					
Barry Bonds, L Jason Ellison, R	0-1 L9		4-0 IBB		1-1 G3			0-2 G3-1 2B		3	0	1	0	1	0	1					
Ray Durham, S		1-0 1B WP	0-0 F9		2-1 G5-3			0-2 G5-3		4	1	1	0	0	0	3					
Steve Finley, L		2-2 1B		2-3 K			1-0 G4-3		1-0 G3-1	4	0	1	1	0	1	1					
Pedro Feliz, R		1-0 G6-3		1-0 G5-3			1-0 G2-3		1-0 F8	4	0	0	0	0	0	3					
Mike Matheny, R		0-1 F9		2-1 P6			2-2 F9			3	0	0	0	0	0	1					
Jason Schmidt, R Steve Kline, S	1-2 F8			1-0 G4-3				3-2 G6-3		2	0	0	0	0	0	1					
9 Mark Sweeney, L										0	0	0	0	0	0	0					
Inning Stats	R: 0 E: 0 K: 0 S: 13	H: 0 LOB: 1 BB: 1 P: 19	R: 1 E: 0 K: 0 S: 11	H: 2 LOB: 1 BB: 0 P: 16	R: 0 E: 0 K: 0 S: 8	H: 1 LOB: 2 BB: 1 P: 14	R: 0 E: 0 K: 1 S: 7	H: 0 LOB: 0 BB: 1 P: 12	R: 0 E: 0 K: 0 S: 6	H: 0 LOB: 0 BB: 0 P: 12	R: 0 E: 0 K: 0 S: 5	H: 0 LOB: 0 BB: 0 P: 9	R: 0 E: 0 K: 0 S: 10	H: 1 LOB: 1 BB: 0 P: 19	R: 0 E: 0 K: 0 S: 10	H: 1 LOB: 2 BB: 0 P: 12	1B: 3 2B: 3 3B: 0 HR: 0	SF: 0 SAC: 0 DP: 1 HBP: 0	WP: 1 PB: 0 SB: 2 CS: 0	PA: 34	
PITCHER	IP	WLS	BF	H	R	ER	SO	BB	IBB	HBP	BLK	WP	HR	S	P	ERA	WHIP				
Odalis Perez, L ERA: 5.28	7.0	W	26	3	1	1	2	2	1	0	0	1	0	57	94	1.29	0.714				
44 Takashi Saito, R ERA:	1.0	H	4	1	0	0	0	0	0	0	0	0	0	10	19	0.00	1.000				
Danys Baez, R ERA:	1.0	S	4	1	0	0	0	0	0	0	0	0	0	10	12	0.00	1.000				

Batter	1	2	3	4	5	6	7	8	9	AB	R	H	RBI	BB	SO	LOB	BOTTOM				
15 Rafael Furcal, S OBP: 0.352, SLG: 0.261	4-2 L9-4 BB		4-2 3B BB		2-2 G6-3 1B			0-1 F8		2	1	1	0	2	0	0	San Francisco Giants @ Los Angeles Dodgers Dodger Stadium, Los Angeles, CA Sat Apr 15 2006, 7:10 PM PDT Att: 55,132 - Partly Cloudy - 63 F				
Kenny Lofton, L OBP: 0.400, SLG: 0.750	1-2 BB		2-2 1H 3B		2-0 F7		3-1 P4			3	0	1	1	1	0	1					
J.D. Drew, L OBP: 0.404, SLG: 0.475	1-2 L9-4		3-3 K		3-2 G6-3			4-1 SH2-4 7 FC3-2 BB		3	0	0	0	1	1	4					
12 Jeff Kent, R OBP: 0.380, SLG: 0.381	1-2 K			1-0 7 S G3-1 2B	4-2 BB			0-0 FC3-2 SH2-4 1B		3	2	2	0	1	1	1					
José Cruz Jr., S OBP: 0.434, SLG: 0.477		2-2 F8		4-1 G3-1 7 S BB	1-0 P6			0-1 SH2-4		2	0	0	0	1	0	2					
Bill Mueller, S OBP: 0.471, SLG: 0.595		4-2 7 G5-4-3 BB		2-3 K		0-0 F7		4-0 7 FC3-2 1B IBB		2	0	0	0	2	1	2					
7 James Loney, L OBP: 0.265, SLG: 0.258		0-1 G5-4-3		4-2 G3-1 BB		2-2 P5		0-1 FC3-2 1B		3	0	0	0	1	0	4					
Dioner Navarro, S OBP: 0.333, SLG: 0.433			0-2 K		2-2 G3-1			1-2 2-3 3-H 2-0 1B		4	0	1	2	0	1	2					
Odalis Perez, L			0-0 G6-3		1-1 G4-3			2-3 K		2	0	0	0	0	0	2					
Cody Ross, R 44 Takashi Saito, L Danys Baez, R										1	0	0	0	0	1	0					
										0	0	0	0	0	0	0					
										0	0	0	0	0	0	0					
Inning Stats	R: 0 E: 0 K: 1 S: 10	H: 0 LOB: 1 BB: 2 P: 19	R: 0 E: 0 K: 0 S: 10	H: 0 LOB: 0 BB: 1 P: 16	R: 1 E: 0 K: 2 S: 12	H: 1 LOB: 1 BB: 1 P: 21	R: 1 E: 0 K: 1 S: 12	H: 1 LOB: 2 BB: 2 P: 26	R: 0 E: 0 K: 0 S: 6	H: 0 LOB: 0 BB: 0 P: 9	R: 0 E: 0 K: 1 S: 8	H: 0 LOB: 0 BB: 0 P: 13	R: 0 E: 0 K: 0 S: 7	H: 2 LOB: 2 BB: 2 P: 17	R: 1 E: 0 K: 0 S: 10	H: 2 LOB: 2 BB: 2 P: 12	1B: 3 2B: 2 3B: 1 HR: 0	SF: 0 SAC: 1 DP: 2 HBP: 0	WP: 0 PB: 0 SB: 2 CS: 0	PA: 35	
PITCHER	IP	WLS	BF	H	R	ER	SO	BB	IBB	HBP	BLK	WP	HR	S	P	ERA	WHIP				
Jason Schmidt, R ERA: 4.95	6.0	L	26	3	2	2	4	7	0	0	0	0	0	61	114	3.00	1.667				
Steve Kline, L ERA:	1.0		3	0	0	0	1	0	0	0	0	0	0	8	13	0.00	0.000				
54 Scott Munter, R ERA: 2.45	1.0		6	2	1	1	0	1	1	0	0	0	0	7	17	9.00	3.000				

AB 31
R 1
H 5
RBI 1
BB 3
SO 2
LOB 15



AB 25
R 3
H 5
RBI 3
BB 9
SO 5
LOB 18



Batter	1	2	3	4	5	6	7	8	9	AB	R	H	RBI	BB	SO	LOB	TOP					
2 Randy Winn, S OBP: 0.378, SLG: 0.450 (1, 8)	F8		F8		F8		K		F8	5	0	1	0	0	1	2	San Francisco Giants @ Los Angeles Dodgers Dodger Stadium, Los Angeles, CA Sun Apr 16 2006, 5:10 PM PDT Att. 47,024 - Clear - 63 F					
13 Omar Vizquel, S OBP: 0.442, SLG: 0.444 (1, 6)	P6		F8			9 1B BLK	1B		P3	5	1	2	0	0	0	2						
9 Mark Sweeney, L OBP: 0.286, SLG: 0.350 Lance Niekro, R OBP: 0.278, SLG: 0.303 (1, 3)	G3			BB		G3 BLK	1B			4	1	2	0	0	1	2						
Barry Bonds, L OBP: 0.472, SLG: 0.261 Jason Ellison, R (8, PR)	F8	2-2			4-1	G3			S	2	0	0	0	1	0	1						
Moises Alou, R OBP: 0.400, SLG: 0.731 Steve Kline, S Tim Worrell, R (8, 1)	F8	1-2			2-1	F8			HBP	3	0	1	0	1	0	3						
Ray Durham, S OBP: 0.200, SLG: 0.162 (1, 4)	P6	0-1			0-0	F5			BB	4	0	1	1	0	1	5						
Pedro Feliz, R OBP: 0.222, SLG: 0.244 (1, 5)	F7	2-1			1-3	K			G5-4-3	4	0	0	0	0	1	6						
Mike Matheny, R OBP: 0.212, SLG: 0.167 (1, 2)	F8				2-1	G4-3			F8	4	0	1	0	0	0	0						
41 Brad Hennessey, R OBP: 0.333, SLG: 0.333 54 Scott Munter, R Steve Finley, L OBP: 0.320, SLG: 0.381 (7, 1)	K	2-3			2-3	K			F8	3	0	1	0	0	2	0						
Inning Stats	R: 0 E: 0 K: 0 S: 4	H: 0 LOB: 0 BB: 0 P: 5	R: 0 E: 0 K: 0 S: 12	H: 1 LOB: 1 BB: 0 P: 17	R: 0 E: 0 K: 1 S: 10	H: 1 LOB: 1 BB: 0 P: 18	R: 0 E: 0 K: 1 S: 9	H: 1 LOB: 2 BB: 1 P: 16	R: 0 E: 0 K: 1 S: 6	H: 0 LOB: 0 BB: 0 P: 11	R: 2 E: 0 K: 0 S: 14	H: 3 LOB: 1 BB: 0 P: 18	R: 0 E: 0 K: 2 S: 17	H: 2 LOB: 2 BB: 0 P: 25	R: 0 E: 0 K: 1 S: 9	H: 0 LOB: 2 BB: 1 P: 15		R: 0 E: 0 K: 0 S: 12	H: 1 LOB: 1 BB: 0 P: 16	1B: 7 2B: 2 3B: 0 HR: 0	SF: 0 SAC: 0 DP: 1 HBP: 1	WP: 0 PB: 0 SB: 1 CS: 0
PITCHER	IP	WLS	BF	H	R	ER	SO	BB	IBB	HBP	BLK	WP	HR	S	P	ERA	WHIP					
Jae Weong Seo, R ERA: 6.43 Lance Carter, R ERA: 4.7 47 Tim Hamulack, L ERA: 56 Hung-Chih Kuo, L ERA: 5.19	(1, 1)	6.0	L	25	6	2	2	3	1	0	0	0	0	55	85	3.00	1.167					
(7, 1)	0.2	4	2	0	0	1	0	0	0	0	0	0	0	11	17	0.00	3.000					
(7, 1)	0.1	2	0	0	0	1	0	0	0	1	0	0	0	7	10	0.00	0.000					
(8, 1)	2.0	7	1	0	0	1	1	0	0	0	0	0	0	20	29	0.00	1.000					

Batter	1	2	3	4	5	6	7	8	9	AB	R	H	RBI	BB	SO	LOB	BOTTOM					
15 Rafael Furcal, S OBP: 0.362, SLG: 0.250 (1, 6)	L8		G6-4-3			FC4-6-5			FC1-6	2	0	0	0	2	0	1	San Francisco Giants @ Los Angeles Dodgers Dodger Stadium, Los Angeles, CA Sun Apr 16 2006, 5:10 PM PDT Att. 47,024 - Clear - 63 F					
Kenny Lofton, L OBP: 0.222, SLG: 0.375 (1, 8)	G4-3				F8	FC4-6-5			FC1-6	4	0	0	0	0	0	3						
J.D. Drew, L OBP: 0.431, SLG: 0.476 (1, 9)	S				G3-1				BB	2	0	1	0	2	0	0						
12 Jeff Kent, R OBP: 0.377, SLG: 0.364 18 Ramon Martinez, R OBP: 0.294, SLG: 0.353 (7, PR)	K	2-3			G5-3				BB	2	0	0	0	0	1	1						
José Cruz Jr., S OBP: 0.411, SLG: 0.447 (1, 7)	G4-3	3-1			F8				F7	3	0	0	0	0	0	0						
Bill Mueller, S OBP: 0.455, SLG: 0.556 (1, 5)	F8	2-2			G4-3				P3	3	0	0	0	1	0	0						
7 James Loney, L OBP: 0.250, SLG: 0.242 Ricky Ledee, L OBP: 0.267, SLG: 0.500 Olmedo Saenz, R OBP: 0.423, SLG: 0.750 (7, PH)	L7	0-0			G6-3				G4-3	2	0	0	0	0	0	0						
Dioner Navarro, S OBP: 0.306, SLG: 0.394 (1, 2)	K	2-3				P6			F9	3	0	0	0	0	1	3						
Jae Weong Seo, R ERA: 6.43 Cody Ross, R ERA: 1.93 Lance Carter, R ERA: 4.7 47 Tim Hamulack, L ERA: 56 Hung-Chih Kuo, L ERA: 5.19 Sandy Alomar Jr., R OBP: 0.450, SLG: 0.330 (7, 1)	G6-3	0-0				15 BB			G6-3	1	0	1	0	0	0	0						
Inning Stats	R: 0 E: 0 K: 1 S: 13	H: 1 LOB: 1 BB: 0 P: 18	R: 0 E: 0 K: 0 S: 6	H: 0 LOB: 0 BB: 0 P: 11	R: 0 E: 0 K: 1 S: 5	H: 1 LOB: 0 BB: 0 P: 8	R: 0 E: 0 K: 0 S: 4	H: 0 LOB: 0 BB: 0 P: 9	R: 0 E: 0 K: 0 S: 6	H: 0 LOB: 0 BB: 0 P: 8	R: 0 E: 0 K: 0 S: 4	H: 1 LOB: 1 BB: 1 P: 11	R: 0 E: 0 K: 1 S: 10	H: 0 LOB: 3 BB: 2 P: 25	R: 0 E: 0 K: 0 S: 10	H: 0 LOB: 2 BB: 2 P: 19		R: 0 E: 0 K: 0 S: 10	H: 0 LOB: 0 BB: 0 P: 16	1B: 3 2B: 1 3B: 0 HR: 0	SF: 0 SAC: 1 DP: 2 HBP: 1	WP: 0 PB: 0 SB: 1 CS: 0
PITCHER	IP	WLS	BF	H	R	ER	SO	BB	IBB	HBP	BLK	WP	HR	S	P	ERA	WHIP					
41 Brad Hennessey, R ERA: 1.93 54 Scott Munter, R ERA: 1.93 Steve Kline, L ERA: Tim Worrell, R ERA: 1.42	(1, 1)	6.1	W	24	3	0	2	3	0	0	0	0	0	42	79	0.00	0.947					
(7, 1)	1.0	H	4	0	0	0	1	1	0	0	0	0	0	9	18	0.00	1.000					
(8, 1)	0.1	H	2	0	0	0	0	1	0	0	0	0	0	4	8	0.00	3.000					
(8, 1)	1.1	S	4	0	0	0	0	0	0	0	0	0	0	13	20	0.00	0.000					

AB	35
R	2
H	9
RBI	1
BB	2
SO	6
LOB	22



AB	27
R	0
H	3
RBI	0
BB	5
SO	3
LOB	13



Batter	1	2	3	4	5	6	7	8	9	AB	R	H	RBI	BB	SO	LOB	TOP										
Juan Pierre, L (1, 8) OBP: 0.268, SLG: 0.296	F7		K			E3 25 1B 25 S	FC4			4	0	0	0	0	1	1	Chicago Cubs @ Los Angeles Dodgers Dodger Stadium, Los Angeles, CA Tue Apr 18 2006, 7:10 PM PDT Att: 37,340 - Partly Cloudy - 73 F										
Todd Walker, L (1, 4) OBP: 0.425, SLG: 0.676	K		G6-3			P4		K		4	0	0	0	0	2	1											
25 Derrek Lee, R (1, 3) OBP: 0.455, SLG: 0.634	BB					FC6-4 1B		K		3	0	1	0	1	2	0											
16 Aramis Ramirez, R (1, 5) OBP: 0.298, SLG: 0.366	G3-1					K		P6		4	0	1	0	0	1	3											
Michael Barrett, R (1, 2) OBP: 0.311, SLG: 0.548		P4				FC6-4		G6-3		4	0	0	0	0	0	3											
Jacque Jones, L (1, 9) OBP: 0.241, SLG: 0.320 Freddie Bynum, L (7, PR) OBP: 0.091, SLG: 0.091								K		3	0	2	0	0	0	1											
19 Matt Murton, R (1, 7) OBP: 0.358, SLG: 0.500								K		1	1	0	0	0	1	0											
Neff Perez, S (1, 6) OBP: 0.211, SLG: 0.263								K		4	0	1	0	0	1	1											
38 Carlos Zambrano, S (1, 1) OBP: 0.125, SLG: 0.125 John Mabry, L (7, PH) OBP: 0.500, SLG: 0.800 47 Scott Eyre, L (7, 1) Bob Howry, L (8, 1) 13 Will Ohman, L (9, 1)								K		2	0	0	0	0	1	0											
										1	0	0	0	0	1	1											
										0	0	0	0	0	0	0											
										0	0	0	0	0	0	0											
										0	0	0	0	0	0	0											
Inning Stats	R: 0 E: 0 K: 1 S: 8	H: 0 LOB: 1 BB: 1 P: 16	R: 0 E: 0 K: 0 S: 9	H: 1 LOB: 1 BB: 0 P: 16	R: 0 E: 0 K: 2 S: 8	H: 0 LOB: 0 BB: 0 P: 9	R: 0 E: 0 K: 1 S: 9	H: 1 LOB: 1 BB: 0 P: 15	R: 0 E: 0 K: 0 S: 6	H: 0 LOB: 0 BB: 0 P: 8	R: 0 E: 1 K: 1 S: 15	H: 1 LOB: 2 BB: 0 P: 22	R: 1 E: 0 K: 1 S: 11	H: 2 LOB: 1 BB: 0 P: 14	R: 0 E: 0 K: 2 S: 9	H: 0 LOB: 0 BB: 0 P: 13	R: 0 E: 0 K: 2 S: 7	H: 0 LOB: 0 BB: 0 P: 11	1B: 4 2B: 1 3B: 0 HR: 0	SF: 0 SAC: 0 DP: 0 HBP: 0	WP: 0 PB: 0 SB: 3 CS: 3	PA: 34					
PITCHER	IP	WLS	BF	H	R	ER	SO	BB	IBB	HBP	BLK	WP	HR	S	P	ERA	WHIP										
Derek Lowe, R (1, 1) ERA: 4.5	7.0		28	5	1	1	6	1	0	0	0	0	0	66	100	1.29	0.857										
44 Takashi Saito, R (8, 1) ERA:	2.0	W	6	0	0	0	4	0	0	0	0	0	0	16	24	0.00	0.000										

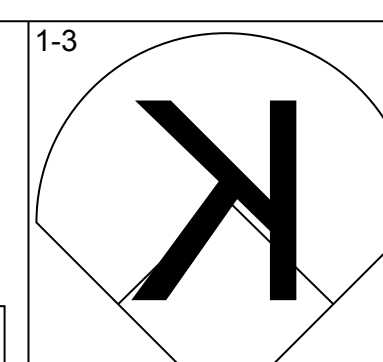
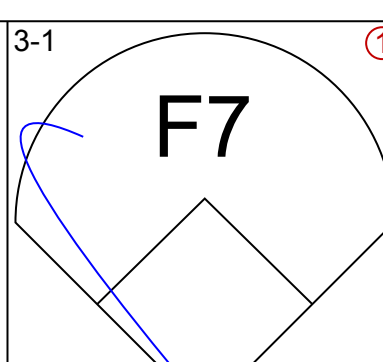
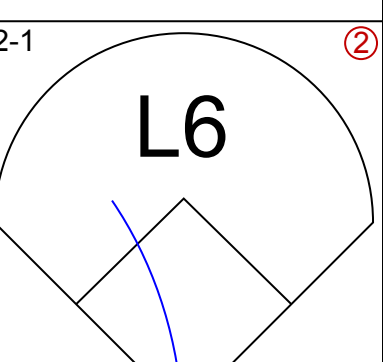
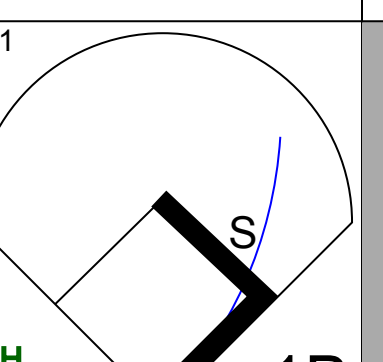
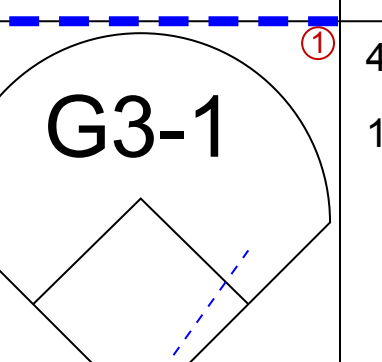
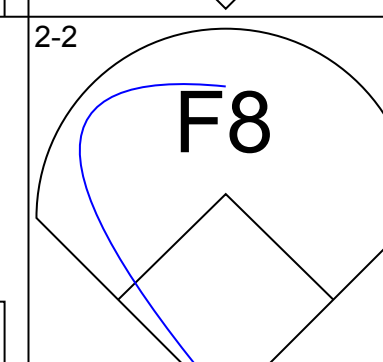
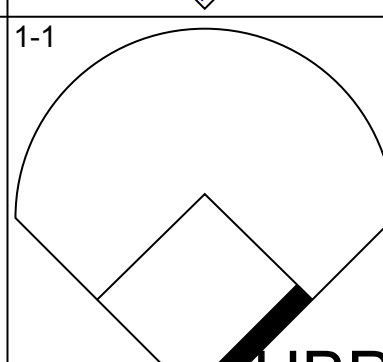
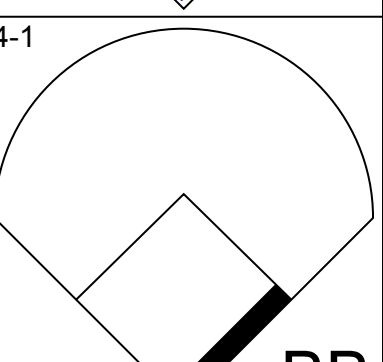
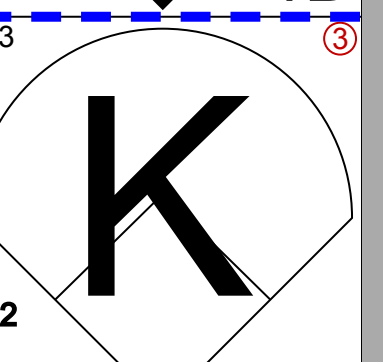
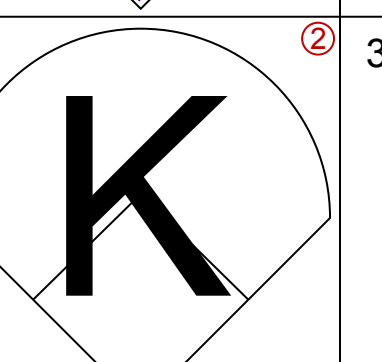
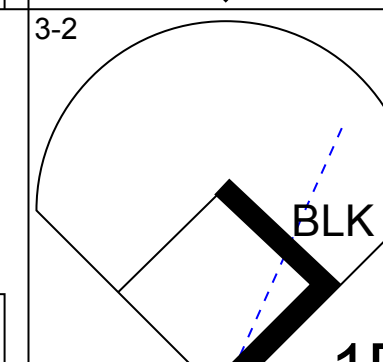
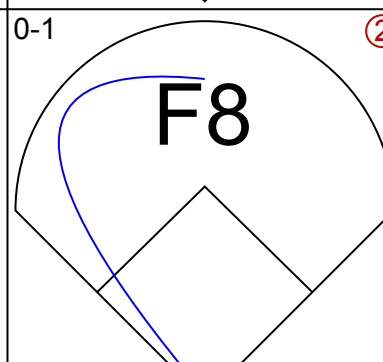
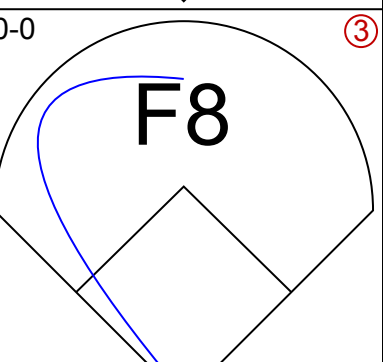
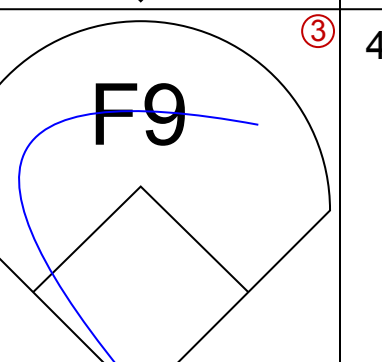
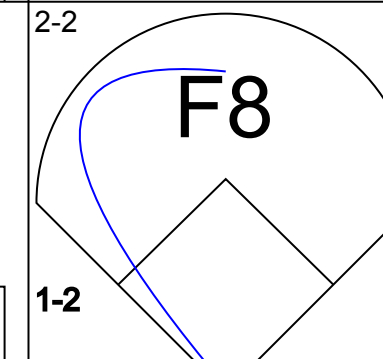
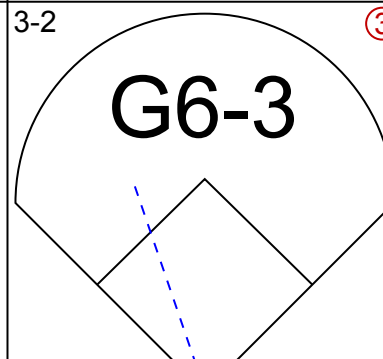

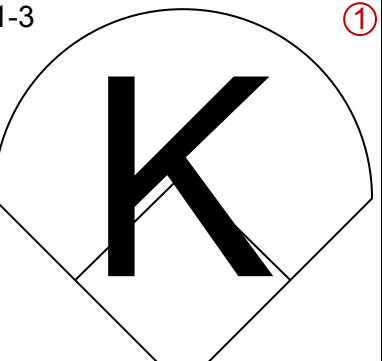
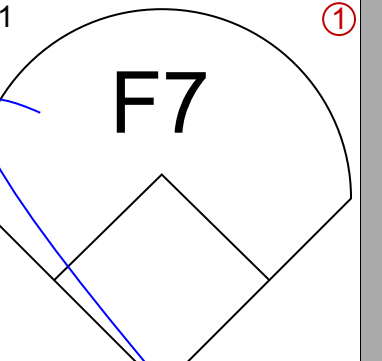
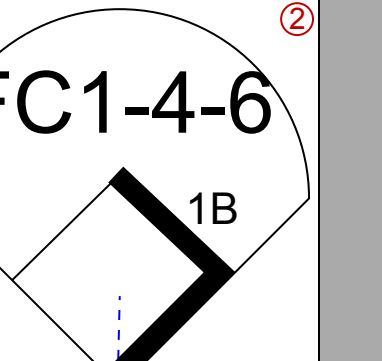
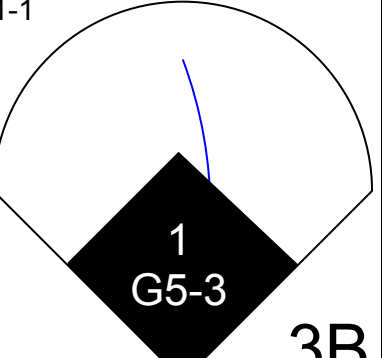

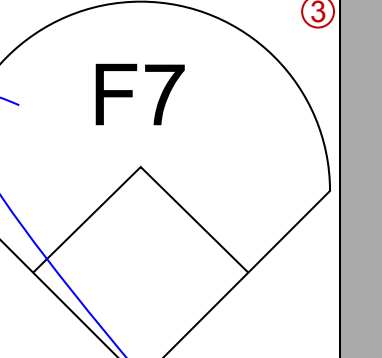
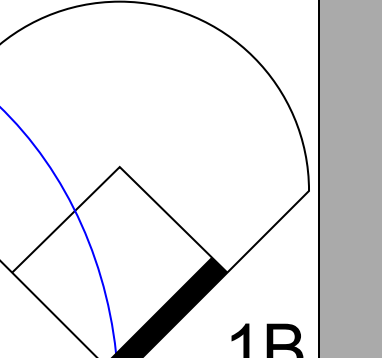
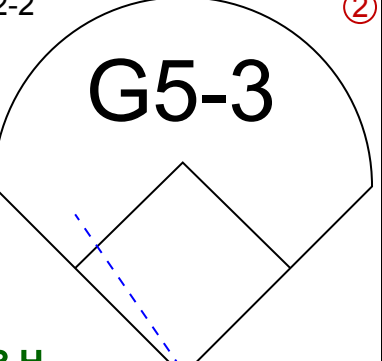
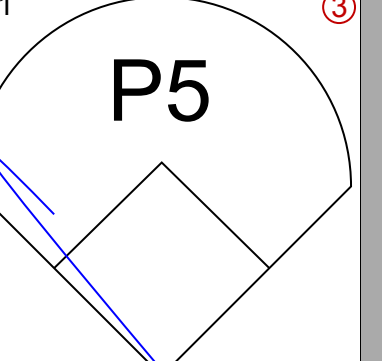
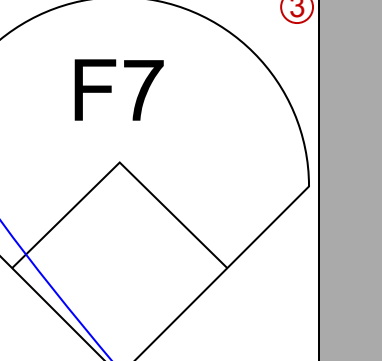
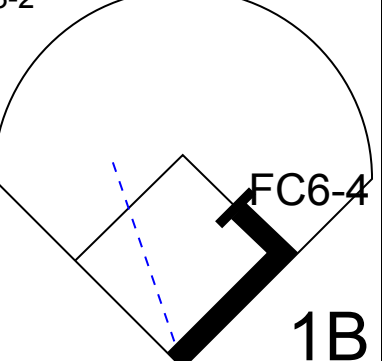
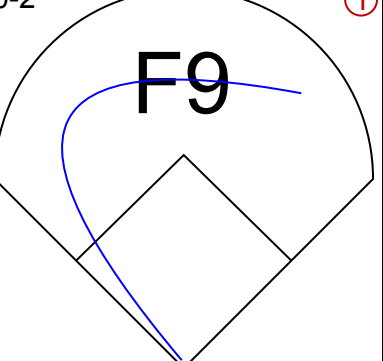

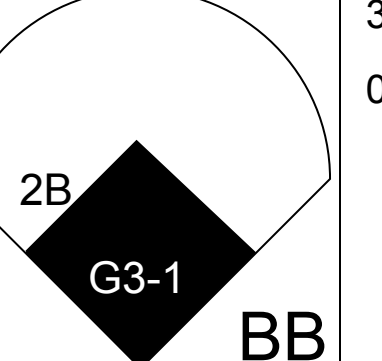
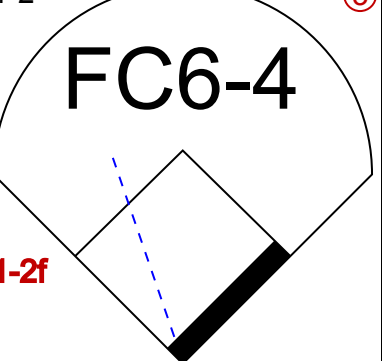
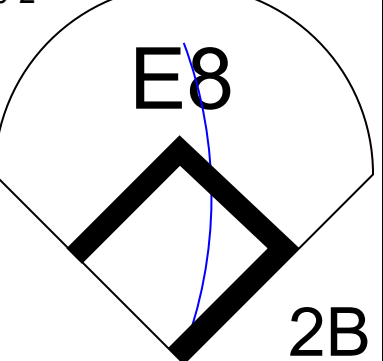
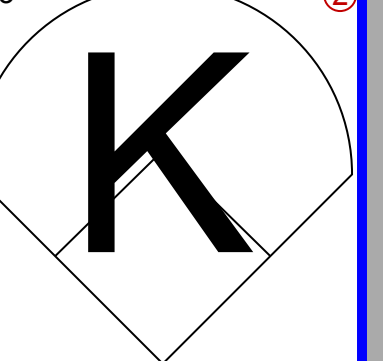
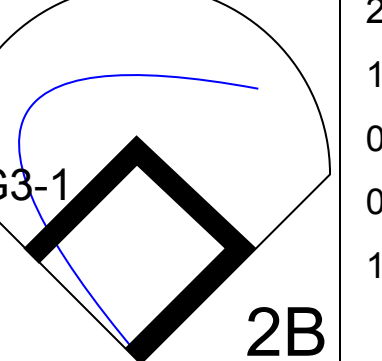
AB	33
R	1
H	5
RBI	1
BB	1
SO	10
LOB	13

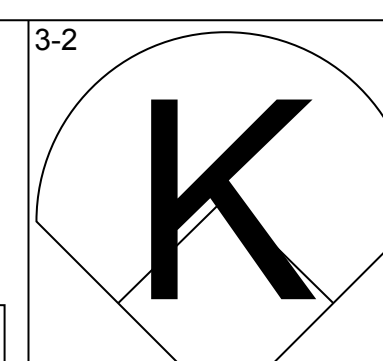
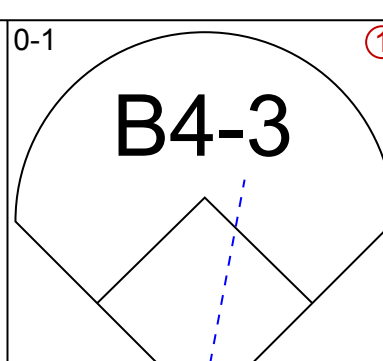
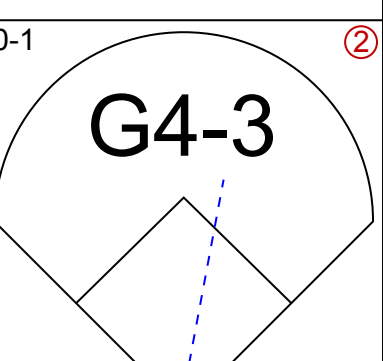
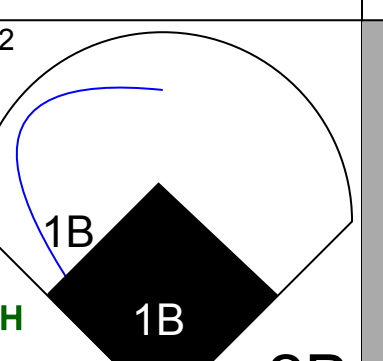
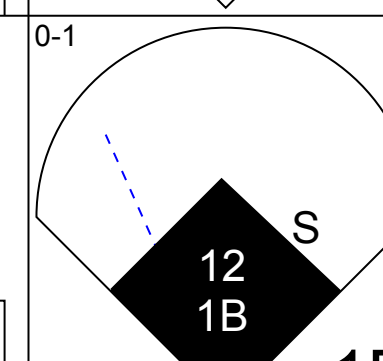
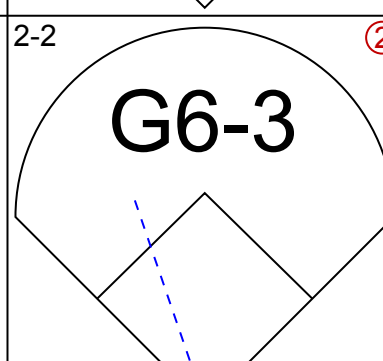
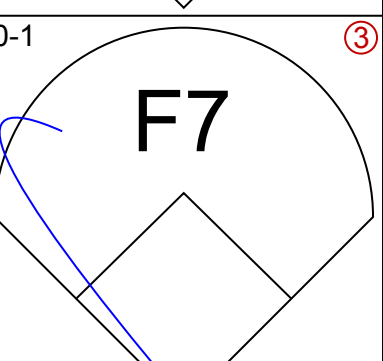
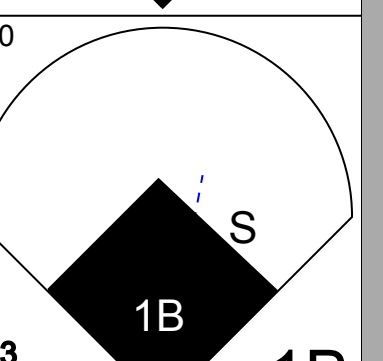
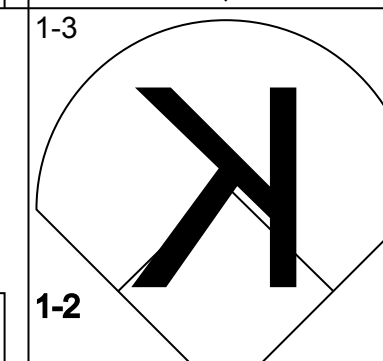
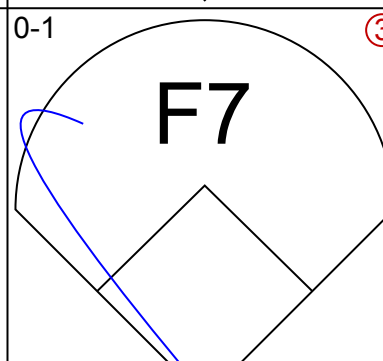
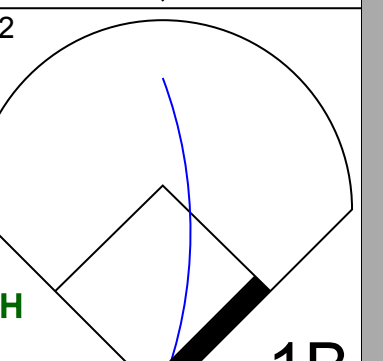
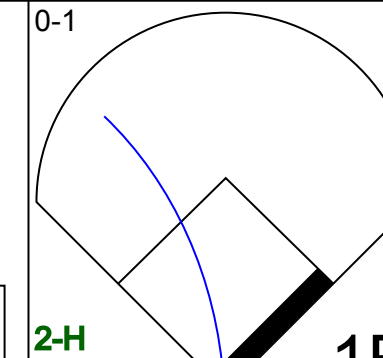


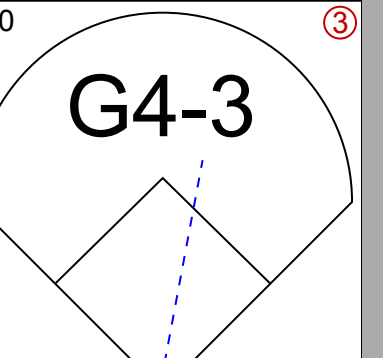
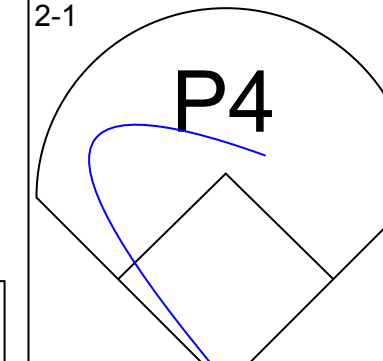


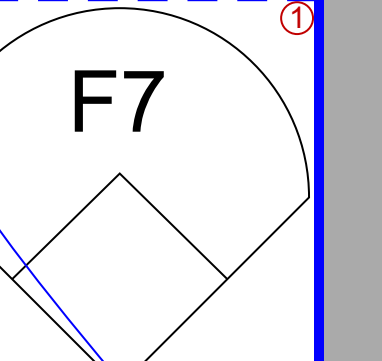


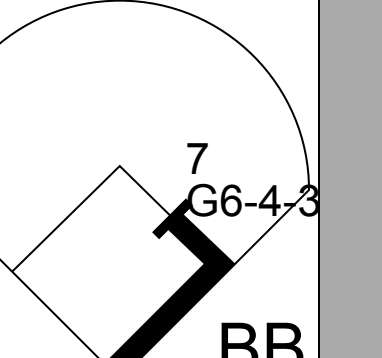
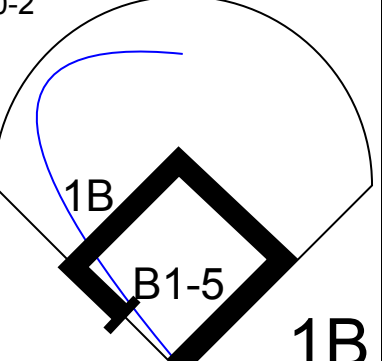
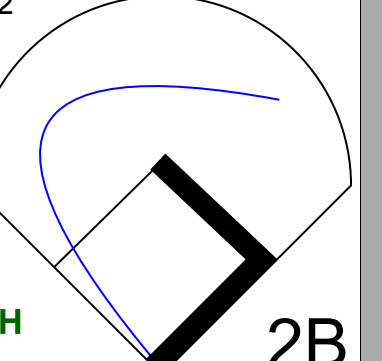

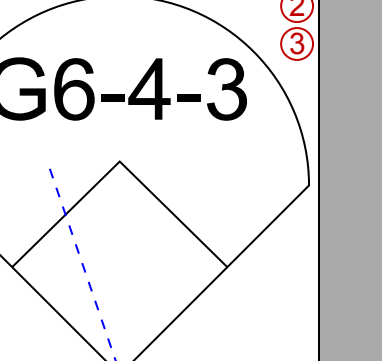

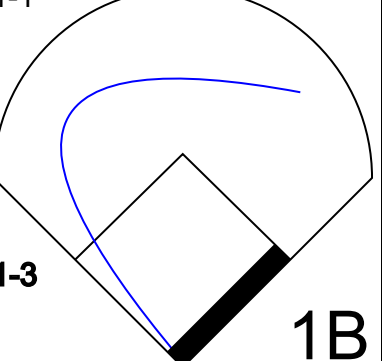




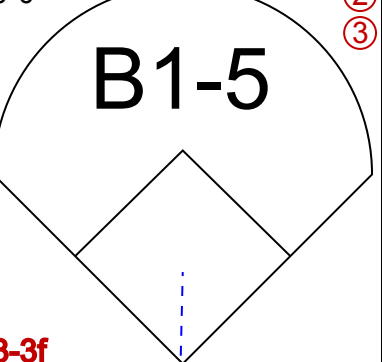

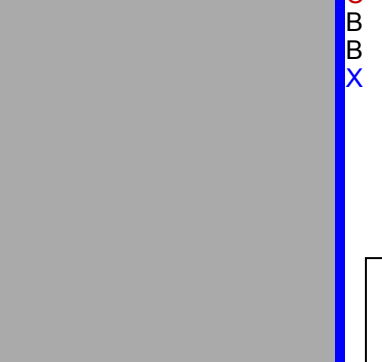

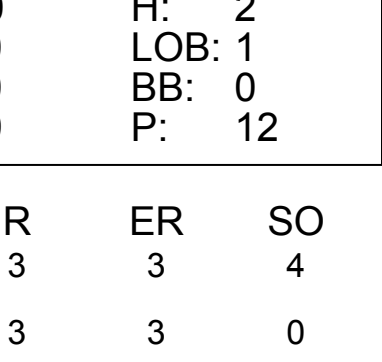
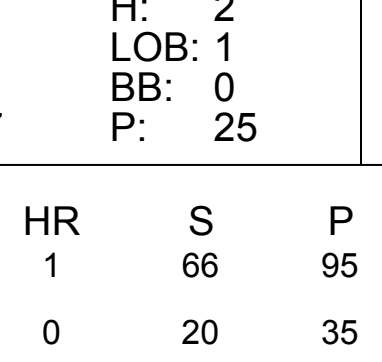
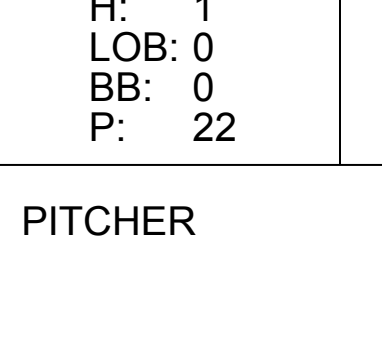
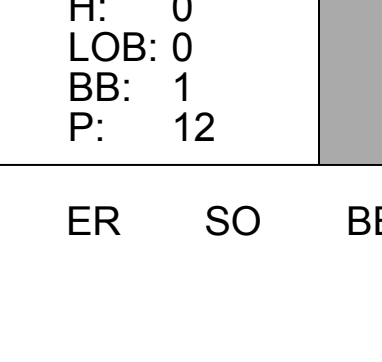
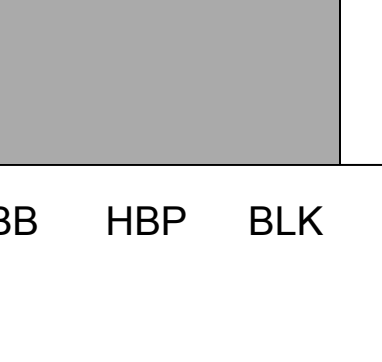


Batter	1	2	3	4	5	6	7	8	9	AB	R	H	RBI	BB	SO	LOB	BOTTOM										
15 Rafael Furcal, S (1, 6) OBP: 0.343, SLG: 0.246	G1-3		F8			G3 2B 1B	G1-3		K	5	1	1	0	0	1	0	Chicago Cubs @ Los Angeles Dodgers Dodger Stadium, Los Angeles, CA Tue Apr 18 2006, 7:10 PM PDT Att: 37,340 - Partly Cloudy - 73 F										
Kenny Lofton, L (1, 8) OBP: 0.235, SLG: 0.333	F7					G3	F7		S 1B BB	4	1	1	0	1	0	1											
J.D. Drew, L (1, 9) OBP: 0.441, SLG: 0.490	BB		F8			2B	F7		1B	4	0	2	2	1	0	1											
12 Jeff Kent, R (1, 4) OBP: 0.368, SLG: 0.354	L8					F9	K		1B	4	0	1	0	0	1	2											
Ricky Ledee, L (1, 7) OBP: 0.263, SLG: 0.412 17 Jason Repko, R (6, PR) OBP: 0.408, SLG: 0.512						F7		SH1-3 1B		2	0	0	0	1	0	0											
Bill Mueller, S (1, 5) OBP: 0.484, SLG: 0.563						BB		BB		0	0	0	0	4	0	0											
7 James Loney, L (1, 3) OBP: 0.282, SLG: 0.257 Olmedo Saenz, R (6, PH) OBP: 0.397, SLG: 0.643						BB		BB		2	0	1	0	0	0	2											
Dioner Navarro, S (1, 2) OBP: 0.256, SLG: 0.325						BB		BB		1	0	0	0	0	0	2											
Derek Lowe, R (1, 1) 44 Takashi Saito, L (8, 1) José Cruz Jr., S (9, PH) OBP: 0.383, SLG: 0.412						BB		BB		4	0	0	0	0	2	7											
										3	0	0	0	0	1	2											
										0	0	0	0	0	0	0											
										1	0	0	0	0	0	0											
Inning Stats	R: 0 E: 0 K: 0 S: 13	H: 0 LOB: 1 BB: 1 P: 23	R: 0 E: 0 K: 0 S: 6	H: 0 LOB: 1 BB: 1 P: 17	R: 0 E: 0 K: 0 S: 9	H: 1 LOB: 0 BB: 0 P: 12	R: 0 E: 0 K: 1 S: 12	H: 1 LOB: 2 BB: 1 P: 21	R: 1 E: 0 K: 2 S: 14	H: 2 LOB: 1 BB: 0 P: 20	R: 0 E: 0 K: 0 S: 11	H: 0 LOB: 2 BB: 2 P: 19	R: 0 E: 0 K: 1 S: 9	H: 0 LOB: 1 BB: 1 P: 17	R: 0 E: 0 K: 1 S: 9	H: 1 LOB: 2 BB: 1 P: 17	R: 1 E: 0 K: 1 S: 12	H: 1 LOB: 1 BB: 1 P: 20	1B: 4 2B: 2 3B: 0 HR: 0	SF: 0 SAC: 1 DP: 0 HBP: 1	WP: 0 PB: 0 SB: 1 CS: 1	PA: 39					
PITCHER	IP	WLS	BF	H	R	ER	SO	BB	IBB	HBP	BLK	WP	HR	S	P	ERA	WHIP										
38 Carlos Zambrano, R (1, 1) ERA: 3.97	6.0		27	4	1	1	3	5	0	1	0	0	0	65	112	1.50	1.500										
47 Scott Eyre, L (7, 1) ERA:	1.0		3	0	0	0	0	0	0	0	0	0	0	12	17	0.00	0.000										
Bob Howry, R (8, 1) ERA: 1.35	1.0		5	1	0	0	1	0	1	0	0	0	0	9	17	0.00	1.000										
13 Will Ohman, L (9, 1) ERA: 21.6	0.2	L	4	1	1	1	1	1	0	0	0	0	0	12	20	13.50	3.000										

AB	30
R	2
H	6
RBI	2
BB	7
SO	5
LOB	17



Batter	1	2	3	4	5	6	7	8	9	AB	R	H	RBI	BB	SO	LOB	TOP					
22 Eric Byrnes, R (1, 8) OBP: 0.327, SLG: 0.370 Tony Clark, S (9, PH) OBP: 0.357, SLG: 0.391										4	0	1	1	0	1	1	Arizona Diamondbacks @ Los Angeles Dodgers Dodger Stadium, Los Angeles, CA Fri Apr 21 2006, 7:40 PM PDT Att: 44,294 - Clear - 59 F					
Damion Easley, R (1, 6) OBP: 0.405, SLG: 0.536										3	0	0	0	1	2							
Chad Tracy, L (1, 5) OBP: 0.380, SLG: 0.523										4	0	1	0	1	0							
Luis Gonzalez, L (1, 7) OBP: 0.297, SLG: 0.582										4	0	0	0	0	1							
34 Conor Jackson, R (1, 3) OBP: 0.357, SLG: 0.383										4	0	0	0	0	2							
Shawn Green, L (1, 9) OBP: 0.256, SLG: 0.327										4	1	2	0	0	1							
1 Orlando Hudson, S (1, 4) OBP: 0.303, SLG: 0.333										4	1	1	1	0	0							
19 Chris Snyder, R (1, 2) OBP: 0.333, SLG: 0.609 30 Jeff DaVanon, S (9, PH) OBP: 0.500, SLG: 0.658										3	0	1	0	0	1							
Orlando Hernandez, R (1, 1) OBP: 0.333, SLG: 0.500 Andy Green, R (7, PH) OBP: 0.313, SLG: 0.429 Greg Aquino, R (7, 1) OBP: 0.313, SLG: 0.429 37 Juan Cruz, R (8, 1) OBP: 0.293, SLG: 0.342 Johnny Estrada, S (9, PH) OBP: 0.293, SLG: 0.342										2	0	1	0	0	0							
Inning Stats	R: 0 E: 0 K: 1 S: 15	H: 1 LOB: 1 BB: 0 P: 23	R: 1 E: 0 K: 1 S: 15	H: 2 LOB: 1 BB: 0 P: 23	R: 0 E: 0 K: 0 S: 8	H: 0 LOB: 0 BB: 0 P: 15	R: 0 E: 0 K: 1 S: 7	H: 0 LOB: 0 BB: 0 P: 13	R: 0 E: 0 K: 0 S: 10	H: 1 LOB: 2 BB: 1 P: 16	R: 0 E: 0 K: 1 S: 8	H: 0 LOB: 0 BB: 0 P: 13	R: 1 E: 0 K: 3 S: 13	H: 2 LOB: 1 BB: 0 P: 18	R: 0 E: 0 K: 1 S: 11	H: 1 LOB: 2 BB: 1 P: 22		R: 1 E: 0 K: 1 S: 13	H: 1 LOB: 1 BB: 1 P: 22	1B: 4 2B: 3 3B: 1 HR: 0	SF: 0 SAC: 0 DP: 0 HBP: 1	WP: 0 PB: 0 SB: 1 CS: 0
PITCHER	IP WLS BF H R ER SO BB IBB HBP BLK WP HR S P ERA WHIP																					
Odalis Perez, L (1, 1) ERA: 4.22	6.0 W 24 4 1 1 4 1 0 1 1 0 0 63 103 1.50 0.833																					
47 Tim Hamulack, L (7, 1) ERA: 1.93	0.2 H 4 2 1 1 2 0 0 0 0 0 0 10 13 13.50 3.000																					
44 Takashi Saito, R (7, 1) ERA: 1.93	1.1 H 6 1 0 0 2 1 0 0 0 0 0 0 14 27 0.00 1.500																					
Lance Carter, R (9, 1) ERA: 5.87	0.0 2 1 1 1 0 1 0 0 0 0 0 4 9 ∞ ∞																					
Danys Baez, R (9, 1) ERA: 5.87	1.0 S 3 0 0 0 1 0 0 0 0 0 0 9 13 0.00 0.000																					

Batter	1	2	3	4	5	6	7	8	9	AB	R	H	RBI	BB	SO	LOB	BOTTOM			
15 Rafael Furcal, S (1, 6) OBP: 0.342, SLG: 0.262										4	1	1	1	0	1	0	Arizona Diamondbacks @ Los Angeles Dodgers Dodger Stadium, Los Angeles, CA Fri Apr 21 2006, 7:40 PM PDT Att: 44,294 - Clear - 59 F			
Kenny Lofton, L (1, 8) OBP: 0.308, SLG: 0.348										4	2	2	0	0	0					
J.D. Drew, L (1, 9) OBP: 0.444, SLG: 0.547										4	1	2	3	0	1					
12 Jeff Kent, R (1, 4) OBP: 0.348, SLG: 0.321										4	0	1	1	0	1					
José Cruz Jr., S (1, 7) OBP: 0.382, SLG: 0.386 44 Takashi Saito, L (7, 1) ERA: 1.93										3	0	0	0	0	0					
13 Oscar Robles, L (8, PH) Lance Carter, R (9, 1) Danys Baez, R (9, 1)										0	0	0	0	0	0					
Bill Mueller, S (1, 5) OBP: 0.457, SLG: 0.527										3	1	1	0	1	0					
7 James Loney, L (1, 3) OBP: 0.295, SLG: 0.300										4	0	2	1	0	0					
Dioner Navarro, S (1, 2) OBP: 0.255, SLG: 0.318										3	0	1	0	0	1					
Odalis Perez, L (1, 1) 47 Tim Hamulack, R (7, 1) 17 Jason Repko, R (7, 7) ERA: 2.7										2	0	0	0	0	0					
Inning Stats	R: 1 E: 0 K: 2 S: 14	H: 2 LOB: 1 BB: 0 P: 20	R: 0 E: 0 K: 0 S: 9	H: 2 LOB: 1 BB: 0 P: 12	R: 0 E: 0 K: 0 S: 7	H: 0 LOB: 0 BB: 0 P: 9	R: 1 E: 0 K: 1 S: 17	H: 2 LOB: 1 BB: 0 P: 25	R: 0 E: 0 K: 0 S: 6	H: 0 LOB: 0 BB: 0 P: 7	R: 1 E: 0 K: 1 S: 13	H: 1 LOB: 0 BB: 0 P: 22	R: 3 E: 0 K: 0 S: 20	H: 4 LOB: 1 BB: 0 P: 35	R: 0 E: 0 K: 0 S: 7	H: 0 LOB: 0 BB: 1 P: 12	1B: 7 2B: 4 3B: 0 HR: 1	SF: 0 SAC: 0 DP: 2 HBP: 0	WP: 0 PB: 0 SB: 3 CS: 0	PA: 34
PITCHER	IP WLS BF H R ER SO BB IBB HBP BLK WP HR S P ERA WHIP																			
Orlando Hernandez, R (1, 1) ERA: 6.33	6.0 L 24 7 3 3 4 0 0 0 0 0 0 66 95 4.50 1.167																			
Greg Aquino, R (7, 1) ERA: 4.91	1.0 7 4 3 3 0 0 0 0 0 0 0 20 35 27.00 4.000																			
37 Juan Cruz, R (8, 1) ERA: 2.7	1.0 3 0 0 0 0 1 0 0 0 0 0 7 12 0.00 1.000																			

AB	35
R	3
H	8
RBI	3
BB	3
SO	9
LOB	17



Batter	1	2	3	4	5	6	7	8	9	AB	R	H	RBI	BB	SO	LOB	TOP			
30 Jeff DaVanon, S OBP: 0.471, SLG: 0.605	F7	1B		F8	G4-3		FC6-4			5	0	1	0	0	0	2				
1 Orlando Hudson, S OBP: 0.296, SLG: 0.323	2B	K		G4-3		G6-3		G6-3		5	1	1	0	0	1	2				
Chad Tracy, L OBP: 0.421, SLG: 0.594	2B	1B		2B		G1-3		HBP		4	1	4	1	1	0	0				
Luis Gonzalez, L OBP: 0.316, SLG: 0.594	SF7	G4-3		2B		G1-3		HBP		2	0	1	2	1	0	2				
Tony Clark, S OBP: 0.394, SLG: 0.423	BB			1B		G1-3		G5-4-3		3	1	1	0	2	0	4				
Shawn Green, L OBP: 0.241, SLG: 0.304	K			G4-3		K				4	0	0	0	0	3	7				
Luis Vizcaino, R OBP: 0.353, SLG: 0.467								G3-6		0	0	0	0	0	0	0				
Brandon Lyon, R OBP: 0.353, SLG: 0.467										1	0	1	0	0	0	0				
Andy Green, R OBP: 0.353, SLG: 0.467										0	0	0	0	0	0	0				
Jose Valverde, R OBP: 0.353, SLG: 0.467										0	0	0	0	0	0	0				
Johnny Estrada, S OBP: 0.283, SLG: 0.395		HR		G3		F8		F8		5	1	1	1	0	0	2				
Damon Easley, R OBP: 0.405, SLG: 0.500	L5			1B		SH1-4		P6		4	0	1	1	1	0	0				
Miguel Batista, R OBP: 0.111, SLG: 0.111				G6-3		SH1-4				2	1	1	0	0	0	1				
28 Brandon Medders, R OBP: 0.340, SLG: 0.383	1B							FC6-4		0	0	0	0	0	0	0				
22 Eric Byrnes, R OBP: 0.340, SLG: 0.383	1B									1	0	1	0	0	0	0				
Inning Stats	R: 1 E: 0 K: 1 S: 15	H: 2 LOB: 2 BB: 1 P: 24	R: 2 E: 0 K: 1 S: 14	H: 4 LOB: 2 BB: 0 P: 23	R: 1 E: 0 K: 0 S: 17	H: 2 LOB: 1 BB: 0 P: 25	R: 1 E: 0 K: 1 S: 9	H: 2 LOB: 2 BB: 1 P: 15	R: 0 E: 0 K: 1 S: 14	H: 1 LOB: 1 BB: 1 P: 23	R: 0 E: 0 K: 0 S: 10	H: 1 LOB: 1 BB: 0 P: 15	R: 0 E: 0 K: 0 S: 6	H: 0 LOB: 1 BB: 1 P: 13	R: 0 E: 0 K: 0 S: 5	H: 1 LOB: 0 BB: 0 P: 7	1B: 7 2B: 5 3B: 0 HR: 1	SF: 1 SAC: 1 DP: 2 HBP: 1	WP: 0 PB: 0 SB: 0 CS: 0	PA: 44
PITCHER	IP WLS BF H R ER SO BB IBB HBP BLK WP HR S P ERA WHIP	IP WLS BF H R ER SO BB IBB HBP BLK WP HR S P ERA WHIP	IP WLS BF H R ER SO BB IBB HBP BLK WP HR S P ERA WHIP	IP WLS BF H R ER SO BB IBB HBP BLK WP HR S P ERA WHIP	IP WLS BF H R ER SO BB IBB HBP BLK WP HR S P ERA WHIP	IP WLS BF H R ER SO BB IBB HBP BLK WP HR S P ERA WHIP	IP WLS BF H R ER SO BB IBB HBP BLK WP HR S P ERA WHIP	IP WLS BF H R ER SO BB IBB HBP BLK WP HR S P ERA WHIP	IP WLS BF H R ER SO BB IBB HBP BLK WP HR S P ERA WHIP	IP WLS BF H R ER SO BB IBB HBP BLK WP HR S P ERA WHIP	IP WLS BF H R ER SO BB IBB HBP BLK WP HR S P ERA WHIP	IP WLS BF H R ER SO BB IBB HBP BLK WP HR S P ERA WHIP	IP WLS BF H R ER SO BB IBB HBP BLK WP HR S P ERA WHIP	IP WLS BF H R ER SO BB IBB HBP BLK WP HR S P ERA WHIP	IP WLS BF H R ER SO BB IBB HBP BLK WP HR S P ERA WHIP	IP WLS BF H R ER SO BB IBB HBP BLK WP HR S P ERA WHIP	IP WLS BF H R ER SO BB IBB HBP BLK WP HR S P ERA WHIP			

Arizona Diamondbacks @ Los Angeles Dodgers
Dodger Stadium, Los Angeles, CA
Sat Apr 22 2006, 7:10 PM PDT
Att: 51,878 - Cloudy - 59 F

AB	36
R	5
H	13
RBI	5
BB	5
SO	4
LOB	20



Batter	1	2	3	4	5	6	7	8	9	AB	R	H	RBI	BB	SO	LOB	BOTTOM			
15 Rafael Furcal, S OBP: 0.346, SLG: 0.271	G4-3		G4-3			FC5-4			K	5	0	2	0	0	1	0				
Kenny Lofton, L OBP: 0.290, SLG: 0.393	3B		F8		FC5-4	P4		K		5	1	1	1	0	1	3				
J.D. Drew, L OBP: 0.426, SLG: 0.517	P3		G6-3		G5-3			F8		5	0	1	0	0	1	1				
12 Jeff Kent, R OBP: 0.343, SLG: 0.305	HBP		K		G5-3			K		3	0	0	1	0	2	1				
5 Nomar Garciaparra, R OBP: 0.500, SLG: 0.750	G1-3		1B		F9			1B		4	1	2	0	0	0	3				
Bill Mueller, S OBP: 0.446, SLG: 0.508			P4		1B			G1-3		4	0	1	0	0	0	1				
José Cruz Jr., S OBP: 0.375, SLG: 0.373			G3		SF9			K		2	1	0	1	1	1	0				
Dioner Navarro, S OBP: 0.255, SLG: 0.298			P5		P5			F8		3	0	0	0	1	1	2				
Jae Weong Seo, R OBP: 0.330, SLG: 0.330			G6-3					K		1	0	0	0	0	0	1				
13 Oscar Robles, L OBP: 0.330, SLG: 0.330										0	0	0	0	0	0	0				
56 Hung-Chih Kuo, L OBP: 0.330, SLG: 0.330										0	0	0	0	0	0	0				
Ricky Ledee, L OBP: 0.330, SLG: 0.330										1	0	1	1	0	0	0				
47 Tim Hamulack, R OBP: 0.330, SLG: 0.330										0	0	0	0	0	0	0				
Olmedo Saenz, R OBP: 0.330, SLG: 0.330										1	0	0	0	0	1	0				
44 Takashi Saito, L OBP: 0.330, SLG: 0.330										0	0	0	0	0	0	0				
Inning Stats	R: 0 E: 0 K: 0 S: 10	H: 1 LOB: 2 BB: 0 P: 18	R: 0 E: 0 K: 0 S: 8	H: 0 LOB: 1 BB: 1 P: 16	R: 0 E: 0 K: 0 S: 7	H: 0 LOB: 0 BB: 0 P: 11	R: 1 E: 0 K: 1 S: 9	H: 2 LOB: 1 BB: 0 P: 12	R: 2 E: 0 K: 0 S: 14	H: 2 LOB: 1 BB: 1 P: 20	R: 1 E: 0 K: 1 S: 9	H: 2 LOB: 1 BB: 1 P: 16	R: 0 E: 0 K: 2 S: 8	H: 0 LOB: 0 BB: 0 P: 11	R: 0 E: 0 K: 3 S: 11	H: 0 LOB: 0 BB: 0 P: 16	1B: 5 2B: 2 3B: 1 HR: 0	SF: 1 SAC: 0 DP: 0 HBP: 1	WP: 0 PB: 0 SB: 2 CS: 0	PA: 39
PITCHER	IP WLS BF H R ER SO BB IBB HBP BLK WP HR S P ERA WHIP	IP WLS BF H R ER SO BB IBB HBP BLK WP HR S P ERA WHIP	IP WLS BF H R ER SO BB IBB HBP BLK WP HR S P ERA WHIP	IP WLS BF H R ER SO BB IBB HBP BLK WP HR S P ERA WHIP	IP WLS BF H R ER SO BB IBB HBP BLK WP HR S P ERA WHIP	IP WLS BF H R ER SO BB IBB HBP BLK WP HR S P ERA WHIP	IP WLS BF H R ER SO BB IBB HBP BLK WP HR S P ERA WHIP	IP WLS BF H R ER SO BB IBB HBP BLK WP HR S P ERA WHIP	IP WLS BF H R ER SO BB IBB HBP BLK WP HR S P ERA WHIP	IP WLS BF H R ER SO BB IBB HBP BLK WP HR S P ERA WHIP	IP WLS BF H R ER SO BB IBB HBP BLK WP HR S P ERA WHIP	IP WLS BF H R ER SO BB IBB HBP BLK WP HR S P ERA WHIP	IP WLS BF H R ER SO BB IBB HBP BLK WP HR S P ERA WHIP	IP WLS BF H R ER SO BB IBB HBP BLK WP HR S P ERA WHIP	IP WLS BF H R ER SO BB IBB HBP BLK WP HR S P ERA WHIP	IP WLS BF H R ER SO BB IBB HBP BLK WP HR S P ERA WHIP	IP WLS BF H R ER SO BB IBB HBP BLK WP HR S P ERA WHIP			

Arizona Diamondbacks @ Los Angeles Dodgers
Dodger Stadium, Los Angeles, CA
Sat Apr 22 2006, 7:10 PM PDT
Att: 51,878 - Cloudy - 59 F

AB	34
R	4
H	8
RBI	4
BB	3
SO	8
LOB	12



Batter	1	2	3	4	5	6	7	8	9	AB	R	H	RBI	BB	SO	LOB	TOP								
17 Jason Repko, R OBP: 0.424, SLG: 0.596	1-3 K		3-2 1B HBP		2-0 2H HR		3-3 K		3-2 1B G4-3	4	2	2	2	0	2	0	Los Angeles Dodgers @ Houston Astros Minute Maid Park, Houston, TX Wed Apr 26 2006, 7:05 PM CDT Att: 32,874 - Partly Cloudy - 70 F								
José Cruz Jr., S OBP: 0.341, SLG: 0.361	3-2 F7		1-2 F8		1-2 E6		1-2 2B		2-1 G4-3	5	0	1	1	0	0	3									
J.D. Drew, L 47 Tim Hamulack, R OBP: 0.442, SLG: 0.569	3-3 K		0-2 1B		0-0 F8		2-2 F7		0-1 L5	4	0	1	0	0	1	2									
12 Jeff Kent, R OBP: 0.333, SLG: 0.268			1-3 1B						1-2 2B 3H	0	0	0	0	0	0	0									
5 Nomar Garciaparra, R OBP: 0.278, SLG: 0.438 Franquiel Osores, R Ricky Ledee, L OBP: 0.333, SLG: 0.500		2-2 K	0-0 G4-3		0-0 F9				0-2 1B	3	0	0	0	0	1	3									
Bill Mueller, S OBP: 0.435, SLG: 0.493		2-2 1B			1-2 L4		0-3 K		0-3 G4-3	5	0	1	0	0	2	2									
18 Ramon Martínez, R OBP: 0.250, SLG: 0.261		2-0 F9			0-1 G5-3		2-1 G4-3			4	0	0	0	0	0	2									
Dioner Navarro, S OBP: 0.303, SLG: 0.317		0-0 1B			0-3 K		4-2 13 FC4-6 BB		0-2 G4-3	3	0	1	0	1	1	1									
13 Oscar Robles, L OBP: 0.400, SLG: 0.143		3-1 G3			4-2 17 HR SH5-3 BB		2-1 FC4-6		2-2 17 1B G4-3 1B	3	2	1	0	1	0	3									
Odalis Pérez, L Olmedo Saenz, R OBP: 0.326, SLG: 0.525			1-1 G5-3		0-1 SH5-3		1-1 F9		0-0 17 1B G4-3 1B	1	0	0	0	0	0	0									
Inning Stats	R: 0 E: 0 K: 2 S: 10	H: 0 LOB: 0 BB: 0 P: 17	R: 0 E: 0 K: 12 S: 12	H: 2 LOB: 2 BB: 0 P: 21	R: 0 E: 0 K: 14 S: 14	H: 1 LOB: 2 BB: 0 P: 19	R: 0 E: 0 K: 1 S: 8	H: 0 LOB: 0 BB: 0 P: 9	R: 2 E: 1 K: 0 S: 11	H: 1 LOB: 1 BB: 1 P: 18	R: 0 E: 0 K: 1 S: 9	H: 0 LOB: 1 BB: 1 P: 17	R: 0 E: 0 K: 14 S: 14	H: 1 LOB: 0 BB: 0 P: 21	R: 0 E: 0 K: 15 S: 15	H: 1 LOB: 1 BB: 0 P: 18	R: 3 E: 0 K: 0 S: 16	H: 4 LOB: 1 BB: 0 P: 23	1B: 7 2B: 2 3B: 0 HR: 1	SF: 0 SAC: 1 DP: 0 HBP: 1	WP: 0 PB: 0 SB: 0 CS: 0	PA: 41			
PITCHER	IP	WLS	BF	H	R	ER	SO	BB	IBB	HBP	BLK	WP	HR	S	P	ERA	WHIP								
51 Wandy Rodríguez, L ERA: 2.53	7.0	W	30	5	2	2	6	2	0	1	0	0	1	78	122	2.57	1.000								
Chad Qualls, R ERA: 6.75	1.0		4	1	0	0	1	0	0	0	0	0	0	15	18	0.00	1.000								
Ezequiel Astacio, R ERA: 27.0	0.0		3	3	3	3	0	0	0	0	0	0	0	8	13	∞	∞								
Dan Wheeler, R ERA: 2.45	1.0		4	1	0	0	0	0	0	0	0	0	0	8	10	0.00	1.000								

Batter	1	2	3	4	5	6	7	8	9	AB	R	H	RBI	BB	SO	LOB	BOTTOM								
Craig Biggio, R OBP: 0.363, SLG: 0.536 Ezequiel Astacio, R Dan Wheeler, R	0-3 K		0-2 2B 1B		0-2 G1-3		1-2 G1-3		0-0 P6	5	1	1	0	0	1	3	Los Angeles Dodgers @ Houston Astros Minute Maid Park, Houston, TX Wed Apr 26 2006, 7:05 PM CDT Att: 32,874 - Partly Cloudy - 70 F								
Willy Taveras, R OBP: 0.347, SLG: 0.341	1-2 G5-3		2-2 17 HR 2B		2-2 E9 17 1B		0-3 K		1-1 G1-3	5	2	2	2	0	1	0									
17 Lance Berkman, S OBP: 0.417, SLG: 0.716	0-2 1B		3-2 2H HR		0-0 FC6-4 1B		3-2 P5		4-1 BB BB	4	1	3	3	1	0	0									
Morgan Ensberg, R OBP: 0.479, SLG: 0.797	3-3 K		4-1 BB		0-0 FC6-4		2-3 K		4-1 BB BB	3	0	0	0	2	2	2									
Preston Wilson, R OBP: 0.256, SLG: 0.375		3-0 F8	1-3 K		1-1 G6-3		2-1 G4-3		2-3 K	5	0	0	0	0	2	3									
16 Jason Lane, R OBP: 0.391, SLG: 0.425		0-2 F9	0-0 L7		1-1 2 1B 2B		2-1 2 2B 1B			4	2	2	0	0	0	1									
2 Chris Burke, R OBP: 0.481, SLG: 0.800		0-0 1B 2B	1-1 P4		2-0 51 PB HBP 1B		1-1 1H 2B			4	1	3	2	0	0	1									
Brad Ausmus, R OBP: 0.485, SLG: 0.412		2-1 1B			2-2 51 SH1-4 1B		0-3 K			3	1	2	1	0	1	1									
51 Wandy Rodríguez, S OBP: 0.100, SLG: 0.100 Mike Lamb, L OBP: 0.231, SLG: 0.167 Chad Qualls, R		3-1 G1-3			0-2 SH1-4		3-3 K			2	0	0	0	0	1	3									
4 Eric Bruntlett, R OBP: 0.385, SLG: 0.300					1-2 K		1-2 2-3 K			1	0	0	0	0	0	0									
Inning Stats	R: 0 E: 0 K: 2 S: 13	H: 1 LOB: 1 BB: 0 P: 17	R: 1 E: 0 K: 0 S: 9	H: 2 LOB: 1 BB: 0 P: 17	R: 3 E: 0 K: 1 S: 22	H: 3 LOB: 1 BB: 1 P: 33	R: 2 E: 1 K: 0 S: 14	H: 3 LOB: 1 BB: 0 P: 18	R: 1 E: 0 K: 1 S: 11	H: 2 LOB: 2 BB: 0 P: 21	R: 0 E: 0 K: 2 S: 11	H: 0 LOB: 0 BB: 0 P: 16	R: 1 E: 0 K: 2 S: 15	H: 2 LOB: 1 BB: 0 P: 20	R: 0 E: 0 K: 1 S: 8	H: 0 LOB: 2 BB: 2 P: 19	1B: 8 2B: 4 3B: 0 HR: 1	SF: 0 SAC: 1 DP: 0 HBP: 1	WP: 0 PB: 1 SB: 0 CS: 0	PA: 41					
PITCHER	IP	WLS	BF	H	R	ER	SO	BB	IBB	HBP	BLK	WP	HR	S	P	ERA	WHIP								
Odalis Pérez, L ERA: 5.61	4.1	L	25	11	7	6	3	1	0	0	0	0	0	63	94	12.46	2.769								
Franquiel Osores, R ERA: 4.38	2.1		10	2	1	1	4	0	0	1	0	0	0	26	42	3.86	0.857								
47 Tim Hamulack, L ERA: 1.0	1.1		6	0	0	0	2	2	0	0	0	0	0	14	25	0.00	1.500								



Batter	1	2	3	4	5	6	7	8	9	AB	R	H	RBI	BB	SO	LOB	TOP					
15 Rafael Furcal, S OBP: 0.304, SLG: 0.225	1-3 K		2-3 K			1-0 G5-3		0-0 1B	0-1 L6	5	1	1	0	0	2	2	Los Angeles Dodgers @ San Diego Padres PETCO Park, San Diego, CA Fri Apr 28 2006, 10:05 PM EDT Att: 36,435 - Partly Cloudy - 64 F livebaseballscorecards.com					
Kenny Lofton, L OBP: 0.383, SLG: 0.488	2-1 F8			2-0 P6		3-2 K		3-2 1B	3-2 F7	5	1	1	0	0	1	1						
J.D. Drew, L OBP: 0.433, SLG: 0.553	0-1 G4-3			1-1 F8		2-2 G4-3		0-0 1B		4	0	1	2	0	0	0						
12 Jeff Kent, R OBP: 0.330, SLG: 0.267		3-2 F8		2-2 G4-3			2-1 1B	0-1 F9		4	0	1	0	0	0	1						
5 Nomar Garciaparra, R OBP: 0.318, SLG: 0.474		0-1 P2			0-1 1B		1-2 FC5-4			3	1	1	0	1	0	1						
Bill Mueller, S OBP: 0.427, SLG: 0.481		2-3 K			0-0 L8		0-0 1B	1-2 F7		4	0	1	0	0	1	3						
José Cruz Jr., S OBP: 0.337, SLG: 0.347			2-3 K		4-2 1B		3-3 K	1-0 F9		3	0	0	0	1	2	4						
Dioner Navarro, S OBP: 0.343, SLG: 0.339			0-2 1B		0-0 1B		4-0 1B	4-1 BB		2	0	2	1	2	0	0						
Jae Weong Seo, R OBP: 0.286, SLG: 0.280			1-3 K		0-1 G3-6-4		0-1 G6-3	2-2 F9		2	0	0	0	0	1	3						
Ricky Ledesma, L OBP: 0.333, SLG: 0.500										0	0	0	0	0	0	0						
Orlando Hernandez, R OBP: 0.318, SLG: 0.592										1	0	0	0	0	0	3						
47 Tim Lincecum, R OBP: 0.306, SLG: 0.175										0	0	0	0	0	0	0						
44 Takashi Saito, L OBP: 0.306, SLG: 0.175										1	0	0	0	0	0	1						
13 Oscar Robles, L OBP: 0.306, SLG: 0.175										0	0	0	0	0	0	0						
Danys Baez, R OBP: 0.306, SLG: 0.175										0	0	0	0	0	0	0						
Inning Stats	R: 0 E: 0 K: 1 S: 7	H: 0 LOB: 0 BB: 0 P: 10	R: 0 E: 0 K: 1 S: 8	H: 0 LOB: 0 BB: 0 P: 13	R: 0 E: 0 K: 3 S: 12	H: 1 LOB: 1 BB: 0 P: 17	R: 0 E: 0 K: 0 S: 7	H: 0 LOB: 0 BB: 0 P: 12	R: 1 E: 0 K: 0 S: 9	H: 2 LOB: 1 BB: 1 P: 13	R: 0 E: 0 K: 1 S: 7	H: 0 LOB: 0 BB: 0 P: 13	R: 0 E: 0 K: 1 S: 12	H: 2 LOB: 3 BB: 1 P: 22	R: 2 E: 0 K: 0 S: 13	H: 3 LOB: 2 BB: 1 P: 22	R: 0 E: 0 K: 0 S: 11	H: 0 LOB: 1 BB: 1 P: 20	1B: 7 2B: 1 3B: 0 HR: 0	SF: 0 SAC: 0 DP: 1 HBP: 0	WP: 0 PB: 0 SB: 2 CS: 0	PA: 38
PITCHER	IP WLS BF H R ER SO BB IBB HBP BLK WP HR S P ERA WHIP																					
32 Chris Young, R ERA: 3.41	(1, 1) 6.2 L 26 5 1 1 7 1 1 0 0 0 0 0 60 98 1.35 0.900																					
Alan Embree, L ERA: 5.09	(7, 1) 0.1 4 3 2 2 0 0 0 0 0 0 0 7 10 54.00 9.000																					
56 Scott Cassidy, R ERA: 0.73	(8, 1) 1.0 4 0 0 0 0 1 0 0 0 0 0 8 14 0.00 1.000																					
Brian Sweeney, R ERA: 3.38	(9, 1) 1.0 4 0 0 0 0 1 0 0 0 0 0 0 11 20 0.00 1.000																					

Batter	1	2	3	4	5	6	7	8	9	AB	R	H	RBI	BB	SO	LOB	BOTTOM					
Dave Roberts, L OBP: 0.329, SLG: 0.352	4-1 BB		1-3 K		0-0 B3-4			3-2 F8		3	0	0	0	1	1	0	Los Angeles Dodgers @ San Diego Padres PETCO Park, San Diego, CA Fri Apr 28 2006, 10:05 PM EDT Att: 36,435 - Partly Cloudy - 64 F livebaseballscorecards.com					
Josh Barfield, R OBP: 0.314, SLG: 0.400	0-0 B2		0-2 G6-3		0-0 F9			1-3 K		4	0	0	0	0	1	1						
24 Brian Giles, L OBP: 0.408, SLG: 0.364	2-2 FC4-6		4-2 BB			2-2 P2			0-0 F9	3	0	0	0	1	0	1						
Mike Piazza, R OBP: 0.277, SLG: 0.424	4-2 BB		4-2 BB			3-1 F9			1-0 P4	2	0	0	0	2	0	0						
Mike Cameron, R OBP: 0.200, SLG: 0.222	1-2 BB		1-2 BB			3-1 F7			0-0 G4-3	4	0	0	0	0	2	4						
23 Adrián González, L OBP: 0.330, SLG: 0.384		1-0 G6-4-3		2-2 G4-3			0-0 G4-3			3	0	1	0	0	0	0						
Vinny Castilla, R OBP: 0.305, SLG: 0.342		0-1 G6-4-3		1-0 F9			0-3 K			3	0	0	0	0	1	1						
3 Khalil Greene, R OBP: 0.302, SLG: 0.413		2-2 2B		1-0 G6-3			0-1 G6-3			3	0	1	0	0	0	0						
32 Chris Young, R OBP: 0.182, SLG: 0.364		1-3 K			0-2 G5-3			2-0 F7		2	0	0	0	0	1	1						
Alan Embree, L ERA: 5.7	(7, 1) 6.0 W 23 2 0 0 4 4 0 0 0 0 0 0 6 6 0.00 0.000																					
47 Tim Hamulack, L ERA: 0.5	(7, 1) 1.0 H 3 0 0 0 1 0 0 0 0 0 0 0 6 6 0.00 0.000																					
44 Takashi Saito, R ERA: 0.75	(8, 1) 1.0 H 3 0 0 0 1 0 0 0 0 0 0 0 8 14 0.00 0.000																					
Danys Baez, R ERA:	(9, 1) 1.0 S 3 0 0 0 0 0 0 0 0 0 0 0 3 4 0.00 0.000																					
Inning Stats	R: 0 E: 0 K: 1 S: 12	H: 0 LOB: 2 BB: 2 P: 24	R: 0 E: 0 K: 1 S: 9	H: 2 LOB: 1 BB: 0 P: 13	R: 0 E: 0 K: 2 S: 16	H: 0 LOB: 2 BB: 2 P: 25	R: 0 E: 0 K: 0 S: 7	H: 0 LOB: 0 BB: 0 P: 11	R: 0 E: 0 K: 0 S: 5	H: 0 LOB: 0 BB: 0 P: 5	R: 0 E: 0 K: 0 S: 7	H: 0 LOB: 0 BB: 0 P: 15	R: 0 E: 0 K: 1 S: 6	H: 0 LOB: 0 BB: 0 P: 6	R: 0 E: 0 K: 1 S: 8	H: 0 LOB: 0 BB: 0 P: 14	R: 0 E: 0 K: 0 S: 3	H: 0 LOB: 0 BB: 0 P: 4	1B: 1 2B: 1 3B: 0 HR: 0	SF: 0 SAC: 0 DP: 1 HBP: 0	WP: 0 PB: 0 SB: 0 CS: 0	PA: 32
PITCHER	IP WLS BF H R ER SO BB IBB HBP BLK WP HR S P ERA WHIP																					

Batter	1	2	3	4	5	6	7	8	9	AB	R	H	RBI	BB	SO	LOB	TOP					
15 Rafael Furcal, S OBP: 0.311, SLG: 0.220	G1-3		L9					G5-3 5 SF7 1B BB		2	2	0	0	2	0	1	Los Angeles Dodgers @ San Diego Padres PETCO Park, San Diego, CA Sat Apr 29, 2006, 10:05 PM EDT Att: 44,337 - Cloudy - 63 F					
Kenny Lofton, L OBP: 0.392, SLG: 0.477	G6-3		F9					G5-3 5 SF7 1B		3	1	1	0	1	0	1						
J.D. Drew, L OBP: 0.426, SLG: 0.538	K							G5-3		4	0	1	1	0	1	2						
12 Jeff Kent, R OBP: 0.326, SLG: 0.260		G4-3		L4				G5-3		2	0	0	1	1	0	0						
5 Nomar Garciaparra, R OBP: 0.346, SLG: 0.619		FC3-6 BB		L4				IBB		2	1	1	2	1	0	1						
Bill Mueller, S OBP: 0.410, SLG: 0.458	FC3-6 1-2f			HR				SF7		4	0	0	0	0	0	3						
José Cruz Jr., S OBP: 0.333, SLG: 0.333	K			G6-3				G5-3		3	0	0	0	1	2	1						
Dioner Navarro, S OBP: 0.351, SLG: 0.348				G6-3				P6		4	0	2	0	0	1	1						
Brett Tomko, R 44 Takashi Saito, L Ricky Ledee, L Danys Baez, R			SH3-4 1B					G3-6-3 1B		2	0	0	0	0	0	1						
			SH3-4					G3-6-3		0	0	0	0	0	0	0						
Inning Stats	R: 0 E: 0 K: 1 S: 7	H: 0 LOB: 0 BB: 0 P: 10	R: 0 E: 0 K: 1 S: 6	H: 0 LOB: 1 BB: 1 P: 12	R: 0 E: 0 K: 0 S: 4	H: 1 LOB: 1 BB: 0 P: 8	R: 1 E: 0 K: 0 S: 11	H: 1 LOB: 0 BB: 0 P: 15	R: 0 E: 0 K: 2 S: 7	H: 0 LOB: 0 BB: 0 P: 11	R: 2 E: 0 K: 0 S: 7	H: 1 LOB: 0 BB: 2 P: 18	R: 0 E: 0 K: 0 S: 6	H: 0 LOB: 1 BB: 1 P: 13	R: 1 E: 0 K: 0 S: 13	H: 1 LOB: 2 BB: 2 P: 26	R: 0 E: 0 K: 0 S: 8	H: 1 LOB: 0 BB: 0 P: 12	1B: 4 2B: 0 3B: 0 HR: 1	SF: 2 SAC: 1 DP: 2 HBP: 0	WP: 0 PB: 0 SB: 0 CS: 0	PA: 36
PITCHER	IP	WLS	BF	H	R	ER	SO	BB	IBB	HBP	BLK	WP	HR	S	P	ERA	WHIP					
52 Clay Hensley, R ERA: 5.48	7.0	L	27	3	3	3	4	4	0	0	0	0	1	48	87	3.86	1.000					
Scott Linebrink, R ERA: 4.09	1.0		6	1	1	1	0	1	1	0	0	0	0	13	26	9.00	2.000					
Brian Sweeney, R ERA: 3.14	1.0		3	1	0	0	0	0	0	0	0	0	0	8	12	0.00	1.000					

Batter	1	2	3	4	5	6	7	8	9	AB	R	H	RBI	BB	SO	LOB	BOTTOM					
Dave Roberts, L OBP: 0.313, SLG: 0.333	G4-3		F7					F7		4	0	0	0	0	0	1	Los Angeles Dodgers @ San Diego Padres PETCO Park, San Diego, CA Sat Apr 29, 2006, 10:05 PM EDT Att: 44,337 - Cloudy - 63 F					
24 Brian Giles, L OBP: 0.402, SLG: 0.358	G6-3 1B				G1-3			K		4	0	1	0	0	1	1						
Mike Cameron, R OBP: 0.208, SLG: 0.227	G6-3							F9		4	1	1	0	0	0	1						
Mark Bellhorn, S OBP: 0.269, SLG: 0.538	F8							F8		4	1	1	1	0	1	1						
23 Adrián González, L OBP: 0.316, SLG: 0.371								G5-3		3	0	0	1	0	1	0						
3 Khalil Greene, R OBP: 0.303, SLG: 0.410	G5-3							G6-3		3	0	1	0	0	0	0						
Josh Barfield, R OBP: 0.303, SLG: 0.386	L8							G4-3		3	0	0	0	0	0	1						
Doug Mirabeli, R OBP: 0.320, SLG: 0.238								G6-3		3	0	1	0	0	0	0						
52 Clay Hensley, R ERA: 4.2								K		2	0	0	0	0	1	1						
Scott Linebrink, R ERA: 0.69								K		0	0	0	0	0	0	0						
Eric Young Sr., R OBP: 0.200, SLG: 0.242								K		1	0	0	0	0	1	0						
Brian Sweeney, R ERA:								K		0	0	0	0	0	0	0						
Inning Stats	R: 0 E: 0 K: 0 S: 10	H: 1 LOB: 1 BB: 0 P: 19	R: 0 E: 0 K: 1 S: 10	H: 0 LOB: 0 BB: 0 P: 14	R: 0 E: 0 K: 0 S: 6	H: 0 LOB: 0 BB: 0 P: 10	R: 2 E: 0 K: 0 S: 10	H: 3 LOB: 1 BB: 0 P: 14	R: 0 E: 0 K: 1 S: 15	H: 1 LOB: 1 BB: 0 P: 22	R: 0 E: 0 K: 0 S: 4	H: 0 LOB: 0 BB: 0 P: 6	R: 0 E: 0 K: 0 S: 6	H: 0 LOB: 0 BB: 0 P: 10	R: 0 E: 0 K: 2 S: 10	H: 0 LOB: 0 BB: 0 P: 13	R: 0 E: 0 K: 1 S: 7	H: 0 LOB: 0 BB: 0 P: 10	1B: 4 2B: 0 3B: 1 HR: 0	SF: 1 SAC: 0 DP: 0 HBP: 0	WP: 0 PB: 0 SB: 0 CS: 0	PA: 32
PITCHER	IP	WLS	BF	H	R	ER	SO	BB	IBB	HBP	BLK	WP	HR	S	P	ERA	WHIP					
Brett Tomko, R ERA: 4.2	7.0	W	26	5	2	2	2	0	0	0	0	0	0	0	61	95	2.57	0.714				
44 Takashi Saito, R ERA: 0.69	1.0	H	3	0	0	0	2	0	0	0	0	0	0	10	13	0.00	0.000					
Danys Baez, R ERA:	1.0	S	3	0	0	0	1	0	0	0	0	0	0	7	10	0.00	0.000					

Batter	1	2	3	4	5	6	7	8	9	10	AB	R	H	RBI	BB	SO	LOB	TOP				
15 Rafael Furcal, S OBP: 0.306, SLG: 0.219	P5		B1-3		1B	G5-3			G4-3		5	1	1	0	0	0	0					
Kenny Lofton, L OBP: 0.375, SLG: 0.449	K		E1		1B			G4-3		K	5	1	1	0	0	2	0					
J.D. Drew, L OBP: 0.404, SLG: 0.506	F8		P6		K			K		G6-3	5	0	0	0	0	2	3					
12 Jeff Kent, R OBP: 0.310, SLG: 0.244		G6-3	K		L6			F7		F9	5	0	0	0	0	1	3					
5 Nomar Garciaparra, R OBP: 0.490, SLG: 0.625		G4-1	1B		17 G5-3	HR		P4			3	2	2	2	1	0	0					
Bill Mueller, S OBP: 0.404, SLG: 0.483	G4-1		K		HR			P6			4	1	1	2	0	1	2					
17 Jason Repko, R OBP: 0.414, SLG: 0.574		1B	G5-3		G6-3			K			4	0	1	1	0	1	1					
Dioner Navarro, S OBP: 0.359, SLG: 0.338		1B				K		G4-3			2	0	0	0	2	1	0					
Derek Lowe, R Franquielis Osoria, R Ricky Ledee, L Lance Carter, R Danyes Baez, R 47 Tim Hamulack, R	G1-3		1B			G6-3		G6-3			3	0	0	0	0	1	4					
Inning Stats	R: 0 E: 0 K: 1 S: 7	H: 0 LOB: 0 BB: 0 P: 11	R: 1 E: 0 K: 0 S: 16	H: 2 LOB: 2 BB: 1 P: 24	R: 0 E: 1 K: 1 S: 12	H: 0 LOB: 1 BB: 0 P: 17	R: 0 E: 0 K: 2 S: 9	H: 0 LOB: 2 BB: 2 P: 20	R: 4 E: 0 K: 1 S: 18	H: 4 LOB: 0 BB: 0 P: 27	R: 0 E: 0 K: 1 S: 7	H: 0 LOB: 0 BB: 0 P: 11	R: 0 E: 0 K: 1 S: 9	H: 0 LOB: 0 BB: 0 P: 14	R: 0 E: 0 K: 0 S: 8	H: 0 LOB: 0 BB: 0 P: 10	R: 0 E: 0 K: 1 S: 9	H: 0 LOB: 0 BB: 0 P: 11	1B: 5 2B: 0 3B: 0 HR: 1	SF: 0 SAC: 0 DP: 0 HBP: 0	WP: 0 PB: 0 SB: 2 CS: 0	PA: 40
PITCHER	IP	WLS	BF	H	R	ER	SO	BB	IBB	HBP	BLK	WP	HR	S	P	ERA	WHIP					
Chan Ho Park, R ERA: 5.34	5.0		25	6	5	5	5	2	0	0	0	0	0	62	99	9.00	1.600					
Dewon Brazelton, R ERA: 10.69	2.0		6	0	0	0	2	0	0	0	0	0	0	14	20	0.00	0.000					
56 Scott Cassidy, R ERA: 0.68	1.0		3	0	0	0	1	0	0	0	0	0	0	9	14	0.00	0.000					
Trevor Hoffman, R ERA: 1.29	1.0		3	0	0	0	0	0	0	0	0	0	0	8	10	0.00	0.000					
Scott Linebrink, R ERA: 3.75	1.0	W	3	0	0	0	1	0	0	0	0	0	0	9	11	0.00	0.000					

Los Angeles Dodgers @ San Diego Padres
 PETCO Park, San Diego, CA
 Sun Apr 30 2006, 4:05 PM EDT
 Alt. 38, 116 - Sunny - 70 F


AB 37
 R 5
 H 6
 RBI 5
 BB 3
 SO 9
 LOB 13



Batter	1	2	3	4	5	6	7	8	9	10	AB	R	H	RBI	BB	SO	LOB	BOTTOM						
Dave Roberts, L OBP: 0.310, SLG: 0.321	G4-3		G3-1			24 FC5		G3			3	0	0	0	1	0	0							
Doug Mirabeli, R OBP: 0.308, SLG: 0.227						24 FC5					1	0	0	0	0	1	1							
Scott Linebrink, R ERA: 3.75											0	0	0	0	0	0	0							
Mike Cameron, R OBP: 0.241, SLG: 0.299	K				G5-3						5	1	2	0	0	2	0							
24 Brian Giles, L OBP: 0.411, SLG: 0.365	F8				G5-4-3	1B		FC5			4	2	2	0	1	0	2							
Mike Piazza, R OBP: 0.296, SLG: 0.403					G5-4-3						3	1	0	0	2	2	1							
Rob Bowen, S OBP: 0.533, SLG: 0.455											0	0	0	0	0	0	0							
Mark Bellhorn, S OBP: 0.355, SLG: 0.567		G4-3				3 G4-3					4	1	3	2	1	0	0							
3 Khris Greene, R OBP: 0.312, SLG: 0.400											2	1	0	1	2	0	2							
Vinny Castilla, R OBP: 0.298, SLG: 0.333											2	0	0	0	0	0	1							
Dewon Brazelton, R ERA: 10.69											0	0	0	0	0	0	0							
23 Adam Lind, R OBP: 0.250, SLG: 0.320											1	0	0	0	0	0	0							
56 Scott Cassidy, R ERA: 0.68											0	0	0	0	0	0	0							
Trevor Hoffman, R ERA: 1.29											0	0	0	0	0	0	0							
Eric Young Sr., R OBP: 0.352, SLG: 0.242											0	0	0	0	1	0	0							
Josh Barfield, R OBP: 0.280, SLG: 0.372					P4						3	0	0	1	0	1	0							
Chan Ho Park, R ERA: 5.34											1	0	0	0	0	0	0							
Geoff Blum, S OBP: 0.130, SLG: 0.095											2	0	0	1	0	0	0							
Inning Stats	R: 0 E: 0 K: 1 S: 8	H: 0 LOB: 0 BB: 0 P: 14	R: 0 E: 0 K: 2 S: 12	H: 0 LOB: 1 BB: 1 P: 21	R: 0 E: 0 K: 0 S: 10	H: 0 LOB: 0 BB: 0 P: 14	R: 0 E: 0 K: 0 S: 5	H: 1 LOB: 0 BB: 0 P: 8	R: 0 E: 0 K: 0 S: 5	H: 0 LOB: 0 BB: 0 P: 12	R: 0 E: 0 K: 1 S: 10	H: 1 LOB: 1 BB: 1 P: 18	R: 0 E: 0 K: 1 S: 10	H: 1 LOB: 1 BB: 0 P: 13	R: 0 E: 0 K: 1 S: 7	H: 0 LOB: 0 BB: 0 P: 10	R: 5 E: 0 K: 1 S: 21	H: 3 LOB: 1 BB: 3 P: 43	R: 1 E: 0 K: 1 S: 8	H: 1 LOB: 2 BB: 2 P: 21	1B: 7 2B: 0 3B: 0 HR: 0	SF: 2 SAC: 0 DP: 2 HBP: 0	WP: 0 PB: 0 SB: 1 CS: 0	PA: 41
PITCHER	IP	WLS	BF	H	R	ER	SO	BB	IBB	HBP	BLK	WP	HR	S	P	ERA	WHIP							
Derek Lowe, R ERA: 3.16	6.0		21	2	0	0	3	3	0	0	0	0	0	50	87	0.00	0.833							
Franquielis Osoria, R ERA: 3.77	2.0		7	1	0	0	2	0	0	0	0	0	0	17	23	0.00	0.500							
Lance Carter, R ERA: 7.49	0.0		3	2	3	3	0	1	0	0	0	0	0	6	13	∞	∞							
Danyes Baez, R ERA: 1.32	0.2	B	5	1	2	2	0	2	0	0	0	0	0	12	25	27.00	4.500							
47 Tim Hamulack, L ERA: 1.69	0.2	L	5	1	1	1	2	2	0	0	0	0	0	11	26	13.50	4.500							

Los Angeles Dodgers @ San Diego Padres
 PETCO Park, San Diego, CA
 Sun Apr 30 2006, 4:05 PM EDT
 Alt. 38, 116 - Sunny - 70 F


AB 31
 R 6
 H 7
 RBI 6
 BB 8
 SO 7
 LOB 8



Batter	1	2	3	4	5	6	7	8	9	AB	R	H	RBI	BB	SO	LOB	TOP					
15 Rafael Furcal, S OBP: 0.304, SLG: 0.220	F8		P6				G6-3			4	0	1	0	0	0	1						
Kenny Lofton, L OBP: 0.308, SLG: 0.415	E9		FC6-4				FC4-6	G6-3		4	1	0	0	0	0	3						
J.D. Drew, L OBP: 0.388, SLG: 0.483	G3-1		F9				F7	G3		4	0	0	1	0	0	1						
12 Jeff Kent, R OBP: 0.308, SLG: 0.244										4	0	1	0	0	2	0						
51 Jonathan Broxton, R	K							G6-3		0	0	0	0	0	0	0						
5 Nomar Garciaparra, R OBP: 0.412, SLG: 0.643		G3-1								4	1	2	0	0	1	0						
Bill Mueller, S OBP: 0.398, SLG: 0.467	G3-1		G4-3					F8		3	0	0	0	1	0	1						
Sandy Alomar Jr., R OBP: 0.429, SLG: 0.500										3	0	1	1	0	0	3	AB 34					
Olmedo Saenz, R OBP: 0.333, SLG: 0.548										1	0	1	0	0	0	0	R 2					
Jose Cruz Jr., S OBP: 0.333, SLG: 0.333										0	0	0	0	0	0	0	H 8					
17 Jason Repko, R OBP: 0.392, SLG: 0.538										4	0	0	0	0	1	2	RBI 2					
31 Brad Penny, R OBP: 0.286, SLG: 0.286										2	0	2	0	0	0	0	BB 1					
Ricky Ledee, L OBP: 0.303, SLG: 0.452										1	0	0	0	0	1	0	SO 5					
Joe Beimel, L OBP: 0.364, SLG: 0.125										0	0	0	0	0	0	0	LOB 11					
13 Oscar Robles, L OBP: 0.384, SLG: 0.125										0	0	0	0	0	0	0						
Inning Stats	R: 1 E: 1 K: 1 S: 16	H: 0 LOB: 0 BB: 0 P: 26	R: 1 E: 0 K: 0 S: 8	H: 2 LOB: 2 BB: 0 P: 10	R: 0 E: 0 K: 0 S: 13	H: 1 LOB: 1 BB: 0 P: 21	R: 0 E: 0 K: 1 S: 9	H: 0 LOB: 0 BB: 0 P: 13	R: 0 E: 0 K: 0 S: 9	H: 2 LOB: 2 BB: 0 P: 14	R: 0 E: 0 K: 0 S: 5	H: 2 LOB: 2 BB: 1 P: 12	R: 0 E: 0 K: 1 S: 12	H: 0 LOB: 0 BB: 0 P: 16	R: 0 E: 0 K: 0 S: 4	H: 0 LOB: 0 BB: 0 P: 5	R: 0 E: 0 K: 1 S: 15	H: 1 LOB: 1 BB: 0 P: 21	1B: 6 2B: 2 3B: 0 HR: 0	SF: 0 SAC: 0 DP: 2 HBP: 0	WP: 0 PB: 0 SB: 0 CS: 0	PA: 35
PITCHER	IP WLS BF H R ER SO BB IBB HBP BLK WP HR S P ERA WHIP																					
Claudio Vargas, R ERA: 4.32	(1, 1) 6.0 W 25 7 2 1 2 1 0 0 0 0 0 0 60 96 1.50 1.333																					
Luis Vizcaino, R ERA: 2.09	(7, 1) 1.0 H 3 0 0 0 2 0 0 0 0 0 0 0 12 16 0.00 0.000																					
Brandon Lyon, R ERA: 1.54	(8, 1) 1.0 S 3 0 0 0 0 0 0 0 0 0 0 0 4 5 0.00 0.000																					
Jose Valverde, R ERA: 2.89	(9, 1) 1.0 S 4 1 0 0 1 0 0 0 0 0 0 0 15 21 0.00 1.000																					

Los Angeles Dodgers @ Arizona Diamondbacks
Chase Field, Phoenix, AZ
Mon May 01 2006, 6:40 PM MST
Att: 20,100 - Clear - 76 F


AB 34
R 2
H 8
RBI 2
BB 1
SO 5
LOB 11



Batter	1	2	3	4	5	6	7	8	9	AB	R	H	RBI	BB	SO	LOB	BOTTOM			
Craig Counsell, L OBP: 0.367, SLG: 0.403	F9	F7		G4-3						4	0	0	0	0	0	5				
30 Jeff DaVanon, S OBP: 0.365, SLG: 0.446	F7	G6-4-3		P6						4	0	0	0	0	1	4				
Chad Tracy, L OBP: 0.366, SLG: 0.500	L8			L7						4	0	2	0	0	0	0				
Luis Gonzalez, L OBP: 0.345, SLG: 0.516				G4-3						4	1	1	0	0	0	2				
34 Conor Jackson, R OBP: 0.370, SLG: 0.435										3	1	1	1	1	0	1				
Brandon Lyon, R										0	0	0	0	0	0	0				
Jose Valverde, R										0	0	0	0	0	0	0				
Shawn Green, L OBP: 0.326, SLG: 0.368										4	1	2	1	0	0	3				
Johnny Estrada, S OBP: 0.343, SLG: 0.484										4	0	1	0	0	0	2	AB 32			
1 Orlando Hudson, S OBP: 0.305, SLG: 0.316										2	0	0	0	2	0	0	R 3			
Claudio Vargas, R ERA: 2.89										1	0	1	1	0	0	0	H 9			
Andy Green, R OBP: 0.304, SLG: 0.381										1	0	1	0	0	0	0	RBI 3			
Luis Vizcaino, R										0	0	0	0	0	0	0	BB 3			
Tony Clark, S OBP: 0.333, SLG: 0.351										1	0	0	0	1	0	0	SO 2			
Inning Stats	R: 0 E: 0 K: 0 S: 6	H: 0 LOB: 0 BB: 0 P: 9	R: 3 E: 0 K: 0 S: 10	H: 5 LOB: 2 BB: 1 P: 22	R: 0 E: 1 K: 0 S: 12	H: 1 LOB: 2 BB: 0 P: 18	R: 0 E: 0 K: 0 S: 8	H: 0 LOB: 1 BB: 1 P: 15	R: 0 E: 0 K: 0 S: 5	H: 1 LOB: 1 BB: 0 P: 13	R: 0 E: 0 K: 0 S: 13	H: 1 LOB: 1 BB: 0 P: 19	R: 0 E: 0 K: 1 S: 9	H: 1 LOB: 2 BB: 1 P: 17	R: 0 E: 0 K: 1 S: 7	H: 0 LOB: 0 BB: 0 P: 12	1B: 5 2B: 4 3B: 0 HR: 0	SF: 0 SAC: 1 DP: 1 HBP: 0	WP: 0 PB: 0 SB: 0 CS: 0	PA: 36
PITCHER	IP WLS BF H R ER SO BB IBB HBP BLK WP HR S P ERA WHIP																			
31 Brad Penny, R ERA: 2.88	(1, 1) 6.0 L 28 8 3 3 0 2 0 0 0 0 0 0 0 9 17 0.00 1.000																			
Joe Beimel, L ERA:	(7, 1) 1.0 5 1 0 0 1 0 1 0 0 0 0 0 9 17 0.00 1.000																			
51 Jonathan Broxton, R ERA:	(8, 1) 1.0 3 0 0 0 1 0 0 0 0 0 0 0 7 12 0.00 0.000																			

Los Angeles Dodgers @ Arizona Diamondbacks
Chase Field, Phoenix, AZ
Mon May 01 2006, 6:40 PM MST
Att: 20,100 - Clear - 76 F

AB 32
R 3
H 9
RBI 3
BB 3
SO 2
LOB 17



Batter	1	2	3	4	5	6	7	8	9	AB	R	H	RBI	BB	SO	LOB	TOP					
Kenny Lofton, L (1, 8) OBP: 0.354, SLG: 0.448	1-2 K	2-0 3B		1-2 15 2B 1B		1-0 G4-6-3		1-2 L3		5	1	2	2	0	1	2						
15 Rafael Furcal, S (1, 6) OBP: 0.317, SLG: 0.233	4-2 5 3B	3-2 G6-3		2-0 1-H 2B		4-2 BB		0-1 F9		3	1	1	1	2	0	2						
5 Nomar Garciaparra, R (1, 3) OBP: 0.410, SLG: 0.656	3-2 1-H 3B	1-1 G6-3		4-2 FC4-6 BB		2-2 G6-3		0-1 G4-3		4	1	1	1	1	0	3						
J.D. Drew, L (1, 9) OBP: 0.398, SLG: 0.553	0-0 12 L5-3 1B			0-1 G4-3		0-1 FC4-6		3-2 HR		5	2	3	3	0	0	2						
12 Jeff Kent, R (1, 4) OBP: 0.312, SLG: 0.244	0-0 3-H 1B			2-2 1B		4-1 16 G4-6-3 BB		3-2 F8		4	0	1	0	1	0	1						
16 Andre Ethier, L (1, 7) OBP: 0.400, SLG: 0.500		1-2 F8		1-3 K		1-0 G4-6-3		1-2 G6-3		4	0	1	0	1	1	2						
13 Oscar Robles, L (1, 9) 51 Jonathan Broxton, R (5, 1) Joe Beimel, L (7, PH) 44 Takashi Saito, L (7, S) 47 Tim Hamulack, R (7, S) Bill Mueller, S (8, PH)		2-2 1B		0-1 F9		4-1 BB		2-2 G6-3		2	1	1	0	1	0	1						
Dioner Navarro, S (1, 2) Sandy Alomar Jr., R (9, PH)		0-2 1B		0-2 P1		2-2 G6-3		0-0 G4-3		4	1	1	1	0	0	2						
18 Ramon Martinez, R (5, 5) Odalis Perez, L (1, 1)		0-0 3-H 1B		1-1 G1-3		4-2 G4-6-3 BB		3-2 15 F9 2B		2	1	1	0	0	0	0						
Inning Stats	R: 2 E: 0 K: 1 S: 12	H: 2 LOB: 0 BB: 1 P: 20	R: 3 E: 0 K: 0 S: 17	H: 4 LOB: 1 BB: 0 P: 26	R: 0 E: 0 K: 1 S: 11	H: 1 LOB: 1 BB: 0 P: 15	R: 1 E: 0 K: 0 S: 18	H: 2 LOB: 2 BB: 1 P: 25	R: 0 E: 0 K: 0 S: 10	H: 0 LOB: 1 BB: 2 P: 17	R: 0 E: 0 K: 0 S: 10	H: 0 LOB: 1 BB: 2 P: 20	R: 1 E: 0 K: 0 S: 14	H: 2 LOB: 1 BB: 0 P: 23	R: 0 E: 0 K: 0 S: 11	H: 1 LOB: 1 BB: 0 P: 15	R: 1 E: 0 K: 1 S: 15	H: 1 LOB: 1 BB: 1 P: 26	1B: 5 2B: 4 3B: 3 HR: 2	SF: 0 SAC: 0 DP: 3 HBP: 0	WP: 0 PB: 0 SB: 1 CS: 1	PA: 44
PITCHER	IP ERA WHIP	WLS LOB BB P	H R ER SO	R LOB BB P	BB IBB HBP BLK	WP HR S P	ERA WHIP	PITCHER	IP ERA WHIP	WLS LOB BB P	H R ER SO	R LOB BB P	BB IBB HBP BLK	WP HR S P	ERA WHIP							
Orlando Hernandez, R (1, 1) Jason Grimsley, R (4, 1) 55 Casey Daigle, R (6, 1) Luis Vizcaino, R (7, 1) Brandon Lyon, R (8, 1)	3.2 6.39 5.4	21 5 1.0 1.0 1.0	9 0 2 2 1	6 0 0 1 0	2 0 0 0 0	0 0 0 0 0	0 0 10 14 11	14.73 3.000 0.00 2.000 9.00 1.000	Jose Valverde, R (9, 1) ERA: 3.48	1.0 5.48	5 1	1 1	1 1	1 1	1 1	26 9.00 2.000						

Los Angeles Dodgers @ Arizona Diamondbacks
Chase Field, Phoenix, AZ
Tue May 02 2006, 6:40 PM MST
Att: 23,216 - Clear - 77 F


AB 37
R 8
H 13
RBI 8
BB 7
SO 3
LOB 18



Batter	1	2	3	4	5	6	7	8	9	AB	R	H	RBI	BB	SO	LOB	BOTTOM			
Craig Counsell, L (1, 6) OBP: 0.381, SLG: 0.416	0-1 22 G6-4-3 1B		2-3 K		1-1 22 1B	1-1 E1 22 2B	2-2 22 1B			5	1	3	2	0	1	0				
22 Eric Byrnes, R (1, 8) OBP: 0.352, SLG: 0.438	1-1 G6-4-3			0-2 G4-3	0-0 HR	1-0 G3	0-0 1B			5	1	4	1	0	0	1				
Chad Tracy, L (1, 5) OBP: 0.359, SLG: 0.514	2-1 G4-3			0-0 G4-3	1-1 HR	2-1 G3	1-3 K			5	1	1	4	0	1	5				
Luis Gonzalez, L (1, 7) OBP: 0.347, SLG: 0.515		1-0 P4		1-0 FC1-5-2	4-2 34 2B	0-0 B1-3		1-2 2B		4	2	1	0	1	0	2				
34 Conor Jackson, R (1, 3) Jose Valverde, R (9, 1)		1-3 K		1-2 L7	2-2 19 BB		4-2 SH1-4 1B	1-1 L6		4	1	1	1	1	1	2				
Shawn Green, L (1, 9) OBP: 0.381, SLG: 0.440		0-2 S 1B					2-2 1B	2-2 2B		4	2	4	2	1	0	0				
Andy Green, R (1, 4) Brandon Lyon, R (8, 1) Tony Clark, S (8, PH)		1-2 P3					1-0 SH1-4	1-0 P4		3	1	1	0	0	1	3				
19 Chris Snyder, R (1, 2) OBP: 0.385, SLG: 0.563				4-1 L4-3 BB			3-3 K	1-1 G6-3		2	0	0	0	3	1	3				
Orlando Hernandez, R (1, 1) Jason Grimsley, R (4, 1) 30 Jeff DaVanon, S (5, PH) 55 Casey Daigle, R (6, 1) Luis Vizcaino, R (7, 1) 1 Orlando Hudson, S (8, PH)				1-1 L4-3			4-2 22 1B			1	0	0	0	0	0	1				
Inning Stats	R: 0 E: 0 K: 0 S: 6	H: 1 LOB: 0 BB: 0 P: 9	R: 0 E: 0 K: 1 S: 10	H: 1 LOB: 0 BB: 0 P: 13	R: 0 E: 0 K: 1 S: 6	H: 0 LOB: 1 BB: 1 P: 13	R: 0 E: 0 K: 0 S: 8	H: 1 LOB: 1 BB: 0 P: 10	R: 7 E: 0 K: 1 S: 24	H: 6 LOB: 3 BB: 4 P: 47	R: 0 E: 1 K: 0 S: 6	H: 1 LOB: 1 BB: 0 P: 10	R: 2 E: 0 K: 2 S: 20	H: 3 LOB: 3 BB: 2 P: 37	R: 1 E: 0 K: 0 S: 13	H: 2 LOB: 1 BB: 0 P: 19	1B: 8 2B: 6 3B: 0 HR: 2	SF: 0 SAC: 1 DP: 2 HBP: 0	WP: 0 PB: 0 SB: 1 CS: 0	PA: 44
PITCHER	IP ERA WHIP	WLS LOB BB P	H R ER SO	R LOB BB P	BB IBB HBP BLK	WP HR S P	ERA WHIP	PITCHER	IP ERA WHIP	WLS LOB BB P	H R ER SO	R LOB BB P	BB IBB HBP BLK	WP HR S P	ERA WHIP					
Odalis Perez, L (1, 1) 51 Jonathan Broxton, R (5, 1) Joe Beimel, L (5, 1) 44 Takashi Saito, R (7, 1) 47 Tim Hamulack, L (7, 1)	4.1 0.1 1.1	22 4 5	8 1 3	7 0 2	3 0 0	0 0 7	14.54 0.00 0.00	Jose Valverde, R (9, 1) ERA: 3.48	1.0 5.48	5 1	1 1	1 1	1 1	1 1	26 9.00 2.000					

Los Angeles Dodgers @ Arizona Diamondbacks
Chase Field, Phoenix, AZ
Tue May 02 2006, 6:40 PM MST
Att: 23,216 - Clear - 77 F

AB 36
R 10
H 15
RBI 10
BB 7
SO 5
LOB 23



Batter	1	2	3	4	5	6	7	8	9	AB	R	H	RBI	BB	SO	LOB	TOP								
Dave Roberts, L (1, 7) OBP: 0.350, SLG: 0.367										4	1	2	0	2	0	0									
Mike Cameron, R (1, 8) OBP: 0.311, SLG: 0.375										6	2	3	1	0	3	4									
24 Brian Giles, L (1, 9) OBP: 0.410, SLG: 0.374										6	0	0	0	0	0	9									
Mike Piazza, R (1, 2) OBP: 0.308, SLG: 0.412										3	0	2	0	1	0	1									
Rob Bowen, S (7, PR) OBP: 0.476, SLG: 0.500										0	1	0	1	0	0	0									
Mark Bellhorn, S (1, 3) OBP: 0.333, SLG: 0.581										5	1	1	3	0	0	3									
Brian Sweeney, R (8, 1)										0	0	0	0	0	0	0									
Dewon Brazelton, R (9, 1)										0	0	0	0	0	0	0									
3 Khalil Greene, R (1, 6) OBP: 0.321, SLG: 0.385										4	0	1	0	1	1	1									
Vinny Castilla, R (1, 5) OBP: 0.333, SLG: 0.333										4	1	2	0	0	0	2									
Ben Johnson, R (8, PR) OBP: 0.273, SLG: 0.355										0	1	0	0	0	0	0									
23 Adrián González, L (8, 3) OBP: 0.284, SLG: 0.333										1	0	0	0	0	0	0									
Josh Barfield, R (1, 4) OBP: 0.294, SLG: 0.411										5	2	3	2	0	0	2									
32 Chris Young, R (1, 1) OBP: 0.214, SLG: 0.357										3	0	1	1	0	1	3									
56 Scott Cassidy, R (7, 1)										0	0	0	0	0	0	0									
Geoff Blum, S (8, PH) OBP: 0.259, SLG: 0.400										2	2	2	2	0	0	0									
Inning Stats	R: 0 E: 0 K: 1 S: 8	H: 0 LOB: 1 BB: 1 P: 16	R: 0 E: 0 K: 0 S: 7	H: 0 LOB: 0 BB: 0 P: 10	R: 0 E: 0 K: 1 S: 5	H: 0 LOB: 0 BB: 0 P: 6	R: 0 E: 0 K: 1 S: 10	H: 1 LOB: 1 BB: 0 P: 17	R: 1 E: 1 K: 1 S: 17	H: 3 LOB: 3 BB: 1 P: 28	R: 0 E: 0 K: 0 S: 16	H: 1 LOB: 1 BB: 1 P: 24	R: 3 E: 0 K: 1 S: 11	H: 2 LOB: 1 BB: 1 P: 16	R: 5 E: 0 K: 0 S: 16	H: 5 LOB: 1 BB: 0 P: 26	R: 2 E: 0 K: 0 S: 16	H: 5 LOB: 2 BB: 0 P: 22	1B: 12 2B: 2 3B: 0 HR: 3	SF: 1 SAC: 0 DP: 1 HBP: 0	WP: 1 PB: 0 SB: 1 CS: 0	PA: 48			
PITCHER	IP	WLS	BF	H	R	ER	SO	BB	IBB	HBP	BLK	WP	HR	S	P	ERA	WHIP								
Jae Weong Seo, R (1, 1) ERA: 4.85	6.0		27	5	1	1	4	3	0	0	0	0	0	63	101	1.50	1.333								
47 Tim Hamulack, L (7, 1) ERA: 4.15	1.0	6	2	3	3	1	1	1	0	0	0	0	1	11	16	27.00	3.000								
Franqueis Osoria, R (8, 1) ERA: 6.91	0.0	L	5	5	5	5	0	0	0	0	0	0	2	7	13	∞	∞								
Joe Beimel, L (8, 1) ERA:	1.0	3	0	0	0	0	0	0	0	0	0	1	0	9	13	0.00	0.000								
Danys Baez, R (9, 1) ERA: 2.45	1.0	7	5	2	2	0	0	0	0	0	0	0	0	16	22	18.00	5.000								

San Diego Padres @ Los Angeles Dodgers
 Dodger Stadium, Los Angeles, CA
 Wed May 03 2006, 7:10 PM PDT
 Att: 33,352 - Cloudy - 63 F

AB 43
 R 11
 H 17
 RBI 10
 BB 4
 SO 5
 LOB 26

Batter	1	2	3	4	5	6	7	8	9	AB	R	H	RBI	BB	SO	LOB	BOTTOM								
Kenny Lofton, L (1, 8) OBP: 0.333, SLG: 0.419										4	0	0	0	0	0	1									
15 Rafael Furcal, S (1, 6) OBP: 0.315, SLG: 0.234										4	0	1	0	0	1	0									
5 Nomar Garciaparra, R (1, 3) OBP: 0.372, SLG: 0.593										4	0	0	0	0	0	1									
J.D. Drew, L (1, 9) OBP: 0.393, SLG: 0.541										4	0	1	0	0	0	0									
12 Jeff Kent, R (1, 4) OBP: 0.310, SLG: 0.237										3	0	0	0	1	0	0									
Bill Mueller, S (1, 5) OBP: 0.381, SLG: 0.442										4	0	0	0	0	1	2									
16 Andre Ethier, L (1, 7) OBP: 0.444, SLG: 0.857										3	2	1	1	1	1	0									
Dioner Navarro, S (1, 2) OBP: 0.372, SLG: 0.387										3	2	2	1	1	0	0									
Jae Weong Seo, R (1, 1) OBP: 0.292, SLG: 0.292										1	0	0	0	0	1	0									
47 Tim Hamulack, L (7, 1) ERA: 4.15										0	0	0	0	0	0	0									
Orlando Saenz, R (7, PR) OBP: 0.346, SLG: 0.494										1	1	1	3	0	0	0									
Franqueis Osoria, R (8, 1) ERA: 6.91										0	0	0	0	0	0	0									
Joe Beimel, L (8, 1) ERA:										0	0	0	0	0	0	0									
Danys Baez, R (9, 1) ERA: 2.45										0	0	0	0	0	0	0									
Inning Stats	R: 0 E: 0 K: 0 S: 10	H: 0 LOB: 0 BB: 0 P: 17	R: 0 E: 0 K: 0 S: 5	H: 0 LOB: 0 BB: 0 P: 10	R: 1 E: 0 K: 1 S: 9	H: 1 LOB: 0 BB: 0 P: 16	R: 0 E: 0 K: 1 S: 11	H: 1 LOB: 2 BB: 1 P: 22	R: 0 E: 0 K: 1 S: 7	H: 0 LOB: 0 BB: 0 P: 10	R: 3 E: 0 K: 0 S: 13	H: 2 LOB: 0 BB: 1 P: 19	R: 0 E: 0 K: 0 S: 8	H: 1 LOB: 0 BB: 0 P: 13	R: 1 E: 0 K: 0 S: 7	H: 1 LOB: 0 BB: 0 P: 8	1B: 3 2B: 0 3B: 0 HR: 3	SF: 0 SAC: 1 DP: 1 HBP: 0	WP: 0 PB: 0 SB: 1 CS: 0	PA: 35					
PITCHER	IP	WLS	BF	H	R	ER	SO	BB	IBB	HBP	BLK	WP	HR	S	P	ERA	WHIP								
32 Chris Young, R (1, 1) ERA: 3.53	6.2		26	3	3	3	4	3	0	0	0	0	1	59	106	4.05	0.900								
56 Scott Cassidy, R (7, 1) ERA: 1.2	0.1	W	2	1	1	1	0	0	0	0	0	0	1	5	6	27.00	3.000								
Brian Sweeney, R (8, 1) ERA: 2.93	1.0	3	1	0	0	0	0	0	0	0	0	0	0	8	13	0.00	1.000								
Dewon Brazelton, R (9, 1) ERA: 10.59	1.0	4	1	1	1	1	0	0	0	0	0	0	1	7	8	9.00	1.000								

San Diego Padres @ Los Angeles Dodgers
 Dodger Stadium, Los Angeles, CA
 Wed May 03 2006, 7:10 PM PDT
 Att: 33,352 - Cloudy - 63 F

AB 31
 R 5
 H 6
 RBI 5
 BB 3
 SO 4
 LOB 4

Batter	1	2	3	4	5	6	7	8	9	AB	R	H	RBI	BB	SO	LOB	TOP								
Dave Roberts, L (1, 7) OBP: 0.343, SLG: 0.379	1-3 		2-2 		2-3 		3-2 		3-2 	5	0	1	0	0	2	3									
Mike Cameron, R (1, 8) OBP: 0.300, SLG: 0.356	3-3 		1-0 			2-0 		1-3 	3-3 	5	0	1	0	0	3	2									
24 Brian Giles, L (1, 9) OBP: 0.405, SLG: 0.363	1-2 			3-2 		1 SAFE 3-2 		4-1 		3	1	0	0	1	0	1									
Mike Piazza, R (1, 2) OBP: 0.305, SLG: 0.403 Rob Bowen, S (8, PR) OBP: 0.476, SLG: 0.500		1-0 		1-3 		2-2 		2-1 		4	0	1	0	0	1	1									
Mark Bellhorn, S (1, 3) OBP: 0.347, SLG: 0.565 Scott Linebrink, R (8, 1) Trevor Hoffman, R (9, 1)		4-2 		0-1 		2-1 		1-1 		3	0	1	0	1	0	3									
3 Khalil Greene, R (1, 6) OBP: 0.327, SLG: 0.415		0-1 		4-1 			0-1 	2-2 		3	1	1	3	1	0	2									
Vinny Castilla, R (1, 5) OBP: 0.299, SLG: 0.330		0-2 		3-3 			1-0 	0-3 		4	0	1	0	0	2	5									
Josh Barfield, R (1, 4) OBP: 0.302, SLG: 0.424			2-3 		2-3 		1-2 	1-2 		4	0	2	0	0	2	0									
52 Clay Hensley, R (1, 1) OBP: 0.125, SLG: 0.125 Geoff Blum, S (7, PH) OBP: 0.250, SLG: 0.385 Alan Embree, L (7, 1) 23 Adrián González, L (8, 3) OBP: 0.282, SLG: 0.330			0-1 		1-3 		3-3 	3-3 		2	0	0	0	0	1	0									
Inning Stats	R: 0 E: 0 K: 2 S: 13	H: 0 LOB: 0 BB: 0 P: 18	R: 0 E: 1 K: 0 S: 11	H: 0 LOB: 1 BB: 1 P: 16	R: 0 E: 0 K: 1 S: 9	H: 1 LOB: 1 BB: 0 P: 14	R: 0 E: 0 K: 2 S: 12	H: 1 LOB: 2 BB: 1 P: 23	R: 0 E: 0 K: 3 S: 10	H: 0 LOB: 0 BB: 0 P: 15	R: 0 E: 0 K: 0 S: 10	H: 1 LOB: 1 BB: 0 P: 18	R: 0 E: 0 K: 1 S: 12	H: 2 LOB: 2 BB: 0 P: 20	R: 3 E: 0 K: 2 S: 15	H: 2 LOB: 1 BB: 1 P: 25	R: 0 E: 1 K: 2 S: 18	H: 1 LOB: 1 BB: 0 P: 28	1B: 5 2B: 1 3B: 1 HR: 1	SF: 0 SAC: 0 DP: 1 HBP: 0	WP: 0 PB: 0 SB: 0 CS: 0	PA: 38			
PITCHER	IP	WLS	BF	H	R	ER	SO	BB	IBB	HBP	BLK	WP	HR	S	P	ERA	WHIP								
Brett Tomko, R (1, 1) ERA: 3.41	7.0		28	5	0	0	9	2	0	0	0	0	0	77	124	0.00	1.000								
44 Takashi Saito, R (8, 1) ERA: 3.68	1.0	L	6	2	3	3	2	1	0	0	0	0	1	15	25	27.00	3.000								
51 Jonathan Broxton, R (9, 1) ERA:	1.0		4	1	0	0	2	0	0	0	0	0	0	18	28	0.00	1.000								

San Diego Padres @ Los Angeles Dodgers
Dodger Stadium, Los Angeles, CA
 Thu May 04 2006, 7:10 PM PDT
 Att: 34,137 - Partly Cloudy - 65 F

AB	35
R	3
H	8
RBI	3
BB	3
SO	13
LOB	20



Batter	1	2	3	4	5	6	7	8	9	AB	R	H	RBI	BB	SO	LOB	BOTTOM								
Kenny Lofton, L (1, 8) OBP: 0.315, SLG: 0.394	2-2 		0-2 		0-0 			1-3 		4	0	0	0	0	1	2									
15 Rafael Furcal, S (1, 6) OBP: 0.313, SLG: 0.227	1-3 		2-2 			4-1 		1-2 		3	0	0	0	1	1	1									
5 Nomar Garciaparra, R (1, 3) OBP: 0.362, SLG: 0.536		4-0 		3-1 		1-1 		1-2 		3	0	0	0	1	0	1									
J.D. Drew, L (1, 9) OBP: 0.397, SLG: 0.535		2-1 		4-1 		3-1 		2-2 		3	0	1	0	1	0	0									
Bill Mueller, S (1, 5) OBP: 0.377, SLG: 0.438 Sandy Alomar Jr., R (3, 2) OBP: 0.376, SLG: 0.438		1-2 		1 SAFE 0-1 		0-1 		1-3 		1	0	0	0	0	0	2									
16 Andre Ethier, L (1, 7) OBP: 0.333, SLG: 0.600		1-0 		1 SAFE 2-2 		1-3 				3	0	0	0	0	2	1									
13 Oscar Robles, L (1, 4) OBP: 0.353, SLG: 0.308 44 Takashi Saito, L (8, 1) 51 Jonathan Broxton, R (9, 1)			2-3 		0-1 		0-3 			3	0	0	0	0	2	0									
Dioner Navarro, S (1, 2) OBP: 0.372, SLG: 0.387 18 Ramon Martinez, R (2, PH) OBP: 0.310, SLG: 0.395			0-0 		2-1 			4-1 		0	0	0	0	0	0	0									
Brett Tomko, R (1, 1) OBP: 0.091, SLG: 0.091 12 Jeff Kent, R (8, 4) OBP: 0.307, SLG: 0.234			1-0 		0-0 			3-2 		2	0	1	0	0	0	0									
Inning Stats	R: 0 E: 0 K: 1 S: 11	H: 1 LOB: 2 BB: 1 P: 21	R: 0 E: 0 K: 1 S: 5	H: 0 LOB: 0 BB: 0 P: 8	R: 0 E: 0 K: 0 S: 7	H: 0 LOB: 0 BB: 0 P: 10	R: 0 E: 0 K: 1 S: 9	H: 0 LOB: 1 BB: 1 P: 17	R: 0 E: 0 K: 0 S: 6	H: 1 LOB: 1 BB: 0 P: 8	R: 0 E: 0 K: 0 S: 5	H: 0 LOB: 0 BB: 1 P: 13	R: 0 E: 0 K: 2 S: 10	H: 0 LOB: 0 BB: 0 P: 11	R: 0 E: 0 K: 1 S: 12	H: 0 LOB: 1 BB: 1 P: 21	R: 0 E: 0 K: 1 S: 10	H: 0 LOB: 0 BB: 0 P: 15	1B: 2 2B: 0 3B: 0 HR: 0	SF: 0 SAC: 0 DP: 0 HBP: 0	WP: 1 PB: 0 SB: 0 CS: 1	PA: 32			
PITCHER	IP	WLS	BF	H	R	ER	SO	BB	IBB	HBP	BLK	WP	HR	S	P	ERA	WHIP								
52 Clay Hensley, R (1, 1) ERA: 4.28	6.0		22	2	0	0	3	3	0	0	0	0	0	43	77	0.00	0.833								
Alan Embree, L (7, 1) ERA: 5.68	1.0	W	3	0	0	0	2	0	0	0	0	0	0	10	11	0.00	0.000								
Scott Linebrink, R (8, 1) ERA: 3.86	1.0	H	4	0	0	0	1	1	0	0	0	1	0	12	21	0.00	1.000								
Trevor Hoffman, R (9, 1) ERA: 1.0	1.0	S	3	0	0	0	1	0	0	0	0	0	0	10	15	0.00	0.000								

San Diego Padres @ Los Angeles Dodgers
Dodger Stadium, Los Angeles, CA
 Thu May 04 2006, 7:10 PM PDT
 Att: 34,137 - Partly Cloudy - 65 F

AB	28
R	0
H	2
RBI	0
BB	4
SO	7
LOB	9



Batter	1	2	3	4	5	6	7	8	9	AB	R	H	RBI	BB	SO	LOB	TOP										
23 Rickie Weeks Jr. R (1.4) OBP: 0.362, SLG: 0.356	F8	F9			G5-3			F8		4	0	0	0	0	0	2	Milwaukee Brewers @ Los Angeles Dodgers Dodger Stadium, Los Angeles, CA Sun May 07 2006, 1:10 PM PDT Att: 53,528 - Cloudy - 67 F										
7 J.J. Hardy R (1.6) OBP: 0.305, SLG: 0.430	1B		G6-3			F7		G6-4-3 BB		3	0	1	0	1	0	0											
2 Bill Hall R (1.8) OBP: 0.355, SLG: 0.671	K		G5-3			F8		G6-4-3		4	0	0	0	0	1	2											
Carlos Lee R (1.7) OBP: 0.393, SLG: 0.678	G5-3		F9			G6-3			HR	4	1	1	1	0	0	1											
28 Prince Fielder L (1.3) OBP: 0.394, SLG: 0.525 Jeff Cirillo R (4.3) OBP: 0.357, SLG: 0.370		G1-6-3			G6-3				HR	2	0	0	0	0	0	0											
47 Corey Koskie L (1.5) OBP: 0.337, SLG: 0.477		G6-3 1B 31 1B BB			F7			G5-4-3 1B		3	1	1	0	1	0	1											
Brady Clark R (1.9) OBP: 0.331, SLG: 0.289		G6-3 1B 31 1B			F9			1B		4	0	2	0	0	0	2											
Chad Moeller R (1.2) OBP: 0.250, SLG: 0.273		G6-3			F9			F9		4	0	0	0	0	1	5											
31 Dave Bush R (1.1) OBP: 0.250, SLG: 0.250 18 Gabe Gross L (7, PH) OBP: 0.400, SLG: 0.658 Justin Lehr R (7.1) Jared Fernandez R (8.1)					K			F7		2	0	1	1	0	1	0											
										1	0	0	0	0	0	2											
										0	0	0	0	0	0	0											
										0	0	0	0	0	0	0											
Inning Stats	R: 0 E: 0 K: 1 S: 10	H: 1 LOB: 1 BB: 0 P: 18	R: 1 E: 0 K: 0 S: 12	H: 2 LOB: 2 BB: 1 P: 24	R: 0 E: 0 K: 0 S: 5	H: 0 LOB: 0 BB: 0 P: 11	R: 0 E: 0 K: 0 S: 7	H: 0 LOB: 0 BB: 0 P: 7	R: 0 E: 0 K: 1 S: 7	H: 0 LOB: 0 BB: 0 P: 9	R: 0 E: 0 K: 0 S: 7	H: 0 LOB: 0 BB: 0 P: 13	R: 0 E: 0 K: 0 S: 9	H: 2 LOB: 0 BB: 0 P: 14	R: 0 E: 0 K: 0 S: 10	H: 0 LOB: 0 BB: 1 P: 17	R: 1 E: 0 K: 1 S: 14	H: 3 LOB: 1 BB: 0 P: 21	1B: 6 2B: 1 3B: 0 HR: 1	SF: 0 SAC: 0 DP: 2 HBP: 0	WP: 0 PB: 0 SB: 0 CS: 0	PA: 35					
PITCHER	IP	WLS	BF	H	R	ER	SO	BB	IBB	HBP	BLK	WP	HR	S	P	ERA	WHIP										
Aaron Sele R (1.1) ERA: 1.35	6.2	W	26	5	1	1	2	1	0	0	0	0	0	56	94	1.35	0.900										
Joe Beimel L (7.1) ERA:	1.1		4	0	0	0	0	1	0	0	0	0	0	11	19	0.00	0.750										
51 Jonathan Broxton R (9.1) ERA: 2.7	1.0		5	3	1	1	1	0	0	0	0	0	1	14	21	9.00	3.000										

Batter	1	2	3	4	5	6	7	8	9	AB	R	H	RBI	BB	SO	LOB	BOTTOM										
15 Rafael Furcal S (1.6) OBP: 0.322, SLG: 0.260	12 1B BB	K		G6-3		G4-3		HR		5	2	2	2	0	1	2	Milwaukee Brewers @ Los Angeles Dodgers Dodger Stadium, Los Angeles, CA Sun May 07 2006, 1:10 PM PDT Att: 53,528 - Cloudy - 67 F										
Kenny Lofton L (1.8) OBP: 0.341, SLG: 0.432 17 Jason Repko R (8, PH) OBP: 0.392, SLG: 0.522	12 1B BB			FC1-4 1B 5	K		5 1B SO	L5		3	1	2	0	1	1	1											
5 Nomar Garciaparra R (1.3) OBP: 0.371, SLG: 0.537	K		FC1-4 12 2B			G5-3		G6-3		5	1	1	1	0	1	3											
12 Jeff Kent R (1.4) OBP: 0.317, SLG: 0.267 51 Jonathan Broxton R (9.1)				G6-3		G6-3		G6-3		4	1	2	2	0	0	0											
Olmedo Saenz R (1.5) OBP: 0.345, SLG: 0.673 18 Ramon Martinez R (7, PR) OBP: 0.344, SLG: 0.345				HR		F7		2B		4	1	2	2	0	1	2											
José Cruz Jr. S (1.9) OBP: 0.352, SLG: 0.368	K			HR		F7		2B		0	1	0	0	0	0	0											
16 Andre Ethier L (1.7) OBP: 0.294, SLG: 0.467		F8		F7		E4 16 1B S		2B		4	1	1	1	0	2	2											
55 Russell Martin R (1.2) OBP: 0.500, SLG: 0.800				HR		G1-3 15 G6-3 SH1-4 1B		F8		4	0	1	1	0	0	1											
Aaron Sele R (1.1) Joe Beimel L (7.1)						K		G6-3		4	1	2	1	0	1	1											
13 Oscar Robles L (8, PH) OBP: 0.400, SLG: 0.333						G1-3		15 HR		2	0	0	0	0	0	1											
										1	1	1	0	0	0	0											
Inning Stats	R: 1 E: 0 K: 3 S: 11	H: 2 LOB: 2 BB: 1 P: 21	R: 1 E: 0 K: 1 S: 7	H: 1 LOB: 0 BB: 0 P: 9	R: 3 E: 1 K: 1 S: 13	H: 3 LOB: 0 BB: 0 P: 23	R: 0 E: 0 K: 1 S: 9	H: 1 LOB: 1 BB: 0 P: 11	R: 0 E: 0 K: 0 S: 5	H: 0 LOB: 0 BB: 0 P: 7	R: 1 E: 1 K: 1 S: 13	H: 1 LOB: 1 BB: 0 P: 20	R: 2 E: 0 K: 0 S: 14	H: 4 LOB: 1 BB: 0 P: 24	R: 2 E: 0 K: 0 S: 8	H: 2 LOB: 0 BB: 0 P: 12	1B: 8 2B: 3 3B: 0 HR: 3	SF: 0 SAC: 1 DP: 0 HBP: 0	WP: 0 PB: 0 SB: 3 CS: 0	PA: 39							
PITCHER	IP	WLS	BF	H	R	ER	SO	BB	IBB	HBP	BLK	WP	HR	S	P	ERA	WHIP										
31 Dave Bush R (1.1) ERA: 4.13	6.0	L	28	8	6	4	7	1	0	0	0	0	0	14	24	18.00	4.000										
Justin Lehr R (7.1) ERA: 7.84	1.0		6	4	2	2	0	0	0	0	0	0	0	14	24	18.00	4.000										
Jared Fernandez R (8.1) ERA: 14.73	1.0		5	2	2	2	0	0	0	0	0	0	1	8	12	18.00	2.000										

Batter	1	2	3	4	5	6	7	8	9	AB	R	H	RBI	BB	SO	LOB	TOP										
Craig Biggio, R OBP: 0.336, SLG: 0.472 (1, 4)	G6-3	G4-3		L6		L6		G5-3		5	0	1	0	0	0	2											
Willy Taveras, R OBP: 0.345, SLG: 0.348 (1, 8)	HR		K	K		G3			G5-3	5	2	3	0	0	2	1											
17 Lance Berkman, S OBP: 0.383, SLG: 0.643 (1, 3)	F7		K	F8		G3			G5-3	5	0	0	0	0	1	5											
Morgan Ensberg, R OBP: 0.421, SLG: 0.655 (1, 5)	HR		K		BB	G1-3				5	1	3	3	0	1	2											
Preston Wilson, R OBP: 0.290, SLG: 0.411 (1, 7)				16 HR	K				L6	5	1	2	0	0	2	2											
16 Jason Lane, R OBP: 0.350, SLG: 0.450 (1, 9)	F8			HR	L7					4	1	2	2	1	0	2											
Brad Ausmus, R OBP: 0.458, SLG: 0.414 (1, 2)		SH1-4		28 HR	BB	L4-3			G4-3	3	1	1	0	2	0	3											
28 Adam Everett, R OBP: 0.304, SLG: 0.388 (1, 6)	F8			HR	G4-3				F7	4	1	1	2	0	0	3											
Andy Pettitte, L OBP: 0.154, SLG: 0.093 (5, PH) Orlando Palmeiro, L OBP: 0.192, SLG: 0.160 (5, 1) Chad Qualls, R OBP: 0.235, SLG: 0.435 (5, PH) Mike Lamb, L OBP: 0.181, SLG: 0.181 (5, 1) Mike Gallo, L OBP: 0.181, SLG: 0.181 (5, 1) Dan Wheeler, R OBP: 0.181, SLG: 0.181 (5, 1) Dave Borkowski, R OBP: 0.181, SLG: 0.181 (5, 1)	SH1-4		G4-3			17 G3			K	1	0	0	0	0	0	0											
Inning Stats	R: 2 E: 0 K: 0 S: 11	H: 3 LOB: 1 BB: 0 P: 16	R: 0 E: 0 K: 0 S: 9	H: 1 LOB: 1 BB: 0 P: 12	R: 0 E: 0 K: 3 S: 11	H: 0 LOB: 0 BB: 0 P: 15	R: 4 E: 0 K: 1 S: 17	H: 4 LOB: 1 BB: 1 P: 26	R: 0 E: 0 K: 0 S: 13	H: 2 LOB: 2 BB: 0 P: 18	R: 0 E: 0 K: 1 S: 9	H: 0 LOB: 0 BB: 1 P: 19	R: 0 E: 0 K: 1 S: 7	H: 0 LOB: 2 BB: 0 P: 10	R: 1 E: 0 K: 0 S: 19	H: 3 LOB: 2 BB: 0 P: 30	1B: 10 2B: 2 3B: 0 HR: 3	SF: 0 SAC: 1 DP: 1 HBP: 0	WP: 0 PB: 0 SB: 0 CS: 0	PA: 43							
PITCHER	IP	WLS	BF	H	R	ER	SO	BB	IBB	HBP	BLK	WP	HR	S	P	ERA	WHIP										
Jae Weong Seo, R ERA: 6.0 (1, 1)	3.1		19	8	6	6	3	1	0	0	0	0	3	41	60	16.20	2.700										
Franquelis Osoria, R ERA: 6.06 (4, 1)	2.0		10	3	0	0	2	1	0	0	0	0	0	24	37	0.00	2.000										
51 Jonathan Broxton, R ERA: 1.8 (6, 1)	1.2		5	0	0	0	1	1	0	0	0	0	0	13	25	0.00	0.600										
44 Takashi Saito, R ERA: 3.24 (8, 1)	1.0	W	3	0	0	0	1	0	0	0	0	0	0	7	10	0.00	0.000										
Joe Beimel, L ERA: 1.23 (9, 1)	1.0		6	3	1	1	0	0	0	0	0	0	0	19	30	9.00	3.000										

Houston Astros @ Los Angeles Dodgers
Dodger Stadium, Los Angeles, CA
Tue May 09 2006, 7:10 PM PDT
Att: 55,992 - Clear - 66 F

AB 39
R 7
H 14
RBI 7
BB 3
SO 7
LOB 20



Batter	1	2	3	4	5	6	7	8	9	AB	R	H	RBI	BB	SO	LOB	BOTTOM										
15 Rafael Furcal, S OBP: 0.324, SLG: 0.273 (1, 6)	L9		5 HR	G6-3		K				5	2	2	1	0	1	2											
José Cruz Jr., S OBP: 0.373, SLG: 0.389 (1, 7) (9, 9)			5 HR		FC3-2	K				3	2	2	1	2	1	2											
5 Nomar Garciaparra, R OBP: 0.373, SLG: 0.593 (1, 3)	K			HR	FC3-2	F9				5	2	2	3	0	2	4											
J.D. Drew, L OBP: 0.388, SLG: 0.523 Joe Beimel, L ERA: 1.23 (9, 1)	K			HR	FC3-2	G3				4	2	1	1	1	1	3											
12 Jeff Kent, R OBP: 0.321, SLG: 0.300 (1, 4)		G6-3		K		G4-3				5	1	2	4	0	1	0											
Bill Mueller, S OBP: 0.370, SLG: 0.426 (1, 5)		2B		F7		P6				5	1	1	0	0	0	3											
17 Jason Repko, R OBP: 0.392, SLG: 0.522 Kenny Lofton, L OBP: 0.349, SLG: 0.449 (1, 8) (1, 8)		55 G6-3		G3		G4-3				0	0	0	0	0	0	0											
55 Russell Martin, R OBP: 0.500, SLG: 0.692 (1, 2)		G6-3		G6-3		51 SH				3	1	1	1	1	0	1											
Jae Weong Seo, R OBP: 0.200, SLG: 0.292 (4, 1) Franquelis Osoria, R ERA: 4.92 (5, 1) 51 Jonathan Broxton, R ERA: 1.8 (5, 1) 44 Takashi Saito, L ERA: 8.59 (5, 1) Orlando Saenz, R OBP: 0.181, SLG: 0.181 (5, PH) 16 Andre Ethier, R ERA: 5.427 (5, PH) (5, 7)		F9		K		SH				1	0	0	0	0	0	1											
Inning Stats	R: 0 E: 0 K: 2 S: 20	H: 0 LOB: 1 BB: 1 P: 31	R: 1 E: 0 K: 0 S: 11	H: 2 LOB: 1 BB: 0 P: 19	R: 4 E: 0 K: 1 S: 13	H: 3 LOB: 0 BB: 1 P: 23	R: 0 E: 0 K: 1 S: 7	H: 0 LOB: 0 BB: 0 P: 8	R: 1 E: 1 K: 2 S: 10	H: 3 LOB: 2 BB: 0 P: 19	R: 0 E: 0 K: 0 S: 5	H: 0 LOB: 0 BB: 0 P: 8	R: 6 E: 0 K: 1 S: 28	H: 6 LOB: 1 BB: 1 P: 39	1B: 7 2B: 4 3B: 0 HR: 3	SF: 0 SAC: 1 DP: 0 HBP: 0	WP: 0 PB: 0 SB: 1 CS: 0	PA: 42									
PITCHER	IP	WLS	BF	H	R	ER	SO	BB	IBB	HBP	BLK	WP	HR	S	P	ERA	WHIP										
Andy Pettitte, L ERA: 5.66 (1, 1)	5.0		25	8	6	6	4	2	0	0	0	0	2	61	100	10.80	2.000										
Chad Qualls, R ERA: 4.92 (6, 1)	2.0		8	0	0	0	2	1	0	0	0	0	0	16	25	0.00	0.500										
Mike Gallo, L ERA: 8.59 (8, 1)	0.0	L	1	1	1	1	0	0	0	0	0	0	0	3	4	∞	∞										
Dan Wheeler, R ERA: 5.52 (8, 1)	0.2		5	4	2	2	1	0	0	0	0	0	0	21	26	27.00	6.000										
Dave Borkowski, R ERA: 1.93 (8, 1)	0.1		3	1	3	3	0	1	0	0	0	0	1	4	9	81.00	6.000										

Houston Astros @ Los Angeles Dodgers
Dodger Stadium, Los Angeles, CA
Tue May 09 2006, 7:10 PM PDT
Att: 55,992 - Clear - 66 F

AB 37
R 12
H 14
RBI 12
BB 4
SO 7
LOB 18



Batter	1	2	3	4	5	6	7	8	9	AB	R	H	RBI	BB	SO	LOB	TOP					
Craig Biggio, R OBP: 0.331, SLG: 0.462 (1,4)	F7		P2			G5-3	1B		F9	5	0	1	0	0	0	1						
Willy Taveras, R OBP: 0.347, SLG: 0.346 (1,8)	G5-3			G3		B1-3	1B		17 HR	4	1	1	1	1	0	0						
17 Lance Berkman, S OBP: 0.390, SLG: 0.659 (1,3)	G2-3			E 1B BB			G1-3		1-H 2-H	3	1	1	3	2	0	2						
Morgan Ensberg, R OBP: 0.407, SLG: 0.628 (1,5)		L6		F9		F9		G5-3	K	5	0	0	0	0	1	2						
Preston Wilson, R OBP: 0.301, SLG: 0.409 (1,7)	F9			E5 1B			16 FC6-4 BB	F8 1B	K	3	0	1	0	2	1	0						
16 Jason Lane, R OBP: 0.355, SLG: 0.447 (1,9)				K			FC6-4 1B 2B	1B		3	1	1	0	1	1	3						
Brad Ausmus, R OBP: 0.450, SLG: 0.407 (1,2)				K		P6	3-2 4 2B 1B	F8		4	1	1	0	0	1	3						
28 Adam Everett, R OBP: 0.293, SLG: 0.374 (1,6)			P4		G5-3		K	F8		4	0	0	0	0	1	4						
Taylor Buchholz, R Ezequiel Astacio, R 4 Eric Bruntlett, R Mike Gallo, L Russ Springer, R Orlando Palmeiro, L			K		G3		1-H 1B 2B		17 HR BB 1B	2	0	0	0	0	1	0						
Inning Stats	R: 0 E: 0 K: 0 S: 10	H: 0 LOB: 0 BB: 0 P: 18	R: 0 E: 0 K: 1 S: 15	H: 0 LOB: 1 BB: 1 P: 26	R: 0 E: 0 K: 1 S: 6	H: 0 LOB: 0 BB: 0 P: 7	R: 0 E: 1 K: 1 S: 13	H: 1 LOB: 2 BB: 1 P: 26	R: 0 E: 0 K: 0 S: 6	H: 0 LOB: 0 BB: 0 P: 9	R: 0 E: 0 K: 0 S: 10	H: 0 LOB: 1 BB: 1 P: 18	R: 3 E: 0 K: 1 S: 20	H: 4 LOB: 2 BB: 1 P: 34	R: 0 E: 0 K: 0 S: 8	H: 1 LOB: 1 BB: 1 P: 15	R: 3 E: 0 K: 2 S: 18	H: 2 LOB: 0 BB: 1 P: 30	1B: 6 2B: 1 3B: 0 HR: 1	SF: 0 SAC: 0 DP: 0 HBP: 0	WP: 0 PB: 0 SB: 0 CS: 0	PA: 41
PITCHER	IP	WLS	BF	H	R	ER	SO	BB	IBB	HBP	BLK	WP	HR	S	P	ERA	WHIP					
Brett Tomko, R ERA: 2.93 (1,1)	6.0	W	22	1	0	0	3	3	0	0	0	0	0	60	104	0.00	0.667					
47 Tim Hamulack, L ERA: 6.43 (7,1)	1.0		8	4	3	3	1	1	0	0	0	0	0	20	34	27.00	5.000					
Franquelis Osoria, R ERA: 7.15 (8,1)	1.1		9	3	3	3	0	2	0	0	0	0	1	18	33	20.25	3.750					
Danys Baez, R ERA: 2.5 (9,1)	0.2		2	0	0	0	2	0	0	0	0	0	0	8	12	0.00	0.000					

Houston Astros @ Los Angeles Dodgers
Dodger Stadium, Los Angeles, CA
 Wed May 10 2006, 7:10 PM PDT
 Att: 33,595 - Cloudy - 62 F

AB	35
R	6
H	8
RBI	6
BB	6
SO	6
LOB	15



Batter	1	2	3	4	5	6	7	8	9	AB	R	H	RBI	BB	SO	LOB	BOTTOM				
15 Rafael Furcal, S OBP: 0.322, SLG: 0.295 (1,6)	K			G6-3		G3		K		4	1	1	3	0	1	0					
47 Tim Hamulack, R ERA: 6.43 (7,1)										0	0	0	0	0	0	0					
Franquelis Osoria, R ERA: 7.15 (8,1)										1	0	0	0	0	1	1					
Danys Baez, R ERA: 2.5 (9,1)										0	0	0	0	0	0	0					
Kenny Lofton, L OBP: 0.380, SLG: 0.457 (1,8)				G6-3		G4-3		P6		3	1	2	0	0	0	0					
José Cruz Jr., S OBP: 0.366, SLG: 0.380 (7,8)										2	0	0	0	0	0	1					
5 Nomar Garciaparra, R OBP: 0.380, SLG: 0.651 (1,3)	F9	FC6-5-4 1B				2B	HR			4	2	2	1	0	0	2					
J.D. Drew, L OBP: 0.398, SLG: 0.539 (1,9)	12 HR 1B					12 1B 55 FC6-4 2B	K			4	2	3	1	0	1	0					
12 Jeff Kent, R OBP: 0.333, SLG: 0.336 (1,4)	1-H 2-H HR	F9				55 FC6-4 G3 1B		G5-4-3 BB		3	1	2	3	1	0	2					
Bill Mueller, S OBP: 0.361, SLG: 0.413 (1,5)				G5-3		G3		G5-4-3		3	0	0	0	0	1	2					
Willy Aybar, S ERA: 7.56 (7,5)										1	0	0	0	0	0	1					
16 Andre Ethier, L OBP: 0.381, SLG: 0.500 (1,7)		15 HR 1B				55 FC6-4 IBB		F7		3	1	2	0	1	0	0					
55 Russell Martin, R OBP: 0.421, SLG: 0.563 (1,2)		G4-3		G6-4-3		FC6-4		F8		3	0	0	1	0	0	4					
Sandy Alomar Jr., R OBP: 0.364, SLG: 0.424 (8,2)										1	0	0	0	0	0	0					
Brett Tomko, R OBP: 0.143, SLG: 0.143 (1,1)				F9		K				3	1	1	0	0	1	2					
18 Ramon Martinez, R OBP: 0.364, SLG: 0.345 (7,6)										0	0	0	0	1	0	0					
Inning Stats	R: 3 E: 0 K: 2 S: 12	H: 3 LOB: 0 BB: 0 P: 16	R: 3 E: 0 K: 0 S: 15	H: 5 LOB: 2 BB: 0 P: 24	R: 0 E: 0 K: 0 S: 5	H: 1 LOB: 0 BB: 0 P: 6	R: 0 E: 0 K: 0 S: 9	H: 0 LOB: 0 BB: 0 P: 14	R: 2 E: 0 K: 1 S: 14	H: 3 LOB: 2 BB: 1 P: 20	R: 1 E: 0 K: 1 S: 8	H: 1 LOB: 0 BB: 0 P: 11	R: 0 E: 0 K: 0 S: 4	H: 0 LOB: 0 BB: 1 P: 10	R: 0 E: 0 K: 1 S: 10	H: 0 LOB: 1 BB: 1 P: 17	1B: 8 2B: 2 3B: 0 HR: 3	SF: 0 SAC: 0 DP: 2 HBP: 0	WP: 0 PB: 0 SB: 1 CS: 0	PA: 38	
PITCHER	IP	WLS	BF	H	R	ER	SO	BB	IBB	HBP	BLK	WP	HR	S	P	ERA	WHIP				
Taylor Buchholz, R ERA: 3.82 (1,1)	4.1	L	24	12	8	8	2	0	1	0	0	0	1	13	21	5.40	0.600				
Ezequiel Astacio, R ERA: 11.12 (5,1)	1.2		7	1	1	1	2	0	1	0	0	0	0	4	10	0.00	1.000				
Mike Gallo, L ERA: 7.56 (7,1)	1.0		3	0	0	0	0	1	0	0	0	0	0	4	10	0.00	1.000				
Russ Springer, R ERA: 3.38 (8,1)	1.0		4	0	0	0	1	1	0	0	0	0	0	10	17	0.00	1.000				

Houston Astros @ Los Angeles Dodgers
Dodger Stadium, Los Angeles, CA
 Wed May 10 2006, 7:10 PM PDT
 Att: 33,595 - Cloudy - 62 F

AB	35
R	9
H	13
RBI	9
BB	3
SO	5
LOB	15



Batter	1	2	3	4	5	6	7	8	9	AB	R	H	RBI	BB	SO	LOB	TOP					
15 Rafael Furcal, S (1, 6) OBP: 0.335, SLG: 0.313	G5-3		G4-6-3 1B		F9		G4-3 5 BB 1B BB	G4-3		4	1	1	0	1	0	1	Los Angeles Dodgers @ San Francisco Giants AT&T Park, San Francisco, CA Sat May 13 2006, 1:05 PM PDT Att: 42,864 - Sunny - 61 F					
José Cruz Jr., S (1, 8) OBP: 0.369, SLG: 0.364			G4-6-3 1-2		P3		5 BB 1B BB	G3	3	1	0	0	2	0	1							
5 Nomar Garciaparra, R (1, 3) OBP: 0.424, SLG: 0.707	F7		HR			G6-3	12 BB 1B BB	BB 1B	4	1	2	2	1	0	1							
J.D. Drew, L (1, 9) OBP: 0.381, SLG: 0.516	K		K			3B	12 BB 1B	12 BB G6-4-3 BB	4	0	2	2	1	2	1							
12 Jeff Kent, R (1, 4) OBP: 0.324, SLG: 0.368		G5-3		HR		G4-3		G6-4-3	4	1	1	1	1	0	3							
Sandy Alomar Jr., R (1, 2) OBP: 0.351, SLG: 0.405		16 BB 1B		F7		G5-3		G5-3	4	0	1	0	0	0	4							
Willy Aybar, S (1, 5) OBP: 0.500, SLG: 0.500		F7		F8			16 BB G6-4-3 1B	F8 16 BB G3-1	3	0	1	0	1	0	1							
16 Andre Ethier, L (1, 7) OBP: 0.367, SLG: 0.462				K			G6-4-3 1-2	G3-1	3	0	0	0	1	1	2							
Aaron Sele, R (1, 1) OBP: 0.200, SLG: 0.200 (8, PH)		G4-3				G6-3		F8	3	1	1	0	0	0	2							
Olmedo Saenz, R (8, PH) OBP: 0.345, SLG: 0.655							15 BB 5 BB WP 1B		1	0	0	0	0	0	1							
44 Takashi Saito, L (8, 1)									0	0	0	0	0	0	0							
Danys Baez, R (9, 1)									0	0	0	0	0	0	0							
Inning Stats	R: 0 E: 0 K: 1 S: 8	H: 0 LOB: 1 BB: 1 P: 16	R: 0 E: 0 K: 0 S: 12	H: 1 LOB: 2 BB: 1 P: 18	R: 1 E: 0 K: 1 S: 8	H: 2 LOB: 0 BB: 0 P: 10	R: 1 E: 0 K: 1 S: 10	H: 1 LOB: 0 BB: 0 P: 14	R: 0 E: 0 K: 0 S: 7	H: 0 LOB: 0 BB: 0 P: 11	R: 0 E: 0 K: 0 S: 8	H: 1 LOB: 1 BB: 0 P: 12	R: 3 E: 0 K: 0 S: 18	H: 3 LOB: 3 BB: 4 P: 41	R: 0 E: 0 K: 0 S: 8	H: 0 LOB: 1 BB: 1 P: 17	R: 0 E: 0 K: 0 S: 4	H: 1 LOB: 1 BB: 1 P: 9	1B: 6 2B: 0 3B: 1 HR: 2	SF: 0 SAC: 0 DP: 3 HBP: 0	WP: 1 PB: 0 SB: 0 CS: 0	PA: 41
PITCHER	IP WLS BF H R ER SO BB IBB HBP BLK WP HR S P ERA WHIP	IP WLS BF H R ER SO BB IBB HBP BLK WP HR S P ERA WHIP	IP WLS BF H R ER SO BB IBB HBP BLK WP HR S P ERA WHIP	IP WLS BF H R ER SO BB IBB HBP BLK WP HR S P ERA WHIP	IP WLS BF H R ER SO BB IBB HBP BLK WP HR S P ERA WHIP	IP WLS BF H R ER SO BB IBB HBP BLK WP HR S P ERA WHIP	IP WLS BF H R ER SO BB IBB HBP BLK WP HR S P ERA WHIP	IP WLS BF H R ER SO BB IBB HBP BLK WP HR S P ERA WHIP	IP WLS BF H R ER SO BB IBB HBP BLK WP HR S P ERA WHIP	IP WLS BF H R ER SO BB IBB HBP BLK WP HR S P ERA WHIP	IP WLS BF H R ER SO BB IBB HBP BLK WP HR S P ERA WHIP	IP WLS BF H R ER SO BB IBB HBP BLK WP HR S P ERA WHIP	IP WLS BF H R ER SO BB IBB HBP BLK WP HR S P ERA WHIP	IP WLS BF H R ER SO BB IBB HBP BLK WP HR S P ERA WHIP	IP WLS BF H R ER SO BB IBB HBP BLK WP HR S P ERA WHIP	IP WLS BF H R ER SO BB IBB HBP BLK WP HR S P ERA WHIP	IP WLS BF H R ER SO BB IBB HBP BLK WP HR S P ERA WHIP					
51 Noah Lowry, L (1, 1) ERA: 4.11	6.2	29	7	5	5	3	4	0	0	0	0	0	0	0	0	0	1	5	∞	∞		
54 Scott Munter, R (7, 1) ERA: 5.65	0.0	1	0	0	0	0	1	0	0	0	0	0	0	0	0	0	0	0	1	5	∞	
Steve Kline, L (7, 1) ERA: 3.0	0.1	3	1	0	0	0	1	0	0	0	0	0	0	0	0	0	0	0	4	11	0.00	6.000
Tim Worrell, R (8, 1) ERA: 7.43	1.0	4	0	0	0	0	1	0	0	0	0	0	0	0	0	0	0	0	8	17	0.00	1.000
Armando Benitez, R (9, 1) ERA:	1.0	W 4	1	0	0	0	1	0	0	0	0	0	0	0	0	0	0	0	4	9	0.00	2.000

Batter	1	2	3	4	5	6	7	8	9	AB	R	H	RBI	BB	SO	LOB	BOTTOM					
2 Randy Winn, S (1, 9) OBP: 0.358, SLG: 0.426	G3-1		G4-3		G1-3			G4-3		4	0	0	0	1	0	1	Los Angeles Dodgers @ San Francisco Giants AT&T Park, San Francisco, CA Sat May 13 2006, 1:05 PM PDT Att: 42,864 - Sunny - 61 F					
13 Omar Vizquel, S (1, 6) OBP: 0.393, SLG: 0.387	P6		G3			G4-3		F7		4	0	0	1	0	0							
Barry Bonds, L (1, 7) OBP: 0.475, SLG: 0.469					F7		G4-6-3 BB	G3		3	0	0	0	1	1							
Jason Ellison, R (9, 7) OBP: 0.357, SLG: 0.462					F7					0	0	0	0	0	0							
Steve Finley, L (1, 8) OBP: 0.387, SLG: 0.516			K		F7		G4-6-3 1-2		BB 1B 2B	4	1	1	0	0	1							
Pedro Feliz, R (1, 5) OBP: 0.278, SLG: 0.427					F8		G3 G6-3 2B		E5 1B 2B	3	2	1	0	1	1							
Ray Durham, S (1, 4) OBP: 0.234, SLG: 0.254		L8				G6-3		G3		4	0	0	0	0	4							
Lance Niekro, R (1, 3) OBP: 0.306, SLG: 0.350								G6-3		4	2	3	2	0	0							
Todd Greene, R (1, 2) OBP: 0.407, SLG: 0.593										4	0	3	1	0	1							
Jose Vizcaino, S (9, PR) OBP: 0.271, SLG: 0.146										0	1	0	0	0	0							
51 Noah Lowry, R (1, 1) ERA: 1.98										1	0	0	1	0	0							
54 Scott Munter, R (7, 1) ERA: 5.65										0	0	0	0	0	0							
Steve Kline, S (7, 1) ERA: 3.0										0	0	0	0	0	0							
9 Mark Sweeney, L (7, PH) OBP: 0.270, SLG: 0.345										1	0	0	0	0	1							
Tim Worrell, R (8, 1) ERA: 7.43										0	0	0	0	0	0							
Armando Benitez, R (9, 1) ERA:										1	0	1	1	0	0							
40 Daniel Ortmeier, S (9, PH) OBP: 0.200, SLG: 0.200										0	0	0	0	0	0							
Inning Stats	R: 0 E: 0 K: 1 S: 9	H: 0 LOB: 0 BB: 0 P: 14	R: 0 E: 0 K: 2 S: 13	H: 1 LOB: 2 BB: 1 P: 26	R: 0 E: 0 K: 0 S: 5	H: 0 LOB: 0 BB: 0 P: 8	R: 0 E: 0 K: 0 S: 4	H: 0 LOB: 0 BB: 0 P: 4	R: 1 E: 0 K: 0 S: 10	H: 2 LOB: 1 BB: 0 P: 14	R: 0 E: 0 K: 0 S: 4	H: 0 LOB: 0 BB: 1 P: 8	R: 1 E: 0 K: 0 S: 7	H: 2 LOB: 1 BB: 0 P: 12	R: 0 E: 0 K: 0 S: 6	H: 0 LOB: 0 BB: 0 P: 10	R: 4 E: 1 K: 0 S: 20	H: 4 LOB: 3 BB: 1 P: 33	1B: 6 2B: 3 3B: 0 HR: 0	SF: 1 SAC: 1 DP: 1 HBP: 0	WP: 0 PB: 0 SB: 0 CS: 0	PA: 38
PITCHER	IP WLS BF H R ER SO BB IBB HBP BLK WP HR S P ERA WHIP	IP WLS BF H R ER SO BB IBB HBP BLK WP HR S P ERA WHIP	IP WLS BF H R ER SO BB IBB HBP BLK WP HR S P ERA WHIP	IP WLS BF H R ER SO BB IBB HBP BLK WP HR S P ERA WHIP	IP WLS BF H R ER SO BB IBB HBP BLK WP HR S P ERA WHIP	IP WLS BF H R ER SO BB IBB HBP BLK WP HR S P ERA WHIP	IP WLS BF H R ER SO BB IBB HBP BLK WP HR S P ERA WHIP	IP WLS BF H R ER SO BB IBB HBP BLK WP HR S P ERA WHIP	IP WLS BF H R ER SO BB IBB HBP BLK WP HR S P ERA WHIP	IP WLS BF H R ER SO BB IBB HBP BLK WP HR S P ERA WHIP	IP WLS BF H R ER SO BB IBB HBP BLK WP HR S P ERA WHIP	IP WLS BF H R ER SO BB IBB HBP BLK WP HR S P ERA WHIP	IP WLS BF H R ER SO BB IBB HBP BLK WP HR S P ERA WHIP	IP WLS BF H R ER SO BB IBB HBP BLK WP HR S P ERA WHIP	IP WLS BF H R ER SO BB IBB HBP BLK WP HR S P ERA WHIP	IP WLS BF H R ER SO BB IBB HBP BLK WP HR S P ERA WHIP						
Aaron Sele, R (1, 1) ERA: 1.98	1.0	H 3	0	0	0	0	0	0	0	0	6	10	0.00	0.000								
44 Takashi Saito, R (8, 1) ERA: 2.7	1.0	L 8	4	4	2	0	0	1	0	0	20	33	27.00	6.000								
Danys Baez, R (9, 1) ERA: 3.38	0.2																					



Batter	1	2	3	4	5	6	7	8	9	AB	R	H	RBI	BB	SO	LOB	TOP											
15 Rafael Furcal, S OBP: 0.337, SLG: 0.315										5	1	2	1	0	1	0	Los Angeles Dodgers @ San Francisco Giants AT&T Park, San Francisco, CA Sun May 14 2006, 1:05 PM PDT Att: 42,985 - Partly Cloudy - 69 F											
Kenny Lofton, L OBP: 0.337, SLG: 0.417										5	2	1	0	0	1	1												
5 Nomar Garciaparra, R OBP: 0.416, SLG: 0.684										4	0	1	1	0	0	1												
12 Jeff Kent, R OBP: 0.329, SLG: 0.391										3	1	1	1	1	0	1												
Olmedo Saenz, R OBP: 0.323, SLG: 0.621 Joe Beimel, L (8, 1)										3	0	0	1	0	0	1												
Jose Cruz Jr., S OBP: 0.381, SLG: 0.360										1	0	0	0	3	0	0												
16 Andre Ethier, L OBP: 0.353, SLG: 0.433										4	0	1	0	0	1	5												
55 Russell Martin, R OBP: 0.433, SLG: 0.435										3	1	0	0	1	0	1												
Jae Weong Seo, R OBP: 0.187, SLG: 0.167 Willy Aybar, S OBP: 0.500, SLG: 0.500 Odalis Perez, L OBP: 0.154, SLG: 0.083 18 Ramon Martinez, R OBP: 0.389, SLG: 0.355										2	0	0	0	0	1	0												
Inning Stats	R: 0 E: 0 K: 1 S: 14	H: 0 LOB: 0 BB: 0 P: 17	R: 0 E: 0 K: 0 S: 8	H: 0 LOB: 1 BB: 1 P: 13	R: 0 E: 0 K: 0 S: 8	H: 0 LOB: 0 BB: 0 P: 11	R: 1 E: 0 K: 1 S: 14	H: 1 LOB: 2 BB: 2 P: 25	R: 0 E: 0 K: 1 S: 8	H: 0 LOB: 0 BB: 0 P: 13	R: 1 E: 0 K: 0 S: 7	H: 1 LOB: 0 BB: 0 P: 11	R: 0 E: 0 K: 0 S: 7	H: 1 LOB: 0 BB: 0 P: 10	R: 3 E: 1 K: 0 S: 11	H: 2 LOB: 2 BB: 2 P: 20		R: 1 E: 0 K: 1 S: 11	H: 2 LOB: 0 BB: 1 P: 17	1B: 6 2B: 0 3B: 0 HR: 1	SF: 1 SAC: 0 DP: 0 HBP: 0	WP: 1 PB: 0 SB: 0 CS: 2	PA: 39					
PITCHER	IP	WLS	BF	H	R	ER	SO	BB	IBB	HBP	BLK	WP	HR	S	P	ERA	WHIP											
Jason Schmidt, R ERA: 3.2	(1, 1)	7.0		26	3	2	2	3	3	0	0	0	1	1	66	100	2.57	0.857										
Steve Kline, L ERA: 3.75	(8, 1)	0.0	L	3	1	3	1	0	1	0	0	0	0	0	3	7	∞	∞										
Tim Worrell, R ERA: 6.91	(8, 1)	1.0		5	1	0	0	0	1	0	0	0	0	8	13	0.00	2.000											
54 Scott Munter, R ERA: 5.87	(9, 1)	1.0		4	2	1	1	1	1	0	0	0	0	0	11	17	9.00	3.000										
Batter	1	2	3	4	5	6	7	8	9	AB	R	H	RBI	BB	SO	LOB	BOTTOM											
2 Randy Winn, S OBP: 0.362, SLG: 0.434										4	1	2	0	0	0	1	Los Angeles Dodgers @ San Francisco Giants AT&T Park, San Francisco, CA Sun May 14 2006, 1:05 PM PDT Att: 42,985 - Partly Cloudy - 69 F											
13 Omar Vizquel, S OBP: 0.386, SLG: 0.378										3	0	0	0	0	0	1												
Barry Bonds, L OBP: 0.476, SLG: 0.458 54 Scott Munter, R (9, 1)										2	0	0	0	2	0	0												
Steve Finley, L OBP: 0.373, SLG: 0.495										4	0	0	1	0	0	3												
Ray Durham, S OBP: 0.235, SLG: 0.293										4	1	1	1	0	1	3												
Lance Niekro, R OBP: 0.295, SLG: 0.337										4	0	0	0	0	0	0												
Pedro Feliz, R OBP: 0.284, SLG: 0.435										4	1	2	0	0	0	0												
Mike Matheny, R OBP: 0.290, SLG: 0.365										4	0	1	1	0	0	1												
Jason Schmidt, R OBP: 0.095, SLG: 0.143 40 Daniel Ortmeier, S OBP: 0.400, SLG: 0.600 Steve Kline, S (8, 1) Tim Worrell, R (8, 1) Jason Ellison, R OBP: 0.357, SLG: 0.462										2	0	0	0	0	1	1												
Inning Stats	R: 1 E: 0 K: 1 S: 7	H: 1 LOB: 1 BB: 1 P: 17	R: 0 E: 0 K: 1 S: 12	H: 1 LOB: 0 BB: 0 P: 19	R: 0 E: 0 K: 0 S: 9	H: 0 LOB: 0 BB: 0 P: 12	R: 0 E: 0 K: 0 S: 6	H: 0 LOB: 0 BB: 0 P: 9	R: 0 E: 0 K: 0 S: 11	H: 1 LOB: 2 BB: 1 P: 18	R: 1 E: 0 K: 1 S: 13	H: 2 LOB: 1 BB: 0 P: 19	R: 0 E: 0 K: 0 S: 6	H: 0 LOB: 0 BB: 0 P: 8	R: 1 E: 0 K: 0 S: 5	H: 1 LOB: 0 BB: 0 P: 8		1B: 3 2B: 2 3B: 0 HR: 1	SF: 0 SAC: 1 DP: 0 HBP: 0	WP: 0 PB: 0 SB: 0 CS: 0	PA: 35							
PITCHER	IP	WLS	BF	H	R	ER	SO	BB	IBB	HBP	BLK	WP	HR	S	P	ERA	WHIP											
Jae Weong Seo, R ERA: 5.31	(1, 1)	6.0		23	3	1	1	2	1	1	0	0	0	50	84	1.50	0.667											
Odalis Perez, L ERA: 6.97	(7, 1)	1.0	W	5	2	1	1	1	0	0	0	0	0	13	19	9.00	2.000											
Joe Beimel, L ERA: 2.25	(8, 1)	2.0	S	7	1	1	1	0	0	0	0	0	1	11	16	4.50	0.500											

AB	31
R	6
H	7
RBI	4
BB	6
SO	4
LOB	10

AB	32
R	3
H	6
RBI	3
BB	2
SO	3
LOB	11



Batter	1	2	3	4	5	6	7	8	9	AB	R	H	RBI	BB	SO	LOB	TOP										
15 Rafael Furcal, S OBP: 0.335, SLG: 0.310	4-1 WP 1B BB	2-0 G3-1			0-1 F8		2-3 K		2-0 G4-3	4	1	0	0	1	1	3	Los Angeles Dodgers @ Colorado Rockies Coors Field, Denver, CO Tue May 16 2006, 6:35 PM MDT Att: 23,192 - Clear - 75 F										
Kenny Lofton, L OBP: 0.342, SLG: 0.406	4-2 WP 1B BB				1-3 K		0-1 G3			1	0	1	0	1	0	0											
16 Andre Ethier, L OBP: 0.333, SLG: 0.406	1-3 WP 1B BB				1-0 F8					3	0	0	0	1	0	1											
5 Nomar Garciaparra, R OBP: 0.419, SLG: 0.647	4-1 WP 1B BB				0-0 L7				0-0 G6-3	4	0	1	1	0	1	1											
J.D. Drew, L OBP: 0.385, SLG: 0.511	0-2 WP 1B				1-2 F9				0-0 F7	4	0	1	1	0	1	1											
12 Jeff Kent, R OBP: 0.346, SLG: 0.421	0-3 WP 1B				4-1 BB				1-2 BB	1	0	0	0	1	1	2											
Willy Aybar, S OBP: 0.538, SLG: 0.636	1-1 K				1-2 BB				1-0 BB	2	0	2	0	0	0	0											
Jose Cruz Jr., S OBP: 0.373, SLG: 0.374	1-1 G3				0-3 K				0-0 F9	4	0	0	0	0	1	6											
13 Oscar Robles, L OBP: 0.333, SLG: 0.263		1-2 G3			0-2 L8				2-2 G5-3	4	0	0	0	0	0	1											
55 Russell Martin, R OBP: 0.421, SLG: 0.467		4-2 SH3-4 BB			3-2 G5-3				0-0 K	3	0	1	0	1	1	0											
Derek Lowe, R OBP: 0.299, SLG: 0.571		0-1 SH3-4			0-1 G6-3				1-0 BB	1	0	0	0	0	0	0											
18 Ramon Martinez, R (7, PH)										1	0	1	0	0	0	0											
47 Tim Hamulack, R										0	0	0	0	0	0	0											
Olmedo Saenz, R										1	0	0	0	0	0	1											
Inning Stats	R: 1 E: 0 K: 1 S: 16	H: 1 LOB: 2 BB: 3 P: 29	R: 0 E: 0 K: 0 S: 8	H: 0 LOB: 1 BB: 1 P: 15	R: 0 E: 0 K: 1 S: 11	H: 1 LOB: 0 BB: 1 P: 16	R: 0 E: 0 K: 0 S: 8	H: 0 LOB: 0 BB: 0 P: 11	R: 0 E: 0 K: 1 S: 7	H: 1 LOB: 1 BB: 0 P: 8	R: 0 E: 0 K: 0 S: 8	H: 1 LOB: 1 BB: 0 P: 11	R: 0 E: 0 K: 1 S: 9	H: 1 LOB: 0 BB: 0 P: 12	R: 0 E: 0 K: 1 S: 8	H: 1 LOB: 1 BB: 0 P: 11	R: 0 E: 0 K: 0 S: 6	H: 1 LOB: 1 BB: 0 P: 11	1B: 4 2B: 1 3B: 1 HR: 0	SF: 0 SAC: 1 DP: 0 HBP: 0	WP: 2 PB: 0 SB: 2 CS: 0	PA: 37					
PITCHER	IP	WLS	BF	H	R	ER	SO	BB	IBB	HBP	BLK	WP	HR	S	P	ERA	WHIP										
49 Byung-Hyun Kim, R ERA: 4.62	7.0	W	29	4	1	1	5	5	0	0	0	2	0	67	102	1.29	1.286										
Jose Mesa, R ERA: 3.72	1.0		4	1	0	0	1	0	0	0	0	0	0	8	11	0.00	1.000										
Scott Dohmann, R ERA: 3.38	1.0		4	1	0	0	0	0	0	0	0	0	0	6	11	0.00	1.000										

Batter	1	2	3	4	5	6	7	8	9	AB	R	H	RBI	BB	SO	LOB	BOTTOM										
18 Cory Sullivan, L OBP: 0.335, SLG: 0.479	1-1 WP 1B		3-1 L4		0-0 F8		2-3 K			4	0	1	0	0	1	0	Los Angeles Dodgers @ Colorado Rockies Coors Field, Denver, CO Tue May 16 2006, 6:35 PM MDT Att: 23,192 - Clear - 75 F										
27 Garrett Atkins, R OBP: 0.383, SLG: 0.476	1-1 G6-4-3		1-0 G6-3		3-2 G6-3		2-2 P3			4	0	0	0	0	0	1											
17 Todd Helton, L OBP: 0.436, SLG: 0.516	0-1 F8				0-0 5 1B HR		1-2 5 1B 2B		1-3 K 5 1B	4	2	2	0	0	1	0											
5 Matt Holliday, R OBP: 0.341, SLG: 0.629		0-1 11 1B 2B			0-0 11 HR		1-2 2H 1B		0-0 1B	4	2	4	1	0	0	0											
11 Brad Hawpe, L OBP: 0.422, SLG: 0.617		2-2 FC2-6 1B			0-0 1H 2H HR		0-1 G3-1		0-3 K	4	1	2	4	0	1	3											
Luis Gonzalez, R OBP: 0.250, SLG: 0.371		0-0 FC2-6 12 FC4-6			1-1 G6-3 12 G6-3 1B				0-1 F8	4	0	1	0	0	0	3											
12 Clint Barmes, R OBP: 0.230, SLG: 0.319		0-2 FC4-6			0-0 G6-3				1-2 G5-3	4	0	0	0	0	0	4											
Danny Ardoin, R OBP: 0.250, SLG: 0.277		1-2 G5-3			1-2 G6-3				0-0 G6-3	3	0	0	0	0	0	2											
49 Byung-Hyun Kim, R (1, 1)					1-1 G5-3				0-2 L1	2	0	0	0	0	0	1											
Choo Freeman, R (7, PH)										1	0	0	0	0	0	0											
Jose Mesa, R (8, 1)										0	0	0	0	0	0	0											
Scott Dohmann, R (9, 1)										0	0	0	0	0	0	0											
Inning Stats	R: 0 E: 0 K: 0 S: 6	H: 1 LOB: 0 BB: 0 P: 8	R: 1 E: 0 K: 0 S: 13	H: 2 LOB: 0 BB: 0 P: 17	R: 0 E: 0 K: 0 S: 5	H: 0 LOB: 0 BB: 0 P: 10	R: 3 E: 0 K: 0 S: 9	H: 4 LOB: 1 BB: 0 P: 12	R: 1 E: 0 K: 0 S: 17	H: 2 LOB: 1 BB: 0 P: 22	R: 0 E: 0 K: 0 S: 6	H: 0 LOB: 0 BB: 0 P: 7	R: 0 E: 0 K: 1 S: 9	H: 0 LOB: 0 BB: 0 P: 13	R: 0 E: 0 K: 2 S: 11	H: 1 LOB: 2 BB: 0 P: 12	1B: 7 2B: 2 3B: 0 HR: 1	SF: 0 SAC: 0 DP: 1 HBP: 0	WP: 1 PB: 0 SB: 0 CS: 0	PA: 34							
PITCHER	IP	WLS	BF	H	R	ER	SO	BB	IBB	HBP	BLK	WP	HR	S	P	ERA	WHIP										
Derek Lowe, R ERA: 3.45	6.0	L	26	9	5	5	0	0	0	0	0	1	0	56	76	0.00	0.500										
47 Tim Hamulack, L ERA: 5.63	2.0		8	1	0	0	3	0	0	0	0	1	0	20	25	0.00	0.500										

Batter	1	2	3	4	5	6	7	8	9	AB	R	H	RBI	BB	SO	LOB	TOP					
15 Rafael Furcal, S OBP: 0.326, SLG: 0.301	G6-3		K			G4-3	K		G4-3	5	0	0	0	0	2	2	Los Angeles Dodgers @ Colorado Rockies Coors Field, Denver, CO Wed May 17 2006, 1:05 PM MDT Att: 30,296 - Sunny - 76 F					
Jose Cruz Jr., S OBP: 0.374, SLG: 0.364	P4		F9			BB	BB		K	3	0	0	0	2	1	0						
5 Nomar Garciaparra, R OBP: 0.472, SLG: 0.629	P4				G6-3	P2				4	0	1	2	0	0	1						
J.D. Drew, L OBP: 0.388, SLG: 0.507					G4-3				G1-3	3	0	1	0	1	0	2						
Willy Aybar, S OBP: 0.471, SLG: 0.533 Joe Beimel, L Dany's Baez, R									G4-3	4	0	1	0	0	1	2						
16 Andre Ethier, L OBP: 0.300, SLG: 0.361									F7	0	0	0	0	0	0	0						
18 Ramon Martinez, R OBP: 0.405, SLG: 0.405									K	4	1	2	0	0	1	2						
55 Russell Martin, R OBP: 0.429, SLG: 0.471									FC6-4	4	1	2	0	0	0	3						
31 Brad Penny, R OBP: 0.222, SLG: 0.222 Olimedo Saenz, R 51 Jonathan Broxton, R									F9	2	0	0	0	0	0	1						
13 Oscar Robles, L OBP: 0.320, SLG: 0.250									K	1	1	1	1	0	0	0						
Inning Stats	R: 0 E: 0 K: 0 S: 6	H: 0 LOB: 0 BB: 0 P: 6	R: 0 E: 0 K: 1 S: 15	H: 2 LOB: 2 BB: 0 P: 24	R: 0 E: 0 K: 1 S: 7	H: 0 LOB: 0 BB: 0 P: 9	R: 0 E: 0 K: 1 S: 10	H: 0 LOB: 0 BB: 0 P: 15	R: 0 E: 0 K: 0 S: 9	H: 1 LOB: 1 BB: 0 P: 14	R: 0 E: 0 K: 0 S: 4	H: 0 LOB: 2 BB: 2 P: 13	R: 3 E: 0 K: 1 S: 19	H: 4 LOB: 2 BB: 1 P: 30	R: 0 E: 0 K: 0 S: 9	H: 1 LOB: 1 BB: 0 P: 11	R: 0 E: 0 K: 2 S: 10	H: 0 LOB: 0 BB: 0 P: 16	1B: 7 2B: 1 3B: 0 HR: 0	SF: 0 SAC: 0 DP: 0 HBP: 0	WP: 1 PB: 0 SB: 0 CS: 0	PA: 38
PITCHER	IP	WLS	BF	H	R	ER	SO	BB	IBB	HBP	BLK	WP	HR	S	P	ERA	WHIP					
Jason Jennings, R ERA: 4.94	6.2	L	30	7	3	3	4	3	0	0	0	1	0	69	110	4.05	1.500					
39 Tom Martin, L ERA: 5.87	0.1		1	0	0	0	0	0	0	0	0	0	0	1	1	0.00	0.000					
61 Ramon E Ramirez, R ERA: 1.62	1.0		4	1	0	0	0	0	0	0	0	0	0	9	11	0.00	1.000					
40 Brian Fuentes, L ERA: 1.62	1.0		3	0	0	0	2	0	0	0	0	0	0	10	16	0.00	0.000					

Batter	1	2	3	4	5	6	7	8	9	AB	R	H	RBI	BB	SO	LOB	BOTTOM					
18 Cory Sullivan, L OBP: 0.337, SLG: 0.483	G2-3									5	0	2	0	0	1	0	Los Angeles Dodgers @ Colorado Rockies Coors Field, Denver, CO Wed May 17 2006, 1:05 PM MDT Att: 30,296 - Sunny - 76 F					
27 Garrett Atkins, R OBP: 0.383, SLG: 0.469	K									4	0	1	0	0	1	1						
17 Todd Helton, L OBP: 0.426, SLG: 0.495										4	0	0	0	0	1	4						
5 Matt Holliday, R OBP: 0.351, SLG: 0.642										3	1	2	0	0	0	0						
11 Brad Hawpe, L OBP: 0.418, SLG: 0.607										4	0	1	0	0	2	3						
Jason Smith, L OBP: 0.342, SLG: 0.420 12 Clint Barnes, R OBP: 0.229, SLG: 0.317										3	1	1	0	0	2	1						
Miguel Ojeda, R OBP: 0.333, SLG: 0.407										4	0	2	1	0	1	2						
Jamey Carroll, R OBP: 0.383, SLG: 0.313										4	0	0	0	0	0	3						
Jason Jennings, L OBP: 0.300, SLG: 0.316 39 Tom Martin, L Luis Gonzalez, R 61 Ramon E Ramirez, R 40 Brian Fuentes, L Choo Freeman, R OBP: 0.296, SLG: 0.320										2	0	0	0	0	0	0						
Inning Stats	R: 0 E: 0 K: 2 S: 12	H: 1 LOB: 2 BB: 0 P: 16	R: 0 E: 0 K: 2 S: 8	H: 0 LOB: 0 BB: 0 P: 13	R: 0 E: 0 K: 0 S: 18	H: 1 LOB: 1 BB: 0 P: 23	R: 0 E: 0 K: 1 S: 12	H: 1 LOB: 2 BB: 0 P: 17	R: 0 E: 0 K: 1 S: 14	H: 1 LOB: 1 BB: 0 P: 24	R: 1 E: 0 K: 0 S: 12	H: 2 LOB: 1 BB: 0 P: 16	R: 0 E: 0 K: 2 S: 8	H: 0 LOB: 0 BB: 0 P: 14	R: 1 E: 1 K: 0 S: 10	H: 2 LOB: 1 BB: 0 P: 14		R: 0 E: 0 K: 0 S: 11	H: 1 LOB: 2 BB: 0 P: 20	1B: 6 2B: 3 3B: 0 HR: 0	SF: 0 SAC: 0 DP: 1 HBP: 3	WP: 0 PB: 0 SB: 1 CS: 0
PITCHER	IP	WLS	BF	H	R	ER	SO	BB	IBB	HBP	BLK	WP	HR	S	P	ERA	WHIP					
31 Brad Penny, R ERA: 2.53	6.0	W	26	6	1	1	7	0	0	2	0	0	0	76	109	1.50	1.000					
51 Jonathan Broxton, R ERA: 1.29	1.0	H	3	0	0	0	2	0	0	0	0	0	0	8	14	0.00	0.000					
Joe Beimel, L ERA: 2.99	0.1	H	4	2	1	1	0	0	0	0	0	0	0	8	11	27.00	6.000					
Dany's Baez, R ERA: 3.1	1.2	S	6	1	0	0	0	0	0	1	0	0	0	13	23	0.00	0.600					



Batter	1	2	3	4	5	6	7	8	9	AB	R	H	RBI	BB	SO	LOB	TOP					
9 Chone Figgins, S OBP: 0.333, SLG: 0.376	1-1 CS 1B	0-0 F8			2-1 F8		2-0 1-2 1B		2-2 1B	5	0	3	0	0	0	2	Los Angeles Angels @ Los Angeles Dodgers Dodger Stadium, Los Angeles, CA Fri May 19 2006, 7:40 PM PDT Att: 55,655 - Cloudy - 64 F					
Orlando Cabrera, R OBP: 0.333, SLG: 0.422 32 Erick Aybar, S (7, PH)	3-2 1-2 27 HR 1B	1-0 G4-3			1-1 G6-3		0-2 G4-3		1-0 G4-3	3	1	1	0	0	0	2						
27 Vladimir Guerrero, R OBP: 0.299, SLG: 0.549 65 Tommy Murphy, S OBP: 0.333, SLG: 0.360	1-0 1-H HR			0-0 20 FC6-4 1B	2-3 K			2-3 K		3	1	2	2	0	1	0						
20 Juan Rivera, R OBP: 0.284, SLG: 0.400	0-1 G5-3			3-1 FC6-4 1-2 1B		2-0 G5-3		2-2 G5-3		4	0	0	0	0	0	1						
Adam Kennedy, L OBP: 0.326, SLG: 0.384	4-1 BB			1-3 K		0-1 G4-3		4-1 BB		2	0	0	0	2	1	1						
39 Robb Quinlan, R OBP: 0.279, SLG: 0.356 J.C. Romero, S	2-3 K			2-1 G5-3		0-0 L3		2-2 G1-3		3	0	0	0	0	0	1						
Brendan Donnelly, R Tim Salmon, R OBP: 0.333, SLG: 0.467 Hector Carrasco, R										0	0	0	0	0	0	0						
8 Dallas McPherson, L OBP: 0.261, SLG: 0.261		0-0 2B 1B		1-2 F9			0-3 K		0-1 1B G6-3 1B	4	1	2	0	0	1	0						
Mike Napoli, R OBP: 0.412, SLG: 0.645		1-2 SAFE 1-3 2B		3-1 F9			0-3 K		1-0 1-3 1B	4	0	2	0	0	1	0						
Jeff Weaver, R Esteban Yan, R Edgardo Alfonzo, R OBP: 0.135, SLG: 0.120	1-2 G6-3			1-0 G3			1-2 E3 9 1B		1-2 G6-3 3-H	2	0	0	0	0	0	2						
Inning Stats	R: 2 E: 0 K: 1 S: 14	H: 3 LOB: 1 BB: 1 P: 24	R: 0 E: 0 K: 0 S: 10	H: 2 LOB: 2 BB: 0 P: 13	R: 0 E: 0 K: 1 S: 8	H: 1 LOB: 2 BB: 0 P: 14	R: 0 E: 0 K: 0 S: 6	H: 0 LOB: 0 BB: 0 P: 11	R: 0 E: 0 K: 0 S: 7	H: 0 LOB: 0 BB: 0 P: 12	R: 0 E: 0 K: 0 S: 4	H: 1 LOB: 2 BB: 0 P: 16	R: 0 E: 0 K: 1 S: 12	H: 0 LOB: 1 BB: 1 P: 22	R: 0 E: 0 K: 0 S: 10	H: 3 LOB: 1 BB: 0 P: 15	1B: 8 2B: 1 3B: 0 HR: 1	SF: 0 SAC: 0 DP: 0 HBP: 0	WP: 0 PB: 0 SB: 0 CS: 1	PA: 38		
PITCHER	IP WLS BF H R ER SO BB IBB HBP BLK WP HR S P ERA WHIP	IP WLS BF H R ER SO BB IBB HBP BLK WP HR S P ERA WHIP	IP WLS BF H R ER SO BB IBB HBP BLK WP HR S P ERA WHIP	IP WLS BF H R ER SO BB IBB HBP BLK WP HR S P ERA WHIP	IP WLS BF H R ER SO BB IBB HBP BLK WP HR S P ERA WHIP	IP WLS BF H R ER SO BB IBB HBP BLK WP HR S P ERA WHIP	IP WLS BF H R ER SO BB IBB HBP BLK WP HR S P ERA WHIP	IP WLS BF H R ER SO BB IBB HBP BLK WP HR S P ERA WHIP	IP WLS BF H R ER SO BB IBB HBP BLK WP HR S P ERA WHIP	IP WLS BF H R ER SO BB IBB HBP BLK WP HR S P ERA WHIP	IP WLS BF H R ER SO BB IBB HBP BLK WP HR S P ERA WHIP	IP WLS BF H R ER SO BB IBB HBP BLK WP HR S P ERA WHIP	IP WLS BF H R ER SO BB IBB HBP BLK WP HR S P ERA WHIP	IP WLS BF H R ER SO BB IBB HBP BLK WP HR S P ERA WHIP	IP WLS BF H R ER SO BB IBB HBP BLK WP HR S P ERA WHIP	IP WLS BF H R ER SO BB IBB HBP BLK WP HR S P ERA WHIP	IP WLS BF H R ER SO BB IBB HBP BLK WP HR S P ERA WHIP	IP WLS BF H R ER SO BB IBB HBP BLK WP HR S P ERA WHIP	IP WLS BF H R ER SO BB IBB HBP BLK WP HR S P ERA WHIP	IP WLS BF H R ER SO BB IBB HBP BLK WP HR S P ERA WHIP	IP WLS BF H R ER SO BB IBB HBP BLK WP HR S P ERA WHIP	IP WLS BF H R ER SO BB IBB HBP BLK WP HR S P ERA WHIP


AB	36
R	3
H	10
RBI	3
BB	2
SO	6
LOB	14



Batter	1	2	3	4	5	6	7	8	9	AB	R	H	RBI	BB	SO	LOB	BOTTOM					
15 Rafael Furcal, S OBP: 0.333, SLG: 0.321 18 Ramon Martinez, R OBP: 0.395, SLG: 0.395	1-0 CS 1B		2-2 G6-3	1-0 1B 2-H 1B		5 12 2B K			0-3 K	5	2	3	3	0	1	0	Los Angeles Angels @ Los Angeles Dodgers Dodger Stadium, Los Angeles, CA Fri May 19 2006, 7:40 PM PDT Att: 55,655 - Cloudy - 64 F					
José Cruz Jr., S OBP: 0.372, SLG: 0.362	2-2 SAFE 1-2 1B		1-0 G4-3	0-0 5 FC6-4 1B		P5 K		2-3 K		6	0	2	0	0	2	3						
5 Nomar Garciaparra, R OBP: 0.421, SLG: 0.635 51 Jonathan Broxton, R ERA: 1.13	1-0 P2		0-0 BB 12 1B 1B	1-1 FC6-4 1-2 1B		HBP 2B 1B K		0-0 2B 1B 1B		5	2	3	1	0	0	3						
13 Oscar Robles, L OBP: 0.346, SLG: 0.286										1	1	1	0	0	0	0						
J.D. Drew, L OBP: 0.398, SLG: 0.514	2-3 K		4-1 12 E 12 1B BB	1-2 BB		1-1 G4-3		0-1 1B 16 SF8 2B		4	2	2	0	2	1	1						
12 Jeff Kent, R OBP: 0.360, SLG: 0.426 47 Tim Hamulack, R Sandy Alomar Jr., R OBP: 0.342, SLG: 0.395 Lance Carter, R		1-2 G5-3	0-0 E7	1-3 2-H 1B		16 1B 55 1B BB		2-2 K		3	2	2	2	1	0	0						
Willy Aybar, S OBP: 0.435, SLG: 0.524		0-0 G3	1-1 P5			55 1B 16 1B FC5		0-1 1B		6	1	2	3	0	0	6						
16 Andre Ethier, L OBP: 0.370, SLG: 0.512	0-2 55 2B 1B			3-1 15 SH5-4 1B 1B		0-1 55 1B		2-2 SF8		5	4	5	3	0	0	0						
55 Russell Martin, R OBP: 0.438, SLG: 0.500	0-0 1-H 2B		2-3 K			1-2 2-3 3-H 1B		2-2 P3		6	1	3	3	0	1	2						
Aaron Sele, R OBP: 0.143, SLG: 0.143 Olmedo Saenz, R OBP: 0.329, SLG: 0.591	0-0 G5-3		0-1 SH5-4	1-2 G6-3		1-2 1-3 2-H 1B		1-1 1B		2	0	0	0	0	0	4						
										2	1	2	1	0	0	0						
Inning Stats	R: 0 E: 0 K: 1 S: 8	H: 2 LOB: 1 BB: 0 P: 14	R: 1 E: 0 K: 0 S: 9	H: 2 LOB: 1 BB: 0 P: 10	R: 1 E: 1 K: 0 S: 9	H: 2 LOB: 2 BB: 1 P: 17	R: 1 E: 0 K: 1 S: 11	H: 3 LOB: 0 BB: 0 P: 18	R: 1 E: 1 K: 0 S: 12	H: 2 LOB: 2 BB: 1 P: 21	R: 9 E: 0 K: 2 S: 32	H: 9 LOB: 3 BB: 1 P: 53	R: 1 E: 0 K: 2 S: 14	H: 2 LOB: 1 BB: 0 P: 21	R: 2 E: 0 K: 1 S: 10	H: 3 LOB: 1 BB: 0 P: 14	1B: 19 2B: 4 3B: 1 HR: 1	SF: 1 SAC: 1 DP: 1 HBP: 1	WP: 1 PB: 0 SB: 1 CS: 1	PA: 53		
PITCHER	IP WLS BF H R ER SO BB IBB HBP BLK WP HR S P ERA WHIP	IP WLS BF H R ER SO BB IBB HBP BLK WP HR S P ERA WHIP	IP WLS BF H R ER SO BB IBB HBP BLK WP HR S P ERA WHIP	IP WLS BF H R ER SO BB IBB HBP BLK WP HR S P ERA WHIP	IP WLS BF H R ER SO BB IBB HBP BLK WP HR S P ERA WHIP	IP WLS BF H R ER SO BB IBB HBP BLK WP HR S P ERA WHIP	IP WLS BF H R ER SO BB IBB HBP BLK WP HR S P ERA WHIP	IP WLS BF H R ER SO BB IBB HBP BLK WP HR S P ERA WHIP	IP WLS BF H R ER SO BB IBB HBP BLK WP HR S P ERA WHIP	IP WLS BF H R ER SO BB IBB HBP BLK WP HR S P ERA WHIP	IP WLS BF H R ER SO BB IBB HBP BLK WP HR S P ERA WHIP	IP WLS BF H R ER SO BB IBB HBP BLK WP HR S P ERA WHIP	IP WLS BF H R ER SO BB IBB HBP BLK WP HR S P ERA WHIP	IP WLS BF H R ER SO BB IBB HBP BLK WP HR S P ERA WHIP	IP WLS BF H R ER SO BB IBB HBP BLK WP HR S P ERA WHIP	IP WLS BF H R ER SO BB IBB HBP BLK WP HR S P ERA WHIP	IP WLS BF H R ER SO BB IBB HBP BLK WP HR S P ERA WHIP	IP WLS BF H R ER SO BB IBB HBP BLK WP HR S P ERA WHIP	IP WLS BF H R ER SO BB IBB HBP BLK WP HR S P ERA WHIP	IP WLS BF H R ER SO BB IBB HBP BLK WP HR S P ERA WHIP	IP WLS BF H R ER SO BB IBB HBP BLK WP HR S P ERA WHIP	IP WLS BF H R ER SO BB IBB HBP BLK WP HR S P ERA WHIP

AB	47
R	16
H	25
RBI	16
BB	3
SO	7
LOB	22



Batter	1	2	3	4	5	6	7	8	9	AB	R	H	RBI	BB	SO	LOB	TOP					
Jamey Carroll, R (1,4) OBP: 0.410, SLG: 0.400 Luis Gonzalez, R (3,PH) OBP: 0.263, SLG: 0.385	E5 FC3-6 5 SF8		27 1B		27 1B			F9		1 1 0 0 0 0 0							Colorado Rockies @ Los Angeles Dodgers Dodger Stadium, Los Angeles, CA Mon May 22 2006, 7:10 PM PDT Att: 33,652 - Clear - 67 F					
27 Garrett Atkins, R (1,5) OBP: 0.389, SLG: 0.503	17 FC3-6		5 HBP		5 HBP		G6-4-3	P3		4 0 2 0 0 0 1												
17 Todd Helton, L (1,3) OBP: 0.435, SLG: 0.514	FC3-6		5 HBP		5 HBP		K2-3			3 0 1 0 1 1 2												
5 Matt Holliday, R (1,7) OBP: 0.364, SLG: 0.626	SF8		11 G6-4-3		11 G6-4-3		F9			2 0 0 1 0 0 1												
11 Brad Hawpe, L (1,9) OBP: 0.421, SLG: 0.622	K2-3		G6-4-3		G6-4-3		G4-3			4 0 1 0 0 1 4												
12 Clint Barmes, R (1,6) OBP: 0.231, SLG: 0.321		G6-3			P4		G6-3			4 0 0 0 0 1 1												
18 Cory Sullivan, L (1,8) OBP: 0.318, SLG: 0.451		2B			F7		G6-3			3 0 1 0 0 0 0												
Danny Ardoin, R (1,2) OBP: 0.242, SLG: 0.269 Scott Dohmann, R (7,1) 39 Tom Martin, L (7,1) David Cortes, R (8,1)	SAFE	0-0			G1-3		F9			3 0 1 0 0 0 0								AB 30 R 1 H 8 RBI 1 BB 1 SO 4 LOB 10				
49 Byung-Hyun Kim, R (1,1) Eli Marrero, R (7,2) OBP: 0.373, SLG: 0.560	F9		F9		F9		F9	K		2 0 0 0 0 0 1												
Inning Stats	R: 1 E: 1 K: 1 S: 11	H: 1 LOB: 1 BB: 0 P: 18	R: 0 E: 0 K: 0 S: 8	H: 2 LOB: 1 BB: 0 P: 8	R: 0 E: 0 K: 0 S: 7	H: 2 LOB: 2 BB: 1 P: 13	R: 0 E: 0 K: 0 S: 9	H: 0 LOB: 0 BB: 0 P: 13	R: 0 E: 0 K: 0 S: 9	H: 1 LOB: 0 BB: 0 P: 14	R: 0 E: 0 K: 1 S: 7	H: 0 LOB: 0 BB: 0 P: 8	R: 0 E: 0 K: 0 S: 8	H: 0 LOB: 0 BB: 0 P: 10	R: 0 E: 0 K: 1 S: 7	H: 0 LOB: 0 BB: 0 P: 12			R: 0 E: 0 K: 1 S: 10	H: 2 LOB: 1 BB: 0 P: 18	1B: 5 2B: 3 3B: 0 HR: 0	SF: 1 SAC: 0 DP: 3 HBP: 1
PITCHER	IP WLS BF H R ER SO BB IBB HBP BLK WP HR S P ERA WHIP																					
Jae Weong Seo, R (1,1) ERA: 4.5 51 Jonathan Broxton, R (8,1) ERA: 0.82 Joe Beimel, L (9,1) ERA: 2.51	7.0 W 26 6 1 0 2 1 0 1 0 0 0 0 0 59 84 0.00 1.000																					

Batter	1	2	3	4	5	6	7	8	9	AB	R	H	RBI	BB	SO	LOB	BOTTOM			
15 Rafael Furcal, S (1,6) OBP: 0.377, SLG: 0.322	CS		E3 2B 1B		P6		WP BB BB G1-2-3	SH5-4		3 1 1 0 1 0 0							Colorado Rockies @ Los Angeles Dodgers Dodger Stadium, Los Angeles, CA Mon May 22 2006, 7:10 PM PDT Att: 33,652 - Clear - 67 F			
José Cruz Jr., S (1,8) OBP: 0.377, SLG: 0.361	G3		1B FC4-6		G3		SAFE SAFE BB BB G1-2-3 WP	FC3-6 1B IBB		3 2 1 0 2 0 1										
Olmedo Saenz, R (1,3) ERA: 4.5 13 Oscar Robles, L (7,FR) OBP: 0.346, SLG: 0.286 51 Jonathan Broxton, R (8,1) 18 Ramon Martinez, R (8,PH) OBP: 0.400, SLG: 0.400	G6-3		FC4-6		F9		BB BB G1-2-3 BB	FC3-6		3 0 1 1 1 0 0 0										
J.D. Drew, L (1,9) OBP: 0.386, SLG: 0.513		K	FC4-6		12 2B		G1-2-3	FC3-6		5 1 1 2 0 1 6										
12 Jeff Kent, R (1,4) OBP: 0.367, SLG: 0.425 Joe Beimel, L (9,1)	HBP BB		F9		SAFE SAFE 1-H 2B		BB IBB	F8		3 0 1 1 2 0 3										
Willy Aybar, S (1,5) OBP: 0.514, SLG: 0.607	HBP				SAFE SAFE 1-H 2B		BB BB			1 0 1 1 2 0 0										
16 Andre Ethier, L (1,7) OBP: 0.328, SLG: 0.491	F7		F9		F7		G3			4 0 0 0 0 0 8										
55 Russell Martin, R (1,2) OBP: 0.390, SLG: 0.431	G3		F9		F7		F7			4 1 1 0 0 0 5										
Jae Weong Seo, R (1,1) OBP: 0.133, SLG: 0.133 5 Nomar Garciaparra, R (8,3) OBP: 0.431, SLG: 0.660	G1-3		K		G3-1		SAFE SAFE 1-H 1B	SH5-4 1B 1B FC3-6		3 0 0 0 0 1 3										
Inning Stats	R: 0 E: 0 K: 0 S: 9	H: 1 LOB: 0 BB: 0 P: 12	R: 0 E: 0 K: 1 S: 9	H: 0 LOB: 2 BB: 1 P: 19	R: 2 E: 1 K: 0 S: 10	H: 2 LOB: 1 BB: 0 P: 14	R: 0 E: 0 K: 1 S: 8	H: 1 LOB: 0 BB: 0 P: 10	R: 0 E: 0 K: 0 S: 10	H: 0 LOB: 0 BB: 0 P: 15	R: 1 E: 0 K: 0 S: 12	H: 2 LOB: 2 BB: 1 P: 24	R: 1 E: 0 K: 0 S: 10	H: 0 LOB: 3 BB: 5 P: 32	R: 2 E: 0 K: 0 S: 15	H: 3 LOB: 2 BB: 1 P: 25		1B: 7 2B: 2 3B: 0 HR: 0	SF: 0 SAC: 1 DP: 1 HBP: 1	WP: 1 PB: 0 SB: 0 CS: 1
PITCHER	IP WLS BF H R ER SO BB IBB HBP BLK WP HR S P ERA WHIP																			
49 Byung-Hyun Kim, R (1,1) ERA: 4.02 Scott Dohmann, R (7,1) ERA: 4.79 39 Tom Martin, L (7,1) ERA: 5.4 David Cortes, R (8,1) ERA: 2.12	6.0 L 27 6 3 1 2 3 0 0 0 0 1 0 4 16 ∞ ∞																			

Batter	1	2	3	4	5	6	7	8	9	AB	R	H	RBI	BB	SO	LOB	TOP					
18 Cory Sullivan, L (1, 8) OBP: 0.317, SLG: 0.446	F8		F7		F7			27 HBP 1B		4	0	1	0	0	0	0	Colorado Rockies @ Los Angeles Dodgers Dodger Stadium, Los Angeles, CA Tue May 23 2006, 7:10 PM PDT Att: 40,228 - Clear - 70 F					
27 Garrett Atkins, R (1, 5) OBP: 0.397, SLG: 0.524	17 1B		G6-3			HR		17 G6-4-3 HBP		3	1	2	1	0	0	0						
17 Todd Helton, L (1, 3) OBP: 0.437, SLG: 0.509	1B		5 FC6-4 BB			G4-3		G6-4-3		3	0	1	0	1	0	2						
5 Matt Holliday, R (1, 7) OBP: 0.361, SLG: 0.624	K		FC6-4			G6-3			12 WP 2B	4	0	1	0	0	1	3						
11 Brad Hawpe, L (1, 9) OBP: 0.418, SLG: 0.613	G5-3			G6-4-3 1B					K	4	0	1	0	0	2	3						
Luis Gonzalez, R (1, 4) OBP: 0.282, SLG: 0.390		12 G4-3 2B		G6-4-3					P4	4	0	1	0	0	1	2						
12 Clint Barmes, R (1, 6) OBP: 0.225, SLG: 0.313		G4-3		K					F9	4	0	0	0	0	1	2						
Miguel Ojeda, R (1, 2) OBP: 0.301, SLG: 0.364										3	0	0	0	0	3	1						
Sun-Woo Kim, R (8, 1) OBP: 1.000, SLG: 2.000										0	0	0	0	0	0	0						
Jason Jennings, L (1, 1) OBP: 0.273, SLG: 0.286										2	0	0	0	0	1	1						
Ray King, L (7, 1)										0	0	0	0	0	0	0						
Eli Marrero, R (8, PH) OBP: 0.367, SLG: 0.549										1	0	0	0	0	1	0						
Inning Stats	R: 0 E: 0 K: 1 S: 16	H: 2 LOB: 2 BB: 0 P: 28	R: 0 E: 0 K: 1 S: 16	H: 1 LOB: 1 BB: 0 P: 21	R: 0 E: 0 K: 0 S: 13	H: 0 LOB: 1 BB: 1 P: 24	R: 0 E: 0 K: 1 S: 9	H: 1 LOB: 0 BB: 0 P: 15	R: 0 E: 0 K: 2 S: 10	H: 0 LOB: 0 BB: 0 P: 16	R: 1 E: 0 K: 1 S: 13	H: 1 LOB: 0 BB: 0 P: 23	R: 0 E: 0 K: 2 S: 9	H: 0 LOB: 0 BB: 0 P: 12	R: 0 E: 0 K: 1 S: 9	H: 1 LOB: 1 BB: 0 P: 10	R: 0 E: 0 K: 1 S: 12	H: 1 LOB: 1 BB: 0 P: 17	1B: 4 2B: 2 3B: 0 HR: 1	SF: 0 SAC: 0 DP: 2 HBP: 1	WP: 1 PB: 0 SB: 0 CS: 0	PA: 34
PITCHER	IP WLS BF H R ER SO BB IBB HBP BLK WP HR S P ERA WHIP	5.0 W 19 4 0 0 5 1 0 0 0 0 0 64 104 0.00 1.000	1.0 L 4 1 1 1 1 0 0 0 0 0 1 13 23 9.00 1.000	2.0 H 7 1 0 0 3 0 0 1 0 0 0 18 24 0.00 0.500	1.0 L 4 1 0 0 1 0 0 0 0 0 1 12 17 0.00 1.000	PITCHER										IP WLS BF H R ER SO BB IBB HBP BLK WP HR S P ERA WHIP						
31 Brad Penny, R (1, 1) ERA: 2.31											5.0 W 19 4 0 0 5 1 0 0 0 0 0 64 104 0.00 1.000											
47 Tim Lincecum, L (6, 1) ERA: 5.5											1.0 L 4 1 1 1 1 0 0 0 0 0 1 13 23 9.00 1.000											
Danyis Baez, R (7, 1) ERA: 2.7											2.0 H 7 1 0 0 3 0 0 1 0 0 0 18 24 0.00 0.500											
44 Takashi Saito, R (9, 1) ERA: 2.63											1.0 L 4 1 0 0 1 0 0 0 0 0 1 12 17 0.00 1.000											

Batter	1	2	3	4	5	6	7	8	9	AB	R	H	RBI	BB	SO	LOB	BOTTOM					
15 Rafael Furcal, S (1, 6) OBP: 0.333, SLG: 0.321	G6-3			F9				SF8		4	1	1	1	0	1	1	Colorado Rockies @ Los Angeles Dodgers Dodger Stadium, Los Angeles, CA Tue May 23 2006, 7:10 PM PDT Att: 40,228 - Clear - 70 F					
Kenny Lofton, L (1, 8) OBP: 0.390, SLG: 0.435	3B	WP 3B 1B		G5-3			E9 5 2B	5 1B		5	2	3	2	0	0	0						
5 Nomar Garciaparra, R (1, 3) OBP: 0.430, SLG: 0.657	G5-3	L4		L8			WP 12 SF8 2B	1B		5	1	2	1	0	0	2						
J.D. Drew, L (1, 9) OBP: 0.392, SLG: 0.526	2B 3B	F8					G5-4-3 BB	G4-3		4	1	2	1	1	0	3						
12 Jeff Kent, R (1, 4) OBP: 0.365, SLG: 0.419	2B BB		F8		F7		SF8			2	0	0	1	1	0	1						
Willy Aybar, S (1, 5) OBP: 0.497, SLG: 0.594	2B		P5		G4-3		G5-4-3			4	0	1	1	0	0	2						
16 Andre Ethier, L (1, 7) OBP: 0.355, SLG: 0.518	G4-3									3	1	2	0	0	0	2						
55 Russell Martin, R (1, 2) OBP: 0.397, SLG: 0.455								55 2B HBP		4	1	2	1	0	2	1						
31 Brad Penny, R (1, 1) ERA: 2.31											5.0 W 19 4 0 0 5 1 0 0 0 0 0 64 104 0.00 1.000											
47 Tim Lincecum, L (6, 1) ERA: 5.5											1.0 L 4 1 1 1 1 0 0 0 0 0 1 13 23 9.00 1.000											
13 Oscar Robles, L (8, PH) OBP: 0.333, SLG: 0.273											2.0 H 7 1 0 0 3 0 0 1 0 0 0 18 24 0.00 0.500											
Danyis Baez, R (7, 1) ERA: 2.7											1.0 L 4 1 0 0 1 0 0 0 0 0 1 12 17 0.00 1.000											
Olmedo Saenz, R (8, PH) OBP: 0.342, SLG: 0.421											1.0 L 4 1 0 0 1 0 0 0 0 0 1 12 17 0.00 1.000											
44 Takashi Saito, L (9, 1) ERA: 2.63											1.0 L 4 1 0 0 1 0 0 0 0 0 1 12 17 0.00 1.000											
Inning Stats	R: 2 E: 0 K: 0 S: 14	H: 3 LOB: 2 BB: 1 P: 23	R: 2 E: 0 K: 1 S: 20	H: 3 LOB: 1 BB: 0 P: 31	R: 0 E: 0 K: 1 S: 10	H: 2 LOB: 2 BB: 0 P: 15	R: 0 E: 0 K: 0 S: 8	H: 0 LOB: 0 BB: 0 P: 15	R: 0 E: 0 K: 2 S: 11	H: 1 LOB: 1 BB: 0 P: 17	R: 2 E: 1 K: 0 S: 9	H: 1 LOB: 0 BB: 0 P: 16	R: 2 E: 0 K: 1 S: 12	H: 3 LOB: 2 BB: 0 P: 23	R: 2 E: 0 K: 1 S: 12	H: 3 LOB: 2 BB: 0 P: 23	1B: 8 2B: 4 3B: 2 HR: 0	SF: 2 SAC: 0 DP: 1 HBP: 1	WP: 3 PB: 0 SB: 0 CS: 1	PA: 40		
PITCHER	IP WLS BF H R ER SO BB IBB HBP BLK WP HR S P ERA WHIP	6.0 L 30 11 6 5 4 1 0 0 0 0 1 4 10 0.00 1.000	1.0 L 4 1 1 1 1 0 0 0 0 0 1 13 23 9.00 1.000	2.0 H 7 1 0 0 3 0 0 1 0 0 0 18 24 0.00 0.500	1.0 L 4 1 0 0 1 0 0 0 0 0 1 12 17 0.00 1.000	PITCHER										IP WLS BF H R ER SO BB IBB HBP BLK WP HR S P ERA WHIP						
Jason Jennings, R (1, 1) ERA: 5.18											6.0 L 30 11 6 5 4 1 0 0 0 0 1 4 10 0.00 1.000											
Ray King, L (7, 1) ERA: 2.92											1.0 L 4 1 1 1 1 0 0 0 0 0 1 13 23 9.00 1.000											
Sun-Woo Kim, R (8, 1) ERA: 19.5											1.0 L 4 1 0 0 1 0 0 0 0 0 1 12 17 0.00 1.000											

AB	32
R	1
H	7
RBI	1
BB	1
SO	10
LOB	14



Batter	1	2	3	4	5	6	7	8	9	AB	R	H	RBI	BB	SO	LOB	TOP								
18 Cory Sullivan, L (1,8) OBP: 0.315, SLG: 0.442	1-1 F7		2-3 K			2-1 G3		0-0 1B		4	0	1	1	0	1	2	Colorado Rockies @ Los Angeles Dodgers Dodger Stadium, Los Angeles, CA Wed May 24 2006, 7:10 PM PDT Att: 39,299 - Partly Cloudy - 73 F								
27 Garrett Atkins, R (1,5) OBP: 0.389, SLG: 0.512	3-1 F9		1-1 FC6-4			3-3 K		2-3 K		4	0	0	0	0	2	4									
17 Todd Helton, L (1,3) OBP: 0.425, SLG: 0.491	2-0 F7				2-2 F8		1-2 G4-3	1-2 G1-3		4	0	0	0	0	0	2									
5 Matt Holliday, R (1,7) OBP: 0.359, SLG: 0.615		1-1 G5-3			0-1 G1-3		0-0 1B		0-1 E3	4	0	1	0	0	0	0									
11 Brad Hawpe, L (1,9) OBP: 0.409, SLG: 0.598		0-0 F7			0-0 G3		1-0 P6		0-3 K	4	0	0	0	0	1	2									
Luis Gonzalez, R (1,4) OBP: 0.282, SLG: 0.385		2-3 K			1-2 G4-6-3		1-2 K		2-2 F9	4	0	1	0	0	2	2									
12 Clint Barmes, R (1,6) OBP: 0.226, SLG: 0.311			1-1 WP		0-2 P4			1-2 E6	1-2 P4	4	1	1	0	0	0	2									
Danny Ardoin, R (1,2) OBP: 0.248, SLG: 0.266			4-2 1B		2-2 G4-6-3			4-0 1B		1	0	0	0	1	0	1									
Miguel Ojeda, R (7,2) OBP: 0.311, SLG: 0.364			1-2 BB		1-2 1B			1-2 BB		0	0	0	0	1	0	0									
28 Aaron Cook, R (1,1) OBP: 0.087, SLG: 0.087			0-3 K			2-1 G6-3		0-2 F9		2	0	0	0	0	1	2									
39 Tom Martin, L (7,1) Jose Mesa, R (7,1) Jason Smith, L (8,PH) 40 Brian Fuentes, L (8,1)										0	0	0	0	0	0	0									
Inning Stats	R: 0 E: 0 K: 0 S: 5	H: 0 LOB: 0 BB: 0 P: 11	R: 0 E: 0 K: 1 S: 6	H: 0 LOB: 0 BB: 0 P: 9	R: 0 E: 0 K: 2 S: 13	H: 1 LOB: 2 BB: 1 P: 20	R: 0 E: 0 K: 0 S: 6	H: 0 LOB: 0 BB: 0 P: 8	R: 0 E: 0 K: 0 S: 10	H: 1 LOB: 0 BB: 0 P: 13	R: 0 E: 0 K: 1 S: 7	H: 0 LOB: 0 BB: 0 P: 14	R: 0 E: 0 K: 12 S: 12	H: 1 LOB: 1 BB: 0 P: 15	R: 1 E: 1 K: 1 S: 13	H: 1 LOB: 2 BB: 1 P: 21	R: 0 E: 1 K: 1 S: 15	H: 0 LOB: 1 BB: 0 P: 18	1B: 4 2B: 0 3B: 0 HR: 0	SF: 0 SAC: 0 DP: 1 HBP: 0	WP: 2 PB: 0 SB: 0 CS: 0	PA: 34			
PITCHER	IP WLS BF H R ER SO BB IBB HBP BLK WP HR S P ERA WHIP	7.0 W 24 3 0 0 5 1 0 0 0 1 0 59 90 0.00 0.571	2.0 L 10 1 1 0 2 1 0 0 0 1 0 28 39 0.00 1.000																						


Batter	1	2	3	4	5	6	7	8	9	AB	R	H	RBI	BB	SO	LOB	BOTTOM							
15 Rafael Furcal, S (1,6) OBP: 0.340, SLG: 0.328	0-2 G6-3		0-0 F7		1-2 BB	1-1 1B		0-1 L6		5	1	3	0	0	0	1	Colorado Rockies @ Los Angeles Dodgers Dodger Stadium, Los Angeles, CA Wed May 24 2006, 7:10 PM PDT Att: 39,299 - Partly Cloudy - 73 F							
Kenny Lofton, L (1,8) OBP: 0.354, SLG: 0.425	3-1 F7		1-0 1B		2-0 F8		3-1 F8	2-1 G5-3		5	1	1	0	0	0	3								
16 Andre Ethier, L (9,7) OBP: 0.355, SLG: 0.518	1-0 1B		2-1 1B		1-1 F8		0-0 HBP	4-0 1B		4	2	2	0	1	0	2								
5 Nomar Garciaparra, R (1,3) OBP: 0.437, SLG: 0.652	1-2 G6-3		1-2 1B		4-0 1B		2-3 K	1-3 K		4	0	1	1	1	2	4								
J.D. Drew, L (1,9) OBP: 0.392, SLG: 0.519	0-0 G4-3		1-0 1B		1-2 BB		1-2 K			3	1	3	2	1	0	0								
12 Jeff Kent, R (1,4) OBP: 0.378, SLG: 0.430		0-0 FC4-6	1-1 1B		3-2 1B		4-0 1B		4-0 HBP	3	1	3	2	1	0	0								
Willy Aybar, S (1,5) OBP: 0.465, SLG: 0.543	2-3 K		0-0 G6-3		0-0 P6		1-2 K	1-2 HBP		3	1	0	0	0	1	5								
José Cruz Jr., S (1,7) OBP: 0.380, SLG: 0.360	1-2 FC4-6				2-1 F9		4-2 SH2-4	2-2 HBP		3	1	1	1	1	0	1								
55 Russell Martin, R (1,2) OBP: 0.388, SLG: 0.458	2-2 K				0-2 G1-3		0-0 F8	0-0 2B		4	0	1	3	0	1	2								
Aaron Sele, R (1,1) OBP: 0.111, SLG: 0.111			2-3 K		1-2 K		1-1 SH2-4	4-2 BB		2	0	0	0	0	2	0								
51 Jonathan Broxton, R (8,1) ERA: 1.37										0	0	0	0	1	0	0								
Inning Stats	R: 0 E: 0 K: 0 S: 7	H: 1 LOB: 1 BB: 0 P: 11	R: 0 E: 0 K: 2 S: 15	H: 1 LOB: 0 BB: 0 P: 19	R: 2 E: 0 K: 1 S: 12	H: 4 LOB: 0 BB: 0 P: 19	R: 0 E: 0 K: 1 S: 10	H: 0 LOB: 0 BB: 0 P: 13	R: 1 E: 0 K: 0 S: 12	H: 2 LOB: 2 BB: 1 P: 23	R: 0 E: 0 K: 0 S: 8	H: 1 LOB: 2 BB: 1 P: 14	R: 4 E: 0 K: 1 S: 12	H: 3 LOB: 1 BB: 1 P: 24	R: 0 E: 0 K: 1 S: 10	H: 0 LOB: 2 BB: 2 P: 21	1B: 11 2B: 1 3B: 0 HR: 0	SF: 0 SAC: 1 DP: 0 HBP: 1	WP: 0 PB: 0 SB: 1 CS: 0	PA: 40				
PITCHER	IP WLS BF H R ER SO BB IBB HBP BLK WP HR S P ERA WHIP	6.0 L 28 9 3 3 4 0 1 1 0 0 0 8 18 40.50 1.833	0.2 L 5 1 3 3 1 0 1 1 0 0 0 4 6 27.00 6.000	0.1 L 2 2 1 1 0 0 0 0 0 0 0 4 6 27.00 6.000	1.0 L 5 0 0 0 1 1 1 0 0 0 10 21 0.00 1.000																			




Batter	1	2	3	4	5	6	7	8	9	AB	R	H	RBI	BB	SO	LOB	TOP											
15 Rafael Furcal, S OBP: 0.341, SLG: 0.335	1-1 L8		2-2 E4			2-2 G6-3	2-3 K		3-2 5 BB 1B	5	0	2	0	0	1	1	Los Angeles Dodgers @ Washington Nationals Robert F. Kennedy Memorial Stadium, Washington, DC Fri May 26 2006, 7:05 PM EDT Att: 22,712 - Cloudy - 73 F											
Kenny Lofton, L OBP: 0.356, SLG: 0.419	2-2 P4		0-1 L8			3-1 G6-3		4-2 5 BB	1-0 5 BB 1B	4	0	1	0	1	0	2												
5 Nomar Garciaparra, R OBP: 0.435, SLG: 0.635	0-0 P6			2-1 P3		2-1 F9		4-0 BB	4-0 1-2 2-3 BB	3	0	0	0	2	0	1												
J.D. Drew, L OBP: 0.382, SLG: 0.503		3-3 K		0-2 G4-3			3-3 K	1-1 F6	0-0 G4-3	5	0	0	0	0	2	5												
12 Jeff Kent, R OBP: 0.376, SLG: 0.426	1-1 F7		0-0 G6-3				0-1 1B 1B	0-3 K		4	1	1	0	0	1	2												
Willie Aybar, S OBP: 0.448, SLG: 0.556		1-2			3-1 1B		0-1 P3	1-3 K		1	0	1	0	0	0	0												
18 Ronny Martinez, R OBP: 0.321, SLG: 0.350										0	0	0	0	0	0	0												
16 Andre Ethier, L OBP: 0.348, SLG: 0.559										0	0	0	0	0	0	0												
47 Tim Lincecum, R OBP: 0.348, SLG: 0.559										0	0	0	0	0	0	0												
16 Andre Ethier, L OBP: 0.348, SLG: 0.559										0	0	0	0	0	0	0												
José Cruz Jr., S OBP: 0.383, SLG: 0.388	1-1 P6			1-3 K			0-0 1B		2-1 HR	4	2	2	1	0	1	1												
Sandy Alomar Jr., R OBP: 0.333, SLG: 0.381			3-2 F9		2-2 G3		1-1 1B	2-0 G4-3		4	1	1	1	0	0	0												
Brett Tomko, R OBP: 0.150, SLG: 0.105			1-3 K			0-0 F8			0-0 P5	1	0	0	0	0	1	0												
Olmedo Saenz, R OBP: 0.342, SLG: 0.575										3	0	1	2	0	0	0												
Inning Stats	R: 0 H: 0 E: 0 K: 0 S: 7	H: 0 LOB: 0 BB: 0 P: 10	R: 0 H: 0 E: 0 K: 1 S: 9	H: 0 LOB: 1 BB: 0 P: 15	R: 0 H: 0 E: 1 K: 1 S: 12	H: 0 LOB: 1 BB: 0 P: 18	R: 0 H: 0 E: 0 K: 0 S: 6	H: 0 LOB: 0 BB: 0 P: 8	R: 0 H: 1 E: 0 K: 1 S: 8	H: 1 LOB: 0 BB: 0 P: 14	R: 0 H: 1 E: 0 K: 0 S: 9	H: 1 LOB: 1 BB: 0 P: 16	R: 3 H: 4 E: 0 K: 2 S: 17	H: 4 LOB: 1 BB: 0 P: 25	R: 0 H: 0 E: 0 K: 2 S: 12	H: 0 LOB: 2 BB: 2 P: 22	R: 1 H: 3 E: 0 K: 0 S: 9	H: 3 LOB: 3 BB: 1 P: 21	1B: 6 2B: 2 3B: 0 HR: 1	SF: 0 SAC: 0 DP: 0 HBP: 1	WP: 0 PA: 40 SB: 0 CS: 0							
PITCHER	IP	WLS	BF	H	R	ER	SO	BB	IBB	HBP	BLK	WP	HR	S	P	ERA	WHIP											
Livan Hernandez, R ERA: 5.35	(1, 1)	7.0	W	28	6	3	3	5	0	0	1	0	0	0	68	106	3.86	0.857										
Joey Eischen, L ERA: 7.36	(8, 1)	0.1		3	0	0	0	0	2	0	0	0	0	0	4	13	0.00	6.000										
52 Saul Rivera, R ERA:	(8, 1)	0.1		1	0	0	0	1	0	0	0	0	0	0	4	4	0.00	0.000										
Mike Stanton, L ERA: 3.69	(8, 1)	0.1		1	0	0	0	1	0	0	0	0	0	0	4	5	0.00	0.000										
Santiago Ramirez, R ERA: 4.5	(9, 1)	1.0		7	3	1	1	0	1	0	0	0	0	1	9	21	9.00	4.000										

Batter	1	2	3	4	5	6	7	8	9	AB	R	H	RBI	BB	SO	LOB	BOTTOM											
Alfonso Soriano, R OBP: 0.355, SLG: 0.606	1-1 S 1B 2B	1-0 F9		3-1 1B 2B		1-1 G5-3		2-1 1-H HR		5	3	3	2	0	0	1	Los Angeles Dodgers @ Washington Nationals Robert F. Kennedy Memorial Stadium, Washington, DC Fri May 26 2006, 7:05 PM EDT Att: 22,712 - Cloudy - 73 F											
Royce Clayton, R OBP: 0.306, SLG: 0.320	0-3 K		0-3 K	1-1 2-H 1B		2-2 G6-4-3 1B		0-1 FC3-6 1B		5	0	3	1	0	2	1												
Jose Vidro, S OBP: 0.407, SLG: 0.454	3-2 2-H 1B		4-1 24 F 11 2B BB	1-1 F7		1-2 G6-4-3 1-2		2-2 FC3-6 1-2		4	1	1	1	1	0	3												
24 Nick Johnson, L OBP: 0.402, SLG: 0.517	4-0 1-2 BB		0-1 E8 11 2B 1B		3-2 11 G6-3 3B 2B		4-2 11 2B BB	3-2 F8		3	3	2	0	2	0	1												
11 Ryan Zimmerman, R OBP: 0.335, SLG: 0.451	1-3 K		2-0 2-H 3-H 2B		0-0 G6-3		2-2 1-H 1B 2B	0-2 F8		5	1	2	3	0	1	4												
Marlon Anderson, L OBP: 0.296, SLG: 0.313	1-3 K		1-2 2-H 3-H 2B		1-1 G4-3		0-1 G6-4-3 2-H 1B			4	0	1	1	0	1	4												
Joey Eischen, L ERA: 6.69										0	0	0	0	0	0	0												
52 Saul Rivera, S ERA: 8.49										0	0	0	0	0	0	0												
Mike Stanton, L ERA: 3.69										0	0	0	0	0	0	0												
Santiago Ramirez, R ERA: 4.5										0	0	0	0	0	0	0												
Damian Jackson, R OBP: 0.309, SLG: 0.608		2-2 F9	3-3 K		3-2 WP 3B		2-2 G6-4-3 1-2			4	1	1	1	0	1	2												
Brian Schneider, L OBP: 0.313, SLG: 0.298	1-2 SH3 1B			3-2 F8		3-2 L9				4	0	2	0	0	0	0												
Livan Hernandez, R OBP: 0.240, SLG: 0.480	0-1 SH3			0-1 G6-3		3-2 G6-3		2-2 HR 1B		2	0	0	0	0	0	1												
Marlon Byrd, R OBP: 0.375, SLG: 0.358	1-2			0-1 G6-3						1	1	1	0	0	0	0												
Inning Stats	R: 1 H: 2 E: 0 K: 3 S: 15	H: 2 LOB: 2 BB: 1 P: 25	R: 0 H: 1 E: 0 K: 0 S: 9	H: 1 LOB: 0 BB: 0 P: 13	R: 2 H: 2 E: 1 K: 2 S: 13	H: 2 LOB: 1 BB: 1 P: 23	R: 1 H: 2 E: 0 K: 0 S: 12	H: 2 LOB: 1 BB: 0 P: 20	R: 2 H: 3 E: 0 K: 0 S: 20	H: 3 LOB: 1 BB: 0 P: 29	R: 0 H: 1 E: 0 K: 0 S: 8	H: 1 LOB: 0 BB: 0 P: 12	R: 2 H: 2 E: 0 K: 0 S: 15	H: 2 LOB: 0 BB: 1 P: 26	R: 2 H: 3 E: 0 K: 0 S: 21	H: 3 LOB: 1 BB: 0 P: 30	1B: 9 2B: 5 3B: 1 HR: 1	SF: 0 SAC: 1 DP: 2 HBP: 0	WP: 1 PA: 41 SB: 1 CS: 0									
PITCHER	IP	WLS	BF	H	R	ER	SO	BB	IBB	HBP	BLK	WP	HR	S	P	ERA	WHIP											
Brett Tomko, R ERA: 3.86	(1, 1)	4.2	L	25	9	6	5	0	0	0	0	0	0	0	63	11.57	2.357											
Odalis Perez, L ERA: 6.69	(5, 1)	1.1		5	2	0	0	0	0	0	0	0	1	0	14	21	0.00	1.500										
Lance Carter, R ERA: 8.49	(7, 1)	1.0		5	2	2	2	0	1	0	0	0	0	0	15	26	18.00	3.000										
47 Tim Hamulack, L ERA: 6.16	(8, 1)	1.0		6	3	2	2	0	0	0	0	0	0	1	21	30	18.00	3.000										



Batter	1	2	3	4	5	6	7	8	9	AB R H RBI BB SO LOB	TOP																										
15 Rafael Furcal, S (1, 6) OBP: 0.347, SLG: 0.342	1-2 G3-6-1 1B		1-1 2-3 1B		2-1 G3			2-2 5 1B 1B	0-1 FC6	5 1 3 0 0 0 1	<p>Los Angeles Dodgers @ Washington Nationals Robert F. Kennedy Memorial Stadium, Washington, DC</p> <p>Sat May 27 2006, 1:20 PM EDT Att: 26,867 - Cloudy - 81 F</p> <p>livebaseballscorecards.com</p> <p>AB 31 R 3 H 9 RBI 2 BB 2 SO 3 LOB 15</p> 																										
Kenny Lofton, L (1, 8) OBP: 0.390, SLG: 0.421	1-0 G3-6-1 1-2f		0-0 SF7			4-0 BB		0-0 13 FC1-5 5 1B 1B		2 0 1 1 1 0 1																											
5 Nomar Garciaparra, R (1, 3) OBP: 0.430, SLG: 0.622	0-0 F9		0-2 3-H G5-3			0-0 L7		0-0 13 FC1-5 1B		4 0 1 1 0 0 2																											
12 Jeff Kent, R (1, 4) OBP: 0.374, SLG: 0.423		2-2 K		1-1 G4-3		2-3 K		1-2 FC1-5 G1-6-3 1B		1 0 0 0 0 1 0																											
13 Oscar Robles, L (3, 4) OBP: 0.300, SLG: 0.240								1-2 2-3f		3 0 0 0 0 1 3																											
44 Takashi Saito, L (9, 1)								1-2 2-3f		0 0 0 0 0 0 0																											
Willy Aybar, S (1, 5) OBP: 0.469, SLG: 0.525		3-2 16 1B 1B		1-3 K		0-0 F7		1-2 G1-6-3		4 0 1 0 0 1 3																											
16 Andre Ethier, L (1, 7) OBP: 0.373, SLG: 0.517		0-0 CS 1B		4-2 BB				1-2 55 G4-3 SH5-4 E 1B		3 1 2 0 1 0 0																											
José Cruz Jr., S (1, 9) OBP: 0.376, SLG: 0.379		3-2 G3		0-1 F7		1-1 G3-1		1-0 SH5-4		3 0 0 0 0 0 3																											
55 Russell Martin, R (1, 2) OBP: 0.394, SLG: 0.468			2-0 15 1B SF7 HBP		0-1 F7		0-1 2B	0-2 G4-3		3 1 1 0 0 0 1																											
Derek Lowe, R (1, 1) OBP: 0.080, SLG: 0.042			0-1 SH1-4		1-1 G6-3		1-0 G5-3	0-2 E6 15 FC6		2 0 0 0 0 0 1																											
Danys Baez, R (8, 1)										0 0 0 0 0 0 0																											
Olmedo Saenz, R (9, PH) OBP: 0.338, SLG: 0.568										1 0 0 0 0 0 0																											
18 Ramon Martinez, R (9, PR) OBP: 0.391, SLG: 0.390										0 0 0 0 0 0 0																											
Inning Stats	R: 0 E: 0 K: 0 S: 5	H: 1 LOB: 0 BB: 0 P: 7	R: 0 E: 0 K: 1 S: 12	H: 2 LOB: 1 BB: 0 P: 20	R: 1 E: 0 K: 0 S: 8	H: 1 LOB: 1 BB: 0 P: 11	R: 0 E: 0 K: 1 S: 10	H: 0 LOB: 1 BB: 1 P: 16	R: 0 E: 0 K: 0 S: 6	H: 0 LOB: 0 BB: 0 P: 9	R: 0 E: 0 K: 0 S: 5	H: 1 LOB: 1 BB: 0 P: 12	R: 1 E: 0 K: 0 S: 13	H: 3 LOB: 1 BB: 0 P: 17	R: 1 E: 1 K: 0 S: 12	H: 1 LOB: 1 BB: 0 P: 13	1B: 8 2B: 1 3B: 0 HR: 0	SF: 1 SAC: 2 DP: 2 HBP: 1	WP: 0 PB: 0 SB: 0 CS: 1	PA: 37																	
PITCHER	IP WLS BF H R ER SO BB IBB HBP BLK WP HR S P ERA WHIP																																				
41 Shawn Hill, R (1, 1) ERA: 1.29	7.0		27	5	1	1	3	2	0	1	0	0	0	0	54	86	1.29	1.000																			
Mike Stanton, L (8, 1) ERA: 4.09	0.0	L	2	2	1	1	0	0	0	0	0	0	0	0	4	6	∞	∞																			
Gary Majewski, R (8, 1) ERA: 2.84	2.0		8	2	1	0	0	0	0	0	0	0	0	0	21	24	0.00	1.000																			

Batter	1	2	3	4	5	6	7	8	9	AB R H RBI BB SO LOB	BOTTOM																										
Alfonso Soriano, R (1, 7) OBP: 0.353, SLG: 0.599	1-2 G6-3		3-2 G5-3			0-1 G5-3		2-2 1B		4 0 1 0 0 0 1	<p>Los Angeles Dodgers @ Washington Nationals Robert F. Kennedy Memorial Stadium, Washington, DC</p> <p>Sat May 27 2006, 1:20 PM EDT Att: 26,867 - Cloudy - 81 F</p> <p>livebaseballscorecards.com</p> <p>AB 32 R 1 H 8 RBI 1 BB 1 SO 5 LOB 14</p> 																										
Royce Clayton, R (1, 6) OBP: 0.301, SLG: 0.314	1-3 K		0-0 G6-3			2-1 G4-3		1-1 G1-6-3 1B		3 0 0 0 0 0 1																											
Daryle Ward, L (8, PH) OBP: 0.381, SLG: 0.611								1-2 G1-6-3 1B		1 0 1 0 0 0 0																											
Mike Vento, R (9, 9)										0 0 0 0 0 0 0																											
Jose Vidro, S (1, 4) OBP: 0.404, SLG: 0.449	0-2 1B					1-0 F7		1-1 G1-6-3		4 0 1 0 0 0 2																											
24 Nick Johnson, L (1, 3) OBP: 0.408, SLG: 0.528	0-1 P4					1-2 G3		3-2 11 1B 1B		4 1 3 0 0 0 1																											
11 Ryan Zimmerman, R (1, 5) OBP: 0.333, SLG: 0.446		1-0 G5-3		1-2 L5		0-0 CS 1B		0-0 G5-3		4 0 1 0 0 0 2																											
Marlon Anderson, L (1, 9) OBP: 0.298, SLG: 0.314		0-3 K		0-2 G3		0-2 1B		1-2 K		3 0 1 1 0 1 1																											
Mike Stanton, L (8, 1)										0 0 0 0 0 0 0																											
Gary Majewski, R (8, 1)										0 0 0 0 0 0 0																											
13 Robert Fick, L (9, PH) OBP: 0.200, SLG: 0.200										1 0 0 0 0 1 1																											
Damian Jackson, R (1, 8) OBP: 0.288, SLG: 0.564		2-2 L9				1-1 G5-3		0-0 B2		4 0 0 0 0 1 3																											
Brian Schneider, L (1, 2) OBP: 0.314, SLG: 0.292			4-1 41 SH2-4 BB		2-1 F7		3-1 G1-3			2 0 0 0 1 0 2																											
41 Shawn Hill, R (1, 1) ERA: 2.9						1-2 K				1 0 0 0 0 1 0																											
Marlon Byrd, R (8, 9) OBP: 0.372, SLG: 0.355										1 0 0 0 0 0 0																											
Inning Stats	R: 0 E: 0 K: 1 S: 12	H: 1 LOB: 0 BB: 0 P: 14	R: 0 E: 0 K: 1 S: 7	H: 0 LOB: 0 BB: 0 P: 10	R: 0 E: 0 K: 0 S: 6	H: 0 LOB: 1 BB: 1 P: 13	R: 0 E: 0 K: 0 S: 20	H: 1 LOB: 1 BB: 0 P: 25	R: 0 E: 0 K: 1 S: 8	H: 0 LOB: 0 BB: 0 P: 12	R: 0 E: 0 K: 0 S: 5	H: 0 LOB: 0 BB: 0 P: 8	R: 1 E: 0 K: 0 S: 10	H: 3 LOB: 1 BB: 0 P: 16	R: 0 E: 0 K: 0 S: 8	H: 2 LOB: 1 BB: 0 P: 12	R: 0 E: 0 K: 2 S: 9	H: 1 LOB: 1 BB: 0 P: 11	1B: 7 2B: 1 3B: 0 HR: 0	SF: 0 SAC: 1 DP: 1 HBP: 0	WP: 0 PB: 0 SB: 0 CS: 1	PA: 34															
PITCHER	IP WLS BF H R ER SO BB IBB HBP BLK WP HR S P ERA WHIP																																				
Derek Lowe, R (1, 1) ERA: 2.9	7.0	W	26	5	1	1	3	1	0	0	0	0	0	0	8	12	0.00	2.000																			
Danys Baez, R (8, 1) ERA: 2.59	1.0	H	4	2	0	0	0	0	0	0	0	0	0	0	8	12	0.00	2.000																			
44 Takashi Saito, R (9, 1) ERA: 2.52	1.0	S	4	1	0	0	2	0	0	0	0	0	0	0	9	11	0.00	1.000																			

Batter	1	2	3	4	5	6	7	8	9	AB	R	H	RBI	BB	SO	LOB	TOP								
15 Rafael Furcal, S OBP: 0.344, SLG: 0.338 18 Ramon Martinez, R OBP: 0.388, SLG: 0.386	0-3 K		1-3 K			1-2 5 PB 5 G1 1B	1-1 G4-3		2-0 P6	2	0	0	0	0	2	0	Los Angeles Dodgers @ Washington Nationals Robert F. Kennedy Memorial Stadium, Washington, DC Sun May 28 2006, 1:05 PM EDT Att: 30,348 - Sunny - 83 F								
José Cruz Jr., S OBP: 0.365, SLG: 0.365	3-2 G4-3		0-2 F7			0-0 G1		3-3 K	0-0 F8	5	0	0	0	0	1	2									
5 Nomar Garciaparra, R 47 Tim Hamulack, R Joe Beimel, L Kenneth Wilson, R Jonathan Broxton, R Sandy Alomar Jr., R	1-1 F8			0-0 G4-3		0-1 HR 1B		4-0 27 1B 16 HBP 16 HBP BB	0-2 G5-3	3	1	1	1	0	0	0									
Olmedo Saenz, R OBP: 0.345, SLG: 0.597		1-1 G5-3		1-2 G2-3		1-1 1-H HR		1-1 16 HBP 27 1B HBP		3	1	1	2	0	0	0									
Willy Aybar, S OBP: 0.472, SLG: 0.535		0-0 2B		3-2 F8		4-1 BB		2-2 F9		3	0	1	0	1	0	2									
27 Matt Kemp, R OBP: 0.250, SLG: 0.250		1-3 K			0-3 K			0-0 16 HBP 1B		4	0	1	0	0	3	2									
16 Andre Ethier, L OBP: 0.380, SLG: 0.500		4-0 55 FC6-4 BB			0-0 P6		2-0 G4-3	1-2 1-2 2-3 HBP		2	0	0	1	1	0	1									
55 Russell Martin, R OBP: 0.387, SLG: 0.446		2-1 FC6-4			4-1 BB		3-2 G6-3	1-0 L8		3	0	0	0	1	0	5									
Jae Weong Seo, R OBP: 0.125, SLG: 0.125 Odalis Perez, L OBP: 0.143, SLG: 0.077 13 Oscar Robles, L OBP: 0.313, SLG: 0.259			0-0 G4-3		1-1 G6-3		1-0 G4-3	2-2 1B		1	0	0	0	0	0	0									
Inning Stats	R: 0 E: 0 K: 1 S: 10	H: 0 LOB: 0 BB: 0 P: 14	R: 0 E: 0 K: 1 S: 8	H: 1 LOB: 2 BB: 1 P: 16	R: 0 E: 0 K: 1 S: 8	H: 0 LOB: 0 BB: 0 P: 9	R: 0 E: 0 K: 0 S: 8	H: 0 LOB: 0 BB: 0 P: 12	R: 0 E: 0 K: 1 S: 7	H: 0 LOB: 1 BB: 1 P: 12	R: 3 E: 0 K: 1 S: 20	H: 3 LOB: 3 BB: 1 P: 28	R: 0 E: 0 K: 0 S: 6	H: 0 LOB: 0 BB: 0 P: 11	R: 1 E: 0 K: 1 S: 12	H: 1 LOB: 3 BB: 1 P: 24		R: 0 E: 0 K: 0 S: 9	H: 1 LOB: 1 BB: 0 P: 13	1B: 4 2B: 1 3B: 0 HR: 1	SF: 0 SAC: 0 DP: 0 HBP: 2	WP: 0 PB: 1 SB: 0 CS: 0	PA: 39		
PITCHER	IP	WLS	BF	H	R	ER	SO	BB	IBB	HBP	BLK	WP	HR	S	P	ERA	WHIP								
Ramon Ortiz, R ERA: 5.31 Jon Rauch, R ERA: 2.2 Santiago Ramirez, R ERA: 3.88 52 Saul Rivera, R ERA:	7.0	W	28	4	3	3	5	3	0	0	0	0	1	67	102	3.86	1.000								
	0.2		6	1	1	1	1	1	0	2	0	0	0	11	22	13.50	3.000								
	0.1	H	1	0	0	0	0	0	0	0	0	0	0	1	2	0.00	0.000								
	1.0		4	1	0	0	0	0	0	0	0	0	0	9	13	0.00	1.000								

Batter	1	2	3	4	5	6	7	8	9	AB	R	H	RBI	BB	SO	LOB	BOTTOM									
Alfonso Soriano, R OBP: 0.354, SLG: 0.607	4-1 2B BB		3-2 G5-3	1-2 HR			2-1 FC5-4			4	2	1	1	1	0	3	Los Angeles Dodgers @ Washington Nationals Robert F. Kennedy Memorial Stadium, Washington, DC Sun May 28 2006, 1:05 PM EDT Att: 30,348 - Sunny - 83 F									
Royce Clayton, R OBP: 0.303, SLG: 0.323	1-0 11 CS 2B		0-0 24 1B 11 HR	0-0 P3		1-1 G4-3		1-2 G1-3		5	1	2	1	0	0	0										
24 Nick Johnson, L OBP: 0.417, SLG: 0.566	4-0 BB		0-2 11 HR 1B	1-3 K		1-0 HR		1-1 HR		4	3	3	2	1	1	0										
11 Ryan Zimmerman, R OBP: 0.335, SLG: 0.461	0-3 K		0-1 HR 1B	1-0 WP 1B		0-3 K		1-3 K		5	1	2	3	0	3	2										
Marlon Anderson, L OBP: 0.306, SLG: 0.375	2-3 K		1-2 SF8 3B	2-2 G4-3		1-2 K		0-0 2B		5	1	2	0	0	2	2										
Brian Schneider, L OBP: 0.309, SLG: 0.291		1-2 F7	1-0 SF8		2-3 K		1-2 1B 1B		3-3 K	4	0	1	1	0	2	1										
Marlon Byrd, R OBP: 0.368, SLG: 0.360		1-3 K	0-1 WP 1B 2B		0-0 G5-3		0-0 F8			4	1	1	0	0	1	1										
Mike Vento, R OBP: 0.750, SLG: 0.667		4-2 FC6-4 BB	2-1 2H 1B		1-2 1B E 1B		1-1 P4			3	1	2	1	1	0	1										
Ramon Ortiz, R OBP: 0.150, SLG: 0.105 Damian Jackson, R OBP: 0.300, SLG: 0.971 Jon Rauch, R Santiago Ramirez, R 52 Saul Rivera, S	0-0 FC6-4		0-1 F8		3-2 E8		2-2 FC5-4 1B			3	0	1	0	0	0	2										
	1-2		2-1		1-2		1-2			1	0	1	0	0	0	0										
Inning Stats	R: 1 E: 0 K: 2 S: 8	H: 1 LOB: 1 BB: 2 P: 19	R: 0 E: 0 K: 1 S: 9	H: 0 LOB: 1 BB: 1 P: 15	R: 5 E: 0 K: 0 S: 20	H: 6 LOB: 1 BB: 0 P: 29	R: 1 E: 0 K: 1 S: 12	H: 2 LOB: 1 BB: 0 P: 17	R: 1 E: 0 K: 1 S: 14	H: 2 LOB: 1 BB: 0 P: 21	R: 1 E: 0 K: 2 S: 10	H: 1 LOB: 0 BB: 0 P: 13	R: 0 E: 0 K: 0 S: 12	H: 2 LOB: 2 BB: 0 P: 18	R: 1 E: 0 K: 2 S: 12	H: 2 LOB: 1 BB: 0 P: 18	1B: 8 2B: 3 3B: 1 HR: 4	SF: 1 SAC: 0 DP: 0 HBP: 0	WP: 2 PB: 0 SB: 0 CS: 1	PA: 42						
PITCHER	IP	WLS	BF	H	R	ER	SO	BB	IBB	HBP	BLK	WP	HR	S	P	ERA	WHIP									
Jae Weong Seo, R ERA: 5.58 Odalis Perez, L ERA: 6.49 47 Tim Hamulack, L ERA: 6.3 Joe Beimel, L ERA: 2.35 51 Jonathan Broxton, R ERA: 1.28	2.2	L	17	7	6	6	3	3	0	0	0	0	1	1	35	59	20.25	3.750								
	2.1		11	4	2	1	2	0	0	0	0	0	1	1	28	42	3.86	1.714								
	1.0		4	1	1	1	2	0	0	0	0	0	0	1	10	13	9.00	1.000								
	1.0		5	2	0	0	0	0	0	0	0	0	0	0	12	18	0.00	2.000								
	1.0		5	2	1	1	2	0	0	0	0	0	1	12	18	9.00	2.000									



Batter	1	2	3	4	5	6	7	8	9	AB	R	H	RBI	BB	SO	LOB	TOP		
15 Rafael Furcal, S OBP: 0.336, SLG: 0.335	G6-3		F8		F9		G4-3		G5-3	5	0	0	0	0	0	4	Los Angeles Dodgers @ Atlanta Braves Turner Field, Atlanta, GA Tue May 30 2006, 7:35 PM EDT Att: 29,517 - Clear - 88 F		
Kenny Lofton, L OBP: 0.380, SLG: 0.430	G6-3							B5-3	FC6-5	5	2	2	0	0	0	2			
5 Nomar Garciaparra, R OBP: 0.426, SLG: 0.614	P4									5	2	2	1	0	0	3			
J.D. Drew, L OBP: 0.383, SLG: 0.497 44 Takashi Saito, L (9, 1)										4	2	1	1	1	1	1			
Willie Aybar, S OBP: 0.460, SLG: 0.510	F8									4	1	1	2	1	1	1			
16 Andre Ethier, L OBP: 0.390, SLG: 0.537	F7									4	1	2	3	1	1	0			
18 Ramon Martinez, R OBP: 0.424, SLG: 0.472										5	0	2	1	0	1	2			
55 Russell Martin, R OBP: 0.357, SLG: 0.403										4	0	0	0	0	1	3			
Aaron Sele, R OBP: 0.290, SLG: 0.300 Jose Cruz Jr., S OBP: 0.368, SLG: 0.370 Darys Baez, R (7, 1) Orlando Saenz, R (9, PH) 27 Matt Kemp, R OBP: 0.444, SLG: 0.429 (9, 9)										1	0	1	0	0	0	0			
Inning Stats	R: 0 E: 0 K: 0 S: 11	H: 0 LOB: 0 BB: 0 P: 15	R: 0 E: 0 K: 0 S: 6	H: 0 LOB: 0 BB: 0 P: 8	R: 0 E: 0 K: 1 S: 9	H: 1 LOB: 1 BB: 0 P: 14	R: 3 E: 0 K: 1 S: 19	H: 3 LOB: 0 BB: 0 P: 30	R: 0 E: 0 K: 2 S: 10	H: 0 LOB: 0 BB: 0 P: 14	R: 0 E: 0 K: 0 S: 12	H: 1 LOB: 1 BB: 0 P: 19	R: 2 E: 0 K: 0 S: 15	H: 3 LOB: 2 BB: 1 P: 29	R: 3 E: 0 K: 1 S: 10	H: 3 LOB: 2 BB: 2 P: 22		1B: 8 2B: 4 3B: 0 HR: 1	SF: 0 SAC: 1 DP: 0 HBP: 0
PITCHER	IP WLS BF H R ER SO BB IBB HBP BLK WP HR S P ERA WHIP																		
Jorge Sosa, R ERA: 4.78	(1, 1) 7.0 28 7 3 3 4 0 0 0 0 0 1 76 115 3.86 1.000																		
Mike Remlinger, L ERA: 3.89	(8, 1) 0.2 L 5 2 2 2 0 1 0 0 0 0 0 0 11 20 27.00 4.500																		
Tyler Yates, R ERA: 20.25	(8, 1) 1.1 10 4 3 3 1 0 2 0 0 0 0 0 14 31 20.25 3.000																		

AB	39
R	8
H	13
RBI	8
BB	3
SO	5
LOB	16



Batter	1	2	3	4	5	6	7	8	9	AB	R	H	RBI	BB	SO	LOB	BOTTOM				
Marcus Giles, R OBP: 0.347, SLG: 0.351	G6-3									4	1	1	0	1	2	1	Los Angeles Dodgers @ Atlanta Braves Turner Field, Atlanta, GA Tue May 30 2006, 7:35 PM EDT Att: 29,517 - Clear - 88 F				
11 Edgar Renteria, R OBP: 0.417, SLG: 0.471	G6-3									3	0	1	0	1	0	1					
10 Chipper Jones, S OBP: 0.401, SLG: 0.426										4	0	1	0	1	1	4					
Andrew Jones, R OBP: 0.345, SLG: 0.516										4	0	1	1	0	0	4					
Adam LaRoche, L OBP: 0.337, SLG: 0.503	F8									4	1	1	1	0	0	1					
7 Jeff Francoeur, R OBP: 0.282, SLG: 0.438										4	0	0	0	0	1	0					
Ryan Langerhans, L OBP: 0.341, SLG: 0.407										3	1	2	0	1	0	0					
8 Brayan Peña, S OBP: 0.429, SLG: 0.692										4	0	1	1	0	1	2					
Jorge Sosa, R OBP: 0.250, SLG: 0.571 Mike Remlinger, L (8, 1) Tyler Yates, R (8, 1) Wilson Betemit, S (9, PH) OBP: 0.337, SLG: 0.500										3	0	0	0	0	1	2					
Inning Stats	R: 1 E: 0 K: 1 S: 15	H: 1 LOB: 1 BB: 1 P: 25	R: 0 E: 0 K: 0 S: 7	H: 1 LOB: 0 BB: 0 P: 10	R: 0 E: 0 K: 1 S: 13	H: 0 LOB: 1 BB: 1 P: 25	R: 1 E: 0 K: 0 S: 6	H: 1 LOB: 0 BB: 1 P: 12	R: 0 E: 0 K: 1 S: 11	H: 2 LOB: 2 BB: 0 P: 18	R: 1 E: 0 K: 0 S: 15	H: 2 LOB: 1 BB: 0 P: 22	R: 0 E: 0 K: 0 S: 8	H: 1 LOB: 1 BB: 0 P: 11	R: 0 E: 0 K: 1 S: 7	H: 0 LOB: 0 BB: 0 P: 9		R: 0 E: 0 K: 2 S: 14	H: 1 LOB: 2 BB: 1 P: 26	1B: 6 2B: 1 3B: 1 HR: 1	SF: 0 SAC: 1 DP: 1 HBP: 0
PITCHER	IP WLS BF H R ER SO BB IBB HBP BLK WP HR S P ERA WHIP																				
Aaron Sele, R ERA: 2.2	(1, 1) 6.0 27 7 3 3 3 3 0 0 0 0 0 0 15 20 0.00 0.500																				
Darys Baez, R ERA: 2.3	(7, 1) 2.0 W 7 1 0 0 1 0 0 0 0 0 0 0 15 20 0.00 0.500																				
44 Takashi Saito, R ERA: 2.42	(9, 1) 1.0 5 1 0 0 2 1 0 0 0 0 0 0 14 26 0.00 2.000																				

AB	34
R	3
H	9
RBI	3
BB	4
SO	6
LOB	15



Batter	1	2	3	4	5	6	7	8	9	AB	R	H	RBI	BB	SO	LOB	TOP					
15 Rafael Furcal, S OBP: 0.339, SLG: 0.335	3-1 G3		4-2 BB		3-2 1B		3-2 G6-3			3	0	1	0	1	0	1	Los Angeles Dodgers @ Atlanta Braves Turner Field, Atlanta, GA Wed May 31 2006, 7:35 PM EDT Att: 28,880 - Cloudy - 86 F					
Kenny Lofton, L OBP: 0.377, SLG: 0.420	0-0 F9		2-0 G3		0-0 F9			4-0 2B 5 G1-3 BB		3	1	0	0	1	0	2						
5 Nomar Garciaparra, R OBP: 0.421, SLG: 0.625	2-2 G5-3			3-1 G6-3		0-0 HR		1-2 G1-3		4	1	1	1	0	0	1						
J.D. Drew, L OBP: 0.379, SLG: 0.491		2-2 G3		3-2 G3		0-0 G6-3		0-1 2H 2B		2	0	0	0	0	0	0						
Odalis Perez, L OBP: 0.133, SLG: 0.071		1-3 K		2-1 16 2B 1B		0-1 P6		1-1 L4		4	1	1	0	0	1	1						
Sandy Alomar Jr., R OBP: 0.341, SLG: 0.409		1-0 3B		0-0 1H 2B		2-2 G1-3		0-3 K		4	0	2	1	0	1	1						
Willy Aybar, S OBP: 0.448, SLG: 0.491		1-3 K		1-0 G5-3		1-3 K		2-3 K		1	0	0	0	0	1	1						
16 Andre Ethier, L OBP: 0.395, SLG: 0.577		1-3 K		0-3 K		0-0 G4-3		3-3 K		3	0	0	0	0	2	0						
18 Ramon Martinez, R OBP: 0.337, SLG: 0.573		1-3 K		0-2 K		1-1 1B		2-1 F9		3	0	1	0	0	1	0						
55 Russell Martin, R OBP: 0.345, SLG: 0.387		1-3 K		1-3 K		0-2 K				1	0	0	0	0	1	0						
47 Tim Hamulack, R OBP: 0.366, SLG: 0.367										3	0	1	0	0	1	0						
Brett Tomko, R OBP: 0.143, SLG: 0.100																	Los Angeles Dodgers @ Atlanta Braves Turner Field, Atlanta, GA Wed May 31 2006, 7:35 PM EDT Att: 28,880 - Cloudy - 86 F					
27 Matt Kemp, R OBP: 0.417, SLG: 0.400																						
Inning Stats	R: 0 E: 0 K: 0 S: 6	H: 0 LOB: 0 BB: 0 P: 11	R: 0 E: 0 K: 2 S: 12	H: 1 LOB: 1 BB: 0 P: 17	R: 0 E: 0 K: 2 S: 13	H: 0 LOB: 1 BB: 1 P: 20	R: 1 E: 0 K: 0 S: 12	H: 2 LOB: 1 BB: 0 P: 21	R: 0 E: 0 K: 0 S: 7	H: 1 LOB: 1 BB: 0 P: 9	R: 0 E: 0 K: 1 S: 9	H: 1 LOB: 1 BB: 0 P: 14	R: 1 E: 0 K: 1 S: 10	H: 1 LOB: 0 BB: 1 P: 16	R: 0 E: 0 K: 2 S: 9	H: 0 LOB: 0 BB: 0 P: 16		1B: 3 2B: 2 3B: 1 HR: 1	SF: 0 SAC: 0 DP: 0 HBP: 0	WP: 0 PB: 0 SB: 0 CS: 0	PA: 36	
PITCHER	IP	WLS	BF	H	R	ER	SO	BB	IBB	HBP	BLK	WP	HR	S	P	ERA		WHIP				
15 Tim Hudson, R ERA: 3.99	7.0	W	28	6	2	2	7	1	0	0	0	0	1	71	109	2.57		1.000				
Oscar Villarreal, R ERA: 4.32	0.2		4	1	1	1	0	1	0	0	0	0	0	7	13	13.50		3.000				
49 Macay McBride, L ERA: 5.77	0.1		1	0	0	0	1	0	0	0	0	0	0	3	3	0.00		0.000				
Ken Ray, R ERA: 1.38	1.0		3	0	0	0	2	0	0	0	0	0	0	9	16	0.00		0.000				

Batter	1	2	3	4	5	6	7	8	9	AB	R	H	RBI	BB	SO	LOB	BOTTOM				
Marcus Giles, R OBP: 0.343, SLG: 0.347	2-1 F8		1-1 10 HR 1B	0-1 G5-3		2-0 F9		3-2 F8		5	1	1	0	0	0	0	Los Angeles Dodgers @ Atlanta Braves Turner Field, Atlanta, GA Wed May 31 2006, 7:35 PM EDT Att: 28,880 - Cloudy - 86 F				
11 Edgar Renteria, R OBP: 0.407, SLG: 0.458	1-1 G6-3		0-3 K	2-1 G4-3		1-2 G5-3		0-1 G4-3		5	0	0	0	0	1	1					
10 Chipper Jones, S OBP: 0.409, SLG: 0.464	4-1 HR BB		0-0 1H HR	3-2 G5-3		0-2 1B 3B				3	3	2	2	1	0	0					
Andrew Jones, R OBP: 0.353, SLG: 0.536	0-0 1H HR		2-0 1B 7 SF 1B		2-1 E5 1B 7 1B SF8	1-0 1B				4	3	3	3	0	0	0					
Adam LaRoche, L OBP: 0.335, SLG: 0.497	3-2 G4-3		3-2 BB 7 SF SF8 1B		2-0 F7	0-3 K				4	1	1	0	0	1	2					
Oscar Villarreal, L ERA: 4.32			1-3 SF8 1B		0-1 F7	0-3 K				0	0	0	0	0	0	0					
49 Macay McBride, L Ken Ray, R										0	0	0	0	0	0	0					
7 Jeff Francoeur, R OBP: 0.286, SLG: 0.441		2-2 1B	0-0 SF 15 BLK BB		2-2 SF8 1B	1-2 1B		0-0 L6		3	1	2	1	0	0	0					
Ryan Langerhans, L OBP: 0.345, SLG: 0.405		0-3 K	0-1 15 BLK BB		0-1 15 FC6-4 1B	1-2 2-3 1B		2-3 K		3	0	1	0	1	2	1					
Todd Pratt, R OBP: 0.266, SLG: 0.298		2-3 K	2-1 SF8		0-2 SF8	1-3 K		1-3 K		2	0	0	2	0	2	1					
15 Tim Hudson, R OBP: 0.125, SLG: 0.087		3-3 K	2-1 F8		3-3 FC6-4	1-0 L7				3	0	0	0	0	1	4					
Brian Jordan, R OBP: 0.267, SLG: 0.382			1-2 3H		1-2 1B					1	0	0	0	0	0	0					
Inning Stats	R: 2 E: 0 K: 0 S: 9	H: 1 LOB: 0 BB: 1 P: 19	R: 0 E: 0 K: 3 S: 14	H: 1 LOB: 0 BB: 0 P: 21	R: 5 E: 1 K: 1 S: 16	H: 4 LOB: 1 BB: 1 P: 30	R: 0 E: 0 K: 0 S: 7	H: 0 LOB: 0 BB: 0 P: 12	R: 1 E: 0 K: 0 S: 12	H: 2 LOB: 2 BB: 0 P: 18	R: 1 E: 0 K: 1 S: 11	H: 2 LOB: 1 BB: 0 P: 15	R: 0 E: 0 K: 2 S: 11	H: 0 LOB: 0 BB: 0 P: 14	R: 0 E: 0 K: 0 S: 6	H: 0 LOB: 0 BB: 0 P: 10	1B: 7 2B: 0 3B: 1 HR: 2	SF: 3 SAC: 0 DP: 0 HBP: 0	WP: 0 PB: 0 SB: 0 CS: 0	PA: 38	
PITCHER	IP	WLS	BF	H	R	ER	SO	BB	IBB	HBP	BLK	WP	HR	S	P	ERA	WHIP				
Brett Tomko, R ERA: 4.38	3.0	L	18	6	7	5	4	2	0	0	1	0	0	30	45	3.00	1.333				
Odalis Perez, L ERA: 6.21	3.0		14	4	2	1	1	0	0	0	0	0	0	30	45	3.00	1.333				
47 Tim Hamulack, L ERA: 5.73	2.0		6	0	0	0	2	0	0	0	0	0	0	17	24	0.00	0.000				

Batter	1	2	3	4	5	6	7	8	9	AB	R	H	RBI	BB	SO	LOB	TOP			
11 Jimmy Rollins, S OBP: 0.310, SLG: 0.382	1-1 F9		3-2 26 G4-3 26 S 1B		0-1 G3			1-1 G6-3	1-1 P3	5	0	1	0	0	0	1				
26 Chase Utley, L OBP: 0.389, SLG: 0.522	0-1 G4-3		2-2 G4-3			3-2 WP 6 BB 1B		2-2 F7		4	0	1	0	0	0	1				
Bobby Abreu, L OBP: 0.447, SLG: 0.509	2-2 BB 1B		2-0 G1-3			3-3 K		3-1 1B		4	0	2	0	0	1	2				
Pat Burrell, R OBP: 0.395, SLG: 0.538	4-2 SAFE 1B		1-2 F9			2-3 K		3-2 K		3	0	0	0	1	2	3				
6 Ryan Howard, L OBP: 0.360, SLG: 0.603	2-3 K			1-2 G6-3 1B		4-0 WP 1B BB			4-0 2B 1B BB	2	1	1	0	2	1	2				
Aaron Rowand, R OBP: 0.342, SLG: 0.507		2-0 G5-3		0-1 G6-3		1-0 G6-3			2-2 L6	4	0	0	0	0	0	4				
David Bell, R OBP: 0.335, SLG: 0.416		1-2 2B		3-2 G3			0-1 G5-3		3-1 1B FC6-4 2B	4	1	2	0	0	0	0				
Mike Lieberthal, R OBP: 0.320, SLG: 0.380		0-1 F9			1-2 P6		1-3 K		1-0 FC6-4 1B	4	0	1	1	0	1	1				
Gavin Floyd, R ERA: 2.68 27 Chris Coste, R 48 Brian Sanches, R 8 Shane Victorino, S Clay Condrey, R Abraham Nunez, S	1-0 G5-3				2-2 G6-3		1-3 K		0-1 FC6-4 1B	1	0	0	0	0	0	1				
Inning Stats	R: 0 E: 0 K: 1 S: 13	H: 1 LOB: 2 BB: 1 P: 22	R: 0 E: 0 K: 0 S: 7	H: 1 LOB: 1 BB: 0 P: 11	R: 0 E: 0 K: 0 S: 10	H: 1 LOB: 1 BB: 0 P: 18	R: 0 E: 0 K: 0 S: 9	H: 0 LOB: 0 BB: 0 P: 13	R: 0 E: 0 K: 2 S: 11	H: 0 LOB: 0 BB: 1 P: 24	R: 0 E: 0 K: 2 S: 8	H: 0 LOB: 0 BB: 0 P: 10	R: 0 E: 0 K: 1 S: 12	H: 1 LOB: 1 BB: 0 P: 21	R: 2 E: 0 K: 0 S: 10	H: 2 LOB: 1 BB: 1 P: 21	1B: 6 2B: 2 3B: 0 HR: 0	SF: 0 SAC: 0 DP: 1 HBP: 0	WP: 1 PA: 37 PB: 0 SB: 1 CS: 0	
PITCHER	IP	WLS	BF	H	R	ER	SO	BB	IBB	HBP	BLK	WP	HR	S	P	ERA	WHIP			
Derek Lowe, R ERA: 2.68	6.0	W	24	5	0	0	3	2	0	0	0	1	0	58	99	0.00	1.167			
51 Jonathan Broxton, R ERA: 1.06	1.0		3	0	0	0	2	0	0	0	0	0	0	8	10	0.00	0.000			
Joe Beimel, L ERA: 2.0	1.0		4	1	0	0	1	0	0	0	0	0	0	12	21	0.00	1.000			
47 Tim Hamulack, L ERA: 6.26	1.0		6	2	2	2	0	1	0	0	0	0	0	10	21	18.00	3.000			

Philadelphia Phillies @ Los Angeles Dodgers
Dodger Stadium, Los Angeles, CA
Thu Jun 01 2006, 7:10 PM PDT
Att: 38,643 - Clear - 77 F

AB	34
R	2
H	8
RBI	2
BB	3
SO	6
LOB	16



Batter	1	2	3	4	5	6	7	8	9	AB	R	H	RBI	BB	SO	LOB	BOTTOM			
15 Rafael Furcal, S OBP: 0.344, SLG: 0.335	2-1 BB S 1B	4-2 27 HR BB		1-3 K		4-2 BB		2-3 K		3	1	1	0	2	2	1				
27 Matt Kemp, R OBP: 0.438, SLG: 0.615	2-2 F9	1-0 1-H 2-H HR		4-2 5 WP HR BB		1-1 F8				3	2	1	3	1	0	2				
5 Nomar Garciaparra, R OBP: 0.417, SLG: 0.614	1-0 SAFE L8	2-0 P6		1-0 HR 1B		0-0 F8				4	1	1	0	0	0	2				
J.D. Drew, L OBP: 0.382, SLG: 0.506	4-2 SAFE BB 1B		3-1 P5	1-0 1-H 2-H HR		0-0 G3				3	1	1	3	1	0	0				
Olmedo Saenz, R OBP: 0.333, SLG: 0.553 Joe Beimel, L	4-2 BB		0-3 K	0-0 G6-3		1-0 G6-3				3	0	0	0	1	1	0				
47 Tim Hamulack, R	1-2 2-3 BB									0	0	0	0	0	0	0				
Willy Aybar, S OBP: 0.437, SLG: 0.475	2-3 K		2-1 16 S 1B		3-2 K		3-1 G1-3			4	0	1	0	0	2	3				
16 Andre Ethier, L OBP: 0.388, SLG: 0.560		0-1 F8	2-2 G6-3		2-3 K			0-0 G5-4-3 55 1B 1B		4	0	1	0	0	1	1				
55 Russell Martin, R OBP: 0.352, SLG: 0.430		1-0 E5		2-1 HR		1-1 F7		1-1 G5-4-3 1B		4	1	2	1	0	0	0				
Derek Lowe, R OBP: 0.111, SLG: 0.115 Jose Cruz Jr., S 51 Jonathan Broxton, R Joel Guzman, R	1-2 2-3 BB	3-2 CS 2B		1-2 L4		3-3 K		1-1 G5-4-3		2	1	1	0	0	0	0				
Inning Stats	R: 0 E: 0 K: 1 S: 16	H: 1 LOB: 3 BB: 2 P: 31	R: 3 E: 1 K: 0 S: 11	H: 2 LOB: 0 BB: 1 P: 22	R: 0 E: 0 K: 1 S: 11	H: 1 LOB: 1 BB: 0 P: 18	R: 4 E: 0 K: 1 S: 14	H: 3 LOB: 0 BB: 1 P: 24	R: 0 E: 0 K: 2 S: 8	H: 0 LOB: 0 BB: 0 P: 14	R: 0 E: 0 K: 1 S: 8	H: 0 LOB: 1 BB: 1 P: 16	R: 0 E: 0 K: 0 S: 4	H: 0 LOB: 0 BB: 0 P: 8	R: 0 E: 0 K: 1 S: 10	H: 2 LOB: 1 BB: 0 P: 14	1B: 5 2B: 1 3B: 0 HR: 3	SF: 0 SAC: 0 DP: 1 HBP: 0	WP: 1 PA: 37 PB: 0 SB: 2 CS: 1	
PITCHER	IP	WLS	BF	H	R	ER	SO	BB	IBB	HBP	BLK	WP	HR	S	P	ERA	WHIP			
Gavin Floyd, R ERA: 7.29	4.0	L	23	7	7	7	3	4	0	0	0	1	3	52	95	15.75	2.750			
48 Brian Sanches, R ERA: 1.0	2.0		7	0	0	0	3	1	0	0	0	0	0	16	30	0.00	0.500			
Clay Condrey, R ERA: 1.0	2.0		7	2	0	0	1	0	0	0	0	0	0	14	22	0.00	1.000			

Philadelphia Phillies @ Los Angeles Dodgers
Dodger Stadium, Los Angeles, CA
Thu Jun 01 2006, 7:10 PM PDT
Att: 38,643 - Clear - 77 F

AB	32
R	7
H	9
RBI	7
BB	5
SO	7
LOB	11



Batter	1	2	3	4	5	6	7	8	9	AB	R	H	RBI	BB	SO	LOB	TOP			
11 Jimmy Rollins, S OBP: 0.307, SLG: 0.378	1-3 K		1-3 K	2-0 F9			1-1 1B	0-2 G4-3		5	1	1	0	0	2	2				
26 Chase Utley, L OBP: 0.402, SLG: 0.545	0-0 HR		3-2 2B			2-1 1B	4-2 1B	1-1 G4-3		4	3	4	1	1	0	0				
Bobby Abreu, L OBP: 0.451, SLG: 0.514	2-2 G4-3		3-1 2B		4-2 1B		0-0 1B	2-2 G4-6-3		4	1	2	1	1	0	1				
Pat Burrell, R OBP: 0.390, SLG: 0.529 45 Tom Gordon, R	2-1 G5-3		2-2 F8		0-3 K		0-0 2B			5	1	1	2	0	1	3				
6 Ryan Howard, L OBP: 0.361, SLG: 0.611		0-0 G3		2-2 HR		1-3 K	4-2 2B			4	2	1	1	1	2	2				
Aaron Rowand, R OBP: 0.350, SLG: 0.513	1-3 K		0-0 E		3-2 P3		0-2 SF8			4	0	2	2	0	1	2				
David Bell, R OBP: 0.337, SLG: 0.411	4-0 BB		3-2 F7		2-0 G6-3		2-2 SF8			2	0	0	1	2	0	1				
Mike Lieberthal, R OBP: 0.300, SLG: 0.355	2-1 P6		0-1 E6		1-3 K		1-1 F7			5	0	0	0	0	1	5				
63 Ryan Madison, L OBP: 0.263, SLG: 0.375 Abraham Nunez, S Geoff Geary, R David Bell, R Rheal Cormier, L Arthur Rhodes, L 8 Shane Victorino, S			3-3 K		1-1 P3		2-1 F8			2	0	0	0	0	1	2				
Inning Stats	R: 1 E: 0 K: 1 S: 9	H: 1 LOB: 0 BB: 0 P: 14	R: 0 E: 0 K: 1 S: 6	H: 0 LOB: 1 BB: 1 P: 13	R: 1 E: 0 K: 2 S: 21	H: 2 LOB: 1 BB: 0 P: 33	R: 1 E: 1 K: 0 S: 14	H: 2 LOB: 2 BB: 1 P: 21	R: 0 E: 0 K: 2 S: 15	H: 0 LOB: 0 BB: 0 P: 11	R: 5 E: 0 K: 1 S: 20	H: 4 LOB: 1 BB: 2 P: 34	R: 0 E: 0 K: 1 S: 8	H: 1 LOB: 0 BB: 0 P: 11	R: 0 E: 0 K: 1 S: 8	H: 0 LOB: 2 BB: 1 P: 18	1B: 7 2B: 2 3B: 0 HR: 2	SF: 1 SAC: 0 DP: 1 HBP: 1	WP: 0 PB: 0 SB: 1 CS: 0	PA: 44
PITCHER	IP WLS BF H R ER SO BB IBB HBP BLK WP HR S P ERA WHIP																			
Jae Weong Seo, R ERA: 6.47	(1, 1) 4.0 19 5 3 3 4 1 0 0 0 0 2 50 81 6.75 1.500																			
Odalis Paez, L ERA: 6.05	(5, 1) 1.0 5 1 0 0 2 1 0 0 0 0 0 0 15 25 0.00 2.000																			
51 Jonathan Broxton, R ERA: 1.10	(6, 1) 1.0 H 3 0 0 0 1 0 0 0 0 0 0 6 11 0.00 0.000																			
Danyis Baez, R ERA: 3.95	(7, 1) 0.0 L 5 3 5 5 0 2 0 0 0 0 0 0 8 17 = =																			
44 Takashi Saito, R ERA: 2.35	(7, 1) 1.0 4 1 0 0 1 0 0 0 0 0 0 0 12 17 0.00 1.000																			
PITCHER	IP WLS BF H R ER SO BB IBB HBP BLK WP HR S P ERA WHIP																			
Joe Beimel, L ERA: 1.89	(8, 1) 1.0 3 1 0 0 0 0 0 0 0 0 0 0 8 11 0.00 1.000																			
Eric Gagne, R ERA:	(9, 1) 1.0 5 0 0 0 1 1 0 1 0 0 0 0 8 18 0.00 1.000																			

Philadelphia Phillies @ Los Angeles Dodgers
Dodger Stadium, Los Angeles, CA

AB 37
R 8
H 11
RBI 8
BB 5
SO 9
LOB 19



WP: 0 PA: 44
PB: 0
SB: 1
CS: 0

Batter	1	2	3	4	5	6	7	8	9	AB	R	H	RBI	BB	SO	LOB	BOTTOM			
15 Rafael Furcal, S OBP: 0.341, SLG: 0.329	1-0 G6-3		3-1 G4-3		4-1 5B		0-0 FC6-4		3-2 F7	4	1	0	0	1	0	2				
Kenny Lofton, L OBP: 0.377, SLG: 0.420	1-1 G6-3			0-1 5B		1-2 F8		0-1 P4		5	0	2	0	0	0	1				
5 Nomar Garciaparra, R OBP: 0.422, SLG: 0.611	2-1 G5-3		4-0 2B		1-2 1B		0-0 F9		0-0 G6-4-3	4	2	2	1	1	0	0				
Joel Guzman, R OBP: 0.333, SLG: 0.200		0-0 G6-3		4-0 2B		1-0 1B		1-2 G4-3		4	1	1	1	1	0	2				
Willy Aybar, S OBP: 0.440, SLG: 0.484	2-2 G4-3		3-1 2B		4-2 2B		1-1 G1-3			3	0	1	2	1	0	0				
16 Andre Ethier, L OBP: 0.371, SLG: 0.532	0-0 F8		2-2 F8		1-2 G6-3		0-2 K			4	0	0	0	0	1	3				
Jose Cruz Jr., S OBP: 0.285, SLG: 0.375 51 Jonathan Broxton, R J.D. Drew, L Danyis Baez, R 44 Takashi Saito, L Joe Beimel, L Oswaldo Sanchez, R Eric Gagne, R			0-0 F8		1-0 P6		2-2 P6		2-2 2B	2	0	0	0	0	0	1				
Sandy Alomar Jr., R OBP: 0.354, SLG: 0.438			0-3 K		0-0 G1-3		0-1 FC6-4		1-1 2B	4	0	2	1	0	1	0				
Jae Weong Seo, R OBP: 0.176, SLG: 0.125 27 Matt Kemp, R OBP: 0.421, SLG: 0.750			4-2 BB		0-1 HR		1-3 K		1-0 G6-3	0	0	0	0	1	0	0				
Inning Stats	R: 0 E: 0 K: 0 S: 5	H: 0 LOB: 0 BB: 0 P: 9	R: 0 E: 0 K: 1 S: 10	H: 0 LOB: 1 BB: 1 P: 17	R: 2 E: 0 K: 0 S: 8	H: 2 LOB: 1 BB: 2 P: 22	R: 3 E: 0 K: 0 S: 18	H: 3 LOB: 2 BB: 2 P: 29	R: 0 E: 0 K: 1 S: 10	H: 1 LOB: 0 BB: 0 P: 13	R: 0 E: 0 K: 0 S: 6	H: 0 LOB: 0 BB: 0 P: 7	R: 1 E: 0 K: 1 S: 11	H: 2 LOB: 1 BB: 0 P: 16	R: 0 E: 0 K: 0 S: 7	H: 2 LOB: 1 BB: 0 P: 12	1B: 6 2B: 3 3B: 0 HR: 1	SF: 0 SAC: 0 DP: 1 HBP: 0	WP: 0 PB: 0 SB: 1 CS: 1	PA: 40
PITCHER	IP WLS BF H R ER SO BB IBB HBP BLK WP HR S P ERA WHIP																			
63 Ryan Madison, R ERA: 6.04	(1, 1) 5.0 24 5 5 5 1 0 0 0 0 0 1 46 84 9.00 2.000																			
Geoff Geary, R ERA: 3.3	(6, 1) 1.0 W 4 1 0 0 1 0 0 0 0 0 0 0 10 13 0.00 1.000																			
Rheal Cormier, L ERA: 0.93	(7, 1) 1.0 H 3 0 0 0 0 0 0 0 0 0 0 6 7 0.00 0.000																			
Arthur Rhodes, L ERA: 4.42	(8, 1) 1.0 H 5 2 1 1 1 0 0 0 0 0 0 0 11 16 9.00 2.000																			
45 Tom Gordon, R ERA: 1.5	(9, 1) 1.0 S 4 2 0 0 0 0 0 0 0 0 0 0 7 12 0.00 2.000																			

Philadelphia Phillies @ Los Angeles Dodgers
Dodger Stadium, Los Angeles, CA

AB 35
R 6
H 10
RBI 6
BB 5
SO 3
LOB 11



WP: 0 PA: 40
PB: 0
SB: 1
CS: 1

Batter	1	2	3	4	5	6	7	8	9	AB	R	H	RBI	BB	SO	LOB	TOP			
11 Jimmy Rollins, S OBP: 0.309, SLG: 0.373			G4-6-3		K			26 WP, 26 BLK, 2B		3	1	0	0	2	2	1	Philadelphia Phillies @ Los Angeles Dodgers Dodger Stadium, Los Angeles, CA Sat Jun 03 2006, 1:10 PM PDT Att: 46,561 - Sunny - 88 F			
26 Chase Utley, L OBP: 0.393, SLG: 0.532	K		K			G4-3		K	L3	5	0	0	0	0	3	4				
Bobby Abreu, L OBP: 0.451, SLG: 0.517				G4-3		G4-3				3	0	1	1	1	0	0				
Pat Burrell, R OBP: 0.393, SLG: 0.523	F7			2B		F9				2	0	0	0	2	0	1				
6 Ryan Howard, L OBP: 0.359, SLG: 0.602				K				K		3	0	0	0	1	3	3				
Aaron Rowand, R OBP: 0.347, SLG: 0.513		F9					K		K	4	0	1	0	0	2	1				
David Bell, R OBP: 0.335, SLG: 0.404		K			2B		K			3	0	0	0	1	2	3				
Sal Fasano, R OBP: 0.302, SLG: 0.350		G4-3								2	0	0	0	1	1	1				
David Dellucci, L OBP: 0.327, SLG: 0.571					K					1	0	0	0	0	1	1				
58 Eude Brito, L Abraham Nunez, S Clay Condrey, R 27 Chris Coste, R 48 Brian Sanches, R 8 Shane Victorino, S						G6-3		27 FC5-4, 26 BLK, 11 BB, 26 WP		0	0	0	0	1	0	0				
Inning Stats	R: 0 E: 0 K: 2 S: 15	H: 0 LOB: 1 BB: 1 P: 23	R: 0 E: 0 K: 1 S: 12	H: 0 LOB: 1 BB: 1 P: 20	R: 0 E: 0 K: 1 S: 13	H: 1 LOB: 0 BB: 1 P: 19	R: 0 E: 0 K: 1 S: 15	H: 0 LOB: 0 BB: 1 P: 26	R: 0 E: 0 K: 0 S: 9	H: 0 LOB: 0 BB: 0 P: 15	R: 0 E: 0 K: 3 S: 10	H: 0 LOB: 0 BB: 0 P: 16	R: 2 E: 0 K: 2 S: 15	H: 1 LOB: 2 BB: 3 P: 34	R: 0 E: 1 K: 2 S: 13	H: 0 LOB: 3 BB: 2 P: 26	1B: 0 2B: 2 3B: 0 HR: 0	SF: 0 SAC: 0 DP: 1 HBP: 0	WP: 1 PB: 0 SB: 1 CS: 0	PA: 38
PITCHER	IP WLS BF H R ER SO BB IBB HBP BLK WP HR S P ERA WHIP	IP WLS BF H R ER SO BB IBB HBP BLK WP HR S P ERA WHIP	IP WLS BF H R ER SO BB IBB HBP BLK WP HR S P ERA WHIP	IP WLS BF H R ER SO BB IBB HBP BLK WP HR S P ERA WHIP	IP WLS BF H R ER SO BB IBB HBP BLK WP HR S P ERA WHIP	IP WLS BF H R ER SO BB IBB HBP BLK WP HR S P ERA WHIP	IP WLS BF H R ER SO BB IBB HBP BLK WP HR S P ERA WHIP	IP WLS BF H R ER SO BB IBB HBP BLK WP HR S P ERA WHIP	IP WLS BF H R ER SO BB IBB HBP BLK WP HR S P ERA WHIP	IP WLS BF H R ER SO BB IBB HBP BLK WP HR S P ERA WHIP	IP WLS BF H R ER SO BB IBB HBP BLK WP HR S P ERA WHIP	IP WLS BF H R ER SO BB IBB HBP BLK WP HR S P ERA WHIP	IP WLS BF H R ER SO BB IBB HBP BLK WP HR S P ERA WHIP	IP WLS BF H R ER SO BB IBB HBP BLK WP HR S P ERA WHIP	IP WLS BF H R ER SO BB IBB HBP BLK WP HR S P ERA WHIP	IP WLS BF H R ER SO BB IBB HBP BLK WP HR S P ERA WHIP	IP WLS BF H R ER SO BB IBB HBP BLK WP HR S P ERA WHIP			

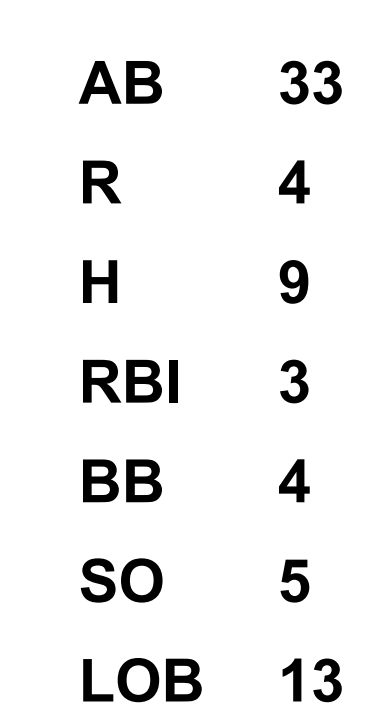
Batter	1	2	3	4	5	6	7	8	9	AB	R	H	RBI	BB	SO	LOB	BOTTOM	
15 Rafael Furcal, S OBP: 0.342, SLG: 0.330	5 1B, 1B, 2B	G6-4-3		F8				G6-3		5	1	2	0	0	0	2	Philadelphia Phillies @ Los Angeles Dodgers Dodger Stadium, Los Angeles, CA Sat Jun 03 2006, 1:10 PM PDT Att: 46,561 - Sunny - 88 F	
Jose Cruz Jr., S OBP: 0.372, SLG: 0.372	5 1B, 2B	5 1B, 2B		5 2B			K			3	2	2	1	2	1	2		
5 Nomar Garciaparra, R OBP: 0.429, SLG: 0.624	2B, 1B	G3-4-1		2B			F9			5	1	3	1	0	0	3		
J.D. Drew, L OBP: 0.380, SLG: 0.511	G3-4-1, 1B, 2B	F8		G3				G3-1		5	2	2	2	0	0	4		
27 Matt Kemp, R OBP: 0.391, SLG: 0.800	L5		G5-3				L7			4	1	1	2	0	0	2		
Willy Aybar, S OBP: 0.430, SLG: 0.470	G3-4-1		G6-3		P5			55 G6-4-3, 1B		4	0	1	1	0	0	1		
Joel Guzman, R OBP: 0.400, SLG: 0.250	55 FC6-4, 1B		F9		G4-3			55 G6-4-3, BB		3	0	1	1	1	0	0		
55 Russell Martin, R OBP: 0.358, SLG: 0.427	FC6-4							G6-4-3		3	1	1	0	1	0	3		
31 Brad Penny, R OBP: 0.292, SLG: 0.292										1	0	1	0	0	0	0		
16 Andre Ethier, L OBP: 0.397, SLG: 0.525										1	0	0	0	0	0	1		
47 Tim Hamulack, R OBP: 0.377, SLG: 0.525										1	0	0	0	0	0	1		
51 Jonathan Broxton, R OBP: 0.377, SLG: 0.525										0	0	0	0	0	0	0		
Inning Stats	R: 4 E: 0 K: 0 S: 15	H: 5 LOB: 1 BB: 0 P: 25	R: 0 E: 0 K: 0 S: 10	H: 2 LOB: 2 BB: 1 P: 18	R: 0 E: 0 K: 0 S: 10	H: 2 LOB: 1 BB: 1 P: 12	R: 2 E: 0 K: 0 S: 10	H: 2 LOB: 0 BB: 1 P: 16	R: 0 E: 0 K: 1 S: 8	H: 2 LOB: 2 BB: 0 P: 12	R: 2 E: 0 K: 0 S: 10	H: 3 LOB: 1 BB: 1 P: 19	R: 0 E: 0 K: 0 S: 10	H: 0 LOB: 1 BB: 1 P: 16	1B: 8 2B: 5 3B: 0 HR: 1	SF: 0 SAC: 1 DP: 2 HBP: 0	WP: 0 PB: 0 SB: 0 CS: 0	PA: 40
PITCHER	IP WLS BF H R ER SO BB IBB HBP BLK WP HR S P ERA WHIP	IP WLS BF H R ER SO BB IBB HBP BLK WP HR S P ERA WHIP	IP WLS BF H R ER SO BB IBB HBP BLK WP HR S P ERA WHIP	IP WLS BF H R ER SO BB IBB HBP BLK WP HR S P ERA WHIP	IP WLS BF H R ER SO BB IBB HBP BLK WP HR S P ERA WHIP	IP WLS BF H R ER SO BB IBB HBP BLK WP HR S P ERA WHIP	IP WLS BF H R ER SO BB IBB HBP BLK WP HR S P ERA WHIP	IP WLS BF H R ER SO BB IBB HBP BLK WP HR S P ERA WHIP	IP WLS BF H R ER SO BB IBB HBP BLK WP HR S P ERA WHIP	IP WLS BF H R ER SO BB IBB HBP BLK WP HR S P ERA WHIP	IP WLS BF H R ER SO BB IBB HBP BLK WP HR S P ERA WHIP	IP WLS BF H R ER SO BB IBB HBP BLK WP HR S P ERA WHIP	IP WLS BF H R ER SO BB IBB HBP BLK WP HR S P ERA WHIP	IP WLS BF H R ER SO BB IBB HBP BLK WP HR S P ERA WHIP	IP WLS BF H R ER SO BB IBB HBP BLK WP HR S P ERA WHIP	IP WLS BF H R ER SO BB IBB HBP BLK WP HR S P ERA WHIP	IP WLS BF H R ER SO BB IBB HBP BLK WP HR S P ERA WHIP	



Batter	1	2	3	4	5	6	7	8	9	AB	R	H	RBI	BB	SO	LOB	TOP					
11 Jimmy Rollins, S OBP: 0.311, SLG: 0.383										5	2	2	0	0	0	1	Philadelphia Phillies @ Los Angeles Dodgers Dodger Stadium, Los Angeles, CA Sun Jun 04 2006, 1:10 PM PDT Att: 48,270 - Sunny - 89 F					
26 Chase Utley, L OBP: 0.396, SLG: 0.552										5	2	3	2	0	0	0						
Bobby Abreu, L OBP: 0.448, SLG: 0.511										4	1	1	0	0	2	1						
6 Ryan Howard, L OBP: 0.352, SLG: 0.590										4	0	0	1	0	2	2						
Aaron Rowand, R OBP: 0.347, SLG: 0.516										3	1	1	0	0	0	1						
David Dellucci, L OBP: 0.326, SLG: 0.577										3	0	1	1	0	1	0						
8 Shane Victorino, S OBP: 0.376, SLG: 0.505										4	0	1	1	0	1	3						
David Bell, R OBP: 0.333, SLG: 0.400										4	0	1	1	0	1	3						
Mike Lieberthal, R OBP: 0.286, SLG: 0.338										4	0	0	0	0	0	5						
39 Brett Myers, R Rheal Cormier, L Geoff Geary, R Arthur Rhodes, L Abraham Nunez, S 45 Tom Gordon, R										3	0	0	0	0	0	2						
Inning Stats	R: 1 E: 1 K: 2 S: 10	H: 2 LOB: 1 BB: 0 P: 16	R: 0 E: 0 K: 0 S: 8	H: 1 LOB: 1 BB: 0 P: 13	R: 1 E: 0 K: 2 S: 11	H: 1 LOB: 0 BB: 0 P: 19	R: 0 E: 0 K: 2 S: 7	H: 0 LOB: 0 BB: 0 P: 14	R: 0 E: 0 K: 0 S: 11	H: 0 LOB: 0 BB: 0 P: 17	R: 0 E: 0 K: 0 S: 6	H: 0 LOB: 0 BB: 0 P: 8	R: 1 E: 0 K: 0 S: 13	H: 2 LOB: 1 BB: 0 P: 19	R: 3 E: 0 K: 0 S: 17	H: 3 LOB: 2 BB: 0 P: 24	R: 0 E: 0 K: 0 S: 7	H: 1 LOB: 0 BB: 0 P: 12	1B: 4 2B: 5 3B: 0 HR: 1	SF: 0 SAC: 1 DP: 2 HBP: 1	WP: 0 PB: 0 SB: 0 CS: 0	PA: 38
PITCHER	IP WLS BF H R ER SO BB IBB HBP BLK WP HR S P ERA WHIP																					
Aaron Sele, R ERA: 2.33	(1, 1) 6.0 24 6 3 2 6 0 0 0 0 0 0 1 56 92 3.00 1.000																					
Danys Baez, R ERA: 3.51	(7, 1) 1.0 3 0 0 0 0 0 0 0 0 0 0 0 10 14 0.00 0.000																					
Joe Beimel, L ERA: 3.26	(8, 1) 0.1 L 5 3 3 3 0 0 0 0 0 0 0 0 0 13 17 81.00 9.000																					
56 Hung-Chih Kuo, L ERA: 5.27	(8, 1) 0.2 3 0 0 0 0 0 0 0 1 0 0 0 4 7 0.00 0.000																					
Jae Weong Seo, R ERA: 5.37	(9, 1) 1.0 3 1 0 0 0 0 0 0 0 0 0 0 7 12 0.00 1.000																					

Batter	1	2	3	4	5	6	7	8	9	AB	R	H	RBI	BB	SO	LOB	BOTTOM			
Kenny Lofton, L OBP: 0.384, SLG: 0.426										5	1	3	1	0	0	0	Philadelphia Phillies @ Los Angeles Dodgers Dodger Stadium, Los Angeles, CA Sun Jun 04 2006, 1:10 PM PDT Att: 48,270 - Sunny - 89 F			
18 Ramon Martinez, R OBP: 0.422, SLG: 0.455										3	0	1	0	1	0	2				
27 Matt Kemp, R OBP: 0.370, SLG: 0.708										4	0	1	0	0	1	3				
J.D. Drew, L OBP: 0.378, SLG: 0.503										3	0	0	0	1	1	2				
Olmedo Saenz, R OBP: 0.337, SLG: 0.567										4	1	1	0	0	0	2				
Willy Aybar, S OBP: 0.422, SLG: 0.457										4	0	1	0	0	1	0				
Joel Guzman, R OBP: 0.357, SLG: 0.250										4	0	1	1	0	1	0				
55 Russell Martin, R OBP: 0.364, SLG: 0.459										3	2	1	1	1	0	2				
Aaron Sele, R Danys Baez, R 16 Andre Ethier, L Joe Beimel, L 56 Hung-Chih Kuo, L Jae Weong Seo, R 15 Rafael Furcal, S										2	0	0	0	0	1	2				
Inning Stats	R: 0 E: 1 K: 0 S: 6	H: 0 LOB: 0 BB: 0 P: 12	R: 0 E: 0 K: 1 S: 8	H: 0 LOB: 0 BB: 1 P: 14	R: 0 E: 0 K: 1 S: 7	H: 1 LOB: 0 BB: 0 P: 8	R: 1 E: 0 K: 0 S: 15	H: 3 LOB: 2 BB: 0 P: 19	R: 1 E: 0 K: 0 S: 12	H: 3 LOB: 1 BB: 0 P: 24	R: 1 E: 1 K: 0 S: 10	H: 1 LOB: 3 BB: 3 P: 23	R: 0 E: 0 K: 1 S: 6	H: 0 LOB: 0 BB: 0 P: 9	R: 0 E: 0 K: 0 S: 10	H: 1 LOB: 0 BB: 0 P: 12		1B: 7 2B: 1 3B: 0 HR: 1	SF: 0 SAC: 0 DP: 4 HBP: 0	WP: 0 PB: 0 SB: 1 CS: 0
PITCHER	IP WLS BF H R ER SO BB IBB HBP BLK WP HR S P ERA WHIP																			
39 Brett Myers, R ERA: 2.9	(1, 1) 6.2 27 7 3 3 3 1 0 0 0 0 0 0 2 60 4.05 1.500																			
Rheal Cormier, L ERA: 0.93	(7, 1) 0.0 B 2 1 0 0 0 0 0 0 0 0 0 0 2 6 ∞ ∞																			
Geoff Geary, R ERA: 3.26	(7, 1) 0.1 W 1 0 0 0 0 0 0 0 0 0 0 0 1 1 0.00 0.000																			
Arthur Rhodes, L ERA: 4.19	(8, 1) 1.0 H 3 0 0 0 1 0 0 0 0 0 0 0 6 9 0.00 0.000																			
45 Tom Gordon, R ERA: 1.6	(9, 1) 1.0 S 4 1 1 1 0 0 0 0 0 0 0 0 1 10 12 9.00 1.000																			

AB 36
R 6
H 10
RBI 5
BB 0
SO 6
LOB 15



Batter	1	2	3	4	5	6	7	8	9	AB	R	H	RBI	BB	SO	LOB	TOP					
7 José Reyes, S OBP: 0.310, SLG: 0.410		G6-3		G4-3					G6-3	5	1	1	1	0	1	4						
16 Paul Lo Duca, R OBP: 0.330, SLG: 0.413	F8	F9			G5-3	F7			P6	5	0	0	0	0	0	3						
15 Carlos Beltrán, S OBP: 0.388, SLG: 0.582			F9							4	1	2	0	1	1	0						
21 Carlos Delgado, L OBP: 0.333, SLG: 0.502					F7					4	1	2	2	0	1	2						
5 David Wright, R OBP: 0.396, SLG: 0.560	G4-3		F9		FC5-4					4	0	0	0	0	1	3						
Cliff Floyd, L OBP: 0.327, SLG: 0.400 25 Pedro Feliciano, L Chad Bradford, R			F7							3	1	1	0	0	0	2						
22 Jose Valentin, S	F8									0	0	0	0	0	0	0						
44 Lastings Milledge, R										0	0	0	0	0	0	0						
Alay Soler, R 10 Endy Chavez, L										1	0	1	0	0	0	0						
										1	0	0	0	0	0	0						
Inning Stats	R: 3 E: 0 K: 0 S: 18	H: 3 LOB: 1 BB: 0 P: 27	R: 0 E: 0 K: 0 S: 8	H: 1 LOB: 1 BB: 0 P: 10	R: 0 E: 0 K: 0 S: 8	H: 1 LOB: 1 BB: 0 P: 14	R: 0 E: 0 K: 0 S: 11	H: 1 LOB: 1 BB: 0 P: 14	R: 0 E: 0 K: 2 S: 6	H: 0 LOB: 1 BB: 1 P: 13	R: 1 E: 0 K: 1 S: 16	H: 3 LOB: 2 BB: 0 P: 22	R: 0 E: 0 K: 2 S: 9	H: 1 LOB: 1 BB: 0 P: 12	R: 0 E: 0 K: 0 S: 12	H: 0 LOB: 0 BB: 0 P: 15	R: 0 E: 0 K: 1 S: 9	H: 0 LOB: 0 BB: 0 P: 10	1B: 8 2B: 0 3B: 0 HR: 2	SF: 0 SAC: 2 DP: 0 HBP: 1	WP: 0 PB: 0 SB: 1 CS: 0	PA: 39
PITCHER	IP	WLS	BF	H	R	ER	SO	BB	IBB	HBP	BLK	WP	HR	S	P	ERA	WHIP					
Brett Tomko, R ERA: 4.57	5.1	L	27	9	4	4	0	1	0	1	0	0	2	61	92	6.75	1.875					
56 Hung-Chih Kuo, L ERA: 4.7	1.2	6	1	0	0	0	3	0	0	0	0	0	0	15	20	0.00	0.600					
Danys Baez, R ERA: 3.68	1.0	3	0	0	0	0	0	0	0	0	0	0	0	12	15	0.00	0.000					
44 Takashi Saito, R ERA: 2.25	1.0	3	0	0	0	0	1	0	0	0	0	0	0	9	10	0.00	0.000					

New York Mets @ Los Angeles Dodgers
Dodger Stadium, Los Angeles, CA
 Mon Jun 05 2006, 7:10 PM PDT
 Att: 34,420 - Clear - 73 F

AB	35
R	4
H	10
RBI	4
BB	1
SO	4
LOB	15



Batter	1	2	3	4	5	6	7	8	9	AB	R	H	RBI	BB	SO	LOB	BOTTOM					
15 Rafael Furcal, S OBP: 0.340, SLG: 0.325	G6-3		L4						G6-3	3	0	0	0	1	0	1						
Kenny Lofton, L OBP: 0.381, SLG: 0.421	F7		L8							4	0	1	0	0	1	2						
5 Nomar Garciaparra, R OBP: 0.424, SLG: 0.614										4	0	1	0	0	1	1						
J.D. Drew, L OBP: 0.380, SLG: 0.503										4	0	2	0	0	1	1						
Willy Aybar, S OBP: 0.414, SLG: 0.486										4	1	1	1	0	0	3						
16 Andre Ethier, L OBP: 0.382, SLG: 0.506 Olmedo Saenz, R 44 Takashi Saito, L										3	0	0	0	0	1	1						
										1	0	0	0	0	2							
										0	0	0	0	0	0	0						
18 Ramon Martinez, R OBP: 0.426, SLG: 0.475										4	0	2	0	0	0	0						
55 Russell Martin, R OBP: 0.359, SLG: 0.449										4	0	1	0	0	2	2						
Brett Tomko, R OBP: 0.130, SLG: 0.091 56 Hung-Chih Kuo, L José Cruz Jr., S Danys Baez, R 27 Matt Kemp, R										2	0	0	0	0	2	1						
										0	0	0	0	0	0	0						
										1	0	0	0	0	1	1						
										0	0	0	0	0	0	0						
										1	0	0	0	0	0	0						
Inning Stats	R: 0 E: 0 K: 0 S: 5	H: 1 LOB: 1 BB: 0 P: 9	R: 0 E: 0 K: 1 S: 13	H: 1 LOB: 0 BB: 0 P: 22	R: 0 E: 0 K: 1 S: 11	H: 0 LOB: 0 BB: 0 P: 14	R: 0 E: 0 K: 1 S: 10	H: 1 LOB: 1 BB: 0 P: 12	R: 0 E: 0 K: 2 S: 11	H: 1 LOB: 2 BB: 1 P: 20	R: 1 E: 0 K: 1 S: 8	H: 1 LOB: 0 BB: 0 P: 12	R: 0 E: 0 K: 1 S: 13	H: 1 LOB: 1 BB: 0 P: 19	R: 0 E: 0 K: 1 S: 8	H: 2 LOB: 2 BB: 0 P: 11	R: 0 E: 0 K: 1 S: 8	H: 0 LOB: 0 BB: 0 P: 9	1B: 6 2B: 1 3B: 0 HR: 1	SF: 0 SAC: 0 DP: 0 HBP: 0	WP: 0 PB: 0 SB: 0 CS: 0	PA: 36
PITCHER	IP	WLS	BF	H	R	ER	SO	BB	IBB	HBP	BLK	WP	HR	S	P	ERA	WHIP					
Alay Soler, R ERA: 5.0	7.0	W	28	6	1	1	7	1	0	0	0	0	0	6	9	0.00	3.000					
25 Pedro Feliciano, L ERA: 1.96	0.2	H	4	2	0	0	1	0	0	0	0	0	0	6	9	0.00	3.000					
Chad Bradford, R ERA: 3.54	1.1	S	4	0	0	0	1	0	0	0	0	0	0	10	11	0.00	0.000					

New York Mets @ Los Angeles Dodgers
Dodger Stadium, Los Angeles, CA
 Mon Jun 05 2006, 7:10 PM PDT
 Att: 34,420 - Clear - 73 F

AB	35
R	1
H	8
RBI	1
BB	1
SO	9
LOB	15



Batter	1	2	3	4	5	6	7	8	9	AB	R	H	RBI	BB	SO	LOB	TOP							
15 Rafael Furcal, S OBP: 0.334, SLG: 0.339	G1-3		F8		G4-3		G6-3		F7	5	0	0	0	0	0	2	Los Angeles Dodgers @ Colorado Rockies Coors Field, Denver, CO Sun Jun 11 2006, 1:05 PM MDT Att: 29,221 - Sunny - 86 F							
José Cruz Jr., S OBP: 0.377, SLG: 0.392	2B		G4-1		27 CS BB				F7	4	1	1	0	1	1	1								
5 Nomar Garciaparra, R OBP: 0.420, SLG: 0.607	G6-3				F9		F8		F8	4	0	0	0	0	0	2								
27 Matt Kemp, R OBP: 0.400, SLG: 0.829	2H HR				HR		CS		G5-3	3	2	2	3	1	0	0								
Willy Aybar, S OBP: 0.404, SLG: 0.472	G4-1				16 18 G4-3		16 G4-3		G6-3	3	1	1	0	1	0	1								
16 Andre Ethier, L OBP: 0.385, SLG: 0.522										3	0	2	0	0	0	1								
51 Jonathan Broxton, R Dany's Baez, R Joel Guzman, R OBP: 0.348, SLG: 0.211			55 G6-4-3		18 G4-3		G4-6-3		F7	0	0	0	0	0	0	0								
18 Ramón Martínez, R Olmedo Saenz, R OBP: 0.330, SLG: 0.558			1B		2-3 1B				F7	0	0	0	0	0	0	0								
55 Russell Martin, R OBP: 0.371, SLG: 0.505					1-2 3-H 4-0				G6-3	3	0	0	1	0	0	2								
Derek Lowe, R Kenny Lofton, L Sandy Alomar Jr., R 44 Takashi Saito, L									G6-3	1	1	1	1	1	0	1								
									G6-3	2	0	0	0	0	0	2								
									1B	2	0	0	0	0	0	2								
									1B	1	0	1	0	0	0	0								
									1B	0	0	0	0	0	0	0								
Inning Stats	R: 2 E: 0 K: 0 S: 9	H: 2 LOB: 0 BB: 0 P: 12	R: 0 E: 0 K: 0 S: 5	H: 1 LOB: 0 BB: 0 P: 7	R: 0 E: 0 K: 0 S: 8	H: 0 LOB: 0 BB: 0 P: 13	R: 2 E: 0 K: 0 S: 9	H: 3 LOB: 2 BB: 1 P: 14	R: 0 E: 0 K: 0 S: 7	H: 0 LOB: 0 BB: 1 P: 15	R: 0 E: 0 K: 0 S: 7	H: 0 LOB: 0 BB: 1 P: 12	R: 0 E: 0 K: 0 S: 13	H: 1 LOB: 1 BB: 0 P: 21	R: 0 E: 0 K: 1 S: 7	H: 0 LOB: 1 BB: 1 P: 14	R: 2 E: 0 K: 0 S: 14	H: 3 LOB: 1 BB: 0 P: 23	1B: 4 2B: 4 3B: 0 HR: 2	SF: 0 SAC: 0 DP: 2 HBP: 0	WP: 0 PB: 0 SB: 0 CS: 1	PA: 39		
PITCHER	IP WLS BF H R ER SO BB IBB HBP BLK WP HR S P ERA WHIP	7.0 H 4 0 0 0 1 2 1 0 0 0 0 2 58 94 5.14 1.286	1.0 L 6 3 2 2 0 0 0 0 0 0 0 0 14 23 18.00 3.000	1.0 H 4 0 0 0 1 1 0 0 0 0 0 0 7 14 0.00 1.000	1.0 L 6 3 2 2 0 0 0 0 0 0 0 0 14 23 18.00 3.000	1.1 H 4 0 0 0 1 2 1 0 0 0 0 0 7 14 0.00 1.000	1.0 L 6 3 2 2 0 0 0 0 0 0 0 0 14 23 18.00 3.000	1.0 L 6 3 2 2 0 0 0 0 0 0 0 0 14 23 18.00 3.000	1.0 L 6 3 2 2 0 0 0 0 0 0 0 0 14 23 18.00 3.000	1.0 L 6 3 2 2 0 0 0 0 0 0 0 0 14 23 18.00 3.000	1.0 L 6 3 2 2 0 0 0 0 0 0 0 0 14 23 18.00 3.000	1.0 L 6 3 2 2 0 0 0 0 0 0 0 0 14 23 18.00 3.000	1.0 L 6 3 2 2 0 0 0 0 0 0 0 0 14 23 18.00 3.000	1.0 L 6 3 2 2 0 0 0 0 0 0 0 0 14 23 18.00 3.000	1.0 L 6 3 2 2 0 0 0 0 0 0 0 0 14 23 18.00 3.000	1.0 L 6 3 2 2 0 0 0 0 0 0 0 0 14 23 18.00 3.000	1.0 L 6 3 2 2 0 0 0 0 0 0 0 0 14 23 18.00 3.000	1.0 L 6 3 2 2 0 0 0 0 0 0 0 0 14 23 18.00 3.000	1.0 L 6 3 2 2 0 0 0 0 0 0 0 0 14 23 18.00 3.000	1.0 L 6 3 2 2 0 0 0 0 0 0 0 0 14 23 18.00 3.000	1.0 L 6 3 2 2 0 0 0 0 0 0 0 0 14 23 18.00 3.000	1.0 L 6 3 2 2 0 0 0 0 0 0 0 0 14 23 18.00 3.000	1.0 L 6 3 2 2 0 0 0 0 0 0 0 0 14 23 18.00 3.000	1.0 L 6 3 2 2 0 0 0 0 0 0 0 0 14 23 18.00 3.000



AB	34
R	6
H	10
RBI	6
BB	4
SO	1
LOB	12

Batter	1	2	3	4	5	6	7	8	9	AB	R	H	RBI	BB	SO	LOB	BOTTOM							
Jamey Carroll, R OBP: 0.406, SLG: 0.438	18 17 G6-3		L3		G5-3		K		K	5	1	1	0	0	2	2	Los Angeles Dodgers @ Colorado Rockies Coors Field, Denver, CO Sun Jun 11 2006, 1:05 PM MDT Att: 29,221 - Sunny - 86 F							
18 Cory Sullivan, L OBP: 0.312, SLG: 0.415	17 G6-3		K				5 1B 2B		K	4	2	3	0	1	1	0								
17 Todd Helton, L OBP: 0.396, SLG: 0.453	G6-3				F7		F7		G4-3	5	1	1	2	0	0	3								
5 Matt Holliday, R OBP: 0.381, SLG: 0.614	2B				K		K		K	4	1	3	0	0	1	0								
27 Garrett Atkins, R OBP: 0.393, SLG: 0.518	L3				1B		K		K	4	0	2	2	0	1	2								
11 Brad Hawpe, L OBP: 0.380, SLG: 0.550					F9		K		G4-3	4	0	0	0	0	1	2								
8 Yorvit Torrealba, R OBP: 0.292, SLG: 0.421					G3		28 G5-3		G6-3	3	0	1	0	1	0	0								
12 Clint Barmes, R OBP: 0.234, SLG: 0.315					F8		P6		G6-3	4	0	0	0	0	0	3								
28 Aaron Cook, R OBP: 0.107, SLG: 0.107					L3		G5-3		F9	2	0	1	0	0	0	1								
19 Ryan Spilborghs, R (7, PH) Jose Mesa, R					1B				K	1	0	0	0	0	0	0								
40 Brian Fuentes, L Jorge Piedra, L OBP: 0.333, SLG: 1.333									K	0	0	0	0	0	0	0								
									K	1	0	0	0	0	0	1								
Inning Stats	R: 1 E: 0 K: 0 S: 21	H: 3 LOB: 1 BB: 0 P: 30	R: 0 E: 0 K: 0 S: 5	H: 0 LOB: 0 BB: 0 P: 7	R: 0 E: 0 K: 1 S: 9	H: 1 LOB: 0 BB: 0 P: 12	R: 0 E: 0 K: 1 S: 12	H: 1 LOB: 1 BB: 0 P: 17	R: 0 E: 0 K: 0 S: 7	H: 1 LOB: 1 BB: 0 P: 10	R: 2 E: 0 K: 1 S: 13	H: 2 LOB: 2 BB: 2 P: 23	R: 2 E: 0 K: 2 S: 27	H: 3 LOB: 1 BB: 0 P: 34	R: 0 E: 0 K: 0 S: 13	H: 0 LOB: 0 BB: 0 P: 19	R: 0 E: 0 K: 2 S: 10	H: 1 LOB: 1 BB: 0 P: 15	1B: 6 2B: 6 3B: 0 HR: 1	SF: 0 SAC: 0 DP: 2 HBP: 0	WP: 0 PB: 0 SB: 0 CS: 0	PA: 39		
PITCHER	IP WLS BF H R ER SO BB IBB HBP BLK WP HR S P ERA WHIP	5.2 B 7 3 2 2 2 2 0 0 0 0 0 1 28 35 13.50 2.250	1.1 B 7 3 2 2 2 2 0 0 0 0 0 0 13 19 0.00 0.000	1.0 S 4 1 0 0 2 0 0 0 0 0 0 0 10 15 0.00 1.000	1.1 B 7 3 2 2 2 2 0 0 0 0 0 1 28 35 13.50 2.250	1.0 S 4 1 0 0 2 0 0 0 0 0 0 10 15 0.00 1.000	1.0 S 4 1 0 0 2 0 0 0 0 0 0 10 15 0.00 1.000	1.0 S 4 1 0 0 2 0 0 0 0 0 0 10 15 0.00 1.000	1.0 S 4 1 0 0 2 0 0 0 0 0 0 10 15 0.00 1.000	1.0 S 4 1 0 0 2 0 0 0 0 0 0 10 15 0.00 1.000	1.0 S 4 1 0 0 2 0 0 0 0 0 0 10 15 0.00 1.000	1.0 S 4 1 0 0 2 0 0 0 0 0 0 10 15 0.00 1.000	1.0 S 4 1 0 0 2 0 0 0 0 0 0 10 15 0.00 1.000	1.0 S 4 1 0 0 2 0 0 0 0 0 0 10 15 0.00 1.000	1.0 S 4 1 0 0 2 0 0 0 0 0 0 10 15 0.00 1.000	1.0 S 4 1 0 0 2 0 0 0 0 0 0 10 15 0.00 1.000	1.0 S 4 1 0 0 2 0 0 0 0 0 0 10 15 0.00 1.000	1.0 S 4 1 0 0 2 0 0 0 0 0 0 10 15 0.00 1.000	1.0 S 4 1 0 0 2 0 0 0 0 0 0 10 15 0.00 1.000	1.0 S 4 1 0 0 2 0 0 0 0 0 0 10 15 0.00 1.000	1.0 S 4 1 0 0 2 0 0 0 0 0 0 10 15 0.00 1.000	1.0 S 4 1 0 0 2 0 0 0 0 0 0 10 15 0.00 1.000	1.0 S 4 1 0 0 2 0 0 0 0 0 0 10 15 0.00 1.000	1.0 S 4 1 0 0 2 0 0 0 0 0 0 10 15 0.00 1.000



AB	37
R	5
H	12
RBI	4
BB	2
SO	7
LOB	13

Batter	1	2	3	4	5	6	7	8	9	AB	R	H	RBI	BB	SO	LOB	TOP								
15 Rafael Furcal, S OBP: 0.329, SLG: 0.332			G3-1		G4-3			K		4	0	0	0	0	2	1	Los Angeles Dodgers @ San Diego Padres PETCO Park, San Diego, CA Wed Jun 14 2006, 10:05 PM EDT Att: 30,011 - Clear -69 F livebaseballscorecards.com								
Kenny Lofton, L OBP: 0.372, SLG: 0.410 56 Hung-Chih Kuo, L Danyes Baez, R	F7		F9			E2 1B		P6		4	0	1	0	0	0	0									
5 Nomar Garciaparra, R OBP: 0.419, SLG: 0.597	G5-3				FC1-6 1B			P3		4	0	2	0	0	0	1									
J.D. Drew, L OBP: 0.384, SLG: 0.502		G4-3		FC1-6 1-2				F8		4	0	0	0	0	1	3									
12 Jeff Kent, R OBP: 0.374, SLG: 0.423			F8					F7		3	1	1	0	1	0	2									
16 Andre Ethier, L OBP: 0.367, SLG: 0.495				F7						4	0	0	0	0	1	3									
Willy Aybar, S OBP: 0.396, SLG: 0.490 Olmedo Saenz, R OBP: 0.333, SLG: 0.557					F9			G2-3		3	1	1	2	0	0	0									
55 Russell Martin, R OBP: 0.374, SLG: 0.496										1	0	0	0	0	1	1									
31 Brad Penny, R OBP: 0.267, SLG: 0.267 51 Jonathan Broxton, R 27 Matt Kemp, R OBP: 0.420, SLG: 0.867			G5-3		G5-3					3	0	0	0	1	2	1									
										2	0	0	0	0	0	1									
										0	0	0	0	0	0	0									
										1	1	1	1	0	0	0									
Inning Stats	R: 0 E: 0 K: 1 S: 6	H: 0 LOB: 0 BB: 0 P: 11	R: 2 E: 0 K: 1 S: 7	H: 1 LOB: 0 BB: 1 P: 11	R: 0 E: 0 K: 0 S: 10	H: 0 LOB: 0 BB: 0 P: 13	R: 0 E: 0 K: 0 S: 7	H: 1 LOB: 1 BB: 0 P: 10	R: 0 E: 0 K: 0 S: 9	H: 0 LOB: 1 BB: 0 P: 16	R: 0 E: 1 K: 0 S: 4	H: 1 LOB: 1 BB: 0 P: 6	R: 0 E: 0 K: 1 S: 8	H: 0 LOB: 0 BB: 0 P: 12	R: 1 E: 0 K: 2 S: 9	H: 2 LOB: 1 BB: 0 P: 13	R: 0 E: 0 K: 2 S: 10	H: 1 LOB: 1 BB: 0 P: 12	1B: 4 2B: 0 3B: 0 HR: 2	SF: 0 SAC: 0 DP: 0 HBP: 0	WP: 0 PB: 0 SB: 0 CS: 0	PA: 35			
PITCHER	IP	WLS	BF	H	R	ER	SO	BB	IBB	HBP	BLK	WP	HR	S	P	ERA	WHIP								
39 Mike Thompson, R ERA: 4.24	7.0		26	3	2	2	3	2	0	0	0	0	1	51	79	2.57	0.714								
Scott Linebrink, R ERA: 3.0	1.0	W	5	2	1	1	2	0	0	0	0	0	1	9	13	9.00	2.000								
Trevor Hoffman, R ERA: 1.5	1.0	S	4	1	0	0	2	0	0	0	0	0	0	10	12	0.00	1.000								

Batter	1	2	3	4	5	6	7	8	9	AB	R	H	RBI	BB	SO	LOB	BOTTOM								
Dave Roberts, L OBP: 0.369, SLG: 0.440	G4-3				G4-3					4	0	2	1	0	0	0	Los Angeles Dodgers @ San Diego Padres PETCO Park, San Diego, CA Wed Jun 14 2006, 10:05 PM EDT Att: 30,011 - Clear -69 F livebaseballscorecards.com								
Mike Cameron, R OBP: 0.335, SLG: 0.371										3	0	0	0	0	3	2									
24 Brian Giles, L OBP: 0.390, SLG: 0.394	P5				F9					3	1	1	0	1	0	1									
Mike Piazza, R OBP: 0.326, SLG: 0.457 Rob Bowen, S OBP: 0.463, SLG: 0.563	G5-3				F9					3	0	1	0	0	0	1									
23 Adrián González, L OBP: 0.319, SLG: 0.442										4	2	2	1	0	0	2									
Mark Bellhorn, S OBP: 0.301, SLG: 0.441 Scott Linebrink, R										3	1	1	2	0	0	2									
Vinny Castilla, R OBP: 0.299, SLG: 0.291 2B Josh Bard, S OBP: 0.389, SLG: 0.598 Trevor Hoffman, R										0	0	0	0	0	0	0									
3 Khalil Greene, R OBP: 0.301, SLG: 0.399										3	1	0	0	1	1	3									
Josh Barfield, R OBP: 0.297, SLG: 0.380										4	0	0	0	0	0	2									
39 Mike Thompson, R OBP: 0.300, SLG: 0.222 Geoff Blum, S OBP: 0.304, SLG: 0.373										2	0	0	0	0	2	1									
										1	0	0	0	0	1	0									
Inning Stats	R: 0 E: 0 K: 0 S: 12	H: 0 LOB: 1 BB: 0 P: 20	R: 3 E: 0 K: 2 S: 26	H: 3 LOB: 1 BB: 1 P: 39	R: 0 E: 0 K: 0 S: 7	H: 0 LOB: 0 BB: 0 P: 8	R: 0 E: 0 K: 1 S: 5	H: 0 LOB: 0 BB: 0 P: 6	R: 0 E: 0 K: 2 S: 9	H: 0 LOB: 0 BB: 0 P: 13	R: 0 E: 0 K: 0 S: 15	H: 2 LOB: 2 BB: 0 P: 23	R: 0 E: 0 K: 2 S: 16	H: 1 LOB: 1 BB: 0 P: 25	R: 2 E: 1 K: 1 S: 14	H: 2 LOB: 1 BB: 1 P: 28	1B: 5 2B: 2 3B: 0 HR: 1	SF: 0 SAC: 0 DP: 0 HBP: 1	WP: 1 PB: 0 SB: 3 CS: 0	PA: 35					
PITCHER	IP	WLS	BF	H	R	ER	SO	BB	IBB	HBP	BLK	WP	HR	S	P	ERA	WHIP								
31 Brad Penny, R ERA: 2.49	6.0		25	3	3	3	5	1	0	1	0	0	1	74	109	4.50	1.000								
51 Jonathan Broxton, R ERA: 2.82	1.0		4	1	0	0	2	0	0	0	0	0	0	16	25	0.00	1.000								
56 Hung-Chih Kuo, L ERA: 5.0	0.1	L	3	1	2	2	1	1	0	0	0	0	0	7	15	54.00	6.000								
Danyes Baez, R ERA: 3.55	0.2		3	1	0	0	0	0	0	0	0	1	0	7	13	0.00	1.500								

Batter	1	2	3	4	5	6	7	8	9	AB	R	H	RBI	BB	SO	LOB	TOP				
15 Rafael Furcal, S OBP: 0.330, SLG: 0.333	P6		K	F7			G1-3 12 2B	1B		5	1	2	1	0	1	3	Los Angeles Dodgers @ San Diego Padres PETCO Park, San Diego, CA Thu Jun 15 2006, 3:35 PM EDT Att: 33,382 - Partly Cloudy - 75 F				
José Cruz Jr., S OBP: 0.371, SLG: 0.380	K		BB		F8		G1-3	K		4	0	0	0	1	2	3					
5 Nomar Garciaparra, R OBP: 0.413, SLG: 0.584	P2		G6-3		F7		12 2B SF8	IBB	G6-3	4	1	0	0	1	0	2					
12 Jeff Kent, R OBP: 0.379, SLG: 0.446		K			F9		55 BB 27 1B	1B		5	2	3	2	0	1	0					
27 Matt Kemp, R OBP: 0.418, SLG: 0.833	K						55 BB 58 1B	1B		3	1	1	1	1	2	0					
16 Andre Ethier, L OBP: 0.386, SLG: 0.485					F7			IBB		2	0	0	0	1	1	2					
Olmedo Saenz, R OBP: 0.330, SLG: 0.557										0	0	0	1	0	0	0					
Kenny Lofton, L OBP: 0.371, SLG: 0.408										1	0	0	0	0	0	0					
Willy Aybar, S OBP: 0.360, SLG: 0.475					F7					3	0	0	0	0	1	3					
51 Jonathan Broxton, R OBP: 0.330, SLG: 0.408										1	0	0	0	0	1	2					
Danys Baez, R OBP: 0.371, SLG: 0.408										0	0	0	0	0	0	0					
44 Takashi Saito, L										0	0	0	0	0	0	0					
55 Russell Martin, R OBP: 0.378, SLG: 0.492			G5-3		58 1B			18 1B 15 1B	G5-3	3	1	1	0	1	0	0					
58 Chad Billingsley, R OBP: 1.000, SLG: 1.000										1	0	1	2	0	0	0					
Joe Beimel, L										0	0	0	0	0	0	0					
18 Ramon Martinez, R OBP: 0.407, SLG: 0.436										2	1	1	0	0	0	0					
Inning Stats	R: 0 E: 0 K: 1 S: 9	H: 0 LOB: 0 BB: 0 P: 11	R: 0 E: 0 K: 3 S: 16	H: 0 LOB: 1 BB: 1 P: 23	R: 0 E: 0 K: 1 S: 17	H: 0 LOB: 2 BB: 1 P: 30	R: 2 E: 0 K: 0 S: 18	H: 3 LOB: 2 BB: 1 P: 27	R: 0 E: 0 K: 2 S: 14	H: 0 LOB: 0 BB: 0 P: 19	R: 4 E: 0 K: 1 S: 15	H: 4 LOB: 2 BB: 2 P: 31	R: 0 E: 0 K: 1 S: 10	H: 1 LOB: 1 BB: 0 P: 18	R: 1 E: 0 K: 0 S: 9	H: 1 LOB: 0 BB: 0 P: 18	1B: 7 2B: 1 3B: 1 HR: 0	SF: 2 SAC: 0 DP: 0 HBP: 1	WP: 0 PB: 0 SB: 0 CS: 0	PA: 42	
PITCHER	IP	WLS	BF	H	R	ER	SO	BB	IBB	HBP	BLK	WP	HR	S	P	ERA	WHIP				
32 Chris Young, R ERA: 3.27	5.0		22	3	2	2	5	3	0	1	0	0	0	66	100	3.60	1.200				
Brian Sikorski, R ERA: 1.5	1.0	L	4	1	1	1	2	0	0	0	0	0	0	15	20	9.00	1.000				
Jon Adkins, R ERA: 3.93	0.1		6	3	2	2	0	0	2	0	0	0	0	10	23	54.00	9.000				
Alan Embree, L ERA: 3.91	0.2		2	0	1	1	1	0	0	0	0	0	0	4	7	13.50	0.000				
56 Scott Cassidy, R ERA: 2.51	2.0		8	2	1	1	1	0	0	0	0	0	0	19	36	4.50	1.000				

Batter	1	2	3	4	5	6	7	8	9	AB	R	H	RBI	BB	SO	LOB	BOTTOM					
Dave Roberts, L OBP: 0.371, SLG: 0.441	S		G4-3				F7			4	0	2	1	0	0	0	Los Angeles Dodgers @ San Diego Padres PETCO Park, San Diego, CA Thu Jun 15 2006, 3:35 PM EDT Att: 33,382 - Partly Cloudy - 75 F					
Mike Cameron, R OBP: 0.325, SLG: 0.363	K		F9		F9		K			4	0	0	0	0	2	3						
24 Brian Giles, L OBP: 0.384, SLG: 0.388	P5				G4-3		F7			4	0	0	0	0	1	3						
28 Josh Bard, S OBP: 0.394, SLG: 0.588					23 G4-6-3		G4-3			3	0	1	0	1	1	0						
23 Adrián González, L OBP: 0.318, SLG: 0.439	G4-3				G4-6-3					4	0	1	0	0	0	3						
Mark Bellhorn, S OBP: 0.299, SLG: 0.430							FC5-4			3	0	0	0	1	2	1						
Geoff Blum, S OBP: 0.301, SLG: 0.367	G4-3						FC5-4			4	1	1	0	0	0	1						
Josh Barfield, R OBP: 0.292, SLG: 0.373	F7				FC5-2		F9			4	1	0	0	0	0	4						
32 Chris Young, R OBP: 0.192, SLG: 0.346										1	0	0	0	0	0	0						
Rob Brown, S OBP: 0.276, SLG: 0.576										1	0	1	1	0	0	0						
Brian Sikorski, R ERA: 1.5										0	0	0	0	0	0	0						
Jon Adkins, L ERA: 3.93										0	0	0	0	0	0	0						
Alan Embree, L ERA: 3.91										0	0	0	0	0	0	0						
Vinny Castilla, R OBP: 0.303, SLG: 0.311										1	1	1	0	0	0	0						
56 Scott Cassidy, R ERA: 2.51										0	0	0	0	0	0	0						
Eric Young Sr., R OBP: 0.330, SLG: 0.346										1	0	0	0	0	1	0						
Inning Stats	R: 0 E: 0 K: 1 S: 16	H: 1 LOB: 2 BB: 1 P: 27	R: 0 E: 0 K: 1 S: 8	H: 0 LOB: 0 BB: 0 P: 9	R: 0 E: 0 K: 0 S: 10	H: 0 LOB: 0 BB: 0 P: 15	R: 0 E: 0 K: 1 S: 7	H: 1 LOB: 0 BB: 0 P: 11	R: 2 E: 0 K: 0 S: 13	H: 3 LOB: 2 BB: 1 P: 27	R: 0 E: 1 K: 0 S: 12	H: 1 LOB: 2 BB: 0 P: 19	R: 1 E: 0 K: 1 S: 9	H: 1 LOB: 0 BB: 0 P: 14	R: 0 E: 0 K: 2 S: 9	H: 0 LOB: 0 BB: 0 P: 13	R: 0 E: 0 K: 1 S: 10	H: 0 LOB: 0 BB: 0 P: 17	1B: 6 2B: 0 3B: 0 HR: 1	SF: 0 SAC: 0 DP: 1 HBP: 0	WP: 1 PB: 0 SB: 1 CS: 0	PA: 36
PITCHER	IP	WLS	BF	H	R	ER	SO	BB	IBB	HBP	BLK	WP	HR	S	P	ERA	WHIP					
58 Chad Billingsley, R ERA: 3.38	5.1		23	6	2	2	3	2	0	0	0	0	0	60	98	3.38	1.500					
Joe Beimel, L ERA: 4.71	0.1		2	0	0	0	0	0	0	0	0	0	0	3	5	0.00	0.000					
51 Jonathan Broxton, R ERA: 3.04	1.1	W	5	1	1	1	1	0	0	0	0	0	1	12	19	6.75	0.750					
Danys Baez, R ERA: 3.44	1.0	H	3	0	0	0	2	0	0	0	0	0	0	9	13	0.00	0.000					
44 Takashi Saito, R ERA: 1.93	1.0		3	0	0	0	1	0	0	0	0	0	0	10	17	0.00	0.000					




Batter	1	2	3	4	5	6	7	8	9	10	11	12	13	14	15	16	17	AB	R	H	RBI	BB	SO	LOB	TOP							
15 Rafael Furcal, S OBP: 0.333, SLG: 0.339 ERA: 4.57	F9		G6-3		G3		1B		3B		P4			2B		SH2-3		6	2	2	0	2	0	2								
Kenny Lofton, L OBP: 0.370, SLG: 0.416 ERA: 4.57	G4-3		1B		FC1-2-5		1B		3B		P6			L7		SH2-3		7	0	3	2	0	0	3								
5 Nomar Garciaparra, R OBP: 0.417, SLG: 0.572 ERA: 4.57	1B		G5-3				G6-3		G5-3					IBB		IBB		5	0	1	0	3	0	3								
J.D. Drew, L OBP: 0.385, SLG: 0.495 ERA: 4.57	G4-3		1B											P4		G4-6-3		3	1	0	0	2	2	3								
Orlando Sanchez, R OBP: 0.319, SLG: 0.520 ERA: 4.57			1B		K									L7		G4-6-3		3	0	0	0	0	0	4								
12 Jeff Kent, R OBP: 0.381, SLG: 0.449 ERA: 4.57		G5-3	FC6-4															6	0	1	0	2	0	2								
27 Matt Kemp, R OBP: 0.373, SLG: 0.729 ERA: 4.57		1B			G5-3													7	1	2	1	0	1	4								
16 Andre Ethier, L OBP: 0.358, SLG: 0.477 ERA: 4.57		2B			1B													8	0	2	0	0	2	3								
55 Russell Martin, R OBP: 0.372, SLG: 0.454 ERA: 4.57		1B			G5-3													7	0	3	1	0	0	2								
18 Ramon Martinez, R OBP: 0.402, SLG: 0.452 ERA: 4.57																		3	0	1	0	0	0	2								
Willy Aybar, S OBP: 0.376, SLG: 0.481 ERA: 4.57	G4-3																	3	0	0	0	0	0	2								
Inning Stats	R: 0 E: 0 K: 0 S: 6	H: 1 LOB: 1 BB: 0 P: 9	R: 1 E: 0 K: 0 S: 14	H: 2 LOB: 1 BB: 0 P: 22	R: 0 E: 0 K: 0 S: 8	H: 1 LOB: 2 BB: 1 P: 13	R: 0 E: 0 K: 1 S: 7	H: 0 LOB: 0 BB: 0 P: 10	R: 0 E: 0 K: 1 S: 14	H: 1 LOB: 0 BB: 1 P: 23	R: 0 E: 0 K: 0 S: 15	H: 0 LOB: 0 BB: 0 P: 7	R: 1 E: 0 K: 0 S: 15	H: 1 LOB: 0 BB: 1 P: 22	R: 1 E: 0 K: 0 S: 12	H: 1 LOB: 1 BB: 1 P: 23	R: 0 E: 0 K: 0 S: 9	H: 0 LOB: 0 BB: 0 P: 14	R: 0 E: 0 K: 0 S: 5	H: 0 LOB: 0 BB: 0 P: 9	R: 0 E: 0 K: 1 S: 7	H: 1 LOB: 1 BB: 2 P: 20	R: 0 E: 0 K: 0 S: 6	H: 1 LOB: 3 BB: 2 P: 11	R: 0 E: 0 K: 0 S: 5	H: 1 LOB: 1 BB: 1 P: 10	R: 0 E: 0 K: 1 S: 8	H: 0 LOB: 0 BB: 0 P: 12	1B: 9 2B: 5 3B: 2 HR: 0	SF: 1 SAC: 2 DP: 4 HBP: 0	WP: 1 PB: 0 SB: 4 CS: 0	PA: 70
PITCHER	IP	WLS	BF	H	R	ER	SO	BB	IBB	HBP	BLK	WP	HR	S	P	ERA	WHIP															
Kirk Saarloos, R ERA: 4.57	7.0		30	8	2	2	2	0	0	0	0	0	0	10	19	9.00	2.000															
57 Chad Gaudin, R ERA: 4.63	1.0		4	1	1	1	0	1	0	0	0	0	0	12	23	9.00	2.000															
20 Huston Street, R ERA: 3.38	1.0	B	5	1	1	1	0	1	0	0	0	0	0	14	22	0.00	1.000															
50 Kiko Calero, R ERA: 3.95	1.0		4	0	0	0	1	1	0	0	0	0	0	14	22	0.00	1.000															
51 Brad Halsey, L ERA: 3.94	5.0		20	4	0	0	1	0	2	0	0	1	0	35	64	0.00	0.800															
PITCHER	IP	WLS	BF	H	R	ER	SO	BB	IBB	HBP	BLK	WP	HR	S	P	ERA	WHIP															
Steve Karsay, R ERA: 5.79	2.0		7	1	0	0	1	0	1	0	0	0	0	13	22	0.00	0.500															

Los Angeles Dodgers @ Oakland Athletics
Mcafee Coliseum, Oakland, CA
Sat Jun 17 2006, 9:05 PM EDT
Att: 35,077 - Clear - 70 F

livebaseballscorecards.com

AB: 58
R: 4
H: 15
RBI: 4
BB: 9
SO: 5
LOB: 30




Batter	1	2	3	4	5	6	7	8	9	10	11	12	13	14	15	16	17	AB	R	H	RBI	BB	SO	LOB	BOTTOM											
Jason Kendall, R OBP: 0.347, SLG: 0.318 ERA: 4.57	1B		L4		K			G3		G1				K			K	7	2	2	0	0	3	3												
Nick Swisher, S OBP: 0.388, SLG: 0.553 ERA: 4.57	1B		K					1B										5	0	0	0	3	1	2												
17 Adam Melhuse, S OBP: 0.294, SLG: 0.416 ERA: 4.57	BB																	6	0	0	0	0	1	6												
Antonio Perez, R OBP: 0.159, SLG: 0.128 ERA: 4.57	G1-3				G6-3													2	0	0	0	0	1	2												
3 Eric Chavez, L OBP: 0.370, SLG: 0.509 ERA: 4.57	G3																	4	0	1	1	4	0	3												
7 Bobby Crosby, R OBP: 0.303, SLG: 0.400 ERA: 4.57	K				1B			IBB										7	0	2	3	1	3	3												
Jay Payton, R OBP: 0.287, SLG: 0.383 ERA: 4.57					1B			2B										7	0	0	0	0	2	4												
29 Dan Johnson, L OBP: 0.330, SLG: 0.406 ERA: 4.57					G5-4-3													7	0	2	0	0	0	0												
23 Bobby Kielty, S OBP: 0.350, SLG: 0.430 ERA: 4.57	G3																	7	0	2	0	0	0	0												
Marco Scutaro, R OBP: 0.282, SLG: 0.276 ERA: 4.57																		7	2	3	1	0	1	2												
Inning Stats	R: 1 E: 0 K: 1 S: 9	H: 1 LOB: 1 BB: 1 P: 18	R: 0 E: 0 K: 0 S: 8	H: 0 LOB: 0 BB: 0 P: 12	R: 0 E: 0 K: 1 S: 8	H: 0 LOB: 0 BB: 0 P: 10	R: 0 E: 0 K: 0 S: 4	H: 1 LOB: 1 BB: 1 P: 10	R: 0 E: 0 K: 1 S: 14	H: 0 LOB: 0 BB: 0 P: 5	R: 0 E: 0 K: 0 S: 8	H: 0 LOB: 0 BB: 0 P: 12	R: 3 E: 0 K: 1 S: 14	H: 3 LOB: 2 BB: 2 P: 26	R: 0 E: 0 K: 0 S: 8	H: 1 LOB: 1 BB: 0 P: 9	R: 0 E: 0 K: 1 S: 11	H: 1 LOB: 1 BB: 0 P: 19	R: 0 E: 0 K: 1 S: 7	H: 0 LOB: 0 BB: 0 P: 12	R: 0 E: 0 K: 1 S: 13	H: 1 LOB: 2 BB: 1 P: 22	R: 0 E: 0 K: 1 S: 11	H: 0 LOB: 0 BB: 0 P: 17	R: 0 E: 0 K: 2 S: 8	H: 0 LOB: 0 BB: 0 P: 10	R: 0 E: 0 K: 0 S: 10	H: 0 LOB: 1 BB: 1 P: 18	R: 0 E: 0 K: 1 S: 6	H: 1 LOB: 0 BB: 0 P: 12	R: 1 E: 0 K: 2 S: 13	H: 1 LOB: 3 BB: 3 P: 29	1B: 8 2B: 2 3B: 0 HR: 0	SF: 0 SAC: 2 DP: 2 HBP: 0	WP: 0 PB: 0 SB: 0 CS: 0	PA: 68
PITCHER	IP	WLS	BF	H	R	ER	SO	BB	IBB	HBP	BLK	WP	HR	S	P	ERA	WHIP																			
Derek Lowe, R ERA: 3.38	7.2		32	5	4	4	3	4	1	0	0	0	0	22	33	0.00	0.857																			
Danny Esbey, R ERA: 3.38	2.1		9	2	0	0	2	0	0	0	0	0	0	20	34	0.00	0.500																			
51 Jonathan Broxton, R ERA: 2.31	2.0		8	1	0	0	2	0	1	0	0	0	0	19	27	0.00	0.000																			
44 Takashi Saito, R ERA: 1.8	2.0		6	0	0	0	3	0	0	0	0	0	0	16	30	0.00	1.000																			
Joe Beimel, L ERA: 4.3	2.0		7	1	0	0	1	1	0	0	0	0	0	16	30	0.00	1.000																			
PITCHER	IP	WLS	BF	H	R	ER	SO	BB	IBB	HBP	BLK	WP	HR	S	P	ERA	WHIP																			
Jae Weong Seo, R ERA: 5.61	0.2		L	6	1	1	1	2	3	0	0	0	0	13	29	13.50	6.000																			

Los Angeles Dodgers @ Oakland Athletics
Mcafee Coliseum, Oakland, CA
Sat Jun 17 2006, 9:05 PM EDT
Att: 35,077 - Clear - 70 F

livebaseballscorecards.com

AB: 56
R: 5
H: 10
RBI: 5
BB: 10
SO: 13
LOB: 26



Batter	1	2	3	4	5	6	7	8	9	AB	R	H	RBI	BB	SO	LOB	TOP								
51 Ichiro Suzuki, L (1.9) OBP: 0.413, SLG: 0.463	1-1 29 HR 1B	2-1 SF7-1-2		0-0 G3			4-1 29 BB 1B		1-3 K	3	2	1	1	1	1	0									
29 Adrián Beltré, R (1.5) OBP: 0.306, SLG: 0.368	1-1 HR		1-1 1B		2-1 F9		4-0 WP 2 1B 1B		4-0 E	3	4	2	2	2	0	0									
Raul Ibanez, L (1.7) OBP: 0.351, SLG: 0.516	0-1 G1-3		2-2 F7		0-0 F9		0-2 2 1B WP 1B		2-1 E7 2 P4 2B	5	1	2	2	0	0	1									
Richie Sexson, R (1.3) OBP: 0.292, SLG: 0.399	1-1 1B		1-1 7 1B 2H 1B		0-0 HR		3-2 K		4-2 2 P4 BB	4	1	3	2	1	1	2									
2 Kenji Johjima, R (1.2) OBP: 0.321, SLG: 0.398	0-1 F9		2-2 P6		0-0 2B		2-0 7 G6-3 1B		0-1 P4	5	0	2	1	0	0	3									
7 Jeremy Reed, L (1.8) OBP: 0.274, SLG: 0.376	0-1 P2		1-1 1-2 1B		1-1 G4-3		2-3 3H 1-2 G6-3 1-2		1-2 3H 1-2 G3	5	0	1	0	0	0	5									
16 Willie Bloomquist, R (1.4) OBP: 0.325, SLG: 0.362		1-2 SH3 7 1B SF7-1-2 1B		1-0 F9		1-2 G6-3		2-3 K		4	1	1	0	0	1	2	AB 36								
7 Yuniesky Betancourt, R (1.6) OBP: 0.314, SLG: 0.424		1-0 SH3 51 SF7-1-2 1B		0-1 G5-3		2-1 G4-3		1-1 F9		4	0	1	0	0	0	0	R 9								
Joel Pineiro, R (1.1) George Sherrill, L (7.1) 40 Julio Mateo, R (7.1) Carl Everett, S (8, PH) Rafael Soriano, R (8.1)		1-0 SH3		2-3 K		1-3 K		1-2 F9		2	0	0	0	0	2	0	H 13								
Inning Stats	R: 2 E: 0 K: 0 S: 12	H: 3 LOB: 1 BB: 0 P: 15	R: 1 E: 0 K: 0 S: 7	H: 2 LOB: 0 BB: 0 P: 12	R: 1 E: 0 K: 0 S: 13	H: 3 LOB: 2 BB: 0 P: 21	R: 0 E: 0 K: 1 S: 6	H: 0 LOB: 0 BB: 0 P: 8	R: 1 E: 0 K: 0 S: 7	H: 2 LOB: 1 BB: 0 P: 10	R: 0 E: 0 K: 1 S: 8	H: 0 LOB: 0 BB: 0 P: 12	R: 2 E: 1 K: 1 S: 11	H: 2 LOB: 1 BB: 2 P: 25	R: 0 E: 0 K: 1 S: 8	H: 0 LOB: 0 BB: 0 P: 12	R: 2 E: 1 K: 1 S: 14	H: 1 LOB: 1 BB: 2 P: 26	1B: 8 2B: 4 3B: 0 HR: 2	SF: 1 SAC: 1 DP: 2 HBP: 0	WP: 1 PB: 0 SB: 0 CS: 0	PA: 42			
PITCHER	IP WLS BF H R ER SO BB IBB HBP BLK WP HR S P ERA WHIP	IP WLS BF H R ER SO BB IBB HBP BLK WP HR S P ERA WHIP	IP WLS BF H R ER SO BB IBB HBP BLK WP HR S P ERA WHIP	IP WLS BF H R ER SO BB IBB HBP BLK WP HR S P ERA WHIP	IP WLS BF H R ER SO BB IBB HBP BLK WP HR S P ERA WHIP	IP WLS BF H R ER SO BB IBB HBP BLK WP HR S P ERA WHIP	IP WLS BF H R ER SO BB IBB HBP BLK WP HR S P ERA WHIP	IP WLS BF H R ER SO BB IBB HBP BLK WP HR S P ERA WHIP	IP WLS BF H R ER SO BB IBB HBP BLK WP HR S P ERA WHIP	IP WLS BF H R ER SO BB IBB HBP BLK WP HR S P ERA WHIP	IP WLS BF H R ER SO BB IBB HBP BLK WP HR S P ERA WHIP	IP WLS BF H R ER SO BB IBB HBP BLK WP HR S P ERA WHIP	IP WLS BF H R ER SO BB IBB HBP BLK WP HR S P ERA WHIP	IP WLS BF H R ER SO BB IBB HBP BLK WP HR S P ERA WHIP	IP WLS BF H R ER SO BB IBB HBP BLK WP HR S P ERA WHIP	IP WLS BF H R ER SO BB IBB HBP BLK WP HR S P ERA WHIP	IP WLS BF H R ER SO BB IBB HBP BLK WP HR S P ERA WHIP	IP WLS BF H R ER SO BB IBB HBP BLK WP HR S P ERA WHIP	IP WLS BF H R ER SO BB IBB HBP BLK WP HR S P ERA WHIP	IP WLS BF H R ER SO BB IBB HBP BLK WP HR S P ERA WHIP	IP WLS BF H R ER SO BB IBB HBP BLK WP HR S P ERA WHIP	IP WLS BF H R ER SO BB IBB HBP BLK WP HR S P ERA WHIP	IP WLS BF H R ER SO BB IBB HBP BLK WP HR S P ERA WHIP	IP WLS BF H R ER SO BB IBB HBP BLK WP HR S P ERA WHIP	IP WLS BF H R ER SO BB IBB HBP BLK WP HR S P ERA WHIP
15 Rafael Furcal, S (1.6) OBP: 0.330, SLG: 0.343	2-2 5 2B		1-2 F7		2-1 G3-1		1-1 5 1B SF8 2B		3-2 F7	5	2	2	0	0	0	1									
Kenny Lofton, L (1.8) OBP: 0.364, SLG: 0.408	1-3 K		1-1 G6-3		1-1 12 1B 5 BB 1B		2-2 G1-3		2-0 F9	5	0	1	0	0	1	3									
5 Nomar Garciaparra, R (1.3) OBP: 0.432, SLG: 0.592	1-1 E7 G3-1 12 WP 2H 1B		0-1 G6-3		4-1 27 FC5 12 1B 1-2 BB		0-1 1B		0-0 1B	4	1	3	1	1	0	0									
J.D. Drew, L (1.9) OBP: 0.375, SLG: 0.482	1-0 G3-1		0-2 G4-3		0-1 F7		2-2 SF8		1-3 K	4	0	0	1	0	1	5									
12 Jeff Kent, R (1.4) OBP: 0.382, SLG: 0.454	3-3 K		1-0 18 1B 55 1B 2B		2-0 27 FC5 1-2 2-3 1B		1-1 F7			4	1	2	0	0	1	1									
27 Matt Kemp, R (1.7) OBP: 0.380, SLG: 0.667		0-3 K		0-2 P3		0-0 FC5		2-3 K		4	0	0	0	0	2	4									
18 Ramon Martinez, R (1.5) OBP: 0.394, SLG: 0.440	1-0 F8		0-2 55 1B 1B		0-1 G6-3		3-2 L8			4	0	1	0	0	0	0	AB 37								
55 Russell Martin, R (1.2) OBP: 0.376, SLG: 0.485	3-2 1B		3-2 31 FC6-4 1B		0-0 G5-3		2-1 F9			4	0	2	1	0	0	0	R 4								
31 Brad Penny, R (1.1) 16 Andre Ethier, R (6, PH) 56 Hung-Chih Kuo, L (7.1) 51 Jonathan Broxton, R (7.1) Jae Weong Seo, R (8.1) Cesar Izturis, S (8, PH)		0-3 K		0-3 FC6-4 1B		0-1 G3		4-2 5 1B BB		2	0	0	0	0	1	3	H 11								
Inning Stats	R: 2 E: 1 K: 2 S: 15	H: 2 LOB: 0 BB: 0 P: 23	R: 0 E: 0 K: 2 S: 11	H: 1 LOB: 1 BB: 0 P: 15	R: 0 E: 0 K: 0 S: 8	H: 0 LOB: 0 BB: 0 P: 10	R: 1 E: 0 K: 0 S: 17	H: 3 LOB: 2 BB: 0 P: 21	R: 0 E: 0 K: 0 S: 9	H: 2 LOB: 3 BB: 1 P: 18	R: 0 E: 0 K: 0 S: 5	H: 0 LOB: 0 BB: 0 P: 5	R: 1 E: 0 K: 0 S: 12	H: 2 LOB: 1 BB: 0 P: 18	R: 0 E: 0 K: 1 S: 8	H: 0 LOB: 0 BB: 0 P: 15	R: 0 E: 0 K: 1 S: 13	H: 1 LOB: 2 BB: 1 P: 23	1B: 8 2B: 3 3B: 0 HR: 0	SF: 1 SAC: 0 DP: 0 HBP: 0	WP: 1 PB: 0 SB: 0 CS: 0	PA: 40			
PITCHER	IP WLS BF H R ER SO BB IBB HBP BLK WP HR S P ERA WHIP	IP WLS BF H R ER SO BB IBB HBP BLK WP HR S P ERA WHIP	IP WLS BF H R ER SO BB IBB HBP BLK WP HR S P ERA WHIP	IP WLS BF H R ER SO BB IBB HBP BLK WP HR S P ERA WHIP	IP WLS BF H R ER SO BB IBB HBP BLK WP HR S P ERA WHIP	IP WLS BF H R ER SO BB IBB HBP BLK WP HR S P ERA WHIP	IP WLS BF H R ER SO BB IBB HBP BLK WP HR S P ERA WHIP	IP WLS BF H R ER SO BB IBB HBP BLK WP HR S P ERA WHIP	IP WLS BF H R ER SO BB IBB HBP BLK WP HR S P ERA WHIP	IP WLS BF H R ER SO BB IBB HBP BLK WP HR S P ERA WHIP	IP WLS BF H R ER SO BB IBB HBP BLK WP HR S P ERA WHIP	IP WLS BF H R ER SO BB IBB HBP BLK WP HR S P ERA WHIP	IP WLS BF H R ER SO BB IBB HBP BLK WP HR S P ERA WHIP	IP WLS BF H R ER SO BB IBB HBP BLK WP HR S P ERA WHIP	IP WLS BF H R ER SO BB IBB HBP BLK WP HR S P ERA WHIP	IP WLS BF H R ER SO BB IBB HBP BLK WP HR S P ERA WHIP	IP WLS BF H R ER SO BB IBB HBP BLK WP HR S P ERA WHIP	IP WLS BF H R ER SO BB IBB HBP BLK WP HR S P ERA WHIP	IP WLS BF H R ER SO BB IBB HBP BLK WP HR S P ERA WHIP	IP WLS BF H R ER SO BB IBB HBP BLK WP HR S P ERA WHIP	IP WLS BF H R ER SO BB IBB HBP BLK WP HR S P ERA WHIP	IP WLS BF H R ER SO BB IBB HBP BLK WP HR S P ERA WHIP	IP WLS BF H R ER SO BB IBB HBP BLK WP HR S P ERA WHIP	IP WLS BF H R ER SO BB IBB HBP BLK WP HR S P ERA WHIP	IP WLS BF H R ER SO BB IBB HBP BLK WP HR S P ERA WHIP

Seattle Mariners @ Los Angeles Dodgers
Dodger Stadium, Los Angeles, CA
Tue Jun 20 2006, 7:10 PM PDT
Att. 43,949 - Clear - 73 F

AB	36
R	9
H	13
RBI	8
BB	4
SO	5
LOB	13




Seattle Mariners @ Los Angeles Dodgers
Dodger Stadium, Los Angeles, CA
Tue Jun 20 2006, 7:10 PM PDT
Att. 43,949 - Clear - 73 F


AB	37
R	4
H	11
RBI	3
BB	2
SO	6
LOB	17



Batter	1	2	3	4	5	6	7	8	9	AB	R	H	RBI	BB	SO	LOB	TOP																
51 Ichiro Suzuki, L (1, 9) OBP: 0.415, SLG: 0.462	G3	L6		BB			SF8 29 1B 4 S	F8	F8	5	2	2	0	1	0	2	Seattle Mariners @ Los Angeles Dodgers Dodger Stadium, Los Angeles, CA Wed Jun 21 2006, 7:10 PM PDT Att: 40,419 - Clear - 75 F livebaseballscorecards.com																
29 Adrian Beltré, R (1, 5) OBP: 0.315, SLG: 0.377	FC5-4 BB		CS 1B	F9			1B	1B		4	2	3	2	1	0	2																	
4 Jose Lopez, R (1, 4) OBP: 0.315, SLG: 0.467	FC5-4 BB		P3		G6-3		SF8	12 BB 1B		4	0	1	2	0	0	2																	
Raul Ibanez, L (1, 7) OBP: 0.352, SLG: 0.512	1-2 BB		CS 1B		G4-3		F8	1-2 2B		4	0	1	0	1	1	2																	
Richie Sexson, R (1, 3) OBP: 0.293, SLG: 0.397	F8		K		G6-3		1-2 1B	12 BB 1B		4	0	1	0	1	1	3																	
2 Kenji Johjima, R (1, 2) OBP: 0.324, SLG: 0.418										4	1	2	1	0	0	2																	
40 Julio Mateo, R (7, 1)							F9			0	0	0	0	0	0	0																	
12 Michael Morse, R (8, PH) OBP: 0.456, SLG: 0.690		SH5-3 2B					F7			0	0	0	0	1	0	0																	
Rafael Soriano, R (8, 1)										0	0	0	0	1	0	0																	
20 J.J. Putz, R (9, 1)										0	0	0	0	0	0	0																	
7 Jeremy Reed, L (1, 8) OBP: 0.279, SLG: 0.396		SH5-3					G1-3			4	1	2	1	0	1	3																	
7 Yuniesky Betancourt, R (1, 6) OBP: 0.308, SLG: 0.415																																	
56 Jarrod Washburn, L (1, 1)																																	
Carl Everett, S (7, PH) OBP: 0.322, SLG: 0.389																																	
30 René Rivera, R (7, 2) OBP: 0.189, SLG: 0.286																																	
Inning Stats	R: 0 E: 0 K: 0 S: 12	H: 0 LOB: 2 BB: 2 P: 21	R: 0 E: 0 K: 0 S: 11	H: 1 LOB: 2 BB: 1 P: 19	R: 1 E: 0 K: 1 S: 14	H: 2 LOB: 0 BB: 0 P: 22	R: 1 E: 0 K: 0 S: 17	H: 2 LOB: 2 BB: 1 P: 25	R: 0 E: 0 K: 0 S: 5	H: 0 LOB: 0 BB: 0 P: 10	R: 0 E: 0 K: 0 S: 7	H: 0 LOB: 0 BB: 0 P: 10	R: 2 E: 0 K: 0 S: 16	H: 4 LOB: 2 BB: 0 P: 24	R: 4 E: 0 K: 2 S: 22	H: 5 LOB: 3 BB: 2 P: 40	R: 0 E: 0 K: 1 S: 7	H: 0 LOB: 0 BB: 0 P: 10	1B: 9 2B: 3 3B: 0 HR: 3	SF: 1 SAC: 2 DP: 1 HBP: 0	WP: 0 PB: 0 SB: 2 CS: 2	PA: 46											
PITCHER	IP WLS BF H R ER SO BB IBB HBP BLK WP HR S P ERA WHIP																																
58 Chad Billingsley, R (1, 1) ERA: 3.48	5.0	23	5	2	2	1	4	0	0	0	0	0	1	59	97	3.60	1.800																
Joe Beimel, L (8, 1) ERA: 4.13	1.0	3	0	0	0	0	0	0	0	0	0	0	0	7	10	0.00	0.000																
51 Jonathan Broxton, R (7, 1) ERA: 3.38	0.0	3	3	2	2	0	0	0	0	0	0	0	1	9	14	∞	∞																
Danys Baez, R (7, 1) ERA: 4.06	1.1	L 10	6	4	4	0	0	0	0	0	0	0	1	21	32	27.00	4.500																
56 Hung-Chih Kuo, L (8, 1) ERA: 5.91	1.2	7	0	0	0	3	1	1	0	0	0	0	0	15	28	0.00	0.600																

Batter	1	2	3	4	5	6	7	8	9	AB	R	H	RBI	BB	SO	LOB	BOTTOM																
15 Rafael Furcal, S (1, 6) OBP: 0.326, SLG: 0.338	K		G6-3							4	0	0	0	0	2	1	Seattle Mariners @ Los Angeles Dodgers Dodger Stadium, Los Angeles, CA Wed Jun 21 2006, 7:10 PM PDT Att: 40,419 - Clear - 75 F livebaseballscorecards.com																
56 Hung-Chih Kuo, L (8, 1)										0	0	0	0	0	0	0																	
16 Andre Ethier, L (9, PH) OBP: 0.357, SLG: 0.469										1	0	0	0	0	1	0																	
Kenny Lofton, L (1, 8) OBP: 0.356, SLG: 0.398	K		F8		F9					5	0	0	0	0	1	0																	
5 Nomar Garciaparra, R (1, 3) OBP: 0.429, SLG: 0.595	G5-3		L7							4	1	1	0	0	0	0																	
J.D. Drew, L (1, 9) OBP: 0.369, SLG: 0.473										4	0	0	0	0	1	1																	
12 Jeff Kent, R (1, 4) OBP: 0.379, SLG: 0.449										4	1	1	0	0	1	1																	
Olmedo Saenz, R (1, 5) OBP: 0.328, SLG: 0.561										3	1	2	2	0	0	1																	
51 Jonathan Broxton, R (7, 1) ERA: 4.1										0	0	0	0	0	0	0																	
Danys Baez, R (7, 1) OBP: 1.000, SLG: 1.000										0	0	0	0	0	0	0																	
27 Matt Kemp, R (1, 7) OBP: 0.380, SLG: 0.667										3	1	2	0	1	0	1																	
55 Russell Martin, R (1, 2) OBP: 0.379, SLG: 0.481										3	1	1	1	1	0	3																	
58 Chad Billingsley, R (1, 1) OBP: 0.667, SLG: 0.500										1	0	0	0	0	1	2																	
José Cruz Jr., S (8, PH) OBP: 0.361, SLG: 0.367										1	0	0	0	0	0	0																	
Joe Beimel, L (6, 1)										0	0	0	0	0	0	0																	
18 Ramon Martinez, R (8, PH) OBP: 0.396, SLG: 0.452										2	0	1	2	0	0	0																	
Inning Stats	R: 0 E: 0 K: 2 S: 9	H: 0 LOB: 0 BB: 0 P: 13	R: 1 E: 0 K: 1 S: 11	H: 2 LOB: 2 BB: 1 P: 18	R: 0 E: 0 K: 0 S: 7	H: 0 LOB: 0 BB: 0 P: 11	R: 0 E: 0 K: 1 S: 12	H: 2 LOB: 2 BB: 0 P: 18	R: 0 E: 0 K: 1 S: 8	H: 0 LOB: 0 BB: 0 P: 12	R: 4 E: 0 K: 1 S: 15	H: 4 LOB: 1 BB: 1 P: 28	R: 0 E: 0 K: 0 S: 8	H: 0 LOB: 0 BB: 0 P: 8	R: 0 E: 0 K: 0 S: 9	H: 1 LOB: 1 BB: 0 P: 11	R: 0 E: 0 K: 1 S: 13	H: 0 LOB: 0 BB: 0 P: 14	1B: 7 2B: 1 3B: 0 HR: 1	SF: 0 SAC: 0 DP: 0 HBP: 0	WP: 0 PB: 0 SB: 0 CS: 0	PA: 38											
PITCHER	IP WLS BF H R ER SO BB IBB HBP BLK WP HR S P ERA WHIP																																
56 Jarrod Washburn, L (1, 1) ERA: 4.84	6.0	28	8	5	5	0	2	0	0	0	0	0	0	62	100	7.50	1.667																
40 Julio Mateo, R (7, 1) ERA: 4.1	1.0	W 3	0	0	0	0	0	0	0	0	0	8	8	0.00	0.000																		
Rafael Soriano, R (8, 1) ERA: 2.11	1.0	H 4	1	0	0	0	0	0	0	0	0	9	11	0.00	1.000																		
20 J.J. Putz, R (9, 1) ERA: 2.31	1.0	S 3	0	0	0	1	0	0	0	0	0	13	14	0.00	0.000																		

Batter	1	2	3	4	5	6	7	8	9	AB	R	H	RBI	BB	SO	LOB	TOP			
51 Ichiro Suzuki, L (1,9) OBP: 0.410, SLG: 0.456	1-1 P5		2-0 G3			0-2 G4-3		1-1 L6		4	0	0	0	0	0	0	Seattle Mariners @ Los Angeles Dodgers Dodger Stadium, Los Angeles, CA Thu Jun 22 2006, 7:10 PM PDT Att: 46,207 - Clear - 74 F AB 34 R 2 H 7 RBI 2 BB 0 SO 6 LOB 9 			
29 Adrián Beltré, R (1,5) OBP: 0.314, SLG: 0.375	1-0 G6-3		2-1 G4-3			0-0 1B		2-3 K		4	0	1	0	0	1	0				
4 Jose Lopez, R (1,4) OBP: 0.314, SLG: 0.467	1-3 K			1-0 G5-3		1-1 1B		1-3 K		4	0	1	0	0	2	0				
Raul Ibanez, L (1,7) OBP: 0.351, SLG: 0.519		3-2 G6-3		0-1 HR		0-0 FC1-2-5-3		1-2 G6-3		4	1	1	1	0	0	2				
Richie Sexson, R (1,3) OBP: 0.293, SLG: 0.395		2-0 G6-3		2-0 F7		2-3 1B		2-1 1B		4	0	1	0	0	1	2				
2 Kenji Johjima, R (1,2) OBP: 0.323, SLG: 0.415		1-1 1B		2-2 G5-3				1-2 FC6-4		4	0	1	0	0	0	1				
7 Jeremy Reed, L (1,8) OBP: 0.278, SLG: 0.393		0-1 L7			1-2 G6-3			1-1 1B		4	0	1	0	0	0	2				
7 Yuniesky Betancourt, R (1,6) OBP: 0.308, SLG: 0.426			3-2 HR		3-2 G5-3			0-0 FC5-4		3	1	1	1	0	0	1				
34 Félix Hernández, R (1,1)			0-3 K		1-3 K			1-0 G5-3		2	0	0	0	0	0	2				
40 Julio Mateo, R (6,1)										0	0	0	0	0	0	0				
Carl Everett, S (7, PH) Eddie Guardado, R (7,1) Emiliano Fruto, R (8,1)										1	0	0	0	0	0	0				
										0	0	0	0	0	0	0				
Inning Stats	R: 0 E: 0 K: 1 S: 7	H: 0 LOB: 0 BB: 0 P: 10	R: 0 E: 0 K: 0 S: 8	H: 1 LOB: 1 BB: 0 P: 14	R: 1 E: 0 K: 1 S: 10	H: 1 LOB: 0 BB: 0 P: 17	R: 1 E: 0 K: 0 S: 7	H: 1 LOB: 0 BB: 0 P: 12	R: 0 E: 0 K: 1 S: 9	H: 0 LOB: 0 BB: 0 P: 14	R: 0 E: 0 K: 1 S: 10	H: 2 LOB: 2 BB: 0 P: 14	R: 0 E: 0 K: 2 S: 9	H: 1 LOB: 1 BB: 0 P: 13	R: 0 E: 0 K: 0 S: 10	H: 1 LOB: 1 BB: 0 P: 15	1B: 4 2B: 1 3B: 0 HR: 2	SF: 0 SAC: 0 DP: 0 HBP: 0	WP: 0 PB: 0 SB: 0 CS: 0	PA: 34
PITCHER Derek Lowe, R (1,1) ERA: 2.9	IP: 9.0 WLS: W BF: 34 H: 7 R: 2 ER: 2 SO: 6 BB: 0 IBB: 0 HBP: 0 BLK: 0 WP: 0 HR: 2 S: 76 P: 119 ERA: 2.00 WHIP: 0.778															PITCHER				

Batter	1	2	3	4	5	6	7	8	9	AB	R	H	RBI	BB	SO	LOB	BOTTOM
15 Rafael Furcal, S (1,6) OBP: 0.330, SLG: 0.340	1-2 G5-3		2-2 FC4-6			1-0 1B		4-2 1B		4	0	2	2	1	0	1	Seattle Mariners @ Los Angeles Dodgers Dodger Stadium, Los Angeles, CA Thu Jun 22 2006, 7:10 PM PDT Att: 46,207 - Clear - 74 F AB 37 R 4 H 14 RBI 4 BB 2 SO 9 LOB 23 
Kenny Lofton, L (1,8) OBP: 0.353, SLG: 0.390	0-1 F9		1-0 FC6		2-3 1B	0-0 L6		0-0 F8		4	0	0	0	1	0	4	
5 Nomar Garciaparra, R (1,3) OBP: 0.424, SLG: 0.576	1-2 G5-3		0-3 K		1-0 F7		1-3 K		2-2 1B	5	0	1	0	0	2	6	
J.D. Drew, L (1,9) OBP: 0.370, SLG: 0.471		2-3 K		0-0 F9		1-1 1B		3-2 G3-1		5	1	2	0	0	1	2	
12 Jeff Kent, R (1,4) OBP: 0.373, SLG: 0.440		3-3 K		1-0 G5-3		2-3 K		2-3 K		4	0	0	0	0	3	2	
16 Andre Ethier, L (1,7) OBP: 0.369, SLG: 0.479		2-1 1B		2-2 CS		0-0 1B		1-2 1B		4	1	3	0	0	0	0	
Cesar Izturis, S (1,5) OBP: 0.833, SLG: 0.800		1-0 1B		2-2 CS		3-1 1B		2-3 K		4	2	3	0	0	1	2	
55 Russell Martin, R (1,2) OBP: 0.382, SLG: 0.482		2-3 K2-3		2-0 SH1-4		1-1 1B		1-2 G4-3		4	0	2	2	0	1	4	
Derek Lowe, R (1,1) OBP: 0.118, SLG: 0.121			3-2 1B		1-1 SH1-4			0-2 G6-3		3	0	1	0	0	1	2	
										1B: 14 2B: 0 3B: 0 HR: 0	SF: 0 SAC: 1 DP: 0 HBP: 0	WP: 0 PB: 0 SB: 0 CS: 1	PA: 41				
PITCHER 34 Félix Hernández, R (1,1) ERA: 5.1 40 Julio Mateo, R (6,1) ERA: 4.05 Eddie Guardado, L (7,1) ERA: 4.87 Emiliano Fruto, R (8,1) ERA: 5.4	IP: 5.2 WLS: L BF: 28 H: 11 R: 4 ER: 4 SO: 6 BB: 1 IBB: 0 HBP: 0 BLK: 0 WP: 0 HR: 0 S: 68 P: 106 ERA: 6.35 WHIP: 1.941															PITCHER	

Batter	1	2	3	4	5	6	7	8	9	AB	R	H	RBI	BB	SO	LOB	TOP										
José Bautista, R (1, 8) OBP: 0.340, SLG: 0.504	F9		G5-3			K		F8		4	0	0	0	0	1	0	Pittsburgh Pirates @ Los Angeles Dodgers Dodger Stadium, Los Angeles, CA Fri Jun 23 2006, 7:40 PM PDT Att: 55,823 - Clear - 76 F										
2 Jack Wilson, R (1, 6) OBP: 0.312, SLG: 0.407	HBP 1B		F7			G6-3		L4		4	0	1	0	0	0	0											
Sean Casey, L (1, 3) OBP: 0.365, SLG: 0.446 José Hernández, R (7, 3) OBP: 0.242, SLG: 0.279	FC6-4 HBP			F8		G4-3			P4	2	0	0	0	0	0	0											
Jason Bay, R (1, 7) OBP: 0.411, SLG: 0.563 11 Humberto Cota, R (7, 2) OBP: 0.292, SLG: 0.242	F8			G5-3			K		12 2B 1B	3	0	0	0	0	1	2											
12 Freddy Sanchez, R (1, 5) OBP: 0.392, SLG: 0.508	FC6-4			F9			HR 1B		1B G6-3 2B	4	2	2	0	0	0	2											
Craig Wilson, R (1, 9) OBP: 0.356, SLG: 0.500		F9			F8		HR		G6-3 1B	4	1	2	3	0	0	0											
Jose Castillo, R (1, 4) OBP: 0.338, SLG: 0.466		G5-3			F9		K		G6-3	4	0	0	1	0	1	1											
26 Ronny Paulino, R (1, 2) OBP: 0.366, SLG: 0.404 55 Matt Capps, R (7, 1) Damaso Marte, L (8, 1) Jeromy Burnitz, L (9, PH) OBP: 0.280, SLG: 0.436	G5-3					F8			K	3	0	1	0	0	0	0											
Oliver Pérez, L (1, 1) OBP: 0.120, SLG: 0.120 34 John Grabow, L (4, 1) 13 Nate McLouth, L (7, 7) OBP: 0.291, SLG: 0.328			G5-3			K			G6-3	1	0	0	0	0	0	0											
Inning Stats	R: 0 E: 0 K: 0 S: 11	H: 1 LOB: 2 BB: 0 P: 16	R: 0 E: 0 K: 0 S: 7	H: 0 LOB: 0 BB: 0 P: 12	R: 0 E: 0 K: 0 S: 10	H: 0 LOB: 0 BB: 0 P: 15	R: 0 E: 0 K: 1 S: 5	H: 1 LOB: 1 BB: 0 P: 9	R: 0 E: 0 K: 1 S: 8	H: 0 LOB: 0 BB: 0 P: 15	R: 2 E: 0 K: 2 S: 9	H: 2 LOB: 0 BB: 0 P: 12	R: 0 E: 0 K: 1 S: 8	H: 0 LOB: 0 BB: 0 P: 13	R: 2 E: 0 K: 1 S: 15	H: 3 LOB: 1 BB: 0 P: 21		1B: 4 2B: 2 3B: 0 HR: 1	SF: 0 SAC: 0 DP: 0 HBP: 1	WP: 0 PB: 0 SB: 0 CS: 0	PA: 35						
PITCHER	IP	WLS	BF	H	R	ER	SO	BB	IBB	HBP	BLK	WP	HR	S	P	ERA	WHIP										
Brett Tomko, R (1, 1) ERA: 5.12	5.0	W	18	2	0	0	1	0	0	0	0	0	0	45	69	0.00	0.400										
Jae Weong Seo, R (6, 1) ERA: 5.78	4.0		17	5	4	4	4	0	0	0	0	0	1	40	61	9.00	1.250										

Batter	1	2	3	4	5	6	7	8	9	AB	R	H	RBI	BB	SO	LOB	BOTTOM										
15 Rafael Furcal, S (1, 6) OBP: 0.331, SLG: 0.339	1B 5 G5-4-3		G6-3	12 HR BB	G1-3		G3			4	2	1	0	1	0	1	Pittsburgh Pirates @ Los Angeles Dodgers Dodger Stadium, Los Angeles, CA Fri Jun 23 2006, 7:40 PM PDT Att: 55,823 - Clear - 76 F										
Cesar Izturis, S (1, 5) OBP: 0.318, SLG: 0.750	5 G5-4-3 1B		G6-3	12 HR BB		12 F9 5 1B SF9 BB		1B		3	2	2	1	2	0	0											
5 Nomar Garciaparra, R (1, 3) OBP: 0.425, SLG: 0.575 Olmedo Saenz, R (7, PH) OBP: 0.325, SLG: 0.556	G5-4-3		12 BB 1B BB	SF8		27 2B 1B		G5-3		2	2	1	1	1	0	1											
12 Jeff Kent, R (1, 4) OBP: 0.379, SLG: 0.456 18 Ramon Martinez, R (8, 4) OBP: 0.392, SLG: 0.447	BB		1B BB	HR		F9		P4		2	1	1	3	2	0	2											
J.D. Drew, L (1, 9) OBP: 0.370, SLG: 0.472	G6-3		1B 1B	HR		SF9		F7		4	0	2	2	0	0	1											
27 Matt Kemp, R (1, 8) OBP: 0.395, SLG: 0.649		K	F9	K		2B 2B		K		5	1	1	0	0	3	3											
José Cruz Jr., S (1, 7) OBP: 0.368, SLG: 0.379		K		SH2-4 BB BB	G6-4-3 1B	2H 3H 2-2		2B		3	1	2	2	1	1	0											
55 Russell Martin, R (1, 2) OBP: 0.385, SLG: 0.479 Sandy Alomar Jr., R (8, 2) OBP: 0.358, SLG: 0.434			BB 5 SF8 BB	SH2-4 BB	G6-4-3 1B	G5-3		G5-3		3	1	1	0	1	0	2											
Brett Tomko, R (1, 1) OBP: 0.154, SLG: 0.120 16 Andre Ethier, L (5, PH) ERA: 4.91 Jae Weong Seo, R (6, 1) OBP: 0.158, SLG: 0.111			SH2-4 BB	SH2-4	G6-4-3 1B	G5-3		G4-3		1	0	0	0	0	1	1											
Inning Stats	R: 1 E: 0 K: 0 S: 10	H: 2 LOB: 1 BB: 1 P: 18	R: 0 E: 0 K: 3 S: 10	H: 1 LOB: 1 BB: 0 P: 17	R: 1 E: 0 K: 0 S: 16	H: 1 LOB: 2 BB: 2 P: 31	R: 5 E: 0 K: 1 S: 16	H: 2 LOB: 1 BB: 4 P: 36	R: 0 E: 0 K: 0 S: 6	H: 2 LOB: 1 BB: 0 P: 8	R: 3 E: 0 K: 0 S: 13	H: 3 LOB: 1 BB: 1 P: 24	R: 0 E: 0 K: 0 S: 10	H: 1 LOB: 0 BB: 0 P: 13	R: 0 E: 0 K: 1 S: 7	H: 0 LOB: 0 BB: 0 P: 10		1B: 9 2B: 2 3B: 0 HR: 1	SF: 2 SAC: 1 DP: 2 HBP: 0	WP: 0 PB: 0 SB: 0 CS: 0	PA: 42						
PITCHER	IP	WLS	BF	H	R	ER	SO	BB	IBB	HBP	BLK	WP	HR	S	P	ERA	WHIP										
Oliver Pérez, L (1, 1) ERA: 6.63	3.2	L	23	5	3	3	1	1	0	0	0	0	0	23	38	11.57	2.571										
34 John Grabow, L (4, 1) ERA: 4.91	2.1		12	5	3	3	1	1	0	0	0	0	0	23	38	11.57	2.571										
55 Matt Capps, R (7, 1) ERA: 4.1	1.0		4	1	0	0	0	0	0	0	0	0	0	10	13	0.00	1.000										
Damaso Marte, L (8, 1) ERA: 2.96	1.0		3	0	0	0	1	0	0	0	0	0	0	7	10	0.00	0.000										



Batter	1	2	3	4	5	6	7	8	9	AB	R	H	RBI	BB	SO	LOB	TOP					
José Bautista, R (1, 8) OBP: 0.331, SLG: 0.488										4	0	0	0	0	2	2	Pittsburgh Pirates @ Los Angeles Dodgers Dodger Stadium, Los Angeles, CA Sat Jun 24 2006, 7:10 PM PDT Att: 47,785 - Cloudy - 82 F					
2 Jack Wilson, R (1, 6) OBP: 0.314, SLG: 0.404										2	0	0	0	2	0	1						
Sean Casey, L (1, 3) OBP: 0.369, SLG: 0.448										4	0	2	0	0	0	1						
Jason Bay, R (1, 7) OBP: 0.409, SLG: 0.563										4	0	1	0	0	0	4						
12 Freddy Sanchez, R (1, 5) OBP: 0.390, SLG: 0.504										4	0	1	0	0	0	1						
Craig Wilson, R (1, 9) OBP: 0.354, SLG: 0.495										4	0	1	0	0	3	1						
Jose Castillo, R (1, 4) OBP: 0.333, SLG: 0.458										4	0	0	0	0	1	3						
26 Ronny Paulino, R (1, 2) OBP: 0.360, SLG: 0.398										3	0	0	0	0	2	1						
57 Zach Duke, L (1, 1) OBP: 0.273, SLG: 0.281										2	0	1	0	0	0	0						
55 Matt Capps, R (6, 1) 16 Salomon Torres, R (7, 1) Joe Randa, R (8, PH) Roberto Hernandez, R (8, 1)										0	0	0	0	0	0	0						
Inning Stats	R: 0 E: 0 K: 1 S: 8	H: 0 LOB: 1 BB: 1 P: 17	R: 0 E: 0 K: 1 S: 11	H: 1 LOB: 1 BB: 0 P: 16	R: 0 E: 0 K: 1 S: 12	H: 0 LOB: 0 BB: 0 P: 17	R: 0 E: 0 K: 0 S: 14	H: 2 LOB: 2 BB: 0 P: 22	R: 0 E: 0 K: 1 S: 7	H: 1 LOB: 0 BB: 0 P: 9	R: 0 E: 0 K: 3 S: 5	H: 0 LOB: 0 BB: 0 P: 7	R: 0 E: 0 K: 3 S: 10	H: 0 LOB: 2 BB: 0 P: 14	R: 0 E: 0 K: 0 S: 10	H: 2 LOB: 2 BB: 1 P: 22	R: 0 E: 0 K: 1 S: 9	H: 0 LOB: 0 BB: 0 P: 13	1B: 6 2B: 1 3B: 0 HR: 0	SF: 0 SAC: 0 DP: 2 HBP: 0	WP: 0 PB: 0 SB: 0 CS: 0	PA: 34
PITCHER	IP WLS BF H R ER SO BB IBB HBP BLK WP HR S P ERA WHIP																					
Aaron Sele, R (1, 1) ERA: 2.73	6.0 W 23 5 0 0 4 1 0 0 0 0 0 0 57 88 0.00 1.000																					
51 Jonathan Broxton, R (7, 1) ERA: 3.25	1.0 0 3 0 0 0 3 0 0 0 0 0 0 0 10 14 0.00 0.000																					
Joe Beimel, L (8, 1) ERA: 3.96	1.0 5 2 0 0 0 1 0 0 0 0 0 0 0 10 22 0.00 3.000																					
44 Takashi Saito, R (9, 1) ERA: 1.77	1.0 3 0 0 0 1 0 0 0 0 0 0 0 0 9 13 0.00 0.000																					

AB	32
R	0
H	7
RBI	0
BB	2
SO	8
LOB	14



Batter	1	2	3	4	5	6	7	8	9	AB	R	H	RBI	BB	SO	LOB	BOTTOM			
Cesar Izturis, S (1, 6) OBP: 0.625, SLG: 0.538										5	0	1	0	0	0	1	Pittsburgh Pirates @ Los Angeles Dodgers Dodger Stadium, Los Angeles, CA Sat Jun 24 2006, 7:10 PM PDT Att: 47,785 - Cloudy - 82 F			
José Cruz Jr., S (1, 9) OBP: 0.364, SLG: 0.370										4	0	0	0	1	0	2				
5 Nomar Garciaparra, R (1, 3) OBP: 0.426, SLG: 0.574										4	1	2	0	0	0	1				
12 Jeff Kent, R (1, 4) OBP: 0.381, SLG: 0.472										4	1	2	2	0	0	1				
Olmedo Saenz, R (1, 5) OBP: 0.333, SLG: 0.559										3	2	2	0	0	1	2				
18 Ramon Martinez, R (7, 5) OBP: 0.388, SLG: 0.442										1	0	0	0	0	0	0				
27 Matt Kemp, R (1, 8) OBP: 0.375, SLG: 0.667										4	2	2	0	0	1	0				
16 Andre Ethier, L (1, 7) OBP: 0.378, SLG: 0.484										4	1	2	4	0	2	0				
55 Russell Martin, R (1, 2) OBP: 0.388, SLG: 0.479										4	0	2	1	0	0	0				
Aaron Sele, R (1, 1) ERA: 4.88	5.1 L 26 10 5 5 3 1 0 0 0 0 0 0 0 67 105 8.44 2.062																			
55 Matt Capps, R (6, 1) ERA: 4.03	0.2 2 0 0 0 1 0 0 0 0 0 0 0 5 6 0.00 0.000																			
16 Salomon Torres, R (7, 1) ERA: 4.88	1.0 5 2 2 2 0 0 0 0 0 0 0 1 8 11 18.00 2.000																			
Roberto Hernandez, R (8, 1) ERA: 2.14	1.0 5 1 0 0 1 0 0 0 0 0 0 0 13 23 0.00 1.000																			
Inning Stats	R: 0 E: 0 K: 0 S: 7	H: 1 LOB: 0 BB: 0 P: 14	R: 2 E: 0 K: 0 S: 12	H: 3 LOB: 0 BB: 0 P: 17	R: 0 E: 0 K: 1 S: 13	H: 1 LOB: 1 BB: 1 P: 23	R: 0 E: 0 K: 2 S: 10	H: 1 LOB: 0 BB: 0 P: 15	R: 0 E: 0 K: 1 S: 9	H: 0 LOB: 0 BB: 0 P: 15	R: 3 E: 0 K: 1 S: 21	H: 4 LOB: 1 BB: 0 P: 27	R: 2 E: 0 K: 0 S: 8	H: 2 LOB: 0 BB: 0 P: 11	R: 0 E: 1 K: 1 S: 13	H: 1 LOB: 2 BB: 0 P: 23	1B: 10 2B: 2 3B: 0 HR: 1	SF: 0 SAC: 0 DP: 0 HBP: 0	WP: 0 PB: 0 SB: 1 CS: 0	PA: 38
PITCHER	IP WLS BF H R ER SO BB IBB HBP BLK WP HR S P ERA WHIP																			

AB	37
R	7
H	13
RBI	7
BB	1
SO	5
LOB	9



Batter	1	2	3	4	5	6	7	8	9	AB R H RBI BB SO LOB	TOP											
13 Nate McLouth, L OBP: 0.289, SLG: 0.330		L6					K		K	5 1 1 0 0 3 1	Pittsburgh Pirates @ Los Angeles Dodgers Dodger Stadium, Los Angeles, CA Sun Jun 25 2006, 1:10 PM PDT Att: 55,545 - Cloudy - 83 F											
12 Freddy Sanchez, R OBP: 0.388, SLG: 0.500	G4-3		P4		2B	1B	L6			4 1 1 1 0 0 0												
Sean Casey, L OBP: 0.379, SLG: 0.449	2B		F7		1B					2 1 1 1 2 0 0												
Jason Bay, R OBP: 0.407, SLG: 0.562	1B		K		F9		F8			4 0 1 1 0 1 2												
Jeremy Burnitz, L OBP: 0.280, SLG: 0.430	HBP		F7		L9		K			3 0 0 0 0 1 1												
Joe Randa, R OBP: 0.284, SLG: 0.353	G6-3		G5-3		HR		G6-4-3			4 1 2 1 0 0 2												
Jose Castillo, R OBP: 0.332, SLG: 0.453		K		BB	G5-3		G6-4-3			3 0 0 0 1 1 1												
26 Ronny Paulino, R OBP: 0.353, SLG: 0.389	G5-3		K		G4-3		P4			4 0 0 0 0 1 1												
Kip Wells, R OBP: 0.266, SLG: 0.200										2 0 1 0 0 1 0												
Jose Hernandez, R OBP: 0.276, SLG: 0.274										1 0 0 0 0 0 0												
Damaso Marte, L OBP: 0.276, SLG: 0.274										0 0 0 0 0 0 0												
16 Salomon Torres, R OBP: 0.276, SLG: 0.274										0 0 0 0 0 0 0												
Michael Gonzalez, R OBP: 0.276, SLG: 0.274										0 0 0 0 0 0 0												
Jose Bautista, R OBP: 0.276, SLG: 0.274										1 0 0 0 0 1 0												
Inning Stats	R: 1 E: 0 K: 1 S: 16	H: 1 LOB: 2 BB: 1 P: 26	R: 0 E: 0 K: 1 S: 11	H: 1 LOB: 1 BB: 0 P: 17	R: 0 E: 0 K: 1 S: 8	H: 0 LOB: 0 BB: 0 P: 11	R: 0 E: 0 K: 1 S: 8	H: 0 LOB: 1 BB: 1 P: 16	R: 2 E: 0 K: 0 S: 15	H: 3 LOB: 1 BB: 0 P: 20	R: 1 E: 0 K: 0 S: 10	H: 1 LOB: 0 BB: 0 P: 15	R: 0 E: 0 K: 1 S: 10	H: 0 LOB: 1 BB: 1 P: 18	R: 0 E: 0 K: 1 S: 7	H: 1 LOB: 0 BB: 0 P: 10	R: 0 E: 0 K: 2 S: 11	H: 0 LOB: 0 BB: 0 P: 16	1B: 4 2B: 2 3B: 0 HR: 1	SF: 0 SAC: 0 DP: 1 HBP: 1	WP: 2 PB: 0 SB: 0 CS: 0	PA: 37
PITCHER	IP WLS BF H R ER SO BB IBB HBP BLK WP HR S P ERA WHIP											IP WLS BF H R ER SO BB IBB HBP BLK WP HR S P ERA WHIP										
31 Brad Penny, R ERA: 3.08	5.0 W 24 6 4 4 5 2 0 1 0 1 1 60 93 7.20 1.600																					
Joe Beimel, L ERA: 3.81	1.0 H 3 0 0 0 0 0 0 0 0 0 0 8 12 0.00 0.000																					
51 Jonathan Broxton, R ERA: 3.03	2.0 H 7 1 0 0 2 1 0 0 0 0 0 17 28 0.00 1.000																					
44 Takashi Saito, R ERA: 1.72	1.0 S 3 0 0 0 2 0 0 0 0 0 0 11 16 0.00 0.000																					

Batter	1	2	3	4	5	6	7	8	9	AB R H RBI BB SO LOB	BOTTOM									
15 Rafael Furcal, S OBP: 0.334, SLG: 0.340	CS		1B			P3		F9		4 0 2 2 1 0 1	Pittsburgh Pirates @ Los Angeles Dodgers Dodger Stadium, Los Angeles, CA Sun Jun 25 2006, 1:10 PM PDT Att: 55,545 - Cloudy - 83 F									
Kenny Lofton, L OBP: 0.349, SLG: 0.386	L5		BB		G4-3	K		K		5 0 1 0 0 2 3										
5 Nomar Garciaparra, R OBP: 0.426, SLG: 0.594	P4		P4		1B		HR	F7		5 2 2 1 0 0 2										
J.D. Drew, L OBP: 0.376, SLG: 0.474		BB		1B	F8		1B			3 1 2 0 1 0 1										
16 Andre Ethier, L OBP: 0.388, SLG: 0.500	F7		1B		2B		1B			4 2 3 0 0 0 1										
18 Ramon Martinez, R OBP: 0.393, SLG: 0.444	F9		1B		G6-3		1B			4 1 2 2 0 0 2										
Cesar Izturis, S OBP: 0.550, SLG: 0.471	L5		1B		G4-3		FC3-2			4 0 1 0 0 0 5										
55 Russell Martin, R OBP: 0.379, SLG: 0.467			G6-3		FC6-4		K			4 1 0 2 0 1 4										
31 Brad Penny, R OBP: 0.235, SLG: 0.235			P5		G5-3		2B			2 0 0 0 0 0 2										
Joe Beimel, L ERA: 3.49										0 0 0 0 0 0 0										
Jose Cruz Jr., S OBP: 0.367, SLG: 0.379										1 0 1 0 0 0 0										
51 Jonathan Broxton, R ERA: 4.78										1 0 0 0 0 1 2										
44 Takashi Saito, L ERA: 3.03										0 0 0 0 0 0 0										
Inning Stats	R: 0 E: 0 K: 0 S: 9	H: 1 LOB: 0 BB: 0 P: 14	R: 0 E: 0 K: 0 S: 7	H: 0 LOB: 1 BB: 1 P: 14	R: 0 E: 0 K: 0 S: 7	H: 1 LOB: 2 BB: 1 P: 12	R: 4 E: 0 K: 0 S: 12	H: 5 LOB: 1 BB: 0 P: 19	R: 1 E: 0 K: 0 S: 11	H: 2 LOB: 1 BB: 0 P: 15	R: 0 E: 0 K: 2 S: 15	H: 1 LOB: 1 BB: 0 P: 24	R: 2 E: 0 K: 1 S: 18	H: 4 LOB: 2 BB: 0 P: 26	R: 0 E: 0 K: 1 S: 8	H: 0 LOB: 0 BB: 0 P: 12	1B: 11 2B: 2 3B: 0 HR: 1	SF: 0 SAC: 0 DP: 0 HBP: 0	WP: 0 PB: 0 SB: 2 CS: 1	PA: 39
PITCHER	IP WLS BF H R ER SO BB IBB HBP BLK WP HR S P ERA WHIP											IP WLS BF H R ER SO BB IBB HBP BLK WP HR S P ERA WHIP								
Kip Wells, R ERA: 11.88	5.0 L 25 9 5 5 0 2 0 0 0 0 0 1 24 36 18.00 4.000																			
Damaso Marte, L ERA: 3.49	1.0 7 4 2 2 2 0 0 0 0 0 0 1 24 36 18.00 4.000																			
16 Salomon Torres, R ERA: 4.78	1.0 4 1 0 0 1 0 0 0 0 0 0 9 14 0.00 1.000																			
Michael Gonzalez, L ERA: 3.03	1.0 3 0 0 0 1 0 0 0 0 0 0 8 12 0.00 0.000																			



Batter	1	2	3	4	5	6	7	8	9	AB	R	H	RBI	BB	SO	LOB	TOP					
15 Rafael Furcal, S OBP: 0.336, SLG: 0.342	F8		G4-3 5 1B							4	1	2	0	0	1	0	Los Angeles Dodgers @ Minnesota Twins Hubert H. Humphrey Metrodome, Minneapolis, MN Mon Jun 26 2006, 8:10 PM EDT Att: 22,528 - Dome - 68 F livebaseballscorecards.com					
Kenny Lofton, L OBP: 0.343, SLG: 0.379	F7		G4-3					F9		4	0	0	0	0	0	2						
5 Nomar Garciaparra, R OBP: 0.427, SLG: 0.582	F9								F8	4	0	2	1	0	0	1						
J.D. Drew, L OBP: 0.374, SLG: 0.475																						
12 Jeff Kent, R OBP: 0.379, SLG: 0.468																						
16 Andre Ethier, L OBP: 0.378, SLG: 0.488																						
27 Matt Kemp, R OBP: 0.363, SLG: 0.642																						
Cesar Izturis, S OBP: 0.478, SLG: 0.400																						
55 Russell Martin, R OBP: 0.372, SLG: 0.458																						
Inning Stats	R: 0 E: 0 K: 0 S: 7	H: 0 LOB: 0 BB: 0 P: 11	R: 1 E: 0 K: 1 S: 11	H: 2 LOB: 1 BB: 0 P: 14	R: 1 E: 0 K: 0 S: 14	H: 2 LOB: 1 BB: 0 P: 25	R: 0 E: 0 K: 0 S: 5	H: 0 LOB: 0 BB: 0 P: 5	R: 0 E: 0 K: 1 S: 7	H: 0 LOB: 0 BB: 0 P: 9	R: 0 E: 0 K: 1 S: 8	H: 1 LOB: 1 BB: 0 P: 12	R: 0 E: 0 K: 0 S: 7	H: 0 LOB: 0 BB: 0 P: 10	R: 0 E: 0 K: 0 S: 7	H: 1 LOB: 1 BB: 0 P: 11	R: 0 E: 0 K: 1 S: 6	H: 0 LOB: 0 BB: 0 P: 11	1B: 5 2B: 1 3B: 0 HR: 0	SF: 1 SAC: 0 DP: 0 HBP: 0	WP: 0 PB: 0 SB: 1 CS: 0	PA: 33
PITCHER	IP	WLS	BF	H	R	ER	SO	BB	IBB	HBP	BLK	WP	HR	S	P	ERA	WHIP					
Carlos Silva, R ERA: 6.43	(1, 1)	8.0	W	30	6	2	2	3	0	0	0	0	0	66	97	2.25	0.750					
28 Jesse Crain, R ERA: 5.19	(9, 1)	1.0		3	0	0	0	1	0	0	0	0	0	6	11	0.00	0.000					

Batter	1	2	3	4	5	6	7	8	9	AB	R	H	RBI	BB	SO	LOB	BOTTOM					
Luis Castillo, S OBP: 0.337, SLG: 0.348										5	4	2	0	0	0	3	Los Angeles Dodgers @ Minnesota Twins Hubert H. Humphrey Metrodome, Minneapolis, MN Mon Jun 26 2006, 8:10 PM EDT Att: 22,528 - Dome - 68 F livebaseballscorecards.com					
8 Nick Punto, S OBP: 0.375, SLG: 0.338										3	2	2	1	2	0	1						
7 Joe Mauer, L OBP: 0.444, SLG: 0.524										5	1	4	5	0	0	0						
5 Michael Cuddyer, R OBP: 0.374, SLG: 0.519										3	0	2	2	2	0	2						
33 Justin Morneau, L OBP: 0.339, SLG: 0.552										4	0	1	0	1	0	5						
Torii Hunter, R OBP: 0.342, SLG: 0.418										2	0	0	0	2	1	3						
16 Jason Kubel, L ERA: 5.63										3	0	0	0	0	0	3						
20 Lew Ford, R OBP: 0.295, SLG: 0.298										1	0	0	0	0	1	1						
Terry Lincecum, S OBP: 0.353, SLG: 0.367										3	1	1	0	1	0	0						
Jason Bartlett, R OBP: 0.438, SLG: 0.439										3	0	0	0	0	1	1						
Inning Stats	R: 1 E: 0 K: 0 S: 14	H: 2 LOB: 2 BB: 2 P: 25	R: 3 E: 0 K: 0 S: 12	H: 2 LOB: 2 BB: 2 P: 26	R: 0 E: 0 K: 1 S: 7	H: 0 LOB: 0 BB: 0 P: 9	R: 0 E: 0 K: 0 S: 5	H: 1 LOB: 1 BB: 0 P: 9	R: 0 E: 0 K: 0 S: 11	H: 1 LOB: 2 BB: 2 P: 22	R: 2 E: 0 K: 1 S: 13	H: 3 LOB: 2 BB: 1 P: 20	R: 0 E: 0 K: 1 S: 6	H: 0 LOB: 0 BB: 1 P: 15	R: 2 E: 0 K: 0 S: 14	H: 3 LOB: 1 BB: 0 P: 19	R: 0 E: 0 K: 0 S: 6	H: 0 LOB: 0 BB: 0 P: 15	1B: 9 2B: 4 3B: 1 HR: 0	SF: 0 SAC: 0 DP: 3 HBP: 1	WP: 1 PB: 0 SB: 0 CS: 1	PA: 41
PITCHER	IP	WLS	BF	H	R	ER	SO	BB	IBB	HBP	BLK	WP	HR	S	P	ERA	WHIP					
58 Chad Billingsley, R ERA: 5.63	(1, 1)	5.2	L	29	7	6	6	2	7	0	0	0	0	57	103	9.53	2.471					
56 Hung-Chih Kuo, L ERA: 5.56	(6, 1)	1.1		6	2	0	0	1	1	0	0	0	0	11	23	0.00	2.250					
Danyis Baez, R ERA: 4.42	(8, 1)	1.0		6	3	2	2	0	0	0	0	0	0	14	19	18.00	3.000					

Batter	1	2	3	4	5	6	7	8	9	AB	R	H	RBI	BB	SO	LOB	TOP																		
15 Rafael Furcal, S OBP: 0.338, SLG: 0.344										4	0	2	0	0	0	1	Los Angeles Dodgers @ Minnesota Twins Hubert H. Humphrey Metrodome, Minneapolis, MN Tue Jun 27 2006, 8:10 PM EDT Att: 30,681 - Dome - 70 F																		
Cesar Izturis, S OBP: 0.407, SLG: 0.333										4	0	0	0	0	1	3																			
5 Nomar Garciaparra, R OBP: 0.424, SLG: 0.590										4	1	1	1	0	0	4																			
12 Jeff Kent, R OBP: 0.379, SLG: 0.480										3	1	1	1	0	1	1																			
18 Ramon Martinez, R OBP: 0.389, SLG: 0.440										1	0	0	0	0	0	2																			
J.D. Drew, L OBP: 0.374, SLG: 0.473										3	0	1	0	0	1	0																			
16 Andre Ethier, L OBP: 0.375, SLG: 0.485										1	0	0	0	0	0	0																			
Olmedo Saenz, R OBP: 0.323, SLG: 0.539										4	0	0	0	0	2	1																			
27 Matt Kemp, R OBP: 0.347, SLG: 0.612										4	0	0	0	0	3	1																			
José Cruz Jr., S OBP: 0.362, SLG: 0.373										3	0	0	0	0	1	1																			
55 Russell Martin, R OBP: 0.371, SLG: 0.455										3	0	1	0	0	0	2																			
Inning Stats	R: 0 E: 0 K: 2 S: 8	H: 1 LOB: 1 BB: 0 P: 11	R: 0 E: 0 K: 2 S: 8	H: 0 LOB: 0 BB: 0 P: 13	R: 0 E: 0 K: 0 S: 6	H: 0 LOB: 0 BB: 0 P: 7	R: 1 E: 0 K: 1 S: 8	H: 1 LOB: 0 BB: 0 P: 12	R: 0 E: 0 K: 2 S: 11	H: 0 LOB: 0 BB: 0 P: 14	R: 0 E: 0 K: 0 S: 8	H: 1 LOB: 1 BB: 0 P: 8	R: 1 E: 1 K: 1 S: 14	H: 2 LOB: 2 BB: 0 P: 21	R: 0 E: 1 K: 0 S: 11	H: 1 LOB: 1 BB: 0 P: 17	R: 0 E: 0 K: 1 S: 9	H: 0 LOB: 0 BB: 0 P: 16	1B: 4 2B: 0 3B: 0 HR: 2	SF: 0 SAC: 0 DP: 1 HBP: 0	WP: 0 PB: 0 SB: 0 CS: 0	PA: 34													
PITCHER	IP WLS BF H R ER SO BB IBB HBP BLK WP HR S P ERA WHIP																																		
47 Francisco Lirio, L ERA: 2.21	(1, 1)	7.0	W	27	5	2	2	8	0	0	0	0	0	0	2	63	86	2.57	0.714																
Kyle Lohse, R ERA: 8.49	(8, 1)	2.0		7	1	0	0	1	0	0	0	0	0	0	0	20	33	0.00	0.500																

Batter	1	2	3	4	5	6	7	8	9	AB	R	H	RBI	BB	SO	LOB	BOTTOM																		
Luis Castillo, S OBP: 0.334, SLG: 0.346										5	1	1	2	0	0	2	Los Angeles Dodgers @ Minnesota Twins Hubert H. Humphrey Metrodome, Minneapolis, MN Tue Jun 27 2006, 8:10 PM EDT Att: 30,681 - Dome - 70 F																		
8 Nick Punto, S OBP: 0.376, SLG: 0.356										5	2	2	2	0	1	1																			
7 Joe Mauer, L OBP: 0.454, SLG: 0.533										5	1	5	1	0	0	0																			
5 Michael Cuddyer, R OBP: 0.371, SLG: 0.509										4	0	0	0	1	0	5																			
33 Justin Morneau, L OBP: 0.337, SLG: 0.548										4	0	1	1	0	2	4																			
Torii Hunter, R OBP: 0.344, SLG: 0.423										4	2	2	1	0	0	1																			
20 Lew Ford, R OBP: 0.298, SLG: 0.302										1	0	1	0	0	0	0																			
16 Jason Kubel, L OBP: 0.319, SLG: 0.491										4	1	1	0	1	1	4																			
Ruben Sierra, S OBP: 0.290, SLG: 0.231										3	1	0	0	1	0	4																			
Jason Bartlett, R OBP: 0.462, SLG: 0.455										3	1	2	2	0	0	0																			
Inning Stats	R: 0 E: 0 K: 0 S: 9	H: 1 LOB: 1 BB: 0 P: 11	R: 6 E: 0 K: 0 S: 13	H: 5 LOB: 0 BB: 1 P: 27	R: 0 E: 1 K: 2 S: 13	H: 0 LOB: 1 BB: 0 P: 22	R: 0 E: 0 K: 1 S: 11	H: 2 LOB: 3 BB: 1 P: 20	R: 1 E: 1 K: 0 S: 7	H: 2 LOB: 1 BB: 0 P: 8	R: 2 E: 0 K: 0 S: 18	H: 3 LOB: 2 BB: 1 P: 30	R: 0 E: 0 K: 0 S: 9	H: 0 LOB: 0 BB: 0 P: 14	R: 0 E: 0 K: 1 S: 14	H: 2 LOB: 2 BB: 0 P: 21	1B: 13 2B: 1 3B: 1 HR: 0	SF: 1 SAC: 0 DP: 1 HBP: 1	WP: 1 PB: 0 SB: 0 CS: 0	PA: 43															
PITCHER	IP WLS BF H R ER SO BB IBB HBP BLK WP HR S P ERA WHIP																																		
Derek Lowe, R ERA: 3.49	(1, 1)	5.1	L	31	12	9	9	3	2	0	0	0	0	0	61	100	15.19	2.625																	
Joe Beimel, L ERA: 3.45	(6, 1)	2.2		12	3	0	0	1	1	0	0	0	0	1	0	33	53	0.00	1.500																

AB 34
R 2
H 6
RBI 2
BB 0
SO 9
LOB 16



AB 38
R 9
H 15
RBI 9
BB 3
SO 4
LOB 21



Batter	1	2	3	4	5	6	7	8	9	AB	R	H	RBI	BB	SO	LOB	TOP			
15 Rafael Furcal, S OBP: 0.335, SLG: 0.341	G5-3	P5		G3-1			G6-3		L8-3 1B	5	0	1	0	0	0	1				
Kenny Lofton, L OBP: 0.347, SLG: 0.378 José Cruz Jr., S OBP: 0.362, SLG: 0.369	1B		G4-3 5 2B	L6			G5-3		L8-3 1B	5	1	2	0	0	0	1				
5 Nomar Garciaparra, R OBP: 0.425, SLG: 0.597	F9		G4-3 12 1B		P6				16 HR 2B	4	2	2	0	0	0	1				
J.D. Drew, L OBP: 0.372, SLG: 0.469			G4-3		K				K	4	0	1	1	0	2	2				
12 Jeff Kent, R OBP: 0.375, SLG: 0.469	P6		G4-3 16 2B E		K				P6	4	1	1	1	0	1	3				
16 Andre Ethier, L OBP: 0.382, SLG: 0.519		G5-3	E9				FC1-6 1B		HR	4	1	3	2	0	0	0				
27 Matt Kemp, R OBP: 0.350, SLG: 0.587		G6-3 55 2B	G4-3		F9				1B	4	1	2	0	0	0	2				
Cesar Izturis, S OBP: 0.314, SLG: 0.250	G6-3		F8		FC1-6 55 CS				G6-3	4	0	0	0	0	0	4				
55 Russell Martin, R OBP: 0.361, SLG: 0.445				G1-3		CS	F9		G3-1	4	0	1	1	0	0	0				
Inning Stats	R: 0 E: 0 K: 0 S: 9	H: 2 LOB: 2 BB: 0 P: 12	R: 1 E: 0 K: 0 S: 15	H: 2 LOB: 1 BB: 0 P: 20	R: 3 E: 1 K: 0 S: 10	H: 4 LOB: 1 BB: 0 P: 13	R: 0 E: 0 K: 0 S: 8	H: 0 LOB: 0 BB: 0 P: 11	R: 0 E: 0 K: 2 S: 9	H: 1 LOB: 0 BB: 0 P: 9	R: 0 E: 0 K: 0 S: 6	H: 0 LOB: 0 BB: 0 P: 9	R: 0 E: 0 K: 1 S: 15	H: 3 LOB: 1 BB: 0 P: 23	R: 0 E: 0 K: 0 S: 7	H: 1 LOB: 0 BB: 0 P: 12	1B: 8 2B: 5 3B: 0 HR: 1	SF: 0 SAC: 0 DP: 1 HBP: 0	WP: 0 PB: 0 SB: 1 CS: 0	PA: 39
PITCHER	IP	WLS	BF	H	R	ER	SO	BB	IBB	HBP	BLK	WP	HR	S	P	ERA	WHIP			
40 Bartolo Colon, R ERA: 5.77 Hector Carrasco, R ERA: 4.01	(1, 1) (8, 1)	7.2 1.1	34 4	12 1	6 0	5 0	3 0	0 0	0 0	0 0	0 0	0 0	1 0	76 9	102 16	5.87 0.00	1.565 0.750			

Los Angeles Dodgers @ Los Angeles Angels
Angel Stadium of Anaheim, Anaheim, CA
Fri Jun 30 2006, 7:05 PM PDT
Att. 44,233 - Clear - 90 F

AB	38
R	6
H	13
RBI	5
BB	0
SO	3
LOB	14





Batter	1	2	3	4	5	6	7	8	9	AB	R	H	RBI	BB	SO	LOB	BOTTOM			
9 Chone Figgins, S OBP: 0.322, SLG: 0.345	P5		S 1B		G5-3		F8			4	0	1	0	0	0	1				
6 Maicer Izturis, S OBP: 0.351, SLG: 0.321	G6-3		K				1B		G3	4	0	1	0	0	1	1				
Orlando Cabrera, R OBP: 0.362, SLG: 0.432	27 1B HBP		G6-3		F9				P6	3	0	0	0	0	0	2				
27 Vladimir Guerrero, R OBP: 0.329, SLG: 0.493				16 G3 20 2B			G5-3		F7	4	1	2	0	0	0	0				
16 Garret Anderson, L OBP: 0.296, SLG: 0.410	G1-3			G3			K		G4-3	4	0	0	0	0	1	3				
20 Juan Rivera, R OBP: 0.322, SLG: 0.439			K		22 G4-3 2B		G6-3		G5-3	4	0	1	1	0	1	0				
22 Kendrys Morales, S OBP: 0.293, SLG: 0.372				G4-3			K			4	0	2	0	0	1	1				
José Molina, R OBP: 0.256, SLG: 0.297 32 Erick Aybar, S OBP: 0.333, SLG: 0.533	G5-4-3 1B			G3			K		G4-3	3	0	0	0	0	1	2				
Adam Kennedy, L OBP: 0.316, SLG: 0.359				K						3	0	1	0	0	1	0				
Inning Stats	R: 0 E: 0 K: 0 S: 10	H: 1 LOB: 2 BB: 0 P: 19	R: 0 E: 0 K: 1 S: 8	H: 1 LOB: 0 BB: 0 P: 11	R: 0 E: 0 K: 2 S: 14	H: 1 LOB: 1 BB: 0 P: 19	R: 1 E: 0 K: 0 S: 10	H: 2 LOB: 1 BB: 0 P: 13	R: 0 E: 0 K: 1 S: 7	H: 0 LOB: 0 BB: 0 P: 8	R: 0 E: 0 K: 2 S: 12	H: 1 LOB: 0 BB: 0 P: 15	R: 0 E: 0 K: 0 S: 8	H: 0 LOB: 0 BB: 0 P: 11	R: 0 E: 0 K: 0 S: 10	H: 1 LOB: 1 BB: 0 P: 14	1B: 5 2B: 3 3B: 0 HR: 0	SF: 0 SAC: 0 DP: 1 HBP: 1	WP: 0 PB: 0 SB: 1 CS: 0	PA: 35
PITCHER	IP	WLS	BF	H	R	ER	SO	BB	IBB	HBP	BLK	WP	HR	S	P	ERA	WHIP			
31 Brad Penny, R ERA: 2.94 Danyis Baez, R ERA: 4.2 51 Jonathan Broxton, R ERA: 2.76	(1, 1) (8, 1) (9, 1)	7.0 1.0 1.0	28 3 4	7 0 1	1 0 0	1 0 0	6 0 0	0 0 0	0 0 0	0 0 0	0 0 0	0 0 0	0 0 10	73 8 14	100 11 14	1.29 0.00 0.00	1.000 0.000 1.000			

Los Angeles Dodgers @ Los Angeles Angels
Angel Stadium of Anaheim, Anaheim, CA
Fri Jun 30 2006, 7:05 PM PDT
Att. 44,233 - Clear - 90 F

AB	34
R	1
H	8
RBI	1
BB	0
SO	6
LOB	11



Batter	1	2	3	4	5	6	7	8	9	AB	R	H	RBI	BB	SO	LOB	TOP								
15 Rafael Furcal, S OBP: 0.336, SLG: 0.343	F8		K		2B			BB	K	4	1	1	0	1	2	2	Los Angeles Dodgers @ Los Angeles Angels Angel Stadium of Anaheim, Anaheim, CA Sat Jul 01 2006, 1:10 PM PDT Att: 43,891 - Sunny - 89 F livebaseballscorecards.com								
Kenny Lofton, L OBP: 0.352, SLG: 0.382	G4-3		L6			G4-3		BB		3	1	1	0	2	0	2									
5 Nomar Garciaparra, R OBP: 0.425, SLG: 0.591	G5-3					G1-3		BB	F7	4	0	1	0	1	0	2									
J.D. Drew, L OBP: 0.370, SLG: 0.466		K				G4-3		K		4	0	1	0	0	2	4									
12 Jeff Kent, R OBP: 0.373, SLG: 0.465		K				K		BB		4	0	1	1	0	2	3									
16 Andre Ethier, L OBP: 0.386, SLG: 0.518		K					G6-4-3	K		4	0	2	0	0	2	3									
27 Matt Kemp, R OBP: 0.355, SLG: 0.583			F9				BB	BB		4	0	2	1	0	1	2									
Toby Hall, R OBP: 0.261, SLG: 0.396			E				G6-4-3	FC4-6		4	0	1	0	0	0	5									
Cesar Izturis, S OBP: 0.282, SLG: 0.222	E3						F8		G4-3	4	0	0	0	0	0	2									
Inning Stats	R: 0 E: 0 K: 0 S: 8	H: 0 LOB: 0 BB: 0 P: 12	R: 0 E: 0 K: 3 S: 9	H: 0 LOB: 0 BB: 0 P: 12	R: 0 E: 1 K: 1 S: 13	H: 1 LOB: 2 BB: 0 P: 19	R: 0 E: 0 K: 1 S: 14	H: 3 LOB: 2 BB: 0 P: 25	R: 0 E: 0 K: 0 S: 6	H: 1 LOB: 1 BB: 0 P: 7	R: 0 E: 0 K: 0 S: 14	H: 1 LOB: 1 BB: 0 P: 21	R: 0 E: 0 K: 0 S: 6	H: 2 LOB: 1 BB: 0 P: 7	R: 2 E: 0 K: 2 S: 15	H: 2 LOB: 3 BB: 3 P: 31		R: 0 E: 0 K: 1 S: 12	H: 0 LOB: 1 BB: 1 P: 18	1B: 8 2B: 2 3B: 0 HR: 0	SF: 0 SAC: 0 DP: 1 HBP: 0	WP: 0 PB: 0 SB: 1 CS: 0	PA: 39		
PITCHER	IP	WLS	BF	H	R	ER	SO	BB	IBB	HBP	BLK	WP	HR	S	P	ERA	WHIP								
45 Kelvim Escobar, R ERA: 3.94	7.0	W	27	8	0	0	6	0	0	0	0	0	0	70	103	0.00	1.143								
Brendan Donnelly, R ERA: 3.31	0.1		5	1	2	2	1	3	0	0	0	0	0	9	22	54.00	12.000								
62 Scot Shields, R ERA: 2.28	0.2		3	1	0	0	1	0	0	0	0	0	0	6	9	0.00	1.500								
Kevin Gregg, R ERA: 4.67	1.0		4	0	0	0	1	1	0	0	0	0	0	12	18	0.00	1.000								

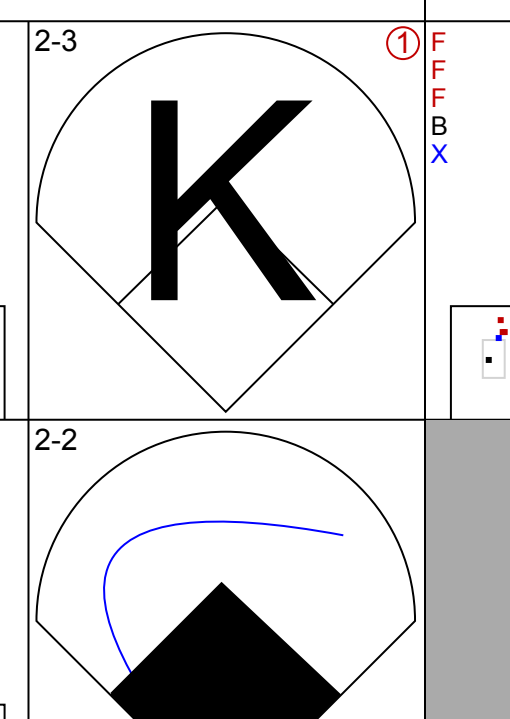
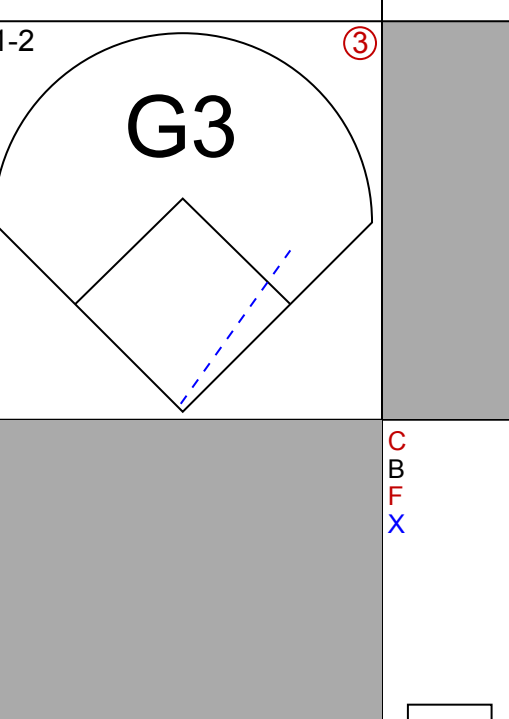
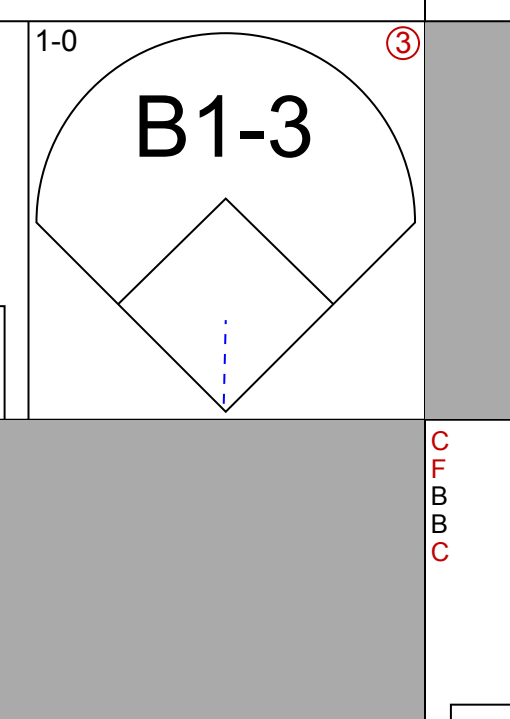
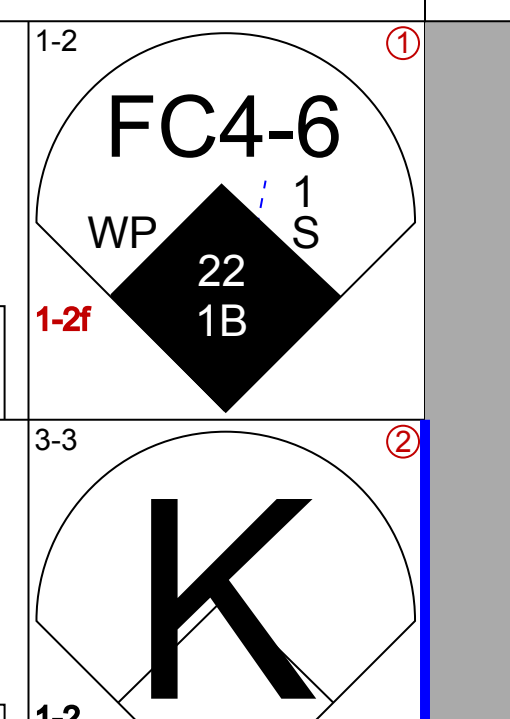
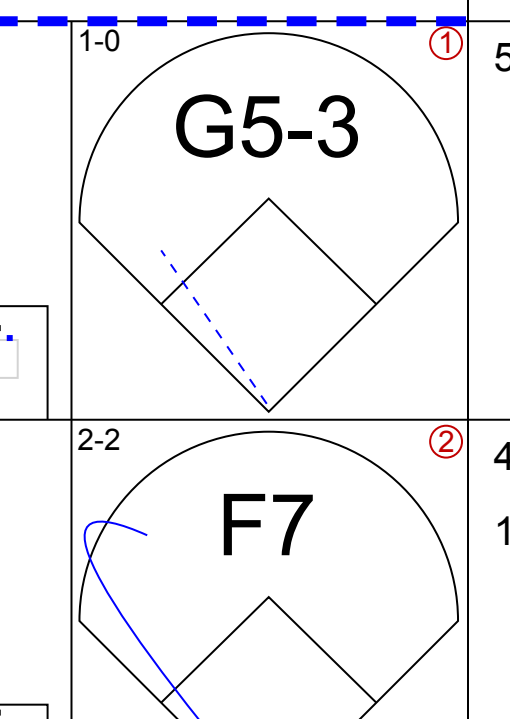
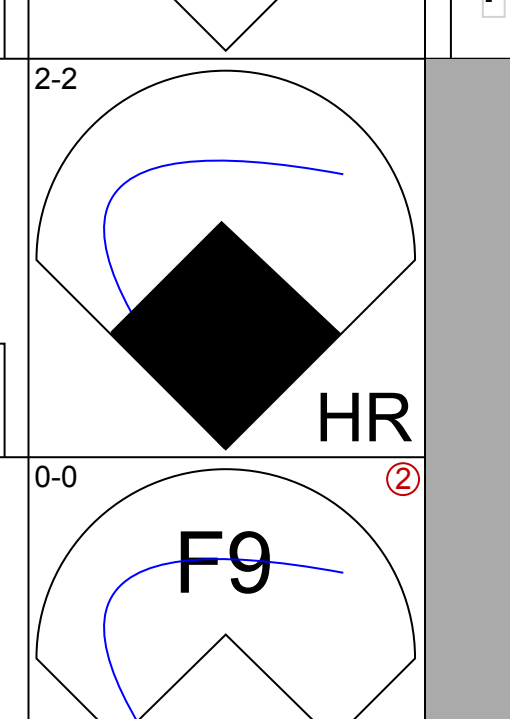
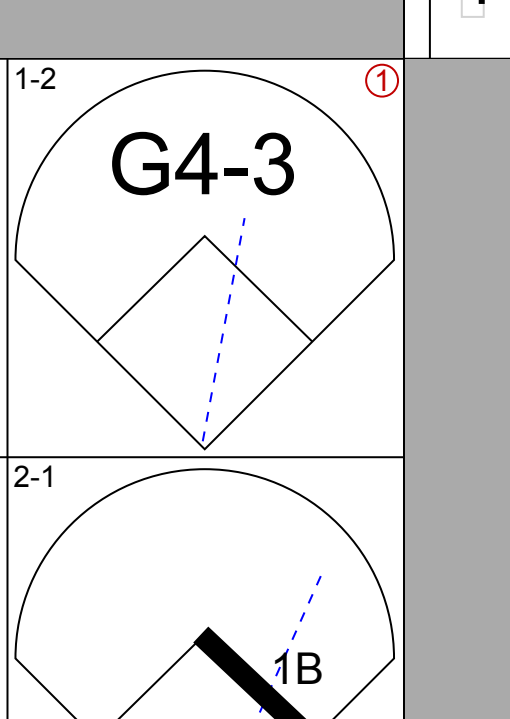
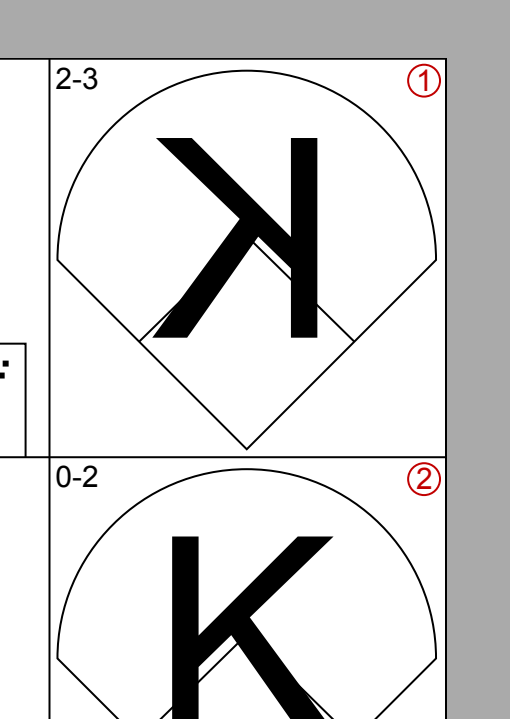
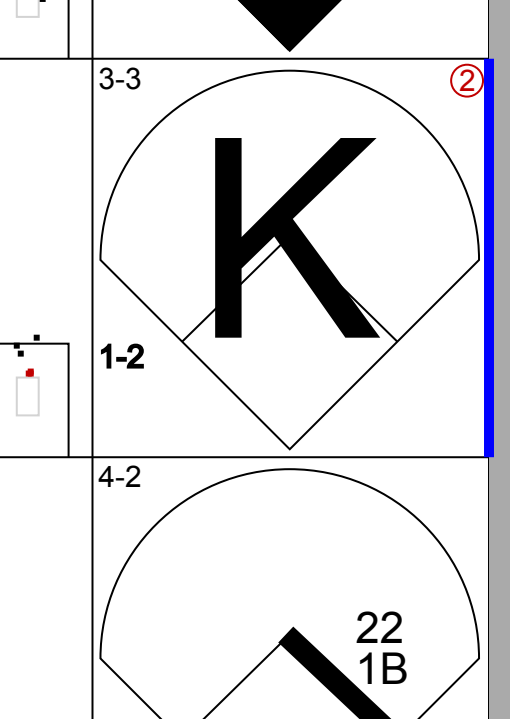
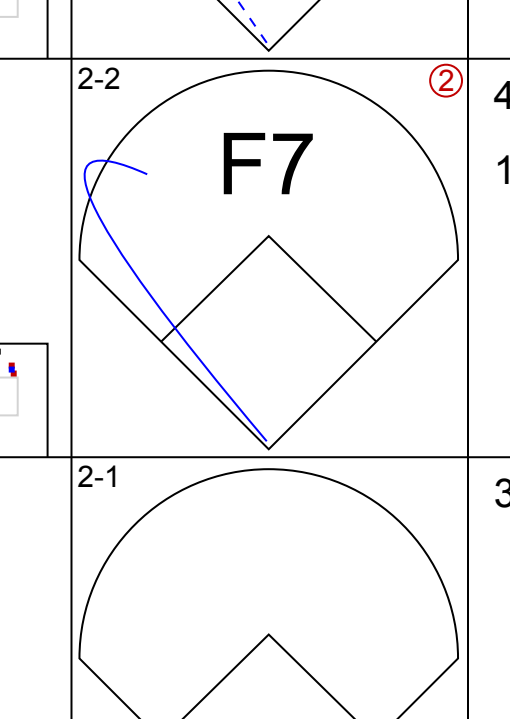
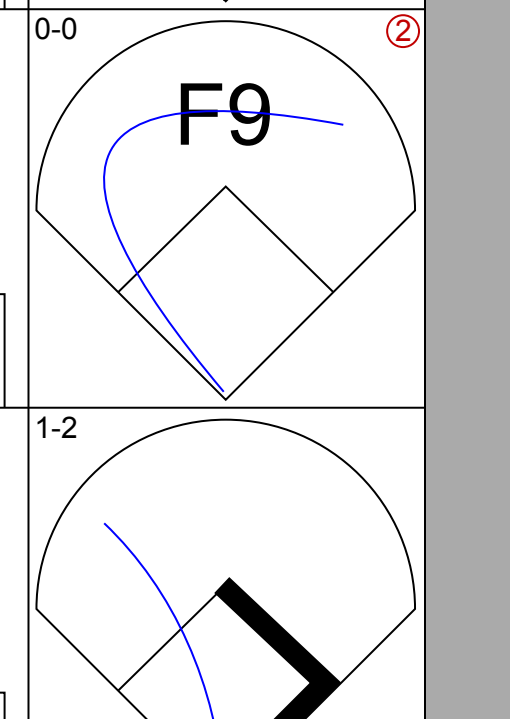
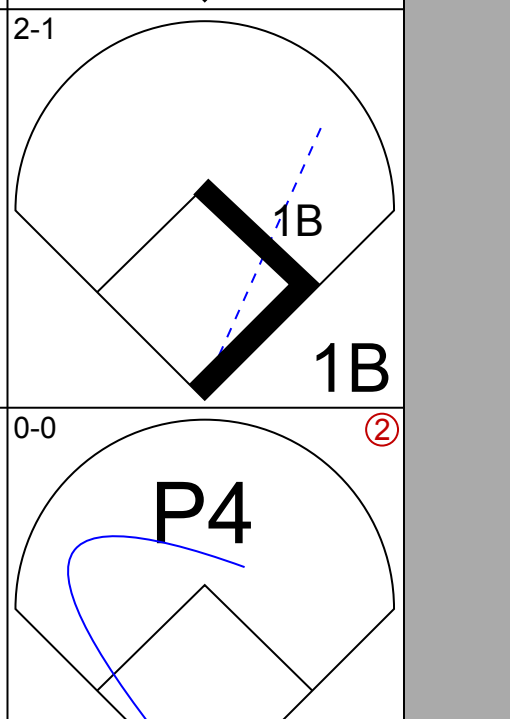
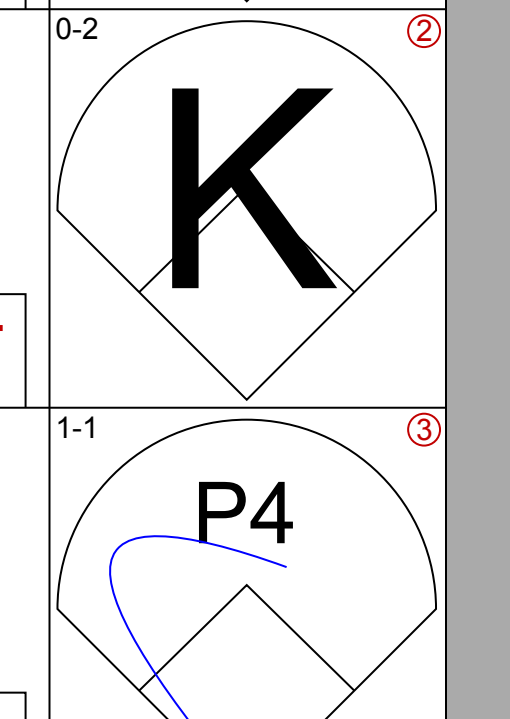
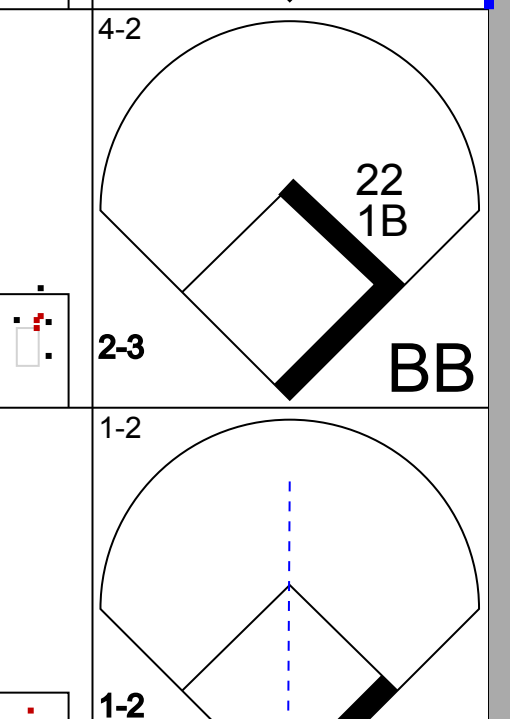
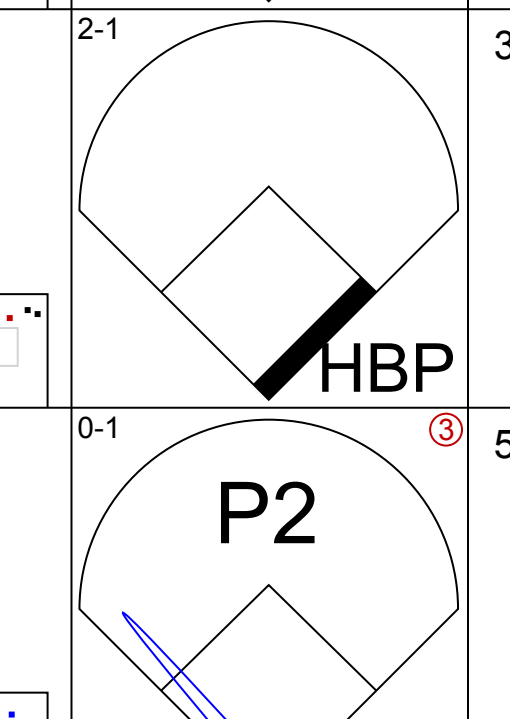
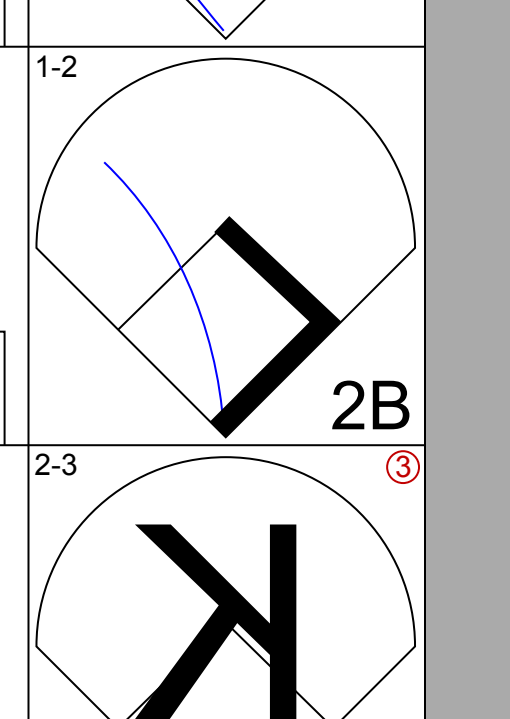
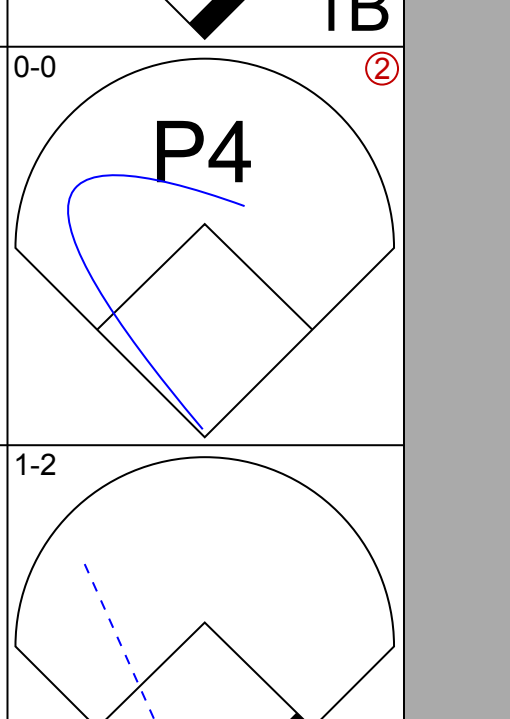
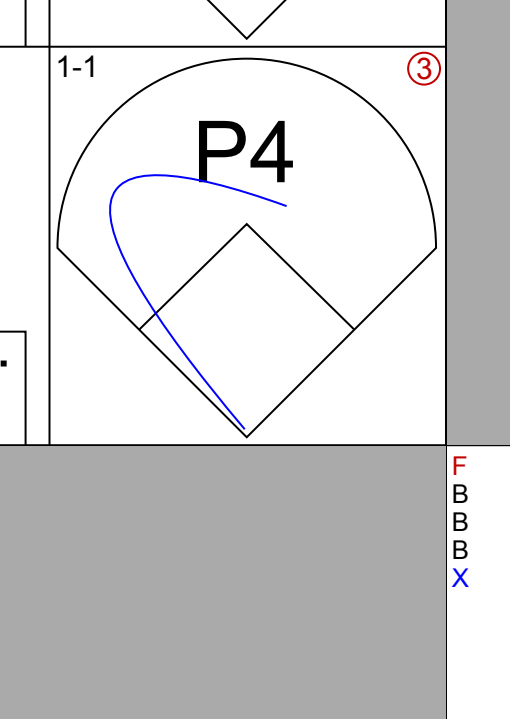
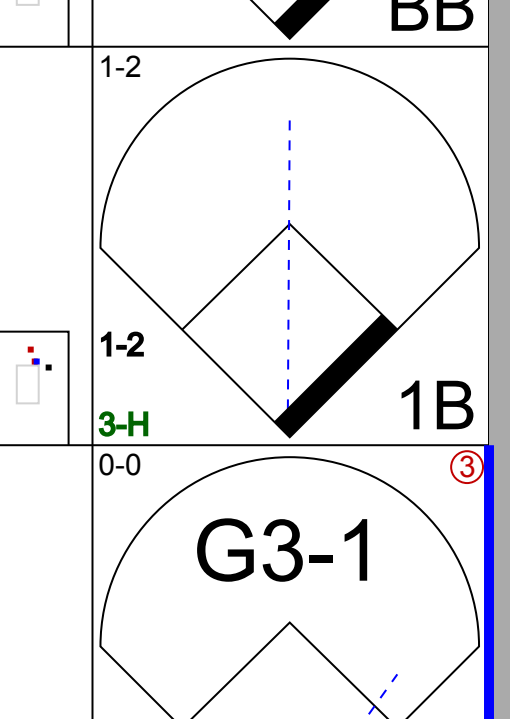
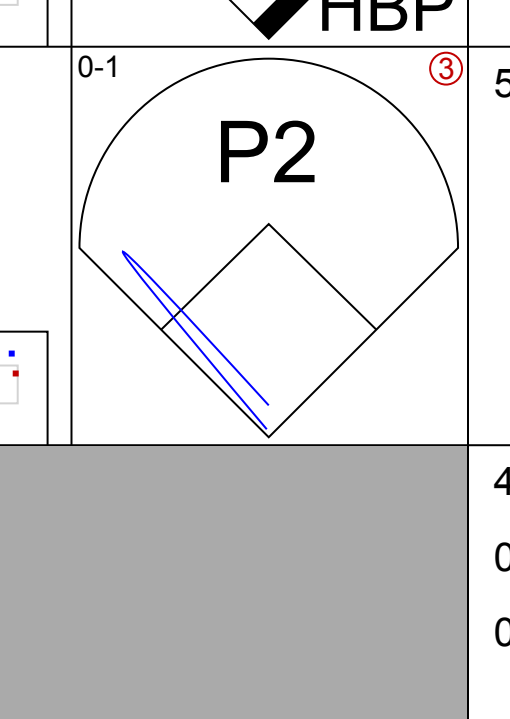
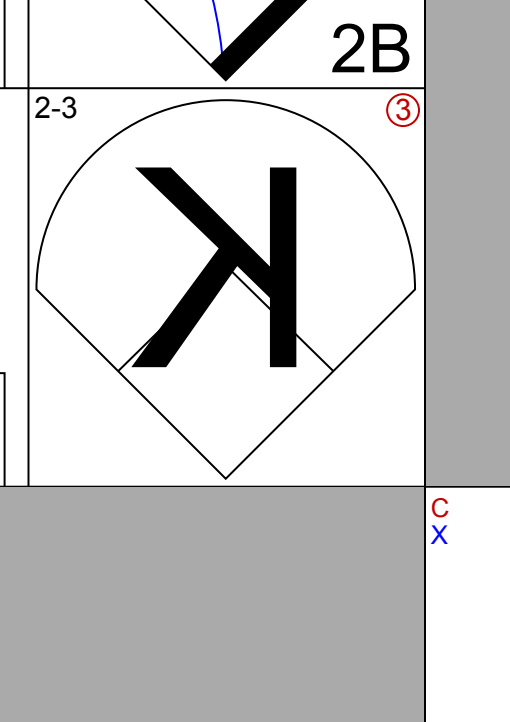
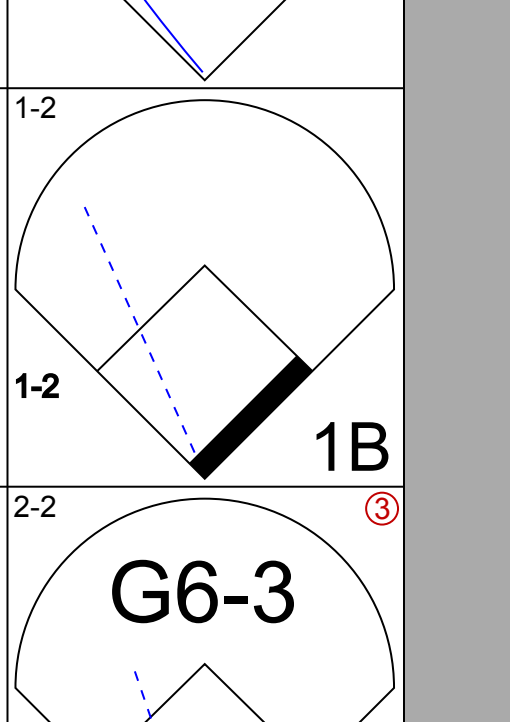
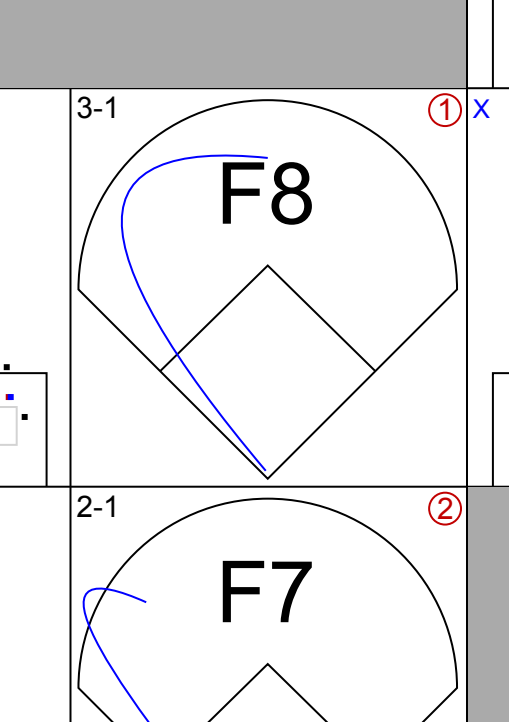
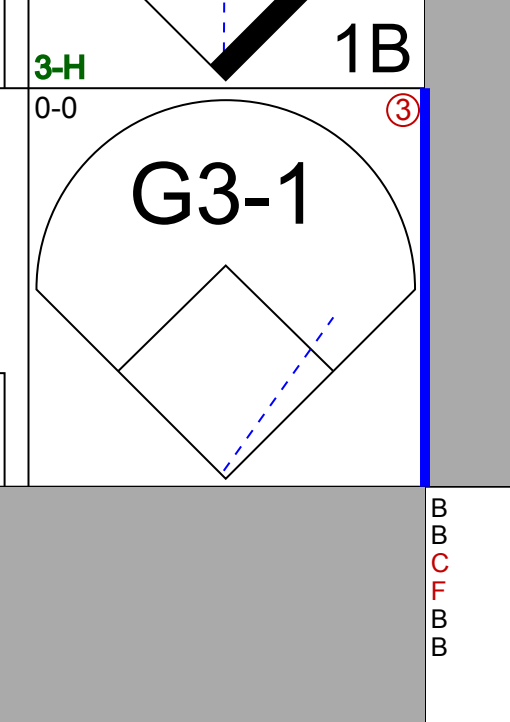
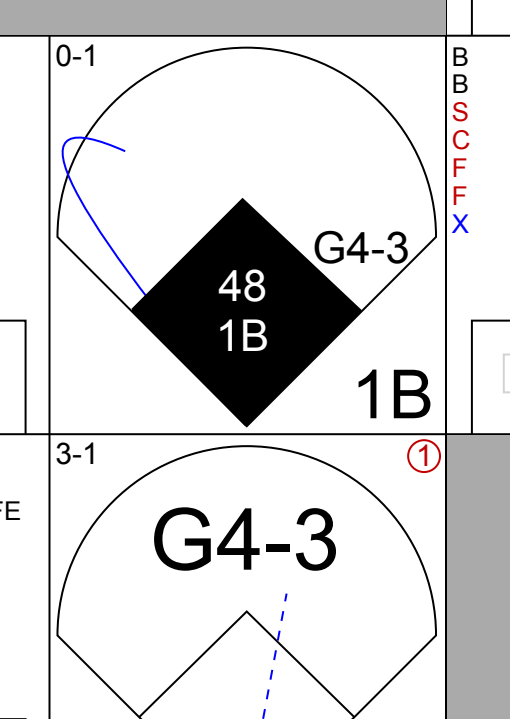
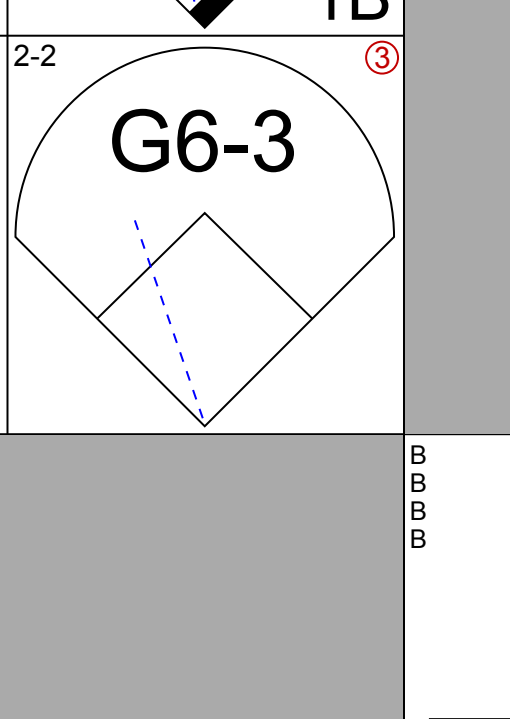
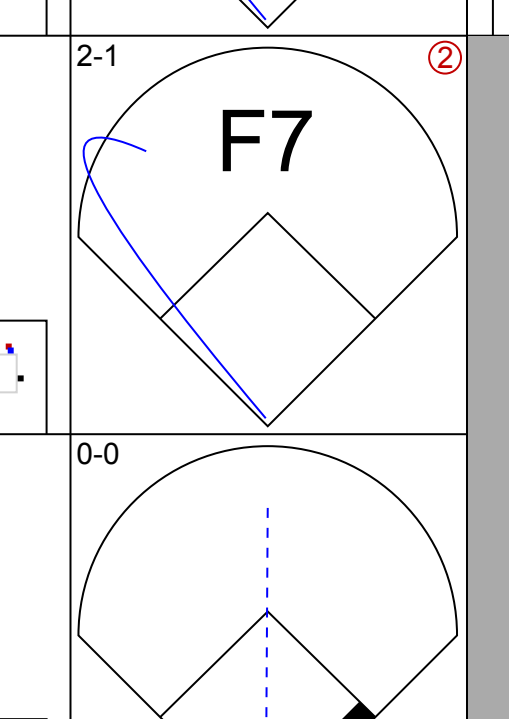
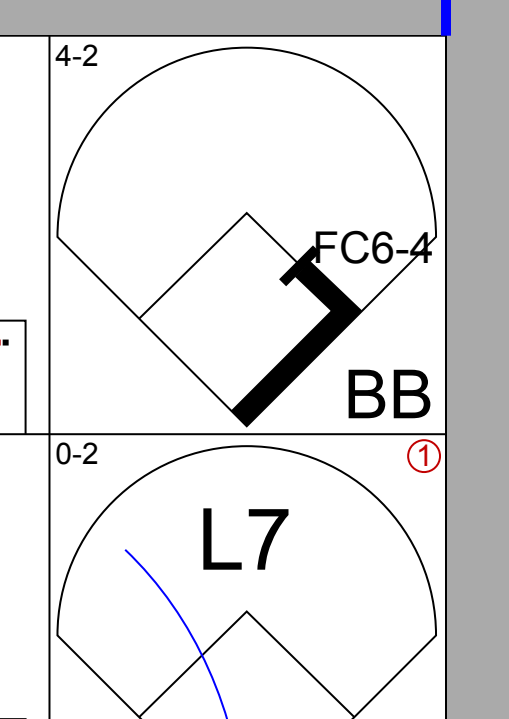
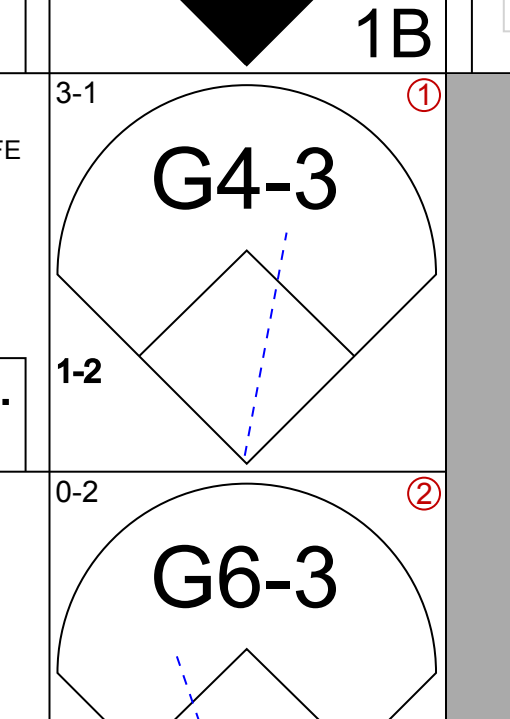
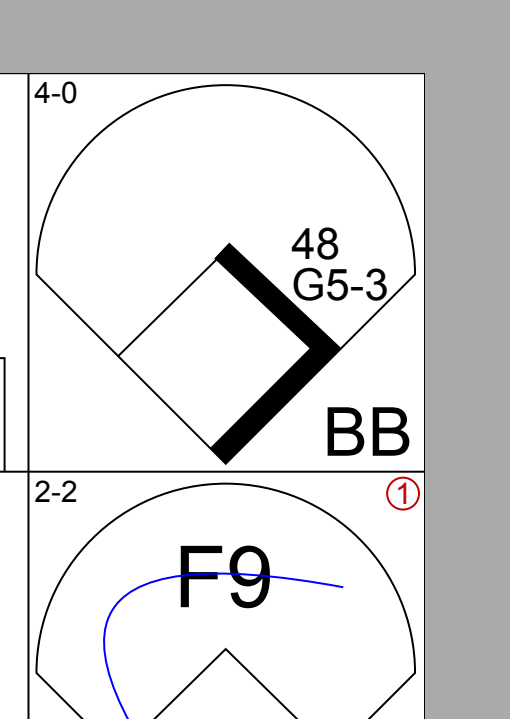
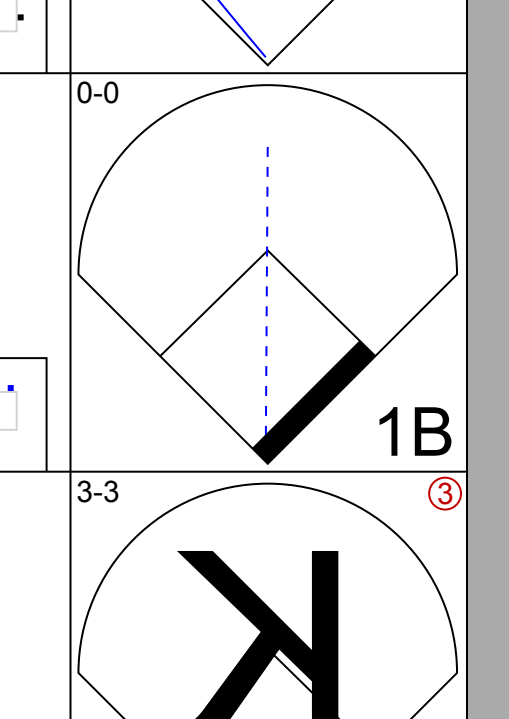
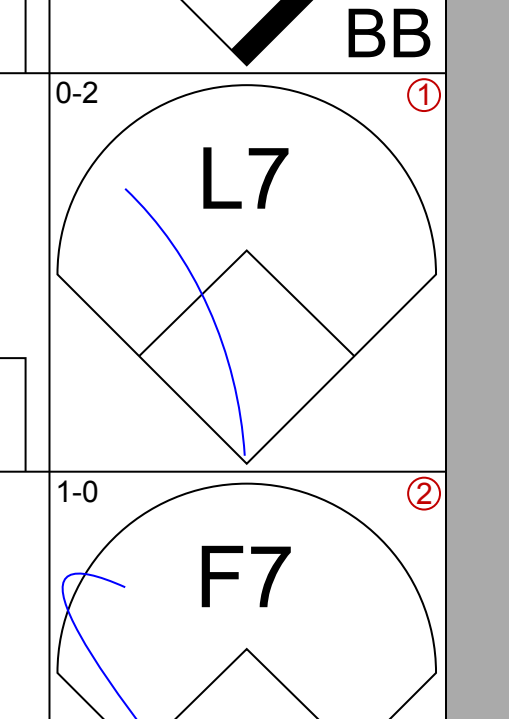
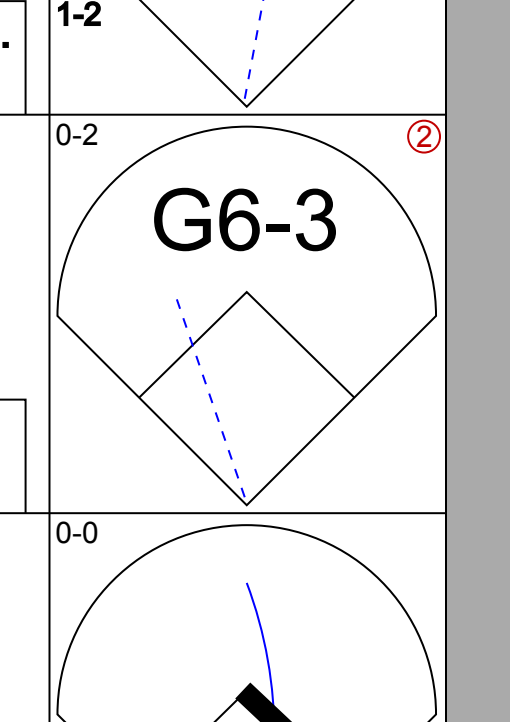
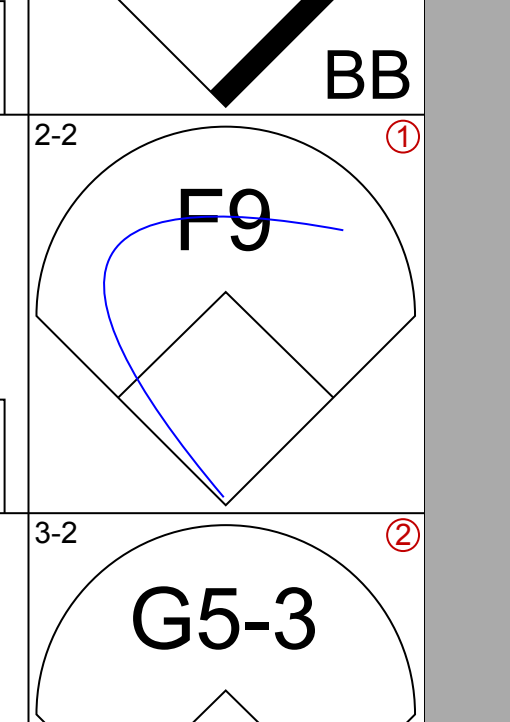
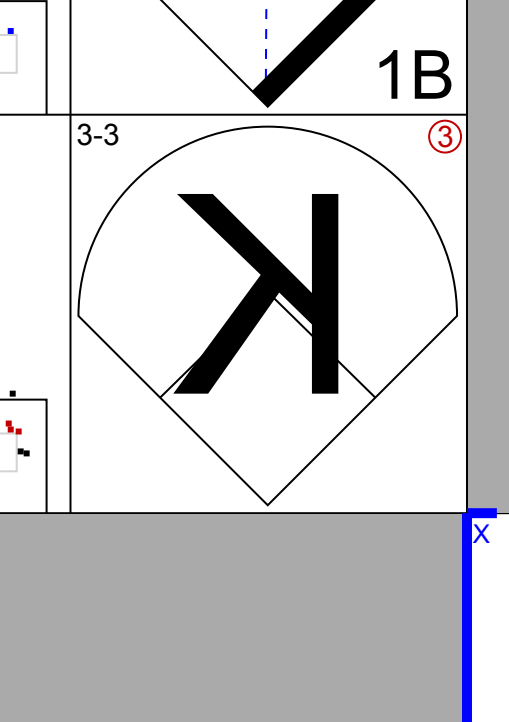
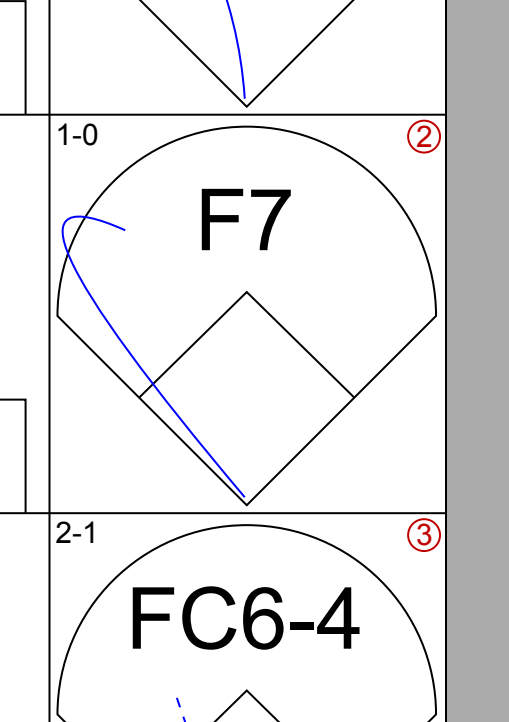
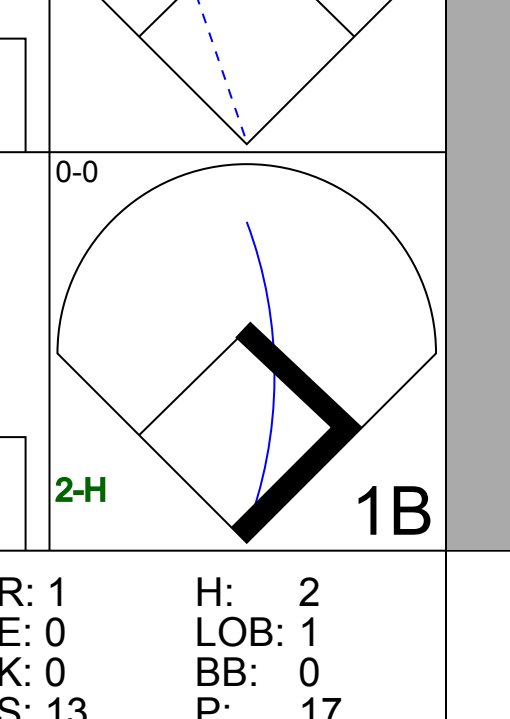
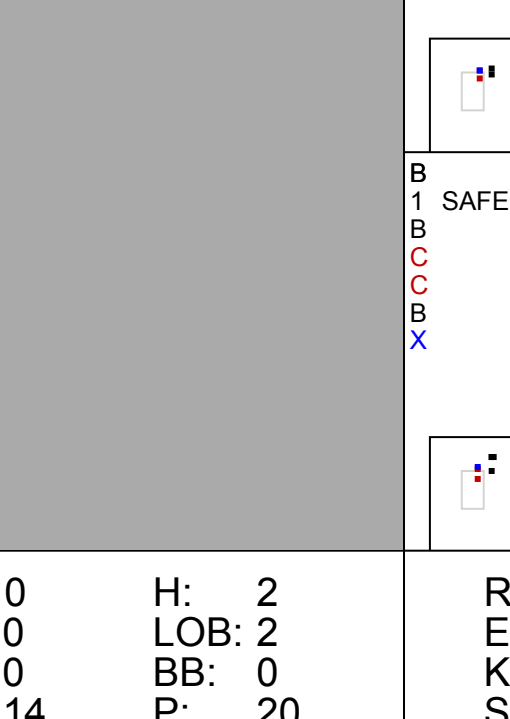
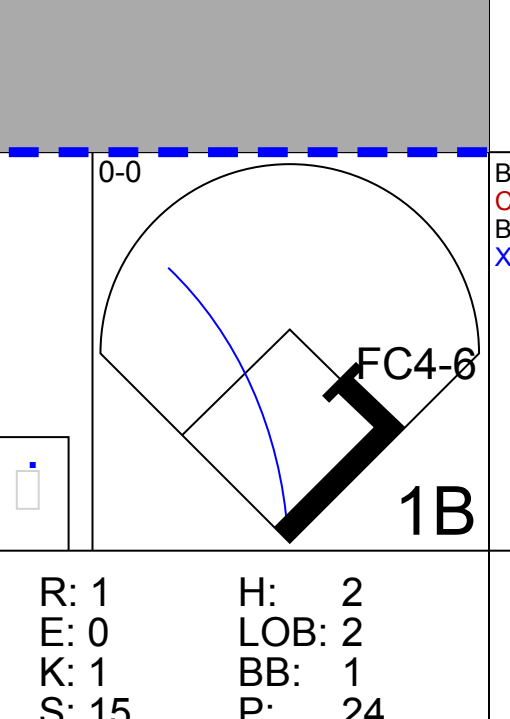
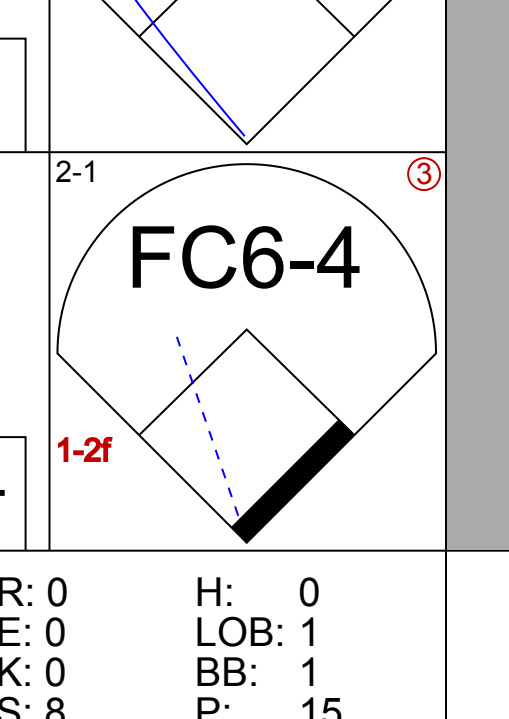
Batter	1	2	3	4	5	6	7	8	9	AB	R	H	RBI	BB	SO	LOB	BOTTOM								
9 Chone Figgins, S OBP: 0.323, SLG: 0.344	L3		F9			BB		F8		4	0	1	1	1	0	1	Los Angeles Dodgers @ Los Angeles Angels Angel Stadium of Anaheim, Anaheim, CA Sat Jul 01 2006, 1:10 PM PDT Att: 43,891 - Sunny - 89 F livebaseballscorecards.com								
6 Maicer Izturis, S OBP: 0.353, SLG: 0.293	F7		E1		G4-3			L6		5	1	0	1	0	0	4									
Orlando Cabrera, R OBP: 0.361, SLG: 0.428			F7			G4-3		F9		3	0	0	0	1	0	3									
32 Erick Aybar, S OBP: 0.313, SLG: 0.500			BB					F7		1	0	0	0	0	0	1									
27 Vladimir Guerrero, R OBP: 0.329, SLG: 0.490	G6-3					G1-3		F8		4	1	1	1	0	0	1									
Adam Kennedy, L OBP: 0.316, SLG: 0.359			BB							0	0	0	0	0	0	0									
Mike Napoli, R OBP: 0.444, SLG: 0.629		HR				G5-3		HR		3	3	2	2	1	0	0									
16 Garrett Anderson, L OBP: 0.299, SLG: 0.415		K						G5-3		4	1	2	2	0	1	0									
22 Kendrys Morales, S OBP: 0.293, SLG: 0.372										0	0	0	0	0	0	0									
Tim Salmon, R OBP: 0.375, SLG: 0.469			K					F9		4	0	0	0	0	2	2									
20 Juan Rivera, R OBP: 0.333, SLG: 0.449										3	1	3	0	0	0	0									
65 Tommy Murphy, S OBP: 0.315, SLG: 0.449										1	2	1	0	0	0	0									
39 Robb Quinlan, R OBP: 0.300, SLG: 0.430			E7			G5-4-3		E8		4	0	3	0	0	0	1									
Inning Stats	R: 0 E: 0 K: 0 S: 5	H: 0 LOB: 1 BB: 1 P: 11	R: 2 E: 1 K: 2 S: 15	H: 3 LOB: 1 BB: 0 P: 21	R: 3 E: 1 K: 0 S: 18	H: 2 LOB: 1 BB: 1 P: 25	R: 0 E: 0 K: 0 S: 9	H: 2 LOB: 1 BB: 0 P: 14	R: 0 E: 0 K: 0 S: 6	H: 0 LOB: 0 BB: 0 P: 9	R: 2 E: 0 K: 0 S: 14	H: 3 LOB: 2 BB: 1 P: 25	R: 1 E: 0 K: 1 S: 12	H: 1 LOB: 0 BB: 0 P: 15	R: 1 E: 1 K: 0 S: 10	H: 2 LOB: 1 BB: 0 P: 16	1B: 10 2B: 1 3B: 0 HR: 2	SF: 0 SAC: 0 DP: 1 HBP: 0	WP: 0 PB: 0 SB: 1 CS: 0	PA: 39					
PITCHER	IP	WLS	BF	H	R	ER	SO	BB	IBB	HBP	BLK	WP	HR	S	P	ERA	WHIP								
Mark Hendrickson, L ERA: 3.71	5.0	L	23	7	5	1	2	2	0	0	0	0	0	7	13	54.00	9.000								
Aaron Sele, R ERA: 3.06	0.1		4	3	2	2	0	0	0	0	0	0	0	7	13	54.00	9.000								
56 Hung-Chih Kuo, L ERA: 6.33	2.2		12	3	2	1	1	1	0	0	0	0	1	29	43	3.38	1.500								

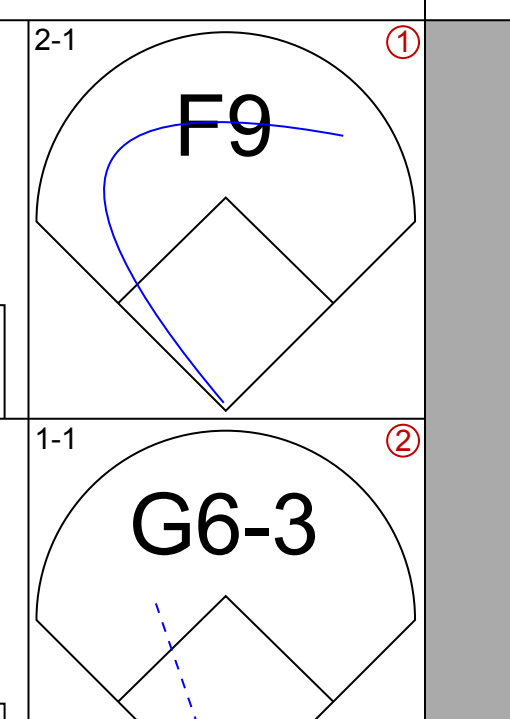
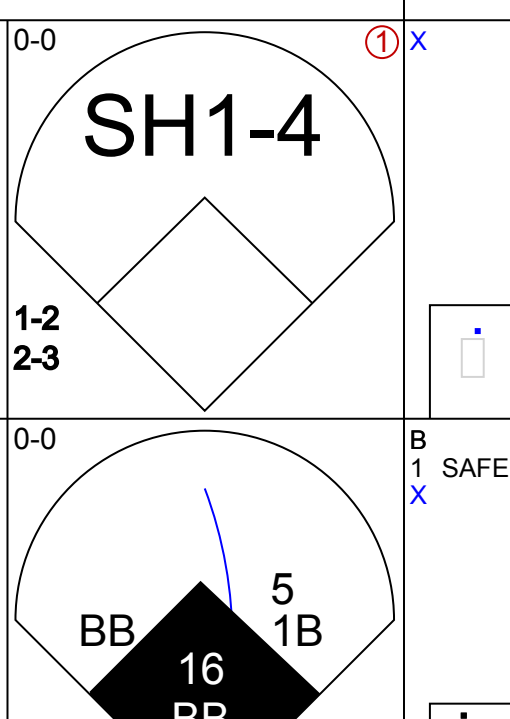
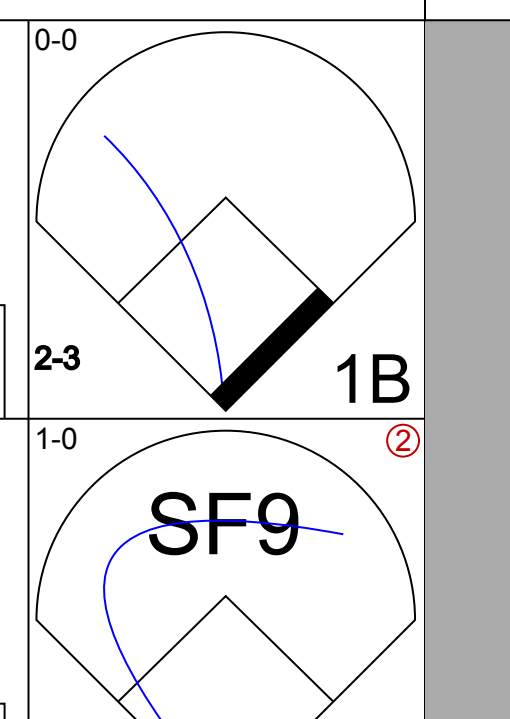
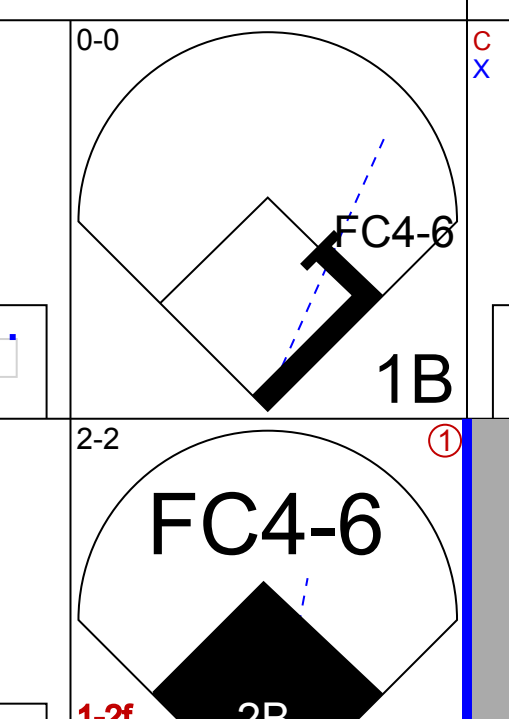
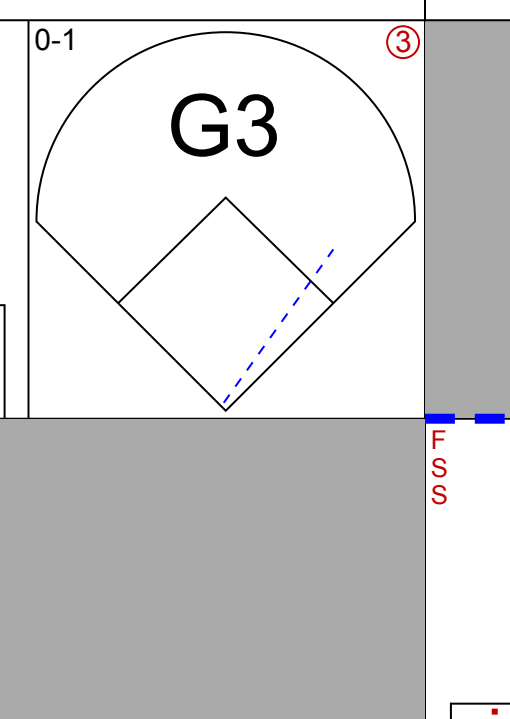
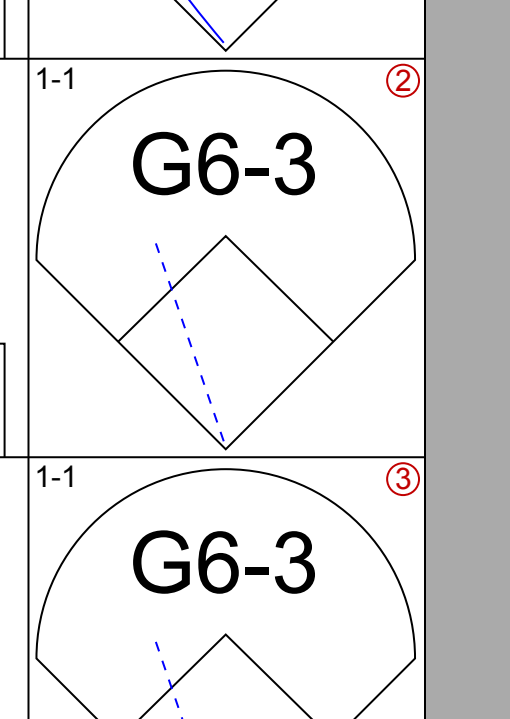
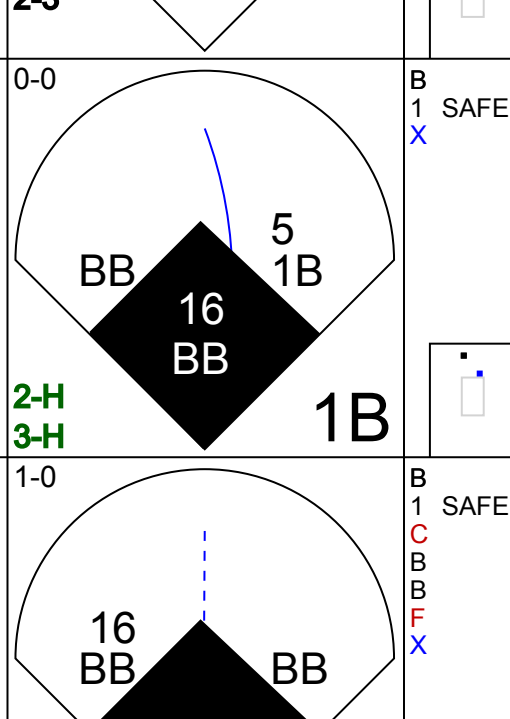
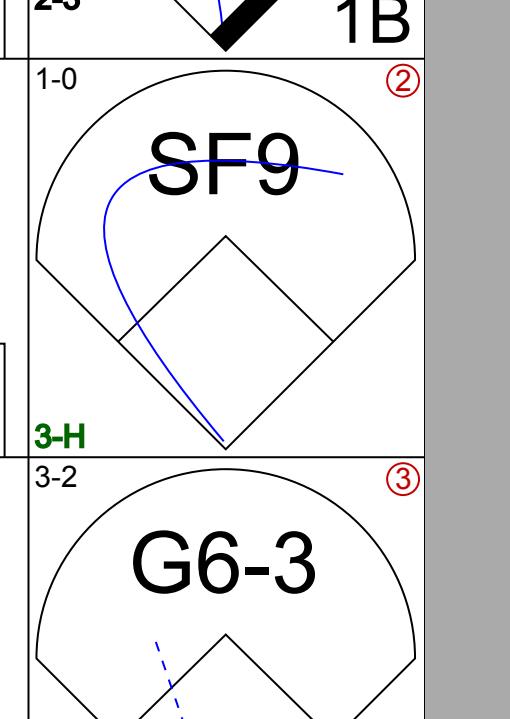
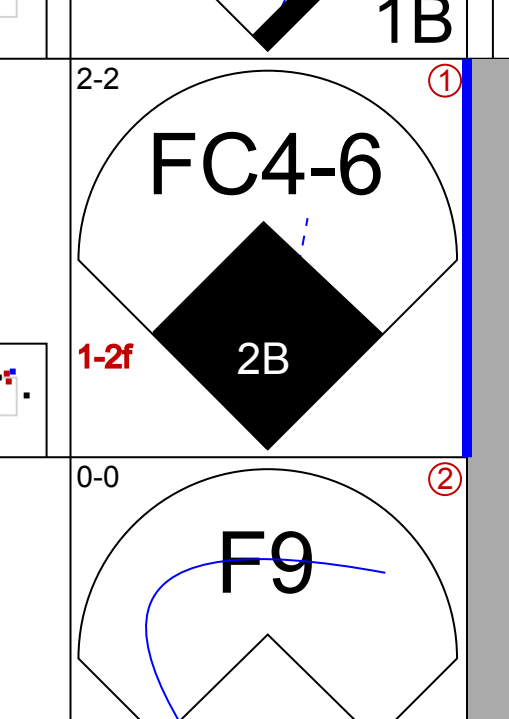
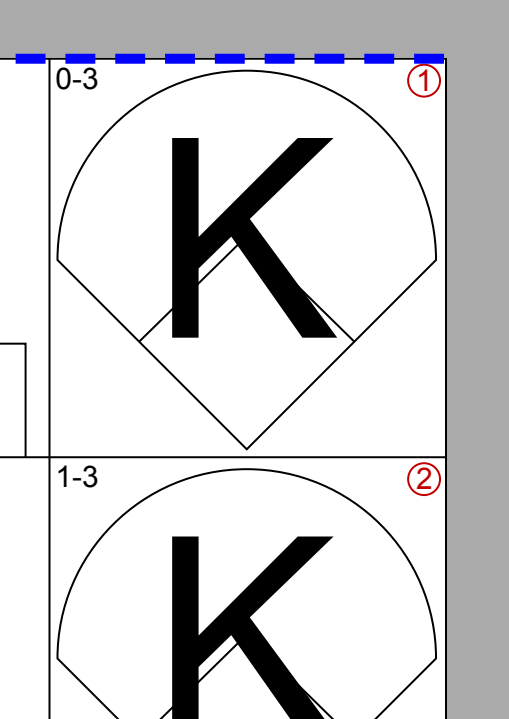
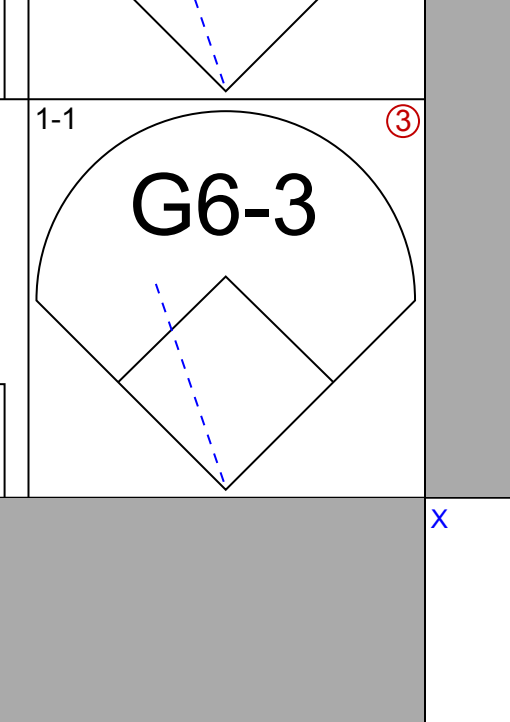
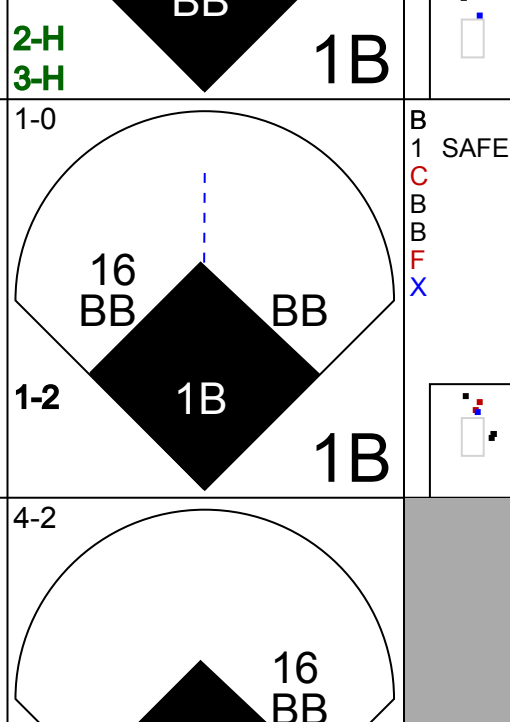
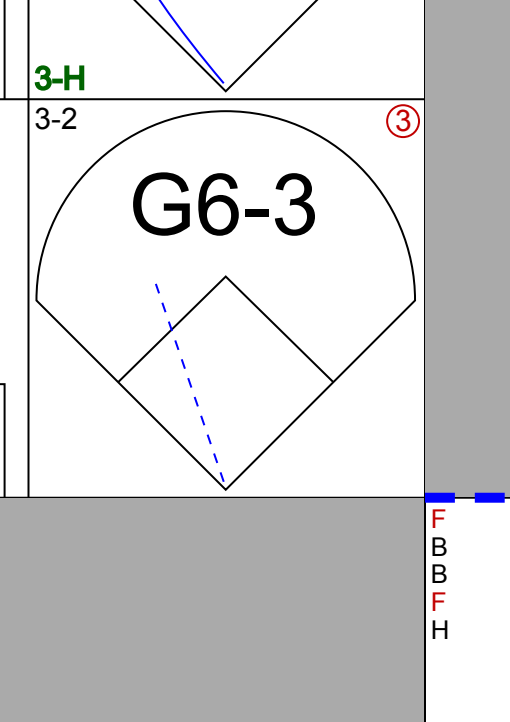
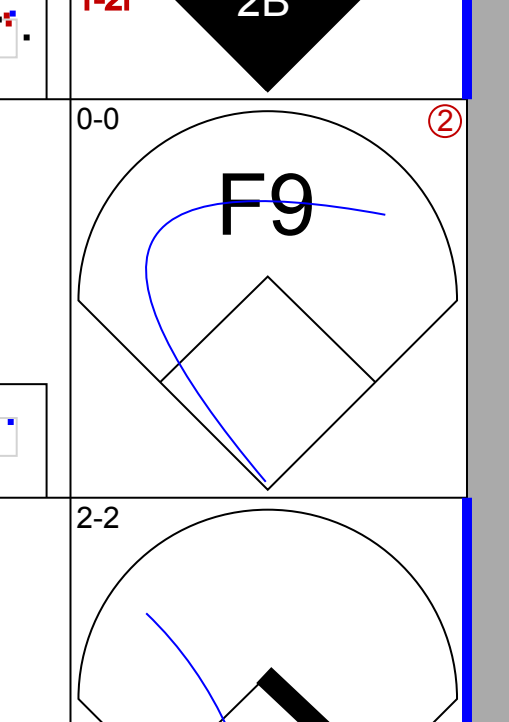
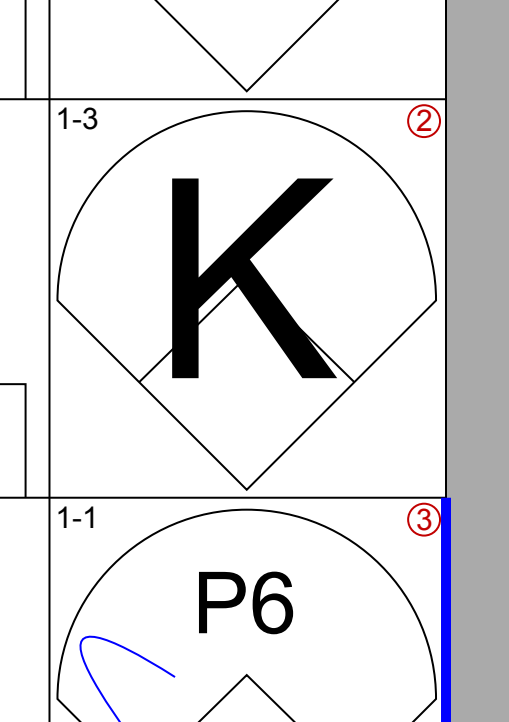
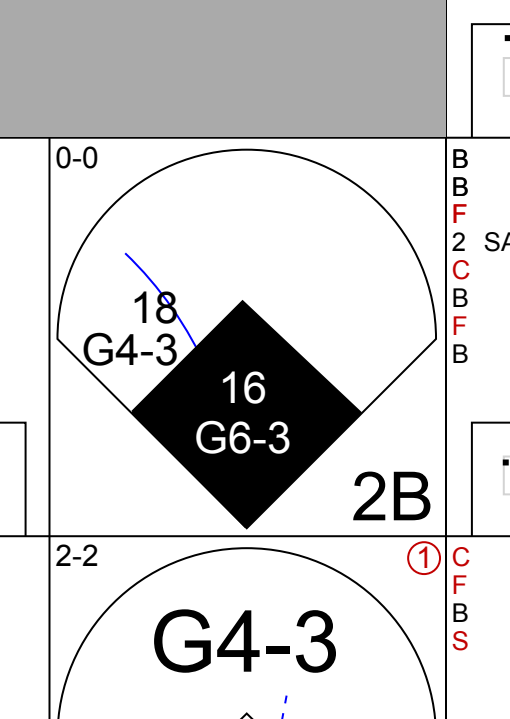
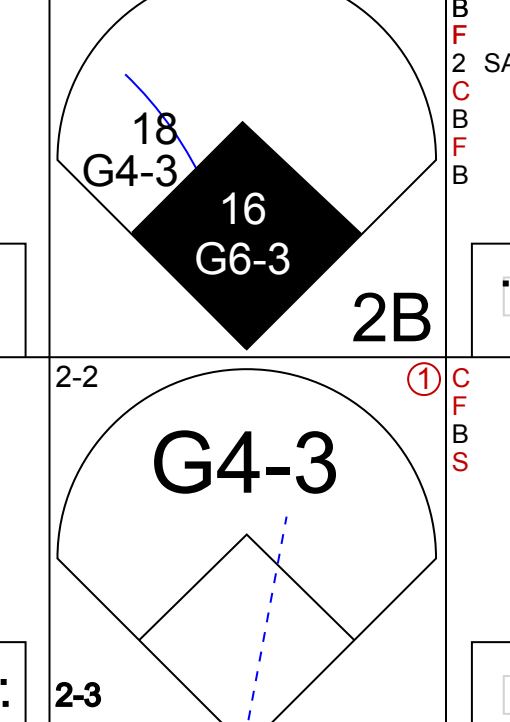
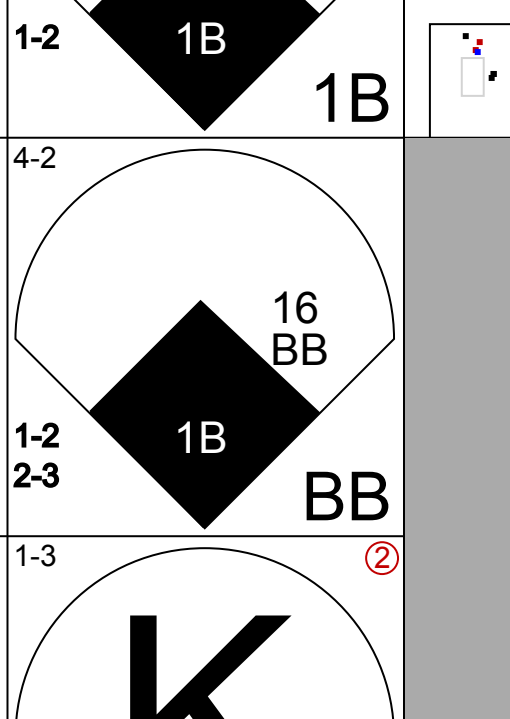
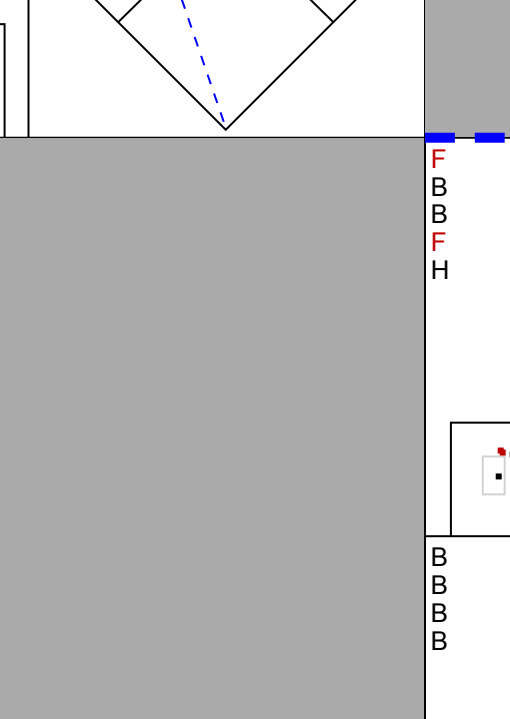
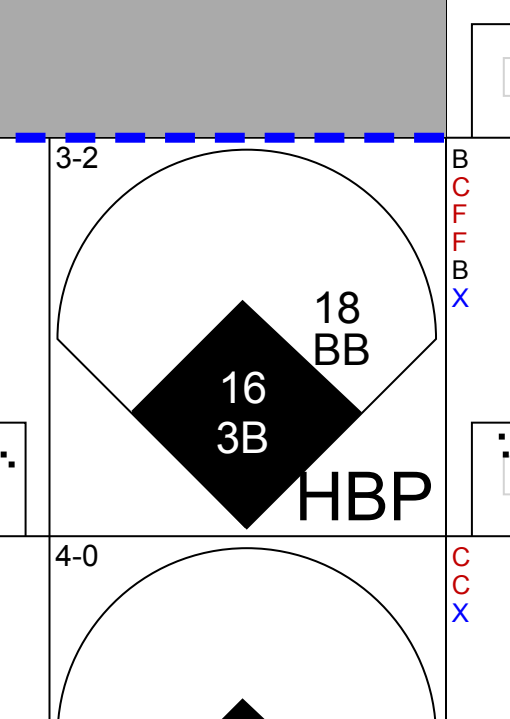
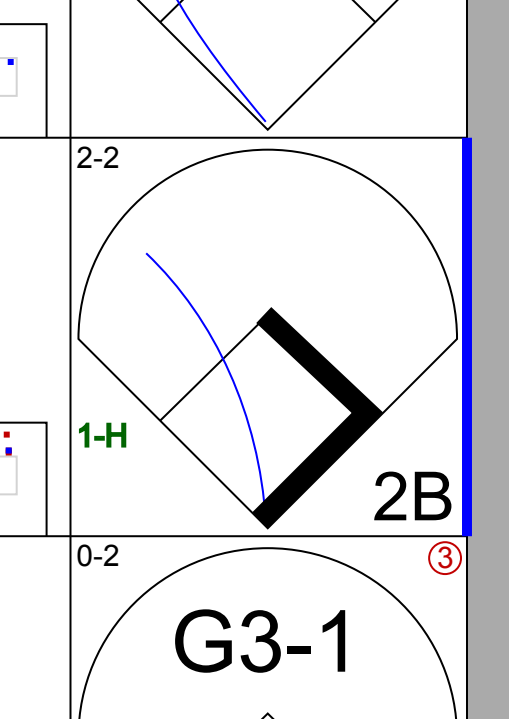

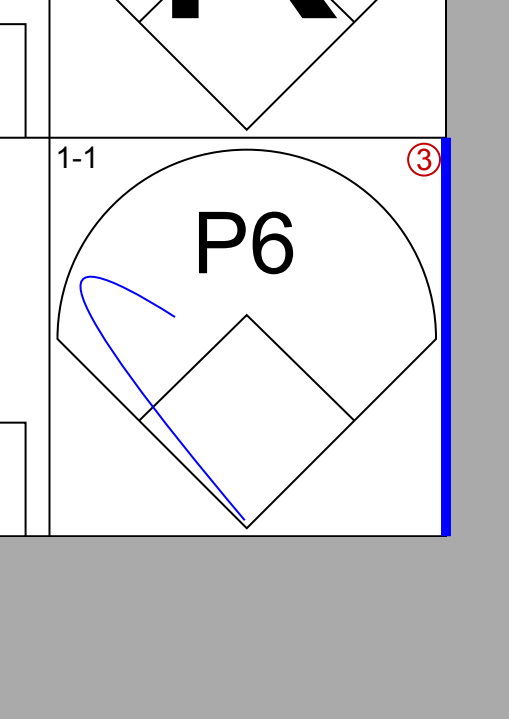
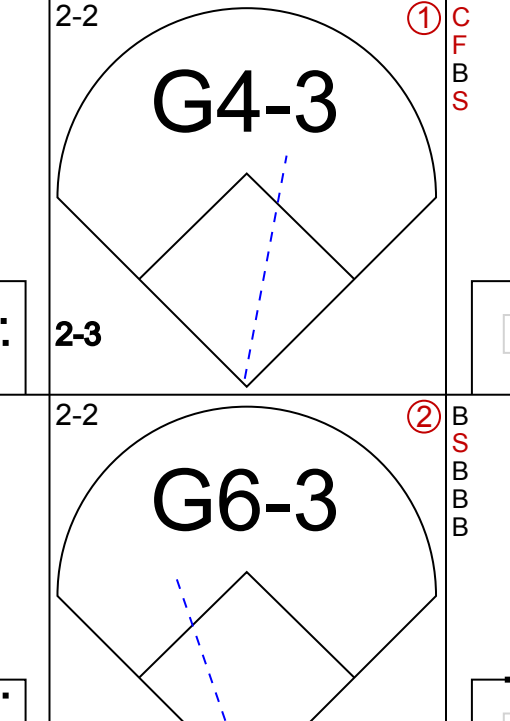
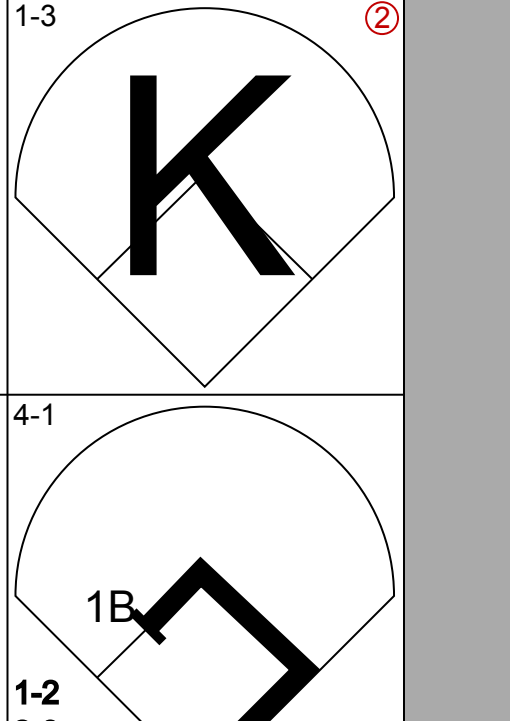
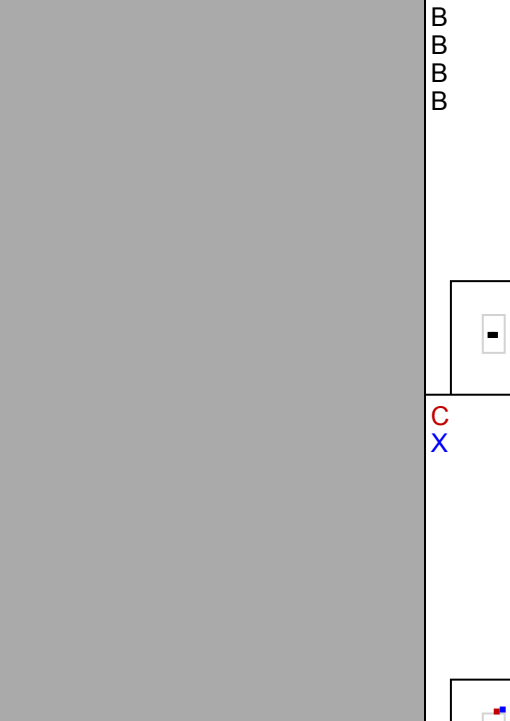
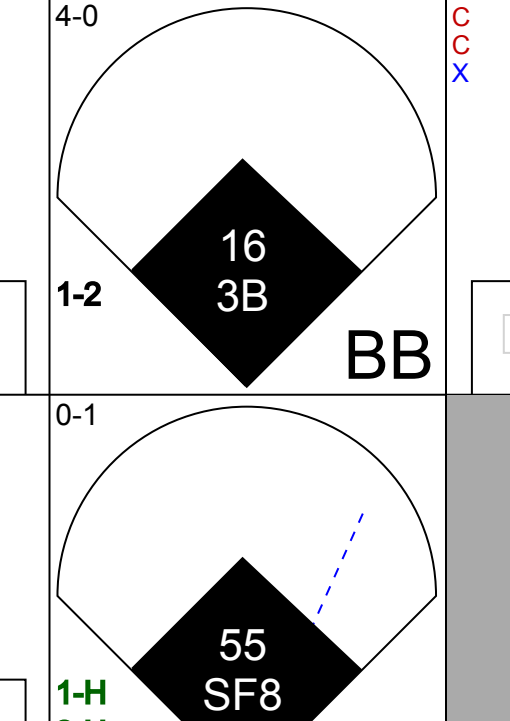
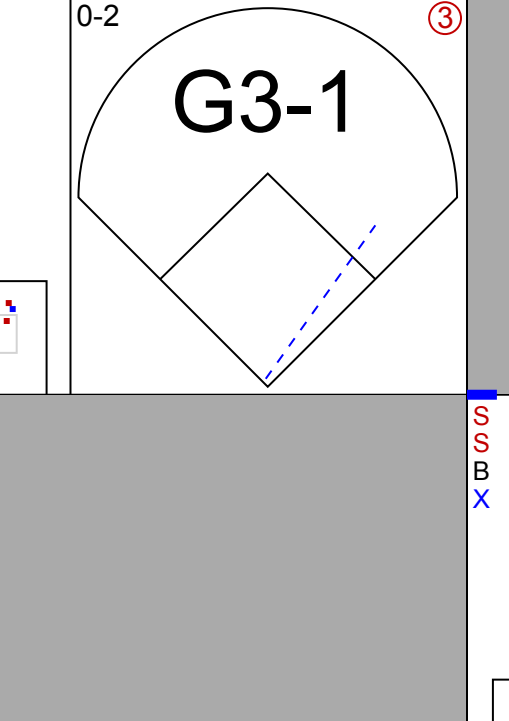

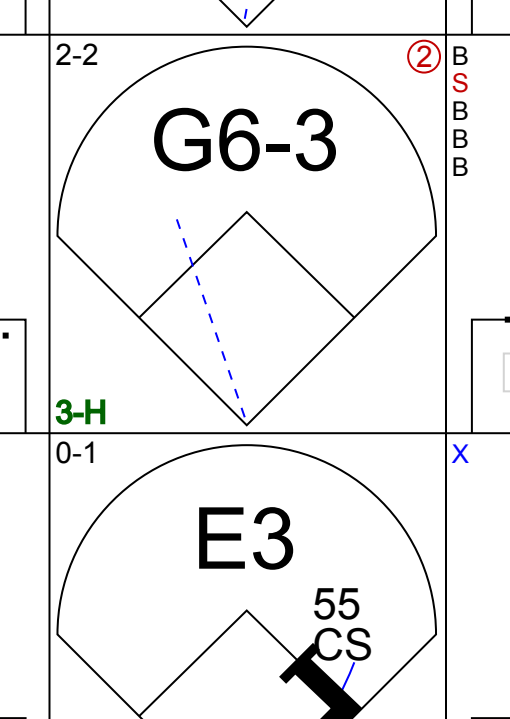
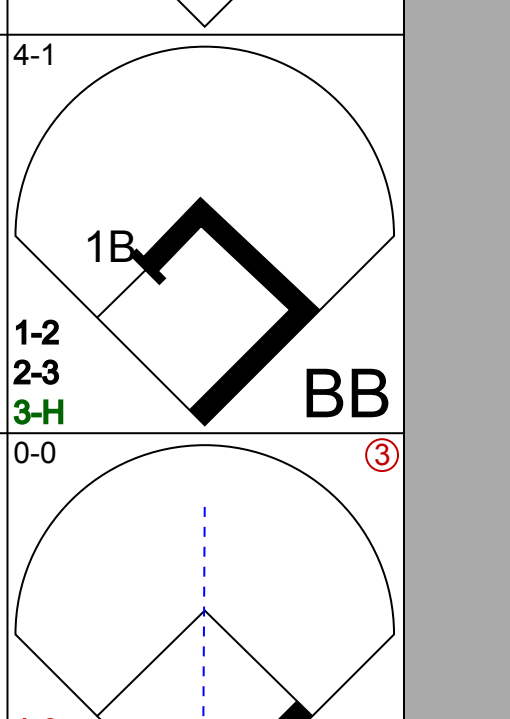
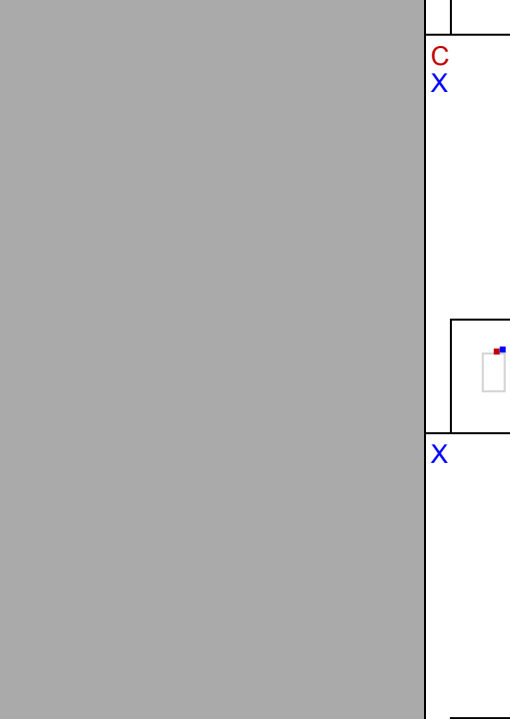
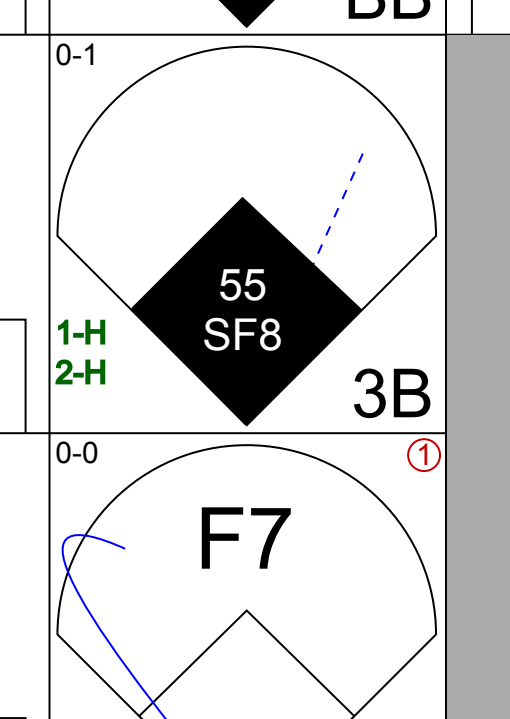
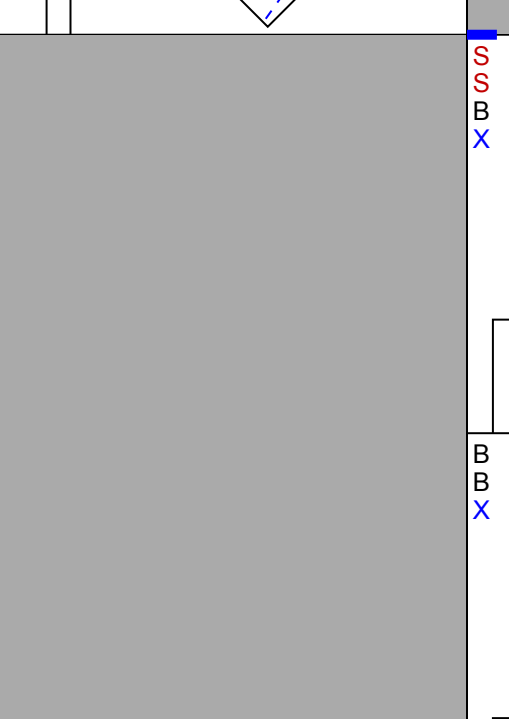

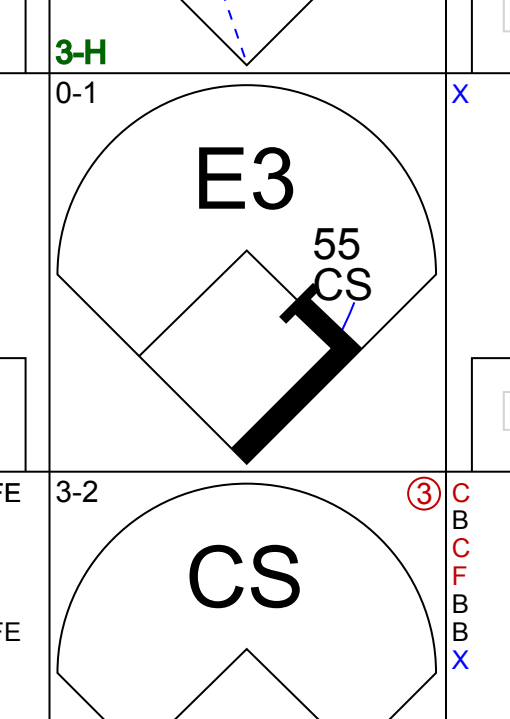
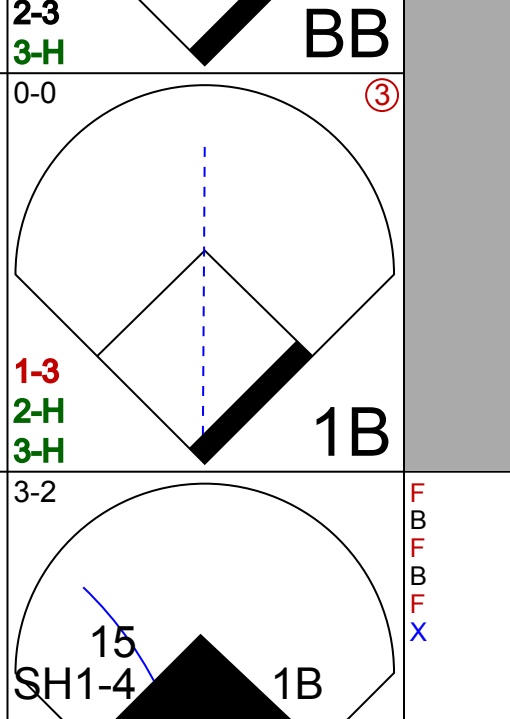
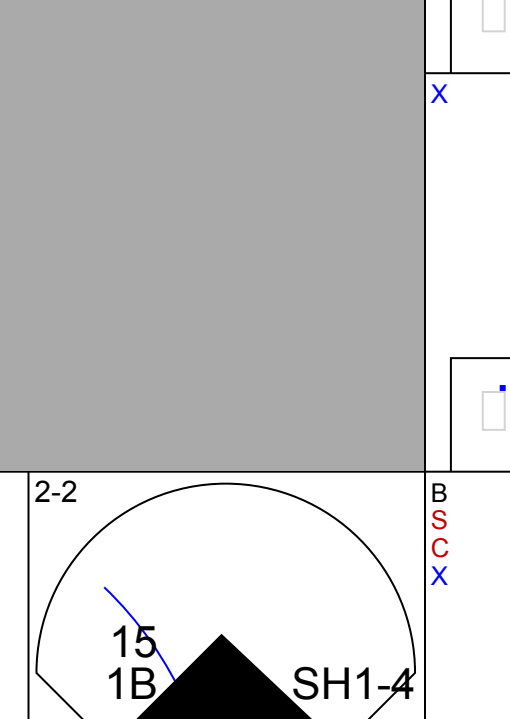
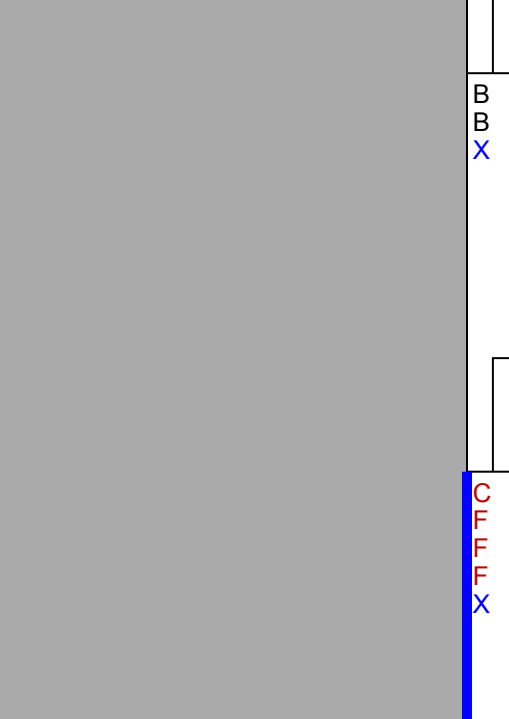

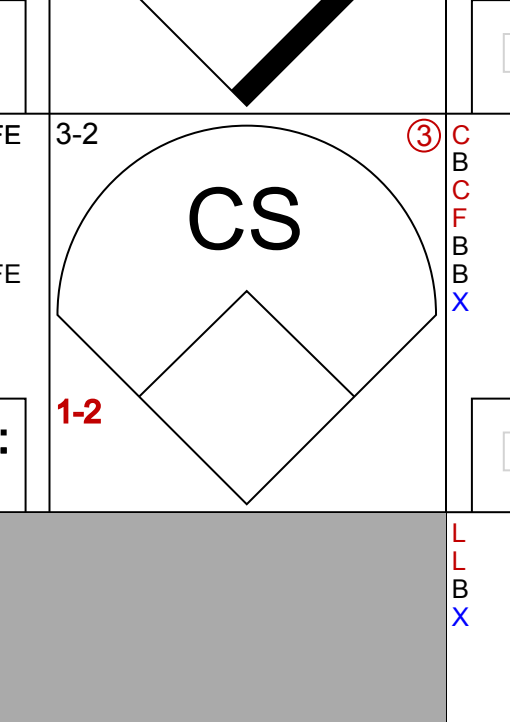
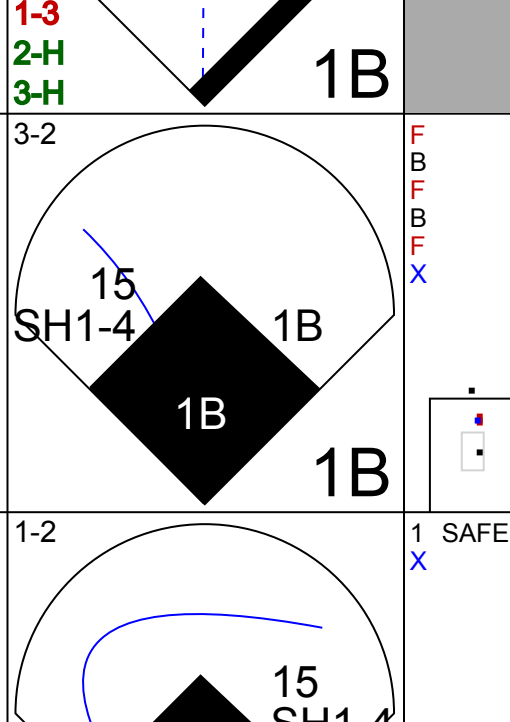
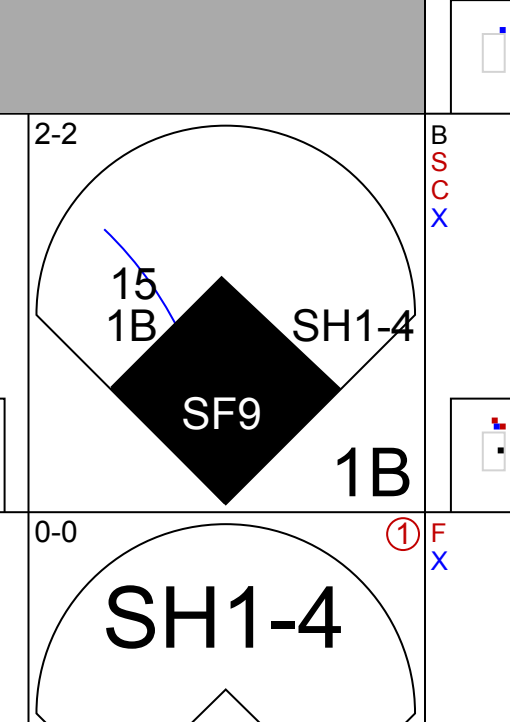
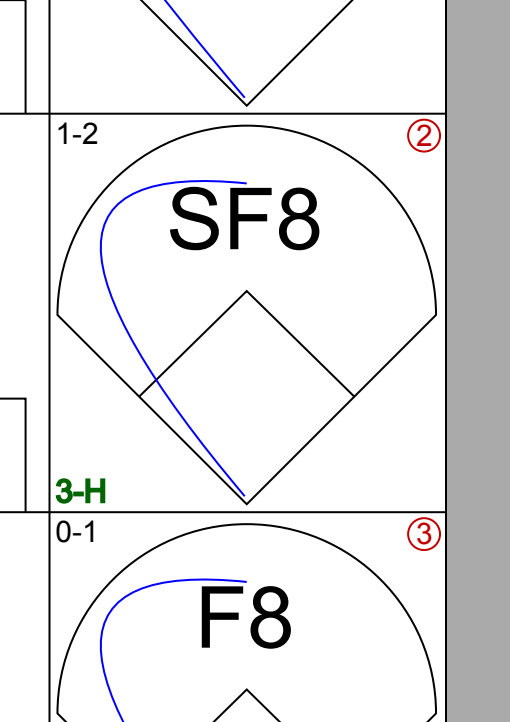
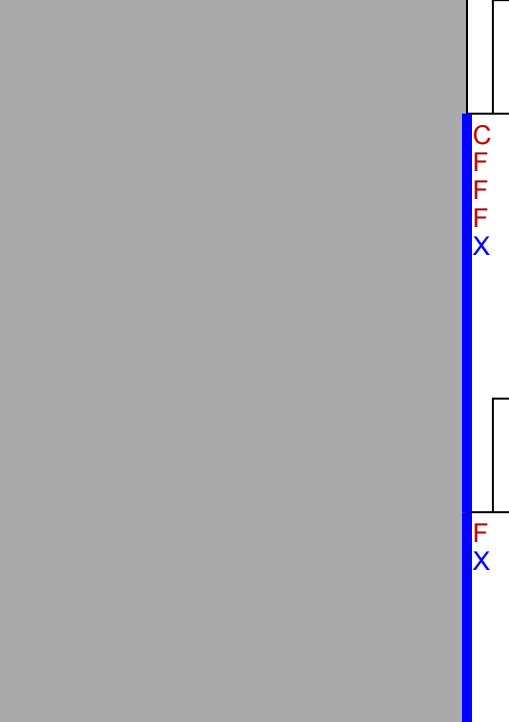
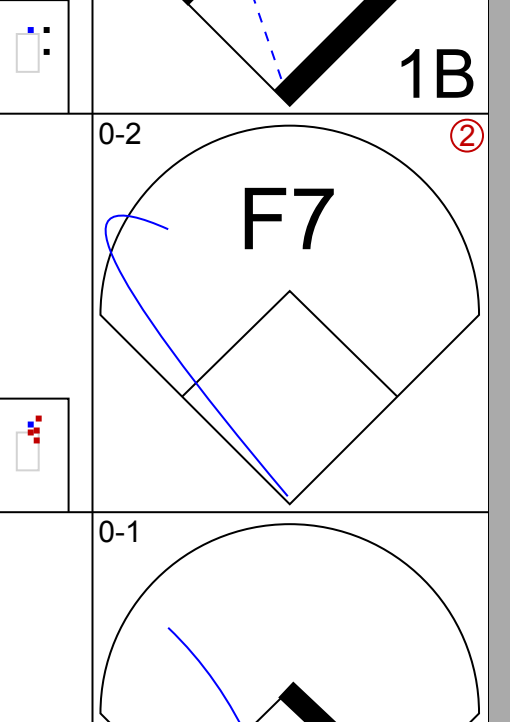

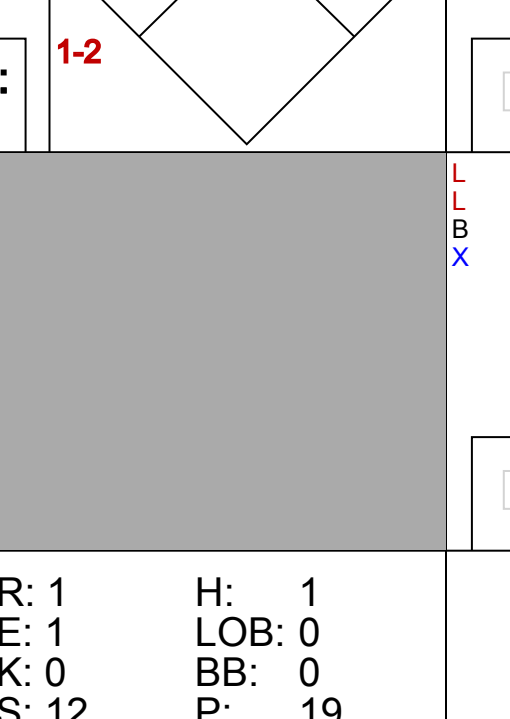
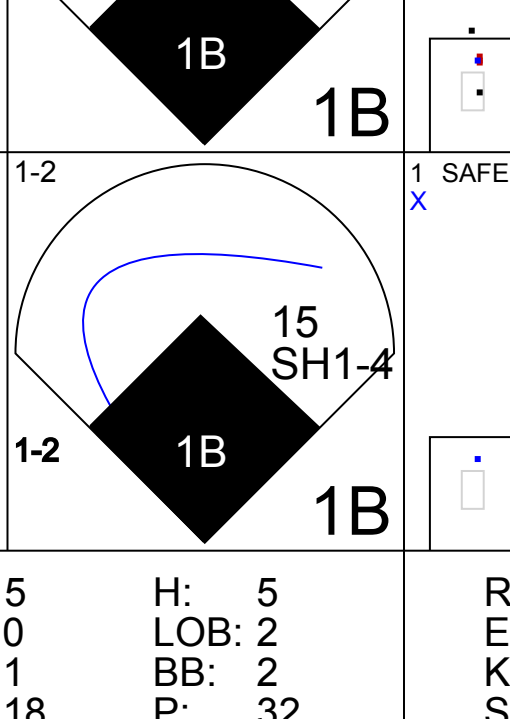
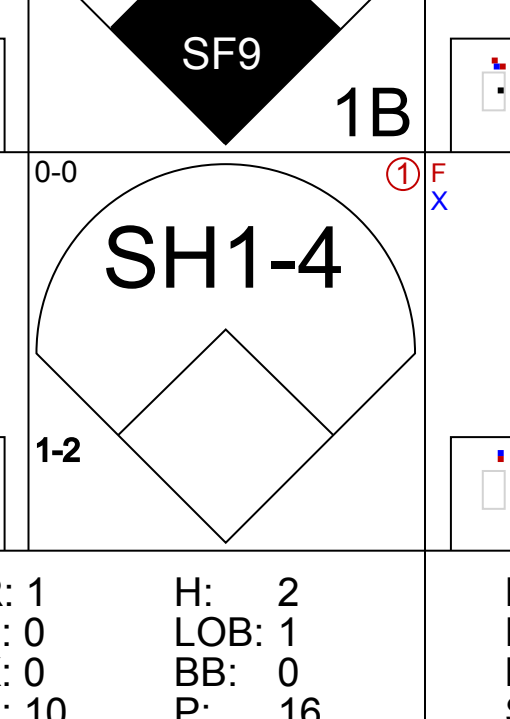
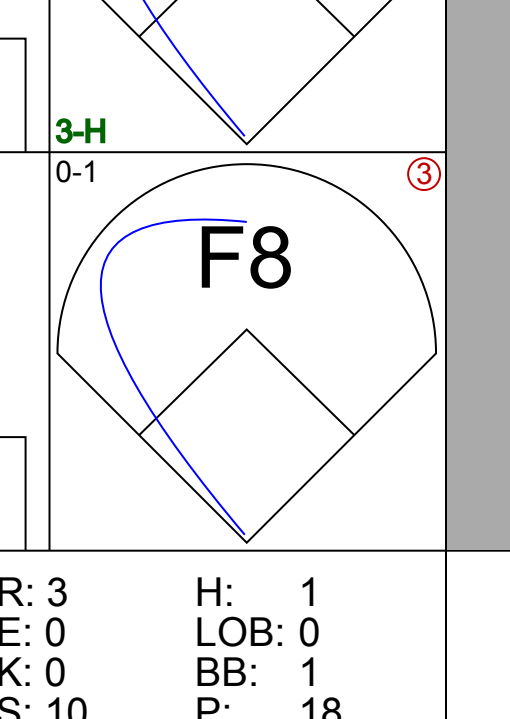
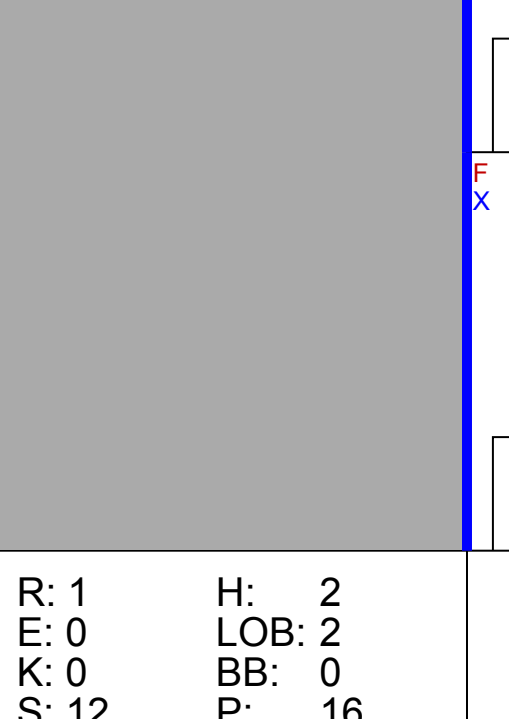
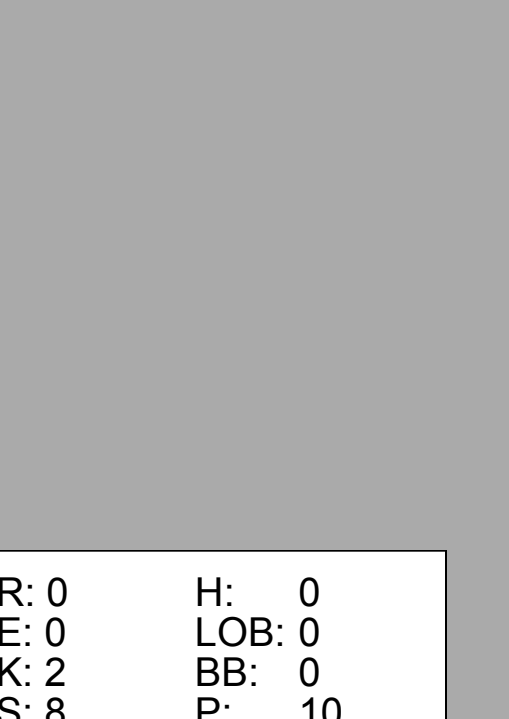
Batter	1	2	3	4	5	6	7	8	9	AB	R	H	RBI	BB	SO	LOB	TOP										
15 Rafael Furcal, S OBP: 0.332, SLG: 0.338 (1, 6)	0-2 K		0-3 K			3-2 G4-3		0-3 K		4	0	0	0	0	3	1	Los Angeles Dodgers @ Los Angeles Angels Angel Stadium of Anaheim, Anaheim, CA Sun Jul 02 2006, 12:35 PM PDT Att: 44,223 - Sunny - 89 F livebaseballscorecards.com										
Kenny Lofton, L OBP: 0.351, SLG: 0.380 (1, 10)	2-1 F7			3-2 F7		2-1 S 1B		1-1 L7		4	0	1	0	0	0	0											
5 Nomar Garciaparra, R OBP: 0.422, SLG: 0.589 (1, 3)	0-0 P4			1-3 K		3-2 L7			1-0 2B	4	0	1	0	0	1	1											
J.D. Drew, L OBP: 0.369, SLG: 0.466 (1, 9)		1-0 F7		3-2 2B		0-3 K			2-3 K	4	0	1	0	0	2	2											
27 Matt Kemp, R OBP: 0.342, SLG: 0.560 (1, 8)		3-3 K		2-1 G5-3			2-3 K		1-3 K	4	0	0	0	0	3	2											
16 Andre Ethier, L OBP: 0.376, SLG: 0.503 (1, 7)		1-3 K			0-3 K		2-3 K		1-3 K	4	0	0	0	0	4	1											
18 Ramon Martinez, R OBP: 0.396, SLG: 0.441 (1, 4)			2-1 P3		0-0 1B		4-2 BB			2	0	1	0	1	0	0											
55 Russell Martin, R OBP: 0.355, SLG: 0.437 (1, 2)			2-3 K		1-2 F8		0-3 K2-3			3	0	0	0	0	2	2											
Cesar Izturis, S OBP: 0.286, SLG: 0.231 (1, 5)			0-1 1B		1-2 F9			1-2 G4-3		3	0	1	0	0	0	1											
Inning Stats	R: 0 E: 0 K: 1 S: 6	H: 0 LOB: 0 BB: 0 P: 8	R: 0 E: 0 K: 2 S: 9	H: 0 LOB: 0 BB: 0 P: 14	R: 0 E: 0 K: 2 S: 10	H: 1 LOB: 1 BB: 0 P: 14	R: 0 E: 0 K: 1 S: 12	H: 1 LOB: 1 BB: 0 P: 21	R: 0 E: 0 K: 1 S: 12	H: 1 LOB: 1 BB: 0 P: 20	R: 0 E: 0 K: 3 S: 13	H: 0 LOB: 1 BB: 1 P: 21	R: 0 E: 0 K: 1 S: 8	H: 0 LOB: 0 BB: 0 P: 10	R: 0 E: 0 K: 3 S: 11	H: 1 LOB: 1 BB: 0 P: 16		1B: 3 2B: 2 3B: 0 HR: 0	SF: 0 SAC: 0 DP: 0 HBP: 0	WP: 0 PB: 0 SB: 1 CS: 1	PA: 33						
PITCHER	IP	WLS	BF	H	R	ER	SO	BB	IBB	HBP	BLK	WP	HR	S	P	ERA	WHIP										
41 John Lackey, R ERA: 3.12 (1, 1)	6.2	W	25	4	0	0	10	1	0	0	0	0	0	70	108	0.00	0.750										
62 Scot Shields, R ERA: 2.22 (7, 1)	1.1		4	0	0	0	2	0	0	0	0	0	0	11	13	0.00	0.000										
Francisco Rodriguez, R ERA: 3.09 (9, 1)	1.0		4	1	0	0	3	0	0	0	0	0	0	11	16	0.00	1.000										

Batter	1	2	3	4	5	6	7	8	9	AB	R	H	RBI	BB	SO	LOB	BOTTOM										
9 Chone Figgins, S OBP: 0.325, SLG: 0.344 (1, 8)	1-2 K		4-0 2B E BB		0-0 F8		1-0 FC6-2 SH5-4 1B			3	1	1	0	1	1	1	Los Angeles Dodgers @ Los Angeles Angels Angel Stadium of Anaheim, Anaheim, CA Sun Jul 02 2006, 12:35 PM PDT Att: 44,223 - Sunny - 89 F livebaseballscorecards.com										
6 Maicer Izturis, S OBP: 0.338, SLG: 0.279 (1, 5)	1-3 K		0-1 F9		1-1 G1-3		0-1 SH5-4		1-2 2-3	3	0	0	0	0	1	2											
Orlando Cabrera, R OBP: 0.360, SLG: 0.429 (1, 6)	0-2 P6		2-1 E9 27 S 2B			1-2 G6-3	1-0 FC6-2 27 BB		2-3 3-H	4	1	1	0	0	0	2											
27 Vladimir Guerrero, R OBP: 0.330, SLG: 0.498 (1, 10)		1-3 K	1-1 F9			1-0 HR	1-2 BB			3	1	1	1	1	1	0											
16 Garret Anderson, L OBP: 0.305, SLG: 0.421 (1, 7)		1-1 2B		4-2 G6-3 BB		3-1 G5-3 20 E 1B	1-3 K			3	1	2	0	1	1	3											
Mike Napoli, R OBP: 0.432, SLG: 0.608 (1, 2)		2-1 G5-3		1-1 G6-3		1-0 G5-3		2-3 K		4	0	0	0	0	1	3											
20 Juan Rivera, R OBP: 0.331, SLG: 0.441 (1, 9)		4-0 BB		1-2 F9		3-2 E6		1-3 K		3	0	0	0	1	1	0											
22 Kendrys Morales, S OBP: 0.299, SLG: 0.379 (1, 3)		0-2 G6-3			4-1 G4-3 BB		0-1 G4-3		2-2 2B	3	0	1	0	1	0	3											
Adam Kennedy, L OBP: 0.315, SLG: 0.357 (1, 4)			0-0 B1-3			0-0 G4-3		1-3 K		4	0	1	0	0	1	2											
Inning Stats	R: 0 E: 0 K: 2 S: 10	H: 0 LOB: 0 BB: 0 P: 12	R: 0 E: 0 K: 1 S: 10	H: 1 LOB: 2 BB: 1 P: 18	R: 2 E: 1 K: 0 S: 8	H: 1 LOB: 0 BB: 1 P: 14	R: 0 E: 0 K: 0 S: 8	H: 0 LOB: 0 BB: 1 P: 14	R: 0 E: 0 K: 0 S: 5	H: 0 LOB: 1 BB: 1 P: 10	R: 2 E: 1 K: 0 S: 14	H: 2 LOB: 1 BB: 0 P: 23	R: 0 E: 0 K: 1 S: 9	H: 2 LOB: 3 BB: 1 P: 16	R: 0 E: 0 K: 3 S: 14	H: 1 LOB: 1 BB: 0 P: 20		1B: 3 2B: 3 3B: 0 HR: 1	SF: 0 SAC: 1 DP: 1 HBP: 0	WP: 0 PB: 0 SB: 1 CS: 0	PA: 36						
PITCHER	IP	WLS	BF	H	R	ER	SO	BB	IBB	HBP	BLK	WP	HR	S	P	ERA	WHIP										
58 Chad Billingsley, R ERA: 4.91 (1, 1)	6.0	L	26	4	4	2	3	4	0	0	0	0	0	55	91	3.00	1.333										
Joe Beimel, L ERA: 3.34 (7, 1)	1.0		6	2	0	0	1	1	0	0	0	0	0	9	16	0.00	3.000										
44 Takashi Saito, R ERA: 1.63 (8, 1)	1.0		4	1	0	0	3	0	0	0	0	0	0	14	20	0.00	1.000										

Batter	1	2	3	4	5	6	7	8	9	AB	R	H	RBI	BB	SO	LOB	TOP				
Craig Counsell, L (1,6) OBP: 0.319, SLG: 0.351	G3	P5			G3		G3	K		4	0	1	0	1	1	3	Arizona Diamondbacks @ Los Angeles Dodgers Dodger Stadium, Los Angeles, CA Mon Jul 03 2006, 7:10 PM PDT Att: 47,698 - Clear - 84 F				
22 Eric Byrnes, R (1,8) OBP: 0.350, SLG: 0.529	1B		G4-3		G6-3		P3	FC4		5	0	2	0	0	0	4					
Chad Tracy, L (1,5) OBP: 0.328, SLG: 0.446	K		G4-3		G3		G3			4	1	0	0	1	1	4					
34 Conor Jackson, R (1,3) OBP: 0.370, SLG: 0.401	G5-3		G6-3							3	0	0	0	1	0	3					
Luis Gonzalez, L (1,7) OBP: 0.359, SLG: 0.413		G4-3	G3		F9		G3			5	0	0	0	0	0	6					
Shawn Green, L (1,9) OBP: 0.382, SLG: 0.474		2B			G6-4-3		K			4	2	3	1	1	1	0					
Johanny Estrada, S (1,2) OBP: 0.341, SLG: 0.467		1B	G6-4-3				P2			5	1	2	1	0	0	2					
1 Orlando Hudson, S (1,4) OBP: 0.325, SLG: 0.388		1B								3	0	2	1	1	1	2					
37 Alan Chiu, R (1,1) ERA: 3.49										1	0	0	0	0	0	1					
30 Jeff Davidson, S (1,1) ERA: 4.53										0	0	0	0	0	0	0					
31 Edgar Gonzalez, R (4,1) ERA: 6.75										0	0	0	0	0	0	0					
Andy Green, R (1,1) ERA: 4.55										0	0	0	0	0	0	0					
Luis Vizcaino, R (6,1) ERA: 4.11										0	0	0	0	0	0	0					
Randy Choate, L (7,1) ERA: 4.11										0	0	0	0	0	0	0					
28 Brandon Medders, R (7,1) ERA: 4.55										0	0	0	0	0	0	0					
Danys Hernandez, R (1,1) ERA: 5.6										0	0	0	0	0	0	0					
Brandon Lyon, R (1,1) ERA: 5.6										0	0	0	0	0	0	0					
Inning Stats	R: 0 E: 0 K: 1 S: 12	H: 1 LOB: 1 BB: 0 P: 19	R: 2 E: 0 K: 1 S: 19	H: 2 LOB: 1 BB: 1 P: 29	R: 0 E: 0 K: 0 S: 5	H: 1 LOB: 1 BB: 0 P: 6	R: 0 E: 0 K: 0 S: 14	H: 2 LOB: 1 BB: 0 P: 23	R: 0 E: 0 K: 2 S: 13	H: 0 LOB: 1 BB: 1 P: 20	R: 0 E: 0 K: 0 S: 12	H: 0 LOB: 2 BB: 1 P: 24	R: 1 E: 0 K: 2 S: 18	H: 3 LOB: 2 BB: 0 P: 24	R: 1 E: 0 K: 0 S: 8	H: 1 LOB: 1 BB: 1 P: 17	1B: 7 2B: 4 3B: 0 HR: 0	SF: 0 SAC: 0 DP: 1 HBP: 1	WP: 1 PB: 0 CS: 2 CS: 0	PA: 43	
PITCHER	IP	WLS	BF	H	R	ER	SO	BB	IBB	HBP	BLK	WP	HR	S	P	ERA	WHIP				
Derek Lowe, R (1,1) ERA: 3.60	5.0	W	23	7	2	2	2	2	0	0	0	0	0	61	96	3.60	1.800				
51 Jonathan Broxton, R (6,1) ERA: 2.62	2.0		9	0	0	0	2	2	0	1	0	1	0	25	44	0.00	1.000				
56 Hung-Chih Kuo, L (8,1) ERA: 5.6	2.0		11	4	2	2	2	1	0	0	0	0	0	26	41	9.00	2.500				

Batter	1	2	3	4	5	6	7	8	9	AB	R	H	RBI	BB	SO	LOB	BOTTOM				
Kenny Lofton, L (1,8) OBP: 0.349, SLG: 0.382	K	F8	FC5-4		SF9		FC5	K		4	1	1	1	0	1	3	Arizona Diamondbacks @ Los Angeles Dodgers Dodger Stadium, Los Angeles, CA Mon Jul 03 2006, 7:10 PM PDT Att: 47,698 - Clear - 84 F				
27 Matt Kemp, R (7, PH) OBP: 0.336, SLG: 0.549					5		16			2	1	0	0	0	1	2					
Cesar Izturis, S (1,5) OBP: 0.271, SLG: 0.250	1B	P3		G6-3	SF9		FC1	G6-3		5	1	1	1	0	0	3					
5 Nomar Garciaparra, R (1,3) OBP: 0.429, SLG: 0.595	1B	P3			12					2	1	1	2	0	0	0					
J.D. Drew, L (1,9) OBP: 0.370, SLG: 0.467										4	2	2	1	0	1	2					
51 Jonathan Broxton, R (6,1) ERA: 2.62										0	0	0	0	0	0	0					
Olmedo Saenz, R (7, PH) OBP: 0.326, SLG: 0.550	12									1	0	0	0	0	1	3					
56 Hung-Chih Kuo, L (8,1) ERA: 5.6	16									0	0	0	0	0	0	0					
12 Jeff Kent, R (1,4) OBP: 0.373, SLG: 0.464	16									5	0	2	1	0	1	5					
16 Andre Ethier, L (1,7) OBP: 0.389, SLG: 0.527										5	1	4	2	0	1	0					
15 Rafael Furcal, S (1,6) OBP: 0.331, SLG: 0.336										5	0	1	1	0	1	6					
55 Russell Martin, R (1,2) OBP: 0.361, SLG: 0.441										3	1	1	0	1	0	2					
Derek Lowe, R (1,1) OBP: 0.139, SLG: 0.118										1	0	0	0	1	1	3					
José Cruz Jr., S (5, PH) OBP: 0.366, SLG: 0.374										3	2	2	1	0	0	1					
Inning Stats	R: 3 E: 0 K: 3 S: 22	H: 4 LOB: 3 BB: 1 P: 37	R: 0 E: 0 K: 0 S: 8	H: 0 LOB: 0 BB: 0 P: 11	R: 1 E: 0 K: 0 S: 9	H: 3 LOB: 3 BB: 1 P: 17	R: 0 E: 0 K: 1 S: 8	H: 0 LOB: 1 BB: 0 P: 13	R: 4 E: 1 K: 0 S: 27	H: 5 LOB: 2 BB: 0 P: 40	R: 0 E: 0 K: 1 S: 11	H: 0 LOB: 0 BB: 0 P: 13	R: 2 E: 2 K: 2 S: 19	H: 2 LOB: 3 BB: 0 P: 25	R: 0 E: 0 K: 1 S: 10	H: 1 LOB: 1 BB: 0 P: 14	1B: 10 2B: 5 3B: 0 HR: 0	SF: 1 SAC: 0 DP: 0 HBP: 4	WP: 0 PB: 0 CS: 0 CS: 0	PA: 47	
PITCHER	IP	WLS	BF	H	R	ER	SO	BB	IBB	HBP	BLK	WP	HR	S	P	ERA	WHIP				
37 Juan Cruz, R (1,1) ERA: 4.53	3.0	L	19	7	4	4	3	1	0	0	0	0	0	39	65	12.00	2.667				
31 Edgar Gonzalez, R (4,1) ERA: 6.75	1.2		12	4	4	4	1	0	0	2	0	0	0	32	48	21.60	2.400				
Greg Aquino, R (5,1) ERA: 4.55	0.1		1	1	0	0	0	0	0	0	0	0	0	3	5	0.00	3.000				
Luis Vizcaino, R (6,1) ERA: 4.11	1.0		3	0	0	0	1	0	0	0	0	0	0	11	13	0.00	0.000				
Randy Choate, L (7,1) ERA: 4.11	0.0		4	1	2	0	0	0	0	1	0	0	0	7	11	∞	∞				
28 Brandon Medders, R (7,1) ERA: 4.55	1.0		4	1	0	0	1	0	0	0	0	0	0	10	14	0.00	1.000				
Brandon Lyon, R (8,1) ERA: 4.55	1.0		4	1	0	0	1	0	0	0	0	0	0	10	14	0.00	1.000				

Batter	1	2	3	4	5	6	7	8	9	AB	R	H	RBI	BB	SO	LOB	TOP			
Craig Counsell, L OBP: 0.314, SLG: 0.345 (1, 6)										5	1	0	0	0	1	3	Arizona Diamondbacks @ Los Angeles Dodgers Dodger Stadium, Los Angeles, CA Tue Jul 04 2006, 6:10 PM PDT Att: 55,816 - Clear - 81 F			
1 Orlando Hudson, S OBP: 0.324, SLG: 0.397 30 Jeff DaVanon, S OBP: 0.364, SLG: 0.422 (1, 4) (7, 7)										4	1	1	1	0	2	1				
Shawn Green, L OBP: 0.365, SLG: 0.473 (1, 9)										3	0	1	0	1	1	0				
22 Eric Byrnes, R OBP: 0.351, SLG: 0.531 (1, 8)										5	0	2	1	0	0	2				
Luis Gonzalez, L OBP: 0.358, SLG: 0.411 Randy Choate, L (7, 1) Jorge Julio, R (8, 1)										4	0	1	0	0	1	3				
Chad Tracy, L OBP: 0.330, SLG: 0.445 (1, 5)										3	1	1	0	1	0	2				
Tony Clark, S OBP: 0.294, SLG: 0.375 (1, 3)									3	0	1	0	1	0	2					
19 Chris Snyder, R OBP: 0.340, SLG: 0.410 (1, 2)									4	0	0	0	0	1	4					
48 Enrique Gonzalez, R OBP: 0.300, SLG: 0.300 28 Brandon Medders, R Andy Green, R OBP: 0.333, SLG: 0.311 (1, 1) (5, 1) (7, PH) (7, 4)										2	0	1	1	0	0	1				
Inning Stats	R: 1 E: 0 K: 2 S: 14	H: 2 LOB: 1 BB: 0 P: 21	R: 1 E: 0 K: 0 S: 13	H: 2 LOB: 1 BB: 0 P: 17	R: 0 E: 0 K: 0 S: 14	H: 2 LOB: 2 BB: 0 P: 20	R: 0 E: 0 K: 0 S: 7	H: 0 LOB: 0 BB: 1 P: 17	R: 0 E: 0 K: 1 S: 8	H: 1 LOB: 2 BB: 0 P: 16	R: 1 E: 0 K: 1 S: 15	H: 2 LOB: 2 BB: 1 P: 24	R: 0 E: 0 K: 0 S: 8	H: 0 LOB: 1 BB: 0 P: 15	R: 0 E: 0 K: 0 S: 7	H: 0 LOB: 1 BB: 0 P: 12		1B: 7 2B: 1 3B: 0 HR: 1	SF: 0 SAC: 0 DP: 0 HBP: 1	WP: 1 PB: 0 SB: 1 CS: 0
PITCHER	IP WLS BF H R ER SO	IP WLS BF H R ER SO	IP WLS BF H R ER SO	IP WLS BF H R ER SO	IP WLS BF H R ER SO	IP WLS BF H R ER SO	IP WLS BF H R ER SO	IP WLS BF H R ER SO	IP WLS BF H R ER SO	IP WLS BF H R ER SO	IP WLS BF H R ER SO	IP WLS BF H R ER SO	IP WLS BF H R ER SO	IP WLS BF H R ER SO	IP WLS BF H R ER SO	IP WLS BF H R ER SO	ERA WHIP	ERA WHIP	ERA WHIP	
Aaron Sele, R ERA: 3.05 Giovanni Carrara, R ERA: 4.5 Danys Baez, R ERA: 4.1 (1, 1) (7, 1) (9, 1)	6.0 W 26 7 2 2 5	2.0 10 2 1 1 1	1.0 4 0 0 0 0	0.0 0 0 0 0	0.0 0 0 0 0	0.0 0 0 0 0	0.0 0 0 0 0	0.0 0 0 0 0	0.0 0 0 0 0	0.0 0 0 0 0	0.0 0 0 0 0	0.0 0 0 0 0	0.0 0 0 0 0	0.0 0 0 0 0	0.0 0 0 0 0	0.0 0 0 0 0	3.00 1.333	4.50 2.000	0.00 0.000	

Batter	1	2	3	4	5	6	7	8	9	AB	R	H	RBI	BB	SO	LOB	BOTTOM			
15 Rafael Furcal, S OBP: 0.332, SLG: 0.338 (1, 6)										4	0	2	0	0	0	2	Arizona Diamondbacks @ Los Angeles Dodgers Dodger Stadium, Los Angeles, CA Tue Jul 04 2006, 6:10 PM PDT Att: 55,816 - Clear - 81 F			
Kenny Lofton, L OBP: 0.347, SLG: 0.381 27 Matt Kemp, R OBP: 0.333, SLG: 0.544 (1, 8) (6, FR) (7, 8)									3	1	1	3	0	0	1					
5 Nomar Garciaparra, R OBP: 0.427, SLG: 0.593 Olmedo Saenz, R OBP: 0.323, SLG: 0.545 (1, 3) (8, PH) (9, 3)									4	1	1	0	0	0	2					
J.D. Drew, L OBP: 0.379, SLG: 0.479 Giovanni Carrara, R Sandy Alomar Jr., R OBP: 0.339, SLG: 0.424 Danys Baez, R (1, 9) (7, 1) (8, PH) (9, 1)									2	3	2	1	1	0	0					
18 Ramon Martinez, R OBP: 0.391, SLG: 0.429 (1, 4)										3	1	0	0	1	1	6				
16 Andre Ethier, L OBP: 0.392, SLG: 0.536 (1, 7)										3	1	1	4	1	0	0				
Cesar Izturis, S OBP: 0.288, SLG: 0.271 (1, 5)										4	0	2	2	0	0	1				
55 Russell Martin, R OBP: 0.366, SLG: 0.448 Toby Hall, R OBP: 0.259, SLG: 0.394 (1, 2) (7, PH) (8, 2)										2	2	2	1	0	0	0				
Aaron Sele, R OBP: 0.176, SLG: 0.235 José Cruz Jr., S OBP: 0.369, SLG: 0.383 (1, 1) (7, 9) (8, 1)										2	1	1	0	0	0	0				
Inning Stats	R: 0 E: 0 K: 0 S: 6	H: 0 LOB: 0 BB: 0 P: 10	R: 1 E: 1 K: 0 S: 12	H: 1 LOB: 0 BB: 0 P: 19	R: 5 E: 0 K: 1 S: 18	H: 5 LOB: 2 BB: 2 P: 32	R: 1 E: 0 K: 0 S: 10	H: 2 LOB: 1 BB: 0 P: 16	R: 3 E: 0 K: 0 S: 10	H: 1 LOB: 0 BB: 1 P: 18	R: 1 E: 0 K: 0 S: 12	H: 2 LOB: 2 BB: 0 P: 16	R: 0 E: 0 K: 2 S: 8	H: 0 LOB: 0 BB: 0 P: 10	R: 0 E: 0 K: 0 S: 8	H: 0 LOB: 0 BB: 0 P: 10		1B: 9 2B: 3 3B: 1 HR: 0	SF: 2 SAC: 2 DP: 0 HBP: 1	WP: 0 PB: 0 SB: 0 CS: 1
PITCHER	IP WLS BF H R ER SO	IP WLS BF H R ER SO	IP WLS BF H R ER SO	IP WLS BF H R ER SO	IP WLS BF H R ER SO	IP WLS BF H R ER SO	IP WLS BF H R ER SO	IP WLS BF H R ER SO	IP WLS BF H R ER SO	IP WLS BF H R ER SO	IP WLS BF H R ER SO	IP WLS BF H R ER SO	IP WLS BF H R ER SO	IP WLS BF H R ER SO	IP WLS BF H R ER SO	IP WLS BF H R ER SO	ERA WHIP	ERA WHIP	ERA WHIP	
48 Enrique Gonzalez, R ERA: 3.66 28 Brandon Medders, R ERA: 4.15 Randy Choate, L ERA: Jorge Julio, R ERA: 3.66 (1, 1) (5, 1) (7, 1) (8, 1)	4.0 L 11 3 4 4 0	2.0 5 2 0 0 0	1.0 3 0 0 0 2	0.0 0 0 0 0	0.0 0 0 0 0	0.0 0 0 0 0	0.0 0 0 0 0	0.0 0 0 0 0	0.0 0 0 0 0	0.0 0 0 0 0	0.0 0 0 0 0	0.0 0 0 0 0	0.0 0 0 0 0	0.0 0 0 0 0	0.0 0 0 0 0	0.0 0 0 0 0	15.75 2.500	18.00 2.000	0.00 2.000	


AB	36
R	3
H	9
RBI	3
BB	3
SO	6
LOB	19


AB	32
R	11
H	13
RBI	11
BB	3
SO	3
LOB	13



Batter	1	2	3	4	5	6	7	8	9	AB	R	H	RBI	BB	SO	LOB	TOP					
2 Randy Winn, S OBP: 0.344, SLG: 0.432 (1, 8)		G4-3		G4-3		P6			P6	5	1	1	0	0	0	2	<p>San Francisco Giants @ Los Angeles Dodgers Dodger Stadium, Los Angeles, CA</p> <p>Thu Jul 06 2006, 7:10 PM PDT Att: 42,515 - Clear - 82 F</p> <p>livebaseballscores.com</p> <p>AB 37 R 5 H 10 RBI 5 BB 1 SO 6 LOB 16</p>					
13 Omar Vizquel, S OBP: 0.376, SLG: 0.397 (1, 6)		F8		F7			K		P2	5	1	1	0	0	1	0						
Moises Alou, R OBP: 0.378, SLG: 0.571 (1, 9)				G4-3						4	2	2	1	0	0	0						
Barry Bonds, L OBP: 0.471, SLG: 0.478 Steve Finley, L OBP: 0.319, SLG: 0.406 (1, 7)				F9						3	0	0	0	1	1	1						
Ray Durham, S OBP: 0.331, SLG: 0.462 (1, 4)				G4-3						4	1	1	1	0	0	2						
Pedro Feliz, R OBP: 0.307, SLG: 0.493 (1, 5)				G4-3						4	0	3	2	0	0	1						
Lance Niekro, R OBP: 0.290, SLG: 0.382 (1, 3)				F9						4	0	1	1	0	0	4						
50 Eliezer Alfonzo, R OBP: 0.329, SLG: 0.577 (1, 2)				F7						4	0	1	0	0	1	4						
18 Matt Cain, R OBP: 0.125, SLG: 0.167 41 Brad Hennessey, R OBP: 0.294, SLG: 0.353 Jeremy Accardo, R OBP: 0.328, SLG: 0.287 Jose Vizcaino, S OBP: 0.328, SLG: 0.287 Armando Benitez, R OBP: 0.287, SLG: 0.353 (1, 1)				K						2	0	0	0	0	2	0		<p>AB 37 R 5 H 10 RBI 5 BB 1 SO 6 LOB 16</p>				
				K						1	0	0	0	0	1	2						
				K						0	0	0	0	0	0	0	<p>WP: 0 PA: 38 PB: 0 SB: 0 CS: 0</p>					
				K						0	0	0	0	0	0	0						
Inning Stats	R: 3 E: 0 K: 0 S: 17	H: 4 LOB: 2 BB: 1 P: 28	R: 0 E: 0 K: 1 S: 7	H: 0 LOB: 0 BB: 0 P: 8	R: 2 E: 0 K: 0 S: 14	H: 3 LOB: 1 BB: 0 P: 15	R: 0 E: 0 K: 1 S: 6	H: 0 LOB: 0 BB: 0 P: 7	R: 0 E: 0 K: 0 S: 9	H: 2 LOB: 2 BB: 0 P: 14	R: 0 E: 0 K: 2 S: 12	H: 0 LOB: 0 BB: 0 P: 12	R: 0 E: 0 K: 1 S: 9	H: 1 LOB: 1 BB: 0 P: 14	R: 0 E: 0 K: 0 S: 7	H: 0 LOB: 0 BB: 0 P: 14	1B: 7 2B: 3 3B: 0 HR: 0	SF: 0 SAC: 0 DP: 0 HBP: 0	WP: 0 PB: 0 SB: 0 CS: 0			
PITCHER	IP WLS BF H R ER SO BB IBB HBP BLK WP HR S P ERA WHIP	IP WLS BF H R ER SO BB IBB HBP BLK WP HR S P ERA WHIP																				
Mark Hendrickson, L ERA: 3.83 Giovanni Carrara, R ERA: 2.25 Joe Beimel, L ERA: 3.23 (1, 1)	6.0 L 28 9 5 5 3 1 0 0 0 0 0 0 65 88 7.50 1.667	(7, 1)	2.0 7 1 0 0 3 0 0 0 0 0 0 0 16 26 0.00 0.500	(9, 1)	1.0 3 0 0 0 0 0 0 0 0 0 0 0 7 14 0.00 0.000																	

Batter	1	2	3	4	5	6	7	8	9	AB	R	H	RBI	BB	SO	LOB	BOTTOM					
15 Rafael Furcal, S OBP: 0.334, SLG: 0.341 (1, 6)				G4-3					G6-3	5	1	1	0	0	0	0	<p>San Francisco Giants @ Los Angeles Dodgers Dodger Stadium, Los Angeles, CA</p> <p>Thu Jul 06 2006, 7:10 PM PDT Att: 42,515 - Clear - 82 F</p> <p>livebaseballscores.com</p> <p>AB 32 R 4 H 7 RBI 3 BB 5 SO 6 LOB 18</p>					
Kenny Lofton, L OBP: 0.352, SLG: 0.383 (1, 8)				G4-3					G4-3	4	2	2	0	1	0	0						
5 Nomar Garciaparra, R OBP: 0.429, SLG: 0.579 (1, 3)				G4-3						3	1	1	1	0	1	1						
J.D. Drew, L OBP: 0.384, SLG: 0.475 (1, 9)				G4-3						3	0	1	0	2	0	2						
18 Ramon Martinez, R OBP: 0.382, SLG: 0.411 (1, 4)				G4-3						3	0	1	1	1	0	4						
16 Andre Ethier, L OBP: 0.391, SLG: 0.548 (1, 7)				G4-3						2	0	1	1	1	1	2						
Cesar Izturis, S OBP: 0.295, SLG: 0.304 (1, 5)				G4-3						4	0	0	0	0	0	7						
55 Russell Martin, R OBP: 0.351, SLG: 0.428 (1, 2)				G4-3						4	0	0	0	0	2	1						
Mark Hendrickson, L ERA: 5.12 José Cruz Jr., S OBP: 0.370, SLG: 0.394 Giovanni Carrara, R ERA: 2.5 27 Matt Kemp, R OBP: 0.336, SLG: 0.546 Joe Beimel, L ERA: 3.23 (1, 1)				G4-3						2	0	0	0	0	1	1		<p>WP: 1 PA: 40 PB: 0 SB: 0 CS: 0</p>				
				G4-3						1	0	0	0	0	1	0						
				G4-3						0	0	0	0	0	0	0	<p>WP: 1 PA: 40 PB: 0 SB: 0 CS: 0</p>					
				G4-3						0	0	0	0	0	0	0						
Inning Stats	R: 0 E: 0 K: 0 S: 10	H: 0 LOB: 2 BB: 2 P: 23	R: 0 E: 0 K: 1 S: 14	H: 1 LOB: 1 BB: 0 P: 20	R: 2 E: 0 K: 0 S: 15	H: 3 LOB: 2 BB: 1 P: 28	R: 0 E: 0 K: 1 S: 8	H: 0 LOB: 0 BB: 0 P: 10	R: 1 E: 0 K: 0 S: 10	H: 2 LOB: 2 BB: 1 P: 23	R: 0 E: 0 K: 2 S: 10	H: 0 LOB: 0 BB: 0 P: 13	R: 1 E: 0 K: 0 S: 12	H: 1 LOB: 2 BB: 1 P: 21	R: 0 E: 0 K: 0 S: 8	H: 0 LOB: 0 BB: 0 P: 14	R: 0 E: 0 K: 1 S: 9	H: 0 LOB: 0 BB: 0 P: 14	1B: 6 2B: 1 3B: 0 HR: 0	SF: 1 SAC: 0 DP: 1 HBP: 2	WP: 1 PB: 0 SB: 0 CS: 0	
PITCHER	IP WLS BF H R ER SO BB IBB HBP BLK WP HR S P ERA WHIP	IP WLS BF H R ER SO BB IBB HBP BLK WP HR S P ERA WHIP																				
18 Matt Cain, R ERA: 5.12 41 Brad Hennessey, R ERA: 2.5 Jeremy Accardo, R ERA: 4.66 Armando Benitez, R ERA: 2.11 (1, 1)	4.0 W 22 6 3 3 2 3 0 1 0 0 0 0 29 51 3.00 1.000	(5, 1)	1.0 H 3 0 0 0 0 0 0 0 0 0 0 0 8 14 0.00 0.000	(8, 1)	1.0 S 3 0 0 0 1 0 0 0 0 0 0 0 9 14 0.00 0.000																	

Batter	1	2	3	4	5	6	7	8	9	AB	R	H	RBI	BB	SO	LOB	TOP			
2 Randy Winn, S OBP: 0.343, SLG: 0.430	G6-3		HR		SH1-3		P6	G4-3		4	1	1	0	0	0	2	<p>San Francisco Giants @ Los Angeles Dodgers Dodger Stadium, Los Angeles, CA</p> <p>Fri Jul 07 2006, 7:40 PM PDT Att: 53,991 - Clear - 82 F</p> <p>livebaseballscores.com</p> <p>AB 33 R 7 H 9 RBI 7 BB 7 SO 8 LOB 21</p> 			
13 Omar Vizquel, S OBP: 0.382, SLG: 0.398	WP G6-3		HR		P3		L8		S 1B BB	4	3	2	0	1	0	1				
Moises Alou, R OBP: 0.372, SLG: 0.565	G6-3		K		G6-3		1B		K	5	1	1	1	0	2	4				
Barry Bonds, L OBP: 0.477, SLG: 0.497	G4-3		HR			2B BB	E 1B IBB		1B	3	1	2	4	2	0	0				
Ray Durham, S OBP: 0.332, SLG: 0.473		HR	K			L8	E8 1B		F7	5	1	2	2	0	1	2				
Pedro Feliz, R OBP: 0.306, SLG: 0.491	K			K		2B	G5-3		K	5	0	1	0	0	3	3				
9 Mark Sweeney, L Jason Ellison, R Lance Niekro, R	G4-3			50 CS BB		IBB	G4-3 50 SH3-4 BB			1	0	0	0	3	0	0				
50 Eliezer Alfonzo, R OBP: 0.318, SLG: 0.556	P3			G6-3		K	SH3-4			3	0	0	0	0	1	4				
Matt Morris, R 53 Jonathan Sánchez, L 38 Brian Wilson, R Steve Finley, L Jeremy Accardo, R Steve Kline, S			K		2 SH1-3 BB	L8	G4-3			2	0	0	0	1	1	3				
Inning Stats	R: 1 E: 0 K: 0 S: 9	H: 1 LOB: 0 BB: 0 P: 16	R: 1 E: 0 K: 1 S: 10	H: 1 LOB: 0 BB: 0 P: 15	R: 3 E: 0 K: 3 S: 15	H: 3 LOB: 0 BB: 0 P: 21	R: 0 E: 0 K: 1 S: 5	H: 0 LOB: 1 BB: 1 P: 14	R: 0 E: 0 K: 1 S: 7	H: 1 LOB: 3 BB: 2 P: 20	R: 1 E: 1 K: 0 S: 12	H: 2 LOB: 2 BB: 1 P: 20	R: 0 E: 0 K: 0 S: 6	H: 0 LOB: 2 BB: 1 P: 11	R: 1 E: 0 K: 2 S: 12	H: 1 LOB: 1 BB: 1 P: 22		1B: 5 2B: 2 3B: 0 HR: 2	SF: 0 SAC: 2 DP: 0 HBP: 0	WP: 1 PB: 0 SB: 1 CS: 1
PITCHER	IP WLS BF H R ER SO BB IBB HBP BLK WP HR S P ERA WHIP																			
58 Chad Billingsley, R ERA: 5.27	5.1 25 6 5 4 5 3 1 0 0 1 2 50 96 6.75 1.688																			
Giovanni Carrara, R ERA: 1.93	0.2 6 0 0 0 1 0 0 0 0 0 0 4 4 0.00 0.000																			
51 Jonathan Broxton, R ERA: 2.8	1.0 B 6 2 1 1 0 0 0 1 0 0 0 12 20 9.00 2.000																			
Danyal Baez, R ERA: 3.95	1.0 W 4 0 0 0 0 1 0 0 0 0 0 6 11 0.00 1.000																			
44 Takashi Saito, R ERA: 2.2	1.0 S 5 1 1 1 2 1 0 0 0 0 0 0 12 22 9.00 2.000																			

Batter	1	2	3	4	5	6	7	8	9	AB	R	H	RBI	BB	SO	LOB	BOTTOM	
15 Rafael Furcal, S OBP: 0.338, SLG: 0.344	SH5-3 5 1B BB			B1-3		SH1-4				3	1	2	0	1	0	0	<p>San Francisco Giants @ Los Angeles Dodgers Dodger Stadium, Los Angeles, CA</p> <p>Fri Jul 07 2006, 7:40 PM PDT Att: 53,991 - Clear - 82 F</p> <p>livebaseballscores.com</p> <p>AB 35 R 9 H 15 RBI 8 BB 6 SO 6 LOB 17</p> 	
Kenny Lofton, L OBP: 0.352, SLG: 0.383	SH5-3			K		F9		FC5-6 5 HR		0	0	0	0	0	0	0		
27 Matt Kemp, R OBP: 0.325, SLG: 0.527	SH5-3			K		F9		FC5-6 5 HR		4	1	0	1	0	1	3		
5 Nomar Garciaparra, R OBP: 0.429, SLG: 0.597	2B 18 2B 1B					G5-3				5	2	2	3	0	0	2		
J.D. Drew, L OBP: 0.384, SLG: 0.481	18 2B 2B			G6-3						5	2	2	0	0	2	0		
16 Andre Ethier, L OBP: 0.397, SLG: 0.549	K2-3									5	1	3	1	0	1	2		
18 Ramon Martínez, R OBP: 0.398, SLG: 0.421										2	0	1	2	3	0	1		
Cesar Izturis, S OBP: 0.318, SLG: 0.328	G3-1									5	0	3	1	0	0	3		
55 Russell Martin, R OBP: 0.359, SLG: 0.448										3	2	2	0	1	0	2		
58 Chad Billingsley, R ERA: 4.29	6.0 30 1 0 0 1 2 0 0 0 0 0 0 11 23 0.00 4.500																	
53 Jonathan Sánchez, L ERA: 1.93	0.2 5 1 0 0 1 0 0 0 0 0 0 0 3 4 0.00 0.000																	
38 Brian Wilson, R ERA: 7.0	0.1 1 0 0 0 1 0 0 0 0 0 0 0 3 4 0.00 0.000																	
Jeremy Accardo, R ERA: 5.06	0.2 L 4 2 2 2 1 0 0 0 0 0 0 1 13 16 27.00 3.000																	
Steve Kline, L ERA: 2.78	0.1 3 2 1 1 0 1 0 0 0 0 0 0 5 10 27.00 9.000																	
Inning Stats	R: 3 E: 0 K: 1 S: 15	H: 3 LOB: 1 BB: 1 P: 27	R: 1 E: 0 K: 1 S: 9	H: 2 LOB: 1 BB: 0 P: 13	R: 0 E: 0 K: 0 S: 10	H: 2 LOB: 2 BB: 0 P: 15	R: 0 E: 0 K: 1 S: 9	H: 0 LOB: 0 BB: 1 P: 12	R: 1 E: 1 K: 0 S: 9	H: 2 LOB: 1 BB: 1 P: 14	R: 0 E: 0 K: 2 S: 14	H: 1 LOB: 3 BB: 2 P: 27	R: 3 E: 0 K: 1 S: 18	H: 4 LOB: 2 BB: 1 P: 26	1B: 9 2B: 5 3B: 1 HR: 1	SF: 0 SAC: 2 DP: 1 HBP: 0	WP: 0 PB: 0 SB: 3 CS: 0	PA: 43
PITCHER	IP WLS BF H R ER SO BB IBB HBP BLK WP HR S P ERA WHIP																	

Batter	1	2	3	4	5	6	7	8	9	AB	R	H	RBI	BB	SO	LOB	TOP			
15 Rafael Furcal, S OBP: 0.348, SLG: 0.354										4	0	1	0	0	2	0	Los Angeles Dodgers @ St. Louis Cardinals Busch Stadium, St. Louis, MO Fri Jul 14 2006, 7:10 PM CDT Att: 45,704 - Partly Cloudy - 86 F			
Kenny Lofton, L OBP: 0.342, SLG: 0.371										4	0	0	0	0	1	1				
5 Nomar Garciaparra, R OBP: 0.417, SLG: 0.574										3	0	0	0	0	0	1				
J.D. Drew, L OBP: 0.374, SLG: 0.461										3	0	0	0	0	1	1				
12 Jeff Kent, R OBP: 0.368, SLG: 0.453										2	0	0	0	0	0	0				
16 Andre Ethier, L OBP: 0.390, SLG: 0.523										3	0	0	0	0	1	1				
Cesar Izturis, S OBP: 0.333, SLG: 0.372										3	0	1	0	0	1	0				
55 Russell Martin, R OBP: 0.352, SLG: 0.441										3	0	0	0	0	0	1				
Derek Lowe, R OBP: 0.128, SLG: 0.108										2	0	0	0	0	1	0				
Giovanni Carrara, R ERA: 3.98										0	0	0	0	0	0	0				
Danys Baez, R ERA: 3.52										0	0	0	0	0	0	0				
Ricky Ledee, L ERA: 0.294, SLG: 0.438										1	0	0	0	0	0	0				
Inning Stats	R: 0 E: 0 K: 1 S: 6	H: 0 LOB: 0 BB: 0 P: 9	R: 0 E: 0 K: 1 S: 8	H: 0 LOB: 0 BB: 0 P: 12	R: 0 E: 0 K: 0 S: 5	H: 0 LOB: 0 BB: 0 P: 10	R: 0 E: 0 K: 0 S: 11	H: 1 LOB: 1 BB: 0 P: 18	R: 0 E: 0 K: 2 S: 7	H: 0 LOB: 0 BB: 0 P: 9	R: 0 E: 0 K: 1 S: 7	H: 0 LOB: 0 BB: 0 P: 8	R: 0 E: 0 K: 0 S: 6	H: 1 LOB: 1 BB: 0 P: 10	R: 0 E: 0 K: 1 S: 11	H: 0 LOB: 0 BB: 0 P: 16	1B: 2 2B: 0 3B: 0 HR: 0	SF: 0 SAC: 0 DP: 1 HBP: 1	WP: 0 PB: 0 SB: 0 CS: 0	PA: 29
PITCHER 29 Chris Carpenter, R ERA: 2.85	IP: 9.0 WLS: W BF: 29 H: 2 R: 0 ER: 0 SO: 7 BB: 0 IBB: 0 HBP: 1 BLK: 0 WP: 0 HR: 0 S: 68 P: 101 ERA: 0.00 WHIP: 0.222															PITCHER IP: 9.0 WLS: W BF: 29 H: 2 R: 0 ER: 0 SO: 7 BB: 0 IBB: 0 HBP: 1 BLK: 0 WP: 0 HR: 0 S: 68 P: 101 ERA: 0.00 WHIP: 0.222				

Batter	1	2	3	4	5	6	7	8	9	AB	R	H	RBI	BB	SO	LOB	BOTTOM			
22 David Eckstein, R OBP: 0.376, SLG: 0.366										5	2	4	0	0	0	1	Los Angeles Dodgers @ St. Louis Cardinals Busch Stadium, St. Louis, MO Fri Jul 14 2006, 7:10 PM CDT Att: 45,704 - Partly Cloudy - 86 F			
16 Chris Duncan, L OBP: 0.333, SLG: 0.557										4	1	3	2	0	0	1				
So Taguchi, R OBP: 0.359, SLG: 0.374										0	0	0	0	0	0	0				
5 Albert Pujols, R OBP: 0.432, SLG: 0.703										4	0	1	1	0	1	2				
27 Scott Rolen, R OBP: 0.401, SLG: 0.575										4	1	1	1	0	0	4				
15 Jim Edmonds, L OBP: 0.359, SLG: 0.449										4	0	1	0	0	1	4				
43 Juan Encarnacion, R OBP: 0.306, SLG: 0.457										4	1	2	2	0	1	2				
4 Yadier Molina, R OBP: 0.267, SLG: 0.313										3	0	0	0	1	1	2				
Aaron Miles, S ERA: 3.98										3	0	0	0	1	0	1				
29 Chris Carpenter, R OBP: 0.059, SLG: 0.059										3	0	0	0	0	2	3				
Inning Stats	R: 1 E: 0 K: 2 S: 15	H: 3 LOB: 2 BB: 0 P: 22	R: 0 E: 0 K: 1 S: 7	H: 0 LOB: 0 BB: 0 P: 10	R: 3 E: 0 K: 0 S: 14	H: 5 LOB: 3 BB: 1 P: 28	R: 0 E: 0 K: 0 S: 5	H: 1 LOB: 0 BB: 0 P: 10	R: 0 E: 0 K: 0 S: 6	H: 0 LOB: 0 BB: 0 P: 12	R: 0 E: 0 K: 2 S: 8	H: 0 LOB: 0 BB: 0 P: 10	R: 0 E: 0 K: 1 S: 17	H: 2 LOB: 2 BB: 0 P: 24	R: 1 E: 0 K: 0 S: 8	H: 1 LOB: 1 BB: 1 P: 12	1B: 10 2B: 0 3B: 0 HR: 2	SF: 0 SAC: 1 DP: 0 HBP: 0	WP: 0 PB: 0 SB: 1 CS: 1	PA: 37
PITCHER Derek Lowe, R ERA: 3.98	IP: 6.0 WLS: L BF: 29 H: 11 R: 4 ER: 4 SO: 5 BB: 0 IBB: 0 HBP: 0 BLK: 0 WP: 0 HR: 1 S: 59 P: 99 ERA: 6.00 WHIP: 1.833															PITCHER Derek Lowe, R ERA: 3.98				
Giovanni Carrara, R ERA: 3.52	IP: 1.0 WLS: 0 BF: 3 H: 0 R: 0 ER: 0 SO: 1 BB: 0 IBB: 0 HBP: 0 BLK: 0 WP: 0 HR: 0 S: 13 P: 17 ERA: 0.00 WHIP: 0.000															Giovanni Carrara, R ERA: 3.52				
Danys Baez, R ERA: 3.94	IP: 1.0 WLS: 0 BF: 5 H: 1 R: 1 ER: 1 SO: 0 BB: 1 IBB: 0 HBP: 0 BLK: 0 WP: 0 HR: 0 S: 8 P: 12 ERA: 9.00 WHIP: 2.000															Danys Baez, R ERA: 3.94				

Batter	1	2	3	4	5	6	7	8	9	10	AB	R	H	RBI	BB	SO	LOB	TOP
15 Rafael Furcal, S OBP: 0.346, SLG: 0.355	0-1 G4-3 2B		2-0 G1-3		2-3 K		1-0 G3		1-3 K		5	1	1	0	0	2	0	Los Angeles Dodgers @ St. Louis Cardinals Busch Stadium, St. Louis, MO Sat Jul 15 2006, 12:20 PM CDT Att. 46,068 - Sunny - 91 F livebaseballscorecards.com
José Cruz Jr., S OBP: 0.358, SLG: 0.375	1-2 K		2-2 F8		2-3 K		2-3 K		1-2 F9		5	0	0	0	0	3	1	
5 Nomar Garciaparra, R OBP: 0.413, SLG: 0.566	2-0 G4-3		1-0 HBP		1-0 G5-3				1-2 F9		4	0	0	0	0	0	1	
J.D. Drew, L OBP: 0.390, SLG: 0.469	2-1 2B		0-0 G6-3			3-2 16 G1-3 1B		1-1 16 BB 12 BB 1B		4-2 BB	4	0	3	1	1	0	1	
12 Jeff Kent, R OBP: 0.388, SLG: 0.447	3-1 16 FC4-6 BB		1-1 L9		1-2 P4		4-2 SAFE 16 BB BB		0-0 F8		3	0	0	0	2	0	2	
16 Andre Ethier, L OBP: 0.390, SLG: 0.517	2-1 FC4-6		1-1 1B		0-1 G1-3		4-2 SAFE 16 BB BB		2-3 K		4	0	1	0	1	1	4	
Cesar Izturis, S OBP: 0.330, SLG: 0.358		0-0 F7		2-1 F8		4-0 IBB		2-3 K			3	0	0	0	1	1	4	
Toby Hall, R OBP: 0.266, SLG: 0.396		0-2 F9		0-0 1B		2-1 F9		2-1 F9			4	0	1	0	0	0	5	
Mark Hendrickson, L 51 Jonathan Broxton, R Ricky Ledee, L Danyis Baez, R		0-3 K		0-0 G4-3			0-3 K		1-2 G3		3	0	0	0	0	2	2	
Inning Stats	R: 1 E: 0 K: 1 S: 11	H: 2 LOB: 2 BB: 1 P: 22	R: 0 E: 0 K: 1 S: 8	H: 0 LOB: 0 BB: 0 P: 8	R: 0 E: 0 K: 0 S: 5	H: 0 LOB: 1 BB: 0 P: 10	R: 0 E: 0 K: 2 S: 8	H: 1 LOB: 2 BB: 1 P: 10	R: 0 E: 0 K: 2 S: 8	H: 0 LOB: 0 BB: 0 P: 11	R: 0 E: 0 K: 1 S: 10	H: 0 LOB: 0 BB: 0 P: 13	R: 0 E: 0 K: 1 S: 10	H: 0 LOB: 1 BB: 1 P: 16	1B: 4 2B: 2 3B: 0 HR: 0	SF: 0 SAC: 0 DP: 0 HBP: 1	WP: 0 PB: 0 SB: 0 CS: 0	
PITCHER	IP 7.0	WLS 29	H 5	R 1	ER 1	SO 6	BB 1	IBB 1	HBP 1	BLK 0	WP 0	HR 0	S 60	P 98	ERA 1.29	WHIP 0.857		
50 Adam Wainwright, R ERA: 2.60	1.0	6	1	0	0	1	2	0	0	0	0	0	16	30	0.00	3.000		
41 Braden Looper, R ERA: 3.67	2.0	W	7	0	0	0	2	1	0	0	0	0	20	29	0.00	0.500		

Batter	1	2	3	4	5	6	7	8	9	10	AB	R	H	RBI	BB	SO	LOB	BOTTOM				
22 David Eckstein, R OBP: 0.373, SLG: 0.364	1-2 G4-3		2-1 G5-3		2-1 G6-3		1-2 P3			0-2 53 E 27 1B 1B	5	1	1	0	0	0	2	Los Angeles Dodgers @ St. Louis Cardinals Busch Stadium, St. Louis, MO Sat Jul 15 2006, 12:20 PM CDT Att. 46,068 - Sunny - 91 F livebaseballscorecards.com				
So Taguchi, R OBP: 0.353, SLG: 0.368	0-0 F8		3-1 G6-3		2-1 G5-3		2-3 K		0-1 L6		4	0	0	0	0	1	0					
53 John Rodriguez, L OBP: 0.363, SLG: 0.423									1-2 27 1B IBB		1	0	0	0	0	0	1					
5 Albert Pujols, R OBP: 0.438, SLG: 0.717	2-0 2B				2-2 F8		4-0 HR		4-0 43 CS IBB		3	1	2	1	2	0	0					
27 Scott Rolen, R OBP: 0.401, SLG: 0.571	3-3 K				4-2 43 1B BB		0-0 F9		2-3 K		4	0	1	1	1	2	2					
43 Juan Encarnacion, R OBP: 0.396, SLG: 0.456		2-0 F8		2-2 1B		2-1 F9		0-2 CS		0-2 1-2 2-H 1B	4	0	1	0	0	0	0					
15 Jim Edmonds, L OBP: 0.357, SLG: 0.450		2-1 P4		3-2 K			2-3 K		0-2 G4-3 2B		4	0	1	0	0	2	2					
7 Hector Luna, R OBP: 0.353, SLG: 0.427		1-0 1B		1-2 G3			1-1 G6-3		1-1 G4-3		4	0	1	0	0	0	3					
4 Yadier Molina, R OBP: 0.266, SLG: 0.316		0-0 G5-3			0-3 K		3-2 2B		1-0 P6		4	0	1	0	0	1	2					
Jeff Suppan, R OBP: 0.188, SLG: 0.161			0-0 G5-3		1-2 G5-3		4-1 BB			0-1 G4-3	2	0	0	0	0	0	0					
26 Scott Spiezio, S OBP: 0.360, SLG: 0.460											0	0	0	0	1	0	0					
50 Adam Wainwright, R OBP: 0.333, SLG: 1.333											0	0	0	0	0	0	0					
41 Braden Looper, R OBP: 0.500, SLG: 1.000											0	0	0	0	0	0	0					
16 Chris Duncan, L OBP: 0.328, SLG: 0.548											1	0	0	0	0	0	0					
Inning Stats	R: 0 E: 0 K: 1 S: 11	H: 1 LOB: 1 BB: 0 P: 17	R: 0 E: 0 K: 0 S: 5	H: 1 LOB: 1 BB: 0 P: 10	R: 0 E: 0 K: 0 S: 5	H: 0 LOB: 0 BB: 0 P: 10	R: 0 E: 0 K: 1 S: 19	H: 1 LOB: 2 BB: 1 P: 31	R: 0 E: 0 K: 1 S: 8	H: 1 LOB: 0 BB: 0 P: 11	R: 1 E: 0 K: 1 S: 7	H: 1 LOB: 2 BB: 0 P: 12	R: 0 E: 0 K: 2 S: 9	H: 0 LOB: 0 BB: 1 P: 17	R: 0 E: 0 K: 0 S: 8	H: 1 LOB: 1 BB: 1 P: 11	R: 1 E: 1 K: 0 S: 10	H: 2 LOB: 2 BB: 1 P: 14	1B: 4 2B: 3 3B: 0 HR: 1	SF: 0 SAC: 0 DP: 0 HBP: 0	WP: 0 PB: 0 SB: 0 CS: 1	PA: 41
PITCHER	IP 6.2	WLS 27	H 5	R 1	ER 1	SO 4	BB 2	IBB 0	HBP 0	BLK 0	WP 0	HR 1	S 64	P 110	ERA 1.35	WHIP 1.050						
Mark Hendrickson, L ERA: 3.77	1.1	4	0	0	0	2	0	1	0	0	0	0	13	22	0.00	0.000						
51 Jonathan Broxton, R ERA: 3.18	1.2	L	9	3	1	1	0	0	1	0	0	0	18	25	5.40	1.800						



Batter	1	2	3	4	5	6	7	8	9	AB	R	H	RBI	BB	SO	LOB	TOP			
15 Rafael Furcal, S OBP: 0.339, SLG: 0.349	G1-6-3		K					F7		4	0	1	0	0	1	1	Los Angeles Dodgers @ Arizona Diamondbacks Chase Field, Phoenix, AZ Wed Jul 19 2006, 6:40 PM MST Att: 23,616 - Roof Closed - 82 F			
Kenny Lofton, L OBP: 0.336, SLG: 0.383 Giovanni Carrara, R	1B			G6-3				G1-3		3	0	1	0	1	0	1				
5 Nomar Garciaparra, R OBP: 0.412, SLG: 0.567	1B			G6-3				G1-3		0	0	0	0	0	0	0				
J.D. Drew, L OBP: 0.374, SLG: 0.455		G3-1		F7				G6-3		4	0	0	0	0	0	1				
16 Andre Ethier, L OBP: 0.394, SLG: 0.516		1B						P6		4	0	2	0	0	0	1				
Willy Aybar, S OBP: 0.364, SLG: 0.451		F9						G4-3		3	0	0	0	1	0	3				
18 Ramon Martinez, R Joe Beigel, L		F9						G4-3		2	0	0	0	0	0	2				
Ricky Ledee, L 51 Jonathan Broxton, R		F9						G4-3		1	0	0	0	0	0	1				
José Cruz Jr., S Toby Hall, R			G5-3					P3		0	0	0	0	0	0	0				
Derek Lowe, R Olmedo Saenz, R			G6-3					2B		1	0	0	0	0	0	0				
Inning Stats	R: 0 E: 0 K: 0 S: 4	H: 1 LOB: 0 BB: 0 P: 7	R: 0 E: 0 K: 0 S: 12	H: 1 LOB: 1 BB: 0 P: 20	R: 0 E: 0 K: 1 S: 8	H: 0 LOB: 0 BB: 0 P: 12	R: 0 E: 0 K: 0 S: 5	H: 0 LOB: 0 BB: 0 P: 9	R: 0 E: 0 K: 1 S: 9	H: 1 LOB: 2 BB: 1 P: 17	R: 0 E: 0 K: 0 S: 7	H: 0 LOB: 1 BB: 1 P: 17	R: 0 E: 0 K: 0 S: 5	H: 1 LOB: 1 BB: 0 P: 7	R: 0 E: 0 K: 0 S: 7	H: 1 LOB: 1 BB: 0 P: 11	1B: 5 2B: 2 3B: 0 HR: 0	SF: 0 SAC: 0 DP: 2 HBP: 0	WP: 0 PB: 0 SB: 1 CS: 0	PA: 33
PITCHER Miguel Batista, R ERA: 4.88	IP: 9.0 WLS: W BF: 33 H: 6 R: 0 ER: 0 SO: 2 BB: 2 IBB: 0 HBP: 0 BLK: 0 WP: 0 HR: 0 S: 62 P: 107 ERA: 0.00 WHIP: 0.889											PITCHER	IP: 9.0 WLS: W BF: 33 H: 6 R: 0 ER: 0 SO: 2 BB: 2 IBB: 0 HBP: 0 BLK: 0 WP: 0 HR: 0 S: 62 P: 107 ERA: 0.00 WHIP: 0.889							

Batter	1	2	3	4	5	6	7	8	9	AB	R	H	RBI	BB	SO	LOB	BOTTOM			
22 Eric Byrnes, R OBP: 0.349, SLG: 0.518	1B		G5-3					G5-3		5	1	2	0	0	0	1	Los Angeles Dodgers @ Arizona Diamondbacks Chase Field, Phoenix, AZ Wed Jul 19 2006, 6:40 PM MST Att: 23,616 - Roof Closed - 82 F			
Chad Tracy, L	1B							F8		4	1	1	0	1	0	2				
Luis Gonzalez, L	1B							P6		5	1	3	1	0	0	1				
34 Conor Jackson, R	1B									4	0	0	1	0	1	4				
Johnny Estrada, S		G6-3								4	1	2	1	0	1	0				
Shawn Green, L		1B								3	2	2	2	1	1	3				
1 Orlando Hudson, S		G3-6-1								4	1	1	2	0	0	4				
6 Stephen Drew, L										4	1	3	0	0	1	0				
Miguel Batista, R										4	0	0	0	0	2	3				
Inning Stats	R: 0 E: 0 K: 0 S: 11	H: 2 LOB: 1 BB: 0 P: 14	R: 0 E: 0 K: 0 S: 6	H: 1 LOB: 0 BB: 0 P: 9	R: 0 E: 0 K: 2 S: 9	H: 0 LOB: 0 BB: 0 P: 13	R: 4 E: 0 K: 0 S: 20	H: 5 LOB: 1 BB: 0 P: 31	R: 1 E: 1 K: 1 S: 11	H: 3 LOB: 3 BB: 0 P: 16	R: 1 E: 0 K: 0 S: 12	H: 1 LOB: 1 BB: 1 P: 22	R: 2 E: 0 K: 3 S: 15	H: 2 LOB: 1 BB: 1 P: 23	R: 0 E: 0 K: 0 S: 8	H: 0 LOB: 0 BB: 0 P: 14		1B: 8 2B: 3 3B: 1 HR: 2	SF: 0 SAC: 0 DP: 2 HBP: 0	WP: 0 PB: 0 SB: 0 CS: 0
PITCHER Derek Lowe, R Joe Beigel, L 51 Jonathan Broxton, R Giovanni Carrara, R	IP: 4.1 WLS: L BF: 23 H: 11 R: 5 ER: 5 SO: 2 BB: 1 IBB: 0 HBP: 0 BLK: 1 WP: 0 HR: 0 S: 53 P: 77 ERA: 4.19 WHIP: 1.200											PITCHER	IP: 4.1 WLS: L BF: 23 H: 11 R: 5 ER: 5 SO: 2 BB: 1 IBB: 0 HBP: 0 BLK: 1 WP: 0 HR: 0 S: 53 P: 77 ERA: 4.19 WHIP: 1.200							



Batter	1	2	3	4	5	6	7	8	9	AB	R	H	RBI	BB	SO	LOB	TOP
22 David Eckstein, R (1, 6) OBP: 0.366, SLG: 0.354	F9		G6-3		G4-6-3		G5-3		F9	5	0	0	0	0	0	3	St. Louis Cardinals @ Los Angeles Dodgers Dodger Stadium, Los Angeles, CA Fri Jul 21 2006, 7:40 PM PDT Att: 47,987 - Clear - 83 F
16 Chris Duncan, L (1, 7) So Taguchi, R (7, 7) OBP: 0.356, SLG: 0.575 OBP: 0.349, SLG: 0.364	K			HR		27 F8 43 1B 5 1B BB	L7			3	2	1	1	1	1	1	
5 Albert Pujols, R (1, 3) OBP: 0.443, SLG: 0.712	G5-3			L8		43 1B 27 F8 1B		E8 27 G6-3 1B		4	0	2	0	0	0	0	
27 Scott Rolen, R (1, 5) OBP: 0.398, SLG: 0.562				F8				G6-3		4	0	1	0	0	0	3	
15 Jim Edmonds, L (1, 8) OBP: 0.360, SLG: 0.475	K			43 BB 1B		43 1B IBB		K		3	0	1	0	1	2	2	
43 Juan Encarnacion, R (1, 9) OBP: 0.308, SLG: 0.449	FC5-4 4 FC6-4 1-2f			4-2 1-2 BB		4 G6-4-3 1B		F7		3	0	1	1	1	0	2	
4 Yadier Molina, R (1, 2) OBP: 0.266, SLG: 0.317	FC6-4 1-2f			G4-3		G6-4-3 1-2f				4	0	0	0	0	1	6	
Aaron Miles, S (1, 4) OBP: 0.326, SLG: 0.336			G3		G4-3		SH1-4 1B			4	0	2	0	0	0	0	
Jeff Suppan, R (1, 1) OBP: 0.206, SLG: 0.156			G6-3		G4-3		SH1-4 1-2			1	0	0	0	0	0	0	
50 Adam Wainwright, R (8, 1) 53 John Rodriguez, L (9, PH) 44 Jason Isringhausen, R (9, 1) OBP: 0.333, SLG: 1.233 OBP: 0.397, SLG: 0.456 OBP: 0.308, SLG: 0.449						22 G4-6-3 HBP		K		0	0	0	0	0	0	0	
								K		0	0	0	0	0	0	0	
								K		0	0	0	0	0	1	1	
								K		0	0	0	0	0	0	0	
										1B: 7	SF: 0	WP: 0	PA: 37				
										2B: 0	SAC: 1	FB: 0					
										3B: 0	DP: 2	SB: 1					
										HR: 1	HBP: 1	CS: 0					
Inning Stats	R: 0 E: 0 K: 1 S: 12	H: 0 LOB: 0 BB: 0 P: 20	R: 0 E: 0 K: 1 S: 8	H: 1 LOB: 1 BB: 0 P: 13	R: 0 E: 0 K: 0 S: 8	H: 0 LOB: 0 BB: 0 P: 9	R: 1 E: 0 K: 0 S: 11	H: 2 LOB: 2 BB: 1 P: 19	R: 0 E: 0 K: 0 S: 7	H: 0 LOB: 0 BB: 0 P: 12	R: 1 E: 0 K: 0 S: 13	H: 2 LOB: 2 BB: 2 P: 27	R: 0 E: 0 K: 1 S: 9	H: 1 LOB: 1 BB: 0 P: 14	R: 0 E: 0 K: 1 S: 12	H: 1 LOB: 1 BB: 0 P: 14	
PITCHER	IP WLS BF H R ER SO BB IBB HBP BLK WP HR S P ERA WHIP																
31 Brad Penny, R (1, 1) ERA: 3.22	6.2 L 28 6 2 2 2 2 1 1 0 0 0 1 62 103 2.70 1.200																
Joe Beigel, L (7, 1) ERA: 3.69	0.1 1 0 0 0 0 0 0 0 0 0 0 0 3 6 0.00 0.000																
51 Jonathan Broxton, R (8, 1) ERA: 3.48	1.0 4 1 0 0 1 0 0 0 0 0 0 0 9 14 0.00 1.000																
Danyes Baez, R (9, 1) ERA: 3.83	1.0 4 1 0 0 2 0 0 0 0 0 0 0 12 14 0.00 1.000																

Batter	1	2	3	4	5	6	7	8	9	AB	R	H	RBI	BB	SO	LOB	BOTTOM
15 Rafael Furcal, S (1, 6) OBP: 0.342, SLG: 0.350	L9		CS BB			G6-3 1B		S 1B		3	0	2	0	1	0	0	St. Louis Cardinals @ Los Angeles Dodgers Dodger Stadium, Los Angeles, CA Fri Jul 21 2006, 7:40 PM PDT Att: 47,987 - Clear - 83 F
Kenny Lofton, L (1, 8) OBP: 0.356, SLG: 0.381	HBP 1B		G3-1 1-2			G6-3 1-2f		K		4	0	1	0	0	1	3	
J.D. Drew, L (1, 9) José Cruz Jr., S (1, PR) OBP: 0.316, SLG: 0.462 OBP: 0.357, SLG: 0.375	HBP			5 FC6-4 BB				K		0	0	0	0	0	0	0	
5 Nomar Garciaparra, R (1, 3) OBP: 0.405, SLG: 0.553	F9			FC6-4 1-2f				G6-3		3	0	0	0	1	0	4	
16 Andre Ethier, L (1, 7) OBP: 0.393, SLG: 0.513	K			K		G3				3	0	0	0	1	2	5	
Willy Aybar, S (1, 4) OBP: 0.358, SLG: 0.429	L9			G3				F8		4	0	0	0	0	0	2	
Cesar Izturis, S (1, 5) ERA: 5.17										3	0	0	0	0	0	0	
Olmedo Saenz, R (9, PH) OBP: 0.322, SLG: 0.577	F7					G6-3		E5		1	0	0	0	0	0	1	
18 Ramon Martinez, R (9, PR) OBP: 0.385, SLG: 0.398								K		0	0	0	0	0	0	0	
55 Russell Martin, R (1, 2) OBP: 0.357, SLG: 0.446	G1-3					31 L5-3 1B		K		4	0	2	0	0	1	2	
31 Brad Penny, R (1, 1) Joe Beigel, L (7, 1) Ricky Ledee, L (9, PH) 51 Jonathan Broxton, R (8, 1) Danyes Baez, R (9, 1) Sandy Alomar Jr., R (9, PH) OBP: 0.220, SLG: 0.244 OBP: 0.325, SLG: 0.425 OBP: 0.308, SLG: 0.449								F7		2	0	0	0	0	0	1	
										0	0	0	0	0	0	0	
										1	0	0	0	0	0	1	
										0	0	0	0	0	0	0	
										1	0	0	0	0	0	2	
Inning Stats	R: 0 E: 0 K: 1 S: 9	H: 1 LOB: 2 BB: 0 P: 13	R: 0 E: 0 K: 0 S: 7	H: 0 LOB: 0 BB: 0 P: 10	R: 0 E: 0 K: 0 S: 5	H: 0 LOB: 0 BB: 1 P: 13	R: 0 E: 1 K: 1 S: 10	H: 0 LOB: 1 BB: 1 P: 18	R: 0 E: 0 K: 0 S: 6	H: 1 LOB: 0 BB: 0 P: 9	R: 0 E: 0 K: 0 S: 5	H: 2 LOB: 2 BB: 1 P: 14	R: 0 E: 0 K: 2 S: 10	H: 1 LOB: 1 BB: 0 P: 15	R: 0 E: 1 K: 1 S: 14	H: 0 LOB: 2 BB: 1 P: 27	
PITCHER	IP WLS BF H R ER SO BB IBB HBP BLK WP HR S P ERA WHIP																
Jeff Suppan, R (1, 1) ERA: 2.5	7.0 W 27 5 0 0 2 3 0 1 0 0 0 0 54 96 0.00 1.143																
50 Adam Wainwright, R (8, 1) ERA: 2.5	1.0 H 4 1 0 0 2 0 0 0 0 0 0 0 10 15 0.00 1.000																
44 Jason Isringhausen, R (9, 1) ERA: 3.08	1.0 S 5 0 0 0 1 1 0 0 0 0 0 0 14 27 0.00 1.000																
										1B: 4	SF: 0	WP: 0	PA: 36				
										2B: 3	SAC: 0	FB: 0					
										3B: 0	DP: 2	SB: 1					
										HR: 0	HBP: 1	CS: 1					

Batter	1	2	3	4	5	6	7	8	9	AB	R	H	RBI	BB	SO	LOB	TOP		
22 David Eckstein, R OBP: 0.364, SLG: 0.352	1-1 B5-3		2-2 G4-3	2-2 G6-3			1-1 G6-4-3 1B		0-1 P4	5	0	1	0	0	0	0			
16 Chris Duncan, L OBP: 0.363, SLG: 0.602 So Taguchi, R OBP: 0.349, SLG: 0.364	2-1 G1-4-3		4-2 5 HR BB		1-0 HR		3-3 K			3	2	1	1	1	1	1			
5 Albert Pujols, R OBP: 0.444, SLG: 0.718	1-1 F9		1-0 HR		4-0 27 G3-1 27 S BB		2-2 G6-4-3			3	1	1	2	1	0	1			
27 Scott Rolen, R OBP: 0.394, SLG: 0.554		3-1 F7	0-1 F9		0-1 G3-1			1-0 G3		4	0	0	0	0	0	1			
15 Jim Edmonds, L OBP: 0.359, SLG: 0.483		2-2 HR	0-2 F9		2-2 G1-3			2-0 P6		4	1	1	1	0	0	1			
43 Juan Encarnacion, R OBP: 0.310, SLG: 0.456		0-1 F9		2-0 26 2B	1-0 G1-3			3-2 2B		4	1	2	0	0	0	1			
26 Scott Spiezio, S Aaron Miles, S OBP: 0.325, SLG: 0.335	2-2 4 BB 1B		1-1 4 1B G4-6-3 2B		0-0 F9			0-3 K2-3		3	1	2	1	0	0	0			
4 Yadier Molina, R OBP: 0.269, SLG: 0.318	4-2 1-2 BB		1-2 G4-6-3 1B		3-2 G1-3			2-0 F9		3	0	1	0	1	0	0			
Jeff Weaver, R Josh Hancock, R Tyler Johnson, S 41 Braden Looper, R 7 Hector Luna, R 52 Josh Kinney, R	3-2 G6-3		2-0 G4-6-3		0-2 G4-3			0-0 G6-3		3	0	0	0	0	0	3			
Inning Stats	R: 0 E: 0 K: 0 S: 6	H: 0 LOB: 0 BB: 10	R: 1 E: 0 K: 0 S: 20	H: 2 LOB: 2 BB: 34	R: 2 E: 0 K: 0 S: 13	H: 1 LOB: 0 BB: 1 P: 20	R: 2 E: 0 K: 0 S: 10	H: 3 LOB: 0 BB: 1 P: 18	R: 1 E: 0 K: 0 S: 8	H: 1 LOB: 1 BB: 1 P: 16	R: 0 E: 0 K: 1 S: 8	H: 1 LOB: 0 BB: 0 P: 14	R: 0 E: 0 K: 1 S: 8	H: 1 LOB: 1 BB: 0 P: 14	R: 0 E: 0 K: 0 S: 4	H: 0 LOB: 0 BB: 6	1B: 3 2B: 3 3B: 0 HR: 3	SF: 0 SAC: 0 DP: 2 HBP: 0	WP: 0 PA: 37 PB: 0 SB: 1 CS: 0
PITCHER	IP WLS BF H R ER SO BB IBB HBP BLK WP HR S P ERA WHIP	IP WLS BF H R ER SO BB IBB HBP BLK WP HR S P ERA WHIP	IP WLS BF H R ER SO BB IBB HBP BLK WP HR S P ERA WHIP	IP WLS BF H R ER SO BB IBB HBP BLK WP HR S P ERA WHIP	IP WLS BF H R ER SO BB IBB HBP BLK WP HR S P ERA WHIP	IP WLS BF H R ER SO BB IBB HBP BLK WP HR S P ERA WHIP	IP WLS BF H R ER SO BB IBB HBP BLK WP HR S P ERA WHIP	IP WLS BF H R ER SO BB IBB HBP BLK WP HR S P ERA WHIP	IP WLS BF H R ER SO BB IBB HBP BLK WP HR S P ERA WHIP	IP WLS BF H R ER SO BB IBB HBP BLK WP HR S P ERA WHIP	IP WLS BF H R ER SO BB IBB HBP BLK WP HR S P ERA WHIP	IP WLS BF H R ER SO BB IBB HBP BLK WP HR S P ERA WHIP	IP WLS BF H R ER SO BB IBB HBP BLK WP HR S P ERA WHIP	IP WLS BF H R ER SO BB IBB HBP BLK WP HR S P ERA WHIP	IP WLS BF H R ER SO BB IBB HBP BLK WP HR S P ERA WHIP	IP WLS BF H R ER SO BB IBB HBP BLK WP HR S P ERA WHIP	IP WLS BF H R ER SO BB IBB HBP BLK WP HR S P ERA WHIP	IP WLS BF H R ER SO BB IBB HBP BLK WP HR S P ERA WHIP	IP WLS BF H R ER SO BB IBB HBP BLK WP HR S P ERA WHIP

St. Louis Cardinals @ Los Angeles Dodgers
Dodger Stadium, Los Angeles, CA
 Sat Jul 22 2006, 7:10 PM PDT
 Att: 50,438 - Partly Cloudy - 95 F

livebaseballscorecards.com

AB 34
R 6
H 9
RBI 5
BB 3
SO 2
LOB 9




Batter	1	2	3	4	5	6	7	8	9	AB	R	H	RBI	BB	SO	LOB	BOTTOM		
15 Rafael Furcal, S OBP: 0.338, SLG: 0.346	0-1 B1-3	1-1 G5-3			0-0 F7		3-3 K		3-2 F8	5	0	0	0	0	1	1			
Kenny Lofton, L OBP: 0.354, SLG: 0.378	1-1 5 1B	0-0 F9			2-2 G4-3		1-3 K		0-1 E1 5 FC5-4	5	1	1	0	0	1	1			
5 Nomar Garciaparra, R OBP: 0.492, SLG: 0.546	1-1 BB 16 1B		0-0 F7		0-1 F9		0-1 P6		1-2 FC5-4	5	0	1	1	0	0	1			
16 Andre Ethier, L OBP: 0.395, SLG: 0.517	0-2 BB 1B		2-2 2B		1-0 G4-3			0-0 F7		4	0	2	0	0	0	0			
55 Russell Martin, R OBP: 0.351, SLG: 0.438	1-0 F9		3-2 F8		0-1 E4 2B		1-3 K			4	0	0	0	0	1	3			
Willy Aybar, S OBP: 0.362, SLG: 0.421	4-2 1-2 2-3 BB		1-2 G3-1		2-2 F9			4-0 HBP BB		2	0	0	0	2	0	2			
Cesar Izturis, S OBP: 0.323, SLG: 0.352	0-0 F9		0-2 G4-3		0-2 2B			1-2 HBP		3	0	1	0	0	0	3			
José Cruz Jr., S OBP: 0.359, SLG: 0.379		0-0 2B		2-0 P6		4-0 BB		3-2 P2		3	0	1	0	1	0	2			
Aaron Sele, R Sandy Alomar Jr., R Joe Beimel, L J.D. Drew, L Giovanni Carrara, R Odalis Perez, L Ricky Ledee, L	1-1 K	1-3 K	1-2 L5		0-1 L8			0-0 G3		1	0	0	0	0	1	1			
Inning Stats	R: 1 E: 0 K: 0 S: 13	H: 3 LOB: 3 BB: 1 P: 20	R: 0 E: 0 K: 1 S: 8	H: 1 LOB: 1 BB: 0 P: 10	R: 0 E: 0 K: 0 S: 10	H: 0 LOB: 0 BB: 0 P: 16	R: 0 E: 0 K: 0 S: 7	H: 0 LOB: 0 BB: 0 P: 10	R: 0 E: 1 K: 0 S: 6	H: 0 LOB: 3 BB: 1 P: 8	R: 0 E: 0 K: 2 S: 8	H: 0 LOB: 0 BB: 0 P: 12	R: 0 E: 0 K: 1 S: 11	H: 0 LOB: 2 BB: 1 P: 20	R: 0 E: 1 K: 0 S: 10	H: 0 LOB: 1 BB: 0 P: 14	1B: 3 2B: 3 3B: 0 HR: 0	SF: 0 SAC: 0 DP: 0 HBP: 1	WP: 0 PA: 39 PB: 0 SB: 1 CS: 0
PITCHER	IP WLS BF H R ER SO BB IBB HBP BLK WP HR S P ERA WHIP	IP WLS BF H R ER SO BB IBB HBP BLK WP HR S P ERA WHIP	IP WLS BF H R ER SO BB IBB HBP BLK WP HR S P ERA WHIP	IP WLS BF H R ER SO BB IBB HBP BLK WP HR S P ERA WHIP	IP WLS BF H R ER SO BB IBB HBP BLK WP HR S P ERA WHIP	IP WLS BF H R ER SO BB IBB HBP BLK WP HR S P ERA WHIP	IP WLS BF H R ER SO BB IBB HBP BLK WP HR S P ERA WHIP	IP WLS BF H R ER SO BB IBB HBP BLK WP HR S P ERA WHIP	IP WLS BF H R ER SO BB IBB HBP BLK WP HR S P ERA WHIP	IP WLS BF H R ER SO BB IBB HBP BLK WP HR S P ERA WHIP	IP WLS BF H R ER SO BB IBB HBP BLK WP HR S P ERA WHIP	IP WLS BF H R ER SO BB IBB HBP BLK WP HR S P ERA WHIP	IP WLS BF H R ER SO BB IBB HBP BLK WP HR S P ERA WHIP	IP WLS BF H R ER SO BB IBB HBP BLK WP HR S P ERA WHIP	IP WLS BF H R ER SO BB IBB HBP BLK WP HR S P ERA WHIP	IP WLS BF H R ER SO BB IBB HBP BLK WP HR S P ERA WHIP	IP WLS BF H R ER SO BB IBB HBP BLK WP HR S P ERA WHIP	IP WLS BF H R ER SO BB IBB HBP BLK WP HR S P ERA WHIP	IP WLS BF H R ER SO BB IBB HBP BLK WP HR S P ERA WHIP

St. Louis Cardinals @ Los Angeles Dodgers
Dodger Stadium, Los Angeles, CA
 Sat Jul 22 2006, 7:10 PM PDT
 Att: 50,438 - Partly Cloudy - 95 F

livebaseballscorecards.com

AB 35
R 1
H 6
RBI 1
BB 3
SO 4
LOB 17



Batter	1	2	3	4	5	6	7	8	9	AB R H RBI BB SO LOB	TOP											
Aaron Miles, S (1.4) OBP: 0.326, SLG: 0.333	1-2 FC3-6 1B		2-2 L6		4-1 16 1B 27 1B BB		0-0 L4		2-1 G1-3	4 1 1 0 1 0 0	St. Louis Cardinals @ Los Angeles Dodgers Dodger Stadium, Los Angeles, CA Sun Jul 23 2006, 1:10 PM PDT Att: 43,650 - Cloudy - 92 F											
16 Chris Duncan, L (1.7) So Taguchi, R (7.7) OBP: 0.358, SLG: 0.586 OBP: 0.347, SLG: 0.362	1-2 FC3-6 5 BB		2-1 G4-3		1-2 27 1B 5 IBB 1B		0-1 G3		2-2 F9	4 1 1 2 0 0 1 1 0 0 0 0 0 0												
5 Albert Pujols, R (1.3) OBP: 0.444, SLG: 0.713	4-2 27 G6-3 1-2 BB		3-1 F8		4-0 27 1B 1-2 IBB		1-1 G6-3			2 0 0 0 2 0 0												
27 Scott Rolen, R (1.5) OBP: 0.395, SLG: 0.554	2-2 G6-3			1-2 F7	1-2 1-3 2-H 3-H 2-2 1B			2-1 43 1B 1B		4 0 2 2 0 0 2												
15 Jim Edmonds, L (1.8) OBP: 0.354, SLG: 0.476		1-1 F8		1-2 G4-3	1-2 F9			0-3 K		4 0 0 0 0 1 2												
43 Juan Encarnacion, R (1.9) OBP: 0.315, SLG: 0.476		3-1 HR		0-0 G4-3		2-0 HR		1-2 1B		4 2 3 2 0 0 0												
7 Hector Luna, R (1.6) OBP: 0.364, SLG: 0.429		1-2 G1-3 2B		4-0 BB 16 1B BB	4-0 G4-6-3 BB		2-2 L4			2 1 1 0 2 0 2												
Gary Bennett, R (1.2) OBP: 0.248, SLG: 0.260		1-0 G1-3		0-0 E6 16 1B BB	0-3 K		0-3 K			4 1 0 0 0 2 5												
Jason Marquis, L (1.1) OBP: 0.211, SLG: 0.273		2-3 G4-3		1-2 K	0-3 G4-6-3			1-3 K		3 0 0 0 0 1 4												
53 John Rodriguez, L (9, PH) OBP: 0.365, SLG: 0.453		0-0 G4-3			1-2 K					1 0 0 0 0 1 0												
52 Josh Kinney, R (9.1)										0 0 0 0 0 0 0												
34 Randy Flores, L (9.1)										0 0 0 0 0 0 0												
Inning Stats	R: 0 E: 0 K: 0 S: 14	H: 1 LOB: 1 BB: 1 P: 22	R: 1 E: 0 K: 0 S: 10	H: 2 LOB: 1 BB: 0 P: 16	R: 0 E: 0 K: 0 S: 7	H: 0 LOB: 0 BB: 0 P: 14	R: 0 E: 0 K: 0 S: 7	H: 0 LOB: 0 BB: 0 P: 9	R: 4 E: 1 K: 1 S: 15	H: 2 LOB: 1 BB: 3 P: 31	R: 1 E: 0 K: 1 S: 7	H: 1 LOB: 0 BB: 1 P: 15	R: 0 E: 0 K: 0 S: 5	H: 0 LOB: 0 BB: 0 P: 6	R: 0 E: 0 K: 2 S: 17	H: 2 LOB: 2 BB: 0 P: 22	R: 0 E: 0 K: 1 S: 10	H: 0 LOB: 0 BB: 0 P: 15	1B: 5 2B: 1 3B: 0 HR: 2	SF: 0 SAC: 0 DP: 2 HBP: 0	WP: 0 PB: 0 SB: 0 CS: 0	PA: 38
PITCHER	IP WLS BF H R ER SO BB IBB HBP BLK WP HR S P ERA WHIP											IP WLS BF H R ER SO BB IBB HBP BLK WP HR S P ERA WHIP										
58 Chad Billingsley, R (1.1) ERA: 4.28	5.0 L 25 6 6 5 1 4 1 0 0 0 2 54 99 9.00 2.000																					
Giovanni Carrara, R (6.1) ERA: 2.03	1.0 2 0 0 0 1 0 0 0 0 0 0 6 8 0.00 0.000																					
51 Jonathan Broxton, R (7.1) ERA: 3.3	2.0 8 2 0 0 2 0 0 0 0 0 0 22 28 0.00 1.000																					
44 Takashi Saito, R (9.1) ERA: 2.11	1.0 3 0 0 0 1 0 0 0 0 0 0 10 15 0.00 0.000																					

Batter	1	2	3	4	5	6	7	8	9	AB R H RBI BB SO LOB	BOTTOM									
15 Rafael Furcal, S (1.6) OBP: 0.337, SLG: 0.345	2-2 F7		2-1 S 1B			1-2 L8		3-3 K		4 0 1 0 0 1 1	St. Louis Cardinals @ Los Angeles Dodgers Dodger Stadium, Los Angeles, CA Sun Jul 23 2006, 1:10 PM PDT Att: 43,650 - Cloudy - 92 F									
Cesar Izturis, S (1.5) OBP: 0.320, SLG: 0.347	2-2 1B		2-2 F7		1-0 E4		2-3 1B		0-2 G4-3	4 0 1 0 0 0 2										
5 Nomar Garciaparra, R (1.3) OBP: 0.491, SLG: 0.542	3-2 F9			2-2 F9		0-0 P4			4-1 55 2B BB	3 1 0 0 1 0 3										
J.D. Drew, L (1.9) OBP: 0.378, SLG: 0.456	1-1 G4-3			0-1 G3		0-0 G4-3			4-2 55 2B BB	3 0 0 0 1 0 3										
55 Russell Martin, R (1.2) OBP: 0.350, SLG: 0.439		2-2 G6-3		0-1 G5-3			1-1 G1-3		0-2 1-3 2-H 2B	4 0 1 1 0 0 0										
16 Andre Ethier, L (1.7) OBP: 0.388, SLG: 0.507		0-1 F7			0-2 F9		0-1 L8		1-2 L5	4 0 0 0 0 0 2										
José Cruz Jr., S (1.8) OBP: 0.358, SLG: 0.377		2-2 P6			0-0 18 G5-4-3 1B		1-0 F8		0-3 K	4 0 1 0 0 1 2										
18 Ramon Martinez, R (1.4) OBP: 0.377, SLG: 0.390			3-2 F8		1-0 G5-4-3			2-2 F7		3 0 0 0 0 0 1										
58 Chad Billingsley, R (1.1) ERA: 4.28			2-3 K			1-2 E 2B		3-2 P5		1 0 0 0 0 1 0 0 0 0 0 0 0 0 1 0 1 0 0 0 0 0 0 0 0 0 0 0 1 0 0 0 0 0 0 0 0 0 0 0 0 0										
Ricky Ledee, L (6, PH) OBP: 0.326, SLG: 0.440										0 0 0 0 0 0 0										
51 Jonathan Broxton, R (7.1) ERA: 3.3										0 0 0 0 0 0 0										
Willy Aybar, S (8, PH) OBP: 0.392, SLG: 0.418										1 0 0 0 0 0 0										
44 Takashi Saito, L (9.1) ERA: 2.11										0 0 0 0 0 0 0										
Inning Stats	R: 0 E: 0 K: 0 S: 11	H: 1 LOB: 1 BB: 0 P: 19	R: 0 E: 0 K: 0 S: 8	H: 0 LOB: 0 BB: 0 P: 12	R: 0 E: 0 K: 1 S: 14	H: 1 LOB: 1 BB: 0 P: 23	R: 0 E: 0 K: 0 S: 7	H: 0 LOB: 0 BB: 0 P: 9	R: 0 E: 0 K: 0 S: 5	H: 1 LOB: 2 BB: 0 P: 12	R: 0 E: 0 K: 0 S: 5	H: 0 LOB: 0 BB: 0 P: 7	R: 0 E: 0 K: 1 S: 10	H: 0 LOB: 0 BB: 0 P: 18	R: 1 E: 0 K: 1 S: 17	H: 1 LOB: 2 BB: 2 P: 26	1B: 3 2B: 2 3B: 0 HR: 0	SF: 0 SAC: 0 DP: 1 HBP: 0	WP: 0 PB: 0 SB: 1 CS: 0	PA: 34
PITCHER	IP WLS BF H R ER SO BB IBB HBP BLK WP HR S P ERA WHIP											IP WLS BF H R ER SO BB IBB HBP BLK WP HR S P ERA WHIP								
Jason Marquis, R (1.1) ERA: 5.62	8.0 W 28 4 0 0 2 0 0 0 0 0 0 69 106 0.00 0.500																			
52 Josh Kinney, R (9.1) ERA: 6.75	0.1 4 1 1 1 0 2 0 0 0 0 0 0 11 19 27.00 9.000																			
34 Randy Flores, L (9.1) ERA: 5.14	0.2 2 0 0 0 1 0 0 0 0 0 0 6 7 0.00 0.000																			

AB	33
R	6
H	8
RBI	6
BB	5
SO	5
LOB	16



AB	32
R	1
H	5
RBI	1
BB	2
SO	3
LOB	14




Batter	1	2	3	4	5	6	7	8	9	10	11	AB	R	H	RBI	BB	SO	LOB	TOP					
Dave Roberts, L OBP: 0.367, SLG: 0.409	E4 G1-3 BLK 24 1B		E1 S 24 G4-3 1B		G4-3		L7		G5-3		BB	5	2	1	0	1	0	2						
Mike Cameron, R OBP: 0.347, SLG: 0.476	G1-3		K			S 1B	HR			P4	G1-3	6	2	2	3	0	1	4						
24 Brian Giles, L OBP: 0.384, SLG: 0.380 43 Cia Meredith, R Scott Linebrink, R Geoff Blum, S OBP: 0.298, SLG: 0.354	G4-3 1B		G4-3			F7	K			F8		4	0	1	2	0	1	1						
Mike Piazza, R OBP: 0.347, SLG: 0.526 8 Terrel Sledge, L OBP: 0.275, SLG: 0.333 26 Doug Brocail, L Trevor Hoffman, R	G4-3		K			FC4-6 1B			F7		2B	3	0	1	1	0	1	0						
23 Adrián González, L OBP: 0.340, SLG: 0.513		FC5-4 1B			F9	FC4-6 1B			K		K	5	0	1	0	0	2	2						
3 Khalil Greene, R OBP: 0.327, SLG: 0.454		FC5-4 1B			F8	K					F8	5	0	2	0	0	1	1						
Mark Bellhorn, S OBP: 0.290, SLG: 0.392 Scott Williamson, R Eric Young Sr., R OBP: 0.276, SLG: 0.303		F8			G6-3			K	F8		G6-3	4	0	0	0	0	1	3	AB 45 R 7 H 12 RBI 7 BB 2 SO 11 LOB 17					
Josh Barfield, R OBP: 0.339, SLG: 0.415		FC5-4			G6-3		HR 28 1B				K	5	2	2	0	0	1	2						
32 Chris Young, R OBP: 0.171, SLG: 0.286 28 Josh Bard, S OBP: 0.430, SLG: 0.582		K			K		HR 1B				K	2	0	0	0	0	2	2						
							HR 1B				K	2	1	1	1	1	1	0						
Inning Stats	R: 1 E: 1 K: 0 S: 10	H: 1 LOB: 0 BB: 0 P: 14	R: 0 E: 0 K: 1 S: 12	H: 2 LOB: 2 BB: 0 P: 16	R: 1 E: 1 K: 2 S: 11	H: 1 LOB: 0 BB: 0 P: 17	R: 0 E: 0 K: 0 S: 5	H: 0 LOB: 0 BB: 0 P: 7	R: 0 E: 0 K: 1 S: 7	H: 0 LOB: 0 BB: 0 P: 10	R: 3 E: 0 K: 2 S: 16	H: 2 LOB: 1 BB: 1 P: 25	R: 0 E: 0 K: 1 S: 11	H: 1 LOB: 1 BB: 0 P: 19	R: 0 E: 0 K: 2 S: 7	H: 0 LOB: 0 BB: 0 P: 9	R: 0 E: 0 K: 1 S: 13	H: 1 LOB: 1 BB: 0 P: 18	R: 0 E: 0 K: 0 S: 20	H: 2 LOB: 2 BB: 1 P: 32	1B: 7 2B: 4 3B: 0 HR: 1	SF: 0 SAC: 0 DP: 0 HBP: 0	WP: 0 PB: 0 SB: 3 CS: 0	PA: 47
PITCHER	Derek Lowe, R ERA: 4.18	IP: 6.2 WLS: 2 BF: 28	H: 1 R: 5 ER: 3 SO: 6	R: 1 ER: 3 SO: 6	BB: 1 IBB: 0 HBP: 0 BLK: 0	WP: 0 HR: 0 S: 67 P: 100	ERA: 4.05 WHIP: 1.200	PITCHER	Trevor Hoffman, R ERA: 2.09	IP: 1.0 WLS: 3 BF: 3	H: 0 R: 0 ER: 0 SO: 2	BB: 0 IBB: 0 HBP: 0 BLK: 0	WP: 0 HR: 0 S: 9 P: 10	ERA: 0.00 WHIP: 0.000										

San Diego Padres @ Los Angeles Dodgers
Dodger Stadium, Los Angeles, CA
Mon Jul 24 2006, 7:10 PM PDT
Att: 38,050 - Clear - 93 F

San Diego Padres @ Los Angeles Dodgers
Dodger Stadium, Los Angeles, CA
Mon Jul 24 2006, 7:10 PM PDT
Att: 38,050 - Clear - 93 F

Batter	1	2	3	4	5	6	7	8	9	10	11	AB	R	H	RBI	BB	SO	LOB	BOTTOM					
15 Rafael Furcal, S OBP: 0.340, SLG: 0.354	F7		CS 2B					FC4-6 BB	FC6-4			4	0	2	0	1	0	1						
J.D. Drew, L OBP: 0.373, SLG: 0.449	P5		K				K	FC4-6 16 1B 55 2B		F7		5	1	0	0	0	2	3						
5 Nomar Garciaparra, R OBP: 0.398, SLG: 0.635	F9		HR 16 BB				F8	F7		G5-3		4	1	0	0	1	0	2						
16 Andre Ethier, L OBP: 0.397, SLG: 0.542		HR	HR				F8	55 2B 1B			55 1B	5	3	4	3	0	0	0						
55 Russell Martin, R OBP: 0.355, SLG: 0.444		S 17 BB	L6				K	1B 2B		1B		4	1	2	2	1	1	0						
Willy Aybar, S OBP: 0.302, SLG: 0.408 51 Jonathan Broxton, R Joe Beimel, L Ricky Ledee, L OBP: 0.312, SLG: 0.443 Kenneth Linton, L OBP: 0.298, SLG: 0.398 44 Takashi Saito, L Olmedo Saenz, R OBP: 0.119, SLG: 0.172 Giovanni Carrara, R ERA: 2.51	F7				P4		K	1B 2B		G6-3		3	0	0	0	0	1	1						
17 Jason Repko, R OBP: 0.383, SLG: 0.507 José Cruz Jr., S OBP: 0.364, SLG: 0.372	P2				P3		L3	CS		K		2	0	0	0	0	1	0						
Cesar Izturis, S OBP: 0.315, SLG: 0.333					F8		G4-3			G6-3		4	0	0	0	1	0	0						
Derek Lowe, R OBP: 0.171, SLG: 0.100 18 Ramon Martínez, R OBP: 0.377, SLG: 0.388					L9		G6-3			FC6-4 1B		2	0	0	0	0	1	2						
Inning Stats	R: 0 E: 0 K: 0 S: 5	H: 0 LOB: 0 BB: 0 P: 9	R: 1 E: 0 K: 1 S: 10	H: 1 LOB: 2 BB: 2 P: 26	R: 2 E: 0 K: 1 S: 11	H: 2 LOB: 0 BB: 1 P: 19	R: 0 E: 0 K: 0 S: 5	H: 0 LOB: 0 BB: 0 P: 7	R: 0 E: 0 K: 2 S: 11	H: 0 LOB: 0 BB: 0 P: 17	R: 0 E: 0 K: 0 S: 7	H: 0 LOB: 0 BB: 0 P: 10	R: 3 E: 0 K: 0 S: 14	H: 3 LOB: 1 BB: 1 P: 20	R: 0 E: 0 K: 1 S: 8	H: 1 LOB: 1 BB: 0 P: 12	R: 0 E: 0 K: 0 S: 7	H: 2 LOB: 2 BB: 0 P: 10	R: 0 E: 0 K: 2 S: 9	H: 0 LOB: 0 BB: 0 P: 10	1B: 5 2B: 3 3B: 1 HR: 2	SF: 0 SAC: 0 DP: 1 HBP: 0	WP: 0 PB: 0 SB: 3 CS: 2	PA: 46
PITCHER	32 Chris Young, R ERA: 3.64	IP: 6.0 WLS: 1 BF: 24	H: 4 R: 3 ER: 3 SO: 5	R: 4 ER: 3 SO: 5	BB: 2 IBB: 1 HBP: 0 BLK: 0	WP: 0 HR: 2 S: 55 P: 97	ERA: 4.50 WHIP: 1.000	PITCHER	Trevor Hoffman, R ERA: 2.09	IP: 1.0 WLS: 3 BF: 3	H: 0 R: 0 ER: 0 SO: 2	BB: 0 IBB: 0 HBP: 0 BLK: 0	WP: 0 HR: 0 S: 9 P: 10	ERA: 0.00 WHIP: 0.000										



Batter	1	2	3	4	5	6	7	8	9	AB	R	H	RBI	BB	SO	LOB	TOP								
Eric Young Sr. R (1,7) 28 Josh Bard, S (8,PH) 43 Cia Meredith, R (8,1) Jon Adkins, L (9,1)	0-1 P3		4-2 HR		2-0 F7	1-3 K		0-2 FC1-6		3	1	0	0	0	1	2	San Diego Padres @ Los Angeles Dodgers Dodger Stadium, Los Angeles, CA Tue Jul 25 2006, 7:10 PM PDT Att: 51,334 - Clear - 80 F livebaseballscorecards.com								
Mike Cameron R (1,8) 24 Brian Giles, L (1,9)	4-0 FC3-6		0-0 HR		1-1 F8		0-0 G6-3	1-0 F8		4	1	1	2	1	0	2									
Mike Piazza, R (1,2) Rob Bowen, S (7,PR)	1-2 FC3-6		3-1 G6-3		1-1 L3		4-1 E7		1-2 F8	5	0	0	0	0	1										
3 Khalil Greene, R (1,6)	0-1 P6		3-1 G6-3		0-0		0-0	1-2	2-2	3	1	2	0	1	0	0									
23 Adrián González, L (1,3)		1-3 K		2-1 P6		3-1	2-3	0-0	0-0	5	2	2	3	0	2	2									
Mark Bellhorn, S (1,5)		1-1		0-0		1-1		2-3	2-0	5	0	3	0	0	1	0									
Josh Barfield, R (1,4)		2-1		0-0		0-0		1-0	1-0	4	0	2	1	0	0	2									
Chan Ho Park, R (1,1) Alan Embree, L (7,1)		1-0		0-3		0-0		4-1	1-1	3	0	1	1	0	1	3									
Dave Roberts, L (8,PH)		1-2		1-3		1-3		1-2		1	0	0	0	1	0	1									
Inning Stats	R: 0 E: 0 K: 0 S: 10	H: 1 LOB: 2 BB: 1 P: 17	R: 0 E: 0 K: 1 S: 8	H: 2 LOB: 1 BB: 0 P: 13	R: 2 E: 0 K: 0 S: 11	H: 1 LOB: 0 BB: 0 P: 22	R: 0 E: 1 K: 1 S: 7	H: 0 LOB: 1 BB: 0 P: 9	R: 0 E: 0 K: 0 S: 5	H: 0 LOB: 0 BB: 0 P: 9	R: 2 E: 0 K: 1 S: 16	H: 4 LOB: 2 BB: 0 P: 22	R: 0 E: 1 K: 1 S: 8	H: 0 LOB: 2 BB: 1 P: 16	R: 0 E: 0 K: 1 S: 9	H: 1 LOB: 2 BB: 1 P: 17		R: 3 E: 0 K: 0 S: 13	H: 3 LOB: 1 BB: 0 P: 21	1B: 8 2B: 3 3B: 0 HR: 1	SF: 1 SAC: 0 DP: 1 HBP: 2	WP: 0 PB: 0 SB: 1 CS: 0	PA: 45		
PITCHER	IP	WLS	BF	H	R	ER	SO	BB	IBB	HBP	BLK	WP	HR	S	P	ERA	WHIP								
Mark Hendrickson, L (1,1) Elmer Dessens, R (7,1) Danyis Baez, R (9,1) Joe Beimel, L (9,1)	6.0	L	28	8	4	4	3	1	0	1	0	0	1	57	92	6.00	1.500								

Batter	1	2	3	4	5	6	7	8	9	AB	R	H	RBI	BB	SO	LOB	BOTTOM								
15 Rafael Furcal, S (1,6)	1-1 FC4-6		2-2 G3		2-1 G4-3		0-0 F9			4	0	2	1	0	0	0	San Diego Padres @ Los Angeles Dodgers Dodger Stadium, Los Angeles, CA Tue Jul 25 2006, 7:10 PM PDT Att: 51,334 - Clear - 80 F livebaseballscorecards.com								
Kenny Lofton, L (1,8)	2-2 FC4-6			0-1	0-0 G4-3		1-2 L5			4	1	1	1	0	0	2									
16 Andre Ethier, L (1,7)	0-0 G4-3			2-0	3-0		2-2 G5-3			3	0	0	0	0	0	1									
Olmedo Saenz, R (1,3)	2-3 K			0-0	2-0		1-1 G5-3			4	0	1	0	0	1	3									
Ricky Ledee, L (1,9)		1-1		2-3		2-2	2-2	2-2		4	1	2	0	0	1	1									
Toby Hall, R (1,2)		0-1		2-2		1-1	0-1	0-1		4	0	2	0	0	0	1									
Cesar Izturis, S (1,5)		1-2		2-2		2-0	1-2			4	0	0	1	0	0	3									
18 Ramon Martinez, R (1,4)			1-1		1-0		3-2			4	1	1	0	0	0	1									
Mark Hendrickson, L (1,1) J.D. Drew, L (6,PH) Elmer Dessens, R (7,1) Danyis Baez, R (9,1) Joe Beimel, L (9,1) 55 Russell Martin, R (9,PH)		0-3		0-1		3-1	0-1		0-1	1	0	0	0	0	1	0									
Inning Stats	R: 0 E: 0 K: 1 S: 9	H: 1 LOB: 0 BB: 0 P: 14	R: 0 E: 0 K: 0 S: 7	H: 1 LOB: 0 BB: 0 P: 9	R: 0 E: 0 K: 1 S: 8	H: 0 LOB: 0 BB: 0 P: 11	R: 1 E: 0 K: 1 S: 13	H: 3 LOB: 2 BB: 0 P: 21	R: 1 E: 0 K: 0 S: 7	H: 2 LOB: 2 BB: 0 P: 15	R: 1 E: 0 K: 0 S: 11	H: 3 LOB: 2 BB: 0 P: 22	R: 0 E: 0 K: 0 S: 7	H: 0 LOB: 0 BB: 0 P: 10	R: 0 E: 0 K: 0 S: 8	H: 0 LOB: 0 BB: 0 P: 11		R: 0 E: 0 K: 0 S: 8	H: 0 LOB: 0 BB: 0 P: 12	1B: 8 2B: 1 3B: 0 HR: 1	SF: 0 SAC: 1 DP: 1 HBP: 1	WP: 0 PB: 0 SB: 0 CS: 0	PA: 36		
PITCHER	IP	WLS	BF	H	R	ER	SO	BB	IBB	HBP	BLK	WP	HR	S	P	ERA	WHIP								
Chan Ho Park, R (1,1) Alan Embree, L (7,1) 43 Cia Meredith, R (8,1) Jon Adkins, R (9,1)	6.0	H	3	0	0	0	0	0	0	0	0	0	0	7	10	0.00	0.000								



Batter	1	2	3	4	5	6	7	8	9	AB	R	H	RBI	BB	SO	LOB	TOP										
Dave Roberts, L (1, 7) OBP: 0.368, SLG: 0.414	B1-3		1B 24 1B	K			L4		2B 24 1B	5	2	2	2	0	1	0	San Diego Padres @ Los Angeles Dodgers Dodger Stadium, Los Angeles, CA Wed Jul 26 2006, 12:10 PM PDT Att: 44,181 - Sunny - 91 F										
Mike Cameron, R (1, 8) Scott Williamson, R (8, 1) 8 Termel Sledge, L (9, 9) OBP: 0.293, SLG: 0.333	G5-3		1B 28 G6-4-3 24 1B		BB		1B		BB 24 1B 28 SF7	3	0	2	0	1	0	0											
24 Brian Giles, L (1, 9) 52 Clay Hensley, R (9, PH) 26 Doug Brocail, L (9, 1)	G3		1B 28 G6-4-3		F7		G6-4-3		1B 23 1B	5	0	2	2	0	0	2											
28 Josh Bard, S (1, 2) OBP: 0.421, SLG: 0.570		1B 23 G4-6-3	G6-4-3		G3-6-1				K	4	0	1	1	0	1	3											
23 Adrián González, L (1, 3) OBP: 0.345, SLG: 0.525		G4-6-3	G2-3				HR		BB 1B	4	1	2	1	1	0	2											
Mark Bellhorn, S (1, 5) OBP: 0.300, SLG: 0.391	P2			K			BB L3		BB 1B	3	0	0	0	2	2	1											
Geoff Blum, S (1, 6) OBP: 0.302, SLG: 0.364			1B 2B 44	HR	2B		L3		F9	5	2	2	0	0	1	5											
Josh Barfield, R (1, 4) OBP: 0.341, SLG: 0.420			2B 44	K			E5		S 2B 1B	4	2	2	0	0	1	1											
44 Jake Peavy, R (1, 1) Eric Young Sr., R (8, 8) OBP: 0.273, SLG: 0.293			2B	HR			P4		F8	3	2	2	4	0	0	1											
Inning Stats	R: 0 E: 0 K: 0 S: 5	H: 0 LOB: 0 BB: 0 P: 9	R: 0 E: 0 K: 0 S: 10	H: 1 LOB: 0 BB: 0 P: 14	R: 4 E: 0 K: 0 S: 17	H: 6 LOB: 1 BB: 0 P: 28	R: 2 E: 0 K: 3 S: 11	H: 2 LOB: 0 BB: 0 P: 13	R: 0 E: 0 K: 0 S: 5	H: 0 LOB: 0 BB: 1 P: 10	R: 1 E: 1 K: 0 S: 16	H: 1 LOB: 1 BB: 1 P: 28	R: 0 E: 0 K: 3 S: 12	H: 1 LOB: 1 BB: 0 P: 10	R: 0 E: 0 K: 3 S: 12	H: 0 LOB: 1 BB: 2 P: 20		R: 3 E: 0 K: 0 S: 24	H: 4 LOB: 3 BB: 2 P: 38	1B: 8 2B: 6 3B: 0 HR: 2	SF: 1 SAC: 0 DP: 5 HBP: 0	WP: 0 PA: 43 PB: 0 CS: 1					
PITCHER	IP	WLS	BF	H	R	ER	SO	BB	IBB	HBP	BLK	WP	HR	S	P	ERA	WHIP										
31 Brad Penny, R (1, 1) ERA: 3.53	5.0	L	22	9	6	6	3	1	0	0	0	0	1	48	74	10.80	2.000										
Aaron Sele, R (8, 1) ERA: 3.79	2.0		8	2	1	1	0	1	0	0	0	0	1	24	38	4.50	1.500										
51 Jonathan Broxton, R (8, 1) ERA: 3.4	1.0		4	0	0	0	3	1	0	0	0	0	0	12	20	0.00	1.000										
44 Takashi Saito, R (9, 1) ERA: 2.54	0.2		8	4	3	3	0	2	0	0	0	0	0	23	37	40.50	9.000										
Giovanni Carrara, R (9, 1) ERA: 2.48	0.1		1	0	0	0	0	0	0	0	0	0	0	1	1	0.00	0.000										

Batter	1	2	3	4	5	6	7	8	9	AB	R	H	RBI	BB	SO	LOB	BOTTOM										
15 Rafael Furcal, S (1, 6) OBP: 0.346, SLG: 0.371	FC4-6 1B		G3		HR		2B		BB	4	1	3	1	1	0	0	San Diego Padres @ Los Angeles Dodgers Dodger Stadium, Los Angeles, CA Wed Jul 26 2006, 12:10 PM PDT Att: 44,181 - Sunny - 91 F										
Kenny Lofton, L (1, 8) Arnold Stanton, R (8, 1) Ricky Ledesma, R (7, PH) 51 Jonathan Broxton, R (8, 1) 44 Takashi Saito, L (9, 1) Giovanni Carrara, R (9, 1) 17 Jason Repko, R (9, PH) OBP: 0.378, SLG: 0.500	FC4-6 2B		K		P4		K		F7	3	1	0	0	0	1	1											
J.D. Drew, L (1, 9) OBP: 0.372, SLG: 0.445	K		P5		BB		G4-3		L9	4	0	0	0	1	1	3											
Olmedo Saenz, R (1, 3) OBP: 0.316, SLG: 0.562	2B			K			P5		K	4	0	1	1	0	2	1											
16 Andre Ethier, L (1, 7) OBP: 0.396, SLG: 0.532	BB 55 FC6-4			K			K		2B 55 G4-3 WP	3	1	1	0	1	2	0											
55 Russell Martin, R (1, 2) OBP: 0.352, SLG: 0.439	FC6-4						F9		G4-3	4	0	1	0	0	0	3											
Willy Aybar, S (1, 4) OBP: 0.356, SLG: 0.414		K		E5			BB		2B	3	0	1	1	1	1	1											
Cesar Izturis, S (1, 5) OBP: 0.293, SLG: 0.308	F7		G4-3				P5		G1-3	4	0	0	0	0	0	4											
31 Brad Penny, R (1, 1) José Cruz Jr., S (5, PH) OBP: 0.350, SLG: 0.367	P4						F8		P5	1	0	0	0	0	0	0											
Inning Stats	R: 1 E: 0 K: 1 S: 13	H: 2 LOB: 2 BB: 1 P: 22	R: 0 E: 0 K: 1 S: 10	H: 0 LOB: 0 BB: 0 P: 15	R: 0 E: 0 K: 1 S: 8	H: 0 LOB: 0 BB: 0 P: 13	R: 0 E: 1 K: 2 S: 14	H: 1 LOB: 2 BB: 0 P: 24	R: 1 E: 0 K: 0 S: 8	H: 1 LOB: 1 BB: 1 P: 15	R: 0 E: 0 K: 1 S: 11	H: 0 LOB: 1 BB: 1 P: 20	R: 0 E: 0 K: 2 S: 15	H: 1 LOB: 1 BB: 0 P: 20	R: 1 E: 0 K: 1 S: 10	H: 2 LOB: 1 BB: 0 P: 17		R: 0 E: 0 K: 0 S: 6	H: 0 LOB: 1 BB: 1 P: 10	1B: 3 2B: 3 3B: 0 HR: 1	SF: 0 SAC: 0 DP: 0 HBP: 0	WP: 1 PA: 39 PB: 0 CS: 0					
PITCHER	IP	WLS	BF	H	R	ER	SO	BB	IBB	HBP	BLK	WP	HR	S	P	ERA	WHIP										
44 Jake Peavy, R (1, 1) ERA: 5.01	7.0	W	30	5	2	2	8	3	0	0	0	0	1	79	129	2.57	1.143										
Scott Williamson, R (8, 1) ERA: 4.99	1.0		5	2	1	1	1	0	0	0	0	1	0	10	17	9.00	2.000										
26 Doug Brocail, R (9, 1) ERA: 7.04	1.0		4	0	0	0	0	1	0	0	0	0	0	6	10	0.00	1.000										



Batter	1	2	3	4	5	6	7	8	9	AB	R	H	RBI	BB	SO	LOB	TOP											
Alfonso Soriano, R (1, 7) OBP: 0.364, SLG: 0.596 13 Robert Fick, L (5, FH) OBP: 0.294, SLG: 0.342 (5, 9)	G4-3		1B		G6-3		F7		F7	2	0	1	0	0	0	0	Washington Nationals @ Los Angeles Dodgers Dodger Stadium, Los Angeles, CA Fri Jul 28, 2006, 7:40 PM PDT Att: 55,825 - Cloudy - 81 F											
Felipe Lopez, S (1, 6) OBP: 0.352, SLG: 0.386	F8		BB		G6-3			F7		3	0	0	0	1	0													
11 Ryan Zimmerman, R (1, 5) OBP: 0.354, SLG: 0.477 Damian Jackson, R (5, 5)	G4-3		P4			K		K		2	0	0	0	0	1													
24 Nick Johnson, L (1, 3) OBP: 0.435, SLG: 0.531 Darvie Ward, L (5, 3) OBP: 0.400, SLG: 0.566		K	BB			1B		1B		1	0	0	0	1	1													
25 Austin Kearns, R (1, 9) OBP: 0.358, SLG: 0.481 Bernie Castro, S (5, 7) (6, 4)		K	BB			K		G1		1	1	0	0	1	1													
Marlon Anderson, L (1, 4) OBP: 0.314, SLG: 0.420 52 Saul Rivera, S (6, 1)	G4-3				G6-3			G4-3		3	0	1	0	0	0													
44 Alex Escobar, R (9, FH) OBP: 0.444, SLG: 0.721						1B				0	0	0	0	0	0													
Ryan Church, L (1, 8) OBP: 0.347, SLG: 0.506						K		G3		3	0	1	0	1	1													
Brian Schneider, L (1, 2) OBP: 0.298, SLG: 0.297								FC4-6		4	0	2	1	0	0													
Tony Armas, R (1, 1) OBP: 0.125, SLG: 0.097 Roy Corcoran, R (4, 1)								L9		1	0	0	0	0	0													
Luis Matos, R (6, 7) OBP: 0.273, SLG: 0.336	G3					13 G6-3		F8		2	0	0	0	0	0													
Inning Stats	R: 0 E: 0 K: 0 S: 6	H: 0 LOB: 0 BB: 0 P: 12	R: 1 E: 0 K: 1 S: 17	H: 1 LOB: 2 BB: 2 P: 34	R: 0 E: 0 K: 1 S: 10	H: 1 LOB: 2 BB: 2 P: 22	R: 0 E: 0 K: 1 S: 8	H: 0 LOB: 0 BB: 0 P: 11	R: 0 E: 0 K: 2 S: 11	H: 2 LOB: 2 BB: 0 P: 16	R: 0 E: 0 K: 0 S: 5	H: 0 LOB: 0 BB: 0 P: 8	R: 0 E: 0 K: 1 S: 10	H: 1 LOB: 1 BB: 0 P: 14	R: 0 E: 0 K: 0 S: 8	H: 2 LOB: 2 BB: 0 P: 10	1B: 7 2B: 0 3B: 0 HR: 0	SF: 0 SAC: 0 DP: 1 HBP: 0	WP: 0 PB: 0 SB: 1 CS: 1	PA: 37								
PITCHER	IP	WLS	BF	H	R	ER	SO	BB	IBB	HBP	BLK	WP	HR	S	P	ERA	WHIP											
58 Chad Billingsley, R (1, 1) ERA: 3.93	6.0	W	25	4	1	1	5	5	0	0	0	0	0	0	59	111	1.50	1.500										
Brett Tomko, R (7, 1) ERA: 5.06	1.0		3	0	0	0	0	0	0	0	0	0	0	5	8	0.00	0.000											
Giovanni Carrara, R (8, 1) ERA: 2.3	1.0		4	1	0	0	1	0	0	0	0	0	0	10	14	0.00	1.000											
Elmer Dessens, R (9, 1) ERA: 4.26	1.0		5	2	0	0	0	0	0	0	0	0	0	8	10	0.00	2.000											


Batter	1	2	3	4	5	6	7	8	9	AB	R	H	RBI	BB	SO	LOB	BOTTOM										
15 Rafael Furcal, S (1, 6) OBP: 0.349, SLG: 0.371	K	G4-3		1B	BB	K				3	2	1	0	2	2	1	Washington Nationals @ Los Angeles Dodgers Dodger Stadium, Los Angeles, CA Fri Jul 28, 2006, 7:40 PM PDT Att: 55,825 - Cloudy - 81 F										
Kenny Lofton, L (1, 8) OBP: 0.346, SLG: 0.379	L9	G4-3		HR	E3					5	1	1	1	0	1	3											
J.D. Drew, L (1, 9) OBP: 0.354, SLG: 0.453 José Cruz Jr., S (7, 7) OBP: 0.352, SLG: 0.367	G4-3	G1-3		HR	FC5-4					3	1	1	4	1	0	2											
Olmedo Saenz, R (1, 3) OBP: 0.325, SLG: 0.557		HR		L8	FC5-4					3	1	1	1	0	0	2											
16 Andre Ethier, L (1, 7) OBP: 0.398, SLG: 0.554 Brett Tomko, R (7, 1) OBP: 0.154, SLG: 0.120 Ricky Ledee, L (7, FH) OBP: 0.336, SLG: 0.447 Giovanni Carrara, R (8, 1) Elmer Dessens, R (9, 1)		HR		G3-6-3	K					4	2	2	2	0	1	3											
55 Russell Martin, R (1, 2) OBP: 0.356, SLG: 0.443		1B		G4-3						5	3	3	1	0	0	2											
Cesar Izturis, S (1, 5) OBP: 0.298, SLG: 0.339		1B		E6						5	2	2	2	0	0	1											
18 Ramon Martinez, R (1, 4) OBP: 0.368, SLG: 0.378		1B		F8						5	0	1	1	0	0	1											
58 Chad Billingsley, R (1, 1) OBP: 0.214, SLG: 0.093 17 Jason Repko, R (6, FH) OBP: 0.369, SLG: 0.486 (7, 9)				HR	K					2	1	0	0	1	2	2											
Inning Stats	R: 0 E: 0 K: 1 S: 9	H: 0 LOB: 0 BB: 0 P: 13	R: 4 E: 0 K: 1 S: 23	H: 4 LOB: 2 BB: 1 P: 38	R: 2 E: 0 K: 0 S: 14	H: 3 LOB: 0 BB: 0 P: 21	R: 5 E: 1 K: 0 S: 16	H: 3 LOB: 1 BB: 2 P: 32	R: 1 E: 1 K: 2 S: 14	H: 1 LOB: 1 BB: 1 P: 26	R: 1 E: 1 K: 1 S: 15	H: 1 LOB: 1 BB: 0 P: 19	R: 0 E: 0 K: 1 S: 13	H: 0 LOB: 2 BB: 1 P: 22	R: 0 E: 0 K: 0 S: 6	H: 0 LOB: 0 BB: 0 P: 9		1B: 8 2B: 0 3B: 1 HR: 3	SF: 0 SAC: 0 DP: 1 HBP: 2	WP: 1 PB: 0 SB: 0 CS: 0	PA: 45						
PITCHER	IP	WLS	BF	H	R	ER	SO	BB	IBB	HBP	BLK	WP	HR	S	P	ERA	WHIP										
Tony Armas, R (1, 1) ERA: 4.79	3.0	L	17	7	6	6	2	1	0	0	0	0	2	46	72	18.00	2.667										
Roy Corcoran, R (4, 1) ERA: 14.73	2.0		15	4	6	5	2	3	0	0	0	0	1	30	58	22.50	3.500										
52 Saul Rivera, R (6, 1) ERA: 4.61	3.0		13	1	1	0	3	1	0	1	0	1	0	34	50	0.00	0.667										



Batter	1	2	3	4	5	6	7	8	9	AB	R	H	RBI	BB	SO	LOB	TOP				
15 Rafael Furcal, S OBP: 0.353, SLG: 0.386	0-1 HR 1B	3-1 G4-3			0-1 P6			2-2 3B 2B		4	2	2	0	0	0	1					
Julio Lugo, R OBP: 0.372, SLG: 0.493	0-1 P3		1-3 K		2-0 G1-3			2-1 2H 3B		4	0	1	1	0	1	1					
J.D. Drew, L OBP: 0.371, SLG: 0.453	0-0 F7		1-0 F7		2-1 P6			0-1 F9		4	0	0	0	0	0	2					
Olmedo Saenz, R OBP: 0.343, SLG: 0.569	0-1 HR		2-2 F9		2-3 K			4-0 IBB		3	1	1	2	1	1	0					
Kenny Lofton, L OBP: 0.347, SLG: 0.385										0	0	0	0	0	0	0					
7 James Loney, L OBP: 0.351, SLG: 0.380	1-H HR									0	0	0	0	0	0	0					
16 Andre Ethier, L OBP: 0.391, SLG: 0.560	0-1 3B			2-2 55 CS 1B		1-1 F7		1-1 P5		4	0	2	0	0	0	2					
Wilson Betemit, S OBP: 0.345, SLG: 0.507	3-3 K			0-2 F8		0-3 K		0-1 F9		4	0	0	0	0	2	4					
55 Russell Martin, R OBP: 0.367, SLG: 0.462		2-2 SH1-4 1B		3-2 1-2 1B		3-2 2B		4-2 G4-6-3 BB		3	0	3	0	1	0	0					
17 Jason Repko, R OBP: 0.356, SLG: 0.459	2-2 P6		1-2 G2		0-0 P4			2-0 F7		4	0	0	0	0	0	4					
Greg Maddux, R OBP: 0.128, SLG: 0.111	0-1 SH1-4				0-0 F8			2-1 G4-6-3		2	0	0	0	0	0	1					
Joe Beimel, L OBP: 0.288, SLG: 0.420	1-2							1-2		0	0	0	0	0	0	0					
51 Jonathan Broxton, R										0	0	0	0	0	0	0					
Ricky Ledee, L										1	0	0	0	0	0	1					
44 Takashi Saito, L										0	0	0	0	0	0	0					
Inning Stats	R: 2 E: 0 K: 1 S: 12	H: 3 LOB: 1 BB: 0 P: 15	R: 0 E: 0 K: 0 S: 11	H: 1 LOB: 1 BB: 0 P: 18	R: 0 E: 0 K: 1 S: 8	H: 0 LOB: 0 BB: 0 P: 12	R: 0 E: 0 K: 0 S: 14	H: 2 LOB: 1 BB: 0 P: 19	R: 0 E: 0 K: 1 S: 4	H: 0 LOB: 0 BB: 0 P: 6	R: 0 E: 0 K: 1 S: 7	H: 0 LOB: 0 BB: 0 P: 12	R: 0 E: 0 K: 1 S: 8	H: 1 LOB: 1 BB: 0 P: 11	R: 1 E: 0 K: 0 S: 11	H: 2 LOB: 2 BB: 1 P: 20	R: 0 E: 0 K: 0 S: 8	H: 0 LOB: 0 BB: 1 P: 16	1B: 4 2B: 2 3B: 2 HR: 1	SF: 0 SAC: 1 DP: 1 HBP: 0	WP: 0 PA: 36 PB: 0 SB: 0 CS: 1
PITCHER	IP WLS BF H R ER SO BB IBB HBP BLK WP HR S P ERA WHIP	IP WLS BF H R ER SO BB IBB HBP BLK WP HR S P ERA WHIP																			
22 Eric Milton, L ERA: 5.2	7.0 L 27	7 2 2 4	0 0 0 0	0 0 0 0	0 0 0 0	0 0 0 0	0 0 0 0	0 0 0 0	0 0 0 0	0 0 0 0	0 0 0 0	0 0 0 0	0 0 0 0	0 0 0 0	0 0 0 0	0 0 0 0	2.57 1.000				
56 Todd Coffey, R ERA: 3.39	0.0	2 2 1 1	0 0 0 0	0 0 0 0	0 0 0 0	0 0 0 0	0 0 0 0	0 0 0 0	0 0 0 0	0 0 0 0	0 0 0 0	0 0 0 0	0 0 0 0	0 0 0 0	0 0 0 0	0 0 0 0	∞ ∞				
45 Bill Bray, L ERA: 3.48	1.0	4 0 0 0	0 0 0 0	0 0 0 0	0 0 0 0	0 0 0 0	0 0 0 0	0 0 0 0	0 0 0 0	0 0 0 0	0 0 0 0	0 0 0 0	0 0 0 0	0 0 0 0	0 0 0 0	0 0 0 0	0.00 0.000				
Gary Majewski, R ERA: 4.31	1.0	3 0 0 0	0 0 0 0	0 0 0 0	0 0 0 0	0 0 0 0	0 0 0 0	0 0 0 0	0 0 0 0	0 0 0 0	0 0 0 0	0 0 0 0	0 0 0 0	0 0 0 0	0 0 0 0	0 0 0 0	0.00 1.000				

Los Angeles Dodgers @ Cincinnati Reds
Great American Ball Park, Cincinnati, OH
Thu Aug 03 2006, 7:10 PM EDT
Att: 26,045 - Partly Cloudy - 92 F


AB 33
R 3
H 9
RBI 3
BB 2
SO 4
LOB 16



Batter	1	2	3	4	5	6	7	8	9	AB	R	H	RBI	BB	SO	LOB	BOTTOM		
6 Ryan Freel, R OBP: 0.388, SLG: 0.458	1-2 G4-3			1-2 L5		1-0 P6			2-2 PB BB HBP	3	0	0	0	0	0	0			
Scott Hatteberg, L OBP: 0.416, SLG: 0.505	4-2 G3-5-1 BB			4-1 G1-3 BB			3-2 1B		4-1 PB BB	1	0	1	0	3	0	0			
Ken Griffey Jr., L OBP: 0.291, SLG: 0.487	2-2 G3-5-1			0-0 G1-3			2-3 K		2-3 K	4	0	0	0	0	2	5			
Adam Dunn, L OBP: 0.386, SLG: 0.556			1-3 K	0-2 G4-3			2-3 K		2-3 K	4	0	0	0	0	3	4			
Rich Aurilia, R OBP: 0.339, SLG: 0.507		2-0 G5-3		3-2 G5-3			0-3 K			3	0	0	0	0	1	1			
12 Edwin Encarnación, R OBP: 0.372, SLG: 0.479		1-0 G5-3		1-1 L7				0-0 G4-3 1B		3	0	1	0	0	0	0			
Javier Valentin, S OBP: 0.281, SLG: 0.311			3-3 K	0-0 F9				0-0 G4-3		3	0	0	0	0	1	1			
Royce Clayton, R OBP: 0.315, SLG: 0.344			4-1 22 G4-6-3 BB			2-1 G6-3		1-0 G4-3		2	0	0	0	1	0	0			
22 Eric Milton, L OBP: 0.184, SLG: 0.278	0-1 G4-6-3			0-1 G4-6-3			1-3 K		0-2 G5-3	2	0	0	0	0	1	1			
56 Todd Coffey, R ERA: 3.6										0	0	0	0	0	0	0			
45 Bill Bray, L ERA: 3.1										0	0	0	0	0	0	0			
Gary Majewski, R ERA: 2.38										1	0	0	0	0	0	0			
Inning Stats	R: 0 E: 0 K: 0 S: 10	H: 0 LOB: 0 BB: 1 P: 17	R: 0 E: 0 K: 1 S: 5	H: 0 LOB: 0 BB: 0 P: 9	R: 0 E: 0 K: 1 S: 6	H: 0 LOB: 0 BB: 1 P: 13	R: 0 E: 0 K: 0 S: 8	H: 0 LOB: 1 BB: 1 P: 13	R: 0 E: 0 K: 1 S: 6	H: 0 LOB: 0 BB: 0 P: 10	R: 0 E: 0 K: 3 S: 14	H: 1 LOB: 1 BB: 0 P: 21	R: 0 E: 0 K: 0 S: 3	H: 1 LOB: 2 BB: 0 P: 4	R: 0 E: 0 K: 2 S: 13	H: 0 LOB: 2 BB: 1 P: 23	1B: 2 2B: 0 3B: 0 HR: 0	SF: 0 SAC: 0 DP: 3 HBP: 1	WP: 0 PA: 31 PB: 1 SB: 0 CS: 0
PITCHER	IP WLS BF H R ER SO BB IBB HBP BLK WP HR S P ERA WHIP	IP WLS BF H R ER SO BB IBB HBP BLK WP HR S P ERA WHIP																	
Greg Maddux, R ERA: 4.49	6.0 W 19	6 0 0 3	0 0 0 0	0 0 0 0	0 0 0 0	0 0 0 0	0 0 0 0	0 0 0 0	0 0 0 0	0 0 0 0	0 0 0 0	0 0 0 0	0 0 0 0	0 0 0 0	0 0 0 0	0 0 0 0	0.00 0.500		
51 Jonathan Broxton, R ERA: 3.1	1.1 H 4	1 0 0 1	0 0 0 0	0 0 0 0	0 0 0 0	0 0 0 0	0 0 0 0	0 0 0 0	0 0 0 0	0 0 0 0	0 0 0 0	0 0 0 0	0 0 0 0	0 0 0 0	0 0 0 0	0 0 0 0	0.00 0.750		
44 Takashi Saito, R ERA: 2.38	1.0 S 5	0 0 0 2	0 0 0 0	0 0 0 2	0 0 0 0	0 0 0 0	0 0 0 0	0 0 0 0	0 0 0 0	0 0 0 0	0 0 0 0	0 0 0 0	0 0 0 0	0 0 0 0	0 0 0 0	0 0 0 0	0.00 1.000		

Los Angeles Dodgers @ Cincinnati Reds
Great American Ball Park, Cincinnati, OH
Thu Aug 03 2006, 7:10 PM EDT
Att: 26,045 - Partly Cloudy - 92 F

AB 26
R 0
H 2
RBI 0
BB 4
SO 8
LOB 12



Batter	1	2	3	4	5	6	7	8	9	AB	R	H	RBI	BB	SO	LOB	TOP								
15 Rafael Furcal, S OBP: 0.353, SLG: 0.386	1-3 K		2-1 1B E			1-0 F8	1-2 1B		1-1 G3	5	1	2	1	0	1	0									
Kenny Lofton, L OBP: 0.351, SLG: 0.399 Giovanni Carrara, R (9, 1)	1-1 P5		3-2 1B E			2-2 HR	3-1 1B		1-1 F9	5	1	3	2	0	0	0									
Julio Lugo, R OBP: 0.368, SLG: 0.487	1-1 G6-3		1-3 K			1-1 F9	0-0 F8			4	0	0	0	0	1	3									
J.D. Drew, L OBP: 0.373, SLG: 0.453		0-2 G3-1			1-0 G3	1-0 1B		3-1 16 2B		4	1	2	0	0	0	0									
16 Andre Ethier, L OBP: 0.389, SLG: 0.559		3-2 G3-1			0-1 F8	1-1 F7		0-0 55 G1-6-3 1-H		4	0	1	1	0	0	1									
Wilson Betemit, S OBP: 0.347, SLG: 0.518		0-1 F7			0-3 K		1-2 HR	4-0 55 G1-6-3 BB		3	1	1	1	1	1	0									
55 Russell Martin, R OBP: 0.365, SLG: 0.462			1-3 K		1-2 7 G3-1 CS 2B		0-0 G5-3	1-1 G1-6-3		4	0	1	0	0	1	2									
7 James Loney, L OBP: 0.344, SLG: 0.407			3-2 15 1B 3B		1-2 G3-1		1-0 G3	0-1 G4-3		4	1	1	0	0	0	2									
Derek Lowe, R OBP: 0.128, SLG: 0.091 Brett Tomko, R OBP: 0.154, SLG: 0.120 Ricky Ledee, L OBP: 0.283, SLG: 0.412 17 Jason Repko, R OBP: 0.358, SLG: 0.459			2-3 K		3-1 G6-3		4-2 15 1B BB	2-1 G6-3		2	1	0	0	1	1	2									
Inning Stats	R: 0 E: 0 K: 1 S: 9	H: 0 LOB: 0 BB: 0 P: 12	R: 0 E: 0 K: 0 S: 8	H: 0 LOB: 0 BB: 0 P: 11	R: 2 E: 1 K: 3 S: 24	H: 3 LOB: 1 BB: 0 P: 36	R: 0 E: 0 K: 1 S: 7	H: 0 LOB: 0 BB: 0 P: 8	R: 0 E: 0 K: 0 S: 10	H: 1 LOB: 0 BB: 0 P: 15	R: 1 E: 0 K: 0 S: 9	H: 2 LOB: 1 BB: 0 P: 15	R: 2 E: 0 K: 0 S: 17	H: 3 LOB: 2 BB: 1 P: 27	R: 1 E: 0 K: 0 S: 7	H: 2 LOB: 1 BB: 0 P: 15	R: 0 E: 0 K: 0 S: 6	H: 0 LOB: 0 BB: 0 P: 10	1B: 6 2B: 2 3B: 1 HR: 2	SF: 0 SAC: 0 DP: 1 HBP: 0	WP: 0 PB: 0 SB: 0 CS: 1	PA: 38			
PITCHER	IP	WLS	BF	H	R	ER	SO	BB	IBB	HBP	BLK	WP	HR	S	P	ERA	WHIP								
36 Anibal Sánchez, R ERA: 4.27	6.0	L	23	6	3	2	5	0	0	0	0	0	1	67	97	3.00	1.000								
Matt Herges, R ERA: 4.11	0.2		6	3	2	2	0	1	0	0	0	0	1	16	26	27.00	6.000								
Randy Messenger, R ERA: 4.75	1.1		6	2	1	1	0	1	0	0	0	0	0	8	16	6.75	2.250								
Brian Moehler, R ERA: 6.75	1.0		3	0	0	0	0	0	0	0	0	0	0	6	10	0.00	0.000								

Los Angeles Dodgers @ Florida Marlins
Dolphin Stadium, Miami, FL
Fri Aug 04 2006, 7:35 PM EDT
Att: 15,416 - Partly Cloudy - 84 F

AB 36
R 6
H 11
RBI 5
BB 2
SO 5
LOB 10



Batter	1	2	3	4	5	6	7	8	9	AB	R	H	RBI	BB	SO	LOB	BOTTOM								
4 Alfredo Amezaga, S OBP: 0.337, SLG: 0.362	2-2 G6-3		0-0 B2-3			1-2 17 SF8 2B		1-1 6 SF8 2B		4	0	2	0	0	0	1									
6 Dan Uggla, R OBP: 0.348, SLG: 0.495	2-0 G6-3			2-2 17 G4-3 1B		3-3 K		2-2 SF8		3	0	1	1	0	1	2									
17 Mike Jacobs, L OBP: 0.348, SLG: 0.515 Brian Moehler, R OBP: 0.160, SLG: 0.087	0-2 G6-3			1-0 G4-3		2-0 SF8		2-3 3-H 2-1 P6		3	0	0	1	0	0	2									
Miguel Cabrera, R OBP: 0.425, SLG: 0.551		3-3 K		1-0 G4-3		2-3 3-H 0-1 G5-3		3-1 F9		4	0	0	0	0	1	2									
12 Cody Ross, R OBP: 0.297, SLG: 0.473		3-3 K		1-0 G6-3			2-2 G4-3	2-2 G5-3		4	0	0	0	0	1	1									
27 Jeremy Hermida, L OBP: 0.354, SLG: 0.414		1-3 K			1-0 P5		1-1 G4-3	1-1 F7		4	0	0	0	0	1	0									
2 Hanley Ramirez, R OBP: 0.340, SLG: 0.436			2-2 FC6-4 2B		0-0 1B		2-2 G4-3			3	0	2	0	0	0	0									
Miguel Olivo, R OBP: 0.310, SLG: 0.483			0-0 FC6-4		1-1 G5-3			1-3 K 2B 6 SF8		3	1	0	0	0	1	1									
36 Anibal Sánchez, R Joe Borchardt, S Matt Herpdes, L Randy Messenger, R Wes Halms, R	1-1 K	1-3 K	1-3 K	2-1 4 2B 17 SF8 1B	0-1 L8	2-1 K	0-1 L8			1	0	0	0	0	1	1									
Inning Stats	R: 0 E: 0 K: 0 S: 8	H: 0 LOB: 0 BB: 0 P: 12	R: 0 E: 0 K: 3 S: 12	H: 0 LOB: 0 BB: 0 P: 19	R: 0 E: 0 K: 1 S: 8	H: 1 LOB: 1 BB: 0 P: 11	R: 0 E: 0 K: 0 S: 6	H: 1 LOB: 1 BB: 0 P: 11	R: 0 E: 0 K: 0 S: 4	H: 1 LOB: 0 BB: 0 P: 6	R: 1 E: 0 K: 1 S: 12	H: 2 LOB: 1 BB: 0 P: 20	R: 0 E: 0 K: 0 S: 9	H: 0 LOB: 0 BB: 0 P: 14	R: 1 E: 0 K: 1 S: 13	H: 1 LOB: 1 BB: 0 P: 19	R: 0 E: 0 K: 0 S: 7	H: 0 LOB: 0 BB: 0 P: 13	1B: 3 2B: 3 3B: 0 HR: 0	SF: 2 SAC: 0 DP: 0 HBP: 0	WP: 1 PB: 0 SB: 0 CS: 0	PA: 33			
PITCHER	IP	WLS	BF	H	R	ER	SO	BB	IBB	HBP	BLK	WP	HR	S	P	ERA	WHIP								
Derek Lowe, R ERA: 4.15	7.0	W	25	5	1	1	5	0	0	0	0	0	0	59	93	1.29	0.714								
Brett Tomko, R ERA: 4.98	1.0		5	1	1	1	1	0	0	0	0	1	0	13	19	9.00	1.000								
Giovanni Carrara, R ERA: 2.16	1.0		3	0	0	0	0	0	0	0	0	0	0	7	13	0.00	0.000								

Los Angeles Dodgers @ Florida Marlins
Dolphin Stadium, Miami, FL
Fri Aug 04 2006, 7:35 PM EDT
Att: 15,416 - Partly Cloudy - 84 F

AB 31
R 2
H 6
RBI 2
BB 0
SO 6
LOB 11



Batter	1	2	3	4	5	6	7	8	9	AB	R	H	RBI	BB	SO	LOB	TOP																
Jamey Carroll, R (1,4) OBP: 0.384, SLG: 0.413										4	0	1	0	0	1	1	Colorado Rockies @ Los Angeles Dodgers Dodger Stadium, Los Angeles, CA Tue Aug 08 2006, 7:10 PM PDT Att: 50,210 - Clear - 78 F																
17 Todd Helton, L (1,3) OBP: 0.398, SLG: 0.466										4	0	1	0	0	1	0																	
27 Garrett Atkins, R (1,5) OBP: 0.361, SLG: 0.521										3	0	0	0	1	0	2																	
5 Matt Holliday, R (1,7) OBP: 0.370, SLG: 0.559										4	1	2	0	0	1	2																	
11 Brad Hawpe, L (1,9) OBP: 0.387, SLG: 0.524										3	1	2	0	1	0	1																	
8 Yorvit Torrealba, R (1,2) OBP: 0.312, SLG: 0.466										4	0	2	2	0	1	4																	
12 Clint Barmes, R (1,6) OBP: 0.270, SLG: 0.361											4	0	0	0	0	2																	
18 Cory Sullivan, L (1,8) OBP: 0.317, SLG: 0.394										3	0	0	0	1	2	1																	
49 Byung-Hyun Kim, R (1,1) OBP: 0.139, SLG: 0.139											3	0	0	0	0	1		2															
61 Ramon E Ramirez, R (7,1) OBP: 0.667, SLG: 0.667										0	0	0	0	0	0	0																	
Ray King, L (7,1) ERA: 4.87										0	0	0	0	0	0	0																	
Jose Mesa, R (8,1) ERA: 2.92										0	0	0	0	0	0	0																	
Jorge Piedra, L (9, PH) OBP: 0.226, SLG: 0.362										1	0	0	0	0	1	0																	
Inning Stats	R: 0 E: 0 K: 1 S: 10	H: 2 LOB: 1 BB: 0 P: 15	R: 1 E: 0 K: 1 S: 13	H: 2 LOB: 1 BB: 0 P: 19	R: 0 E: 0 K: 0 S: 8	H: 0 LOB: 0 BB: 0 P: 8	R: 1 E: 0 K: 0 S: 11	H: 2 LOB: 0 BB: 0 P: 17	R: 0 E: 0 K: 0 S: 6	H: 1 LOB: 2 BB: 1 P: 14	R: 0 E: 0 K: 2 S: 10	H: 0 LOB: 1 BB: 1 P: 17	R: 0 E: 0 K: 2 S: 13	H: 1 LOB: 2 BB: 0 P: 20	R: 0 E: 0 K: 2 S: 13	H: 0 LOB: 0 BB: 0 P: 19	1B: 5 2B: 2 3B: 1 HR: 0	SF: 0 SAC: 0 DP: 1 HBP: 0	WP: 0 PB: 0 SB: 2 CS: 1	PA: 37													
PITCHER	IP WLS BF H R ER SO BB IBB HBP BLK WP HR S P ERA WHIP																																
Greg Maddux, R (1,1) ERA: 4.43	6.0	24	7	2	2	2	0	1	0	0	0	0	0	55	81	3.00	1.167																
Brett Tomko, R (7,1) ERA: 4.87	1.0	4	0	0	0	2	1	0	0	0	0	0	0	10	17	0.00	1.000																
51 Jonathan Broxton, R (8,1) ERA: 2.92	1.0	5	1	0	0	2	1	0	0	0	0	0	0	13	20	0.00	2.000																
44 Takashi Saito, R (9,1) ERA: 2.29	1.0	3	0	0	0	2	0	0	0	0	0	0	0	13	19	0.00	0.000																

Batter	1	2	3	4	5	6	7	8	9	AB	R	H	RBI	BB	SO	LOB	BOTTOM																
15 Rafael Furcal, S (1,6) OBP: 0.351, SLG: 0.395										4	1	1	1	0	3	5	Colorado Rockies @ Los Angeles Dodgers Dodger Stadium, Los Angeles, CA Tue Aug 08 2006, 7:10 PM PDT Att: 50,210 - Clear - 78 F																
Kenny Lofton, L (1,8) OBP: 0.355, SLG: 0.406										2	0	0	0	1	0	1																	
51 Jonathan Broxton, R (8,1) ERA: 4.87										0	0	0	0	0	0	0																	
Julio Lugo, R (8, PH) OBP: 0.369, SLG: 0.479										4	0	1	0	0	0	2																	
J.D. Drew, L (1,9) OBP: 0.375, SLG: 0.454										3	0	0	0	1	0	1																	
12 Jeff Kent, R (1,4) OBP: 0.368, SLG: 0.459										0	0	0	0	0	0	0																	
44 Takashi Saito, L (9,1) ERA: 2.29										4	0	1	1	0	0	0																	
16 Andre Ethier, L (1,7) OBP: 0.397, SLG: 0.559										4	0	1	1	0	0	0																	
Wilson Betemit, S (1,5) OBP: 0.346, SLG: 0.515										4	1	3	1	0	1	2																	
55 Russell Martin, R (1,2) OBP: 0.371, SLG: 0.460										3	1	1	0	0	0	2																	
7 James Loney, L (1,3) OBP: 0.357, SLG: 0.435										2	0	1	0	1	0	1																	
Greg Maddux, R (1,1) OBP: 0.143, SLG: 0.128										2	0	1	0	0	0	1																	
Brett Tomko, R (7,1) ERA: 2.79										0	0	0	0	0	0	0																	
Olmedo Saenz, R (7, PH) OBP: 0.356, SLG: 0.573										1	0	1	1	0	0	0																	
17 Jason Repko, R (7, FR) OBP: 0.366, SLG: 0.449										0	0	0	0	0	0	0																	
Inning Stats	R: 1 E: 0 K: 0 S: 6	H: 1 LOB: 0 BB: 0 P: 14	R: 0 E: 0 K: 1 S: 13	H: 2 LOB: 3 BB: 1 P: 26	R: 0 E: 0 K: 0 S: 7	H: 0 LOB: 0 BB: 1 P: 13	R: 0 E: 0 K: 0 S: 9	H: 1 LOB: 0 BB: 0 P: 14	R: 0 E: 0 K: 1 S: 10	H: 1 LOB: 1 BB: 0 P: 14	R: 0 E: 0 K: 0 S: 6	H: 1 LOB: 0 BB: 0 P: 8	R: 2 E: 0 K: 1 S: 13	H: 3 LOB: 1 BB: 0 P: 21	R: 1 E: 0 K: 1 S: 6	H: 1 LOB: 2 BB: 2 P: 20	1B: 8 2B: 3 3B: 0 HR: 2	SF: 0 SAC: 0 DP: 5 HBP: 0	WP: 1 PB: 0 SB: 3 CS: 2	PA: 33													
PITCHER	IP WLS BF H R ER SO BB IBB HBP BLK WP HR S P ERA WHIP																																
49 Byung-Hyun Kim, R (1,1) ERA: 4.57	6.0	25	8	3	3	2	1	1	0	0	0	0	0	8	11	4.50	1.500																
61 Ramon E Ramirez, R (7,1) ERA: 2.79	0.1	2	1	0	0	0	0	0	0	0	0	0	0	8	11	0.00	3.000																
Ray King, L (7,1) ERA: 4.2	0.2	1	0	0	0	1	0	0	0	0	0	0	0	3	6	0.00	0.000																
Jose Mesa, R (8,1) ERA: 3.44	1.0	5	1	1	1	1	1	1	0	0	1	0	0	6	20	9.00	2.000																



Batter	1	2	3	4	5	6	7	8	9	AB	R	H	RBI	BB	SO	LOB	TOP				
Jamey Carroll, R OBP: 0.379, SLG: 0.407	1-1 F8		3-2 P6	1-2 F9			1-1 G6-3	2-3 K		5	0	0	0	0	1	3					
17 Todd Helton, L OBP: 0.399, SLG: 0.471	2-2 G4-3		4-2 5 BB 27 BB BB		4-1 5 G6-4-3 BB		3-3 K 5 FC6-4 27 1B		1-0 E4 3B	3	1	1	0	2	1	0					
27 Garrett Atkins, R OBP: 0.378, SLG: 0.513	2-3 K		4-2 5 BB BB	1-2 5 BB BB		1-3 K	0-0 5 FC6-4 1B		0-1 F8	4	0	1	0	1	2	1					
5 Matt Holliday, R OBP: 0.369, SLG: 0.560		1-0 HR	4-1 11 G3-6-1 BB	1-2 2-3 BB	0-1 G6-4-3		2-2 FC6-4 11 BB		1-3 K	4	1	1	1	1	1	3					
11 Brad Hawpe, L OBP: 0.390, SLG: 0.531		0-0 12 1B	2-2 G3-6-1 1-2		1-2 G6-4-3		1-2 FC5-4 8 BB		3-3 K	4	0	1	0	1	2	3					
8 Yorvit Torrealba, R OBP: 0.309, SLG: 0.451		2-0 F9		4-2 SH1-4 12 BB		0-2 12 S 1B		0-0 FC5-4		3	1	1	0	1	0	4					
12 Clint Barmes, R OBP: 0.275, SLG: 0.363	1-1 1B		4-1 SH1-4 BB	1-2 BB		2-3 K		2-2 G6-3		3	0	1	0	1	1	1					
18 Cory Sullivan, L OBP: 0.316, SLG: 0.398	2-3 K		2-2 F7		0-1 2B		3-2 2B			4	0	2	1	0	1	4					
Jason Jennings, L OBP: 0.180, SLG: 0.167	3-1 F9		0-0 SH1-4		1-1 G4-3		1-2 K			2	0	0	0	0	0	3					
Jorge Piedra, L OBP: 0.222, SLG: 0.356										1	0	0	0	0	1	1					
60 Manny Corpas, R										0	0	0	0	0	0	0					
Ray King, L										0	0	0	0	0	0	0					
Jose Mesa, R										0	0	0	0	0	0	0					
Inning Stats	R: 0 E: 0 K: 1 S: 9	H: 0 LOB: 0 BB: 0 P: 14	R: 1 E: 0 K: 1 S: 10	H: 3 LOB: 2 BB: 0 P: 19	R: 0 E: 0 K: 0 S: 14	H: 0 LOB: 2 BB: 3 P: 31	R: 0 E: 0 K: 0 S: 10	H: 0 LOB: 2 BB: 2 P: 21	R: 0 E: 0 K: 1 S: 6	H: 2 LOB: 1 BB: 0 P: 17	R: 0 E: 0 K: 1 S: 15	H: 1 LOB: 3 BB: 1 P: 25	R: 0 E: 0 K: 2 S: 15	H: 1 LOB: 1 BB: 0 P: 23	R: 1 E: 1 K: 2 S: 9	H: 1 LOB: 0 BB: 0 P: 14	1B: 4 2B: 2 3B: 1 HR: 1	SF: 0 SAC: 1 DP: 2 HBP: 0	WP: 1 PB: 0 SB: 1 CS: 0	PA: 41	
PITCHER	IP WLS BF H R ER SO BB IBB HBP BLK WP HR S P ERA WHIP	IP WLS BF H R ER SO BB IBB HBP BLK WP HR S P ERA WHIP	IP WLS BF H R ER SO BB IBB HBP BLK WP HR S P ERA WHIP	IP WLS BF H R ER SO BB IBB HBP BLK WP HR S P ERA WHIP	IP WLS BF H R ER SO BB IBB HBP BLK WP HR S P ERA WHIP	IP WLS BF H R ER SO BB IBB HBP BLK WP HR S P ERA WHIP	IP WLS BF H R ER SO BB IBB HBP BLK WP HR S P ERA WHIP	IP WLS BF H R ER SO BB IBB HBP BLK WP HR S P ERA WHIP	IP WLS BF H R ER SO BB IBB HBP BLK WP HR S P ERA WHIP	IP WLS BF H R ER SO BB IBB HBP BLK WP HR S P ERA WHIP	IP WLS BF H R ER SO BB IBB HBP BLK WP HR S P ERA WHIP	IP WLS BF H R ER SO BB IBB HBP BLK WP HR S P ERA WHIP	IP WLS BF H R ER SO BB IBB HBP BLK WP HR S P ERA WHIP	IP WLS BF H R ER SO BB IBB HBP BLK WP HR S P ERA WHIP	IP WLS BF H R ER SO BB IBB HBP BLK WP HR S P ERA WHIP	IP WLS BF H R ER SO BB IBB HBP BLK WP HR S P ERA WHIP	IP WLS BF H R ER SO BB IBB HBP BLK WP HR S P ERA WHIP	IP WLS BF H R ER SO BB IBB HBP BLK WP HR S P ERA WHIP	IP WLS BF H R ER SO BB IBB HBP BLK WP HR S P ERA WHIP	IP WLS BF H R ER SO BB IBB HBP BLK WP HR S P ERA WHIP	IP WLS BF H R ER SO BB IBB HBP BLK WP HR S P ERA WHIP

Colorado Rockies @ Los Angeles Dodgers
Dodger Stadium, Los Angeles, CA
Thu Aug 10 2006, 7:10 PM PDT
Att: 48,699 - Clear - 81 F

AB	33
R	3
H	8
RBI	2
BB	7
SO	10
LOB	23



Batter	1	2	3	4	5	6	7	8	9	AB	R	H	RBI	BB	SO	LOB	BOTTOM					
15 Rafael Furcal, S OBP: 0.356, SLG: 0.404	0-0 G4-3 3B		3-3 K		4-2 1B 5 SF8 BB		4-1 S BB		1-0 1B	3	2	2	0	2	1	0						
Kenny Lofton, L OBP: 0.361, SLG: 0.410	1-1 G4-3		1-0 5 1B		2-0 1B		4-1 1B		2-0 1B	4	0	3	2	1	0	0						
5 Nomar Garciaparra, R OBP: 0.493, SLG: 0.536	3-H 1B		1-0 1B		0-0 SF8		0-2 F8			3	0	2	1	0	0	2						
12 Jeff Kent, R OBP: 0.361, SLG: 0.448	3-2 P3		3-3 K		1-0 F8			2-3 K		4	0	0	0	0	2	4						
16 Andre Ethier, L OBP: 0.393, SLG: 0.569	1-1 G6-3			0-0 G4-3		0-3 K		1-0 HR		4	1	1	1	0	1	1						
Wilson Betemit, S OBP: 0.344, SLG: 0.513		0-0 E4 55 G4-3		1-1 2B		0-1 G3-1		3-2 G4-3		4	0	1	0	0	0	0						
55 Russell Martin, R OBP: 0.364, SLG: 0.448		2-2 G4-3 1-2		3-3 K		2-2 G6-3		1-0 G6-3		4	0	0	0	0	1	2						
17 Jason Repko, R OBP: 0.358, SLG: 0.421		1-0 G6-3		2-2 G5-3			1-2 K		1-3 K	4	0	0	0	0	2	1						
58 Chad Billingsley, R J.D. Drew, L Aaron Sele, R Joe Beimel, L			1-1 F8		2-0 G4-3		0-0 G3		4-2 15 1B BB	1	0	0	0	0	0	0						
7 James Loney, L Brett Tomko, R 44 Takashi Saito, L Julio Lugo, R										1	0	0	0	0	0	0						
Inning Stats	R: 1 E: 0 K: 0 S: 11	H: 2 LOB: 1 BB: 0 P: 17	R: 0 E: 1 K: 0 S: 5	H: 0 LOB: 0 BB: 0 P: 8	R: 0 E: 0 K: 2 S: 12	H: 2 LOB: 2 BB: 0 P: 21	R: 0 E: 0 K: 1 S: 9	H: 1 LOB: 1 BB: 0 P: 15	R: 0 E: 0 K: 1 S: 7	H: 1 LOB: 1 BB: 1 P: 15	R: 0 E: 0 K: 1 S: 8	H: 0 LOB: 0 BB: 0 P: 10	R: 0 E: 0 K: 1 S: 9	H: 0 LOB: 2 BB: 2 P: 18	R: 1 E: 0 K: 1 S: 9	H: 1 LOB: 0 BB: 0 P: 16	R: 1 E: 0 K: 1 S: 7	H: 2 LOB: 2 BB: 1 P: 15	1B: 6 2B: 1 3B: 1 HR: 1	SF: 1 SAC: 0 DP: 1 HBP: 0	WP: 0 PB: 0 SB: 1 CS: 0	PA: 38
PITCHER	IP WLS BF H R ER SO BB IBB HBP BLK WP HR S P ERA WHIP	IP WLS BF H R ER SO BB IBB HBP BLK WP HR S P ERA WHIP	IP WLS BF H R ER SO BB IBB HBP BLK WP HR S P ERA WHIP	IP WLS BF H R ER SO BB IBB HBP BLK WP HR S P ERA WHIP	IP WLS BF H R ER SO BB IBB HBP BLK WP HR S P ERA WHIP	IP WLS BF H R ER SO BB IBB HBP BLK WP HR S P ERA WHIP	IP WLS BF H R ER SO BB IBB HBP BLK WP HR S P ERA WHIP	IP WLS BF H R ER SO BB IBB HBP BLK WP HR S P ERA WHIP	IP WLS BF H R ER SO BB IBB HBP BLK WP HR S P ERA WHIP	IP WLS BF H R ER SO BB IBB HBP BLK WP HR S P ERA WHIP	IP WLS BF H R ER SO BB IBB HBP BLK WP HR S P ERA WHIP	IP WLS BF H R ER SO BB IBB HBP BLK WP HR S P ERA WHIP	IP WLS BF H R ER SO BB IBB HBP BLK WP HR S P ERA WHIP	IP WLS BF H R ER SO BB IBB HBP BLK WP HR S P ERA WHIP	IP WLS BF H R ER SO BB IBB HBP BLK WP HR S P ERA WHIP	IP WLS BF H R ER SO BB IBB HBP BLK WP HR S P ERA WHIP	IP WLS BF H R ER SO BB IBB HBP BLK WP HR S P ERA WHIP	IP WLS BF H R ER SO BB IBB HBP BLK WP HR S P ERA WHIP	IP WLS BF H R ER SO BB IBB HBP BLK WP HR S P ERA WHIP	IP WLS BF H R ER SO BB IBB HBP BLK WP HR S P ERA WHIP	IP WLS BF H R ER SO BB IBB HBP BLK WP HR S P ERA WHIP	

Colorado Rockies @ Los Angeles Dodgers
Dodger Stadium, Los Angeles, CA
Thu Aug 10 2006, 7:10 PM PDT
Att: 48,699 - Clear - 81 F

AB	33
R	4
H	9
RBI	4
BB	4
SO	7
LOB	10



Batter	1	2	3	4	5	6	7	8	9	AB	R	H	RBI	BB	SO	LOB	TOP		
2 Randy Winn, S OBP: 0.328, SLG: 0.410	F8		FC5-2 13 2B	F7		FC6-4			K	5	0	1	0	0	1	3	San Francisco Giants @ Los Angeles Dodgers Dodger Stadium, Los Angeles, CA Fri Aug 11 2006, 7:40 PM PDT Att: 53,695 - Clear - 74 F		
13 Omar Vizquel, S OBP: 0.394, SLG: 0.421	G4-3		BB 1B 2B		G6-3 S 1B BB				F8	4	2	2	0	1	0	0			
Moises Alou, R OBP: 0.352, SLG: 0.523	G6-3		FC5-2 1B BB		G6-3		G5-3			4	0	0	0	0	0	4			
Barry Bonds, L OBP: 0.462, SLG: 0.488		FC5-4 1B BB			G5-4-3 1B					1	0	1	1	3	0	0			
Ray Durham, S OBP: 0.361, SLG: 0.531	FC5-4 1B				G5-4-3					4	0	3	1	0	0	1			
Shea Hillenbrand, R OBP: 0.329, SLG: 0.464	FC5-4		P4						G6-3	4	0	0	0	0	0	5			
Pedro Feliz, R OBP: 0.301, SLG: 0.468	K			G5-3		F8			F9	4	0	0	0	0	1	2			
50 Eliezer Alfonzo, R OBP: 0.310, SLG: 0.528	K			P1		51 1B			K2-3	4	0	1	0	0	2	2			
51 Noah Lowry, R OBP: 0.295, SLG: 0.270			K						L4	3	0	2	0	0	1	0	livebaseballscores.com		
31 Vinnie Chulk, R										0	0	0	0	0	0	0			
Mike Stanton, L										0	0	0	0	0	0	0			
38 Brian Wilson, R										0	0	0	0	0	0	0			
Steve Kline, S										0	0	0	0	0	0	0			
9 Mark Sweeney, L OBP: 0.339, SLG: 0.439										1	0	0	0	0	0	0			
										0	0	0	0	0	0	0			
Inning Stats	R: 0 E: 0 K: 0 S: 7	H: 0 LOB: 0 BB: 0 P: 10	R: 0 E: 0 K: 2 S: 11	H: 1 LOB: 2 BB: 1 P: 20	R: 1 E: 0 K: 1 S: 13	H: 3 LOB: 3 BB: 1 P: 21	R: 0 E: 0 K: 0 S: 7	H: 1 LOB: 1 BB: 0 P: 11	R: 1 E: 0 K: 0 S: 9	H: 1 LOB: 0 BB: 1 P: 16	R: 0 E: 0 K: 0 S: 9	H: 2 LOB: 2 BB: 0 P: 18	R: 0 E: 0 K: 1 S: 6	H: 0 LOB: 0 BB: 0 P: 9	R: 0 E: 0 K: 1 S: 8	H: 0 LOB: 0 BB: 0 P: 12	1B: 9 2B: 1 3B: 0 HR: 0	SF: 0 SAC: 0 DP: 1 HBP: 0	WP: 0 PA: 38 PB: 0 SB: 1 CS: 1
PITCHER	IP WLS BF H R ER SO	IP WLS BF H R ER SO	IP WLS BF H R ER SO	IP WLS BF H R ER SO	IP WLS BF H R ER SO	IP WLS BF H R ER SO	IP WLS BF H R ER SO	IP WLS BF H R ER SO	IP WLS BF H R ER SO	IP WLS BF H R ER SO	IP WLS BF H R ER SO	IP WLS BF H R ER SO	IP WLS BF H R ER SO	IP WLS BF H R ER SO	IP WLS BF H R ER SO	IP WLS BF H R ER SO	ERA WHIP	ERA WHIP	
Mark Hendrickson, L ERA: 4.05	(1, 1)	7.0	32	10	2	2	3	4	0	0	0	0	0	0	61	108	2.57	2.000	
Brett Tomko, R ERA: 4.76	(8, 1)	1.0	W	3	0	0	1	0	0	0	0	0	0	6	9	0.00	0.000		
51 Jonathan Broxton, R ERA: 2.87	(9, 1)	1.0	S	3	0	0	1	0	0	0	0	0	0	8	12	0.00	0.000		

Batter	1	2	3	4	5	6	7	8	9	AB	R	H	RBI	BB	SO	LOB	BOTTOM		
15 Rafael Furcal, S OBP: 0.358, SLG: 0.407	SH1-3 5 SF8 2B		G5-3		G4-3					4	1	2	0	1	0	0	San Francisco Giants @ Los Angeles Dodgers Dodger Stadium, Los Angeles, CA Fri Aug 11 2006, 7:40 PM PDT Att: 53,695 - Clear - 74 F		
Kenny Lofton, L OBP: 0.393, SLG: 0.409	SH1-3									3	0	1	0	1	0	4			
5 Nomar Garciaparra, R OBP: 0.491, SLG: 0.534	SF8		P5							3	0	1	1	0	1	2			
12 Jeff Kent, R OBP: 0.363, SLG: 0.459										3	1	1	1	1	1	3			
J.D. Drew, L OBP: 0.372, SLG: 0.452	K			P5						4	1	1	0	0	1	1			
16 Andre Ethier, L OBP: 0.395, SLG: 0.568		P3		E4 G4-3						4	0	2	0	0	0	0			
Julio Lugo, R OBP: 0.367, SLG: 0.474			K		G4-3					3	0	0	1	0	2	2			
Toby Hall, R OBP: 0.270, SLG: 0.389										2	0	0	0	1	0	1	livebaseballscores.com		
Wilson Betemit, S OBP: 0.346, SLG: 0.513										0	0	0	0	1	0	0			
55 Russell Martin, R OBP: 0.364, SLG: 0.448										0	0	0	0	0	0	0			
Mark Hendrickson, L										2	0	0	0	0	1	2			
17 Jason Repko, R OBP: 0.355, SLG: 0.417										1	0	0	0	0	0	0			
Brett Tomko, R OBP: 0.154, SLG: 0.120										0	0	0	0	0	0	0			
Olmedo Saenz, R OBP: 0.358, SLG: 0.570										1	0	0	0	0	0	2			
51 Jonathan Broxton, R										0	0	0	0	0	0	0			
Inning Stats	R: 1 E: 0 K: 1 S: 13	H: 1 LOB: 1 BB: 1 P: 21	R: 0 E: 0 K: 1 S: 9	H: 0 LOB: 0 BB: 0 P: 11	R: 0 E: 0 K: 0 S: 10	H: 1 LOB: 1 BB: 0 P: 13	R: 1 E: 1 K: 1 S: 14	H: 1 LOB: 2 BB: 1 P: 25	R: 0 E: 0 K: 1 S: 13	H: 1 LOB: 1 BB: 1 P: 23	R: 0 E: 0 K: 1 S: 11	H: 1 LOB: 0 BB: 0 P: 13	R: 0 E: 0 K: 1 S: 13	H: 2 LOB: 2 BB: 0 P: 22	R: 1 E: 0 K: 0 S: 17	H: 2 LOB: 3 BB: 2 P: 28	1B: 5 2B: 2 3B: 0 HR: 1	SF: 2 SAC: 1 DP: 0 HBP: 0	WP: 0 PA: 38 PB: 0 SB: 0 CS: 0
PITCHER	IP WLS BF H R ER SO	IP WLS BF H R ER SO	IP WLS BF H R ER SO	IP WLS BF H R ER SO	IP WLS BF H R ER SO	IP WLS BF H R ER SO	IP WLS BF H R ER SO	IP WLS BF H R ER SO	IP WLS BF H R ER SO	IP WLS BF H R ER SO	IP WLS BF H R ER SO	IP WLS BF H R ER SO	IP WLS BF H R ER SO	IP WLS BF H R ER SO	IP WLS BF H R ER SO	IP WLS BF H R ER SO	ERA WHIP	ERA WHIP	
51 Noah Lowry, L ERA: 4.12	(1, 1)	6.2	30	6	2	2	5	2	1	0	0	0	0	0	79	121	2.70	1.200	
31 Vinnie Chulk, R ERA: 4.39	(7, 1)	0.1	1	0	0	0	1	0	0	0	0	4	7	0.00	0.000				
Mike Stanton, L ERA: 4.5	(8, 1)	0.0	L	2	2	1	1	0	0	0	0	3	3	∞	∞				
38 Brian Wilson, R ERA: 5.91	(8, 1)	0.2	4	0	0	0	0	2	0	0	10	18	0.00	3.000					
Steve Kline, L ERA: 4.14	(8, 1)	0.1	1	0	0	0	0	0	0	0	4	7	0.00	0.000					



Batter	1	2	3	4	5	6	7	8	9	AB	R	H	RBI	BB	SO	LOB	TOP			
Steve Finley, L OBP: 0.316, SLG: 0.402	1-1 G4-6-3 1B			1-1 SH5-3 1B	2-1 E4 13 E		0-2 F9		0-2 F8	5	2	2	0	0	0	2	San Francisco Giants @ Los Angeles Dodgers Dodger Stadium, Los Angeles, CA Sat Aug 12 2006, 1:10 PM PDT Att: 46,444 - Sunny - 84 F			
13 Omar Vizquel, S OBP: 0.395, SLG: 0.424	0-1 G4-6-3			0-0 SH5-3	2-0 E7		1-2 S	2-2 G3	4	0	2	2	0	0	2					
Ray Durham, S OBP: 0.363, SLG: 0.529	3-2 G3-1			3-1 2B	0-2 F7		4-0		3	1	1	1	1	0	1					
Barry Bonds, L OBP: 0.459, SLG: 0.488		3-3 K		2-0 1B	1-0 P6		1-1 G6-3		4	1	1	0	0	1	2					
Moises Alou, R OBP: 0.355, SLG: 0.523		1-0 F8		3-2 1B	2-1 1B		3-1 F7		4	0	2	2	0	0	0					
9 Mark Sweeney, L OBP: 0.333, SLG: 0.421		1-1 F8		0-3 K	1-3 K		2-1 F7		4	0	0	0	0	2	2					
Pedro Feliz, R OBP: 0.298, SLG: 0.464			2-3 K	2-1 P3	2-1 G4-3		0-3 K		4	0	0	0	0	2	2					
50 Eliezer Alfonzo, R OBP: 0.303, SLG: 0.515			2-3 K		1-1 G1-3		1-3 K		3-3 K	4	0	0	0	0	3	0				
18 Matt Cain, R OBP: 0.184, SLG: 0.237			1-3 K		1-3 K		3-2 13 2B		2-2 1B	2	0	0	0	0	2	0				
Jamey Wright, R OBP: 0.233, SLG: 0.279										0	0	0	0	0	0	0				
Todd Linden, S OBP: 0.393, SLG: 0.538										1	1	1	0	0	0	0				
38 Brian Wilson, R OBP: 0.329, SLG: 0.411										1	0	1	0	0	0	0				
2 Randy Winn, S OBP: 0.329, SLG: 0.411										1	0	1	0	0	0	0				
Inning Stats	R: 0 E: 0 K: 0 S: 7	H: 1 W: 25 BB: 0 P: 11	R: 0 E: 0 K: 1 S: 9	H: 0 W: 4 BB: 0 P: 14	R: 0 E: 0 K: 3 S: 13	H: 0 W: 3 BB: 0 P: 18	R: 3 E: 0 K: 1 S: 15	H: 4 W: 13 BB: 0 P: 26	R: 1 E: 2 K: 1 S: 12	H: 1 W: 10 BB: 0 P: 16	R: 1 E: 0 K: 1 S: 15	H: 2 W: 13 BB: 1 P: 25	R: 0 E: 0 K: 1 S: 7	H: 0 W: 12 BB: 0 P: 12	R: 0 E: 0 K: 1 S: 12	H: 1 W: 19 BB: 0 P: 19	1B: 6 2B: 4 3B: 0 HR: 0	SF: 0 SAC: 1 DP: 1 HBP: 0	WP: 0 PB: 0 SB: 2 CS: 0	PA: 38
PITCHER	IP WLS BF H R ER SO	IP WLS BF H R ER SO	IP WLS BF H R ER SO	IP WLS BF H R ER SO	IP WLS BF H R ER SO	IP WLS BF H R ER SO	IP WLS BF H R ER SO	IP WLS BF H R ER SO	IP WLS BF H R ER SO	IP WLS BF H R ER SO	IP WLS BF H R ER SO	IP WLS BF H R ER SO	IP WLS BF H R ER SO	IP WLS BF H R ER SO	IP WLS BF H R ER SO	IP WLS BF H R ER SO	ERA WHIP	ERA WHIP		
31 Brad Penny, R ERA: 3.48	6.0	4	25	7	4	3	7	0	0	0	0	0	0	0	0	0	0	4.50	1.167	
Giovanni Carrara, R ERA: 2.79	0.2	H	4	2	1	1	1	0	0	0	0	0	0	0	0	0	0	13.50	3.000	
Joe Beimel, L ERA: 3.47	0.1	H	2	0	0	0	0	1	0	0	0	0	0	0	0	0	0	0.00	3.000	
51 Jonathan Broxton, R ERA: 2.82	1.0	H	3	0	0	0	1	0	0	0	0	0	0	0	0	0	0	0.00	0.000	
44 Takashi Saito, R ERA: 2.35	1.0	S	4	1	0	0	1	0	0	0	0	0	0	0	0	0	0	0.00	1.000	

Batter	1	2	3	4	5	6	7	8	9	AB	R	H	RBI	BB	SO	LOB	BOTTOM			
15 Rafael Furcal, S OBP: 0.359, SLG: 0.405	1-2 G3-1	4-1 S BB		2-0 BB 1B		2-2 L4		0-1 G6-3		4	0	1	1	1	0	0	San Francisco Giants @ Los Angeles Dodgers Dodger Stadium, Los Angeles, CA Sat Aug 12 2006, 1:10 PM PDT Att: 46,444 - Sunny - 84 F			
Kenny Lofton, L OBP: 0.396, SLG: 0.410	2-2 2B	1-1 F8		4-0 3H 1B		0-1 1B		1-1 L5		4	1	2	0	1	0	2				
44 Takashi Saito, L	1-1 1B	2-3 BB		1-2 BB		1-2 1B				0	0	0	0	0	0	0				
Julio Lugo, R OBP: 0.371, SLG: 0.479	1-1 1B	4-2 BB		1-0 P2		1-2 1B		1-2 1B		3	1	2	1	1	0	2				
J.D. Drew, L OBP: 0.371, SLG: 0.449	2-1 16 1B	0-1 P5		2-1 F8		2-3 K				4	0	1	1	0	1	7				
16 Andre Ethier, L OBP: 0.396, SLG: 0.567	1-2 G4-6-3 1B		3-3 K		1-2 HR 1B		0-0 G3			4	1	2	0	0	1	2				
Wilson Betemit, S OBP: 0.348, SLG: 0.525	1-1 G4-6-3		1-3 K		3-1 HR		1-0 7 G3-6 1B			4	1	2	2	0	1	2				
55 Russell Martin, R OBP: 0.363, SLG: 0.445		3-3 K	2-3 K		3-2 7 CS 1B		0-3 K			4	0	1	0	0	3	1				
7 James Loney, L OBP: 0.351, SLG: 0.464	0-1 31 1B			0-1 31 SH1-4 15 1B	2-2 F8		1-2 G3-6			4	2	2	0	0	0	2				
31 Brad Penny, R OBP: 0.240, SLG: 0.330		0-1 3B		0-0 SH1-4 15 1B	0-0 G6-3		2-2 F7			2	0	1	1	0	0	0				
Giovanni Carrara, R ERA: 2.79		0-1 15 BB		0-0 SH1-4 15 1B	0-0 G6-3					0	0	0	0	0	0	0				
Joe Beimel, L ERA: 3.47		0-1 15 BB		0-0 SH1-4 15 1B	0-0 G6-3					0	0	0	0	0	0	0				
51 Jonathan Broxton, R ERA: 2.82		0-1 15 BB		0-0 SH1-4 15 1B	0-0 G6-3					0	0	0	0	0	0	0				
5 Nomar Garciaparra, R OBP: 0.393, SLG: 0.538		0-1 15 BB		0-0 SH1-4 15 1B	0-0 G6-3					0	0	0	0	0	0	0				
17 Jason Rios, R OBP: 0.329, SLG: 0.411		0-1 15 BB		0-0 SH1-4 15 1B	0-0 G6-3					0	0	0	0	0	0	0				
Inning Stats	R: 2 E: 0 K: 0 S: 15	H: 4 W: 24 BB: 0 P: 23	R: 1 E: 0 K: 1 S: 19	H: 2 W: 6 BB: 2 P: 31	R: 0 E: 0 K: 3 S: 10	H: 0 W: 10 BB: 0 P: 16	R: 1 E: 0 K: 0 S: 7	H: 2 W: 56 BB: 1 P: 16	R: 2 E: 0 K: 0 S: 13	H: 3 W: 13 BB: 0 P: 22	R: 0 E: 0 K: 1 S: 14	H: 2 W: 19 BB: 0 P: 19	R: 0 E: 0 K: 1 S: 9	H: 1 W: 11 BB: 0 P: 11	R: 0 E: 0 K: 0 S: 7	H: 0 W: 10 BB: 0 P: 10	1B: 10 2B: 2 3B: 1 HR: 1	SF: 0 SAC: 1 DP: 2 HBP: 0	WP: 0 PB: 0 SB: 1 CS: 1	PA: 38
PITCHER	IP WLS BF H R ER SO	IP WLS BF H R ER SO	IP WLS BF H R ER SO	IP WLS BF H R ER SO	IP WLS BF H R ER SO	IP WLS BF H R ER SO	IP WLS BF H R ER SO	IP WLS BF H R ER SO	IP WLS BF H R ER SO	IP WLS BF H R ER SO	IP WLS BF H R ER SO	IP WLS BF H R ER SO	IP WLS BF H R ER SO	IP WLS BF H R ER SO	IP WLS BF H R ER SO	IP WLS BF H R ER SO	ERA WHIP	ERA WHIP		
18 Matt Cain, R ERA: 4.89	4.0	L	24	10	6	6	4	3	0	0	0	0	0	0	0	0	13.50	3.250		
Jamey Wright, R ERA: 5.11	2.0		8	3	0	0	1	0	0	0	0	0	0	0	0	0	0.00	1.500		
38 Brian Wilson, R ERA: 5.4	2.0		6	1	0	0	1	0	0	0	0	0	0	0	0	0	0.00	0.500		

AB 36
R 5
H 10
RBI 5
BB 1
SO 10
LOB 11



AB 34
R 6
H 14
RBI 6
BB 3
SO 6
LOB 18



Batter	1	2	3	4	5	6	7	8	9	10	AB	R	H	RBI	BB	SO	LOB	TOP	
2 Randy Winn, S OBP: 0.329, SLG: 0.410 Todd Greene, R OBP: 0.320, SLG: 0.390	(1, 8) C X 0-1 1B 1B		(1, 0) B X 1-0 F7			(2, 2) C X 2-2 G6-3			(0, 0) X 0-0 F8		4	0	1	0	0	0	1		
13 Omar Vizquel, S OBP: 0.391, SLG: 0.420	(1, 6) C X SAFE 0-1 F8		(1, 1) B X 1-1 F8			(0, 0) X 0-0 G4-3			(3, 2) C X 3-2 P4		4	0	0	0	0	0	2		
Ray Durham, S OBP: 0.362, SLG: 0.526	(1, 4) C X SAFE 0-0 L1-3 1B		(3, 1) B X 3-1 G4-3			(1, 3) C X 1-3 K			(0, 2) X 0-2 P6		4	0	1	0	0	1	0		
Barry Bonds, L OBP: 0.457, SLG: 0.482 Todd Linden, S OBP: 0.393, SLG: 0.538	(1, 7) B X 1-0 L1-3 1B (10, PR) X 1-1		(0, 0) B X 0-0 F9			(2, 1) C X 2-1 F7			(4, 0) B X 4-0 IBB		3	0	0	0	1	0	2		
Moises Alou, R OBP: 0.349, SLG: 0.513	(1, 9) B X 1-1 G6-3		(1, 1) B X 1-1 P6			(0, 1) B X 0-1 G5-3			(3, 2) B X 3-2 P4		4	0	0	0	0	0	1		
Shea Hillenbrand, R OBP: 0.322, SLG: 0.459	(1, 3) C X 0-1 G5-3		(0, 3) C X 0-3 K			(0, 1) C X 0-1 G5-3			(1, 0) B X 1-0 F8		4	0	0	0	0	1	1		
Pedro Feliz, R OBP: 0.296, SLG: 0.461	(1, 5) C X 0-1 P3		(0, 0) X 0-0 F8			(1, 3) C X 1-3 K					3	0	0	0	0	1	0		
50 Eleazer Alfonso, R OBP: 0.303, SLG: 0.512 Steve Finley, L OBP: 0.318, SLG: 0.402	(1, 2) B X 1-0 G1-3 (9, PR) X 1-1 (9, 8) X 1-1		(0, 3) B X 0-3 K			(1, 1) C X 1-1 G4-3			(1, 1) C X 1-1 FC1-6 1B		3	0	1	0	0	0	0		
Jason Schmidt, R OBP: 0.118, SLG: 0.196 Jose Vizcaino, S OBP: 0.304, SLG: 0.261 Mike Stanton, L OBP: 0.318, SLG: 0.402	(1, 1) B X 2-2 G6-3 (9, PH) X 2-2 (9, 1) X 2-2 (10, 1) X 2-2		(0, 3) C X 0-3 K			(2, 2) C X 2-2 K			(2, 2) C X 2-2 FC1-6 1-2		2	0	0	0	0	1	0		
Inning Stats	R: 0 E: 0 K: 0 S: 6	H: 2 LOB: 1 BB: 0 P: 7	R: 0 E: 0 K: 0 S: 6	H: 0 LOB: 0 BB: 0 P: 7	R: 0 E: 0 K: 0 S: 5	H: 0 LOB: 0 BB: 0 P: 9	R: 0 E: 0 K: 1 S: 7	H: 0 LOB: 0 BB: 0 P: 8	R: 0 E: 0 K: 1 S: 6	H: 0 LOB: 0 BB: 0 P: 9	R: 0 E: 0 K: 1 S: 7	H: 0 LOB: 0 BB: 0 P: 8	R: 0 E: 0 K: 0 S: 10	H: 1 LOB: 1 BB: 0 P: 15	R: 0 E: 0 K: 0 S: 7	H: 0 LOB: 1 BB: 1 P: 15	1B: 3 2B: 1 3B: 0 HR: 0	SF: 0 SAC: 0 DP: 1 HBP: 0	WP: 0 PA: 33
PITCHER	IP 8.0	WLS 25	BF 2	H 2	R 0	ER 0	SO 4	BB 0	IBB 0	HBP 0	BLK 0	WP 0	HR 0	S 50	P 68	ERA 0.00	WHIP 0.250		
Greg Maddux, R ERA: 4.2	(1, 1)	1.0	4	1	0	0	0	0	0	0	0	0	0	10	15	0.00	1.000		
Brett Tomko, R ERA: 4.71	(9, 1)	1.0	W	4	0	0	0	0	1	0	0	0	0	7	15	0.00	0.000		
44 Takashi Saito, R ERA: 2.31	(10, 1)	1.0	W	4	0	0	0	0	1	0	0	0	0	7	15	0.00	0.000		

San Francisco Giants @ Los Angeles Dodgers
Dodger Stadium, Los Angeles, CA
Sun Aug 13 2006, 5:05 PM PDT
Att: 55,699 - Clear - 77 F

AB 32
R 0
H 3
RBI 0
BB 1
SO 4
LOB 8



Batter	1	2	3	4	5	6	7	8	9	10	AB	R	H	RBI	BB	SO	LOB	BOTTOM	
15 Rafael Furcal, S OBP: 0.360, SLG: 0.405	(1, 6) C X 2-3 K		(4, 2) B X 4-2 S BB			(0, 1) C X 0-1 F7			(0, 0) X 0-0 1B 1B		3	0	1	0	1	1	0		
Kenny Lofton, L OBP: 0.365, SLG: 0.409	(1, 8) B X 2-1 F7		(3, 2) C X 3-2 F7			(0, 0) X 0-0 G6-3			(1, 2) B X 1-2 1B		4	0	1	0	0	0	2		
5 Nomar Garciaparra, R OBP: 0.398, SLG: 0.529	(1, 3) B X 2-0 F9		(2, 2) C X 2-2 G6-3			(1, 1) C X 1-1 12B 1B			(1, 3) C X 1-3 K		4	0	1	0	0	1	2		
12 Jeff Kent, R OBP: 0.362, SLG: 0.456	(1, 4) C X 1-1 G6-3		(3, 2) C X 3-2 E5			(0, 1) C X 0-1 1B			(1, 0) B X 1-0 P5		4	0	1	0	0	0	2		
16 Andre Ethier, L OBP: 0.391, SLG: 0.559	(1, 7) C X 1-2 K		(1, 3) B X 1-3 K			(2, 3) C X 2-3 K			(0, 0) X 0-0 F7		4	0	0	0	0	3	3		
Wilson Betemit, S OBP: 0.343, SLG: 0.516	(1, 5) C X 3-3 K		(3, 3) C X 3-3 K			(1, 0) B X 1-0 F7			(1, 0) B X 1-0 G4-3		4	0	0	0	0	2	1		
Julio Lugo, R OBP: 0.367, SLG: 0.473	(1, 9) B X 1-2 P3		(2, 2) B X 2-2 K			(2, 0) B X 2-0 L6			(1, 1) C X 1-1 G6-3		4	0	0	0	0	1	0		
55 Russell Martin, R OBP: 0.365, SLG: 0.460	(1, 2) C X 0-1 G4-3 2B		(2, 1) C X 2-1 G5-3			(1, 2) C X 1-2 G4-3			(1, 0) B X 1-0 HR		4	1	2	1	0	0	0		
Greg Maddux, R OBP: 0.137, SLG: 0.122 7 James Loney, L OBP: 0.346, SLG: 0.457 Brett Tomko, R OBP: 0.154, SLG: 0.120 44 Takashi Saito, L OBP: 0.154, SLG: 0.120	(1, 1) X 0-0 G4-3 (8, PH) X 0-0 (9, 1) X 0-0 (10, 1) X 0-0		(0, 0) X 0-0 G4-3			(3, 3) C X 3-3 K					2	0	0	0	0	0	1		
Inning Stats	R: 0 E: 0 K: 1 S: 7	H: 0 LOB: 0 BB: 0 P: 13	R: 0 E: 0 K: 2 S: 8	H: 0 LOB: 0 BB: 0 P: 13	R: 0 E: 1 K: 2 S: 12	H: 0 LOB: 1 BB: 0 P: 21	R: 0 E: 0 K: 1 S: 6	H: 0 LOB: 0 BB: 0 P: 10	R: 0 E: 0 K: 2 S: 10	H: 2 LOB: 2 BB: 0 P: 13	R: 0 E: 0 K: 0 S: 5	H: 0 LOB: 0 BB: 0 P: 9	R: 0 E: 0 K: 0 S: 4	H: 0 LOB: 0 BB: 0 P: 6	R: 1 E: 0 K: 0 S: 1	H: 1 LOB: 0 BB: 0 P: 2	1B: 4 2B: 1 3B: 0 HR: 1	SF: 0 SAC: 0 DP: 0 HBP: 0	WP: 0 PA: 35
PITCHER	IP 8.0	WLS 31	BF 5	H 5	R 0	ER 0	SO 9	BB 1	IBB 0	HBP 0	BLK 0	WP 0	HR 0	S 70	P 115	ERA 0.00	WHIP 0.750		
Jason Schmidt, R ERA: 3.0	(1, 1)	1.0	3	0	0	0	0	0	0	0	0	0	0	4	6	0.00	0.000		
Mike Stanton, L ERA: 4.41	(9, 1)	0.0	L	1	1	1	0	0	0	0	0	0	0	1	1	2	∞		
31 Vinnie Chulk, R ERA: 4.64	(10, 1)	0.0	L	1	1	1	0	0	0	0	0	0	0	1	1	2	∞		

San Francisco Giants @ Los Angeles Dodgers
Dodger Stadium, Los Angeles, CA
Sun Aug 13 2006, 5:05 PM PDT
Att: 55,699 - Clear - 77 F

AB 34
R 1
H 6
RBI 1
BB 1
SO 9
LOB 11



Batter	1	2	3	4	5	6	7	8	9	AB	R	H	RBI	BB	SO	LOB	TOP							
2 Hanley Ramirez, R OBP: 0.337, SLG: 0.417										3	0	0	0	1	3	1	Florida Marlins @ Los Angeles Dodgers Dodger Stadium, Los Angeles, CA Mon Aug 14 2006, 7:10 PM PDT Att. 44,749 - Clear - 71 F							
6 Dan Uggla, R OBP: 0.348, SLG: 0.503										4	0	1	0	0	0	2								
Miguel Cabrera, R OBP: 0.431, SLG: 0.561										4	0	0	0	0	0	3								
17 Mike Jacobs, L OBP: 0.331, SLG: 0.485										4	0	0	0	0	1	3								
14 Josh Willingham, R OBP: 0.340, SLG: 0.478										4	0	0	0	0	0	0								
27 Jeremy Hermida, L OBP: 0.346, SLG: 0.396										4	0	2	0	0	1	0								
Miguel Olivo, R OBP: 0.311, SLG: 0.484										4	2	2	1	0	0	2								
4 Alfredo Amezaga, S OBP: 0.346, SLG: 0.362										3	0	1	0	1	0	3								
Dontrelle Willis, L OBP: 0.184, SLG: 0.222										3	0	1	1	0	0	3								
Randy Messenger, R ERA: 3.97										0	0	0	0	0	0	0								
52 Sergio Mitre, R OBP: 0.167, SLG: 0.250										0	0	0	0	0	0	0								
Wes Helms, R OBP: 0.364, SLG: 0.524										1	0	0	0	0	0	1								
Inning Stats	R: 0 E: 0 K: 1 S: 7	H: 0 LOB: 0 BB: 0 P: 11	R: 0 E: 0 K: 0 S: 9	H: 0 LOB: 0 BB: 0 P: 15	R: 1 E: 0 K: 1 S: 14	H: 2 LOB: 1 BB: 0 P: 20	R: 0 E: 0 K: 0 S: 6	H: 0 LOB: 0 BB: 0 P: 11	R: 0 E: 0 K: 0 S: 8	H: 1 LOB: 1 BB: 1 P: 16	R: 0 E: 1 K: 0 S: 12	H: 0 LOB: 1 BB: 1 P: 19	R: 0 E: 1 K: 0 S: 11	H: 1 LOB: 2 BB: 0 P: 16	R: 0 E: 0 K: 2 S: 9	H: 1 LOB: 1 BB: 0 P: 16	R: 1 E: 1 K: 1 S: 10	H: 2 LOB: 1 BB: 0 P: 14	1B: 5 2B: 0 3B: 1 HR: 1	SF: 0 SAC: 0 DP: 2 HBP: 0	WP: 0 PB: 0 SB: 1 CS: 1	PA: 36		
PITCHER	IP WLS BF H R ER SO BB IBB HBP BLK WP HR S P ERA WHIP	7.0 W 27 4 1 1 2 2 0 0 0 0 0 0 67 108 1.29 0.857	2.0 S 9 3 1 1 3 0 0 0 0 0 1 19 30 4.50 1.500																					

AB	34
R	2
H	7
RBI	2
BB	2
SO	5
LOB	18



Batter	1	2	3	4	5	6	7	8	9	AB	R	H	RBI	BB	SO	LOB	BOTTOM						
15 Rafael Furcal, S OBP: 0.360, SLG: 0.402										3	1	0	0	2	1	0	Florida Marlins @ Los Angeles Dodgers Dodger Stadium, Los Angeles, CA Mon Aug 14 2006, 7:10 PM PDT Att. 44,749 - Clear - 71 F						
Julio Lugo, R OBP: 0.370, SLG: 0.475										5	2	3	0	0	0	3							
5 Nomar Garciaparra, R OBP: 0.399, SLG: 0.536										4	1	2	3	0	1	1							
12 Jeff Kent, R OBP: 0.360, SLG: 0.450										3	0	0	0	1	1	3							
J.D. Drew, L OBP: 0.374, SLG: 0.450										2	0	1	1	2	0	0							
Wilson Betemit, S OBP: 0.338, SLG: 0.508										4	0	0	0	0	3	5							
Giovanni Carrara, R ERA: 2.95										0	0	0	0	0	0	0							
55 Russell Martin, R OBP: 0.369, SLG: 0.461										2	0	1	0	2	0	0							
17 Jason Repko, R OBP: 0.348, SLG: 0.408										2	0	0	0	0	1	1							
Olmedo Saenz, R OBP: 0.356, SLG: 0.566										1	0	0	0	0	1	3							
Kenny Lofton, L OBP: 0.367, SLG: 0.410										1	0	1	0	0	0	0							
Derek Lowe, R OBP: 0.115, SLG: 0.083										2	0	0	0	0	1	0							
18 Ramon Martinez, R OBP: 0.356, SLG: 0.365										1	0	0	0	0	1	0							
16 Andre Ethier, L OBP: 0.390, SLG: 0.557										1	0	0	0	0	0	2							
Inning Stats	R: 0 E: 0 K: 2 S: 16	H: 1 LOB: 1 BB: 0 P: 21	R: 0 E: 0 K: 2 S: 11	H: 1 LOB: 1 BB: 0 P: 15	R: 0 E: 0 K: 0 S: 6	H: 0 LOB: 0 BB: 0 P: 7	R: 0 E: 0 K: 2 S: 9	H: 0 LOB: 1 BB: 1 P: 19	R: 0 E: 0 K: 1 S: 8	H: 0 LOB: 0 BB: 0 P: 10	R: 2 E: 0 K: 1 S: 10	H: 2 LOB: 3 BB: 3 P: 27	R: 2 E: 0 K: 2 S: 12	H: 3 LOB: 2 BB: 1 P: 20	R: 0 E: 1 K: 0 S: 8	H: 1 LOB: 2 BB: 2 P: 20	1B: 7 2B: 0 3B: 0 HR: 1	SF: 0 SAC: 0 DP: 1 HBP: 0	WP: 0 PB: 0 SB: 1 CS: 0	PA: 38			
PITCHER	IP WLS BF H R ER SO BB IBB HBP BLK WP HR S P ERA WHIP	6.2 L 32 7 4 4 9 4 1 0 0 0 0 3 4 0.00 0.000	1.0 5 1 0 0 0 0 1 1 0 0 0 0 8 20 0.00 2.000																				



Batter	1	2	3	4	5	6	7	8	9	AB	R	H	RBI	BB	SO	LOB	TOP										
2 Hanley Ramirez, R OBP: 0.336, SLG: 0.416	2-2 6 CS 1B			2-3 K		0-0 F9		1-2 K		4	0	1	0	0	2	3											
6 Dan Uggla, R OBP: 0.345, SLG: 0.499	2-3 1-2 K			1-2 F9		3-3 K		2-1 P4		4	0	0	0	0	2	3											
Miguel Cabrera, R OBP: 0.427, SLG: 0.556	0-3 K			1-1 F9			3-2 K		0-0 G6-3	4	0	0	0	0	2	0											
17 Mike Jacobs, L OBP: 0.328, SLG: 0.480		3-2 F8			1-0 G4-3		0-0 G3		0-1 P4	4	0	0	0	0	0	0											
Joe Borcherd, S OBP: 0.320, SLG: 0.371 57 Taylor Tankersley, L Matt Herges, L		2-0 F7			2-3 K		4-2 BB			2	0	0	0	1	1	0											
27 Jeremy Hermida, L OBP: 0.342, SLG: 0.392		2-2 G4-3			1-3 K		1-1 P6			3	0	0	0	0	1	1											
Miguel Olivo, R OBP: 0.312, SLG: 0.482			3-2 F9			0-0 2 F9 4 1B 1B		0-1 G5-3		3	0	1	0	0	0	0											
4 Alfredo Amézaga, S OBP: 0.346, SLG: 0.361			3-2 P6			0-0 1-2 1B		3-3 K 14 FC6-4		3	0	1	0	0	1	0											
36 Anibal Sánchez, R OBP: 0.063, SLG: 0.063 Randy Messenger, R 14 Josh Willingham, R OBP: 0.339, SLG: 0.477			1-3 K			1-3 K		0-1 FC6-4 1-2		2	0	0	0	0	2	2											
Inning Stats	R: 0 E: 0 K: 2 S: 13	H: 1 LOB: 0 BB: 0 P: 17	R: 0 E: 0 K: 0 S: 8	H: 0 LOB: 0 BB: 0 P: 15	R: 0 E: 0 K: 1 S: 11	H: 0 LOB: 0 BB: 0 P: 18	R: 0 E: 0 K: 1 S: 8	H: 0 LOB: 0 BB: 0 P: 12	R: 0 E: 0 K: 2 S: 9	H: 0 LOB: 0 BB: 0 P: 13	R: 0 E: 0 K: 2 S: 10	H: 2 LOB: 2 BB: 0 P: 14	R: 0 E: 0 K: 1 S: 9	H: 0 LOB: 1 BB: 1 P: 17	R: 0 E: 0 K: 2 S: 11	H: 0 LOB: 1 BB: 0 P: 15	R: 0 E: 0 K: 0 S: 5	H: 0 LOB: 0 BB: 0 P: 7	1B: 3 2B: 0 3B: 0 HR: 0	SF: 0 SAC: 0 DP: 0 HBP: 0	WP: 1 PB: 0 SB: 0 CS: 1	PA: 31					
PITCHER	IP	WLS	BF	H	R	ER	SO	BB	IBB	HBP	BLK	WP	HR	S	P	ERA	WHIP										
58 Chad Billingsley, R ERA: 3.16	7.0	W	24	3	0	0	9	1	0	0	0	0	0	68	106	0.00	0.571										
51 Jonathan Broxton, R ERA: 2.77	1.0		4	0	0	0	2	0	0	0	0	1	0	11	15	0.00	0.000										
Aaron Sele, R ERA: 3.93	1.0		3	0	0	0	0	0	0	0	0	0	0	5	7	0.00	0.000										

Florida Marlins @ Los Angeles Dodgers
Dodger Stadium, Los Angeles, CA
Tue Aug 15 2006, 7:10 PM PDT
Att: 47,960 - Clear - 72 F

AB 30
R 0
H 3
RBI 0
BB 1
SO 11
LOB 10



Batter	1	2	3	4	5	6	7	8	9	AB	R	H	RBI	BB	SO	LOB	BOTTOM										
15 Rafael Furcal, S OBP: 0.361, SLG: 0.400	1-2 G2-3		1-0 F7		4-0 BB		4-2 2B FC4-6 BB	1-1 G4-3		3	1	0	0	2	0	0											
Kenny Lofton, L OBP: 0.370, SLG: 0.414 17 Jason Repko, R OBP: 0.348, SLG: 0.408	4-2 BB			3-2 P4	3-1 F9		1-2 FC4-6 12 1B 2B	1-2 1B		4	1	2	1	1	0	3											
5 Nomar Garciaparra, R OBP: 0.399, SLG: 0.533 Aaron Sele, R OBP: 0.208, SLG: 0.250	2-1 F8			3-2 G3		4-1 BB	4-0 FC4-6 1B	1-2 F7		3	0	0	0	2	0	2											
J.D. Drew, L OBP: 0.376, SLG: 0.451	0-0 P6			0-0 2B		4-0 BB	0-1 FC4-6 12 1B 1B			3	1	1	1	1	0	3											
12 Jeff Kent, R OBP: 0.359, SLG: 0.447		1-3 K		1-2 F7		2-2 P2	2-1 16 1B 1B			4	0	1	1	0	1	3											
16 Andre Ethier, L OBP: 0.388, SLG: 0.552		0-1 F8			1-0 L4	1-2 F8	1-2 1-2 2-H 3-H 1B			4	0	1	1	0	0	2											
Wilson Betemit, S OBP: 0.341, SLG: 0.506		1-2 G1-3			0-0 15 BB 55 1B 1B	1-2 G3-1	4-1 BB			3	0	1	0	1	0	2											
55 Russell Martin, R OBP: 0.371, SLG: 0.461			1-2 G4-3		0-2 15 BB 1B		0-2 18 1B			4	1	2	0	0	0	3											
58 Chad Billingsley, R OBP: 0.190, SLG: 0.056 18 Ramon Martínez, R OBP: 0.356, SLG: 0.365 51 Jonathan Broxton, R 7 James Loney, L OBP: 0.342, SLG: 0.451			1-3 K		0-3 K		1-0 SH1-4	2-2 P6		2	0	0	0	0	2	2											
Inning Stats	R: 0 E: 0 K: 0 S: 9	H: 0 LOB: 1 BB: 1 P: 16	R: 0 E: 0 K: 1 S: 10	H: 0 LOB: 0 BB: 0 P: 12	R: 0 E: 0 K: 1 S: 7	H: 0 LOB: 0 BB: 0 P: 10	R: 0 E: 0 K: 0 S: 13	H: 1 LOB: 1 BB: 0 P: 20	R: 0 E: 0 K: 1 S: 10	H: 2 LOB: 3 BB: 1 P: 18	R: 0 E: 0 K: 0 S: 12	H: 0 LOB: 2 BB: 2 P: 24	R: 4 E: 0 K: 0 S: 18	H: 4 LOB: 3 BB: 3 P: 36	R: 0 E: 0 K: 0 S: 13	H: 1 LOB: 1 BB: 0 P: 18	R: 0 E: 0 K: 0 S: 6	H: 0 LOB: 0 BB: 0 P: 7	1B: 6 2B: 2 3B: 0 HR: 0	SF: 0 SAC: 1 DP: 0 HBP: 0	WP: 0 PB: 0 SB: 0 CS: 0	PA: 39					
PITCHER	IP	WLS	BF	H	R	ER	SO	BB	IBB	HBP	BLK	WP	HR	S	P	ERA	WHIP										
36 Anibal Sánchez, R ERA: 5.24 Randy Messenger, R 57 Taylor Tankersley, L ERA: 2.25 Matt Herges, R ERA: 3.79	0.1	L	5	2	4	4	0	1	1	0	0	0	0	8	20	108.00	9.000										
	0.1		3	2	0	0	0	0	0	0	0	0	0	7	9	0.00	6.000										
	1.1		6	1	0	0	0	1	0	0	0	0	0	16	25	0.00	1.500										

Florida Marlins @ Los Angeles Dodgers
Dodger Stadium, Los Angeles, CA
Tue Aug 15 2006, 7:10 PM PDT
Att: 47,960 - Clear - 72 F

AB 31
R 4
H 8
RBI 4
BB 7
SO 3
LOB 20



Batter	1	2	3	4	5	6	7	8	9	AB	R	H	RBI	BB	SO	LOB	TOP		
2 Hanley Ramirez, R OBP: 0.336, SLG: 0.417	G6-3	B1-3		G4-3		1B	L8			6	1	2	1	0	0	0	Florida Marlins @ Los Angeles Dodgers Dodger Stadium, Los Angeles, CA Wed Aug 16 2006, 12:10 PM PDT Att: 38,125 - Sunny - 76 F		
6 Dan Uggla, R OBP: 0.348, SLG: 0.499						HR				4	3	2	0	2	0	2			
52 Sergio Mitre, R OBP: 0.167, SLG: 0.250	BB	P4		HR		HR		G5-3		0	0	0	0	0	0	0			
Miguel Cabrera, R OBP: 0.429, SLG: 0.570	F9			HR		HR				5	3	3	5	0	0	2			
37 Renyel Pinto, L										0	0	0	0	0	0	0			
4 Alfredo Amezaga, S OBP: 0.344, SLG: 0.359				HR		HR				1	0	0	0	0	0	0			
14 Josh Willingham, R OBP: 0.344, SLG: 0.480	BB									4	2	2	0	2	1	0			
Wes Helms, R OBP: 0.368, SLG: 0.540	BB									5	3	2	2	1	0	3			
12 Cody Ross, R OBP: 0.297, SLG: 0.458										3	1	2	4	0	0	1			
27 Jeremy Hermida, L OBP: 0.340, SLG: 0.389	BB									2	0	0	0	0	0	1			
Miguel Olivo, R OBP: 0.313, SLG: 0.484	BB									5	1	2	1	0	0	2			
61 Reggie Abercrombie, R OBP: 0.275, SLG: 0.344	BB									5	1	1	2	0	1	5			
55 Josh Johnson, L OBP: 0.139, SLG: 0.171										3	0	0	0	0	1	3			
Joe Borcherd, S OBP: 0.318, SLG: 0.369										1	0	0	0	0	0	0			
Brian Moehler, R OBP: 0.154, SLG: 0.083										0	0	0	0	0	0	0			
20 Matt Treanor, R OBP: 0.305, SLG: 0.293										1	0	0	0	0	0	1			
Inning Stats	R: 4 H: 2 E: 0 K: 0 S: 15	WLS: 1 BF: 3 P: 30	H: 0 R: 0 ER: 0 SO: 6	H: 0 R: 0 ER: 0 SO: 7	H: 3 R: 1 ER: 1 SO: 11	H: 3 R: 0 ER: 0 SO: 15	H: 3 R: 2 ER: 0 SO: 15	H: 0 R: 0 ER: 0 SO: 6	H: 3 R: 5 ER: 0 SO: 19	H: 3 R: 0 ER: 0 SO: 33	H: 1 R: 0 ER: 0 SO: 9	H: 4 R: 3 ER: 1 SO: 16	H: 0 R: 0 ER: 0 SO: 17	1B: 8 2B: 5 3B: 0 HR: 3	SF: 0 SAC: 0 DP: 1 HBP: 0	WP: 0 PB: 0 SB: 2 CS: 0	PA: 50		
PITCHER	IP: 2.1 WLS: L ERA: 4.31	WLS: 8 ERA: 4.07	H: 5 R: 5 ER: 5 SO: 1	H: 5 R: 2 ER: 2 SO: 0	H: 5 R: 5 ER: 5 SO: 0	H: 5 R: 2 ER: 2 SO: 0	H: 5 R: 2 ER: 2 SO: 0	H: 0 R: 0 ER: 0 SO: 0	H: 29 R: 18 ER: 10.80 SO: 18.00	H: 29 R: 18 ER: 10.80 SO: 18.00	H: 29 R: 18 ER: 10.80 SO: 18.00	H: 29 R: 18 ER: 10.80 SO: 18.00	H: 29 R: 18 ER: 10.80 SO: 18.00	H: 29 R: 18 ER: 10.80 SO: 18.00	H: 29 R: 18 ER: 10.80 SO: 18.00	H: 29 R: 18 ER: 10.80 SO: 18.00	H: 29 R: 18 ER: 10.80 SO: 18.00	H: 29 R: 18 ER: 10.80 SO: 18.00	H: 29 R: 18 ER: 10.80 SO: 18.00

Batter	1	2	3	4	5	6	7	8	9	AB	R	H	RBI	BB	SO	LOB	BOTTOM	
Kenny Lofton, L OBP: 0.370, SLG: 0.412	BB	PO	F8	F7			G6-3			2	1	0	0	1	0	2	Florida Marlins @ Los Angeles Dodgers Dodger Stadium, Los Angeles, CA Wed Aug 16 2006, 12:10 PM PDT Att: 38,125 - Sunny - 76 F	
17 Jason Repko, R OBP: 0.345, SLG: 0.404										1	0	0	0	0	0	0		
Julio Lugo, R OBP: 0.366, SLG: 0.469	P4		P3		F8		L4			4	0	0	0	0	0	1		
5 Nomar Garciaparra, R OBP: 0.299, SLG: 0.530	F8		F8					F8		2	0	0	0	1	0	1		
Olmedo Saenz, R OBP: 0.354, SLG: 0.563										1	0	0	0	0	0	0		
J.D. Drew, L OBP: 0.378, SLG: 0.454										2	2	1	0	1	0	1		
7 James Loney, L OBP: 0.336, SLG: 0.444	BB									1	0	0	0	0	0	0		
12 Jeff Kent, R OBP: 0.362, SLG: 0.457										3	1	2	3	0	0	1		
18 Ramon Martinez, R OBP: 0.354, SLG: 0.363	BB									1	0	0	0	0	0	0		
16 Andre Ethier, L OBP: 0.383, SLG: 0.545										4	0	0	0	0	1	3		
Wilson Betemit, S OBP: 0.343, SLG: 0.506										4	0	2	1	0	1	0		
Toby Hall, R OBP: 0.273, SLG: 0.391										4	0	2	0	0	0	1		
Mark Hendrickson, L ERA: 2.84										0	0	0	0	0	0	0		
15 Russell Martin, S OBP: 0.270, SLG: 0.466										1	0	0	0	0	0	2		
Giovanni Carrara, R ERA: 5.63										0	0	0	0	0	0	0		
Joe Beigel, L ERA: 3.62										1	0	0	0	0	0	0		
Brett Tomko, R ERA: 6.96										1	0	0	0	0	0	1		
Inning Stats	R: 2 H: 1 E: 0 K: 1 S: 13	WLS: 26 BF: 2 P: 28	H: 1 R: 0 ER: 0 SO: 4	H: 1 R: 0 ER: 0 SO: 6	H: 0 R: 0 ER: 0 SO: 5	H: 0 R: 0 ER: 0 SO: 17	H: 4 R: 2 ER: 0 SO: 11	H: 0 R: 0 ER: 0 SO: 13	H: 0 R: 0 ER: 0 SO: 19	H: 0 R: 0 ER: 0 SO: 8	H: 1 R: 0 ER: 0 SO: 4	H: 0 R: 0 ER: 0 SO: 4	H: 1 R: 0 ER: 0 SO: 4	1B: 4 2B: 3 3B: 0 HR: 0	SF: 0 SAC: 1 DP: 1 HBP: 0	WP: 0 PB: 0 SB: 2 CS: 0	PA: 37	
PITCHER	IP: 6.0 WLS: W ERA: 2.84	WLS: 3 ERA: 3.45	H: 0 R: 0 ER: 0 SO: 1	H: 0 R: 0 ER: 0 SO: 0	H: 0 R: 0 ER: 0 SO: 0	H: 0 R: 0 ER: 0 SO: 0	H: 4 R: 2 ER: 0 SO: 11	H: 0 R: 0 ER: 0 SO: 13	H: 0 R: 0 ER: 0 SO: 19	H: 0 R: 0 ER: 0 SO: 8	H: 1 R: 0 ER: 0 SO: 4	H: 0 R: 0 ER: 0 SO: 4	H: 1 R: 0 ER: 0 SO: 4	H: 4 R: 3 ER: 0 SO: 0	H: 1 R: 0 ER: 0 SO: 0	H: 1 R: 0 ER: 0 SO: 0	H: 1 R: 0 ER: 0 SO: 0	H: 1 R: 0 ER: 0 SO: 0



Batter	1	2	3	4	5	6	7	8	9	AB	R	H	RBI	BB	SO	LOB	TOP							
15 Rafael Furcal, S OBP: 0.361, SLG: 0.400	3-1 1B 5 1B	SH	G4-6-3		F8			1-1 1B 17 2B		4	3	2	0	0	0	2								
Kenny Lofton, L OBP: 0.376, SLG: 0.419	1-2 1B 16 WP 5 1B	2-1 1B	F8		F7			2-2 1B 1-3 1B		3	2	2	0	0	0	0								
17 Jason Repko, R OBP: 0.353, SLG: 0.416	1-3 1B							1-3 1B		2	1	1	0	0	0	0								
5 Nomar Garciaparra, R OBP: 0.493, SLG: 0.528	0-0 1B 16 WP 3B	2-2 1B 12 3B	G6-3		L4			4-0 1B SF8 IBB		4	3	2	1	1	0	0								
J.D. Drew, L OBP: 0.377, SLG: 0.451	1-1 F8	0-0 1B 12 3B	F9		K			1-0 1B		5	1	2	3	0	1	2								
12 Jeff Kent, R OBP: 0.361, SLG: 0.462	1-0 F7	0-1 1B 16 1B	G6-3					2-1 1B SF7		2	1	1	2	0	0	2								
Julio Lugo, R OBP: 0.364, SLG: 0.466	1-1 F7	1-1 3B 55 BB 1B	G4-3					0-1 1B P6		2	1	1	1	0	0	0								
16 Andre Ethier, L OBP: 0.385, SLG: 0.548	1-1 3B	0-2 1B 55 BB 1B	G4-3					0-1 1B		5	1	4	3	0	0	1								
Wilson Betemit, S OBP: 0.339, SLG: 0.496	4-1 BB	0-1 1B 55 BB	G4-3					2-3 K		3	0	1	1	1	1	1								
55 Russell Martin, R OBP: 0.363, SLG: 0.447	1-3 K	4-1 1B 15 G4-6-3 BB	G6-3		G6-3			0-0 G6-3		4	0	0	0	1	1	3								
Greg Maddux, R ERA: 4.27																								
Brett Tomko, R ERA: 4.71																								
51 Jonathan Broxton, R ERA: 2.72																								
18 Ramon Martinez, R OBP: 0.392, SLG: 0.590																								
44 Takashi Saito, L ERA: 2.28																								
Inning Stats	R: 3 E: 0 K: 1 S: 15	H: 4 LOB: 2 BB: 1 P: 27	R: 7 E: 1 K: 0 S: 24	H: 7 LOB: 1 BB: 1 P: 33	R: 0 E: 0 K: 0 S: 3	H: 0 LOB: 0 BB: 0 P: 9	R: 0 E: 0 K: 0 S: 5	H: 1 LOB: 0 BB: 0 P: 9	R: 0 E: 0 K: 1 S: 6	H: 0 LOB: 0 BB: 0 P: 8	R: 0 E: 0 K: 1 S: 7	H: 0 LOB: 0 BB: 0 P: 11	R: 1 E: 0 K: 0 S: 6	H: 2 LOB: 0 BB: 0 P: 10	R: 3 E: 0 K: 1 S: 13	H: 3 LOB: 1 BB: 1 P: 26	R: 0 E: 0 K: 1 S: 6	H: 0 LOB: 0 BB: 0 P: 10	1B: 12 2B: 3 3B: 2 HR: 0	SF: 3 SAC: 1 DP: 3 HBP: 0	WP: 1 PB: 0 SB: 0 CS: 0	PA: 45		
PITCHER	IP WLS BF H R ER SO BB IBB HBP BLK WP HR S P ERA WHIP	IP WLS BF H R ER SO BB IBB HBP BLK WP HR S P ERA WHIP	IP WLS BF H R ER SO BB IBB HBP BLK WP HR S P ERA WHIP	IP WLS BF H R ER SO BB IBB HBP BLK WP HR S P ERA WHIP	IP WLS BF H R ER SO BB IBB HBP BLK WP HR S P ERA WHIP	IP WLS BF H R ER SO BB IBB HBP BLK WP HR S P ERA WHIP	IP WLS BF H R ER SO BB IBB HBP BLK WP HR S P ERA WHIP	IP WLS BF H R ER SO BB IBB HBP BLK WP HR S P ERA WHIP	IP WLS BF H R ER SO BB IBB HBP BLK WP HR S P ERA WHIP	IP WLS BF H R ER SO BB IBB HBP BLK WP HR S P ERA WHIP	IP WLS BF H R ER SO BB IBB HBP BLK WP HR S P ERA WHIP	IP WLS BF H R ER SO BB IBB HBP BLK WP HR S P ERA WHIP	IP WLS BF H R ER SO BB IBB HBP BLK WP HR S P ERA WHIP	IP WLS BF H R ER SO BB IBB HBP BLK WP HR S P ERA WHIP	IP WLS BF H R ER SO BB IBB HBP BLK WP HR S P ERA WHIP	IP WLS BF H R ER SO BB IBB HBP BLK WP HR S P ERA WHIP	IP WLS BF H R ER SO BB IBB HBP BLK WP HR S P ERA WHIP	IP WLS BF H R ER SO BB IBB HBP BLK WP HR S P ERA WHIP	IP WLS BF H R ER SO BB IBB HBP BLK WP HR S P ERA WHIP	IP WLS BF H R ER SO BB IBB HBP BLK WP HR S P ERA WHIP	IP WLS BF H R ER SO BB IBB HBP BLK WP HR S P ERA WHIP	IP WLS BF H R ER SO BB IBB HBP BLK WP HR S P ERA WHIP	IP WLS BF H R ER SO BB IBB HBP BLK WP HR S P ERA WHIP	IP WLS BF H R ER SO BB IBB HBP BLK WP HR S P ERA WHIP

Los Angeles Dodgers @ San Francisco Giants
 AT&T Park, San Francisco, CA
 Sat Aug 19 2006, 6:05 PM PDT
 Att: 42,833 - Partly Cloudy - 61 F

AB 38
 R 14
 H 17
 RBI 12
 BB 3
 SO 5
 LOB 11


Batter	1	2	3	4	5	6	7	8	9	AB	R	H	RBI	BB	SO	LOB	BOTTOM								
2 Randy Winn, S OBP: 0.322, SLG: 0.400	1-2 G1-3			G5-3	L8			P4		4	0	0	0	0	0	1									
13 Omar Vizquel, S OBP: 0.383, SLG: 0.415	2-1 G4-3			1B 2B	E3 3B			K		4	2	1	0	0	1	1									
9 Mark Sweeney, L OBP: 0.329, SLG: 0.407				1B	3B					0	0	0	0	0	0	0									
Ray Durham, S OBP: 0.367, SLG: 0.533	2-2 G4-3			2B HR 1B	3B 2H 2H			G3		4	1	2	2	0	0	0									
Barry Bonds, L OBP: 0.443, SLG: 0.471				HR 2B	G4-3					1	0	0	0	0	0	0									
Todd Linden, S OBP: 0.342, SLG: 0.472				HR 2B				1B		3	1	2	1	0	0	1									
Moises Alou, R OBP: 0.348, SLG: 0.520				HR				F9		4	1	1	3	0	1	1									
Tomas De La Rosa, R OBP: 0.329, SLG: 0.459				K				F7		0	0	0	0	0	0	0									
Shea Hillenbrand, R OBP: 0.329, SLG: 0.459				K	P3					4	0	0	0	0	1	1									
Pedro Feliz, R OBP: 0.293, SLG: 0.454				G6-3	K			F7		4	0	0	0	0	1	0									
50 Eliezer Alfonzo, R OBP: 0.300, SLG: 0.503				K	K			K		4	1	1	1	0	3	0									
41 Brad Hennessey, R ERA: 4.27																									
Jamey Wright, R ERA: 4.71																									
51 Jonathan Broxton, R ERA: 2.72																									
44 Takashi Saito, R ERA: 2.28																									
Inning Stats	R: 0 E: 0 K: 0 S: 9	H: 0 LOB: 0 BB: 0 P: 14	R: 0 E: 0 K: 2 S: 8	H: 0 LOB: 0 BB: 0 P: 14	R: 0 E: 0 K: 2 S: 8	H: 0 LOB: 0 BB: 0 P: 12	R: 4 E: 0 K: 1 S: 12	H: 4 LOB: 0 BB: 0 P: 13	R: 2 E: 0 K: 1 S: 13	H: 2 LOB: 1 BB: 0 P: 17	R: 0 E: 0 K: 0 S: 7	H: 0 LOB: 0 BB: 0 P: 10	R: 1 E: 0 K: 1 S: 10	H: 1 LOB: 0 BB: 0 P: 15	R: 0 E: 0 K: 0 S: 9	H: 1 LOB: 1 BB: 0 P: 13	R: 0 E: 0 K: 1 S: 8	H: 0 LOB: 0 BB: 0 P: 11	1B: 4 2B: 1 3B: 1 HR: 2	SF: 0 SAC: 0 DP: 0 HBP: 0	WP: 0 PB: 0 SB: 0 CS: 0	PA: 36			
PITCHER	IP WLS BF H R ER SO BB IBB HBP BLK WP HR S P ERA WHIP	IP WLS BF H R ER SO BB IBB HBP BLK WP HR S P ERA WHIP	IP WLS BF H R ER SO BB IBB HBP BLK WP HR S P ERA WHIP	IP WLS BF H R ER SO BB IBB HBP BLK WP HR S P ERA WHIP	IP WLS BF H R ER SO BB IBB HBP BLK WP HR S P ERA WHIP	IP WLS BF H R ER SO BB IBB HBP BLK WP HR S P ERA WHIP	IP WLS BF H R ER SO BB IBB HBP BLK WP HR S P ERA WHIP	IP WLS BF H R ER SO BB IBB HBP BLK WP HR S P ERA WHIP	IP WLS BF H R ER SO BB IBB HBP BLK WP HR S P ERA WHIP	IP WLS BF H R ER SO BB IBB HBP BLK WP HR S P ERA WHIP	IP WLS BF H R ER SO BB IBB HBP BLK WP HR S P ERA WHIP	IP WLS BF H R ER SO BB IBB HBP BLK WP HR S P ERA WHIP	IP WLS BF H R ER SO BB IBB HBP BLK WP HR S P ERA WHIP	IP WLS BF H R ER SO BB IBB HBP BLK WP HR S P ERA WHIP	IP WLS BF H R ER SO BB IBB HBP BLK WP HR S P ERA WHIP	IP WLS BF H R ER SO BB IBB HBP BLK WP HR S P ERA WHIP	IP WLS BF H R ER SO BB IBB HBP BLK WP HR S P ERA WHIP	IP WLS BF H R ER SO BB IBB HBP BLK WP HR S P ERA WHIP	IP WLS BF H R ER SO BB IBB HBP BLK WP HR S P ERA WHIP	IP WLS BF H R ER SO BB IBB HBP BLK WP HR S P ERA WHIP	IP WLS BF H R ER SO BB IBB HBP BLK WP HR S P ERA WHIP	IP WLS BF H R ER SO BB IBB HBP BLK WP HR S P ERA WHIP	IP WLS BF H R ER SO BB IBB HBP BLK WP HR S P ERA WHIP	IP WLS BF H R ER SO BB IBB HBP BLK WP HR S P ERA WHIP	IP WLS BF H R ER SO BB IBB HBP BLK WP HR S P ERA WHIP


Los Angeles Dodgers @ San Francisco Giants
 AT&T Park, San Francisco, CA
 Sat Aug 19 2006, 6:05 PM PDT
 Att: 42,833 - Partly Cloudy - 61 F

AB 36
 R 7
 H 8
 RBI 7
 BB 0
 SO 8
 LOB 5

Batter	1	2	3	4	5	6	7	8	9	AB	R	H	RBI	BB	SO	LOB	TOP				
15 Rafael Furcal, S OBP: 0.360, SLG: 0.398										4	0	1	0	0	2	2	Los Angeles Dodgers @ San Francisco Giants AT&T Park, San Francisco, CA Sun Aug 20 2006, 1:05 PM PDT Att. 42,052 - Overcast - 65 F				
Kenny Lofton, L OBP: 0.375, SLG: 0.420										4	1	1	0	0	0	4					
5 Nomar Garciaparra, R OBP: 0.404, SLG: 0.536										4	2	2	2	0	0	1					
J.D. Drew, L OBP: 0.376, SLG: 0.457										4	1	1	2	0	0	0					
12 Jeff Kent, R OBP: 0.357, SLG: 0.455										4	0	0	0	0	1	0					
16 Andre Ethier, L OBP: 0.386, SLG: 0.548										4	1	2	0	0	1	0					
Wilson Betemit, S OBP: 0.338, SLG: 0.491										3	0	0	0	1	1	1					
55 Russell Martin, R OBP: 0.358, SLG: 0.441										4	0	0	0	0	1	3					
Derek Lowe, R OBP: 0.143, SLG: 0.135										4	0	2	1	0	1	1					
44 Takashi Saito, L (9, 1)										0	0	0	0	0	0	0					
Inning Stats	R: 2 H: 2 E: 0 K: 1 S: 12	H: 2 LOB: 0 BB: 0 P: 17	R: 1 H: 2 E: 0 K: 1 S: 15	H: 2 LOB: 2 BB: 1 P: 26	R: 0 H: 0 E: 0 K: 0 S: 7	H: 0 LOB: 0 BB: 0 P: 12	R: 0 H: 0 E: 0 K: 1 S: 8	H: 0 LOB: 0 BB: 0 P: 10	R: 0 H: 2 E: 0 K: 0 S: 6	H: 0 LOB: 1 BB: 0 P: 8	R: 0 H: 0 E: 0 K: 1 S: 9	H: 0 LOB: 0 BB: 0 P: 10	R: 0 H: 0 E: 0 K: 1 S: 8	H: 0 LOB: 0 BB: 0 P: 13	R: 2 H: 2 E: 0 K: 1 S: 10	H: 2 LOB: 0 BB: 0 P: 15	R: 0 H: 1 E: 0 K: 1 S: 10	H: 1 LOB: 1 BB: 0 P: 15	1B: 5 2B: 3 3B: 0 HR: 2	SF: 0 SAC: 0 DP: 1 HBP: 0	WP: 0 PA: 36 PB: 0 SB: 1 CS: 0
PITCHER	IP WLS BF H R ER SO BB IBB HBP BLK WP HR S P ERA WHIP																				
Matt Morris, R ERA: 4.67	(1, 1) 8.0 L 32 8 5 5 6 1 0 0 0 0 0 2 75 111 5.62 1.125																				
Jack Taschner, L ERA: 14.09	(9, 1) 1.0 4 1 0 0 1 0 0 0 0 0 0 0 10 15 0.00 1.000																				

Batter	1	2	3	4	5	6	7	8	9	AB	R	H	RBI	BB	SO	LOB	BOTTOM				
2 Randy Winn, S OBP: 0.322, SLG: 0.399										4	1	1	0	0	0	2	Los Angeles Dodgers @ San Francisco Giants AT&T Park, San Francisco, CA Sun Aug 20 2006, 1:05 PM PDT Att. 42,052 - Overcast - 65 F				
13 Omar Vizquel, S OBP: 0.380, SLG: 0.412										4	1	0	0	0	1	3					
Ray Durham, S OBP: 0.365, SLG: 0.530										4	0	1	1	0	0	0					
Moises Alou, R OBP: 0.350, SLG: 0.522										1	0	1	0	0	0	0					
Todd Linden, S OBP: 0.328, SLG: 0.474										2	0	1	0	1	1	0					
Steve Finley, L OBP: 0.310, SLG: 0.397										4	0	0	0	0	1	5					
Shea Hillenbrand, R OBP: 0.324, SLG: 0.456										3	0	0	0	0	1	2					
Barry Bonds, L OBP: 0.444, SLG: 0.471										0	0	1	1	0	0	0					
Tomas De La Rosa, R (9, PR)										0	0	0	0	0	0	0					
Pedro Feliz, R OBP: 0.291, SLG: 0.450										4	0	0	0	0	2	3					
50 Eliezer Alfonzo, R OBP: 0.299, SLG: 0.497										4	0	1	0	0	2	3					
Matt Morris, R OBP: 0.200, SLG: 0.224	(1, 1) 8.0 W 31 8 2 1 6 1 0 0 0 0 0 0 13 20 0.00 1.000																				
9 Mark Sweeney, L OBP: 0.328, SLG: 0.405	(8, PH) 1.0 S 4 0 0 0 3 1 0 0 0 0 0 0 0 0 0 0 0																				
Jack Taschner, L ERA: 2.24	(9, 1) 1.0 S 4 0 0 0 3 1 0 0 0 0 0 0 0 0 0 0 0																				
Inning Stats	R: 0 H: 0 E: 0 K: 0 S: 7	H: 1 LOB: 0 BB: 0 P: 11	R: 0 H: 1 E: 0 K: 0 S: 8	H: 1 LOB: 2 BB: 0 P: 14	R: 0 H: 0 E: 0 K: 1 S: 6	H: 0 LOB: 0 BB: 0 P: 12	R: 0 H: 0 E: 0 K: 2 S: 8	H: 0 LOB: 0 BB: 0 P: 11	R: 0 H: 0 E: 0 K: 1 S: 8	H: 0 LOB: 1 BB: 0 P: 11	R: 0 H: 0 E: 0 K: 0 S: 7	H: 1 LOB: 0 BB: 0 P: 11	R: 0 H: 0 E: 0 K: 1 S: 8	H: 0 LOB: 0 BB: 0 P: 12	R: 2 H: 2 E: 1 K: 3 S: 20	H: 2 LOB: 2 BB: 2 P: 32	R: 0 H: 0 E: 0 K: 0 S: 0	H: 0 LOB: 0 BB: 0 P: 0	1B: 5 2B: 0 3B: 0 HR: 0	SF: 0 SAC: 1 DP: 1 HBP: 0	WP: 0 PA: 35 PB: 0 SB: 0 CS: 0
PITCHER	IP WLS BF H R ER SO BB IBB HBP BLK WP HR S P ERA WHIP																				
Derek Lowe, R ERA: 3.84	(1, 1) 8.0 W 31 8 2 1 6 1 0 0 0 0 0 0 13 20 0.00 1.000																				
44 Takeshi Saito, R ERA: 2.24	(9, 1) 1.0 S 4 0 0 0 3 1 0 0 0 0 0 0 0 0 0 0 0																				

Batter	1	2	3	4	5	6	7	8	9	AB	R	H	RBI	BB	SO	LOB	TOP										
15 Rafael Furcal, S OBP: 0.358, SLG: 0.395	B5-3			G6-3		G5-3		F7		4	0	0	0	0	0	1	Los Angeles Dodgers @ San Diego Padres PETCO Park, San Diego, CA Mon Aug 21 2006, 10:05 PM EDT Att: 33,244 - Clear - 68 F livebaseballscorecards.com										
Kenny Lofton, L OBP: 0.373, SLG: 0.418	G6-3			12 PB 12 E 1B		G4-3		G6-4-3		4	1	1	0	0	0	1											
5 Nomar Garciaparra, R OBP: 0.492, SLG: 0.533	G6-3			F8		G5-3				4	0	1	0	0	0	1											
J.D. Drew, L OBP: 0.374, SLG: 0.453		F8		12 PB 12 E 1B		F8				3	1	0	0	1	1												
12 Jeff Kent, R OBP: 0.359, SLG: 0.456		K		E8 1B				G5-4-3		4	0	2	2	0	1	1											
16 Andre Ethier, L OBP: 0.386, SLG: 0.546		F9		G3						3	0	1	0	0	0	1											
Wilson Betemit, S OBP: 0.334, SLG: 0.485				G4-3		F8		P4		3	0	0	0	0	0	2											
55 Russell Martin, R OBP: 0.356, SLG: 0.440				G6-3				58 CS 1B		3	0	1	0	0	0	2											
58 Chad Billingsley, R OBP: 0.174, SLG: 0.050				G5-3						2	0	0	0	0	1	1											
Elmer Dessens, R Joe Beimel, L Julio Lugo, R Brett Tomko, R										0	0	0	0	0	0	0											
Inning Stats	R: 0 E: 0 K: 0 S: 5	H: 0 LOB: 0 BB: 0 P: 10	R: 0 E: 0 K: 1 S: 7	H: 0 LOB: 0 BB: 0 P: 10	R: 0 E: 0 K: 0 S: 7	H: 0 LOB: 0 BB: 0 P: 8	R: 2 E: 1 K: 0 S: 10	H: 2 LOB: 1 BB: 1 P: 21	R: 0 E: 0 K: 0 S: 6	H: 0 LOB: 0 BB: 0 P: 7	R: 0 E: 0 K: 0 S: 14	H: 2 LOB: 2 BB: 0 P: 15	R: 0 E: 0 K: 0 S: 7	H: 0 LOB: 0 BB: 0 P: 11	R: 0 E: 0 K: 1 S: 6	H: 1 LOB: 0 BB: 0 P: 8	1B: 6 2B: 0 3B: 0 HR: 0	SF: 0 SAC: 0 DP: 2 HBP: 1	WP: 0 PB: 1 SB: 0 CS: 1	PA: 32							
PITCHER	IP	WLS	BF	H	R	ER	SO	BB	IBB	HBP	BLK	WP	HR	S	P	ERA	WHIP										
54 Tim Stauffer, R ERA: 1.5	6.0	W	21	3	2	1	2	1	0	0	0	0	0	42	66	1.50	0.667										
Alan Embree, L ERA: 3.48	0.2	H	4	2	0	0	0	0	0	0	0	0	0	12	13	0.00	3.000										
43 Cla Meredith, R ERA: 1.05	0.1	H	1	0	0	0	0	0	0	0	0	0	0	2	2	0.00	0.000										
Scott Linebrink, R ERA: 3.72	1.0	H	3	0	0	0	0	0	0	1	0	0	0	7	11	0.00	0.000										
Trevor Hoffman, R ERA: 2.08	1.0	S	3	1	0	0	1	0	0	0	0	0	0	6	8	0.00	1.000										

Batter	1	2	3	4	5	6	7	8	9	AB	R	H	RBI	BB	SO	LOB	BOTTOM										
Dave Roberts, L OBP: 0.376, SLG: 0.412	F8			1-2 1B		24 S 2B 1B		SH1-3		3	1	2	0	0	0	0	Los Angeles Dodgers @ San Diego Padres PETCO Park, San Diego, CA Mon Aug 21 2006, 10:05 PM EDT Att: 33,244 - Clear - 68 F livebaseballscorecards.com										
24 Brian Giles, L OBP: 0.386, SLG: 0.397	K			G4-3				CS 2B		4	0	1	1	0	2	3											
Todd Walker, L Scott Linebrink, R Trevor Hoffman, R	F7			23 2B PB 1B		2H 2B		G1-3		4	1	2	1	0	0	1											
Mike Piazza, R Mark Bellhorn, S		L9		F9		L8				3	0	0	0	0	0	2											
Mike Cameron, R		F9		K				23 G6-3 3B		4	1	1	0	0	1	1											
23 Adrián González, L OBP: 0.344, SLG: 0.497		K		PB 2B		G6-3		G6-3		4	0	1	1	0	1	0											
Geoff Blum, S OBP: 0.293, SLG: 0.347				G4-3		PB BB		G6-3		2	0	0	0	1	0	0											
Josh Barfield, R OBP: 0.315, SLG: 0.415				F9		G5-3		L8		3	0	0	0	0	0	2											
54 Tim Stauffer, R Alan Embree, L 43 Cla Meredith, R Rob Bowen, S										2	0	1	0	0	1	0											
Inning Stats	R: 0 E: 0 K: 1 S: 6	H: 0 LOB: 0 BB: 0 P: 9	R: 0 E: 0 K: 1 S: 7	H: 0 LOB: 0 BB: 0 P: 10	R: 0 E: 0 K: 0 S: 13	H: 2 LOB: 2 BB: 0 P: 25	R: 1 E: 0 K: 1 S: 15	H: 2 LOB: 1 BB: 1 P: 29	R: 1 E: 0 K: 0 S: 9	H: 1 LOB: 0 BB: 0 P: 16	R: 1 E: 0 K: 0 S: 9	H: 2 LOB: 2 BB: 0 P: 12	R: 0 E: 0 K: 0 S: 9	H: 0 LOB: 0 BB: 0 P: 15	R: 0 E: 0 K: 0 S: 9	H: 0 LOB: 0 BB: 0 P: 15		1B: 5 2B: 3 3B: 1 HR: 0	SF: 0 SAC: 1 DP: 0 HBP: 0	WP: 0 PB: 1 SB: 1 CS: 1	PA: 33						
PITCHER	IP	WLS	BF	H	R	ER	SO	BB	IBB	HBP	BLK	WP	HR	S	P	ERA	WHIP										
58 Chad Billingsley, R ERA: 3.07	5.0		22	6	2	1	5	1	0	0	0	0	0	9	16	9.00	1.000										
Elmer Dessens, R ERA: 4.29	1.0	L	4	1	1	1	0	0	0	0	0	0	0	9	12	9.00	2.000										
Joe Beimel, L ERA: 3.73	1.0		4	2	1	1	0	0	0	0	0	0	0	9	15	0.00	0.000										
Brett Tomko, R ERA: 4.66	1.0		3	0	0	0	0	0	0	0	0	0	0	9	15	0.00	0.000										

Batter	1	2	3	4	5	6	7	8	9	AB	R	H	RBI	BB	SO	LOB	TOP			
15 Rafael Furcal, S OBP: 0.356, SLG: 0.393	2-2 P4		3-2 F7			0-1 G3-1		0-1		4	0	1	0	0	0	0				
Kenny Lofton, L OBP: 0.308, SLG: 0.412 Giovanni Carrara, R	0-2 F7			0-2		3-1 F7		1-1		4	1	1	0	0	0	1				
5 Nomar Garciaparra, R OBP: 0.397, SLG: 0.524	2-1 L4			1-1		0-0 F8		1-0		4	0	1	0	0	0	1				
12 Jeff Kent, R OBP: 0.359, SLG: 0.452		1-1 F7		0-1		1-0		0-1		4	0	1	0	0	0	2				
16 Andre Ethier, L OBP: 0.380, SLG: 0.541		2-2 F7		1-1		2-2		1-2		4	0	1	1	0	0	2				
Julio Lugo, R OBP: 0.368, SLG: 0.470 17 Jason Repko, R OBP: 0.356, SLG: 0.417	1-3 K	1-3		3-1		1-1		1-3		2	0	0	0	0	1	1				
Wilson Betemit, S OBP: 0.333, SLG: 0.493			0-0			0-1				3	1	1	1	0	1	1				
55 Russell Martin, R OBP: 0.354, SLG: 0.434			2-3			1-0				3	0	0	0	0	2	0				
31 Brad Penny, R OBP: 0.222, SLG: 0.278 Elmer Dessens, R Joe Beimel, L J.D. Drew, L OBP: 0.373, SLG: 0.449	1-1 F8			1-1		3-3		3-3		2	0	0	0	0	0	0				
										2	0	0	0	0	0	0				
										1	0	0	0	0	1	0				
Inning Stats	R: 0 E: 0 K: 0 S: 8	H: 0 LOB: 0 BB: 0 P: 12	R: 0 E: 0 K: 1 S: 8	H: 0 LOB: 0 BB: 0 P: 12	R: 1 E: 0 K: 1 S: 11	H: 1 LOB: 0 BB: 0 P: 17	R: 1 E: 0 K: 0 S: 13	H: 2 LOB: 1 BB: 0 P: 18	R: 0 E: 0 K: 2 S: 15	H: 0 LOB: 0 BB: 0 P: 21	R: 0 E: 0 K: 0 S: 9	H: 2 LOB: 1 BB: 0 P: 13	R: 0 E: 0 K: 1 S: 10	H: 1 LOB: 1 BB: 0 P: 15	R: 0 E: 0 K: 1 S: 13	H: 1 LOB: 1 BB: 0 P: 16	1B: 5 2B: 0 3B: 1 HR: 1	SF: 0 SAC: 0 DP: 1 HBP: 0	WP: 0 PB: 0 SB: 1 CS: 0	PA: 33
PITCHER	IP	WLS	BF	H	R	ER	SO	BB	IBB	HBP	BLK	WP	HR	S	P	ERA	WHIP			
Woody Williams, R ERA: 3.6	7.0	W	25	5	2	2	4	0	0	0	0	0	1	69	101	2.57	0.714			
26 Doug Brocail, R ERA: 4.79	1.0		4	1	0	0	1	0	0	0	0	0	0	10	15	0.00	1.000			
43 Cia Meredith, R ERA: 1.01	1.0		4	1	0	0	1	0	0	0	0	0	0	13	16	0.00	1.000			

Los Angeles Dodgers @ San Diego Padres
 PETCO Park, San Diego, CA
 Wed Aug 23 2006, 10:05 PM EDT
 Att: 36,613 - Partly Cloudy - 71 F

AB	33
R	2
H	7
RBI	2
BB	0
SO	6
LOB	9



Batter	1	2	3	4	5	6	7	8	9	AB	R	H	RBI	BB	SO	LOB	BOTTOM			
Dave Roberts, L OBP: 0.377, SLG: 0.410	4-1			1-1		0-1				4	1	1	0	1	1	5				
Mike Cameron, R OBP: 0.350, SLG: 0.490	0-3			1-0		1-0		0-0		5	1	3	1	0	1	2				
24 Brian Giles, L OBP: 0.383, SLG: 0.393	4-1			1-0		0-1		0-2		4	2	1	0	1	1	1				
23 Adrián González, L OBP: 0.345, SLG: 0.493	2-2			4-2		2-0		2-1		4	1	0	0	1	0	3				
28 Josh Bard, S OBP: 0.408, SLG: 0.515	4-0			3-2		3-2		0-1		4	2	2	1	1	0	1				
Geoff Blum, S OBP: 0.308, SLG: 0.363	1-2			2-2		2-2		0-1		4	0	4	3	0	0	0				
Mark Bellhorn, S OBP: 0.288, SLG: 0.355	0-1			1-2		0-0		0-0		4	0	2	2	0	1	3				
Josh Barfield, R OBP: 0.314, SLG: 0.413				2-2		2-2		2-2		3	0	0	0	1	1	4				
Woody Williams, R OBP: 0.175, SLG: 0.132 Ben Johnson, R OBP: 0.315, SLG: 0.414 26 Doug Brocail, L 43 Cia Meredith, R	1-2			2-3		2-0		2-3		3	0	0	0	0	2	3				
										1	0	0	0	0	0	2				
										0	0	0	0	0	0	0				
										0	0	0	0	0	0	0				
Inning Stats	R: 3 E: 0 K: 2 S: 18	H: 2 LOB: 2 BB: 3 P: 35	R: 0 E: 0 K: 0 S: 12	H: 1 LOB: 0 BB: 0 P: 17	R: 1 E: 0 K: 2 S: 12	H: 2 LOB: 1 BB: 0 P: 20	R: 0 E: 0 K: 1 S: 10	H: 1 LOB: 1 BB: 0 P: 16	R: 2 E: 0 K: 1 S: 25	H: 3 LOB: 3 BB: 2 P: 41	R: 0 E: 1 K: 0 S: 7	H: 1 LOB: 1 BB: 0 P: 13	R: 0 E: 0 K: 1 S: 11	H: 2 LOB: 2 BB: 0 P: 17	R: 1 E: 0 K: 0 S: 8	H: 1 LOB: 0 BB: 0 P: 10	1B: 11 2B: 1 3B: 0 HR: 1	SF: 0 SAC: 0 DP: 0 HBP: 0	WP: 0 PB: 0 SB: 1 CS: 2	PA: 42
PITCHER	IP	WLS	BF	H	R	ER	SO	BB	IBB	HBP	BLK	WP	HR	S	P	ERA	WHIP			
31 Brad Penny, R ERA: 3.95	4.0	L	22	7	6	6	5	4	0	0	0	0	0	60	135.0	2.750				
Elmer Dessens, R ERA: 4.24	0.2		5	2	0	0	1	0	1	0	0	0	0	15	26	0.00	3.000			
Joe Beimel, L ERA: 3.57	2.1		10	3	0	0	1	0	0	0	0	0	0	20	32	0.00	1.286			
Giovanni Carrara, R ERA: 4.81	1.0		4	1	1	1	0	0	0	0	0	0	1	8	10	9.00	1.000			

Los Angeles Dodgers @ San Diego Padres
 PETCO Park, San Diego, CA
 Wed Aug 23 2006, 10:05 PM EDT
 Att: 36,613 - Partly Cloudy - 71 F

AB	36
R	7
H	13
RBI	7
BB	5
SO	7
LOB	24



Batter	1	2	3	4	5	6	7	8	9	AB	R	H	RBI	BB	SO	LOB	TOP				
15 Rafael Furcal, S OBP: 0.354, SLG: 0.393	G1-3		G5-3	G3-1			G6-3			4	0	0	0	0	0	4	Los Angeles Dodgers @ Arizona Diamondbacks Chase Field, Phoenix, AZ Sat Aug 26 2006, 6:40 PM MST Att. 40,388 - Roof Closed - 79 F				
Kenny Lofton, L OBP: 0.373, SLG: 0.413	G6-3		5 1B BB		F8			5 CS BB		2	0	0	0	2	0	0					
5 Nomar Garciaparra, R OBP: 0.391, SLG: 0.514	F9		1-3 2-H 3-H 2-1	1B	P6			G5-3		4	0	1	2	0	0	1					
J.D. Drew, L OBP: 0.372, SLG: 0.461		16 G4-6-3 1B	G1-3		F8			F9		4	0	1	0	0	0	2					
12 Jeff Kent, R OBP: 0.357, SLG: 0.460	F8			G3-1			G6-3		3-2	4	1	1	1	0	0	1					
16 Andre Ethier, L OBP: 0.374, SLG: 0.532	G4-6-3			G4-3 FC6 2B			K		0-0	4	1	1	0	0	1	1					
Wilson Betemit, S OBP: 0.328, SLG: 0.484			0-1 FC1-5 2B	G4-3			K		1-2	4	0	1	0	0	1	1					
55 Russell Martin, R OBP: 0.354, SLG: 0.438			4-2 15 G5-3 5 1B BB	FC6 IBB			G6-3		2-3	2	1	0	0	2	1	0					
Derek Lowe, R ERA: 3.81 Joe Beimel, L ERA: 3.48 47 Tim Hamulack, R ERA: 6.31 Julio Lugo, R OBP: 0.352, SLG: 0.466 Brett Tomko, R OBP: 0.154, SLG: 0.120 51 Jonathan Broxton, R ERA: 4.65 44 Takashi Saito, L ERA: 2.76	FC1-5 15 G5-3 5 1B		0-2 FC1-5 15 G5-3 5 1B	FC6			G4-3			2	0	0	1	0	0	3					
Inning Stats	R: 0 E: 0 K: 0 S: 8	H: 0 LOB: 0 BB: 0 P: 12	R: 0 E: 0 K: 0 S: 5	H: 1 LOB: 0 BB: 0 P: 9	R: 2 E: 0 K: 0 S: 16	H: 2 LOB: 2 BB: 2 P: 30	R: 1 E: 0 K: 0 S: 6	H: 1 LOB: 2 BB: 1 P: 17	R: 0 E: 0 K: 2 S: 8	H: 0 LOB: 0 BB: 0 P: 12	R: 0 E: 0 K: 0 S: 7	H: 0 LOB: 0 BB: 0 P: 9	R: 0 E: 0 K: 0 S: 10	H: 0 LOB: 1 BB: 1 P: 18	R: 1 E: 0 K: 1 S: 10	H: 1 LOB: 0 BB: 0 P: 16		1B: 2 2B: 2 3B: 0 HR: 1	SF: 0 SAC: 0 DP: 1 HBP: 0	WP: 0 PB: 0 SB: 0 CS: 1	PA: 35
PITCHER	IP WLS BF H R ER SO BB IBB HBP BLK WP HR S P ERA WHIP	8.0 31 4 3 3 2 3 1 0 0 0 0 66 115 3.38 0.875	1.0 L 4 1 1 1 1 0 0 0 0 0 1 10 16 9.00 1.000																		

Batter	1	2	3	4	5	6	7	8	9	AB	R	H	RBI	BB	SO	LOB	BOTTOM					
22 Eric Byrnes, R OBP: 0.326, SLG: 0.489	P1		F8		G6-3			SH3-4		3	0	0	0	0	0	1	Los Angeles Dodgers @ Arizona Diamondbacks Chase Field, Phoenix, AZ Sat Aug 26 2006, 6:40 PM MST Att. 40,388 - Roof Closed - 79 F					
1 Orlando Hudson, S OBP: 0.348, SLG: 0.460	G1-6-3 1B			CS 2B			K	BB 1B		4	0	3	1	0	1	0						
Luis Gonzalez, L OBP: 0.366, SLG: 0.466	G1-6-3			F8			G4-3	BB		3	0	0	0	1	0	2						
Chad Tracy, L OBP: 0.338, SLG: 0.433		G5-4-3 1B		1B 1B			K	K		4	1	2	0	0	2	2						
Johnny Estrada, S OBP: 0.333, SLG: 0.465	G5-4-3		1-2	1B 1B			F9 SF8 2B	L6		4	1	2	0	0	0	3						
Tony Clark, S OBP: 0.281, SLG: 0.354	G5-3			1B			F9	P5		4	0	1	1	0	0	1						
Craig Counsell, L OBP: 0.331, SLG: 0.361			G1-3	K			SF8	G6-3		3	0	0	1	0	1	2						
24 Chris Young, R OBP: 0.357, SLG: 0.615			SH1-4 1B		G6-3		P2	G6-3		4	0	1	0	0	0	0						
Miguel Batista, R OBP: 0.154, SLG: 0.140 6 Stephen Drew, L OBP: 0.356, SLG: 0.521 Luis Vizcaino, R ERA: 3.54	SH1-4		1-2	SH1-4			K	22 SH3-4 1B		1	0	0	0	0	1	0						
Inning Stats	R: 0 E: 0 K: 0 S: 6	H: 1 LOB: 0 BB: 0 P: 10	R: 0 E: 0 K: 0 S: 6	H: 1 LOB: 0 BB: 0 P: 8	R: 0 E: 0 K: 0 S: 14	H: 1 LOB: 1 BB: 0 P: 21	R: 1 E: 0 K: 1 S: 16	H: 4 LOB: 2 BB: 0 P: 23	R: 0 E: 0 K: 1 S: 6	H: 0 LOB: 0 BB: 0 P: 10	R: 0 E: 0 K: 2 S: 8	H: 0 LOB: 0 BB: 0 P: 13	R: 1 E: 0 K: 0 S: 10	H: 1 LOB: 2 BB: 1 P: 15	R: 1 E: 0 K: 1 S: 14	H: 2 LOB: 2 BB: 1 P: 26		R: 0 E: 0 K: 0 S: 7	H: 0 LOB: 0 BB: 0 P: 9	1B: 8 2B: 2 3B: 0 HR: 0	SF: 1 SAC: 2 DP: 2 HBP: 0	WP: 0 PB: 0 SB: 0 CS: 1
PITCHER	IP WLS BF H R ER SO BB IBB HBP BLK WP HR S P ERA WHIP	3.2 13 6 2 0 0 2 0 0 0 0 0 0 14 22 0.00 1.500	1.1 6 2 0 0 0 2 0 0 0 0 0 0 8 13 0.00 0.000	1.0 H 3 0 0 0 2 0 0 0 0 0 0 8 13 0.00 0.000	1.2 B 9 3 2 2 1 1 0 0 0 0 0 23 40 10.80 2.400	0.1 W 1 0 0 0 0 0 0 0 0 0 0 1 1 0.00 0.000																



Batter	1	2	3	4	5	6	7	8	9	AB	R	H	RBI	BB	SO	LOB	TOP					
6 Ryan Freel, R OBP: 0.376, SLG: 0.419										3	0	1	0	2	0	2	<p>Cincinnati Reds @ Los Angeles Dodgers Dodger Stadium, Los Angeles, CA Mon Aug 28 2006, 7:10 PM PDT Att. 44,176 - Clear - 81 F</p>					
Scott Hatteberg, L OBP: 0.396, SLG: 0.474 25 David Weathers, R (8, 1)										4	0	0	0	1	1	4						
12 Edwin Encarnación, R OBP: 0.385, SLG: 0.537										5	1	1	0	0	1	5						
Ken Griffey Jr., L OBP: 0.323, SLG: 0.499										4	2	2	0	1	1	1						
Rich Aurilia, R OBP: 0.333, SLG: 0.513										5	0	1	0	0	1	3						
Todd Hollandsworth, L OBP: 0.281, SLG: 0.419										3	1	2	3	2	0	1						
4 Brandon Phillips, R OBP: 0.344, SLG: 0.452										5	1	3	2	0	1	3						
26 David Ross, R OBP: 0.372, SLG: 0.643										3	0	0	0	1	1	4						
Chris Michalak, L OBP: 0.260, SLG: 0.600 Jason LaRue, R OBP: 0.306, SLG: 0.287 Ryan Franklin, R OBP: 0.375, SLG: 0.348 Royce Clayton, R OBP: 0.375, SLG: 0.532 56 Todd Coffey, R (7, 1) Adam Dunn, L OBP: 0.354, SLG: 0.532 Scott Schoeneweis, L (8, 1) Javier Valentin, S (8, 3)										0	0	0	0	1	0	0						
Inning Stats	R: 0 E: 1 K: 1 S: 11	H: 0 LOB: 1 BB: 1 P: 17	R: 0 E: 0 K: 0 S: 8	H: 0 LOB: 0 BB: 1 P: 17	R: 0 E: 0 K: 0 S: 12	H: 0 LOB: 2 BB: 3 P: 27	R: 1 E: 0 K: 1 S: 18	H: 3 LOB: 2 BB: 0 P: 24	R: 0 E: 0 K: 1 S: 14	H: 1 LOB: 1 BB: 1 P: 19	R: 0 E: 0 K: 1 S: 12	H: 1 LOB: 2 BB: 1 P: 18	R: 0 E: 0 K: 0 S: 8	H: 0 LOB: 0 BB: 0 P: 13	R: 4 E: 0 K: 1 S: 26	H: 4 LOB: 2 BB: 2 P: 46		R: 0 E: 0 K: 2 S: 10	H: 1 LOB: 2 BB: 1 P: 17	1B: 6 2B: 4 3B: 0 HR: 1	SF: 0 SAC: 0 DP: 3 HBP: 0	WP: 0 PB: 0 SB: 2 CS: 1
PITCHER	IP WLS BF H R ER SO BB IBB HBP BLK WP HR S P ERA WHIP	5.0 W 21 4 1 1 3 5 0 0 0 0 0 63 104 1.80 1.800	1.0 H 5 1 0 0 1 1 0 0 0 0 0 12 18 0.00 2.000	1.1 H 7 3 3 3 0 0 0 0 0 0 0 18 30 2.250	0.0 3 1 1 1 0 2 0 0 0 0 1 9 18 = =	1.2 S 7 1 0 0 3 1 0 0 0 0 0 17 28 0.00 1.200																

Cincinnati Reds @ Los Angeles Dodgers
Dodger Stadium, Los Angeles, CA
Mon Aug 28 2006, 7:10 PM PDT
Att. 44,176 - Clear - 81 F

AB 34
R 5
H 10
RBI 5
BB 9
SO 7
LOB 23



Batter	1	2	3	4	5	6	7	8	9	AB	R	H	RBI	BB	SO	LOB	BOTTOM			
15 Rafael Furcal, S OBP: 0.355, SLG: 0.395										3	0	0	0	2	0	2	<p>Cincinnati Reds @ Los Angeles Dodgers Dodger Stadium, Los Angeles, CA Mon Aug 28 2006, 7:10 PM PDT Att. 44,176 - Clear - 81 F</p>			
Kenny Lofton, L OBP: 0.366, SLG: 0.405										5	0	0	0	0	0	4				
Julio Lugo, R OBP: 0.366, SLG: 0.461										4	0	1	0	1	0	1				
5 Nomar Garciaparra, R OBP: 0.392, SLG: 0.515										3	1	1	0	1	0	0				
12 Jeff Kent, R OBP: 0.360, SLG: 0.464										3	2	2	1	1	0	2				
16 Andre Ethier, L OBP: 0.379, SLG: 0.538										4	2	3	1	0	0	0				
55 Russell Martin, R OBP: 0.360, SLG: 0.448										3	1	2	2	1	0	1				
17 Jason Repko, R OBP: 0.360, SLG: 0.418										4	0	3	2	0	0	0				
31 Brad Penny, R OBP: 0.219, SLG: 0.273 J.D. Drew, L OBP: 0.376, SLG: 0.462 Elmer Dessens, R (7, 1) Brett Tomko, R (8, 1) 51 Jonathan Broxton, R (8, 1)										1	0	0	0	0	0	0				
Inning Stats	R: 0 E: 0 K: 0 S: 11	H: 0 LOB: 0 BB: 0 P: 16	R: 2 E: 0 K: 0 S: 8	H: 3 LOB: 0 BB: 0 P: 17	R: 0 E: 0 K: 0 S: 5	H: 0 LOB: 1 BB: 1 P: 9	R: 2 E: 0 K: 0 S: 12	H: 4 LOB: 2 BB: 0 P: 18	R: 0 E: 0 K: 0 S: 6	H: 0 LOB: 1 BB: 2 P: 15	R: 0 E: 0 K: 0 S: 13	H: 2 LOB: 2 BB: 2 P: 26	R: 2 E: 0 K: 0 S: 17	H: 2 LOB: 2 BB: 2 P: 31	R: 0 E: 0 K: 0 S: 10	H: 1 LOB: 0 BB: 0 P: 15		1B: 9 2B: 2 3B: 0 HR: 1	SF: 0 SAC: 1 DP: 1 HBP: 0	WP: 1 PB: 1 SB: 1 CS: 2
PITCHER	IP WLS BF H R ER SO BB IBB HBP BLK WP HR S P ERA WHIP	4.0 L 19 7 4 4 0 1 0 0 0 0 1 36 60 9.00 2.000	2.0 10 2 0 0 0 3 1 0 0 0 1 19 41 0.00 2.500	1.0 7 2 2 2 2 2 0 0 0 0 0 17 31 18.00 4.000	0.2 3 1 0 0 0 0 0 0 0 0 0 8 11 0.00 1.500	0.1 0 0 0 0 0 0 0 0 0 0 0 2 4 0.00 0.000														

Cincinnati Reds @ Los Angeles Dodgers
Dodger Stadium, Los Angeles, CA
Mon Aug 28 2006, 7:10 PM PDT
Att. 44,176 - Clear - 81 F

AB 31
R 6
H 12
RBI 6
BB 7
SO 0
LOB 12



Batter	1	2	3	4	5	6	7	8	9	10	11	12	13	14	15	16	AB	R	H	RBI	BB	SO	LOB	TOP														
6 Ryan Freel, R OBP: 0.371, SLG: 0.413	G4-3		G5-3		12 FC6-2 1B G3-1 1B	G6-3			F9		G6-3		G6-3			G3	8	1	1	0	0	0	3															
Adam Dunn, L Scott Schoeneweis, L Javier Vazquez, S 45 Bill Bray, L Todd Hollandsworth, L Ryan Franklin, R	0-1 1B		2-0 1B		0-0 1B				0-1 2B		3-2 P4			1-0 G4-3		G5-3	6	0	4	0	0	0	1															
12 Edwin Encarnacion, R OBP: 0.377, SLG: 0.923	K		1-3 K		1-2 FC6-2 G3-1 1B				0-2 F8				2-1 F7			K	7	0	0	0	0	3	6															
Ken Griffey Jr., L OBP: 0.320, SLG: 0.493	G6-3			2-2 HR 1B	G3-1								1-2 L8			G4-3	7	1	1	1	0	2	3															
Rich Aurilia, R OBP: 0.340, SLG: 0.523		L4		0-1 HR 1B	G5-3				4-2 G5-3 4 BB				0-2 26 WP 1B				5	1	3	2	2	0	2															
26 David Ross, R OBP: 0.371, SLG: 0.639		P2		0-0 B2					2-2 P5				2-2 P2			B5	6	1	2	0	0	0	2															
56 Todd Coffey, R OBP: 0.307, SLG: 0.286									1-3 G5-4-3 1B				1-2 P2				1	0	0	0	0	0	1															
4 Brandon Phillips, R OBP: 0.307, SLG: 0.481				2-2 HR					2-0 1B				G4-3			F9	7	1	4	2	0	0	3															
Royce Clayton, R OBP: 0.309, SLG: 0.345				1-0 G6-3					1-2 1B				G4-3				4	0	0	0	0	1	4															
25 David Weathers, R OBP: 0.308, SLG: 0.250				1-1 F8-3 1B					G5-3				G4-3			K	0	0	0	0	0	0	0															
27 Chris Denorfia, R OBP: 0.308, SLG: 0.250									1-2 K				G4-3				3	0	0	0	0	1	1															
22 Eric Milton, L OBP: 0.240, SLG: 0.333				1-3 K					0-1 F7				E5			G5-3	2	0	1	0	0	1	0															
Scott Hatteberg, L OBP: 0.306, SLG: 0.473																	1	0	0	0	0	1	1															
31 Matt Belisle, R OBP: 0.278, SLG: 0.353																	0	0	0	0	0	0	0															
Rheal Cormier, L OBP: 0.278, SLG: 0.353																	4	0	1	0	0	1	0															
9 Juan Castro, R OBP: 0.278, SLG: 0.353																	4	0	1	0	0	1	0															
Inning Stats	R: 0 E: 0 K: 1 S: 10	H: 1 LOB: 1 BB: 0 P: 16	R: 0 E: 0 K: 0 S: 12	H: 1 LOB: 0 BB: 0 P: 17	R: 0 E: 0 K: 2 S: 11	H: 1 LOB: 1 BB: 0 P: 15	R: 2 E: 0 K: 0 S: 15	H: 3 LOB: 0 BB: 0 P: 22	R: 1 E: 0 K: 0 S: 12	H: 3 LOB: 2 BB: 0 P: 16	R: 0 E: 0 K: 1 S: 13	H: 1 LOB: 1 BB: 0 P: 14	R: 0 E: 0 K: 1 S: 12	H: 1 LOB: 1 BB: 0 P: 14	R: 0 E: 0 K: 0 S: 10	H: 0 LOB: 0 BB: 0 P: 18	R: 0 E: 1 K: 0 S: 10	H: 0 LOB: 1 BB: 0 P: 19	R: 0 E: 0 K: 1 S: 5	H: 0 LOB: 0 BB: 0 P: 6	R: 0 E: 0 K: 1 S: 7	H: 1 LOB: 1 BB: 0 P: 10	R: 0 E: 0 K: 0 S: 4	H: 0 LOB: 0 BB: 0 P: 6	1B: 13 2B: 3 3B: 0 HR: 2	SF: 0 SAC: 0 DP: 3 HBP: 0	WP: 1 PB: 1 SB: 0 CS: 0	PA: 65										
PITCHER	IP 4.0	WLS 20	BF 9	H 4	R 4	ER 3	SO 4	BB 0	IBB 0	HBP 0	BLK 0	WP 0	HR 0	S 2	P 53	ERA 9.00	WHIP 2.250																					
Mark Hendrickson, L ERA: 4.32											PITCHER	IP 3.0	WLS W	BF 10	H 1	R 0	ER 0	SO 2	BB 0	IBB 0	HBP 0	BLK 0	WP 0	HR 0	S 16	P 21	ERA 0.00	WHIP 0.500										
Aaron Sale, R ERA: 4.13											Derek Lowe, R ERA: 3.75																											

Cincinnati Reds @ Los Angeles Dodgers
 Dodger Stadium, Los Angeles, CA
 Tue Aug 29 2006, 7:10 PM PDT
 Att. 44,697 - Clear - 79 F

AB 63
 R 15
 H 17
 RBI 5
 BB 2
 SO 9
 LOB 27



Batter	1	2	3	4	5	6	7	8	9	10	11	12	13	14	15	16	AB	R	H	RBI	BB	SO	LOB	BOTTOM														
15 Rafael Furcal, S OBP: 0.358, SLG: 0.400	HR	G5-3		G4-3		G3-2-3 1B							G3			K	6	1	2	2	1	1	1															
Julio Lugo, R OBP: 0.382, SLG: 0.454	E4 12 1B	F9				F8			G3-2-3 1B							K	6	1	0	0	1	2	6															
5 Nomar Garciaparra, R OBP: 0.388, SLG: 0.507	F7								F9								6	0	0	0	0	0	4															
Elmer Dessens, R ERA: 5.7																	0	0	0	0	0	0	0															
Derek Lowe, R OBP: 0.353, SLG: 0.130																	0	0	0	0	1	0	0															
J.D. Drew, L OBP: 0.377, SLG: 0.457	16 1B SF9 1B			F7													4	1	0	0	3	1	1															
12 Jeff Kent, R OBP: 0.364, SLG: 0.476	SF9 16 1B																7	1	4	2	0	1	1															
16 Andre Ethier, L OBP: 0.375, SLG: 0.529	1-2 2H 1B																7	0	1	0	0	1	4															
Toby Hall, R OBP: 0.278, SLG: 0.402																	3	1	3	1	0	0	0															
Kenny Lofton, L OBP: 0.365, SLG: 0.405	SF9																0	0	0	0	0	0	0															
55 Russell Martin, R OBP: 0.357, SLG: 0.444	2-3 3H																3	0	0	0	0	1	2															
17 Jason Repko, R OBP: 0.351, SLG: 0.405	F9																6	0	1	0	0	1	5															
Mark Hendrickson, L ERA: 4.32																	2	0	0	0	0	0	2															
Adam Dunn, L Scott Schoeneweis, L Javier Vazquez, S 45 Bill Bray, L Todd Hollandsworth, L Ryan Franklin, R																	2	0	0	0	0	0	2															
22 Eric Milton, L OBP: 0.240, SLG: 0.333																	3	1	3	1	0	0	0															
31 Matt Belisle, R OBP: 0.278, SLG: 0.353																	0	0	0	0	0	0	0															
Rheal Cormier, L OBP: 0.278, SLG: 0.353																	0	0	0	0	0	0	0															
25 David Weathers, R OBP: 0.308, SLG: 0.250																	0	0	0	0	0	0	0															
Scott Schoeneweis, L ERA: 5.7																	0	0	0	0	0	0	0															
Inning Stats	R: 3 E: 0 K: 1 S: 16	H: 3 LOB: 2 BB: 1 P: 30	R: 0 E: 0 K: 0 S: 8	H: 0 LOB: 0 BB: 0 P: 11	R: 1 E: 0 K: 0 S: 6	H: 1 LOB: 1 BB: 0 P: 8	R: 0 E: 0 K: 1 S: 12	H: 1 LOB: 1 BB: 0 P: 19	R: 0 E: 0 K: 0 S: 10	H: 1 LOB: 3 BB: 1 P: 21	R: 0 E: 0 K: 0 S: 5	H: 0 LOB: 0 BB: 0 P: 6	R: 0 E: 0 K: 1 S: 8	H: 0 LOB: 0 BB: 0 P: 15	R: 0 E: 0 K: 0 S: 9	H: 1 LOB: 2 BB: 1 P: 15	R: 0 E: 0 K: 2 S: 7	H: 0 LOB: 0 BB: 0 P: 12	R: 0 E: 0 K: 1 S: 6	H: 0 LOB: 0 BB: 0 P: 11	R: 0 E: 0 K: 1 S: 11	H: 0 LOB: 0 BB: 0 P: 16	R: 1 E: 0 K: 0 S: 1	H: 1 LOB: 0 BB: 0 P: 1	1B: 8 2B: 2 3B: 0 HR: 3	SF: 1 SAC: 1 DP: 2 HBP: 0	WP: 0 PB: 0 SB: 0 CS: 0	PA: 63										
PITCHER	IP 5.0	WLS 24	BF 6	H 4	R 4	ER 2	SO 2	BB 2	IBB 0	HBP 0	BLK 0	WP 0	HR 0	S 2	P 55	ERA 3.60	WHIP 1.600																					
56 Todd Coffey, R ERA: 3.68											PITCHER	IP 1.2	WLS L	BF 1	H 1	R 1	ER 1	SO 0	BB 0	IBB 0	HBP 0	BLK 0	WP 0	HR 0	S 11	P 17	ERA 0.00	WHIP 0.000										
45 Bill Bray, L ERA: 4.0											Ryan Franklin, R ERA: 4.59																											

Cincinnati Reds @ Los Angeles Dodgers
 Dodger Stadium, Los Angeles, CA
 Tue Aug 29 2006, 7:10 PM PDT
 Att. 44,697 - Clear - 79 F

AB 55
 R 13
 H 16
 RBI 6
 BB 6
 SO 10
 LOB 27




Batter	1	2	3	4	5	6	7	8	9	AB	R	H	RBI	BB	SO	LOB	TOP			
7 Kazuo Matsui, S (1.4) OBP: 0.282, SLG: 0.317	L8		2B	G1-3		F9			1B	5	0	2	0	0	0	2				
17 Todd Helton, L (1.3) OBP: 0.410, SLG: 0.478	G5-3		BB	G6-4-3		G3-1		1B	1B	4	0	1	0	1	1	1				
27 Garrett Atkins, R (1.5) OBP: 0.390, SLG: 0.529	G6-3		G6-4-3			F9		F9	1B	5	0	1	0	0	1	4				
5 Matt Holliday, R (1.7) OBP: 0.380, SLG: 0.567		1B			L9			1B	1B	4	1	2	0	1	0	2				
11 Brad Hawpe, L (1.9) OBP: 0.388, SLG: 0.514	FC4-6		1B		1B			BB	BB	3	1	1	0	1	0	3				
19 Ryan Spillborghs, R (1.8) OBP: 0.322, SLG: 0.431	G1-3		1B		G4-3			G1-3		4	1	2	2	0	0	4				
20 Chris Iannetta, R (1.2) OBP: 0.250, SLG: 0.182	G1-3		1B		1B			F9		3	0	0	0	1	0	2				
2 Troy Tulowitzki, R (1.6) OBP: 0.083, SLG: 0.083	K		FC4-6		FC4-6			G6-3		4	0	0	1	0	1	3				
Jason Jennings, L (1.1) ERA: 3.75			G4-3		G4-3			G6-3		2	0	1	0	0	0	0				
39 Tom Martin, L (7.1) ERA: 4.65					SH3-4			G6-3		0	0	0	0	0	0	0				
18 Cory Sullivan, L (8. PH) OBP: 0.322, SLG: 0.410								G6-3		1	0	0	0	0	1	0				
Jose Mesa, R (8.1) ERA: 2.25								K		0	0	0	0	0	0	0				
Inning Stats	R: 0 E: 0 K: 0 S: 6	H: 0 LOB: 0 BB: 0 P: 8	R: 0 E: 0 K: 1 S: 9	H: 2 LOB: 2 BB: 0 P: 18	R: 0 E: 0 K: 0 S: 6	H: 1 LOB: 1 BB: 1 P: 12	R: 3 E: 0 K: 0 S: 14	H: 3 LOB: 1 BB: 1 P: 25	R: 0 E: 0 K: 0 S: 8	H: 1 LOB: 1 BB: 0 P: 12	R: 0 E: 0 K: 0 S: 15	H: 1 LOB: 2 BB: 1 P: 26	R: 0 E: 0 K: 1 S: 5	H: 0 LOB: 0 BB: 0 P: 8	R: 0 E: 0 K: 2 S: 12	H: 1 LOB: 1 BB: 0 P: 15	1B: 8 2B: 2 3B: 0 HR: 0	SF: 0 SAC: 1 DP: 1 HBP: 0	WP: 0 PB: 0 SB: 1 CS: 0	PA: 40
PITCHER	IP WLS BF H R ER SO BB IBB HBP BLK WP HR S P ERA WHIP																			
Derek Lowe, R (1.1) ERA: 3.75	5.0 W 24 7 3 3 1 3 0 0 0 0 0 0 44 82 5.40 2.000																			
Elmer Dessens, R (6.1) ERA: 4.24	1.0 H 4 1 0 0 0 0 0 0 0 0 0 0 8 12 0.00 1.000																			
Brett Tomko, R (7.1) ERA: 4.65	1.0 H 5 1 0 0 0 1 0 0 0 0 0 0 15 26 0.00 2.000																			
51 Jonathan Broxton, R (8.1) ERA: 2.74	1.0 H 3 0 0 0 1 0 0 0 0 0 0 0 5 8 0.00 0.000																			
44 Takashi Saito, R (9.1) ERA: 2.25	1.0 S 4 1 0 0 2 0 0 0 0 0 0 0 12 15 0.00 1.000																			

Colorado Rockies @ Los Angeles Dodgers
Dodger Stadium, Los Angeles, CA
 Fri Sep 01 2006, 7:40 PM PDT
 Att: 49,601 - Clear - 87 F

livebaseballscorecards.com

AB 35
R 3
H 10
RBI 3
BB 4
SO 4
LOB 21




Batter	1	2	3	4	5	6	7	8	9	AB	R	H	RBI	BB	SO	LOB	BOTTOM			
15 Rafael Furcal, S (1.6) OBP: 0.359, SLG: 0.410	G4-1		1B	SF7		1B				3	0	2	2	0	0	0				
Kenny Lofton, L (1.8) OBP: 0.363, SLG: 0.402	G3		2B	G4-3				G4-3		4	0	1	1	0	0	1				
5 Nomar Garciaparra, R (1.3) OBP: 0.382, SLG: 0.499	F7		F9			G1-3		G6-3		4	0	0	0	0	0	2				
J.D. Drew, L (1.9) OBP: 0.375, SLG: 0.457		K	G3-1			G4-3		P6		4	0	0	0	0	1	2				
12 Jeff Kent, R (1.4) OBP: 0.362, SLG: 0.473	P3					F8		L5		4	1	1	0	0	0	0				
16 Andre Ethier, L (1.7) OBP: 0.377, SLG: 0.525		BB				L4		F8		2	1	0	0	2	0	0				
Wilson Betemit, S (1.5) OBP: 0.333, SLG: 0.517	K					K		HR		4	2	2	2	0	2	1				
55 Russell Martin, R (1.2) OBP: 0.363, SLG: 0.445			F8			1B		BB		2	1	1	0	2	0	0				
Derek Lowe, R (1.1) OBP: 0.184, SLG: 0.143										2	1	1	0	0	1	2				
Elmer Dessens, R (6.1) ERA: 4.24										0	0	0	0	0	0	0				
21 Marlon Anderson, L (6. PH) OBP: 0.333, SLG: 0.438										1	0	1	0	0	0	0				
Brett Tomko, R (7.1) ERA: 4.65										0	0	0	0	0	0	0				
51 Jonathan Broxton, R (8.1) ERA: 2.74										0	0	0	0	0	0	0				
Clayton Kershaw, R (8. PH) OBP: 0.351, SLG: 0.396										1	0	0	0	0	0	1				
44 Takashi Saito, L (9.1) ERA: 2.25										0	0	0	0	0	0	0				
Inning Stats	R: 0 E: 0 K: 0 S: 7	H: 0 LOB: 0 BB: 0 P: 10	R: 0 E: 0 K: 2 S: 8	H: 0 LOB: 1 BB: 1 P: 16	R: 1 E: 0 K: 0 S: 10	H: 3 LOB: 2 BB: 0 P: 16	R: 3 E: 0 K: 1 S: 15	H: 2 LOB: 1 BB: 2 P: 28	R: 0 E: 0 K: 0 S: 12	H: 0 LOB: 0 BB: 0 P: 19	R: 1 E: 0 K: 0 S: 13	H: 3 LOB: 2 BB: 0 P: 21	R: 0 E: 0 K: 0 S: 3	H: 0 LOB: 0 BB: 0 P: 5	R: 1 E: 0 K: 0 S: 15	H: 1 LOB: 1 BB: 1 P: 28	1B: 6 2B: 2 3B: 0 HR: 1	SF: 1 SAC: 0 DP: 0 HBP: 0	WP: 1 PB: 0 SB: 1 CS: 0	PA: 36
PITCHER	IP WLS BF H R ER SO BB IBB HBP BLK WP HR S P ERA WHIP																			
Jason Jennings, R (1.1) ERA: 3.61	6.0 L 28 8 5 5 4 3 0 0 0 0 0 0 65 110 7.50 1.833																			
39 Tom Martin, L (7.1) ERA: 4.3	1.0 3 0 0 0 0 0 0 0 0 0 0 3 5 0.00 0.000																			
Jose Mesa, R (8.1) ERA: 3.32	1.0 5 1 1 1 0 1 0 0 0 0 1 15 28 9.00 2.000																			

Colorado Rockies @ Los Angeles Dodgers
Dodger Stadium, Los Angeles, CA
 Fri Sep 01 2006, 7:40 PM PDT
 Att: 49,601 - Clear - 87 F

livebaseballscorecards.com

AB 31
R 6
H 9
RBI 5
BB 4
SO 4
LOB 9



Batter	1	2	3	4	5	6	7	8	9	AB	R	H	RBI	BB	SO	LOB	TOP				
7 Kazuo Matsui, S OBP: 0.291, SLG: 0.335	F9		K					K		5	1	2	3	0	2	3	Colorado Rockies @ Los Angeles Dodgers Dodger Stadium, Los Angeles, CA Sun Sep 03 2006, 1:10 PM PDT Att: 44,895 - Sunny - 96 F				
17 Todd Helton, L OBP: 0.409, SLG: 0.481 Jose Mesa, R	K			G4-3			CS	K		5	2	2	1	0	2	2					
27 Garrett Atkins, R OBP: 0.395, SLG: 0.539 Jamey Carroll, R	P4								F7	4	2	3	2	0	0	0					
5 Matt Holliday, R OBP: 0.380, SLG: 0.569 Choo Freeman, R				P3					E2	4	1	2	2	0	0	2					
11 Brad Hawpe, L OBP: 0.386, SLG: 0.510 Ray King, L	FC6-4								F7	4	0	1	1	0	0	2					
Vinny Castilla, R OBP: 0.262, SLG: 0.332									HR	0	0	0	0	0	0	0					
20 Chris Iannetta, R OBP: 0.176, SLG: 0.125	FC6-4			G4-3					G4-3	5	0	0	0	0	2	3					
18 Cory Sullivan, L OBP: 0.325, SLG: 0.421	CS			G4-3						4	2	2	1	1	0	0					
2 Troy Tulowitzki, R OBP: 0.333, SLG: 0.353										4	2	4	0	1	0	0					
49 Byung-Hyun Kim, R OBP: 0.205, SLG: 0.209 19 Ryan Spilborghs, R OBP: 0.316, SLG: 0.421				SH1-4					F7	0	0	0	0	0	0	0					
Inning Stats	R: 0 E: 0 K: 1 S: 8	H: 0 LOB: 0 BB: 0 P: 14	R: 0 E: 0 K: 0 S: 5	H: 1 LOB: 0 BB: 0 P: 7	R: 0 E: 0 K: 1 S: 10	H: 1 LOB: 1 BB: 0 P: 13	R: 1 E: 0 K: 0 S: 11	H: 2 LOB: 1 BB: 0 P: 16	R: 6 E: 0 K: 1 S: 18	H: 6 LOB: 0 BB: 0 P: 28	R: 1 E: 0 K: 0 S: 7	H: 2 LOB: 0 BB: 0 P: 12	R: 1 E: 0 K: 1 S: 12	H: 2 LOB: 0 BB: 0 P: 16	R: 0 E: 0 K: 3 S: 16	H: 0 LOB: 2 BB: 2 P: 27	R: 3 E: 1 K: 0 S: 18	H: 3 LOB: 1 BB: 0 P: 27	1B: 8 2B: 5 3B: 1 HR: 3	SF: 0 SAC: 3 DP: 0 HBP: 0	WP: 1 PA: 47 PB: 0 SB: 0 CS: 2
PITCHER	IP WLS BF H R ER SO BB IBB HBP BLK WP HR S P ERA WHIP																				
Aaron Sele, R ERA: 4.48	4.1 L 21 9 6 2 2 0 0 0 0 0 0 0 46 70 12.46 2.077																				
Elmer Dessens, R ERA: 4.35	1.2 7 3 2 2 1 0 0 0 0 0 0 1 13 20 10.80 1.800																				
56 Hung-Chih Kuo, L ERA: 5.34	2.0 10 2 1 1 4 2 0 0 0 0 0 0 28 43 4.50 2.000																				
Joe Beimel, L ERA: 3.39	1.0 7 3 3 1 0 0 0 0 0 0 1 2 18 27 9.00 3.000																				

Batter	1	2	3	4	5	6	7	8	9	AB	R	H	RBI	BB	SO	LOB	BOTTOM				
15 Rafael Furcal, S OBP: 0.362, SLG: 0.413 27 Matt Kemp, R OBP: 0.309, SLG: 0.480	F8		FC3-6							4	0	2	0	0	0	1	Colorado Rockies @ Los Angeles Dodgers Dodger Stadium, Los Angeles, CA Sun Sep 03 2006, 1:10 PM PDT Att: 44,895 - Sunny - 96 F				
Kenny Lofton, L OBP: 0.383, SLG: 0.401 21 Marlon Anderson, L (7, PH) OBP: 0.338, SLG: 0.447	G1-3		G1-3							3	0	1	0	0	0	1					
Julio Lugo, R OBP: 0.359, SLG: 0.450	K									5	0	0	0	0	3	4					
J.D. Drew, L OBP: 0.379, SLG: 0.469 17 Jason Repko, R OBP: 0.346, SLG: 0.398	F7									3	1	1	0	1	0	2					
16 Andre Ethier, L OBP: 0.380, SLG: 0.524	G4-3									4	0	1	0	1	0	4					
Wilson Betemit, S OBP: 0.340, SLG: 0.520 56 Hung-Chih Kuo, L										2	1	1	0	1	1	0					
Olmedo Saenz, R OBP: 0.349, SLG: 0.563 Joe Beimel, L										0	0	0	0	0	0	0					
Einar Diaz, R OBP: 1.000, SLG: 1.000 7 James Loney, L OBP: 0.349, SLG: 0.513	2B									1	0	1	0	0	0	0					
Toby Hall, R OBP: 0.280, SLG: 0.402	G3									5	1	2	1	0	0	3					
Aaron Sele, R OBP: 0.222, SLG: 0.231 Elmer Dessens, R										1	0	0	0	1	1	2					
18 Ramon Martinez, R OBP: 0.350, SLG: 0.371										2	0	0	0	0	0	1					
Inning Stats	R: 0 E: 0 K: 1 S: 5	H: 0 LOB: 0 BB: 0 P: 9	R: 0 E: 0 K: 0 S: 8	H: 1 LOB: 1 BB: 0 P: 13	R: 0 E: 0 K: 0 S: 5	H: 0 LOB: 1 BB: 1 P: 12	R: 2 E: 0 K: 1 S: 15	H: 3 LOB: 2 BB: 1 P: 26	R: 0 E: 0 K: 0 S: 12	H: 2 LOB: 0 BB: 1 P: 17	R: 0 E: 0 K: 1 S: 8	H: 0 LOB: 0 BB: 0 P: 13	R: 0 E: 0 K: 1 S: 13	H: 2 LOB: 2 BB: 0 P: 17	R: 1 E: 0 K: 0 S: 12	H: 3 LOB: 1 BB: 0 P: 17	R: 2 E: 0 K: 1 S: 14	H: 2 LOB: 2 BB: 2 P: 28	1B: 8 2B: 3 3B: 1 HR: 1	SF: 0 SAC: 0 DP: 2 HBP: 0	WP: 0 PA: 43 PB: 0 SB: 1 CS: 0
PITCHER	IP WLS BF H R ER SO BB IBB HBP BLK WP HR S P ERA WHIP																				
49 Byung-Hyun Kim, R ERA: 5.35	6.2 W 30 8 2 2 4 2 0 0 0 0 0 0 12 17 9.00 3.000																				
Ray King, L ERA: 3.79	1.0 5 3 1 1 0 0 0 0 0 0 0 0 12 17 9.00 3.000																				
Jose Mesa, R ERA: 3.54	1.1 8 2 2 2 1 2 0 0 0 0 0 1 16 31 13.50 3.000																				



Batter	1	2	3	4	5	6	7	8	9	AB	R	H	RBI	BB	SO	LOB	TOP					
15 Rafael Furcal, S OBP: 0.361, SLG: 0.412 17 Jason Repko, R OBP: 0.343, SLG: 0.395	2-2 5 CS 1B		2-1 G4-6-3 1B			1-1 F9			0-1 G4-3	3	0	2	0	0	0	0						
Kenny Lofton, L OBP: 0.361, SLG: 0.399 18 Ramon Martinez, R OBP: 0.348, SLG: 0.369	1-1 F9		1-2 G4-6-3			2-3 K			3-2 G4-3	3	0	0	0	0	1	2						
5 Nomar Garciaparra, R OBP: 0.377, SLG: 0.590 Einar Diaz, R OBP: 0.500, SLG: 0.500	3-3 K			1-3 K		2-0 F7			1-2 G4-3	3	0	0	0	0	2	1						
12 Jeff Kent, R OBP: 0.362, SLG: 0.473 Oscar Robles, L OBP: 0.313, SLG: 0.259		1-2 P3		0-3 K			1-3 K			3	0	0	0	0	2	0						
16 Andre Ethier, L OBP: 0.381, SLG: 0.520		4-2 27 1B BB		1-0 27 FC6-4 1B			0-1 G4-3			2	0	1	0	1	0	0						
27 Matt Kemp, R OBP: 0.310, SLG: 0.477		2-2 1B		1-1 FC6-4			3-3 K			3	0	1	0	0	1	1						
Julio Lugo, R OBP: 0.356, SLG: 0.446		0-0 F9				3-2 P4			1-1 F9	3	0	0	0	0	0	2						
55 Russell Martin, R OBP: 0.361, SLG: 0.441 47 Tim Hamulack, R		3-1 G5-3				2-2 G4-3			0-1 G5-3	3	0	0	0	0	0	2						
Mark Hendrickson, L Wilson Betemit, S 50 Eric Stults, L Olmedo Saenz, R			2-3 K			2-3 K			0-0 L9	1	0	0	0	0	1	0						
Inning Stats	R: 0 E: 0 K: 1 S: 10	H: 1 LOB: 1 BB: 0 P: 16	R: 0 E: 0 K: 0 S: 12	H: 1 LOB: 2 BB: 1 P: 22	R: 0 E: 0 K: 1 S: 8	H: 1 LOB: 0 BB: 0 P: 13	R: 0 E: 0 K: 2 S: 9	H: 1 LOB: 1 BB: 0 P: 12	R: 0 E: 0 K: 1 S: 10	H: 0 LOB: 0 BB: 0 P: 17	R: 0 E: 0 K: 2 S: 6	H: 0 LOB: 0 BB: 0 P: 11	R: 0 E: 0 K: 2 S: 8	H: 0 LOB: 0 BB: 0 P: 12	R: 0 E: 0 K: 0 S: 5	H: 0 LOB: 0 BB: 0 P: 6	R: 0 E: 0 K: 0 S: 8	H: 0 LOB: 0 BB: 0 P: 12	1B: 4 2B: 1 3B: 0 HR: 0	SF: 0 SAC: 0 DP: 2 HBP: 0	WP: 0 PB: 0 SB: 0 CS: 1	PA: 30
PITCHER Doug Davis, L ERA: 4.92	IP: 9.0 WLS: W BF: 30 H: 4 R: 0 ER: 0 SO: 8 BB: 1 IBB: 0 HBP: 0 BLK: 0 WP: 0 HR: 0 S: 76 P: 121 ERA: 0.00 WHIP: 0.556															PITCHER	IP: 9.0 WLS: W BF: 30 H: 4 R: 0 ER: 0 SO: 8 BB: 1 IBB: 0 HBP: 0 BLK: 0 WP: 0 HR: 0 S: 76 P: 121 ERA: 0.00 WHIP: 0.556					

Los Angeles Dodgers @ Milwaukee Brewers
Miller Park, Milwaukee, WI
Tue Sep 05 2006, 7:05 PM CDT
Att: 13,427 - Roof Closed - 75 F

AB 29
R 0
H 4
RBI 0
BB 1
SO 8
LOB 8





Batter	1	2	3	4	5	6	7	8	9	AB	R	H	RBI	BB	SO	LOB	BOTTOM			
Brady Clark, R OBP: 0.364, SLG: 0.339	0-1 28 WP 1 HR 1B		3-2 2 WP 9 1B 2 E 1B	0-0 L7		1-0 G5-3		1-1 E5 28 1B 9 1B 1-2 1B		5	2	2	0	0	0	3				
9 Tony Graffanino, R OBP: 0.356, SLG: 0.414	1-0 L9		1-1 2 E 2 WP 1 SF8 1B	3-2 2H 1B			0-0 G4-3	0-1 FC6-5 28 1B 1-2 2-3 1B		5	1	3	0	0	0	1				
28 Prince Fielder, L OBP: 0.349, SLG: 0.485	4-0 1 HR BB		1-3 K		4-2 2 G6-3 BB		1-0 2 1B 1 FC5-4 2B	3-2 1 FC6-5 1B		3	2	2	1	2	1	2				
2 Bill Hall, R OBP: 0.339, SLG: 0.551	3-3 K		1-0 E4 1B		2-1 G6-3		0-0 FC5-4 1B	2-2 P3		5	0	1	1	0	1	7				
1 Corey Hart, R OBP: 0.319, SLG: 0.451	2-1 1H 2H HR		3-2 SF8		1-1 HR		1-2 FC5-4 3B	1-0 FC6-5		4	3	2	6	0	0	4				
Kevin Mench, R OBP: 0.316, SLG: 0.421	0-1 G6-3		0-1 1B		0-2 G1-3		1-1 1H 3B			4	0	2	1	0	0	0				
David Bell, R OBP: 0.331, SLG: 0.378		1-3 K	3-2 F8			1-1 SH2-4 1B		0-2 G4-3		4	0	1	0	0	1	3				
Damian Miller, R OBP: 0.323, SLG: 0.395		0-0 G6-3		1-1 9 1B 2B		1-3 K		0-2 G6-3		4	0	1	0	0	1	1				
Doug Davis, R OBP: 0.068, SLG: 0.052		3-3 K		0-0 B2		1-0 SH2-4		0-2 E1 9 1B 28 1B		3	1	0	0	0	1	1				
Inning Stats	R: 3 E: 0 K: 1 S: 11	H: 2 LOB: 0 BB: 1 P: 21	R: 0 E: 0 K: 2 S: 8	H: 0 LOB: 0 BB: 0 P: 12	R: 2 E: 1 K: 1 S: 24	H: 3 LOB: 2 BB: 0 P: 36	R: 0 E: 0 K: 0 S: 7	H: 2 LOB: 2 BB: 0 P: 11	R: 1 E: 0 K: 0 S: 10	H: 1 LOB: 0 BB: 1 P: 17	R: 0 E: 0 K: 1 S: 8	H: 1 LOB: 1 BB: 0 P: 12	R: 2 E: 0 K: 0 S: 11	H: 3 LOB: 1 BB: 0 P: 14	R: 1 E: 2 K: 0 S: 20	H: 2 LOB: 3 BB: 0 P: 27	1B: 9 2B: 2 3B: 1 HR: 2	SF: 1 SAC: 1 DP: 1 HBP: 0	WP: 2 PB: 0 SB: 0 CS: 0	PA: 41
PITCHER Mark Hendrickson, L ERA: 4.41 50 Eric Stults, L ERA: 9.0 47 Tim Hamulack, L ERA: 6.58	IP: 4.0 WLS: L BF: 20 H: 7 R: 5 ER: 4 SO: 4 BB: 1 IBB: 0 HBP: 0 BLK: 0 WP: 0 HR: 1 S: 50 P: 80 ERA: 9.00 WHIP: 2.000															PITCHER	IP: 4.0 WLS: L BF: 20 H: 7 R: 5 ER: 4 SO: 4 BB: 1 IBB: 0 HBP: 0 BLK: 0 WP: 0 HR: 1 S: 50 P: 80 ERA: 9.00 WHIP: 2.000			

Los Angeles Dodgers @ Milwaukee Brewers
Miller Park, Milwaukee, WI
Tue Sep 05 2006, 7:05 PM CDT
Att: 13,427 - Roof Closed - 75 F

AB 37
R 9
H 14
RBI 9
BB 2
SO 5
LOB 22



Batter	1	2	3	4	5	6	7	8	9	AB	R	H	RBI	BB	SO	LOB	TOP										
15 Rafael Furcal, S (1,6) OBP: 0.360, SLG: 0.413	G3-1		2B		SF9		F8			3	0	1	1	0	0	1	Los Angeles Dodgers @ Milwaukee Brewers Miller Park, Milwaukee, WI Wed Sep 06 2006, 7:05 PM CDT Att: 25,106 - Roof Closed - 75 F livebaseballscorecards.com										
Julio Lugo, R (1,5) OBP: 0.353, SLG: 0.442	F7		B2		L9			F7		4	0	0	0	0	0	2											
Olmedo Saenz, R (1,3) OBP: 0.347, SLG: 0.553 7 James Loney, L (7,3) OBP: 0.345, SLG: 0.506	BB		G4-3		F8		G4-3			2	0	0	0	1	0	1											
12 Jeff Kent, R (1,4) OBP: 0.361, SLG: 0.470	1B			K	F9		G2-3			4	0	1	0	0	1	0											
16 Andre Ethier, L (1,7) OBP: 0.380, SLG: 0.515	K		G4-3		G4-3			BB		3	0	0	0	1	1	2											
55 Russell Martin, R (1,2) OBP: 0.359, SLG: 0.442		F9		G6-3		2B		G4-6-3		4	1	1	0	0	0	1											
27 Matt Kemp, R (1,8) OBP: 0.315, SLG: 0.493	G5-3				15 SF9	3B		P3		4	1	2	1	0	0	0											
17 Jason Repko, R (1,9) OBP: 0.343, SLG: 0.388	F7				15 SF9	SH2-3	BB			2	0	0	0	1	0	1											
Derek Lowe, R (1,1) OBP: 0.161, SLG: 0.140 44 Takashi Saito, L (9,1)				K	SH2-3		SH5-4			1	0	0	0	0	1	0											
Inning Stats	R: 0 E: 0 K: 1 S: 16	H: 1 LOB: 2 BB: 1 P: 23	R: 0 E: 0 K: 0 S: 6	H: 0 LOB: 0 BB: 0 P: 13	R: 0 E: 0 K: 1 S: 7	H: 1 LOB: 1 BB: 0 P: 11	R: 0 E: 0 K: 1 S: 12	H: 0 LOB: 0 BB: 0 P: 16	R: 1 E: 0 K: 0 S: 6	H: 1 LOB: 1 BB: 0 P: 11	R: 0 E: 0 K: 0 S: 6	H: 0 LOB: 0 BB: 0 P: 9	R: 1 E: 0 K: 0 S: 9	H: 2 LOB: 1 BB: 0 P: 13	R: 0 E: 0 K: 0 S: 6	H: 0 LOB: 0 BB: 0 P: 9		R: 0 E: 0 K: 0 S: 4	H: 0 LOB: 0 BB: 1 P: 9	1B: 2 2B: 2 3B: 1 HR: 0	SF: 1 SAC: 2 DP: 1 HBP: 0	WP: 0 PB: 0 SB: 0 CS: 0	PA: 34				
PITCHER	IP	WLS	BF	H	R	ER	SO	BB	IBB	HBP	BLK	WP	HR	S	P	ERA	WHIP										
39 Chris Capuano, L (1,1) ERA: 3.49 Francisco Cordero, R (9,1) ERA: 3.72	8.0	L	31	5	2	2	3	2	0	0	0	0	0	68	105	2.25	0.875										

Batter	1	2	3	4	5	6	7	8	9	AB	R	H	RBI	BB	SO	LOB	BOTTOM										
1 Corey Hart, R (1,8) OBP: 0.317, SLG: 0.446	G5-3		1B			K		G6-3		4	0	1	0	0	1	1	Los Angeles Dodgers @ Milwaukee Brewers Miller Park, Milwaukee, WI Wed Sep 06 2006, 7:05 PM CDT Att: 25,106 - Roof Closed - 75 F livebaseballscorecards.com										
Jeff Cirillo, R (1,5) OBP: 0.381, SLG: 0.437	G1-3		G4-3		E6			K		4	0	0	0	0	1	1											
9 Tony Graffanino, R (1,4) OBP: 0.353, SLG: 0.410	G6-3				G4-3		G1-6-3			4	0	0	0	0	1	1											
28 Prince Fielder, L (1,3) OBP: 0.351, SLG: 0.483		2 FC6-4			2 FC5-4		G1-3		G3	2	0	0	0	1	0	0											
2 Bill Hall, R (1,6) OBP: 0.337, SLG: 0.548		FC6-4			FC5-4		F9			3	1	0	0	0	0	2											
Geoff Jenkins, L (1,9) OBP: 0.337, SLG: 0.396		E7			G4-3		G4-3			3	0	1	0	0	0	1											
Kevin Mench, R (1,7) OBP: 0.316, SLG: 0.420		G6-3			G6-3			11 SH1-4		3	0	1	0	0	0	0											
11 Mike Rivera, R (1,2) OBP: 0.316, SLG: 0.443			G4-3		G6-3			SH1-4		2	0	0	0	0	0	0											
39 Chris Capuano, L (1,1) OBP: 0.145, SLG: 0.133 Brady Clark, R (8,PH) OBP: 0.353, SLG: 0.338 Francisco Cordero, R (9,1)			G1-3		F7			G5-3		2	0	0	0	0	0	0											
Inning Stats	R: 0 E: 0 K: 0 S: 5	H: 0 LOB: 0 BB: 0 P: 8	R: 1 E: 1 K: 0 S: 6	H: 1 LOB: 0 BB: 0 P: 11	R: 0 E: 0 K: 0 S: 10	H: 1 LOB: 1 BB: 0 P: 13	R: 0 E: 0 K: 0 S: 7	H: 0 LOB: 1 BB: 1 P: 15	R: 0 E: 1 K: 1 S: 5	H: 0 LOB: 0 BB: 0 P: 7	R: 0 E: 0 K: 0 S: 4	H: 0 LOB: 0 BB: 0 P: 8	R: 0 E: 0 K: 0 S: 6	H: 1 LOB: 1 BB: 0 P: 7	R: 0 E: 0 K: 2 S: 11	H: 0 LOB: 0 BB: 0 P: 18		1B: 2 2B: 1 3B: 0 HR: 0	SF: 0 SAC: 1 DP: 1 HBP: 1	WP: 0 PB: 0 SB: 0 CS: 0	PA: 31						
PITCHER	IP	WLS	BF	H	R	ER	SO	BB	IBB	HBP	BLK	WP	HR	S	P	ERA	WHIP										
Derek Lowe, R (1,1) ERA: 3.64 44 Takashi Saito, R (9,1) ERA: 2.01	8.0	S	3	0	0	0	2	0	0	0	0	0	0	11	18	0.00	0.000										

Batter	1	2	3	4	5	6	7	8	9	AB	R	H	RBI	BB	SO	LOB	TOP					
15 Rafael Furcal, S OBP: 0.362, SLG: 0.415	1-1 G6-3		2-0 L3		1-1 2B		4-2 BB		0-0 1B	4	0	2	0	1	0	0	Los Angeles Dodgers @ New York Mets Shea Stadium, Flushing, NY Thu Sep 07 2006, 7:10 PM EDT Att: 48,563 - Cloudy - 76 F					
Julio Lugo, R OBP: 0.351, SLG: 0.438	2-2 1B		2-1 G6-3		3-2 G5-3		1-0 P5		1-2 F7	5	0	1	0	0	0	5						
5 Nomar Garciaparra, R OBP: 0.376, SLG: 0.496	3-2 1B			3-2 G5-3		3-1 F7		1-0 F9		4	0	1	0	0	0	0						
J.D. Drew, L OBP: 0.379, SLG: 0.472	2-3 K			1-3 K		1-1 F7		1-3 K		4	0	0	0	0	3	2						
12 Jeff Kent, R OBP: 0.363, SLG: 0.473	1-2 F7			0-1 2B		0-0 G6-3		2-0 1B		4	0	2	0	0	0	2						
16 Andre Ethier, L OBP: 0.379, SLG: 0.511		0-0 L1		2-0 HBP			2-3 K	1-2 E1		3	0	0	0	0	1	1						
27 Matt Kemp, R OBP: 0.307, SLG: 0.478		2-1 F9		3-1 G1-3			1-2 E6	3-2 F9		4	0	0	0	0	0	4						
Toby Hall, R OBP: 0.281, SLG: 0.401		1-3 K			1-2 P6		1-1 7 G5-3	0-0 G4-3		3	0	1	0	0	1	0						
49 Delwyn Young, S (9, PH)					0-3 K		0-0 7 G5-3	1-2 1B		1	0	0	0	0	0	0						
31 Brad Penny, R Joe Beimel, L	1-1 G6-3		1-1 G6-3		0-3 K		1-2 2-3	3-2 F9		2	0	0	0	0	0	0						
17 Jason Repko, R 7 James Loney, S 47 Tim Hamulack, L 21 Marlon Anderson, L	0-0 G5-3									0	0	0	0	0	0	0						
Inning Stats	R: 0 E: 0 K: 1 S: 14	H: 2 LOB: 2 BB: 0 P: 23	R: 0 E: 0 K: 1 S: 6	H: 0 LOB: 0 BB: 0 P: 9	R: 0 E: 0 K: 0 S: 5	H: 0 LOB: 0 BB: 0 P: 10	R: 0 E: 0 K: 1 S: 10	H: 1 LOB: 2 BB: 0 P: 19	R: 0 E: 0 K: 0 S: 5	H: 0 LOB: 0 BB: 0 P: 9	R: 0 E: 1 K: 1 S: 13	H: 1 LOB: 3 BB: 1 P: 22	R: 0 E: 1 K: 1 S: 11	H: 1 LOB: 2 BB: 0 P: 19	R: 0 E: 0 K: 0 S: 13	H: 1 LOB: 1 BB: 0 P: 17	1B: 5 2B: 2 3B: 0 HR: 0	SF: 0 SAC: 0 DP: 0 HBP: 1	WP: 0 PB: 0 SB: 0 CS: 0	PA: 38		
PITCHER	IP WLS BF H R ER SO BB IBB HBP BLK WP HR S P ERA WHIP	IP WLS BF H R ER SO BB IBB HBP BLK WP HR S P ERA WHIP	IP WLS BF H R ER SO BB IBB HBP BLK WP HR S P ERA WHIP	IP WLS BF H R ER SO BB IBB HBP BLK WP HR S P ERA WHIP	IP WLS BF H R ER SO BB IBB HBP BLK WP HR S P ERA WHIP	IP WLS BF H R ER SO BB IBB HBP BLK WP HR S P ERA WHIP	IP WLS BF H R ER SO BB IBB HBP BLK WP HR S P ERA WHIP	IP WLS BF H R ER SO BB IBB HBP BLK WP HR S P ERA WHIP	IP WLS BF H R ER SO BB IBB HBP BLK WP HR S P ERA WHIP	IP WLS BF H R ER SO BB IBB HBP BLK WP HR S P ERA WHIP	IP WLS BF H R ER SO BB IBB HBP BLK WP HR S P ERA WHIP	IP WLS BF H R ER SO BB IBB HBP BLK WP HR S P ERA WHIP	IP WLS BF H R ER SO BB IBB HBP BLK WP HR S P ERA WHIP	IP WLS BF H R ER SO BB IBB HBP BLK WP HR S P ERA WHIP	IP WLS BF H R ER SO BB IBB HBP BLK WP HR S P ERA WHIP	IP WLS BF H R ER SO BB IBB HBP BLK WP HR S P ERA WHIP	IP WLS BF H R ER SO BB IBB HBP BLK WP HR S P ERA WHIP	IP WLS BF H R ER SO BB IBB HBP BLK WP HR S P ERA WHIP	IP WLS BF H R ER SO BB IBB HBP BLK WP HR S P ERA WHIP	IP WLS BF H R ER SO BB IBB HBP BLK WP HR S P ERA WHIP	IP WLS BF H R ER SO BB IBB HBP BLK WP HR S P ERA WHIP	IP WLS BF H R ER SO BB IBB HBP BLK WP HR S P ERA WHIP

AB	36
R	0
H	7
RBI	0
BB	1
SO	6
LOB	16



Batter	1	2	3	4	5	6	7	8	9	AB	R	H	RBI	BB	SO	LOB	BOTTOM					
7 José Reyes, S OBP: 0.353, SLG: 0.499	0-2 1B		0-0 F7		2-2 F8		2-1 IHR		0-0 FC5-4	5	2	2	3	0	0	3	Los Angeles Dodgers @ New York Mets Shea Stadium, Flushing, NY Thu Sep 07 2006, 7:10 PM EDT Att: 48,563 - Cloudy - 76 F					
16 Paul Lo Duca, R OBP: 0.351, SLG: 0.418	2-2 1B		2-3 K		2-2 G1-3		2-0 G6-3			4	0	1	0	0	1	1						
15 Carlos Beltrán, S OBP: 0.388, SLG: 0.623	2-2 1B		2-3 K		2-3 K		2-2 21 G4-6-3			4	1	2	1	0	2	0						
21 Carlos Delgado, L OBP: 0.366, SLG: 0.567	2-2 1B		1-2 G5-3		3-2 G3-1		3-1 G4-6-3			4	0	1	0	0	0	1						
5 David Wright, R OBP: 0.375, SLG: 0.531	2-2 2B		0-2 1B		4-2 20 2B		2-2 2B			2	1	2	1	1	0	0						
Cliff Floyd, L OBP: 0.321, SLG: 0.406	1-0 G1-3		2-2 K		1-1 F8		0-0 G4-3			4	0	0	0	0	1	4						
Roberto Hernandez, R Aaron Heilman, R										0	0	0	0	0	0	0						
20 Shawn Green, L OBP: 0.348, SLG: 0.441		2-1 G4-3		0-0 22 G4-3		0-1 22 FC4		4-0 10 FC4-6		3	1	2	0	1	0	0						
22 Jose Valentin, S OBP: 0.344, SLG: 0.511		2-2 HR		0-1 G4-3		0-2 FC4		1-2 F7		4	2	1	2	0	0	3						
Tom Glavine, L OBP: 0.278, SLG: 0.208	1-2 1B		1-2 P5		2-2 SH2-4		1-0 SH2-4		1-2 FC4-6	2	0	1	0	0	0	1						
59 Guillermo Mota, R 10 Endy Chavez, L	2-3 1B									1	0	0	0	0	0	1						
Inning Stats	R: 2 E: 0 K: 0 S: 17	H: 4 LOB: 1 BB: 0 P: 26	R: 1 E: 0 K: 1 S: 15	H: 2 LOB: 1 BB: 0 P: 22	R: 0 E: 0 K: 2 S: 12	H: 1 LOB: 1 BB: 0 P: 17	R: 0 E: 0 K: 0 S: 11	H: 1 LOB: 1 BB: 0 P: 15	R: 0 E: 0 K: 1 S: 11	H: 0 LOB: 0 BB: 0 P: 18	R: 4 E: 0 K: 0 S: 14	H: 2 LOB: 0 BB: 1 P: 24	R: 0 E: 0 K: 0 S: 9	H: 2 LOB: 1 BB: 0 P: 16	R: 0 E: 0 K: 0 S: 7	H: 0 LOB: 1 BB: 1 P: 13	1B: 6 2B: 4 3B: 0 HR: 2	SF: 1 SAC: 1 DP: 1 HBP: 0	WP: 1 PB: 0 SB: 0 CS: 0	PA: 37		
PITCHER	IP WLS BF H R ER SO BB IBB HBP BLK WP HR S P ERA WHIP	IP WLS BF H R ER SO BB IBB HBP BLK WP HR S P ERA WHIP	IP WLS BF H R ER SO BB IBB HBP BLK WP HR S P ERA WHIP	IP WLS BF H R ER SO BB IBB HBP BLK WP HR S P ERA WHIP	IP WLS BF H R ER SO BB IBB HBP BLK WP HR S P ERA WHIP	IP WLS BF H R ER SO BB IBB HBP BLK WP HR S P ERA WHIP	IP WLS BF H R ER SO BB IBB HBP BLK WP HR S P ERA WHIP	IP WLS BF H R ER SO BB IBB HBP BLK WP HR S P ERA WHIP	IP WLS BF H R ER SO BB IBB HBP BLK WP HR S P ERA WHIP	IP WLS BF H R ER SO BB IBB HBP BLK WP HR S P ERA WHIP	IP WLS BF H R ER SO BB IBB HBP BLK WP HR S P ERA WHIP	IP WLS BF H R ER SO BB IBB HBP BLK WP HR S P ERA WHIP	IP WLS BF H R ER SO BB IBB HBP BLK WP HR S P ERA WHIP	IP WLS BF H R ER SO BB IBB HBP BLK WP HR S P ERA WHIP	IP WLS BF H R ER SO BB IBB HBP BLK WP HR S P ERA WHIP	IP WLS BF H R ER SO BB IBB HBP BLK WP HR S P ERA WHIP	IP WLS BF H R ER SO BB IBB HBP BLK WP HR S P ERA WHIP	IP WLS BF H R ER SO BB IBB HBP BLK WP HR S P ERA WHIP	IP WLS BF H R ER SO BB IBB HBP BLK WP HR S P ERA WHIP	IP WLS BF H R ER SO BB IBB HBP BLK WP HR S P ERA WHIP	IP WLS BF H R ER SO BB IBB HBP BLK WP HR S P ERA WHIP	IP WLS BF H R ER SO BB IBB HBP BLK WP HR S P ERA WHIP



Batter	1	2	3	4	5	6	7	8	9	AB	R	H	RBI	BB	SO	LOB	TOP							
15 Rafael Furcal, S OBP: 0.363, SLG: 0.421										5	2	1	0	0	1									
Kenny Lofton, L OBP: 0.362, SLG: 0.402										5	0	2	1	0	0	0								
5 Nomar Garciaparra, R OBP: 0.379, SLG: 0.595										4	2	2	1	1	0	2								
J.D. Drew, L OBP: 0.377, SLG: 0.468										4	0	0	0	1	1	5								
12 Jeff Kent, R OBP: 0.366, SLG: 0.472										3	0	1	0	2	1	1								
44 Takashi Saito, L (9, 1)										0	0	0	0	0	0	0								
21 Marlon Anderson, L OBP: 0.333, SLG: 0.440										4	0	1	0	0	1	3								
Brett Tomko, R OBP: 0.154, SLG: 0.120										0	0	0	0	0	0	0								
51 Jonathan Broxton, R (8, 1)										0	0	0	0	0	0	0								
Julio Lugo, R OBP: 0.351, SLG: 0.438										0	0	0	0	0	0	0								
Wilson Betemit, S OBP: 0.334, SLG: 0.508										4	0	0	0	0	1	4								
55 Russell Martin, R OBP: 0.358, SLG: 0.442										4	1	1	0	0	0	0								
56 Hung-Chih Kuo, L (1, 1)										2	0	0	0	0	2	0								
17 Jason Repko, R OBP: 0.341, SLG: 0.385										1	0	0	0	0	0	0								
Inning Stats	R: 2 E: 1 K: 2 S: 24	H: 2 LOB: 2 BB: 1 P: 36	R: 0 E: 0 K: 1 S: 6	H: 0 LOB: 0 BB: 0 P: 8	R: 0 E: 0 K: 0 S: 7	H: 1 LOB: 2 BB: 1 P: 12	R: 0 E: 0 K: 1 S: 7	H: 0 LOB: 0 BB: 0 P: 8	R: 2 E: 1 K: 0 S: 13	H: 3 LOB: 2 BB: 1 P: 23	R: 1 E: 0 K: 0 S: 8	H: 2 LOB: 2 BB: 1 P: 19	R: 0 E: 0 K: 1 S: 7	H: 0 LOB: 0 BB: 0 P: 9	R: 0 E: 0 K: 0 S: 8	H: 0 LOB: 0 BB: 0 P: 10	R: 0 E: 0 K: 1 S: 10	H: 1 LOB: 1 BB: 0 P: 16	1B: 5 2B: 2 3B: 0 HR: 2	SF: 0 SAC: 1 DP: 0 HBP: 0	WP: 0 PB: 0 SB: 0 CS: 0	PA: 41		
PITCHER	IP WLS BF H R ER SO BB IBB HBP BLK WP HR S P ERA WHIP	5.0 L 25 6 4 2 4 3 0 0 0 0 2 57 87 3.60 1.800	1.0 6 2 1 1 0 0 1 0 0 0 0 8 19 9.00 2.000	2.0 6 0 0 0 1 0 0 0 0 0 0 15 19 0.00 0.000	1.0 4 1 0 0 1 0 0 0 0 0 0 10 16 0.00 1.000																			

Los Angeles Dodgers @ New York Mets
Shea Stadium, Flushing, NY
Fri Sep 08 2006, 7:10 PM EDT
Att: 52,077 - Partly Cloudy - 75 F

livebaseballscores.com

AB 36
R 5
H 9
RBI 3
BB 4
SO 6
LOB 16

Batter	1	2	3	4	5	6	7	8	9	AB	R	H	RBI	BB	SO	LOB	BOTTOM						
7 José Reyes, S OBP: 0.353, SLG: 0.497										3	0	0	0	1	2	1							
16 Paul Lo Duca, R OBP: 0.350, SLG: 0.416										4	0	1	0	0	0	1							
15 Carlos Beltrán, S OBP: 0.389, SLG: 0.620										2	0	0	0	2	0	1							
21 Carlos Delgado, L OBP: 0.363, SLG: 0.562										4	0	0	0	0	1	2							
5 David Wright, R OBP: 0.380, SLG: 0.534										3	0	2	0	0	0	0							
20 Shawn Green, L OBP: 0.347, SLG: 0.440										3	0	1	0	0	1	1							
Chris Woodward, R OBP: 0.286, SLG: 0.310										3	0	0	0	0	1	3							
44 Lastings Milledge, R OBP: 0.301, SLG: 0.384										3	0	0	0	0	1	2							
33 John Maine, R ERA: 4.46										1	0	0	0	0	1	0							
Darren Oliver, R OBP: 0.206, SLG: 0.214										0	0	0	0	0	0	0							
22 José Valentin, S OBP: 0.143, SLG: 0.059										1	0	0	0	0	1	0							
Heath Bell, R (7, 1)										0	0	0	0	0	0	0							
Ricky Ledee, L ERA: 2.66										0	0	0	0	1	0	0							
Chad Bradford, R (9, 1)										0	0	0	0	0	0	0							
Inning Stats	R: 0 E: 0 K: 0 S: 9	H: 0 LOB: 1 BB: 2 P: 20	R: 0 E: 0 K: 1 S: 7	H: 0 LOB: 0 BB: 0 P: 10	R: 0 E: 0 K: 3 S: 11	H: 0 LOB: 0 BB: 0 P: 16	R: 0 E: 0 K: 0 S: 6	H: 0 LOB: 0 BB: 1 P: 12	R: 0 E: 0 K: 1 S: 11	H: 2 LOB: 1 BB: 0 P: 15	R: 0 E: 0 K: 2 S: 12	H: 1 LOB: 1 BB: 0 P: 17	R: 0 E: 0 K: 0 S: 7	H: 1 LOB: 1 BB: 0 P: 10	R: 0 E: 0 K: 0 S: 5	H: 0 LOB: 0 BB: 1 P: 9	R: 0 E: 0 K: 1 S: 7	H: 0 LOB: 0 BB: 0 P: 12	1B: 3 2B: 1 3B: 0 HR: 0	SF: 0 SAC: 0 DP: 3 HBP: 0	WP: 0 PB: 0 SB: 0 CS: 1	PA: 31	
PITCHER	IP WLS BF H R ER SO BB IBB HBP BLK WP HR S P ERA WHIP	6.0 W 21 3 0 0 7 3 0 0 0 0 0 56 90 0.00 1.000	1.0 4 1 0 0 0 0 0 0 0 0 0 7 10 0.00 1.000	1.0 3 0 0 0 0 0 1 0 0 0 0 5 9 0.00 1.000	1.0 3 0 0 0 1 0 0 0 0 0 0 7 12 0.00 0.000																		

Los Angeles Dodgers @ New York Mets
Shea Stadium, Flushing, NY
Fri Sep 08 2006, 7:10 PM EDT
Att: 52,077 - Partly Cloudy - 75 F


livebaseballscores.com

AB 27
R 0
H 4
RBI 0
BB 4
SO 8
LOB 11

Batter	1	2	3	4	5	6	7	8	9	AB	R	H	RBI	BB	SO	LOB	TOP								
15 Rafael Furcal, S OBP: 0.362, SLG: 0.422	SH5-4 2B		F9			SH1-4		G4-3		3	0	1	0	0	0	0									
Kenny Lofton, L OBP: 0.362, SLG: 0.401	SH5-4			F9				G4-3		3	1	1	1	0	0	0									
5 Nomar Garciaparra, R OBP: 0.375, SLG: 0.590		F9		F7		FC5-2-5-1 1B		G3		4	0	0	0	0	0	3									
J.D. Drew, L OBP: 0.376, SLG: 0.466	K			G1-3					G4-3	4	0	1	1	0	1	1									
12 Jeff Kent, R OBP: 0.365, SLG: 0.469		K				G3-1			G4-3	4	0	1	0	0	2	2									
17 Jason Repko, R OBP: 0.341, SLG: 0.385									CS 1B	0	0	0	0	0	0	0									
16 Andre Ethier, L OBP: 0.378, SLG: 0.508		K				G3				2	0	0	0	1	1	0									
Olmedo Saenz, R OBP: 0.346, SLG: 0.550									K	1	0	0	0	0	1	1									
Wilson Betemit, S OBP: 0.331, SLG: 0.503		F8				F9				3	0	0	0	0	1	1									
55 Russell Martin, R OBP: 0.358, SLG: 0.441			F7			SH1-4 1B		F9		3	1	1	0	0	0	1									
Greg Maddux, R OBP: 0.145, SLG: 0.153										2	0	0	0	0	1	1									
47 Tim Hamulack, R										0	0	0	0	0	0	0									
Brett Tomko, R OBP: 0.154, SLG: 0.120										0	0	0	0	0	0	0									
21 Marion Anderson, L OBP: 0.332, SLG: 0.438						SH1-4 1B				1	0	0	0	0	0	1									
Joe Beimel, L										0	0	0	0	0	0	0									
Inning Stats	R: 0 E: 0 K: 1 S: 8	H: 1 LOB: 1 BB: 0 P: 16	R: 0 E: 0 K: 2 S: 8	H: 0 LOB: 0 BB: 0 P: 12	R: 0 E: 0 K: 1 S: 7	H: 0 LOB: 0 BB: 0 P: 11	R: 0 E: 0 K: 0 S: 6	H: 0 LOB: 0 BB: 0 P: 12	R: 0 E: 0 K: 1 S: 6	H: 0 LOB: 0 BB: 0 P: 10	R: 2 E: 1 K: 0 S: 10	H: 3 LOB: 2 BB: 0 P: 11	R: 0 E: 0 K: 1 S: 11	H: 0 LOB: 1 BB: 1 P: 19	R: 0 E: 0 K: 0 S: 5	H: 1 LOB: 0 BB: 0 P: 7	R: 0 E: 0 K: 1 S: 11	H: 1 LOB: 1 BB: 0 P: 18	1B: 4 2B: 2 3B: 0 HR: 0	SF: 0 SAC: 2 DP: 1 HBP: 0	WP: 0 PB: 0 SB: 0 CS: 1	PA: 33			
PITCHER	IP WLS BF H R ER SO BB IBB HBP BLK WP HR S P ERA WHIP	7.0 W 27 4 2 1 6 1 0 0 0 0 0 56 91 1.29 0.714	1.0 H 3 0 0 0 0 0 0 0 0 0 0 5 7 0.00 0.000	1.0 S 3 1 0 0 1 0 0 0 0 0 0 0 11 18 0.00 1.000																					

Los Angeles Dodgers @ New York Mets
Shea Stadium, Flushing, NY
Sat Sep 09 2006, 1:10 PM EDT
Att: 47,064 - Sunny - 82 F


AB 30
R 2
H 5
RBI 2
BB 1
SO 7
LOB 11



Batter	1	2	3	4	5	6	7	8	9	AB	R	H	RBI	BB	SO	LOB	BOTTOM							
7 José Reyes, S OBP: 0.352, SLG: 0.497	G3		K			F8	CS	15 2B		4	0	1	0	0	1	1								
22 Jose Valentin, S OBP: 0.342, SLG: 0.509	F9		G5-3			21 F8 5 1B		B3		4	1	1	0	0	0	2								
15 Carlos Beltrán, S OBP: 0.390, SLG: 0.617	F9			F8		21 F8 5 1B	IBB	21 G5-4-3 IBB		2	1	0	0	2	0	0								
21 Carlos Delgado, L OBP: 0.363, SLG: 0.566		HR		F8		F8		G5-4-3		4	1	1	1	0	0	4								
5 David Wright, R OBP: 0.383, SLG: 0.539		G3-6-1 1B				F8				3	0	3	2	0	0	0								
20 Shawn Green, L OBP: 0.345, SLG: 0.438		F7								3	0	0	0	0	2	3								
Cliff Floyd, L OBP: 0.318, SLG: 0.402										3	0	0	0	0	0	1								
10 Endy Chavez, L OBP: 0.349, SLG: 0.448	G3-6-1					G4-3		G6-3		0	0	0	0	0	0	0								
Kelly Stinnett, R OBP: 0.281, SLG: 0.301										3	0	1	0	0	1	0								
26 Orlando Hernandez, R OBP: 0.220, SLG: 0.275										1	0	0	0	0	0	0								
44 Lastings Milledge, R OBP: 0.259, SLG: 0.351										1	0	0	0	0	0	0								
Aaron Heilman, R										0	0	0	0	0	0	0								
13 Billy Wagner, L										0	0	0	0	0	0	0								
Inning Stats	R: 0 E: 0 K: 0 S: 11	H: 0 LOB: 0 BB: 0 P: 18	R: 1 E: 0 K: 0 S: 6	H: 2 LOB: 0 BB: 0 P: 9	R: 0 E: 0 K: 1 S: 7	H: 1 LOB: 1 BB: 0 P: 8	R: 0 E: 0 K: 1 S: 10	H: 1 LOB: 1 BB: 0 P: 17	R: 0 E: 0 K: 1 S: 8	H: 0 LOB: 0 BB: 0 P: 9	R: 2 E: 0 K: 1 S: 12	H: 2 LOB: 1 BB: 1 P: 22	R: 0 E: 1 K: 0 S: 6	H: 0 LOB: 0 BB: 0 P: 10	R: 0 E: 0 K: 0 S: 7	H: 1 LOB: 1 BB: 1 P: 12	1B: 3 2B: 3 3B: 0 HR: 1	SF: 0 SAC: 1 DP: 2 HBP: 0	WP: 0 PB: 0 SB: 1 CS: 1	PA: 32				
PITCHER	IP WLS BF H R ER SO BB IBB HBP BLK WP HR S P ERA WHIP	5.1 L 21 5 3 3 3 0 0 0 0 0 0 2 2 0.00 0.938	0.1 H 1 0 0 0 0 0 0 0 0 0 0 0 6 9 0.00 3.000	0.1 B 2 1 0 0 1 0 0 0 0 0 0 13 22 0.00 0.500																				

Los Angeles Dodgers @ New York Mets
Shea Stadium, Flushing, NY
Sat Sep 09 2006, 1:10 PM EDT
Att: 47,064 - Sunny - 82 F

AB 28
R 3
H 7
RBI 3
BB 2
SO 4
LOB 11




Batter	1	2	3	4	5	6	7	8	9	AB	R	H	RBI	BB	SO	LOB	TOP										
15 Rafael Furcal, S OBP: 0.365, SLG: 0.424 18 Ramon Martinez, R (7, PH) OBP: 0.346, SLG: 0.367	P4		3B	F9		5 HR	K			4	2	3	1	0	0	0											
Kenny Lofton, L OBP: 0.361, SLG: 0.404 27 Matt Kemp, R OBP: 0.305, SLG: 0.475	F8		5 1B	F9		F7		G4-3		4	1	1	3	0	0	3											
5 Nomar Garciaparra, R OBP: 0.379, SLG: 0.599 7 James Loney, L OBP: 0.348, SLG: 0.506	G6-3		12 F9			HR		17 FC5-4		3	1	2	4	1	0	0											
J.D. Drew, L OBP: 0.377, SLG: 0.465 17 Jason Repko, R OBP: 0.336, SLG: 0.382		F7	21 BB	F7				FC5-4		3	0	1	0	1	0	2											
12 Jeff Kent, R OBP: 0.363, SLG: 0.473 Julio Lugo, R OBP: 0.350, SLG: 0.437	G5-3		F9			K		FC5-4		4	1	1	0	0	1	3											
21 Marlon Anderson, L OBP: 0.331, SLG: 0.432 49 Delwyn Young, S	P6				G4-3	F7			K	3	0	0	0	1	0	2											
Wilson Betemit, S OBP: 0.330, SLG: 0.500					SF9				F8	4	1	1	1	0	1	3											
55 Russell Martin, R OBP: 0.360, SLG: 0.442 Toby Hall, R OBP: 0.282, SLG: 0.402			15 1B	50 SH5-4	F9	P4				2	2	1	0	1	0	0											
50 Eric Stults, L OBP: 0.300, SLG: 0.500 Orlando Cabrera, R OBP: 0.346, SLG: 0.582 Elmer Dessens, R OBP: 0.345, SLG: 0.510 Mark Hendrickson, L OBP: 0.309, SLG: 0.350 Oscar Robles, L OBP: 0.303, SLG: 0.350 Aaron Sele, R OBP: 0.222, SLG: 0.231			K	SH5-4		15 1B			G2-3	2	1	1	0	0	1	2											
Inning Stats	R: 0 E: 0 K: 0 S: 6	H: 0 LOB: 0 BB: 0 P: 10	R: 0 E: 0 K: 0 S: 7	H: 0 LOB: 0 BB: 0 P: 13	R: 4 E: 0 K: 1 S: 25	H: 5 LOB: 3 BB: 2 P: 49	R: 1 E: 0 K: 0 S: 15	H: 1 LOB: 2 BB: 2 P: 28	R: 1 E: 0 K: 0 S: 12	H: 1 LOB: 0 BB: 0 P: 18	R: 3 E: 0 K: 1 S: 16	H: 4 LOB: 1 BB: 0 P: 26	R: 0 E: 0 K: 2 S: 11	H: 1 LOB: 1 BB: 0 P: 16	R: 0 E: 0 K: 0 S: 10	H: 1 LOB: 1 BB: 0 P: 14	R: 0 E: 0 K: 1 S: 13	H: 1 LOB: 1 BB: 0 P: 18	1B: 11 2B: 0 3B: 2 HR: 1	SF: 1 SAC: 1 DP: 0 HBP: 0	WP: 0 PB: 0 SB: 2 CS: 0	PA: 45					
PITCHER	IP	WLS	BF	H	R	ER	SO	BB	IBB	HBP	BLK	WP	HR	S	P	ERA	WHIP										
Steve Trachsel, R ERA: 5.17	2.2	L	15	5	4	4	1	2	0	0	0	0	0	36	67	13.50	2.625										
43 Royce Ring, L ERA: 1.42	0.1		1	0	0	0	0	0	0	0	0	0	0	2	5	0.00	0.000										
Brian Bannister, R ERA: 4.38	3.0		17	6	5	5	1	2	0	0	0	0	1	43	72	15.00	2.667										
Darren Oliver, L ERA: 2.82	2.0		8	2	0	0	2	0	0	0	0	0	0	21	30	0.00	1.000										
Chad Bradford, R ERA: 2.77	1.0		4	1	0	0	1	0	0	0	0	0	0	13	18	0.00	1.000										

Los Angeles Dodgers @ New York Mets
Shea Stadium, Flushing, NY
Sun Sep 10 2006, 1:10 PM EDT
Att: 48,760 - Partly Cloudy - 71 F

livebaseballscores.com

AB 39
R 9
H 14
RBI 9
BB 4
SO 5
LOB 19




Batter	1	2	3	4	5	6	7	8	9	AB	R	H	RBI	BB	SO	LOB	BOTTOM										
7 José Reyes, S OBP: 0.352, SLG: 0.501 Darren Oliver, R OBP: 0.200, SLG: 0.214 Ricky Ledee, L OBP: 0.243, SLG: 0.314 Chad Bradford, R	P4		F9			HR		L3		3	1	1	1	0	0	1											
10 Endy Chavez, L OBP: 0.348, SLG: 0.445				G4-3		G4-3		G6-3		4	0	1	0	0	0	0											
16 Paul Lo Duca, R OBP: 0.348, SLG: 0.414 Julio Franco, R OBP: 0.336, SLG: 0.359		G5-4-3		F8				K		3	0	0	0	0	1	1											
21 Carlos Delgado, L OBP: 0.361, SLG: 0.562 20 Shawn Green, L OBP: 0.345, SLG: 0.437			F7	P6				F7		3	0	0	0	0	0	0											
5 David Wright, R OBP: 0.385, SLG: 0.538 Mike DiFelice, R OBP: 0.174, SLG: 0.050		F9				G5-4-3		22 1B		1	0	0	0	2	0	0											
22 Jose Valentin, S OBP: 0.342, SLG: 0.508			K		P3			G4-3		1	0	0	0	0	0	0											
Michael Tucker, L OBP: 0.382, SLG: 0.381			F7		G5-4-3					2	0	0	0	1	0	1											
44 Lastings Milledge, R OBP: 0.293, SLG: 0.373			G5-3			K		K		3	0	0	0	0	2	3											
Steve Trachsel, R ERA: 5.17 43 Royce Ring, L ERA: 4.0 Chris Woodward, R OBP: 0.296, SLG: 0.310 Brian Bannister, R OBP: 0.115, SLG: 0.115								P4		0	0	0	0	0	0	0											
Inning Stats	R: 0 E: 0 K: 0 S: 10	H: 1 LOB: 0 BB: 0 P: 14	R: 0 E: 0 K: 1 S: 8	H: 0 LOB: 0 BB: 0 P: 13	R: 0 E: 0 K: 0 S: 12	H: 0 LOB: 1 BB: 1 P: 19	R: 0 E: 0 K: 0 S: 7	H: 0 LOB: 0 BB: 0 P: 11	R: 0 E: 0 K: 2 S: 11	H: 1 LOB: 0 BB: 0 P: 18	R: 0 E: 0 K: 2 S: 15	H: 1 LOB: 3 BB: 2 P: 26	R: 0 E: 0 K: 0 S: 9	H: 0 LOB: 0 BB: 0 P: 13	R: 0 E: 0 K: 1 S: 6	H: 0 LOB: 0 BB: 0 P: 10	1B: 2 2B: 0 3B: 0 HR: 1	SF: 0 SAC: 0 DP: 2 HBP: 0	WP: 0 PB: 0 SB: 0 CS: 0	PA: 32							
PITCHER	IP	WLS	BF	H	R	ER	SO	BB	IBB	HBP	BLK	WP	HR	S	P	ERA	WHIP										
50 Eric Stults, L ERA: 4.0	6.0	W	20	2	1	1	3	2	0	0	0	0	0	15	26	0.00	3.000										
Elmer Dessens, R ERA: 4.3	1.0		6	1	0	0	2	2	0	0	0	0	0	9	13	0.00	0.000										
Mark Hendrickson, L ERA: 4.38	1.0		3	0	0	0	0	0	0	0	0	0	0	6	10	0.00	0.000										
Aaron Sele, R ERA: 4.44	1.0		3	0	0	0	1	0	0	0	0	0	0	6	10	0.00	0.000										

Los Angeles Dodgers @ New York Mets
Shea Stadium, Flushing, NY
Sun Sep 10 2006, 1:10 PM EDT
Att: 48,760 - Partly Cloudy - 71 F

livebaseballscores.com

AB 28
R 1
H 3
RBI 1
BB 4
SO 6
LOB 7



Batter	1	2	3	4	5	6	7	8	9	AB	R	H	RBI	BB	SO	LOB	TOP					
15 Rafael Furcal, S OBP: 0.364, SLG: 0.433										4	0	0	0	0	2	2	Los Angeles Dodgers @ Chicago Cubs Wrigley Field, Chicago, IL Thu Sep 14 2006, 1:20 PM CDT Att: 31,361 - Sunny - 70 F					
Kenny Lofton, L OBP: 0.361, SLG: 0.400										4	1	1	0	0	0	0						
5 Nomar Garciaparra, R OBP: 0.374, SLG: 0.595										4	1	1	0	0	0	0						
J.D. Drew, L OBP: 0.381, SLG: 0.467										2	2	1	3	2	0	0						
12 Jeff Kent, R OBP: 0.364, SLG: 0.466										4	0	0	0	0	1	2						
Wilson Betemit, S OBP: 0.327, SLG: 0.491										2	0	0	0	1	1	1						
Olmedo Saenz, R OBP: 0.351, SLG: 0.549										1	0	0	0	0	1	1						
18 Ramon Martinez, R OBP: 0.346, SLG: 0.367										0	0	0	0	0	0	0						
21 Marlon Anderson, L OBP: 0.338, SLG: 0.447										2	1	1	2	2	0	0						
55 Russell Martin, R OBP: 0.358, SLG: 0.434										4	0	0	0	0	0	3						
56 Hung-Chih Kuo, L OBP: 0.338, SLG: 0.437										1	0	0	0	0	1	0						
Julio Lugo, R OBP: 0.354, SLG: 0.120										1	0	0	0	0	0	0						
Brett Tomko, R OBP: 0.374, SLG: 0.500										1	0	0	0	0	1	0						
16 Andre Ethier, L OBP: 0.374, SLG: 0.500										1	0	0	0	0	1	0						
Inning Stats	R: 0 E: 0 K: 1 S: 6	H: 0 LOB: 0 BB: 0 P: 8	R: 2 E: 0 K: 1 S: 11	H: 1 LOB: 0 BB: 1 P: 19	R: 0 E: 0 K: 1 S: 9	H: 0 LOB: 0 BB: 0 P: 14	R: 0 E: 0 K: 0 S: 12	H: 0 LOB: 0 BB: 0 P: 19	R: 0 E: 0 K: 0 S: 12	H: 0 LOB: 0 BB: 0 P: 22	R: 3 E: 0 K: 1 S: 12	H: 3 LOB: 1 BB: 2 P: 22	R: 0 E: 0 K: 1 S: 11	H: 0 LOB: 1 BB: 0 P: 15	R: 0 E: 0 K: 1 S: 12	H: 0 LOB: 0 BB: 0 P: 22	R: 0 E: 0 K: 1 S: 11	H: 0 LOB: 0 BB: 0 P: 16	1B: 2 2B: 0 3B: 0 HR: 2	SF: 0 SAC: 1 DP: 0 HBP: 0	WP: 0 PB: 0 SB: 0 CS: 0	PA: 36
PITCHER	IP: 5.0 WLS: 19 BF: 19 H: 1 R: 2 ER: 2 SO: 3 BB: 3 IBB: 0 HBP: 0 BLK: 0 WP: 0 HR: 1 S: 50 P: 82 ERA: 3.60 WHIP: 0.800	IP: 0.1 WLS: 4 BF: 3 H: 3 R: 3 ER: 3 SO: 0 BB: 0 IBB: 0 HBP: 0 BLK: 0 WP: 0 HR: 6 S: 11 P: 26 ERA: 81.00 WHIP: 9.000	IP: 1.2 WLS: 6 BF: 6 H: 0 R: 0 ER: 0 SO: 2 BB: 1 IBB: 0 HBP: 0 BLK: 0 WP: 0 HR: 17 S: 11 P: 26 ERA: 0.00 WHIP: 0.600	IP: 0.2 WLS: 3 BF: 3 H: 0 R: 0 ER: 0 SO: 0 BB: 1 IBB: 0 HBP: 0 BLK: 0 WP: 0 HR: 9 S: 17 P: 17 ERA: 0.00 WHIP: 1.500	IP: 0.1 WLS: 1 BF: 1 H: 0 R: 0 ER: 0 SO: 1 BB: 0 IBB: 0 HBP: 0 BLK: 0 WP: 0 HR: 3 S: 5 P: 5 ERA: 0.00 WHIP: 0.000	IP: 1.0 WLS: 3 BF: 3 H: 0 R: 0 ER: 0 SO: 1 BB: 0 IBB: 0 HBP: 0 BLK: 0 WP: 0 HR: 0 S: 11 P: 16 ERA: 0.00 WHIP: 0.000																

Batter	1	2	3	4	5	6	7	8	9	AB	R	H	RBI	BB	SO	LOB	BOTTOM			
Juan Pierre, L OBP: 0.331, SLG: 0.384										4	1	2	0	0	1	0	Los Angeles Dodgers @ Chicago Cubs Wrigley Field, Chicago, IL Thu Sep 14 2006, 1:20 PM CDT Att: 31,361 - Sunny - 70 F			
2 Ryan Theriot, R OBP: 0.394, SLG: 0.471										4	1	2	1	0	0	0				
Cesar Izturis, S OBP: 0.299, SLG: 0.323										0	0	0	0	0	0	0				
16 Aramis Ramirez, R OBP: 0.348, SLG: 0.543										4	2	2	3	0	1	1				
25 Derrek Lee, R OBP: 0.369, SLG: 0.477										4	0	1	0	0	0	1				
19 Matt Murton, R OBP: 0.362, SLG: 0.435										4	1	1	0	0	1	1				
29 Angel Pagan, S OBP: 0.321, SLG: 0.430										4	0	1	2	0	1	1				
24 Henry Blanco, R OBP: 0.309, SLG: 0.439										4	0	1	0	0	1	1				
5 Ronny Cedeno, R OBP: 0.273, SLG: 0.332										3	1	1	0	0	1	3				
52 Wade Miller, R ERA: 6.75										1	0	0	0	0	1	0				
Freddie Eynum, L ERA: 4.25										1	0	0	0	0	1	0				
49 Carlos Marmol, R ERA: 5.89										0	0	0	0	0	0	0				
47 Scott Eyre, L ERA: 2.95										0	0	0	0	0	0	0				
43 Michael Wuertz, R ERA: 3.0										1	0	0	0	0	1	1				
13 Will Ohman, L ERA: 4.23										0	0	0	0	0	0	0				
Inning Stats	R: 0 E: 0 K: 1 S: 7	H: 0 LOB: 0 BB: 0 P: 8	R: 0 E: 0 K: 0 S: 12	H: 2 LOB: 2 BB: 0 P: 16	R: 0 E: 0 K: 2 S: 12	H: 0 LOB: 0 BB: 0 P: 18	R: 2 E: 0 K: 1 S: 15	H: 3 LOB: 1 BB: 0 P: 21	R: 0 E: 0 K: 1 S: 11	H: 2 LOB: 1 BB: 0 P: 17	R: 0 E: 0 K: 1 S: 8	H: 0 LOB: 0 BB: 0 P: 13	R: 4 E: 0 K: 1 S: 18	H: 4 LOB: 0 BB: 0 P: 26	R: 0 E: 0 K: 2 S: 7	H: 0 LOB: 0 BB: 0 P: 10	1B: 9 2B: 0 3B: 1 HR: 1	SF: 0 SAC: 0 DP: 0 HBP: 0	WP: 0 PB: 0 SB: 0 CS: 1	PA: 34
PITCHER	IP: 6.0 WLS: 24 BF: 24 H: 7 R: 2 ER: 2 SO: 6 BB: 0 IBB: 0 HBP: 0 BLK: 0 WP: 0 HR: 1 S: 65 P: 93 ERA: 3.00 WHIP: 1.167	IP: 1.0 WLS: 7 BF: 4 H: 4 R: 4 ER: 4 SO: 1 BB: 0 IBB: 0 HBP: 0 BLK: 0 WP: 0 HR: 18 S: 26 P: 26 ERA: 36.00 WHIP: 4.000	IP: 1.0 WLS: 3 BF: 3 H: 0 R: 0 ER: 0 SO: 2 BB: 0 IBB: 0 HBP: 0 BLK: 0 WP: 0 HR: 7 S: 10 P: 10 ERA: 0.00 WHIP: 0.000																	

Batter	1	2	3	4	5	6	7	8	9	AB	R	H	RBI	BB	SO	LOB	TOP										
Dave Roberts, L (1, 7) OBP: 0.366, SLG: 0.405	4-1 CS BB			1-0 G4-3		1-1 G4-3			2-3 K	3	0	0	0	1	1	0	San Diego Padres @ Los Angeles Dodgers Dodger Stadium, Los Angeles, CA Fri Sep 15 2006, 7:40 PM PDT Att: 52,911 - Clear -66 F										
Todd Walker, L (1, 5) OBP: 0.354, SLG: 0.391	0-2 G4-3			3-2 G6-3			0-0 G4-3		3-3 K	4	0	0	0	0	1	1											
24 Brian Giles, L (1, 9) OBP: 0.381, SLG: 0.397	0-0 G4-3			0-0 F7			0-1 G6-4-3 1B		1-1 G3-1	4	0	1	0	0	0	0											
Mike Piazza, R (1, 2) OBP: 0.335, SLG: 0.504		1-1 P6			1-2 G4-3			0-1 G6-4-3		3	0	0	0	0	0	1											
23 Adrián González, L (1, 3) OBP: 0.347, SLG: 0.485		4-0 L1-3 BB			0-0 G3				4-0 1B E BB	1	1	0	0	2	0	0											
Mike Cameron, R (1, 8) OBP: 0.350, SLG: 0.470		0-0 L1-3			4-2 S BB				3-3 K	2	0	0	0	1	1	2											
Geoff Blum, S (1, 6) OBP: 0.286, SLG: 0.371			1-2 F9		3-2 F9			1-1 FC6-4 1B	1-2 FC6-4 1B	3	0	1	0	0	0	1											
Josh Barfield, R (1, 4) OBP: 0.322, SLG: 0.427			1-2 F8			0-1 F8		1-2 FC6-4	1-2 FC6-4	3	0	0	0	0	0	1											
David Wells, L (1, 1) OBP: 0.209, SLG: 0.190 18 Paul Mulholland, L (6, PH) Rudy Seanez, R (6, PH) 26 Doug Brocail, L (7, PH) Alan Embree, L (7, PH) 8 Termet Sledge, L (8, PH) 39 Mike Thompson, R (8, PH) 56 Scott Cassidy, R (8, PH)			1-3 K			0-0 P6		2-3 K		1	0	0	0	0	0	1											
Inning Stats	R: 0 E: 0 K: 0 S: 5	H: 0 LOB: 0 BB: 1 P: 9	R: 0 E: 0 K: 0 S: 3	H: 0 LOB: 0 BB: 1 P: 8	R: 0 E: 0 K: 1 S: 10	H: 0 LOB: 0 BB: 0 P: 13	R: 0 E: 0 K: 0 S: 5	H: 0 LOB: 1 BB: 1 P: 9	R: 0 E: 0 K: 0 S: 10	H: 0 LOB: 0 BB: 0 P: 6	R: 0 E: 0 K: 0 S: 5	H: 1 LOB: 0 BB: 0 P: 5	R: 1 E: 1 K: 2 S: 13	H: 1 LOB: 1 BB: 1 P: 24	R: 0 E: 0 K: 2 S: 9	H: 0 LOB: 0 BB: 0 P: 15		1B: 2 2B: 1 3B: 0 HR: 0	SF: 0 SAC: 0 DP: 2 HBP: 0	WP: 0 PB: 0 SB: 1 CS: 1	PA: 30						
PITCHER	IP	WLS	BF	H	R	ER	SO	BB	IBB	HBP	BLK	WP	HR	S	P	ERA	WHIP										
Greg Maddux, R (1, 1) ERA: 4.22	7.0	W	22	1	0	0	1	3	0	0	0	0	0	43	68	0.00	0.571										
51 Jonathan Broxton, R (8, 1) ERA: 2.51	1.0	H	5	1	1	0	2	1	0	0	0	0	0	13	24	0.00	2.000										
44 Takashi Saito, R (9, 1) ERA: 1.93	1.0	S	3	0	0	0	2	0	0	0	0	0	0	9	15	0.00	0.000										

Batter	1	2	3	4	5	6	7	8	9	AB	R	H	RBI	BB	SO	LOB	BOTTOM										
15 Rafael Furcal, S (1, 6) OBP: 0.363, SLG: 0.431	0-0 B1-4		1-0 G4-3		1-0 G4-6-3 1B		1-0 G6-3			4	0	1	0	0	0	0	San Diego Padres @ Los Angeles Dodgers Dodger Stadium, Los Angeles, CA Fri Sep 15 2006, 7:40 PM PDT Att: 52,911 - Clear -66 F										
Kenny Lofton, L (1, 8) OBP: 0.390, SLG: 0.399	2-0 G3			0-1 G6-4-3 1B	1-1 G4-6-3		1-3 K			4	0	1	0	0	1	1											
5 Nomar Garciaparra, R (1, 3) OBP: 0.372, SLG: 0.591 Wilson Betemit, S (7, 5) OBP: 0.326, SLG: 0.489	2-2 G5-3			2-1 G6-4-3		1-2 G6-3		3-2 G5-3		3	0	0	0	0	0	1											
12 Jeff Kent, R (1, 4) OBP: 0.368, SLG: 0.467		2-3 K		4-1 2B BB		4-2 FC3-6 BB		1-2 F8 S 1B		2	1	1	0	2	1	0											
27 Matt Kemp, R (8, PH) OBP: 0.297, SLG: 0.462 44 Takashi Saito, L (9, 1)				0-0 1B 2B		2-2 FC3-6 1B		4-0 55 HBP 1B		3	1	1	1	1	1	1											
J.D. Drew, L (1, 9) OBP: 0.382, SLG: 0.468	1-3 K			1-H 1B 2B		1-2 1B		1-2 F8		4	0	3	1	0	0	2											
Julio Lugo, R (1, 5) OBP: 0.353, SLG: 0.440	1-0 1B			3-2 21 S 55 1B		1-0 1B		0-0 F8		4	0	3	1	0	0	2											
55 Russell Martin, R (1, 2) OBP: 0.359, SLG: 0.433	0-0 G6-3			0-1 1B		1-2 F9		2-2 HBP		3	0	1	0	0	0	3											
21 Marlon Anderson, L (1, 7) OBP: 0.338, SLG: 0.445 17 Jason Repko, R (8, 7) OBP: 0.338, SLG: 0.382 16 Andre Ethier, L (8, PH) OBP: 0.373, SLG: 0.499			2-1 P3		3-2 G3		0-0 E3 S SF9 1B	1-2 L8		3	1	1	0	0	0	2											
Greg Maddux, R (1, 1) OBP: 0.141, SLG: 0.148 Olimedo Saenz, R (7, PH) OBP: 0.349, SLG: 0.549 51 Jonathan Broxton, R (8, 1) 7 James Loney, L (9, 3) OBP: 0.341, SLG: 0.494			0-0 G3		1-0 F8		2-1 SF9			2	0	0	0	0	0	0											
Inning Stats	R: 0 E: 0 K: 0 S: 6	H: 0 LOB: 0 BB: 0 P: 10	R: 0 E: 0 K: 2 S: 8	H: 1 LOB: 1 BB: 0 P: 12	R: 0 E: 0 K: 0 S: 4	H: 0 LOB: 0 BB: 0 P: 7	R: 2 E: 0 K: 0 S: 14	H: 4 LOB: 2 BB: 1 P: 26	R: 0 E: 0 K: 0 S: 4	H: 1 LOB: 0 BB: 0 P: 7	R: 0 E: 0 K: 0 S: 13	H: 1 LOB: 2 BB: 1 P: 22	R: 1 E: 1 K: 1 S: 7	H: 1 LOB: 0 BB: 0 P: 11	R: 0 E: 0 K: 0 S: 13	H: 1 LOB: 3 BB: 1 P: 24	1B: 8 2B: 1 3B: 0 HR: 0	SF: 1 SAC: 0 DP: 2 HBP: 1	WP: 0 PB: 0 SB: 3 CS: 0	PA: 35							
PITCHER	IP	WLS	BF	H	R	ER	SO	BB	IBB	HBP	BLK	WP	HR	S	P	ERA	WHIP										
David Wells, L (1, 1) ERA: 4.71	5.0	L	20	6	2	2	2	1	0	0	0	0	0	36	62	3.60	1.400										
Rudy Seanez, R (6, 1) ERA: 4.79	1.0		5	1	0	0	0	1	0	0	0	0	0	13	22	0.00	2.000										
26 Doug Brocail, R (7, 1) ERA: 4.76	0.0		1	1	1	0	0	0	0	0	0	0	0	1	1	∞	∞										
Alan Embree, L (7, 1) ERA: 3.44	1.0		3	0	0	0	1	0	0	0	0	0	0	6	10	0.00	0.000										
39 Mike Thompson, R (8, 1) ERA: 4.77	0.2		5	1	0	0	0	0	1	1	0	0	0	10	20	0.00	1.500										



Batter	1	2	3	4	5	6	7	8	9	AB	R	H	RBI	BB	SO	LOB	TOP								
Dave Roberts, L (1, 7) OBP: 0.369, SLG: 0.406	1-2 1B		1-0 1B		3-2 G4-3		3-3 K		4-0 IBB	4	0	2	0	1	1	1	San Diego Padres @ Los Angeles Dodgers Dodger Stadium, Los Angeles, CA Sun Sep 17 2006, 1:10 PM PDT Att: 54,601 - Sunny - 88 F								
24 Brian Giles, L (1, 9) OBP: 0.381, SLG: 0.400	1-2 1B		1-2 G4-3		0-0 G6-3			1-0 P4	2-3 K	5	0	1	0	0	1	5									
Todd Walker, L (1, 4) OBP: 0.360, SLG: 0.402	1-3 K		0-0 1B		2-2 F8			0-2 1B	0-0 P3	4	0	2	0	0	1	2									
Josh Barfield, R (8, PR) OBP: 0.321, SLG: 0.426	K									1	0	0	0	0	0	3									
23 Adrián González, L (1, 3) OBP: 0.347, SLG: 0.490	2-0 F7		3-3 K		2-2 G4-3			1-3 K		4	0	0	0	0	2	4									
34 Russell Branyan, L (1, 5) OBP: 0.311, SLG: 0.502	K			0-3 K				0-2 F9		4	1	1	1	0	2	3									
Manny Alexander, R (9, 5) OBP: 0.222, SLG: 0.320										0	0	0	0	0	0	0									
Mike Cameron, R (1, 8) OBP: 0.351, SLG: 0.473		3-2 G6-3		2-3 K				4-2 HR	0-0 L9	3	0	0	0	1	1	0									
28 Josh Bard, S (1, 2) OBP: 0.478, SLG: 0.478		0-0 G4-3		2-3 K				2-2 BB	2-2 BB	4	0	1	0	0	1	1									
3 Khalil Greene, R (9, PR) OBP: 0.320, SLG: 0.430								1-2 G4-3	4-1 WP	0	1	0	0	0	0	0									
Rob Bowen, S (9, 2) OBP: 0.324, SLG: 0.352									1-2 BB	0	0	0	0	0	0	0									
Geoff Blum, S (1, 6) OBP: 0.293, SLG: 0.381		2-2 1B						1-1 G4-3	4-1 WP	3	0	2	0	1	0	0									
32 Chris Young, R (1, 1) OBP: 0.443, SLG: 0.524								0-3 K	1-1 WP	2	0	0	0	0	2	2									
18 Paul Nickerson, L (7, PH) OBP: 0.330, SLG: 0.536									1-2 1B	1	0	0	0	0	0	0									
43 Cia Meredith, R (7, 1) OBP: 0.337, SLG: 0.536										0	0	0	0	0	0	0									
Scott Linebrink, R (8, 1) OBP: 0.346, SLG: 0.471										0	0	0	0	0	0	0									
8 Termel Sledge, L (9, PH) OBP: 0.346, SLG: 0.471										1	0	1	1	0	0	0									
Trevor Hoffman, R (9, 1) OBP: 0.346, SLG: 0.471									1-2 1B	0	0	0	0	0	0	0									
Inning Stats	R: 0 E: 0 K: 2 S: 15	H: 2 LOB: 2 BB: 0 P: 22	R: 0 E: 0 K: 1 S: 10	H: 1 LOB: 1 BB: 0 P: 15	R: 0 E: 0 K: 1 S: 9	H: 2 LOB: 1 BB: 0 P: 14	R: 0 E: 0 K: 3 S: 10	H: 0 LOB: 0 BB: 0 P: 14	R: 0 E: 0 K: 1 S: 12	H: 1 LOB: 1 BB: 0 P: 16	R: 1 E: 0 K: 0 S: 12	H: 1 LOB: 1 BB: 0 P: 22	R: 0 E: 0 K: 1 S: 8	H: 0 LOB: 0 BB: 0 P: 12	R: 0 E: 0 K: 1 S: 13	H: 1 LOB: 1 BB: 0 P: 15	R: 1 E: 0 K: 1 S: 13	H: 2 LOB: 3 BB: 2 P: 26	1B: 8 2B: 1 3B: 0 HR: 1	SF: 0 SAC: 0 DP: 1 HBP: 0	WP: 1 PB: 0 SB: 0 CS: 0	PA: 39			
PITCHER	IP	WLS	BF	H	R	ER	SO	BB	IBB	HBP	BLK	WP	HR	S	P	ERA	WHIP								
Derek Lowe, R (1, 1) ERA: 3.68	7.0		28	7	1	1	9	1	0	0	0	0	1	76	115	1.29	1.143								
Joe Beimel, L (8, 1) ERA: 3.13	1.0	4	1	0	0	1	0	0	0	0	0	0	0	13	15	0.00	1.000								
51 Jonathan Broxton, R (9, 1) ERA: 2.61	1.0	L	7	2	1	1	1	1	1	0	0	1	0	13	26	9.00	3.000								


Batter	1	2	3	4	5	6	7	8	9	AB	R	H	RBI	BB	SO	LOB	BOTTOM									
15 Rafael Furcal, S (1, 6) OBP: 0.364, SLG: 0.435	0-1 G6-3		0-2 K		1-2 G4-3		2-2 E		4-2 BB	4	0	1	0	1	1	0	San Diego Padres @ Los Angeles Dodgers Dodger Stadium, Los Angeles, CA Sun Sep 17 2006, 1:10 PM PDT Att: 54,601 - Sunny - 88 F									
Kenny Lofton, L (1, 8) OBP: 0.361, SLG: 0.396	2-2 F7		3-2 1B		4-2 S		4-0 S		3-2 F8	3	0	1	0	2	0	1										
Julio Lugo, R (1, 4) OBP: 0.350, SLG: 0.434	4-2 BB		0-1 F9		3-1 P5		0-3 K			3	0	0	0	1	1	4										
12 Jeff Kent, R (1, 3) OBP: 0.370, SLG: 0.467	1-2 F7			2-2 P6			3-2 F7		2-0 1B	4	0	1	0	0	0	1										
J.D. Drew, L (1, 9) OBP: 0.383, SLG: 0.465		1-3 K		4-2 BLK			2-1 F7		2-2 P3	3	0	0	0	1	1	1										
Wilson Betemit, S (1, 5) OBP: 0.324, SLG: 0.482		0-1 F7		4-1 BB			2-2 F8		0-3 K	3	0	0	0	1	1	1										
16 Andre Ethier, L (1, 7) OBP: 0.372, SLG: 0.493		4-2 BB		2-2 K			1-1 G4-3		1-3 K	3	0	0	0	1	2	3										
55 Russell Martin, R (1, 2) OBP: 0.356, SLG: 0.437		1-0 FC6-4		0-2 G1-3			2-2 HR		0-0 P3	4	1	1	1	0	0	3										
Derek Lowe, R (1, 1) OBP: 0.154, SLG: 0.133			1-2 G6-3		1-3 K		0-3 K		3-3 K	2	0	0	0	0	1	0										
21 Marlon Anderson, L (7, PH) OBP: 0.337, SLG: 0.444										1	0	0	0	0	1	0										
Joe Beimel, L (8, 1) ERA: 3.68										0	0	0	0	0	0	0										
51 Jonathan Broxton, R (9, 1) ERA: 2.61										0	0	0	0	0	0	0										
5 Nomar Garciaparra, R (9, PH) OBP: 0.371, SLG: 0.500										1	0	0	0	0	1	0										
Inning Stats	R: 0 E: 0 K: 0 S: 9	H: 0 LOB: 1 BB: 1 P: 15	R: 0 E: 0 K: 1 S: 8	H: 0 LOB: 1 BB: 1 P: 14	R: 0 E: 0 K: 1 S: 14	H: 0 LOB: 2 BB: 2 P: 26	R: 0 E: 0 K: 0 S: 10	H: 0 LOB: 0 BB: 0 P: 17	R: 1 E: 0 K: 2 S: 14	H: 2 LOB: 2 BB: 1 P: 23	R: 0 E: 0 K: 2 S: 15	H: 1 LOB: 1 BB: 0 P: 20	R: 0 E: 0 K: 1 S: 11	H: 0 LOB: 1 BB: 1 P: 21	R: 0 E: 0 K: 1 S: 11	H: 0 LOB: 1 BB: 1 P: 21	1B: 3 2B: 0 3B: 0 HR: 1	SF: 0 SAC: 0 DP: 0 HBP: 0	WP: 0 PB: 0 SB: 3 CS: 0	PA: 38						
PITCHER	IP	WLS	BF	H	R	ER	SO	BB	IBB	HBP	BLK	WP	HR	S	P	ERA	WHIP									
32 Chris Young, R (1, 1) ERA: 3.63	6.0		24	1	0	0	4	5	0	0	0	0	0	1	14	23	9.00	2.000								
43 Cia Meredith, R (7, 1) ERA: 0.66	1.0	B	6	2	1	1	2	0	1	0	0	0	0	1	14	23	9.00	2.000								
Scott Linebrink, R (8, 1) ERA: 3.59	1.0	W	4	1	0	0	2	0	0	0	0	0	0	15	20	0.00	1.000									
Trevor Hoffman, R (9, 1) ERA: 1.8	1.0	S	4	0	0	0	1	1	0	0	0	0	0	11	21	0.00	1.000									



Batter	1	2	3	4	5	6	7	8	9	10	AB	R	H	RBI	BB	SO	LOB	TOP	
Dave Roberts, L OBP: 0.365, SLG: 0.401 (1, 7)	G4-3	K		CS	K	K		K		L8	6	0	0	0	0	4	2		
24 Brian Giles, L OBP: 0.380, SLG: 0.401 (1, 9)	K	1B			F9		E5	F9		2B 1B	6	1	2	0	0	1	1		
23 Adrián González, L OBP: 0.351, SLG: 0.492 (1, 3)	2B	K			3B BB		SH3		2B SH1-4	2B 1B	4	2	3	0	1	1	1		
Mike Piazza, R OBP: 0.338, SLG: 0.503 (7, PR)			G5-3						SH1-4	F8	2	1	1	1	2	0	0		
3 Khalil Greene, R OBP: 0.320, SLG: 0.430 (7, 5)					3B BB						0	0	0	0	0	0	0		
Manny Alexander, R OBP: 0.222, SLG: 0.320 (10, PH)											0	0	0	0	0	0	0		
18 Paul McNulty, L OBP: 0.308, SLG: 0.583 (10, 1)	3B										1	0	0	0	0	0	2		
Rudy Seanez, R (10, 1)	2B										0	0	0	0	0	0	0		
34 Russell Branyan, L OBP: 0.216, SLG: 0.500 (7, PH)											1	1	0	0	2	1	0		
28 Josh Bard, S OBP: 0.395, SLG: 0.485 (7, 2)	3B	BB									3	1	2	1	0	0	2		
Mike Cameron, R OBP: 0.354, SLG: 0.477 (1, 8)	1B										4	2	2	2	2	0	3		
Geoff Blum, S OBP: 0.298, SLG: 0.387 (1, 6)	3B										4	1	2	2	1	0	3		
Josh Barfield, R OBP: 0.322, SLG: 0.428 (1, 4)	F8										5	1	2	2	0	1	2		
44 Mike Penny, R ERA: 4.13											2	0	0	0	0	0	1		
8 Terry Sledge, L ERA: 4.96											0	0	0	0	0	0	1		
43 Clete McElroy, R ERA: 3.08											0	0	0	0	0	0	0		
29 Jack Cust, L ERA: 2.83											0	0	0	0	0	0	0		
16 Andre Ethier, R ERA: 3.67											0	0	0	0	0	0	0		
10 Travis Hoffman, R ERA: 3.51											0	0	0	0	0	0	0		
Mark Bethany, S ERA: 3.51											0	0	0	0	0	0	0		
Inning Stats	R: 4 E: 0 K: 1 S: 21	H: 4 LOB: 1 BB: 1 P: 34	R: 0 E: 0 K: 3 S: 16	H: 1 LOB: 0 BB: 0 P: 23	R: 0 E: 0 K: 1 S: 12	H: 1 LOB: 0 BB: 0 P: 19	R: 0 E: 0 K: 1 S: 7	H: 1 LOB: 1 BB: 0 P: 13	R: 0 E: 1 K: 0 S: 6	H: 0 LOB: 2 BB: 1 P: 13	R: 2 E: 0 K: 1 S: 11	H: 2 LOB: 1 BB: 1 P: 23	R: 3 E: 0 K: 0 S: 13	H: 3 LOB: 1 BB: 2 P: 20	R: 1 E: 0 K: 0 S: 12	H: 2 LOB: 3 BB: 2 P: 23	1B: 9 2B: 5 3B: 1 HR: 0	SF: 1 SAC: 2 DP: 1 HBP: 0	WP: 2 PA: 54
PITCHER	IP	WLS	BF	H	R	ER	SO	BB	IBB	HBP	BLK	WP	HR	S	P	ERA	WHIP		
31 Brad Penny, R ERA: 4.13	5.0		24	7	4	4	6	3	0	0	0	0	0	69	109	7.20	2.000		
Brett Tomko, R ERA: 4.96	1.0		4	1	0	0	2	0	0	0	0	0	0	8	13	0.00	1.000		
Joe Beimel, L ERA: 3.08	1.0		4	0	0	0	0	0	1	0	0	0	0	6	13	0.00	0.000		
51 Jonathan Broxton, R ERA: 2.83	1.0		6	2	2	2	1	1	0	0	0	1	0	11	23	18.00	3.000		
44 Takashi Saito, R ERA: 2.28	1.0		7	3	3	3	0	0	1	0	0	1	0	13	20	27.00	3.000		

San Diego Padres @ Los Angeles Dodgers
Dodger Stadium, Los Angeles, CA
Mon Sep 18 2006, 7:10 PM PDT
Att: 55,831 - Clear - 80 F


AB 41
R 10
H 15
RBI 9
BB 8
SO 9
LOB 19



Batter	1	2	3	4	5	6	7	8	9	10	AB	R	H	RBI	BB	SO	LOB	BOTTOM	
15 Rafael Furcal, S OBP: 0.364, SLG: 0.439 (1, 6)	G6-4-3			G4-3		FC4-2		F7	F9		6	2	2	1	0	0	5		
Kenny Lofton, L OBP: 0.363, SLG: 0.399 (1, 8)	1B					G1-2-3					5	1	2	0	1	2	3		
5 Nomar Garciaparra, R OBP: 0.371, SLG: 0.507 (1, 3)	G6-4-3										6	1	2	2	0	1	5		
12 Jeff Kent, R OBP: 0.375, SLG: 0.485 (1, 4)	2B										5	2	4	2	0	0	1		
J.D. Drew, L OBP: 0.385, SLG: 0.474 (1, 9)	K										4	1	2	2	1	1	2		
55 Russell Martin, R OBP: 0.355, SLG: 0.442 (1, 2)											5	1	1	1	0	0	4		
21 Marlon Anderson, L OBP: 0.349, SLG: 0.488 (1, 7)											5	3	5	2	0	0	0		
Wilson Betemit, S OBP: 0.326, SLG: 0.481 (8, PR)											3	0	1	1	1	1	1		
Julio Lugo, R OBP: 0.349, SLG: 0.433 (9, 5)											1	0	0	0	0	0	0		
31 Brad Penny, R ERA: 4.25											2	0	0	0	0	0	1		
Alan Embree, L ERA: 3.44											0	0	0	0	0	0	0		
43 Clete Meredith, R ERA: 0.82											0	0	0	0	0	0	0		
Scott Linebrink, R ERA: 3.67											0	0	0	0	0	0	0		
Jon Adkins, R ERA: 3.51											0	0	0	0	0	0	0		
Inning Stats	R: 1 E: 0 K: 1 S: 10	H: 3 LOB: 1 BB: 0 P: 15	R: 1 E: 0 K: 1 S: 12	H: 1 LOB: 0 BB: 0 P: 16	R: 2 E: 0 K: 1 S: 15	H: 3 LOB: 1 BB: 0 P: 22	R: 0 E: 0 K: 1 S: 13	H: 1 LOB: 1 BB: 0 P: 21	R: 0 E: 0 K: 0 S: 9	H: 1 LOB: 1 BB: 1 P: 14	R: 1 E: 0 K: 2 S: 18	H: 3 LOB: 3 BB: 0 P: 23	R: 4 E: 0 K: 0 S: 12	H: 4 LOB: 0 BB: 1 P: 17	R: 2 E: 0 K: 0 S: 4	H: 1 LOB: 0 BB: 1 P: 11	1B: 6 2B: 5 3B: 1 HR: 7	SF: 0 SAC: 1 DP: 2 HBP: 0	WP: 0 PA: 48
PITCHER	IP	WLS	BF	H	R	ER	SO	BB	IBB	HBP	BLK	WP	HR	S	P	ERA	WHIP		
44 Jake Peavy, R ERA: 4.25	5.0		34	9	4	4	5	0	1	0	0	0	0	59	93	7.20	1.800		
Trevor Hoffman, R ERA: 2.09	0.1		5	2	2	2	0	0	0	0	0	0	0	2	9	18.00	2.000		
Rudy Seanez, R ERA: 5.12	0.0		2	1	2	2	0	1	0	0	0	0	0	4	11	∞	∞		

San Diego Padres @ Los Angeles Dodgers
Dodger Stadium, Los Angeles, CA
Mon Sep 18 2006, 7:10 PM PDT
Att: 55,831 - Clear - 80 F

AB 44
R 11
H 19
RBI 11
BB 3
SO 7
LOB 23



Batter	1	2	3	4	5	6	7	8	9	AB	R	H	RBI	BB	SO	LOB	TOP					
6 Chris Duffy, L OBP: 0.311, SLG: 0.327 (1, 8)										5	1	2	0	0	2	0	Pittsburgh Pirates @ Los Angeles Dodgers Dodger Stadium, Los Angeles, CA Wed Sep 20 2006, 7:10 PM PDT Att: 46,319 - Clear - 69 F					
2 Jack Wilson, R OBP: 0.317, SLG: 0.373 (1, 6)										5	3	3	1	0	1	1						
12 Freddy Sanchez, R OBP: 0.361, SLG: 0.479 (1, 4)										5	1	4	1	0	0	0						
Jason Bay, R OBP: 0.392, SLG: 0.539 (1, 7)										4	0	1	1	1	1	3						
Xavier Nady, R OBP: 0.343, SLG: 0.467 (1, 9)										5	0	1	1	0	2	3						
26 Ronny Paulino, R OBP: 0.371, SLG: 0.403 (1, 2)										4	0	0	0	1	2	1						
41 Ryan Doumit, S OBP: 0.319, SLG: 0.410 Joe Randa, R OBP: 0.310, SLG: 0.371 (7, 3)										2	0	0	0	2	1	2						
José Bautista, R OBP: 0.341, SLG: 0.431 (1, 5)										4	1	1	1	0	1	2						
Shawn Chacon, R OBP: 0.143, SLG: 0.154 34 John Grabow, L 55 Matt Capps, R 16 Salomon Torres, R OBP: 0.200, SLG: 0.200 (8, 1)										3	0	0	0	0	1	0						
Inning Stats	R: 0 E: 0 K: 1 S: 12	H: 1 LOB: 1 BB: 0 P: 17	R: 0 E: 0 K: 2 S: 8	H: 0 LOB: 0 BB: 0 P: 15	R: 2 E: 0 K: 1 S: 17	H: 3 LOB: 1 BB: 0 P: 20	R: 0 E: 0 K: 1 S: 10	H: 0 LOB: 1 BB: 1 P: 16	R: 1 E: 0 K: 0 S: 14	H: 3 LOB: 2 BB: 0 P: 19	R: 0 E: 0 K: 0 S: 4	H: 0 LOB: 0 BB: 1 P: 10	R: 3 E: 1 K: 2 S: 23	H: 4 LOB: 2 BB: 1 P: 41	R: 0 E: 0 K: 3 S: 13	H: 1 LOB: 1 BB: 0 P: 16		R: 0 E: 0 K: 2 S: 7	H: 0 LOB: 1 BB: 1 P: 13	1B: 8 2B: 3 3B: 0 HR: 1	SF: 0 SAC: 0 DP: 1 HBP: 0	WP: 0 PB: 0 SB: 5 CS: 0
PITCHER	IP WLS BF H R ER SO BB IBB HBP BLK WP HR S P ERA WHIP																					
Greg Maddux, R ERA: 4.25 Aaron Sale, R ERA: 4.59 Elmer Dessens, R ERA: 4.23 51 Jonathan Broxton, R ERA: 2.79 44 Takashi Saito, R ERA: 2.25	5.0 L 23 7 3 3 5 1 0 0 0 0 0 1 61 87 5.40 1.600																					

AB	38
R	6
H	12
RBI	5
BB	4
SO	12
LOB	12



Batter	1	2	3	4	5	6	7	8	9	AB	R	H	RBI	BB	SO	LOB	BOTTOM					
15 Rafael Furcal, S OBP: 0.366, SLG: 0.451 (1, 6)										4	0	2	1	0	0	1	Pittsburgh Pirates @ Los Angeles Dodgers Dodger Stadium, Los Angeles, CA Wed Sep 20 2006, 7:10 PM PDT Att: 46,319 - Clear - 69 F					
Kenny Lofton, L OBP: 0.359, SLG: 0.394 Olmedo Saenz, R OBP: 0.348, SLG: 0.543 17 Jason Repko, R OBP: 0.333, SLG: 0.376 (8, 8)										3	0	0	0	0	0	2						
27 Matt Kemp, R OBP: 0.297, SLG: 0.466 (9, PH)										1	0	0	0	0	1	2						
5 Nomar Garciaparra, R OBP: 0.369, SLG: 0.495 Oscar Robles, L OBP: 0.294, SLG: 0.241 (9, PR)										4	0	0	0	1	0	2						
12 Jeff Kent, R OBP: 0.377, SLG: 0.483 (1, 4)										4	0	0	0	1	1	3						
21 Marlon Anderson, L OBP: 0.347, SLG: 0.492 (8, 7)										4	0	0	0	0	1	1						
Julio Lugo, R OBP: 0.346, SLG: 0.430 (1, 5)										3	0	1	0	1	0	0						
16 Andre Ethier, L OBP: 0.371, SLG: 0.490 51 Jonathan Broxton, R 49 Delwyn Young, S 7 James Loney, L OBP: 0.323, SLG: 0.466 44 Takashi Saito, L (9, 1)										2	1	0	0	0	1	1						
55 Russell Martin, R OBP: 0.357, SLG: 0.439 (1, 2)										3	2	1	0	1	0	1						
Greg Maddux, R Wilson Estimat, S Aaron Sale, R Elmer Dessens, R J.D. Drew, L OBP: 0.365, SLG: 0.479 (8, 9)	6.2 W 28 6 4 2 2 2 0 1 1 1 1 0 0 2 6 2.70 1.200																					
PITCHER	IP WLS BF H R ER SO BB IBB HBP BLK WP HR S P ERA WHIP																					
Shawn Chacon, R 34 John Grabow, L 55 Matt Capps, R 16 Salomon Torres, R ERA: 3.31	1.0 H 4 0 0 0 0 1 0 0 0 0 0 0 9 14 0.00 1.000																					
Inning Stats	R: 0 E: 0 K: 0 S: 4	H: 0 LOB: 0 BB: 0 P: 8	R: 0 E: 0 K: 2 S: 12	H: 1 LOB: 1 BB: 0 P: 17	R: 0 E: 0 K: 0 S: 10	H: 1 LOB: 1 BB: 1 P: 16	R: 0 E: 0 K: 0 S: 5	H: 0 LOB: 0 BB: 1 P: 9	R: 2 E: 1 K: 0 S: 7	H: 1 LOB: 1 BB: 0 P: 13	R: 0 E: 0 K: 0 S: 7	H: 0 LOB: 0 BB: 0 P: 8	R: 2 E: 0 K: 0 S: 16	H: 3 LOB: 2 BB: 1 P: 25	R: 0 E: 0 K: 0 S: 9	H: 0 LOB: 1 BB: 1 P: 16	R: 0 E: 0 K: 2 S: 14	H: 1 LOB: 3 BB: 1 P: 30	1B: 5 2B: 0 3B: 1 HR: 1	SF: 0 SAC: 0 DP: 1 HBP: 2	WP: 1 PB: 0 SB: 1 CS: 1	PA: 40

AB	33
R	4
H	7
RBI	4
BB	5
SO	4
LOB	15



Batter	1	2	3	4	5	6	7	8	9	AB	R	H	RBI	BB	SO	LOB	TOP								
6 Chris Duffy, L OBP: 0.313, SLG: 0.326										4	0	1	0	1	3	1	Pittsburgh Pirates @ Los Angeles Dodgers Dodger Stadium, Los Angeles, CA Thu Sep 21 2006, 7:10 PM PDT Att: 48,567 - Clear - 65 F								
2 Jack Wilson, R OBP: 0.314, SLG: 0.369										5	1	0	0	0	1	4									
12 Freddy Sanchez, R OBP: 0.382, SLG: 0.479										4	0	2	1	0	0	2									
Jason Bay, R OBP: 0.394, SLG: 0.539										2	0	1	0	2	0	1									
Xavier Nady, R OBP: 0.344, SLG: 0.470										4	0	2	0	0	0	4									
41 Ryan Doumit, S OBP: 0.318, SLG: 0.400										3	0	0	0	0	2	4									
Joe Randa, R OBP: 0.310, SLG: 0.371										0	0	0	0	0	0	0									
26 Ronny Paulino, R OBP: 0.368, SLG: 0.399										4	0	0	0	0	1	5									
José Bautista, R OBP: 0.343, SLG: 0.434										2	1	1	0	1	1	2									
Damaso Marte, L										0	0	0	0	0	0	0									
59 Brian Rogers, L										0	0	0	0	0	0	0									
34 John Grabow, L										0	0	0	0	0	0	0									
10 Rajai Davis, R OBP: 0.231, SLG: 0.250										1	0	0	0	0	1	0									
27 Shane Youman, L OBP: 0.600, SLG: 0.600										2	0	2	1	0	0	0									
44 Josh Sharpless, R										0	0	0	0	0	0	0									
Jose Castillo, R OBP: 0.303, SLG: 0.391										2	0	0	0	0	1	0									
Inning Stats	R: 0 E: 0 K: 1 S: 6	H: 0 LOB: 0 BB: 0 P: 11	R: 0 E: 0 K: 2 S: 12	H: 2 LOB: 2 BB: 0 P: 19	R: 1 E: 0 K: 1 S: 10	H: 2 LOB: 1 BB: 0 P: 14	R: 0 E: 0 K: 0 S: 12	H: 0 LOB: 1 BB: 1 P: 22	R: 1 E: 1 K: 0 S: 20	H: 2 LOB: 3 BB: 2 P: 30	R: 0 E: 0 K: 1 S: 6	H: 0 LOB: 0 BB: 1 P: 10	R: 0 E: 0 K: 1 S: 8	H: 0 LOB: 0 BB: 0 P: 12	R: 0 E: 0 K: 1 S: 10	H: 2 LOB: 2 BB: 0 P: 13	R: 0 E: 0 K: 3 S: 13	H: 1 LOB: 1 BB: 0 P: 22	1B: 7 2B: 2 3B: 0 HR: 0	SF: 0 SAC: 0 DP: 1 HBP: 1	WP: 1 PB: 0 SB: 0 CS: 0	PA: 39			
PITCHER	IP	WLS	BF	H	R	ER	SO	BB	IBB	HBP	BLK	WP	HR	S	P	ERA	WHIP								
58 Chad Billingsley, R ERA: 3.34	5.0	W	23	6	2	2	4	2	1	1	0	1	0	60	96	3.60	1.600								
Joe Beimel, L ERA: 2.97	2.0	H	6	0	0	0	2	1	0	0	0	0	0	14	22	0.00	0.500								
51 Jonathan Broxton, R ERA: 2.75	1.0	H	5	2	0	0	1	0	0	0	0	0	0	10	13	0.00	2.000								
44 Takashi Saito, R ERA: 2.22	1.0	S	4	1	0	0	3	0	0	0	0	0	0	13	22	0.00	1.000								

Batter	1	2	3	4	5	6	7	8	9	AB	R	H	RBI	BB	SO	LOB	BOTTOM								
15 Rafael Furcal, S OBP: 0.367, SLG: 0.450										3	1	1	0	1	0	0	Pittsburgh Pirates @ Los Angeles Dodgers Dodger Stadium, Los Angeles, CA Thu Sep 21 2006, 7:10 PM PDT Att: 48,567 - Clear - 65 F								
Kenny Lofton, L OBP: 0.358, SLG: 0.392										4	1	1	0	0	1	1									
Olmedo Saenz, R OBP: 0.353, SLG: 0.559										2	1	1	2	1	1	2									
5 Nomar Garciaparra, R OBP: 0.365, SLG: 0.497										1	0	0	0	0	0	0									
51 Jonathan Broxton, R										0	0	0	0	0	0	0									
Wilson Betemit, S OBP: 0.327, SLG: 0.477										0	0	0	0	0	0	0									
12 Jeff Kent, R OBP: 0.378, SLG: 0.482										3	0	1	0	1	0	1									
17 Jason Repko, R OBP: 0.333, SLG: 0.376										0	1	0	0	0	0	0									
J.D. Drew, L OBP: 0.388, SLG: 0.479										2	1	1	1	2	0	0									
55 Russell Martin, R OBP: 0.356, SLG: 0.437										4	0	1	1	0	1	4									
21 Marlon Anderson, L OBP: 0.346, SLG: 0.468										2	0	0	1	1	1	0									
44 Takashi Saito, L										0	0	0	0	0	0	0									
Julio Lugo, R OBP: 0.346, SLG: 0.426										4	0	0	0	0	1	2									
58 Chad Billingsley, R OBP: 0.192, SLG: 0.087										1	0	0	0	0	1	0									
27 Matt Kemp, R OBP: 0.236, SLG: 0.463										1	0	0	0	0	1	0									
7 James Loney, L OBP: 0.320, SLG: 0.461										1	0	0	0	0	1	0									
Inning Stats	R: 2 E: 0 K: 0 S: 14	H: 2 LOB: 1 BB: 1 P: 24	R: 0 E: 0 K: 1 S: 10	H: 0 LOB: 0 BB: 0 P: 11	R: 0 E: 0 K: 0 S: 8	H: 0 LOB: 1 BB: 1 P: 13	R: 0 E: 0 K: 0 S: 10	H: 0 LOB: 1 BB: 1 P: 21	R: 1 E: 0 K: 3 S: 16	H: 1 LOB: 3 BB: 3 P: 36	R: 0 E: 0 K: 2 S: 9	H: 0 LOB: 0 BB: 0 P: 13	R: 0 E: 0 K: 1 S: 6	H: 0 LOB: 0 BB: 0 P: 8	R: 2 E: 0 K: 1 S: 11	H: 3 LOB: 1 BB: 0 P: 14	R: 2 E: 0 K: 1 S: 11	H: 3 LOB: 1 BB: 0 P: 14	1B: 5 2B: 0 3B: 0 HR: 1	SF: 0 SAC: 1 DP: 0 HBP: 0	WP: 1 PB: 0 SB: 0 CS: 0	PA: 35			
PITCHER	IP	WLS	BF	H	R	ER	SO	BB	IBB	HBP	BLK	WP	HR	S	P	ERA	WHIP								
27 Shane Youman, L ERA: 4.97	4.1	L	20	3	3	3	2	4	0	0	0	0	0	51	85	6.23	1.615								
44 Josh Sharpless, R ERA: 1.93	0.2		4	0	0	0	2	2	0	0	0	1	0	7	20	0.00	3.000								
Damaso Marte, L ERA: 3.88	1.2		5	0	0	0	3	0	0	0	0	0	0	13	19	0.00	0.000								
59 Brian Rogers, R ERA: 12.27	0.1		2	1	1	1	0	0	0	0	0	0	0	5	6	27.00	3.000								
34 John Grabow, L ERA: 4.26	1.0		4	2	1	1	1	0	0	0	0	0	0	8	10	9.00	2.000								



Batter	1	2	3	4	5	6	7	8	9	AB	R	H	RBI	BB	SO	LOB	TOP								
Craig Counsell, L (1, 5) OBP: 0.328, SLG: 0.345 34 Conor Jackson, R (8, PH) OBP: 0.365, SLG: 0.426	4-1 FC4-6 1B BB		3-3 K		2-2 G3-1			1-3 K		2	0	0	0	1	1	2									
1 Orlando Hudson, S (1, 4) OBP: 0.359, SLG: 0.462	1-2 FC4-6 1B			0-0 L8		3-2 G6-3		0-0 2B		4	0	2	0	0	0	0									
Luis Gonzalez, L (1, 7) OBP: 0.359, SLG: 0.458	0-0 FC4-6 2B 2-2 2-3		4-0 BB 2-2 FC5-4 BB		2-2 G4-3		2-2 P5		3	0	0	0	1	0	4										
22 Eric Byrnes, R (1, 8) OBP: 0.319, SLG: 0.482	1-2 G6-3		0-1 FC5-4 BB		0-1 FC5-4 BB		1-1 CS 1B		2-3 K	4	0	1	0	0	1	5									
Chad Tracy, L (1, 3) OBP: 0.339, SLG: 0.440		4-0 G4-6-3 BB		2-1 L6		1-0 CS		2-1 G1-3		1-1 F7	3	0	0	0	1	0									
Johnny Estrada, S (1, 2) OBP: 0.332, SLG: 0.452 24 Chris Young, R (9, PR) OBP: 0.324, SLG: 0.417	0-1 G4-6-3 1-2f		2-0 F8		2-0 F8		1-1 L7		0-1 G3-6-3 1B	4	0	1	0	0	0	1									
6 Stephen Drew, L (1, 6) OBP: 0.360, SLG: 0.527	3-2 G4-3		1-0 1B		1-0 1B		3-2 1B		1-1 G3-6-3	4	0	2	0	0	0	1									
7 Carlos Quentin, R (1, 9) OBP: 0.329, SLG: 0.500			0-2 G4-3		1-3 K		1-1 G6-3			3	0	0	0	0	1	2									
Claudio Vargas, R (1, 1) OBP: 0.104, SLG: 0.167 45 Doug Slaten, L (7, 1)			0-3 K		0-1 1B		1-1 1B		1-1 1B	2	0	1	0	0	1	0									
Andy Green, R (8, PH) OBP: 0.289, SLG: 0.271 Brandon Lyon, R (8, 1)			1-2 1B							0	0	0	0	0	0	0									
Inning Stats	R: 0 E: 0 K: 0 S: 8	H: 1 LOB: 1 BB: 1 P: 14	R: 0 E: 0 K: 0 S: 5	H: 0 LOB: 0 BB: 1 P: 12	R: 0 E: 0 K: 2 S: 9	H: 0 LOB: 0 BB: 0 P: 12	R: 0 E: 0 K: 0 S: 6	H: 0 LOB: 1 BB: 1 P: 11	R: 0 E: 0 K: 1 S: 10	H: 2 LOB: 2 BB: 0 P: 16	R: 0 E: 0 K: 0 S: 9	H: 1 LOB: 0 BB: 0 P: 15	R: 0 E: 0 K: 0 S: 9	H: 1 LOB: 1 BB: 0 P: 16	R: 0 E: 0 K: 2 S: 13	H: 2 LOB: 2 BB: 0 P: 19	R: 0 E: 0 K: 0 S: 6	H: 1 LOB: 1 BB: 0 P: 8	1B: 7 2B: 1 3B: 0 HR: 0	SF: 0 SAC: 0 DP: 3 HBP: 0	WP: 0 PB: 0 SB: 0 CS: 1	PA: 35			
PITCHER	IP	WLS	BF	H	R	ER	SO	BB	IBB	HBP	BLK	WP	HR	S	P	ERA	WHIP								
Derek Lowe, R (1, 1) ERA: 3.57	7.0	W	26	5	0	0	3	3	0	0	0	0	0	56	96	0.00	1.143								
Joe Beimel, L (8, 1) ERA: 2.94	0.2	H	4	2	0	0	1	0	0	0	0	0	0	10	14	0.00	3.000								
44 Takashi Saito, R (8, 1) ERA: 2.18	1.1	S	4	1	0	0	1	0	0	0	0	0	0	9	13	0.00	0.750								

Arizona Diamondbacks @ Los Angeles Dodgers
Dodger Stadium, Los Angeles, CA
Fri Sep 22 2006, 7:40 PM PDT
Att: 43,990 - Cloudy - 69 F

AB	31
R	0
H	8
RBI	0
BB	3
SO	5
LOB	17



Batter	1	2	3	4	5	6	7	8	9	AB	R	H	RBI	BB	SO	LOB	BOTTOM								
15 Rafael Furcal, S (1, 6) OBP: 0.367, SLG: 0.450	3-2 5B 1B		2-1 L4			0-2 F9		4-0 IBB		3	0	1	0	1	0	0									
Kenny Lofton, L (1, 8) OBP: 0.357, SLG: 0.391	0-1 F7		2-2 1B			0-0 G4-3		1-1 G3		4	0	1	0	0	0	3									
5 Nomar Garciaparra, R (1, 3) OBP: 0.367, SLG: 0.497	0-0 1B		2-2 F9			0-0 1B		0-0 G6-3		4	0	2	0	0	0	1									
12 Jeff Kent, R (1, 4) OBP: 0.377, SLG: 0.478	1-3 K		4-2 G4-6-3 BB			0-0 F8		0-2 F9		3	0	0	0	1	1	3									
J.D. Drew, L (1, 9) OBP: 0.388, SLG: 0.484	2-2 F7		3-2 P4			1-1 HR		4-1 BB		3	1	1	1	1	0	3									
Wilson Betemit, S (1, 5) OBP: 0.326, SLG: 0.474		2-2 55 G6-4-3 1B		1-2 G4-6-3		2-2 F9		0-0 G4-3		4	0	1	0	0	0	2									
16 Andre Ethier, L (1, 7) OBP: 0.368, SLG: 0.486		0-0 F7				2-2 G6-3		0-1 F8		3	0	0	0	0	0	1									
55 Russell Martin, R (1, 2) OBP: 0.356, SLG: 0.438		1-1 G6-4-3		0-3 K		3-2 K		3-2 21 2B		3	1	1	0	0	1	1									
Derek Lowe, R (1, 1) OBP: 0.149, SLG: 0.129 21 Marlon Anderson, L (7, PH) OBP: 0.349, SLG: 0.494 Joe Beimel, L (8, 1) 44 Takashi Saito, L (8, 1)			1-2 G6-3		0-0 G4-3		3-2 2B			2	0	0	0	0	0	0									
Inning Stats	R: 0 E: 0 K: 1 S: 12	H: 2 LOB: 2 BB: 0 P: 18	R: 0 E: 0 K: 0 S: 6	H: 1 LOB: 0 BB: 0 P: 9	R: 0 E: 0 K: 0 S: 14	H: 1 LOB: 0 BB: 0 P: 21	R: 0 E: 0 K: 0 S: 10	H: 0 LOB: 0 BB: 1 P: 18	R: 0 E: 0 K: 1 S: 8	H: 0 LOB: 0 BB: 0 P: 10	R: 0 E: 0 K: 0 S: 6	H: 1 LOB: 1 BB: 0 P: 6	R: 2 E: 0 K: 0 S: 16	H: 3 LOB: 2 BB: 1 P: 30	R: 0 E: 0 K: 0 S: 6	H: 0 LOB: 1 BB: 1 P: 10	1B: 5 2B: 2 3B: 0 HR: 1	SF: 0 SAC: 0 DP: 2 HBP: 0	WP: 0 PB: 0 SB: 0 CS: 0	PA: 33					
PITCHER	IP	WLS	BF	H	R	ER	SO	BB	IBB	HBP	BLK	WP	HR	S	P	ERA	WHIP								
Claudio Vargas, R (1, 1) ERA: 4.86	6.2	L	27	8	2	2	2	1	0	0	0	0	0	70	105	2.70	1.350								
45 Doug Slaten, L (7, 1) ERA:	0.1		2	0	0	0	0	0	1	0	0	0	0	2	7	0.00	0.000								
Brandon Lyon, R (8, 1) ERA: 3.82	1.0		4	0	0	0	0	1	0	0	0	0	0	6	10	0.00	1.000								

Arizona Diamondbacks @ Los Angeles Dodgers
Dodger Stadium, Los Angeles, CA
Fri Sep 22 2006, 7:40 PM PDT
Att: 43,990 - Cloudy - 69 F

AB	30
R	2
H	8
RBI	2
BB	3
SO	2
LOB	14



Batter	1	2	3	4	5	6	7	8	9	AB	R	H	RBI	BB	SO	LOB	TOP			
13 Alberto Callaspo, S OBP: 0.342, SLG: 0.353	F9		F9		K		G5-3			4	0	0	0	0	1	3				
7 Carlos Quentin, R OBP: 0.341, SLG: 0.527	F8		2B		K			K		4	0	1	1	0	2	0				
34 Conor Jackson, R OBP: 0.371, SLG: 0.434	K		K			1B		2B		4	0	2	0	0	2	2				
22 Eric Byrnes, R OBP: 0.320, SLG: 0.480		P5			P2		G1-3		K	4	0	0	0	0	1	2				
Scott Hairston, R OBP: 0.429, SLG: 0.462	P4				F7		K		K	4	0	0	0	0	2	2				
Damon Easley, R OBP: 0.314, SLG: 0.422	F7				1B		K			3	0	1	0	0	1	1				
Craig Counsell, L OBP: 0.330, SLG: 0.346					1B				F7	1	0	0	0	0	0	0				
6 Stephen Drew, L OBP: 0.364, SLG: 0.521			7 2B		1B		K2-3		K	3	1	1	0	1	2	0	AB 32			
19 Chris Snyder, R OBP: 0.361, SLG: 0.440			7 2B		K		SH1-3		K	3	0	0	0	1	2	3	R 1			
Livan Hernandez, R OBP: 0.224, SLG: 0.333							SH1-3			2	0	0	0	0	0	2	H 5			
Luis Vizcaino, R					F9					0	0	0	0	0	0	0	RBI 1			
Inning Stats	R: 0 E: 0 K: 1 S: 6	H: 0 LOB: 0 BB: 0 P: 8	R: 0 E: 0 K: 0 S: 7	H: 0 LOB: 0 BB: 0 P: 11	R: 1 E: 1 K: 1 S: 12	H: 1 LOB: 2 BB: 1 P: 20	R: 0 E: 0 K: 1 S: 14	H: 2 LOB: 2 BB: 0 P: 18	R: 0 E: 0 K: 2 S: 15	H: 1 LOB: 1 BB: 0 P: 18	R: 0 E: 0 K: 1 S: 10	H: 0 LOB: 1 BB: 1 P: 16	R: 0 E: 0 K: 3 S: 18	H: 1 LOB: 1 BB: 0 P: 24	R: 0 E: 0 K: 2 S: 8	H: 0 LOB: 0 BB: 0 P: 12	1B: 3 2B: 2 3B: 0 HR: 0	SF: 0 SAC: 1 DP: 0 HBP: 0	WP: 0 PB: 0 SB: 0 CS: 0	PA: 35
PITCHER	IP	WLS	BF	H	R	ER	SO	BB	IBB	HBP	BLK	WP	HR	S	P	ERA	WHIP			
56 Hung-Chih Kuo, L ERA: 4.12	7.0		28	4	1	0	8	2	0	0	0	0	0	71	100	0.00	0.857			
51 Jonathan Broxton, R ERA: 2.71	1.0		4	1	0	0	3	0	0	0	0	0	0	18	24	0.00	1.000			
44 Takashi Saito, R ERA: 2.15	1.0	W	3	0	0	0	2	0	0	0	0	0	0	8	12	0.00	0.000			

Arizona Diamondbacks @ Los Angeles Dodgers
Dodger Stadium, Los Angeles, CA
Sun Sep 24 2006, 1:10 PM PDT
Att: 49,822 - Sunny - 84 F

AB	32
R	1
H	5
RBI	1
BB	2
SO	13
LOB	15



Batter	1	2	3	4	5	6	7	8	9	AB	R	H	RBI	BB	SO	LOB	BOTTOM					
15 Rafael Furcal, S OBP: 0.371, SLG: 0.450	12 CS				5 BB		1B		5 HR	2	1	2	0	3	0	0						
Kenny Lofton, L OBP: 0.359, SLG: 0.389	P6		F8		5 BB		F7		5 HR	4	1	1	1	1	0	4						
5 Nomar Garciaparra, R OBP: 0.366, SLG: 0.591	L7				P6		F8			4	1	1	4	1	0	2						
12 Jeff Kent, R OBP: 0.370, SLG: 0.468	CS	L3			F9		P3			4	0	0	0	0	1	3						
J.D. Drew, L OBP: 0.392, SLG: 0.488		K			1B		G3		G3	3	0	0	0	1	1	3						
Wilson Betemit, S OBP: 0.323, SLG: 0.468										4	0	1	0	0	2	0						
44 Takashi Saito, L					1B				K	0	0	0	0	0	0	0						
21 Marlon Anderson, L OBP: 0.349, SLG: 0.487			56 1B		F9		L4		G4-3	3	1	1	0	1	0	2	AB 31					
55 Russell Martin, R OBP: 0.353, SLG: 0.436		G3			G4-3		P2		SH3	3	0	0	0	0	1		R 5					
56 Hung-Chih Kuo, L OBP: 0.143, SLG: 0.286										2	1	1	0	0	0	1	H 7					
Julio Lugo, R OBP: 0.344, SLG: 0.424										1	0	0	0	0	0	0	RBI 5					
51 Jonathan Broxton, R										0	0	0	0	0	0	0	BB 7					
Oscar Robles, L OBP: 0.286, SLG: 0.233					15 1B				G4-3	1	0	0	0	0	0	1	SO 4					
Inning Stats	R: 0 E: 0 K: 0 S: 7	H: 0 LOB: 0 BB: 1 P: 13	R: 0 E: 0 K: 1 S: 8	H: 0 LOB: 0 BB: 0 P: 14	R: 0 E: 1 K: 0 S: 13	H: 0 LOB: 2 BB: 2 P: 24	R: 0 E: 0 K: 0 S: 14	H: 1 LOB: 2 BB: 1 P: 23	R: 1 E: 0 K: 0 S: 12	H: 3 LOB: 3 BB: 1 P: 20	R: 0 E: 0 K: 1 S: 9	H: 0 LOB: 0 BB: 0 P: 11	R: 0 E: 0 K: 2 S: 8	H: 1 LOB: 1 BB: 0 P: 13	R: 0 E: 0 K: 2 S: 8	H: 0 LOB: 0 BB: 0 P: 13	R: 4 E: 0 K: 0 S: 14	H: 2 LOB: 2 BB: 2 P: 30	1B: 5 2B: 1 3B: 0 HR: 1	SF: 0 SAC: 1 DP: 0 HBP: 0	WP: 0 PB: 0 SB: 0 CS: 1	PA: 40
PITCHER	IP	WLS	BF	H	R	ER	SO	BB	IBB	HBP	BLK	WP	HR	S	P	ERA	WHIP					
Livan Hernandez, R ERA: 4.95	7.0		30	5	1	1	2	5	0	0	0	0	1	71	118	1.29	1.429					
Luis Vizcaino, R ERA: 3.69	1.2	L	9	2	4	4	2	1	1	0	0	0	1	22	43	21.60	1.800					

Arizona Diamondbacks @ Los Angeles Dodgers
Dodger Stadium, Los Angeles, CA
Sun Sep 24 2006, 1:10 PM PDT
Att: 49,822 - Sunny - 84 F

AB	31
R	5
H	7
RBI	5
BB	7
SO	4
LOB	17



Batter	1	2	3	4	5	6	7	8	9	AB	R	H	RBI	BB	SO	LOB	TOP		
15 Rafael Furcal, S OBP: 0.373, SLG: 0.451 Oscar Robles, L OBP: 0.278, SLG: 0.226	1-0 S 3B	0-1 L4-3 1B		3-0 G6-4-3 1-2		2-0 CS 1B	0-1 G4-3		1-1 G6-3	5	1	3	0	0	0	2			
Kenny Lofton, L OBP: 0.359, SLG: 0.392 Brett Tomko, R OBP: 0.154, SLG: 0.120 16 Andre Ethier, L OBP: 0.397, SLG: 0.483 50 Eric Stults, L OBP: 0.667, SLG: 0.667	3-1 SAFE 1B	1-1 L4-3			4-2 5 HR BB	3-3 SAFE 1B	2-0 P2		1-1 G4-3	4	2	1	1	1	1	2			
5 Nomar Garciaparra, R OBP: 0.369, SLG: 0.599 7 James Loney, L OBP: 0.320, SLG: 0.457	0-2 BB 55 1B		0-0 G1-3		0-1 HR	0-2 BB 55 1B	0-2 F7			3	2	2	3	0	0	0			
12 Jeff Kent, R OBP: 0.374, SLG: 0.470 Julio Lugo, R OBP: 0.345, SLG: 0.425	1-0 FC4 55 1B		0-0 FC1-6 1B		4-2 55 G4-3 21 2B	1-0 BB 55 3B		3-2 1B		3	2	2	0	1	0	1			
J.D. Drew, L OBP: 0.392, SLG: 0.486 27 Matt Kemp, R OBP: 0.294, SLG: 0.459	4-2 55 1B		1-0 FC1-6 1B		2-0 G4-3	4-2 BB		3-1 F9		2	1	0	0	2	0	2			
55 Russell Martin, R OBP: 0.354, SLG: 0.441 Toby Hall, R OBP: 0.283, SLG: 0.401	0-1 BB		1-0 L6		2-2 G4-3	0-1 BB		0-1 1B		4	1	2	4	0	0	2			
21 Marlon Anderson, L OBP: 0.354, SLG: 0.504	2-1 F7			1-1 FC3-5 BB 1B	2-1 2B	3-2 HR		1-2 F8		5	1	3	2	0	0	5			
Wilson Betemit, S OBP: 0.327, SLG: 0.466	2-2 G4-6-3			4-0 FC3-5 BB 1B	4-0 IBB	2-2 1B		0-2 G1-3		3	0	1	0	2	0	5			
Greg Maddux, R OBP: 0.145, SLG: 0.152 17 Jason Repko, R OBP: 0.331, SLG: 0.373		0-0 P4		0-1 FC3-5 15 G6-4-3 1-2 2-3	0-1 G6-3	2-1 G4-3			1-0 P2	4	0	0	0	0	0	5			
Inning Stats	R: 3 E: 1 K: 0 S: 19	H: 4 LOB: 2 BB: 1 P: 32	R: 0 E: 0 K: 0 S: 5	H: 1 LOB: 0 BB: 0 P: 6	R: 0 E: 0 K: 0 S: 4	H: 1 LOB: 1 BB: 0 P: 6	R: 3 E: 0 K: 0 S: 23	H: 2 LOB: 2 BB: 3 P: 41	R: 5 E: 0 K: 1 S: 24	H: 6 LOB: 1 BB: 1 P: 41	R: 0 E: 0 K: 0 S: 6	H: 0 LOB: 0 BB: 0 P: 8	R: 0 E: 0 K: 0 S: 13	H: 2 LOB: 2 BB: 0 P: 20	R: 0 E: 0 K: 0 S: 5	H: 0 LOB: 0 BB: 0 P: 8	1B: 12 2B: 3 3B: 2 HR: 2	SF: 0 SAC: 0 DP: 4 HBP: 0	WP: 1 PA: 47 PB: 0 SB: 2 CS: 1
PITCHER	IP WLS BF H R ER SO BB IBB HBP BLK WP HR S P ERA WHIP	5.0 L 27 9 6 5 0 4 1 0 0 0 1 56 98 9.00 2.600	0.2 5 3 3 3 1 1 0 0 0 0 0 1 13 23 40.50 6.000	0.1 4 3 2 2 0 0 0 0 0 0 0 1 11 18 54.00 9.000	1.0 3 0 0 0 0 0 0 0 0 0 0 0 6 8 0.00 0.000	1.0 5 2 0 0 0 0 0 0 0 0 0 0 13 20 0.00 2.000	1.0 3 0 0 0 0 0 0 0 0 0 0 0 1 3 5.67	0.0 0 0 0 0 0 0 0 0 0 0 0 0 0 5 8 0.00 0.000	0.0 0 0 0 0 0 0 0 0 0 0 0 0 0 5 8 0.00 0.000	0.0 0 0 0 0 0 0 0 0 0 0 0 0 5 8 0.00 0.000	0.0 0 0 0 0 0 0 0 0 0 0 0 0 5 8 0.00 0.000	0.0 0 0 0 0 0 0 0 0 0 0 0 0 5 8 0.00 0.000	0.0 0 0 0 0 0 0 0 0 0 0 0 0 5 8 0.00 0.000	0.0 0 0 0 0 0 0 0 0 0 0 0 0 5 8 0.00 0.000	0.0 0 0 0 0 0 0 0 0 0 0 0 0 5 8 0.00 0.000	0.0 0 0 0 0 0 0 0 0 0 0 0 0 5 8 0.00 0.000			

Los Angeles Dodgers @ Colorado Rockies
Coors Field, Denver, CO
Tue Sep 26 2006, 6:35 PM MDT
Att: 20,133 - Clear - 73 F

AB	41
R	11
H	17
RBI	10
BB	6
SO	1
LOB	25

Batter	1	2	3	4	5	6	7	8	9	AB	R	H	RBI	BB	SO	LOB	BOTTOM				
7 Kazuo Matsui, S OBP: 0.305, SLG: 0.357 54 Denny Bautista, R OBP: 0.431, SLG: 0.475	3-2 27 1B		1-1 F8		0-1 G6-3		3-1 F7			4	0	1	0	0	0	0					
15 Jeff Salazar, L OBP: 0.431, SLG: 0.475	1-2 F7		0-1 L9			2-1 27 F9 5 G6-3 2B		1-1 F8		4	1	1	0	0	0	1					
27 Garrett Atkins, R OBP: 0.398, SLG: 0.551	1-0 1B		2-1 HR		1-0 F9		3-2 G1-3			4	1	2	1	0	0	1					
5 Matt Holliday, R OBP: 0.399, SLG: 0.589 Ray King, L OBP: 0.295, SLG: 0.318 38 Ubaldo Jiménez, R OBP: 0.286, SLG: 0.340 12 Clint Barmes, R OBP: 0.286, SLG: 0.340	2-3 K		0-0 P2		0-0 G6-3		0-2 G6-3		0-2 1B	3	0	0	1	0	1	2					
17 Todd Helton, L OBP: 0.407, SLG: 0.485 10 Jeff Baker, R OBP: 0.375, SLG: 0.672	3-2 P5			0-0 G4-3		1-0 11 1B 2B		0-1 F9		2	0	0	0	0	0	2					
11 Brad Hawpe, L OBP: 0.376, SLG: 0.505		1-3 K		2-0 F8		0-0 2 S 1B		0-1 HR		4	1	2	2	0	1	0					
2 Troy Tulowitzki, R OBP: 0.352, SLG: 0.533		2-2 G4-3		1-0 G5-3		1-0 F7		0-0 F9		4	0	0	0	0	0	1					
20 Chris Iannetta, R OBP: 0.382, SLG: 0.391		0-0 1B			0-3 K		0-1 F7		2-1 G6-3	4	0	1	0	0	1	0					
Jason Jennings, L OBP: 0.169, SLG: 0.145 18 Cory Sullivan, L OBP: 0.322, SLG: 0.407 39 Tom Martin, L		2-1 G3			1-1 G4-3		0-0 L8		2-0 G6-3	1	0	0	0	0	0	1					
Nate Field, R Choo Freeman, R OBP: 0.303, SLG: 0.347										2	0	0	0	0	0	0					
Inning Stats	R: 0 E: 0 K: 1 S: 16	H: 2 LOB: 0 BB: 0 P: 26	R: 0 E: 0 K: 1 S: 9	H: 1 LOB: 0 BB: 0 P: 14	R: 1 E: 0 K: 0 S: 7	H: 1 LOB: 0 BB: 0 P: 10	R: 0 E: 0 K: 0 S: 3	H: 0 LOB: 0 BB: 0 P: 6	R: 0 E: 0 K: 1 S: 7	H: 0 LOB: 0 BB: 0 P: 8	R: 2 E: 0 K: 0 S: 7	H: 3 LOB: 1 BB: 0 P: 12	R: 0 E: 0 K: 0 S: 5	H: 0 LOB: 0 BB: 0 P: 8	R: 0 E: 0 K: 0 S: 11	H: 1 LOB: 1 BB: 0 P: 15	R: 1 E: 0 K: 0 S: 6	H: 1 LOB: 0 BB: 0 P: 10	1B: 5 2B: 2 3B: 0 HR: 2	SF: 0 SAC: 0 DP: 0 HBP: 0	WP: 0 PA: 36 PB: 0 SB: 1 CS: 0
PITCHER	IP WLS BF H R ER SO BB IBB HBP BLK WP HR S P ERA WHIP	6.0 W 25 7 3 3 0 0 0 0 0 0 0 16 23 4.50 1.167	2.0 7 1 0 0 0 0 0 0 0 0 0 0 16 23 0.00 0.500	1.0 4 1 1 1 0 0 0 0 0 0 0 1 6 9.00 1.000	0.0 0 0 0 0 0 0 0 0 0 0 0 0 6 10 9.00 1.000	0.0 0 0 0 0 0 0 0 0 0 0 0 0 6 10 9.00 1.000	0.0 0 0 0 0 0 0 0 0 0 0 0 0 6 10 9.00 1.000	0.0 0 0 0 0 0 0 0 0 0 0 0 0 6 10 9.00 1.000	0.0 0 0 0 0 0 0 0 0 0 0 0 0 6 10 9.00 1.000	0.0 0 0 0 0 0 0 0 0 0 0 0 0 6 10 9.00 1.000	0.0 0 0 0 0 0 0 0 0 0 0 0 6 10 9.00 1.000	0.0 0 0 0 0 0 0 0 0 0 0 0 6 10 9.00 1.000	0.0 0 0 0 0 0 0 0 0 0 0 0 6 10 9.00 1.000	0.0 0 0 0 0 0 0 0 0 0 0 0 6 10 9.00 1.000	0.0 0 0 0 0 0 0 0 0 0 0 0 6 10 9.00 1.000	0.0 0 0 0 0 0 0 0 0 0 0 0 6 10 9.00 1.000	0.0 0 0 0 0 0 0 0 0 0 0 0 6 10 9.00 1.000				

Los Angeles Dodgers @ Colorado Rockies
Coors Field, Denver, CO
Tue Sep 26 2006, 6:35 PM MDT
Att: 20,133 - Clear - 73 F

AB	36
R	4
H	9
RBI	4
BB	0
SO	3
LOB	9

Batter	1	2	3	4	5	6	7	8	9	AB R H RBI BB SO LOB	TOP											
15 Rafael Furcal, S OBP: 0.370, SLG: 0.448	F8		K			F7	FC4-6		G4-3	5 0 0 0 0 1 2	Los Angeles Dodgers @ Colorado Rockies Coors Field, Denver, CO Wed Sep 27 2006, 6:35 PM MDT Att: 18,858 - Cloudy - 54 F											
Kenny Lofton, L OBP: 0.359, SLG: 0.391	G5-3		K			FC6-4	FC3-6			4 2 1 1 0 1 1												
5 Nomar Garciaparra, R OBP: 0.371, SLG: 0.511 49 Delwyn Young, S (7, PR) 51 Jonathan Broxton, R (7, 1) 44 Takashi Saito, L (9, 1)	FC6-4				G6-3	FC6-4	FC6-4			4 0 3 0												
12 Jeff Kent, R OBP: 0.375, SLG: 0.472	FC6-4				G4-6-3	FC6-4	FC6-4			4 1 2 1 0 0 3												
J.D. Drew, L OBP: 0.391, SLG: 0.489	F7				G4-6-3					4 0 1 2 0 1 1												
55 Russell Martin, R OBP: 0.353, SLG: 0.440	G4-3				G4-6-3	F8				4 0 1 0 0 0 1												
21 Marion Anderson, L (1, 7) 17 Jason Repko, R (8, 7)	G3				G4-6-3					4 1 2 0 0 0 0 0 0 0 0 0 0 0												
Wilson Betemit, S OBP: 0.328, SLG: 0.474					G4-6-3		FC4-6		G5-3	3 2 1 1 1 0 2												
Derek Lowe, R OBP: 0.145, SLG: 0.125 16 Andre Ethier, L OBP: 0.368, SLG: 0.485 7 James Loney, L OBP: 0.317, SLG: 0.452			K		K		FC4-6		G6-3	2 0 0 0 0 2 1 1 0 1 1 0 0 0 1 0 0 0 0 0 0												
Inning Stats	R: 0 E: 0 K: 0 S: 9	H: 1 LOB: 1 BB: 0 P: 10	R: 0 E: 0 K: 0 S: 9	H: 0 LOB: 0 BB: 0 P: 14	R: 1 E: 0 K: 3 S: 11	H: 1 LOB: 0 BB: 0 P: 14	R: 0 E: 0 K: 0 S: 8	H: 1 LOB: 0 BB: 0 P: 12	R: 0 E: 0 K: 1 S: 9	H: 2 LOB: 1 BB: 0 P: 12		R: 2 E: 0 K: 0 S: 8	H: 3 LOB: 1 BB: 0 P: 16	R: 3 E: 0 K: 0 S: 14	H: 4 LOB: 3 BB: 1 P: 22	R: 0 E: 0 K: 1 S: 10	H: 0 LOB: 0 BB: 0 P: 16	R: 0 E: 0 K: 0 S: 6	H: 0 LOB: 0 BB: 0 P: 8	1B: 8 2B: 1 3B: 2 HR: 1	SF: 0 SAC: 0 DP: 2 HBP: 0	WP: 0 PB: 0 SB: 0 CS: 0
PITCHER	IP WLS BF H R ER SO BB IBB HBP BLK WP HR S P ERA WHIP											PITCHER	IP WLS BF H R ER SO BB IBB HBP BLK WP HR S P ERA WHIP									
28 Aaron Cook, R ERA: 4.23 60 Manny Corpas, R ERA: 2.53 Jeremy Affeldt, L ERA: 6.23	6.2 L 30 11 6 6 4 1 0 0 0 0 0 1 67 98 8.10 1.800																					

AB 36
R 6
H 12
RBI 6
BB 1
SO 5
LOB 11



Batter	1	2	3	4	5	6	7	8	9	AB R H RBI BB SO LOB	BOTTOM											
Jamey Carroll, R OBP: 0.376, SLG: 0.392	K				G6-3		F8			5 0 2 0 0 1 0	Los Angeles Dodgers @ Colorado Rockies Coors Field, Denver, CO Wed Sep 27 2006, 6:35 PM MDT Att: 18,858 - Cloudy - 54 F											
15 Jeff Salazar, L OBP: 0.429, SLG: 0.467			1B		G1-3		K			5 1 2 0 0 2 2												
27 Garrett Atkins, R OBP: 0.400, SLG: 0.554					G6-4-3					4 2 3 1 0 0 0												
5 Matt Holliday, R OBP: 0.390, SLG: 0.590	G6-4-3				G3-6					4 1 2 1 0 0 2												
17 Todd Helton, L OBP: 0.406, SLG: 0.483			G6-3		G3-6		F7			4 0 1 1 0 0 1												
11 Brad Hawpe, L OBP: 0.375, SLG: 0.502			F8		G3-6					3 0 0 0 1 0 1												
2 Troy Tulowitzki, R OBP: 0.348, SLG: 0.329			G1-3				K			4 0 1 0 0 2 1												
JD Closser, S OBP: 0.299, SLG: 0.323 7 Kazuo Matsui, S OBP: 0.303, SLG: 0.355			K		G2-3					2 0 0 0 1 1 1 1 0 0 0 0 0 0												
28 Aaron Cook, R OBP: 0.113, SLG: 0.052 60 Manny Corpas, R Jeremy Affeldt, L 10 Jeff Baker, R (9, PH)			G2-3				G5-3			3 0 0 0 0 1 1 0 0 0 0 0 0 0 0 0 0 0 0 0 0 1 0 0 0 0 1 0												
Inning Stats	R: 0 E: 0 K: 1 S: 9	H: 2 LOB: 1 BB: 0 P: 14	R: 0 E: 0 K: 0 S: 5	H: 0 LOB: 0 BB: 0 P: 8	R: 0 E: 0 K: 1 S: 12	H: 1 LOB: 0 BB: 0 P: 15	R: 2 E: 0 K: 0 S: 15	H: 4 LOB: 1 BB: 0 P: 23	R: 2 E: 0 K: 1 S: 11	H: 3 LOB: 1 BB: 0 P: 17		R: 0 E: 0 K: 1 S: 7	H: 0 LOB: 0 BB: 1 P: 13	R: 0 E: 0 K: 1 S: 10	H: 0 LOB: 0 BB: 0 P: 17	R: 0 E: 0 K: 1 S: 10	H: 0 LOB: 1 BB: 1 P: 19	R: 0 E: 0 K: 2 S: 13	H: 1 LOB: 1 BB: 0 P: 17	1B: 9 2B: 2 3B: 0 HR: 0	SF: 0 SAC: 0 DP: 2 HBP: 0	WP: 0 PB: 0 SB: 1 CS: 0
PITCHER	IP WLS BF H R ER SO BB IBB HBP BLK WP HR S P ERA WHIP											PITCHER	IP WLS BF H R ER SO BB IBB HBP BLK WP HR S P ERA WHIP									
Derek Lowe, R ERA: 3.63 51 Jonathan Broxton, R ERA: 2.64 44 Takashi Saito, R ERA: 2.12	6.0 W 27 10 4 4 4 1 0 0 0 0 0 0 20 36 0.00 0.500																					

AB 36
R 4
H 11
RBI 3
BB 2
SO 8
LOB 9



Batter	1	2	3	4	5	6	7	8	9	AB	R	H	RBI	BB	SO	LOB	TOP										
15 Rafael Furcal, S OBP: 0.371, SLG: 0.445	P2			G5-3				F9		4	0	1	0	0	0	0	Los Angeles Dodgers @ San Francisco Giants AT&T Park, San Francisco, CA Fri Sep 29 2006, 7:15 PM PDT Att: 42,587 - Partly Cloudy - 55 F										
Kenny Lofton, L OBP: 0.358, SLG: 0.397	G6-3			1B			F7	K		4	0	1	0	0	1												
5 Nomar Garciaparra, R OBP: 0.367, SLG: 0.505 7 James Loney, L OBP: 0.340, SLG: 0.541	G6-3			F8			G6-3	K		4	0	0	0	0	1	2											
12 Jeff Kent, R OBP: 0.380, SLG: 0.475 17 Jason Repko, R OBP: 0.336, SLG: 0.378	K			G5-3			HR	1B	55 BB	4	1	2	0	0	1	1											
J.D. Drew, L OBP: 0.392, SLG: 0.495	G3				G4-3		HR	K		4	1	1	2	0	1	1											
55 Russell Martin, R OBP: 0.356, SLG: 0.439	G4-3			21 FC4-6 BB			G5-3	1B	18 WP	2	1	0	0	2	0	0											
21 Marion Anderson, L OBP: 0.355, SLG: 0.514 Olmedo Saenz, R OBP: 0.356, SLG: 0.562 49 Delwyn Young, S OBP: 0.356, SLG: 0.562 44 Takashi Saito, L OBP: 0.356, SLG: 0.562	P6			FC4-6 FC4			1B	FC5-4 1B	FC5-4 18 WP	3	0	1	0	0	0	1											
Julio Lugo, R OBP: 0.344, SLG: 0.423	G1-3			FC4			P4	FC5-4 18 WP		4	0	0	0	0	0	4											
56 Hung-Chih Kuo, L OBP: 0.125, SLG: 0.250 27 Matt Kerley, R OBP: 0.299, SLG: 0.453 Aaron Sele, L OBP: 0.322, SLG: 0.251 Wilson Betemit, L OBP: 0.322, SLG: 0.474 Joe Beimel, L OBP: 0.322, SLG: 0.474 51 Jonathan Broxton, R OBP: 0.322, SLG: 0.474 18 Ramon Martinez, R OBP: 0.322, SLG: 0.474	K			K			K	G5-3		1	0	0	0	0	1	0											
Inning Stats	R: 0 E: 0 K: 0 S: 6	H: 0 LOB: 0 BB: 0 P: 10	R: 0 E: 0 K: 1 S: 6	H: 0 LOB: 0 BB: 0 P: 9	R: 0 E: 0 K: 1 S: 8	H: 0 LOB: 0 BB: 0 P: 12	R: 0 E: 0 K: 0 S: 13	H: 1 LOB: 1 BB: 0 P: 19	R: 0 E: 0 K: 1 S: 8	H: 1 LOB: 1 BB: 0 P: 13	R: 2 E: 0 K: 1 S: 14	H: 3 LOB: 1 BB: 0 P: 23	R: 0 E: 0 K: 2 S: 7	H: 0 LOB: 0 BB: 0 P: 10	R: 2 E: 0 K: 2 S: 13	H: 2 LOB: 2 BB: 1 P: 23		1B: 6 2B: 0 3B: 0 HR: 1	SF: 0 SAC: 0 DP: 0 HBP: 0	WP: 1 PB: 0 SB: 0 CS: 0	PA: 36						
PITCHER	IP	WLS	BF	H	R	ER	SO	BB	IBB	HBP	BLK	WP	HR	S	P	ERA	WHIP										
51 Noah Lowry, L ERA: 4.74	7.0		27	5	2	2	4	1	0	0	0	0	1	66	105	2.57	0.857										
32 Kevin Correia, R ERA: 3.54	1.0	H	3	0	0	0	2	0	0	0	0	0	0	7	10	0.00	0.000										
Mike Stanton, L ERA: 3.99	1.0	L	6	2	2	2	1	1	0	0	0	1	0	13	23	18.00	3.000										

AB 34
R 4
H 7
RBI 3
BB 2
SO 7
LOB 12



Batter	1	2	3	4	5	6	7	8	9	AB	R	H	RBI	BB	SO	LOB	BOTTOM										
2 Randy Winn, S OBP: 0.324, SLG: 0.396	G6-4-3 13 1B			K				G1-3		5	1	3	1	0	1	0	Los Angeles Dodgers @ San Francisco Giants AT&T Park, San Francisco, CA Fri Sep 29 2006, 7:15 PM PDT Att: 42,587 - Partly Cloudy - 55 F										
13 Omar Vizquel, S OBP: 0.364, SLG: 0.393	G6-4-3 1B			G4-3			G5-3	P5		4	0	2	0	1	0	3											
Shea Hillenbrand, R OBP: 0.313, SLG: 0.450 9 Mark Sweeney, L OBP: 0.332, SLG: 0.385	G6-4-3 1B			G4-3			G1-3	K		4	0	1	1	0	0	4											
Barry Bonds, L OBP: 0.453, SLG: 0.542 Todd Linden, S OBP: 0.393, SLG: 0.457	F8			K			K	F8		4	0	0	0	0	2	3											
Ray Durham, S OBP: 0.362, SLG: 0.543	L8 50 1B			P4			F9	G5-3		4	1	2	0	0	0	0											
Moises Alou, R OBP: 0.353, SLG: 0.575 20 Fred Lewis, L OBP: 0.455, SLG: 0.545 Mike Stanton, L OBP: 0.455, SLG: 0.545	L8			K			F9	1B		4	0	1	0	0	1	2											
Pedro Feliz, R OBP: 0.283, SLG: 0.430	K			K			K	K		4	0	0	0	0	4	3											
50 Eliezer Alfonzo, R OBP: 0.303, SLG: 0.467								K		4	1	2	1	0	2	1											
51 Noah Lowry, R OBP: 0.204, SLG: 0.217 Lance Niekro, R OBP: 0.289, SLG: 0.376 32 Kevin Correia, R OBP: 0.083, SLG: 0.083 Steve Finley, L OBP: 0.322, SLG: 0.397	L6			SH3-4			K	2 1B		1	0	0	0	0	0	1											
Inning Stats	R: 0 E: 0 K: 0 S: 8	H: 2 LOB: 1 BB: 0 P: 13	R: 1 E: 0 K: 1 S: 12	H: 2 LOB: 1 BB: 0 P: 14	R: 0 E: 0 K: 2 S: 9	H: 1 LOB: 1 BB: 0 P: 12	R: 0 E: 0 K: 2 S: 12	H: 0 LOB: 0 BB: 0 P: 15	R: 2 E: 0 K: 1 S: 17	H: 3 LOB: 1 BB: 0 P: 26	R: 0 E: 0 K: 2 S: 10	H: 1 LOB: 1 BB: 0 P: 15	R: 0 E: 0 K: 1 S: 8	H: 0 LOB: 1 BB: 1 P: 14	R: 0 E: 0 K: 1 S: 11	H: 1 LOB: 1 BB: 0 P: 15		R: 0 E: 0 K: 2 S: 17	H: 2 LOB: 2 BB: 0 P: 22	1B: 8 2B: 4 3B: 0 HR: 0	SF: 0 SAC: 1 DP: 1 HBP: 0	WP: 0 PB: 0 SB: 0 CS: 0	PA: 39				
PITCHER	IP	WLS	BF	H	R	ER	SO	BB	IBB	HBP	BLK	WP	HR	S	P	ERA	WHIP										
56 Hung-Chih Kuo, L ERA: 4.22 Aaron Sele, R ERA: 4.53 Joe Beimel, L ERA: 3.0 51 Jonathan Broxton, R ERA: 2.63 44 Takashi Saito, R ERA: 2.06	5.0		22	8	3	3	6	0	0	0	0	0	0	10	15	0.00	1.000										
	1.0		4	1	0	0	2	0	0	0	0	0	0	14	22	0.00	0.600										
	0.1	W	2	1	0	0	1	0	0	0	0	0	0	5	7	0.00	3.000										
	1.0	S	5	2	0	0	2	0	0	0	0	0	0	17	22	0.00	2.000										

AB 37
R 3
H 12
RBI 3
BB 1
SO 12
LOB 19



Batter	1	2	3	4	5	6	7	8	9	AB R H RBI BB SO LOB	TOP											
15 Rafael Furcal, S OBP: 0.369, SLG: 0.445	P5		1B 2B	K		K			P3	5 1 1 0 0 2 3	Los Angeles Dodgers @ San Francisco Giants AT&T Park, San Francisco, CA Sat Sep 30 2006, 1:10 PM PDT Att: 42,769 - Cloudy - 62 F											
Kenny Lofton, L OBP: 0.350, SLG: 0.403	SF8 3B		2B SF4		G3	K		12 S G4-3 1B	5 2 3 0 0 1 2													
Julio Lugo, R OBP: 0.342, SLG: 0.423	SF8		2B		F8		G5-3	G4-3	4 0 1 2 0 0 1													
12 Jeff Kent, R OBP: 0.385, SLG: 0.477	1B		BB		E	1B	1B BB	K	3 1 2 0 2 1 1													
J.D. Drew, L OBP: 0.393, SLG: 0.498	F9		SF4		E4		1B		3 0 2 2 0 0 1													
Wilson Betemit, S OBP: 0.325, SLG: 0.469		G4-3	K		G4-3		G5-3		4 0 0 0 0 1 4													
16 Andre Ethier, L OBP: 0.367, SLG: 0.482	F9			F7		SH1-4 55 BB 1B		F7	4 0 1 0 0 0 0													
55 Russell Martin, R OBP: 0.355, SLG: 0.436	F9			F8		SH1-4 BB		K	3 0 0 0 1 1 0													
Greg Maddux, R OBP: 0.155, SLG: 0.162			K		SH1-4			P4	2 0 1 0 0 1 0													
21 Marlon Anderson, L OBP: 0.354, SLG: 0.915									1 0 0 0 0 0 0													
51 Jonathan Broxton, R OBP: 0.331, SLG: 0.354									0 0 0 0 0 0 0													
44 Takashi Saito, L OBP: 0.331, SLG: 0.354									0 0 0 0 0 0 0													
Inning Stats	R: 1 E: 0 K: 0 S: 9	H: 2 LOB: 1 BB: 0 P: 13	R: 0 E: 0 K: 0 S: 6	H: 0 LOB: 0 BB: 0 P: 11	R: 2 E: 0 K: 2 S: 17	H: 3 LOB: 2 BB: 1 P: 30	R: 0 E: 0 K: 1 S: 10	H: 1 LOB: 1 BB: 0 P: 16	R: 1 E: 1 K: 0 S: 12	H: 2 LOB: 1 BB: 0 P: 17	R: 0 E: 0 K: 2 S: 11	H: 1 LOB: 1 BB: 1 P: 18	R: 0 E: 0 K: 0 S: 7	H: 1 LOB: 1 BB: 1 P: 14	R: 0 E: 0 K: 1 S: 7	H: 0 LOB: 0 BB: 0 P: 9	R: 0 E: 0 K: 1 S: 10	H: 1 LOB: 1 BB: 0 P: 13	1B: 7 2B: 3 3B: 1 HR: 0	SF: 2 SAC: 1 DP: 0 HBP: 0	WP: 0 PB: 0 SB: 2 CS: 0	PA: 40
PITCHER	IP WLS BF H R ER SO BB IBB HBP BLK WP HR S P ERA WHIP											IP WLS BF H R ER SO BB IBB HBP BLK WP HR S P ERA WHIP										
18 Matt Cain, R ERA: 4.15	5.2 L 28 9 4 4 4 2 0 0 0 0 0 0 61 99 6.35 1.941																					
Jack Taschner, L ERA: 9.39	0.1 1 0 0 0 1 0 0 0 0 0 0 0 4 6 0.00 0.000																					
31 Vinnie Chulk, R ERA: 5.24	2.0 7 1 0 0 1 1 0 0 0 0 0 0 14 23 0.00 1.000																					
Steve Kline, L ERA: 3.68	0.2 3 1 0 0 0 0 0 0 0 0 0 0 6 7 0.00 1.500																					
38 Brian Wilson, R ERA: 5.52	0.1 1 0 0 0 1 0 0 0 0 0 0 0 4 6 0.00 0.000																					

AB	34
R	4
H	11
RBI	4
BB	3
SO	7
LOB	12



Batter	1	2	3	4	5	6	7	8	9	AB R H RBI BB SO LOB	BOTTOM											
Todd Linden, S OBP: 0.369, SLG: 0.473	13 SH2-3 G6-3 2B		1B			G4-3			K	4 1 2 0 0 1 0	Los Angeles Dodgers @ San Francisco Giants AT&T Park, San Francisco, CA Sat Sep 30 2006, 1:10 PM PDT Att: 42,769 - Cloudy - 62 F											
13 Omar Vizquel, S OBP: 0.362, SLG: 0.391	SH2-3		F7			F7		F9	3 0 0 0 0 0 1													
Lance Niekro, R OBP: 0.287, SLG: 0.389	G5-3			1-0 HR		G6-3		K	4 1 1 2 0 1 0													
Ray Durham, S OBP: 0.361, SLG: 0.539	K			F8		K		K	3 0 0 0 0 2 0													
Moises Alou, R OBP: 0.350, SLG: 0.570		F7		G3		G6-3			3 0 0 0 0 0 0													
Steve Finley, L OBP: 0.320, SLG: 0.394		G3		G1-3		G3			3 0 0 0 0 0 0													
Pedro Feliz, R OBP: 0.282, SLG: 0.427		G6-3			G6-3			P2	3 0 0 0 0 0 0													
50 Eliezer Alfonzo, R OBP: 0.302, SLG: 0.465			F8			K		F9	1 0 0 0 0 0 0													
60 Justin Knoedler, R OBP: 0.143, SLG: 0.143								K	2 0 0 0 0 1 0													
18 Matt Cain, R ERA: 4.15									2 0 0 0 0 1 0													
Jack Taschner, L ERA: 9.39									0 0 0 0 0 0 0													
31 Vinnie Chulk, R ERA: 5.24									0 0 0 0 0 0 0													
9 Mark Sweeney, L OBP: 0.331, SLG: 0.354									1 0 0 0 0 1 0													
Steve Kline, L ERA: 3.68									0 0 0 0 0 0 0													
38 Brian Wilson, R ERA: 5.52									0 0 0 0 0 0 0													
Inning Stats	R: 1 E: 0 K: 1 S: 8	H: 1 LOB: 0 BB: 0 P: 9	R: 0 E: 0 K: 0 S: 9	H: 0 LOB: 0 BB: 0 P: 14	R: 0 E: 0 K: 1 S: 9	H: 1 LOB: 0 BB: 0 P: 10	R: 1 E: 0 K: 0 S: 6	H: 1 LOB: 0 BB: 0 P: 7	R: 0 E: 0 K: 1 S: 9	H: 0 LOB: 0 BB: 0 P: 12	R: 0 E: 0 K: 0 S: 7	H: 0 LOB: 0 BB: 0 P: 8	R: 0 E: 0 K: 1 S: 7	H: 0 LOB: 0 BB: 0 P: 11	R: 0 E: 0 K: 1 S: 7	H: 0 LOB: 0 BB: 0 P: 9	R: 0 E: 0 K: 2 S: 8	H: 0 LOB: 0 BB: 0 P: 10	1B: 1 2B: 1 3B: 0 HR: 1	SF: 0 SAC: 1 DP: 0 HBP: 0	WP: 0 PB: 0 SB: 0 CS: 0	PA: 30
PITCHER	IP WLS BF H R ER SO BB IBB HBP BLK WP HR S P ERA WHIP											IP WLS BF H R ER SO BB IBB HBP BLK WP HR S P ERA WHIP										
Greg Maddux, R ERA: 4.2	7.0 W 24 3 2 2 4 0 0 0 0 0 0 1 55 71 2.57 0.429																					
51 Jonathan Broxton, R ERA: 2.59	1.0 H 3 0 0 0 1 0 0 0 0 0 0 0 7 9 0.00 0.000																					
44 Takashi Saito, R ERA: 2.07	1.0 S 3 0 0 0 2 0 0 0 0 0 0 0 8 10 0.00 0.000																					

AB	29
R	2
H	3
RBI	2
BB	0
SO	7
LOB	1



Batter	1	2	3	4	5	6	7	8	9	AB	R	H	RBI	BB	SO	LOB	TOP					
17 Jason Repko, R OBP: 0.345, SLG: 0.377	(1,9) 2-3 K		(2,2) 2-2 K		(4-1) 16 FC5 BB		(4-2) S 1B BB		(0-0) 16 BB 1B	3	1	1	0	2	2	0	Los Angeles Dodgers @ San Francisco Giants AT&T Park, San Francisco, CA Sun Oct 01 2006, 1:05 PM PDT Att: 42,831 - Overcast - 61 F					
16 Andre Ethier, L OBP: 0.365, SLG: 0.477	(1,7) 1-2 G4-3		(1,1) G1-3		(0-1) FC5		(2-3) K		(4-2) 7 FC4-6 BB	4	0	0	0	1	1	3						
Julio Lugo, R OBP: 0.341, SLG: 0.421	(1,6) 1-0 G6-3			(1-3) K	(1-3) K		(2-0) 7 CS 1B		(2-0) F6	5	0	1	1	0	2	4						
7 James Loney, L OBP: 0.342, SLG: 0.559		(3-2) HR		(4-1) 1B BB		(1-3) K	(3-1) F7		(1-2) FC4-6	4	1	1	1	1	1	3						
Wilson Betemit, S OBP: 0.326, SLG: 0.469 Orlando Hernandez, R OBP: 0.363, SLG: 0.564	(1,5) (6,PH) (8,PH) (9,1)	(2-1) P3		(1-2) 1B		(4-2) 27 1B BB		(3-2) CS 27 S 1B		2	0	1	0	0	0	0						
Kenny Lofton, L OBP: 0.325, SLG: 0.403 Mark Hendrickson, L Joe Beimel, L	(8,PH) (9,1)			(1-2) 1B		(1-1) 18 2B BB		(1-3) K		0	0	0	0	0	0	0						
27 Matt Kemp, R OBP: 0.289, SLG: 0.448	(1,8) 2-3 K			(1-3) K		(1-2) 18 2B BB		(1-2) K		4	1	1	0	0	3	3						
Toby Hall, R OBP: 0.286, SLG: 0.406	(1,2) 1-2 1B			(0-0) F8		(1-0) F8		(2-2) 2B		4	0	2	0	0	0	4						
18 Ramon Martinez, R OBP: 0.339, SLG: 0.364	(1,4) 2-2 F9				(1-2) P4	(2-1) 1B		(2-3) K		4	0	1	2	0	1	3						
50 Eric Stults, L OBP: 0.600, SLG: 0.600 49 Delwyn Young, S	(1,1) (8,PH)		(1-1) F7		(1-0) 16 FC5 17 BB 1B	(0-2) G5-3			(3-2) F8	2	0	1	0	0	0	0						
58 Chad Billingsley, R OBP: 0.183, SLG: 0.083 Brett Tomko, R Oscar Robles, L	(6,PH) (7,1) (8,5)									1	0	0	0	0	0	0						
Inning Stats	R: 0 E: 0 K: 1 S: 7	H: 0 LOB: 0 BB: 0 P: 11	R: 1 E: 0 K: 1 S: 16	H: 2 LOB: 1 BB: 0 P: 26	R: 0 E: 0 K: 1 S: 7	H: 0 LOB: 0 BB: 0 P: 11	R: 0 E: 0 K: 2 S: 13	H: 1 LOB: 2 BB: 1 P: 20	R: 0 E: 0 K: 1 S: 10	H: 1 LOB: 1 BB: 1 P: 17	R: 2 E: 0 K: 1 S: 13	H: 2 LOB: 1 BB: 1 P: 22	R: 1 E: 0 K: 1 S: 12	H: 1 LOB: 0 BB: 1 P: 22	R: 0 E: 0 K: 2 S: 14	H: 2 LOB: 2 BB: 0 P: 22	R: 0 E: 0 K: 0 S: 10	H: 1 LOB: 2 BB: 1 P: 20	1B: 7 2B: 2 3B: 0 HR: 1	SF: 0 SAC: 0 DP: 0 HBP: 0	WP: 0 PB: 0 CS: 2	PA: 40
PITCHER	IP WLS BF H R ER SO BB IBB HBP BLK WP HR S P ERA WHIP																					
Jason Schmidt, R ERA: 3.59	(1,1) 6.0 27 6 3 3 7 3 0 0 0 0 0 1 66 107 4.50 1.500																					
41 Brad Hennessey, R ERA: 4.25	(7,1) 1.0 L 4 1 1 1 1 1 1 0 0 0 0 0 0 12 22 9.00 2.000																					
32 Kevin Correia, R ERA: 3.49	(8,1) 1.0 4 2 0 0 2 0 0 0 0 0 0 0 0 14 22 0.00 2.000																					
38 Brian Wilson, R ERA: 5.4	(9,1) 0.2 4 1 0 0 0 1 0 0 0 0 0 0 7 16 0.00 3.000																					
Steve Kline, L ERA: 3.69	(9,1) 0.1 1 0 0 0 0 0 0 0 0 0 0 0 3 4 0.00 0.000																					

Batter	1	2	3	4	5	6	7	8	9	AB	R	H	RBI	BB	SO	LOB	BOTTOM					
Jason Ellison, R OBP: 0.273, SLG: 0.383	(1,8) 2-2 G3		(0-1) F9		(3-2) 1B		(0-0) F9			4	0	1	1	0	0	0	Los Angeles Dodgers @ San Francisco Giants AT&T Park, San Francisco, CA Sun Oct 01 2006, 1:05 PM PDT Att: 42,831 - Overcast - 61 F					
13 Omar Vizquel, S OBP: 0.361, SLG: 0.389 Tomas De La Rosa, R OBP: 0.353, SLG: 0.313	(1,6) (6,6)	(0-0) L9		(0-0) G4-3	(1-3) K		(1-2) 1B SH5-3 1B			3	0	0	0	0	1	2						
Todd Linden, S OBP: 0.356, SLG: 0.455	(1,9) 1-1 F9		(2-0) F7		(1-0) P4		(0-0) SH5-3		(1-2) 1B	3	0	0	0	0	2							
Barry Bonds, L OBP: 0.454, SLG: 0.545 20 Fred Lewis, L OBP: 0.455, SLG: 0.545	(1,7) (6,PR) (7,7)	(4-2) 2B BB		(1-0) F8		(0-0) 2B		(0-0) 1B		2	1	1	0	1	0	0						
Moises Alou, R OBP: 0.352, SLG: 0.571	(8,PH) (9,7)						(2-3) 1B			1	0	1	0	0	0	0						
Shea Hillenbrand, R OBP: 0.313, SLG: 0.451 Lance Niekro, R OBP: 0.266, SLG: 0.387	(1,3) (8,3)	(1-0) 2B		(0-0) G5-3		(0-0) F8		(0-3) K		3	1	1	0	0	0	1						
Pedro Feliz, R OBP: 0.281, SLG: 0.428	(1,5) 1-1 F9		(1-1) 19 F9 2B		(2-0) F9		(1-2) F9		(0-0) F7	4	0	1	2	0	0	3						
Todd Greene, R OBP: 0.335, SLG: 0.428	(1,2) 4-2				(0-0) 19 FC4-6 1B		(3-2) G5-3			3	0	1	0	1	1	1						
19 Kevin Frandsen, R OBP: 0.284, SLG: 0.323	(1,4) 3-1 F9				(0-0) FC4-6 SH 1B		(1-1) G6-3		(0-0) G6-3	4	1	0	0	0	0	3						
Jason Schmidt, R ERA: 3.59 41 Brad Hennessey, R ERA: 4.25 9 Mark Hendrickson, L OBP: 0.325, SLG: 0.403 32 Kevin Correia, R OBP: 0.325, SLG: 0.403 38 Brian Wilson, R Steve Kline, S Ray Durham, S OBP: 0.260, SLG: 0.538	(1,1) (7,PH) (8,1) (9,1) (9,PH)	(0-1) B5-4-2-4			(0-1) SH 1B		(0-3) K		(0-0) P4	1	0	0	0	0	0	2						
Inning Stats	R: 0 E: 0 K: 0 S: 8	H: 0 LOB: 0 BB: 0 P: 11	R: 2 E: 0 K: 0 S: 12	H: 2 LOB: 1 BB: 2 P: 25	R: 0 E: 0 K: 0 S: 4	H: 0 LOB: 0 BB: 0 P: 6	R: 0 E: 0 K: 0 S: 3	H: 0 LOB: 0 BB: 0 P: 6	R: 1 E: 1 K: 1 S: 11	H: 2 LOB: 2 BB: 0 P: 16	R: 0 E: 0 K: 0 S: 9	H: 1 LOB: 1 BB: 0 P: 13	R: 0 E: 0 K: 1 S: 6	H: 0 LOB: 0 BB: 0 P: 7	R: 0 E: 0 K: 1 S: 9	H: 2 LOB: 2 BB: 0 P: 10	R: 0 E: 0 K: 1 S: 5	H: 0 LOB: 0 BB: 0 P: 5	1B: 4 2B: 4 3B: 0 HR: 0	SF: 0 SAC: 2 DP: 1 HBP: 0	WP: 0 PB: 0 CS: 0	PA: 36
PITCHER	IP WLS BF H R ER SO BB IBB HBP BLK WP HR S P ERA WHIP																					
50 Eric Stults, L ERA: 5.8	(1,1) 5.0 21 4 3 2 1 2 0 0 0 0 0 0 9 13 0.00 1.000																					
58 Chad Billingsley, R ERA: 3.8	(6,1) 1.0 W 4 1 0 0 0 0 0 0 0 0 0 0 0 9 13 0.00 1.000																					
Brett Tomko, R ERA: 4.73	(7,1) 1.0 H 3 0 0 0 1 0 0 0 0 0 0 0 6 7 0.00 0.000																					
Mark Hendrickson, L ERA: 4.21	(8,1) 1.0 H 5 2 0 0 1 0 0 0 0 0 0 0 9 10 0.00 2.000																					
Joe Beimel, L ERA: 2.96	(9,1) 1.0 S 3 0 0 0 1 0 0 0 0 0 0 0 5 5 0.00 0.000																					

AB	35
R	4
H	10
RBI	4
BB	5
SO	10
LOB	21

AB	32
R	3
H	7
RBI	3
BB	2
SO	4
LOB	16



Batter	1	2	3	4	5	6	7	8	9	AB	R	H	RBI	BB	SO	LOB	TOP				
15 Rafael Furcal, S OBP: 0.400, SLG: 0.250	L6		P6		FC6-4		5 2B		K	4	1	1	1	1	1	1	Los Angeles Dodgers @ New York Mets Shea Stadium, Flushing, NY Wed Oct 04 2006, 4:00 PM EDT Att: 56,979 - Cloudy - 79 F				
Kenny Lofton, L	K		K		K		F9		K	4	0	0	0	0	3	4					
18 Ramon Martinez, R (9, PH) OBP: 1.000, SLG: 2.000 17 Jason Repko, R (9, FR)	K		K		K		F9		K	1	0	1	1	0	0	0					
5 Nomar Garciaparra, R OBP: 0.200, SLG: 0.400	G5-3		F9		FC6-4		2B		K	5	0	1	2	0	1	3					
12 Jeff Kent, R OBP: 0.500, SLG: 0.500		1B		1B		G6-3		K	4	0	2	0	0	1	1						
J.D. Drew, L OBP: 0.250, SLG: 0.250		1B		K		K		F7	4	0	1	0	0	2	1						
55 Russell Martin, R OBP: 0.250, SLG: 0.250		1B		P5		K		G4-3	4	1	1	0	0	1	1						
21 Marlon Anderson, L OBP: 0.500, SLG: 0.750		2B		K			E 15 1B	G3	4	1	2	1	0	1	1						
Wilson Betemit, S OBP: 0.750, SLG: 1.000		IBB		SH1-4		FC4	F9 5 2B	F8 18 2B	3	2	2	0	1	0	1						
Derek Lowe, R Mark Hendrickson, L Julio Lugo, R 31 Brad Penny, R 51 Jonathan Broxton, R Orlando Saenz, R		K		SH1-4		K	K	F8	1	0	0	0	0	1	2						
Inning Stats	R: 0 E: 0 K: 1 S: 9	H: 0 LOB: 0 BB: 0 P: 11	R: 1 E: 0 K: 1 S: 17	H: 4 LOB: 2 BB: 1 P: 31	R: 0 E: 0 K: 1 S: 8	H: 0 LOB: 0 BB: 0 P: 12	R: 0 E: 0 K: 2 S: 9	H: 1 LOB: 1 BB: 0 P: 14	R: 0 E: 0 K: 1 S: 12	H: 1 LOB: 2 BB: 1 P: 20	R: 0 E: 0 K: 2 S: 8	H: 0 LOB: 0 BB: 0 P: 11	R: 3 E: 1 K: 2 S: 18	H: 3 LOB: 1 BB: 0 P: 22	R: 0 E: 0 K: 0 S: 14	H: 0 LOB: 0 BB: 0 P: 17	R: 1 E: 0 K: 2 S: 13	H: 2 LOB: 1 BB: 0 P: 20	1B: 7 2B: 4 3B: 0 HR: 0	SF: 0 SAC: 1 DP: 0 HBP: 0	WP: 0 PA: 39 PB: 0 SB: 1 CS: 0
PITCHER	IP	WLS	BF	H	R	ER	SO	BB	IBB	HBP	BLK	WP	HR	S	P	ERA	WHIP				
33 John Maine, R ERA: 2.08	4.1		19	6	1	1	5	1	1	0	0	0	0	49	80	2.08	1.615				
25 Pedro Feliciano, L ERA:	0.1		1	0	0	0	1	0	0	0	0	0	0	4	6	0.00	0.000				
Chad Bradford, R ERA:	0.1		1	0	0	0	0	0	0	0	0	0	0	2	2	0.00	0.000				
59 Guillermo Mota, R ERA: 13.5	2.0	W	10	3	3	3	4	0	0	0	0	0	0	26	33	13.50	1.500				
Aaron Heilman, R ERA:	1.0	H	3	0	0	0	0	0	0	0	0	0	0	14	17	0.00	0.000				

Batter	1	2	3	4	5	6	7	8	9	AB	R	H	RBI	BB	SO	LOB	BOTTOM				
7 José Reyes, S	F9		F8		K		15 S	E4 16 1B		4	1	0	0	1	1	0	Los Angeles Dodgers @ New York Mets Shea Stadium, Flushing, NY Wed Oct 04 2006, 4:00 PM EDT Att: 56,979 - Cloudy - 79 F				
16 Paul Lo Duca, R OBP: 0.400, SLG: 0.400	G5-3		K			21 1B	F8	15 BB		5	1	2	0	0	1	1					
15 Carlos Beltrán, S	21 1B				G4-3		P6	21 1B	5 2B	2	1	0	0	3	0	1					
21 Carlos Delgado, L OBP: 0.800, SLG: 1.400	5 FC4-6				HR		5 2B	5 2B	K	5	2	4	2	0	1	3					
5 David Wright, R OBP: 0.500, SLG: 1.000	FC4-6				K		2B	2B		4	0	2	3	0	1	2					
Cliff Floyd, L OBP: 0.500, SLG: 1.333 Aaron Heilman, R	G4-3				HR		22 HBP	K		3	1	1	1	1	1	2					
13 Billy Wagner, L ERA:					HR		IBB	K		0	0	0	0	0	0	0					
20 Shawn Green, L	P6				K		K	G3		4	0	0	0	0	2	4					
22 Jose Valentin, S	K						G3	B2		3	0	0	0	0	1	0					
33 John Maine, R 25 Pedro Feliciano, L Chad Bradford, R Michael Tucker, L 59 Guillermo Mota, R 10 Endy Chavez, L	K				K		P6	F9	G6-3	1	0	0	0	0	1	0					
Inning Stats	R: 0 E: 0 K: 0 S: 9	H: 1 LOB: 2 BB: 1 P: 18	R: 0 E: 0 K: 1 S: 10	H: 0 LOB: 0 BB: 0 P: 15	R: 0 E: 0 K: 2 S: 9	H: 0 LOB: 0 BB: 0 P: 12	R: 2 E: 0 K: 2 S: 13	H: 2 LOB: 0 BB: 0 P: 22	R: 0 E: 0 K: 1 S: 9	H: 0 LOB: 0 BB: 0 P: 13	R: 2 E: 0 K: 1 S: 12	H: 3 LOB: 3 BB: 1 P: 21	R: 2 E: 0 K: 1 S: 12	H: 2 LOB: 2 BB: 2 P: 24	R: 0 E: 1 K: 1 S: 18	H: 1 LOB: 3 BB: 1 P: 26	1B: 5 2B: 2 3B: 0 HR: 2	SF: 0 SAC: 0 DP: 0 HBP: 1	WP: 0 PA: 40 PB: 0 SB: 1 CS: 0		
PITCHER	IP	WLS	BF	H	R	ER	SO	BB	IBB	HBP	BLK	WP	HR	S	P	ERA	WHIP				
Derek Lowe, R ERA: 6.75	5.1		24	6	4	4	6	1	1	0	0	0	0	57	94	6.75	1.312				
31 Brad Penny, R ERA: 18.0	1.0	L	7	2	2	2	1	2	0	0	0	0	0	12	24	18.00	4.000				
51 Jonathan Broxton, R ERA:	1.0		6	1	0	0	1	1	0	0	0	0	0	18	26	0.00	2.000				



Batter	1	2	3	4	5	6	7	8	9	AB	R	H	RBI	BB	SO	LOB	TOP					
15 Rafael Furcal, S OBP: 0.333, SLG: 0.143	G6-3		F8				F7			3	0	0	0	1	0	1	Los Angeles Dodgers @ New York Mets Shea Stadium, Flushing, NY Thu Oct 05 2006, 8:00 PM EDT Att: 57,029 - Cloudy - 60 F					
Kenny Lofton, L (1, 8)	G5-3			F7	G4-3			K		4	0	0	0	0	1	2						
5 Nomar Garciaparra, R OBP: 0.290, SLG: 0.375 Wilson Betemit, S (6, 5)	F9					G4-3			HR	3	0	1	0	0	0	0						
12 Jeff Kent, R OBP: 0.500, SLG: 0.500		F8						F8		4	0	2	0	0	0	0						
J.D. Drew, L OBP: 0.125, SLG: 0.125 44 Takashi Saito, L (8, 1)	G6-3							F7		4	0	0	0	0	1	3						
55 Russell Martin, R OBP: 0.250, SLG: 0.143										0	0	0	0	0	0	0						
21 Marion Anderson, L OBP: 0.250, SLG: 0.375	G1-3									3	0	0	0	1	0	3						
Julio Lugo, R OBP: 0.400, SLG: 0.500										4	0	0	0	0	0	1						
56 Hung-Chih Kuo, L Brett Tomko, R Mark Hendrickson, L 18 Ramon Martinez, R 58 Chad Billingsley, R 16 Andre Ethier, L	G5-3									3	0	1	0	1	0	0						
	K									2	0	0	0	0	1	1						
Inning Stats	R: 0 E: 0 K: 0 S: 8	H: 0 LOB: 0 BB: 0 P: 13	R: 0 E: 0 K: 0 S: 13	H: 0 LOB: 1 BB: 1 P: 18	R: 0 E: 0 K: 1 S: 7	H: 0 LOB: 0 BB: 0 P: 10	R: 0 E: 0 K: 1 S: 11	H: 2 LOB: 2 BB: 0 P: 17	R: 0 E: 0 K: 0 S: 13	H: 1 LOB: 2 BB: 1 P: 23	R: 0 E: 0 K: 0 S: 8	H: 1 LOB: 1 BB: 0 P: 13	R: 0 E: 0 K: 1 S: 16	H: 0 LOB: 1 BB: 1 P: 22	R: 1 E: 0 K: 1 S: 13	H: 1 LOB: 0 BB: 0 P: 20	R: 0 E: 0 K: 0 S: 9	H: 0 LOB: 0 BB: 0 P: 16	1B: 3 2B: 1 3B: 0 HR: 1	SF: 0 SAC: 0 DP: 0 HBP: 0	WP: 0 PB: 0 SB: 0 CS: 0	PA: 35
PITCHER	IP WLS BF H R ER SO BB IBB HBP BLK WP HR S P ERA WHIP																					
Tom Glavine, L ERA: 4.15	6.0 W 24 4 0 0 2 2 0 0 0 0 0 0 60 94 0.00 1.000																					
25 Pedro Feliciano, L ERA: 4.5	1.0 4 0 0 0 1 1 0 0 0 0 0 0 16 22 0.00 1.000																					
Aaron Heilman, R ERA: 4.5	1.0 4 1 1 1 1 0 0 0 0 0 0 1 13 20 9.00 1.000																					
13 Billy Wagner, L ERA: 4.5	1.0 S 3 0 0 0 0 0 0 0 0 0 0 0 9 16 0.00 0.000																					

Batter	1	2	3	4	5	6	7	8	9	AB	R	H	RBI	BB	SO	LOB	BOTTOM			
7 José Reyes, S OBP: 0.333, SLG: 0.143	K		G6-3							3	0	1	2	1	1	0	Los Angeles Dodgers @ New York Mets Shea Stadium, Flushing, NY Thu Oct 05 2006, 8:00 PM EDT Att: 57,029 - Cloudy - 60 F			
16 Paul Lo Duca, R OBP: 0.333, SLG: 0.500	F9									3	0	1	1	0	0	2				
15 Carlos Beltrán, S (1, 8)	P3									3	0	0	0	1	2	1				
21 Carlos Delgado, L OBP: 0.556, SLG: 0.889										4	0	1	0	0	1	3				
5 David Wright, R OBP: 0.375, SLG: 0.625										4	0	1	0	0	1	1				
Cliff Floyd, L OBP: 0.375, SLG: 0.714										4	1	1	0	0	1	1				
22 Jose Valentin, S (1, 4)	L6									2	2	0	0	1	1	1				
10 Endy Chavez, L OBP: 0.400, SLG: 0.400										4	1	2	0	0	0	3				
Tom Glavine, L (1, 1)										1	0	0	0	0	0	1				
Julio Franco, R (6, PH)										1	0	0	1	0	0	2				
25 Pedro Feliciano, L (7, 1)										0	0	0	0	0	0	0				
Aaron Heilman, R (8, 1)										0	0	0	0	0	0	0				
13 Billy Wagner, L (9, 1)										0	0	0	0	0	0	0				
Inning Stats	R: 0 E: 0 K: 1 S: 7	H: 0 LOB: 0 BB: 0 P: 10	R: 0 E: 0 K: 2 S: 18	H: 1 LOB: 1 BB: 0 P: 27	R: 1 E: 0 K: 1 S: 15	H: 2 LOB: 1 BB: 0 P: 24	R: 0 E: 0 K: 0 S: 8	H: 0 LOB: 0 BB: 0 P: 11	R: 0 E: 0 K: 0 S: 11	H: 1 LOB: 3 BB: 3 P: 24	R: 2 E: 1 K: 0 S: 15	H: 3 LOB: 2 BB: 0 P: 22	R: 0 E: 0 K: 2 S: 8	H: 0 LOB: 0 BB: 0 P: 13	R: 0 E: 0 K: 1 S: 11	H: 0 LOB: 0 BB: 0 P: 17	1B: 6 2B: 1 3B: 0 HR: 0	SF: 1 SAC: 2 DP: 0 HBP: 0	WP: 1 PB: 0 SB: 0 CS: 0	PA: 35
PITCHER	IP WLS BF H R ER SO BB IBB HBP BLK WP HR S P ERA WHIP																			
56 Hung-Chih Kuo, L ERA: 4.15	4.1 L 19 4 2 2 4 1 0 0 0 0 0 0 13 22 0.00 4.500																			
Brett Tomko, R ERA: 4.15	0.2 6 2 2 0 0 1 0 0 0 0 0 0 8 11 0.00 1.000																			
Mark Hendrickson, L ERA: 4.15	1.0 4 1 0 0 0 0 0 0 0 0 0 0 8 11 0.00 1.000																			
58 Chad Billingsley, R ERA: 4.15	1.0 3 0 0 0 2 0 0 0 0 0 0 0 8 13 0.00 0.000																			
44 Takashi Saito, R ERA: 4.15	1.0 3 0 0 0 1 0 0 0 0 0 0 0 11 17 0.00 0.000																			

Batter	1	2	3	4	5	6	7	8	9	AB	R	H	RBI	BB	SO	LOB	TOP										
7 José Reyes, S OBP: 0.286, SLG: 0.167	F8	E3		G3		16 1B 15 1B 1B		L8		5	1	1	1	0	0	1	New York Mets @ Los Angeles Dodgers Dodger Stadium, Los Angeles, CA Sat Oct 07 2006, 4:30 PM PDT Att: 56,293 - Sunny - 68 F										
16 Paul Lo Duca, R OBP: 0.500, SLG: 0.545	15 1B BB	15 FC6-4 HBP		G1-3		15 1B 1B		21 FC5 21 BLK E 1B		3	1	2	2	1	0	0											
15 Carlos Beltrán, S OBP: 0.500, SLG: 0.222	21 1B 5 1B 1B	FC6-4		P3		1B		21 E 1B		4	1	2	1	1	0	1											
21 Carlos Delgado, L OBP: 0.429, SLG: 0.643	5 1B 1B		G4-3		G3	K		FC5		5	1	1	0	0	1	3											
5 David Wright, R OBP: 0.385, SLG: 0.500	20 1B 1B		F8		10 G6-3 BB	K		K		4	1	1	1	1	2	4											
Cliff Floyd, L OBP: 0.500, SLG: 0.778	20 1B 1B									2	1	2	1	0	0	0											
10 Endy Chavez, L OBP: 0.375, SLG: 0.375	20 1B 1B									3	0	1	0	0	0	3											
20 Shawn Green, L OBP: 0.333, SLG: 0.556	1B		FC5 2B			7 1B 2B		G6-3		5	1	3	2	0	0	1											
22 Jose Valentin, S	L3		FC5 IBB			P4		K		4	0	0	0	1	2	3											
Steve Trachsel, R Daren Oliver, R Chad Bradford, R 25 Pedro Feliciano, L Michael Tucker, L 28 Guillermo Mota, R Chris Woodcock, R Aaron Heilman, R 44 Takashi Saito, R 13 Billy Wagner, L	G4-3		FC5			7 1B 1B BB		7 L8 16 1B 2B		2	0	0	0	0	0	2											
Inning Stats	R: 3 E: 0 K: 0 S: 17	H: 5 LOB: 2 BB: 1 P: 23	R: 0 E: 1 K: 0 S: 9	H: 0 LOB: 1 BB: 0 P: 12	R: 1 E: 0 K: 0 S: 10	H: 2 LOB: 2 BB: 1 P: 19	R: 0 E: 0 K: 0 S: 6	H: 0 LOB: 0 BB: 0 P: 7	R: 0 E: 0 K: 0 S: 10	H: 0 LOB: 0 BB: 1 P: 18	R: 3 E: 0 K: 2 S: 21	H: 4 LOB: 2 BB: 1 P: 32	R: 0 E: 0 K: 1 S: 10	H: 1 LOB: 0 BB: 0 P: 12	R: 2 E: 1 K: 1 S: 21	H: 2 LOB: 2 BB: 1 P: 30	R: 0 E: 0 K: 2 S: 9	H: 0 LOB: 0 BB: 0 P: 11	1B: 11 2B: 3 3B: 0 HR: 0	SF: 0 SAC: 0 DP: 2 HBP: 1	WP: 0 PB: 0 SB: 1 CS: 1	PA: 45					
PITCHER	IP	WLS	BF	H	R	ER	SO	BB	IBB	HBP	BLK	WP	HR	S	P	ERA	WHIP										
Greg Maddux, R ERA: 9.0	(1, 1)	4.0	21	7	4	4	0	1	1	1	0	0	0	42	61	9.00	2.000										
Mark Hendrickson, L ERA: 13.5	(5, 1)	1.0	3	0	0	0	0	1	0	0	0	0	0	10	18	0.00	1.000										
51 Jonathan Broxton, R ERA: 13.5	(6, 1)	1.0	L 8	4	3	3	2	1	0	0	0	0	0	21	32	27.00	5.000										
58 Chad Billingsley, R ERA: 9.0	(7, 1)	1.0	3	1	0	0	1	0	0	0	0	0	0	10	12	0.00	1.000										
Brett Tomko, R ERA: 9.0	(8, 1)	0.1	4	2	2	1	0	1	0	0	1	0	0	12	16	27.00	9.000										
44 Takashi Saito, R ERA: 9.0	(8, 1)	1.2	6	0	0	0	3	0	0	0	0	0	0	18	25	0.00	0.000										
Batter	1	2	3	4	5	6	7	8	9	AB	R	H	RBI	BB	SO	LOB	BOTTOM										
15 Rafael Furcal, S OBP: 0.357, SLG: 0.182	K		21 S BB		G3	G3		12 1B 1B		4	0	1	0	1	1	0	New York Mets @ Los Angeles Dodgers Dodger Stadium, Los Angeles, CA Sat Oct 07 2006, 4:30 PM PDT Att: 56,293 - Sunny - 68 F										
Kenny Lofton, L OBP: 0.077, SLG: 0.077	P5		F9		B1-3	12 2B 1B		F7		5	0	1	0	0	0	2											
21 Marlon Anderson, L OBP: 0.308, SLG: 0.385	12 E 1B		P6		12 HR 1B	F8		F8		5	1	2	0	0	0	3											
12 Jeff Kent, R OBP: 0.615, SLG: 0.923	E5				7 1B 55 1B 1B	HR		1B		5	2	4	2	0	0	1											
J.D. Drew, L OBP: 0.154, SLG: 0.154	G3-1		F9		7 BB 55 1B 1B	F8		G3		5	1	1	0	0	0	7											
55 Russell Martin, R OBP: 0.385, SLG: 0.333	7 G6-3 1B				7 1B 1B	BB BB 1B		F8		5	1	3	0	0	1	0											
Wilson Betemit, S OBP: 0.600, SLG: 1.000	F7		7 E 16 1B L1-5 1B		7 1B 7 1B 1B	BB BB BB		P5		4	0	1	0	1	1	1											
7 James Loney, L OBP: 0.800, SLG: 0.750	G6-3		E8		E8	BB		1B		4	0	3	3	1	0	1											
Greg Maddux, R 16 Andre Ethier, L Mark Hendrickson, L 44 Takashi Saito, R 51 Jonathan Broxton, R 28 Chad Billingsley, R Clayton Kershaw, L Brett Tomko, R 44 Takashi Saito, R 13 Billy Wagner, L	K		L1-5		L1-5	G1-3		K		1	0	0	0	0	0	1											
Inning Stats	R: 0 E: 1 K: 1 S: 9	H: 1 LOB: 2 BB: 0 P: 15	R: 0 E: 0 K: 0 S: 4	H: 1 LOB: 0 BB: 0 P: 6	R: 0 E: 0 K: 1 S: 11	H: 0 LOB: 1 BB: 1 P: 20	R: 2 E: 1 K: 0 S: 15	H: 4 LOB: 1 BB: 0 P: 26	R: 3 E: 0 K: 0 S: 9	H: 4 LOB: 3 BB: 2 P: 35	R: 0 E: 0 K: 0 S: 9	H: 2 LOB: 2 BB: 0 P: 13	R: 0 E: 0 K: 1 S: 9	H: 1 LOB: 1 BB: 0 P: 14	R: 0 E: 0 K: 0 S: 15	H: 2 LOB: 2 BB: 0 P: 23		R: 0 E: 0 K: 2 S: 17	H: 1 LOB: 1 BB: 0 P: 22	1B: 14 2B: 2 3B: 0 HR: 1	SF: 0 SAC: 0 DP: 2 HBP: 0	WP: 0 PB: 0 SB: 1 CS: 0	PA: 45				
PITCHER	IP	WLS	BF	H	R	ER	SO	BB	IBB	HBP	BLK	WP	HR	S	P	ERA	WHIP										
Steve Trachsel, R ERA: 5.4	(1, 1)	3.1	17	6	2	2	2	0	0	0	0	0	1	12	21	20.25	2.250										
Darren Oliver, L ERA: 20.25	(4, 1)	1.1	6	3	3	3	0	0	0	0	0	0	0	4	8	∞	∞										
Chad Bradford, R ERA: 3.0	(5, 1)	0.0	2	1	0	0	0	1	0	0	0	0	0	3	8	0.00	3.000										
25 Pedro Feliciano, L ERA: 6.75	(6, 1)	2.0	H 9	3	0	0	1	0	0	0	0	0	0	17	22	0.00	1.000										
Aaron Heilman, R ERA: 3.0	(8, 1)	1.0	5	2	0	0	2	0	0	0	0	0	0	17	22	0.00	1.000										
13 Billy Wagner, L ERA: 3.0	(9, 1)	1.0	4	1	0	0	2	0	0	0	0	0	0	17	22	0.00	1.000										