Los Angeles Dodgers - 2007

Batter	1	2	3	4	5	6	7	8	9	AB	R	H	RBI	BB	SO	LOB
15 Rafael Furcal, S (1, 6)	G4-3		K		E5 27 G5-4-3			7 G6-4-3 1B		2	0	0	0	0	1	1
58 Chad Billingsley, R (3, 1)										0	0	0	0	0	0	0
17 Jason Repko, R (5, PH)										1	0	0	0	0	0	3
57 Larry Bigbie, L (5, 7) OBP: 1.000, SLG: 1.000										1	0	1	0	0	0	0
9 Juan Pierre, L (1, 8) OBP: 0.500, SLG: 0.500	G1-3			27 2B 1B 1B	K			G6-4-3 1-2f		2	1	1	0	0	0	0
7 James Loney, L (4, 3)										2	0	0	0	0	1	4
27 Matt Kemp, R (1, 7) OBP: 0.333, SLG: 0.667	K			1B 55 G6-3 1-3 2B	G5-4-3 1-2f			G5-3		3	1	1	0	0	1	3
61 Travis Smith, R (5, 1)										0	0	0	0	0	0	0
41 Chin-hui Tsao, R (7, 1)										0	0	0	0	0	0	0
Damian Jackson, R (8, PH)										1	0	0	0	0	0	0
47 Tim Hamulack, R (8, 1)										0	0	0	0	0	0	0
Olmedo Saenz, R (1, 3) OBP: 0.500, SLG: 0.500		P4		55 G6-3 S 2-3 3-H 1B		F8			BB	2	0	1	1	0	0	0
13 Choo Freeman, R (4, PR) (4, 8)										1	0	0	0	1	0	0
Wilson Betemit, S (1, 5)		P4	K 1-2			G5-3			F9	2	0	0	0	0	1	2
28 Andy LaRoche, R (5, 5)										2	0	0	0	0	0	1
55 Russell Martin, R (1, 2)		G4-3		G6-3 2-3 3-H		K			F8	2	0	0	1	0	0	2
66 Sandy Martinez, L (5, 2)										2	0	0	0	0	1	1
16 Andre Ethier, L (1, 9) OBP: 0.500, SLG: 0.500			1B	G4-3			G4-3		G3-1	2	0	1	0	0	0	2
49 Delwyn Young, S (5, 9)										2	0	0	0	0	0	1
18 Ramon Martinez, R (1, 4) OBP: 0.500, SLG: 0.500			F8		13 2B 1B		G4-3			2	0	1	0	0	0	1
65 Tony Abreu, S (5, PR) (5, 4)										1	0	0	0	0	0	0
52 Randy Wolf, L (1, 1)			F8		1-3 2B		B1-3			0	0	0	0	0	0	0
Fernando Tatis, R (3, PH)										1	0	0	0	0	0	1
13 Wilson Valdez, R (3, 6) OBP: 0.500, SLG: 1.000										2	0	1	0	0	0	0

Inning Stats	1	2	3	4	5	6	7	8	9
R:	0	0	0	2	0	0	0	0	0
E:	0	0	0	0	1	0	0	0	0
K:	1	0	1	1	1	1	0	0	0
S:	5	3	6	8	7	5	3	3	3
H:	0	0	1	3	2	0	0	1	0
LOB:	0	0	1	2	3	0	0	0	1
BB:	0	0	0	0	0	0	0	0	1
P:	5	3	6	8	7	5	3	3	7

1B:	5	
2B:	2	
3B:	0	
HR:	0	
SF:	0	
SAC:	0	
DP:	2	
HBP:	0	

WP:	0
PB:	0
SB:	1
CS:	0
PA:	34

PITCHER		IP	WLS	BF	H	R	ER	SO	BB	IBB	HBP	BLK	WP	HR	S	P	ERA	WHIP
26 Kyle Davies, R	(1, 1)	2.0		6	0	0	0	1	0	0	0	0	0	0	8	8	0.00	0.000
ERA:																		
40 Lance Cormier, R	(3, 1)	2.0	W	10	4	2	2	2	0	0	0	0	0	0	14	14	9.00	2.000
ERA: 9.0																		
65 Buddy Carlyle, R	(5, 1)	2.0	H	8	2	0	0	2	0	0	0	0	0	0	12	12	0.00	1.000
ERA:																		
62 Manny Acosta, R	(7, 1)	1.0		3	0	0	0	0	0	0	0	0	0	0	3	3	0.00	0.000
ERA:																		
54 Chad Paronto, R	(8, 1)	1.0		3	1	0	0	0	0	0	0	0	0	0	3	3	0.00	1.000
ERA:																		

PITCHER		IP	WLS	BF	H	R	ER	SO	BB	IBB	HBP	BLK	WP	HR	S	P	ERA	WHIP
Tyler Yates, R	(9, 1)	1.0		4	0	0	0	0	1	0	0	0	0	0	3	7	0.00	1.000
ERA:																		

Los Angeles Dodgers @ Atlanta Braves

Ballpark at Disney's Wide World of Sports, Lake Buena Vista, FL

Thu Mar 01 2007, 1:05 PM EST

Att. 5,442 - Cloudy - 79 F

livebaseballscorecards.com

AB	33
R	2
H	7
RBI	2
BB	1
SO	5
LOB	22

BOTTOM

Los Angeles Dodgers @ Atlanta Braves

Ballpark at Disney's Wide World of Sports, Lake Buena Vista, FL

Thu Mar 01 2007, 1:05 PM EST

Att. 5,442 - Cloudy - 79 F

livebaseballscorecards.com

Batter	1	2	3	4	5	6	7	8	9	AB	R	H	RBI	BB	SO	LOB
2 Kelly Johnson, L (1, 4) OBP: 0.500, SLG: 1.000	0-0 11 FC6-4 1B	0-0 SF7 3-H		1-0 G6-3 1-3		0-1 68 1B 1-3 2B	0-0 1B			1	0	1	1	0	0	0
4 Pete Orr, L (3, 4) OBP: 0.500, SLG: 1.000										2	1	1	0	0	0	1
24 Martín Prado, R (7, 4) OBP: 1.000, SLG: 1.000										1	0	1	0	0	0	0
11 Edgar Renteria, R (1, 6)	0-0 FC6-4 8 1B BB 1-2f	0-0 F7		0-0 G4-3		0-0 72 1B 63 1B 2-H 3-H 1B	0-3 K			2	0	0	0	0	0	2
40 Lance Cormier, R (3, 1)										1	0	0	0	0	0	1
65 Buddy Carlyle, L (5, 1)										0	0	0	0	0	0	0
68 Jarrod Saltalamacchia, S (6, PH) OBP: 1.000, SLG: 1.000										1	1	1	2	0	0	0
62 Manny Acosta, R (7, 1)										0	0	0	0	0	0	0
22 Willie Harris, L (7, PH)										1	0	0	0	0	1	1
54 Chad Paronto, R (8, 1)										0	0	0	0	0	0	0
Tyler Yates, R (9, 1)										0	0	0	0	0	0	0
10 Chipper Jones, S (1, 5)	0-0 F9		0-0 G1-3	0-0 61 FC6-4 3-H 1B		0-0 61 G1-6-3 1-3 1B		0-0 63 FC6-4 1B		2	0	0	0	0	0	1
72 Yunel Escobar, R (4, 5) OBP: 1.000, SLG: 1.000										3	0	3	1	0	0	0
Andruw Jones, R (1, 8)	4-0 8 1B 1-2 BB	0-0 E5 7 1B 8 1B 20 FC4-6		0-0 FC6-4 1-2f		0-0 G1-6-3 1-2f		0-3 K		1	1	0	0	1	0	0
61 Grégor Blanco, L (4, 8)										3	0	0	0	0	1	4
8 Brayan Peña, S (1, 2) OBP: 1.000, SLG: 1.000	0-0 7 FC6-4 1-2 2-3 1B	0-0 20 FC4-6 7 1B 1-2 1B		0-0 G6-3		0-0 3-H 1B		0-0 FC6-4 27 BB 1-2f		2	0	2	0	0	0	0
63 Corky Miller, R (5, 2) OBP: 0.333, SLG: 0.333										3	0	1	1	0	0	1
7 Jeff Francoeur, R (1, 9) OBP: 0.500, SLG: 0.500	0-0 FC6-4 1-2f	0-0 20 FC4-6 1-2 2-3 1B		0-0 E6		0-0 F8		4-0 1-2 BB		2	0	1	0	0	0	3
27 T.J. Bohn, R (4, 9)										2	0	0	0	1	0	1
20 Scott Thorman, L (1, 3) OBP: 0.333, SLG: 0.333	0-0 26 SH3-4 2 SF7 1B 1B	0-0 FC4-6 1-2f 2-3 3-H		0-3 K		0-0 64 1B 74 G6-4-3 2B		0-0 P3		3	1	1	1	0	1	3
71 Carlos Mendez, R (6, 3) OBP: 0.500, SLG: 1.000										2	1	1	0	0	0	2
Ryan Langerhans, L (1, 7) OBP: 0.500, SLG: 0.500	0-0 26 SH3-4 1-2 1B	0-3 K		0-0 F8		0-0 74 G6-4-3 2-3 1B				2	0	1	0	0	1	2
64 Doug Clark, L (4, 7) OBP: 0.500, SLG: 0.500										2	0	1	0	0	0	1
26 Kyle Davies, R (1, 1)	0-0 SH3-4 1-2 2-3			0-0 E5 4 G6-3 4 WP 72 1B		4-0 4 2B 4 S 68 1B BB	0-0 G6-4-3 1-2f 3-H			0	0	0	0	0	0	0
74 Brent Lillibridge, R (3, 6)										2	2	0	0	1	0	1
Inning Stats	R: 0 E: 0 K: 0 S: 5 H: 2 LOB: 3 BB: 1 P: 9	R: 1 E: 0 K: 0 S: 5 H: 2 LOB: 1 BB: 0 P: 5	R: 1 E: 1 K: 1 S: 8 H: 2 LOB: 2 BB: 0 P: 8	R: 1 E: 1 K: 0 S: 5 H: 1 LOB: 1 BB: 0 P: 6	R: 0 E: 1 K: 1 S: 6 H: 0 LOB: 1 BB: 0 P: 6	R: 3 E: 0 K: 0 S: 7 H: 4 LOB: 1 BB: 1 P: 11	R: 1 E: 0 K: 1 S: 7 H: 3 LOB: 1 BB: 0 P: 7	R: 0 E: 0 K: 1 S: 6 H: 1 LOB: 2 BB: 1 P: 10		1B: 13 2B: 2 3B: 0 HR: 0		SF: 1 SAC: 1 DP: 2 HBP: 0			WP: 1 PB: 0 SB: 1 CS: 0	PA: 43	

	AB	38
	R	7
	H	15
	RBI	6
	BB	3
	SO	4
	LOB	24

PITCHER		IP	WLS	BF	H	R	ER	SO	BB	IBB	HBP	BLK	WP	HR	S	P	ERA	WHIP
52 Randy Wolf, L ERA: 4.5	(1, 1)	2.0		11	4	1	1	0	1	0	0	0	0	0	10	14	4.50	2.500
58 Chad Billingsley, R ERA:	(3, 1)	2.0	L	11	3	2	0	1	0	0	0	0	1	0	13	14	0.00	1.500
61 Travis Smith, R ERA: 13.5	(5, 1)	2.0		11	4	3	3	1	1	0	0	0	0	0	13	17	13.50	2.500
41 Chin-hui Tsao, R ERA: 9.0	(7, 1)	1.0		5	3	1	1	1	0	0	0	0	0	0	7	7	9.00	3.000
47 Tim Hamulack, L ERA:	(8, 1)	1.0		5	1	0	0	1	1	0	0	0	0	0	6	10	0.00	2.000

PITCHER		IP	WLS	BF	H	R	ER	SO	BB	IBB	HBP	BLK	WP	HR	S	P	ERA	WHIP

Batter	1	2	3	4	5	6	7	8	9	AB	R	H	RBI	BB	SO	LOB
Felipe Lopez, S (1, 4) Tony Womack, L (4, 4) 3 Jesus Flores, R (9, PH) OBP: 1.000, SLG: 1.000	G3-1		BB: 4 1B, 11 1B	K		HBP			G4-6-3, 1B	2 0 1	1 0 0	0 0 1	0 0 0	1 0 0	1 0 0	0 0 0
4 D'Angelo Jimenez, S (1, 6) OBP: 1.000, SLG: 1.000 Josh Wilson, R (4, 6) OBP: 0.500, SLG: 0.500	BB		FC3: 25 1B, 11 1B	HR: 11		G5-3-2			G4-6-3	2 2	2 0	2 1	1 0	1 0	0 0	0 2
11 Ryan Zimmerman, R (1, 5) OBP: 0.667, SLG: 1.667 Bernie Castro, S (4, 5)	P6		E: FC3, 25 1B	HR			G5-3		G4-6-3	3 2	2 0	2 0	3 0	0 0	0 0	1 2
25 Austin Kearns, R (1, 9) OBP: 0.333, SLG: 0.333 29 Michael Restovich, R (4, 9)	K		E: 44 FC3-6	G6-3			F9		P4	3 2	1 0	1 0	0 0	0 0	1 0	1 1
Ryan Church, L (1, 7) OBP: 0.333, SLG: 0.667 Chris Snelling, L (7, PH) OBP: 1.000, SLG: 1.000 (7, 7)		2B: 44 1B	FC3: 44 FC3-6		P4		1B			3 1	0 0	1 1	1 0	0 0	0 0	1 0
44 Alex Escobar, R (1, 10) OBP: 0.333, SLG: 0.333 Joe Thurston, L (7, PH) (7, 10)	1B		FC3-6		F9		G4			3 1	0 0	1 0	1 0	0 0	0 0	1 1
Brian Schneider, L (1, 2) Danny Ardoin, R (7, 2)	BB: 33 G1-6-3	F8			K			F8		2 1	0 0	0 0	0 0	1 0	1 0	1 0
33 Larry Broadway, L (1, 3) OBP: 0.333, SLG: 0.333 Jorge Toca, R (6, 3)	G1-6-3	G4-3				7 FC3-6		P4		3 1	0 0	1 0	0 0	0 0	0 0	3 0
7 Nook Logan, S (1, 8) Wayne Lydon, S (6, 8)		E6: 4 1B, BB	F9			FC3-6, HBP		K		3 1	1 0	0 0	0 0	0 0	0 1	1 0
Inning Stats	R: 0 E: 0 K: 1 S: 5 H: 0 LOB: 1 BB: 1 P: 9	R: 0 E: 0 K: 0 S: 3 H: 2 LOB: 1 BB: 1 P: 7	R: 5 E: 2 K: 0 S: 8 H: 3 LOB: 1 BB: 1 P: 12	R: 2 E: 0 K: 1 S: 7 H: 2 LOB: 0 BB: 0 P: 7	R: 0 E: 0 K: 1 S: 5 H: 0 LOB: 0 BB: 0 P: 5	R: 0 E: 0 K: 0 S: 3 H: 1 LOB: 1 BB: 0 P: 4	R: 0 E: 0 K: 0 S: 4 H: 1 LOB: 1 BB: 0 P: 4	R: 0 E: 0 K: 1 S: 5 H: 0 LOB: 0 BB: 0 P: 5	R: 0 E: 0 K: 0 S: 4 H: 2 LOB: 1 BB: 0 P: 4	1B: 9 2B: 2 3B: 0 HR: 1	SF: 0 SAC: 0 DP: 3 HBP: 1					WP: 0 PB: 0 SB: 0 CS: 0	PA: 40

TOP

Washington Nationals @ Los Angeles Dodgers

Holman Stadium, Vero Beach, FL

Fri Mar 02 2007, 1:05 PM EST

Att. 4,101 - Sunny - 83 F

livebaseballscorecards.com

AB	36
R	7
H	11
RBI	6
BB	3
SO	4
LOB	15

PITCHER	IP	WLS	BF	H	R	ER	SO	BB	IBB	HBP	BLK	WP	HR	S	P	ERA	WHIP
29 Jason Schmidt, R (1, 1) ERA:	2.0		8	2	0	0	1	2	0	0	0	0	0	8	16	0.00	2.000
Mark Hendrickson, L (3, 1) ERA: 27.0	1.2	B	13	5	7	5	1	1	0	0	0	0	1	14	18	27.00	3.600
63 Matt White, L (4, 1) ERA:	1.1		4	0	0	0	1	0	0	0	0	0	0	6	6	0.00	0.000
59 Greg Miller, L (6, 1) ERA:	2.0	W	8	2	0	0	0	0	0	1	0	0	0	7	8	0.00	1.000
38 Rudy Seanez, R (8, 1) ERA:	1.0	H	3	0	0	0	1	0	0	0	0	0	0	5	5	0.00	0.000

PITCHER	IP	WLS	BF	H	R	ER	SO	BB	IBB	HBP	BLK	WP	HR	S	P	ERA	WHIP
Joe Beimel, L (9, 1) ERA:	1.0		4	2	0	0	0	0	0	0	0	0	0	4	4	0.00	2.000

BOTTOM

Washington Nationals @ Los Angeles Dodgers
Holman Stadium, Vero Beach, FL
Fri Mar 02 2007, 1:05 PM EST
Att. 4,101 - Sunny - 83 F

Batter	1	2	3	4	5	6	7	8	9	AB	R	H	RBI	BB	SO	LOB
13 Wilson Valdez, R (1, 6) OBP: 0.600, SLG: 0.800	E6 (9 S) 9 1B		12 BB, 9 SH1-3 SF8 1B		F8 13 WP 57 HR 1B	F9 ②		7 2B 2B		3	3	2	0	0	0	0
72 Chin-Lung Hu, R (6, 6) OBP: 0.500, SLG: 1.000										2	1	1	0	0	0	2
9 Juan Pierre, L (1, 8) OBP: 0.667, SLG: 0.667	5 G4-3, 5 WP 12 G6-3 1-H 1B		SH1-3 1-2 ①		K 1-2 ①	1B 1-2 2-3 1B		K ①		1	1	1	1	0	0	0
13 Choo Freeman, R (5, 8) OBP: 0.400, SLG: 0.250										3	0	1	0	0	2	2
5 Nomar Garciaparra, R (1, 3)	G4-3 1-3 ①		E6 SF8 12 BB		F8 2-3 ②	1B 1-2 2-3 3-H 1B		7 2B BB		2	0	0	0	0	0	2
Damian Jackson, R (3, PR) OBP: 0.500, SLG: 0.333 (4, 4)										2	1	1	1	1	0	1
65 Tony Abreu, S (9, 4)										0	0	0	0	0	0	0
12 Jeff Kent, R (1, 4)	G6-3 3-H ②		1-2 2-3 BB		57 HR BB	G4-3 ③		57 HR 1-H 2-H 2B		1	0	0	1	1	0	0
7 James Loney, L (3, PR) OBP: 0.400, SLG: 0.500 (4, 3)										2	2	1	2	1	0	3
Luis Gonzalez, L (1, 7)	G3 ③		SF8 2-3 3-H ②		1-H 3-H HR		17 2B 2B	2-H HR		1	0	0	1	0	0	0
57 Larry Bigbie, L (5, 7) OBP: 1.000, SLG: 2.750										3	3	3	5	0	0	0
Wilson Betemit, S (1, 5)		G4-3 ①	P4 ③		F7 ③		K ①	K ②		2	0	0	0	0	0	2
Fernando Tatis, R (4, 5)										3	0	0	0	0	2	1
Mike Lieberthal, R (1, 10)		G1-3 ②	G6-3 ①			P4 ①	L5 ②	17 BB 77 1B 1B		3	0	0	0	0	0	0
28 Andy LaRoche, R (7, PH) OBP: 0.250, SLG: 0.250 (8, 10)										2	0	1	0	0	0	1
16 Andre Ethier, L (1, 9) OBP: 0.500, SLG: 0.500			K ②		13 1B 77 1B 1B BB	2-H 2B		77 1B 1-2 BB		2	0	1	0	0	1	0
17 Jason Repko, R (5, 9) OBP: 0.750, SLG: 1.000	1B									1	1	1	1	2	0	0
36 Ken Huckaby, R (1, 2)	P1 ③		G4-3 ③		1B 13 1B 1-2 1B	F8 ③		1-2 2-H 1B		2	0	0	0	0	0	1
77 Kelly Stinnett, R (5, 2) OBP: 0.667, SLG: 0.667										3	0	2	0	0	0	1
Inning Stats	R: 2 E: 1 K: 0 S: 6 H: 1 LOB: 0 BB: 0 P: 7	R: 0 E: 0 K: 0 S: 4 H: 1 LOB: 1 BB: 0 P: 4	R: 1 E: 1 K: 0 S: 5 H: 1 LOB: 2 BB: 1 P: 9	R: 0 E: 0 K: 1 S: 5 H: 0 LOB: 0 BB: 0 P: 5	R: 3 E: 0 K: 1 S: 7 H: 2 LOB: 0 BB: 1 P: 12	R: 1 E: 0 K: 0 S: 6 H: 3 LOB: 3 BB: 1 P: 10	R: 1 E: 0 K: 1 S: 7 H: 2 LOB: 1 BB: 0 P: 7	R: 4 E: 0 K: 2 S: 11 H: 5 LOB: 2 BB: 2 P: 19		1B: 9 2B: 4 3B: 0 HR: 2	SF: 1 SAC: 1 DP: 0 HBP: 0					

livebaseballscorecards.com

AB	38
R	12
H	15
RBI	12
BB	5
SO	5
LOB	16

WP: 2 PA: 45
PB: 0
SB: 1
CS: 0

PITCHER		IP	WLS	BF	H	R	ER	SO	BB	IBB	HBP	BLK	WP	HR	S	P	ERA	WHIP
41 Shawn Hill, R ERA:	(1, 1)	2.0		9	2	2	0	0	0	0	0	0	1	0	10	11	0.00	1.000
31 Chris Michalak, L ERA:	(3, 1)	2.0	H	9	1	1	0	1	1	0	0	0	0	0	10	14	0.00	1.000
45 Chris Schroder, R ERA: 27.0	(5, 1)	1.0		6	2	3	3	1	1	0	0	0	1	1	7	12	27.00	3.000
Luis Martinez, L ERA: 9.0	(6, 1)	1.0	B	7	3	1	1	0	1	0	0	0	0	0	6	10	9.00	4.000
43 Jesus Colome, R ERA: 9.0	(7, 1)	1.0	L	5	2	1	1	1	0	0	0	0	0	0	7	7	9.00	2.000

PITCHER		IP	WLS	BF	H	R	ER	SO	BB	IBB	HBP	BLK	WP	HR	S	P	ERA	WHIP
53 Emiliano Fruto, R ERA: 54.0	(8, 1)	0.2		8	4	4	4	2	2	0	0	0	0	1	10	18	54.00	9.000
79 Felix Diaz, R ERA:	(8, 1)	0.1		1	1	0	0	0	0	0	0	0	0	0	1	1	0.00	3.000

Los Angeles Dodgers @ New York Mets

Tradition Field, Port St. Lucie, FL

Sat Mar 03 2007, 1:10 PM EST

Att. 6,117 - Overcast - 77 F

TOP

livebaseballscorecards.com

Batter	1	2	3	4	5	6	7	8	9	AB	R	H	RBI	BB	SO	LOB
17 Jason Repko, R (1, 8) OBP: 0.571, SLG: 0.800	G6-3			2B		F8		K	F8	3	0	1	0	0	0	1
Damian Jackson, R (6, 8) OBP: 0.333, SLG: 0.200										2	0	0	0	0	1	2
55 Russell Martin, R (1, 2)	G4-3			F8		K		K	G1	2	0	0	0	0	0	1
66 Sandy Martinez, L (5, 2)										3	0	0	0	0	2	3
7 James Loney, L (1, 3) OBP: 0.333, SLG: 0.375	F9			K			F8		2B 13 1B 1B	4	1	1	0	0	1	1
Olmedo Saenz, R (1, 10) OBP: 0.250, SLG: 0.250		G5-3		K			13 BB 28 1B 57 1B 1B		13 1B 57 FC3 1-3 2B	2	0	0	0	0	1	1
Fernando Tatis, R (7, PH) OBP: 0.333, SLG: 0.500 (7, 10)										2	2	2	0	0	0	0
28 Andy LaRoche, R (1, 5) OBP: 0.500, SLG: 0.429		27 G4-6-3 1B			F8		57 1B 13 BB 1-2 1B		B B B B 57 FC3 13 1B 72 FC4-6 BB	3	1	2	0	1	0	0
27 Matt Kemp, R (1, 9) OBP: 0.200, SLG: 0.400		G4-6-3 1-2f			P3		B B B B 57 1B 1-2 2-3 BB		72 FC4-6 57 FC3 13 1B 1-2 2-3 3-H 1B	2	0	0	0	0	1	0
13 Choo Freeman, R (6, 9) OBP: 0.571, SLG: 0.400										1	1	1	1	1	0	0
49 Delwyn Young, S (1, 7)			F9		S S S K		72 G4-6-3 1-2 2-3 3-H 1B		FC3 72 FC4-6 1-2 2-3 3-H	2	0	0	0	0	1	0
57 Larry Bigbie, L (6, 7) OBP: 0.833, SLG: 2.000										2	0	1	2	0	0	2
18 Ramon Martinez, R (1, 6) OBP: 0.250, SLG: 0.250			F7			L6	G4-6-3 1-2f		FC4-6 13 1B 1-2f 2-3 3-H	2	0	0	0	0	0	0
72 Chin-Lung Hu, R (6, 6) OBP: 0.250, SLG: 0.500										2	0	0	1	0	0	5
65 Tony Abreu, S (1, 4) OBP: 0.333, SLG: 0.333			G5-3			1B		F8	1-2 3-H 1B	2	0	1	0	0	0	0
13 Wilson Valdez, R (6, 4) OBP: 0.571, SLG: 0.714										2	0	1	1	0	0	0
Inning Stats	R: 0 E: 0 K: 0 S: 3 H: 0 LOB: 0 BB: 0 P: 3	R: 0 E: 0 K: 0 S: 3 H: 1 LOB: 0 BB: 0 P: 3	R: 0 E: 0 K: 0 S: 3 H: 0 LOB: 0 BB: 0 P: 3	R: 0 E: 0 K: 2 S: 8 H: 1 LOB: 1 BB: 0 P: 8	R: 0 E: 0 K: 1 S: 5 H: 0 LOB: 0 BB: 0 P: 5	R: 0 E: 0 K: 1 S: 6 H: 1 LOB: 1 BB: 0 P: 6	R: 1 E: 0 K: 0 S: 5 H: 3 LOB: 2 BB: 1 P: 9	R: 0 E: 0 K: 2 S: 7 H: 0 LOB: 0 BB: 0 P: 7	R: 4 E: 0 K: 0 S: 8 H: 4 LOB: 2 BB: 1 P: 12	1B: 8 2B: 2 3B: 0 HR: 0 SF: 0 SAC: 0 DP: 2 HBP: 0							

AB	36
R	5
H	10
RBI	5
BB	2
SO	6
LOB	17

WP: 0 PB: 0 SB: 0 CS: 0 PA: 38

PITCHER		IP	WLS	BF	H	R	ER	SO	BB	IBB	HBP	BLK	WP	HR	S	P	ERA	WHIP
34 Mike Pelfrey, R ERA:	(1, 1)	2.0		6	1	0	0	0	0	0	0	0	0	0	6	6	0.00	0.500
43 Jason Vargas, L ERA:	(3, 1)	2.0		7	1	0	0	2	0	0	0	0	0	0	11	11	0.00	0.500
13 Billy Wagner, L ERA: 4.5	(5, 1)	1.0		3	0	0	0	1	0	0	0	0	0	0	5	5	0.00	0.000
Aaron Heilman, R ERA: 3.0	(6, 1)	2.0		10	4	1	1	1	1	0	0	0	0	0	11	15	4.50	2.500
39 Jon Adkins, R ERA: 12.0	(8, 1)	2.0	L	12	4	4	4	2	1	0	0	0	0	0	15	19	18.00	2.500

PITCHER	IP	WLS	BF	H	R	ER	SO	BB	IBB	HBP	BLK	WP	HR	S	P	ERA	WHIP

BOTTOM

Batter	1	2	3	4	5	6	7	8	9	AB	R	H	RBI	BB	SO	LOB
7 José Reyes, S (1, 6) OBP: 0.400, SLG: 1.000	BBBB 4-0 BB	x 0-0 FC4-6 ③ 1-2f		x 0-0 P5 ③		x 0-0 HR		x 0-0 G3 ③		3	1	1	1	1	0	4
1 Anderson Hernandez, S (7, 6) OBP: 0.200, SLG: 0.111										1	0	0	0	0	0	0
16 Paul Lo Duca, R (1, 2)	x 0-0 G5-4-3 ①② 1-		x 0-0 E5 21 BB		x 0-0 F9 ①	x 0-0 F8 ③			x 0-0 G4-3 1B	4	0	0	0	0	0	1
75 Drew Butera, R (7, 2) OBP: 1.000, SLG: 1.000										1	0	1	0	0	0	0
15 Carlos Beltrán, S (1, 10) OBP: 0.400, SLG: 0.667	BBBB 4-0 21 HBP BB		x 0-0 F9 ①		SSS 0-3 K ②		x 0-0 5 F9 17 SF9 2B		x 0-0 G4-3 ① 1-2	3	1	1	0	1	1	1
Ruben Sierra, S (9, PH)										1	0	0	0	0	0	1
21 Carlos Delgado, L (1, 3) OBP: 0.625, SLG: 0.750	H 1-0 1-2 HBP		BBBB 4-0 5 F7 1-2 BB		BBBB 4-0 18 E 5 1B BB		BBBB 4-0 BB		x 0-0 F9 ②	0	0	0	0	2	0	0
Julio Franco, R (7, 3) OBP: 0.556, SLG: 0.333										1	0	0	0	1	0	1
5 David Wright, R (1, 5) OBP: 0.333, SLG: 0.444	x 0-0 G4-3 ③		B 1 SAFE x 1-0 F7 ②③ 1-2		x 0-0 18 E 1-2 1B		x 0-0 F9 ① 2-3		x 0-0 G4-3 ③	4	0	1	0	0	0	6
62 Fernando Martinez, L (8, 8)										1	0	0	0	0	0	1
18 Moises Alou, R (1, 7)		SSS 0-3 K ①		x 0-0 G5-3 ①	x 0-0 E5 1-2 2-3		x 0-0 SF9 ② 3-H			3	0	0	0	0	1	2
17 David Newhan, L (6, 7) OBP: 0.222, SLG: 0.571										0	0	0	1	0	0	0
20 Shawn Green, L (1, 9)	BBBB 4-0 10 1B BB			x 0-0 G4-3 ②	x 0-0 P5 ③		SSS 0-3 K ③			3	0	0	0	1	1	4
92 Daniel Murphy, L (8, 5)										0	0	0	0	0	0	0
22 Jose Valentin, S (1, 4)		x 0-0 F9 ②		BBBB 4-0 10 1B BB		x 0-0 G6-3 ①		BBBB 4-0 44 L3 BB		2	0	0	0	1	0	1
6 Ruben Gotay, S (7, 4) OBP: 0.500, SLG: 0.571										0	0	0	0	1	0	0
10 Endy Chavez, L (1, 8) OBP: 0.556, SLG: 0.750		x 0-0 7 FC4-6 1-2 1B		x 0-0 1-2 1B		x 0-0 F9 ②		x 0-0 L3 ①② 1-1		2	0	2	0	0	0	0
44 Lastings Milledge, R (6, 8) OBP: 0.500, SLG: 0.333										2	0	0	0	0	0	1
(8, 9)																
Inning Stats	R: 0 E: 0 K: 0 S: 2 H: 0 LOB: 2 BB: 2 P: 11	R: 0 E: 0 K: 1 S: 6 H: 1 LOB: 2 BB: 1 P: 10	R: 0 E: 1 K: 0 S: 3 H: 0 LOB: 1 BB: 1 P: 8	R: 0 E: 0 K: 0 S: 4 H: 1 LOB: 2 BB: 1 P: 8	R: 0 E: 1 K: 1 S: 7 H: 1 LOB: 3 BB: 1 P: 11	R: 1 E: 0 K: 0 S: 4 H: 1 LOB: 0 BB: 0 P: 4	R: 1 E: 0 K: 1 S: 6 H: 1 LOB: 1 BB: 1 P: 10	R: 0 E: 0 K: 0 S: 2 H: 0 LOB: 0 BB: 1 P: 6	R: 0 E: 0 K: 0 S: 4 H: 1 LOB: 1 BB: 0 P: 4	1B: 4 2B: 2 3B: 0 HR: 1	SF: 1 SAC: 0 DP: 2 HBP: 1						

PITCHER	IP	WLS	BF	H	R	ER	SO	BB	IBB	HBP	BLK	WP	HR	S	P	ERA	WHIP
31 Brad Penny, R (1, 1) ERA:	2.0		10	1	0	0	1	3	0	1	0	0	0	8	21	0.00	2.000
56 Hung-Chih Kuo, L (3, 1) ERA:	2.0		9	1	0	0	0	2	0	0	0	0	0	7	16	0.00	1.500
50 Eric Stults, L (5, 1) ERA: 4.5	2.0		10	2	1	1	1	1	0	0	0	0	1	11	15	4.50	1.500
64 Dario Veras, R (7, 1) ERA: 9.0	1.0		5	1	1	1	1	1	0	0	0	0	0	6	10	9.00	2.000
60 Jon Meloan, R (8, 1) ERA:	1.0	W	3	0	0	0	0	1	0	0	0	0	0	2	6	0.00	1.000

PITCHER	IP	WLS	BF	H	R	ER	SO	BB	IBB	HBP	BLK	WP	HR	S	P	ERA	WHIP
67 Eric Hull, R (9, 1) ERA:	1.0	S	4	1	0	0	0	0	0	0	0	0	0	4	4	0.00	1.000

Los Angeles Dodgers @ New York Mets

Tradition Field, Port St. Lucie, FL

Sat Mar 03 2007, 1:10 PM EST

Att. 6,117 - Overcast - 77 F

livebaseballscorecards.com

AB	31
R	2
H	6
RBI	2
BB	8
SO	3
LOB	23

WP: 0 PB: 0 SB: 0 CS: 0 PA: 41

Atlanta Braves @ Los Angeles Dodgers

Holman Stadium, Vero Beach, FL

Sun Mar 04 2007, 1:05 PM EST

Att. 4,369 - Partly Cloudy - 68 F

TOP

livebaseballscorecards.com

Batter	1	2	3	4	5	6	7	8	9	AB	R	H	RBI	BB	SO	LOB
2 Kelly Johnson, L (1, 4) OBP: 0.143, SLG: 0.167	F9	G3			G6-3		K		F7	3	0	0	0	0	0	3
62 Manny Acosta, R (5, 1)										0	0	0	0	0	0	0
68 Jarrod Saltalamacchia, S (7, PH) OBP: 0.250, SLG: 0.250										1	0	0	0	0	1	0
Tyler Yates, R (7, 1)										0	0	0	0	0	0	0
37 Steve Colyer, L (8, 1)										0	0	0	0	0	0	0
14 Willy Aybar, S (9, PH)										1	0	0	0	0	0	0
Will Startup, L (9, 1)										0	0	0	0	0	0	0
72 Yunel Escobar, R (1, 6) OBP: 0.500, SLG: 0.500	G5-3		8 G1-6-3 1B		E6 2-H		8 8 S 8 1B 1B		F9	5	1	2	0	0	0	0
(5, 5)																
8 Brayan Peña, S (1, 2) OBP: 0.500, SLG: 0.500	K		G1-6-3 1-2f		G6-3		61 E 1-H 1B		K	4	0	1	1	0	1	2
23 Matt Diaz, R (9, PH) OBP: 0.333, SLG: 0.333										1	0	0	0	0	1	0
70 Clint Sammons, R (9, 2)										0	0	0	0	0	0	0
7 Jeff Francoeur, R (1, 9) OBP: 0.286, SLG: 0.714		F9	F8			G4-3	E8 1-3			3	0	0	0	0	0	0
61 Grégor Blanco, L (6, 9)										1	0	0	0	0	0	1
20 Scott Thorman, L (1, 3) OBP: 0.375, SLG: 0.375	27 1B 1B 1B			K		1B 1B	G6-3			3	1	2	0	0	1	0
91 J.J. Jurries, R (6, 3) OBP: 0.200, SLG: 0.400										1	0	0	0	0	0	2
27 T.J. Bohn, R (1, 8) OBP: 0.300, SLG: 0.125	1B 24 1B 1-3 1B			E6 24 CS		P2		P1		4	1	1	0	0	0	1
Ryan Langerhans, L (1, 7) OBP: 0.333, SLG: 0.333	36 FC2-6 24 1B 1-3 3-H 1B			K		1-2 1B		F8		4	0	2	1	0	1	1
24 Martín Prado, R (1, 5) OBP: 0.556, SLG: 0.667	36 FC2-6 1-2 3-H 1B			CS 1-2	72 E 2B	F8		74 S 1B		4	1	3	1	0	0	2
(5, 4)																
36 Chuck James, L (1, 1)	FC2-6 1-2f 2-3				G5-3		K	G6-3 1-2		1	0	0	0	0	0	2
65 Buddy Carlyle, L (3, 1)										0	0	0	0	0	0	0
74 Brent Lillibridge, R (5, PH)										3	0	0	0	0	1	2
(5, 6)																

Inning Stats										
	R: 0 E: 0 K: 1 S: 5	H: 0 LOB: 0 BB: 0 P: 5	R: 2 E: 0 K: 0 S: 7	H: 4 LOB: 2 BB: 0 P: 7	R: 0 E: 0 K: 0 S: 3	H: 1 LOB: 0 BB: 0 P: 3	R: 0 E: 1 K: 2 S: 8	H: 0 LOB: 0 BB: 0 P: 8	R: 1 E: 1 K: 0 S: 5	H: 1 LOB: 1 BB: 0 P: 5
	R: 0 E: 0 K: 0 S: 5	H: 2 LOB: 2 BB: 0 P: 5	R: 1 E: 1 K: 2 S: 11	H: 2 LOB: 2 BB: 0 P: 12	R: 0 E: 0 K: 0 S: 5	H: 1 LOB: 1 BB: 0 P: 5	R: 0 E: 0 K: 1 S: 5	H: 0 LOB: 0 BB: 0 P: 5		

1B: 10	SF: 0	WP: 0	PA: 40
2B: 1	SAC: 0	PB: 0	
3B: 0	DP: 1	SB: 2	
HR: 0	HBP: 0	CS: 1	

PITCHER		IP	WLS	BF	H	R	ER	SO	BB	IBB	HBP	BLK	WP	HR	S	P	ERA	WHIP
Derek Lowe, R ERA: 9.0	(1, 1)	2.0	L	10	4	2	2	1	0	0	0	0	0	0	12	12	9.00	2.000
75 Joe Mays, R ERA:	(3, 1)	2.0		6	1	0	0	2	0	0	0	0	0	0	11	11	0.00	0.500
Elmer Dessens, R ERA:	(5, 1)	2.0		10	3	1	0	0	0	0	0	0	0	0	10	10	0.00	1.500
51 Jonathan Broxton, R ERA: 9.0	(7, 1)	1.0		6	2	1	1	2	0	0	0	0	0	0	11	12	9.00	2.000
68 Zach Hammes, R ERA:	(8, 1)	1.0		4	1	0	0	0	0	0	0	0	0	0	5	5	0.00	1.000

PITCHER		IP	WLS	BF	H	R	ER	SO	BB	IBB	HBP	BLK	WP	HR	S	P	ERA	WHIP
41 Chin-hui Tsao, R ERA: 4.5	(9, 1)	1.0		3	0	0	0	1	0	0	0	0	0	0	5	5	0.00	0.000

AB	39
R	4
H	11
RBI	3
BB	0
SO	6
LOB	16

BOTTOM

Atlanta Braves @ Los Angeles Dodgers

Holman Stadium, Vero Beach, FL

Sun Mar 04 2007, 1:05 PM EST
Att. 4,369 - Partly Cloudy - 68 F

livebaseballscorecards.com

Batter	1	2	3	4	5	6	7	8	9	AB	R	H	RBI	BB	SO	LOB
17 Jason Repko, R (1, 9) OBP: 0.636, SLG: 0.750	5 S 12 1B 1B	G5-3			81 1B 1B		BBBB BB			3	1	2	0	1	0	0
Mike Lieberthal, R (1, 2) 81 Iván De Jesús Jr., R (5, 6) OBP: 0.500, SLG: 0.500	F8	F9			5 G6-4-3 1B 1-3		FCS K			2 2	0 0	0 1	0 0	0 0	0 1	1 1
5 Nomar Garciaparra, R (1, 3) Olmedo Saenz, R (6, 3) OBP: 0.400, SLG: 0.400	F7 1-2	G4-3			G6-4-3 1-2f			65 FC6 1B		3 1	0 0	0 1	0 0	0 0	0 0	3 0
12 Jeff Kent, R (1, 4) OBP: 0.600, SLG: 0.500 65 Tony Abreu, S (7, 4) OBP: 0.250, SLG: 0.250	27 BB 1B 1B 2-H					G6-3		FC6 1-2f		3 1	0 0	2 0	1 0	0 0	0 0	0 1
Luis Gonzalez, L (1, 7) OBP: 0.200, SLG: 0.250 13 Choo Freeman, R (6, PR) (7, 7) OBP: 0.500, SLG: 0.333	27 BB 1B 1-2		SFC K			E3 27 G6-3		FFS K		3 1	0 0	1 0	0 0	0 0	1 1	1 1
27 Matt Kemp, R (1, 8) OBP: 0.222, SLG: 0.250	BBBB BB FC6-4 1-2 2-3			G4-3		G6-3 2-3		F8		3	0	0	0	1	0	2
Wilson Betemit, S (1, 5) 51 Jonathan Broxton, R (7, 1) 68 Zach Hammes, R (8, 1) 41 Chin-hui Tsao, R (9, 1) Josh Bell, S (9, PH)	FC6-4 1-2f			G3		FCC K			F9	3 0 0 0 1	0 0 0 0 0	0 0 0 0 0	0 0 0 0 0	0 0 0 0 0	1 0 0 0 0	5 0 0 0 0
18 Ramon Martinez, R (1, 6) OBP: 0.167, SLG: 0.167 Elmer Dessens, R (5, 1) 28 Andy LaRoche, R (7, 5) OBP: 0.400, SLG: 0.333		FCS K		FCS K			G6-3		G6-3	2 0 2	0 0 0	0 0 0	0 0 0	0 0 0	2 0 0	0 0 0
Derek Lowe, R (1, 1) 55 Russell Martin, R (2, PH) 75 Joe Mays, S (3, 1) 36 Ken Huckaby, R (5, 2) 88 Larry Barnes, L (9, PH)		F9			P4		B1-3		F7	0 1 0 2 1	0 0 0 0 0	0 0 0 0 0	0 0 0 0 0	0 0 0 0 0	0 0 0 0 0	0 0 0 0 0
Inning Stats	R: 1 E: 0 K: 0 S: 7 H: 3 LOB: 3 BB: 1 P: 11	R: 0 E: 0 K: 1 S: 5 H: 0 LOB: 0 BB: 0 P: 5	R: 0 E: 0 K: 1 S: 6 H: 1 LOB: 1 BB: 0 P: 6	R: 0 E: 0 K: 1 S: 5 H: 0 LOB: 0 BB: 0 P: 5	R: 0 E: 0 K: 0 S: 4 H: 2 LOB: 1 BB: 0 P: 4	R: 0 E: 1 K: 1 S: 6 H: 0 LOB: 2 BB: 0 P: 6	R: 0 E: 0 K: 1 S: 5 H: 0 LOB: 1 BB: 1 P: 9	R: 0 E: 0 K: 1 S: 6 H: 1 LOB: 1 BB: 0 P: 6	R: 0 E: 0 K: 0 S: 3 H: 0 LOB: 0 BB: 0 P: 3	1B: 7 2B: 0 3B: 0 HR: 0	SF: 0 SAC: 0 DP: 1 HBP: 0		WP: 0 PB: 0 SB: 1 CS: 0	PA: 36			

	AB	34
	R	1
	H	7
	RBI	1
	BB	2
	SO	6
	LOB	15

PITCHER		IP	WLS	BF	H	R	ER	SO	BB	IBB	HBP	BLK	WP	HR	S	P	ERA	WHIP
36 Chuck James, L ERA: 4.5	(1, 1)	2.0	W	10	3	1	1	1	1	0	0	0	0	0	12	16	4.50	2.000
65 Buddy Carlyle, R ERA:	(3, 1)	2.0	H	7	1	0	0	2	0	0	0	0	0	0	11	11	0.00	0.500
62 Manny Acosta, R ERA:	(5, 1)	2.0	H	8	2	0	0	1	0	0	0	0	0	0	10	10	0.00	1.000
Tyler Yates, R ERA:	(7, 1)	1.0	H	4	0	0	0	1	1	0	0	0	0	0	5	9	0.00	1.000
37 Steve Colyer, L ERA:	(8, 1)	1.0	H	4	1	0	0	1	0	0	0	0	0	0	6	6	0.00	1.000

PITCHER		IP	WLS	BF	H	R	ER	SO	BB	IBB	HBP	BLK	WP	HR	S	P	ERA	WHIP
Will Startup, L ERA:	(9, 1)	1.0	S	3	0	0	0	0	0	0	0	0	0	0	3	3	0.00	0.000

Batter	1	2	3	4	5	6	7	8	9	AB	R	H	RBI	BB	SO	LOB
13 Wilson Valdez, R (1, 6) OBP: 0.600, SLG: 0.700 (5, 4) Jamie Hoffmann, R (7, 7)	G6-3		9 G6-4-3 2-3 1B		1B			P4		3 0 2 0 0 0 0 1 0 0 0 0 0 0						
9 Juan Pierre, L (1, 8) OBP: 0.333, SLG: 0.333 (5, 8) Xavier Paul, L (7, 7) (7, 8)	G5-3		G6-4-3 1-2f 3-H		F8			K		3 0 0 0 0 0 2 1 0 0 0 0 1 0						
7 James Loney, L (1, 3) OBP: 0.417, SLG: 0.545 (7, 3) Cory Dunlap, L	2B		FC6-4 1B			F7		G6-3		3 0 2 0 0 0 0 1 0 0 0 0 0 0						
Fernando Tatis, R (1, 5) OBP: 0.222, SLG: 0.333 (6, 5) 86 Marshall McDougall, R OBP: 1.000, SLG: 1.000	G5-3		FC6-4 1-2f			F7			1B	3 0 0 0 0 0 2 1 0 1 0 0 0 0						
16 Andre Ethier, L (1, 9) OBP: 0.429, SLG: 0.429 (6, 9) 84 Mitch Jones, R		49 G3-6-3 1B		G4-3		P5			K	3 0 1 0 0 0 0 1 0 0 0 0 1 1						
49 Delwyn Young, S (1, 10) OBP: 0.143, SLG: 0.286 (9, PH) 66 Sandy Martinez, L		G3-6-3 1-2f		P5			2B		K	3 0 1 0 0 0 1 1 0 0 0 0 1 1						
57 Larry Bigbie, L (1, 7) OBP: 0.556, SLG: 1.333 (7, 4) 69 Francisco Lizarraga, R		G3-1		G3-1			P6		G5-3	3 0 0 0 0 0 1 1 0 0 0 0 0 1						
Damian Jackson, R (1, 4) OBP: 0.375, SLG: 0.167 (5, 6) 72 Chin-Lung Hu, R OBP: 0.200, SLG: 0.400			77 2B BB		K		K			1 1 0 0 1 1 0 1 0 0 0 0 1 1						
77 Kelly Stinnett, R (1, 2) OBP: 0.600, SLG: 0.800 (5, 2) 73 A.J. Ellis, R			13 1B 9 G6-4-3 1-H 2B		K		G5-3			2 1 1 1 0 1 0 1 0 0 0 0 0 1						
Inning Stats	R: 0 H: 1 E: 0 LOB: 1 K: 0 BB: 0 S: 4 P: 4	R: 0 H: 1 E: 0 LOB: 0 K: 0 BB: 0 S: 3 P: 3	R: 2 H: 3 E: 0 LOB: 1 K: 0 BB: 1 S: 5 P: 9	R: 0 H: 0 E: 0 LOB: 0 K: 0 BB: 0 S: 3 P: 3	R: 0 H: 1 E: 0 LOB: 1 K: 2 BB: 0 S: 8 P: 8	R: 0 H: 0 E: 0 LOB: 0 K: 0 BB: 0 S: 3 P: 3	R: 0 H: 1 E: 0 LOB: 1 K: 1 BB: 0 S: 6 P: 6	R: 0 H: 0 E: 0 LOB: 0 K: 1 BB: 0 S: 5 P: 5	R: 0 H: 1 E: 0 LOB: 1 K: 2 BB: 0 S: 8 P: 8	1B: 5 SF: 0 2B: 3 SAC: 0 3B: 0 DP: 2 HR: 0 HBP: 0						

PITCHER		IP	WLS	BF	H	R	ER	SO	BB	IBB	HBP	BLK	WP	HR	S	P	ERA	WHIP
50 Jason Simontacchi, R ERA: 6.0	(1, 1)	3.0		13	5	2	2	0	1	0	0	0	0	0	12	16	6.00	2.000
47 Matt Chico, L ERA:	(4, 1)	3.0	W	10	1	0	0	2	0	0	0	0	0	0	14	14	0.00	0.333
67 Arnie Munoz, L ERA:	(7, 1)	1.0	H	4	1	0	0	1	0	0	0	0	0	0	6	6	0.00	1.000
30 Chris Booker, R ERA:	(8, 1)	1.0	H	3	0	0	0	1	0	0	0	0	0	0	5	5	0.00	0.000
32 Chad Cordero, R ERA:	(9, 1)	1.0		4	1	0	0	2	0	0	0	0	0	0	8	8	0.00	1.000

PITCHER	IP	WLS	BF	H	R	ER	SO	BB	IBB	HBP	BLK	WP	HR	S	P	ERA	WHIP

TOP

Los Angeles Dodgers @ Washington Nationals
Space Coast Stadium, Viera, FL
Sun Mar 04 2007, 1:05 PM EST
Att. 2,827 - Partly Cloudy - 67 F

livebaseballscorecards.com

AB	33
R	2
H	8
RBI	1
BB	1
SO	6
LOB	11

WP: 0 PA: 34
PB: 0
SB: 0
CS: 0

BOTTOM

Los Angeles Dodgers @ Washington Nationals
Space Coast Stadium, Viera, FL
Sun Mar 04 2007, 1:05 PM EST
Att. 2,827 - Partly Cloudy - 67 F

livebaseballscorecards.com

Batter	1	2	3	4	5	6	7	8	9	AB	R	H	RBI	BB	SO	LOB
7 Nook Logan, S (1, 8) 74 Frank Diaz, R (8, PH) (9, 7) OBP: 1.000, SLG: 1.000	G4-3		15 E BB	G4-3			PB 80 BB 1B BB 1-2	1-2 3-H 1B		2 1	1 0	0 1	0 1	2 0	0 0	1 0
15 Cristian Guzman, S (1, 10) 80 Tony Blanco, R (7, PH) (8, 10)	F7		E4 1-3		K		1B PB BB 1-2 2-3	K		3 1	0 0	0 0	0 0	0 1	1 1	1 2
11 Ryan Zimmerman, R (1, 5) OBP: 0.750, SLG: 1.125 Bernie Castro, S (5, PR) (6, 4) OBP: 0.333, SLG: 0.333	1B		K		25 G6-4-3 1B		77 S 1B 1-3 2-H 3-H			3 1	0 0	2 1	0 1	0 1	1 0	2 0
25 Austin Kearns, R (1, 9) OBP: 0.250, SLG: 0.250 77 Abraham Nunez, S (6, 9) OBP: 0.333, SLG: 0.333	P4		K		G6-4-3 1-2f		K 1-2			3 1	0 0	0 0	0 0	0 0	1 1	4 2
Ryan Church, L (1, 7) OBP: 0.333, SLG: 0.286 Jose Macias, S (6, PR) (7, 7) (9, 8)		K		G4-3		33 G3-6-3 BB	F9			2 1	0 0	0 0	0 0	1 0	1 0	0 2
10 Ronnie Belliard, R (1, 4) (6, 5)		P4		E5 G4-3 33 1B 61 1B		K		P4		4	1	0	0	0	1	1
33 Larry Broadway, L (1, 3) OBP: 0.375, SLG: 0.375		F8		G4-3 61 1B 1B 1-2		G3-6-3 1-2f		61 FC6-4 BB 74 1B 1B		4	2	2	0	0	0	1
Tony Womack, L (1, 6) Josh Wilson, R (7, 6) OBP: 0.333, SLG: 0.200			K	G4-3 1-2 2-3			K	61 FC6-4 BB 1-2		2 1	0 0	0 0	0 0	0 1	1 1	2 0
61 Juan Brito, R (1, 2) OBP: 0.600, SLG: 1.250			HR	2-H 3-H 1B			80 BB 7 WP PB BB	FC6-4 74 1B 1-2f 2-3		3	2	2	3	1	0	2
Inning Stats	R: 0 H: 1 E: 0 LOB: 1 K: 0 BB: 0 S: 4 P: 4	R: 0 H: 0 E: 0 LOB: 0 K: 1 BB: 0 S: 5 P: 5	R: 1 H: 1 E: 1 LOB: 2 K: 3 BB: 1 S: 11 P: 15	R: 2 H: 2 E: 1 LOB: 1 K: 0 BB: 0 S: 6 P: 6	R: 0 H: 1 E: 0 LOB: 1 K: 1 BB: 0 S: 5 P: 5	R: 0 H: 0 E: 0 LOB: 1 K: 1 BB: 1 S: 4 P: 8	R: 2 H: 1 E: 0 LOB: 2 K: 2 BB: 3 S: 8 P: 21	R: 1 H: 2 E: 0 LOB: 2 K: 1 BB: 1 S: 7 P: 11		1B: 7 SF: 0 2B: 0 SAC: 0 3B: 0 DP: 2 HR: 1 HBP: 0						

	AB	32
	R	6
	H	8
	RBI	5
	BB	6
	SO	9
	LOB	20

WP: 1 PA: 38
PB: 1
SB: 1
CS: 0

PITCHER		IP	WLS	BF	H	R	ER	SO	BB	IBB	HBP	BLK	WP	HR	S	P	ERA	WHIP
Brett Tomko, R ERA:	(1, 1)	2.0		7	1	0	0	1	0	0	0	0	0	0	9	9	0.00	0.500
54 D.J. Houlton, R ERA: 5.4	(3, 1)	1.2	L	10	2	3	1	3	1	0	0	0	0	1	15	19	5.40	1.800
47 Tim Hamulack, L ERA:	(4, 1)	1.1		5	2	0	0	1	0	0	0	0	0	0	7	7	0.00	1.500
62 Scott Elbert, L ERA: 4.5	(6, 1)	2.0		10	1	2	1	3	4	0	0	0	1	0	12	29	4.50	2.500
70 Michael Megrew, L ERA: 9.0	(8, 1)	1.0		6	2	1	1	1	1	0	0	0	0	0	7	11	9.00	3.000

PITCHER	IP	WLS	BF	H	R	ER	SO	BB	IBB	HBP	BLK	WP	HR	S	P	ERA	WHIP

Los Angeles Dodgers @ Boston Red Sox

City of Palms Park, Ft. Myers, FL

Mon Mar 05 2007, 1:05 PM EST

Att. 8,249 - Sunny - 59 F

livebaseballscorecards.com

Batter	1	2	3	4	5	6	7	8	9	AB	R	H	RBI	BB	SO	LOB
65 Tony Abreu, S (1, 4) OBP: 0.250, SLG: 0.375	CCC 0-3 ① K		X 0-0 9 B2-3 2B		CCS 0-3 ② K	X 0-0 ③ G1			CCC 0-3 ① K	4	0	1	0	0	2	4
77 Kelly Stinnett, R (9, PH) OBP: 0.500, SLG: 0.667										1	0	0	0	0	1	2
72 Chin-Lung Hu, R (9, 6) OBP: 0.200, SLG: 0.400										0	0	0	0	0	0	0
9 Juan Pierre, L (1, 8) OBP: 0.444, SLG: 0.444	X 0-0 ② 1B		X 0-0 ② B2-3 2-3		X 0-0 5 S 2-H 1B		CCS 0-3 ① K		CCS 0-3 ②③ K 2-3	3	0	2	1	0	0	1
17 Jason Repko, R (5, 8) OBP: 0.538, SLG: 0.600										2	0	0	0	0	2	2
5 Nomar Garciaparra, R (1, 3)	X 0-0 ② P3		X 0-0 ③ F7		CCS 0-3 ③ K 1-2	X 0-0 ② F9				3	0	0	0	0	1	3
7 James Loney, L (5, 3) OBP: 0.385, SLG: 0.500										1	0	0	0	0	0	0
Olmedo Saenz, R (1, 10) OBP: 0.500, SLG: 0.625	X 0-0 ③ P6			X 0-0 57 FC3-6 1B		X 0-0 57 E 2B	X 0-0 ③ F7			3	0	2	0	0	0	1
Fernando Tatis, R (6, PR) OBP: 0.200, SLG: 0.300										1	1	0	0	0	0	0
(6, 10)																
57 Larry Bigbie, L (1, 7) OBP: 0.500, SLG: 1.083		X 0-0 S 1B		X 0-0 ① FC3-6 1-2f		X 0-0 E4 HBP BB 2-H		X 0-0 ① F8		3	0	1	0	0	0	1
27 Matt Kemp, R (6, 7) OBP: 0.200, SLG: 0.222										1	0	0	0	0	0	0
55 Russell Martin, R (1, 2)		X 0-0 ① F9		X 0-0 ② F9		CCS 0-3 ① K		X 0-0 ② G6-3		3	0	0	0	0	1	4
66 Sandy Martinez, L (6, 2)										1	0	0	0	0	0	0
Wilson Betemit, S (1, 5)		CCS 0-3 ② K 1-2		CCC 0-3 ③ K		BBBB 4-0 HBP 1-2 BB		X 0-0 ③ F9		2	0	0	0	1	2	2
28 Andy LaRoche, R (6, 5) OBP: 0.364, SLG: 0.300										1	0	0	0	0	0	0
13 Choo Freeman, R (1, 9) OBP: 0.500, SLG: 0.375		X 0-0 ③ G1-3			X 0-0 13 G5-3 9 1B 1B	X 0-0 ② L3			X 0-0 17 CS BB 1B	2	1	1	0	0	0	1
49 Delwyn Young, S (6, PH) OBP: 0.222, SLG: 0.333										2	0	1	0	0	0	2
(6, 9)																
13 Wilson Valdez, R (1, 6) OBP: 0.500, SLG: 0.583			X 0-0 ① G3-1		X 0-0 ① G5-3 1-2 H	1-0 1-2 HBP 2-3			BBBB 4-0 1-2 BB	2	0	0	0	0	0	1
Damian Jackson, R (6, PH) OBP: 0.500, SLG: 0.167										0	0	0	0	1	0	0
(6, 6)																
(9, 4)																
Inning Stats	R: 0 E: 0 K: 1 S: 6 H: 1 LOB: 1 BB: 0 P: 6	R: 0 E: 0 K: 1 S: 6 H: 1 LOB: 1 BB: 0 P: 6	R: 0 E: 0 K: 0 S: 4 H: 1 LOB: 0 BB: 0 P: 4	R: 0 E: 0 K: 1 S: 6 H: 1 LOB: 1 BB: 0 P: 6	R: 1 E: 0 K: 2 S: 9 H: 2 LOB: 1 BB: 0 P: 9	R: 1 E: 1 K: 1 S: 7 H: 1 LOB: 3 BB: 1 P: 12	R: 0 E: 0 K: 1 S: 5 H: 0 LOB: 0 BB: 0 P: 5	R: 0 E: 0 K: 0 S: 3 H: 0 LOB: 0 BB: 0 P: 3	R: 0 E: 0 K: 2 S: 7 H: 1 LOB: 2 BB: 1 P: 11	1B: 6 2B: 3 3B: 0 HR: 0 SF: 0 SAC: 0 DP: 1 HBP: 1						

TOP	
AB	35
R	2
H	8
RBI	1
BB	2
SO	9
LOB	24

WP: 0 PB: 0 SB: 2 CS: 1 PA: 38

PITCHER		IP	WLS	BF	H	R	ER	SO	BB	IBB	HBP	BLK	WP	HR	S	P	ERA	WHIP
19 Josh Beckett, R ERA:	(1, 1)	3.0		12	3	0	0	2	0	0	0	0	0	0	16	16	0.00	1.000
37 Hideki Okajima, L ERA:	(4, 1)	1.0		4	1	0	0	1	0	0	0	0	0	0	6	6	0.00	1.000
53 Brendan Donnelly, R ERA: 3.0	(5, 1)	1.0	L	5	2	1	1	2	0	0	0	0	0	0	9	9	9.00	2.000
51 Julian Tavarez, R ERA: 6.75	(6, 1)	2.0		10	1	1	0	2	1	0	1	0	0	0	12	17	0.00	1.000
41 Bryan Corey, R ERA:	(8, 1)	1.0		3	0	0	0	0	0	0	0	0	0	0	3	3	0.00	0.000

PITCHER		IP	WLS	BF	H	R	ER	SO	BB	IBB	HBP	BLK	WP	HR	S	P	ERA	WHIP
74 Edgar Martinez, R ERA:	(9, 1)	1.0		4	1	0	0	2	1	0	0	0	0	0	7	11	0.00	2.000

Batter	1	2	3	4	5	6	7	8	9	AB	R	H	RBI	BB	SO	LOB
Coco Crisp, S (1, 8) OBP: 0.200, SLG: 0.111	L7		G4-3		P4		F9 2-3		G6-3	4	0	0	0	0	0	1
71 Jeff Bailey, R (8, 7)										1	0	0	0	0	0	0
15 Dustin Pedroia, R (1, 4) OBP: 0.308, SLG: 0.273	E3		34 WP 2B		BB		F8			2	0	1	0	1	0	0
76 Bobby Scales, S (6, 4) OBP: 0.333, SLG: 0.400										1	0	0	0	0	0	2
34 David Ortiz, L (1, 10) OBP: 0.182, SLG: 0.182	K		K 2-3		F7			K		3	0	0	0	0	2	3
82 Jacoby Ellsbury, L (8, PH) OBP: 0.143, SLG: 0.143 (9, 10)										1	0	0	0	0	1	0
Manny Ramirez, R (1, 7)	K		HBP		K			G1-3		2	0	0	0	0	2	2
Alberto Castillo, R (6, 2) OBP: 0.333, SLG: 1.000										1	0	0	0	0	0	0
7 J.D. Drew, L (1, 9) OBP: 0.333, SLG: 0.200		BB 28 WP	G4-3			K		70 2B 1B	1B	2	0	0	0	1	1	2
75 Brandon Moss, L (7, 9) OBP: 0.333, SLG: 0.625										1	1	1	0	0	0	0
25 Mike Lowell, R (1, 5) OBP: 0.273, SLG: 0.500	F9			BB 28 G4-3 12 G3	P5			70 2B 1-2 1B		2	0	0	0	1	0	1
Alex Prieto, R (7, 5) OBP: 0.667, SLG: 0.667										1	0	1	0	0	0	0
12 Eric Hinske, L (1, 3) OBP: 0.364, SLG: 0.600	F9		G3 1-2		G3			1-H 2-H 2B		3	0	0	0	0	0	2
70 Luis Jimenez, L (7, 3) OBP: 0.375, SLG: 0.500										1	0	1	1	0	0	0
28 Doug Mirabelli, R (1, 2) OBP: 0.400, SLG: 0.250	BB 1-2		G4-3 2-3				G6-3		F8	1	0	0	0	1	0	1
60 David Murphy, L (6, 7) OBP: 0.400, SLG: 0.400 (8, 8)										2	0	0	0	0	0	0
13 Alex Cora, L (1, 6) OBP: 0.333, SLG: 0.286	K		G4-3				E4 F9 1B		G3	3	0	1	0	0	1	3
77 Ed Rogers, R (7, PR) OBP: 0.143, SLG: 0.143 (8, 6)										1	0	0	0	0	0	0
Inning Stats	R: 0 E: 1 K: 2 S: 8 H: 0 LOB: 1 BB: 0 P: 8	R: 0 E: 0 K: 1 S: 5 H: 0 LOB: 2 BB: 2 P: 13	R: 0 E: 0 K: 1 S: 6 H: 1 LOB: 2 BB: 0 P: 8	R: 0 E: 0 K: 0 S: 3 H: 0 LOB: 1 BB: 1 P: 7	R: 0 E: 0 K: 1 S: 5 H: 0 LOB: 1 BB: 1 P: 9	R: 0 E: 0 K: 1 S: 5 H: 0 LOB: 0 BB: 0 P: 5	R: 0 E: 1 K: 0 S: 4 H: 1 LOB: 2 BB: 0 P: 4	R: 1 E: 0 K: 1 S: 7 H: 3 LOB: 2 BB: 0 P: 7	R: 0 E: 0 K: 0 S: 3 H: 0 LOB: 0 BB: 0 P: 3	1B: 3 2B: 2 3B: 0 HR: 0	SF: 0 SAC: 0 DP: 0 HBP: 1					

PITCHER		IP	WLS	BF	H	R	ER	SO	BB	IBB	HBP	BLK	WP	HR	S	P	ERA	WHIP
52 Randy Wolf, L ERA: 2.25	(1, 1)	2.0		9	0	0	0	3	2	0	0	0	1	0	13	21	0.00	1.000
58 Chad Billingsley, R ERA:	(3, 1)	2.0	W	9	1	0	0	1	1	0	1	0	1	0	9	15	0.00	1.000
63 Matt White, L ERA:	(5, 1)	2.0	H	7	0	0	0	2	1	0	0	0	0	0	10	14	0.00	0.500
38 Rudy Seanez, R ERA:	(7, 1)	1.0	H	4	1	0	0	0	0	0	0	0	0	0	4	4	0.00	1.000
Joe Beimel, L ERA: 4.5	(8, 1)	1.0	H	5	3	1	1	1	0	0	0	0	0	0	7	7	9.00	3.000

PITCHER		IP	WLS	BF	H	R	ER	SO	BB	IBB	HBP	BLK	WP	HR	S	P	ERA	WHIP
61 Travis Smith, R ERA: 9.0	(9, 1)	1.0	S	3	0	0	0	0	0	0	0	0	0	0	3	3	0.00	0.000

BOTTOM

Los Angeles Dodgers @ Boston Red Sox

City of Palms Park, Ft. Myers, FL

Mon Mar 05 2007, 1:05 PM EST

Att. 8,249 - Sunny - 59 F

livebaseballscorecards.com

AB	32
R	1
H	5
RBI	1
BB	4
SO	7
LOB	17

Batter	1	2	3	4	5	6	7	8	9	AB	R	H	RBI	BB	SO	LOB
17 Jason Repko, R (1, 7) OBP: 0.500, SLG: 0.538 57 Larry Bigbie, L (6, 7) OBP: 0.500, SLG: 1.000	G1-3			27 P4-3 1B	B 1 SAFE CS 1-2	F9	7 G4-3 13 G4-3 1-2 BB	P5		3 0 1 0 0 0 0 1 0 0 0 1 0 2						
27 Matt Kemp, R (1, 8) OBP: 0.231, SLG: 0.182 13 Choo Freeman, R (6, 8) OBP: 0.417, SLG: 0.300	G5-3			P4-3 1-1f		28 G6-3 7 HBP 16 1B BB	G4-3 1-2 2-H		G5-3	2 1 0 0 1 0 1 2 0 0 1 0 0 1						
7 James Loney, L (1, 3) OBP: 0.389, SLG: 0.438	F7			28 1B 1B		28 G6-3 16 1B 1-2 HBP	G4-3 2-3		F8	4 1 1 0 0 0 1						
28 Andy LaRoche, R (1, 10) OBP: 0.313, SLG: 0.267		K		1-2 1B		G6-3 1-2 2-3	K		E5	5 0 1 0 0 2 3						
16 Andre Ethier, L (1, 9) OBP: 0.455, SLG: 0.455 49 Delwyn Young, S (8, 9) OBP: 0.200, SLG: 0.300	G4-3			K		77 2B 18 1B 2-H 3-H 1B		36 G6-4-3 1B	F8	4 1 2 2 0 1 2 1 0 0 0 0 0 1						
77 Kelly Stinnett, R (1, 2) OBP: 0.444, SLG: 0.667 36 Ken Huckaby, R (7, 2)	F7				K	18 1B 1-3 2B		G6-4-3 1-2f		3 1 1 0 0 1 0 1 0 0 0 0 0 1						
18 Ramon Martinez, R (1, 5) OBP: 0.222, SLG: 0.222 Fernando Tatis, R (6, 5) OBP: 0.273, SLG: 0.455 65 Tony Abreu, S (8, 4) OBP: 0.250, SLG: 0.375			F7		G6-3	2-H 3-H 1B		13 2B 2B		3 0 1 2 0 0 0 1 1 1 0 0 0 0 0 0 0 0 0 0 0						
13 Wilson Valdez, R (1, 4) OBP: 0.500, SLG: 0.813 (8, 5)			F8		HR	P6		72 1B 2-H 2B		4 1 2 2 0 0 1						
72 Chin-Lung Hu, R (1, 6) OBP: 0.444, SLG: 0.556			G4-3		17 CS 1B		13 S 57 WP 13 G4-3 1B	2-3 1B		4 1 3 0 0 0 0						
Inning Stats	R: 0 H: 0 E: 0 LOB: 0 K: 0 BB: 0 S: 3 P: 3	R: 0 H: 0 E: 0 LOB: 0 K: 1 BB: 0 S: 5 P: 5	R: 0 H: 0 E: 0 LOB: 0 K: 0 BB: 0 S: 3 P: 3	R: 0 H: 3 E: 0 LOB: 2 K: 1 BB: 0 S: 7 P: 7	R: 1 H: 2 E: 0 LOB: 0 K: 1 BB: 0 S: 6 P: 7	R: 4 H: 3 E: 0 LOB: 1 K: 0 BB: 1 S: 6 P: 12	R: 1 H: 1 E: 0 LOB: 1 K: 1 BB: 1 S: 6 P: 11	R: 1 H: 4 E: 0 LOB: 2 K: 0 BB: 0 S: 6 P: 6	R: 0 H: 0 E: 1 LOB: 1 K: 0 BB: 0 S: 4 P: 4	1B: 9 SF: 0 2B: 4 SAC: 0 3B: 0 DP: 2 HR: 1 HBP: 1						

PITCHER		IP	WLS	BF	H	R	ER	SO	BB	IBB	HBP	BLK	WP	HR	S	P	ERA	WHIP
Ramon Ortiz, R ERA: 1.8	(1, 1)	3.0		9	0	0	0	1	0	0	0	0	0	0	11	11	0.00	0.000
60 Glen Perkins, L ERA: 4.5	(4, 1)	2.0	H	9	5	1	1	2	0	0	0	0	0	1	13	14	4.50	2.500
Randy Choate, L ERA: 12.0	(6, 1)	1.0	L	8	3	4	4	0	1	0	1	0	0	0	6	12	36.00	4.000
85 Julio DePaula, R ERA: 9.0	(7, 1)	1.0		5	1	1	1	1	1	0	0	0	1	0	6	11	9.00	2.000
56 Carmen Cali, L ERA: 16.88	(8, 1)	1.0		6	4	1	1	0	0	0	0	0	0	0	6	6	9.00	4.000

PITCHER		IP	WLS	BF	H	R	ER	SO	BB	IBB	HBP	BLK	WP	HR	S	P	ERA	WHIP
49 Mike Venafro, L ERA:	(9, 1)	1.0		4	0	0	0	0	0	0	0	0	0	0	4	4	0.00	0.000

Los Angeles Dodgers @ Minnesota Twins

Hammond Stadium, Fort Myers, FL

Tue Mar 06 2007, 1:05 PM EST

Att. 7,015 - Sunny - 68 F

TOP

livebaseballscorecards.com

AB	38
R	7
H	13
RBI	7
BB	2
SO	4
LOB	13

WP: 1	PA: 42		
PB: 0			
SB: 1			
CS: 1			

BOTTOM

Los Angeles Dodgers @ Minnesota Twins

Hammond Stadium, Fort Myers, FL

Tue Mar 06 2007, 1:05 PM EST

Att. 7,015 - Sunny - 68 F

livebaseballscorecards.com

Batter	1	2	3	4	5	6	7	8	9	AB	R	H	RBI	BB	SO	LOB
25 Alexi Casilla, S (1, 6) OBP: 0.400, SLG: 0.333 (7, 4) Steve Tolleson, R (8, 4) OBP: 0.333, SLG: 0.667	0-0 8 S 1B		0-3 K		0-0 SH5-3 1-2		0-0 G4-3	0-0 G4-3 2-3		3	0	1	0	0	1	0
										1	0	0	0	0	0	1
8 Nick Punto, S (1, 5) OBP: 0.071, SLG: 0.071 (6, 5) 58 Glenn Williams, S (8, 3) OBP: 0.273, SLG: 0.636	0-3 K 1-2		0-0 G5-3		0-0 G4-3 2-3		0-0 HR	0-0 G5-3		3	0	0	0	0	1	2
										2	1	1	1	0	0	1
55 Mike Redmond, R (1, 2) OBP: 0.167, SLG: 0.167 (6, 2) 41 Chris Heintz, R OBP: 0.429, SLG: 0.429	0-0 P3			0-0 5 1B 16 1B 1B	0-0 G5-3		0-0 23 BB E 1B		0-0 F9	3	1	1	0	0	0	2
										2	0	1	0	0	0	0
5 Michael Cuddyer, R (1, 9) OBP: 0.429, SLG: 0.846 (6, PR) Eli Tintor, R (7, 9) OBP: 0.667, SLG: 1.500	0-3 K			0-0 16 1B 1-2 1B		0-0 2 1B 2B	0-0 E5 23 BB 1-2		4-0 64 B2-3 BB	3	0	2	0	0	1	1
										1	1	0	0	1	0	1
33 Justin Morneau, L (1, 3) OBP: 0.286, SLG: 0.167 (7, 3) 23 Matthew LeCroy, R OBP: 0.308, SLG: 0.182 (7, PR) 64 Gil Velazquez, R (8, 6)		4-0 2B 16 SF8-3-4-5 BB		0-3 K		0-3 K	4-0 11 FC6-4 1-2 2-3 BB		0-0 B2-3 1-2	2	1	0	0	1	2	3
										0	0	0	0	1	0	0
										1	0	0	0	0	0	1
Torii Hunter, R (1, 8) OBP: 0.500, SLG: 0.600 (5, 8) 2 Denard Span, L OBP: 0.267, SLG: 0.267	0-0 16 SF8-3-4-5 1-3 2B			0-0 F9	0-0 50 F9 11 1B 2-H 1B		0-0 F9		0-0 F7	2	0	1	0	0	0	2
										3	0	1	1	0	0	4
16 Jason Kubel, L (1, 7) OBP: 0.267, SLG: 0.286 (6, 7) 11 Josh Rabe, R OBP: 0.222, SLG: 0.125	0-0 SF8-3-4-5 2-3 3-H			0-0 1-3 2-H 1B	0-0 61 FC5-4 1-2 1B		0-0 FC6-4 1-2f			1	0	1	2	0	0	0
										2	0	1	0	0	0	3
50 Garrett Jones, L (1, 10) OBP: 0.143, SLG: 0.214 (8, PH) Brandon Roberts, L (9, 10)	0-3 K			0-3 K	0-0 F9 2-3			0-0 G4-3		3	0	0	0	0	2	4
										1	0	0	0	0	0	0
61 Tommy Watkins, R (1, 4) OBP: 0.182, SLG: 0.100 (7, 6) Trevor Plouffe, R (8, 5) OBP: 1.000, SLG: 2.000		0-0 G4-3	2-0 8 G4-3 25 SH5-3 HBP		0-0 FC5-4 1-2f			0-0 G4-3 2B		2	0	0	0	0	0	3
										1	0	1	0	0	0	0
Inning Stats	R: 0 E: 0 K: 2 S: 8 H: 1 LOB: 1 BB: 0 P: 8	R: 1 E: 0 K: 1 S: 5 H: 1 LOB: 0 BB: 1 P: 9	R: 0 E: 0 K: 1 S: 5 H: 0 LOB: 0 BB: 0 P: 5	R: 1 E: 0 K: 2 S: 10 H: 3 LOB: 2 BB: 0 P: 10	R: 0 E: 0 K: 0 S: 3 H: 0 LOB: 1 BB: 0 P: 5	R: 1 E: 0 K: 1 S: 8 H: 3 LOB: 3 BB: 0 P: 8	R: 1 E: 1 K: 0 S: 6 H: 2 LOB: 3 BB: 1 P: 10	R: 0 E: 0 K: 0 S: 4 H: 1 LOB: 1 BB: 0 P: 4	R: 0 E: 0 K: 0 S: 3 H: 0 LOB: 1 BB: 1 P: 7	1B: 7 2B: 4 3B: 0 HR: 1		SF: 1 SAC: 1 DP: 1 HBP: 1				

AB	36
R	4
H	11
RBI	4
BB	3
SO	7
LOB	28

WP: 0 PB: 0 SB: 1 CS: 0 PA: 42

PITCHER		IP	WLS	BF	H	R	ER	SO	BB	IBB	HBP	BLK	WP	HR	S	P	ERA	WHIP
29 Jason Schmidt, R ERA: 2.25	(1, 1)	2.0		8	2	1	1	3	1	0	0	0	0	0	13	17	4.50	1.500
Mark Hendrickson, L ERA: 14.73	(3, 1)	2.0		9	3	1	1	3	0	0	0	0	0	0	15	15	4.50	1.500
59 Greg Miller, L ERA: 2.25	(5, 1)	2.0	W	10	3	1	1	1	0	0	1	0	0	0	11	13	4.50	1.500
64 Dario Veras, R ERA: 9.0	(7, 1)	1.0	H	7	2	1	1	0	1	0	0	0	0	1	6	10	9.00	3.000
60 Jon Meloan, R ERA:	(8, 1)	1.0	H	4	1	0	0	0	0	0	0	0	0	0	4	4	0.00	1.000

PITCHER		IP	WLS	BF	H	R	ER	SO	BB	IBB	HBP	BLK	WP	HR	S	P	ERA	WHIP
67 Eric Hull, R ERA:	(9, 1)	1.0	S	4	0	0	0	0	1	0	0	0	0	0	3	7	0.00	1.000

Los Angeles Dodgers @ Florida Marlins

Roger Dean Stadium, Jupiter, FL

Wed Mar 07 2007, 7:05 PM EST

Att. 3,566 - Clear - 73 F

TOP

livebaseballscorecards.com

Batter	1	2	3	4	5	6	7	8	9	AB	R	H	RBI	BB	SO	LOB
13 Wilson Valdez, R (1, 6) (6, 8) OBP: 0.381, SLG: 0.619	G4-3		G1-3	F9		G4-3 2-3 3-H		FC3-6 1B E 1-2f		5	1	0	1	0	0	4
17 Jason Repko, R (1, 7) OBP: 0.500, SLG: 0.688 81 Iván De Jesús Jr., R (6, 6) OBP: 0.333, SLG: 0.333	F8		BBBB 27 S BB		HR	G6-3		F9		3 1	1 0	1 0	1 0	1 0	0 0	1 1
27 Matt Kemp, R (1, 8) (6, 7) OBP: 0.294, SLG: 0.214 Xavier Paul, L (7, 7) OBP: 0.500, SLG: 0.500	G5-3		CCC K 1-2		16 E 1B		BBBB 16 1B 1B BB	E7 1-H 1B		3 1	1 0	1 1	0 0	1 0	1 0	1 0
Olmedo Saenz, R (1, 3) OBP: 0.455, SLG: 0.545 Fernando Tatis, R (5, 3) OBP: 0.231, SLG: 0.385 (7, 5)		SSS K		F9 16 E 65 2B 1B	FCC K		F8	P2		3 2	1 0	1 0	0 0	0 0	2 0	1 2
16 Andre Ethier, L (1, 9) OBP: 0.467, SLG: 0.467 84 Mitch Jones, R (7, 9)		49 CS 1B		E5 66 BB 65 2B 1-2	SX G6-3 1-3		E 1B 49 WP 1-2 1B		G5-3	4 1	2 0	2 0	0 0	0 0	0 0	2 0
Wilson Betemit, S (1, 5) OBP: 0.143, SLG: 0.077 Cory Dunlap, L (7, 3)		F8		F9 2-3	SSS K		E9 49 WP 49 1B 1-3 2-H 1B		G3-1	4 1	1 0	1 0	1 0	0 0	1 0	4 0
49 Delwyn Young, S (1, 10) OBP: 0.357, SLG: 0.615 83 Lucas May, R (9, PH) (9, 10)	C CS 1-2		HR	SSS K		BBBB 66 1B 66 WP 13 G4-3 BB	BX 1-H 3-H 1B		SSS K	3 1	2 0	2 0	2 0	1 0	1 1	2 0
66 Sandy Martinez, L (1, 2) OBP: 0.200, SLG: 0.111 36 Ken Huckaby, R (6, 2)			G1-6-3	BBBB 65 2B 1-2 BB		BX 13 G4-3 1-3 65 G1 1B	SSS K			2 1	0 0	1 0	0 0	1 0	0 1	0 0
65 Tony Abreu, S (1, 4) OBP: 0.417, SLG: 0.833			HR	1-3 2-H 3-H 2B		G1 1-2		13 FC3-6 1B		4	1	3	3	0	0	2

	AB	39
	R	10
	H	13
	RBI	8
	BB	4
	SO	7
	LOB	20

Inning Stats																								
	R: 0	H: 0	R: 0	H: 1	R: 2	H: 2	R: 2	H: 2	R: 1	H: 2	R: 1	H: 1	R: 3	H: 3	R: 1	H: 2	R: 0	H: 0	1B: 9	SF: 0	WP: 2	PA: 44
	E: 0	LOB: 0	E: 0	LOB: 0	E: 0	LOB: 1	E: 1	LOB: 2	E: 0	LOB: 1	E: 0	LOB: 0	E: 1	LOB: 0	E: 1	LOB: 1	E: 0	LOB: 0	2B: 1	SAC: 0	PB: 0	
	K: 0	BB: 0	K: 1	BB: 0	K: 1	BB: 1	K: 1	BB: 1	K: 2	BB: 0	K: 0	BB: 1	K: 1	BB: 1	K: 0	BB: 0	K: 1	BB: 0	3B: 0	DP: 0	SB: 1	
	S: 3	P: 3	S: 6	P: 6	S: 7	P: 11	S: 8	P: 12	S: 10	P: 10	S: 4	P: 9	S: 7	P: 12	S: 5	P: 5	S: 5	P: 5	HR: 3	HBP: 0	CS: 1	

PITCHER		IP	WLS	BF	H	R	ER	SO	BB	IBB	HBP	BLK	WP	HR	S	P	ERA	WHIP
74 Gaby Hernandez, R ERA: 11.57	(1, 1)	3.0	L	12	3	2	2	2	1	0	0	0	0	2	16	20	6.00	1.333
75 Aaron Thompson, L ERA: 4.5	(4, 1)	1.0		7	2	2	0	1	1	0	0	0	0	0	8	12	0.00	3.000
95 Nic Ungs, R ERA: 9.0	(5, 1)	1.0		5	2	1	1	2	0	0	0	0	0	1	10	10	9.00	2.000
76 Ryan Tucker, R ERA: 4.5	(6, 1)	1.0		5	1	1	1	0	1	0	0	0	1	0	4	9	9.00	2.000
59 Jesus Delgado, R ERA: 9.0	(7, 1)	1.0		6	3	3	3	1	1	0	0	0	1	0	7	12	27.00	4.000

PITCHER		IP	WLS	BF	H	R	ER	SO	BB	IBB	HBP	BLK	WP	HR	S	P	ERA	WHIP
48 Lee Gardner, R ERA:	(8, 1)	2.0		8	2	1	0	1	0	0	0	0	0	0	10	10	0.00	1.000

BOTTOM

Los Angeles Dodgers @ Florida Marlins

Roger Dean Stadium, Jupiter, FL

Wed Mar 07 2007, 7:05 PM EST

Att. 3,566 - Clear - 73 F

Batter	1	2	3	4	5	6	7	8	9	AB	R	H	RBI	BB	SO	LOB
2 Hanley Ramirez, R (1, 6) OBP: 0.294, SLG: 0.400	P3		6 F8-4 1B		FC5-4 17 1B 6 BB 1-2 2-3		K		FC6 28 WP 1-2	4	0	1	0	0	1	3
3 Zach Sorensen, S (8, 6) OBP: 0.167, SLG: 0.167										1	0	0	0	0	0	1
6 Dan Uggla, R (1, 4) OBP: 0.250, SLG: 0.154	P3		F8-4 1-2		17 1B 1-2 BB		K		F9 1-2 2-3	3	0	0	0	1	1	2
28 Jason Wood, R (8, 4) OBP: 0.444, SLG: 1.000										1	0	0	0	0	0	2
17 Mike Jacobs, L (1, 3) OBP: 0.188, SLG: 0.133	27 HBP 1B		BB		1-2 2-3 1B			P6		3	0	2	0	1	0	0
27 Jeremy Hermida, L (1, 9)	1-2 HBP		K		K			K		3	0	0	0	0	3	4
12 Cody Ross, R (1, 7) OBP: 0.214, SLG: 0.231	F8			K	G6-3			29 WP BB		3	0	0	0	0	1	2
79 Brett Carroll, R (8, 7) OBP: 0.667, SLG: 0.800										0	0	0	0	1	0	0
29 Scott Seabol, R (1, 5) OBP: 0.188, SLG: 0.133		P3		F7		K		G6-3 1-2		4	0	0	0	0	1	1
61 Reggie Abercrombie, R (1, 8) OBP: 0.273, SLG: 0.273		K		K		K			G6-3	4	0	0	0	0	3	0
1 Eric Reed, L (1, 10) OBP: 0.462, SLG: 0.417		1B			2 FC5-4 20 1B 1B		G4-3		70 FC5-4 BB	3	0	2	0	1	0	0
20 Matt Treanor, R (1, 2) OBP: 0.222, SLG: 0.125		G4-3			1-2 2 FC5-4 1B		BB		FC5-4 28 WP 3 FC6 1-2f	2	0	1	0	1	0	1
70 Brad Davis, R (8, 2)										1	0	0	0	0	0	1
Inning Stats	R: 0 E: 0 K: 0 S: 4 H: 1 LOB: 2 BB: 0 P: 5	R: 0 E: 0 K: 1 S: 6 H: 1 LOB: 1 BB: 0 P: 6	R: 0 E: 0 K: 1 S: 5 H: 1 LOB: 1 BB: 1 P: 9	R: 0 E: 0 K: 2 S: 7 H: 0 LOB: 0 BB: 0 P: 7	R: 0 E: 0 K: 1 S: 7 H: 3 LOB: 3 BB: 1 P: 11	R: 0 E: 0 K: 2 S: 7 H: 0 LOB: 0 BB: 0 P: 7	R: 0 E: 0 K: 2 S: 7 H: 0 LOB: 1 BB: 1 P: 11	R: 0 E: 0 K: 1 S: 5 H: 0 LOB: 1 BB: 1 P: 10	R: 0 E: 0 K: 0 S: 4 H: 0 LOB: 2 BB: 1 P: 9	1B: 6 2B: 1 3B: 0 HR: 0	SF: 0 SAC: 0 DP: 2 HBP: 1						

livebaseballscorecards.com

	AB	32
	R	0
	H	6
	RBI	0
	BB	5
	SO	10
	LOB	17

WP: 2 PB: 0 SB: 0 CS: 0 PA: 38

PITCHER		IP	WLS	BF	H	R	ER	SO	BB	IBB	HBP	BLK	WP	HR	S	P	ERA	WHIP
50 Eric Stults, L ERA: 1.8	(1, 1)	3.0	W	13	3	0	0	2	1	0	1	0	0	0	15	20	0.00	1.333
Elmer Dessens, R ERA:	(4, 1)	2.0		9	3	0	0	3	1	0	0	0	0	0	14	18	0.00	2.000
70 Michael Megrew, L ERA: 3.0	(6, 1)	2.0		7	0	0	0	4	1	0	0	0	0	0	14	18	0.00	0.500
47 Tim Hamulack, L ERA:	(8, 1)	1.0		4	0	0	0	1	1	0	0	0	1	0	5	10	0.00	1.000
68 Zach Hammes, R ERA:	(9, 1)	1.0		5	0	0	0	0	1	0	0	0	1	0	4	9	0.00	1.000

PITCHER	IP	WLS	BF	H	R	ER	SO	BB	IBB	HBP	BLK	WP	HR	S	P	ERA	WHIP

Batter	1	2	3	4	5	6	7	8	9	AB	R	H	RBI	BB	SO	LOB
Aaron Miles, S (1, 4) OBP: 0.350, SLG: 0.313	F7	16 HR 1B	16 BB BB		F7		F9		P4	4	1	1	0	1	0	2
75 Brendan Ryan, R (8, 6) OBP: 0.250, SLG: 0.267										1	0	0	0	0	0	1
16 Chris Duncan, L (1, 7) OBP: 0.375, SLG: 0.591	70 1B 27 1B 19 1B BB	1-H HR	1-2 BB			F8		76 FC6-4 BB		2	2	1	2	2	0	0
35 Eli Marrero, R (7, 3) OBP: 0.385, SLG: 0.333										0	0	0	0	1	0	0
27 Scott Rolen, R (1, 5) OBP: 0.471, SLG: 0.385	70 1B 19 1B 1-2 1B	70 E 1B	K			F9		FC6-4 68 WP 68 HR 1-2f		4	1	2	0	0	1	2
76 Travis Hanson, L (6, 5) OBP: 0.364, SLG: 0.125										1	1	0	0	0	0	1
70 Tagg Bozied, R (1, 3) OBP: 0.385, SLG: 0.417	19 1B 55 WP 1-2 2-3 1B	FC5 1-2		F7		K		1-H HR		4	1	1	0	0	1	1
68 Edgar Gonzalez, R (7, 4) OBP: 0.667, SLG: 1.500										1	1	1	2	0	0	0
49 Rick Ankiel, L (1, 10) OBP: 0.294, SLG: 0.250	F4	L3		G3-1			P6	K		4	0	0	0	0	0	5
63 Ryan Ludwick, R (8, PH) OBP: 0.286, SLG: 0.286										1	0	0	0	0	1	0
(8, 10)																
19 Jolbert Cabrera, R (1, 6) OBP: 0.235, SLG: 0.188	55 WP 55 1B 1-3 2-H 3-H 1B	K2-3		P6			0-0 HR	K		3	1	1	2	0	1	2
53 John Rodriguez, L (7, PH) OBP: 0.556, SLG: 0.643										2	1	1	1	0	1	0
(7, 7)																
55 Skip Schumaker, L (1, 8) OBP: 0.500, SLG: 0.789	1-H 3-H 1B	HR			G4-3		HR		F8	4	2	3	3	0	0	0
84 Colby Rasmus, L (8, 8) OBP: 0.333, SLG: 0.400										1	0	0	0	0	0	0
Gary Bennett, R (1, 2) OBP: 0.333, SLG: 0.250	F9	G5-3			G4-3 2B		F9		G6-3	4	0	1	0	0	0	1
81 Brian Esposito, R (7, 2)										1	0	0	0	0	0	0
Miguel Negron, L (1, 9) OBP: 0.364, SLG: 0.125		F8	G1-3		G4-3 2-3		BB		BB	3	0	0	0	2	0	1
Inning Stats	R: 4 E: 0 K: 0 S: 7 H: 4 LOB: 1 BB: 1 P: 12	R: 2 E: 1 K: 1 S: 9 H: 3 LOB: 2 BB: 0 P: 9	R: 1 E: 0 K: 1 S: 6 H: 1 LOB: 2 BB: 2 P: 14	R: 0 E: 0 K: 0 S: 3 H: 0 LOB: 0 BB: 0 P: 3	R: 0 E: 0 K: 0 S: 4 H: 1 LOB: 1 BB: 0 P: 4	R: 0 E: 0 K: 1 S: 5 H: 0 LOB: 0 BB: 0 P: 5	R: 2 E: 0 K: 0 S: 5 H: 2 LOB: 1 BB: 1 P: 9	R: 2 E: 0 K: 2 S: 8 H: 1 LOB: 0 BB: 1 P: 13	R: 0 E: 0 K: 0 S: 3 H: 0 LOB: 1 BB: 1 P: 7	1B: 6 2B: 1 3B: 0 HR: 5 SF: 0 SAC: 0 DP: 0 HBP: 0							

TOP

St. Louis Cardinals @ Los Angeles Dodgers

Holman Stadium, Vero Beach, FL

Wed Mar 07 2007, 1:05 PM EST
Att. 4,525 - Partly Cloudy - 75 F

livebaseballscorecards.com

AB	40
R	11
H	12
RBI	10
BB	6
SO	5
LOB	16

WP: 2 PB: 0 SB: 0 CS: 0 PA: 46

PITCHER		IP	WLS	BF	H	R	ER	SO	BB	IBB	HBP	BLK	WP	HR	S	P	ERA	WHIP
31 Brad Penny, R (1, 1) ERA: 13.5		2.0	L	15	7	6	6	1	1	0	0	0	1	1	16	21	27.00	4.000
56 Hung-Chih Kuo, L (3, 1) ERA: 2.25		2.0		9	1	1	1	1	2	0	0	0	0	1	9	17	4.50	1.500
44 Takashi Saito, R (5, 1) ERA:		1.0		4	1	0	0	0	0	0	0	0	0	0	4	4	0.00	1.000
51 Jonathan Broxton, R (6, 1) ERA: 4.5		1.0		3	0	0	0	1	0	0	0	0	0	0	5	5	0.00	0.000
61 Travis Smith, R (7, 1) ERA: 11.25		1.0		6	2	2	2	0	1	0	0	0	0	2	5	9	18.00	3.000

PITCHER		IP	WLS	BF	H	R	ER	SO	BB	IBB	HBP	BLK	WP	HR	S	P	ERA	WHIP
Agustin Montero, R (8, 1) ERA: 18.0		1.0		5	1	2	2	2	1	0	0	0	1	1	8	13	18.00	2.000
41 Chin-hui Tsao, R (9, 1) ERA: 3.0		1.0		4	0	0	0	0	1	0	0	0	0	0	3	7	0.00	1.000

Batter	1	2	3	4	5	6	7	8	9	AB	R	H	RBI	BB	SO	LOB
Damian Jackson, R (1, 6) OBP: 0.333, SLG: 0.091 (7, 7)	S S C 0-3 ① K	x 0-0 ③ G3-1			x 0-0 ① G5-3	S S S 0-3 ③ K		x 0-0 ③ FC5-4 1-2f		5	0	0	0	0	2	7
9 Juan Pierre, L (1, 8) OBP: 0.333, SLG: 0.333	x 0-0 ② G4-3		x 0-0 ① F8		x 0-0 ② G4-3		x 0-0 ① P4		x 0-0 ① G5-3	3	0	0	0	0	0	0
13 Choo Freeman, R (6, 8) OBP: 0.357, SLG: 0.250										2	0	0	0	0	0	0
5 Nomar Garciaparra, R (1, 3) OBP: 0.091, SLG: 0.091	x 0-0 12 1B 1B		x 0-0 ② G5-3		x 0-0 ③ F9		x 0-0 ② G3-1		x 0-0 1B	3	0	1	0	0	0	0
57 Larry Bigbie, L (6, 9) OBP: 0.500, SLG: 0.933										2	0	1	0	0	0	0
12 Jeff Kent, R (1, 4) OBP: 0.571, SLG: 0.500	x 0-0 1-2 1B		x 0-0 ③ G5-3			x 0-0 ① F8	x 0-0 1B		x 0-0 ② F8	2	0	1	0	0	0	0
18 Ramon Martinez, R (4, 4) OBP: 0.273, SLG: 0.273										2	0	1	0	0	0	0
82 Blake DeWitt, L (7, PR) (8, 4)										1	0	0	0	0	0	1
Luis Gonzalez, L (1, 7) OBP: 0.250, SLG: 0.167	x 0-0 ③ G4-3			x 0-0 ① F8		B B B B 4-0 7 BB 55 BB SF8 BB	x 0-0 ③ F8		x 0-0 ③ F9	2	1	0	0	1	0	2
72 Chin-Lung Hu, R (7, 6) OBP: 0.364, SLG: 0.455										2	0	0	0	0	0	2
55 Russell Martin, R (1, 2) OBP: 0.182, SLG: 0.100		x 0-0 ① G3-1		x 0-0 7 1B 1B		B B B B 4-0 28 BB 7 BB 1-2 BB		S C S 0-3 ① K		2	0	1	0	1	0	0
73 A.J. Ellis, R (7, 2)										1	0	0	0	0	1	0
7 James Loney, L (1, 9) OBP: 0.500, SLG: 0.526 (6, 3)		x 0-0 28 FC6-4 1B 1B		x 0-0 1-2 1B		B B B B 4-0 28 BB 1-2 2-3 BB		x 0-0 28 E 1B		3	0	3	0	1	0	0
Mike Lieberthal, R (1, 10) OBP: 0.111, SLG: 0.125		x 0-0 28 FC6-4 1-2 1B		x 0-0 ② F8		x 0-0 ② SF8 3-H		x 0-0 ② L7		3	0	1	1	0	0	3
28 Andy LaRoche, R (1, 5) OBP: 0.300, SLG: 0.222		x 0-0 ② FC6-4 1-2f 2-3		S S S 0-3 ③ K		B B B B 4-0 1-2 2-3 BB		x 0-0 E5 FC5-4 1-2		3	0	0	0	1	1	5
Inning Stats	R: 0 E: 0 K: 1 S: 7 H: 2 LOB: 2 BB: 0 P: 7	R: 0 E: 0 K: 0 S: 5 H: 2 LOB: 2 BB: 0 P: 5	R: 0 E: 0 K: 0 S: 3 H: 0 LOB: 0 BB: 0 P: 3	R: 0 E: 0 K: 1 S: 7 H: 2 LOB: 2 BB: 0 P: 7	R: 0 E: 0 K: 0 S: 3 H: 0 LOB: 0 BB: 0 P: 3	R: 1 E: 0 K: 1 S: 5 H: 0 LOB: 3 BB: 4 P: 21	R: 0 E: 0 K: 0 S: 4 H: 1 LOB: 1 BB: 0 P: 4	R: 0 E: 1 K: 1 S: 7 H: 1 LOB: 2 BB: 0 P: 7	R: 0 E: 0 K: 0 S: 4 H: 1 LOB: 1 BB: 0 P: 4	1B: 9 2B: 0 3B: 0 HR: 0	SF: 1 SAC: 0 DP: 0 HBP: 0						

PITCHER		IP	WLS	BF	H	R	ER	SO	BB	IBB	HBP	BLK	WP	HR	S	P	ERA	WHIP
41 Braden Looper, R ERA: 1.42	(1, 1)	3.1	W	14	4	0	0	1	0	0	0	0	0	0	16	16	0.00	1.200
31 Ryan Franklin, R ERA: 3.0	(4, 1)	2.0		10	2	1	1	1	2	0	0	0	0	0	10	18	4.50	2.000
60 Chris Narveson, L ERA: 2.45	(6, 1)	1.2		8	1	0	0	1	2	0	0	0	0	0	8	16	0.00	1.800
79 Andy Cavazos, R ERA: 6.0	(8, 1)	1.0		5	1	0	0	1	0	0	0	0	0	0	7	7	0.00	1.000
67 Mark Worrell, R ERA:	(9, 1)	1.0		4	1	0	0	0	0	0	0	0	0	0	4	4	0.00	1.000

PITCHER	IP	WLS	BF	H	R	ER	SO	BB	IBB	HBP	BLK	WP	HR	S	P	ERA	WHIP

BOTTOM

St. Louis Cardinals @ Los Angeles Dodgers

Holman Stadium, Vero Beach, FL

Wed Mar 07 2007, 1:05 PM EST
Att. 4,525 - Partly Cloudy - 75 F

livebaseballscorecards.com

AB	36
R	1
H	9
RBI	1
BB	4
SO	4
LOB	20

WP: 0 PB: 0 SB: 0 CS: 0 PA: 41

Florida Marlins @ Los Angeles Dodgers

Holman Stadium, Vero Beach, FL

Thu Mar 08 2007, 7:05 PM EST

Att. 4,313 - Clear - 70 F

livebaseballscorecards.com

TOP

Batter	1	2	3	4	5	6	7	8	9	AB	R	H	RBI	BB	SO	LOB
1 Eric Reed, L (1, 8) OBP: 0.400, SLG: 0.357 7 Alejandro De Aza, L (5, 8) OBP: 0.500, SLG: 0.667	F9		K			28 1B 1B 1-2 1B		K2-3		2 0 0 0 0 1 0 2 1 1 0 0 1 0						
28 Jason Wood, R (1, 4) OBP: 0.385, SLG: 0.750	G6-3			F9		14 G1-6-3 1B 1-2 2-3 1B		K		4 0 1 0 0 1 0						
Miguel Cabrera, R (1, 5) OBP: 0.400, SLG: 0.500 9 Joe Dillon, R (6, PR) OBP: 0.222, SLG: 0.222 (6, 5)	1B			14 G1-6-3 1B		14 G1-6-3 1B 1-2 2-H 3-H			K	3 0 3 2 0 0 0 1 0 0 0 0 1 0						
14 Josh Willingham, R (1, 7) OBP: 0.421, SLG: 0.333 79 Brett Carroll, R (6, 7) OBP: 0.571, SLG: 0.667	K			G1-6-3 1-2f		G1-6-3 1-2f 2-3			G1-3	3 0 0 0 0 1 4 1 0 0 0 0 0 0						
17 Mike Jacobs, L (1, 10) OBP: 0.158, SLG: 0.111 31 John Gall, R (9, PH) OBP: 0.188, SLG: 0.250 (9, 10)		F9			F9	G1-3			F9	3 0 0 0 0 0 2 1 0 0 0 0 0 0						
27 Jeremy Hermida, L (1, 9) OBP: 0.200, SLG: 0.059		K			1B		G6-3			3 0 1 0 0 1 0						
Jason Stokes, R (1, 3) OBP: 0.100, SLG: 0.222		K			K		F8			3 0 0 0 0 2 1						
3 Zach Sorensen, S (1, 6) OBP: 0.133, SLG: 0.133			G4-3		F9		P5			3 0 0 0 0 0 1						
13 Paul Hoover, R (1, 2) OBP: 0.286, SLG: 0.167 72 Brett Hayes, R (8, 2)			G3-1			28 1B 7 1B 1B BB		K		2 1 0 0 1 1 0 0 0 0 0 0 0 0						
Inning Stats	R: 0 E: 0 K: 1 S: 6 H: 1 LOB: 1 BB: 0 P: 6	R: 0 E: 0 K: 2 S: 7 H: 0 LOB: 0 BB: 0 P: 7	R: 0 E: 0 K: 1 S: 5 H: 0 LOB: 0 BB: 0 P: 5	R: 0 E: 0 K: 0 S: 3 H: 1 LOB: 0 BB: 0 P: 3	R: 0 E: 0 K: 1 S: 6 H: 1 LOB: 1 BB: 0 P: 6	R: 2 E: 0 K: 0 S: 5 H: 3 LOB: 2 BB: 1 P: 9	R: 0 E: 0 K: 0 S: 3 H: 0 LOB: 0 BB: 0 P: 3	R: 0 E: 0 K: 3 S: 9 H: 0 LOB: 0 BB: 0 P: 9	R: 0 E: 0 K: 1 S: 5 H: 0 LOB: 0 BB: 0 P: 5	1B: 6 2B: 0 3B: 0 HR: 0	SF: 0 SAC: 0 DP: 2 HBP: 0						

	AB	31
	R	2
	H	6
	RBI	2
	BB	1
	SO	9
	LOB	8

WP: 0 PB: 0 SB: 0 CS: 0 PA: 32

PITCHER		IP	WLS	BF	H	R	ER	SO	BB	IBB	HBP	BLK	WP	HR	S	P	ERA	WHIP
Derek Lowe, R ERA: 3.6	(1, 1)	3.0		10	1	0	0	4	0	0	0	0	0	0	18	18	0.00	0.333
Brett Tomko, R ERA:	(4, 1)	2.0	H	7	2	0	0	1	0	0	0	0	0	0	9	9	0.00	1.000
75 Joe Mays, R ERA: 4.5	(6, 1)	2.0	L	9	3	2	2	0	1	0	0	0	0	0	8	12	9.00	2.000
38 Rudy Seanez, R ERA:	(8, 1)	1.0		3	0	0	0	3	0	0	0	0	0	0	9	9	0.00	0.000
Joe Beimel, L ERA: 3.0	(9, 1)	1.0		3	0	0	0	1	0	0	0	0	0	0	5	5	0.00	0.000

PITCHER	IP	WLS	BF	H	R	ER	SO	BB	IBB	HBP	BLK	WP	HR	S	P	ERA	WHIP

Batter	1	2	3	4	5	6	7	8	9	AB	R	H	RBI	BB	SO	LOB
17 Jason Repko, R (1, 9) OBP: 0.435, SLG: 0.579	S S S 0-3 K		x 0-0 F8			x 0-0 G5-3 1-2		C C C 0-3 K		3	0	0	0	0	1	1
57 Larry Bigbie, L (7, 9) OBP: 0.471, SLG: 0.875										1	0	0	0	0	1	1
9 Juan Pierre, L (1, 8) OBP: 0.267, SLG: 0.267	x 0-0 P4			x 0-0 B3		x 0-0 P6		x 0-0 FC5-4 1-2f		3	0	0	0	0	0	1
13 Choo Freeman, R (7, 8) OBP: 0.333, SLG: 0.231										1	0	0	0	0	0	1
5 Nomar Garciaparra, R (1, 3) OBP: 0.143, SLG: 0.357	x 0-0 HR			x 0-0 F8		S S S 0-3 K			S C S 0-3 K	3	1	1	1	0	1	1
72 Chin-Lung Hu, R (7, 6) OBP: 0.364, SLG: 0.455										0	0	0	0	0	0	0
49 Delwyn Young, S (9, PH) OBP: 0.333, SLG: 0.571										1	0	0	0	0	1	0
12 Jeff Kent, R (1, 4) OBP: 0.444, SLG: 0.375	S S S 0-3 K			x 0-0 G6-3			x 0-0 G4-3		C C C 0-3 K	2	0	0	0	0	1	0
65 Tony Abreu, S (5, 4) OBP: 0.357, SLG: 0.714										2	0	0	0	0	1	0
Luis Gonzalez, L (1, 7) OBP: 0.200, SLG: 0.125		x 0-0 F7			x 0-0 F8		H 1-0 HBP		x 0-0 P3	2	0	0	0	0	0	0
28 Andy LaRoche, R (6, 7) OBP: 0.333, SLG: 0.222										0	0	0	0	0	0	0
27 Matt Kemp, R (9, 7) OBP: 0.278, SLG: 0.200										1	0	0	0	0	0	0
55 Russell Martin, R (1, 10) OBP: 0.231, SLG: 0.167		x 0-0 G5-3			x 0-0 1B E 1B		x 0-0 L8			2	0	1	0	0	0	0
Wilson Betemit, S (7, PH) OBP: 0.133, SLG: 0.071										1	0	0	0	0	0	1
(8, 10)																
Mike Lieberthal, R (1, 2) OBP: 0.182, SLG: 0.200		x 0-0 G6-3			1 SAFE x 0-0 CS 1-3 1B		x 0-0 P6			2	0	1	0	0	0	0
13 Wilson Valdez, R (5, PR) OBP: 0.364, SLG: 0.591										1	0	0	0	0	0	1
(6, 5)																
Fernando Tatis, R (1, 5) OBP: 0.200, SLG: 0.333			x 0-0 P4		S S S 0-3 K 1-2			x 0-0 P4		2	0	0	0	0	1	2
77 Kelly Stinnett, R (6, 2) OBP: 0.400, SLG: 0.600										1	0	0	0	0	0	0
18 Ramon Martinez, R (1, 6) OBP: 0.308, SLG: 0.308			x 0-0 F9			x 0-0 17 G5-3 1B		B B B B 4-0 13 FC5-4 BB		2	0	1	0	0	0	0
7 James Loney, L (7, 3) OBP: 0.522, SLG: 0.526										0	0	0	0	1	0	0
Inning Stats	R: 1 H: 1 E: 0 LOB: 0 K: 2 BB: 0 S: 8 P: 8	R: 0 H: 0 E: 0 LOB: 0 K: 0 BB: 0 S: 3 P: 3	R: 0 H: 0 E: 0 LOB: 0 K: 0 BB: 0 S: 3 P: 3	R: 0 H: 0 E: 0 LOB: 0 K: 0 BB: 0 S: 3 P: 3	R: 0 H: 2 E: 1 LOB: 2 K: 1 BB: 0 S: 6 P: 6	R: 0 H: 1 E: 0 LOB: 1 K: 1 BB: 0 S: 6 P: 6	R: 0 H: 0 E: 0 LOB: 1 K: 0 BB: 0 S: 3 P: 4	R: 0 H: 0 E: 0 LOB: 1 K: 1 BB: 1 S: 5 P: 9	R: 0 H: 0 E: 0 LOB: 0 K: 2 BB: 0 S: 7 P: 7	1B: 3 SF: 0 2B: 1 SAC: 0 3B: 0 DP: 1 HR: 1 HBP: 1						

PITCHER	IP	WLS	BF	H	R	ER	SO	BB	IBB	HBP	BLK	WP	HR	S	P	ERA	WHIP
36 Aníbal Sánchez, R (1, 1) ERA: 2.08	3.0		10	1	1	1	2	0	0	0	0	0	1	14	14	3.00	0.333
77 Henry Owens, R (4, 1) ERA:	2.0	W	7	2	0	0	1	0	0	0	0	0	0	9	9	0.00	1.000
Kevin Gregg, R (6, 1) ERA: 4.15	1.0	H	4	1	0	0	1	0	0	0	0	0	0	6	6	0.00	1.000
58 Harvey Garcia, R (7, 1) ERA: 1.8	2.0	H	8	0	0	0	1	1	0	1	0	0	0	8	13	0.00	0.500
Mike Koplove, R (9, 1) ERA: 9.0	1.0	S	3	0	0	0	2	0	0	0	0	0	0	7	7	0.00	0.000

PITCHER	IP	WLS	BF	H	R	ER	SO	BB	IBB	HBP	BLK	WP	HR	S	P	ERA	WHIP

BOTTOM

Florida Marlins @ Los Angeles Dodgers

Holman Stadium, Vero Beach, FL

Thu Mar 08 2007, 7:05 PM EST

Att. 4,313 - Clear - 70 F

livebaseballscorecards.com

AB	30
R	1
H	4
RBI	1
BB	1
SO	7
LOB	9

WP: 0 PA: 32
PB: 0
SB: 0
CS: 1

Minnesota Twins @ Los Angeles Dodgers

Holman Stadium, Vero Beach, FL

Fri Mar 09 2007, 1:05 PM EST
Att. 4,174 - Partly Cloudy - 76 F

TOP

livebaseballscorecards.com

Batter	1	2	3	4	5	6	7	8	9	AB	R	H	RBI	BB	SO	LOB
Jason Tyner, L (1, 7) (6, 9) OBP: 0.208, SLG: 0.136	P6	G3			1B	G6-3		64 E HBP		4	0	1	0	0	0	1
Jason Bartlett, R (1, 6) OBP: 0.381, SLG: 0.333	F7		L5		F8		7 1B 1B	FC5 86 G5-4-3		4	0	1	0	0	0	1
64 Gil Velazquez, R (7, PR) (7, 6)										1	0	0	0	0	0	1
7 Joe Mauer, L (1, 2) OBP: 0.400, SLG: 0.500	1B		BB		F8		2 BB 1B	G5-4-3		3	0	2	0	1	0	1
86 Jeff Christy, R (7, PR) (7, 2)										1	0	0	0	0	0	2
Torii Hunter, R (1, 8) OBP: 0.500, SLG: 0.833	K		P6			HR	BB		G4-3	3	1	1	1	0	1	2
2 Denard Span, L (6, 8) OBP: 0.300, SLG: 0.263			F9			K	L5		K	3	0	0	0	0	2	1
50 Garrett Jones, L (1, 9) OBP: 0.087, SLG: 0.130	K			F8					BB	3	0	0	0	0	2	1
11 Josh Rabe, R (6, 7) OBP: 0.167, SLG: 0.091										2	0	0	0	0	1	3
24 Rondell White, R (1, 10) OBP: 0.278, SLG: 0.412	58 S 38 HR 1B					HR	F6			3	2	2	1	0	0	0
61 Tommy Watkins, R (7, PH) (7, 10) OBP: 0.263, SLG: 0.313										1	0	0	0	1	0	3
58 Glenn Williams, S (1, 3) OBP: 0.261, SLG: 0.409	K			38 G6-3 BB		38 WP 38 HR 1B	K		K	4	1	1	0	1	3	5
38 Luis Antonio Rodriguez, S (3, 5) OBP: 0.261, SLG: 0.524	HR			G6-3		HR		25 FC1-6 BB		3	2	2	4	1	0	1
25 Alexi Casilla, S (1, 4) OBP: 0.353, SLG: 0.375	1B				G4-3	B1-3		FC1-6 64 FC5 S 64 E		4	1	1	0	0	0	1
Inning Stats	R: 0 E: 0 K: 1 S: 6 H: 1 LOB: 1 BB: 0 P: 6	R: 2 E: 0 K: 2 S: 11 H: 3 LOB: 1 BB: 0 P: 12	R: 0 E: 0 K: 0 S: 10 H: 0 LOB: 1 BB: 1 P: 15	R: 0 E: 0 K: 0 S: 4 H: 0 LOB: 0 BB: 1 P: 10	R: 0 E: 0 K: 0 S: 8 H: 1 LOB: 1 BB: 0 P: 13	R: 4 E: 0 K: 1 S: 16 H: 4 LOB: 0 BB: 0 P: 27	R: 0 E: 0 K: 1 S: 10 H: 2 LOB: 3 BB: 1 P: 22	R: 1 E: 1 K: 0 S: 7 H: 0 LOB: 1 BB: 1 P: 14	R: 0 E: 0 K: 2 S: 11 H: 0 LOB: 1 BB: 1 P: 20	1B: 7 2B: 0 3B: 0 HR: 4	SF: 0 SAC: 0 DP: 2 HBP: 1						

	AB	37
	R	7
	H	11
	RBI	6
	BB	5
	SO	7
	LOB	22

WP: 1 PB: 0 SB: 2 CS: 0 PA: 43

PITCHER		IP	WLS	BF	H	R	ER	SO	BB	IBB	HBP	BLK	WP	HR	S	P	ERA	WHIP
52 Randy Wolf, L ERA: 4.05	(1, 1)	2.2	W	13	4	2	2	3	1	0	0	0	0	1	26	32	6.75	1.875
58 Chad Billingsley, R ERA:	(3, 1)	2.1	H	8	1	0	0	0	1	0	0	0	0	0	13	24	0.00	0.857
62 Scott Elbert, L ERA: 19.29	(6, 1)	0.1		5	4	4	4	1	0	0	0	0	1	3	12	21	108.00	12.000
67 Eric Hull, R ERA:	(6, 1)	1.2	H	8	2	0	0	1	1	0	0	0	0	0	14	28	0.00	1.800
63 Matt White, L ERA:	(8, 1)	1.0	H	5	0	1	0	0	1	0	1	0	0	0	7	14	0.00	1.000

PITCHER		IP	WLS	BF	H	R	ER	SO	BB	IBB	HBP	BLK	WP	HR	S	P	ERA	WHIP
60 Jon Meloan, R ERA:	(9, 1)	1.0	S	4	0	0	0	2	1	0	0	0	0	0	11	20	0.00	1.000

Batter	1	2	3	4	5	6	7	8	9	AB	R	H	RBI	BB	SO	LOB
13 Choo Freeman, R (1, 8) OBP: 0.250, SLG: 0.167	F8	G5-4-3 1-2f	FC5-4 55 G6-4-3 1-2f 2-3		G1-3			G4-3		5	0	0	0	0	0	3
55 Russell Martin, R (1, 2) OBP: 0.294, SLG: 0.250	7 1B 12 1B 1B	7 2B 1B	G6-4-3 1-2f		L6			F7		4	2	2	0	0	0	2
66 Sandy Martinez, L (6, 2) OBP: 0.182, SLG: 0.100										1	0	0	0	0	0	0
36 Ken Huckaby, R (9, 2)										0	0	0	0	0	0	0
7 James Loney, L (1, 3) OBP: 0.577, SLG: 0.636	12 1B 12 E 1-2 1B	1-H 2B		16 1B 1B		K				3	1	3	1	0	0	0
Fernando Tatis, R (5, 3) OBP: 0.188, SLG: 0.313										1	0	0	0	0	1	0
12 Jeff Kent, R (1, 4) OBP: 0.455, SLG: 0.400	E5 G5-3 16 2B 1-H 2-H 1B	F8		F8		L1				2	1	1	1	0	0	1
Damian Jackson, R (4, 4) OBP: 0.294, SLG: 0.077										2	0	0	0	0	0	1
Olmedo Saenz, R (1, 10) OBP: 0.429, SLG: 0.500	G5-3 2-3		16 1B 1B 57 1B 1B	F8		G4-3				3	1	1	0	0	0	2
49 Delwyn Young, S (6, PH) OBP: 0.313, SLG: 0.533										1	0	0	0	0	0	0
(7, 10)																
16 Andre Ethier, L (1, 9) OBP: 0.526, SLG: 0.579	3-H 2B		1B 57 1B 1-2 1B	1-1 1-2 1B			K			4	1	3	1	0	1	0
27 Matt Kemp, R (8, 9) OBP: 0.278, SLG: 0.200										0	0	0	0	0	0	0
Wilson Betemit, S (1, 5) OBP: 0.211, SLG: 0.118	BB		57 1B 65 1B 1-2 2-3 1B	G3			K			3	1	1	0	1	1	2
28 Andy LaRoche, R (8, 5) OBP: 0.333, SLG: 0.222										0	0	0	0	0	0	0
57 Larry Bigbie, L (1, 7) OBP: 0.500, SLG: 0.947	G4-3		13 FC5-4 65 1B 1-3 2-H 3-H 1B		E6 3B		P6			3	1	2	2	0	0	2
13 Wilson Valdez, R (6, 7) OBP: 0.348, SLG: 0.565										1	0	0	0	0	0	0
65 Tony Abreu, S (1, 6) OBP: 0.389, SLG: 0.667		13 G5-4-3 1B	13 FC5-4 1-2 3-H 1B		G3			G5-3		4	0	2	1	0	0	0
Inning Stats	R: 3 E: 1 K: 0 S: 7 H: 4 LOB: 2 BB: 1 P: 11	R: 1 E: 0 K: 0 S: 6 H: 3 LOB: 1 BB: 0 P: 6	R: 3 E: 0 K: 0 S: 11 H: 5 LOB: 1 BB: 0 P: 14	R: 0 E: 0 K: 0 S: 8 H: 2 LOB: 2 BB: 0 P: 11	R: 1 E: 1 K: 0 S: 5 H: 1 LOB: 0 BB: 0 P: 7	R: 0 E: 0 K: 1 S: 6 H: 0 LOB: 0 BB: 0 P: 9	R: 0 E: 0 K: 2 S: 8 H: 0 LOB: 0 BB: 0 P: 13	R: 0 E: 0 K: 0 S: 3 H: 0 LOB: 0 BB: 0 P: 3		1B: 12 2B: 2 3B: 1 HR: 0 SF: 0 SAC: 0 DP: 2 HBP: 0						

PITCHER		IP	WLS	BF	H	R	ER	SO	BB	IBB	HBP	BLK	WP	HR	S	P	ERA	WHIP
19 Sidney Ponson, R ERA: 18.0	(1, 1)	2.0	L	13	7	4	4	0	1	0	0	0	0	0	13	17	18.00	4.000
Carlos Silva, R ERA: 8.0	(3, 1)	4.0		19	8	4	3	1	0	0	0	0	0	0	30	41	6.75	2.000
Juan Rincon, R ERA:	(7, 1)	1.0		3	0	0	0	2	0	0	0	0	0	0	8	13	0.00	0.000
76 Errol Simonitsch, L ERA:	(8, 1)	1.0		3	0	0	0	0	0	0	0	0	0	0	3	3	0.00	0.000

PITCHER	IP	WLS	BF	H	R	ER	SO	BB	IBB	HBP	BLK	WP	HR	S	P	ERA	WHIP

BOTTOM

Minnesota Twins @ Los Angeles Dodgers

Holman Stadium, Vero Beach, FL

Fri Mar 09 2007, 1:05 PM EST

Att. 4,174 - Partly Cloudy - 76 F

livebaseballscorecards.com

AB	37
R	8
H	15
RBI	6
BB	1
SO	3
LOB	13

WP: 0 PA: 38
PB: 0
SB: 0
CS: 0

Batter	1	2	3	4	5	6	7	8	9	AB	R	H	RBI	BB	SO	LOB
2 Hanley Ramirez, R (1, 6) OBP: 0.269, SLG: 0.304	BBBB 4-0 21 E 21 2B BB	X 0-0 6 2B 1-2 1B		X 0-0 ② F8		SSS 0-3 ② K			X 0-0 ① G4-3	4	2	1	0	1	1	2
92 Josh Labandeira, R (9, 6)										0	0	0	0	0	0	0
6 Dan Uggla, R (1, 4) OBP: 0.250, SLG: 0.286	SSS 0-3 ① K	X 0-0 1-H 2-H 2B		X 0-0 21 1B 1-H 2-H 2B		X 0-0 ③ F7			SSS 0-3 ② K	4	1	2	4	0	1	1
3 Zach Sorensen, S (7, 4) OBP: 0.125, SLG: 0.125										1	0	0	0	0	1	0
21 Joe Borchard, S (1, 8) OBP: 0.478, SLG: 0.571	BX 1-0 1-H 2B 2B	X 0-0 ③ L6		X 0-0 17 S 2-H 1B			SSS 0-3 ① K		X 0-0 2B	4	1	2	2	0	1	1
79 Brett Carroll, R (7, 9) OBP: 0.625, SLG: 0.857										1	0	1	0	0	0	0
17 Mike Jacobs, L (1, 3) OBP: 0.174, SLG: 0.182	X 0-0 ② P6	X 0-0 ① F8	BX 1-0 ③ G3 1-2				X 0-0 2B		SSS 0-3 ③ K	4	0	1	0	0	0	2
93 Jai Miller, R (7, PR) (7, 7)										1	0	0	0	0	1	1
Miguel Olivo, R (1, 2) OBP: 0.286, SLG: 0.474	X 0-0 2-H 2B	SSS 0-3 ② K2-3			X 0-0 HR		X 0-0 ② P4			4	1	2	2	0	1	1
72 Brett Hayes, R (7, 2)										0	0	0	0	0	0	0
12 Cody Ross, R (1, 7) OBP: 0.143, SLG: 0.150	SSS 0-3 ③ K	SSS 0-3 ③ K			X 0-0 ① G5-3		X 0-0 ③ G4-3			4	0	0	0	0	2	2
Jason Stokes, R (7, 3) OBP: 0.100, SLG: 0.222										0	0	0	0	0	0	0
9 Joe Dillon, R (1, 5) OBP: 0.308, SLG: 0.250		X 0-0 7 CS 1B		H 1-0 62 BB 6 2B HBP	SSS 0-3 ② K			X 0-0 ① G5-3		3	1	1	0	0	1	0
7 Alejandro De Aza, L (1, 9) OBP: 0.375, SLG: 0.500	BX 1-0 ①② F7 1-2			X 0-0 ① P3	SSS 0-3 ③ K2-3			X 0-0 ② G4-3		4	0	0	0	0	1	2
(7, 8)																
62 Nick Trzesniak, R (1, 10) OBP: 0.429, SLG: 0.200	BBBB 4-0 2 1B 6 2B BB			BBBB 4-0 6 2B 1-2 BB		SSS 0-3 ① K		X 0-0 ③ G6-3		2	2	0	0	2	1	0
Inning Stats	R: 2 E: 0 K: 2 S: 9 H: 2 LOB: 1 BB: 1 P: 14	R: 2 E: 0 K: 0 S: 5 H: 3 LOB: 1 BB: 1 P: 10	R: 0 E: 0 K: 2 S: 7 H: 0 LOB: 0 BB: 0 P: 7	R: 3 E: 0 K: 0 S: 5 H: 2 LOB: 1 BB: 1 P: 11	R: 1 E: 0 K: 2 S: 8 H: 1 LOB: 0 BB: 0 P: 8	R: 0 E: 0 K: 2 S: 7 H: 0 LOB: 0 BB: 0 P: 7	R: 0 E: 0 K: 1 S: 6 H: 1 LOB: 1 BB: 0 P: 6	R: 0 E: 0 K: 0 S: 3 H: 0 LOB: 0 BB: 0 P: 3	R: 0 E: 0 K: 2 S: 8 H: 1 LOB: 1 BB: 0 P: 8	1B: 3 2B: 6 3B: 0 HR: 1	SF: 0 SAC: 0 DP: 0 HBP: 1						

Florida Marlins @ Los Angeles Dodgers

Holman Stadium, Vero Beach, FL

Sat Mar 10 2007, 1:05 PM EST

Att. 4,102 - Sunny - 80 F

TOP

livebaseballscorecards.com

AB	36
R	8
H	10
RBI	8
BB	3
SO	11
LOB	12

PITCHER		IP	WLS	BF	H	R	ER	SO	BB	IBB	HBP	BLK	WP	HR	S	P	ERA	WHIP
29 Jason Schmidt, R ERA: 6.43	(1, 1)	3.0	L	15	5	4	4	4	2	0	0	0	0	0	21	31	12.00	2.333
59 Greg Miller, L ERA: 7.5	(4, 1)	2.0		11	3	4	4	2	1	0	1	0	0	1	13	19	18.00	2.000
44 Takashi Saito, R ERA:	(6, 1)	1.0		3	0	0	0	2	0	0	0	0	0	0	7	7	0.00	0.000
51 Jonathan Broxton, R ERA: 3.0	(7, 1)	1.0		4	1	0	0	1	0	0	0	0	0	0	6	6	0.00	1.000
38 Rudy Seanez, R ERA:	(8, 1)	1.0		3	0	0	0	0	0	0	0	0	0	0	3	3	0.00	0.000

PITCHER		IP	WLS	BF	H	R	ER	SO	BB	IBB	HBP	BLK	WP	HR	S	P	ERA	WHIP
41 Chin-hui Tsao, R ERA: 2.25	(9, 1)	1.0		4	1	0	0	2	0	0	0	0	0	0	8	8	0.00	1.000

Batter	1	2	3	4	5	6	7	8	9	AB	R	H	RBI	BB	SO	LOB
13 Wilson Valdez, R (1, 6) OBP: 0.296, SLG: 0.481	P3		G5-3		E6 (9 1B; 5 G6-3)		F9		F9	4	1	0	0	0	0	0
(6, 4)																
73 A.J. Ellis, R (9, PH)										1	0	0	0	0	0	0
9 Juan Pierre, L (1, 8) OBP: 0.333, SLG: 0.389	L9		5 HR 2B		1-3: 5 S 1B		E4 (88 E)			3	2	2	0	0	0	0
13 Choo Freeman, R (6, 8) OBP: 0.238, SLG: 0.158										1	0	0	0	0	0	0
5 Nomar Garciaparra, R (1, 3) OBP: 0.235, SLG: 0.588	2B 1B		2-H: HR		B X; 1-0: G6-3; 1-2; 3-H		E4; 1-2			3	2	2	3	0	0	1
88 Larry Barnes, L (6, 7)										1	0	0	0	0	0	1
Luis Gonzalez, L (1, 7) OBP: 0.385, SLG: 0.400	1-H: 2B		B B B; 4-0: BB		16 PO 1B; 2-H: 1B		F9			2	0	2	2	1	0	0
72 Chin-Lung Hu, R (5, PR) OBP: 0.333, SLG: 0.417										1	0	0	0	0	0	2
(6, 6)																
Mike Lieberthal, R (1, 2) OBP: 0.214, SLG: 0.231	G4-3		F8		1-2: 1B			F8		3	0	1	0	0	0	2
77 Kelly Stinnett, R (7, 2) OBP: 0.364, SLG: 0.545										1	0	0	0	0	0	0
16 Andre Ethier, L (1, 9) OBP: 0.500, SLG: 0.545		G3		G6-3 1B	B 2 SAFE; 1-0: PO; 2-3	F7		G4-3		3	0	1	0	0	0	0
Xavier Paul, L (7, 9) OBP: 0.333, SLG: 0.333										1	0	0	0	0	0	0
Wilson Betemit, S (1, 5) OBP: 0.182, SLG: 0.100		P5		G6-3; 1-2f		F7		F8		3	0	0	0	0	0	1
86 Marshall McDougall, R (8, 5) OBP: 0.500, SLG: 0.500										1	0	0	0	0	0	0
57 Larry Bigbie, L (1, 10) OBP: 0.417, SLG: 0.783		G6-3		L6		G1-3			S S S; 0-3: K	4	0	0	0	0	1	0
65 Tony Abreu, S (1, 4) OBP: 0.350, SLG: 0.600			G4-3		C C C; 0-3: K		G5-3		G5-3	2	0	0	0	0	1	0
Olmedo Saenz, R (6, 3) OBP: 0.375, SLG: 0.438										2	0	0	0	0	0	0
Inning Stats	R: 1 H: 2 E: 0 LOB: 1 K: 0 BB: 0 S: 5 P: 5	R: 0 H: 0 E: 0 LOB: 0 K: 0 BB: 0 S: 3 P: 3	R: 2 H: 2 E: 0 LOB: 1 K: 0 BB: 1 S: 5 P: 9	R: 0 H: 1 E: 0 LOB: 0 K: 0 BB: 0 S: 3 P: 3	R: 2 H: 3 E: 1 LOB: 1 K: 1 BB: 0 S: 8 P: 10	R: 0 H: 0 E: 0 LOB: 0 K: 0 BB: 0 S: 3 P: 3	R: 0 H: 0 E: 2 LOB: 2 K: 0 BB: 0 S: 5 P: 5	R: 0 H: 0 E: 0 LOB: 0 K: 0 BB: 0 S: 3 P: 3	R: 0 H: 0 E: 0 LOB: 0 K: 1 BB: 0 S: 5 P: 5	1B: 5 SF: 0 2B: 2 SAC: 0 3B: 0 DP: 1 HR: 1 HBP: 0						

PITCHER	IP	WLS	BF	H	R	ER	SO	BB	IBB	HBP	BLK	WP	HR	S	P	ERA	WHIP
71 Chris Volstad, R (1, 1) ERA: 7.94	3.0	W	15	5	3	3	0	1	0	0	0	0	1	14	18	9.00	2.000
Randy Messenger, R (4, 1) ERA:	1.2		8	3	2	0	1	0	0	0	0	0	0	10	11	0.00	1.800
59 Jesus Delgado, R (5, 1) ERA: 6.23	1.1	H	3	0	0	0	0	0	0	0	0	0	0	3	4	0.00	0.000
41 Wes Obermueller, R (7, 1) ERA: 5.4	1.0	H	5	0	0	0	0	0	0	0	0	0	0	5	5	0.00	0.000
48 Lee Gardner, R (8, 1) ERA:	1.0	H	3	0	0	0	0	0	0	0	0	0	0	3	3	0.00	0.000

PITCHER	IP	WLS	BF	H	R	ER	SO	BB	IBB	HBP	BLK	WP	HR	S	P	ERA	WHIP
Mike Koplove, R (9, 1) ERA: 6.75	1.0	S	3	0	0	0	1	0	0	0	0	0	0	5	5	0.00	0.000

BOTTOM

Florida Marlins @ Los Angeles Dodgers

Holman Stadium, Vero Beach, FL

Sat Mar 10 2007, 1:05 PM EST

Att. 4,102 - Sunny - 80 F

livebaseballscorecards.com

AB	36
R	5
H	8
RBI	5
BB	1
SO	2
LOB	7

1B: 5 SF: 0
2B: 2 SAC: 0
3B: 0 DP: 1
HR: 1 HBP: 0

WP: 0 PA: 38
PB: 0
SB: 1
CS: 0

Los Angeles Dodgers @ Florida Marlins

Roger Dean Stadium, Jupiter, FL

Sat Mar 10 2007, 1:05 PM EST

Att. 1 - Partly Cloudy - 80 F

TOP

livebaseballscorecards.com

Batter	1	2	3	4	5	6	7	8	9	AB	R	H	RBI	BB	SO	LOB
17 Jason Repko, R (1, 7) (7, 8) OBP: 0.429, SLG: 0.625	S S S 0-3 ① K	B X 1-0 ③ P3 1-2			X 0-0 55 2B 2B	X 0-0 28 S 2B	S S S 0-3 ③ K		X 0-0 ③ G5-3	5	1	2	0	0	2	4
64 Dario Veras, R (7, 1)										0	0	0	0	0	0	0
47 Tim Hamulack, R (8, 1)										0	0	0	0	0	0	0
69 Francisco Lizarraga, R (9, PH)										1	0	0	0	0	0	0
61 Travis Smith, R (9, 1)										0	0	0	0	0	0	0
55 Russell Martin, R (1, 2) OBP: 0.300, SLG: 0.316	X 0-0 ② G6-3		X 0-0 ① L6		X 0-0 49 BB 81 1B 2-H 2B	B B B B 4-0 BB		X 0-0 7 BB 1B 1B		3	1	1	1	0	0	0
36 Ken Huckaby, R (6, PH)										1	0	1	0	1	0	0
OBP: 0.250, SLG: 0.143 (6, 2)																
7 James Loney, L (1, 9) OBP: 0.581, SLG: 0.615	X 0-0 28 1B 1B		B B B B 4-0 28 G5-3 27 2B BB		S S S 0-3 ① K	X 0-0 ② P4		X 0-0 BB 1-2 1B		4	1	2	0	1	1	3
(6, 3)																
28 Andy LaRoche, R (1, 5) OBP: 0.308, SLG: 0.217	X 0-0 1-2 1B		X 0-0 ② G5-3 1-2		S S S 0-3 ② K	B X 1-0 ③ G5-3 2-3		C C C 0-3 ① K		5	0	1	0	0	2	6
27 Matt Kemp, R (1, 8) OBP: 0.318, SLG: 0.278	S S S 0-3 ③ K		X 0-0 2-H 2B		B B B B 4-0 49 BB 81 1B BB		X 0-0 ① F8	B B B B 4-0 1-2 2-3 BB		3	1	1	1	1	1	2
Ryan Rogowski, L (7, 7) (7, 8)										0	0	0	0	1	0	0
49 Delwyn Young, S (1, 10) OBP: 0.381, SLG: 0.500		B B B B 4-0 1B BB	X 0-0 ③ F9		B B B B 4-0 81 1B 1-2 2-3 BB		X 0-0 84 BB 81 BB 82 SF8 1B	X 0-0 ② P6		3	1	1	0	2	0	4
(7, 7)																
18 Ramon Martinez, R (1, 6) OBP: 0.333, SLG: 0.286		X 0-0 ① L8		B B B B 4-0 CS BB	X 0-0 1-2 2-H 3-H 1B		B B B B 4-0 84 BB 1-2 BB	X 0-0 ③ G4-3		1	0	0	0	1	0	1
81 Iván De Jesús Jr., R (5, PH) OBP: 0.500, SLG: 0.400										2	0	1	2	1	0	3
(5, 6)																
Fernando Tatis, R (1, 3) OBP: 0.158, SLG: 0.263		X 0-0 ② F8		X 0-0 ① F9	X 0-0 ③ F9		B B B B 4-0 1-2 2-3 BB		C C C 0-3 ① K	3	0	0	0	0	0	4
84 Mitch Jones, R (6, 9)										1	0	0	0	1	1	0
Damian Jackson, R (1, 4) OBP: 0.300, SLG: 0.125		X 0-0 17 S 1-3 1B		S S S 0-3 ② ③ K 1-2		X 0-0 ① G4-3	X 0-0 ② SF8 3-H		X 0-0 ② F8	3	0	1	0	0	1	1
82 Blake DeWitt, L (6, 4)										1	0	0	1	0	0	0
Inning Stats	R: 0 E: 0 K: 2 S: 9 H: 2 LOB: 2 BB: 0 P: 9	R: 0 E: 0 K: 0 S: 4 H: 1 LOB: 2 BB: 1 P: 9	R: 1 E: 0 K: 0 S: 4 H: 1 LOB: 1 BB: 1 P: 8	R: 0 E: 0 K: 1 S: 4 H: 0 LOB: 1 BB: 1 P: 8	R: 3 E: 0 K: 2 S: 10 H: 3 LOB: 2 BB: 2 P: 18	R: 0 E: 0 K: 0 S: 4 H: 1 LOB: 2 BB: 1 P: 9	R: 1 E: 0 K: 1 S: 6 H: 1 LOB: 2 BB: 2 P: 14	R: 0 E: 0 K: 1 S: 7 H: 2 LOB: 3 BB: 1 P: 11	R: 0 E: 0 K: 1 S: 5 H: 0 LOB: 0 BB: 0 P: 5	1B: 7 2B: 5 3B: 0 HR: 0	SF: 1 SAC: 0 DP: 1 HBP: 0					

AB	36
R	5
H	11
RBI	5
BB	9
SO	8
LOB	28

WP: 0 PB: 0 SB: 2 CS: 1 PA: 46

PITCHER		IP	WLS	BF	H	R	ER	SO	BB	IBB	HBP	BLK	WP	HR	S	P	ERA	WHIP
47 Ricky Nolasco, R ERA: 1.93	(1, 1)	2.2		13	3	1	1	2	2	0	0	0	0	0	15	24	3.38	1.875
53 Roy Corcoran, R ERA:	(3, 1)	1.1	B	5	1	0	0	1	1	0	0	0	0	0	6	10	0.00	1.500
43 Chris George, L ERA: 17.18	(5, 1)	1.0	L	8	3	3	3	2	2	0	0	0	0	0	10	18	27.00	5.000
46 Eddy Rodriguez, R ERA: 5.4	(6, 1)	2.0		11	2	1	1	1	3	0	0	0	0	0	10	23	4.50	2.500
Kevin Gregg, R ERA: 3.38	(8, 1)	1.0		6	2	0	0	1	1	0	0	0	0	0	7	11	0.00	3.000

PITCHER		IP	WLS	BF	H	R	ER	SO	BB	IBB	HBP	BLK	WP	HR	S	P	ERA	WHIP
40 Nate Field, R ERA: 3.86	(9, 1)	1.0		3	0	0	0	1	0	0	0	0	0	0	5	5	0.00	0.000

Batter	1	2	3	4	5	6	7	8	9	AB	R	H	RBI	BB	SO	LOB
Alex Sanchez, L (1, 10) OBP: 0.158, SLG: 0.263	F8		FC4-6 4 S 1-2f			1B 14 FC5-2 2B	G4-3			4	0	1	0	0	0	1
4 Alfredo Amezaga, S (1, 4) (6, 6) (7, 4) 29 Scott Seabol, R (8, PH) OBP: 0.167, SLG: 0.118 (9, 4)	P2		K2-3 1-2			14 FC5-2 27 BB 1B		G5-3		3 1	1 0	1 0	0 0	0 0	1 0	1 0
Miguel Cabrera, R (1, 5) OBP: 0.417, SLG: 0.500	14 E 14 E 1B		P5			27 BB 14 FC5-2 1-2 2-3 1B		K		4	1	2	0	0	1	1
14 Josh Willingham, R (1, 7) OBP: 0.348, SLG: 0.263	E5 1-H			F7		FC5-2 27 BB 1-2 2-3 3-Hf		F7		4	0	0	0	0	0	3
27 Jeremy Hermida, L (1, 9) OBP: 0.208, SLG: 0.050	K			K		4-0 BB 1-2 2-3 3-H			F7	3	0	0	1	1	2	1
8 Aaron Boone, R (1, 3) OBP: 0.115, SLG: 0.120		F7		P4		P5			K	4	0	0	0	0	1	3
61 Reggie Abercrombie, R (1, 8) OBP: 0.200, SLG: 0.200		G4-3			F9	G4-3			G5-3	4	0	0	0	0	0	3
11 Robert Andino, R (1, 6) (6, 4) 28 Jason Wood, R (7, 6) OBP: 0.412, SLG: 0.875		F9			K		P6			2 1	0 0	0 0	0 0	0 0	1 0	0 0
20 Matt Treanor, R (1, 2) OBP: 0.273, SLG: 0.111 13 Paul Hoover, R (7, 2) OBP: 0.250, SLG: 0.143			FC4-6 BB		G5-3		F8			1 1	0 0	0 0	0 0	1 0	0 0	0 0
Inning Stats	R: 1 H: 1 E: 1 LOB: 1 K: 1 BB: 0 S: 7 P: 7	R: 0 H: 0 E: 0 LOB: 0 K: 0 BB: 0 S: 3 P: 3	R: 0 H: 0 E: 0 LOB: 1 K: 1 BB: 1 S: 5 P: 9	R: 0 H: 0 E: 0 LOB: 0 K: 1 BB: 0 S: 5 P: 5	R: 0 H: 0 E: 0 LOB: 0 K: 1 BB: 0 S: 5 P: 5	R: 1 H: 3 E: 0 LOB: 3 K: 0 BB: 1 S: 6 P: 10	R: 0 H: 0 E: 0 LOB: 0 K: 0 BB: 0 S: 3 P: 3	R: 0 H: 0 E: 0 LOB: 0 K: 1 BB: 0 S: 5 P: 5	R: 0 H: 0 E: 0 LOB: 0 K: 1 BB: 0 S: 5 P: 5	1B: 3 SF: 0 2B: 1 SAC: 0 3B: 0 DP: 0 HR: 0 HBP: 0						

PITCHER		IP	WLS	BF	H	R	ER	SO	BB	IBB	HBP	BLK	WP	HR	S	P	ERA	WHIP
Mark Hendrickson, L ERA: 8.1	(1, 1)	3.0		12	1	1	0	2	1	0	0	0	0	0	15	19	0.00	0.667
54 D.J. Houlton, R ERA: 2.45	(4, 1)	2.0	W	6	0	0	0	2	0	0	0	0	0	0	10	10	0.00	0.000
68 Zach Hammes, R ERA: 3.0	(6, 1)	1.0	H	7	3	1	1	0	1	0	0	0	0	0	6	10	9.00	4.000
64 Dario Veras, R ERA: 6.0	(7, 1)	1.0	H	3	0	0	0	0	0	0	0	0	0	0	3	3	0.00	0.000
64 Dario Veras, R ERA: 6.0	(7, 1)	1.0	H	3	0	0	0	0	0	0	0	0	0	0	3	3	0.00	0.000

PITCHER		IP	WLS	BF	H	R	ER	SO	BB	IBB	HBP	BLK	WP	HR	S	P	ERA	WHIP
47 Tim Hamulack, L ERA:	(8, 1)	1.0	H	3	0	0	0	1	0	0	0	0	0	0	5	5	0.00	0.000
61 Travis Smith, R ERA: 9.0	(9, 1)	1.0	S	3	0	0	0	1	0	0	0	0	0	0	5	5	0.00	0.000

BOTTOM

Los Angeles Dodgers @ Florida Marlins

Roger Dean Stadium, Jupiter, FL

Sat Mar 10 2007, 1:05 PM EST

Att. 1 - Partly Cloudy - 80 F

livebaseballscorecards.com

AB	32
R	2
H	4
RBI	1
BB	2
SO	6
LOB	13

Washington Nationals @ Los Angeles Dodgers

Holman Stadium, Vero Beach, FL

Sun Mar 11 2007, 1:05 PM EDT

Att. 4,354 - Sunny - 83 F

TOP

livebaseballscorecards.com

Batter	1	2	3	4	5	6	7	8	9	AB	R	H	RBI	BB	SO	LOB
Bernie Castro, S (1, 4) OBP: 0.538, SLG: 0.455	G6-3	BB 1-2 2-3	F7			F9	F8		G6-3 1-2f	3	0	0	0	1	0	2
Josh Wilson, R (6, 6) OBP: 0.545, SLG: 0.471										2	0	0	0	0	0	3
4 D'Angelo Jimenez, S (1, 6) OBP: 0.364, SLG: 0.350	G3-1	G3		G6-3		K	F8			5	0	0	0	0	1	5
(6, 4)																
Ryan Church, L (1, 7) OBP: 0.292, SLG: 0.238	1B		25 1B G4-6-3 1B	K		F7		G4-3		5	1	2	0	0	1	0
25 Austin Kearns, R (1, 9) OBP: 0.435, SLG: 0.474	G1-3		G4-6-3 1-3 1B	BB			G5-3	HR		2	0	1	0	1	0	1
77 Abraham Nunez, S (5, 9) OBP: 0.412, SLG: 0.714										2	1	1	1	0	0	0
Brian Schneider, L (1, 2) OBP: 0.471, SLG: 0.813		1B 2B	G4-6-3 1-2f 3-H	G4-3			29 2B 33 E BB	P4		3	1	1	0	0	0	2
10 Brandon Harper, R (4, 2) OBP: 0.500, SLG: 0.250										1	1	0	0	1	0	0
29 Michael Restovich, R (1, 10) OBP: 0.300, SLG: 0.188	G6-3	2B 1B			P4		1-3 33 E 2B	L5		5	2	2	0	0	0	1
Travis Lee, L (1, 3) OBP: 0.500, SLG: 0.556									G6-3	2	1	2	2	1	0	0
33 Larry Broadway, L (5, 3) OBP: 0.368, SLG: 0.353	BB 7 BB 2-H 1B	10 2B 1-H 2B			BB		E7 1B 2-H 3-H 2B			2	1	1	2	0	0	0
10 Ronnie Belliard, R (1, 5) OBP: 0.250, SLG: 0.474	P6	7 1B 2-H 2B			F9		E3 1B		HR	5	1	2	2	0	0	3
7 Nook Logan, S (1, 8) OBP: 0.321, SLG: 0.208	BB 1-2 BB				F8		1-2 3-H 1B		G6-3 1B	2	0	1	0	1	0	1
Jose Macias, S (6, 8) OBP: 0.154, SLG: 0.154										2	0	2	1	0	0	0
Inning Stats	R: 0 E: 0 K: 0 S: 4 H: 1 LOB: 1 BB: 0 P: 4	R: 1 E: 0 K: 0 S: 5 H: 2 LOB: 3 BB: 2 P: 13	R: 3 E: 0 K: 0 S: 8 H: 6 LOB: 2 BB: 0 P: 8	R: 0 E: 0 K: 1 S: 5 H: 0 LOB: 1 BB: 1 P: 9	R: 0 E: 0 K: 0 S: 3 H: 0 LOB: 1 BB: 1 P: 7	R: 0 E: 0 K: 1 S: 5 H: 0 LOB: 0 BB: 0 P: 5	R: 3 E: 2 K: 0 S: 7 H: 3 LOB: 2 BB: 1 P: 11	R: 1 E: 0 K: 0 S: 4 H: 1 LOB: 0 BB: 0 P: 4	R: 1 E: 0 K: 0 S: 4 H: 2 LOB: 0 BB: 0 P: 4	1B: 8 2B: 5 3B: 0 HR: 2 SF: 0 SAC: 0 DP: 2 HBP: 0						

	AB	41
	R	9
	H	15
	RBI	8
	BB	5
	SO	2
	LOB	18

WP: 0 PB: 0 SB: 0 CS: 0 PA: 46

PITCHER		IP	WLS	BF	H	R	ER	SO	BB	IBB	HBP	BLK	WP	HR	S	P	ERA	WHIP
31 Brad Penny, R ERA: 12.86	(1, 1)	3.0		19	9	4	4	0	2	0	0	0	0	0	17	25	12.00	3.667
56 Hung-Chih Kuo, L ERA: 1.5	(4, 1)	2.0		8	0	0	0	1	2	0	0	0	0	0	8	16	0.00	1.000
50 Eric Stults, L ERA: 5.14	(6, 1)	2.0	B	11	3	3	3	1	1	0	0	0	0	0	12	16	13.50	2.000
Joe Beimel, L ERA: 4.5	(8, 1)	1.0		4	1	1	1	0	0	0	0	0	0	1	4	4	9.00	1.000
Elmer Dessens, R ERA: 1.8	(9, 1)	1.0	W	4	2	1	1	0	0	0	0	0	0	1	4	4	9.00	2.000

PITCHER	IP	WLS	BF	H	R	ER	SO	BB	IBB	HBP	BLK	WP	HR	S	P	ERA	WHIP

BOTTOM

Batter	1	2	3	4	5	6	7	8	9	AB	R	H	RBI	BB	SO	LOB
13 Choo Freeman, R (1, 7) OBP: 0.261, SLG: 0.190	G5-3		9 E, 1-2, 1B		9 1B, 7 1B, 2-H, 2B	K			1B, 65 1B, 2-H, 1B	2	0	1	0	0	0	0
49 Delwyn Young, S (5, PH) OBP: 0.417, SLG: 0.571 (6, 7)										3	2	2	2	0	1	0
9 Juan Pierre, L (1, 8) OBP: 0.381, SLG: 0.429	12 HR, 1B		2 SAFE, F7, 1-2, 2-3		7 1B, 65 SF7, 2-3, 1B		G4-3		K	3	2	2	0	0	0	2
27 Matt Kemp, R (6, 8) OBP: 0.292, SLG: 0.250										2	0	0	0	0	1	1
7 James Loney, L (1, 3) OBP: 0.588, SLG: 0.607	F7		BBB, 12 G5-4-3, BB		1-3, 3-H, 1B		K		83 1B, 65 1B, 57 1B, 1-3, 1B	2	0	1	1	1	0	1
Cory Dunlap, L (7, 3) OBP: 0.250, SLG: 0.250										2	0	1	0	0	1	0
69 Francisco Lizarraga, R (9, PR)										0	1	0	0	0	0	0
12 Jeff Kent, R (1, 4) OBP: 0.462, SLG: 0.667	1-H, HR		G5-4-3, 1-2f		SF7, 3-H		HR		57 1B, 83 1B, 1-2, 3-H, 1B	2	1	1	2	0	0	3
65 Tony Abreu, S (4, 6) OBP: 0.391, SLG: 0.773										2	1	2	3	0	0	0
(9, 4)																
Luis Gonzalez, L (1, 10) OBP: 0.333, SLG: 0.333	G3			G4-3	F7		P6		57 1B, 1-2, 2-3, 1B	2	0	0	0	0	0	0
Olmedo Saenz, R (5, PH) OBP: 0.333, SLG: 0.389 (6, 10)										2	0	0	0	0	0	1
83 Lucas May, R (9, PH) OBP: 0.500, SLG: 0.500										1	0	1	0	0	0	0
16 Andre Ethier, L (1, 9) OBP: 0.500, SLG: 0.542		G5-4-3, 1B		G3	F8			G3	1-2, 2-3, 3-H, 1B	2	0	1	0	0	0	0
57 Larry Bigbie, L (5, PH) OBP: 0.407, SLG: 0.731 (6, 9)										3	0	1	1	0	0	1
Wilson Betemit, S (1, 5) OBP: 0.200, SLG: 0.130	G5-4-3, 1-2f			1B		F7		G5-3		3	0	1	0	0	0	1
28 Andy LaRoche, R (7, 5) OBP: 0.296, SLG: 0.208										1	0	0	0	0	0	0
77 Kelly Stinnett, R (1, 2) OBP: 0.308, SLG: 0.462	F9			F9		G4-3		G5-3		2	0	0	0	0	0	1
66 Sandy Martinez, L (6, 2) OBP: 0.154, SLG: 0.083										2	0	0	0	0	0	0
13 Wilson Valdez, R (1, 6) OBP: 0.367, SLG: 0.655			BBBB, 9 E, 13 1B, BB		49 2B, 2B	HR			49 1B, 2B	2	2	2	1	1	0	0
(4, 4)										1	1	1	0	0	0	0
81 Iván De Jesús Jr., R (9, 6) OBP: 0.571, SLG: 0.667																
Inning Stats	R: 2 H: 2 E: 0 LOB: 0 K: 0 BB: 0 S: 5 P: 5		R: 0 H: 1 E: 0 LOB: 0 K: 0 BB: 0 S: 3 P: 3		R: 0 H: 1 E: 1 LOB: 2 K: 0 BB: 2 S: 3 P: 11		R: 0 H: 1 E: 0 LOB: 1 K: 0 BB: 0 S: 4 P: 4		R: 3 H: 4 E: 0 LOB: 1 K: 0 BB: 0 S: 7 P: 7		R: 1 H: 1 E: 0 LOB: 0 K: 1 BB: 0 S: 6 P: 6		R: 1 H: 1 E: 0 LOB: 0 K: 1 BB: 0 S: 6 P: 6		R: 0 H: 0 E: 0 LOB: 0 K: 0 BB: 0 S: 3 P: 3		R: 3 H: 6 E: 0 LOB: 3 K: 1 BB: 0 S: 9 P: 9	1B: 11 SF: 1 2B: 3 SAC: 0 3B: 0 DP: 2 HR: 3 HBP: 0						

PITCHER		IP	WLS	BF	H	R	ER	SO	BB	IBB	HBP	BLK	WP	HR	S	P	ERA	WHIP
31 Chris Michalak, L ERA: 3.18	(1, 1)	2.1		12	4	2	2	0	2	0	0	0	0	1	10	18	7.71	2.571
75 Mike Bacsik, L ERA: 21.0	(3, 1)	1.1	H	4	1	0	0	0	0	0	0	0	0	0	4	4	0.00	0.750
Colby Lewis, R ERA: 16.62	(4, 1)	2.1	B	12	5	4	4	1	0	0	0	0	0	1	14	14	15.43	2.143
59 Micah Bowie, L ERA: 10.8	(7, 1)	1.0	B	4	1	1	1	1	0	0	0	0	0	1	6	6	9.00	1.000
54 Beltran Perez, R ERA: 3.0	(8, 1)	1.0	H	3	0	0	0	0	0	0	0	0	0	0	3	3	0.00	0.000

PITCHER		IP	WLS	BF	H	R	ER	SO	BB	IBB	HBP	BLK	WP	HR	S	P	ERA	WHIP
45 Chris Schroder, R ERA: 16.2	(9, 1)	0.1	L	5	4	3	3	1	0	0	0	0	0	0	7	7	81.00	12.000
37 Jermaine Van Buren, R ERA: 6.0	(9, 1)	0.0		2	2	0	0	0	0	0	0	0	0	0	2	2	∞	∞

Washington Nationals @ Los Angeles Dodgers
Holman Stadium, Vero Beach, FL
Sun Mar 11 2007, 1:05 PM EDT
Att. 4,354 - Sunny - 83 F

livebaseballscorecards.com

AB	39
R	10
H	17
RBI	10
BB	2
SO	3
LOB	11

1B: 11 SF: 1
2B: 3 SAC: 0
3B: 0 DP: 2
HR: 3 HBP: 0

WP: 0 PA: 42
PB: 0
SB: 0
CS: 0

Batter	1	2	3	4	5	6	7	8	9	AB	R	H	RBI	BB	SO	LOB
13 Wilson Valdez, R (1, 4) (5, 8) OBP: 0.382, SLG: 0.636	C C S 0-3 ① K		X 0-0 ② 2-H 1B		X 0-0 9 1B 1-2 1B			X 0-0 ① F7		4	0	2	1	0	1	0
9 Juan Pierre, L (1, 8) OBP: 0.375, SLG: 0.417 81 Iván De Jesús Jr., R (5, 6) OBP: 0.625, SLG: 0.667	X 0-0 ② G2		X 0-0 ③ G6-3		X 0-0 1-2 2-H 1B			B B B B 4-0 88 1B 28 2B BB		3 0	0 1	1 0	1 0	0 1	0 0	0 0
5 Nomar Garciaparra, R (1, 3) OBP: 0.211, SLG: 0.526 88 Larry Barnes, L (4, 3) OBP: 0.250, SLG: 0.250	X 0-0 ③ F9			X 0-0 ① G5-3	S S S 0-3 ③ K			X 0-0 28 2B 1-2 1B		2 2	0 0	0 1	0 0	0 0	0 1	0 2
28 Andy LaRoche, R (1, 5) OBP: 0.323, SLG: 0.286 86 Marshall McDougall, R (8, 5) OBP: 0.500, SLG: 0.500		X 0-0 ① G3-1		X 0-0 55 G4-6-3 1B		X 0-0 ① F7		X 0-0 1-3 2-H 2B		4 0	0 0	2 0	1 0	0 0	0 0	0 0
55 Russell Martin, R (1, 2) OBP: 0.304, SLG: 0.318 77 Kelly Stinnett, R (6, 2) OBP: 0.286, SLG: 0.429		X 0-0 57 BB 1B		X 0-0 ② ③ G4-6-3 1-2f		X 0-0 ② G6-3		X 0-0 ② P3		3 1	0 0	1 0	0 0	0 0	0 0	1 2
57 Larry Bigbie, L (1, 7) OBP: 0.400, SLG: 0.679 13 Choo Freeman, R (6, 7) OBP: 0.250, SLG: 0.182	B B B B 4-0 27 G1-6-3 1-2 BB				X 0-0 ① G4-3	X 0-0 ③ G4-3		S S C 0-3 ③ K		2 1	0 0	0 0	0 0	1 0	0 1	0 2
27 Matt Kemp, R (1, 9) OBP: 0.296, SLG: 0.261 7 James Loney, L (7, 9) OBP: 0.571, SLG: 0.586	X 0-0 ② ③ G1-6-3 1-2f				X 0-0 49 G4-3 49 S 65 1B 1B		X 0-0 ① F8		X 0-0 ① F8	3 1	1 0	1 0	0 0	0 0	0 0	2 0
49 Delwyn Young, S (1, 10) OBP: 0.407, SLG: 0.542 87 Kenley Jansen, S (9, PH) (9, 10) OBP: 1.000, SLG: 1.000			X 0-0 65 G4-3 13 1B 1B		B X 1-0 ② G4-3 1-3		S S C 0-3 ② K		X 0-0 82 G6-3 1B	3 1	1 0	1 1	0 0	0 0	1 0	1 0
65 Tony Abreu, S (1, 6) (5, 4) OBP: 0.385, SLG: 0.720 82 Blake DeWitt, L (9, PH) (9, 4)			X 0-0 ① G4-3 1-2		X 0-0 13 1B 9 1B 3-H 1B		X 0-0 ③ G4-3		X 0-0 ② ③ G6-3 1-2f	3 1	1 0	1 0	1 0	0 0	0 0	1 1
Inning Stats	R: 0 H: 0 E: 0 LOB: 0 K: 1 BB: 0 S: 5 P: 5	R: 0 H: 1 E: 0 LOB: 1 K: 0 BB: 1 S: 3 P: 7	R: 1 H: 2 E: 0 LOB: 0 K: 0 BB: 0 S: 4 P: 4	R: 0 H: 1 E: 0 LOB: 0 K: 0 BB: 0 S: 3 P: 3	R: 2 H: 4 E: 0 LOB: 2 K: 1 BB: 0 S: 9 P: 10	R: 0 H: 0 E: 0 LOB: 0 K: 0 BB: 0 S: 3 P: 3	R: 0 H: 0 E: 0 LOB: 0 K: 1 BB: 0 S: 5 P: 5	R: 1 H: 2 E: 0 LOB: 2 K: 1 BB: 1 S: 7 P: 11	R: 0 H: 1 E: 0 LOB: 0 K: 0 BB: 0 S: 3 P: 3	1B: 10 SF: 0 2B: 1 SAC: 0 3B: 0 DP: 3 HR: 0 HBP: 0						

PITCHER		IP	WLS	BF	H	R	ER	SO	BB	IBB	HBP	BLK	WP	HR	S	P	ERA	WHIP
45 Erik Bedard, L ERA: 1.0	(1, 1)	4.0		14	4	1	1	1	1	0	0	0	0	0	15	19	2.25	1.250
49 Hayden Penn, R ERA: 6.0	(5, 1)	2.0	L	10	4	2	2	1	0	0	0	0	0	0	12	13	9.00	2.000
28 Danys Baez, R ERA: 1.8	(7, 1)	2.0		9	2	1	1	2	1	0	0	0	0	0	12	16	4.50	1.500
Chad Bradford, R ERA: 1.93	(9, 1)	1.0		3	1	0	0	0	0	0	0	0	0	0	3	3	0.00	1.000

PITCHER	IP	WLS	BF	H	R	ER	SO	BB	IBB	HBP	BLK	WP	HR	S	P	ERA	WHIP

TOP

Los Angeles Dodgers @ Baltimore Orioles

Fort Lauderdale Stadium, Ft. Lauderdale, FL

Mon Mar 12 2007, 1:05 PM EDT
Att. 4,579 - Partly Cloudy - 74 F

livebaseballscorecards.com

AB	34
R	4
H	11
RBI	4
BB	2
SO	4
LOB	12

BOTTOM

Los Angeles Dodgers @ Baltimore Orioles

Fort Lauderdale Stadium, Ft. Lauderdale, FL

Mon Mar 12 2007, 1:05 PM EDT

Att. 4,579 - Partly Cloudy - 74 F

livebaseballscorecards.com

Batter	1	2	3	4	5	6	7	8	9	AB	R	H	RBI	BB	SO	LOB
3 Freddie Bynum, L (1, 4) OBP: 0.294, SLG: 0.333	BBBB 4-0 G3 21 G3 S BB		x 0-0 2B			S S C 0-3 ② K		x 0-0 2B		3	1	2	0	1	1	0
Chris Gomez, R (1, 5) 38 Terry Tiffee, S (7, 5) OBP: 0.350, SLG: 0.471 OBP: 0.167, SLG: 0.118	S X 0-1 ① G3 1-3		x 0-0 ③ L4			x 0-0 1B		x 0-0 F7		3 1	0 0	1 0	0 0	0 0	0 0	2 1
21 Nick Markakis, L (1, 9) 71 Ruddy Yan, S (7, 9) OBP: 0.483, SLG: 0.519 OBP: 0.353, SLG: 0.313	x 0-0 ② G3 3-H			x 0-0 ① G4-3		x 0-0 ③ G4-3			S S C 0-3 ① K	3 1	0 0	0 0	1 0	0 0	0 1	1 0
10 Miguel Tejada, R (1, 10) 73 Mike Cervenak, R (9, PH) OBP: 0.261, SLG: 0.273 OBP: 0.300, SLG: 0.700	x 0-0 ③ F8			x 0-0 ② G6-3			x 0-0 ① G5-3		x 0-0 HR	3 1	0 1	0 1	0 1	0 0	0 0	0 0
17 Aubrey Huff, L (1, 3) 70 Jason Dubois, R (8, 3) OBP: 0.417, SLG: 0.500 OBP: 0.625, SLG: 0.786		x 0-0 ① G4-3		x 0-0 ③ G3			x 0-0 ② G6-3		S S S 0-3 ② K2-3	3 1	0 0	0 0	0 0	0 0	0 1	0 0
16 Jay Payton, R (1, 7) 68 Jon Knott, R (8, 7) OBP: 0.476, SLG: 0.650 OBP: 0.222, SLG: 0.353		x 0-0 ② G6-3	x 0-0 ① G6-3				x 0-0 1B		x 0-0 ③ G3	3 1	0 0	1 0	0 0	0 0	0 0	0 0
17 Corey Patterson, L (1, 8) 40 Adam Stern, L (8, 8) OBP: 0.273, SLG: 0.263 OBP: 0.500, SLG: 0.500		x 0-0 ③ P3	S S S 0-3 ② K				x 0-0 ③ P4			3 0	0 0	0 0	0 0	0 0	1 0	1 0
Paul Bako, L (1, 2) 60 J.R. House, R (7, 2) OBP: 0.231, SLG: 0.308			x 0-0 ① F8		x 0-0 ③ G4-3			x 0-0 ① G6-3		2 1	0 0	0 0	0 0	0 0	0 0	0 0
12 Brandon Fahey, L (1, 6) OBP: 0.125, SLG: 0.067			x 0-0 ② G3			x 0-0 ① G3		x 0-0 ② G1-3		3	0	0	0	0	0	0
Inning Stats	R: 1 E: 0 K: 0 S: 4 H: 0 LOB: 0 BB: 1 P: 8	R: 0 E: 0 K: 0 S: 3 H: 0 LOB: 0 BB: 0 P: 3	R: 0 E: 0 K: 0 S: 4 H: 1 LOB: 1 BB: 0 P: 4	R: 0 E: 0 K: 0 S: 3 H: 0 LOB: 0 BB: 0 P: 3	R: 0 E: 0 K: 1 S: 5 H: 0 LOB: 0 BB: 0 P: 5	R: 0 E: 0 K: 1 S: 6 H: 1 LOB: 1 BB: 0 P: 6	R: 0 E: 0 K: 0 S: 4 H: 1 LOB: 1 BB: 0 P: 4	R: 0 E: 0 K: 0 S: 4 H: 1 LOB: 1 BB: 0 P: 4	R: 1 E: 0 K: 2 S: 8 H: 1 LOB: 0 BB: 0 P: 8	1B: 2 2B: 2 3B: 0 HR: 1	SF: 0 SAC: 0 DP: 0 HBP: 0						

	AB	32
	R	2
	H	5
	RBI	2
	BB	1
	SO	4
	LOB	5

WP: 0 PB: 0 SB: 1 CS: 0 PA: 33

PITCHER		IP	WLS	BF	H	R	ER	SO	BB	IBB	HBP	BLK	WP	HR	S	P	ERA	WHIP
Brett Tomko, R ERA: 1.29	(1, 1)	3.0		11	1	1	1	0	1	0	0	0	0	0	11	15	3.00	0.667
75 Joe Mays, R ERA: 2.57	(4, 1)	3.0	W	10	1	0	0	2	0	0	0	0	0	0	14	14	0.00	0.333
47 Tim Hamulack, L ERA:	(7, 1)	1.0	H	4	1	0	0	0	0	0	0	0	0	0	4	4	0.00	1.000
63 Matt White, L ERA:	(8, 1)	1.0	H	4	1	0	0	0	0	0	0	0	0	0	4	4	0.00	1.000
60 Jon Meloan, R ERA: 2.25	(9, 1)	1.0	S	4	1	1	1	2	0	0	0	0	0	1	8	8	9.00	1.000

PITCHER	IP	WLS	BF	H	R	ER	SO	BB	IBB	HBP	BLK	WP	HR	S	P	ERA	WHIP

Detroit Tigers @ Los Angeles Dodgers

Holman Stadium, Vero Beach, FL

Tue Mar 13 2007, 1:05 PM EDT

Att. 5,729 - Sunny - 80 F

livebaseballscorecards.com

Batter	1	2	3	4	5	6	7	8	9	AB	R	H	RBI	BB	SO	LOB
28 Curtis Granderson, L (1, 8) OBP: 0.258, SLG: 0.250 74 Timo Perez, L (7, PH) OBP: 0.455, SLG: 0.579 (7, 7)	G3		G4-3		CS 1-2	B5-3	G4-3			3 1	0 0	0 0	0 0	0 0	0 0	0 1
8 Neifi Perez, S (1, 6) OBP: 0.458, SLG: 0.353 19 Kevin Hooper, R (3, 4) OBP: 0.100, SLG: 0.100	30 G6-3 1B			F8	K			B3		1 3	0 0	1 0	0 0	0 0	0 1	0 0
30 Magglio Ordonez, R (1, 9) OBP: 0.370, SLG: 0.381 24 Brent Clevlen, R (6, PR) OBP: 0.381, SLG: 0.500 (6, 9)	G6-3 1-2			2B	BB			P4		2 1	0 0	1 0	0 0	1 0	0 0	1 0
31 Chris Shelton, R (1, 3) OBP: 0.417, SLG: 0.591	F9			G5-3	K	K		K		4	0	0	0	0	2	3
20 Omar Infante, R (1, 4) OBP: 0.250, SLG: 0.367 (3, 6) (7, 5)		13 G5-4-3 1B		K			G6-3		G6-3	4	0	1	0	0	1	1
15 Brandon Inge, R (1, 5) OBP: 0.281, SLG: 0.154 63 Brent Dlugach, R (7, PR) OBP: 0.357, SLG: 0.538 (7, 6)		F8			K		G3 66 E 13 E BB		K	2 1	0 1	0 0	0 0	1 0	1 1	1 0
13 Vance Wilson, R (1, 2) OBP: 0.435, SLG: 0.619 72 Steve Torrealba, R (7, 2)	G5-4-3 1-2f				G4-3 66 1B 1B		FC6 G3 66 E 1-2		F7	3 1	2 0	1 0	0 0	0 0	0 0	2 0
Mike Rabelo, S (1, 10) OBP: 0.154, SLG: 0.083			G3-1		G4-3 1-2		G3 1-2 2-3			3	0	0	0	0	0	3
66 Cameron Maybin, R (1, 7) OBP: 0.471, SLG: 0.600 (7, 8)			G3-1		28 CS 2-H 1B		E5 2-H 3-H			3	0	1	1	0	0	1
Inning Stats	R: 0 E: 0 K: 0 S: 4 H: 1 LOB: 1 BB: 0 P: 4	R: 0 E: 0 K: 0 S: 3 H: 1 LOB: 0 BB: 0 P: 3	R: 0 E: 0 K: 0 S: 3 H: 0 LOB: 0 BB: 0 P: 3	R: 0 E: 0 K: 1 S: 6 H: 1 LOB: 1 BB: 0 P: 6	R: 1 E: 0 K: 1 S: 7 H: 2 LOB: 0 BB: 0 P: 7	R: 0 E: 0 K: 2 S: 7 H: 0 LOB: 1 BB: 1 P: 11	R: 2 E: 2 K: 0 S: 5 H: 0 LOB: 1 BB: 1 P: 9	R: 0 E: 0 K: 1 S: 5 H: 0 LOB: 0 BB: 0 P: 5	R: 0 E: 0 K: 1 S: 5 H: 0 LOB: 0 BB: 0 P: 5	1B: 4 2B: 1 3B: 0 HR: 0 SF: 0 SAC: 0 DP: 1 HBP: 0						

TOP	
AB	32
R	3
H	5
RBI	1
BB	2
SO	6
LOB	13

		WP: 0	PA: 35
		PB: 0	
		SB: 0	
		CS: 1	

PITCHER		IP	WLS	BF	H	R	ER	SO	BB	IBB	HBP	BLK	WP	HR	S	P	ERA	WHIP
Derek Lowe, R ERA: 2.7	(1, 1)	5.0		18	5	1	1	2	0	0	0	0	0	0	23	23	1.80	1.000
41 Chin-hui Tsao, R ERA: 1.8	(6, 1)	1.0	H	4	0	0	0	2	1	0	0	0	0	0	7	11	0.00	1.000
44 Takashi Saito, R ERA:	(7, 1)	1.0	B	6	0	2	0	0	1	0	0	0	0	0	5	9	0.00	1.000
38 Rudy Seanez, R ERA:	(8, 1)	1.0		3	0	0	0	1	0	0	0	0	0	0	5	5	0.00	0.000
54 D.J. Houlton, R ERA: 1.93	(9, 1)	1.0	W	3	0	0	0	1	0	0	0	0	0	0	5	5	0.00	0.000

PITCHER	IP	WLS	BF	H	R	ER	SO	BB	IBB	HBP	BLK	WP	HR	S	P	ERA	WHIP

Batter	1	2	3	4	5	6	7	8	9	AB	R	H	RBI	BB	SO	LOB
15 Rafael Furcal, S (1, 6) OBP: 0.200, SLG: 0.400	G6-3	G6-3 1-2 2-3		55 2B 2B		P4		1B		3	1	1	0	0	0	2
13 Wilson Valdez, R (5, 6) OBP: 0.389, SLG: 0.629										2	0	1	0	0	0	0
55 Russell Martin, R (1, 10) OBP: 0.370, SLG: 0.440	2B BB	G4-3		G4-3 2-H 2B		2B		K2-3		3	1	2	1	1	0	2
57 Larry Bigbie, L (8, PH) OBP: 0.387, SLG: 0.655 (9, 10)										1	0	0	0	0	1	1
Olmedo Saenz, R (1, 3) OBP: 0.318, SLG: 0.409	FC3-6 1-H 2B		G6-3	G4-3 2-3		K			G1-3	4	0	1	1	0	1	2
7 James Loney, L (7, 3) OBP: 0.556, SLG: 0.567										1	0	0	0	0	0	0
12 Jeff Kent, R (1, 4) OBP: 0.438, SLG: 0.571	FC3-6 BB		G6-3	G5-3		L1			HR	2	0	0	0	1	0	1
65 Tony Abreu, S (5, 4) OBP: 0.393, SLG: 0.815										2	1	1	1	0	0	1
Luis Gonzalez, L (1, 7) OBP: 0.389, SLG: 0.467	FC3-6 1-2f 2-3		2B 1B		1B 27 FC5-4 2B		E5 28 G6-4-3			3	1	2	0	0	0	2
13 Choo Freeman, R (6, 7) OBP: 0.240, SLG: 0.174										1	0	0	0	0	0	0
Wilson Betemit, S (1, 5) OBP: 0.250, SLG: 0.231	K		1-3 2B	27 FC5-4 2-3 1B			G6-4-3 1-2f			3	0	2	0	0	1	2
28 Andy LaRoche, R (6, 5) OBP: 0.313, SLG: 0.276										1	0	0	0	0	0	1
16 Andre Ethier, L (1, 9) OBP: 0.464, SLG: 0.481		K BB			K		G3-1			3	0	0	0	1	2	2
49 Delwyn Young, S (8, 9) OBP: 0.407, SLG: 0.542										0	0	0	0	0	0	0
27 Matt Kemp, R (1, 8) OBP: 0.290, SLG: 0.259		15 G6-3 77 BB 1B	K		FC5-4 1-2f 3-H			L7		4	0	1	1	0	1	4
77 Kelly Stinnett, R (1, 2) OBP: 0.294, SLG: 0.375		15 G6-3 1-2 BB		G5-3	K			K		2	0	0	0	1	1	1
66 Sandy Martinez, L (6, 2) OBP: 0.143, SLG: 0.077										1	0	0	0	0	1	0
Inning Stats	R: 1 H: 1 E: 0 LOB: 2 K: 1 BB: 2 S: 6 P: 14	R: 0 H: 1 E: 0 LOB: 2 K: 1 BB: 1 S: 6 P: 10	R: 0 H: 2 E: 0 LOB: 3 K: 1 BB: 1 S: 7 P: 11	R: 1 H: 2 E: 0 LOB: 1 K: 0 BB: 0 S: 5 P: 5	R: 1 H: 2 E: 0 LOB: 1 K: 2 BB: 0 S: 9 P: 9	R: 0 H: 1 E: 0 LOB: 1 K: 1 BB: 0 S: 6 P: 6	R: 0 H: 0 E: 1 LOB: 0 K: 0 BB: 0 S: 3 P: 3	R: 0 H: 1 E: 0 LOB: 1 K: 2 BB: 0 S: 8 P: 8	R: 1 H: 1 E: 0 LOB: 0 K: 0 BB: 0 S: 2 P: 2	1B: 4 SF: 0 2B: 6 SAC: 0 3B: 0 DP: 1 HR: 1 HBP: 0						

PITCHER		IP	WLS	BF	H	R	ER	SO	BB	IBB	HBP	BLK	WP	HR	S	P	ERA	WHIP
29 Nate Robertson, L ERA: 1.23	(1, 1)	2.2		14	3	1	1	2	3	0	0	0	0	0	15	27	3.38	2.250
Jason Grilli, R ERA: 13.5	(3, 1)	1.1		8	3	1	1	1	1	0	0	0	0	0	9	13	6.75	3.000
48 Edward Campusano, L ERA: 1.29	(5, 1)	2.0		9	3	1	1	3	0	0	0	0	0	0	15	15	4.50	1.500
94 Jose Mesa, R ERA: 1.69	(7, 1)	1.0		3	0	0	0	0	0	0	0	0	0	0	3	3	0.00	0.000
44 Bobby Seay, L ERA: 1.35	(8, 1)	1.1	L	6	2	1	1	2	0	0	0	0	0	1	10	10	6.75	1.500

PITCHER	IP	WLS	BF	H	R	ER	SO	BB	IBB	HBP	BLK	WP	HR	S	P	ERA	WHIP

BOTTOM

Detroit Tigers @ Los Angeles Dodgers

Holman Stadium, Vero Beach, FL

Tue Mar 13 2007, 1:05 PM EDT

Att. 5,729 - Sunny - 80 F

livebaseballscorecards.com

AB	36
R	4
H	11
RBI	4
BB	4
SO	8
LOB	21

WP: 0 PA: 40
PB: 0
SB: 0
CS: 0

Batter	1	2	3	4	5	6	7	8	9	AB	R	H	RBI	BB	SO	LOB
65 Tony Abreu, S (1, 4) OBP: 0.364, SLG: 0.719	E1 7 1B 9 1B	9 1B 2-3 3-H 1B		G6-3			K2-3		K	5	0	1	1	0	2	0
9 Juan Pierre, L (1, 8) OBP: 0.444, SLG: 0.481	7 1B 1-2 1B	1-3 3-H 1B			7 1B 28 FC5-2 1B		G6-3		P3	3	0	3	1	0	0	0
13 Choo Freeman, R (6, 8) OBP: 0.222, SLG: 0.160										2	0	0	0	0	0	0
7 James Loney, L (1, 3) OBP: 0.564, SLG: 0.576	1-2 2-3 1B	F7			16 L6 28 FC5-2 1-3 1B			28 E 49 2B 1B		3	0	2	0	0	0	2
88 Larry Barnes, L (7, 3) OBP: 0.400, SLG: 0.400										1	1	1	0	0	0	0
28 Andy LaRoche, R (1, 5) OBP: 0.278, SLG: 0.242	F5	G1-3			FC5-2 1-2 3-H			L4 1-2		4	0	0	0	0	0	8
82 Blake DeWitt, L (8, 5)										0	0	0	0	0	0	0
16 Andre Ethier, L (1, 9) OBP: 0.419, SLG: 0.433	K		F8		L6 2-2			27 1B 2-H 2B		3	0	0	0	0	1	5
49 Delwyn Young, S (7, 9) OBP: 0.429, SLG: 0.600										1	0	1	1	0	0	0
27 Matt Kemp, R (1, 7) OBP: 0.314, SLG: 0.290	L7		77 G6-4-3 1B			G4-3		2-3 1B		4	0	2	0	0	0	3
69 Francisco Lizarraga, R (8, PR)										0	0	0	0	0	0	0
63 Matt White, R (8, 1)										0	0	0	0	0	0	0
60 Jon Meloan, R (9, 1)										0	0	0	0	0	0	0
77 Kelly Stinnett, R (1, 2) OBP: 0.300, SLG: 0.368		81 E 65 1B 81 1B 1B	G6-4-3 1-2f			K		K		3	1	1	0	0	1	1
59 Greg Miller, L (6, 1)										0	0	0	0	0	0	0
84 Mitch Jones, R (8, PH)										1	0	0	0	0	1	2
(8, 7)																
81 Iván De Jesús Jr., R (1, 6) OBP: 0.500, SLG: 0.500		E7 65 1B 9 1B 1-3 1B		K		P3		K		4	1	1	0	0	2	2
Mark Hendrickson, L (1, 1)		K		K			K		K	2	0	0	0	0	2	2
66 Sandy Martinez, L (6, 2) OBP: 0.125, SLG: 0.067										2	0	0	0	0	2	0

Inning Stats	1	2	3	4	5	6	7	8	9
	R: 0 E: 1 K: 1 S: 8 H: 2 LOB: 3 BB: 0 P: 8	R: 2 E: 1 K: 1 S: 9 H: 4 LOB: 2 BB: 0 P: 9	R: 0 E: 0 K: 0 S: 3 H: 1 LOB: 0 BB: 0 P: 3	R: 0 E: 0 K: 2 S: 7 H: 0 LOB: 0 BB: 0 P: 7	R: 0 E: 0 K: 0 S: 4 H: 2 LOB: 1 BB: 0 P: 4	R: 0 E: 0 K: 1 S: 5 H: 0 LOB: 0 BB: 0 P: 5	R: 0 E: 0 K: 2 S: 7 H: 0 LOB: 0 BB: 0 P: 7	R: 1 E: 1 K: 2 S: 10 H: 3 LOB: 2 BB: 0 P: 10	R: 0 E: 0 K: 2 S: 7 H: 0 LOB: 0 BB: 0 P: 7

PITCHER		IP	WLS	BF	H	R	ER	SO	BB	IBB	HBP	BLK	WP	HR	S	P	ERA	WHIP
44 Jason Isringhausen, R ERA:	(1, 1)	1.0		6	2	0	0	1	0	0	0	0	0	0	8	8	0.00	2.000
50 Adam Wainwright, R ERA: 1.08	(2, 1)	5.0	L	20	7	2	2	4	0	0	0	0	0	0	28	28	3.60	1.400
34 Randy Flores, L ERA: 3.0	(7, 1)	1.0		3	0	0	0	2	0	0	0	0	0	0	7	7	0.00	0.000
36 Russ Springer, R ERA: 9.0	(8, 1)	1.0		6	3	1	1	2	0	0	0	0	0	0	10	10	9.00	3.000
72 Dennis Dove, R ERA: 2.08	(9, 1)	1.0		3	0	0	0	2	0	0	0	0	0	0	7	7	0.00	0.000

PITCHER | IP | WLS | BF | H | R | ER | SO | BB | IBB | HBP | BLK | WP | HR | S | P | ERA | WHIP

TOP

Los Angeles Dodgers @ St. Louis Cardinals

Roger Dean Stadium, Jupiter, FL

Thu Mar 15 2007, 1:05 PM EDT
Att. 6,976 - Partly Cloudy - 78 F

livebaseballscorecards.com

AB	38
R	3
H	12
RBI	3
BB	0
SO	11
LOB	25

1B: 11	SF: 0	WP: 0	PA: 38
2B: 2	SAC: 0	PB: 0	
3B: 0	DP: 2	SB: 0	
HR: 0	HBP: 0	CS: 0	

BOTTOM

Los Angeles Dodgers @ St. Louis Cardinals

Roger Dean Stadium, Jupiter, FL

Thu Mar 15 2007, 1:05 PM EDT
Att. 6,976 - Partly Cloudy - 78 F

livebaseballscorecards.com

Batter	1	2	3	4	5	6	7	8	9	AB	R	H	RBI	BB	SO	LOB
22 David Eckstein, R (1, 6) OBP: 0.500, SLG: 0.500	BBBB 4-0 27 FC4-6 BB		X 0-0 ③ G6-3			H 1-0 27 G3-1 70 1B HBP		X 0-0 E5 BB 70 FC6-4 HBP		1	0	0	0	1	0	0
19 Jolbert Cabrera, R (6, PR) OBP: 0.182, SLG: 0.156 (7, 5)										1	1	0	0	0	0	0
So Taguchi, R (1, 8) OBP: 0.184, SLG: 0.139	X 0-0 ① L7			X 0-0 ① G5-3		SST 0-2 ① K		H 1-0 70 FC6-4 BB 1-2 HBP		3	0	0	0	0	1	2
27 Scott Rolen, R (1, 5) OBP: 0.371, SLG: 0.414	X 0-0 ② FC4-6 1-2f			X 0-0 2B		X 0-0 ② G3-1 1-2		BBBB 4-0 70 FC6-4 1-2 2-3 BB		3	0	1	0	0	0	2
Aaron Miles, S (7, 6) OBP: 0.355, SLG: 0.280										0	0	0	0	1	0	0
70 Tagg Bozied, R (1, 3) OBP: 0.333, SLG: 0.355	X 0-0 ③ F7			X 0-0 ② F9		X 0-0 ③ 2-H 1B		X 0-0 ① FC6-4 35 G6-4-3 1-2f 2-3 3-H		4	0	1	1	0	0	4
Miguel Negron, L (8, PR) OBP: 0.333, SLG: 0.130 (9, 7)										0	0	0	0	0	0	0
26 Scott Spiezio, S (1, 9) OBP: 0.436, SLG: 0.433		X 0-0 ① L8		X 0-0 ③ P6			X 0-0 ① G6-3	X 0-0 ②③ G6-4-3 1-2f		3	0	0	0	0	0	1
36 Russ Springer, R (8, 1)										0	0	0	0	0	0	0
35 Eli Marrero, R (8, PH) OBP: 0.316, SLG: 0.214 (9, 3)										1	0	0	0	0	0	2
3 Preston Wilson, R (1, 7) OBP: 0.233, SLG: 0.214		X 0-0 ② F8			X 0-0 ① 1B		SSS 0-3 ② K		SSS 0-3 ① K	3	0	1	0	0	1	0
72 Dennis Dove, R (9, 1)										0	0	0	0	0	0	0
53 John Rodriguez, L (9, PH) OBP: 0.519, SLG: 0.591										1	0	0	0	0	1	0
4 Yadier Molina, R (1, 2) OBP: 0.414, SLG: 0.375		X 0-0 ③ G5-6-3			X 0-0 ② L4		BBBB 4-0 68 BB BB	X 0-0 HR		2	0	0	0	1	0	0
81 Brian Esposito, R (9, 2)										0	0	0	0	0	0	0
16 Chris Duncan, L (9, PH) OBP: 0.386, SLG: 0.553										1	1	1	1	0	0	0
7 Adam Kennedy, L (1, 4) OBP: 0.200, SLG: 0.500			X 0-0 ① F7		X 0-0 2B		BBBBB 4-0 1-2 BB	X 0-0 ② P5		2	0	1	0	0	0	0
68 Edgar Gonzalez, R (7, PH) OBP: 0.444, SLG: 0.714										1	0	0	0	1	0	0
(8, 4)																
44 Jason Isringhausen, R (1, 1)			SSS 0-3 ② K		SSS 0-3 ③ K		X 0-0 ③ F7	X 0-0 ③ F8		0	0	0	0	0	0	0
50 Adam Wainwright, R (2, 1)										2	0	0	0	0	2	1
34 Randy Flores, L (7, 1)										0	0	0	0	0	0	0
63 Ryan Ludwick, R (7, PH) OBP: 0.450, SLG: 0.600										2	0	0	0	0	0	2
(8, 9)																
Inning Stats	R: 0 E: 0 K: 0 S: 3 H: 0 LOB: 1 BB: 1 P: 7	R: 0 E: 0 K: 0 S: 3 H: 0 LOB: 0 BB: 0 P: 3	R: 0 E: 0 K: 1 S: 5 H: 0 LOB: 0 BB: 0 P: 5	R: 0 E: 0 K: 0 S: 4 H: 1 LOB: 1 BB: 0 P: 4	R: 0 E: 0 K: 1 S: 6 H: 2 LOB: 1 BB: 0 P: 6	R: 0 E: 0 K: 1 S: 5 H: 1 LOB: 2 BB: 0 P: 6	R: 0 E: 0 K: 1 S: 5 H: 0 LOB: 2 BB: 2 P: 13	R: 1 E: 1 K: 0 S: 3 H: 0 LOB: 2 BB: 1 P: 8	R: 1 E: 0 K: 1 S: 6 H: 1 LOB: 0 BB: 0 P: 6							

	AB	30
	R	2
	H	5
	RBI	2
	BB	4
	SO	5
	LOB	14

1B: 2 SF: 0 WP: 0 PA: 36
2B: 2 SAC: 0 PB: 0
3B: 0 DP: 1 SB: 0
HR: 1 HBP: 2 CS: 0

PITCHER		IP	WLS	BF	H	R	ER	SO	BB	IBB	HBP	BLK	WP	HR	S	P	ERA	WHIP
Mark Hendrickson, L ERA: 4.63	(1, 1)	5.0	W	18	3	0	0	2	1	0	0	0	0	0	21	25	0.00	0.800
59 Greg Miller, L ERA: 5.63	(6, 1)	2.0	H	9	1	0	0	2	2	0	1	0	0	0	10	19	0.00	1.500
63 Matt White, L ERA:	(8, 1)	1.0	H	5	0	1	0	0	1	0	1	0	0	0	3	8	0.00	1.000
60 Jon Meloan, R ERA: 3.6	(9, 1)	1.0	S	4	1	1	1	1	0	0	0	0	0	1	6	6	9.00	1.000

PITCHER	IP	WLS	BF	H	R	ER	SO	BB	IBB	HBP	BLK	WP	HR	S	P	ERA	WHIP

Batter	1	2	3	4	5	6	7	8	9	AB	R	H	RBI	BB	SO	LOB
Jose Macias, S (1, 8) OBP: 0.211, SLG: 0.167	BBBB 4-0 S 5 2B BB	x 0-0 FC6-4 1-2 1B		x 0-0 ③ P3			x 0-0 ① G3-1		SSS 0-3 ③ K	4	1	1	0	1	1	1
Josh Wilson, R (1, 6) OBP: 0.484, SLG: 0.480 Carlos Alvarez, S (5, 6)	CCC 0-3 ① K 1-2	x 0-0 ③ FC6-4 1-2f			x 0-0 5 BB 1B		SSS 0-3 ② K			3 1	0 0	1 0	0 0	0 0	1 1	3 0
5 Kory Casto, L (1, 5) OBP: 0.565, SLG: 0.588	x 0-0 21 1B 2H 2B		x 0-0 ① F7		BBBB 4-0 1-2 BB		x 0-0 ③ L3			3	1	1	1	1	0	0
44 Alex Escobar, R (1, 10) OBP: 0.273, SLG: 0.273	x 0-0 ② P2		x 0-0 ② P6		CCC 0-3 ① K			x 0-0 ① G5-3		4	0	0	0	0	1	3
21 Dmitri Young, S (1, 3) OBP: 0.667, SLG: 1.667 33 Larry Broadway, L (5, 3) OBP: 0.364, SLG: 0.350	x 0-0 2H 1B		x 0-0 HR		SSS 0-3 ② K			x 0-0 1B		3 1	1 0	2 1	2 0	0 0	1 0	2 0
77 Abraham Nunez, S (1, 9) OBP: 0.296, SLG: 0.458 Chris Marrero, R (5, 7)	x 0-0 ③ P4		CCC 0-3 ③ K		SFS 0-3 ③ K			x 0-0 ② F9		3 1	0 0	0 0	0 0	0 0	2 0	3 1
Chris Snelling, L (1, 7) OBP: 0.346, SLG: 0.429 (5, 9)		SSS 0-3 ① K		x 0-0 ① F8		x 0-0 ① G3-1		CCC 0-3 ③ K		4	0	0	0	0	2	1
Joe Thurston, L (1, 4) OBP: 0.294, SLG: 0.200 10 Brandon Harper, R (9, PH) OBP: 0.333, SLG: 0.143		x 0-0 ② G3		BBBB 4-0 CS BB		x 0-0 ② G1-3			x 0-0 ① G6-3	2 1	0 0	0 0	0 0	1 0	0 0	0 0
Danny Ardoin, R (1, 2) OBP: 0.273, SLG: 0.111 61 Juan Brito, R (6, 2) OBP: 0.333, SLG: 0.500		BBBB 4-0 1B BB		S 1-1 ② 1 SAFE H 1-2 HBP		x 0-0 ③ P6			CCC 0-3 ② K	1 1	0 0	0 0	0 0	1 0	0 1	0 0
Inning Stats	R: 2 E: 0 K: 1 S: 7 H: 2 LOB: 1 BB: 1 P: 11	R: 0 E: 0 K: 1 S: 6 H: 1 LOB: 2 BB: 1 P: 10	R: 1 E: 0 K: 1 S: 6 H: 1 LOB: 0 BB: 0 P: 6	R: 0 E: 0 K: 0 S: 3 H: 0 LOB: 1 BB: 1 P: 8	R: 0 E: 0 K: 3 S: 10 H: 1 LOB: 2 BB: 1 P: 14	R: 0 E: 0 K: 0 S: 3 H: 0 LOB: 0 BB: 0 P: 3	R: 0 E: 0 K: 1 S: 5 H: 0 LOB: 0 BB: 0 P: 5	R: 0 E: 0 K: 1 S: 6 H: 1 LOB: 1 BB: 0 P: 6	R: 0 E: 0 K: 2 S: 7 H: 0 LOB: 0 BB: 0 P: 7							

PITCHER		IP	WLS	BF	H	R	ER	SO	BB	IBB	HBP	BLK	WP	HR	S	P	ERA	WHIP
29 Jason Schmidt, R ERA: 6.55	(1, 1)	4.0	W	19	4	3	3	3	3	0	1	0	0	1	22	35	6.75	1.750
58 Chad Billingsley, R ERA:	(5, 1)	2.0	H	8	1	0	0	3	1	0	0	0	0	0	13	17	0.00	1.000
Elmer Dessens, R ERA: 1.29	(7, 1)	2.0	H	7	1	0	0	2	0	0	0	0	0	0	11	11	0.00	0.500
Joe Beimel, L ERA: 3.6	(9, 1)	1.0	S	3	0	0	0	2	0	0	0	0	0	0	7	7	0.00	0.000

PITCHER	IP	WLS	BF	H	R	ER	SO	BB	IBB	HBP	BLK	WP	HR	S	P	ERA	WHIP

TOP

Washington Nationals @ Los Angeles Dodgers
Holman Stadium, Vero Beach, FL
Thu Mar 15 2007, 7:05 PM EDT
Att. 3,838 - Clear - 70 F

livebaseballscorecards.com

AB	32
R	3
H	6
RBI	3
BB	4
SO	10
LOB	14

1B: 4	SF: 0	WP: 0	PA: 37
2B: 1	SAC: 0	PB: 0	
3B: 0	DP: 0	SB: 1	
HR: 1	HBP: 1	CS: 1	

BOTTOM

Washington Nationals @ Los Angeles Dodgers
Holman Stadium, Vero Beach, FL
Thu Mar 15 2007, 7:05 PM EDT
Att. 3,838 - Clear - 70 F

livebaseballscorecards.com

Batter	1	2	3	4	5	6	7	8	9	AB	R	H	RBI	BB	SO	LOB
15 Rafael Furcal, S (1, 6) OBP: 0.375, SLG: 0.625 Olmedo Saenz, R (6, 3) OBP: 0.304, SLG: 0.391	G6-3		5 HR 1B	2B			K			3 1 2 0 0 0 0 1 0 0 0 0 1 0						
55 Russell Martin, R (1, 2) OBP: 0.333, SLG: 0.393 Mike Lieberthal, R (5, 2) OBP: 0.267, SLG: 0.286	G5-3		L5	G5-3			FC6-4 1B			3 0 0 0 0 0 2 1 0 1 0 0 0 0						
5 Nomar Garciaparra, R (1, 3) OBP: 0.227, SLG: 0.636 Xavier Paul, L (6, 7) OBP: 0.250, SLG: 0.250	K		1-H HR		F8		FC6-4 84 S 84 1B 1-2f			3 1 1 2 0 1 0 1 1 0 0 0 0 1						
12 Jeff Kent, R (1, 4) OBP: 0.474, SLG: 0.563 84 Sergio Garcia, R (6, 6) OBP: 1.000, SLG: 1.000		HR BB	21 BB BB 1B		G5-3		CS 1-H 1B			2 1 1 0 1 0 0 1 0 1 1 0 0 0						
Luis Gonzalez, L (1, 7) OBP: 0.429, SLG: 0.647 Luis Maza, R (6, 4) OBP: 1.000, SLG: 1.000		1-H HR	21 BB 1-2 BB		G4-3		CS 1-2	G4-6-3 1B		2 1 1 2 1 0 0 1 0 1 0 0 0 0						
21 Marlon Anderson, L (1, 10) Alberto Concepcion, R (8, PH) (9, 10)		P6	G6-4-3 1-2 2-3 BB			G5-3		G4-6-3 1-2f		2 0 0 0 1 0 0 1 0 0 0 0 0 1						
Wilson Betemit, S (1, 5) OBP: 0.258, SLG: 0.241 86 Marshall McDougall, R (7, 5) OBP: 0.333, SLG: 0.333		1B	G6-4-3 1-2f			G5-3		K		3 0 1 0 0 0 3 1 0 0 0 0 1 0						
57 Larry Bigbie, L (1, 9) OBP: 0.382, SLG: 0.613 Adam Godwin, R (7, 9)		BB	G3			F7				2 0 0 0 1 0 0 0 0 0 0 0 0 0						
13 Wilson Valdez, R (1, 8) OBP: 0.385, SLG: 0.684		P6	B2				HR			3 1 1 1 0 0 1						
Inning Stats	R: 0 E: 0 K: 1 S: 5 H: 0 LOB: 0 BB: 0 P: 5	R: 2 E: 0 K: 0 S: 4 H: 2 LOB: 1 BB: 2 P: 12	R: 2 E: 0 K: 0 S: 5 H: 3 LOB: 2 BB: 2 P: 13	R: 0 E: 0 K: 0 S: 4 H: 1 LOB: 1 BB: 0 P: 4	R: 0 E: 0 K: 0 S: 3 H: 0 LOB: 0 BB: 0 P: 3	R: 0 E: 0 K: 0 S: 3 H: 0 LOB: 0 BB: 0 P: 3	R: 2 E: 0 K: 1 S: 9 H: 3 LOB: 0 BB: 0 P: 9	R: 0 E: 0 K: 1 S: 5 H: 1 LOB: 0 BB: 0 P: 5		1B: 6 2B: 1 3B: 0 HR: 3 SF: 0 SAC: 0 DP: 2 HBP: 0						

	AB	30
	R	6
	H	10
	RBI	6
	BB	4
	SO	3
	LOB	8

WP: 0 PB: 0 SB: 1 CS: 1 PA: 35

PITCHER	IP	WLS	BF	H	R	ER	SO	BB	IBB	HBP	BLK	WP	HR	S	P	ERA	WHIP
57 Jason Bergmann, R (1, 1) ERA: 4.91	2.1	L	15	5	4	4	1	4	0	0	0	0	2	13	29	15.43	3.857
34 Ray King, L (3, 1) ERA: 7.2	1.2		5	1	0	0	0	0	0	0	0	0	0	5	5	0.00	0.600
59 Micah Bowie, L (5, 1) ERA: 4.91	2.0		6	0	0	0	0	0	0	0	0	0	0	6	6	0.00	0.000
Jon Rauch, R (7, 1) ERA: 5.4	1.0		5	3	2	2	1	0	0	0	0	0	1	9	9	18.00	3.000
35 Ryan Wagner, R (8, 1) ERA: 3.0	1.0		3	1	0	0	1	0	0	0	0	0	0	5	5	0.00	1.000

PITCHER	IP	WLS	BF	H	R	ER	SO	BB	IBB	HBP	BLK	WP	HR	S	P	ERA	WHIP

Batter	1	2	3	4	5	6	7	8	9	AB	R	H	RBI	BB	SO	LOB
Inning Stats																

Boston Red Sox @ Los Angeles Dodgers

Holman Stadium, Vero Beach, FL

Fri Mar 16 2007, 1:05 PM EDT

TOP

livebaseballscorecards.com

AB	0
R	0
H	0
RBI	0
BB	0
SO	0
LOB	0

1B:	0	SF:	0	
2B:	0	SAC:	0	
3B:	0	DP:	0	
HR:	0	HBP:	0	

WP:	0
PB:	0
SB:	0
CS:	0
PA:	0

PITCHER	IP	WLS	BF	H	R	ER	SO	BB	IBB	HBP	BLK	WP	HR	S	P	ERA	WHIP

PITCHER	IP	WLS	BF	H	R	ER	SO	BB	IBB	HBP	BLK	WP	HR	S	P	ERA	WHIP

Batter	1	2	3	4	5	6	7	8	9	AB	R	H	RBI	BB	SO	LOB
Inning Stats																

BOTTOM

Boston Red Sox @ Los Angeles Dodgers

Holman Stadium, Vero Beach, FL

Fri Mar 16 2007, 1:05 PM EDT

livebaseballscorecards.com

AB	**0**
R	**0**
H	**0**
RBI	**0**
BB	**0**
SO	**0**
LOB	**0**

1B: 0	SF: 0	WP: 0	PA: 0
2B: 0	SAC: 0	PB: 0	
3B: 0	DP: 0	SB: 0	
HR: 0	HBP: 0	CS: 0	

PITCHER	IP	WLS	BF	H	R	ER	SO	BB	IBB	HBP	BLK	WP	HR	S	P	ERA	WHIP

PITCHER	IP	WLS	BF	H	R	ER	SO	BB	IBB	HBP	BLK	WP	HR	S	P	ERA	WHIP

Houston Astros @ Los Angeles Dodgers

Holman Stadium, Vero Beach, FL

Sat Mar 17 2007, 1:05 PM EDT

Att. 5,734 - Sunny - 66 F

TOP

livebaseballscorecards.com

Batter	1	2	3	4	5	6	7	8	9	AB	R	H	RBI	BB	SO	LOB
Mark Loretta, R (1, 6) OBP: 0.400, SLG: 0.419	BB 45 1B		G4-6-3	FC6-4 1-2 2-H 3-H		K			23 G5-4-3	3	1	3	2	0	0	0
37 Matt Albers, L (5, 1)			1B	1B					BB	1	0	0	0	0	1	0
Kelly Wunsch, L (8, 1)										0	0	0	0	0	0	0
Charlton Jimerson, R (8, 8) OBP: 0.400, SLG: 0.412										0	0	0	0	1	0	0
Mike Lamb, L (1, 5) OBP: 0.395, SLG: 0.412	45 1B 1-2		G4-6-3 1-2f	FC6-4 1-2f			F9		G5-4-3 1-2f	2	0	0	0	1	0	3
23 Danny Klassen, R (4, 5)	BB									2	0	0	0	0	0	1
(5, 6)																
16 Jason Lane, R (1, 8) OBP: 0.317, SLG: 0.579	K		F9		F8		F8			4	0	0	0	0	1	2
(8, 3)																
45 Carlos Lee, R (1, 7) OBP: 0.448, SLG: 0.679	1-2 2-H			HR	67 FC3-6 1B		K			2	1	2	2	0	0	0
65 Hunter Pence, R (4, 7) OBP: 0.656, SLG: 1.038	1B				BB					1	0	0	0	1	1	0
Luke Scott, L (1, 9) OBP: 0.371, SLG: 0.613	F7			K	67 FC3-6 1-2			F8		2	0	0	0	0	1	2
Richard Hidalgo, R (4, 9) OBP: 0.200, SLG: 0.188					1B					2	0	1	0	0	0	0
67 Brooks Conrad, S (1, 4) OBP: 0.333, SLG: 0.533	K			G6-3	FC3-6 1-2f 2-3			K		4	0	0	0	0	2	4
4 Eric Bruntlett, R (1, 3) OBP: 0.282, SLG: 0.188		P4		36 1B 1B	G4-3			P3		4	1	1	0	0	0	2
(5, 5)				2B												
58 Dave Borkowski, R (8, 1)										0	0	0	0	0	0	0
13 Eric Munson, L (1, 2) OBP: 0.438, SLG: 0.536		F8		36 1B 1B		G6-3			HR	3	2	1	1	1	0	0
(5, 3)				BB												
(8, 5)																
36 Brian Moehler, R (1, 1) OBP: 0.500, SLG: 0.500		G1		1B 1-2 2-3		G4-3			K	2	0	1	0	0	0	0
55 Humberto Quintero, R (5, 2) OBP: 0.276, SLG: 0.200				1B						2	0	0	0	0	1	0
Inning Stats	R: 1 E: 0 K: 2 S: 9 H: 2 LOB: 2 BB: 1 P: 13	R: 0 E: 0 K: 0 S: 3 H: 0 LOB: 0 BB: 0 P: 3	R: 0 E: 0 K: 0 S: 3 H: 1 LOB: 0 BB: 0 P: 3	R: 3 E: 0 K: 1 S: 9 H: 4 LOB: 2 BB: 1 P: 13	R: 0 E: 0 K: 0 S: 4 H: 1 LOB: 2 BB: 1 P: 8	R: 0 E: 0 K: 1 S: 5 H: 0 LOB: 0 BB: 0 P: 5	R: 0 E: 0 K: 1 S: 5 H: 0 LOB: 0 BB: 0 P: 5	R: 0 E: 0 K: 1 S: 5 H: 0 LOB: 0 BB: 0 P: 5	R: 1 E: 0 K: 1 S: 5 H: 1 LOB: 0 BB: 1 P: 9	1B: 6 2B: 1 3B: 0 HR: 2 SF: 0 SAC: 0 DP: 2 HBP: 0						

AB	34
R	5
H	9
RBI	5
BB	4
SO	7
LOB	14

WP: 0 PA: 38
PB: 0
SB: 0
CS: 0

PITCHER		IP	WLS	BF	H	R	ER	SO	BB	IBB	HBP	BLK	WP	HR	S	P	ERA	WHIP
Brett Tomko, R ERA: 1.8	(1, 1)	3.0		12	3	1	1	2	1	0	0	0	0	0	15	19	3.00	1.333
75 Joe Mays, R ERA: 4.5	(4, 1)	3.0		16	5	3	3	2	2	0	0	0	0	1	18	26	9.00	2.333
54 D.J. Houlton, R ERA: 1.35	(7, 1)	2.0	W	6	0	0	0	2	0	0	0	0	0	0	10	10	0.00	0.000
63 Matt White, L ERA: 1.23	(9, 1)	1.0	S	4	1	1	1	1	1	0	0	0	0	1	5	9	9.00	2.000

PITCHER	IP	WLS	BF	H	R	ER	SO	BB	IBB	HBP	BLK	WP	HR	S	P	ERA	WHIP

Batter	1	2	3	4	5	6	7	8	9	AB	R	H	RBI	BB	SO	LOB
15 Rafael Furcal, S (1, 6) OBP: 0.455, SLG: 0.727	9 3B 1B	9 1B 2B		L6		G6-3 2-3 3-H		G3 2-3		3	2	2	0	0	0	1
18 Ramon Martinez, R (5, 6) OBP: 0.294, SLG: 0.250 (6, 4)										2	0	0	1	0	0	2
9 Juan Pierre, L (1, 8) OBP: 0.467, SLG: 0.567	5 1B 3B 1-H	2-H 1B		G4-3		P4		E5 3-H		3	1	2	2	0	0	1
27 Matt Kemp, R (6, 8) OBP: 0.297, SLG: 0.273										2	0	0	0	0	0	1
5 Nomar Garciaparra, R (1, 3) OBP: 0.240, SLG: 0.600	7 WP 1B 1B 3-H	P4			L7		L9	G3		3	0	1	1	0	0	1
49 Delwyn Young, S (6, 7) OBP: 0.400, SLG: 0.556										2	0	0	0	0	0	1
12 Jeff Kent, R (1, 4) OBP: 0.409, SLG: 0.474	F7		K		G5-3		G5-3			3	0	0	0	0	1	1
88 Larry Barnes, L (6, 3) OBP: 0.333, SLG: 0.333										1	0	0	0	0	0	0
Luis Gonzalez, L (1, 7) OBP: 0.417, SLG: 0.579	F9	F7			BB		77 CS 1B			2	0	0	0	1	0	1
65 Tony Abreu, S (5, PR) OBP: 0.382, SLG: 0.727 (6, 6)										1	0	1	0	0	0	0
13 Wilson Valdez, R (8, 6) OBP: 0.385, SLG: 0.684										0	0	0	0	0	0	0
Mike Lieberthal, R (1, 2) OBP: 0.278, SLG: 0.294	1-2 1B	E7			K		CS 1-2	57 1B 2B BB		3	0	1	0	0	1	1
77 Kelly Stinnett, R (6, 2) OBP: 0.333, SLG: 0.368										0	1	0	0	1	0	0
7 James Loney, L (1, 9) OBP: 0.524, SLG: 0.528	F8 2-3	K				F7		2B 13 SF7 1B 1-2		3	0	0	0	0	1	3
57 Larry Bigbie, L (7, 9) OBP: 0.400, SLG: 0.625										1	1	1	0	0	0	0
Wilson Betemit, S (1, 5) OBP: 0.314, SLG: 0.313		G4-3		75 SH3 1B		2B 18 G6-3 BB		18 G3 27 E 2B 1-3 2-H		3	2	2	1	1	0	0
Brett Tomko, R (1, 1)										1	0	0	0	0	0	0
75 Joe Mays, S (4, 1)										0	0	0	0	0	0	0
Olmedo Saenz, R (6, PH) OBP: 0.333, SLG: 0.458										1	0	1	0	0	0	0
54 D.J. Houlton, R (7, 1)										0	0	0	0	0	0	0
13 Choo Freeman, R (8, PH) OBP: 0.214, SLG: 0.160										0	0	0	1	0	0	0
63 Matt White, R (9, 1)		G1-3		SH3 1-2		18 G6-3 1-3		SF7 3-H		0	0	0	0	0	0	0
Inning Stats	R: 2 E: 0 K: 0 S: 7 H: 4 LOB: 2 BB: 0 P: 8	R: 1 E: 0 K: 0 S: 5 H: 2 LOB: 1 BB: 0 P: 5	R: 0 E: 1 K: 2 S: 8 H: 0 LOB: 1 BB: 0 P: 8	R: 0 E: 0 K: 0 S: 4 H: 1 LOB: 1 BB: 0 P: 4	R: 0 E: 0 K: 1 S: 5 H: 0 LOB: 1 BB: 1 P: 9	R: 1 E: 0 K: 0 S: 4 H: 1 LOB: 1 BB: 1 P: 8	R: 0 E: 0 K: 0 S: 5 H: 1 LOB: 0 BB: 0 P: 6	R: 3 E: 1 K: 0 S: 6 H: 2 LOB: 1 BB: 1 P: 10		1B: 7 2B: 3 3B: 1 HR: 0	SF: 1 SAC: 1 DP: 0 HBP: 0						

PITCHER		IP	WLS	BF	H	R	ER	SO	BB	IBB	HBP	BLK	WP	HR	S	P	ERA	WHIP
36 Brian Moehler, R ERA: 4.5	(1, 1)	4.0		20	7	3	3	2	0	0	0	0	1	0	24	25	6.75	1.750
37 Matt Albers, R ERA: 4.5	(5, 1)	3.0		12	2	1	1	1	2	0	0	0	0	0	14	23	3.00	1.333
Kelly Wunsch, L ERA: 54.0	(8, 1)	0.1	L	4	2	3	2	0	1	0	0	0	0	0	3	7	54.00	9.000
58 Dave Borkowski, R ERA: 5.19	(8, 1)	0.2		3	0	0	0	0	0	0	0	0	0	0	3	3	0.00	0.000

PITCHER	IP	WLS	BF	H	R	ER	SO	BB	IBB	HBP	BLK	WP	HR	S	P	ERA	WHIP

BOTTOM

Houston Astros @ Los Angeles Dodgers

Holman Stadium, Vero Beach, FL

Sat Mar 17 2007, 1:05 PM EDT

Att. 5,734 - Sunny - 66 F

livebaseballscorecards.com

AB	34
R	7
H	11
RBI	6
BB	3
SO	3
LOB	13

WP: 1 PA: 40
PB: 0
SB: 0
CS: 1

Los Angeles Dodgers @ Cleveland Indians

Chain of Lakes Park, Winter Haven, FL

Sun Mar 18 2007, 1:05 PM EDT

Att. 5,455 - Sunny - 65 F

livebaseballscorecards.com

TOP

Batter	1	2	3	4	5	6	7	8	9	AB	R	H	RBI	BB	SO	LOB
13 Wilson Valdez, R (1, 4) OBP: 0.395, SLG: 0.667	F9		G6-3		1-2 1B			1B		4	0	2	0	0	0	0
55 Russell Martin, R (1, 2) OBP: 0.303, SLG: 0.355	G4-3			G6-3	G6-3			K		3	0	0	0	0	0	2
66 Sandy Martinez, L (7, 2) OBP: 0.118, SLG: 0.063										1	0	0	0	0	1	1
7 James Loney, L (1, 3) OBP: 0.489, SLG: 0.487	F9			F8		F7		F7		3	0	0	0	0	0	0
88 Larry Barnes, L (8, PH) OBP: 0.286, SLG: 0.286 (8, 3)										1	0	0	0	0	0	1
28 Andy LaRoche, R (1, 5) OBP: 0.282, SLG: 0.278		G4-3		2B		G6-3			F9	3	0	1	0	0	0	0
86 Marshall McDougall, R (7, 5) OBP: 0.250, SLG: 0.250										1	0	0	0	0	0	0
21 Marlon Anderson, L (1, 10)		E3 27 G6-3		BB		G3			F8	2	0	0	0	1	0	0
Carlos Santana, S (9, PH)										1	0	0	0	0	0	0
27 Matt Kemp, R (1, 8) OBP: 0.275, SLG: 0.250		G6-3 1-2		L8			F8		2B	3	0	0	0	0	0	3
13 Choo Freeman, R (7, 8) OBP: 0.241, SLG: 0.231										1	0	1	0	0	0	0
16 Andre Ethier, L (1, 9) OBP: 0.382, SLG: 0.394		K			K		G3		K	3	0	0	0	0	2	1
84 Mitch Jones, R (7, 9)										1	0	0	0	0	1	1
57 Larry Bigbie, L (1, 7) OBP: 0.395, SLG: 0.600			G3		72 CS 1B		F8			3	0	1	0	0	0	0
49 Delwyn Young, S (7, 7) OBP: 0.400, SLG: 0.556										0	0	0	0	0	0	0
72 Chin-Lung Hu, R (1, 6) OBP: 0.333, SLG: 0.400			G4-3		13 1B 1-2 1B			F8		3	0	1	0	0	0	0
Inning Stats	R: 0 E: 0 K: 0 S: 3 H: 0 LOB: 0 BB: 0 P: 3	R: 0 E: 1 K: 1 S: 6 H: 0 LOB: 1 BB: 0 P: 6	R: 0 E: 0 K: 0 S: 3 H: 0 LOB: 0 BB: 0 P: 3	R: 0 E: 0 K: 0 S: 4 H: 1 LOB: 2 BB: 1 P: 8	R: 0 E: 0 K: 1 S: 8 H: 3 LOB: 2 BB: 0 P: 8	R: 0 E: 0 K: 0 S: 3 H: 0 LOB: 0 BB: 0 P: 3	R: 0 E: 0 K: 0 S: 3 H: 0 LOB: 0 BB: 0 P: 3	R: 0 E: 0 K: 1 S: 6 H: 1 LOB: 1 BB: 0 P: 6	R: 0 E: 0 K: 1 S: 6 H: 1 LOB: 1 BB: 0 P: 6	1B: 4 2B: 2 3B: 0 HR: 0 SF: 0 SAC: 0 DP: 0 HBP: 0						

	AB	33
	R	0
	H	6
	RBI	0
	BB	1
	SO	4
	LOB	9

WP: 0 PB: 0 SB: 0 CS: 1 PA: 34

PITCHER		IP	WLS	BF	H	R	ER	SO	BB	IBB	HBP	BLK	WP	HR	S	P	ERA	WHIP
CC Sabathia, L ERA: 3.21	(1, 1)	5.0	W	20	4	0	0	2	1	0	0	0	0	0	24	28	0.00	1.000
Roberto Hernandez, R ERA:	(6, 1)	1.0		3	0	0	0	0	0	0	0	0	0	0	3	3	0.00	0.000
Fernando Cabrera, R ERA: 6.0	(7, 1)	1.0		3	0	0	0	0	0	0	0	0	0	0	3	3	0.00	0.000
40 Tom Mastny, R ERA:	(8, 1)	1.0		4	1	0	0	1	0	0	0	0	0	0	6	6	0.00	1.000
58 Juan Lara, L ERA:	(9, 1)	1.0		4	1	0	0	1	0	0	0	0	0	0	6	6	0.00	1.000

PITCHER	IP	WLS	BF	H	R	ER	SO	BB	IBB	HBP	BLK	WP	HR	S	P	ERA	WHIP

Batter	1	2	3	4	5	6	7	8	9	AB	R	H	RBI	BB	SO	LOB
62 Trevor Crowe, S (1, 8) OBP: 0.333, SLG: 0.308	G6-3 25 1B		G6-3		20 1B 25 1B 1-2 3-H	SF7 3-H		F8		4	1	2	2	0	0	2
Jason Michaels, R (1, 9) OBP: 0.405, SLG: 0.529 17 Shin-Soo Choo, L (6, 9) OBP: 0.321, SLG: 0.208	G6-3 1-2			25 E 30 SF9 1B	K	K 1-2				3 1	1 0	1 0	1 0	0 0	1 1	3 1
48 Travis Hafner, L (1, 10) OBP: 0.297, SLG: 0.250	F7			F9	K	K				4	0	0	0	0	2	4
25 Ryan Garko, R (1, 3) OBP: 0.293, SLG: 0.415	2-H			E6 30 SF9 1-3	20 1B 1-2 2-H	K				4	0	2	2	0	1	1
20 David Dellucci, L (1, 7) OBP: 0.455, SLG: 0.714 65 Ben Francisco, R (6, 7) OBP: 0.406, SLG: 0.759		F7		BB	1-2 2-3		P2			2 1	0 0	1 0	0 0	1 0	0 0	0 0
30 Andy Marte, R (1, 5) OBP: 0.222, SLG: 0.394 16 Keith Ginter, R (6, 5) OBP: 0.583, SLG: 0.571		G5-3		SF9 2-3 3-H	G6-3			15 BB		2 1	0 0	0 1	1 0	0 0	0 0	3 0
10 Kelly Shoppach, R (1, 2) OBP: 0.292, SLG: 0.364		G4-3		G4-3		27 G6-3 27 WP 62 SF7 1B		F8		4	1	1	0	0	0	3
27 Hector Luna, R (1, 4) OBP: 0.419, SLG: 0.333			G4-3		E5 15 1B 62 1B	G6-3 1-3		K		4	1	0	0	0	1	2
15 Mike Rouse, L (1, 6) OBP: 0.382, SLG: 0.586			G3		62 1B 25 1B 2-3	17 S		1-2		2	1	1	0	2	0	0
Inning Stats	R: 1 E: 0 K: 0 S: 4 H: 2 LOB: 1 BB: 0 P: 4	R: 0 E: 0 K: 0 S: 3 H: 0 LOB: 0 BB: 0 P: 3	R: 0 E: 0 K: 0 S: 3 H: 0 LOB: 0 BB: 0 P: 3	R: 1 E: 1 K: 0 S: 5 H: 1 LOB: 2 BB: 1 P: 9	R: 2 E: 1 K: 2 S: 12 H: 4 LOB: 3 BB: 0 P: 12	R: 1 E: 0 K: 1 S: 6 H: 1 LOB: 1 BB: 1 P: 11	R: 0 E: 0 K: 2 S: 7 H: 0 LOB: 0 BB: 0 P: 7	R: 0 E: 0 K: 1 S: 6 H: 1 LOB: 2 BB: 1 P: 10		1B: 9 2B: 0 3B: 0 HR: 0 SF: 2 SAC: 0 DP: 0 HBP: 0						

PITCHER		IP	WLS	BF	H	R	ER	SO	BB	IBB	HBP	BLK	WP	HR	S	P	ERA	WHIP
Derek Lowe, R ERA: 2.51	(1, 1)	4.1	L	20	5	4	1	1	1	0	0	0	0	0	21	25	2.08	1.385
47 Tim Hamulack, L ERA:	(5, 1)	0.2		4	2	0	0	1	0	0	0	0	0	0	6	6	0.00	3.000
58 Chad Billingsley, R ERA: 0.96	(6, 1)	1.0		5	1	1	1	1	1	0	0	0	1	0	6	11	9.00	2.000
41 Chin-hui Tsao, R ERA: 1.5	(7, 1)	1.0		3	0	0	0	2	0	0	0	0	0	0	7	7	0.00	0.000
60 Jon Meloan, R ERA: 3.0	(8, 1)	1.0		5	1	0	0	1	1	0	0	0	0	0	6	10	0.00	2.000

PITCHER	IP	WLS	BF	H	R	ER	SO	BB	IBB	HBP	BLK	WP	HR	S	P	ERA	WHIP

BOTTOM

Los Angeles Dodgers @ Cleveland Indians

Chain of Lakes Park, Winter Haven, FL

Sun Mar 18 2007, 1:05 PM EDT

Att. 5,455 - Sunny - 65 F

livebaseballscorecards.com

AB	32
R	5
H	9
RBI	5
BB	3
SO	6
LOB	19

WP: 1 PA: 37
PB: 0
SB: 1
CS: 0

Batter	1	2	3	4	5	6	7	8	9	AB	R	H	RBI	BB	SO	LOB
15 Rafael Furcal, S (1, 6) OBP: 0.467, SLG: 0.643 66 Sandy Martinez, L (7, 2) OBP: 0.118, SLG: 0.063	BBBB 4-0 5 1B 9 S BB		X 0-0 ① G4-3		X 0-0 ② P6		X 0-0 1B			3 0 1 0 1 0 0 0 0 0 0 0 0 0						
9 Juan Pierre, L (1, 8) OBP: 0.412, SLG: 0.500 Luis Maza, R (7, 4) OBP: 1.000, SLG: 1.000	BX 1-0 ① F7 1-2		X 0-0 ② B2-3		SSS 0-3 ③ K		X 0-0 ② F9			4 0 0 0 0 1 2 0 0 0 0 0 0 0						
5 Nomar Garciaparra, R (1, 3) OBP: 0.276, SLG: 0.586 44 Takashi Saito, L (7, 1) 51 Jonathan Broxton, R (8, 1) Elmer Dessens, R (8, 1)	BX 1-0 ② BB 12 1B 2-3 1B		X 0-0 ③ G5-3			X 0-0 1B 12 BB 57 FC4-6 1B	SSS 0-3 ③ K			4 1 2 0 0 1 1 0 0 0 0 0 0 0 0 0 0 0 0 0 0 0 0 0 0 0 0 0						
12 Jeff Kent, R (1, 4) OBP: 0.440, SLG: 0.476 27 Matt Kemp, R (7, 7) OBP: 0.268, SLG: 0.243	X 0-0 BB 1-2 1B			X 0-0 ① G4-3		BBBB 4-0 57 FC4-6 1B 1-2 BB		X 0-0 ① G5-3		2 0 1 0 1 0 0 1 0 0 0 0 0 0						
Luis Gonzalez, L (1, 7) OBP: 0.481, SLG: 0.619 28 Andy LaRoche, R (7, 5) OBP: 0.275, SLG: 0.270	BBBB 4-0 1-2 2-3 BB			X 0-0 57 1B 1B		X 0-0 57 FC4-6 1-2 2-3 1B		X 0-0 ② F7		2 0 2 0 1 0 0 1 0 0 0 0 0 0						
Wilson Betemit, S (1, 5) OBP: 0.289, SLG: 0.286 13 Wilson Valdez, R (7, 6) OBP: 0.386, SLG: 0.651	X 0-0 ③ G4-3			SSC 0-3 ② K		X 0-0 ① P5		X 0-0 ③ G6-3		3 0 0 0 0 1 7 1 0 0 0 0 0 0						
57 Larry Bigbie, L (1, 9) OBP: 0.405, SLG: 0.590		X 0-0 ① L6		X 0-0 1-2 1B		X 0-0 ② FC4-6 1-2f 2-3 3-H			X 0-0 FC4-6 1B	4 0 2 1 0 0 2						
77 Kelly Stinnett, R (1, 2) OBP: 0.292, SLG: 0.318 Adam Godwin, R (7, 8)		SSS 0-3 ② K		X 0-0 ③ F8		X 0-0 ③ P6			X 0-0 ① FC4-6 18 G1-6-3 1-2f	3 0 0 0 0 1 4 1 0 0 0 0 0 1						
52 Randy Wolf, L (1, 1) 38 Rudy Seanez, R (5, 1) 18 Ramon Martinez, R (7, PH) OBP: 0.263, SLG: 0.222 (7, 3)		X 0-0 ③ B1-3			SSS 0-3 ① K		X 0-0 ① G1-3		X 0-0 ② ③ G1-6-3 1-2f	2 0 0 0 0 1 0 0 0 0 0 0 0 0 2 0 0 0 0 0 1						

Inning Stats																								
	R: 0	H: 2		R: 0	H: 0		R: 0	H: 0		R: 0	H: 2		R: 0	H: 0		R: 1	H: 2		R: 0	H: 1		R: 0	H: 0	
	E: 0	LOB: 3		E: 0	LOB: 0		E: 0	LOB: 0		E: 0	LOB: 2		E: 0	LOB: 0		E: 0	LOB: 2		E: 0	LOB: 1		E: 0	LOB: 0	
	K: 0	BB: 2		K: 1	BB: 0		K: 0	BB: 0		K: 1	BB: 0		K: 2	BB: 0		K: 0	BB: 1		K: 1	BB: 0		K: 0	BB: 0	
	S: 4	P: 14		S: 5	P: 5		S: 3	P: 3		S: 7	P: 7		S: 7	P: 7		S: 5	P: 9		S: 6	P: 6		S: 3	P: 3	

	R: 0	H: 1	1B: 8	SF: 0	WP: 0	PA: 36
	E: 0	LOB: 1	2B: 0	SAC: 0	PB: 0	
	K: 0	BB: 0	3B: 0	DP: 1	SB: 1	
	S: 3	P: 3	HR: 0	HBP: 0	CS: 0	

PITCHER		IP	WLS	BF	H	R	ER	SO	BB	IBB	HBP	BLK	WP	HR	S	P	ERA	WHIP
41 Shawn Hill, R ERA: 1.29	(1, 1)	5.0	W	20	4	0	0	4	2	0	0	0	0	0	26	36	0.00	1.200
35 Ryan Wagner, R ERA: 3.6	(6, 1)	2.0	H	10	3	1	1	1	1	0	0	0	0	0	11	15	4.50	2.000
75 Mike Bacsik, L ERA: 10.5	(8, 1)	1.0	H	3	0	0	0	0	0	0	0	0	0	0	3	3	0.00	0.000
71 Josh Hall, R ERA:	(9, 1)	1.0		3	1	0	0	0	0	0	0	0	0	0	3	3	0.00	1.000

PITCHER		IP	WLS	BF	H	R	ER	SO	BB	IBB	HBP	BLK	WP	HR	S	P	ERA	WHIP

TOP

Los Angeles Dodgers @ Washington Nationals
Space Coast Stadium, Viera, FL
Mon Mar 19 2007, 1:05 PM EDT
Att. 3,657 - Partly Cloudy - 73 F

livebaseballscorecards.com

AB	33
R	1
H	8
RBI	1
BB	3
SO	5
LOB	18

BOTTOM

Batter	1	2	3	4	5	6	7	8	9	AB	R	H	RBI	BB	SO	LOB
Felipe Lopez, S (1, 4) OBP: 0.205, SLG: 0.194	x 0-0 15 G4-6-3 1B		x 0-0 ② F9		x 0-0 ② SF8 2-3 3-H		x 0-0 ② F9	x 0-0 BB 7 1B 2-H 3-H 1B		3	0	1	1	0	0	0
10 Ronnie Belliard, R (8, 4) OBP: 0.231, SLG: 0.400										1	1	1	2	0	0	0
15 Cristian Guzman, S (1, 6) OBP: 0.400, SLG: 0.364	x 0-0 ① ② G4-6-3 1-2f		x 0-0 ③ G5-3		x 0-0 11 1B 1-2 3-H 1B		x 0-0 11 FC6-4 1B	B B B B 4-0 7 1B 1-2 BB		4	0	2	1	0	0	1
Josh Wilson, R (8, 6) OBP: 0.457, SLG: 0.429										0	0	0	0	1	0	0
11 Ryan Zimmerman, R (1, 5) OBP: 0.463, SLG: 0.718	x 0-0 ③ G4-3			x 0-0 ① G5-3	x 0-0 25 FC5-4 1-3 2-H 1B		x 0-0 ③ FC6-4 1-2f	x 0-0 1-3 2-H 1B		4	0	1	1	0	0	1
7 Nook Logan, S (8, 8) OBP: 0.359, SLG: 0.281										1	0	1	1	0	0	0
25 Austin Kearns, R (1, 9) OBP: 0.436, SLG: 0.387		B B B B 4-0 61 PB BB BB		x 0-0 ② F9	x 0-0 ③ FC5-4 1-2f			5 1B BB BB	K	2	0	0	0	1	0	2
77 Abraham Nunez, S (8, 9) OBP: 0.300, SLG: 0.423										1	1	0	0	1	1	2
Ryan Church, L (1, 7) OBP: 0.267, SLG: 0.225		x 0-0 ① F8		x 0-0 ③ G3		S S S 0-3 ① K		0-0 BB 13 1B 1-3 1B	x 0-0 ③ F8	3	0	0	0	0	1	1
5 Kory Casto, L (8, 5) OBP: 0.519, SLG: 0.524										2	1	1	0	0	0	2
21 Dmitri Young, S (1, 3) OBP: 0.556, SLG: 1.125		x 0-0 ② F8			x 0-0 61 SH5-4 SF8 2B	x 0-0 ② F7		B B B B 4-0 13 1B BB BB		3	1	1	0	0	0	1
Travis Lee, L (8, 3) OBP: 0.478, SLG: 0.667										0	1	0	0	1	0	0
Chris Snelling, L (1, 8) OBP: 0.432, SLG: 0.690		B B B B 4-0 61 PB 1-2 BB			x 0-0 61 SH5-4 SF8 15 1B 1B	B B B B 4-0 BB		B B B B 4-0 13 1B 10 1B 1-2 2-3 3-H BB		1	2	1	1	3	0	0
(8, 7)																
61 Juan Brito, R (1, 2) OBP: 0.308, SLG: 0.455	S S S 0-3 ③ K 1-2 2-3				x 0-0 ① SH5-4 1-2 2-3	x 0-0 ③ F9		x 0-0 4 WP 10 1B 1-3 2-H 3-H 1B		1	0	0	0	0	1	2
13 Robert Fick, L (6, 2) OBP: 0.320, SLG: 0.364										2	1	1	2	0	0	1
41 Shawn Hill, R (1, 1)			x 0-0 ① G6-3		B B B B 4-0 15 1B 11 1B BB		S S C 0-3 ① K	C C C 0-3 ① K 1-2		1	0	0	0	0	0	0
29 Michael Restovich, R (5, PH) OBP: 0.345, SLG: 0.217										0	1	0	0	1	0	0
35 Ryan Wagner, R (6, 1)										0	0	0	0	0	0	0
Joe Thurston, L (7, PH) OBP: 0.316, SLG: 0.188										1	0	0	0	0	1	0
75 Mike Bacsik, L (8, 1)										0	0	0	0	0	0	0
4 D'Angelo Jimenez, S (8, PH) OBP: 0.367, SLG: 0.308										1	0	0	0	0	1	2
71 Josh Hall, R (9, 1)										0	0	0	0	0	0	0
Inning Stats	R: 0 E: 0 K: 0 S: 3 H: 1 LOB: 0 BB: 0 P: 3	R: 0 E: 0 K: 1 S: 5 H: 0 LOB: 2 BB: 2 P: 13	R: 0 E: 0 K: 0 S: 3 H: 0 LOB: 0 BB: 0 P: 3	R: 0 E: 0 K: 0 S: 3 H: 0 LOB: 0 BB: 0 P: 3	R: 3 E: 0 K: 0 S: 7 H: 4 LOB: 2 BB: 1 P: 11	R: 0 E: 0 K: 1 S: 5 H: 0 LOB: 1 BB: 1 P: 9	R: 0 E: 0 K: 1 S: 6 H: 1 LOB: 1 BB: 0 P: 6	R: 6 E: 0 K: 2 S: 11 H: 4 LOB: 2 BB: 4 P: 27		1B: 9 2B: 1 3B: 0 HR: 0 SF: 1 SAC: 1 DP: 1 HBP: 0						

PITCHER		IP	WLS	BF	H	R	ER	SO	BB	IBB	HBP	BLK	WP	HR	S	P	ERA	WHIP
52 Randy Wolf, L ERA: 4.76	(1, 1)	4.2	L	20	4	3	3	1	3	0	0	0	0	0	19	31	5.79	1.500
38 Rudy Seanez, R ERA:	(5, 1)	1.1		6	1	0	0	1	1	0	0	0	0	0	7	11	0.00	1.500
44 Takashi Saito, R ERA:	(7, 1)	1.0		4	1	0	0	1	0	0	0	0	0	0	6	6	0.00	1.000
51 Jonathan Broxton, R ERA: 18.0	(8, 1)	0.0		5	2	5	5	0	3	0	0	0	0	0	2	14	∞	∞
Elmer Dessens, R ERA: 2.25	(8, 1)	1.0		6	2	1	1	2	1	0	0	0	1	0	9	13	9.00	3.000

PITCHER	IP	WLS	BF	H	R	ER	SO	BB	IBB	HBP	BLK	WP	HR	S	P	ERA	WHIP

Los Angeles Dodgers @ Washington Nationals
Space Coast Stadium, Viera, FL
Mon Mar 19 2007, 1:05 PM EDT
Att. 3,657 - Partly Cloudy - 73 F

livebaseballscorecards.com

AB	31
R	9
H	10
RBI	9
BB	8
SO	5
LOB	15

WP: 1 PA: 41
PB: 1
SB: 0
CS: 0

Batter	1	2	3	4	5	6	7	8	9	AB	R	H	RBI	BB	SO	LOB
22 David Eckstein, R (1, 6) OBP: 0.333, SLG: 0.333 Aaron Miles, S (8, PH) OBP: 0.325, SLG: 0.242 (8, 6)	C C C 0-3 ① K		x 0-0 ② F8		x 0-0 ② G5-3		x 0-0 ② G1-3	x 0-0 ③ L8	x 0-0 ③ F7	4 2	0 0	0 0	0 0	0 0	1 0	0 4
So Taguchi, R (1, 8) OBP: 0.190, SLG: 0.150 16 Chris Duncan, L (7, PH) OBP: 0.373, SLG: 0.623 (7, 7)	S S S 0-3 ② K		C C C 0-3 ③ K		x 0-0 ③ G6-3		x 0-0 HR		x 0-0 55 E 53 FC4 2B	3 2	0 2	0 2	0 1	0 0	2 0	0 0
5 Albert Pujols, R (1, 3) OBP: 0.280, SLG: 0.362 55 Skip Schumaker, L (6, PR) OBP: 0.472, SLG: 0.645 (6, 9) (7, 8)	x 0-0 ③ G5-3			x 0-0 ① G5-3		B B B B 4-0 3 2B BB	x 0-0 ③ G6-3		x 0-0 E4 53 E 53 FC4 68 1B 2-3	2 2	0 2	0 0	0 0	1 0	0 0	0 1
27 Scott Rolen, R (1, 5) OBP: 0.333, SLG: 0.410 Ricardo Rincon, L (7, 1) 53 John Rodriguez, L (8, PH) OBP: 0.444, SLG: 0.467 (8, 9)		x 0-0 35 1B 2B		x 0-0 ② G4-3		x 0-0 ① F9		x 0-0 ① F8	x 0-0 FC4 68 1B 35 FC6-4 1-3 3-H	3 0 2	1 0 1	1 0 0	0 0 1	0 0 0	0 0 0	1 0 1
3 Preston Wilson, R (1, 7) OBP: 0.333, SLG: 0.389 (7, 9) 68 Edgar Gonzalez, R (8, 4) OBP: 0.478, SLG: 0.842		x 0-0 ① G6-3		x 0-0 35 2B 2B		x 0-0 1-H 35 1B 2B		x 0-0 19 E 7 SF9 2B	x 0-0 35 FC6-4 1B 2-3 3-H	4 1	3 0	3 1	1 1	0 0	0 0	1 0
35 Eli Marrero, R (1, 9) OBP: 0.444, SLG: 0.429 (6, 3) (8, 2)		x 0-0 7 S 4 G6-3 2-H 1B		x 0-0 4 HR 2-H 2B		x 0-0 2-H 1B		B B B B 4-0 26 BB 19 E BB	x 0-0 ① FC6-4 81 2B 26 1B 1-2f 3-H	4	2	3	4	1	0	1
4 Yadier Molina, R (1, 2) OBP: 0.436, SLG: 0.485 19 Jolbert Cabrera, R (8, PH) OBP: 0.179, SLG: 0.135 (8, 3)		x 0-0 ② G6-3 1-2	B x 1-0 HR 2-H			x 0-0 ② F9		x 0-0 FC4 26 BB 1-2 2-3	x 0-0 ② F8	3 2	1 0	1 0	2 0	0 0	0 0	2 3
7 Adam Kennedy, L (1, 4) OBP: 0.227, SLG: 0.400 Tyler Johnson, S (8, 1) 81 Brian Esposito, R (9, PH) OBP: 0.250, SLG: 0.500 48 Brad Thompson, R (9, 1)	B x 1-0 ③ G3 2-3			S S S 0-3 ③ K		x 0-0 ③ F7		x 0-0 ② SF9 3-H	x 0-0 26 1B 2B 1-3	3 0 1 0	0 0 1 0	0 0 1 0	1 0 0 0	0 0 0 0	1 0 0 0	2 0 0 0
23 Anthony Reyes, R (1, 1) 26 Scott Spiezio, S (7, PH) OBP: 0.453, SLG: 0.524 (7, 5)			S S S 0-3 ① K		x 0-0 ① G5-3		x 0-0 ① F9	B B B B 4-0 1-2 2-3 BB	x 0-0 2-H 3-H 1B	2 2	0 0	0 1	0 2	0 1	1 0	0 0

Inning Stats										
	R: 0	H: 0	R: 1	H: 2	R: 0	H: 0	R: 3	H: 3	R: 0	H: 0
	E: 0	LOB: 0	E: 0	LOB: 1	E: 0	LOB: 0	E: 0	LOB: 0	E: 0	LOB: 0
	K: 2	BB: 0	K: 0	BB: 0	K: 2	BB: 0	K: 1	BB: 0	K: 0	BB: 0
	S: 7	P: 7	S: 5	P: 6	S: 7	P: 7	S: 8	P: 9	S: 3	P: 3

Inning Stats										
	R: 2	H: 2	R: 1	H: 1	R: 1	H: 1	R: 5	H: 4	1B: 4	SF: 1
	E: 0	LOB: 1	E: 0	LOB: 0	E: 1	LOB: 3	E: 2	LOB: 1	2B: 7	SAC: 0
	K: 0	BB: 1	K: 0	BB: 0	K: 0	BB: 2	K: 0	BB: 0	3B: 0	DP: 0
	S: 5	P: 9	S: 4	P: 4	S: 5	P: 13	S: 9	P: 9	HR: 2	HBP: 0

WP: 0	PA: 46
PB: 0	
SB: 1	
CS: 0	

PITCHER		IP	WLS	BF	H	R	ER	SO	BB	IBB	HBP	BLK	WP	HR	S	P	ERA	WHIP
Mark Hendrickson, L ERA: 5.4	(1, 1)	5.0	L	20	5	4	4	5	0	0	0	0	0	1	30	32	7.20	1.000
41 Chin-hui Tsao, R ERA: 3.86	(6, 1)	1.0		6	2	2	2	0	1	0	0	0	0	0	5	9	18.00	3.000
44 Takashi Saito, R ERA: 1.8	(7, 1)	1.0		4	1	1	1	0	0	0	0	0	0	1	4	4	9.00	1.000
51 Jonathan Broxton, R ERA: 14.73	(8, 1)	0.2		6	1	1	0	0	2	0	0	0	0	0	4	12	0.00	4.500
Joe Beimel, L ERA: 4.5	(8, 1)	1.0		8	3	5	1	0	0	0	0	0	0	0	8	8	9.00	3.000

PITCHER		IP	WLS	BF	H	R	ER	SO	BB	IBB	HBP	BLK	WP	HR	S	P	ERA	WHIP
Alberto Bastardo, L ERA:	(9, 1)	0.1		2	1	0	0	0	0	0	0	0	0	0	2	2	0.00	3.000

TOP

St. Louis Cardinals @ Los Angeles Dodgers

Holman Stadium, Vero Beach, FL

Tue Mar 20 2007, 7:05 PM EDT

Att. 6,834 - Clear - 73 F

livebaseballscorecards.com

AB	42
R	13
H	13
RBI	13
BB	3
SO	5
LOB	16

Batter	1	2	3	4	5	6	7	8	9	AB	R	H	RBI	BB	SO	LOB
15 Rafael Furcal, S (1, 6) OBP: 0.444, SLG: 0.588 13 Wilson Valdez, R (7, 6) OBP: 0.378, SLG: 0.636	G4-3		55 FC5-4 1B 2-3		G4-6-3 1-2f			G6-3		3 0 1 0 0 0 1 1 0 0 0 0 0 0						
55 Russell Martin, R (1, 2) OBP: 0.297, SLG: 0.343	G5-3		FC5-4 1-2f			F9			7 G4-6-3 1B	4 0 1 0 0 0 2						
5 Nomar Garciaparra, R (1, 3) OBP: 0.281, SLG: 0.563 7 James Loney, L (6, PR) (7, 3) OBP: 0.478, SLG: 0.475	F9			F8		12 G6-4-3 1B			G4-6-3 1-2f	3 0 1 0 0 0 0 1 0 0 0 0 0 1						
12 Jeff Kent, R (1, 4) OBP: 0.429, SLG: 0.500 21 Marlon Anderson, L (7, 4)		F8		27 1B 2B		G6-4-3 1-2f			G3-1	3 0 1 0 0 0 1 1 0 0 0 0 0 0						
Luis Gonzalez, L (1, 7) OBP: 0.467, SLG: 0.583 28 Andy LaRoche, R (7, PR) (8, 7) OBP: 0.275, SLG: 0.270		E3 27 G6-4-3		F7			16 G4-6-3 1B			3 0 1 0 0 0 1 0 0 0 0 0 0 0						
27 Matt Kemp, R (1, 8) OBP: 0.273, SLG: 0.250 Joe Beimel, L (8, 1) Alberto Bastardo, L (9, 1)		G6-4-3 1-2f		2-3 1B			P6			3 0 1 0 0 0 2 0 0 0 0 0 0 0 0 0 0 0 0 0 0						
16 Andre Ethier, L (1, 9) OBP: 0.378, SLG: 0.371 57 Larry Bigbie, L (8, 9) OBP: 0.405, SLG: 0.590			B B B B 15 1B SH5-4 BB	F8			G4-6-3 1-2f			2 0 0 0 1 0 3 0 0 0 0 0 0 0						
Wilson Betemit, S (1, 5) OBP: 0.268, SLG: 0.263 Adam Godwin, R (9, 8)			S S S K		G4-3			G4-3		3 0 0 0 0 1 1 0 0 0 0 0 0 0						
Mark Hendrickson, L (1, 1) Olmedo Saenz, R (5, PH) OBP: 0.360, SLG: 0.458 41 Chin-hui Tsao, R (6, 1) 44 Takashi Saito, L (7, 1) 51 Jonathan Broxton, R (8, 1) Xavier Paul, L (8, 8) OBP: 0.250, SLG: 0.250 18 Ramon Martinez, R (8, PH) OBP: 0.250, SLG: 0.211 86 Marshall McDougall, R (9, 5) OBP: 0.250, SLG: 0.250			SH5-4 1-2		H 15 G4-6-3 HBP			F7		0 0 0 0 0 0 0 0 0 0 0 0 0 0 0 0 0 0 0 0 0 0 0 0 0 0 0 0 0 0 0 0 0 0 0 0 0 0 0 0 0 0 1 0 0 0 0 0 0 0 0 0 0 0 0 0						
Inning Stats	R: 0 E: 0 K: 0 S: 3 H: 0 LOB: 0 BB: 0 P: 3	R: 0 E: 1 K: 0 S: 3 H: 0 LOB: 0 BB: 0 P: 3	R: 0 E: 0 K: 1 S: 6 H: 1 LOB: 2 BB: 1 P: 10	R: 0 E: 0 K: 0 S: 5 H: 2 LOB: 2 BB: 0 P: 5	R: 0 E: 0 K: 0 S: 2 H: 0 LOB: 0 BB: 0 P: 3	R: 0 E: 0 K: 0 S: 3 H: 1 LOB: 1 BB: 0 P: 3	R: 0 E: 0 K: 0 S: 3 H: 1 LOB: 1 BB: 0 P: 3	R: 0 E: 0 K: 0 S: 3 H: 0 LOB: 0 BB: 0 P: 3	R: 0 E: 0 K: 0 S: 3 H: 1 LOB: 0 BB: 0 P: 3	1B: 5 2B: 1 3B: 0 HR: 0	SF: 0 SAC: 1 DP: 5 HBP: 1						

PITCHER	IP	WLS	BF	H	R	ER	SO	BB	IBB	HBP	BLK	WP	HR	S	P	ERA	WHIP
23 Anthony Reyes, R (1, 1) ERA: 0.56	6.0	W	22	4	0	0	1	1	0	1	0	0	0	22	27	0.00	0.833
Ricardo Rincon, L (7, 1) ERA: 2.57	1.0		3	1	0	0	0	0	0	0	0	0	0	3	3	0.00	1.000
Tyler Johnson, L (8, 1) ERA: 7.71	1.0		3	0	0	0	0	0	0	0	0	0	0	3	3	0.00	0.000
48 Brad Thompson, R (9, 1) ERA: 0.87	1.0		3	1	0	0	0	0	0	0	0	0	0	3	3	0.00	1.000

PITCHER	IP	WLS	BF	H	R	ER	SO	BB	IBB	HBP	BLK	WP	HR	S	P	ERA	WHIP

BOTTOM

St. Louis Cardinals @ Los Angeles Dodgers

Holman Stadium, Vero Beach, FL

Tue Mar 20 2007, 7:05 PM EDT

Att. 6,834 - Clear - 73 F

livebaseballscorecards.com

AB	28
R	0
H	6
RBI	0
BB	1
SO	1
LOB	12

WP: 0 PB: 0 SB: 0 CS: 0 PA: 31

Batter	1	2	3	4	5	6	7	8	9	AB	R	H	RBI	BB	SO	LOB
7 José Reyes, S (1, 6) OBP: 0.441, SLG: 0.698	x 0-0 21 S, 5 S, 21 WP 1B		B B B 4-0 15 WP, 21 G4-3 BB	x 0-0 5 1B, 15 1B 1B			x 0-0 5 1B, 15 2B 1B		x 0-0 ① P5	3	4	3	0	1	0	0
17 David Newhan, L (7, 5) OBP: 0.325, SLG: 0.514										1	0	0	0	0	0	0
5 David Wright, R (1, 5) OBP: 0.429, SLG: 0.426	C C C 0-3 ① K 1-2		x 0-0 ① F9	x 0-0 15 1B 1-2 1B			x 0-0 15 2B 1-3 1B		x 0-0 ② F9	4	0	2	0	0	1	2
64 Mike Carp, L (7, 3) OBP: 0.316, SLG: 0.324										1	0	0	0	0	0	0
15 Carlos Beltrán, S (1, 8) OBP: 0.320, SLG: 0.565	x 0-0 ② F8		B B B B 4-0 21 G4-3, 21 WP 1-3 BB	x 0-0 ③ 1-3 2-H 1B			x 0-0 ① 21 G4-3 1-H 3-H 2B		x 0-0 E3	3	0	2	2	1	0	1
1 Anderson Hernandez, S (7, 6) OBP: 0.227, SLG: 0.150										1	0	0	0	0	0	0
21 Carlos Delgado, L (1, 3) OBP: 0.324, SLG: 0.233	S S S 0-3 ③ K 2-H		B X 1-0 ② G4-3 1-3 3-H		x 0-0 44 L6-3 1B		x 0-0 ② G4-3 2-3		S S S 0-3 ③ K	4	0	1	1	0	1	2
40 Ambiorix Burgos, R (7, 1)										0	0	0	0	0	0	0
68 Lino Urdaneta, R (8, 1)										0	0	0	0	0	0	0
6 Ruben Gotay, S (9, PH) OBP: 0.303, SLG: 0.400										1	0	0	0	0	1	1
29 Jorge Sosa, R (9, 1)										0	0	0	0	0	0	0
3 Damion Easley, R (1, 4) OBP: 0.278, SLG: 0.303		B B B B 4-0 44 WP BB	x 0-0 ③ F8		S S S 0-3 ① K		x 0-0 ③ P6			3	0	0	0	1	1	3
44 Lastings Milledge, R (1, 9) OBP: 0.453, SLG: 0.543		B X 1-0 ① F9 1-2		x 0-0 ② ③ 4 G6-3, 11 HR 2B	x 0-0 ② ③ L6-3 1-1			x 0-0 ① F8		4	1	1	0	0	0	2
4 Ben Johnson, R (1, 7) OBP: 0.320, SLG: 0.400		B B B B 4-0 BB	x 0-0 ① G6-3 2-3			x 0-0 ① F7		x 0-0 ② G6-3		3	0	0	0	1	0	1
11 Ramon Castro, R (1, 2) OBP: 0.360, SLG: 0.524		x 0-0 ② P3	x 0-0 3-H HR			x 0-0 ② G5-3		x 0-0 1B		3	1	1	2	0	0	2
30 Mike DiFelice, R (8, PH) OBP: 0.214, SLG: 0.214										1	0	1	0	0	0	0
(8, 2)																
46 Oliver Pérez, L (1, 1)		S S S 0-3 ③ K2-3	x 0-0 ② G5-3			C C C 0-3 ③ K		x 0-0 ③ P6		3	0	0	0	0	2	2
10 Endy Chavez, L (7, 8) OBP: 0.395, SLG: 0.421										1	0	0	0	0	0	1
Inning Stats	R: 1 H: 1 E: 0 LOB: 0 K: 2 BB: 0 S: 8 P: 8	R: 0 H: 0 E: 0 LOB: 2 K: 1 BB: 2 S: 5 P: 14	R: 1 H: 0 E: 0 LOB: 1 K: 0 BB: 2 S: 3 P: 12	R: 3 H: 5 E: 0 LOB: 2 K: 0 BB: 0 S: 7 P: 7	R: 0 H: 1 E: 0 LOB: 0 K: 1 BB: 0 S: 5 P: 5	R: 0 H: 0 E: 0 LOB: 0 K: 1 BB: 0 S: 5 P: 5	R: 1 H: 3 E: 0 LOB: 1 K: 0 BB: 0 S: 5 P: 5	R: 0 H: 1 E: 0 LOB: 1 K: 0 BB: 0 S: 4 P: 4	R: 0 H: 0 E: 1 LOB: 1 K: 1 BB: 0 S: 6 P: 6	1B: 8 SF: 0 2B: 3 SAC: 0 3B: 0 DP: 1 HR: 1 HBP: 0						

PITCHER		IP	WLS	BF	H	R	ER	SO	BB	IBB	HBP	BLK	WP	HR	S	P	ERA	WHIP
56 Hung-Chih Kuo, L ERA: 3.0	(1, 1)	3.0	L	14	1	2	2	3	4	0	0	0	4	0	16	34	6.00	1.667
Elmer Dessens, R ERA: 4.09	(4, 1)	3.0		13	6	3	3	2	0	0	0	0	0	1	17	17	9.00	2.000
Elmer Dessens, R ERA: 4.09	(6, 1)	3.0		13	6	3	3	2	0	0	0	0	0	1	17	17	9.00	2.000
47 Tim Hamulack, L ERA: 1.29	(7, 1)	1.0		5	3	1	1	0	0	0	0	0	0	0	5	5	9.00	3.000
95 Harold Eckert, R ERA:	(8, 1)	1.0		4	1	0	0	0	0	0	0	0	0	0	4	4	0.00	1.000

PITCHER		IP	WLS	BF	H	R	ER	SO	BB	IBB	HBP	BLK	WP	HR	S	P	ERA	WHIP
38 Rudy Seanez, R ERA:	(9, 1)	1.0		4	0	0	0	1	0	0	0	0	0	0	6	6	0.00	0.000

New York Mets @ Los Angeles Dodgers

Holman Stadium, Vero Beach, FL

Wed Mar 21 2007, 7:05 PM EDT

Att. 6,386 - Clear - 75 F

TOP

livebaseballscorecards.com

AB	36
R	6
H	11
RBI	5
BB	4
SO	6
LOB	17

WP: 4	PA: 40		
PB: 0			
SB: 2			
CS: 0			

New York Mets @ Los Angeles Dodgers

Holman Stadium, Vero Beach, FL

Wed Mar 21 2007, 7:05 PM EDT

Att. 6,386 - Clear - 75 F

livebaseballscorecards.com

BOTTOM

Batter	1	2	3	4	5	6	7	8	9	AB	R	H	RBI	BB	SO	LOB
13 Wilson Valdez, R (1, 5) OBP: 0.380, SLG: 0.612	G1-4-3 1B		L8		1B		P2		G5-3 1-2	5	0	2	0	0	0	4
9 Juan Pierre, L (1, 8) OBP: 0.378, SLG: 0.459	F7		F7		F8		1-2 3-H 1B		K	3	0	0	0	0	0	3
Elmer Dessens, R (6, 1)										0	0	0	0	0	0	0
57 Larry Bigbie, L (7, 9) OBP: 0.409, SLG: 0.585										2	0	1	1	0	1	1
Olmedo Saenz, R (1, 3) OBP: 0.370, SLG: 0.462	G1-4-3 1-2		1-2 1B			28 E SF8 1B	F9			2	0	1	0	0	0	1
Elmer Dessens, R (4, 1)										0	0	0	0	0	0	0
17 Jason Repko, R (6, 8) OBP: 0.433, SLG: 0.615										2	1	1	0	0	0	2
28 Andy LaRoche, R (1, 7) OBP: 0.250, SLG: 0.244	G5-3		F7			L5 1-3		F8		4	0	0	0	0	0	4
Mike Lieberthal, R (1, 2) OBP: 0.238, SLG: 0.263		P5		P4		SF8 3-H		G4-3		2	0	0	1	0	0	0
77 Kelly Stinnett, R (7, 2) OBP: 0.280, SLG: 0.304										1	0	0	0	0	0	0
16 Andre Ethier, L (1, 9) OBP: 0.350, SLG: 0.342		F8		F8		G6-3		1B		3	0	0	0	0	0	0
47 Tim Hamulack, R (7, 1)										0	0	0	0	0	0	0
95 Harold Eckert, R (8, 1)										0	0	0	0	0	0	0
27 Matt Kemp, R (8, PH) OBP: 0.289, SLG: 0.268										1	0	1	0	0	0	0
38 Rudy Seanez, R (9, 1)										0	0	0	0	0	0	0
18 Ramon Martinez, R (1, 4) OBP: 0.273, SLG: 0.200		BB		F9			7 1B 57 1B 2B	P3		1	0	0	0	1	0	0
86 Marshall McDougall, R (6, 4) OBP: 0.333, SLG: 0.500										2	1	1	0	0	0	1
81 Iván De Jesús Jr., R (1, 6) OBP: 0.400, SLG: 0.385		G4-3			K		K		F7	3	0	0	0	0	2	2
Xavier Paul, L (9, PH) OBP: 0.200, SLG: 0.200										1	0	0	0	0	0	0
56 Hung-Chih Kuo, L (1, 1)			BB		K		57 1B 2-3		13 G5-3	0	0	0	0	0	0	0
21 Marlon Anderson, L (3, PH)			1B				1B		1B	0	0	0	0	1	0	0
7 James Loney, L (4, 3) OBP: 0.490, SLG: 0.488										3	0	2	0	0	1	0
Inning Stats	R: 0 E: 0 K: 0 S: 4 H: 1 LOB: 1 BB: 0 P: 4	R: 0 E: 0 K: 0 S: 3 H: 0 LOB: 1 BB: 1 P: 7	R: 0 E: 0 K: 0 S: 4 H: 1 LOB: 2 BB: 1 P: 8	R: 0 E: 0 K: 0 S: 3 H: 0 LOB: 0 BB: 0 P: 3	R: 0 E: 0 K: 2 S: 8 H: 1 LOB: 1 BB: 0 P: 8	R: 1 E: 1 K: 0 S: 4 H: 1 LOB: 0 BB: 0 P: 4	R: 1 E: 0 K: 1 S: 8 H: 3 LOB: 2 BB: 0 P: 8	R: 0 E: 0 K: 0 S: 4 H: 1 LOB: 1 BB: 0 P: 4	R: 0 E: 0 K: 1 S: 6 H: 1 LOB: 1 BB: 0 P: 6	1B: 8 2B: 1 3B: 0 HR: 0	SF: 1 SAC: 0 DP: 0 HBP: 0						

AB	35
R	2
H	9
RBI	2
BB	2
SO	4
LOB	18

WP: 0 PB: 0 SB: 0 CS: 0 PA: 38

PITCHER	IP	WLS	BF	H	R	ER	SO	BB	IBB	HBP	BLK	WP	HR	S	P	ERA	WHIP
46 Oliver Pérez, L (1, 1) ERA: 2.7	6.0	W	24	4	1	0	2	2	0	0	0	0	0	26	34	0.00	1.000
40 Ambiorix Burgos, R (7, 1) ERA: 9.53	1.0		6	3	1	1	1	0	0	0	0	0	0	8	8	9.00	3.000
68 Lino Urdaneta, R (8, 1) ERA: 2.25	1.0		4	1	0	0	0	0	0	0	0	0	0	4	4	0.00	1.000
29 Jorge Sosa, R (9, 1) ERA: 4.91	1.0		4	1	0	0	1	0	0	0	0	0	0	6	6	0.00	1.000

PITCHER	IP	WLS	BF	H	R	ER	SO	BB	IBB	HBP	BLK	WP	HR	S	P	ERA	WHIP

Baltimore Orioles @ Los Angeles Dodgers

Holman Stadium, Vero Beach, FL

Thu Mar 22 2007, 1:05 PM EDT

Att. 6,367 - Sunny - 80 F

TOP

livebaseballscorecards.com

Batter	1	2	3	4	5	6	7	8	9	AB	R	H	RBI	BB	SO	LOB
17 Corey Patterson, L (1, 8) OBP: 0.262, SLG: 0.194 70 Jason Dubois, R (7, 9) OBP: 0.406, SLG: 0.533	P6		21 HR BB	21 3B HBP		21 1B 10 2B 1-2 1B		K		2 1	3 0	1 0	0 0	1 0	0 1	0 0
21 Nick Markakis, L (1, 9) OBP: 0.426, SLG: 0.635 68 Jon Knott, R (7, 7) OBP: 0.250, SLG: 0.308	HR		1-H HR	1-H 3B		10 2B 1-2 2-3 1B		G5-3		4 1	2 0	4 0	4 0	0 0	0 0	0 0
31 Jay Gibbons, L (1, 7) OBP: 0.273, SLG: 0.310 60 J.R. House, R (7, 2) OBP: 0.211, SLG: 0.263	F9		F8	P6		F6			G5-3	4 1	0 0	0 0	0 0	0 0	0 0	4 0
10 Miguel Tejada, R (1, 6) OBP: 0.279, SLG: 0.357 3 Freddie Bynum, L (7, 6) OBP: 0.250, SLG: 0.240	F7		55 2B 2B		E4 55 FC6-4	1-H 2-H 3-H 2B			K	4 1	1 0	2 0	2 0	0 0	0 1	0 0
17 Aubrey Huff, L (1, 5) OBP: 0.396, SLG: 0.511 38 Terry Tiffee, S (7, 3) OBP: 0.233, SLG: 0.241		F9	F9		F7		K		2B	4 1	0 0	0 1	0 0	0 0	1 0	2 0
55 Ramon Hernandez, R (1, 2) OBP: 0.289, SLG: 0.351 40 Adam Stern, L (7, 8) OBP: 0.385, SLG: 0.273		P2	2-H 2B		FC6-4 1-2f		G5-3		BB	4 0	0 0	1 0	1 0	0 1	0 0	1 0
Chris Gomez, R (1, 3) OBP: 0.333, SLG: 0.333 46 Jeremy Guthrie, R (7, 1) 71 Ruddy Yan, S (9, PH) OBP: 0.333, SLG: 0.308 53 Todd Williams, R (9, 1)		12 2B BB	G5-3		F7		12 FC6-4 1B		G1-3	3 0 1 0	1 0 0 0	1 0 0 0	0 0 0 0	1 0 0 0	0 0 0 0	2 0 2 0
12 Brandon Fahey, L (1, 4) OBP: 0.120, SLG: 0.125		1-H 2B	F7			G3	FC6-4 1-2f			4	0	1	1	0	0	1
41 Steve Trachsel, R (1, 1) OBP: 0.333, SLG: 0.333 73 Mike Cervenak, R (7, 5) OBP: 0.222, SLG: 0.444		K		K		21 1B 17 1B 10 2B 1B		F8		3 1	1 0	1 0	0 0	0 0	2 0	1 0
Inning Stats	R: 1 E: 0 K: 0 S: 4 H: 1 LOB: 0 BB: 0 P: 4	R: 1 E: 0 K: 1 S: 6 H: 1 LOB: 1 BB: 1 P: 10	R: 3 E: 0 K: 0 S: 6 H: 3 LOB: 1 BB: 1 P: 10	R: 1 E: 0 K: 1 S: 6 H: 1 LOB: 1 BB: 0 P: 7	R: 0 E: 1 K: 0 S: 4 H: 0 LOB: 1 BB: 0 P: 4	R: 2 E: 0 K: 0 S: 6 H: 4 LOB: 2 BB: 0 P: 6	R: 0 E: 0 K: 1 S: 6 H: 1 LOB: 1 BB: 0 P: 6	R: 0 E: 0 K: 1 S: 5 H: 0 LOB: 0 BB: 0 P: 5	R: 0 E: 0 K: 1 S: 6 H: 1 LOB: 2 BB: 1 P: 10	1B: 4 2B: 5 3B: 1 HR: 2 SF: 0 SAC: 0 DP: 0 HBP: 1						WP: 0 PB: 0 SB: 0 CS: 0 PA: 43	

PITCHER		IP	WLS	BF	H	R	ER	SO	BB	IBB	HBP	BLK	WP	HR	S	P	ERA	WHIP
Brett Tomko, R ERA: 5.14	(1, 1)	4.0	L	21	6	6	6	2	2	0	1	0	0	2	22	31	13.50	2.000
75 Joe Mays, R ERA: 4.85	(5, 1)	3.0		14	5	2	2	1	0	0	0	0	0	0	16	16	6.00	1.667
Joe Beimel, L ERA: 3.86	(8, 1)	1.0		3	0	0	0	1	0	0	0	0	0	0	5	5	0.00	0.000
41 Chin-hui Tsao, R ERA: 3.38	(9, 1)	1.0		5	1	0	0	1	1	0	0	0	0	0	6	10	0.00	2.000

PITCHER	IP	WLS	BF	H	R	ER	SO	BB	IBB	HBP	BLK	WP	HR	S	P	ERA	WHIP

AB	39
R	8
H	12
RBI	8
BB	3
SO	5
LOB	13

BOTTOM

Baltimore Orioles @ Los Angeles Dodgers

Holman Stadium, Vero Beach, FL

Thu Mar 22 2007, 1:05 PM EDT

Att. 6,367 - Sunny - 80 F

livebaseballscorecards.com

Batter	1	2	3	4	5	6	7	8	9	AB	R	H	RBI	BB	SO	LOB
15 Rafael Furcal, S (1, 6) OBP: 0.444, SLG: 0.588	F9		2B			G4-3		G1-3		0	0	0	0	0	0	0
13 Wilson Valdez, R (1, 6) OBP: 0.370, SLG: 0.604										4	0	1	0	0	0	0
55 Russell Martin, R (1, 2) OBP: 0.300, SLG: 0.324	G5-3		F8			BB		F8		2	0	0	0	1	0	1
66 Sandy Martinez, L (7, 2) OBP: 0.111, SLG: 0.059										1	0	0	0	0	0	0
5 Nomar Garciaparra, R (1, 3) OBP: 0.286, SLG: 0.571	2B		G4-3			P5			57 BB 1B	3	0	1	0	0	0	2
7 James Loney, L (7, 3) OBP: 0.500, SLG: 0.500										1	0	1	0	0	0	0
12 Jeff Kent, R (1, 4) OBP: 0.387, SLG: 0.444	F9			G6-3		G6-3			K	3	0	0	0	0	0	2
69 Francisco Lizarraga, R (7, 4)										1	0	0	0	0	1	1
Luis Gonzalez, L (1, 7) OBP: 0.438, SLG: 0.538		F8		K			K		K	2	0	0	0	0	1	0
75 Joe Mays, S (5, 1)										0	0	0	0	0	0	0
Olmedo Saenz, R (7, PH) OBP: 0.357, SLG: 0.444										1	0	0	0	0	1	0
28 Andy LaRoche, R (8, 5) OBP: 0.244, SLG: 0.238										1	0	0	0	0	1	1
17 Jason Repko, R (1, 8) OBP: 0.419, SLG: 0.593		G5-3		F7			2B		BB	1	0	0	0	0	0	0
57 Larry Bigbie, L (3, 8) OBP: 0.426, SLG: 0.605										2	0	1	0	1	0	0
16 Andre Ethier, L (1, 9) OBP: 0.349, SLG: 0.325		BB		F8			K		K	2	0	0	0	1	1	1
88 Larry Barnes, L (8, 9) OBP: 0.250, SLG: 0.250										1	0	0	0	0	1	2
Wilson Betemit, S (1, 5) OBP: 0.250, SLG: 0.244		G4-3		G3			K			3	0	0	0	0	1	2
Joe Beimel, L (8, 1)										0	0	0	0	0	0	0
41 Chin-hui Tsao, R (9, 1)										0	0	0	0	0	0	0
Brett Tomko, R (1, 1)			G6-3			F7		G1		1	0	0	0	0	0	0
27 Matt Kemp, R (5, 7) OBP: 0.277, SLG: 0.256										2	0	0	0	0	0	0

	AB	31
	R	0
	H	4
	RBI	0
	BB	3
	SO	7
	LOB	12

Inning Stats	1	2	3	4	5	6	7	8	9
	R: 0 E: 0 K: 0 S: 4	H: 1 LOB: 1 BB: 0 P: 4	R: 0 E: 0 K: 0 S: 3	H: 0 LOB: 1 BB: 1 P: 7	R: 0 E: 0 K: 0 S: 4	H: 1 LOB: 1 BB: 0 P: 4	R: 0 E: 0 K: 1 S: 5	H: 0 LOB: 0 BB: 0 P: 5	R: 0 E: 0 K: 0 S: 3	H: 0 LOB: 0 BB: 0 P: 3	R: 0 E: 0 K: 0 S: 3	H: 0 LOB: 1 BB: 1 P: 7	R: 0 E: 0 K: 3 S: 10	H: 1 LOB: 1 BB: 0 P: 10	R: 0 E: 0 K: 0 S: 3	H: 0 LOB: 0 BB: 0 P: 3	R: 0 E: 0 K: 3 S: 10	H: 1 LOB: 2 BB: 1 P: 14

	1B: 1	SF: 0	WP: 0	PA: 34
	2B: 3	SAC: 0	PB: 0	
	3B: 0	DP: 0	SB: 0	
	HR: 0	HBP: 0	CS: 0	

PITCHER		IP	WLS	BF	H	R	ER	SO	BB	IBB	HBP	BLK	WP	HR	S	P	ERA	WHIP
41 Steve Trachsel, R ERA: 5.29	(1, 1)	6.0	W	22	2	0	0	1	2	0	0	1	0	0	22	30	0.00	0.667
46 Jeremy Guthrie, R ERA: 1.5	(7, 1)	2.0		7	1	0	0	3	0	0	0	0	0	0	13	13	0.00	0.500
53 Todd Williams, R ERA: 1.23	(9, 1)	1.0		5	1	0	0	3	1	0	0	0	0	0	10	14	0.00	2.000

PITCHER		IP	WLS	BF	H	R	ER	SO	BB	IBB	HBP	BLK	WP	HR	S	P	ERA	WHIP

Los Angeles Dodgers @ Florida Marlins

Roger Dean Stadium, Jupiter, FL

Fri Mar 23 2007, 1:05 PM EDT

Att. 4,436 - Sunny - 79 F

TOP

livebaseballscorecards.com

Batter	1	2	3	4	5	6	7	8	9	AB	R	H	RBI	BB	SO	LOB
13 Wilson Valdez, R (1, 6) OBP: 0.404, SLG: 0.618	BBBB 4-0 FC4-6 5 S BB		X 0-0 9 SH2-3 1B		X 0-0 S 2-3 1B	X 0-0 ② F9		BBBB 4-0 BB		2	1	2	0	1	0	0
72 Chin-Lung Hu, R (5, 6) OBP: 0.353, SLG: 0.375										1	0	0	0	1	0	0
9 Juan Pierre, L (1, 8) OBP: 0.375, SLG: 0.487	X 0-0 ① F9		X 0-0 ① SH2-3 1-2		X 0-0 ① SF8 3-H	X 0-0 2B		SSS 0-3 ② K		2	0	1	1	0	0	1
84 Sergio Garcia, R (6, 4) OBP: 0.500, SLG: 0.500										1	0	0	0	0	1	1
5 Nomar Garciaparra, R (1, 3) OBP: 0.282, SLG: 0.526	BH 2-0 FC4-6 1-2 HBP		CCC 0-3 ② K		X 0-0 ② F9	X 0-0 ③ F9		X 0-0 ③ G4-3		3	0	0	0	0	1	3
Xavier Paul, L (6, 8) OBP: 0.167, SLG: 0.167										1	0	0	0	0	0	1
Luis Gonzalez, L (1, 7) OBP: 0.429, SLG: 0.500	X 0-0 ② FC4-6 BB 1-2f 2-3		X 0-0 ③ F8		BBBB 4-0 1B 57 2B 1-2 BB		X 0-0 ① P4		X 0-0 HR	2	1	0	0	1	0	3
27 Matt Kemp, R (6, 7) OBP: 0.286, SLG: 0.333										2	1	1	1	0	0	0
Wilson Betemit, S (1, 5) OBP: 0.292, SLG: 0.295	BBBB 4-0 1-2 BB			X 0-0 18 FC6-5 2B	X 0-0 57 2B 18 1B 1-2 2-H 1B		X 0-0 ② P4		X 0-0 1B	3	1	2	1	1	0	0
84 Mitch Jones, R (7, 9) OBP: 0.286, SLG: 0.167										1	0	1	0	0	0	0
57 Larry Bigbie, L (1, 9) OBP: 0.431, SLG: 0.617	CCC 0-3 ③ K			SSS 0-3 ① K	X 0-0 18 E 1-3 2-H 2B		X 0-0 7 1B 1B		SSS 0-3 ① K	4	1	2	1	0	2	4
66 Sandy Martinez, L (7, 2) OBP: 0.105, SLG: 0.056										1	0	0	0	0	1	1
18 Ramon Martinez, R (1, 4) OBP: 0.320, SLG: 0.261		X 0-0 77 G5-4-3 1B		X 0-0 ② FC6-5 2-3	X 0-0 E6 2-H 3-H 1B		X 0-0 1-2 1B		CCC 0-3 ② K	3	0	2	1	0	0	1
7 James Loney, L (6, 3) OBP: 0.500, SLG: 0.500										2	0	1	0	0	1	1
77 Kelly Stinnett, R (1, 2) OBP: 0.250, SLG: 0.269		X 0-0 ① ② G5-4-3 1-2f		X 0-0 ③ G4-3	X 0-0 ③ G5-3		X 0-0 ③ G3-1		SSS 0-3 ③ K	3	0	0	0	0	0	3
21 Marlon Anderson, L (7, PH)										1	0	0	0	0	0	2
44 Takashi Saito, L (7, 1)										0	0	0	0	0	0	0
51 Jonathan Broxton, R (8, 1)										0	0	0	0	0	0	0
86 Marshall McDougall, R (9, PH) OBP: 0.286, SLG: 0.429										1	0	0	0	0	1	1
58 Chad Billingsley, R (9, 1)										0	0	0	0	0	0	0
Derek Lowe, R (1, 1) OBP: 0.333, SLG: 0.667		X 0-0 ③ F7			X 0-0 13 1B 9 SF8 2B	SSS 0-3 ① K		X 0-0 ① G4-3		3	1	1	0	0	1	0
Joe Beimel, L (6, 1)										0	0	0	0	0	0	0
28 Andy LaRoche, R (7, 5) OBP: 0.239, SLG: 0.233										1	0	0	0	0	0	0

	AB	37
	R	6
	H	13
	RBI	5
	BB	4
	SO	8
	LOB	22

Inning Stats	1	2	3	4	5	6	7	8	9
	R: 0 H: 0 E: 0 LOB: 3 K: 1 BB: 2 S: 5 P: 15	R: 0 H: 1 E: 0 LOB: 0 K: 0 BB: 0 S: 3 P: 3	R: 0 H: 1 E: 0 LOB: 1 K: 1 BB: 0 S: 6 P: 6	R: 0 H: 1 E: 0 LOB: 1 K: 1 BB: 0 S: 6 P: 6	R: 5 H: 5 E: 1 LOB: 1 K: 0 BB: 1 S: 8 P: 12	R: 0 H: 1 E: 0 LOB: 2 K: 1 BB: 0 S: 6 P: 6	R: 0 H: 2 E: 0 LOB: 2 K: 0 BB: 0 S: 5 P: 5	R: 0 H: 0 E: 0 LOB: 1 K: 1 BB: 1 S: 5 P: 9	R: 1 H: 2 E: 0 LOB: 1 K: 3 BB: 0 S: 11 P: 11

	1B: 8	SF: 1	WP: 0	PA: 44
	2B: 4	SAC: 1	PB: 0	
	3B: 0	DP: 1	SB: 2	
	HR: 1	HBP: 1	CS: 0	

PITCHER		IP	WLS	BF	H	R	ER	SO	BB	IBB	HBP	BLK	WP	HR	S	P	ERA	WHIP
36 Aníbal Sánchez, R ERA: 3.12	(1, 1)	5.0	L	26	8	5	4	3	3	0	1	0	0	0	28	42	7.20	2.200
37 Renyel Pinto, L ERA: 5.19	(6, 1)	1.0		4	1	0	0	1	0	0	0	0	0	0	6	6	0.00	1.000
22 Matt Lindstrom, R ERA: 0.96	(7, 1)	1.0		5	2	0	0	0	0	0	0	0	0	0	5	5	0.00	2.000
Kevin Gregg, R ERA: 1.93	(8, 1)	1.0		4	0	0	0	1	1	0	0	0	0	0	5	9	0.00	1.000
77 Henry Owens, R ERA: 0.9	(9, 1)	1.0		5	2	1	1	3	0	0	0	0	0	1	11	11	9.00	2.000

PITCHER		IP	WLS	BF	H	R	ER	SO	BB	IBB	HBP	BLK	WP	HR	S	P	ERA	WHIP

BOTTOM

Los Angeles Dodgers @ Florida Marlins

Roger Dean Stadium, Jupiter, FL

Fri Mar 23 2007, 1:05 PM EDT

Att. 4,436 - Sunny - 79 F

livebaseballscorecards.com

Batter	1	2	3	4	5	6	7	8	9	AB	R	H	RBI	BB	SO	LOB
2 Hanley Ramirez, R (1, 6) OBP: 0.281, SLG: 0.519	6 2B 2B		L8			G5-3		G4-3		3	1	1	0	0	0	0
4 Alfredo Amezaga, S (7, 6) OBP: 0.167, SLG: 0.143										1	0	0	0	0	0	0
6 Dan Uggla, R (1, 4) OBP: 0.262, SLG: 0.255	G3-4-1 17 G4-3 2-H 2B		F8			G6-3			K	4	1	1	1	0	1	0
Miguel Cabrera, R (1, 5) OBP: 0.367, SLG: 0.509	G3-4-1 2-3			K		E6			G6-3	4	0	0	0	0	1	1
17 Mike Jacobs, L (1, 3) OBP: 0.255, SLG: 0.340	G4-3 3-H			F8		G4-3			K	4	0	0	1	0	1	1
14 Josh Willingham, R (1, 7) OBP: 0.322, SLG: 0.174	G6-3			K			K			3	0	0	0	0	2	0
12 Cody Ross, R (1, 9) OBP: 0.196, SLG: 0.122		G4-3			G5-3		F8			3	0	0	0	0	0	0
Alex Sanchez, L (1, 8) OBP: 0.179, SLG: 0.263		F7			G6-3		F9			3	0	0	0	0	0	0
1 Eric Reed, L (5, PH) OBP: 0.387, SLG: 0.433										1	0	0	0	0	0	1
20 Matt Treanor, R (1, 2) OBP: 0.333, SLG: 0.273		F8			BB			P6		2	0	0	0	1	0	0
36 Aníbal Sánchez, R (1, 1)			K		F9			G3		1	0	0	0	0	1	0
37 Renyel Pinto, L (6, 1)										0	0	0	0	0	0	0
22 Matt Lindstrom, R (7, 1)										0	0	0	0	0	0	0
Kevin Gregg, R (8, 1)										0	0	0	0	0	0	0
7 Alejandro De Aza, L (8, PH) OBP: 0.382, SLG: 0.563										1	0	0	0	0	0	0
77 Henry Owens, R (9, 1)										0	0	0	0	0	0	0
Inning Stats	R: 2 E: 0 K: 0 S: 5 H: 2 LOB: 0 BB: 0 P: 5	R: 0 E: 0 K: 0 S: 3 H: 0 LOB: 0 BB: 0 P: 3	R: 0 E: 0 K: 1 S: 5 H: 0 LOB: 0 BB: 0 P: 5	R: 0 E: 0 K: 2 S: 7 H: 0 LOB: 0 BB: 0 P: 7	R: 0 E: 0 K: 0 S: 3 H: 0 LOB: 1 BB: 1 P: 7	R: 0 E: 1 K: 0 S: 4 H: 0 LOB: 1 BB: 0 P: 4	R: 0 E: 0 K: 1 S: 5 H: 0 LOB: 0 BB: 0 P: 5	R: 0 E: 0 K: 0 S: 3 H: 0 LOB: 0 BB: 0 P: 3	R: 0 E: 0 K: 2 S: 7 H: 0 LOB: 0 BB: 0 P: 7	1B: 0 2B: 2 3B: 0 HR: 0 SF: 0 SAC: 0 DP: 0 HBP: 0						

	AB	30
	R	2
	H	2
	RBI	2
	BB	1
	SO	6
	LOB	3

WP: 0 PA: 31
PB: 0
SB: 0
CS: 0

PITCHER		IP	WLS	BF	H	R	ER	SO	BB	IBB	HBP	BLK	WP	HR	S	P	ERA	WHIP
Derek Lowe, R ERA: 2.7	(1, 1)	5.2	W	20	2	2	2	3	1	0	0	0	0	0	25	29	3.18	0.529
Joe Beimel, L ERA: 3.68	(6, 1)	0.1	H	2	0	0	0	0	0	0	0	0	0	0	2	2	0.00	0.000
44 Takashi Saito, R ERA: 1.5	(7, 1)	1.0	H	3	0	0	0	1	0	0	0	0	0	0	5	5	0.00	0.000
51 Jonathan Broxton, R ERA: 11.57	(8, 1)	1.0	H	3	0	0	0	0	0	0	0	0	0	0	3	3	0.00	0.000
58 Chad Billingsley, R ERA: 0.87	(9, 1)	1.0		3	0	0	0	2	0	0	0	0	0	0	7	7	0.00	0.000

PITCHER		IP	WLS	BF	H	R	ER	SO	BB	IBB	HBP	BLK	WP	HR	S	P	ERA	WHIP

Batter	1	2	3	4	5	6	7	8	9	AB	R	H	RBI	BB	SO	LOB
65 Tony Abreu, S (1, 6) OBP: 0.368, SLG: 0.703 Luis Maza, R (6, 4) OBP: 1.000, SLG: 1.000	x 0-0 ① G5-3		x 0-0 ① G3	x 0-0 1-3 2-H 2B		x 0-0 ③ G4-3			x 0-0 L3 1B	4 0 1 1 0 0 0 1 0 1 0 0 0 0						
9 Juan Pierre, L (1, 8) OBP: 0.364, SLG: 0.465 Adam Godwin, R (7, 8)	x 0-0 55 E 55 S E 1B		x 0-0 ② G4-3	x 0-0 ③ G6-3			x 0-0 ① G3-1		x 0-0 ① ② L3 1-1	4 1 1 0 0 0 2 1 0 0 0 0 0 1						
55 Russell Martin, R (1, 2) OBP: 0.318, SLG: 0.341 77 Kelly Stinnett, R (9, PH) OBP: 0.241, SLG: 0.259 (9, 2)	B x 1-0 E6 G4-3 E 1-3		x 0-0 1B		x 0-0 16 WP 1B 1B		x 0-0 ② F8		x 0-0 ③ G5-3	4 0 2 0 0 0 1 1 0 0 0 0 0 0						
Olmedo Saenz, R (1, 10) OBP: 0.344, SLG: 0.419	3 SAFE x 0-0 ② G4-3 1-3 3-H		x 0-0 ③ P3		x 0-0 16 WP 1-2 1B		S S S 0-3 ③ K			4 0 1 0 0 1 2						
16 Andre Ethier, L (1, 9) OBP: 0.340, SLG: 0.302 88 Larry Barnes, L (8, 9) OBP: 0.250, SLG: 0.250	S S S 0-3 ③ K			x 0-0 ① F7	C C C 0-3 ① K 1-2 2-3			B B B B 4-0 28 G5-3 7 2B BB		3 1 0 0 1 2 3 0 0 0 0 0 0 0						
28 Andy LaRoche, R (1, 5) OBP: 0.240, SLG: 0.234		x 0-0 ① F9		x 0-0 27 1B 13 1B 1B	S S S 0-3 ② K			x 0-0 ① G5-3 1-2		4 1 1 0 0 1 3						
7 James Loney, L (1, 3) OBP: 0.482, SLG: 0.500		C C C 0-3 ② K		x 0-0 ② L7	x 0-0 ③ L7			x 0-0 2-H 2B		4 0 1 1 0 1 3						
27 Matt Kemp, R (1, 7) OBP: 0.283, SLG: 0.327		x 0-0 E6 13 E		x 0-0 13 1B 65 2B 1-2 1B		x 0-0 ① G6-3		C C C 0-3 ② K		4 1 1 0 0 1 1						
13 Wilson Valdez, R (1, 4) OBP: 0.393, SLG: 0.593 (6, 6)		C x 0-1 ③ G6-3 1-3		x 0-0 65 2B 1-2 2-H 1B		x 0-0 ② G6-3		S S S 0-3 ③ K		4 0 1 1 0 1 2						
Inning Stats	R: 1 E: 2 K: 1 S: 7	H: 1 LOB: 1 BB: 0 P: 8	R: 0 E: 1 K: 1 S: 7	H: 0 LOB: 1 BB: 0 P: 7	R: 0 E: 0 K: 0 S: 4	H: 1 LOB: 1 BB: 0 P: 4	R: 2 E: 0 K: 0 S: 7	H: 4 LOB: 2 BB: 0 P: 7	R: 0 E: 0 K: 2 S: 9	H: 2 LOB: 2 BB: 0 P: 9	R: 0 E: 0 K: 0 S: 3	H: 0 LOB: 0 BB: 0 P: 3	R: 0 E: 0 K: 1 S: 5	H: 0 LOB: 0 BB: 0 P: 5	R: 1 E: 0 K: 2 S: 8	H: 1 LOB: 1 BB: 1 P: 12	R: 0 E: 0 K: 0 S: 3	H: 1 LOB: 0 BB: 0 P: 3	1B: 8 2B: 3 3B: 0 HR: 0	SF: 0 SAC: 0 DP: 1 HBP: 0	WP: 1 PB: 0 SB: 1 CS: 0	PA: 39							

PITCHER	IP	WLS	BF	H	R	ER	SO	BB	IBB	HBP	BLK	WP	HR	S	P	ERA	WHIP
40 Daniel Cabrera, R (1, 1) ERA: 3.15	6.0	L	28	8	3	2	4	0	0	0	0	1	0	37	38	3.00	1.333
51 Scott Williamson, R (7, 1) ERA: 1.42	1.0		3	0	0	0	1	0	0	0	0	0	0	5	5	0.00	0.000
56 Brian Burres, L (8, 1) ERA: 2.89	1.0		5	1	1	1	2	1	0	0	0	0	0	8	12	9.00	2.000
28 Danys Baez, R (9, 1) ERA: 3.24	1.0		3	1	0	0	0	0	0	0	0	0	0	3	3	0.00	1.000

PITCHER	IP	WLS	BF	H	R	ER	SO	BB	IBB	HBP	BLK	WP	HR	S	P	ERA	WHIP

TOP

Los Angeles Dodgers @ Baltimore Orioles

Fort Lauderdale Stadium, Ft. Lauderdale, FL

Sat Mar 24 2007, 1:05 PM EDT
Att. 5,521 - Partly Cloudy - 77 F

livebaseballscorecards.com

AB	38
R	4
H	10
RBI	3
BB	1
SO	7
LOB	18

BOTTOM

Los Angeles Dodgers @ Baltimore Orioles

Fort Lauderdale Stadium, Ft. Lauderdale, FL

Sat Mar 24 2007, 1:05 PM EDT
Att. 5,521 - Partly Cloudy - 77 F

livebaseballscorecards.com

Batter	1	2	3	4	5	6	7	8	9	AB	R	H	RBI	BB	SO	LOB
1 Brian Roberts, S (1, 4) OBP: 0.315, SLG: 0.313	E3 (3 CS)		1 SAFE B B B B; 4-0 ① (3 E, 6 1B) 1-2 BB		F7 ②		G3 ②			3	1	0	0	1	0	1
Jonny Tucker, R (8, 4)										0	0	0	0	0	0	0
3 Freddie Bynum, L (1, 7) OBP: 0.222, SLG: 0.242	C C C; 0-3 ①② K 1-2		S S S; 0-3 ② K 1-3		C C C; 0-3 ③ K		X; 0-0 ③ G4-3			4	0	0	0	0	3	3
6 Melvin Mora, R (1, 5) OBP: 0.346, SLG: 0.404	C C C; 0-3 ③ K		X; 0-0 (10 FC4) 3-H 1B			X; 0-0 ① P3		X; 0-0 ① P4		3	0	1	1	0	1	0
71 Ruddy Yan, S (8, 8) OBP: 0.321, SLG: 0.296										1	0	0	0	0	0	0
10 Miguel Tejada, R (1, 6) OBP: 0.260, SLG: 0.327		X; 0-0 ① L9	X; 0-0 ③ FC4 1-2f			S S S; 0-3 ② K		S S S; 0-3 ② K2-3		3	0	0	0	0	1	1
Cesar Crespo, S (8, 6) OBP: 0.500, SLG: 1.000										1	0	0	0	0	1	0
31 Jay Gibbons, L (1, 10) OBP: 0.268, SLG: 0.324		S S S; 0-3 ② K		S S S; 0-3 ① K		X; 0-0 (55 1B, 16 2B) 1B		X; 0-0 ③ G3-1		4	1	1	0	0	2	0
55 Ramon Hernandez, R (1, 2) OBP: 0.317, SLG: 0.375	X; 0-0 (16 1B) 1B		X; 0-0 ② G5-3			X; 0-0 (16 2B) 1-2 1B			X; 0-0 ① G4-3	3	0	2	0	0	0	0
61 Dustin Yount, L (8, 3)										1	0	0	0	0	0	0
16 Jay Payton, R (1, 9) OBP: 0.318, SLG: 0.419	X; 0-0 1-2 1B		X; 0-0 ③ F9			X; 0-0 (1-3, 2-H) 2B			C C C; 0-3 ② K	3	0	2	1	0	0	0
Nolan Reimold, R (8, 9)										1	0	0	0	0	1	0
Kevin Millar, R (1, 3) OBP: 0.200, SLG: 0.154	X; 0-0 ③ F7				B B B B; 4-0 BB	X; 0-0 ③ F7			X; 0-0 ③ L5	2	0	0	0	1	0	4
60 J.R. House, R (8, 5) OBP: 0.200, SLG: 0.250										1	0	0	0	0	0	0
17 Corey Patterson, L (1, 8) OBP: 0.265, SLG: 0.233			X; 0-0 (1 CS) 1B		X; 0-0 ① F7		X; 0-0 ① P3			3	0	1	0	0	0	1
Adam Donachie, R (8, 2) OBP: 0.278, SLG: 0.412										0	0	0	0	0	0	0

	AB	33
	R	2
	H	7
	RBI	2
	BB	2
	SO	9
	LOB	10

Inning Stats	1	2	3	4	5	6	7	8	9
	R: 0 H: 0 E: 1 LOB: 0 K: 2 BB: 0 S: 7 P: 7	R: 0 H: 2 E: 0 LOB: 2 K: 1 BB: 0 S: 7 P: 7	R: 1 H: 2 E: 1 LOB: 1 K: 1 BB: 1 S: 6 P: 10	R: 0 H: 0 E: 0 LOB: 0 K: 1 BB: 0 S: 5 P: 5	R: 0 H: 0 E: 0 LOB: 1 K: 1 BB: 1 S: 5 P: 9	R: 1 H: 3 E: 0 LOB: 2 K: 1 BB: 0 S: 8 P: 8	R: 0 H: 0 E: 0 LOB: 0 K: 0 BB: 0 S: 3 P: 3	R: 0 H: 0 E: 0 LOB: 0 K: 1 BB: 0 S: 5 P: 5	R: 0 H: 0 E: 0 LOB: 0 K: 1 BB: 0 S: 5 P: 5

	1B: 6	SF: 0	WP: 0	PA: 35
	2B: 2	SAC: 0	PB: 0	
	3B: 0	DP: 1	SB: 0	
	HR: 0	HBP: 0	CS: 2	

PITCHER		IP	WLS	BF	H	R	ER	SO	BB	IBB	HBP	BLK	WP	HR	S	P	ERA	WHIP
52 Randy Wolf, L ERA: 4.24	(1, 1)	5.2	W	23	5	2	2	7	2	0	0	0	0	0	35	43	3.18	1.235
41 Chin-hui Tsao, R ERA: 2.89	(6, 1)	1.1	H	6	2	0	0	0	0	0	0	0	0	0	6	6	0.00	1.500
38 Rudy Seanez, R ERA:	(8, 1)	1.0	H	3	0	0	0	1	0	0	0	0	0	0	5	5	0.00	0.000
47 Tim Hamulack, L ERA: 1.13	(9, 1)	1.0	S	3	0	0	0	1	0	0	0	0	0	0	5	5	0.00	0.000

PITCHER	IP	WLS	BF	H	R	ER	SO	BB	IBB	HBP	BLK	WP	HR	S	P	ERA	WHIP

Cleveland Indians @ Los Angeles Dodgers

Holman Stadium, Vero Beach, FL

Sun Mar 25 2007, 1:05 PM EDT

Att. 6,985 - Sunny - 83 F

TOP

livebaseballscorecards.com

Batter	1	2	3	4	5	6	7	8	9	AB	R	H	RBI	BB	SO	LOB
24 Grady Sizemore, L (1, 8) OBP: 0.160, SLG: 0.298	L8	F8		K			15 FC5-2 3B		G6-3	4	0	1	0	0	1	2
Jason Davis, R (7, 1)										0	0	0	0	0	0	0
Brandon Pinckney, R (8, 6)										1	0	0	0	0	0	0
15 Mike Rouse, L (1, 5) OBP: 0.442, SLG: 0.684	K	17 BB 2B	FC6-5 2B				FC5-2 3-H		2B	5	0	3	0	0	1	1
Casey Blake, R (1, 9) OBP: 0.250, SLG: 0.452	41 1B 2B	41 L3 BB	FC6-5 41 G3 2-3				F8		K	4	1	1	0	1	1	2
41 Victor Martinez, S (1, 2) OBP: 0.357, SLG: 0.650	25 FC6-4 2-H 1B	L3 1-1	G3 1-2					17 HR 2B		4	0	2	1	0	0	3
23 Mike Rose, S (8, PR) OBP: 0.292, SLG: 0.458 (8, 2)										0	1	0	0	0	0	0
25 Ryan Garko, R (1, 3) OBP: 0.293, SLG: 0.421	FC6-4 1-2f	17 BB BB	K					K		3	0	0	0	1	2	3
17 Shin-Soo Choo, L (1, 7) OBP: 0.351, SLG: 0.344		F8	1-2 2-3 BB			11 G6-4-3 1B		2-H HR		3	1	2	2	1	0	0
29 Josh Barfield, R (1, 4) OBP: 0.375, SLG: 0.341		11 2B 1B	F8			F8		E6 11 S		4	0	1	0	0	0	5
11 Luis Rivas, R (1, 6) OBP: 0.220, SLG: 0.316		1-3 2B		P3		G6-4-3 1-2f		2-3 K		4	0	1	0	0	1	2
63 Rafael Betancourt, R (8, 1)										0	0	0	0	0	0	0
37 Jake Westbrook, R (1, 1)		K		K			K	G6-3		2	0	0	0	0	2	2
65 Ben Francisco, R (7, PH) OBP: 0.326, SLG: 0.575 (7, 8)										2	0	0	0	0	1	2

Inning Stats										
	R: 1	H: 2	R: 0	H: 2	R: 0	H: 1	R: 0	H: 0	R: 0	H: 1
	E: 0	LOB: 1	E: 0	LOB: 2	E: 0	LOB: 3	E: 0	LOB: 0	E: 0	LOB: 1
	K: 1	BB: 0	K: 1	BB: 0	K: 0	BB: 3	K: 2	BB: 0	K: 1	BB: 0
	S: 7	P: 7	S: 7	P: 7	S: 3	P: 15	S: 7	P: 7	S: 6	P: 6

Inning Stats										
	R: 0	H: 1	R: 0	H: 1	R: 2	H: 2	R: 0	H: 1		
	E: 0	LOB: 0	E: 0	LOB: 1	E: 1	LOB: 2	E: 0	LOB: 0		
	K: 0	BB: 0	K: 1	BB: 0	K: 2	BB: 0	K: 1	BB: 0		
	S: 3	P: 3	S: 6	P: 6	S: 10	P: 10	S: 5	P: 5		

1B: 3	SF: 0
2B: 7	SAC: 0
3B: 1	DP: 2
HR: 1	HBP: 0

WP: 0	PA: 39
PB: 0	
SB: 1	
CS: 0	

AB	36
R	3
H	11
RBI	3
BB	3
SO	9
LOB	22

PITCHER		IP	WLS	BF	H	R	ER	SO	BB	IBB	HBP	BLK	WP	HR	S	P	ERA	WHIP
29 Jason Schmidt, R ERA: 5.06	(1, 1)	5.0		23	6	1	1	5	3	0	0	0	0	0	30	42	1.80	1.800
51 Jonathan Broxton, R ERA: 9.53	(6, 1)	1.0	H	3	1	0	0	0	0	0	0	0	0	0	3	3	0.00	1.000
Joe Beimel, L ERA: 3.24	(7, 1)	1.0	H	4	1	0	0	1	0	0	0	0	0	0	6	6	0.00	1.000
38 Rudy Seanez, R ERA: 1.93	(8, 1)	1.0	B	6	2	2	2	2	0	0	0	0	0	1	10	10	18.00	2.000
Elmer Dessens, R ERA: 3.75	(9, 1)	1.0	W	3	1	0	0	1	0	0	0	0	0	0	5	5	0.00	1.000

PITCHER		IP	WLS	BF	H	R	ER	SO	BB	IBB	HBP	BLK	WP	HR	S	P	ERA	WHIP

Cleveland Indians @ Los Angeles Dodgers

Holman Stadium, Vero Beach, FL

Sun Mar 25 2007, 1:05 PM EDT

Att. 6,985 - Sunny - 83 F

livebaseballscorecards.com

BOTTOM

Batter	1	2	3	4	5	6	7	8	9	AB	R	H	RBI	BB	SO	LOB
9 Juan Pierre, L (1, 8) OBP: 0.375, SLG: 0.457	F8		BB		1B		K		K	3	1	1	0	1	0	1
57 Larry Bigbie, L (8, 8) OBP: 0.442, SLG: 0.625										1	0	1	1	0	0	0
18 Ramon Martinez, R (1, 6) OBP: 0.276, SLG: 0.222	L1		F8		G4-3		G6-3		E9	4	0	0	0	0	0	4
38 Rudy Seanez, R (8, 1)									1B	0	0	0	0	0	0	0
Elmer Dessens, R (9, 1)										0	0	0	0	0	0	0
5 Nomar Garciaparra, R (1, 3) OBP: 0.310, SLG: 0.561	G6-3			1B		2B	F8			3	0	2	2	0	0	0
51 Jonathan Broxton, R (6, 1)										0	0	0	0	0	0	0
28 Andy LaRoche, R (7, 5) OBP: 0.235, SLG: 0.229				1B						1	0	0	0	0	1	0
12 Jeff Kent, R (1, 4) OBP: 0.343, SLG: 0.387		G4-3		F8	L4			K		4	0	0	0	0	0	2
13 Wilson Valdez, R (9, 4) OBP: 0.393, SLG: 0.593										0	0	0	0	0	0	0
Luis Gonzalez, L (1, 7) OBP: 0.395, SLG: 0.452		F9		L8		P6		F9		3	0	0	0	0	0	1
Joe Beimel, L (7, 1)										0	0	0	0	0	0	0
65 Tony Abreu, S (8, 6) OBP: 0.359, SLG: 0.684						G3				1	0	0	0	0	0	0
Wilson Betemit, S (1, 5) OBP: 0.314, SLG: 0.304		BB		1B				G4-3		2	0	1	0	1	0	0
66 Sandy Martinez, L (7, 2) OBP: 0.105, SLG: 0.056										0	0	0	0	0	0	0
55 Russell Martin, R (9, PH) OBP: 0.333, SLG: 0.357										1	1	1	0	0	0	0
Mike Lieberthal, R (1, 2) OBP: 0.250, SLG: 0.238	G5-3			F9		BB			1B	2	0	0	0	1	0	3
27 Matt Kemp, R (6, PR) OBP: 0.278, SLG: 0.320										1	0	0	0	0	0	1
(7, 7)																
7 James Loney, L (1, 9) OBP: 0.500, SLG: 0.537			G6-3		1B	S			F7	5	2	3	0	0	0	1
29 Jason Schmidt, R (1, 1)			K	F7			2B		1B	1	0	0	0	0	1	0
21 Marlon Anderson, L (5, PH)										1	0	0	0	0	0	1
Olmedo Saenz, R (6, 3) OBP: 0.324, SLG: 0.394										2	0	0	0	0	2	3
Inning Stats	R: 0 E: 0 K: 0 S: 3 H: 0 LOB: 0 BB: 0 P: 3	R: 0 E: 0 K: 0 S: 3 H: 0 LOB: 1 BB: 1 P: 8	R: 0 E: 0 K: 1 S: 6 H: 0 LOB: 1 BB: 1 P: 10	R: 0 E: 0 K: 0 S: 5 H: 2 LOB: 2 BB: 0 P: 5	R: 2 E: 0 K: 0 S: 6 H: 3 LOB: 1 BB: 0 P: 6	R: 0 E: 0 K: 0 S: 3 H: 0 LOB: 1 BB: 1 P: 7	R: 0 E: 0 K: 1 S: 6 H: 1 LOB: 1 BB: 0 P: 6	R: 0 E: 0 K: 1 S: 5 H: 0 LOB: 0 BB: 0 P: 5	R: 2 E: 1 K: 1 S: 7 H: 3 LOB: 1 BB: 0 P: 7	1B: 7 2B: 2 3B: 0 HR: 0	SF: 0 SAC: 0 DP: 0 HBP: 0						

AB	35
R	4
H	9
RBI	3
BB	3
SO	4
LOB	17

WP: 1 PB: 0 SB: 1 CS: 0 PA: 38

PITCHER		IP	WLS	BF	H	R	ER	SO	BB	IBB	HBP	BLK	WP	HR	S	P	ERA	WHIP
37 Jake Westbrook, R ERA: 4.29	(1, 1)	6.0		26	5	2	2	1	3	0	0	0	1	0	26	39	3.00	1.333
Jason Davis, R ERA: 2.25	(7, 1)	1.0		4	1	0	0	1	0	0	0	0	0	0	6	6	0.00	1.000
63 Rafael Betancourt, R ERA: 6.75	(8, 1)	1.2	L	8	3	2	1	2	0	0	0	0	0	0	12	12	5.40	1.800

PITCHER	IP	WLS	BF	H	R	ER	SO	BB	IBB	HBP	BLK	WP	HR	S	P	ERA	WHIP

Batter	1	2	3	4	5	6	7	8	9	AB	R	H	RBI	BB	SO	LOB
65 Tony Abreu, S (1, 4) OBP: 0.349, SLG: 0.643	G6-3		F8		1B			FC6-4 27 WP 27 HR 1-2f		4	1	1	1	0	0	2
55 Russell Martin, R (1, 2) OBP: 0.313, SLG: 0.333	K			F9		L4		HR 1-H		3	0	0	0	0	1	0
27 Matt Kemp, R (7, 8) OBP: 0.291, SLG: 0.392										1	1	1	2	0	0	0
5 Nomar Garciaparra, R (1, 3) OBP: 0.289, SLG: 0.523	K			K		F9		G4-3		3	0	0	0	0	2	0
21 Marlon Anderson, L (6, 7)										1	0	0	0	0	0	0
41 Chin-hui Tsao, R (8, 1)										0	0	0	0	0	0	0
Luis Gonzalez, L (1, 7) OBP: 0.366, SLG: 0.412		G1-3		K		G3-1			88 F9 28 HBP 1B	3	0	0	0	0	1	0
7 James Loney, L (6, 3) OBP: 0.508, SLG: 0.545										1	0	1	0	0	0	0
Wilson Betemit, S (1, 5) OBP: 0.296, SLG: 0.286		F7			K		K		81 FC6-4 HBP 1-2	3	0	0	0	0	2	0
28 Andy LaRoche, R (7, 5) OBP: 0.250, SLG: 0.229										0	0	0	0	0	0	0
16 Andre Ethier, L (1, 9) OBP: 0.360, SLG: 0.348		G4-3			13 2B		57 G1-6-3 1B		F9 2-3	3	1	2	0	0	0	0
88 Larry Barnes, L (7, 9) OBP: 0.222, SLG: 0.222					2B					1	0	0	0	0	0	2
57 Larry Bigbie, L (1, 8) OBP: 0.418, SLG: 0.588			K		K		G1-6-3 1-2f		K	3	0	0	0	0	2	2
44 Takashi Saito, L (7, 1)										0	0	0	0	0	0	0
Mark Hendrickson, L (7, 1)										0	0	0	0	0	0	0
Ryan Rogowski, L (8, 7)										1	0	0	0	0	1	2
13 Wilson Valdez, R (1, 6) OBP: 0.397, SLG: 0.607			G4-3		2B			K	FC6-4 1-2f	2	1	1	1	0	0	0
18 Ramon Martinez, R (8, PH) OBP: 0.267, SLG: 0.214					2B					1	0	0	0	0	1	0
81 Iván De Jesús Jr., R (8, 6) OBP: 0.375, SLG: 0.357					2B					1	0	0	0	0	0	2
31 Brad Penny, R (1, 1) OBP: 1.000, SLG: 1.000			1B		65 1B 2B			BB 65 FC6-4		1	0	1	0	0	0	0
Olmedo Saenz, R (5, PH) OBP: 0.343, SLG: 0.441										1	1	1	1	0	0	0
58 Chad Billingsley, R (5, 1)										0	0	0	0	0	0	0
Mike Lieberthal, R (7, 2) OBP: 0.280, SLG: 0.238										0	0	0	0	1	0	0
Inning Stats	R: 0 E: 0 K: 2 S: 7 H: 0 LOB: 0 BB: 0 P: 7	R: 0 E: 0 K: 0 S: 3 H: 0 LOB: 0 BB: 0 P: 3	R: 0 E: 0 K: 1 S: 6 H: 1 LOB: 1 BB: 0 P: 6	R: 0 E: 0 K: 2 S: 7 H: 0 LOB: 0 BB: 0 P: 7	R: 3 E: 0 K: 2 S: 10 H: 4 LOB: 1 BB: 0 P: 10	R: 0 E: 0 K: 0 S: 3 H: 0 LOB: 0 BB: 0 P: 3	R: 0 E: 0 K: 1 S: 5 H: 1 LOB: 0 BB: 0 P: 5	R: 2 E: 0 K: 1 S: 6 H: 1 LOB: 0 BB: 1 P: 11	R: 0 E: 0 K: 1 S: 6 H: 1 LOB: 2 BB: 0 P: 7	1B: 4 2B: 3 3B: 0 HR: 1 SF: 0 SAC: 0 DP: 1 HBP: 1						

PITCHER		IP	WLS	BF	H	R	ER	SO	BB	IBB	HBP	BLK	WP	HR	S	P	ERA	WHIP
Tom Glavine, L ERA: 2.25	(1, 1)	6.0		22	5	3	3	7	0	0	0	0	0	0	36	36	4.50	0.833
40 Ambiorix Burgos, R ERA: 8.1	(7, 1)	1.0	H	3	1	0	0	1	0	0	0	0	0	0	5	5	0.00	1.000
61 Chan Ho Park, R ERA: 7.43	(8, 1)	1.0	W	5	1	2	2	1	1	0	0	0	1	1	6	11	18.00	2.000
70 Joe Smith, R ERA: 1.46	(9, 1)	1.0	S	5	1	0	0	1	0	0	1	0	0	0	6	7	0.00	1.000

PITCHER	IP	WLS	BF	H	R	ER	SO	BB	IBB	HBP	BLK	WP	HR	S	P	ERA	WHIP

Los Angeles Dodgers @ New York Mets

Tradition Field, Port St. Lucie, FL

Mon Mar 26 2007, 7:10 PM EDT

Att. 6,543 - Clear - 75 F

TOP

livebaseballscorecards.com

AB	33
R	5
H	8
RBI	5
BB	1
SO	10
LOB	10

WP: 1	PA: 35
PB: 0	
SB: 0	
CS: 0	

BOTTOM

Los Angeles Dodgers @ New York Mets

Tradition Field, Port St. Lucie, FL

Mon Mar 26 2007, 7:10 PM EDT

Att. 6,543 - Clear - 75 F

livebaseballscorecards.com

Batter	1	2	3	4	5	6	7	8	9	AB	R	H	RBI	BB	SO	LOB
7 José Reyes, S (1, 6) OBP: 0.413, SLG: 0.612	G6-3	BB 1-2		G6-3 1-2f		FC6-4 1-2f		BB 6 FC5-2 4 1B 64 FC4-6 1-2		3	0	0	0	1	0	3
17 David Newhan, L (8, 7) OBP: 0.300, SLG: 0.442										0	1	0	0	1	0	0
5 David Wright, R (1, 5) OBP: 0.403, SLG: 0.383	BB 15 FC6-4	K			F8		G3	1B 64 FC4-6 6 FC5-2 1-2 2-3		3	0	0	0	1	1	2
4 Ben Johnson, R (8, 8) OBP: 0.339, SLG: 0.385										1	0	1	0	0	0	0
15 Carlos Beltrán, S (1, 8) OBP: 0.333, SLG: 0.509	FC6-4 1-2f	G1-3			K		BB 20 BB 18 E HBP	FC5-2 64 FC4-6 1-2 2-3 3-Hf		3	1	0	0	1	1	1
6 Ruben Gotay, S (8, 4) OBP: 0.325, SLG: 0.400										1	0	0	0	0	0	3
18 Moises Alou, R (1, 7) OBP: 0.218, SLG: 0.269	K	G6-3			16 1B 2B		E6 HBP 20 BB 1-2	FC4-6 19 FC6-4 1-2f 2-3 3-H		4	1	1	0	0	1	2
64 Mike Carp, L (8, 3) OBP: 0.295, SLG: 0.282										1	0	0	1	0	0	2
16 Paul Lo Duca, R (1, 2) OBP: 0.286, SLG: 0.273		BB 20 G5-3 1B	G6-3		1B 2-H		K	FC6-4 1-2f		2	1	1	1	1	0	0
19 Sandy Alomar Jr., R (7, 2) OBP: 0.211, SLG: 0.118										2	0	0	0	0	1	4
20 Shawn Green, L (1, 9) OBP: 0.197, SLG: 0.274		G5-3 1-2		BB 22 1B 1B	K		HBP 1-2 2-3	BB		3	1	1	0	1	1	2
Julio Franco, R (1, 3) OBP: 0.442, SLG: 0.314		22 2B 2-H 1B		22 1B 1-2 BB		F8	H HBP 1-2 2-3 3-H			2	1	1	2	1	0	0
1 Anderson Hernandez, S (8, 6) OBP: 0.271, SLG: 0.186										0	0	0	0	0	0	0
22 Jose Valentin, S (1, 4) OBP: 0.431, SLG: 0.659		1-H 2B		7 G6-3 1-2 2-H 1B		7 FC6-4 1B	G3-1			4	0	3	2	0	0	3
61 Chan Ho Park, R (8, 1)										0	0	0	0	0	0	0
70 Joe Smith, R (9, 1)										0	0	0	0	0	0	0
Tom Glavine, L (1, 1)		7 BB BB		K		K		4 1B 17 BB 6 FC5-2 BB		2	0	0	0	1	2	3
40 Ambiorix Burgos, R (7, 1)										0	0	0	0	0	0	0
3 Damion Easley, R (8, 5) OBP: 0.267, SLG: 0.268										0	0	0	0	1	0	0
Inning Stats	R: 0 E: 0 K: 1 S: 5 H: 0 LOB: 1 BB: 1 P: 9	R: 2 E: 0 K: 1 S: 6 H: 2 LOB: 2 BB: 3 P: 18	R: 0 E: 0 K: 0 S: 3 H: 0 LOB: 0 BB: 0 P: 3	R: 1 E: 0 K: 1 S: 6 H: 2 LOB: 1 BB: 1 P: 10	R: 1 E: 0 K: 2 S: 9 H: 2 LOB: 1 BB: 0 P: 9	R: 0 E: 0 K: 1 S: 6 H: 1 LOB: 1 BB: 0 P: 6	R: 1 E: 1 K: 1 S: 6 H: 0 LOB: 3 BB: 2 P: 15	R: 1 E: 0 K: 0 S: 4 H: 1 LOB: 2 BB: 2 P: 12		1B: 6 2B: 2 3B: 0 HR: 0	SF: 0 SAC: 0 DP: 1 HBP: 1					

AB	31
R	6
H	8
RBI	6
BB	9
SO	7
LOB	25

WP: 0 PB: 0 SB: 0 CS: 0 PA: 41

PITCHER		IP	WLS	BF	H	R	ER	SO	BB	IBB	HBP	BLK	WP	HR	S	P	ERA	WHIP
31 Brad Penny, R ERA: 10.64	(1, 1)	4.0		19	4	3	3	3	5	0	0	0	0	0	20	40	6.75	2.250
58 Chad Billingsley, R ERA: 1.46	(5, 1)	2.0		9	3	1	1	3	0	0	0	0	0	0	15	15	4.50	1.500
44 Takashi Saito, R ERA: 1.35	(7, 1)	0.2		4	0	1	0	1	1	0	0	0	0	0	5	9	0.00	1.500
Mark Hendrickson, L ERA: 5.6	(7, 1)	1.0	L	8	1	1	1	0	3	0	1	0	0	0	4	17	9.00	4.000
41 Chin-hui Tsao, R ERA: 2.79	(8, 1)	0.1		1	0	0	0	0	0	0	0	0	0	0	1	1	0.00	0.000

PITCHER	IP	WLS	BF	H	R	ER	SO	BB	IBB	HBP	BLK	WP	HR	S	P	ERA	WHIP

Batter	1	2	3	4	5	6	7	8	9	AB	R	H	RBI	BB	SO	LOB
9 Juan Pierre, L (1, 8) OBP: 0.353, SLG: 0.429	x 0-0 ① P4		x 0-0 ① G4-3		x 0-0 ③ G3			x 0-0 ① F9		3	0	0	0	0	0	0
Luis Maza, R (6, 4) OBP: 0.667, SLG: 0.667										1	0	0	0	0	0	0
65 Tony Abreu, S (1, 6) OBP: 0.362, SLG: 0.630	x 0-0 ② G1-3		x 0-0 12 FC5-4 1B			x 0-0 27 FC6-4 1B		x 0-0 ② L8		4	0	2	0	0	0	0
27 Matt Kemp, R (1, 9) OBP: 0.305, SLG: 0.389	B B B B 4-0 BB		C S C 0-3 ② K			x 0-0 ① FC6-4 12 2B 1-2f		x 0-0 CS 1B		3	0	1	0	1	1	2
12 Jeff Kent, R (1, 4) OBP: 0.342, SLG: 0.412	x 0-0 ③ F8		x 0-0 ③ FC5-4 1-2f			x 0-0 28 G5-3 1-3 2B		B 1-0 ③ CS 1-2	x 0-0 ① L9	3	0	1	0	0	0	2
Adam Godwin, R (6, PR) (6, 8)										1	0	0	0	0	0	0
Olmedo Saenz, R (1, 3) OBP: 0.342, SLG: 0.417		C S C 0-3 ① K		x 0-0 ① G6-3		B B B B 4-0 BB			x 0-0 28 G4-3 1B	2	0	0	0	1	1	0
88 Larry Barnes, L (6, PR) OBP: 0.300, SLG: 0.300										1	0	1	0	0	0	0
(6, 3)																
28 Andy LaRoche, R (1, 5) OBP: 0.232, SLG: 0.212		x 0-0 ② L7		C S S 0-3 ② K		x 0-0 ②③ G5-3 2-3f			x 0-0 ②③ G4-3 1-2f	4	0	0	0	0	1	4
7 James Loney, L (1, 7) OBP: 0.500, SLG: 0.534		x 0-0 77 HBP 1B		C S C 0-3 ③ K			x 0-0 ① G3			3	0	1	0	0	1	0
77 Kelly Stinnett, R (1, 2) OBP: 0.250, SLG: 0.241		B H 2-0 1-2 HBP			x 0-0 ① G3		x 0-0 ② L7			2	0	0	0	0	0	0
Brett Tomko, R (1, 1)		x 0-0 ③ G1-3			C S S 0-3 ② K		x 0-0 ③ G4-3			2	0	0	0	0	1	2
41 Chin-hui Tsao, R (6, 1)										0	0	0	0	0	0	0
57 Larry Bigbie, L (7, PH) OBP: 0.411, SLG: 0.577										1	0	0	0	0	0	0
Joe Beimel, L (7, 1)										0	0	0	0	0	0	0
51 Jonathan Broxton, R (8, 1)										0	0	0	0	0	0	0
Inning Stats	R: 0 E: 0 K: 0 S: 3 H: 0 LOB: 1 BB: 1 P: 7	R: 0 E: 0 K: 1 S: 6 H: 1 LOB: 2 BB: 0 P: 8	R: 0 E: 0 K: 1 S: 6 H: 1 LOB: 1 BB: 0 P: 6	R: 0 E: 0 K: 2 S: 7 H: 0 LOB: 0 BB: 0 P: 7	R: 0 E: 0 K: 1 S: 5 H: 0 LOB: 0 BB: 0 P: 5	R: 0 E: 0 K: 0 S: 4 H: 2 LOB: 3 BB: 1 P: 8	R: 0 E: 0 K: 0 S: 3 H: 0 LOB: 0 BB: 0 P: 3	R: 0 E: 0 K: 0 S: 3 H: 1 LOB: 0 BB: 0 P: 4	R: 0 E: 0 K: 0 S: 3 H: 1 LOB: 0 BB: 0 P: 3	1B: 5 2B: 1 3B: 0 HR: 0	SF: 0 SAC: 0 DP: 2 HBP: 1						

PITCHER		IP	WLS	BF	H	R	ER	SO	BB	IBB	HBP	BLK	WP	HR	S	P	ERA	WHIP
29 Chris Carpenter, R ERA: 2.6	(1, 1)	7.0	W	27	4	0	0	5	2	0	1	0	0	0	34	44	0.00	0.857
Josh Hancock, R ERA: 1.8	(8, 1)	1.0	H	3	1	0	0	0	0	0	0	0	0	0	3	4	0.00	1.000
34 Randy Flores, L ERA: 1.86	(9, 1)	1.0	S	3	1	0	0	0	0	0	0	0	0	0	3	3	0.00	1.000

PITCHER	IP	WLS	BF	H	R	ER	SO	BB	IBB	HBP	BLK	WP	HR	S	P	ERA	WHIP

TOP

Los Angeles Dodgers @ St. Louis Cardinals

Roger Dean Stadium, Jupiter, FL

Tue Mar 27 2007, 1:05 PM EDT

Att. 7,158 - Sunny - 79 F

livebaseballscorecards.com

AB	30
R	0
H	6
RBI	0
BB	2
SO	5
LOB	10

1B: 5	SF: 0	WP: 0	PA: 34
2B: 1	SAC: 0	PB: 0	
3B: 0	DP: 2	SB: 0	
HR: 0	HBP: 1	CS: 1	

Batter	1	2	3	4	5	6	7	8	9	AB	R	H	RBI	BB	SO	LOB
22 David Eckstein, R (1, 6) OBP: 0.282, SLG: 0.286 So Taguchi, R (7, 8) OBP: 0.241, SLG: 0.184	G6-3		F8		FC5-4 1-2f 3-H			G5-3 1-2		3 0 0 1 0 0 1 1 0 0 0 0 0 1						
16 Chris Duncan, L (1, 7) OBP: 0.358, SLG: 0.514 34 Randy Flores, L (9, 1)	F7		L8		F8			K		4 0 0 0 0 1 2 0 0 0 0 0 0 0						
5 Albert Pujols, R (1, 3) OBP: 0.324, SLG: 0.415	HR			L1		27 1B 1B		BB		3 1 2 1 1 0 0						
27 Scott Rolen, R (1, 5) OBP: 0.338, SLG: 0.375 Aaron Miles, S (7, 6) OBP: 0.298, SLG: 0.245	K			3 FC5-4 HBP		15 G4-6-3 1-3 1B		1-3 2-H 1B		2 0 1 0 0 1 0 1 0 1 1 0 0 0						
15 Jim Edmonds, L (1, 8) 19 Jolbert Cabrera, R (7, 5) OBP: 0.200, SLG: 0.130		F7		F8		G4-6-3 1-2f		P5		3 0 0 0 0 0 2 1 0 0 0 0 0 2						
3 Preston Wilson, R (1, 9) OBP: 0.269, SLG: 0.292 55 Skip Schumaker, L (8, 9) OBP: 0.471, SLG: 0.578 (9, 7)		P4		FC5-4 1-2f			K			3 0 0 0 0 1 1 0 0 0 0 0 0 0						
4 Yadier Molina, R (1, 2) OBP: 0.442, SLG: 0.472		1B			29 1B 22 FC5-4 BB		G6-3			2 1 1 0 1 0 0						
7 Adam Kennedy, L (1, 4) OBP: 0.227, SLG: 0.300		G3-1			K		F7			3 0 0 0 0 1 2						
29 Chris Carpenter, R (1, 1) OBP: 0.333, SLG: 0.333 Josh Hancock, R (8, 1) 53 John Rodriguez, L (8, PH) OBP: 0.417, SLG: 0.368 (9, 9)			K		22 FC5-4 1-3 1B			G5-3 1B BB		2 0 1 0 0 1 0 0 0 0 0 0 0 0 0 1 0 0 1 0 0						
Inning Stats	R: 1 H: 1 E: 0 LOB: 0 K: 1 BB: 0 S: 6 P: 6	R: 0 H: 1 E: 0 LOB: 1 K: 0 BB: 0 S: 4 P: 4	R: 0 H: 0 E: 0 LOB: 0 K: 1 BB: 0 S: 5 P: 5	R: 0 H: 0 E: 0 LOB: 1 K: 0 BB: 0 S: 3 P: 5	R: 1 H: 1 E: 0 LOB: 1 K: 1 BB: 1 S: 6 P: 10	R: 0 H: 2 E: 0 LOB: 0 K: 0 BB: 0 S: 3 P: 3	R: 0 H: 0 E: 0 LOB: 0 K: 1 BB: 0 S: 5 P: 5	R: 1 H: 1 E: 0 LOB: 2 K: 1 BB: 2 S: 6 P: 14		1B: 5 SF: 0 2B: 0 SAC: 0 3B: 0 DP: 1 HR: 1 HBP: 1						

PITCHER		IP	WLS	BF	H	R	ER	SO	BB	IBB	HBP	BLK	WP	HR	S	P	ERA	WHIP
Brett Tomko, R ERA: 4.74	(1, 1)	5.0	L	20	3	2	2	3	1	0	1	0	0	1	24	30	3.60	0.800
41 Chin-hui Tsao, R ERA: 2.53	(6, 1)	1.0		3	2	0	0	0	0	0	0	0	0	0	3	3	0.00	2.000
Joe Beimel, L ERA: 2.89	(7, 1)	1.0		3	0	0	0	1	0	0	0	0	0	0	5	5	0.00	0.000
51 Jonathan Broxton, R ERA: 9.45	(8, 1)	1.0		6	1	1	1	1	2	0	0	0	0	0	6	14	9.00	3.000

PITCHER	IP	WLS	BF	H	R	ER	SO	BB	IBB	HBP	BLK	WP	HR	S	P	ERA	WHIP

BOTTOM

Los Angeles Dodgers @ St. Louis Cardinals

Roger Dean Stadium, Jupiter, FL

Tue Mar 27 2007, 1:05 PM EDT

Att. 7,158 - Sunny - 79 F

livebaseballscorecards.com

AB	28
R	3
H	6
RBI	3
BB	3
SO	5
LOB	11

Batter	1	2	3	4	5	6	7	8	9	AB	R	H	RBI	BB	SO	LOB
9 Juan Pierre, L (1, 8) OBP: 0.358, SLG: 0.431	E5 7 G5-3 55 G5-3		55 G6-3 1-3 1B	FC6-4 1-2f			F9			2	0	1	0	0	0	0
27 Matt Kemp, R (3, 8) OBP: 0.295, SLG: 0.375										2	0	0	0	0	0	2
55 Russell Martin, R (1, 2) OBP: 0.294, SLG: 0.313	G5-3 1-2		G6-3 1-2f		G1		P3			3	0	0	0	0	0	3
77 Kelly Stinnett, R (5, 2) OBP: 0.242, SLG: 0.233										1	0	0	0	0	0	0
7 James Loney, L (1, 3) OBP: 0.471, SLG: 0.500	G5-3 2-3			G4-3	K			G3-1		4	0	0	0	0	1	1
Olmedo Saenz, R (1, 10) OBP: 0.341, SLG: 0.410	K			BB 16 1B 1B 1B	K			57 G4-6-3 HBP		3	1	1	0	0	2	1
Mike Lieberthal, R (8, PH) OBP: 0.308, SLG: 0.238 (8, 10)										0	0	0	0	0	0	0
Luis Gonzalez, L (1, 7) OBP: 0.372, SLG: 0.417		K	16 1B BB 65 SF8 1-2 1B		K			G4-6-3 1-2f		2	0	1	0	0	1	0
57 Larry Bigbie, L (4, PR) OBP: 0.397, SLG: 0.556 (4, 7)										2	1	0	0	0	1	1
Wilson Betemit, S (1, 5) OBP: 0.304, SLG: 0.280		F8	65 SF8 16 1B 13 E 1-2 2-3 BB			1B			K	1	1	0	0	1	0	0
28 Andy LaRoche, R (4, 5) OBP: 0.241, SLG: 0.222										2	0	1	0	0	1	0
16 Andre Ethier, L (1, 9) OBP: 0.358, SLG: 0.347		G4-3	13 E 1-2 2-3 3-H 1B			P6			G4-3	3	0	1	1	0	0	1
88 Larry Barnes, L (6, 9) OBP: 0.273, SLG: 0.273										1	0	0	0	0	0	0
18 Ramon Martinez, R (1, 4) OBP: 0.267, SLG: 0.214			13 FC6-4 HBP	SF8 2-3 3-H		G6-3			G6-3	0	0	0	0	0	0	0
65 Tony Abreu, S (1, 4) OBP: 0.360, SLG: 0.617										1	0	0	1	0	0	1
84 Sergio Garcia, R (8, 4) OBP: 0.333, SLG: 0.333										1	0	0	0	0	0	0
13 Wilson Valdez, R (1, 6) OBP: 0.379, SLG: 0.578			FC6-4 9 1B 1-2f	E6 27 FC6-4 1-2 3-H			G4-3			3	0	0	0	0	0	2
81 Iván De Jesús Jr., R (7, 6) OBP: 0.375, SLG: 0.357										0	0	0	0	0	0	0
Inning Stats	R: 0 E: 1 K: 1 S: 6 H: 0 LOB: 1 BB: 0 P: 6	R: 0 E: 0 K: 1 S: 5 H: 0 LOB: 0 BB: 0 P: 5	R: 0 E: 0 K: 0 S: 3 H: 1 LOB: 1 BB: 0 P: 4	R: 3 E: 1 K: 0 S: 7 H: 3 LOB: 2 BB: 1 P: 11	R: 0 E: 0 K: 2 S: 7 H: 0 LOB: 0 BB: 0 P: 7	R: 0 E: 0 K: 1 S: 6 H: 1 LOB: 1 BB: 0 P: 6	R: 0 E: 0 K: 0 S: 3 H: 0 LOB: 0 BB: 0 P: 3	R: 0 E: 0 K: 0 S: 2 H: 0 LOB: 0 BB: 0 P: 3	R: 0 E: 0 K: 1 S: 5 H: 0 LOB: 0 BB: 0 P: 5	1B: 5 2B: 0 3B: 0 HR: 0 SF: 1 SAC: 0 DP: 2 HBP: 2						

TOP

Los Angeles Dodgers @ Detroit Tigers

Joker Marchant Stadium, Lakeland, FL

Wed Mar 28 2007, 1:05 PM EDT

Att. 5,972 - Sunny - 85 F

livebaseballscorecards.com

AB	31
R	3
H	5
RBI	2
BB	1
SO	6
LOB	12

PITCHER		IP	WLS	BF	H	R	ER	SO	BB	IBB	HBP	BLK	WP	HR	S	P	ERA	WHIP
29 Nate Robertson, L ERA: 3.22	(1, 1)	5.0		22	4	3	2	4	1	0	1	0	0	0	28	33	3.60	1.000
Jason Grilli, R ERA: 6.92	(6, 1)	1.0		4	1	0	0	1	0	0	0	0	0	0	6	6	0.00	1.000
Wilfredo Ledezma, L ERA: 4.5	(7, 1)	1.0		3	0	0	0	0	0	0	0	0	0	0	3	3	0.00	0.000
60 Preston Larrison, R ERA: 5.0	(8, 1)	2.0		6	0	0	0	1	0	0	1	0	0	0	7	8	0.00	0.000

PITCHER	IP	WLS	BF	H	R	ER	SO	BB	IBB	HBP	BLK	WP	HR	S	P	ERA	WHIP

BOTTOM

Los Angeles Dodgers @ Detroit Tigers

Joker Marchant Stadium, Lakeland, FL

Wed Mar 28 2007, 1:05 PM EDT

Att. 5,972 - Sunny - 85 F

Batter	1	2	3	4	5	6	7	8	9	AB	R	H	RBI	BB	SO	LOB
28 Curtis Granderson, L (1, 8) OBP: 0.338, SLG: 0.492 Michael Sullivan, L (5, 8)	G4-3		3 HR 1-H 2B		K		K		G4-3	2 3	1 0	1 0	0 0	0 0	0 2	0 0
14 Placido Polanco, R (1, 4) OBP: 0.600, SLG: 0.660 Chris Maples, R (5, PR) OBP: 0.667, SLG: 1.000 (6, 4)	3 1B 1B		3 HR HBP		3 1B 1B		FC5-4 BB			2 0	1 0	2 0	0 0	0 1	0 0	0 0
3 Gary Sheffield, R (1, 9) OBP: 0.476, SLG: 0.614 Brandon Timm, R (5, PR) (6, 9)	9 G6-3 1-2 1B		1-H 2-H HR		1-2 1B		FC5-4 1-2f			3 1	1 0	3 0	3 0	0 0	0 0	0 1
9 Carlos Guillen, S (1, 6) OBP: 0.298, SLG: 0.360 8 Neifi Perez, S (6, 6) OBP: 0.415, SLG: 0.372	G6-3 1-2f		2B		F7			P5		3 1	0 0	1 0	0 0	0 0	0 0	4 0
Craig Monroe, R (1, 7) OBP: 0.404, SLG: 0.510 17 Mike Hernandez, R (6, 7)		1B	2B		K			K		3 1	0 0	2 0	0 0	0 0	1 1	2 0
33 Marcus Thames, R (1, 3) OBP: 0.296, SLG: 0.529		K	P6			G5-3		3B		4	0	1	0	0	1	2
Ivan Rodriguez, R (1, 10) OBP: 0.415, SLG: 0.623 Mark Haske, L (6, PH) (7, 10)		K	K		K	K		K		2 2	0 0	0 0	0 0	0 0	2 2	1 1
20 Omar Infante, R (1, 5) OBP: 0.179, SLG: 0.250		L4	K		K	K			K	4	0	0	0	0	3	1
70 Dane Sardinha, R (1, 2) OBP: 0.190, SLG: 0.111			28 2B BB		F7		F9		K	3	0	0	0	1	1	0
Inning Stats	R: 0 E: 0 K: 0 S: 4 H: 2 LOB: 1 BB: 0 P: 4	R: 0 E: 0 K: 2 S: 8 H: 1 LOB: 1 BB: 0 P: 8	R: 3 E: 0 K: 0 S: 5 H: 4 LOB: 1 BB: 1 P: 10	R: 0 E: 0 K: 2 S: 7 H: 0 LOB: 0 BB: 0 P: 7	R: 0 E: 0 K: 2 S: 9 H: 2 LOB: 2 BB: 0 P: 9	R: 0 E: 0 K: 2 S: 7 H: 0 LOB: 0 BB: 0 P: 7	R: 0 E: 0 K: 1 S: 5 H: 0 LOB: 1 BB: 1 P: 9	R: 0 E: 0 K: 2 S: 8 H: 1 LOB: 1 BB: 0 P: 8	R: 0 E: 0 K: 2 S: 7 H: 0 LOB: 0 BB: 0 P: 7	1B: 5 2B: 3 3B: 1 HR: 1	SF: 0 SAC: 0 DP: 1 HBP: 1						WP: 0 PB: 0 SB: 0 CS: 0	PA: 37

livebaseballscorecards.com

AB	34
R	3
H	10
RBI	3
BB	2
SO	13
LOB	12

PITCHER		IP	WLS	BF	H	R	ER	SO	BB	IBB	HBP	BLK	WP	HR	S	P	ERA	WHIP
Derek Lowe, R ERA: 3.38	(1, 1)	4.0		18	7	3	3	4	1	0	1	0	0	1	24	29	6.75	2.000
38 Rudy Seanez, R ERA: 1.74	(5, 1)	1.0		5	2	0	0	2	0	0	0	0	0	0	9	9	0.00	2.000
63 Matt White, L ERA: 0.96	(6, 1)	2.0		7	0	0	0	3	1	0	0	0	0	0	12	16	0.00	0.500
60 Jon Meloan, R ERA: 2.57	(8, 1)	1.0		4	1	0	0	2	0	0	0	0	0	0	8	8	0.00	1.000
61 Travis Smith, R ERA: 7.5	(9, 1)	1.0		3	0	0	0	2	0	0	0	0	0	0	7	7	0.00	0.000

PITCHER	IP	WLS	BF	H	R	ER	SO	BB	IBB	HBP	BLK	WP	HR	S	P	ERA	WHIP

Los Angeles Angels @ Los Angeles Dodgers

Dodger Stadium, Los Angeles, CA

Thu Mar 29 2007, 7:05 PM PDT

Att. 29,841 - Clear - 69 F

livebaseballscorecards.com

TOP

Batter	1	2	3	4	5	6	7	8	9	AB	R	H	RBI	BB	SO	LOB
24 Gary Matthews, S (1, 8) OBP: 0.300, SLG: 0.436 8 Terry Evans, R (7, 9) OBP: 0.300, SLG: 0.421	C F S 0-3 ① K	B F S B X 2-2 2B 2-H 2B		C F 1 SAFE P B X 2-2 ② ③ G4-3 1-2			F B F S 1-3 ② K 1-2		B C X 1-1 ① G1-3	4 1	1 0	1 0	1 0	0 0	2 0	2 0
Orlando Cabrera, R (1, 6) OBP: 0.333, SLG: 0.353 32 Brandon Wood, R (7, PH) OBP: 0.321, SLG: 0.444 (7, 5)	B C L X 1-2 16 S 27 BB 1B	X 0-0 2-H 2B			B C B F F F B X 3-2 16 G4-6-3 1B		C B B B C S 3-3 ③ K		C C B F S 1-3 ② K	3 2	0 0	3 0	1 0	0 0	0 2	0 1
27 Vladimir Guerrero, R (1, 9) OBP: 0.315, SLG: 0.429 65 Tommy Murphy, S (7, 8) OBP: 0.275, SLG: 0.438	B B B B 4-0 16 S 1-2 BB	B F B B C B 4-2 BB			S X 0-1 ① P2			C B B C X 2-2 ① G1-3	B C F X 1-2 25 FC5-4 1B	1 2	0 0	0 1	0 0	2 0	0 0	1 0
16 Garret Anderson, L (1, 7) OBP: 0.395, SLG: 0.641 25 Nick Gorneault, R (7, 7) OBP: 0.463, SLG: 0.571	C B F B C 2-3 ② K 1-2 2-3	B F C C 1-3 ③ K			B 1 SAFE C B F X 2-2 ② ③ G4-6-3 1-2f			C F B B H 3-2 47 1B 1B HBP	X 0-0 ③ FC5-4 1-2f	3 1	0 1	0 0	0 0	0 0	2 0	5 1
Shea Hillenbrand, R (1, 10) OBP: 0.346, SLG: 0.367	D C S X 2-1 ③ P6		B C B X 2-1 ① P6			C B B B X 3-1 ① P6		B 1 SAFE X 1-0 47 1B FC6-2 1-2 1B		4	0	1	0	0	0	2
47 Howie Kendrick, R (1, 4) OBP: 0.364, SLG: 0.565 20 Sean Rodríguez, R (8, 4) OBP: 0.294, SLG: 0.429		B S B F X 2-2 ① P3	C B B X 2-1 ② L6			X 0-0 ② G6-3		B C S X 1-2 FC6-2 1-3 2-H 2B 1B		4 0	1 0	1 0	1 0	0 0	0 0	0 0
Casey Kotchman, L (1, 3) OBP: 0.365, SLG: 0.542		B C C X 1-2 6 2B 6 E 1B	C F S 0-3 ③ K			C C B F C 1-3 ③ K		F F F D X 1-2 ② FC6-2 2-3 3-H 2B		4	2	1	0	0	2	2
Mike Napoli, R (1, 2) OBP: 0.357, SLG: 0.474 Bobby Wilson, R (7, 2) OBP: 0.278, SLG: 0.250		B S B X 2-1 ② F9		B B X 2-0 ① G6-3			B B B S C S 3-3 ① K	B B X 2-0 1-H 3-H 2B		3 1	0 0	0 1	0 2	0 0	1 0	1 0
6 Maicer Izturis, S (1, 5) OBP: 0.344, SLG: 0.509 (7, 6) 2 Hainley Statia, S (8, 6) OBP: 0.313, SLG: 0.429		B X 1-0 E9 24 S 24 2B 1-H 2B		B B B C B 4-1 24 CS BB			B B B C F B 4-2 24 WP BB	B B B X 3-0 ③ G1-3		2 0	1 0	1 0	0 0	2 0	0 0	1 0
Inning Stats	R: 0 E: 0 K: 2 S: 11 H: 1 LOB: 2 BB: 1 P: 20	R: 3 E: 1 K: 1 S: 18 H: 4 LOB: 2 BB: 1 P: 31	R: 0 E: 0 K: 1 S: 7 H: 0 LOB: 0 BB: 0 P: 11	R: 0 E: 0 K: 0 S: 6 H: 0 LOB: 0 BB: 1 P: 13	R: 0 E: 0 K: 0 S: 10 H: 1 LOB: 0 BB: 0 P: 15	R: 0 E: 0 K: 1 S: 7 H: 0 LOB: 0 BB: 0 P: 11	R: 0 E: 0 K: 3 S: 11 H: 0 LOB: 1 BB: 1 P: 22	R: 3 E: 0 K: 0 S: 15 H: 3 LOB: 1 BB: 0 P: 28	R: 0 E: 0 K: 1 S: 10 H: 1 LOB: 1 BB: 0 P: 13	1B: 6 2B: 4 3B: 0 HR: 0 SF: 0 SAC: 0 DP: 1 HBP: 1						

	AB	35
	R	6
	H	10
	RBI	5
	BB	4
	SO	9
	LOB	16

WP: 1 PB: 0 SB: 3 CS: 1 PA: 40

PITCHER		IP	WLS	BF	H	R	ER	SO	BB	IBB	HBP	BLK	WP	HR	S	P	ERA	WHIP
52 Randy Wolf, L ERA: 4.95	(1, 1)	3.0	L	16	5	3	3	4	2	0	0	0	0	0	36	62	9.00	2.333
58 Chad Billingsley, R ERA: 1.17	(4, 1)	3.0		9	1	0	0	1	1	0	0	0	0	0	23	39	0.00	0.667
41 Chin-hui Tsao, R ERA: 2.31	(7, 1)	1.0		4	0	0	0	3	1	0	0	0	1	0	11	22	0.00	1.000
Joe Beimel, L ERA: 5.23	(8, 1)	1.0		7	3	3	3	0	0	0	1	0	0	0	15	28	27.00	3.000
44 Takashi Saito, R ERA: 1.17	(9, 1)	1.0		4	1	0	0	1	0	0	0	0	0	0	10	13	0.00	1.000

PITCHER	IP	WLS	BF	H	R	ER	SO	BB	IBB	HBP	BLK	WP	HR	S	P	ERA	WHIP

Batter	1	2	3	4	5	6	7	8	9	AB	R	H	RBI	BB	SO	LOB
9 Juan Pierre, L (1, 8) OBP: 0.364, SLG: 0.434	C X 0-1 G5-3 ①		L B X 1-1 88 CS 1B			B B C F B X 3-2 84 G4-6-1 88 1B 1B		B X 1-0 P6 ②		2	0	1	0	0	0	0
57 Larry Bigbie, L (6, 8) OBP: 0.400, SLG: 0.554										2	0	1	0	0	0	0
55 Russell Martin, R (1, 2) OBP: 0.283, SLG: 0.300	C F B X 1-2 G6-3 ②		B X 1-0 L4 ①			X 0-0 P4 ①		F F B F F X 1-2 F7 ③		2	0	0	0	0	0	1
Mike Lieberthal, R (6, PH) OBP: 0.286, SLG: 0.217										2	0	0	0	0	0	1
(7, 2)																
77 Kelly Stinnett, R (9, 2) OBP: 0.242, SLG: 0.233										0	0	0	0	0	0	0
88 Larry Barnes, L (1, 3) OBP: 0.267, SLG: 0.267	B X 1-0 P6 ③		C S S 0-3 K2-3 ② ③ 1-2			B 1 SAFE C B X 2-1 1-2 1B			C S B B X 2-2 G1-3 ①	4	0	1	0	0	1	1
12 Jeff Kent, R (1, 4) OBP: 0.325, SLG: 0.389		B X 1-0 P5 ①		F X 0-1 G5-3 ①		C X 0-1 G4-6-1 ② 2-3			B C F S 1-3 K ②	2	0	0	0	0	0	0
84 Sergio Garcia, R (5, 4) OBP: 0.200, SLG: 0.200										2	0	0	0	0	1	2
Luis Gonzalez, L (1, 7) OBP: 0.400, SLG: 0.432		S C B B X 2-2 16 1B BB 1B		B B B 4-0 G5-4-3 BB		B C F 1 SAFE 1 SAFE F P F F 2-2 X F7 ③			B B X 2-0 F7 ③	1	1	1	0	1	0	0
13 Wilson Valdez, R (4, PR) OBP: 0.368, SLG: 0.561										2	0	0	0	0	0	2
(5, 7)																
Olmedo Saenz, R (1, 10) OBP: 0.341, SLG: 0.390		B D B X 3-0 F8 ②		X 0-0 G5-4-3 ② ③ 1-2f			B B B 4-0 L4-3 28 BB BB			2	0	0	0	1	0	2
Adam Godwin, R (7, PR)										0	0	0	0	0	0	0
(8, 10)																
Wilson Betemit, S (1, 5) OBP: 0.310, SLG: 0.275		B F S D F B F B 4-2 16 1B 1-2 BB			C X 0-1 F7 ①		B B F S B B 4-2 L4-3 1-2 BB			1	0	0	0	1	0	0
28 Andy LaRoche, R (6, 5) OBP: 0.254, SLG: 0.222										0	0	0	0	1	0	0
16 Andre Ethier, L (1, 9) OBP: 0.364, SLG: 0.353	C S B X 1-2 1-2 2-H 1B				B F B B X 3-1 F7 ②		B B B C C F F B X 3-2 L4-3 ① ② ③ 1-1 2-2			2	0	1	1	0	0	0
Brady Clark, R (7, PH) OBP: 0.354, SLG: 0.286										1	0	0	0	0	0	2
(8, 9)																
18 Ramon Martinez, R (1, 6) OBP: 0.250, SLG: 0.200		B B F F F F B X 3-2 L8 ③			B B F X 2-1 G5-3 ③			C B F X 1-2 G6-3 ①		2	0	0	0	0	0	2
65 Tony Abreu, S (6, 6) OBP: 0.353, SLG: 0.604										1	0	0	0	0	0	0
Inning Stats	R: 0 E: 0 K: 0 S: 6 H: 0 LOB: 0 BB: 0 P: 8	R: 1 E: 0 K: 0 S: 17 H: 2 LOB: 2 BB: 1 P: 31	R: 0 E: 0 K: 1 S: 6 H: 1 LOB: 0 BB: 0 P: 8	R: 0 E: 0 K: 0 S: 3 H: 0 LOB: 1 BB: 1 P: 7	R: 0 E: 0 K: 0 S: 6 H: 0 LOB: 0 BB: 0 P: 11	R: 0 E: 0 K: 0 S: 15 H: 2 LOB: 2 BB: 0 P: 21	R: 0 E: 0 K: 0 S: 7 H: 0 LOB: 1 BB: 2 P: 18	R: 0 E: 0 K: 0 S: 9 H: 0 LOB: 0 BB: 0 P: 12	R: 0 E: 0 K: 1 S: 7 H: 0 LOB: 0 BB: 0 P: 12	1B: 5 2B: 0 3B: 1 HR: 0	SF: 0 SAC: 0 DP: 1 HBP: 0						

PITCHER	IP	WLS	BF	H	R	ER	SO	BB	IBB	HBP	BLK	WP	HR	S	P	ERA	WHIP
Hector Carrasco, R (1, 1) ERA: 2.12	3.0	W	12	3	1	1	1	1	0	0	0	0	0	29	47	3.00	1.333
62 Scot Shields, R (4, 1) ERA: 8.1	1.0	H	3	0	0	0	0	1	0	0	0	0	0	3	7	0.00	1.000
49 Chris Bootcheck, R (5, 1) ERA: 2.84	2.0	H	8	2	0	0	0	0	0	0	0	0	0	21	32	0.00	1.000
34 Chris Resop, R (7, 1) ERA: 13.11	2.0	H	6	0	0	0	0	2	0	0	0	0	0	16	30	0.00	1.000
81 Alex Serrano, R (9, 1) ERA: 2.79	1.0		3	0	0	0	1	0	0	0	0	0	0	7	12	0.00	0.000

PITCHER IP WLS BF H R ER SO BB IBB HBP BLK WP HR S P ERA WHIP

BOTTOM

Los Angeles @ Los Angeles Dodgers

Dodger Stadium, Los Angeles, CA

Thu Mar 29 2007, 7:05 PM PDT

Att. 29,841 - Clear - 69 F

livebaseballscorecards.com

AB	28
R	1
H	5
RBI	1
BB	4
SO	2
LOB	13

New York Mets @ Los Angeles Dodgers

Holman Stadium, Vero Beach, FL

Thu Mar 29 2007, 1:05 PM EDT
Att. 5,082 - Partly Cloudy - 75 F

TOP

livebaseballscorecards.com

Batter	1	2	3	4	5	6	7	8	9	AB	R	H	RBI	BB	SO	LOB
17 David Newhan, L (1, 7) OBP: 0.356, SLG: 0.608 Jésus Feliciano, L (7, 7) OBP: 0.333, SLG: 0.333	HR		BB		2B	HR	1B		F7	4 1	4 0	4 0	2 0	1 0	0 0	0 0
10 Endy Chavez, L (1, 8) OBP: 0.421, SLG: 0.431 44 Lastings Milledge, R (5, 9) OBP: 0.446, SLG: 0.518	1B		1B		SF8 1B	K	1B			3 2	1 0	3 1	0 1	0 0	0 1	0 0
3 Damion Easley, R (1, 6) OBP: 0.296, SLG: 0.286 Aaron Sele, R (7, 1) 38 Steve Schmoll, R (8, 1) 68 Lino Urdaneta, R (9, 1)	P3		1B		11 HR 1B	G5-3	1B			5 0 0 0	1 0 0 0	3 0 0 0	2 0 0 0	0 0 0 0	0 0 0 0	1 0 0 0
22 Jose Valentin, S (1, 4) OBP: 0.436, SLG: 0.638 6 Ruben Gotay, S (6, 4) OBP: 0.333, SLG: 0.385	K		1B		P4	85 HR HBP	G6-4-3			3 1	1 0	1 0	0 0	0 0	1 0	3 3
Julio Franco, R (1, 3) OBP: 0.385, SLG: 0.349 64 Mike Carp, L (5, 3) OBP: 0.313, SLG: 0.372	G6-3		P4		SF8	85 HR 1B		G6-3		2 2	0 1	0 1	1 0	0 0	0 0	4 0
85 Fernando Tatis, R (1, 5) OBP: 0.208, SLG: 0.391		G5-3	K		11 HR BB	HR		F8		4	2	1	3	1	1	3
Ben Johnson, R (1, 9) OBP: 0.333, SLG: 0.362 (5, 8)		K		CS 1B	11 HR BB	K		F9		4	1	1	0	1	2	0
11 Ramon Castro, R (1, 2) OBP: 0.432, SLG: 0.613 Anderson Hernandez, S (7, 6) OBP: 0.255, SLG: 0.174		G4-3		K	HR		K		G3	4 1	1 0	1 0	4 0	0 0	2 0	1 0
33 John Maine, R (1, 1) Jose Coronado, S (7, PH) 30 Mike DiFelice, R (7, 2) OBP: 0.235, SLG: 0.235			K	G5-3	G5-3		BB		G6-3	3 0 1	0 1 0	0 0 0	0 0 0	1 1 0	0 0 0	0 0 0

Inning Stats																								
	R: 1	H: 2		R: 0	H: 0		R: 1	H: 3		R: 0	H: 1		R: 6	H: 4		R: 4	H: 3		R: 1	H: 3		R: 0	H: 0	
	E: 0	LOB: 1		E: 0	LOB: 0		E: 0	LOB: 3		E: 0	LOB: 0		E: 0	LOB: 0		E: 0	LOB: 0		E: 0	LOB: 2		E: 0	LOB: 0	
	K: 1	BB: 0		K: 1	BB: 0		K: 2	BB: 1		K: 1	BB: 0		K: 0	BB: 2		K: 2	BB: 0		K: 1	BB: 1		K: 0	BB: 0	
	S: 7	P: 7		S: 5	P: 5		S: 10	P: 14		S: 5	P: 5		S: 9	P: 17		S: 11	P: 12		S: 7	P: 11		S: 3	P: 3	

	1B: 11	SF: 1	WP: 0	PA: 46
	2B: 2	SAC: 0	PB: 0	
	3B: 0	DP: 2	SB: 4	
	HR: 4	HBP: 1	CS: 1	

	AB	40
	R	13
	H	16
	RBI	13
	BB	4
	SO	8
	LOB	15

PITCHER		IP	WLS	BF	H	R	ER	SO	BB	IBB	HBP	BLK	WP	HR	S	P	ERA	WHIP
75 Joe Mays, R ERA: 4.76	(1, 1)	4.0		18	6	2	2	5	1	0	0	0	0	1	27	31	4.50	1.750
Wesley Wright, L ERA: 54.0	(5, 1)	0.2	L	6	3	4	4	0	1	0	0	0	0	0	6	10	54.00	6.000
Casey Hoorelbeke, R ERA: 40.5	(5, 1)	1.1		10	4	6	6	2	1	0	1	0	0	3	14	19	40.50	3.750
Luis Gonzalez, R ERA: 9.0	(7, 1)	1.0		6	3	1	1	1	1	0	0	0	0	0	7	11	9.00	4.000
Brian Akin, R ERA:	(8, 1)	1.0		3	0	0	0	0	0	0	0	0	0	0	3	3	0.00	0.000

PITCHER		IP	WLS	BF	H	R	ER	SO	BB	IBB	HBP	BLK	WP	HR	S	P	ERA	WHIP
Mark Alexander, R ERA:	(9, 1)	1.0		3	0	0	0	0	0	0	0	0	0	0	3	3	0.00	0.000

BOTTOM

Batter	1	2	3	4	5	6	7	8	9	AB	R	H	RBI	BB	SO	LOB
72 Chin-Lung Hu, R (1, 6) OBP: 0.409, SLG: 0.429	G4-3		7 SF9 21 1B 1-2 1B		21 1B 1B		FC6-4 1-2 1B		L9	5	0	3	0	0	0	1
21 Marlon Anderson, L (1, 7) OBP: 0.357, SLG: 0.182	F8		1-2 2-3 1B		1-2 1B		FC6-4 1-2f			3	0	2	0	0	0	0
Wilkin Ruan, R (6, 7)										1	0	0	0	0	0	2
7 James Loney, L (1, 3) OBP: 0.451, SLG: 0.484	K		SF9 2-3 3-H		G3			2B		2	0	0	1	0	1	2
84 Mitch Jones, R (7, 3) OBP: 0.375, SLG: 0.429										1	0	1	0	0	0	0
27 Matt Kemp, R (1, 9) OBP: 0.297, SLG: 0.424		HR	F8			K		F7		3	1	1	1	0	1	2
Luis Gonzalez, L (7, 1) OBP: 0.372, SLG: 0.417										0	0	0	0	0	0	0
Brian Akin, R (8, 1)										0	0	0	0	0	0	0
Ryan Rogowski, L (8, PH)										1	0	0	0	0	0	1
Mark Alexander, R (9, 1)										0	0	0	0	0	0	0
13 Choo Freeman, R (1, 8) OBP: 0.212, SLG: 0.200		K		G6-3		G4-3		G6-3		4	0	0	0	0	1	1
86 Marshall McDougall, R (1, 5) OBP: 0.182, SLG: 0.273		F9		F9		F7		F7		4	0	0	0	0	0	1
66 Sandy Martinez, L (1, 2) OBP: 0.095, SLG: 0.050		L3		F9			K		F8	2	0	0	0	0	0	0
Wesley Wright, R (5, 1)										0	0	0	0	0	0	0
Casey Hoorelbeke, R (5, 1)										0	0	0	0	0	0	0
57 Luke Allen, L (7, 9)										2	0	0	0	0	1	0
Luis Maza, R (1, 4) OBP: 0.429, SLG: 0.429			G1-3		K		72 1B 1B		G5-3	4	0	1	0	0	1	0
75 Joe Mays, S (1, 1)			21 1B 72 1B 7 SF9 BB		K		F9		1B	0	1	0	0	1	0	0
36 Ken Huckaby, R (5, 2) OBP: 0.273, SLG: 0.200										3	0	1	0	0	1	1
Inning Stats	R: 0 E: 0 K: 1 S: 5 H: 0 LOB: 0 BB: 0 P: 5	R: 1 E: 0 K: 1 S: 6 H: 1 LOB: 0 BB: 0 P: 6	R: 1 E: 0 K: 0 S: 5 H: 2 LOB: 2 BB: 1 P: 9	R: 0 E: 0 K: 0 S: 3 H: 0 LOB: 0 BB: 0 P: 3	R: 0 E: 0 K: 2 S: 9 H: 2 LOB: 2 BB: 0 P: 9	R: 0 E: 0 K: 1 S: 5 H: 0 LOB: 0 BB: 0 P: 5	R: 0 E: 0 K: 1 S: 7 H: 2 LOB: 2 BB: 0 P: 7	R: 0 E: 0 K: 0 S: 4 H: 1 LOB: 1 BB: 0 P: 4	R: 0 E: 0 K: 0 S: 4 H: 1 LOB: 1 BB: 0 P: 4	1B: 7 2B: 1 3B: 0 HR: 1	SF: 1 SAC: 0 DP: 0 HBP: 0						

PITCHER	IP	WLS	BF	H	R	ER	SO	BB	IBB	HBP	BLK	WP	HR	S	P	ERA	WHIP
33 John Maine, R (1, 1) ERA: 3.05	6.0	W	24	5	2	2	5	1	0	0	0	0	1	33	37	3.00	1.000
Aaron Sele, R (7, 1) ERA: 5.79	1.0		5	2	0	0	1	0	0	0	0	0	0	7	7	0.00	2.000
38 Steve Schmoll, R (8, 1) ERA: 1.8	1.0		4	1	0	0	0	0	0	0	0	0	0	4	4	0.00	1.000
68 Lino Urdaneta, R (9, 1) ERA: 3.0	1.0		4	1	0	0	0	0	0	0	0	0	0	4	4	0.00	1.000

PITCHER	IP	WLS	BF	H	R	ER	SO	BB	IBB	HBP	BLK	WP	HR	S	P	ERA	WHIP

New York Mets @ Los Angeles Dodgers

Holman Stadium, Vero Beach, FL

Thu Mar 29 2007, 1:05 PM EDT
Att. 5,082 - Partly Cloudy - 75 F

livebaseballscorecards.com

AB	35
R	2
H	9
RBI	2
BB	1
SO	6
LOB	11

WP: 0	PA: 37
PB: 0	
SB: 0	
CS: 0	

Los Angeles Angels @ Los Angeles Dodgers

Dodger Stadium, Los Angeles, CA

Fri Mar 30 2007, 7:40 PM PDT

Att. 46,368 - Clear - 66 F

livebaseballscorecards.com

TOP

Batter	1	2	3	4	5	6	7	8	9	AB	R	H	RBI	BB	SO	LOB
24 Gary Matthews, S (1, 8) OBP: 0.286, SLG: 0.414	C C F B S 1-3 K ①		F C B F F F X 1-2 FC5-4 ① 1-2f 2B		X 0-0 G6-3 ①	S C X 0-2 FC6-4 ③ 1-2f			C S C 0-3 K ②	3	1	0	0	0	1	1
65 Tommy Murphy, S (5, 8) OBP: 0.264, SLG: 0.420										2	0	0	0	0	1	1
Orlando Cabrera, R (1, 6) OBP: 0.350, SLG: 0.389	B X 1-0 G6-3 ②		F B F X 1-2 27 CS 2B 1-H		B C B B X 2-1 27 G5-3 1B		B B B C B 4-1 BB		F S F X 0-2 F7 ③	3	0	2	1	0	0	0
2 Hainley Statia, S (5, PR) (5, 6) OBP: 0.333, SLG: 0.400										1	0	0	0	1	0	0
27 Vladimir Guerrero, R (1, 9) OBP: 0.316, SLG: 0.423	F B X 1-1 1B		B B S S S 2-3 K ② ③ 2-3		B S X 1-1 G5-3 ② 1-2		B C S B F T 2-2 K ①			3	0	1	0	0	1	2
20 Sean Rodríguez, R (5, 4) OBP: 0.278, SLG: 0.400										1	0	0	0	0	1	1
16 Garret Anderson, L (1, 7) OBP: 0.391, SLG: 0.643	C B B X 2-1 F7 ③			B F C X 1-2 47 E 2B	C B B B X 3-1 G4-3 ③		B S B S S 2-3 K ②			3	1	1	0	0	0	3
19 Curtis Pride, L (5, 7) OBP: 0.207, SLG: 0.259										1	0	0	0	0	1	1
Shea Hillenbrand, R (1, 10) OBP: 0.327, SLG: 0.346		C B F X 1-2 P3 ①		B X 1-0 P6 ①		C X 1-1 G5-3 ①	C X 0-2 G6-3 ③			3	0	0	0	0	0	1
Mike Napoli, R (7, PH) (7, 10) OBP: 0.349, SLG: 0.462										1	0	0	0	0	0	1
Casey Kotchman, L (1, 3) OBP: 0.369, SLG: 0.541		C C B B X 2-2 1B		B S X 1-1 P2 ②		B B C F X 2-2 G4-3 ②		C B C B S 3-3 K ①		2	0	1	0	0	0	1
39 Robb Quinlan, R (4, 3) OBP: 0.283, SLG: 0.474										2	0	0	0	0	1	0
47 Howie Kendrick, R (1, 4) OBP: 0.353, SLG: 0.547		C B X 1-1 F8 ②		C B X 1-1 E5 1B WP 2-H		C B F X 1-2 32 PB 5 BB 32 1B 1B		C C B B B T 3-2 K ②		2	0	0	0	0	0	1
77 Reggie Willits, S (5, 9) OBP: 0.414, SLG: 0.362										2	1	1	0	0	1	0
José Molina, R (1, 2) OBP: 0.425, SLG: 0.429		B B X 2-0 L6 ③		F C D B F X 2-2 6 S 1B 1-3		B B S B B 4-1 32 PB 32 1B BB 1-2		B X 1-0 P5 ③		2	0	1	0	0	0	1
5 Jeff Mathis, R (5, 2) OBP: 0.200, SLG: 0.310										1	1	0	0	1	0	0
6 Maicer Izturis, S (1, 5) OBP: 0.349, SLG: 0.500			C B B B B 4-1 24 FC5-4 BB	D F B X 2-1 F7 ③ 1-2		B X 1-0 65 FC6-4 1B 1-H 2-H			B B B C S S 3-3 K ①	1	0	0	0	1	0	2
32 Brandon Wood, R (4, 5) OBP: 0.333, SLG: 0.448										2	0	1	2	0	1	0

	AB	35
	R	4
	H	8
	RBI	3
	BB	3
	SO	8
	LOB	16

Inning Stats										
	R: 0	H: 1	R: 0	H: 1	R: 1	H: 1	R: 1	H: 2	R: 0	H: 1
	E: 0	LOB: 1	E: 0	LOB: 1	E: 0	LOB: 1	E: 1	LOB: 2	E: 0	LOB: 2
	K: 1	BB: 0	K: 0	BB: 0	K: 1	BB: 1	K: 0	BB: 0	K: 0	BB: 0
	S: 9	P: 14	S: 9	P: 15	S: 13	P: 21	S: 14	P: 22	S: 7	P: 13

Inning Stats										
	R: 2	H: 2	R: 0	H: 0	R: 0	H: 0	R: 0	H: 0	1B: 6	SF: 0
	E: 0	LOB: 1	E: 0	LOB: 1	E: 0	LOB: 0	E: 0	LOB: 0	2B: 2	SAC: 0
	K: 0	BB: 1	K: 2	BB: 1	K: 2	BB: 0	K: 2	BB: 0	3B: 0	DP: 0
	S: 13	P: 22	S: 11	P: 19	S: 7	P: 14	S: 10	P: 13	HR: 0	HBP: 0

PITCHER		IP	WLS	BF	H	R	ER	SO	BB	IBB	HBP	BLK	WP	HR	S	P	ERA	WHIP
29 Jason Schmidt, R ERA: 4.5	(1, 1)	4.0	W	18	5	2	1	2	1	0	0	0	1	0	45	72	2.25	1.500
Mark Hendrickson, L ERA: 5.49	(5, 1)	2.0		10	3	2	1	0	1	0	0	0	0	0	20	35	4.50	2.000
38 Rudy Seanez, R ERA: 1.59	(7, 1)	1.0		4	0	0	0	2	1	0	0	0	0	0	11	19	0.00	1.000
51 Jonathan Broxton, R ERA: 8.22	(8, 1)	1.0		3	0	0	0	2	0	0	0	0	0	0	7	14	0.00	0.000
44 Takashi Saito, R ERA: 1.04	(9, 1)	1.0		3	0	0	0	2	0	0	0	0	0	0	10	13	0.00	0.000

PITCHER		IP	WLS	BF	H	R	ER	SO	BB	IBB	HBP	BLK	WP	HR	S	P	ERA	WHIP

													WP: 1		PA: 38			
													PB: 1					
													SB: 1					
													CS: 1					

Batter	1	2	3	4	5	6	7	8	9	AB	R	H	RBI	BB	SO	LOB
9 Juan Pierre, L (1, 8) OBP: 0.397, SLG: 0.464	X	0-0 5 1B 5 S 12 1B 1B	B B C X	2-1 5 1B 1B	B X	1-0 12 BB 5 1B 1-2 2-3 3-H 1B	B S C F B B X	3-2 ② G6-3	C X	0-1 ② ③ G5-4-3 1-2f							3	1	3	1	0	0	0
28 Andy LaRoche, R (5, 5) OBP: 0.246, SLG: 0.214																	2	0	0	0	0	0	1
55 Russell Martin, R (1, 2) OBP: 0.281, SLG: 0.358	T S B P 1 C SAFE	2-3 ① K	S X	0-1 ② F9	X	0-0 ② SF8 3-H	C S B X	1-2 HR	B C C B X	2-2 ① F7							3	1	1	2	0	1	2
77 Kelly Stinnett, R (6, 2) OBP: 0.235, SLG: 0.226																	1	0	0	0	0	0	0
5 Nomar Garciaparra, R (1, 3) OBP: 0.333, SLG: 0.553	1 SAFE C F B B X	2-2 12 1B 1-3 2B 1B	F X	0-1 1-2 1B	F B S X	2-2 12 BB 1-2 2-H 1B	B X	1-0 2B	C B F B X	2-2 ② L7							3	1	3	1	0	0	0
7 James Loney, L (4, 3) OBP: 0.452, SLG: 0.500																	2	0	1	0	0	0	0
12 Jeff Kent, R (1, 4) OBP: 0.349, SLG: 0.395	X	0-0 1-2 3-H 2B 1B	S C D X	1-2 ③ F8	C S B B B S	4-2 1-2 2-3 BB	B F S C	1-3 ③ K	B F B B F F X	3-2 ③ G3							2	1	1	1	1	0	2
65 Tony Abreu, S (3, PR) OBP: 0.340, SLG: 0.580																	2	0	0	0	0	1	1
(4, 4)																							
Luis Gonzalez, L (1, 7) OBP: 0.396, SLG: 0.450	X	0-0 ② P6		2B 2B		F7	B C B B F B	4-2 21 1B 27 HR BB	C X	0-1 82 G4-3 1B							3	1	1	0	0	0	5
Brady Clark, R (4, 7) OBP: 0.380, SLG: 0.302																	1	1	1	0	1	0	0
88 Larry Barnes, L (8, PR) OBP: 0.267, SLG: 0.267																	0	0	0	0	0	0	0
(9, 7)																							
Olmedo Saenz, R (1, 10) OBP: 0.370, SLG: 0.465	C B B B X	3-1 1-H 2-H HR 2B	B C X	1-1 1B 9 1B 2-H 2B	B C X	1-1 ① G6-3	F C X	0-2 27 HR 1-2 1B	B F X	1-1 ① G4-3 1-2							2	2	2	3	0	0	0
21 Marlon Anderson, L (4, PH) OBP: 0.375, SLG: 0.231																	2	1	1	0	0	0	0
(5, 10)																							
82 Blake DeWitt, L (8, PH)																	1	0	0	0	0	0	1
(9, 10)																							
Wilson Betemit, S (1, 5) OBP: 0.328, SLG: 0.352	B X	1-0 2-H HR	C B C B X	2-2 9 1B 16 HBP 55 SF8 2-3 1B	B B C C B T	3-2 ② K	B X	1-0 1-H 2-H HR	C B X	1-1 ② G6-3							3	2	2	2	0	1	0
27 Matt Kemp, R (5, 9) OBP: 0.303, SLG: 0.475																	2	1	1	3	0	0	2
16 Andre Ethier, L (1, 9) OBP: 0.362, SLG: 0.340	X	0-0 ③ F7	B F F B H	3-2 9 1B 5 1B 1-2 HBP	B X	1-0 ③ P4	B S F B B X	3-2 28 G5-4-3 1B	B B C F X	2-2 ③ G6-3							2	1	0	0	0	0	0
81 Iván De Jesús Jr., R (5, 6) OBP: 0.389, SLG: 0.375																	2	0	1	0	0	0	2
13 Wilson Valdez, R (1, 6) OBP: 0.352, SLG: 0.536		C B B F F B B C	3-3 ① K	S B X	1-1 ① L4	F B B B C C	3-3 ① K	C B C B B F X	3-2 ① F9								3	0	0	0	0	2	3
(5, 8)																							
Adam Godwin, R (6, PH)																	1	0	0	0	0	0	1
(7, 8)																							
Inning Stats	R: 5 E: 0 K: 1 S: 14 H: 5 LOB: 0 BB: 0 P: 21	R: 0 E: 0 K: 1 S: 14 H: 2 LOB: 2 BB: 0 P: 20	R: 4 E: 0 K: 0 S: 19 H: 5 LOB: 3 BB: 1 P: 35	R: 0 E: 0 K: 1 S: 6 H: 0 LOB: 0 BB: 0 P: 11	R: 1 E: 0 K: 2 S: 14 H: 2 LOB: 1 BB: 0 P: 23	R: 3 E: 0 K: 0 S: 15 H: 3 LOB: 0 BB: 1 P: 26	R: 0 E: 0 K: 0 S: 10 H: 0 LOB: 0 BB: 0 P: 17	R: 0 E: 0 K: 0 S: 9 H: 1 LOB: 2 BB: 0 P: 13		1B: 11 2B: 4 3B: 0 HR: 3	SF: 1 SAC: 0 DP: 1 HBP: 1			WP: 0 PB: 0 SB: 1 CS: 0	PA: 44		

PITCHER		IP	WLS	BF	H	R	ER	SO	BB	IBB	HBP	BLK	WP	HR	S	P	ERA	WHIP
54 Ervin Santana, R ERA: 6.33	(1, 1)	2.1	L	19	11	9	9	2	0	0	1	0	0	1	40	62	34.71	4.714
73 Matt Wilhite, R ERA: 3.21	(3, 1)	2.2		12	3	1	1	3	1	0	0	0	0	1	27	48	3.38	1.500
62 Scot Shields, R ERA: 10.57	(6, 1)	1.0		6	3	3	3	0	1	0	0	0	0	1	15	26	27.00	4.000
33 Justin Speier, R ERA: 3.6	(7, 1)	1.0		3	0	0	0	0	0	0	0	0	0	0	10	17	0.00	0.000
81 Alex Serrano, R ERA: 2.53	(8, 1)	1.0		4	1	0	0	0	0	0	0	0	0	0	9	13	0.00	1.000

PITCHER	IP	WLS	BF	H	R	ER	SO	BB	IBB	HBP	BLK	WP	HR	S	P	ERA	WHIP

BOTTOM

Los Angeles Angels @ Los Angeles Dodgers

Dodger Stadium, Los Angeles, CA

Fri Mar 30 2007, 7:40 PM PDT

Att. 46,368 - Clear - 66 F

livebaseballscorecards.com

AB	40
R	13
H	18
RBI	13
BB	2
SO	5
LOB	20

Batter	1	2	3	4	5	6	7	8	9	AB	R	H	RBI	BB	SO	LOB
Brady Clark, R (1, 8) OBP: 0.370, SLG: 0.298	B FA 90 X FA 89 1-0 ① F7	B CH 81 S S F B B X 2-2 ① P6		B X 1-0 ③ G6-3			B CU 79 B SL 93 C FA 95 C X 2-2 1B		C SL 97 S SL 97 F SL 96 S 0-3 ③ K	4	0	1	0	0	0	3
Adam Godwin, R (7, PR) (7, 7)										1	0	0	0	0	1	0
James Loney, L (1, 3) OBP: 0.455, SLG: 0.500	B CU 78 C F F X 1-2 1B 27 1B 21 FC4-6 1B	F F X 0-2 ② L7			C SL 90 C SL 83 F X 0-2 ① G4-3		F SL 83 X 0-1 1-2 1B			4	1	2	0	0	0	2
27 Matt Kemp, R (1, 9) OBP: 0.300, SLG: 0.462	B FA 90 D CH 82 S X 2-1 21 FC4-6 1B 13 1B 1-2 1B	D CH 84 S CH 82 B B S X 3-2 ③ G6-3			B SL 90 C CU 83 C CU 80 B F X 2-2 ② G5-3		C FA 94 F SL 97 F CU 80 D F F X 1-2 ③ P6			4	1	1	0	0	0	4
Wilson Betemit, S (1, 5) OBP: 0.328, SLG: 0.351	C CU 78 B FA 90 F CH 83 F B X 2-2 21 FC4-6 1-2 2-3 1B		C CU 76 X CU 75 0-1 ① G5-3		X 0-0 ③ G6-3			C FA 89 C FA 89 B CU 79 B FA 89 X 2-2 ① G4-3		3	0	1	0	0	0	0
Andy LaRoche, R (5, 5) OBP: 0.242, SLG: 0.211										1	0	0	0	0	0	0
21 Marlon Anderson, L (1, 10) OBP: 0.316, SLG: 0.188	C FA 93 B FA 95 3 SAFE B CU 77 X FA 93 2-1 ② FC4-6 13 1B 1-2f 2-3 3-H		C CU 75 C FA 91 X CH 80 0-2 ② G6-3			X SL 95 0-0 ① P6		S FA 90 S CU 80 C 0-3 ② K		3	0	0	1	0	0	2
82 Blake DeWitt, L (8, PH) (8, 10)										1	0	0	0	0	1	0
13 Wilson Valdez, R (1, 7) OBP: 0.373, SLG: 0.548	B FA 93 X CH 84 1-0 1-2 3-H 1B		B CU 78 X 1-0 65 CS 1B			B CU 80 C B B X 3-1 ② G1-3		S FA 90 X FA 90 0-1 1B		4	0	3	1	0	0	0
(7, 8)																
65 Tony Abreu, S (1, 4) OBP: 0.339, SLG: 0.566	S CH 85 C FA 93 X CH 82 0-2 ③ G6-3		1 SAFE 0-0 ③ CS 1-2	C CH 76 B CH 80 S X 1-2 18 CS 1B		C X 0-1 ③ G4-3		X FA 88 0-0 ③ F7		3	0	1	0	0	0	2
84 Sergio Garcia, R (8, PH) OBP: 0.167, SLG: 0.167										1	0	0	0	0	0	1
(8, 4)																
18 Ramon Martinez, R (1, 6) OBP: 0.294, SLG: 0.281		C CH 81 B FA 92 S X 1-2 77 1B 1B		B CU 78 B CH 82 C CU 76 B FA 90 X 3-1 ① 77 F9 2B 1-2			C CU 77 X 0-1 ① G6-3		C SL 96 F SL 97 S 0-3 ① K	2	0	2	0	0	0	0
81 Iván De Jesús Jr., R (4, 6) OBP: 0.350, SLG: 0.333										2	0	0	0	0	1	0
77 Kelly Stinnett, R (1, 2) OBP: 0.243, SLG: 0.235		C CU 77 X 0-1 1-2 1B		B CU 77 X CH 83 1-0 ② F9 2-3			X 0-0 ② F9		X 0-0 ② F7	3	0	1	0	0	0	1
83 Lucas May, R (8, 2) OBP: 0.333, SLG: 0.333										1	0	0	0	0	0	0
Inning Stats	R: 2 H: 4 E: 0 LOB: 2 K: 0 BB: 0 S: 17 P: 26	R: 0 H: 2 E: 0 LOB: 2 K: 0 BB: 0 S: 15 P: 21	R: 0 H: 1 E: 0 LOB: 0 K: 0 BB: 0 S: 6 P: 7	R: 0 H: 2 E: 0 LOB: 1 K: 0 BB: 0 S: 7 P: 13	R: 0 H: 0 E: 0 LOB: 0 K: 0 BB: 0 S: 9 P: 11	R: 0 H: 0 E: 0 LOB: 0 K: 0 BB: 0 S: 5 P: 8	R: 0 H: 2 E: 0 LOB: 2 K: 0 BB: 0 S: 14 P: 17	R: 0 H: 1 E: 0 LOB: 1 K: 1 BB: 0 S: 9 P: 11	R: 0 H: 0 E: 0 LOB: 0 K: 2 BB: 0 S: 8 P: 8	1B: 11 SF: 0 2B: 1 SAC: 0 3B: 0 DP: 0 HR: 0 HBP: 0						

TOP

Los Angeles Dodgers @ Los Angeles Angels

Angel Stadium of Anaheim, Anaheim, CA

Sat Mar 31 2007, 6:05 PM PDT

Att. 43,777 - Clear - 69 F

livebaseballscorecards.com

AB	37
R	2
H	12
RBI	2
BB	0
SO	3
LOB	15

PITCHER		IP	WLS	BF	H	R	ER	SO	BB	IBB	HBP	BLK	WP	HR	S	P	ERA	WHIP
51 Joe Saunders, L ERA: 5.4	(1, 1)	4.0	W	19	9	2	2	0	0	0	0	0	0	0	45	67	4.50	2.250
49 Chris Bootcheck, R ERA: 2.7	(5, 1)	1.0		3	0	0	0	0	0	0	0	0	0	0	9	11	0.00	0.000
Chris Resop, R ERA: 11.2	(6, 1)	2.0	H	8	2	0	0	0	0	0	0	0	0	0	19	25	0.00	1.000
Darren Oliver, L ERA: 2.45	(8, 1)	1.0	H	4	1	0	0	1	0	0	0	0	0	0	9	11	0.00	1.000
Francisco Rodríguez, R ERA: 3.24	(9, 1)	1.0	S	3	0	0	0	2	0	0	0	0	0	0	8	8	0.00	0.000

PITCHER	IP	WLS	BF	H	R	ER	SO	BB	IBB	HBP	BLK	WP	HR	S	P	ERA	WHIP

Batter	1	2	3	4	5	6	7	8	9	AB	R	H	RBI	BB	SO	LOB
24 Gary Matthews, S (1, 8) OBP: 0.308, SLG: 0.467 65 Tommy Murphy, S (3, PR) OBP: 0.286, SLG: 0.412 (4, 8) 19 Curtis Pride, L (9, 7) OBP: 0.207, SLG: 0.259	B FA 92 C X 1-1 G6-3 2B		X SL 97 0-0 2B	X CH 90 0-0 ② G4-3 1-2 2-3 3-H		1 SAFE B CU 79 1 SAFE S B B C B 4-2 1-2 BB		B SL 94 H SL 94 2-0 1B PB HBP		2 1 0	0 0 0	2 0 0	0 1 0	0 1 0	0 1 0	0 2 0
Orlando Cabrera, R (1, 6) OBP: 0.339, SLG: 0.375 Nick Gorneault, R (4, 9) OBP: 0.455, SLG: 0.553	X 0-0 ① G6-3 2-3		X 0-0 ② L8	X FA 97 0-0 ③ B1-3		F SL 94 X SL 85 0-1 ③ G1		B FA 90 B SL 93 B SL 92 C SL 89 S FA 92 X 3-2 1-3 1B		2 3	0 0	0 1	0 0	0 0	0 0	2 4
27 Vladimir Guerrero, R (1, 9) OBP: 0.305, SLG: 0.407 2 Hainley Statia, S (4, 6) OBP: 0.286, SLG: 0.333	S X 0-1 ② F9		F FA 97 X SL 97 0-1 ③ G5-3		C CU 76 S X 0-2 ① G3		C SL 97 B CU 78 F SL 93 F SL 94 C CU 79 1-3 ① K	B SL 95 F SL 94 S FA 93 B S 2-3 ③ K		2 3	0 0	0 0	0 0	0 0	0 2	2 2
Shea Hillenbrand, R (1, 10) OBP: 0.328, SLG: 0.345 8 Terry Evans, R (7, PH) OBP: 0.286, SLG: 0.400 (8, 10)	B B X 2-0 ③ G5-3			B CU 76 C CU 76 X FA 96 1-1 FC4-6 1B	B SL 95 B SL 97 X 2-0 ② G1-3		T CU 84 B CU 82 X FA 95 1-1 ② F8			3 1	0 0	1 0	0 0	0 0	0 0	1 0
Casey Kotchman, L (1, 3) OBP: 0.373, SLG: 0.540 39 Robb Quinlan, R (5, 3) OBP: 0.306, SLG: 0.508		B FA 94 C SL 96 B FA 96 X FA 95 2-1 47 G6-3 1B		C SL 96 B CH 90 F CH 91 F CU 78 F SL 97 F FA 100 B CH 88 X 2-2 ① FC4-6 47 2B 6 1B 1-2f	B F S FA 97 X 1-2 1B		B CU 77 F CU 77 X FA 94 1-1 20 WP PB 2B			2 2	1 1	1 2	0 0	0 0	0 0	1 0
47 Howie Kendrick, R (1, 4) OBP: 0.357, SLG: 0.561 20 Sean Rodríguez, R (5, 4) OBP: 0.300, SLG: 0.375		X SL 97 0-0 ① ② G6-3 1-2f		C CU 81 X CU 80 0-1 6 1B SF 1-3 2B	B FA 97 B CH 89 B FA 95 C FA 96 F FA 97 X CH 90 3-2 ③ G6-3		B CU 77 S F B B SL 94 B 4-2 PB 2-3 BB			2 1	1 0	1 0	0 0	0 1	0 0	1 1
6 Maicer Izturis, S (1, 5) OBP: 0.364, SLG: 0.500 Jeff Mathis, R (7, 2) OBP: 0.196, SLG: 0.302		B FA 94 C B B B 4-1 BB		X SL 98 0-0 77 HBP SF 65 G4-3 2-3 3-H 1B		C SL 96 X CU 80 0-1 ① G6-3	B FA 95 B SL 95 X SL 93 2-0 ③ P3 1-2 3-H			2 1	1 0	1 0	1 0	0 0	0 0	0 1
Mike Napoli, R (1, 2) OBP: 0.326, SLG: 0.439 32 Brandon Wood, R (7, 5) OBP: 0.323, SLG: 0.433		B S C 1 SAFE B S 2-3 ③ K		B FA 97 B SL 96 D FA 92 F FA 100 S X 3-2 SF 65 G4-3 77 HBP 1-2 3-H		B FA 96 S CU 85 B SL 96 S FA 96 C 2-3 ② K		B FA 95 S SL 94 B CU 81 S FA 90 F X 2-2 ① G6-3		2 1	0 0	0 0	1 0	0 0	2 0	1 0
77 Reggie Willits, S (1, 7) OBP: 0.419, SLG: 0.360 (9, 8)			C SL 95 B CU 79 L X 1-2 ① F7	H 1-0 65 G4-3 1-2 2-3 HBP		C CU 80 B C X 1-2 65 S 1B		L FA 95 L SL 94 B SL 95 C 1-3 ② K		3	0	1	0	0	1	0
Inning Stats	R: 0 E: 0 K: 0 S: 6 H: 1 LOB: 1 BB: 0 P: 9	R: 0 E: 0 K: 1 S: 7 H: 1 LOB: 1 BB: 1 P: 15	R: 0 E: 0 K: 0 S: 7 H: 1 LOB: 1 BB: 0 P: 8	R: 3 E: 1 K: 0 S: 16 H: 3 LOB: 2 BB: 0 P: 23	R: 0 E: 0 K: 0 S: 10 H: 1 LOB: 1 BB: 0 P: 16	R: 0 E: 0 K: 1 S: 12 H: 1 LOB: 2 BB: 1 P: 19	R: 1 E: 0 K: 1 S: 11 H: 1 LOB: 1 BB: 1 P: 20	R: 0 E: 0 K: 2 S: 13 H: 1 LOB: 2 BB: 0 P: 23								

BOTTOM

Los Angeles Dodgers @ Los Angeles Angels

Angel Stadium of Anaheim, Anaheim, CA

Sat Mar 31 2007, 6:05 PM PDT

Att. 43,777 - Clear - 69 F

livebaseballscorecards.com

AB	33
R	4
H	10
RBI	3
BB	3
SO	5
LOB	18

PITCHER		IP	WLS	BF	H	R	ER	SO	BB	IBB	HBP	BLK	WP	HR	S	P	ERA	WHIP	PITCHER		IP	WLS	BF	H	R	ER	SO	BB	IBB	HBP	BLK	WP	HR	S	P	ERA	WHIP
31 Brad Penny, R ERA: 8.44	(1, 1)	5.0	L	24	7	3	2	1	1	0	1	0	0	0	46	71	3.60	1.600																			
Brett Tomko, R ERA: 4.29	(6, 1)	2.0		10	2	1	0	2	2	0	0	0	1	0	23	39	0.00	2.000																			
60 Jon Meloan, R ERA: 2.25	(8, 1)	1.0		5	1	0	0	2	0	0	1	0	0	0	13	23	0.00	1.000																			

1B: 6 2B: 4 3B: 0 HR: 0	SF: 1 SAC: 0 DP: 1 HBP: 2	WP: 1 PB: 2 SB: 1 CS: 0	PA: 39

Los Angeles Dodgers @ Milwaukee Brewers

Miller Park, Milwaukee, WI

Mon Apr 02 2007, 1:05 PM CDT
Att. 45,341 - Roof Closed - 63 F

livebaseballscorecards.com

Batter	1	2	3	4	5	6	7	8	9	AB	R	H	RBI	BB	SO	LOB
9 Juan Pierre, L (1, 8)	B F C D S 2-3 K ①		L B B F X 2-2 G6-3 ③			B C X 1-1 L9 ③			B F X 1-1 F9 ②	4	0	0	0	0	1	1
55 Russell Martin, R (1, 2)	C X 0-1 P3 ②			X 0-0 F8 ①			B B F B C X 3-2 L8 ①		B F C B B X 3-2 F9 ③	4	0	0	0	0	0	1
5 Nomar Garciaparra, R (1, 3)	F F D F D F F B X 3-2 P4 ③			B B X 2-0 F9 ②			B X 1-0 F8 ②			3	0	0	0	0	0	0
12 Jeff Kent, R (1, 4) OBP: 0.333, SLG: 1.333		B B F B X 3-1 HR		C B B X 2-1 F8 ③			C X 0-1 F9 ③			3	1	1	1	0	0	0
Luis Gonzalez, L (1, 7)		X 0-0 F7 ①			F B X 1-1 F9 ①			B B B C X 3-1 P5 ①		3	0	0	0	0	0	0
Wilson Betemit, S (1, 5)		F F B D D C 3-3 K ②			B X 1-0 G6-3 ②			B B X 2-0 G3 ②		3	0	0	0	0	1	0
16 Andre Ethier, L (1, 9) Mark Hendrickson, L (5, 1) 21 Marlon Anderson, L (8, PH) Rudy Seanez, R (8, 1)		C C D X 1-2 G3-1 ③			B C B F X 2-2 G6-3 ③			B X 1-0 F9 ③		2 0 1 0	0 0 0 0	0 0 0 0	0 0 0 0	0 0 0 0	0 0 0 0	0 0 0 0
18 Ramon Martinez, R (1, 6) Wilson Valdez, R (9, PH)			B F C X 1-2 L8 ①			C F X 0-2 G6-3 ①			C F X 0-2 G1-3 ①	2 1	0 0	0 0	0 0	0 0	0 0	0 0
Derek Lowe, R (1, 1) Brady Clark, R (5, 9) OBP: 0.500, SLG: 1.000			F B C S 1-3 K ②			C X 0-1 G5-3 ②			X 0-0 2B	1 2	0 0	0 1	0 0	0 0	1 0	0 0

Inning Stats	1	2	3	4	5	6	7	8	9	AB	R	H	RBI	BB	SO	LOB
	R: 0 E: 0 K: 1 S: 11	R: 1 E: 0 K: 1 S: 9	R: 0 E: 0 K: 1 S: 9	R: 0 E: 0 K: 0 S: 4	R: 0 E: 0 K: 0 S: 6	R: 0 E: 0 K: 0 S: 7	R: 0 E: 0 K: 0 S: 6	R: 0 E: 0 K: 0 S: 4	R: 0 E: 0 K: 0 S: 9	1B: 0 2B: 1 3B: 0 HR: 1	SF: 0 SAC: 0 DP: 0 HBP: 0	WP: 0 PB: 0 SB: 0 CS: 0	PA: 29			

PITCHER	IP	WLS	BF	H	R	ER	SO	BB	IBB	HBP	BLK	WP	HR	S	P	ERA	WHIP
15 Ben Sheets, R (1, 1) ERA: 1.0	9.0	W	29	2	1	1	3	0	0	0	0	0	1	65	104	1.00	0.222

PITCHER	IP	WLS	BF	H	R	ER	SO	BB	IBB	HBP	BLK	WP	HR	S	P	ERA	WHIP

AB	29
R	1
H	2
RBI	1
BB	0
SO	3
LOB	2

BOTTOM

Los Angeles Dodgers @ Milwaukee Brewers

Miller Park, Milwaukee, WI

Mon Apr 02 2007, 1:05 PM CDT
Att. 45,341 - Roof Closed - 63 F

livebaseballscorecards.com

Batter	1	2	3	4	5	6	7	8	9	AB	R	H	RBI	BB	SO	LOB
23 Rickie Weeks Jr., R (1, 4) OBP: 0.400, SLG: 0.250	C X	C B B B B 0-1 7 1B 2 G4-3 1B 4-1 7 1B 2-3 BB		B C X 1-1 ① G4-3 B B F F F D X 3-2 ③ G5-3				B B F B S X 3-2 ② P6		4	1	1	0	1	0	0
7 J.J. Hardy, R (1, 6) OBP: 0.800, SLG: 0.750	1 SAFE B X 1-0 2 G4-3 1-3 1B	C C B 1 SAFE X 1-2 28 BB 1-3 3-H 1B		B C C B B B 4-2 28 1B 1B BB		C B X 1-1 ① P4		X 0-0 1B		4	1	3	1	1	0	0
28 Prince Fielder, L (1, 3) OBP: 0.400, SLG: 0.250	S S F S 0-3 ① K	B B C S B F B 4-2 1-2 BB		F X 0-1 1B 2B 1-2 1B		C X 0-1 ② G4-3		S S D F B X 2-2 ③ P5		4	1	1	0	1	1	3
2 Bill Hall, R (1, 8) OBP: 0.250, SLG: 1.000	C X 0-1 ② G4-3 2-3 3-H	C X 0-1 ③ F8		B C S S 1-3 ② K		X 0-0 HR				4	1	1	2	0	1	6
Johnny Estrada, S (1, 2) OBP: 0.750, SLG: 0.667	B F B D B 4-1 BB	B B X 2-0 1 L9 BB SF9 1B		B F B X 2-1 1-2 2-H 2B 1B		F B X 1-1 ③ G5-3				3	2	2	1	1	0	0
Geoff Jenkins, L (1, 7) OBP: 0.500, SLG: 0.667	B S B F F S 2-3 ③ K	F C B B B B 4-2 1-2 BB	X 0-0 1-H 2-H 2B				B F X 1-1 ① G4-3			3	0	1	2	1	1	2
1 Corey Hart, R (1, 9) OBP: 0.250, SLG: 0.500		B X 1-0 23 S 7 1B 2B	B B X 2-0 ① L9 2-3	X 0-0 ③ F8			F B F B F F B S 3-3 ② K			4	1	1	0	0	1	3
Craig Counsell, L (1, 5)		B X 1-0 ① L8	C X 0-1 ② SF9 3-H		C B B X 2-1 ① G4-3		C B B F C 2-3 ③ K			3	0	0	1	0	1	1
15 Ben Sheets, R (1, 1)		C S F S 0-3 ② K	F X 0-1 ③ G5-3		B C S S 1-3 ② K2-3			C S B S 1-3 ① K		4	0	0	0	0	3	2
Inning Stats	R: 1 H: 2 E: 0 LOB: 2 K: 2 BB: 1 S: 14 P: 21	R: 1 H: 2 E: 0 LOB: 3 K: 1 BB: 2 S: 15 P: 26	R: 1 H: 1 E: 0 LOB: 1 K: 0 BB: 1 S: 8 P: 16	R: 3 H: 3 E: 0 LOB: 1 K: 1 BB: 1 S: 13 P: 21	R: 0 H: 0 E: 0 LOB: 0 K: 1 BB: 0 S: 9 P: 15	R: 1 H: 1 E: 0 LOB: 0 K: 0 BB: 0 S: 7 P: 9	R: 0 H: 0 E: 0 LOB: 0 K: 2 BB: 0 S: 10 P: 16	R: 0 H: 1 E: 0 LOB: 1 K: 1 BB: 0 S: 11 P: 17		1B: 7 SF: 1 2B: 2 SAC: 0 3B: 0 DP: 0 HR: 1 HBP: 0						WP: 0 PA: 39 PB: 0 SB: 1 CS: 0

	AB	33
	R	7
	H	10
	RBI	7
	BB	5
	SO	8
	LOB	17

PITCHER		IP	WLS	BF	H	R	ER	SO	BB	IBB	HBP	BLK	WP	HR	S	P	ERA	WHIP
Derek Lowe, R ERA: 13.5	(1, 1)	4.0	L	25	8	6	6	4	5	0	0	0	0	0	50	84	13.50	3.250
Mark Hendrickson, L ERA: 3.0	(5, 1)	3.0		10	1	1	1	3	0	0	0	0	0	1	26	40	3.00	0.333
Rudy Seanez, R ERA:	(8, 1)	1.0		4	1	0	0	1	0	0	0	0	0	0	11	17	0.00	1.000

PITCHER	IP	WLS	BF	H	R	ER	SO	BB	IBB	HBP	BLK	WP	HR	S	P	ERA	WHIP

Batter	1	2	3	4	5	6	7	8	9	AB	R	H	RBI	BB	SO	LOB
9 Juan Pierre, L (1, 8)	G6-3		BB		B1-3	FC6-4 1-2f			P5	4	1	0	0	1	0	3
55 Russell Martin, R (1, 2) OBP: 0.333, SLG: 0.778	1B		2B		HR		F9		K	5	2	3	2	0	1	0
5 Nomar Garciaparra, R (1, 3) OBP: 0.286, SLG: 0.333	L4		2B		K		BB			3	0	1	1	1	1	1
12 Jeff Kent, R (1, 4) OBP: 0.286, SLG: 0.714	1B		F7		K		F7			4	0	1	0	0	1	2
Luis Gonzalez, L (1, 7)	G3		G5-3			F8	G4-3			4	0	0	0	0	0	4
27 Matt Kemp, R (1, 9)		K	F9			F8		F8		4	0	0	0	0	1	1
Wilson Betemit, S (1, 5) OBP: 0.143, SLG: 0.143		K		F9		52 BB 18 1B 1B		G6-3		4	0	1	0	0	1	0
18 Ramon Martinez, R (1, 6) OBP: 0.400, SLG: 0.250		BB		P3		52 BB 1-2 1B				2	0	1	0	1	0	0
21 Marlon Anderson, L (8, PH)								K		1	0	0	0	0	1	0
Wilson Valdez, R (8, 6)										0	0	0	0	0	0	0
52 Randy Wolf, L (1, 1)										2	0	0	0	1	2	1
58 Chad Billingsley, R (7, 1)		K		K		9 FC6-4 1-2 2-3 BB			K	0	0	0	0	0	0	0
51 Jonathan Broxton, R (8, 1)										0	0	0	0	0	0	0
Olmedo Saenz, R (9, PH)										1	0	0	0	0	1	0
Inning Stats	R: 0 E: 0 K: 0 S: 14 H: 2 LOB: 2 BB: 0 P: 23	R: 0 E: 0 K: 3 S: 12 H: 0 LOB: 1 BB: 1 P: 21	R: 2 E: 0 K: 0 S: 15 H: 2 LOB: 1 BB: 1 P: 26	R: 0 E: 0 K: 1 S: 7 H: 0 LOB: 0 BB: 0 P: 10	R: 1 E: 0 K: 2 S: 12 H: 1 LOB: 0 BB: 0 P: 16	R: 0 E: 0 K: 0 S: 8 H: 2 LOB: 3 BB: 1 P: 20	R: 0 E: 0 K: 0 S: 7 H: 0 LOB: 1 BB: 1 P: 13	R: 0 E: 0 K: 1 S: 5 H: 0 LOB: 0 BB: 0 P: 8	R: 0 E: 0 K: 2 S: 7 H: 0 LOB: 0 BB: 0 P: 13	1B: 4 2B: 2 3B: 0 HR: 1 SF: 0 SAC: 0 DP: 0 HBP: 0						

TOP

Los Angeles Dodgers @ Milwaukee Brewers

Miller Park, Milwaukee, WI

Tue Apr 03 2007, 7:05 PM CDT
Att. 22,603 - Roof Closed - 64 F

livebaseballscorecards.com

AB	34
R	3
H	7
RBI	3
BB	4
SO	9
LOB	12

PITCHER		IP	WLS	BF	H	R	ER	SO	BB	IBB	HBP	BLK	WP	HR	S	P	ERA	WHIP
39 Chris Capuano, L ERA: 5.4	(1, 1)	5.0		22	5	3	3	6	2	0	0	0	0	1	60	96	5.40	1.400
41 Greg Aquino, R ERA:	(6, 1)	0.2		5	2	0	0	0	1	0	0	0	0	0	7	18	0.00	4.500
Brian Shouse, L ERA:	(6, 1)	0.1	W	1	0	0	0	0	0	0	0	0	0	0	1	2	0.00	0.000
Matt Wise, R ERA:	(7, 1)	1.0	H	4	0	0	0	0	1	0	0	0	0	0	7	13	0.00	1.000
Derrick Turnbow, R ERA:	(8, 1)	1.0	H	3	0	0	0	1	0	0	0	0	0	0	5	8	0.00	0.000

PITCHER		IP	WLS	BF	H	R	ER	SO	BB	IBB	HBP	BLK	WP	HR	S	P	ERA	WHIP
Francisco Cordero, R ERA:	(9, 1)	1.0	S	3	0	0	0	2	0	0	0	0	0	0	7	13	0.00	0.000

WP: 0 PB: 0 SB: 0 CS: 0 PA: 38

Los Angeles Dodgers @ Milwaukee Brewers

Miller Park, Milwaukee, WI

Tue Apr 03 2007, 7:05 PM CDT

Att. 22,603 - Roof Closed - 64 F

livebaseballscorecards.com

BOTTOM

Batter	1	2	3	4	5	6	7	8	9	AB	R	H	RBI	BB	SO	LOB
23 Rickie Weeks Jr., R (1, 4) OBP: 0.333, SLG: 0.143	C B H 2-1 HBP	B D S X 2-1 ③ P5			X 0-0 ① F8		X 0-0 ① P4			3	0	0	0	0	0	2
7 J.J. Hardy, R (1, 6) OBP: 0.556, SLG: 0.500	C 1 SAFE X 0-1 ① P3		X 0-0 ① L7		B C B B X 3-1 ② F8		C C B B B X 3-2 1B			4	0	1	0	0	0	1
28 Prince Fielder, L (1, 3) OBP: 0.333, SLG: 0.625	C C F S 0-3 ② K		F X 0-1 HR		F F D D B S 3-3 ③ K		C F C 0-3 ② K			4	1	1	1	0	3	2
2 Bill Hall, R (1, 8) OBP: 0.250, SLG: 0.750	X 0-0 ③ G2-3		F F F F F X 0-2 FC4-6 1 CS 2B			F F F B D X 2-2 ① P3	X 0-0 ③ G5-3			4	0	1	0	0	0	2
Johnny Estrada, S (1, 2) OBP: 0.750, SLG: 0.833		C X 0-1 G4-3 1 1B 2B	H 1-0 FC4-6 HBP			S C B F X 1-2 HR 1B		F S S 0-3 ① K		3	2	2	0	0	1	0
Kevin Mench, R (1, 7) OBP: 0.250, SLG: 1.000 (9, 9)		C X 0-1 ① G4-3 2-3	B X 1-0 ② FC4-6 1-2f 2-3			X 0-0 1-H HR		C F F S 0-3 ② K		4	1	1	2	0	1	3
1 Corey Hart, R (1, 9) OBP: 0.250, SLG: 0.375 Francisco Cordero, R (9, 1)		C X 0-1 9 BB 3-H 1B	D C F B 2-2 ③ CS 3-H	X 0-0 ① B1-3		B S S F S 1-3 ② K		B S S S C 1-3 ③ K		4 0	0 0	1 0	1 0	0 0	2 0	0 0
9 Tony Graffanino, R (1, 5) OBP: 0.667, SLG: 0.500	1 SAFE B C C D F B F F 4-2 F B 1-2 BB			C B X 1-1 ② F9		C X 0-1 1B				2	0	1	0	1	0	0
39 Chris Capuano, L (1, 1) 41 Greg Aquino, R (6, 1) Brian Shouse, L (6, 1) 22 Tony Gwynn Jr., L (6, PH) Matt Wise, R (7, 1) Derrick Turnbow, R (8, 1) Geoff Jenkins, L (9, 7) OBP: 0.500, SLG: 0.667	B F S S C 1-3 ② K			S B S S 1-3 ③ K		B C F D S X 2-2 ③ G3				2 0 0 1 0 0 0	0 0 0 0 0 0 0	0 0 0 0 0 0 0	0 0 0 0 0 0 0	0 0 0 0 0 0 0	2 0 0 0 0 0 0	2 0 0 1 0 0 0
Inning Stats	R: 0 H: 0 E: 0 LOB: 1 K: 1 BB: 0 S: 8 P: 10	R: 1 H: 2 E: 0 LOB: 2 K: 1 BB: 1 S: 17 P: 24	R: 1 H: 2 E: 0 LOB: 1 K: 0 BB: 0 S: 12 P: 16	R: 0 H: 0 E: 0 LOB: 0 K: 1 BB: 0 S: 6 P: 8	R: 0 H: 0 E: 0 LOB: 0 K: 1 BB: 0 S: 6 P: 12	R: 2 H: 3 E: 0 LOB: 1 K: 1 BB: 0 S: 18 P: 24	R: 0 H: 1 E: 0 LOB: 1 K: 1 BB: 0 S: 8 P: 11	R: 0 H: 0 E: 0 LOB: 0 K: 3 BB: 0 S: 10 P: 11		1B: 4 SF: 0 2B: 2 SAC: 0 3B: 0 DP: 0 HR: 2 HBP: 2						

AB	31
R	4
H	8
RBI	4
BB	1
SO	9
LOB	13

WP: 0 PA: 35
PB: 0
SB: 0
CS: 1

PITCHER		IP	WLS	BF	H	R	ER	SO	BB	IBB	HBP	BLK	WP	HR	S	P	ERA	WHIP
52 Randy Wolf, L ERA: 6.0	(1, 1)	6.0	L	27	7	4	4	5	1	0	2	0	0	2	67	94	6.00	1.333
58 Chad Billingsley, R ERA:	(7, 1)	1.0		4	1	0	0	1	0	0	0	0	0	0	8	11	0.00	1.000
51 Jonathan Broxton, R ERA:	(8, 1)	1.0		3	0	0	0	3	0	0	0	0	0	0	10	11	0.00	0.000

PITCHER	IP	WLS	BF	H	R	ER	SO	BB	IBB	HBP	BLK	WP	HR	S	P	ERA	WHIP

Batter	1	2	3	4	5	6	7	8	9	AB	R	H	RBI	BB	SO	LOB
9 Juan Pierre, L (1, 8) OBP: 0.231, SLG: 0.167	C F B X 1-2 55 G6-3 1B		B X 1-0 55 1B 5 SF7 1B	X 0-0 ③ B2-3			L X 0-1 ① SH2-3 2-3	C B X 1-1 ③ G6-3		4	1	2	0	0	0	1
55 Russell Martin, R (1, 2) OBP: 0.357, SLG: 0.615	B B X 2-0 ① G6-3 1-2		P 1 SAFE 1 SAFE C S B 1 SAFE X 2-2 12 2B 1-3 1B		X 0-0 ① G5-3		B B C B B 4-1 BB		C F C 0-3 ① K	4	1	1	0	1	1	1
5 Nomar Garciaparra, R (1, 3) OBP: 0.167, SLG: 0.200	B B C S X 2-2 ② G5-3		B F B X 2-1 ① SF7 3-H		X 0-0 ② F8		1 SAFE X 0-0 ② ③ L5 3-3		B F X 1-1 ② P4	4	0	0	1	0	0	3
12 Jeff Kent, R (1, 4) OBP: 0.333, SLG: 0.636	F C B B F B X 3-2 ③ F9		1 SAFE B X 1-0 1-H 2B		X 0-0 ③ F8			B C B S B B 4-2 BB BB 2B BB	B B C B F F X 3-2 ③ P3	4	1	1	1	1	0	1
Luis Gonzalez, L (1, 7) OBP: 0.273, SLG: 0.300 Brady Clark, R (8, 7) OBP: 0.500, SLG: 1.000 (8, 9)		B S B X 2-1 2B	D X 1-0 ② F8			C X 0-1 18 FC6-4 1B		B B S F B B 4-2 BB 1-2 2B BB		3 0	1 0	2 0	0 0	1 0	0 0	1 0
Wilson Betemit, S (1, 5) OBP: 0.364, SLG: 0.125		B F C D D B 4-2 BB	C B B B B 4-1 BB			X 0-0 ① F8		S B B C B F F F 4-2 B 2B 27 SF7 1-2 2-3 BB		1	1	0	0	3	0	1
16 Andre Ethier, L (1, 9) Joe Beimel, L (6, 1) 51 Jonathan Broxton, R (7, 1) Olmedo Saenz, R (8, PH) OBP: 0.500, SLG: 1.000 Rudy Seanez, R (8, 1) Wilson Valdez, R (8, 7)	F X 0-1 ① F7	B D C X 2-1 ③ F7				X 0-0 ② F7		B C X 1-1 1-3 2-H 3-H 2B		3 0 0 1 0 0	0 0 0 0 0 0	0 0 0 1 0 0	0 0 0 2 0 0	0 0 0 0 0 0	0 0 0 0 0 0	5 0 0 0 0 0
18 Ramon Martinez, R (1, 6) OBP: 0.222, SLG: 0.125	C B X 1-1 ② F9		C B X 1-1 ① G4-3			1 SAFE F B C X 1-2 ③ FC6-4 1-2f		X 0-0 ① L5		4	0	0	0	0	0	5
29 Jason Schmidt, R (1, 1) 27 Matt Kemp, R (6, 9) OBP: 0.167, SLG: 0.400 44 Takashi Saito, L (8, 1)	S B C D S 2-3 ③ K		S F S 0-3 ② K				X 0-0 9 SH2-3 5 L5 2B	C B C X 1-2 ② SF7 3-H		2 1 0	0 0 0	0 1 0	0 1 0	0 0 0	2 0 0	2 0 0
Inning Stats	R: 0 E: 0 K: 0 S: 11 H: 1 LOB: 1 BB: 0 P: 19	R: 0 E: 0 K: 1 S: 11 H: 1 LOB: 2 BB: 1 P: 20	R: 2 E: 0 K: 0 S: 12 H: 3 LOB: 2 BB: 1 P: 24	R: 0 E: 0 K: 1 S: 6 H: 0 LOB: 0 BB: 0 P: 7	R: 0 E: 0 K: 0 S: 3 H: 0 LOB: 0 BB: 0 P: 3	R: 0 E: 0 K: 0 S: 7 H: 1 LOB: 1 BB: 0 P: 8	R: 0 E: 0 K: 0 S: 5 H: 1 LOB: 1 BB: 1 P: 9	R: 3 E: 0 K: 0 S: 18 H: 1 LOB: 1 BB: 3 P: 33	R: 0 E: 0 K: 1 S: 9 H: 0 LOB: 0 BB: 0 P: 13	1B: 4 2B: 5 3B: 0 HR: 0 SF: 2 SAC: 1 DP: 1 HBP: 0						

PITCHER		IP	WLS	BF	H	R	ER	SO	BB	IBB	HBP	BLK	WP	HR	S	P	ERA	WHIP
37 Jeff Suppan, R ERA: 2.57	(1, 1)	7.0	L	30	7	2	2	2	3	0	0	0	0	0	55	90	2.57	1.429
12 Carlos Villanueva, R ERA:	(8, 1)	0.0		3	0	3	3	0	3	0	0	0	0	0	10	22	∞	∞
45 Elmer Dessens, R ERA:	(8, 1)	1.0		4	1	0	0	0	0	0	0	0	0	0	8	11	0.00	1.000
Derrick Turnbow, R ERA:	(9, 1)	1.0		3	0	0	0	1	0	0	0	0	0	0	9	13	0.00	0.000

PITCHER	IP	WLS	BF	H	R	ER	SO	BB	IBB	HBP	BLK	WP	HR	S	P	ERA	WHIP

TOP

Los Angeles Dodgers @ Milwaukee Brewers

Miller Park, Milwaukee, WI

Wed Apr 04 2007, 7:05 PM CDT

Att. 23,649 - Roof Closed - 60 F

livebaseballscorecards.com

AB	31
R	5
H	8
RBI	5
BB	6
SO	3
LOB	20

WP: 0 PA: 40
PB: 0
SB: 0
CS: 0

Batter	1	2	3	4	5	6	7	8	9	AB	R	H	RBI	BB	SO	LOB
23 Rickie Weeks Jr., R (1, 4) OBP: 0.357, SLG: 0.364	C F B S 1-3 K ①		C B B F F S 2-3 K ③		C D F D F B F B 4-2 7 BB 1-2 BB		B C X 1-1 7 FC6-2 3B	F X 0-1 L8 ③		4	0	1	0	1	2	2
7 J.J. Hardy, R (1, 6) OBP: 0.500, SLG: 0.667	C X 0-1 P5 ②			C B C S 1-3 K ①	S S S F D D B 4-2 1-2 2-3 BB		B B C B X 3-1 FC6-2 ② 3-H		C B B B X 3-1 HR	4	1	1	1	1	1	1
28 Prince Fielder, L (1, 3) OBP: 0.286, SLG: 0.538	C F B F C 1-3 K ③			F X 0-1 F9 ②	D X 1-0 P6 ③		B B X 2-0 G4-3 ③		C B C B F X 2-2 2B	5	0	1	0	0	1	4
2 Bill Hall, R (1, 8) OBP: 0.308, SLG: 0.615		C B F B F F B F F 3-2 F8 ①		C B B S X 2-2 2B 1B		C X 0-1 K 1B		B F S X 1-2 F7 ①	S B C S 1-3 K ①	5	1	2	0	0	1	1
Johnny Estrada, S (1, 2) OBP: 0.615, SLG: 0.727		B F X 1-1 F7 ②		X 0-0 1-H 2B		S 1 SAFE F F B B S 2-3 ① ② 1-2 K		F B F F X 1-2 1B 1B 2B 1B	X 0-0 F8 ②	5	1	2	1	0	1	2
Geoff Jenkins, L (1, 7) OBP: 0.556, SLG: 0.750		C S X 0-2 1B		D C B S S 2-3 K ③		B B F B F F X 3-2 2B		X 0-0 1-2 1B 2B 1B	B B X 2-0 F7 ③	5	1	3	0	0	1	2
Kevin Mench, R (1, 9) OBP: 0.375, SLG: 0.714		X 0-0 P4 ③			C B X 1-1 L9 ①	B C B D I 4-1 IBB		B X 1-0 1-2 2B 2-3 1B		3	0	1	0	1	0	1
Craig Counsell, L (1, 5) OBP: 0.125, SLG: 0.286			B B B C C X 3-2 L9 ①		C B C X 1-2 G3 ②	X 0-0 G3-1 ③		B F F X 1-2 1-3 2B 2-H 3-H		4	0	1	2	0	0	2
37 Jeff Suppan, R (1, 1) 1 Corey Hart, R (7, PH) OBP: 0.222, SLG: 0.333 12 Carlos Villanueva, R (8, 1) 45 Elmer Dessens, R (8, 1) 18 Gabe Gross, L (8, PH) Derrick Turnbow, R (9, 1)			B F F B X 2-2 G6-3 ②		B B B C C B 4-2 7 BB 23 BB BB		B X 1-0 F9 ①	B C B X 2-1 P6 ②		1 1 0 0 1 0	0 0 0 0 0 0	0 0 0 0 0 0	0 0 0 0 0 0	1 0 0 0 0 0	0 0 0 0 2 0	0 0 0 0 0 0
Inning Stats	R: 0 H: 0 E: 0 LOB: 0 K: 2 BB: 0 S: 9 P: 11	R: 0 H: 1 E: 0 LOB: 1 K: 0 BB: 0 S: 15 P: 19	R: 0 H: 0 E: 0 LOB: 0 K: 1 BB: 0 S: 10 P: 17	R: 1 H: 2 E: 0 LOB: 1 K: 2 BB: 0 S: 12 P: 17	R: 0 H: 0 E: 0 LOB: 3 K: 0 BB: 3 S: 16 P: 31	R: 0 H: 2 E: 0 LOB: 2 K: 1 BB: 1 S: 12 P: 21	R: 0 H: 1 E: 0 LOB: 1 K: 0 BB: 0 S: 6 P: 13	R: 2 H: 4 E: 0 LOB: 2 K: 0 BB: 0 S: 16 P: 22	R: 1 H: 2 E: 0 LOB: 1 K: 1 BB: 0 S: 11 P: 19	1B: 6 SF: 0 2B: 4 SAC: 0 3B: 1 DP: 0 HR: 1 HBP: 0						WP: 0 PA: 42 PB: 0 SB: 0 CS: 0

BOTTOM

Los Angeles Dodgers @ Milwaukee Brewers

Miller Park, Milwaukee, WI

Wed Apr 04 2007, 7:05 PM CDT

Att. 23,649 - Roof Closed - 60 F

livebaseballscorecards.com

AB	38
R	4
H	12
RBI	4
BB	4
SO	7
LOB	17

PITCHER		IP	WLS	BF	H	R	ER	SO	BB	IBB	HBP	BLK	WP	HR	S	P	ERA	WHIP
29 Jason Schmidt, R ERA: 1.8	(1, 1)	5.0	W	21	3	1	1	5	3	0	0	0	0	0	62	95	1.80	1.200
Joe Beimel, L ERA:	(6, 1)	1.0	H	5	2	0	0	1	0	1	0	0	0	0	12	21	0.00	2.000
51 Jonathan Broxton, R ERA:	(7, 1)	1.0	H	4	1	0	0	0	0	0	0	0	0	0	6	13	0.00	1.000
Rudy Seanez, R ERA: 13.5	(8, 1)	0.1		4	3	2	2	0	0	0	0	0	0	0	9	12	54.00	9.000
44 Takashi Saito, R ERA: 5.4	(8, 1)	1.2	S	8	3	1	1	1	0	0	0	0	0	1	18	29	5.40	1.800

PITCHER		IP	WLS	BF	H	R	ER	SO	BB	IBB	HBP	BLK	WP	HR	S	P	ERA	WHIP

Batter	1	2	3	4	5	6	7	8	9	AB	R	H	RBI	BB	SO	LOB
9 Juan Pierre, L (1, 8) OBP: 0.176, SLG: 0.125	C F F X 0-2 ① G1-3		B C B X 2-1 ②③ G4-6-3 1-2f		C B F X 1-2 ③ G4-3			C B T F F C 1-3 ① K		4	0	0	0	0	1	2
55 Russell Martin, R (1, 2) OBP: 0.333, SLG: 0.500	X 0-0 ② G6-3			B C B B B 4-1 12 BB BB		F S F F B X 1-2 ① G6-3		X 0-0 ② P3		3	0	0	0	1	0	0
5 Nomar Garciaparra, R (1, 3) OBP: 0.250, SLG: 0.357	B B X 2-0 1B			C C X 0-2 ① F9		X 0-0 12 1B 2B		B F S B X 2-2 ③ G4-3		4	1	2	0	0	0	1
12 Jeff Kent, R (1, 4) OBP: 0.375, SLG: 0.571	C C D B C 2-3 ③ K			B B B B 4-0 G4-6-3 1-2 BB		B B B C X 3-1 1B 2-H 1B			B B X 2-0 ① P6	3	0	1	1	1	1	1
Luis Gonzalez, L (1, 7) OBP: 0.333, SLG: 0.357 Brady Clark, R (9, PR) OBP: 0.500, SLG: 1.000 (9, 7)		X 0-0 ① P6		B X 1-0 ②③ G4-6-3 1-2f		X 0-0 27 G5-4-3 1-2 1B			F X 0-1 G6-3 27 1B 1B	4 0	0 0	2 0	0 0	0 0	0 0	2 0
27 Matt Kemp, R (1, 9) OBP: 0.300, SLG: 0.444		C F C 0-3 ② K			F X 0-1 E1 WP FC5 1B	B F X 1-1 ②③ G5-4-3 1-2f			X 0-0 G6-3 1-2 1B	4	1	2	0	0	1	2
Wilson Betemit, S (1, 5) OBP: 0.267, SLG: 0.083		B S B C F B C 3-3 ③ K			B C F F X 1-2 FC5 2-H		X 0-0 ① G5-3		F B F X 1-2 ② G6-3 1-2 2-3	4	0	0	1	0	1	2
18 Ramon Martinez, R (1, 6) OBP: 0.231, SLG: 0.091			C B B F X 2-2 ① L5		1 SAFE C B B B 1 SAFE X 2-1 ① F8		C B C X 1-2 ② L3		C C B F D F F B B 4-2 FC4-6 BB	3	0	0	0	1	0	1
31 Brad Penny, R (1, 1) OBP: 0.333, SLG: 0.333 Joe Beimel, L (8, 1) Olmedo Saenz, R (9, PH) OBP: 0.333, SLG: 0.667 44 Takashi Saito, L (9, 1)			B B C E X 2-2 9 G4-6-3 1B		1 SAFE L L B 1 SAFE X 2-2 ② F7		C S B S 1-3 ③ K2-3		C B F X 1-2 ③ FC4-6 1-2f	3 0 1 0	0 0 0 0	1 0 0 0	0 0 0 0	0 0 0 0	1 0 0 0	1 0 3 0
Inning Stats	R: 0 H: 1 E: 0 LOB: 1 K: 1 BB: 0 S: 9 P: 13	R: 0 H: 0 E: 0 LOB: 0 K: 2 BB: 0 S: 8 P: 11	R: 0 H: 1 E: 0 LOB: 0 K: 0 BB: 0 S: 8 P: 14	R: 0 H: 0 E: 0 LOB: 1 K: 0 BB: 2 S: 5 P: 14	R: 1 H: 1 E: 1 LOB: 1 K: 0 BB: 0 S: 14 P: 20	R: 1 H: 3 E: 0 LOB: 1 K: 0 BB: 0 S: 11 P: 16	R: 0 H: 0 E: 0 LOB: 0 K: 1 BB: 0 S: 7 P: 9	R: 0 H: 0 E: 0 LOB: 0 K: 1 BB: 0 S: 9 P: 12	R: 0 H: 2 E: 0 LOB: 3 K: 0 BB: 1 S: 15 P: 23	1B: 7 SF: 0 2B: 1 SAC: 0 3B: 0 DP: 3 HR: 0 HBP: 0						WP: 1 PA: 36 PB: 0 SB: 0 CS: 0

PITCHER		IP	WLS	BF	H	R	ER	SO	BB	IBB	HBP	BLK	WP	HR	S	P	ERA	WHIP
51 Noah Lowry, L ERA: 1.29	(1, 1)	7.0	L	27	6	2	1	4	2	0	0	0	1	0	62	97	1.29	1.143
32 Kevin Correia, R ERA: 4.5	(8, 1)	1.0		3	0	0	0	1	0	0	0	0	0	0	9	12	0.00	0.000
31 Vinnie Chulk, R ERA:	(9, 1)	0.1		3	2	0	0	0	0	0	0	0	0	0	4	6	0.00	6.000
Jack Taschner, L ERA: 6.75	(9, 1)	0.2		3	0	0	0	0	1	0	0	0	0	0	11	17	0.00	1.500

PITCHER	IP	WLS	BF	H	R	ER	SO	BB	IBB	HBP	BLK	WP	HR	S	P	ERA	WHIP

TOP

Los Angeles Dodgers @ San Francisco Giants

AT&T Park, San Francisco, CA

Fri Apr 06 2007, 7:15 PM PDT

Att. 43,146 - Partly Cloudy - 57 F

livebaseballscorecards.com

AB	33
R	2
H	8
RBI	2
BB	3
SO	5
LOB	15

BOTTOM

Batter	1	2	3	4	5	6	7	8	9	AB	R	H	RBI	BB	SO	LOB
10 Dave Roberts, L (1, 8) OBP: 0.353, SLG: 0.438	C B B X 2-1 G4-3 ①		C B X 1-1 1B		C X 0-1 13 FC6-4 2-3 1B			X 0-0 SH2-3 ① 2-3	C B S C 1-3 K ③	4	0	2	0	0	1	2
13 Omar Vizquel, S (1, 6) OBP: 0.235, SLG: 0.188	C X 0-1 CS 1B		D 1 SAFE 1 SAFE 1 SAFE C F X 1-2 G4-3 ③		B B C F X 2-2 FC6-4 ③ 1-2f			F B X 1-1 G6-3 ② 3-H		4	0	1	1	0	0	3
Barry Bonds, L (1, 7) OBP: 0.313, SLG: 0.500	C B 1 SAFE B B X 3-1 G4-3 ② ③ 1-2			F F B B F X 2-2 F7 ①		C X 0-1 G6-3 ①		C B B X 2-1 E7		4	0	0	0	0	0	1
Ray Durham, S (1, 4) OBP: 0.500, SLG: 0.462		X 0-0 CS 1B		B X 1-0 G3 2B		B B B C B 4-1 G4-6-3 BB		I I I I 4-0 IBB		2	0	2	0	2	0	0
Ryan Klesko, L (1, 3) OBP: 0.400, SLG: 0.333 31 Vinnie Chulk, R (9, 1) Jack Taschner, L (9, 1)		B B C B C C 3-3 K ① ② 1-2		X 0-0 G3 ② 2-3		C X 0-1 G4-6-3 ② ③ 1-2f		F S S 0-3 K ③		4 0 0	0 0 0	0 0 0	0 0 0	0 0 0	2 0 0	5 0 0
1 Bengie Molina, R (1, 2) OBP: 0.375, SLG: 0.467		C B C B X 2-2 2B		B B C S B X 3-2 F8 ③			B C X 1-1 G5-4-3 1B		C X 0-1 G4-3 ①	4	0	2	0	0	0	1
Pedro Feliz, R (1, 5) OBP: 0.250, SLG: 0.250		B F B X 2-1 F8 ③			B X 1-0 2 2B 1B		F X 0-1 G5-4-3 ① ② 1-2f		C S X 0-2 G5-3 ②	4	0	1	0	0	0	2
2 Randy Winn, S (1, 9) OBP: 0.313, SLG: 0.333			B X 1-0 F7 ①		X 0-0 10 1B 1-H 2B ①		B F X 1-1 G3 ③		C F B F B B X 3-2 35 1B 1B	4	0	2	0	0	0	0
51 Noah Lowry, R (1, 1) 32 Kevin Correia, R (8, 1) 35 Rich Aurilia, R (8, PH) OBP: 0.385, SLG: 0.364 (9, 3)			B C X 1-1 G6-3 ②		B X 1-0 G6-3 ②			C X 0-1 10 SH2-3 13 G6-3 2B	C X 0-1 1-2 1B	2 0 2	0 0 1	0 0 2	0 0 0	0 0 0	0 0 0	1 0 0
Inning Stats	R: 0 E: 0 K: 0 S: 6 H: 1 LOB: 0 BB: 0 P: 11	R: 0 E: 0 K: 1 S: 9 H: 2 LOB: 1 BB: 0 P: 16	R: 0 E: 0 K: 0 S: 8 H: 1 LOB: 1 BB: 0 P: 12	R: 0 E: 0 K: 0 S: 9 H: 1 LOB: 1 BB: 0 P: 15	R: 0 E: 0 K: 0 S: 8 H: 3 LOB: 2 BB: 0 P: 12	R: 0 E: 0 K: 0 S: 5 H: 0 LOB: 0 BB: 0 P: 9	R: 0 E: 0 K: 0 S: 6 H: 1 LOB: 0 BB: 0 P: 8	R: 1 E: 1 K: 1 S: 10 H: 1 LOB: 2 BB: 1 P: 17	R: 0 E: 0 K: 1 S: 14 H: 2 LOB: 2 BB: 0 P: 18	1B: 8 2B: 5 3B: 0 HR: 0	SF: 0 SAC: 1 DP: 3 HBP: 0					WP: 0 PB: 0 SB: 0 CS: 2	PA: 37

PITCHER		IP	WLS	BF	H	R	ER	SO	BB	IBB	HBP	BLK	WP	HR	S	P	ERA	WHIP
31 Brad Penny, R ERA: 1.29	(1, 1)	7.0	W	27	10	1	1	1	1	0	0	0	0	0	53	85	1.29	1.571
Joe Beimel, L ERA:	(8, 1)	1.0	H	5	0	0	0	1	0	1	0	0	0	0	8	15	0.00	0.000
44 Takashi Saito, R ERA: 3.38	(9, 1)	1.0	S	5	2	0	0	1	0	0	0	0	0	0	14	18	0.00	2.000

PITCHER	IP	WLS	BF	H	R	ER	SO	BB	IBB	HBP	BLK	WP	HR	S	P	ERA	WHIP

Los Angeles Dodgers @ San Francisco Giants

AT&T Park, San Francisco, CA

Fri Apr 06 2007, 7:15 PM PDT

Att. 43,146 - Partly Cloudy - 57 F

livebaseballscorecards.com

AB	34
R	1
H	12
RBI	1
BB	2
SO	3
LOB	15

Batter	1	2	3	4	5	6	7	8	9	AB	R	H	RBI	BB	SO	LOB
9 Juan Pierre, L (1, 8) OBP: 0.182, SLG: 0.143	B B C F F C 2-3 ① K		C F X 0-2 ② FC4-6 S 1-2f 2-3		L B B C X 3-2 ① G6-3		S X 0-1 1B 5 SF8 1B		B F B X 2-1 ③ G4-3	5	1	1	0	0	1	2
Wilson Valdez, R (1, 6) OBP: 0.600, SLG: 0.600	B B B C X 3-1 ② 1B		C B X 1-1 ③ G5-3 1-2		L F B X 1-2 5 1B 12 2B 1B		C 1 F X SAFE 0-2 1-3 1B			4	1	3	0	0	0	2
5 Nomar Garciaparra, R (1, 3) OBP: 0.250, SLG: 0.353	B F S X 1-2 ③ G5-3			X 0-0 ① F7	C X 0-1 12 2B 1-2 1B		B X 1-0 ② SF8 3-H			3	1	1	1	0	0	0
12 Jeff Kent, R (1, 4) OBP: 0.350, SLG: 0.556		B C F X 1-2 ① G5-3		B B C G B C 3-3 ② K	X 0-0 P4-6 1-H 2-H 2B		B B X 2-0 ③ P4			4	0	1	2	0	1	1
Luis Gonzalez, L (1, 7) OBP: 0.316, SLG: 0.333 51 Jonathan Broxton, R (8, 1) 44 Takashi Saito, L (9, 1)		C B F B F X 2-2 ② L3		S C B B B X 3-2 16 BB 1B BB 1B	B F B S X 2-2 ②③ P4-6 2-2f			C B S F X 1-2 ① G5-3		4 0 0	1 0 0	1 0 0	0 0 0	0 0 0	0 0 0	1 0 0
Mike Lieberthal, R (1, 2) OBP: 0.250, SLG: 0.250	B B S X 2-1 ③ G6-3			X 0-0 BB 16 BB 1-2 1B		B X 1-0 ① F7		S S S 0-3 ② K		4	0	1	0	0	1	0
16 Andre Ethier, L (1, 9) OBP: 0.222, SLG: 0.250			C B C X 1-2 9 FC4-6 2B	B S B B B 4-1 BB 1-2 2-3 BB		F C X 0-2 ② G1-3		C B F B F F X 2-2 ③ F7		3	0	1	0	1	0	0
Wilson Betemit, S (1, 5) OBP: 0.263, SLG: 0.067			C S B B B S 2-3 ① K	B B B 4-0 BB 1-2 2-3 3-H		C B S F S 1-3 ③ K			F B B B X 3-1 ① F9	3	0	0	1	1	2	1
Derek Lowe, R (1, 1) Brady Clark, R (8, 7) OBP: 0.333, SLG: 0.667			B S D F B B 4-2 9 FC4-6 BB	C B C S 1-3 ③ K			C F X 0-2 ① G4-3		X 0-0 ② P3	2 1	0 0	0 0	0 0	1 0	1 0	3 0

livebaseballscorecards.com

TOP

Los Angeles Dodgers @ San Francisco Giants

AT&T Park, San Francisco, CA

Sat Apr 07 2007, 12:55 PM PDT

Att. 42,098 - Cloudy - 62 F

AB	33
R	4
H	9
RBI	4
BB	3
SO	6
LOB	10

Inning Stats	1	2	3	4	5	6	7	8	9
	R: 0 E: 0 K: 1 S: 9	H: 1 LOB: 0 BB: 0 P: 15	R: 0 E: 0 K: 0 S: 9	H: 0 LOB: 0 BB: 0 P: 14	R: 0 E: 0 K: 1 S: 13	H: 1 LOB: 2 BB: 1 P: 21	R: 1 E: 0 K: 2 S: 12	H: 2 LOB: 3 BB: 2 P: 27	R: 2 E: 0 K: 0 S: 12	H: 3 LOB: 0 BB: 0 P: 18	R: 0 E: 0 K: 1 S: 8	H: 0 LOB: 0 BB: 0 P: 10	R: 1 E: 0 K: 0 S: 10	H: 2 LOB: 1 BB: 0 P: 13	R: 0 E: 0 K: 1 S: 12	H: 0 LOB: 0 BB: 0 P: 15	R: 0 E: 0 K: 0 S: 5	H: 0 LOB: 0 BB: 0 P: 10

	1B	2B	3B	HR	SF	SAC	DP	HBP	PA	WP	PB	SB	CS
	7	3	0	0	1	0	1	0	37	0	0	1	0

PITCHER	IP	WLS	BF	H	R	ER	SO	BB	IBB	HBP	BLK	WP	HR	S	P	ERA	WHIP
48 Russ Ortiz, R (1, 1) ERA: 5.4	5.0	L	23	7	3	3	4	3	0	0	0	0	0	55	95	5.40	2.000
Jack Taschner, L (6, 1) ERA: 3.86	1.0		3	0	0	0	1	0	0	0	0	0	0	8	10	0.00	0.000
32 Kevin Correia, R (7, 1) ERA: 6.0	1.0		5	2	1	1	0	0	0	0	0	0	0	10	13	9.00	2.000
53 Jonathan Sánchez, L (8, 1) ERA: 9.0	1.0		3	0	0	0	1	0	0	0	0	0	0	12	15	0.00	0.000
Steve Kline, L (9, 1) ERA: 6.75	1.0		3	0	0	0	0	0	0	0	0	0	0	5	10	0.00	0.000

PITCHER	IP	WLS	BF	H	R	ER	SO	BB	IBB	HBP	BLK	WP	HR	S	P	ERA	WHIP

Batter	1	2	3	4	5	6	7	8	9	AB	R	H	RBI	BB	SO	LOB
10 Dave Roberts, L (1, 8) OBP: 0.286, SLG: 0.350	C X 0-1 L8 ①		B C X 1-1 G6-3 ②			C B B F F X 2-2 G6-3 ①		B F X 1-1 FC5-4 ① 1-2f		4	0	0	0	0	0	1
2 Randy Winn, S (1, 9) OBP: 0.250, SLG: 0.263	C B B S B X 3-2 G4-3 ②		B F F X 1-2 F9 ③			B C F X 1-2 G6-3 ②		X 0-0 F8 ②		4	0	0	0	0	0	1
Ryan Klesko, L (1, 3) OBP: 0.357, SLG: 0.250	C X 0-1 G6-3 ③			F B C X 1-2 G4-3 ①		B B C B B 4-1 BB		B X 1-0 G6-3 ③		3	0	0	0	1	0	1
Ray Durham, S (1, 4) OBP: 0.450, SLG: 0.412		C F B B F B X 2-2 35 2B 1B		F B X 1-1 P6 ②		B C B S B X 3-2 G4-3 ③			F X 0-1 P4 ①	4	1	1	0	0	0	1
35 Rich Aurilia, R (1, 6) OBP: 0.412, SLG: 0.467		B X 1-0 G4-3 1-H 2B		C X 0-1 G5-3 ③			X 0-0 G6-4-3 1B		B S X 1-1 F9 ②	4	0	2	1	0	0	0
Pedro Feliz, R (1, 5) OBP: 0.188, SLG: 0.188		C F F X 0-2 G5-3 ①			S B X 1-1 G6-3 ①		C B X 1-1 G6-4-3 ① ② 1-2f		B C X 1-1 G6-3 ③	4	0	0	0	0	0	2
Todd Linden, S (1, 7) OBP: 0.500, SLG: 0.333		F X 0-1 G4-3 ② 2-3			C B S X 1-2 1B		B F B F B B 4-2 BB			2	0	1	0	1	0	1
50 Eliezer Alfonzo, R (1, 2)		B C F B F X 2-2 G6-3 ③			C X 0-1 F9 ②		C X 0-1 G3 ③			3	0	0	0	0	0	3
48 Russ Ortiz, R (1, 1) 19 Kevin Frandsen, R (5, PH) Jack Taschner, L (6, 1) 32 Kevin Correia, R (7, 1) 53 Jonathan Sánchez, L (8, 1) Lance Niekro, R (8, PH) OBP: 0.333, SLG: 0.333 Steve Kline, S (9, 1)			C B C C C 1-3 K ①		B C X 1-1 P4 ③			C F F F F F F B B 2-2 X 10 FC5-4 1B		1 1 0 0 0 0 1	0 0 0 0 0 0 0	0 0 0 0 0 1 1	0 0 0 0 0 0 0	0 0 0 0 0 0 0	1 0 0 0 0 0 0	0 1 0 0 0 0 0
Inning Stats	R: 0 E: 0 K: 0 S: 7 H: 0 LOB: 0 BB: 0 P: 10	R: 1 E: 0 K: 0 S: 15 H: 2 LOB: 1 BB: 0 P: 20	R: 0 E: 0 K: 1 S: 8 H: 0 LOB: 0 BB: 0 P: 11	R: 0 E: 0 K: 0 S: 7 H: 0 LOB: 0 BB: 0 P: 9	R: 0 E: 0 K: 0 S: 9 H: 1 LOB: 1 BB: 0 P: 12	R: 0 E: 0 K: 0 S: 11 H: 0 LOB: 1 BB: 1 P: 21	R: 0 E: 0 K: 0 S: 7 H: 1 LOB: 1 BB: 1 P: 12	R: 0 E: 0 K: 0 S: 12 H: 1 LOB: 1 BB: 0 P: 16	R: 0 E: 0 K: 0 S: 6 H: 0 LOB: 0 BB: 0 P: 8	1B: 4 2B: 1 3B: 0 HR: 0	SF: 0 SAC: 0 DP: 1 HBP: 0			WP: 0 PB: 0 SB: 0 CS: 0	PA: 33		

PITCHER		IP	WLS	BF	H	R	ER	SO	BB	IBB	HBP	BLK	WP	HR	S	P	ERA	WHIP
Derek Lowe, R ERA: 5.73	(1, 1)	7.0	W	26	4	1	1	1	2	0	0	0	0	0	64	95	1.29	0.857
51 Jonathan Broxton, R ERA:	(8, 1)	1.0	H	4	1	0	0	0	0	0	0	0	0	0	12	16	0.00	1.000
44 Takashi Saito, R ERA: 2.45	(9, 1)	1.0	S	3	0	0	0	0	0	0	0	0	0	0	6	8	0.00	0.000

PITCHER	IP	WLS	BF	H	R	ER	SO	BB	IBB	HBP	BLK	WP	HR	S	P	ERA	WHIP

BOTTOM

Los Angeles Dodgers @ San Francisco Giants

AT&T Park, San Francisco, CA

Sat Apr 07 2007, 12:55 PM PDT

Att. 42,098 - Cloudy - 62 F

livebaseballscorecards.com

AB	31
R	1
H	5
RBI	1
BB	2
SO	1
LOB	11

Batter	1	2	3	4	5	6	7	8	9	AB	R	H	RBI	BB	SO	LOB
9 Juan Pierre, L (1, 8) OBP: 0.185, SLG: 0.154	B2	K			G6-3		5 S 55 BB 12 FC3-2 1B	G3 2-3		5	0	1	0	0	1	2
55 Russell Martin, R (1, 2) OBP: 0.391, SLG: 0.500	5 G5-3 1B		12 L1-3 1B		K		12 FC3-2 5 S HR 1-2 BB	F8		4	1	2	0	1	1	1
5 Nomar Garciaparra, R (1, 3) OBP: 0.200, SLG: 0.273	B 1 SAFE X	G5-3 1-2	P3			G5-3	G6-3 1-2 2-3		G6-3	5	0	0	0	0	0	4
12 Jeff Kent, R (1, 4) OBP: 0.400, SLG: 0.591 Wilson Betemit, S (9, 5) OBP: 0.263, SLG: 0.067	BB		L1-3 1-1			1B 27 1B	FC3-2 HR 2-3 3-H		21 F8 27 1B 2B	4 0	3 0	2 0	0 0	1 0	0 0	3 0
Luis Gonzalez, L (1, 7) OBP: 0.391, SLG: 0.682 58 Chad Billingsley, R (7, 1) 21 Marlon Anderson, L (9, PH) 51 Jonathan Broxton, R (9, 1)	P2			HR		27 1B 3B 1-3 1B	1-H 3-H HR		F8 2-3	4 0 1 0	3 0 0 0	3 0 0 0	4 0 0 0	0 0 0 0	0 0 0 0	2 0 1 0
27 Matt Kemp, R (1, 9) OBP: 0.467, SLG: 0.538		2B 18 G6-3 BB	P4			3B 1-2 3-H 1B	1B		1B 3-H 1B	4	2	3	2	1	0	0
Wilson Valdez, R (1, 6) OBP: 0.600, SLG: 0.900		C 1 SAFE L X 1-3 2B	G6-3			18 SF8 1-H 2-H 3B	G4-3		1B 1-2 1B	5	1	3	2	0	0	1
18 Ramon Martinez, R (1, 5) OBP: 0.167, SLG: 0.067 (9, 4)	G6-3 3-H		F9			SF8 3-H		F8	P5	4	0	0	2	0	0	3
52 Randy Wolf, L (1, 1) Brady Clark, R (7, 7) OBP: 0.500, SLG: 1.000		K			K	F9		9 G3 2B		3 1	0 0	0 1	0 0	0 0	2 0	1 0
Inning Stats	R: 0 E: 0 K: 0 S: 9 H: 1 LOB: 2 BB: 1 P: 17	R: 1 E: 0 K: 2 S: 14 H: 1 LOB: 1 BB: 1 P: 20	R: 0 E: 0 K: 0 S: 6 H: 1 LOB: 0 BB: 0 P: 8	R: 1 E: 0 K: 0 S: 11 H: 1 LOB: 0 BB: 0 P: 17	R: 0 E: 0 K: 2 S: 8 H: 0 LOB: 0 BB: 0 P: 8	R: 4 E: 0 K: 0 S: 16 H: 4 LOB: 0 BB: 0 P: 25	R: 3 E: 0 K: 0 S: 11 H: 3 LOB: 1 BB: 1 P: 19	R: 0 E: 0 K: 0 S: 7 H: 1 LOB: 1 BB: 0 P: 9	R: 1 E: 0 K: 0 S: 15 H: 3 LOB: 2 BB: 0 P: 22	1B: 9 2B: 4 3B: 1 HR: 2	SF: 1 SAC: 0 DP: 1 HBP: 0						

TOP

Los Angeles Dodgers @ San Francisco Giants

AT&T Park, San Francisco, CA

Sun Apr 08 2007, 1:05 PM PDT

Att. 39,343 - Partly Cloudy - 61 F

livebaseballscorecards.com

AB	40
R	10
H	15
RBI	10
BB	3
SO	4
LOB	18

		WP: 0	PA: 44
		PB: 0	
		SB: 2	
		CS: 0	

PITCHER		IP	WLS	BF	H	R	ER	SO	BB	IBB	HBP	BLK	WP	HR	S	P	ERA	WHIP
75 Barry Zito, L ERA: 8.18	(1, 1)	6.0	L	29	9	8	8	4	3	0	0	0	0	1	65	100	12.00	2.000
41 Brad Hennessey, R ERA: 5.4	(7, 1)	2.0		9	3	1	1	0	0	0	0	0	0	1	17	23	4.50	1.500
31 Vinnie Chulk, R ERA: 2.7	(9, 1)	1.0		6	3	1	1	0	0	0	0	0	0	0	15	22	9.00	3.000

PITCHER	IP	WLS	BF	H	R	ER	SO	BB	IBB	HBP	BLK	WP	HR	S	P	ERA	WHIP

Batter	1	2	3	4	5	6	7	8	9	AB	R	H	RBI	BB	SO	LOB
13 Omar Vizquel, S (1, 6) OBP: 0.227, SLG: 0.190	F8	G5-4-3			F9		G4-3		1B	5	0	1	0	0	0	3
35 Rich Aurilia, R (1, 3) OBP: 0.409, SLG: 0.474	2B		G5-3			G5-3		G4-6-3 BB	K	4	1	1	0	1	1	1
Barry Bonds, L (1, 7) OBP: 0.300, SLG: 0.444 31 Vinnie Chulk, R (9, 1)	FC4 1B		K			G3		G4-6-3		4 0	0 0	1 0	1 0	0 0	1 0	1 0
Ray Durham, S (1, 4) OBP: 0.458, SLG: 0.450	FC4		F8			BB		2B		3	1	1	0	1	0	1
1 Bengie Molina, R (1, 2) OBP: 0.316, SLG: 0.389	K			F8		G5-3		1B		3	0	0	0	0	1	2
Todd Linden, S (1, 8) OBP: 0.625, SLG: 0.500		BB		G5-3			HR	FC6-4		3	1	2	0	1	0	0
Pedro Feliz, R (1, 5) OBP: 0.250, SLG: 0.400		2 BB		G6-3			HR	FC6-4		4	1	2	2	0	0	2
2 Randy Winn, S (1, 9) OBP: 0.250, SLG: 0.227		13 G5-4-3 BB			F8		L5		G4-3	3	0	0	0	1	0	0
75 Barry Zito, L (1, 1) 41 Brad Hennessey, R (7, 1) 50 Eliezer Alfonzo, R (7, 2) Ryan Klesko, L (8, PH) OBP: 0.400, SLG: 0.308 (9, 7)	K				G5-3		G4-3		K	2 0 2 1	0 0 0 0	0 0 0 1	0 0 0 1	0 0 0 0	1 0 1 0	3 0 0 0
Inning Stats	R: 1 E: 0 K: 1 S: 25 H: 2 LOB: 1 BB: 0 P: 38	R: 0 E: 0 K: 1 S: 10 H: 1 LOB: 2 BB: 2 P: 18	R: 0 E: 0 K: 1 S: 11 H: 0 LOB: 0 BB: 0 P: 13	R: 0 E: 0 K: 0 S: 5 H: 0 LOB: 0 BB: 0 P: 8	R: 0 E: 0 K: 0 S: 8 H: 0 LOB: 0 BB: 0 P: 11	R: 0 E: 0 K: 0 S: 6 H: 0 LOB: 1 BB: 1 P: 11	R: 2 E: 0 K: 0 S: 8 H: 2 LOB: 0 BB: 0 P: 14	R: 1 E: 0 K: 0 S: 12 H: 3 LOB: 2 BB: 1 P: 22	R: 0 E: 0 K: 2 S: 9 H: 1 LOB: 1 BB: 0 P: 14	1B: 6 2B: 2 3B: 0 HR: 1 SF: 0 SAC: 0 DP: 2 HBP: 0						

PITCHER		IP	WLS	BF	H	R	ER	SO	BB	IBB	HBP	BLK	WP	HR	S	P	ERA	WHIP
52 Randy Wolf, L ERA: 3.75	(1, 1)	6.0	W	23	3	1	1	3	3	0	0	0	0	0	65	99	1.50	1.000
58 Chad Billingsley, R ERA: 9.0	(7, 1)	2.0		11	5	3	3	0	1	0	0	0	0	1	20	36	13.50	3.000
51 Jonathan Broxton, R ERA:	(9, 1)	1.0		4	1	0	0	2	0	0	0	0	0	0	9	14	0.00	1.000

PITCHER		IP	WLS	BF	H	R	ER	SO	BB	IBB	HBP	BLK	WP	HR	S	P	ERA	WHIP

BOTTOM

Los Angeles Dodgers @ San Francisco Giants
AT&T Park, San Francisco, CA
Sun Apr 08 2007, 1:05 PM PDT
Att. 39,343 - Partly Cloudy - 61 F

livebaseballscorecards.com

AB	34
R	4
H	9
RBI	4
BB	4
SO	5
LOB	13

Batter	1	2	3	4	5	6	7	8	9	AB	R	H	RBI	BB	SO	LOB
3 Willy Taveras, R (1, 8) OBP: 0.261, SLG: 0.238	C CH 81 S FA 85 B FA 86 B FA 86 C CH 84 2-3 ① K		B CH 87 F FA 88 L FA 89 B FA 90 B FA 91 X FA 88 3-2 2B	F FA 90 B CH 86 B CH 84 B FA 90 F FA 90 S FA 91 3-3 ③ K			L FA 87 B CH 84 C FA 88 X FA 88 1-2 ① G1-3		X FA 87 0-0 7 SH1-3 7 BLK 27 SF9 1B	5	1	2	0	0	2	2
7 Kazuo Matsui, S (1, 4) OBP: 0.364, SLG: 0.429	C CH 84 B CH 84 B FA 85 S CH 85 X CH 86 2-2 ② G3		B FA 87 X FA 88 1-0 ② P3		C CH 86 X CH 82 0-1 E3 27 E 27 S 27 SF8		C FA 88 B CU 78 F CU 77 B CU 77 B FA 88 X FA 89 3-2 ② F8		C FA 88 X FA 91 0-1 ① SH1-3 1-3	4	1	0	0	0	0	1
27 Garrett Atkins, R (1, 5) OBP: 0.303, SLG: 0.393	B CH 84 X CH 85 1-0 HR		C FA 90 C CH 84 B FA 90 S FA 90 1-3 ③ K		B FA 86 F FA 89 X CH 83 1-1 ① SF8 1-H		B FA 85 B FA 88 C FA 90 X FA 91 2-1 ③ L9		C FA 89 F SL 87 B FA 89 F FA 90 X FA 88 1-2 ② SF9 3-H	3	1	1	3	0	1	1
5 Matt Holliday, R (1, 7) OBP: 0.313, SLG: 0.531	C FA 86 S FA 87 X CH 84 0-2 1B			B FA 89 F FA 88 B FA 88 X FA 89 2-1 ① F9	B CH 82 S FA 87 F FA 87 B FA 89 X CH 83 2-2 ② G1-3			F FA 92 F SL 82 B FA 94 B SL 81 X FA 94 2-2 ① G6-3	X FA 87 0-0 ③ L9	5	0	1	0	0	0	0
11 Brad Hawpe, L (1, 9) OBP: 0.429, SLG: 0.440	C FA 86 C FA 88 B FA 88 B CH 83 F FA 90 S FA 89 2-3 ③ K			B FA 87 C FA 88 B FA 88 B FA 90 S FA 87 X FA 90 3-2 10 3B 2B	S FA 88 F FA 88 C FA 90 0-3 ③ K			S FA 94 F FA 93 X CH 83 0-2 2 BB 10 1B 20 SF8 1B		4	2	2	0	0	2	1
10 Jeff Baker, R (1, 3) OBP: 0.700, SLG: 1.300 60 Manny Corpas, R (8, 1) 40 Brian Fuentes, L (9, 1)		B FA 90 C FA 88 B FA 87 F FA 89 X FA 91 2-2 ① G1-3		C FA 90 S SL 84 B FA 91 F FA 90 X FA 90 1-2 2 1B 2-H 3B		C FA 86 B CH 83 B CH 83 B FA 89 F FA 88 F FA 88 X SL 83 3-2 1B		1 SAFE B CU 82 1 SAFE X SL 81 1-0 2 BB 1-2 1B		4 0 0	1 0 0	3 0 0	1 0 0	0 0 0	0 0 0	0 0 0
2 Troy Tulowitzki, R (1, 6) OBP: 0.300, SLG: 0.296		B FA 87 X FA 88 1-0 ② G6-3		X SL 62 0-0 26 1B 3-H 1B	S FA 88 C CU 76 S FA 90 0-3 ① K			F FA 93 B FA 93 B FA 93 D SL 82 B FA 93 4-1 1-2 2-3 BB		3	0	1	1	1	1	1
20 Chris Iannetta, R (1, 2) OBP: 0.150, SLG: 0.167		B FA 85 F FA 86 B FA 89 S FA 90 C FA 90 2-3 ③ K		F FA 90 C FA 89 B FA 88 B CH 84 F CH 86 F FA 92 B SL 81 X FA 91 3-2 ② P3	C SL 84 C FA 88 S CU 77 1-3 ② K			B FA 92 F FA 93 B FA 93 B FA 93 X 3-1 ② SF8 3-H		3	0	0	1	0	2	2
26 Jeff Francis, L (1, 1) OBP: 0.250, SLG: 0.250 61 Ramon E Ramirez, R (7, 1) 17 Todd Helton, L (8, PH) OBP: 0.414, SLG: 0.375 (8, 3)			C CH 86 C FA 90 B FA 90 F FA 89 S CH 88 1-3 ① K	B FA 90 X FA 89 1-0 1-2 1B	C FA 89 C CU 77 B FA 89 S FA 90 1-3 ③ K			B FA 94 B C B FA 88 C FA 90 X FA 88 3-2 ③ G3		3 0 1	0 0 0	1 0 0	0 0 0	0 0 0	2 0 0	1 0 2
Inning Stats	R: 1 E: 0 K: 2 S: 14 H: 2 LOB: 1 BB: 0 P: 21	R: 0 E: 0 K: 1 S: 7 H: 0 LOB: 0 BB: 0 P: 12	R: 0 E: 0 K: 2 S: 11 H: 1 LOB: 1 BB: 0 P: 17	R: 2 E: 0 K: 1 S: 19 H: 4 LOB: 2 BB: 0 P: 32	R: 1 E: 1 K: 1 S: 10 H: 0 LOB: 0 BB: 0 P: 13	R: 0 E: 0 K: 3 S: 13 H: 1 LOB: 1 BB: 0 P: 18	R: 0 E: 0 K: 0 S: 8 H: 0 LOB: 0 BB: 0 P: 14	R: 1 E: 0 K: 0 S: 13 H: 2 LOB: 2 BB: 1 P: 26	R: 1 E: 0 K: 0 S: 8 H: 1 LOB: 0 BB: 0 P: 9	1B: 7 2B: 2 3B: 1 HR: 1 SF: 3 SAC: 1 DP: 0 HBP: 0						WP: 0 PB: 0 SB: 1 CS: 0 PA: 40

TOP

Colorado Rockies @ Los Angeles Dodgers

Dodger Stadium, Los Angeles, CA

Mon Apr 09 2007, 1:10 PM PDT

Att. 56,000 - Partly Cloudy - 64 F

livebaseballscorecards.com

AB	35
R	6
H	11
RBI	6
BB	1
SO	10
LOB	11

PITCHER		IP	WLS	BF	H	R	ER	SO	BB	IBB	HBP	BLK	WP	HR	S	P	ERA	WHIP
29 Jason Schmidt, R ERA: 4.0	(1, 1)	4.0	L	20	7	4	3	6	0	0	0	0	0	1	53	84	6.75	1.750
Mark Hendrickson, L ERA: 1.5	(5, 1)	3.0		10	1	0	0	4	0	0	0	0	0	0	29	43	0.00	0.333
Rudy Seanez, R ERA: 13.5	(8, 1)	0.2		5	2	1	1	0	1	0	0	0	0	0	10	20	13.50	4.500
Joe Beimel, L ERA: 2.7	(8, 1)	1.1		5	1	1	1	0	0	0	0	1	0	0	11	15	6.75	0.750

PITCHER	IP	WLS	BF	H	R	ER	SO	BB	IBB	HBP	BLK	WP	HR	S	P	ERA	WHIP

Batter	1	2	3	4	5	6	7	8	9	AB	R	H	RBI	BB	SO	LOB
9 Juan Pierre, L (1, 8) OBP: 0.188, SLG: 0.200	C FA 88 X FA 88 0-1 L5		B FA 90 B CH 82 C FA 89 C CH 79 X CH 78 2-2 G3 ①		C FA 86 B CU 72 F FA 89 X SL 80 1-2 F8 ①		F FA 89 X CU 74 0-1 2B		F FA 93 C FA 94 D SL 79 B SL 80 F FA 91 F FA 93 X FA 92 2-2 SF7 ② 3-H	4	0	1	1	0	0	0
55 Russell Martin, R (1, 2) OBP: 0.393, SLG: 0.458	B FA 89 F CH 81 F FA 87 C SL 80 1-3 K ②		C CH 79 X FA 89 0-1 1B		B FA 87 B CH 79 B FA 89 B FA 86 4-0 BB		B FA 93 S CH 86 D CH 89 B FA 93 C SL 87 S SL 88 3-3 K ③		C CH 75 X CH 75 0-1 F8 ③	4	0	1	0	1	2	3
5 Nomar Garciaparra, R (1, 3) OBP: 0.172, SLG: 0.231	B FA 88 F FA 89 B FA 88 X SL 81 2-1 E5 12 1B		B FA 88 B FA 89 F CH 82 1 SAFE S FA 87 X CH 79 2-2 F8 ②		B FA 86 F FA 89 B FA 87 S CH 79 S CH 78 2-3 K ②			F FA 95 B FA 95 X 1-1 G1-3 ①		4	0	0	0	0	1	2
12 Jeff Kent, R (1, 4) OBP: 0.379, SLG: 0.538	S CU 73 X FA 87 0-1 1-2 1B		1 SAFE S FA 87 F SL 80 1 SAFE 1 SAFE B FA 89 D CU 74 1 SAFE S FA 90 2-3 K ③		B FA 86 C FA 91 F FA 87 S CH 78 1-3 K ③			C FA 93 X FA 92 0-1 F9 ②		4	0	1	0	0	2	2
Luis Gonzalez, L (1, 7) OBP: 0.333, SLG: 0.577	C CH 81 B FA 87 F CU 72 C FA 91 1-3 K ③			F FA 88 T CU 70 X CU 70 0-2 G3 ①		S CH 80 F FA 90 B CU 74 B CH 80 X SL 82 2-2 G3 ①		B F X 1-1 G4-3 ③		4	0	0	0	0	1	2
27 Matt Kemp, R (1, 9) OBP: 0.438, SLG: 0.500 16 Andre Ethier, L (4, 9) OBP: 0.250, SLG: 0.273		C FA 87 B FA 86 B FA 88 S CH 80 F CH 79 B FA 92 X CH 80 3-2 P6 ①		B CU 71 C FA 89 X FA 87 1-1 G1-6-3 ②		B SL 80 X FA 90 1-0 F7 ②			B FA 92 C FA 93 B FA 93 X FA 93 2-1 BB 9 SF7 1B 1B	1 3	0 1	0 1	0 0	0 0	0 0	0 0
Wilson Valdez, R (1, 6) OBP: 0.571, SLG: 0.769		B FA 88 C CU 74 F CH 79 B FA 87 F FA 92 F FA 90 X CU 75 2-2 G6-3 ②		B FA 88 B CH 79 B FA 90 C FA 88 F FA 86 B FA 86 4-2 18 2B BB		B FA 88 C FA 89 X SL 82 1-1 B1-3 ③			B FA 92 C FA 92 S CH 73 X CH 74 1-2 BB 1-2 1B	3	1	1	0	1	0	0
18 Ramon Martinez, R (1, 5) OBP: 0.238, SLG: 0.176 Olmedo Saenz, R (9, PH) OBP: 0.500, SLG: 0.667		B FA 90 X FA 86 1-0 G5-3 ③		C CH 78 F SL 80 B FA 87 F FA 90 B CU 73 F CH 77 X CU 74 2-2 1-H 2B			B FA 90 F FA 87 B FA 88 B CH 79 B FA 89 4-1 G6-4-3 BB		B FA 92 D FA 92 F FA 92 B FA 91 B FA 93 4-1 1-2 2-3 BB	2 0	0 0	1 0	1 0	1 1	0 0	0 0
29 Jason Schmidt, R (1, 1) OBP: 0.250, SLG: 1.000 Mark Hendrickson, L (5, 1) Brady Clark, R (7, PH) OBP: 0.400, SLG: 0.800 Rudy Seanez, R (8, 1) Joe Beimel, L (8, 1) Mike Lieberthal, R (9, PH) OBP: 0.200, SLG: 0.200			C FA 88 B FA 89 X FA 87 1-1 HR	F FA 89 C CH 80 D CH 80 C FA 90 1-3 K ③			B CH 81 X FA 89 1-0 G6-4-3 ①② 1-2f		C FA 92 B CH 75 B FA 93 B FA 92 X FA 93 3-1 P5 ①	2 0 1 0 0 1	1 0 0 0 0 0	1 0 0 0 0 0	1 0 0 0 0 3	0 0 0 0 0 1	1 0 1 0 0 0	1 0 1 0 0 0
Inning Stats	R: 0 E: 1 K: 2 S: 12 H: 1 LOB: 2 BB: 0 P: 16	R: 0 E: 0 K: 0 S: 10 H: 0 LOB: 0 BB: 0 P: 16	R: 1 E: 0 K: 1 S: 13 H: 2 LOB: 1 BB: 0 P: 20	R: 1 E: 0 K: 1 S: 15 H: 1 LOB: 1 BB: 1 P: 23	R: 0 E: 0 K: 2 S: 9 H: 0 LOB: 1 BB: 1 P: 17	R: 0 E: 0 K: 0 S: 6 H: 0 LOB: 0 BB: 0 P: 10	R: 0 E: 0 K: 1 S: 7 H: 1 LOB: 1 BB: 1 P: 15	R: 0 E: 0 K: 0 S: 6 H: 0 LOB: 0 BB: 0 P: 8	R: 1 E: 0 K: 0 S: 15 H: 2 LOB: 2 BB: 1 P: 27	1B: 4 2B: 2 3B: 0 HR: 1	SF: 1 SAC: 0 DP: 1 HBP: 0	WP: 0 PB: 0 SB: 0 CS: 0	PA: 38			

PITCHER	IP	WLS	BF	H	R	ER	SO	BB	IBB	HBP	BLK	WP	HR	S	P	ERA	WHIP
26 Jeff Francis, L (1, 1) ERA: 2.84	6.2	W	28	5	2	2	6	3	0	0	0	0	1	69	111	2.70	1.200
61 Ramon E Ramirez, R (7, 1) ERA:	0.1	H	1	0	0	0	1	0	0	0	0	0	0	3	6	0.00	0.000
60 Manny Corpas, R (8, 1) ERA: 1.93	1.0	H	3	0	0	0	0	0	0	0	0	0	0	6	8	0.00	0.000
40 Brian Fuentes, L (9, 1) ERA: 9.0	1.0		6	2	1	1	0	1	0	0	0	0	0	15	27	9.00	3.000

PITCHER	IP	WLS	BF	H	R	ER	SO	BB	IBB	HBP	BLK	WP	HR	S	P	ERA	WHIP

BOTTOM

Colorado Rockies @ Los Angeles Dodgers

Dodger Stadium, Los Angeles, CA

Mon Apr 09 2007, 1:10 PM PDT

Att. 56,000 - Partly Cloudy - 64 F

livebaseballscorecards.com

AB	33
R	3
H	7
RBI	3
BB	4
SO	7
LOB	14

Batter	1	2	3	4	5	6	7	8	9	AB	R	H	RBI	BB	SO	LOB
3 Willy Taveras, R (1, 8) OBP: 0.259, SLG: 0.208	C FA 92 F FA 91 B FA 93 B FA 94 B FA 91 C FA 94 3-3 ① K			L FA 92 F FA 90 B FA 94 X FA 91 1-2 ① G6-3		F FA 89 L CH 83 B FA 90 B CH 81 B FA 93 B FA 92 4-2 7 CS BB		C FA 94 B CU 78 X FA 92 1-1 ① B1-3		3	0	0	0	1	1	0
7 Kazuo Matsui, S (1, 4) OBP: 0.346, SLG: 0.440	F FA 93 F FA 93 X FA 94 0-2 ② G6-3			B FA 90 C FA 92 X CH 83 1-1 ② F8		C FA 92 P PO 82 S FA 88 1 SAFE P PO 92 F FA 91 F F S 2-3 ① ② K 1-2		C FA 95 S FA 88 B FA 90 B CU 82 X FA 94 2-2 17 BB 5 G1-2-3 2B		4	0	1	0	0	1	1
27 Garrett Atkins, R (1, 5) OBP: 0.351, SLG: 0.379	C FA 94 C CU 77 B FA 93 X CU 82 1-2 ③ G3			C FA 91 F CU 77 F SL 83 H FA 92 1-2 HBP		B CH 83 S FA 89 B B B 4-1 BB		B FA 91 B CU 78 B FA 95 B FA 94 4-0 17 BB BB		1	0	0	0	2	0	0
17 Todd Helton, L (1, 3) OBP: 0.394, SLG: 0.333		C FA 92 B FA 92 C FA 92 B SL 83 F FA 93 F FA 91 S CH 83 2-3 ① K		B FA 92 B FA 91 B FA 89 C FA 90 X CH 81 3-1 ③ F8		B SL 80 X SL 81 1-0 ③ F9		B FA 89 B FA 90 B FA 89 C FA 90 D FA 88 4-1 1-2 2-3 BB		3	0	0	0	1	1	2
5 Matt Holliday, R (1, 7) OBP: 0.306, SLG: 0.528		B FA 94 F FA 94 F FA 92 B SL 85 S FA 94 2-3 ② K			S CH 83 X FA 92 0-1 2B		F FA 94 F FA 91 B FC 91 B SL 89 S SL 89 2-3 ① K	X FA 89 0-0 ② ③ G1-2-3 3-Hf		4	0	1	0	0	2	3
11 Brad Hawpe, L (1, 9) OBP: 0.406, SLG: 0.448		B CH 85 S FA 93 S FA 93 X FA 95 1-2 ③ G1-3			F FA 91 F FA 92 S FA 93 0-3 ① K		B FA 95 X FA 95 1-0 8 1B 2B		B CU 76 C FA 92 S SL 82 B FS 90 S SL 83 2-3 ① K	4	1	1	0	0	2	1
2 Troy Tulowitzki, R (1, 6) OBP: 0.273, SLG: 0.267 Steve Finley, L (9, PH) OBP: 0.143, SLG: 0.077			X FA 92 0-0 ① F8		B CU 79 C FA 92 F CU 80 S CH 82 1-3 ② K		F SL 89 B CU 80 X FA 91 1-1 ② G5-3		B FA 93 B FA 92 X 2-0 ② G4-3	3 1	0 0	0 0	0 0	0 0	1 0	2 0
8 Yorvit Torrealba, R (1, 2) OBP: 0.385, SLG: 0.333			C FA 93 B FA 93 B FA 91 C FA 93 S CH 84 2-3 ② K		B CH 82 D SL 82 I IN 60 I 4-0 IBB		B FA 97 B FA 94 C FA 95 C FA 91 B FA 97 X FA 96 3-2 2-H 1B		B FA 93 C FA 94 C FA 93 C SL 83 1-3 ③ K	3	0	1	1	1	2	0
31 Rodrigo Lopez, R (1, 1) 10 Jeff Baker, R (7, PH) OBP: 0.636, SLG: 1.182 49 Byung-Hyun Kim, R (7, 1)			F FA 93 C FA 94 S CU 82 0-3 ③ K2-3		B FA 93 F FA 91 F FA 93 S CH 82 1-3 ③ K2-3		B FA 93 B FC 90 B FA 94 C FA 94 S FA 95 S FA 95 3-3 ③ K			2 1 0	0 0 0	0 0 0	0 0 0	0 0 0	2 1 0	2 1 0
Inning Stats	R: 0 H: 0 E: 0 LOB: 0 K: 1 BB: 0 S: 9 P: 13	R: 0 H: 0 E: 0 LOB: 0 K: 2 BB: 0 S: 11 P: 16	R: 0 H: 0 E: 0 LOB: 0 K: 2 BB: 0 S: 7 P: 9	R: 0 H: 0 E: 0 LOB: 1 K: 0 BB: 0 S: 10 P: 16	R: 0 H: 1 E: 0 LOB: 2 K: 3 BB: 1 S: 11 P: 17	R: 0 H: 0 E: 0 LOB: 1 K: 1 BB: 2 S: 12 P: 21	R: 1 H: 2 E: 0 LOB: 1 K: 2 BB: 0 S: 12 P: 22	R: 0 H: 1 E: 0 LOB: 2 K: 0 BB: 2 S: 7 P: 18	R: 0 H: 0 E: 0 LOB: 0 K: 2 BB: 0 S: 7 P: 12	1B: 1 SF: 0 2B: 3 SAC: 0 3B: 0 DP: 1 HR: 0 HBP: 1				WP: 0 PA: 35 PB: 0 SB: 0 CS: 1		

TOP

Colorado Rockies @ Los Angeles Dodgers

Dodger Stadium, Los Angeles, CA

Tue Apr 10 2007, 7:10 PM PDT

Att. 40,560 - Clear - 66 F

livebaseballscorecards.com

AB	29
R	1
H	4
RBI	1
BB	5
SO	13
LOB	12

PITCHER		IP	WLS	BF	H	R	ER	SO	BB	IBB	HBP	BLK	WP	HR	S	P	ERA	WHIP
Brett Tomko, R ERA:	(1, 1)	6.0		22	1	0	0	9	2	1	1	0	0	0	60	92	0.00	0.500
58 Chad Billingsley, R ERA: 8.31	(7, 1)	1.1	B	8	3	1	1	2	1	0	0	0	0	0	17	34	6.75	3.000
Joe Beimel, L ERA: 2.25	(8, 1)	0.2	W	2	0	0	0	0	1	0	0	0	0	0	2	6	0.00	1.500
44 Takashi Saito, R ERA: 1.93	(9, 1)	1.0	S	3	0	0	0	2	0	0	0	0	0	0	7	12	0.00	0.000

PITCHER		IP	WLS	BF	H	R	ER	SO	BB	IBB	HBP	BLK	WP	HR	S	P	ERA	WHIP

Batter	1	2	3	4	5	6	7	8	9	AB	R	H	RBI	BB	SO	LOB
9 Juan Pierre, L (1, 8) OBP: 0.222, SLG: 0.235	B FA 91 C FA 91 B FC 90 X FA 90 2-1 ① G4-3		X FF 90 0-0 ③ G3		L FA 90 X CH 84 0-1 55 CS 1B			F FA 88 X FA 90 0-1 55 SF7 1-3 1B		4	0	2	0	0	0	0
55 Russell Martin, R (1, 2) OBP: 0.406, SLG: 0.481	X FA 91 0-0 5 S 5 1B 1B			C FA 88 C SL 82 B SL 82 X FA 89 1-2 5 2B 1B	1 SAFE P PO 84 1-0 ③ CS 1-2	B FC 89 X 1-0 ① F9		C FA 90 C SL 82 F FA 92 B SL 81 X SL 83 1-2 ② SF7 1-2 3-H		3	1	2	1	0	0	0
5 Nomar Garciaparra, R (1, 3) OBP: 0.212, SLG: 0.300	D FC 90 D FA 89 C FC 90 X SL 83 2-1 12 G5-4-3 1-H 1B			C FA 90 1 SAFE C SL 82 D SL 82 F FA 91 1 SAFE X CU 80 1-2 1-3 2B		B F CH 83 X CH 83 1-1 ② G6-3		C FA 91 S SL 81 F FA 91 B SL 82 X FA 92 1-2 ③ F9		4	0	2	1	0	0	1
12 Jeff Kent, R (1, 4) OBP: 0.344, SLG: 0.483	F FA 89 B FC 89 X SL 82 1-1 ②③ G5-4-3 1-2f			X FA 89 0-0 ① G5-3		F FC 87 B FC 85 X FC 88 1-1 ③ F9				3	0	0	0	0	0	3
Luis Gonzalez, L (1, 7) OBP: 0.333, SLG: 0.536 Brady Clark, R (9, 7) OBP: 0.400, SLG: 0.800		B CH 84 B FA 91 X CH 85 2-0 ① G3-1		I IN 66 I IN 69 I IN 71 I IN 68 4-0 IBB			B FA 87 X FA 86 1-0 ① G4-3			2 0	0 0	0 0	0 0	1 0	0 0	0 0
Wilson Valdez, R (1, 6) OBP: 0.471, SLG: 0.625		C SL 80 X FA 91 0-1 ② G1-3		B SL 82 F FA 89 S SL 83 X SL 83 1-2 ② F9			C FA 86 X FA 89 0-1 ② G6-3			3	0	0	0	0	0	3
16 Andre Ethier, L (1, 9) OBP: 0.200, SLG: 0.214		B FA 90 S CH 83 X FA 90 1-1 ③ G5-3		C CH 85 X CH 86 0-1 ③ G6-3			B FA 88 C FA 89 B FA 90 B FA 89 F FA 89 F SL 81 X FA 92 3-2 ③ G4-3			3	0	0	0	0	0	3
Wilson Betemit, S (1, 5) OBP: 0.318, SLG: 0.063			B FA 88 B CH 84 B FA 88 C FC 88 F FA 89 B FF 90 4-2 K BB		C CH 83 X FA 89 0-1 ① G4-3			B FA 87 B FA 88 C FA 89 C FA 89 B SL 80 B FA 89 4-2 9 1B 55 SF7 BB		1	1	0	0	2	0	0
Brett Tomko, R (1, 1) 58 Chad Billingsley, R (7, 1) Joe Beimel, L (8, 1) 21 Marlon Anderson, L (8, PH) 44 Takashi Saito, L (9, 1)			L B FC 90 C FC 89 1 SAFE S 1-3 ①② K 1-2		C FA 89 B SL 81 C SL 81 C FA 90 1-3 ② K			C FA 90 B FA 89 X FA 90 1-1 ① F8		2 0 0 1 0	0 0 0 0 0	0 0 0 0 0	0 0 0 0 0	2 0 0 0 0	0 0 0 0 0	1 0 0 1 0
Inning Stats	R: 1 E: 0 K: 0 S: 7 H: 2 LOB: 0 BB: 0 P: 12	R: 0 E: 0 K: 0 S: 5 H: 0 LOB: 0 BB: 0 P: 8	R: 0 E: 0 K: 1 S: 6 H: 0 LOB: 0 BB: 1 P: 11	R: 0 E: 0 K: 0 S: 13 H: 2 LOB: 3 BB: 1 P: 20	R: 0 E: 0 K: 1 S: 8 H: 1 LOB: 0 BB: 0 P: 9	R: 0 E: 0 K: 0 S: 5 H: 0 LOB: 0 BB: 0 P: 8	R: 0 E: 0 K: 0 S: 7 H: 0 LOB: 0 BB: 0 P: 11	R: 1 E: 0 K: 0 S: 14 H: 1 LOB: 1 BB: 1 P: 21		1B: 5 2B: 1 3B: 0 HR: 0 SF: 1 SAC: 0 DP: 1 HBP: 0					WP: 0 PB: 0 SB: 1 CS: 1	PA: 31

PITCHER	IP	WLS	BF	H	R	ER	SO	BB	IBB	HBP	BLK	WP	HR	S	P	ERA	WHIP
31 Rodrigo Lopez, R (1, 1) ERA: 1.38	6.0		22	5	1	1	2	1	1	0	0	0	0	44	68	1.50	1.000
49 Byung-Hyun Kim, R (7, 1) ERA: 6.0	2.0	L	8	1	1	1	0	1	0	0	0	0	0	21	32	4.50	1.000

PITCHER	IP	WLS	BF	H	R	ER	SO	BB	IBB	HBP	BLK	WP	HR	S	P	ERA	WHIP

BOTTOM

Colorado Rockies @ Los Angeles Dodgers

Dodger Stadium, Los Angeles, CA

Tue Apr 10 2007, 7:10 PM PDT

Att. 40,560 - Clear - 66 F

livebaseballscorecards.com

AB	26
R	2
H	6
RBI	2
BB	3
SO	2
LOB	12

Batter	1	2	3	4	5	6	7	8	9	AB	R	H	RBI	BB	SO	LOB
3 Willy Taveras, R (1, 8) OBP: 0.233, SLG: 0.185	C FA 92 B FA 94 X FA 95 1-1 ① F9	X FA 94 0-0 ③ B1			B FA 94 F FA 93 X FA 96 1-1 ① G1-3		B FA 95 B FA 93 X FA 93 2-0 ③ G3			3	0	0	0	0	0	1
Steve Finley, L (7, PH) OBP: 0.133, SLG: 0.071 (7, 8)										1	0	0	0	0	0	1
7 Kazuo Matsui, S (1, 4) OBP: 0.333, SLG: 0.393	B FA 92 F FA 93 B FA 93 B FA 93 B FA 93 4-1 17 BB 27 S BB		F FA 91 C CU 77 B CH 84 B CH 87 F FA 95 F FA 96 S FA 88 2-3 ① K		X FA 95 0-0 ② B2			C FA 95 X FA 96 0-1 ① L6		3	0	0	0	1	1	0
27 Garrett Atkins, R (1, 5) OBP: 0.366, SLG: 0.375	B FA 94 C CH 86 B FA 93 F FS 86 B CU 80 B FA 96 4-2 17 BB 1-2 BB		B CU 77 B FA 95 S FA 88 X FA 88 2-1 17 G4-3 17 S 1B		F FA 96 S FA 98 B FA 97 F FA 98 X FA 98 1-2 ③ F9			B FA 94 S FA 96 B FA 94 B FA 95 X FA 94 3-1 ② F8		3	0	1	0	1	0	0
17 Todd Helton, L (1, 3) OBP: 0.378, SLG: 0.300	C FA 95 B CH 88 B FA 95 B FA 95 B FA 94 4-1 11 FC5-4 1-2 2-3 BB		F FA 94 C FA 95 B FS 88 B FA 97 B CH 86 F FS 88 X CU 79 3-2 ② G4-3 1-3			X CU 76 0-0 ① G4-3		C FA 95 C FA 94 B FA 95 B SL 88 X FA 94 2-2 ③ F7		3	0	0	0	1	0	1
40 Brian Fuentes, L (8, 1)										0	0	0	0	0	0	0
5 Matt Holliday, R (1, 7) OBP: 0.300, SLG: 0.487	C FA 95 S CH 89 S CH 88 0-3 ② K		D CH 88 B FA 97 B FA 97 B FA 97 4-0 BB			C FA 94 X FA 88 0-1 ② G5-3			B FA 91 C FA 92 B FA 92 B FA 91 F FA 91 F FA 93 S FA 93 3-3 ① K	3	0	0	0	1	2	3
11 Brad Hawpe, L (1, 9) OBP: 0.361, SLG: 0.394	C FA 95 X CH 87 0-1 ③ FC5-4 1-2f		S FA 96 B FA 97 B FA 96 F FA 96 F FA 97 X FA 97 2-2 ③ F7			B FA 92 F FA 93 S FA 95 B FA 96 X FA 96 2-2 ③ F7			B FA 93 C FA 92 F FA 93 X FA 92 1-2 ② G6-3	4	0	0	0	0	0	5
Jamey Carroll, R (1, 6) OBP: 0.500, SLG: 0.455		B FA 93 C FA 93 B FA 94 C FA 94 F CH 88 X FA 95 2-2 ① F9		B B C FA 92 X FA 95 2-1 ① F9			B CU 75 C FA 91 F FA 93 F FA 93 B CU 77 X FA 94 2-2 ① G5-3		B FA 93 B FA 93 C FA 92 F FA 92 B FA 94 B SL 83 4-2 BB	3	0	0	0	1	0	0
20 Chris Iannetta, R (1, 2) OBP: 0.208, SLG: 0.190		B FA 95 S FA 95 B FA 96 C FA 96 X FA 96 2-2 1B		F FA 94 S FA 95 B FA 96 F FA 97 B FA 90 C FA 98 2-3 ② K			B CU 78 F FA 92 F FA 93 F FA 96 B FA 90 F FA 96 H FA 88 3-2 HBP		C FA 92 S FA 92 B SL 83 B FA 93 S FA 93 2-3 ③ K	3	0	1	0	0	2	1
48 Jason Hirsh, R (1, 1)		X FA 94 0-0 ② B3		C FA 95 F FA 96 X FA 96 0-2 ③ G1-3			C FA 93 B FA 96 D SL 86 F FA 94 C FA 96 2-3 ② K			2	0	0	0	0	0	1
Jeremy Affeldt, L (6, 1)										0	0	0	0	0	0	0
John Mabry, L (7, PH)										1	0	0	0	0	1	1
35 Taylor Buchholz, R (7, 1)										0	0	0	0	0	0	0
10 Jeff Baker, R (8, 3) OBP: 0.636, SLG: 1.182										0	0	0	0	0	0	0
Inning Stats	R: 0 E: 0 K: 1 S: 11 H: 0 LOB: 3 BB: 3 P: 24	R: 0 E: 0 K: 0 S: 9 H: 1 LOB: 1 BB: 0 P: 13	R: 0 E: 0 K: 1 S: 15 H: 1 LOB: 2 BB: 1 P: 28	R: 0 E: 0 K: 1 S: 9 H: 0 LOB: 0 BB: 0 P: 13	R: 0 E: 0 K: 0 S: 7 H: 0 LOB: 0 BB: 0 P: 9	R: 0 E: 0 K: 0 S: 6 H: 0 LOB: 0 BB: 0 P: 8	R: 0 E: 0 K: 1 S: 12 H: 0 LOB: 0 BB: 1 P: 21	R: 0 E: 0 K: 0 S: 7 H: 0 LOB: 0 BB: 0 P: 12	R: 0 E: 0 K: 2 S: 12 H: 0 LOB: 1 BB: 1 P: 22	1B: 2 2B: 0 3B: 0 HR: 0 SF: 0 SAC: 0 DP: 0 HBP: 1						

WP: 0 PB: 0 SB: 2 CS: 0 PA: 35

PITCHER		IP	WLS	BF	H	R	ER	SO	BB	IBB	HBP	BLK	WP	HR	S	P	ERA	WHIP
31 Brad Penny, R ERA: 0.68	(1, 1)	6.1	W	26	2	0	0	3	4	0	1	0	0	0	65	108	0.00	0.947
51 Jonathan Broxton, R ERA:	(7, 1)	1.2	H	5	0	0	0	1	0	0	0	0	0	0	11	20	0.00	0.000
44 Takashi Saito, R ERA: 1.59	(9, 1)	1.0	S	4	0	0	0	2	1	0	0	0	0	0	12	22	0.00	1.000

PITCHER	IP	WLS	BF	H	R	ER	SO	BB	IBB	HBP	BLK	WP	HR	S	P	ERA	WHIP

Colorado Rockies @ Los Angeles Dodgers

Dodger Stadium, Los Angeles, CA

Wed Apr 11 2007, 7:10 PM PDT

Att. 35,852 - Partly Cloudy - 66 F

TOP

livebaseballscorecards.com

AB	29
R	0
H	2
RBI	0
BB	5
SO	6
LOB	14

BOTTOM

Colorado Rockies @ Los Angeles Dodgers

Dodger Stadium, Los Angeles, CA

Wed Apr 11 2007, 7:10 PM PDT

Att. 35,852 - Partly Cloudy - 66 F

livebaseballscorecards.com

Batter	1	2	3	4	5	6	7	8	9	AB	R	H	RBI	BB	SO	LOB
9 Juan Pierre, L (1, 8) OBP: 0.225, SLG: 0.237	C FA 90 B FA 89 F FA 90 X CH 84 1-2 ① G4-3		F FA 90 F FA 90 X SL 82 0-2 5 S, 55 1B, 5 1B, 1B		B CU 74 F FA 89 X CH 82 1-1 ① P5		B FA 95 X FA 93 1-0 ② B2-3			4	1	1	0	0	0	0
55 Russell Martin, R (1, 2) OBP: 0.389, SLG: 0.452	B FA 90 C FA 91 S CH 82 B CH 83 F FA 91 X FA 92 2-2 ② F7		B FA 91 1 SAFE B FA 92 C CH 82 1 SAFE X FA 91 2-1 5 S, 5 1B, 1-2, 1B		C FA 90 B FA 90 F FA 91 S FA 91 1-3 ② K		B CU 80 X FA 94 1-0 ③ F9			4	1	1	0	0	1	0
5 Nomar Garciaparra, R (1, 3) OBP: 0.243, SLG: 0.324	F FA 92 S FA 92 F FA 92 B FA 93 X CH 83 1-2 ③ G6-3		X FA 92 0-0 12 BLK, 12 1B, 1-H, 2-H, 1B		C CU 74 X CH 82 0-1 12 FC6-4, 1B			S FA 92 B CU 77 F FA 92 F CH 75 X SL 78 1-2 ① L4		4	1	2	2	0	0	0
12 Jeff Kent, R (1, 4) OBP: 0.361, SLG: 0.469		B FA 90 S FA 91 B FA 91 S CH 83 B CH 81 F FA 92 B CH 83 4-2 F8, 1B, BB	B SL 86 B CH 82 F FA 92 S FA 92 X CH 81 2-2 BB, 1-H, 1B		S FA 91 B CH 81 B FA 92 X FA 91 2-1 ③ FC6-4, 1-2f			B FA 92 F FA 92 B FA 94 B FA 92 X FA 91 3-1 ② P3		3	0	1	1	1	0	1
Luis Gonzalez, L (1, 7) OBP: 0.382, SLG: 0.548		C FA 94 F FA 92 X FA 92 0-2 16 G4-6-3, 1-2, 1B	B CH 81 B CH 81 B FA 92 B FA 91 4-0 1-2, BB			C FA 93 B FA 94 B FA 92 X FA 94 2-1 G1-3, 1B		X SL 79 0-0 ③ G3		3	0	2	0	1	0	0
Wilson Valdez, R (1, 6) OBP: 0.400, SLG: 0.526		B FA 90 F FA 91 D CU 75 B FF 91 X FA 90 3-1 ① F8, 2-3	C CU 76 F CH 80 X CH 80 0-2 ③ F8			B FA 93 X FA 93 1-0 ① G1-3, 1-2				3	0	0	0	0	0	5
16 Andre Ethier, L (1, 9) OBP: 0.167, SLG: 0.176 51 Jonathan Broxton, R (7, 1) 44 Takashi Saito, L (9, 1)		X FA 92 0-0 ② ③ G4-6-3, 1-2f		B CU 74 X FA 91 1-0 ① F7		C CU 78 S CU 78 D CU 79 F FA 95 S CU 79 1-3 ② K				3 0 0	0 0 0	0 0 0	0 0 0	0 0 0	1 0 0	3 0 0
Wilson Betemit, S (1, 5) OBP: 0.280, SLG: 0.053			C FA 89 X CH 82 0-1 ① G1-3	F FA 91 C CU 74 B FA 91 B CH 83 X CH 81 2-2 ② P4		D FA 95 B FA 94 X FA 93 2-0 ③ L9				3	0	0	0	0	0	1
31 Brad Penny, R (1, 1) OBP: 0.200, SLG: 0.200 Brady Clark, R (7, 9) OBP: 0.333, SLG: 0.667			B FA 90 F FA 90 C CH 81 B FA 91 F FA 91 C CU 73 2-3 ② K	F FA 90 S FA 91 B FA 89 S CU 75 1-3 ③ K			C CU 80 B CU 82 B FA 93 B FA 92 C FA 92 X CU 80 3-2 ① F9			2 1	0 0	0 0	0 0	0 0	2 0	0 0
Inning Stats	R: 0 E: 0 K: 0 S: 11 H: 0 LOB: 0 BB: 0 P: 15	R: 0 E: 0 K: 0 S: 9 H: 1 LOB: 1 BB: 1 P: 16	R: 3 E: 0 K: 1 S: 18 H: 4 LOB: 2 BB: 1 P: 28	R: 0 E: 0 K: 1 S: 7 H: 0 LOB: 0 BB: 0 P: 11	R: 0 E: 0 K: 1 S: 9 H: 1 LOB: 1 BB: 0 P: 13	R: 0 E: 0 K: 1 S: 8 H: 1 LOB: 1 BB: 0 P: 14	R: 0 E: 0 K: 0 S: 5 H: 0 LOB: 0 BB: 0 P: 10	R: 0 E: 0 K: 0 S: 7 H: 0 LOB: 0 BB: 0 P: 11		1B: 7 2B: 0 3B: 0 HR: 0	SF: 0 SAC: 0 DP: 1 HBP: 0			WP: 0 PB: 0 SB: 2 CS: 0	PA: 32	

	AB	30
	R	3
	H	7
	RBI	3
	BB	2
	SO	4
	LOB	10

PITCHER	IP	WLS	BF	H	R	ER	SO	BB	IBB	HBP	BLK	WP	HR	S	P	ERA	WHIP
48 Jason Hirsh, R (1, 1) ERA: 3.09	5.0	L	22	6	3	3	3	2	0	0	1	0	0	54	83	5.40	1.600
Jeremy Affeldt, L (6, 1) ERA:	1.0		4	1	0	0	1	0	0	0	0	0	0	8	14	0.00	1.000
35 Taylor Buchholz, R (7, 1) ERA: 10.8	1.0		3	0	0	0	0	0	0	0	0	0	0	5	10	0.00	0.000
40 Brian Fuentes, L (8, 1) ERA: 6.75	1.0		3	0	0	0	0	0	0	0	0	0	0	7	11	0.00	0.000

PITCHER	IP	WLS	BF	H	R	ER	SO	BB	IBB	HBP	BLK	WP	HR	S	P	ERA	WHIP

San Diego Padres @ Los Angeles Dodgers

Dodger Stadium, Los Angeles, CA

Fri Apr 13 2007, 7:40 PM PDT

Att. 49,090 - Partly Cloudy - 70 F

livebaseballscorecards.com

TOP

Batter	1	2	3	4	5	6	7	8	9	AB	R	H	RBI	BB	SO	LOB
22 Marcus Giles, R (1, 4) OBP: 0.381, SLG: 0.459	C FA 89 C FA 90 F FA 90 B FA 90 F FA 91 B SL 83 X FA 91 2-2 ① G5-3		C FA 91 X CH 86 0-1 ③ G5-3		X SL 81 0-0 1B		F FA 90 C FA 90 F FA 90 B FA 90 X FA 91 1-2 ②③ G1-2-3 3-Hf			4	0	1	0	0	0	3
24 Brian Giles, L (1, 9) OBP: 0.364, SLG: 0.375	B FA 91 B CU 82 B FA 90 C FA 90 X FA 91 3-1 ② F8			X FA 89 0-0 23 1B 3 G6-4-3 1B	X FA 90 0-0 ③ F7			C CH 83 F CU 80 X FA 89 0-2 1B		4	1	2	0	0	0	1
Mike Cameron, R (1, 8) OBP: 0.326, SLG: 0.194	F FA 91 B CU 82 C FA 91 B FA 91 C FA 91 2-3 ③ K			B FA 88 X FA 90 1-0 3 G6-4-3 23 1B 1-2 1B		C CU 80 S SL 82 B FA 89 B FA 90 S FA 89 2-3 ① K		S FA 90 C SL 81 B CU 82 C FA 90 1-3 ① K		4	0	1	0	0	3	1
23 Adrián González, L (1, 3) OBP: 0.364, SLG: 0.564		C FA 90 S CH 85 X FA 86 0-2 ① G3		X FA 85 0-0 3 G6-4-3 1-2 2-3 1B		C FA 85 F CH 85 F FA 90 X FA 91 0-2 ② L3		C CU 81 F CH 85 B CH 85 F FA 90 B FA 90 X FA 91 2-2 ② L8		4	0	1	0	0	0	1
3 Khalil Greene, R (1, 6) OBP: 0.244, SLG: 0.525		B FA 90 B FA 90 X FA 90 2-0 ② L1		B FA 89 B FA 89 X FA 89 2-0 ①② G6-4-3 1-2f 2-3 3-H		X FA 89 0-0 ③ P4		B FA 90 F FA 90 X FA 90 1-1 ③ F9		4	0	0	0	0	0	3
8 Terrmel Sledge, L (1, 7) OBP: 0.500, SLG: 0.533		C FA 89 B SL 82 S FA 86 X CH 87 1-2 E3		C SL 82 B CU 82 B FA 89 B CU 80 S FA 90 B SL 82 4-2 BB			C SL 81 B FA 89 B FA 86 X FA 90 2-1 18 BB 22 1B G1-2-3 1B		B FA 94 F FA 93 B FA 94 C FA 94 B FA 95 F FA 94 B FA 94 4-2 BB	2	0	1	0	2	0	0
5 Kevin Kouzmanoff, R (1, 5) OBP: 0.148, SLG: 0.154		B FA 90 C FA 90 X FA 91 1-1 ③ G4-3		X FA 90 0-0 ③ G6-3			B FA 90 S FA 90 F FA 90 S FA 90 1-3 ① K		F FA 95 F SL 85 T SL 84 0-2 ① K	4	0	0	0	0	2	5
Rob Bowen, S (1, 2) OBP: 0.231, SLG: 0.231			C FA 89 S CH 85 B CH 85 C FA 90 1-3 ① K		X SL 81 0-0 ① G3		X FA 91 0-0 18 BB 1-2 1B		S FA 95 B CH 88 F CH 88 B SL 83 B CH 83 S SL 84 3-3 ② K	4	0	1	0	0	2	1
David Wells, L (1, 1) 39 Mike Thompson, R (3, 1) 18 Paul McAnulty, L (7, PH) OBP: 0.375, SLG: 0.333 41 Kevin Cameron, R (7, 1) 21 Heath Bell, R (8, 1) Geoff Blum, S (9, PH)			B FA 89 B FA 90 C FA 90 B FA 90 X FA 90 3-1 ② G6-3		C FA 90 B FA 90 F FA 89 C 1-3 ② K		B FA 85 C CU 81 B CU 81 F FA 85 B CH 86 B CU 81 4-2 1-2 2-3 BB		F FA 96 B FS 89 X SL 83 1-1 ③ F9	1 0 0 0 0 0 0 1 0 0 0 0 1 0 0 0 0 0 1 0 0 0 0 0 0 0 0 0 0 0 0 0 0 0 0 1 0 0 0 0 0 1						

Inning Stats																								
	R: 0 E: 0 K: 1 S: 10	H: 0 LOB: 0 BB: 0 P: 17	R: 0 E: 1 K: 0 S: 9	H: 0 LOB: 1 BB: 0 P: 13	R: 0 E: 0 K: 1 S: 7	H: 0 LOB: 0 BB: 0 P: 11	R: 1 E: 0 K: 0 S: 7	H: 3 LOB: 2 BB: 1 P: 14	R: 0 E: 0 K: 1 S: 6	H: 1 LOB: 1 BB: 0 P: 7	R: 0 E: 0 K: 1 S: 8	H: 0 LOB: 0 BB: 0 P: 10	R: 0 E: 0 K: 1 S: 12	H: 2 LOB: 2 BB: 1 P: 20	R: 0 E: 0 K: 1 S: 12	H: 1 LOB: 1 BB: 0 P: 16	R: 0 E: 0 K: 2 S: 11	H: 0 LOB: 1 BB: 1 P: 19	1B: 7 2B: 0 3B: 0 HR: 0	SF: 0 SAC: 0 DP: 2 HBP: 0	WP: 0 PB: 0 SB: 0 CS: 0	PA: 36				

PITCHER		IP	WLS	BF	H	R	ER	SO	BB	IBB	HBP	BLK	WP	HR	S	P	ERA	WHIP
Derek Lowe, R ERA: 3.79	(1, 1)	8.0	W	32	7	1	1	6	2	0	0	0	0	0	71	108	1.12	1.125
Rudy Seanez, R ERA: 9.0	(9, 1)	1.0		4	0	0	0	2	1	0	0	0	0	0	11	19	0.00	1.000

PITCHER	IP	WLS	BF	H	R	ER	SO	BB	IBB	HBP	BLK	WP	HR	S	P	ERA	WHIP

AB	33
R	1
H	7
RBI	0
BB	3
SO	8
LOB	16

Batter	1	2	3	4	5	6	7	8	9	AB	R	H	RBI	BB	SO	LOB
15 Rafael Furcal, S (1, 6) OBP: 0.400, SLG: 0.800	C FA 88 X FA 88 0-1 ① G6-3	B CU 72 C FA 89 C CU 72 B CU 72 C FA 86 2-3 ③ K		B FA 90 X CH 87 1-0 1-3 5 1B 2B	B CH 83 C CH 82 C SL 84 F SL 84 F FA 89 X SL 83 1-2 2-H 3-H 2B		C FA 93 C FA 92 F FA 94 S FA 94 0-3 ② K			5	1	2	2	0	2	5
9 Juan Pierre, L (1, 8) OBP: 0.200, SLG: 0.209	B FA 88 F FC 84 B FC 85 F FA 88 F CU 71 X CU 72 2-2 ② F7		B CU 71 C FC 84 F CU 71 F FC 85 B FA 88 F CU 71 X FA 88 2-2 ① G1-3	B CU 70 F CH 81 X CU 72 1-1 ① G3	C CH 82 B SL 84 C FA 88 X CH 82 1-2 ③ G1		C FA 94 B FA 94 F FA 92 F FA 93 F FA 93 F SL 84 B FA 94 X FA 92 2-2 ③ G4-3			5	0	0	0	0	0	6
5 Nomar Garciaparra, R (1, 3) OBP: 0.262, SLG: 0.333	X FA 88 0-0 ③ L9		X CH 77 0-0 12 1B 12 S 1B 1B	X SL 84 0-0 2-H 3-H 1B		B FA 90 F CH 82 B FA 90 C SL 84 F SL 85 B FA 91 X FA 90 3-2 ① F9		B FA 95 B FA 95 C FA 95 X FA 95 2-1 ① G1-3		5	1	2	2	0	0	0
12 Jeff Kent, R (1, 4) OBP: 0.350, SLG: 0.444 Wilson Betemit, S (7, 5) OBP: 0.269, SLG: 0.050		C FA 87 B FA 88 X FA 86 1-1 ① F9	C CU 71 B FA 86 F FA 85 X CU 71 1-2 1B 1-3 55 1B 1B	X FA 90 0-0 ② F9		X FA 91 0-0 ② F8		B FA 95 C FA 95 B CU 85 S CU 84 C FA 96 2-3 ② K		4 1	1 0	1 0	0 0	0 0	0 1	1 0
Luis Gonzalez, L (1, 7) OBP: 0.395, SLG: 0.629 16 Andre Ethier, L (7, 9) OBP: 0.158, SLG: 0.167		B FA 88 B CU 70 B FA 89 C FA 88 X FC 85 3-1 HR	X CU 72 0-0 55 1B 55 S 1-3 G4-3 3-H 1B	C CH 83 B FA 90 X FA 89 1-1 ③ F8		C FA 89 B FA 86 X CH 82 1-1 ③ P6		B CU 84 B FA 95 C FA 95 S FA 95 B SL 87 S CU 83 3-3 ③ K		4 1	2 0	2 0	2 0	0 0	0 1	1 0
55 Russell Martin, R (1, 2) OBP: 0.400, SLG: 0.441 Mike Lieberthal, R (9, 2) OBP: 0.200, SLG: 0.200		C FA 89 B CH 78 X CH 77 1-1 ② G6-3	C CH 77 S FC 84 X CU 70 0-2 1-3 G4-3 3-H 1B		B FA 90 B FA 88 S FA 84 B SL 84 B FA 89 4-1 SH3-4 1B 15 2B BB		B FA 92 X FA 93 1-0 ① F9			3 0	1 0	1 0	1 0	1 0	0 0	0 0
Brady Clark, R (1, 9) OBP: 0.500, SLG: 0.778 (7, 7)		B CU 71 B CH 78 B FA 88 X FA 88 3-0 18 1B 2B	X CH 84 0-0 ② G4-3 1-2 3-H		1 SAFE B CH 81 B FA 84 F FA 88 F CH 82 X CU 72 2-2 1-2 15 2B SH3-4 1B		B FA 94 F FA 94 B FA 94 F FA 93 B FA 94 F FA 93 B FA 95 4-2 BB 18 1B BB			3	2	2	1	1	0	1
18 Ramon Martinez, R (1, 5) OBP: 0.280, SLG: 0.238 (7, 4)		B FA 86 F CH 78 S FC 85 F FC 85 B CU 72 X FA 87 2-2 2-H 1B 1B	B CU 71 C FA 89 X SL 84 1-1 ③ G6-3		F SL 84 B SL 83 B FA 89 B CH 83 X FA 84 3-1 ① F7		D FA 92 C SL 81 X SL 80 1-1 1-2 BB 1B			4	0	2	1	0	0	3
Derek Lowe, R (1, 1) OBP: 0.571, SLG: 0.250 Rudy Seanez, R (9, 1)		C FA 88 B FA 88 B FA 88 B FA 88 X FA 87 3-1 1-2 1B		B FA 89 B FA 88 B FA 89 B FA 88 4-0 15 2B 5 1B BB	C FA 88 B FA 88 X FA 88 1-1 ② SH3-4 1-2 2-3		B FA 90 B FC 92 B FC 92 C FA 91 B FA 91 4-1 1-2 2-3 BB			1 0	1 0	1 0	0 0	2 0	0 0	0 0
Inning Stats	R: 0 E: 0 K: 0 S: 7 H: 0 LOB: 0 BB: 0 P: 9	R: 2 E: 0 K: 1 S: 16 H: 4 LOB: 2 BB: 0 P: 31	R: 3 E: 0 K: 0 S: 16 H: 4 LOB: 1 BB: 0 P: 20	R: 2 E: 0 K: 0 S: 7 H: 2 LOB: 1 BB: 1 P: 14	R: 2 E: 0 K: 0 S: 16 H: 2 LOB: 1 BB: 1 P: 28	R: 0 E: 0 K: 0 S: 7 H: 0 LOB: 0 BB: 0 P: 11	R: 0 E: 0 K: 1 S: 17 H: 1 LOB: 3 BB: 2 P: 29	R: 0 E: 0 K: 2 S: 8 H: 0 LOB: 0 BB: 0 P: 15		1B: 9 2B: 3 3B: 0 HR: 1 SF: 0 SAC: 1 DP: 0 HBP: 0				WP: 0 PB: 0 SB: 2 CS: 0 PA: 41		

PITCHER		IP	WLS	BF	H	R	ER	SO	BB	IBB	HBP	BLK	WP	HR	S	P	ERA	WHIP
David Wells, L ERA: 7.0	(1, 1)	2.1	L	15	8	5	5	1	0	0	0	0	0	1	36	56	19.29	3.429
39 Mike Thompson, R ERA: 4.91	(3, 1)	3.2		17	4	4	4	0	2	0	0	0	0	0	33	57	9.82	1.636
41 Kevin Cameron, R ERA:	(7, 1)	1.0		6	1	0	0	1	2	0	0	0	0	0	17	29	0.00	3.000
21 Heath Bell, R ERA:	(8, 1)	1.0		3	0	0	0	2	0	0	0	0	0	0	8	15	0.00	0.000

PITCHER	IP	WLS	BF	H	R	ER	SO	BB	IBB	HBP	BLK	WP	HR	S	P	ERA	WHIP

BOTTOM

San Diego Padres @ Los Angeles Dodgers

Dodger Stadium, Los Angeles, CA

Fri Apr 13 2007, 7:40 PM PDT

Att. 49,090 - Partly Cloudy - 70 F

livebaseballscorecards.com

AB	36
R	9
H	13
RBI	9
BB	4
SO	4
LOB	17

San Diego Padres @ Los Angeles Dodgers

Dodger Stadium, Los Angeles, CA

Sat Apr 14 2007, 7:10 PM PDT

Att. 55,942 - Cloudy - 70 F

livebaseballscorecards.com

TOP

Batter	1	2	3	4	5	6	7	8	9	AB	R	H	RBI	BB	SO	LOB
22 Marcus Giles, R (1, 4) OBP: 0.362, SLG: 0.429	F CH 84 X CH 83 0-1 P4	F FA 88 X SL 82 0-1 24 1B; 1-2 2-H 1B	B FA 88 F FA 84 C FA 90 D CU 77 F FA 90 X FA 85 2-2 G3 ③			F CH 83 B FA 89 X FA 88 1-1 G5-3 ①		C SL 84 B FA 95 X SL 83 1-1 G5-3 ③		5	0	1	1	0	0	3
24 Brian Giles, L (1, 9) OBP: 0.367, SLG: 0.444	X CH 84 0-0 HR	B CH 82 B CH 83 C FA 87 X CH 85 2-1 1-3 2-H 1B		C CU 75 B FA 89 X FA 89 1-1 F9 ①		X CU 76 0-0 G4-3 ②			B SL 84 B CH 85 X CH 85 2-0 F8 ①	5	1	2	2	0	0	0
Mike Cameron, R (1, 8) OBP: 0.292, SLG: 0.171	L CH 84 X FA 86 0-1 F8 ②	B FA 88 B CH 88 B FA 89 C CH 88 X FA 89 3-1 P3 ①		F FA 89 B FA 89 X FA 85 1-1 G6-3 ②		C FA 90 B FA 89 X FA 88 1-1 L8 ③			X FA 94 0-0 G6-3 ②	5	0	0	0	0	0	2
23 Adrián González, L (1, 3) OBP: 0.327, SLG: 0.500	B CH 84 B CH 81 S CH 80 B FA 86 X CH 80 3-1 G3 ③	C FA 86 C CH 84 F CH 83 B FA 87 B CH 84 S FA 89 2-3 K ②		C FA 90 X FA 85 0-1 G4-3 ③			C FA 88 S FA 84 B CH 83 F FA 88 B FA 90 F FA 89 S FA 84 2-3 K ①		B FA 94 F FA 94 S CH 87 F FA 95 S SL 85 1-3 K ③	5	0	0	0	0	3	2
3 Khalil Greene, R (1, 6) OBP: 0.244, SLG: 0.523		2-1 8 1B 2B 2-3 K			C FA 88 B FA 84 F CU 77 X FA 90 1-2 G6-3 ①		B FA 89 X CH 83 1-0 P6 ②			4	1	1	0	0	1	2
8 Terrmel Sledge, L (1, 7) OBP: 0.542, SLG: 0.556		B FA 86 X FA 86 1-0 5 HR; 2-H 1B	B CH 84 X CH 84 1-0 5 BB 1B		B FA 89 B FA 90 B FA 87 B FA 88 4-0 5 1B 1B BB		B CU 77 C CH 83 F FA 90 C FA 84 1-3 K ③			3	2	2	1	1	1	0
5 Kevin Kouzmanoff, R (1, 5) OBP: 0.226, SLG: 0.310		X FA 87 0-0 1-H HR	B SL 81 F FA 88 B CH 82 F FA 86 F FA 88 F FA 88 D SL 82 B FA 89 4-2 1-2 BB		B FA 88 F FA 85 S FA 89 X FA 90 1-2 1B 1-3 1B			S SL 85 C FA 95 F SL 84 S SL 84 0-3 K ①		3	1	2	2	1	1	0
Pete Laforest, L (1, 2) OBP: 0.500, SLG: 0.333		S CH 81 B CH 81 S FA 86 B FA 86 B CH 81 F CH 83 B FA 88 4-2 44 SH 22 1B BB	B FA 89 C FA 89 B CU 76 C FA 90 B FA 92 S FA 90 3-3 K ①		X CU 77 0-0 44 L3; 1-3 3-H 1B			S FA 89 C FA 94 S CH 88 0-3 K ②		3	1	1	1	1	2	2
44 Jake Peavy, R (1, 1) Geoff Blum, S (8, PH) OBP: 0.182, SLG: 0.222 26 Doug Brocail, L (8, 1) 43 Cla Meredith, R (9, 1)		X FA 87 0-0 SH 22 1B 24 1B; 1-2	L FA 90 L CU 75 L CU 76 0-3 K ②		S FA 90 X FA 84 0-1 L3 ②③; 1-1			S CH 84 B CH 88 X SL 85 1-1 E9 2B		2 1 0 0	1 0 0 0	0 1 0 0	0 0 0 0	0 0 0 0	1 0 0 0	4 0 0 0

AB	36
R	7
H	10
RBI	7
BB	3
SO	9
LOB	15

Inning Stats																																		
	R: 1	H: 1	E: 0	LOB: 0	K: 0	BB: 0	S: 7	P: 10	R: 5	H: 5	E: 1	LOB: 2	K: 2	BB: 1	S: 21	P: 37	R: 0	H: 1	E: 0	LOB: 2	K: 0	BB: 1	S: 15	P: 25	R: 0	H: 0	E: 0	LOB: 0	K: 0	BB: 0	S: 6	P: 8	R: 1	H: 2	E: 0	LOB: 1	K: 0	BB: 1	S: 9	P: 15
	R: 0	H: 0	E: 0	LOB: 0	K: 0	BB: 0	S: 5	P: 7	R: 0	H: 0	E: 0	LOB: 0	K: 2	BB: 0	S: 9	P: 13	R: 0	H: 1	E: 1	LOB: 1	K: 2	BB: 0	S: 11	P: 13	R: 0	H: 0	E: 0	LOB: 0	K: 1	BB: 0	S: 6	P: 9	1B: 6	SF: 0	2B: 3	SAC: 1	3B: 0	DP: 1	HR: 2	HBP: 0	WP: 0	PA: 40	PB: 0	SB: 0	CS: 0

PITCHER		IP	WLS	BF	H	R	ER	SO	BB	IBB	HBP	BLK	WP	HR	S	P	ERA	WHIP
29 Jason Schmidt, R ERA: 7.36	(1, 1)	2.0	L	16	7	6	5	2	2	0	0	0	0	2	33	57	22.50	4.500
Mark Hendrickson, L ERA: 1.64	(3, 1)	5.0		17	2	1	1	4	1	0	0	0	0	0	39	58	1.80	0.600
Rudy Seanez, R ERA: 5.4	(8, 1)	2.0		7	1	0	0	3	0	0	0	0	0	0	17	22	0.00	0.500

PITCHER		IP	WLS	BF	H	R	ER	SO	BB	IBB	HBP	BLK	WP	HR	S	P	ERA	WHIP

BOTTOM

Batter	1	2	3	4	5	6	7	8	9	AB	R	H	RBI	BB	SO	LOB
15 Rafael Furcal, S (1, 6) OBP: 0.333, SLG: 0.556	B FA 91 C FA 93 X FA 94 1-1 ① L9		C FA 93 F FA 94 B FA 88 B FA 89 X FA 94 2-2 ② G1-3			B FA 92 C SL 81 C SL 86 B FA 94 X FA 94 2-2 ① F7		B FA 91 X FA 92 1-0 55 1B 1-2 1B		4	0	1	0	0	0	0
55 Russell Martin, R (1, 2) OBP: 0.409, SLG: 0.432	B FA 94 C FA 94 X SL 84 1-1 ② G1		S SL 87 B FA 95 B CH 86 C FA 95 B SL 85 S FA 95 3-3 ③ K			B FA 95 C FA 94 B CU 82 C SL 82 B FA 95 B FA 95 4-2 5 1B 12 SF8 BB		B FA 86 F FA 91 F FA 92 B SL 86 X SL 88 2-2 1-2 2-H 1B		3	1	1	1	1	1	0
5 Nomar Garciaparra, R (1, 3) OBP: 0.289, SLG: 0.357 Olmedo Saenz, R (8, 3) OBP: 0.400, SLG: 0.500	C SL 83 F SL 82 B FA 95 F FA 96 F SL 83 S FA 96 1-3 ③ K			S SL 86 B SL 82 C FA 94 B FA 94 F SL 83 X SL 86 2-2 1B		X FA 95 0-0 1-3 1B		B SL 87 S FA 88 X SL 87 1-1 ① F7		3 1	0 0	2 0	0 0	1 0	0 0	0 2
12 Jeff Kent, R (1, 4) OBP: 0.341, SLG: 0.421		C FA 92 B SL 82 B FA 94 F FA 94 B FA 95 B FA 94 4-2 FC1-6 BB		C FA 95 B FA 95 F CH 87 B FA 95 X FA 95 2-2 ① F9		X SL 87 0-0 ② SF8 3-H		B FA 93 X FA 93 1-0 ② F9		2	0	0	1	1	0	3
Luis Gonzalez, L (1, 7) OBP: 0.357, SLG: 0.564		B FA 95 X FA 94 1-0 ① FC1-6 FC4-6 1-2f		F FA 96 B FA 95 B FA 95 B CH 87 F FA 94 F SL 84 X FA 95 3-2 ② F7		B CU 78 C FA 95 X SL 88 1-1 ③ G3		F FA 89 B CH 81 B CH 80 F FA 89 B FA 94 F FA 90 F FA 88 X FA 92 3-2 ③ F8		4	0	0	0	0	0	5
Brady Clark, R (1, 8) OBP: 0.357, SLG: 0.538 (8, 9)		C FA 94 C SL 84 F FA 97 B FA 95 D SL 84 D CH 87 X FA 95 3-2 ② FC4-6 16 1B 1-2f	B FA 94 C FA 95 C SL 84 S FA 95 1-3 ③ K				X FA 92 0-0 ① F9		C FA 88 B FA 87 C FA 86 B SL 80 F FA 87 S FA 86 2-3 ① K	4	0	0	0	0	2	2
16 Andre Ethier, L (1, 9) OBP: 0.182, SLG: 0.190 Rudy Seanez, R (8, 1) 21 Marlon Anderson, L (9, PH) OBP: 0.200, SLG: 0.200		B FA 96 B CH 87 X FA 96 2-0 1-2 1B			B FA 92 C SL 82 B SL 81 X SL 82 2-1 ① G4-3		C FA 93 B FA 89 B CU 81 X FA 93 2-1 ② G6-3		X FA 87 0-0 1B	3 0 1	0 0 0	1 0 1	0 0 0	0 0 0	0 0 0	0 0 0
Wilson Betemit, S (1, 5) OBP: 0.233, SLG: 0.042		B SL 81 C SL 82 C FA 96 X SL 85 1-2 ③ F7			X FF 93 0-0 ② F7		C FA 92 S CU 76 X FA 94 0-2 ③ P4		C FA 86 S FA 86 S CH 85 0-3 ② K	4	0	0	0	0	1	3
29 Jason Schmidt, R (1, 1) OBP: 0.250, SLG: 1.000 Mark Hendrickson, L (3, 1) 9 Juan Pierre, L (8, 8) OBP: 0.213, SLG: 0.222			B FA 91 X FA 92 1-0 ① G5-3		B FA 93 X FA 93 1-0 ③ G4-3			C FA 90 B CU 74 F FA 90 B CU 78 B CU 76 X FA 91 3-2 15 1B 55 1B	X FA 86 0-0 ③ G4-3	0 2 2	0 0 1	0 0 1	0 0 0	0 0 0	0 0 0	0 0 1
Inning Stats	R: 0 E: 0 K: 1 S: 9 H: 0 LOB: 0 BB: 0 P: 12	R: 0 E: 0 K: 0 S: 11 H: 1 LOB: 2 BB: 1 P: 22	R: 0 E: 0 K: 1 S: 7 H: 0 LOB: 0 BB: 0 P: 13	R: 0 E: 0 K: 1 S: 14 H: 1 LOB: 1 BB: 0 P: 22	R: 0 E: 0 K: 0 S: 4 H: 0 LOB: 0 BB: 0 P: 7	R: 1 E: 0 K: 0 S: 9 H: 1 LOB: 1 BB: 1 P: 16	R: 0 E: 0 K: 0 S: 6 H: 0 LOB: 0 BB: 0 P: 8	R: 1 E: 0 K: 0 S: 15 H: 3 LOB: 2 BB: 0 P: 26	R: 0 E: 0 K: 2 S: 9 H: 1 LOB: 1 BB: 0 P: 11	1B: 7 2B: 0 3B: 0 HR: 0	SF: 1 SAC: 0 DP: 0 HBP: 0		WP: 0 PB: 0 SB: 0 CS: 0	PA: 36			

PITCHER		IP	WLS	BF	H	R	ER	SO	BB	IBB	HBP	BLK	WP	HR	S	P	ERA	WHIP
44 Jake Peavy, R ERA: 0.9	(1, 1)	7.0	W	26	3	1	1	3	2	0	0	0	0	0	60	100	1.29	0.714
26 Doug Brocail, R ERA: 2.45	(8, 1)	1.0		6	3	1	1	0	0	0	0	0	0	0	15	26	9.00	3.000
43 Cla Meredith, R ERA:	(9, 1)	1.0		4	1	0	0	2	0	0	0	0	0	0	9	11	0.00	1.000

PITCHER	IP	WLS	BF	H	R	ER	SO	BB	IBB	HBP	BLK	WP	HR	S	P	ERA	WHIP

San Diego Padres @ Los Angeles Dodgers

Dodger Stadium, Los Angeles, CA

Sat Apr 14 2007, 7:10 PM PDT

Att. 55,942 - Cloudy - 70 F

livebaseballscorecards.com

AB	33
R	2
H	7
RBI	2
BB	2
SO	5
LOB	16

San Diego Padres @ Los Angeles Dodgers

Dodger Stadium, Los Angeles, CA

Sun Apr 15 2007, 5:05 PM PDT

Att. 55,298 - Cloudy - 62 F

livebaseballscorecards.com

TOP

Batter	1	2	3	4	5	6	7	8	9	AB	R	H	RBI	BB	SO	LOB
22 Marcus Giles, R (1, 4) OBP: 0.373, SLG: 0.444	C B B B B B 4-1 23 1B S BB		B B B C X 3-1 24 F8 G5-3 2B		F B F F B X 2-2 ① F8		B 1 SAFE X 1-0 ② FC5-4 1-2f			3	1	1	0	1	0	1
24 Brian Giles, L (1, 9) OBP: 0.340, SLG: 0.408	B F B B C F 1 SAFE 1 SAFE X 3-2 ① F7		B X 1-0 ① F8 2-3		C F X 0-2 ② F7		1 SAFE B X 1-0 ③ G4-3			4	0	0	0	0	0	3
Mike Cameron, R (1, 8) OBP: 0.269, SLG: 0.156	B F 1 SAFE D C B S 3-3 ② K 1-2		X 0-0 ② G5-3 3-H		C F C C 0-3 ③ K			B X 1-0 ① G4-3		4	0	0	1	0	2	1
23 Adrián González, L (1, 3) OBP: 0.321, SLG: 0.479	X 0-0 3 FC5-4 2-3 1B		B B C S B X 3-2 ③ G3			B S B S F S 2-3 ① K		B B X 2-0 ② F7		4	0	1	0	0	1	0
3 Khalil Greene, R (1, 6) OBP: 0.245, SLG: 0.521	C B B F X 2-2 ③ FC5-4 1-2f			C B B X 2-1 5 F9 2B 2B		B F C S 1-3 ② K		B B F S S 2-3 ③ K		4	1	1	0	0	2	2
José Cruz Jr., S (1, 7) OBP: 0.364, SLG: 0.700		B F X 1-1 E8 G5-3 1B		B F F B S 2-3 ① K		F C F X 0-2 HR			F C B S 1-3 ① K	4	1	2	1	0	2	1
5 Kevin Kouzmanoff, R (1, 5) OBP: 0.206, SLG: 0.281 26 Doug Brocail, L (6, 1) Scott Linebrink, R (8, 1) 8 Terrmel Sledge, L (9, PH) OBP: 0.520, SLG: 0.526		X 0-0 ① G6-3		D X 1-0 ② F9 2-3		B F S B T 2-2 ③ K			X 0-0 ② F7	3 0 0 1	0 0 0 0	0 0 0 0	0 0 0 0	0 0 0 0	1 0 0 0	2 0 0 0
Rob Bowen, S (1, 2) OBP: 0.235, SLG: 0.294		C B X 1-1 ② G5-3 2-3		B C X 1-1 3-H 2B			X 0-0 ① F8		B C F F B C 2-3 ③ K	4	0	1	1	0	1	1
32 Chris Young, R (1, 1) 41 Kevin Cameron, R (3, 1) 34 Russell Branyan, L (6, 5) OBP: 0.462, SLG: 0.727		X 0-0 ③ G4-3		F F S 0-3 ③ K			B F C B B F B 4-2 22 FC5-4 BB			1 1 0	0 0 0	0 0 0	0 0 0	0 0 1	0 1 0	1 1 0
Inning Stats	R: 0 H: 1 E: 0 LOB: 2 K: 1 BB: 1 S: 12 P: 24	R: 0 H: 1 E: 1 LOB: 1 K: 0 BB: 0 S: 6 P: 8	R: 1 H: 1 E: 0 LOB: 0 K: 0 BB: 0 S: 7 P: 14	R: 1 H: 2 E: 0 LOB: 1 K: 2 BB: 0 S: 11 P: 17	R: 0 H: 0 E: 0 LOB: 0 K: 1 BB: 0 S: 11 P: 13	R: 1 H: 1 E: 0 LOB: 0 K: 3 BB: 0 S: 14 P: 19	R: 0 H: 0 E: 0 LOB: 1 K: 0 BB: 1 S: 6 P: 12	R: 0 H: 0 E: 0 LOB: 0 K: 1 BB: 0 S: 5 P: 10	R: 0 H: 0 E: 0 LOB: 0 K: 2 BB: 0 S: 8 P: 11	1B: 2 SF: 0 2B: 3 SAC: 0 3B: 0 DP: 0 HR: 1 HBP: 0						WP: 0 PA: 35 PB: 0 SB: 1 CS: 0

	AB	33
	R	3
	H	6
	RBI	3
	BB	2
	SO	10
	LOB	13

PITCHER		IP	WLS	BF	H	R	ER	SO	BB	IBB	HBP	BLK	WP	HR	S	P	ERA	WHIP
52 Randy Wolf, L ERA: 4.0	(1, 1)	6.0	W	25	6	3	3	7	1	0	0	0	0	1	61	95	4.50	1.167
Joe Beimel, L ERA: 1.8	(7, 1)	1.0	H	4	0	0	0	0	1	0	0	0	0	0	6	12	0.00	1.000
51 Jonathan Broxton, R ERA:	(8, 1)	1.0	H	3	0	0	0	1	0	0	0	0	0	0	5	10	0.00	0.000
44 Takashi Saito, R ERA: 1.35	(9, 1)	1.0		3	0	0	0	2	0	0	0	0	0	0	8	11	0.00	0.000

PITCHER	IP	WLS	BF	H	R	ER	SO	BB	IBB	HBP	BLK	WP	HR	S	P	ERA	WHIP

Batter	1	2	3	4	5	6	7	8	9	AB	R	H	RBI	BB	SO	LOB
15 Rafael Furcal, S (1, 6) OBP: 0.308, SLG: 0.417	CCBF 1-2 CI 12 F9 5 S 1B	FBCX 1-2 ① FC4-6 9 FC4-2 9 S 1-2f 2-3 3-H	BCBFS 2-3 ① K		BCBCBFX 3-2 ② G1-3		FBBB 3-1 BB			3	1	0	1	1	1	6
9 Juan Pierre, L (1, 8) OBP: 0.192, SLG: 0.200	1 SAFE CCCFF 1 SAFE FFS 1 SAFE 0-3 ① K	BCCCX 1 SAFE 1-2 ② FC4-2 5 S 1-3 3-H	X 0-0 ② FC3-2 1-2 2-3 3-Hf		BBCX 2-1 ③ P4		1 SAFE CPX 1-1 ③ G4-3			5	0	0	0	0	1	8
5 Nomar Garciaparra, R (1, 3) OBP: 0.320, SLG: 0.378	P1BBB SAFE 4-0 1B 1-2 BB	CBBFDB 4-2 1-2 BB	SCBS 1-3 ③ K			FBX 1-1 ① G6-3		FX 0-1 55 2B 2B		3	1	1	0	2	1	3
12 Jeff Kent, R (1, 4) OBP: 0.347, SLG: 0.429	X 0-0 ② F9 2-3	CBCDC 2-3 ③ K		BBBCB 4-1 55 G5-3 S BB		BFX 1-1 G4-3 55 1B 2B		CX 0-1 ① G6-3		4	1	1	0	1	1	6
Luis Gonzalez, L (1, 7) OBP: 0.362, SLG: 0.568 44 Takashi Saito, L (9, 1)	BLBX 2-1 ③ 1-3 3-H 1B		CFBBFX 2-2 55 1B 16 2B 2B	BCBFFBFS 3-3 ① K 1-2		X 0-0 ② G4-3 2-3		CFDS 1-3 ② K		5 0	1 0	2 0	1 0	0 0	2 0	3 0
55 Russell Martin, R (1, 2) OBP: 0.449, SLG: 0.488		BFCBBB 4-2 16 1B 2B BB	CFBX 1-2 16 16 S 2-3 16 2B 1B	BCX 1-1 ② G5-3 2-3		X 0-0 3-H 1B		BX 1-0 16 2-H HR 2B		4	3	3	2	1	0	1
16 Andre Ethier, L (1, 9) OBP: 0.259, SLG: 0.423	CBBF 1 SAFE FFX 1-2 2B 15 FC4-6 1-2 1B	TBBX 2-1 E 9 FC3-2 1-H 3-H 2B	CBBBFX 3-2 ③ G3			BBB 1 SAFE 1 SAFE BSBX 3-1 ③ F7		BBCBCX 3-2 2-H HR		5	2	3	4	0	0	2
Wilson Valdez, R (1, 5) OBP: 0.440, SLG: 0.583	BBFBX 3-1 15 FC4-6 9 FC4-2 1-3 2-H 2B	BFFX 1-2 E6 9 FC3-2 52 BB 2-3 1B			BFBX 2-1 52 SH3-4 1B		CSBX 1-2 ① G5-3	TSBS 1-3 ③ K2-3		5	0	3	1	0	1	0
52 Randy Wolf, L (1, 1) Joe Beimel, L (7, 1) 21 Marlon Anderson, L (7, PH) OBP: 0.167, SLG: 0.167 51 Jonathan Broxton, R (8, 1) Brady Clark, R (9, 7) OBP: 0.357, SLG: 0.538	SBFDBB 4-2 15 FC4-6 BB	BBBB 4-0 9 FC3-2 1-2 BB			X 0-0 ① SH3-4 1-2		CFBBX 2-2 ② F8			0 0 1 0 0	0 0 0 0 0	0 0 0 0 0	0 0 0 0 0	2 0 0 0 0	0 0 0 0 0	0 0 0 0 0
Inning Stats	R: 1 E: 1 K: 1 S: 12 H: 1 LOB: 2 BB: 1 P: 18	R: 2 E: 0 K: 1 S: 22 H: 2 LOB: 3 BB: 3 P: 42	R: 2 E: 1 K: 2 S: 21 H: 4 LOB: 3 BB: 1 P: 34	R: 0 E: 0 K: 1 S: 11 H: 0 LOB: 1 BB: 1 P: 22	R: 0 E: 0 K: 0 S: 9 H: 1 LOB: 1 BB: 0 P: 16	R: 1 E: 0 K: 0 S: 8 H: 2 LOB: 1 BB: 0 P: 13	R: 0 E: 0 K: 0 S: 10 H: 0 LOB: 1 BB: 1 P: 16	R: 3 E: 0 K: 2 S: 14 H: 3 LOB: 0 BB: 0 P: 20		1B: 6 2B: 6 3B: 0 HR: 1	SF: 0 SAC: 1 DP: 0 HBP: 0					

BOTTOM

San Diego Padres @ Los Angeles Dodgers

Dodger Stadium, Los Angeles, CA

Sun Apr 15 2007, 5:05 PM PDT

Att. 55,298 - Cloudy - 62 F

livebaseballscorecards.com

AB	35
R	9
H	13
RBI	9
BB	7
SO	7
LOB	29

PITCHER		IP	WLS	BF	H	R	ER	SO	BB	IBB	HBP	BLK	WP	HR	S	P	ERA	WHIP
32 Chris Young, R ERA: 4.3	(1, 1)	2.0	L	18	7	5	4	2	5	0	0	0	0	0	48	84	18.00	6.000
41 Kevin Cameron, R ERA:	(3, 1)	3.0		11	1	0	0	3	1	0	0	0	0	0	27	48	0.00	0.667
26 Doug Brocail, R ERA: 3.18	(6, 1)	2.0		9	2	1	1	0	1	0	0	0	0	0	18	29	4.50	1.500
Scott Linebrink, R ERA: 5.4	(8, 1)	1.0		6	3	3	3	2	0	0	0	0	0	1	14	20	27.00	3.000

PITCHER	IP	WLS	BF	H	R	ER	SO	BB	IBB	HBP	BLK	WP	HR	S	P	ERA	WHIP

Batter	1	2	3	4	5	6	7	8	9	AB	R	H	RBI	BB	SO	LOB
15 Rafael Furcal, S (1, 6) OBP: 0.222, SLG: 0.294	C B F F B F F S 2-3 K ①	C S S 0-3 K ③		X 0-0 G4-3 ③			B X 1-0 FC5-4 ① 5 BB, 9 1B, 12 HBP 1-2f	B B C B X 3-1 F7 ③		5	1	0	0	0	2	5
9 Juan Pierre, L (1, 8) OBP: 0.228, SLG: 0.222	B C F B F B B 4-2 5 S, 5 2B BB		B B C B C X 3-2 12 G5-3, 5 G6-3, WP 1B		C X 0-1 G4-3 ①		1 SAFE B 1 SAFE B C 1 SAFE F X 2-2 12 HBP, 5 BB 1-2 1B		X 0-0 F7 ①	4	2	2	0	1	0	0
5 Nomar Garciaparra, R (1, 3) OBP: 0.345, SLG: 0.469	C X 0-1 1-H 2B	1 SAFE F 1 SAFE 1 SAFE 1 SAFE B 1 SAFE D F 3-2 1 SAFE P X G6-3 ① 1-2			F S F B X 1-2 HR		B B B C B 4-1 12 HBP 1-2 2-3 BB		F X 0-1 L6 ②	4	1	2	2	1	0	1
12 Jeff Kent, R (1, 4) OBP: 0.333, SLG: 0.391	F B X 1-1 F8 ②		B X 1-0 G5-3 ② 2-3		X 0-0 G5-3 ②		C F H 1-2 HBP 1-2 2-3 3-H		C S X 0-2 G4-3 ③	4	0	0	1	0	0	2
Luis Gonzalez, L (1, 7) OBP: 0.333, SLG: 0.521 Brady Clark, R (8, 7) OBP: 0.357, SLG: 0.538	C X 0-1 F8 ③		B S X 1-1 G4-3 ③ 3-H		B F B S S 2-3 K ③		C S B B S 2-3 K ②			4 0	0 0	0 0	0 0	0 0	2 0	4 0
55 Russell Martin, R (1, 2) OBP: 0.434, SLG: 0.489		B C X 1-1 16 1B, SF7 2B		X 0-0 G6-3 ①		C X 0-1 G6-3 ①	B S F F S 1-3 K ③			4	1	1	0	0	1	3
16 Andre Ethier, L (1, 9) OBP: 0.300, SLG: 0.448		C X 0-1 2-3 31 SH3-4 1B	B B X 2-0 2B 1B			B B C X 2-1 P5 ②		S B C F F 1-2 CI CS		3	0	2	0	0	0	0
Wilson Betemit, S (1, 5) OBP: 0.265, SLG: 0.115		C S B X 1-2 SF7 ① 3-H	X 0-0 1-3 2B			S B B X 2-1 F7 ③		B B C 1 SAFE B F F B 4-2 ① 1-2 BB		2	0	1	1	1	0	0
31 Brad Penny, R (1, 1) OBP: 0.286, SLG: 0.286 Olmedo Saenz, R (8, PH) OBP: 0.333, SLG: 0.400 Joe Beimel, L (8, 1) 58 Chad Billingsley, R (9, 1)		X 0-0 SH3-4 ② 1-2	C F S 0-3 K2-3 ②				X 0-0 15 FC5-4 1B	B S F 1 S 1-3 SAFE K ②		2 1 0 0	0 0 0 0	1 0 0 0	0 0 0 0	0 0 0 0	1 1 0 0	2 1 0 0
Inning Stats	R: 1 E: 0 K: 1 S: 15 H: 1 LOB: 1 BB: 1 P: 22	R: 1 E: 0 K: 1 S: 11 H: 2 LOB: 1 BB: 0 P: 13	R: 1 E: 0 K: 0 S: 10 H: 1 LOB: 0 BB: 0 P: 17	R: 0 E: 0 K: 1 S: 7 H: 2 LOB: 2 BB: 0 P: 9	R: 1 E: 0 K: 1 S: 10 H: 1 LOB: 0 BB: 0 P: 13	R: 0 E: 0 K: 0 S: 6 H: 0 LOB: 0 BB: 0 P: 10	R: 1 E: 0 K: 2 S: 15 H: 2 LOB: 3 BB: 1 P: 26	R: 0 E: 1 K: 1 S: 12 H: 0 LOB: 1 BB: 1 P: 21	R: 0 E: 0 K: 0 S: 6 H: 0 LOB: 0 BB: 0 P: 6	1B: 5 2B: 3 3B: 0 HR: 1	SF: 1 SAC: 1 DP: 0 HBP: 1					

PITCHER		IP	WLS	BF	H	R	ER	SO	BB	IBB	HBP	BLK	WP	HR	S	P	ERA	WHIP
31 Edgar Gonzalez, R ERA: 5.4	(1, 1)	6.1	L	31	9	5	5	4	2	0	1	0	1	1	67	100	7.11	1.737
45 Doug Slaten, L ERA:	(7, 1)	0.2		2	0	0	0	2	0	0	0	0	0	0	7	10	0.00	0.000
37 Juan Cruz, R ERA: 3.68	(8, 1)	2.0		7	0	0	0	1	1	0	0	0	0	0	18	27	0.00	0.500

PITCHER	IP	WLS	BF	H	R	ER	SO	BB	IBB	HBP	BLK	WP	HR	S	P	ERA	WHIP

TOP

Los Angeles Dodgers @ Arizona Diamondbacks

Chase Field, Phoenix, AZ

Mon Apr 16 2007, 6:40 PM MST

Att. 27,433 - Roof Closed - 76 F

livebaseballscorecards.com

AB	33
R	5
H	9
RBI	4
BB	3
SO	7
LOB	18

WP: 1	PA: 40																	
PB: 0																		
SB: 1																		
CS: 1																		

Batter	1	2	3	4	5	6	7	8	9	AB	R	H	RBI	BB	SO	LOB
6 Stephen Drew, L (1, 6) OBP: 0.333, SLG: 0.217	G3		BB		G4-3			F8		3	0	0	0	1	0	1
22 Eric Byrnes, R (1, 7) OBP: 0.328, SLG: 0.525	P6		F9			S G3 2B		2B		4	1	2	0	0	0	1
1 Orlando Hudson, S (1, 4) OBP: 0.438, SLG: 0.556	BB			G3		K		G1-3		3	0	0	0	1	1	2
Chad Tracy, L (1, 5) OBP: 0.327, SLG: 0.458	1 SAFE F7			7 2B BB		G3 2-H		F9		3	0	0	1	1	0	2
7 Carlos Quentin, R (1, 9) OBP: 0.500, SLG: 1.000		G6-3		1-H 2B		2B			F9	4	0	2	0	0	0	0
34 Conor Jackson, R (1, 3) OBP: 0.327, SLG: 0.225		G4-3		G5-3		G1-3			P3	4	0	0	0	0	0	2
26 Miguel Montero, L (1, 2) OBP: 0.261, SLG: 0.381		P5			P2		13 G6-4-3 1B		G4-3	4	0	1	0	0	0	0
24 Chris Young, R (1, 8) OBP: 0.184, SLG: 0.257			L4		F8		F8			3	0	0	0	0	0	1
31 Edgar Gonzalez, R (1, 1) OBP: 0.333, SLG: 0.333			K		1B		G6-4-3 1-2f			2	0	1	0	0	1	0
45 Doug Slaten, L (7, 1)										0	0	0	0	0	0	0
13 Alberto Callaspo, S (7, PH) OBP: 0.341, SLG: 0.368										1	0	0	0	0	0	1
37 Juan Cruz, R (8, 1)										0	0	0	0	0	0	0
Inning Stats	R: 0 H: 0 E: 0 LOB: 1 K: 0 BB: 1 S: 7 P: 13	R: 0 H: 0 E: 0 LOB: 0 K: 0 BB: 0 S: 9 P: 13	R: 0 H: 0 E: 0 LOB: 1 K: 1 BB: 1 S: 12 P: 20	R: 0 H: 1 E: 0 LOB: 1 K: 0 BB: 1 S: 7 P: 16	R: 0 H: 1 E: 0 LOB: 1 K: 0 BB: 0 S: 9 P: 13	R: 1 H: 2 E: 0 LOB: 1 K: 1 BB: 0 S: 10 P: 15	R: 0 H: 1 E: 0 LOB: 0 K: 0 BB: 0 S: 10 P: 11	R: 0 H: 1 E: 0 LOB: 1 K: 0 BB: 0 S: 9 P: 10	R: 0 H: 0 E: 0 LOB: 0 K: 0 BB: 0 S: 7 P: 12	1B: 2 SF: 0 2B: 4 SAC: 0 3B: 0 DP: 1 HR: 0 HBP: 0						

PITCHER		IP	WLS	BF	H	R	ER	SO	BB	IBB	HBP	BLK	WP	HR	S	P	ERA	WHIP
31 Brad Penny, R ERA: 0.89	(1, 1)	7.0	W	27	5	1	1	2	3	0	0	0	0	0	64	101	1.29	1.143
Joe Beimel, L ERA: 1.5	(8, 1)	1.0		4	1	0	0	0	0	0	0	0	0	0	9	10	0.00	1.000
58 Chad Billingsley, R ERA: 6.75	(9, 1)	1.0		3	0	0	0	0	0	0	0	0	0	0	7	12	0.00	0.000

PITCHER	IP	WLS	BF	H	R	ER	SO	BB	IBB	HBP	BLK	WP	HR	S	P	ERA	WHIP

BOTTOM

Los Angeles Dodgers @ Arizona Diamondbacks
Chase Field, Phoenix, AZ
Mon Apr 16 2007, 6:40 PM MST
Att. 27,433 - Roof Closed - 76 F

livebaseballscorecards.com

AB	31
R	1
H	6
RBI	1
BB	3
SO	2
LOB	10

Batter	1	2	3	4	5	6	7	8	9	AB	R	H	RBI	BB	SO	LOB
15 Rafael Furcal, S (1, 6) OBP: 0.261, SLG: 0.286	X 0-0 9 FC4-6 1B		C C S 0-3 ① K		X 0-0 ① G1-3		B B X 2-0 ① G4-3 1-3		B B B B 4-0 BB	4	0	1	0	1	1	1
9 Juan Pierre, L (1, 8) OBP: 0.242, SLG: 0.288	1 SAFE 1 SAFE B 1 SAFE 1 SAFE X 1-0 ① FC4-6 12 2B 1-2f		L X 0-1 ② G1-3		C X 0-1 5 2B 2B		X 0-0 E6 3-H 3B		1 SAFE B 1 SAFE B C 1 SAFE B 1 SAFE 1 SAFE 3-1 ② X P3	5	3	2	1	0	0	2
5 Nomar Garciaparra, R (1, 3) OBP: 0.333, SLG: 0.463	B 1 SAFE B 1 SAFE C C 1 SAFE B F 3-2 ② X F9		B F F X 1-2 ③ G5-3		C B S F B X 2-2 1B 2-H 2B		C S F B B S 2-3 ② K		B X 1-0 ③ G1-3	5	0	1	1	0	1	2
12 Jeff Kent, R (1, 4) OBP: 0.362, SLG: 0.440	1 SAFE 1 SAFE B B C 1 SAFE B X 3-1 1-H 2B			C X 0-1 BB 55 1B 1B	C X 0-1 ② F9		C X 0-1 1B			4	1	3	1	0	0	1
Luis Gonzalez, L (1, 7) OBP: 0.364, SLG: 0.520 Brady Clark, R (8, 7) OBP: 0.357, SLG: 0.538	T B F B B 2 SAFE B 4-2 BB			B B B 1 SAFE C 1 SAFE B 4-1 16 G3 55 1B SF8 1-2 BB	S X 0-1 ③ 2-H 1B		B S C B F F X 2-2 ③ F8			2 0	1 0	1 0	0 0	2 0	0 0	1 0
55 Russell Martin, R (1, 2) OBP: 0.421, SLG: 0.469	C F F B F S 1-3 ③ K			T B D F X 2-2 16 G3 1-2 2-H 1B		B S B B C X 3-2 ① L5		C X 0-1 ① G6-3		4	0	1	1	0	1	2
16 Andre Ethier, L (1, 9) OBP: 0.265, SLG: 0.394		B F C X 1-2 ① F9		B B B X 3-0 ① G3 1-2 2-3		B F X 1-1 ② F8		F C X 0-2 ② P6		4	0	0	0	0	0	2
Wilson Betemit, S (1, 5) OBP: 0.243, SLG: 0.107 58 Chad Billingsley, R (6, 1) Olmedo Saenz, R (8, PH) OBP: 0.286, SLG: 0.333 51 Jonathan Broxton, R (8, 1) 44 Takashi Saito, L (9, 1)		C S B B F F B X 3-2 ② G4-3		X 0-0 ② SF8 3-H		B F B B X 3-1 ③ G4-3		B X 1-0 ③ G4-3		2 0 1 0 0	0 0 0 0 0	0 0 0 0 0	1 0 0 0 0	0 0 0 0 0	0 0 0 0 0	0 0 0 0 0
Brett Tomko, R (1, 1) Wilson Valdez, R (6, 5) OBP: 0.444, SLG: 0.560		B B C S X 2-2 ③ G3-1		B S B F S 2-3 ③ K			F H 1-1 15 G4-3 15 S 9 E HBP		F X 0-1 ① P3	2 1	0 1	0 0	0 0	0 0	1 0	1 0
Inning Stats	R: 1 H: 2 E: 0 LOB: 2 K: 1 BB: 1 S: 15 P: 27	R: 0 H: 0 E: 0 LOB: 0 K: 0 BB: 0 S: 11 P: 17	R: 0 H: 0 E: 0 LOB: 0 K: 1 BB: 0 S: 8 P: 9	R: 2 H: 2 E: 0 LOB: 1 K: 1 BB: 1 S: 11 P: 22	R: 1 H: 3 E: 0 LOB: 2 K: 0 BB: 0 S: 12 P: 14	R: 0 H: 0 E: 0 LOB: 0 K: 0 BB: 0 S: 7 P: 14	R: 2 H: 2 E: 1 LOB: 1 K: 1 BB: 0 S: 14 P: 21	R: 0 H: 0 E: 0 LOB: 0 K: 0 BB: 0 S: 6 P: 7	R: 0 H: 0 E: 0 LOB: 1 K: 0 BB: 1 S: 5 P: 13	1B: 5 SF: 1 2B: 3 SAC: 0 3B: 1 DP: 0 HR: 0 HBP: 1						WP: 0 PA: 39 PB: 0 SB: 1 CS: 0	

PITCHER		IP	WLS	BF	H	R	ER	SO	BB	IBB	HBP	BLK	WP	HR	S	P	ERA	WHIP
44 Micah Owings, R ERA: 2.93	(1, 1)	4.0		18	4	3	3	3	2	0	0	0	0	0	45	75	6.75	1.500
57 Dustin Nippert, R ERA: 1.8	(5, 1)	2.0		8	3	1	1	0	0	0	0	0	0	0	19	28	4.50	1.500
56 Ramon Pena, R ERA: 1.8	(7, 1)	2.0	L	9	2	2	2	1	0	0	1	0	0	0	20	28	9.00	1.000
28 Brandon Medders, R ERA: 4.7	(9, 1)	1.0		4	0	0	0	0	1	0	0	0	0	0	5	13	0.00	1.000

PITCHER	IP	WLS	BF	H	R	ER	SO	BB	IBB	HBP	BLK	WP	HR	S	P	ERA	WHIP

TOP

Los Angeles Dodgers @ Arizona Diamondbacks

Chase Field, Phoenix, AZ

Tue Apr 17 2007, 6:40 PM MST

Att. 25,749 - Clear - 80 F

livebaseballscorecards.com

AB	34
R	6
H	9
RBI	5
BB	3
SO	4
LOB	12

BOTTOM

Los Angeles Dodgers @ Arizona Diamondbacks
Chase Field, Phoenix, AZ
Tue Apr 17 2007, 6:40 PM MST
Att. 25,749 - Clear - 80 F

livebaseballscorecards.com

Batter	1	2	3	4	5	6	7	8	9	AB	R	H	RBI	BB	SO	LOB
22 Eric Byrnes, R (1, 7) OBP: 0.333, SLG: 0.508	1-1 13 G1-6-3 1B	1-0 P5		1-2 P6		4-0 13 CS BB		2-3 K		4	0	1	0	1	1	4
13 Alberto Callaspo, S (1, 6) OBP: 0.348, SLG: 0.372	1-1 G1-6-3 1-2f		0-2 G4-6-3 1 BB 1B	1-0 1-3 1B		3-3 K 1-2			3-3 K	5	0	2	0	0	2	2
1 Orlando Hudson, S (1, 4) OBP: 0.449, SLG: 0.571	4-1 BB		4-2 G4-6-3 1-2 BB	3-1 SF7 3-H			1-3 K		1-2 L1-6 2B	2	0	1	1	2	1	0
Chad Tracy, L (1, 5) OBP: 0.300, SLG: 0.415	1-1 G6-3		1-2 G4-6-3 1-2f 2-3	2-1 F8			3-2 F7		0-0 L1-6 2-2	5	0	0	0	0	0	6
7 Carlos Quentin, R (1, 9) OBP: 0.625, SLG: 1.000		1-1 34 2B 44 SF7 2B	4-2 BB		1-0 F8		2-1 1B			3	1	2	0	1	0	0
34 Conor Jackson, R (1, 3) OBP: 0.340, SLG: 0.295		2-2 2-3 2B	0-0 F8		0-1 2B		2-2 F8			4	0	2	0	0	0	3
24 Chris Young, R (1, 8) OBP: 0.190, SLG: 0.256		0-1 L5		1-0 19 E 19 E 1B	2-1 G6-3			0-1 G6-3		4	1	1	0	0	0	3
19 Chris Snyder, R (1, 2) OBP: 0.333, SLG: 0.346 26 Miguel Montero, L (8, PH) OBP: 0.250, SLG: 0.364 (9, 2)		4-2 BB		2-2 E1 44 1B 1-H	1-3 K			2-0 F8		2 1	1 0	0 0	0 0	1 0	1 0	1 0
44 Micah Owings, R (1, 1) OBP: 0.200, SLG: 0.250 5 Robby Hammock, R (4, PR) OBP: 0.333, SLG: 0.375 57 Dustin Nippert, R (5, 1) Scott Hairston, R (6, PH) OBP: 0.348, SLG: 0.375 56 Ramon Pena, R (7, 1) 6 Stephen Drew, L (8, PH) OBP: 0.345, SLG: 0.234 28 Brandon Medders, R (9, 1)		0-0 SF7 3-H		1-2 13 1B 1 SF7 2-H 1B		2-1 F8		0-1 E6 1B		1 0 0 1 0 1 0	0 1 0 0 0 0 0	1 0 0 0 0 1 0	2 0 0 0 0 0 0	0 0 0 0 0 0 0	0 0 0 0 0 0 0	0 0 0 0 0 0 0
Inning Stats	R: 0 E: 0 K: 0 S: 7 H: 1 LOB: 1 BB: 1 P: 14	R: 1 E: 0 K: 0 S: 11 H: 2 LOB: 2 BB: 1 P: 19	R: 0 E: 0 K: 0 S: 18 H: 1 LOB: 2 BB: 2 P: 27	R: 3 E: 1 K: 0 S: 15 H: 3 LOB: 2 BB: 0 P: 26	R: 0 E: 0 K: 1 S: 8 H: 1 LOB: 1 BB: 0 P: 12	R: 0 E: 0 K: 1 S: 6 H: 0 LOB: 0 BB: 1 P: 15	R: 0 E: 0 K: 1 S: 15 H: 1 LOB: 1 BB: 0 P: 23	R: 0 E: 1 K: 1 S: 9 H: 1 LOB: 1 BB: 0 P: 13	R: 0 E: 0 K: 1 S: 10 H: 1 LOB: 0 BB: 0 P: 14	1B: 7 2B: 5 3B: 0 HR: 0	SF: 2 SAC: 0 DP: 3 HBP: 0						

AB	33
R	4
H	11
RBI	3
BB	5
SO	5
LOB	19

WP: 0 PB: 0 SB: 0 CS: 1 PA: 40

PITCHER		IP	WLS	BF	H	R	ER	SO	BB	IBB	HBP	BLK	WP	HR	S	P	ERA	WHIP
Brett Tomko, R ERA: 1.64	(1, 1)	5.0		26	8	4	2	1	4	0	0	0	0	0	59	98	3.60	2.400
58 Chad Billingsley, R ERA: 4.91	(6, 1)	2.0	W	7	1	0	0	2	1	0	0	0	0	0	21	38	0.00	1.000
51 Jonathan Broxton, R ERA:	(8, 1)	1.0	H	4	1	0	0	1	0	0	0	0	0	0	9	13	0.00	1.000
44 Takashi Saito, R ERA: 1.17	(9, 1)	1.0	S	3	1	0	0	1	0	0	0	0	0	0	10	14	0.00	1.000

PITCHER	IP	WLS	BF	H	R	ER	SO	BB	IBB	HBP	BLK	WP	HR	S	P	ERA	WHIP

Batter	1	2	3	4	5	6	7	8	9	AB	R	H	RBI	BB	SO	LOB
15 Rafael Furcal, S (1, 6) OBP: 0.259, SLG: 0.280	G3		G6-3		G4-6-3 1-2f			1B		4	0	1	0	0	0	2
9 Juan Pierre, L (1, 8) OBP: 0.258, SLG: 0.302	5 G5-3 1B		5 CS 1B			K		F8		4	0	2	0	0	1	1
5 Nomar Garciaparra, R (1, 3) OBP: 0.328, SLG: 0.448	G5-3 1-2		CS 1-2	L7		16 BB 1B		P6		4	0	1	0	0	0	2
Mike Lieberthal, R (1, 2) OBP: 0.111, SLG: 0.111	G5-3			G5-3		F7		G5-3		4	0	0	0	0	0	3
16 Andre Ethier, L (1, 9) OBP: 0.289, SLG: 0.444		1B 3B		F7		FC6-4 1-2 BB			F7	3	1	1	0	1	0	0
Brady Clark, R (1, 7) OBP: 0.389, SLG: 0.529		CS 3-H 1B			18 1B 1B SF8 1B	FC6-4 1-2f			G4-3	4	1	2	1	0	0	2
Wilson Betemit, S (1, 5) OBP: 0.268, SLG: 0.129	K 1-2				SF8 18 1B 1-2 1B		K		BB	3	0	1	0	1	2	1
18 Ramon Martinez, R (1, 4) OBP: 0.276, SLG: 0.240	G5-3				15 G4-6-3 1-2 2-3 1B		G4-3		F8	4	0	1	0	0	0	1
Derek Lowe, R (1, 1) OBP: 0.444, SLG: 0.200			G6-3		SF8 2-3 3-H		F8			1	0	0	1	0	0	0
41 Chin-hui Tsao, R (5, 1)										0	0	0	0	0	0	0
Olmedo Saenz, R (7, PH) OBP: 0.250, SLG: 0.286										1	0	0	0	0	0	0
Rudy Seanez, R (7, 1)										0	0	0	0	0	0	0

TOP

Los Angeles Dodgers @ Colorado Rockies

Coors Field, Denver, CO

Wed Apr 18 2007, 6:35 PM MDT

Att. 20,366 - Cloudy - 66 F

livebaseballscorecards.com

AB	32
R	2
H	9
RBI	2
BB	2
SO	3
LOB	12

Inning Stats	1	2	3	4	5	6	7	8	9
	R: 0 E: 0 K: 0 S: 7	H: 1 LOB: 1 BB: 0 P: 11	R: 1 E: 0 K: 1 S: 11	H: 2 LOB: 0 BB: 0 P: 16	R: 0 E: 0 K: 0 S: 10	H: 1 LOB: 0 BB: 0 P: 15	R: 0 E: 0 K: 0 S: 5	H: 0 LOB: 0 BB: 0 P: 9	R: 1 E: 0 K: 0 S: 7	H: 3 LOB: 1 BB: 0 P: 13	R: 0 E: 0 K: 1 S: 12	H: 1 LOB: 2 BB: 1 P: 19	R: 0 E: 0 K: 1 S: 6	H: 0 LOB: 0 BB: 0 P: 9	R: 0 E: 0 K: 0 S: 9	H: 1 LOB: 1 BB: 0 P: 13	R: 0 E: 0 K: 0 S: 8	H: 0 LOB: 1 BB: 1 P: 13

| | | | | | | | | | |

Batter	1	2	3	4	5	6	7	8	9	AB	R	H	RBI	BB	SO	LOB
Steve Finley, L (1, 8) OBP: 0.179, SLG: 0.296	C X 0-1 2B		C X 0-1 ② G6-3		B B F C F X 2-2 ① G6-3	F F B S 1-3 ② K		C F B B X 2-2 27 1B		5	0	2	0	0	1	1
Jamey Carroll, R (1, 4) OBP: 0.353, SLG: 0.333	B C L B H 3-2 17 G4-6-3 HBP		B X 1-0 E6 27 CS		C S X 0-2 27 2B 1B	F C F F B B S 2-3 ③ K		F F D F B X 2-2 ② F8		4	1	1	0	0	1	2
27 Garrett Atkins, R (1, 5) OBP: 0.375, SLG: 0.442	C B F X 1-2 ① L7		B F C B 2-2 ③ CS 1-2	B C B X 2-1 ① F8	F C B B F X 2-2 17 1B 1-H 2B		C C S 0-3 ① K	X 0-0 1-2 1B		5	1	2	1	0	1	2
17 Todd Helton, L (1, 3) OBP: 0.462, SLG: 0.453	B B X 2-0 ② ③ G4-6-3 1-2f			C B B F F F B F B 4-2 5 1B 8 1B BB	B B C X 2-1 11 1B 2-H 1B		B C X 1-1 ② G1-3	B C F X 1-2 ③ G6-3		4	1	1	1	1	0	4
5 Matt Holliday, R (1, 7) OBP: 0.403, SLG: 0.525		X 0-0 2B		X 0-0 11 BB 8 1B 1-3 1B	B C B S C 2-3 ② K		B S X 1-1 11 2B 2 1B 1B			4	2	3	0	0	1	1
11 Brad Hawpe, L (1, 9) OBP: 0.407, SLG: 0.388	B B F B B B 4-1 2 G6-3 BB			F C B B F B B 4-2 8 1B 8 E 1-2 BB	S B X 1-1 1-3 1B		S 1 SAFE X 0-1 2 1B 1-3 2B			2	2	2	0	2	0	0
8 Yorvit Torrealba, R (1, 2) OBP: 0.345, SLG: 0.370	C C D X 1-2 ① F8			F B B X 2-1 E9 1-H 2-H 3-H 1B	C C B F B B X 3-2 ③ G5-3		C C D B B F D 4-2 2 1B BB			3	0	1	2	1	0	4
2 Troy Tulowitzki, R (1, 6) OBP: 0.293, SLG: 0.235	B F F X 1-2 ② ③ G6-3 1-2f			F X 0-1 ② G4-3		X 0-0 ① G1-3	B X 1-0 ③ 1-3 2-H 3-H 1B			4	0	1	2	0	0	3
31 Rodrigo Lopez, R (1, 1) John Mabry, L (4, PH) OBP: 0.182, SLG: 0.200 35 Taylor Buchholz, R (5, 1) Jeremy Affeldt, L (7, 1) 60 Manny Corpas, R (8, 1) 10 Jeff Baker, R (8, PH) OBP: 0.421, SLG: 0.722 32 LaTroy Hawkins, R (9, 1)			L B F X 1-2 ① G1-3	C F S 0-3 ③ K		C F B B F B B 4-2 BB		X 0-0 ① G4-3		1 1 0 0 0 1 0	0 0 0 0 0 0 0	0 0 0 0 0 0 0	0 0 1 0 0 0 0	0 1 0 0 0 0 0	0 1 0 0 0 0 0	0 1 0 0 0 0 0
Inning Stats	R: 0 E: 0 K: 0 S: 8 H: 1 LOB: 1 BB: 0 P: 14	R: 0 E: 0 K: 0 S: 8 H: 1 LOB: 1 BB: 1 P: 14	R: 0 E: 1 K: 0 S: 8 H: 0 LOB: 0 BB: 0 P: 12	R: 3 E: 1 K: 1 S: 18 H: 2 LOB: 1 BB: 2 P: 30	R: 2 E: 0 K: 1 S: 22 H: 4 LOB: 2 BB: 0 P: 34	R: 0 E: 0 K: 2 S: 12 H: 0 LOB: 1 BB: 1 P: 19	R: 2 E: 0 K: 1 S: 13 H: 3 LOB: 2 BB: 1 P: 20	R: 0 E: 0 K: 0 S: 12 H: 2 LOB: 2 BB: 0 P: 17		1B: 9 2B: 4 3B: 0 HR: 0 SF: 0 SAC: 0 DP: 2 HBP: 1				WP: 0 PB: 0 SB: 0 CS: 1 PA: 41		

PITCHER		IP	WLS	BF	H	R	ER	SO	BB	IBB	HBP	BLK	WP	HR	S	P	ERA	WHIP
Derek Lowe, R ERA: 4.56	(1, 1)	4.2	L	24	8	5	4	2	3	0	1	0	0	0	60	97	7.71	2.357
41 Chin-hui Tsao, R ERA:	(5, 1)	1.1		5	0	0	0	2	1	0	0	0	0	0	16	26	0.00	0.750
Rudy Seanez, R ERA: 6.43	(7, 1)	2.0		11	5	2	2	1	1	0	0	0	0	0	25	37	9.00	3.000

PITCHER	IP	WLS	BF	H	R	ER	SO	BB	IBB	HBP	BLK	WP	HR	S	P	ERA	WHIP

BOTTOM

Los Angeles Dodgers @ Colorado Rockies

Coors Field, Denver, CO

Wed Apr 18 2007, 6:35 PM MDT

Att. 20,366 - Cloudy - 66 F

livebaseballscorecards.com

AB	34
R	7
H	13
RBI	6
BB	5
SO	5
LOB	18

Batter	1	2	3	4	5	6	7	8	9	AB	R	H	RBI	BB	SO	LOB
15 Rafael Furcal, S (1, 6) OBP: 0.250, SLG: 0.267	B B S X 2-1 ① G3	B D C X 2-1 ③ P5		F F B B B X 3-2 ① G1-3		C B C B D X 3-2 ③ F7			C X 0-1 9 1B 12 2B 1-2 1B	5	1	1	0	0	0	3
9 Juan Pierre, L (1, 8) OBP: 0.268, SLG: 0.309	L B X 1-1 ② G4-3		C X 0-1 BB 16 BB 5 G5-3 1B	C X 0-1 ② G4-3			B X 1-0 B1-3		C B B X 2-1 5 CS 1-3 2-H 1B	5	1	2	1	0	0	0
5 Nomar Garciaparra, R (1, 3) OBP: 0.319, SLG: 0.419	C X 0-1 ③ F9		X 0-0 ① G5-3 1-2	B F F S 1-3 ③ K			F B F B B X 3-2 ② F8		B B B B B 4-0 ② 12 2B 1-2 BB	4	1	0	0	1	1	1
12 Jeff Kent, R (1, 4) OBP: 0.397, SLG: 0.481 Wilson Valdez, R (9, PR) OBP: 0.444, SLG: 0.560 (9, 4)		C B B F X 2-2 1B 55 SF9 1B	B B F 2 C B B SAFE 4-2 16 BB BB E BB		F X 0-1 55 G6-4-3 1B		B B B C F C 3-3		D X 1-0 1-H 3-H 2B	4	2	3	2	1	1	0
										0	0	0	0	0	0	0
Luis Gonzalez, L (1, 7) OBP: 0.373, SLG: 0.509 Brady Clark, R (8, 7) OBP: 0.368, SLG: 0.500		B 1 SAFE B X 2-0 1B 16 1B 1-3 G6-3 1B	B B B B 4-0 16 BB 1-2 2-3 E BB		C B X 1-1 ① F7			B B C X 2-1 ① G1-3	D S C D S 2-3 ③ K	3	2	1	0	1	0	1
										1	0	0	0	0	1	1
55 Russell Martin, R (1, 2) OBP: 0.393, SLG: 0.442		X 0-0 ① SF9 3-H	C B F F F B B S 3-3 ② K		C F F F F X 0-2 ② ③ G6-4-3 1-2f			F X 0-1 ② G1-3		3	0	0	1	0	1	4
16 Andre Ethier, L (1, 9) OBP: 0.333, SLG: 0.462		C X 0-1 G6-3 1B 1-2 1B	B B B C C B 4-2 E 1-2 2-3 3-H BB			F B F S 1-3 ① K		C X 0-1 CS 1B		3	0	2	1	1	1	0
Wilson Betemit, S (1, 5) OBP: 0.289, SLG: 0.147		S B B F B X 3-2 G6-3 1-2 2-3 1B	X 0-0 E3 1-3 2-H 3-H			C B B B F B 4-2 BB		B B 2-0 ③ CS 1-2	C B S S S 1-3 ① K	3	0	1	0	1	1	1
Mark Hendrickson, L (1, 1) 41 Chin-hui Tsao, R (6, 1) Joe Beimel, L (7, 1) 21 Marlon Anderson, L (9, PH) OBP: 0.286, SLG: 0.167 51 Jonathan Broxton, R (9, 1)	B S S X 1-2 ② G6-3 1-2 2-3 3-H	X 0-0 ③ G1-3				B C M M 1-3 ② K			B B B B 4-0 15 1B 9 1B BB	3	0	0	1	0	1	5
										0	0	0	0	0	0	0
										0	0	0	0	0	0	0
										0	1	0	0	1	0	0
										0	0	0	0	0	0	0
Inning Stats	R: 0 E: 0 K: 0 S: 6 H: 0 LOB: 0 BB: 0 P: 9	R: 2 E: 0 K: 0 S: 15 H: 4 LOB: 2 BB: 0 P: 25	R: 3 E: 1 K: 1 S: 13 H: 1 LOB: 2 BB: 3 P: 28	R: 0 E: 0 K: 1 S: 8 H: 0 LOB: 0 BB: 0 P: 12	R: 0 E: 0 K: 0 S: 10 H: 1 LOB: 0 BB: 0 P: 11	R: 0 E: 0 K: 2 S: 11 H: 0 LOB: 1 BB: 1 P: 20	R: 0 E: 0 K: 1 S: 7 H: 0 LOB: 0 BB: 0 P: 14	R: 0 E: 0 K: 0 S: 6 H: 1 LOB: 0 BB: 0 P: 10	R: 3 E: 0 K: 2 S: 11 H: 3 LOB: 1 BB: 2 P: 25	1B: 9 2B: 1 3B: 0 HR: 0 SF: 1 SAC: 0 DP: 1 HBP: 0						

PITCHER		IP	WLS	BF	H	R	ER	SO	BB	IBB	HBP	BLK	WP	HR	S	P	ERA	WHIP
28 Aaron Cook, R ERA: 4.0	(1, 1)	6.0	L	28	6	5	3	4	4	0	0	0	0	0	63	105	4.50	1.667
46 Zach McClellan, R ERA: 3.0	(7, 1)	2.0		6	1	0	0	1	0	0	0	0	0	0	13	24	0.00	0.500
Matt Herges, R ERA: 27.0	(9, 1)	1.0		7	3	3	3	2	2	0	0	0	0	0	11	25	27.00	5.000

PITCHER	IP	WLS	BF	H	R	ER	SO	BB	IBB	HBP	BLK	WP	HR	S	P	ERA	WHIP

TOP

Los Angeles Dodgers @ Colorado Rockies

Coors Field, Denver, CO

Thu Apr 19 2007, 1:05 PM MDT

Att. 19,135 - Sunny - 56 F

livebaseballscorecards.com

AB	34
R	8
H	10
RBI	6
BB	6
SO	7
LOB	16

WP: 0 PB: 0 SB: 0 CS: 2 PA: 42

Batter	1	2	3	4	5	6	7	8	9	AB	R	H	RBI	BB	SO	LOB
3 Willy Taveras, R (1, 8) OBP: 0.286, SLG: 0.209	B B C B F X 3-2 G3-1 ①		X 0-0 B1-3 ③			B S X 1-1 WP 27 1B 1B		B C X 1-1 G6-3 ②		3	1	1	0	0	0	1
46 Zach McClellan, R (7, 1)										0	0	0	0	0	0	0
21 Clint Barmes, R (8, PH)										1	0	0	0	0	0	0
Matt Herges, L (9, 1)										0	0	0	0	0	0	0
Jamey Carroll, R (1, 4) OBP: 0.342, SLG: 0.303	C X 0-1 G5-3 ②			C B C F F B B B 4-2 27 G6-4-3 BB		C B F F S 1-3 K ② 1-2		B B C X 2-1 F9 ③		3	0	0	0	1	1	1
27 Garrett Atkins, R (1, 5) OBP: 0.368, SLG: 0.429	C B X 1-1 G6-3 ③			C B B B C X 3-2 G6-4-3 ① ② 1-2f		C X 0-1 5 PB 1B 2-H			C C F B F B B F S 3-3 K ①	4	0	1	1	0	1	1
5 Matt Holliday, R (1, 7) OBP: 0.408, SLG: 0.516		F X 0-1 F8 ①		C B B X 2-1 1B		F C B B F B B 4-2 1-2 BB			F X 0-1 G4-3 ②	3	0	1	0	1	0	0
10 Jeff Baker, R (1, 3) OBP: 0.348, SLG: 0.591		C F B B X 2-2 F9 ②		B X 1-0 G4-3 ③		B S S S 1-3 K ③			B S C B X 2-2 F9 ③	4	0	0	0	0	1	3
11 Brad Hawpe, L (1, 9) OBP: 0.403, SLG: 0.385		X 0-0 P6 ③			C X 0-1 2 G6-4-3 1B		X 0-0 F7 ①			3	0	1	0	0	0	0
2 Troy Tulowitzki, R (1, 6) OBP: 0.295, SLG: 0.241			B F T F B X 2-2 28 SH1-4 1B		F F D B B X 2-2 ① ② G6-4-3 1-2f		B X 1-0 ② G3			3	0	1	0	0	0	1
20 Chris Iannetta, R (1, 2) OBP: 0.235, SLG: 0.143			C B C F B F F S 2-3 K ①		B F X 1-1 F8 ③		C B B X 2-1 F8 ③			3	0	0	0	0	1	1
28 Aaron Cook, R (1, 1) OBP: 0.333, SLG: 0.400			X 0-0 SH1-4 ② 1-2			X 0-0 B1-3 ①		C X 0-1 F9 ①		0	0	0	0	0	0	0
Steve Finley, L (6, PH) OBP: 0.167, SLG: 0.276 (7, 8)										2	0	0	0	0	0	0
Inning Stats	R: 0 E: 0 K: 0 S: 7 H: 0 LOB: 0 BB: 0 P: 11	R: 0 E: 0 K: 0 S: 6 H: 0 LOB: 0 BB: 0 P: 8	R: 0 E: 0 K: 1 S: 12 H: 1 LOB: 1 BB: 0 P: 16	R: 0 E: 0 K: 0 S: 10 H: 1 LOB: 1 BB: 1 P: 20	R: 0 E: 0 K: 0 S: 7 H: 1 LOB: 0 BB: 0 P: 10	R: 1 E: 0 K: 2 S: 15 H: 2 LOB: 2 BB: 1 P: 22	R: 0 E: 0 K: 0 S: 4 H: 0 LOB: 0 BB: 0 P: 7	R: 0 E: 0 K: 0 S: 6 H: 0 LOB: 0 BB: 0 P: 9	R: 0 E: 0 K: 1 S: 11 H: 0 LOB: 0 BB: 0 P: 16	1B: 5 2B: 0 3B: 0 HR: 0	SF: 0 SAC: 1 DP: 2 HBP: 0						

PITCHER		IP	WLS	BF	H	R	ER	SO	BB	IBB	HBP	BLK	WP	HR	S	P	ERA	WHIP
Mark Hendrickson, L ERA: 1.62	(1, 1)	5.2	W	21	5	1	1	2	1	0	0	0	1	0	51	76	1.59	1.059
41 Chin-hui Tsao, R ERA:	(6, 1)	0.1		2	0	0	0	1	1	0	0	0	0	0	6	11	0.00	3.000
Joe Beimel, L ERA: 1.13	(7, 1)	2.0		6	0	0	0	0	0	0	0	0	0	0	10	16	0.00	0.000
51 Jonathan Broxton, R ERA:	(9, 1)	1.0		3	0	0	0	1	0	0	0	0	0	0	11	16	0.00	0.000

PITCHER	IP	WLS	BF	H	R	ER	SO	BB	IBB	HBP	BLK	WP	HR	S	P	ERA	WHIP

BOTTOM

Los Angeles Dodgers @ Colorado Rockies

Coors Field, Denver, CO

Thu Apr 19 2007, 1:05 PM MDT
Att. 19,135 - Sunny - 56 F

livebaseballscorecards.com

AB	29
R	1
H	5
RBI	1
BB	2
SO	4
LOB	8

1B: 5	SF: 0	WP: 1	PA: 32
2B: 0	SAC: 1	PB: 1	
3B: 0	DP: 2	SB: 0	
HR: 0	HBP: 0	CS: 0	

Pittsburgh Pirates @ Los Angeles Dodgers

Dodger Stadium, Los Angeles, CA

Fri Apr 20 2007, 7:40 PM PDT

Att. 43,845 - Cloudy - 51 F

livebaseballscorecards.com

TOP

Batter	1	2	3	4	5	6	7	8	9	AB	R	H	RBI	BB	SO	LOB
12 Freddy Sanchez, R (1, 4) OBP: 0.317, SLG: 0.389	B FA 90 F FA 90 B FA 90 F FA 92 C FA 91 2-3 ① K	B CU 76 B FA 88 X FA 89 2-0 ③ F8			X FA 86 0-0 1B		C SL 89 B CU 79 S FA 92 F SL 89 X FA 92 1-2 ③ F7			4	0	1	0	0	1	1
Damaso Marte, L (7, 1)										0	0	0	0	0	0	0
13 Nate McLouth, L (8, 7) OBP: 0.455, SLG: 0.727										0	0	0	0	0	0	0
2 Jack Wilson, R (1, 6) OBP: 0.338, SLG: 0.417	B FA 91 F B CU 66 S FA 90 X FA 92 2-2 WP 1B 1B		C FA 89 F CU 67 F FA 91 B CU 78 X FA 90 1-2 ① F7		B CH 77 F FA 87 B FA 87 X FA 87 2-1 ① P4			B FA 92 B FA 94 B FA 93 B FA 92 4-0 1B G4-3 BB		3	2	1	0	1	0	1
Jason Bay, R (1, 7) OBP: 0.364, SLG: 0.491	C FA 89 B CU 66 D CU 67 S FA 91 C FA 91 2-3 ② K		X CH 80 0-0 1B		X FA 88 0-0 ② P3			C FA 89 X CU 77 0-1 1-3 G4-3 1B		4	0	2	0	0	1	2
6 Chris Duffy, L (8, 8) OBP: 0.355, SLG: 0.418										0	0	0	0	0	0	0
Xavier Nady, R (1, 8) OBP: 0.328, SLG: 0.491	C CU 67 F FA 91 B FA 90 1 SAFE B SL 78 F AB 80 X FA 90 2-2 1-H 25 BB 1B		B CU 67 C CH 78 B FA 89 F FA 89 B SL 80 S FA 91 3-3 ② K		B FA 88 X FA 88 1-0 ③ F7			B FA 94 F FA 93 X FA 93 1-1 ① ② G4-3 1-2f 3-H		4	0	1	1	0	1	3
25 Adam LaRoche, L (1, 3) OBP: 0.250, SLG: 0.240	B CU 78 B SL 80 C FA 90 B SL 82 F FA 91 B FA 90 4-2 1-2 BB		C FA 90 C FA 90 B SL 80 S SL 80 1-3 ③ K2-3			C FA 87 B SL 79 C SL 79 S CU 69 1-3 ① K		F FA 95 B FA 95 C SL 89 D CU 80 C SL 88 2-3 ③ K		3	0	0	0	1	3	1
54 Jonah Bayliss, R (8, 1)										0	0	0	0	0	0	0
35 Brad Eldred, R (1, 9) OBP: 0.118, SLG: 0.353	C CU 68 S FA 89 S FA 89 0-3 ③ K			C FA 88 F CU 66 B FA 88 X FA 88 1-2 ① P4		S FA 89 B FA 90 S FA 91 F FA 90 C CU 79 1-3 ② K			C FA 93 C FA 94 B FA 94 B SL 84 X FA 94 2-2 ① G2-3	4	0	0	0	0	2	2
(8, 3)																
26 Ronny Paulino, R (1, 2) OBP: 0.226, SLG: 0.235		F FA 87 B CH 77 B CH 76 C CH 76 C FA 89 2-3 ① K		F FA 88 C CH 78 B FA 91 F FA 90 X CU 79 1-2 1B		B CH 78 C FA 89 B FA 90 F FA 89 S CU 68 2-3 ③ K			C FA 94 S SL 84 C FA 94 0-3 ② K	4	0	1	0	0	3	0
José Bautista, R (1, 5) OBP: 0.300, SLG: 0.441		C FA 88 B CU 78 B CH 78 S CH 78 B FA 90 X FA 89 3-2 ② P4		C FA 88 D CH 79 F FA 89 S CU 66 1-3 ② K			B FA 93 X FA 91 1-0 ① G5-3		C FA 93 C FA 94 F FA 93 X FA 95 0-2 2B	4	0	1	0	0	1	1
Tony Armas, R (1, 1) OBP: 0.667, SLG: 0.667		B FA 90 F FA 88 B CH 79 B FA 90 F FA 89 X FA 89 3-2 1B		D FA 89 X FA 88 1-0 ③ L9			C FA 92 F CU 77 B FA 93 B SL 89 X FA 91 2-2 ② G3		C FA 94 X CH 86 0-1 ③ F7	1	0	1	0	0	0	0
37 John Wasdin, R (3, 1)										1	0	0	0	0	0	1
Don Kelly, L (7, PH) OBP: 0.308, SLG: 0.100										2	0	0	0	0	0	1
(7, 4)																

	AB	34
	R	2
	H	8
	RBI	1
	BB	2
	SO	12
	LOB	13

Inning Stats																																
	R: 1	H: 2	R: 0	H: 1	R: 0	H: 1	R: 0	H: 1	R: 0	H: 1	R: 0	H: 0	R: 0	H: 0	R: 1	H: 1	R: 0	H: 1	1B: 7	SF: 0	WP: 1	PA: 36
	E: 0	LOB: 2	E: 0	LOB: 1	E: 0	LOB: 1	E: 0	LOB: 1	E: 0	LOB: 1	E: 0	LOB: 0	E: 0	LOB: 0	E: 0	LOB: 1	E: 0	LOB: 1	2B: 1	SAC: 0	PB: 0	
	K: 3	BB: 1	K: 1	BB: 0	K: 2	BB: 0	K: 1	BB: 0	K: 0	BB: 0	K: 3	BB: 0	K: 0	BB: 0	K: 1	BB: 1	K: 1	BB: 0	3B: 0	DP: 1	SB: 0	
	S: 18	P: 30	S: 10	P: 20	S: 11	P: 16	S: 11	P: 15	S: 5	P: 8	S: 10	P: 14	S: 8	P: 12	S: 7	P: 14	S: 12	P: 14	HR: 0	HBP: 0	CS: 0	

PITCHER		IP	WLS	BF	H	R	ER	SO	BB	IBB	HBP	BLK	WP	HR	S	P	ERA	WHIP
52 Randy Wolf, L ERA: 3.38	(1, 1)	6.0	W	25	6	1	1	10	1	0	0	0	1	0	65	103	1.50	1.167
58 Chad Billingsley, R ERA: 4.82	(7, 1)	2.0		7	1	1	1	1	1	0	0	0	0	0	15	26	4.50	1.000
Rudy Seanez, R ERA: 5.63	(9, 1)	1.0		4	1	0	0	1	0	0	0	0	0	0	12	14	0.00	1.000

PITCHER		IP	WLS	BF	H	R	ER	SO	BB	IBB	HBP	BLK	WP	HR	S	P	ERA	WHIP

Batter	1	2	3	4	5	6	7	8	9	AB	R	H	RBI	BB	SO	LOB
15 Rafael Furcal, S (1, 6) OBP: 0.250, SLG: 0.242 18 Ramon Martinez, R (7, 4) OBP: 0.267, SLG: 0.231	C FA 90 B FA 90 C FA 90 F SL 83 F FA 91 F SL 83 B SL 84 B SL 82 B FA 91 4-2 9 1B 5 1B BB		B FA 80 B FA 89 B FA 89 C FA 89 X FA 90 3-1 ① P5 B FA 90 B FA 90 X FA 91 2-0 ③ G3		C FA 90 F CU 78 F CU 79 X FA 91 0-2 ③ L6		X FA 90 0-0 ② F8			3 1 0 0 1 0 2 1 0 0 0 0 0 1						
9 Juan Pierre, L (1, 8) OBP: 0.303, SLG: 0.333	B FA 90 X FA 89 1-0 5 S 5 1B 1-3 1B		B CU 78 C SL 82 B SL 82 X FA 90 2-1 5 S 12 1B 1B	X FA 91 0-0 12 1B 5 G4-3 1B		B FA 89 B FA 89 F FA 90 B FA 90 F FA 90 B FA 90 4-2 G5-3 1B BB	C FA 92 C SL 81 B FA 91 B FA 92 X SL 82 2-2 ③ FC6-4 1-2f			4 3 3 0 1 0 1						
5 Nomar Garciaparra, R (1, 3) OBP: 0.333, SLG: 0.422 Wilson Valdez, R (6, PH) OBP: 0.414, SLG: 0.519 (7, 6)	F FA 90 1 SAFE B FA 90 B FA 91 B SL 84 F SL 83 X FA 91 3-2 55 FC6-4 1-H 3-H 1B		C AB 86 1 SAFE 1 SAFE B SL 81 B SL 83 B FA 91 3-1 12 1B 1-2 BB	D CH 78 S CH 81 B CU 78 B FA 91 C CH 81 X CH 81 3-2 ① G4-3 1-2		C FA 91 X CU 79 0-1 ① G5-3 1-2		X FA 92 0-0 ① L9		2 1 1 2 1 0 1 2 0 0 0 0 0 1						
12 Jeff Kent, R (1, 4) OBP: 0.409, SLG: 0.491 Olmedo Saenz, R (6, PH) OBP: 0.300, SLG: 0.250 (7, 3)	X FA 90 0-0 ① P3		B SL 82 X FA 90 1-0 1B 16 SF7 1-2 2-H 1B	B CH 80 C FA 91 B CU 78 X FA 91 2-1 G6-4-3 2-3 1B		B FA 91 F FA 91 D CU 79 B CU 79 S CH 80 B CH 81 4-2 1B BB		B FA 93 F FA 92 X FA 92 1-1 ② P3		3 1 2 1 0 0 1 1 0 0 0 1 0 0						
Luis Gonzalez, L (1, 7) OBP: 0.381, SLG: 0.509 58 Chad Billingsley, R (7, 1) 21 Marlon Anderson, L (8, PH) OBP: 0.250, SLG: 0.143 Rudy Seanez, R (9, 1)	C FA 90 B FA 89 X SL 83 1-1 ② P2		S CH 85 B FA 91 X CH 84 1-1 55 HBP 1-3 2-H 1B	C FA 90 X FA 90 0-1 ②③ G6-4-3 1-2f		B FA 90 C FA 91 C FA 81 B FA 91 F FA 91 B FA 92 X FA 91 3-2 1-2 2-H 1B		C FA 92 B SL 85 F FA 92 X CH 80 1-2 ③ G3		4 1 2 2 0 0 3 0 0 0 0 0 0 0 1 0 0 0 0 0 0 0 0 0 0 0 0 0						
55 Russell Martin, R (1, 2) OBP: 0.385, SLG: 0.418	B X 1-0 ③ FC6-4 1-2f		S SL 81 C FA 89 B SL 79 H FA 89 2-2 1B 52 2B 1-2 HBP		C FA 90 X CU 79 0-1 ① G4-3	B CU 77 C FA 90 C FA 90 B FA 91 S CH 81 2-3 ② K				3 1 0 0 0 1 3						
16 Andre Ethier, L (1, 9) OBP: 0.326, SLG: 0.524		B FA 89 C FA 90 X CU 79 1-1 ① G4-3	B FA 92 X FA 91 1-0 ② SF7 3-H		C FA 89 F CH 81 B CU 79 X CU 80 1-2 HR	C FA 91 D CH 81 F CH 81 B FA 91 F FA 90 X CH 81 2-2 ③ F7				3 1 1 2 0 0 2						
Wilson Betemit, S (1, 5) OBP: 0.286, SLG: 0.158		C CU 78 B CH 86 F FA 91 F SL 82 B FA 92 F CU 80 B CH 85 X SL 82 3-2 ② G6-3	X CH 85 0-0 52 2B 1-3 2-H 1B		C FA 90 C CU 79 B CH 80 B FA 92 X CU 79 2-2 ② F9		C FA 91 C SL 80 C SL 81 0-3 ① K			4 1 1 1 0 1 0						
52 Randy Wolf, L (1, 1) OBP: 0.455, SLG: 0.500 Brady Clark, R (7, 7) OBP: 0.400, SLG: 0.526		B FA 90 X FA 91 1-0 ③ F7	X FA 88 0-0 1-H 3-H 2B		B FA 91 X FA 91 1-0 2B		C FA 92 F FA 91 F SL 82 X SL 81 0-2 9 FC6-4 1B			3 0 2 2 0 0 0 1 0 1 0 0 0 0						
Inning Stats	R: 2 H: 2 E: 0 LOB: 1 K: 0 BB: 1 S: 13 P: 23	R: 0 H: 0 E: 0 LOB: 0 K: 0 BB: 0 S: 8 P: 13	R: 6 H: 5 E: 0 LOB: 1 K: 0 BB: 1 S: 14 P: 29	R: 0 H: 2 E: 0 LOB: 1 K: 0 BB: 0 S: 8 P: 13	R: 1 H: 2 E: 0 LOB: 1 K: 0 BB: 0 S: 13 P: 17	R: 1 H: 1 E: 0 LOB: 2 K: 1 BB: 2 S: 17 P: 32	R: 0 H: 1 E: 0 LOB: 1 K: 1 BB: 0 S: 11 P: 13	R: 0 H: 0 E: 0 LOB: 0 K: 0 BB: 0 S: 6 P: 8		1B: 10 SF: 1 2B: 2 SAC: 0 3B: 0 DP: 1 HR: 1 HBP: 1						

PITCHER		IP	WLS	BF	H	R	ER	SO	BB	IBB	HBP	BLK	WP	HR	S	P	ERA	WHIP
Tony Armas, R ERA: 18.9	(1, 1)	2.2	L	18	7	8	8	0	2	0	1	0	0	0	34	62	27.00	3.375
37 John Wasdin, R ERA: 9.0	(3, 1)	3.1		16	5	2	2	1	2	0	0	0	0	1	39	65	5.40	2.100
Damaso Marte, L ERA:	(7, 1)	1.0		4	1	0	0	1	0	0	0	0	0	0	11	13	0.00	1.000
54 Jonah Bayliss, R ERA:	(8, 1)	1.0		3	0	0	0	0	0	0	0	0	0	0	6	8	0.00	0.000

PITCHER	IP	WLS	BF	H	R	ER	SO	BB	IBB	HBP	BLK	WP	HR	S	P	ERA	WHIP

BOTTOM

Pittsburgh Pirates @ Los Angeles Dodgers

Dodger Stadium, Los Angeles, CA

Fri Apr 20 2007, 7:40 PM PDT

Att. 43,845 - Cloudy - 51 F

livebaseballscorecards.com

AB	35
R	10
H	13
RBI	10
BB	4
SO	2
LOB	15

Batter	1	2	3	4	5	6	7	8	9	10	AB	R	H	RBI	BB	SO	LOB
6 Chris Duffy, L (1, 8) OBP: 0.343, SLG: 0.400	C FA 94 C CU 80 F FA 95 B FA 96 B CU 80 B FA 96 F FA 96 X FA 96 3-2 2 WP 2 G4-3 1B		C FA 95 B FA 95 B CH 89 S FA 96 X FA 96 2-2 ① F7		B FA 94 F FA 94 X CU 78 1-1 ① G3		F FF 92 B FF 93 F FF 93 F SL 85 B FF 94 X FF 94 2-2 ①② G4-6-3 1-2f		B FA 94 X FA 94 1-0 ② F7		5	1	1	0	0	0	2
2 Jack Wilson, R (1, 6) OBP: 0.357, SLG: 0.446	C FA 95 B C CU 80 X 1-2 ① G4-3 1-H		B FA 89 C FA 97 B FA 89 B FA 97 X FA 97 3-1 25 BB 12 G3 1-2 WP 1B		F FA 95 F FA 94 X FA 96 0-2 12 1B 1B		B FF 95 B SL 85 B FF 94 X SL 86 2-0 2B		B CU 77 F FA 94 C CU 76 X SL 84 1-2 ③ P4		5	1	3	1	0	0	0
12 Freddy Sanchez, R (1, 4) OBP: 0.304, SLG: 0.366	C FA 95 F FA 90 X FA 97 0-2 ② G3		F FA 98 X FA 97 0-1 ② G3 1-2 2-3		B CH 88 X FA 95 1-0 1-2 1B		C SL 84 B FF 96 X SL 87 1-1 ③ G4-3			F FA 97 F FA 97 F FA 97 X SL 86 0-2 ① G3-1	5	0	1	0	0	0	3
Jason Bay, R (1, 7) OBP: 0.366, SLG: 0.475	C FA 96 S FA 96 F FA 97 C FA 90 0-3 ③ K		B FA 98 B FA 98 B FA 97 B FA 97 4-0 WP 25 BB BB		B FA 95 B FA 90 C FA 96 F FA 96 X FA 97 2-2 ② F4			S FA 87 B FA 88 C FA 87 S CH 80 1-3 ① K		B FA 97 S FA 96 F FA 97 X SL 87 1-2 13 WP 1B	4	0	1	0	1	2	2
25 Adam LaRoche, L (1, 3) OBP: 0.262, SLG: 0.226		B FA 92 B FA 93 B FA 95 C FA 94 B FA 95 4-1 G6-4-3 BB	F FA 89 B FA 97 B FA 96 B FA 95 B FA 95 4-1 WP 1-2 2-3 3-H BB		F FA 96 C FA 96 F FA 97 B CH 88 S FA 98 1-3 ③ K			X FA 89 0-0 ② F8		C FA 95 C FA 97 C FA 97 0-3 ② K	3	0	0	1	2	2	3
Xavier Nady, R (1, 9) OBP: 0.313, SLG: 0.467 13 Nate McLouth, L (6, 9) OBP: 0.462, SLG: 0.667		B FA 94 B FA 96 T FA 96 X FA 97 2-1 ①② G6-4-3 1-2f	B CU 80 C FA 96 F FA 96 T FA 98 1-2 ③ K 1-2 2-3 3-H			C CU 78 B FA 95 B CU 80 X FA 96 2-1 ① G6-3		C FA 87 B FA 88 B FA 90 B FA 90 B 4-1 ② 1B BB		B FA 96 B FA 96 C FA 96 F FA 96 B FA 98 F FA 97 X FA 98 3-2 ③ P6 1-2	3 1	0 0	0 0	0 0	0 1	1 0	3 1
José Bautista, R (1, 5) OBP: 0.313, SLG: 0.444		C FA 96 B CU 81 B CU 80 F FA 97 X FA 90 2-2 1B		F FA 95 X CH 85 0-1 ① G6-3		C CU 79 B FA 95 X FA 96 1-1 ② F9		1 SAFE B FA 89 F FA 89 1 SAFE B FA 88 X FA 87 2-1 26 FC6-4 1-2 1B			4	0	2	0	0	0	0
26 Ronny Paulino, R (1, 2) OBP: 0.211, SLG: 0.218		F FA 96 X FA 96 0-1 ③ G4-3		C CU 79 B CU 82 C FA 97 B CU 80 X FA 97 2-2 ② G3-1		X FA 95 0-0 ③ G4-3		B FA 87 B FA 87 X FA 87 2-0 ③ FC6-4 1-2f			4	0	0	0	0	0	3
45 Ian Snell, R (1, 1) OBP: 0.333, SLG: 0.250 55 Matt Capps, R (8, 1) OBP: 1.000, SLG: 1.000 Jose Castillo, R (9, PH) OBP: 0.095, SLG: 0.143 16 Salomon Torres, R (9, 1) 54 Jonah Bayliss, R (10, 1) Damaso Marte, L (10, 1) Shawn Chacon, R (10, 1) Don Kelly, L (10, 9) OBP: 0.308, SLG: 0.100			B FA 95 B FA 96 B FA 94 C FA 96 C FA 96 B FA 97 4-2 12 G3 2 1B 25 BB BB	C FA 95 B FA 95 C FA 96 B CU 80 F FA 97 X FA 96 2-2 ③ F9			C FA 93 X FA 93 0-1 6 G4-6-3 1B	F FA 91 B CU 76 F FA 92 B SL 81 F FA 92 B SL 83 S SL 83 3-3 ① K		2 0 1 0 0 0 0 0 0	1 0 0 0 0 0 0 0 0	1 0 0 0 0 0 0 0 0	0 0 0 0 0 0 0 0 0	1 0 1 0 0 0 0 0 0	0 0 0 0 0 0 0 0 0	0 0 0 0 0 0 0 0 0
Inning Stats	R: 1 E: 0 K: 1 S: 15 H: 1 LOB: 0 BB: 0 P: 19	R: 0 E: 0 K: 0 S: 8 H: 1 LOB: 1 BB: 1 P: 16	R: 2 E: 0 K: 1 S: 13 H: 1 LOB: 2 BB: 3 P: 31	R: 0 E: 0 K: 0 S: 9 H: 0 LOB: 0 BB: 0 P: 13	R: 0 E: 0 K: 1 S: 13 H: 2 LOB: 2 BB: 0 P: 18	R: 0 E: 0 K: 0 S: 5 H: 0 LOB: 0 BB: 0 P: 8	R: 0 E: 0 K: 0 S: 9 H: 2 LOB: 1 BB: 0 P: 14	R: 0 E: 0 K: 1 S: 8 H: 1 LOB: 2 BB: 1 P: 17	R: 0 E: 0 K: 1 S: 8 H: 0 LOB: 0 BB: 0 P: 13	R: 0 E: 0 K: 1 S: 14 H: 1 LOB: 1 BB: 0 P: 18	1B: 8 2B: 1 3B: 0 HR: 0	SF: 0 SAC: 0 DP: 2 HBP: 0					

TOP

Pittsburgh Pirates @ Los Angeles Dodgers

Dodger Stadium, Los Angeles, CA

Sat Apr 21 2007, 7:10 PM PDT
Att. 48,995 - Partly Cloudy - 58 F

livebaseballscorecards.com

AB	37
R	3
H	9
RBI	2
BB	5
SO	6
LOB	17

WP: 3 PA: 42
PB: 0
SB: 0
CS: 0

PITCHER		IP	WLS	BF	H	R	ER	SO	BB	IBB	HBP	BLK	WP	HR	S	P	ERA	WHIP
31 Brad Penny, R ERA: 1.37	(1, 1)	6.0		27	6	3	2	3	4	0	0	0	2	0	65	107	3.00	1.667
41 Chin-hui Tsao, R ERA:	(7, 1)	1.0		3	1	0	0	0	0	0	0	0	0	0	7	12	0.00	1.000
Joe Beimel, L ERA: 1.0	(8, 1)	1.0		5	1	0	0	1	1	0	0	0	0	0	8	17	0.00	2.000
44 Takashi Saito, R ERA: 1.04	(9, 1)	1.0		3	0	0	0	1	0	0	0	0	0	0	8	13	0.00	0.000
51 Jonathan Broxton, R ERA:	(10, 1)	1.0	W	4	1	0	0	1	0	0	0	0	1	0	14	18	0.00	1.000

PITCHER	IP	WLS	BF	H	R	ER	SO	BB	IBB	HBP	BLK	WP	HR	S	P	ERA	WHIP

Pittsburgh Pirates @ Los Angeles Dodgers

Dodger Stadium, Los Angeles, CA

Sat Apr 21 2007, 7:10 PM PDT

Att. 48,995 - Partly Cloudy - 58 F

livebaseballscorecards.com

Batter	1	2	3	4	5	6	7	8	9	10	AB	R	H	RBI	BB	SO	LOB
15 Rafael Furcal, S (1, 6) OBP: 0.220, SLG: 0.211	B FA 91 B FA 92 F FA 90 C FA 93 F SL 84 X SL 85 2-2 ① P5		B SL 83 C SL 83 F FA 94 C SL 88 1-3 ① K		C FA 91 X SL 83 0-1 ① F8		C FA 93 B FA 94 S SL 84 F FA 94 B SL 86 T FA 94 2-2 ② K		S CU 81 F FS 88 B FA 94 X CU 80 1-2 ③ G6-3		5	0	0	0	0	2	1
9 Juan Pierre, L (1, 8) OBP: 0.296, SLG: 0.325	C FA 93 X CH 87 0-1 ② F9		X SL 79 0-0 ② F7		L SL 82 B X SL 83 1-1 ② F9		C FA 94 S SL 85 B FA 95 S SL 86 1-3 ③ K			B FA 92 C FA 91 X CH 79 1-1 BB 12 1B 55 HR 1B	5	1	1	0	0	1	1
5 Nomar Garciaparra, R (1, 3) OBP: 0.338, SLG: 0.435	C FA 92 X SL 85 0-1 12 1B 2B		X FA 92 0-0 ③ F9		C SL 84 X SL 83 0-1 1-2 1B			C FA 95 F FA 95 F FA 96 F FA 96 F SL 86 B SL 87 X FA 95 1-2 ① F8		F FA 93 1 SAFE 1 SAFE F CH 82 B FA 93 1 SAFE P PO 83 X FA 92 2-2 ① F9	5	1	2	0	0	0	1
12 Jeff Kent, R (1, 4) OBP: 0.423, SLG: 0.500	C FA 92 S SL 84 B SL 85 F FA 96 X SL 89 1-2 2-H 1B			C SL 82 B CH 83 B FA 93 X FA 93 2-1 ① G6-3	C FA 92 F CH 84 S SL 84 0-3 ③ K			X FA 95 0-0 1B		1 SAFE F FA 92 1 SAFE B FA 92 B FA 91 1 SAFE F SL 81 1 SAFE X CH 80 2-2 BB 55 HR 1B 1-2	5	1	3	1	0	1	2
Luis Gonzalez, L (1, 7) OBP: 0.397, SLG: 0.517	X CH 85 0-0 ③ G3			C FA 92 B SL 84 C FA 93 F SL 85 B SL 85 B CH 85 B FA 94 4-2 16 FC3-6 55 WP BB		C CH 84 F CH 84 F SL 83 X SL 87 0-2 55 G4-3 16 SF8 2B		B FA 94 C FA 94 B FA 95 F FA 94 X FA 96 2-2 ② F8		2 SAFE B FA 93 B FA 93 B FA 93 C FA 91 B FA 93 4-1 1-2 2-3 55 HR BB	3	2	1	0	2	0	2
55 Russell Martin, R (1, 2) OBP: 0.386, SLG: 0.458		C FA 89 F SL 86 F SL 84 B SL 86 B FA 94 X FA 87 2-2 ① F7		B FA 92 C FA 90 S SL 84 B SL 84 B SL 83 B SL 84 4-2 16 FC3-6 1-2 BB		B SL 85 D SL 85 X FA 91 2-0 ① G4-3 2-3		1 SAFE F FA 94 F FA 94 B FA 96 C FA 95 1-3 ③ K		B FA 92 F FA 91 C FA 92 X FA 91 1-2 1-H 2-H 3-H HR	4	1	1	4	1	1	2
16 Andre Ethier, L (1, 9) OBP: 0.320, SLG: 0.500		B FA 92 C CH 86 B FA 95 C FA 94 F SL 84 X CH 88 2-2 ② G3		X FA 92 0-0 ② FC3-6 1-2f 2-3		X CH 85 0-0 ② SF8 3-H			C FA 95 B FA 94 F CU 80 B FA 90 F FS 88 B FA 95 F FA 96 B FA 90 4-2 FC5-6 BB		2	0	0	1	1	0	2
Wilson Betemit, S (1, 5) OBP: 0.288, SLG: 0.150 Wilson Valdez, R (9, PH) OBP: 0.400, SLG: 0.500 (10, 5)		B SL 83 B CH 85 C FA 94 B SL 85 F FA 94 B SL 84 4-2 BB		B SL 82 B CH 84 C FA 92 D SL 83 X CH 85 3-1 ③ F7		B SL 82 F SL 83 B SL 83 X FA 94 2-1 ③ F7			L FA 94 B FF 88 C FA 93 X FA 94 1-2 ① FC5-6 WP PB 1-2f	2 1	0 1	0 1	0 0	1 0	0 0	2 1
31 Brad Penny, R (1, 1) OBP: 0.333, SLG: 0.333 41 Chin-hui Tsao, R (7, 1) 21 Marlon Anderson, L (7, PH) OBP: 0.222, SLG: 0.125 Joe Beimel, L (8, 1) 44 Takashi Saito, L (9, 1) Olmedo Saenz, R (9, PH) OBP: 0.273, SLG: 0.222 51 Jonathan Broxton, R (10, 1)		B FF 91 X FA 91 1-0 ③ F7			X FA 89 0-0 5 1B 1B		B SL 81 B FA 92 C FA 92 X FA 93 2-1 ① G4-3		F FA 94 1 SAFE B CU 82 B FA 96 S FS 89 B FA 90 F FA 96 S FA 93 3-3 ② K 1-H		2 0 1 0 0 0 1	0 0 0 0 0 0 0	1 0 0 0 0 0 0	0 0 0 0 0 1 0	0 0 0 0 0 0 0	0 0 0 0 0 0 0	1 0 0 0 0 0 0
Inning Stats	R: 1 H: 2 E: 0 LOB: 1 K: 0 BB: 0 S: 13 P: 16	R: 0 H: 0 E: 0 LOB: 1 K: 0 BB: 1 S: 11 P: 20	R: 0 H: 0 E: 0 LOB: 0 K: 1 BB: 0 S: 5 P: 6	R: 0 H: 0 E: 0 LOB: 2 K: 0 BB: 2 S: 10 P: 23	R: 0 H: 2 E: 0 LOB: 2 K: 1 BB: 0 S: 10 P: 11	R: 1 H: 1 E: 0 LOB: 0 K: 0 BB: 0 S: 8 P: 12	R: 0 H: 0 E: 0 LOB: 0 K: 2 BB: 0 S: 9 P: 14	R: 0 H: 1 E: 0 LOB: 1 K: 1 BB: 0 S: 13 P: 17	R: 1 H: 0 E: 0 LOB: 0 K: 1 BB: 1 S: 14 P: 23	R: 4 H: 3 E: 0 LOB: 0 K: 0 BB: 1 S: 13 P: 22	1B: 6 2B: 2 3B: 0 HR: 1	SF: 1 SAC: 0 DP: 0 HBP: 0	WP: 2 PB: 1 SB: 0 CS: 0	PA: 42			

PITCHER		IP	WLS	BF	H	R	ER	SO	BB	IBB	HBP	BLK	WP	HR	S	P	ERA	WHIP
45 Ian Snell, R ERA: 2.0	(1, 1)	7.0		29	5	2	2	4	3	0	0	0	1	0	66	102	2.57	1.143
55 Matt Capps, R ERA: 0.93	(8, 1)	1.0	H	4	1	0	0	1	0	0	0	0	0	0	13	17	0.00	1.000
16 Salomon Torres, R ERA: 4.5	(9, 1)	1.0	B	4	0	1	0	1	1	0	0	0	1	0	14	23	0.00	1.000
54 Jonah Bayliss, R ERA: 2.25	(10, 1)	0.1	L	3	2	2	2	0	0	0	0	0	0	0	9	13	54.00	6.000
Damaso Marte, L ERA: 1.42	(10, 1)	0.0		1	0	0	0	0	1	0	0	0	0	0	1	5	∞	∞

PITCHER		IP	WLS	BF	H	R	ER	SO	BB	IBB	HBP	BLK	WP	HR	S	P	ERA	WHIP
Shawn Chacon, R ERA: 2.25	(10, 1)	0.0		1	1	2	2	0	0	0	0	0	0	1	3	4	∞	∞

AB	36
R	7
H	9
RBI	6
BB	5
SO	6
LOB	15

Pittsburgh Pirates @ Los Angeles Dodgers

Dodger Stadium, Los Angeles, CA

Sun Apr 22 2007, 1:10 PM PDT

Att. 46,741 - Cloudy - 61 F

livebaseballscorecards.com

TOP

Batter	1	2	3	4	5	6	7	8	9	AB	R	H	RBI	BB	SO	LOB
6 Chris Duffy, L (1, 8) OBP: 0.361, SLG: 0.415	B FA 92 X FA 91 1-0 2 E, 2 S 12 G5-3 1B		C FA 90 X CU 75 0-1 2 WP, 2 S 2 E 1B		C FA 91 C FA 91 B CH 85 S SL 84 1-3 ② K		X FA 93 0-0 12 BB 2B 1B		F FA 94 T FA 96 B FA 96 X FA 96 1-2 ①② G6-3 1-2f	5	3	3	0	0	1	1
2 Jack Wilson, R (1, 6) OBP: 0.347, SLG: 0.429	1 SAFE C FA 92 S FA 93 B CU 82 S CH 84 1-3 ① K 1-3		1 SAFE C FA 92 L CU 80 B FA 93 1 SAFE B FA 93 B SL 82 X FA 91 3-2 E4 12 G6-3 E 1-H 1B		C FA 93 F FA 92 F FA 93 B FA 94 S SL 81 1-3 ③ K		P PO 87 F FA 92 P PO 87 F FA 93 B SL 87 F SL 88 F FA 94 X FA 93 3-2 ① L7		X FA 96 0-0 ③ F9	5	1	1	1	0	2	2
12 Freddy Sanchez, R (1, 4) OBP: 0.320, SLG: 0.364	B CH 85 B SL 82 S CH 85 X FA 92 2-1 ② G5-3 3-H		X FA 92 0-0 ① G6-3 2-3			C B F FA 92 B SL 82 F CH 83 X FA 93 2-2 G6-4-3 1B	B FA 90 C FA 92 B SL 88 B FA 88 B FA 93 4-1 2B 1-2 BB			3	1	1	1	1	0	1
Jason Bay, R (1, 7) OBP: 0.360, SLG: 0.477	C FA 93 C FA 92 B CH 86 S FA 93 1-3 ③ K		X FA 92 0-0 E8 25 G6-3 3-H			F FA 91 B FA 94 C FA 94 F FA 94 X FA 94 1-2 ①② G6-4-3 1-2f	C FA 94 B FA 91 S FA 94 F FA 95 F FA 94 X FA 95 1-2 25 CS 1-H 2-H 2B			4	0	1	2	0	1	1
25 Adam LaRoche, L (1, 3) OBP: 0.261, SLG: 0.281		C FA 92 C CU 76 X CH 84 0-2 ① F9	C FA 90 X CU 75 0-1 ②③ G6-3 1-2f			X FA 92 0-0 HR	B FA 89 C FA 89 S FA 88 X CH 75 1-2 ②③ G3-1 2-3			4	1	1	1	0	0	2
José Bautista, R (1, 5) OBP: 0.324, SLG: 0.478		C FA 94 C FA 91 B SL 82 X CH 84 1-2 2B	B FA 91 C FA 89 B CU 82 B FA 90 F FA 92 F FA 92 X FA 92 3-2 ① F9			X FA 92 0-0 13 1B 2B		S SL 82 S FA 94 X SL 84 0-2 ① P6		4	1	2	0	0	0	0
13 Nate McLouth, L (1, 9) OBP: 0.471, SLG: 0.600	B FA 93 C CU 75 C FA 93 B FA 94 B FA 93 F CH 83 B CU 76 4-2 BB		C FA 92 B CH 85 S FA 91 F FA 93 C FA 93 1-3 ② K			B CU 76 F FA 91 B CH 84 F FA 93 X CU 81 2-2 11 BB 2-H 1B		B FA 92 F FA 93 C FA 87 S SL 83 1-3 ② K		3	0	1	1	1	2	0
11 Humberto Cota, R (1, 2) OBP: 0.333, SLG: 0.333	C FA 91 B X 1-1 ② F8		F FA 91 X FA 91 0-1 ③ G1-3			F FA 92 B FA 92 B FA 92 B CH 84 B FA 94 4-1 1-2 BB		C SL 82 F FA 93 F FA 94 F SL 84 X FA 93 0-2 ③ F7		3	0	0	0	1	0	2
24 Tom Gorzelanny, R (1, 1) Shawn Chacon, R (7, 1) 55 Matt Capps, R (8, 1) OBP: 1.000, SLG: 1.000 Damaso Marte, L (8, 1) Don Kelly, L (9, PH) OBP: 0.357, SLG: 0.182 16 Salomon Torres, R (9, 1)	F FA 93 S CU 77 X CU 77 0-2 ③ G4-3				C FA 90 S CU 76 C FA 93 0-3 ① K	B FA 94 C FA 93 B FA 94 C FA 93 C FA 95 2-3 ③ K			F FA 94 B FA 96 F FA 95 F FA 96 B SL 88 F SL 87 X FA 96 2-2 6 G6-3 1B	3 0 0 0 0 1 0	0 0 0 0 0 0 0	0 0 0 0 0 1 0	0 0 0 0 0 0 0	2 0 0 0 0 0 0	4 0 0 0 0 0 0
Inning Stats	R: 1 E: 0 K: 2 S: 9 H: 1 LOB: 0 BB: 0 P: 14	R: 0 E: 0 K: 0 S: 14 H: 1 LOB: 2 BB: 1 P: 20	R: 2 E: 2 K: 0 S: 9 H: 2 LOB: 0 BB: 0 P: 12	R: 0 E: 0 K: 1 S: 10 H: 0 LOB: 0 BB: 0 P: 14	R: 0 E: 0 K: 3 S: 10 H: 0 LOB: 0 BB: 0 P: 12	R: 2 E: 0 K: 1 S: 17 H: 4 LOB: 2 BB: 1 P: 28	R: 2 E: 0 K: 0 S: 17 H: 2 LOB: 0 BB: 1 P: 24	R: 0 E: 0 K: 1 S: 11 H: 0 LOB: 0 BB: 0 P: 12	R: 0 E: 0 K: 0 S: 9 H: 1 LOB: 0 BB: 0 P: 12	1B: 7 2B: 3 3B: 0 HR: 1 SF: 0 SAC: 0 DP: 3 HBP: 0						

	AB	35
	R	7
	H	11
	RBI	6
	BB	3
	SO	8
	LOB	13

WP: 1 PA: 38
PB: 0
SB: 2
CS: 1

PITCHER		IP	WLS	BF	H	R	ER	SO	BB	IBB	HBP	BLK	WP	HR	S	P	ERA	WHIP
Brett Tomko, R ERA: 2.65	(1, 1)	6.0	L	27	8	5	3	7	2	0	0	0	1	1	69	100	4.50	1.667
58 Chad Billingsley, R ERA: 6.52	(7, 1)	0.1		4	2	2	2	0	1	0	0	0	0	0	14	20	54.00	9.000
Joe Beimel, L ERA: 0.93	(7, 1)	0.2		1	0	0	0	0	0	0	0	0	0	0	3	4	0.00	0.000
Rudy Seanez, R ERA: 5.0	(8, 1)	1.0		3	0	0	0	1	0	0	0	0	0	0	11	12	0.00	0.000
51 Jonathan Broxton, R ERA:	(9, 1)	1.0		3	1	0	0	0	0	0	0	0	0	0	9	12	0.00	1.000

PITCHER	IP	WLS	BF	H	R	ER	SO	BB	IBB	HBP	BLK	WP	HR	S	P	ERA	WHIP

Pittsburgh Pirates @ Los Angeles Dodgers

Dodger Stadium, Los Angeles, CA

Sun Apr 22 2007, 1:10 PM PDT

Att. 46,741 - Cloudy - 61 F

livebaseballscorecards.com

BOTTOM

Batter	1	2	3	4	5	6	7	8	9	AB	R	H	RBI	BB	SO	LOB
15 Rafael Furcal, S (1, 6) OBP: 0.217, SLG: 0.209	F FA 88 F FA 91 B FA 88 B FA 90 F CH 82 X FA 92 2-2 ① F8			F CH 82 B FA 91 X FA 90 1-1 2B 1B 1B	X CH 82 0-0 ② G6-3		C FA 92 X CU 78 0-1 ③ L4		C FA 92 C FA 88 B FA 93 S FA 87 1-3 ① K	5	1	1	0	0	1	1
9 Juan Pierre, L (1, 8) OBP: 0.302, SLG: 0.329	B SL 80 X FA 90 1-0 ② B1-3			B FA 90 F FA 92 B FA 91 F SL 81 S FA 92 2-3 ① K	C CU 75 B FA 90 F FA 91 B SL 79 F CU 74 F FA 92 X FA 92 2-2 ③ P5			B FA 89 X FA 88 1-0 BB BB 55 SF8 1B	X FA 91 0-0 1-2 1B	5	1	2	0	0	1	1
Olmedo Saenz, R (1, 3) OBP: 0.375, SLG: 0.615	C FA 91 B FA 90 X FA 92 1-1 ③ G4-3			B CU 77 1 SAFE C CU 76 D FA 84 B FA 92 X FA 92 3-1 1B BB 1-3 2B		B FA 88 C FA 90 X FA 89 1-1 HR		B CU 75 B FA 91 C FA 89 C SL 84 D SL 84 B SL 85 4-2 BB 5 1B 1-2 BB	C FA 92 C FS 87 C FA 93 0-3 ② K	4	3	2	1	1	1	2
12 Jeff Kent, R (1, 4) OBP: 0.395, SLG: 0.463		B FA 89 X FA 90 1-0 ① G4-3		S FA 84 D SL 82 B FA 93 F FA 94 S CU 76 2-3 ② K		B CU 72 C FA 90 F CH 82 C FA 92 1-3 ① K		X FA 93 0-0 ① F7	F FA 93 F FA 95 B FA 92 B SL 81 X FA 86 2-2 ③ G5-3	5	0	0	0	0	2	6
Luis Gonzalez, L (1, 7) OBP: 0.403, SLG: 0.508		B CU 73 B FA 91 X FA 91 2-0 ② G4-3		F FA 93 F FA 94 B FA 90 B FA 94 X SL 82 2-2 BB 55 BB 2-3 3-H 1B		B SL 80 B FA 90 F FA 91 C FA 92 X CU 74 2-2 ② G3-1		B CH 84 B FA 92 B FA 93 C FA 93 B CH 85 4-1 5 1B 1-2 2-3 BB		3	0	1	1	1	0	0
55 Russell Martin, R (1, 2) OBP: 0.392, SLG: 0.459		C FA 91 F FA 92 B FA 91 F SL 80 S FA 84 1-3 ③ K		B CU 75 C FA 90 B FA 92 B FA 93 S FA 92 F FA 84 F CH 83 B FA 94 4-2 BB 1-2 BB		B CH 82 C FA 90 X FA 88 2-0 1B		F SL 84 B FA 95 B FA 94 S FA 93 B FA 94 X FA 94 3-2 ② SF8 3-H		2	0	1	1	1	1	0
Brady Clark, R (1, 9) OBP: 0.391, SLG: 0.476 58 Chad Billingsley, R (7, 1) Joe Beimel, L (7, 1) Rudy Seanez, R (8, 1) 5 Nomar Garciaparra, R (8, PH) OBP: 0.346, SLG: 0.443 51 Jonathan Broxton, R (9, 1)		C FA 89 B FA 89 X FA 88 1-1 ① F8		S SL 81 F FA 93 B FA 94 F FA 94 B SL 84 D FA 86 B SL 80 4-2 1-2 2-3 3-H BB		1 SAFE F FA 88 B CH 82 B FA 91 C CH 81 1 SAFE X FA 91 2-2 ③ F9		C FA 95 T FA 94 F FA 96 X FA 95 0-2 1-2 2-H 1B		2 0 0 0 1 0	0 0 0 0 0 0	0 0 0 0 1 0	1 0 0 0 1 0	1 0 0 0 0 0	0 0 0 0 0 0	1 0 0 0 0 0
Wilson Valdez, R (1, 5) OBP: 0.364, SLG: 0.452 21 Marlon Anderson, L (8, PH) OBP: 0.222, SLG: 0.125 18 Ramon Martinez, R (8, PH) OBP: 0.258, SLG: 0.222 (9, 5)		C FA 89 B FA 90 X FA 90 1-1 ② L1		B FA 92 B FA 91 F FA 92 F FA 93 B FA 94 F FA 94 F FA 94 X FA 94 3-2 ③ F9			C FA 89 S SL 84 X SL 84 0-2 ① G5-3	C SL 82 X FA 92 0-1 ③ G5-3		3 0 1	0 0 0	0 0 0	0 0 0	0 0 0	0 0 0	3 0 2
Brett Tomko, R (1, 1) 16 Andre Ethier, L (7, 9) OBP: 0.308, SLG: 0.478		S FA 92 F FA 90 C FA 91 0-3 ③ K			F FA 89 F FA 90 C CU 75 0-3 ① K		B FA 89 F FA 89 T FA 92 C FA 95 1-3 ② K		X FA 93 0-0 E9 9 1B	2 2	0 0	0 0	0 0	0 0	2 1	0 0

Inning Stats	1	2	3	4	5	6	7	8	9
	R: 0 E: 0 K: 0 S: 7 H: 0 LOB: 0 BB: 0 P: 11	R: 0 E: 0 K: 1 S: 6 H: 0 LOB: 0 BB: 0 P: 10	R: 0 E: 0 K: 1 S: 7 H: 0 LOB: 0 BB: 0 P: 9	R: 2 E: 0 K: 2 S: 25 H: 3 LOB: 3 BB: 2 P: 46	R: 0 E: 0 K: 1 S: 9 H: 0 LOB: 0 BB: 0 P: 11	R: 1 E: 0 K: 1 S: 12 H: 2 LOB: 1 BB: 0 P: 20	R: 0 E: 0 K: 1 S: 8 H: 0 LOB: 0 BB: 0 P: 9	R: 2 E: 0 K: 0 S: 14 H: 2 LOB: 2 BB: 2 P: 26	R: 0 E: 1 K: 2 S: 11 H: 1 LOB: 2 BB: 0 P: 14

1B: 6	SF: 1
2B: 1	SAC: 0
3B: 0	DP: 0
HR: 1	HBP: 0

WP: 0	PA: 40
PB: 0	
SB: 0	
CS: 0	

AB	35
R	5
H	8
RBI	5
BB	4
SO	9
LOB	16

PITCHER		IP	WLS	BF	H	R	ER	SO	BB	IBB	HBP	BLK	WP	HR	S	P	ERA	WHIP
24 Tom Gorzelanny, L ERA: 2.05	(1, 1)	6.0	W	25	5	3	3	6	2	0	0	0	0	1	66	107	4.50	1.167
Shawn Chacon, R ERA: 3.46	(7, 1)	1.0		5	1	2	2	1	1	0	0	0	0	0	11	17	18.00	2.000
55 Matt Capps, R ERA: 0.87	(8, 1)	0.2	H	4	1	0	0	0	1	0	0	0	0	0	9	16	0.00	3.000
Damaso Marte, L ERA: 1.35	(8, 1)	0.1	H	1	0	0	0	0	0	0	0	0	0	0	2	2	0.00	0.000
16 Salomon Torres, R ERA: 4.0	(9, 1)	1.0	S	5	1	0	0	2	0	0	0	0	0	0	11	14	0.00	1.000

PITCHER	IP	WLS	BF	H	R	ER	SO	BB	IBB	HBP	BLK	WP	HR	S	P	ERA	WHIP

Batter	1	2	3	4	5	6	7	8	9	AB	R	H	RBI	BB	SO	LOB
10 Dave Roberts, L (1, 8) OBP: 0.288, SLG: 0.377	C FA 89 B FA 90 B CU 82 F FA 91 X FA 90 2-2 35 E 35 S 35 G6-3 1B	X FA 92 0-0 ② L7			C FA 90 X CH 86 0-1 HR	D CH 86 C FA 90 C SL 83 S SL 83 1-3 ③ K 1-2		C FA 90 S FA 91 S SL 79 0-3 ② K		5	2	2	1	0	2	6
13 Omar Vizquel, S (1, 6) OBP: 0.247, SLG: 0.203	F FA 90 1 SAFE F CU 82 B FA 89 C FA 91 1-3 ① K	X FA 88 0-0 ③ G3			X SL 82 0-0 BB 35 1B FC5-4 1B		B C B F X 2-2 ① G4-3	C FF 92 F FF 94 X SL 84 0-2 ③ G1-3		5	1	1	0	0	1	6
35 Rich Aurilia, R (1, 5) OBP: 0.347, SLG: 0.443	C FA 90 1 SAFE B FA 90 B SL 84 S CU 83 B CU 82 X FA 91 3-2 ② G6-3 1-H		B CH 85 X FA 91 1-0 ① G4-3		C FA 90 X FA 90 0-1 FC5-4 BB 1-2 1B		S B S S 1-3 ② K		C SL 83 F FF 93 X SL 84 0-2 ① F8	5	0	1	1	0	1	0
Barry Bonds, L (1, 7) OBP: 0.468, SLG: 0.771 Todd Linden, S (7, PR) OBP: 0.300, SLG: 0.259 (7, 7)	C CH 86 B CU 83 B FA 92 B CH 87 X CU 82 3-1 ③ G4-3		B CH 86 X SL 81 1-0 ② G6-3		B FA 90 C FA 90 B FA 91 F FA 92 B FA 92 B SL 84 4-2 FC5-4 1-2 2-3 BB		B B B C F B 4-2 BB		C SL 82 X SL 83 0-1 ② G3	2 1	0 0	0 0	0 0	2 0	0 0	0 0
Ray Durham, S (1, 4) OBP: 0.351, SLG: 0.415		S CU 81 F CU 81 B FA 90 B FA 91 F SL 82 X CH 86 2-2 ① G4-3	C SL 82 B FA 91 B CH 86 X FA 92 2-1 ③ G1-3		C FA 91 F SL 84 X FA 91 0-2 ② FC5-4 1-2f 2-3 3-H		C F S 0-3 ③ K		B SL 82 B FF 92 C SL 82 S FF 94 B SL 83 X SL 84 3-2 ③ P4	5	0	0	1	0	1	3
Ryan Klesko, L (1, 3) OBP: 0.364, SLG: 0.400		F FA 92 F CH 87 X CU 82 0-2 1 1B 2 2B 1B		X SL 81 0-0 ① P6	X FA 92 0-0 ③ G6-3			C FA 90 B FA 89 B FA 88 C FA 90 F FA 88 B SL 77 B FA 90 4-2 1 2B 2 1B BB		3	2	1	0	1	0	2
1 Bengie Molina, R (1, 2) OBP: 0.333, SLG: 0.458	B FA 90 C FA 90 X FA 90 1-1 2 2B 1-3 1B			C FA 90 B SL 82 X CH 86 1-1 ② F9		B FA 90 F FA 90 X FA 91 1-1 2 FC6-4 1B		B FA 88 X FA 88 1-0 2 1B FC6-2 1-3 2B		4	0	3	0	0	0	0
2 Randy Winn, S (1, 9) OBP: 0.258, SLG: 0.286	X SL 83 0-0 1-3 3-H 2B			B FA 91 B FA 91 X FA 91 2-0 ③ G5-3		L FA 89 F FA 90 F CH 86 B FA 90 B FA 90 X FA 91 2-2 ① FC6-4 CS 1-2f		B FA 88 C FA 88 B FA 88 X FA 88 2-1 FC6-2 2-3 3-H 1B		4	0	2	2	0	0	1
Matt Morris, R (1, 1) OBP: 0.333, SLG: 0.250 41 Brad Hennessey, R (8, 1) Jack Taschner, L (8, 1) Armando Benitez, R (9, 1)	C FA 90 F FA 90 F FA 91 D SL 84 F FA 91 B SL 84 F FA 92 B FA 91 B FA 92 4-2 BB				X FA 89 0-0 ① F9	S FA 90 B FA 90 S FA 90 B SL 84 X FA 90 2-2 ② 10 BLK 1-2 1B		B FA 88 1 SAFE X FA 88 1-0 ① FC6-2 1-2 3-H		3 0 0 0	0 0 0 0	1 0 0 0	0 0 0 0	1 0 0 0	0 0 0 0	2 0 0 0
Inning Stats	R: 1 E: 0 K: 1 S: 11 H: 1 LOB: 0 BB: 0 P: 20	R: 1 E: 0 K: 0 S: 17 H: 3 LOB: 3 BB: 1 P: 24	R: 0 E: 0 K: 0 S: 4 H: 0 LOB: 0 BB: 0 P: 8	R: 0 E: 0 K: 0 S: 4 H: 0 LOB: 0 BB: 0 P: 7	R: 2 E: 0 K: 0 S: 12 H: 3 LOB: 2 BB: 1 P: 16	R: 0 E: 0 K: 1 S: 12 H: 2 LOB: 1 BB: 0 P: 18	R: 0 E: 0 K: 2 S: 11 H: 0 LOB: 1 BB: 1 P: 18	R: 1 E: 0 K: 1 S: 13 H: 2 LOB: 2 BB: 1 P: 21	R: 0 E: 0 K: 0 S: 8 H: 0 LOB: 0 BB: 0 P: 11	1B: 8 2B: 2 3B: 0 HR: 1	SF: 0 SAC: 0 DP: 0 HBP: 0			WP: 0 PB: 0 SB: 1 CS: 1	PA: 41		

PITCHER		IP	WLS	BF	H	R	ER	SO	BB	IBB	HBP	BLK	WP	HR	S	P	ERA	WHIP
Derek Lowe, R ERA: 4.4	(1, 1)	7.0	L	32	9	4	3	4	3	0	0	1	0	1	71	111	3.86	1.714
Joe Beimel, L ERA: 1.74	(8, 1)	0.2		5	2	1	1	1	1	0	0	0	0	0	10	18	13.50	4.500
41 Chin-hui Tsao, R ERA:	(8, 1)	1.1		4	0	0	0	0	0	0	0	0	0	0	11	14	0.00	0.000

PITCHER	IP	WLS	BF	H	R	ER	SO	BB	IBB	HBP	BLK	WP	HR	S	P	ERA	WHIP

TOP

San Francisco Giants @ Los Angeles Dodgers
Dodger Stadium, Los Angeles, CA
Tue Apr 24 2007, 7:10 PM PDT
Att. 44,001 - Clear - 66 F

livebaseballscorecards.com

AB	37
R	5
H	11
RBI	5
BB	4
SO	5
LOB	20

BOTTOM

Batter	1	2	3	4	5	6	7	8	9	AB	R	H	RBI	BB	SO	LOB
15 Rafael Furcal, S (1, 6) OBP: 0.235, SLG: 0.213	C CH 86 C CU 70 B SL 81 F CU 72 B FA 86 B CU 70 X FA 88 3-2 F7 ①		D FA 86 C SL 79 X CU 72 1-1 FC6-4 ③ 1-2f			B CH 85 B CU 69 B FA 88 C FA 86 F FA 87 B CH 86 4-2 BB		C CH 84 B CU 70 X SL 78 1-1 9 1B 5 1B 1B	C FA 91 B FA 92 B FA 91 X FA 92 2-1 G3-1 ③	4	1	1	0	1	0	3
9 Juan Pierre, L (1, 8) OBP: 0.300, SLG: 0.326	X FA 87 0-0 F8 ②			C FA 86 F CU 71 X SI 87 0-2 G4-3 ①		C CH 84 B CU 68 C X 1-2 L8 ①		C SL 80 B CH 85 F CU 70 X CH 85 1-2 5 1B 12 1B 1-2 1B		4	1	1	0	0	0	1
5 Nomar Garciaparra, R (1, 3) OBP: 0.354, SLG: 0.446	S FA 90 X CU 73 0-1 G6-3 ③			B FA 90 F CU 72 B FA 88 X FA 88 2-1 1B		X 0-0 L6 ②		B CU 72 F SL 80 X CH 85 1-1 12 1B 1-2 2-H 1B		4	0	2	1	0	0	1
12 Jeff Kent, R (1, 4) OBP: 0.388, SLG: 0.451		B B CU 70 X FA 88 2-0 F9 ①		F CU 71 X FA 87 0-1 F9 ②		X 0-0 F8 ③		C FA 94 X FA 93 0-1 G4-6-3 1-3 2-H 1B		4	0	1	1	0	0	2
Luis Gonzalez, L (1, 7) OBP: 0.395, SLG: 0.507		B FA 88 C CU 70 B SL 82 B CU 69 X SL 82 3-1 P5 ②		C CU 72 X SL 82 0-1 G3-1 ③			X CH 86 0-0 2B	C SL 82 X SL 84 0-1 G4-6-3 ②③ 1-2f		4	0	1	0	0	0	3
55 Russell Martin, R (1, 2) OBP: 0.397, SLG: 0.477		C FA 88 B FA 89 F FA 88 X SL 81 1-2 G6-3 ③			B CH 86 C FA 88 B SL 80 X FA 87 2-1 16 G3 SF7 2B		X CH 84 0-0 P4 ①		X FA 94 0-0 16 FC4-6 1B	4	1	2	0	0	0	1
16 Andre Ethier, L (1, 9) OBP: 0.286, SLG: 0.440			X FA 86 0-0 G3 ①		B CU 71 B SL 81 C SL 80 X CU 71 2-1 G3 ① 2-3		C CU 69 F SL 80 T CU 71 0-2 K ②		B FA 91 C FA 90 X FA 91 1-1 FC4-6 ① 21 1B 1-2f	4	0	0	0	0	1	3
Wilson Betemit, S (1, 5) OBP: 0.291, SLG: 0.146 Joe Beimel, L (8, 1) 41 Chin-hui Tsao, R (8, 1) Olmedo Saenz, R (9, PH) OBP: 0.353, SLG: 0.571			B FA 87 C FA 87 B SL 82 C CU 70 F CU 73 B FA 88 F CU 71 F SL 83 B SL 83 4-2 15 FC6-4 BB		D CU 72 B SL 82 X SL 82 2-0 SF7 ② 3-H		X SL 81 0-0 G6-3 ③		F FA 94 B SL 81 S SL 82 F SL 80 S SL 82 1-3 K ②	1 0 0 1	0 0 0 0	0 0 0 0	1 0 0 0	1 0 0 0	0 0 0 0	1 0 0 1
Derek Lowe, R (1, 1) OBP: 0.364, SLG: 0.143 Wilson Valdez, R (8, 5) OBP: 0.353, SLG: 0.438 21 Marlon Anderson, L (9, PH) OBP: 0.300, SLG: 0.222			1 SAFE C CH 85 F SL 81 L CU 70 0-3 K ②		C FA 86 C SL 80 F FA 89 F CU 73 X SL 82 0-2 G1 ③			C CH 85 B CU 71 X SL 80 1-1 G6-3 ①	C FA 91 B FA 91 B FA 91 X FA 92 2-1 1-2 1B	2 1 1	0 0 0	0 0 1	0 0 0	0 0 0	1 0 0	1 0 0
Inning Stats	R: 0 E: 0 K: 0 S: 7 H: 0 LOB: 0 BB: 0 P: 10	R: 0 E: 0 K: 0 S: 6 H: 0 LOB: 0 BB: 0 P: 12	R: 0 E: 0 K: 1 S: 11 H: 0 LOB: 1 BB: 1 P: 16	R: 0 E: 0 K: 0 S: 9 H: 1 LOB: 1 BB: 0 P: 11	R: 1 E: 0 K: 0 S: 10 H: 1 LOB: 0 BB: 0 P: 16	R: 0 E: 0 K: 0 S: 7 H: 0 LOB: 1 BB: 0 P: 12	R: 0 E: 0 K: 1 S: 6 H: 1 LOB: 1 BB: 0 P: 6	R: 2 E: 0 K: 0 S: 13 H: 4 LOB: 1 BB: 0 P: 17	R: 0 E: 0 K: 1 S: 11 H: 2 LOB: 2 BB: 0 P: 17	1B: 7 2B: 2 3B: 0 HR: 0	SF: 1 SAC: 0 DP: 1 HBP: 0					

PITCHER		IP	WLS	BF	H	R	ER	SO	BB	IBB	HBP	BLK	WP	HR	S	P	ERA	WHIP
Matt Morris, R ERA: 2.49	(1, 1)	7.1	W	30	6	3	3	2	2	0	0	0	0	0	65	96	3.68	1.091
41 Brad Hennessey, R ERA: 2.57	(8, 1)	0.0		1	1	0	0	0	0	0	0	0	0	0	2	2	∞	∞
Jack Taschner, L ERA: 1.69	(8, 1)	0.2	H	1	0	0	0	0	0	0	0	0	0	0	2	2	0.00	0.000
Armando Benitez, R ERA: 2.84	(9, 1)	1.0	S	5	2	0	0	1	0	0	0	0	0	0	11	17	0.00	2.000

PITCHER	IP	WLS	BF	H	R	ER	SO	BB	IBB	HBP	BLK	WP	HR	S	P	ERA	WHIP

San Francisco Giants @ Los Angeles Dodgers
Dodger Stadium, Los Angeles, CA
Tue Apr 24 2007, 7:10 PM PDT
Att. 44,001 - Clear - 66 F

livebaseballscorecards.com

AB	34
R	3
H	9
RBI	3
BB	2
SO	3
LOB	17

Dodgers

WP: 0	PA: 37		
PB: 0			
SB: 0			
CS: 0			

Batter	1	2	3	4	5	6	7	8	9	AB	R	H	RBI	BB	SO	LOB
2 Randy Winn, S (1, 9) OBP: 0.269, SLG: 0.283	C FA 87 F FA 89 F FA 90 B FA 91 B SL 80 X FA 91 2-2 35 1B 1B 1B	C FA 90 D CU 68 F FA 90 B FA 90 X CU 69 2-2 ② G1-3			C FA 88 B CU 65 B CH 77 X CH 77 2-1 ① F9		B FA 94 B CH 85 S FA 93 F FA 93 X CH 86 2-2 ② G3		F FA 92 C FA 94 H FA 93 1-2 HBP	4	1	1	0	0	0	1
Todd Linden, S (1, 8) OBP: 0.286, SLG: 0.250 (8, 7)	C FA 89 B FA 89 1 SAFE 1 SAFE X FA 87 1-1 35 1B 1-2 HR 1B	C CU 67 C CU 67 F FA 89 F FA 90 S CU 68 0-3 ③ K			S CU 66 S CU 66 B CU 68 C CU 66 1-3 ② K		C FA 94 S CH 87 B FA 94 S SL 83 1-3 ③ K		S CU 75 C FA 92 F CU 76 F FA 94 F SL 84 B CU 77 S FA 92 1-3 ③ K	5	1	1	0	0	4	2
35 Rich Aurilia, R (1, 6) OBP: 0.354, SLG: 0.438 (9, 3)	X SL 78 0-0 HR 1-3 2-H 1B		B FA 87 X FA 86 1-0 ① L6		B CU 65 F CU 64 B FA 88 B FA 87 C CH 79 B FA 90 4-2 BB			C FA 95 X FA 97 0-1 ① F9		3	1	1	1	1	0	0
Barry Bonds, L (1, 7) OBP: 0.470, SLG: 0.808 10 Dave Roberts, L (8, PR) OBP: 0.288, SLG: 0.377 (8, 8)	F FA 90 B FA 91 X FA 90 1-1 1-H 3-H HR		C FA 89 B CU 69 S SL 82 B SL 83 B FA 89 C SL 81 3-3 ② K		F SL 81 C FA 88 B SL 83 S SL 83 1-3 ③ K			F SL 88 C FA 99 X FA 99 0-2 S 1B 1B		4 0	1 1	2 0	3 0	0 0	2 0	1 0
Ray Durham, S (1, 4) OBP: 0.346, SLG: 0.406	S CH 79 F CU 66 B CU 66 B FA 89 X FA 90 3-1 ① P3		C CU 65 F FA 87 X CU 68 0-2 E6 FC5-4			F FA 87 B CU 65 S CU 66 X FA 88 1-2 ① F8		P PO 90 C FA 96 B FA 96 C FA 97 X SL 90 2-2 1-H 1B		4	0	1	1	0	0	0
Lance Niekro, R (1, 3) OBP: 0.273, SLG: 0.200 13 Omar Vizquel, S (9, 6) OBP: 0.247, SLG: 0.203	C FA 90 X CU 67 0-1 ② G5-3		B CU 65 D CU 65 X CH 77 2-0 ③ FC5-4 1-2f			B FA 87 S FA 89 B CU 67 B CH 78 F CH 78 X FA 90 3-2 ② F8		B FA 97 S FA 96 S FA 97 S FA 97 1-3 ② K		4 0	0 0	0 0	0 0	0 0	1 0	2 0
Pedro Feliz, R (1, 5) OBP: 0.255, SLG: 0.434	B CU 66 F FA 90 B CU 66 F CH 79 C FA 90 2-3 ③ K			B CU 76 F FA 87 B CU 65 B CH 77 X CH 76 3-1 ① F8		B CU 66 B CU 65 X CH 79 2-0 HR		C FA 96 1 SAFE F FA 95 1 SAFE S FA 96 0-3 ③ K		4	1	1	1	0	2	1
1 Bengie Molina, R (1, 2) OBP: 0.328, SLG: 0.460		B FA 88 X CH 77 1-0 51 G4-3 2B		B CU 77 B CU 77 F FA 88 B CU 66 F FA 90 X FA 89 3-2 ② P4		B CU 79 F FA 87 B CU 65 F FA 87 S SL 79 2-3 ③ K			F FA 91 B CU 75 C CU 75 F FS 86 F FS 86 B SL 84 X CU 78 2-2 ① L6	4	0	1	0	0	1	0
51 Noah Lowry, R (1, 1) 31 Vinnie Chulk, R (7, 1) Jack Taschner, L (8, 1) 41 Brad Hennessey, R (8, 1) Mark Sweeney, L (9, PH) OBP: 0.200, SLG: 0.400 Armando Benitez, R (9, 1)		B FA 88 F FA 89 B CU 66 C FA 89 X FA 91 2-2 ① G4-3 2-3		X FA 88 0-0 ③ G1-3			B FA 93 C FA 94 S FA 93 F FA 95 X SL 82 1-2 ① P3		B FA 92 C CU 76 X FA 92 1-1 ② G4-3	3 0 0 0 1 0	0 0 0 0 0 0	0 0 0 0 0 0	0 0 0 0 0 0	0 0 0 0 0 0	0 0 0 0 0 0	1 0 0 0 0 0
Inning Stats	R: 4 E: 0 K: 1 S: 16 H: 4 LOB: 0 BB: 0 P: 25	R: 0 E: 0 K: 1 S: 12 H: 1 LOB: 1 BB: 0 P: 17	R: 0 E: 1 K: 1 S: 8 H: 0 LOB: 1 BB: 0 P: 14	R: 0 E: 0 K: 0 S: 6 H: 0 LOB: 0 BB: 0 P: 12	R: 0 E: 0 K: 2 S: 10 H: 0 LOB: 1 BB: 1 P: 18	R: 1 E: 0 K: 1 S: 10 H: 1 LOB: 0 BB: 0 P: 18	R: 0 E: 0 K: 1 S: 10 H: 0 LOB: 0 BB: 0 P: 14	R: 1 E: 0 K: 2 S: 15 H: 2 LOB: 1 BB: 0 P: 17	R: 0 E: 0 K: 1 S: 15 H: 0 LOB: 1 BB: 0 P: 20	1B: 5 2B: 1 3B: 0 HR: 2 SF: 0 SAC: 0 DP: 0 HBP: 1						

TOP

San Francisco Giants @ Los Angeles Dodgers
Dodger Stadium, Los Angeles, CA
Wed Apr 25 2007, 7:10 PM PDT
Att. 43,963 - Partly Cloudy - 70 F

livebaseballscorecards.com

AB	36
R	6
H	8
RBI	6
BB	1
SO	10
LOB	8

WP: 0 PA: 38
PB: 0
SB: 1
CS: 0

PITCHER		IP	WLS	BF	H	R	ER	SO	BB	IBB	HBP	BLK	WP	HR	S	P	ERA	WHIP
52 Randy Wolf, L ERA: 4.2	(1, 1)	6.0	L	26	6	5	5	6	1	0	0	0	0	2	62	104	7.50	1.167
Rudy Seanez, R ERA: 4.5	(7, 1)	1.0		3	0	0	0	1	0	0	0	0	0	0	10	14	0.00	0.000
51 Jonathan Broxton, R ERA: 0.77	(8, 1)	1.0		5	2	1	1	2	0	0	0	0	0	0	15	17	9.00	2.000
44 Takashi Saito, R ERA: 0.93	(9, 1)	1.0		4	0	0	0	1	0	0	1	0	0	0	15	20	0.00	0.000

PITCHER	IP	WLS	BF	H	R	ER	SO	BB	IBB	HBP	BLK	WP	HR	S	P	ERA	WHIP

Batter	1	2	3	4	5	6	7	8	9	AB	R	H	RBI	BB	SO	LOB
15 Rafael Furcal, S (1, 6) OBP: 0.250, SLG: 0.231	X FA 87 0-0 E9 9 B1-3 5 G6-3 1B	C FA 88 F FA 88 F CU 80 X FA 90 0-2 ②③ G6-4-3 1-2f		X FA 88 0-0 ③ 2-H 1B			B CH 77 B CU 77 B FA 86 C FA 85 X FA 86 3-1 ② F9		F FA 92 F FA 92 B FA 94 X SL 85 1-2 ③ F8	5	1	2	1	0	0	1
9 Juan Pierre, L (1, 8) OBP: 0.298, SLG: 0.322	X FA 87 0-0 ① B1-3 2-3		C FA 85 X CU 78 0-1 ① G6-3		B FA 85 C FA 86 B CU 77 L FA 86 F FA 88 X CU 79 2-2 ① G1-3		C CU 78 B CU 72 X FA 87 1-1 1B			4	0	1	0	0	0	1
5 Nomar Garciaparra, R (1, 3) OBP: 0.349, SLG: 0.429	B CU 80 X CH 77 1-0 ② G6-3 3-H		B CU 79 X CH 76 1-0 ② G5-3		B FA 87 B FA 86 C CH 77 B FA 87 B FA 87 4-1 12 CS BB		F FA 95 1 SAFE B FA 95 S FA 95 1 SAFE 1 SAFE D CU 81 X CU 82 2-2 ③ F9			3	0	0	1	1	0	1
12 Jeff Kent, R (1, 4) OBP: 0.405, SLG: 0.452	B CU 71 C FA 89 X SL 80 1-1 E8 55 1B 1B		B CH 76 B CU 79 B FA 88 B FA 87 4-0 BB		C FA 87 C FA 88 B FA 87 B FA 88 B FA 89 B CU 79 4-2 ② 1-2 BB			F FA 93 F SL 82 F CU 82 X FA 94 0-2 ① F7		2	1	1	0	2	0	0
Luis Gonzalez, L (1, 7) OBP: 0.388, SLG: 0.486	C CU 79 B CH 77 B SL 81 B FA 88 F CU 78 F FA 89 B FA 88 4-2 55 1B BB		F FA 87 C CU 80 C FA 88 0-3 ③ K		F CU 80 X FA 88 0-1 ③ G4-3			F FA 93 S FA 93 B SL 83 S SL 84 1-3 ② K		3	0	0	0	1	2	2
55 Russell Martin, R (1, 2) OBP: 0.415, SLG: 0.500	C FA 88 B CH 75 F FA 88 B FA 88 X CH 76 2-2 1-3 2-H 1B			X FA 86 0-0 16 FC6-5-4-1 2B		C CU 77 C CU 71 X FA 89 0-2 ① F7		B FA 93 S CH 84 B CH 83 C SL 82 B FA 95 B SL 83 4-2 FC6-4 BB		3	0	2	1	1	0	0
16 Andre Ethier, L (1, 9) OBP: 0.271, SLG: 0.415 Olmedo Saenz, R (8, PH) OBP: 0.333, SLG: 0.533 44 Takashi Saito, L (9, 1)	C CU 78 C SL 81 B CU 80 X FA 89 1-2 ③ G6-3			X CU 76 0-0 ① FC6-5-4-1 18 2B 2-2		F FA 87 F CU 71 S CU 80 0-3 ② K		X SL 86 0-0 ③ FC6-4 1-2f		3 1 0	1 0 0	0 0 0	0 0 0	1 0 0	0 0 0	3 1 0
18 Ramon Martinez, R (1, 5) OBP: 0.265, SLG: 0.267 21 Marlon Anderson, L (9, PH) OBP: 0.273, SLG: 0.200		B FA 88 C CU 78 X FA 87 1-1 ① G5-3		C CU 79 B SL 82 X CH 77 1-1 ① 15 1B 2-H 2B		B FA 86 C CU 78 C CU 71 X FA 89 1-2 ③ G6-3			B FA 92 B FA 92 C FA 94 X FA 93 2-1 ① F8	3 1	1 0	1 0	1 0	0 0	0 0	0 0
52 Randy Wolf, L (1, 1) OBP: 0.462, SLG: 0.444 Rudy Seanez, R (7, 1) Wilson Valdez, R (7, PH) OBP: 0.343, SLG: 0.424 51 Jonathan Broxton, R (8, 1) Brady Clark, R (9, 9) OBP: 0.375, SLG: 0.455		B FA 87 C FA 88 B CU 78 B FA 87 B FA 87 4-1 15 G6-4-3 BB		B CU 77 C FA 87 B CU 77 F FA 88 S CU 77 2-3 ② K			B CU 78 S CU 79 C CU 80 F FA 90 F CU 80 B CU 79 B CU 80 F CU 80 C FA 88 3-3 ① K		C FA 95 C SL 83 B SL 84 S SL 84 1-3 ② K	1 0 1 0 1	0 0 0 0 0	0 0 0 0 0	0 0 0 0 0	1 0 0 0 0	1 0 1 0 0	1 0 0 0 0
Inning Stats	R: 2 E: 2 K: 0 S: 14 H: 3 LOB: 2 BB: 1 P: 23	R: 0 E: 0 K: 0 S: 7 H: 0 LOB: 0 BB: 1 P: 12	R: 0 E: 0 K: 1 S: 6 H: 0 LOB: 1 BB: 1 P: 11	R: 2 E: 0 K: 1 S: 8 H: 3 LOB: 1 BB: 0 P: 11	R: 0 E: 0 K: 0 S: 9 H: 0 LOB: 1 BB: 2 P: 19	R: 0 E: 0 K: 1 S: 9 H: 0 LOB: 0 BB: 0 P: 10	R: 0 E: 0 K: 1 S: 13 H: 1 LOB: 1 BB: 0 P: 22	R: 0 E: 0 K: 1 S: 10 H: 0 LOB: 1 BB: 1 P: 15	R: 0 E: 0 K: 1 S: 8 H: 0 LOB: 0 BB: 0 P: 12	1B: 5 2B: 2 3B: 0 HR: 0	SF: 0 SAC: 0 DP: 1 HBP: 0			WP: 0 PB: 0 SB: 0 CS: 1	PA: 37		

PITCHER		IP	WLS	BF	H	R	ER	SO	BB	IBB	HBP	BLK	WP	HR	S	P	ERA	WHIP
51 Noah Lowry, L ERA: 3.38	(1, 1)	6.2	W	29	7	4	4	4	5	0	0	0	0	0	63	103	5.40	1.800
31 Vinnie Chulk, R ERA: 3.86	(7, 1)	0.2	H	2	0	0	0	0	0	0	0	0	0	0	7	9	0.00	0.000
Jack Taschner, L ERA: 1.59	(8, 1)	0.1	H	2	0	0	0	1	1	0	0	0	0	0	5	10	0.00	3.000
41 Brad Hennessey, R ERA: 2.45	(8, 1)	0.1	H	1	0	0	0	0	0	0	0	0	0	0	1	1	0.00	0.000
Armando Benitez, R ERA: 2.45	(9, 1)	1.0	S	3	0	0	0	1	0	0	0	0	0	0	8	12	0.00	0.000

PITCHER	IP	WLS	BF	H	R	ER	SO	BB	IBB	HBP	BLK	WP	HR	S	P	ERA	WHIP

BOTTOM

San Francisco Giants @ Los Angeles Dodgers

Dodger Stadium, Los Angeles, CA

Wed Apr 25 2007, 7:10 PM PDT

Att. 43,963 - Partly Cloudy - 70 F

livebaseballscorecards.com

AB	31
R	4
H	7
RBI	4
BB	6
SO	6
LOB	10

Batter	1	2	3	4	5	6	7	8	9	AB	R	H	RBI	BB	SO	LOB
10 Dave Roberts, L (1, 8) OBP: 0.282, SLG: 0.364	B FA 92 B FA 92 C FA 94 F FA 94 F CU 79 X FA 95 2-2 ① G6-3		X FA 93 0-0 13 1B 3-H 1B			B CU 76 X FA 92 1-0 ① G1-3	C FA 90 1 SAFE B FA 88 F FA 90 B FA 87 X FA 89 2-2 ②③ G1-6-3 1-2f		C FF 92 C SL 84 B SL 83 B FF 95 B SL 86 X FF 93 3-2 ② G4-3	5	0	1	1	0	0	1
13 Omar Vizquel, S (1, 6) OBP: 0.269, SLG: 0.233	C FA 93 X CU 77 0-1 ② G1-3		1 SAFE B FA 93 X CH 87 1-0 G6-3 1-2 1B			B CU 78 C FA 93 B FA 94 F FA 95 X CH 86 2-2 G3 1B 2B		C FA 86 B CH 76 B FA 86 B FA 87 B FA 86 4-1 1B 2B BB	S FF 93 C FF 93 C FF 93 0-3 ③ K	4	2	2	0	1	1	0
Ryan Klesko, L (1, 3) OBP: 0.351, SLG: 0.382	B CU 78 B FA 95 F FA 87 F FA 95 X FA 95 2-2 ③ G3		C FA 95 B FA 96 B FA 95 C CH 86 X FA 96 2-2 ②③ G6-3 1-2f			X CU 78 0-0 ② G3 2-3		L FA 89 1 SAFE X FA 90 0-1 G5-6-3 1-3 1B		4	0	1	0	0	0	3
Barry Bonds, L (1, 7) OBP: 0.471, SLG: 0.782 41 Brad Hennessey, R (8, 1) Armando Benitez, R (9, 1)		F CH 83 B FA 93 F CH 84 B FA 94 X FA 94 2-2 1 G6-3 1B		C CU 76 X CH 84 0-1 ① G5-3		I IN 62 I IN 72 I IN 74 I IN 77 4-0 1B 1 1B IBB		C FA 89 S FA 91 X FA 89 0-2 ①② G5-6-3 1-2f		3 0 0	1 0 0	1 0 0	0 0 0	1 0 0	0 0 0	2 0 0
Ray Durham, S (1, 4) OBP: 0.354, SLG: 0.425		C CU 76 X FA 92 0-1 ① F8		C CU 77 X 1-1 ② F7		B CU 78 C CU 78 D FA 95 D CU 78 F FA 95 F CU 79 X FA 95 3-2 1 1B 1-3 3-H 1B		D FA 87 X FA 86 1-0 1 1B 3-H 2B		4	1	2	2	0	0	1
1 Bengie Molina, R (1, 2) OBP: 0.338, SLG: 0.463		F CU 78 D FA 92 F CH 85 D CU 80 X FA 95 2-2 ② G6-3 1-2		B CH 84 X FA 92 1-0 ③ G6-3		B FA 96 F CU 78 B FA 96 X FA 96 2-1 1-3 3-H 1B		B FA 95 S FA 93 F SL 85 B FA 98 X FA 96 2-2 BB 2-H 1B		4	0	2	2	0	0	1
Pedro Feliz, R (1, 5) OBP: 0.241, SLG: 0.411 32 Kevin Correia, R (6, 1) Todd Linden, S (8, PH) OBP: 0.306, SLG: 0.250 (8, 7)		B FA 95 X CH 86 1-0 ③ G6-3			F FA 94 B FA 94 X FA 96 1-1 ① L8	X CH 83 0-0 ③ L7		D SL 87 B FA 94 B FA 95 B FA 94 4-0 1-2 BB		3 0 0	0 0 0	0 0 0	0 0 0	0 0 1	0 0 0	3 0 0
2 Randy Winn, S (1, 9) OBP: 0.282, SLG: 0.313			B FA 92 C FA 92 B FA 94 B FA 92 X FA 93 3-1 48 SH5-4 10 1B 2B		C CU 78 S CH 86 B FA 95 S CH 87 1-3 ② K		B FA 87 B FA 87 B FA 87 C FA 88 X FA 87 3-1 10 G1-6-3 1B	X FA 92 0-0 ③ L8		4	1	2	0	0	1	2
48 Russ Ortiz, R (1, 1) OBP: 0.200, SLG: 0.300 Steve Kline, S (6, 1) 35 Rich Aurilia, R (6, 5) OBP: 0.346, SLG: 0.427			D FA 93 B FA 93 X FA 91 2-0 ① SH5-4 2-3		C CU 78 B SL 85 C FA 96 S FS 87 1-3 ③ K		B FA 89 X FA 88 1-0 ① F9		X SL 83 0-0 ① F8	1 0 2	0 0 0	0 0 0	0 0 0	1 0 0	0 0 0	0 0 1
Inning Stats	R: 0 E: 0 K: 0 S: 9 H: 0 LOB: 0 BB: 0 P: 13	R: 0 E: 0 K: 0 S: 9 H: 1 LOB: 1 BB: 0 P: 14	R: 1 E: 0 K: 0 S: 8 H: 3 LOB: 0 BB: 0 P: 16	R: 0 E: 0 K: 0 S: 5 H: 0 LOB: 0 BB: 0 P: 7	R: 0 E: 0 K: 2 S: 8 H: 0 LOB: 0 BB: 0 P: 11	R: 2 E: 0 K: 0 S: 12 H: 3 LOB: 2 BB: 1 P: 24	R: 0 E: 0 K: 0 S: 6 H: 1 LOB: 0 BB: 0 P: 12	R: 2 E: 0 K: 0 S: 11 H: 3 LOB: 2 BB: 2 P: 22	R: 0 E: 0 K: 1 S: 7 H: 0 LOB: 0 BB: 0 P: 10	1B: 8 2B: 3 3B: 0 HR: 0 SF: 0 SAC: 1 DP: 3 HBP: 0						

TOP

San Francisco Giants @ Los Angeles Dodgers
Dodger Stadium, Los Angeles, CA
Thu Apr 26 2007, 7:10 PM PDT
Att. 56,000 - Clear - 64 F

livebaseballscorecards.com

AB	34
R	5
H	11
RBI	5
BB	3
SO	3
LOB	14

WP: 0 PA: 38
PB: 0
SB: 0
CS: 0

PITCHER		IP	WLS	BF	H	R	ER	SO	BB	IBB	HBP	BLK	WP	HR	S	P	ERA	WHIP
31 Brad Penny, R ERA: 1.95	(1, 1)	6.0		25	7	3	3	2	0	1	0	0	0	0	51	85	4.50	1.167
Joe Beimel, L ERA: 3.0	(7, 1)	1.2	L	7	3	2	2	0	1	0	0	0	0	0	13	24	10.80	2.400
51 Jonathan Broxton, R ERA: 0.75	(8, 1)	0.1		3	1	0	0	0	1	0	0	0	0	0	4	10	0.00	6.000
41 Chin-hui Tsao, R ERA:	(9, 1)	1.0		3	0	0	0	1	0	0	0	0	0	0	7	10	0.00	0.000

PITCHER	IP	WLS	BF	H	R	ER	SO	BB	IBB	HBP	BLK	WP	HR	S	P	ERA	WHIP

Batter	1	2	3	4	5	6	7	8	9	AB	R	H	RBI	BB	SO	LOB
15 Rafael Furcal, S (1, 6) OBP: 0.262, SLG: 0.246	B FA 91 B FA 90 C FA 91 X FA 90 2-1 9 FC4-6 1B	C CU 76 X CU 76 0-1 9 CS 2-3 3-H 1B		C CU 75 X CH 85 0-1 ② G6-3		C FA 90 B CH 79 F FA 91 X CH 80 1-2 ③ G2-3			B FA 92 B FA 91 C FA 91 X FA 92 2-1 ① G4-3	5	0	2	1	0	0	2
9 Juan Pierre, L (1, 8) OBP: 0.283, SLG: 0.305	1 SAFE B FA 92 C FA 90 D CH 85 1 SAFE F FA 92 X CU 77 2-2 ① FC4-6 5 S 5 1B 1-2f	B FA 89 1 SAFE C CU 76 S CU 77 X CU 77 1-2 ②③ F7 1-2 3-H		X CH 82 0-0 ③ G1			B FA 91 B FA 90 C FA 92 B FA 90 C FA 91 S FA 93 3-3 ① K		C FA 92 B FA 92 X FA 89 1-1 ② P6	5	1	0	0	0	1	3
5 Nomar Garciaparra, R (1, 3) OBP: 0.341, SLG: 0.415	C FA 90 B FA 91 B SL 84 S SL 84 2 SAFE B SL 84 X FA 91 3-2 12 HBP 1-H 1B	B SL 83 B CU 82 C FA 90 X FA 89 2-1 ① G5-3	X FA 89 0-0 ① G1-3				B FA 94 F FA 92 B FA 86 B FA 94 S FA 92 S FA 93 3-3 ② K		B SL 85 C SL 83 B CH 82 B SL 82 S FA 94 F FA 96 F FA 95 F FA 95 C SL 83 3-3 ③ K	5	0	1	1	0	2	0
12 Jeff Kent, R (1, 4) OBP: 0.420, SLG: 0.461	F FA 90 B FA 90 1 SAFE H FA 90 2-1 G6-4-3 1-2 HBP	B FA 91 X FA 92 1-0 55 BB 1B 1B	B FA 88 X CH 82 1-0 ② G5-3				S CH 82 B SL 87 B FA 95 F FA 89 F FA 84 F FA 93 F FA 94 X SL 85 2-2 1B			3	0	2	0	0	0	0
Luis Gonzalez, L (1, 7) OBP: 0.381, SLG: 0.473	B FA 90 C CU 76 B FA 90 B CH 85 X FA 90 3-1 ②③ G6-4-3 1-2f	B CU 78 B FA 89 X FA 91 2-0 55 BB 1-2 1B	C CU 74 X FA 83 0-1 ③ P3				D CH 83 C CH 83 B FA 92 B FA 91 F FA 92 X FA 90 3-2 ③ L9			4	0	1	0	0	0	3
55 Russell Martin, R (1, 2) OBP: 0.419, SLG: 0.507		C SL 81 B FA 91 S FA 91 B SL 84 F FA 91 B FA 91 X FA 92 3-2 16 2B 2B	B FA 90 B FA 90 B FA 90 B FA 90 4-0 1-2 2-3 BB			B FA 88 B CH 81 C FA 89 C SL 82 C CU 75 2-3 ① K		X FA 92 0-0 ① G4-3		3	1	1	0	1	1	0
Wilson Betemit, S (1, 5) OBP: 0.305, SLG: 0.182	C FA 91 H FA 90 1-1 16 2B 15 1B HBP	D CU 78 B FA 90 B FA 90 C FA 91 F FA 91 S FA 91 3-3 ② K				B FA 90 F CH 83 B CU 75 B FA 90 X FA 90 3-1 16 G4-3 2B		B CU 78 C FA 92 X FA 92 1-1 ② L3		3	1	1	0	0	1	3
16 Andre Ethier, L (1, 9) OBP: 0.286, SLG: 0.491	B FA 90 F FA 89 X FA 90 1-1 15 1B 9 CS 1-3 2-H 2B	C CU 78 D CU 79 F FA 91 X FA 92 1-2 ③ F9				X 0-0 ② G4-3 2-3		C CU 77 B FA 92 B FA 93 F SL 86 F SL 86 F B X 3-2 HR		4	1	2	2	0	0	4
31 Brad Penny, R (1, 1) OBP: 0.273, SLG: 0.273 Olmedo Saenz, R (6, PH) OBP: 0.368, SLG: 0.533 Joe Beimel, L (7, 1) 51 Jonathan Broxton, R (8, 1) 21 Marlon Anderson, L (8, PH) OBP: 0.250, SLG: 0.182 41 Chin-hui Tsao, R (9, 1)	X SL 84 0-0 ① G5-3			B FA 88 F FA 90 F SL 82 S SL 83 1-3 ① K		B SL 86 B FA 94 B FA 91 F FA 90 F FA 94 H FA 92 4-2 HBP		B S C B X 2-2 ③ G4-3		2 0 0 0 0 1 0	0 0 0 0 0 0 0	0 0 0 0 0 0 0	0 0 0 0 0 0 0	0 0 0 0 0 0 0	1 0 0 0 0 0 0	2 0 0 0 0 0 0
Inning Stats	R: 1 H: 2 E: 0 LOB: 1 K: 0 BB: 0 S: 11 P: 23	R: 2 H: 3 E: 0 LOB: 1 K: 0 BB: 0 S: 13 P: 19	R: 0 H: 2 E: 0 LOB: 3 K: 1 BB: 1 S: 10 P: 23	R: 0 H: 0 E: 0 LOB: 0 K: 1 BB: 0 S: 6 P: 7	R: 0 H: 0 E: 0 LOB: 0 K: 0 BB: 0 S: 4 P: 5	R: 0 H: 1 E: 0 LOB: 2 K: 1 BB: 0 S: 11 P: 21	R: 0 H: 1 E: 0 LOB: 1 K: 2 BB: 0 S: 15 P: 26	R: 1 H: 1 E: 0 LOB: 0 K: 0 BB: 0 S: 11 P: 17	R: 0 H: 0 E: 0 LOB: 0 K: 1 BB: 0 S: 10 P: 16	1B: 6 2B: 3 3B: 0 HR: 1	SF: 0 SAC: 0 DP: 1 HBP: 3			WP: 0 PB: 0 SB: 1 CS: 2	PA: 39		

PITCHER		IP	WLS	BF	H	R	ER	SO	BB	IBB	HBP	BLK	WP	HR	S	P	ERA	WHIP
48 Russ Ortiz, R ERA: 4.5	(1, 1)	5.1		25	8	3	3	3	1	0	2	0	0	0	49	87	5.06	1.688
Steve Kline, L ERA: 3.86	(6, 1)	0.1		1	0	0	0	0	0	0	0	0	0	0	1	1	0.00	0.000
32 Kevin Correia, R ERA: 5.87	(6, 1)	1.1	W	6	1	0	0	2	0	0	1	0	0	0	20	36	0.00	0.750
41 Brad Hennessey, R ERA: 3.24	(8, 1)	1.0	H	4	1	1	1	0	0	0	0	0	0	1	11	17	9.00	1.000
Armando Benitez, R ERA: 2.16	(9, 1)	1.0	S	3	0	0	0	1	0	0	0	0	0	0	10	16	0.00	0.000

PITCHER	IP	WLS	BF	H	R	ER	SO	BB	IBB	HBP	BLK	WP	HR	S	P	ERA	WHIP

BOTTOM

San Francisco Giants @ Los Angeles Dodgers

Dodger Stadium, Los Angeles, CA

Thu Apr 26 2007, 7:10 PM PDT

Att. 56,000 - Clear - 64 F

livebaseballscorecards.com

AB	35
R	4
H	10
RBI	4
BB	1
SO	6
LOB	17

Batter	1	2	3	4	5	6	7	8	9	AB	R	H	RBI	BB	SO	LOB
15 Rafael Furcal, S (1, 6) OBP: 0.273, SLG: 0.246	X FF 95 0-0 ① G1-3	D CU 78 B FA 93 B CH 84 B FA 93 4-0 1-2 2-3 BB			B X 1-0 ① F7		C FA 91 B CU 76 S FA 85 X CU 76 1-2 9 S 9 1B 1B		X FC 88 0-0 FC1 9 SH1-3 5 2B 1-2	4	2	1	0	1	0	1
9 Juan Pierre, L (1, 8) OBP: 0.282, SLG: 0.303	C FA 96 X FA 96 0-1 ② F8	S FA 84 X FA 93 0-1 ③ F7			B S X 1-1 ② F9		L CH 84 B FA 92 X FA 84 1-1 12 S 5 1B 1-H 1B		X FA 88 0-0 ① SH1-3 1-2 2-3	4	0	1	1	0	0	3
5 Nomar Garciaparra, R (1, 3) OBP: 0.375, SLG: 0.453	F FA 97 B FA 96 X FA 96 1-1 1B		B FA 88 B FA 87 B FA 91 B FA 91 4-0 BB		F FA 90 B FA 92 B CH 83 X FA 94 2-1 1B		B FA 90 X FA 91 1-0 12 E 1-2 1B		C CH 77 D CH 77 B SL 87 X CH 76 2-1 55 2B 2-H 3-H 2B	4	1	4	2	1	0	0
12 Jeff Kent, R (1, 4) OBP: 0.398, SLG: 0.432	S FA 90 B FA 96 X FA 90 1-1 ③ G5-3		C FA 92 X FA 92 0-1 ① L7		C CU 77 X CH 81 0-1 ③ F7		C FA 90 S FA 91 B SL 84 S SL 83 1-3 ② K 1-2 2-3		C FA 86 B CH 78 F FA 90 X CH 77 1-2 ② P6	5	0	0	0	0	1	6
Luis Gonzalez, L (1, 7) OBP: 0.371, SLG: 0.449		B FF 92 C CH 84 X FF 92 1-1 ① F8	C FA 93 B CH 85 F FA 93 1 SAFE S CU 76 1-3 ② K			B C B S X 2-2 ① F8	B FA 91 X FA 91 1-0 ③ G3		I IN 73 I IN 74 I IN 73 I IN 73 4-0 55 2B IBB	4	1	0	0	1	1	3
55 Russell Martin, R (1, 2) OBP: 0.429, SLG: 0.514		B FA 93 B FA 89 B FF 93 C FA 93 F FA 94 B FA 87 4-2 16 1B 1B BB	C SL 87 B SL 81 X FA 89 1-1 ③ F9			B B S B C B 4-2 16 G4-3 16 S BB		B FA 95 X FA 95 1-0 ① G5-3	B SL 84 X FA 90 1-0 1-H 2-H 2B	3	1	1	2	2	0	1
16 Andre Ethier, L (1, 9) OBP: 0.279, SLG: 0.468		B FA 92 C FA 92 X FA 92 1-1 15 BB 1B 1-3 1B		C FA 92 F CH 82 S CU 76 0-3 ① K		C B F X 1-2 ② G4-3 1-3		C FA 96 C FA 95 B CU 83 B FA 95 X FA 96 2-2 ② G6-3	C CU 84 T FA 98 S CU 87 0-3 ③ K	5	0	1	0	0	2	2
Wilson Valdez, R (1, 5) OBP: 0.342, SLG: 0.417		S FA 88 X FA 93 0-1 15 BB 1-2 3-H 1B		C CH 82 C FA 92 S CU 76 0-3 ② K		B S C D D S 3-3 ③ K		C FA 96 B FA 96 C FA 96 B CU 84 F FA 95 F FA 96 F FA 95 S CH 84 2-3 ③ K		3	0	1	1	0	2	1
58 Chad Billingsley, R (6, 1)										0	0	0	0	0	0	0
18 Ramon Martinez, R (8, PH) OBP: 0.257, SLG: 0.258										1	0	0	0	0	1	0
Rudy Seanez, R (8, 1)										0	0	0	0	0	0	0
44 Takashi Saito, L (9, 1)										0	0	0	0	0	0	0
Mark Hendrickson, L (1, 1)		M FA 90 B FF 92 M FA 92 T CU 76 1-2 ② K		X FA 92 0-0 ③ G6-3			B CH 80 S CH 81 B FA 92 X FA 91 2-1 ① G6-3		B FA 88 C FA 88 B FC 89 S FA 88 B FA 90 X FA 89 3-2 9 SH1-3 15 FC1 5 2B 1B	2	0	0	0	0	1	2
Wilson Betemit, S (6, 5) OBP: 0.300, SLG: 0.178										1	0	0	0	0	0	0
21 Marlon Anderson, L (9, PH) OBP: 0.308, SLG: 0.250										1	1	1	0	0	0	0
Olmedo Saenz, R (9, 5) OBP: 0.368, SLG: 0.533										0	0	0	0	0	0	0
Inning Stats	R: 0 E: 0 K: 0 S: 7 H: 1 LOB: 1 BB: 0 P: 9	R: 1 E: 0 K: 1 S: 13 H: 2 LOB: 3 BB: 2 P: 24	R: 0 E: 0 K: 1 S: 7 H: 0 LOB: 1 BB: 1 P: 13	R: 0 E: 0 K: 2 S: 7 H: 0 LOB: 0 BB: 0 P: 7	R: 0 E: 0 K: 0 S: 7 H: 1 LOB: 1 BB: 0 P: 11	R: 0 E: 0 K: 1 S: 11 H: 0 LOB: 1 BB: 1 P: 21	R: 1 E: 0 K: 1 S: 12 H: 3 LOB: 2 BB: 0 P: 19	R: 0 E: 0 K: 1 S: 10 H: 0 LOB: 0 BB: 0 P: 15	R: 4 E: 0 K: 1 S: 14 H: 3 LOB: 1 BB: 1 P: 25	1B: 8 2B: 2 3B: 0 HR: 0 SF: 0 SAC: 1 DP: 0 HBP: 0						

PITCHER		IP	WLS	BF	H	R	ER	SO	BB	IBB	HBP	BLK	WP	HR	S	P	ERA	WHIP
52 Clay Hensley, R ERA: 7.86	(1, 1)	6.1		29	6	2	2	5	4	0	0	0	0	0	59	96	2.84	1.579
43 Cla Meredith, R ERA:	(7, 1)	0.2	H	3	1	0	0	1	0	0	0	0	0	0	5	8	0.00	1.500
Scott Linebrink, R ERA: 3.27	(8, 1)	1.0	H	3	0	0	0	1	0	0	0	0	0	0	10	15	0.00	0.000
Trevor Hoffman, R ERA: 7.04	(9, 1)	0.2	L	7	3	4	4	0	0	1	0	0	0	0	11	22	54.00	4.500
21 Heath Bell, R ERA: 0.66	(9, 1)	0.1		1	0	0	0	1	0	0	0	0	0	0	3	3	0.00	0.000

PITCHER	IP	WLS	BF	H	R	ER	SO	BB	IBB	HBP	BLK	WP	HR	S	P	ERA	WHIP

TOP

Los Angeles Dodgers @ San Diego Padres

PETCO Park, San Diego, CA

Fri Apr 27 2007, 10:05 PM EDT

Att. 44,035 - Clear - 66 F

livebaseballscorecards.com

AB	37
R	6
H	10
RBI	6
BB	5
SO	8
LOB	19

WP: 0	PA: 43		
PB: 0			
SB: 3			
CS: 0			

Batter	1	2	3	4	5	6	7	8	9	AB	R	H	RBI	BB	SO	LOB
22 Marcus Giles, R (1, 4) OBP: 0.376, SLG: 0.467	F FA 88 B FA 89 F FA 84 B B SL 76 F FA 91 B FA 86 4-2 24 G4-3 24 S BB		B FA 84 F FA 90 X CU 77 1-1 ② G4-3			B CU 81 X FA 96 1-0 24 1B 23 E 1B	C FA 98 B CU 85 B FA 97 C FA 97 B FA 98 B CU 83 4-2 BB		B FA 97 B FA 96 C FA 96 B FA 95 C FA 96 S FA 97 3-3 ② K	3	1	1	0	2	1	0
José Cruz Jr., S (1, 7) OBP: 0.435, SLG: 0.685	F FA 91 C CU 76 B FA 87 C FA 90 1-3 ① K		C FA 91 B FA 85 X FA 84 1-1 ③ G6-3			B FA 91 L FA 95 L FA 92 B FA 92 X FA 91 2-2 ① F9	1 SAFE B FA 96 C FA 98 F FA 96 F CU 84 F CU 82 B FA 99 F FA 99 S FA 93 2-3 ③ K		B CU 80 X FA 97 1-0 HR	5	1	1	1	0	2	3
24 Brian Giles, L (1, 9) OBP: 0.377, SLG: 0.394	B SL 78 C FA 91 B FA 92 C SL 76 F SL 77 1 SAFE B FA 91 F CU 78 X FA 92 3-2 ② G4-3 1-3			C C B F F F B F F 4-2 B B 23 1B 3 SF8 BB		B CU 82 B FA 97 X FA 94 2-0 23 E 3 SF9 1-3 1B		C SL 83 F SL 84 B SL 84 B FA 96 B SL 84 F FA 96 B 4-2 BB 28 1B BB	B FA 94 F FA 96 B CU 81 F FA 95 H SL 87 3-2 HBP	2	2	1	0	2	0	1
23 Adrián González, L (1, 3) OBP: 0.370, SLG: 0.582	B FA 91 F FA 84 B FA 85 B SL 77 F FA 86 X FA 92 3-2 ③ G6-3			B B B C S X 3-2 28 G5-4-3 1-3 1B		F FA 92 B FA 98 B CU 82 C CU 83 X CU 83 2-2 E9 3 SF9 28 2B 1-3 3-H 1B		C FA 95 F FA 94 S SL 85 0-3 ① K	S FA 97 B CU 81 S FA 97 X FA 96 1-2 ③ F8	5	1	2	1	0	1	3
3 Khalil Greene, R (1, 6) OBP: 0.313, SLG: 0.551		F FA 90 B FA 88 B FA 86 X FA 85 2-1 ① G6-3		B X 1-0 ① SF8 3-H		C FA 98 S CU 82 F CU 82 B FA 98 X CU 83 1-2 ② SF9 2-3 3-H		B SL 84 B FA 96 X FA 96 2-0 ② F8		2	0	0	2	0	0	1
28 Josh Bard, S (1, 2) OBP: 0.364, SLG: 0.438		C SL 77 S FA 88 B FA 91 B FA 85 X FA 86 2-2 5 FC5-4 1B		X 0-0 ② ③ G5-4-3 1-2f		F FA 97 C CU 84 D SL 91 X FA 98 1-2 3-H 2B		X FA 95 0-0 BB 1-2 1B		4	0	3	1	0	0	1
Mike Cameron, R (1, 8) OBP: 0.275, SLG: 0.233		B FA 88 X FA 91 1-0 ② L4			L B F X 1-2 ① F8	S FA 98 C FA 98 B CU 82 C 1-3 ③ K		C SL 85 B SL 85 F FA 96 F SL 84 B SL 85 B FA 97 B 4-2 1-2 2-3 BB		3	0	0	0	1	1	2
5 Kevin Kouzmanoff, R (1, 5) OBP: 0.185, SLG: 0.200 21 Heath Bell, R (9, 1)		C FA 90 B FA 90 X FA 90 1-1 ③ FC5-4 1-2f			B B F B F S 3-3 ② K		S FA 95 B FA 96 B FA 95 B FA 91 F FA 96 F FA 97 F FA 93 S FA 98 3-3 ① K	X FA 96 0-0 ③ F9		4 0	0 0	0 0	0 0	0 0	2 0	4 0
52 Clay Hensley, R (1, 1) OBP: 0.200, SLG: 0.200 43 Cla Meredith, R (7, 1) 8 Terrmel Sledge, L (7, PH) OBP: 0.380, SLG: 0.390 Scott Linebrink, R (8, 1) Trevor Hoffman, R (9, 1) Geoff Blum, S (9, 5) OBP: 0.133, SLG: 0.148			B FA 89 B FA 90 C FA 89 F FA 90 F FA 84 F FA 90 C CU 77 2-3 ① K		F M S 0-3 ③ K		C CU 82 S CU 84 S FA 97 0-3 ② K		C FA 94 F CU 80 B SL 85 B FA 95 C CU 79 2-3 ① K	2 0 0 1 0 0 1	0 0 0 0 0 0 0	0 0 0 0 0 0 0	0 0 0 0 0 0 0	2 0 1 0 0 0 0	0 0 0 0 0 0 0	0 0 3 0 0 0 0
Inning Stats	R: 0 E: 0 K: 1 S: 14 H: 0 LOB: 1 BB: 1 P: 25	R: 0 E: 0 K: 0 S: 8 H: 1 LOB: 1 BB: 0 P: 14	R: 0 E: 0 K: 1 S: 9 H: 0 LOB: 0 BB: 0 P: 13	R: 1 E: 0 K: 0 S: 12 H: 1 LOB: 0 BB: 1 P: 20	R: 0 E: 0 K: 2 S: 9 H: 0 LOB: 0 BB: 0 P: 13	R: 3 E: 1 K: 1 S: 18 H: 4 LOB: 1 BB: 0 P: 28	R: 0 E: 0 K: 3 S: 16 H: 0 LOB: 1 BB: 1 P: 25	R: 0 E: 0 K: 1 S: 12 H: 1 LOB: 3 BB: 2 P: 22	R: 1 E: 0 K: 2 S: 12 H: 1 LOB: 1 BB: 0 P: 22	1B: 6 2B: 1 3B: 0 HR: 1	SF: 2 SAC: 0 DP: 1 HBP: 1		WP: 0 PB: 0 SB: 1 CS: 0	PA: 40			

PITCHER		IP	WLS	BF	H	R	ER	SO	BB	IBB	HBP	BLK	WP	HR	S	P	ERA	WHIP
Mark Hendrickson, L ERA: 1.66	(1, 1)	5.0		18	2	1	1	4	2	0	0	0	0	0	52	85	1.80	0.800
58 Chad Billingsley, R ERA: 6.94	(6, 1)	2.0		11	4	3	2	4	1	0	0	0	0	0	34	53	9.00	2.500
Rudy Seanez, R ERA: 4.09	(8, 1)	1.0	W	6	1	0	0	1	2	0	0	0	0	0	12	22	0.00	3.000
44 Takashi Saito, R ERA: 1.69	(9, 1)	1.0	S	5	1	1	1	2	0	0	1	0	0	1	12	22	9.00	1.000

PITCHER	IP	WLS	BF	H	R	ER	SO	BB	IBB	HBP	BLK	WP	HR	S	P	ERA	WHIP

BOTTOM

Los Angeles Dodgers @ San Diego Padres

PETCO Park, San Diego, CA

Fri Apr 27 2007, 10:05 PM EDT

Att. 44,035 - Clear - 66 F

livebaseballscorecards.com

AB	32
R	5
H	8
RBI	5
BB	5
SO	11
LOB	15

Los Angeles Dodgers @ San Diego Padres

PETCO Park, San Diego, CA

Sat Apr 28 2007, 10:05 PM EDT

Att. 42,385 - Cloudy - 66 F

livebaseballscorecards.com

Batter	1	2	3	4	5	6	7	8	9	AB	R	H	RBI	BB	SO	LOB
15 Rafael Furcal, S (1, 6) OBP: 0.257, SLG: 0.231	B FA 87 C FA 87 S FA 86 X FA 87 1-2 G5-3 ①	X FC 82 0-0 F9 ③			X SL 80 0-0 G4-3 ①			X FA 93 0-0 G4-3 ①		4	0	0	0	0	0	1
9 Juan Pierre, L (1, 8) OBP: 0.299, SLG: 0.330	B FA 87 C FA 87 X CH 82 1-1 12 E 2B		C FA 86 F FA 86 X SL 82 0-2 5 S 12 2B 1B		C FA 86 B FC 86 X SL 82 1-1 P6 ②			B FA 94 X FA 93 1-0 1B ②		4	2	3	0	0	0	0
5 Nomar Garciaparra, R (1, 3) OBP: 0.360, SLG: 0.433	C FA 88 2 SAFE 2 SAFE 2 SAFE X FA 86 0-1 L9 ②		1 SAFE P PO 82 B FA 86 B FA 81 C FA 87 X FA 88 3-1 G1-3 ① 1-2		X SL 82 0-0 F7 ③			B SL 82 B SL 83 X FA 95 2-0 F9 ③		4	0	0	0	0	0	2
12 Jeff Kent, R (1, 4) OBP: 0.402, SLG: 0.447	F SI 89 X FA 87 0-1 E9 2-H 1B		F FA 87 B CH 82 2 SAFE X SI 88 1-1 2-H 2B			C FA 87 B FA 86 B SL 82 X SL 81 2-1 P2 ①			C FC 89 X SL 84 0-1 G6-3 ①	4	0	2	2	0	0	0
Luis Gonzalez, L (1, 7) OBP: 0.366, SLG: 0.432	B FA 87 B FA 86 C FC 87 B FA 87 B FA 87 4-1 BB		B FA 87 C FA 86 B CH 82 F FA 87 C FA 87 2-3 K ②			X FA 87 0-0 G4-3 ②			B CU 76 X FA 90 1-0 F7 ②	3	0	0	0	1	1	1
55 Russell Martin, R (1, 2) OBP: 0.411, SLG: 0.487	C FA 87 B FA 87 X FC 82 1-1 F7 ③		B FA 88 C FA 87 C FA 88 X FA 88 1-2 G5-3 ③			C SI 87 F FA 87 B FF 88 C FF 88 1-3 K ③			S SL 87 C FA 92 B CH 78 X CH 78 1-2 F7 ③	4	0	0	0	0	1	3
16 Andre Ethier, L (1, 9) OBP: 0.282, SLG: 0.462		X FA 86 0-0 FC4-6 1B		F CH 80 B CH 80 B CH 81 X FA 81 2-1 G4-3 ①			C FA 85 X FA 86 0-1 F7 ①			3	0	1	0	0	0	0
Wilson Valdez, R (1, 5) OBP: 0.317, SLG: 0.385		C FA 86 X FA 86 0-1 FC4-6 SH3-4 ① 1-2f		X SI 87 0-0 G6-3 ②			B SL 81 C FA 80 C FA 87 F FA 88 F SL 82 B FF 88 X FA 87 2-2 L7 ②			3	0	0	0	0	0	1
Brett Tomko, R (1, 1) 41 Chin-hui Tsao, R (7, 1)		L FA 86 B FA 86 X FA 86 1-1 SH3-4 ② 1-2		C FA 86 C FA 86 B FA 87 C SI 86 1-3 K ③			S SL 82 X FA 88 0-1 F8 ③			2	0	0	0	0	1	0
										0	0	0	0	0	0	0

	AB	31
	R	2
	H	6
	RBI	2
	BB	1
	SO	3
	LOB	8

Inning Stats	1	2	3	4	5	6	7	8	9
	R: 1 E: 1 K: 0 S: 12	R: 0 E: 0 K: 0 S: 6	R: 1 E: 0 K: 1 S: 14	R: 0 E: 0 K: 1 S: 6	R: 0 E: 0 K: 0 S: 4	R: 0 E: 0 K: 1 S: 6	R: 0 E: 0 K: 0 S: 9	R: 0 E: 0 K: 0 S: 3	R: 0 E: 0 K: 0 S: 6
	H: 2 LOB: 2 BB: 1 P: 19	H: 1 LOB: 1 BB: 0 P: 7	H: 2 LOB: 1 BB: 0 P: 20	H: 0 LOB: 0 BB: 0 P: 9	H: 0 LOB: 0 BB: 0 P: 5	H: 0 LOB: 0 BB: 0 P: 9	H: 0 LOB: 0 BB: 0 P: 11	H: 1 LOB: 0 BB: 0 P: 6	H: 0 LOB: 0 BB: 0 P: 8

	1B: 4	SF: 0	WP: 0	PA: 33
	2B: 2	SAC: 1	PB: 0	
	3B: 0	DP: 0	SB: 1	
	HR: 0	HBP: 0	CS: 0	

PITCHER		IP	WLS	BF	H	R	ER	SO	BB	IBB	HBP	BLK	WP	HR	S	P	ERA	WHIP
Greg Maddux, R ERA: 3.86	(1, 1)	7.0	W	27	5	2	2	3	1	0	0	0	0	0	57	80	2.57	0.857
Scott Linebrink, R ERA: 3.0	(8, 1)	1.0	H	3	1	0	0	0	0	0	0	0	0	0	3	6	0.00	1.000
Trevor Hoffman, R ERA: 6.23	(9, 1)	1.0	S	3	0	0	0	0	0	0	0	0	0	0	6	8	0.00	0.000

PITCHER		IP	WLS	BF	H	R	ER	SO	BB	IBB	HBP	BLK	WP	HR	S	P	ERA	WHIP

Batter	1	2	3	4	5	6	7	8	9	AB	R	H	RBI	BB	SO	LOB
22 Marcus Giles, R (1, 4) OBP: 0.362, SLG: 0.447	B SL 83 X 1-0 F9 ①			F FF 92 B FA 92 B SL 84 S FA 95 X CU 76 2-2 F8 ① C FA 94 B FA 93 F CH 83 X FA 93 1-2 L1 ③			S FF 95 F SL 87 C SL 87 0-3 K ②		4	0	0	0	0	1	0
8 Terrmel Sledge, L (1, 7) OBP: 0.352, SLG: 0.356	C CU 78 B SL 84 B CU 78 B FA 96 F SL 83 X 3-2 G3-1 ②			F FA 95 B CU 77 X SL 83 1-1 P5 ②		C FA 92 C FA 92 F CU 75 B CU 83 X FA 94 1-2 F8 ①		X CH 85 0-0 P6 ③		4	0	0	0	0	0	0
24 Brian Giles, L (1, 9) OBP: 0.376, SLG: 0.392	B C X 1-1 G3-1 ③			B CH 84 F FA 93 B FA 95 X FA 92 2-1 23 1B 3 2B 1B		C CU 76 B FA 94 X CU 76 1-1 F7 ②				3	1	1	0	0	0	0
23 Adrián González, L (1, 3) OBP: 0.369, SLG: 0.574		B FA 94 B FA 94 C SI 86 X 2-1 G4-3 ①		B FA 94 C FA 93 X SL 83 1-1 3 2B 1-3 1B		B FA 95 S CU 77 S FA 95 F FA 95 B SL 83 X CU 75 2-2 G3 ③				3	1	1	0	0	0	0
3 Khalil Greene, R (1, 6) OBP: 0.313, SLG: 0.554		B FA 95 C SL 84 X 1-1 G6-3 ②		C FA 95 D CH 86 B FA 95 X FA 95 2-1 1B 1-H 3-H 2B			S CH 83 B CH 83 X CH 82 1-1 F7 ①			3	1	1	2	0	0	0
Mike Cameron, R (1, 8) OBP: 0.286, SLG: 0.247		F FA 96 X 0-1 F8 ③		B SL 83 B CH 85 C FA 96 F X 2-2 1B 3-H 1B			B CH 83 X FA 94 1-0 5 1B FC1-5-2 1B			3	0	2	1	0	0	0
5 Kevin Kouzmanoff, R (1, 5) OBP: 0.191, SLG: 0.206		B FA 93 F FA 93 F FA 94 B FA 95 B SL 85 X FA 96 3-2 F9 ①		1 SAFE X SL 82 0-0 P4 ③			X FA 92 0-0 FC1-5-2 1-3 1B			3	0	1	0	0	0	1
Rob Bowen, S (1, 2) OBP: 0.333, SLG: 0.348		B SL 78 C FA 94 S FA 95 B FF 96 B SL 84 C SL 81 3-3 K ②			S CH 83 B FA 93 X CH 82 1-1 L3 ①		X FF 93 0-0 FC1-5-2 ② ③ 1-3 3-H			3	0	0	0	0	1	2
Greg Maddux, R (1, 1) Scott Linebrink, R (8, 1) 28 Josh Bard, S (8, PH) OBP: 0.353, SLG: 0.424 Trevor Hoffman, R (9, 1)		C SL 82 F FA 96 B FA 95 F CU 76 X FA 97 1-2 G4-3 ③			X FA 93 0-0 F8 ②			X FF 94 0-0 F8 ①		2 0 1 0	0 0 0 0	0 0 0 0	0 0 0 0	0 0 0 0	0 0 0 0	0 0 0 0
Inning Stats	R: 0 E: 0 K: 0 S: 6 H: 0 LOB: 0 BB: 0 P: 11	R: 0 E: 0 K: 0 S: 6 H: 0 LOB: 0 BB: 0 P: 9	R: 0 E: 0 K: 1 S: 10 H: 0 LOB: 0 BB: 0 P: 17	R: 3 E: 0 K: 0 S: 15 H: 4 LOB: 1 BB: 0 P: 25	R: 0 E: 0 K: 0 S: 6 H: 0 LOB: 0 BB: 0 P: 8	R: 0 E: 0 K: 0 S: 10 H: 0 LOB: 0 BB: 0 P: 14	R: 0 E: 0 K: 0 S: 5 H: 2 LOB: 1 BB: 0 P: 7	R: 0 E: 0 K: 1 S: 5 H: 0 LOB: 0 BB: 0 P: 5		1B: 5 2B: 2 3B: 0 HR: 0 SF: 0 SAC: 0 DP: 1 HBP: 0						

PITCHER		IP	WLS	BF	H	R	ER	SO	BB	IBB	HBP	BLK	WP	HR	S	P	ERA	WHIP
Brett Tomko, R ERA: 3.09	(1, 1)	6.1	L	25	6	3	3	1	0	0	0	0	0	0	57	90	4.26	0.947
41 Chin-hui Tsao, R ERA:	(7, 1)	1.2		4	0	0	0	1	0	0	0	0	0	0	6	6	0.00	0.000

PITCHER	IP	WLS	BF	H	R	ER	SO	BB	IBB	HBP	BLK	WP	HR	S	P	ERA	WHIP

BOTTOM

Angeles Dodgers @ San Diego Padres

PETCO Park, San Diego, CA

Sat Apr 28 2007, 10:05 PM EDT

Att. 42,385 - Cloudy - 66 F

livebaseballscorecards.com

AB	29
R	3
H	6
RBI	3
BB	0
SO	2
LOB	3

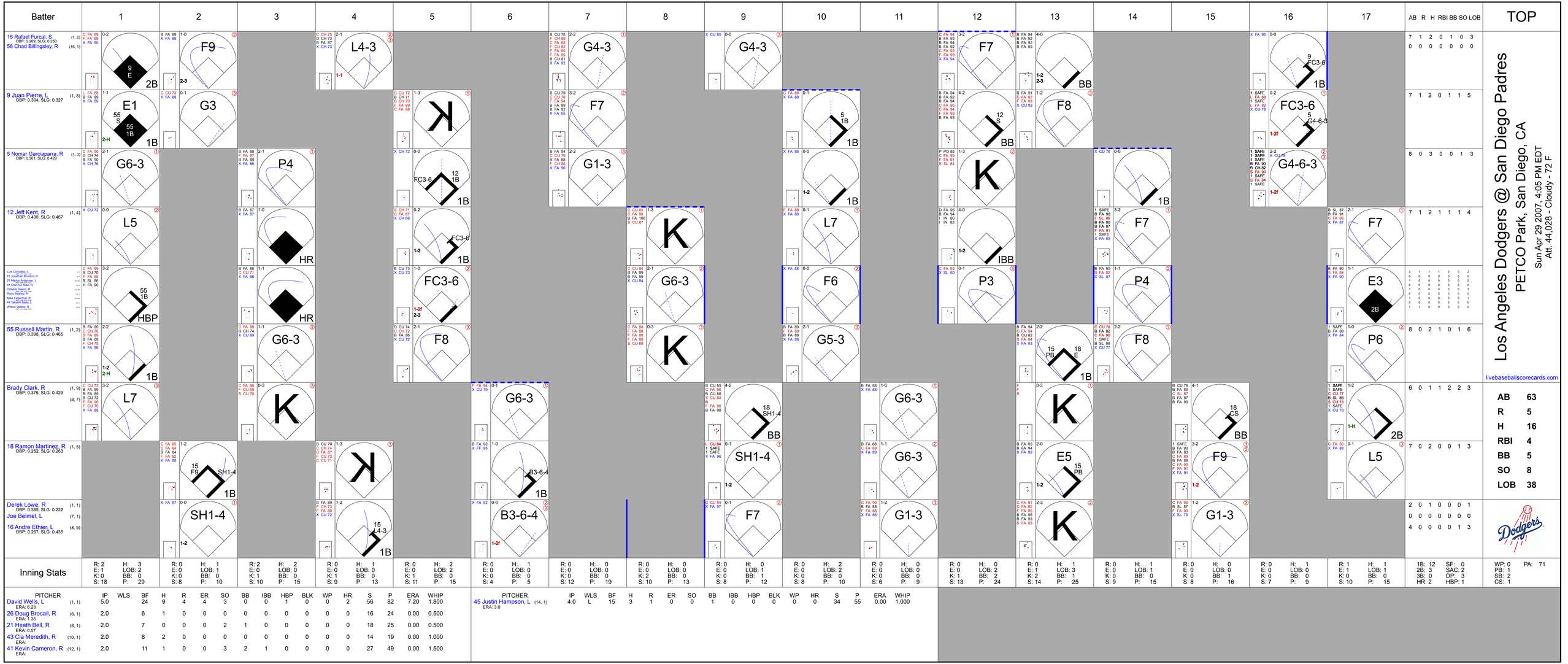
Batter
1
2
3
4
5
6
7
8
9
10
11
12
13
14
15
16
17
AB R H RBI BB SO LOB
TOP
15 Rafael Furcal, S (1, 6) OBP: 0.269, SLG: 0.250
58 Chad Billingsley, R (16, 1)
9 Juan Pierre, L (1, 8) OBP: 0.304, SLG: 0.327
5 Nomar Garciaparra, R (1, 3) OBP: 0.361, SLG: 0.429
12 Jeff Kent, R (1, 4) OBP: 0.400, SLG: 0.467
Luis Gonzalez, L
81 Jonathan Broxton, R
21 Marlon Anderson, L
41 Chin-Hui Tsao, R
Olmedo Saenz, R
Rudy Seanez, R
Mike Lieberthal, R
44 Takashi Saito, L
Wilson Valdez, R
55 Russell Martin, R (1, 2) OBP: 0.398, SLG: 0.465
Brady Clark, R (1, 9) OBP: 0.375, SLG: 0.429 (8, 7)
18 Ramon Martinez, R (1, 5) OBP: 0.262, SLG: 0.263
Derek Lowe, R (1, 1) OBP: 0.385, SLG: 0.222
Joe Beimel, L (7, 1)
16 Andre Ethier, L (8, 9) OBP: 0.267, SLG: 0.435
Inning Stats
R: 2 E: 1 K: 0 S: 18
H: 3 LOB: 2 BB: 0 P: 29
R: 0 E: 0 K: 0 S: 8
H: 1 LOB: 1 BB: 0 P: 10
R: 2 E: 0 K: 1 S: 10
H: 2 LOB: 0 BB: 0 P: 15
R: 0 E: 0 K: 1 S: 9
H: 1 LOB: 0 BB: 0 P: 13
R: 0 E: 0 K: 1 S: 11
H: 2 LOB: 2 BB: 0 P: 15
R: 0 E: 0 K: 0 S: 4
H: 1 LOB: 0 BB: 0 P: 5
R: 0 E: 0 K: 0 S: 12
H: 0 LOB: 0 BB: 0 P: 19
R: 0 E: 0 K: 2 S: 10
H: 0 LOB: 0 BB: 0 P: 13
R: 0 E: 0 K: 0 S: 8
H: 0 LOB: 1 BB: 1 P: 12
R: 0 E: 0 K: 0 S: 8
H: 2 LOB: 2 BB: 0 P: 10
R: 0 E: 0 K: 0 S: 6
H: 0 LOB: 0 BB: 0 P: 9
R: 0 E: 0 K: 1 S: 13
H: 0 LOB: 2 BB: 2 P: 24
R: 0 E: 1 K: 2 S: 14
H: 1 LOB: 3 BB: 1 P: 25
R: 0 E: 0 K: 0 S: 9
H: 1 LOB: 1 BB: 0 P: 15
R: 0 E: 0 K: 0 S: 8
H: 0 LOB: 0 BB: 1 P: 16
R: 0 E: 0 K: 0 S: 7
H: 1 LOB: 0 BB: 0 P: 9
R: 1 E: 1 K: 0 S: 10
H: 1 LOB: 1 BB: 0 P: 15
1B: 12 2B: 3 3B: 0 HR: 2
SF: 0 SAC: 2 DP: 3 HBP: 1
WP: 0 PB: 1 SB: 2 CS: 1
PA: 71
PITCHER
IP WLS BF H R ER SO BB IBB HBP BLK WP HR S P ERA WHIP
David Wells, L (1, 1) ERA: 6.23 5.0 24 9 4 4 3 0 0 1 0 0 0 2 56 82 7.20 1.800
26 Doug Brocail, R (6, 1) ERA: 1.35 2.0 6 1 0 0 0 0 0 0 0 0 0 1 16 24 0.00 0.500
21 Heath Bell, R (8, 1) ERA: 0.57 2.0 7 0 0 0 2 1 0 0 0 0 0 1 18 25 0.00 0.500
43 Cla Meredith, R (10, 1) ERA: 2.0 8 2 0 0 0 0 0 0 0 0 0 0 0 14 19 0.00 1.000
41 Kevin Cameron, R (12, 1) ERA: 2.0 11 1 0 0 3 2 1 0 0 0 0 0 0 27 49 0.00 1.500
PITCHER
IP WLS BF H R ER SO BB IBB HBP BLK WP HR S P ERA WHIP
45 Justin Hampson, L (14, 1) ERA: 3.0 4.0 L 15 3 1 0 0 1 0 0 0 0 0 0 34 55 0.00 1.000
Los Angeles Dodgers @ San Diego Padres
PETCO Park, San Diego, CA
Sun Apr 29 2007, 4:05 PM EDT
Att. 44,028 - Cloudy - 72 F
livebaseballscorecards.com
AB 63
R 5
H 16
RBI 4
BB 5
SO 8
LOB 38

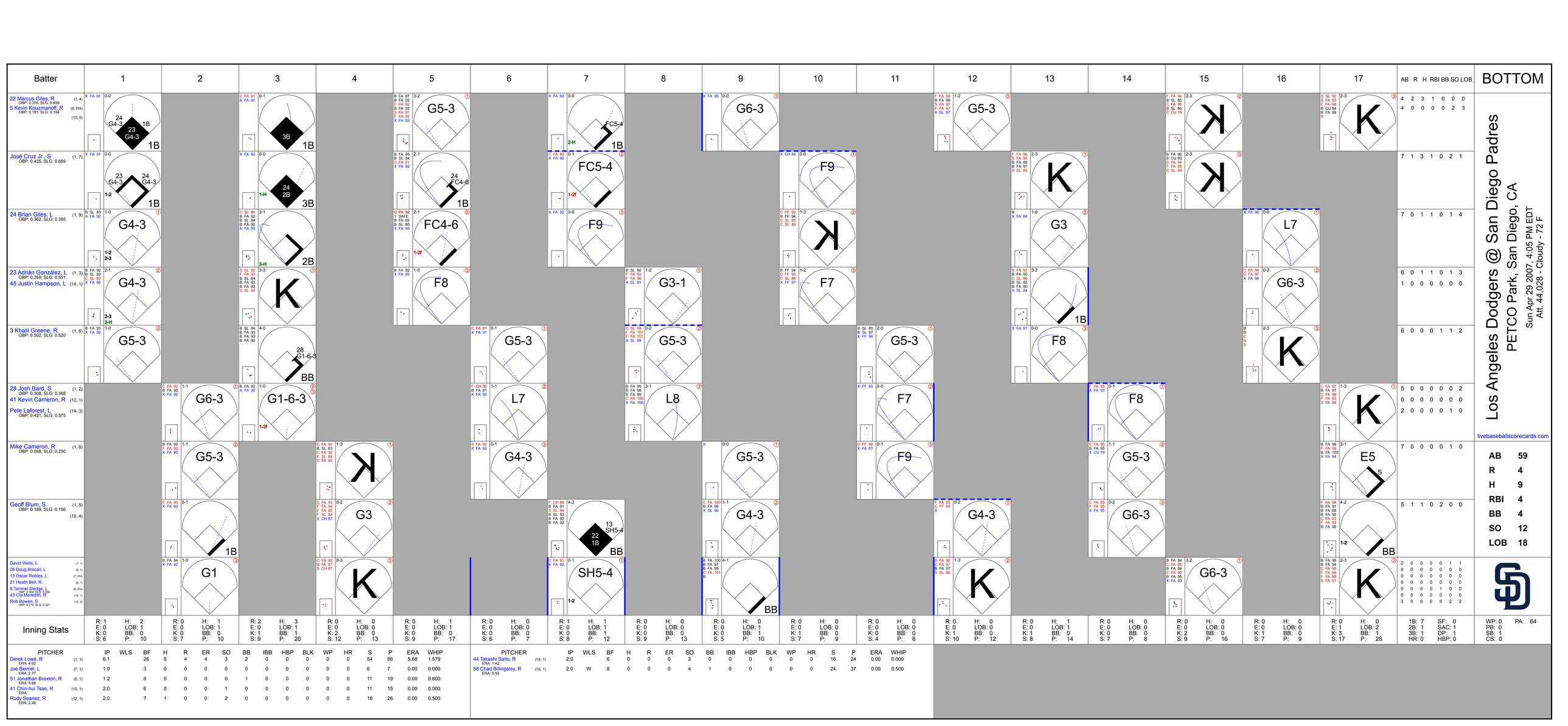
Batter
1
2
3
4
5
6
7
8
9
10
11
12
13
14
15
16
17
AB R H RBI BB SO LOB
BOTTOM
22 Marcus Giles, R (1, 4) OBP: 0.376, SLG: 0.459
5 Kevin Kouzmanoff, R (9, PH) OBP: 0.191, SLG: 0.194 (10, 5)
4 2 3 1 0 0 0
4 0 0 0 0 2 3
José Cruz Jr., S (1, 7) OBP: 0.435, SLG: 0.689
7 1 3 1 0 2 1
24 Brian Giles, L (1, 9) OBP: 0.362, SLG: 0.385
7 0 1 1 0 1 4
23 Adrián González, L (1, 3) OBP: 0.359, SLG: 0.551
45 Justin Hampson, L (14, 1)
6 0 1 1 0 1 3
1 0 0 0 0 0 0
3 Khalil Greene, R (1, 6) OBP: 0.302, SLG: 0.520
6 0 0 0 1 1 2
28 Josh Bard, S (1, 2) OBP: 0.308, SLG: 0.368
41 Kevin Cameron, R (12, 1)
Pete Laforest, L (14, 3) OBP: 0.421, SLG: 0.375
5 0 0 0 0 0 2
0 0 0 0 0 0 0
2 0 0 0 0 1 0
Mike Cameron, R (1, 8) OBP: 0.268, SLG: 0.230
7 0 0 0 0 1 0
Geoff Blum, S (1, 5) OBP: 0.189, SLG: 0.156 (10, 4)
5 1 1 0 2 0 0
David Wells, L (1, 1)
26 Doug Brocail, L (8, 1)
13 Oscar Robles, L (7, PH)
21 Heath Bell, R (8, 1)
8 Terrmel Sledge, L OBP: 0.333, SLG: 0.526 (9, PH)
43 Cla Meredith, R (10, 1)
Rob Bowen, S OBP: 0.316, SLG: 0.327 (12, 2)
2 0 0 0 0 1 1
0 0 0 0 0 0 0
0 0 0 0 0 0 0
0 0 0 0 0 0 0
0 0 0 0 1 0 0
0 0 0 0 0 0 0
3 0 0 0 0 2 2
Los Angeles Dodgers @ San Diego Padres
PETCO Park, San Diego, CA
Sun Apr 29 2007, 4:05 PM EDT
Att: 44,028 - Cloudy - 72 F
livebaseballscorecards.com
AB 59
R 4
H 9
RBI 4
BB 4
SO 12
LOB 18
Inning Stats
R: 1 E: 0 LOB: 1 BB: 0 S: 6 H: 2 P: 10
R: 0 E: 0 LOB: 1 BB: 0 S: 7 H: 1 P: 10
R: 2 E: 0 LOB: 1 BB: 1 S: 9 H: 3 P: 20
R: 0 E: 0 LOB: 0 BB: 0 K: 2 S: 12 H: 0 P: 13
R: 0 E: 0 LOB: 1 BB: 0 K: 0 S: 9 H: 1 P: 17
R: 0 E: 0 LOB: 0 BB: 0 K: 0 S: 6 H: 0 P: 7
R: 1 E: 0 LOB: 1 BB: 1 K: 0 S: 8 H: 1 P: 12
R: 0 E: 0 LOB: 0 BB: 0 K: 0 S: 9 H: 0 P: 13
R: 0 E: 0 LOB: 1 BB: 0 K: 0 S: 5 H: 0 P: 10
R: 0 E: 0 LOB: 0 BB: 0 K: 1 S: 7 H: 0 P: 9
R: 0 E: 0 LOB: 0 BB: 0 K: 0 S: 4 H: 0 P: 6
R: 0 E: 0 LOB: 0 BB: 0 K: 1 S: 10 H: 0 P: 12
R: 0 E: 0 LOB: 1 BB: 0 K: 1 S: 8 H: 1 P: 14
R: 0 E: 0 LOB: 0 BB: 0 S: 7 H: 0 P: 8
R: 0 E: 0 LOB: 0 BB: 0 K: 2 S: 9 H: 0 P: 16
R: 0 E: 0 LOB: 0 BB: 0 K: 1 S: 7 H: 0 P: 9
R: 0 E: 1 LOB: 2 BB: 1 K: 3 S: 17 H: 0 P: 28
1B: 7 2B: 1 3B: 1 HR: 0 SF: 0 SAC: 1 DP: 1 HBP: 0
WP: 0 PB: 0 SB: 1 CS: 0 PA: 64
PITCHER IP WLS BF H R ER SO BB IBB HBP BLK WP HR S P ERA WHIP
Derek Lowe, R (1, 1) ERA: 4.62 6.1 28 8 4 4 3 2 0 0 0 0 0 54 86 5.68 1.579
Joe Beimel, L (7, 1) ERA: 2.77 1.0 3 0 0 0 0 0 0 0 0 0 0 6 7 0.00 0.000
51 Jonathan Broxton, R (8, 1) ERA: 0.66 1.2 6 0 0 0 0 1 0 0 0 0 0 11 19 0.00 0.600
41 Chin-hui Tsao, R (10, 1) ERA: 2.0 6 0 0 0 1 0 0 0 0 0 0 0 11 15 0.00 0.000
Rudy Seanez, R (12, 1) ERA: 3.46 2.0 7 1 0 0 2 0 0 0 0 0 0 18 26 0.00 0.500
PITCHER IP WLS BF H R ER SO BB IBB HBP BLK WP HR S P ERA WHIP
44 Takashi Saito, R (14, 1) ERA: 1.42 2.0 6 0 0 0 0 2 0 0 0 0 0 0 16 24 0.00 0.000
58 Chad Billingsley, R (16, 1) ERA: 5.93 2.0 W 8 0 0 0 4 1 0 0 0 0 0 24 37 0.00 0.500

Batter	1	2	3	4	5	6	7	8	9	AB	R	H	RBI	BB	SO	LOB
24 Chris Young, R (1, 8) OBP: 0.289, SLG: 0.439	B FA 87 X FA 89 1-0 HR	C CU 67 C FA 88 T FA 88 0-2 ③ K		B CU 66 B CU 66 B CU 67 H FA 88 4-0 HBP	B CU 66 X CU 66 1-0 ③ G1		X FA 93 0-0 HR	B CU 81 X CU 74 1-0 1 BB 6 1B 1-2 2-H 1B		5	2	3	3	0	1	4
6 Stephen Drew, L (1, 6) OBP: 0.340, SLG: 0.355	C FA 88 B SL 80 C SL 80 B FA 89 S FA 89 2-3 ① K		C SL 78 B CU 65 B FA 89 S FA 90 S FA 90 2-3 ① K	B FA 90 X SL 79 1-0 ③ F8		B CH 77 F FA 87 B CU 65 B FA 87 S FA 86 F FA 88 X FA 88 3-2 ① F9	C CH 87 F CH 88 F SL 83 B FA 94 S SL 83 1-3 ① K	X FA 92 0-0 1 BB 1-2 2-3 1B		6	0	1	0	0	3	3
1 Orlando Hudson, S (1, 4) OBP: 0.415, SLG: 0.514 39 Dana Eveland, L (8, 1) 28 Brandon Medders, R (9, 1)	B FA 90 X CH 79 1-0 ② G6-3		C FA 90 B CU 67 X FA 88 1-1 22 F7 1B		B CH 79 X CH 77 1-0 22 2B 1B	C FA 88 X SL 79 0-1 2B 1B	C SL 83 F FA 94 B SL 84 B SL 83 S CH 83 2-3 ② K	B SL 82 B C B B 4-1 1-2 2-3 3-H BB		5 0 0	2 0 0	3 0 0	1 0 0	1 0 0	1 0 0	0 0 0
22 Eric Byrnes, R (1, 7) OBP: 0.347, SLG: 0.429	C FA 90 B CU 67 B CU 66 B FA 89 B CH 80 4-1 BB	B CH 78 C FA 89 1 SAFE 1 SAFE D CU 66 X FA 88 2-1 ② F7 1-2		C FA 87 X CU 67 0-1 G4-3 19 1B 1-H 2B	B FA 85 F FA 86 B FA 86 C SL 86 1 SAFE F FA 86 X CH 79 2-2 ② F8	B SL 83 X FA 93 1-0 1B	C FA 88 B CH 80 C FA 90 F FA 91 S FA 83 1-3 ③ K		5	1	2	1	1	1	5
Chad Tracy, L (1, 5) OBP: 0.385, SLG: 0.466	1 SAFE B CU 66 X FA 87 1-0 ③ F7		C CU 66 B FA 89 C SL 80 S FA 90 1-3 ③ K		C FA 87 B FA 88 D SL 82 X SL 80 2-1 ① F8	X SL 79 0-0 1B 1-H 2B	B FA 88 C CH 86 C SL 82 S SL 82 1-3 ③ K		S FA 89 F FA 90 F FA 89 S FA 92 0-3 ① K	6	1	1	1	0	3	4
Tony Clark, S (1, 3) OBP: 0.300, SLG: 0.543		C FA 88 X CU 66 0-1 ① G6-3		C FA 87 C FA 87 X FA 90 0-2 17 SH1-4 7 1B 1B	B SL 80 X FA 88 1-0 ② G4-3 2-3	X CH 86 0-0 19 BB 7 1B 2-H 1B		S CU 76 X CU 74 0-1 ① G6-3	X FA 87 0-0 ② F9	6	0	2	1	0	0	1
7 Carlos Quentin, R (1, 9) OBP: 0.360, SLG: 0.366		B CU 78 F FA 89 B CU 66 B CU 66 B CH 81 4-1 17 SH2-4 19 BB BB		B FA 88 X CU 67 1-0 17 SH1-4 1-2 1B	B FA 88 C FA 89 C FA 88 D CU 79 B FA 89 B CH 79 4-2 19 1B 17 1B BB	B FA 92 X FA 93 1-0 19 BB 1-2 1B		C CU 76 S FA 91 B CU 82 B FA 91 B CU 77 B FA 94 4-2 19 1B 24 1B BB	B FA 88 X FA 88 1-0 ③ L8	3	2	2	0	3	0	0
19 Chris Snyder, R (1, 2) OBP: 0.385, SLG: 0.341	B FA 89 C FA 88 1 SAFE B CU 67 F CH 66 B FA 89 F SL 80 B FA 90 4-2 17 SH2-4 1-2 BB		D CU 67 C FA 90 C CU 66 D CU 69 S FA 89 2-3 ① K	C CU 67 B CU 68 C CU 66 B FA 89 X FA 90 2-2 17 1B 1-2 3-H 1B	C SL 83 D SL 85 B FA 93 C SL 83 B SL 82 B FA 94 4-2 1-2 2-3 BB		B CU 80 X FA 93 1-0 6 1B 24 1B 1 BB 1-2 1B		3	1	2	1	2	1	2
17 Brandon Webb, R (1, 1) OBP: 0.063, SLG: 0.063 13 Alberto Callaspo, S (8, 4) OBP: 0.268, SLG: 0.258		L FA 86 L FA 87 X FA 88 0-2 ② SH2-4 1-2 2-3		X FA 88 0-0 ② SH1-4 1-2 2-3	F FA 88 X FA 88 0-1 1-3 2-H 1B	C FA 93 X FA 94 0-1 ③ G1-3		C C CU 75 C 0-3 ② K		3 0	0 0	1 0	1 0	0 0	1 0	5 0
Inning Stats	R: 1 E: 0 K: 1 S: 7 H: 1 LOB: 1 BB: 1 P: 16	R: 0 E: 0 K: 1 S: 12 H: 0 LOB: 2 BB: 2 P: 20	R: 0 E: 0 K: 2 S: 10 H: 1 LOB: 1 BB: 0 P: 16	R: 0 E: 0 K: 1 S: 9 H: 2 LOB: 3 BB: 0 P: 17	R: 3 E: 0 K: 0 S: 14 H: 4 LOB: 2 BB: 1 P: 25	R: 2 E: 0 K: 0 S: 17 H: 4 LOB: 3 BB: 1 P: 27	R: 1 E: 0 K: 3 S: 12 H: 2 LOB: 1 BB: 0 P: 17	R: 2 E: 0 K: 2 S: 15 H: 3 LOB: 3 BB: 2 P: 26	R: 0 E: 0 K: 1 S: 6 H: 0 LOB: 0 BB: 0 P: 7	1B: 13 2B: 2 3B: 0 HR: 2 SF: 0 SAC: 2 DP: 0 HBP: 1						

PITCHER	IP	WLS	BF	H	R	ER	SO	BB	IBB	HBP	BLK	WP	HR	S	P	ERA	WHIP
52 Randy Wolf, L (1, 1) ERA: 5.05	5.2	L	32	10	6	6	5	4	0	1	0	0	1	63	110	9.53	2.471
Rudy Seanez, R (6, 1) ERA: 3.77	1.1		9	4	1	1	3	1	0	0	0	0	1	18	28	6.75	3.750
Brett Tomko, R (8, 1) ERA: 3.75	0.2		7	3	2	2	1	2	0	0	0	0	0	11	21	27.00	7.500
Joe Beimel, L (8, 1) ERA: 2.51	1.1		4	0	0	0	2	0	0	0	0	0	0	10	12	0.00	0.000

PITCHER	IP	WLS	BF	H	R	ER	SO	BB	IBB	HBP	BLK	WP	HR	S	P	ERA	WHIP

TOP

Arizona Diamondbacks @ Los Angeles Dodgers
Dodger Stadium, Los Angeles, CA
Mon Apr 30 2007, 7:10 PM PDT
Att. 53,126 - Partly Cloudy - 63 F

livebaseballscorecards.com

AB	42
R	9
H	17
RBI	9
BB	7
SO	11
LOB	24

1B: 13	SF: 0	WP: 0	PA: 52
2B: 2	SAC: 2	PB: 0	
3B: 0	DP: 0	SB: 0	
HR: 2	HBP: 1	CS: 0	

BOTTOM

Batter	1	2	3	4	5	6	7	8	9	AB	R	H	RBI	BB	SO	LOB
15 Rafael Furcal, S (1, 6) OBP: 0.272, SLG: 0.243	C FA 88 B FA 89 X FA 89 1-1 G6-3		B FA 90 B FA 90 B FA 89 C FA 89 B FA 89 4-1 BB			C FA 86 F CU 80 S CU 80 0-3 K	C FA 88 B CU 74 B FA 87 F FA 89 F FA 89 X FA 89 2-2 G1-3		S CU 76 S CU 77 D FA 92 B CU 76 S 2-3 K	2	0	0	0	1	1	0
Wilson Valdez, R (7, PH) OBP: 0.295, SLG: 0.357 (8, 6)										2	0	0	0	0	1	4
9 Juan Pierre, L (1, 8) OBP: 0.303, SLG: 0.319	X FA 90 0-0 F7		B CU 78 X FA 89 1-0 G1-3			C FA 88 X FA 89 0-1 F7		B FA 92 B FA 90 C FA 90 B FA 90 B FA 90 4-1 G1-3 BB		3	0	0	0	1	0	2
5 Nomar Garciaparra, R (1, 3) OBP: 0.351, SLG: 0.416	B FA 90 F FA 90 B CU 77 X FA 92 2-1 G6-3			B FA 87 F FA 88 F CH 80 X CU 76 1-2 G6-3		X FA 88 0-0 G4-3		F FA 90 D CH 83 X FA 91 1-1 G1-3 1-2		3	0	0	0	0	0	0
Brett Tomko, R (8, 1)										0	0	0	0	0	0	0
Brady Clark, R (8, 9) OBP: 0.364, SLG: 0.414										1	0	0	0	0	0	1
12 Jeff Kent, R (1, 4) OBP: 0.393, SLG: 0.457		C FA 90 F CH 81 X FA 90 0-2 G6-3		F FA 90 S CU 82 B CU 76 B FA 90 X FA 90 2-2 G4-3			B FA 87 X 1-0 BB 16 1B 1B	B SL 85 B FA 91 C FA 92 D SL 87 F FA 92 X FA 92 3-2 G6-3		2	0	0	0	0	0	0
21 Marlon Anderson, L (7, PH) OBP: 0.313, SLG: 0.267 (8, 4)										2	1	1	0	0	0	1
Luis Gonzalez, L (1, 7) OBP: 0.376, SLG: 0.460		C FA 91 F FA 91 X CU 79 0-2 F7		X FA 89 0-0 1B			C FA 88 X FA 88 0-1 F9	C SL 83 B SL 84 B FA 92 B SL 84 F FA 92 F FA 91 B FA 92 4-2 BB		3	0	1	0	1	0	1
Wilson Betemit, S (1, 5) OBP: 0.297, SLG: 0.167		B FA 91 X FA 90 1-0 G1-3		B FA 90 D CH 82 X FA 89 2-0 G4-3			B FA 88 B CU 80 B FA 89 B FA 88 4-0 FC5-4 16 1B 1-2 BB	C FA 90 D FA 84 S FA 90 X SL 85 1-2 G6-3		3	0	0	0	1	0	3
16 Andre Ethier, L (1, 9) OBP: 0.282, SLG: 0.458			C FA 89 B FA 90 X FA 89 1-1 52 G4-3 2B		C CU 73 F FA 88 F FA 89 F CU 75 B FA 90 X FA 89 1-2 F8		B FA 89 B FA 87 X FA 88 2-0 FC5-4 1-2 2-H 1B		S CU 76 S F F X 0-2 F8	3	0	2	1	0	0	0
Joe Beimel, L (8, 1)										0	0	0	0	0	0	0
18 Ramon Martinez, R (9, PH) OBP: 0.256, SLG: 0.256										1	0	0	0	0	0	0
Mike Lieberthal, R (1, 2) OBP: 0.143, SLG: 0.143			B FA 90 F FA 90 B FA 90 F FA 90 B FA 90 F FA 90 S FA 89 3-3 K		C FA 89 X FA 90 0-1 G1-3		B FA 89 X FA 90 1-0 FC5-4 BB 1-2f 2-3		S FA 92 F FA 93 B FC 89 B CU 76 B FA 93 X 3-2 1B	4	0	1	0	0	1	3
52 Randy Wolf, L (1, 1) OBP: 0.400, SLG: 0.364			B FA 89 S FA 89 X FA 90 1-1 G4-3 2-3		B FA 89 X FA 89 1-0 G3-1		B FA 88 B FA 89 B FA 89 C FA 90 C CH 82 D 4-2 BB 1-2		B FA 92 B FA 93 F FA 93 B FA 91 F FA 93 X FA 91 3-2 L8	2	0	0	0	0	0	1
Rudy Seanez, R (6, 1)										0	0	0	0	0	0	0
Olmedo Saenz, R (7, PH) OBP: 0.364, SLG: 0.471 (8, 3)										1	0	0	0	1	0	1
Inning Stats	R: 0 E: 0 K: 0 S: 5 H: 0 LOB: 0 BB: 0 P: 8	R: 0 E: 0 K: 0 S: 7 H: 0 LOB: 0 BB: 0 P: 8	R: 0 E: 0 K: 1 S: 10 H: 1 LOB: 2 BB: 1 P: 20	R: 0 E: 0 K: 0 S: 8 H: 1 LOB: 1 BB: 0 P: 13	R: 0 E: 0 K: 0 S: 8 H: 0 LOB: 0 BB: 0 P: 10	R: 0 E: 0 K: 1 S: 6 H: 0 LOB: 0 BB: 0 P: 6	R: 1 E: 0 K: 0 S: 11 H: 2 LOB: 3 BB: 2 P: 25	R: 0 E: 0 K: 0 S: 12 H: 0 LOB: 2 BB: 2 P: 25	R: 0 E: 0 K: 1 S: 15 H: 1 LOB: 1 BB: 0 P: 23	1B: 4 2B: 1 3B: 0 HR: 0 SF: 0 SAC: 0 DP: 0 HBP: 0						

PITCHER	IP	WLS	BF	H	R	ER	SO	BB	IBB	HBP	BLK	WP	HR	S	P	ERA	WHIP
17 Brandon Webb, R (1, 1) ERA: 3.21	7.0	W	28	4	1	1	2	3	0	0	0	0	0	55	90	1.29	1.000
39 Dana Eveland, L (8, 1) ERA: 20.25	1.0		5	0	0	0	0	2	0	0	0	0	0	12	25	0.00	2.000
28 Brandon Medders, R (9, 1) ERA: 4.15	1.0		4	1	0	0	1	0	0	0	0	0	0	15	23	0.00	1.000

PITCHER	IP	WLS	BF	H	R	ER	SO	BB	IBB	HBP	BLK	WP	HR	S	P	ERA	WHIP

Arizona Diamondbacks @ Los Angeles Dodgers
Dodger Stadium, Los Angeles, CA
Mon Apr 30 2007, 7:10 PM PDT
Att. 53,126 - Partly Cloudy - 63 F

livebaseballscorecards.com

AB	32
R	1
H	5
RBI	1
BB	5
SO	3
LOB	17

Batter	1	2	3	4	5	6	7	8	9	AB	R	H	RBI	BB	SO	LOB
24 Chris Young, R (1, 8) OBP: 0.277, SLG: 0.419	C FA 90 C CU 78 B CU 75 X FA 93 1-2 ① F8		C CH 80 B FA 92 B CU 78 B FA 94 F FA 93 S FA 96 3-3 ② K		C CU 79 F CU 81 S CH 84 0-3 ② K			X SL 88 0-0 ① G6-3		4	0	0	0	0	2	0
22 Eric Byrnes, R (1, 7) OBP: 0.361, SLG: 0.454	X FA 91 0-0 ② P4		C FA 93 B CH 82 B FA 94 X FA 94 2-1 1 S 1B		C FA 95 B FA 96 B FS 85 B FA 96 B FA 95 4-1 BB			B FA 97 C FA 97 S FA 92 X FA 99 1-2 1 1B 3B		3	1	2	0	1	0	0
1 Orlando Hudson, S (1, 4) OBP: 0.417, SLG: 0.509	B CU 76 C FA 91 B FA 91 B CU 78 B FA 93 4-1 1B BB		1 SAFE P PO 88 C FA 93 B CU 78 F CU 78 X FA 96 2-2 ③ F7 1-2		F CU 80 P PO 90 X FA 96 1-1 ③ G6-3			B SL 90 B SL 88 C FA 99 B FA 92 X SL 88 3-1 6 S 3-H 1B		3	0	1	1	1	0	2
Chad Tracy, L (1, 5) OBP: 0.390, SLG: 0.472 6 Stephen Drew, L (3, 6) OBP: 0.330, SLG: 0.344	C FA 92 X CH 84 0-1 1-3 1B			C B B F C 2-3 ① K		S FA 91 C CU 78 S CH 81 0-3 ① K		B FA 95 B FA 95 B FA 97 C FA 96 F FA 96 S FA 98 3-3 ② K 1-2		1 3	0 0	1 0	0 0	0 0	0 3	0 1
Tony Clark, S (1, 3) OBP: 0.296, SLG: 0.510	B CU 80 F FA 94 S CU 80 F FA 96 B FA 95 X FS 84 2-2 ③ G4-3			C B B B X 3-1 ② F7		B FA 92 C FA 94 X CU 79 1-1 ② G1-3		I IN 79 I IN 80 I IN 77 I IN 78 4-0 7 FC6-4 IBB		3	0	0	0	1	0	2
7 Carlos Quentin, R (1, 9) OBP: 0.370, SLG: 0.364		S FA 90 F FA 90 B FA 91 F FA 92 B FA 92 X FA 94 2-2 13 G4-6-3 1B		F B B B B 4-1 13 S BB		C CH 80 X FA 93 0-1 ③ F9		C SL 88 X FA 97 0-1 ③ FC6-4 1-2f		3	0	1	0	1	0	2
13 Alberto Callaspo, S (1, 6) (3, 5) OBP: 0.267, SLG: 0.246		X FA 91 0-0 ① ② G4-6-3 1-2f		C B F B B B 4-2 1-2 BB			C FF 92 C SL 84 F SL 85 X FF 93 0-2 ① G4-3		B FA 93 S FA 93 B FA 92 F FA 93 F FA 94 B CU 78 X FA 93 3-2 ① F8	3	0	0	0	1	0	1
26 Miguel Montero, L (1, 2) OBP: 0.267, SLG: 0.366		C FA 90 C CU 77 B FA 93 X CU 79 1-2 ③ G3-1		C B S B X 2-2 ③ G4-3			B FF 95 X FF 93 1-0 ② F8		B CU 77 S FA 94 B CU 77 F FA 93 X SL 83 2-2 ② G4-3	4	0	0	0	0	0	2
Livan Hernandez, R (1, 1) OBP: 0.214, SLG: 0.231 34 Conor Jackson, R (7, PH) OBP: 0.347, SLG: 0.262 56 Ramon Pena, R (7, 1) 19 Chris Snyder, R (9, PH) OBP: 0.377, SLG: 0.333 Brandon Lyon, R (9, 1)			C FA 90 B FA 91 X FA 92 1-1 ① G1-3		B C X FA 96 1-1 ① G4-3		B SL 84 C FF 95 C FF 95 F FF 97 X SL 86 1-2 ③ F9		B SL 83 B FA 94 B FA 93 X FA 93 3-0 ③ F8	2 1 0 1 0	0 0 0 0 0	0 0 0 0 0	0 0 0 0 0	0 0 0 0 0	0 0 0 0 0	0 0 0 0 0
Inning Stats	R: 0 E: 0 K: 0 S: 11 H: 1 LOB: 2 BB: 1 P: 18	R: 0 E: 0 K: 0 S: 8 H: 1 LOB: 0 BB: 0 P: 11	R: 0 E: 0 K: 1 S: 11 H: 1 LOB: 1 BB: 0 P: 18	R: 0 E: 0 K: 1 S: 11 H: 0 LOB: 2 BB: 2 P: 26	R: 0 E: 0 K: 1 S: 9 H: 1 LOB: 1 BB: 1 P: 14	R: 0 E: 0 K: 1 S: 7 H: 0 LOB: 0 BB: 0 P: 8	R: 0 E: 0 K: 0 S: 9 H: 0 LOB: 0 BB: 0 P: 11	R: 1 E: 0 K: 1 S: 11 H: 2 LOB: 2 BB: 1 P: 22	R: 0 E: 0 K: 0 S: 8 H: 0 LOB: 0 BB: 0 P: 16	1B: 4 2B: 0 3B: 1 HR: 0 SF: 0 SAC: 0 DP: 1 HBP: 0						

PITCHER		IP	WLS	BF	H	R	ER	SO	BB	IBB	HBP	BLK	WP	HR	S	P	ERA	WHIP
31 Brad Penny, R ERA: 1.64	(1, 1)	6.0		24	3	0	0	4	4	0	0	0	0	0	57	95	0.00	1.167
41 Chin-hui Tsao, R ERA:	(7, 1)	1.0	H	3	0	0	0	0	0	0	0	0	0	0	9	11	0.00	0.000
51 Jonathan Broxton, R ERA: 1.23	(8, 1)	1.0	B	6	2	1	1	1	0	1	0	0	0	0	11	22	9.00	2.000
44 Takashi Saito, R ERA: 1.32	(9, 1)	1.0	W	3	0	0	0	0	0	0	0	0	0	0	8	16	0.00	0.000

PITCHER	IP	WLS	BF	H	R	ER	SO	BB	IBB	HBP	BLK	WP	HR	S	P	ERA	WHIP

TOP

Arizona Diamondbacks @ Los Angeles Dodgers
Dodger Stadium, Los Angeles, CA

Tue May 01 2007, 7:10 PM PDT
Att. 36,029 - Partly Cloudy - 61 F

livebaseballscorecards.com

AB	31
R	1
H	5
RBI	1
BB	5
SO	5
LOB	10

WP: 0	PA: 36		
PB: 0			
SB: 3			
CS: 0			

Batter	1	2	3	4	5	6	7	8	9	AB	R	H	RBI	BB	SO	LOB
15 Rafael Furcal, S (1, 6) OBP: 0.291, SLG: 0.269	C FA 82 X CH 76 0-1 ① G1-4-3	B FA 86 B FA 85 B FA 85 C CH 81 B FA 87 4-1 1-2 2-3 3-H BB			B SL 78 B FA 83 C SL 78 X SL 79 2-1 9 SH2-4 2B	C SL 82 B FA 84 F FA 82 B FA 86 C FA 86 2-3 ② K			X FA 92 0-0 G6-3 9 SH1-4 1B 1B	4	1	2	1	1	1	3
9 Juan Pierre, L (1, 8) OBP: 0.303, SLG: 0.319	B FA 82 B FA 82 C FA 82 F FA 83 F FA 84 F CH 76 X CH 77 2-2 12 FC5-4 1B	C FA 87 B FA 85 C SL 80 F FA 87 X CU 68 1-2 ③ F7			B FA 84 X SL 78 1-0 ① SH2-4 2-3	B SL 81 C SL 79 B FA 85 X FA 85 2-1 ③ F7			1 SAFE X FA 91 0-0 ① SH1-4 1-2	3	0	1	0	0	0	6
21 Marlon Anderson, L (1, 3) OBP: 0.316, SLG: 0.235 Wilson Valdez, R (7, 5) OBP: 0.283, SLG: 0.341	1 SAFE C FA 83 1 SAFE B FA 84 1 SAFE 1 SAFE P PO 81 X FA 83 2-1 ② L8		B FA 83 C FA 84 C SL 79 B FA 86 B CU 64 S SL 79 3-3 ① K		C FA 84 S FA 84 B FA 86 F FA 86 B SL 79 B SL 79 B FA 84 4-2 12 S BB		X FA 96 0-0 ① G4-3		B CU 76 S CU 75 C FA 94 F CU 76 X CU 76 1-2 ② G6-3 2-3	2 2	0 0	0 0	0 0	1 0	1 0	1 1
12 Jeff Kent, R (1, 4) OBP: 0.393, SLG: 0.459	X FA 85 0-0 ③ FC5-4 1-2f		B FA 85 B CU 76 B SL 78 X FA 86 3-0 2B		C FA 85 B SL 80 B SL 80 B FA 85 F CU 70 C FA 87 3-3 ② K 1-2		B SL 87 S SL 87 B FA 96 S FA 96 B SL 89 X SL 89 3-2 ② F8		I IN 70 I IN 68 I IN 66 I IN 68 4-0 1B IBB	4	0	1	0	1	1	3
Luis Gonzalez, L (1, 7) OBP: 0.371, SLG: 0.444 51 Jonathan Broxton, R (8, 1) 44 Takashi Saito, L (9, 1) Olmedo Saenz, R (9, PH) OBP: 0.391, SLG: 0.500		C CH 76 B SL 78 B FA 84 X FA 84 2-1 ① F7	B SL 80 B FA 84 C SL 78 B FA 84 B FA 84 4-1 55 G6-4-3 BB		X SL 80 0-0 ③ G6-3		B CH 86 C CH 87 X FA 97 1-1 ③ G4-3		C CU 78 B CU 78 X FA 94 1-1 1-2 3-H 1B	3 0 0 1	0 0 0 0	0 0 0 1	0 0 0 1	1 0 0 0	0 0 0 0	2 0 0 0
55 Russell Martin, R (1, 2) OBP: 0.402, SLG: 0.472		B FA 84 C SL 78 F FA 85 F SL 60 B FA 86 X SL 78 2-2 16 1B 15 BB 2B	F FA 85 B FA 86 B SL 79 F SL 79 X CH 75 2-2 ② ③ G6-4-3 1-2f		S CU 65 B FA 83 B SL 77 B FA 85 C SL 77 F CU 69 B FA 85 4-2 16 FC1-5 1B BB		F FA 94 B SL 86 B FA 95 B FA 95 X FA 94 3-1 ① F9		3	1	1	0	1	0	2
16 Andre Ethier, L (1, 9) OBP: 0.305, SLG: 0.467		F SL 80 F FA 86 X FC 59 0-2 15 BB BB 2-3 1B	C F C 0-3 ① K			B FA 85 1 SAFE X CH 76 1-0 5 BB FC1-5 1-2 1B		F FA 95 B CH 85 B CH 86 S FA 95 B FA 97 F CH 87 F FA 96 B FA 96 4-2 5 BLK BB		3	0	2	0	1	1	0
Wilson Betemit, S (1, 5) OBP: 0.299, SLG: 0.160 41 Chin-hui Tsao, R (7, 1) Brady Clark, R (8, 7) OBP: 0.353, SLG: 0.400		B FA 85 B FA 85 B FA 86 B CH 75 4-0 15 BB 1-2 BB	C B B B F C 3-3 ② K			C FA 82 X FA 85 0-1 ① FC1-5 5 BB 1-2 2-3f		C CH 88 B CH 88 B CH 87 F FA 95 X CH 83 2-2 ② F9	2 0 1	0 0 0	0 0 0	0 0 0	1 0 0	1 0 0	2 0 1
31 Brad Penny, R (1, 1) OBP: 0.231, SLG: 0.231 5 Nomar Garciaparra, R (6, PH) OBP: 0.354, SLG: 0.412 (7, 3)		D FA 87 S SL 79 X SL 80 1-1 ② P4	B B F B X 3-1 ③ G6-3			B SL 79 F SL 80 D SL 64 D SL 80 C SL 79 B FA 86 4-2 1-2 2-3 BB		S SL 89 B CH 89 F FA 94 B FA 96 F SL 88 D CH 87 X SL 89 3-2 ③ P5 1-2		2 1	0 0	0 0	0 0	0 1	0 0	3 1
Inning Stats	R: 0 E: 0 K: 0 S: 11 H: 1 LOB: 1 BB: 0 P: 14	R: 1 E: 0 K: 0 S: 16 H: 2 LOB: 3 BB: 2 P: 30	R: 0 E: 0 K: 1 S: 8 H: 1 LOB: 1 BB: 1 P: 20	R: 0 E: 0 K: 2 S: 8 H: 0 LOB: 0 BB: 0 P: 14	R: 0 E: 0 K: 1 S: 10 H: 1 LOB: 2 BB: 1 P: 20	R: 0 E: 0 K: 1 S: 13 H: 1 LOB: 3 BB: 2 P: 26	R: 0 E: 0 K: 0 S: 6 H: 0 LOB: 0 BB: 0 P: 10	R: 0 E: 0 K: 0 S: 13 H: 0 LOB: 1 BB: 1 P: 25	R: 1 E: 0 K: 0 S: 8 H: 2 LOB: 2 BB: 1 P: 14	1B: 5 2B: 3 3B: 0 HR: 0 SF: 0 SAC: 2 DP: 1 HBP: 0						WP: 0 PB: 0 SB: 1 CS: 0 PA: 41	

BOTTOM

Arizona Diamondbacks @ Los Angeles Dodgers

Dodger Stadium, Los Angeles, CA

Tue May 01 2007, 7:10 PM PDT

Att. 36,029 - Partly Cloudy - 61 F

livebaseballscorecards.com

AB	31
R	2
H	8
RBI	2
BB	8
SO	5
LOB	25

PITCHER		IP	WLS	BF	H	R	ER	SO	BB	IBB	HBP	BLK	WP	HR	S	P	ERA	WHIP
Livan Hernandez, R ERA: 3.55	(1, 1)	6.0		29	6	1	1	5	6	0	0	0	0	0	66	124	1.50	2.000
56 Ramon Pena, R ERA: 1.65	(7, 1)	2.0		7	0	0	0	0	1	0	0	1	0	0	19	35	0.00	0.500
Brandon Lyon, R ERA: 1.5	(9, 1)	0.2	L	5	2	1	1	0	0	1	0	0	0	0	8	14	13.50	3.000

PITCHER	IP	WLS	BF	H	R	ER	SO	BB	IBB	HBP	BLK	WP	HR	S	P	ERA	WHIP

Batter	1	2	3	4	5	6	7	8	9	AB	R	H	RBI	BB	SO	LOB
24 Chris Young, R (1, 8) OBP: 0.265, SLG: 0.400	B FA 88 F CH 82 F CU 75 B FA 88 X FA 88 2-2 ① P1		B FA 88 F FA 88 F FA 88 B CH 83 X FA 88 2-2 ③ F7			B CH 82 F FA 88 B CU 75 F FA 87 B FA 87 X FA 87 3-2 ② F8		C SL 89 S SL 89 F SL 90 S FA 97 0-3 ③ K		4	0	0	0	0	1	2
34 Conor Jackson, R (1, 3) OBP: 0.354, SLG: 0.266	B FA 88 F FA 87 B CU 74 B FA 88 F FA 88 B FA 89 4-2 1 G6-4-3 BB			X CH 82 0-0 ① L7		F FA 87 B FA 87 B FA 88 F FA 88 F FA 87 S FA 88 2-3 ③ K			X FA 94 0-0 1 B1-3 22 1B 1B	3	1	1	0	1	1	0
1 Orlando Hudson, S (1, 4) OBP: 0.412, SLG: 0.500	C FA 89 B CU 76 B FA 90 B FA 89 X FA 89 3-1 ②③ G6-4-3 1-2f			C FA 87 B CU 75 C CU 76 B FA 90 B FA 89 F FA 88 X FA 84 3-2 ② G5-3			B CU 72 F SL 84 B FA 86 X FA 87 2-1 7 S 1B		X FA 92 0-0 ① B1-3 1-2	4	0	1	0	0	0	2
22 Eric Byrnes, R (1, 7) OBP: 0.357, SLG: 0.446		X FA 86 0-0 ① G5-3		F FA 88 X FA 89 0-1 ③ P5			C FF 93 B FF 94 F FF 95 X FF 95 1-2 ① F9		X FA 95 0-0 2-H 1B	4	0	1	1	0	0	1
7 Carlos Quentin, R (1, 9) OBP: 0.362, SLG: 0.354		C FA 88 X FA 88 0-1 19 CS 1B			B CU 74 S FA 88 F FA 86 B CH 83 S FA 87 2-3 ① K		S FF 95 S SL 88 D SL 89 B FF 97 B SL 87 S SL 88 3-3 ② K 1-2		1 SAFE C SL 84 B FA 93 S SL 84 S SL 83 1-3 ② K	4	0	1	0	0	3	2
6 Stephen Drew, L (1, 6) OBP: 0.319, SLG: 0.330		C CU 74 B FA 89 C FA 89 C CU 76 1-3 ② K			F FA 88 C CU 77 B FA 89 F FA 89 X CU 76 1-2 E4		B SL 87 S SL 87 X SL 87 1-1 ③ P5		B CU 77 F FA 94 C CU 78 C SL 83 1-3 ③ K	4	0	0	0	0	2	3
19 Chris Snyder, R (1, 2) OBP: 0.382, SLG: 0.341 13 Alberto Callaspo, S (8, PH) OBP: 0.263, SLG: 0.243 (8, 5)		B FA 88 B FA 84 1 SAFE 2-0 ③ CS 1-2	B FA 85 F FA 86 B CU 74 X FA 88 2-1 49 SH3-4 1B		B FA 87 B FA 88 C FA 88 1 SAFE S FA 88 1 SAFE S FA 88 2-3 ② K			C FA 96 F FA 96 B FA 97 B FA 96 S SL 88 2-3 ① K		2	0	1	0	0	1	1
14 Brian Barden, R (1, 5) OBP: 0.083, SLG: 0.083 26 Miguel Montero, L (8, PH) OBP: 0.283, SLG: 0.366 (8, 2)			C FA 88 S FA 88 B FA 85 B FA 89 S FA 90 2-3 ① K		1 SAFE F FA 86 1 SAFE S FA 87 B FA 88 1 SAFE S FA 87 1-3 ③ K			B FA 96 C FA 96 F SL 87 B FA 97 B FA 96 B FA 95 4-2 BB		1	0	0	0	1	0	0
49 Doug Davis, R (1, 1) Tony Clark, S (8, PH) OBP: 0.291, SLG: 0.500 28 Brandon Medders, R (8, 1) 45 Doug Slaten, L (8, 1)			X FA 88 0-0 ② SH3-4 1-2			C FA 87 F CU 76 B FA 88 F CU 75 S FA 88 1-3 ① K		S FA 96 F FA 97 X 0-2 ② F7		1 1 0 0	0 0 0 0	0 0 0 0	0 0 0 0	1 0 0 0	0 1 0 0	0 1 0 0
Inning Stats	R: 0 E: 0 K: 0 S: 7 H: 0 LOB: 0 BB: 1 P: 16	R: 0 E: 0 K: 1 S: 6 H: 1 LOB: 0 BB: 0 P: 9	R: 0 E: 0 K: 1 S: 9 H: 1 LOB: 1 BB: 0 P: 15	R: 0 E: 0 K: 0 S: 7 H: 0 LOB: 0 BB: 0 P: 10	R: 0 E: 1 K: 3 S: 13 H: 0 LOB: 1 BB: 0 P: 19	R: 0 E: 0 K: 2 S: 11 H: 0 LOB: 0 BB: 0 P: 17	R: 0 E: 0 K: 1 S: 10 H: 1 LOB: 1 BB: 0 P: 17	R: 0 E: 0 K: 2 S: 12 H: 0 LOB: 1 BB: 1 P: 18	R: 1 E: 0 K: 2 S: 9 H: 2 LOB: 1 BB: 0 P: 11	1B: 5 2B: 0 3B: 0 HR: 0 SF: 0 SAC: 1 DP: 1 HBP: 0						

TOP

Arizona Diamondbacks @ Los Angeles Dodgers
Dodger Stadium, Los Angeles, CA
Wed May 02 2007, 12:10 PM PDT
Att. 34,825 - Cloudy - 64 F

livebaseballscorecards.com

AB	30
R	1
H	5
RBI	1
BB	2
SO	12
LOB	14

PITCHER		IP	WLS	BF	H	R	ER	SO	BB	IBB	HBP	BLK	WP	HR	S	P	ERA	WHIP
Mark Hendrickson, L ERA: 1.3	(1, 1)	6.0	W	21	3	0	0	7	1	0	0	0	0	0	55	90	0.00	0.667
41 Chin-hui Tsao, R ERA:	(7, 1)	1.0	H	3	0	0	0	1	0	0	0	0	0	0	8	13	0.00	0.000
51 Jonathan Broxton, R ERA: 1.15	(8, 1)	1.0	H	4	0	0	0	2	1	0	0	0	0	0	12	18	0.00	1.000
44 Takashi Saito, R ERA: 1.84	(9, 1)	1.0	S	5	2	1	1	2	0	0	0	0	0	0	9	11	9.00	2.000

PITCHER		IP	WLS	BF	H	R	ER	SO	BB	IBB	HBP	BLK	WP	HR	S	P	ERA	WHIP

Batter	1	2	3	4	5	6	7	8	9	AB	R	H	RBI	BB	SO	LOB
15 Rafael Furcal, S (1, 6) OBP: 0.289, SLG: 0.259	F FA 84 X CH 73 0-1 F7 ①		B FA 86 B FC 84 B FA 85 C FA 84 X SL 82 3-1 G4-3 ③			C CH 76 B CU 69 X CU 67 1-1 E8 9 1B	B CU 68 B CH 77 B FC 84 B CU 82 4-0 1-2 BB			3	1	0	0	1	0	0
9 Juan Pierre, L (1, 8) OBP: 0.310, SLG: 0.325	C FA 83 C CU 88 F FC 84 B FC 84 F CU 70 B CU 69 S FC 83 2-3 K ②			B FA 84 X FC 82 1-0 5 G5-4-3 1B		B FA 86 B FC 83 C FC 83 B CU 69 X FC 83 3-1 12 BB 2-H 1B	C FA 87 X CU 70 0-1 G4-3 ③			4	0	2	1	0	1	3
5 Nomar Garciaparra, R (1, 3) OBP: 0.350, SLG: 0.406	F FC 84 F FC 84 B FA 87 B CU 69 B CH 76 S FC 82 3-3 K ③			1 SAFE B FC 81 B FC 83 1 SAFE 1 SAFE X FC 83 2-0 G5-4-3 ①② 1-2f		P PO 78 X FC 84 1-0 L4 ②		C CU 74 X SL 86 0-1 12 G5-4-3 1B		4	0	1	0	0	1	2
12 Jeff Kent, R (1, 4) OBP: 0.397, SLG: 0.455		X 0-0 P4 ①		C FC 84 B FC 82 B FC 81 X FC 83 2-1 1B		S FC 84 1 SAFE B FC 83 B FC 82 F FC 84 1 SAFE B FC 85 D CU 70 4-2 1-2 BB		D FA 93 C FC 88 S CU 76 X CU 76 1-2 G5-4-3 ①② 1-2f		3	0	1	0	1	0	1
55 Russell Martin, R (1, 2) OBP: 0.396, SLG: 0.462		C FA 86 C FC 85 B CU 69 S FC 83 1-3 K ②		B CU 69 C CH 77 1 SAFE F FC 83 B FC 85 C FC 84 2-3 K ③		F FC 83 B CH 77 F FC 86 X FA 87 1-2 L1-3 ③		X FC 89 0-0 WP 16 1B 1B		4	1	1	0	0	2	3
Wilson Betemit, S (1, 5) OBP: 0.310, SLG: 0.170		C FA 85 X CU 69 0-1 1B			C FA 84 B CU 67 C CU 66 B FC 82 B CH 75 S FC 84 3-3 K ①		F FC 82 F FA 84 S FC 84 0-3 K ①	1 SAFE B SL 84 1 SAFE S SL 84 F FA 90 1 SAFE B SL 83 B SL 80 B CH 83 4-2 E 16 1B 1-2 BB		3	0	1	0	1	2	0
16 Andre Ethier, L (1, 9) OBP: 0.314, SLG: 0.462		X CU 68 0-0 F7 ③			C FA 83 F CH 77 X FC 82 0-2 L3 ②		S FA 85 C FA 86 B FA 85 B CU 72 F CU 69 F FC 85 B FA 86 F FC 84 F CU 67 4-2 B SL 82 1B BB	C SL 79 S SL 80 F SL 82 X FA 91 0-2 E 1-2 2-H 1B		3	0	1	1	1	0	1
Brady Clark, R (1, 7) OBP: 0.316, SLG: 0.353			C FA 84 X CU 68 0-1 G4-3 ①		B B FC 84 F FA 86 X CH 76 2-1 G6-3 ③		F SL 82 1 SAFE X CH 74 0-1 F8 ②	C SL 85 F FA 91 F SL 81 B FA 91 F FA 91 B SL 85 X SL 81 2-2 E6 1-2 2-3		4	0	0	0	0	0	3
Mark Hendrickson, L (1, 1) 41 Chin-hui Tsao, R (7, 1) Olmedo Saenz, R (7, PH) OBP: 0.417, SLG: 0.526 51 Jonathan Broxton, R (8, 1) 18 Ramon Martinez, R (8, PH) OBP: 0.250, SLG: 0.250 44 Takashi Saito, L (9, 1)			C FC 84 F FA 87 B CU 69 S 1-3 K ②			B FA 83 X FA 84 1-0 G6-3 ①	B FC 84 C FC 83 B FC 85 X FC 84 2-1 15 BB 1-3 1B	X FA 91 0-0 G5-3 ③		2 0 1 0 1 0	0 0 0 0 0 0	0 0 1 0 0 0	0 0 0 0 0 0	1 0 0 0 0 0	0 0 0 0 3 0	0 0 0 0 0 0
Inning Stats	R: 0 E: 0 K: 2 S: 10 H: 0 LOB: 0 BB: 0 P: 15	R: 0 E: 0 K: 1 S: 7 H: 1 LOB: 1 BB: 0 P: 8	R: 0 E: 0 K: 1 S: 7 H: 0 LOB: 0 BB: 0 P: 11	R: 0 E: 0 K: 1 S: 7 H: 2 LOB: 1 BB: 0 P: 14	R: 0 E: 0 K: 1 S: 8 H: 0 LOB: 0 BB: 0 P: 13	R: 1 E: 1 K: 0 S: 12 H: 1 LOB: 2 BB: 1 P: 22	R: 0 E: 0 K: 1 S: 15 H: 1 LOB: 3 BB: 2 P: 25	R: 1 E: 1 K: 0 S: 18 H: 3 LOB: 3 BB: 1 P: 25		1B: 8 2B: 0 3B: 0 HR: 0 SF: 0 SAC: 0 DP: 2 HBP: 0		WP: 1 PB: 0 SB: 0 CS: 0 PA: 36				

PITCHER	IP	WLS	BF	H	R	ER	SO	BB	IBB	HBP	BLK	WP	HR	S	P	ERA	WHIP
49 Doug Davis, L (1, 1) ERA: 2.25	7.0	L	29	5	1	0	7	3	0	0	0	0	0	66	108	0.00	1.143
28 Brandon Medders, R (8, 1) ERA: 4.61	0.2		3	2	1	1	0	0	0	0	0	0	0	6	7	13.50	3.000
45 Doug Slaten, L (8, 1) ERA: 1.17	0.1		4	1	0	0	0	1	0	0	0	1	0	12	18	0.00	6.000

PITCHER	IP	WLS	BF	H	R	ER	SO	BB	IBB	HBP	BLK	WP	HR	S	P	ERA	WHIP

BOTTOM

Arizona Diamondbacks @ Los Angeles Dodgers
Dodger Stadium, Los Angeles, CA
Wed May 02 2007, 12:10 PM PDT
Att. 34,825 - Cloudy - 64 F

livebaseballscorecards.com

AB	32
R	2
H	8
RBI	2
BB	4
SO	7
LOB	16

Batter	1	2	3	4	5	6	7	8	9	AB	R	H	RBI	BB	SO	LOB
15 Rafael Furcal, S (1, 6) OBP: 0.284, SLG: 0.256	C SL 86 X FA 95 0-1 G4-3		C FA 94 C X 0-2 F7		C FA 94 B X 1-1 9 SH1-3 1B		F FA 93 X FA 93 0-1 G4-3		C FA 97 C FA 97 B FA 98 F FA 97 F FA 97 F FA 97 X SL 85 1-2 F8	5	0	1	0	0	0	0
9 Juan Pierre, L (1, 8) OBP: 0.308, SLG: 0.323	B FA 95 F FA 95 C FS 86 F SL 89 X FS 89 1-2 G4-3		X FA 91 0-0 L6		1 SAFE X SL 90 0-0 SH1-3 1-2		B FA 93 B FA 92 B FA 92 C FA 90 F FA 89 X SL 85 3-2 1B		B FA 97 X FA 96 1-0 G4-3	4	0	1	0	0	0	0
5 Nomar Garciaparra, R (1, 3) OBP: 0.347, SLG: 0.400	S SL 88 F SL 90 B CU 80 B FA 95 X SL 89 2-2 F8			X FA 93 0-0 55 1B 1B	B F X 1-1 F9		C FA 94 1 SAFE 1 SAFE X FA 94 0-1 G1-3			4	0	1	0	0	0	2
Luis Gonzalez, L (1, 7) OBP: 0.385, SLG: 0.452		C CU 79 X FA 94 0-1 55 FC5-4 1B		C SL 88 X SL 88 0-1 55 1B 1-2 1B		F B B F B B 4-2 16 BB BB		C FA 93 B CU 80 F FA 94 X SL 84 1-2 G4-3		3	0	2	0	1	0	0
55 Russell Martin, R (1, 2) OBP: 0.400, SLG: 0.464		C FA 94 B FA 95 S FA 94 X SL 90 1-2 FC5-4 16 CI 1-2f		B SL 88 S SL 89 X CH 89 1-1 1-2 2-3 1B		C SL 88 B FA 93 X 1-1 L9		B FA 92 B FA 92 B FA 92 C FA 92 F FA 93 X FA 93 3-2 16 1B		4	0	2	0	0	0	2
16 Andre Ethier, L (1, 9) OBP: 0.326, SLG: 0.463		1 SAFE B FS 86 B FC 90 F CH 87 F FS 86 F FA 94 2-2 CI 1-2		S CH 87 F SL 87 B SL 89 B SL 91 X FS 88 2-2 F6		B FA 93 C FA 93 B FA 93 B FA 93 B FA 93 4-1 1-2 BB		B FA 93 X FA 93 1-0 1-2 1B		2	0	1	0	1	0	3
Wilson Betemit, S (1, 5) OBP: 0.297, SLG: 0.161 58 Chad Billingsley, R (6, 1) Olmedo Saenz, R (8, PH) OBP: 0.400, SLG: 0.500 Rudy Seanez, R (8, 1)		C SL 86 C SL 88 S SL 86 0-3 K		B FA 96 F SL 89 S SL 90 B SL 87 B S 3-3 K		B FA 94 S SL 87 C FA 93 F SL 88 C FA 94 1-3 K		B CU 78 S CU 81 B FA 94 C CU 81 C SL 85 2-3 K		3 0 1 0	0 0 0 0	0 0 0 0	0 0 0 0	3 0 1 0	7 0 2 0	
18 Ramon Martinez, R (1, 4) OBP: 0.229, SLG: 0.227		F SL 89 C SL 88 X CU 83 0-2 G4-3		B FA 91 F SL 82 F FA 91 X FA 91 1-2 F7		X SL 88 0-0 P4		B FA 95 X FA 94 1-0 G5-3		4	0	0	0	0	0	9
Brett Tomko, R (1, 1) Joe Beimel, L (5, 1) Wilson Valdez, R (6, 5) OBP: 0.277, SLG: 0.333 21 Marlon Anderson, L (9, PH) OBP: 0.300, SLG: 0.222			S FA 94 C FA 95 S FA 95 0-3 K		F SL 86 S CH 88 S SL 89 0-3 K		C FA 93 S CU 79 B CU 77 B FA 94 S CU 77 2-3 K		C B FA 96 F FA 96 S FA 98 1-3 K	2 0 1 1	0 0 0 0	0 0 0 0	0 0 0 0	2 0 1 1	0 0 0 0	0 0 0 0
Inning Stats	R: 0 E: 0 K: 0 S: 9 H: 0 LOB: 0 BB: 0 P: 12	R: 0 E: 1 K: 1 S: 14 H: 1 LOB: 2 BB: 0 P: 17	R: 0 E: 0 K: 1 S: 7 H: 0 LOB: 0 BB: 0 P: 7	R: 0 E: 0 K: 1 S: 14 H: 3 LOB: 3 BB: 0 P: 21	R: 0 E: 0 K: 1 S: 8 H: 1 LOB: 1 BB: 0 P: 10	R: 0 E: 0 K: 1 S: 10 H: 0 LOB: 2 BB: 2 P: 20	R: 0 E: 0 K: 1 S: 10 H: 1 LOB: 1 BB: 0 P: 15	R: 0 E: 0 K: 1 S: 11 H: 2 LOB: 2 BB: 0 P: 19	R: 0 E: 0 K: 1 S: 10 H: 0 LOB: 0 BB: 0 P: 13	1B: 8 2B: 0 3B: 0 HR: 0	SF: 0 SAC: 1 DP: 0 HBP: 0					

PITCHER		IP	WLS	BF	H	R	ER	SO	BB	IBB	HBP	BLK	WP	HR	S	P	ERA	WHIP
29 John Smoltz, R ERA: 3.35	(1, 1)	7.0	W	30	6	0	0	6	2	0	0	0	0	0	72	102	0.00	1.143
51 Michael Gonzalez, L ERA: 1.46	(8, 1)	1.0		5	2	0	0	1	0	0	0	0	0	0	11	19	0.00	2.000
39 Rafael Soriano, R ERA: 3.77	(9, 1)	1.0		3	0	0	0	1	0	0	0	0	0	0	10	13	0.00	0.000

PITCHER	IP	WLS	BF	H	R	ER	SO	BB	IBB	HBP	BLK	WP	HR	S	P	ERA	WHIP

TOP

Los Angeles Dodgers @ Atlanta Braves

Turner Field, Atlanta, GA

Fri May 04 2007, 7:35 PM EDT

Att. 38,263 - Cloudy - 71 F

livebaseballscorecards.com

AB	34
R	0
H	8
RBI	0
BB	2
SO	8
LOB	25

BOTTOM

Los Angeles Dodgers @ Atlanta Braves

Turner Field, Atlanta, GA

Fri May 04 2007, 7:35 PM EDT

Att. 38,263 - Cloudy - 71 F

livebaseballscorecards.com

Batter	1	2	3	4	5	6	7	8	9	AB	R	H	RBI	BB	SO	LOB
2 Kelly Johnson, L (1, 4) OBP: 0.472, SLG: 0.583	B FA 93 X FA 92 1-0 ① F7	C CH 84 B FA 93 B CH 83 B CH 83 X FA 92 3-1 11 CS 1B			B B B B FA 92 4-0 10 FC6-4 BB	B SL 89 B FA 95 B FA 95 C FA 95 B SL 89 4-1 BB		B FA 92 F CH 87 X CH 87 1-1 ①② G6-3 1-2f 2-3		3	0	1	0	2	0	2
11 Edgar Renteria, R (1, 6) OBP: 0.395, SLG: 0.487	C FA 93 B FA 92 X CU 83 1-1 10 BB 16 2B 1B	B FA 90 1 SAFE S SL 83 C FA 92 1-2 ③ CS 1-2	F FA 92 C CH 84 F FA 93 B FA 92 F FA 93 B X 2-2 ① G6-3		B FA 90 C FA 93 1 SAFE C FA 91 B FA 92 C FA 93 2-3 ① K	X FA 96 0-0 ② F9 2-3		X SL 84 0-0 ③ G5-3		5	1	1	0	0	1	4
10 Chipper Jones, S (1, 5) OBP: 0.423, SLG: 0.679	C FA 93 B FA 94 B FA 94 D CH 85 B FA 93 4-1 16 2B 1-2 BB	B SL 85 B FA 92 B C B 4-1 16 1B BB			X FA 91 0-0 ② FC6-4 16 BB BB 7 2B 1-2f	S SL 91 C CU 83 B FA 97 X SL 89 1-2 ③ F7				2	2	0	0	2	0	3
Andruw Jones, R (1, 8) OBP: 0.387, SLG: 0.490	C SL 83 B FA 94 X FA 93 1-1 ② F4		F FA 92 X CH 85 0-1 ② P5		B CH 84 B FA 91 B FA 94 B FA 90 4-0 16 BB 7 2B 1-2 BB		B SL 90 B SL 89 S SL 90 S SL 88 F SL 89 S SL 90 2-3 ① K			3	1	0	0	1	1	3
16 Brian McCann, L (1, 2) OBP: 0.381, SLG: 0.500	C FA 93 F CU 77 B FA 94 F SL 84 B FA 95 B FA 96 F SL 83 F FA 95 X CU 83 3-2 2B 1-H 2-H	C FA 91 X 0-1 7 FC6-4 1-2 1B			C FA 92 C FA 92 F FA 93 B FA 93 F FA 93 B FA 93 F FA 93 B SL 83 B SL 83 4-2 7 2B 1-2 2-3 BB		B FA 95 S SL 90 B CU 83 B FA 95 B FA 96 4-1 7 FC6 BB			2	0	2	2	2	0	0
7 Jeff Francoeur, R (1, 9) OBP: 0.372, SLG: 0.532	B FA 93 B CH 85 B FA 92 B FA 94 4-0 BB	X 0-0 ③ FC6-4 1-2f			X SL 83 0-0 1-3 2-H 3-H 2B		C SL 90 X SL 92 0-1 ② FC6 1-2f			3	0	1	2	1	0	3
Scott Thorman, L (1, 3) OBP: 0.308, SLG: 0.475	X CU 78 0-0 ③ F8		C FA 91 B FA 91 B CH 84 X FA 92 2-1 ① F7		C FA 89 D CU 77 F FA 89 S CU 78 1-3 ③ K		B FA 96 B FA 95 C FA 94 F CH 84 B SL 91 F FA 96 X SL 90 3-2 ③ F7			4	0	0	0	0	1	5
Willie Harris, L (1, 7) OBP: 0.500, SLG: 0.455		B FA 91 F FA 91 T CH 83 S 1-3 ① K	B FA 93 C FA 92 C FA 92 X 1-2 ② G1-3			B FA 95 T FA 95 F FA 95 B FA 96 X SL 90 2-2 11 F9 29 SH1-4 1B		F FA 93 F FA 95 X CH 86 0-2 2 G6-3 4 1B 1B		4	0	2	0	0	1	0
29 John Smoltz, R (1, 1) OBP: 0.071, SLG: 0.143 51 Michael Gonzalez, R (8, 1) 4 Pete Orr, L (8, PH) OBP: 0.300, SLG: 0.300 39 Rafael Soriano, R (9, 1)		B FA 93 S FA 92 B FA 94 F FA 92 X CH 84 2-2 ② G6-3	C FA 94 C SL 87 C SL 86 0-3 ③ K			X FA 96 0-0 ① SH1-4 1-2		X FA 93 0-0 2 G6-3 1B 1-2		2 0 1 0	0 0 0 0	0 0 1 0	0 0 0 0	0 0 0 0	1 0 0 0	0 0 0 0
Inning Stats	R: 2 E: 0 K: 0 S: 13 H: 2 LOB: 2 BB: 2 P: 27	R: 0 E: 0 K: 1 S: 10 H: 1 LOB: 0 BB: 0 P: 17	R: 0 E: 0 K: 0 S: 11 H: 1 LOB: 2 BB: 1 P: 17	R: 0 E: 0 K: 1 S: 8 H: 0 LOB: 0 BB: 0 P: 11	R: 2 E: 0 K: 2 S: 13 H: 1 LOB: 2 BB: 3 P: 28	R: 0 E: 0 K: 0 S: 9 H: 1 LOB: 2 BB: 1 P: 16	R: 0 E: 0 K: 1 S: 11 H: 0 LOB: 1 BB: 1 P: 20	R: 0 E: 0 K: 0 S: 7 H: 2 LOB: 1 BB: 0 P: 8		1B: 6 2B: 2 3B: 0 HR: 0 SF: 0 SAC: 1 DP: 1 HBP: 0					

	AB	29
	R	4
	H	8
	RBI	4
	BB	8
	SO	5
	LOB	20

PITCHER		IP	WLS	BF	H	R	ER	SO	BB	IBB	HBP	BLK	WP	HR	S	P	ERA	WHIP
Brett Tomko, R ERA: 4.4	(1, 1)	4.2	L	24	5	4	4	3	6	0	0	0	0	0	52	96	7.71	2.357
Joe Beimel, L ERA: 2.45	(5, 1)	0.1		1	0	0	0	1	0	0	0	0	0	0	3	4	0.00	0.000
58 Chad Billingsley, R ERA: 5.17	(6, 1)	2.0		9	1	0	0	1	2	0	0	0	0	0	20	36	0.00	1.500
Rudy Seanez, R ERA: 3.52	(8, 1)	1.0		4	2	0	0	0	0	0	0	0	0	0	7	8	0.00	2.000

PITCHER	IP	WLS	BF	H	R	ER	SO	BB	IBB	HBP	BLK	WP	HR	S	P	ERA	WHIP

WP: 0 PB: 0 SB: 0 CS: 1 PA: 39

Los Angeles Dodgers @ Atlanta Braves

Turner Field, Atlanta, GA

Sat May 05 2007, 7:05 PM EDT
Att. 42,786 - Cloudy - 67 F

TOP

livebaseballscorecards.com

Batter	1	2	3	4	5	6	7	8	9	AB	R	H	RBI	BB	SO	LOB
15 Rafael Furcal, S (1, 6) OBP: 0.303, SLG: 0.278	C SI 90 X FA 92 0-1 ① G1-3			X FA 90 0-0 9 1B, 5 1B 1B		B FA 91 X FA 92 1-0 9 FC2-6 1B		X FA 92 0-0 9 G6-3 1B		4	1	3	0	0	0	0
9 Juan Pierre, L (1, 8) OBP: 0.313, SLG: 0.328	B FA 91 F FA 90 X FA 92 1-1 5 G6-3 1B			B FA 91 1 SAFE X FA 92 1-0 12 F8, 5 1B, FC6-4 1-2 1B		1 SAFE X FA 90 0-0 ① FC2-6 5 E 1-2f		1 SAFE L X FS 84 0-1 ②③ G6-3 1-2f		4	1	2	0	0	0	2
5 Nomar Garciaparra, R (1, 3) OBP: 0.344, SLG: 0.395	F FA 92 1 SAFE B SL 86 B SL 86 1 SAFE X FA 93 2-1 ②③ G6-3 1-2			B SL 88 C FA 92 B FS 83 X FA 93 2-1 FC6-4 1-2 2-H 1B		1 SAFE 1 SAFE X FA 91 0-0 ② F8 1-2			F FA 95 F FA 97 X SL 88 0-2 ① P3	4	0	1	1	0	0	2
12 Jeff Kent, R (1, 4) OBP: 0.392, SLG: 0.442 Wilson Valdez, R (9, 4) OBP: 0.277, SLG: 0.333		C FA 91 X CH 80 0-1 ① F7		B CU 83 D SL 88 F FA 93 C X 2-2 ① F8 2-3		B SL 83 F FS 84 B FA 93 F FS 84 B FA 94 X FA 94 3-2 ③ G6-3			B FA 97 B FA 97 B FA 96 S FA 97 B FA 97 4-1 1B, 55 1B BB	3 0	1 0	0 0	0 0	1 0	0 0	3 0
Luis Gonzalez, L (1, 7) OBP: 0.381, SLG: 0.443 Brady Clark, R (9, PR) OBP: 0.316, SLG: 0.353 (9, 7)		B FA 90 X FA 91 1-0 ② F8		C FA 92 X SL 88 0-1 ② FC6-4 1-2f 3-H			X FA 91 0-0 ① G6-3		X FA 96 0-0 55 1B, 16 1B 1-2 1B	4 0	0 1	1 0	1 0	0 0	0 0	1 0
55 Russell Martin, R (1, 2) OBP: 0.395, SLG: 0.455		B FA 92 C FA 92 B FA 91 B SL 87 X FA 92 3-1 ③ G5-3		B 1 SAFE B FS 84 C FA 92 1 SAFE F FA 93 F FA 94 B SL 89 F FA 93 3-2 ③ G1-3			B FA 92 B FA 91 C FA 92 C FA 93 F FA 93 B FA 93 X FA 92 3-2 ② G1-3		B SL 89 C SL 86 B SL 95 B SL 90 F FA 96 X FA 96 3-2 16 1B, 18 1B 1-2 2-H 1B	4	1	1	1	0	0	1
16 Andre Ethier, L (1, 9) OBP: 0.323, SLG: 0.452			X 0-0 ① F7		X 0-0 ① F7		B FA 92 X FA 92 1-0 ③ G3-1		B FA 92 B SL 83 X FA 91 2-0 18 1B 1-3 2-H 1B	4	0	1	1	0	0	0
18 Ramon Martinez, R (1, 5) OBP: 0.231, SLG: 0.229			C FA 91 X SL 88 0-1 ② L6		F FA 92 F SL 88 F CU 78 X SL 83 0-2 ② P5			C FA 91 B SL 87 B SL 88 C FA 92 C FA 92 2-3 ① K	B FA 90 X FA 92 1-0 G5-4-3 1-2 3-H 1B	4	0	1	1	0	1	0
Derek Lowe, R (1, 1) OBP: 0.333, SLG: 0.182 Wilson Betemit, S (8, PH) OBP: 0.307, SLG: 0.228 51 Jonathan Broxton, R (8, 1) Olmedo Saenz, R (9, PH) OBP: 0.385, SLG: 0.476 Joe Beimel, L (9, 1) 44 Takashi Saito, L (9, 1)			B FA 91 F FA 91 S SL 86 B SL 83 S FA 91 2-3 ③ K		F FA 92 B FA 93 F FA 92 S CU 80 1-3 ③ K			B FA 91 X FA 91 1-0 HR	B FA 90 X FA 89 1-0 ②③ G5-4-3 1-2f	2 1 0 1 0 0 0	0 1 0 0 0 0 0	0 1 0 0 0 0 0	0 1 0 0 0 0 0	2 0 0 0 0 0 0	0 0 0 2 0 0 0	0 0 0 0 0 0 0

	AB	35
	R	6
	H	11
	RBI	6
	BB	1
	SO	3
	LOB	11

Inning Stats																				
	R: 0	H: 1	R: 0	H: 0	R: 0	H: 0	R: 2	H: 3	R: 0	H: 0	R: 0	H: 1	R: 0	H: 0	R: 1	H: 2	R: 3	H: 4	1B: 10	SF: 0	WP: 0	PA: 36
	E: 0	LOB: 0	E: 0	LOB: 0	E: 0	LOB: 0	E: 0	LOB: 1	E: 0	LOB: 0	E: 1	LOB: 1	E: 0	LOB: 0	E: 0	LOB: 0	E: 0	LOB: 2	2B: 0	SAC: 0	PB: 0	
	K: 0	BB: 0	K: 0	BB: 0	K: 1	BB: 0	K: 0	BB: 0	K: 1	BB: 0	K: 0	BB: 0	K: 0	BB: 0	K: 1	BB: 0	K: 0	BB: 1	3B: 0	DP: 2	SB: 0	
	S: 6	P: 9	S: 5	P: 9	S: 6	P: 8	S: 14	P: 22	S: 8	P: 9	S: 6	P: 10	S: 6	P: 10	S: 7	P: 10	S: 11	P: 22	HR: 1	HBP: 0	CS: 0	

PITCHER		IP	WLS	BF	H	R	ER	SO	BB	IBB	HBP	BLK	WP	HR	S	P	ERA	WHIP
15 Tim Hudson, R ERA: 1.7	(1, 1)	8.0	L	29	7	3	3	3	0	0	0	0	0	1	58	87	3.38	0.875
Tyler Yates, R ERA: 5.68	(9, 1)	0.1		4	2	3	3	0	1	0	0	0	0	0	8	15	81.00	9.000
Steve Colyer, L ERA: 4.91	(9, 1)	0.0		2	2	0	0	0	0	0	0	0	0	0	2	5	∞	∞
54 Chad Paronto, R ERA: 2.35	(9, 1)	0.2		1	0	0	0	0	0	0	0	0	0	0	1	2	0.00	0.000

PITCHER	IP	WLS	BF	H	R	ER	SO	BB	IBB	HBP	BLK	WP	HR	S	P	ERA	WHIP

BOTTOM

Los Angeles Dodgers @ Atlanta Braves

Turner Field, Atlanta, GA

Sat May 05 2007, 7:05 PM EDT

Att. 42,786 - Cloudy - 67 F

livebaseballscorecards.com

Batter	1	2	3	4	5	6	7	8	9	AB	R	H	RBI	BB	SO	LOB
2 Kelly Johnson, L (1, 4) OBP: 0.469, SLG: 0.570	B FA 90 B FA 91 X FA 91 2-0 ① F7		1 SAFE C FA 92 B FA 91 P PO 88 S SL 83 B FA 91 F FA 92 S SL 84 3-3 ② K 1-3		C FA 91 B CH 86 X FA 92 1-1 ② P6			B FA 98 B FA 97 B FA 98 B FA 98 4-0 11 1B BB	S C X SL 85 0-2 11 FC5 1B 1-2 2-H 3-H	4	0	1	2	1	1	2
11 Edgar Renteria, R (1, 6) OBP: 0.396, SLG: 0.479	B FA 91 F SI 91 C FA 90 F SI 91 B FA 92 B FA 92 X FA 92 3-2 ② F9		S FA 91 B FA 92 B FA 92 S SL 85 B SL 86 B FA 92 4-2 10 E BB		C FA 92 X FA 91 0-1 ③ G5-3			X SL 89 0-0 FC5-4 1B 1-3	C FA 94 B FA 95 X CU 78 1-1 ③ FC5 1-2 2-3f	4	0	1	0	1	0	3
10 Chipper Jones, S (1, 5) OBP: 0.418, SLG: 0.661	C CU 82 B FA 92 B CH 87 B FA 92 C FA 92 B CU 83 4-2 BB		B FA 92 C FA 92 S FA 93 B FA 92 X FA 93 3-2 E4 1-2 3-H			B CU 85 C FA 90 F FA 90 B FA 89 F FA 91 X FA 91 2-2 ① G4-3		B FA 98 C FA 99 B FA 92 S FA 98 S FA 99 2-3 ② K		3	0	0	0	1	1	3
Andruw Jones, R (1, 8) OBP: 0.375, SLG: 0.471	C FA 92 B FA 92 B SL 84 C FA 92 C FA 93 2-3 ③ K		F SL 84 B FA 92 X FA 92 1-1 ③ G5-3			B FA 91 C FA 90 B FA 90 C FA 92 X FA 92 2-2 ② G5-3		S FA 98 S FA 98 F FA 100 B FA 100 F FA 97 X FA 99 1-2 ③ FC5-4 1-2f		4	0	0	0	0	1	5
16 Brian McCann, L (1, 2) OBP: 0.376, SLG: 0.489		X FA 91 0-0 ① G6-3		B FA 89 X FA 85 1-0 7 FC5-4 1B		C FA 91 B FA 92 F FA 91 B CH 86 C FA 92 2-3 ③ K			B X 1-0 ① P6	4	0	1	0	0	1	0
7 Jeff Francoeur, R (1, 9) OBP: 0.360, SLG: 0.513		C FA 92 S FA 91 S FA 91 0-3 ② K		X FA 89 0-0 ① FC5-4 G4-6-3 1-2f			C FA 90 C FA 90 S SI 90 0-3 ① K		B FA 88 F FA 87 S FA 91 X FA 91 1-2 ② G6-3	4	0	0	0	0	2	1
Scott Thorman, L (1, 3) OBP: 0.304, SLG: 0.477		B FA 92 C FA 92 C FA 92 S CH 87 1-3 ③ K		X FA 90 0-0 ② ③ G4-6-3 1-2f			F FA 91 B FA 91 B FA 91 B FA 91 F SI 90 F SI 91 X FA 86 3-2 ② G4-3		X FA 91 0-0 23 1B 2 1B 2B	4	1	1	0	0	1	1
Willie Harris, L (1, 7) OBP: 0.533, SLG: 0.571 23 Matt Diaz, R (9, PH) OBP: 0.279, SLG: 0.407			C FA 91 B FA 91 X FA 86 1-1 2 S 10 E 1B		F C FA 91 F SL 82 B FA 91 X CU 82 1-2 2B		C SI 91 B SI 91 X FA 91 1-1 ③ G1-3		X FA 91 0-0 BB 2 1B 1B 2-3	3 1	1 1	2 1	0 0	0 0	0 0	0 0
15 Tim Hudson, R (1, 1) OBP: 0.250, SLG: 0.222 Chris Woodward, R (8, PH) OBP: 0.258, SLG: 0.214 Tyler Yates, R (9, 1) Steve Colyer, L (9, 1) 54 Chad Paronto, R (9, 1) Craig Wilson, R (9, PH) OBP: 0.300, SLG: 0.275			1 SAFE B FA 90 1 SAFE B FA 90 M FA 90 M FA 90 L FA 91 2-3 ① K		M FA 90 M FA 90 S CU 82 0-3 ① K			C FA 98 S FA 98 B FA 99 B FA 98 F FA 98 F FA 99 F SL 88 B SL 89 F FA 99 3-2 ① X FA 89 G4-3	B FA 89 S FA 89 B FA 89 B FA 88 B FA 89 4-1 11 FC5 2 1B BB 1-2	2 0 0 0 0 0 0 0	0 0 0 0 0 0 0 0	0 0 0 0 0 0 0 1	0 0 0 0 0 0 0 0	0 0 0 0 0 0 0 0	2 0 0 0 0 0 0 0	2 0 0 0 0 0 0 0
Inning Stats	R: 0 E: 0 K: 1 S: 10 H: 0 LOB: 1 BB: 1 P: 21	R: 0 E: 0 K: 2 S: 7 H: 0 LOB: 0 BB: 0 P: 8	R: 1 E: 1 K: 2 S: 17 H: 1 LOB: 2 BB: 1 P: 30	R: 0 E: 0 K: 0 S: 3 H: 1 LOB: 0 BB: 0 P: 4	R: 0 E: 0 K: 1 S: 11 H: 1 LOB: 1 BB: 0 P: 13	R: 0 E: 0 K: 1 S: 10 H: 0 LOB: 0 BB: 0 P: 16	R: 0 E: 0 K: 1 S: 9 H: 0 LOB: 0 BB: 0 P: 13	R: 0 E: 0 K: 1 S: 16 H: 1 LOB: 2 BB: 1 P: 26	R: 2 E: 0 K: 0 S: 12 H: 3 LOB: 2 BB: 1 P: 19	1B: 5 2B: 2 3B: 0 HR: 0 SF: 0 SAC: 0 DP: 1 HBP: 0						WP: 0 PB: 0 SB: 2 CS: 0 PA: 38

	AB	34
	R	3
	H	7
	RBI	2
	BB	4
	SO	9
	LOB	17

PITCHER		IP	WLS	BF	H	R	ER	SO	BB	IBB	HBP	BLK	WP	HR	S	P	ERA	WHIP
Derek Lowe, R ERA: 3.89	(1, 1)	7.0	W	26	3	1	0	8	2	0	0	0	0	0	67	105	0.00	0.714
51 Jonathan Broxton, R ERA: 1.08	(8, 1)	1.0	H	5	1	0	0	1	1	0	0	0	0	0	16	26	0.00	2.000
Joe Beimel, L ERA: 3.52	(9, 1)	0.2		5	2	2	2	0	1	0	0	0	0	0	7	13	27.00	4.500
44 Takashi Saito, R ERA: 1.8	(9, 1)	0.1	S	2	1	0	0	0	0	0	0	0	0	0	5	6	0.00	3.000

PITCHER	IP	WLS	BF	H	R	ER	SO	BB	IBB	HBP	BLK	WP	HR	S	P	ERA	WHIP

Batter	1	2	3	4	5	6	7	8	9	AB	R	H	RBI	BB	SO	LOB
15 Rafael Furcal, S (1, 6) OBP: 0.301, SLG: 0.269	C FA 92 B CH 83 B CH 82 F FA 92 C FA 94 2-3 ① K		C CH 83 B CU 79 X FA 94 1-1 ③ G1-3		B FA 92 D CH 83 B FA 92 C FA 92 F FA 93 X FA 93 3-2 ② FC6-4 1-2f 2-3		B FA 94 B CH 82 B FA 92 B FA 92 4-0 9 CS BB			3	0	0	0	1	1	2
9 Juan Pierre, L (1, 8) OBP: 0.312, SLG: 0.321	B CU 77 B FA 93 B FA 92 B FA 92 4-0 5 CS BB			C CU 76 B FA 92 C FA 92 B CH 84 S FA 94 2-3 ① K	F CH 83 1 SAFE B FA 92 F FA 93 1 SAFE B CU 76 X CU 77 2-2 ③ F7		1 SAFE P 1-0 ③ CS 1-2	B FA 96 X FA 94 1-0 ① P5		3	0	0	0	1	1	2
5 Nomar Garciaparra, R (1, 3) OBP: 0.333, SLG: 0.381	B SL 87 1 SAFE S SL 88 S SL 88 S SL 88 1-3 ②③ K 1-2			X SL 88 0-0 ② G6-3		B SL 85 B CU 74 C FA 92 F SL 86 X SL 86 2-2 ① G5-3		B SL 83 B SL 84 S FA 95 X FA 96 2-1 ② G4-3		4	0	0	0	0	1	1
12 Jeff Kent, R (1, 4) OBP: 0.379, SLG: 0.426		F X FA 93 0-1 ① F7		C SL 86 B CU 77 B FA 94 T FA 93 S SL 88 2-3 ③ K		X FA 94 0-0 ② F9		B FA 95 F FA 95 B FA 95 F FA 95 F SL 84 F FA 96 X FA 96 2-2 ③ F7		4	0	0	0	0	1	0
Luis Gonzalez, L (1, 7) OBP: 0.385, SLG: 0.446		B FA 93 F FA 93 X CH 84 1-1 16 E 1B			C SL 90 X SL 90 0-1 ① P3	B FA 93 C FA 93 B SL 88 X CU 78 2-1 ③ F8			B FA 93 C FA 91 F CU 82 B FA 95 X SL 83 2-2 1B	4	0	2	0	0	0	0
28 Andy LaRoche, R (1, 5) OBP: 0.250, SLG: 0.500		B FA 92 S FA 93 C SL 87 X SL 89 1-2 ② F9			X 0-0 16 1B 2B		B FA 92 F FA 91 X SL 87 1-1 ① L7		B FA 93 B FA 93 X FA 94 2-0 ① P4	4	1	1	0	0	0	2
16 Andre Ethier, L (1, 9) OBP: 0.323, SLG: 0.448 55 Russell Martin, R (9, PH) OBP: 0.392, SLG: 0.451		1 SAFE C FA 93 B CH 84 F CH 82 B FA 93 B FA 93 S FA 94 3-3 ③ K 1-2			F F CH 80 X CU 77 0-2 1B 2-H 1B		B CH 81 C CH 81 C FA 91 B FA 93 F FA 93 X CH 83 2-2 ② G1-3		C CU 80 B FA 95 F CU 81 S FA 96 1-3 ② K	3 1	1 0	1 0	1 0	0 0	1 1	1 1
Mike Lieberthal, R (1, 2) OBP: 0.222, SLG: 0.222			B FA 94 B FA 93 X FA 93 2-0 ① F8		C FA 92 S SL 87 B SL 88 B FA 94 D SL 86 X FA 94 3-2 15 FC6-4 52 E 1B 2-H		C FA 92 B CU 77 X SL 86 1-1 HR 1B		B CU 82 X FA 93 1-0 ③ P3	4	1	2	1	0	0	1
52 Randy Wolf, L (1, 1) OBP: 0.353, SLG: 0.308 Rudy Seanez, R (6, 1) Wilson Betemit, S (7, PH) OBP: 0.316, SLG: 0.293 41 Chin-hui Tsao, R (7, 1) 58 Chad Billingsley, R (7, 1)			C FA 94 C CU 77 S CH 83 0-3 ② K		1 SAFE X FA 91 0-0 FC1 15 FC6-4 1-2		B FA 92 C CH 81 D CH 82 C FA 92 X CU 76 2-2 HR 1-H			2 0 1 0 0	0 0 1 0 0	0 0 1 0 0	0 0 2 0 0	0 0 0 0 0	1 0 0 0 0	1 0 0 0 0
Inning Stats	R: 0 E: 0 K: 2 S: 6 H: 0 LOB: 0 BB: 1 P: 13	R: 0 E: 1 K: 1 S: 10 H: 1 LOB: 1 BB: 0 P: 15	R: 0 E: 0 K: 1 S: 6 H: 0 LOB: 0 BB: 0 P: 9	R: 0 E: 0 K: 2 S: 7 H: 0 LOB: 0 BB: 0 P: 11	R: 2 E: 1 K: 0 S: 16 H: 3 LOB: 2 BB: 0 P: 24	R: 0 E: 0 K: 0 S: 6 H: 0 LOB: 0 BB: 0 P: 10	R: 2 E: 0 K: 0 S: 12 H: 2 LOB: 0 BB: 1 P: 22	R: 0 E: 0 K: 0 S: 8 H: 0 LOB: 0 BB: 0 P: 13	R: 0 E: 0 K: 1 S: 8 H: 1 LOB: 1 BB: 0 P: 14	1B: 5 2B: 1 3B: 0 HR: 1 SF: 0 SAC: 0 DP: 0 HBP: 0						

PITCHER		IP	WLS	BF	H	R	ER	SO	BB	IBB	HBP	BLK	WP	HR	S	P	ERA	WHIP
26 Kyle Davies, R ERA: 6.41	(1, 1)	6.2		28	6	4	4	6	2	0	0	0	0	1	62	103	5.40	1.200
54 Chad Paronto, R ERA: 2.25	(7, 1)	0.1	W	0	0	0	0	0	0	0	0	0	0	0	1	1	0.00	0.000
39 Rafael Soriano, R ERA: 3.52	(8, 1)	1.0	H	3	0	0	0	0	0	0	0	0	0	0	8	13	0.00	0.000
51 Michael Gonzalez, L ERA: 1.35	(9, 1)	1.0	S	4	1	0	0	1	0	0	0	0	0	0	8	14	0.00	1.000

PITCHER	IP	WLS	BF	H	R	ER	SO	BB	IBB	HBP	BLK	WP	HR	S	P	ERA	WHIP

TOP

Los Angeles Dodgers @ Atlanta Braves

Turner Field, Atlanta, GA

Sun May 06 2007, 1:05 PM EDT
Att. 35,350 - Cloudy - 74 F

livebaseballscorecards.com

AB	33
R	4
H	7
RBI	4
BB	2
SO	7
LOB	11

PA: 36

Los Angeles Dodgers @ Atlanta Braves

Turner Field, Atlanta, GA

Sun May 06 2007, 1:05 PM EDT

Att. 35,350 - Cloudy - 74 F

livebaseballscorecards.com

BOTTOM

Batter	1	2	3	4	5	6	7	8	9	AB	R	H	RBI	BB	SO	LOB
2 Kelly Johnson, L (1, 4) OBP: 0.459, SLG: 0.562	C FA 88 X CU 79 0-1 ① G3-1	B CU 79 B CU 81 B FA 90 C FA 88 S FA 90 S FA 91 3-3 ③ K			B FA 88 C FA 89 X CU 65 1-1 ① F9		F FF 95 B SL 86 F SL 86 B FF 94 X 2-2 11 2B 1-3 2B	B FA 95 B SL 90 F FA 95 F FA 94 S CU 82 2-3 ① K		5	1	1	0	0	2	0
11 Edgar Renteria, R (1, 6) OBP: 0.396, SLG: 0.484	F FA 88 F FA 90 F FA 90 B CU 82 X FA 90 1-2 7 BB 23 1B 1B	S FA 88 B CU 67 B FA 89 F CH 79 F FA 91 B FA 91 S 3-3 ① K			B CH 78 S CH 76 C FA 91 F FA 91 B FA 92 X 2-2 ② F9		B F S X 1-2 1B 2-H 3-H 2B	B FA 96 C FA 97 S SL 87 S FA 97 1-3 ② K		5	2	2	2	0	2	0
7 Jeff Francoeur, R (1, 9) OBP: 0.362, SLG: 0.504	B FA 89 B FA 90 B FA 91 D FA 90 4-0 BB 23 1B 1-2 BB	F CU 78 X FA 91 0-1 23 HBP 1B			B FA 91 B CH 80 S CH 80 F FA 91 X FA 91 2-2 ③ G4-3		S FF 94 S FF 96 F FF 97 F SL 88 X FF 97 0-2 ① P2	B FA 95 B FA 96 B FA 96 X 3-0 E4 BB		4	0	1	0	1	0	1
Andruw Jones, R (1, 8) OBP: 0.376, SLG: 0.457	C FA 90 S CU 70 B FA 90 B CU 70 F FA 91 S 2-3 ② K	S CH 79 C FA 91 S FA 91 0-3 ② K				S FA 89 B FA 90 B FA 91 X FA 90 2-1 ① L5	B FF 96 B FF 96 C SL 87 C SL 87 B FF 97 B SL 89 4-2 1B 1B BB	F FA 96 B FA 96 S FA 96 B FA 95 B CU 82 F FA 94 B FA 95 4-2 1-2 BB		3	1	0	0	2	2	3
23 Matt Diaz, R (1, 7) OBP: 0.313, SLG: 0.426 10 Chipper Jones, S (7, PH) OBP: 0.415, SLG: 0.655 39 Rafael Soriano, R (8, 1) 4 Pete Orr, L (8, PH) OBP: 0.273, SLG: 0.273 51 Michael Gonzalez, R (9, 1)	C CU 69 C FA 90 F FA 89 B FA 89 X FA 90 1-2 BB 1-2 2-H 1B	H SL 81 1-0 1-2 HBP				B FA 90 F CH 80 B FA 88 F CU 79 B FA 92 F FA 91 X 3-2 1B 1B 1B	C SL 87 B FF 95 B FF 96 C SL 87 F SL 87 S FF 96 2-3 ② K	S FA 95 S FA 95 S FA 95 0-3 ③ K		2 1 0 1 0	0 0 0 0 0	2 0 0 0 0	1 0 0 0 0	0 0 0 0 0	0 1 0 1 0	0 2 0 2 0
Craig Wilson, R (1, 3) OBP: 0.317, SLG: 0.283 Scott Thorman, L (7, PH) OBP: 0.314, SLG: 0.485 (8, 3)	B FA 90 B CH 80 B CH 80 B FA 89 4-0 BB 1-2 2-3	C CU 68 F FA 88 C FA 91 0-3 ③ K				X FA 88 0-0 1B 1-2 1B	S SL 86 B SL 86 X SL 86 1-1 1B 1B 1-3 2-H 1B			2 1	0 1	1 1	0 1	1 0	1 0	2 0
Jarrod Saltalamacchia, S (1, 2) OBP: 0.500, SLG: 0.333	F CU 80 B FA 92 B FA 93 F C 2-3 ③ K			F B C B X 2-2 ① F8		B CU 66 X FA 90 1-0 G6-3 1-2 2-3 1B	X 0-0 1B 1-3 3-H 1B			4	0	2	1	0	1	3
Chris Woodward, R (1, 5) OBP: 0.257, SLG: 0.219		C FA 88 B CU 78 C FA 90 X CU 79 1-2 ① F7		S CH 78 B FA 91 B FA 91 S F F X 2-2 ② G5-3		S SL 82 D SL 82 S SL 82 X SL 85 1-2 ② G6-3 ③ 1-2f	C SL 89 X CU 81 0-1 1-2 1B 3-H			4	0	1	1	0	0	3
26 Kyle Davies, R (1, 1) 54 Chad Paronto, R (7, 1) Willie Harris, L (7, PH) OBP: 0.529, SLG: 0.533 (8, 7)		C FA 89 B FA 90 B FA 90 S FA 90 B FA 91 S FA 91 3-3 ② K		B FA 90 F FA 90 S CH 79 C CH 80 1-3 ③ K			2 2B 1 1B BB G4-3			2 0 1	0 0 1	0 0 0	0 0 1	0 0 0	2 0 1	0 0 2
Inning Stats	R: 1 H: 2 E: 0 LOB: 3 K: 2 BB: 2 S: 17 P: 31	R: 0 H: 0 E: 0 LOB: 0 K: 2 BB: 0 S: 9 P: 16	R: 0 H: 1 E: 0 LOB: 2 K: 3 BB: 0 S: 12 P: 16	R: 0 H: 0 E: 0 LOB: 0 K: 1 BB: 0 S: 11 P: 16	R: 0 H: 0 E: 0 LOB: 0 K: 0 BB: 0 S: 9 P: 14	R: 0 H: 3 E: 0 LOB: 2 K: 0 BB: 0 S: 11 P: 18	R: 5 H: 5 E: 0 LOB: 2 K: 1 BB: 2 S: 31 P: 46	R: 0 H: 0 E: 1 LOB: 2 K: 3 BB: 1 S: 13 P: 23		1B: 9 SF: 0 2B: 2 SAC: 0 3B: 0 DP: 1 HR: 0 HBP: 1				WP: 0 PA: 41 PB: 0 SB: 0 CS: 0		

	AB	35
	R	6
	H	11
	RBI	6
	BB	5
	SO	12
	LOB	18

PITCHER		IP	WLS	BF	H	R	ER	SO	BB	IBB	HBP	BLK	WP	HR	S	P	ERA	WHIP
52 Randy Wolf, L ERA: 4.61	(1, 1)	5.1		25	6	1	1	8	2	0	1	0	0	0	66	107	1.69	1.500
Rudy Seanez, R ERA: 3.38	(6, 1)	0.2	H	1	0	0	0	0	0	0	0	0	0	0	3	4	0.00	0.000
41 Chin-hui Tsao, R ERA: 3.97	(7, 1)	0.2	L	7	3	5	5	1	2	0	0	0	0	0	24	38	67.50	7.500
58 Chad Billingsley, R ERA: 4.76	(7, 1)	1.1		8	2	0	0	3	1	0	0	0	0	0	20	31	0.00	2.250

PITCHER	IP	WLS	BF	H	R	ER	SO	BB	IBB	HBP	BLK	WP	HR	S	P	ERA	WHIP

Batter	1	2	3	4	5	6	7	8	9	AB	R	H	RBI	BB	SO	LOB
15 Rafael Furcal, S (1, 6) OBP: 0.306, SLG: 0.276	P6		F7	FC6-4 1B		1B		G6-3		5	0	2	0	0	0	1
9 Juan Pierre, L (1, 8) OBP: 0.308, SLG: 0.316	G3		K	FC6-4		FC6-4 1B			F7	5	0	1	0	0	1	2
5 Nomar Garciaparra, R (1, 3) OBP: 0.321, SLG: 0.366	G5-3		F9	K		FC6-4			G6-3	5	0	0	0	0	1	4
12 Jeff Kent, R (1, 4) OBP: 0.380, SLG: 0.460		HR		G4-3 55 3B 2B	K		G4-3		F8	5	2	2	1	0	1	0
Luis Gonzalez, L (1, 7) OBP: 0.380, SLG: 0.433		F8		G4-3	BB		G1-3			3	0	0	0	1	0	1
55 Russell Martin, R (1, 2) OBP: 0.395, SLG: 0.472		16 1B 28 SF9 1B		28 1B 3B	P2		G6-3			4	2	2	1	0	0	1
16 Andre Ethier, L (1, 9) OBP: 0.330, SLG: 0.444		1B		28 1B 31 1B IBB	K			K		3	1	1	0	1	2	1
28 Andy LaRoche, R (1, 5) OBP: 0.375, SLG: 0.500 Rudy Seanez, R (8, 1)		SF9		31 S 31 1B 1B		F9		HBP		2 0	1 0	1 0	2 0	0 0	0 0	0 0
31 Brad Penny, R (1, 1) OBP: 0.250, SLG: 0.250 Wilson Betemit, S (8, PH) OBP: 0.312, SLG: 0.288 (8, 5)		F8		9 FC6-4 15 1B 1B		G5-3		K		3 1	0 0	1 0	2 0	0 0	0 1	1 1
Inning Stats	R: 0 E: 0 K: 0 S: 9 H: 0 LOB: 0 BB: 0 P: 13	R: 2 E: 0 K: 0 S: 16 H: 3 LOB: 1 BB: 0 P: 20	R: 0 E: 0 K: 1 S: 5 H: 0 LOB: 0 BB: 0 P: 9	R: 4 E: 0 K: 1 S: 14 H: 5 LOB: 2 BB: 1 P: 23	R: 0 E: 0 K: 2 S: 11 H: 0 LOB: 1 BB: 1 P: 19	R: 0 E: 0 K: 0 S: 14 H: 2 LOB: 2 BB: 0 P: 16	R: 0 E: 0 K: 0 S: 9 H: 0 LOB: 0 BB: 0 P: 12	R: 0 E: 0 K: 2 S: 9 H: 0 LOB: 1 BB: 0 P: 13	R: 0 E: 0 K: 0 S: 6 H: 0 LOB: 0 BB: 0 P: 13	1B: 7 2B: 1 3B: 1 HR: 1	SF: 1 SAC: 0 DP: 0 HBP: 1			WP: 0 PB: 0 SB: 1 CS: 0	PA: 40		

PITCHER		IP	WLS	BF	H	R	ER	SO	BB	IBB	HBP	BLK	WP	HR	S	P	ERA	WHIP
47 Ricky Nolasco, R ERA: 7.3	(1, 1)	6.0	L	30	10	6	6	4	1	1	0	0	0	1	69	100	9.00	1.833
Jorge Julio, R ERA: 14.09	(7, 1)	2.0		7	0	0	0	2	0	0	1	0	0	0	18	25	0.00	0.000
48 Lee Gardner, R ERA: 2.89	(9, 1)	1.0		3	0	0	0	0	0	0	0	0	0	0	6	13	0.00	0.000

PITCHER	IP	WLS	BF	H	R	ER	SO	BB	IBB	HBP	BLK	WP	HR	S	P	ERA	WHIP

TOP

Los Angeles Dodgers @ Florida Marlins

Dolphin Stadium, Miami, FL

Mon May 07 2007, 7:05 PM EDT

Att. 12,252 - Partly Cloudy - 75 F

livebaseballscorecards.com

AB	36
R	6
H	10
RBI	6
BB	2
SO	6
LOB	12

Batter	1	2	3	4	5	6	7	8	9	AB	R	H	RBI	BB	SO	LOB
2 Hanley Ramirez, R (1, 6) OBP: 0.421, SLG: 0.534	B S B C B C 3-3 ① K			C B B F F B F F F 3-3 F S ① K		B C X 1-1 1B		X 0-0 ② F8		4	0	1	0	0	2	0
6 Dan Uggla, R (1, 4) OBP: 0.324, SLG: 0.456	C F S 0-3 ② K			B C S S 1-3 ② K		S B C X 1-2 ② F8		C T B B D X 3-2 HR		4	1	1	1	0	2	1
Miguel Cabrera, R (1, 5) OBP: 0.435, SLG: 0.604	C B B F F X 2-2 ③ G5-3			B F X 1-1 1B		F B F X 1-2 ③ F9		S B X 1-1 ③ P3		4	0	1	0	0	0	1
17 Mike Jacobs, L (1, 3) OBP: 0.359, SLG: 0.467 8 Aaron Boone, R (9, PH) OBP: 0.362, SLG: 0.451		S B T S 1-3 ① K		S B S B F S 2-3 ③ K			C S S 0-3 ① K		S X 0-1 ① G4-3	3 1	0 0	0 0	0 0	0 0	3 0	1 0
14 Josh Willingham, R (1, 7) OBP: 0.369, SLG: 0.509		B S F S 1-3 ② K			F X 0-1 1B		B X 1-0 ② G6-3		B C C B X 2-2 ② F9	4	0	1	0	0	1	0
Joe Borchard, S (1, 9) OBP: 0.303, SLG: 0.361		C B B S B S 3-3 ③ K			B B X 2-0 ① L8		B S B X 2-1 1B 2B		B B F S S 2-3 ③ K	4	0	1	0	0	2	1
Miguel Olivo, R (1, 2) OBP: 0.272, SLG: 0.355		B C B S S 2-3 ① K			C F F C 0-3 ② K		S C D B B F X 3-2 2-3 1B			3	0	1	0	0	2	1
1 Eric Reed, L (1, 8) OBP: 0.143, SLG: 0.077		X 0-0 ② B3-4			B F F B B S 3-3 ③ K		C S S 0-3 ③ K			3	0	0	0	0	2	3
47 Ricky Nolasco, R (1, 1) Jason Wood, R (6, PH) OBP: 0.261, SLG: 0.476 Jorge Julio, R (7, 1) 4 Alfredo Amezaga, S (8, PH) OBP: 0.276, SLG: 0.366 48 Lee Gardner, R (9, 1)		C C B F S 1-3 ③ K				X 0-0 ① F9		B X 1-0 ① F8		1 1 0 1 0	0 0 0 0 0	0 0 0 0 0	0 0 0 0 0	0 0 0 0 0	1 0 0 0 0	0 0 0 0 0
Inning Stats	R: 0 E: 0 K: 2 S: 10 H: 0 LOB: 0 BB: 0 P: 15	R: 0 E: 0 K: 3 S: 9 H: 0 LOB: 0 BB: 0 P: 14	R: 0 E: 0 K: 2 S: 8 H: 0 LOB: 0 BB: 0 P: 11	R: 0 E: 0 K: 3 S: 17 H: 1 LOB: 1 BB: 0 P: 24	R: 0 E: 0 K: 2 S: 10 H: 1 LOB: 1 BB: 0 P: 15	R: 0 E: 0 K: 0 S: 9 H: 1 LOB: 1 BB: 0 P: 12	R: 0 E: 0 K: 2 S: 13 H: 2 LOB: 2 BB: 0 P: 19	R: 1 E: 0 K: 0 S: 7 H: 1 LOB: 0 BB: 0 P: 12	R: 0 E: 0 K: 1 S: 8 H: 0 LOB: 0 BB: 0 P: 12	1B: 4 2B: 1 3B: 0 HR: 1	SF: 0 SAC: 0 DP: 0 HBP: 0					WP: 0 PB: 0 SB: 0 CS: 0	PA: 33	

PITCHER		IP	WLS	BF	H	R	ER	SO	BB	IBB	HBP	BLK	WP	HR	S	P	ERA	WHIP
31 Brad Penny, R ERA: 1.39	(1, 1)	7.0	W	26	5	0	0	14	0	0	0	0	0	0	76	110	0.00	0.714
Rudy Seanez, R ERA: 3.5	(8, 1)	2.0		7	1	1	1	1	0	0	0	0	0	1	15	24	4.50	0.500

PITCHER	IP	WLS	BF	H	R	ER	SO	BB	IBB	HBP	BLK	WP	HR	S	P	ERA	WHIP

BOTTOM

Los Angeles Dodgers @ Florida Marlins

Dolphin Stadium, Miami, FL

Mon May 07 2007, 7:05 PM EDT

Att. 12,252 - Partly Cloudy - 75 F

livebaseballscorecards.com

AB	33
R	1
H	6
RBI	1
BB	0
SO	15
LOB	8

Batter	1	2	3	4	5	6	7	8	9	AB	R	H	RBI	BB	SO	LOB
15 Rafael Furcal, S (1, 6) OBP: 0.301, SLG: 0.265	F C F F X 0-2 ① G5-3		B B B B 4-0 5 L8 9 12 1B 1B BB	C F B X 1-2 ② G6-3 1-2 2-3		B B C B F F X 3-2 ① G6-3		B F B S S 2-3 ③ K		4	1	0	0	1	1	2
9 Juan Pierre, L (1, 8) OBP: 0.304, SLG: 0.312	C B X 1-1 ② L6		1 SAFE 1 SAFE C X 0-1 ② PB 12 1B 1-2 G3-1 1B	C F C 0-3 ③ K		C F F X 0-2 ② G4-3			C F D F X 1-2 ① P6	5	1	1	0	0	1	2
5 Nomar Garciaparra, R (1, 3) OBP: 0.317, SLG: 0.354	S B F B F F B B 4-2 BB		B X 1-0 ① L8 2-3		B F B X 2-1 ① G6-3	S S F B S 1-3 ③ K			X 0-0 ② G1-3	4	0	0	0	1	1	2
12 Jeff Kent, R (1, 4) OBP: 0.381, SLG: 0.458 51 Jonathan Broxton, R (9, 1)	F F D B B X 3-2 ③ F7		X 0-0 ② G3-1 PB 1-2 3-H 1B		F B B F B X 3-2 ② 55 2B 1B		B X 1-0 ① F9		B B F X 2-1 ③ F9	5 0	1 0	2 0	1 0	0 0	0 0	1 0
Luis Gonzalez, L (1, 7) OBP: 0.368, SLG: 0.417		B F B X 2-1 ① G6-3	B X 1-0 ② G3-1 1-3 2-H		X 0-0 ② L7		B T X 1-1 ② F9			4	0	0	1	0	0	2
55 Russell Martin, R (1, 2) OBP: 0.398, SLG: 0.491		C B C F X 1-2 16 G4-3 2B	B X 1-0 ③ L8		X 0-0 16 2B 1-H 2B		B X 1-0 ③ F7			4	1	2	1	0	0	1
16 Andre Ethier, L (1, 9) OBP: 0.346, SLG: 0.468		B B C X 2-1 ② G4-3 2-3		X 0-0 FC1-5 28 1B 1B	X 0-0 2-H 2B			C B B X 2-1 E3 28 G5-3 WP 1B		4	1	3	1	0	0	1
28 Andy LaRoche, R (1, 5) OBP: 0.500, SLG: 0.500		D B I I 4-0 IBB		F B 1 SAFE F X 1-2 15 G6-3 FC1-5 1B	I I I I 4-0 IBB			F B X 1-1 ① G5-3 2-3		2	0	1	0	2	0	1
Mark Hendrickson, L (1, 1) 41 Chin-hui Tsao, R (5, 1) 58 Chad Billingsley, R (7, 1) Olmedo Saenz, R (8, PH) OBP: 0.370, SLG: 0.455 Joe Beimel, L (8, 1) Wilson Valdez, R (9, 4) OBP: 0.277, SLG: 0.333		T S B B B X 3-2 ③ G2-3		C X 0-1 ① FC1-5 15 G6-3 1-2 2-3f	S B S S 1-3 ③ K			C S B S 1-3 ② K 3-H		3 0 0 1 0 0	0 0 0 0 0 0	0 0 0 0 0 0	0 0 0 0 0 0	1 0 0 0 0 0	0 0 0 1 0 0	6 0 0 0 0 0
Inning Stats	R: 0 H: 0 E: 0 LOB: 1 K: 0 BB: 1 S: 14 P: 22	R: 0 H: 1 E: 0 LOB: 2 K: 0 BB: 1 S: 11 P: 23	R: 2 H: 2 E: 0 LOB: 1 K: 0 BB: 1 S: 6 P: 13	R: 0 H: 2 E: 0 LOB: 2 K: 1 BB: 0 S: 12 P: 14	R: 2 H: 3 E: 0 LOB: 2 K: 1 BB: 1 S: 11 P: 21	R: 0 H: 0 E: 0 LOB: 0 K: 1 BB: 0 S: 12 P: 16	R: 0 H: 0 E: 0 LOB: 0 K: 0 BB: 0 S: 4 P: 7	R: 1 H: 1 E: 1 LOB: 0 K: 2 BB: 0 S: 10 P: 16	R: 0 H: 0 E: 0 LOB: 0 K: 0 BB: 0 S: 7 P: 10	1B: 6 2B: 3 3B: 0 HR: 0			SF: 0 SAC: 0 DP: 0 HBP: 0			WP: 1 PB: 1 SB: 0 CS: 0	PA: 40

Los Angeles Dodgers @ Florida Marlins

Dolphin Stadium, Miami, FL

Tue May 08 2007, 7:05 PM EDT

Att. 11,124 - Partly Cloudy - 82 F

TOP

livebaseballscorecards.com

AB	36
R	5
H	9
RBI	4
BB	4
SO	5
LOB	18

PITCHER		IP	WLS	BF	H	R	ER	SO	BB	IBB	HBP	BLK	WP	HR	S	P	ERA	WHIP
Wes Obermueller, R ERA: 3.66	(1, 1)	5.0		27	8	4	3	2	2	2	0	0	0	0	54	93	5.40	2.000
22 Matt Lindstrom, R ERA: 2.51	(6, 1)	1.0	H	3	0	0	0	1	0	0	0	0	0	0	12	16	0.00	0.000
Kevin Gregg, R ERA: 2.7	(7, 1)	1.0	H	3	0	0	0	0	0	0	0	0	0	0	4	7	0.00	0.000
37 Renyel Pinto, L ERA: 2.55	(8, 1)	1.0	B	4	1	1	0	2	0	0	0	0	1	0	10	16	0.00	1.000
77 Henry Owens, R ERA: 1.96	(9, 1)	1.0	W	3	0	0	0	0	0	0	0	0	0	0	7	10	0.00	0.000

PITCHER	IP	WLS	BF	H	R	ER	SO	BB	IBB	HBP	BLK	WP	HR	S	P	ERA	WHIP

Batter	1	2	3	4	5	6	7	8	9	AB	R	H	RBI	BB	SO	LOB
2 Hanley Ramirez, R (1, 6) OBP: 0.413, SLG: 0.537	C S B X 1-2 ① P4		C B B F B X 3-2 ② G6-3 2-3		X 0-0 ① E4 3B	S D S B B F X 3-2 ② L8			F B F F F S 1-3 ① K 1-2	5	1	1	0	0	1	3
6 Dan Uggla, R (1, 4) OBP: 0.320, SLG: 0.442	C B F C 1-3 ② K		D B X 2-0 ③ G5-3		B S S B B X 3-2 E6 HR	F X 0-1 ③ G6-3			B B B S F B B 4-2 1B BB	4	1	0	0	1	1	2
Miguel Cabrera, R (1, 5) OBP: 0.434, SLG: 0.622	B F X 1-1 ③ L4			X 0-0 ① L8	F F F D X 1-2 1-H HR		S C T 0-2 ① K		X 0-0 1-2 2-H 1B	5	1	2	3	0	1	0
14 Josh Willingham, R (1, 7) OBP: 0.366, SLG: 0.496		B C X 1-1 ① G6-3		B C S B B B 4-2 8 BB BB BB	B X 1-0 ② G5-3		C F S 0-3 ② K			3	0	0	0	1	1	0
8 Aaron Boone, R (1, 3) OBP: 0.371, SLG: 0.463		B B C X 2-1 ② F9		B F F 1 SAFE 1 SAFE B F B B B 4-2 4 FC5 BB 1-2 BB	B C X 1-1 2B 2B		B C S C 1-3 ③ K			3	1	1	0	1	1	0
Miguel Olivo, R (1, 2) OBP: 0.280, SLG: 0.381		X 0-0 HR		B B F C F F F B F 3-2 ② F X F8 i	4-0 2B IBB			X 0-0 ① F7		3	1	1	1	1	0	2
Joe Borchard, S (1, 9) OBP: 0.310, SLG: 0.369	S F B F B B X 3-2 ③ F7			S B B B S B F F B 4-2 4 FC5 1-2 2-3 BB	X 0-0 ③ 1-H 2-H 2B			C B B F X 2-2 ② G4-3		3	0	1	1	1	0	0
4 Alfredo Amezaga, S (1, 8) OBP: 0.286, SLG: 0.372			L B F X 1-2 2 G6-3 SH2-4 1B	C F X 0-2 ③ FC5 1-2 2-3f		B F C D B F X 3-2 FC1-6 1B		B F X 1-1 ③ B1-3		4	0	2	0	0	0	3
Wes Obermueller, R (1, 1) OBP: 0.167, SLG: 0.333 22 Matt Lindstrom, R (6, 1) Dontrelle Willis, L (6, PH) OBP: 0.313, SLG: 0.357 Kevin Gregg, R (7, 1) 37 Renyel Pinto, L (8, 1) 77 Henry Owens, R (9, 1) 1 Eric Reed, L (9, PH) OBP: 0.200, SLG: 0.143			1 SAFE X 0-0 ① SH2-4 1-2	B B C B S S 3-3 ① K	X 0-0 ① FC1-6 1-2f			C F X 0-2 2 PB 1B 1B	1 0 0 0 0 1 0 0 0 0 0 0 0 0 1 0 0 0 0 0 1 0 0 0 0 0 0 0 0 0 0 0 0 0 0 0 0 0 0 0 0 0 1 1 1 0 0 0 0						
Inning Stats	R: 0 E: 0 K: 1 S: 8 H: 0 LOB: 0 BB: 0 P: 11	R: 1 E: 0 K: 0 S: 9 H: 1 LOB: 0 BB: 0 P: 15	R: 0 E: 0 K: 0 S: 8 H: 1 LOB: 1 BB: 0 P: 14	R: 0 E: 0 K: 0 S: 21 H: 0 LOB: 3 BB: 3 P: 36	R: 4 E: 2 K: 1 S: 15 H: 4 LOB: 2 BB: 1 P: 28	R: 0 E: 0 K: 0 S: 11 H: 1 LOB: 1 BB: 0 P: 17	R: 0 E: 0 K: 3 S: 9 H: 0 LOB: 0 BB: 0 P: 10	R: 0 E: 0 K: 0 S: 6 H: 0 LOB: 0 BB: 0 P: 9	R: 1 E: 0 K: 1 S: 11 H: 2 LOB: 2 BB: 1 P: 16	1B: 4 2B: 2 3B: 1 HR: 2	SF: 0 SAC: 1 DP: 0 HBP: 0				WP: 0 PB: 1 SB: 0 CS: 0	PA: 39	

PITCHER		IP	WLS	BF	H	R	ER	SO	BB	IBB	HBP	BLK	WP	HR	S	P	ERA	WHIP
Mark Hendrickson, L ERA: 1.95	(1, 1)	4.2		24	5	5	3	2	3	1	0	0	0	2	60	103	5.79	1.714
41 Chin-hui Tsao, R ERA: 3.55	(5, 1)	1.1		5	2	0	0	0	0	0	0	0	0	0	12	18	0.00	1.500
58 Chad Billingsley, R ERA: 4.5	(7, 1)	1.0		3	0	0	0	3	0	0	0	0	0	0	9	10	0.00	0.000
Joe Beimel, L ERA: 3.31	(8, 1)	1.0		3	0	0	0	0	0	0	0	0	0	0	6	9	0.00	0.000
51 Jonathan Broxton, R ERA: 1.59	(9, 1)	0.1	L	4	2	1	1	1	1	0	0	0	0	0	11	16	27.00	9.000

PITCHER	IP	WLS	BF	H	R	ER	SO	BB	IBB	HBP	BLK	WP	HR	S	P	ERA	WHIP

BOTTOM

Los Angeles Dodgers @ Florida Marlins

Dolphin Stadium, Miami, FL

Tue May 08 2007, 7:05 PM EDT
Att. 11,124 - Partly Cloudy - 82 F

livebaseballscorecards.com

AB	33
R	6
H	9
RBI	5
BB	5
SO	6
LOB	11

Batter	1	2	3	4	5	6	7	8	9	AB	R	H	RBI	BB	SO	LOB
15 Rafael Furcal, S (1, 6) OBP: 0.305, SLG: 0.274	F9	FC3-6 1-2f		2B 2-H		G5-3		IBB		4	0	1	1	1	0	2
9 Juan Pierre, L (1, 8) OBP: 0.294, SLG: 0.301	F7	F8		F8		F8		F7		5	0	0	0	0	0	6
55 Russell Martin, R (1, 2) OBP: 0.398, SLG: 0.487	BB, 12 BB, 28 BB 1B		G5-3		P2		K		2B 1B	5	2	2	0	0	1	0
12 Jeff Kent, R (1, 4) OBP: 0.377, SLG: 0.446 51 Jonathan Broxton, R (7, 1) Wilson Betemit, S (9, PH) OBP: 0.321, SLG: 0.317 44 Takashi Saito, L (9, 1)	28 BB, BB 1-2 BB		P4		G5-3		G5-3		SAFE 1B 1-3 2B	3 0 1 0	0 0 0 0	0 0 1 0	0 0 0 0	1 0 0 0	0 0 0 0	0 0 0 0
Olmedo Saenz, R (1, 3) OBP: 0.387, SLG: 0.560 18 Ramon Martinez, R (7, 3) OBP: 0.226, SLG: 0.224	28 BB 1-2 2-3 BB		F8		HR		F8		L3	3 1	1 0	1 0	1 0	1 0	0 0	0 2
28 Andy LaRoche, R (1, 5) OBP: 0.588, SLG: 0.500	BB 1-2 2-3 3-H			FC3-6 1B	FC5-4 BB			SH1-4 1B BB	G6-3	2	0	1	1	3	0	2
Wilson Valdez, R (1, 7) OBP: 0.288, SLG: 0.340 (7, 4)	P3			FC3-6 1B SH1 1-2f	FC5-4 1-2f			SAFE SAFE SH1-4 1-2 1B	HBP 2-3 3-H 1B	5	1	2	1	0	0	5
Brady Clark, R (1, 9) OBP: 0.357, SLG: 0.378 (7, 7)		F9		15 2B SH1 1-3 1B		SH2-4 1B		SH1-4 1-2 2-3	HBP 1-2	3	1	2	0	0	0	0
Brett Tomko, R (1, 1) 16 Andre Ethier, L (7, 9) OBP: 0.340, SLG: 0.458		15 FC3-6 BB		SH1 1-2 3-H	SH2-4 1-2			G3	F8	0 2	0 0	0 0	1 0	1 0	0 0	0 5
Inning Stats	R: 1 E: 0 K: 0 S: 15 H: 1 LOB: 3 BB: 3 P: 32	R: 0 E: 0 K: 0 S: 10 H: 0 LOB: 1 BB: 1 P: 17	R: 0 E: 0 K: 0 S: 8 H: 0 LOB: 0 BB: 0 P: 12	R: 2 E: 0 K: 0 S: 10 H: 3 LOB: 1 BB: 0 P: 14	R: 1 E: 0 K: 0 S: 11 H: 1 LOB: 1 BB: 1 P: 17	R: 0 E: 0 K: 0 S: 5 H: 1 LOB: 1 BB: 0 P: 7	R: 0 E: 0 K: 1 S: 7 H: 0 LOB: 0 BB: 0 P: 11	R: 0 E: 0 K: 0 S: 7 H: 1 LOB: 3 BB: 2 P: 18	R: 1 E: 0 K: 0 S: 9 H: 3 LOB: 3 BB: 0 P: 15	1B: 7 2B: 2 3B: 0 HR: 1 SF: 0 SAC: 3 DP: 0 HBP: 1						

PITCHER		IP	WLS	BF	H	R	ER	SO	BB	IBB	HBP	BLK	WP	HR	S	P	ERA	WHIP
Dontrelle Willis, L ERA: 5.4	(1, 1)	7.0	L	32	6	4	4	1	5	0	0	0	0	1	66	110	5.14	1.571
Randy Messenger, R ERA: 3.68	(8, 1)	0.1		3	1	0	0	0	1	0	0	0	0	0	5	11	0.00	6.000
57 Taylor Tankersley, L ERA: 3.0	(8, 1)	0.2		3	0	0	0	0	0	1	0	0	0	0	2	7	0.00	0.000
Kevin Gregg, R ERA: 3.0	(9, 1)	1.0		7	3	1	1	0	0	0	1	0	0	0	9	15	9.00	3.000

PITCHER	IP	WLS	BF	H	R	ER	SO	BB	IBB	HBP	BLK	WP	HR	S	P	ERA	WHIP

TOP

Los Angeles Dodgers @ Florida Marlins

Dolphin Stadium, Miami, FL

Wed May 09 2007, 7:05 PM EDT

Att. 12,213 - Clear - 80 F

livebaseballscorecards.com

AB	34
R	5
H	10
RBI	5
BB	7
SO	1
LOB	22

WP: 0 PA: 45
PB: 0
SB: 0
CS: 0

BOTTOM

Los Angeles Dodgers @ Florida Marlins

Dolphin Stadium, Miami, FL

Wed May 09 2007, 7:05 PM EDT

Att. 12,213 - Clear - 80 F

livebaseballscorecards.com

Batter	1	2	3	4	5	6	7	8	9	AB	R	H	RBI	BB	SO	LOB
2 Hanley Ramirez, R (1, 6) OBP: 0.415, SLG: 0.536	T B C C 1-3 K ①		B B X 2-0 FC6-4 ③ 1-2f			F C X 0-2 6 S 6 1B 1B	B F F B B X 3-2 6 S 1B			4	1	2	0	0	1	1
6 Dan Uggla, R (1, 4) OBP: 0.325, SLG: 0.439	C B B C B X 3-2 F9 ②			B F B B F B 4-2 14 FC6-4 BB		C C X 0-2 1B 1-H 1B	P B T B S X 3-2 G6-3 ③ 1-2			3	0	1	1	1	0	1
Miguel Cabrera, R (1, 5) OBP: 0.429, SLG: 0.609	F B F B S 2-3 K ③			X 0-0 L9 ①		X 0-0 1-2 1B		C B B B S X 3-2 L8 ①		4	0	1	0	0	1	1
14 Josh Willingham, R (1, 7) OBP: 0.355, SLG: 0.479		X 0-0 F8 ①		B C F X 1-2 FC6-4 ② 1-2f		F F B B F S 2-3 K ②		B C B S F B F S 3-3 K ②		4	0	0	0	0	2	3
8 Aaron Boone, R (1, 3) OBP: 0.348, SLG: 0.431		B C C C X 1-2 F8 ②		X 0-0 F9 ③		F B B B F C 2-3 K ③		B X 1-0 L6 ③		4	0	0	0	0	1	3
Joe Borchard, S (1, 9) OBP: 0.300, SLG: 0.357		B F B X 2-1 G4-3 ③			B F C S 1-3 K ①		X 0-0 G5-3 ①		C B S F S 1-3 K ①	4	0	0	0	0	2	0
Miguel Olivo, R (1, 2) OBP: 0.279, SLG: 0.376			X 0-0 L9 ①		S S C 0-3 K ②		X 0-0 4 FC4-6 1B		S B X 1-1 P4 ②	4	0	1	0	0	1	0
4 Alfredo Amezaga, S (1, 8) OBP: 0.284, SLG: 0.367			B F B F X 2-2 G6-3 ②		X 0-0 L4 ③		B B C X 2-1 FC4-6 ② 17 HR 1-2f		L B B X 2-1 1B	4	1	1	0	0	0	1
Dontrelle Willis, L (1, 1) OBP: 0.333, SLG: 0.333 17 Mike Jacobs, L (7, PH) OBP: 0.355, SLG: 0.505 Randy Messenger, R (8, 1) 57 Taylor Tankersley, L (8, 1) Kevin Gregg, R (9, 1) Jason Wood, R (9, PH) OBP: 0.250, SLG: 0.455			B B B C B 4-1 2 FC6-4 BB			B B C X 2-1 F8 ①	B B X 2-0 1-H HR		B B S F S 2-3 K ③	1 1 0 0 0 1	0 1 0 0 0 0	0 1 0 0 0 1	0 2 0 0 0 1	1 0 0 0 0 0	0 0 0 0 0 1	0 0 0 0 0 1
Inning Stats	R: 0 E: 0 K: 2 S: 9 H: 0 LOB: 0 BB: 0 P: 15	R: 0 E: 0 K: 0 S: 6 H: 0 LOB: 0 BB: 0 P: 9	R: 0 E: 0 K: 0 S: 6 H: 0 LOB: 1 BB: 1 P: 14	R: 0 E: 0 K: 0 S: 7 H: 0 LOB: 1 BB: 1 P: 12	R: 0 E: 0 K: 2 S: 7 H: 0 LOB: 0 BB: 0 P: 8	R: 1 E: 0 K: 2 S: 16 H: 3 LOB: 2 BB: 0 P: 22	R: 2 E: 0 K: 0 S: 12 H: 3 LOB: 1 BB: 0 P: 21	R: 0 E: 0 K: 1 S: 9 H: 0 LOB: 0 BB: 0 P: 16	R: 0 E: 0 K: 2 S: 11 H: 1 LOB: 1 BB: 0 P: 17	1B: 6 2B: 0 3B: 0 HR: 1	SF: 0 SAC: 0 DP: 0 HBP: 0			WP: 0 PB: 0 SB: 2 CS: 0	PA: 36		

PITCHER		IP	WLS	BF	H	R	ER	SO	BB	IBB	HBP	BLK	WP	HR	S	P	ERA	WHIP
Brett Tomko, R ERA: 4.33	(1, 1)	6.2	W	27	5	3	3	6	2	0	0	0	0	1	56	89	4.05	1.050
51 Jonathan Broxton, R ERA: 1.47	(7, 1)	1.1	H	5	1	0	0	1	0	0	0	0	0	0	16	28	0.00	0.750
44 Takashi Saito, R ERA: 1.69	(9, 1)	1.0	S	4	1	0	0	2	0	0	0	0	0	0	11	17	0.00	1.000

PITCHER	IP	WLS	BF	H	R	ER	SO	BB	IBB	HBP	BLK	WP	HR	S	P	ERA	WHIP

Los Angeles Dodgers @ Florida Marlins

Dolphin Stadium, Miami, FL

Thu May 10 2007, 12:05 PM EDT

Att. 20,345 - Sunny - 81 F

livebaseballscorecards.com

Batter	1	2	3	4	5	6	7	8	9	AB	R	H	RBI	BB	SO	LOB
9 Juan Pierre, L (1, 8) OBP: 0.306, SLG: 0.309	C B X 1-1 5 F9 55 S 1B		B B B B 4-0 55 FC5-4 BB			C B B B C X 3-2 5 S 55 G4-3 1B		C B T X 1-2 G1-3 ②		3	0	2	0	1	0	0
55 Russell Martin, R (1, 2) OBP: 0.387, SLG: 0.471	B 1 SAFE C B F X 2-2 P3 ① 1-2		1 SAFE X 0-0 FC5-4 ③ 1-2f			C F 1 SAFE X 0-2 G4-3 ① 1-2		B C C B F X 2-2 F7 ③		4	0	0	0	0	0	3
5 Nomar Garciaparra, R (1, 3) OBP: 0.315, SLG: 0.351	F C X 0-2 F9 ② 2-3			X 0-0 G6-4-3 1B		B B X 2-0 P4 ② 2-3			B F X 1-1 G5-3 ①	4	0	1	0	0	0	2
Luis Gonzalez, L (1, 7) OBP: 0.364, SLG: 0.405	B B F X 2-1 G3-1 ③			X 0-0 ① G6-4-3 ② 1-2f		B B B B 4-0 BB			B B B C S X 3-2 F7 ②	3	0	0	0	1	0	2
16 Andre Ethier, L (1, 9) OBP: 0.330, SLG: 0.444 Olmedo Saenz, R (9, PH) OBP: 0.375, SLG: 0.538 Brady Clark, R (9, 9) OBP: 0.357, SLG: 0.378		S X 0-1 F8 ①		C B B F X 2-2 G6-3 ③		C D B X 2-1 G4-3 ③			C F S 0-3 K ③	3 1 0	0 0 0	0 0 0	0 0 0	0 1 0	0 0 0	2 0 0
Wilson Betemit, S (1, 5) OBP: 0.309, SLG: 0.302		B B X 2-0 L6 ②			F F B B S 2-3 K ①		C B B X 1-2 G3-1 ①			3	0	0	0	0	1	0
Wilson Valdez, R (1, 6) OBP: 0.273, SLG: 0.321		F F S 0-3 K ③			X 0-0 G6-3 ②		C S S 0-3 K ②			3	0	0	0	0	2	0
18 Ramon Martinez, R (1, 4) OBP: 0.232, SLG: 0.216			B F X 1-1 L7 ①		C B B B B 4-1 BB		C B F B S 2-3 K ③			2	0	0	0	1	1	0
Derek Lowe, R (1, 1) OBP: 0.278, SLG: 0.143			F T X 0-2 G1-3 ②		X 0-0 F8 ③			S B X 1-1 F9 ①		3	0	0	0	0	0	1
Inning Stats	R: 0 H: 1 E: 0 LOB: 1 K: 0 BB: 0 S: 10 P: 15	R: 0 H: 0 E: 0 LOB: 0 K: 1 BB: 0 S: 6 P: 8	R: 0 H: 0 E: 0 LOB: 1 K: 0 BB: 1 S: 6 P: 11	R: 0 H: 1 E: 0 LOB: 0 K: 0 BB: 0 S: 5 P: 7	R: 0 H: 0 E: 0 LOB: 1 K: 1 BB: 1 S: 6 P: 12	R: 0 H: 1 E: 0 LOB: 2 K: 0 BB: 1 S: 9 P: 20	R: 0 H: 0 E: 0 LOB: 0 K: 2 BB: 0 S: 9 P: 12	R: 0 H: 0 E: 0 LOB: 0 K: 0 BB: 0 S: 9 P: 13	R: 0 H: 0 E: 0 LOB: 0 K: 1 BB: 0 S: 8 P: 12	1B: 3 SF: 0 2B: 0 SAC: 0 3B: 0 DP: 1 HR: 0 HBP: 0						

PITCHER		IP	WLS	BF	H	R	ER	SO	BB	IBB	HBP	BLK	WP	HR	S	P	ERA	WHIP
52 Sergio Mitre, R ERA: 2.13	(1, 1)	8.0		29	3	0	0	4	3	0	0	0	0	0	60	98	0.00	0.750
57 Taylor Tankersley, L ERA: 2.7	(9, 1)	1.0	W	3	0	0	0	1	0	0	0	0	0	0	8	12	0.00	0.000

PITCHER	IP	WLS	BF	H	R	ER	SO	BB	IBB	HBP	BLK	WP	HR	S	P	ERA	WHIP

TOP	
AB	29
R	0
H	3
RBI	0
BB	3
SO	5
LOB	10

WP: 0	PA: 32			
PB: 0				
SB: 2				
CS: 0				

BOTTOM

Los Angeles Dodgers @ Florida Marlins

Dolphin Stadium, Miami, FL

Thu May 10 2007, 12:05 PM EDT

Att. 20,345 - Sunny - 81 F

livebaseballscorecards.com

Batter	1	2	3	4	5	6	7	8	9	AB	R	H	RBI	BB	SO	LOB
2 Hanley Ramirez, R (1, 6) OBP: 0.425, SLG: 0.543	BBBB 4-0 6 G4-6-3 BB			BBCBX 3-1 ① L1-3		X 0-0 2B			CBBBB 4-1 G1-3 6 E 14 HR BB	2	1	1	0	2	0	0
6 Dan Uggla, R (1, 4) OBP: 0.323, SLG: 0.434	B 1 SAFE CX 1-1 ①② G4-6-3 1-2f			BBX 2-0 1B 1B		CX 0-1 ③ F9			CX 0-1 E5 G1-3 14 HR 1-2	4	1	1	0	0	0	3
Miguel Cabrera, R (1, 5) OBP: 0.423, SLG: 0.597	X 0-0 ③ G6-3			CBBX 2-1 14 G4-6-3 1-2 1B			X 0-0 ① G6-3		CFX 0-2 ① G1-3 1-2 2-3	4	0	1	0	0	0	2
14 Josh Willingham, R (1, 7) OBP: 0.352, SLG: 0.496		CCBFC 1-3 ① K		X 0-0 ②③ G4-6-3 1-2f			BX 1-0 ② G5-3		X 0-0 2-H 3-H HR	4	1	1	3	0	1	2
8 Aaron Boone, R (1, 3) OBP: 0.348, SLG: 0.443		X 0-0 ② G4-3			BFFS 1-3 ① K		CFBBX 2-2 2B			3	0	1	0	0	1	0
Joe Borchard, S (1, 9) OBP: 0.293, SLG: 0.347		BBSCBX 3-2 ③ F8			CFS 0-3 ② K		FBSS 1-3 ③ K			3	0	0	0	0	2	1
4 Alfredo Amezaga, S (1, 8) OBP: 0.286, SLG: 0.359			BBBB 4-0 20 CS BB		CBCBX 2-2 ③ G6-3			X 0-0 ① L8		2	0	0	0	1	0	0
20 Matt Treanor, R (1, 2) OBP: 0.190, SLG: 0.211 17 Mike Jacobs, L (8, PH) OBP: 0.362, SLG: 0.500 57 Taylor Tankersley, L (9, 1)			SX 0-1 ①② G6-3 1-2			X 0-0 ① G5-3		BBFSBFS 3-3 ② K		2 1 0	0 0 0	0 0 0	0 0 0	0 1 0	0 0 0	1 0 0
52 Sergio Mitre, R (1, 1) OBP: 0.250, SLG: 0.375 Miguel Olivo, R (8, PH) OBP: 0.276, SLG: 0.373 (9, 2)			BX 1-0 ③ G1-3			BCCS 1-3 ② K		BX 1-0 ③ G6-3		2 1	0 0	0 0	0 0	1 0	0 0	0 0
Inning Stats	R: 0 H: 0 E: 0 LOB: 0 K: 0 BB: 1 S: 3 P: 8	R: 0 H: 0 E: 0 LOB: 0 K: 1 BB: 0 S: 8 P: 12	R: 0 H: 0 E: 0 LOB: 0 K: 0 BB: 1 S: 3 P: 8	R: 0 H: 2 E: 0 LOB: 1 K: 0 BB: 0 S: 6 P: 13	R: 0 H: 0 E: 0 LOB: 0 K: 2 BB: 0 S: 9 P: 12	R: 0 H: 1 E: 0 LOB: 1 K: 1 BB: 0 S: 7 P: 8	R: 0 H: 1 E: 0 LOB: 1 K: 1 BB: 0 S: 8 P: 12	R: 0 H: 0 E: 0 LOB: 0 K: 1 BB: 0 S: 6 P: 10	R: 3 H: 1 E: 1 LOB: 0 K: 0 BB: 1 S: 7 P: 11	1B: 2 SF: 0 2B: 2 SAC: 0 3B: 0 DP: 2 HR: 1 HBP: 0						

PITCHER	IP	WLS	BF	H	R	ER	SO	BB	IBB	HBP	BLK	WP	HR	S	P	ERA	WHIP
Derek Lowe, R (1, 1) ERA: 3.61	8.1	L	31	5	3	2	6	3	0	0	0	0	1	57	94	2.16	0.960

PITCHER	IP	WLS	BF	H	R	ER	SO	BB	IBB	HBP	BLK	WP	HR	S	P	ERA	WHIP

AB	28
R	3
H	5
RBI	3
BB	3
SO	6
LOB	9

Batter	1	2	3	4	5	6	7	8	9	AB	R	H	RBI	BB	SO	LOB
30 Norris Hopper, R (1, 8) OBP: 0.313, SLG: 0.313 33 Josh Hamilton, L (8, PH) OBP: 0.348, SLG: 0.582 (8, 8)	C FA 90 B FA 91 F CH 80 S FA 92 1-3 ① K		B CH 80 B CH 80 X FA 90 2-0 ② F9		B CU 68 B CH 79 X CH 78 2-0 ③ L9			C SL 86 C FA 97 S SL 88 0-3 ② K		3 1	0 0	0 0	0 0	0 0	1 1	1 1
4 Brandon Phillips, R (1, 4) OBP: 0.329, SLG: 0.469	C FA 91 F CU 70 B FA 91 F FA 90 F SL 82 F CU 68 F CH 81 F FA 91 X CH 81 1-2 ② F9		B CU 70 F FA 91 B FA 89 X CH 81 2-1 1B			F FA 89 F FA 88 B FA 90 F FA 89 S CU 70 1-3 ① K		B FA 96 C SL 86 F FA 96 X FA 95 1-2 ③ FC5-4 1-2f		4	0	1	0	0	1	1
Ken Griffey Jr., L (1, 9) OBP: 0.438, SLG: 0.570	B FA 90 F FA 90 B FA 92 B SL 82 X FA 90 3-1 FC6-4 1B		B FA 90 C FA 90 B SL 84 B SL 81 X SL 81 3-1 ③ F7			B FA 90 F FA 90 X FA 89 1-1 ② P4			C FA 94 B CU 78 F FA 93 F FA 95 B SL 84 F FA 92 X CU 78 2-2 FC5-6 BB 1B	4	0	2	0	0	0	1
Jeff Conine, R (1, 3) OBP: 0.294, SLG: 0.443	D CU 67 B FA 90 X FA 90 2-0 ③ FC6-4 1-2f			B FA 88 C FA 90 B CH 80 C FA 90 F FA 90 C FA 91 2-3 ① K		B FA 88 S FA 90 C FA 89 X FA 90 1-2 ③ P4			D CU 82 C FA 93 B FA 94 S FA 94 B FA 94 1 SAFE B FA 94 4-2 FC5-6 BB 1-2	3	0	0	0	1	1	1
2 Alex Gonzalez, R (1, 6) OBP: 0.336, SLG: 0.533		C FA 89 F SL 79 S FA 90 0-3 ① K		S FA 89 C CU 69 S FA 91 0-3 ② K			C FA 88 X CU 67 0-1 ① F7		X FA 94 0-0 ① B2	4	0	0	0	0	2	2
Adam Dunn, L (1, 7) OBP: 0.380, SLG: 0.623		C CU 69 B FA 90 B FA 89 B SL 81 F SL 81 F FA 90 X FA 89 3-2 1B		B SL 82 S SL 84 B FA 89 F SL 82 F FA 91 S SL 82 2-3 ③ K			B FA 88 C SL 80 C SL 83 B SL 82 S FA 90 2-3 ② K		X FA 94 0-0 ② FC5-6 1-2f 2-3	4	0	1	0	0	2	2
9 Juan Castro, R (1, 5) OBP: 0.194, SLG: 0.206		1 SAFE B FA 88 B FA 88 C FA 88 F FA 89 1 SAFE F SL 82 B CU 67 X FA 90 3-2 ② F8			F FA 88 B CU 65 B CU 66 X CH 79 2-1 2B		T FA 90 B CU 68 F FA 90 X FA 90 1-2 ③ P6		F FA 95 S FA 94 B SL 82 S FA 93 1-3 ③ K	4	0	1	0	0	1	3
26 David Ross, R (1, 2) OBP: 0.223, SLG: 0.315 Scott Hatteberg, L (8, PH) OBP: 0.374, SLG: 0.409 53 Brad Salmon, L (8, 1)		C CU 66 1 SAFE B FA 88 S FA 89 S FA 89 1-3 ③ K			C FA 88 D CU 68 F FA 89 T FA 89 1-2 ① K			B FA 95 B FA 95 B FA 95 B FA 94 4-0 4 FC5-4 BB		2 0 0	0 0 0	0 0 0	0 0 0	0 1 0	2 0 0	2 0 0
61 Bronson Arroyo, R (1, 1) OBP: 0.095, SLG: 0.095 56 Todd Coffey, R (7, 1) Javier Valentin, S (8, PH) OBP: 0.319, SLG: 0.256 (8, 2)			C FA 89 B FA 89 B FA 90 F FA 90 F FA 91 B CU 68 S FA 91 3-3 ① K		B FA 89 B FA 89 F FA 88 F FA 88 S CH 80 2-3 ② K			C SL 86 F CH 86 B FA 97 X CH 87 1-2 ① P4		2 0 1	0 0 0	0 0 0	0 0 0	2 0 0	1 0 1
Inning Stats	R: 0 E: 0 K: 1 S: 14 H: 1 LOB: 1 BB: 0 P: 21	R: 0 E: 0 K: 2 S: 14 H: 1 LOB: 1 BB: 0 P: 21	R: 0 E: 0 K: 1 S: 9 H: 1 LOB: 1 BB: 0 P: 19	R: 0 E: 0 K: 3 S: 11 H: 0 LOB: 0 BB: 0 P: 15	R: 0 E: 0 K: 2 S: 9 H: 1 LOB: 1 BB: 0 P: 16	R: 0 E: 0 K: 1 S: 9 H: 0 LOB: 0 BB: 0 P: 12	R: 0 E: 0 K: 1 S: 8 H: 0 LOB: 0 BB: 0 P: 11	R: 0 E: 0 K: 1 S: 9 H: 0 LOB: 1 BB: 1 P: 15	R: 0 E: 0 K: 1 S: 12 H: 1 LOB: 2 BB: 1 P: 19	1B: 4 2B: 1 3B: 0 HR: 0 SF: 0 SAC: 0 DP: 0 HBP: 0						

PITCHER		IP	WLS	BF	H	R	ER	SO	BB	IBB	HBP	BLK	WP	HR	S	P	ERA	WHIP
52 Randy Wolf, L ERA: 3.94	(1, 1)	7.0	W	25	4	0	0	11	0	0	0	0	0	0	74	115	0.00	0.571
51 Jonathan Broxton, R ERA: 1.4	(8, 1)	1.0	H	4	0	0	0	1	1	0	0	0	0	0	9	15	0.00	1.000
44 Takashi Saito, R ERA: 1.59	(9, 1)	1.0	S	5	1	0	0	1	1	0	0	0	0	0	12	19	0.00	2.000

PITCHER	IP	WLS	BF	H	R	ER	SO	BB	IBB	HBP	BLK	WP	HR	S	P	ERA	WHIP

TOP

Cincinnati Reds @ Los Angeles Dodgers

Dodger Stadium, Los Angeles, CA

Fri May 11 2007, 7:40 PM PDT

Att. 49,588 - Clear - 64 F

livebaseballscorecards.com

AB	32
R	0
H	5
RBI	0
BB	2
SO	13
LOB	16

WP: 0	PA: 34		
PB: 0			
SB: 0			
CS: 0			

Batter	1	2	3	4	5	6	7	8	9	AB	R	H	RBI	BB	SO	LOB
15 Rafael Furcal, S (1, 6) OBP: 0.295, SLG: 0.264	F FA 88 B SL 85 C SL 85 F FA 88 B FA 89 X FA 90 2-2 L9 ①	C CU 74 C FA 88 D CU 75 F FA 88 X CH 79 1-2 P4 ②		C SL 86 F SL 86 F FA 88 X SL 82 0-2 G6-3 ③		D CU 75 B FA 87 C CU 66 F SL 82 B SL 85 X CU 71 3-2 G4-3 ③				4	0	0	0	0	0	2
9 Juan Pierre, L (1, 8) OBP: 0.311, SLG: 0.314	C CH 79 X CU 75 0-1 BB 5 BB 55 1B 1B	C CU 73 B FA 89 X CH 86 1-1 5 2B 1B			B CH 70 C CH 65 X CU 67 1-1 G1-3 ①		C FA 93 B FA 92 F FA 93 X CH 85 1-2 G4-3 ①			4	1	2	0	0	0	0
5 Nomar Garciaparra, R (1, 3) OBP: 0.333, SLG: 0.373	C FA 90 B FA 90 B FC 88 S FA 89 B CU 78 F CU 74 B FA 90 4-2 BB 55 1B 1-2 BB	F FA 89 F FA 88 X FA 88 0-2 1-3 2B			X CU 65 0-0 1B		F FA 93 X SL 86 0-1 12 1B 1B			3	1	3	0	1	0	0
12 Jeff Kent, R (1, 4) OBP: 0.373, SLG: 0.440	C CU 76 B CU 76 S CU 76 B FA 88 X CU 76 2-2 F8 ②	B FA 89 F FA 88 B FA 88 S X 2-2 G2-3 ③			X FA 87 0-0 P4 ②		B FA 93 B FA 93 F FA 93 B FA 93 X FA 93 3-1 1-2 1B			4	0	1	0	0	0	5
Luis Gonzalez, L (1, 7) OBP: 0.361, SLG: 0.395 51 Jonathan Broxton, R (8, 1) 44 Takashi Saito, L (9, 1)	B SL 87 B SL 86 C CU 72 C FA 89 B SL 86 B CU 72 4-2 16 BB 55 1B 1-2 2-3 BB		C CH 78 B FA 88 F SL 85 B SL 87 F FA 88 F CU 74 B CH 81 X CH 82 3-2 F7 ①		X FA 89 0-0 F8 ③		C FA 94 X FA 95 0-1 F9 ②			3 0 0	0 0 0	0 0 0	0 0 0	1 0 0	0 0 0	3 0 0
55 Russell Martin, R (1, 2) OBP: 0.390, SLG: 0.472	C CU 75 F CU 76 B FA 89 F CU 75 F CU 76 X FA 88 1-2 16 BB 1B 1-2 2-H 3-H		B FA 88 B SL 79 C FA 88 X CU 73 2-1 F8 ②			X CH 76 0-0 52 FC2-5 28 BB 1B	F FA 94 B FA 93 B FA 93 X SL 84 2-1 F8 ③			4	0	2	2	0	0	2
16 Andre Ethier, L (1, 9) OBP: 0.327, SLG: 0.431	B CU 70 B CU 71 C CU 72 B CU 72 B SL 84 4-1 1-2 2-3 BB		C FA 87 B CH 82 B CH 80 F CU 72 F FA 88 F CH 79 F SL 86 X FA 87 2-2 P5 ③			1 SAFE C CH 76 B CU 72 X CH 68 1-1 F9 ①		B FA 94 X FA 94 1-0 G6-3 ①		3	0	0	0	1	0	1
28 Andy LaRoche, R (1, 5) OBP: 0.524, SLG: 0.385	T CU 74 B FC 88 B FA 87 C CU 70 S CU 74 2-3 K ③			C CH 76 S CU 73 B CH 86 F CU 76 F FA 88 X CU 77 1-2 G3 ①		S CH 70 B CU 69 B CU 74 B CU 73 C CU 69 B CU 69 4-2 52 FC2-5 1-2 BB		F FA 94 B SL 84 C CU 83 S FA 95 1-3 K ②		3	0	0	0	1	2	3
52 Randy Wolf, L (1, 1) OBP: 0.300, SLG: 0.250 Brady Clark, R (8, 7) OBP: 0.349, SLG: 0.368		C CH 79 B SL 86 X CH 80 1-1 G4-3 ①		C CU 70 F CU 72 T FA 89 0-2 K ②		X CH 85 0-0 FC2-5 1-2 2-3f ②		C FA 94 C FA 95 B FA 93 S FA 95 1-3 K ③		3 1	0 0	0 0	0 0	0 0	1 1	2 0
Inning Stats	R: 2 E: 0 K: 1 S: 23 H: 2 LOB: 3 BB: 3 P: 42	R: 0 E: 0 K: 0 S: 14 H: 2 LOB: 2 BB: 0 P: 19	R: 0 E: 0 K: 0 S: 13 H: 0 LOB: 0 BB: 0 P: 20	R: 0 E: 0 K: 1 S: 12 H: 0 LOB: 0 BB: 0 P: 13	R: 0 E: 0 K: 0 S: 5 H: 1 LOB: 1 BB: 0 P: 6	R: 0 E: 0 K: 0 S: 9 H: 1 LOB: 2 BB: 1 P: 17	R: 0 E: 0 K: 0 S: 11 H: 2 LOB: 2 BB: 0 P: 17	R: 0 E: 0 K: 2 S: 7 H: 0 LOB: 0 BB: 0 P: 10		1B: 7 2B: 1 3B: 0 HR: 0 SF: 0 SAC: 0 DP: 0 HBP: 0				WP: 0 PB: 0 SB: 0 CS: 0 PA: 36		

PITCHER		IP	WLS	BF	H	R	ER	SO	BB	IBB	HBP	BLK	WP	HR	S	P	ERA	WHIP
61 Bronson Arroyo, R ERA: 2.87	(1, 1)	6.0	L	28	6	2	2	2	4	0	0	0	0	0	76	117	3.00	1.667
56 Todd Coffey, R ERA: 5.4	(7, 1)	1.0		5	2	0	0	0	0	0	0	0	0	0	11	17	0.00	2.000
53 Brad Salmon, R ERA: 3.86	(8, 1)	1.0		3	0	0	0	2	0	0	0	0	0	0	7	10	0.00	0.000

PITCHER	IP	WLS	BF	H	R	ER	SO	BB	IBB	HBP	BLK	WP	HR	S	P	ERA	WHIP

BOTTOM

Cincinnati Reds @ Los Angeles Dodgers

Dodger Stadium, Los Angeles, CA

Fri May 11 2007, 7:40 PM PDT

Att. 49,588 - Clear - 64 F

livebaseballscorecards.com

AB	32
R	2
H	8
RBI	2
BB	4
SO	4
LOB	18

Cincinnati Reds @ Los Angeles Dodgers

Dodger Stadium, Los Angeles, CA

Sat May 12 2007, 7:10 PM PDT

Att. 51,776 - Partly Cloudy - 65 F

livebaseballscorecards.com

Batter	1	2	3	4	5	6	7	8	9	AB	R	H	RBI	BB	SO	LOB
Scott Hatteberg, L (1, 3) OBP: 0.369, SLG: 0.396	C B C B F X 2-2 ① G4-3		C FA 92 B FA 94 C CU 77 B FA 95 S FA 96 2-3 ① K			C FA 92 F FA 93 X CH 84 0-2 ① G1-3		B FF 94 B SL 85 C FF 94 B FF 94 B FF 94 4-1 BB		3	0	0	0	1	1	0
4 Brandon Phillips, R (1, 4) OBP: 0.327, SLG: 0.470 51 Jared Burton, R (8, 1)	F B F F X CH 85 1-2 ② 1B 2B		F FA 94 B FA 95 F FA 96 X FA 95 1-2 ② G3-1			C CU 78 S CU 78 B CU 76 F FA 96 B CH 84 X FA 96 2-2 ② G6-3		S FF 94 B FF 96 F FF 95 D CU 80 B FF 96 F FF 96 F FF 96 C CU 80 3-3 ② K		4 0	1 0	1 0	0 0	0 0	1 0	1 0
Ken Griffey Jr., L (1, 9) OBP: 0.432, SLG: 0.558	C FA 93 X CU 78 0-1 ③ 2 FC3-6 33 BB 2-H 1B		C FA 94 B FA 95 T FA 95 F FA 97 B FA 96 F CU 79 X FA 96 2-2 ③ G6-3			B CH 84 C FA 94 B FA 94 X FA 95 2-1 ③ F9		C FA 90 F FA 90 F FA 90 B FA 89 F FA 89 S SL 80 1-3 ③ K		4	0	1	1	0	1	1
33 Josh Hamilton, L (1, 8) OBP: 0.353, SLG: 0.574	B FA 92 B CH 86 B FA 94 B FA 94 4-0 2 FC3-6 1-2 BB			B B S FA 94 S FA 94 C FA 95 2-3 ① K			F FA 90 F FA 91 F CH 83 F FA 92 X FA 94 0-2 1B 1B		X FA 90 0-0 ① L8	3	0	1	0	1	1	0
2 Alex Gonzalez, R (1, 6) OBP: 0.333, SLG: 0.524	F CH 86 C FA 95 X FA 96 0-2 ② FC3-6 1-2f 2-3			X CU 78 0-0 ② G6-3			B FA 93 S FA 94 F FA 94 X CH 84 1-2 ① L5		C FA 88 F CH 81 X 0-2 27 BB 2B 1B	4	1	1	0	0	0	3
Adam Dunn, L (1, 7) OBP: 0.377, SLG: 0.612	C FA 95 T FA 95 B FA 96 B FA 96 F FA 96 F FA 96 F FA 96 B CU 80 X FA 97 3-2 ③ P6			C FA 94 B FA 94 S FA 96 F FA 96 F FA 95 F FA 95 B FA 96 S FS 86 2-3 ③ K			C CU 78 C FA 95 F FA 95 X FS 84 0-2 1-2 1B		C FA 91 S FA 90 C SL 80 0-3 ② K	4	0	1	0	0	2	3
27 Jeff Keppinger, R (1, 5)		B FA 91 C FA 92 C FA 94 X FA 95 1-2 ① G6-3			C FA 95 B FA 95 X FA 95 1-1 ① G6-3		C FF 93 B FF 95 D SL 86 F FF 94 X FF 94 2-2 ② F9		B FA 89 B FA 88 C FA 87 B FA 88 B FA 88 4-1 1-2 2B BB	3	1	0	0	1	0	2
26 David Ross, R (1, 2) OBP: 0.219, SLG: 0.308 Javier Valentin, S (7, PH) OBP: 0.327, SLG: 0.293 (7, 2)		B FA 94 B FA 94 S FA 94 C FA 95 B FA 96 X FA 96 3-2 ② G6-3			F FA 94 B CU 78 X FA 96 1-1 ② F9		X CU 77 0-0 ③ G4-3		B FA 89 X FA 88 1-0 1-H 2-H 2B	2 2	0 0	0 1	0 2	0 0	0 0	0 2
Kyle Lohse, R (1, 1) OBP: 0.357, SLG: 0.308 30 Norris Hopper, R (5, PH) OBP: 0.294, SLG: 0.294 Victor Santos, R (5, 1) 9 Juan Castro, R (8, PH) OBP: 0.184, SLG: 0.194 (8, 4)		X FA 93 0-0 ③ G4-3			B FA 95 B FA 95 C FA 95 C FA 95 F FA 95 B FA 95 C 3-3 ③ K			C FF 93 S FF 94 F FF 95 B FF 96 B SL 86 S FF 95 2-3 ① K	B FA 93 C FA 92 S FA 92 D SL 83 X FA 93 2-2 ③ L9	1 1 0 2	0 0 0 0	0 0 0 0	0 0 0 0	0 0 0 0	0 1 0 1	0 0 0 1

TOP	
AB	33
R	3
H	6
RBI	3
BB	3
SO	8
LOB	13

Inning Stats	1	2	3	4	5	6	7	8	9
	R: 1 E: 0 K: 0 S: 19	R: 0 E: 0 K: 0 S: 7	R: 0 E: 0 K: 1 S: 11	R: 0 E: 0 K: 2 S: 10	R: 0 E: 0 K: 1 S: 8	R: 0 E: 0 K: 0 S: 9	R: 0 E: 0 K: 0 S: 16	R: 0 E: 0 K: 3 S: 16	R: 2 E: 0 K: 1 S: 12
	H: 2 LOB: 2 BB: 1 P: 29	H: 0 LOB: 0 BB: 0 P: 11	H: 0 LOB: 0 BB: 0 P: 16	H: 0 LOB: 0 BB: 0 P: 14	H: 0 LOB: 0 BB: 0 P: 13	H: 0 LOB: 0 BB: 0 P: 13	H: 2 LOB: 2 BB: 0 P: 19	H: 0 LOB: 1 BB: 1 P: 26	H: 2 LOB: 1 BB: 1 P: 19

	1B: 4	SF: 0	WP: 0	PA: 36
	2B: 2	SAC: 0	PB: 0	
	3B: 0	DP: 0	SB: 0	
	HR: 0	HBP: 0	CS: 0	

PITCHER		IP	WLS	BF	H	R	ER	SO	BB	IBB	HBP	BLK	WP	HR	S	P	ERA	WHIP
31 Brad Penny, R ERA: 1.39	(1, 1)	6.1	W	24	4	1	1	4	1	0	0	0	0	0	76	109	1.42	0.789
41 Chin-hui Tsao, R ERA: 3.21	(7, 1)	1.1		5	0	0	0	2	1	0	0	0	0	0	15	26	0.00	0.750
Joe Beimel, L ERA: 4.15	(8, 1)	1.0		6	2	2	2	2	1	0	0	0	0	0	14	20	18.00	3.000
Rudy Seanez, R ERA: 3.44	(9, 1)	0.1		1	0	0	0	0	0	0	0	0	0	0	3	5	0.00	0.000

PITCHER		IP	WLS	BF	H	R	ER	SO	BB	IBB	HBP	BLK	WP	HR	S	P	ERA	WHIP

Cincinnati Reds @ Los Angeles Dodgers

Dodger Stadium, Los Angeles, CA

Sat May 12 2007, 7:10 PM PDT

Att. 51,776 - Partly Cloudy - 65 F

livebaseballscorecards.com

BOTTOM

Batter	1	2	3	4	5	6	7	8	9	AB	R	H	RBI	BB	SO	LOB
15 Rafael Furcal, S (1, 6) OBP: 0.307, SLG: 0.272 Wilson Valdez, R (8, PR) OBP: 0.273, SLG: 0.321 (9, 6)	C FA 90 X CH 82 0-1 F9 ①		B FA 91 F CH 82 B FA 92 X FA 91 2-1 F8 ①	C CH 84 B CU 77 B CH 84 B FA 92 F FA 93 X CH 82 3-2 9 1B 5 1B 1-2 2-3 3-H 1B		T FA 89 B FA 88 B FA 89 X FA 90 2-1 12 L6-4 5 E 1B		C FA 92 B SL 90 C FA 88 B CH 89 B FA 92 F FA 92 B FA 92 4-2 5 FC6-4 BB		4 0	1 0	2 0	1 0	1 0	0 0	0 0
9 Juan Pierre, L (1, 8) OBP: 0.313, SLG: 0.316	C FA 91 F FA 92 F CH 84 T 0-2 K ②		L FA 92 X FA 92 0-1 12 CS 1B	X FA 92 0-0 5 1B 1-3 2-H 3-H 1B		1 SAFE B FA 89 T FA 88 1 SAFE F FA 89 F FA 88 1 SAFE 1 SAFE X CH 83 1-2 F9 ①		F FA 92 X FA 92 0-1 P6 ②		5 0	0 0	2 0	2 0	0 0	1 0	2 0
5 Nomar Garciaparra, R (1, 3) OBP: 0.336, SLG: 0.374	F FA 92 X FA 92 0-1 1B		1 SAFE 1 SAFE C CH 81 F SL 85 S SL 85 0-3 K ②	F CH 84 F SL 85 B FA 92 X SL 84 1-2 1-3 3-H 1B		F CU 77 B CU 75 F CH 83 X CH 82 1-2 FC6 1-2		X FA 92 0-0 FC6-4 ③ 1-2f		5 0	0 0	2 0	1 0	0 0	1 0	3 0
12 Jeff Kent, R (1, 4) OBP: 0.370, SLG: 0.430 18 Ramon Martinez, R (7, 4) OBP: 0.232, SLG: 0.216	B FA 91 X CH 83 1-0 P5 ③		B FA 91 1-0 CS ③ 1-2	C CU 74 B SL 84 F FA 91 F FA 92 B FA 93 B FA 92 B FA 83 4-2 16 G3 31 BB 1B BB F FA 91 B FA 92 C CH 84 C CH 84 1-3 ③ K		X FA 91 0-0 L6-4 ② ③ 2-2				3 0	1 0	0 0	0 0	1 0	1 0	5 0
Luis Gonzalez, L (1, 7) OBP: 0.380, SLG: 0.427 Brady Clark, R (8, 7) OBP: 0.349, SLG: 0.368		B CH 83 X FA 91 1-0 55 1B 16 SF7 1B	T SL 87 F FA 91 B FA 92 X FA 92 1-2 31 BB 16 G3 15 1B 1-2 1B	B CH 84 B FA 91 B FA 90 C FA 90 B FA 89 4-1 16 G4-3 55 G5-3 BB		B FA 88 C CH 81 X CU 77 1-1 16 SF7 3B				3 0	3 0	3 0	0 0	1 0	0 0	0 0
55 Russell Martin, R (1, 2) OBP: 0.393, SLG: 0.468		B FA 90 X FA 90 1-0 28 S 1-3 1B	C CH 84 C CU 75 B SL 85 B SL 85 S CH 83 2-3 K ① 1-2 G5-3 ①	C FA 90 C CU 76 B CH 83 F FA 87 X CH 85 1-2 G5-3 ① 1-2		B CU 78 B CU 76 B FA 90 F FA 91 F FA 91 D CH 87 4-2 28 G6-3 BB				3 0	0 0	1 0	0 0	1 0	1 0	3 0
16 Andre Ethier, L (1, 9) OBP: 0.316, SLG: 0.423		B FA 92 S CH 83 X FA 92 1-1 SF7 ① 3-H	X CU 76 0-0 G3 ② 1-2 2-3	C FA 90 B FA 88 D CH 78 F CH 86 X CU 77 2-2 G4-3 ② 2-3		F FA 90 X CH 85 0-1 SF7 ① 3-H				2 0	0 0	0 0	2 0	0 0	0 0	3 0
28 Andy LaRoche, R (1, 5) OBP: 0.520, SLG: 0.333 Joe Beimel, L (8, 1) Rudy Seanez, R (9, 1)		C FA 90 X CU 75 0-1 F8 ② 1-2	I IN 63 I IN 69 I IN 70 I IN 67 4-0 15 1B 31 BB 9 1B IBB	D CU 80 B FA 91 I IN 58 I IN 58 4-0 31 FC5-4 IBB		C CU 76 D CU 74 C CH 81 D CH 84 F FA 90 F FA 88 X CH 84 2-2 G6-3 ② ③ 1-2f				2 0 0	1 0 0	0 0 0	0 0 0	2 0 0	0 0 0	2 0 0
31 Brad Penny, R (1, 1) OBP: 0.263, SLG: 0.222 41 Chin-hui Tsao, R (7, 1) Wilson Betemit, S (8, 5) OBP: 0.305, SLG: 0.297		B SL 85 X CH 83 1-0 G6-3 ③	B FA 91 F FA 92 B FA 93 B FA 92 B FA 92 4-1 15 1B 9 1B 1-2 2-3 3-H BB	B CU 76 F CU 77 S CU 80 F CU 79 X CH 85 1-2 FC5-4 ③ 1-2f				C FA 92 X SL 92 0-1 G3 ① 1B: 9 2B: 1 3B: 1 HR: 0		2 0 1	1 0 0	0 0 0	1 0 0	1 0 0	0 0 0	3 0 0
Inning Stats	R: 0 E: 0 K: 1 S: 9 H: 1 LOB: 1 BB: 0 P: 10	R: 1 E: 0 K: 0 S: 7 H: 2 LOB: 1 BB: 0 P: 11	R: 0 E: 0 K: 1 S: 7 H: 1 LOB: 0 BB: 0 P: 10	R: 5 E: 0 K: 2 S: 21 H: 4 LOB: 2 BB: 3 P: 41	R: 0 E: 0 K: 0 S: 12 H: 0 LOB: 2 BB: 2 P: 24	R: 0 E: 1 K: 0 S: 10 H: 1 LOB: 1 BB: 0 P: 14	R: 1 E: 0 K: 0 S: 11 H: 1 LOB: 0 BB: 1 P: 18	R: 0 E: 0 K: 0 S: 8 H: 0 LOB: 1 BB: 1 P: 12		1B: 9 2B: 1 3B: 1 HR: 0 SF: 2 SAC: 0 DP: 2 HBP: 0						

	AB	30
	R	7
	H	10
	RBI	7
	BB	7
	SO	4
	LOB	21

WP: 0 PA: 40
PB: 0
SB: 1
CS: 1

PITCHER		IP	WLS	BF	H	R	ER	SO	BB	IBB	HBP	BLK	WP	HR	S	P	ERA	WHIP
Kyle Lohse, R ERA: 4.01	(1, 1)	4.0	L	22	8	6	6	4	2	1	0	0	0	0	44	72	13.50	2.500
Victor Santos, R ERA: 3.63	(5, 1)	3.0		13	2	1	1	0	2	1	0	0	0	0	33	56	3.00	1.333
51 Jared Burton, R ERA:	(8, 1)	1.0		4	0	0	0	0	1	0	0	0	0	0	8	12	0.00	1.000

PITCHER	IP	WLS	BF	H	R	ER	SO	BB	IBB	HBP	BLK	WP	HR	S	P	ERA	WHIP

Batter	1	2	3	4	5	6	7	8	9	AB	R	H	RBI	BB	SO	LOB
6 Ryan Freel, R (1, 8) OBP: 0.351, SLG: 0.370	C FA 87 B CU 74 X FA 88 1-1 ① F8	B FA 91 D CU 76 L FA 90 B FA 90 F FA 84 X FA 85 3-2 ② F9		F FA 89 B FA 88 S FA 88 B FA 88 X FA 84 2-2 4 1B HR 2-H 1B		X CU 73 0-0 E6 4 G6-3		B FA 98 F FA 98 C FA 98 B FA 98 X SL 88 2-2 ② F7		5	1	1	1	0	0	2
4 Brandon Phillips, R (1, 4) OBP: 0.329, SLG: 0.468	C FA 90 X FA 90 0-1 2 S 1B 1B	B FA 88 X FA 85 1-0 ③ F9		1 SAFE 1 SAFE P PO 82 X FA 87 1-0 1-2 HR 1B		C 2 SAFE X 0-1 ② G6-3 2-3		F SL 88 S SL 89 S FA 99 0-3 ③ K		5	1	2	0	0	1	3
Ken Griffey Jr., L (1, 9) OBP: 0.446, SLG: 0.589	C FA 88 X FA 89 0-1 1-2 1B		B FA 88 B CH 83 B FA 89 C FA 89 B FA 89 4-1 BB	X FA 89 0-0 1-H 2-H HR		I IN 63 I IN 63 I IN 62 I 4-0 S IBB			C FA 89 B FA 89 C FA 89 X FA 89 1-2 ① G3	3	1	2	3	2	0	0
Jeff Conine, R (1, 3) OBP: 0.315, SLG: 0.429	X FA 89 0-0 ② P5		X FA 89 0-0 ① F8	C CH 83 B CH 83 B CU 72 B CH 83 B CH 83 4-1 2 S BB		S B C B B B 4-2 1-2 BB			B FA 90 C FA 89 B FA 91 B FA 89 F FA 89 B FA 91 4-2 BB	2	0	0	0	3	0	3
2 Alex Gonzalez, R (1, 6) OBP: 0.321, SLG: 0.504	C FA 90 F FA 91 F FA 90 S CU 77 0-3 ③ K 2-3		F FA 88 B FA 85 X CU 76 1-1 ② F7	S FA 88 B CU 75 X FA 88 1-1 ③ P6 1-2		C SL 91 F FA 95 S 0-3 ③ K			S FA 89 F FA 90 X FA 89 0-2 ② F7	5	0	0	0	0	2	8
33 Josh Hamilton, L (1, 7) OBP: 0.342, SLG: 0.552 30 Norris Hopper, R (9, PH) OBP: 0.278, SLG: 0.278		C FA 88 X CU 73 0-1 E3 9 S 9 1B	B FA 90 C SL 84 F FA 90 B FA 91 X CU 76 2-2 ③ F9		B CU 73 B FA 87 C FA 88 F FA 88 X FA 88 2-2 ① F7		B FA 94 F FA 90 X FA 94 1-1 ① F7		C FA 90 B FA 90 B FA 88 X FA 88 2-1 ③ F9	4 1	1 0	0 0	0 0	0 0	0 0	1 1
9 Juan Castro, R (1, 5) OBP: 0.214, SLG: 0.225		1 SAFE 1 SAFE C FA 89 B SL 88 X FA 84 1-1 26 1B 1-H 1B		X CU 74 0-0 26 FC6-4 1B	B FA 88 F FA 89 X FA 88 1-1 ② L4		F FA 95 B CU 82 X FA 95 1-1 ② G4-3			4	0	2	1	0	0	0
26 David Ross, R (1, 2) OBP: 0.220, SLG: 0.305		C CU 74 S FA 87 B FA 88 D CU 75 X FA 88 2-2 37 SH1-4 1-3 1B		B FA 88 C FA 90 X FA 85 1-1 ① FC6-4 37 SH1-4 6 1B 1-2f	C SL 83 B CH 82 C CU 74 F FA 88 F FA 87 C CU 75 1-3 ③ K		C FA 95 B CU 83 F FA 97 C CU 82 1-3 ③ K			4	1	1	0	0	2	1
37 Bobby Livingston, L (1, 1) 56 Todd Coffey, R (6, 1) 40 Jon Coutlangus, L (7, 1) Scott Hatteberg, L (8, PH) OBP: 0.365, SLG: 0.391 35 Kirk Saarloos, R (8, 1) 29 Mike Stanton, L (8, 1)		B FA 88 B FA 90 L FA 89 L FA 88 X FA 89 2-2 ① SH1-4 1-2		X FA 88 0-0 ② SH1-4 1-2		C B F B F C 2-3 ① K		B FA 96 C SL 87 C FA 97 F SL 88 S SL 89 1-3 ① K		1 0 0 1 0 0	0 0 0 0 0 0	0 0 0 0 0 0	0 0 0 0 0 0	1 0 0 1 0 0	0 0 0 0 0 0	0 0 0 0 0 0
Inning Stats	R: 0 E: 0 K: 1 S: 11 H: 2 LOB: 2 BB: 0 P: 12	R: 1 E: 1 K: 0 S: 14 H: 2 LOB: 2 BB: 0 P: 23	R: 0 E: 0 K: 0 S: 7 H: 0 LOB: 1 BB: 1 P: 14	R: 4 E: 0 K: 0 S: 13 H: 4 LOB: 1 BB: 1 P: 21	R: 0 E: 0 K: 1 S: 10 H: 0 LOB: 0 BB: 0 P: 14	R: 0 E: 1 K: 2 S: 12 H: 0 LOB: 3 BB: 2 P: 22	R: 0 E: 0 K: 1 S: 7 H: 0 LOB: 0 BB: 0 P: 10	R: 0 E: 0 K: 2 S: 10 H: 0 LOB: 0 BB: 0 P: 13	R: 0 E: 0 K: 0 S: 10 H: 0 LOB: 1 BB: 1 P: 17	1B: 7 2B: 0 3B: 0 HR: 1	SF: 0 SAC: 2 DP: 0 HBP: 0					

PITCHER		IP	WLS	BF	H	R	ER	SO	BB	IBB	HBP	BLK	WP	HR	S	P	ERA	WHIP
Mark Hendrickson, L ERA: 2.61	(1, 1)	5.2		30	8	5	4	3	2	1	0	0	0	1	62	97	6.35	1.765
58 Chad Billingsley, R ERA: 4.19	(6, 1)	1.1		5	0	0	0	2	1	0	0	0	0	0	12	19	0.00	0.750
51 Jonathan Broxton, R ERA: 1.33	(8, 1)	1.0	W	3	0	0	0	2	0	0	0	0	0	0	10	13	0.00	0.000
Joe Beimel, L ERA: 3.93	(9, 1)	1.0		4	0	0	0	0	1	0	0	0	0	0	10	17	0.00	1.000

PITCHER	IP	WLS	BF	H	R	ER	SO	BB	IBB	HBP	BLK	WP	HR	S	P	ERA	WHIP

TOP

Cincinnati Reds @ Los Angeles Dodgers

Dodger Stadium, Los Angeles, CA

Sun May 13 2007, 1:10 PM PDT

Att. 41,399 - Sunny - 68 F

livebaseballscorecards.com

AB	35
R	5
H	8
RBI	5
BB	5
SO	7
LOB	19

REDS

Cincinnati Reds @ Los Angeles Dodgers

Dodger Stadium, Los Angeles, CA

Sun May 13 2007, 1:10 PM PDT

Att. 41,399 - Sunny - 68 F

livebaseballscorecards.com

BOTTOM

Batter	1	2	3	4	5	6	7	8	9	AB	R	H	RBI	BB	SO	LOB
15 Rafael Furcal, S (1, 6) OBP: 0.328, SLG: 0.314	B FA 87 X FA 87 1-0 SH1-3 9 5 1B 2B	F FA 89 X FA 88 0-1 ② SH1-3 1-2 3-H		B FA 88 X FA 88 1-0 2B		B FA 94 F FA 95 B FA 94 X FA 94 2-1 9 S 1-3 1B		B FA 86 L FA 86 B FA 85 X FA 87 2-1 9 1B 9 S 5 1B 1-3 1B		4	2	4	1	0	0	0
9 Juan Pierre, L (1, 8) OBP: 0.318, SLG: 0.321	X FA 87 0-0 ① SH1-3 2-3	C SL 81 X CU 70 0-1 12 FC5 5 1B 2-3 1B		D X 1-0 ③ G5-3		1 SAFE F FA 95 F FA 94 B FA 94 S SL 86 1-3 ② K 1-2 3-H		C FA 87 B FA 85 X SL 86 1-1 5 1B 5 S 18 BB 1-3 3-H 1B		4	1	2	1	0	1	2
5 Nomar Garciaparra, R (1, 3) OBP: 0.344, SLG: 0.382	B FA 88 X CH 76 1-0 F8 12 1B 3-H 1B	C CU 69 X CH 76 0-1 12 FC5 1-2 3-H 1B			S FA 88 B CH 76 F FA 87 F FA 88 B CU 67 X 2-2 ① F7	F FA 94 C SL 85 S SL 85 0-3 ③ K		B SL 85 B CU 78 X FA 87 2-0 18 BB 55 BB 16 1B 1-3 3-H 1B		5	1	3	3	0	1	1
12 Jeff Kent, R (1, 4) OBP: 0.371, SLG: 0.451 Brady Clark, R (9, 7) OBP: 0.349, SLG: 0.368	B FA 87 B FA 87 F FA 86 B FA 88 X FA 88 3-1 1-2 1B	X CH 77 0-0 ③ FC5 1-2 2-3f			B CH 76 X CH 75 1-0 HR		C SL 84 B FA 93 C FA 94 B FA 94 B FA 95 X FA 93 3-2 ① G6-3	X FA 87 0-0 ① L6		5 0	1 0	2 0	1 0	0 0	0 0	4 0
Luis Gonzalez, L (1, 7) OBP: 0.380, SLG: 0.426 Joe Beimel, L (9, 1)	B FA 88 C FA 86 X SL 81 1-1 ② F8 2-3		C FA 87 X FA 87 0-1 55 G4-6-3 1B		B CU 79 B FA 87 C FA 88 X FA 88 2-1 PB 55 G4-3 1B		C FA 95 X FA 95 0-1 ② G4-3	S SL 83 X SL 83 0-1 ② P5		5 0	0 0	2 0	0 0	0 0	0 0	4 0
55 Russell Martin, R (1, 2) OBP: 0.393, SLG: 0.457	C FA 88 B CH 78 D CH 78 X FA 88 2-1 ③ G1-3		S CH 76 X CH 75 0-1 ①② G4-6-3 1-2f		B FA 87 C FA 87 C FA 87 B FA 88 B CH 76 F FA 87 X FA 87 3-2 ② G4-3 1-2		C FA 92 B SL 86 B B C B 4-2 1B BB	B CH 78 B FA 87 B FA 88 F FA 87 B FA 87 4-1 18 BB 16 1B 1-2 BB		3	1	0	0	2	0	4
Wilson Betemit, S (1, 5) OBP: 0.306, SLG: 0.313 58 Chad Billingsley, R (6, 1) Olmedo Saenz, R (7, PH) OBP: 0.394, SLG: 0.556 52 Randy Wolf, L (7, PR) OBP: 0.300, SLG: 0.250 51 Jonathan Broxton, R (8, 1) 18 Ramon Martinez, R (8, PH) OBP: 0.246, SLG: 0.216 (9, 4)		F FA 88 S CH 76 B FA 88 X FA 89 1-2 16 F8 15 SH1-3 2B	C FA 88 C CU 69 S CH 77 0-3 ③ K		B FA 87 B CU 68 C CH 77 X FA 88 2-1 ③ F9 2-3		C FA 93 X FA 93 0-1 1-2 1B	B FA 87 B FA 88 B FA 87 C FA 87 B FA 86 4-1 16 1B 1-2 2-3 3-H BB		3 0 1 0 0 0 0	1 0 0 0 0 0 0	1 0 1 0 0 0 0	0 0 0 0 0 0 1	1 0 0 0 0 0 1	0 0 0 0 0 0 0	0 0 0 0 0 0 0
16 Andre Ethier, L (1, 9) OBP: 0.311, SLG: 0.413		D SL 80 X 1-0 ① F8 2-3	C FA 88 B CU 69 S CU 69 X FA 89 1-2 ① G5-3			B FA 86 B FA 86 C FA 86 B FA 87 X SL 86 3-1 ① G4-3	B FA 87 F FA 88 B FA 87 F FA 88 X FA 88 2-2 L6	C SL 83 X CU 78 0-1 1-3 2-H 3-H 1B		5	0	1	2	0	0	3
Mark Hendrickson, L (1, 1) 28 Andy LaRoche, R (6, 5) OBP: 0.536, SLG: 0.389		F FA 88 B FA 88 B CU 80 C FA 88 B CU 71 F FA 88 B FA 89 4-2 9 1B 15 SH1-3 5 1B BB	C FA 88 X FA 89 0-1 ② G5-3			B FA 94 F FA 92 B SL 84 C FA 94 X FA 94 2-2 15 1B 15 WP 9 E 1B		15 1B 9 1B 1B 1-1 P2		1 3	1 2	0 2	0 0	1 0	0 0	0 2
Inning Stats	R: 1 E: 0 K: 0 S: 9 H: 3 LOB: 2 BB: 0 P: 17	R: 2 E: 0 K: 0 S: 14 H: 3 LOB: 2 BB: 1 P: 20	R: 0 E: 0 K: 1 S: 7 H: 1 LOB: 0 BB: 0 P: 7	R: 0 E: 0 K: 0 S: 7 H: 1 LOB: 1 BB: 0 P: 10	R: 1 E: 0 K: 0 S: 13 H: 2 LOB: 1 BB: 0 P: 23	R: 1 E: 0 K: 2 S: 13 H: 2 LOB: 1 BB: 0 P: 21	R: 0 E: 0 K: 0 S: 12 H: 1 LOB: 2 BB: 1 P: 21	R: 5 E: 0 K: 0 S: 16 H: 5 LOB: 2 BB: 2 P: 31		1B: 14 2B: 3 3B: 0 HR: 1 SF: 0 SAC: 2 DP: 1 HBP: 0	WP: 1 PB: 1 SB: 3 CS: 0 PA: 45					

PITCHER		IP	WLS	BF	H	R	ER	SO	BB	IBB	HBP	BLK	WP	HR	S	P	ERA	WHIP
37 Bobby Livingston, L ERA: 6.75	(1, 1)	5.1		26	10	4	4	1	1	0	0	0	0	1	52	82	6.75	2.062
56 Todd Coffey, R ERA: 5.03	(6, 1)	1.1	B	8	3	1	0	2	1	0	0	0	1	0	20	32	0.00	3.000
40 Jon Coutlangus, L ERA: 4.09	(7, 1)	0.1		1	0	0	0	0	0	0	0	0	0	0	3	5	0.00	0.000
35 Kirk Saarloos, R ERA: 5.09	(8, 1)	0.1	L	5	4	4	4	0	0	0	0	0	0	0	8	14	108.00	12.000
29 Mike Stanton, L ERA: 8.18	(8, 1)	0.2		5	1	1	1	0	2	0	0	0	0	0	8	17	13.50	4.500

PITCHER	IP	WLS	BF	H	R	ER	SO	BB	IBB	HBP	BLK	WP	HR	S	P	ERA	WHIP

AB	39
R	10
H	18
RBI	9
BB	4
SO	3
LOB	21

TOP

St. Louis Cardinals @ Los Angeles Dodgers

Dodger Stadium, Los Angeles, CA

Mon May 14 2007, 7:10 PM PDT

Att. 35,707 - Clear - 66 F

livebaseballscorecards.com

Batter	1	2	3	4	5	6	7	8	9	AB	R	H	RBI	BB	SO	LOB
7 Adam Kennedy, L (1, 4) OBP: 0.286, SLG: 0.305	B FA 91 B FA 92 B FA 93 C FA 92 C FA 94 X FA 94 3-2 16 1B 15 2B 1B	S CH 84 B FA 94 B CH 85 C FA 94 F SL 83 F CU 83 F CH 83 X CU 77 2-2 16 HR 2-H 2B	C CH 87 B FA 94 X FA 93 1-1 F9 ③ 2-3 3-H			X SL 84 0-0 G5-4-3 ② ③ 1-2f			B FA 94 F FA 91 C CU 80 F CH 84 X FA 95 1-2 F8 ①	5	2	2	1	0	0	2
16 Chris Duncan, L (1, 7) OBP: 0.372, SLG: 0.496 34 Randy Flores, L (9, 1) 44 Jason Isringhausen, R (9, 1)	T FA 93 D CU 79 C FA 94 D CH 86 X FA 96 2-2 15 2B 27 SF8 1-3 1B	D CH 83 F CH 84 B FA 94 D CH 84 F FA 91 X CH 83 3-2 2-H HR		C SL 82 B SL 82 C FA 93 X SL 81 1-2 G3-1 ①			F CH 83 B FF 94 C FF 92 F FF 92 F SL 84 F FF 95 X FF 95 1-2 L8 ①		F FA 92 F CH 85 B FA 96 F SL 90 B CU 83 B SL 89 X FA 94 3-2 G4-3 ②	5 0 0	2 0 0	2 0 0	2 0 0	0 0 0	0 0 0	0 0 0
5 Albert Pujols, R (1, 3) OBP: 0.335, SLG: 0.410	B SL 86 B FA 94 X FA 94 2-0 P6 ①	B B FA 92 X FA 94 2-0 F9 ②		B FA 93 B SL 82 C CH 86 X SL 82 2-1 F8 ②			B SL 85 B FF 95 F FF 95 F FF 95 B SL 88 F CU 81 X CU 81 3-2 G5-3 ②		B FA 95 B FA 95 C FA 95 B FA 90 F FA 95 X CU 82 3-2 L5 ③	5	0	0	0	0	0	2
15 Jim Edmonds, L (1, 8) OBP: 0.281, SLG: 0.282	F CU 78 X FA 94 0-1 27 SF8 43 1B 1-3 3-H 2B	C FA 93 F CU 78 X FA 93 0-2 F7 ③		C CH 87 B SL 81 B FA 93 B CH 86 X CH 86 3-1 F8 ③			C FF 94 X CH 86 0-1 27 1B 1B			4	1	2	1	0	0	0
27 Scott Rolen, R (1, 5) OBP: 0.290, SLG: 0.324	B FA 93 B CU 79 C CH 84 X CH 85 2-1 SF8 ② 2-3 3-H		X FA 91 0-0 4 1B 2B		C FA 93 F SL 83 F SL 82 F FA 96 B SL 83 S SL 84 1-3 K ①		C SL 86 B FF 95 B FF 95 X SL 85 2-1 1-3 1B			3	1	2	1	0	1	0
43 Juan Encarnacion, R (1, 9) OBP: 0.143, SLG: 0.143	S SL 84 B FA 93 B FA 94 B CH 85 X FA 94 3-1 3-H 1B		X CH 84 0-0 G6-3 ①		C FA 94 B SL 83 X FA 94 1-1 G5-3 ②		S SL 86 S SL 87 S SL 88 0-3 K ③			4	0	1	1	0	1	3
4 Yadier Molina, R (1, 2) OBP: 0.333, SLG: 0.308	X FA 91 0-0 L9 ③		B CH 83 X FA 92 1-0 48 SH1-4 7 WP 22 1B 2-H 1B		X FA 94 0-0 G4-3 ③			B FA 94 S FA 94 B CU 82 S FA 94 F FA 95 C SL 90 2-3 K ①		4	1	1	1	0	1	1
22 David Eckstein, R (1, 6) OBP: 0.297, SLG: 0.261		B FA 91 F FA 91 X CU 77 1-1 7 2B 2B	B FA 91 X FA 92 1-0 7 WP 48 SH1-4 1-2 1B			C FF 91 X FF 91 0-1 7 G5-4-3 1B		B FA 94 C FA 95 B CU 80 B FA 93 F FA 92 S FA 95 3-3 K ②		4	1	3	0	0	1	0
48 Brad Thompson, R (1, 1) Tyler Johnson, S (7, 1) 26 Scott Spiezio, S (8, PH) OBP: 0.352, SLG: 0.328 31 Ryan Franklin, R (8, 1) So Taguchi, R (9, 7) OBP: 0.333, SLG: 0.367		C FA 92 L CU 76 X CU 76 0-2 B2 ①	M FA 92 X FA 92 0-1 SH1-4 ② 1-2 2-3			B FF 89 L FF 89 L FF 89 L FF 93 1-3 K ①		C CU 82 C CU 82 S FA 96 0-3 K ③		2 0 1 0 0	0 0 0 0 0	0 0 0 0 0	0 0 0 0 0	0 0 1 0 0	1 0 0 0 0	2 0 0 0 0
Inning Stats	R: 3 E: 0 K: 0 S: 14 H: 4 LOB: 1 BB: 0 P: 26	R: 3 E: 0 K: 0 S: 18 H: 3 LOB: 0 BB: 0 P: 26	R: 2 E: 0 K: 0 S: 8 H: 3 LOB: 1 BB: 0 P: 11	R: 0 E: 0 K: 0 S: 7 H: 0 LOB: 0 BB: 0 P: 13	R: 0 E: 0 K: 1 S: 8 H: 0 LOB: 0 BB: 0 P: 10	R: 0 E: 0 K: 1 S: 6 H: 1 LOB: 0 BB: 0 P: 7	R: 0 E: 0 K: 1 S: 17 H: 2 LOB: 2 BB: 0 P: 23	R: 0 E: 0 K: 3 S: 10 H: 0 LOB: 0 BB: 0 P: 15	R: 0 E: 0 K: 0 S: 11 H: 0 LOB: 0 BB: 0 P: 18	1B: 8 2B: 4 3B: 0 HR: 1 SF: 1 SAC: 1 DP: 1 HBP: 0						

	AB	37
	R	8
	H	13
	RBI	7
	BB	0
	SO	6
	LOB	10

WP: 1 PA: 39
PB: 0
SB: 0
CS: 0

PITCHER		IP	WLS	BF	H	R	ER	SO	BB	IBB	HBP	BLK	WP	HR	S	P	ERA	WHIP
Brett Tomko, R ERA: 5.97	(1, 1)	2.1	L	16	9	8	8	0	0	0	0	0	0	1	35	56	30.86	3.857
Rudy Seanez, R ERA: 3.0	(3, 1)	2.2		9	1	0	0	1	0	0	0	0	1	0	20	30	0.00	0.375
41 Chin-hui Tsao, R ERA: 2.81	(6, 1)	2.0		8	3	0	0	2	0	0	0	0	0	0	23	30	0.00	1.500
58 Chad Billingsley, R ERA: 3.8	(8, 1)	2.0		6	0	0	0	3	0	0	0	0	0	0	21	33	0.00	0.000

PITCHER		IP	WLS	BF	H	R	ER	SO	BB	IBB	HBP	BLK	WP	HR	S	P	ERA	WHIP

BOTTOM

Batter	1	2	3	4	5	6	7	8	9	AB	R	H	RBI	BB	SO	LOB
15 Rafael Furcal, S (1, 6) OBP: 0.346, SLG: 0.333	B X 1-0 5 G4-3 9 B1-3 1B		F FA 90 X CH 82 0-1 9 FC4-6 1-2 1B		C FA 91 B CU 80 B CH 83 C FA 89 F FA 90 F FA 90 B CU 80 T FA 90 3-2 ③ K		X FA 90 0-0 2-H 1B		S SL 83 D SL 83 X SL 82 1-1 BB 1-2 2-3 1B	5	0	4	1	0	1	0
9 Juan Pierre, L (1, 8) OBP: 0.310, SLG: 0.313 58 Chad Billingsley, R (8, 1) Brady Clark, R (9, PH) OBP: 0.341, SLG: 0.359	X FA 90 0-0 ① B1-3 1-2		C FA 90 B FA 90 F FA 89 X FA 90 1-2 ② FC4-6 1-2f 2-3			C FA 89 B FA 89 B FA 90 X FA 90 2-1 ① G6-3 C SL 82 X SL 82 0-1 ③ G5-3			B FC 92 B FC 92 X FA 94 2-0 ② P3	4 0 1	0 0 0	0 0 0	0 0 0	0 0 0	0 0 0	4 0 3
5 Nomar Garciaparra, R (1, 3) OBP: 0.338, SLG: 0.374 Olmedo Saenz, R (7, 3) OBP: 0.429, SLG: 0.607	C CU 80 X FA 90 0-1 ② G4-3 2-3		F SL 82 C FA 90 X FA 90 0-2 ③ F8			B FA 91 X FA 91 1-0 E6 12 1B		B FA 93 B FA 94 F SL 86 C SL 86 B FA 93 F SL 87 X FA 94 3-2 2B	B FA 94 B FC 93 B FA 94 B FA 93 4-0 18 FC6-4 1-2 2-3 3-H BB	3 1	0 0	0 1	0 1	0 1	0 0	3 0
12 Jeff Kent, R (1, 4) OBP: 0.377, SLG: 0.478 18 Ramon Martinez, R (7, 4) OBP: 0.237, SLG: 0.208	B FA 90 F FA 91 C FA 90 D CU 82 B SL 81 F FA 91 F FA 91 F FA 91 X FA 91 3-2 ③ G6-3			X FA 90 0-0 HR		B FA 90 X FA 90 1-0 G1-6-3 1-3 1B		F SL 86 X SL 85 0-1 ① P4	C FA 92 X FA 91 0-1 ③ FC6-4 1-2f	3 2	1 0	2 0	1 0	0 0	0 0	1 4
Luis Gonzalez, L (1, 7) OBP: 0.370, SLG: 0.413		B FA 90 X FA 90 1-0 ① G3-1		B FA 90 X FA 90 1-0 ① F9		B FA 89 X CH 83 1-0 ②③ G1-6-3 1-2f		X FS 84 0-0 ② G1-3		4	0	0	0	0	0	3
55 Russell Martin, R (1, 2) OBP: 0.388, SLG: 0.450 Mike Lieberthal, R (5, 2) OBP: 0.200, SLG: 0.200		C FA 90 F SL 81 S FA 90 0-3 ② K		S CU 82 X FA 91 0-1 ② G3-1			C FA 88 F FA 88 X CU 78 0-2 ① L8	X SL 84 0-0 ③ G6-3		2 2	0 0	0 0	0 0	0 0	1 0	0 1
Wilson Betemit, S (1, 5) OBP: 0.315, SLG: 0.366		B FA 92 C FA 90 C FA 91 F FA 91 B CH 84 B FA 90 X FA 90 3-2 ③ G3		B CH 82 X FA 90 1-0 ③ F7			C FA 89 S CH 82 B CU 80 X FA 89 1-2 HR		C FA 91 B CU 79 B FA 92 B FA 92 F FA 92 X FA 92 3-2 15 1B 16 1B BB	4	2	2	1	0	0	0
16 Andre Ethier, L (1, 9) OBP: 0.325, SLG: 0.434			X FA 90 0-0 9 FC4-6 15 1B		F FA 89 B CU 79 X CH 82 1-1 ① G6-3		X FA 90 0-0 15 1B 2B		X SL 82 0-0 BB 15 1B 1-2	4	1	3	0	0	0	0
Brett Tomko, R (1, 1) Rudy Seanez, R (3, 1) 28 Andy LaRoche, R (5, PH) OBP: 0.517, SLG: 0.368 41 Chin-hui Tsao, R (6, 1) Wilson Valdez, R (7, PH) OBP: 0.263, SLG: 0.309 (8, 8)			C FA 90 B FA 90 L FA 90 S FA 90 1-3 ① K		X CU 80 0-0 ② G6-3		C CU 78 X FA 89 0-1 ② G6-3		C CU 78 L SL 84 X SL 82 0-2 ① P4	0 1 1 0 2	0 0 0 0 0	0 0 0 0 0	0 0 0 0 0	0 0 0 0 0	0 1 0 0 0	0 1 0 0 3
Inning Stats	R: 0 H: 1 E: 0 LOB: 1 K: 0 BB: 0 S: 10 P: 14	R: 0 H: 0 E: 0 LOB: 0 K: 1 BB: 0 S: 8 P: 12	R: 0 H: 2 E: 0 LOB: 2 K: 1 BB: 0 S: 12 P: 14	R: 1 H: 1 E: 0 LOB: 0 K: 0 BB: 0 S: 5 P: 7	R: 0 H: 0 E: 0 LOB: 0 K: 1 BB: 0 S: 8 P: 12	R: 0 H: 1 E: 1 LOB: 1 K: 0 BB: 0 S: 5 P: 10	R: 2 H: 3 E: 0 LOB: 1 K: 0 BB: 0 S: 12 P: 13	R: 0 H: 1 E: 0 LOB: 1 K: 0 BB: 0 S: 8 P: 11	R: 1 H: 3 E: 0 LOB: 3 K: 0 BB: 1 S: 12 P: 22	1B: 8 SF: 0 2B: 2 SAC: 0 3B: 0 DP: 1 HR: 2 HBP: 0						WP: 0 PA: 40 PB: 0 SB: 0 CS: 0	

PITCHER	IP	WLS	BF	H	R	ER	SO	BB	IBB	HBP	BLK	WP	HR	S	P	ERA	WHIP
48 Brad Thompson, R (1, 1) ERA: 4.03	6.2	W	28	8	3	3	3	0	0	0	0	0	2	58	80	4.05	1.200
Tyler Johnson, L (7, 1) ERA: 0.68	0.1		1	0	0	0	0	0	0	0	0	0	0	2	2	0.00	0.000
31 Ryan Franklin, R (8, 1) ERA: 1.13	1.0		4	1	0	0	0	0	0	0	0	0	0	8	11	0.00	1.000
34 Randy Flores, L (9, 1) ERA: 2.7	0.1		4	3	1	1	0	0	0	0	0	0	0	9	13	27.00	9.000
44 Jason Isringhausen, R (9, 1) ERA: 1.8	0.2	S	3	0	0	0	0	1	0	0	0	0	0	3	9	0.00	1.500

PITCHER	IP	WLS	BF	H	R	ER	SO	BB	IBB	HBP	BLK	WP	HR	S	P	ERA	WHIP

St. Louis Cardinals @ Los Angeles Dodgers

Dodger Stadium, Los Angeles, CA

Mon May 14 2007, 7:10 PM PDT

Att. 35,707 - Clear - 66 F

livebaseballscorecards.com

AB	39
R	4
H	12
RBI	4
BB	1
SO	3
LOB	23

St. Louis Cardinals @ Los Angeles Dodgers

Dodger Stadium, Los Angeles, CA

Tue May 15 2007, 7:10 PM PDT

Att. 38,954 - Clear - 61 F

TOP

livebaseballscorecards.com

Batter	1	2	3	4	5	6	7	8	9	AB	R	H	RBI	BB	SO	LOB
7 Adam Kennedy, L (1, 4) OBP: 0.282, SLG: 0.309	C FA 91 B FA 90 X FA 90 1-1 ① F7		B CH 87 B CH 86 C FA 92 X FA 92 2-1 16 G4-3 5 1B 2B	C CU 81 B B FA 86 C FA 91 X FA 91 2-2 ③ G3		C FA 89 S FA 90 F FA 89 X SL 79 0-2 ③ F8		X FA 94 0-0 ① G3		5	1	1	0	0	0	2
16 Chris Duncan, L (1, 7) OBP: 0.373, SLG: 0.492	F FA 91 B FA 91 X FA 92 1-1 1B		C SL 83 B FA 93 S CH 87 X FA 88 1-2 ① G4-3 2-3		S CU 80 S FA 86 B CH 86 S CU 82 1-3 ① K		S X 0-1 5 2B 1B	B FA 95 X FA 96 1-0 ② G6-3		5	1	2	0	0	1	1
5 Albert Pujols, R (1, 3) OBP: 0.338, SLG: 0.417	C FA 91 X FA 92 0-1 ② L9		B FA 88 X FA 92 1-0 15 BB 27 2B 1B 3-H		B FA 92 F FA 90 C CU 81 X CU 83 1-2 E5 15 G3		B FA 95 B FA 94 X FA 93 2-0 27 FC5-4 47 1B 2B 1-H	B FA 98 F FA 97 S FA 97 X FA 98 1-2 ③ F8		5	2	2	2	0	0	1
15 Jim Edmonds, L (1, 8) OBP: 0.282, SLG: 0.277 So Taguchi, R (7, PH) OBP: 0.339, SLG: 0.360 (7, 8)	C FA 91 B CH 86 F FA 92 X FA 86 1-2 ③ G4-3		B FA 93 B FA 91 F FA 92 B CH 86 B FA 92 4-1 27 2B 47 1B 1-2 BB		B CH 86 C FA 92 B FA 91 B FA 92 X FA 91 3-1 ② G3 2-3		B FA 95 B SL 81 S FA 93 B FA 95 B FA 92 4-1 27 FC5-4 BB		F FA 95 X SL 85 0-1 ① F8	2 1	1 0	0 0	0 0	1 1	0 0	2 0
27 Scott Rolen, R (1, 5) OBP: 0.287, SLG: 0.328		C FA 91 B CH 86 B FA 92 X FA 91 2-1 ① G4-3	F FA 92 X FA 92 0-1 47 1B 2B 1-3 2-H		B SL 83 B FA 91 C SL 80 B FA 92 C SL 82 X SL 82 3-2 ③ G5-3		B FA 93 X SL 82 1-0 ① FC5-4 47 1B 4 1B 1-2f 2-3		B FA 96 C FA 95 F FA 95 B CU 80 S FA 97 2-3 ② K	5	2	1	1	0	1	3
47 Ryan Ludwick, R (1, 9) OBP: 0.286, SLG: 0.296		C FA 92 B FA 92 X FA 92 1-1 ② G6-3	B SL 82 X FA 92 1-0 ② 1B 2-H 3-H			B FA 90 B FA 91 X FA 91 2-0 ① G4-3	B SL 82 B FA 94 F SL 81 F SL 84 X FA 95 2-2 4 1B 1B 1-2 3-H		F FA 95 S SL 85 F SL 85 S FA 96 0-3 ③ K	5	0	2	3	0	1	0
4 Yadier Molina, R (1, 2) OBP: 0.349, SLG: 0.319		B FA 92 C FA 92 B CH 87 F FA 92 F CU 82 B B FA 92 4-2 22 1B BB	B SL 82 S SL 83 F FA 92 X FA 91 1-2 ③ G5-3			C FA 91 B FA 91 B SL 82 X FA 91 2-1 22 1B 1B	S FA 94 X SL 86 0-1 1-3 2-H			3	0	2	1	1	0	0
22 David Eckstein, R (1, 6) OBP: 0.305, SLG: 0.271 40 Brian Falkenborg, R (6, 1) 26 Scott Spiezio, S (7, PH) OBP: 0.347, SLG: 0.323 36 Russ Springer, R (7, 1) Tyler Johnson, S (7, 1) 31 Ryan Franklin, R (8, 1)		C FA 92 X FA 92 0-1 1-2 1B		C X 0-1 ① L5		B FA 91 B FA 91 B FA 90 C FA 91 F FA 90 F FA 90 F FA 90 X FA 90 3-2 1-2 1B	F SL 87 B FA 96 S FA 98 S FA 97 1-3 ② K			3 0 1 0 0 0	0 0 0 0 0 0	2 0 0 0 0 0	0 0 0 0 0 0	0 0 1 0 0 0	0 0 2 0 0 0	0 0 2 0 0 0
50 Adam Wainwright, R (1, 1) OBP: 0.357, SLG: 0.385 56 Kelvin Jimenez, R (3, 1) Aaron Miles, S (6, PH) OBP: 0.279, SLG: 0.286 (6, 6)		B FA 92 C FA 92 S FA 92 X FA 92 1-2 ③ G2-3		T FA 89 B FA 90 S FA 90 C SL 82 1-3 ② K		B FA 89 B FA 89 F FA 88 X FA 89 2-1 ② L4	B FA 96 F FA 95 C FA 97 S FA 99 1-3 ③ K			1 1 2	0 0 0	0 0 0	0 0 0	0 0 0	0 1 1	2 0 4
Inning Stats	R: 0 E: 0 K: 0 S: 9 H: 1 LOB: 1 BB: 0 P: 12	R: 0 E: 0 K: 0 S: 12 H: 1 LOB: 2 BB: 1 P: 20	R: 4 E: 0 K: 0 S: 13 H: 4 LOB: 0 BB: 1 P: 23	R: 0 E: 0 K: 1 S: 8 H: 0 LOB: 0 BB: 0 P: 11	R: 0 E: 1 K: 1 S: 11 H: 0 LOB: 1 BB: 0 P: 19	R: 0 E: 0 K: 0 S: 14 H: 2 LOB: 2 BB: 0 P: 23	R: 3 E: 0 K: 2 S: 16 H: 4 LOB: 2 BB: 1 P: 27	R: 0 E: 0 K: 0 S: 5 H: 0 LOB: 0 BB: 0 P: 7	R: 0 E: 0 K: 2 S: 9 H: 0 LOB: 0 BB: 0 P: 11	1B: 9 2B: 3 3B: 0 HR: 0 SF: 0 SAC: 0 DP: 0 HBP: 0						

	AB	39
	R	7
	H	12
	RBI	7
	BB	3
	SO	6
	LOB	17

WP: 0 PB: 0 SB: 0 CS: 0 PA: 42

PITCHER		IP	WLS	BF	H	R	ER	SO	BB	IBB	HBP	BLK	WP	HR	S	P	ERA	WHIP
Derek Lowe, R ERA: 3.9	(1, 1)	5.1	W	26	8	4	4	2	2	0	0	0	0	0	61	100	6.75	1.875
Joe Beimel, L ERA: 3.79	(6, 1)	0.2		2	0	0	0	0	0	0	0	0	0	0	6	8	0.00	0.000
56 Hung-Chih Kuo, L ERA: 81.0	(7, 1)	0.1		6	4	3	3	0	1	0	0	0	0	0	10	19	81.00	15.000
51 Jonathan Broxton, R ERA: 1.23	(7, 1)	1.2	H	5	0	0	0	2	0	0	0	0	0	0	11	15	0.00	0.000
44 Takashi Saito, R ERA: 1.5	(9, 1)	1.0	S	3	0	0	0	2	0	0	0	0	0	0	9	11	0.00	0.000

PITCHER	IP	WLS	BF	H	R	ER	SO	BB	IBB	HBP	BLK	WP	HR	S	P	ERA	WHIP

Batter	1	2	3	4	5	6	7	8	9	AB	R	H	RBI	BB	SO	LOB
15 Rafael Furcal, S (1, 6) OBP: 0.362, SLG: 0.367	C FA 91 X CH 84 0-1 BB 12 BB 55 HBP 1B	F FA 91 B FA 90 B FA 90 B FA 92 X FA 92 3-1 5 G4-6-3 1B	B CU 72 C FA 93 B FA 93 F FA 93 X CU 74 2-2 9 2B 1-H 2-H 3-H 3B		B CH 83 B CH 80 X FA 93 2-0 ② F7		B FA 92 B FA 91 X FA 92 2-0 9 FC6-4 1-2 1B			5	2	4	3	0	0	0
9 Juan Pierre, L (1, 8) OBP: 0.307, SLG: 0.316	B FA 90 1 SAFE X FA 92 1-0 ① F7	1 SAFE C FA 91 X FA 91 0-1 ① F7	X FA 92 0-0 5 1B 3-H 2B		F FA 93 X CH 84 0-1 ③ G3-1		C SL 82 X SL 82 0-1 ③ FC6-4 1-2f			5	1	1	1	0	0	4
5 Nomar Garciaparra, R (1, 3) OBP: 0.339, SLG: 0.371	X SL 87 0-0 ② F9	X FA 91 0-0 ②③ G4-6-3 1-2f	B FA 93 C SL 86 F SL 87 X SL 87 1-2 12 FC6-4 2-H 1B			B CU 79 B FA 93 B FA 92 C FA 91 F FA 91 B CU 80 4-2 FC4-6 BB		B SL 87 F FA 94 F SL 85 B FA 92 F FA 93 F SL 86 X SL 86 2-2 ① F8		4	0	1	1	1	0	2
12 Jeff Kent, R (1, 4) OBP: 0.377, SLG: 0.479	C FA 93 B FA 92 B FA 91 B SL 86 B FA 95 4-1 55 HBP BB 16 1B 1-2 BB	B SL 84 1-2 B FA 90 F FA 91 X FA 92 1B 55 1B 2B X FA 94 0-0 ③ FC6-4 1-2f				X FA 91 0-0 ① F9		F SL 86 X FA 94 0-1 ② L6		4	2	1	0	1	0	2
Luis Gonzalez, L (1, 7) OBP: 0.373, SLG: 0.411 56 Hung-Chih Kuo, L (7, 1) 51 Jonathan Broxton, R (7, 1) Olmedo Saenz, R (8, PH) OBP: 0.417, SLG: 0.586 44 Takashi Saito, L (9, 1)	B FA 93 B FA 93 1 SAFE D CH 85 C CU 73 B FA 94 4-1 55 HBP 16 1B 1-2 2-3 BB	F FA 92 X SL 85 0-1 28 BB 55 1B 15 3B 2-3 1B	B FA 93 F FA 92 X CH 82 1-1 ① P6		C FA 92 F FA 92 X FA 88 0-2 ② FC4-6 1-2f		X SL 86 0-0 ③ F7		3 0 0 1 0	2 0 0 0 0	1 0 0 0 0	0 0 0 0 0	1 0 0 0 0	0 0 0 0 0	1 0 0 0 0
55 Russell Martin, R (1, 2) OBP: 0.397, SLG: 0.463	S SL 87 S SL 87 D CU 77 B SL 87 B FA 94 F SL 87 H CU 74 4-2 16 1B 1-2 2-3 3-H HBP	B FA 91 B FA 91 C FA 92 B SL 85 X FA 92 3-1 28 BB 15 3B 1-2 3-H 1B	B FA 93 B FF 93 B FA 93 C FA 92 X FA 93 3-1 2B		B CU 80 B CU 78 C FA 92 B FA 92 F FA 93 X FA 92 3-2 ③ G4-3					3	1	2	2	0	0	1
16 Andre Ethier, L (1, 9) OBP: 0.323, SLG: 0.427	C CU 74 S FA 92 D CU 77 B FA 94 X FA 94 2-2 1-3 2-H 3-H 1B	B CU 73 X CH 84 1-0 ① F6	B SL 85 X FA 94 1-0 ② F7				B FC 87 B SL 84 F FA 91 B FA 91 T FA 92 X FA 93 3-2 ① F7			4	0	1	2	0	0	3
28 Andy LaRoche, R (1, 5) OBP: 0.545, SLG: 0.350	B SL 88 B SL 88 B SL 86 C FA 92 B FA 92 4-1 BB	B SL 85 B FA 91 C SL 86 B FA 93 B FA 91 4-1 15 3B 1-2 2-3 BB	C SL 86 B FA 94 B SL 87 S SL 86 S FA 95 2-3 ③ K				B SL 87 B FA 92 B FF 93 B FA 93 4-0 15 1B BB			1	1	0	0	3	1	1
Derek Lowe, R (1, 1) OBP: 0.238, SLG: 0.118 Joe Beimel, L (6, 1) Brady Clark, R (7, 7) OBP: 0.333, SLG: 0.350	C FA 92 S FA 92 X CU 74 0-2 ③ G4-3	B FA 89 B FA 91 C FA 90 B FA 90 C FA 90 X FA 91 3-2 ② F3			C FA 92 S SL 86 S SL 86 0-3 ① K		B FA 93 1 SAFE C FA 92 F FF 91 F FC 88 B FA 92 S FC 87 2-3 ② K			3 0 1	0 0 0	0 0 0	0 0 0	0 0 0	1 0 1	6 0 1
Inning Stats	R: 3 E: 0 K: 0 S: 16 H: 2 LOB: 3 BB: 3 P: 35	R: 0 E: 0 K: 0 S: 5 H: 1 LOB: 0 BB: 0 P: 8	R: 6 E: 0 K: 0 S: 20 H: 6 LOB: 1 BB: 1 P: 35	R: 0 E: 0 K: 1 S: 8 H: 1 LOB: 1 BB: 0 P: 15	R: 0 E: 0 K: 1 S: 6 H: 0 LOB: 0 BB: 0 P: 8	R: 0 E: 0 K: 0 S: 9 H: 0 LOB: 1 BB: 1 P: 16	R: 0 E: 0 K: 1 S: 10 H: 1 LOB: 2 BB: 1 P: 21	R: 0 E: 0 K: 0 S: 8 H: 0 LOB: 0 BB: 0 P: 10		1B: 7 2B: 3 3B: 1 HR: 0 SF: 0 SAC: 0 DP: 1 HBP: 1				WP: 0 PB: 0 SB: 0 CS: 0 PA: 41	

PITCHER		IP	WLS	BF	H	R	ER	SO	BB	IBB	HBP	BLK	WP	HR	S	P	ERA	WHIP
50 Adam Wainwright, R ERA: 6.34	(1, 1)	2.2	L	19	7	8	8	0	4	0	1	0	0	0	36	72	27.00	4.125
56 Kelvin Jimenez, R ERA: 2.7	(3, 1)	2.1		10	3	1	1	2	0	0	0	0	0	0	19	29	3.86	1.286
40 Brian Falkenborg, R ERA: 10.8	(6, 1)	1.0		4	0	0	0	0	1	0	0	0	0	0	9	16	0.00	1.000
36 Russ Springer, R ERA: 2.19	(7, 1)	0.2		4	1	0	0	1	1	0	0	0	0	0	8	19	0.00	3.000
Tyler Johnson, L ERA: 0.66	(7, 1)	0.1		1	0	0	0	0	0	0	0	0	0	0	2	2	0.00	0.000

PITCHER		IP	WLS	BF	H	R	ER	SO	BB	IBB	HBP	BLK	WP	HR	S	P	ERA	WHIP
31 Ryan Franklin, R ERA: 1.06	(8, 1)	1.0		3	0	0	0	0	0	0	0	0	0	0	8	10	0.00	0.000

BOTTOM

St. Louis Cardinals @ Los Angeles Dodgers

Dodger Stadium, Los Angeles, CA

Tue May 15 2007, 7:10 PM PDT

Att. 38,954 - Clear - 61 F

livebaseballscorecards.com

AB	34
R	9
H	11
RBI	9
BB	6
SO	3
LOB	21

Batter	1	2	3	4	5	6	7	8	9	AB	R	H	RBI	BB	SO	LOB
Aaron Miles, S (1, 4) OBP: 0.274, SLG: 0.279	C FA 89 X FA 91 0-1 ① G4-3		B CH 80 X CH 81 1-0 5 HBP 43 1B 27 WP 3-H 1B		C X 0-1 ① F8	C F S 0-3 ③ K		C FA 96 F FA 96 B FA 98 X FA 98 1-2 ③ G6-3		5	1	1	1	0	1	3
43 Juan Encarnacion, R (1, 9) OBP: 0.333, SLG: 0.333 (7, 8)	X FA 90 0-0 ② G6-3		F FA 90 X SL 84 0-1 5 HBP 27 E 1-2 1B		C CU 67 C FA 88 B FA 89 X SL 81 1-2 5 1B 1B	F S S 0-3 ① K			S SL 84 B FA 94 X SL 84 1-1 27 FC6-4 1B	5	1	3	0	0	1	0
5 Albert Pujols, R (1, 3) OBP: 0.339, SLG: 0.413	B FA 90 C FA 91 F FA 92 B CU 70 B CH 82 F CH 81 X FA 92 3-2 ③ P6		B FA 90 C FA 90 S SL 85 H FA 90 2-2 27 WP 1-2 2-3 HBP		B SL 83 X FA 88 1-0 1-2 1B	B B X 2-0 ② P6			C FA 96 S FA 95 B FA 95 C SL 84 1-3 ① K	4	0	1	0	0	1	1
27 Scott Rolen, R (1, 5) OBP: 0.291, SLG: 0.333		B FA 88 F FA 90 F SL 82 F FA 91 B FA 89 F FA 91 F CU 70 F SL 83 X FA 91 2-2 ① G4-3	C FA 91 B FA 92 B CH 82 B FA 90 C B 4-2 1-3 2-H 3-H BB		C FA 88 B FA 88 D SL 82 D CU 68 F FA 90 S FA 91 3-3 ② K		F B B F B X 3-2 26 1B 2B		F FA 94 F FA 94 X SL 85 0-2 ② FC6-4 1-2f	4	1	1	0	1	1	3
47 Ryan Ludwick, R (1, 7) OBP: 0.258, SLG: 0.267 40 Brian Falkenborg, R (6, 1) 26 Scott Spiezio, S (7, PH) OBP: 0.351, SLG: 0.328 (7, 9)		F FA 89 S CU 68 C FA 92 0-3 ② K	C CU 68 F CU 69 S FA 90 0-3 ③ K		S FA 90 B CU 69 F CU 69 S FA 91 1-3 ③ K		B FA 88 B FA 88 C FA 89 F FA 88 X FA 88 2-2 2-H 1B		B CU 77 B FA 94 C FA 95 B FA 94 F FA 95 X FA 96 3-2 ③ P5	3 0 2	0 0 0	0 0 1	0 0 1	0 0 0	3 0 0	4 0 1
So Taguchi, R (1, 8) OBP: 0.317, SLG: 0.333 34 Randy Flores, L (7, 1) 36 Russ Springer, R (8, 1) Tyler Johnson, S (8, 1)		B FA 91 X FA 91 1-0 ③ L5		C FA 87 F CU 66 B FA 89 F CU 68 F CU 77 F B S 2-3 ① K		C B F B C 2-3 ① K	1 SAFE B FA 90 C FA 89 1 SAFE X CH 81 1-1 ③ F8			4 0 0 0	0 0 0 0	0 0 0 0	0 0 0 0	2 0 0 0	1 0 0 0
4 Yadier Molina, R (1, 2) OBP: 0.355, SLG: 0.337			X FA 89 0-0 22 G4-3 1B 2B	B C X 1-1 ② P6		X 0-0 16 FC3-6 22 1B 1B		B FA 95 B FA 95 B C X 3-1 ① F9		4	1	2	0	0	0	0
22 David Eckstein, R (1, 6) OBP: 0.311, SLG: 0.279			B FA 87 T FA 88 F FA 89 D CU 70 X FA 91 2-2 ① G4-3 2-3	B F B X 2-1 1B		X 0-0 16 FC3-6 1-2 1B		F FA 97 B FA 96 B FA 97 X FA 96 2-1 ② P6		4	0	2	0	0	0	1
Kip Wells, R (1, 1) OBP: 0.267, SLG: 0.533 16 Chris Duncan, L (6, PH) OBP: 0.375, SLG: 0.492 (6, 7)			S CU 68 F CU 69 C FA 91 0-3 ② K	S D C F S 1-3 ③ K2-3		C F X 0-2 ② FC3-6 1-2f 2-3		F SL 87 B SL 88 B FA 98 X SL 86 2-1 1B		2 2	0 0	0 1	0 0	0 0	2 0	2 2
Inning Stats	R: 0 E: 0 K: 0 S: 8 H: 0 LOB: 0 BB: 0 P: 11	R: 0 E: 0 K: 1 S: 11 H: 0 LOB: 0 BB: 0 P: 14	R: 3 E: 0 K: 2 S: 17 H: 3 LOB: 2 BB: 1 P: 26	R: 0 E: 0 K: 2 S: 14 H: 1 LOB: 1 BB: 0 P: 20	R: 0 E: 0 K: 2 S: 12 H: 2 LOB: 2 BB: 0 P: 18	R: 0 E: 0 K: 2 S: 11 H: 2 LOB: 2 BB: 0 P: 13	R: 1 E: 0 K: 1 S: 12 H: 2 LOB: 1 BB: 0 P: 20	R: 0 E: 0 K: 0 S: 9 H: 1 LOB: 1 BB: 0 P: 17	R: 0 E: 0 K: 1 S: 11 H: 1 LOB: 1 BB: 0 P: 16	1B: 10 2B: 2 3B: 0 HR: 0 SF: 0 SAC: 0 DP: 0 HBP: 1						

PITCHER		IP	WLS	BF	H	R	ER	SO	BB	IBB	HBP	BLK	WP	HR	S	P	ERA	WHIP
52 Randy Wolf, L ERA: 3.91	(1, 1)	5.0	W	23	6	3	2	7	1	0	1	0	1	0	62	89	3.60	1.400
41 Chin-hui Tsao, R ERA: 3.06	(6, 1)	1.2	H	8	3	1	1	3	0	0	0	0	0	0	18	25	5.40	1.800
Joe Beimel, L ERA: 3.72	(7, 1)	0.1	H	2	1	0	0	0	0	0	0	0	0	0	5	8	0.00	3.000
51 Jonathan Broxton, R ERA: 1.17	(8, 1)	1.0	H	4	1	0	0	0	0	0	0	0	0	0	9	17	0.00	1.000
44 Takashi Saito, R ERA: 1.42	(9, 1)	1.0	S	4	1	0	0	1	0	0	0	0	0	0	11	16	0.00	1.000

PITCHER	IP	WLS	BF	H	R	ER	SO	BB	IBB	HBP	BLK	WP	HR	S	P	ERA	WHIP

TOP

St. Louis Cardinals @ Los Angeles Dodgers

Dodger Stadium, Los Angeles, CA

Wed May 16 2007, 7:10 PM PDT

Att. 38,522 - Clear - 63 F

livebaseballscorecards.com

AB	39
R	4
H	12
RBI	2
BB	1
SO	11
LOB	18

WP: 3	PA: 41		
PB: 0			
SB: 0			
CS: 0			

St. Louis Cardinals @ Los Angeles Dodgers

Dodger Stadium, Los Angeles, CA

Wed May 16 2007, 7:10 PM PDT

Att. 38,522 - Clear - 63 F

livebaseballscorecards.com

BOTTOM

Batter	1	2	3	4	5	6	7	8	9	AB	R	H	RBI	BB	SO	LOB
15 Rafael Furcal, S (1, 6) OBP: 0.363, SLG: 0.371	B FA 91 X FA 90 1-0 9 G4-3 5 1B 2B	B CH 85 F SL 87 S CH 88 B FA 96 D CH 87 S CH 88 3-3 ③ K		B B C F B 4-2 9 1B BB	C CU 79 B CU 80 F FA 93 B FA 93 C FA 94 2-3 ③ K			B SL 82 S FA 90 S SL 82 X SL 80 1-2 ② G2-3 1-2		4	1	1	0	1	2	2
9 Juan Pierre, L (1, 8) OBP: 0.304, SLG: 0.313	L FA 93 X 0-1 ① G4-3 2-3		C CU 79 B CH 87 X FA 91 1-1 ① G6-3	D FA 95 B FA 94 F F F F F F B 3-2 X 5 BB 1B 1-3 2-H		C B B X 2-1 ① F9		B SL 80 C SL 81 F SL 81 B SL 82 X SL 82 2-2 ③ G4-3		5	0	1	1	0	0	2
5 Nomar Garciaparra, R (1, 3) OBP: 0.343, SLG: 0.370	C FA 92 F FA 94 F FA 94 F CH 88 F FA 93 X SL 88 0-2 12 FC4-6 BB 1B 3-H		F FA 94 F FA 94 B SL 88 F CH 88 B FA 93 S SL 86 2-3 ② K	B FA 92 B CH 87 C FA 91 B SL 88 F FA 88 B FA 93 4-2 1-2 BB		S X 0-1 ② F9				3	0	1	1	1	1	0
12 Jeff Kent, R (1, 4) OBP: 0.374, SLG: 0.469	B FA 96 D CH 88 B FA 93 C FA 94 B FA 94 4-1 FC4-6 1-2 BB		B SL 87 C FA 96 F FA 96 B CH 88 X FA 95 2-2 E6 BB	C SL 87 D FA 94 S CH 88 S FA 88 1-3 ③ K		C B F B C 2-3 ③ K				3	0	0	0	1	2	3
Luis Gonzalez, L (1, 7) OBP: 0.370, SLG: 0.402 51 Jonathan Broxton, R (8, 1) 44 Takashi Saito, L (9, 1)	X FA 93 0-0 ② FC4-6 55 FC6-4 1-2f 2-3		B FA 94 B FA 87 B CH 87 B FA 94 4-0 55 FC5-4 1-2 BB		C FA 90 B CH 85 B FA 91 F CH 85 B FA 92 X FA 92 3-2 ① G6-3		C SL 83 F B X 1-2 ① G6-3			3 0 0	0 0 0	0 0 0	0 0 0	1 0 0	0 0 0	2 0 0
55 Russell Martin, R (1, 2) OBP: 0.394, SLG: 0.457	B FA 94 C CH 87 B FA 93 F FA 94 F FA 95 X 2-2 ③ FC6-4 1-2f		B FA 88 F SL 87 B FA 92 X FA 92 2-1 ③ FC5-4 1-2f		S SL 85 B SL 85 X FA 94 1-1 28 WP 16 S 28 FC5-2 1B		C FA 91 B SL 83 B FA 92 X FA 91 2-1 ② P3			4	0	1	0	0	0	4
16 Andre Ethier, L (1, 9) OBP: 0.328, SLG: 0.433		F FA 94 B FA 94 B CH 87 B FA 94 F FA 93 F FA 95 X FA 94 3-2 ① G3-1		C B S X 1-2 9 1B 2B	S CU 79 B FA 92 I I I 4-1 28 FC5-2 28 WP 1-2 HR IBB		F FA 92 B FA 92 B X 2-1 ③ G3-1			3	2	1	0	1	0	0
28 Andy LaRoche, R (1, 5) OBP: 0.514, SLG: 0.304		B FA 94 B FA 95 B FA 93 B FA 91 4-0 52 SH1-3 BB		B X 1-0 ① P5	S SL 85 B CU 81 B FA 89 X FA 91 2-1 ② FC5-2 1-3 2-H HR			B FC 88 F FA 92 X FC 89 1-1 ① F8		3	1	0	0	1	0	3
52 Randy Wolf, L (1, 1) OBP: 0.286, SLG: 0.235 Wilson Betemit, S (5, PH) OBP: 0.322, SLG: 0.417 41 Chin-hui Tsao, R (6, 1) Joe Beimel, L (7, 1) Brady Clark, R (8, 7) OBP: 0.348, SLG: 0.366		L FA 89 B FA 90 1 SAFE X FA 91 1-1 ② SH1-3 1-2		C F B C 1-3 ② K	B CH 85 X CH 85 1-0 1-H 3-H HR			B FA 92 F FA 93 F FC 89 B FA 93 F FA 92 X FC 88 2-2 15 G2-3 1B		1 1 0 0 1	0 1 0 0 0	0 1 0 0 1	0 3 0 0 0	1 0 0 0 0	1 0 0 0 0	1 0 0 0 0
Inning Stats	R: 1 E: 0 K: 0 S: 15 H: 2 LOB: 2 BB: 1 P: 22	R: 0 E: 0 K: 1 S: 9 H: 0 LOB: 1 BB: 1 P: 20	R: 0 E: 1 K: 1 S: 11 H: 0 LOB: 2 BB: 1 P: 22	R: 1 E: 0 K: 2 S: 21 H: 2 LOB: 3 BB: 2 P: 36	R: 3 E: 0 K: 1 S: 12 H: 2 LOB: 0 BB: 1 P: 25	R: 0 E: 0 K: 1 S: 7 H: 0 LOB: 0 BB: 0 P: 11	R: 0 E: 0 K: 0 S: 7 H: 0 LOB: 0 BB: 0 P: 12	R: 0 E: 0 K: 0 S: 12 H: 1 LOB: 1 BB: 0 P: 18		1B: 4 2B: 2 3B: 0 HR: 1 SF: 0 SAC: 1 DP: 0 HBP: 0			WP: 1 PB: 0 SB: 1 CS: 0 PA: 38		

AB	31
R	5
H	7
RBI	5
BB	6
SO	6
LOB	17

PITCHER		IP	WLS	BF	H	R	ER	SO	BB	IBB	HBP	BLK	WP	HR	S	P	ERA	WHIP
Kip Wells, R ERA: 6.75	(1, 1)	5.0	L	28	6	5	5	5	5	1	0	0	1	1	68	125	9.00	2.200
40 Brian Falkenborg, R ERA: 8.31	(6, 1)	1.0		3	0	0	0	1	0	0	0	0	0	0	7	11	0.00	0.000
34 Randy Flores, L ERA: 2.51	(7, 1)	1.0		3	0	0	0	0	0	0	0	0	0	0	7	12	0.00	0.000
36 Russ Springer, R ERA: 2.13	(8, 1)	0.1		2	1	0	0	0	0	0	0	0	0	0	6	9	0.00	3.000
Tyler Johnson, L ERA: 0.63	(8, 1)	0.2		2	0	0	0	0	0	0	0	0	0	0	6	9	0.00	0.000

PITCHER	IP	WLS	BF	H	R	ER	SO	BB	IBB	HBP	BLK	WP	HR	S	P	ERA	WHIP

Batter	1	2	3	4	5	6	7	8	9	AB	R	H	RBI	BB	SO	LOB
15 Rafael Furcal, S (1, 6) OBP: 0.371, SLG: 0.375	B FA 96 C FA 95 B FA 96 X FA 96 2-1 F7		C SL 84 X FA 94 0-1 5 CS 9 BB 1B		B FA 90 3 SAFE B SL 83 B FA 93 B FA 92 4-0 BB		C FA 88 C FA 89 B FA 88 F FA 89 B FA 88 X 2-2 F9		C CH 85 F X 0-2 1-2 1B	4	0	2	0	1	0	0
9 Juan Pierre, L (1, 8) OBP: 0.307, SLG: 0.311	F FA 95 X FA 97 0-1 F7		B FA 92 F FA 94 C SL 82 B SL 84 1 SAFE B FA 94 B SL 84 4-2 1-2 BB		B FA 91 X FA 92 1-0 L4		B FA 89 B FA 90 C FA 89 X FA 88 2-1 1B		B FA 92 X FA 92 1-0 F9	4	0	1	0	1	0	4
5 Nomar Garciaparra, R (1, 3) OBP: 0.341, SLG: 0.367	F FA 97 B SL 86 X SL 86 1-1 1B		C FA 95 S FA 94 B FA 95 B FA 95 B SL 83 F SL 86 S SL 86 3-3 2-3 K		B SL 81 C FA 93 S FA 94 C 1-3 K		F FA 90 S FA 89 X FA 89 0-2 G6-3			4	0	1	0	0	2	5
12 Jeff Kent, R (1, 4) OBP: 0.365, SLG: 0.456	X FA 95 0-0 L6			C FA 95 F FA 94 F FA 96 S SL 85 0-3 K	B FA 93 C FA 92 B FA 94 C FA 94 X FA 94 2-2 P6			X FA 91 0-0 F9		4	0	0	0	0	1	3
Olmedo Saenz, R (1, 10) OBP: 0.375, SLG: 0.515		C FA 95 B SL 86 B SL 86 F FA 95 X FA 96 2-2 F8		C SL 82 B SL 84 F SL 85 X SL 85 1-2 G3	X 0-0 G5-3			B CH 85 C FA 93 S FA 85 B X 2-2 G6-3		4	0	0	0	0	0	0
Luis Gonzalez, L (1, 7) OBP: 0.373, SLG: 0.407		C FA 95 B FA 95 B FA 89 X FA 96 2-1 F7		B FA 93 C FA 94 B CH 87 X FA 93 2-1 55 WP 55 2B 2B	B FA 90 S FA 92 B FA 92 C FA 92 F FA 92 B SL 81 B FA 93 4-2 BB			B FA 91 X FA 91 1-0 P6		3	1	1	0	1	0	0
55 Russell Martin, R (1, 2) OBP: 0.402, SLG: 0.468		B FA 96 X FA 94 1-0 1B		F FA 95 F FA 94 B SL 84 F SL 84 B FA 95 X SL 85 2-2 2-H 2B	X FA 94 0-0 F9				B FA 90 B FA 89 B FA 89 B FA 89 4-0 15 1B BB	3	0	2	1	1	0	1
16 Andre Ethier, L (1, 9) OBP: 0.319, SLG: 0.419		1 SAFE B FA 94 F FA 94 F FA 94 X SL 85 1-2 G1-3		F FA 94 B SL 85 F FA 93 X FA 94 1-2 L3	X FA 91 0-0 F8				C FA 90 F FA 92 F CH 84 S CH 85 0-3 K	4	0	0	0	0	1	4
28 Andy LaRoche, R (1, 5) OBP: 0.488, SLG: 0.333			C FA 94 B SL 84 S FA 96 B FA 95 S FA 96 2-3 K		B FA 92 F FA 93 X SL 82 1-1 E5 2B		B B F C X 2-2 P6		X FA 92 0-0 L8	4	0	1	0	0	1	1
Inning Stats	R: 0 E: 0 K: 0 S: 7 H: 1 LOB: 1 BB: 0 P: 10	R: 0 E: 0 K: 0 S: 9 H: 1 LOB: 1 BB: 0 P: 15	R: 0 E: 0 K: 2 S: 11 H: 1 LOB: 2 BB: 1 P: 20	R: 1 E: 0 K: 1 S: 16 H: 2 LOB: 1 BB: 0 P: 22	R: 0 E: 1 K: 1 S: 9 H: 1 LOB: 2 BB: 1 P: 18	R: 0 E: 0 K: 0 S: 6 H: 0 LOB: 1 BB: 1 P: 10	R: 0 E: 0 K: 0 S: 12 H: 1 LOB: 1 BB: 0 P: 18	R: 0 E: 0 K: 0 S: 5 H: 0 LOB: 0 BB: 0 P: 8	R: 0 E: 0 K: 1 S: 9 H: 1 LOB: 2 BB: 1 P: 14	1B: 5 2B: 4 3B: 0 HR: 0 SF: 0 SAC: 0 DP: 1 HBP: 0					WP: 1 PB: 0 SB: 0 CS: 1	PA: 38	

PITCHER		IP	WLS	BF	H	R	ER	SO	BB	IBB	HBP	BLK	WP	HR	S	P	ERA	WHIP
54 Ervin Santana, R ERA: 5.06	(1, 1)	6.0	W	26	6	1	1	4	3	0	0	0	1	0	58	95	1.50	1.500
Darren Oliver, L ERA: 6.94	(7, 1)	1.0		4	1	0	0	0	0	0	0	0	0	0	12	18	0.00	1.000
Hector Carrasco, R ERA: 5.32	(8, 1)	2.0		8	1	0	0	1	1	0	0	0	0	0	14	22	0.00	1.000

PITCHER	IP	WLS	BF	H	R	ER	SO	BB	IBB	HBP	BLK	WP	HR	S	P	ERA	WHIP

TOP

Los Angeles Dodgers @ Los Angeles Angels

Angel Stadium of Anaheim, Anaheim, CA

Fri May 18 2007, 7:05 PM PDT
Att. 44,342 - Clear - 66 F

livebaseballscorecards.com

AB	34
R	1
H	8
RBI	1
BB	4
SO	5
LOB	18

Batter	1	2	3	4	5	6	7	8	9	AB	R	H	RBI	BB	SO	LOB
77 Reggie Willits, S (1, 7) (9, 8) OBP: 0.455, SLG: 0.412	B FA 89 B FA 89 C FA 89 B FA 90 C FA 91 B FA 92 4-2 2B BB		C FA 89 X CU 76 0-1 G6-3 S 27 G6-3 1B		C FA 89 L FA 90 S FA 93 0-3 ① K	C FA 93 B CH 83 S CH 85 F SL 82 X FA 92 1-2 2-H 3-H 1B		C C X 0-2 ② F8		4	2	2	2	1	1	0
Orlando Cabrera, R (1, 6) OBP: 0.344, SLG: 0.393 39 Robb Quinlan, R (8, PH) (9, 7) OBP: 0.255, SLG: 0.391	X FA 90 0-0 G3-1 1-H 2B		P PO 86 C CH 85 S FS 86 D CH 87 X FA 93 2-2 ① G6-3 1-3		B CH 84 C FA 93 F FA 95 B FA 94 X CH 87 2-2 ② G5-3	C FA 94 X FA 94 0-1 ② F8		B FA 93 X FA 94 1-0 ③ G1-3		4 1	0 0	1 0	1 0	0 0	0 0	2 0
27 Vladimir Guerrero, R (1, 9) OBP: 0.450, SLG: 0.645 65 Tommy Murphy, S (8, 9) OBP: 0.250, SLG: 0.300	B FA 91 X FA 91 1-0 E4 G3-1		X FS 86 0-0 ② G6-3 3-H		F FA 93 B FA 94 F CH 87 B FA 95 X FA 96 2-2 ③ G6-3	X SL 84 0-0 ③ P5				4 0	0 0	0 0	1 0	0 0	0 0	2 0
24 Gary Matthews, S (1, 8) OBP: 0.355, SLG: 0.463 32 Erick Aybar, S (9, 6) OBP: 0.296, SLG: 0.291	S CH 85 B FA 92 S CH 87 S FA 87 1-3 ① K		F CU 78 B CH 87 X CH 83 1-1 ③ G2-3			C FA 92 B FA 93 X CH 86 1-1 E 6 1B 1B	B CH 87 S X FA 89 1-1 ① P4			4 0	1 0	1 0	0 0	0 0	1 0	2 0
Casey Kotchman, L (1, 3) OBP: 0.331, SLG: 0.415 22 Kendrys Morales, S (9, 3) OBP: 0.357, SLG: 0.615	C FA 92 B CH 87 X CH 86 1-1 ② G3-1 1-2 2-3			C CU 75 C FA 91 X CH 84 0-2 ① G4-3		C FA 92 F FA 94 F CH 85 X FA 94 0-2 E5 6 1B 1-3 2B 1B	F FA 96 B FA 95 X FA 94 1-1 6 1B SF8 2B			4 0	2 0	2 0	0 0	0 0	0 0	2 0
6 Maicer Izturis, S (1, 4) OBP: 0.310, SLG: 0.333	C FA 92 F CH 86 F FA 93 B FA 93 X CH 85 1-2 ③ F8			B CU 76 B FA 91 B FA 91 B FA 92 4-0 1B SF9 BB		B FA 94 X FA 94 1-0 2B 1B 2-3 3-H 1B	F FA 94 B SL 85 C FA 96 B SL 88 B SL 82 X FA 95 3-2 FC5-4 2-3 1B			3	2	2	1	1	0	2
Shea Hillenbrand, R (1, 10) OBP: 0.252, SLG: 0.283		C CU 75 X CU 77 0-1 ① P4		C FA 93 X SL 85 0-1 E 1-3 1B		C FA 94 F FA 95 F FA 95 X FA 94 0-2 1B 77 1B 1-3 3-H 2B	B FA 93 S SL 86 X SL 87 1-1 ② SF8 3-H			3	1	2	2	0	0	0
Mike Napoli, R (1, 2) OBP: 0.293, SLG: 0.393		C FA 91 S FA 93 X FA 93 0-2 ② G6-3		F CH 88 F FA 94 B FA 95 X FA 95 1-2 ② SF9 1-2 3-H		B FA 94 C SL 84 B FA 95 C CU 77 B FA 95 F CH 85 F FA 96 X CU 79 3-2 9 S 77 1B 2-3 3-H 1B	S SL 87 B FA 94 S CH 86 F FA 95 X CH 87 1-2 ③ FC5-4 1-2f			3	1	1	2	0	0	1
9 Chone Figgins, S (1, 5) OBP: 0.167, SLG: 0.161		B FA 91 X FA 92 1-0 ③ G6-3		C CH 84 F FA 93 F FA 93 X SL 84 0-2 ③ G3		B CH 85 C CH 84 F FA 92 B SL 82 F SL 82 S FA 92 2-3 ① K 1-2		C FA 93 B SL 86 X CH 85 1-1 ① F8		4	0	0	0	0	1	3
Inning Stats	R: 1 E: 1 K: 1 S: 13 H: 1 LOB: 2 BB: 1 P: 21	R: 0 E: 0 K: 0 S: 6 H: 0 LOB: 0 BB: 0 P: 7	R: 1 E: 0 K: 0 S: 9 H: 1 LOB: 0 BB: 0 P: 11	R: 1 E: 1 K: 0 S: 12 H: 1 LOB: 1 BB: 1 P: 17	R: 0 E: 0 K: 1 S: 10 H: 0 LOB: 0 BB: 0 P: 14	R: 5 E: 1 K: 1 S: 27 H: 6 LOB: 1 BB: 0 P: 35	R: 1 E: 0 K: 0 S: 13 H: 2 LOB: 1 BB: 0 P: 20	R: 0 E: 0 K: 0 S: 6 H: 0 LOB: 0 BB: 0 P: 8			1B: 8 2B: 3 3B: 0 HR: 0 SF: 2 SAC: 0 DP: 0 HBP: 0				WP: 0 PB: 0 SB: 2 CS: 0	PA: 38	

BOTTOM

Los Angeles Dodgers @ Los Angeles Angels

Angel Stadium of Anaheim, Anaheim, CA

Fri May 18 2007, 7:05 PM PDT

Att. 44,342 - Clear - 66 F

livebaseballscorecards.com

AB	34
R	9
H	11
RBI	9
BB	2
SO	3
LOB	14

PITCHER		IP	WLS	BF	H	R	ER	SO	BB	IBB	HBP	BLK	WP	HR	S	P	ERA	WHIP
31 Brad Penny, R ERA: 2.54	(1, 1)	5.0	L	26	8	8	8	2	2	0	0	0	0	0	66	91	14.40	2.000
Rudy Seanez, R ERA: 2.86	(6, 1)	1.0		4	1	0	0	1	0	0	0	0	0	0	11	14	0.00	1.000
56 Hung-Chih Kuo, L ERA: 15.43	(7, 1)	2.0		8	2	1	1	0	0	0	0	0	0	0	19	28	4.50	1.000

PITCHER	IP	WLS	BF	H	R	ER	SO	BB	IBB	HBP	BLK	WP	HR	S	P	ERA	WHIP

Batter	1	2	3	4	5	6	7	8	9	AB	R	H	RBI	BB	SO	LOB
15 Rafael Furcal, S (1, 6) OBP: 0.365, SLG: 0.369	C FC 88 F FA 92 B FA 92 X FA 93 1-2 ① F7		X SL 76 0-0 5 1B 1B		B B B C X 3-1 ① F7		B B X 2-0 ③ L7		F X 0-1 ③ FC6-4 1-2f	5	0	1	0	0	0	3
9 Juan Pierre, L (1, 8) OBP: 0.306, SLG: 0.315	C CU 73 C FC 91 F FC 92 F SL 80 F FA 93 B SL 81 S 1-3 ② K		B FA 90 B FA 90 X FC 89 2-0 ② F8		B X 1-0 ② F9			B C X 1-1 12 G4-3 2B		4	0	1	0	0	1	1
5 Nomar Garciaparra, R (1, 3) OBP: 0.339, SLG: 0.364	B F F B F S 2-3 ③ K		C SL 80 S FC 90 P PO 82 X SL 80 1-2 1-3 1B		S X 0-1 ③ F8			F X 0-1 ① G4-3		4	0	1	0	0	1	1
12 Jeff Kent, R (1, 4) OBP: 0.363, SLG: 0.470		B FA 89 B FC 90 X FC 89 2-0 HR	X FA 90 0-0 ③ F8			X 0-0 ① F7		C X 0-1 ② G4-3 2-3		4	1	1	1	0	0	3
Luis Gonzalez, L (1, 7) OBP: 0.370, SLG: 0.399		C FC 90 C CH 83 B CH 83 B FA 93 B CH 82 X FA 91 3-2 ① G5-3		B FA 89 C CH 80 B FA 90 B FA 91 T FA 90 F FA 90 B SL 73 4-2 55 F8 55 S 16 1B BB		B B C B C X 3-2 ② F8		X 0-0 ③ F7		3	1	0	0	1	0	1
55 Russell Martin, R (1, 10) OBP: 0.393, SLG: 0.455		F FA 92 B C X FA 93 1-2 ② F7		B FA 90 S CU 74 X FC 88 1-1 ① F8 1-3		C F X 0-2 ③ P3			X 0-0 ① G5-3	4	0	0	0	0	0	1
Wilson Betemit, S (1, 5) OBP: 0.319, SLG: 0.400		B FA 90 B CH 83 B FA 91 B FA 92 4-0 BB		C FC 92 B SL 81 F FA 91 F FA 91 B CH 80 F FA 91 B SL 81 X CH 80 3-2 ② G3			B C B B F F F S 3-3 ① K		B B C F S 2-3 ② K	3	0	0	0	1	2	1
16 Andre Ethier, L (1, 9) OBP: 0.324, SLG: 0.422		C FA 91 F FA 91 B FA 90 1 SAFE B CH 84 T FA 92 2-2 ③ K		X SL 81 0-0 WP 3-H 1B			B S S S 1-3 ② K		B F X 1-1 BB 1B	4	0	2	1	0	2	1
Mike Lieberthal, R (1, 2) OBP: 0.250, SLG: 0.261			X FA 90 0-0 ① F8	C FC 90 S FA 90 F FA 92 F FA 93 B SL 81 S FC 91 1-3 ③ K 1-2			X 0-0 2B		B C B B B 4-1 15 FC6-4 1-2 BB	3	0	1	0	1	1	1
Inning Stats	R: 0 E: 0 K: 2 S: 13 H: 0 LOB: 0 BB: 0 P: 17	R: 1 E: 0 K: 1 S: 10 H: 1 LOB: 1 BB: 1 P: 22	R: 0 E: 0 K: 0 S: 8 H: 2 LOB: 2 BB: 0 P: 10	R: 1 E: 0 K: 1 S: 16 H: 1 LOB: 1 BB: 1 P: 25	R: 0 E: 0 K: 0 S: 5 H: 0 LOB: 0 BB: 0 P: 9	R: 0 E: 0 K: 0 S: 7 H: 0 LOB: 0 BB: 0 P: 10	R: 0 E: 0 K: 2 S: 10 H: 1 LOB: 1 BB: 0 P: 16	R: 0 E: 0 K: 0 S: 7 H: 1 LOB: 1 BB: 0 P: 8	R: 0 E: 0 K: 1 S: 9 H: 1 LOB: 2 BB: 1 P: 16	1B: 4 2B: 2 3B: 0 HR: 1 SF: 0 SAC: 0 DP: 0 HBP: 0						

TOP

Los Angeles Dodgers @ Los Angeles Angels

Angel Stadium of Anaheim, Anaheim, CA

Sat May 19 2007, 6:05 PM PDT

Att. 44,380 - Clear - 70 F

livebaseballscorecards.com

AB	34
R	2
H	7
RBI	2
BB	3
SO	7
LOB	13

PITCHER		IP	WLS	BF	H	R	ER	SO	BB	IBB	HBP	BLK	WP	HR	S	P	ERA	WHIP	PITCHER	IP	WLS	BF	H	R	ER	SO	BB	IBB	HBP	BLK	WP	HR	S	P	ERA	WHIP
36 Jered Weaver, R ERA: 3.46	(1, 1)	6.2	W	27	5	2	2	6	2	0	0	0	1	1	68	106	2.70	1.050																	
62 Scot Shields, R ERA: 3.09	(7, 1)	1.1		5	1	0	0	0	0	0	0	0	0	0	8	11	0.00	0.750																	
Francisco Rodríguez, R ERA: 2.33	(9, 1)	1.0		5	1	0	0	1	1	0	0	0	0	0	9	16	0.00	2.000																	

Batter	1	2	3	4	5	6	7	8	9	AB	R	H	RBI	BB	SO	LOB
77 Reggie Willits, S (1, 7) OBP: 0.448, SLG: 0.406	B C B X 2-1 S 27 E 1B		X FA 87 0-0 ② B1-3		C B C S 1-3 ③ K2-3		B B C X 2-1 ② G4-3			4	1	1	0	0	1	0
Orlando Cabrera, R (1, 6) OBP: 0.353, SLG: 0.398	B FA 88 C FA 88 B 1 SAFE B B 4-1 27 FC5-4 1-2 BB		B CH 82 B FA 89 X FA 89 2-0 1B			C X 0-1 ① P5	X 0-0 27 S 1B			3	0	2	0	1	0	0
27 Vladimir Guerrero, R (1, 9) OBP: 0.451, SLG: 0.638	X FA 88 0-0 ① FC5-4 24 G6-4-3 1-2f 2-H		X FA 88 0-0 ③ L8			C X 0-1 24 2B 39 2B 1B	F B S B F B F F F 4-2 B 1-2 BB			3	1	1	0	1	0	2
24 Gary Matthews, S (1, 8) OBP: 0.353, SLG: 0.464	C FA 87 B X CH 83 1-1 ② ③ G6-4-3 1-2f			L F X 0-2 ① G5-3		B B X 2-0 39 2B 1-3 2B	C B X 1-1 ③ P6			4	1	1	0	0	0	3
39 Robb Quinlan, R (1, 3) OBP: 0.260, SLG: 0.408 Casey Kotchman, L (8, 3) OBP: 0.329, SLG: 0.412		F FA 87 X FA 86 0-1 ① G6-3		C X 0-1 ② G4-3		F X 0-1 1B 2-H 3-H 2B		B F X 1-1 ① G3-1		3 1	1 0	1 0	2 0	0 0	0 0	0 0
Shea Hillenbrand, R (1, 10) OBP: 0.252, SLG: 0.282		B FA 88 X CH 82 1-0 ② P2		C X 0-1 ③ F8		X 0-0 2-H 1B		B C S F X 1-2 ② G4-3		4	0	1	1	0	0	0
Mike Napoli, R (1, 2) OBP: 0.311, SLG: 0.435		C CU 74 X FA 87 0-1 HR			B F B B B 4-1 32 1B 9 G6-4-3 BB	C C S 0-3 ② K		S B B C B X 3-2 32 FC4-6 1B		3	2	2	1	1	1	1
32 Erick Aybar, S (1, 4) OBP: 0.295, SLG: 0.290		X FA 88 0-0 ③ G1-3			C S B F X 1-2 9 G6-4-3 1-3 1B	F X 0-1 ③ G3		X 0-0 ③ FC4-6 1-2f		4	0	1	0	0	0	2
9 Chone Figgins, S (1, 5) OBP: 0.159, SLG: 0.154			L FA 88 C CU 74 B FA 89 S FA 86 1-3 ① K		B 1 SAFE F 1 SAFE F F F X 1-2 ① ② G6-4-3 1-2f 3-H		C B X 1-1 ① G3			3	0	0	0	0	1	1
Inning Stats	R: 1 E: 1 K: 0 S: 6 H: 1 LOB: 0 BB: 1 P: 13	R: 1 E: 0 K: 0 S: 6 H: 1 LOB: 0 BB: 0 P: 7	R: 0 E: 0 K: 1 S: 6 H: 1 LOB: 1 BB: 0 P: 9	R: 0 E: 0 K: 0 S: 7 H: 0 LOB: 0 BB: 0 P: 7	R: 1 E: 0 K: 1 S: 12 H: 1 LOB: 0 BB: 1 P: 19	R: 3 E: 0 K: 1 S: 13 H: 4 LOB: 1 BB: 0 P: 15	R: 0 E: 0 K: 0 S: 13 H: 1 LOB: 2 BB: 1 P: 21	R: 0 E: 0 K: 0 S: 10 H: 1 LOB: 1 BB: 0 P: 15		1B: 7 2B: 2 3B: 0 HR: 1	SF: 0 SAC: 0 DP: 2 HBP: 0			WP: 0 PB: 0 SB: 2 CS: 0	PA: 35	

PITCHER		IP	WLS	BF	H	R	ER	SO	BB	IBB	HBP	BLK	WP	HR	S	P	ERA	WHIP
Mark Hendrickson, L ERA: 3.22	(1, 1)	6.2	L	29	9	6	5	3	2	0	0	0	0	1	55	78	6.75	1.650
41 Chin-hui Tsao, R ERA: 3.0	(7, 1)	0.1		2	0	0	0	0	1	0	0	0	0	0	8	13	0.00	3.000
58 Chad Billingsley, R ERA: 3.63	(8, 1)	1.0		4	1	0	0	0	0	0	0	0	0	0	10	15	0.00	1.000

PITCHER	IP	WLS	BF	H	R	ER	SO	BB	IBB	HBP	BLK	WP	HR	S	P	ERA	WHIP

BOTTOM

Los Angeles Dodgers @ Los Angeles Angels

Angel Stadium of Anaheim, Anaheim, CA

Sat May 19 2007, 6:05 PM PDT

Att. 44,380 - Clear - 70 F

livebaseballscorecards.com

AB	32
R	6
H	10
RBI	4
BB	3
SO	3
LOB	9

Los Angeles Dodgers @ Los Angeles Angels

Angel Stadium of Anaheim, Anaheim, CA

Sun May 20 2007, 12:35 PM PDT

Att. 44,301 - Overcast - 66 F

livebaseballscorecards.com

TOP

Batter	1	2	3	4	5	6	7	8	9	AB	R	H	RBI	BB	SO	LOB
15 Rafael Furcal, S (1, 6) OBP: 0.369, SLG: 0.368	S FA 93 B FA 93 X FA 95 1-1 5 1B 1B		C SL 81 B SL 82 B CH 88 B CH 86 B FA 93 4-1 BB			B FA 94 B FA 94 X FA 94 2-0 ① G3			B FA 93 B FA 93 B FA 92 C FA 93 C FA 92 C FA 93 3-3 ① K	3	0	1	0	1	1	0
9 Juan Pierre, L (1, 8) OBP: 0.305, SLG: 0.314	B CH 84 1 SAFE X FA 94 1-0 ① P6		C FA 94 C FA 94 1 SAFE B FA 95 X FS 89 1-2 ③ F8			B FA 94 M FA 94 C SL 84 F SL 88 F FA 94 B CH 87 F CU 82 X CH 87 2-2 ② P5			C FA 93 S CH 86 B FA 94 B FA 94 X FA 94 2-2 12 2B 1B	4	1	1	0	0	0	2
5 Nomar Garciaparra, R (1, 3) OBP: 0.337, SLG: 0.361	F SL 87 X SL 87 0-1 12 G5-4-3 1-2 1B			F CH 84 X SL 86 0-1 ① F9		X FA 96 0-0 ③ F8			B FA 93 X FA 93 1-0 ② L6	4	0	1	0	0	0	1
12 Jeff Kent, R (1, 4) OBP: 0.366, SLG: 0.474	C SL 87 X SL 86 0-1 ② ③ G5-4-3 1-2f			B FA 93 B FA 94 C CH 87 X FA 96 2-1 ② G5-3			S SL 87 B FA 95 S FA 95 B FA 95 B CH 87 B FA 96 4-2 55 G4-6-3 BB		X 0-0 1-H 2B	3	0	1	1	1	0	2
Olmedo Saenz, R (1, 10) OBP: 0.341, SLG: 0.459		C FA 93 B FA 95 S CH 85 B FS 90 B CH 86 F SL 88 X CH 86 3-2 ① P3		B FA 96 S SL 88 S CH 82 F FA 95 B CH 88 C SL 83 2-3 ③ K			F FA 94 B FA 96 X CH 87 1-1 ① F8		C CU 80 S FA 95 D CU 82 C CU 80 1-3 ③ K	4	0	0	0	0	2	2
55 Russell Martin, R (1, 2) OBP: 0.392, SLG: 0.453		C FA 96 B FA 94 C SL 88 X FS 89 1-2 ② G5-3			X FA 93 0-0 16 WP 1B		L FA 95 X FA 96 0-1 ② ③ G4-6-3 1-2f			3	0	1	0	0	0	1
16 Andre Ethier, L (1, 9) OBP: 0.324, SLG: 0.415		C SL 82 S CH 88 B CH 88 B FA 95 S CH 88 2-3 ③ K			B CH 85 C SL 81 D CH 88 B FA 96 C FA 96 X CH 87 3-2 ① F7 1-2			C CU 80 H FA 93 1-1 G3-6-1 HBP		2	0	0	0	0	1	1
Wilson Betemit, S (1, 5) OBP: 0.309, SLG: 0.385			C SL 79 B FA 94 S CH 86 B FA 94 F FA 94 X CH 88 2-2 ① G4-3		C CH 88 F SL 88 2 SAFE F SL 89 B FA 95 B SL 89 B FA 90 T CH 88 3-2 ② K			B CH 84 B FA 94 B FA 94 C FA 94 S FA 95 X FA 94 3-2 ① F8		3	0	0	0	0	1	2
Brady Clark, R (1, 7) OBP: 0.333, SLG: 0.349 Luis Gonzalez, L (8, PH) OBP: 0.368, SLG: 0.396 (8, 7)			C SL 86 F FA 94 C FA 95 0-3 ② K		C SL 88 B SL 85 S CH 87 S FS 90 1-3 ③ K			C SL 83 S CH 83 X CH 89 0-2 ② ③ G3-6-1 1-2f		2 1	0 0	0 0	0 0	0 0	2 0	1 1
Inning Stats	R: 0 E: 0 K: 0 S: 7 H: 2 LOB: 1 BB: 0 P: 9	R: 0 E: 0 K: 1 S: 10 H: 0 LOB: 0 BB: 0 P: 16	R: 0 E: 0 K: 1 S: 11 H: 0 LOB: 1 BB: 1 P: 18	R: 0 E: 0 K: 1 S: 8 H: 0 LOB: 0 BB: 0 P: 12	R: 0 E: 0 K: 2 S: 11 H: 1 LOB: 1 BB: 0 P: 18	R: 0 E: 0 K: 0 S: 8 H: 0 LOB: 0 BB: 0 P: 12	R: 0 E: 0 K: 0 S: 6 H: 0 LOB: 0 BB: 1 P: 11	R: 0 E: 0 K: 0 S: 7 H: 0 LOB: 0 BB: 0 P: 11	R: 1 E: 0 K: 2 S: 11 H: 2 LOB: 1 BB: 0 P: 18	1B: 4 2B: 1 3B: 0 HR: 0 SF: 0 SAC: 0 DP: 3 HBP: 1						

	AB	29
	R	1
	H	5
	RBI	1
	BB	2
	SO	7
	LOB	13

WP: 1 PA: 32
PB: 0
SB: 0
CS: 0

PITCHER		IP	WLS	BF	H	R	ER	SO	BB	IBB	HBP	BLK	WP	HR	S	P	ERA	WHIP
45 Kelvim Escobar, R ERA: 2.82	(1, 1)	8.0	W	27	3	0	0	5	2	0	1	0	1	0	68	107	0.00	0.625
62 Scot Shields, R ERA: 3.38	(9, 1)	0.2		4	2	1	1	1	0	0	0	0	0	0	8	14	13.50	3.000
Francisco Rodríguez, R ERA: 2.29	(9, 1)	0.1	S	1	0	0	0	1	0	0	0	0	0	0	3	4	0.00	0.000

PITCHER		IP	WLS	BF	H	R	ER	SO	BB	IBB	HBP	BLK	WP	HR	S	P	ERA	WHIP

Batter	1	2	3	4	5	6	7	8	9	AB	R	H	RBI	BB	SO	LOB
77 Reggie Willits, S (1, 7) OBP: 0.433, SLG: 0.390	X FA 90 0-0 ① B1-3		C FA 90 B FA 90 X CH 86 1-1 ① G4-3		C FA 91 C CH 86 C FA 91 0-3 ② K		B FA 90 C FA 89 B CH 86 X FA 91 2-1 ② G6-3			4	0	0	0	0	1	2
Orlando Cabrera, R (1, 6) OBP: 0.351, SLG: 0.394	C FA 90 F FA 90 B FA 91 X SL 82 1-2 ② G6-3		C FA 90 F FA 90 B CH 85 B SL 83 F CH 86 X FA 90 2-2 ② G6-3		B SL 84 X FA 91 1-0 27 E 24 1B 1-2 2-3 1B		B CH 85 F FA 90 B SL 83 F SL 83 F FA 90 X SL 82 2-2 ③ F8			4	1	1	0	0	0	0
27 Vladimir Guerrero, R (1, 10) OBP: 0.452, SLG: 0.641	B FA 90 B FA 91 B FA 90 X FA 90 3-0 24 E 1B 2B		B CH 86 B FA 91 S FA 90 S SL 83 X SL 84 2-2 ③ G6-3		S SL 84 D SL 84 B FA 91 X SL 85 2-1 E6 24 1B 1-3 2-H 3-H 1B			B FA 88 B FA 90 B FA 90 C FA 90 X SL 82 3-1 ① G6-3		4	1	2	1	0	0	0
24 Gary Matthews, S (1, 8) OBP: 0.351, SLG: 0.459	X CU 82 0-0 E5 1B 2-3			B FA 90 B FA 90 C FA 90 C FA 90 T CH 85 2-2 ① K	S FA 85 C FA 90 X FA 90 0-2 1-2 3-H 1B			C CU 80 B CU 81 B CU 81 B FA 89 F FA 90 F FA 86 C FA 90 3-3 ② K		4	0	1	1	0	2	1
Casey Kotchman, L (1, 3) OBP: 0.333, SLG: 0.430	X CH 86 0-0 1-2 3-H 1B			C FA 91 B CH 86 X FA 90 1-1 ② G3	B CH 86 X FA 91 1-0 ③ P2			B CU 86 B CH 86 X FA 90 2-0 3B		4	0	2	1	0	0	2
6 Maicer Izturis, S (1, 5) OBP: 0.298, SLG: 0.319	B FA 91 B SL 82 X FA 91 2-0 ③ G3			C FA 91 B CH 85 B CU 82 C FA 91 X FA 91 2-2 ③ F7		B SL 81 X FA 90 1-0 ① G1-3		B FA 85 X FA 90 1-0 ③ G5-3		4	0	0	0	0	0	3
32 Erick Aybar, S (1, 4) OBP: 0.304, SLG: 0.300		B FA 90 X FA 90 1-0 65 CS 1B			X CH 84 0-0 1B 65 FC3-2 1B	C SL 82 C CU 81 F CH 85 S SL 82 0-3 K L1-3				3	0	2	0	0	1	0
José Molina, R (1, 2) OBP: 0.233, SLG: 0.254		1 SAFE C FA 90 B FA 90 1 SAFE L SL 83 S FA 89 1-3 ① K			B FA 88 1 SAFE 1 SAFE X FA 88 1-0 1B 65 FC3-2 27 1B 1-3 1B	1 SAFE X FA 90 0-0 ②③ L1-3 1-1				3	1	1	0	0	1	2
65 Tommy Murphy, S (1, 9) OBP: 0.217, SLG: 0.261		C FA 89 F CH 85 1 SAFE P PO 86 B FA 91 1 SAFE 1 SAFE C FA 91 2-3 ②③ K 1-2			B FA 90 F FA 91 S CH 85 X CH 86 1-2 ① FC3-2 27 1B 1B 27 E 1-2 3-H		B CH 84 F SL 80 C SL 81 F CH 86 X FA 85 1-2 ① F9			3	1	0	0	0	1	3
Inning Stats	R: 1 H: 2 E: 1 LOB: 2 K: 0 BB: 0 S: 8 P: 14	R: 0 H: 1 E: 0 LOB: 1 K: 2 BB: 0 S: 8 P: 11	R: 0 H: 0 E: 0 LOB: 0 K: 0 BB: 0 S: 9 P: 14	R: 0 H: 0 E: 0 LOB: 0 K: 1 BB: 0 S: 8 P: 13	R: 3 H: 5 E: 1 LOB: 2 K: 1 BB: 0 S: 15 P: 21	R: 0 H: 0 E: 0 LOB: 0 K: 1 BB: 0 S: 6 P: 7	R: 0 H: 0 E: 0 LOB: 0 K: 0 BB: 0 S: 10 P: 15	R: 0 H: 1 E: 0 LOB: 1 K: 1 BB: 0 S: 8 P: 17		1B: 7 SF: 0 2B: 3 SAC: 0 3B: 1 DP: 2 HR: 0 HBP: 0						

PITCHER	IP	WLS	BF	H	R	ER	SO	BB	IBB	HBP	BLK	WP	HR	S	P	ERA	WHIP
Derek Lowe, R (1, 1) ERA: 3.84	8.0	L	33	9	4	3	6	0	0	0	0	1	0	72	112	3.38	1.125

PITCHER	IP	WLS	BF	H	R	ER	SO	BB	IBB	HBP	BLK	WP	HR	S	P	ERA	WHIP

BOTTOM

Los Angeles Dodgers @ Los Angeles Angels

Angel Stadium of Anaheim, Anaheim, CA

Sun May 20 2007, 12:35 PM PDT

Att. 44,301 - Overcast - 66 F

livebaseballscorecards.com

AB	33
R	4
H	9
RBI	3
BB	0
SO	6
LOB	13

Milwaukee Brewers @ Los Angeles Dodgers

Dodger Stadium, Los Angeles, CA

Mon May 21 2007, 7:10 PM PDT

Att. 33,446 - Cloudy - 62 F

livebaseballscorecards.com

TOP

Batter	1	2	3	4	5	6	7	8	9	AB	R	H	RBI	BB	SO	LOB
23 Rickie Weeks Jr., R (1, 4) OBP: 0.355, SLG: 0.449	C FA 92 B FA 93 F FA 94 X SL 84 1-2 7 G5-4-3 1B		B FA 93 C CU 82 X FA 91 1-1 22 G3 2-H 2B		C SL 82 F FA 94 X FA 94 0-2 22 WP 1B	C FA 96 D CU 82 F SL 89 B CU 81 F FA 96 X SL 88 2-2 22 2B 1-3 2-H 3-H 1B		C SL 86 C SL 87 S SL 88 0-3 K ③		5	1	4	3	0	1	1
22 Tony Gwynn Jr., L (1, 9) OBP: 0.410, SLG: 0.418	C FA 92 B FA 92 F CH 86 X FA 93 1-2 L4 ①		L CU 76 C FA 90 B SL 83 B FA 93 2 SAFE X FA 91 2-2 G3 ② 2-3		B FA 91 F FA 90 P PO 82 F FA 90 B CU 84 S FA 92 3-3 K ② 1-2	F FA 94 C FA 96 F FA 95 F CU 81 X SL 86 0-2 1-H 3-H 2B			X FA 94 0-0 B1-3 ①	5	0	1	2	0	1	3
7 J.J. Hardy, R (1, 6) OBP: 0.355, SLG: 0.602	D SL 83 B FA 93 F FA 92 C FA 93 F X 2-2 G5-4-3 ② ③ 1-2f		B CH 83 C FA 93 B FA 93 B CH 85 C SL 82 X SL 83 3-2 F7 ③		C CU 82 C FA 92 S CU 82 0-3 K ③	B FA 94 S SL 88 F CU 82 F SL 88 B FA 95 C FA 95 2-3 K ③			C CU 79 B CU 78 F FA 93 B SL 85 T CU 78 2-2 K ②	5	0	0	0	0	3	4
28 Prince Fielder, L (1, 3) OBP: 0.375, SLG: 0.603		C FA 92 B CH 83 B CU 77 B FA 92 F FA 90 X CH 82 3-2 HR		C FA 91 F SL 82 F FA 92 S FA 94 0-3 K ①		C FA 92 B FA 92 B FA 91 F CU 76 B FA 92 X FA 93 3-2 P6 ①	F FA 90 S FA 89 X FA 90 0-2 G4-3 ①		T CU 79 B FA 93 F SL 85 B FA 95 F FA 94 F SL 85 X 2-2 HR	5	2	2	2	0	1	0
Johnny Estrada, S (1, 2) OBP: 0.306, SLG: 0.486		B FA 91 F FA 92 F FA 92 X FA 92 1-2 G3 ①		F FA 92 B FA 92 B FA 93 X FA 93 2-1 HR		B FA 91 S CU 75 B FA 92 F CU 75 F FA 93 B FA 92 F CU 74 F SL 82 X FA 93 3-2 2 1B BB 1B 1B	F FA 90 B FA 84 X FA 83 1-1 P3 ②		X FA 95 0-0 P6 ③	5	2	2	1	0	0	0
Geoff Jenkins, L (1, 7) OBP: 0.357, SLG: 0.580		B X 1-0 F7 ②		X CU 78 0-0 F9 ②		S CH 81 C CH 82 B FA 92 B FA 94 B CH 82 B FA 93 4-2 1B 2 1B 23 1B 1-2 BB	B FA 92 B FA 92 F FA 92 F FA 92 F FA 91 B FA 92 X FA 93 3-2 G5-3 ③			3	1	0	0	1	0	0
2 Bill Hall, R (1, 8) OBP: 0.329, SLG: 0.452		C CU 84 B FA 92 B SL 83 S FA 93 C FA 93 2-3 K ③		C FA 91 B CU 82 S FA 93 F FA 94 B FA 94 X CU 82 2-2 1B		X FA 91 0-0 1B 23 1B 1-2 2-3 1B		C FA 96 F FA 97 B FA 97 S SL 88 1-3 K ①		4	1	2	0	0	2	0
Craig Counsell, L (1, 5) OBP: 0.364, SLG: 0.318			C FA 90 F CU 76 B CU 77 X 1-2 37 SH1-4 23 2B 1B	C FA 91 C FA 92 C FA 93 0-3 K ③		B FA 96 C SL 89 T CU 82 D CU 82 X FA 97 2-2 23 1B 22 2B 1-2 2-3 3-H 1B		B FA 98 B FA 97 B FA 96 B FA 95 4-0 18 CS BB		3	2	2	1	1	1	1
37 Jeff Suppan, R (1, 1) OBP: 0.160, SLG: 0.087 Brian Shouse, L (7, 1) Matt Wise, R (7, 1) 18 Gabe Gross, L (8, PH) OBP: 0.368, SLG: 0.455 Derrick Turnbow, R (8, 1) 50 Chris Spurling, R (9, 1)			L FA 92 X CU 82 0-1 SH1-4 ① 1-2		F FA 92 C FA 92 B CU 83 B FA 92 X FA 94 2-2 F9 ①	S FA 95 S FA 96 B FA 95 S FA 94 1-3 K ②		B FA 93 B FA 96 B FA 96 C FA 95 B FA 97 4-1 1-2 BB ②		2 0 0 0 0 0 0	0 0 0 0 0 0 0	0 0 0 0 0 0 0	0 0 0 0 1 0 0	0 0 0 0 0 0 0	1 0 0 0 0 0 0	3 0 0 0 0 0 0
Inning Stats	R: 0 E: 0 K: 0 S: 10 H: 1 LOB: 0 BB: 0 P: 14	R: 1 E: 0 K: 1 S: 10 H: 1 LOB: 0 BB: 0 P: 17	R: 1 E: 0 K: 0 S: 13 H: 2 LOB: 1 BB: 0 P: 20	R: 1 E: 0 K: 2 S: 14 H: 2 LOB: 1 BB: 0 P: 18	R: 0 E: 0 K: 2 S: 13 H: 1 LOB: 1 BB: 0 P: 17	R: 5 E: 0 K: 2 S: 31 H: 5 LOB: 1 BB: 1 P: 48	R: 0 E: 0 K: 0 S: 9 H: 0 LOB: 0 BB: 0 P: 13	R: 0 E: 0 K: 2 S: 7 H: 0 LOB: 1 BB: 2 P: 16	R: 1 E: 0 K: 1 S: 10 H: 1 LOB: 0 BB: 0 P: 14	1B: 8 2B: 2 3B: 0 HR: 3 SF: 0 SAC: 1 DP: 1 HBP: 0						

AB	37
R	9
H	13
RBI	9
BB	3
SO	10
LOB	12

WP: 1 PA: 41
PB: 0
SB: 0
CS: 1

PITCHER		IP	WLS	BF	H	R	ER	SO	BB	IBB	HBP	BLK	WP	HR	S	P	ERA	WHIP
Brett Tomko, R ERA: 6.28	(1, 1)	5.1	L	24	8	5	5	5	1	0	0	0	1	2	71	107	8.44	1.688
58 Chad Billingsley, R ERA: 4.7	(6, 1)	0.2		6	4	3	3	2	0	0	0	0	0	0	20	27	40.50	6.000
Joe Beimel, L ERA: 3.54	(7, 1)	1.0		3	0	0	0	0	0	0	0	0	0	0	9	13	0.00	0.000
51 Jonathan Broxton, R ERA: 1.13	(8, 1)	1.0		4	0	0	0	2	2	0	0	0	0	0	7	16	0.00	2.000
44 Takashi Saito, R ERA: 1.8	(9, 1)	1.0		4	1	1	1	1	0	0	0	0	0	1	10	14	9.00	1.000

PITCHER	IP	WLS	BF	H	R	ER	SO	BB	IBB	HBP	BLK	WP	HR	S	P	ERA	WHIP

BOTTOM

Batter	1	2	3	4	5	6	7	8	9	AB	R	H	RBI	BB	SO	LOB
9 Juan Pierre, L (1, 8) OBP: 0.302, SLG: 0.307	C FA 94 B FA 86 L S 1-3 K ①		C FA 89 X FA 89 0-1 G5-3 ②			C FA 88 S CU 73 F FA 89 X CU 72 0-2 G3 ①	X FA 82 0-0 FC3-6 ① 15 S 1-2f 2-3		B FA 92 S FA 90 F FA 91 B FA 93 H FA 92 3-2 HBP	4	0	0	0	0	1	2
15 Rafael Furcal, S (1, 6) OBP: 0.376, SLG: 0.378	C FA 89 F CU 73 F FA 90 B FA 90 X 1-2 1B		C CU 73 B SL 82 B CH 79 B FA 90 B FA 89 4-1 BB			B FA 89 S FA 90 C FA 91 B FA 90 B SL 82 X FA 90 3-2 5 1B 2B	C CH 80 S CH 80 S CH 82 0-3 K ② 1-2		C FA 90 C FA 89 B FA 89 X SL 82 1-2 G3-1 ③	4	1	2	0	1	1	3
5 Nomar Garciaparra, R (1, 3) OBP: 0.335, SLG: 0.359	B CU 74 1 SAFE F FA 89 1 SAFE 1 SAFE B FA 90 F CU 74 F FA 89 F 2-2 X P4 ②		B FA 90 F CH 80 1 SAFE X FA 89 1-1 F9 ③			F FA 91 B FA 90 B FA 90 F FA 90 X CH 83 2-2 12 HR 2-H 1B	B CH 81 C CH 78 B CH 82 S CH 80 X CH 81 2-2 G4-3 ③			4	1	1	1	0	0	4
12 Jeff Kent, R (1, 4) OBP: 0.363, SLG: 0.487	F X FA 89 0-1 L8 ③			B FA 90 B CU 75 C FA 91 S CH 82 X FA 91 2-2 F8 ①		F CH 82 X FA 90 0-1 1-H HR		S FA 99 B SL 89 F SL 89 X FA 99 1-2 F9 ①		4	1	1	2	0	0	1
55 Russell Martin, R (1, 2) OBP: 0.383, SLG: 0.441		C FA 88 B CU 76 X CH 82 1-1 F9 ①		F CU 75 X FA 91 0-1 G5-3 ②		C FA 91 S CU 76 X FA 91 0-2 G4-3 ②		B FA 98 B FA 98 B FA 98 C FA 98 F FA 98 X FA 98 3-2 G6-3 ②		4	0	0	0	0	0	0
Luis Gonzalez, L (1, 7) OBP: 0.371, SLG: 0.415		C CU 74 B FA 91 B FA 90 B CH 84 B FA 90 4-1 28 FC5-4 BB		X FA 91 0-0 F8 ③		C FA 92 B CU 76 B CU 74 C FA 91 F FA 92 B FA 91 F CH 82 X FC 87 3-2 P4 ③		B SL 88 F FA 99 X FA 98 1-1 HR		3	1	1	1	1	0	0
28 Andy LaRoche, R (1, 5) OBP: 0.467, SLG: 0.300		C FA 90 B FA 88 X CU 76 1-1 FC5-4 ② 1-2f		C FA 88 B SL 84 B SL 86 X CH 81 2-1 F8 ①			C FA 90 B SL 85 B CU 75 B FA 91 C FA 90 F FA 91 B FA 91 4-2 16 1B 1B BB	S FA 98 S SL 89 B SL 90 B SL 89 X FA 99 2-2 F9 ③		3	1	0	0	1	0	1
16 Andre Ethier, L (1, 9) OBP: 0.322, SLG: 0.410		F FA 90 B FA 90 X FA 86 1-1 P5 ③		B CU 75 X FA 90 1-0 G4-3 ②			L FA 90 B SL 84 F CH 83 X FA 91 1-2 9 FC3-6 1B 1-3 1B		F FA 92 X FA 92 0-1 F7 ①	4	0	1	0	0	0	1
Brett Tomko, R (1, 1) 58 Chad Billingsley, R (6, 1) Joe Beimel, L (7, 1) Wilson Betemit, S (7, PH) OBP: 0.316, SLG: 0.392 51 Jonathan Broxton, R (8, 1) 44 Takashi Saito, L (9, 1) Olmedo Saenz, R (9, PH) OBP: 0.333, SLG: 0.447			C FA 91 B FA 91 F FA 85 C CU 74 1-3 K ①	F FA 90 S CU 76 B CU 74 B FA 91 B FA 89 X FA 89 3-2 G4-3 ③			C FA 91 B CU 75 B FA 88 C FA 90 X FA 91 2-2 9 FC3-6 1-2 3-H 1B		C FA 92 B SL 84 S SL 83 B SL 84 X FA 93 2-2 G4-3 ②	2 0 0 0 1 0	0 0 0 1 0 0	0 0 0 1 0 0	0 0 0 1 0 0	0 0 0 0 0 0	1 0 0 0 0 0	0 0 0 0 0 0
Inning Stats	R: 0 E: 0 K: 1 S: 14 H: 1 LOB: 1 BB: 0 P: 18	R: 0 E: 0 K: 0 S: 7 H: 0 LOB: 1 BB: 1 P: 14	R: 0 E: 0 K: 1 S: 8 H: 0 LOB: 1 BB: 1 P: 14	R: 0 E: 0 K: 0 S: 6 H: 0 LOB: 0 BB: 0 P: 8	R: 0 E: 0 K: 0 S: 6 H: 0 LOB: 0 BB: 0 P: 12	R: 3 E: 0 K: 0 S: 20 H: 3 LOB: 0 BB: 0 P: 28	R: 1 E: 0 K: 1 S: 16 H: 2 LOB: 2 BB: 1 P: 25	R: 1 E: 0 K: 0 S: 11 H: 1 LOB: 0 BB: 0 P: 18	R: 0 E: 0 K: 0 S: 10 H: 0 LOB: 1 BB: 0 P: 16							

PITCHER		IP	WLS	BF	H	R	ER	SO	BB	IBB	HBP	BLK	WP	HR	S	P	ERA	WHIP
37 Jeff Suppan, R ERA: 3.49	(1, 1)	6.0	W	27	6	4	4	2	3	0	0	0	0	1	70	110	6.00	1.500
Brian Shouse, L ERA: 4.35	(7, 1)	0.1	H	1	0	0	0	0	0	0	0	0	0	0	1	1	0.00	0.000
Matt Wise, R ERA: 2.95	(7, 1)	0.2	H	2	0	0	0	1	0	0	0	0	0	0	6	8	0.00	0.000
Derrick Turnbow, R ERA: 4.19	(8, 1)	1.0		4	1	1	1	0	0	0	0	0	0	1	11	18	9.00	1.000
50 Chris Spurling, R ERA: 2.25	(9, 1)	1.0		4	0	0	0	0	0	0	1	0	0	0	10	16	0.00	0.000

PITCHER	IP	WLS	BF	H	R	ER	SO	BB	IBB	HBP	BLK	WP	HR	S	P	ERA	WHIP

Milwaukee Brewers @ Los Angeles Dodgers

Dodger Stadium, Los Angeles, CA

Mon May 21 2007, 7:10 PM PDT

Att. 33,446 - Cloudy - 62 F

livebaseballscorecards.com

AB	34
R	5
H	7
RBI	5
BB	3
SO	3
LOB	12

1B: 4	SF: 0	WP: 0	PA: 38
2B: 1	SAC: 0	PB: 0	
3B: 0	DP: 0	SB: 1	
HR: 2	HBP: 1	CS: 0	

Batter	1	2	3	4	5	6	7	8	9	AB	R	H	RBI	BB	SO	LOB
23 Rickie Weeks Jr., R (1, 4) OBP: 0.352, SLG: 0.440	B FA 88 C FA 90 B FA 91 B CH 80 F FA 91 X FA 92 3-2 E5 2 FC1-6 28 BB		F CH 79 B CU 68 B FA 89 F CU 67 B FA 92 B FA 92 4-2 7 1B 28 1B BB		B FA 90 C FA 90 X CU 68 1-1 ③ G6-3			X FA 97 0-0 ① G4-3		3	1	0	0	1	0	0
7 J.J. Hardy, R (1, 6) OBP: 0.353, SLG: 0.595	C FA 89 C CU 66 B FA 91 B FA 92 B CU 67 1 SAFE F FA 91 X FA 90 3-2 ① P3		D CU 67 1 SAFE 1 SAFE B FA 90 X CH 79 2-0 28 1B 1-3 1B			C FA 89 B SL 81 C FA 90 X CU 68 1-2 ① G4-3		B FA 96 C FA 95 B FA 97 F SL 87 S SL 88 2-3 ② K		4	0	1	0	0	1	1
28 Prince Fielder, L (1, 3) OBP: 0.377, SLG: 0.599	B SL 82 S SL 83 F FA 88 B CU 71 B SL 83 B SL 82 4-2 2 FC1-6 1-2 BB		X FA 90 0-0 2 G5-4-3 1-3 3-H 1B			S CU 68 X FA 89 0-1 ② P5		C SL 87 F FA 99 F FA 100 F FA 99 S FA 100 0-3 ③ K		3	0	1	1	1	1	0
2 Bill Hall, R (1, 8) OBP: 0.328, SLG: 0.444	C CU 67 F CU 66 X CU 68 0-2 ② FC1-6 1-2f 2-3		X CU 66 0-0 ② ③ G5-4-3 1-2f			B CU 67 B FA 90 B FA 90 B FA 88 4-0 2B BB			S FA 94 B FA 95 S FA 93 X SL 84 1-2 ① G1-3	3	1	0	0	1	0	4
Johnny Estrada, S (1, 2) OBP: 0.304, SLG: 0.486	B FA 91 F FA 90 B CU 68 F CH 79 T FA 89 2-2 ③ K			F FA 89 X FA 86 0-1 ① G5-3		1 SAFE 1 SAFE B CU 66 F CU 67 F FA 88 F FA 89 F CU 68 D CH 79 F SL 78 2-2 X FA 89 1-H 2B			C CU 78 F FA 94 B FA 94 B CU 79 X SL 86 2-2 ② G3	4	0	1	1	0	1	2
Kevin Mench, R (1, 7) OBP: 0.263, SLG: 0.384 18 Gabe Gross, L (9, PH) OBP: 0.379, SLG: 0.467		B FA 89 C FA 90 X CU 67 1-1 ① G5-3		B CU 66 X FA 90 1-0 ② G4-3		B FA 90 B FA 90 X CH 79 2-0 ③ G6-3			B FA 95 X FA 93 1-0 1B	3 1	0 0	0 1	0 0	0 0	0 0	1 0
1 Corey Hart, R (1, 9) OBP: 0.323, SLG: 0.384 Geoff Jenkins, L (9, PH) OBP: 0.354, SLG: 0.575		B FA 89 B CH 78 F FA 90 X CH 77 2-1 ② G5-3		C CH 78 F CU 66 B FA 91 S FA 91 1-3 ③ K			F H 1-1 9 G6-3 HBP		S CU 78 B CU 80 C FA 94 F CU 79 S FA 96 1-3 ③ K	2 1	0 0	0 0	0 0	0 0	1 1	0 1
9 Tony Graffanino, R (1, 5) OBP: 0.261, SLG: 0.240		B FA 89 F FA 90 B SL 82 X FA 90 2-1 ③ F9			C FA 88 X SL 81 0-1 ① G1-3		B FA 88 X FA 89 1-0 ① ② G6-3 1-2f			3	0	0	0	0	0	1
15 Ben Sheets, R (1, 1) OBP: 0.087, SLG: 0.087 50 Chris Spurling, R (7, 1)			B FA 88 C FA 88 F FA 89 B FA 90 S FA 90 2-3 ① K		B FA 89 S FA 88 C FA 90 B FA 91 F FA 90 C SL 79 2-3 ② K		X FA 89 0-0 ③ G3-1			3 0	0 0	0 0	0 0	0 0	2 0	0 0

Inning Stats	1	2	3	4	5	6	7	8	9
	R: 0 E: 1 K: 1 S: 15	H: 0 LOB: 2 BB: 1 P: 27	R: 0 E: 0 K: 0 S: 6	H: 0 LOB: 0 BB: 0 P: 11	R: 1 E: 0 K: 1 S: 8	H: 2 LOB: 1 BB: 1 P: 16	R: 0 E: 0 K: 1 S: 6	H: 0 LOB: 0 BB: 0 P: 8	R: 0 E: 0 K: 1 S: 8	H: 0 LOB: 0 BB: 0 P: 11	R: 1 E: 0 K: 0 S: 12	H: 1 LOB: 1 BB: 1 P: 21	R: 0 E: 0 K: 0 S: 3	H: 0 LOB: 0 BB: 0 P: 5	R: 0 E: 0 K: 2 S: 9	H: 0 LOB: 0 BB: 0 P: 11	R: 0 E: 0 K: 1 S: 11	H: 1 LOB: 1 BB: 0 P: 16

	1B	SF	WP	PA
	3	0	0	34
	2B: 1	SAC: 0	PB: 0	
	3B: 0	DP: 2	SB: 0	
	HR: 0	HBP: 1	CS: 0	

PITCHER		IP	WLS	BF	H	R	ER	SO	BB	IBB	HBP	BLK	WP	HR	S	P	ERA	WHIP
52 Randy Wolf, L ERA: 3.75	(1, 1)	7.0	W	27	3	2	2	4	3	0	1	0	0	0	58	99	2.57	0.857
51 Jonathan Broxton, R ERA: 1.08	(8, 1)	1.0	H	3	0	0	0	2	0	0	0	0	0	0	9	11	0.00	0.000
44 Takashi Saito, R ERA: 1.71	(9, 1)	1.0	S	4	1	0	0	1	0	0	0	0	0	0	11	16	0.00	1.000

PITCHER	IP	WLS	BF	H	R	ER	SO	BB	IBB	HBP	BLK	WP	HR	S	P	ERA	WHIP

TOP

Milwaukee Brewers @ Los Angeles Dodgers

Dodger Stadium, Los Angeles, CA

Tue May 22 2007, 7:10 PM PDT

Att. 33,552 - Clear - 64 F

livebaseballscorecards.com

AB	30
R	2
H	4
RBI	2
BB	3
SO	7
LOB	10

Batter	1	2	3	4	5	6	7	8	9	AB	R	H	RBI	BB	SO	LOB
9 Juan Pierre, L (1, 8) OBP: 0.296, SLG: 0.301	X FA 92 0-0 ① B3		F FA 95 B CU 83 C CU 81 B FA 95 X CU 81 2-2 ② G6-3		B FA 95 X FA 95 1-0 ② B5-3			X FA 91 0-0 ② G1-3		4	0	0	0	0	0	0
15 Rafael Furcal, S (1, 6) OBP: 0.373, SLG: 0.375	C FA 93 F FA 94 F CU 80 B FA 93 F CU 79 S CH 87 1-3 ② K		C CU 81 X CU 81 0-1 5 S 1B		C FA 95 C FA 89 F CU 80 B FA 88 X CU 81 1-2 ③ G1-3			C FA 91 F SL 83 B FA 92 X SL 83 1-2 ③ G6-3		4	0	1	0	0	1	0
5 Nomar Garciaparra, R (1, 3) OBP: 0.330, SLG: 0.353	B FA 95 B FA 96 F FA 94 F FA 94 X FA 96 2-2 ③ G4-3		1 SAFE 1 SAFE F FA 95 F FA 98 1 SAFE B FA 94 B FA 92 T FA 95 2-2 ③ K 1-2			F FA 94 B FA 95 B FA 94 S CU 79 X FA 95 2-2 ① F9				3	0	0	0	0	1	1
12 Jeff Kent, R (1, 4) OBP: 0.363, SLG: 0.491		C FA 95 B CU 80 X CU 79 1-1 ① F9		X FA 91 0-0 55 HR 2B		F CU 78 B FA 94 B FA 93 F FA 93 C FA 93 2-3 ② K				3	1	1	0	0	1	0
55 Russell Martin, R (1, 2) OBP: 0.388, SLG: 0.461		B FA 94 B FA 95 F FA 94 B CU 78 B FA 96 4-1 S 1B BB		C CU 77 X FA 94 0-1 2-H HR		X FA 94 0-0 ③ G6-3				2	2	1	2	1	0	0
Luis Gonzalez, L (1, 7) OBP: 0.371, SLG: 0.414 44 Takashi Saito, L (9, 1)		1 SAFE 1 SAFE 1 SAFE B FA 93 C FA 95 B FA 94 F FA 95 B CU 81 X CU 81 3-2 1-H 1B		C CU 79 B FA 94 X FA 94 1-1 ① F8			B FA 93 F FA 95 C FA 94 X CU 80 1-2 ① L6				3 0	0 0	1 0	1 0	0 0	0 0	0 0
16 Andre Ethier, L (1, 9) OBP: 0.316, SLG: 0.401		B FA 95 X FA 96 1-0 ② F7		C CU 78 B CU 82 F FA 94 T CU 79 1-2 ② K			T FA 91 X CH 88 0-1 ② G4-3			3	0	0	0	0	1	1
6 Tony Abreu, S (1, 5)		F FA 95 1 SAFE B CU 81 S CU 78 F CU 80 X CU 79 1-2 ③ L8		X 0-0 ③ B1			B FA 91 X FA 90 1-0 ③ G6-3			3	0	0	0	0	0	1
52 Randy Wolf, L (1, 1) OBP: 0.261, SLG: 0.211 51 Jonathan Broxton, R (8, 1) Wilson Betemit, S (8, PH) OBP: 0.313, SLG: 0.388 Brady Clark, R (9, 7) OBP: 0.333, SLG: 0.349			S FA 94 B FA 95 C CU 78 B CU 81 C CU 81 2-3 ① K		B FA 94 S FA 95 S FA 95 X FA 95 1-2 ① G5-3			C FA 92 C FA 90 B SL 82 B FA 93 X FA 91 2-2 ① F7		2 0 1 0	0 0 0 0	0 0 0 0	0 0 0 0	1 0 0 0	0 0 0 0	0 0 0 0
Inning Stats	R: 0 E: 0 K: 1 S: 9 H: 0 LOB: 0 BB: 0 P: 12	R: 1 E: 0 K: 0 S: 11 H: 1 LOB: 1 BB: 1 P: 21	R: 0 E: 0 K: 2 S: 11 H: 1 LOB: 1 BB: 0 P: 17	R: 2 E: 0 K: 1 S: 9 H: 2 LOB: 0 BB: 0 P: 11	R: 0 E: 0 K: 0 S: 8 H: 0 LOB: 0 BB: 0 P: 11	R: 0 E: 0 K: 1 S: 7 H: 0 LOB: 0 BB: 0 P: 11	R: 0 E: 0 K: 0 S: 6 H: 0 LOB: 0 BB: 0 P: 8	R: 0 E: 0 K: 0 S: 7 H: 0 LOB: 0 BB: 0 P: 10		1B: 2 2B: 1 3B: 0 HR: 1 SF: 0 SAC: 0 DP: 0 HBP: 0						

BOTTOM

Milwaukee Brewers @ Los Angeles Dodgers

Dodger Stadium, Los Angeles, CA

Tue May 22 2007, 7:10 PM PDT

Att. 33,552 - Clear - 64 F

livebaseballscorecards.com

AB	28
R	3
H	4
RBI	3
BB	1
SO	5
LOB	3

WP: 0 PB: 0 SB: 2 CS: 0 PA: 29

PITCHER		IP	WLS	BF	H	R	ER	SO	BB	IBB	HBP	BLK	WP	HR	S	P	ERA	WHIP
15 Ben Sheets, R ERA: 3.75	(1, 1)	6.1	L	24	4	3	2	5	1	0	0	0	0	0	58	87	2.84	0.789
50 Chris Spurling, R ERA: 1.98	(7, 1)	1.2		5	0	0	0	0	0	0	0	0	0	0	10	14	0.00	0.000

PITCHER	IP	WLS	BF	H	R	ER	SO	BB	IBB	HBP	BLK	WP	HR	S	P	ERA	WHIP

Milwaukee Brewers @ Los Angeles Dodgers

Dodger Stadium, Los Angeles, CA

Wed May 23 2007, 7:10 PM PDT

Att. 35,609 - Partly Cloudy - 66 F

livebaseballscorecards.com

TOP

Batter	1	2	3	4	5	6	7	8	9	AB	R	H	RBI	BB	SO	LOB
23 Rickie Weeks Jr., R (1, 4) OBP: 0.356, SLG: 0.444	C FA 92 B FA 93 B CU 78 F FA 94 B CH 86 X FA 94 3-2 L8		C CU 78 B FA 94 C FA 94 B FA 95 B FS 87 F FA 96 B FA 96 4-2 BB		C FA 91 X CH 86 0-1 1-3 2B		C FA 93 X FA 93 0-1 F8			3	0	1	0	1	0	1
22 Tony Gwynn Jr., L (1, 9) OBP: 0.415, SLG: 0.424	B CU 77 X FA 93 1-0 28 S 1B		B FA 95 C FA 94 B FS 86 F FA 94 F FA 96 B FA 96 C FA 96 3-3 K		X FA 93 0-0 P6			C C FA 91 B SL 80 B SL 79 X FA 91 2-2 28 G5-3 2 1B 1B		4	1	2	0	0	1	4
28 Prince Fielder, L (1, 3) OBP: 0.370, SLG: 0.586	C FA 94 D CH 86 C CU 79 B FA 94 S FA 95 2-3 K 1-2		S FS 88 B FA 96 F FA 96 D CH 89 F FA 97 F FA 96 C 2-3 K			B CU 75 X FA 90 1-0 F8		1 SAFE 1 SAFE F FA 90 S FA 90 1 SAFE B FA 90 X SL 81 1-2 G5-3 1-2		4	0	0	0	0	2	4
2 Bill Hall, R (1, 8) OBP: 0.331, SLG: 0.451	B FA 94 C FA 94 F FA 95 X CH 88 1-2 F8			C FA 91 X CU 77 0-1 G5-3		C FA 89 F CU 76 B FA 92 B FA 91 F FA 94 X FA 93 2-2 1B 2B		S FA 90 B FA 90 B FA 84 X FA 90 2-1 G1-6-3 2-H 1B		4	0	2	1	0	0	1
Johnny Estrada, S (1, 2) OBP: 0.303, SLG: 0.480		B FA 87 F FA 89 C FA 90 X FA 92 1-2 F8		F CH 85 X CH 85 0-1 G3-1		X CH 86 0-0 G6-4-3 2-3 1B		F FA 84 F FA 92 X FA 91 0-2 G1-6-3 1-2f		4	0	1	0	0	0	1
Geoff Jenkins, L (1, 7) OBP: 0.343, SLG: 0.556		B FA 93 F C X 1-2 P3		X CU 75 0-0 F7		X CH 86 0-0 G6-4-3 1-2f			C FA 93 F FA 93 F FA 94 S SL 88 0-3 K	4	0	0	0	0	1	2
9 Tony Graffanino, R (1, 5) OBP: 0.261, SLG: 0.234		B FA 90 C FA 92 B FA 92 B FA 92 X FA 93 3-1 F8			C CU 74 F FA 90 F FA 89 S CH 84 0-3 K		X FA 88 0-0 F9		C FA 94 F FA 94 B SL 88 B FA 94 B FA 95 B FA 95 4-2 18 DI BB	3	0	0	0	1	1	0
Craig Counsell, L (1, 6) OBP: 0.360, SLG: 0.308			B FA 90 T FA 91 B FA 92 F FA 93 B FA 94 B FA 94 4-2 39 SH1-4 BB		C CU 76 C FA 90 B CH 85 X FA 92 1-2 G3-1		B CH 84 B FA 91 C FA 91 X FA 91 2-1 L6		B SL 86 C FA 94 B SL 87 C SL 86 C 2-3 K	3	0	0	0	1	1	1
39 Chris Capuano, L (1, 1) OBP: 0.222, SLG: 0.176 1 Corey Hart, R (5, PH) OBP: 0.330, SLG: 0.391 12 Carlos Villanueva, R (5, 1) Kevin Mench, R (7, PH) OBP: 0.270, SLG: 0.398 Matt Wise, R (7, 1) Brian Shouse, L (8, 1) 18 Gabe Gross, L (9, PH) OBP: 0.373, SLG: 0.457			X FA 92 0-0 SH1-4 1-2		X CH 86 0-0 23 2B 1B		X CU 77 0-0 2B		C FA 94 B SL 87 C FA 93 B SL 86 C SL 86 2-3 K 1-2	0 1 0 1 0 0 1	0 0 0 0 0 0 0	0 1 0 1 0 0 1	0 0 0 0 0 0 0	0 0 0 0 0 0 0	0 0 0 0 0 0 1	0 0 0 0 0 0 1

	AB	32
	R	1
	H	8
	RBI	1
	BB	3
	SO	7
	LOB	15

Inning Stats	1	2	3	4	5	6	7	8	9	1B: 5	SF: 0	WP: 0	PA: 36
	R: 0 E: 0 K: 1 S: 10 H: 1 LOB: 1 BB: 0 P: 17	R: 0 E: 0 K: 0 S: 8 H: 0 LOB: 0 BB: 0 P: 13	R: 0 E: 0 K: 2 S: 15 H: 0 LOB: 2 BB: 2 P: 28	R: 0 E: 0 K: 0 S: 5 H: 0 LOB: 0 BB: 0 P: 5	R: 0 E: 0 K: 1 S: 11 H: 2 LOB: 2 BB: 0 P: 12	R: 0 E: 0 K: 0 S: 7 H: 2 LOB: 1 BB: 0 P: 10	R: 0 E: 0 K: 0 S: 6 H: 1 LOB: 1 BB: 0 P: 8	R: 1 E: 0 K: 0 S: 11 H: 2 LOB: 0 BB: 0 P: 16	R: 0 E: 0 K: 3 S: 12 H: 0 LOB: 1 BB: 1 P: 20	2B: 3 3B: 0 HR: 0	SAC: 1 DP: 2 HBP: 0	PB: 0 SB: 1 CS: 0	

PITCHER		IP	WLS	BF	H	R	ER	SO	BB	IBB	HBP	BLK	WP	HR	S	P	ERA	WHIP
31 Brad Penny, R ERA: 2.26	(1, 1)	7.0	W	28	6	0	0	4	2	0	0	0	0	0	62	93	0.00	1.143
Joe Beimel, L ERA: 3.8	(8, 1)	1.0		4	2	1	1	0	0	0	0	0	0	0	11	16	9.00	2.000
43 Yhency Brazoban, R ERA:	(9, 1)	1.0		4	0	0	0	3	1	0	0	0	0	0	12	20	0.00	1.000

PITCHER	IP	WLS	BF	H	R	ER	SO	BB	IBB	HBP	BLK	WP	HR	S	P	ERA	WHIP

BOTTOM

Milwaukee Brewers @ Los Angeles Dodgers

Dodger Stadium, Los Angeles, CA

Wed May 23 2007, 7:10 PM PDT

Att. 35,609 - Partly Cloudy - 66 F

livebaseballscorecards.com

Batter	1	2	3	4	5	6	7	8	9	AB	R	H	RBI	BB	SO	LOB
15 Rafael Furcal, S (1, 6) OBP: 0.374, SLG: 0.376	B FA 88 X CH 85 1-0 12 HBP 9 1B 55 2B 1B	C FA 89 X FA 87 0-1 E4 5 1B		D CH 79 F CH 79 F FA 89 S FA 91 1-3 ② K		F FA 91 X FA 90 0-1 ③ P5		1 SAFE B CU 82 B CU 83 X CU 82 2-0 9 G6-4-3 1-2 1B		5	1	2	0	0	1	2
9 Juan Pierre, L (1, 8) OBP: 0.303, SLG: 0.305	1 SAFE 1 SAFE B FA 87 L FA 87 1 SAFE F SL 79 D SL 80 X FA 89 2-2 12 HBP 55 2B 1-2 1B	C SL 79 X FA 88 0-1 ② G5-3		F FA 90 B SL 81 B FA 89 X FA 89 2-1 1-2 1B			B FA 86 B FA 86 C CH 77 B CH 76 C CH 75 B CH 74 4-2 12 BLK 12 S 55 SF7 BB	B SL 75 C FA 82 X SL 74 1-1 ②③ G6-4-3 1-2f		4	2	2	0	1	0	3
5 Nomar Garciaparra, R (1, 3) OBP: 0.328, SLG: 0.350	B FA 90 B FA 89 B CH 85 C FA 88 F FA 88 X FA 89 3-2 ① F8	B FA 90 B FA 89 X FA 86 2-0 ③ 2-H 1B		S FA 90 T FA 90 B FA 91 S SL 81 1-3 ③ K			1 SAFE 1 SAFE F CH 76 P PO 83 X CH 78 1-1 ① F8			4	0	1	0	0	1	5
12 Jeff Kent, R (1, 4) OBP: 0.371, SLG: 0.497	F FA 89 H FA 90 1-1 55 2B 1-2 2-3 HBP		B FA 87 T CH 76 C FA 88 F FA 89 F CH 79 B FA 90 X CH 77 2-2 ① F8		C FA 88 B FA 90 B CH 81 C CH 83 B SL 83 X CH 84 3-2 55 CS 2B		P PO 84 B CH 80 B CH 80 B FA 87 4-0 1B 1-3 BB			2	1	1	0	1	0	0
55 Russell Martin, R (1, 2) OBP: 0.390, SLG: 0.468	C FA 91 B FA 92 X FA 91 1-1 1B 1-H 2-H 3-H 2B		C FA 90 C FA 90 B CH 80 X CH 80 1-2 ② G5-3		B B FA 89 B FA 90 F CH 82 B B 4-2 ① 28 CS 2-3 BB		B CH 79 B CH 77 F CH 79 X CH 80 2-1 ② SF7 3-H			2	1	1	4	1	0	0
Luis Gonzalez, L (1, 7) OBP: 0.379, SLG: 0.430 Brady Clark, R (7, PR) OBP: 0.333, SLG: 0.349 (8, 7)	C SL 83 B FA 90 B FA 90 F CH 78 F SL 80 B FA 90 X CH 77 3-2 16 S 3-H 1B		B FA 91 C FA 89 X SL 80 1-1 2B		P PO 84 C FA 88 B FA 90 D CU 77 1 SAFE X CH 82 3-1 ② F8		1 SAFE C CH 80 B FA 86 X FA 88 1-1 28 FC6-4 1-2 1B			4 0	0 0	3 0	1 0	0 0	0 0	1 0
28 Andy LaRoche, R (1, 5) OBP: 0.429, SLG: 0.265	B FA 89 C FA 88 1 SAFE X CH 79 1-1 ② L7		C SL 81 D CH 81 S CH 79 B FA 91 D CH 80 X CH 78 3-2 ③ F7		C FA 91 C FA 91 0-2 ③ CS 1-2	B X SL 82 1-0 ① G5-3	B CH 80 X CH 80 1-0 ③ FC6-4 1-2f			4	0	0	0	0	0	4
16 Andre Ethier, L (1, 9) OBP: 0.321, SLG: 0.404	F SL 81 D SL 82 C FA 91 S SL 83 1-3 ③ K 1-2			C FA 88 B SL 79 C FA 89 B FA 88 B FA 89 X SL 79 3-2 9 1B 1B		B CU 76 B CU 73 F CH 82 S FA 91 X SL 84 2-2 31 SH1-4 1B		X CU 81 0-0 ① G4-3		4	0	2	0	0	1	1
31 Brad Penny, R (1, 1) OBP: 0.238, SLG: 0.200 Joe Beimel, L (8, 1) Olmedo Saenz, R (8, PH) OBP: 0.348, SLG: 0.447 6 Tony Abreu, S (8, PR) 43 Yhency Brazoban, R (9, 1)		F FA 86 F FA 87 X CU 77 0-2 ① F8		M FA 90 L FA 89 B FA 91 1 SAFE S FA 90 1-3 ① K		L SL 82 X 0-1 ② SH1-4 1-2		B CU 82 C CU 82 C CU 82 B SL 74 B CU 83 F CU 82 B CU 81 4-2 15 1B BB		2 0 0 0 0	0 0 0 0 0	0 0 0 0 0	0 0 0 0 0	1 0 1 0 0	1 0 0 0 0	1 0 0 0 0
Inning Stats	R: 4 E: 0 K: 1 S: 19 H: 4 LOB: 1 BB: 0 P: 32	R: 0 E: 1 K: 0 S: 8 H: 1 LOB: 2 BB: 0 P: 10	R: 0 E: 0 K: 0 S: 13 H: 1 LOB: 1 BB: 0 P: 20	R: 0 E: 0 K: 3 S: 14 H: 2 LOB: 2 BB: 0 P: 22	R: 0 E: 0 K: 0 S: 10 H: 1 LOB: 0 BB: 1 P: 19	R: 0 E: 0 K: 0 S: 8 H: 1 LOB: 1 BB: 0 P: 11	R: 1 E: 0 K: 0 S: 11 H: 1 LOB: 2 BB: 2 P: 22	R: 0 E: 0 K: 0 S: 7 H: 1 LOB: 2 BB: 1 P: 14		1B: 9 2B: 3 3B: 0 HR: 0	SF: 1 SAC: 1 DP: 1 HBP: 1	WP: 0 PB: 0 SB: 2 CS: 2	PA: 39			

	AB	31
	R	5
	H	12
	RBI	5
	BB	4
	SO	4
	LOB	17

PITCHER		IP	WLS	BF	H	R	ER	SO	BB	IBB	HBP	BLK	WP	HR	S	P	ERA	WHIP
39 Chris Capuano, L ERA: 4.13	(1, 1)	4.0	L	21	8	4	4	4	0	0	1	0	0	0	54	84	9.00	2.000
12 Carlos Villanueva, R ERA: 2.61	(5, 1)	2.0		7	2	0	0	0	1	0	0	0	0	0	18	30	0.00	1.500
Matt Wise, R ERA: 3.26	(7, 1)	1.0		6	1	1	1	0	2	0	0	1	0	0	11	22	9.00	3.000
Brian Shouse, L ERA: 3.97	(8, 1)	1.0		4	1	0	0	0	1	0	0	0	0	0	7	14	0.00	2.000

PITCHER	IP	WLS	BF	H	R	ER	SO	BB	IBB	HBP	BLK	WP	HR	S	P	ERA	WHIP

Chicago Cubs @ Los Angeles Dodgers

Dodger Stadium, Los Angeles, CA

Fri May 25 2007, 7:40 PM PDT

Att. 46,011 - Clear - 61 F

TOP

livebaseballscorecards.com

Batter	1	2	3	4	5	6	7	8	9	AB	R	H	RBI	BB	SO	LOB
12 Alfonso Soriano, R (1, 7) OBP: 0.352, SLG: 0.482	B FA 91 F FA 91 S FA 90 S CU 82 1-3 ① K		C CU 82 B FA 90 X FA 91 1-1 ②③ G6-4-3 1-2f			B FA 90 X FA 90 1-0 F8 S 25 2B 1B	C SL 86 D FA 94 F SL 87 X SL 86 1-2 1-H 2-H 2B	S CH 83 F FA 95 X CH 85 0-2 25 CS 1B		5	2	3	2	0	1	1
Mark DeRosa, R (1, 4) OBP: 0.362, SLG: 0.463	C FA 90 X FA 91 0-1 ② G5-3			C FA 89 B FA 90 B FA 90 B FA 90 B FA 90 4-1 25 G6-4-3 BB		D FA 89 B FA 90 B FA 90 C FA 90 C FA 90 X FA 90 3-2 ① F8 1-3	C FA 93 B FA 94 X FA 92 1-1 25 2B 3-H 2B	P PO 84 C CH 87 1 SAFE 1 SAFE X CH 87 1-1 ① L7		4	1	1	1	1	0	2
25 Derrek Lee, R (1, 3) OBP: 0.444, SLG: 0.547	B FA 92 C CU 82 B FA 91 X 2-1 ③ G4-3			X FA 90 0-0 ①② G6-4-3 1-2f		D SL 82 C FA 90 B FA 91 D SL 83 C SL 83 X CU 82 3-2 3-H 2B	D FA 96 C SL 85 B CH 86 X SL 86 2-1 16 CS 2-H 2B	C FA 94 S SL 84 B FA 93 B FA 94 B SL 86 F CH 83 F SL 83 S FA 95 3-3 ②③ K 1-2		5	0	2	2	0	1	2
16 Aramis Ramirez, R (1, 5) OBP: 0.346, SLG: 0.547		X FA 90 0-0 ① G6-3		B FA 91 B FA 91 X FA 91 2-0 ③ G5-3		C FA 91 B FA 91 X FA 91 1-1 ② F9	2 SAFE B FA 97 X FA 97 1-0 ② 15 1B 1B 2-3 1B		F FA 94 C CU 79 X SL 84 0-2 ① P6	5	1	1	0	0	0	1
15 Cliff Floyd, L (1, 9) OBP: 0.340, SLG: 0.389 29 Ángel Pagán, S (7, 8) OBP: 0.353, SLG: 0.594		B FA 90 B FA 90 B CU 81 C FA 90 F FA 90 B FA 91 4-2 FC4-6 BB			B CU 81 X CU 81 1-0 ① G4-3	C SL 83 B FA 91 D FA 91 F CU 83 D CH 87 B CU 83 4-2 BB	C CH 87 F FA 95 B FA 95 B SL 87 X FA 98 2-2 1B 1-3 2B 1B		B FA 95 B FA 94 F FA 92 C FA 94 C SL 84 2-3 ② K	2 1	1 0	1 0	0 0	2 0	0 1	0 0
Michael Barrett, R (1, 2) OBP: 0.304, SLG: 0.436		C FA 89 F FA 90 B FA 90 C FA 90 1-3 ② K			B FA 90 C FA 90 X FA 90 1-1 G4-3 E 1B	C SL 83 B FA 91 C CU 83 S CU 82 1-3 ③ K	C FA 97 B FA 98 X CH 87 1-1 2B E 1-2 3-H 1B		X FA 94 0-0 ③ F9	5	1	2	1	0	2	3
Jacque Jones, L (1, 8) OBP: 0.300, SLG: 0.345 (7, 9)		1 SAFE S SL 82 X SL 82 0-1 ③ FC4-6 1-2f			B FA 91 C SL 83 C FA 91 D SL 83 D FA 90 X SL 83 3-2 E4 G4-3 1-2		F FA 93 X FA 90 1-1 19 S 12 2B 1B B FA 97 C FA 98 X FA 98 1-1 E 1-3 2-H 2B			4	1	2	1	0	0	2
Cesar Izturis, S (1, 6) OBP: 0.325, SLG: 0.327			C FA 90 X CH 86 0-1 12 G6-4-3 1B		B FA 90 X SL 84 1-0 ② G4-3 1-2 2-3		F SAFE 1 SAFE B FA 91 B FA 90 X FA 90 2-1 ① F8 F FA 93 B CH 86 F SL 82 K CH 86 1-2 E5 2-3 3-H			4	0	1	0	0	0	4
30 Ted Lilly, L (1, 1) OBP: 0.091, SLG: 0.091 49 Carlos Marmol, R (5, 1) 19 Matt Murton, R (7, PH) OBP: 0.343, SLG: 0.366 43 Michael Wuertz, R (7, 1) Bob Howry, L (8, 1) 13 Will Ohman, L (8, 1) 37 Angel Guzman, R (8, 1)			M FA 90 M FA 90 M CU 81 0-3 ① K		F FA 90 S FA 90 S FA 90 0-3 ③ K		F SAFE 1 SAFE F FA 93 B FA 91 B FA 90 X FA 90 1-2 12 2B BB S SL 84 F CH 84 F FA 94 S SL 84 0-3 K			2 0 0 1 0 0 0 0	0 0 0 1 0 0 0 0	0 0 0 0 0 0 0 0	0 0 0 1 0 0 0 0	2 0 1 1 0 0 0 0	3 0 2 2 0 0 0 0
Inning Stats	R: 0 E: 0 K: 1 S: 7 H: 0 LOB: 0 BB: 0 P: 10	R: 0 E: 0 K: 1 S: 8 H: 0 LOB: 1 BB: 1 P: 13	R: 0 E: 0 K: 1 S: 7 H: 1 LOB: 0 BB: 0 P: 8	R: 0 E: 0 K: 0 S: 3 H: 0 LOB: 0 BB: 1 P: 9	R: 0 E: 1 K: 1 S: 10 H: 1 LOB: 2 BB: 0 P: 16	R: 1 E: 0 K: 1 S: 14 H: 2 LOB: 2 BB: 1 P: 27	R: 7 E: 1 K: 1 S: 30 H: 8 LOB: 2 BB: 1 P: 46	R: 0 E: 0 K: 1 S: 11 H: 1 LOB: 0 BB: 0 P: 14	R: 0 E: 0 K: 1 S: 7 H: 0 LOB: 0 BB: 0 P: 9	1B: 8 2B: 5 3B: 0 HR: 0 SF: 0 SAC: 0 DP: 2 HBP: 0						

AB	38
R	8
H	13
RBI	7
BB	4
SO	8
LOB	20

WP: 0 PB: 0 SB: 2 CS: 2 PA: 42

PITCHER		IP	WLS	BF	H	R	ER	SO	BB	IBB	HBP	BLK	WP	HR	S	P	ERA	WHIP
Derek Lowe, R ERA: 3.64	(1, 1)	6.0		24	4	1	1	5	3	0	0	0	0	0	49	83	1.50	1.167
Joe Beimel, L ERA: 4.15	(7, 1)	0.1		2	1	1	1	0	0	0	0	0	0	0	4	6	27.00	3.000
43 Yhency Brazoban, R ERA: 27.0	(7, 1)	0.0		3	2	2	2	0	1	0	0	0	0	0	7	13	∞	∞
51 Jonathan Broxton, R ERA: 1.78	(7, 1)	0.1	B	5	5	3	3	0	0	0	0	0	0	0	10	17	81.00	15.000
Rudy Seanez, R ERA: 2.7	(7, 1)	1.1	W	5	1	1	0	2	0	0	0	0	0	0	20	24	0.00	0.750

PITCHER		IP	WLS	BF	H	R	ER	SO	BB	IBB	HBP	BLK	WP	HR	S	P	ERA	WHIP
44 Takashi Saito, R ERA: 1.64	(9, 1)	1.0	S	3	0	0	0	1	0	0	0	0	0	0	7	9	0.00	0.000

Batter	1	2	3	4	5	6	7	8	9	AB	R	H	RBI	BB	SO	LOB
15 Rafael Furcal, S (1, 6) OBP: 0.369, SLG: 0.370	X FA 88 0-0 ① P3		C FA 88 F FA 89 X FA 90 0-2 ① G4-3		F FA 88 B CU 70 F FA 88 X SL 82 1-2 ① G5-3	C CU 82 X CU 79 0-1 ②③ G1-6-3 1-2f		F FA 93 X FA 95 0-1 5 G6-4-3 1-2 2-3 3-H 1B		5	0	1	1	0	0	2
9 Juan Pierre, L (1, 8) OBP: 0.306, SLG: 0.309	B FA 86 F FA 86 X CU 77 1-1 ② G1-3		X FA 88 0-0 5 CS 1B		B FA 87 F FA 86 F FA 88 X SL 83 1-2 5 BB 12 2B 1B		B FA 92 X FA 92 1-0 ① B2-3	B FA 94 X FA 93 1-0 ① SF8 3-H		4	1	2	1	0	0	0
5 Nomar Garciaparra, R (1, 3) OBP: 0.335, SLG: 0.356	F FA 88 B CH 79 B CH 80 X CH 80 2-1 55 1B 2B		1 SAFE 1 SAFE B FA 89 1 SAFE 1 SAFE B FA 89 B SL 82 S FA 89 B SL 82 4-1 ② 12 HR 1-2 BB		B FA 89 1 SAFE B SL 80 B CU 73 B FA 88 4-0 12 2B 1-2 BB		S SL 87 X SL 88 0-1 ② F8	F FA 94 X FA 94 0-1 ②③ G6-4-3 1-2f		3	3	1	0	2	0	2
12 Jeff Kent, R (1, 4) OBP: 0.379, SLG: 0.524	B S FA 88 B FA 90 F FA 89 D SL 83 B FA 90 4-2 55 1B BB		C SL 82 X FA 91 0-1 1-H HR		2 SAFE C FA 90 X SL 82 0-1 1-H 2-H 2B		B FA 94 X FA 94 1-0 ③ F8			3	1	2	4	1	0	0
55 Russell Martin, R (1, 2) OBP: 0.398, SLG: 0.472	C FA 90 C CU 70 F FA 91 X CU 72 0-2 1-2 2-H 1B		B FA 89 F FA 89 B FA 90 B SL 82 B FA 90 4-1 BB		C CU 82 X CU 80 0-1 ② L5			C FA 93 B FA 93 B FA 92 F FA 92 X FA 93 2-2 6 1B 1B 1B 1B		3	1	2	1	1	0	1
Luis Gonzalez, L (1, 7) OBP: 0.376, SLG: 0.425	B FA 89 X SL 83 1-0 ③ L9		1 SAFE B FA 88 B FA 87 1 SAFE S FA 90 F FA 90 X CU 68 2-2 ③ F8		C CU 82 B CU 80 C FA 94 S CU 79 1-3 ③ K			C FA 91 B FA 93 F FA 92 B SL 88 X FA 93 2-2 6 1B 1B 28 WP 1B 1-2			4	1	1	0	0	1	4
6 Tony Abreu, S (1, 5) OBP: 0.286, SLG: 0.429		B FA 86 X FA 87 1-0 ① F8		C FA 86 X SL 79 0-1 ① G6-3		B CU 80 X FA 93 1-0 16 G5-3 2B		B FA 92 X FA 92 1-0 28 WP 1B 15 1B 1-2 2-3 1B		4	1	2	0	0	0	0
16 Andre Ethier, L (1, 9) OBP: 0.314, SLG: 0.396 Olmedo Saenz, R (8, PH) OBP: 0.362, SLG: 0.462 Brady Clark, R (8, PR) OBP: 0.333, SLG: 0.349 (9, 9)		B FA 87 X FA 87 1-0 ② G1-3		C FA 86 C CU 66 F FA 89 F FA 90 B SL 84 S SL 83 1-3 ② K		B FA 94 F FA 93 X CU 82 1-1 ① G5-3 2-3		B SL 84 S SL 83 S SL 85 F SL 85 B SL 84 F SL 83 F FA 91 X FA 93 2-2 15 1B 28 WP 9 SF8 1-2 2-3 3-H 1B		3 1 0	0 0 1	0 1 0	0 1 0	0 0 0	1 0 0	1 0 0
Derek Lowe, R (1, 1) OBP: 0.217, SLG: 0.105 Wilson Betemit, S (6, PH) OBP: 0.320, SLG: 0.388 Joe Beimel, L (7, 1) 43 Yhency Brazoban, R (7, 1) 51 Jonathan Broxton, R (7, 1) Rudy Seanez, R (7, 1) 28 Andy LaRoche, R (8, PH) OBP: 0.440, SLG: 0.265 44 Takashi Saito, L (9, 1)		B FA 88 F FA 89 S FA 87 X CU 70 1-2 ③ G1-3		B FA 88 F FA 88 F FA 87 C SL 80 1-3 ③ K		B CU 79 B CU 81 B FA 93 B FA 92 4-0 15 G1-6-3 BB		B SL 88 B SL 84 B FA 93 B FA 94 4-0 15 1B 1-2 2-3 3-H BB		2 0 0 0 0 0 0 0 0	0 0 0 0 0 0 0 0 0	0 0 0 0 0 0 0 0 0	0 0 0 0 0 0 0 1 0	0 1 0 0 0 0 0 0 0	1 0 0 0 0 0 0 0 0	0 0 0 0 0 0 0 0 0
Inning Stats	R: 1 E: 0 K: 0 S: 12 H: 2 LOB: 2 BB: 1 P: 20	R: 0 E: 0 K: 0 S: 5 H: 0 LOB: 0 BB: 0 P: 8	R: 2 E: 0 K: 0 S: 11 H: 2 LOB: 1 BB: 2 P: 21	R: 0 E: 0 K: 2 S: 10 H: 0 LOB: 0 BB: 0 P: 12	R: 2 E: 0 K: 1 S: 13 H: 2 LOB: 1 BB: 1 P: 20	R: 0 E: 0 K: 0 S: 5 H: 1 LOB: 1 BB: 1 P: 11	R: 0 E: 0 K: 0 S: 4 H: 0 LOB: 0 BB: 0 P: 6	R: 4 E: 0 K: 0 S: 18 H: 5 LOB: 2 BB: 1 P: 30		1B: 8 2B: 3 3B: 0 HR: 1 SF: 1 SAC: 0 DP: 2 HBP: 0					

PITCHER		IP	WLS	BF	H	R	ER	SO	BB	IBB	HBP	BLK	WP	HR	S	P	ERA	WHIP
30 Ted Lilly, L ERA: 3.2	(1, 1)	4.1		22	6	5	5	2	4	0	0	0	0	1	46	75	10.38	2.308
49 Carlos Marmol, R ERA:	(5, 1)	1.2		6	1	0	0	1	1	0	0	0	0	0	10	17	0.00	1.200
43 Michael Wuertz, R ERA: 1.71	(7, 1)	1.0	H	3	0	0	0	0	0	0	0	0	0	0	4	6	0.00	0.000
Bob Howry, R ERA: 5.56	(8, 1)	0.0		3	3	3	3	0	0	0	0	0	0	0	7	12	∞	∞
13 Will Ohman, L ERA: 4.97	(8, 1)	0.0	L	1	1	0	0	0	0	0	0	0	0	0	6	8	∞	∞

PITCHER		IP	WLS	BF	H	R	ER	SO	BB	IBB	HBP	BLK	WP	HR	S	P	ERA	WHIP
37 Angel Guzman, R ERA: 2.84	(8, 1)	1.0	B	4	1	1	1	0	1	0	0	0	1	0	5	10	9.00	2.000

BOTTOM

Chicago Cubs @ Los Angeles Dodgers

Dodger Stadium, Los Angeles, CA

Fri May 25 2007, 7:40 PM PDT

Att. 46,011 - Clear - 61 F

livebaseballscorecards.com

AB	32
R	9
H	12
RBI	8
BB	6
SO	3
LOB	10

WP: 1 PA: 39
PB: 0
SB: 0
CS: 1

Batter	1	2	3	4	5	6	7	8	9	AB	R	H	RBI	BB	SO	LOB
12 Alfonso Soriano, R (1, 7) OBP: 0.349, SLG: 0.477	S FA 88 X FA 87 0-1 ① G4-3	C FA 84 S FA 89 S FA 89 0-3 ③ K		X FA 88 0-0 1-2 2-H 1B			C CU 81 F FA 95 B FA 90 B FA 97 F SL 89 T FA 96 2-2 ① K			4	0	1	1	0	2	2
29 Ángel Pagán, S (1, 8) OBP: 0.316, SLG: 0.528	B FA 89 C FA 87 B CU 75 X FA 88 2-1 ② F7		L CH 83 B CU 74 S CU 73 C FA 89 1-3 ① K	C CU 74 B CU 75 B FA 89 F FA 84 S CU 74 2-3 ③ K			B FA 95 B FA 95 C FA 94 B FA 95 X FA 96 3-1 ② G1-3			4	0	0	0	0	2	2
25 Derrek Lee, R (1, 3) OBP: 0.435, SLG: 0.534	F FA 90 B FA 84 S FA 84 F FA 90 X FA 84 1-2 ③ F8		B FA 88 C CU 74 C FA 85 B FA 88 X FA 90 2-2 ② L3		X FA 87 0-0 ① G5-3		C FA 94 C SL 89 F CU 82 X FA 96 0-2 ③ G4-3			4	0	0	0	0	0	0
16 Aramis Ramirez, R (1, 5) OBP: 0.349, SLG: 0.563		X FA 88 0-0 HR	S FA 88 S FA 89 T FA 90 0-2 ③ K		B CH 82 C CH 82 C CU 73 B FA 88 X CU 73 2-2 G6-4-3 1B			B FA 95 C CU 82 X SL 88 1-1 ① P4		4	1	2	1	0	1	0
Mark DeRosa, R (1, 4) OBP: 0.359, SLG: 0.480		B FA 86 X FA 89 1-0 HR		B CU 73 F FA 87 X FA 84 1-1 ① F7	B CU 73 X CH 83 1-0 ② ③ G6-4-3 1-2f			F FA 94 B FA 88 F FA 95 C SL 90 1-3 ② K		4	1	1	1	0	1	1
19 Matt Murton, R (1, 9) OBP: 0.349, SLG: 0.381		F FA 84 F FA 87 B FA 89 X FA 84 1-2 1B 24 WP 1B		B FA 87 C CU 74 F SL 83 X FA 89 1-2 24 1B 2B		C FA 91 F FA 90 B CU 77 B FA 91 F FA 92 B FA 96 X FA 94 3-2 ① G1-3		C CU 83 B FA 93 B CU 82 C SL 88 X FA 96 2-2 ③ G4-3		4	1	2	0	0	0	0
24 Henry Blanco, R (1, 2) OBP: 0.250, SLG: 0.273		C CU 74 F FA 88 B CU 74 X FA 84 1-2 ① G5-3 1-2		C FA 84 X FA 90 0-1 FC6-4 2-H 1B		B FA 94 S FA 96 F FA 97 S CU 82 1-3 ② K			C CU 82 B CH 83 B FA 95 B FA 95 S FA 93 X FA 96 3-2 ① G4-3	4	0	1	1	0	1	1
Cesar Izturis, S (1, 6) OBP: 0.331, SLG: 0.333		X FA 88 0-0 38 SH2-3 2-3 1B		F FA 89 B CU 75 1 SAFE S CU 74 X CU 74 1-2 ② FC6-4 38 1B 12 1B 1-2f		X FA 96 0-0 1B			C CU 77 B SL 84 C FA 95 B SL 84 X FA 95 2-2 ② G4-3	4	1	2	0	0	0	1
38 Carlos Zambrano, S (1, 1) OBP: 0.250, SLG: 0.417 13 Will Ohman, L (8, 1) 32 Daryle Ward, L (9, PH) OBP: 0.455, SLG: 0.412 46 Ryan Dempster, R (9, 1)		B FA 90 1 SAFE F FA 84 D CU 76 X FA 90 2-1 ② SH2-3 1-2		B FA 88 B FA 89 S FA 88 F FA 87 X FA 84 2-2 12 1B 1-2 1B		X FA 92 0-0 ③ G4-3			B CU 76 S CH 85 B CU 76 S CH 84 F FA 96 B FA 95 F FA 95 S CH 85 3-3 ③ K	2 0 1 0	0 0 0 0	1 0 0 0	0 0 0 0	0 0 1 0	0 0 0 0	1 0 0 0
Inning Stats	R: 0 E: 0 K: 0 S: 8 H: 0 LOB: 0 BB: 0 P: 11	R: 2 E: 0 K: 1 S: 14 H: 4 LOB: 2 BB: 0 P: 19	R: 0 E: 0 K: 2 S: 9 H: 0 LOB: 0 BB: 0 P: 12	R: 2 E: 0 K: 1 S: 17 H: 4 LOB: 2 BB: 0 P: 24	R: 0 E: 0 K: 0 S: 5 H: 1 LOB: 0 BB: 0 P: 8	R: 0 E: 0 K: 1 S: 9 H: 1 LOB: 1 BB: 0 P: 13	R: 0 E: 0 K: 1 S: 10 H: 0 LOB: 0 BB: 0 P: 15	R: 0 E: 0 K: 1 S: 8 H: 0 LOB: 0 BB: 0 P: 12	R: 0 E: 0 K: 1 S: 11 H: 0 LOB: 0 BB: 0 P: 19	1B: 7 2B: 1 3B: 0 HR: 2 SF: 0 SAC: 1 DP: 1 HBP: 0						

PITCHER		IP	WLS	BF	H	R	ER	SO	BB	IBB	HBP	BLK	WP	HR	S	P	ERA	WHIP
Mark Hendrickson, L ERA: 3.62	(1, 1)	5.0	L	23	9	4	4	4	0	0	0	0	1	2	53	74	7.20	1.800
58 Chad Billingsley, R ERA: 4.15	(6, 1)	3.0		10	1	0	0	3	0	0	0	0	0	0	27	40	0.00	0.333
Brett Tomko, R ERA: 6.14	(9, 1)	1.0		3	0	0	0	1	0	0	0	0	0	0	11	19	0.00	0.000

PITCHER	IP	WLS	BF	H	R	ER	SO	BB	IBB	HBP	BLK	WP	HR	S	P	ERA	WHIP

Chicago Cubs @ Los Angeles Dodgers

Dodger Stadium, Los Angeles, CA

Sat May 26 2007, 12:55 PM PDT

Att. 48,243 - Sunny - 73 F

TOP

livebaseballscorecards.com

AB	35
R	4
H	10
RBI	4
BB	0
SO	8
LOB	8

PA: 36

WP: 1
PB: 0
SB: 0
CS: 0

Batter	1	2	3	4	5	6	7	8	9	AB	R	H	RBI	BB	SO	LOB
9 Juan Pierre, L (1, 8) OBP: 0.309, SLG: 0.313	B CH 87 X FA 89 1-0 ① F9			B FA 89 C FC 88 B CH 86 X FA 92 2-1 55 G5-3, 6 1B, 1B		C SL 86 F CH 83 X FC 89 0-2 ① F8		C FC 89 X FC 89 0-1 5 1B, 1-2, 1B		4	0	2	0	0	0	0
6 Tony Abreu, S (1, 4) OBP: 0.273, SLG: 0.364	C FA 91 S CH 85 B SL 84 S FA 91 1-3 ② K			C CH 87 1 SAFE X CH 82 0-1 55 G5-3, 1-2, 1B		F B FA 88 F FA 91 B FA 93 F FA 92 B SI 89 F FC 90 F FC 90 X FA 91 3-2 ② G6-3		C FA 90 C FA 91 F FA 92 S FC 88 0-3 ② K		4	0	1	0	0	2	2
5 Nomar Garciaparra, R (1, 3) OBP: 0.333, SLG: 0.353 28 Andy LaRoche, R (9, 7) OBP: 0.440, SLG: 0.265	F FA 92 B FA 92 F SL 82 S FA 91 1-3 ③ K			F SL 81 X FA 91 0-1 ① P3		B SL 84 B FA 93 C FA 94 F FA 92 X FA 94 2-2 ③ F9		X FA 92 0-0 55 BB, 1-3, 2-H, 1B		4 0	0 0	1 0	1 0	0 0	1 0	2 0
55 Russell Martin, R (1, 2) OBP: 0.395, SLG: 0.463		B F FA 89 B SL 80 B FA 92 S FA 92 S FA 93 3-3 ① K		B FC 89 F SL 80 S SL 81 2 SAFE F FA 91 X FA 91 1-2 ② G5-3, 1-2, 2-3			M SL 78 S CH 82 S FC 84 0-3 ① K	B FA 93 C FA 91 B SL 81 B FC 90 C FC 91 F FA 93 B FA 93 4-2 BB, 1-2		3	0	0	0	1	2	2
Luis Gonzalez, L (1, 7) OBP: 0.376, SLG: 0.423 12 Jeff Kent, R (8, PH) OBP: 0.377, SLG: 0.521 Brett Tomko, R (9, 1)		B FC 90 C FA 94 X FA 92 1-1 ② G5-4-3, 1B		C B FC 90 B FA 94 S CH 83 F FA 93 B C 3-3 ③ K			B FA 92 B FC 89 C FA 91 B FA 92 F FA 93 X FA 92 3-2 ② L8	F SL 83 F FA 92 D SL 83 C SL 82 1-3 ③ K		3 1 0	0 0 0	1 0 0	0 0 0	0 1 0	1 3 0	2 3 0
Wilson Betemit, S (1, 5) OBP: 0.317, SLG: 0.417		B CH 82 C FA 92 C FA 90 B CH 84 X FA 94 2-2 ② ③ G5-4-3, 1-2f			B FA 89 C FA 90 F CH 86 B FA 92 C FA 92 2-3 ① K		S FA 92 F FA 94 X FA 94 0-2 HR		S FA 92 C CH 82 S CH 85 0-3 ① K	4	1	1	1	0	2	1
16 Andre Ethier, L (1, 9) OBP: 0.319, SLG: 0.405			C FA 89 B FA 88 X CH 81 1-1 ① L7		X FC 88 0-0 18 G1-3, 2B	F FA 96 B CH 86 B FA 95 F FA 92 F FA 95 B CH 86 X FA 95 3-2 ③ G4-3			X FA 94 0-0 1B, 1B	4	0	2	0	0	0	0
18 Ramon Martinez, R (1, 6) OBP: 0.226, SLG: 0.196 Mike Lieberthal, R (9, PH) OBP: 0.280, SLG: 0.292			B FA 90 C FA 85 X FA 88 1-1 ② G3-1	C FA 90 F FC 89 F SL 79 B FA 92 F FC 90 X SL 79 1-2 ② G1-3, 2-3				B FC 88 C FA 88 X FA 90 1-1 ① G3-1	X FA 93 0-0 G6-4-3, 1-2, 1B	3 1	0 0	0 1	0 0	0 0	0 0	1 0
Mark Hendrickson, L (1, 1) Brady Clark, R (5, PH) OBP: 0.327, SLG: 0.341 58 Chad Billingsley, R (6, 1) Olmedo Saenz, R (8, PH) OBP: 0.367, SLG: 0.463 (9, 3)			C FA 89 S FA 92 S FA 93 0-3 ③ K		B SL 78 X FA 90 1-0 ③ L3			B FA 92 B FA 91 C FA 92 C FA 91 X FA 93 2-2 9 1B, 5 1B, 1B	S SL 88 X SL 88 0-1 ② ③ G6-4-3, 1-2f	1 1 0 2	0 0 0 1	0 0 0 1	0 0 0 0	0 0 0 0	1 0 0 2	0 1 0 2
Inning Stats	R: 0 E: 0 K: 2 S: 7 H: 0 LOB: 0 BB: 0 P: 10	R: 0 E: 0 K: 1 S: 8 H: 1 LOB: 0 BB: 0 P: 14	R: 0 E: 0 K: 1 S: 7 H: 0 LOB: 0 BB: 0 P: 9	R: 0 E: 0 K: 1 S: 14 H: 2 LOB: 2 BB: 0 P: 20	R: 0 E: 0 K: 1 S: 10 H: 1 LOB: 1 BB: 0 P: 14	R: 0 E: 0 K: 0 S: 12 H: 0 LOB: 0 BB: 0 P: 17	R: 1 E: 0 K: 1 S: 13 H: 1 LOB: 0 BB: 0 P: 19	R: 1 E: 0 K: 2 S: 18 H: 3 LOB: 3 BB: 1 P: 26	R: 0 E: 0 K: 1 S: 7 H: 2 LOB: 1 BB: 0 P: 7	1B: 8 2B: 1 3B: 0 HR: 1	SF: 0 SAC: 0 DP: 2 HBP: 0			WP: 0 PB: 0 SB: 0 CS: 0	PA: 36		

PITCHER	IP	WLS	BF	H	R	ER	SO	BB	IBB	HBP	BLK	WP	HR	S	P	ERA	WHIP
38 Carlos Zambrano, R (1, 1) ERA: 5.24	7.2	W	31	8	2	2	8	1	0	0	0	0	1	86	125	2.35	1.174
13 Will Ohman, L (8, 1) ERA: 4.85	0.1	H	1	0	0	0	1	0	0	0	0	0	0	3	4	0.00	0.000
46 Ryan Dempster, R (9, 1) ERA: 3.97	1.0	S	4	2	0	0	1	0	0	0	0	0	0	7	7	0.00	2.000

PITCHER	IP	WLS	BF	H	R	ER	SO	BB	IBB	HBP	BLK	WP	HR	S	P	ERA	WHIP

BOTTOM

Chicago Cubs @ Los Angeles Dodgers

Dodger Stadium, Los Angeles, CA

Sat May 26 2007, 12:55 PM PDT

Att. 48,243 - Sunny - 73 F

livebaseballscorecards.com

AB	35
R	2
H	10
RBI	2
BB	1
SO	10
LOB	16

Batter	1	2	3	4	5	6	7	8	9	10	11	AB	R	H	RBI	BB	SO	LOB
12 Alfonso Soriano, R (1, 7) OBP: 0.356, SLG: 0.477	C FA 89 F FA 90 B FA 92 F FA 91 B FA 92 F FA 92 X CU 68 2-2 G6-3		B CU 67 X CU 78 1-0 2 FC1-4 1B		F FA 91 S SL 82 B FA 92 F SL 81 B FA 92 B CU 70 F CH 81 F FA 92 F SL 81 4-2 B FA 90 BB			S SL 84 S SL 82 B SL 85 X SL 83 1-2 2 1B 25 1B	C SL 88 S FA 99 X FA 100 0-2 G6-4-3 1-2f			4	1	2	0	1	0	1
2 Ryan Theriot, R (1, 4) OBP: 0.346, SLG: 0.340	B FA 89 C FA 90 C SL 79 X CU 78 1-2 G6-3		1 SAFE 1 SAFE F FA 91 X FA 91 0-1 FC1-4 1-2f		B SL 81 C SL 80 B SL 81 F SL 79 X CU 79 2-2 G3-1			1 SAFE P PO 78 L SL 84 P PO 85 F FA 92 1 SAFE F FA 93 X FA 94 2-2 FC1-5 25 1B 1-3 1B		B FA 98 C FA 98 B FA 98 C FA 96 B FA 99 F FA 97 C SL 89 3-3 K		5	0	1	0	0	1	4
25 Derrek Lee, R (1, 3) OBP: 0.429, SLG: 0.524	C FA 91 B FA 88 C CU 67 X FA 92 1-2 F8			C FA 89 B SL 82 B CU 66 B CH 78 F FA 91 F FA 91 F CU 79 S CH 80 3-3 K		B FA 88 X FA 89 1-0 G5-3		C CH 83 X FA 94 0-1 F8 FC1-5 1-2 3-H 1B		S CH 89 S FA 99 F SL 90 B FA 99 F FA 100 S SL 89 1-3 K		5	0	1	1	0	2	0
Michael Barrett, R (1, 2) OBP: 0.301, SLG: 0.425		B FA 89 B FA 89 B FA 90 B FA 86 4-0 CS 19 E BB		B FA 90 B FA 92 X FA 91 2-0 G5-3		B CH 77 B FA 90 B FA 90 C FA 89 X FA 91 3-1 P2		L SL 83 X SL 81 0-1 FC1-5 19 BB 1-2 2-3f		C FA 99 F FA 99 F FA 99 X SL 88 0-2 G6-3		4	0	0	0	1	0	2
Mark DeRosa, R (1, 5) OBP: 0.347, SLG: 0.462		C FA 90 F CU 65 B FA 90 F CU 67 T FA 87 1-2 K		B CH 81 F CH 80 X CU 68 1-1 G6-3		C CU 66 B FA 88 X CU 66 1-1 G6-3		X FA 92 0-0 F8 2-3			C FA 95 B CU 82 B FA 94 B FA 95 F FA 94 X FA 91 3-2 L8	5	0	0	0	0	1	3
19 Matt Murton, R (1, 9) OBP: 0.351, SLG: 0.386		X FA 88 0-0 E6 1-2			C FA 88 C CU 66 B FA 91 F FA 91 B CU 68 B SL 79 X FA 91 3-2 29 1B 2B		B SL 84 X FA 93 1-0 P2	B SL 84 D CH 86 C SL 83 F FA 92 F FA 94 B SL 83 B SL 81 4-2 1-2 BB			B FA 96 C FA 96 C CU 81 B FA 96 X SL 89 2-2 L6	4	0	1	0	1	0	1
29 Ángel Pagán, S (1, 8) OBP: 0.341, SLG: 0.564 16 Aramis Ramirez, R (8, PH) OBP: 0.347, SLG: 0.559 Jacque Jones, L (8, 8) OBP: 0.298, SLG: 0.342		C CU 66 T CU 66 B FA 91 F CU 68 S CU 67 1-3 K			X CU 66 0-0 WP 2-3 1B		B FA 93 X FA 92 1-0 G3 2B	X FA 88 0-0 F9			C FA 96 F CU 82 X CU 82 0-2 G2-3	3 1 1	0 0 0	2 0 0	0 0 0	0 0 0	1 0 0	2 3 0
Cesar Izturis, S (1, 6) OBP: 0.328, SLG: 0.325		B CU 65 B FA 89 B CH 79 3-0 CS 2-3	X SL 85 0-0 F9		B CU 66 B FA 91 B CH 79 C FA 90 X SL 80 3-1 G5-3 1-2		D FA 92 X CH 87 1-0 G3 2-3		B FA 96 B FA 96 C FA 98 B FA 96 B FA 97 4-1 12 G6-4-3 BB			3	0	0	0	1	0	3
53 Rich Hill, L (1, 1) OBP: 0.091, SLG: 0.095 32 Daryle Ward, L (7, PH) OBP: 0.444, SLG: 0.400 43 Michael Wuertz, R (7, 1) 47 Scott Eyre, L (8, 1) Bob Howry, L (8, 1) 15 Cliff Floyd, L (9, PH) OBP: 0.357, SLG: 0.385 37 Angel Guzman, R (9, 1) 49 Carlos Marmol, R (11, 1)		B CH 79 B CH 79 C F S 2-3 K		C FA 90 P PO 79 S SL 81 D SL 82 B FA 90 S FA 88 3-3 K		T CH 86 B FA 93 F FA 93 X CH 88 1-2 L4		C FA 98 C FA 97 B FA 99 B FA 99 S FA 99 2-3 K			2 1 0 0 0 1 0	0 0 0 0 0 0 0	0 0 0 0 0 0 0	0 0 0 0 0 1 0	2 0 0 0 0 0 0	2 1 0 0 0 1 0
Inning Stats	R: 0 E: 0 K: 0 S: 11 H: 0 LOB: 0 BB: 0 P: 15	R: 0 E: 1 K: 2 S: 9 H: 0 LOB: 1 BB: 1 P: 18	R: 0 E: 0 K: 1 S: 7 H: 1 LOB: 1 BB: 0 P: 10	R: 0 E: 0 K: 1 S: 8 H: 0 LOB: 0 BB: 0 P: 14	R: 0 E: 0 K: 1 S: 20 H: 2 LOB: 3 BB: 1 P: 34	R: 0 E: 0 K: 0 S: 5 H: 0 LOB: 0 BB: 0 P: 10	R: 0 E: 0 K: 0 S: 6 H: 1 LOB: 1 BB: 0 P: 10	R: 1 E: 0 K: 0 S: 18 H: 3 LOB: 3 BB: 1 P: 23	R: 0 E: 0 K: 1 S: 7 H: 0 LOB: 0 BB: 1 P: 13	R: 0 E: 0 K: 2 S: 13 H: 0 LOB: 0 BB: 0 P: 17	R: 0 E: 0 K: 0 S: 9 H: 0 LOB: 0 BB: 0 P: 14	1B: 5 2B: 2 3B: 0 HR: 0 SF: 0 SAC: 0 DP: 1 HBP: 0	WP: 1 PB: 0 SB: 0 CS: 1 PA: 44					

PITCHER		IP	WLS	BF	H	R	ER	SO	BB	IBB	HBP	BLK	WP	HR	S	P	ERA	WHIP
52 Randy Wolf, L ERA: 3.41	(1, 1)	6.0		23	3	0	0	5	2	0	0	0	1	0	60	101	0.00	0.833
Rudy Seanez, R ERA: 2.88	(7, 1)	1.2		10	4	1	1	0	1	0	0	0	0	0	23	32	5.40	3.000
Joe Beimel, L ERA: 4.09	(8, 1)	0.1		1	0	0	0	0	0	0	0	0	0	0	1	1	0.00	0.000
51 Jonathan Broxton, R ERA: 1.65	(9, 1)	2.0		6	0	0	0	3	1	0	0	0	0	0	20	30	0.00	0.500
58 Chad Billingsley, R ERA: 4.0	(11, 1)	1.0	W	3	0	0	0	0	0	0	0	0	0	0	9	14	0.00	0.000

PITCHER	IP	WLS	BF	H	R	ER	SO	BB	IBB	HBP	BLK	WP	HR	S	P	ERA	WHIP

TOP

Chicago Cubs @ Los Angeles Dodgers

Dodger Stadium, Los Angeles, CA

Sun May 27 2007, 1:10 PM PDT

Att. 51,196 - Sunny - 71 F

livebaseballscorecards.com

AB	39
R	1
H	7
RBI	1
BB	4
SO	8
LOB	23

Batter	1	2	3	4	5	6	7	8	9	10	11	AB	R	H	RBI	BB	SO	LOB
15 Rafael Furcal, S (1, 6) OBP: 0.375, SLG: 0.373	X FA 91 0-0 9 CS 1B			X FA 91 0-0 ① G4-3		B CU 73 X SL 84 1-0 1B		B FA 94 F FA 94 F FA 94 X FA 93 1-2 ③ F9			B FA 92 2 SAFE I IN 76 I IN 81 I IN 81 4-0 9 HBP 1-2 2-3 IBB	4	0	2	0	1	0	0
9 Juan Pierre, L (1, 8) OBP: 0.307, SLG: 0.307	C FA 92 B FA 91 F FA 92 F CU 74 B FA 92 F CU 73 B CU 73 1 SAFE X FA 92 3-2 ①② F7 1-2			B FA 92 C FA 92 F CU 75 B FA 91 X SL 85 2-2 ② F8		X FA 92 0-0 ② F9			B FA 95 C FA 93 X FA 96 1-1 ① F9		C CU 80 B CU 81 F FA 94 B FA 95 H CU 81 3-2 1-2 2-3 3-H HBP	4	0	0	1	0	0	2
55 Russell Martin, R (1, 2) OBP: 0.387, SLG: 0.452	X FA 92 0-0 ③ G4-3			C FA 92 B CU 74 F FA 92 B FA 92 B FA 92 S FA 91 3-3 ③ K		B SL 84 X FA 92 1-0 ③ F9			B SL 87 B FA 97 F FA 96 X FA 96 2-1 ② G1-3			4	0	0	0	0	1	1
12 Jeff Kent, R (1, 4) OBP: 0.369, SLG: 0.509		X FA 91 0-0 ① G5-3			C FA 90 C CU 73 B SL 87 B FA 92 S CU 73 2-3 ① K		C SL 86 B FA 94 S SL 87 X SL 88 1-2 ① F8			C SL 88 X CU 80 0-1 ③ P3		4	0	0	0	0	1	0
Olmedo Saenz, R (1, 3) OBP: 0.358, SLG: 0.432		B FA 91 B CH 82 C FA 90 B FA 91 F FA 90 B CU 74 4-2 L3 BB			B FA 91 X 1-0 ② G6-3		S SL 87 S SL 88 D SL 87 X FA 95 1-2 ② P3			B SL 87 C FA 95 F SL 86 B FA 95 S SL 86 2-3 ① K		3	0	0	0	1	1	0
Luis Gonzalez, L (1, 7) OBP: 0.373, SLG: 0.419		X CU 74 0-0 ②③ L3 1-1			B FA 92 X FA 92 1-0 28 BB 1B		B FA 95 B CH 86 F FA 95 X FA 95 2-1 ③ L8			B FA 95 S SL 89 B FA 96 X FA 95 2-1 ② G4-3		4	0	1	0	0	0	1
28 Andy LaRoche, R (1, 5) OBP: 0.442, SLG: 0.257		C FA 91 B FA 91 B X 2-1 ① F7			F FA 91 B FA 92 B FA 92 B FA 92 F FA 92 B CU 73 4-2 1-2 BB			S SL 81 F SL 83 X SL 84 0-2 HR		B FA 97 F FA 95 B FA 97 X SL 89 2-1 ③ G3		1	0	0	0	1	0	0
16 Andre Ethier, L (8, PH) OBP: 0.321, SLG: 0.427 (9, 9)												2	1	1	1	0	0	0
Brady Clark, R (1, 9) OBP: 0.314, SLG: 0.326 5 Nomar Garciaparra, R (8, PH) OBP: 0.332, SLG: 0.351 51 Jonathan Broxton, R (9, 1) 58 Chad Billingsley, R (11, 1) 18 Ramon Martinez, R (11, PH) OBP: 0.238, SLG: 0.196		S SL 84 X FA 90 0-1 ② G4-3			B CU 72 X SL 83 1-0 ③ G6-3			F X 0-1 ① F8			C SL 87 F FA 91 B CU 80 B CU 78 B FA 96 B FA 93 4-2 15 S 9 HBP BB BB	2	0	0	0	0	0	2
												1	0	0	0	0	0	0
												0	0	0	0	0	0	0
												0	0	0	0	0	0	0
												0	1	0	0	1	0	0
52 Randy Wolf, L (1, 1) OBP: 0.250, SLG: 0.200 6 Tony Abreu, S (6, PH) OBP: 0.250, SLG: 0.333 Rudy Seanez, R (7, 1) Joe Beimel, L (8, 1) Wilson Betemit, S (8, PH) OBP: 0.321, SLG: 0.412 (9, 5)	B B C C S 2-3 ③ K					C FA 91 F CU 74 X CU 74 0-2 ① G6-3		B FA 94 C FA 94 F FA 94 B FA 95 F FA 94 B FA 94 X FA 93 3-2 ② F9			1 SAFE F FA 95 1 SAFE 1 SAFE B CU 79 1 SAFE D SL 86 B FA 95 B FA 95 4-1 9 HBP 15 IBB 1-2 BB	1	0	0	0	0	1	0
												1	0	0	0	0	0	0
												0	0	0	0	0	0	0
												0	0	0	0	0	0	0
												1	0	0	0	1	0	0
Inning Stats	R: 0 E: 0 K: 0 S: 7 H: 1 LOB: 0 BB: 0 P: 10	R: 0 E: 0 K: 0 S: 4 H: 0 LOB: 0 BB: 1 P: 8	R: 0 E: 0 K: 1 S: 7 H: 0 LOB: 0 BB: 0 P: 11	R: 0 E: 0 K: 1 S: 7 H: 0 LOB: 0 BB: 0 P: 12	R: 0 E: 0 K: 1 S: 8 H: 1 LOB: 2 BB: 1 P: 17	R: 0 E: 0 K: 0 S: 6 H: 1 LOB: 1 BB: 0 P: 8	R: 0 E: 0 K: 0 S: 8 H: 0 LOB: 0 BB: 0 P: 12	R: 1 E: 0 K: 0 S: 12 H: 1 LOB: 0 BB: 0 P: 16	R: 0 E: 0 K: 0 S: 6 H: 0 LOB: 0 BB: 0 P: 9	R: 0 E: 0 K: 1 S: 7 H: 0 LOB: 0 BB: 0 P: 13	R: 1 E: 0 K: 0 S: 5 H: 0 LOB: 3 BB: 3 P: 20	1B: 3 2B: 1 3B: 0 HR: 1 SF: 0 SAC: 0 DP: 1 HBP: 1						

PITCHER		IP	WLS	BF	H	R	ER	SO	BB	IBB	HBP	BLK	WP	HR	S	P	ERA	WHIP
53 Rich Hill, L ERA: 3.06	(1, 1)	6.0		21	3	0	0	3	2	0	0	0	0	0	39	66	0.00	0.833
43 Michael Wuertz, R ERA: 1.64	(7, 1)	1.0		3	0	0	0	0	0	0	0	0	0	0	8	12	0.00	0.000
47 Scott Eyre, L ERA: 8.16	(8, 1)	0.0	B	1	1	1	1	0	0	0	0	0	0	1	3	3	∞	∞
Bob Howry, R ERA: 5.32	(8, 1)	1.0		3	0	0	0	0	0	0	0	0	0	0	9	13	0.00	0.000
37 Angel Guzman, R ERA: 2.96	(9, 1)	2.0	L	8	0	1	1	1	2	0	0	0	0	0	16	33	4.50	1.000

PITCHER		IP	WLS	BF	H	R	ER	SO	BB	IBB	HBP	BLK	WP	HR	S	P	ERA	WHIP
49 Carlos Marmol, R ERA:	(11, 1)	0.0		2	0	0	0	0	0	1	1	0	0	0	2	9	∞	∞

BOTTOM

Chicago Cubs @ Los Angeles Dodgers

Dodger Stadium, Los Angeles, CA

Sun May 27 2007, 1:10 PM PDT

Att. 51,196 - Sunny - 71 F

livebaseballscorecards.com

AB	32
R	2
H	4
RBI	2
BB	5
SO	4
LOB	6

WP: 0 PB: 0 SB: 1 CS: 1 PA: 38

Batter	1	2	3	4	5	6	7	8	9	AB	R	H	RBI	BB	SO	LOB
9 Juan Pierre, L (1, 8) OBP: 0.317, SLG: 0.341	C B X 1-1 5 1B 3B		B B X 2-0 15 E6 2-H 2B		X 0-0 1-3 2B		C B C X 1-2 5 1B 5 E 2-3 2B	B X 1-0 ② F8		5	2	4	1	0	0	1
15 Rafael Furcal, S (1, 6) OBP: 0.376, SLG: 0.376 Brett Tomko, R (8, 1)	B F C S 1-3 ① K		B B 2 SAFE F 2 SAFE X 2-1 ② E6 2-3		C F X 0-2 ③ G3		I I I 4-0 5 E 12 1B IBB	X 0-0 2-H 2B		4 0	1 0	1 0	1 0	1 0	1 0	4 0
5 Nomar Garciaparra, R (1, 3) OBP: 0.338, SLG: 0.358	B X 1-0 12 G6-4-3 3-H 1B		B 1 SAFE F C X 1-2 ③ F8			X 0-0 55 1B 1B	B X 1-0 E5 12 1B 1-3 2-H 3-H HR 1B	B X 1-0 ③ F8		5	2	3	2	0	0	2
12 Jeff Kent, R (1, 4) OBP: 0.367, SLG: 0.503 18 Ramon Martinez, R (7, 4) OBP: 0.234, SLG: 0.193	X 0-0 ② ③ G6-4-3 1-2f			B X 1-0 ① G6-3		B B C B X 3-1 ① F8	F F B B F F F X 2-2 1-2 3-H HR 1B		B B B C X 3-1 ① F8	4 1	1 0	1 0	1 0	0 0	0 0	2 0
Luis Gonzalez, L (1, 7) OBP: 0.376, SLG: 0.439 Brady Clark, R (8, 7) OBP: 0.308, SLG: 0.319		C F X 0-2 ① P3		X 0-0 ② F8		B B F X 2-1 55 1B 1-2 1B	F B B X 2-1 1-H 2-H HR		C X 0-1 ② G4-3	4 1	1 0	2 0	3 0	0 0	0 0	0 0
55 Russell Martin, R (1, 2) OBP: 0.382, SLG: 0.444		B C B C B X 3-2 ② G5-3		B F B X 2-1 ③ G4-3		B B D C F X 3-2 16 G4-6-3 1-3 2-H 1B	C F B C 1-3 ② K		C B C X 1-2 ③ G6-3	5	0	1	1	0	1	0
16 Andre Ethier, L (1, 9) OBP: 0.314, SLG: 0.416		B X 1-0 ③ F8		X 0-0 ① L8	1 SAFE X 0-0 ② ③ G4-6-3 1-2f		C B X 1-1 ③ F7			4	0	0	0	0	0	2
6 Tony Abreu, S (1, 5) OBP: 0.313, SLG: 0.375 (8, 6)			C B F X 1-2 31 SH1 9 2B 1B		C B F S 1-3 ② K		B X 1-0 ① G4-3	F B X 1-1 WP 15 2B 1B		4	2	2	0	0	1	0
31 Brad Penny, R (1, 1) OBP: 0.304, SLG: 0.318 43 Yhency Brazoban, R (7, 1) Wilson Betemit, S (8, PH) OBP: 0.318, SLG: 0.407 (8, 5)			B X 1-0 ① SH1 1-2		F C F B F X 1-2 9 2B 1B		X 0-0 9 2B 5 1B 2B	B C X 1-1 ① F8 1-2		2 0 1	1 0 0	2 0 0	0 0 0	0 0 0	0 0 1	0 0 1
Inning Stats	R: 1 H: 2 E: 0 LOB: 0 K: 1 BB: 0 S: 7 P: 10	R: 0 H: 0 E: 0 LOB: 0 K: 0 BB: 0 S: 7 P: 11	R: 1 H: 2 E: 1 LOB: 0 K: 0 BB: 0 S: 10 P: 17	R: 0 H: 0 E: 0 LOB: 0 K: 0 BB: 0 S: 4 P: 7	R: 0 H: 2 E: 0 LOB: 2 K: 1 BB: 0 S: 13 P: 15	R: 1 H: 3 E: 0 LOB: 1 K: 0 BB: 0 S: 9 P: 17	R: 6 H: 5 E: 1 LOB: 0 K: 1 BB: 1 S: 19 P: 32	R: 1 H: 2 E: 0 LOB: 1 K: 0 BB: 0 S: 7 P: 11	R: 0 H: 0 E: 0 LOB: 0 K: 0 BB: 0 S: 7 P: 11	1B: 9 2B: 5 3B: 1 HR: 1	SF: 0 SAC: 1 DP: 2 HBP: 0					

PITCHER		IP	WLS	BF	H	R	ER	SO	BB	IBB	HBP	BLK	WP	HR	S	P	ERA	WHIP
50 Jason Simontacchi, R ERA: 5.28	(1, 1)	6.1	L	29	11	6	6	2	0	1	0	0	0	0	55	88	8.53	1.737
Winston Abreu, R ERA: 4.73	(7, 1)	1.2		10	5	4	4	1	0	0	0	0	1	1	21	32	21.60	3.000
40 Billy Traber, L ERA: 1.08	(9, 1)	1.0		3	0	0	0	0	0	0	0	0	0	0	7	11	0.00	0.000

PITCHER	IP	WLS	BF	H	R	ER	SO	BB	IBB	HBP	BLK	WP	HR	S	P	ERA	WHIP

TOP

Los Angeles Dodgers @ Washington Nationals

Robert F. Kennedy Memorial Stadium, Washington, DC

Tue May 29 2007, 7:05 PM EDT

Att. 18,485 - Clear - 79 F

livebaseballscorecards.com

AB	40
R	10
H	16
RBI	9
BB	1
SO	3
LOB	12

WP: 1	PA: 42
PB: 0	
SB: 0	
CS: 0	

BOTTOM

Los Angeles Dodgers @ Washington Nationals
Robert F. Kennedy Memorial Stadium, Washington, DC
Tue May 29 2007, 7:05 PM EDT
Att. 18,485 - Clear - 79 F

livebaseballscorecards.com

Batter	1	2	3	4	5	6	7	8	9	AB	R	H	RBI	BB	SO	LOB
Felipe Lopez, S (1, 4) OBP: 0.308, SLG: 0.370	G6-3		15 G6-3 1B			G4-3		15 G4-3 2B		4	0	2	0	0	0	0
15 Cristian Guzman, S (1, 6) OBP: 0.311, SLG: 0.378	L8		G6-3 1-2f			F8		G4-3 2-3		4	0	0	0	0	0	2
11 Ryan Zimmerman, R (1, 5) OBP: 0.305, SLG: 0.396	FC6 BB			F9		K		G6-3		3	0	0	0	1	1	1
Ryan Church, L (1, 7) OBP: 0.365, SLG: 0.444	FC6 1-2f			F7			K		K	4	0	0	0	0	2	1
25 Austin Kearns, R (1, 9) OBP: 0.322, SLG: 0.407		G6-3		F8			10 1B HBP		G5-3	3	0	0	0	0	0	0
10 Ronnie Belliard, R (1, 3) OBP: 0.327, SLG: 0.360		FC5-4 1B			G6-3		1-2 1B		F8	4	0	2	0	0	0	0
Brian Schneider, L (1, 2) OBP: 0.320, SLG: 0.344 3 Jesus Flores, R (8, 2) OBP: 0.380, SLG: 0.341		FC5-4 1-2f			1B		K			3 0	0 0	1 0	0 0	0 0	1 0	3 0
Nook Logan, S (1, 8) OBP: 0.291, SLG: 0.346		K			F7		K			3	0	0	0	0	2	4
50 Jason Simontacchi, R (1, 1) Winston Abreu, R (7, 1) Ryan Langerhans, L (8, PH) OBP: 0.245, SLG: 0.221 40 Billy Traber, L (9, 1)			G3		K			K		2 0 1 0	0 0 0 0	0 0 0 0	0 0 0 0	0 0 1 0	1 0 0 0	1 0 0 0
Inning Stats	R: 0 H: 0 E: 0 LOB: 1 K: 0 BB: 1 S: 8 P: 13	R: 0 H: 1 E: 0 LOB: 1 K: 1 BB: 0 S: 12 P: 16	R: 0 H: 1 E: 0 LOB: 0 K: 0 BB: 0 S: 11 P: 17	R: 0 H: 0 E: 0 LOB: 0 K: 0 BB: 0 S: 9 P: 14	R: 0 H: 1 E: 0 LOB: 1 K: 1 BB: 0 S: 12 P: 17	R: 0 H: 0 E: 0 LOB: 0 K: 1 BB: 0 S: 9 P: 13	R: 0 H: 1 E: 0 LOB: 2 K: 3 BB: 0 S: 15 P: 20	R: 0 H: 1 E: 0 LOB: 1 K: 1 BB: 0 S: 7 P: 11	R: 0 H: 0 E: 0 LOB: 0 K: 1 BB: 0 S: 8 P: 12	1B: 4 SF: 0 2B: 1 SAC: 0 3B: 0 DP: 1 HR: 0 HBP: 1						

	AB	31
	R	0
	H	5
	RBI	0
	BB	1
	SO	8
	LOB	12

WP: 0 PA: 33
PB: 0
SB: 0
CS: 0

PITCHER	IP	WLS	BF	H	R	ER	SO	BB	IBB	HBP	BLK	WP	HR	S	P	ERA	WHIP
31 Brad Penny, R (1, 1) ERA: 2.06	6.1	W	24	4	0	0	4	1	0	1	0	0	0	69	103	0.00	0.789
43 Yhency Brazoban, R (7, 1) ERA: 16.2	0.2		2	0	0	0	2	0	0	0	0	0	0	7	7	0.00	0.000
Brett Tomko, R (8, 1) ERA: 5.87	2.0		7	1	0	0	2	0	0	0	0	0	0	15	23	0.00	0.500

PITCHER	IP	WLS	BF	H	R	ER	SO	BB	IBB	HBP	BLK	WP	HR	S	P	ERA	WHIP

Batter	1	2	3	4	5	6	7	8	9	AB	R	H	RBI	BB	SO	LOB
15 Rafael Furcal, S (1, 6) OBP: 0.376, SLG: 0.383	X 0-0 ① F7		C D F O B X 3-2 ③ G4-3		B B X 2-0 1-2 2-H 1B		X 0-0 5 1B 1-3 2B		B X 1-0 ③ P3	5	0	2	1	0	0	1
9 Juan Pierre, L (1, 8) OBP: 0.312, SLG: 0.335	B C F X 1-2 ② L7			B B C X 2-1 ① G4-3	B C X 1-1 ③ G6-3		B B C X 2-1 ② G3			4	0	0	0	0	0	4
5 Nomar Garciaparra, R (1, 3) OBP: 0.336, SLG: 0.356	F B F X 1-2 ③ G5-3			F B B X 2-1 ② P4		B S X 1-1 ① G6-3	D X 1-0 2-3 3-H 1B			4	0	1	1	0	0	0
12 Jeff Kent, R (1, 4) OBP: 0.360, SLG: 0.492		C S B B C 2-3 ① K		B F S X 1-2 ③ F8		C B X 1-1 E6 55 HR	C B F B S 2-3 ③ K			4	1	0	0	0	2	2
Luis Gonzalez, L (1, 7) OBP: 0.378, SLG: 0.446 Brady Clark, R (8, 7) OBP: 0.308, SLG: 0.319	C B B F F F F F X 2-2 55 G1-6-3 1B				X 0-0 55 G4-3 16 2B 2B	C X 0-1 ② F9		B S F F B B S 3-3 ① K2-3		4 0	1 0	2 0	0 0	0 0	1 0	1 0
55 Russell Martin, R (1, 2) OBP: 0.379, SLG: 0.457	X 0-0 ② ③ G1-6-3 1-2f				X 0-0 ① G4-3 2-3	F B X 1-1 1-H HR		C C B S 1-3 ② K		4	1	1	2	0	1	2
16 Andre Ethier, L (1, 9) OBP: 0.312, SLG: 0.418			X 0-0 ① F7		C X 0-1 15 1B 3-H 2B	C X 0-1 ③ G6-3		X 0-0 ③ G1-3		4	1	1	1	0	0	0
6 Tony Abreu, S (1, 5) OBP: 0.250, SLG: 0.300			B B X 2-0 ② G6-3		X 0-0 ② L6		F X 0-1 ① G1-6-3		F C X 0-2 ① G4-3	4	0	0	0	0	0	1
Derek Lowe, R (1, 1) OBP: 0.308, SLG: 0.150 Joe Beimel, L (8, 1) Wilson Betemit, S (9, PH) OBP: 0.315, SLG: 0.402 Rudy Seanez, R (9, 1)			X 0-0 1B		B B B C B 4-1 15 1B BB		F B B B F F B B 4-2 15 2B 5 1B BB		S C B B B X 2-2 ② G4-3	1 0 1 0	1 0 0 0	1 0 0 0	0 0 0 0	2 0 0 0	0 0 0 0	0 0 0 0

Inning Stats	1	2	3	4	5	6	7	8	9
	R: 0 E: 0 K: 0 S: 7	H: 0 LOB: 0 BB: 0 P: 9	R: 0 E: 0 K: 1 S: 10	H: 1 LOB: 0 BB: 0 P: 14	R: 0 E: 0 K: 0 S: 6	H: 1 LOB: 1 BB: 0 P: 11	R: 0 E: 0 K: 0 S: 7	H: 0 LOB: 0 BB: 0 P: 12	R: 2 E: 0 K: 0 S: 9	H: 3 LOB: 2 BB: 1 P: 16	R: 2 E: 1 K: 0 S: 10	H: 1 LOB: 0 BB: 0 P: 13	R: 1 E: 0 K: 1 S: 12	H: 2 LOB: 2 BB: 1 P: 21	R: 0 E: 0 K: 2 S: 8	H: 0 LOB: 0 BB: 0 P: 12	R: 0 E: 0 K: 0 S: 7	H: 0 LOB: 0 BB: 0 P: 10

PITCHER		IP	WLS	BF	H	R	ER	SO	BB	IBB	HBP	BLK	WP	HR	S	P	ERA	WHIP	PITCHER		IP	WLS	BF	H	R	ER	SO	BB	IBB	HBP	BLK	WP	HR	S	P	ERA	WHIP
Mike Bacsik, L ERA: 2.29	(1, 1)	6.0	L	25	6	4	2	1	1	0	0	0	0	1	49	75	3.00	1.167																			
34 Ray King, L ERA: 5.79	(7, 1)	0.2		4	1	1	1	0	1	0	0	0	0	0	8	14	13.50	3.000																			
52 Saul Rivera, R ERA: 3.95	(7, 1)	1.1		5	1	0	0	3	0	0	0	0	0	0	12	19	0.00	0.750																			
43 Jesus Colome, R ERA: 2.14	(9, 1)	1.0		3	0	0	0	0	0	0	0	0	0	0	7	10	0.00	0.000																			

TOP

Los Angeles Dodgers @ Washington Nationals

Robert F. Kennedy Memorial Stadium, Washington, DC

Wed May 30 2007, 7:05 PM EDT
Att. 22,360 - Clear - 84 F

livebaseballscorecards.com

AB	35
R	5
H	8
RBI	5
BB	2
SO	4
LOB	11

1B: 4	SF: 0
2B: 3	SAC: 0
3B: 0	DP: 1
HR: 1	HBP: 0

WP: 0	PA: 37
PB: 0	
SB: 0	
CS: 0	

Batter	1	2	3	4	5	6	7	8	9	AB	R	H	RBI	BB	SO	LOB
Felipe Lopez, S (1, 4) OBP: 0.307, SLG: 0.368	C F B B B X 3-2 G3 ①		B B C X 2-1 15 CS 1B			C B B X 2-1 G3-1 ②		C B X 1-1 F9 ③		4	0	1	0	0	0	0
15 Cristian Guzman, S (1, 6) OBP: 0.319, SLG: 0.384	B C S B B X 3-2 G5-3 ②		B 1 SAFE F C F C 1-3 K 1-2 ③			S B C X 1-2 1B			C F F F B B X 2-2 11 G4-6-3 1B	4	0	2	0	0	1	1
11 Ryan Zimmerman, R (1, 5) OBP: 0.304, SLG: 0.391	B B C B B 4-1 BB			B B C S B S 3-3 K ①		B C B S C 2-3 K ③			C S 1 SAFE X 0-2 G4-6-3 ① ② 1-2f	3	0	0	0	1	2	2
21 Dmitri Young, S (1, 3) OBP: 0.377, SLG: 0.455	X 0-0 G4-3 ③			C T X 0-2 G6-3 ②			B B X 2-0 F8 ①		B B C F C 2-3 K ③	4	0	0	0	0	1	1
25 Austin Kearns, R (1, 9) OBP: 0.318, SLG: 0.401		B B S T B F F X 3-2 L8 ①		B S B F F X 2-2 G6-3 ③			B B C S X 2-2 G5-3 ②			3	0	0	0	0	0	0
Ryan Church, L (1, 7) OBP: 0.369, SLG: 0.445		X 0-0 CS 1B			C S X 0-2 G3 ①		B F B F B B B 4-2 FC4-6 BB			2	0	1	0	1	0	0
Brian Schneider, L (1, 2) OBP: 0.314, SLG: 0.338		C B B B X 3-1 F7 ② ③ 1-2			B F B B B F X 3-2 G3 ②		B C X 1-1 FC4-6 ③ 1-2f			3	0	0	0	0	0	2
Nook Logan, S (1, 8) OBP: 0.276, SLG: 0.327			C B B F B X 3-2 G3-1 ①		B C F C 1-3 K ③			C F S 0-3 K ①		3	0	0	0	0	2	0
Mike Bacsik, L (1, 1) Ryan Langerhans, L (6, PH) OBP: 0.242, SLG: 0.218 34 Ray King, L (7, 1) 52 Saul Rivera, S (7, 1) Tony Batista, R (8, PH) OBP: 0.263, SLG: 0.200 43 Jesus Colome, R (9, 1)			B B C T S 2-3 K ②			B F B X 2-1 F8 ①		C X 0-1 F8 ②		1 1 0 0 1 0	0 0 0 0 0 0	0 0 0 0 0 0	0 0 0 0 0 0	1 0 0 0 0 0	0 0 0 0 0 0	0 0 0 0 0 0
Inning Stats	R: 0 H: 0 E: 0 LOB: 1 K: 0 BB: 1 S: 8 P: 18	R: 0 H: 1 E: 0 LOB: 0 K: 0 BB: 0 S: 8 P: 14	R: 0 H: 1 E: 0 LOB: 1 K: 2 BB: 0 S: 12 P: 20	R: 0 H: 0 E: 0 LOB: 0 K: 1 BB: 0 S: 9 P: 14	R: 0 H: 0 E: 0 LOB: 0 K: 1 BB: 0 S: 9 P: 13	R: 0 H: 1 E: 0 LOB: 1 K: 1 BB: 0 S: 10 P: 17	R: 0 H: 0 E: 0 LOB: 1 K: 0 BB: 1 S: 8 P: 17	R: 0 H: 0 E: 0 LOB: 0 K: 1 BB: 0 S: 7 P: 8	R: 0 H: 1 E: 0 LOB: 0 K: 1 BB: 0 S: 12 P: 16	1B: 4 2B: 0 3B: 0 HR: 0	SF: 0 SAC: 0 DP: 1 HBP: 0			WP: 0 PB: 0 SB: 0 CS: 2	PA: 31		

PITCHER		IP	WLS	BF	H	R	ER	SO	BB	IBB	HBP	BLK	WP	HR	S	P	ERA	WHIP
Derek Lowe, R ERA: 3.32	(1, 1)	7.0	W	25	3	0	0	5	2	0	0	0	0	0	64	113	0.00	0.714
Joe Beimel, L ERA: 3.91	(8, 1)	1.0		3	0	0	0	1	0	0	0	0	0	0	7	8	0.00	0.000
Rudy Seanez, R ERA: 2.77	(9, 1)	1.0		3	1	0	0	1	0	0	0	0	0	0	12	16	0.00	1.000

PITCHER	IP	WLS	BF	H	R	ER	SO	BB	IBB	HBP	BLK	WP	HR	S	P	ERA	WHIP

BOTTOM

Los Angeles Dodgers @ Washington Nationals
Robert F. Kennedy Memorial Stadium, Washington, DC
Wed May 30 2007, 7:05 PM EDT
Att. 22,360 - Clear - 84 F

livebaseballscorecards.com

AB	29
R	0
H	4
RBI	0
BB	2
SO	7
LOB	6

Batter	1	2	3	4	5	6	7	8	9	AB	R	H	RBI	BB	SO	LOB
15 Rafael Furcal, S (1, 6) OBP: 0.372, SLG: 0.374	C X 0-1 ① G5-3		C B X 1-1 ③ G5-3			S B B T F B F F F 4-2 B 9 FC3-6 BB	X 0-0 ② F9		C B F X 1-2 ③ G3	4	0	0	0	1	0	2
9 Juan Pierre, L (1, 8) OBP: 0.307, SLG: 0.329	C F B X 1-2 ② G4-3			B B C B C X 3-2 ① P4		B X 1-0 ① FC3-6 5 1B 1B 1-2f 2-3	B F B B X 3-1 ③ G4-3			4	1	0	0	0	0	3
5 Nomar Garciaparra, R (1, 3) OBP: 0.335, SLG: 0.354	S X 0-1 ③ G3-1			S F B X 1-2 ② L7		B F 1 B X SAFE 2-1 1B 1-2 3-H		F F F X 0-2 ① G6-3		4	0	1	1	0	0	0
12 Jeff Kent, R (1, 4) OBP: 0.353, SLG: 0.481		C B B X 2-1 ① F8		B X 1-0 ③ G5-3		F X 0-1 ② P3		X 0-0 ② F8		4	0	0	0	0	0	2
Luis Gonzalez, L (1, 7) OBP: 0.381, SLG: 0.453		C X 0-1 ② F8			F X 0-1 ① P5	B F X 1-1 1-2 2-H 1B		C X 0-1 2B		4	0	2	1	0	0	0
55 Russell Martin, R (1, 2) OBP: 0.382, SLG: 0.472		B X 1-0 HR			C B B B B 4-1 BB	C B B B B C F X 3-2 ③ G6-3		B C F F F C 1-3 ③ K		3	1	1	1	1	1	3
28 Andy LaRoche, R (1, 5) OBP: 0.444, SLG: 0.270		C B X 1-1 16 CS 1B			F B C T 1-2 ② K		B C B C B X 3-2 16 1B 6 SF8 2B		B F B F F B 4-2 6 FC6-4 BB	2	0	1	0	0	1	1
Joe Beimel, L (7, 1)										0	0	0	0	0	0	0
51 Jonathan Broxton, R (8, 1)										0	0	0	0	0	0	0
Rudy Seanez, R (8, 1)										0	0	0	0	0	0	0
Brady Clark, R (9, PH) OBP: 0.321, SLG: 0.319										0	0	0	0	1	0	0
16 Andre Ethier, L (1, 9) OBP: 0.311, SLG: 0.414		C B 1-1 ③ CS 1-2	B C X 1-1 ① L5		S B B B 1 B C X SAFE 3-2 ③ P6		B B B C F F F X 3-2 2-3 1B		C S B F F F B S 2-3 ① K	4	0	1	0	0	1	2
Mark Hendrickson, L (1, 1)										1	0	0	0	0	1	0
43 Yhency Brazoban, R (5, 1)										0	0	0	0	0	0	0
Brett Tomko, R (5, 1)										0	0	0	0	0	0	0
6 Tony Abreu, S (5, 5) OBP: 0.261, SLG: 0.364			T S B B F B S 3-3 ② K			C B X 1-1 9 FC3-6 5 1B 2B	X 0-0 ① SF8 3-H		F C X 0-2 ② FC6-4 1-2f	2	1	1	1	0	0	1
Wilson Betemit, S (7, PH) OBP: 0.321, SLG: 0.420										1	1	1	0	0	0	0
Inning Stats	R: 0 E: 0 K: 0 S: 7 H: 0 LOB: 0 BB: 0 P: 8	R: 1 E: 0 K: 0 S: 8 H: 2 LOB: 0 BB: 0 P: 13	R: 0 E: 0 K: 1 S: 8 H: 0 LOB: 0 BB: 0 P: 13	R: 0 E: 0 K: 0 S: 7 H: 0 LOB: 0 BB: 0 P: 12	R: 0 E: 0 K: 1 S: 9 H: 0 LOB: 1 BB: 1 P: 17	R: 2 E: 0 K: 0 S: 19 H: 3 LOB: 2 BB: 1 P: 31	R: 1 E: 0 K: 0 S: 12 H: 2 LOB: 1 BB: 0 P: 21	R: 0 E: 0 K: 1 S: 12 H: 1 LOB: 1 BB: 0 P: 13	R: 0 E: 0 K: 1 S: 15 H: 0 LOB: 1 BB: 1 P: 22	1B: 4 2B: 3 3B: 0 HR: 1 SF: 1 SAC: 0 DP: 0 HBP: 0							

PITCHER		IP	WLS	BF	H	R	ER	SO	BB	IBB	HBP	BLK	WP	HR	S	P	ERA	WHIP
59 Micah Bowie, L ERA: 4.11	(1, 1)	5.1	W	20	3	3	3	2	2	0	0	0	0	1	48	78	5.06	0.938
52 Saul Rivera, R ERA: 3.9	(6, 1)	0.1		3	2	0	0	0	0	0	0	0	0	0	6	9	0.00	6.000
43 Jesus Colome, R ERA: 2.31	(6, 1)	1.1	H	6	2	1	1	0	0	0	0	0	0	0	16	28	6.75	1.500
Jon Rauch, R ERA: 5.27	(8, 1)	1.0	H	4	1	0	0	1	0	0	0	0	0	0	12	13	0.00	1.000
32 Chad Cordero, R ERA: 2.96	(9, 1)	1.0		4	0	0	0	1	1	0	0	0	0	0	15	22	0.00	1.000

PITCHER	IP	WLS	BF	H	R	ER	SO	BB	IBB	HBP	BLK	WP	HR	S	P	ERA	WHIP

TOP

Los Angeles Dodgers @ Washington Nationals
Robert F. Kennedy Memorial Stadium, Washington, DC

Thu May 31 2007, 7:05 PM EDT
Att. 20,982 - Clear - 86 F

livebaseballscorecards.com

AB	33
R	4
H	8
RBI	4
BB	3
SO	4
LOB	14

WP: 0 PB: 0 SB: 0 CS: 1 PA: 38

Batter	1	2	3	4	5	6	7	8	9	AB	R	H	RBI	BB	SO	LOB
Felipe Lopez, S (1, 4) OBP: 0.305, SLG: 0.362	B C F B B X 3-2 G4-3 ①	B X 1-0 G6-3 ③		B C F C 1-3 K ③		B X 1-0 F7 ①		B B C F F B B 4-2 15 BB 11 2B BB		4	1	0	0	1	1	1
15 Cristian Guzman, S (1, 6) OBP: 0.343, SLG: 0.411	B C X 1-1 11 HR 2B		C X 0-1 G1-3 ①		B B F S X 2-2 11 G1-3 21 1B 1B	X 0-0 21 1B 1B		1 SAFE P 1 SAFE B 1 SAFE B B 4-0 11 2B 1-2 BB		4	3	3	0	1	0	0
11 Ryan Zimmerman, R (1, 5) OBP: 0.310, SLG: 0.411	C X 0-1 2-H HR		B B B C F B 4-2 21 1B 25 SF9 BB		B B C 1 SAFE D X 3-1 G1-3 ① 1-2	L B F S 1-3 K ②		C S F X 0-2 25 1B 1-H 2-H 2B		4	3	2	4	1	1	2
21 Dmitri Young, S (1, 3) OBP: 0.392, SLG: 0.470 13 Robert Fick, L (6, PR) (7, 3) OBP: 0.294, SLG: 0.224	C B X 1-1 1B 1B		B 1 SAFE F 1 SAFE X 1-1 1-3 1B		X 0-0 25 E 2-H 1B	B C B F F X 2-2 1-3 1B		C C S 0-3 K ②		4 1	1 0	4 0	1 0	0 0	0 1	0 1
25 Austin Kearns, R (1, 9) OBP: 0.315, SLG: 0.398	B F F X 1-2 F8 ②		T C B X 1-2 SF9 ② 3-H		B X 1-0 E1 1-3 1B	X 0-0 F9 ③		C B X 1-1 HR 2-H 1B		4	2	1	2	0	0	4
Ryan Church, L (1, 7) OBP: 0.375, SLG: 0.463 32 Chad Cordero, R (9, 1)	C B B X 2-1 1-3 1B		C B F D S 2-3 K ③		I I I 4-0 1B IBB		B X 1-0 G3 ①	S B X 1-1 1-H HR		4 0	1 0	2 0	2 0	1 0	1 0	1 0
Brian Schneider, L (1, 2) OBP: 0.311, SLG: 0.333	C B S X 1-2 F8 ③			B X 1-0 F7 ①	B B F C F F X 2-2 1-2 2-H 3-H 1B	X 0-0 L9 ②	B S B X 2-1 F7 ③			5	0	1	2	0	0	2
Nook Logan, S (1, 8) OBP: 0.274, SLG: 0.322		L F C 0-3 K ①		B C X 1-1 59 SH2-4 1B	B F C B F C 2-3 K ②	L B X 1-1 G5-3 ③				4	0	1	0	0	2	2
59 Micah Bowie, L (1, 1) OBP: 0.143, SLG: 0.143 52 Saul Rivera, S (6, 1) 43 Jesus Colome, R (6, 1) Jon Rauch, R (8, 1) Ryan Langerhans, L (8, PH) OBP: 0.240, SLG: 0.216 (9, 7)		B C S X 1-2 G2-3 ②		X 0-0 SH2-4 ② 1-2	C T S 0-3 K ③			C C B S 1-3 K ①		2 0 0 0 1	0 0 0 0 0	0 0 0 0 0	0 0 0 0 0	0 0 0 0 0	1 0 0 0 1	2 0 0 0 0
Inning Stats	R: 2 H: 4 E: 0 LOB: 2 K: 0 BB: 0 S: 17 P: 26	R: 0 H: 0 E: 0 LOB: 0 K: 1 BB: 0 S: 7 P: 9	R: 1 H: 1 E: 0 LOB: 1 K: 1 BB: 1 S: 12 P: 20	R: 0 H: 1 E: 0 LOB: 1 K: 1 BB: 0 S: 7 P: 10	R: 3 H: 3 E: 1 LOB: 2 K: 2 BB: 1 S: 19 P: 33	R: 0 H: 2 E: 0 LOB: 2 K: 1 BB: 0 S: 10 P: 14	R: 0 H: 0 E: 0 LOB: 0 K: 0 BB: 0 S: 4 P: 6	R: 5 H: 3 E: 0 LOB: 0 K: 2 BB: 2 S: 20 P: 32		1B: 10 SF: 1 2B: 2 SAC: 1 3B: 0 DP: 0 HR: 2 HBP: 0						

PITCHER		IP	WLS	BF	H	R	ER	SO	BB	IBB	HBP	BLK	WP	HR	S	P	ERA	WHIP
Mark Hendrickson, L ERA: 4.17	(1, 1)	4.1	L	22	8	5	5	3	1	0	0	0	0	1	49	76	10.38	2.077
43 Yhency Brazoban, R ERA: 16.2	(5, 1)	0.0		3	1	1	0	0	0	1	0	0	0	0	6	13	∞	∞
Brett Tomko, R ERA: 5.66	(5, 1)	1.2		7	2	0	0	3	0	0	0	0	0	0	17	23	0.00	1.200
Joe Beimel, L ERA: 3.75	(7, 1)	1.0		3	0	0	0	0	0	0	0	0	0	0	4	6	0.00	0.000
51 Jonathan Broxton, R ERA: 2.89	(8, 1)	0.2		6	2	4	4	2	2	0	0	0	0	0	16	25	54.00	6.000

PITCHER		IP	WLS	BF	H	R	ER	SO	BB	IBB	HBP	BLK	WP	HR	S	P	ERA	WHIP
Rudy Seanez, R ERA: 3.08	(8, 1)	0.1		2	1	1	1	0	0	0	0	0	0	0	4	7	27.00	3.000

BOTTOM

Los Angeles Dodgers @ Washington Nationals

Robert F. Kennedy Memorial Stadium, Washington, DC

Thu May 31 2007, 7:05 PM EDT

Att. 20,982 - Clear - 86 F

livebaseballscorecards.com

AB	37
R	11
H	14
RBI	11
BB	4
SO	8
LOB	15

WP: 0 PA: 43
PB: 0
SB: 0
CS: 0

Los Angeles Dodgers @ Pittsburgh Pirates

PNC Park, Pittsburgh, PA

Fri Jun 01 2007, 7:05 PM EDT

Att. 20,164 - Partly Cloudy - 86 F

livebaseballscorecards.com

TOP

Batter	1	2	3	4	5	6	7	8	9	AB	R	H	RBI	BB	SO	LOB
15 Rafael Furcal, S (1, 6) OBP: 0.368, SLG: 0.370	C X 0-1 ① G4-3		B B X 2-0 ① G5-3	B F B X 2-1 3-H 1B		B B X 2-0 ③ F9			F F F X 0-2 ③ F7	5	0	1	1	0	0	0
9 Juan Pierre, L (1, 8) OBP: 0.306, SLG: 0.328	L B B X 2-1 ② G1-3		B X 1-0 55 S 55 PB 1B	1 SAFE X 0-0 ③ G4-3			C X 0-1 ① G3			4	0	1	0	0	0	1
55 Russell Martin, R (1, 2) OBP: 0.384, SLG: 0.495	C B C B X 2-2 2B		1 SAFE 1 SAFE C B C B F F R X 2-2 ② L5 1-3		B F B X 2-1 HR		F B B F X 2-2 ② G6-3			4	1	2	1	0	0	1
12 Jeff Kent, R (1, 4) OBP: 0.346, SLG: 0.471	F X 0-1 ③ G5-3		C C X 0-2 ③ G6-3		B X 1-0 ① G6-3		F B X 1-1 ③ F9			4	0	0	0	0	0	2
Olmedo Saenz, R (1, 3) OBP: 0.351, SLG: 0.404 5 Nomar Garciaparra, R (8, 3) OBP: 0.335, SLG: 0.354		B B F C B S 3-3 ① K		B B B B 4-0 2B 6 2B BB	C X 0-1 ② G5-3			X 0-0 ① P5		3 0	1 0	0 0	0 0	1 0	1 0	0 0
Luis Gonzalez, L (1, 7) OBP: 0.383, SLG: 0.457 Joe Beimel, L (8, 1) 44 Takashi Saito, L (8, 1)		B F F F B X 2-2 ② L6		X 0-0 1-3 6 2B 2B	B C B C B D 4-2 BB			F X 0-1 ② G3		3 0 0	1 0 0	1 0 0	0 0 0	1 0 0	0 0 0	0 0 0
6 Tony Abreu, S (1, 5) OBP: 0.296, SLG: 0.423		X 0-0 16 2B 1B		X 0-0 52 G3 15 1B 2-H 3-H 2B	F X 0-1 ③ F7			B X 1-0 ③ F7		4	2	2	2	0	0	1
16 Andre Ethier, L (1, 9) OBP: 0.309, SLG: 0.416		B C X 1-1 1-H 2B		C S F S 0-3 ① K		S F B X 1-2 ① G4-3			B B C C F S 2-3 ① K	4	0	1	1	0	2	1
52 Randy Wolf, L (1, 1) OBP: 0.231, SLG: 0.182 28 Andy LaRoche, R (6, PH) OBP: 0.436, SLG: 0.263 58 Chad Billingsley, R (6, 1) Brady Clark, R (8, 7) OBP: 0.315, SLG: 0.313		C F D B S 2-3 ③ K		X 0-0 ② G3 2-3		X 0-0 ② F7			C X 0-1 ② P3	2 1 0 1	0 0 0 0	0 0 0 0	0 0 0 0	0 0 0 0	1 0 0 0	2 0 0 0
Inning Stats	R: 0 E: 0 K: 0 S: 9 H: 1 LOB: 1 BB: 0 P: 13	R: 1 E: 0 K: 2 S: 13 H: 2 LOB: 1 BB: 0 P: 21	R: 0 E: 0 K: 0 S: 9 H: 1 LOB: 1 BB: 0 P: 14	R: 3 E: 0 K: 1 S: 10 H: 3 LOB: 1 BB: 1 P: 16	R: 1 E: 0 K: 0 S: 9 H: 1 LOB: 1 BB: 1 P: 16	R: 0 E: 0 K: 0 S: 5 H: 0 LOB: 0 BB: 0 P: 8	R: 0 E: 0 K: 0 S: 7 H: 0 LOB: 0 BB: 0 P: 10	R: 0 E: 0 K: 0 S: 4 H: 0 LOB: 0 BB: 0 P: 5	R: 0 E: 0 K: 1 S: 10 H: 0 LOB: 0 BB: 0 P: 12	1B: 3 2B: 4 3B: 0 HR: 1	SF: 0 SAC: 0 DP: 0 HBP: 0						

	AB	35
	R	5
	H	8
	RBI	5
	BB	2
	SO	4
	LOB	8

WP: 0 PB: 1 SB: 1 CS: 0 PA: 37

PITCHER		IP	WLS	BF	H	R	ER	SO	BB	IBB	HBP	BLK	WP	HR	S	P	ERA	WHIP
57 Zach Duke, L ERA: 5.73	(1, 1)	6.0	L	28	8	5	5	3	2	0	0	0	0	1	55	88	7.50	1.667
16 Salomon Torres, R ERA: 4.5	(7, 1)	2.0		6	0	0	0	0	0	0	0	0	0	0	11	15	0.00	0.000
34 John Grabow, L ERA: 5.28	(9, 1)	1.0		3	0	0	0	1	0	0	0	0	0	0	10	12	0.00	0.000

PITCHER	IP	WLS	BF	H	R	ER	SO	BB	IBB	HBP	BLK	WP	HR	S	P	ERA	WHIP

BOTTOM

Los Angeles Dodgers @ Pittsburgh Pirates

PNC Park, Pittsburgh, PA

Fri Jun 01 2007, 7:05 PM EDT

Att. 20,164 - Partly Cloudy - 86 F

livebaseballscorecards.com

Batter	1	2	3	4	5	6	7	8	9	AB	R	H	RBI	BB	SO	LOB
José Bautista, R (1, 5) OBP: 0.352, SLG: 0.406	0-2 12 2B 2B 1B	2-1 1-2 1B		4-2 6 3B BB		1-1 ③ F9			2-3 ② K	4	2	2	0	1	1	1
6 Chris Duffy, L (1, 8) OBP: 0.294, SLG: 0.354	2-1 ① F7	2-2 ③ P4		0-2 1-H 3-H 3B			1-3 ① K		1-1 ③ F7	5	0	1	2	0	1	3
12 Freddy Sanchez, R (1, 4) OBP: 0.313, SLG: 0.340	2-1 2B 1-3 2B		1-2 ① G5-3	1-0 ③ F9			2-3 ② K			4	0	1	0	0	1	1
Jason Bay, R (1, 7) OBP: 0.387, SLG: 0.536	0-2 2-3 3-H 2B		2-2 HR		0-0 ① F9		3-2 ③ P4			4	1	2	2	0	0	0
Xavier Nady, R (1, 9) OBP: 0.312, SLG: 0.453	1-3 ② K		1-2 ② G5-3		0-2 ② G6-3			2-3 ① K		4	0	0	0	0	2	2
25 Adam LaRoche, L (1, 3) OBP: 0.318, SLG: 0.355	1-0 ③ F9		1-3 ③ K		1-3 ③ K			1-0 2B		4	0	1	0	0	2	2
26 Ronny Paulino, R (1, 2) OBP: 0.265, SLG: 0.340		4-2 57 FC1-2-6 BB		2-2 57 G4-3 6 3B 2 G1-3 1B		0-3 ① K		1-3 ② K		3	1	1	0	1	2	1
2 Jack Wilson, R (1, 6) OBP: 0.306, SLG: 0.342		0-2 ① P4		1-1 ① G1-3 1-2		0-1 1B		1-3 ③ K		4	0	1	0	0	1	3
57 Zach Duke, L (1, 1) OBP: 0.217, SLG: 0.217		0-0 ② FC1-2-6 1B 1-2f		0-0 ② G4-3 2-3		2-3 ② K			1-0 ① G3	2	0	0	0	0	0	2
13 Nate McLouth, L (6, PH) OBP: 0.322, SLG: 0.340										1	0	0	0	0	1	1
16 Salomon Torres, R (7, 1)										0	0	0	0	0	0	0
34 John Grabow, L (9, 1)										0	0	0	0	0	0	0
41 Ryan Doumit, S (9, PH) OBP: 0.387, SLG: 0.521										1	0	0	0	0	0	0
Inning Stats	R: 1 E: 0 K: 1 S: 16 H: 3 LOB: 2 BB: 0 P: 22	R: 0 E: 0 K: 0 S: 13 H: 1 LOB: 2 BB: 1 P: 21	R: 1 E: 0 K: 1 S: 15 H: 1 LOB: 0 BB: 0 P: 20	R: 2 E: 0 K: 0 S: 15 H: 2 LOB: 1 BB: 1 P: 23	R: 0 E: 0 K: 1 S: 8 H: 0 LOB: 0 BB: 0 P: 9	R: 0 E: 0 K: 2 S: 10 H: 1 LOB: 1 BB: 0 P: 13	R: 0 E: 0 K: 2 S: 10 H: 0 LOB: 0 BB: 0 P: 16	R: 0 E: 0 K: 3 S: 10 H: 1 LOB: 1 BB: 0 P: 15	R: 0 E: 0 K: 1 S: 8 H: 0 LOB: 0 BB: 0 P: 12							

AB	36
R	4
H	9
RBI	4
BB	2
SO	11
LOB	16

PITCHER		IP	WLS	BF	H	R	ER	SO	BB	IBB	HBP	BLK	WP	HR	S	P	ERA	WHIP	PITCHER	IP	WLS	BF	H	R	ER	SO	BB	IBB	HBP	BLK	WP	HR	S	P	ERA	WHIP
52 Randy Wolf, L ERA: 3.68	(1, 1)	5.0	W	24	7	4	4	3	2	0	0	0	0	1	67	95	7.20	1.800																	
58 Chad Billingsley, R ERA: 3.68	(6, 1)	2.1	H	8	1	0	0	5	0	0	0	0	0	0	23	34	0.00	0.429																	
Joe Beimel, L ERA: 3.75	(8, 1)	0.0		1	1	0	0	0	0	0	0	0	0	0	1	2	∞	∞																	
44 Takashi Saito, R ERA: 1.52	(8, 1)	1.2	S	5	0	0	0	3	0	0	0	0	0	0	14	20	0.00	0.000																	

PITCHER		IP	WLS	BF	H	R	ER	SO	BB	IBB	HBP	BLK	WP	HR	S	P	ERA	WHIP	PITCHER	IP	WLS	BF	H	R	ER	SO	BB	IBB	HBP	BLK	WP	HR	S	P	ERA	WHIP

PITCHER		IP	WLS	BF	H	R	ER	SO	BB	IBB	HBP	BLK	WP	HR	S	P	ERA	WHIP	PITCHER	IP	WLS	BF	H	R	ER	SO	BB	IBB	HBP	BLK	WP	HR	S	P	ERA	WHIP

1B: 4	SF: 0
2B: 3	SAC: 0
3B: 1	DP: 0
HR: 1	HBP: 0

WP: 0	PA: 38
PB: 0	
SB: 0	
CS: 0	

Batter	1	2	3	4	5	6	7	8	9	AB	R	H	RBI	BB	SO	LOB
9 Juan Pierre, L (1, 8) OBP: 0.305, SLG: 0.326	C B X 1-1 15 G4-6-3 1B		B B C X 2-1 ① P4		C C F X 0-2 ② G3 2-3		C F B B S 2-3 ③ K			4	0	1	0	0	1	3
15 Rafael Furcal, S (1, 6) OBP: 0.365, SLG: 0.364	1 SAFE F 1 SAFE X 0-1 ① ② G4-6-3 1-2f		C X 0-1 ② G4-3		C B B F S 2-3 ③ K			B B B B 4-0 BB		3	0	0	0	1	1	2
5 Nomar Garciaparra, R (1, 3) OBP: 0.338, SLG: 0.353	B F B B B 4-1 BB		B B X 2-0 1B			B B S X 2-1 ① G1-3		C F B S S 1-3 ① K		3	0	1	0	1	1	1
12 Jeff Kent, R (1, 4) OBP: 0.340, SLG: 0.461	C C C 0-3 ③ K		F X 0-1 ③ F8			X 0-0 ② F9		F S X 0-2 ② F7		4	0	0	0	0	1	3
Luis Gonzalez, L (1, 7) OBP: 0.376, SLG: 0.447		B B X 2-0 ① G4-3		C B B F X 2-2 ① F8		C F B B F X 2-2 ③ G4-3		B X 1-0 ③ G1-3		4	0	0	0	0	0	1
Mike Lieberthal, R (1, 2) OBP: 0.286, SLG: 0.269 55 Russell Martin, R (9, PH) OBP: 0.382, SLG: 0.492		B B B H 4-0 16 WP 6 2B HBP		S B X 1-1 ② G6-3			B B C X 2-1 ① P6		X 0-0 ① L8	2 1	1 0	0 0	0 0	0 0	0 0	0 0
16 Andre Ethier, L (1, 9) OBP: 0.308, SLG: 0.412	F B C F F S 1-3 ② K 1-2		C X 0-1 ③ G3			B C F F F X 1-2 6 2B 1B		C X 0-1 ② L8		4	0	1	0	0	1	1
6 Tony Abreu, S (1, 5) OBP: 0.355, SLG: 0.533	S D F X 1-2 2-H 2B				X 0-0 9 G3 56 G1-3 1B		X 0-0 1-3 2B		B X 1-0 ③ F7	4	0	3	1	0	0	0
56 Hung-Chih Kuo, L (1, 1) Brett Tomko, R (5, 1) Wilson Betemit, S (7, PH) OBP: 0.318, SLG: 0.416 Rudy Seanez, R (7, 1)	X 0-0 ③ G4-3				B L B X 2-1 ① G1-3 1-2		C S S 0-3 ② K			2 0 1 0	0 0 0 0	0 0 0 0	0 0 0 0	0 0 1 0	0 0 2 0	2 0 2 0
Inning Stats	R: 0 H: 1 E: 0 LOB: 1 K: 1 BB: 1 S: 8 P: 13	R: 1 H: 1 E: 0 LOB: 1 K: 1 BB: 0 S: 10 P: 18	R: 0 H: 1 E: 0 LOB: 1 K: 0 BB: 0 S: 7 P: 11	R: 0 H: 0 E: 0 LOB: 0 K: 0 BB: 0 S: 7 P: 10	R: 0 H: 1 E: 0 LOB: 1 K: 1 BB: 0 S: 10 P: 14	R: 0 H: 0 E: 0 LOB: 0 K: 0 BB: 0 S: 7 P: 11	R: 0 H: 2 E: 0 LOB: 2 K: 2 BB: 0 S: 14 P: 19	R: 0 H: 0 E: 0 LOB: 1 K: 1 BB: 1 S: 7 P: 13	R: 0 H: 0 E: 0 LOB: 0 K: 0 BB: 0 S: 4 P: 5	1B: 4 SF: 0 2B: 2 SAC: 0 3B: 0 DP: 1 HR: 0 HBP: 1						WP: 1 PA: 35 PB: 0 SB: 0 CS: 0

PITCHER		IP	WLS	BF	H	R	ER	SO	BB	IBB	HBP	BLK	WP	HR	S	P	ERA	WHIP
45 Ian Snell, R ERA: 2.94	(1, 1)	8.0	W	32	6	1	1	6	2	0	1	0	1	0	70	109	1.12	1.000
55 Matt Capps, R ERA: 2.97	(9, 1)	1.0	S	3	0	0	0	0	0	0	0	0	0	0	4	5	0.00	0.000

PITCHER	IP	WLS	BF	H	R	ER	SO	BB	IBB	HBP	BLK	WP	HR	S	P	ERA	WHIP

TOP

Los Angeles Dodgers @ Pittsburgh Pirates

PNC Park, Pittsburgh, PA

Sat Jun 02 2007, 7:05 PM EDT

Att. 31,931 - Clear - 83 F

livebaseballscorecards.com

AB	32
R	1
H	6
RBI	1
BB	2
SO	6
LOB	15

BOTTOM

Los Angeles Dodgers @ Pittsburgh Pirates

PNC Park, Pittsburgh, PA

Sat Jun 02 2007, 7:05 PM EDT

Att. 31,931 - Clear - 83 F

livebaseballscorecards.com

Batter	1	2	3	4	5	6	7	8	9	AB	R	H	RBI	BB	SO	LOB
José Bautista, R (1, 5) OBP: 0.360, SLG: 0.414	BCX 1-1 6 1B 12 1B 1B	CBFBFX 2-2 1B			CSFX 0-2 FC5-4 1B		BSBCC 2-3 K ①			4	1	3	0	0	1	0
6 Chris Duffy, L (1, 8) OBP: 0.293, SLG: 0.352	X 0-0 12 1B 25 BB 1-2 1B	CBFS 1-3 K ③			LSFFB1FFX SAFE 1-2 F8 ①		X 0-0 F7 ②			4	1	1	0	0	1	2
12 Freddy Sanchez, R (1, 4) OBP: 0.321, SLG: 0.342	SFX 0-2 25 BB HBP 26 F9-2 1-3 2-H 1B		BBBB 4-0 FC5-4 BB		1 SAFE B 1 SAFE B 1 SAFE BCX 3-1 F7 ②		BBBCB 4-1 BB			2	0	1	1	2	0	1
Jason Bay, R (1, 7) OBP: 0.380, SLG: 0.526	BFBFBX 3-2 F9 ①		C 1 SAFE X 0-1 FC5-4 ① 1-2f		BX 1-0 FC5-4 ③ 1-2f		1 SAFE B 1 SAFE CSBS 2-3 K ③			4	0	0	0	0	1	5
Xavier Nady, R (1, 9) OBP: 0.316, SLG: 0.469	TH 1-1 25 BB 1-2 HBP		1 SAFE BBBF 1 SAFE FFX 2-2 L7 ②			BCBX 2-1 HR		SSBBBT 3-2 K ①		3	1	1	1	0	1	1
25 Adam LaRoche, L (1, 3) OBP: 0.321, SLG: 0.360	SCBBBB 4-2 1-2 2-3 3-H BB		BSBBSS 3-3 K ③			FBBX 2-1 26 2B 2 FC6-2-5 2B		SCBBS 2-3 K ②		3	0	1	1	1	2	1
26 Ronny Paulino, R (1, 2) OBP: 0.264, SLG: 0.344	CDBBFX 3-2 F9-2 ② ③ 3-H			BCBSX 2-2 G2-3 ①		CBX 1-1 2 FC6-2-5 45 CS 2-3 2B		BBCCBS 3-3 K ③		4	0	1	0	0	1	3
2 Jack Wilson, R (1, 6) OBP: 0.302, SLG: 0.337		BFFX 1-2 F7 ①		CBFBX 2-2 F9 ②		FX 0-1 FC6-2-5 45 CS 2-3 3-H ①				3	0	0	0	0	0	2
45 Ian Snell, R (1, 1) OBP: 0.174, SLG: 0.136 55 Matt Capps, R (9, 1) OBP: 1.000, SLG: 1.000		BCFC 1-3 K ②		FBBX 2-1 G4-3 ③		PMBCBC 3-3 K ② ③ 2-3 3-H				3 0	0 0	0 0	0 0	0 0	2 0	2 0
Inning Stats	R: 2 E: 0 K: 0 S: 15 H: 3 LOB: 2 BB: 1 P: 27	R: 0 E: 0 K: 2 S: 13 H: 1 LOB: 1 BB: 0 P: 18	R: 0 E: 0 K: 1 S: 9 H: 0 LOB: 1 BB: 1 P: 18	R: 0 E: 0 K: 0 S: 8 H: 0 LOB: 0 BB: 0 P: 14	R: 0 E: 0 K: 0 S: 14 H: 1 LOB: 1 BB: 0 P: 19	R: 1 E: 0 K: 1 S: 12 H: 3 LOB: 1 BB: 0 P: 19	R: 0 E: 0 K: 2 S: 8 H: 0 LOB: 1 BB: 1 P: 16	R: 0 E: 0 K: 3 S: 9 H: 0 LOB: 0 BB: 0 P: 17		1B: 5 2B: 3 3B: 0 HR: 1	SF: 0 SAC: 0 DP: 1 HBP: 1			WP: 0 PB: 0 SB: 0 CS: 2	PA: 34	

	AB	30
	R	3
	H	8
	RBI	3
	BB	3
	SO	9
	LOB	17

PITCHER		IP	WLS	BF	H	R	ER	SO	BB	IBB	HBP	BLK	WP	HR	S	P	ERA	WHIP
56 Hung-Chih Kuo, L ERA: 7.71	(1, 1)	4.2	L	21	5	2	2	3	2	0	1	0	0	0	58	94	3.86	1.500
Brett Tomko, R ERA: 5.69	(5, 1)	1.1		6	3	1	1	1	0	0	0	0	0	1	13	21	6.75	2.250
Rudy Seanez, R ERA: 2.86	(7, 1)	2.0		7	0	0	0	5	1	0	0	0	0	0	17	33	0.00	0.500

PITCHER	IP	WLS	BF	H	R	ER	SO	BB	IBB	HBP	BLK	WP	HR	S	P	ERA	WHIP

Los Angeles Dodgers @ Pittsburgh Pirates

PNC Park, Pittsburgh, PA

Sun Jun 03 2007, 1:35 PM EDT

Att. 23,458 - Cloudy - 78 F

livebaseballscorecards.com

Batter	1	2	3	4	5	6	7	8	9	AB	R	H	RBI	BB	SO	LOB
15 Rafael Furcal, S (1, 6) OBP: 0.371, SLG: 0.366	C C F F B F F X 1-2 5 FC6-4 1B		B B B C B 4-1 BB		B C B X 2-1 ③ G5-3		C F F D X 1-2 5 1B 9 1B 1-2 3-H 1B	D F X 1-1 ② ③ G4-6-3 1-2f		4	0	2	1	1	0	2
9 Juan Pierre, L (1, 8) OBP: 0.303, SLG: 0.324	C B F B 1 F B X SAFE 3-2 ① P6		B C B B F X 2-2 ② F7			C X 0-1 ① B1-3	B X 1-0 5 1B 1-2 2-3 1B		C B F B F B S 3-3 ① K	5	0	1	0	0	1	2
5 Nomar Garciaparra, R (1, 3) OBP: 0.335, SLG: 0.350	X 0-0 ② FC6-4 1B 1-2f		B F X 1-1 ③ F9			B X 1-0 ② L8	X 0-0 FC6-4 1B 1-2 2-3 3-H		B X 1-0 ② F8	5	0	1	1	0	0	2
Luis Gonzalez, L (1, 7) OBP: 0.373, SLG: 0.443 Brady Clark, R (8, 7) OBP: 0.309, SLG: 0.306	C X 0-1 55 FC6-4 1B 1-2			B C X 1-1 ① L8		S X 0-1 ③ G3-1	X 0-0 FC6-4 1-2f		C X 0-1 ③ P5	4 1	0 0	1 0	0 0	0 0	0 0	3 0
55 Russell Martin, R (1, 2) OBP: 0.384, SLG: 0.492	B C B X 2-1 ③ FC6-4 1-2f			B B C X 2-1 ② G5-3			C F B X 1-2 6 2B 12 FC5-4 1B	B F B X 2-1 16 HR 1B		4	2	2	0	0	0	2
16 Andre Ethier, L (1, 9) OBP: 0.312, SLG: 0.437		C B X 1-1 ① G4-3		B X 1-0 2B			S F F S 0-3 ① K	1 SAFE X 0-0 1-H HR		4	1	2	2	0	1	1
6 Tony Abreu, S (1, 5) OBP: 0.371, SLG: 0.559		F S X 0-2 ② G5-3		C X 0-1 ③ F9			C X 0-1 12 FC5-4 15 1B 1-3 2B	F B X 1-1 BB 1B		4	1	2	0	0	0	1
18 Ramon Martinez, R (1, 4) OBP: 0.227, SLG: 0.186 Olmedo Saenz, R (7, PH) OBP: 0.362, SLG: 0.404 58 Chad Billingsley, R (7, 1) Wilson Betemit, S (8, PH) OBP: 0.324, SLG: 0.416 51 Jonathan Broxton, R (8, 1) 44 Takashi Saito, L (9, 1) Joe Beimel, L (9, 1)		B C F F S 1-3 ③ K	C B X 1-1 ① F8		B C B B B 4-1 12 FC5-4 BB	S B B B B B 4-1 15 G4-6-3 BB 1-2			2 0 0 0 0 1 0 0 0 0 0 1 0 0 0 0 0 0 0 0 0 0 0 0 0 1 0 0 0 0 0 0 0 0 0 0 0 0 0 0 0 0 0 0 0 0 0 0 0						
31 Brad Penny, R (1, 1) OBP: 0.280, SLG: 0.292 12 Jeff Kent, R (7, PH) OBP: 0.336, SLG: 0.456 (7, 4)		X 0-0 ① F7	F X 0-1 ② G5-3			B X 1-0 ② FC5-4 9 1B 15 1B 5 1B 1-2f 2-3 3-H	X 0-0 ① F8		2 0 0 0 0 0 0 2 1 0 1 0 0 4							

Inning Stats																								
	R: 0 E: 0 K: 0 S: 16	H: 2 LOB: 2 BB: 0 P: 22		R: 0 E: 0 K: 1 S: 9	H: 0 LOB: 0 BB: 0 P: 11		R: 0 E: 0 K: 0 S: 7	H: 0 LOB: 1 BB: 1 P: 14		R: 0 E: 0 K: 0 S: 7	H: 1 LOB: 1 BB: 0 P: 11		R: 0 E: 0 K: 0 S: 6	H: 0 LOB: 0 BB: 0 P: 9		R: 0 E: 0 K: 0 S: 5	H: 0 LOB: 0 BB: 0 P: 6		R: 3 E: 0 K: 1 S: 18	H: 5 LOB: 3 BB: 1 P: 26		R: 2 E: 0 K: 0 S: 9	H: 3 LOB: 1 BB: 1 P: 17		R: 0 E: 0 K: 1 S: 7	H: 0 LOB: 0 BB: 0 P: 11

	1B: 8	SF: 0	WP: 0	PA: 40
	2B: 2	SAC: 0	PB: 0	
	3B: 0	DP: 1	SB: 0	
	HR: 1	HBP: 0	CS: 0	

	AB	37
	R	5
	H	11
	RBI	5
	BB	3
	SO	3
	LOB	17

PITCHER		IP	WLS	BF	H	R	ER	SO	BB	IBB	HBP	BLK	WP	HR	S	P	ERA	WHIP
24 Tom Gorzelanny, L ERA: 2.53	(1, 1)	6.2		29	7	3	3	2	2	0	0	0	0	0	66	97	4.05	1.350
16 Salomon Torres, R ERA: 5.13	(7, 1)	0.1	L	5	4	2	2	0	0	0	0	0	0	1	7	10	54.00	12.000
34 John Grabow, L ERA: 5.28	(8, 1)	0.0		1	0	0	0	0	1	0	0	0	0	0	1	5	∞	∞
54 Jonah Bayliss, R ERA: 6.6	(8, 1)	2.0		5	0	0	0	1	0	0	0	0	0	0	10	15	0.00	0.000

PITCHER		IP	WLS	BF	H	R	ER	SO	BB	IBB	HBP	BLK	WP	HR	S	P	ERA	WHIP

Los Angeles Dodgers @ Pittsburgh Pirates

PNC Park, Pittsburgh, PA

Sun Jun 03 2007, 1:35 PM EDT

Att. 23,458 - Cloudy - 78 F

livebaseballscorecards.com

BOTTOM

Batter	1	2	3	4	5	6	7	8	9	AB	R	H	RBI	BB	SO	LOB
José Bautista, R (1, 5) OBP: 0.356, SLG: 0.405	G5-3		K	BB		G6-3			F8	4	0	0	0	1	1	1
13 Nate McLouth, L (1, 8) OBP: 0.302, SLG: 0.316 Jose Castillo, R (9, PH) OBP: 0.262, SLG: 0.290	F7		F7	P6			G3		G1-3	4 1	0 0	0 0	0 0	0 0	0 0	2 1
12 Freddy Sanchez, R (1, 4) OBP: 0.324, SLG: 0.350	2B		1B, WP 25 1B	L8			F9			4	1	2	0	0	0	2
Jason Bay, R (1, 7) OBP: 0.382, SLG: 0.540	F9		25 1B	HR			F8			4	1	2	1	0	0	1
25 Adam LaRoche, L (1, 3) OBP: 0.324, SLG: 0.378		HR	1B		K			F8		4	1	2	2	0	1	0
41 Ryan Doumit, S (1, 2) OBP: 0.373, SLG: 0.500		L8	K		K			K		4	0	0	0	0	3	2
Xavier Nady, R (1, 9) OBP: 0.320, SLG: 0.473		2 1B	BB	2 F8 24 FC3 2B	G5-3			K		3	1	1	0	1	1	0
2 Jack Wilson, R (1, 6) OBP: 0.305, SLG: 0.340		24 G5-4-3 1B	F8			24 B5-6-3 1B			K	4	0	2	0	0	1	1
24 Tom Gorzelanny, R (1, 1) OBP: 0.138, SLG: 0.074 16 Salomon Torres, R (7, 1) 34 John Grabow, L (8, 1) 54 Jonah Bayliss, R (8, 1) 6 Chris Duffy, L (9, PH) OBP: 0.296, SLG: 0.355		G5-4-3		FC3 BB		B5-6-3			WP 1B	3 0 0 0 1	0 0 0 0 0	0 0 0 0 1	1 0 0 0 0	0 0 0 0 0	0 0 0 0 0	3 0 0 0 0
Inning Stats	R: 0 E: 0 K: 0 S: 8 H: 1 LOB: 1 BB: 0 P: 11	R: 1 E: 0 K: 0 S: 11 H: 2 LOB: 1 BB: 1 P: 20	R: 1 E: 0 K: 2 S: 16 H: 3 LOB: 2 BB: 0 P: 26	R: 1 E: 0 K: 0 S: 7 H: 1 LOB: 2 BB: 1 P: 14	R: 1 E: 0 K: 2 S: 13 H: 1 LOB: 0 BB: 0 P: 18	R: 0 E: 0 K: 0 S: 6 H: 1 LOB: 0 BB: 0 P: 9	R: 0 E: 0 K: 0 S: 8 H: 0 LOB: 0 BB: 0 P: 11	R: 0 E: 0 K: 2 S: 9 H: 0 LOB: 0 BB: 0 P: 15	R: 0 E: 0 K: 1 S: 16 H: 1 LOB: 1 BB: 0 P: 24	1B: 6 2B: 2 3B: 0 HR: 2 SF: 0 SAC: 0 DP: 2 HBP: 0						

AB	36
R	4
H	10
RBI	4
BB	2
SO	7
LOB	13

WP: 2 PB: 0 SB: 0 CS: 0 PA: 38

PITCHER		IP	WLS	BF	H	R	ER	SO	BB	IBB	HBP	BLK	WP	HR	S	P	ERA	WHIP
31 Brad Penny, R ERA: 2.37	(1, 1)	6.0		28	9	4	4	4	2	0	0	0	1	2	61	98	6.00	1.833
58 Chad Billingsley, R ERA: 3.56	(7, 1)	1.0	W	3	0	0	0	0	0	0	0	0	0	0	8	11	0.00	0.000
51 Jonathan Broxton, R ERA: 2.79	(8, 1)	1.0	H	3	0	0	0	2	0	0	0	0	0	0	9	15	0.00	0.000
44 Takashi Saito, R ERA: 1.5	(9, 1)	0.1	H	2	1	0	0	1	0	0	0	0	0	0	6	9	0.00	3.000
Joe Beimel, L ERA: 3.65	(9, 1)	0.2	S	2	0	0	0	0	0	0	0	0	1	0	10	15	0.00	0.000

PITCHER	IP	WLS	BF	H	R	ER	SO	BB	IBB	HBP	BLK	WP	HR	S	P	ERA	WHIP

Los Angeles Dodgers @ Pittsburgh Pirates

PNC Park, Pittsburgh, PA

Mon Jun 04 2007, 7:05 PM EDT

Att. 15,846 - Partly Cloudy - 76 F

livebaseballscorecards.com

TOP

Batter	1	2	3	4	5	6	7	8	9	AB	R	H	RBI	BB	SO	LOB
15 Rafael Furcal, S (1, 6) OBP: 0.373, SLG: 0.374	C B C X 1-2 G6-3 ①		C X 0-1 G6-3 ②			B X 1-0 9 SH 5 FC5-4 1B	B B X 2-0 1-H 2-H 2B ①			4	1	2	2	0	0	0
9 Juan Pierre, L (1, 8) OBP: 0.303, SLG: 0.324	C B X 1-1 12 2B 1B		B S B F B F C 3-3 K ③			X 0-0 SH 5 FC5-4 1-3	C F X 1-2 G4-3 ③			3	1	1	0	0	1	1
5 Nomar Garciaparra, R (1, 3) OBP: 0.329, SLG: 0.343	C B 1 SAFE X 1-1 F7 ②			X 0-0 G6-3 ①		1 SAFE B X 1-0 FC5-4 12 G6-4-3 1-2f 3-H ①		X 0-0 F8 ①		4	0	0	1	0	0	2
12 Jeff Kent, R (1, 4) OBP: 0.335, SLG: 0.457	1 SAFE C C B 1 SAFE F X 1-2 1-H 2B			B S X 1-1 G5-3 ②		D C X 1-1 G6-4-3 1-2f ② ③		C S B X 1-2 G6-3 ②		4	0	1	1	0	0	1
55 Russell Martin, R (1, 2) OBP: 0.386, SLG: 0.508	C C B B F X 2-2 F8 ③			B C C F X 1-2 G1-3 ③			X 0-0 6 L8 16 BB 1B 1B	X 0-0 HR		4	2	2	1	0	0	1
16 Andre Ethier, L (1, 9) OBP: 0.316, SLG: 0.435		C F X 0-2 G4-3 ①			B X 1-0 6 G6-3 1B		1 SAFE B B B B C 1 SAFE S B 4-2 15 2B 1B 1-2 BB	C B B X 2-1 G3 ③		3	1	1	0	1	0	0
6 Tony Abreu, S (1, 5) OBP: 0.333, SLG: 0.500		B S F F S 1-3 K ②			B F B F X 2-2 G6-3 1-2f ① ②		B B X 2-0 L8 2-3 ①		X 0-0 G1-3 ①	4	0	0	0	0	1	3
Brady Clark, R (1, 7) OBP: 0.322, SLG: 0.321		B B X 2-0 F8 ③			C B S B F X 2-2 FC6-4 1B		B C B F B X 3-2 15 2B 1-2 3-H 1B		C B B F B X 3-2 F9 ②	4	1	2	1	0	0	0
Derek Lowe, R (1, 1) OBP: 0.276, SLG: 0.130 Joe Beimel, L (8, 1) Wilson Betemit, S (9, PH) OBP: 0.321, SLG: 0.411 51 Jonathan Broxton, R (9, 1)			X 0-0 L8 ①		X 0-0 FC6-4 1-2f ③		B C L C 1-3 K ②		C B S S 1-3 K ③	3 0 1 0	0 0 0 0	0 0 0 0	0 0 0 0	0 0 1 0	1 0 0 0	3 0 0 0
Inning Stats	R: 1 E: 0 K: 0 S: 15 H: 2 LOB: 1 BB: 0 P: 21	R: 0 E: 0 K: 1 S: 8 H: 0 LOB: 0 BB: 0 P: 11	R: 0 E: 0 K: 1 S: 8 H: 0 LOB: 0 BB: 0 P: 11	R: 0 E: 0 K: 0 S: 7 H: 0 LOB: 0 BB: 0 P: 9	R: 0 E: 0 K: 0 S: 9 H: 2 LOB: 1 BB: 0 P: 14	R: 1 E: 1 K: 0 S: 5 H: 1 LOB: 0 BB: 0 P: 8	R: 3 E: 0 K: 1 S: 15 H: 3 LOB: 1 BB: 1 P: 28	R: 1 E: 0 K: 0 S: 7 H: 1 LOB: 0 BB: 0 P: 10	R: 0 E: 0 K: 1 S: 7 H: 0 LOB: 0 BB: 0 P: 11	1B: 6 2B: 2 3B: 0 HR: 1 SF: 0 SAC: 1 DP: 2 HBP: 0							

PITCHER	IP	WLS	BF	H	R	ER	SO	BB	IBB	HBP	BLK	WP	HR	S	P	ERA	WHIP
28 Paul Maholm, L (1, 1) ERA: 5.35	6.2	L	28	8	5	4	3	1	0	0	0	0	0	64	98	5.40	1.350
Damaso Marte, L (7, 1) ERA: 0.98	0.1		1	0	0	0	0	0	0	0	0	0	0	3	4	0.00	0.000
44 Josh Sharpless, R (8, 1) ERA: 16.88	1.0		4	1	1	1	0	0	0	0	0	0	1	7	10	9.00	1.000
Tony Armas, R (9, 1) ERA: 8.01	0.2		2	0	0	0	0	0	0	0	0	0	0	4	7	0.00	0.000
34 John Grabow, L (9, 1) ERA: 5.17	0.1		1	0	0	0	1	0	0	0	0	0	0	3	4	0.00	0.000

PITCHER	IP	WLS	BF	H	R	ER	SO	BB	IBB	HBP	BLK	WP	HR	S	P	ERA	WHIP

AB	34
R	6
H	9
RBI	6
BB	1
SO	4
LOB	11

WP: 0 PB: 0 SB: 0 CS: 0 PA: 36

BOTTOM

Los Angeles Dodgers @ Pittsburgh Pirates

PNC Park, Pittsburgh, PA

Mon Jun 04 2007, 7:05 PM EDT

Att. 15,846 - Partly Cloudy - 76 F

livebaseballscorecards.com

Batter	1	2	3	4	5	6	7	8	9	AB	R	H	RBI	BB	SO	LOB
José Bautista, R (1, 5) OBP: 0.354, SLG: 0.417	F9			G5-3		G6-3		HR		4	1	1	1	0	0	0
6 Chris Duffy, L (1, 8) OBP: 0.297, SLG: 0.352	G6-3			G5-3			FC5-4 (12, 1B) BB	G1-3		2	1	0	0	1	0	0
Jose Castillo, R (8, PH) OBP: 0.258, SLG: 0.286										1	0	0	0	0	0	0
Tony Armas, R (9, 1) OBP: 0.286, SLG: 0.286										0	0	0	0	0	0	0
34 John Grabow, L (9, 1)										0	0	0	0	0	0	0
12 Freddy Sanchez, R (1, 4) OBP: 0.327, SLG: 0.353	K			G6-3			FC5-4 (1-3) 1B		FC4-6 1B	4	0	2	0	0	1	0
Jason Bay, R (1, 7) OBP: 0.376, SLG: 0.530		L3			E5 (25) G4-6-3		FC5-4 (25) FC4-6 (1-2f, 3-H)		FC4-6 (25) 2B (1-2f)	4	1	0	1	0	0	2
25 Adam LaRoche, L (1, 3) OBP: 0.323, SLG: 0.381		G4-1			G4-6-3 (1-2f)		FC4-6 HR (1-2f)		41 FC4-6 2B (1-H)	4	1	1	1	0	0	2
Xavier Nady, R (1, 9) OBP: 0.324, SLG: 0.488		K			E5		HR (2-H)		41 FC4-6 BB	3	1	1	2	1	1	0
26 Ronny Paulino, R (1, 2) OBP: 0.260, SLG: 0.337		K			G5-3		G5-3		FC4-6 (1-2f, 2-3)	3	0	0	0	0	1	1
41 Ryan Doumit, S (9, PH) OBP: 0.369, SLG: 0.495										1	0	0	0	0	0	2
2 Jack Wilson, R (1, 6) OBP: 0.300, SLG: 0.333		G6-3				G4-3		G5-3	G4-3	4	0	0	0	0	0	2
28 Paul Maholm, L (1, 1) OBP: 0.130, SLG: 0.130		K				K		K		2	0	0	0	0	2	0
Damaso Marte, L (7, 1)										0	0	0	0	0	0	0
44 Josh Sharpless, R (8, 1)										0	0	0	0	0	0	0
13 Nate McLouth, L (8, PH) OBP: 0.297, SLG: 0.310										1	0	0	0	0	1	0
(9, 8)																

	AB	33
	R	5
	H	5
	RBI	5
	BB	2
	SO	6
	LOB	9

Inning Stats	1	2	3	4	5	6	7	8	9
	R: 0 E: 0 K: 1 S: 7	H: 0 LOB: 0 BB: 0 P: 9	R: 0 E: 0 K: 1 S: 8	H: 0 LOB: 0 BB: 0 P: 13	R: 0 E: 0 K: 2 S: 7	H: 0 LOB: 0 BB: 0 P: 8	R: 0 E: 0 K: 0 S: 7	H: 0 LOB: 0 BB: 0 P: 13	R: 0 E: 2 K: 0 S: 7	H: 0 LOB: 1 BB: 0 P: 12	R: 0 E: 0 K: 1 S: 8	H: 0 LOB: 0 BB: 0 P: 10	R: 3 E: 1 K: 0 S: 10	H: 2 LOB: 0 BB: 1 P: 16	R: 1 E: 0 K: 1 S: 8	H: 1 LOB: 0 BB: 0 P: 12	R: 1 E: 0 K: 0 S: 14	H: 2 LOB: 2 BB: 1 P: 23

	1B: 2	SF: 0	WP: 0	PA: 35
	2B: 1	SAC: 0	PB: 0	
	3B: 0	DP: 1	SB: 0	
	HR: 2	HBP: 0	CS: 0	

PITCHER		IP	WLS	BF	H	R	ER	SO	BB	IBB	HBP	BLK	WP	HR	S	P	ERA	WHIP
Derek Lowe, R ERA: 3.44	(1, 1)	7.2	W	28	3	4	4	6	1	0	0	0	0	2	60	91	4.70	0.522
Joe Beimel, L ERA: 3.6	(8, 1)	0.1	H	1	0	0	0	0	0	0	0	0	0	0	2	2	0.00	0.000
51 Jonathan Broxton, R ERA: 3.0	(9, 1)	1.0	S	6	2	1	1	0	1	0	0	0	0	0	14	23	9.00	3.000

PITCHER	IP	WLS	BF	H	R	ER	SO	BB	IBB	HBP	BLK	WP	HR	S	P	ERA	WHIP

Batter	1	2	3	4	5	6	7	8	9	AB	R	H	RBI	BB	SO	LOB
9 Juan Pierre, L (1, 8) OBP: 0.298, SLG: 0.318	B FA 88 X FA 90 1-0 B5		C FA 90 X FA 92 0-1 P5		B FA 91 X FA 92 1-0 P4		X FA 93 0-0 G3			4	0	0	0	0	0	3
15 Rafael Furcal, S (1, 6) OBP: 0.371, SLG: 0.369	B FA 90 B FA 90 F FA 90 B FA 92 B FA 90 4-1 5 5 G6-3 S BB		C FA 90 B FA 92 X FA 93 1-1 G5-3			B FA 90 B FA 90 C FA 90 X FA 91 2-1 F7		M FA 94 X FA 95 0-1 G4-3		3	0	0	0	1	0	0
5 Nomar Garciaparra, R (1, 3) OBP: 0.328, SLG: 0.341	C FA 91 P PO 86 D SL 84 X SL 84 2-1 G6-3 1-3			B SL 81 F FA 91 X FA 93 1-1 F9		F SL 80 B SL 82 X SL 82 1-1 G5-3		X FA 95 0-0 1B		4	0	1	0	0	0	1
12 Jeff Kent, R (1, 4) OBP: 0.333, SLG: 0.450	B FA 83 B FA 92 S FA 93 S F B FA 84 S SL 85 3-3 K			X FA 91 0-0 G6-3		B SL 80 B SL 82 B FA 92 B FA 91 4-0 BB		B CH 83 B FA 97 F FA 94 B FA 96 S CH 84 X FA 97 3-2 F9		3	0	0	0	1	1	2
Luis Gonzalez, L (1, 7) OBP: 0.371, SLG: 0.439		B FA 91 B FA 92 B FA 90 C FA 91 S FA 93 F FA 93 F FA 93 S 3-3 K		B FA 92 B FA 92 C FA 92 F FA 90 B FA 92 F FA 93 F FA 94 X FA 92 3-2 1B		1 SAFE 1 SAFE B FA 92 B FA 92 S FA 91 B FA 91 C FA 91 S FA 92 3-3 K		B FA 96 C FA 96 B CH 84 S CH 85 B FA 96 X CH 84 3-2 G3		4	0	1	0	0	2	2
55 Russell Martin, R (1, 2) OBP: 0.388, SLG: 0.505		C FA 91 B FA 93 B SL 83 B FF 94 F FA 92 F FA 93 B FA 92 4-2 16 S BB		C FA 82 S SL 82 F SL 84 F SL 84 1 SAFE F SL 84 X 0-2 G2-3			B FA 90 F FA 91 X FA 91 1-1 6 1B 1B		B SL 82 C FC 87 X SL 83 1-1 G6-3	3	0	1	0	1	0	1
16 Andre Ethier, L (1, 9) OBP: 0.315, SLG: 0.431		C FA 92 1 SAFE C FA 93 F FA 92 X FA 92 0-2 F7 1-2			C FA 90 B FA 92 F FA 92 B FA 92 F FA 93 X FA 84 2-2 F8		1 SAFE 1 SAFE F FA 91 P PO 82 P PO 82 1 SAFE X FA 91 2-1 F7		B FC 88 C FC 87 B FC 88 X FA 88 2-1 1B	4	0	1	0	0	0	2
6 Tony Abreu, S (1, 5) OBP: 0.326, SLG: 0.476		C FA 92 B FA 92 F FA 93 S FA 92 1-3 K			F FA 92 B FA 93 B FA 93 C FA 92 X FA 93 2-2 E6 29 SH2-4		1 SAFE F FA 91 1 SAFE 1 SAFE F FA 92 1 SAFE F FA 94 P PO 84 1 SAFE 1-2 X FA 83 1-3 1B		C FC 87 X FC 87 0-1 F8	4	0	1	0	0	1	2
29 Jason Schmidt, R (1, 1) OBP: 0.200, SLG: 0.800 Wilson Betemit, S (7, PH) OBP: 0.327, SLG: 0.411 Rudy Seanez, R (7, 1) Joe Beimel, L (8, 1) Olmedo Saenz, R (9, PH) OBP: 0.356, SLG: 0.396			C FA 89 S FA 92 S SL 81 0-3 K		B FA 89 X FA 90 1-0 SH2-4 1-2		D SL 82 B FA 92 F FA 92 D SL 83 B SL 82 4-1 BB		S SL 83 B CH 76 B SL 84 X FA 88 2-1 P4	1 0 0 0 1	0 0 0 0 0	0 0 0 0 0	0 0 0 0 0	1 0 0 0 0	0 0 0 0 0	0 0 0 0 1
Inning Stats	R: 0 E: 0 K: 1 S: 9 H: 0 LOB: 1 BB: 1 P: 18	R: 0 E: 0 K: 2 S: 15 H: 0 LOB: 1 BB: 1 P: 23	R: 0 E: 0 K: 1 S: 7 H: 0 LOB: 0 BB: 0 P: 8	R: 0 E: 0 K: 0 S: 14 H: 1 LOB: 1 BB: 0 P: 18	R: 0 E: 1 K: 0 S: 9 H: 0 LOB: 1 BB: 0 P: 15	R: 0 E: 0 K: 1 S: 7 H: 0 LOB: 1 BB: 1 P: 17	R: 0 E: 0 K: 0 S: 13 H: 2 LOB: 2 BB: 1 P: 18	R: 0 E: 0 K: 0 S: 9 H: 1 LOB: 1 BB: 0 P: 15	R: 0 E: 0 K: 0 S: 8 H: 1 LOB: 1 BB: 0 P: 13	1B: 5 2B: 0 3B: 0 HR: 0 SF: 0 SAC: 1 DP: 0 HBP: 0						WP: 0 PB: 0 SB: 2 CS: 0 PA: 36

PITCHER		IP	WLS	BF	H	R	ER	SO	BB	IBB	HBP	BLK	WP	HR	S	P	ERA	WHIP
32 Chris Young, R ERA: 2.19	(1, 1)	7.0		28	3	0	0	5	4	0	0	0	0	0	74	117	0.00	1.000
Scott Linebrink, R ERA: 2.03	(8, 1)	1.0	W	4	1	0	0	0	0	0	0	0	0	0	9	15	0.00	1.000
Trevor Hoffman, R ERA: 2.45	(9, 1)	1.0	S	4	1	0	0	0	0	0	0	0	0	0	8	13	0.00	1.000

PITCHER	IP	WLS	BF	H	R	ER	SO	BB	IBB	HBP	BLK	WP	HR	S	P	ERA	WHIP

TOP

Los Angeles Dodgers @ San Diego Padres

PETCO Park, San Diego, CA

Tue Jun 05 2007, 10:05 PM EDT

Att. 31,703 - Cloudy - 64 F

livebaseballscorecards.com

AB	31
R	0
H	5
RBI	0
BB	4
SO	5
LOB	14

Batter	1	2	3	4	5	6	7	8	9	AB	R	H	RBI	BB	SO	LOB
22 Marcus Giles, R (1, 4) OBP: 0.347, SLG: 0.380	B FA 90 F FA 88 X FA 89 1-1 ① P3		X FA 88 0-0 ① F7		B SL 87 F FA 91 S CH 87 B CH 88 X FA 93 2-2 ③ F8			B FA 89 C FA 95 1 SAFE C SL 84 F SL 86 X FA 96 1-2 23 FC5-4 1B 1-H		4	0	1	1	0	0	0
8 Terrmel Sledge, L (1, 7) OBP: 0.341, SLG: 0.377 José Cruz Jr., S (8, PH) OBP: 0.345, SLG: 0.456 (9, 7)	C FA 89 X CH 84 0-1 ② G4-3		C FA 90 S SL 79 F FA 91 X CU 77 0-2 ② F9			C CH 83 X CH 84 0-1 ① F8		B FA 90 C FA 91 1 SAFE C FA 91 B FA 85 X FA 90 2-2 ② F7		3 1	0 0	0 0	0 0	0 0	0 0	0 1
23 Adrián González, L (1, 3) OBP: 0.363, SLG: 0.528	B FA 91 B FA 90 C FA 90 C FA 91 B CH 87 X FA 90 3-2 ③ F8		C FA 90 F FA 91 X SL 85 0-2 ③ G3			F FA 88 F FA 90 X FA 92 0-2 ② P2		B FA 94 1 SAFE C FA 94 B FA 94 X FA 93 2-1 ③ FC5-4 1-2f		4	0	0	0	0	0	1
28 Josh Bard, S (1, 2) OBP: 0.327, SLG: 0.364		C FA 90 T FA 87 B FA 92 F FA 93 S FA 92 1-3 ① K	F CH 84 F SL 86 S CH 86 0-3 ① K			B FA 89 C FA 90 F CH 86 B FA 91 X FA 87 2-2 ③ F9				3	0	0	0	0	2	0
Mike Cameron, R (1, 8) OBP: 0.303, SLG: 0.385		S FA 90 B FA 92 C FA 91 B FA 93 B FA 93 F FA 92 C FA 93 3-3 ② K	F FA 94 F SL 85 B SL 88 X FA 93 1-2 ② F9				C FA 95 B FA 96 B SL 84 X FA 94 2-1 ① P6			3	0	0	0	0	1	0
5 Kevin Kouzmanoff, R (1, 5) OBP: 0.280, SLG: 0.361		B FA 92 B FA 92 B FA 92 C FA 92 F FA 92 B FA 91 4-2 BB 1B BB	B FA 92 B FA 89 B FA 87 B FA 91 4-0 BB				B X FA 95 1-0 ② G6-3			1	0	0	0	2	0	0
Geoff Blum, S (1, 6) OBP: 0.267, SLG: 0.318		B CH 85 X CH 85 1-0 BB 1-2 1B	C CH 86 D CU 82 C FA 92 S FA 89 1-3 ③ K				B FA 96 F FA 88 C FA 95 B FA 89 F FA 95 B FA 89 S FA 87 3-3 ③ K			3	0	1	0	0	2	1
Hiram Bocachica, R (1, 9) OBP: 0.156, SLG: 0.286		B FA 91 S CH 86 B FA 92 D SL 87 B CH 86 4-1 1-2 2-3 BB			B FA 92 B CH 84 C FA 89 F FA 89 X FA 88 2-2 ① F7			C SL 85 F FA 94 S SL 85 0-3 ① K		2	0	0	0	1	1	0
32 Chris Young, R (1, 1) OBP: 0.292, SLG: 0.105 Scott Linebrink, R (8, 1) Russell Branyan, L (8, PH) OBP: 0.371, SLG: 0.491 Trevor Hoffman, R (9, 1)		F FA 90 B FA 92 X FA 90 1-1 ③ G6-3			B FA 91 F FA 91 F CH 85 X FA 88 1-2 ② G4-3			C FA 88 S FA 95 B FA 89 B FA 95 F SL 85 H SL 84 3-2 22 S 22 1B HBP		2 0 0 0	0 0 1 0	0 0 0 0	0 0 0 0	0 0 0 0	0 0 0 0	3 0 0 0
Inning Stats	R: 0 E: 0 K: 0 S: 7 H: 0 LOB: 0 BB: 0 P: 11	R: 0 E: 0 K: 2 S: 14 H: 1 LOB: 3 BB: 2 P: 28	R: 0 E: 0 K: 0 S: 8 H: 0 LOB: 0 BB: 0 P: 8	R: 0 E: 0 K: 2 S: 9 H: 0 LOB: 1 BB: 1 P: 15	R: 0 E: 0 K: 0 S: 9 H: 0 LOB: 0 BB: 0 P: 14	R: 0 E: 0 K: 0 S: 8 H: 0 LOB: 0 BB: 0 P: 10	R: 0 E: 0 K: 1 S: 7 H: 0 LOB: 0 BB: 0 P: 13	R: 1 E: 0 K: 1 S: 15 H: 1 LOB: 1 BB: 0 P: 23		1B: 2 2B: 0 3B: 0 HR: 0 SF: 0 SAC: 0 DP: 0 HBP: 1						

PITCHER		IP	WLS	BF	H	R	ER	SO	BB	IBB	HBP	BLK	WP	HR	S	P	ERA	WHIP
29 Jason Schmidt, R ERA: 4.76	(1, 1)	6.0		22	1	0	0	4	3	0	0	0	0	0	55	86	0.00	0.667
Rudy Seanez, R ERA: 3.03	(7, 1)	1.1	L	6	1	1	1	2	0	0	1	0	0	0	17	27	6.75	0.750
Joe Beimel, L ERA: 3.51	(8, 1)	0.2		2	0	0	0	0	0	0	0	0	0	0	5	9	0.00	0.000

PITCHER		IP	WLS	BF	H	R	ER	SO	BB	IBB	HBP	BLK	WP	HR	S	P	ERA	WHIP

BOTTOM

Angeles Dodgers @ San Diego Padres

PETCO Park, San Diego, CA

Tue Jun 05 2007, 10:05 PM EDT

Att. 31,703 - Cloudy - 64 F

livebaseballscorecards.com

AB	26
R	1
H	2
RBI	1
BB	3
SO	6
LOB	6

Batter	1	2	3	4	5	6	7	8	9	AB	R	H	RBI	BB	SO	LOB
9 Juan Pierre, L (1, 8) OBP: 0.298, SLG: 0.317	C FA 85 B FA 85 F FA 85 F FA 85 B FA 86 X FA 86 2-2 ① G3-1			C FA 85 L FA 85 B FA 86 B FA 86 X FA 85 2-2 ① G4-3		B SL 82 B CH 80 C FA 85 X FA 83 2-1 ② G3		C FA 94 X CH 82 0-1 E5 1-3 1B		4	0	1	0	0	0	0
15 Rafael Furcal, S (1, 6) OBP: 0.364, SLG: 0.361	B FC 85 X FA 85 1-0 ② F8			C FA 86 X SL 81 0-1 ② G3-1		C FC 85 F FA 85 X FA 86 0-2 ③ G3		X FA 94 0-0 ③ F9		4	0	0	0	0	0	2
5 Nomar Garciaparra, R (1, 3) OBP: 0.326, SLG: 0.344	B FA 86 C FA 85 C FA 86 B FA 86 X FA 87 2-2 ③ G6-3			F X 0-1 ③ G4-3			B FA 84 C FA 85 X FA 84 1-1 ① P1		F FC 87 X FC 87 0-1 G4-3 2B	4	0	1	0	0	0	0
12 Jeff Kent, R (1, 4) OBP: 0.341, SLG: 0.471		X FA 85 0-0 55 G1-4-3 1B			X FA 86 0-0 1B 55 SF9 1B		B FA 86 F FA 86 S SL 81 F FA 86 X FA 86 1-2 HR		C SL 82 X FC 87 0-1 ① G6-3	4	2	3	1	0	0	1
Luis Gonzalez, L (1, 7) OBP: 0.373, SLG: 0.437		C FA 85 X FA 85 0-1 ① F8			B FA 86 X FA 86 1-0 6 2B 1-3 1B		B FC 85 B FA 85 F FA 85 B SL 81 B FA 85 4-1 55 G6-4-3 BB		F FC 86 X CH 75 0-1 ② G4-3 2-3	3	0	1	0	1	0	2
55 Russell Martin, R (1, 2) OBP: 0.382, SLG: 0.497		C SI 85 B FA 85 F SI 86 X FA 87 1-2 ② ③ G1-4-3 1-2f			B FA 88 B FA 87 X FA 87 2-0 ① SF9 3-H		C CU 85 X CU 85 0-1 ② ③ G6-4-3 1-2f		S SL 82 S CH 75 D CH 74 C FA 89 1-3 ③ K	3	0	0	1	0	1	3
16 Andre Ethier, L (1, 9) OBP: 0.310, SLG: 0.424			X FA 85 0-0 ① F8		C FA 85 B CH 81 X FA 86 1-1 ② L5			F FA 94 B FA 94 X FA 94 1-1 ① F7		3	0	0	0	0	0	1
6 Tony Abreu, S (1, 5) OBP: 0.348, SLG: 0.500			C FA 86 X FA 85 0-1 ② G4-3		X SL 81 0-0 ③ 1-3 2B			B CH 83 B CH 81 B FA 92 B FA 93 4-0 9 E 9 1B BB		2	0	1	0	1	0	0
52 Randy Wolf, L (1, 1) OBP: 0.222, SLG: 0.174 Brady Clark, R (6, PH) OBP: 0.317, SLG: 0.315 Brett Tomko, R (6, 1) Wilson Betemit, S (8, PH) OBP: 0.325, SLG: 0.407 Mark Hendrickson, L (8, 1)			B FA 85 C FA 86 S SL 81 X FA 86 1-2 ③ F7			B FA 84 S SL 80 C FA 86 F FA 87 X FA 87 1-2 ① F9		B CH 83 B CH 83 C FA 93 S FA 93 C FA 95 2-3 ② K		1 1 0 1 0	0 0 0 0 0	0 0 0 0 0	0 0 0 1 0	0 0 0 1 0	0 0 0 0 0	0 0 0 1 0

Inning Stats	1	2	3	4	5	6	7	8	9
	R: 0 E: 0 K: 0 S: 8	H: 0 LOB: 0 BB: 0 P: 13	R: 0 E: 0 K: 0 S: 6	H: 1 LOB: 0 BB: 0 P: 7	R: 0 E: 0 K: 0 S: 6	H: 0 LOB: 0 BB: 0 P: 7	R: 0 E: 0 K: 0 S: 7	H: 0 LOB: 0 BB: 0 P: 9	R: 1 E: 0 K: 0 S: 6	H: 3 LOB: 2 BB: 0 P: 10	R: 0 E: 0 K: 0 S: 9	H: 0 LOB: 0 BB: 0 P: 12	R: 1 E: 0 K: 0 S: 9	H: 1 LOB: 0 BB: 1 P: 15	R: 0 E: 1 K: 1 S: 8	H: 1 LOB: 2 BB: 1 P: 15	R: 0 E: 0 K: 1 S: 9	H: 1 LOB: 1 BB: 0 P: 10

	1B: 4	SF: 1	WP: 0	PA: 33
	2B: 2	SAC: 0	PB: 0	
	3B: 0	DP: 2	SB: 0	
	HR: 1	HBP: 0	CS: 0	

PITCHER		IP	WLS	BF	H	R	ER	SO	BB	IBB	HBP	BLK	WP	HR	S	P	ERA	WHIP
Greg Maddux, R ERA: 3.82	(1, 1)	6.1	W	23	5	2	2	0	1	0	0	0	0	1	49	71	2.84	0.947
21 Heath Bell, R ERA: 1.06	(7, 1)	0.2	H	1	0	0	0	0	0	0	0	0	0	0	2	2	0.00	0.000
Scott Linebrink, R ERA: 1.95	(8, 1)	1.0	H	5	1	0	0	1	1	0	0	0	0	0	8	15	0.00	2.000
Trevor Hoffman, R ERA: 2.35	(9, 1)	1.0	S	4	1	0	0	1	0	0	0	0	0	0	9	10	0.00	1.000

PITCHER	IP	WLS	BF	H	R	ER	SO	BB	IBB	HBP	BLK	WP	HR	S	P	ERA	WHIP

TOP

Los Angeles Dodgers @ San Diego Padres

PETCO Park, San Diego, CA

Wed Jun 06 2007, 10:05 PM EDT

Att. 31,541 - Clear - 63 F

livebaseballscorecards.com

AB	30
R	2
H	7
RBI	2
BB	2
SO	2
LOB	10

BOTTOM

Los Angeles Dodgers @ San Diego Padres

PETCO Park, San Diego, CA

Wed Jun 06 2007, 10:05 PM EDT

Att. 31,541 - Clear - 63 F

livebaseballscorecards.com

Batter	1	2	3	4	5	6	7	8	9	AB	R	H	RBI	BB	SO	LOB
22 Marcus Giles, R (1, 4) OBP: 0.344, SLG: 0.373	B FA 89 B FA 89 B FA 89 B FA 87 4-0 BB BB	B CH 80 X CH 78 1-0 G5-3 ②		B FA 89 F FA 86 B CH 78 B FA 90 X 3-1 G6-3 ①		B FA 96 S FA 96 F FA 96 X SL 85 1-2 G5-3 ③		X FA 90 0-0 G4-3 ③		4	0	0	0	1	0	3
José Cruz Jr., S (1, 7) OBP: 0.349, SLG: 0.453	C SL 81 1 SAFE B CU 67 D CU 67 B FA 87 C FA 88 1 SAFE B FA 89 4-2 1-2 BB	S CU 67 C CU 67 F CU 67 B CU 66 C CU 68 1-3 K ③		C FA 89 F CU 68 B FA 89 B CU 68 X CU 67 2-2 P5 ②			X CU 75 0-0 1B			3	0	1	0	1	1	1
23 Adrián González, L (1, 3) OBP: 0.362, SLG: 0.524	C FA 88 F FA 90 S FA 89 0-3 K ①		F SL 82 B FA 89 S FA 90 B FA 90 B FA 90 F FA 91 X FA 91 3-2 28 BB 2B 1B	F CH 78 B FA 89 B FA 89 B CH 78 S FA 89 F FA 89 S FA 89 3-3 K ③			C FA 94 F FA 93 S SL 82 0-3 K ①			4	1	1	0	0	3	3
28 Josh Bard, S (1, 2) OBP: 0.325, SLG: 0.356	X CU 67 0-0 L7 ②		B FA 90 B FA 90 C FA 89 B CH 79 F FA 88 F FA 87 B FA 87 4-2 2B 1B 1-2 BB		B CH 77 T FA 88 X FA 87 1-1 G5-3 ①		C FA 94 B FA 96 B CU 78 F FA 94 B CH 83 X FA 95 3-2 F7 ②			3	1	0	0	1	0	3
Mike Cameron, R (1, 8) OBP: 0.302, SLG: 0.382	B SL 81 F FA 89 C CU 67 F SL 82 F FA 89 F CU 68 B CH 80 B FA 91 X CH 79 3-2 P6 ③		F CH 79 C CU 66 B FA 90 S FA 91 1-3 K ①		B FA 89 B FA 89 F FA 90 X CH 78 2-1 CS 5 1B 1B		F FA 95 C SL 83 S SL 83 0-3 K ③			4	0	1	0	0	2	5
5 Kevin Kouzmanoff, R (1, 5) OBP: 0.285, SLG: 0.364		C FA 87 X SL 82 0-1 2B 2B 1B	X CU 66 0-0 P6 ②	1 SAFE B FA 88 X CH 78 1-0 1-2 1B				C FA 88 C FA 89 B FA 89 S CU 75 1-3 K2-3 ①		4	1	2	0	0	1	2
Hiram Bocachica, R (1, 9) OBP: 0.194, SLG: 0.375		C FA 87 B FA 88 X FA 89 1-1 1-3 2B 2B	C CU 64 F CU 66 F FA 90 X CU 66 0-2 1-3 2-H 1B 2B		C FA 88 C FA 89 S SL 82 0-3 2-3 K ② ③			C CU 74 B FA 88 X FA 84 1-1 G6-3 ②		4	2	2	1	0	1	2
Geoff Blum, S (1, 6) OBP: 0.291, SLG: 0.348		C FA 89 B CU 69 X CU 68 1-1 SH1-4 2-H 3-H 2B	X FA 90 0-0 2-H 3-H 1B			B CU 77 B FA 95 F FA 94 F SL 83 C FA 97 2-3 K ①		B CH 83 B FA 90 C FA 90 C FA 90 B SL 76 B FA 89 4-2 BB BB		3	0	2	4	1	1	0
Greg Maddux, R (1, 1) OBP: 0.050, SLG: 0.050	X FA 87 0-0 SH1-4 2-3 ①		B FA 87 S FA 88 C CH 78 S FA 88 1-3 K ③			S FA 96 B FA 97 C FA 97 S SL 86 1-3 K ②		B FA 90 B CU 75 B FA 89 B FA 89 4-0 1-2 BB		2	0	0	0	0	2	1
21 Heath Bell, R (7, 1)										0	0	0	0	0	0	0
Scott Linebrink, R (8, 1)										0	0	0	0	0	0	0
Russell Branyan, L (8, PH) OBP: 0.380, SLG: 0.491										0	0	0	0	1	0	0
Trevor Hoffman, R (9, 1)										0	0	0	0	0	0	0

Inning Stats	1	2	3	4	5	6	7	8	9
	R: 0 E: 0 K: 1 S: 12	H: 0 LOB: 2 BB: 2 P: 23	R: 2 E: 0 K: 1 S: 12	H: 3 LOB: 1 BB: 0 P: 16	R: 3 E: 0 K: 2 S: 19	H: 3 LOB: 1 BB: 1 P: 28	R: 0 E: 0 K: 1 S: 9	H: 0 LOB: 0 BB: 0 P: 17	R: 0 E: 0 K: 1 S: 8	H: 2 LOB: 1 BB: 0 P: 12	R: 0 E: 0 K: 2 S: 9	H: 0 LOB: 0 BB: 0 P: 13	R: 0 E: 0 K: 2 S: 10	H: 1 LOB: 1 BB: 0 P: 13	R: 0 E: 0 K: 1 S: 8	H: 0 LOB: 2 BB: 2 P: 18	1B: 6 2B: 3 3B: 0 HR: 0	SF: 0 SAC: 1 DP: 0 HBP: 0	WP: 0 PB: 0 SB: 0 CS: 1	PA: 37

PITCHER	IP	WLS	BF	H	R	ER	SO	BB	IBB	HBP	BLK	WP	HR	S	P	ERA	WHIP
52 Randy Wolf, L (1, 1) ERA: 4.03	5.0	L	25	8	5	5	6	3	0	0	0	0	0	60	96	9.00	2.200
Brett Tomko, R (6, 1) ERA: 5.47	2.0		7	1	0	0	4	0	0	0	0	0	0	19	26	0.00	0.500
Mark Hendrickson, L (8, 1) ERA: 4.09	1.0		5	0	0	0	1	2	0	0	0	0	0	8	18	0.00	2.000

PITCHER	IP	WLS	BF	H	R	ER	SO	BB	IBB	HBP	BLK	WP	HR	S	P	ERA	WHIP

AB	31
R	5
H	9
RBI	5
BB	5
SO	11
LOB	20

Batter	1	2	3	4	5	6	7	8	9	AB	R	H	RBI	BB	SO	LOB
15 Rafael Furcal, S (1, 6) OBP: 0.365, SLG: 0.367	C FF 91 B FA 94 B FA 94 X FA 93 2-1 G4-3		B FA 96 B SL 88 C FA 89 B FA 96 F FA 96 X FA 89 3-2 2-H 1B		B CU 78 X FA 95 1-0 P6		C FA 97 F FA 91 F FA 96 B FC 89 X FA 96 1-2 6 2B 1-H 2-H 2B		C C B C SL 84 1-3 K	5	1	2	3	0	1	2
6 Tony Abreu, S (1, 5) OBP: 0.333, SLG: 0.490	B FA 95 X FA 94 1-0 F7		B FA 96 B FA 86 F FA 96 X FC 88 2-1 L3			F FA 93 B CH 85 X FA 89 1-1 G3	C FA 89 X FA 95 0-1 2-H 2B		X CH 81 0-0 P4	5	0	1	1	0	0	2
5 Nomar Garciaparra, R (1, 3) OBP: 0.325, SLG: 0.342	B FA 96 F FA 95 F FA 96 X FA 97 1-2 G6-3			X SL 84 0-0 L8		S SL 85 F SL 85 B FA 96 X SL 82 1-2 12 FC5-4 1B	B SL 80 F FA 87 X FA 87 1-1 G6-3			4	0	1	0	0	0	1
12 Jeff Kent, R (1, 4) OBP: 0.335, SLG: 0.462		X FA 93 0-0 G4-3		B FF 93 B FA 94 B FA 94 C FA 92 X FA 94 3-1 F8		S FC 90 B FC 89 F FC 89 1 SAFE X FA 96 1-2 FC5-4 1-2f		S FA 87 F FA 86 S SL 79 0-3 K		4	0	0	0	0	1	1
Luis Gonzalez, L (1, 7) OBP: 0.376, SLG: 0.454 9 Juan Pierre, L (8, 8) OBP: 0.298, SLG: 0.317		C FA 94 C FA 95 F FA 96 B SL 85 F FA 97 X FA 90 1-2 G1-3		B FA 95 S FA 94 B CU 79 X FA 95 2-1 1B		X FA 96 0-0 F7		B CU 86 B FA 86 X FA 86 2-0 HR		4 0	1 0	2 0	1 0	0 0	0 0	1 0
55 Russell Martin, R (1, 2) OBP: 0.379, SLG: 0.493		X FA 96 0-0 16 CS 1B		S FA 90 B FA 90 S SL 83 S FF 96 1-3 K			B FA 88 C FA 88 S SL 88 X SL 82 1-2 P2	B FA 88 T FA 88 S FA 88 S SL 81 1-3 K		4	0	1	0	0	2	1
16 Andre Ethier, L (1, 9) OBP: 0.314, SLG: 0.422		C FA 96 1 SAFE B FA 95 1-1 1-2 CS	B FA 94 S FA 86 B FA 95 F FA 87 B SL 84 F FA 88 F FA 96 B FA 88 4-2 56 SH2-4 15 1B BB		F FA 94 B FC 88 B CU 77 F F FA 88 F SL 84 B FA 94 T FA 89 3-2 K		B SL 82 F FA 94 B SL 83 X FC 88 2-1 15 PB 15 2B BB 1B	C FA 87 X FA 87 0-1 G4-3		3	2	1	0	1	1	0
Brady Clark, R (1, 8) OBP: 0.313, SLG: 0.298 (8, 7)			S FA 96 B FA 95 1 SAFE S FA 90 S SL 85 1-3 K		B FC 90 S FC 88 B FA 95 B FA 94 B FA 94 4-1 56 SH3-4 BB		C FC 89 B FA 94 X SL 83 1-1 F7		C FA 89 B SL 75 X CH 80 1-1 P3	3	0	0	0	1	1	2
56 Hung-Chih Kuo, L (1, 1) Wilson Betemit, S (7, PH) OBP: 0.330, SLG: 0.407 58 Chad Billingsley, R (7, 1) Joe Beimel, L (8, 1) Olmedo Saenz, R (9, PH) OBP: 0.367, SLG: 0.396 51 Jonathan Broxton, R (9, 1)			B FA 94 X FA 94 1-0 SH2-4 1-2		X FA 94 0-0 SH3-4 1-2		S FA 88 C FF 95 B SL 88 F FA 95 F FA 90 B FC 86 B FA 96 B FA 90 4-2 15 PB 15 2B 1-2 BB		C SL 76 B FA 88 B CH 81 B B 4-1 BB	0 0 0 0 0 0	0 1 0 0 0 0	0 0 0 0 0 0	0 0 0 0 1 0	0 1 0 0 0 0	0 0 0 0 0 0	0 0 0 0 0 0
Inning Stats	R: 0 E: 0 K: 0 S: 6 H: 0 LOB: 0 BB: 0 P: 10	R: 0 E: 0 K: 0 S: 8 H: 1 LOB: 0 BB: 0 P: 10	R: 1 E: 0 K: 1 S: 13 H: 1 LOB: 1 BB: 1 P: 24	R: 0 E: 0 K: 1 S: 8 H: 1 LOB: 1 BB: 0 P: 14	R: 0 E: 0 K: 1 S: 8 H: 0 LOB: 1 BB: 1 P: 16	R: 0 E: 0 K: 0 S: 9 H: 1 LOB: 1 BB: 0 P: 12	R: 3 E: 0 K: 0 S: 19 H: 3 LOB: 1 BB: 1 P: 29	R: 1 E: 0 K: 2 S: 9 H: 1 LOB: 0 BB: 0 P: 12	R: 0 E: 0 K: 1 S: 7 H: 0 LOB: 1 BB: 1 P: 13	1B: 5 2B: 2 3B: 0 HR: 1 SF: 0 SAC: 2 DP: 0 HBP: 0						

PITCHER		IP	WLS	BF	H	R	ER	SO	BB	IBB	HBP	BLK	WP	HR	S	P	ERA	WHIP
44 Jake Peavy, R ERA: 1.97	(1, 1)	6.2		29	7	4	4	3	3	0	0	0	0	0	69	112	5.40	1.500
43 Cla Meredith, R ERA: 3.77	(7, 1)	1.1		5	1	1	1	2	0	0	0	0	0	1	11	15	6.75	0.750
45 Justin Hampson, L ERA: 1.13	(9, 1)	1.0	W	4	0	0	0	1	1	0	0	0	0	0	7	13	0.00	1.000

PITCHER	IP	WLS	BF	H	R	ER	SO	BB	IBB	HBP	BLK	WP	HR	S	P	ERA	WHIP

TOP

Los Angeles Dodgers @ San Diego Padres

PETCO Park, San Diego, CA

Thu Jun 07 2007, 10:05 PM EDT

Att. 40,631 - Partly Cloudy - 66 F

livebaseballscorecards.com

AB	32
R	5
H	8
RBI	5
BB	4
SO	6
LOB	10

WP: 0 PA: 39
PB: 1
SB: 0
CS: 1

Batter	1	2	3	4	5	6	7	8	9	AB	R	H	RBI	BB	SO	LOB
22 Marcus Giles, R (1, 4) OBP: 0.345, SLG: 0.371	B FA 91 B SL 80 B FA 90 B FA 89 4-0 23 E BB		B CH 80 B FA 91 F FA 90 B FA 92 C FA 92 S FA 93 3-3 ① K	C CH 82 C SL 84 B CH 84 B SL 84 S FA 93 2-3 ③ K			B FA 96 X FA 94 1-0 ② F7		C FA 96 S SL 89 X SL 90 0-2 18 1B 23 2B 1-2 2-3 1B	4	1	1	0	1	2	1
José Cruz Jr., S (1, 7) OBP: 0.353, SLG: 0.447 (7, 9) 45 Justin Hampson, L (9, 1) 18 Paul McAnulty, L (9, PH) OBP: 0.281, SLG: 0.345	B FA 91 B FA 90 C FA 91 X FA 91 2-1 ① P4		F FA 92 B CU 71 B FA 93 B FA 91 B FA 91 4-1 28 BB BB		B FA 91 S FA 92 S FA 93 C FA 93 1-3 ① K		C FA 92 B FA 95 S CU 81 B FA 96 B CU 81 F FA 92 B CU 83 4-2 BB		B SL 89 C FA 98 F FA 98 X FA 99 1-2 23 2B 1-2 2-3 3-H 1B	2 0 1	0 0 1	0 0 1	0 0 1	2 0 0	1 0 0	1 0 0
23 Adrián González, L (1, 3) OBP: 0.358, SLG: 0.521	C FA 93 C FA 93 X CH 87 0-2 E1 1-3		X FA 91 0-0 ② F8		F SL 84 F FA 95 B CH 84 S 1-3 ② K		C FA 96 D FA 88 F FA 96 B FA 92 C FA 97 2-3 ③ K		X FA 99 0-0 1B BB 1-3 2-H 3-H 2B	5	1	1	2	0	2	3
28 Josh Bard, S (1, 2) OBP: 0.333, SLG: 0.355	F FA 93 B FA 94 B FA 92 S SL 84 S FA 93 2-3 ② K		1 SAFE 1 SAFE C FA 93 B CH 81 1 SAFE B FA 93 B SL 84 F FA 92 B FA 93 4-2 1-2 BB		C SL 81 F FA 93 B CH 84 X FA 93 1-2 ③ G6-3			C FA 96 B CU 82 B FA 92 X FA 95 2-1 1B	B SL 89 B SL 89 I IN 79 I 4-0 BB 1B IBB	3	0	1	0	2	1	2
Mike Cameron, R (1, 8) OBP: 0.300, SLG: 0.378	C SL 85 F FA 94 B FA 94 S SL 86 1-3 ③ K		B FA 92 C SL 83 B SL 84 B FA 93 X FA 93 3-1 ③ F7			X FA 92 0-0 ① L9		C FA 95 C FA 97 B FA 96 B FA 90 F FA 93 B FA 95 C FA 92 3-3 ① K	C SL 89 X FA 100 0-1 BB 1-2 2-3 3-H 1B	5	0	1	1	0	2	5
5 Kevin Kouzmanoff, R (1, 5) OBP: 0.282, SLG: 0.359		B FA 92 C FA 92 B FA 91 B FA 91 X FA 91 3-1 ① L9		B FA 90 X FA 90 1-0 ① G5-3		B FA 91 B FA 92 F FA 92 X FA 91 2-1 FC1-5-4 1B		B FA 95 F FA 96 X FA 91 1-1 ② F9	S FA 100 S FA 100 S FA 100 0-3 ① K	5	0	1	0	0	1	4
Hiram Bocachica, R (1, 9) OBP: 0.231, SLG: 0.382 43 Cla Meredith, R (7, 1) Russell Branyan, L (8, PH) OBP: 0.384, SLG: 0.483 (9, 7)	B SL 81 B CU 71 B FA 92 C C F B 4-2 F8 S BB		B SL 82 B FA 92 C FA 92 X SL 83 2-1 WP 44 2B 1B	B CH 79 S SL 84 C FA 92 F SL 86 B FA 92 X SL 84 2-2 ② FC1-5-4 1-2f			F FA 92 B FA 93 X FA 92 1-1 ③ G5-3		C FA 99 B FA 99 S FA 100 B FA 100 B FA 100 B FA 100 4-2 1-2 2-3 3-H BB	2 0 1	1 0 0	1 0 0	0 0 1	1 0 1	0 0 1	1 0 1
Geoff Blum, S (1, 6) OBP: 0.289, SLG: 0.342	C SL 84 B SL 84 X SL 85 1-1 ② F8 1-3		1 SAFE 1 SAFE P PO 82 B FA 90 C CH 81 B SL 84 C CH 80 F SL 84 C FA 93 3-3 ② K 1-2			X FA 92 0-0 ③ F7			C FA 93 X FA 94 0-1 22 1B 8 E 18 1B 1B	4	1	1	0	0	1	3
44 Jake Peavy, R (1, 1) OBP: 0.226, SLG: 0.387 8 Terrmel Sledge, L (7, 7) OBP: 0.336, SLG: 0.371 (9, 9)	M S S 0-3 ③ K		X SL 82 0-0 2-H 2B				I FA 96 B FA 95 S CU 82 C CU 83 1-3 ① K		B FA 96 C FA 96 X SL 87 1-1 E3 18 1B 22 1B 23 2B 1-2	2 2	0 1	1 0	1 0	0 0	1 1	1 1
Inning Stats	R: 0 E: 1 K: 2 S: 11 H: 0 LOB: 2 BB: 1 P: 20	R: 0 E: 0 K: 1 S: 10 H: 0 LOB: 1 BB: 1 P: 18	R: 0 E: 0 K: 1 S: 9 H: 0 LOB: 2 BB: 2 P: 23	R: 1 E: 0 K: 2 S: 12 H: 2 LOB: 1 BB: 0 P: 19	R: 0 E: 0 K: 2 S: 9 H: 0 LOB: 0 BB: 0 P: 12	R: 0 E: 0 K: 0 S: 8 H: 1 LOB: 1 BB: 0 P: 12	R: 0 E: 0 K: 2 S: 10 H: 0 LOB: 1 BB: 1 P: 18	R: 0 E: 0 K: 1 S: 10 H: 1 LOB: 1 BB: 0 P: 17	R: 5 E: 1 K: 1 S: 18 H: 5 LOB: 3 BB: 2 P: 28	1B: 7 2B: 2 3B: 0 HR: 0 SF: 0 SAC: 0 DP: 0 HBP: 0						

PITCHER		IP	WLS	BF	H	R	ER	SO	BB	IBB	HBP	BLK	WP	HR	S	P	ERA	WHIP
56 Hung-Chih Kuo, L ERA: 4.85	(1, 1)	6.0		26	3	1	1	8	4	0	0	0	1	0	59	104	1.50	1.167
58 Chad Billingsley, R ERA: 3.38	(7, 1)	1.2	H	7	1	0	0	3	1	0	0	0	0	0	18	32	0.00	1.200
Joe Beimel, L ERA: 3.46	(8, 1)	0.1		1	0	0	0	0	0	0	0	0	0	0	2	3	0.00	0.000
51 Jonathan Broxton, R ERA: 4.15	(9, 1)	0.1	L	9	5	5	4	1	1	1	0	0	0	0	18	28	108.00	18.000

PITCHER	IP	WLS	BF	H	R	ER	SO	BB	IBB	HBP	BLK	WP	HR	S	P	ERA	WHIP

BOTTOM

Los Angeles Dodgers @ San Diego Padres

PETCO Park, San Diego, CA

Thu Jun 07 2007, 10:05 PM EDT

Att. 40,631 - Partly Cloudy - 66 F

livebaseballscorecards.com

AB	36
R	6
H	9
RBI	6
BB	7
SO	12
LOB	23

Batter	1	2	3	4	5	6	7	8	9	10	AB	R	H	RBI	BB	SO	LOB
15 Alex Rios, R (1, 9) OBP: 0.345, SLG: 0.533	C FA 92 X 0-1 G6-3 ①			X CH 83 0-0 10 F9 25 1B 2B		C FA 92 F FA 93 B FA 92 S FA 95 1-3 K ①		B SL 85 C FA 94 B SL 85 S SL 86 S 2-3 K ③		F FA 91 B SL 81 B FA 91 F FA 91 F SL 81 X FA 90 2-2 P4 ③	5	1	1	0	0	2	3
Matt Stairs, L (1, 3) OBP: 0.364, SLG: 0.546	F CU 77 B X 1-1 G2-3 ②			L FA 92 F CH 78 C FA 94 0-3 K ①		B CU 78 F FA 92 C X FA 94 1-2 FC6 10 FC5-4 1-2f ②			F FA 92 C FA 91 B SL 83 X SL 82 1-2 HR		4	1	1	1	0	1	2
10 Vernon Wells, R (1, 8) OBP: 0.313, SLG: 0.406	B FA 93 B FA 93 X FA 93 2-0 F8 ③			C FA 94 X FA 94 0-1 F9 ② 2-3		X FA 93 0-0 FC5-4 ③ 1-2f			S FA 92 B CU 78 F FA 92 X FA 92 1-2 F9 ①		4	0	0	0	0	0	2
25 Troy Glaus, R (1, 5) OBP: 0.390, SLG: 0.504		C FA 91 C FA 92 S CH 83 0-3 K ①		X FA 95 0-0 2 WP 3-H 1B			C FA 92 B FA 93 B FA 93 S CH 86 B FA 94 X 3-2 G6-3 ①		C SL 81 B FA 92 C FA 91 B SL 81 B SL 81 B FA 89 4-2 2 G5-4-3 BB		3	0	1	1	1	1	0
2 Aaron Hill, R (1, 4) OBP: 0.346, SLG: 0.473		C FA 92 B CH 84 F FA 93 S FA 93 1-3 K ②		C CU 78 C FA 93 B CH 85 S FA 94 1-3 K ③ 1-2			X FA 93 0-0 F8 ②		F FA 91 F CU 76 X SL 82 0-2 G5-4-3 ②③ 1-2f		4	0	0	0	0	2	2
26 Adam Lind, L (1, 7) OBP: 0.280, SLG: 0.401		B FA 93 X FA 93 1-0 G5-3 ③			C FA 90 S FA 92 S FA 94 0-3 K ①		B FA 94 F C B B S 3-3 K ③			B FA 88 B FA 89 B FA 89 C FA 88 F FA 88 X FA 89 3-2 P5 ①	4	0	0	0	0	2	0
Jason Phillips, R (1, 2) OBP: 0.301, SLG: 0.313			B FA 92 X FA 92 1-0 F9 ①		B FA 93 S CH 86 X FA 93 1-1 F9 ②			C CU 74 F FA 92 B CH 86 B CH 86 F FA 93 X FA 94 2-2 G6-3 ①		X FA 90 0-0 P5 ②	4	0	0	0	0	0	0
Royce Clayton, R (1, 6) OBP: 0.294, SLG: 0.344 Howie Clark, L (8, PH) OBP: 0.429, SLG: 0.364 6 John McDonald, R (8, 6) OBP: 0.295, SLG: 0.398			F FA 92 S FA 93 B FA 94 B CH 86 B FA 94 F FA 94 X FA 91 3-2 29 G4-6-3 1B		B FA 93 X FA 93 1-0 G4-3 ③			C FA 91 C CU 78 X FA 93 0-2 G3 ②		C FA 88 B FA 86 F FA 87 X FA 88 1-2 9 1B 2B	2 1 1	0 0 1	1 0 1	0 0 0	0 0 0	0 0 0	0 0 0
29 Dustin McGowan, R (1, 1) OBP: 0.250, SLG: 0.250 Frank Thomas, R (8, PH) OBP: 0.369, SLG: 0.393 59 Curtis Thigpen, R (8, PR) OBP: 0.250, SLG: 0.250 54 Jason Frasor, R (8, 1) 9 Gregg Zaun, S (10, PH) OBP: 0.290, SLG: 0.350 49 Jeremy Accardo, R (10, 1)			M B X 1-1 G4-6-3 ②③ 1-2f			C FA 91 C CU 75 X FA 92 0-2 FC6 1B		C FA 93 B FA 94 B FA 88 F FA 94 X FA 94 2-2 1B		C FA 87 B FA 88 B X 2-1 2-H 1B	2 1 0 0 1 0	0 0 0 0 0 0	1 1 0 0 1 0	0 0 0 0 0 0	0 0 0 0 0 0	1 0 0 0 0 0	1 0 0 0 0 0
Inning Stats	R: 0 E: 0 K: 0 S: 5 H: 0 LOB: 0 BB: 0 P: 8	R: 0 E: 0 K: 2 S: 7 H: 0 LOB: 0 BB: 0 P: 9	R: 0 E: 0 K: 0 S: 7 H: 1 LOB: 0 BB: 0 P: 12	R: 1 E: 0 K: 2 S: 10 H: 2 LOB: 1 BB: 0 P: 11	R: 0 E: 0 K: 1 S: 6 H: 0 LOB: 0 BB: 0 P: 8	R: 0 E: 0 K: 1 S: 10 H: 1 LOB: 1 BB: 0 P: 12	R: 0 E: 0 K: 1 S: 7 H: 0 LOB: 0 BB: 0 P: 13	R: 0 E: 0 K: 1 S: 13 H: 1 LOB: 1 BB: 0 P: 19	R: 1 E: 0 K: 0 S: 11 H: 1 LOB: 0 BB: 1 P: 17	R: 1 E: 0 K: 0 S: 13 H: 2 LOB: 1 BB: 0 P: 21	1B: 5 2B: 2 3B: 0 HR: 1 SF: 0 SAC: 0 DP: 2 HBP: 0						

PITCHER		IP	WLS	BF	H	R	ER	SO	BB	IBB	HBP	BLK	WP	HR	S	P	ERA	WHIP
31 Brad Penny, R ERA: 2.26	(1, 1)	7.2		27	5	1	1	7	0	0	0	0	1	0	62	87	1.17	0.652
51 Jonathan Broxton, R ERA: 4.11	(8, 1)	0.1	H	1	0	0	0	1	0	0	0	0	0	0	3	5	0.00	0.000
44 Takashi Saito, R ERA: 1.8	(9, 1)	1.0	B	4	1	1	1	0	1	0	0	0	0	1	11	17	9.00	2.000
Joe Beimel, L ERA: 3.71	(10, 1)	0.2		4	2	1	1	0	0	0	0	0	0	0	9	15	13.50	3.000
Rudy Seanez, R ERA: 3.0	(10, 1)	0.1	W	1	0	0	0	0	0	0	0	0	0	0	4	6	0.00	0.000

PITCHER	IP	WLS	BF	H	R	ER	SO	BB	IBB	HBP	BLK	WP	HR	S	P	ERA	WHIP

TOP

Toronto Blue Jays @ Los Angeles Dodgers

Dodger Stadium, Los Angeles, CA

Fri Jun 08 2007, 7:40 PM PDT

Att. 52,173 - Clear - 66 F

livebaseballscorecards.com

AB	36
R	3
H	8
RBI	3
BB	1
SO	8
LOB	10

WP: 1 PA: 37
PB: 0
SB: 0
CS: 0

Batter	1	2	3	4	5	6	7	8	9	10	AB	R	H	RBI	BB	SO	LOB
9 Juan Pierre, L (1, 8) OBP: 0.297, SLG: 0.316	C FA 93 S SL 81 F SI 82 F SL 85 B FA 95 X CH 81 1-2 15 F9 15 S 1B	X 0-0 ② B1	B FA 94 B FA 95 C FA 94 T FA 94 B CH 86 F FA 93 X FA 93 3-2 ② G4-3		1 SAFE 1 SAFE C FA 92 1 SAFE L SL 83 1 SAFE X CH 83 0-2 ② G4-3 1-2			4	0	1	0	0	0	1
15 Rafael Furcal, S (1, 6) OBP: 0.359, SLG: 0.360	C FA 92 B FA 94 X CH 87 1-1 ① F9 1-3	S CH 79 F FA 95 F FA 94 B FA 90 S SL 86 1-3 ③ K	X CH 82 0-0 ③ B1-3		C SL 81 X FA 93 0-1 ③ G5-3			4	0	0	0	0	1	3
5 Nomar Garciaparra, R (1, 3) OBP: 0.324, SLG: 0.341	B FA 94 F FA 94 D FA 94 F SL 86 F CU 80 X FA 94 2-2 ② G4-3	S CU 80 B FA 94 X FA 95 1-1 ① G3-1	X SL 84 0-0 ① P4	S SL 81 B FA 91 X FA 91 1-1 12 FC1-5 1B				4	0	1	0	0	0	1
12 Jeff Kent, R (1, 4) OBP: 0.338, SLG: 0.467	B FA 94 F FA 93 X 1-1 ③ P4	B SL 85 X FA 94 1-0 ② G5-3	B FA 93 B FA 94 C FA 93 F FA 95 X SL 86 2-2 HR 2B	B FA 93 C SL 82 X SL 82 1-1 55 G5-3 FC1-5 1-2 1B				4	1	2	0	0	0	1
Luis Gonzalez, L (1, 7) OBP: 0.379, SLG: 0.477 Brady Clark, R (8, 7) OBP: 0.308, SLG: 0.293	C FA 94 B FA 92 B CH 86 X FA 95 2-1 55 F8 2B	X FA 95 0-0 ③ G4-3	D CU 78 F FA 93 B FA 94 X CH 85 2-1 2-H HR	B FA 90 C FA 91 B FA 91 X FA 91 2-1 ① FC1-5 55 G5-3 1-2 2-3f				3 1	1 0	2 0	2 0	0 0	0 2	0 0
55 Russell Martin, R (1, 2) OBP: 0.373, SLG: 0.483	B FA 94 X SL 86 1-0 ① F8 2-3	S CU 79 B SL 82 B FA 95 C FA 94 C FA 96 2-3 ① K	B SL 81 X FA 94 1-0 ② F9	C FA 92 B SL 82 X SL 81 1-1 ② G5-3 1-2 2-3				4	0	0	0	0	1	3
16 Andre Ethier, L (1, 9) OBP: 0.308, SLG: 0.414	C CU 78 X FA 94 0-1 ② L3	X CH 85 0-0 ② G1-3	X FA 93 0-0 ③ G6-3	C CH 83 B SL 82 X CH 84 1-1 ③ G4-3				4	0	0	0	0	0	3
6 Tony Abreu, S (1, 5) OBP: 0.327, SLG: 0.462	F FA 95 X SL 84 0-1 ③ G6-3	B CU 78 S CH 85 S FA 93 S SL 82 1-3 ③ K2-3		B FA 91 X FA 91 1-0 ① G4-3				3	1	0	0	1	1	1
31 Brad Penny, R (1, 1) OBP: 0.259, SLG: 0.269 51 Jonathan Broxton, R (8, 1) Wilson Betemit, S (8, PH) OBP: 0.336, SLG: 0.407 27 Matt Kemp, R (8, PR) OBP: 0.438, SLG: 0.500 44 Takashi Saito, L (9, 1) Joe Beimel, L (10, 1) Rudy Seanez, R (10, 1) Olmedo Saenz, R (10, PH) OBP: 0.377, SLG: 0.469	F FA 89 B FA 94 S FA 95 F SL 84 S SL 85 1-3 ① K	B FA 96 F FA 93 B FA 94 S FA 94 X FA 95 2-2 ① G3		B SL 82 B FA 92 B FA 92 B FA 91 4-0 9 G4-3 BB		C FA 93 X FA 91 0-1 1-H HR	2 0 0 0 0 0 0 1	0 0 0 0 0 0 0 1	0 0 0 0 0 0 0 2	0 0 0 0 0 0 0 2	1 0 0 0 0 0 0 2	0 0 0 0 0 0 0 0	0 0 0 0 0 0 0 0
Inning Stats	R: 0 H: 1 E: 0 LOB: 1 K: 0 BB: 0 S: 13 P: 18	R: 0 H: 1 E: 0 LOB: 1 K: 0 BB: 0 S: 7 P: 10	R: 0 H: 0 E: 0 LOB: 0 K: 2 BB: 0 S: 9 P: 11	R: 0 H: 0 E: 0 LOB: 0 K: 0 BB: 0 S: 4 P: 6	R: 0 H: 0 E: 0 LOB: 0 K: 2 BB: 0 S: 7 P: 10	R: 0 H: 0 E: 0 LOB: 0 K: 0 BB: 0 S: 8 P: 13	R: 2 H: 2 E: 0 LOB: 0 K: 0 BB: 0 S: 8 P: 13	R: 0 H: 0 E: 0 LOB: 2 K: 0 BB: 1 S: 6 P: 11	R: 0 H: 2 E: 0 LOB: 2 K: 0 BB: 0 S: 10 P: 16	R: 2 H: 1 E: 0 LOB: 0 K: 0 BB: 1 S: 6 P: 10	1B: 3 2B: 2 3B: 0 HR: 2	SF: 0 SAC: 0 DP: 0 HBP: 0	WP: 0 PB: 0 SB: 1 CS: 0	PA: 36			

PITCHER	IP	WLS	BF	H	R	ER	SO	BB	IBB	HBP	BLK	WP	HR	S	P	ERA	WHIP
29 Dustin McGowan, R (1, 1) ERA: 5.02	7.0		25	4	2	2	4	0	0	0	0	0	1	56	81	2.57	0.571
54 Jason Frasor, R (8, 1) ERA: 3.76	2.0		9	2	0	0	0	1	0	0	0	0	0	16	27	0.00	1.500
49 Jeremy Accardo, R (10, 1) ERA: 2.36	0.0	L	2	1	2	2	0	1	0	0	0	0	1	6	10	∞	∞

PITCHER	IP	WLS	BF	H	R	ER	SO	BB	IBB	HBP	BLK	WP	HR	S	P	ERA	WHIP

BOTTOM

Toronto Blue Jays @ Los Angeles Dodgers

Dodger Stadium, Los Angeles, CA

Fri Jun 08 2007, 7:40 PM PDT

Att. 52,173 - Clear - 66 F

livebaseballscorecards.com

AB	34
R	4
H	7
RBI	4
BB	2
SO	4
LOB	15

Toronto Blue Jays @ Los Angeles Dodgers

Dodger Stadium, Los Angeles, CA

Sat Jun 09 2007, 7:10 PM PDT

Att. 51,073 - Clear - 66 F

livebaseballscorecards.com

TOP

Batter	1	2	3	4	5	6	7	8	9	AB	R	H	RBI	BB	SO	LOB
15 Alex Rios, R (1, 9) OBP: 0.340, SLG: 0.525	G6-3		K 2-3			G4-3			F8	4	0	0	0	0	1	1
Matt Stairs, L (1, 3) OBP: 0.360, SLG: 0.563	G4-3			F7		HR			G4-3	4	1	1	1	0	0	0
10 Vernon Wells, R (1, 8) OBP: 0.308, SLG: 0.399	G6-3			G1-3		G6-3			G6-3	4	0	0	0	0	0	0
25 Troy Glaus, R (1, 5) OBP: 0.389, SLG: 0.500		G5-3		1B FC4-6			G1-3			3	0	1	0	0	0	0
2 Aaron Hill, R (1, 4) OBP: 0.345, SLG: 0.471		1B		FC4-6 1-2f			G5-3			3	0	1	0	0	0	1
26 Adam Lind, L (1, 7) OBP: 0.275, SLG: 0.394		F7			F9		G3			3	0	0	0	0	0	1
Jason Phillips, R (1, 2) OBP: 0.294, SLG: 0.304		G1-3			G5-3			F9		3	0	0	0	0	0	1
6 John McDonald, R (1, 6) OBP: 0.296, SLG: 0.396			1B 15 CS 28 S		G5-3			F9		3	0	1	0	0	0	0
28 Shaun Marcum, R (1, 1)			1-2 K			K		G6-3		2	0	0	0	0	2	1
37 Scott Downs, L (7, 1)										0	0	0	0	0	0	0
Frank Thomas, R (8, PH) OBP: 0.368, SLG: 0.391										1	0	0	0	0	0	0
44 Casey Janssen, R (8, 1)										0	0	0	0	0	0	0
Inning Stats	R: 0 E: 0 K: 0 S: 6 H: 0 LOB: 0 BB: 0 P: 9	R: 0 E: 0 K: 0 S: 9 H: 1 LOB: 1 BB: 0 P: 14	R: 0 E: 0 K: 2 S: 8 H: 1 LOB: 1 BB: 0 P: 14	R: 0 E: 0 K: 0 S: 7 H: 1 LOB: 1 BB: 0 P: 9	R: 0 E: 0 K: 0 S: 5 H: 0 LOB: 0 BB: 0 P: 9	R: 1 E: 0 K: 1 S: 7 H: 1 LOB: 0 BB: 0 P: 12	R: 0 E: 0 K: 0 S: 8 H: 0 LOB: 0 BB: 0 P: 12	R: 0 E: 0 K: 0 S: 9 H: 0 LOB: 0 BB: 0 P: 11	R: 0 E: 0 K: 0 S: 6 H: 0 LOB: 0 BB: 0 P: 8	1B: 3 2B: 1 3B: 0 HR: 1	SF: 0 SAC: 0 DP: 1 HBP: 0						

AB	30
R	1
H	4
RBI	1
BB	0
SO	3
LOB	5

WP: 0 PB: 0 SB: 1 CS: 1 PA: 30

PITCHER	IP	WLS	BF	H	R	ER	SO	BB	IBB	HBP	BLK	WP	HR	S	P	ERA	WHIP
Derek Lowe, R (1, 1) ERA: 3.21	9.0	L	30	4	1	1	3	0	0	0	0	0	1	65	98	1.00	0.444

BOTTOM

Toronto Blue Jays @ Los Angeles Dodgers

Dodger Stadium, Los Angeles, CA

Sat Jun 09 2007, 7:10 PM PDT

Att. 51,073 - Clear - 66 F

livebaseballscorecards.com

Batter	1	2	3	4	5	6	7	8	9	AB	R	H	RBI	BB	SO	LOB
15 Rafael Furcal, S (1, 6) OBP: 0.361, SLG: 0.363	B FA 86 C FA 86 B CH 81 C CU 72 F FC 84 S CH 82 2-3 K ①		C CU 73 B FA 86 X FA 86 1-1 P3 ③			C FA 85 D FC 83 S CU 76 X SL 83 1-2 12 1B 1-2 1B	B CU 72 X FA 86 1-0 1-2 2-3 1B			4	0	2	0	0	1	1
6 Tony Abreu, S (1, 5) (9, 4) OBP: 0.322, SLG: 0.464	B FA 88 F FA 88 X FA 88 1-1 G4-3 ②			C CH 71 X 0-1 2B		F CH 83 S CU 73 X CU 75 0-2 F7 ①	B FA 88 B FA 87 X FA 87 2-0 G6-3 ③			4	0	1	0	0	0	5
5 Nomar Garciaparra, R (1, 3) OBP: 0.319, SLG: 0.335	C CU 75 S SL 84 B CH 82 B X 2-2 G5-3 ③			F FA 86 B FC 84 X SL 78 1-1 G6-3 ①		B SL 78 B FC 84 C FC 84 C SL 79 X FA 86 2-2 P3 ②		F FC 88 B FA 90 B SL 88 X SL 87 2-1 P3 ①		4	0	0	0	0	0	3
12 Jeff Kent, R (1, 4) OBP: 0.340, SLG: 0.465 Brady Clark, R (8, PR) OBP: 0.308, SLG: 0.293 Wilson Betemit, S (9, 5) OBP: 0.336, SLG: 0.407		B FA 86 B FA 87 X FA 88 2-0 F8 ①		F FA 87 S FA 86 B FC 85 F CU 75 D CH 80 B FA 87 X CU 75 3-2 F8 ②		B FA 87 B FC 85 X SL 80 2-0 1-2 2-3 1B		B FC 88 B SL 88 B FA 89 C FA 90 B FA 90 4-1 G4-3 S BB		3 0 0	0 0 0	1 0 0	0 0 0	1 0 0	0 0 0	1 0 0
Luis Gonzalez, L (1, 7) OBP: 0.373, SLG: 0.468		C CU 72 B CH 81 S CH 82 C FA 87 1-3 K ②		B FA 85 B FA 87 C CU 74 C FA 87 X CH 80 2-2 G4-3 ③		F FA 87 B FA 87 B FC 85 B FA 88 F FA 87 F FA 87 X FA 87 3-2 P5 ③		B FA 91 B FA 89 X FC 88 2-0 1-3 G4-3 ②		4	0	0	0	0	1	5
55 Russell Martin, R (1, 2) OBP: 0.367, SLG: 0.474		B FA 87 C CU 74 B SL 80 B SL 84 X FA 89 3-1 F9 ③			C FA 83 B CU 74 B CH 80 C SL 79 F FA 87 B FA 85 X FA 87 3-2 L9 ①		X SL 81 0-0 F8 ①	C FC 88 B SL 84 X FC 88 1-1 G6-3 ③		4	0	0	0	0	0	2
27 Matt Kemp, R (1, 9) OBP: 0.350, SLG: 0.389			B FA 86 S CU 74 F FA 86 B SL 80 S CH 81 2-3 K ①		C FA 84 F FC 84 B FA 86 X CU 75 1-2 F8 ②		B FC 82 S SL 79 B FA 86 F FC 83 F FA 87 F CU 75 X SL 78 2-2 G6-3 ②		F SL 84 C CU 75 X SL 87 0-2 G6-3 ①	4	0	0	0	0	1	0
9 Juan Pierre, L (1, 8) OBP: 0.301, SLG: 0.320 16 Andre Ethier, L (9, PH) OBP: 0.306, SLG: 0.411			C FA 86 F FA 87 F SL 79 X SL 82 0-2 SH1-3 1B		C CU 71 X CH 79 0-1 G5-3 ③		C FA 85 T CH 80 B SL 80 X CU 69 1-2 15 1B 1B 1B		C FA 90 X FC 87 0-1 P5 ②	3 1	0 0	2 0	0 0	0 0	0 0	0 0
Derek Lowe, R (1, 1) OBP: 0.323, SLG: 0.200 Olmedo Saenz, R (9, PH) OBP: 0.371, SLG: 0.460			1 SAFE L FA 86 1 SAFE X FA 85 0-1 SH1-3 ② 1-2			X FA 84 0-0 12 1B 15 1B 1B	C SL 77 1 SAFE S SL 79 P PO 75 X SL 79 1-2 15 1B 1-2 1B		C FC 87 B SL 86 S SL 83 B SL 84 B FC 90 X SL 84 3-2 P3 ③	2 1	0 0	2 0	0 0	0 0	0 0	0 0
Inning Stats	R: 0 E: 0 K: 1 S: 9 H: 0 LOB: 0 BB: 0 P: 14	R: 0 E: 0 K: 1 S: 6 H: 0 LOB: 0 BB: 0 P: 12	R: 0 E: 0 K: 1 S: 11 H: 1 LOB: 1 BB: 0 P: 14	R: 0 E: 0 K: 0 S: 11 H: 1 LOB: 1 BB: 0 P: 17	R: 0 E: 0 K: 0 S: 9 H: 0 LOB: 0 BB: 0 P: 13	R: 0 E: 0 K: 0 S: 15 H: 3 LOB: 3 BB: 0 P: 23	R: 0 E: 0 K: 0 S: 15 H: 3 LOB: 3 BB: 0 P: 21	R: 0 E: 0 K: 0 S: 6 H: 0 LOB: 2 BB: 1 P: 15	R: 0 E: 0 K: 0 S: 8 H: 0 LOB: 0 BB: 0 P: 11	1B: 7 2B: 1 3B: 0 HR: 0	SF: 0 SAC: 1 DP: 0 HBP: 0	WP: 0 PB: 0 SB: 1 CS: 0	PA: 36				

	AB	34
	R	0
	H	8
	RBI	0
	BB	1
	SO	3
	LOB	17

PITCHER		IP	WLS	BF	H	R	ER	SO	BB	IBB	HBP	BLK	WP	HR	S	P	ERA	WHIP
28 Shaun Marcum, R ERA: 3.53	(1, 1)	6.2	W	27	7	0	0	3	0	0	0	0	0	0	74	109	0.00	1.050
37 Scott Downs, L ERA: 3.42	(7, 1)	0.1	H	2	1	0	0	0	0	0	0	0	0	0	2	5	0.00	3.000
44 Casey Janssen, R ERA: 1.09	(8, 1)	2.0	S	7	0	0	0	0	1	0	0	0	0	0	14	26	0.00	0.500

PITCHER	IP	WLS	BF	H	R	ER	SO	BB	IBB	HBP	BLK	WP	HR	S	P	ERA	WHIP

Toronto Blue Jays @ Los Angeles Dodgers

Dodger Stadium, Los Angeles, CA

Sun Jun 10 2007, 1:10 PM PDT

Att. 50,183 - Sunny - 74 F

livebaseballscorecards.com

TOP

Batter	1	2	3	4	5	6	7	8	9	AB	R	H	RBI	BB	SO	LOB
15 Alex Rios, R (1, 9) OBP: 0.341, SLG: 0.526	C CH 84 S FA 85 B CH 81 X FA 87 1-2 2B 2B	S CH 82 F CH 81 F SL 81 B FA 86 B SL 80 S CH 81 2-3 K		D CH 83 F FA 86 B FA 87 X FA 87 2-1 FC6-4 G5-3 1-2f	B FA 87 D CH 83 F FA 87 B FA 88 F FA 87 X FA 89 3-2 PB 1-2 3-H 1B		C CH 81 F FA 85 X FA 86 0-2 F9			5	1	2	1	0	1	2
Matt Stairs, L (1, 3) OBP: 0.357, SLG: 0.560 59 Curtis Thigpen, R (7, 3) OBP: 0.400, SLG: 0.600	S FA 86 B CH 82 X CH 81 1-1 10 1B 2 G5-4-3 2-H 2B	B CH 80 C CH 81 B FA 87 B CH 82 X CH 83 3-1 P6		C FA 86 X CH 82 0-1 G5-3 1-2	C CU 74 B FA 88 B CU 73 C FA 86 C FA 88 2-3 K 1-2 2-3			B FA 94 F FA 92 B FA 92 F FA 92 F FA 94 X FA 93 2-2 10 WP 10 SF9 2B		4 1	1 1	1 1	1 0	0 0	1 0	4 0
10 Vernon Wells, R (1, 8) OBP: 0.310, SLG: 0.401	B FA 87 C FA 86 X FA 86 1-1 2 G5-4-3 25 BB 2-3 1B	B FA 87 F CH 84 F FA 85 X CH 82 1-2 25 2B 25 E 1B	C FA 87 X FA 87 0-1 P6	C FA 88 B CU 74 B FA 89 F FA 86 B FA 87 X FA 88 3-2 G4-3				C SL 80 B FA 92 C FA 92 B CH 84 X FA 94 2-2 SF9 2-H		4	1	2	1	0	0	3
25 Troy Glaus, R (1, 5) OBP: 0.401, SLG: 0.557 Howie Clark, L (9, 5) OBP: 0.429, SLG: 0.364	B FA 86 B SL 82 F FA 86 B FA 88 B FA 86 4-1 2 G5-4-3 1-2 BB	X FA 87 0-0 E8 2 SH2-3 6 1B 1-H 2B		B CH 80 F FA 86 B FA 85 X FA 85 2-1 HR	B FA 86 B FA 86 C FA 88 B CU 73 F FA 87 X FA 88 3-2 HR			C FA 93 C FA 93 B CH 84 B SL 83 S SL 81 2-3 K		4 0	3 0	3 0	2 0	1 0	1 0	0 0
2 Aaron Hill, R (1, 4) OBP: 0.344, SLG: 0.465	X FA 86 0-0 G5-4-3 1-2f 2-3 3-H	X CH 82 0-0 SH2-3 2-3			B B FA 88 C FA 88 B FA 89 B FA 88 4-1 26 1B 6 1B BB	F FA 87 X CH 82 0-1 G6-3		B SL 80 F FA 92 F FA 93 F SL 81 B SL 81 S 2-3 K		3	1	0	0	1	1	2
26 Adam Lind, L (1, 7) OBP: 0.273, SLG: 0.388	C FA 86 B FA 87 F FA 85 S CH 82 1-3 K	X CH 82 0-0 G3			B FA 88 S FA 87 X CH 73 1-1 6 1B 1B 1-2 1B	S CU 73 F FA 86 B FA 87 S FA 88 1-3 K			T FA 92 F F SL 80 B FA 92 B CH 85 F FA 86 B FA 92 F FA 92 X FA 87 3-2 G3-1	5	1	1	0	0	2	2
6 John McDonald, R (1, 6) OBP: 0.320, SLG: 0.410		B FA 85 B CH 84 B CH 84 C FA 85 B CH 84 4-1 G5-3 32 1B BB	X CH 81 0-0 3-H 1B		B FA 86 X FA 87 1-0 1B 15 1B 1-2 2-H 1B	C FA 86 B CH 81 X CH 82 1-1 F8			C SL 82 X FA 92 0-1 1B	4	2	3	2	1	0	0
Sal Fasano, R (1, 2) OBP: 0.234, SLG: 0.318		C FA 85 B FA 87 S FA 85 B FA 87 F FA 86 D FA 88 X FA 85 3-2 G5-3 1-3	F FA 86 D SL 82 P PO 82 C FA 88 F CH 83 S FA 85 2-3 K		F FA 87 F CU 74 X CU 74 0-2 PB 15 1B 1-3 2-H 1B		C FA 85 S FA 85 F FA 85 B FA 85 F CH 73 F FA 86 S FA 86 1-3 K	F FA 92 C FA 92 B SL 81 D SL 83 X SL 84 2-2 F8	5	0	1	1	0	2	3
32 Roy Halladay, R (1, 1) OBP: 0.500, SLG: 0.500 56 Brian Tallet, L (8, 1) 9 Gregg Zaun, S (9, PH) OBP: 0.286, SLG: 0.344 57 Jordan De Jong, R (9, 1)		X FA 86 0-0 3-H 1B		F FA 86 X SL 80 0-1 15 FC6-4 1B	F FA 86 S FA 87 F FA 88 F FA 88 D CH 83 S CU 74 1-3 K		T FA 86 S FA 87 B FA 87 B CH 82 F FA 87 S FA 86 2-3 K		B FA 92 C SL 81 F FA 92 S SL 82 1-3 K	4 0 1 0	0 0 0 0	2 0 0 0	1 0 0 0	0 0 0 0	2 0 1 0	2 0 1 0
Inning Stats	R: 2 E: 0 K: 1 S: 12 H: 3 LOB: 1 BB: 1 P: 20	R: 1 E: 0 K: 1 S: 12 H: 1 LOB: 1 BB: 1 P: 24	R: 2 E: 1 K: 1 S: 12 H: 3 LOB: 1 BB: 0 P: 14	R: 0 E: 0 K: 0 S: 8 H: 1 LOB: 1 BB: 0 P: 10	R: 4 E: 0 K: 2 S: 23 H: 5 LOB: 2 BB: 1 P: 40	R: 1 E: 0 K: 1 S: 10 H: 1 LOB: 0 BB: 0 P: 15	R: 0 E: 0 K: 2 S: 13 H: 0 LOB: 0 BB: 0 P: 16	R: 1 E: 0 K: 2 S: 14 H: 1 LOB: 0 BB: 0 P: 22	R: 0 E: 0 K: 1 S: 14 H: 1 LOB: 1 BB: 0 P: 20	1B: 10 2B: 4 3B: 0 HR: 2 SF: 1 SAC: 1 DP: 1 HBP: 0						

	AB	40
	R	11
	H	16
	RBI	9
	BB	3
	SO	11
	LOB	19

WP: 1 PA: 45
PB: 1
SB: 0
CS: 0

PITCHER		IP	WLS	BF	H	R	ER	SO	BB	IBB	HBP	BLK	WP	HR	S	P	ERA	WHIP
29 Jason Schmidt, R ERA: 6.43	(1, 1)	4.0	L	22	9	6	6	3	2	0	0	0	0	1	46	72	13.50	2.750
Mark Hendrickson, L ERA: 4.5	(5, 1)	3.0		15	5	4	4	5	1	0	0	0	0	1	44	67	12.00	2.000
Brett Tomko, R ERA: 5.54	(8, 1)	1.0		4	1	1	1	2	0	0	0	0	1	0	14	22	9.00	1.000
Rudy Seanez, R ERA: 2.9	(9, 1)	1.0		4	1	0	0	1	0	0	0	0	0	0	14	20	0.00	1.000

PITCHER		IP	WLS	BF	H	R	ER	SO	BB	IBB	HBP	BLK	WP	HR	S	P	ERA	WHIP

Toronto Blue Jays @ Los Angeles Dodgers

Dodger Stadium, Los Angeles, CA

Sun Jun 10 2007, 1:10 PM PDT

Att. 50,183 - Sunny - 74 F

livebaseballscorecards.com

BOTTOM

Batter	1	2	3	4	5	6	7	8	9	AB	R	H	RBI	BB	SO	LOB
15 Rafael Furcal, S (1, 6) OBP: 0.361, SLG: 0.362 Olmedo Saenz, R (7, 5) OBP: 0.359, SLG: 0.451	C FA 90 B FA 90 B CU 79 X FA 91 2-1 ① G5-3	C CH 82 F FA 92 S FA 90 0-3 ② K			B CH 82 F FC 89 C CU 77 B CU 77 X CH 83 2-2 6 G6-4-3 1B		S B T B X 2-2 ② SF9 3-H		C FA 89 X CU 75 0-1 ① P2	3 1	0 0	1 0	0 1	0 0	1 0	0 2
6 Tony Abreu, S (1, 4) OBP: 0.297, SLG: 0.426	B FA 90 B FA 91 B FA 89 C FA 91 F FA 91 X FA 91 3-2 ② G4-3	B CU 78 X CH 83 1-0 ③ F7			F FA 89 X FA 90 0-1 ②③ G6-4-3 1-2f		C FA 89 X FA 89 0-1 ③ G4-3		C CH 78 S CH 79 F FF 88 B CU 76 B CH 78 B FA 90 X CH 78 3-2 ② FC1-6 DI 2B 1-2f 2-3	5	1	0	0	0	0	4
55 Russell Martin, R (1, 2) OBP: 0.368, SLG: 0.474 Mike Lieberthal, R (6, 2) OBP: 0.290, SLG: 0.250	X CU 78 0-0 S 2B 1B		C FA 90 B FA 90 X FA 91 1-1 ① G1-3			B FA 91 S FA 90 X FA 90 1-1 ① G5-3		X FA 88 0-0 ① F8	D FA 90 F FA 89 B SL 76 B CH 79 B FA 89 4-1 2B 1-2 BB	2 2	1 0	1 0	0 0	0 1	0 0	0 0
Luis Gonzalez, L (1, 7) OBP: 0.378, SLG: 0.478	C FA 93 F FA 90 B FA 90 X FA 91 1-2 7 1B 1-H 2B		C FA 90 B CH 84 X FC 89 1-1 ② F9			C CU 79 S CU 78 B CU 77 B FC 90 X FA 93 2-2 ② F8		B FA 90 B FA 87 B FA 89 B FA 89 4-0 1B BB	S CH 78 S CH 79 X CH 78 0-2 1-3 2-H 3-H 2B	4	1	2	3	1	0	0
Wilson Betemit, S (1, 5) OBP: 0.347, SLG: 0.404 (7, 6)	B FA 90 C FA 93 B FA 90 B CH 80 B FA 93 4-1 7 1B BB		X FA 91 0-0 ③ L7			C FC 90 B FC 89 B FA 92 C CU 79 F FA 90 B FA 92 B CU 79 4-2 7 FC6-4 BB		C FA 89 B FA 88 F CH 82 X FA 89 1-2 1-2 1B	C CH 79 C CU 75 B FA 86 D CH 78 C FA 90 2-3 ③ K	3	0	1	0	2	1	2
7 James Loney, L (1, 3) OBP: 0.250, SLG: 0.250	F FA 91 X FA 92 0-1 1-3 2-H 1B			C CU 79 B CH 83 X FA 90 1-1 ① G3		C CU 78 X FA 89 0-1 ③ FC6-4 1-2f		C SL 82 B FA 89 C FA 88 S SL 82 1-3 ② K		4	0	1	1	0	1	3
16 Andre Ethier, L (1, 9) OBP: 0.310, SLG: 0.407	F FA 91 B CU 78 F CU 78 D CU 79 H FA 91 3-2 HBP			B FA 90 X FA 91 1-0 ② G4-3			B FA 90 B CH 82 B FA 88 B FA 90 4-0 27 1B SF9 BB	B FA 90 D FA 87 X FA 89 2-0 ③ P6		2	1	0	0	1	0	2
9 Juan Pierre, L (1, 8) OBP: 0.299, SLG: 0.318 Brett Tomko, R (8, 1) Rudy Seanez, R (9, 1) 12 Jeff Kent, R (9, PH) OBP: 0.343, SLG: 0.465	C CU 79 X FA 90 0-1 ③ G1-3			L FA 90 B CU 79 C CU 78 X FA 90 1-2 ③ G5-3			F FA 90 F FA 90 F FA 90 F CU 78 B CU 76 F FA 91 S CU 78 1-3 ① K		B FA 89 B FF 87 F FA 86 B FA 90 B FA 88 4-1 6 FC1-6 27 1B 2B BB	2 0 0 0	0 0 0 1	0 0 0 0	0 0 0 1	0 0 0 0	0 0 0 0	3 0 0 0
29 Jason Schmidt, R (1, 1) OBP: 0.167, SLG: 0.667 Mark Hendrickson, L (5, 1) 27 Matt Kemp, R (5, 8) OBP: 0.391, SLG: 0.429 5 Nomar Garciaparra, R (7, PH) OBP: 0.317, SLG: 0.333		B FA 91 S FA 91 X FA 91 1-1 ① G1-3			B CU 75 S CU 77 F FA 90 X FA 90 1-2 ① F9		F FA 91 X FA 92 0-1 1-3 1B		C CU 74 X FA 88 0-1 1-2 6 FC1-6 1B	1 0 3 1	0 0 0 0	0 0 2 0	0 0 0 0	0 0 0 1	0 0 0 1	0 0 0 1

Inning Stats	1	2	3	4	5	6	7	8	9
	R: 2 E: 0 K: 0 S: 16	H: 3 LOB: 3 BB: 1 P: 29	R: 0 E: 0 K: 1 S: 6	H: 0 LOB: 0 BB: 0 P: 8	R: 0 E: 0 K: 0 S: 5	H: 0 LOB: 0 BB: 0 P: 7	R: 0 E: 0 K: 0 S: 6	H: 0 LOB: 0 BB: 0 P: 9	R: 0 E: 0 K: 0 S: 8	H: 1 LOB: 0 BB: 0 P: 11	R: 0 E: 0 K: 0 S: 10	H: 0 LOB: 1 BB: 1 P: 17	R: 1 E: 0 K: 1 S: 13	H: 1 LOB: 1 BB: 1 P: 20	R: 0 E: 0 K: 1 S: 8	H: 1 LOB: 2 BB: 1 P: 16	R: 2 E: 0 K: 1 S: 16	H: 2 LOB: 2 BB: 2 P: 29

	AB	33
	R	5
	H	8
	RBI	5
	BB	6
	SO	4
	LOB	17

	1B: 6	SF: 1	WP: 0	PA: 41
	2B: 2	SAC: 0	PB: 0	
	3B: 0	DP: 1	SB: 1	
	HR: 0	HBP: 1	CS: 0	

PITCHER		IP	WLS	BF	H	R	ER	SO	BB	IBB	HBP	BLK	WP	HR	S	P	ERA	WHIP
32 Roy Halladay, R ERA: 4.56	(1, 1)	7.0	W	29	5	3	3	2	3	0	1	0	0	0	64	101	3.86	1.143
56 Brian Tallet, L ERA: 1.8	(8, 1)	1.0		5	1	0	0	1	1	0	0	0	0	0	8	16	0.00	2.000
57 Jordan De Jong, R ERA: 9.0	(9, 1)	1.0		7	2	2	2	1	2	0	0	0	0	0	16	29	18.00	4.000

PITCHER	IP	WLS	BF	H	R	ER	SO	BB	IBB	HBP	BLK	WP	HR	S	P	ERA	WHIP

New York Mets @ Los Angeles Dodgers

Dodger Stadium, Los Angeles, CA

Mon Jun 11 2007, 7:10 PM PDT

Att. 40,467 - Clear - 66 F

TOP

livebaseballscorecards.com

Batter	1	2	3	4	5	6	7	8	9	AB	R	H	RBI	BB	SO	LOB
7 José Reyes, S (1, 6) OBP: 0.394, SLG: 0.449	F B F B B X 3-2 PB 1B 1B	D F B B X 3-1 G5-3 ③ 2-3			F C X 0-2 P5 ①		C B B X 2-1 G6-3 ① 1-2			4	1	1	0	0	0	1
Shawn Green, L (1, 9) OBP: 0.376, SLG: 0.486	C B S D B X 3-2 15 E 15 S 5 1B 1-H 1B		C X 0-1 G3 ①		C T B B X 2-2 15 1B 1B		C B S X 1-2 F7 ②			4	1	2	1	0	0	0
15 Carlos Beltrán, S (1, 8) OBP: 0.369, SLG: 0.482	B C D X 2-1 L5 ① 1-3		B B C B X 3-1 G4-3 ②		1 SAFE 1 SAFE F S D F 1 SAFE X 1-2 1B		C B C X 1-2 G3-1 ③			4	0	1	0	0	0	1
5 David Wright, R (1, 5) OBP: 0.372, SLG: 0.506	C X 0-1 16 S 1B 3-H 1B		B F B B B C X 3-2 F9 ③		X 0-0 L7 ②			C FA 95 S SL 85 B S 1-3 K ①		4	0	1	1	0	1	2
21 Carlos Delgado, L (1, 3) OBP: 0.298, SLG: 0.414	1 SAFE F 1 SAFE B B X 2-1 P5 ②			C X 0-1 22 G6-3 27 1B 2B	B B C F F S 2-3 K ③			S X 0-1 F7 ②		4	1	1	0	0	1	3
16 Paul Lo Duca, R (1, 2) OBP: 0.355, SLG: 0.381	C F B X 1-2 G6-3 ③ 1-2			B C X 1-1 F9 ①		X 0-0 27 B1-3 1B		B C S S B FA 97 F FA 96 F FA 98 F FA 97 B F 3-3 C K ③		4	0	1	0	0	1	2
22 Jose Valentin, S (1, 4) OBP: 0.337, SLG: 0.435		F X 0-1 7 WP 26 SH1-4 1B		C D S X 1-2 G6-3 ② 2-3		X 0-0 F8 ①			X CU 74 0-0 G4-3 ①	4	0	1	0	0	0	2
27 Carlos Gómez, R (1, 7) OBP: 0.246, SLG: 0.310 Ruben Gotay, S (9, PH) OBP: 0.340, SLG: 0.477		C F E F B F X 1-2 F8 ①		C X 0-1 3-H 1B		B C X 1-1 B1-3 ② 1-2			C FA 92 C FA 90 C FA 92 0-3 K ②	3	0	1	1	0	0	2
										1	0	0	0	0	1	0
26 Orlando Hernandez, R (1, 1) OBP: 0.200, SLG: 0.300 Scott Schoeneweis, L (6, 1) 59 Guillermo Mota, R (7, 1) 25 Pedro Feliciano, L (7, 1) Ricky Ledee, L (9, PH) OBP: 0.250, SLG: 0.500		X 0-0 SH1-4 ② 1-2		S F S 0-3 K2-3 ③		C F C 0-3 K ③			C FA 92 B FA 91 B CU 78 F FA 92 F SL 83 S FA 90 2-3 K ③	2	0	0	0	0	2	2
										0	0	0	0	0	0	0
										0	0	0	0	0	0	0
										0	0	0	0	0	0	0
										1	0	0	0	0	1	0

	AB	35
	R	3
	H	9
	RBI	3
	BB	0
	SO	7
	LOB	15

Inning Stats	1	2	3	4	5	6	7	8	9
	R: 2 E: 0 K: 0 S: 15	H: 3 LOB: 1 BB: 0 P: 26	R: 0 E: 0 K: 0 S: 11	H: 1 LOB: 1 BB: 0 P: 15	R: 0 E: 0 K: 0 S: 7	H: 0 LOB: 0 BB: 0 P: 13	R: 1 E: 0 K: 1 S: 12	H: 2 LOB: 1 BB: 0 P: 14	R: 0 E: 0 K: 1 S: 15	H: 2 LOB: 2 BB: 0 P: 20
	R: 0 E: 0 K: 1 S: 7	H: 1 LOB: 1 BB: 0 P: 8	R: 0 E: 0 K: 0 S: 8	H: 0 LOB: 0 BB: 0 P: 12	R: 0 E: 0 K: 2 S: 12	H: 0 LOB: 0 BB: 0 P: 16	R: 0 E: 0 K: 2 S: 8	H: 0 LOB: 0 BB: 0 P: 10		

	1B: 8	SF: 0	WP: 1	PA: 36
	2B: 1	SAC: 1	PB: 1	
	3B: 0	DP: 0	SB: 2	
	HR: 0	HBP: 0	CS: 0	

PITCHER		IP	WLS	BF	H	R	ER	SO	BB	IBB	HBP	BLK	WP	HR	S	P	ERA	WHIP
52 Randy Wolf, L ERA: 4.06	(1, 1)	6.0	W	27	9	3	3	3	0	0	0	0	1	0	67	96	4.50	1.500
58 Chad Billingsley, R ERA: 3.27	(7, 1)	1.0	H	3	0	0	0	0	0	0	0	0	0	0	8	12	0.00	0.000
51 Jonathan Broxton, R ERA: 3.98	(8, 1)	1.0	H	3	0	0	0	2	0	0	0	0	0	0	12	16	0.00	0.000
44 Takashi Saito, R ERA: 1.73	(9, 1)	1.0	S	3	0	0	0	2	0	0	0	0	0	0	8	10	0.00	0.000

PITCHER	IP	WLS	BF	H	R	ER	SO	BB	IBB	HBP	BLK	WP	HR	S	P	ERA	WHIP

Batter	1	2	3	4	5	6	7	8	9	AB	R	H	RBI	BB	SO	LOB
15 Rafael Furcal, S (1, 6) OBP: 0.355, SLG: 0.356	C B C B X 2-2 ① F9		C B F X 1-2 ③ G3		F X 0-1 ① F9	F B B B X 3-1 ③ G4-3				4	0	0	0	0	0	2
9 Juan Pierre, L (1, 8) OBP: 0.305, SLG: 0.319	C B X 1-1 ② G4-3			C B B B C B 4-2 55 S 55 1B BB	B S B B C B 4-2 1-2 BB	B C B L F X 2-2 55 F8 1B				2	1	1	0	2	0	0
55 Russell Martin, R (1, 2) OBP: 0.366, SLG: 0.470	S B C F B F X 2-2 ③ F9			1 SAFE 1 SAFE B C F B B X 3-2 12 S 2B 1-H 1B	F B C B B S 3-3 ② K	C B 1 SAFE 1 SAFE C X 1-2 ① F8 1-2				4	1	1	1	0	1	3
12 Jeff Kent, R (1, 4) OBP: 0.341, SLG: 0.459		C B F B F B F B 4-2 BB		B F F X 1-2 ① P6 1-2	F X 0-1 ③ P2		C F X 0-2 ② G1-3			3	0	0	0	1	0	4
Luis Gonzalez, L (1, 7) OBP: 0.380, SLG: 0.488 27 Matt Kemp, R (8, 9) OBP: 0.391, SLG: 0.429		B F F F F S 1-3 ① K		B B F X 2-1 16 1B 2-H 2B		B X 1-0 7 E 2B	C SL 74 X FA 84 0-1 ③ G5-3			4 0	2 0	2 0	1 0	0 0	1 0	2 0
16 Andre Ethier, L (1, 9) OBP: 0.309, SLG: 0.404 (8, 7)		1 SAFE B B F F B F X 3-2 ② F7		F F B X 1-2 2-H 1B	F X 0-1 ① F8			C CU 68 B SL 74 F FA 85 C SL 72 1-3 ① K		4	0	1	1	0	1	2
7 James Loney, L (1, 3) OBP: 0.250, SLG: 0.375		C S B C 1-3 ③ K		1 SAFE B X 1-0 ② F9		C B F B X 2-2 E8 6 FC2 2-H 2B		C FA 86 C SL 74 X SL 72 0-2 ② F9		4	0	1	1	0	1	2
6 Tony Abreu, S (1, 5) OBP: 0.279, SLG: 0.400			C C X 0-2 ① G3-1	F X 0-1 ③ G4-3		B F X 1-1 ② FC2 1B 3-H		B FA 87 F FA 86 S CH 72 S CH 74 1-3 ③ K		4	1	0	0	0	1	2
52 Randy Wolf, L (1, 1) OBP: 0.241, SLG: 0.200 Wilson Betemit, S (6, PH) OBP: 0.352, SLG: 0.411 58 Chad Billingsley, R (7, 1) 51 Jonathan Broxton, R (8, 1) 44 Takashi Saito, L (9, 1)			B F S B S 2-3 ② K		X 0-0 9 BB 1B	B S B X 2-1 3-H 1B				2 1 0 0 0	0 0 0 0 0	1 1 0 0 0	0 1 0 0 0	0 0 0 0 0	1 0 0 0 0	0 0 0 0 0
Inning Stats	R: 0 E: 0 K: 0 S: 10 H: 0 LOB: 0 BB: 0 P: 15	R: 0 E: 0 K: 2 S: 16 H: 0 LOB: 1 BB: 1 P: 25	R: 0 E: 0 K: 1 S: 9 H: 0 LOB: 0 BB: 0 P: 12	R: 3 E: 0 K: 0 S: 16 H: 3 LOB: 1 BB: 1 P: 28	R: 0 E: 0 K: 1 S: 10 H: 1 LOB: 2 BB: 1 P: 17	R: 2 E: 2 K: 0 S: 12 H: 3 LOB: 1 BB: 0 P: 21	R: 0 E: 0 K: 0 S: 12 H: 1 LOB: 1 BB: 0 P: 15	R: 0 E: 0 K: 2 S: 9 H: 0 LOB: 0 BB: 0 P: 11		1B: 5 2B: 3 3B: 0 HR: 0	SF: 0 SAC: 0 DP: 0 HBP: 0					

PITCHER		IP	WLS	BF	H	R	ER	SO	BB	IBB	HBP	BLK	WP	HR	S	P	ERA	WHIP
26 Orlando Hernandez, R ERA: 2.38	(1, 1)	5.2	L	27	7	5	4	4	3	0	0	0	0	0	71	113	6.35	1.765
Scott Schoeneweis, L ERA: 7.06	(6, 1)	0.1		2	1	0	0	0	0	0	0	0	0	0	6	11	0.00	3.000
59 Guillermo Mota, R ERA: 7.36	(7, 1)	0.2		2	0	0	0	0	0	0	0	0	0	0	6	7	0.00	0.000
25 Pedro Feliciano, L ERA: 1.61	(7, 1)	1.1		4	0	0	0	2	0	0	0	0	0	0	11	13	0.00	0.000

PITCHER	IP	WLS	BF	H	R	ER	SO	BB	IBB	HBP	BLK	WP	HR	S	P	ERA	WHIP

BOTTOM

New York Mets @ Los Angeles Dodgers

Dodger Stadium, Los Angeles, CA

Mon Jun 11 2007, 7:10 PM PDT

Att. 40,467 - Clear - 66 F

livebaseballscorecards.com

AB	32
R	5
H	8
RBI	5
BB	3
SO	6
LOB	17

Batter	1	2	3	4	5	6	7	8	9	AB	R	H	RBI	BB	SO	LOB
7 José Reyes, S (1, 6) OBP: 0.392, SLG: 0.446	B FA 88 X FA 89 1-0 G6-3		B FA 90 C SL 82 C FA 90 X 1-2 1-2 1B		B FA 90 1 SAFE B SL 80 B FA 89 C FA 88 C FA 89 X CH 83 3-2 L6 1-2			S FA 96 F FA 96 F FA 96 S SL 86 0-3 K		4	0	1	0	0	1	1
Shawn Green, L (1, 9) OBP: 0.368, SLG: 0.475	C FA 89 F FA 90 F FA 90 B FA 91 S SL 81 1-3 K		B SL 83 B FA 90 F FA 90 X FA 89 2-1 F7			F FA 89 S SL 79 B FA 90 B FA 90 B FA 89 C FA 90 3-3 K		X FA 96 0-0 G6-3		4	0	0	0	0	2	2
15 Carlos Beltrán, S (1, 8) OBP: 0.363, SLG: 0.474	C FA 90 B FA 90 S FA 89 B FA 90 X SL 82 2-2 G6-3		C SL 82 X FA 90 0-1 F7			S FA 90 B SL 81 B SL 81 F FA 88 X SL 81 2-2 G5-3			C FA 90 C FA 90 T FA 91 0-2 K	4	0	0	0	0	1	2
5 David Wright, R (1, 5) OBP: 0.374, SLG: 0.506		X FA 89 0-0 21 S 21 1B 1B	B FA 89 F SL 80 S SL 82 B SL 82 F SL 81 X CH 79 2-2 F8			X CU 74 0-0 1B			C SL 80 C FA 92 F FA 91 B SL 81 B FA 91 S FA 91 2-3 K	4	1	2	0	0	1	0
21 Carlos Delgado, L (1, 3) OBP: 0.297, SLG: 0.411		B FA 88 1 SAFE B SL 82 D FA 90 C CH 87 X FA 90 3-1 16 G6-4-3 1-H 1B	C SL 81 B FA 90 S FA 90 X SL 76 1-2 P2			C FA 90 X FA 90 0-1 F8			B FA 92 X FA 92 1-0 F7	4	0	1	1	0	0	1
16 Paul Lo Duca, R (1, 2) OBP: 0.350, SLG: 0.375		C SL 81 B CH 79 S SL 82 X FA 89 1-2 G6-4-3 1-2f	C SL 81 X FA 90 0-1 F9				X CH 87 0-0 G6-3			3	0	0	0	0	0	1
22 Jose Valentin, S (1, 4) OBP: 0.327, SLG: 0.420		C FA 90 B CH 79 F CH 80 S SL 82 1-3 K			C SL 80 X FA 89 0-1 F8		C CH 88 F FA 88 B SL 80 B CH 88 X SL 79 2-2 P4			3	0	0	0	0	1	0
27 Carlos Gómez, R (1, 7) OBP: 0.250, SLG: 0.311			X SL 81 0-0 B1-3		X SL 80 0-0 7 S 1B		C CH 87 B FA 89 F SL 79 S FA 90 1-3 K			3	0	1	0	0	1	0
33 John Maine, R (1, 1) OBP: 0.240, SLG: 0.136 35 Joe Smith, R (6, 1) Scott Schoeneweis, L (7, 1) 3 Damion Easley, R (8, PH) OBP: 0.341, SLG: 0.467 Aaron Heilman, R (8, 1)			C FA 89 B SL 73 B FA 88 B FA 88 S CH 87 B FA 90 4-2 7 1B BB		X CH 87 0-0 B2			C FA 94 S FA 93 S FA 97 0-3 K		1 0 0 1 0	0 0 0 0 0	0 0 0 0 0	0 0 0 0 0	1 0 0 0 0	0 0 0 1 0

Inning Stats	1	2	3	4	5	6	7	8	9
	R: 0 E: 0 K: 1 S: 8	R: 1 E: 0 K: 1 S: 9	R: 0 E: 0 K: 0 S: 10	R: 0 E: 0 K: 0 S: 9	R: 0 E: 0 K: 0 S: 7	R: 0 E: 0 K: 1 S: 9	R: 0 E: 0 K: 1 S: 7	R: 0 E: 0 K: 2 S: 8	R: 0 E: 0 K: 2 S: 8
	H: 0 LOB: 0 BB: 0 P: 12	H: 2 LOB: 0 BB: 0 P: 14	H: 1 LOB: 2 BB: 1 P: 17	H: 0 LOB: 0 BB: 0 P: 12	H: 1 LOB: 1 BB: 0 P: 10	H: 1 LOB: 1 BB: 0 P: 14	H: 0 LOB: 0 BB: 0 P: 10	H: 0 LOB: 0 BB: 0 P: 8	H: 0 LOB: 0 BB: 0 P: 11

1B: 5 SF: 0
2B: 0 SAC: 0
3B: 0 DP: 1
HR: 0 HBP: 0

WP: 0 PA: 32
PB: 0
SB: 2
CS: 0

PITCHER		IP	WLS	BF	H	R	ER	SO	BB	IBB	HBP	BLK	WP	HR	S	P	ERA	WHIP
56 Hung-Chih Kuo, L ERA: 3.6	(1, 1)	7.0	W	26	5	1	1	4	1	0	0	0	0	0	59	89	1.29	0.857
51 Jonathan Broxton, R ERA: 3.86	(8, 1)	1.0	H	3	0	0	0	2	0	0	0	0	0	0	8	8	0.00	0.000
44 Takashi Saito, R ERA: 1.67	(9, 1)	1.0	S	3	0	0	0	2	0	0	0	0	0	0	8	11	0.00	0.000

PITCHER	IP	WLS	BF	H	R	ER	SO	BB	IBB	HBP	BLK	WP	HR	S	P	ERA	WHIP

TOP

New York Mets @ Los Angeles Dodgers

Dodger Stadium, Los Angeles, CA

Tue Jun 12 2007, 7:10 PM PDT

Att. 42,438 - Clear - 73 F

livebaseballscorecards.com

AB	31
R	1
H	5
RBI	1
BB	1
SO	8
LOB	8

BOTTOM

Batter	1	2	3	4	5	6	7	8	9	AB	R	H	RBI	BB	SO	LOB
15 Rafael Furcal, S (1, 6) OBP: 0.349, SLG: 0.350	B FA 88 B FA 90 B FA 90 C FA 89 F FA 89 F FA 90 X FA 90 3-2 F8 ①	C SL 81 B CH 84 C FF 91 X FA 90 1-2 L4 ②		B CH 85 T FA 90 B CH 83 X CH 84 2-1 G3-1 ③		C CH 76 B SL 77 C SL 76 B CH 76 B FA 84 S CH 76 3-3 K ③				4	0	0	0	0	1	3
9 Juan Pierre, L (1, 8) OBP: 0.308, SLG: 0.330	C FA 90 B FA 91 F CH 84 F FA 91 B SL 82 X FA 90 2-2 L8 ②	C FA 90 B SL 82 S FA 90 B SL 82 F FA 89 X CH 84 2-2 3B			C FA 88 B CH 82 B FA 89 B FA 88 C FA 88 X FA 89 3-2 F8 ①		C CH 83 B CH 83 F CH 75 F SL 77 B SL 76 X FA 84 2-2 E4 5 L9 1B			4	0	2	0	0	0	0
5 Nomar Garciaparra, R (1, 3) OBP: 0.316, SLG: 0.332 7 James Loney, L (8, 3) OBP: 0.250, SLG: 0.375	B FA 91 F FA 90 F FA 90 B SL 80 X SL 81 2-2 12 1B 1B	S FA 90 B SL 81 B FA 90 X FA 90 2-1 G5-3 ③			X SL 81 0-0 L8 ②		S FA 85 X FA 84 0-1 L9 ① 2-3			4 0	0 0	1 0	0 0	0 0	0 0	2 0
12 Jeff Kent, R (1, 4) OBP: 0.340, SLG: 0.455	C SL 82 C FA 90 1 SAFE X FA 91 0-2 1-2 1B		C FA 90 F FA 89 B SL 81 B SL 80 F SL 81 F FA 90 X SL 81 2-2 F7 ①		B SL 81 X SL 80 1-0 L7 ③		X CH 84 0-0 G1-3 ②			4	0	1	0	0	0	1
Luis Gonzalez, L (1, 7) OBP: 0.378, SLG: 0.481 51 Jonathan Broxton, R (8, 1) 44 Takashi Saito, L (9, 1)	B FF 91 F CH 84 F FA 90 C FA 92 1-3 K ③		C FA 91 B SL 81 X FA 90 1-1 L7 ②			B CH 79 B FA 89 C FF 89 B CH 82 F FA 89 F FA 89 F FA 88 B FA 89 4-2 1B 27 1B BB	C FA 89 B FA 89 B FA 88 S SL 81 S FA 90 2-3 K ③			3 0 0	1 0 0	0 0 0	0 0 0	1 0 0	2 0 0	3 0 0
55 Russell Martin, R (1, 2) OBP: 0.364, SLG: 0.466		B FA 89 C SL 81 B SL 81 F FA 88 X FA 90 2-2 G4-3 ①	S SL 82 B SL 80 B FA 90 B SL 80 X FA 89 3-1 F8 ③			B FA 89 F SL 80 B FA 89 1 SAFE F FA 90 X FA 90 2-2 P4 ①		S CH 78 X FA 89 0-1 WP 1B		4	0	1	0	0	0	1
Wilson Betemit, S (1, 5) OBP: 0.357, SLG: 0.444		C FA 91 X CH 84 0-1 HR		B SL 80 B FA 89 C FA 90 C FA 90 X FA 90 2-2 G4-3 ①		B FA 91 S FA 90 B FA 90 T FA 91 X FA 91 2-2 27 1B 1-3 1B		C CH 79 B CH 80 F CH 80 S FA 92 1-3 K ① 1-2		4	1	2	1	0	1	1
27 Matt Kemp, R (1, 9) OBP: 0.444, SLG: 0.583		X FA 90 0-0 HR		C SL 80 B SL 80 F SL 78 B FA 90 B SL 80 B SL 81 4-2 56 E 56 S BB		C SL 75 S FA 84 B SL 76 B SL 78 X CH 84 2-2 1-2 1B 3-H		L CH 80 F FA 90 F CH 79 S CH 80 0-3 K ②		3	1	2	2	1	1	1
56 Hung-Chih Kuo, L (1, 1) OBP: 0.200, SLG: 0.800 16 Andre Ethier, L (8, 7) OBP: 0.307, SLG: 0.402		X FA 90 0-0 HR		1 SAFE S CH 83 S FA 90 S CH 84 0-3 K ② 1-3		B CH 73 M SI 82 B CH 75 M CH 83 S CH 76 2-3 K ②		D CH 80 C FA 91 D CH 81 X CH 80 2-1 F9 ③		3 1	1 0	1 0	1 0	0 0	2 0	3 1
Inning Stats	R: 0 E: 0 K: 1 S: 17 H: 2 LOB: 2 BB: 0 P: 25	R: 3 E: 0 K: 0 S: 16 H: 4 LOB: 1 BB: 0 P: 23	R: 0 E: 0 K: 0 S: 9 H: 0 LOB: 0 BB: 0 P: 15	R: 0 E: 0 K: 1 S: 10 H: 0 LOB: 1 BB: 1 P: 18	R: 0 E: 0 K: 0 S: 5 H: 0 LOB: 0 BB: 0 P: 9	R: 1 E: 0 K: 2 S: 19 H: 2 LOB: 2 BB: 1 P: 34	R: 0 E: 1 K: 1 S: 10 H: 1 LOB: 1 BB: 0 P: 14	R: 0 E: 0 K: 2 S: 11 H: 1 LOB: 1 BB: 0 P: 14								

1B: 6 SF: 0 WP: 1 PA: 36
2B: 0 SAC: 0 PB: 0
3B: 1 DP: 0 SB: 1
HR: 3 HBP: 0 CS: 0

PITCHER		IP	WLS	BF	H	R	ER	SO	BB	IBB	HBP	BLK	WP	HR	S	P	ERA	WHIP
33 John Maine, R ERA: 3.05	(1, 1)	5.1	L	25	7	4	4	2	2	0	0	0	0	3	67	108	6.75	1.688
35 Joe Smith, R ERA: 2.51	(6, 1)	1.1		6	2	0	0	2	0	0	0	0	0	0	16	25	0.00	1.500
Scott Schoeneweis, L ERA: 6.95	(7, 1)	0.1		1	0	0	0	1	0	0	0	0	0	0	3	5	0.00	0.000
Aaron Heilman, R ERA: 3.86	(8, 1)	1.0		4	1	0	0	2	0	0	0	0	1	0	11	14	0.00	1.000

PITCHER	IP	WLS	BF	H	R	ER	SO	BB	IBB	HBP	BLK	WP	HR	S	P	ERA	WHIP

New York Mets @ Los Angeles Dodgers
Dodger Stadium, Los Angeles, CA
Tue Jun 12 2007, 7:10 PM PDT
Att. 42,438 - Clear - 73 F

livebaseballscorecards.com

AB	34
R	4
H	10
RBI	4
BB	2
SO	7
LOB	16

Batter	1	2	3	4	5	6	7	8	9	AB	R	H	RBI	BB	SO	LOB
7 José Reyes, S (1, 6) OBP: 0.393, SLG: 0.447	F FA 92 X CU 77 0-1 ① F7		B CU 78 X FA 88 1-0 S 1B			X FA 90 0-0 ① G1-4-3		S FA 86 B FA 87 X FA 90 1-1 1B		4	0	2	0	0	0	0
Shawn Green, L (1, 9) OBP: 0.365, SLG: 0.475	B FA 91 F FA 92 X FA 92 1-1 5 1B 2B		B FA 94 D FA 94 S CH 84 T FA 95 S FA 96 2-3 ③ K 1-2			B CU 77 X FA 92 1-0 ② G4-3		B FA 87 C FA 89 B FA 87 F FA 89 S FA 88 2-3 ② K		4	1	1	0	0	2	2
15 Carlos Beltrán, S (1, 8) OBP: 0.358, SLG: 0.466	C FA 93 S FA 93 B FA 94 F FA 94 X CH 86 1-2 ② G5-3			C FA 92 B FA 93 X FA 94 1-1 ① F8		B FA 93 X FA 93 1-0 ③ L8		C FA 90 D FA 88 X FA 88 1-1 ③ G5-3		4	0	0	0	0	0	2
5 David Wright, R (1, 5) OBP: 0.375, SLG: 0.506	B FA 94 D CU 79 X FA 94 2-0 ③ 2-H 1B			B CU 77 B FA 94 X FA 95 2-0 21 G4-6-3 1B			C FA 91 B CU 76 F FA 92 S CH 84 1-3 ① K		B FA 93 S FA 93 C FA 93 S FA 94 1-3 ① K	4	0	2	1	0	2	0
21 Carlos Delgado, L (1, 3) OBP: 0.293, SLG: 0.404		C FA 92 B FA 92 F FA 93 S CH 86 1-3 ① K		1 SAFE F FA 94 B FA 94 X FA 95 1-1 ②③ G4-6-3 1-2f			C FA 89 B FA 91 S CU 79 F FA 93 F FA 94 S CH 86 1-3 ② K		B FA 93 X FA 93 1-0 ② G4-3	4	0	0	0	0	2	1
16 Paul Lo Duca, R (1, 2) OBP: 0.348, SLG: 0.373		C FA 92 B SL 83 X FA 93 1-1 ② G1-3			C CU 75 B FA 91 F FA 94 B FA 94 D FS 87 X FA 95 3-2 ① F8		B CU 78 C FA 93 F FA 92 X FA 94 1-2 22 2B 1B		B FA 93 F FA 93 B SL 82 X FA 92 2-1 ③ L7	4	0	1	0	0	0	0
22 Jose Valentin, S (1, 4) OBP: 0.337, SLG: 0.451		C B C S FA 95 1-3 ③ K			X CU 79 0-0 2B		C FA 93 X SL 85 0-1 1-3 2B			3	0	2	0	0	1	0
Ricky Ledee, L (1, 7) OBP: 0.182, SLG: 0.364			C FA 93 B FA 95 B CU 78 X FA 95 2-1 ① G4-3		C FA 94 B FA 96 D FA 88 X FA 94 2-1 ② F8		S CU 78 C FA 94 F FA 96 B SL 86 B FA 95 X FA 95 2-2 ③ G4-3			3	0	0	0	0	0	3
29 Jorge Sosa, R (1, 1) OBP: 0.250, SLG: 0.143			B FA 94 C FA 94 F FA 95 B FA 95 C CH 80 2-3 ② K		B CU 76 C FA 95 F FA 96 S CH 84 1-3 ③ K			C FA 86 S FA 87 C FA 91 0-3 ① K		2	0	0	0	0	2	1
25 Pedro Feliciano, L (6, 1)										0	0	0	0	0	0	0
59 Guillermo Mota, R (7, 1)										0	0	0	0	0	0	0
3 Damion Easley, R (8, PH) OBP: 0.338, SLG: 0.463										1	0	0	0	0	1	0
13 Billy Wagner, L (8, 1)										0	0	0	0	0	0	0
Inning Stats	R: 1 E: 0 K: 0 S: 9 H: 2 LOB: 1 BB: 0 P: 13	R: 0 E: 0 K: 2 S: 8 H: 0 LOB: 0 BB: 0 P: 11	R: 0 E: 0 K: 2 S: 9 H: 1 LOB: 1 BB: 0 P: 16	R: 0 E: 0 K: 0 S: 5 H: 1 LOB: 0 BB: 0 P: 9	R: 0 E: 0 K: 1 S: 9 H: 1 LOB: 1 BB: 0 P: 15	R: 0 E: 0 K: 0 S: 3 H: 0 LOB: 0 BB: 0 P: 5	R: 0 E: 0 K: 2 S: 17 H: 2 LOB: 2 BB: 0 P: 22	R: 0 E: 0 K: 2 S: 10 H: 1 LOB: 1 BB: 0 P: 14	R: 0 E: 0 K: 1 S: 6 H: 0 LOB: 0 BB: 0 P: 10	1B: 5 2B: 3 3B: 0 HR: 0 SF: 0 SAC: 0 DP: 1 HBP: 0						

PITCHER		IP	WLS	BF	H	R	ER	SO	BB	IBB	HBP	BLK	WP	HR	S	P	ERA	WHIP
31 Brad Penny, R ERA: 2.18	(1, 1)	7.0	W	26	7	1	1	7	0	0	0	0	0	0	60	91	1.29	1.000
Joe Beimel, L ERA: 3.58	(8, 1)	1.0		4	1	0	0	2	0	0	0	0	0	0	10	14	0.00	1.000
Brett Tomko, R ERA: 5.43	(9, 1)	1.0		3	0	0	0	1	0	0	0	0	0	0	6	10	0.00	0.000

PITCHER	IP	WLS	BF	H	R	ER	SO	BB	IBB	HBP	BLK	WP	HR	S	P	ERA	WHIP

TOP

New York Mets @ Los Angeles Dodgers

Dodger Stadium, Los Angeles, CA

Wed Jun 13 2007, 7:10 PM PDT

Att. 46,894 - Clear - 76 F

livebaseballscorecards.com

AB	33
R	1
H	8
RBI	1
BB	0
SO	10
LOB	9

BOTTOM

New York Mets @ Los Angeles Dodgers

Dodger Stadium, Los Angeles, CA

Wed Jun 13 2007, 7:10 PM PDT

Att. 46,894 - Clear - 76 F

livebaseballscorecards.com

Batter	1	2	3	4	5	6	7	8	9	AB	R	H	RBI	BB	SO	LOB
15 Rafael Furcal, S (1, 6) OBP: 0.354, SLG: 0.370	C FA 87 F SL 81 B FA 88 F SL 82 X SL 83 1-2 ① G5-3		B SL 85 C SL 84 B SL 84 B FA 90 B SL 85 4-1 BB		X CH 82 0-0 9 1B 2-H 3B		X FA 84 0-0 E 3B	B SL 84 F FA 95 B FA 94 X FA 94 2-1 ② G5-3		4	2	2	1	1	0	0
9 Juan Pierre, L (1, 8) OBP: 0.310, SLG: 0.331	B FA 88 C SL 81 X SL 82 1-1 ② G6-3		C SL 84 C FA 92 B SL 85 F FA 92 X SL 82 1-2 ③ L5		C FA 89 X SL 84 0-1 ③ 3-H 1B		C FA 85 B FA 85 F FA 86 X SL 73 1-2 ① G5-3	X FA 94 0-0 16 BB 1B		5	0	2	1	0	0	3
5 Nomar Garciaparra, R (1, 3) OBP: 0.319, SLG: 0.332 16 Andre Ethier, L (8, 7) OBP: 0.311, SLG: 0.402	B SL 83 B SL 82 B SL 81 C FA 88 X SL 83 3-1 ③ G5-3			B FA 91 F FA 89 B SL 83 X SL 82 2-1 ① G6-3		X SL 80 0-0 55 S 1B 1B	I IN 56 I IN 56 I IN 56 I IN 56 4-0 55 FC5-4 E IBB	F FA 93 B SL 85 B SL 85 B FA 93 C FA 95 F FA 94 F FA 95 B FA 94 4-2 1-2 BB		3 0	1 0	1 0	0 0	1 1	0 0	0 0
Luis Gonzalez, L (1, 7) OBP: 0.371, SLG: 0.472 Joe Beimel, L (8, 1) Olmedo Saenz, R (8, PH) OBP: 0.354, SLG: 0.442 Brett Tomko, R (9, 1)		C FA 88 X FA 88 0-1 ① P5		F SL 83 F SL 85 B FA 91 F FA 92 X FA 93 1-2 ② P5		1 SAFE B SL 79 B CH 85 C SL 81 B FA 87 X FA 87 3-1 ① F9	X FA 85 0-0 E6 55 FC5-4 1-2 3-H	X FA 93 0-0 ③ F9		4 0 1 0	0 0 0 0	0 0 0 0	1 0 0 0	0 0 0 0	0 0 0 0	2 0 2 0
55 Russell Martin, R (1, 2) OBP: 0.358, SLG: 0.457 Mike Lieberthal, R (9, 2) OBP: 0.290, SLG: 0.250		S FA 89 S SL 83 X SL 83 0-2 ② G6-3		C SL 84 F SL 84 F SL 85 X FA 93 0-2 ③ G6-3		1 SAFE S SL 80 S SL 81 F SL 82 X SL 82 0-2 ② G1-3 1-2	B FA 93 B CH 84 F CH 84 C FA 93 D CH 85 F CH 83 F CH 84 X CH 84 3-2 ② FC5-4 1-2f 2-3			4 0	0 0	0 0	0 0	0 0	0 0	3 0
Wilson Betemit, S (1, 5) OBP: 0.362, SLG: 0.476		C SL 83 B SL 84 X FA 90 1-1 ③ G4-3			F SL 81 C SL 82 F FA 89 X SL 82 0-2 HR	S SL 80 F SL 82 B FA 89 X FA 90 1-2 27 1B 2-H 1B	S CH 84 X FA 92 0-1 ③ G3			4	2	2	2	0	0	2
27 Matt Kemp, R (1, 9) OBP: 0.484, SLG: 0.607			B SL 83 C SL 82 S SL 84 B SL 84 B SL 84 X SL 82 3-2 ① G1		B SL 83 S SL 82 B SL 83 X SL 83 2-1 31 SH1-4 15 3B 1B	B SL 85 S SL 82 F SL 82 X FA 88 1-2 6 2B 2-H 1B		C FA 94 S SL 84 F SL 85 X FA 93 0-2 7 HR 1B		4	3	3	1	0	0	0
6 Tony Abreu, S (1, 4) OBP: 0.292, SLG: 0.420			B FA 91 B SL 83 B FA 90 C FA 90 C FA 90 X FA 91 3-2 31 SH1-4 1B		1 SAFE B SL 82 F SL 82 F FA 88 B FA 89 F FA 90 F FA 89 F CH 82 1 SAFE 2-3 ① S SL 80 K	F FA 85 C SL 76 X CH 73 0-2 1-H 2B		C FA 94 S FA 94 F SL 86 F FA 96 X FA 94 0-2 ① F9		4	0	2	1	0	1	2
31 Brad Penny, R (1, 1) OBP: 0.250, SLG: 0.259 7 James Loney, L (8, 3) OBP: 0.333, SLG: 0.778			1 SAFE B SL 80 L SL 80 S FA 90 X SL 81 1-2 ② SH1-4 1-2		X SL 79 0-0 ② SH1-4 1-2	S CH 72 X SL 76 0-1 ③ L6		C FA 94 B SL 86 F FA 95 X FA 95 1-2 1-H HR		1 1	0 1	0 1	0 2	0 0	0 0	1 0
Inning Stats	R: 0 H: 0 E: 0 LOB: 0 K: 0 BB: 0 S: 8 P: 13	R: 0 H: 0 E: 0 LOB: 0 K: 0 BB: 0 S: 7 P: 8	R: 0 H: 1 E: 0 LOB: 2 K: 0 BB: 1 S: 14 P: 26	R: 0 H: 0 E: 0 LOB: 0 K: 0 BB: 0 S: 10 P: 13	R: 3 H: 4 E: 0 LOB: 1 K: 1 BB: 0 S: 16 P: 20	R: 3 H: 4 E: 0 LOB: 1 K: 0 BB: 0 S: 18 P: 23	R: 1 H: 1 E: 1 LOB: 2 K: 0 BB: 1 S: 12 P: 20	R: 2 H: 3 E: 0 LOB: 2 K: 0 BB: 1 S: 20 P: 27		1B: 8 SF: 0 2B: 1 SAC: 2 3B: 2 DP: 0 HR: 2 HBP: 0					WP: 0 PA: 40 PB: 0 SB: 1 CS: 0	

	AB	35
	R	9
	H	13
	RBI	9
	BB	3
	SO	1
	LOB	15

PITCHER		IP	WLS	BF	H	R	ER	SO	BB	IBB	HBP	BLK	WP	HR	S	P	ERA	WHIP
29 Jorge Sosa, R ERA: 3.42	(1, 1)	5.2	L	25	8	6	6	1	1	0	0	0	0	1	68	98	9.53	1.588
25 Pedro Feliciano, L ERA: 1.96	(6, 1)	0.2		6	2	1	1	0	0	1	0	0	0	0	10	15	13.50	3.000
59 Guillermo Mota, R ERA: 6.75	(7, 1)	0.2		2	0	0	0	0	0	0	0	0	0	0	7	10	0.00	0.000
13 Billy Wagner, L ERA: 2.22	(8, 1)	1.0		7	3	2	2	0	1	0	0	0	0	1	20	27	18.00	4.000

PITCHER	IP	WLS	BF	H	R	ER	SO	BB	IBB	HBP	BLK	WP	HR	S	P	ERA	WHIP

Batter	1	2	3	4	5	6	7	8	9	AB	R	H	RBI	BB	SO	LOB
9 Chone Figgins, S (1, 5) OBP: 0.313, SLG: 0.336	X FA 87 0-0 B2-3		B SL 79 S FA 88 X FA 89 1-1 G6-3 1-2			C FA 88 B CH 85 L FA 88 X FA 90 1-2 S 1B		B FA 92 X FA 94 1-0 G6-3		4	0	1	0	0	0	1
Orlando Cabrera, R (1, 6) OBP: 0.379, SLG: 0.449	C FA 88 X FA 88 0-1 1B			C FA 89 B FA 88 S SL 80 X FA 88 1-2 G5-3		P PO 84 B FA 88 S SL 82 B FA 89 C SL 81 F SL 82 S FA 89 3-3 K 1-2			B FA 92 S SL 82 F SL 83 F FA 92 B FA 91 F SL 84 C FA 94 2-3 K	4	0	1	0	0	2	1
27 Vladimir Guerrero, R (1, 9) OBP: 0.432, SLG: 0.573	B FA 88 B FA 88 C FA 88 F FA 89 1 SAFE S FA 88 2-3 K			B FA 89 S SL 80 X SL 80 1-1 G4-3			B FA 87 X FA 87 1-0 1B 2B		S SL 83 B SL 84 C FA 93 X SL 82 1-2 F8	4	1	1	0	0	1	1
24 Gary Matthews, S (1, 8) OBP: 0.339, SLG: 0.449	C SL 81 B CH 84 S SL 82 S CH 85 1-3 K			B FA 89 C FA 89 C CH 80 S FA 89 1-3 K			F SL 80 D CH 83 S FA 88 B CH 83 F FA 88 S SL 81 2-3 K		C CU 77 T FA 92 X FA 93 0-2 1B 1B	4	0	1	0	0	3	2
Casey Kotchman, L (1, 3) OBP: 0.409, SLG: 0.554		C SL 80 B CH 84 C SL 79 B CH 83 B FA 88 X FA 89 3-2 G6-3			F FA 88 B CH 84 X SL 81 1-1 G4-3		B FA 88 C SL 79 F SL 80 X SL 80 1-2 2-H 1B		1 SAFE 1 SAFE B FA 93 C FA 91 F FA 91 X FA 92 1-2 1-2 1B	4	0	2	1	0	0	0
16 Garret Anderson, L (1, 7) OBP: 0.265, SLG: 0.411		B CH 84 B FA 89 F SL 79 F SL 80 F CH 84 X CH 80 2-2 G3			C SL 80 S CH 84 S CH 84 0-3 K		B FA 89 F CH 84 X CH 84 1-1 F8		C CU 76 X FA 90 0-1 G4-3	4	0	0	0	0	1	3
47 Howie Kendrick, R (1, 4) OBP: 0.303, SLG: 0.400		B FA 89 X FA 89 1-0 G4-3			B FA 88 C FA 88 S FA 88 B SL 82 S FA 88 2-3 K		C FA 88 S FA 88 S FA 88 0-3 K			3	0	0	0	0	2	1
José Molina, R (1, 2) OBP: 0.271, SLG: 0.301 77 Reggie Willits, S (8, PH) OBP: 0.417, SLG: 0.375 Mike Napoli, R (8, 2) OBP: 0.347, SLG: 0.473			B FA 88 B FA 88 C FA 88 B FA 89 B FA 87 4-1 9 CS BB			C FA 87 S FA 88 S SL 80 0-3 K		B FA 93 C FA 93 S SL 83 B FA 96 S SL 84 2-3 K		1 1 0	0 0 0	0 0 0	0 0 0	1 0 0	1 1 0	0 0 0
54 Ervin Santana, R (1, 1) OBP: 0.200, SLG: 0.400 32 Erick Aybar, S (8, PH) OBP: 0.286, SLG: 0.270 58 Dustin Moseley, R (8, 1)			B FA 88 M FA 88 1 SAFE F FA 88 C SL 80 1-3 K			C SL 80 B SL 81 C FA 88 S SL 81 1-3 K		C FA 94 F FA 95 S SL 86 0-3 K2-3		2 1 0	0 0 0	0 0 0	0 0 0	0 0 0	2 1 0	1 0 0
Inning Stats	R: 0 H: 1 E: 0 LOB: 1 K: 2 BB: 0 S: 9 P: 12	R: 0 H: 0 E: 0 LOB: 0 K: 0 BB: 0 S: 8 P: 14	R: 0 H: 0 E: 0 LOB: 0 K: 1 BB: 1 S: 6 P: 12	R: 0 H: 0 E: 0 LOB: 0 K: 1 BB: 0 S: 8 P: 11	R: 0 H: 0 E: 0 LOB: 0 K: 2 BB: 0 S: 8 P: 11	R: 0 H: 1 E: 0 LOB: 1 K: 3 BB: 0 S: 14 P: 18	R: 1 H: 2 E: 0 LOB: 1 K: 2 BB: 0 S: 13 P: 18	R: 0 H: 0 E: 0 LOB: 0 K: 2 BB: 0 S: 7 P: 10	R: 0 H: 2 E: 0 LOB: 2 K: 1 BB: 0 S: 16 P: 20	1B: 5 2B: 1 3B: 0 HR: 0	SF: 0 SAC: 0 DP: 0 HBP: 0					

PITCHER		IP	WLS	BF	H	R	ER	SO	BB	IBB	HBP	BLK	WP	HR	S	P	ERA	WHIP
Derek Lowe, R ERA: 3.08	(1, 1)	7.0	W	25	4	1	1	11	1	0	0	0	0	0	66	96	1.29	0.714
51 Jonathan Broxton, R ERA: 3.74	(8, 1)	1.0	H	3	0	0	0	2	0	0	0	0	0	0	7	10	0.00	0.000
44 Takashi Saito, R ERA: 1.61	(9, 1)	1.0	S	5	2	0	0	1	0	0	0	0	0	0	16	20	0.00	2.000

PITCHER	IP	WLS	BF	H	R	ER	SO	BB	IBB	HBP	BLK	WP	HR	S	P	ERA	WHIP

TOP

Los Angeles Angels @ Los Angeles Dodgers

Dodger Stadium, Los Angeles, CA

Fri Jun 15 2007, 7:40 PM PDT

Att. 56,000 - Clear - 69 F

livebaseballscorecards.com

AB	32
R	1
H	6
RBI	1
BB	1
SO	14
LOB	10

1B: 5	SF: 0	WP: 0	PA: 33		
2B: 1	SAC: 0	PB: 0			
3B: 0	DP: 0	SB: 1			
HR: 0	HBP: 0	CS: 1			

Batter	1	2	3	4	5	6	7	8	9	AB	R	H	RBI	BB	SO	LOB
15 Rafael Furcal, S (1, 6) OBP: 0.357, SLG: 0.369	B FA 89 B CH 88 C CH 89 B FA 89 F FA 89 F FA 91 B FA 90 4-2 5 G1-3 BB		B CH 71 C CH 88 F FA 90 B SL 79 X FA 90 2-2 ② P5			X SL 75 0-0 5 F9 9 1B 1B 1B	C SL 78 F FA 89 X CH 88 0-2 ③ F9			3	1	1	0	1	0	1
9 Juan Pierre, L (1, 8) OBP: 0.309, SLG: 0.330	C FA 89 F CH 75 X CH 88 0-2 ① P1		C CH 87 X CH 72 0-1 ③ F7			L CH 88 X CH 89 0-1 12 HBP 1-2 1B 1B		C CU 72 F FA 89 F FA 89 X CU 73 0-2 ① G4-3		4	1	1	0	0	0	1
5 Nomar Garciaparra, R (1, 3) OBP: 0.318, SLG: 0.331	C SL 77 S FA 92 B FA 90 X SL 79 1-2 ② G1-3 1-2			X SL 76 0-0 ① P3		B SL 80 F SL 80 X FA 92 1-1 ① F9 2-3		X FA 90 0-0 12 G5-4-3 1B		4	0	1	0	0	0	3
12 Jeff Kent, R (1, 4) OBP: 0.343, SLG: 0.451 44 Takashi Saito, L (9, 1)	B SL 81 C SL 79 B SL 80 C FA 93 D SL 82 B FA 93 4-2 BB			C FA 90 X FA 90 0-1 ② G6-3		B SL 82 F SL 81 F FA 92 H FA 90 2-2 1B 1-2 HBP		D CH 73 C FA 89 F FA 90 X CH 78 1-2 ②③ G5-4-3 1-2f		2 0	0 0	0 0	0 0	1 0	0 0	1 0
Luis Gonzalez, L (1, 7) OBP: 0.371, SLG: 0.470 6 Tony Abreu, S (9, 4) OBP: 0.292, SLG: 0.420	C CH 75 S SL 75 D SL 81 D CH 76 X SL 78 2-2 ③ G3-1			C CH 89 X SL 76 0-1 ③ F9		C SL 80 B FA 92 B SL 79 X FA 92 2-1 55 G6-4-3 1-2 2-H 3-H 1B				3 0	0 0	1 0	2 0	0 0	0 0	2 0
55 Russell Martin, R (1, 2) OBP: 0.354, SLG: 0.451		B FA 90 C FA 89 F FA 91 F FA 89 S SL 82 1-3 ① K			X FA 90 0-0 ① G1-3	B FA 93 C SL 80 D SL 82 C SL 81 X SL 80 2-2 ②③ G6-4-3 1-2f				3	0	0	0	0	1	2
Wilson Betemit, S (1, 5) OBP: 0.353, SLG: 0.462		C FA 90 F CH 75 C FA 89 0-3 ② K			C SL 77 F FA 92 S SL 82 0-3 ② K		B SL 77 X FA 89 1-0 ① G3			3	0	0	0	0	2	0
27 Matt Kemp, R (1, 9) OBP: 0.471, SLG: 0.581		C FA 90 B SL 77 F SL 78 B FA 94 B SL 81 S FA 92 3-3 ③ K			X FA 92 0-0 1B		X FA 91 0-0 ② F9			3	0	1	0	0	1	0
Derek Lowe, R (1, 1) OBP: 0.303, SLG: 0.185 7 James Loney, L (7, PH) OBP: 0.400, SLG: 0.800 51 Jonathan Broxton, R (8, 1) 16 Andre Ethier, L (9, 7) OBP: 0.311, SLG: 0.402			X CH 88 0-0 ① P4		X CH 89 0-0 ③ F9		B FA 90 B FA 90 F FA 90 X SL 78 2-1 1B			2 1 0 0	0 0 0 0	0 1 0 0	0 0 0 0	0 0 0 0	0 0 0 0	1 0 0 0
Inning Stats	R: 0 E: 0 K: 0 S: 14 H: 0 LOB: 2 BB: 2 P: 25	R: 0 E: 0 K: 3 S: 10 H: 0 LOB: 0 BB: 0 P: 14	R: 0 E: 0 K: 0 S: 6 H: 0 LOB: 0 BB: 0 P: 8	R: 0 E: 0 K: 0 S: 5 H: 0 LOB: 0 BB: 0 P: 5	R: 0 E: 0 K: 1 S: 6 H: 1 LOB: 1 BB: 0 P: 6	R: 2 E: 0 K: 0 S: 12 H: 3 LOB: 1 BB: 0 P: 19	R: 0 E: 0 K: 0 S: 7 H: 1 LOB: 1 BB: 0 P: 10	R: 0 E: 0 K: 0 S: 8 H: 1 LOB: 0 BB: 0 P: 9		1B: 6 2B: 0 3B: 0 HR: 0 SF: 0 SAC: 0 DP: 2 HBP: 1				WP: 0 PB: 0 SB: 0 CS: 0 PA: 31		

PITCHER		IP	WLS	BF	H	R	ER	SO	BB	IBB	HBP	BLK	WP	HR	S	P	ERA	WHIP
54 Ervin Santana, R ERA: 5.04	(1, 1)	7.0	L	28	5	2	2	4	2	0	1	0	0	0	60	87	2.57	1.000
58 Dustin Moseley, R ERA: 2.27	(8, 1)	1.0		3	1	0	0	0	0	0	0	0	0	0	8	9	0.00	1.000

PITCHER	IP	WLS	BF	H	R	ER	SO	BB	IBB	HBP	BLK	WP	HR	S	P	ERA	WHIP

BOTTOM

Los Angeles Angels @ Los Angeles Dodgers

Dodger Stadium, Los Angeles, CA

Fri Jun 15 2007, 7:40 PM PDT

Att. 56,000 - Clear - 69 F

livebaseballscorecards.com

AB	28
R	2
H	6
RBI	2
BB	2
SO	4
LOB	11

Batter	1	2	3	4	5	6	7	8	9	AB	R	H	RBI	BB	SO	LOB
9 Chone Figgins, S (1, 5) OBP: 0.304, SLG: 0.325	B CH 84 C CH 83 X CH 84 1-1 ① F8		C CH 84 X FA 86 0-1 ② FC3-6 27 WP 1B 1-2f		C CH 80 F SL 79 B FA 86 B FA 85 X 2-2 ① F7	B FA 91 C FA 92 F FA 92 F CH 85 B SL 88 F FA 91 S CU 79 2-3 ② K		1 SAFE B FA 88 1 SAFE X FA 89 1-0 ② FC4-6 1-2f		5	0	0	0	0	1	2
Orlando Cabrera, R (1, 6) OBP: 0.379, SLG: 0.448	C CH 84 B FA 85 X CH 84 1-1 1B		P PO 79 C FA 86 1 SAFE X FA 86 1-1 27 WP 1-2 1B		B FA 86 X CH 82 1-0 ② G6-3	F FA 93 L CU 77 X FC 88 0-2 ③ G3-1		C FA 89 1 SAFE B FA 90 X CH 80 1-1 ③ G6-3		5	0	2	0	0	0	1
27 Vladimir Guerrero, R (1, 9) OBP: 0.432, SLG: 0.565	X FA 85 0-0 ② P5		B SL 84 B SL 84 I IN 74 I IN 72 4-0 1-2 2-3 IBB		B CH 83 B FA 86 H 3-0 24 1B 77 1B HBP		X FC 87 0-0 ① G6-3		C FA 94 X CH 85 0-1 E5 39 CS	3	1	0	0	1	0	1
24 Gary Matthews, S (1, 8) OBP: 0.337, SLG: 0.444	B FA 85 S CH 82 F CH 86 F CH 81 S FA 87 1-3 ③ K		X CH 83 0-0 ③ P5		F CH 80 X CH 81 0-1 1-3 BB 77 1B 1B	B FA 87 F FA 91 B CH 85 F FA 92 X FA 92 2-2 ② G1-3			F FA 94 C FA 93 X FA 94 0-2 ① F8	5	1	1	0	0	1	5
Casey Kotchman, L (1, 3) OBP: 0.411, SLG: 0.556 39 Robb Quinlan, R (7, PR) OBP: 0.300, SLG: 0.500 (7, 3)		B FA 85 C CH 83 B FA 86 B CH 83 X CH 83 3-1 ① F8		B FA 85 B FA 86 S CH 81 B FA 87 X FA 85 3-1 ① G3-1	B SL 81 B FA 85 B CH 82 C FA 86 B CH 82 4-1 1-2 77 1B 47 1B BB	C FA 91 C CH 85 B CU 80 X FA 92 1-2 2B		B FA 92 F FA 93 B FA 93 X FA 94 2-1 ②③ F9 1-2	3 1	1 0	1 0	0 0	1 0	0 0	0 1
16 Garret Anderson, L (1, 7) OBP: 0.265, SLG: 0.411 77 Reggie Willits, S (2, PH) OBP: 0.424, SLG: 0.376 (2, 7)		C CH 84 B CH 74 X FA 85 1-1 ② B5-3		B FA 86 B CH 83 C B B 4-1 36 S WP BB	B FA 87 C C X 1-2 47 1B 1-3 2-H 3-H 1B		B FA 93 B FA 93 2 SAFE B CH 85 C FA 91 C FC 87 B CU 78 4-2 BB			0 2	0 0	0 1	0 2	0 2	0 0	0 0
47 Howie Kendrick, R (1, 4) OBP: 0.301, SLG: 0.395 Francisco Rodríguez, R (9, 1)		B CH 84 S FA 87 B FA 86 T FA 87 C 2-3 ③ K		X 0-0 ② F8	X FA 90 0-0 1-3 3-H 1B		B FA 92 X FA 93 1-0 ③ F9			4 0	0 0	1 0	1 0	0 0	1 0	3 0
Mike Napoli, R (1, 2) OBP: 0.345, SLG: 0.463			F FA 85 X SL 78 0-1 ① F7	B FA 86 B CH 83 I IN 72 I IN 70 4-0 1-2 IBB	B SL 81 C SL 82 B SL 80 S FA 91 1 SAFE S SL 81 2-3 ③ K			X FA 87 0-0 ① F8		3	0	0	0	1	1	2
36 Jered Weaver, R (1, 1) OBP: 0.250, SLG: 0.250 Darren Oliver, R (6, 1) 62 Scot Shields, R (7, 1) 32 Erick Aybar, S (7, 4) OBP: 0.291, SLG: 0.275			S FA 85 X FA 87 0-1 9 FC3-6 1B	S FA 86 C FA 87 X FA 87 0-2 ③ G5-3 2-3		X FA 92 0-0 ① P5		C FA 87 B FA 88 S FA 88 X CH 80 1-2 9 FC4-6 1B		3 0 0 1	0 0 0 0	1 0 0 1	0 0 0 0	0 0 0 0	0 0 0 0	2 0 0 0
Inning Stats	R: 0 E: 0 K: 1 S: 9 H: 1 LOB: 1 BB: 0 P: 12	R: 0 E: 0 K: 1 S: 7 H: 0 LOB: 0 BB: 0 P: 13	R: 0 E: 0 K: 0 S: 10 H: 2 LOB: 3 BB: 1 P: 14	R: 0 E: 0 K: 0 S: 7 H: 0 LOB: 2 BB: 2 P: 18	R: 3 E: 0 K: 1 S: 14 H: 3 LOB: 2 BB: 1 P: 27	R: 0 E: 0 K: 1 S: 9 H: 0 LOB: 0 BB: 0 P: 11	R: 0 E: 0 K: 0 S: 10 H: 1 LOB: 2 BB: 1 P: 18	R: 0 E: 0 K: 0 S: 7 H: 1 LOB: 1 BB: 0 P: 10	R: 0 E: 1 K: 0 S: 7 H: 0 LOB: 0 BB: 0 P: 9	1B: 7 2B: 1 3B: 0 HR: 0 SF: 0 SAC: 0 DP: 0 HBP: 1						

PITCHER	IP	WLS	BF	H	R	ER	SO	BB	IBB	HBP	BLK	WP	HR	S	P	ERA	WHIP
29 Jason Schmidt, R (1, 1) ERA: 6.31	4.2	L	24	5	3	3	2	2	2	1	0	2	0	43	78	5.79	1.500
Rudy Seanez, R (5, 1) ERA: 2.87	0.1		2	1	0	0	1	0	0	0	0	0	0	4	6	0.00	3.000
58 Chad Billingsley, R (6, 1) ERA: 3.09	2.0		8	1	0	0	1	1	0	0	0	0	0	19	29	0.00	1.000
Joe Beimel, L (8, 1) ERA: 3.45	1.0		4	1	0	0	0	0	0	0	0	0	0	7	10	0.00	1.000
Brett Tomko, R (9, 1) ERA: 5.33	1.0		3	0	0	0	0	0	0	0	0	0	0	7	9	0.00	0.000

PITCHER	IP	WLS	BF	H	R	ER	SO	BB	IBB	HBP	BLK	WP	HR	S	P	ERA	WHIP

TOP

Los Angeles Angels @ Los Angeles Dodgers

Dodger Stadium, Los Angeles, CA

Sat Jun 16 2007, 12:55 PM PDT

Att. 56,000 - Sunny - 74 F

livebaseballscorecards.com

AB	35
R	3
H	8
RBI	3
BB	5
SO	4
LOB	17

WP: 2 PA: 41
PB: 0
SB: 1
CS: 1

BOTTOM

Los Angeles Angels @ Los Angeles Dodgers

Dodger Stadium, Los Angeles, CA

Sat Jun 16 2007, 12:55 PM PDT

Att. 56,000 - Sunny - 74 F

livebaseballscorecards.com

Batter	1	2	3	4	5	6	7	8	9	AB	R	H	RBI	BB	SO	LOB
15 Rafael Furcal, S (1, 6) OBP: 0.351, SLG: 0.363	C FA 87 F SL 74 B FA 90 X CH 79 1-2 L9 ①		X SL 79 0-0 P6 ①		B SL 80 X FA 87 1-0 G3 ②		B CU 78 C FA 91 X FA 91 1-1 F8 ②			4	0	0	0	0	0	1
9 Juan Pierre, L (1, 8) OBP: 0.312, SLG: 0.330	B CU 70 S FC 89 X CH 72 1-1 F7 ②		C FA 87 X CH 81 0-1 7 CS 1B		B FA 87 B FA 88 B FA 88 B FA 88 4-0 7 1B BB		L FA 91 B CU 77 X CU 79 1-1 G4-1 ③			3	0	1	0	1	0	1
7 James Loney, L (1, 3) OBP: 0.357, SLG: 0.643	C CH 70 F FA 88 S FA 89 0-3 K ③		P PO 83 C SL 79 B CH 82 X CH 80 2-1 P3 ② ③ 1-2		C CH 71 S CH 70 F CH 73 F FC 88 X FA 88 0-2 1-2 1B			X FF 90 0-0 G4-3 ①		4	0	1	0	0	1	1
Luis Gonzalez, L (1, 7) OBP: 0.373, SLG: 0.473		C FA 88 B FA 88 B CH 82 B FA 90 X FA 88 3-1 55 1B 2B		B SL 82 B CH 80 B CH 80 B FA 88 4-0 55 G5-3 BB	F FA 88 C CH 82 B CH 80 B FC 88 F FA 89 B CH 83 F SL 79 C CH 80 3-3 K ③			B FA 90 B FA 90 C FA 89 X FA 89 2-1 L8 ②		3	0	1	0	1	1	2
55 Russell Martin, R (1, 2) OBP: 0.356, SLG: 0.450		C SL 77 B SL 78 C FA 89 X CH 80 1-2 FC1-6 2-3 1B		F FA 88 B SL 80 B SL 76 X CH 81 2-1 G5-3 ① 1-2		F CH 70 B SL 79 F FA 86 F SL 80 X CH 78 1-2 F8 ①		B FA 91 B FA 90 B FA 90 C FA 89 B FA 88 4-1 BB		3	0	1	0	1	0	1
Wilson Betemit, S (1, 5) OBP: 0.350, SLG: 0.450		C SL 76 X SL 80 0-1 FC1-6 16 BB ① 1-2f		B SL 81 D CH 83 B SL 76 C FA 89 B FA 88 4-1 BB		X FA 85 0-0 F7 ②		C FA 91 X CU 79 0-1 G3 ③		3	0	0	0	1	0	3
6 Tony Abreu, S (1, 4) OBP: 0.276, SLG: 0.397		B SL 80 C FA 90 B FA 89 F SL 80 S FA 89 2-3 K ②		B FC 87 B FA 88 C CU 72 F CH 72 F FA 88 F CU 70 F CH 71 X CH 80 2-2 F7 ②		B FA 87 C FA 88 X FA 88 1-1 G6-3 ③			C FA 93 S CU 80 S SL 81 0-3 K2-3 ①	4	0	0	0	0	2	4
16 Andre Ethier, L (1, 9) OBP: 0.314, SLG: 0.401		B CH 80 D CH 81 B FA 88 B CH 82 4-0 1-2 BB		B FA 88 C SL 79 F CH 82 X FA 88 1-2 F8 ③			B FA 89 S FA 88 C SL 77 F FA 88 B FA 89 X SL 78 2-2 1B		C CU 79 C CU 79 B SL 79 B CH 82 S 2-3 K ②	3	0	1	0	1	1	2
29 Jason Schmidt, R (1, 1) OBP: 0.143, SLG: 0.571 Rudy Seanez, R (5, 1) 5 Nomar Garciaparra, R (5, PH) OBP: 0.317, SLG: 0.329 58 Chad Billingsley, R (6, 1) 27 Matt Kemp, R (7, PH) OBP: 0.457, SLG: 0.563 Joe Beimel, L (8, 1) Brett Tomko, R (9, 1) Olmedo Saenz, R (9, PH) OBP: 0.348, SLG: 0.434		C SL 78 B FA 88 X SL 77 1-1 G5-6-3 ③			B SL 81 B B C C FA 88 X FA 88 3-2 G5-3 ①		B FA 90 B FA 90 C FA 90 F FA 90 F FA 91 B FA 92 S FA 92 3-3 K ①		C FA 93 S FA 93 S 0-3 K ③	1 0 1 0 1 0 0 0 1	0 0 0 0 0 0 0 0 0	0 0 0 0 0 0 0 0 0	0 0 0 0 0 0 0 0 1	0 0 0 0 0 0 0 0 0	0 0 0 0 1 0 0 0 1	3 0 0 0 1 0 0 0 0
Inning Stats	R: 0 E: 0 K: 1 S: 8 H: 0 LOB: 0 BB: 0 P: 10	R: 0 E: 0 K: 1 S: 12 H: 2 LOB: 3 BB: 1 P: 23	R: 0 E: 0 K: 0 S: 6 H: 1 LOB: 0 BB: 0 P: 7	R: 0 E: 0 K: 0 S: 12 H: 0 LOB: 2 BB: 2 P: 25	R: 0 E: 0 K: 1 S: 14 H: 1 LOB: 2 BB: 1 P: 25	R: 0 E: 0 K: 0 S: 7 H: 0 LOB: 0 BB: 0 P: 9	R: 0 E: 0 K: 1 S: 12 H: 1 LOB: 1 BB: 0 P: 19	R: 0 E: 0 K: 0 S: 6 H: 0 LOB: 1 BB: 1 P: 12	R: 0 E: 0 K: 3 S: 9 H: 0 LOB: 0 BB: 0 P: 11	1B: 4 2B: 1 3B: 0 HR: 0 SF: 0 SAC: 0 DP: 0 HBP: 0						

AB	31
R	0
H	5
RBI	0
BB	5
SO	7
LOB	19

WP: 0 PA: 36
PB: 0
SB: 0
CS: 1

PITCHER		IP	WLS	BF	H	R	ER	SO	BB	IBB	HBP	BLK	WP	HR	S	P	ERA	WHIP
36 Jered Weaver, R ERA: 3.8	(1, 1)	5.1	W	23	4	0	0	3	4	0	0	0	0	0	56	95	0.00	1.500
Darren Oliver, L ERA: 6.2	(6, 1)	0.2	H	3	1	0	0	0	0	0	0	0	0	0	7	10	0.00	1.500
62 Scot Shields, R ERA: 2.19	(7, 1)	2.0	H	7	0	0	0	1	1	0	0	0	0	0	14	25	0.00	0.500
Francisco Rodríguez, R ERA: 2.43	(9, 1)	1.0	S	3	0	0	0	3	0	0	0	0	0	0	9	11	0.00	0.000

PITCHER		IP	WLS	BF	H	R	ER	SO	BB	IBB	HBP	BLK	WP	HR	S	P	ERA	WHIP

Batter	1	2	3	4	5	6	7	8	9	AB	R	H	RBI	BB	SO	LOB
9 Chone Figgins, S (1, 5) OBP: 0.305, SLG: 0.325	B FA 85 X FA 87 1-0 G6-3		C FA 87 B CU 64 X CH 76 1-1 1B 27 1B 1B	S FA 85 C FA 84 B FA 88 B SL 78 F FA 87 B FA 87 X FA 86 3-2 L7		C CU 72 X FA 88 0-1 L4 2B	B CU 74 C FA 93 B CH 84 F FA 93 X SL 82 2-2 G4-3 1B 1-2 2-H 3-H		C FA 93 B FA 92 F FA 94 B CH 86 S FA 95 2-3 K	6	1	2	2	0	1	1
Orlando Cabrera, R (1, 6) OBP: 0.383, SLG: 0.455 32 Erick Aybar, S (8, 6) OBP: 0.289, SLG: 0.273	B FA 86 B FA 87 B FA 88 C FA 87 C FA 88 X FA 88 3-2 39 FC5-4 27 BB 1B		B FA 85 1 SAFE 1 SAFE X FA 86 1-0 27 1B 39 1B 1-2 1B	X SL 78 0-0 F8		C CU 74 X FA 88 0-1 2-H 2B	B CU 74 X SL 81 1-0 G4-3 1-2 2-3		F FA 94 B FA 93 F FA 94 T FA 94 1-2 K	5 1	1 0	3 0	1 0	0 0	0 1	2 0
27 Vladimir Guerrero, R (1, 9) OBP: 0.434, SLG: 0.563 58 Dustin Moseley, R (8, 1) Nathan Haynes, L (9, PH) OBP: 0.273, SLG: 0.200 (9, 7)	B FA 86 1 SAFE 1 SAFE B FA 86 B CH 77 C FA 87 B CH 82 4-1 39 FC5-4 1-2 BB		D CH 78 X FA 86 1-0 FC6-4 39 1B 47 2B 1-3 2-H 1B	C FA 88 F FA 89 B FA 88 B FA 88 S SL 79 2-3 K		I I IN 66 I IN 65 I IN 63 4-0 IBB	S SL 82 X SL 81 0-1 L7		B FA 93 B FA 93 F FA 93 F FA 93 T FA 95 2-2 K	3 0 1	1 0 0	1 0 0	1 0 0	2 0 0	1 0 1	3 0 0
39 Robb Quinlan, R (1, 7) OBP: 0.307, SLG: 0.493 (7, 3)	B FA 88 C FA 88 B CU 65 X CU 65 2-1 FC5-4 1-2f 2-3		B CU 64 B CU 64 S FA 88 F FA 88 X FA 88 2-2 FC6-4 1-2 3-H 1B		C CH 73 B CU 63 F FA 85 X CH 75 1-2 47 FC5-4 1B	C SL 82 B FA 92 S FA 91 S SL 81 1-3 K		X FA 92 0-0 G4-3		5	0	2	1	0	1	4
Shea Hillenbrand, R (1, 3) OBP: 0.269, SLG: 0.324 24 Gary Matthews, S (7, PR) OBP: 0.339, SLG: 0.458 (7, 8) Hector Carrasco, R (9, 1)	B CU 64 B CU 64 B FA 87 C FA 86 F CH 75 X FA 89 3-2 G6-3		B CH 75 X CH 74 1-0 FC6-4 47 2B SF9 1-2f 2-3		B FA 84 B FA 86 B FA 85 C FA 84 X FA 85 3-1 L7		S SL 82 X SL 81 0-1 47 E 47 S 47 1B 1B	B FA 92 X FA 92 1-0 IHR		4 1 0	1 2 0	1 1 0	0 0 0	0 0 0	0 0 0	5 0 0
47 Howie Kendrick, R (1, 4) OBP: 0.312, SLG: 0.410		B FA 87 F FA 88 S CU 65 B FA 89 X CU 66 2-2 G6-3	C CU 65 F CU 65 F FA 89 X CU 66 0-2 SF9 1-3 3-H 2B		B FA 85 X CH 74 1-0 FC5-4 1-2f		1 SAFE C FA 91 F FA 92 X FA 92 0-2 45 1B 9 S 1B 1-H 1B	F CH 81 B CH 84 X CH 86 1-1 77 2B 1B		5	2	3	2	0	0	1
Mike Napoli, R (1, 2) OBP: 0.341, SLG: 0.454		C FA 89 X SL 80 0-1 F7	C FA 87 F FA 86 B SL 80 B FA 90 B CU 66 X FA 88 3-2 SF9 2-3 3-H		S FA 86 D CU 64 X CU 64 1-1 G5-3		1 SAFE B SL 83 B SL 83 B SL 80 B FA 91 4-0 45 1B 9 1B 1-2 BB	B SL 81 D SL 80 T FA 93 B FA 94 F FA 93 F FA 93 T FA 94 3-2 K		3	1	0	1	1	1	2
77 Reggie Willits, S (1, 8) OBP: 0.433, SLG: 0.387 (7, 7) (9, 8)		B FA 86 C FA 88 F FA 89 B FA 89 F CU 66 B FA 86 F FA 89 B FA 88 4-2 BB	B CH 75 B FA 87 I IN 66 I IN 68 4-0 IBB			B B C C FA 88 X 3-2 45 SH1-4 2B 1B	C FA 85 C FA 86 B FA 91 B SL 80 X CH 85 2-2 F9 F FA 92 B FA 93 B CH 84 X FA 93 2-1 1-H 2B		3	1	2	1	2	0	2
45 Kelvim Escobar, R (1, 1) OBP: 0.333, SLG: 0.333 64 Terry Evans, R (8, PH) (8, 9)		C FA 87 B CU 64 B FA 86 B FA 87 C FA 87 X FA 88 3-2 G6-3	X FA 86 0-0 G4-3			X FA 87 0-0 SH1-4 1-2	X FA 92 0-0 G4-3 9 1B 1-2 2-3 1B	S FA 93 S FA 94 S FA 94 0-3 K		3 1	0 0	1 0	0 0	0 0	0 1	3 1
Inning Stats	R: 0 E: 0 K: 0 S: 10 H: 1 LOB: 2 BB: 1 P: 23	R: 0 E: 0 K: 0 S: 12 H: 0 LOB: 1 BB: 1 P: 21	R: 4 E: 0 K: 0 S: 16 H: 5 LOB: 2 BB: 1 P: 29	R: 0 E: 0 K: 1 S: 8 H: 0 LOB: 0 BB: 0 P: 13	R: 0 E: 0 K: 0 S: 8 H: 1 LOB: 1 BB: 0 P: 14	R: 1 E: 0 K: 1 S: 11 H: 2 LOB: 2 BB: 1 P: 19	R: 3 E: 0 K: 0 S: 16 H: 4 LOB: 3 BB: 1 P: 25	R: 2 E: 0 K: 2 S: 13 H: 3 LOB: 1 BB: 0 P: 20	R: 0 E: 0 K: 3 S: 9 H: 0 LOB: 0 BB: 0 P: 14	1B: 12 2B: 3 3B: 0 HR: 1 SF: 1 SAC: 1 DP: 0 HBP: 0						

PITCHER		IP	WLS	BF	H	R	ER	SO	BB	IBB	HBP	BLK	WP	HR	S	P	ERA	WHIP
52 Randy Wolf, L ERA: 4.24	(1, 1)	5.0	L	25	7	4	4	1	2	1	0	0	0	0	54	100	7.20	1.800
Mark Hendrickson, L ERA: 4.6	(6, 1)	0.2		5	2	1	1	0	0	1	0	0	0	0	8	15	13.50	3.000
Rudy Seanez, R ERA: 3.66	(6, 1)	0.2		6	3	3	3	1	1	0	0	0	0	0	12	19	40.50	6.000
Brett Tomko, R ERA: 5.5	(7, 1)	1.2		9	4	2	2	2	0	0	0	0	0	0	20	30	10.80	2.400
51 Jonathan Broxton, R ERA: 3.63	(9, 1)	1.0		3	0	0	0	3	0	0	0	0	0	0	9	14	0.00	0.000

PITCHER	IP	WLS	BF	H	R	ER	SO	BB	IBB	HBP	BLK	WP	HR	S	P	ERA	WHIP

TOP

Los Angeles Angels @ Los Angeles Dodgers

Dodger Stadium, Los Angeles, CA

Sun Jun 17 2007, 1:10 PM PDT

Att. 56,000 - Sunny - 78 F

livebaseballscorecards.com

AB	41
R	10
H	16
RBI	10
BB	5
SO	7
LOB	24

WP: 0 PA: 48
PB: 0
SB: 2
CS: 0

Angels Angels @ Los Angeles Dodgers

Dodger Stadium, Los Angeles, CA

Sun Jun 17 2007, 1:10 PM PDT

Att. 56,000 - Sunny - 78 F

livebaseballscorecards.com

BOTTOM

Batter	1	2	3	4	5	6	7	8	9	AB	R	H	RBI	BB	SO	LOB
15 Rafael Furcal, S (1, 6) OBP: 0.352, SLG: 0.376	C FA 91 C CH 79 X FA 92 0-2 HR	S CH 80 B CH 84 B CH 83 C FA 92 X CH 82 2-2 ③ P6			B SL 80 F FA 91 D SL 82 X FA 92 2-1 ① F8		C FA 94 B FA 94 B SL 83 S FA 93 X CH 87 2-2 9 1B 5 SF8 1B		B FA 90 C FA 91 C FA 92 B SL 79 X FA 92 2-2 ① G5-3 1-2	5	2	2	1	0	0	3
9 Juan Pierre, L (1, 8) OBP: 0.310, SLG: 0.327	B FA 92 X FA 91 1-0 ① B4-3	B FA 91 C FA 92 B CH 84 X FA 93 2-1 ① G6-3			C FA 92 B FA 91 X FA 93 1-1 ② G3 1-2		B FA 94 X FA 93 1-0 5 SF8 1-3 1B		C FA 91 B FA 92 F CH 84 X CH 85 1-2 ② G4-3 2-3	5	0	1	0	0	0	2
5 Nomar Garciaparra, R (1, 3) OBP: 0.322, SLG: 0.340	B SL 85 B FA 93 X FA 93 2-0 F8 2B	B FA 93 C SL 85 F CH 85 T FA 92 1-2 ② K			B SL 86 X CH 85 1-0 2-H 1B		S SL 88 X SL 87 0-1 ② SF8 2-3 3-H		F FA 93 B FA 92 X CU 78 1-1 12 FC6-4 3-H 1B	4	0	3	3	0	1	0
12 Jeff Kent, R (1, 4) OBP: 0.340, SLG: 0.443	C SL 85 B FA 94 B FA 94 D CH 84 B SL 85 4-1 BB	B FA 94 X CH 84 1-0 ③ G6-3			B FA 93 X FA 93 1-0 ③ G5-3		B FA 94 X CH 85 1-0 ③ G5-3		F FA 92 B FA 92 B CH 82 F FA 91 X FA 92 2-2 ③ FC6-4 1-2f	4	0	0	0	1	0	3
Luis Gonzalez, L (1, 7) OBP: 0.371, SLG: 0.467	B SL 78 X FA 93 1-0 ② F8 2-3			C FA 93 F CH 84 F CH 86 B FA 93 F FA 94 B SL 84 S CH 85 2-3 ① K		B FA 93 B SL 80 B FA 93 B FA 91 4-0 FC6-4 BB		C FA 87 B FA 87 X SI 88 1-1 ① G6-3		3	0	0	0	1	1	2
Wilson Betemit, S (1, 5) (8, 9) OBP: 0.340, SLG: 0.434	S SL 81 S SL 81 S SL 82 0-3 ③ K			B FA 95 C CH 79 S CH 80 S CH 86 1-3 ② K		C FA 93 F CH 80 S CH 85 0-3 ① K		B FA 88 B FA 87 X FA 88 2-0 ② G6-3		4	0	0	0	0	3	3
27 Matt Kemp, R (1, 9) OBP: 0.447, SLG: 0.543 Brett Tomko, R (7, 1) Olmedo Saenz, R (8, PH) OBP: 0.358, SLG: 0.444 51 Jonathan Broxton, R (9, 1)		B FA 92 B SL 85 C SL 84 F FA 94 S CH 84 2-3 ① K		B FA 91 S SL 85 S SL 86 B FA 93 X CH 82 2-2 S 1B		B SL 86 C FA 92 C SL 85 F FA 94 S CH 86 1-3 ② K		B FA 88 S FA 89 B CH 81 S CH 81 F FA 90 X CU 76 2-2 FC5-4 1B		3 0 1 0	0 0 0 0	1 0 1 0	0 0 0 0	0 0 0 0	2 0 0 0	1 0 0 0
Mike Lieberthal, R (1, 2) OBP: 0.286, SLG: 0.250		B FA 94 B FA 93 X FA 94 2-0 52 SH2-4 1B		S FA 93 1 SAFE F SL 85 B FA 94 B SL 88 F SL 87 S CH 89 2-3 ③ K 1-2		B FA 93 X FA 92 1-0 ③ FC6-4 1-2f		X FA 88 0-0 ③ FC5-4 1-2f		4	0	1	0	0	1	3
52 Randy Wolf, L (1, 1) OBP: 0.241, SLG: 0.200 16 Andre Ethier, L (5, PH) OBP: 0.317, SLG: 0.404 Mark Hendrickson, L (6, 1) Rudy Seanez, R (6, 1) 7 James Loney, L (7, 9) OBP: 0.333, SLG: 0.600 6 Tony Abreu, S (8, 5) OBP: 0.286, SLG: 0.405		X FA 92 0-0 ② SH2-4 1-2			B FA 92 C SL 78 F CH 80 F CH 87 B FA 92 X CH 86 2-2 9 G3 5 1B 1B		B FA 93 B FA 93 C FA 92 X FA 91 2-1 ① G4-3		C FA 91 F CH 83 F FA 91 B CH 84 X CH 84 1-2 9 G4-3 15 G5-3 5 1B 1B	0 1 0 0 1 1	0 1 0 0 0 1	0 1 0 0 0 1	0 0 0 0 0 1	0 0 0 0 0 0	0 0 0 0 0 0	0 0 0 0 0 0
Inning Stats	R: 1 E: 0 K: 1 S: 10 H: 2 LOB: 2 BB: 1 P: 18	R: 0 E: 0 K: 1 S: 8 H: 1 LOB: 1 BB: 0 P: 14	R: 0 E: 0 K: 1 S: 6 H: 0 LOB: 0 BB: 0 P: 10	R: 0 E: 0 K: 3 S: 15 H: 1 LOB: 1 BB: 0 P: 22	R: 1 E: 0 K: 0 S: 10 H: 2 LOB: 1 BB: 0 P: 17	R: 0 E: 0 K: 2 S: 8 H: 0 LOB: 1 BB: 1 P: 14	R: 1 E: 0 K: 0 S: 9 H: 2 LOB: 1 BB: 0 P: 15	R: 0 E: 0 K: 0 S: 8 H: 1 LOB: 1 BB: 0 P: 13	R: 1 E: 0 K: 0 S: 15 H: 2 LOB: 1 BB: 0 P: 22	1B: 9 2B: 1 3B: 0 HR: 1 SF: 1 SAC: 1 DP: 0 HBP: 0						WP: 0 PB: 0 SB: 1 CS: 0 PA: 40	

	AB	36
	R	4
	H	11
	RBI	4
	BB	2
	SO	8
	LOB	17

PITCHER		IP	WLS	BF	H	R	ER	SO	BB	IBB	HBP	BLK	WP	HR	S	P	ERA	WHIP
45 Kelvin Escobar, R ERA: 2.97	(1, 1)	7.0	W	31	8	3	3	8	2	0	0	0	0	1	66	110	3.86	1.429
58 Dustin Moseley, R ERA: 2.21	(8, 1)	1.0		4	1	0	0	0	0	0	0	0	0	0	8	13	0.00	1.000
Hector Carrasco, R ERA: 6.29	(9, 1)	1.0		5	2	1	1	0	0	0	0	0	0	0	15	22	9.00	2.000

PITCHER	IP	WLS	BF	H	R	ER	SO	BB	IBB	HBP	BLK	WP	HR	S	P	ERA	WHIP

Batter	1	2	3	4	5	6	7	8	9	AB	R	H	RBI	BB	SO	LOB
15 Rafael Furcal, S (1, 6) OBP: 0.346, SLG: 0.368	F FA 93 L FA 94 B CH 81 B CH 81 F FA 94 S FA 94 2-3 K	B CH 83 B FA 92 C FA 92 X FA 90 2-1 G4-3	C FA 90 B CU 75 F CH 79 S CH 80 1-3 K		B FA 84 B FA 84 B FA 83 C FA 85 X FA 83 3-1 F8		C FA 85 X CH 81 0-1 G6-3 1-2f			5	0	0	0	0	2	1
9 Juan Pierre, L (1, 8) OBP: 0.315, SLG: 0.333	C FA 94 X CH 80 0-1 5 1B 12 1B 2B	C FA 91 B FA 93 B FA 92 F FA 92 B FA 94 F FA 93 F FA 92 B FA 93 4-2 5 S 5 1B BB		B FA 88 L FA 88 X CH 78 1-1 12 S 2B 1B	B FA 85 X FA 86 1-0 G6-3		C FA 86 B FA 85 B CH 80 X FA 85 2-1 G3-1			4	3	2	0	1	0	0
5 Nomar Garciaparra, R (1, 3) OBP: 0.324, SLG: 0.341	B SL 79 S FA 94 D FA 94 F FA 94 X SL 81 2-2 12 1B 1B 1B 2-3	1 SAFE 1 SAFE B FA 91 C FA 92 X FA 93 1-1 12 1B 1B 1B 1-H		X CH 77 0-0 P3	C SL 73 B FA 86 X CU 72 1-1 F8			X FA 84 0-0 G6-3		5	2	2	1	0	0	1
12 Jeff Kent, R (1, 4) OBP: 0.346, SLG: 0.446 Wilson Betemit, S (6, 5) OBP: 0.345, SLG: 0.434	X FA 94 0-0 55 BB 1B G6-3 1B 1-2 3-H	D SL 80 X FA 93 1-0 1B 55 1B 1B 1-2		1 SAFE B CH 77 F FA 88 1 SAFE B CH 83 B SL 73 B CH 72 4-1 2B BB 1-2		C SL 78 F CH 80 S CU 70 0-3 K		B FA 85 C SL 78 B CH 79 B FA 84 B FA 83 4-1 BB		3 0	3 0	2 0	1 0	1 1	1 0	0 0
Luis Gonzalez, L (1, 7) OBP: 0.377, SLG: 0.476 27 Matt Kemp, R (6, 9) OBP: 0.436, SLG: 0.528	B FA 94 B FA 95 F FA 93 X FA 94 2-1 G6-3 55 BB 1B 1-2 2-H	C CH 84 S CU 77 X FA 91 0-2 55 1B 1B 1-3 2-H		C CH 76 X FA 89 0-1 55 G6-3 1B 2B 1-H 2-H		B FA 85 B FA 85 C SL 76 X FA 80 2-1 P2		C D CH 79 C CH 71 S SL 80 1-3 K		4 1	1 0	3 0	4 0	0 0	0 1	0 1
55 Russell Martin, R (1, 2) OBP: 0.361, SLG: 0.464	C FA 94 D SL 82 B FA 93 B FA 93 B FA 94 4-1 G6-3 1-2 2-3 BB	C SL 82 B FA 93 C SL 84 X SL 81 1-2 3-H 1B		B FA 87 B CH 77 C FA 88 X CH 78 2-1 G6-3 2-3		C SL 78 B CH 80 X CU 71 1-1 HR		B FA 85 X SL 78 1-0 F9		4	1	2	2	1	0	2
Marlon Anderson, L (1, 10) OBP: 0.333, SLG: 0.273 Mike Lieberthal, R (9, PH) OBP: 0.278, SLG: 0.242 (9, 10)	D SL 80 D FA 92 B FA 92 C FA 92 F FA 92 F FA 94 X FA 92 3-2 G6-3 1-2 2-3 3-H	C S FA 86 X 0-2 G4-3		B FA 88 C FA 87 B FA 87 D CH 79 F FA 88 X CH 77 3-2 6 2B 1B 3-H		C FA 86 B FA 84 C SL 80 X CU 71 1-2 1B			F FA 89 F FA 88 F CH 83 B FA 90 B SL 83 F FA 90 S FA 91 2-3 K	4 1	0 0	2 0	2 0	0 0	0 1	4 0
6 Tony Abreu, S (1, 5) OBP: 0.280, SLG: 0.405 (6, 4)	C FA 94 S FA 87 D SL 87 B CH 81 F FA 93 F CH 85 B FA 93 S CH 83 3-3 K	F CH 77 B FA 89 X FA 88 1-1 P6	B FA 88 F CH 78 B CU 75 X FA 88 2-1 2B 1-3		X 0-0 G4-3			F FA 92 B CH 82 B FA 89 F FA 91 B CH 83 F FA 91 X FA 89 3-2 F8		5	0	1	0	0	1	3
16 Andre Ethier, L (1, 9) OBP: 0.314, SLG: 0.396 (6, 7)		B FA 92 B CH 85 X FA 92 2-0 L7	B X 1-0 G6-3	B FA 88 S CH 79 B FA 87 C FA 88 X FA 87 2-2 G6-3			B FA 86 B FA 84 F FA 86 B FA 85 B FA 86 4-1 15 G6-3 BB		S SL 82 B SL 82 X FA 88 1-1 G4-3	4	0	0	0	1	0	2
Inning Stats	R: 3 E: 0 K: 2 S: 22 H: 4 LOB: 2 BB: 1 P: 38	R: 3 E: 0 K: 0 S: 19 H: 4 LOB: 2 BB: 1 P: 30	R: 0 E: 0 K: 1 S: 6 H: 0 LOB: 0 BB: 0 P: 9	R: 3 E: 0 K: 0 S: 16 H: 4 LOB: 2 BB: 1 P: 30	R: 0 E: 0 K: 0 S: 5 H: 0 LOB: 0 BB: 0 P: 10	R: 1 E: 0 K: 1 S: 11 H: 2 LOB: 1 BB: 0 P: 15	R: 0 E: 0 K: 0 S: 5 H: 0 LOB: 0 BB: 1 P: 11	R: 0 E: 0 K: 1 S: 6 H: 0 LOB: 1 BB: 1 P: 12	R: 0 E: 0 K: 1 S: 11 H: 0 LOB: 0 BB: 0 P: 17	1B: 10 2B: 3 3B: 0 HR: 1 SF: 0 SAC: 0 DP: 1 HBP: 0						

PITCHER		IP	WLS	BF	H	R	ER	SO	BB	IBB	HBP	BLK	WP	HR	S	P	ERA	WHIP
29 Dustin McGowan, R ERA: 5.68	(1, 1)	1.2	L	15	8	6	6	2	2	0	0	0	0	0	38	65	32.40	6.000
57 Jordan De Jong, R ERA: 10.38	(2, 1)	2.1		12	4	3	3	1	1	0	0	0	0	0	25	42	11.57	2.143
62 Lee Gronkiewicz, R ERA: 2.25	(5, 1)	4.0		15	2	1	1	2	2	0	0	0	0	1	27	48	2.25	1.000
56 Brian Tallet, L ERA: 2.43	(9, 1)	1.0		3	0	0	0	1	0	0	0	0	0	0	11	17	0.00	0.000

PITCHER	IP	WLS	BF	H	R	ER	SO	BB	IBB	HBP	BLK	WP	HR	S	P	ERA	WHIP

TOP

Los Angeles Dodgers @ Toronto Blue Jays

Rogers Centre, Toronto, ON

Tue Jun 19 2007, 7:07 PM EDT

Att. 22,763 - Cloudy - 73 F

livebaseballscorecards.com

AB	40
R	10
H	14
RBI	10
BB	5
SO	6
LOB	14

WP: 0	PA: 45					
PB: 0						
SB: 3						
CS: 0						

Batter	1	2	3	4	5	6	7	8	9	AB	R	H	RBI	BB	SO	LOB
15 Alex Rios, R (1, 9) OBP: 0.345, SLG: 0.529	C CH 87 X FA 90 0-1 9 G1-6-3 1B		B FA 93 B CH 84 C FA 94 B FA 95 F FA 93 F FA 94 B CU 77 4-2 9 G3 BB		C CU 76 B FA 93 X CH 78 1-1 1B			X FA 91 0-0 ① F8		3	0	2	0	1	0	0
9 Gregg Zaun, S (1, 2) OBP: 0.262, SLG: 0.315 59 Curtis Thigpen, R (8, 2) OBP: 0.353, SLG: 0.412	C FA 89 F FA 91 X CH 83 0-2 ① ② G1-6-3 1-2f		C FA 93 X CH 84 0-1 ② G3 1-2		C FA 92 S FA 93 F FA 94 F FA 95 S CU 78 0-3 ③ K			C FA 91 S SL 80 B FA 91 S SL 80 1-3 ② K		3 1	0 0	0 0	0 0	0 0	1 1	3 0
10 Vernon Wells, R (1, 8) OBP: 0.310, SLG: 0.402	B FA 89 X FA 90 1-0 ③ F7		B FA 92 X FA 94 1-0 ③ F8			B FA 90 C FA 91 X FA 92 1-1 ① G6-3		C FA 92 S SL 80 F CH 79 S FA 91 0-3 ③ K		4	0	0	0	0	1	1
25 Troy Glaus, R (1, 5) OBP: 0.408, SLG: 0.577 6 John McDonald, R (7, 5) OBP: 0.316, SLG: 0.396		B CU 74 B FA 90 C FA 91 X FA 91 2-1 1B 2 FC4-6 2B		B FA 88 B CH 82 C FA 91 X FA 91 2-1 ① G3		C CU 77 F FA 92 X CH 84 0-2 1B			C FA 86 B CU 72 X CH 81 1-1 ① G5-3	3 1	1 0	2 0	0 0	0 0	0 0	0 0
Frank Thomas, R (1, 10) OBP: 0.370, SLG: 0.392		C FA 91 B FA 92 X FA 92 1-1 ① F7		B CH 82 F FA 92 B CH 83 B CH 84 X FA 93 3-1 ② P2		C CU 77 X FA 92 0-1 ② F9			C FA 88 B FA 88 B FA 87 S CH 82 F FA 87 B CH 82 X FA 87 3-2 ② P4	4	0	0	0	0	0	2
Matt Stairs, L (1, 3) OBP: 0.356, SLG: 0.530 Jason Phillips, R (9, PH) OBP: 0.288, SLG: 0.291		B CH 82 X CH 81 1-0 2 FC4-6 2-3 1B		X FA 91 0-0 2B		B FA 94 C CH 83 C FA 93 X SL 83 1-2 ③ P5			C CU 72 F FA 87 S FA 88 0-3 ③ K	3 1	0 0	2 0	0 0	0 0	0 1	1 0
2 Aaron Hill, R (1, 4) OBP: 0.331, SLG: 0.443 Howie Clark, L (7, 4) OBP: 0.450, SLG: 0.375		C FA 92 X FA 94 0-1 ② FC4-6 1-2f 3-H		B CU 76 B FA 93 C FA 93 C FA 94 F CH 85 B FA 93 X FA 94 3-2 ③ F8				C FA 89 F CU 77 B FA 91 S CH 80 1-3 ① K		2 1	0 0	0 0	1 0	0 0	0 1	2 0
26 Adam Lind, L (1, 7) OBP: 0.279, SLG: 0.390	B CU 77 C FA 92 F FA 92 F FA 93 B CU 76 F FA 93 C FA 92 2-3 ③ K				C FA 91 F FA 92 B CU 76 X FA 93 1-2 ① G3-1			S CU 77 B CH 80 S FA 91 B FA 92 X FA 92 2-2 ② G6-3		3	0	0	0	0	1	1
Royce Clayton, R (1, 6) OBP: 0.291, SLG: 0.326			B FA 90 F FA 92 C CU 77 F FA 94 S CH 83 1-3 ① K		X CH 82 0-0 ② F8			C FA 91 C CU 77 C FA 93 0-3 ③ K		3	0	0	0	0	2	0
Inning Stats	R: 0 E: 0 K: 0 S: 6 H: 1 LOB: 0 BB: 0 P: 7	R: 1 E: 0 K: 1 S: 12 H: 2 LOB: 1 BB: 0 P: 18	R: 0 E: 0 K: 1 S: 10 H: 0 LOB: 1 BB: 1 P: 16	R: 0 E: 0 K: 0 S: 9 H: 1 LOB: 1 BB: 0 P: 17	R: 0 E: 0 K: 1 S: 11 H: 1 LOB: 1 BB: 0 P: 13	R: 0 E: 0 K: 0 S: 10 H: 1 LOB: 1 BB: 0 P: 12	R: 0 E: 0 K: 2 S: 9 H: 0 LOB: 0 BB: 0 P: 12	R: 0 E: 0 K: 2 S: 8 H: 0 LOB: 0 BB: 0 P: 9	R: 0 E: 0 K: 1 S: 9 H: 0 LOB: 0 BB: 0 P: 13	1B: 4 2B: 2 3B: 0 HR: 0 SF: 0 SAC: 0 DP: 1 HBP: 0						

PITCHER	IP	WLS	BF	H	R	ER	SO	BB	IBB	HBP	BLK	WP	HR	S	P	ERA	WHIP
31 Brad Penny, R (1, 1) ERA: 2.12	7.0	W	27	6	1	1	5	1	0	0	0	0	0	67	95	1.29	1.000
Rudy Seanez, R (8, 1) ERA: 3.55	1.0		3	0	0	0	2	0	0	0	0	0	0	8	9	0.00	0.000
Mark Hendrickson, L (9, 1) ERA: 4.53	1.0		3	0	0	0	1	0	0	0	0	0	0	9	13	0.00	0.000

PITCHER	IP	WLS	BF	H	R	ER	SO	BB	IBB	HBP	BLK	WP	HR	S	P	ERA	WHIP

BOTTOM

Los Angeles Dodgers @ Toronto Blue Jays

Rogers Centre, Toronto, ON

Tue Jun 19 2007, 7:07 PM EDT
Att. 22,763 - Cloudy - 73 F

livebaseballscorecards.com

AB	32
R	1
H	6
RBI	1
BB	1
SO	8
LOB	10

Batter	1	2	3	4	5	6	7	8	9	AB	R	H	RBI	BB	SO	LOB
15 Rafael Furcal, S (1, 6) OBP: 0.342, SLG: 0.364	C X FA 89 0-1 ① G3		X FC 87 0-0 ① F7		C CU 75 C FC 87 X FC 88 0-2 ③ F8			B FA 88 S FC 88 S FC 88 B FC 89 B CH 88 F FC 88 X FC 90 3-2 ① G3-1		3	0	0	0	0	0	2
6 Tony Abreu, S (5, 6) OBP: 0.277, SLG: 0.400										1	0	0	0	0	0	0
9 Juan Pierre, L (1, 8) OBP: 0.310, SLG: 0.329	C X 0-1 ② G1		C FC 88 B FA 90 X FC 88 1-1 ② F7			B FA 88 C FA 88 X FA 89 1-1 ① G6-3		C FA 91 S CU 77 B FC 88 X FA 89 1-2 ② G6-3		4	0	0	0	0	0	1
5 Nomar Garciaparra, R (1, 3) OBP: 0.324, SLG: 0.341	X FA 91 0-0 1B		F FA 90 B FC 89 S FA 90 D CU 77 X FA 91 2-2 ③ P6			X FA 88 0-0 ② G5-3		B FA 91 C FA 89 F CU 77 S CU 78 1-3 ③ K		3	0	1	0	0	0	1
Marlon Anderson, L (7, 3) OBP: 0.320, SLG: 0.261										1	0	0	0	0	1	0
12 Jeff Kent, R (1, 4) OBP: 0.348, SLG: 0.444	D CU 77 C FA 90 B CU 74 C CU 76 F FA 91 D CU 76 X FA 91 3-2 ③ G6-3			F FA 90 B FA 90 B CU 76 B FA 89 B FA 89 4-1 55 G1-6-3 BB		F FA 90 X 0-1 1B			C FA 91 B SL 84 C FA 89 S CU 74 1-3 ① K	3	0	1	0	1	1	1
Luis Gonzalez, L (1, 7) OBP: 0.378, SLG: 0.476		S FA 89 F FC 90 F FA 91 B CU 77 X FC 89 1-2 1B		C FA 88 X CH 81 0-1 ① F9		B FA 90 S FA 89 F C 1-3 ③ K			B FA 90 C FA 90 S CU 76 S CU 75 1-3 ② K	2	0	1	0	0	0	1
27 Matt Kemp, R (5, 9) OBP: 0.415, SLG: 0.500										2	0	0	0	0	2	1
55 Russell Martin, R (1, 2) OBP: 0.358, SLG: 0.460		C FC 90 F FC 89 D CU 77 1 SAFE B FA 91 S CU 76 2-3 ① K		B FC 88 B FC 88 F FA 89 X FC 89 2-1 ②③ G1-6-3 1-2f			C FA 88 S CU 76 X CU 76 0-2 ① P4		X FA 90 0-0 ③ G4-3	2	0	0	0	0	1	2
Mike Lieberthal, R (6, 2) OBP: 0.263, SLG: 0.229										2	0	0	0	0	0	0
Olmedo Saenz, R (1, 10) OBP: 0.343, SLG: 0.421		1 SAFE C CU 75 S FC 89 D CU 77 C CU 75 1-3 ② K			X FC 89 0-0 ① F9		C CU 76 C FC 88 X CU 76 0-2 ② G1-3			3	0	0	0	0	1	1
Wilson Betemit, S (1, 5) OBP: 0.338, SLG: 0.422		X FC 89 0-0 ③ G3			C FA 90 B CU 77 F FA 90 B CU 76 X FC 89 2-2 ② G3-1		B FA 91 X FC 88 1-0 ③ F8			3	0	0	0	0	0	1
16 Andre Ethier, L (1, 9) OBP: 0.323, SLG: 0.419 (5, 7)			C FA 88 S FA 90 B FA 90 X CU 75 1-2 1B		B FA 90 X FA 90 1-0 1B			B FS 89 C FA 90 X CU 78 1-1 HR		3	1	3	1	0	0	0
Inning Stats	R: 0 E: 0 K: 0 S: 9 H: 1 LOB: 1 BB: 0 P: 12	R: 0 E: 0 K: 2 S: 11 H: 1 LOB: 1 BB: 0 P: 15	R: 0 E: 0 K: 0 S: 9 H: 1 LOB: 1 BB: 0 P: 13	R: 0 E: 0 K: 0 S: 5 H: 0 LOB: 0 BB: 1 P: 11	R: 0 E: 0 K: 0 S: 8 H: 1 LOB: 1 BB: 0 P: 11	R: 0 E: 0 K: 1 S: 8 H: 1 LOB: 1 BB: 0 P: 10	R: 0 E: 0 K: 0 S: 7 H: 0 LOB: 0 BB: 0 P: 8	R: 1 E: 0 K: 1 S: 12 H: 1 LOB: 0 BB: 0 P: 18	R: 0 E: 0 K: 2 S: 7 H: 0 LOB: 0 BB: 0 P: 9	1B: 5 2B: 0 3B: 0 HR: 1 SF: 0 SAC: 0 DP: 1 HBP: 0						

PITCHER		IP	WLS	BF	H	R	ER	SO	BB	IBB	HBP	BLK	WP	HR	S	P	ERA	WHIP
32 Roy Halladay, R ERA: 4.08	(1, 1)	8.0	W	30	6	1	1	4	1	0	0	0	0	1	69	98	1.12	0.875
44 Casey Janssen, R ERA: 0.95	(9, 1)	1.0		3	0	0	0	2	0	0	0	0	0	0	7	9	0.00	0.000

PITCHER		IP	WLS	BF	H	R	ER	SO	BB	IBB	HBP	BLK	WP	HR	S	P	ERA	WHIP

TOP

Los Angeles Dodgers @ Toronto Blue Jays

Rogers Centre, Toronto, ON

Wed Jun 20 2007, 7:07 PM EDT

Att. 24,413 - Clear - 73 F

livebaseballscorecards.com

AB	32
R	1
H	6
RBI	1
BB	1
SO	6
LOB	11

WP: 0 PA: 33
PB: 0
SB: 0
CS: 0

Batter	1	2	3	4	5	6	7	8	9	AB	R	H	RBI	BB	SO	LOB
15 Alex Rios, R (1, 9) OBP: 0.343, SLG: 0.527	C CH 87 F CU 72 B FA 88 B FA 88 X SL 82 2-2 F8 ①	B FA 89 C FA 90 F FA 90 B FA 91 B FA 90 X SL 84 3-2 HR 2B 1-3 2-H 3-H	X FA 91 0-0 F8 ③		B CH 79 X CH 82 1-0 G5-3 ③			C SL 78 F FA 89 B FA 90 F SL 79 C SL 81 1-3 K ②		5	1	1	2	0	1	1
10 Vernon Wells, R (1, 8) OBP: 0.304, SLG: 0.395	C FA 89 B FA 89 X CU 74 1-1 G4-3 ② B CH 79 S FA 90 S FA 90 B FA 90 F FA 90 F FA 90 B SL 80 X FA 89 3-2 P5 ②	S CU 78 F SL 78 X CH 77 0-2 G6-3 ①			X FA 86 0-0 G6-3 ①		F FA 90 S SL 79 B FA 91 F FA 90 B FA 88 F SL 80 S SL 82 2-3 K ③		5	0	0	0	0	1	2
25 Troy Glaus, R (1, 5) OBP: 0.405, SLG: 0.566 Howie Clark, L (9, 5) OBP: 0.450, SLG: 0.375	B FA 89 B FA 89 C SL 79 C SL 80 X CU 74 2-2 P3 ③	B FA 90 B FA 90 S FA 90 B SL 80 B FA 90 4-1 HR BB		B FA 91 F SL 81 F FA 91 C FA 91 1-3 K ②		C FA 87 B FA 87 B FA 86 B FA 86 F FA 86 X FA 87 3-2 G3-1 ②				3 0	1 0	0 0	0 0	1 0	1 0	0 0
Frank Thomas, R (1, 10) OBP: 0.372, SLG: 0.412	0-1 2B 2-2 HR			C FA 91 C CH 83 F SL 79 B FA 92 B FA 92 C FA 92 2-3 K ③		F FA 86 B CH 80 B CH 80 F FA 86 X FA 89 2-2 F8 ③				4	2	2	4	0	1	0
2 Aaron Hill, R (1, 4) OBP: 0.333, SLG: 0.447	0-1 1B P6				C FA 90 C FA 91 B SL 80 F FA 91 B CH 82 X FA 92 2-2 2B		X 0-0 F7 ①			4	2	2	0	0	0	0
9 Gregg Zaun, S (1, 2) OBP: 0.295, SLG: 0.395	S FA 90 B FA 89 X FA 89 1-1 1B 1-3 3-H	B FA 89 B FA 89 F FA 90 F FA 90 X FA 90 2-2 HR			X CH 81 0-0 G4-3 2B 2-H		B B CH 90 F B FA 90 B FA 91 4-1 BB			3	3	3	3	1	0	0
Matt Stairs, L (1, 7) OBP: 0.362, SLG: 0.551 Adam Lind, L (6, 7) OBP: 0.277, SLG: 0.388	C FA 90 D FA 91 B SL 82 B FA 90 S FA 90 B FA 89 4-2 BB 1-2	B CH 82 B FA 91 F FA 90 B CH 82 X FA 91 3-1 HR			C FA 91 B CH 81 C FA 90 X CH 82 1-2 G4-3 ① 2-3		C FA 91 F SL 82 B FA 92 F SL 82 D SL 82 B FA 91 X FA 92 3-2 L6 ②			2 1	2 0	1 0	1 0	1 0	0 0	1 1
59 Curtis Thigpen, R (1, 3) OBP: 0.333, SLG: 0.381	X SL 80 0-0 HR 1B 1-2 2-3 3-H	X CU 73 0-0 L7 ①			X FA 90 0-0 E6 3-H		F FA 92 B FA 92 B SL 83 X FA 92 2-1 G4-3 ③			4	1	1	2	0	0	1
6 John McDonald, R (1, 6) OBP: 0.305, SLG: 0.383	S FA 90 S FA 90 S FA 90 0-3 K ①	B CH 79 B FA 92 C FA 91 X FA 91 2-1 G6-3 ②			B FA 90 C SL 79 B FA 89 F FA 90 X FA 90 2-2 P3 ②			C FA 88 X FA 88 0-1 G4-3 ①		4	0	0	0	0	1	4
Inning Stats	R: 0 E: 0 K: 0 S: 8 H: 0 LOB: 0 BB: 0 P: 13	R: 8 E: 0 K: 1 S: 28 H: 6 LOB: 0 BB: 2 P: 48	R: 2 E: 0 K: 0 S: 9 H: 2 LOB: 0 BB: 0 P: 16	R: 0 E: 0 K: 2 S: 10 H: 0 LOB: 0 BB: 0 P: 13	R: 2 E: 1 K: 0 S: 13 H: 2 LOB: 1 BB: 0 P: 19	R: 0 E: 0 K: 0 S: 7 H: 0 LOB: 0 BB: 0 P: 12	R: 0 E: 0 K: 0 S: 8 H: 0 LOB: 1 BB: 1 P: 17	R: 0 E: 0 K: 2 S: 11 H: 0 LOB: 0 BB: 0 P: 14		1B: 3 2B: 4 3B: 0 HR: 3 SF: 0 SAC: 0 DP: 0 HBP: 0					

PITCHER		IP	WLS	BF	H	R	ER	SO	BB	IBB	HBP	BLK	WP	HR	S	P	ERA	WHIP
56 Hung-Chih Kuo, L ERA: 6.65	(1, 1)	1.2	L	13	6	8	8	1	2	0	0	0	0	1	34	56	43.20	4.800
Brett Tomko, R ERA: 5.8	(2, 1)	3.1		15	4	4	4	2	0	0	0	0	0	2	34	53	10.80	1.200
Joe Beimel, L ERA: 3.34	(6, 1)	1.0		3	0	0	0	0	0	0	0	0	0	0	7	12	0.00	0.000
51 Jonathan Broxton, R ERA: 3.53	(7, 1)	1.0		4	0	0	0	0	1	0	0	0	0	0	8	17	0.00	1.000
44 Takashi Saito, R ERA: 1.55	(8, 1)	1.0		3	0	0	0	2	0	0	0	0	0	0	11	14	0.00	0.000

PITCHER	IP	WLS	BF	H	R	ER	SO	BB	IBB	HBP	BLK	WP	HR	S	P	ERA	WHIP

BOTTOM

Los Angeles Dodgers @ Toronto Blue Jays

Rogers Centre, Toronto, ON

Wed Jun 20 2007, 7:07 PM EDT

Att. 24,413 - Clear - 73 F

livebaseballscorecards.com

AB	35
R	12
H	10
RBI	12
BB	3
SO	5
LOB	10

Batter	1	2	3	4	5	6	7	8	9	AB	R	H	RBI	BB	SO	LOB
15 Rafael Furcal, S (1, 6) OBP: 0.343, SLG: 0.362	B FA 86 B FA 86 X FA 86 2-0 ① F8		B CH 79 B FA 85 B CH 79 B FA 84 4-0 9 FC4-6 1-2 BB		B SL 82 B CH 78 C FA 85 X FC 83 2-1 ③ P2		B CH 84 X FA 86 1-0 ③ FC6-4 1-2f	1 SAFE X FA 91 0-0 1-2 3-H 1B		4	0	1	1	1	0	3
9 Juan Pierre, L (1, 8) OBP: 0.309, SLG: 0.330	L FA 84 X CH 79 0-1 ② B2-3		C CH 79 F FA 85 B CU 73 F CH 77 B FA 86 X CH 78 2-2 ③ FC4-6 1-2f			C SL 82 C CU 70 B CH 78 F SL 82 X CH 79 1-2 12 HR 2B		B FA 86 C FA 88 X FA 87 1-1 ① G1-3 B CH 80 C FA 92 B SL 80 C FA 91 X FA 91 2-2 ② L5		5	1	1	0	0	0	4
5 Nomar Garciaparra, R (1, 3) OBP: 0.321, SLG: 0.338	S SL 83 S CU 77 X SL 77 0-2 ③ G6-3			B CU 76 B FA 84 X FC 83 2-0 ① G5-3		B FA 84 C CU 76 B FA 85 F FA 84 B SL 83 F SL 79 X SL 83 3-2 ① P4		X FA 90 3-0 12 55 2B 1B R SL 82 0-0 ② L6		5	1	1	0	0	0	3
12 Jeff Kent, R (1, 4) OBP: 0.349, SLG: 0.460		B CH 83 F CH 78 B SL 78 B FA 85 X FC 82 3-1 ① L8		S SL 79 B FA 85 F FA 86 C SL 83 1-3 ② K		B SL 76 S FC 83 X CU 72 1-1 2-H HR		X SL 84 0-0 55 1-3 2B 2B	C FA 91 C FA 93 S CH 82 0-3 ① K	5	2	2	2	0	2	0
Luis Gonzalez, L (1, 7) OBP: 0.375, SLG: 0.468		C CU 69 B FC 84 B CH 80 X FC 85 2-1 ② G3		B CH 78 S FC 84 X FA 85 1-1 ③ F7		B FC 83 X CH 79 1-0 ② P5		I IN 77 I IN 79 I IN 79 I IN 78 4-0 55 2B 1B IBB	B FA 91 C CH 82 X FA 91 1-1 ② G4-3	4	1	0	0	1	0	0
55 Russell Martin, R (1, 2) OBP: 0.355, SLG: 0.458		C FA 84 B FA 85 B FC 84 X CH 79 2-1 ③ G5-3			C CH 83 B CU 75 X SL 81 1-1 ① G1-3	B CH 84 C FA 85 F SL 83 B SL 79 B SL 84 F SL 84 X SL 83 3-2 ③ P6		B FA 91 C FA 88 X SL 86 1-1 1B 27 1-3 2B 2-H 2B 3-H	C CH 76 S CH 82 B CH 84 B FF 92 B FA 92 C FA 92 3-3 ③ K	5	1	1	2	0	1	0
Marlon Anderson, L (1, 10) OBP: 0.333, SLG: 0.250 Olmedo Saenz, R (7, PH) OBP: 0.347, SLG: 0.424 (7, 10) 52 Randy Wolf, L (8, PR) OBP: 0.241, SLG: 0.200 (8, 10)			C CH 84 B FA 85 B CH 79 B FA 86 B FA 86 4-1 6 F8 16 BB BB		F FA 84 B FC 83 X CH 78 1-1 ② P6		C FA 86 C CU 70 B FA 87 S CU 71 1-3 ① K	B SL 84 F SL 84 B FA 88 X SL 82 2-1 27 2B 6 1B 2-3 3-H 1B		1 2 0	0 0 1	0 1 0	0 1 0	1 0 0	0 1 0	0 0 0
16 Andre Ethier, L (1, 9) OBP: 0.329, SLG: 0.419 27 Matt Kemp, R (7, PH) OBP: 0.442, SLG: 0.550 (7, 9)			B FA 86 B CH 79 1 SAFE B FA 86 C FA 87 B FA 86 4-1 15 BB 1-2 BB		C FA 84 H FC 84 1-1 6 1B HBP		B CU 72 X FA 87 1-0 6 FC4-6 1B	B CU 75 B SL 87 1 SAFE 1 SAFE B SL 87 S FC 88 X SL 84 3-1 6 1B 15 1B 1-3 3-H 2B		0 2	0 1	0 2	0 1	1 0	0 0	0 0
6 Tony Abreu, S (1, 5) OBP: 0.287, SLG: 0.405			C CH 78 F FC 84 2 SAFE D CU 73 F FC 85 X FC 84 1-2 ①② F8 2-3		B CH 77 F SL 83 C CU 71 X CU 78 1-2 1-2 1B		B FA 86 1 SAFE X FA 86 1-0 ② FC4-6 15 FC6-4 1-2f	C FA 91 S FA 91 F CH 80 F FA 91 B X 1-2 15 1B 2-3 3-H 1B		4	0	2	1	0	0	3
Inning Stats	R: 0 E: 0 K: 0 S: 6 H: 0 LOB: 0 BB: 0 P: 8	R: 0 E: 0 K: 0 S: 6 H: 0 LOB: 0 BB: 0 P: 13	R: 0 E: 0 K: 0 S: 10 H: 0 LOB: 2 BB: 3 P: 25	R: 0 E: 0 K: 1 S: 6 H: 0 LOB: 0 BB: 0 P: 10	R: 0 E: 0 K: 0 S: 10 H: 1 LOB: 2 BB: 0 P: 16	R: 2 E: 0 K: 0 S: 15 H: 2 LOB: 0 BB: 0 P: 24	R: 0 E: 0 K: 1 S: 6 H: 1 LOB: 1 BB: 0 P: 10	R: 6 E: 0 K: 0 S: 20 H: 7 LOB: 2 BB: 1 P: 34	R: 0 E: 0 K: 2 S: 8 H: 0 LOB: 0 BB: 0 P: 12	1B: 6 2B: 4 3B: 0 HR: 1 SF: 0 SAC: 0 DP: 0 HBP: 1						WP: 0 PB: 0 SB: 0 CS: 0 PA: 42

PITCHER		IP	WLS	BF	H	R	ER	SO	BB	IBB	HBP	BLK	WP	HR	S	P	ERA	WHIP
28 Shaun Marcum, R ERA: 3.38	(1, 1)	6.0		24	3	2	2	1	3	0	1	0	0	1	53	96	3.00	1.000
37 Scott Downs, L ERA: 2.89	(7, 1)	1.1	H	5	1	0	0	1	0	0	0	0	0	0	8	13	0.00	0.750
44 Casey Janssen, R ERA: 2.37	(8, 1)	0.0	L	6	5	4	4	0	0	1	0	0	0	0	8	18	∞	∞
54 Jason Frasor, R ERA: 3.26	(8, 1)	0.2		4	2	2	2	0	0	0	0	0	0	0	10	13	27.00	3.000
49 Jeremy Accardo, R ERA: 2.12	(9, 1)	1.0		3	0	0	0	2	0	0	0	0	0	0	8	12	0.00	0.000

PITCHER	IP	WLS	BF	H	R	ER	SO	BB	IBB	HBP	BLK	WP	HR	S	P	ERA	WHIP

TOP

Los Angeles Dodgers @ Toronto Blue Jays

Rogers Centre, Toronto, ON

Thu Jun 21 2007, 7:07 PM EDT

Att. 25,265 - Clear - 73 F

livebaseballscorecards.com

AB	37
R	8
H	11
RBI	8
BB	4
SO	4
LOB	13

Batter	1	2	3	4	5	6	7	8	9	AB	R	H	RBI	BB	SO	LOB
15 Alex Rios, R (1, 9) OBP: 0.338, SLG: 0.517	B FA 93 B FA 91 X FA 92 2-0 ① F8	S FA 92 F CU 78 F SL 86 X FA 92 0-2 ③ F9			B CU 72 X FA 86 1-0 ② L9		1 SAFE 1 SAFE B FA 90 B FA 92 1 SAFE X FA 90 2-0 ② F9		C F FA 91 S SL 82 0-3 ② K	5	0	0	0	0	1	2
10 Vernon Wells, R (1, 8) OBP: 0.299, SLG: 0.387	X FA 92 0-0 ② F9		C FA 92 X FA 92 0-1 ① F9		F FA 87 F FA 87 S CH 81 0-3 ③ K		S SL 80 B FA 92 1 SAFE F SL 80 F SL 80 S SL 81 1-3 ③ K		F FA 92 X SL 80 0-1 ③ G6-3	5	0	0	0	0	2	1
Matt Stairs, L (1, 3) OBP: 0.372, SLG: 0.561	C FA 92 B CU 78 C FA 91 B FA 92 B FA 92 B SL 88 4-2 BB		B FA 91 B CH 84 X SL 87 2-0 ② G3-1			F FA 84 C FA 86 B FA 87 B CU 73 X FA 87 2-2 25 F8 9 SF7 2B		B CH 85 B FA 90 F FA 90 C FA 91 X CH 84 2-2 F8 25 BB 9 SF9 1B		3	2	2	0	1	0	0
25 Troy Glaus, R (1, 5) OBP: 0.402, SLG: 0.556	B FA 91 C FA 91 C CU 77 B SL 87 F FA 92 X CU 79 2-2 ③ G1		B CU 78 F FA 91 B FA 93 F SL 87 X SL 87 2-2 ③ F9			X CH 82 0-0 ① F8 2-3		B FA 91 B FA 90 C FA 92 S FA 91 B SL 81 B SL 81 4-2 2 BB 1-2 BB		3	0	0	0	1	0	2
Frank Thomas, R (1, 10) OBP: 0.374, SLG: 0.408		C FA 92 B CU 79 F CU 74 C SL 88 1-3 ① K		C SL 88 B SL 86 B FA 92 F FA 92 B CU 76 B FA 86 4-2 BB		B CH 82 B FA 87 I I 4-0 IBB		X FA 92 0-0 ① F8 2-3		2	0	0	0	2	1	2
9 Gregg Zaun, S (1, 2) OBP: 0.293, SLG: 0.390		C FA 91 C CU 79 F CU 78 F FA 93 B CU 76 B FA 92 F CU 76 B SL 86 F FA 92 4-2 B FA 92 2 HR BB		C CU 77 B FA 91 T FA 91 X CU 77 1-2 ① F9		S FA 87 X FA 88 0-1 ② SF7 3-H		B FA 92 B FA 92 F FA 92 X FA 93 2-1 ② SF9 3-H		1	1	0	2	1	0	1
2 Aaron Hill, R (1, 4) OBP: 0.336, SLG: 0.458		B FA 91 B FA 91 F FA 91 B SL 86 X FA 91 3-1 1-H HR		B CU 78 X FA 90 1-0 ② P3		B CU 72 C FA 86 S CH 81 B FA 87 S CH 82 2-3 ③ K		B FA 93 B FA 92 F FA 93 B FA 92 F FA 94 B 4-2 1-2 BB		3	1	1	2	1	1	2
26 Adam Lind, L (1, 7) OBP: 0.272, SLG: 0.380		C CU 78 F CU 77 B FA 92 S CU 78 1-3 ② K		C FA 85 S FA 87 B FA 87 X FA 86 1-2 ③ P4			B FA 85 S FA 86 F CH 81 B FA 86 F FA 85 F CH 82 F FA 87 X CU 73 2-2 ① L7	C FA 91 F FA 92 F FA 94 B FA 94 S SL 86 1-3 ③ K		4	0	0	0	0	2	3
6 John McDonald, R (1, 6) OBP: 0.314, SLG: 0.398 Howie Clark, L (9, PH) OBP: 0.429, SLG: 0.353		C FA 90 C FA 92 B CU 79 B SL 84 X FA 91 2-2 2B			B FA 84 C FA 85 L CH 80 B FA 87 X CH 81 2-2 ① G5-3		X FA 86 0-0 1B		C FA 89 B CU 72 X FA 92 1-1 ① F8	3 1	0 0	2 0	0 0	0 0	0 0	0 0
Inning Stats	R: 0 E: 0 K: 0 S: 8 H: 0 LOB: 1 BB: 1 P: 16	R: 2 E: 0 K: 2 S: 21 H: 2 LOB: 1 BB: 1 P: 32	R: 0 E: 0 K: 0 S: 6 H: 0 LOB: 0 BB: 0 P: 10	R: 0 E: 0 K: 0 S: 9 H: 0 LOB: 1 BB: 1 P: 16	R: 0 E: 0 K: 1 S: 7 H: 0 LOB: 0 BB: 0 P: 10	R: 1 E: 0 K: 1 S: 9 H: 1 LOB: 1 BB: 1 P: 17	R: 0 E: 0 K: 1 S: 12 H: 1 LOB: 1 BB: 0 P: 17	R: 1 E: 0 K: 1 S: 14 H: 1 LOB: 2 BB: 2 P: 27	R: 0 E: 0 K: 1 S: 7 H: 0 LOB: 0 BB: 0 P: 8	1B: 2 2B: 2 3B: 0 HR: 1 SF: 2 SAC: 0 DP: 0 HBP: 0	WP: 0 PB: 0 SB: 0 CS: 0 PA: 38					

PITCHER		IP	WLS	BF	H	R	ER	SO	BB	IBB	HBP	BLK	WP	HR	S	P	ERA	WHIP
58 Chad Billingsley, R ERA: 3.26	(1, 1)	3.2		16	2	2	2	2	3	0	0	0	0	1	41	70	4.91	1.364
Mark Hendrickson, L ERA: 4.48	(4, 1)	2.2		11	2	1	1	2	0	1	0	0	0	0	26	40	3.38	0.750
Rudy Seanez, R ERA: 3.74	(7, 1)	0.2	W	4	1	1	1	1	1	0	0	0	0	0	10	19	13.50	3.000
51 Jonathan Broxton, R ERA: 3.44	(8, 1)	1.0		4	0	0	0	1	1	0	0	0	0	0	9	16	0.00	1.000
44 Takashi Saito, R ERA: 1.5	(9, 1)	1.0		3	0	0	0	1	0	0	0	0	0	0	7	8	0.00	0.000

PITCHER	IP	WLS	BF	H	R	ER	SO	BB	IBB	HBP	BLK	WP	HR	S	P	ERA	WHIP

BOTTOM

Los Angeles Dodgers @ Toronto Blue Jays

Rogers Centre, Toronto, ON

Thu Jun 21 2007, 7:07 PM EDT

Att. 25,265 - Clear - 73 F

livebaseballscorecards.com

AB	30
R	4
H	5
RBI	4
BB	6
SO	7
LOB	13

Batter	1	2	3	4	5	6	7	8	9	AB	R	H	RBI	BB	SO	LOB
15 Rafael Furcal, S (1, 6) OBP: 0.340, SLG: 0.359	C C B X 1-2 G4-3	X 0-0 G3-1			B X 1-0 9 1B 55 1B 1B		C X 0-1 L7	C X 0-1 G5-3		5	1	1	0	0	0	3
9 Juan Pierre, L (1, 8) OBP: 0.307, SLG: 0.328	B C B X 2-1 L8		B X 1-0 B1		L B S B 1 SAFE F F 1 SAFE X 2-2 55 1B 1-3 1B		B B C S F X 2-2 G3-1		B B C C F S 2-3 K	5	1	1	0	0	1	0
55 Russell Martin, R (1, 2) OBP: 0.360, SLG: 0.459	C B B C F F B F B 4-2 12 S BB		X 0-0 G1-3		B B C F X 2-2 12 G6-4-3 2-H 3-H 1B		X 0-0 P3		X 0-0 12 1B FC5-2-8 1B	4	0	2	2	1	0	0
12 Jeff Kent, R (1, 4) OBP: 0.350, SLG: 0.467 Wilson Betemit, S (9, PR) (9, 5) OBP: 0.338, SLG: 0.422	F 1 SAFE 1 SAFE P 1 SAFE B 1 SAFE B S 3-3 C K 1-2		B C X 1-1 L8		F B X 1-1 G6-4-3 1-2f			B F X 1-1 3B 3B	B X 1-0 FC5-2-5 1-3 1B	5 0	1 0	2 0	0 0	0 0	1 0	2 0
Luis Gonzalez, L (1, 10) OBP: 0.375, SLG: 0.488		C F B B B B X 3-2 HR		C X 0-1 P3	F B B X 2-1 G4-3			C C B X 1-2 7 1B 3H 3B	D B F C X 2-2 FC5-2-5 1-2 3-H	5	2	2	2	0	0	2
7 James Loney, L (1, 3) OBP: 0.400, SLG: 0.650		C B X 1-1 27 E 2B		B X 1-0 16 F8 27 1B 1B		C X 0-1 F8		F X 0-1 6 1B 3H 1B	S B B X 2-1 P2	5	1	3	1	0	0	2
27 Matt Kemp, R (1, 9) OBP: 0.447, SLG: 0.545		B X 1-0 F9 2-H		X 0-0 1-2 1B		X 0-0 16 1B 1B		B B X 2-0 F9		4	0	2	0	0	0	1
16 Andre Ethier, L (1, 7) OBP: 0.332, SLG: 0.425		C B X 1-1 6 G4-3 2B		B C C X 1-2 F8 2-3		X 0-0 6 G4-6-3 1-2 1B		B F F B F X 2-2 F7		4	0	2	0	0	0	3
6 Tony Abreu, S (1, 5) OBP: 0.286, SLG: 0.398 (9, 4)		B B B C X 3-1 G4-3 2-3		X 0-0 F9		C B 2 SAFE X 1-1 G4-6-3 1-2f		F B X 1-1 1-2 1B		4	0	1	0	0	0	5
Inning Stats	R: 0 E: 0 K: 1 S: 14 H: 0 LOB: 1 BB: 1 P: 23	R: 2 E: 1 K: 0 S: 12 H: 3 LOB: 1 BB: 0 P: 21	R: 0 E: 0 K: 0 S: 4 H: 0 LOB: 0 BB: 0 P: 6	R: 0 E: 0 K: 0 S: 8 H: 2 LOB: 2 BB: 0 P: 10	R: 2 E: 0 K: 0 S: 13 H: 3 LOB: 0 BB: 0 P: 21	R: 0 E: 0 K: 0 S: 6 H: 2 LOB: 1 BB: 0 P: 7	R: 0 E: 0 K: 0 S: 7 H: 0 LOB: 0 BB: 0 P: 9	R: 2 E: 0 K: 0 S: 16 H: 4 LOB: 2 BB: 0 P: 23	R: 0 E: 0 K: 1 S: 11 H: 2 LOB: 2 BB: 0 P: 18	1B: 11 2B: 2 3B: 2 HR: 1	SF: 0 SAC: 0 DP: 2 HBP: 0						

TOP

Los Angeles Dodgers @ Tampa Bay Devil Rays

Tropicana Field, St. Petersburg, FL

Fri Jun 22 2007, 7:10 PM EDT

Att. 14,961 - Dome - 72 F

livebaseballscorecards.com

AB	41
R	6
H	16
RBI	5
BB	1
SO	2
LOB	18

PITCHER		IP	WLS	BF	H	R	ER	SO	BB	IBB	HBP	BLK	WP	HR	S	P	ERA	WHIP
21 Andy Sonnanstine, R ERA: 6.58	(1, 1)	7.0	L	30	10	4	4	1	1	0	0	0	0	1	64	97	5.14	1.571
47 Gary Glover, R ERA: 4.91	(8, 1)	1.0		7	4	2	2	0	0	0	0	0	0	0	16	23	18.00	4.000
Brian Stokes, R ERA: 6.61	(9, 1)	1.0		5	2	0	0	1	0	0	0	0	0	0	11	18	0.00	2.000

PITCHER	IP	WLS	BF	H	R	ER	SO	BB	IBB	HBP	BLK	WP	HR	S	P	ERA	WHIP

Batter	1	2	3	4	5	6	7	8	9	AB	R	H	RBI	BB	SO	LOB
1 Akinori Iwamura, L (1, 5) OBP: 0.414, SLG: 0.461	X 0-0 ① G5-3		B C X 1-1 ③ G3-1			C B X 1-1 ② G5-3		B F X 1-1 ② P5		4	0	0	0	0	0	1
Brendan Harris, R (1, 6) OBP: 0.363, SLG: 0.480	B C B X 2-1 ② G5-3			F B C B B F S 3-3 ① K		B X 1-0 13 3B 1B		C C B X 1-2 E3		4	1	1	0	0	1	0
13 Carl Crawford, L (1, 7) OBP: 0.353, SLG: 0.477	B S B X 2-1 ③ G4-3			B B B C S X 3-2 ② F7		C C B X 1-2 1-H 3B		1 SAFE C C S B F F S 2-3 ③ K		4	0	1	1	0	1	1
Ty Wigginton, R (1, 4) OBP: 0.321, SLG: 0.467		B C F F S 1-3 ① K		B B S S F S 2-3 ③ K2-3		C X 0-1 ③ G6-3			B F C B F F B F F 3-2 F T ① K	4	0	0	0	0	3	1
23 Carlos Pena, L (1, 3) OBP: 0.398, SLG: 0.654		C B S C 1-3 ② K			C S B B B B 4-2 G4-3 1B BB		B X 1-0 ① G3-1		X 0-0 ② P6	3	1	0	0	1	1	0
Greg Norton, S (1, 10) OBP: 0.377, SLG: 0.304		B C B B X 3-1 ③ L9			C C B B B B X 3-2 ① G4-3 1-2		F B S X 1-2 ② G4-1		C C F X 0-2 1B 1B	4	0	1	0	0	0	1
Delmon Young, R (1, 8) OBP: 0.309, SLG: 0.426			X 0-0 ① G4-3		B S S X 1-2 ② 2-H 1B		X 0-0 HR		F B X 1-1 1-2 1B	4	1	3	2	0	0	0
31 Jonny Gomes, R (1, 9) OBP: 0.359, SLG: 0.531			C X 0-1 2B		B C B F B X 3-2 ③ G6-3		F S B X 1-2 ③ G5-3		F B C F D S 2-3 ③ K	4	0	1	0	0	1	2
Raul Casanova, S (1, 2) OBP: 0.276, SLG: 0.519			B X 1-0 ② L6			B S F C 1-3 ① K		C B C B F B S 3-3 ① K		3	0	0	0	0	2	1
Inning Stats	R: 0 E: 0 K: 0 S: 5 H: 0 LOB: 0 BB: 0 P: 9	R: 0 E: 0 K: 2 S: 9 H: 0 LOB: 0 BB: 0 P: 14	R: 0 E: 0 K: 0 S: 6 H: 1 LOB: 1 BB: 0 P: 8	R: 0 E: 0 K: 2 S: 11 H: 0 LOB: 0 BB: 0 P: 19	R: 1 E: 0 K: 0 S: 11 H: 1 LOB: 0 BB: 1 P: 22	R: 1 E: 0 K: 1 S: 11 H: 2 LOB: 1 BB: 0 P: 15	R: 1 E: 0 K: 0 S: 8 H: 1 LOB: 0 BB: 0 P: 11	R: 0 E: 1 K: 2 S: 15 H: 0 LOB: 1 BB: 0 P: 22	R: 0 E: 0 K: 2 S: 19 H: 2 LOB: 2 BB: 0 P: 25	1B: 4 2B: 1 3B: 1 HR: 1	SF: 0 SAC: 0 DP: 0 HBP: 0						

PITCHER	IP	WLS	BF	H	R	ER	SO	BB	IBB	HBP	BLK	WP	HR	S	P	ERA	WHIP
Derek Lowe, R (1, 1) ERA: 3.14	6.2	W	25	5	3	3	5	1	0	0	0	0	1	58	94	4.05	0.900
Rudy Seanez, R (7, 1) ERA: 3.71	0.1	H	1	0	0	0	0	0	0	0	0	0	0	3	4	0.00	0.000
Joe Beimel, L (8, 1) ERA: 3.23	1.0	H	4	0	0	0	2	0	0	0	0	0	0	15	22	0.00	0.000
44 Takashi Saito, R (9, 1) ERA: 1.45	1.0	S	5	2	0	0	2	0	0	0	0	0	0	19	25	0.00	2.000

PITCHER	IP	WLS	BF	H	R	ER	SO	BB	IBB	HBP	BLK	WP	HR	S	P	ERA	WHIP

BOTTOM

Los Angeles Dodgers @ Tampa Bay Devil Rays

Tropicana Field, St. Petersburg, FL

Fri Jun 22 2007, 7:10 PM EDT

Att. 14,961 - Dome - 72 F

livebaseballscorecards.com

AB	34
R	3
H	7
RBI	3
BB	1
SO	9
LOB	7

1B: 4 SF: 0
2B: 1 SAC: 0
3B: 1 DP: 0
HR: 1 HBP: 0

WP: 0 PA: 35
PB: 0
SB: 0
CS: 0

Batter	1	2	3	4	5	6	7	8	9	AB	R	H	RBI	BB	SO	LOB
15 Rafael Furcal, S (1, 6) OBP: 0.341, SLG: 0.360	F F S 0-3 ① K		X 0-0 ① F9		C F F F B B F S 2-3 ① K	B F B S X 2-2 9 SH1-3 2-3 3-H 1B		X 0-0 9 L3 1B		5	0	2	1	0	2	2
9 Juan Pierre, L (1, 8) OBP: 0.306, SLG: 0.327	C X 0-1 ② G1-3		B B F F X 2-2 ② FC5-4 1-2f		B X 1-0 12 1B 1-2 1B	B X 1-0 ② SH1-3 1-2 3-H		1 SAFE B L X 1-1 ① ② L3 1-1		4	0	1	1	0	0	2
55 Russell Martin, R (1, 2) OBP: 0.360, SLG: 0.456	B C C B F F F B B 4-2 BB		B 1 SAFE 1 SAFE X 1-0 ③ P3		D B X 2-0 ② P3	D C X 1-1 ③ P4		F B X 1-1 12 S 1B		4	0	1	0	1	0	4
12 Jeff Kent, R (1, 4) OBP: 0.351, SLG: 0.464	B 1 SAFE C F S 1-3 ③ K			B S C F F S 1-3 ① K	C B F F X 1-2 1-2 2-3 1B		B B S B B 4-1 2B 27 G5-2-3 BB	S B S B B F S 3-3 ③ K 1-2		4	0	1	0	1	3	2
Olmedo Saenz, R (1, 10) OBP: 0.368, SLG: 0.443 Marlon Anderson, L (7, PR) OBP: 0.321, SLG: 0.240 (7, 10)		B C B B B 4-1 BB		S B B B C B 4-2 27 1B 7 1B BB	C B C F F X 2-2 ③ F9		X 0-0 27 G5-2-3 1-3 2B		C F X 0-2 ① F7	2 1	0 0	1 0	0 0	2 0	0 0	3 0
7 James Loney, L (1, 3) OBP: 0.440, SLG: 0.708		S B B S X 2-2 ① L5		C X 0-1 27 1B 1-2 1B		B X 1-0 16 2B 3B	I I I 4-0 27 G5-2-3 IBB		C B B C X 2-2 ② L6	4	1	2	0	1	0	1
27 Matt Kemp, R (1, 9) OBP: 0.462, SLG: 0.532		D B X 2-0 ② F9		F X 0-1 16 G4-6-3 1-2 2-3 1B		B S B B B 4-1 16 2B 15 1B BB	B D X 2-0 ① ② G5-2-3 1-2 2-3 3-H f		F S F B B B B F B 4-2 16 1B BB	3	1	1	0	2	0	4
16 Andre Ethier, L (1, 7) OBP: 0.337, SLG: 0.431		C B B X 2-1 ③ G6-3		C B X 1-1 ② ③ G4-6-3 1-2f		F B X 1-1 15 1B 9 SH1-3 1-3 3-H 2B	B D B B 4-0 BB		F X 0-1 1-3 1B	4	1	2	1	1	0	4
6 Tony Abreu, S (1, 5) OBP: 0.295, SLG: 0.389 Luis Gonzalez, L (9, PH) OBP: 0.374, SLG: 0.485			H 1-0 9 FC5-4 HBP		B B B B 4-0 12 1B 9 1B BB	F B F S 1-3 ① K	C S F X 0-2 ③ F9		C S F S 0-3 ③ K	2 1	0 0	0 0	0 0	1 0	1 1	5 2
Inning Stats	R: 0 E: 0 K: 2 S: 13 H: 0 LOB: 1 BB: 1 P: 18	R: 0 E: 0 K: 0 S: 7 H: 0 LOB: 1 BB: 1 P: 17	R: 0 E: 0 K: 0 S: 5 H: 0 LOB: 1 BB: 0 P: 9	R: 0 E: 0 K: 1 S: 13 H: 2 LOB: 2 BB: 1 P: 19	R: 0 E: 0 K: 1 S: 17 H: 2 LOB: 3 BB: 1 P: 29	R: 3 E: 0 K: 1 S: 13 H: 3 LOB: 1 BB: 1 P: 24	R: 0 E: 0 K: 0 S: 7 H: 1 LOB: 3 BB: 3 P: 21	R: 0 E: 0 K: 1 S: 9 H: 2 LOB: 1 BB: 0 P: 14	R: 0 E: 0 K: 1 S: 16 H: 1 LOB: 2 BB: 1 P: 22	1B: 8 2B: 3 3B: 1 HR: 0 SF: 0 SAC: 1 DP: 3 HBP: 1						

TOP

Los Angeles Dodgers @ Tampa Bay Devil Rays

Tropicana Field, St. Petersburg, FL

Sat Jun 23 2007, 7:10 PM EDT

Att. 24,068 - Dome - 72 F

livebaseballscorecards.com

AB	34
R	3
H	11
RBI	3
BB	9
SO	7
LOB	29

WP: 0 PB: 0 SB: 1 CS: 0 PA: 45

PITCHER		IP	WLS	BF	H	R	ER	SO	BB	IBB	HBP	BLK	WP	HR	S	P	ERA	WHIP
19 Scott Kazmir, L ERA: 4.13	(1, 1)	6.0		30	7	3	3	5	5	0	1	0	0	0	68	116	4.50	2.000
45 Jay Witasick, R ERA: 4.66	(7, 1)	0.2		4	1	0	0	0	1	1	0	0	0	0	3	13	0.00	3.000
Casey Fossum, L ERA: 7.16	(7, 1)	0.1	W	2	0	0	0	0	1	0	0	0	0	0	4	8	0.00	3.000
47 Gary Glover, R ERA: 4.78	(8, 1)	1.0	H	4	2	0	0	1	0	0	0	0	0	0	9	14	0.00	2.000
28 Al Reyes, R ERA: 3.16	(9, 1)	1.0	S	5	1	0	0	1	1	0	0	0	0	0	16	22	0.00	2.000

PITCHER	IP	WLS	BF	H	R	ER	SO	BB	IBB	HBP	BLK	WP	HR	S	P	ERA	WHIP

Batter	1	2	3	4	5	6	7	8	9	AB	R	H	RBI	BB	SO	LOB
1 Akinori Iwamura, L (1, 5) OBP: 0.417, SLG: 0.492	C B B X 2-1 HR	X 0-0 ②③ G3-6 1-2f			B C X 1-1 SH3 13 SF8 2B		B B S B C F X 3-2 ① G5-3			4	2	2	1	0	0	1
Brendan Harris, R (1, 6) OBP: 0.367, SLG: 0.485	S B B X 2-1 13 1B SF9 2B		B F B B B 4-1 FC5-4 BB		L X 0-1 ① SH3 2-3		X 0-0 ② G5-3			2	1	1	0	1	0	0
13 Carl Crawford, L (1, 7) OBP: 0.354, SLG: 0.479	B X 1-0 23 S 31 1B 2-3 1B		X 0-0 ① F7		X 0-0 ② SF8 3-H		X 0-0 1B 1B			3	0	2	1	0	0	1
Ty Wigginton, R (1, 4) OBP: 0.320, SLG: 0.466	C X 0-1 ① SF9 3-H		B X 1-0 ② FC5-4 1B 1-2f		B X 1-0 ③ F7		1 SAFE 1 SAFE F B F B B F X 3-2 1-2 1B			3	0	1	1	0	0	1
Delmon Young, R (1, 8) OBP: 0.308, SLG: 0.423	1 SAFE 1 SAFE B F B F F F B F 3-2 ② 1 SAFE F X F9		B S S X 1-2 1-2 1B			X 0-0 ① F9	B S S F F S 1-3 ③ K			4	0	1	0	0	1	3
31 Jonny Gomes, R (1, 9) OBP: 0.365, SLG: 0.541	1 SAFE X 0-0 1-2 1B		D C B S C 2-3 ③ K			F X 0-1 2B		B F X 1-1 ① P3		4	0	2	0	0	1	2
23 Carlos Pena, L (1, 3) OBP: 0.391, SLG: 0.640	B F C B F B X 3-2 ③ P6 2-3			B B S F F S 2-3 ① K		S S B B S 2-3 ② K		B F C F B X 2-2 ② G4-3		4	0	0	0	0	2	3
3 Jorge Cantu, R (1, 10) OBP: 0.315, SLG: 0.271		B B B B 4-0 1 G3-6 BB		F F F S 0-3 ② K		B C T B S 2-3 ③ K		F X 0-1 ③ F9		3	0	0	0	1	2	1
30 Dioner Navarro, S (1, 2) OBP: 0.242, SLG: 0.259		L B 1 SAFE X 1-1 ① P3		B B X 2-0 ③ F7			C F B F B B X 3-2 HR			3	1	1	1	0	0	1
Inning Stats	R: 2 H: 4 E: 0 LOB: 2 K: 0 BB: 0 S: 18 P: 29	R: 0 H: 0 E: 0 LOB: 0 K: 0 BB: 1 S: 3 P: 8	R: 0 H: 1 E: 0 LOB: 2 K: 1 BB: 1 S: 9 P: 17	R: 0 H: 0 E: 0 LOB: 0 K: 2 BB: 0 S: 9 P: 13	R: 1 H: 1 E: 0 LOB: 0 K: 0 BB: 0 S: 6 P: 8	R: 0 H: 1 E: 0 LOB: 1 K: 2 BB: 0 S: 9 P: 13	R: 1 H: 3 E: 0 LOB: 2 K: 1 BB: 0 S: 19 P: 29	R: 0 H: 0 E: 0 LOB: 0 K: 0 BB: 0 S: 8 P: 11		1B: 5 SF: 2 2B: 3 SAC: 1 3B: 0 DP: 1 HR: 2 HBP: 0				WP: 0 PA: 35 PB: 0 SB: 1 CS: 0		

PITCHER		IP	WLS	BF	H	R	ER	SO	BB	IBB	HBP	BLK	WP	HR	S	P	ERA	WHIP
52 Randy Wolf, L ERA: 4.32	(1, 1)	6.2	L	31	10	4	4	5	2	0	0	0	0	2	68	111	5.40	1.800
Brett Tomko, R ERA: 5.67	(7, 1)	1.1		4	0	0	0	1	0	0	0	0	0	0	13	17	0.00	0.000

PITCHER	IP	WLS	BF	H	R	ER	SO	BB	IBB	HBP	BLK	WP	HR	S	P	ERA	WHIP

BOTTOM

Los Angeles Dodgers @ Tampa Bay Devil Rays

Tropicana Field, St. Petersburg, FL

Sat Jun 23 2007, 7:10 PM EDT

Att. 24,068 - Dome - 72 F

livebaseballscorecards.com

AB	30
R	4
H	10
RBI	4
BB	2
SO	6
LOB	13

Batter	1	2	3	4	5	6	7	8	9	AB	R	H	RBI	BB	SO	LOB
15 Rafael Furcal, S (1, 6) OBP: 0.344, SLG: 0.360	B C S F B X 2-2 55 G5-4-3 9 1B HR 1B	1 SAFE B F P X 2-1 ③ G6-3			B B B C B 4-1 9 G6-4-3 BB			B C B S B X 3-2 ② F7		3	1	1	0	1	0	1
9 Juan Pierre, L (1, 8) OBP: 0.309, SLG: 0.329	1 SAFE F 1 SAFE B X 1-1 55 G5-4-3 1-2 1B	X 0-0 55 CS 1B			1 SAFE C X 0-1 ② ③ G6-4-3 1-2f			C B X 1-1 ③ G4-3		4	0	2	0	0	0	1
55 Russell Martin, R (1, 10) OBP: 0.359, SLG: 0.452	B B C X 2-1 ① ② G5-4-3 1-2f 2-3		C 1 SAFE S B B B X 3-2 ① ② F8 1-2			B B X 2-0 7 G4-3 1B			C B B X 2-1 ① P2	4	0	1	0	0	0	3
Luis Gonzalez, L (1, 7) OBP: 0.379, SLG: 0.504	B L X 1-1 3-H HR		B S B X 2-1 2B			1 SAFE B 1 SAFE 1 SAFE B B B X 3-0 ① F7			B S S B B B B 4-2 7 HR BB	3	2	2	2	1	0	1
7 James Loney, L (1, 3) OBP: 0.448, SLG: 0.821	X 0-0 2B		B C B X 2-1 ③ G1-3			P 1 SAFE D B C X 3-1 ② ③ G4-3 1-2f			C S B F B X 2-2 1-H HR	4	1	2	2	0	0	2
27 Matt Kemp, R (1, 9) OBP: 0.464, SLG: 0.529	D S S S 1-3 ③ K			B X 1-0 CS 1B			C C S 0-3 ① K		C X 0-1 1B	4	0	2	0	0	2	1
Wilson Betemit, S (1, 5) OBP: 0.329, SLG: 0.408		B C C B X 2-2 ① F8		P 1 SAFE B C B 1 SAFE F F S 3-3 ① ② K 1-2			X 0-0 ② G3-4-1		B C S S 1-3 ② K	4	0	0	0	0	2	2
Mike Lieberthal, R (1, 2) OBP: 0.244, SLG: 0.211 Marlon Anderson, L (9, PH) OBP: 0.310, SLG: 0.231		B S C B X 2-2 ② P6		B X 1-0 ③ G1-3			B C B F B F X 3-2 ③ P3		C F F B B B S 3-3 ③ K	3 1	0 0	0 0	0 0	0 1	0 1	0 1
6 Tony Abreu, S (1, 4) OBP: 0.296, SLG: 0.387		S B X 1-1 1B			B C B S F X 2-2 ① G6-3			C B X 1-1 ① G4-3		3	0	1	0	0	0	0
Inning Stats	R: 2 E: 0 K: 1 S: 14 H: 4 LOB: 1 BB: 0 P: 21	R: 0 E: 0 K: 0 S: 11 H: 1 LOB: 1 BB: 0 P: 17	R: 0 E: 0 K: 0 S: 8 H: 2 LOB: 1 BB: 0 P: 15	R: 0 E: 0 K: 1 S: 7 H: 1 LOB: 0 BB: 0 P: 11	R: 0 E: 0 K: 0 S: 7 H: 0 LOB: 0 BB: 1 P: 13	R: 0 E: 0 K: 0 S: 5 H: 1 LOB: 0 BB: 0 P: 12	R: 0 E: 0 K: 1 S: 8 H: 0 LOB: 0 BB: 0 P: 11	R: 0 E: 0 K: 0 S: 7 H: 0 LOB: 0 BB: 0 P: 12	R: 2 E: 0 K: 2 S: 17 H: 2 LOB: 1 BB: 1 P: 29	1B: 7 2B: 3 3B: 0 HR: 2 SF: 0 SAC: 0 DP: 4 HBP: 0						

TOP

Los Angeles Dodgers @ Tampa Bay Devil Rays
Tropicana Field, St. Petersburg, FL
Sun Jun 24 2007, 1:40 PM EDT
Att. 18,248 - Dome - 72 F

livebaseballscorecards.com

AB	33
R	4
H	11
RBI	4
BB	2
SO	5
LOB	12

WP: 0 PB: 0 SB: 0 CS: 2 PA: 35

PITCHER		IP	WLS	BF	H	R	ER	SO	BB	IBB	HBP	BLK	WP	HR	S	P	ERA	WHIP
36 Edwin Jackson, R ERA: 7.39	(1, 1)	6.0	W	23	9	2	2	2	1	0	0	0	0	1	52	89	3.00	1.667
45 Jay Witasick, R ERA: 4.43	(7, 1)	1.0	H	3	0	0	0	1	0	0	0	0	0	0	8	11	0.00	0.000
47 Gary Glover, R ERA: 4.66	(8, 1)	1.0		3	0	0	0	0	0	0	0	0	0	0	7	12	0.00	0.000
49 Jason Hammel, R ERA: 4.5	(9, 1)	1.0		6	2	2	2	2	1	0	0	0	0	1	17	29	18.00	3.000

PITCHER	IP	WLS	BF	H	R	ER	SO	BB	IBB	HBP	BLK	WP	HR	S	P	ERA	WHIP

Batter	1	2	3	4	5	6	7	8	9	AB	R	H	RBI	BB	SO	LOB
1 Akinori Iwamura, L (1, 5) OBP: 0.413, SLG: 0.481	B B S S S 2-3 K ①		F B B S S 2-3 K ③		B X 1-0 G4-3 ③		X 0-0 SH 13 1B 2B 1-2 2-H	B B B B 4-0 G5-4-3 BB 1-2		3	1	0	0	1	2	0
Brendan Harris, R (1, 6) OBP: 0.367, SLG: 0.487	B C S F C 1-3 K ②			C B B X 2-1 G6-3 ①		B C F X 1-2 E 2B	C B B X 2-1 13 2B 1B 1-2 2-H	C D S B B X 3-2 G5-4-3 ② ③ 1-2f		5	2	2	1	0	1	2
13 Carl Crawford, L (1, 7) OBP: 0.356, SLG: 0.483	S F B F S 1-3 K ③			B C S F F F X 1-2 BB 1B 1B		S L B F F B F S 2-3 K ① 1-H 2-H	X 0-0 G4-3 1B 2B			4	2	2	2	0	2	1
Ty Wigginton, R (1, 3) OBP: 0.326, SLG: 0.479		X 0-0 HR		1 SAFE B B B D 4-0 1B 1-2 BB		S D C B X 2-2 E2 31 WP 1B 2-H	S X 0-1 G4-3 ① 2-3			3	2	2	2	1	0	1
Delmon Young, R (1, 8) OBP: 0.310, SLG: 0.424	F S X 0-2 G6-3 ①			S F F X 0-2 1-2 2-H 1B		S F S 0-3 K ②	B B X 2-0 3-H 1B			4	0	2	2	0	1	1
31 Jonny Gomes, R (1, 10) OBP: 0.360, SLG: 0.523	B B S C B F S 3-3 K ②			B X 1-0 F8 ②		B C B B B 4-1 3-H BB	B B C X 2-1 F7 ②			3	0	0	0	1	1	3
Dustan Mohr, R (1, 9)	B C F B B X 3-2 P4 ③			C S T 0-2 K ③		B F 1 SAFE C B X 2-2 F9 ③	S F D S 1-3 K ③			4	0	0	0	0	2	4
30 Dioner Navarro, S (1, 2) OBP: 0.247, SLG: 0.264			B B B C F F X 3-2 F8 ①		B C B S X 2-2 F9 ①		B F F X 1-2 1B 1 SH 1B	B C B X 2-1 1 BB 1B		4	1	2	0	0	0	0
Josh Wilson, R (1, 4) OBP: 0.317, SLG: 0.255			C B B B X 3-1 F8 ②		F F S 0-3 K ②		S F B X 1-2 1 SH 1B 1-2 1B	X 0-0 F7 ①		4	1	1	0	0	1	1
Inning Stats	R: 0 E: 0 K: 3 S: 11 H: 0 LOB: 0 BB: 0 P: 15	R: 1 E: 0 K: 1 S: 11 H: 1 LOB: 0 BB: 0 P: 17	R: 0 E: 0 K: 1 S: 9 H: 0 LOB: 0 BB: 0 P: 17	R: 1 E: 0 K: 1 S: 16 H: 2 LOB: 2 BB: 1 P: 24	R: 0 E: 0 K: 1 S: 7 H: 0 LOB: 0 BB: 0 P: 10	R: 2 E: 1 K: 2 S: 19 H: 2 LOB: 1 BB: 1 P: 30	R: 5 E: 1 K: 1 S: 18 H: 5 LOB: 1 BB: 0 P: 27	R: 0 E: 0 K: 0 S: 6 H: 1 LOB: 1 BB: 1 P: 15		1B: 8 2B: 2 3B: 0 HR: 1 SF: 0 SAC: 1 DP: 1 HBP: 0						

PITCHER		IP	WLS	BF	H	R	ER	SO	BB	IBB	HBP	BLK	WP	HR	S	P	ERA	WHIP
56 Hung-Chih Kuo, L ERA: 6.33	(1, 1)	5.1	L	21	4	3	3	8	1	0	0	0	0	1	63	95	5.06	0.938
Rudy Seanez, R ERA: 3.63	(6, 1)	0.2		4	1	1	0	1	1	0	0	0	1	0	10	18	0.00	3.000
Joe Beimel, L ERA: 4.7	(7, 1)	0.0		5	4	5	5	0	0	0	0	0	0	0	10	14	∞	∞
Brett Tomko, R ERA: 5.58	(7, 1)	1.0		4	1	0	0	1	0	0	0	0	0	0	8	13	0.00	1.000
Mark Hendrickson, L ERA: 4.41	(8, 1)	1.0		4	1	0	0	0	1	0	0	0	0	0	6	15	0.00	2.000

PITCHER	IP	WLS	BF	H	R	ER	SO	BB	IBB	HBP	BLK	WP	HR	S	P	ERA	WHIP

BOTTOM

Los Angeles Dodgers @ Tampa Bay Devil Rays
Tropicana Field, St. Petersburg, FL
Sun Jun 24 2007, 1:40 PM EDT
Att. 18,248 - Dome - 72 F

livebaseballscorecards.com

AB	34
R	9
H	11
RBI	7
BB	3
SO	10
LOB	13

WP: 1 PA: 38
PB: 0
SB: 0
CS: 0

Batter	1	2	3	4	5	6	7	8	9	AB	R	H	RBI	BB	SO	LOB
15 Rafael Furcal, S (1, 6) OBP: 0.341, SLG: 0.357	B F B X 2-1 F9 ①		B X 1-0 G6-4-3 ①② 1-2f 2-3			B B C X 2-1 9 E 1B 2-3 1B	B X 1-0 F7 ③		X 0-0 F7 ②	5	1	1	0	0	0	3
9 Juan Pierre, L (1, 8) OBP: 0.307, SLG: 0.327	B B C X 2-1 G4-3 ②		B C B B S X 3-2 G4-3 ③			1 SAFE 1 SAFE B F 1 SAFE C B X 2-2 E6 1B 55 3B 1-2 3-H		B X 1-0 F7 ①	C F B F B X 2-2 3-H 1B	5	1	1	2	0	0	2
5 Nomar Garciaparra, R (1, 3) OBP: 0.316, SLG: 0.332 51 Jonathan Broxton, R (9, 1)	C B F B B X 2-2 G1-3 ③			X 0-0 G6-3 ①		B B X 2-0 P3 ①		X 0-0 F8 ②	B B B C C X 3-1 L6 ③	5 0	0 0	0 0	0 0	0 0	0 0	3 0
12 Jeff Kent, R (1, 4) OBP: 0.351, SLG: 0.460 Wilson Betemit, S (6, 5) OBP: 0.333, SLG: 0.438		F B B F B B 4-2 CS BB		B S F F B F X 2-2 F9 ②		B X 1-0 F8 ②		C B X 1-1 HR		2 1	0 1	0 1	0 1	1 0	0 0	2 0
Luis Gonzalez, L (1, 7) OBP: 0.377, SLG: 0.500 27 Matt Kemp, R (8, 9) OBP: 0.464, SLG: 0.529		C F B B B F 1 SAFE F 3-3 C ① ② K 1-2		F S B S 1-3 ③ K		F B B X 2-1 55 3B 1-3 2-H 1B		B B X 2-0 G4-3 ③		4 0	1 0	1 0	1 0	0 0	2 0	1 0
55 Russell Martin, R (1, 2) OBP: 0.361, SLG: 0.461		C X 0-1 1B			F B X 1-1 ① G5-3	C B F B B B X 3-2 1-H 3-H 3B			C S B F F S 1-3 ① K2-3	4	0	2	2	0	1	0
16 Andre Ethier, L (1, 9) OBP: 0.336, SLG: 0.425 (8, 7)		F F B B 1 SAFE X 2-2 G4-3 ③			B X 1-0 F8 ②	X 0-0 G3 ③			B B F B B 4-1 6 BB 7 3B BB	3	1	0	0	1	0	2
6 Tony Abreu, S (1, 5) OBP: 0.304, SLG: 0.385 (6, 4)			C B B X 2-1 15 G6-4-3 31 HBP 1B		C B X 1-1 G3 ③		C F F X 0-2 L6 ①		B B C 1 SAFE C B F B 4-2 1-2 7 3B BB	3	1	1	0	1	0	0
31 Brad Penny, R (1, 1) OBP: 0.290, SLG: 0.310 7 James Loney, L (9, PH) OBP: 0.467, SLG: 0.897 (9, 3)			B C 1 SAFE L F 1 SAFE H 2-2 1-2 15 G6-4-3 HBP			X 0-0 15 1B 9 E 2B	B F C B S 2-3 K ②		X 0-0 1-H 2-H 9 1B 3B	2 1	1 1	1 1	0 2	0 0	1 0	0 0
Inning Stats	R: 0 E: 0 K: 0 S: 7 H: 0 LOB: 0 BB: 0 P: 13	R: 0 E: 0 K: 1 S: 13 H: 1 LOB: 1 BB: 1 P: 22	R: 0 E: 0 K: 0 S: 9 H: 1 LOB: 1 BB: 0 P: 17	R: 0 E: 0 K: 1 S: 9 H: 0 LOB: 0 BB: 0 P: 12	R: 0 E: 0 K: 0 S: 5 H: 0 LOB: 0 BB: 0 P: 8	R: 4 E: 1 K: 0 S: 14 H: 4 LOB: 1 BB: 0 P: 26	R: 0 E: 0 K: 1 S: 8 H: 0 LOB: 0 BB: 0 P: 11	R: 1 E: 0 K: 0 S: 5 H: 1 LOB: 0 BB: 0 P: 9	R: 3 E: 0 K: 1 S: 17 H: 2 LOB: 1 BB: 2 P: 31	1B: 5 2B: 2 3B: 2 HR: 1	SF: 0 SAC: 0 DP: 2 HBP: 1						

TOP

Los Angeles Dodgers @ Arizona Diamondbacks
Chase Field, Phoenix, AZ
Mon Jun 25 2007, 6:40 PM MST
Att. 24,964 - Clear - 103 F

livebaseballscorecards.com

AB	35
R	8
H	9
RBI	8
BB	3
SO	4
LOB	13

WP: 0 PB: 0 SB: 0 CS: 1 PA: 39

PITCHER		IP	WLS	BF	H	R	ER	SO	BB	IBB	HBP	BLK	WP	HR	S	P	ERA	WHIP
44 Micah Owings, R ERA: 3.84	(1, 1)	6.0	L	25	6	4	1	2	1	0	1	0	0	0	57	98	1.50	1.167
37 Juan Cruz, R ERA: 3.58	(7, 1)	1.0		3	0	0	0	1	0	0	0	0	0	0	8	11	0.00	0.000
45 Doug Slaten, L ERA: 3.0	(8, 1)	1.0		4	1	1	1	0	0	0	0	0	0	1	5	9	9.00	1.000
36 Jailen Peguero, R ERA: 7.04	(9, 1)	1.0		7	2	3	3	1	2	0	0	0	0	0	17	31	27.00	4.000

PITCHER	IP	WLS	BF	H	R	ER	SO	BB	IBB	HBP	BLK	WP	HR	S	P	ERA	WHIP

Batter	1	2	3	4	5	6	7	8	9	AB	R	H	RBI	BB	SO	LOB
22 Eric Byrnes, R (1, 7) OBP: 0.362, SLG: 0.510	C F C 0-3 ① K		B X 1-0 ② L9		B X 1-0 ③ G6-3			B F B C B F C 3-3 ② K		4	0	0	0	0	2	0
6 Stephen Drew, L (1, 6) OBP: 0.300, SLG: 0.342	B S F B B F F F F 4-2 F B 1 E 1 1B BB		C B S F X 1-2 ③ G4-3			C F B S 1-3 ① K		C X 0-1 ③ F7		3	0	0	0	1	1	0
1 Orlando Hudson, S (1, 4) OBP: 0.381, SLG: 0.466	S B X 1-1 E9 18 G4-6-3 1-3 1B			C F F X 0-2 ① G3		C F B B C 2-3 ② K			B C C B F X 2-2 ① G4-1	4	0	1	0	0	1	0
18 Chad Tracy, L (1, 5) OBP: 0.376, SLG: 0.510	X 0-0 ② ③ G4-6-3 1-2f			B F F X 1-2 ② G6-3		B S C B B F F B 4-2 34 FC6-4 BB			B B C X 2-1 ② F7	3	0	0	0	1	0	2
34 Conor Jackson, R (1, 3) OBP: 0.382, SLG: 0.434		X 0-0 24 SH3 1B		B X 1-0 24 2B 1B		C F X 0-2 ③ FC6-4 1-2f			C F X 0-2 1B	4	1	3	0	0	0	1
24 Chris Young, R (1, 8) OBP: 0.287, SLG: 0.435		X 0-0 ① SH3 1-2		C X 0-1 1-H 2B			C B S B X 2-2 ① G5-3		C B X 1-1 ③ G1-3	3	0	1	1	0	0	1
7 Carlos Quentin, R (1, 9) OBP: 0.298, SLG: 0.359		B F F X 1-2 ② P3		S X 0-1 ③ G6-3			F B B F B X 3-2 ② F7			3	0	0	0	0	0	2
19 Chris Snyder, R (1, 2) OBP: 0.294, SLG: 0.360		S F X 0-2 ③ L9			B S B X 2-1 ① G6-3		C X 0-1 ③ G5-3			3	0	0	0	0	0	1
44 Micah Owings, R (1, 1) OBP: 0.167, SLG: 0.261			S X 0-1 ① F7		B B X 2-0 ② P4			B C X 1-1 ① L6		2	0	0	0	0	0	0
37 Juan Cruz, R (7, 1)										0	0	0	0	0	0	0
45 Doug Slaten, L (8, 1)										0	0	0	0	0	0	0
11 Augie Ojeda, S (8, PH) OBP: 0.500, SLG: 0.600										1	0	0	0	0	0	0
36 Jailen Peguero, R (9, 1)										0	0	0	0	0	0	0
Inning Stats	R: 0 E: 1 K: 1 S: 13 H: 1 LOB: 1 BB: 1 P: 18	R: 0 E: 0 K: 0 S: 8 H: 1 LOB: 1 BB: 0 P: 9	R: 0 E: 0 K: 0 S: 7 H: 0 LOB: 0 BB: 0 P: 9	R: 1 E: 0 K: 0 S: 12 H: 2 LOB: 1 BB: 0 P: 14	R: 0 E: 0 K: 0 S: 4 H: 0 LOB: 0 BB: 0 P: 9	R: 0 E: 0 K: 2 S: 13 H: 0 LOB: 1 BB: 1 P: 20	R: 0 E: 0 K: 0 S: 8 H: 0 LOB: 0 BB: 0 P: 13	R: 0 E: 0 K: 1 S: 8 H: 0 LOB: 0 BB: 0 P: 12	R: 0 E: 0 K: 0 S: 11 H: 1 LOB: 1 BB: 0 P: 16	1B: 4 2B: 1 3B: 0 HR: 0 SF: 0 SAC: 1 DP: 1 HBP: 0							

PITCHER	IP	WLS	BF	H	R	ER	SO	BB	IBB	HBP	BLK	WP	HR	S	P	ERA	WHIP
31 Brad Penny, R (1, 1) ERA: 2.04	8.0	W	29	4	1	1	4	2	0	0	0	0	0	73	104	1.12	0.750
51 Jonathan Broxton, R (9, 1) ERA: 3.35	1.0		4	1	0	0	0	0	0	0	0	0	0	11	16	0.00	1.000

PITCHER	IP	WLS	BF	H	R	ER	SO	BB	IBB	HBP	BLK	WP	HR	S	P	ERA	WHIP

BOTTOM

Los Angeles Dodgers @ Arizona Diamondbacks

Chase Field, Phoenix, AZ

Mon Jun 25 2007, 6:40 PM MST

Att. 24,964 - Clear - 103 F

livebaseballscorecards.com

AB	30
R	1
H	5
RBI	1
BB	2
SO	4
LOB	7

Batter	1	2	3	4	5	6	7	8	9	10	AB	R	H	RBI	BB	SO	LOB
15 Rafael Furcal, S (1, 6) OBP: 0.338, SLG: 0.353	F F S 0-3 K ①		B X 1-0 L7 ①	D F X 1-1 9 FC4-6 2-3 1B		C X 0-1 G3 ③			X 0-0 F8 ①	B B C X 2-1 L9 ③	6	0	1	0	0	1	1
9 Juan Pierre, L (1, 8) OBP: 0.305, SLG: 0.325	C F X 0-2 F7 ②		B L B X 2-1 L3 ②	1 SAFE C X 0-1 FC4-6 1-2f ③			B C B X 2-1 G4-3 ①		C F B X 1-2 12 1B 55 S 1B		5	0	1	0	0	0	2
55 Russell Martin, R (1, 2) OBP: 0.361, SLG: 0.464	C S B B X 2-2 12 WP 1B		X 0-0 G6-3 ③		B F X 1-1 G6-3 ①		X 0-0 2B		1 SAFE 1 SAFE C C X 0-2 G6-3 1-2 ②		5	0	2	0	0	0	1
12 Jeff Kent, R (1, 4) OBP: 0.348, SLG: 0.455	1 SAFE B F B F X 2-2 F9 1-2 ③			B X 1-0 F8 ①	C X 0-1 F9 ②		S F F S 0-3 K ②		X 0-0 BB 2-3 1B		5	0	1	0	0	1	2
Luis Gonzalez, L (1, 7) OBP: 0.388, SLG: 0.502		B X 1-0 5 E 7 HR 5 S 1B		S B T B F B B 4-2 7 2B BB	B B B 4-0 BB		I I I 4-0 IBB		B C D D B 4-1 1-2 BB		1	2	1	0	4	0	0
5 Nomar Garciaparra, R (1, 5) OBP: 0.310, SLG: 0.326 44 Takashi Saito, L (10, 1)		B S 1 B F B T SAFE 3-2 K 1-3 ①		D F X 1-1 F9 ②	S F 1 B B B 1 X SAFE SAFE 2-2 F9 ③		C D B B C X 3-2 G3 ③		B F F S 1-3 K ③		5 0	0 0	0 0	0 0	0 0	2 0	8 0
7 James Loney, L (1, 3) OBP: 0.486, SLG: 0.971	B B C B X 3-1 3-H HR			1 SAFE F B B D C X 3-2 58 2B 1-H 2B		C C C 0-3 K ①		B B C C B X 3-2 16 G4-6-3 1B		B T B F X 2-2 F8 ①	5	2	3	3	0	1	0
16 Andre Ethier, L (1, 9) OBP: 0.339, SLG: 0.429 27 Matt Kemp, R (10, PH) OBP: 0.456, SLG: 0.519 (10, 9)	C C B X 1-2 F7 ②			I I I I 4-0 58 2B IBB		X 0-0 2B		B F X 1-1 G4-6-3 1-2f ① ②		F X 0-1 F8 ②	3 1	1 0	1 0	0 0	1 0	0 0	1 0
58 Chad Billingsley, R (1, 1) OBP: 0.500, SLG: 1.000 Rudy Seanez, R (5, 1) Wilson Betemit, S (6, PH) OBP: 0.331, SLG: 0.434 Mark Hendrickson, L (6, 1) Olmedo Saenz, R (8, PH) OBP: 0.364, SLG: 0.435 51 Jonathan Broxton, R (8, 1) 6 Tony Abreu, S (10, PH) OBP: 0.311, SLG: 0.423 (10, 5)	C B B F B X 3-2 G4-3 ③		X 0-0 15 1B 1-H 2-H 2B	C F C 0-3 K ②	X 0-0 F8 ③	B C X 1-1 HR	2 0 0 0 1 0 1	0 0 0 0 0 0 1	1 0 0 0 0 0 1	2 0 0 0 0 0 1	0 0 1 0 0 0 1	0 0 1 0 0 0 1	0 0 1 0 0 0 2

Inning Stats												
	R: 0 E: 0 K: 1 S: 12	H: 1 LOB: 1 BB: 0 P: 16	R: 2 E: 1 K: 1 S: 12	H: 2 LOB: 0 BB: 0 P: 23	R: 0 E: 0 K: 0 S: 4	H: 0 LOB: 0 BB: 0 P: 7	R: 3 E: 0 K: 0 S: 14	H: 3 LOB: 2 BB: 2 P: 28	R: 0 E: 0 K: 0 S: 7	H: 0 LOB: 1 BB: 1 P: 14	R: 0 E: 0 K: 2 S: 9	H: 1 LOB: 1 BB: 0 P: 9
	R: 0 E: 0 K: 1 S: 10	H: 1 LOB: 2 BB: 1 P: 19	R: 0 E: 0 K: 0 S: 6	H: 1 LOB: 0 BB: 0 P: 10	R: 0 E: 0 K: 1 S: 12	H: 2 LOB: 3 BB: 1 P: 18	R: 1 E: 0 K: 0 S: 9	H: 1 LOB: 0 BB: 0 P: 14	1B: 6 2B: 4 3B: 0 HR: 2	SF: 0 SAC: 0 DP: 1 HBP: 0	WP: 1 PB: 0 SB: 2 CS: 0	PA: 46

PITCHER		IP	WLS	BF	H	R	ER	SO	BB	IBB	HBP	BLK	WP	HR	S	P	ERA	WHIP
31 Edgar Gonzalez, R ERA: 4.85	(1, 1)	4.0		20	6	5	5	2	1	1	0	0	1	1	42	74	11.25	1.750
57 Dustin Nippert, R ERA: 2.87	(5, 1)	2.0		8	1	0	0	2	1	0	0	0	0	0	16	23	0.00	1.000
37 Juan Cruz, R ERA: 3.45	(7, 1)	1.0		5	1	0	0	1	0	1	0	0	0	0	10	19	0.00	1.000
Randy Choate, L ERA:	(8, 1)	0.0		1	1	0	0	0	0	0	0	0	0	0	3	6	∞	∞
Brandon Lyon, R ERA: 2.09	(8, 1)	2.0		8	2	0	0	1	1	0	0	0	0	0	15	22	0.00	1.500

PITCHER		IP	WLS	BF	H	R	ER	SO	BB	IBB	HBP	BLK	WP	HR	S	P	ERA	WHIP
45 Doug Slaten, L ERA: 3.32	(10, 1)	1.0	L	4	1	1	1	0	0	0	0	0	0	1	9	14	9.00	1.000

TOP

Los Angeles Dodgers @ Arizona Diamondbacks

Chase Field, Phoenix, AZ

Tue Jun 26 2007, 6:40 PM MST

Att. 28,735 - Clear - 104 F

livebaseballscorecards.com

AB	41
R	6
H	12
RBI	6
BB	5
SO	6
LOB	16

Batter	1	2	3	4	5	6	7	8	9	10	AB	R	H	RBI	BB	SO	LOB
22 Eric Byrnes, R (1, 7) OBP: 0.363, SLG: 0.516	C S B B F B X 3-2 HR	X 0-0 ② F9		B B B C B 4-1 6 E BB		C C B 1 SAFE B X 2-2 ② F7			C B B F S 2-3 ① K		4	1	1	1	1	1	3
6 Stephen Drew, L (1, 6) OBP: 0.298, SLG: 0.347	C F X 0-2 1 G6-3 3B	X 0-0 ③ F8		X 0-0 E4 1-2		B 1 SAFE B C F B X 3-2 ③ F9			X 0-0 G3-1		5	1	1	0	0	0	4
1 Orlando Hudson, S (1, 4) OBP: 0.378, SLG: 0.461	B T C B X 2-2 ① G6-3 3-H		X 0-0 ① G1	B C B X 2-1 ③ G4-3			C F F T 0-2 ① K		B X 1-0 1B		5	0	1	1	0	1	2
34 Conor Jackson, R (1, 3) OBP: 0.374, SLG: 0.424 45 Doug Slaten, L (10, 1)	B B F C C 2-3 ② K		B F B B X 3-1 ② F8		C C B B X 2-2 ① F7		F C S 0-3 ② K		B C X 1-1 ③ F8		5 0	0 0	0 0	0 0	0 0	2 0	1 0
18 Chad Tracy, L (1, 5) OBP: 0.379, SLG: 0.510 Tony Clark, S (10, 3) OBP: 0.292, SLG: 0.510	B C C B X 2-2 ③ F9		X 0-0 ③ G4-3		C B F B X 2-2 1B		B C F X 1-2 1B			B X 1-0 ① G4-3	4 1	0 0	2 0	0 0	0 0	0 0	0 0
24 Chris Young, R (1, 8) OBP: 0.285, SLG: 0.443		B F B C B X 3-2 HR		B C S F B F C 2-3 ① K	1 SAFE B 1 SAFE B 1 SAFE C X 2-1 ② P6		C C F S 0-3 ③ K			B B C S B S 3-3 ② K	5	1	1	1	0	3	2
26 Miguel Montero, L (1, 2) OBP: 0.288, SLG: 0.355		C B F B F B F B 4-2 31 FC2-5 7 HBP BB		B B X 2-0 ② F8	F 1 S F F X 0-2 ③ G3			X 0-0 ① F7		B T X 1-1 ③ G4-3	4	0	0	0	1	0	1
7 Carlos Quentin, R (1, 9) OBP: 0.307, SLG: 0.361		F H 1-1 31 FC2-5 1-2 HBP		C B B B B 4-1 27 HR BB		X 0-0 1B		F X 0-1 ② P3			2	1	1	0	1	0	0
31 Edgar Gonzalez, R (1, 1) OBP: 0.231, SLG: 0.231 27 Mark Reynolds, R (4, PH) OBP: 0.353, SLG: 0.542 57 Dustin Nippert, R (5, 1) Scott Hairston, R (6, PH) OBP: 0.313, SLG: 0.369 37 Juan Cruz, R (7, 1) Randy Choate, L (8, 1) Brandon Lyon, R (8, 1) 11 Augie Ojeda, S (8, 5) OBP: 0.474, SLG: 0.563		X 0-0 ① FC2-5 1-2 2-3f		S X 0-1 1-H HR		C S B B C 2-3 ① K		B X 1-0 ③ F8			1 1 0 1 0 0 0 1	0 1 0 0 0 0 0 0	0 1 0 0 0 0 0 0	0 2 0 0 0 0 0 0	0 0 0 1 0 0 0 0	0 0 0 0 0 0 0 0	2 0 0 1 0 0 0 0
Inning Stats	R: 2 H: 2 E: 0 LOB: 0 K: 1 BB: 0 S: 16 P: 25	R: 1 H: 1 E: 0 LOB: 2 K: 0 BB: 1 S: 11 P: 19	R: 0 H: 0 E: 0 LOB: 0 K: 0 BB: 0 S: 4 P: 7	R: 2 H: 1 E: 1 LOB: 2 K: 1 BB: 2 S: 13 P: 27	R: 0 H: 1 E: 0 LOB: 1 K: 0 BB: 0 S: 13 P: 19	R: 0 H: 1 E: 0 LOB: 1 K: 1 BB: 0 S: 10 P: 17	R: 0 H: 1 E: 0 LOB: 1 K: 3 BB: 0 S: 14 P: 15	R: 0 H: 0 E: 0 LOB: 0 K: 0 BB: 0 S: 4 P: 5	R: 0 H: 1 E: 0 LOB: 1 K: 1 BB: 0 S: 7 P: 11	R: 0 H: 0 E: 0 LOB: 0 K: 1 BB: 0 S: 6 P: 11	1B: 4 SF: 0 2B: 0 SAC: 0 3B: 1 DP: 0 HR: 3 HBP: 1						

PITCHER		IP	WLS	BF	H	R	ER	SO	BB	IBB	HBP	BLK	WP	HR	S	P	ERA	WHIP
58 Chad Billingsley, R ERA: 4.01	(1, 1)	4.0		21	4	5	5	2	3	0	1	0	0	3	44	78	11.25	1.750
Rudy Seanez, R ERA: 3.53	(5, 1)	1.0		4	1	0	0	0	0	0	0	0	0	0	13	19	0.00	1.000
Mark Hendrickson, L ERA: 4.27	(6, 1)	2.0		8	2	0	0	4	0	0	0	0	0	0	24	32	0.00	1.000
51 Jonathan Broxton, R ERA: 3.18	(8, 1)	2.0	W	7	1	0	0	1	0	0	0	0	0	0	11	16	0.00	0.500
44 Takashi Saito, R ERA: 1.41	(10, 1)	1.0	S	3	0	0	0	1	0	0	0	0	0	0	6	11	0.00	0.000

PITCHER	IP	WLS	BF	H	R	ER	SO	BB	IBB	HBP	BLK	WP	HR	S	P	ERA	WHIP

BOTTOM

Los Angeles Dodgers @ Arizona Diamondbacks

Chase Field, Phoenix, AZ

Tue Jun 26 2007, 6:40 PM MST

Att. 28,735 - Clear - 104 F

livebaseballscorecards.com

AB	39
R	5
H	8
RBI	5
BB	3
SO	8
LOB	16

1B: 4 SF: 0 PA: 43
2B: 0 SAC: 0
3B: 1 DP: 0
HR: 3 HBP: 1

WP: 0
PB: 0
SB: 0
CS: 0

Batter	1	2	3	4	5	6	7	8	9	AB	R	H	RBI	BB	SO	LOB
15 Rafael Furcal, S (1, 6) OBP: 0.335, SLG: 0.348	C B X 1-1 ① F7		B X 1-0 ① L8	C D B F X 2-2 ③ G5-3			B B B C F F B 4-2 9 FC2-5 1-2 BB	B C F X 1-2 ③ G4-3		4	0	0	0	1	0	5
9 Juan Pierre, L (1, 8) OBP: 0.304, SLG: 0.321	C X 0-1 ② F8		B B C B C B 4-2 55 S BB		C X 0-1 ① B1		X 0-0 ① FC2-5 12 FC4 1-2 2-3f		C X 0-1 ① G6-3	4	0	0	0	1	0	2
55 Russell Martin, R (1, 2) OBP: 0.362, SLG: 0.464	C B B B X 3-1 2B		1 SAFE 1 SAFE C B D C B S F S 2-3 ② K 1-3		C C B B B B 4-2 12 G5-4-3 BB		B C S D S 2-3 ② K		C F B B S 2-3 ② K	4	0	1	0	1	3	3
12 Jeff Kent, R (1, 4) OBP: 0.346, SLG: 0.448	X 0-0 ③ G1-3		B B B C B 4-1 BB		X 0-0 ②③ G5-4-3 1-2f		S B F F B F X 2-2 ③ FC4 1-2f		B C B B C S 3-3 ③ K	4	0	0	0	1	1	4
Luis Gonzalez, L (1, 7) OBP: 0.393, SLG: 0.506		C F B B F B X 3-2 7 G4-3 1B	B B C F F X 2-2 ③ P5			B B X 2-0 ① 1B		B C B X 2-1 16 BB 7 1B 1B		4	0	3	0	0	0	2
7 James Loney, L (1, 3) OBP: 0.513, SLG: 0.947		B B B C 1 SAFE C 1 SAFE X 3-2 ① G4-3 1-2		B B B C F X 3-2 5 FC5-4 1B		B X 1-0 1B		C B X 1-1 16 BB 1-2 1B		4	0	3	0	0	0	1
5 Nomar Garciaparra, R (1, 5) OBP: 0.306, SLG: 0.321		B B X 2-0 ② G1-3		X 0-0 ① FC5-4 16 FC2-5 1B 1-2f		C S S 0-3 ② K		C F S 0-3 ① K		4	0	0	0	0	2	5
16 Andre Ethier, L (1, 9) OBP: 0.345, SLG: 0.429		I I I I 4-0 FC4-6 IBB		1 SAFE C X 0-1 FC2-5 1-2 1B		C 1 SAFE X 0-1 F8		B B B B 4-0 1-2 2-3 BB		2	0	1	0	2	0	1
Derek Lowe, R (1, 1) OBP: 0.306, SLG: 0.200		C X 0-1 ③ FC4-6 1-2f		X 0-0 ② FC2-5 1-2 2-3f			C X 0-1 9 FC2-5 15 BB 1B	B B C S S 2-3 ② K		3	0	1	0	0	0	4
Joe Beimel, L (7, 1)										0	0	0	0	0	0	0
Olmedo Saenz, R (8, PH) OBP: 0.359, SLG: 0.429										1	0	0	0	0	1	3
Rudy Seanez, R (8, 1)										0	0	0	0	0	0	0
Inning Stats	R: 0 E: 0 K: 0 S: 7 H: 1 LOB: 1 BB: 0 P: 11	R: 0 E: 0 K: 0 S: 10 H: 1 LOB: 2 BB: 1 P: 22	R: 0 E: 0 K: 1 S: 13 H: 0 LOB: 2 BB: 2 P: 25	R: 0 E: 0 K: 0 S: 10 H: 2 LOB: 2 BB: 0 P: 15	R: 0 E: 0 K: 0 S: 5 H: 0 LOB: 0 BB: 1 P: 9	R: 0 E: 0 K: 1 S: 7 H: 2 LOB: 1 BB: 0 P: 10	R: 0 E: 0 K: 1 S: 15 H: 1 LOB: 2 BB: 1 P: 23	R: 0 E: 0 K: 2 S: 13 H: 2 LOB: 3 BB: 1 P: 23	R: 0 E: 0 K: 2 S: 8 H: 0 LOB: 0 BB: 0 P: 13	1B: 8 2B: 1 3B: 0 HR: 0	SF: 0 SAC: 0 DP: 1 HBP: 0					

TOP

Los Angeles Dodgers @ Arizona Diamondbacks
Chase Field, Phoenix, AZ
Wed Jun 27 2007, 6:40 PM MST
Att. 26,888 - Clear - 104 F

livebaseballscorecards.com

AB	34
R	0
H	9
RBI	0
BB	6
SO	7
LOB	30

PITCHER		IP	WLS	BF	H	R	ER	SO	BB	IBB	HBP	BLK	WP	HR	S	P	ERA	WHIP
17 Brandon Webb, R ERA: 3.05	(1, 1)	7.0	W	31	7	0	0	3	4	1	0	0	0	0	67	115	0.00	1.571
Randy Choate, L ERA:	(8, 1)	0.0		2	2	0	0	0	0	0	0	0	0	0	4	7	∞	∞
37 Juan Cruz, R ERA: 3.38	(8, 1)	0.2	H	3	0	0	0	2	1	0	0	0	0	0	6	12	0.00	1.500
Jose Valverde, R ERA: 2.78	(8, 1)	1.1	S	4	0	0	0	2	0	0	0	0	0	0	11	17	0.00	0.000

PITCHER	IP	WLS	BF	H	R	ER	SO	BB	IBB	HBP	BLK	WP	HR	S	P	ERA	WHIP

WP: 0	PA: 40
PB: 0	
SB: 2	
CS: 0	

Batter	1	2	3	4	5	6	7	8	9	AB	R	H	RBI	BB	SO	LOB
22 Eric Byrnes, R (1, 9) (8, 7) OBP: 0.361, SLG: 0.513	C B B B X 3-1 F7 ①	C C B S 1-3 K ③			B C F X 1-2 G4-3 ①		F B B F X 2-2 2-H 1B			4	0	1	1	0	1	1
6 Stephen Drew, L (1, 6) OBP: 0.301, SLG: 0.351 Jose Valverde, R (8, 1)	B F B C B B 4-2 E 1 BB 18 SF7 BB		B F X 1-1 G3 ①		B B B C C X 3-2 2B ②		B 1 SAFE B T F B C 3-3 K ③			3 0	1 0	1 0	0 0	1 0	1 0	1 0
1 Orlando Hudson, S (1, 4) OBP: 0.380, SLG: 0.467	C B C B F B B 4-2 E 1-2 BB		C S X 0-2 G4-3 ②		C F B S 1-3 K ③			B B C F X 2-2 3B		3	0	1	0	1	1	0
Tony Clark, S (1, 3) OBP: 0.282, SLG: 0.490	C B X 1-1 FC3 1-2 2-3		B S B B S S 3-3 K ③			C X 0-1 G4-3 ①		S C C 0-3 K ①		4	0	0	0	0	2	3
18 Chad Tracy, L (1, 5) OBP: 0.373, SLG: 0.503 7 Carlos Quentin, R (8, 9) OBP: 0.310, SLG: 0.361	B C B B X 3-1 SF7 3-H ②			C X 0-1 F7 ①		X 0-0 G4-3 ②		C F B H 2-2 24 P6 HBP		2 0	0 0	0 0	1 0	0 0	0 0	0 0
24 Chris Young, R (1, 8) OBP: 0.281, SLG: 0.435	C B X 1-1 F8 ③			C B F X 1-2 P4 ②		C B B B X 3-1 F8 ③		C B F B F D X 3-2 P6 ② 1-2		4	0	0	0	0	0	4
Scott Hairston, R (1, 7) OBP: 0.320, SLG: 0.383 Randy Choate, L (8, 1) 37 Juan Cruz, R (8, 1) 11 Augie Ojeda, S (8, 6) OBP: 0.450, SLG: 0.529		C X 0-1 G4-3 ①		C B S B F F B X 3-2 2B			B X 1-0 22 WP 19 SH2-4 22 1B	B B S X 2-1 F9 ③		3 0 0 1	1 0 0 0	2 0 0 0	0 0 0 0	0 0 0 0	0 0 0 0	0 0 0 2
19 Chris Snyder, R (1, 2) OBP: 0.302, SLG: 0.364		C X 0-1 17 SH2-4 1B		B B I I 4-0 IBB			B B X 2-0 SH2-4 1-2 ①			1	0	1	0	1	0	0
17 Brandon Webb, R (1, 1) OBP: 0.061, SLG: 0.091 27 Mark Reynolds, R (7, PH) (8, 5) OBP: 0.351, SLG: 0.538		B X 1-0 SH2-4 1-2 ②		B X 1-0 G6-3 ③			C S 0-3 K ②			1 1	0 0	0 0	0 0	0 0	0 1	2 1
Inning Stats	R: 1 E: 1 K: 0 S: 13 H: 0 LOB: 2 BB: 2 P: 29	R: 0 E: 0 K: 1 S: 8 H: 1 LOB: 1 BB: 0 P: 10	R: 0 E: 0 K: 1 S: 8 H: 0 LOB: 0 BB: 0 P: 12	R: 0 E: 0 K: 0 S: 12 H: 1 LOB: 2 BB: 1 P: 21	R: 0 E: 0 K: 1 S: 9 H: 1 LOB: 0 BB: 0 P: 14	R: 0 E: 0 K: 0 S: 5 H: 0 LOB: 0 BB: 0 P: 8	R: 1 E: 0 K: 2 S: 11 H: 2 LOB: 1 BB: 0 P: 19	R: 0 E: 0 K: 1 S: 14 H: 1 LOB: 2 BB: 0 P: 23		1B: 3 2B: 2 3B: 1 HR: 0	SF: 1 SAC: 2 DP: 0 HBP: 1		WP: 1 PB: 0 SB: 0 CS: 0	PA: 34		

PITCHER		IP	WLS	BF	H	R	ER	SO	BB	IBB	HBP	BLK	WP	HR	S	P	ERA	WHIP
Derek Lowe, R ERA: 3.03	(1, 1)	6.2	L	28	5	2	1	4	2	1	0	0	1	0	63	107	1.35	1.050
Joe Beimel, L ERA: 4.65	(7, 1)	0.1		1	0	0	0	1	0	0	0	0	0	0	3	6	0.00	0.000
Rudy Seanez, R ERA: 3.44	(8, 1)	1.0		5	1	0	0	1	0	0	1	0	0	0	14	23	0.00	1.000

PITCHER	IP	WLS	BF	H	R	ER	SO	BB	IBB	HBP	BLK	WP	HR	S	P	ERA	WHIP

BOTTOM

Los Angeles Dodgers @ Arizona Diamondbacks
Chase Field, Phoenix, AZ
Wed Jun 27 2007, 6:40 PM MST
Att. 26,888 - Clear - 104 F

livebaseballscorecards.com

AB	27
R	2
H	6
RBI	2
BB	3
SO	6
LOB	14

Batter	1	2	3	4	5	6	7	8	9	AB	R	H	RBI	BB	SO	LOB
15 Rafael Furcal, S (1, 6) OBP: 0.339, SLG: 0.348	2-1 55 HR 1B	4-1 1-2 BB		2-3 ① K	2-3 ② K		1-2 ① F7		2-1 E8 1B	5	1	2	0	1	2	1
9 Juan Pierre, L (1, 8) OBP: 0.304, SLG: 0.321	1 SAFE 1 SAFE 1 SAFE 2-3 ① K	1-2 ② P6		1-2 55 2B 12 1B 1B	1-1 ③ G3		1-0 55 G5-3 12 E 1B		1-0 ① P4	6	2	2	0	0	1	5
55 Russell Martin, R (1, 2) OBP: 0.365, SLG: 0.480	1 SAFE 0-2 1-H HR	1-2 ③ P4		1 SAFE 1 SAFE 0-0 1-3 12 1B 2B		1-0 E 7 PB 12 1B 1B	3-2 1-2 G5-3 ②		0-1 ② P6	6	3	3	2	0	0	4
12 Jeff Kent, R (1, 4) OBP: 0.353, SLG: 0.452 44 Takashi Saito, L (9, 1)	1-2 ② P3	3-2 27 E G6-3 BB		0-0 27 FC5-4 2-H 3-H 1B		1 SAFE 0-1 7 PB 6 SF7 1-2 1B	1-0 2-H E5 1B		2-3 ③ K	4 0	2 0	3 0	2 0	1 0	0 0	0 0
Luis Gonzalez, L (1, 7) OBP: 0.393, SLG: 0.500 16 Andre Ethier, L (7, 7) OBP: 0.345, SLG: 0.429	1-1 27 1B HBP	0-2 ① G6-3 1-2		4-0 27 FC5-4 BB		0-2 E1 7 PB 1-2 2-3	1-0 ③ G4-3			3 0	0 0	0 0	0 0	1 0	0 0	4 0
27 Matt Kemp, R (1, 9) OBP: 0.452, SLG: 0.509	0-2 7 S 1-3 1B	1-1 E8 7 1B 2-H 1B		2-2 ② FC5-4 1-2f 2-3		1-3 ① K		3-2 ① F9		5	1	2	0	0	1	5
7 James Loney, L (1, 3) OBP: 0.500, SLG: 0.881	3-2 ③ L4 1-2	0-0 3-H 1B		1-2 ③ F8		4-1 1-2 2-3 3-H BB		1-2 ② P5		4	0	1	1	1	0	4
6 Tony Abreu, S (1, 5) OBP: 0.306, SLG: 0.416 (7, 4)	0-2 ① G4-3	0-1 ② F9		1-1 ① F9	0-2 ② SF7 3-H			1-2 1B		4	0	1	1	0	0	1
52 Randy Wolf, L (1, 1) OBP: 0.273, SLG: 0.241 Brett Tomko, R (7, 1) Wilson Betemit, S (7, 5) OBP: 0.329, SLG: 0.431	0-0 15 BB 1B	1-3 ③ K		2-2 1B	1-0 ③ G4-3			1-2 ③ F8		4 1 1	0 0 0	2 0 0	0 0 0	0 0 0	1 1 0	3 1 1
Inning Stats	R: 2 E: 0 K: 1 S: 21 H: 3 LOB: 2 BB: 0 P: 30	R: 0 E: 0 K: 0 S: 12 H: 1 LOB: 2 BB: 1 P: 18	R: 2 E: 1 K: 1 S: 16 H: 2 LOB: 1 BB: 1 P: 21	R: 2 E: 0 K: 1 S: 17 H: 3 LOB: 2 BB: 1 P: 27	R: 0 E: 0 K: 1 S: 11 H: 1 LOB: 1 BB: 0 P: 17	R: 2 E: 1 K: 1 S: 15 H: 2 LOB: 2 BB: 1 P: 22	R: 1 E: 1 K: 0 S: 12 H: 2 LOB: 1 BB: 0 P: 19	R: 0 E: 0 K: 0 S: 14 H: 1 LOB: 1 BB: 0 P: 20	R: 0 E: 1 K: 1 S: 8 H: 1 LOB: 1 BB: 0 P: 13	1B: 14 2B: 1 3B: 0 HR: 1 SF: 1 SAC: 0 DP: 0 HBP: 1						

PITCHER		IP	WLS	BF	H	R	ER	SO	BB	IBB	HBP	BLK	WP	HR	S	P	ERA	WHIP
51 Randy Johnson, L ERA: 3.81	(1, 1)	3.0	L	18	6	4	3	2	2	0	1	0	0	1	49	69	9.00	2.667
57 Dustin Nippert, R ERA: 3.78	(4, 1)	1.0		7	3	2	2	1	1	0	0	0	0	0	17	27	18.00	4.000
45 Doug Slaten, L ERA: 3.1	(5, 1)	1.1		9	3	2	0	2	1	0	0	0	0	0	21	33	0.00	3.000
56 Ramon Pena, R ERA: 2.08	(6, 1)	1.2		7	2	1	0	0	0	0	0	0	0	0	17	25	0.00	1.200
44 Micah Owings, R ERA: 3.79	(8, 1)	1.0		4	1	0	0	0	0	0	0	0	0	0	14	20	0.00	1.000

PITCHER		IP	WLS	BF	H	R	ER	SO	BB	IBB	HBP	BLK	WP	HR	S	P	ERA	WHIP
Brandon Lyon, R ERA: 2.04	(9, 1)	1.0		4	1	0	0	1	0	0	0	0	0	0	8	13	0.00	1.000

TOP

Los Angeles Dodgers @ Arizona Diamondbacks

Chase Field, Phoenix, AZ

Thu Jun 28 2007, 3:40 PM MST

Att. 26,593 - Roof Closed - 79 F

livebaseballscorecards.com

AB	43
R	9
H	16
RBI	6
BB	4
SO	6
LOB	29

WP: 0	PA: 49		
PB: 1			
SB: 1			
CS: 0			

BOTTOM

Los Angeles Dodgers @ Arizona Diamondbacks
Chase Field, Phoenix, AZ
Thu Jun 28 2007, 3:40 PM MST
Att. 26,593 - Roof Closed - 79 F

livebaseballscorecards.com

Batter	1	2	3	4	5	6	7	8	9	AB	R	H	RBI	BB	SO	LOB
22 Eric Byrnes, R (1, 7) OBP: 0.368, SLG: 0.514	BFBBB 4-1 11 FC6-4 BB		BBBCFB 4-2 1 G4-6-3 BB		FSFBS 1-3 ① K		BX 1-0 1-2 2-H 3-H 1B		X 0-0 11 1B 1 2B 1B	3	1	2	2	2	1	0
11 Augie Ojeda, S (1, 6) OBP: 0.400, SLG: 0.455	CBX 1 SAFE 1-1 ① FC6-4 34 E 1 BB 1-2f		CFBT 1-2 ① K		FBX 1-1 ② P4		BBCFBX 3-2 ① L9 2-3		CBDX 2-1 1 2B 1-2 1B	5	1	1	0	0	1	5
1 Orlando Hudson, S (1, 4) OBP: 0.380, SLG: 0.467	BDBB 4-0 34 E 1-2 BB		FBX 1-1 ②③ G4-6-3 1-2f		X 0-0 ③ F9		SBFBBC 3-3 ② K		BFBBX 3-1 1-H 2-H 2B	4	0	1	2	1	1	4
34 Conor Jackson, R (1, 3) OBP: 0.372, SLG: 0.418 44 Micah Owings, R (8, 1) OBP: 0.167, SLG: 0.261 Brandon Lyon, R (9, 1) 6 Stephen Drew, L (9, PH) OBP: 0.303, SLG: 0.351	CBCX 1 SAFE 1-2 ② G1-3 1-2 2-3			CBBBB 4-1 24 1B 7 SF9 BB		CX 0-1 ① G5-3	CX 0-1 ③ F7		BBCBFB 4-2 BB	3 0 0 0	1 0 0 0	0 0 0 0	0 0 0 0	1 0 0 1	0 0 0 0	4 0 0 0
27 Mark Reynolds, R (1, 5) OBP: 0.345, SLG: 0.532	CBBSC 2-3 ③ K			BSBSFFC 2-3 ① K		BCBX 2-1 ② F9		X 0-0 7 G5-3 2B	CFDS 1-3 ② K	5	0	1	0	0	3	5
24 Chris Young, R (1, 8) OBP: 0.279, SLG: 0.431		X 0-0 ① F9		BBCX 2-1 19 1B 1-3 1B		CBX 1-1 ③ F7		BFBX 2-1 ① G6-3	BCBSX 2-2 ③ P3	5	0	1	0	0	0	3
7 Carlos Quentin, R (1, 9) OBP: 0.309, SLG: 0.366		BFFBX 2-2 ② F7		BX 1-0 ② SF9 3-H			CSX 0-2 BB 22 1B 2B	X 0-0 ② G5-3 2-3		3	1	1	1	0	0	1
19 Chris Snyder, R (1, 2) OBP: 0.307, SLG: 0.364		X 0-0 ③ F8		BX 1-0 1-2 1B			BBBBB 4-0 BB 22 1B BB	BFSS 1-3 ③ K		3	1	1	0	1	1	1
51 Randy Johnson, R (1, 1) OBP: 0.125, SLG: 0.067 Scott Hairston, R (3, PH) OBP: 0.325, SLG: 0.396 57 Dustin Nippert, R (4, 1) 18 Chad Tracy, L (4, PH) OBP: 0.371, SLG: 0.500 45 Doug Slaten, L (5, 1) 56 Ramon Pena, R (6, 1) OBP: 0.333, SLG: 0.333 Tony Clark, S (7, PH) OBP: 0.286, SLG: 0.485 (8, 3)			CX 0-1 2B	BBSFX 2-2 ③ G6-3			CFBBBB 4-2 11 L9 22 1B 1-2 2-3 BB		X 0-0 ① F9	0 1 0 1 0 0 1	0 0 0 0 0 0 0	0 1 0 0 0 0 1	0 0 0 0 0 0 0	0 0 0 1 0 0 1	0 0 0 0 0 0 0	0 0 0 2 0 0 0
Inning Stats	R: 0 E: 1 K: 1 S: 9 H: 0 LOB: 2 BB: 2 P: 21	R: 0 E: 0 K: 0 S: 5 H: 0 LOB: 0 BB: 0 P: 7	R: 0 E: 0 K: 1 S: 9 H: 1 LOB: 1 BB: 1 P: 15	R: 1 E: 0 K: 1 S: 13 H: 2 LOB: 2 BB: 1 P: 25	R: 0 E: 0 K: 1 S: 7 H: 0 LOB: 0 BB: 0 P: 9	R: 0 E: 0 K: 0 S: 6 H: 0 LOB: 0 BB: 0 P: 9	R: 2 E: 0 K: 1 S: 14 H: 2 LOB: 2 BB: 2 P: 29	R: 0 E: 0 K: 1 S: 7 H: 1 LOB: 1 BB: 0 P: 10	R: 2 E: 0 K: 1 S: 14 H: 3 LOB: 2 BB: 1 P: 26	1B: 5 2B: 4 3B: 0 HR: 0 SF: 1 SAC: 0 DP: 1 HBP: 0						

	AB	34
	R	5
	H	9
	RBI	5
	BB	7
	SO	7
	LOB	25

PITCHER		IP	WLS	BF	H	R	ER	SO	BB	IBB	HBP	BLK	WP	HR	S	P	ERA	WHIP
52 Randy Wolf, L ERA: 4.33	(1, 1)	6.0	W	27	4	3	3	4	6	0	0	0	0	0	54	99	4.50	1.667
Brett Tomko, R ERA: 5.65	(7, 1)	2.1		13	5	2	2	2	1	0	0	0	0	0	24	43	7.71	2.571
44 Takashi Saito, R ERA: 1.38	(9, 1)	0.2	S	2	0	0	0	1	0	0	0	0	0	0	6	9	0.00	0.000

PITCHER		IP	WLS	BF	H	R	ER	SO	BB	IBB	HBP	BLK	WP	HR	S	P	ERA	WHIP

WP: 0 PA: 42
PB: 0
SB: 0
CS: 0

San Diego Padres @ Los Angeles Dodgers

Dodger Stadium, Los Angeles, CA

Fri Jun 29 2007, 7:40 PM PDT

Att. 52,050 - Clear - 77 F

livebaseballscorecards.com

TOP

Batter	1	2	3	4	5	6	7	8	9	AB	R	H	RBI	BB	SO	LOB
24 Brian Giles, L (1, 9) OBP: 0.354, SLG: 0.347	C FA 88 B FA 88 B FA 89 F FA 88 B FA 90 F FA 90 B SL 80 4-2 BB	S FA 88 B SL 79 T FA 89 F FA 90 C SL 83 2-3 K ①	C FA 90 C FA 90 B SL 83 F FA 90 F FA 90 X SL 83 1-2 22 1B 23 E 2-3 1B	C FA 86 B FA 88 C FA 88 B FA 87 F FA 88 B FA 89 B FA 89 4-2 23 S BB	C FA 88 C FA 88 C FA 91 0-3 K ②				3	1	1	0	2	2	0
22 Marcus Giles, R (1, 4) OBP: 0.331, SLG: 0.355	S FA 88 C CH 87 B FA 89 F FA 90 B SL 82 X SL 81 2-2 F8 ①	B CH 82 B CH 81 C FA 90 F FA 89 X CH 82 2-2 F8 ②	1 SAFE X SL 80 0-0 23 FC3-6 1-2 3-H 1B	S FA 89 X FA 88 0-1 F8 ①	B FA 87 B FA 86 X FA 87 2-0 G6-3 ③				5	0	1	1	0	0	2
23 Adrián González, L (1, 3) OBP: 0.347, SLG: 0.498	C FA 90 B FA 89 C FA 90 F FA 91 S FA 91 1-3 K ②	C FA 90 T FA 89 B SL 83 X SL 82 1-2 F8 ③	B FA 90 F FA 90 F FA 91 X CH 85 1-2 FC3-6 BB ② 1-2f 2-H	B FA 89 F FA 88 C FA 88 S FA 84 1-3 K ② 1-2			X FF 90 0-0 F7 ①		5	0	0	0	0	2	3
Mike Cameron, R (1, 8) OBP: 0.325, SLG: 0.445	B FA 90 X FA 90 1-0 F9 ③		B CH 88 2-1 C SL 78 X SL 79 4 E 2B B FA 90 B FA 90 D FA 90 F FA 91 B SL 81 4-2 1-2 BB	B FA 90 C FA 88 C FA 90 F FA 88 B CU 75 B FA 89 X FA 89 3-2 G6-3 ③			B FF 91 C FF 92 B FF 91 F FF 91 F FF 93 F FF 91 F SL 84 F FF 92 X FF 92 2-2 G1-4-3 ②		4	1	1	0	1	0	2
4 Michael Barrett, R (1, 2) OBP: 0.302, SLG: 0.412		F CH 87 C CH 80 B FA 88 X SL 81 1-2 F9 ①	B FA 88 2-2 F FA 89 C FA 89 B FA 88 X SL 82 E3 3 1B 5 HR 2-H 1B C FA 92 X FA 91 0-1 P6 ③			X FA 87 0-0 1B	X SL 83 0-0 P5 ③		5	1	2	1	0	0	2
3 Khalil Greene, R (1, 6)		C FA 89 B FA 89 B FA 89 S SL 79 S FA 89 2-3 K ②	B FA 90 B SL 79 F FA 88 F FA 89 B FA 89 X FA 90 3-2 5 HR 2-3 1B	C FA 88 B CU 73 B FA 88 F CH 81 B FA 89 X FA 88 3-2 F8 ①	C CH 83 B FA 87 X CU 74 1-1 L5 ①			4	1	1	0	0	1	1
5 Kevin Kouzmanoff, R (1, 5) OBP: 0.287, SLG: 0.393 43 Cla Meredith, R (7, 1) 40 Royce Ring, L (8, 1) Scott Linebrink, R (8, 1) Trevor Hoffman, R (9, 1)		B CH 87 C FA 89 B SL 81 S FA 90 B FA 90 F FA 91 B FA 90 4-2 3B BB	D SL 81 X FA 88 1-0 1-H 3-H HR	B FA 89 B CH 82 C FA 87 X FA 87 2-1 1B	X FA 87 0-0 F8 ②			3 0 0 0 0	2 0 0 0 0	2 0 0 0 0	3 0 0 0 0	1 0 0 0 0	0 0 0 0 0	1 0 0 0 0
José Cruz Jr., S (1, 7) OBP: 0.348, SLG: 0.409		X FA 89 0-0 1-H 3B	B CU 71 F FA 88 F CH 75 F FA 89 B SL 82 B CU 74 B FA 88 4-2 24 1B 32 SH1-4 22 1B BB	F CU 73 D CU 74 B FA 88 D CH 83 C FA 89 X FA 89 3-2 F9 ②	B CU 74 C FA 89 B FA 88 S FA 89 S CU 74 2-3 K ③			3	1	1	1	1	1	2
32 Chris Young, R (1, 1) OBP: 0.233, SLG: 0.080 Russell Branyan, L (7, 5) OBP: 0.356, SLG: 0.453		B SL 81 C FA 90 B FA 90 C FA 90 B FA 90 X FA 91 3-2 G4-3 ③	X FA 88 0-0 SH1-4 ① 1-2	S FA 88 X FA 89 0-1 G6-3 ③			F FA 88 T FA 88 F FA 90 B SL 78 C FA 89 1-3 K ①		2 1	0 0	0 0	0 0	0 0	0 1	2 0
Inning Stats	R: 0 E: 0 K: 1 S: 12 H: 0 LOB: 1 BB: 1 P: 20	R: 1 E: 0 K: 1 S: 13 H: 1 LOB: 1 BB: 1 P: 23	R: 0 E: 0 K: 1 S: 10 H: 0 LOB: 0 BB: 0 P: 15	R: 6 E: 2 K: 0 S: 26 H: 6 LOB: 2 BB: 2 P: 44	R: 0 E: 0 K: 0 S: 10 H: 1 LOB: 1 BB: 0 P: 18	R: 0 E: 0 K: 1 S: 12 H: 0 LOB: 1 BB: 1 P: 20	R: 0 E: 0 K: 1 S: 7 H: 1 LOB: 1 BB: 0 P: 10	R: 0 E: 0 K: 2 S: 8 H: 0 LOB: 0 BB: 0 P: 11	R: 0 E: 0 K: 0 S: 9 H: 0 LOB: 0 BB: 0 P: 11	1B: 6 2B: 1 3B: 1 HR: 1 SF: 0 SAC: 1 DP: 0 HBP: 0				WP: 0 PB: 0 SB: 1 CS: 0		PA: 41

	AB	35
	R	7
	H	9
	RBI	6
	BB	5
	SO	7
	LOB	15

PITCHER		IP	WLS	BF	H	R	ER	SO	BB	IBB	HBP	BLK	WP	HR	S	P	ERA	WHIP
56 Hung-Chih Kuo, L ERA: 7.42	(1, 1)	3.1	L	19	6	7	6	3	3	0	0	0	0	1	53	89	16.20	2.700
Rudy Seanez, R ERA: 3.38	(4, 1)	0.2		4	1	0	0	0	1	0	0	0	0	0	8	13	0.00	3.000
Mark Hendrickson, L ERA: 4.08	(5, 1)	3.0		12	2	0	0	2	1	0	0	0	0	0	29	48	0.00	1.000
Joe Beimel, L ERA: 4.5	(8, 1)	1.0		3	0	0	0	2	0	0	0	0	0	0	8	11	0.00	0.000
41 Chin-hui Tsao, R ERA: 2.84	(9, 1)	1.0		3	0	0	0	0	0	0	0	0	0	0	9	11	0.00	0.000

PITCHER		IP	WLS	BF	H	R	ER	SO	BB	IBB	HBP	BLK	WP	HR	S	P	ERA	WHIP

BOTTOM

San Diego Padres @ Los Angeles Dodgers

Dodger Stadium, Los Angeles, CA

Fri Jun 29 2007, 7:40 PM PDT

Att. 52,050 - Clear - 77 F

livebaseballscorecards.com

Batter	1	2	3	4	5	6	7	8	9	AB	R	H	RBI	BB	SO	LOB
15 Rafael Furcal, S (1, 6) OBP: 0.340, SLG: 0.353	B FA 87 X FA 88 1-0 ① B5-3		C FA 88 B CH 78 B SL 81 C FA 90 X FA 89 2-2 9 S 9 E 1B		C FA 87 B CH 79 X FA 87 1-1 ① F9		C CH 85 F CH 74 B CH 84 X CU 74 1-2 ①② G3-6-3 1-2f		B FA 83 C FA 82 C CH 83 X CH 72 1-2 9 G6-3 55 G5-3 2B	5	2	2	0	0	0	1
9 Juan Pierre, L (1, 8) OBP: 0.309, SLG: 0.325	B FA 87 B FA 87 C FA 88 X FA 88 2-1 55 S 12 G6-3 1B		1 SAFE C FA 89 B FA 89 X FA 89 1-1 E7 55 BLK 1-H 1B		B FA 88 X CH 79 1-0 55 G6-3 55 S 1B		B CH 85 C CH 84 X CH 84 1-1 ③ L6		L CH 84 X CH 84 0-1 ① G6-3 2-3	5	1	3	1	0	0	1
55 Russell Martin, R (1, 2) OBP: 0.365, SLG: 0.480	B FA 88 1 SAFE 1 SAFE B FA 88 2 SAFE B FA 89 B FA 88 4-0 S 12 G6-3 1-3 BB		B SL 78 C SL 78 B SL 79 F SL 79 B FA 88 F SL 80 S FA 90 3-3 ② K 2-3		C SL 77 X SL 80 0-1 ② G6-3 1-3			B CH 83 F CH 82 X CH 83 1-1 12 1B 5 1B 2B	C FA 85 S SL 81 B CH 73 X SL 80 1-2 ② G5-3 3-H	4	1	1	1	1	1	2
12 Jeff Kent, R (1, 4) OBP: 0.354, SLG: 0.455	1 SAFE C FA 89 X SL 78 0-1 ② G6-3 1-2 3-H		X SL 79 0-0 ③ P4		F SL 79 F FA 88 F FA 90 B SL 81 X SL 79 1-2 ③ F8			C CH 84 X SL 76 0-1 5 1B G1-3 7 1B 2-3 1B	X FA 85 0-0 2B	5	1	2	1	0	0	3
Luis Gonzalez, L (1, 7) OBP: 0.387, SLG: 0.490	C FA 88 F FA 90 B FA 88 B FA 89 F FA 90 B SL 79 F SL 79 F FA 90 F FA 89 3-3 ③ K 2-3		F FA 81 F FA 89 S SL 80	B FA 87 C FA 88 F CH 81 B FA 89 F FA 90 S CH 82 2-3 ① K	C FA 87 B FA 87 S FA 88 B CU 68 F FA 87 B CU 68 F FA 88 F FA 88 F FA 88 3-3 ① K			C CU 71 S SL 70 F SL 71 B FA 89 X CU 71 1-2 ① G1-3 1-2	C FC 84 X CH 73 0-1 ③ P2	5	0	0	0	0	3	4
5 Nomar Garciaparra, R (1, 5) OBP: 0.312, SLG: 0.327		S F FA 89 B SL 79 F SL 80 S FA 89 1-3 ① K		F SL 79 X SL 78 0-1 7 1B 1B	F FA 87 F FA 88 X SL 78 0-2 7 G1-6-3 1B			C CU 72 F FA 89 B FA 89 F CU 72 X CU 71 1-2 27 WP 7 1B 27 G6-3 2-3 3-H 1B		4	1	3	1	0	1	0
7 James Loney, L (1, 3) OBP: 0.500, SLG: 0.848		B FA 89 X FA 89 1-0 ② F7		C CH 80 F FA 88 F FA 88 X SL 80 0-2 1-3 1B	C FA 87 F FA 89 B FA 87 X FA 87 1-2 ② G1-6-3 1-2			C CU 71 D CU 72 X FA 89 1-1 27 WP 1-2 3-H 1B		4	0	2	1	0	0	1
27 Matt Kemp, R (1, 9) OBP: 0.424, SLG: 0.475		C FA 88 F FA 90 B SL 80 S SL 79 1-3 ③ K		S SL 78 F SL 80 F FA 88 F SL 80 S SL 81 0-3 ② K	D SL 78 B SL 80 F FA 89 C FA 89 F SL 80 S FA 90 2-3 ③ K			C FA 91 B FA 91 C FA 91 B CH 79 B FA 92 X FA 92 3-2 ② G6-3 1-2 2-H		4	0	0	1	0	3	4
56 Hung-Chih Kuo, L (1, 1) OBP: 0.167, SLG: 0.667 Rudy Seanez, R (4, 1) 16 Andre Ethier, L (4, PH) OBP: 0.344, SLG: 0.427 Mark Hendrickson, L (5, 1) 6 Tony Abreu, S (7, PH) OBP: 0.312, SLG: 0.422 Joe Beimel, L (8, 1) Wilson Betemit, S (8, PH) OBP: 0.327, SLG: 0.427 41 Chin-hui Tsao, R (9, 1)			S FA 87 S FA 89 F FA 91 F SL 78 S FA 89 0-3 ① K	C FA 90 F FA 90 B FA 89 X FA 90 1-2 ③ G5-3		B CH 84 C CH 84 B CH 83 X CH 83 2-1 15 G3-6-3 1B	B FA 91 B CH 80 F CH 80 F CH 80 F FA 92 X FA 91 2-2 ③ F7		1 0 1 0 1 0 0 1 0	0 0 0 0 0 0 0 0 0	0 0 0 0 1 0 0 0 0	0 0 0 0 0 0 0 0 0	1 0 2 0 0 0 0 0 1	0 0 0 0 0 0 0 0 0
Inning Stats	R: 1 E: 0 K: 1 S: 14 H: 1 LOB: 1 BB: 1 P: 24	R: 0 E: 0 K: 2 S: 8 H: 0 LOB: 0 BB: 0 P: 11	R: 1 E: 1 K: 2 S: 15 H: 2 LOB: 1 BB: 0 P: 21	R: 0 E: 0 K: 2 S: 18 H: 2 LOB: 2 BB: 0 P: 21	R: 0 E: 0 K: 0 S: 9 H: 1 LOB: 1 BB: 0 P: 12	R: 0 E: 0 K: 2 S: 18 H: 1 LOB: 1 BB: 0 P: 24	R: 0 E: 0 K: 0 S: 7 H: 1 LOB: 0 BB: 0 P: 11	R: 3 E: 0 K: 0 S: 21 H: 4 LOB: 1 BB: 0 P: 30	R: 1 E: 0 K: 0 S: 11 H: 2 LOB: 1 BB: 0 P: 13	1B: 11 2B: 3 3B: 0 HR: 0 SF: 0 SAC: 0 DP: 1 HBP: 0						

	AB	40
	R	6
	H	14
	RBI	6
	BB	1
	SO	9
	LOB	19

WP: 1 PB: 0 SB: 5 CS: 0 PA: 41

PITCHER		IP	WLS	BF	H	R	ER	SO	BB	IBB	HBP	BLK	WP	HR	S	P	ERA	WHIP
32 Chris Young, R ERA: 2.14	(1, 1)	6.0	W	26	7	2	2	9	1	0	0	1	0	0	82	113	3.00	1.333
43 Cla Meredith, R ERA: 4.23	(7, 1)	1.0		5	3	2	2	0	0	0	0	0	0	0	11	16	18.00	3.000
40 Royce Ring, L ERA: 1.5	(8, 1)	0.1		3	2	0	0	0	0	0	0	0	0	0	10	13	0.00	6.000
Scott Linebrink, R ERA: 2.55	(8, 1)	0.2	H	2	0	1	1	0	0	0	0	0	1	0	7	12	13.50	0.000
Trevor Hoffman, R ERA: 2.1	(9, 1)	1.0	S	5	2	1	1	0	0	0	0	0	0	0	11	13	9.00	2.000

PITCHER	IP	WLS	BF	H	R	ER	SO	BB	IBB	HBP	BLK	WP	HR	S	P	ERA	WHIP

Batter	1	2	3	4	5	6	7	8	9	10	11	12	AB	R	H	RBI	BB	SO	LOB
24 Brian Giles, L (1, 9) OBP: 0.358, SLG: 0.354	C B X 1-1 F8 ①		C C B F B B B 4-2 22 FC5-4 BB		B B X 2-0 22 FC6-4 1B			F X 0-1 2B		C B C X 1-2 L5 ③		B C C C 1-3 K ②	5	0	2	0	1	1	1
22 Marcus Giles, R (1, 4) OBP: 0.325, SLG: 0.348	B B X 2-0 F8 ②		F B B B X 2-2 FC5-4 ② 1-2f		1 SAFE X 0-0 FC6-4 ③ 1-2f			L X 0-1 F9 ①			B B B C C X 3-1 F8 ①	F S S X 1-2 G3 ③	6	0	0	0	0	0	4
23 Adrián González, L (1, 3) OBP: 0.347, SLG: 0.494	S B S C 1-3 K ③		X 0-0 F7 ③			L B B T F B F B 4-2 3 FC6-4 BB		F B T S 1-3 K ②			B B F B F F F B 4-2 BB		3	0	0	0	2	2	2
Mike Cameron, R (1, 8) OBP: 0.326, SLG: 0.451		B F X 1-1 28 2B 2B	C X 0-1 28 1B 2B			S B B B F S 2-3 K ①		F B B S B S 3-3 K ③			B C B T X 2-2 F8 ②		5	1	2	0	0	2	3
28 Josh Bard, S (1, 2) OBP: 0.340, SLG: 0.377 Hiram Bocachica, R (9, PR) OBP: 0.250, SLG: 0.324 4 Michael Barrett, R (9, 2) OBP: 0.301, SLG: 0.410		B B C X 2-1 5 G4-3 2-H 2B	B F F X 1-2 5 CS 2-3 1B			C B C B C 2-3 K ②			B B C B B 4-2 3 CS BB		X 0-0 F7 ③		3 0 1	0 0 0	2 0 0	1 0 0	1 0 0	1 0 1	1 0 1
3 Khalil Greene, R (1, 6) OBP: 0.274, SLG: 0.469		C B B F X 2-2 L8 ①	C F F S 0-3 K ①			C S X 0-2 FC6-4 ③ 1-2f			P C S F B X 2-2 F7 ①② 1-2			B X 1-0 5 SH2-4 2B 1B	5	1	1	0	0	1	5
5 Kevin Kouzmanoff, R (1, 5) OBP: 0.282, SLG: 0.386		C F B B X 2-2 G4-3 ② 2-3	S B S C 1-3 K ②③ 1-2				X 0-0 G5-3 ①		C X 0-1 F9 ③			C X 0-1 SH2-4 ① 1-2	4	0	0	0	0	1	4
José Cruz Jr., S (1, 7) OBP: 0.345, SLG: 0.409		B C B B C X 3-2 G4-3 ③			F X 0-1 F8 ①		F C B B B T 3-2 K ②			B F F B B X 3-2 F7 ①		S F B X 1-2 2B 2-H 2B	5	1	1	1	0	1	1
44 Jake Peavy, R (1, 1) OBP: 0.200, SLG: 0.343 21 Heath Bell, R (8, 1) Russell Branyan, L (10, PH) OBP: 0.353, SLG: 0.448 Scott Linebrink, R (10, 1) 43 Cla Meredith, R (11, 1) 40 Royce Ring, L (11, 1) Geoff Blum, S (12, PH) OBP: 0.264, SLG: 0.313 Trevor Hoffman, R (12, 1)			X 0-0 F8 ①		X 0-0 F8 ②		F B F B S 2-3 K ③			X 0-0 G6-3 ②		X 0-0 2-H 2B	3 0 1 0 0 0 0 1	0 0 0 0 0 0 0 0	0 0 0 0 0 0 0 1	0 0 0 0 0 0 0 1	1 0 0 0 0 0 0 0	0 0 0 0 0 0 0 0	0 0 0 0 0 0 0 0
Inning Stats	R: 0 H: 0 E: 0 LOB: 0 K: 1 BB: 0 S: 6 P: 10	R: 1 H: 2 E: 0 LOB: 1 K: 0 BB: 0 S: 13 P: 23	R: 0 H: 0 E: 0 LOB: 1 K: 0 BB: 1 S: 8 P: 14	R: 0 H: 2 E: 0 LOB: 1 K: 2 BB: 0 S: 12 P: 14	R: 0 H: 1 E: 0 LOB: 1 K: 0 BB: 0 S: 5 P: 7	R: 0 H: 0 E: 0 LOB: 1 K: 2 BB: 1 S: 13 P: 21	R: 0 H: 0 E: 0 LOB: 0 K: 2 BB: 0 S: 7 P: 12	R: 0 H: 1 E: 0 LOB: 1 K: 2 BB: 0 S: 10 P: 14	R: 0 H: 0 E: 0 LOB: 1 K: 0 BB: 1 S: 9 P: 14	R: 0 H: 0 E: 0 LOB: 0 K: 0 BB: 0 S: 7 P: 11	R: 0 H: 0 E: 0 LOB: 1 K: 0 BB: 1 S: 10 P: 19	R: 2 H: 3 E: 0 LOB: 1 K: 1 BB: 0 S: 13 P: 17	1B: 3 SF: 0 2B: 6 SAC: 1 3B: 0 DP: 0 HR: 0 HBP: 0				WP: 0 PA: 47 PB: 0 SB: 0 CS: 2		

PITCHER		IP	WLS	BF	H	R	ER	SO	BB	IBB	HBP	BLK	WP	HR	S	P	ERA	WHIP
31 Brad Penny, R ERA: 2.0	(1, 1)	7.0		27	5	1	1	7	2	0	0	0	0	0	64	101	1.29	1.000
Joe Beimel, L ERA: 4.41	(8, 1)	0.2		3	1	0	0	1	0	0	0	0	0	0	7	8	0.00	1.500
51 Jonathan Broxton, R ERA: 3.07	(8, 1)	1.1		4	0	0	0	1	1	0	0	0	0	0	12	20	0.00	0.750
44 Takashi Saito, R ERA: 1.34	(10, 1)	1.0		3	0	0	0	0	0	0	0	0	0	0	7	11	0.00	0.000
41 Chin-hui Tsao, R ERA: 2.7	(11, 1)	1.0		4	0	0	0	0	1	0	0	0	0	0	10	19	0.00	1.000

PITCHER		IP	WLS	BF	H	R	ER	SO	BB	IBB	HBP	BLK	WP	HR	S	P	ERA	WHIP
Brett Tomko, R ERA: 5.85	(12, 1)	1.0	L	6	3	2	2	1	0	0	0	0	0	0	13	17	18.00	3.000

TOP

San Diego Padres @ Los Angeles Dodgers

Dodger Stadium, Los Angeles, CA

Sat Jun 30 2007, 7:10 PM PDT

Att. 53,769 - Clear - 75 F

livebaseballscorecards.com

AB	42
R	3
H	9
RBI	3
BB	4
SO	10
LOB	22

Batter	1	2	3	4	5	6	7	8	9	10	11	12	AB	R	H	RBI	BB	SO	LOB
15 Rafael Furcal, S (1, 6) OBP: 0.337, SLG: 0.348	C X 0-1 P6 ①		C B B X 2-1 P5 ③			B C C B X 2-2 G6-3 ②		B B C B B B 4-1 55 G3 9 SH2-4 BB		C X 0-1 L4 ③			4	0	0	0	1	0	0
9 Juan Pierre, L (1, 8) OBP: 0.308, SLG: 0.324	C B B F X 2-2 F8 ②			C X 0-1 G4-3 ①		X 0-0 55 S 1B		1 SAFE L X 0-1 SH2-4 ① 1-2			C B X 1-1 G5-3 ①		4	0	1	0	0	0	0
55 Russell Martin, R (1, 2) OBP: 0.363, SLG: 0.475	C X 0-1 G5-3 ③			F B B X 2-1 G6-3 ②		C 1 SAFE 1 SAFE C B B S 2-3 K ③ 1-2		C X 0-1 G3 ② 2-3			S B X 1-1 12 CS 12 S 1B		5	0	1	0	0	1	2
12 Jeff Kent, R (1, 4) 27 Matt Kemp, R (11, PR) OBP: 0.424, SLG: 0.475 (12, 9) OBP: 0.352, SLG: 0.449		F B C B S 2-3 K ①		B B C B B X 3-1 F8 ③			C S B S 1-3 K ①	F S S 0-3 K ③			C 1 SAFE F B 1 SAFE B B B B 4-2 5 FC5 BB BB 1-3		4 0	0 0	0 0	0 0	1 0	3 0	1 0
Luis Gonzalez, L (1, 7) OBP: 0.387, SLG: 0.487 Brett Tomko, R (12, 1)		C B C B X 2-2 L7 ②			B F F X 1-2 F8 ①		B C F B X 2-2 16 1B 7 S 1B		C S F B X 1-2 G6-3 ①		1 SAFE B 1 SAFE B B C B 4-1 5 FC5 BB 1-2		4 0	0 0	1 0	0 0	1 0	0 0	0 0
5 Nomar Garciaparra, R (1, 5) OBP: 0.314, SLG: 0.339	B C X 1-1 1B				S B B F B F F F F 3-2 X HR		F F X 0-2 P3 ②		B X 1-0 G4-3 ②		S F B X 1-2 FC5 ③ 1-2 2-3f		5	1	2	1	0	0	3
7 James Loney, L (1, 3) OBP: 0.472, SLG: 0.780	X 0-0 F8 ③		B X 1-0 G1-3 ②			B B C B B C 4-2 16 1B 1-2 BB		B G B F C 2-3 K ③		B X 1-0 F7 ①			4	0	0	0	1	1	1
16 Andre Ethier, L (1, 9) (12, 7) OBP: 0.341, SLG: 0.422	X 0-0 F7 ①		C G B B X 2-2 G4-3 ③			C F B B X 2-2 1-2 2-3 1B		B C S S 1-3 K ①		C B B X 2-1 L8 ②			5	0	1	0	0	1	0
31 Brad Penny, R (1, 1) Olmedo Saenz, R (7, PH) OBP: 0.294, SLG: 0.422 Joe Beimel, L (8, 1) 51 Jonathan Broxton, R (8, 1) 44 Takashi Saito, L (10, 1) Wilson Betemit, S (10, PH) OBP: 0.325, SLG: 0.624 41 Chin-hui Tsao, R (11, 1) 6 Tony Abreu, S (12, 4) OBP: 0.309, SLG: 0.417 OBP: 0.273, SLG: 0.290	C F S 0-3 K2-3 ②				S B S S 1-3 K ①	B F B S S 2-3 K ③		B F B S S 2-3 K ②		B C S F X 1-2 F7 ③			2 1 0 0 0 0 1 0	0 0 0 0 0 0 0 0	0 0 0 0 0 0 0 0	0 0 0 0 0 0 1 0	0 0 0 0 0 0 0 0	2 1 0 0 0 0 0 0	0 3 0 0 0 0 0 0
Inning Stats	R: 0 H: 0 E: 0 LOB: 0 K: 0 BB: 0 S: 7 P: 9	R: 0 H: 1 E: 0 LOB: 1 K: 1 BB: 0 S: 9 P: 14	R: 0 H: 0 E: 0 LOB: 0 K: 1 BB: 0 S: 6 P: 8	R: 0 H: 0 E: 0 LOB: 0 K: 0 BB: 0 S: 6 P: 11	R: 1 H: 1 E: 0 LOB: 0 K: 0 BB: 0 S: 14 P: 21	R: 0 H: 1 E: 0 LOB: 1 K: 2 BB: 0 S: 10 P: 15	R: 0 H: 2 E: 0 LOB: 3 K: 2 BB: 1 S: 18 P: 29	R: 0 H: 0 E: 0 LOB: 1 K: 1 BB: 1 S: 8 P: 12	R: 0 H: 0 E: 0 LOB: 0 K: 1 BB: 0 S: 8 P: 12	R: 0 H: 0 E: 0 LOB: 0 K: 2 BB: 0 S: 8 P: 11	R: 0 H: 1 E: 0 LOB: 2 K: 0 BB: 2 S: 10 P: 21	R: 0 H: 0 E: 0 LOB: 0 K: 0 BB: 0 S: 7 P: 11	1B: 5 2B: 0 3B: 0 HR: 1	SF: 0 SAC: 1 DP: 0 HBP: 0		WP: 0 PB: 0 SB: 3 CS: 1	PA: 45		

PITCHER		IP	WLS	BF	H	R	ER	SO	BB	IBB	HBP	BLK	WP	HR	S	P	ERA	WHIP
44 Jake Peavy, R ERA: 2.09	(1, 1)	7.0		27	5	1	1	6	1	0	0	0	0	1	70	107	1.29	0.857
21 Heath Bell, R ERA: 1.49	(8, 1)	2.0		7	0	0	0	2	1	0	0	0	0	0	16	24	0.00	0.500
Scott Linebrink, R ERA: 2.48	(10, 1)	1.0		3	0	0	0	2	0	0	0	0	0	0	8	11	0.00	0.000
43 Cla Meredith, R ERA: 4.15	(11, 1)	0.2		3	1	0	0	0	1	0	0	0	0	0	6	12	0.00	3.000
40 Royce Ring, L ERA: 1.42	(11, 1)	0.1	W	2	0	0	0	0	1	0	0	0	0	0	4	9	0.00	3.000

PITCHER		IP	WLS	BF	H	R	ER	SO	BB	IBB	HBP	BLK	WP	HR	S	P	ERA	WHIP
Trevor Hoffman, R ERA: 2.03	(12, 1)	1.0	S	3	0	0	0	0	0	0	0	0	0	0	7	11	0.00	0.000

BOTTOM

San Diego Padres @ Los Angeles Dodgers

Dodger Stadium, Los Angeles, CA

Sat Jun 30 2007, 7:10 PM PDT

Att. 53,769 - Clear - 75 F

livebaseballscorecards.com

AB	40
R	1
H	6
RBI	1
BB	4
SO	10
LOB	10

Batter	1	2	3	4	5	6	7	8	9	AB	R	H	RBI	BB	SO	LOB
José Cruz Jr., S (1, 7) OBP: 0.340, SLG: 0.402	C FA 95 B FA 93 C FA 93 B FA 95 X FA 94 2-2 ① G1-3		X FA 94 0-0 ① L6			B FC 89 C FA 94 C FA 95 B FC 90 S CU 81 2-3 ① K		C FA 95 C FA 97 F SL 85 X FA 96 0-2 ② G3-1 1-2 2-3		4	0	0	0	0	1	2
22 Marcus Giles, R (1, 4) OBP: 0.324, SLG: 0.347	C FA 95 F FA 95 F FA 95 B FA 92 X FA 94 1-2 1B		X FA 95 0-0 ② G1-3			X FA 92 0-0 ② G5-3		C FA 93 B FA 95 X FA 94 1-1 ③ G5-3		4	0	1	0	0	0	2
23 Adrián González, L (1, 3) OBP: 0.344, SLG: 0.488	C FA 94 S FA 94 S FA 90 0-3 ② K		B FA 93 C FA 95 C FA 95 S FA 92 1-3 ③ K			B FA 94 B FA 96 X FA 97 2-0 ③ F8			X FA 89 0-0 ① G4-3	4	0	0	0	0	2	1
Mike Cameron, R (1, 8) OBP: 0.325, SLG: 0.448	B FA 93 F FA 93 B FA 94 B FA 94 S FA 94 X FA 95 3-2 ③ F9			C FA 95 X FA 96 0-1 ① F9			B FA 95 X FA 95 1-0 ① F9		C FA 90 B CU 76 F FA 90 B CH 81 X FA 92 2-2 28 BB 1B	4	0	1	0	0	0	1
4 Michael Barrett, R (1, 2) OBP: 0.300, SLG: 0.407		C FA 93 F FA 94 B FA 89 F FC 89 F FA 94 B CU 81 X FA 95 2-2 1B 1B		F FA 96 F FA 94 F FC 92 X FC 91 0-2 ② G6-3			X FA 95 0-0 ② G4-3		X FA 91 0-0 ② F7	4	0	1	0	0	0	1
Russell Branyan, L (1, 5) OBP: 0.344, SLG: 0.434 41 Kevin Cameron, R (7, 1) 28 Josh Bard, S (9, PH) OBP: 0.343, SLG: 0.377		L FA 93 F FA 93 S FA 88 0-3 ① K		C FA 95 B CH 85 B FA 95 C FA 89 S FC 90 2-3 ③ K			F FA 94 S FC 88 B FC 90 C CU 82 1-3 ③ K		B B B FA 87 C B FA 90 4-1 1-2 BB	3 0 0	0 0 0	0 0 0	0 0 0	0 0 1	3 0 0	1 0 0
Geoff Blum, S (1, 6) OBP: 0.264, SLG: 0.303		C FA 93 C CU 80 S FC 89 0-3 ② K			F FA 95 F FC 88 S FC 89 0-3 ① K			B FA 92 B FA 94 S FA 95 B FA 94 B FA 94 4-1 G3-1 1B BB	X FA 90 0-0 ③ F7	3	0	0	0	1	2	3
Hiram Bocachica, R (1, 9) OBP: 0.266, SLG: 0.338		C FA 95 B FA 96 S FA 95 B SL 89 X FA 94 2-2 1-3 1B			B FA 96 F FA 95 C CU 81 S FC 90 1-3 ② K			B SL 86 B FA 96 C FA 94 X FA 95 2-1 G3-1 1-2 1B		3	0	2	0	0	1	0
Justin Germano, R (1, 1) OBP: 0.385, SLG: 0.417 5 Kevin Kouzmanoff, R (7, 5) OBP: 0.281, SLG: 0.384		C FA 95 B FA 95 S FA 95 B CU 80 B FA 95 F FA 95 X FA 95 3-2 ③ F9			B FA 94 B FA 94 C FA 94 X FA 95 2-1 ③ P6			F FA 95 F FA 96 S SL 84 0-3 ① K		2 1	0 0	0 0	0 0	0 0	0 1	2 2
Inning Stats	R: 0 E: 0 K: 1 S: 13 H: 1 LOB: 1 BB: 0 P: 19	R: 0 E: 0 K: 2 S: 18 H: 2 LOB: 2 BB: 0 P: 25	R: 0 E: 0 K: 1 S: 5 H: 0 LOB: 0 BB: 0 P: 6	R: 0 E: 0 K: 1 S: 9 H: 0 LOB: 0 BB: 0 P: 11	R: 0 E: 0 K: 2 S: 8 H: 0 LOB: 0 BB: 0 P: 11	R: 0 E: 0 K: 1 S: 5 H: 0 LOB: 0 BB: 0 P: 9	R: 0 E: 0 K: 1 S: 5 H: 0 LOB: 0 BB: 0 P: 7	R: 0 E: 0 K: 1 S: 12 H: 1 LOB: 2 BB: 1 P: 19	R: 0 E: 0 K: 0 S: 7 H: 1 LOB: 2 BB: 1 P: 13	1B: 5 2B: 0 3B: 0 HR: 0 SF: 0 SAC: 0 DP: 0 HBP: 0						WP: 0 PB: 0 SB: 0 CS: 0 PA: 34	

PITCHER		IP	WLS	BF	H	R	ER	SO	BB	IBB	HBP	BLK	WP	HR	S	P	ERA	WHIP
58 Chad Billingsley, R ERA: 3.44	(1, 1)	7.0	W	24	3	0	0	9	0	0	0	0	0	0	63	88	0.00	0.429
51 Jonathan Broxton, R ERA: 3.0	(8, 1)	1.0		5	1	0	0	1	1	0	0	0	0	0	12	19	0.00	2.000
54 D.J. Houlton, R ERA:	(9, 1)	1.0		5	1	0	0	0	1	0	0	0	0	0	7	13	0.00	2.000

PITCHER	IP	WLS	BF	H	R	ER	SO	BB	IBB	HBP	BLK	WP	HR	S	P	ERA	WHIP

TOP

San Diego Padres @ Los Angeles Dodgers

Dodger Stadium, Los Angeles, CA

Sun Jul 01 2007, 1:10 PM PDT

Att. 48,632 - Sunny - 85 F

livebaseballscorecards.com

AB	32
R	0
H	5
RBI	0
BB	2
SO	10
LOB	15

BOTTOM

Batter	1	2	3	4	5	6	7	8	9	AB	R	H	RBI	BB	SO	LOB
15 Rafael Furcal, S (1, 6) OBP: 0.338, SLG: 0.359	L CH 85 X CH 77 0-1 ① G3		C CU 69 C CH 86 B FA 86 F FA 88 X CH 79 1-2 9 S 9 1B 2-H 1B	B CH 79 F CH 79 X FA 88 1-1 ③ F7			X CH 78 0-0 HR	C FA 91 C FA 92 C SL 83 0-3 ③ K		5	2	2	2	0	1	5
9 Juan Pierre, L (1, 8) OBP: 0.310, SLG: 0.324	C FA 89 B CH 85 B CH 84 B B 4-1 55 G4-3 BB		P PO 82 1 SAFE C CH 78 C CU 69 B CU 70 F CU 72 X CH 78 2-2 55 S 55 1B 1-H 1B		C CH 86 B CU 70 C FA 88 X CH 78 1-2 ① G5-3		B FA 87 C CH 85 X CU 70 1-1 ② F7			3	1	1	1	1	0	0
55 Russell Martin, R (1, 2) OBP: 0.364, SLG: 0.473	1 SAFE 1 SAFE 1 SAFE X CH 85 0-0 ② ③ G4-3 1-2f		C CU 68 B FA 88 X CU 68 1-1 1-H 1B		B CH 78 S CU 70 X CU 71 1-1 ② F8		B CU 71 C CH 79 C FA 86 B CH 78 B FA 87 B CH 77 4-2 BB			3	0	1	1	1	0	1
Luis Gonzalez, L (1, 7) OBP: 0.385, SLG: 0.481 51 Jonathan Broxton, R (8, 1) 54 D.J. Houlton, R (9, 1)		C CH 85 B FA 86 X CH 84 1-1 ① F8	C FA 86 X CH 78 0-1 ③ G4-3		B CH 78 B CH 85 B CU 69 B FA 86 4-0 BB		C FC 90 B FC 89 B FA 90 S FA 90 S SL 80 2-3 ③ K			3 0 0	0 0 0	0 0 0	0 0 0	1 0 0	1 0 0	2 0 0
5 Nomar Garciaparra, R (1, 5) OBP: 0.310, SLG: 0.336 16 Andre Ethier, L (8, 7) OBP: 0.340, SLG: 0.421		B CU 68 C FA 89 X FA 88 1-1 ② F9		X CH 86 0-0 ① F7	C FA 88 X CH 77 0-1 ③ G5-3			S SL 78 X SL 78 0-1 ① G5-3		3 1	0 0	0 0	0 0	0 0	0 0	1 0
7 James Loney, L (1, 3) OBP: 0.456, SLG: 0.736		B FA 88 B FA 87 C CH 79 F CH 78 F FA 89 X CH 79 2-2 ③ F9		B CH 85 C CH 85 X FA 86 1-1 ② G6-3		B CH 85 C CU 69 B CH 78 F CH 86 C FA 88 2-3 ① K		B FA 91 C FA 90 B SL 77 B FA 88 B FA 91 4-1 6 E 6 1B BB		3	0	0	0	1	1	0
27 Matt Kemp, R (1, 9) OBP: 0.429, SLG: 0.523			B FA 87 C FA 86 C FA 87 X CU 79 1-2 58 SH2-4 15 1B 1B	F FA 87 C FA 87 X FA 89 0-2 HR	C CU 68 C CU 70 S CU 71 0-3 ② K			S SL 80 S SL 77 S SL 83 0-3 ② K		4	2	2	1	0	2	1
6 Tony Abreu, S (1, 4) OBP: 0.316, SLG: 0.421			B FA 87 F CH 78 B CU 68 1 SAFE B CH 77 X CH 85 3-1 ① F8	C CU 70 S CH 79 B CH 78 F FA 88 X CU 72 1-2 58 1B 1B	C CU 68 X CH 86 0-1 ③ F8			B FA 90 B SL 77 C FC 88 C FA 89 X FA 91 2-2 E6 BB 1-3 1B		4	0	2	0	0	0	1
58 Chad Billingsley, R (1, 1) OBP: 0.667, SLG: 1.000 Wilson Betemit, S (7, PH) OBP: 0.327, SLG: 0.421 (8, 5)			X FA 88 0-0 ② SH2-4 1-2	C CU 68 X FA 87 0-1 1-3 1B			S CH 77 B CH 86 C CU 69 S CU 70 1-3 ① K	C SL 78 B SL 78 B FA 88 B SL 78 B FA 89 4-1 1-2 BB		1 1	0 0	1 0	0 0	0 1	0 1	0 0
Inning Stats	R: 0 E: 0 K: 0 S: 4 H: 0 LOB: 0 BB: 1 P: 8	R: 0 E: 0 K: 0 S: 8 H: 0 LOB: 0 BB: 0 P: 12	R: 3 E: 0 K: 0 S: 19 H: 4 LOB: 1 BB: 0 P: 26	R: 1 E: 0 K: 0 S: 14 H: 3 LOB: 2 BB: 0 P: 17	R: 0 E: 0 K: 0 S: 7 H: 0 LOB: 1 BB: 1 P: 13	R: 0 E: 0 K: 2 S: 8 H: 0 LOB: 0 BB: 0 P: 10	R: 1 E: 0 K: 2 S: 11 H: 1 LOB: 1 BB: 1 P: 19	R: 0 E: 1 K: 2 S: 13 H: 1 LOB: 3 BB: 2 P: 23		1B: 7 2B: 0 3B: 0 HR: 2 SF: 0 SAC: 1 DP: 1 HBP: 0				WP: 0 PB: 0 SB: 2 CS: 0 PA: 37		

PITCHER	IP	WLS	BF	H	R	ER	SO	BB	IBB	HBP	BLK	WP	HR	S	P	ERA	WHIP
Justin Germano, R (1, 1) ERA: 3.12	6.2	L	30	8	5	5	3	3	0	0	0	0	2	68	100	6.75	1.650
41 Kevin Cameron, R (7, 1) ERA: 0.35	1.1		7	1	0	0	3	2	0	0	0	0	0	16	28	0.00	2.250

PITCHER	IP	WLS	BF	H	R	ER	SO	BB	IBB	HBP	BLK	WP	HR	S	P	ERA	WHIP

San Diego Padres @ Los Angeles Dodgers

Dodger Stadium, Los Angeles, CA

Sun Jul 01 2007, 1:10 PM PDT

Att. 48,632 - Sunny - 85 F

livebaseballscorecards.com

AB	31
R	5
H	9
RBI	5
BB	5
SO	6
LOB	11

Batter	1	2	3	4	5	6	7	8	9	AB	R	H	RBI	BB	SO	LOB
Willie Harris, L (1, 7) OBP: 0.442, SLG: 0.482 23 Matt Diaz, R (7, PH) OBP: 0.360, SLG: 0.463 (7, 7)	C FA 91 B FA 91 F FA 91 B FA 91 X FA 91 2-2 ① F8		B FA 90 F FA 90 B CH 86 F FA 91 X FA 91 2-2 ② F9 2-3		B FA 91 C FA 89 C CH 86 X FA 92 1-2 11 S 1B		X FA 88 0-0 ① G4-3 2-3		B FA 96 F FA 95 T FA 94 X CU 82 1-2 ② FC5-4 11 2B 1-2f 2-3	3 2	0 0	1 0	0 0	0 0	0 0	1 3
11 Edgar Renteria, R (1, 6) OBP: 0.389, SLG: 0.497	C FA 91 C FA 91 B FA 92 X FA 91 1-2 ② G5-3		B FA 90 B FA 90 C FA 91 X FA 91 2-1 10 1B 3-H 1B		P PO 86 B FA 90 F FA 91 C SL 83 B FA 90 S SL 84 3-3 ③ K 1-2		B FA 86 B FA 88 B FA 88 B FA 87 4-0 10 G1-6-3 BB		X FA 95 0-0 1-3 3-H 2B	4	0	2	2	1	1	1
10 Chipper Jones, S (1, 5) OBP: 0.419, SLG: 0.596	B FA 91 B CH 83 C FA 91 X SL 82 2-1 1B		B FA 91 C FA 91 F CH 86 X CH 85 1-2 1B			B FA 89 B FA 90 B SL 81 C FA 90 S FA 90 X FA 90 3-2 16 SH5-3 1B 1B	C FA 89 F FA 88 X FA 89 0-2 ② ③ G1-6-3 1-2f		F FA 94 B CU 76 B FA 94 X FA 94 2-1 ③ F7	5	0	3	0	0	0	4
Andruw Jones, R (1, 8) OBP: 0.297, SLG: 0.382	B FA 91 C FA 91 S FA 91 B FA 90 S FA 91 2-3 ③ K		B FA 91 B FA 91 B FA 92 S FA 91 X FA 91 3-1 ③ G6-3			X FA 91 0-0 16 SH5-3 1-2 1B		B SL 81 F FA 93 F FA 93 B SL 83 S SL 81 2-3 ① K		4	0	1	0	0	2	3
16 Brian McCann, L (1, 2) OBP: 0.311, SLG: 0.422		F FA 90 B FA 90 S CH 86 F CH 86 F CH 86 B FA 91 B FA 91 F FA 90 F CH 86 3-3 ① K		F FA 89 F CH 84 F CH 86 B FA 90 B CH 86 X SL 82 2-2 ① F8		X FA 86 0-0 ① SH5-3 1-2 2-3		S FA 93 B FA 93 S FA 94 S FA 93 1-3 ② K	3	0	0	0	0	2	0
7 Jeff Francoeur, R (1, 9) OBP: 0.330, SLG: 0.418		B FA 90 C FA 92 B FA 91 S FA 91 B FA 90 F FA 92 F FA 90 X FA 91 3-2 ② G5-3		X FA 90 0-0 2 G6-3 1B		I IN 67 I IN 71 I IN 68 I IN 66 4-0 IBB		C FA 94 X FA 94 0-1 ③ G6-3		3	0	1	0	1	0	0
2 Kelly Johnson, L (1, 4) OBP: 0.383, SLG: 0.456		B FA 91 B CH 86 B FA 91 C FA 90 X FA 91 3-1 ③ G4-3		B FA 90 C FA 90 F FA 90 X CH 86 1-2 ② ③ G6-3 1-2f		B FA 87 F FA 89 C FA 87 S SL 77 1-3 ② K			C FA 94 B FA 94 B CU 78 X FA 94 2-1 23 FC5-4 11 2B 1B	4	1	1	0	0	1	4
Scott Thorman, L (1, 3) OBP: 0.263, SLG: 0.411 Jarrod Saltalamacchia, S (6, PH) OBP: 0.388, SLG: 0.511 (6, 3)			C CH 85 B FA 90 X CH 86 1-1 F9 29 SH1-4 11 1B 1B		B FA 89 B FA 90 C FA 90 S CH 85 B FA 91 S CH 86 3-3 ① K	X FA 89 0-0 ③ G4-3			B FA 95 X FA 95 1-0 23 FC5-4 1-2 1B	2 2	1 0	1 1	0 0	0 0	1 3	0
29 John Smoltz, R (1, 1) OBP: 0.115, SLG: 0.154 19 Yunel Escobar, R (7, PH) OBP: 0.344, SLG: 0.420 Tyler Yates, R (7, 1) 58 Peter Moylan, R (7, 1) 54 Chad Paronto, R (8, 1) 4 Pete Orr, L (9, PH) OBP: 0.207, SLG: 0.196			1 SAFE B FA 89 X FA 90 1-0 ① SH1-4 1-2		C FA 91 C FA 91 S FA 91 0-3 ② K		C FA 88 F FA 81 F FA 91 X FA 89 0-2 E6 23 G4-3		C FA 95 D CH 86 X FA 94 1-1 ① F5	1 1 0 0 0 0 1	0 0 0 0 0 0 0	0 0 0 0 0 0 0	0 0 0 0 0 0 0	0 0 0 0 0 0 0	1 0 0 0 0 0 0	0 0 0 0 0 0 2

| Inning Stats | | |

Batter	1	2	3	4	5	6	7	8	9	AB	R	H	RBI	BB	SO	LOB
15 Rafael Furcal, S (1, 6) OBP: 0.342, SLG: 0.364	F FA 93 L FA 94 X CU 81 0-2 ① F8		C FA 94 B FA 93 B CU 80 B FA 94 B FA 93 4-1 12 FC4-6 55 1B BB		X FA 94 0-0 9 G3 55 2B 2B		G3-1			4	1	2	0	1	0	0
9 Juan Pierre, L (1, 8) OBP: 0.309, SLG: 0.326	B FA 93 X FA 93 1-0 ② F7		B FA 91 1 SAFE 1 SAFE C FA 93 X FA 92 1-1 ① F8		C FA 93 X FA 88 0-1 ② G3 2-3		C FA 95 B SL 88 B SL 90 X FA 96 2-1 55 S 55 1B 2B	C FA 89 B FA 89 F SL 83 B FA 91 F SL 84 F FA 90 B FA 92 X FA 90 3-2 ① G3		5	1	1	0	0	0	2
55 Russell Martin, R (1, 2) OBP: 0.371, SLG: 0.483	B FC 90 C FA 95 F SL 87 X FA 94 1-2 12 FC6-4 1B		S FA 94 1 SAFE X FC 89 0-1 12 FC4-6 1-2 1B		B SL 80 X FA 94 1-0 3-H 2B		B FA 95 C SL 89 S SL 87 F SL 85 B SL 87 X FA 95 2-2 12 S 12 1B 2-H 1B	B FA 92 B SL 84 C SL 84 F SL 84 S FA 91 2-3 ② K		5	1	4	2	0	1	0
12 Jeff Kent, R (1, 4) OBP: 0.350, SLG: 0.446 6 Tony Abreu, S (7, PR) OBP: 0.322, SLG: 0.421 (8, 4)	1 SAFE D FA 93 S SL 88 X FA 94 1-1 ③ FC6-4 1-2f		B SL 89 S SL 88 C FA 95 X FC 89 1-2 ② FC4-6 1-2f 2-3		F SL 88 F FA 94 D SL 83 X FC 90 1-2 ③ G4-3		1 SAFE B FA 94 B SL 87 1 SAFE B FA 94 C FA 93 F FA 94 X FA 94 3-2 1B 5 E 1-H 1B	C FA 89 F CH 83 H FA 90 1-2 HBP		4 0	0 1	1 0	1 0	0 0	0 0	4 0
Luis Gonzalez, L (1, 7) OBP: 0.387, SLG: 0.482 16 Andre Ethier, L (7, PR) OBP: 0.338, SLG: 0.419 (8, 7)		B FC 88 B SL 87 X FA 94 2-0 27 FC5-4 5 1B 1B	B FC 90 B FA 94 C SL 88 F FA 94 T SL 88 2-2 ③ K			B FA 93 C CH 83 S FS 87 F FS 88 F FS 87 F CH 86 T SL 88 1-2 ① K	1 SAFE B FA 89 B FA 89 B FA 89 C FA 89 X FA 92 3-1 5 E 27 BB 1-3 1B	D FA 88 X SL 84 1-0 ③ P6		4 1	0 1	2 1	0 0	0 0	2 0	2 1
5 Nomar Garciaparra, R (1, 5) OBP: 0.310, SLG: 0.334		B SL 88 X SL 88 1-0 27 FC5-4 1-2 1B		F FA 93 S FC 89 X SL 88 0-2 ① G1-3		X FA 94 0-0 ② P3	C SL 76 C SL 76 B FA 93 B SL 77 X FA 93 2-2 E5 27 BB 1-3 3-H SF7			4	1	1	1	0	0	1
7 James Loney, L (1, 3) OBP: 0.443, SLG: 0.696		X FA 93 0-0 ① L6		B CU 79 C FC 90 F FA 93 S FS 88 1-3 ② K		F FC 89 S FS 87 F FS 87 S FS 87 0-3 K 27 HR	I IN 56 4-0 27 BB 15 1B IBB			3	1	0	0	1	2	2
27 Matt Kemp, R (1, 9) OBP: 0.432, SLG: 0.559		S SL 87 S FC 89 B FC 89 F SL 89 X FC 90 1-2 ② FC5-4 1-2f 2-3		X FA 95 0-0 ③ P4		B SL 88 S SL 87 1 SAFE B FC 87 B FA 93 X FA 94 3-1 1-H HR	B FA 91 B CU 73 B FA 92 B FA 90 4-0 15 1B 1-2 2-3 3-H BB			3	1	1	3	1	0	2
Derek Lowe, R (1, 1) OBP: 0.289, SLG: 0.188 Joe Beimel, L (6, 1) Olmedo Saenz, R (7, PH) OBP: 0.350, SLG: 0.422 Rudy Seanez, R (8, 1) Brett Tomko, R (9, 1)		S SL 86 X SL 86 0-1 ③ F8			C FA 92 F FA 93 B CU 78 F CU 78 F SL 86 C FA 94 1-3 ① K	C FA 92 S FA 92 C SL 84 0-3 ③ K	C FA 92 X FA 92 0-1 ② SF7 3-H			2 1 0 0 0	0 0 0 0 0	0 0 0 0 0	0 0 1 0 0	1 1 0 0 0	2 0 0 0 0	2 0 0 0 0
Inning Stats	R: 0 E: 0 K: 0 S: 9 H: 1 LOB: 1 BB: 0 P: 12	R: 0 E: 0 K: 0 S: 9 H: 2 LOB: 2 BB: 0 P: 13	R: 0 E: 0 K: 1 S: 11 H: 1 LOB: 2 BB: 1 P: 19	R: 0 E: 0 K: 1 S: 7 H: 0 LOB: 0 BB: 0 P: 8	R: 1 E: 0 K: 1 S: 12 H: 2 LOB: 1 BB: 0 P: 15	R: 2 E: 0 K: 3 S: 16 H: 1 LOB: 0 BB: 0 P: 20	R: 5 E: 1 K: 0 S: 21 H: 5 LOB: 2 BB: 2 P: 45	R: 0 E: 0 K: 1 S: 11 H: 0 LOB: 1 BB: 0 P: 18		1B: 8 2B: 3 3B: 0 HR: 1	SF: 1 SAC: 0 DP: 0 HBP: 1		WP: 1 PB: 0 SB: 2 CS: 0	PA: 41		

PITCHER		IP	WLS	BF	H	R	ER	SO	BB	IBB	HBP	BLK	WP	HR	S	P	ERA	WHIP
29 John Smoltz, R ERA: 3.07	(1, 1)	6.0	L	27	7	3	3	6	1	0	0	0	1	1	64	87	4.50	1.333
Tyler Yates, R ERA: 3.79	(7, 1)	0.1		4	3	3	3	0	0	0	0	0	0	0	12	22	81.00	9.000
58 Peter Moylan, R ERA: 2.38	(7, 1)	0.2		6	2	2	0	0	1	1	0	0	0	0	9	23	0.00	4.500
54 Chad Paronto, R ERA: 4.4	(8, 1)	1.0		4	0	0	0	1	0	0	1	0	0	0	11	18	0.00	0.000

PITCHER	IP	WLS	BF	H	R	ER	SO	BB	IBB	HBP	BLK	WP	HR	S	P	ERA	WHIP

BOTTOM

Atlanta Braves @ Los Angeles Dodgers

Dodger Stadium, Los Angeles, CA

Mon Jul 02 2007, 7:10 PM PDT

Att. 40,571 - Clear - 83 F

livebaseballscorecards.com

AB	36
R	8
H	12
RBI	8
BB	3
SO	7
LOB	16

Atlanta Braves @ Los Angeles Dodgers

Dodger Stadium, Los Angeles, CA

Tue Jul 03 2007, 7:10 PM PDT

Att. 43,052 - Clear - 82 F

livebaseballscorecards.com

Batter	1	2	3	4	5	6	7	8	9	AB	R	H	RBI	BB	SO	LOB
19 Yunel Escobar, R (1, 4) OBP: 0.327, SLG: 0.398	B FA 85 X FA 85 1-0 E5 10 G6-4-3	X FA 86 0-0 ③ FC4-6 1-2f		M FA 89 F CU 73 F FA 86 C FA 89 0-3 ① K		F FA 89 X CU 75 0-1 ③ G5-3			B FA 96 C FA 95 F SL 85 S SL 86 1-3 ③ K	5	0	0	0	0	2	1
11 Edgar Renteria, R (1, 6) OBP: 0.387, SLG: 0.492	X FA 85 0-0 ① P3		B FA 87 B CH 75 C FA 87 F FA 88 B FA 89 F FA 89 B FA 88 4-2 10 FC4-6 BB	C FA 88 X CH 81 0-1 ② G6-3			F FA 92 F FA 94 T FA 94 0-2 ① K			3	0	0	0	1	1	1
10 Chipper Jones, S (1, 5) OBP: 0.413, SLG: 0.585	X FA 86 0-0 ② ③ G6-4-3 1-2f		1 SAFE F CH 78 C FA 86 B FA 90 B CH 80 F CH 79 X FA 89 2-2 ① FC4-6 BB 7 2B 1-2f	C CU 75 B FA 89 B FA 88 X CH 82 2-1 ③ F7			C FA 94 F CH 87 B SL 83 X SL 82 1-2 ② G4-3			4	1	0	0	0	0	2
Andruw Jones, R (1, 8) OBP: 0.299, SLG: 0.385		X FA 84 0-0 ① 7 G4-3 23 1B 2B	B CU 65 B FA 87 S FA 88 B CU 66 C FA 89 B FA 90 4-2 7 2B 16 BB 1-2 BB		X FA 89 0-0 ① G3-1		B CH 84 B FA 94 B CH 83 C CH 83 C CH 83 X CH 81 3-2 ③ G5-3			3	2	1	0	1	0	0
7 Jeff Francoeur, R (1, 9) OBP: 0.329, SLG: 0.419		X FA 84 0-0 ① G4-3 2-3	X FA 87 0-0 16 BB SF8 1-3 2-H 2B		F FA 89 C CH 81 B FA 88 X FA 90 1-2 ② F9			B FA 97 B FA 96 X FA 96 2-0 ① G6-3		4	1	1	1	0	0	1
23 Matt Diaz, R (1, 7) OBP: 0.374, SLG: 0.469		X CU 65 0-0 16 HR 3-H 1B	I IN 63 I IN 64 I IN 65 I IN 66 4-0 16 BB IBB		B CU 76 C FA 88 X FA 90 1-1 1B			B FA 97 B FA 96 B FA 96 B FA 96 4-0 16 G3-6-1 BB		2	1	2	1	2	0	0
16 Brian McCann, L (1, 2) OBP: 0.314, SLG: 0.433	C FA 86 C FA 86 B FA 88 F FA 88 D CU 68 X CU 78 2-2 1-H HR	B FA 87 B FA 87 B FA 87 C FA 86 B FA 86 4-1 1-2 2-3 3-H BB		B CH 80 F FA 89 B FA 88 B CH 81 X FA 88 3-1 ③ F9				B FA 96 B SL 86 X FA 95 2-0 ② ③ G3-6-1 1-2f		3	1	1	3	1	0	2
Jarrod Saltalamacchia, S (1, 3) OBP: 0.373, SLG: 0.495		F FA 87 F FA 87 B FA 85 S CU 78 1-3 ② K	B CU 65 F FA 88 B SL 79 F CH 78 X CU 65 2-2 ② SF8 3-H			B CU 74 B CU 74 F FA 88 C FA 89 X CU 75 2-2 ① G6-3			F FA 92 X CU 78 0-1 ① F8	3	0	0	1	0	1	0
26 Kyle Davies, R (1, 1) OBP: 0.280, SLG: 0.391 Oscar Villarreal, L (3, 1) 2 Kelly Johnson, L (6, PH) OBP: 0.382, SLG: 0.455 49 Wilfredo Ledezma, L (6, 1) Tyler Yates, R (7, 1) 39 Rafael Soriano, R (8, 1) Willie Harris, L (9, PH) OBP: 0.439, SLG: 0.478		B FA 87 C FA 86 B FA 87 F FA 87 F FA 89 X FA 88 2-2 19 FC4-6 1B	X FA 85 0-0 ③ F9			X FA 88 0-0 ② F8			B FA 94 X FA 93 1-0 ② G3	2 0 1 0 0 0 1	0 0 0 0 0 0 0	1 0 0 0 0 0 0	0 0 0 0 0 0 0	0 0 0 0 0 0 0	0 0 0 0 0 0 0	2 0 0 0 0 0 0
Inning Stats	R: 0 E: 1 K: 0 S: 3 H: 0 LOB: 0 BB: 0 P: 4	R: 3 E: 0 K: 1 S: 15 H: 4 LOB: 1 BB: 0 P: 20	R: 3 E: 0 K: 0 S: 15 H: 1 LOB: 2 BB: 4 P: 35	R: 0 E: 0 K: 1 S: 8 H: 0 LOB: 0 BB: 0 P: 10	R: 0 E: 0 K: 0 S: 8 H: 1 LOB: 1 BB: 0 P: 13	R: 0 E: 0 K: 0 S: 6 H: 0 LOB: 0 BB: 0 P: 8	R: 0 E: 0 K: 1 S: 9 H: 0 LOB: 0 BB: 0 P: 13	R: 0 E: 0 K: 0 S: 2 H: 0 LOB: 0 BB: 1 P: 10	R: 0 E: 0 K: 1 S: 6 H: 0 LOB: 0 BB: 0 P: 8	1B: 3 2B: 2 3B: 0 HR: 1 SF: 1 SAC: 0 DP: 2 HBP: 0	WP: 0 PB: 0 SB: 0 CS: 0 PA: 37					

PITCHER		IP	WLS	BF	H	R	ER	SO	BB	IBB	HBP	BLK	WP	HR	S	P	ERA	WHIP
52 Randy Wolf, L ERA: 4.73	(1, 1)	3.0		18	5	6	6	1	3	1	0	0	0	1	33	59	18.00	2.667
54 D.J. Houlton, R ERA:	(4, 1)	3.0		10	1	0	0	1	0	0	0	0	0	0	22	31	0.00	0.333
Rudy Seanez, R ERA: 3.2	(7, 1)	1.0	W	3	0	0	0	1	0	0	0	0	0	0	9	13	0.00	0.000
51 Jonathan Broxton, R ERA: 2.93	(8, 1)	1.0	H	3	0	0	0	0	1	0	0	0	0	0	2	10	0.00	1.000
44 Takashi Saito, R ERA: 1.3	(9, 1)	1.0	S	3	0	0	0	1	0	0	0	0	0	0	6	8	0.00	0.000

PITCHER	IP	WLS	BF	H	R	ER	SO	BB	IBB	HBP	BLK	WP	HR	S	P	ERA	WHIP

TOP

AB	31
R	6
H	6
RBI	6
BB	5
SO	4
LOB	9

Atlanta Braves @ Los Angeles Dodgers

Dodger Stadium, Los Angeles, CA

Tue Jul 03 2007, 7:10 PM PDT

Att. 43,052 - Clear - 82 F

livebaseballscorecards.com

BOTTOM

Batter	1	2	3	4	5	6	7	8	9	AB	R	H	RBI	BB	SO	LOB
15 Rafael Furcal, S (1, 6) OBP: 0.346, SLG: 0.366	F FA 88 X CU 74 0-1 9 SH1-3 9 S 7 1B 1B	B FA 91 B FA 91 B FA 91 D FA 92 4-0 1-2 BB	B FA 92 X FA 91 1-0 ②③ G4-6-3 1-2f			B CH 82 B FA 93 X FA 92 2-0 ② G1		B FA 95 B FA 95 B FA 93 C FA 93 C FA 93 F FA 95 F FA 94 X FA 94 3-2 9 FC5-4 1B		4	1	2	0	1	0	2
9 Juan Pierre, L (1, 8) OBP: 0.305, SLG: 0.322	B FA 90 L FA 90 1 SAFE B FA 89 B FA 91 X FA 91 3-1 ① SH1-3 1-3	B FA 92 B CH 82 C FA 92 B FA 92 X FA 93 3-1 ② F6		B FA 87 B FA 91 C CH 86 F FA 90 F FA 91 X FA 92 2-2 ① G6-3		C FA 93 X FA 92 0-1 ③ G1-3		1 SAFE X FA 94 0-0 ② FC5-4 7 CS 1-2f		4	0	0	0	0	0	3
7 James Loney, L (1, 3) OBP: 0.431, SLG: 0.667	D CH 81 F CU 77 C FA 91 F CU 78 F CH 81 B FA 91 F FA 92 B FA 92 X CH 80 3-2 12 G4-3 1B 3-H	S FA 92 F FA 92 F FA 92 F FA 91 D CU 78 S CU 75 1-3 ③ K		B FA 90 B CH 82 B CH 85 C FA 91 F FA 91 F FA 92 C FA 91 3-3 ② K			F FA 93 C FA 92 B SL 81 F FA 94 X SL 80 1-2 ① G4-3	B FA 94 F FA 94 B FA 94 2-1 ③ CS 1-2		4	0	1	1	0	2	2
12 Jeff Kent, R (1, 4) OBP: 0.352, SLG: 0.450	B FA 92 X FA 90 1-0 ② G4-3 1-2		S CU 77 X FA 91 0-1 27 G1-3 BB 2B 1B	X CH 84 0-0 ③ G5-3			B CH 82 B FA 92 C FA 92 B FA 93 X FA 92 3-1 G4-3 27 1B 2B			4	2	2	0	0	0	1
Luis Gonzalez, L (1, 7) OBP: 0.385, SLG: 0.476	C FA 90 S CH 81 C FA 91 S CH 80 1-3 ③ K		B FA 90 B FA 91 C FA 92 F CU 77 B CU 77 B CH 83 4-2 27 G1-3 2B 1-2 BB		B FA 90 C CH 85 F FA 90 B FA 91 T SL 86 2-2 ① K		C FA 92 X SL 82 0-1 ② G4-3 2-3			3	1	0	0	1	2	2
27 Matt Kemp, R (1, 9) OBP: 0.436, SLG: 0.569		X FA 90 0-0 HR 2B	D SL 86 X SL 87 1-0 ① G1-3 1-2 2-3		B CH 81 F FA 91 F SL 87 F SL 85 X FA 92 1-2 ② F9		D FA 96 C SL 88 B SL 86 S SL 88 B FA 96 X SL 86 3-2 1B 3-H 1B			4	1	2	1	0	0	2
Wilson Betemit, S (1, 5) OBP: 0.338, SLG: 0.462		B FA 90 X CH 80 1-0 2-H HR	C FA 92 C FA 92 X SL 85 0-2 1B 16 1B 2-H 3-H 2B		B CH 85 B FA 86 B CH 83 C FA 90 X FA 91 3-1 E6 FC4		1 SAFE 1 SAFE B FA 94 X FA 94 1-0 1-3 1B			4	2	3	4	0	0	0
Mike Lieberthal, R (1, 2) OBP: 0.267, SLG: 0.238 55 Russell Martin, R (9, 2) OBP: 0.371, SLG: 0.483		C CU 77 B CU 76 F FA 92 X 1-2 15 BB 1B	B FA 91 B SL 82 B FA 91 X FA 90 3-0 16 1B 2-3 1B		F FA 90 X FA 90 0-1 ③ FC4 1-2f		S SL 87 X FA 94 0-1 ③ F7			4 0	0 0	2 0	0 0	0 0	0 0	3 0
52 Randy Wolf, L (1, 1) OBP: 0.255, SLG: 0.233 16 Andre Ethier, L (3, PH) OBP: 0.341, SLG: 0.421 54 D.J. Houlton, R (4, 1) 6 Tony Abreu, S (6, PH) OBP: 0.319, SLG: 0.417 Rudy Seanez, R (7, 1) 51 Jonathan Broxton, R (8, 1) 5 Nomar Garciaparra, R (8, PH) OBP: 0.309, SLG: 0.333 44 Takashi Saito, L (9, 1)		1 SAFE B FA 89 B FA 90 B FA 90 C FA 90 X FA 91 3-1 ① F7	D FA 90 S CH 84 B FA 91 S CH 85 X CH 85 2-2 15 G4-6-3 1-2 3-H 1B			B FA 93 F FA 92 F FA 93 X CH 82 1-2 ① G6-3		B SL 80 F SL 82 S FA 94 F SL 83 B FA 95 C SL 84 2-3 ① K		1 1 0 1 0 0 0 1 0	0 0 0 0 0 0 0 0 0	0 1 0 0 0 0 0 1 0	0 1 0 0 0 0 0 0 0	0 1 0 0 0 0 1 0 0	0 0 0 0 0 0 0 0 0	1 0 0 0 0 0 0 0 0
Inning Stats	R: 1 E: 0 K: 1 S: 14 H: 2 LOB: 1 BB: 0 P: 22	R: 2 E: 0 K: 1 S: 14 H: 3 LOB: 2 BB: 1 P: 27	R: 3 E: 0 K: 0 S: 13 H: 4 LOB: 1 BB: 1 P: 24	R: 0 E: 0 K: 1 S: 9 H: 0 LOB: 0 BB: 0 P: 14	R: 0 E: 1 K: 1 S: 11 H: 0 LOB: 1 BB: 0 P: 17	R: 0 E: 0 K: 0 S: 6 H: 0 LOB: 0 BB: 0 P: 9	R: 1 E: 0 K: 0 S: 14 H: 3 LOB: 2 BB: 0 P: 22	R: 0 E: 0 K: 1 S: 11 H: 1 LOB: 0 BB: 0 P: 18		1B: 9 2B: 3 3B: 0 HR: 1 SF: 0 SAC: 1 DP: 1 HBP: 0					WP: 0 PB: 0 SB: 1 CS: 1	PA: 39

PITCHER		IP	WLS	BF	H	R	ER	SO	BB	IBB	HBP	BLK	WP	HR	S	P	ERA	WHIP
26 Kyle Davies, R ERA: 5.85	(1, 1)	2.0		14	6	5	5	2	2	0	0	0	0	1	32	57	22.50	4.000
Oscar Villarreal, R ERA: 3.94	(3, 1)	3.0		12	3	1	1	2	0	0	0	0	0	0	29	47	3.00	1.000
49 Wilfredo Ledezma, L ERA: 4.97	(6, 1)	1.2	L	6	1	1	1	0	0	0	0	0	0	0	14	21	5.40	0.600
Tyler Yates, R ERA: 3.75	(7, 1)	0.1		3	2	0	0	0	0	0	0	0	0	0	6	10	0.00	6.000
39 Rafael Soriano, R ERA: 3.03	(8, 1)	1.0		3	1	0	0	1	0	0	0	0	0	0	11	18	0.00	1.000

PITCHER		IP	WLS	BF	H	R	ER	SO	BB	IBB	HBP	BLK	WP	HR	S	P	ERA	WHIP

AB	35
R	7
H	13
RBI	7
BB	2
SO	5
LOB	16

Atlanta Braves @ Los Angeles Dodgers

Dodger Stadium, Los Angeles, CA

Wed Jul 04 2007, 6:10 PM PDT

Att. 56,000 - Partly Cloudy - 79 F

TOP

livebaseballscorecards.com

Batter	1	2	3	4	5	6	7	8	9	AB	R	H	RBI	BB	SO	LOB
19 Yunel Escobar, R (1, 4) OBP: 0.340, SLG: 0.423	X FA 88 0-0 10 P3 11 1B 1B		C SL 82 B CH 83 X FA 88 1-1 11 CS 1B		C SL 82 B FA 88 B CH 82 B FA 88 X SL 82 3-1 10 1B 1-3 2B	B SL 83 F FA 92 B SL 81 F FA 92 B SL 82 X SL 82 3-2 ② SF8 3-H			B SL 82 C SL 82 B FA 92 S SL 81 F SL 85 X SL 84 2-2 ① G6-3	4	1	3	1	0	0	0
11 Edgar Renteria, R (1, 6) OBP: 0.385, SLG: 0.487	X FA 89 0-0 1-2 1B		B SL 82 1 SAFE 1 SAFE T FA 88 B FA 88 F CH 82 F CU 74 B FA 88 T FA 87 3-2 ②③ K 1-2		F FA 87 X FA 89 0-1 ② G6-3	F FA 94 C FA 95 F SL 83 B FA 94 F CH 83 B FA 94 X SL 82 2-2 ③ G6-3			X SL 83 0-0 E5 S	5	0	1	0	0	1	5
10 Chipper Jones, S (1, 5) OBP: 0.409, SLG: 0.577	C SL 82 S FA 90 B FA 89 D CU 75 F FA 89 F CU 74 X FA 89 2-2 ① P3 2-3			B SL 81 X FA 87 1-0 ① G6-3	X FA 89 0-0 2-H 3-H 1B		T FF 92 F FF 92 F FF 93 X CH 85 0-2 ① G4-3		S FA 94 S FA 94 B FA 94 S FA 93 1-3 ② K	5	0	1	2	0	1	3
Andruw Jones, R (1, 8) OBP: 0.298, SLG: 0.392	F FA 89 B FA 87 S FA 83 B CH 82 S CH 82 2-3 ② K			B FA 88 F FA 88 F SL 82 T CH 82 1-2 ② K	F FA 88 S FA 89 B FA 88 D CH 81 F CH 83 F FA 89 B CU 74 S CH 82 3-3 ③ K		B CH 82 C SL 84 F FF 95 X FF 95 1-2 HR		F SL 84 S SL 84 F SL 84 D SL 84 D CU 78 F SL 84 B FA 93 S SL 84 3-3 ③ K 1-2	5	1	1	1	0	4	4
7 Jeff Francoeur, R (1, 9) OBP: 0.331, SLG: 0.423	F CH 83 X FA 88 0-1 ③ G5-3			F FA 87 F CH 82 B CH 82 X CH 82 1-2 23 FC6 1B		X CU 83 0-0 23 1B 16 1B 2B	C FF 93 X SL 84 0-1 ② G6-3			4	1	2	0	0	0	2
23 Matt Diaz, R (1, 7) OBP: 0.371, SLG: 0.464 Tyler Yates, R (7, 1) 39 Rafael Soriano, R (8, 1) Bob Wickman, R (9, 1)		X CU 72 0-0 ① F8		B FA 87 F FA 89 X CH 82 1-1 FC6 1-2		B FA 95 S FA 96 F FA 95 X FA 93 1-2 16 1B 19 SF8 2-3 1B	X FF 92 0-0 ③ G6-3			4 0 0 0	1 0 0 0	1 0 0 0	0 0 0 0	0 0 0 0	0 0 0 0	1 0 0 0
16 Brian McCann, L (1, 2) OBP: 0.313, SLG: 0.430		B FA 88 B CH 83 X SL 82 2-0 ② G3		S FA 88 X FA 89 0-1 ③ L5		C FA 94 B SL 83 B FA 94 F FA 94 B FA 96 X CH 84 3-2 2 BB 1-3 3-H 1B		B FA 95 F FA 94 S SL 86 B SL 88 F SL 85 F CH 88 F CH 89 X FA 97 2-2 ① F7		4	0	1	1	0	0	2
Jarrod Saltalamacchia, S (1, 3) OBP: 0.358, SLG: 0.474		B FA 86 B FA 88 C FA 84 B FA 88 X CH 82 3-1 ③ G6-3			F FA 86 S FA 86 F CH 82 X FA 89 0-2 ① P4	F CU 76 D CU 77 B FA 94 B FA 95 S SL 82 S CU 82 3-3 ① K		F SL 86 B FA 96 X SL 86 1-1 ② F7		4	0	0	0	0	1	2
36 Chuck James, L (1, 1) OBP: 0.267, SLG: 0.250 2 Kelly Johnson, L (6, PH) OBP: 0.384, SLG: 0.455 49 Wilfredo Ledezma, L (6, 1) 58 Peter Moylan, R (6, 1) Willie Harris, L (7, 7) OBP: 0.436, SLG: 0.475			C FA 86 B CU 73 S FA 87 X CU 73 1-2 ① G1-3		F FA 86 F FA 88 X CU 75 0-2 19 2B 10 1B 1B	P PO 84 B CU 82 S SL 80 B FA 93 C SL 82 B SL 82 4-2 1-2 BB		B FA 95 F FA 95 F SL 87 B FA 95 F FA 96 T CH 88 2-2 ③ K		2 0 0 0 1	1 0 0 0 0	1 0 0 0 0	0 1 0 0 0	0 0 0 0 1	0 0 0 0 0	0 0 0 0 0
Inning Stats	R: 0 E: 0 K: 1 S: 12 H: 2 LOB: 2 BB: 0 P: 16	R: 0 E: 0 K: 0 S: 4 H: 0 LOB: 0 BB: 0 P: 9	R: 0 E: 0 K: 1 S: 9 H: 1 LOB: 0 BB: 0 P: 14	R: 0 E: 0 K: 1 S: 11 H: 1 LOB: 2 BB: 0 P: 15	R: 2 E: 0 K: 1 S: 17 H: 3 LOB: 1 BB: 0 P: 23	R: 2 E: 0 K: 1 S: 21 H: 3 LOB: 2 BB: 1 P: 36	R: 1 E: 0 K: 0 S: 10 H: 1 LOB: 0 BB: 0 P: 11	R: 0 E: 0 K: 1 S: 12 H: 0 LOB: 0 BB: 0 P: 17	R: 0 E: 1 K: 2 S: 13 H: 0 LOB: 1 BB: 0 P: 19	1B: 8 2B: 2 3B: 0 HR: 1 SF: 1 SAC: 0 DP: 0 HBP: 0						

	AB	38
	R	5
	H	11
	RBI	5
	BB	1
	SO	8
	LOB	19

WP: 0 PB: 0 SB: 1 CS: 1 PA: 40

PITCHER		IP	WLS	BF	H	R	ER	SO	BB	IBB	HBP	BLK	WP	HR	S	P	ERA	WHIP
Mark Hendrickson, L ERA: 4.05	(1, 1)	5.0	L	22	7	2	2	4	0	0	0	0	0	0	53	77	3.60	1.400
Brett Tomko, R ERA: 6.14	(6, 1)	0.1		5	3	2	2	1	1	0	0	0	0	0	13	23	54.00	12.000
Rudy Seanez, R ERA: 3.15	(6, 1)	0.2		2	0	0	0	0	0	0	0	0	0	0	8	13	0.00	0.000
41 Chin-hui Tsao, R ERA: 3.0	(7, 1)	1.0		4	1	1	1	0	0	0	0	0	0	1	10	11	9.00	1.000
51 Jonathan Broxton, R ERA: 2.86	(8, 1)	1.0		3	0	0	0	1	0	0	0	0	0	0	12	17	0.00	0.000

PITCHER		IP	WLS	BF	H	R	ER	SO	BB	IBB	HBP	BLK	WP	HR	S	P	ERA	WHIP
44 Takashi Saito, R ERA: 1.26	(9, 1)	1.0		4	0	0	0	2	0	0	0	0	0	0	13	19	0.00	0.000

Batter	1	2	3	4	5	6	7	8	9	AB	R	H	RBI	BB	SO	LOB
15 Rafael Furcal, S (1, 6) OBP: 0.344, SLG: 0.363	C FA 85 B CH 74 B FA 86 C FA 85 B CH 76 X FA 86 3-2 L8 ①	C FA 88 F FA 89 C FA 90 0-3 K ③			B CH 75 C CH 74 B FA 88 F FA 88 X FA 88 2-2 F9 ②		B FA 95 C FA 94 S SL 88 F SL 86 B SL 87 S SL 88 2-3 K ②		B FA 91 C FA 91 C FA 91 X SL 83 1-2 1B	5	0	1	0	0	2	4
9 Juan Pierre, L (1, 8) OBP: 0.310, SLG: 0.332 Olmedo Saenz, R (9, PH) OBP: 0.346, SLG: 0.415	C FA 87 X FA 89 0-1 55 S 2B	C FA 86 B SL 76 F FA 87 X FA 91 1-2 G6-3 ①			X FA 89 0-0 2-H 2B		C FA 93 X FA 95 0-1 55 FC4-6 1B		S FA 91 B FA 93 F FA 92 F SL 83 C SL 85 1-3 K ③	4 1	0 0	3 0	1 0	0 0	0 1	0 2
55 Russell Martin, R (1, 2) OBP: 0.367, SLG: 0.476	C FA 88 D CH 77 C FA 89 B CH 76 T CH 76 2-2 K ② 2-3	B CH 77 C CH 76 B FA 88 F FA 87 B FA 89 X FA 87 3-2 F8 ②			X CH 75 0-0 F7 ③		X FA 94 0-0 FC4-6 ③ 1-2f			4	0	0	0	0	1	3
12 Jeff Kent, R (1, 4) OBP: 0.351, SLG: 0.451	B CH 75 B CH 76 F FA 89 F FA 89 X CH 76 2-2 F9 ③	B FA 88 B CH 76 C FA 87 B CH 75 X FA 88 3-1 F7 ③			S CH 80 B FA 93 X FA 93 1-1 7 1B 27 G6-4-3 2B			B FA 94 B FA 93 X FA 93 2-0 F7 ①		4	1	1	0	0	0	1
7 James Loney, L (1, 3) OBP: 0.435, SLG: 0.651		B FA 87 B CH 74 B FA 85 B FA 86 4-0 16 1B BB		C FA 86 X FA 88 0-1 L8 ①		C FA 92 D SL 83 D SL 84 B FA 93 F FA 92 F SL 82 X FA 92 3-2 27 G6-4-3 5 BB 2-3 1B		C SL 83 S SL 84 X FA 95 0-2 G4-3 ②		3	0	1	0	1	0	0
5 Nomar Garciaparra, R (1, 5) OBP: 0.308, SLG: 0.330		C FA 86 B CH 75 1 SAFE X CH 77 1-1 F7 ①		B FA 87 F FA 87 B CH 75 X CH 75 2-1 F8 ②		B CU 73 B FA 90 B FA 91 B FA 90 4-0 27 G6-4-3 1-2 BB		C SL 83 X SL 84 0-1 F8 ③		3	0	0	0	1	0	1
27 Matt Kemp, R (1, 9) OBP: 0.415, SLG: 0.539	B CH 75 F FA 88 B CH 76 T FA 88 B FA 90 C FA 88 3-3 K ②			B CH 76 B CH 74 C CH 75 F FA 89 X CH 72 2-2 G5-3 ③		X FA 91 0-0 G6-4-3 ① ② 1-2f 2-3 3-H			F FA 92 C FA 92 B FA 92 S SL 84 1-3 K ①	4	0	0	0	0	2	3
16 Andre Ethier, L (1, 7) OBP: 0.343, SLG: 0.427	F FA 88 X CH 76 0-1 BB 1-3 1B				B FA 86 X FA 84 1-0 9 2B 2B	B CU 74 C FA 91 S SL 75 B CU 75 B CU 75 X CU 76 3-2 G1-3 ③			C FA 91 X FA 92 0-1 G4-3 ②	4	1	2	0	0	0	1
Mark Hendrickson, L (1, 1) Luis Gonzalez, L (5, PH) OBP: 0.364, SLG: 0.479 Brett Tomko, R (8, 1) Rudy Seanez, R (8, 1) 41 Chin-hui Tsao, R (7, 1) 6 Tony Abreu, S (7, PH) OBP: 0.333, SLG: 0.412 51 Jonathan Broxton, R (8, 1) 44 Takashi Saito, L (8, 1) Wilson Betemit, S (8, PH) OBP: 0.342, SLG: 0.462		B FA 87 C FA 87 B FA 86 B FA 86 B FA 85 4-1 1-2 BB			X FA 87 0-0 P4 ①		C FA 94 S SL 87 S SL 87 0-3 K ①		C FA 91 B FA 92 B CH 84 C FA 92 B FA 91 B SL 81 4-2 15 1B BB	0 1 0 0 0 1 0 0 0 0	0 0 0 0 0 0 0 0 0 0	0 0 0 0 0 0 0 0 0 0	0 0 0 0 0 1 0 0 0 1	1 0 0 0 0 0 0 0 0 0	0 1 0 0 0 0 0 0 0 0	0 0 0 0 0 0 0 0 0 0
Inning Stats	R: 0 E: 0 K: 1 S: 11 H: 1 LOB: 1 BB: 0 P: 18	R: 0 E: 0 K: 2 S: 11 H: 1 LOB: 3 BB: 2 P: 23	R: 0 E: 0 K: 0 S: 8 H: 0 LOB: 0 BB: 0 P: 15	R: 0 E: 0 K: 0 S: 7 H: 0 LOB: 0 BB: 0 P: 11	R: 1 E: 0 K: 0 S: 7 H: 2 LOB: 1 BB: 0 P: 10	R: 1 E: 0 K: 0 S: 10 H: 2 LOB: 1 BB: 1 P: 21	R: 0 E: 0 K: 2 S: 10 H: 1 LOB: 1 BB: 0 P: 12	R: 0 E: 0 K: 0 S: 6 H: 0 LOB: 0 BB: 0 P: 8	R: 0 E: 0 K: 2 S: 14 H: 1 LOB: 2 BB: 1 P: 21	1B: 4 2B: 4 3B: 0 HR: 0 SF: 0 SAC: 0 DP: 1 HBP: 0						

PITCHER		IP	WLS	BF	H	R	ER	SO	BB	IBB	HBP	BLK	WP	HR	S	P	ERA	WHIP
36 Chuck James, L ERA: 3.96	(1, 1)	5.0	W	21	4	1	1	3	2	0	0	0	0	0	44	77	1.80	1.200
49 Wilfredo Ledezma, L ERA: 5.18	(6, 1)	0.0		2	2	1	1	0	0	0	0	0	0	0	6	10	∞	∞
58 Peter Moylan, R ERA: 2.32	(6, 1)	1.0	H	3	0	0	0	0	1	0	0	0	0	0	4	11	0.00	1.000
Tyler Yates, R ERA: 3.65	(7, 1)	1.0	H	4	1	0	0	2	0	0	0	0	0	0	10	12	0.00	1.000
39 Rafael Soriano, R ERA: 2.95	(8, 1)	1.0	H	3	0	0	0	0	0	0	0	0	0	0	6	8	0.00	0.000

PITCHER		IP	WLS	BF	H	R	ER	SO	BB	IBB	HBP	BLK	WP	HR	S	P	ERA	WHIP
Bob Wickman, R ERA: 4.18	(9, 1)	1.0	S	5	1	0	0	2	1	0	0	0	0	0	14	21	0.00	2.000

BOTTOM

Atlanta Braves @ Los Angeles Dodgers

Dodger Stadium, Los Angeles, CA

Wed Jul 04 2007, 6:10 PM PDT

Att. 56,000 - Partly Cloudy - 79 F

livebaseballscorecards.com

AB	34
R	2
H	8
RBI	1
BB	4
SO	7
LOB	16

WP: 0 PA: 38
PB: 0
SB: 1
CS: 0

Atlanta Braves @ Los Angeles Dodgers

Dodger Stadium, Los Angeles, CA

Thu Jul 05 2007, 7:10 PM PDT

Att. 41,052 - Partly Cloudy - 79 F

livebaseballscorecards.com

TOP

Batter	1	2	3	4	5	6	7	8	9	AB	R	H	RBI	BB	SO	LOB
Willie Harris, L (1, 7) OBP: 0.438, SLG: 0.469	C FA 92 S FA 94 B FA 94 F CH 86 F FA 95 S CH 85 1-3 **K** ①	S CH 85 B FA 94 B S FA 94 X FA 93 2-2 11 2B 1-2 1B		B FA 94 B FA 93 B FA 92 B FA 91 4-0 11 1B SF8 BB	F FA 88 F CU 75 B CU 77 B FA 90 S CH 78 2-3 **K** ③		B FA 89 D FA 89 1 SAFE 1 SAFE B FA 88 C FA 86 B FA 88 4-1 1-2 BB		B FF 92 S SL 85 X SL 86 1-1 **F8** ③	4	2	1	0	2	2	2
11 Edgar Renteria, R (1, 6) OBP: 0.385, SLG: 0.489	B FA 93 B FA 94 C FA 94 C FA 95 B FA 95 X FA 95 3-2 **F9** ②	C FA 96 B CU 79 F FA 96 B FA 96 X 2-2 1-H 2-H 2B		C CH 83 B CU 78 X FA 94 1-1 SF8 10 BB 2 1B 1-3 1B		B SL 83 B FA 88 C FA 86 S CH 79 F FA 90 B CH 82 X CH 81 3-2 **G1-3** ① X CH 78 0-0 **L8** ③				5	1	2	2	0	0	2
10 Chipper Jones, S (1, 5) OBP: 0.416, SLG: 0.603	B FA 94 F FA 94 B FA 94 B FA 92 B FA 94 4-1 BB BB	C X 0-1 **G6-3** ③		S CH 86 B FA 96 F CH 86 D CH 86 F FA 97 F CU 80 B B FA 96 4-2 2 1B 1-2 BB		B FA 90 C FA 89 B SL 86 B CH 80 C CH 78 X FA 91 3-2 **HR**		X FF 92 0-0 **HR**		3	2	2	2	2	0	1
Andruw Jones, R (1, 8) OBP: 0.299, SLG: 0.389	B FA 94 F CH 84 B FA 94 S FA 95 D CH 86 B FA 96 4-2 1-2 BB		X FA 94 0-0 **P4** ① C CU 77 B FA 95 F FA 96 X CH 83 1-2 7 E 7 7 S 7 1B 1B	C FA 96 S FA 97 F FA 96 F FS 84 F FA 97 B FA 95 D CH 86 X FA 97 2-2 **SF8** ② 2-3 3-H X FA 96 0-0 1-3 3-H 1B		H SL 84 1-0 **HBP**		X SL 85 0-0 **F8** ①	2	0	0	1	1	0	0
2 Kelly Johnson, L (1, 4) OBP: 0.384, SLG: 0.454	C FA 95 B FA 96 F FA 94 B CU 80 F FA 97 B CH 86 T FA 96 2-2 **K** ③					X CH 77 0-0 **F9** ②		S SL 84 B FF 92 X SL 84 1-1 **G3** ②		5	1	2	1	0	1	3
7 Jeff Francoeur, R (1, 9)		X FA 93 0-0 **HR**	S FA 95 F CH 85 F FA 96 B FA 95 X FA 95 1-2 E 1B 1-H 1B	B FS 86 X FS 84 1-0 **G5-3** ③		F CH 79 F CU 76 F FA 86 S CH 81 0-3 **K** ③		B SL 86 C FF 92 X SL 85 1-1 **G1-3** ③		5	1	2	2	0	1	3
Jarrod Saltalamacchia, S (1, 2) OBP: 0.360, SLG: 0.471		T FA 93 S FA 95 S FA 94 0-3 **K** ① B FA 95 C CU 78 B FA 94 B FA 95 C FA 95 1 SAFE X FA 95 3-2 E6 G3-6-3 1-3 1B			S CH 77 B FA 88 B CH 78 S FA 88 X CH 80 2-2 1B		C CU 71 S CH 79 X CH 80 0-2 **G6-3** ①		C SL 85 S FF 91 B SL 84 X SL 85 1-2 **G3-1** ①	5	0	2	0	0	1	0
Scott Thorman, L (1, 3) OBP: 0.257, SLG: 0.402	C FA 95 C CU 80 F FA 95 S FS 87 0-3 **K** ② S CH 83 T FA 94 X CH 83 0-2 **G3-6-3** ②③ 1-2f				B FA 88 X FA 88 1-0 **F8** ①		T SL 83 C CU 76 B CH 82 B SL 86 C CU 77 2-3 **K** ②		S FF 92 X SL 86 0-1 **F8** ②	5	0	0	0	0	2	3
15 Tim Hudson, R (1, 1) OBP: 0.231, SLG: 0.243 58 Peter Moylan, R (4, 1) 54 Chad Paronto, R (6, 1) 19 Yunel Escobar, R (7, PH) OBP: 0.346, SLG: 0.423 49 Wilfredo Ledezma, L (7, 1) 39 Rafael Soriano, R (8, 1) 23 Matt Diaz, R (9, PH) OBP: 0.374, SLG: 0.467 Bob Wickman, R (9, 1)		B FA 95 X FA 95 1-0 11 2B 1B 1B		C FA 93 B CU 77 C FA 93 B CU 78 C FA 96 2-3 **K** ①	L FA 87 L CH 81 B CU 76 D CH 79 B FA 89 T FA 87 3-2 **K** ②		L CH 79 B CH 83 B SL 85 S CH 80 B CH 83 B CH 80 4-2 BB BB		S FF 92 T FF 93 X SL 88 0-2 1B	2 1 0 0 0 0 1 0	1 0 0 0 0 0 0 0	1 0 0 0 0 0 0 1	0 0 0 0 1 0 0 0	0 0 0 0 0 0 0 0	1 1 0 0 0 0 0 0	0 1 0 0 0 0 0 0
Inning Stats	R: 0 E: 0 K: 2 S: 16 H: 0 LOB: 2 BB: 2 P: 30	R: 3 E: 0 K: 2 S: 17 H: 4 LOB: 1 BB: 0 P: 22	R: 1 E: 1 K: 0 S: 14 H: 3 LOB: 1 BB: 0 P: 19	R: 2 E: 0 K: 1 S: 17 H: 2 LOB: 2 BB: 2 P: 31	R: 0 E: 0 K: 2 S: 10 H: 1 LOB: 1 BB: 0 P: 18	R: 1 E: 0 K: 1 S: 12 H: 1 LOB: 1 BB: 0 P: 19	R: 0 E: 0 K: 1 S: 10 H: 0 LOB: 2 BB: 2 P: 20	R: 1 E: 0 K: 0 S: 6 H: 1 LOB: 0 BB: 0 P: 8	R: 0 E: 0 K: 0 S: 10 H: 1 LOB: 1 BB: 0 P: 12	1B: 9 2B: 1 3B: 0 HR: 3 SF: 1 SAC: 0 DP: 1 HBP: 1						

AB	38
R	8
H	13
RBI	8
BB	6
SO	9
LOB	15

WP: 0 PB: 0 SB: 1 CS: 0 PA: 46

PITCHER	IP	WLS	BF	H	R	ER	SO	BB	IBB	HBP	BLK	WP	HR	S	P	ERA	WHIP
31 Brad Penny, R (1, 1) ERA: 2.39	4.0		24	9	6	6	5	4	0	0	0	0	1	64	102	13.50	3.250
50 Eric Stults, L (5, 1) ERA: 3.0	3.0	L	14	2	1	1	4	2	0	1	0	0	1	32	57	3.00	1.333
41 Chin-hui Tsao, R (8, 1) ERA: 3.13	2.0		8	2	1	1	0	0	0	0	0	0	1	16	20	4.50	1.000

PITCHER	IP	WLS	BF	H	R	ER	SO	BB	IBB	HBP	BLK	WP	HR	S	P	ERA	WHIP

Batter	1	2	3	4	5	6	7	8	9	AB	R	H	RBI	BB	SO	LOB
15 Rafael Furcal, S (1, 6) OBP: 0.339, SLG: 0.357	C FA 91 C FA 91 B FA 92 X CH 84 1-2 ① G4-3	B FA 93 F FA 92 C FA 92 F FS 83 S SL 88 1-3 ③ K	C FA 93 S FC 88 D FS 85 B FA 93 F FA 92 B FA 92 X FA 92 3-2 ③ G1-3		X FA 91 0-0 E3 1-2 2-3		B FA 94 B FA 94 X FA 93 2-0 ③ G6-3			5	0	0	0	0	1	5
9 Juan Pierre, L (1, 8) OBP: 0.311, SLG: 0.339	B FA 91 B FA 91 B FA 91 C FA 91 C FA 92 X CH 83 3-2 ② G4-3		C FA 90 X FA 91 0-1 12 1B 1B	B FA 90 L FA 90 B FA 91 X CU 75 2-1 3B	C FA 91 X FA 92 0-1 ③ F7			C FA 93 F FA 95 X FA 94 0-2 ① G4-3		5	1	2	0	0	0	3
55 Russell Martin, R (1, 2) OBP: 0.364, SLG: 0.471	F FA 93 C CH 85 B CU 79 X FA 92 1-2 1B		1 SAFE 1 SAFE C FC 86 1 SAFE S SL 81 1 SAFE B FA 90 1 SAFE S SL 88 1-3 ① K	B FA 89 B FA 91 X FA 90 2-0 ① G1-3		C FA 92 B SL 85 X SL 83 1-1 ① G4-3		F FA 94 F SL 83 B FA 95 F SL 85 F FA 95 S SL 83 1-3 ② K		5	0	1	0	0	2	2
12 Jeff Kent, R (1, 4) OBP: 0.352, SLG: 0.450	B FA 92 1 SAFE X FA 91 1-0 ③ L7		X SL 86 0-0 1B E 1B 1-2	C FA 91 F FA 92 S CU 77 0-3 ② K		S FA 92 F SL 86 B SL 86 X SL 85 1-2 ② G5-3		S SL 84 B SL 83 X FA 94 1-1 1B		5	1	2	0	0	1	2
Luis Gonzalez, L (1, 7) OBP: 0.387, SLG: 0.475		C B F B B X 3-2 7 1B 5 1B 16 G4-6-3 1B	D FA 93 X FA 92 1-0 E8 16 BB 31 1B 1B 1-H 2-H	C FA 91 X FA 93 0-1 ③ G4-1		B FA 90 B FA 91 C SL 84 B FA 91 B FA 90 4-1 5 1B BB		B FA 94 D FA 88 X FA 95 2-0 ③ P6		4	2	2	1	1	0	2
5 Nomar Garciaparra, R (1, 5) OBP: 0.313, SLG: 0.332	B S D F X 2-2 16 G4-6-3 7 1B 31 2B 1-2 1B	B SL 87 B SL 86 B SL 86 C FA 92 B FA 92 4-1 16 BB 31 1B BB			B FA 90 X FA 92 1-0 ① G5-3	C FA 93 F SL 85 B FA 93 1 SAFE F SL 84 D FA 91 B FA 90 F SL 85 X SL 85 3-2 1-2 1B			C FA 92 X FA 91 0-1 ① L9	4	2	2	0	1	0	0
7 James Loney, L (1, 3) OBP: 0.419, SLG: 0.618	B F X SL 88 1-1 16 G4-6-3 1-2 2-3 1B	C FA 93 X FA 92 0-1 ② L6	C FA 92 F FA 93 B CU 75 X CU 78 1-2 ② F7	B FA 90 F FA 90 F SL 84 B FA 90 X FA 91 2-2 ③ G4-3					X FA 92 0-0 ② G6-3	5	0	1	0	0	0	4
16 Andre Ethier, L (1, 9) OBP: 0.347, SLG: 0.427 27 Matt Kemp, R (7, PH) OBP: 0.417, SLG: 0.532 (8, 9)	D FA 94 X FA 93 1-0 ① ② G4-6-3 1-2f 2-3 3-H	B FA 92 B FA 92 B FA 93 B FA 92 4-0 31 1B 1-2 2-3 BB	C FA 92 B FA 93 F FA 91 X FA 94 1-2 15 E 50 1B 1B				B SL 81 F FA 92 B CH 80 B FA 94 F CH 82 B FA 94 4-2 G6-4-3 BB		X FA 91 0-0 ③ L9	2 1	0 0	1 0	0 0	1 1	0 0	2 0
31 Brad Penny, R (1, 1) OBP: 0.314, SLG: 0.364 50 Eric Stults, L (5, 1) OBP: 1.000, SLG: 1.000 Olmedo Saenz, R (7, PH) OBP: 0.341, SLG: 0.409 41 Chin-hui Tsao, R (8, 1)	F SL 83 B SL 86 B FA 92 B FA 92 X FA 92 3-1 3-H 2B	S SL 83 X SL 86 0-1 1-3 2-H 3-H 1B	1 SAFE X FA 92 0-0 15 E 1-2 1B			C CH 81 B FA 94 S FA 93 X FA 95 1-2 ① ② G6-4-3 1-2f			2 1 1 0	0 0 0 0	2 1 0 0	3 0 0 0	0 0 0 0	0 0 0 0	0 0 1 0

Inning Stats	1	2	3	4	5	6	7	8	9
	R: 0 E: 0 K: 0 S: 10 H: 1 LOB: 1 BB: 0 P: 16	R: 2 E: 0 K: 1 S: 15 H: 4 LOB: 1 BB: 0 P: 26	R: 4 E: 1 K: 1 S: 16 H: 4 LOB: 2 BB: 2 P: 29	R: 0 E: 0 K: 1 S: 8 H: 1 LOB: 1 BB: 0 P: 12	R: 0 E: 1 K: 0 S: 11 H: 2 LOB: 3 BB: 0 P: 14	R: 0 E: 0 K: 0 S: 14 H: 1 LOB: 2 BB: 1 P: 25	R: 0 E: 0 K: 0 S: 6 H: 0 LOB: 0 BB: 1 P: 13	R: 0 E: 0 K: 1 S: 11 H: 1 LOB: 1 BB: 0 P: 15	R: 0 E: 0 K: 0 S: 4 H: 0 LOB: 0 BB: 0 P: 4

PITCHER		IP	WLS	BF	H	R	ER	SO	BB	IBB	HBP	BLK	WP	HR	S	P	ERA	WHIP
15 Tim Hudson, R ERA: 3.54	(1, 1)	3.0		20	10	6	6	2	2	0	0	0	0	0	43	75	18.00	4.000
58 Peter Moylan, R ERA: 2.22	(4, 1)	2.0	W	9	2	0	0	1	0	0	0	0	0	0	17	22	0.00	1.000
54 Chad Paronto, R ERA: 4.26	(6, 1)	1.0	H	5	1	0	0	0	1	0	0	0	0	0	14	25	0.00	2.000
49 Wilfredo Ledezma, L ERA: 5.06	(7, 1)	1.0	H	3	0	0	0	0	1	0	0	0	0	0	6	13	0.00	1.000
39 Rafael Soriano, R ERA: 2.87	(8, 1)	1.0	H	4	1	0	0	1	0	0	0	0	0	0	11	15	0.00	1.000

PITCHER		IP	WLS	BF	H	R	ER	SO	BB	IBB	HBP	BLK	WP	HR	S	P	ERA	WHIP
Bob Wickman, R ERA: 4.03	(9, 1)	1.0	S	3	0	0	0	0	0	0	0	0	0	0	4	4	0.00	0.000

BOTTOM

Atlanta Braves @ Los Angeles Dodgers

Dodger Stadium, Los Angeles, CA

Thu Jul 05 2007, 7:10 PM PDT

Att. 41,052 - Partly Cloudy - 79 F

livebaseballscorecards.com

AB	40
R	6
H	14
RBI	4
BB	4
SO	4
LOB	21

1B: 12	SF: 0		WP: 0	PA: 44
2B: 1	SAC: 0		PB: 0	
3B: 1	DP: 2		SB: 0	
HR: 0	HBP: 0		CS: 0	

Batter	1	2	3	4	5	6	7	8	9	10	AB	R	H	RBI	BB	SO	LOB
2 Hanley Ramirez, R (1, 6) OBP: 0.377, SLG: 0.528	B FA 92 X FA 94 1-0 HR	C FA 94 S CU 80 S CU 82 0-3 ③ K		C FA 94 S CU 81 C SL 90 0-3 ②③ K 2-3			F CU 76 T FA 87 X CH 81 0-2 HR		F SL 81 C FA 94 B SL 85 S FA 95 1-3 ① K	X FA 96 0-0 1-2 3-H 1B	6	2	3	3	0	3	2
6 Dan Uggla, R (1, 4) OBP: 0.322, SLG: 0.496	B FA 94 S FA 94 X 1-1 ① G6-3		C CU 79 B SL 89 S CU 80 X CU 81 1-2 BB 1B 1B		B FA 94 C FA 94 B CU 80 F FA 93 B SL 87 F FA 94 B CU 78 4-2 14 PB BB		F FA 91 S CU 76 C FA 90 0-3 ② K		B FA 95 F FA 95 B FA 95 B SL 84 B SL 83 4-1 2B BB	B SL 83 B FA 96 C SL 83 S FA 96 C FA 96 2-3 ③ K	4	2	1	0	2	2	2
Miguel Cabrera, R (1, 5) OBP: 0.390, SLG: 0.566	C FA 94 C CU 80 B FA 88 X FA 91 1-2 ② F9		B FA 93 B CU 81 B FA 94 C FC 88 D SL 88 4-1 1B 14 G5-3 1-2 BB		B FA 93 S CU 80 F FA 94 X SL 87 1-2 ① F9		B CU 76 F FA 91 B FA 89 B CU 76 B CH 82 4-1 1B BB		S CU 78 B FA 95 B FA 96 X SL 84 2-1 1-H 2B		3	1	1	1	2	0	1
Mike Jacobs, L (1, 3) OBP: 0.319, SLG: 0.429	B FA 93 B FA 92 C FA 90 B FA 93 X FA 94 3-1 2B		X FA 92 0-0 14 G5-3 1-3 2-H 1B		B FC 88 B FC 88 B FA 93 X FA 94 3-0 ② F9		B FA 90 F FA 92 X FA 89 1-1 1-3 1B		B FA 92 X 1-0 ② G6-3		5	0	3	1	0	0	2
14 Josh Willingham, R (1, 7) OBP: 0.364, SLG: 0.447	B FA 95 C FA 94 S CU 81 F FA 89 B CU 81 B FA 94 B FA 94 4-2 BB		B CU 79 F FA 93 S CU 80 B FA 92 X FA 93 2-2 ① G5-3 1-2 3-H		1 SAFE B FA 93 B FA 90 S FA 93 B FA 94 X SL 88 3-1 ③ G5-3 1-2		1 SAFE B FA 93 1 SAFE B SL 84 C SL 82 T FA 94 F SL 82 F FA 94 F FA 95 2-3 ③ S SL 82 K		C FA 93 C FA 93 F SL 85 B SL 84 F FA 93 F CU 78 B SL 84 S FA 94 2-3 ③ K		4	0	0	1	1	2	5
27 Jeremy Hermida, L (1, 9) OBP: 0.320, SLG: 0.423 1 Eric Reed, L (10, PR) OBP: 0.200, SLG: 0.143 (10, 8)	C CU 80 B CU 78 X FC 89 1-1 ③ F8		F FC 90 B FA 93 B FA 89 C CU 80 S FA 94 2-3 ② K			B CU 74 C FA 89 B CU 74 F FA 88 B CH 80 B CH 78 4-2 G4-6-3 BB		B SL 86 C FA 96 F SL 88 B CH 88 B FA 96 S SL 87 3-3 ① K		B CU 77 B FA 95 B FA 93 C FA 93 B FA 94 4-1 FC6-4 4 S 2 1B BB	3 0	0 1	0 0	0 0	2 0	2 0	3 0
Miguel Olivo, R (1, 2) OBP: 0.268, SLG: 0.399		C FA 88 S CU 80 B FA 92 B SL 87 F FA 90 S CU 81 2-3 ① K	C FC 89 B FA 92 S CU 80 C SL 88 1-3 ③ K			X CU 76 0-0 ①② G4-6-3 1-2f		X SL 87 0-0 1B		L SL 84 F SL 83 F FA 93 C FA 94 0-3 ① K	5	0	1	0	0	3	3
4 Alfredo Amezaga, S (1, 8) OBP: 0.325, SLG: 0.357 (10, 9)		C FA 90 C CU 79 B CU 82 X FC 89 1-2 SH5-4 1B		C FA 92 B CH 85 B CU 80 X FA 93 2-1 2 CS SH5-4 1B		C FA 91 B FA 91 C CU 76 S CH 81 1-3 ③ K		C FA 97 B FA 97 F SL 87 C FA 96 1-3 ② K		1 SAFE S FA 93 1 SAFE B FA 94 F CH 85 B FA 96 F SL 83 B FA 94 B CH 84 4-2 FC6-4 1-2 BB	4	0	2	0	1	2	1
Dontrelle Willis, L (1, 1) OBP: 0.242, SLG: 0.233 Joe Borchard, S (7, PH) OBP: 0.293, SLG: 0.325 22 Matt Lindstrom, R (7, 1) Jason Wood, R (8, PH) OBP: 0.290, SLG: 0.415 37 Renyel Pinto, L (8, 1) Todd Linden, S (10, PH) OBP: 0.292, SLG: 0.241 Kevin Gregg, R (10, 1)		B FA 92 C FA 91 X FA 91 1-1 ② SH5-4 1-2		X FA 92 0-0 ① SH5-4 1-2			B CH 80 B FA 88 X CH 79 2-0 ① G3	F FA 96 B FA 98 X FA 96 1-1 ③ G6-3		B FA 95 B FA 95 X FA 96 2-0 ② FC6-4 2 1B 1-2f 2-3	0 1 0 1 0 0 1	0 0 0 0 0 0 0	0 0 0 0 0 0 0	0 0 0 0 0 0 0	0 0 0 0 0 0 0	0 0 0 0 0 0 0	0 0 0 1 0 0 2
Inning Stats	R: 1 H: 2 E: 0 LOB: 2 K: 0 BB: 1 S: 13 P: 24	R: 0 H: 1 E: 0 LOB: 1 K: 2 BB: 0 S: 12 P: 16	R: 2 H: 2 E: 0 LOB: 1 K: 2 BB: 1 S: 14 P: 24	R: 0 H: 1 E: 0 LOB: 0 K: 1 BB: 0 S: 6 P: 8	R: 0 H: 0 E: 0 LOB: 1 K: 0 BB: 1 S: 9 P: 20	R: 0 H: 0 E: 0 LOB: 0 K: 1 BB: 1 S: 6 P: 11	R: 1 H: 2 E: 0 LOB: 2 K: 2 BB: 1 S: 16 P: 25	R: 0 H: 1 E: 0 LOB: 1 K: 2 BB: 0 S: 9 P: 14	R: 1 H: 1 E: 0 LOB: 1 K: 2 BB: 1 S: 13 P: 23	R: 1 H: 1 E: 0 LOB: 2 K: 2 BB: 2 S: 13 P: 25	1B: 7 2B: 2 3B: 0 HR: 2	SF: 0 SAC: 2 DP: 1 HBP: 0	WP: 0 PB: 1 SB: 1 CS: 1	PA: 47			

PITCHER		IP	WLS	BF	H	R	ER	SO	BB	IBB	HBP	BLK	WP	HR	S	P	ERA	WHIP
58 Chad Billingsley, R ERA: 3.62	(1, 1)	5.0		23	6	3	3	5	3	0	0	0	0	1	54	92	5.40	1.800
54 D.J. Houlton, R ERA: 1.59	(6, 1)	1.2	H	7	1	1	1	2	2	0	0	0	0	1	14	25	5.40	1.800
Joe Beimel, L ERA: 4.15	(7, 1)	0.0		1	1	0	0	0	0	0	0	0	0	0	2	3	∞	∞
Rudy Seanez, R ERA: 3.12	(7, 1)	0.1	H	1	0	0	0	1	0	0	0	0	0	0	6	8	0.00	0.000
51 Jonathan Broxton, R ERA: 2.8	(8, 1)	1.0	H	4	1	0	0	2	0	0	0	0	0	0	9	14	0.00	1.000

PITCHER		IP	WLS	BF	H	R	ER	SO	BB	IBB	HBP	BLK	WP	HR	S	P	ERA	WHIP
44 Takashi Saito, R ERA: 1.47	(9, 1)	1.0	B	5	1	1	1	2	1	0	0	0	0	0	13	23	9.00	2.000
Brett Tomko, R ERA: 6.18	(10, 1)	1.0	L	6	1	1	1	2	2	0	0	0	0	0	13	25	9.00	3.000

TOP

Florida Marlins @ Los Angeles Dodgers

Dodger Stadium, Los Angeles, CA

Fri Jul 06 2007, 7:40 PM PDT

Att. 51,050 - Clear - 75 F

livebaseballscorecards.com

AB	37
R	6
H	11
RBI	6
BB	8
SO	14
LOB	22

Batter	1	2	3	4	5	6	7	8	9	10	AB	R	H	RBI	BB	SO	LOB
15 Rafael Furcal, S (1, 6) OBP: 0.342, SLG: 0.358	B FA 91 C FA 90 X FA 91 1-1 F9 ①		C FA 92 S FA 88 X FA 86 0-2 G6-3 ③		B FA 90 B FA 91 C FA 89 X FA 88 2-1 B1-3 ② 1-2	X FA 91 0-0 9 PB 1B		B FA 88 C CH 79 X CH 80 1-1 9 G4-6-3 1-2 1B		C FA 93 B CH 85 B FA 92 F FA 94 B FA 93 B FA 93 4-2 1-2 2-3 BB ①	5	0	2	0	1	0	1
9 Juan Pierre, L (1, 8) OBP: 0.309, SLG: 0.336	B FA 91 F FA 92 X FA 95 1-1 G4-3 ②			C FA 92 X FA 94 0-1 G6-3 ① C FA 92 B FA 94 X FA 90 1-1 55 HR 2-H 1B	1 SAFE S FA 90 B FA 94 B FA 89 F FA 94 X SL 81 2-2 F9 ③ 1-2		B FA 87 S CH 79 2 SAFE F CH 80 X SL 79 1-2 G4-6-3 ②③ 1-2f		C FA 93 B FA 92 B FS 85 X FA 93 2-1 P6 ③	6	1	1	1	0	0	6
55 Russell Martin, R (1, 2) OBP: 0.368, SLG: 0.482 Brett Tomko, R (10, 1)	B FA 93 B FA 93 X FA 91 2-0 1B			B SL 82 B FA 90 B FA 91 B FA 88 4-0 5 BB 12 1B BB B FA 88 B FA 92 X SL 87 2-0 1-H HR		B FA 96 C FA 97 C CU 80 X FA 98 1-2 F8 ①		B CH 82 B FA 90 C FA 92 C CH 82 B CH 81 X CH 82 3-2 G6-3 ①		4 0	1 0	2 0	2 0	1 0	0 0	0 0
12 Jeff Kent, R (1, 4) OBP: 0.358, SLG: 0.454	C FA 91 D FA 94 F FA 89 B FC 88 X FA 94 2-2 G4-3 ③			F FA 94 B FA 94 X FA 88 1-1 5 BB 1-2 1B F FA 94 F FA 84 B FA 85 B FA 94 X FA 94 2-2 2B 1B		F FA 99 X FA 98 0-1 BB 1B		C FA 92 B CH 80 B CH 84 B SL 81 B FA 92 4-1 16 G3-6-3 BB		4 0	1 0	3 0	0 0	1 0	0 0	1 0
Luis Gonzalez, L (1, 7) OBP: 0.385, SLG: 0.475 16 Andre Ethier, L (9, 7) OBP: 0.346, SLG: 0.426		B FA 94 X FA 92 1-0 G6-3 ①		B FA 96 T FA 92 F FA 94 S FA 95 1-3 K ② B FA 93 F FA 94 D SL 83 X FA 93 2-1 5 E 1-H 2B		B FA 95 X FA 93 1-0 F8 ②		C FA 89 X CH 82 0-1 G3-6-3 1-2f ②③		4 1	1 0	1 0	1 0	0 0	1 1	3 1
5 Nomar Garciaparra, R (1, 3) OBP: 0.313, SLG: 0.330 54 D.J. Houlton, R (6, 1) Joe Beimel, L (7, 1) Rudy Seanez, R (7, 1) Wilson Betemit, S (7, PH) OBP: 0.346, SLG: 0.462 51 Jonathan Broxton, R (8, 1) 44 Takashi Saito, L (9, 1) Mike Lieberthal, R (10, 2) OBP: 0.261, SLG: 0.233		C FA 94 X FA 90 0-1 G5-3 ②		B FA 94 D FA 93 B FA 92 B FA 91 4-0 27 FC5-4 1-2 2-3 BB C FA 95 X 0-1 E9 2-H		B FA 98 B FA 96 B FA 96 B FA 95 4-0 1-2 BB			S FA 92 B FA 92 X FA 92 1-1 F9 ①	2 0 0 0 0 0 0 1	0 0 0 0 0 0 0 0	0 0 0 0 0 0 0 0	0 0 0 0 0 0 1 0	1 0 0 0 0 0 0 0	0 0 0 0 0 0 0 0	0 0 0 0 0 0 0 0
27 Matt Kemp, R (1, 9) OBP: 0.393, SLG: 0.500		F FA 93 B FA 88 B SL 79 X FA 93 2-1 G6-3 ③		B FA 95 D SL 82 X FA 94 2-0 FC5-4 ③ 1-2f B FA 93 S SL 83 F SL 84 S SL 82 1-3 K ③		F FA 98 X CU 83 0-1 F8 ③			B FA 94 B FA 94 X FA 92 2-0 G6-3 ②	5	0	0	0	0	1	6
6 Tony Abreu, S (1, 5) OBP: 0.320, SLG: 0.402			B FA 87 F FA 89 F FA 91 F SL 85 B FA 94 S SL 81 2-3 K ①		B B B B 4-0 15 B1-3 9 1B BB	F FA 91 F SL 82 S SL 86 0-3 K ①		B CH 81 F FA 90 B CH 82 F FA 90 S CH 80 2-3 K ①		B FA 92 B FA 93 B FA 93 C FA 94 C FA 93 F FA 92 B FA 90 4-2 15 BB 7 BB BB	3	1	0	0	2	3	0
58 Chad Billingsley, R (1, 1) OBP: 0.500, SLG: 0.750 Olmedo Saenz, R (5, PH) OBP: 0.337, SLG: 0.403 7 James Loney, L (6, 3) OBP: 0.429, SLG: 0.609			C FA 90 S FA 92 B FA 92 B SL 80 C FA 89 2-3 K ②		X FA 89 0-0 F8 ①	C FA 93 S SL 82 B FC 86 S SL 81 1-3 K ②		B SL 78 B FA 92 B FA 90 B FA 92 4-0 15 1B BB		C FA 92 B FS 85 S FA 93 B FS 85 B FA 92 B FA 93 4-2 15 BB 1-2 BB	1 1 1	0 0 0	0 0 0	0 0 0	0 0 2	1 0 1	0 1 0
Inning Stats	R: 0 E: 0 K: 0 S: 8 H: 1 LOB: 1 BB: 0 P: 14	R: 0 E: 0 K: 0 S: 5 H: 0 LOB: 0 BB: 0 P: 8	R: 0 E: 0 K: 2 S: 10 H: 0 LOB: 0 BB: 0 P: 14	R: 0 E: 0 K: 1 S: 8 H: 1 LOB: 3 BB: 2 P: 20	R: 5 E: 1 K: 1 S: 16 H: 4 LOB: 1 BB: 1 P: 30	R: 0 E: 0 K: 2 S: 10 H: 1 LOB: 1 BB: 0 P: 13	R: 0 E: 0 K: 0 S: 8 H: 1 LOB: 2 BB: 1 P: 14	R: 0 E: 0 K: 1 S: 8 H: 1 LOB: 1 BB: 1 P: 16	R: 0 E: 0 K: 0 S: 6 H: 0 LOB: 0 BB: 1 P: 13	R: 0 E: 0 K: 0 S: 12 H: 0 LOB: 3 BB: 3 P: 29	1B: 7 2B: 1 3B: 0 HR: 1 SF: 0 SAC: 0 DP: 2 HBP: 0						

PITCHER	IP	WLS	BF	H	R	ER	SO	BB	IBB	HBP	BLK	WP	HR	S	P	ERA	WHIP
Dontrelle Willis, L (1, 1) ERA: 4.72	6.0		29	7	5	4	6	3	0	0	0	0	1	57	99	6.00	1.667
22 Matt Lindstrom, R (7, 1) ERA: 3.72	1.0		5	1	0	0	0	1	0	0	0	0	0	8	14	0.00	2.000
37 Renyel Pinto, L (8, 1) ERA: 3.73	2.0	W	7	1	0	0	1	2	0	0	0	0	0	14	29	0.00	1.500
Kevin Gregg, R (10, 1) ERA: 3.02	1.0	S	6	0	0	0	0	3	0	0	0	0	0	12	29	0.00	3.000

PITCHER	IP	WLS	BF	H	R	ER	SO	BB	IBB	HBP	BLK	WP	HR	S	P	ERA	WHIP

BOTTOM

Florida Marlins @ Los Angeles Dodgers

Dodger Stadium, Los Angeles, CA

Fri Jul 06 2007, 7:40 PM PDT

Att. 51,050 - Clear - 75 F

livebaseballscorecards.com

AB	38
R	5
H	9
RBI	4
BB	9
SO	7
LOB	19

WP: 0 PA: 47
PB: 1
SB: 0
CS: 0

Batter	1	2	3	4	5	6	7	8	9	AB	R	H	RBI	BB	SO	LOB
2 Hanley Ramirez, R (1, 6) OBP: 0.385, SLG: 0.539	B B FA 89 C FA 90 X FA 90 2-1 6 SH5-3 6 S FC5-2 1B		C FA 91 F FA 90 X SL 82 0-2 6 CS 1B		C FA 88 X CH 87 0-1 6 F9 2B		S SL 83 X 0-1 6 1B 2B		B FA 88 C FA 89 B FA 88 F CU 75 B FA 91 F FA 89 B FA 89 4-2 E 6 S SF9 BB	4	2	4	0	1	0	0
6 Dan Uggla, R (1, 4) OBP: 0.321, SLG: 0.493	B FA 90 X FA 90 1-0 ① SH5-3 1-3		1 SAFE P PO 85 T FA 90 C FA 91 B FA 91 2-2 ③ CS 1-2	F FA 89 B FA 89 B SL 83 F FA 90 X SL 82 2-2 ① G6-3	X FA 89 0-0 ① F9 2-3		B SL 82 C FA 90 X FA 90 1-1 1B 1B 2-H 1B		C CU 74 B FA 90 F CU 75 P PO 90 F CU 75 B FA 90 X FA 91 3-2 ① L6 1-2	4	0	1	1	0	0	2
Miguel Cabrera, R (1, 5) OBP: 0.393, SLG: 0.576	B FA 91 F FA 90 F SL 82 B SL 84 X SL 82 2-2 ② FC5-2 3-H			B FA 90 B FA 90 B FA 90 F FA 90 F FA 90 X FA 91 3-2 HR	B FA 89 B FA 89 B SL 82 C CH 84 B SL 83 4-1 14 BB BB		C FA 90 F FA 90 X SL 83 0-2 ① 14 E 1B 1-H 1B		2 SAFE X CU 77 0-0 ② SF9 2-H	3	2	2	2	1	0	1
Mike Jacobs, L (1, 3) OBP: 0.321, SLG: 0.428 32 Justin Miller, R (9, 1)	C FA 92 S CH 86 B CH 87 D CH 86 X SL 82 2-2 ③ G4-3			B CU 82 C SL 82 B FA 90 X CH 84 2-1 14 HR 1B	X FA 89 0-0 ② P6		B FA 90 X FA 91 1-0 14 FC6-5 14 E 1-2 1B		B FA 90 S FA 90 B CU 75 F FA 90 B CU 76 F FA 90 F FA 89 F FA 89 X CU 76 3-2 ③ P4	5 0	1 0	2 0	0 0	0 0	0 0	3 0
14 Josh Willingham, R (1, 7) OBP: 0.365, SLG: 0.456		B FA 89 B FA 90 F FA 90 X FA 90 2-1 ① G6-3		X FA 90 0-0 1-H HR	S SL 82 S SL 83 B SL 81 B FA 90 B FA 90 B SL 84 4-2 1-2 BB		B FA 90 B S 1 SAFE C FA 90 B F X 3-2 ② FC6-5 27 PO 1-3 2-H			3	1	1	2	1	0	1
27 Jeremy Hermida, L (1, 9) OBP: 0.318, SLG: 0.419		B SL 82 F FA 90 C CU 81 B CH 86 F CH 86 C FA 91 2-3 ② K		B CH 86 S SL 81 S FA 90 F CH 85 B SL 82 X FA 90 2-2 4 BB 1B	S SL 82 F SL 83 X CH 85 0-2 ③ G4-3		1 SAFE 0-0 ③ PO 1-2	C SL 75 B FA 90 X CH 75 1-1 ① G3-1		4	0	1	0	0	1	3
Miguel Olivo, R (1, 2) OBP: 0.264, SLG: 0.394		C FA 91 X FA 92 0-1 ③ G5-3		B FA 90 S FA 90 F FA 89 F FA 89 S SL 80 1-3 ② K	F FA 89 F FA 89 S SL 82 0-3 ① K			B FA 88 S FA 87 B FA 90 X FA 88 2-1 ② F9		4	0	0	0	0	2	1
4 Alfredo Amezaga, S (1, 8) OBP: 0.324, SLG: 0.353			X FA 89 0-0 ① G1-3	B FA 89 B SL 80 B FA 90 C FA 89 B FA 89 4-1 1-2 BB	L CH 85 X SL 82 0-1 ② F7			S FA 88 F FA 88 B CH 82 S FA 89 1-3 ③ K		3	0	0	0	1	1	0
52 Sergio Mitre, R (1, 1) OBP: 0.143, SLG: 0.150 Armando Benitez, R (8, 1) Todd Linden, S (9, PH) OBP: 0.299, SLG: 0.284 Jason Wood, R (9, 3) OBP: 0.290, SLG: 0.415			B FA 89 C FA 90 S SL 82 B SL 82 C FA 90 2-3 ② K	F SL 82 B FA 89 B FA 89 C FA 90 B SL 83 S FA 90 3-3 ③ K			C FA 89 B FA 90 F FA 90 S SL 83 1-3 ③ K		X CH 81 0-0 HR	3 0 1 0	0 0 1 0	0 0 1 0	0 0 1 0	3 0 1 0	0 0 0 0	2 0 0 0
Inning Stats	R: 0 E: 0 K: 0 S: 9 H: 1 LOB: 1 BB: 0 P: 16	R: 0 E: 0 K: 1 S: 8 H: 0 LOB: 0 BB: 0 P: 12	R: 0 E: 0 K: 1 S: 10 H: 1 LOB: 0 BB: 0 P: 13	R: 3 E: 0 K: 2 S: 21 H: 4 LOB: 2 BB: 1 P: 38	R: 0 E: 0 K: 0 S: 10 H: 1 LOB: 3 BB: 2 P: 18	R: 0 E: 0 K: 2 S: 8 H: 0 LOB: 0 BB: 0 P: 9	R: 2 E: 1 K: 0 S: 12 H: 4 LOB: 0 BB: 0 P: 17	R: 0 E: 0 K: 1 S: 7 H: 0 LOB: 0 BB: 0 P: 11	R: 2 E: 1 K: 0 S: 16 H: 1 LOB: 0 BB: 1 P: 25	1B: 7 2B: 2 3B: 0 HR: 3 SF: 1 SAC: 1 DP: 0 HBP: 0						

TOP

Florida Marlins @ Los Angeles Dodgers

Dodger Stadium, Los Angeles, CA

Sat Jul 07 2007, 7:10 PM PDT

Att. 46,177 - Clear - 73 F

livebaseballscorecards.com

AB	34
R	7
H	12
RBI	6
BB	4
SO	7
LOB	13

		WP: 0	PA: 42
		PB: 0	
		SB: 2	
		CS: 1	

PITCHER		IP	WLS	BF	H	R	ER	SO	BB	IBB	HBP	BLK	WP	HR	S	P	ERA	WHIP
Derek Lowe, R ERA: 3.12	(1, 1)	6.1	L	30	10	5	4	6	3	0	0	0	0	2	73	114	5.68	2.053
Joe Beimel, L ERA: 3.96	(7, 1)	1.2		5	1	0	0	1	0	0	0	0	0	0	12	20	0.00	0.600
54 D.J. Houlton, R ERA: 2.7	(9, 1)	1.0		5	1	2	1	0	1	0	0	0	0	1	16	25	9.00	2.000

PITCHER	IP	WLS	BF	H	R	ER	SO	BB	IBB	HBP	BLK	WP	HR	S	P	ERA	WHIP

Florida Marlins @ Los Angeles Dodgers

Dodger Stadium, Los Angeles, CA

Sat Jul 07 2007, 7:10 PM PDT

Att. 46,177 - Clear - 73 F

livebaseballscorecards.com

BOTTOM

Batter	1	2	3	4	5	6	7	8	9	AB	R	H	RBI	BB	SO	LOB
15 Rafael Furcal, S (1, 6) OBP: 0.337, SLG: 0.353	B FA 90 X FA 91 1-0 ① G3		C CH 85 X CH 85 0-1 ② F9		B CH 83 B FA 89 C FA 90 X FA 90 2-1 ② G6-3		B FA 90 B FA 90 F CU 80 F F F X 2-2 ② P6	B FA 91 B FA 93 B FA 93 C FA 94 C FA 94 F FA 94 F FA 94 X SL 85 3-2 ③ P6		5	0	0	0	0	0	2
9 Juan Pierre, L (1, 8) OBP: 0.310, SLG: 0.337	B FA 91 C FA 90 X FA 91 1-1 ② G6-3		B FA 90 F FA 90 F FA 89 B SI 90 S CH 84 2-3 ③ K		B FA 91 L CH 84 X FA 90 1-1 55 S 1B		B C X 1-1 55 1B 12 1B		B FA 91 C FA 91 F FA 92 F FA 93 X SL 80 1-2 ① G4-3	5	1	2	0	0	1	0
55 Russell Martin, R (1, 2) OBP: 0.368, SLG: 0.479	C FA 92 B FA 92 F CH 84 F FA 91 X CU 79 1-2 ③ G6-3			B CH 83 C FA 90 F CH 84 X FA 90 1-2 ① G1-3	B FA 91 B CU 79 B FA 91 C FA 91 S FA 90 B FA 90 4-2 1-2 BB		L CH 88 X CH 87 0-1 12 1B 1-2 1B		B FA 91 B FA 91 C FA 89 F FA 91 X SL 79 2-2 ② F7	4	0	1	0	1	0	0
12 Jeff Kent, R (1, 4) OBP: 0.359, SLG: 0.453		F FA 91 F FA 90 B FA 92 F CH 85 X CH 85 1-2 ① F9		X FA 91 0-0 5 1B 7 1B 1B	D CH 85 X FA 89 1-0 ③ G5-3		F FA 89 B CH 83 F FA 88 X CH 84 1-2 FC6 1-2 2-H 1B		B FA 90 X FA 89 1-0 ③ G6-3	5	1	2	1	0	0	2
Luis Gonzalez, L (1, 7) OBP: 0.384, SLG: 0.472		C FA 90 B FA 90 X FA 90 1-1 ② L4		C CH 84 B FA 89 X FA 90 1-1 5 1B 7 1B 1-2 1B		B FA 90 X FA 90 1-0 ① F8	B FA 90 X FA 90 1-0 ③ FC6 1-2f			4	0	1	0	0	0	2
5 Nomar Garciaparra, R (1, 5) OBP: 0.315, SLG: 0.332		X FA 91 0-0 7 1B 1B		X FA 91 0-0 7 1B 1-2 2-3 1B		X CU 78 0-0 ② F8		B FA 93 X FA 91 1-0 ① G6-3		4	0	2	0	0	0	0
7 James Loney, L (1, 3) OBP: 0.457, SLG: 0.630		B FA 91 B FA 90 X FA 91 2-0 1-2 1B		S CH 85 F CH 84 X CH 84 0-2 ② 1-2 2-H 3-H 1B		C CU 78 B FA 90 C CU 79 X CH 83 1-2 1B		B FA 92 X FA 90 1-0 27 BB 1B		4	0	4	1	0	0	0
16 Andre Ethier, L (1, 9) OBP: 0.342, SLG: 0.420 Joe Beimel, L (7, 1) Wilson Betemit, S (8, PH) OBP: 0.344, SLG: 0.458 54 D.J. Houlton, R (9, 1)		C FA 90 X FA 90 0-1 ③ G4-3		B FA 92 X FA 91 1-0 ③ L1		X FA 90 0-0 ③ G5-3		C FA 90 B SL 82 D SL 84 F FA 92 B SL 83 S SL 82 3-3 ② K		3 0 1 0	0 0 0 0	0 0 0 0	0 0 0 0	0 0 1 0	0 0 1 0	5 0 1 0
Derek Lowe, R (1, 1) OBP: 0.275, SLG: 0.176 27 Matt Kemp, R (7, 9) OBP: 0.396, SLG: 0.494			C E S 0-3 ① K		X FA 91 0-0 ① G1-3		B FA 89 F CH 87 B FA 89 F FA 90 F CU 78 X CH 84 2-2 ① G5-3	B SL 82 S FA 94 F CH 84 B SL 85 B SL 82 B FA 95 4-2 1-2 BB		2 1	0 0	0 0	0 0	0 1	1 0	0 0
Inning Stats	R: 0 E: 0 K: 0 S: 7 H: 0 LOB: 0 BB: 0 P: 10	R: 0 E: 0 K: 0 S: 10 H: 2 LOB: 2 BB: 0 P: 14	R: 0 E: 0 K: 2 S: 8 H: 0 LOB: 0 BB: 0 P: 10	R: 1 E: 0 K: 0 S: 11 H: 4 LOB: 2 BB: 0 P: 14	R: 0 E: 0 K: 0 S: 8 H: 1 LOB: 2 BB: 1 P: 16	R: 0 E: 0 K: 0 S: 6 H: 1 LOB: 1 BB: 0 P: 8	R: 1 E: 0 K: 0 S: 17 H: 3 LOB: 2 BB: 0 P: 24	R: 0 E: 0 K: 1 S: 13 H: 1 LOB: 2 BB: 1 P: 25	R: 0 E: 0 K: 0 S: 8 H: 0 LOB: 0 BB: 0 P: 12	1B: 12 2B: 0 3B: 0 HR: 0 SF: 0 SAC: 0 DP: 0 HBP: 0						

	AB	38
	R	2
	H	12
	RBI	2
	BB	2
	SO	3
	LOB	12

WP: 0 PB: 0 SB: 1 CS: 0 PA: 40

PITCHER		IP	WLS	BF	H	R	ER	SO	BB	IBB	HBP	BLK	WP	HR	S	P	ERA	WHIP
52 Sergio Mitre, R ERA: 2.85	(1, 1)	7.0	W	32	11	2	2	2	1	0	0	0	0	0	67	96	2.57	1.714
Armando Benitez, R ERA: 4.68	(8, 1)	1.0	H	5	1	0	0	1	1	0	0	0	0	0	13	25	0.00	2.000
32 Justin Miller, R ERA: 2.42	(9, 1)	1.0		3	0	0	0	0	0	0	0	0	0	0	8	12	0.00	0.000

PITCHER	IP	WLS	BF	H	R	ER	SO	BB	IBB	HBP	BLK	WP	HR	S	P	ERA	WHIP

Florida Marlins @ Los Angeles Dodgers

Dodger Stadium, Los Angeles, CA

Sun Jul 08 2007, 1:10 PM PDT

Att. 44,021 - Sunny - 80 F

TOP

livebaseballscorecards.com

Batter	1	2	3	4	5	6	7	8	9	AB	R	H	RBI	BB	SO	LOB
2 Hanley Ramirez, R (1, 6) OBP: 0.388, SLG: 0.538	C CU 72 X FA 86 0-1 F7 ①		B FA 90 F FA 90 B FA 90 X CH 83 2-1 2-3 3-H 1B		S FA 88 C FA 89 B FA 88 B FA 89 B FA 89 B CH 83 4-2 BB		X FA 91 0-0 6 G6-4-3 1B		X FF 94 0-0 G4-3 ③	4	0	2	1	1	0	1
6 Dan Uggla, R (1, 4) OBP: 0.318, SLG: 0.488	B FA 88 F FA 88 S FA 88 S CH 83 1-3 K ②		B FA 89 X SL 83 1-0 G6-3 ② 3-H		F S CH 82 B FA 89 D CH 83 C FA 90 2-3 K ③		F CU 71 S CH 81 X FA 92 0-2 G6-4-3 ②③ 1-2f			4	0	0	1	0	2	3
Miguel Cabrera, R (1, 5) OBP: 0.393, SLG: 0.576 Mike Jacobs, L (1, PH) OBP: 0.320, SLG: 0.423 (1, 3)	C FA 87 C FA 89 B FA 90 S SL 83 1-3 K ③		X FA 90 0-0 F7 ③			X FA 87 0-0 1B 14 BB SF7 1B		C SL 81 C FA 90 F CH 82 F FA 92 B CH 82 B FA 91 X FA 91 2-2 G6-3 ①		0 4	0 1	0 1	0 0	0 0	0 1	0 1
14 Josh Willingham, R (1, 7) OBP: 0.367, SLG: 0.453		B CU 71 F CH 81 F FA 88 F FA 88 T FA 89 1-2 K ①		F FA 87 B FA 89 F CH 82 B FA 89 S CH 82 2-3 K ①		B FA 87 B FA 88 F FA 88 B CH 78 B CH 78 4-1 1B 1-2 BB		S CU 74 S CH 83 B CH 83 F FA 92 B CU 77 B FA 91 B CH 80 4-2 FC9-6 BB		2	0	0	0	2	2	0
Todd Linden, S (1, 9) OBP: 0.297, SLG: 0.283		C CU 72 B CH 83 B CU 72 C CU 74 B CU 73 X FA 88 3-2 P4 ②		B FA 89 X CU 74 1-0 G5-3 ②		B FA 89 F CH 79 X SL 85 1-1 4 FC6-4 1-2 2-3 1B		C FA 90 B CH 79 F CU 72 B FA 87 F CH 79 X CH 82 2-2 FC9-6 ② FC6-4 1-2f		4	0	1	0	0	0	1
Jason Wood, R (1, 3) OBP: 0.288, SLG: 0.426 (1, 5)		C FA 90 B FA 88 X CH 83 1-1 G1-3 ③		X CH 81 0-0 2B		F CH 80 F CH 82 D CH 83 F FA 90 B CH 80 F FA 91 X FA 92 2-2 SF7 ① 3-H		D CU 72 C FA 90 X CH 79 1-1 FC6-4 ③ 1-2f		3	0	1	1	0	0	1
20 Matt Treanor, R (1, 2) OBP: 0.356, SLG: 0.409			C FA 88 S FA 89 X CH 82 0-2 4 2B 2 1B 1B	F FA 89 X FA 88 0-1 P6 ③		C CU 72 F CH 80 S SL 86 0-3 K ②			S FF 92 B FF 93 F SL 87 B SL 85 T SL 86 2-2 K ①	4	1	1	0	0	2	3
4 Alfredo Amezaga, S (1, 8) OBP: 0.323, SLG: 0.355			B FA 88 F FA 89 X CU 74 1-1 2 1B 6 G6-3 1-3 2B		S CH 81 F FA 87 B FA 88 X CH 83 1-2 G5-3 ①	F CU 71 S CU 78 D FA 88 F FA 92 B CH 80 X CH 81 2-2 FC6-4 ③ 1-2f			B FF 92 X FF 92 1-0 F8 ②	4	1	1	0	0	0	2
Scott Olsen, L (1, 1) OBP: 0.281, SLG: 0.323 Wes Obermueller, R (2, 1) OBP: 0.063, SLG: 0.125 1 Eric Reed, L (5, PH) OBP: 0.188, SLG: 0.133 48 Lee Gardner, R (5, 1) Joe Borchard, S (7, PH) OBP: 0.291, SLG: 0.323 Erasmo Ramirez, L (7, 1) 27 Jeremy Hermida, L (9, PH) OBP: 0.322, SLG: 0.422			B CU 73 F FA 89 S CU 75 F CU 74 F CH 83 S FA 91 1-3 K ①		C F FA 89 B CH 83 X CH 82 1-2 L9 ②		B FA 89 B CH 80 S FA 90 X FA 90 2-1 F9 ①		B FF 93 F CH 86 B FF 94 F FF 92 X FF 94 2-2 1B	0 1 1 0 1 0 1	0 0 0 0 0 0 0	0 0 0 0 0 0 1	0 0 0 0 0 0 0	0 1 0 0 0 0 0	0 2 0 0 0 0 0	0 0 0 0 0 0 0
Inning Stats	R: 0 E: 0 K: 2 S: 8 H: 0 LOB: 0 BB: 0 P: 10	R: 0 E: 0 K: 1 S: 9 H: 0 LOB: 0 BB: 0 P: 14	R: 2 E: 0 K: 1 S: 14 H: 3 LOB: 1 BB: 0 P: 19	R: 0 E: 0 K: 1 S: 7 H: 1 LOB: 1 BB: 0 P: 10	R: 0 E: 0 K: 1 S: 11 H: 0 LOB: 1 BB: 1 P: 19	R: 1 E: 0 K: 1 S: 16 H: 2 LOB: 2 BB: 1 P: 25	R: 0 E: 0 K: 0 S: 6 H: 1 LOB: 0 BB: 0 P: 8	R: 0 E: 0 K: 0 S: 14 H: 0 LOB: 1 BB: 1 P: 23	R: 0 E: 0 K: 1 S: 8 H: 1 LOB: 1 BB: 0 P: 13	1B: 6 2B: 2 3B: 0 HR: 0 SF: 1 SAC: 0 DP: 1 HBP: 0						

AB	33
R	3
H	8
RBI	3
BB	3
SO	8
LOB	14

WP: 0 PA: 37
PB: 0
SB: 0
CS: 0

PITCHER		IP	WLS	BF	H	R	ER	SO	BB	IBB	HBP	BLK	WP	HR	S	P	ERA	WHIP
Mark Hendrickson, L ERA: 4.02	(1, 1)	5.0	W	20	4	2	2	6	1	0	0	0	0	0	49	72	3.60	1.000
50 Eric Stults, L ERA: 3.0	(6, 1)	3.0	H	13	3	1	1	1	2	0	0	0	0	0	36	56	3.00	1.667
41 Chin-hui Tsao, R ERA: 3.0	(9, 1)	1.0		4	1	0	0	1	0	0	0	0	0	0	8	13	0.00	1.000

PITCHER	IP	WLS	BF	H	R	ER	SO	BB	IBB	HBP	BLK	WP	HR	S	P	ERA	WHIP

Batter	1	2	3	4	5	6	7	8	9	AB	R	H	RBI	BB	SO	LOB
15 Rafael Furcal, S (1, 6) OBP: 0.341, SLG: 0.354	B FA 83 F FA 86 B FA 85 F FA 83 F FA 85 S SL 79 2-3 **K** ①	B FA 87 X FA 88 1-0 9 1B; 55 1B; 1B	C FA 91 S SL 85 X SL 84 4-2 9 G4-6-3; BB		X FA 87 0-0 9 FC4-6; 1B		F FA 82 X CH 66 0-1 **P6** ①			4	1	2	0	1	1	0
9 Juan Pierre, L (1, 8) OBP: 0.311, SLG: 0.338	C FA 86 X FA 86 0-1 55 HR; 1B	C FA 90 1 SAFE 1 SAFE 1 SAFE C FA 88 X CU 73 0-2 55 1B; 5 1B; 1-2; 1B	C FA 91 S SL 85 X SL 84 0-2 **G4-6-3** ②③; 1-2f		X FA 86 0-0 **FC4-6** ①; 1-2f		B FA 82 X FA 83 1-0 **F8** ②			5	2	2	0	0	0	2
55 Russell Martin, R (1, 2) OBP: 0.374, SLG: 0.492 Mike Lieberthal, R (5, PH) OBP: 0.271, SLG: 0.244 (6, 2)	X CH 82 0-0 1-H; HR	B SL 84 X SL 84 1-0 7 FC6-4; 16 HR; 5 1B; 1-2; 2-H; 1B		B FA 90 F SL 85 B CH 79 B FA 89 T FA 88 B SL 82 4-2 16 BB; 7 1B; BB; BB	F FA 87 F CU 72 F CU 72 D CU 72 F CU 72 X FA 87 1-2 **P3** ②		X SL 80 0-0 1B; 1B			2 2	3 0	2 1	3 0	1 0	0 0	0 1
Luis Gonzalez, L (1, 7) OBP: 0.384, SLG: 0.471	C FA 85 X SL 77 0-1 27 1B; 5 BB; 1B; 1B	D FA 90 B FA 90 B FA 89 X FA 90 3-0 **L9** ①		B FA 90 X FA 90 1-0 **F7** ①	B FA 87 C FA 86 C SL 84 X FA 82 1-2 **F8** ③		C FA 80 X FA 83 0-1 1-2; 1B			5	1	2	0	0	0	4
5 Nomar Garciaparra, R (1, 5) OBP: 0.319, SLG: 0.334	C FA 85 B CH 80 B FA 85 B FA 85 B FA 84 4-1 1B; 27 1B; 1-2; BB	C SL 85 X SL 84 0-1 7 FC6-4; 1-2; 2-H; 1B		B SL 86 D FA 91 X FA 89 2-0 **F7** ②	F FA 86 S SL 84 X 0-2 G5-3; 16 1B; 1B		C CH 67 F FA 85 X CH 66 0-2 **P3** ③			4	0	2	1	1	0	3
7 James Loney, L (1, 3) OBP: 0.442, SLG: 0.603	C FA 85 F FA 87 F FA 91 F SL 82 X FA 90 0-2 **F7** ②	C FA 90 X FA 91 0-1 **FC6-4** ②; 16 HR; 1-2f; 2-3		B CH 81 B FA 89 F FA 89 B FA 91 X FA 90 3-1 BB; 16 BB; 1-2; 1B	X FA 86 0-0 **F7** ①			B SL 78 B CH 80 C FA 83 F FA 82 X CH 66 2-2 **G3** ①		5	1	1	0	0	0	5
27 Matt Kemp, R (1, 9) OBP: 0.402, SLG: 0.500 16 Andre Ethier, L (2, 9) OBP: 0.348, SLG: 0.435	X CH 78 0-0 1B; 1-2; 2-3; 1B	C FA 91 C FA 91 B SL 85 X CU 77 1-2 1-H; 3-H; HR		B SL 81 B SL 81 B FA 89 B FA 87 4-0 BB; 1-2; 2-3; BB	F SL 84 X FA 82 0-1 G5-3; 1-2; 1B			S FA 81 F SL 80 X FA 85 0-2 **E6**		1 3	0 1	1 2	0 3	0 1	0 0	0 0
Ramon Martinez, R (1, 4) OBP: 0.239, SLG: 0.190	D SL 79 B FA 84 C FA 86 X FA 85 2-1 1-2; 2-3; 3-H; 1B	C FA 90 C SL 83 B FA 91 B CH 83 S CH 80 2-3 **K** ③		B FA 88 F FA 89 B CH 80 F SL 82 B SL 78 F SL 81 D SL 83 4-2 1-2; 2-3; 3-H; BB	C SL 85 B FA 86 B CU 73 X FA 86 2-1 **G5-3** ②; 1-2; 2-3			B CH 66 F FA 84 F FA 82 S FA 84 1-3 **K** ②		4	0	1	2	1	2	3
Mark Hendrickson, L (1, 1) 50 Eric Stults, L (6, 1) OBP: 0.500, SLG: 0.500 Olmedo Saenz, R (8, PH) OBP: 0.333, SLG: 0.397 41 Chin-hui Tsao, R (9, 1)	B FA 86 F FA 86 S FA 88 B SL 80 X FA 88 2-2 **F9** ③		X FA 88 0-0 **F8** ①	C FA 90 B FA 91 S CH 79 C FA 90 1-3 **K** ③	B SL 86 S FA 87 S SL 84 S SL 85 1-3 **K** ③			C CH 67 B SL 78 B CH 65 X FA 83 2-1 **F7** ③		3 1 1 0	0 0 0 0	0 0 0 0	0 0 0 0	1 1 0 0	0 0 0 0	6 2 1 0
Inning Stats	R: 3 E: 0 K: 1 S: 21 H: 5 LOB: 3 BB: 1 P: 31	R: 5 E: 0 K: 1 S: 16 H: 5 LOB: 0 BB: 0 P: 24	R: 0 E: 0 K: 0 S: 6 H: 0 LOB: 0 BB: 1 P: 10	R: 1 E: 0 K: 1 S: 12 H: 1 LOB: 3 BB: 3 P: 31	R: 0 E: 0 K: 0 S: 10 H: 1 LOB: 1 BB: 0 P: 12	R: 0 E: 0 K: 1 S: 11 H: 2 LOB: 2 BB: 0 P: 14	R: 0 E: 0 K: 0 S: 9 H: 2 LOB: 2 BB: 0 P: 10	R: 0 E: 1 K: 1 S: 11 H: 0 LOB: 1 BB: 0 P: 16		1B: 14 2B: 0 3B: 0 HR: 2 SF: 0 SAC: 0 DP: 1 HBP: 0						

PITCHER		IP	WLS	BF	H	R	ER	SO	BB	IBB	HBP	BLK	WP	HR	S	P	ERA	WHIP
Scott Olsen, L ERA: 5.23	(1, 1)	1.0	L	9	5	3	3	1	1	0	0	0	0	1	21	31	27.00	6.000
Wes Obermueller, R ERA: 6.44	(2, 1)	3.0		18	6	6	6	2	4	0	0	0	0	1	34	65	18.00	3.333
48 Lee Gardner, R ERA: 3.38	(5, 1)	2.0		9	3	0	0	1	0	0	0	0	0	0	21	26	0.00	1.500
Erasmo Ramirez, L ERA:	(7, 1)	2.0		9	2	0	0	1	0	0	0	0	0	0	20	26	0.00	1.000

PITCHER	IP	WLS	BF	H	R	ER	SO	BB	IBB	HBP	BLK	WP	HR	S	P	ERA	WHIP

BOTTOM

Florida Marlins @ Los Angeles Dodgers

Dodger Stadium, Los Angeles, CA

Sun Jul 08 2007, 1:10 PM PDT

Att. 44,021 - Sunny - 80 F

livebaseballscorecards.com

AB	40
R	9
H	16
RBI	9
BB	5
SO	5
LOB	27

WP: 0	PA: 45		
PB: 0			
SB: 0			
CS: 0			

Batter	1	2	3	4	5	6	7	8	9	AB	R	H	RBI	BB	SO	LOB
15 Rafael Furcal, S (1, 6) OBP: 0.343, SLG: 0.355	C FA 92 X FA 93 0-1 ① P6		C FA 92 B CU 76 F FA 92 B CU 76 X FA 92 2-2 9 1B 1-2 1B		C FA 91 F CH 85 B CU 77 X CH 85 1-2 9 SH1-3 55 1B 1B		B FA 89 B FA 88 B FA 87 B FA 89 4-0 9 FC6-4 BB		F8 G6-3	5	1	2	0	1	0	2
9 Juan Pierre, L (1, 8) OBP: 0.313, SLG: 0.340	B FA 92 C FA 92 B FA 92 F FA 93 B FA 93 X FA 93 3-2 ② G3-1		X FA 93 0-0 ② 55 S 55 E 1-3 2-H 1B		B FA 92 1 SAFE X FA 91 1-0 ① SH1-3 1-2		C FA 89 1 SAFE X FA 90 0-1 ② FC6-4 12 BB 55 HBP 1-2f		B FA 92 F FA 92 F FA 92 X SL 80 1-2 55 2B 12 1B 1B	4	2	2	1	0	0	1
55 Russell Martin, R (1, 2) OBP: 0.382, SLG: 0.500 Mike Lieberthal, R (9, 2) OBP: 0.271, SLG: 0.244	B FA 95 X FA 93 1-0 1B		B FA 94 B FA 93 B FA 93 B FA 92 4-0 2-H BB		C SL 84 C FA 90 B SL 84 B FA 94 B FA 91 X FA 91 3-2 12 G4-3 2-H 1B		B FA 88 B CH 79 F FA 89 H FA 87 3-1 12 BB 1-2 HBP		1 SAFE B FA 93 1 SAFE S SL 80 B SL 79 X FA 92 2-1 12 1B 1-3 1B 2B	3 0	1 0	3 0	1 0	1 0	0 0	0 0
12 Jeff Kent, R (1, 4) OBP: 0.360, SLG: 0.450 Ramon Martinez, R (9, PR) OBP: 0.239, SLG: 0.190 (9, 4)	X FA 93 0-0 ③ G4-3		1 SAFE C FA 93 X FA 91 0-1 ③ G6-3		C FA 92 1 SAFE B SL 85 B SL 84 X FA 92 2-1 ② ③ G4-3 1-2f		B SL 83 B SL 84 F FA 87 B FA 89 F FA 90 B FA 88 4-2 1-2 2-3 BB		B SL 81 F SL 81 B SL 81 S FA 93 X SL 80 2-2 1B 5 1B 2-3 3-H 1B	4 0	0 1	1 0	1 0	1 0	0 0	3 0
Luis Gonzalez, L (1, 7) OBP: 0.382, SLG: 0.468 Joe Beimel, L (7, 1) 51 Jonathan Broxton, R (8, 1) Olmedo Saenz, R (9, PH) OBP: 0.341, SLG: 0.406 Rudy Seanez, R (9, 1)		C FA 91 B FA 91 F CU 76 X FA 94 1-2 ① F8		C CU 74 F FA 90 X CU 75 0-2 7 G4-6-3 1B		C FA 89 F FA 89 B X FA 90 1-2 ① G4-3	C FA 90 X CH 83 0-1 ③ G6-3		B SL 80 S FA 90 B FA 90 X SL 80 2-1 7 1B 5 1B 16 2B 1-2 3-H 1B	4 0 0 1 0	0 0 0 1 0	1 0 0 1 0	0 0 0 1 0	0 0 0 0 0	0 0 0 0 0	3 0 0 0 0
5 Nomar Garciaparra, R (1, 5) OBP: 0.318, SLG: 0.332		X SL 86 0-0 ② G6-3		B FA 92 S SL 86 F SL 84 F CU 81 X FA 91 1-2 ① F7		X FA 89 0-0 ② F9		B FA 87 C FA 87 F FA 86 F FA 88 X CH 79 1-2 ① G5-3	F CU 80 X CU 78 0-1 7 1B 16 2B 1-2 2-H 1B	5	1	1	1	0	0	1
7 James Loney, L (1, 3) OBP: 0.451, SLG: 0.614		C FA 92 F FA 92 X FA 93 0-2 ③ F8		B FA 92 S CH 86 B FA 92 F FA 92 B FA 91 F CH 86 X CH 86 3-2 ② G4-6-3 1-2		X FA 88 0-0 2B		S FA 89 F FA 89 X FA 89 0-2 16 CS 1B	B FA 89 X FA 89 1-0 16 2B 1-2 2-3 1B	5	1	3	0	0	0	1
16 Andre Ethier, L (1, 9) OBP: 0.356, SLG: 0.444 (7, 7)			B CH 85 F FA 92 B FA 92 C FA 92 F FA 92 B CU 76 F FA 92 X FA 92 3-2 15 1B 9 1B 1B	I I IN 81 I IN 82 I IN 82 4-0 IBB		B CU 76 C CU 76 X FA 89 1-1 ③ G3		C SL 80 X FA 88 0-1 ② 1-2 1B	S SL 82 D SL 83 X FA 91 1-1 1-H 2-H 3-H 2B	4	1	3	3	1	0	1
58 Chad Billingsley, R (1, 1) OBP: 0.333, SLG: 0.500 Wilson Betemit, S (7, PH) OBP: 0.341, SLG: 0.455 27 Matt Kemp, R (7, 9) OBP: 0.394, SLG: 0.488			B FA 93 B FA 92 C FA 92 B FA 93 C FA 92 L FA 93 3-3 ① K	S SL 86 B SL 84 S SL 84 S SL 84 1-3 ③ K		X FA 87 0-0 ① G3	1 SAFE D CH 78 S CH 80 B FA 88 S CH 78 1 SAFE D CH 80 X SL 80 3-2 ③ G5-3		D CH 82 F FA 90 S CH 82 B FA 91 F FA 92 B CH 83 F FA 90 F FA 91 X CH 82 3-2 ② F8	2 1 2	0 0 0	0 0 0	0 0 0	0 0 0	2 0 0	3 0 3
Inning Stats	R: 0 H: 1 E: 0 LOB: 1 K: 0 BB: 0 S: 7 P: 11	R: 0 H: 0 E: 0 LOB: 0 K: 0 BB: 0 S: 7 P: 8	R: 2 H: 3 E: 0 LOB: 1 K: 1 BB: 1 S: 14 P: 26	R: 0 H: 1 E: 0 LOB: 2 K: 1 BB: 1 S: 14 P: 23	R: 1 H: 2 E: 0 LOB: 0 K: 0 BB: 0 S: 9 P: 16	R: 0 H: 1 E: 0 LOB: 1 K: 0 BB: 0 S: 7 P: 9	R: 0 H: 0 E: 0 LOB: 3 K: 0 BB: 2 S: 8 P: 19	R: 0 H: 2 E: 0 LOB: 1 K: 0 BB: 0 S: 12 P: 16	R: 6 H: 7 E: 0 LOB: 2 K: 0 BB: 0 S: 26 P: 41	1B: 14 2B: 3 3B: 0 HR: 0	SF: 0 SAC: 1 DP: 1 HBP: 1					

PITCHER		IP	WLS	BF	H	R	ER	SO	BB	IBB	HBP	BLK	WP	HR	S	P	ERA	WHIP
18 Matt Cain, R ERA: 3.53	(1, 1)	5.0	L	22	7	3	2	2	1	1	0	0	0	0	51	84	3.60	1.600
71 Pat Misch, L ERA:	(6, 1)	1.2		8	1	0	0	0	1	0	1	0	0	0	11	20	0.00	1.200
32 Kevin Correia, R ERA: 3.96	(7, 1)	0.1		2	0	0	0	0	1	0	0	0	0	0	4	8	0.00	3.000
Steve Kline, L ERA: 3.62	(8, 1)	1.0		4	2	0	0	0	0	0	0	0	0	0	12	16	0.00	2.000
31 Vinnie Chulk, R ERA: 3.93	(9, 1)	0.1		6	5	5	5	0	0	0	0	0	0	0	16	25	135.00	15.000

PITCHER		IP	WLS	BF	H	R	ER	SO	BB	IBB	HBP	BLK	WP	HR	S	P	ERA	WHIP
Jack Taschner, L ERA: 6.26	(9, 1)	0.2		4	2	1	1	0	0	0	0	0	0	0	10	16	13.50	3.000

TOP

Los Angeles Dodgers @ San Francisco Giants

AT&T Park, San Francisco, CA

Fri Jul 13 2007, 7:15 PM PDT

Att. 43,238 - Clear - 68 F

livebaseballscorecards.com

AB	40
R	9
H	17
RBI	8
BB	4
SO	2
LOB	18

WP: 0 PA: 46
PB: 0
SB: 1
CS: 1

Batter	1	2	3	4	5	6	7	8	9	AB	R	H	RBI	BB	SO	LOB
10 Dave Roberts, L (1, 8) OBP: 0.302, SLG: 0.342	C FA 91 B FA 91 X FA 90 1-1 2 SH5-3 1B		B FA 91 B FA 92 C FA 91 C FA 92 B CU 81 X FA 92 3-2 1B		C FA 93 C CU 80 D CU 81 B CU 79 F FA 92 B FA 94 F FA 93 X FA 92 3-2 ② FC4-6 1-2f 2-3		1 SAFE X FA 86 0-0 ③ FC6-4 1-2f			3	0	2	0	0	0	2
19 Kevin Frandsen, R (7, PH) OBP: 0.339, SLG: 0.358										1	0	0	0	0	0	1
Steve Kline, S (8, 1)										0	0	0	0	0	0	0
31 Vinnie Chulk, R (9, 1)										0	0	0	0	0	0	0
Jack Taschner, L (9, 1)										0	0	0	0	0	0	0
2 Randy Winn, S (1, 9) OBP: 0.332, SLG: 0.401 (8, 8)	B FA 91 X FA 91 1-0 ① SH5-3 1-2		D FA 90 C FA 90 B FA 92 C FA 91 X SL 87 2-2 ③ G6-3		B SL 88 F FA 92 S CU 80 B CU 79 X SL 88 2-2 ③ G4-3			X FA 95 0-0 E G3-6-3 1B		3	1	1	0	0	0	3
Ray Durham, S (1, 4) OBP: 0.320, SLG: 0.400	B CU 80 B FA 91 B FA 88 B FA 91 4-0 G4-6-3 BB			C FA 92 S CU 80 B FA 92 B FA 89 B FA 92 X SL 89 3-2 ① G4-3		B FA 88 B FA 90 C FA 92 X FA 92 2-1 ① G3		X FA 94 0-0 E3 G3-6-3 1-3		3	0	0	0	1	0	1
Barry Bonds, L (1, 7) OBP: 0.511, SLG: 0.584	B FA 93 C SL 88 X CH 85 1-1 ② ③ G4-6-3 1-2f			B FA 92 C FC 89 B CH 84 B SL 88 B FA 93 4-1 FC4-6 BB		B FA 92 B FA 91 B SL 88 B FA 93 4-0 FC3-6 BB		F FA 95 X CH 88 0-1 ① ② G3-6-3 1-2f 3-H		2	0	0	0	2	0	3
Ryan Klesko, L (1, 3) OBP: 0.378, SLG: 0.467		X FA 90 0-0 ① F9		C CU 79 C FA 92 B CU 80 X SL 86 1-2 ② FC4-6 1-2f		C CU 80 D FA 93 F SL 85 B CU 80 X SL 86 2-2 ② FC3-6 1 FC6-4 1-2f		C SL 84 X FA 95 0-1 ③ G6-3		4	0	0	0	0	0	2
1 Bengie Molina, R (1, 2) OBP: 0.298, SLG: 0.415		B FA 92 B FA 92 F FA 91 X FA 92 2-1 ② F8		C FA 92 X SL 87 0-1 ③ F8		B FA 93 X FA 92 1-0 ③ FC6-4 1-2f			B FA 92 B FA 91 C FA 91 B FA 92 X FA 91 3-1 ① F9	4	0	0	0	0	0	2
35 Rich Aurilia, R (1, 5) OBP: 0.288, SLG: 0.365		B FA 92 B FA 91 X FA 92 2-0 ③ F9			C FA 92 C FA 91 F FA 90 S CU 80 0-3 ① K		C FA 85 F FA 87 B CH 82 B FA 88 X FA 86 2-2 ① G4-3		B SL 80 C CH 81 S FA 92 B SL 80 B SL 81 F SL 81 S FA 92 3-3 ② K	4	0	0	0	0	2	0
13 Omar Vizquel, S (1, 6) OBP: 0.287, SLG: 0.298			B FA 91 C FA 90 S CU 78 X CU 80 1-2 ① G4-3		C FA 92 F CU 80 X FA 90 0-2 10 14 FC4-6 1B 1B		B FA 88 S FA 85 B FA 86 C FA 86 X FA 87 2-2 ② G6-3		B FA 92 X FA 91 1-0 1B	4	0	2	0	0	0	0
18 Matt Cain, R (1, 1) OBP: 0.063, SLG: 0.032 14 Fred Lewis, L (5, PH) OBP: 0.364, SLG: 0.444 71 Pat Misch, R (6, 1) 32 Kevin Correia, R (7, 1) OBP: 0.500, SLG: 0.500 Pedro Feliz, R (7, PH) OBP: 0.271, SLG: 0.405 (8, 9)			S FA 91 B FA 92 S FA 93 S FA 93 1-3 ② K		D CU 80 B SL 88 C FA 92 B CH 83 X FA 92 3-1 10 FC4-6 1-2 1B		B FA 87 F FA 86 X SL 86 1-1 19 FC6-4 1B		B FA 92 S CH 80 B SL 80 X FA 91 2-1 ③ F7	1 1 0 0 2	0 0 0 0 0	0 1 0 0 1	0 0 0 0 0	1 0 0 0 0	0 0 0 0 0	0 0 0 0 1
Inning Stats	R: 0 E: 0 K: 0 S: 5 H: 1 LOB: 1 BB: 1 P: 12	R: 0 E: 0 K: 0 S: 4 H: 0 LOB: 0 BB: 0 P: 8	R: 0 E: 0 K: 1 S: 12 H: 1 LOB: 1 BB: 0 P: 19	R: 0 E: 0 K: 0 S: 9 H: 0 LOB: 1 BB: 1 P: 17	R: 0 E: 0 K: 1 S: 17 H: 2 LOB: 2 BB: 0 P: 25	R: 0 E: 0 K: 0 S: 6 H: 0 LOB: 1 BB: 1 P: 15	R: 0 E: 0 K: 0 S: 9 H: 1 LOB: 1 BB: 0 P: 14	R: 1 E: 1 K: 0 S: 6 H: 1 LOB: 0 BB: 0 P: 6	R: 0 E: 0 K: 1 S: 9 H: 1 LOB: 1 BB: 0 P: 18	1B: 7 2B: 0 3B: 0 HR: 0 SF: 0 SAC: 1 DP: 2 HBP: 0						WP: 0 PB: 0 SB: 0 CS: 0 PA: 36

PITCHER	IP	WLS	BF	H	R	ER	SO	BB	IBB	HBP	BLK	WP	HR	S	P	ERA	WHIP
58 Chad Billingsley, R (1, 1) ERA: 3.26	6.0	W	24	4	0	0	2	3	0	0	0	0	0	53	96	0.00	1.167
Joe Beimel, L (7, 1) ERA: 3.86	1.0	H	4	1	0	0	0	0	0	0	0	0	0	9	14	0.00	1.000
51 Jonathan Broxton, R (8, 1) ERA: 2.74	1.0	H	4	1	1	0	0	0	0	0	0	0	0	6	6	0.00	1.000
Rudy Seanez, R (9, 1) ERA: 3.05	1.0		4	1	0	0	1	0	0	0	0	0	0	9	18	0.00	1.000

PITCHER	IP	WLS	BF	H	R	ER	SO	BB	IBB	HBP	BLK	WP	HR	S	P	ERA	WHIP

BOTTOM

Los Angeles Dodgers @ San Francisco Giants

AT&T Park, San Francisco, CA

Fri Jul 13 2007, 7:15 PM PDT

Att. 43,238 - Clear - 68 F

livebaseballscorecards.com

AB	32
R	1
H	7
RBI	0
BB	3
SO	3
LOB	15

Batter	1	2	3	4	5	6	7	8	9	10	11	12	AB	R	H	RBI	BB	SO	LOB
15 Rafael Furcal, S (1, 6) OBP: 0.342, SLG: 0.358	F7		2B		1B		K	G3		K2-3		SF9	6	1	2	2	0	2	4
9 Juan Pierre, L (1, 8) OBP: 0.313, SLG: 0.339	G6-3		F9		1B				B1-3		G4-3	F7	7	2	2	0	0	0	4
55 Russell Martin, R (1, 2) OBP: 0.382, SLG: 0.495	G4-3			L5	1B		BB		K		F8		5	1	1	1	1	1	0
12 Jeff Kent, R (1, 4) OBP: 0.361, SLG: 0.461 27 Matt Kemp, R (7, PR) OBP: 0.406, SLG: 0.523 (7, 9)		G5-3		G6-3	HR		1B		FC6		3B		4 2	1 0	2 2	4 0	0 0	0 0	0 0
Luis Gonzalez, L (1, 7) OBP: 0.378, SLG: 0.462 Joe Beimel, L (7, 1) Ramon Martinez, R (8, 4) OBP: 0.233, SLG: 0.185		F8		P6	G1-3		F7		FC6		F8		4 0 2	0 0 0	0 0 0	0 0 0	0 0 0	0 0 0	2 0 2
7 James Loney, L (1, 3) OBP: 0.443, SLG: 0.602		G3			G3-1	K		F8		2B G6-2-3 BB		1B 15 SF9 2B	5	1	1	0	1	1	0
Wilson Betemit, S (1, 5) OBP: 0.353, SLG: 0.493	G3				HR	L8		6 2B 1B		G6-2-3 2B		15 SF9 16 G5-3 1B	6	1	4	1	0	0	0
16 Andre Ethier, L (1, 9) OBP: 0.359, SLG: 0.444 (7, 7)	15 2B 1B				SH2-4 15 1B 1B	L4		K		G6-2-3 IBB		G5-3	5	1	2	0	1	1	3
Derek Lowe, R (0, 1) SIP: 5.0 ER: 3 H: 6 BB: 0 SO: 2 HR: 1 BF: 23 ERA: 5.40 6 Tony Abreu, S (2, PH) SIP: 0.0 ER: 0 H: 0 BB: 0 SO: 0 HR: 0 BF: 1 ERA: 0.00 (7, 4) 41 Chin-hui Tsao, R (6, 1) 51 Jonathan Broxton, R (6, 1) 44 Takashi Saito, L (6, 1) Olmedo Saenz, R (10, PH) SIP: 0.0 ER: 0 H: 0 BB: 0 SO: 0 HR: 0 BF: 1 ERA: 0.00 Mark Hendrickson, L (10, 1) 5 Nomar Garciaparra, R (12, PH) SIP: 0.0 ER: 0 H: 0 BB: 0 SO: 0 HR: 0 BF: 1 ERA: 0.00 Rudy Seanez, R (12, 1)	B3				SH2-4		K			G6-2-3 IBB		IBB	1 2	0 0	0 1	0 0	0 1	0 0	1 0
Inning Stats	R: 0 E: 0 K: 0 S: 7 H: 0 LOB: 0 BB: 0 P: 11	R: 0 E: 0 K: 0 S: 9 H: 0 LOB: 0 BB: 0 P: 10	R: 0 E: 0 K: 0 S: 11 H: 2 LOB: 2 BB: 0 P: 15	R: 0 E: 0 K: 0 S: 6 H: 0 LOB: 0 BB: 0 P: 10	R: 6 E: 0 K: 0 S: 18 H: 6 LOB: 0 BB: 0 P: 25	R: 0 E: 0 K: 1 S: 9 H: 0 LOB: 0 BB: 0 P: 15	R: 1 E: 0 K: 2 S: 15 H: 2 LOB: 2 BB: 1 P: 26	R: 0 E: 0 K: 1 S: 15 H: 2 LOB: 2 BB: 0 P: 22	R: 0 E: 0 K: 1 S: 7 H: 1 LOB: 1 BB: 0 P: 11	R: 0 E: 0 K: 1 S: 11 H: 1 LOB: 2 BB: 2 P: 24	R: 0 E: 0 K: 0 S: 8 H: 1 LOB: 1 BB: 0 P: 14	R: 1 E: 0 K: 0 S: 14 H: 2 LOB: 2 BB: 1 P: 26	1B: 10 2B: 4 3B: 1 HR: 2	SF: 1 SAC: 1 DP: 1 HBP: 0	WP: 0 PB: 0 SB: 1 CS: 0	PA: 56			

TOP

Los Angeles Dodgers @ San Francisco Giants
AT&T Park, San Francisco, CA
Sat Jul 14 2007, 12:55 PM PDT
Att. 43,452 - Sunny - 69 F

livebaseballscorecards.com

AB	50
R	8
H	17
RBI	8
BB	4
SO	6
LOB	19

PITCHER		IP	WLS	BF	H	R	ER	SO	BB	IBB	HBP	BLK	WP	HR	S	P	ERA	WHIP
Matt Morris, R ERA: 3.86	(1, 1)	5.0		23	8	6	6	0	0	0	0	0	0	2	51	71	10.80	1.600
Steve Kline, L ERA: 3.49	(6, 1)	1.0		3	0	0	0	1	0	0	0	0	0	0	9	15	0.00	0.000
32 Kevin Correia, R ERA: 4.08	(7, 1)	1.0		6	2	1	1	2	1	0	0	0	0	0	15	26	9.00	3.000
23 Randy Messenger, R ERA: 2.11	(8, 1)	1.0		5	2	0	0	1	0	0	0	0	0	0	15	22	0.00	2.000
41 Brad Hennessey, R ERA: 3.52	(9, 1)	2.0		9	2	0	0	2	1	1	0	0	0	0	18	35	0.00	1.500

PITCHER		IP	WLS	BF	H	R	ER	SO	BB	IBB	HBP	BLK	WP	HR	S	P	ERA	WHIP
31 Vinnie Chulk, R ERA: 3.82	(11, 1)	1.0		4	1	0	0	0	0	0	0	0	0	0	8	14	0.00	1.000
71 Pat Misch, L ERA: 1.93	(12, 1)	1.0	L	6	2	1	1	0	0	0	1	0	0	0	14	26	9.00	2.000

Batter	1	2	3	4	5	6	7	8	9	10	11	12	AB	R	H	RBI	BB	SO	LOB
10 Dave Roberts, L (1, 8) OBP: 0.304, SLG: 0.340	C FA 89 X FA 90 0-1 E3 2 CS		C SL 83 X 0-1 ② G6-3 2-3		F SL 82 F FA 90 D SL 83 X FA 90 1-2 G3 2 1B 1-3 3-H 1B	B SL 82 C SL 82 F SL 82 S SL 82 1-3 ③ K		C FF 90 B FF 91 B FF 92 F FF 91 B FF 92 B FF 92 4-2 2 HR 1-2 2-3 BB		L FA 86 X FA 87 0-1 ① SH1-4 1-2			4	1	1	1	1	4
2 Randy Winn, S (1, 9) OBP: 0.336, SLG: 0.416 41 Brad Hennessey, R (9, 1) 19 Kevin Frandsen, R (10, PH) OBP: 0.336, SLG: 0.355 31 Vinnie Chulk, R (11, 1) 39 Guillermo Rodriguez, R (12, 2) OBP: 0.286, SLG: 0.235	B FA 90 C FA 89 B FA 90 S FA 91 B SL 84 X FA 90 3-2 ① E 1-2 2B		C SL 82 B SI 90 F SL 83 F FA 91 D CH 86 B FA 91 S SL 83 3-3 ③ K		F SL 82 X SL 83 0-1 ① G3 1-2 3-H 1B		B FA 86 X FA 86 1-0 ① G1-3	B FF 91 B FF 91 F FF 90 B FF 92 F FF 92 X FF 92 3-2 1-H 2-H 3-H HR		B CU 72 B CH 80 C CH 82 F FA 88 B FA 89 X FA 88 3-2 ② G3 2-3		5 0 1 0 0	1 0 0 0 0	3 0 0 0 0	5 0 0 0 0	0 0 0 0 0	1 0 1 0 0	1 0 1 0 0
Ray Durham, S (1, 4) OBP: 0.320, SLG: 0.399	X 0-0 E4 G6-3 2-3			X CU 81 0-0 G4-3 S 1B	C FA 90 B CH 86 S SL 84 X CH 85 1-2 G3 1-2 2-3		X FA 86 0-0 1B	B SL 85 C FA 96 C FA 96 F FA 98 S SL 87 1-3 ③ K		X FA 88 0-0 ③ F8			6	0	2	0	0	1	4
Barry Bonds, L (1, 7) OBP: 0.505, SLG: 0.570	X FA 91 0-0 ②③ G6-3 1-2f			B CH 85 B FA 90 C SL 83 B FA 91 C FA 91 F FA 91 S SL 82 3-3 ① K 1-2	C SL 83 B CH 85 B FA 91 X SL 83 2-1 ③ G4-3		B FA 89 C FA 88 S FA 86 B FA 91 C FA 87 2-3 ② K		B FS 88 B FA 92 B CU 78 C FA 91 C CU 78 B CU 77 4-2 G5-3 1B BB		B CU 72 S FA 86 S FA 87 B CU 75 B CH 82 X FA 87 3-2 ① G4-3		5	1	0	0	1	2	6
Ryan Klesko, L (1, 3) OBP: 0.377, SLG: 0.463		X FA 90 0-0 1 G5-4-3 1B		B SL 83 F CH 86 X SL 83 1-1 ② G4-3 2-3		B CH 85 B FA 89 X FA 91 2-0 35 BB 13 1B 1B	C FA 90 B FA 87 S CU 76 D CU 76 S CU 75 2-3 ③ K		F CU 78 C FA 92 D CU 75 X 1-2 ① G5-3 1-2		S FA 88 C FA 88 B CU 74 B CU 76 S CU 75 2-3 ② K		6	0	2	0	0	2	3
1 Bengie Molina, R (1, 2) OBP: 0.295, SLG: 0.410 71 Pat Misch, R (12, 1)	C FA 89 X FA 89 0-1 ①② G5-4-3 1-2f		X FA 90 0-0 ③ G6-3		B FA 90 X FA 90 1-0 ① F9			B FF 89 B FF 88 C FF 90 F FF 90 B SL 83 X FF 91 3-2 13 FC4-6 1B	B SL 84 S SL 84 X SL 83 1-1 ② F7		F FA 89 S CH 82 S CH 82 0-3 ③ K		6 0	0 0	1 0	0 0	0 0	1 0	4 0
Pedro Feliz, R (1, 5) OBP: 0.269, SLG: 0.401	C FA 90 B SL 82 B SI 90 B FA 90 F FA 90 S FA 90 3-3 ③ K		C FA 90 X SL 81 0-1 E6 FC4-6 13 1B 10 1B	B FA 90 C FA 90 F FA 91 S SL 84 1-3 ② K			S SL 83 X FF 91 0-1 ① P3	S SL 84 X SL 83 0-1 2-H 1B		B SL 81 X FA 91 1-0 ① F8			6	1	1	1	0	2	2
13 Omar Vizquel, S (1, 6) OBP: 0.291, SLG: 0.299			C FA 90 B SL 82 B SL 81 B SI 91 B FA 91 4-1 10 G6-3 S BB	C FA 90 X FA 90 0-1 FC4-6 1-2 1B		X FA 90 0-0 35 BB 1-2 1B		C FF 90 X CH 82 0-1 ② FC4-6 10 14 HBP BB 2 HR 1-2f	B FA 93 B CU 77 B FA 90 C FA 93 C FA 93 F FA 90 F CU 77 F FA 93 X SL 83 3-2 P5		C FA 91 X CH 85 0-1 ② P6		5	1	2	0	1	0	2
Matt Morris, R (1, 1) OBP: 0.206, SLG: 0.212 Mark Sweeney, L (5, PH) OBP: 0.301, SLG: 0.370 Steve Kline, S (6, 1) 35 Rich Aurilia, R (6, PH) OBP: 0.291, SLG: 0.365 32 Kevin Correia, R (7, 1) OBP: 0.000, SLG: 0.000 23 Randy Messenger, R (8, 1) 14 Fred Lewis, L (8, PH) OBP: 0.371, SLG: 0.445 (9, 9)			C SL 82 C SL 83 L FA 90 0-3 ① K 1-2		B SL 81 C SL 82 X SL 82 1-1 ① FC4-6 10 1B 2 1B 1-2f 2-3	S SL 84 B SL 82 B SL 83 C FA 90 B SI 90 F SL 84 F SL 83 B FA 90 4-2 1-2 2-3 BB		C FF 90 B CH 84 H SL 84 2-1 10 BB 2 HR 1-2 HBP		B FA 86 B FA 87 C FA 87 C FA 86 X CU 73 2-2 19 G3 10 SH1-4 1B		B FA 92 C FA 92 X FA 92 1-1 ③ P5		1 1 0 0 0 0 2	0 1 0 0 0 1 1	0 0 0 0 0 0 0	0 0 0 0 0 0 0	0 0 0 0 1 0 0	1 2 0 0 0 0 0	1 0 0 0 0 0 0
Inning Stats	R: 0 E: 2 K: 0 S: 7 H: 1 LOB: 1 BB: 0 P: 10	R: 0 E: 0 K: 1 S: 6 H: 1 LOB: 0 BB: 0 P: 9	R: 0 E: 0 K: 2 S: 10 H: 0 LOB: 1 BB: 1 P: 17	R: 0 E: 0 K: 1 S: 8 H: 1 LOB: 1 BB: 0 P: 12	R: 2 E: 1 K: 0 S: 16 H: 3 LOB: 2 BB: 0 P: 21	R: 0 E: 0 K: 2 S: 13 H: 2 LOB: 3 BB: 1 P: 22	R: 0 E: 0 K: 2 S: 8 H: 1 LOB: 1 BB: 0 P: 13	R: 4 E: 0 K: 1 S: 17 H: 2 LOB: 0 BB: 1 P: 30	R: 1 E: 0 K: 0 S: 15 H: 1 LOB: 1 BB: 1 P: 24	R: 0 E: 0 K: 0 S: 9 H: 1 LOB: 1 BB: 0 P: 14	R: 0 E: 0 K: 2 S: 9 H: 0 LOB: 0 BB: 0 P: 14	R: 0 E: 0 K: 0 S: 5 H: 0 LOB: 0 BB: 0 P: 7	1B: 11 2B: 1 3B: 0 HR: 1	SF: 0 SAC: 1 DP: 2 HBP: 1	WP: 0 PB: 0 SB: 2 CS: 1	PA: 54			

PITCHER		IP	WLS	BF	H	R	ER	SO	BB	IBB	HBP	BLK	WP	HR	S	P	ERA	WHIP
Derek Lowe, R ERA: 3.05	(1, 1)	6.0		28	8	2	1	6	2	0	0	0	0	0	60	91	1.50	1.667
Joe Beimel, L ERA: 3.76	(7, 1)	1.0		4	1	0	0	2	0	0	0	0	0	0	8	13	0.00	1.000
41 Chin-hui Tsao, R ERA: 4.38	(8, 1)	0.2		6	2	4	4	0	1	0	1	0	0	1	13	25	54.00	4.500
51 Jonathan Broxton, R ERA: 2.72	(8, 1)	0.1	H	1	0	0	0	1	0	0	0	0	0	0	4	5	0.00	0.000
44 Takashi Saito, R ERA: 1.67	(9, 1)	1.0	B	5	1	1	1	0	1	0	0	0	0	0	15	24	9.00	2.000

PITCHER		IP	WLS	BF	H	R	ER	SO	BB	IBB	HBP	BLK	WP	HR	S	P	ERA	WHIP
Mark Hendrickson, L ERA: 3.92	(10, 1)	2.0	W	7	1	0	0	2	0	0	0	0	0	0	18	28	0.00	0.500
Rudy Seanez, R ERA: 2.98	(12, 1)	1.0	S	3	0	0	0	0	0	0	0	0	0	0	5	7	0.00	0.000

BOTTOM

Los Angeles Dodgers @ San Francisco Giants

AT&T Park, San Francisco, CA

Sat Jul 14 2007, 12:55 PM PDT

Att. 43,452 - Sunny - 69 F

livebaseballscorecards.com

AB	48
R	7
H	13
RBI	7
BB	4
SO	11
LOB	30

Batter	1	2	3	4	5	6	7	8	9	AB	R	H	RBI	BB	SO	LOB
15 Rafael Furcal, S (1, 6) OBP: 0.343, SLG: 0.364	C FA 87 B FA 87 F SL 82 X FA 88 1-2 55 CS 9 1B 1B	F SL 82 F FA 87 D CH 76 B FA 87 F SL 83 X FA 89 2-2 ② F9 2-3		B CH 76 S SL 81 L FA 85 F FA 88 X CH 75 1-2 ② FC4 9 BB 1-2f		F CH 74 X FA 87 0-1 9 SH1-3 1-H 3B		B FA 91 1 SAFE X CH 82 1-0 ②③ G5-4-3 1-2f		5	1	2	1	0	0	4
9 Juan Pierre, L (1, 8) OBP: 0.314, SLG: 0.339	X FA 87 0-0 55 1B 55 CS 12 SF9 1-2 1B	B CU 80 S SL 81 F SL 82 X FA 88 1-2 ③ L6		B FA 84 B FA 85 D CH 80 B FA 84 4-0 1-2 BB		B CU 79 P PO 82 C CU 80 B FA 87 X CU 79 3-1 ② SH1-3 3-H			C FA 92 F FA 92 F CH 84 B CH 85 F SL 84 F FA 94 X CH 85 1-2 ① G6-3	3	1	1	1	1	0	2
55 Russell Martin, R (1, 2) OBP: 0.387, SLG: 0.498	C FA 86 B CH 75 B SL 82 B FA 88 C FA 88 X SL 84 3-2 ① 1B 1-3 2-3 1B		B FA 84 C SL 80 B FA 86 B FA 85 C CU 81 B SL 82 4-2 12 G6-4-3 BB	X FA 84 0-0 ③ P4		S CH 76 B CH 77 X FA 87 1-1 1B			B FA 92 C SL 83 X CU 71 1-1 16 1B 1B	4	0	3	0	1	0	2
12 Jeff Kent, R (1, 4) OBP: 0.360, SLG: 0.458 50 Eric Stults, L (6, 1) OBP: 0.500, SLG: 0.500 Joe Beimel, L (7, 1) 51 Jonathan Broxton, R (8, 1) Wilson Betemit, S (9, PH) OBP: 0.351, SLG: 0.489 44 Takashi Saito, L (9, 1)	X FA 87 0-0 ② SF9 3-H		B FA 86 C FA 85 B CU 81 B SL 82 X FA 87 3-1 ①② G6-4-3 1-2f		B FA 84 B CU 79 F FA 85 B CU 79 B FA 86 4-1 BB	X FA 90 0-0 ③ F9			B FA 92 B FA 92 B FA 91 C FA 90 1 SAFE F CU 72 F FA 93 C 3-3 ② K	2 0 0 0 1	0 0 0 0 0	0 0 0 0 0	1 0 0 0 0	1 0 0 0 1	0 0 0 0 0	2 0 0 0 1
Luis Gonzalez, L (1, 7) OBP: 0.376, SLG: 0.459 16 Andre Ethier, L (7, 7) OBP: 0.361, SLG: 0.446	B FA 87 C FA 88 X SL 81 1-1 5 FC6-4 1-3 1B		S CH 79 C SL 81 C CU 78 0-3 ③ K		X FA 86 0-0 ① P4		X FA 90 0-0 ① P6		B FA 93 1 SAFE C FA 92 S FA 93 X FA 94 1-2 1-3 1B	4 1	0 0	1 1	0 0	0 0	1 0	1 0
5 Nomar Garciaparra, R (1, 5) OBP: 0.315, SLG: 0.327	X SL 85 0-0 ③ FC6-4 1-2f			C FA 86 B CH 75 S SL 81 F CU 82 B CH 74 B CH 75 C SL 82 3-3 ① K	B FA 84 F CH 75 B SL 81 F CU 79 X FA 87 2-2 ② P4		B FA 91 F SL 78 B SL 79 B SL 79 F FA 90 F FA 91 F FA 92 X FA 93 3-2 ② F8		F SL 85 F SL 83 F CH 85 1 SAFE B SL 83 X SL 84 1-2 ③ F9	5	0	0	0	0	1	5
7 James Loney, L (1, 3) OBP: 0.446, SLG: 0.593		B FA 86 B CU 80 B FA 87 C FA 86 B FA 87 4-1 FC1-5 27 1B BB		C FA 87 F FA 86 B SL 81 X CU 78 1-2 E7 27 3B 1B	F FA 84 F CH 73 D CH 76 F FA 87 F FA 88 F CH 74 X CU 81 1-2 ③ G4-3		B SI 88 B FA 92 B FA 91 C FA 90 X FA 91 3-1 ③ L7			3	1	1	0	1	0	1
27 Matt Kemp, R (1, 9) OBP: 0.420, SLG: 0.554		B SL 80 X CH 81 1-0 15 F9 FC1-5 1-2 1B		B CH 75 X SL 80 1-0 E 2-H 3B	X CU 78 0-0 15 3B 1B			B FA 90 B FA 91 X FA 90 2-0 ① G5-3		4	2	3	1	0	0	0
Brett Tomko, R (1, 1) 6 Tony Abreu, S (6, PH) OBP: 0.325, SLG: 0.414 (6, 4)		X FA 85 0-0 ① FC1-5 1-2 2-3f		X 0-0 E1 15 FC4 3-H	1 SAFE S FA 84 X CH 75 0-1 ① F8			X FA 92 0-0 15 G5-4-3 1B		2 2	0 0	0 1	0 0	0 0	0 0	2 1

Inning Stats	1	2	3	4	5	6	7	8	9
	R: 1 E: 0 K: 0 S: 11	R: 0 E: 0 K: 0 S: 10	R: 0 E: 0 K: 1 S: 7	R: 2 E: 2 K: 1 S: 14	R: 0 E: 0 K: 0 S: 11	R: 2 E: 0 K: 0 S: 11	R: 0 E: 0 K: 0 S: 8	R: 0 E: 0 K: 0 S: 3	R: 0 E: 0 K: 1 S: 19
	H: 4 LOB: 2 BB: 0 P: 16	H: 1 LOB: 2 BB: 1 P: 18	H: 0 LOB: 0 BB: 1 P: 14	H: 2 LOB: 2 BB: 1 P: 24	H: 0 LOB: 1 BB: 1 P: 18	H: 3 LOB: 1 BB: 0 P: 14	H: 0 LOB: 0 BB: 0 P: 14	H: 1 LOB: 0 BB: 0 P: 6	H: 2 LOB: 2 BB: 0 P: 26

1B: 11 SF: 1
2B: 0 SAC: 1
3B: 2 DP: 2
HR: 0 HBP: 0

WP: 0 PA: 42
PB: 0
SB: 0
CS: 2

PITCHER	IP	WLS	BF	H	R	ER	SO	BB	IBB	HBP	BLK	WP	HR	S	P	ERA	WHIP
51 Noah Lowry, L (1, 1) ERA: 3.5	5.2	L	30	10	5	4	2	4	0	0	0	0	0	63	103	6.35	2.471
31 Vinnie Chulk, R (6, 1) ERA: 3.68	1.1		4	0	0	0	0	0	0	0	0	0	0	9	15	0.00	0.000
Jack Taschner, L (8, 1) ERA: 6.04	1.0		3	1	0	0	0	0	0	0	0	0	0	3	6	0.00	1.000
23 Randy Messenger, R (9, 1) ERA: 2.06	1.0		5	2	0	0	1	0	0	0	0	0	0	19	26	0.00	2.000

PITCHER	IP	WLS	BF	H	R	ER	SO	BB	IBB	HBP	BLK	WP	HR	S	P	ERA	WHIP

TOP

Los Angeles Dodgers @ San Francisco Giants
AT&T Park, San Francisco, CA
Sun Jul 15 2007, 1:05 PM PDT
Att. 43,446 - Sunny - 67 F

livebaseballscorecards.com

AB	36
R	5
H	13
RBI	4
BB	4
SO	3
LOB	21

BOTTOM

Batter	1	2	3	4	5	6	7	8	9	AB	R	H	RBI	BB	SO	LOB
10 Dave Roberts, L (1, 8) OBP: 0.311, SLG: 0.347	B FA 93 C FA 93 C CU 76 B SL 85 F FA 94 X CU 76 2-2 E 1 1B 1B	C FA 90 B CH 84 F FA 95 X SL 89 1-2 ③ G4-3			C FA 93 B CH 86 X CH 89 1-1 3B 1B		C FA 88 X CU 78 0-1 14 1B 1B	D FA 96 C FA 97 F SL 87 F FA 98 F SL 87 F FA 100 B FA 97 S SL 86 2-3 ③ K		5	2	3	0	0	1	3
14 Fred Lewis, L (1, 9) OBP: 0.364, SLG: 0.435	B FA 92 X FA 92 1-0 ① P2		B FA 92 F FA 93 C B C 2-3 ① K		C FA 92 C FA 92 B FA 95 S SL 83 1-3 ② K		B FA 89 X FA 90 1-0 1-2 1B		B FA 90 F FA 91 X CU 77 1-1 ① G4-3	5	0	1	0	0	2	2
Ray Durham, S (1, 4) OBP: 0.321, SLG: 0.403	B CU 76 B FA 94 1 SAFE S CH 88 X FA 93 2-1 E4 BB 1 1B 1-3		B S B SL 88 B FA 94 B CH 87 4-1 BB		X FA 92 0-0 1-H 3B		C F B 1 SAFE X 1-2 ② F9		C CU 76 C FA 91 X CU 77 0-2 ② G4-3	4	1	1	1	1	0	3
Barry Bonds, L (1, 7) OBP: 0.497, SLG: 0.557	C CU 78 C FA 95 D CU 79 X SL 90 1-2 ② P5		B FA 94 S SL 89 X CU 78 1-1 ② F8		B CU 78 X CH 87 1-0 ③ P6		C FA 87 C FA 86 S CU 75 0-3 ③ K		F FA 91 B FA 93 B FA 91 F FA 90 B CU 78 X FA 94 3-2 ③ P6	5	0	0	0	0	1	6
Ryan Klesko, L (1, 3) OBP: 0.374, SLG: 0.456	B CU 76 C SL 86 F FA 93 F SL 85 B SL 83 D SL 85 B CU 76 4-2 1 1B 1-2 BB		B FA 93 B FA 92 X FA 90 2-0 ③ G3			B FA 89 S CH 79 F FA 90 B CU 78 X CH 81 2-2 ① F9		F FA 88 X CU 76 0-1 ① P5		3	0	0	0	1	0	1
1 Bengie Molina, R (1, 2) OBP: 0.298, SLG: 0.411	C FA 96 S SL 84 D SL 86 F FA 97 X CU 78 1-2 1-3 2-H 3-H 1B			C FA 93 F FA 93 B SL 85 B SL 85 X FA 94 2-2 ① F8		C FA 85 F FA 91 B FA 92 X CH 81 1-2 1B		F FA 95 X FA 96 0-1 ② F9		4	0	2	2	0	0	0
35 Rich Aurilia, R (1, 5) OBP: 0.290, SLG: 0.363	C SL 84 X FA 94 0-1 ③ F9			X 0-0 ② G1-3		C CH 80 S FA 90 T FA 92 0-2 ② K		X FA 97 0-0 13 1B 1B		4	0	1	0	0	1	3
13 Omar Vizquel, S (1, 6) OBP: 0.291, SLG: 0.299		X FA 93 0-0 ① G3		C FA 92 X SL 83 0-1 ③ F9		C FA 90 B CH 82 B FA 90 X FA 90 2-1 ③ F8		C SL 85 S SL 86 X SL 87 0-2 1-3 BB 1B		4	0	1	0	0	0	1
51 Noah Lowry, R (1, 1) OBP: 0.077, SLG: 0.079 31 Vinnie Chulk, R (6, 1) 19 Kevin Frandsen, R (7, PH) OBP: 0.333, SLG: 0.352 Jack Taschner, L (8, 1) Mark Sweeney, L (8, PH) OBP: 0.310, SLG: 0.370 23 Randy Messenger, R (9, 1)		B FA 94 B FA 95 C FA 92 S FA 95 S FA 95 2-3 ② K			B FA 94 S FA 94 X FA 94 1-1 ① B1-3		B FA 89 X FA 88 1-0 ① F9	B SL 87 F FA 98 B FA 97 B FA 97 B FA 97 4-1 1-2 BB		2 0 1 0 0 0	0 0 0 0 0 0	0 0 0 0 1 0	0 0 0 0 0 0	1 0 0 0 0 0	0 0 0 0 0 0	0 0 0 0 0 0
Inning Stats	R: 2 E: 1 K: 0 S: 19 H: 2 LOB: 2 BB: 1 P: 30	R: 0 E: 0 K: 1 S: 7 H: 0 LOB: 0 BB: 0 P: 10	R: 0 E: 0 K: 1 S: 7 H: 0 LOB: 1 BB: 1 P: 16	R: 0 E: 0 K: 0 S: 6 H: 0 LOB: 0 BB: 0 P: 8	R: 1 E: 0 K: 1 S: 9 H: 2 LOB: 1 BB: 0 P: 13	R: 0 E: 0 K: 1 S: 11 H: 1 LOB: 1 BB: 0 P: 16	R: 0 E: 0 K: 1 S: 10 H: 2 LOB: 2 BB: 0 P: 13	R: 0 E: 0 K: 1 S: 15 H: 2 LOB: 3 BB: 1 P: 21	R: 0 E: 0 K: 0 S: 8 H: 0 LOB: 0 BB: 0 P: 12	1B: 8 2B: 0 3B: 1 HR: 0	SF: 0 SAC: 0 DP: 0 HBP: 0	WP: 0 PB: 0 SB: 0 CS: 0	PA: 40			

PITCHER		IP	WLS	BF	H	R	ER	SO	BB	IBB	HBP	BLK	WP	HR	S	P	ERA	WHIP
Brett Tomko, R ERA: 5.88	(1, 1)	5.0	W	22	4	3	1	3	2	0	0	0	0	0	48	77	1.80	1.200
50 Eric Stults, L ERA: 2.35	(6, 1)	1.2	H	8	3	0	0	1	0	0	0	0	0	0	18	26	0.00	1.800
Joe Beimel, L ERA: 3.69	(7, 1)	0.2	H	2	0	0	0	1	0	0	0	0	0	0	5	5	0.00	0.000
51 Jonathan Broxton, R ERA: 2.68	(8, 1)	0.2	H	5	2	0	0	1	1	0	0	0	0	0	13	19	0.00	4.500
44 Takashi Saito, R ERA: 1.63	(9, 1)	1.0	S	3	0	0	0	0	0	0	0	0	0	0	8	12	0.00	0.000

PITCHER	IP	WLS	BF	H	R	ER	SO	BB	IBB	HBP	BLK	WP	HR	S	P	ERA	WHIP

Los Angeles Dodgers @ San Francisco Giants

AT&T Park, San Francisco, CA

Sun Jul 15 2007, 1:05 PM PDT

Att. 43,446 - Sunny - 67 F

livebaseballscorecards.com

AB	37
R	3
H	9
RBI	3
BB	3
SO	6
LOB	19

Batter	1	2	3	4	5	6	7	8	9	AB	R	H	RBI	BB	SO	LOB
11 Jimmy Rollins, S (1, 6) OBP: 0.334, SLG: 0.530	B FA 93 B FA 93 B FA 93 B FA 93 4-0 8 E 8 S 26 1B BB		C CU 77 S FA 95 B FA 95 F CH 86 B FA 96 X CU 79 2-2 ② G4-3		S FA 92 X FA 94 0-1 ① F7			X FA 89 0-0 26 2B 1B		2	1	0	0	1	0	0
Abraham Nunez, S (7, 6) OBP: 0.326, SLG: 0.329										1	1	1	0	0	0	0
8 Shane Victorino, S (1, 9) OBP: 0.347, SLG: 0.431	B FA 93 B FA 93 C FA 93 X FA 94 2-1 ① F7 1-3		X CU 79 0-0 3B		C FA 94 T FA 95 S FA 95 0-3 ② K			C FA 88 X CH 80 0-1 ① F9		4	0	1	0	0	1	2
26 Chase Utley, L (1, 4) OBP: 0.406, SLG: 0.585	C CU 80 F FA 96 D FS 87 B CH 85 F FA 96 X FA 95 2-2 3-H 1B		D CH 84 C FA 94 F FA 95 B CH 86 B FA 96 X FS 87 3-2 ③ G3		C FA 94 F FA 97 B FA 94 F FA 96 B CU 77 B FA 95 F FA 96 C FA 96 3-3 ③ K			C CU 74 C FA 88 D CU 75 F FA 89 B SL 83 X SL 82 2-2 1-H 1B 2B		4	1	2	2	0	1	1
16 J.C. Romero, S (8, 1)										0	0	0	0	0	0	0
6 Ryan Howard, L (1, 3) OBP: 0.379, SLG: 0.557	F CH 86 X FA 95 0-1 ② F7			C FA 93 B FA 94 B FA 95 B FA 95 B FA 94 4-1 19 G1-3 1B BB		X FA 92 0-0 ① G3		B CU 75 S FA 89 B FA 90 F FA 89 F FA 89 T CH 81 2-2 ② K		3	0	0	0	1	1	2
Aaron Rowand, R (1, 8) OBP: 0.397, SLG: 0.505	B FA 94 C FS 85 B FA 94 S FA 94 1 SAFE X FA 95 2-2 ③ F8			F CH 85 S CH 85 X FS 84 0-2 19 G1-3 1-2 1B		C FA 92 C CU 74 X FA 92 0-2 ② P4		C CU 75 X FA 90 0-1 2-H 1B		4	0	2	1	0	0	1
Pat Burrell, R (1, 7) OBP: 0.391, SLG: 0.418		C FA 92 B FA 93 C CU 78 X FA 94 1-2 19 G3-6-1 1B		C FA 94 B CU 81 1 SAFE X FA 96 1-1 ① L7		C CU 74 C FA 93 C FA 93 0-3 ③		C FA 90 D CU 76 C FA 90 C CU 76 1-3 ③		3	0	1	0	0	1	2
Jose Mesa, R (6, 1)										0	0	0	0	0	0	0
Wes Helms, R (8, PH) OBP: 0.317, SLG: 0.369										1	0	0	0	0	1	1
(8, 5)																
19 Greg Dobbs, L (1, 5) OBP: 0.318, SLG: 0.511		B FA 92 B CH 85 X FS 84 2-0 ① ② G3-6-1 1-2f		F FA 95 X CH 87 0-1 ② G1-3 1-2 2-3			C FA 90 F FA 90 C FA 92 0-3 ① K		S FA 90 B FA 89 S CH 80 F CH 82 B CU 74 B FA 90 F FA 90 X FA 89 3-2 ① F7	4	0	0	0	0	1	3
(8, 4)																
51 Carlos Ruiz, R (1, 2) OBP: 0.319, SLG: 0.382		C FA 92 F FA 94 B CH 84 X FA 93 1-2 ③ G6-3		C FS 84 B FA 96 C FA 96 F FA 95 D CH 86 F FA 97 D CH 88 B FA 97 4-2 BB			C FA 90 F FA 92 B FA 92 B CU 74 S FA 94 2-3 ② K		C CU 76 F FA 89 B FA 89 X FA 89 1-2 ② P4	3	0	0	0	1	1	0
Jamie Moyer, L (1, 1) OBP: 0.140, SLG: 0.163			C FA 94 F CU 77 S FA 94 0-3 ① K	B FA 96 C FA 93 C FA 95 C FA 96 1-3 ③ K			C FA 92 T FA 94 S FA 95 0-3 ③ K		F FA 90 B CU 76 B FA 90 F FA 90 B FA 91 X FA 89 3-2 ③ F8	2	0	0	0	0	2	3
9 Michael Bourn, L (6, 7) OBP: 0.330, SLG: 0.356										2	0	0	0	0	1	0

Inning Stats	1	2	3	4	5	6	7	8	9
	R: 1 E: 0 K: 0 S: 11	H: 1 LOB: 1 BB: 1 P: 21	R: 0 E: 0 K: 0 S: 7	H: 1 LOB: 0 BB: 0 P: 11	R: 0 E: 0 K: 1 S: 11	H: 1 LOB: 0 BB: 0 P: 16	R: 0 E: 0 K: 1 S: 15	H: 1 LOB: 3 BB: 2 P: 25	R: 0 E: 0 K: 2 S: 10	H: 0 LOB: 0 BB: 0 P: 13	R: 0 E: 0 K: 1 S: 7	H: 0 LOB: 0 BB: 0 P: 7	R: 0 E: 0 K: 3 S: 9	H: 0 LOB: 0 BB: 0 P: 11	R: 2 E: 0 K: 2 S: 16	H: 3 LOB: 1 BB: 0 P: 21	R: 0 E: 0 K: 0 S: 11	H: 0 LOB: 0 BB: 0 P: 18

	1B: 5	SF: 0	WP: 0	PA: 36
	2B: 1	SAC: 0	PB: 0	
	3B: 1	DP: 1	SB: 1	
	HR: 0	HBP: 0	CS: 0	

PITCHER		IP	WLS	BF	H	R	ER	SO	BB	IBB	HBP	BLK	WP	HR	S	P	ERA	WHIP
31 Brad Penny, R ERA: 2.33	(1, 1)	7.0	W	27	4	1	1	8	3	0	0	0	0	0	70	104	1.29	1.000
54 D.J. Houlton, R ERA: 4.15	(8, 1)	2.0		9	3	2	2	2	0	0	0	0	0	0	27	39	9.00	1.500

PITCHER	IP	WLS	BF	H	R	ER	SO	BB	IBB	HBP	BLK	WP	HR	S	P	ERA	WHIP

TOP

Philadelphia Phillies @ Los Angeles Dodgers
Dodger Stadium, Los Angeles, CA
Mon Jul 16 2007, 7:10 PM PDT
Att. 41,458 - Clear - 73 F

livebaseballscorecards.com

AB	33
R	3
H	7
RBI	3
BB	3
SO	10
LOB	15

BOTTOM

Philadelphia Phillies @ Los Angeles Dodgers
Dodger Stadium, Los Angeles, CA
Mon Jul 16 2007, 7:10 PM PDT
Att. 41,458 - Clear - 73 F

livebaseballscorecards.com

Batter	1	2	3	4	5	6	7	8	9	AB	R	H	RBI	BB	SO	LOB
15 Rafael Furcal, S (1, 6) OBP: 0.344, SLG: 0.365 54 D.J. Houlton, R (8, 1)	C FA 83 B SL 80 C FA 81 X CH 75 1-2 9 1B 55 G5-3 1B	C SL 80 F SL 80 B FA 82 C SL 80 1-3 ③ K		B FA 80 X CU 68 1-0 ③ G1-3		F FA 82 B SL 81 X CH 73 1-1 9 G6-4-3 1B				4 0	1 0	2 0	0 0	0 0	1 0	0 0
9 Juan Pierre, L (1, 8) OBP: 0.316, SLG: 0.340	L SL 82 1 SAFE B FA 84 F SL 81 F SL 81 X FA 83 1-2 12 S 55 G5-3 1-3 7 SF8 1B		B SL 79 C CH 73 C FA 81 B CU 68 X CH 74 2-2 55 S 12 HR 1B		C FA 80 F FA 80 B FA 82 B FA 81 X SL 78 2-2 ① G6-3	C FA 90 B CU 76 X FA 91 1-1 ②③ G6-4-3 1-2f				4	2	2	0	0	0	1
55 Russell Martin, R (1, 2) OBP: 0.389, SLG: 0.495 Mike Lieberthal, R (9, 2) OBP: 0.271, SLG: 0.244	1 SAFE B SL 81 C CH 75 1 SAFE 1 SAFE 1 SAFE B CH 75 X SL 81 2-1 ① G5-3 1-2 3-H		B SL 80 1 SAFE C SL 81 1 SAFE B CH 75 B CH 76 B CH 75 4-1 12 HR 1-2 BB		B CU 69 B SL 79 B CH 77 C FA 80 F SL 79 C FA 80 3-3 ② K		B SL 88 B FC 89 B FA 93 B FA 92 4-0 6 G6-4-3 BB			2 0	1 0	0 0	1 0	2 0	1 0	1 0
12 Jeff Kent, R (1, 4) OBP: 0.363, SLG: 0.468 6 Tony Abreu, S (7, 4) OBP: 0.323, SLG: 0.410	B SL 80 B CH 76 B SL 80 B CH 76 4-0 5 2B 2-3 BB		X CH 78 0-0 1-H 2-H HR		B FA 81 B CH 74 B CH 78 S CH 74 S CH 73 S CH 74 3-3 ③ K		C FA 91 B FA 92 X SL 88 1-1 ①② G6-4-3 1-2f			2 1	2 0	1 0	3 0	1 0	1 0	0 1
7 James Loney, L (1, 3) OBP: 0.438, SLG: 0.585	S SL 80 D SL 79 X FA 83 1-1 ② SF8 3-H		C CU 68 X FA 81 0-1 ① L8			B SL 78 B CH 74 X SL 80 2-0 5 1B 16 1B 1B	C FA 92 B SL 88 X CU 77 1-1 ③ G3-1			3	1	1	1	0	0	0
5 Nomar Garciaparra, R (1, 5) OBP: 0.318, SLG: 0.333 Wilson Betemit, S (8, 5) OBP: 0.349, SLG: 0.486	B CH 75 B FA 82 X FA 82 2-0 1-H 2B		X FA 81 0-0 ② F8			X CH 74 0-0 16 1B 1-2 27 HR 1B		B FA 90 C CH 79 S SL 81 S SL 82 1-3 ① K		3 1	1 0	2 0	1 0	0 0	0 1	0 0
16 Andre Ethier, L (1, 7) OBP: 0.359, SLG: 0.443	C SL 81 C CH 75 F CH 74 B SL 80 B CH 75 F CH 75 B FA 82 X SL 78 3-2 ③ F8		F FA 82 X FA 79 0-1 ③ G4-3			X FA 80 0-0 1-3 2-H 27 HR 1B		C FA 92 X FA 92 0-1 ② G4-3		4	1	1	1	0	0	1
27 Matt Kemp, R (1, 9) OBP: 0.413, SLG: 0.573		S CH 75 B SL 80 X FA 82 1-1 ① G4-3		B CU 68 X SL 78 1-0 ① F9		X CH 75 0-0 1-H 3-H HR		B FA 90 B CH 79 B CH 80 C FA 91 X CH 79 3-1 ③ G5-3		4	1	1	3	0	0	0
31 Brad Penny, R (1, 1) OBP: 0.289, SLG: 0.333 Ramon Martinez, R (8, 6) OBP: 0.233, SLG: 0.185		X CH 74 0-0 ② P5		X SL 79 0-0 ② P4		B SL 79 S CH 74 S CH 75 S CH 74 1-3 ① K				3 0	0 0	0 0	0 0	0 0	1 0	0 0
Inning Stats	R: 3 E: 0 K: 0 S: 17 H: 3 LOB: 1 BB: 1 P: 31	R: 0 E: 0 K: 1 S: 6 H: 0 LOB: 0 BB: 0 P: 8	R: 3 E: 0 K: 0 S: 10 H: 2 LOB: 0 BB: 1 P: 16	R: 0 E: 0 K: 0 S: 3 H: 0 LOB: 0 BB: 0 P: 5	R: 0 E: 0 K: 2 S: 9 H: 0 LOB: 0 BB: 0 P: 17	R: 4 E: 0 K: 1 S: 11 H: 5 LOB: 0 BB: 0 P: 16	R: 0 E: 0 K: 0 S: 4 H: 0 LOB: 0 BB: 1 P: 10	R: 0 E: 0 K: 1 S: 7 H: 0 LOB: 0 BB: 0 P: 11		1B: 7 2B: 1 3B: 0 HR: 2 SF: 1 SAC: 0 DP: 2 HBP: 0				WP: 0 PB: 0 SB: 2 CS: 0 PA: 35		

	AB	31
	R	10
	H	10
	RBI	10
	BB	3
	SO	5
	LOB	4

PITCHER		IP	WLS	BF	H	R	ER	SO	BB	IBB	HBP	BLK	WP	HR	S	P	ERA	WHIP
Jamie Moyer, L ERA: 4.99	(1, 1)	5.1	L	28	10	10	10	4	2	0	0	0	0	2	54	90	16.88	2.250
Jose Mesa, R ERA: 7.31	(6, 1)	1.2		4	0	0	0	0	1	0	0	0	0	0	6	13	0.00	0.600
16 J.C. Romero, L ERA: 2.96	(8, 1)	1.0		3	0	0	0	1	0	0	0	0	0	0	7	11	0.00	0.000

PITCHER	IP	WLS	BF	H	R	ER	SO	BB	IBB	HBP	BLK	WP	HR	S	P	ERA	WHIP

Batter	1	2	3	4	5	6	7	8	9	AB	R	H	RBI	BB	SO	LOB
11 Jimmy Rollins, S (1, 6) OBP: 0.338, SLG: 0.529	C X 0-1 ① F7	F H 1-1 26 FC3-2 8 1B 1-2 HBP		B D F X 2-1 8 3B 1-2 1B	C B X 1-1 26 2B 1B	X 0-0 ② F8		B X SL 86 1-0 8 1B 1B	B FA 88 F FA 88 X FA 86 1-1 E5 2-3 3-H	6	2	3	0	0	0	2
8 Shane Victorino, S (1, 9) OBP: 0.353, SLG: 0.442	B B C C X 2-2 26 2B 1B	B C X 1-1 26 FC3-2 1-2 2-3 1B		C C B D F F X 2-2 26 1B 1-H 2-H 3B	C F X 0-2 ② P5	F X 0-1 1-2 1B		B C F X 1-2 1-2 1B	B FA 88 C FA 87 F CH 81 D CH 82 X FA 86 2-2 ③ P3	7	2	5	2	0	0	3
26 Chase Utley, L (1, 4) OBP: 0.408, SLG: 0.589 Clay Condrey, R (8, 1) 45 Tom Gordon, R (9, 1)	1 SAFE 1 SAFE C X 0-1 1-H 1B 2B	X 0-0 ① FC3-2 1-2 2-3 3-Hf		F B B B F X 3-2 6 HR 3-H 1B	B 1 SAFE X 1-0 6 HR 1-H 2B	D B F X 2-1 ③ P4		F SL 86 F CH 89 X FA 96 0-2 ② L7		6	3	3	3	0	0	7
										0	0	0	0	0	0	0
										0	0	0	0	0	0	0
6 Ryan Howard, L (1, 3) OBP: 0.378, SLG: 0.574	S B S B S 2-3 ② K	B F C S 1-3 ② K		X 0-0 1-H HR	F X 0-1 2-H HR		C F B B F B F X 3-2 ① F8	S SL 88 C SL 86 X CH 89 0-2 ③ G3		6	2	2	4	0	2	6
Aaron Rowand, R (1, 8) OBP: 0.404, SLG: 0.528	B F X 1-1 1B 2-H 1B 1B	C D B F X 2-2 ③ P4		B X 1-0 2B	B F B B X 3-1 2B		B F B F X 2-1 HR		B FA 86 B FA 85 X FA 85 2-0 G4-3 G6-3 2B	6	3	5	2	0	0	3
Pat Burrell, R (1, 7) OBP: 0.394, SLG: 0.432 59 Mike Zagurski, L (7, 1) Abraham Nunez, S (8, 4) OBP: 0.324, SLG: 0.327	F S B X 1-2 1B 1-3 1B		X 0-0 ① P4	B S S X 1-2 ① G6-3	B B F C B F F B 4-2 BB		B B X 2-0 HR	X FA 88 0-0 ① G4-3 2-3		4	1	2	1	1	0	1
										0	0	0	0	0	0	0
										1	0	0	0	0	0	1
Wes Helms, R (1, 5) OBP: 0.313, SLG: 0.363	C F B X 1-2 27 FC6-4 1-3 3-H 1B	C F B X 1-2 ② L5	B D F B S X 3-2 ② F8	X 0-0 ③ L6		C B F X 1-2 ② G5-3		C FA 90 F FA 87 B FA 92 D SL 77 B FA 90 X FA 87 3-2 ② G6-3 3-H	6	0	1	2	0	0	3
27 Chris Coste, R (1, 2) OBP: 0.344, SLG: 0.419	C S X 0-2 ③ FC6-4 1-2f	X 0-0 ③ G5-3	D B C F F X 2-2 ③ G6-3		B F B X 2-1 ① P4	C S T 0-2 ③ K		B FA 87 X FA 87 1-0 9 2B 11 E 1B	6	1	1	0	0	1	3
58 J.D. Durbin, R (1, 1) OBP: 0.600, SLG: 0.600 9 Michael Bourn, L (7, 7) OBP: 0.333, SLG: 0.371	C B C X 1-2 8 1B 11 HBP 26 FC3-2 1B	B C X 1-1 11 1B 8 3B 1B	C B X 1-1 ① L4	B B C B X 3-1 8 1B 1B			S B C F F X 1-2 ① G3-1	C FA 90 B FA 87 B FA 86 X FA 89 2-1 11 E 1-3 2B	4	1	3	0	0	0	0
									2	0	1	0	0	0	0

Inning Stats										
	R: 3 E: 0 K: 1 S: 21	H: 5 LOB: 2 BB: 0 P: 28	R: 0 E: 0 K: 1 S: 13	H: 2 LOB: 3 BB: 0 P: 19	R: 0 E: 0 K: 0 S: 5	H: 0 LOB: 0 BB: 0 P: 6	R: 5 E: 0 K: 0 S: 24	H: 6 LOB: 1 BB: 0 P: 39	R: 3 E: 0 K: 0 S: 17	H: 4 LOB: 2 BB: 1 P: 27
	R: 0 E: 0 K: 0 S: 9	H: 2 LOB: 2 BB: 0 P: 16	R: 2 E: 0 K: 1 S: 14	H: 2 LOB: 0 BB: 0 P: 22	R: 0 E: 0 K: 0 S: 15	H: 2 LOB: 2 BB: 0 P: 18	R: 2 E: 1 K: 0 S: 13	H: 3 LOB: 2 BB: 0 P: 24	1B: 15 2B: 6 3B: 1 HR: 4	SF: 0 SAC: 0 DP: 0 HBP: 1

PITCHER		IP	WLS	BF	H	R	ER	SO	BB	IBB	HBP	BLK	WP	HR	S	P	ERA	WHIP
Mark Hendrickson, L ERA: 4.54	(1, 1)	3.0	L	21	11	7	7	2	0	0	1	0	0	0	51	73	21.00	3.667
50 Eric Stults, L ERA: 5.06	(4, 1)	3.0		18	8	4	4	0	1	0	0	0	0	2	38	62	12.00	3.000
Rudy Seanez, R ERA: 3.32	(7, 1)	1.0		5	2	2	2	1	0	0	0	0	0	2	14	22	18.00	2.000
51 Jonathan Broxton, R ERA: 2.63	(8, 1)	1.0		5	2	0	0	0	0	0	0	0	0	0	15	18	0.00	2.000
Joe Beimel, L ERA: 3.83	(9, 1)	1.0		7	3	2	1	0	0	0	0	0	0	0	13	24	9.00	3.000

PITCHER	IP	WLS	BF	H	R	ER	SO	BB	IBB	HBP	BLK	WP	HR	S	P	ERA	WHIP

TOP

Philadelphia Phillies @ Los Angeles Dodgers

Dodger Stadium, Los Angeles, CA

Tue Jul 17 2007, 7:10 PM PDT

Att. 45,074 - Clear - 71 F

livebaseballscorecards.com

AB	54
R	15
H	26
RBI	14
BB	1
SO	3
LOB	29

BOTTOM

Philadelphia Phillies @ Los Angeles Dodgers
Dodger Stadium, Los Angeles, CA
Tue Jul 17 2007, 7:10 PM PDT
Att. 45,074 - Clear - 71 F

livebaseballscorecards.com

Batter	1	2	3	4	5	6	7	8	9	AB	R	H	RBI	BB	SO	LOB
15 Rafael Furcal, S (1, 6) OBP: 0.342, SLG: 0.362	B C C B F X 2-2 G4-3 ①		C C B B X 2-2 G3-1 ①	X 0-0 FC6-4 ③ 1-2f			C X 0-1 16 1B 2B	B FA 91 B FA 90 F FA 91 X FA 91 2-1 F7 ②		3	0	0	0	0	0	3
Wilson Betemit, S (6, 6) OBP: 0.351, SLG: 0.493										2	0	1	0	0	0	2
9 Juan Pierre, L (1, 8) OBP: 0.316, SLG: 0.340	B C T S 1-3 K ②		L B B X 2-1 F8 ②		C B F B X 2-2 7 G3 1B		B B X 2-0 2-3 1B	T FA 91 S CH 83 X FA 92 0-2 1-2 2-3 1B		3	0	1	0	0	1	0
16 Andre Ethier, L (6, 9) OBP: 0.364, SLG: 0.447										2	0	2	0	0	0	0
7 James Loney, L (1, 3) OBP: 0.427, SLG: 0.561	F B S B B F B 4-2 12 FC6-4 BB		B B X 2-0 F8 ③		B B X 2-0 G3 ① 1-2		C B B B X 3-1 P5 ②	C CH 84 X CH 85 0-1 G5-3 ③		4	0	0	0	1	0	6
12 Jeff Kent, R (1, 4) OBP: 0.362, SLG: 0.470	B X 1-0 FC6-4 ③ 1-2f			C B B F X 2-2 5 1B 27 1B 2B	X 0-0 F8 ②		C B X 1-1 F8 ③		C X 0-1 1B	3	1	1	0	0	0	2
Rudy Seanez, R (7, 1)										0	0	0	0	0	0	0
Olmedo Saenz, R (7, PH) OBP: 0.333, SLG: 0.394										1	0	0	0	0	0	2
51 Jonathan Broxton, R (8, 1)										0	0	0	0	0	0	0
Joe Beimel, L (9, 1)										0	0	0	0	0	0	0
6 Tony Abreu, S (9, PH) OBP: 0.328, SLG: 0.415										1	0	1	0	0	0	0
Luis Gonzalez, L (1, 7) OBP: 0.374, SLG: 0.455		C F B B X 2-2 G4-3 ①		C S B F B X 2-2 F7 ①	F X 0-1 G3 ③			C FA 91 B FA 91 S FA 91 X CH 82 1-2 1B 27 1B 1B 1B	1-2 F7 ①	5	1	1	0	0	0	3
5 Nomar Garciaparra, R (1, 5) OBP: 0.319, SLG: 0.332	B B F B B 4-1 1B BB		X 0-0 1B 27 1B 2-3 1B			B F B X 2-1 L6 ①		B FA 91 S FA 91 F FA 91 X SL 84 1-2 F9 ①	F FA 92 B FA 92 X SL 86 1-1 F7 ②	4	0	1	0	1	0	2
27 Matt Kemp, R (1, 9) OBP: 0.413, SLG: 0.564	S X 0-1 F7 ②		B X 1-0 1B 1-2 3-H 1B			C F S 0-3 K ②		B FA 91 C FA 90 X SL 82 1-1 1B 1-2 1B	X FA 92 0-0 F9 ③	5	1	2	1	0	1	2
(6, 8)																
Mike Lieberthal, R (1, 2) OBP: 0.308, SLG: 0.286	X 0-0 1-2 1B		X 0-0 15 FC6-4 1-2 2-3 1B			F F F B F F F B B 3-2 F G6-3 ③		X FA 90 0-0 16 1B 1B 1-2 2-3 1B		4	0	3	0	0	0	0
Mark Hendrickson, L (1, 1)	B B B C C X 3-2 G4-3 ③		C T C 0-3 K ②				B X 1-0 P4 ①	B FA 90 X FA 91 1-0 16 1B 1-2 2-H 3-H 1B		1	0	0	0	0	0	2
50 Eric Stults, L (4, 1) OBP: 0.333, SLG: 0.333										1	0	0	0	0	1	3
Ramon Martinez, R (7, 4) OBP: 0.240, SLG: 0.194										2	0	1	2	0	0	0

Inning Stats										
	R: 0 E: 0 K: 1 S: 11	H: 0 LOB: 1 BB: 1 P: 19	R: 0 E: 0 K: 0 S: 10	H: 1 LOB: 2 BB: 1 P: 19	R: 0 E: 0 K: 0 S: 6	H: 0 LOB: 0 BB: 0 P: 12	R: 1 E: 0 K: 1 S: 14	H: 4 LOB: 3 BB: 0 P: 19	R: 0 E: 0 K: 0 S: 7	H: 1 LOB: 1 BB: 0 P: 11
	R: 0 E: 0 K: 1 S: 13	H: 0 LOB: 0 BB: 0 P: 18	R: 0 E: 0 K: 0 S: 8	H: 2 LOB: 2 BB: 0 P: 15	R: 2 E: 0 K: 0 S: 17	H: 5 LOB: 3 BB: 0 P: 23	R: 0 E: 0 K: 0 S: 11	H: 1 LOB: 1 BB: 0 P: 13	1B: 12 2B: 2 3B: 0 HR: 0	SF: 0 SAC: 0 DP: 0 HBP: 0

	AB	41
	R	3
	H	14
	RBI	3
	BB	2
	SO	3
	LOB	27

WP: 0 PB: 0 SB: 0 CS: 0 — PA: 43

PITCHER		IP	WLS	BF	H	R	ER	SO	BB	IBB	HBP	BLK	WP	HR	S	P	ERA	WHIP
58 J.D. Durbin, R ERA: 9.0	(1, 1)	6.0	W	26	6	1	1	3	2	0	0	0	0	0	61	98	1.50	1.333
59 Mike Zagurski, L ERA: 4.15	(7, 1)	1.0		5	2	0	0	0	0	0	0	0	0	0	8	15	0.00	2.000
Clay Condrey, R ERA: 7.52	(8, 1)	1.0		8	5	2	2	0	0	0	0	0	0	0	17	23	18.00	5.000
45 Tom Gordon, R ERA: 4.35	(9, 1)	1.0		4	1	0	0	0	0	0	0	0	0	0	11	13	0.00	1.000

PITCHER		IP	WLS	BF	H	R	ER	SO	BB	IBB	HBP	BLK	WP	HR	S	P	ERA	WHIP

Batter	1	2	3	4	5	6	7	8	9	AB	R	H	RBI	BB	SO	LOB
11 Jimmy Rollins, S (1, 6) OBP: 0.334, SLG: 0.523	C FA 91 X FA 92 0-1 P6	S FC 90 S FA 89 D SL 87 B CU 82 F SL 87 X FA 94 2-2 G3		C SL 86 X CH 85 0-1 F9		X FA 93 0-0 P6			B CU 79 C SL 85 B CU 78 X FA 92 2-1 F7 1-2	5	0	0	0	0	0	4
8 Shane Victorino, S (1, 9) OBP: 0.351, SLG: 0.437	B FA 92 B SL 88 B C B 4-1 6 CS BB		B FA 91 C FA 91 X FC 87 1-1 F8		B FC 89 B FA 92 C SL 87 C SL 87 X FC 89 2-2 P3		C FA 87 X FA 89 0-1 F8		X 0-0 G1-3	4	0	0	0	1	0	2
26 Chase Utley, L (1, 4) OBP: 0.404, SLG: 0.583	P PO 81 C FA 89 B CU 79 C SL 87 S SL 88 2-3 K		C FA 92 C FA 88 B FA 92 X CH 83 1-2 G4-3		C FA 90 B CU 81 B FC 89 F FC 90 S FA 96 2-3 K		X FA 87 0-0 G3-1			4	0	0	0	0	2	1
6 Ryan Howard, L (1, 3) OBP: 0.382, SLG: 0.586	B CU 80 B FA 92 B FC 88 S FC 89 C FA 93 3-2 CS 1-2	B X 1-0 HR	F FC 90 B FA 92 B CU 80 B SL 88 B CH 85 4-1 2B BB		S FC 90 B FC 90 B CU 81 C FA 90 F FC 90 F FA 95 F FA 94 B CU 82 F FC 89 3-2 X FA 89 WP 1B 1B		F FA 87 F FA 86 B FA 88 S SL 77 1-3 K			3	3	2	1	1	1	0
Aaron Rowand, R (1, 8) OBP: 0.405, SLG: 0.529		B B S C B S 3-3 K	B FA 93 C FA 92 F SL 88 B FA 93 B SL 86 X FA 94 3-2 1-H 2B		B CU 80 S SL 88 B FC 90 B FA 89 B FA 95 4-1 1B 1-2 BB			C SL 84 B FA 97 S SL 85 B FA 98 X SL 85 2-2 G4-3		3	0	1	1	1	1	0
Pat Burrell, R (1, 7) OBP: 0.396, SLG: 0.437		F FA 93 B FA 87 B CU 80 C X 2-2 51 2B 2B	B FA 94 B FA 94 F FA 91 X FA 92 2-1 P2		B FA 96 F SL 88 C SL 87 X SL 89 2-2 1-3 2-H 1B			B FA 96 S SL 87 B FA 97 C SL 86 C FA 98 2-3 K		4	1	2	1	0	1	1
Abraham Nunez, S (1, 5) OBP: 0.323, SLG: 0.322		C CU 79 C CU 80 B FC 89 B CH 83 F CU 80 B FA 95 B SL 87 4-2 51 2B BB		F CH 84 B FC 90 X FC 89 1-1 F8	X SL 87 0-0 P4			B SL 87 B FA 96 C FA 95 C FA 96 C CH 86 2-3 K		3	0	0	0	1	1	2
51 Carlos Ruiz, R (1, 2) OBP: 0.322, SLG: 0.389		C FA 94 X FA 93 0-1 1-3 2-H 2B	B FA 93 X FC 90 1-0 1B			L FA 91 B CH 82 X FA 92 1-1 P3			C SL 83 S FA 94 B FA 93 F FA 94 X SL 84 1-2 G6-3	4	0	2	1	0	0	0
38 Kyle Kendrick, R (1, 1) OBP: 0.222, SLG: 0.188 16 J.C. Romero, S (6, 1) 63 Ryan Madson, L (7, 1) 19 Greg Dobbs, L (9, PH) OBP: 0.321, SLG: 0.514 9 Michael Bourn, L (9, PR) OBP: 0.333, SLG: 0.371		C FA 94 C CU 80 B CU 81 X FA 92 1-2 G6-3	D FA 92 C FA 91 M FA 90 L CU 78 1-3 K		C FA 92 S SL 82 F CH 82 F FA 92 C FA 92 0-3 K				C CU 78 B FA 94 F FA 94 X FA 95 1-2 11 S 1B	3 0 0 1 0	0 0 0 0 0	0 0 0 1 0	0 0 0 0 0	0 0 0 0 0	2 0 0 0 0	3 0 0 0 0
Inning Stats	R: 0 E: 0 K: 1 S: 9 H: 0 LOB: 0 BB: 1 P: 17	R: 2 E: 0 K: 1 S: 19 H: 3 LOB: 2 BB: 1 P: 32	R: 1 E: 0 K: 0 S: 11 H: 1 LOB: 1 BB: 1 P: 22	R: 0 E: 0 K: 1 S: 8 H: 1 LOB: 1 BB: 0 P: 11	R: 1 E: 0 K: 1 S: 18 H: 2 LOB: 2 BB: 1 P: 31	R: 0 E: 0 K: 1 S: 8 H: 0 LOB: 0 BB: 0 P: 9	R: 0 E: 0 K: 1 S: 6 H: 0 LOB: 0 BB: 0 P: 7	R: 0 E: 0 K: 2 S: 9 H: 0 LOB: 0 BB: 0 P: 15	R: 0 E: 0 K: 0 S: 10 H: 1 LOB: 2 BB: 0 P: 14	1B: 4 2B: 3 3B: 0 HR: 1 SF: 0 SAC: 0 DP: 0 HBP: 0						

PITCHER		IP	WLS	BF	H	R	ER	SO	BB	IBB	HBP	BLK	WP	HR	S	P	ERA	WHIP
58 Chad Billingsley, R ERA: 3.56	(1, 1)	5.0		25	7	4	4	4	4	0	0	0	1	1	65	113	7.20	2.200
Rudy Seanez, R ERA: 3.25	(6, 1)	1.0	W	3	0	0	0	1	0	0	0	0	0	0	8	9	0.00	0.000
Joe Beimel, L ERA: 3.73	(7, 1)	1.0	H	3	0	0	0	1	0	0	0	0	0	0	6	7	0.00	0.000
51 Jonathan Broxton, R ERA: 2.57	(8, 1)	1.0	H	3	0	0	0	2	0	0	0	0	0	0	9	15	0.00	0.000
44 Takashi Saito, R ERA: 1.59	(9, 1)	1.0	S	4	1	0	0	0	0	0	0	0	0	0	10	14	0.00	1.000

PITCHER	IP	WLS	BF	H	R	ER	SO	BB	IBB	HBP	BLK	WP	HR	S	P	ERA	WHIP

TOP

Philadelphia Phillies @ Los Angeles Dodgers
Dodger Stadium, Los Angeles, CA
Wed Jul 18 2007, 12:10 PM PDT
Att. 47,114 - Sunny - 78 F

livebaseballscorecards.com

AB	34
R	4
H	8
RBI	4
BB	4
SO	8
LOB	13

WP: 1	PA: 39		
PB: 0			
SB: 1			
CS: 1			

BOTTOM

Philadelphia Phillies @ Los Angeles Dodgers
Dodger Stadium, Los Angeles, CA
Wed Jul 18 2007, 12:10 PM PDT
Att. 47,114 - Sunny - 78 F

livebaseballscorecards.com

Batter	1	2	3	4	5	6	7	8	9	AB	R	H	RBI	BB	SO	LOB
15 Rafael Furcal, S (1, 6) OBP: 0.341, SLG: 0.361	B FA 89 X FA 88 1-0 9 1B 55 1B 1B		B CH 80 F FA 90 X CH 82 1-1 ① G1-3		X CH 80 0-0 ① G3		1 SAFE 1 SAFE B CH 80 B FA 93 F FA 93 S FA 93 T CH 82 2-2 ①② K 1-2			4	1	1	0	0	1	1
9 Juan Pierre, L (1, 8) OBP: 0.316, SLG: 0.339	C 1 SAFE X FA 88 0-1 L3-6 55 1B 1-3 1B		C FA 91 B CH 82 F CH 82 B SL 79 X FA 91 2-2 ② P5		C FA 88 F SL 83 B FA 90 X FA 90 1-2 ② G6-3		C FA 90 S FA 95 B CH 83 X 1-2 ③ G5-3			4	0	1	0	0	0	0
55 Russell Martin, R (1, 2) OBP: 0.387, SLG: 0.492	1 SAFE C SL 80 1 SAFE X FA 90 0-1 S 1-2 3-H 1B		S FA 92 B FA 92 X FA 92 1-1 ③ G1-3		C SL 81 C FA 90 S CH 80 0-3 ③ K			C FA 90 X CH 82 0-1 ① G5-3		4	0	1	1	0	1	0
Luis Gonzalez, L (1, 7) OBP: 0.374, SLG: 0.463 Joe Beimel, L (7, 1) 51 Jonathan Broxton, R (8, 1) Olmedo Saenz, R (8, PH) OBP: 0.341, SLG: 0.394 Brett Tomko, R (8, PR) 44 Takashi Saito, L (9, 1)	X FA 89 0-0 ①② L3-6 2-2			X CH 81 0-0 ① G4-3		B FA 90 F FA 88 B FA 90 X SL 82 2-1 HR		S FA 90 B CU 90 S CH 83 B CH 82 B CH 83 B FA 93 4-2 7 G3-1 1B BB		3 0 0 0 0 0 0	1 0 0 0 0 0 0	1 0 0 0 0 0 0	1 0 0 0 1 0 0	0 0 0 0 0 0 0	0 0 0 0 0 0 0	2 0 0 0 0 0 0
Wilson Betemit, S (1, 5) OBP: 0.354, SLG: 0.493	C FA 90 P PO 85 C CH 80 B SL 82 F FA 90 B CH 81 S FA 91 3-3 ③ K 1-2			C FA 90 B FA 90 X FA 90 1-1 7 1B 16 HR 1B		C CH 82 B CH 83 B FA 90 B FA 90 F FA 90 X FA 90 3-2 ① G1-3		B FA 93 F FA 94 B FA 89 C CH 82 X FA 89 2-2 7 G3-1 1-2 1B		4	1	2	0	0	1	1
7 James Loney, L (1, 3) OBP: 0.421, SLG: 0.549		C CH 79 B FA 89 F FA 89 C SL 81 1-3 ① K		B FA 90 B FA 90 X CH 81 2-0 16 HR 1-2 1B		B FA 92 X 1-0 ② G3-1		X CH 82 0-0 ② G3-1 1-2 2-3		4	1	1	0	0	1	2
16 Andre Ethier, L (1, 9) OBP: 0.369, SLG: 0.459 (7, 7)		B CU 76 B CU 78 B FA 90 C FA 89 F FA 90 X CU 79 3-2 ② F9		F FA 91 C FA 92 F FA 94 D CH 85 X FA 93 1-2 1-H 2-H HR		B CH 78 B FA 90 C FA 91 B SL 82 B FA 91 4-1 BB		I I I I 4-0 IBB		2	1	1	3	2	0	0
Ramon Martinez, R (1, 4) OBP: 0.228, SLG: 0.183		C CH 80 F CH 80 B FA 92 B FA 91 B FA 92 X FA 91 3-2 E6		C FA 90 X SL 83 0-1 ② G6-3		C CH 80 C SL 81 D SL 82 X FA 92 1-2 ③ F8		C FA 89 B FA 94 S CH 82 D CH 83 F FA 93 X CH 84 2-2 ③ L6		4	0	0	0	0	0	4
58 Chad Billingsley, R (1, 1) OBP: 0.250, SLG: 0.375 Rudy Seanez, R (6, 1) 27 Matt Kemp, R (7, 9) OBP: 0.418, SLG: 0.569		D SL 82 1 SAFE C FA 90 X FA 91 1-1 ③ G5-3		B FA 92 C FA 89 B FA 90 B CH 81 F FA 89 X FA 90 3-2 ③ G6-3			X FA 90 0-0 15 CS 1B			2 0 1	0 0 0	0 0 1	0 0 0	0 0 0	0 0 0	1 0 0
Inning Stats	R: 1 E: 0 K: 1 S: 11 H: 3 LOB: 1 BB: 0 P: 14	R: 0 E: 1 K: 1 S: 11 H: 0 LOB: 1 BB: 0 P: 19	R: 0 E: 0 K: 0 S: 7 H: 0 LOB: 0 BB: 0 P: 11	R: 3 E: 0 K: 0 S: 13 H: 3 LOB: 0 BB: 0 P: 20	R: 0 E: 0 K: 1 S: 7 H: 0 LOB: 0 BB: 0 P: 8	R: 1 E: 0 K: 0 S: 10 H: 1 LOB: 1 BB: 1 P: 21	R: 0 E: 0 K: 1 S: 7 H: 1 LOB: 0 BB: 0 P: 10	R: 0 E: 0 K: 0 S: 12 H: 1 LOB: 3 BB: 2 P: 24		1B: 7 2B: 1 3B: 0 HR: 2	SF: 0 SAC: 0 DP: 1 HBP: 0		WP: 0 PB: 0 SB: 1 CS: 1	PA: 35		

	AB	32
	R	5
	H	9
	RBI	5
	BB	3
	SO	4
	LOB	11

PITCHER		IP	WLS	BF	H	R	ER	SO	BB	IBB	HBP	BLK	WP	HR	S	P	ERA	WHIP
38 Kyle Kendrick, R ERA: 4.4	(1, 1)	5.1	L	23	7	5	5	3	0	0	0	0	0	2	54	82	8.44	1.312
16 J.C. Romero, L ERA: 2.88	(6, 1)	0.2		3	0	0	0	0	1	0	0	0	0	0	5	11	0.00	1.500
63 Ryan Madson, R ERA: 3.38	(7, 1)	2.0		9	2	0	0	1	1	1	0	0	0	0	19	34	0.00	1.500

PITCHER	IP	WLS	BF	H	R	ER	SO	BB	IBB	HBP	BLK	WP	HR	S	P	ERA	WHIP

Batter	1	2	3	4	5	6	7	8	9	AB	R	H	RBI	BB	SO	LOB
7 José Reyes, S (1, 6) OBP: 0.384, SLG: 0.442	X FA 90 0-0 5 2B 23 1B 1B F SL 82 B SL 82 B CH 85 B SL 82 4-1 BB	X FA 90 0-0 G3 ② 1-2 2-3 3-H	B CU 76 F FA 90 S CH 82 B CH 78 F CH 81 B FA 88 X CH 80 3-2 1-2 2-H 1B			B FA 92 C SL 84 B FS 86 X SL 83 2-1 L3 ②			C FA 87 B FA 88 X FA 88 1-1 L3 ③	5	1	2	2	1	0	3
23 Marlon Anderson, L (1, 7) OBP: 0.324, SLG: 0.258	C FA 90 F SAFE P PO 80 X FA 88 1-1 5 2B 1-2 1B F FA 90 F SL 83 X SL 82 0-2 F9 ③	X 0-0 2-H 3-H 1B	C FA 90 S CU 76 D CU 73 F FA 90 F CH 82 X FA 90 1-2 F9 ② 2-3				C FA 92 X CH 85 0-1 G3-1 ③			5	1	2	2	0	0	4
15 Carlos Beltrán, S (1, 8) OBP: 0.340, SLG: 0.468	C FA 90 S FA 90 X FA 90 0-2 F7 ①	C FA 88 S CH 83 B CH 84 F CH 84 B FA 89 B CH 84 X FA 90 3-2 5 G5-4-3 1B	B CH 84 C SL 82 F CH 84 F CH 85 B FA 90 F FA 90 B FA 90 F FA 90 X CH 85 3-2 G4-3 ③		B CH 79 X FA 88 1-0 L9 ③			C FA 87 B FA 88 F CH 81 X FA 87 1-2 HR		5	1	2	1	0	0	5
5 David Wright, R (1, 5) OBP: 0.376, SLG: 0.506	F FA 90 X FA 90 0-1 11 1B 1-H 2-H 2B	C FA 89 F FA 88 F CH 81 B FA 90 X CH 84 1-2 G5-4-3 ① ② 1-2f		B FA 90 C FA 90 S SL 82 B FA 89 C CU 74 2-3 K ①		X 0-0 F8 ①		B FA 87 F CH 82 F FA 85 F CH 82 F FA 86 B FA 86 F CU 74 F FA 87 X CH 83 2-2 F9 ①		5	1	1	2	0	1	1
21 Carlos Delgado, L (1, 3) OBP: 0.319, SLG: 0.448	T SL 83 B FA 90 B FA 91 B SL 83 F FA 91 F FA 91 B SL 82 4-2 1B 11 1B E BB	X CH 85 0-0 G3-1 ③		B FA 89 S CU 74 F FA 89 F CU 74 X CH 81 1-2 G4-3 ②		B X FA 87 X CH 86 2-0 HR		F FA 86 B FA 86 T FA 87 S FA 86 1-3 K ②		4	2	1	1	1	1	0
11 Ramon Castro, R (1, 2) OBP: 0.368, SLG: 0.581 59 Guillermo Mota, R (8, 1)	C FA 90 B FA 90 X FA 90 1-1 E E 1-2 2-H 1B		B SL 80 B FA 90 X FA 89 2-0 G6-3 ①	C FA 91 B SL 84 F SL 83 S FA 90 1-3 K ③		C SL 83 B FA 93 X SL 84 1-1 HR		B FA 88 C FA 87 B CH 82 B FA 88 F FA 88 X FA 87 3-2 F8 ③		5	2	2	2	0	1	0
										0	0	0	0	0	0	0
Shawn Green, L (1, 9) OBP: 0.328, SLG: 0.424	C SL 82 B FA 90 F FA 90 F CH 84 B FA 90 F FA 90 X FA 90 2-2 E9 1-H 2-H 1B 1B		B FA 90 F SL 82 S CH 85 B F SL 82 X FA 90 2-2 1B 7 G3 2B		C CU 72 X FA 88 0-1 F7 ①	B FA 92 X FA 92 1-0 F9 ②			C C FA 86 X CU 74 0-2 G4-3 ①	5	2	2	0	0	0	0
Ruben Gotay, S (1, 4) OBP: 0.386, SLG: 0.531 Aaron Heilman, R (6, 1) Sandy Alomar Jr., R (8, 2) OBP: 0.400, SLG: 0.600	B SL 82 B FA 90 B FA 90 X FA 90 3-0 SH1-4 3-H 1B		C CH 84 X SL 83 0-1 7 G3 23 1B BB 2-3 1B		C FA 88 S CH 81 B FA 87 X CU 73 1-2 7 1B BB 1B	C CH 83 B FA 93 F CH 88 S SL 83 1-3 K ③			F FA 86 X CH 81 0-1 1B	4	2	3	1	0	1	0
										0	0	0	0	0	0	0
										1	0	1	0	0	0	0
Tom Glavine, L (1, 1) OBP: 0.351, SLG: 0.303 Aaron Sele, R (3, 1) 22 Jose Valentin, S (6, 4) OBP: 0.298, SLG: 0.370	B FA 90 M FA 90 X FA 90 1-1 SH1-4 ② 1-2		C SL 82 B FA 90 B SL 82 B CH 86 B FA 89 4-1 7 G3 23 1B 1-2 BB		B FA 88 B FA 88 B FA 88 C FA 90 B FA 88 4-1 23 F9 7 1B 1-2 BB		C FA 91 B SL 85 X FA 91 1-1 L9 ①		F FA 86 X FA 88 0-1 P3 ②	0	1	0	0	1	0	0
										0	0	0	0	1	0	0
										2	0	0	0	0	0	1

Inning Stats	1	2	3	4	5	6	7	8	9
	R: 6 E: 1 K: 0 S: 26	H: 6 LOB: 2 BB: 2 P: 41	R: 0 E: 0 K: 0 S: 9	H: 1 LOB: 0 BB: 0 P: 13	R: 3 E: 0 K: 0 S: 16	H: 3 LOB: 1 BB: 1 P: 27	R: 0 E: 0 K: 2 S: 10	H: 0 LOB: 0 BB: 0 P: 14	R: 1 E: 0 K: 0 S: 16	H: 2 LOB: 2 BB: 1 P: 26	R: 2 E: 0 K: 1 S: 8	H: 2 LOB: 0 BB: 0 P: 13	R: 0 E: 0 K: 0 S: 6	H: 0 LOB: 0 BB: 0 P: 9	R: 1 E: 0 K: 1 S: 16	H: 1 LOB: 0 BB: 0 P: 23	R: 0 E: 0 K: 0 S: 9	H: 1 LOB: 1 BB: 0 P: 10

1B: 11	SF: 0
2B: 2	SAC: 1
3B: 0	DP: 1
HR: 3	HBP: 0

WP: 0	PA: 46
PB: 0	
SB: 0	
CS: 0	

TOP

New York Mets @ Los Angeles Dodgers

Dodger Stadium, Los Angeles, CA

Thu Jul 19 2007, 7:10 PM PDT

Att. 51,651 - Clear - 73 F

livebaseballscorecards.com

AB	41
R	13
H	16
RBI	11
BB	4
SO	4
LOB	14

PITCHER		IP	WLS	BF	H	R	ER	SO	BB	IBB	HBP	BLK	WP	HR	S	P	ERA	WHIP
Derek Lowe, R ERA: 3.51	(1, 1)	3.0	L	21	10	9	8	0	3	0	0	0	0	0	51	81	24.00	4.333
54 D.J. Houlton, R ERA: 4.22	(4, 1)	2.0		9	2	1	1	2	1	0	0	0	0	0	26	40	4.50	1.500
Rudy Seanez, R ERA: 3.57	(6, 1)	1.0		5	2	2	2	1	0	0	0	0	0	2	8	13	18.00	2.000
Roberto Hernandez, R ERA: 6.0	(7, 1)	1.0		3	0	0	0	0	0	0	0	0	0	0	6	9	0.00	0.000
Mark Hendrickson, L ERA: 4.54	(8, 1)	2.0		8	2	1	1	1	0	0	0	0	0	1	25	33	4.50	1.000

PITCHER	IP	WLS	BF	H	R	ER	SO	BB	IBB	HBP	BLK	WP	HR	S	P	ERA	WHIP

Batter	1	2	3	4	5	6	7	8	9	AB	R	H	RBI	BB	SO	LOB
15 Rafael Furcal, S (1, 6) OBP: 0.343, SLG: 0.366	C FA 84 X FA 83 0-1 55 F8 9 1B 1B 1B	C CU 71 B CH 78 X CH 79 1-1 9 G3 1B		B B SL 81 C FA 85 B FA 85 X FA 85 3-1 ① F8	D CU 72 B FA 86 C FA 88 X FA 86 2-1 ③ F7		C CH 83 F FA 94 B FA 94 F FA 94 B FA 94 B CH 84 X CH 83 3-2 1-H 2B		B FA 96 C FA 95 X FA 96 1-1 ① F7	6	1	3	1	0	0	2
9 Juan Pierre, L (1, 8) OBP: 0.317, SLG: 0.342 Mark Hendrickson, L (8, 1) Mike Lieberthal, R (9, PH) OBP: 0.321, SLG: 0.300	C FA 85 B FA 85 D SL 80 X FA 86 2-1 12 BB 1-2 1B 1B	C FA 86 B SL 81 B SL 79 B FA 86 C FA 87 F CH 77 X CH 78 3-2 ② G3 1-2		C FA 86 B FA 87 B FA 87 F FA 86 X CU 72 2-2 55 G5-3 2B		C FA 94 F FA 94 X FA 95 0-2 ① G4-3	F FA 93 X FA 94 0-1 ③ F8		C SL 86 X CH 84 0-1 1-2 1B	5 0 1	1 0 0	2 0 1	0 0 0	0 0 0	0 0 0	2 0 0
55 Russell Martin, R (1, 2) OBP: 0.384, SLG: 0.486	C CH 79 B CH 78 X FA 87 1-1 ① F8 2-3	C CH 79 B SL 83 C CH 79 B FA 86 B CH 79 X CH 78 3-2 ③ G5-3		C FC 84 C FA 88 F FA 86 B SL 83 D CU 72 X FA 88 2-2 ② G5-3 2-3		B FA 94 X FA 95 1-0 12 E 1B		B FA 97 C FA 96 X CH 87 1-1 ① G4-3	S SL 86 B FA 96 X CH 86 1-1 ② F9	6	0	1	0	0	0	6
12 Jeff Kent, R (1, 4) OBP: 0.365, SLG: 0.476	B FA 86 B CH 80 B FA 86 B FA 86 4-0 1B 1-2 BB	X FA 84 0-0 HR	B FC 84 B SL 84 B FC 84 C FC 85 B FA 87 4-1 BB		D CH 83 C FA 94 X FA 94 1-1 E9 5 FC5-4 1-2			S CH 86 B FA 89 C CH 86 F FA 96 B FA 97 X FA 96 2-2 ② L4	B SL 87 B FA 96 F FA 96 F FA 97 X CH 86 2-2 ③ F7	4	1	1	1	2	0	3
Luis Gonzalez, L (1, 7) OBP: 0.377, SLG: 0.465	B CH 80 C FA 81 X FA 87 1-1 ② 1-3 2-H 3-H 1B		B FA 85 F CH 78 B SL 81 X CH 79 2-1 7 1B 5 1B SF8-3-5 1B	C FA 87 1 SAFE F FA 87 C FA 88 0-3 K		B FA 94 X FA 94 1-0 ② L8		B FA 96 X FA 96 1-0 5 1B 7 1B 1B		5	2	3	2	0	1	4
5 Nomar Garciaparra, R (1, 5) OBP: 0.323, SLG: 0.334	C CH 80 B CH 78 F FA 87 B CH 79 F FA 87 B CH 78 X CH 79 3-2 ③ G5-3		C FA 86 B CH 78 F FA 86 B FA 85 X CH 78 2-2 SF8-3-5 7 1B 1-2 1B		B FA 85 B FA 86 F FA 85 B FA 87 C FA 87 F FC 85 B FA 88 4-2 7 G4-6-3 BB	F FA 94 F CH 83 X FA 94 0-2 ③ FC5-4 1-2f		F FA 96 X CH 87 0-1 7 1B 1-2 1B		4	0	2	0	1	0	3
7 James Loney, L (1, 3) OBP: 0.429, SLG: 0.551		B FA 84 B CH 77 B FA 86 C FA 85 X FA 86 3-1 27 HR 1B	C CH 80 C CH 78 X FA 86 0-2 1-2 2-3 1B		C FA 87 B FA 87 C FA 87 F FA 87 B CU 73 F CU 73 X FA 87 2-2 ①② G4-6-3 1-2f		B FA 92 C FA 93 B CH 84 F FA 92 B FA 93 F FA 94 F FA 94 F CH 84 S CH 84 3-3 ① K2-3	C FA 96 B FA 96 C FA 96 B FA 96 B FA 95 X FA 96 3-2 1-3 2-H 1B	5	1	3	1	0	1	1
27 Matt Kemp, R (1, 9) OBP: 0.417, SLG: 0.589 (8, 8)		B CH 80 B CH 79 F FA 86 B CH 78 S CH 78 X FA 86 3-2 1-H HR	C FA 82 S CU 71 B FA 87 D CU 71 X SL 83 2-2 ① F9		X FA 86 0-0 E5 1B		B CH 84 X FA 94 1-0 15 2B 1B	B SL 87 C SL 86 F FA 96 X CH 86 1-2 ③ G5-3		5	3	2	2	0	0	5
Derek Lowe, R (1, 1) OBP: 0.262, SLG: 0.167 Olmedo Saenz, R (3, PH) OBP: 0.337, SLG: 0.394 54 D.J. Houlton, R (4, 1) Wilson Betemit, S (5, PH) OBP: 0.358, SLG: 0.497 Rudy Seanez, R (6, 1) Roberto Hernandez, R (7, 1) 16 Andre Ethier, L (7, PH) (8, 9) OBP: 0.366, SLG: 0.455	B FA 84 C FA 84 F FA 83 B CH 77 X CH 78 2-2 ① F9		C SL 83 B SL 83 B CU 72 F FC 84 B FA 87 X FC 85 3-2 ②③ SF8-3-5 2-3 3-H		C SL 81 B FA 85 X SL 83 1-1 2-H 1B		B FA 93 F FA 93 F FA 94 B CH 84 B CH 84 S FA 95 3-3 ② K		X FA 96 0-0 E1 1B	1 0 0 1 0 0 2	0 0 0 0 0 0 0	0 0 0 1 0 0 1	0 0 0 1 0 0 1	0 0 0 0 0 0 0	0 0 0 0 0 0 0	0 0 0 0 0 0 1
Inning Stats	R: 2 E: 0 K: 0 S: 12 H: 3 LOB: 1 BB: 1 P: 23	R: 2 E: 0 K: 0 S: 17 H: 3 LOB: 1 BB: 0 P: 32	R: 2 E: 0 K: 0 S: 15 H: 4 LOB: 1 BB: 0 P: 24	R: 0 E: 0 K: 1 S: 13 H: 1 LOB: 2 BB: 1 P: 24	R: 1 E: 1 K: 0 S: 13 H: 1 LOB: 1 BB: 1 P: 22	R: 0 E: 1 K: 0 S: 10 H: 1 LOB: 2 BB: 0 P: 13	R: 1 E: 0 K: 2 S: 16 H: 2 LOB: 1 BB: 0 P: 26	R: 1 E: 0 K: 0 S: 15 H: 3 LOB: 2 BB: 0 P: 23	R: 0 E: 1 K: 0 S: 10 H: 1 LOB: 2 BB: 0 P: 14	1B: 15 2B: 3 3B: 0 HR: 2 SF: 1 SAC: 0 DP: 2 HBP: 0						

PITCHER		IP	WLS	BF	H	R	ER	SO	BB	IBB	HBP	BLK	WP	HR	S	P	ERA	WHIP
Tom Glavine, L ERA: 4.51	(1, 1)	2.0		16	10	6	6	0	1	0	0	0	0	2	38	68	27.00	5.500
Aaron Sele, R ERA: 4.04	(3, 1)	3.0	W	12	2	1	0	1	2	0	0	0	0	0	32	57	0.00	1.333
Aaron Heilman, R ERA: 4.02	(6, 1)	2.0		10	3	1	1	2	0	0	0	0	0	0	26	39	4.50	1.500
59 Guillermo Mota, R ERA: 5.96	(8, 1)	2.0		11	4	1	1	0	0	0	0	0	0	0	25	37	4.50	2.000

PITCHER	IP	WLS	BF	H	R	ER	SO	BB	IBB	HBP	BLK	WP	HR	S	P	ERA	WHIP

BOTTOM

New York Mets @ Los Angeles Dodgers

Dodger Stadium, Los Angeles, CA

Thu Jul 19 2007, 7:10 PM PDT

Att. 51,651 - Clear - 73 F

livebaseballscorecards.com

AB	45
R	9
H	19
RBI	9
BB	3
SO	3
LOB	27

WP: 0 PA: 49
PB: 0
SB: 0
CS: 0

New York Mets @ Los Angeles Dodgers

Dodger Stadium, Los Angeles, CA

Fri Jul 20 2007, 7:40 PM PDT

Att. 52,102 - Clear - 73 F

TOP

livebaseballscorecards.com

Batter	1	2	3	4	5	6	7	8	9	AB	R	H	RBI	BB	SO	LOB
7 José Reyes, S (1, 6) OBP: 0.383, SLG: 0.443	B FA 94 B FA 94 C FA 94 B CH 90 C FA 94 X FA 92 3-2 G1-3		C SL 86 F CU 82 X SL 86 0-2 F8		X SL 84 0-0 G3		1 SAFE 0-0 CS 1-2	B FA 92 C FA 92 B CH 86 X FA 92 2-1 23 SH 2B		4	1	1	0	0	0	0
23 Marlon Anderson, L (1, 7) OBP: 0.324, SLG: 0.265	B FA 94 F FA 90 B FA 90 F FA 90 X CU 78 2-2 E8 5 1B		C FA 94 B CH 84 B FA 95 X SL 88 2-1 P5		B CU 74 X FA 93 1-0 15 S 1B			X FA 93 0-0 SH 15 HR 2-H		3	2	1	0	0	0	0
15 Carlos Beltrán, S (1, 8) OBP: 0.341, SLG: 0.479	B FA 94 C FA 95 S SL 88 F SL 87 S FA 95 1-3 K		B SL 87 X SL 86 1-0 2B		B CU 73 B SL 81 C SL 86 B CH 83 X SL 87 3-1 G3-1 1-2			X 0-0 1-H HR		4	1	2	2	0	1	2
5 David Wright, R (1, 5) OBP: 0.377, SLG: 0.504	C FA 94 X SL 88 0-1 21 S 2-H 1B		B FA 93 B FA 92 B FA 94 B SL 87 4-0 BB			S CU 76 B FA 93 X CU 81 1-1 G5-3		B SL 86 X FA 92 1-0 F9		3	0	1	1	1	0	0
21 Carlos Delgado, L (1, 3) OBP: 0.319, SLG: 0.446	B SL 88 B FA 90 C SL 89 B FA 94 S FA 89 C SL 89 3-3 K 1-2		C FA 94 S SL 82 S SL 87 0-3 K			B FA 93 X FA 88 1-0 16 G6-4-3 1B		B SL 85 X FA 91 1-0 F7		4	0	1	0	0	2	3
16 Paul Lo Duca, R (1, 2) OBP: 0.311, SLG: 0.354		B FA 93 X FA 93 1-0 G4-3		C FA 92 X SL 81 0-1 G4-3		B FA 91 B FA 92 X SL 85 2-0 G6-4-3 1-2f		F FA 93 X CH 86 0-1 F9		4	0	0	0	0	0	1
Shawn Green, L (1, 9) OBP: 0.324, SLG: 0.418		B FA 92 C FA 93 B FA 89 F CU 80 F SL 87 X SL 86 2-2 G3		C FA 93 X SL 82 0-1 G4-3			S FA 87 B FA 86 B FA 86 X FA 88 2-1 P6		B CU 72 B FA 88 X FA 88 2-0 G3-1	4	0	0	0	0	0	0
22 Jose Valentin, S (1, 4) OBP: 0.302, SLG: 0.373 Ruben Gotay, S (4, PH) OBP: 0.385, SLG: 0.525 (4, 4)		B FA 93 F FA 93 B SL 88 X SL 86 2-1 1B		B SL 86 C FA 94 B SL 83 F SL 87 X CH 84 2-2 G4-3			C FA 87 B FA 86 F FA 86 B CH 81 X FA 87 2-2 FC1-6 1B		B CH 81 F FA 89 B CU 74 X FA 88 2-1 F7	1 3	0 0	1 1	0 0	0 0	0 0	0 0
Oliver Pérez, L (1, 1) OBP: 0.242, SLG: 0.242 35 Joe Smith, R (8, 1) 25 Pedro Feliciano, L (8, 1) Chip Ambres, R (9, PH) 13 Billy Wagner, L (9, 1)		F SL 87 M CU 77 B SL 87 B SL 89 1 SAFE X FA 89 2-2 P5			F FA 91 F CH 81 X SL 82 0-2 G6-3		1 SAFE 1 SAFE X FA 88 0-0 FC1-6 7 CS 1-2f		C FA 91 C CU 74 B CU 69 S FA 88 1-3 K	3 0 0 1 0	0 0 0 0 0	0 0 0 0 0	0 0 0 0 0	0 0 0 1 0	0 0 0 0 0	2 0 0 0 0
Inning Stats	R: 1 E: 1 K: 2 S: 15 H: 1 LOB: 1 BB: 0 P: 24	R: 0 E: 0 K: 0 S: 10 H: 1 LOB: 1 BB: 0 P: 17	R: 0 E: 0 K: 1 S: 9 H: 1 LOB: 2 BB: 1 P: 16	R: 0 E: 0 K: 0 S: 7 H: 0 LOB: 0 BB: 0 P: 9	R: 0 E: 0 K: 0 S: 7 H: 1 LOB: 1 BB: 0 P: 11	R: 0 E: 0 K: 0 S: 4 H: 1 LOB: 0 BB: 0 P: 8	R: 0 E: 0 K: 0 S: 6 H: 1 LOB: 0 BB: 0 P: 10	R: 3 E: 1 K: 0 S: 8 H: 2 LOB: 0 BB: 0 P: 12	R: 0 E: 0 K: 1 S: 6 H: 0 LOB: 0 BB: 0 P: 11	1B: 5 2B: 2 3B: 0 HR: 1 SF: 0 SAC: 1 DP: 1 HBP: 0						

AB	34
R	4
H	8
RBI	3
BB	1
SO	4
LOB	8

WP: 0 PA: 37
PB: 0
SB: 2
CS: 1

PITCHER		IP	WLS	BF	H	R	ER	SO	BB	IBB	HBP	BLK	WP	HR	S	P	ERA	WHIP
Brett Tomko, R ERA: 5.42	(1, 1)	6.0		24	5	1	0	3	1	0	0	0	0	0	52	85	0.00	1.000
Joe Beimel, L ERA: 3.64	(7, 1)	1.0		3	1	0	0	0	0	0	0	0	0	0	6	10	0.00	1.000
Roberto Hernandez, R ERA: 6.43	(8, 1)	1.0	L	6	2	3	2	0	0	0	0	0	0	1	8	12	18.00	2.000
54 D.J. Houlton, R ERA: 3.86	(9, 1)	1.0		3	0	0	0	1	0	0	0	0	0	0	6	11	0.00	0.000

PITCHER		IP	WLS	BF	H	R	ER	SO	BB	IBB	HBP	BLK	WP	HR	S	P	ERA	WHIP

BOTTOM

New York Mets @ Los Angeles Dodgers

Dodger Stadium, Los Angeles, CA

Fri Jul 20 2007, 7:40 PM PDT

Att. 52,102 - Clear - 73 F

livebaseballscorecards.com

Batter	1	2	3	4	5	6	7	8	9	AB	R	H	RBI	BB	SO	LOB
15 Rafael Furcal, S (1, 6) OBP: 0.342, SLG: 0.365	B FA 90 F FA 90 F SL 79 F FA 92 F FA 94 B FA 93 F SL 80 F FA 94 C SL 81 2-3 ① K	B SL 78 X FA 91 1-0 ③ G6-3			C SL 75 B FA 92 B SL 78 F FA 93 X FA 94 2-2 9 FC4-6 1B		C FA 94 B FA 95 B CH 85 C CU 75 C SL 82 2-3 ③ K			4	0	1	0	0	2	1
9 Juan Pierre, L (1, 8) OBP: 0.316, SLG: 0.342	C FA 92 S SL 80 X SL 82 0-2 12 S 55 S 1B	C FA 91 X SL 79 0-1 ① B3			1 SAFE 1 SAFE B SL 79 F FA 91 X FA 93 1-1 ① FC4-6 55 G6-3 1-2f			B FA 91 B FA 89 C FA 90 X FA 93 2-1 ① G6-3		4	0	1	0	0	0	1
55 Russell Martin, R (1, 2) OBP: 0.382, SLG: 0.484	C CU 75 B FA 92 S SL 80 X FA 93 1-2 ② P3 1-2	B SL 80 B CU 74 C FA 93 X FA 93 2-1 ② G5-3			B SL 81 1 SAFE 1 SAFE X SL 78 1-0 ②③ G6-3 1-2f			B FA 91 C FA 93 B FA 92 B FA 94 X FA 92 3-1 FC1-6 12 1B 1B		4	0	1	0	0	0	2
12 Jeff Kent, R (1, 4) OBP: 0.369, SLG: 0.481	B FA 93 B FA 92 B FA 92 B FA 92 4-0 2-3 BB	C SL 80 F FA 94 F FA 94 F SL 84 X SL 82 0-2 ③ F8				B SL 80 B FA 91 B FA 91 X FA 93 3-0 2B		C FA 88 X FA 88 0-1 1-2 FC1-6 1B		3	0	2	0	1	0	0
Luis Gonzalez, L (1, 7) OBP: 0.373, SLG: 0.460	C SL 79 B FA 93 B FA 94 F SL 79 C FA 94 2-3 ③ K			X SL 76 0-0 ① P3		B FA 91 B FA 92 S SL 78 B FA 93 X FA 92 3-1 ① P5		B FA 86 C FA 87 B FA 88 S FA 87 X FA 89 2-2 ② FC1-6 1-2f 2-3		4	0	0	0	0	1	5
5 Nomar Garciaparra, R (1, 5) OBP: 0.322, SLG: 0.342		X FA 90 0-0 HR		X CU 73 0-0 ② G5-3		C SL 76 F SL 82 B FA 94 S SL 83 1-3 ② K		F CH 74 X SL 78 0-1 ③ F8		4	1	1	1	0	1	3
7 James Loney, L (1, 3) OBP: 0.423, SLG: 0.541		C FA 92 B SL 80 B FA 93 C FA 92 C SL 81 2-3 ① K		B FA 91 X FA 93 1-0 27 BB 1B		X FA 93 0-0 ③ F8			F FA 95 B SL 87 C SL 85 B SL 88 S FA 96 2-3 ① K	4	0	1	0	0	2	1
27 Matt Kemp, R (1, 9) OBP: 0.420, SLG: 0.578		B SL 77 C CU 71 S SL 82 D SL 82 F SL 81 B FA 94 D SL 82 4-2 BB		B CH 70 D SL 84 B SL 79 C FA 91 B FA 94 4-1 1-2 BB			C SL 80 F FA 92 C FA 94 0-3 ① K		B FA 95 B FA 95 F FA 95 X FA 96 2-1 ② F8	2	0	0	0	2	1	0
Brett Tomko, R (1, 1) Joe Beimel, L (7, 1) Olmedo Saenz, R (7, PH) OBP: 0.333, SLG: 0.389 Roberto Hernandez, R (8, 1) 54 D.J. Houlton, R (9, 1) Ramon Martinez, R (9, PH) OBP: 0.225, SLG: 0.181		1 SAFE L FA 90 L FA 92 L FA 92 0-3 ② K		C SL 75 F FA 92 B FA 94 S SL 81 1-3 ③ K			C CU 74 B SL 81 S SL 83 B SL 83 X CH 86 2-2 ② G5-3		C FA 97 X FA 97 0-1 ③ G1-3	2 0 1 0 0 1	0 0 0 0 0 0	0 0 0 0 0 0	0 0 0 0 0 0	0 0 0 0 0 0	2 0 0 0 0 0	3 0 0 0 0 0
Inning Stats	R: 0 H: 1 E: 0 LOB: 2 K: 2 BB: 1 S: 16 P: 25	R: 1 H: 1 E: 0 LOB: 1 K: 2 BB: 1 S: 11 P: 18	R: 0 H: 0 E: 0 LOB: 0 K: 0 BB: 0 S: 9 P: 11	R: 0 H: 1 E: 0 LOB: 2 K: 1 BB: 1 S: 7 P: 13	R: 0 H: 1 E: 0 LOB: 0 K: 0 BB: 0 S: 6 P: 10	R: 0 H: 1 E: 0 LOB: 1 K: 1 BB: 0 S: 7 P: 14	R: 0 H: 0 E: 0 LOB: 0 K: 2 BB: 0 S: 9 P: 13	R: 0 H: 2 E: 0 LOB: 2 K: 0 BB: 0 S: 11 P: 18	R: 0 H: 0 E: 0 LOB: 0 K: 1 BB: 0 S: 7 P: 11	1B: 5 2B: 1 3B: 0 HR: 1	SF: 0 SAC: 0 DP: 1 HBP: 0			WP: 0 PB: 0 SB: 2 CS: 0	PA: 36		

PITCHER	IP	WLS	BF	H	R	ER	SO	BB	IBB	HBP	BLK	WP	HR	S	P	ERA	WHIP
Oliver Pérez, L (1, 1) ERA: 3.0	7.1	W	30	6	1	1	8	3	0	0	0	0	1	69	113	1.23	1.227
35 Joe Smith, R (8, 1) ERA: 2.87	0.0		1	1	0	0	0	0	0	0	0	0	0	2	2	∞	∞
25 Pedro Feliciano, L (8, 1) ERA: 2.17	0.2	H	2	0	0	0	0	0	0	0	0	0	0	5	7	0.00	0.000
13 Billy Wagner, L (9, 1) ERA: 1.49	1.0	S	3	0	0	0	1	0	0	0	0	0	0	7	11	0.00	0.000

PITCHER	IP	WLS	BF	H	R	ER	SO	BB	IBB	HBP	BLK	WP	HR	S	P	ERA	WHIP

AB	33
R	1
H	7
RBI	1
BB	3
SO	9
LOB	16

New York Mets @ Los Angeles Dodgers

Dodger Stadium, Los Angeles, CA

Sat Jul 21 2007, 12:55 PM PDT

Att. 49,124 - Sunny - 80 F

TOP

livebaseballscorecards.com

Batter	1	2	3	4	5	6	7	8	9	AB	R	H	RBI	BB	SO	LOB
7 José Reyes, S (1, 6) OBP: 0.379, SLG: 0.439	X FA 92 0-0 ① F8		C FA 91 C FA 92 B CH 82 B CH 85 F CH 84 X FA 95 2-2 ① G6-3		C FA 92 B CU 74 F FA 94 X FA 95 1-2 ② P6			C FA 87 X FA 90 0-1 ① B1-3		4	0	0	0	0	0	0
Ruben Gotay, S (1, 4) OBP: 0.380, SLG: 0.515	C FA 91 F FA 92 F CH 85 B FA 94 F CH 84 B CH 84 S CH 85 2-3 ② K		C FA 93 B CH 85 C FA 95 B CH 87 B FS 86 X FA 95 3-2 ② G3		C CU 76 F FA 94 B FA 93 B CH 83 C CU 80 2-3 ③ K			B FA 86 C FA 87 X CH 80 1-1 15 HR 1B		4	1	1	0	0	2	0
15 Carlos Beltrán, S (1, 8) OBP: 0.343, SLG: 0.488	B CU 75 X FA 94 1-0 ③ F8		C FA 94 F FA 94 F FA 96 B FA 88 X FA 96 1-2 5 HR 1B			S CU 75 X FA 94 0-1 ① F8		B FA 88 1 SAFE B FA 88 1 SAFE C FA 88 X FA 90 2-1 1-H HR		4	2	2	2	0	0	0
5 David Wright, R (1, 5) OBP: 0.379, SLG: 0.511		C FA 91 B CH 84 B FA 92 B FA 94 B FA 94 4-1 21 E 11 SF7 BB	S CH 85 S FA 95 X CH 87 0-2 1-H HR			B FA 94 C FA 94 F FA 94 B FA 96 F CU 76 S FA 94 2-3 ② K		S SL 87 B FA 98 S SL 84 S SL 87 1-3 ② K		3	2	1	2	1	2	0
21 Carlos Delgado, L (1, 3) OBP: 0.318, SLG: 0.444		X FA 93 0-0 ③ E7 23 G4-3 1-3 1B 1B	X FA 94 0-0 ③ F7			F FA 95 S FA 95 F FA 96 B CU 78 F FA 96 B CH 86 F FA 96 F CU 80 X FA 96 2-2 ③ G4-3		S SL 86 B SL 87 C FA 97 B FA 96 B SL 88 S SL 88 3-3 ③ K		4	1	1	0	0	1	0
11 Ramon Castro, R (1, 2) OBP: 0.364, SLG: 0.573		B CU 78 C FA 94 B FA 95 B FA 95 F FA 96 F FA 96 X 3-2 ① SF7 3-H		C FA 92 B FA 93 F FA 94 C FA 94 1-3 ① K			C FA 92 F FA 91 B FA 94 B FA 93 X FA 95 2-2 1B WP 1B		B SL 86 C FA 96 X FA 98 1-1 ① G6-3	3	0	1	1	0	1	0
23 Marlon Anderson, L (1, 7) OBP: 0.317, SLG: 0.243		X CU 79 0-0 ② G4-3 2-3		B FA 94 C FA 94 B FA 95 F FA 95 B FS 85 B CH 84 4-2 G4-6-3 BB			L CU 76 S CU 78 F FA 95 F FA 95 B CH 84 F CU 79 B FA 96 F CH 81 S CU 79 2-3 ① K		C FA 96 X SL 87 0-1 ② B1	3	0	0	0	1	1	2
Lastings Milledge, R (1, 9) OBP: 0.194, SLG: 0.294		C FA 94 B CH 84 D CU 80 B FS 85 X FA 96 3-1 3-H 1B	C FA 95 X FA 94 0-1 ② ③ G4-6-3 1-2f				B CU 79 X FA 93 1-0 16 G6-3 1-3 1B		C SL 88 C FA 98 S SL 90 0-3 ③ K	4	0	2	1	0	1	1
Jorge Sosa, R (1, 1) OBP: 0.250, SLG: 0.190 Chip Ambres, R (5, PH) Scott Schoeneweis, L (5, 1) 35 Joe Smith, R (6, 1) 16 Paul Lo Duca, R (7, PH) OBP: 0.310, SLG: 0.353 59 Guillermo Mota, R (7, 1)		C CU 78 B FA 95 B FA 94 S FA 95 1 SAFE X CU 78 2-2 ③ F9			B FA 92 X FA 94 1-0 ① F9		C FA 88 F FA 89 1 SAFE B FA 89 B FA 90 B FA 90 F FA 90 F FA 91 F FA 90 3-2 ② ③ F FA 90 X FA 88 G6-3 1-2f			1	0	0	0	0	0	1
										1	0	0	0	0	0	0
										0	0	0	0	0	0	0
										0	0	0	0	0	0	0
										1	0	0	0	0	0	2
										0	0	0	0	0	0	0
Inning Stats	R: 0 E: 0 K: 1 S: 7 H: 0 LOB: 0 BB: 0 P: 10	R: 2 E: 1 K: 0 S: 12 H: 2 LOB: 1 BB: 1 P: 24	R: 2 E: 0 K: 0 S: 15 H: 2 LOB: 0 BB: 0 P: 21	R: 0 E: 0 K: 1 S: 7 H: 0 LOB: 0 BB: 1 P: 12	R: 0 E: 0 K: 1 S: 7 H: 0 LOB: 0 BB: 0 P: 11	R: 0 E: 0 K: 1 S: 13 H: 0 LOB: 0 BB: 0 P: 17	R: 0 E: 0 K: 1 S: 18 H: 2 LOB: 1 BB: 0 P: 26	R: 2 E: 0 K: 2 S: 12 H: 2 LOB: 0 BB: 0 P: 19	R: 0 E: 0 K: 1 S: 7 H: 0 LOB: 0 BB: 0 P: 8	1B: 6 2B: 0 3B: 0 HR: 2 SF: 1 SAC: 0 DP: 2 HBP: 0						

	AB	32
	R	6
	H	8
	RBI	6
	BB	2
	SO	8
	LOB	6

PITCHER		IP	WLS	BF	H	R	ER	SO	BB	IBB	HBP	BLK	WP	HR	S	P	ERA	WHIP
31 Brad Penny, R ERA: 2.42	(1, 1)	6.1	W	26	6	4	3	5	2	0	0	0	1	1	72	111	4.26	1.263
Joe Beimel, L ERA: 3.98	(7, 1)	1.0	H	4	2	2	2	0	0	0	0	0	0	1	13	19	18.00	2.000
51 Jonathan Broxton, R ERA: 2.49	(8, 1)	1.2	S	5	0	0	0	3	0	0	0	0	0	0	13	18	0.00	0.000

PITCHER		IP	WLS	BF	H	R	ER	SO	BB	IBB	HBP	BLK	WP	HR	S	P	ERA	WHIP

WP: 1 PA: 35
PB: 0
SB: 0
CS: 0

BOTTOM

New York Mets @ Los Angeles Dodgers

Dodger Stadium, Los Angeles, CA

Sat Jul 21 2007, 12:55 PM PDT

Att. 49,124 - Sunny - 80 F

livebaseballscorecards.com

Batter	1	2	3	4	5	6	7	8	9	AB	R	H	RBI	BB	SO	LOB
15 Rafael Furcal, S (1, 6) OBP: 0.343, SLG: 0.368	B FA 86 B CH 86 C FA 86 F FA 88 X SL 81 2-2 ① F7		F FA 87 B CH 83 X CH 82 1-1 ② G4-3 2-3	C FF 90 B SL 82 B SL 83 C SL 82 X FA 90 2-2 9 2B 2B		X FA 91 0-0 9 HBP 55 E 2-3 1B		B FA 95 C CH 85 B CH 86 F FA 94 F CH 86 S CH 86 2-3 ② K		5	2	2	0	0	1	1
9 Juan Pierre, L (1, 8) OBP: 0.319, SLG: 0.345	C FA 88 X FA 89 0-1 ② F7		B FF 90 F FA 90 B SL 81 B CH 82 X FA 90 3-1 3-H 1B	X CH 81 0-0 2-H 2B		B FA 90 1 SAFE 1 SAFE S FA 90 1 SAFE H FA 92 2-1 55 FC5-4 1-2 HBP		X FA 94 0-0 ③ F9		4	0	2	2	0	0	0
55 Russell Martin, R (1, 2) OBP: 0.378, SLG: 0.478	X FA 89 0-0 ③ L7		1 SAFE C SL 81 B SL 84 X SL 81 1-1 ③ F8	B CH 82 B CH 84 C CH 81 X FA 88 2-1 ③ L7		C FA 87 B FA 88 X FA 88 1-1 ② FC5-4 12 1B 1-2f 2-H 3-H				4	0	0	1	0	0	3
12 Jeff Kent, R (1, 4) OBP: 0.368, SLG: 0.478 Joe Beimel, L (7, 1) 5 Nomar Garciaparra, R (8, 5) OBP: 0.322, SLG: 0.342		C FA 87 X 0-1 ① F8		B SL 81 C CH 80 X FA 88 1-1 ① F9	X 0-0 ① L9	B SL 79 S FA 88 C SL 78 B SL 80 F SL 81 X FA 90 2-2 2-3 1B				4 0 0	0 0 0	1 0 0	0 0 0	0 0 0	0 0 0	0 0 0
7 James Loney, L (1, 3) OBP: 0.417, SLG: 0.530		C FA 88 B CH 81 X CH 82 1-1 ② F7		C CH 83 B FA 90 X FA 90 1-1 1B 16 1B 1B	C FA 91 S FA 92 F SL 84 X FA 92 0-2 ② F8	B FA 91 X FA 90 1-0 ③ F8				4	1	1	0	0	0	2
Wilson Betemit, S (1, 5) OBP: 0.366, SLG: 0.497 51 Jonathan Broxton, R (8, 1)		B CH 82 B FA 88 F CH 83 B CH 83 B FA 88 4-1 BB		B CH 82 C CH 84 B FA 90 B CH 83 X FA 89 3-1 16 1B 27 HR 1-3 1B	C FA 91 B SL 84 S SL 84 B FA 93 B SL 83 B SL 83 4-2 BB		B FA 95 X CH 86 1-0 ① F8			2 0	1 0	1 0	0 0	2 0	0 0	0 0
16 Andre Ethier, L (1, 7) OBP: 0.365, SLG: 0.452		B FA 89 F CH 81 B FA 90 S CH 83 F SL 83 X FA 91 2-2 ③ F7		F CH 82 C FA 89 B SL 82 X SL 82 1-2 27 HR 1-2 3-H 1B	F FA 92 S SL 83 S SL 84 0-3 ③ K		C FA 95 C SL 86 F CH 86 B FA 96 F FA 96 X CH 85 1-2 ② G6-3			4	1	1	1	0	1	2
27 Matt Kemp, R (1, 9) OBP: 0.423, SLG: 0.602			C SL 80 B CH 82 S FA 87 C SL 82 1-3 ① K	X CH 83 0-0 1-H 2-H HR		B SL 81 B FA 91 C FA 91 B FA 91 F FA 91 F SL 84 X FA 91 3-2 15 1B 31 SH3 55 FC5-4 1B	C SL 86 S SL 85 F CH 85 B FA 94 S CH 85 1-3 ③ K			4	2	2	3	0	2	0
31 Brad Penny, R (1, 1) OBP: 0.300, SLG: 0.368 Ramon Martinez, R (7, 4) OBP: 0.222, SLG: 0.178			S SL 80 S CH 81 B SL 80 X CH 82 1-2 15 G4-3 9 1B 2B	S FA 90 C SL 84 F FA 91 B SL 83 X 1-2 ② L7		C FA 91 X FA 91 0-1 ① SH3 1-2		C FA 94 X SL 85 0-1 ① P6		2 1	1 0	1 0	0 0	0 0	0 0	0 0
Inning Stats	R: 0 E: 0 K: 0 S: 6 H: 0 LOB: 0 BB: 0 P: 8	R: 0 E: 0 K: 0 S: 9 H: 0 LOB: 1 BB: 1 P: 16	R: 1 E: 0 K: 1 S: 12 H: 2 LOB: 1 BB: 0 P: 19	R: 5 E: 0 K: 0 S: 20 H: 6 LOB: 1 BB: 0 P: 31	R: 0 E: 0 K: 1 S: 10 H: 0 LOB: 1 BB: 1 P: 14	R: 2 E: 1 K: 0 S: 15 H: 3 LOB: 2 BB: 0 P: 24	R: 0 E: 0 K: 1 S: 10 H: 0 LOB: 0 BB: 0 P: 13	R: 0 E: 0 K: 1 S: 7 H: 0 LOB: 0 BB: 0 P: 9		1B: 7 2B: 3 3B: 0 HR: 1 SF: 0 SAC: 1 DP: 0 HBP: 1			WP: 0 PB: 0 SB: 0 CS: 0 PA: 38	

	AB	34
	R	8
	H	11
	RBI	7
	BB	2
	SO	4
	LOB	8

PITCHER		IP	WLS	BF	H	R	ER	SO	BB	IBB	HBP	BLK	WP	HR	S	P	ERA	WHIP
Jorge Sosa, R ERA: 4.36	(1, 1)	4.0	L	21	8	6	6	1	1	0	0	0	0	1	47	74	13.50	2.250
Scott Schoeneweis, L ERA: 5.21	(5, 1)	1.1		8	2	2	2	1	1	0	1	0	0	0	18	27	13.50	2.250
35 Joe Smith, R ERA: 2.82	(6, 1)	0.2		3	1	0	0	0	0	0	0	0	0	0	7	11	0.00	1.500
59 Guillermo Mota, R ERA: 5.53	(7, 1)	2.0		6	0	0	0	2	0	0	0	0	0	0	17	22	0.00	0.000

PITCHER	IP	WLS	BF	H	R	ER	SO	BB	IBB	HBP	BLK	WP	HR	S	P	ERA	WHIP

TOP

New York Mets @ Los Angeles Dodgers

Dodger Stadium, Los Angeles, CA

Sun Jul 22 2007, 1:10 PM PDT

Att. 49,092 - Sunny - 82 F

livebaseballscorecards.com

Batter	1	2	3	4	5	6	7	8	9	10	AB	R	H	RBI	BB	SO	LOB
7 José Reyes, S (1, 6) OBP: 0.382, SLG: 0.448	C FA 89 C CU 79 B FA 88 B CH 84 X CH 81 2-2 5 1B 1B	B SL 84 X FA 92 1-0 ② B5-3	C FA 91 X FA 91 1-1 2B 3B	C FA 92 B CH 86 X SL 86 1-1 G1-3 15 SF9 2B	C FA 88 B CU 76 F FA 89 B CU 76 F FA 89 X CU 75 2-2 ① G3-1	5	2	3	0	0	0	0
Lastings Milledge, R (1, 7) OBP: 0.220, SLG: 0.333	X CH 79 0-0 ① B2	F SL 84 B CU 78 S CH 80 F CH 82 B FA 91 F FA 92 X CU 77 2-2 ③ G1-3	B CU 72 B CH 81 S CH 81 X CH 82 2-1 15 G4-3 5 1B 3-H 2B	C FA 93 F FA 93 F SL 88 B SL 86 X FA 92 1-2 ① G1-3 2-3	S CU 76 X FA 91 0-1 5 FC5-4 15 1B 1B	5	2	2	1	0	0	2
15 Carlos Beltrán, S (1, 8) OBP: 0.341, SLG: 0.485	1 SAFE 1 SAFE C CU 78 F FA 91 D CH 84 B CU 76 1 SAFE X CH 82 2-2 ② F8	C CU 72 B FA 90 F CU 76 B FA 92 X CU 78 2-2 ① G5-3	C CH 84 B FA 92 D SL 84 B FA 92 X CH 86 3-1 ② G4-3 2-3	S CH 86 B FS 84 X FA 92 1-1 ② SF9 3-H	C CU 74 F FA 89 F FA 90 F CU 75 X CU 72 0-2 5 FC5-4 1-2 1B	4	0	1	1	0	0	2
5 David Wright, R (1, 5) OBP: 0.379, SLG: 0.509	B SL 85 D CU 76 1 SAFE B SL 86 C FA 90 F FA 86 X CH 82 3-2 1-3 1B	B FA 90 B CH 84 C FA 90 X FA 85 2-1 ② F8	C SL 84 B FA 92 X SL 85 1-1 21 S 3-H 1B	B SL 87 X FA 92 1-0 ③ G5-3	D CU 77 C B FA 89 S FA 89 B FA 89 F CU 76 X FA 91 3-2 ② FC5-4 1B 1-2f 2-3	5	0	2	1	0	0	2
21 Carlos Delgado, L (1, 3) OBP: 0.320, SLG: 0.443 1 Anderson Hernandez, S (9, PR) Chip Ambres, R (9, 9) OBP: 0.333, SLG: 0.333	C CU 77 C FA 91 F CU 81 S CU 80 0-3 ③ K	S FA 91 F FA 91 F FA 91 X CU 78 0-2 ③ G6-3	C FA 93 B FA 90 B FA 92 4-1 1-2 IBB	C FA 95 F SL 87 F FA 98 X SL 88 0-2 16 G6-3 16 WP E 1B	B FA 91 X FA 91 1-0 1-2 3-H 1B	3	0	1	0	1	1	2
						0	1	0	0	0	0	0
						1	0	1	1	0	0	0
16 Paul Lo Duca, R (1, 2) OBP: 0.310, SLG: 0.352 25 Pedro Feliciano, L (9, 1) Sandy Alomar Jr., R (10, PH) OBP: 0.333, SLG: 0.500 13 Billy Wagner, L (10, 1)	X FA 88 0-0 ① G5-3	B SL 82 B FA 90 B FA 87 C FA 87 X FA 90 3-1 G4-6-3 1B	C FA 92 S SL 84 F SL 83 F FA 94 X CH 84 0-2 ③ G1-3	B FA 96 B FA 97 B FA 98 C FA 97 F FA 99 X SL 86 3-2 ① G6-3 1-3	B CU 78 X FA 90 1-0 ③ G6-3	4	0	1	0	0	0	3
						0	0	0	0	0	0	0
						1	0	0	0	0	0	2
						0	0	0	0	0	0	0
Shawn Green, L (1, 9) OBP: 0.320, SLG: 0.413 (9, 3)	B FA 90 F FA 90 X CU 78 1-1 ② G5-3	B CU 71 X FA 90 1-0 ①② G4-6-3 1-2f	C FA 90 B CH 81 F FA 89 S CH 87 1-3 ① K	F SL 87 F FA 99 X FA 98 0-2 E9 WP 3-H	4	0	0	0	0	1	2
Ruben Gotay, S (1, 4) OBP: 0.366, SLG: 0.495	B FA 90 C FA 90 S FA 86 C CU 79 1-3 ③ K	B CH 80 B FA 90 B SL 84 C FA 88 F FA 90 S CH 81 3-3 ③ K	B FA 90 B FA 92 C FA 90 X FA 90 2-1 ② G1-3	C SL 87 2 SAFE B FA 96 F SL 88 F SL 86 B FA 98 S CH 88 2-3 ② K 2-3	4	0	0	0	0	3	2
26 Orlando Hernandez, R (1, 1) OBP: 0.212, SLG: 0.273 23 Marlon Anderson, L (7, PH) OBP: 0.310, SLG: 0.237 Aaron Heilman, R (7, 1) 11 Ramon Castro, R (9, PH) OBP: 0.360, SLG: 0.567 (9, 2)	F FA 89 C CU 73 S CH 82 0-3 ① K	B FA 88 B FA 88 B FA 86 C FA 87 C FA 89 S FA 90 3-3 ① K	B FA 90 X FA 90 1-0 ③ G4-3	C SL 88 C FA 98 S FA 98 0-3 ③ K	2	0	0	0	0	2	0
					1	0	0	0	0	0	0
					0	0	0	0	0	0	0
					1	0	0	0	0	1	2
Inning Stats	R: 0 E: 0 K: 1 S: 14 H: 2 LOB: 2 BB: 0 P: 21	R: 0 E: 0 K: 1 S: 6 H: 0 LOB: 0 BB: 0 P: 8	R: 0 E: 0 K: 1 S: 9 H: 0 LOB: 0 BB: 0 P: 12	R: 0 E: 0 K: 0 S: 9 H: 0 LOB: 0 BB: 0 P: 13	R: 0 E: 0 K: 1 S: 6 H: 1 LOB: 0 BB: 0 P: 13	R: 2 E: 0 K: 1 S: 17 H: 3 LOB: 2 BB: 1 P: 31	R: 0 E: 0 K: 1 S: 6 H: 0 LOB: 0 BB: 0 P: 10	R: 1 E: 0 K: 0 S: 9 H: 1 LOB: 0 BB: 0 P: 13	R: 1 E: 1 K: 2 S: 17 H: 1 LOB: 2 BB: 0 P: 22	R: 1 E: 0 K: 0 S: 17 H: 3 LOB: 2 BB: 0 P: 24	1B: 8 2B: 2 3B: 1 HR: 0	SF: 1 SAC: 0 DP: 1 HBP: 0	WP: 2 PB: 0 SB: 1 CS: 0	PA: 42			

PITCHER		IP	WLS	BF	H	R	ER	SO	BB	IBB	HBP	BLK	WP	HR	S	P	ERA	WHIP
50 Eric Stults, L ERA: 4.5	(1, 1)	5.1		20	5	2	2	5	0	0	0	0	0	0	51	80	3.38	0.938
Rudy Seanez, R ERA: 3.52	(6, 1)	0.2	B	4	1	0	0	0	0	1	0	0	0	0	10	18	0.00	1.500
Derek Lowe, R ERA: 3.48	(7, 1)	1.0	H	3	0	0	0	1	0	0	0	0	0	0	6	10	0.00	0.000
Roberto Hernandez, R ERA: 6.52	(8, 1)	1.0	H	4	1	1	1	0	0	0	0	0	0	0	9	13	9.00	1.000
51 Jonathan Broxton, R ERA: 2.44	(9, 1)	1.0	B	5	1	1	0	2	0	0	0	0	2	0	17	22	0.00	1.000

PITCHER		IP	WLS	BF	H	R	ER	SO	BB	IBB	HBP	BLK	WP	HR	S	P	ERA	WHIP
54 D.J. Houlton, R ERA: 4.26	(10, 1)	1.0	L	6	3	1	1	0	0	0	0	0	0	0	17	24	9.00	3.000

AB	40
R	5
H	11
RBI	4
BB	1
SO	8
LOB	19

Batter	1	2	3	4	5	6	7	8	9	10	AB	R	H	RBI	BB	SO	LOB
15 Rafael Furcal, S (1, 6) OBP: 0.344, SLG: 0.376	F FA 87 B FA 88 X FA 88 1-1 HR		C FA 88 B CH 83 X CH 84 1-1 ① G3		C CU 67 S CH 84 B FA 89 F CH 84 B CH 84 X FA 89 2-2 9 CS 1B	B CH 83 X CH 82 1-0 ③ L6			C CH 73 B FA 88 C SL 76 C SL 77 1-3 ③ K		5	1	2	1	0	1	2
9 Juan Pierre, L (1, 8) OBP: 0.318, SLG: 0.342	C X CU 73 0-1 ① F9		C CU 68 F FA 89 B FA 89 X FA 90 1-2 ② F7		1 SAFE 1 SAFE C FA 87 B CH 82 B CH 82 F CH 83 X FA 90 2-2 ①② F7 1-2		C FA 94 X CH 86 0-1 ① F8			B FA 96 B FA 96 C FA 96 F FA 96 F FA 96 B SL 87 B FA 97 4-2 5 WP 55 S BB	4	0	0	0	1	0	1
55 Russell Martin, R (1, 2) OBP: 0.373, SLG: 0.471	B SL 75 B FA 87 C FA 89 C FA 90 T SL 76 2-2 ② K		B CU 73 B CU 75 B FA 90 C FA 89 C FA 89 S CU 76 3-3 ③ K		B FA 90 B CH 74 X CU 75 2-0 ③ G5-3		B CH 84 F FA 94 S FA 95 F FA 95 F FA 96 B CH 85 F CH 84 B FA 96 X FA 95 3-2 ② G5-3			1 SAFE F FA 97 B FA 94 F FA 96 1 SAFE F FA 96 F SL 86 F FA 96 S FA 97 1-3 ① K 1-2	5	0	0	0	0	3	1
12 Jeff Kent, R (1, 4) OBP: 0.368, SLG: 0.476	F SL 76 S FA 89 B FA 90 B SL 77 F FA 91 B FA 89 X SL 76 3-2 1B			C CU 74 B SL 76 F CU 76 S FA 91 1-3 ① K		B SL 75 X CU 72 1-0 ① G4-3	C CH 85 X FA 95 0-1 ③ G6-3			I IN 80 I IN 84 I IN 83 I IN 85 4-0 5 WP IBB	4	0	1	0	1	1	0
Luis Gonzalez, L (1, 7) OBP: 0.375, SLG: 0.460 27 Matt Kemp, R (7, 9) OBP: 0.416, SLG: 0.591	B CU 68 F FA 89 F FA 89 B CH 83 F CH 84 B FA 90 X FA 90 3-2 ③ G3-1			B CH 84 B FA 89 B FA 90 C FA 88 X FA 89 3-1 5 G3 7 2B 1B		B CU 67 B FA 89 B CH 82 B FA 88 4-0 5 HR BB		X CH 84 0-0 ① F8		B SL 86 S FA 97 B FA 97 F FA 98 S SL 86 2-3 ② K	2 2	2 0	1 0	0 0	1 0	0 1	1 2
5 Nomar Garciaparra, R (1, 5) OBP: 0.323, SLG: 0.352		B CU 73 X SL 74 1-0 1B		X SL 77 0-0 ② G3 1-2		X SL 74 0-0 1-H HR		S FA 93 X FA 94 0-1 ② G6-3		B FA 98 F FA 96 B FA 98 C FA 97 F FA 97 B FA 97 C SL 87 3-3 ③ K 1-2 2-3	5	1	2	2	0	1	3
7 James Loney, L (1, 3) OBP: 0.412, SLG: 0.529		B CU 68 F FA 89 X FA 89 1-1 ① F8		C FA 90 F FA 90 B CH 82 B CH 84 F FA 90 B SL 76 X SL 76 3-2 2-H 2B		F FA 90 X FA 90 0-1 E3 BB		C CH 85 F FA 95 X FA 94 0-2 ③ G6-3			4	0	1	1	0	0	1
16 Andre Ethier, L (1, 9) OBP: 0.363, SLG: 0.447 (7, 7)		C CH 82 B FA 88 S FA 89 F FA 90 F FA 90 S CH 83 1-3 ② K		I IN 80 I IN 81 I IN 81 I IN 82 4-0 IBB		B FA 90 B CH 83 C FA 89 1 SAFE F CH 82 X FA 90 2-2 ② F8			X FA 88 0-0 ① F7		3	0	0	0	1	1	2
50 Eric Stults, L (1, 1) OBP: 0.200, SLG: 0.200 Rudy Seanez, R (6, 1) Wilson Betemit, S (6, PH) OBP: 0.370, SLG: 0.497 Derek Lowe, R (7, 1) OBP: 0.262, SLG: 0.167 Roberto Hernandez, R (8, 1) 51 Jonathan Broxton, R (9, 1) Olmedo Saenz, R (9, PH) OBP: 0.330, SLG: 0.384 54 D.J. Houlton, R (10, 1)		B CU 68 F FA 89 F CH 82 S FA 88 1-3 ③ K		C CU 69 X CH 83 0-1 ③ F9		B CU 67 B FA 89 B FA 89 B FA 88 4-0 1-2 BB			C SL 77 X CH 74 0-1 ② F8		2 0 0 0 0 0 0 1 0	0 0 0 0 0 0 0 0 0	0 0 0 0 0 0 0 0 0	0 0 0 0 1 0 0 0 0	1 0 0 0 0 0 0 0 0	3 0 0 0 0 0 0 0 0	
Inning Stats	R: 1 E: 0 K: 1 S: 15 H: 2 LOB: 1 BB: 0 P: 24	R: 0 E: 0 K: 2 S: 11 H: 1 LOB: 1 BB: 0 P: 15	R: 0 E: 0 K: 1 S: 8 H: 0 LOB: 0 BB: 0 P: 13	R: 1 E: 0 K: 1 S: 12 H: 2 LOB: 2 BB: 1 P: 23	R: 0 E: 0 K: 0 S: 8 H: 1 LOB: 0 BB: 0 P: 14	R: 2 E: 1 K: 0 S: 8 H: 1 LOB: 2 BB: 2 P: 20	R: 0 E: 0 K: 0 S: 10 H: 0 LOB: 0 BB: 0 P: 13	R: 0 E: 0 K: 0 S: 6 H: 0 LOB: 0 BB: 0 P: 6	R: 0 E: 0 K: 1 S: 6 H: 0 LOB: 0 BB: 0 P: 7	R: 0 E: 0 K: 3 S: 16 H: 0 LOB: 2 BB: 2 P: 30	1B: 4 2B: 1 3B: 0 HR: 2	SF: 0 SAC: 0 DP: 0 HBP: 0	WP: 1 PB: 0 SB: 1 CS: 1	PA: 42			

PITCHER		IP	WLS	BF	H	R	ER	SO	BB	IBB	HBP	BLK	WP	HR	S	P	ERA	WHIP
26 Orlando Hernandez, R ERA: 3.14	(1, 1)	6.0		28	7	4	4	5	2	1	0	0	0	2	62	109	6.00	1.500
Aaron Heilman, R ERA: 3.86	(7, 1)	2.0		6	0	0	0	0	0	0	0	0	0	0	16	19	0.00	0.000
25 Pedro Feliciano, L ERA: 2.11	(9, 1)	1.0	W	3	0	0	0	1	0	0	0	0	0	0	6	7	0.00	0.000
13 Billy Wagner, L ERA: 1.45	(10, 1)	1.0	S	5	0	0	0	3	1	1	0	0	1	0	16	30	0.00	1.000

PITCHER	IP	WLS	BF	H	R	ER	SO	BB	IBB	HBP	BLK	WP	HR	S	P	ERA	WHIP

BOTTOM

New York Mets @ Los Angeles Dodgers

Dodger Stadium, Los Angeles, CA

Sun Jul 22 2007, 1:10 PM PDT

Att. 49,092 - Sunny - 82 F

livebaseballscorecards.com

AB	37
R	4
H	7
RBI	4
BB	5
SO	9
LOB	16

Los Angeles Dodgers @ Houston Astros

Minute Maid Park, Houston, TX

Mon Jul 23 2007, 7:05 PM CDT

Att. 38,245 - Roof Closed - 73 F

livebaseballscorecards.com

Batter	1	2	3	4	5	6	7	8	9	AB	R	H	RBI	BB	SO	LOB
15 Rafael Furcal, S (1, 6) OBP: 0.344, SLG: 0.377	C B X 1-1 55 F8 9 SH1-3 12 1B 1B		C B B X 2-1 ② G1-3		C B X 1-1 12 1B 9 1B 1B 1B	B B C F X 2-2 ③ L1		S B B F S 2-3 ① K		5	2	2	0	0	1	1
9 Juan Pierre, L (1, 8) OBP: 0.317, SLG: 0.341	L P 1 SAFE 1 SAFE X 1-1 ① SH1-3 1-2		B X 1-0 ③ G4-3		B 1 SAFE B X 2-0 12 1B 1-2 1B 1B		C X 0-1 ① F7	C X 0-1 ② G4-3		4	1	1	0	0	0	0
55 Russell Martin, R (1, 2) OBP: 0.371, SLG: 0.470	B S B B X 3-1 ② F8 2-3			B C C X 1-2 ① P5	F X 0-1 ② F8		B B C X 2-1 12 2B 2B	B F B B F X 3-2 ③ F8		5	1	1	0	0	0	3
12 Jeff Kent, R (1, 4) OBP: 0.375, SLG: 0.488 Ramon Martinez, R (7, PR) (7, 4) OBP: 0.232, SLG: 0.203	F B B X 2-1 3-H 1B			X 0-0 G4-3 5 WP 2B	B X 1-0 1B 1-2 2-3 1B		B B C S X 2-2 2B 2-H 2B		B B X 2-0 5 1B 7 HR 2B	4 1	1 2	4 1	2 0	0 0	0 0	0 0
Luis Gonzalez, L (1, 7) OBP: 0.376, SLG: 0.463 27 Matt Kemp, R (8, 9) OBP: 0.413, SLG: 0.586	C X 0-1 ③ G3-1			B B F B X 3-1 ② G4-3 2-3	B X 1-0 5 FC6-4 1-3 2-H 3-H 1B		B F F F X 1-2 5 1B 2-H 2B		B X 1-0 ① F9	4 1	1 0	2 0	3 0	0 0	0 0	2 1
5 Nomar Garciaparra, R (1, 5) OBP: 0.327, SLG: 0.356		B C X 1-1 ① G5-3		B B X 2-0 7 HBP 3-H 1B	C B S B X 2-2 ③ FC6-4 1-2f		C B D S X 2-2 2-H 1B		B X 1-0 7 HR 2-3 1B	5	1	3	1	0	0	2
7 James Loney, L (1, 3) OBP: 0.412, SLG: 0.545		C B X 1-1 ② G1-3		C H 1-1 1-2 HBP		C B B F F X 2-2 ① G5-3	F X 0-1 ② P3		F X 0-1 1-H 3-H HR	4	1	1	3	0	0	1
16 Andre Ethier, L (1, 9) (8, 7) OBP: 0.367, SLG: 0.448		C B B F B X 3-2 ③ G6-3		C C X 0-2 ③ F8		B F X 1-1 58 G5-3 1B	I I I I 4-0 IBB		C X 0-1 58 G6-4-3 1B	4	0	2	0	1	0	2
58 Chad Billingsley, R (1, 1) OBP: 0.154, SLG: 0.231			C B X 1-1 ① G6-3		X 0-0 ① G6-3	X 0-0 ② G5-3 1-2	F S C 0-3 ③ K		B X 1-0 ② ③ G6-4-3 1-2f	5	0	0	0	0	1	4
Inning Stats	R: 1 H: 2 E: 0 LOB: 1 K: 0 BB: 0 S: 11 P: 17	R: 0 H: 0 E: 0 LOB: 0 K: 0 BB: 0 S: 7 P: 12	R: 0 H: 0 E: 0 LOB: 0 K: 0 BB: 0 S: 5 P: 9	R: 1 H: 2 E: 0 LOB: 2 K: 0 BB: 0 S: 11 P: 18	R: 2 H: 4 E: 0 LOB: 2 K: 0 BB: 0 S: 11 P: 18	R: 0 H: 1 E: 0 LOB: 1 K: 0 BB: 0 S: 10 P: 15	R: 3 H: 4 E: 0 LOB: 2 K: 1 BB: 1 S: 20 P: 31	R: 0 H: 0 E: 0 LOB: 0 K: 1 BB: 0 S: 8 P: 13	R: 3 H: 4 E: 0 LOB: 0 K: 0 BB: 0 S: 8 P: 13	1B: 11 SF: 0 2B: 5 SAC: 1 3B: 0 DP: 1 HR: 1 HBP: 1						

TOP	
AB	42
R	10
H	17
RBI	9
BB	1
SO	2
LOB	16

WP: 1 PA: 45
PB: 0
SB: 0
CS: 0

PITCHER		IP	WLS	BF	H	R	ER	SO	BB	IBB	HBP	BLK	WP	HR	S	P	ERA	WHIP
43 Chris Sampson, R (1, 1) ERA: 4.29		5.0	L	24	8	4	4	0	0	0	1	0	1	0	45	74	7.20	1.600
Dave Borkowski, R (6, 1) ERA: 4.64		2.0		12	5	3	3	1	0	1	0	0	0	0	30	46	13.50	2.500
Trever Miller, L (8, 1) ERA: 5.88		1.0		3	0	0	0	1	0	0	0	0	0	0	8	13	0.00	0.000
Brian Moehler, R (9, 1) ERA: 6.21		1.0		6	4	3	3	0	0	0	0	0	0	1	8	13	27.00	4.000

Batter	1	2	3	4	5	6	7	8	9	AB	R	H	RBI	BB	SO	LOB
Craig Biggio, R (1, 4) OBP: 0.288, SLG: 0.379	X 0-0 E5 G4-6-3		B C X 1-1 F7 ②		F B 1 SAFE S B S 2-3 K ② ③ 1-2			F B B B C B 4-2 BB		3	0	0	0	1	1	3
Mark Loretta, R (1, 6) OBP: 0.378, SLG: 0.394	C B 1 SAFE B X 2-1 G4-6-3 ① ② 1-2f		B B X 2-0 L5 ③			L F F B B X 2-2 F7 ①		X 0-0 G4-3 ③		4	0	0	0	0	0	3
Brian Moehler, R (9, 1) OBP: 0.250, SLG: 0.250										0	0	0	0	0	0	0
17 Lance Berkman, S (1, 3) OBP: 0.381, SLG: 0.434	C X 0-1 P6 ③			C X 0-1 L9 ①		B B X 2-0 G4-3 ②			B F B F S 2-3 K ①	4	0	0	0	0	1	0
45 Carlos Lee, R (1, 7) OBP: 0.346, SLG: 0.508		B F F X 1-2 F8 ①		B C F F S 1-3 K ②		X 0-0 G5-3 ③			B C F X 1-2 F8 ②	4	0	0	0	0	1	0
Mike Lamb, L (1, 5) OBP: 0.382, SLG: 0.495		B B X 2-0 F7 ②		C X 0-1 1B			C B X 1-1 F8 ①		B B C X 2-1 HR 1B	4	1	2	0	0	0	0
Luke Scott, L (1, 9) OBP: 0.331, SLG: 0.473 (9, 8)		B X 1-0 1B		X 0-0 P6 ③			S B S C 1-3 K ②		X 0-0 1-H HR	4	1	2	2	0	1	1
Eric Munson, L (1, 2) OBP: 0.373, SLG: 0.446	C D C X 1-2 P5 ③				C B S X 1-2 BB 1B		B X 1-0 G3 ③		F C F S 0-3 K ③	4	0	1	0	0	1	1
Eric Bruntlett, R (1, 8) OBP: 0.406, SLG: 0.310 (9, 6)			B B C B B 4-1 43 SH3-4 BB		B D B B 4-0 K 1-2 BB			X 0-0 P6 ①		1	0	0	0	2	0	0
43 Chris Sampson, R (1, 1) OBP: 0.160, SLG: 0.160			L X 0-1 SH3-4 ① 1-2		F B C X 1-2 F7 ①			B B C F S 2-3 K ②		0	0	0	0	0	0	0
Morgan Ensberg, R (5, PH) OBP: 0.316, SLG: 0.366										1	0	0	0	0	0	2
Dave Borkowski, R (6, 1)										0	0	0	0	0	0	0
Trever Miller, R (8, 1)										0	0	0	0	0	0	0
Orlando Palmeiro, L (8, PH) OBP: 0.349, SLG: 0.292 (9, 9)										1	0	0	0	0	1	0
Inning Stats	R: 0 E: 1 K: 0 S: 5 H: 0 LOB: 0 BB: 0 P: 7	R: 0 E: 0 K: 0 S: 8 H: 1 LOB: 1 BB: 0 P: 13	R: 0 E: 0 K: 0 S: 6 H: 0 LOB: 1 BB: 1 P: 13	R: 0 E: 0 K: 1 S: 9 H: 1 LOB: 1 BB: 0 P: 10	R: 0 E: 0 K: 1 S: 9 H: 1 LOB: 1 BB: 1 P: 17	R: 0 E: 0 K: 0 S: 6 H: 0 LOB: 0 BB: 0 P: 10	R: 0 E: 0 K: 1 S: 6 H: 0 LOB: 0 BB: 0 P: 9	R: 0 E: 0 K: 1 S: 7 H: 0 LOB: 1 BB: 1 P: 13	R: 2 E: 0 K: 2 S: 13 H: 2 LOB: 0 BB: 0 P: 18	1B: 4 2B: 0 3B: 0 HR: 1	SF: 0 SAC: 1 DP: 1 HBP: 0						

PITCHER	IP	WLS	BF	H	R	ER	SO	BB	IBB	HBP	BLK	WP	HR	S	P	ERA	WHIP
58 Chad Billingsley, R (1, 1) ERA: 3.38	9.0	W	34	5	2	2	6	3	0	0	0	0	1	69	110	2.00	0.889

PITCHER	IP	WLS	BF	H	R	ER	SO	BB	IBB	HBP	BLK	WP	HR	S	P	ERA	WHIP

BOTTOM

Los Angeles Dodgers @ Houston Astros

Minute Maid Park, Houston, TX

Mon Jul 23 2007, 7:05 PM CDT

Att. 38,245 - Roof Closed - 73 F

livebaseballscorecards.com

AB	30
R	2
H	5
RBI	2
BB	3
SO	6
LOB	10

1B: 4	SF: 0	WP: 0	PA: 34
2B: 0	SAC: 1	PB: 0	
3B: 0	DP: 1	SB: 0	
HR: 1	HBP: 0	CS: 0	

Batter	1	2	3	4	5	6	7	8	9	AB	R	H	RBI	BB	SO	LOB
15 Rafael Furcal, S (1, 6) OBP: 0.343, SLG: 0.373	B SL 85 C SL 85 S CH 81 B SL 79 C FA 86 2-3 ① K	X CH 82 0-0 ③ F7			B FA 85 C FA 85 B SL 80 F FA 86 F SL 81 F SL 80 B SL 88 B FA 88 4-2 9 S BB			B FA 91 X FA 90 1-0 ① F8	B FA 95 B FA 94 S SL 86 F F SL 87 D SL 87 F SL 86 X SL 87 3-2 ③ G3	4	0	0	0	1	1	3
9 Juan Pierre, L (1, 8) OBP: 0.317, SLG: 0.339	B FA 85 C SL 85 X SL 86 1-1 ② G1-4-3		C FA 85 F SL 81 B SL 80 X FA 88 1-2 ① G3		B CH 82 1 SAFE B SL 84 1 SAFE 1 SAFE T FA 86 X FA 87 2-1 ③ F9 1-2			C FA 90 B CU 76 L FA 91 B FS 87 B CU 75 B FA 90 4-2 55 2B BB		3	1	0	0	1	0	1
55 Russell Martin, R (1, 2) OBP: 0.370, SLG: 0.470 Mike Lieberthal, R (8, 2) OBP: 0.321, SLG: 0.300	B FA 85 X FA 86 1-0 ③ P2		S SL 80 F FA 87 B FA 88 B SL 82 S SL 82 2-3 ② K			C FA 86 B SI 87 B FA 88 C FA 87 S SL 82 2-3 ① K		1 SAFE 1 SAFE F FA 89 1 SAFE X FA 90 0-1 12 G4-3 1-H 2B		4 0	0 0	1 0	1 0	0 0	2 0	0 0
12 Jeff Kent, R (1, 4) OBP: 0.373, SLG: 0.494		B FA 85 B FA 85 B FA 86 X FA 85 3-0 HR	B FA 87 B SL 82 C SL 81 X FA 87 2-1 ③ F9			X FA 87 0-0 ② P3		X SL 82 0-0 ② G4-3 2-3		4	1	1	1	0	0	1
Luis Gonzalez, L (1, 7) OBP: 0.375, SLG: 0.461		B FA 85 F SL 79 B FA 85 X FA 87 2-1 5 S 7 2B 1B		B FA 85 S FA 86 X FA 87 1-1 ① F8		C CH 81 S FA 87 X FA 87 1-1 ③ F9		C FA 92 C FA 90 B FA 90 X FS 86 1-2 ③ G1		4	1	1	0	0	0	1
5 Nomar Garciaparra, R (1, 5) OBP: 0.326, SLG: 0.353		B FA 87 S SL 80 B FA 87 B FA 88 C FA 87 D 4-2 7 2B 16 G4-3 1-2 BB		X FA 87 0-0 ② P3			C CH 78 B CH 76 B CH 75 B FA 86 C FA 86 X FA 87 3-2 ① L6		C FA 96 X SL 88 0-1 ① G5-3	3	1	0	0	1	0	0
7 James Loney, L (1, 3) OBP: 0.414, SLG: 0.551		C SL 79 F CH 82 D SL 80 F FA 87 X SL 81 1-2 16 G4-3 1-3 2-H 2B		X SL 78 0-0 ③ F7			F FA 86 B FA 86 X FA 86 1-1 ② F7		B FA 95 B FA 96 X 2-0 16 BB 1B	4	0	2	1	0	0	0
16 Andre Ethier, L (1, 9) OBP: 0.369, SLG: 0.450		X SL 80 0-0 ① G4-3 2-3 3-H			X CH 84 0-0 ① G6-3		B CH 78 B B C X 3-1 2B		B FA 95 B FA 96 B FA 96 B 4-0 1-2 BB	3	0	1	1	1	0	1
Mark Hendrickson, L (1, 1) Rudy Seanez, R (6, 1) Olmedo Saenz, R (7, PH) OBP: 0.326, SLG: 0.378 57 Eric Hull, R (7, 1) Wilson Betemit, S (9, PH) OBP: 0.368, SLG: 0.493		D SL 80 S SL 81 S SL 80 C SL 81 1-3 ② K			X FA 85 0-0 ② G4-3		B S C SL 86 B FA 95 F SL 88 F SL 88 F FA 95 F SL 88 X FA 94 2-2 ③ L5		S SL 87 C SL 86 B FA 96 B SL 87 S SL 86 2-3 ② K	2 0 1 0 1	0 0 0 0 0	0 0 0 0 0	0 0 0 0 0	0 0 0 0 0	1 0 0 0 1	1 0 1 0 2
Inning Stats	R: 0 E: 0 K: 1 S: 6 H: 0 LOB: 0 BB: 0 P: 10	R: 3 E: 0 K: 1 S: 14 H: 3 LOB: 1 BB: 1 P: 25	R: 0 E: 0 K: 1 S: 8 H: 0 LOB: 0 BB: 0 P: 13	R: 0 E: 0 K: 0 S: 4 H: 0 LOB: 0 BB: 0 P: 5	R: 0 E: 0 K: 0 S: 8 H: 0 LOB: 1 BB: 1 P: 14	R: 0 E: 0 K: 1 S: 6 H: 0 LOB: 0 BB: 0 P: 9	R: 0 E: 0 K: 0 S: 14 H: 1 LOB: 1 BB: 0 P: 23	R: 1 E: 0 K: 0 S: 9 H: 1 LOB: 1 BB: 1 P: 15	R: 0 E: 0 K: 1 S: 11 H: 1 LOB: 2 BB: 1 P: 22	1B: 2 2B: 3 3B: 0 HR: 1 SF: 0 SAC: 0 DP: 0 HBP: 0						WP: 0 PB: 0 SB: 2 CS: 0 PA: 37	

TOP

Los Angeles Dodgers @ Houston Astros

Minute Maid Park, Houston, TX

Tue Jul 24 2007, 7:05 PM CDT

Att. 38,247 - Roof Closed - 71 F

livebaseballscorecards.com

AB	33
R	4
H	6
RBI	4
BB	4
SO	5
LOB	11

PITCHER		IP	WLS	BF	H	R	ER	SO	BB	IBB	HBP	BLK	WP	HR	S	P	ERA	WHIP
23 Jason Jennings, R ERA: 4.74	(1, 1)	6.0	W	23	3	3	3	4	2	0	0	0	0	1	46	76	4.50	0.833
Trever Miller, L ERA: 5.74	(7, 1)	0.2		3	1	0	0	0	0	0	0	0	0	0	7	14	0.00	1.500
Chad Qualls, R ERA: 3.72	(7, 1)	0.1		1	0	0	0	0	0	0	0	0	0	0	7	9	0.00	0.000
Dan Wheeler, R ERA: 5.18	(8, 1)	1.0		5	1	1	1	0	1	0	0	0	0	0	9	15	9.00	2.000
Brad Lidge, R ERA: 1.99	(9, 1)	1.0	S	5	1	0	0	1	1	0	0	0	0	0	11	22	0.00	2.000

PITCHER		IP	WLS	BF	H	R	ER	SO	BB	IBB	HBP	BLK	WP	HR	S	P	ERA	WHIP

Batter	1	2	3	4	5	6	7	8	9	AB	R	H	RBI	BB	SO	LOB
Craig Biggio, R (1, 4) OBP: 0.291, SLG: 0.390	C FA 85 B CH 80 X FA 87 1-1 ① P3		C FA 86 F CH 81 B FA 87 S CU 74 1-3 ① K		F CU 73 B FA 86 X FA 86 1-1 1B	X SL 83 0-0 1-H 2-H 3-H HR				4	1	2	4	0	1	0
Mark Loretta, R (1, 3) OBP: 0.376, SLG: 0.396	C FA 86 B FA 87 X FA 87 1-1 17 G4-3 WP 2B		C FA 85 B CU 74 B FA 87 B CH 80 X FA 87 3-1 ② G6-3		C FA 87 D CU 74 B CH 81 X FA 86 2-1 ③ G5-3	F FA 94 B FA 92 X 1-1 ③ F7				4	1	1	0	0	0	1
17 Lance Berkman, S (1, 9) OBP: 0.382, SLG: 0.435	C CU 71 X FA 87 0-1 ② G4-3 2-3		B FA 86 B FA 87 C CH 80 B FA 87 C FA 87 X FA 87 3-2 1B			F FA 85 X FA 86 0-1 45 2B 2B 1B	F FA 90 X CH 84 0-1 ① L4			4	1	2	0	0	0	1
45 Carlos Lee, R (1, 7) OBP: 0.347, SLG: 0.509	B FA 88 B FA 88 B CH 81 B CH 82 4-0 WP BB		F FA 87 B FA 88 F CH 82 D CH 82 D CU 74 X CH 82 3-2 ③ G5-3			D CU 72 X FA 87 1-0 1-3 2B 2B	B FA 91 B FA 92 C FA 92 B FA 92 F F S 3-3 ② K			3	1	1	0	1	1	1
Morgan Ensberg, R (1, 5) OBP: 0.315, SLG: 0.368	B FA 88 T CH 81 B FA 89 B FA 89 X CH 80 3-1 ③ G5-3 1-2 3-H			C CU 71 F FA 86 S CH 81 0-3 ① K		S SL 84 C SL 84 D SL 84 X SL 82 1-2 FC1-5 2-H 3-H 2B	B FA 92 C FA 92 B FA 92 F CU 79 B FA 93 X 3-2 ③ F8			4	0	1	2	0	1	1
16 Jason Lane, R (1, 8) OBP: 0.190, SLG: 0.346		C FA 87 F FA 87 B CH 81 F FA 86 F CH 81 F FA 87 F CU 72 F FA 88 S CH 82 1-3 ① K		B FA 87 C CH 81 B X CH 81 2-1 ② P4		B FA 94 B FA 93 B B 4-0 BB FC1-5 HR BB		C FA 90 B FA 91 B FA 90 B FA 91 B 4-1 SH2-3 BB		2	1	0	0	2	1	0
Eric Bruntlett, R (1, 6) OBP: 0.403, SLG: 0.311		B FA 87 F FA 87 B CH 82 X CH 81 2-1 23 FC6-4 1B		C FA 86 B CU 73 B CH 81 X FA 85 2-1 ③ G3		X FA 93 0-0 ① FC1-5 BB HR 1-2 2-3f		X FA 89 0-0 ① SH2-3 1-2		3	1	1	0	0	0	2
Eric Munson, L (1, 2) OBP: 0.354, SLG: 0.420 Brad Ausmus, R (9, 2) OBP: 0.331, SLG: 0.332		B FA 87 X FA 86 1-0 ② P6			C FA 85 B CH 81 B FA 86 X FA 85 2-1 ① P6	B FA 94 B FA 87 X FA 93 2-0 ② P5		C CH 77 X 0-1 ② P6		4 0	0 0	0 0	0 0	0 0	0 0	4 0
23 Jason Jennings, L (1, 1) OBP: 0.200, SLG: 0.059 Mike Lamb, L (6, PH) OBP: 0.365, SLG: 0.495 Trever Miller, R (7, 1) Chad Qualls, R (7, 1) Dan Wheeler, R (8, 1) Orlando Palmeiro, L (8, PH) OBP: 0.345, SLG: 0.288 Brad Lidge, R (9, 1)		B CU 71 F FA 87 X FA 88 1-1 ③ FC6-4 1-2f			X FA 86 0-0 ② P3	B SL 84 S CH 87 B SL 82 F SL 83 B SL 83 B FA 86 4-2 HR BB 1-2 2-3		C FA 90 B FA 90 X CH 79 1-1 ③ F7		2 0 0 0 0 0 1 0	0 1 0 0 0 0 0 0	0 0 0 0 0 0 0 0	0 1 0 0 0 0 0 0	0 0 0 0 1 0 0 0	0 0 0 0 0 0 0 0	1 0 0 0 0 0 1 0
Inning Stats	R: 1 E: 0 K: 0 S: 8 H: 1 LOB: 1 BB: 1 P: 17	R: 0 E: 0 K: 1 S: 13 H: 1 LOB: 1 BB: 0 P: 18	R: 0 E: 0 K: 1 S: 11 H: 1 LOB: 1 BB: 0 P: 21	R: 0 E: 0 K: 1 S: 7 H: 0 LOB: 0 BB: 0 P: 11	R: 0 E: 0 K: 0 S: 7 H: 1 LOB: 1 BB: 0 P: 12	R: 6 E: 0 K: 0 S: 13 H: 4 LOB: 0 BB: 2 P: 26	R: 0 E: 0 K: 1 S: 9 H: 0 LOB: 0 BB: 0 P: 15	R: 0 E: 0 K: 0 S: 6 H: 0 LOB: 1 BB: 1 P: 11		1B: 4 2B: 3 3B: 0 HR: 1	SF: 0 SAC: 1 DP: 0 HBP: 0				WP: 1 PB: 0 SB: 0 CS: 0	PA: 36	

PITCHER		IP	WLS	BF	H	R	ER	SO	BB	IBB	HBP	BLK	WP	HR	S	P	ERA	WHIP
Mark Hendrickson, L ERA: 4.58	(1, 1)	5.0		22	6	3	3	3	1	0	0	0	1	0	49	83	5.40	1.400
Rudy Seanez, R ERA: 4.21	(6, 1)	1.0	L	7	2	4	4	0	2	0	0	0	0	1	10	22	36.00	4.000
57 Eric Hull, R ERA:	(7, 1)	2.0		7	0	0	0	1	1	0	0	0	0	0	15	26	0.00	0.500

PITCHER	IP	WLS	BF	H	R	ER	SO	BB	IBB	HBP	BLK	WP	HR	S	P	ERA	WHIP

BOTTOM

Los Angeles Dodgers @ Houston Astros

Minute Maid Park, Houston, TX

Tue Jul 24 2007, 7:05 PM CDT

Att. 38,247 - Roof Closed - 71 F

livebaseballscorecards.com

AB	31
R	7
H	8
RBI	6
BB	4
SO	4
LOB	12

Batter	1	2	3	4	5	6	7	8	9	AB	R	H	RBI	BB	SO	LOB
15 Rafael Furcal, S (1, 6) OBP: 0.340, SLG: 0.369	B FA 92 F FA 92 B CU 76 X FA 92 2-1 ① G1-6-3		B CU 81 C SL 81 S CU 79 B FA 95 F FA 95 F CU 79 B FA 94 F FA 95 F CU 80 3-2 ③ G4-3			C FA 91 C FA 91 F FA 91 X SL 84 0-2 ① G3		B FA 90 S FA 90 1 SAFE S FA 90 1 SAFE X FA 91 1-2 ②③ G4-6-3 1-2f		4	0	0	0	0	0	2
9 Juan Pierre, L (1, 8) OBP: 0.314, SLG: 0.336	C FA 94 F FA 93 X CU 78 0-2 ② G4-3			C FA 94 X CU 78 0-1 ① F7		C SL 83 F FA 91 B SL 83 X CU 74 1-2 ② G3-1			C FA 95 X FA 95 0-1 ① G4-3	4	0	0	0	0	0	0
55 Russell Martin, R (1, 2) OBP: 0.369, SLG: 0.468	C FA 95 S CU 78 B FA 94 S FA 94 1-3 ③ K			B CU 79 B CU 79 C FA 94 B FA 94 C FA 94 F FA 94 F FA 94 X FA 95 3-2 12 BB 1B		C SL 86 B FA 90 C FA 92 F SL 84 B FA 92 X SL 86 2-2 ③ G6-3			S SL 87 B FA 96 F FA 96 S SL 87 1-3 ② K	4	0	1	0	0	2	0
12 Jeff Kent, R (1, 4) OBP: 0.377, SLG: 0.504		B FA 94 S FA 93 X CH 80 1-1 ① 1B		1 SAFE F FA 93 S FA 93 1 SAFE B CU 78 B FA 93 1 SAFE 1 SAFE B FA 94 4-2 B FA 93 1-2 BB			F B X 1-1 HR		S SL 88 B SL 87 B SL 87 X SL 88 2-1 ③ F7	3	1	2	1	1	0	0
Luis Gonzalez, L (1, 7) OBP: 0.375, SLG: 0.460		C FA 94 B FA 95 B FA 95 F FA 94 F FA 94 X FA 94 2-2 ② G4-3		C SL 80 C FA 93 S CU 80 0-3 ② K			B X 1-0 FC5-4 1B			3	0	1	0	0	1	2
Wilson Betemit, S (1, 5) OBP: 0.362, SLG: 0.484 Roberto Hernandez, R (8, 1)		B CU 79 C FA 93 B FA 94 C FA 94 F FA 95 F CU 78 X FA 94 2-2 ③ G5-3		S CU 80 S CU 79 B FA 93 B FA 94 T CU 80 2-2 ③ K			B B F X 2-1 ① FC5-4 7 G6-4-3 1-2f			3 0	0 0	0 0	0 0	0 0	1 0	3 0
7 James Loney, L (1, 3) OBP: 0.413, SLG: 0.562			B FA 93 F FA 94 B FA 94 X FA 95 2-1 3B		B CH 79 X FA 94 1-0 ① G4-3		1 SAFE B F B X 2-1 ②③ G6-4-3 1-2f			3	0	1	0	0	0	1
27 Matt Kemp, R (1, 9) OBP: 0.403, SLG: 0.571			C CU 78 D CU 78 S FA 94 B FA 93 F CU 79 S FA 95 2-3 ① K		C FA 93 F FA 93 B CU 81 F FA 93 F CU 79 F FA 94 F CU 78 B FA 93 X FA 94 2-2 ② F8			C B SL 81 X 1-1 ① F8		3	0	0	0	0	1	1
Derek Lowe, R (1, 1) OBP: 0.250, SLG: 0.158 54 D.J. Houlton, R (5, 1) Joe Beimel, L (7, 1) 5 Nomar Garciaparra, R (7, 5) OBP: 0.328, SLG: 0.354			C CU 79 C FA 94 F CU 77 B FA 94 S FA 94 1-3 ② K		B FA 94 C FA 92 X FA 92 1-1 ③ G9-3			X FA 92 0-0 15 G4-6-3 1B		2 0 0 1	0 0 0 0	0 0 0 1	0 0 0 0	0 0 0 0	1 0 0 0	1 0 0 0
Inning Stats	R: 0 E: 0 K: 1 S: 8 H: 0 LOB: 0 BB: 0 P: 11	R: 0 E: 0 K: 0 S: 11 H: 1 LOB: 0 BB: 0 P: 16	R: 0 E: 0 K: 2 S: 17 H: 1 LOB: 1 BB: 0 P: 25	R: 0 E: 0 K: 2 S: 15 H: 1 LOB: 2 BB: 1 P: 24	R: 0 E: 0 K: 0 S: 10 H: 0 LOB: 0 BB: 0 P: 14	R: 0 E: 0 K: 0 S: 11 H: 0 LOB: 0 BB: 0 P: 14	R: 1 E: 0 K: 0 S: 7 H: 2 LOB: 0 BB: 0 P: 13	R: 0 E: 0 K: 0 S: 6 H: 1 LOB: 0 BB: 0 P: 8	R: 0 E: 0 K: 1 S: 7 H: 0 LOB: 0 BB: 0 P: 10	1B: 4 2B: 0 3B: 1 HR: 1 SF: 0 SAC: 0 DP: 2 HBP: 0						

PITCHER		IP	WLS	BF	H	R	ER	SO	BB	IBB	HBP	BLK	WP	HR	S	P	ERA	WHIP
Matt Albers, R ERA: 5.19	(1, 1)	5.0		18	3	0	0	5	1	0	0	0	0	0	61	90	0.00	0.800
Dave Borkowski, R ERA: 4.53	(6, 1)	1.0	H	3	0	0	0	0	0	0	0	0	0	0	11	14	0.00	0.000
Chad Qualls, R ERA: 3.83	(7, 1)	1.0	W	4	2	1	1	0	0	0	0	0	0	1	7	13	9.00	2.000
Dan Wheeler, R ERA: 5.07	(8, 1)	1.0	H	3	1	0	0	0	0	0	0	0	0	0	6	8	0.00	1.000
Brad Lidge, R ERA: 1.94	(9, 1)	1.0	S	3	0	0	0	1	0	0	0	0	0	0	7	10	0.00	0.000

PITCHER	IP	WLS	BF	H	R	ER	SO	BB	IBB	HBP	BLK	WP	HR	S	P	ERA	WHIP

TOP

Los Angeles Dodgers @ Houston Astros

Minute Maid Park, Houston, TX

Wed Jul 25 2007, 7:05 PM CDT
Att. 31,498 - Roof Closed - 74 F

livebaseballscorecards.com

AB	30
R	1
H	6
RBI	1
BB	1
SO	6
LOB	10

WP: 0	PA: 31		
PB: 0			
SB: 0			
CS: 0			

Batter	1	2	3	4	5	6	7	8	9	AB	R	H	RBI	BB	SO	LOB
Craig Biggio, R (1, 4) OBP: 0.290, SLG: 0.388 Brad Lidge, R (9, 1)	B FA 91 B FA 91 C FA 91 F FA 91 X FA 91 2-2 ① G6-3		C FA 91 X 0-1 ③ F8			C FA 91 S CU 74 X CU 69 0-2 ① G6-3		X FA 92 0-0 G5-4-3 1B		4 0	0 0	1 0	0 0	0 0	0 0	0 0
Mark Loretta, R (1, 6) OBP: 0.372, SLG: 0.390 (9, 4)	C FA 91 X FA 91 0-1 ② G3			L FA 88 B FA 90 X SL 83 1-1 ① F8		C FA 91 B FA 90 F FA 90 B CU 72 F CH 81 X FA 89 2-2 ② P2		X FA 92 0-0 ②③ G5-4-3 1-2f		4	0	0	0	0	0	1
17 Lance Berkman, S (1, 3) OBP: 0.379, SLG: 0.431	S FA 90 B FA 90 B SL 85 X SL 84 2-1 ③ G4-3			S FA 84 B CH 85 X SL 83 1-1 ② G3-1		B CU 76 B FA 91 C CH 81 F FA 89 S CU 75 2-3 ③ K				3	0	0	0	0	1	0
45 Carlos Lee, R (1, 7) OBP: 0.349, SLG: 0.518		B FA 90 B FA 90 B FA 90 C FA 90 F FA 91 F SL 84 X FA 91 3-2 ① G6-3		B SL 82 C FA 90 S SL 84 X FA 90 1-2 1B S 1B			B B X 2-0 HR			3	1	2	1	0	0	0
Mike Lamb, L (1, 5) OBP: 0.384, SLG: 0.493		C SL 83 B FA 91 F SL 84 S CH 86 1-3 ② K		1 SAFE C FA 90 B SL 84 F CH 86 X SL 56 1-2 1-3 1B			C FA 90 B FA 91 X FA 90 1-1 ① F7			3	0	1	0	0	1	0
Luke Scott, L (1, 9) OBP: 0.331, SLG: 0.469		B FA 91 F FA 91 S FA 91 B CH 86 B CH 85 S FA 91 3-3 ③ K		S CU 86 X CH 85 0-1 ③ G3			B FA 92 B FA 90 F FA 90 F FA 91 B FA 92 B FA 88 4-2 BB			2	0	0	0	1	1	2
16 Jason Lane, R (1, 8) OBP: 0.195, SLG: 0.345			C FA 89 C FA 90 F SL 83 X SL 84 0-2 ① G6-3		S FA 89 B SL 83 X FA 90 1-1 G1-6-3 1B		B FA 87 1 SAFE B FA 88 X FA 89 2-0 ② F8			3	0	1	0	0	0	1
Eric Munson, L (1, 2) OBP: 0.354, SLG: 0.458 Dan Wheeler, R (8, 1) Eric Bruntlett, R (9, 6) OBP: 0.403, SLG: 0.311			B FA 91 B SL 83 X FA 90 2-0 HR		B FA 90 S FA 88 X CH 78 1-1 ① F8		1 SAFE B FA 90 C FA 90 S FA 88 B SL 78 B FA 87 F FA 91 X FA 90 3-2 ③ F7			3 0 0	1 0 0	1 0 0	1 0 0	0 0 0	0 0 0	2 0 0
Matt Albers, L (1, 1) OBP: 0.200, SLG: 0.200 Morgan Ensberg, R (5, PH) OBP: 0.313, SLG: 0.367 Dave Borkowski, R (6, 1) Chad Qualls, R (7, 1) Brad Ausmus, R (8, 2) OBP: 0.330, SLG: 0.331			C FA 91 B FA 91 F SL 84 S CH 85 1-3 ② K		D CU 75 C FA 91 F FA 90 X CU 72 1-2 ②③ G1-6-3 1-2f			S FA 92 B SL 86 B FA 92 F FA 92 S SL 86 2-3 ① K		1 1 0 0 1	0 0 0 0 0	0 0 0 0 0	0 0 0 0 0	1 0 0 0 1	0 0 0 0 0	0 1 0 0 0
Inning Stats	R: 0 E: 0 K: 0 S: 7 H: 0 LOB: 0 BB: 0 P: 11	R: 0 E: 0 K: 2 S: 10 H: 0 LOB: 0 BB: 0 P: 17	R: 1 E: 0 K: 1 S: 10 H: 1 LOB: 0 BB: 0 P: 13	R: 0 E: 0 K: 0 S: 12 H: 2 LOB: 2 BB: 0 P: 16	R: 0 E: 0 K: 0 S: 7 H: 1 LOB: 0 BB: 0 P: 10	R: 0 E: 0 K: 1 S: 10 H: 0 LOB: 0 BB: 0 P: 14	R: 1 E: 0 K: 0 S: 10 H: 1 LOB: 1 BB: 1 P: 22	R: 0 E: 0 K: 1 S: 5 H: 1 LOB: 0 BB: 0 P: 7		1B: 4 2B: 0 3B: 0 HR: 2	SF: 0 SAC: 0 DP: 2 HBP: 0				WP: 0 PB: 0 SB: 1 CS: 0	PA: 29

PITCHER		IP	WLS	BF	H	R	ER	SO	BB	IBB	HBP	BLK	WP	HR	S	P	ERA	WHIP
Derek Lowe, R ERA: 3.45	(1, 1)	4.0		16	4	1	1	3	0	0	0	0	0	1	41	60	2.25	1.000
54 D.J. Houlton, R ERA: 4.3	(5, 1)	2.0	L	6	1	1	1	1	0	0	0	0	0	1	16	24	4.50	0.500
Joe Beimel, L ERA: 3.89	(7, 1)	1.0		4	0	0	0	0	1	0	0	0	0	0	9	19	0.00	1.000
Roberto Hernandez, R ERA: 6.3	(8, 1)	1.0		3	1	0	0	1	0	0	0	0	0	0	5	7	0.00	1.000

PITCHER	IP	WLS	BF	H	R	ER	SO	BB	IBB	HBP	BLK	WP	HR	S	P	ERA	WHIP

BOTTOM

Los Angeles Dodgers @ Houston Astros

Minute Maid Park, Houston, TX

Wed Jul 25 2007, 7:05 PM CDT
Att. 31,498 - Roof Closed - 74 F

livebaseballscorecards.com

AB	28
R	2
H	6
RBI	2
BB	1
SO	5
LOB	7

Batter	1	2	3	4	5	6	7	8	9	AB	R	H	RBI	BB	SO	LOB
15 Rafael Furcal, S (1, 6) OBP: 0.341, SLG: 0.378	C F B X 1-2 ① G1-3			F C S 0-3 ① K	X 0-0 1-H HR		B X 1-0 1-3 1B			4	1	2	2	0	1	0
9 Juan Pierre, L (1, 8) OBP: 0.316, SLG: 0.337 51 Jonathan Broxton, R (7, 1) 44 Takashi Saito, L (9, 1)	C X 0-1 55 G4-6-3 1B			B L X 1-1 55 E 55 S SF 1B	B X 1-0 ② L4		X 0-0 ③ B1-3			4 0 0	1 0 0	2 0 0	0 0 0	0 0 0	0 0 0	2 0 0
55 Russell Martin, R (1, 2) OBP: 0.368, SLG: 0.464	C X 0-1 ②③ G4-6-3 1-2f			P S S B F F B B 4-2 SF 5 1B 1-3 BB	C B B X 2-1 ③ P2			B B X 2-0 ① G6-3		3	1	0	0	1	0	1
Luis Gonzalez, L (1, 7) OBP: 0.371, SLG: 0.456		C C S 0-3 ① K		F X 0-1 SF 5 1B 1-3 3-H		T S F B X 1-2 ① G3-1		B B F X 2-1 ② G4-3		3	1	0	1	0	1	0
5 Nomar Garciaparra, R (1, 5) OBP: 0.327, SLG: 0.353		B C X 1-1 ② F8		B C B B F F X 3-2 2-H 3-H 1B		B B X 2-0 ② P3		B B F F X 2-2 ③ F9		4	0	1	2	0	0	0
7 James Loney, L (1, 3) OBP: 0.401, SLG: 0.545		B B F B F X 3-2 ③ G4-3		C X 0-1 ② F7		X 0-0 ③ G5-3			C B B F F S 2-3 ① K	4	0	0	0	0	1	1
Wilson Betemit, S (1, 4) OBP: 0.361, SLG: 0.477 Joe Beimel, L (7, 1) 16 Andre Ethier, L (7, 9) OBP: 0.368, SLG: 0.449			F B B C B F B 4-2 31 L3 BB	C C B B S 2-3 ③ K			B B X 2-0 ① P6		C B B B X 3-1 ② G4-3	2 0 1	0 0 0	0 0 0	0 0 0	1 0 0	1 0 0	1 0 0
27 Matt Kemp, R (1, 9) OBP: 0.391, SLG: 0.553 (7, 8)			B C B F C 2-3 ① K	X 0-0 ① F8			F B S B S 2-3 ② K		S B F S 1-3 ③ K	4	0	0	0	0	3	1
31 Brad Penny, R (1, 1) OBP: 0.326, SLG: 0.390 Ramon Martinez, R (7, PR) OBP: 0.232, SLG: 0.203 (7, 4)			M F F F 1 SAFE X 0-2 ②③ L3 1-1	S C X 0-2 15 HR 1B			C X 0-1 15 1B 1B			3 0	1 0	2 0	0 0	0 0	0 0	1 0
Inning Stats	R: 0 E: 0 K: 0 S: 7 H: 1 LOB: 0 BB: 0 P: 8	R: 0 E: 0 K: 1 S: 8 H: 0 LOB: 0 BB: 0 P: 12	R: 0 E: 0 K: 1 S: 11 H: 0 LOB: 0 BB: 1 P: 17	R: 3 E: 1 K: 2 S: 21 H: 2 LOB: 1 BB: 1 P: 30	R: 2 E: 0 K: 0 S: 8 H: 2 LOB: 0 BB: 0 P: 11	R: 0 E: 0 K: 0 S: 6 H: 0 LOB: 0 BB: 0 P: 9	R: 0 E: 0 K: 1 S: 8 H: 2 LOB: 2 BB: 0 P: 13	R: 0 E: 0 K: 0 S: 6 H: 0 LOB: 0 BB: 0 P: 12	R: 0 E: 0 K: 2 S: 9 H: 0 LOB: 0 BB: 0 P: 15	1B: 6 2B: 1 3B: 0 HR: 1	SF: 1 SAC: 0 DP: 2 HBP: 0						

TOP

Los Angeles Dodgers @ Colorado Rockies

Coors Field, Denver, CO

Thu Jul 26 2007, 7:05 PM MDT

Att. 31,057 - Partly Cloudy - 84 F

livebaseballscorecards.com

AB	32
R	5
H	7
RBI	5
BB	2
SO	7
LOB	7

WP: 0 PB: 0 SB: 1 CS: 0 PA: 35

PITCHER		IP	WLS	BF	H	R	ER	SO	BB	IBB	HBP	BLK	WP	HR	S	P	ERA	WHIP
31 Rodrigo Lopez, R ERA: 4.42	(1, 1)	6.2	L	26	5	5	3	5	2	0	0	0	0	1	65	95	4.05	1.050
34 Matt Herges, R ERA: 5.4	(7, 1)	0.0		2	2	0	0	0	0	0	0	0	0	0	3	4	∞	∞
Jeremy Affeldt, L ERA: 2.88	(7, 1)	0.1		1	0	0	0	0	0	0	0	0	0	0	1	1	0.00	0.000
LaTroy Hawkins, R ERA: 3.69	(8, 1)	1.0		3	0	0	0	0	0	0	0	0	0	0	6	12	0.00	0.000
50 Jorge Julio, R ERA: 5.8	(9, 1)	1.0		3	0	0	0	2	0	0	0	0	0	0	9	15	0.00	0.000

PITCHER	IP	WLS	BF	H	R	ER	SO	BB	IBB	HBP	BLK	WP	HR	S	P	ERA	WHIP

Batter	1	2	3	4	5	6	7	8	9	AB	R	H	RBI	BB	SO	LOB
3 Willy Taveras, R (1, 8) OBP: 0.358, SLG: 0.371 LaTroy Hawkins, R (8, 1) 50 Jorge Julio, R (9, 1) 18 Cory Sullivan, L (9, PH) OBP: 0.390, SLG: 0.342	X 0-0 B5-3 ①		C B B F B B 4-2 BB			C B X 1-1 5 BB 17 SF7 1B 1B	X 0-0 E3 1-2		X 0-0 G6-3 ②	3 0 0 1	1 0 0 0	1 0 0 0	0 0 0 0	1 0 0 0	0 0 0 0	1 0 0 0
Kazuo Matsui, S (1, 4) OBP: 0.320, SLG: 0.408	B F S C 1-3 K ②		C 1 SAFE X 0-1 G6-3 ③			B C X 1-1 17 SF7 11 1B 5 BB 1-2 1B	C F B B F S 1-3 K ②		C B F B B B 4-2 BB	4	1	1	0	1	2	3
5 Matt Holliday, R (1, 7) OBP: 0.387, SLG: 0.564	C B X 1-1 G6-3 ③			S F B X 1-2 G6-3 ①		B S F F F B B B 4-2 17 SF7 11 1B 1-2 2-3 BB	B S F B F S 2-3 K ③		S F S 0-3 K ③	4	1	0	0	1	2	3
17 Todd Helton, L (1, 3) OBP: 0.427, SLG: 0.460		B F F F B B F F X 3-2 F7 ①		C B F F B X 2-2 L6 ②		X 0-0 SF7 ② 1-2 2-3 3-H		C X 0-1 11 1B 2B		3	1	1	1	0	0	0
27 Garrett Atkins, R (1, 5) OBP: 0.328, SLG: 0.434		C C B X 1-2 1B		B B X 2-0 F7 ③		B F B B B 4-1 11 1B BB		B C B B F X 3-2 L4 ①		3	0	1	0	1	0	1
11 Brad Hawpe, L (1, 9) OBP: 0.386, SLG: 0.547		C S C 0-3 K ②			B X 1-0 F9 ①	X 0-0 2 FC6 1-3 2-H 3-H 1B		C B S X 1-2 2-H 1B		4	0	2	3	0	1	1
2 Troy Tulowitzki, R (1, 6) OBP: 0.348, SLG: 0.425		X 0-0 F9 ③		B B X 2-0 G1-3 ②		B C X 1-1 FC6 ③ 1-2f		X 0-0 L7 ②		4	0	0	0	0	0	4
8 Yorvit Torrealba, R (1, 2) OBP: 0.337, SLG: 0.389			B B F X 2-1 31 B3-6-4 1B		B C C B F X 2-2 F9 ③		B B S B B 4-1 3 E BB	B B F C D X 3-2 G6-3 ③		3	0	1	0	1	0	1
31 Rodrigo Lopez, R (1, 1) OBP: 0.087, SLG: 0.045 34 Matt Herges, L (7, 1) Jeremy Affeldt, L (7, 1) 19 Ryan Spilborghs, R (7, PH) OBP: 0.359, SLG: 0.559 (8, 8)			X 0-0 B3-6-4 ① ② 1-2f			C C B S 1-3 K ①	B 1 SAFE F X 1-1 F9 ①		C X 0-1 F7 ①	2 0 0 2	0 0 0 0	0 0 0 0	0 0 0 0	0 0 0 0	1 0 0 0	1 0 0 1
Inning Stats	R: 0 E: 0 K: 1 S: 6 H: 0 LOB: 0 BB: 0 P: 8	R: 0 E: 0 K: 1 S: 13 H: 1 LOB: 1 BB: 0 P: 17	R: 0 E: 0 K: 0 S: 7 H: 1 LOB: 1 BB: 1 P: 13	R: 0 E: 0 K: 0 S: 8 H: 0 LOB: 0 BB: 0 P: 13	R: 0 E: 0 K: 0 S: 6 H: 0 LOB: 0 BB: 0 P: 11	R: 3 E: 0 K: 1 S: 16 H: 3 LOB: 2 BB: 2 P: 28	R: 0 E: 1 K: 2 S: 13 H: 0 LOB: 2 BB: 1 P: 21	R: 1 E: 0 K: 0 S: 12 H: 2 LOB: 1 BB: 0 P: 19	R: 0 E: 0 K: 1 S: 8 H: 0 LOB: 1 BB: 1 P: 12	1B: 6 2B: 1 3B: 0 HR: 0	SF: 1 SAC: 0 DP: 1 HBP: 0					

PITCHER		IP	WLS	BF	H	R	ER	SO	BB	IBB	HBP	BLK	WP	HR	S	P	ERA	WHIP
31 Brad Penny, R ERA: 2.51	(1, 1)	6.0	W	25	5	3	3	3	3	0	0	0	0	0	56	90	4.50	1.333
Joe Beimel, L ERA: 3.83	(7, 1)	0.2	H	4	0	0	0	1	1	0	0	0	0	0	9	15	0.00	1.500
51 Jonathan Broxton, R ERA: 2.55	(7, 1)	1.1	H	6	2	1	1	1	0	0	0	0	0	0	16	25	6.75	1.500
44 Takashi Saito, R ERA: 1.55	(9, 1)	1.0	S	4	0	0	0	1	1	0	0	0	0	0	8	12	0.00	1.000

PITCHER	IP	WLS	BF	H	R	ER	SO	BB	IBB	HBP	BLK	WP	HR	S	P	ERA	WHIP

BOTTOM

Los Angeles Dodgers @ Colorado Rockies

Coors Field, Denver, CO

Thu Jul 26 2007, 7:05 PM MDT

Att. 31,057 - Partly Cloudy - 84 F

livebaseballscorecards.com

AB	33
R	4
H	7
RBI	4
BB	5
SO	6
LOB	16

COLORADO ROCKIES

WP: 0 PB: 0 SB: 0 CS: 0 PA: 39

Batter	1	2	3	4	5	6	7	8	9	AB	R	H	RBI	BB	SO	LOB
15 Rafael Furcal, S (1, 6) OBP: 0.342, SLG: 0.379	C B B X 2-1 F9			X 0-0 9 SH1-3 12 1B 1B		X 0-0 G6-3		C B B C X 2-2 9 G1-3 1B		4	1	2	0	0	0	0
9 Juan Pierre, L (1, 8) OBP: 0.314, SLG: 0.335	C F B F X 1-2 G1-3			X 0-0 SH1-3 1-2		C B F F X 1-2 G6-3		C C C X 0-2 G1-3 1-2		3	0	0	0	0	0	1
Olmedo Saenz, R (1, 3) OBP: 0.313, SLG: 0.359	B C X 1-1 G5-3			C S S 0-3 K		C X 0-1 F7		F B C B B X 3-2 L7		4	0	0	0	0	1	2
12 Jeff Kent, R (1, 4) OBP: 0.379, SLG: 0.504		C X 0-1 F9		C C B B X 2-2 5 FC1-4 2-H 1B			X 0-0 5 2B 16 1B 1B	B F X 1-1 G6-3		4	1	2	1	0	0	1
5 Nomar Garciaparra, R (1, 5) OBP: 0.329, SLG: 0.361		X 0-0 F7		B B X 2-0 FC1-4 1-2f			C C B B X 2-2 16 1B 1-3 2B		C B F X 1-2 16 G3 2B	4	0	2	0	0	0	1
27 Matt Kemp, R (1, 9) OBP: 0.382, SLG: 0.540 7 James Loney, L (9, PH) OBP: 0.399, SLG: 0.541		B C X 1-1 G3			S B F B B C 3-3 K		C C S 0-3 K		X 0-0 L4	3 1	0 0	0 0	0 0	0 0	2 0	2 1
16 Andre Ethier, L (1, 7) OBP: 0.369, SLG: 0.449			C X 0-1 G1-3		C F B F X 1-2 1B		B C X 1-1 2-3 3-H 1B		C C B X 1-2 G3 2-3	4	0	2	1	0	0	1
Mike Lieberthal, R (1, 2) OBP: 0.298, SLG: 0.278			C B C B X 2-2 G6-3		F X 0-1 F7		B C B F B F X 3-2 P3		F X 0-1 P6	4	0	0	0	0	0	4
Brett Tomko, R (1, 1) 55 Russell Martin, R (7, PH) OBP: 0.367, SLG: 0.463 Rudy Seanez, R (7, 1) Roberto Hernandez, R (8, 1)			B F C B F F F S 2-3 K		C F B S 1-3 K		F B X 1-1 P4			2 1 0 0	0 0 0 0	0 0 0 0	0 0 0 0	0 0 0 0	2 0 0 0	1 2 0 0
Inning Stats	R: 0 E: 0 K: 0 S: 8 H: 0 LOB: 0 BB: 0 P: 12	R: 0 E: 0 K: 0 S: 5 H: 0 LOB: 0 BB: 0 P: 6	R: 0 E: 0 K: 1 S: 11 H: 0 LOB: 0 BB: 0 P: 15	R: 1 E: 0 K: 1 S: 9 H: 2 LOB: 1 BB: 0 P: 13	R: 0 E: 0 K: 2 S: 12 H: 1 LOB: 1 BB: 0 P: 17	R: 0 E: 0 K: 0 S: 7 H: 0 LOB: 0 BB: 0 P: 8	R: 1 E: 0 K: 1 S: 15 H: 3 LOB: 2 BB: 0 P: 22	R: 0 E: 0 K: 0 S: 11 H: 1 LOB: 1 BB: 0 P: 17	R: 0 E: 0 K: 0 S: 9 H: 1 LOB: 1 BB: 0 P: 11	1B: 6 2B: 2 3B: 0 HR: 0	SF: 0 SAC: 1 DP: 0 HBP: 0					

TOP

Los Angeles Dodgers @ Colorado Rockies

Coors Field, Denver, CO

Sat Jul 28 2007, 6:05 PM MDT

Att. 46,039 - Cloudy - 78 F

livebaseballscorecards.com

AB	34
R	2
H	8
RBI	2
BB	0
SO	5
LOB	16

WP: 0 PB: 0 SB: 0 CS: 0 PA: 35

PITCHER		IP	WLS	BF	H	R	ER	SO	BB	IBB	HBP	BLK	WP	HR	S	P	ERA	WHIP
26 Jeff Francis, L ERA: 4.12	(1, 1)	7.2	W	30	7	2	2	5	0	0	0	0	0	0	76	107	2.35	0.913
50 Jorge Julio, R ERA: 5.75	(8, 1)	0.1		1	0	0	0	0	0	0	0	0	0	0	2	3	0.00	0.000
60 Manny Corpas, R ERA: 2.34	(9, 1)	1.0		4	1	0	0	0	0	0	0	0	0	0	9	11	0.00	1.000

PITCHER	IP	WLS	BF	H	R	ER	SO	BB	IBB	HBP	BLK	WP	HR	S	P	ERA	WHIP

Los Angeles Dodgers @ Colorado Rockies

Coors Field, Denver, CO

Sat Jul 28 2007, 6:05 PM MDT

Att. 46,039 - Cloudy - 78 F

livebaseballscorecards.com

BOTTOM

Batter	1	2	3	4	5	6	7	8	9	AB	R	H	RBI	BB	SO	LOB
19 Ryan Spilborghs, R (1, 8) OBP: 0.360, SLG: 0.549	BBSBB 4-1 F8 5 HR BB	CCBBX 2-2 2-H 1B		SX 0-1 ① F9		CX 0-1 ② G6-3		X 0-0 ③ G5-3		4	1	1	1	1	0	2
60 Manny Corpas, R (9, 1)										0	0	0	0	0	0	0
Kazuo Matsui, S (1, 4) OBP: 0.315, SLG: 0.401	BX 1-0 ① F8 1-2	BCX 1-1 ② P6		BX 1-0 ② P6		CBFX 1-2 ③ P4				4	0	0	0	0	0	3
5 Matt Holliday, R (1, 7) OBP: 0.386, SLG: 0.568	X 0-0 2-H HR	CX 0-1 G6-3		X 0-0 ③ G4-3			SCFS 0-3 ① K			4	1	1	2	0	1	2
17 Todd Helton, L (1, 3) OBP: 0.423, SLG: 0.454	X 0-0 ② G6-3		CBFBBC 3-3 ① K		FBX 1-1 ① L9		BBFBFFFS 3-3 ② K			4	0	0	0	0	2	0
27 Garrett Atkins, R (1, 5) OBP: 0.332, SLG: 0.450	BBCBSX 3-2 ③ P6		BBBCX 2-1 11 BB 1B		BBBFX 2-1 3B		CBFX 1-2 HR			4	1	3	1	0	0	0
11 Brad Hawpe, L (1, 9) OBP: 0.388, SLG: 0.543		CBBBB 4-1 2 HR BB	DBBB 4-0 1-2 BB		BCBBFS 3-3 ② K		BFCFBS 2-3 ③ K			2	1	0	0	2	2	1
2 Troy Tulowitzki, R (1, 6) OBP: 0.350, SLG: 0.433		BCCCX 1-2 1-H HR	CBFX 1-2 ② F6		BBBB 4-0 BB			X 0-0 E5 8 1B 10 L5		3	1	1	2	1	0	2
8 Yorvit Torrealba, R (1, 2) OBP: 0.340, SLG: 0.391		CBBBX 2-1 26 SH1-4 19 1B 1B	CSBBC 1-3 ③ K		FFB1S SAFE 1-3 ③ K			X 0-0 2-3 1B		4	1	2	0	0	2	4
26 Jeff Francis, L (1, 1) OBP: 0.211, SLG: 0.222	X 0-0 ① SH1-4 1-2			BBCX 2-1 1B		CX 0-1 ① F8		BSFX 1-2 ①② L5 3-3		2	0	1	0	0	0	0
50 Jorge Julio, R (8, 1)										0	0	0	0	0	0	0
10 Jeff Baker, R (8, PH) OBP: 0.288, SLG: 0.333										1	0	0	0	0	0	2
18 Cory Sullivan, L (9, 8) OBP: 0.390, SLG: 0.342										0	0	0	0	0	0	0
Inning Stats	R: 2 E: 0 K: 0 S: 7 H: 1 LOB: 0 BB: 1 P: 15	R: 3 E: 0 K: 0 S: 14 H: 3 LOB: 1 BB: 1 P: 24	R: 0 E: 0 K: 2 S: 11 H: 1 LOB: 2 BB: 1 P: 22	R: 0 E: 0 K: 0 S: 6 H: 1 LOB: 1 BB: 0 P: 9	R: 0 E: 0 K: 2 S: 10 H: 1 LOB: 2 BB: 1 P: 21	R: 0 E: 0 K: 0 S: 7 H: 0 LOB: 0 BB: 0 P: 8	R: 1 E: 0 K: 3 S: 17 H: 1 LOB: 0 BB: 0 P: 23	R: 0 E: 1 K: 0 S: 6 H: 1 LOB: 1 BB: 0 P: 7		1B: 5 2B: 1 3B: 1 HR: 3	SF: 0 SAC: 1 DP: 1 HBP: 0					

	AB	32
	R	6
	H	9
	RBI	6
	BB	4
	SO	7
	LOB	16

PITCHER		IP	WLS	BF	H	R	ER	SO	BB	IBB	HBP	BLK	WP	HR	S	P	ERA	WHIP
Brett Tomko, R ERA: 5.57	(1, 1)	6.0	L	29	7	5	5	4	4	0	0	0	0	2	55	99	7.50	1.833
Rudy Seanez, R ERA: 4.31	(7, 1)	1.0		4	1	1	1	3	0	0	0	0	0	1	17	23	9.00	1.000
Roberto Hernandez, R ERA: 6.1	(8, 1)	1.0		4	1	0	0	0	0	0	0	0	0	0	6	7	0.00	1.000

PITCHER	IP	WLS	BF	H	R	ER	SO	BB	IBB	HBP	BLK	WP	HR	S	P	ERA	WHIP

WP: 0 PB: 0 SB: 0 CS: 0 PA: 37

Los Angeles Dodgers @ Colorado Rockies

Coors Field, Denver, CO

Sun Jul 29 2007, 1:05 PM MDT

Att. 38,167 - Partly Cloudy - 79 F

TOP

livebaseballscorecards.com

Batter	1	2	3	4	5	6	7	8	9	AB	R	H	RBI	BB	SO	LOB
15 Rafael Furcal, S (1, 6) OBP: 0.343, SLG: 0.376	G5-3		F7		BB		BB		L3	3	1	0	0	2	0	1
9 Juan Pierre, L (1, 8) OBP: 0.312, SLG: 0.332	G6-3	G6-3			B2-3		BB		G4-3	4	0	0	0	1	0	2
55 Russell Martin, R (1, 2) OBP: 0.370, SLG: 0.478	G4-3			2B		2B	K		HR	5	3	3	1	0	1	3
12 Jeff Kent, R (1, 4) OBP: 0.384, SLG: 0.511 Ramon Martinez, R (9, PR) OBP: 0.232, SLG: 0.203		G3-1		1B		2B	1B		1B	5 0	0 1	4 0	3 0	0 0	0 0	0 0
Luis Gonzalez, L (1, 7) OBP: 0.369, SLG: 0.452		F8	K		FC1-6		F8		1B	5	0	1	0	0	1	5
5 Nomar Garciaparra, R (1, 5) OBP: 0.330, SLG: 0.360		BB	SF7		F9			G6-3	1B	3	0	1	2	1	0	1
7 James Loney, L (1, 3) OBP: 0.399, SLG: 0.536		K	G4-3		F8			G6-3	1B	5	0	2	0	0	1	3
16 Andre Ethier, L (1, 9) OBP: 0.370, SLG: 0.450			BB		L7		2B	FC4-6	K	4	1	1	0	1	1	4
58 Chad Billingsley, R (1, 1) OBP: 0.143, SLG: 0.214 57 Eric Hull, R (5, 1) Rudy Seanez, R (6, 1) Wilson Betemit, S (7, PH) OBP: 0.359, SLG: 0.474 Joe Beimel, L (7, 1) Roberto Hernandez, R (7, 1) Olmedo Saenz, R (8, PH) OBP: 0.309, SLG: 0.354 51 Jonathan Broxton, R (8, 1)			SH1-4		K		K	G6-3		1 0 0 1 0 0 0 1 0	0 0 0 0 0 0 0 0 0	0 0 0 0 0 0 0 0 0	0 0 0 0 0 0 0 0 0	1 0 0 0 0 0 0 0 0	0 0 0 1 0 0 0 1 0	0 0 0 1 0 0 0 0 0

Inning Stats	1	2	3	4	5	6	7	8	9
R:	0	0	0	1	0	1	2	0	2
E:	0	0	0	0	0	0	0	0	0
K:	0	1	0	1	1	0	2	0	1
S:	6	8	5	14	6	10	17	8	18
H:	0	0	0	2	0	2	2	1	5
LOB:	0	1	1	1	1	1	2	1	3
BB:	0	1	1	0	1	0	2	0	0
P:	10	15	13	22	10	19	30	14	29

1B:	7
2B:	4
3B:	0
HR:	1
SF:	1
SAC:	1
DP:	0
HBP:	0

WP:	1
PB:	0
SB:	0
CS:	0
PA:	44

AB	37
R	6
H	12
RBI	6
BB	5
SO	6
LOB	21

PITCHER		IP	WLS	BF	H	R	ER	SO	BB	IBB	HBP	BLK	WP	HR	S	P	ERA	WHIP
38 Ubaldo Jiménez, R ERA: 3.5	(1, 1)	6.0	W	25	4	2	2	3	3	0	0	0	0	0	49	89	3.00	1.167
LaTroy Hawkins, R ERA: 4.22	(7, 1)	0.1		4	1	2	2	1	2	0	0	0	1	0	10	18	54.00	9.000
61 Ramon E Ramirez, R ERA: 10.29	(7, 1)	0.1	H	2	1	0	0	1	0	0	0	0	0	0	5	9	0.00	3.000
Jeremy Affeldt, L ERA: 2.79	(7, 1)	1.1	H	5	1	0	0	0	0	0	0	0	0	0	10	17	0.00	0.750
35 Taylor Buchholz, R ERA: 5.0	(9, 1)	0.2		5	3	2	2	0	0	0	0	0	0	1	11	18	27.00	4.500
60 Manny Corpas, R ERA: 2.32	(9, 1)	0.1	S	3	2	0	0	1	0	0	0	0	0	0	7	11	0.00	6.000

BOTTOM

Los Angeles Dodgers @ Colorado Rockies

Coors Field, Denver, CO

Sun Jul 29 2007, 1:05 PM MDT

Att. 38,167 - Partly Cloudy - 79 F

livebaseballscorecards.com

Batter	1	2	3	4	5	6	7	8	9	AB	R	H	RBI	BB	SO	LOB
3 Willy Taveras, R (1, 8) OBP: 0.359, SLG: 0.372	B F F B S 2-3 K ①		L S B F B C 2-3 K ②	F F X 0-2 F8 ③		L B C X 1-2 1-3 S 1B 1B	B S B X 2-1 1-2 3-H 5 S 1B			5	1	2	1	0	2	3
Jamey Carroll, R (1, 4) (7, 5) OBP: 0.328, SLG: 0.298	C C B B X 2-2 L6 ②		B S X 1-1 5 E 5 S 5 HR 1B		B S B B C F F F X 3-2 G3-1 ①	B B X 2-0 1-H 3-H 5 S 5 1B 1B	C F X 0-2 2-3 F7 ②			5	2	2	2	0	0	2
5 Matt Holliday, R (1, 7) OBP: 0.390, SLG: 0.576	B C B C B X 3-2 G4-3 ③		B F B 1 SAFE B C F X 1-H 3-2 HR		B F B B C B B 4-2 17 2B BB	F B B X 1-H 2-1 17 S 1B	B B B C B 1-2 4-1 17 FC6 BB			3	2	2	3	2	0	0
17 Todd Helton, L (1, 3) OBP: 0.423, SLG: 0.455		B C S F B B X 3-2 E4	B F F B T X 2-2 L4 ③		F B F B F B X 1-H 3-2 2B	C I I 1-2 4-1 IBB	B S S F B X 1-2f 2-2 FC6 ③			4	0	1	1	1	0	3
27 Garrett Atkins, R (1, 5) OBP: 0.329, SLG: 0.445 Jeremy Affeldt, L (7, 1) 18 Cory Sullivan, L (8, PH) OBP: 0.381, SLG: 0.333 35 Taylor Buchholz, R (9, 1) OBP: 0.238, SLG: 0.158 60 Manny Corpas, R (9, 1)		B B C F F B S 3-3 K ①		B B B C X 3-1 F8 ①	B B B C B X 3-1 F7 ②	B B S X 2-1 P6 ③		F B F F S 1-3 K ①		4 0 1 0 0	0 0 0 0 0	0 0 0 0 0	0 0 0 0 0	0 0 1 0 0	1 0 0 0 0	4 0 0 0 0
11 Brad Hawpe, L (1, 9) OBP: 0.385, SLG: 0.538	X 0-0 F9 ②			C B F B B F F X 3-2 P6 ②	S B B B F S 3-3 K ③		S F B B X 2-2 P1 ①	F X 0-1 1B		5	0	1	0	0	1	2
2 Troy Tulowitzki, R (1, 6) OBP: 0.350, SLG: 0.429	C S D F B S 2-3 K ③			B B B 4-0 38 BB 8 1B BB		B B B C C S 2-3 K ①	B B B B 4-0 8 1B 1B BB	F F C 0-3 K ②		3	1	0	0	2	3	2
8 Yorvit Torrealba, R (1, 2) OBP: 0.345, SLG: 0.408			B X 1-0 HR	C X 0-1 1-2 38 BB 1B		B C B B B X 3-1 F8 ②	B 1 B C X SAFE 2-1 1-2 1B 3 1B 1B	C F X 0-2 G4-3 ③		5	2	3	1	0	0	1
38 Ubaldo Jiménez, R (1, 1) OBP: 0.333, SLG: 0.200 10 Jeff Baker, R (6, PH) OBP: 0.294, SLG: 0.333 LaTroy Hawkins, R (7, 1) 61 Ramon E Ramirez, R (7, 1) Kazuo Matsui, S (7, 4) OBP: 0.317, SLG: 0.403			C B X 1-1 G1-3 ①	B B C B C B 1-2 2-3 4-2 BB		C B B B T B 4-2 3 1B 1B BB	F B B B F X 1-3 2-H 3-2 F7 3 1B 1B			1 0 0 0 1	0 1 0 0 0	0 0 0 0 1	0 1 0 0 1	1 0 0 0 0	0 0 0 0 0	0 0 0 0 0
Inning Stats	R: 0 E: 0 K: 1 S: 9 H: 0 LOB: 0 BB: 0 P: 16	R: 0 E: 1 K: 2 S: 13 H: 0 LOB: 1 BB: 0 P: 21	R: 3 E: 0 K: 1 S: 17 H: 3 LOB: 0 BB: 0 P: 27	R: 0 E: 0 K: 0 S: 14 H: 1 LOB: 3 BB: 2 P: 28	R: 1 E: 0 K: 1 S: 17 H: 1 LOB: 1 BB: 1 P: 33	R: 3 E: 0 K: 1 S: 16 H: 3 LOB: 2 BB: 2 P: 36	R: 2 E: 0 K: 0 S: 18 H: 3 LOB: 3 BB: 2 P: 37	R: 0 E: 0 K: 2 S: 12 H: 1 LOB: 1 BB: 0 P: 13		1B: 9 2B: 1 3B: 0 HR: 2 SF: 0 SAC: 0 DP: 0 HBP: 0						

	AB	37
	R	9
	H	12
	RBI	9
	BB	7
	SO	8
	LOB	17

WP: 0 PB: 0 SB: 5 CS: 0 PA: 44

PITCHER		IP	WLS	BF	H	R	ER	SO	BB	IBB	HBP	BLK	WP	HR	S	P	ERA	WHIP
58 Chad Billingsley, R ERA: 3.65	(1, 1)	4.1	L	22	5	4	4	4	3	0	0	0	0	2	65	114	8.31	1.846
57 Eric Hull, R ERA: 8.1	(5, 1)	1.1		8	3	3	3	2	1	0	0	0	0	0	18	38	20.25	3.000
Rudy Seanez, R ERA: 4.28	(6, 1)	0.1		2	0	0	0	0	0	1	0	0	0	0	3	9	0.00	0.000
Joe Beimel, L ERA: 4.2	(7, 1)	0.1		5	3	2	2	0	1	0	0	0	0	0	10	23	54.00	12.000
Roberto Hernandez, R ERA: 5.97	(7, 1)	0.2		3	0	0	0	0	1	0	0	0	0	0	8	14	0.00	1.500

PITCHER		IP	WLS	BF	H	R	ER	SO	BB	IBB	HBP	BLK	WP	HR	S	P	ERA	WHIP
51 Jonathan Broxton, R ERA: 2.5	(8, 1)	1.0		4	1	0	0	2	0	0	0	0	0	0	12	13	0.00	1.000

Batter	1	2	3	4	5	6	7	8	9	AB	R	H	RBI	BB	SO	LOB
10 Dave Roberts, L (1, 8) OBP: 0.326, SLG: 0.348	C F X FA 92 0-2 ① G4-3		B FA 91 B FA 91 B FA 87 B FA 88 4-0 2 2B SF8 BB		C FA 92 X CU 79 0-1 ② G3	C FA 93 D SL 84 B FA 94 X FA 94 2-1 ③ F7		F FA 91 C SL 81 F SL 81 B SL 82 X FA 93 1-2 ③ G5-3 1-2		4	1	0	0	1	0	4
2 Randy Winn, S (1, 9) OBP: 0.356, SLG: 0.424	C FA 91 B FA 93 F CU 76 F FA 94 X FS 83 1-2 ② F8		B C FA 92 B FA 93 F FA 92 X FA 94 2-2 SF8 1-3 2B		C FA 92 B CU 73 X FA 94 1-1 1B		B C C X 1-2 G1-6-3 1B		F CH 85 B FS 86 F SL 86 X 1-2 1 BB 1B 1B	5	0	4	0	0	0	0
Ray Durham, S (1, 4) OBP: 0.309, SLG: 0.387	B FA 93 B FA 92 F FA 95 X FA 94 2-1 1B		C FA 93 X CH 84 0-1 ① SF8 2-3 3-H		B FA 94 C FA 94 X CH 84 1-1 ③ G6-3		F 1 SAFE 1 SAFE C X 0-2 ①② G1-6-3 1-2f		F CH 87 X FA 92 0-1 1 BB 1-2 1B	4	0	2	1	0	0	2
Barry Bonds, L (1, 7) OBP: 0.493, SLG: 0.558 14 Fred Lewis, L (7, PR) OBP: 0.351, SLG: 0.394 (7, 7)	C CH 83 C FA 94 S FS 84 0-3 ③ K		I IN 60 I IN 64 I IN 67 I IN 59 4-0 G4-6-3 IBB			B FA 93 B FA 94 S CH 85 B CH 87 B FS 84 4-1 1 1B 1B BB	C B B X 3-1 E6 WP		C FA 92 B SL 86 L FA 92 F FS 85 D SL 86 F FA 93 B FA 93 S FA 93 3-3 ① K	2 1	1 0	0 0	0 0	2 0	1 1	1 2
Ryan Klesko, L (1, 3) OBP: 0.369, SLG: 0.431		B FA 90 X CU 74 1-0 ① G4-3	X CH 84 0-0 ②③ G4-6-3 1-2f			B FA 93 B FA 94 D FA 95 B FA 94 4-0 1 1B 1B 1-2 BB	B FA 90 C CH 75 C B F D S 3-3 ③ K 1-2		B FA 93 X FA 87 1-0 ② L4	4	1	0	0	1	1	5
1 Bengie Molina, R (1, 2) OBP: 0.293, SLG: 0.411		C CH 86 B FA 91 X FA 92 1-1 ② G5-3		B FA 89 X FA 91 1-0 ① F8		B FA 94 C FA 95 X FS 85 1-1 1B 1-2 2-3 1B		B SL 87 X FA 93 1-0 ① G6-3	B FA 93 B FA 93 B FA 92 B FA 93 4-0 FC5-4 1-2 2-3 BB	4	0	1	0	1	0	0
Pedro Feliz, R (1, 5) OBP: 0.294, SLG: 0.436		B FA 92 B FA 93 F FA 94 F FA 95 B FA 95 F FA 96 F FA 96 B FA 96 4-2 13 1B BB		C FA 87 X FA 92 0-1 ② G6-3		F FA 95 B FA 96 B FA 97 F FA 96 X SL 84 2-2 1-2 2-H 3-H 1B		F FA 92 S SL 83 X FA 93 0-2 ② F7	X SL 86 0-0 ③ 1-2f FC5-4	4	0	1	2	1	0	3
13 Omar Vizquel, S (1, 6) OBP: 0.302, SLG: 0.302		B CH 81 X FA 94 1-0 1-2 1B		C CU 72 F FA 91 B FA 93 B CH 84 X CU 77 2-2 ③ G6-3		L CU 76 X CU 78 0-1 ① F8		B FA 92 B FA 91 F FA 91 F FA 92 B FA 92 F FA 92 F FA 90 B SL 80 4-2 1B BB		3	0	1	0	1	0	2
51 Noah Lowry, R (1, 1) OBP: 0.063, SLG: 0.064 32 Kevin Correia, R (6, 1) OBP: 0.500, SLG: 0.500 Mark Sweeney, L (8, PH) OBP: 0.347, SLG: 0.407 Steve Kline, S (8, 1) 41 Brad Hennessey, R (9, 1)		C FA 95 B FA 96 S FA 95 F FA 96 B FA 96 X FA 96 2-2 ③ G6-3			C FA 92 B FA 94 B FA 94 X FA 94 2-1 ① G6-3	B FA 93 D FA 94 C FA 91 L FA 92 X FA 95 2-2 ② B1		C FA 91 1 SAFE B FA 90 C FA 92 B FA 92 X 2-2 10 S 1-3 1B		3 0 1 0 0	0 0 0 0 0	0 0 1 0 0	0 0 0 0 0	0 0 0 0 0	0 0 0 0 0	4 0 0 0 0
Inning Stats	R: 0 E: 0 K: 1 S: 12 H: 1 LOB: 1 BB: 0 P: 15	R: 0 E: 0 K: 0 S: 12 H: 1 LOB: 2 BB: 1 P: 21	R: 1 E: 0 K: 0 S: 6 H: 1 LOB: 1 BB: 2 P: 16	R: 0 E: 0 K: 0 S: 6 H: 0 LOB: 0 BB: 0 P: 9	R: 0 E: 0 K: 0 S: 8 H: 1 LOB: 1 BB: 0 P: 12	R: 2 E: 0 K: 0 S: 13 H: 2 LOB: 2 BB: 2 P: 28	R: 0 E: 1 K: 1 S: 12 H: 1 LOB: 2 BB: 0 P: 19	R: 0 E: 0 K: 0 S: 15 H: 1 LOB: 2 BB: 1 P: 23	R: 0 E: 0 K: 1 S: 12 H: 2 LOB: 3 BB: 1 P: 21	1B: 9 2B: 1 3B: 0 HR: 0 SF: 1 SAC: 0 DP: 2 HBP: 0						

PITCHER		IP	W	L	S	BF	H	R	ER	SO	BB	IBB	HBP	BLK	WP	HR	P	ERA	WHIP
31 Brad Penny, R ERA: 2.6	(1, 1)	6.0		L		28	6	3	3	1	4	1	0	0	0	0	101	4.50	1.667
Joe Beimel, L ERA: 4.11	(7, 1)	1.0				4	1	0	0	1	0	0	0	0	1	0	19	0.00	1.000
Rudy Seanez, R ERA: 4.2	(8, 1)	1.0				5	1	0	0	0	1	0	0	0	0	0	23	0.00	2.000
Roberto Hernandez, R ERA: 5.79	(9, 1)	1.0				6	2	0	0	1	1	0	0	0	0	0	21	0.00	3.000

PITCHER	IP	W	L	S	BF	H	R	ER	SO	BB	IBB	HBP	BLK	WP	HR	P	ERA	WHIP

TOP

San Francisco Giants @ Los Angeles Dodgers

Dodger Stadium, Los Angeles, CA

Tue Jul 31 2007, 7:10 PM PDT

Att. 56,000 - Clear - 73 F

livebaseballscorecards.com

AB	35
R	3
H	10
RBI	3
BB	7
SO	3
LOB	23

1B: 9	SF: 1	WP: 1	PA: 43
2B: 1	SAC: 0	PB: 0	
3B: 0	DP: 2	SB: 1	
HR: 0	HBP: 0	CS: 0	

Batter	1	2	3	4	5	6	7	8	9	AB	R	H	RBI	BB	SO	LOB
15 Rafael Furcal, S (1, 6) OBP: 0.347, SLG: 0.378	B FA 82 B FA 85 C FA 85 X FA 84 2-1 5 BB 9 BB 1B	B SL 81 F CH 75 B FA 87 F FA 88 X CH 75 2-2 2-H 1B			B FA 84 B SL 81 C FA 86 B FA 86 B FA 87 4-1 9 G3 BB		C FA 89 C FA 91 B FA 92 B CH 84 B CH 82 S FA 90 3-3 ① K			3	0	2	1	1	1	0
9 Juan Pierre, L (1, 8) OBP: 0.312, SLG: 0.330	B FA 84 B FA 85 C FA 85 B FA 85 B FA 86 4-1 5 BB 1-2 BB	B FA 87 C SL 82 B FA 86 C SL 82 X SL 82 2-2 ③ G5-3			B FA 84 B SL 81 C FA 85 B SL 81 C FA 87 F SL 82 1 SAFE X SL 81 3-2 ② G3 1-2		C FA 92 B FA 92 C FA 92 C SL 85 1-3 ② K			3	0	0	0	1	1	2
55 Russell Martin, R (1, 2) OBP: 0.368, SLG: 0.474	C SL 81 X SL 82 0-1 ① L5		B FA 84 C SL 81 B CH 75 C FA 86 F CH 76 F FA 87 F SL 82 B FA 87 F SL 81 3-3 ① S SL 83 K		I IN 76 I IN 75 I IN 79 I IN 79 4-0 IBB		B FA 92 C FA 92 F SL 85 X FA 93 1-2 ③ P2			3	0	0	0	1	1	2
Luis Gonzalez, L (1, 7) OBP: 0.365, SLG: 0.447	B FA 86 B FA 85 S SL 81 B FA 86 S FA 85 X SL 82 3-2 ② P5		B FA 87 F FA 86 B FA 87 X SL 82 2-1 ② P4		B FA 85 X FA 86 1-0 ③ F8			B SL 82 C FA 89 X SL 80 1-1 ① G4-3		4	0	0	0	0	0	4
5 Nomar Garciaparra, R (1, 5) OBP: 0.329, SLG: 0.357	F SL 82 B FA 87 B FA 86 B CH 74 B CH 73 4-1 1-2 2-3 BB		B CH 74 X SL 82 1-0 ③ G6-3			F SL 81 B FA 85 F CH 74 X FA 87 1-2 ① F8		F FA 90 X FA 90 0-1 ② F8		3	0	0	0	1	0	0
7 James Loney, L (1, 3) OBP: 0.395, SLG: 0.528	B FA 84 F FA 85 X CH 73 1-1 ③ P6			B SL 79 C SL 80 F FA 87 X FA 88 1-2 27 G5-4-3 1B		B SL 82 B CH 74 C SL 82 X FA 88 2-1 ② G6-3		B FA 91 C SL 82 X FA 91 1-1 ③ G6-3		4	0	1	0	0	0	3
27 Matt Kemp, R (1, 9) OBP: 0.379, SLG: 0.527		C FA 84 F FA 86 B CH 74 X CH 74 1-2 ① F7		C FA 88 X CH 75 0-1 ① ② G5-4-3 1-2f		S FA 86 F FA 85 B SL 83 B CH 76 B FA 88 B CH 76 4-2 1B BB			C SL 86 F FA 91 B SL 85 B FA 91 X FA 91 2-2 ① F9	3	0	0	0	1	0	1
Ramon Martinez, R (1, 4) OBP: 0.244, SLG: 0.218		B SL 80 B FA 85 C FA 84 X SL 82 2-1 31 SH3 15 1B 1B		B FA 87 X FA 88 1-0 ③ F8		C SL 82 B FA 87 B CH 74 X SL 82 2-1 1-3 1B			B C FA 90 C FA 91 B SL 85 F FA 91 F FA 90 X FA 91 2-2 ② G5-3	4	1	2	0	0	0	0
31 Brad Penny, R (1, 1) OBP: 0.318, SLG: 0.381 Olmedo Saenz, R (6, PH) OBP: 0.306, SLG: 0.350 Joe Beimel, L (7, 1) Rudy Seanez, R (8, 1) Roberto Hernandez, R (9, 1) 16 Andre Ethier, L (9, PH) OBP: 0.369, SLG: 0.449		X FA 86 0-0 ② SH3 1-2			X SL 79 0-0 ① F9	B S B B F SL 85 C FA 91 3-3 ③ K			B FA 91 C FA 90 B SL 85 C FA 90 S SL 86 2-3 ③ K	1 1 0 0 0 0 1	0 0 0 0 0 0 0	0 0 0 0 0 0 0	0 0 0 0 0 0 0	0 1 0 0 0 0 1	0 2 0 0 0 0 0	0 2 0 0 0 0 0
Inning Stats	R: 0 E: 0 K: 0 S: 11 H: 1 LOB: 3 BB: 2 P: 25	R: 1 E: 0 K: 0 S: 12 H: 2 LOB: 1 BB: 0 P: 19	R: 0 E: 0 K: 1 S: 10 H: 0 LOB: 0 BB: 0 P: 16	R: 0 E: 0 K: 0 S: 6 H: 1 LOB: 0 BB: 0 P: 8	R: 0 E: 0 K: 0 S: 7 H: 0 LOB: 2 BB: 2 P: 19	R: 0 E: 0 K: 1 S: 12 H: 1 LOB: 2 BB: 1 P: 24	R: 0 E: 0 K: 2 S: 9 H: 0 LOB: 0 BB: 0 P: 14	R: 0 E: 0 K: 0 S: 6 H: 0 LOB: 0 BB: 0 P: 8	R: 0 E: 0 K: 1 S: 11 H: 0 LOB: 0 BB: 0 P: 17	1B: 5 2B: 0 3B: 0 HR: 0	SF: 0 SAC: 1 DP: 1 HBP: 0	WP: 0 PB: 0 SB: 0 CS: 0	PA: 36			

BOTTOM

San Francisco Giants @ Los Angeles Dodgers

Dodger Stadium, Los Angeles, CA

Tue Jul 31 2007, 7:10 PM PDT

Att. 56,000 - Clear - 73 F

livebaseballscorecards.com

AB	30
R	1
H	5
RBI	1
BB	5
SO	5
LOB	14

PITCHER		IP	WLS	BF	H	R	ER	SO	BB	IBB	HBP	BLK	WP	HR	S	P	ERA	WHIP
51 Noah Lowry, L ERA: 3.32	(1, 1)	5.2	W	26	5	1	1	1	4	1	0	0	0	0	55	105	1.59	1.588
32 Kevin Correia, R ERA: 4.1	(6, 1)	1.1	H	4	0	0	0	3	0	0	0	0	0	0	12	20	0.00	0.000
Steve Kline, L ERA: 3.0	(8, 1)	1.0	H	3	0	0	0	0	0	0	0	0	0	0	6	8	0.00	0.000
41 Brad Hennessey, R ERA: 3.07	(9, 1)	1.0	S	3	0	0	0	1	0	0	0	0	0	0	11	17	0.00	0.000

PITCHER	IP	WLS	BF	H	R	ER	SO	BB	IBB	HBP	BLK	WP	HR	S	P	ERA	WHIP

Batter	1	2	3	4	5	6	7	8	9	AB	R	H	RBI	BB	SO	LOB
Rajai Davis, R (1, 8) OBP: 0.350, SLG: 0.346	C X 0-1 ① P4		B FA 86 B CH 82 C FA 88 X CH 82 2-1 ② G1-3		B FA 88 C FA 89 B FA 90 X CH 83 2-1 E6 2-3		B 1-0 ③ CS 1-2	X FA 95 0-0 WP S 1 1B 1B		4	1	1	0	0	0	2
2 Randy Winn, S (1, 9) OBP: 0.353, SLG: 0.419	B CU 72 C FA 88 B CH 83 X FA 87 2-1 ② F9		X FA 88 0-0 ③ G6-3		B CH 83 D CH 82 F FA 88 F FA 88 B CH 83 X CH 83 3-2 ③ G6-3			B FA 93 B FA 94 X FA 94 2-0 ① F7		4	0	0	0	0	0	4
Ray Durham, S (1, 4) OBP: 0.306, SLG: 0.383	B FA 88 C CU 73 S FA 88 B FA 88 X CU 73 2-2 ③ G4-3			F FA 86 F FA 87 F CU 73 F FA 88 X FA 89 0-2 ① L7		C CH 80 B FA 87 L FA 85 S CH 82 1-3 ① K		B FA 94 B FA 94 F FA 96 S SL 86 D SL 87 F SL 85 F FA 97 S SL 86 3-3 ② K 1-3		4	0	0	0	0	2	1
Barry Bonds, L (1, 7) OBP: 0.490, SLG: 0.551 14 Fred Lewis, L (8, PR) OBP: 0.351, SLG: 0.394 (8, 7)		B CU 72 B FA 88 B SL 82 C FA 87 C CU 74 X CH 82 3-2 ① F9		X FA 87 0-0 ② G3		B FA 88 B CU 74 X FA 87 2-0 ② F8		B SL 87 B CH 85 I IN 70 I IN 71 4-0 1 1B IBB		3 0	0 0	0 0	0 0	1 0	0 0	0 0
1 Bengie Molina, R (1, 2) OBP: 0.293, SLG: 0.409		B FA 88 F CU 73 B FA 87 X FA 88 2-1 ② F9		B FA 87 B FA 88 F FA 87 X FA 88 2-1 ③ G5-3		B FA 87 C FA 87 X FA 87 1-1 ③ F8		X FA 95 0-0 1-3 3-H 1B		4	0	1	1	0	0	0
Pedro Feliz, R (1, 5) OBP: 0.290, SLG: 0.432		B CU 73 X FA 88 1-0 ③ F9			X CH 81 0-0 ① G6-3		C CH 80 X FA 86 0-1 ① F9	C SL 85 X SL 84 0-1 ③ P4		4	0	0	0	0	0	2
35 Rich Aurilia, R (1, 3) OBP: 0.299, SLG: 0.373 Mark Sweeney, L (5, 3) OBP: 0.340, SLG: 0.398			C CU 72 X CU 73 0-1 13 2B 1B		B CH 81 C FA 87 X CH 81 1-1 13 2B 1B		C CU 73 C FA 87 S FA 87 0-3 ② K		F FA 94 B FA 94 T FA 94 B FA 95 X FA 94 2-2 ① P6	2 2	2 0	2 0	0 0	0 0	0 1	0 0
13 Omar Vizquel, S (1, 6) OBP: 0.306, SLG: 0.315			C FA 87 B FA 88 B FA 87 1 SAFE F FA 88 X SL 82 2-2 55 SH1-4 1-H 2B		C FA 87 1 SAFE X FA 88 0-1 E 1-H 2B		C B B FA 87 X FA 88 2-1 19 S 19 1B 2B		C FA 95 S CU 78 B CU 80 X CU 79 1-2 ② G4-3	4	1	3	2	0	0	0
55 Tim Lincecum, L (1, 1) OBP: 0.133, SLG: 0.107 19 Kevin Frandsen, R (7, PH) OBP: 0.320, SLG: 0.323 31 Vinnie Chulk, R (7, 1) Steve Kline, S (8, 1) 23 Randy Messenger, R (8, 1) 10 Dave Roberts, L (9, PH) OBP: 0.325, SLG: 0.346			X FA 87 0-0 ① SH1-4 2-3		B FA 87 C FA 86 C FA 87 D CU 75 S FA 87 2-3 ② K		B C C D F X 2-2 CS 2-H 1B		B FA 96 S FA 94 B FA 94 S FA 94 X FA 94 2-2 ③ L5	1 1 0 0 0 1	0 0 0 0 0 0	0 1 0 0 0 0	0 1 0 0 0 0	1 0 0 0 0 0	1 0 0 0 0 0	1 0 0 0 0 0
Inning Stats	R: 0 E: 0 K: 0 S: 7 H: 0 LOB: 0 BB: 0 P: 11	R: 0 E: 0 K: 0 S: 6 H: 0 LOB: 0 BB: 0 P: 12	R: 1 E: 0 K: 0 S: 9 H: 2 LOB: 1 BB: 0 P: 13	R: 0 E: 0 K: 0 S: 8 H: 0 LOB: 0 BB: 0 P: 10	R: 1 E: 1 K: 1 S: 13 H: 2 LOB: 2 BB: 0 P: 21	R: 0 E: 0 K: 1 S: 6 H: 0 LOB: 0 BB: 0 P: 10	R: 1 E: 0 K: 1 S: 11 H: 2 LOB: 0 BB: 0 P: 16	R: 1 E: 0 K: 1 S: 10 H: 2 LOB: 2 BB: 1 P: 19	R: 0 E: 0 K: 0 S: 9 H: 0 LOB: 0 BB: 0 P: 14	1B: 5 2B: 3 3B: 0 HR: 0 SF: 0 SAC: 1 DP: 0 HBP: 0						

TOP

San Francisco Giants @ Los Angeles Dodgers
Dodger Stadium, Los Angeles, CA
Wed Aug 01 2007, 7:10 PM PDT
Att. 56,000 - Clear - 72 F

livebaseballscorecards.com

AB	34
R	4
H	8
RBI	4
BB	1
SO	4
LOB	10

WP: 1 PB: 0 SB: 2 CS: 1 PA: 37

PITCHER		IP	WLS	BF	H	R	ER	SO	BB	IBB	HBP	BLK	WP	HR	S	P	ERA	WHIP
Mark Hendrickson, L ERA: 4.55	(1, 1)	6.2		27	6	3	3	3	0	0	0	0	0	0	60	92	4.05	0.900
45 Scott Proctor, R ERA: 3.79	(7, 1)	0.1		0	0	0	0	0	0	0	0	0	0	0	0	1	0.00	0.000
51 Jonathan Broxton, R ERA: 2.62	(8, 1)	1.0	W	6	2	1	1	1	0	1	0	0	1	0	10	19	9.00	2.000
44 Takashi Saito, R ERA: 1.51	(9, 1)	1.0	S	3	0	0	0	0	0	0	0	0	0	0	9	14	0.00	0.000

PITCHER	IP	WLS	BF	H	R	ER	SO	BB	IBB	HBP	BLK	WP	HR	S	P	ERA	WHIP

Batter	1	2	3	4	5	6	7	8	9	AB	R	H	RBI	BB	SO	LOB
15 Rafael Furcal, S (1, 6) OBP: 0.350, SLG: 0.379	B FA 96 C FA 95 B FA 96 S FA 95 B FA 97 B FA 95 4-2 9 E 9 S 9 G4-3 BB		C CH 81 S FA 94 B CH 83 F FA 96 B CH 81 B CU 78 F FA 95 B CU 80 4-2 9 3B BB		C FA 95 X CH 86 0-1 ② F8			B FA 91 X FA 92 1-0 9 E 9 1B 1B 1B		2	3	1	0	2	0	0
9 Juan Pierre, L (1, 8) OBP: 0.313, SLG: 0.336	C FA 95 B FA 96 X FA 95 1-1 ① G4-3 1-H		C FA 95 B FA 93 1 SAFE 1 SAFE B FA 94 B FA 92 X FA 93 3-1 1-H 3B		B FA 96 B FA 96 C FA 94 B CH 85 F FA 95 F FA 95 X FA 96 3-2 ③ G4-3			X SL 80 0-0 E6 55 S 1-3 1B 1B		4	1	2	2	0	0	0
55 Russell Martin, R (1, 2) OBP: 0.367, SLG: 0.470	B FA 98 C FA 97 C SL 83 S FA 98 1-3 ② K		B CH 82 D CH 85 B FA 95 B FA 94 4-0 S BB			B FA 96 B FA 95 B FA 89 C FA 91 X FA 94 3-1 ① G5-3		C SL 86 X SL 88 0-1 ① G1-3 1-2		3	0	0	0	1	1	2
Luis Gonzalez, L (1, 7) OBP: 0.364, SLG: 0.444	B FA 94 X FA 92 1-0 ③ F7		C FA 93 F CH 84 B FA 95 B FA 94 S FA 96 2-3 ② K 1-2			F FA 96 B FA 94 F FA 94 B FA 96 X CH 84 2-2 ② G1-5-3		F FA 95 X FA 95 0-1 5 HR 2-H 3-H 1B		4	1	1	2	0	1	2
5 Nomar Garciaparra, R (1, 5) OBP: 0.331, SLG: 0.365		B FA 94 C FA 94 X CH 84 1-1 ① P5	X CU 81 0-0 ③ F9			S FA 96 B FA 96 B CH 84 B FA 93 C FA 94 B FA 95 4-2 7 S BB		B SL 85 X 1-0 1-H HR		3	1	1	2	1	0	2
7 James Loney, L (1, 3) OBP: 0.391, SLG: 0.517		C FA 96 B FA 91 S CH 84 B FA 97 F CH 84 B FA 97 B CH 84 4-2 1B BB		F FA 95 X FA 95 0-1 ① F8		S FA 92 F FA 94 F FA 95 F FA 95 B CH 82 S CU 81 1-3 ③ K 1-2		X FA 96 0-0 ② G4-3		3	0	0	0	1	1	1
Ramon Martinez, R (1, 4) OBP: 0.256, SLG: 0.232		B FA 95 1 SAFE C FA 94 F FA 95 B CH 82 X FA 97 2-2 16 G4-6-3 1-2 1B		B FA 96 X FA 95 1-0 ② G4-3			C X 0-1 ① 1B	C FA 96 B FA 95 B SL 86 X FA 95 2-1 ③ G6-3		4	0	2	0	0	0	0
16 Andre Ethier, L (1, 9) OBP: 0.365, SLG: 0.444		X FA 93 0-0 ② ③ G4-6-3 1-2f		C CU 79 B B S X FA 96 2-2 ③ G4-3			C X 0-1 ② F7			3	0	0	0	0	0	2
Mark Hendrickson, L (1, 1) 45 Scott Proctor, R (7, 1) 27 Matt Kemp, R (7, PH) OBP: 0.376, SLG: 0.523 51 Jonathan Broxton, R (8, 1) 44 Takashi Saito, L (9, 1)			F FA 93 C FA 96 B FA 95 S CU 81 1-3 ① K		B FA 94 B FA 93 C FA 94 S FA 95 C FA 94 2-3 ① K		C B F C 1-3 ③ K			2 0 1 0 0	0 0 0 0 0	0 0 0 0 0	0 0 0 0 0	2 0 1 0 0	0 0 0 0 0	0 0 0 0 0
Inning Stats	R: 1 H: 0 E: 0 LOB: 0 K: 1 BB: 1 S: 8 P: 15	R: 0 H: 1 E: 0 LOB: 1 K: 0 BB: 1 S: 9 P: 16	R: 1 H: 1 E: 0 LOB: 2 K: 2 BB: 2 S: 13 P: 27	R: 0 H: 0 E: 0 LOB: 0 K: 0 BB: 0 S: 6 P: 9	R: 0 H: 0 E: 0 LOB: 0 K: 1 BB: 0 S: 9 P: 14	R: 0 H: 0 E: 0 LOB: 1 K: 1 BB: 1 S: 12 P: 22	R: 0 H: 1 E: 0 LOB: 0 K: 1 BB: 0 S: 7 P: 8	R: 4 H: 4 E: 1 LOB: 0 K: 0 BB: 0 S: 10 P: 14		1B: 5 SF: 0 2B: 0 SAC: 0 3B: 1 DP: 1 HR: 1 HBP: 0				WP: 0 PA: 34 PB: 0 SB: 4 CS: 0		

PITCHER		IP	WLS	BF	H	R	ER	SO	BB	IBB	HBP	BLK	WP	HR	S	P	ERA	WHIP
55 Tim Lincecum, R ERA: 3.75	(1, 1)	6.0		24	2	2	1	5	5	0	0	0	0	0	57	103	1.50	1.167
31 Vinnie Chulk, R ERA: 3.4	(7, 1)	1.0	H	4	2	1	1	1	0	0	0	0	0	0	8	10	9.00	2.000
Steve Kline, L ERA: 3.27	(8, 1)	0.0		1	1	0	0	0	0	0	0	0	0	0	1	1	∞	∞
23 Randy Messenger, R ERA: 2.75	(8, 1)	1.0	L	5	2	3	3	0	0	0	0	0	0	1	8	11	27.00	2.000

PITCHER	IP	WLS	BF	H	R	ER	SO	BB	IBB	HBP	BLK	WP	HR	S	P	ERA	WHIP

BOTTOM

San Francisco Giants @ Los Angeles Dodgers

Dodger Stadium, Los Angeles, CA

Wed Aug 01 2007, 7:10 PM PDT

Att. 56,000 - Clear - 72 F

livebaseballscorecards.com

AB	29
R	6
H	7
RBI	6
BB	5
SO	6
LOB	9

Batter	1	2	3	4	5	6	7	8	9	AB	R	H	RBI	BB	SO	LOB
10 Dave Roberts, L (1, 8) OBP: 0.323, SLG: 0.347	X FA 90 0-0 ① B3	C X 0-1 ① F7		C CH 87 C CU 72 B SL 80 B CU 70 B FA 90 F FA 90 X FA 91 3-2 ① G4-3		B FA 95 C FA 93 F CU 75 X CH 87 1-2 ③ G5-3		B FA 93 B FA 93 C FA 92 X FA 92 2-1 2B		5	0	1	0	0	0	0
13 Omar Vizquel, S (1, 6) OBP: 0.310, SLG: 0.316	B FA 91 C CU 74 S CH 74 F FA 92 B X 2-2 2 2B 1B	B F B B C B 4-2 2 FC1-6 BB		C CH 78 B CH 72 F FA 90 B FA 91 X CH 85 2-2 ② G4-3			B F S FA 92 B FA 92 B CH 85 B CH 87 4-2 2 G4-3 1B BB	X SL 83 0-0 ③ G3		3	2	1	0	2	0	1
2 Randy Winn, S (1, 9) OBP: 0.351, SLG: 0.419	X FA 90 0-0 1-H 1B 2B	S X FA 89 0-1 ② FC1-6 1B 1-2f		C FA 89 B CH 86 X CU 71 1-1 ③ F9			F FA 94 B FA 94 X CU 75 1-1 ① G4-3 1-2		B FA 92 B FA 92 X FA 92 2-0 ① F7	5	1	1	1	0	0	2
Barry Bonds, L (1, 7) OBP: 0.493, SLG: 0.551 14 Fred Lewis, L (7, PR) OBP: 0.348, SLG: 0.391 (7, 7)	C CU 74 B SL 88 B CU 74 B FA 91 C FA 90 B SL 86 4-2 HBP 1B 19 SF9 BB	F CU 74 B FA 91 F CH 80 X CH 87 1-2 1-2 1B			B FA 90 B FA 91 C FA 89 X CH 79 2-1 ① P2		I IN 90 I IN 90 I IN 90 I IN 91 4-0 1B IBB		C SL 85 B FA 94 X SL 83 1-1 ② F7	2 1	1 0	1 0	0 0	2 0	0 0	0 0
Pedro Feliz, R (1, 5) OBP: 0.292, SLG: 0.431	F FA 92 B SL 86 B SL 80 B FA 93 X FA 92 3-1 19 SF9 HBP 1-2 2-H 1B	B CU 73 C FA 92 X FA 92 1-1 ③ F9			X FA 90 0-0 ② G6-3		B SL 85 S SL 84 B SL 85 X SL 85 2-1 1-3 2-H 1B		B FA 91 B FA 93 X FA 92 2-0 ③ G5-3	5	0	2	2	0	0	2
Mark Sweeney, L (1, 3) OBP: 0.347, SLG: 0.395	B CH 87 D FA 91 C CH 86 C CH 85 B CH 86 F CH 84 F CH 79 F FA 92 F FA 91 4-2 H CH 85 39 BB 1-2 2-3 HBP	C B C B CH 79 X FA 91 2-2 1B			C FA 89 F FA 91 B FA 91 X CH 78 1-2 E1 19 FC6-4		F FA 89 X FA 88 0-1 ② L6			3	0	1	0	0	0	2
19 Kevin Frandsen, R (1, 4) OBP: 0.311, SLG: 0.316	C FA 91 F FA 91 B FA 89 F FA 92 B CU 80 B SL 81 X FA 92 3-2 ② SF9 2-3 3-H	F FA 89 X FA 90 0-1 ① F8			B FA 90 F FA 90 X FA 91 1-1 ③ FC6-4 1-2f		X FA 88 0-0 ③ G3-1			3	0	0	1	0	0	4
39 Guillermo Rodriguez, R (1, 2) OBP: 0.356, SLG: 0.297	C SL 79 B FA 91 B SL 80 B SL 78 B SL 80 4-1 75 FC6-4 1-2 BB	S FA 90 S FA 91 B SL 81 F FA 90 F FA 92 F SL 80 C FA 93 1-3 ② K				C FA 95 F SL 85 S FA 94 0-3 ① K		B FA 93 X FA 92 1-0 ① F9		3	0	0	0	1	2	1
75 Barry Zito, L (1, 1) OBP: 0.146, SLG: 0.103 32 Kevin Correia, R (6, 1) OBP: 0.500, SLG: 0.500 Ryan Klesko, L (8, PH) OBP: 0.367, SLG: 0.429 31 Vinnie Chulk, R (8, 1) Jack Taschner, L (8, 1) 41 Brad Hennessey, R (8, 1) Steve Kline, S (9, 1)	C FA 91 X FA 92 0-1 ③ FC6-4 1-2f	X FA 91 0-0 ③ L7				B FA 94 F FA 94 X FA 93 1-1 ② F7		B FA 93 B FA 94 F CH 86 T FA 87 C SL 82 2-3 ② K		3 0 1 0 0 0 0	0 0 0 0 0 0 0	0 0 0 0 0 0 0	0 0 0 0 0 0 0	0 0 1 0 0 0 0	0 0 0 0 0 0 0	4 0 0 0 0 0 0
Inning Stats	R: 3 E: 0 K: 0 S: 23 H: 3 LOB: 3 BB: 2 P: 43	R: 0 E: 0 K: 0 S: 11 H: 1 LOB: 2 BB: 1 P: 17	R: 0 E: 0 K: 1 S: 12 H: 1 LOB: 1 BB: 0 P: 15	R: 0 E: 0 K: 0 S: 9 H: 0 LOB: 0 BB: 0 P: 15	R: 0 E: 1 K: 0 S: 8 H: 0 LOB: 1 BB: 0 P: 12	R: 0 E: 0 K: 1 S: 8 H: 0 LOB: 0 BB: 0 P: 10	R: 1 E: 0 K: 0 S: 9 H: 1 LOB: 2 BB: 2 P: 20	R: 0 E: 0 K: 1 S: 7 H: 1 LOB: 1 BB: 0 P: 12	R: 0 E: 0 K: 0 S: 4 H: 0 LOB: 0 BB: 0 P: 9	1B: 5 2B: 2 3B: 0 HR: 0 SF: 1 SAC: 0 DP: 0 HBP: 1						

TOP

San Francisco Giants @ Los Angeles Dodgers
Dodger Stadium, Los Angeles, CA
Thu Aug 02 2007, 7:10 PM PDT
Att. 56,000 - Clear - 74 F

livebaseballscorecards.com

AB	34
R	4
H	7
RBI	4
BB	5
SO	3
LOB	16

WP: 0 PB: 0 SB: 0 CS: 0 PA: 41

PITCHER		IP	WLS	BF	H	R	ER	SO	BB	IBB	HBP	BLK	WP	HR	S	P	ERA	WHIP
Brett Tomko, R ERA: 5.56	(1, 1)	5.0	L	25	5	3	3	1	3	0	1	0	0	0	63	102	5.40	1.600
45 Scott Proctor, R ERA: 3.86	(6, 1)	1.1		7	1	1	1	1	1	1	0	0	0	0	14	27	6.75	1.500
Joe Beimel, L ERA: 4.05	(7, 1)	0.2		2	0	0	0	0	0	0	0	0	0	0	3	3	0.00	0.000
Rudy Seanez, R ERA: 4.11	(8, 1)	1.0		4	1	0	0	1	0	0	0	0	0	0	7	12	0.00	1.000
Roberto Hernandez, R ERA: 5.61	(9, 1)	1.0		3	0	0	0	0	0	0	0	0	0	0	4	9	0.00	0.000

PITCHER	IP	WLS	BF	H	R	ER	SO	BB	IBB	HBP	BLK	WP	HR	S	P	ERA	WHIP

Batter	1	2	3	4	5	6	7	8	9	AB	R	H	RBI	BB	SO	LOB
15 Rafael Furcal, S (1, 6) OBP: 0.353, SLG: 0.380	F FA 85 X CH 71 0-1 G4-3 ①		B FA 87 B CH 75 C FA 86 B FA 86 X FA 86 3-1 1B		B CU 70 S FA 84 D CU 72 X CH 75 2-1 55 BB 9 BB 1-3 1B		B FA 89 C FA 89 X FA 90 1-1 G4-3 ② 2-3		F FA 90 S SL 79 B FA 91 B SL 78 B FA 91 B FA 91 4-2 G3 55 BB 1-2 BB	4	0	2	0	1	0	1
9 Juan Pierre, L (1, 8) OBP: 0.312, SLG: 0.333	C FA 85 B FA 86 B SL 78 F SL 79 X CU 71 2-2 G5-3 ②		1 SAFE B FA 85 B FA 86 X FA 86 2-0 F9 ③		B FA 86 B FA 86 B FC 82 C FA 85 B FA 86 4-1 55 BB 1-2 BB		B FA 91 B FA 92 C FA 92 C SL 84 X SL 82 2-2 G6-3 ③		C FA 91 B FA 91 F SL 79 X SL 86 1-2 L1 ①	4	0	0	0	1	0	4
55 Russell Martin, R (1, 2) OBP: 0.372, SLG: 0.472	C FA 86 B CU 72 C CU 71 B FA 87 S CH 73 2-3 K ③			B CU 70 X CH 73 1-0 5 1B 1B	B CH 74 F FA 86 B FA 85 B FA 86 B FA 86 4-1 1-2 2-3 3-H BB			C SL 79 B FA 93 C FA 92 X SL 80 1-2 7 BB 5 1B 1B	D SL 86 B SL 87 S SL 87 B FA 91 S SL 86 D SL 87 4-2 G3 1-2 2-3 BB	3	0	2	1	2	1	0
Luis Gonzalez, L (1, 7) OBP: 0.362, SLG: 0.441		C B X 1-1 1B		C FA 85 F FA 86 B FA 84 T FA 86 1-2 K ①	B FA 87 C FA 87 S FC 80 F SL 81 B FA 86 X SL 81 2-2 G4-3 ③			B FA 92 X FF 92 1-0 F9 ①	C SL 82 S SL 81 B SL 83 B SL 82 X SL 81 2-2 G3 ② 1-2 2-3 3-H	5	0	1	1	0	1	7
5 Nomar Garciaparra, R (1, 5) OBP: 0.334, SLG: 0.367		B B X 2-0 F8 ①		B FA 86 B FA 85 C FA 85 B FA 84 X FA 85 3-1 7 G6-4-3 1-2 1B		F FA 83 X CU 70 0-1 P4 ①		C SL 80 X CH 80 0-1 7 BB 1-2 1B	I IN 62 I IN 68 I IN 69 I IN 69 4-0 IBB	4	0	2	0	1	0	1
7 James Loney, L (1, 3) OBP: 0.386, SLG: 0.503		C B C S 1-3 K ②		B CU 72 C CU 70 C FA 87 X FA 87 1-2 G6-4-3 ②③ 1-2f		C CH 75 B FA 87 C CU 72 F FA 86 B SL 79 B CU 71 X SL 79 3-2 G3 ②		F FA 92 S SL 83 D FC 85 B FA 94 D FA 88 B FA 93 4-2 1-2 2-3 BB	B SL 82 S SL 81 B SL 83 X SL 81 2-1 G3 ③	4	0	0	0	1	1	6
27 Matt Kemp, R (1, 9) OBP: 0.382, SLG: 0.526 Joe Beimel, L (7, 1) Rudy Seanez, R (8, 1) Olmedo Saenz, R (8, PH) OBP: 0.303, SLG: 0.346 Roberto Hernandez, R (9, 1)		B C S B B X 3-2 P3 ③			X CH 72 0-0 15 1B 55 BB 1B	B CU 71 B CH 72 X CH 74 2-0 CS 1B		C SL 86 C FA 92 S SL 86 0-3 K ②		3 0 0 1 0	1 0 0 0 0	2 0 0 0 0	0 0 0 0 0	0 0 0 1 0	0 0 0 1 0	1 0 0 3 0
Ramon Martinez, R (1, 4) OBP: 0.245, SLG: 0.221			C FA 85 B FA 84 C CU 71 F CH 73 F FA 85 F FA 85 X CH 73 1-2 G6-3 ①		1 SAFE C CH 74 B FA 84 X CH 74 1-1 F9 ①	C FA 88 C SL 83 0-2 CS ③ 1-2	B FA 88 X FA 89 1-0 F8 ①	C CU 78 S SL 85 D SL 86 B FA 92 X FA 91 3-2 G6-3 ③		4	0	0	0	0	0	4
Brett Tomko, R (1, 1) 49 Delwyn Young, S (5, PH) 45 Scott Proctor, R (6, 1) 16 Andre Ethier, L (7, 9) OBP: 0.369, SLG: 0.451			S FA 87 B FA 86 S CH 73 B FA 85 S CH 74 2-3 K ②		B CH 74 F CH 74 S FA 85 F CU 72 F FA 85 B CH 73 F CU 71 S FA 86 2-3 K ②		X FA 89 0-0 15 G4-3 2B		B FA 89 F FA 90 B CU 77 B FA 90 X FA 90 3-1 55 BB 15 BB G3 1B	1 1 0 2	0 0 0 1	0 0 0 2	0 0 0 0	0 1 0 0	1 1 0 0	0 1 0 0

BOTTOM

San Francisco Giants @ Los Angeles Dodgers
Dodger Stadium, Los Angeles, CA
Thu Aug 02 2007, 7:10 PM PDT
Att. 56,000 - Clear - 74 F

livebaseballscorecards.com

AB	36
R	2
H	11
RBI	2
BB	6
SO	6
LOB	28

Inning Stats	1	2	3	4	5	6	7	8	9
	R: 0 E: 0 K: 1 S: 8 H: 0 LOB: 0 BB: 0 P: 12	R: 0 E: 0 K: 1 S: 9 H: 1 LOB: 1 BB: 0 P: 16	R: 0 E: 0 K: 1 S: 12 H: 1 LOB: 1 BB: 0 P: 20	R: 0 E: 0 K: 1 S: 9 H: 2 LOB: 1 BB: 0 P: 15	R: 1 E: 0 K: 1 S: 17 H: 2 LOB: 3 BB: 2 P: 32	R: 0 E: 0 K: 0 S: 9 H: 1 LOB: 0 BB: 0 P: 14	R: 0 E: 0 K: 0 S: 7 H: 1 LOB: 1 BB: 0 P: 11	R: 0 E: 0 K: 1 S: 14 H: 2 LOB: 3 BB: 1 P: 23	R: 1 E: 0 K: 0 S: 14 H: 1 LOB: 3 BB: 3 P: 34

| | | |

Batter	1	2	3	4	5	6	7	8	9	AB	R	H	RBI	BB	SO	LOB
24 Chris Young, R (1, 8) OBP: 0.291, SLG: 0.456	C F B B CU 78 S FA 92 2-3 ① K		B CH 84 F FA 92 S CU 80 C CU 79 1-3 ③ K			S FA 92 F CU 79 B FA 92 B FA 95 B FA 93 C FA 93 3-3 ② K		F CU 78 X FA 94 0-1 1 CS 1B		4	0	1	0	0	3	0
1 Orlando Hudson, S (1, 4) OBP: 0.372, SLG: 0.435	B FA 91 B FA 92 F FA 91 C FA 91 B CU 78 F FA 92 X FC 89 3-2 22 FC6-4 1B			C FA 92 X CU 79 0-1 ① G4-3		F FA 92 B FA 91 B FA 92 B FA 92 B FA 93 4-1 BB		C FA 93 P PO 84 1 SAFE B FA 94 F CH 85 F FA 94 B FA 93 B FA 93 4-2 ② 1-2 BB		2	0	1	0	2	0	0
22 Eric Byrnes, R (1, 7) OBP: 0.368, SLG: 0.495	B FA 92 B FA 92 B FC 90 C FA 92 X FA 92 3-1 ② FC6-4 1-2f			F FA 94 F FA 94 F FA 94 C FA 92 0-3 ② K		F FA 93 B FA 92 S FA 93 T FA 93 1-2 ③ K		B FA 96 S SL 85 F FA 96 F FA 97 F SL 86 B SL 87 F FA 95 B SL 87 S FA 95 3-3 ③ K		4	0	0	0	0	3	3
18 Chad Tracy, L (1, 5) OBP: 0.348, SLG: 0.459 11 Augie Ojeda, S (8, 5) OBP: 0.321, SLG: 0.385	1 SAFE B FA 91 B FA 92 F FA 91 X FA 91 2-1 ③ G6-3			B FA 90 X FA 93 1-0 1B			B FA 92 C FA 92 B CH 84 B CH 79 C FA 92 X SL 86 3-2 ① G6-3		C FA 85 B FA 86 S FA 85 S FA 85 1-3 ① K	3 1	0 0	1 0	0 0	0 0	0 1	1 0
34 Conor Jackson, R (1, 3) OBP: 0.358, SLG: 0.413 Jose Valverde, R (9, 1)		C FA 92 F FA 92 B FA 91 F CU 79 X SL 86 1-2 ① P6		B FA 92 C FA 92 X FA 92 1-1 ③ F8			C FA 94 F FA 93 F SL 86 X FA 92 0-2 ② G6-3		B FA 86 S FA 85 F FA 85 B FA 86 X 2-2 ② P4	4 0	0 0	0 0	0 0	0 0	0 0	1 0
6 Stephen Drew, L (1, 6) OBP: 0.301, SLG: 0.378		B CU 80 C CU 77 X FA 92 1-1 ② G3			C FA 91 B FA 93 X CH 84 1-1 ① L8		X FA 94 0-0 1B		B FA 86 B FA 88 B FA 88 C FA 86 B FA 88 4-1 10 FC6-4 BB	3	0	1	0	1	0	0
10 Justin Upton, R (1, 9)		B CU 79 B FA 93 X FA 87 2-0 ③ F7			C FA 92 B FA 95 F FA 92 X CU 79 1-2 ② L7		S CU 79 X FA 93 0-1 ③ G3		C FA 86 1 SAFE 1 SAFE B FA 84 C FA 86 F FA 87 B FA 85 X FA 86 2-2 ③ 1-2f FC6-4	4	0	0	0	0	0	2
19 Chris Snyder, R (1, 2) OBP: 0.329, SLG: 0.413			C FA 92 X FA 93 0-1 ① G6-3		C FA 93 B FA 93 B FA 92 X 2-1 ③ F9			B FA 93 X FA 93 1-0 HR		3	1	1	1	0	0	0
49 Doug Davis, R (1, 1) OBP: 0.100, SLG: 0.077 Tony Clark, S (9, 3) OBP: 0.281, SLG: 0.478			C FA 92 F FA 91 S CU 78 0-3 ② K			F FA 92 S FA 93 S CU 79 0-3 ① K		C FA 92 S FA 93 C FA 93 0-3 ① K		3 0	0 0	0 0	0 0	0 0	3 0	0 0
Inning Stats	R: 0 E: 0 K: 1 S: 11 H: 1 LOB: 1 BB: 0 P: 21	R: 0 E: 0 K: 0 S: 7 H: 0 LOB: 0 BB: 0 P: 11	R: 0 E: 0 K: 2 S: 8 H: 0 LOB: 0 BB: 0 P: 9	R: 0 E: 0 K: 1 S: 9 H: 1 LOB: 1 BB: 0 P: 11	R: 0 E: 0 K: 0 S: 7 H: 0 LOB: 0 BB: 0 P: 11	R: 0 E: 0 K: 3 S: 10 H: 0 LOB: 1 BB: 1 P: 18	R: 0 E: 0 K: 0 S: 10 H: 1 LOB: 1 BB: 0 P: 13	R: 1 E: 0 K: 2 S: 16 H: 2 LOB: 1 BB: 1 P: 23	R: 0 E: 0 K: 1 S: 11 H: 0 LOB: 1 BB: 1 P: 20	1B: 4 2B: 0 3B: 0 HR: 1 SF: 0 SAC: 0 DP: 0 HBP: 0						

PITCHER		IP	WLS	BF	H	R	ER	SO	BB	IBB	HBP	BLK	WP	HR	S	P	ERA	WHIP
58 Chad Billingsley, R ERA: 3.43	(1, 1)	7.2	L	29	5	1	1	8	2	0	0	0	0	1	72	108	1.17	0.913
51 Jonathan Broxton, R ERA: 2.6	(8, 1)	0.1		1	0	0	0	1	0	0	0	0	0	0	6	9	0.00	0.000
Joe Beimel, L ERA: 3.97	(9, 1)	1.0		4	0	0	0	1	1	0	0	0	0	0	11	20	0.00	1.000

PITCHER	IP	WLS	BF	H	R	ER	SO	BB	IBB	HBP	BLK	WP	HR	S	P	ERA	WHIP

TOP

Arizona Diamondbacks @ Los Angeles Dodgers

Dodger Stadium, Los Angeles, CA

Fri Aug 03 2007, 7:40 PM PDT

Att. 51,582 - Clear - 74 F

livebaseballscorecards.com

AB	31
R	1
H	5
RBI	1
BB	3
SO	10
LOB	7

WP: 0	PA: 34								
PB: 0									
SB: 0									
CS: 1									

Batter	1	2	3	4	5	6	7	8	9	AB	R	H	RBI	BB	SO	LOB
15 Rafael Furcal, S (1, 6) OBP: 0.352, SLG: 0.379	C FA 83 X FC 82 0-1 ① G4-3		B CU 67 X FC 83 1-0 1B			B CU 66 B FA 83 B FC 78 C FA 83 C FC 79 T FC 79 3-2 ① K			S FA 92 X FS 85 0-1 ① F7	4	0	1	0	0	1	0
9 Juan Pierre, L (1, 8) OBP: 0.314, SLG: 0.333	B FA 83 C FA 83 X FC 81 1-1 E 55 S 1B		C FC 82 B CU 68 X CU 68 1-1 ③ G4-3			C FA 83 B CU 68 B CU 66 C CU 68 B FA 86 B FC 80 4-2 55 FC1-4 BB			B FA 92 L FA 91 F FA 93 C FS 84 1-3 ② K	3	0	1	0	1	1	1
55 Russell Martin, R (1, 2) OBP: 0.371, SLG: 0.470	1 SAFE B FC 80 1 SAFE B FC 82 C FC 80 1 SAFE 1 SAFE X CH 77 2-1 ② G1-3 1-2			C FC 79 C CU 65 X FA 86 0-2 FC5-4 1B		F FC 81 1 SAFE B CU 67 X CH 77 1-1 ② FC1-4 CS 1-2f			S FS 85 B FS 85 S FA 95 S FA 94 1-3 ③ K	4	0	1	0	0	1	2
Olmedo Saenz, R (1, 3) OBP: 0.294, SLG: 0.333	2 SAFE X FC 83 0-0 ③ F9 2-3			C CH 78 1 SAFE C CU 67 X CH 78 0-2 ① FC5-4 1-2f		1 SAFE 1 SAFE 0-0 ③ CS 1-2	B CU 66 B FC 80 X FA 84 2-0 ① G4-3			3	0	0	0	0	0	2
5 Nomar Garciaparra, R (1, 5) OBP: 0.332, SLG: 0.364		B FA 83 F FC 80 B FC 80 B FC 81 X FC 80 3-1 ① F9		X FC 82 0-0 ② L7			B CU 68 X CU 66 1-0 ② L7			3	0	0	0	0	0	1
27 Matt Kemp, R (1, 9) OBP: 0.374, SLG: 0.515		B FA 85 B CH 76 C FC 81 X FC 82 2-1 ② G6-3		F CH 76 B FC 80 B CU 67 B FC 82 F FC 82 C FC 81 3-3 ③ K			X CH 77 0-0 ③ F9			3	0	0	0	0	1	1
49 Delwyn Young, S (1, 7)		B FC 81 C FC 80 B CU 68 B FA 84 C FC 80 X FC 81 3-2 ③ G3			F FC 80 S FC 80 S FC 80 0-3 ① K			C CH 76 C FC 79 B FC 82 C FC 81 1-3 ① K		3	0	0	0	0	2	0
Ramon Martinez, R (1, 4) OBP: 0.237, SLG: 0.213			C FA 83 B CH 76 X FC 81 1-1 ① G4-3		C FA 84 F FC 81 B FC 83 X CH 77 1-2 ② G4-3			F FC 81 B FC 80 C CU 66 X CU 66 1-2 ② G6-3		3	0	0	0	0	0	0
58 Chad Billingsley, R (1, 1) OBP: 0.125, SLG: 0.188 51 Jonathan Broxton, R (8, 1) Luis Gonzalez, L (8, PH) OBP: 0.361, SLG: 0.440 Joe Beimel, L (9, 1)			B FA 84 C FA 84 B CU 68 B FC 80 X FC 81 3-1 ② G5-3		C FA 85 B CH 76 X FC 82 1-1 ③ G6-3			B CU 69 B FA 87 B FC 83 C FC 82 C FC 82 X CH 77 3-2 ③ G1-5-3		2 0 1 0	0 0 0 0	0 0 0 0	0 0 0 0	0 0 0 0	0 0 0 0	0 0 0 0
Inning Stats	R: 0 E: 1 K: 0 S: 7 H: 1 LOB: 1 BB: 0 P: 10	R: 0 E: 0 K: 0 S: 7 H: 0 LOB: 0 BB: 0 P: 15	R: 0 E: 0 K: 0 S: 7 H: 1 LOB: 1 BB: 0 P: 13	R: 0 E: 0 K: 1 S: 10 H: 1 LOB: 1 BB: 0 P: 13	R: 0 E: 0 K: 1 S: 8 H: 0 LOB: 0 BB: 0 P: 10	R: 0 E: 0 K: 1 S: 7 H: 0 LOB: 0 BB: 1 P: 15	R: 0 E: 0 K: 0 S: 3 H: 0 LOB: 0 BB: 0 P: 6	R: 0 E: 0 K: 1 S: 9 H: 0 LOB: 0 BB: 0 P: 14	R: 0 E: 0 K: 2 S: 8 H: 0 LOB: 0 BB: 0 P: 10	1B: 3 2B: 0 3B: 0 HR: 0	SF: 0 SAC: 0 DP: 0 HBP: 0			WP: 0 PB: 0 SB: 1 CS: 1		PA: 31

PITCHER		IP	WLS	BF	H	R	ER	SO	BB	IBB	HBP	BLK	WP	HR	S	P	ERA	WHIP
49 Doug Davis, L ERA: 3.88	(1, 1)	8.0	W	27	3	0	0	4	1	0	0	0	0	0	58	96	0.00	0.500
Jose Valverde, R ERA: 2.86	(9, 1)	1.0	S	3	0	0	0	2	0	0	0	0	0	0	8	10	0.00	0.000

PITCHER	IP	WLS	BF	H	R	ER	SO	BB	IBB	HBP	BLK	WP	HR	S	P	ERA	WHIP

BOTTOM

Arizona Diamondbacks @ Los Angeles Dodgers

Dodger Stadium, Los Angeles, CA

Fri Aug 03 2007, 7:40 PM PDT

Att. 51,582 - Clear - 74 F

livebaseballscorecards.com

AB	29
R	0
H	3
RBI	0
BB	1
SO	6
LOB	7

Batter	1	2	3	4	5	6	7	8	9	AB	R	H	RBI	BB	SO	LOB
24 Chris Young, R (1, 8) OBP: 0.290, SLG: 0.452	B FA 88 X FA 89 1-0 P3		C FA 90 B FA 90 F SL 84 C FA 90 1-3 K		L FA 90 F FA 90 B FA 90 F FA 90 S 1-3 K		B FA 92 X FA 92 1-0 1 FC5-4 1B		C SL 80 B FA 91 S FA 92 S SL 82 1-3 K	5	0	1	0	0	3	2
1 Orlando Hudson, S (1, 4) OBP: 0.374, SLG: 0.436	F FA 90 S CH 85 B SL 81 B FA 90 B FA 90 B FA 90 4-2 22 HR BB		C SL 82 C FA 90 B FA 90 X SL 84 1-2 G3		B FA 90 X CH 86 1-0 22 FC5-4 1-3 2-H 1B		C FA 90 B FA 91 X FA 91 1-1 FC5-4 22 G2-3 1-2f		B FA 90 X FA 90 1-0 22 1B 1B	4	1	2	1	1	0	1
22 Eric Byrnes, R (1, 7) OBP: 0.368, SLG: 0.501	F SL 83 B FA 90 X 1-1 1-H HR			B FA 89 B FA 90 C FA 90 X FA 90 2-1 L9	C FA 89 X FA 90 0-1 FC5-4 S 1-2f 3-H		B FA 92 X FA 92 1-0 G2-3 1-2		S FA 93 X FA 92 0-1 1-3 1B	5	1	2	3	0	0	2
Tony Clark, S (1, 3) OBP: 0.272, SLG: 0.460	B FA 90 C SL 82 X SL 83 1-1 G1-3			B FA 90 B SL 83 X SL 82 2-0 F7	B FA 90 S SL 83 C FA 89 S CH 85 1-3 K 1-2		C FA 91 F FA 91 F SL 82 C FA 92 0-3 K		B CU 78 F FA 94 S CU 78 X CU 77 1-2 P6	5	0	0	0	0	2	4
6 Stephen Drew, L (1, 6) OBP: 0.298, SLG: 0.374	B FA 90 C SL 82 C FA 90 B CH 86 X FA 90 2-2 P6			B CH 84 C FA 89 C SL 82 S CH 86 1-3 K		B FA 89 B FA 89 C FA 89 X FA 89 2-1 F7		B SL 83 X FA 94 1-0 P5		4	0	0	0	0	1	0
27 Mark Reynolds, R (1, 5) OBP: 0.313, SLG: 0.464		B FA 90 B FA 90 X FA 90 2-0 F8			B FA 89 X FA 89 1-0 10 1B 26 E 1B	C FA 91 C FA 91 X CU 70 0-2 26 HR 1B		S FA 95 S FA 95 S FA 96 0-3 K		4	2	2	0	0	1	0
10 Justin Upton, R (1, 9) OBP: 0.222, SLG: 0.333		C FA 91 B FA 91 B FA 90 X FA 90 2-1 P4			C FA 89 F SL 82 X SL 81 0-2 26 E 1-2 FC4 1B	B FA 89 B FA 90 T FA 89 C FA 90 S FA 90 2-3 K		X FA 96 0-0 2B		4	1	2	0	0	1	1
26 Miguel Montero, L (1, 2) OBP: 0.306, SLG: 0.399		X FA 91 0-0 G1-3			C FA 89 C FA 89 B FA 89 F CH 85 F FA 90 F CH 85 X SL 82 1-2 E3 1 1B 1-3 2-H	X FA 89 0-0 1-H HR		B FA 95 S SL 85 B FA 94 X CH 86 2-1 G6-3		4	2	1	2	0	0	2
Livan Hernandez, R (1, 1) OBP: 0.185, SLG: 0.245 37 Juan Cruz, R (7, 1) 56 Ramon Pena, R (7, 1) OBP: 0.333, SLG: 0.333 Jeff Cirillo, R (9, PH) OBP: 0.326, SLG: 0.383 Jose Valverde, R (9, 1)			C FA 90 S SL 82 X SL 81 0-2 P4		B FA 89 X FA 90 1-0 FC4 1 1B 22 FC5-4 3-H	F FA 90 X CU 75 0-1 G2-3			F FA 92 B SL 80 X SL 81 1-1 P2	3 0 0 1 0	1 0 0 0 0	0 0 0 0 0	1 0 0 0 0	0 0 0 0 0	0 0 0 0 0	1 0 0 0 0
Inning Stats	R: 2 E: 0 K: 0 S: 10 H: 1 LOB: 0 BB: 1 P: 19	R: 0 E: 0 K: 0 S: 4 H: 0 LOB: 0 BB: 0 P: 8	R: 0 E: 0 K: 1 S: 9 H: 0 LOB: 0 BB: 0 P: 11	R: 0 E: 0 K: 1 S: 6 H: 0 LOB: 0 BB: 0 P: 11	R: 4 E: 1 K: 2 S: 21 H: 3 LOB: 1 BB: 0 P: 27	R: 2 E: 0 K: 1 S: 11 H: 2 LOB: 0 BB: 0 P: 15	R: 0 E: 0 K: 1 S: 8 H: 1 LOB: 1 BB: 0 P: 11	R: 0 E: 0 K: 1 S: 7 H: 1 LOB: 1 BB: 0 P: 10	R: 0 E: 0 K: 1 S: 11 H: 2 LOB: 2 BB: 0 P: 15	1B: 7 2B: 1 3B: 0 HR: 2	SF: 0 SAC: 0 DP: 0 HBP: 0			WP: 0 PB: 0 SB: 1 CS: 0	PA: 40	

PITCHER		IP	WLS	BF	H	R	ER	SO	BB	IBB	HBP	BLK	WP	HR	S	P	ERA	WHIP
Derek Lowe, R ERA: 3.58	(1, 1)	5.0	L	22	4	6	4	4	1	0	0	0	0	1	50	76	7.20	1.000
54 D.J. Houlton, R ERA: 5.17	(6, 1)	1.0		5	2	2	2	1	0	0	0	0	0	1	11	15	18.00	2.000
Rudy Seanez, R ERA: 4.03	(7, 1)	1.0		4	1	0	0	1	0	0	0	0	0	0	8	11	0.00	1.000
51 Jonathan Broxton, R ERA: 2.56	(8, 1)	1.0		4	1	0	0	1	0	0	0	0	0	0	7	10	0.00	1.000
44 Takashi Saito, R ERA: 1.48	(9, 1)	1.0		5	2	0	0	1	0	0	0	0	0	0	11	15	0.00	2.000

PITCHER	IP	WLS	BF	H	R	ER	SO	BB	IBB	HBP	BLK	WP	HR	S	P	ERA	WHIP

TOP

Arizona Diamondbacks @ Los Angeles Dodgers
Dodger Stadium, Los Angeles, CA
Sat Aug 04 2007, 7:10 PM PDT
Att. 52,921 - Clear - 72 F

livebaseballscorecards.com

AB	39
R	8
H	10
RBI	7
BB	1
SO	8
LOB	13

BOTTOM

Batter	1	2	3	4	5	6	7	8	9	AB	R	H	RBI	BB	SO	LOB
15 Rafael Furcal, S (1, 6) OBP: 0.351, SLG: 0.377	C FA 83 C FA 83 X FA 84 0-2 ① P4	C SL 78 C FA 84 F FA 84 F FA 83 B FA 84 F CU 68 B CH 76 B FA 83 X CU 64 3-2 ③ L3	B FA 82 D FA 83 F FA 83 F FA 84 X CH 76 2-2 ① G6-3 1-2		C FA 94 X FA 94 0-1 55 E 9 1B SF7 1B	X CH 88 0-0 ② P4		5	1	1	0	0	0	1
9 Juan Pierre, L (1, 8) OBP: 0.317, SLG: 0.334	C FA 84 B FA 83 L CH 75 S CH 75 1-3 ② K	C CH 75 C CH 82 X CH 76 0-2 5 G1-3 55 BLK BB 1B	C FA 83 F FA 84 H SL 75 1-2 HBP		C FA 94 X FA 95 0-1 SF7 55 E 5 HR 1-2 1B	C FA 94 B CH 88 X SL 85 1-1 ③ P4		4	2	2	0	0	1	0
55 Russell Martin, R (1, 2) OBP: 0.367, SLG: 0.464	X CU 73 0-0 ③ F8		B SL 76 B FA 85 X CU 76 2-0 ② F9 2-3	1 SAFE B FA 83 2 SAFE B FA 84 C FA 84 B FA 84 C SL 75 F CU 63 2 SAFE 3-2 X CH 76 G6-3 1-2	B FA 96 B SL 80 C FA 94 B SL 80 S FA 94 X FA 95 3-2 E9 5 HR 1-2 2-3		B FA 94 C FA 94 S FA 94 F FA 94 B FA 94 C FA 94 2-3 ① K		5	1	0	0	0	1	5
Luis Gonzalez, L (1, 7) OBP: 0.361, SLG: 0.439		C FA 82 S CU 61 B FA 84 B FA 84 X CU 64 2-2 5 G4-3 1B	C SL 76 H FA 83 1-2 BB 5 G1-3 HBP	X SL 76 0-0 ③ F8	B FA 95 B FA 94 S FA 94 B FA 94 X FA 94 3-1 ① SF7 2-3 3-H		C FA 94 F FA 93 F FA 95 B FS 83 X FA 94 1-2 ② P6		3	0	1	1	0	0	2
5 Nomar Garciaparra, R (1, 5) OBP: 0.333, SLG: 0.372		B CU 74 C SL 76 B FA 84 B FA 83 X FA 84 3-1 ①② G4-3 1-2f	C SL 76 X FA 85 0-1 ② G1-3 1-2 2-3	F CH 81 X CH 82 0-1 E 16 SF7 1B	S FA 95 X SL 81 0-1 1-H 3-H HR		F FA 95 T FA 95 F FA 94 S FS 86 0-3 ③ K		5	2	2	3	0	1	3
7 James Loney, L (1, 3) OBP: 0.388, SLG: 0.500		C SL 78 B FA 84 X FA 83 1-1 1B	C SL 78 B FA 84 B SL 79 B SL 76 B FA 84 4-1 BB BB	B CH 82 C SL 77 B FA 82 F FA 83 F CU 62 X FA 82 2-2 ① L9	B FA 90 F FA 94 X FA 94 1-1 ② G3-1				3	0	1	0	1	0	1
Ramon Martinez, R (1, 4) OBP: 0.238, SLG: 0.207		C FA 83 C SL 77 1 SAFE B FA 85 S CU 72 1-3 ③ K	C CU 75 B FA 85 D CU 63 B SL 75 B SL 76 4-1 1-2 2-3 3-H BB	B FA 84 X FA 83 1-0 E9 1-3	B FA 96 X FA 95 1-0 ③ F9				3	0	0	1	1	1	2
16 Andre Ethier, L (1, 9) OBP: 0.368, SLG: 0.460			C CH 73 B FA 83 F FA 83 X FA 84 1-2 ① F7 B CH 76 X SL 80 1-0 ③ G5-3	X SL 79 0-0 ② SF7 3-H		X SL 86 0-0 HR		3	1	1	2	0	0	3
Derek Lowe, R (1, 1) OBP: 0.244, SLG: 0.154 49 Delwyn Young, S (5, PH) OBP: 0.200, SLG: 0.200 54 D.J. Houlton, R (6, 1) 27 Matt Kemp, R (6, PH) OBP: 0.372, SLG: 0.511 Rudy Seanez, R (7, 1) 51 Jonathan Broxton, R (8, 1) Olmedo Saenz, R (8, PH) OBP: 0.291, SLG: 0.329 44 Takashi Saito, L (9, 1)			B FA 84 B SL 76 C SL 76 F FA 86 C 2-3 ② K	B CH 81 B CH 81 B CH 80 C FA 82 C FA 83 X 3-2 55 F9 15 G6-3 1B	B CU 74 C CU 75 C FA 85 S CU 60 1-3 ③ K	B C FA 96 X SL 86 1-1 ① F9		1 1 0 1 0 0 1 0	0 0 0 0 0 0 0 0	0 1 0 0 0 0 0 0	0 0 0 0 0 0 0 0	1 0 0 1 0 0 0 0	0 0 0 1 0 0 0 0	0 0 0 1 0 0 0 0
Inning Stats	R: 0 E: 0 K: 1 S: 7 H: 0 LOB: 0 BB: 0 P: 8	R: 0 E: 0 K: 1 S: 10 H: 2 LOB: 1 BB: 0 P: 17	R: 0 E: 0 K: 1 S: 12 H: 0 LOB: 0 BB: 0 P: 18	R: 1 E: 0 K: 0 S: 14 H: 1 LOB: 3 BB: 2 P: 27	R: 0 E: 0 K: 0 S: 10 H: 1 LOB: 2 BB: 0 P: 18	R: 1 E: 1 K: 1 S: 11 H: 1 LOB: 1 BB: 0 P: 15	R: 4 E: 1 K: 0 S: 14 H: 3 LOB: 0 BB: 0 P: 22	R: 1 E: 0 K: 0 S: 6 H: 1 LOB: 0 BB: 0 P: 8	R: 0 E: 0 K: 2 S: 12 H: 0 LOB: 0 BB: 0 P: 15	1B: 7 2B: 0 3B: 0 HR: 2 SF: 2 SAC: 0 DP: 1 HBP: 2						

PITCHER		IP	WLS	BF	H	R	ER	SO	BB	IBB	HBP	BLK	WP	HR	S	P	ERA	WHIP
Livan Hernandez, R ERA: 4.83	(1, 1)	6.0	W	27	5	2	1	4	2	0	2	1	0	0	64	103	1.50	1.167
37 Juan Cruz, R ERA: 3.38	(7, 1)	0.1		5	3	4	3	0	0	0	0	0	0	1	11	17	81.00	9.000
56 Ramon Pena, R ERA: 1.98	(7, 1)	1.2	H	6	1	1	1	0	0	0	0	0	0	1	9	13	5.40	0.600
Jose Valverde, R ERA: 2.8	(9, 1)	1.0	S	3	0	0	0	2	0	0	0	0	0	0	12	15	0.00	0.000

PITCHER	IP	WLS	BF	H	R	ER	SO	BB	IBB	HBP	BLK	WP	HR	S	P	ERA	WHIP

Arizona Diamondbacks @ Los Angeles Dodgers
Dodger Stadium, Los Angeles, CA
Sat Aug 04 2007, 7:10 PM PDT
Att. 52,921 - Clear - 72 F

livebaseballscorecards.com

AB	35
R	7
H	9
RBI	7
BB	2
SO	6
LOB	18

1B: 7	SF: 2	WP: 0	PA: 41
2B: 0	SAC: 0	PB: 0	
3B: 0	DP: 1	SB: 0	
HR: 2	HBP: 2	CS: 0	

Batter	1	2	3	4	5	6	7	8	9	AB	R	H	RBI	BB	SO	LOB
24 Chris Young, R (1, 8) OBP: 0.290, SLG: 0.449	C FA 92 B FA 92 X FA 93 1-1 ① L7		X CU 71 0-0 ① B1-3		F FA 92 S FA 93 B CH 83 F FA 96 B SL 84 B FA 94 X FA 95 3-2 ① L9			S B FA 94 B FA 94 C FA 94 F FA 95 B SL 87 B FA 93 4-2 1 G4-3 1 S BB		3	0	0	0	1	0	0
1 Orlando Hudson, S (1, 4) OBP: 0.371, SLG: 0.431	F FA 95 B F S CH 84 1-3 ② K		B FA 94 F CH 82 X FA 94 1-1 ② L8		X FA 94 0-0 ② F7			B FA 92 C FA 93 L CU 75 F CH 87 F FA 94 X CH 86 1-2 ① G4-3 1-3		4	0	0	0	0	1	1
22 Eric Byrnes, R (1, 7) OBP: 0.365, SLG: 0.497	B FA 94 C FA 94 F FA 96 F FA 92 B FA 95 F FA 96 S CH 85 2-3 ③ K		X FA 94 0-0 ③ P3		B CU 76 F FA 93 F CH 84 B FA 95 X FA 96 2-2 ③ G1-3			S SL 85 X SL 85 0-1 ② G5-3		4	0	0	0	0	1	1
34 Conor Jackson, R (1, 3) OBP: 0.359, SLG: 0.417 Tony Clark, S (8, 3) OBP: 0.272, SLG: 0.460		B FA 93 B FA 94 C FA 94 X FA 95 2-1 27 1B 6 SH2-3 10 2B 1B		C CU 72 B FA 92 B FA 94 X FA 94 2-1 6 F9 27 1B 2B		B CH 83 F FA 94 B CH 85 B FA 95 X FA 97 3-1 ① F9		B SL 85 X FA 94 1-0 ③ F7		4 0	2 0	2 0	0 0	0 0	0 0	1 0
6 Stephen Drew, L (1, 6) OBP: 0.296, SLG: 0.371		X CH 84 0-0 ① SH2-3 1-2		C CH 84 X CU 75 0-1 ① F9 2-3		C FA 96 X FA 96 0-1 ② F7			C CU 74 X FA 95 0-1 ① F7	3	0	0	0	0	0	1
27 Mark Reynolds, R (1, 5) OBP: 0.316, SLG: 0.464		D FA 94 X FA 95 1-0 10 2B 19 SF8 1B 2-3		B FA 94 X CH 83 1-0 10 1B 1B 3-H		B FA 96 S FA 96 F FA 96 S FA 97 1-3 ③ K			S FA 93 B FA 94 C SL 85 B FA 95 S FA 94 2-3 ② K	4	1	2	1	0	2	0
10 Justin Upton, R (1, 9) OBP: 0.308, SLG: 0.462		S CH 84 B FA 95 S CH 85 B FA 92 B FS 85 X SL 83 3-2 1-3 2B 3-H		C FA 93 S FA 94 B FA 94 F CH 85 B FA 95 B X FA 94 3-2 1-3 1B			S CH 82 B FA 94 C FA 96 B FA 96 X FA 96 2-2 ① P6		C CU 75 F SL 85 B FA 96 F FA 95 F CU 74 F FA 94 F SL 84 B FA 94 C FA 93 2-3 ③ K	4	0	2	1	0	1	0
19 Chris Snyder, R (1, 2) OBP: 0.329, SLG: 0.411		B FA 95 S FA 96 B FA 96 F CH 84 X FA 96 2-2 ② SF8 3-H		C B FA 96 B FA 96 F CU 78 X FA 96 2-2 ② P5			F FA 95 H FA 95 1-1 17 G3-6-3 HBP			1	0	0	1	0	0	2
17 Brandon Webb, R (1, 1) OBP: 0.041, SLG: 0.061		C FA 95 B FA 94 S FA 95 C CU 79 1-3 ③ K		F FA 96 F FA 94 B FA 96 S CU 79 1-3 ③ K			X FA 95 0-0 ② ③ G3-6-3 1-2f			3	0	0	0	0	2	4
Inning Stats	R: 0 E: 0 K: 2 S: 10 H: 0 LOB: 0 BB: 0 P: 14	R: 2 E: 0 K: 1 S: 13 H: 3 LOB: 1 BB: 0 P: 22	R: 0 E: 0 K: 0 S: 4 H: 0 LOB: 0 BB: 0 P: 5	R: 1 E: 0 K: 1 S: 15 H: 3 LOB: 2 BB: 0 P: 24	R: 0 E: 0 K: 0 S: 8 H: 0 LOB: 0 BB: 0 P: 13	R: 0 E: 0 K: 1 S: 7 H: 0 LOB: 0 BB: 0 P: 11	R: 0 E: 0 K: 0 S: 5 H: 0 LOB: 0 BB: 0 P: 8	R: 0 E: 0 K: 0 S: 11 H: 0 LOB: 1 BB: 1 P: 17	R: 0 E: 0 K: 2 S: 12 H: 0 LOB: 0 BB: 0 P: 16	1B: 4 2B: 2 3B: 0 HR: 0 SF: 1 SAC: 1 DP: 1 HBP: 1						

PITCHER		IP	WLS	BF	H	R	ER	SO	BB	IBB	HBP	BLK	WP	HR	S	P	ERA	WHIP
31 Brad Penny, R ERA: 2.66	(1, 1)	7.0	L	27	6	3	3	5	0	0	1	0	0	0	62	97	3.86	0.857
45 Scott Proctor, R ERA: 3.72	(8, 1)	2.0		7	0	0	0	2	1	0	0	0	0	0	23	33	0.00	0.500

PITCHER | IP | WLS | BF | H | R | ER | SO | BB | IBB | HBP | BLK | WP | HR | S | P | ERA | WHIP

TOP

Arizona Diamondbacks @ Los Angeles Dodgers
Dodger Stadium, Los Angeles, CA
Sun Aug 05 2007, 1:10 PM PDT
Att. 48,803 - Sunny - 79 F

livebaseballscorecards.com

AB	30
R	3
H	6
RBI	3
BB	1
SO	7
LOB	10

Batter	1	2	3	4	5	6	7	8	9	AB	R	H	RBI	BB	SO	LOB
15 Rafael Furcal, S (1, 6) OBP: 0.348, SLG: 0.373	X FA 87 0-0 ① G4-3		B FA 89 C FA 89 B FA 88 F FA 88 B FA 88 X FA 88 3-2 ② G6-3		B FA 90 X FA 89 1-0 ② F8			C FA 86 S CU 74 F CU 73 B CH 80 X FA 88 1-2 ① G3-1		4	0	0	0	0	0	3
9 Juan Pierre, L (1, 8) OBP: 0.314, SLG: 0.331	B FA 88 C FA 87 B FA 89 F FA 90 F FA 90 S FA 89 2-3 ② K		B FA 88 X CH 80 1-0 ③ G4-3		C FA 89 X CH 81 0-1 ③ P6			B FA 87 C FA 87 X CU 74 1-1 ② F7		4	0	0	0	0	1	3
55 Russell Martin, R (1, 2) OBP: 0.368, SLG: 0.466	B FA 89 C FA 89 X FA 90 1-1 1B			X FA 88 0-0 ① G5-3		C FA 88 B CU 74 F FA 89 F CU 80 B FA 90 S CH 80 2-3 ① K2-3		X FA 89 0-0 2B		4	0	2	0	0	1	0
Luis Gonzalez, L (1, 7) OBP: 0.360, SLG: 0.437	1 SAFE B FA 87 X FA 89 1-0 ③ F8			C FA 89 B FA 87 B CU 74 B FA 88 X FA 90 3-1 5 FC6-4 1B		C B CU 76 B FA 90 X FA 90 2-1 ② F8		D CH 78 X FA 89 1-0 ③ G3		4	0	1	0	0	0	2
5 Nomar Garciaparra, R (1, 5) OBP: 0.329, SLG: 0.368		X FA 88 0-0 ① L8		B FA 89 X FA 90 1-0 ② FC6-4 1-2f		C FA 90 X FA 90 0-1 ③ G5-3			X FA 89 0-0 ① G6-3	4	0	0	0	0	0	1
7 James Loney, L (1, 3) OBP: 0.379, SLG: 0.487		B FA 88 B FA 89 F FA 90 B FA 89 X FA 90 3-1 ② G4-3		C FA 91 C FA 89 B CH 80 C FA 90 1-3 ③ K			X FA 88 0-0 ① F7		C FA 88 X FA 89 0-1 ② G3	4	0	0	0	0	1	1
Ramon Martinez, R (1, 4) OBP: 0.238, SLG: 0.208		C FA 89 B FA 89 X FA 91 1-1 ③ G5-3			B FA 88 C FA 89 C FA 90 S CH 79 1-3 ① K		B FA 89 B FA 89 C FA 89 X FA 89 2-1 16 G4-3 1B		C FA 89 B FA 89 B FA 91 T FA 89 X CH 80 2-2 ③ F7	4	0	1	0	0	1	0
16 Andre Ethier, L (1, 9) OBP: 0.370, SLG: 0.465			B FA 88 B FA 89 X FA 88 2-0 2B		B FA 90 C FA 89 B CU 76 X FA 89 2-1 31 1B		X FA 88 0-0 ② G4-3 1-2			3	0	2	0	0	0	1
31 Brad Penny, R (1, 1) OBP: 0.326, SLG: 0.386 49 Delwyn Young, S (7, PH) OBP: 0.167, SLG: 0.167 45 Scott Proctor, R (8, 1)			X FA 88 0-0 ① L3		1 SAFE C FA 89 L FA 89 X CH 80 0-2 1-2 1B		B FA 89 C FA 89 B FA 89 B FA 90 X 3-1 ③ G4-3			2 1 0	0 0 0	1 0 0	0 0 0	0 0 0	0 0 0	1 1 0
Inning Stats	R: 0 E: 0 K: 1 S: 8 H: 1 LOB: 1 BB: 0 P: 12	R: 0 E: 0 K: 0 S: 5 H: 0 LOB: 0 BB: 0 P: 9	R: 0 E: 0 K: 0 S: 6 H: 1 LOB: 1 BB: 0 P: 12	R: 0 E: 0 K: 1 S: 7 H: 1 LOB: 1 BB: 0 P: 12	R: 0 E: 0 K: 1 S: 11 H: 2 LOB: 2 BB: 0 P: 15	R: 0 E: 0 K: 1 S: 8 H: 0 LOB: 0 BB: 0 P: 12	R: 0 E: 0 K: 0 S: 6 H: 1 LOB: 1 BB: 0 P: 11	R: 0 E: 0 K: 0 S: 8 H: 1 LOB: 1 BB: 0 P: 11	R: 0 E: 0 K: 0 S: 6 H: 0 LOB: 0 BB: 0 P: 8	1B: 5 2B: 2 3B: 0 HR: 0 SF: 0 SAC: 0 DP: 0 HBP: 0						

PITCHER	IP	WLS	BF	H	R	ER	SO	BB	IBB	HBP	BLK	WP	HR	S	P	ERA	WHIP
17 Brandon Webb, R (1, 1) ERA: 2.92	9.0	W	34	7	0	0	4	0	0	0	0	0	0	65	102	0.00	0.778

PITCHER	IP	WLS	BF	H	R	ER	SO	BB	IBB	HBP	BLK	WP	HR	S	P	ERA	WHIP

BOTTOM

Arizona Diamondbacks @ Los Angeles Dodgers

Dodger Stadium, Los Angeles, CA

Sun Aug 05 2007, 1:10 PM PDT

Att. 48,803 - Sunny - 79 F

livebaseballscorecards.com

AB	34
R	0
H	7
RBI	0
BB	0
SO	4
LOB	13

WP: 0 PA: 34
PB: 0
SB: 0
CS: 0

Los Angeles Dodgers @ Cincinnati Reds

Great American Ball Park, Cincinnati, OH

Tue Aug 07 2007, 7:10 PM EDT

Att. 22,057 - Partly Cloudy - 97 F

livebaseballscorecards.com

TOP

Batter	1	2	3	4	5	6	7	8	9	AB	R	H	RBI	BB	SO	LOB
15 Rafael Furcal, S (1, 6) OBP: 0.345, SLG: 0.370	B B C B S X 3-2 G4-3 ①		X CU 69 0-0 E4 55 G6-4-3 2-3			B CU 71 C CU 72 X CU 73 1-1 E3 9 1B	S CH 80 B CH 80 F CH 79 X CH 80 1-2 P4 ③			4	0	0	0	0	0	3
9 Juan Pierre, L (1, 8) OBP: 0.318, SLG: 0.335	B B C F B F X 3-2 12 1B 1B		C CU 72 B FC 87 X CU 69 1-1 P3 ①			B FA 87 B CH 80 C FA 84 C FA 87 F CU 76 X SL 79 2-2 1-2 1B		B FA 88 C FA 88 B FA 88 F FA 89 X CH 78 2-2 12 G6-4-3 55 1B 1B		4	0	3	0	0	0	2
55 Russell Martin, R (1, 2) OBP: 0.367, SLG: 0.464	B C B F F 1 SAFE S 2-3 K ②		B FA 89 C FA 88 X CU 76 1-1 G6-4-3 ② ③ 1-2f			B CU 70 B CU 75 C CU 71 B FA 89 C FA 89 C FA 89 3-3 K ①		F FA 93 1 SAFE S FA 94 F FC 95 X SL 88 0-2 12 G6-4-3 1-2 1B		4	0	1	0	0	2	5
12 Jeff Kent, R (1, 4) OBP: 0.383, SLG: 0.509	C P B S X 2-2 1-2 1B			C CH 77 F FA 91 B FA 90 B FA 90 X 2-2 F9 ①		C FA 90 S FA 94 X CU 77 0-2 F8 ②		B FC 94 F FA 94 C FA 94 F SL 94 X FA 95 1-2 G6-4-3 ① ② 1-2f 2-3		4	0	1	0	0	0	4
Luis Gonzalez, L (1, 7) OBP: 0.357, SLG: 0.432	B C B S F F S 2-3 K ③			C SL 79 B FA 90 B X 2-1 P5 ②		C CH 76 C CU 69 B FA 90 B FA 90 X 2-2 F8 ③		B FA 95 X FA 95 1-0 G3 ③		4	0	0	0	0	1	5
5 Nomar Garciaparra, R (1, 5) OBP: 0.326, SLG: 0.365		B FA 88 C FA 88 X FA 89 1-1 G6-3 ①		B X 1-0 L4 ③			X SL 71 0-0 P5 ①		F SL 82 B SL 84 C FA 89 B SL 84 F SL 85 F FA 90 X FA 90 2-2 F9 ①	4	0	0	0	0	0	0
16 Andre Ethier, L (1, 9) OBP: 0.366, SLG: 0.459		C CH 80 F FA 89 X FA 90 0-2 G4-3 ②			F CH 77 F FA 90 F FA 90 F CU 70 S FA 90 0-3 K ①		C CH 68 C CH 75 B CU 76 X CU 73 1-2 G3 ②		B FA 89 B FA 88 B FA 89 C FA 89 X FA 89 3-1 F7 ②	4	0	0	0	0	1	0
7 James Loney, L (1, 3) OBP: 0.376, SLG: 0.481		C FA 90 S CH 80 S FA 89 0-3 K ③			X CH 76 0-0 L8 ②		C CU 65 B CU 66 X CU 70 1-1 49 1B 1B		B SI 89 X FA 89 1-0 G6-3 ③	4	0	1	0	0	1	0
Mark Hendrickson, L (1, 1) OBP: 0.111, SLG: 0.080 49 Delwyn Young, S (7, PH) OBP: 0.286, SLG: 0.286 Rudy Seanez, R (7, 1)			X FA 87 0-0 15 E 2B		B FA 89 F FA 89 C FA 91 B FA 91 X CU 76 2-2 G1-3 ③		B SL 71 X CU 71 1-0 1-3 1B			2 1 0	0 0 0	1 1 0	0 0 0	0 0 0	0 0 0	0 0 0
Inning Stats	R: 0 E: 0 K: 2 S: 20 H: 2 LOB: 2 BB: 0 P: 31	R: 0 E: 0 K: 1 S: 8 H: 0 LOB: 0 BB: 0 P: 9	R: 0 E: 1 K: 0 S: 6 H: 1 LOB: 1 BB: 0 P: 8	R: 0 E: 0 K: 0 S: 6 H: 0 LOB: 0 BB: 0 P: 11	R: 0 E: 0 K: 1 S: 9 H: 0 LOB: 0 BB: 0 P: 11	R: 0 E: 1 K: 1 S: 15 H: 1 LOB: 2 BB: 0 P: 23	R: 0 E: 0 K: 0 S: 10 H: 2 LOB: 2 BB: 0 P: 14	R: 0 E: 0 K: 0 S: 12 H: 2 LOB: 1 BB: 0 P: 16	R: 0 E: 0 K: 0 S: 8 H: 0 LOB: 0 BB: 0 P: 14	1B: 7 2B: 1 3B: 0 HR: 0 SF: 0 SAC: 0 DP: 2 HBP: 0						

	AB	35
	R	0
	H	8
	RBI	0
	BB	0
	SO	5
	LOB	19

WP: 0 PB: 0 SB: 0 CS: 0 — PA: 35

PITCHER		IP	WLS	BF	H	R	ER	SO	BB	IBB	HBP	BLK	WP	HR	S	P	ERA	WHIP
61 Bronson Arroyo, R ERA: 4.51	(1, 1)	6.2	W	27	6	0	0	5	0	0	0	0	0	0	71	103	0.00	0.900
Mike Stanton, L ERA: 4.99	(7, 1)	0.1	H	2	1	0	0	0	0	0	0	0	0	0	6	9	0.00	3.000
51 Jared Burton, R ERA: 3.38	(8, 1)	1.0		3	1	0	0	0	0	0	0	0	0	0	9	11	0.00	1.000
25 David Weathers, R ERA: 3.34	(9, 1)	1.0		3	0	0	0	0	0	0	0	0	0	0	8	14	0.00	0.000

PITCHER		IP	WLS	BF	H	R	ER	SO	BB	IBB	HBP	BLK	WP	HR	S	P	ERA	WHIP

BOTTOM

Los Angeles Dodgers @ Cincinnati Reds

Great American Ball Park, Cincinnati, OH

Tue Aug 07 2007, 7:10 PM EDT

Att. 22,057 - Partly Cloudy - 97 F

livebaseballscorecards.com

Batter	1	2	3	4	5	6	7	8	9	AB	R	H	RBI	BB	SO	LOB
30 Norris Hopper, R (1, 8) OBP: 0.330, SLG: 0.351	X FA 85 0-0 4 1B 1B 1B	C FA 87 B FA 87 F FA 88 B FA 88 X CH 82 2-2 ③ G4-3		X CU 71 0-0 ③ G4-3			B FA 94 B FA 94 C FA 94 B FA 93 C FA 93 X FA 93 3-2 ① G4-3			4	1	1	0	0	0	0
4 Brandon Phillips, R (1, 4) OBP: 0.324, SLG: 0.472	C FA 86 S CH 81 D CH 82 B FA 88 F CH 81 X FA 88 2-2 1B 28 2B 1-2 1B		B CU 71 F CU 71 B FA 86 B FA 86 X FA 87 3-1 HR		B CH 80 X CH 83 1-0 ① P4		X FA 94 0-0 ② P2			4	2	2	1	0	0	0
Ken Griffey Jr., L (1, 9) OBP: 0.382, SLG: 0.519	X FA 87 0-0 ① P5		C CU 74 B FA 87 X CU 74 1-1 2 BB 28 1B 1B		B FA 85 F CH 80 B FA 86 B FA 86 B CH 81 4-1 G6-3 BB		B FA 87 X FA 87 1-0 ③ G4-3			3	0	1	0	1	0	2
Jeff Conine, R (1, 3) OBP: 0.319, SLG: 0.394	C CH 80 S FA 87 D FA 88 S FA 89 1-3 ② K		F FA 87 F FA 87 F FA 87 F CH 82 B FA 87 X FA 86 1-2 ① F7		B FA 86 C FA 86 B CH 81 X FA 86 2-1 ② G6-3 1-2			B FA 92 F FA 92 C C FA 92 1-3 ① K		4	0	0	0	0	2	4
Adam Dunn, L (1, 7) OBP: 0.362, SLG: 0.552	C FA 89 X FA 89 0-1 28 2B 1-3 2-H 1B		C FA 88 B CH 81 B FA 86 F CU 74 S FA 88 2-3 ② K		C FA 86 X FA 86 0-1 ③ P2			B FA 94 S CH 86 F FA 93 F CH 87 X FA 94 1-2 ② G4-3		4	1	1	1	0	1	2
28 Edwin Encarnación, R (1, 5) OBP: 0.344, SLG: 0.384	B FA 88 B FA 88 C CH 82 B FA 89 C FA 88 F CH 82 F FA 88 X CH 82 3-2 1-H 3-H 2B		C CU 73 X FA 87 0-1 2 BB 1-2 1B			B CH 82 B FA 84 X FA 85 2-0 ① F7		B FA 94 C FA 93 B FA 93 X FA 93 2-1 1B		4	0	3	2	0	0	0
2 Alex Gonzalez, R (1, 6) OBP: 0.309, SLG: 0.462	C FA 87 B FA 87 X CU 74 1-1 ③ F8		B FA 86 B CH 81 B FA 87 B FA 87 4-0 26 PO 1-2 2-3 BB			B FA 84 C FA 86 B CH 80 B CH 81 B FA 86 4-1 BB		1 SAFE F FA 92 S SL 83 S SL 82 0-3 ③ K		2	0	0	0	2	1	2
26 David Ross, R (1, 2) OBP: 0.259, SLG: 0.399		C FA 87 B FA 87 F FA 87 B FA 87 X FA 87 2-2 ① P6	B FA 87 S FA 87 1 SAFE 1-1 ③ PO 1-2	F FA 84 B FA 85 X CH 80 1-1 ① G5-3		F FA 86 F FA 86 S CH 80 0-3 ② K				3	0	0	0	0	1	1
61 Bronson Arroyo, R (1, 1) OBP: 0.115, SLG: 0.140 Mike Stanton, L (7, 1) 51 Jared Burton, R (8, 1) 25 David Weathers, R (9, 1)		X FA 86 0-0 ② L8		S CH 80 S FA 86 C 0-3 ② K		C CH 81 B CU 72 F FA 88 S CH 81 1-3 ③ K				3 0 0 0	0 0 0 0	0 0 0 0	0 0 0 0	0 0 0 0	2 0 0 0	1 0 0 0
Inning Stats	R: 3 E: 0 K: 1 S: 18 H: 4 LOB: 1 BB: 0 P: 25	R: 0 E: 0 K: 0 S: 7 H: 0 LOB: 0 BB: 0 P: 11	R: 1 E: 0 K: 1 S: 15 H: 3 LOB: 2 BB: 1 P: 27	R: 0 E: 0 K: 1 S: 6 H: 0 LOB: 0 BB: 0 P: 7	R: 0 E: 0 K: 0 S: 6 H: 0 LOB: 1 BB: 1 P: 13	R: 0 E: 0 K: 2 S: 8 H: 0 LOB: 1 BB: 1 P: 15	R: 0 E: 0 K: 0 S: 5 H: 0 LOB: 0 BB: 0 P: 9	R: 0 E: 0 K: 2 S: 12 H: 1 LOB: 1 BB: 0 P: 16		1B: 6 2B: 1 3B: 0 HR: 1 SF: 0 SAC: 0 DP: 0 HBP: 0						

	AB	31
	R	4
	H	8
	RBI	4
	BB	3
	SO	7
	LOB	12

WP: 0 PB: 0 SB: 0 CS: 0 PA: 35

PITCHER		IP	WLS	BF	H	R	ER	SO	BB	IBB	HBP	BLK	WP	HR	S	P	ERA	WHIP
Mark Hendrickson, L ERA: 4.63	(1, 1)	6.0	L	27	7	4	4	5	3	0	0	0	0	1	60	98	6.00	1.667
Rudy Seanez, R ERA: 3.88	(7, 1)	2.0		7	1	0	0	2	0	0	0	0	0	0	17	25	0.00	0.500

PITCHER	IP	WLS	BF	H	R	ER	SO	BB	IBB	HBP	BLK	WP	HR	S	P	ERA	WHIP

Batter	1	2	3	4	5	6	7	8	9	AB	R	H	RBI	BB	SO	LOB
9 Juan Pierre, L (1, 8) OBP: 0.315, SLG: 0.332	B FA 90 C FA 90 X FA 92 1-1 ① B1-3			C FA 90 X CU 72 0-1 ① F7		C FA 89 B SL 81 X FA 91 1-1 ① G6-3		1 SAFE F FA 93 X FA 93 0-1 ③ L7		4	0	0	0	0	0	1
15 Rafael Furcal, S (1, 6) OBP: 0.344, SLG: 0.369	C FA 90 B FA 91 F FA 91 S SL 84 1-3 ② K			C CH 83 X SL 82 0-1 55 1B 1B		C FA 92 B FA 92 F FA 93 X SL 83 1-2 ② G4-3			C FA 88 X SL 88 0-1 ① B1-3	4	0	1	0	0	1	0
55 Russell Martin, R (1, 2) OBP: 0.366, SLG: 0.462	F FA 92 B SL 86 B FA 91 X FA 93 2-1 ③ G6-3			B FA 91 F FA 92 F FA 91 X SL 84 1-2 **1-3** 1B		X FA 90 0-0 ③ F9			B SL 89 C FA 89 B SL 85 X SL 84 2-1 ② P4	4	0	1	0	0	0	0
12 Jeff Kent, R (1, 4) OBP: 0.379, SLG: 0.503		C FA 90 B FA 90 F FA 92 B FA 93 F FA 93 S SL 85 2-3 ① K		C FA 93 1 SAFE B FA 93 S SL 86 S SL 85 1-3 ② K			C SL 83 B FA 91 B FA 91 X FA 93 2-1 ① F9		X FA 90 0-0 ③ G4-3	4	0	0	0	0	2	2
16 Andre Ethier, L (1, 7) OBP: 0.363, SLG: 0.455		B FA 92 B FA 91 F FA 91 F FA 93 B FA 93 S SL 86 3-3 ② K		B CU 76 B FA 93 B FA 94 C FA 92 X FA 91 3-1 ③ F7			C FA 90 B CH 84 B SL 83 C FA 92 F FA 93 F FA 94 X FA 93 2-2 ② G3			3	0	0	0	0	1	2
5 Nomar Garciaparra, R (1, 5) OBP: 0.326, SLG: 0.364		S SL 84 B FA 93 X SL 84 1-1 ③ G6-3			S SL 83 B SL 82 X SL 81 1-1 7 G3 1B		F FA 91 F SL 93 B FA 91 B FA 94 B SL 86 X SL 85 3-2 ③ G6-3			3	0	1	0	0	0	0
7 James Loney, L (1, 3) OBP: 0.376, SLG: 0.485			F FA 91 F SL 84 B FA 92 F SL 83 X FA 94 1-2 ① F9		B CH 82 S FA 90 X CH 84 1-1 ① G3 **1-2**			X CH 82 0-0 27 L4-6 2B		3	0	1	0	0	0	1
27 Matt Kemp, R (1, 9) OBP: 0.364, SLG: 0.500			C FA 91 C FA 92 B FA 93 B SL 83 F SL 84 B FA 94 F FA 95 T FA 95 3-2 ② K		C FA 92 S FA 93 B FA 94 F FA 93 F FA 94 C FA 94 1-3 ② K			S SL 84 D SL 84 X FA 92 1-1 ①② L4-6 **2-2**		3	0	0	0	0	2	2
58 Chad Billingsley, R (1, 1) OBP: 0.111, SLG: 0.167 45 Scott Proctor, R (6, 1) Olmedo Saenz, R (8, PH) OBP: 0.298, SLG: 0.329 49 Delwyn Young, S (8, PR) OBP: 0.286, SLG: 0.286 51 Jonathan Broxton, R (8, 1)			F FA 92 C FA 91 S FA 94 0-3 ③ K		C FA 92 B SL 83 S FA 93 C FA 94 1-3 ③ K			B FA 92 C FA 92 B FA 93 B FA 94 B FA 93 4-1 BB		2 0 0 0 0	0 0 0 0 0	0 0 0 0 0	0 0 0 0 0	0 0 1 0 0	2 0 0 0 0	1 0 0 0 0

Inning Stats	1	2	3	4	5	6	7	8	9
R:	0	0	0	0	0	0	0	0	0
E:	0	0	0	0	0	0	0	0	0
K:	1	2	2	1	2	0	0	0	0
S:	7	9	12	12	12	6	10	6	5
H:	0	0	0	2	1	0	0	1	0
LOB:	0	0	0	2	1	0	0	1	0
BB:	0	0	0	0	0	0	0	1	0
P:	11	15	16	17	16	8	17	11	7

| | | |

Los Angeles Dodgers @ Cincinnati Reds

Great American Ball Park, Cincinnati, OH

Wed Aug 08 2007, 7:10 PM EDT
Att. 20,462 - Partly Cloudy - 97 F

livebaseballscorecards.com

BOTTOM

Batter	1	2	3	4	5	6	7	8	9	AB	R	H	RBI	BB	SO	LOB
Scott Hatteberg, L (1, 3) OBP: 0.399, SLG: 0.477	B FA 91 F CH 84 B FA 91 B FA 91 C FA 92 F FA 92 X 3-2 ① G6-3		B CU 79 B FA 93 X SL 88 2-0 30 G4-3 1B 2B	D CH 85 F FA 93 X FA 93 1-1 ② FC3-2 2-3 3-H		B FA 94 B FA 94 S FA 94 B FA 95 F FA 94 X FA 96 3-2 ③ G4-3				4	1	1	0	0	0	2
30 Norris Hopper, R (1, 8) OBP: 0.333, SLG: 0.351	C FA 92 F FA 92 B FA 92 F FA 93 X CU 79 1-2 1B		L FA 93 C FA 92 X SL 87 0-2 ① G4-3 2-3	F FA 93 B FA 94 B FA 93 B FA 93 B FA 93 4-1 BB			X FA 93 0-0 ① B1-3			3	0	1	0	1	0	1
Ken Griffey Jr., L (1, 9) OBP: 0.383, SLG: 0.519	B FA 91 C FA 91 X CH 85 1-1 ② F7		X FA 92 0-0 4 FC1-6 1B 3-H	C CU 81 B FA 94 C FC 90 X FC 89 1-2 ③ F7			B FA 95 X FA 94 1-0 4 G6-4-3 1B			4	0	2	1	0	0	4
4 Brandon Phillips, R (1, 4) OBP: 0.322, SLG: 0.468	C CU 79 F FA 93 P PO 84 B FA 93 B FA 92 F FA 92 S CU 79 2-3 ③ K		F FA 92 C FA 93 B SL 88 B FA 93 X FA 93 2-2 ② FC1-6 BB 1-2f		X FA 92 0-0 ① P3		C SL 84 F FA 95 D SL 84 B FA 95 F FA 95 X SL 84 2-2 ②③ G6-4-3 1-2f			4	0	0	0	0	1	3
Adam Dunn, L (1, 7) OBP: 0.363, SLG: 0.549		B FA 92 S FC 90 B FC 91 F FC 91 X CU 81 2-2 ① G3	B FA 92 F SL 87 1 SAFE B FA 90 B CU 79 B CH 84 4-1 1-2 BB		B FA 91 C FA 92 B FA 92 C FA 93 B FA 88 B SL 90 4-2 BB			S FA 94 B FA 95 C CH 85 S SL 85 1-3 ① K		2	0	0	0	2	1	0
28 Edwin Encarnación, R (1, 5) OBP: 0.340, SLG: 0.379		B FA 92 B FA 93 B FA 93 C FA 92 X FA 92 3-1 ② P4	C FA 93 X FA 94 0-1 ③ F8		F FA 90 C CU 80 1 SAFE F FA 90 X CU 79 0-2 ② P4			F FA 96 S SL 84 S SL 87 0-3 ② K		4	0	0	0	0	1	3
2 Alex Gonzalez, R (1, 6) OBP: 0.314, SLG: 0.468		X CU 80 0-0 26 1B 1B		B CU 79 X FA 93 1-0 26 WP FC3-2 1B	F FA 92 B FA 92 B FA 91 F SL 87 C FA 92 2-3 ③ K			B SL 84 X FA 95 1-0 2B		4	0	3	0	0	1	1
26 David Ross, R (1, 2) OBP: 0.262, SLG: 0.398		B FA 93 X FA 93 1-0 1-3 1B		C FA 92 B CU 81 S FA 92 D CU 82 B FA 92 F FA 93 F FA 93 D CU 81 4-2 FC3-2 39 SH2-4 1-3 BB		X FA 94 0-0 ① F9		X FA 96 0-0 ③ F8		3	0	1	0	1	0	1
39 Aaron Harang, R (1, 1) OBP: 0.137, SLG: 0.143 25 David Weathers, R (9, 1)		F FA 94 S FA 93 S FA 94 0-3 ③ K		B FA 92 B FA 93 X FA 93 2-0 ① SH2-4 1-2		X FA 95 0-0 ② G2-3				2 0	0 0	0 0	0 0	0 0	1 0	2 0
Inning Stats	R: 0 E: 0 K: 1 S: 16 H: 1 LOB: 1 BB: 0 P: 22	R: 0 E: 0 K: 1 S: 10 H: 2 LOB: 2 BB: 0 P: 16	R: 1 E: 0 K: 0 S: 11 H: 2 LOB: 2 BB: 1 P: 19	R: 0 E: 0 K: 0 S: 12 H: 1 LOB: 3 BB: 2 P: 25	R: 0 E: 0 K: 1 S: 10 H: 0 LOB: 1 BB: 1 P: 16	R: 0 E: 0 K: 0 S: 5 H: 0 LOB: 0 BB: 0 P: 8	R: 0 E: 0 K: 0 S: 6 H: 1 LOB: 0 BB: 0 P: 9	R: 0 E: 0 K: 2 S: 8 H: 1 LOB: 1 BB: 0 P: 10		1B: 6 2B: 2 3B: 0 HR: 0 SF: 0 SAC: 1 DP: 1 HBP: 0				WP: 2 PB: 0 SB: 0 CS: 0 PA: 35		

	AB	30
	R	1
	H	8
	RBI	1
	BB	4
	SO	5
	LOB	17

PITCHER		IP	WLS	BF	H	R	ER	SO	BB	IBB	HBP	BLK	WP	HR	S	P	ERA	WHIP
58 Chad Billingsley, R ERA: 3.34	(1, 1)	5.0	L	25	6	1	1	3	4	0	0	0	1	0	59	98	1.80	2.000
45 Scott Proctor, R ERA: 3.6	(6, 1)	2.0		6	1	0	0	0	0	0	0	0	0	0	11	17	0.00	0.500
51 Jonathan Broxton, R ERA: 2.51	(8, 1)	1.0		4	1	0	0	2	0	0	0	0	0	0	8	10	0.00	1.000

PITCHER	IP	WLS	BF	H	R	ER	SO	BB	IBB	HBP	BLK	WP	HR	S	P	ERA	WHIP

Batter	1	2	3	4	5	6	7	8	9	10	11	AB	R	H	RBI	BB	SO	LOB
15 Rafael Furcal, S (1, 6) OBP: 0.344, SLG: 0.374	B FA 90 B FA 91 S FA 90 F FA 92 B FA 92 B FA 92 4-2 1B 55 1B 12 SF7 BB	C CH 84 B CH 84 B CH 84 B FA 92 F FA 91 F FA 92 T FA 92 3-2 ③ K		C FA 84 X FA 91 0-1 ③ P3			C FA 87 C FA 87 F CH 79 X CH 78 0-2 ① F9	X CH 80 0-0 ③ G4-3			B FA 90 X CH 82 1-0 HR	5	2	1	1	1	1	6
55 Russell Martin, R (1, 2) OBP: 0.368, SLG: 0.465	F FA 92 B FA 91 X FA 92 1-1 1B 1-2 1B		S FA 91 S SL 85 X FA 91 0-2 27 FC6-4 1B		X CH 82 0-0 ① G6-3		B FA 88 B FA 87 X FA 87 2-0 SF8 1-3 2B		S CH 79 B SL 84 B CU 70 X FA 89 2-1 ① F7		B FA 90 C CU 74 B CU 77 C CU 76 B SL 85 C FA 92 3-3 ② K	6	0	3	0	0	1	0
Olmedo Saenz, R (1, 3) OBP: 0.296, SLG: 0.330 Rudy Seanez, R (7, 1) Joe Beimel, L (7, 1) 51 Jonathan Broxton, R (8, 1) Luis Gonzalez, L (9, PH) OBP: 0.356, SLG: 0.431 45 Scott Proctor, R (9, 1) Mike Lieberthal, R (11, PH) OBP: 0.293, SLG: 0.273 44 Takashi Saito, L (11, 1)	B FA 92 X CH 83 1-0 27 G6-4-3 1-2 2-3 1B		1 SAFE C FA 89 F FA 91 X SL 83 0-2 ① L7		C CU 76 B FA 88 F SL 85 X SL 84 1-2 ② F8		F FA 87 X FA 88 0-1 ② SF8 2-3 3-H		C FA 89 S FA 90 S FA 88 0-3 ② K		B CU 76 F CU 77 B FA 92 S FA 91 F CU 79 S SL 84 2-3 ③ K	3 0 0 0 1 0 1 0	0 0 0 0 0 0 0 0	1 0 0 0 0 0 1 0	1 0 0 0 0 0 0 0	0 0 0 0 1 0 0 1	0 0 0 0 0 0 0 0	1 0 0 0 0 0 0 0
12 Jeff Kent, R (1, 4) OBP: 0.374, SLG: 0.497	B CH 83 B FA 91 X FA 91 2-0 ① SF7 3-H		B FA 92 X CH 82 1-0 ② F9		C CH 84 B CH 81 B CH 81 B FA 91 C FA 91 F SL 84 X FA 84 3-2 ③ G6-3		F FA 88 C FA 87 B FA 88 B CH 79 X CH 78 2-2 ③ G1-3		X FA 89 0-0 ③ P3			4	0	0	1	0	0	2
27 Matt Kemp, R (1, 9) OBP: 0.359, SLG: 0.490	F FA 91 B FA 92 F CU 78 X SL 84 1-2 ②③ G6-4-3 1-2f		X CH 81 0-0 ③ FC6-4 1-2f			S CU 78 B CU 77 C FA 90 B SL 85 F CH 81 S SL 85 2-3 ① K		X SL 94 0-0 ① G4-3		B FA 90 X FA 90 1-0 9 9 G1-3 S 1B		5	0	1	0	0	1	3
49 Delwyn Young, S (1, 7) OBP: 0.545, SLG: 0.636 16 Andre Ethier, L (8, PR) OBP: 0.362, SLG: 0.453 (8, 7)		B FA 90 C FA 91 B CU 76 S FA 90 B FA 90 X FA 92 3-2 9 2B SF9 1B		C FA 90 X CU 77 0-1 SH3-4 BB 1B		X FA 91 0-0 1B		C FA 93 B FA 90 X SL 89 1-1 1B 2B		B FA 88 1 SAFE X CH 82 1-0 ① P4		4 1	1 1	4 0	0 0	0 0	0 1	0
9 Juan Pierre, L (1, 8) OBP: 0.314, SLG: 0.333		B FA 90 F FA 90 X FA 91 1-1 SF9 1-3 2B		X FA 89 0-0 ① L8		C FA 90 B SL 83 F FA 90 X SL 82 1-2 ② L8		B FA 94 X FA 94 1-0 ② L7		C FA 90 C FA 90 D CH 84 X SL 85 1-2 ② G1-3 1-3		5	0	1	0	0	0	4
Ramon Martinez, R (1, 5) OBP: 0.245, SLG: 0.212		C FA 91 X SL 84 0-1 ① SF9 2-3 3-H		C FA 90 B FA 90 B FA 90 B FA 92 B FA 91 4-1 SH3-4 1-2 BB		1 SAFE 1 SAFE B FA 90 B FA 89 B FA 90 X FA 91 2-0 ③ F7		C FA 95 F FA 96 X FA 95 0-2 7 1B 2-H 1B		B CU 77 C CU 76 D CU 79 B FA 92 F FA 93 F FA 85 S CU 79 3-3 ③ K		3	0	1	2	1	1	2
Brett Tomko, R (1, 1) 5 Nomar Garciaparra, R (7, PH) OBP: 0.328, SLG: 0.366 7 James Loney, L (7, 3) OBP: 0.377, SLG: 0.485		L FA 91 P PO 85 S FA 91 L SL 84 1-3 ② K		L FA 88 B FA 88 B FA 89 B FA 88 X FA 89 3-1 ② SH3-4 1-2 2-3			B FA 87 X FA 88 1-0 55 2B SF8 1B	1 SAFE S SL 81 B SL 82 C CH 82 X CU 72 1-2 1-2 1B			B CH 80 B FA 91 F FA 90 X CH 81 2-1 ① P6	1 1 2	0 1 0	0 1 1	0 0 0	0 0 0	1 0 0	1 0 0
Inning Stats	R: 1 E: 0 K: 0 S: 9 H: 2 LOB: 1 BB: 1 P: 18	R: 1 E: 0 K: 2 S: 15 H: 2 LOB: 1 BB: 0 P: 22	R: 0 E: 0 K: 0 S: 8 H: 1 LOB: 1 BB: 0 P: 9	R: 0 E: 0 K: 0 S: 8 H: 1 LOB: 2 BB: 1 P: 15	R: 0 E: 0 K: 0 S: 8 H: 0 LOB: 0 BB: 0 P: 12	R: 0 E: 0 K: 1 S: 9 H: 1 LOB: 1 BB: 0 P: 14	R: 1 E: 0 K: 0 S: 11 H: 2 LOB: 1 BB: 0 P: 16	R: 1 E: 0 K: 0 S: 11 H: 3 LOB: 2 BB: 0 P: 14	R: 0 E: 0 K: 1 S: 6 H: 0 LOB: 0 BB: 0 P: 8	R: 0 E: 0 K: 1 S: 9 H: 1 LOB: 1 BB: 0 P: 15	R: 1 E: 0 K: 2 S: 10 H: 1 LOB: 0 BB: 0 P: 18	1B: 10 2B: 3 3B: 0 HR: 1	SF: 3 SAC: 1 DP: 1 HBP: 0		WP: 0 PB: 0 SB: 1 CS: 0	PA: 48		

PITCHER		IP	WLS	BF	H	R	ER	SO	BB	IBB	HBP	BLK	WP	HR	S	P	ERA	WHIP
50 Phil Dumatrait, L ERA: 7.71	(1, 1)	6.0		26	7	2	2	3	2	0	0	0	0	0	57	90	3.00	1.500
Eddie Guardado, L ERA: 9.0	(7, 1)	1.0	B	5	2	1	1	0	0	0	0	0	0	0	11	16	9.00	2.000
51 Jared Burton, R ERA: 3.68	(8, 1)	0.2	B	4	2	1	1	0	0	0	0	0	0	0	7	9	13.50	3.000
Mike Stanton, L ERA: 4.83	(8, 1)	1.1		5	1	0	0	1	0	0	0	0	0	0	10	13	0.00	0.750
Victor Santos, R ERA: 4.5	(10, 1)	2.0	L	8	2	1	1	3	0	0	0	0	0	1	19	33	4.50	1.000

PITCHER	IP	WLS	BF	H	R	ER	SO	BB	IBB	HBP	BLK	WP	HR	S	P	ERA	WHIP

TOP

Los Angeles Dodgers @ Cincinnati Reds

Great American Ball Park, Cincinnati, OH

Thu Aug 09 2007, 12:35 PM EDT

Att. 25,965 - Partly Cloudy - 95 F

livebaseballscorecards.com

AB	42
R	5
H	14
RBI	5
BB	2
SO	7
LOB	20

Batter	1	2	3	4	5	6	7	8	9	10	11	AB	R	H	RBI	BB	SO	LOB
30 Norris Hopper, R (1, 8) OBP: 0.340, SLG: 0.358	X FA 91 0-0 F8 4 G6-3 27 1B 1B	C FA 92 B FA 92 X CH 80 1-1 ③ G6-3			X FA 91 0-0 ② B3		X FA 92 0-0 27 1B BLK 1B		B SL 86 X FA 93 1-0 27 S 1B			5	2	3	0	0	0	0
27 Jeff Keppinger, R (1, 7) OBP: 0.400, SLG: 0.527	B FA 90 C FA 90 F SL 80 F FA 90 B CH 88 X FA 91 2-2 F8 1-2 1B		B FA 90 F FA 91 X CU 76 1-1 ① G6-3		C FA 92 X CH 83 0-1 1B		1 SAFE B FA 93 C SL 84 P PO 80 1 SAFE X FA 92 2-1 BLK 1-3 1B		1 SAFE B FA 93 F SL 85 X SL 86 1-1 ③ F9 1-2			5	0	3	0	0	0	1
Ken Griffey Jr., L (1, 9) OBP: 0.379, SLG: 0.512	B CU 70 X SL 85 1-0 ① F8 1-2 2-3		C FA 91 F CU 72 B FA 91 B FA 92 B CU 74 F CH 80 S CU 75 3-3 ② K		B CH 79 C CU 73 X FA 92 1-1 ③ P2		1 SAFE B FA 91 C FA 89 B FA 87 C FA 91 B FA 87 S CH 77 3-3 ③ K 1-2 3-H			B CH 85 C CU 75 X FA 95 1-1 ① G6-3		5	0	0	0	0	2	4
4 Brandon Phillips, R (1, 4) OBP: 0.320, SLG: 0.465	C CU 81 B FA 91 B SL 82 S CU 81 X SL 84 2-2 ② G6-3 3-H		C FA 92 B FA 92 X FA 92 1-1 ③ G6-3			B FA 90 C CU 78 X CH 78 1-1 ① G3-1		L SL 85 B SL 86 F FA 96 F FA 97 B SL 85 X SL 87 2-2 G6-3 1B		C FA 93 B FA 94 S SL 85 X FA 96 1-2 ② F9		5	0	1	1	0	0	1
Scott Hatteberg, L (1, 3) OBP: 0.393, SLG: 0.469	C FA 90 B FA 90 B CU 74 X FA 92 2-1 ③ F8			C FA 90 B CU 74 X FA 91 1-1 ① L4		B CU 71 X FA 91 1-0 ② F8		C FA 97 B FA 96 X FA 95 1-1 ①② G6-3 1-2f		C FA 94 F CU 76 S CH 88 0-3 ③ K		5	0	0	0	0	1	2
Javier Valentin, S (1, 2) OBP: 0.324, SLG: 0.371 Jason Ellison, R (11, PR) OBP: 0.298, SLG: 0.283		B CU 69 F FA 92 F SL 78 X CH 81 1-2 ① G1-3		C FA 90 B FA 89 B CU 74 S CH 80 X CH 79 2-2 ② G4-3		B FA 90 C FA 91 B FA 92 B FA 92 C CH 79 B FA 93 4-2 BB		B FA 95 B SL 85 B FA 96 C FA 93 B SL 85 4-1 BB			C FA 94 B FA 95 X CU 78 1-1 2 G4-6-3 1B	3 0	0 0	1 0	0 0	2 0	0 0	0 0
28 Edwin Encarnación, R (1, 5) OBP: 0.341, SLG: 0.379		C FA 91 F SL 81 F FA 92 F SL 81 B FA 94 X FA 94 1-2 2 HR 1B		X FA 92 0-0 1B		S SL 80 B FA 90 D SL 82 X SL 80 2-1 ③ L6		X SL 86 0-0 ③ G2-3			B SL 86 F FA 94 X SL 84 1-1 ① F8	5	1	2	0	0	0	3
2 Alex Gonzalez, R (1, 6) OBP: 0.312, SLG: 0.473		B SL 78 F FA 91 X CU 79 1-1 1-H HR		X FA 92 0-0 ③ F9			B FA 93 C FA 93 B FA 93 C SL 84 B SL 84 X FA 93 3-2 ① F7		B SL 86 C FA 94 F FA 93 X FA 97 1-2 ① G6-3		C FA 94 B FA 94 S FA 94 X SL 85 1-2 ②③ G4-6-3 1-2f	5	1	1	2	0	0	2
50 Phil Dumatrait, R (1, 1) Eddie Guardado, R (7, 1) Mark Bellhorn, S (7, PH) OBP: 0.429, SLG: 0.200 51 Jared Burton, R (8, 1) Mike Stanton, L (8, 1) Adam Dunn, L (9, PH) OBP: 0.362, SLG: 0.548 Victor Santos, R (10, 1)		B FA 92 B FA 93 C CH 88 S FA 93 S FA 92 2-3 ② K	C FA 91 B FA 92 S FA 93 S FA 94 1-3 ① K				C CH 87 B FA 93 X CH 87 1-1 ② F7		C CU 75 B CH 85 C FA 94 B CH 86 C CU 76 2-3 ② K			2 0 1 0 0 1 0	0 0 0 0 0 0 0	0 0 0 0 0 0 0	0 0 0 0 0 1 0	0 0 0 0 0 0 0	2 0 0 0 0 0 0	0 0 0 0 0 0 0
Inning Stats	R: 1 H: 2 E: 0 LOB: 1 K: 0 BB: 0 S: 11 P: 18	R: 2 H: 2 E: 0 LOB: 0 K: 1 BB: 0 S: 15 P: 21	R: 0 H: 0 E: 0 LOB: 0 K: 1 BB: 0 S: 8 P: 13	R: 0 H: 1 E: 0 LOB: 1 K: 0 BB: 0 S: 7 P: 10	R: 0 H: 1 E: 0 LOB: 1 K: 1 BB: 0 S: 8 P: 10	R: 0 H: 0 E: 0 LOB: 1 K: 0 BB: 1 S: 7 P: 15	R: 1 H: 2 E: 0 LOB: 1 K: 1 BB: 0 S: 12 P: 20	R: 0 H: 1 E: 0 LOB: 1 K: 0 BB: 1 S: 8 P: 15	R: 0 H: 1 E: 0 LOB: 1 K: 1 BB: 0 S: 9 P: 14	R: 0 H: 0 E: 0 LOB: 0 K: 1 BB: 0 S: 8 P: 10	R: 0 H: 1 E: 0 LOB: 1 K: 0 BB: 0 S: 7 P: 10	1B: 10 SF: 0 2B: 0 SAC: 0 3B: 0 DP: 2 HR: 1 HBP: 0						

PITCHER	IP	WLS	BF	H	R	ER	SO	BB	IBB	HBP	BLK	WP	HR	S	P	ERA	WHIP
Brett Tomko, R (1, 1) ERA: 5.49	6.0		25	6	3	3	3	1	0	0	0	0	1	56	87	4.50	1.167
Rudy Seanez, R (7, 1) ERA: 4.0	0.2		4	2	1	1	0	0	0	0	0	0	0	9	14	13.50	3.000
Joe Beimel, L (7, 1) ERA: 3.94	0.1		1	0	0	0	1	0	0	0	1	0	0	3	6	0.00	0.000
51 Jonathan Broxton, R (8, 1) ERA: 2.47	1.0		4	1	0	0	0	1	0	0	0	0	0	8	15	0.00	2.000
45 Scott Proctor, R (9, 1) ERA: 3.48	2.0	W	7	1	0	0	2	0	0	0	0	0	0	17	24	0.00	0.500

PITCHER	IP	WLS	BF	H	R	ER	SO	BB	IBB	HBP	BLK	WP	HR	S	P	ERA	WHIP
44 Takashi Saito, R (11, 1) ERA: 1.44	1.0	S	3	1	0	0	0	0	0	0	0	0	0	7	10	0.00	1.000

BOTTOM

Los Angeles Dodgers @ Cincinnati Reds
Great American Ball Park, Cincinnati, OH
Thu Aug 09 2007, 12:35 PM EDT
Att. 25,965 - Partly Cloudy - 95 F

livebaseballscorecards.com

AB	42
R	4
H	11
RBI	3
BB	2
SO	6
LOB	13

WP: 0 PA: 44
PB: 0
SB: 1
CS: 0

Batter	1	2	3	4	5	6	7	8	9	AB	R	H	RBI	BB	SO	LOB
15 Rafael Furcal, S (1, 6) OBP: 0.343, SLG: 0.372	B FA 90 C SL 86 X 1-1 ① G3			F CH 79 S FA 91 B FA 91 B CH 82 X 2-2 7 CS 1B		B CH 81 X 1-0 ② P5			C FA 92 C CH 81 X FA 94 0-2 ① G4-3	4	0	1	0	0	0	0
55 Russell Martin, R (1, 2) OBP: 0.367, SLG: 0.463	B FA 91 S SL 86 X SL 86 1-1 ② F8			L SL 84 1 SAFE B FA 90 B FA 91 S SL 86 B FA 92 X SL 86 3-2 ① F9		F FA 91 B CU 74 F FA 90 B SL 85 B CU 76 X SL 86 3-2 ③ L8			C FA 92 B FA 90 B FA 90 F SL 86 B SL 84 X FA 92 3-2 7 HR 1B	4	1	1	0	0	0	1
7 James Loney, L (1, 3) OBP: 0.374, SLG: 0.497	B FA 91 X CH 84 1-0 ③ G5-3			C CU 73 B CU 73 1 SAFE F CH 83 B FA 92 F CU 76 S CU 76 2-3 ② ③ K 1-2			F FA 89 B SL 86 B SL 85 B CH 82 X FA 92 3-1 ① G1-3		F FA 92 1 SAFE X FA 90 0-1 1-H HR	4	1	1	2	0	1	1
12 Jeff Kent, R (1, 4) OBP: 0.370, SLG: 0.492 Ramon Martinez, R (9, 4) OBP: 0.245, SLG: 0.212		B FA 89 F FA 90 X SL 86 1-1 E5 FC4-6			B SL 83 X FA 90 1-0 ① P4		S SL 86 B CU 74 X FA 92 1-1 ② G5-3		F SL 86 F SL 86 S CU 76 0-3 ② K	4 0	0 0	0 0	0 0	0 0	1 0	0 0
Luis Gonzalez, L (1, 7) OBP: 0.352, SLG: 0.426 44 Takashi Saito, L (9, 1)		C B FA 90 D SL 85 C CU 74 B FA 93 F FA 94 X CH 86 3-2 ① FC4-6 5 G6-4-3 1-2f			B CH 81 F FA 91 C FA 90 X CU 75 1-2 ② G6-3		C CU 73 B CU 74 F FA 92 F FA 93 S SL 87 1-3 ③ K		F FA 90 F CH 82 B CU 76 F CU 75 F FA 93 B CH 82 B FA 92 F FA 93 X FA 92 3-2 ③ L9	4 0	0 0	0 0	0 0	0 0	1 0	1 0
5 Nomar Garciaparra, R (1, 5) OBP: 0.328, SLG: 0.366		C FA 93 B FA 92 X SL 87 1-1 ② ③ G6-4-3 1-2f			F FA 91 S SL 84 X FA 92 0-2 ① 9 1B 1B			B SL 83 X SL 86 1-0 ① G6-3		3	0	1	0	0	0	1
9 Juan Pierre, L (1, 8) OBP: 0.316, SLG: 0.333			B FA 89 B FA 90 B B 4-0 16 L4-3 BB		B FA 90 X 1-0 1-2 1B			C X 0-1 ② G3		2	0	1	0	1	0	0
16 Andre Ethier, L (1, 9) (9, 7) OBP: 0.362, SLG: 0.455			1 SAFE C FA 91 B FA 91 X FA 90 1-1 ① ② L4-3 1-1		C CH 83 F CU 76 S CU 75 0-3 ③ K			B FA 92 C CH 82 C CU 73 B FA 94 X CU 76 2-2 2B		3	0	1	0	0	1	3
31 Brad Penny, R (1, 1) OBP: 0.313, SLG: 0.370 Mark Sweeney, L (8, PH) OBP: 0.364, SLG: 0.407 Joe Beimel, L (8, 1) 27 Matt Kemp, R (9, 9) OBP: 0.359, SLG: 0.490			S FA 91 S CU 73 B SL 86 X FA 92 1-2 ③ G3			X FA 88 0-0 ① L3		C CU 73 F CU 75 B SL 85 S SL 86 1-3 ③ K		2 1 0 0	0 0 0 0	0 0 0 0	0 0 0 0	0 1 0 0	0 1 0 0	0 1 0 0
Inning Stats	R: 0 H: 0 E: 0 LOB: 0 K: 0 BB: 0 S: 5 P: 8	R: 0 H: 0 E: 1 LOB: 0 K: 0 BB: 0 S: 8 P: 13	R: 0 H: 0 E: 0 LOB: 0 K: 0 BB: 1 S: 5 P: 11	R: 0 H: 1 E: 0 LOB: 0 K: 1 BB: 0 S: 10 P: 17	R: 0 H: 2 E: 0 LOB: 2 K: 1 BB: 0 S: 11 P: 14	R: 0 H: 0 E: 0 LOB: 0 K: 0 BB: 0 S: 5 P: 9	R: 0 H: 0 E: 0 LOB: 0 K: 1 BB: 0 S: 8 P: 13	R: 0 H: 1 E: 0 LOB: 1 K: 1 BB: 0 S: 9 P: 13	R: 2 H: 2 E: 0 LOB: 0 K: 1 BB: 0 S: 17 P: 23	1B: 4 SF: 0 2B: 2 SAC: 0 3B: 0 DP: 2 HR: 1 HBP: 0						

PITCHER	IP	WLS	BF	H	R	ER	SO	BB	IBB	HBP	BLK	WP	HR	S	P	ERA	WHIP
50 Adam Wainwright, R (1, 1) ERA: 4.21	9.0	L	32	6	2	2	5	1	0	0	0	0	1	78	121	2.00	0.778

PITCHER	IP	WLS	BF	H	R	ER	SO	BB	IBB	HBP	BLK	WP	HR	S	P	ERA	WHIP

TOP

Los Angeles Dodgers @ St. Louis Cardinals

Busch Stadium, St. Louis, MO

Fri Aug 10 2007, 7:10 PM CDT
Att. 44,595 - Clear - 92 F

livebaseballscorecards.com

AB	31
R	2
H	6
RBI	2
BB	1
SO	5
LOB	8

PA: 32

WP: 0
PB: 0
SB: 0
CS: 1

Batter	1	2	3	4	5	6	7	8	9	AB	R	H	RBI	BB	SO	LOB
David Eckstein, R (1, 6) OBP: 0.338, SLG: 0.353	B FA 94 B FA 94 B FA 94 C FA 94 B FA 94 4-1 5 BB BB		B FA 95 X FA 94 1-0 5 F9 16 BB 1B		L FA 95 L FA 97 X SL 85 0-2 5 G6-4-3 1-2 1B			C FA 88 X FA 87 0-1 ① L6		3	0	2	0	1	0	0
16 Chris Duncan, L (1, 7) OBP: 0.377, SLG: 0.533 So Taguchi, R (8, PH) OBP: 0.360, SLG: 0.377 (9, 7)	B CU 78 X FA 94 1-0 ① P5		S FS 87 S FA 97 B FS 87 B FS 87 F FS 88 B FA 97 B FS 87 4-2 1-2 BB		C CU 78 B FA 97 C CU 80 S FS 88 1-3 ① K			X FA 88 0-0 ② G3-1		2 1	0 0	0 0	0 0	1 0	1 0	3 0
5 Albert Pujols, R (1, 3) OBP: 0.418, SLG: 0.551	B FA 95 B FA 96 F FA 96 F FA 97 B FA 97 B FA 98 4-2 G4-6-3 1-2 BB		C FA 98 X FA 98 0-1 ② F9 2-3		X FA 97 0-0 ②③ G6-4-3 1-2f			B FA 92 B FA 88 I IN 63 I IN 65 4-0 CS IBB		2	0	0	0	2	0	4
Jim Edmonds, L (1, 8) OBP: 0.318, SLG: 0.376	C FS 87 B FA 97 X FA 98 1-1 ②③ G4-6-3 1-2f		F FA 98 F FA 98 B FS 89 B FA 99 X CU 76 2-2 ③ G4-3			X FS 85 0-0 ① G4-3		1 SAFE 0-0 ③ CS 1-2	B FA 92 B FA 92 B FA 94 B FA 94 4-0 24 1B 4 1B BB	3	1	0	0	1	0	4
27 Scott Rolen, R (1, 5) OBP: 0.332, SLG: 0.387		B FA 94 C FA 95 X FA 95 1-1 ① G6-3		C FA 94 B FA 96 B FA 97 C FA 96 X FA 96 2-2 ① P4		B FA 96 B FA 95 S FA 96 F FA 96 B FA 97 F FA 98 X FA 98 3-2 ② G5-3			B FA 95 C FA 95 C FA 95 B SL 86 S FA 95 2-3 ① K	4	0	0	0	0	1	1
24 Rick Ankiel, L (1, 9) OBP: 0.250, SLG: 0.625		B FA 96 F FA 96 B FS 88 S FA 89 S FS 89 2-3 ② K		C FA 97 X FA 97 0-1 ② F7		S FS 86 F FA 97 B FA 97 B CH 88 C FA 98 2-3 ③ K			C CU 79 B FA 94 X CU 79 1-1 4 1B 1-3 1B	4	0	1	0	0	2	0
4 Yadier Molina, R (1, 2) OBP: 0.342, SLG: 0.323		B FA 95 C FA 96 X FA 96 1-1 1B		C CU 79 B FA 96 B FS 88 F FA 97 F CH 86 X FA 97 2-2 1B			S CH 83 C FA 93 B FA 95 B FS 87 X FA 96 2-2 ① F9		S SL 84 S FA 95 B SL 84 X SL 86 1-2 3-H 1B	4	0	3	1	0	0	0
50 Adam Wainwright, R (1, 1) OBP: 0.295, SLG: 0.405 47 Ryan Ludwick, R (9, PH) OBP: 0.304, SLG: 0.478	C FA 96 B FA 96 F FA 97 B CU 80 1 SAFE S CU 80 2-3 ③ K		C CU 79 B FA 96 S CU 76 C FA 98 1-3 ③ K				S CU 78 S FA 95 S CU 81 0-3 ② K		B FA 94 S FA 95 S SL 85 S SL 85 1-3 ② K	3 1	0 0	0 0	0 0	0 0	3 1	2 2
7 Adam Kennedy, L (1, 4) OBP: 0.281, SLG: 0.290			B FA 94 F FA 94 F FA 96 B CH 86 X FS 88 2-2 ① P6		S CH 84 B FA 95 X 1-1 1B 1B			C FA 96 B FS 87 C CU 78 F FA 97 B CH 87 X CH 88 2-2 ③ G3-1	F FA 95 S FA 93 B FA 94 F FA 93 F FA 95 F CU 80 F FA 94 S FA 95 1-3 ③ K	4	0	1	0	0	1	2
Inning Stats	R: 0 H: 0 E: 0 LOB: 1 K: 0 BB: 2 S: 6 P: 16	R: 0 H: 1 E: 0 LOB: 1 K: 2 BB: 0 S: 10 P: 16	R: 0 H: 1 E: 0 LOB: 2 K: 0 BB: 1 S: 12 P: 21	R: 0 H: 1 E: 0 LOB: 1 K: 1 BB: 0 S: 12 P: 17	R: 0 H: 2 E: 0 LOB: 1 K: 1 BB: 0 S: 9 P: 11	R: 0 H: 0 E: 0 LOB: 0 K: 1 BB: 0 S: 8 P: 13	R: 0 H: 0 E: 0 LOB: 0 K: 1 BB: 0 S: 10 P: 14	R: 0 H: 0 E: 0 LOB: 0 K: 0 BB: 1 S: 3 P: 7	R: 1 H: 2 E: 0 LOB: 2 K: 3 BB: 1 S: 18 P: 28	1B: 7 SF: 0 2B: 0 SAC: 0 3B: 0 DP: 2 HR: 0 HBP: 0						

PITCHER		IP	WLS	BF	H	R	ER	SO	BB	IBB	HBP	BLK	WP	HR	S	P	ERA	WHIP
31 Brad Penny, R ERA: 2.54	(1, 1)	7.0		27	5	0	0	6	3	0	0	0	0	0	67	108	0.00	1.143
Joe Beimel, L ERA: 3.86	(8, 1)	1.0	W	3	0	0	0	0	0	1	0	0	0	0	3	7	0.00	0.000
44 Takashi Saito, R ERA: 1.61	(9, 1)	1.0	S	6	2	1	1	3	1	0	0	0	0	0	18	28	9.00	3.000

PITCHER	IP	WLS	BF	H	R	ER	SO	BB	IBB	HBP	BLK	WP	HR	S	P	ERA	WHIP

BOTTOM

Los Angeles Dodgers @ St. Louis Cardinals

Busch Stadium, St. Louis, MO

Fri Aug 10 2007, 7:10 PM CDT

Att. 44,595 - Clear - 92 F

livebaseballscorecards.com

AB	31
R	1
H	7
RBI	1
BB	5
SO	9
LOB	18

Batter	1	2	3	4	5	6	7	8	9	AB	R	H	RBI	BB	SO	LOB
15 Rafael Furcal, S (1, 6) OBP: 0.340, SLG: 0.369	F FA 89 S CH 82 B CH 82 X SL 80 1-2 ① F9		C FA 90 B FA 91 X FA 90 1-1 ③ P6			F FA 89 B CH 79 X CH 80 1-1 ① F7		C FA 92 C FA 92 B FA 93 F FS 85 B FA 92 S FS 85 2-3 ① K		4	0	0	0	0	1	0
55 Russell Martin, R (1, 2) OBP: 0.364, SLG: 0.459	C FA 91 S SL 86 B SL 82 B FA 91 C FA 92 2-3 ② K			B SL 78 B SL 86 S FA 89 B SL 85 C FA 90 X FA 91 3-2 ① L5		C SL 87 F SL 86 B SL 79 B FF 92 C FA 92 2-3 ② K		X FA 93 0-0 ② F9		4	0	0	0	0	2	0
7 James Loney, L (1, 3) OBP: 0.377, SLG: 0.494	B FA 92 B CH 82 S FA 92 F FA 91 B CH 83 B CH 80 4-2 BB			B FA 92 C FA 90 B FA 90 X FA 90 2-1 ② F8		B CH 83 F FA 90 F CH 82 B CH 83 X FA 91 2-2 2B 1B		C CU 79 X CH 85 0-1 ③ F9		3	1	1	0	1	0	0
Luis Gonzalez, L (1, 7) OBP: 0.351, SLG: 0.427	C FA 90 X CH 80 0-1 ③ F9			C FA 92 F FA 92 B FA 92 B FA 91 F CH 81 X FA 90 2-2 ③ L7		B FA 89 C FA 91 B FA 92 S FA 90 X CH 80 2-2 1-H 2B			C FA 88 F SL 79 B FA 90 F FA 89 X CH 81 1-2 ① P5	4	0	1	1	0	0	1
5 Nomar Garciaparra, R (1, 5) OBP: 0.327, SLG: 0.365		F FA 90 C FA 91 B SL 87 X SL 87 1-2 ① G5-3			C FS 86 X CH 79 0-1 16 2B 1B	X FS 88 0-0 ③ F8			C SL 80 X FA 88 0-1 ② G6-3	4	0	1	0	0	0	1
16 Andre Ethier, L (1, 9) OBP: 0.363, SLG: 0.462		C FA 92 B FA 91 F FA 91 X FA 91 1-2 ② F7			C FA 90 X CH 79 0-1 1-3 2B		B FA 90 B SL 81 C FA 90 X FA 89 2-1 G4-3 2B		C CH 80 B FA 89 B CH 79 F FA 88 S CH 80 2-3 ③ K	4	0	2	0	0	1	0
9 Juan Pierre, L (1, 8) OBP: 0.315, SLG: 0.332 27 Matt Kemp, R (7, PH) OBP: 0.357, SLG: 0.486 (7, 8)		B FA 91 X FA 91 1-0 ③ F7			X FA 91 0-0 ① F7		B CH 82 B FA 87 S FA 88 F CU 74 B FA 88 S CH 81 3-3 ① K			2 1	0 0	0 0	0 0	0 1	0 1	2 1
Ramon Martinez, R (1, 4) OBP: 0.239, SLG: 0.206			C FA 90 B FA 91 X SL 81 1-1 ① G5-3		D SL 80 C SL 86 B SL 87 F SL 85 B FA 91 C FA 90 3-3 ② K		B FA 94 C SL 87 X SL 87 1-1 ② G4-3 2-3			3	0	0	0	0	1	3
Derek Lowe, R (1, 1) OBP: 0.234, SLG: 0.146 Mark Sweeney, L (7, PH) OBP: 0.361, SLG: 0.402 Roberto Hernandez, R (7, 1) Rudy Seanez, R (8, 1)			B FA 91 X FA 89 1-0 ② F8		C SL 80 B FA 91 B SL 79 X FS 84 2-1 ③ G6-3		B SL 88 B CU 77 X FA 92 2-0 ③ F9			2 1 0 0	0 0 0 0	0 0 0 0	0 0 0 0	0 0 0 0	0 0 0 0	2 1 0 0
Inning Stats	R: 0 E: 0 K: 1 S: 10 H: 0 LOB: 1 BB: 1 P: 17	R: 0 E: 0 K: 0 S: 7 H: 0 LOB: 0 BB: 0 P: 10	R: 0 E: 0 K: 0 S: 5 H: 0 LOB: 0 BB: 0 P: 8	R: 0 E: 0 K: 0 S: 9 H: 0 LOB: 0 BB: 0 P: 16	R: 0 E: 0 K: 1 S: 10 H: 2 LOB: 2 BB: 0 P: 15	R: 1 E: 0 K: 1 S: 12 H: 2 LOB: 1 BB: 0 P: 19	R: 0 E: 0 K: 1 S: 8 H: 1 LOB: 1 BB: 0 P: 16	R: 0 E: 0 K: 1 S: 7 H: 0 LOB: 0 BB: 0 P: 9	R: 0 E: 0 K: 1 S: 9 H: 0 LOB: 0 BB: 0 P: 12	1B: 2 2B: 3 3B: 0 HR: 0 SF: 0 SAC: 0 DP: 0 HBP: 0						

TOP

Los Angeles Dodgers @ St. Louis Cardinals

Busch Stadium, St. Louis, MO

Sat Aug 11 2007, 2:55 PM CDT

Att. 44,260 - Sunny - 95 F

livebaseballscorecards.com

AB	32
R	1
H	5
RBI	1
BB	1
SO	6
LOB	11

WP: 0 PB: 0 SB: 0 CS: 0 PA: 33

PITCHER		IP	WLS	BF	H	R	ER	SO	BB	IBB	HBP	BLK	WP	HR	S	P	ERA	WHIP
Braden Looper, R ERA: 5.08	(1, 1)	6.0	W	23	4	1	1	3	1	0	0	0	0	0	53	85	1.50	0.833
19 Tyler Johnson, L ERA: 4.1	(7, 1)	0.0		1	1	0	0	0	0	0	0	0	0	0	2	4	∞	∞
36 Russ Springer, R ERA: 2.89	(7, 1)	1.0		3	0	0	0	1	0	0	0	0	0	0	6	12	0.00	0.000
31 Ryan Franklin, R ERA: 1.83	(8, 1)	1.0		3	0	0	0	1	0	0	0	0	0	0	7	9	0.00	0.000
48 Brad Thompson, R ERA: 5.16	(9, 1)	1.0		3	0	0	0	1	0	0	0	0	0	0	9	12	0.00	0.000

PITCHER	IP	WLS	BF	H	R	ER	SO	BB	IBB	HBP	BLK	WP	HR	S	P	ERA	WHIP

Batter	1	2	3	4	5	6	7	8	9	AB	R	H	RBI	BB	SO	LOB
Aaron Miles, S (1, 6) OBP: 0.328, SLG: 0.343	B FA 91 C FA 91 C SL 83 X FA 92 1-2 24 HR 1B		X 0-0 5 E 24 1B 1-2 1B 1B	B CH 86 X FA 92 1-0 ③ G5-3 1-2			B FA 94 X FA 94 1-0 ② G6-3			4	2	2	0	0	0	1
24 Rick Ankiel, L (1, 9) OBP: 0.417, SLG: 1.167	X FA 92 0-0 1-H HR		S CH 86 F CH 86 F CH 86 F CH 87 B FA 92 X FA 92 1-2 5 E 1-2 2-3 1B 1B		B CH 85 S CH 86 F CH 86 F CH 86 X SL 82 1-2 ① L9		X FA 88 0-0 HR			4	3	3	3	0	0	0
5 Albert Pujols, R (1, 3) OBP: 0.416, SLG: 0.547	C FA 92 B FA 92 B SL 84 X FA 92 2-1 ① G5-3		B FA 92 C FA 92 B FA 92 X FA 92 2-1 E6 1B 1-2 2-3 3-H		B C FA 92 B CH 87 F FA 87 F SL 84 B FA 92 F FA 92 F CH 87 X 3-2 ② G6-3		B FA 95 B SL 88 B FA 95 B FA 94 4-0 BB			3	0	0	1	1	0	2
Jim Edmonds, L (1, 8) OBP: 0.320, SLG: 0.382	S CH 86 X FA 92 0-1 ② G6-3		X CH 87 0-0 ① 1-3 2-H 3-H 1B		B SL 84 B SL 84 X FA 92 2-0 2B		C FA 95 S SL 86 B SL 86 B FA 95 B SL 85 X FA 95 3-2 ③ F8			4	0	2	2	0	0	1
16 Chris Duncan, L (1, 7) OBP: 0.373, SLG: 0.526 48 Brad Thompson, R (9, 1) OBP: 0.158, SLG: 0.158	B SL 87 X FA 92 1-0 ③ G3		B SL 84 F FA 92 B CH 87 C SL 84 S CH 87 2-3 ② K		F SL 84 B SL 84 B CH 87 S CH 85 1-3 ③ K			B FA 94 S FA 87 S SL 84 B FA 95 F FA 89 C SL 84 2-3 ① K		4 0	0 0	0 0	0 0	0 0	3 0	2 0
27 Scott Rolen, R (1, 5) OBP: 0.332, SLG: 0.386		F FA 92 F FA 90 X FA 92 0-2 ① G4-3	F FA 92 X FA 92 0-1 ③ G5-3			X FA 91 0-0 ① G6-3		B FA 94 X FA 95 1-0 4 G6-3 1B		4	0	1	0	0	0	1
4 Yadier Molina, R (1, 2) OBP: 0.337, SLG: 0.318		C FA 91 B FA 92 F SL 84 B FA 92 X FA 92 2-2 ② G6-3		C FA 90 X CH 85 0-1 ① G5-3		C FA 90 B CH 87 S SL 83 B CH 85 B SL 84 S SL 83 3-3 ② K		B FA 94 F FA 93 1 SAFE F FA 93 X SL 84 1-2 ②③ G6-3 1-2f		4	0	0	0	0	1	1
Braden Looper, R (1, 1) OBP: 0.275, SLG: 0.250 47 Ryan Ludwick, R (6, PH) OBP: 0.303, SLG: 0.475 19 Tyler Johnson, S (7, 1) 36 Russ Springer, R (7, 1) 31 Ryan Franklin, R (8, 1) So Taguchi, R (9, 7) OBP: 0.360, SLG: 0.377	B FA 92 B FA 91 B FA 91 C FA 91 C FA 91 S FA 91 3-3 ③ K			C FA 90 S FA 91 S FA 91 0-3 ② K		C FA 91 B SL 84 B FA 91 X FA 91 2-1 ③ G5-3			2 1 0 0 0 0	0 0 0 0 0 0	0 0 0 0 0 0	0 0 0 0 0 0	2 0 0 0 0 0	0 0 0 0 0 0	0 0 0 0 0 0
7 Adam Kennedy, L (1, 4) OBP: 0.282, SLG: 0.290			F CH 87 M CH 86 F CH 87 B SL 84 F CH 87 F FA 92 X CH 87 1-2 E6 24 1B 1B 5 E	B FA 91 S FA 91 S CH 86 F CH 87 X CH 87 1-2 S 1B			B FA 92 X FA 94 1-0 ① F8			3	1	1	0	0	0	0
Inning Stats	R: 2 E: 0 K: 0 S: 9 H: 2 LOB: 0 BB: 0 P: 13	R: 0 E: 0 K: 1 S: 9 H: 0 LOB: 0 BB: 0 P: 14	R: 3 E: 2 K: 1 S: 20 H: 3 LOB: 1 BB: 0 P: 26	R: 0 E: 0 K: 1 S: 10 H: 1 LOB: 1 BB: 0 P: 12	R: 0 E: 0 K: 1 S: 14 H: 1 LOB: 1 BB: 0 P: 21	R: 0 E: 0 K: 1 S: 6 H: 0 LOB: 0 BB: 0 P: 11	R: 1 E: 0 K: 0 S: 6 H: 1 LOB: 1 BB: 1 P: 15	R: 0 E: 0 K: 1 S: 8 H: 1 LOB: 0 BB: 0 P: 12		1B: 6 2B: 1 3B: 0 HR: 2	SF: 0 SAC: 0 DP: 1 HBP: 0			WP: 0 PB: 0 SB: 1 CS: 0	PA: 34	

PITCHER		IP	WLS	BF	H	R	ER	SO	BB	IBB	HBP	BLK	WP	HR	S	P	ERA	WHIP
Derek Lowe, R ERA: 3.61	(1, 1)	6.0	L	26	7	5	3	5	0	0	0	0	0	1	68	97	4.50	1.167
Roberto Hernandez, R ERA: 5.71	(7, 1)	1.0		5	1	1	1	0	1	0	0	0	0	1	6	15	9.00	2.000
Rudy Seanez, R ERA: 3.93	(8, 1)	1.0		3	1	0	0	1	0	0	0	0	0	0	8	12	0.00	1.000

PITCHER	IP	WLS	BF	H	R	ER	SO	BB	IBB	HBP	BLK	WP	HR	S	P	ERA	WHIP

BOTTOM

Los Angeles Dodgers @ St. Louis Cardinals

Busch Stadium, St. Louis, MO

Sat Aug 11 2007, 2:55 PM CDT
Att. 44,260 - Sunny - 95 F

livebaseballscorecards.com

AB	33
R	6
H	9
RBI	6
BB	1
SO	6
LOB	8

Los Angeles Dodgers @ St. Louis Cardinals

Busch Stadium, St. Louis, MO

Sun Aug 12 2007, 1:15 PM CDT

Att. 45,379 - Sunny - 99 F

TOP

livebaseballscorecards.com

Batter	1	2	3	4	5	6	7	8	9	AB	R	H	RBI	BB	SO	LOB
15 Rafael Furcal, S (1, 6) OBP: 0.339, SLG: 0.368 Roberto Hernandez, R (7, 1) Joe Beimel, L (8, 1) Mark Sweeney, L (9, PH) OBP: 0.358, SLG: 0.398	B FA 89 X FA 89 1-0 1B		B CU 74 F CU 74 S FA 91 X CH 76 1-2 ① L4		C CH 78 B FA 92 S FA 92 B FA 94 S FA 93 2-3 ② K		C FA 91 X FA 89 0-1 ② F8		F FA 93 B CU 78 B FA 94 F FA 95 F FA 93 X FA 94 2-2 ③ P6	4 0 0 1	0 0 0 0	1 0 0 0	0 0 0 0	0 0 0 0	1 0 0 0	1 0 0 0
9 Juan Pierre, L (1, 8) OBP: 0.316, SLG: 0.333	1 SAFE B FA 90 B CH 77 B FA 90 C FA 89 X FA 91 3-1 ① F7		C FA 91 C FA 92 F FA 93 F FA 93 X FA 94 0-2 7 S 1B		B CU 74 C FA 92 X CU 76 1-1 7 1B 1B		C FA 92 B SL 84 C FA 90 F FA 90 X FA 90 1-2 ③ F7			4	0	2	0	0	0	2
7 James Loney, L (1, 3) OBP: 0.379, SLG: 0.500	C CU 78 X FA 91 0-1 ② F7		B FA 90 C CH 76 F CU 77 C FA 91 1-3 ② K 1-2		1 SAFE X FA 91 0-0 1-2 1B			B FA 89 F FA 89 X CH 86 1-1 2B		4	0	2	0	0	1	2
12 Jeff Kent, R (1, 4) OBP: 0.368, SLG: 0.488 45 Scott Proctor, R (5, 1) Olmedo Saenz, R (7, 5) OBP: 0.303, SLG: 0.330	X FA 90 0-0 ③ P3		B FA 89 F CH 76 F FA 90 X FA 89 1-2 ③ F8		X FA 89 0-0 ③ L7			C FA 88 H SL 79 1-1 HBP		3 0 0	0 0 0	0 0 0	0 0 0	0 0 0	0 0 0	4 0 0
Luis Gonzalez, L (1, 7) OBP: 0.354, SLG: 0.427 27 Matt Kemp, R (7, 9) OBP: 0.354, SLG: 0.483		B FA 90 B FA 89 B FA 89 C FA 89 B FA 90 4-1 16 3B BB		B FA 86 C FA 91 B CH 77 B FA 91 F FA 91 X FA 92 3-2 G6-3 1B		B FA 90 F FA 92 F FA 91 S CH 77 1-3 ① K		X 0-0 ① F8		2 1	1 0	1 0	0 0	1 0	1 0	0 2
Mike Lieberthal, R (1, 2) OBP: 0.274, SLG: 0.254		B CU 74 F FA 87 S SL 74 B FA 89 F CH 76 S FA 89 2-3 ① K		B CH 76 C FA 88 X FA 87 1-1 ①② G6-3 1-2f		B CU 74 B FA 88 B FA 90 C FA 88 X FA 90 3-1 ② P3		C FA 90 F FA 89 X FA 89 0-2 ② F9		4	0	0	0	0	1	4
16 Andre Ethier, L (1, 9) OBP: 0.365, SLG: 0.472 (7, 7)		B CU 76 B FA 91 X FA 91 2-0 1-H SF7 3B		C FA 92 B FA 93 X CH 76 1-1 2B		B CU 76 C FA 92 C FA 92 C FA 93 1-3 ③ K		X FA 90 0-0 ③ G3-1		4	1	2	1	0	1	2
Ramon Martinez, R (1, 5) OBP: 0.231, SLG: 0.200 (7, 6)		B CU 78 C CU 78 F FA 90 X SL 79 1-2 ② SF7 3-H		B CU 76 C FA 90 B CU 77 F FA 90 B FA 90 X FA 90 3-2 ③ F9			B FA 90 X FA 90 1-0 ① G6-3		C FA 91 B FA 92 X FA 92 1-1 ① F9	3	0	0	1	0	0	1
Mark Hendrickson, L (1, 1) OBP: 0.107, SLG: 0.077 Rudy Seanez, R (3, 1) 49 Delwyn Young, S (5, PH) OBP: 0.500, SLG: 0.571 (5, 4)		B FA 90 C FA 91 X FA 92 1-1 ③ G6-3			S FA 91 C CU 77 B FA 92 F FA 92 X FA 91 1-2 ① P6		B CU 77 F FA 90 X FA 90 1-1 1B		F FA 91 X FA 93 0-1 ② P2	1 0 3	0 0 0	0 0 1	0 0 0	0 0 0	0 0 0	0 0 0
Inning Stats	R: 0 E: 0 K: 0 S: 6 H: 1 LOB: 1 BB: 0 P: 10	R: 2 E: 0 K: 1 S: 11 H: 1 LOB: 0 BB: 1 P: 21	R: 0 E: 0 K: 1 S: 14 H: 1 LOB: 1 BB: 0 P: 17	R: 0 E: 0 K: 0 S: 10 H: 2 LOB: 1 BB: 0 P: 18	R: 0 E: 0 K: 1 S: 11 H: 2 LOB: 2 BB: 0 P: 15	R: 0 E: 0 K: 2 S: 8 H: 0 LOB: 0 BB: 0 P: 13	R: 0 E: 0 K: 0 S: 9 H: 1 LOB: 1 BB: 0 P: 12	R: 0 E: 0 K: 0 S: 8 H: 1 LOB: 2 BB: 0 P: 10	R: 0 E: 0 K: 0 S: 8 H: 0 LOB: 0 BB: 0 P: 11	1B: 6 2B: 2 3B: 1 HR: 0 SF: 1 SAC: 0 DP: 1 HBP: 1						

	AB	34
	R	2
	H	9
	RBI	2
	BB	1
	SO	5
	LOB	18

WP: 0 PB: 0 SB: 1 CS: 0 PA: 37

PITCHER		IP	WLS	BF	H	R	ER	SO	BB	IBB	HBP	BLK	WP	HR	S	P	ERA	WHIP
23 Anthony Reyes, R ERA: 5.48	(1, 1)	6.0	W	25	7	2	2	5	1	0	0	0	0	0	60	94	3.00	1.333
34 Randy Flores, L ERA: 4.2	(7, 1)	1.0		4	1	0	0	0	0	0	0	0	0	0	9	12	0.00	1.000
48 Brad Thompson, R ERA: 5.11	(8, 1)	1.0		5	1	0	0	0	0	0	1	0	0	0	8	10	0.00	1.000
Troy Percival, R ERA: 2.37	(9, 1)	1.0		3	0	0	0	0	0	0	0	0	0	0	8	11	0.00	0.000

PITCHER	IP	WLS	BF	H	R	ER	SO	BB	IBB	HBP	BLK	WP	HR	S	P	ERA	WHIP

BOTTOM

Los Angeles Dodgers @ St. Louis Cardinals

Busch Stadium, St. Louis, MO

Sun Aug 12 2007, 1:15 PM CDT

Att. 45,379 - Sunny - 99 F

livebaseballscorecards.com

Batter	1	2	3	4	5	6	7	8	9	AB	R	H	RBI	BB	SO	LOB
David Eckstein, R (1, 6) OBP: 0.342, SLG: 0.358	B FA 86 X FA 87 1-0 5 47 HR 1B	B FA 90 C FA 89 X FA 90 1-1 ③ G6-3	C FA 88 F FA 88 B FA 88 F FA 89 X FA 89 1-2 2-3 3-H 1B		B SL 87 X FA 95 1-0 ② P6		B SL 88 C FA 94 X FA 93 1-1 1B			5	1	3	1	0	0	1
24 Rick Ankiel, L (1, 9) OBP: 0.412, SLG: 1.000	B CU 72 F FA 88 D CU 74 B FA 88 F FA 88 X FA 89 3-2 ① P4		F CU 72 2-2 S CH 81 B SL 83 B FA 88 X SL 82 5 1B 47 1B 2B B FA 92 B FA 93 B CH 86 D CH 87 D CH 87 K		B FA 96 B FA 95 C FA 95 B CH 86 B FA 95 4-1 BB		C FA 95 B SL 85 B SL 86 C FA 94 S FA 89 2-3 ③ K			4	1	1	0	1	2	4
5 Albert Pujols, R (1, 3) OBP: 0.417, SLG: 0.547 34 Randy Flores, L (7, 1) 48 Brad Thompson, R (8, 1) OBP: 0.150, SLG: 0.150 Troy Percival, R (9, 1)	C CU 73 X FA 90 0-1 47 HR 1-2 1B		C CH 82 F SL 83 X SL 83 0-2 47 1B FC6-4 FC4-2 2-3 1B	C FA 92 B FA 93 X SL 84 1-1 ① F7	B FA 95 B SL 86 C FA 96 F FA 95 S FA 95 2-3 ③ K			F FA 90 S FA 87 B FA 90 F FA 89 C FA 91 1-3 ① K		4 0 1 0	1 0 0 0	2 0 0 0	0 0 0 0	0 0 1 0	1 0 0 0	1 0 0 0
47 Ryan Ludwick, R (1, 7) OBP: 0.310, SLG: 0.492	B CU 73 B SL 82 X FA 88 2-0 1-H 2-H HR		F FA 89 S SL 84 B CH 83 X SL 83 1-2 FC6-4 1-2 3-H 1B	X FA 94 0-0 ② F9		X FA 93 0-0 ① P3		B FA 87 C FA 88 B FA 87 F FA 89 B FA 93 F FA 88 B FA 88 4-2 1B 1B BB		4	2	2	4	1	0	0
So Taguchi, R (1, 8) OBP: 0.361, SLG: 0.375	C FA 88 B FA 90 S CH 82 F FA 89 B FA 89 X SL 83 2-2 ② G5-3		S FA 89 B FA 89 X SL 82 1-1 ① FC6-4 FC4-2 S 1-2f 2-3 1B	C FA 92 B SL 82 B FA 93 B CH 83 B FA 93 4-1 BB		B FA 93 C FA 93 B CU 76 X FA 93 2-1 ② F9		X FA 88 0-0 1B 1-3 1B 1B		4	2	1	0	1	0	2
Gary Bennett, R (1, 2) OBP: 0.268, SLG: 0.305	B FA 89 X FA 89 1-0 ③ F9		P PO 77 B CH 82 D SL 83 X FA 89 3-0 ② FC4-2 1B 23 1B 1-3 3-H	X FA 93 0-0 ③ G4-3		B FA 95 X FA 94 1-0 1B		X FA 87 0-0 1B 1-2 3-H 1B		5	1	2	1	0	0	3
Aaron Miles, S (1, 4) OBP: 0.335, SLG: 0.351		C FA 86 F CH 82 X FA 87 0-2 13 G6-3 23 SH1-4 1B	D CU 73 B FA 89 X CH 82 2-0 23 1B 13 2B 1-2 3-H 1B		X FA 93 0-0 23 SH1-4 13 HR 1B	B CU 76 X FA 93 1-0 ③ F7		B FA 88 X FA 89 1-0 13 FC5-4 1-2 2-H 1B		5	2	4	2	0	0	1
23 Anthony Reyes, R (1, 1) OBP: 0.091, SLG: 0.091 16 Chris Duncan, L (7, 3) OBP: 0.371, SLG: 0.522		X FA 88 0-0 ① SH1-4 1-2	B CU 73 B FA 89 F FA 89 B FA 89 X FA 89 3-1 13 2B 1-2 2-H 1B		B FA 92 L FA 93 B FA 95 L FA 94 X FA 95 2-2 ① SH1-4 1-2		B SL 86 X FA 94 1-0 ① F9	C FA 91 F FA 86 B FA 92 D SL 78 F FA 88 F FA 91 C FA 92 2-3 ② K		1 2	1 0	1 0	1 0	0 0	0 1	0 2
13 Brendan Ryan, R (1, 5) OBP: 0.397, SLG: 0.507		B CU 72 C FA 89 X FA 89 1-1 ② G6-3 2-3	D CU 74 X CH 82 1-0 1B 1-3 2-H 2B		B FA 94 D SL 86 B FA 94 C FA 94 X FA 93 3-1 2-H HR		B FA 94 C FA 95 B SL 86 B FA 93 X FA 94 3-1 ② L4	X FA 87 0-0 ③ FC5-4 1-2f		5	1	2	3	0	0	3
Inning Stats	R: 3 E: 0 K: 0 S: 12 H: 3 LOB: 0 BB: 0 P: 21	R: 0 E: 0 K: 0 S: 8 H: 1 LOB: 1 BB: 0 P: 10	R: 5 E: 0 K: 1 S: 25 H: 7 LOB: 2 BB: 0 P: 41	R: 0 E: 0 K: 0 S: 5 H: 0 LOB: 1 BB: 1 P: 10	R: 2 E: 0 K: 1 S: 11 H: 2 LOB: 1 BB: 1 P: 23	R: 0 E: 0 K: 0 S: 5 H: 1 LOB: 1 BB: 0 P: 9	R: 0 E: 0 K: 1 S: 8 H: 1 LOB: 1 BB: 0 P: 15	R: 2 E: 0 K: 2 S: 16 H: 3 LOB: 2 BB: 1 P: 24		1B: 14 2B: 2 3B: 0 HR: 2 SF: 0 SAC: 2 DP: 0 HBP: 0				WP: 0 PB: 0 SB: 1 CS: 0 PA: 45		

AB	40
R	12
H	18
RBI	12
BB	3
SO	5
LOB	17

PITCHER		IP	WLS	BF	H	R	ER	SO	BB	IBB	HBP	BLK	WP	HR	S	P	ERA	WHIP
Mark Hendrickson, L ERA: 5.2	(1, 1)	2.2	L	19	11	8	8	0	0	0	0	0	0	1	42	66	27.00	4.125
Rudy Seanez, R ERA: 3.83	(3, 1)	1.1		5	0	0	0	1	1	0	0	0	0	0	8	16	0.00	0.750
45 Scott Proctor, R ERA: 3.66	(5, 1)	2.0		10	3	2	2	1	1	0	0	0	0	1	16	32	9.00	2.000
Roberto Hernandez, R ERA: 5.55	(7, 1)	1.0		4	1	0	0	1	0	0	0	0	0	0	8	15	0.00	1.000
Joe Beimel, L ERA: 4.14	(8, 1)	1.0		7	3	2	2	2	1	0	0	0	0	0	16	24	18.00	4.000

PITCHER		IP	WLS	BF	H	R	ER	SO	BB	IBB	HBP	BLK	WP	HR	S	P	ERA	WHIP

Batter	1	2	3	4	5	6	7	8	9	AB	R	H	RBI	BB	SO	LOB
Chris Burke, R (1, 4) OBP: 0.308, SLG: 0.364	C B T B S 2-3 K	B FA 93 F FA 92 C FA 94 F FA 93 X CU 81 1-2 P3		D X FA 91 1-0 G4-3 2-3 3-H		B FA 92 C FA 92 X FA 91 1-1 B1-3		C FA 98 B FA 97 F FA 98 F FA 97 B CH 87 S SL 87 2-3 K		5	0	0	1	0	2	4
Mike Lamb, L (1, 5) OBP: 0.375, SLG: 0.478	C B FA 93 B FA 94 F X 2-2 G6-3		B FA 91 C FA 90 F FA 92 X CU 80 1-2 F7 17 BB 1B	X CU 78 0-0 F8		F FA 93 B CH 82 B FA 93 S FA 92 F SL 83 F FA 93 S SL 83 2-3 K			B FA 93 S FA 92 S SL 83 F FA 93 S CU 79 2-3 K	5	0	1	0	0	2	1
17 Lance Berkman, S (1, 3) OBP: 0.373, SLG: 0.457	C FA 93 S CU 81 B FA 93 S CU 82 1-3 K		B FA 92 B FA 91 F FA 93 C CU 79 B CU 80 B FA 92 4-2 1-2 BB		B FA 91 B FA 91 C FA 88 F FA 92 F CU 80 B FA 88 F FA 94 F FC 88 F CU 80 3-2 X SL 88 45 L9 1B 2B		S FA 88 B FA 89 S FA 87 B FA 87 B FA 86 X FA 86 3-2 45 FC5-4 1B		S FA 93 S FA 93 F FA 93 B CU 78 B FA 94 X FA 93 2-2 F7	4	1	2	0	1	1	0
45 Carlos Lee, R (1, 7) OBP: 0.356, SLG: 0.536	B FA 93 C CU 80 B FA 92 B FA 93 C CU 80 F FA 93 F FA 94 X CU 80 3-2 P3		X FA 91 0-0 L5		B CU 80 B FC 91 X FA 91 2-0 L9 2-3		X FA 87 0-0 FC5-4 16 BB 1-2f		F FA 95 F FA 95 S 0-3	5	0	0	0	0	1	5
Luke Scott, L (1, 9) OBP: 0.355, SLG: 0.507		B FA 90 C FA 91 F CU 79 B CH 86 B CU 80 X FA 92 3-2 44 BB 2B	X FA 93 0-0 F7 2-3		D FC 90 C CU 80 B FA 92 X CU 79 2-1 16 HR 3-H 1B		B FA 89 F FA 89 S FA 88 S SL 77 1-3 K			4	1	2	1	0	1	3
16 Jason Lane, R (1, 8) OBP: 0.241, SLG: 0.371		S FA 93 C FA 92 D CU 80 B FA 87 F FA 93 F CU 80 C FA 94 2-3 K	S FA 92 C FA 92 D SL 87 S SL 88 1-3 K		C FA 92 B FA 92 X SL 86 1-1 1-H HR		F FA 86 S FA 85 B FA 87 D FA 87 D FA 88 D FA 91 4-2 1-2 BB			3	1	1	2	1	2	3
Eric Bruntlett, R (1, 6) OBP: 0.361, SLG: 0.291		B FA 92 S FA 93 S FA 94 B FA 95 C FA 92 2-3 K	B FA 91 F FA 91 S FA 91 B FA 92 F FA 93 F CU 81 X FA 92 2-2 44 SH3-4 BB G4-3 1B	B FA 92 C FA 92 B FA 91 C FA 92 B FA 92 S FA 92 3-3 K		B FA 86 B FA 86 B FA 90 C FA 88 C FA 88 X FA 86 3-2 G1-3				4	1	1	0	0	2	3
Brad Ausmus, R (1, 2) OBP: 0.313, SLG: 0.319		D CU 81 F FA 94 B FA 93 B FA 93 B CU 80 4-1 44 BB BB	B FA 91 S FA 90 B FA 91 B FA 93 B FA 92 4-1 G4-3 44 SH3-4 1-2 BB	F FA 91 F FC 89 S CU 80 0-3 K2-3				B FA 96 C FA 96 C FA 97 F FA 98 B SL 86 X SL 85 2-2 G5-3		2	0	0	0	2	1	0
44 Roy Oswalt, R (1, 1) OBP: 0.170, SLG: 0.140 Chad Qualls, R (9, 1)		C FA 93 B FA 94 B FA 93 B FA 93 B FA 93 4-1 1-2 2-3 BB	X FA 92 0-0 SH3-4 1-2 2-3			C FA 92 C FA 92 B SL 85 X FA 92 1-2 G3		C FA 95 F FA 97 F FA 97 F FA 97 B SL 86 S SL 86 1-3 K		2 0	0 0	0 0	0 0	1 0	1 0	0 0
Inning Stats	R: 0 E: 0 K: 2 S: 14 H: 0 LOB: 1 BB: 0 P: 22	R: 0 E: 0 K: 2 S: 17 H: 1 LOB: 3 BB: 2 P: 33	R: 0 E: 0 K: 1 S: 10 H: 1 LOB: 2 BB: 1 P: 16	R: 1 E: 0 K: 0 S: 9 H: 1 LOB: 1 BB: 1 P: 16	R: 3 E: 0 K: 2 S: 18 H: 3 LOB: 0 BB: 0 P: 29	R: 0 E: 0 K: 1 S: 10 H: 0 LOB: 0 BB: 0 P: 14	R: 0 E: 0 K: 1 S: 12 H: 1 LOB: 2 BB: 1 P: 23	R: 0 E: 0 K: 2 S: 13 H: 0 LOB: 0 BB: 0 P: 18	R: 0 E: 0 K: 2 S: 10 H: 0 LOB: 0 BB: 0 P: 14	1B: 4 2B: 2 3B: 0 HR: 1	SF: 0 SAC: 1 DP: 0 HBP: 0					

PITCHER		IP	WLS	BF	H	R	ER	SO	BB	IBB	HBP	BLK	WP	HR	S	P	ERA	WHIP
58 Chad Billingsley, R ERA: 3.54	(1, 1)	5.0	L	26	6	4	4	7	4	0	0	0	1	1	68	116	7.20	2.000
Roberto Hernandez, R ERA: 5.4	(6, 1)	1.0		3	0	0	0	1	0	0	0	0	0	0	10	14	0.00	0.000
Joe Beimel, L ERA: 4.06	(7, 1)	1.0		5	1	0	0	1	1	0	0	0	0	0	12	23	0.00	2.000
51 Jonathan Broxton, R ERA: 2.43	(8, 1)	1.0		3	0	0	0	2	0	0	0	0	0	0	13	18	0.00	0.000
44 Takashi Saito, R ERA: 1.58	(9, 1)	1.0		3	0	0	0	2	0	0	0	0	0	0	10	14	0.00	0.000

PITCHER	IP	WLS	BF	H	R	ER	SO	BB	IBB	HBP	BLK	WP	HR	S	P	ERA	WHIP

TOP

Houston Astros @ Los Angeles Dodgers

Dodger Stadium, Los Angeles, CA

Mon Aug 13 2007, 7:10 PM PDT

Att. 49,511 - Clear - 82 F

livebaseballscorecards.com

AB	34
R	4
H	7
RBI	4
BB	5
SO	13
LOB	19

WP: 1 PA: 40
PB: 0
SB: 0
CS: 0

Batter	1	2	3	4	5	6	7	8	9	AB	R	H	RBI	BB	SO	LOB
15 Rafael Furcal, S (1, 6) OBP: 0.339, SLG: 0.368	B FA 93 B FA 92 C FA 93 T FA 93 X CU 67 2-2 7 FC3 1B		C CU 68 F FA 92 B FA 93 C SL 84 1-3 K ①		B CU 71 C FA 92 C FA 93 F FA 92 X SL 63 1-2 SF7 ② 1-2 3-H		1 SAFE X FA 92 0-0 B5-3 ③			3	0	1	1	0	1	1
55 Russell Martin, R (1, 2) OBP: 0.361, SLG: 0.454	B FA 93 B FA 92 T FA 92 1 SAFE F SL 84 F FA 93 B FA 93 X FA 92 3-2 F9 ①		F SL 85 B CU 72 B FA 94 F FA 94 X FA 91 2-2 G1-3 ②		B FA 93 B FA 92 X FA 92 2-0 G6-3 ③			B FA 92 S FA 92 B FA 92 X FA 91 2-1 G6-3 ①		4	0	0	0	0	0	2
7 James Loney, L (1, 3) OBP: 0.377, SLG: 0.495	F FA 93 F FA 94 X CU 66 0-2 FC3 12 G6-4-3 1-2		B CH 83 X CH 82 1-0 G4-3 ③			B FA 93 F FA 93 X FA 93 1-1 BB 1B		F FA 93 B SL 86 X FA 93 1-1 P6 ②		4	0	1	0	0	0	1
12 Jeff Kent, R (1, 4) OBP: 0.364, SLG: 0.482	B CU 79 B FA 93 X FA 94 2-0 G6-4-3 ②③ 1-2f			F FA 94 B FA 93 F FA 92 B FA 93 X SL 82 2-2 G5-3 ①		F FA 91 C FA 93 C FA 94 0-3 K ①		X SL 85 0-0 G5-3 ③		4	0	0	0	0	1	3
Luis Gonzalez, L (1, 7) OBP: 0.353, SLG: 0.424		C FA 94 B FA 94 S FA 94 B FA 94 B SL 85 X FA 94 3-2 G5-3 ①		F SL 82 X FA 93 0-1 G5-3 ②		B FA 91 B FA 93 B FA 92 B FA 92 4-0 G4-6-3 1-2 BB			B FA 92 B FA 93 C FA 92 F FA 91 S SL 89 2-3 K ①	3	0	0	0	1	1	0
5 Nomar Garciaparra, R (1, 5) OBP: 0.326, SLG: 0.363 Shea Hillenbrand, R (5, 5) OBP: 0.272, SLG: 0.322		X SL 85 0-0 F8 ②		B CU 78 S FA 93 F FA 93 B CU 74 C FA 94 2-3 K ③		C FA 91 D CU 70 B FA 92 X FA 92 2-1 G4-6-3 ②③ 1-2f			C SL 89 C B X 1-2 G5-3 ②	2 2	0 0	0 0	0 0	0 0	1 0	0 2
9 Juan Pierre, L (1, 8) OBP: 0.320, SLG: 0.337		C FA 93 X CU 70 0-1 16 S 1B			C FA 90 B FA 92 B FA 91 X FA 91 2-1 1B 15 SF7 1B		B FA 91 L FA 91 B CU 71 B FA 91 C FA 91 X FA 90 3-2 1B		C FA 94 X SL 86 0-1 F7 ③	4	1	3	0	0	0	0
16 Andre Ethier, L (1, 9) OBP: 0.364, SLG: 0.469		B FA 94 B CU 70 B FA 93 I IN 68 4-0 1-2 IBB			C FA 91 1 SAFE X FA 92 0-1 L4 ①		F SL 84 X FA 92 0-1 L6 ①			2	0	0	0	1	0	2
58 Chad Billingsley, R (1, 1) OBP: 0.105, SLG: 0.158 Mark Sweeney, L (5, PH) OBP: 0.364, SLG: 0.404 Roberto Hernandez, R (6, 1) Joe Beimel, L (7, 1) 27 Matt Kemp, R (7, PH) OBP: 0.352, SLG: 0.480 51 Jonathan Broxton, R (8, 1) 44 Takashi Saito, L (9, 1)		F FA 93 F FA 93 X CU 78 0-2 G4-3 ③			B FA 93 B CU 69 C FA 93 1 SAFE 1 SAFE X FA 91 2-1 15 SF7 1-3 1B		S FA 93 1 SAFE B SL 85 X FA 93 1-1 F9 ②			1 1 0 0 1 0 0 0	0 0 0 0 0 0 0 0	0 1 0 0 0 0 0 0	0 0 0 0 0 0 0 0	0 0 0 0 0 0 0 0	0 0 0 0 1 0 0 0	2 0 0 0 1 0 0 0
Inning Stats	R: 0 E: 0 K: 0 S: 11 H: 1 LOB: 1 BB: 0 P: 18	R: 0 E: 0 K: 0 S: 9 H: 1 LOB: 2 BB: 1 P: 16	R: 0 E: 0 K: 1 S: 7 H: 0 LOB: 0 BB: 0 P: 11	R: 0 E: 0 K: 1 S: 8 H: 0 LOB: 0 BB: 0 P: 12	R: 1 E: 0 K: 0 S: 11 H: 2 LOB: 1 BB: 0 P: 18	R: 0 E: 0 K: 1 S: 7 H: 1 LOB: 1 BB: 1 P: 14	R: 0 E: 0 K: 0 S: 8 H: 1 LOB: 1 BB: 0 P: 12	R: 0 E: 0 K: 0 S: 5 H: 0 LOB: 0 BB: 0 P: 8	R: 0 E: 0 K: 1 S: 8 H: 0 LOB: 0 BB: 0 P: 11	1B: 6 2B: 0 3B: 0 HR: 0	SF: 1 SAC: 0 DP: 2 HBP: 0	WP: 0 PB: 0 SB: 1 CS: 0	PA: 34				

PITCHER		IP	WLS	BF	H	R	ER	SO	BB	IBB	HBP	BLK	WP	HR	S	P	ERA	WHIP
44 Roy Oswalt, R ERA: 3.32	(1, 1)	8.0	W	31	6	1	1	3	1	1	0	0	0	0	66	109	1.12	0.875
Chad Qualls, R ERA: 3.32	(9, 1)	1.0	S	3	0	0	0	1	0	0	0	0	0	0	8	11	0.00	0.000

PITCHER	IP	WLS	BF	H	R	ER	SO	BB	IBB	HBP	BLK	WP	HR	S	P	ERA	WHIP

BOTTOM

Houston Astros @ Los Angeles Dodgers

Dodger Stadium, Los Angeles, CA

Mon Aug 13 2007, 7:10 PM PDT

Att. 49,511 - Clear - 82 F

livebaseballscorecards.com

AB	31
R	1
H	6
RBI	1
BB	2
SO	4
LOB	14

Batter	1	2	3	4	5	6	7	8	9	AB	R	H	RBI	BB	SO	LOB
Chris Burke, R (1, 4) OBP: 0.310, SLG: 0.370	C FA 91 F FA 89 X FA 93 0-2 ① F9		B SL 79 X FA 90 1-0 ② F9		C FA 88 F SL 87 B SL 81 F FA 90 S SL 87 1-3 ③ K	C SL 82 C FA 91 X SL 82 0-2 2-H 3-H 1B			F FA 88 X CU 76 0-1 FC1 2B	5	0	2	2	0	1	0
Mark Loretta, R (1, 6) OBP: 0.359, SLG: 0.372 Eric Bruntlett, R (8, 6) OBP: 0.358, SLG: 0.288	C FA 92 B FA 91 X CH 80 1-1 E9 1B		C FA 90 B FA 90 F SL 82 B SL 87 F SL 85 X FA 89 2-2 ③ G6-3			B FA 92 B FA 92 C CH 86 C FA 92 C SL 82 F FA 88 X FA 90 3-2 45 1B 17 BB 1B 1B B FA 92 B FA 92 C FA 92 C FA 92 C SL 82 2-3 ③ K			C FA 90 X FA 90 0-1 FC1 45 G4-6-3 2-3	4 1	1 0	2 0	0 0	0 0	1 0	1 1
17 Lance Berkman, S (1, 3) OBP: 0.373, SLG: 0.455	B CU 72 B CH 87 X CH 86 2-0 ② F7			S FA 91 B SL 82 B CH 87 X FA 89 2-1 BB 45 1B FC3-6 1B		B CH 84 B SL 84 1 SAFE B FA 89 B FA 92 4-0 1B 45 1B 1-2 SF8 BB	B FA 91 F FA 91 S CH 81 X FA 91 1-2 ① F9		S FA 89 C FA 90 B CH 83 S FA 91 1-3 ① K	4	2	1	0	1	1	3
45 Carlos Lee, R (1, 7) OBP: 0.358, SLG: 0.535	B SL 82 B SL 83 B FA 90 C SL 81 B FA 92 4-1 BB			C CH 87 F FA 94 B FA 93 X SL 85 1-2 FC3-6 BB 1-2 1B		C FA 90 X FA 90 0-1 SF8 1B 16 1B 1-2 2-3 1B	S SL 83 B FA 92 S SL 83 F FA 92 S SL 82 1-3 ② K		B FA 90 X FA 91 1-0 ② ③ G4-6-3 1-2f	4	1	2	0	1	1	2
Luke Scott, L (1, 9) OBP: 0.357, SLG: 0.505	C SL 86 F FA 88 D CH 82 S FA 95 1-3 ③ K			B CH 81 B FA 90 B CH 86 B FA 91 4-0 FC3-6 1-2 2-3 BB		S CH 78 F SL 86 F CH 80 B FA 92 B CH 79 F SL 86 B FA 94 F SL 84 X CH 78 3-2 16 1B 1B 1-2 2-3 3-H 1B	F FA 91 S SL 82 B FA 91 S SL 82 1-3 ③ K			3	1	1	1	1	2	2
Mike Lamb, L (1, 5) OBP: 0.370, SLG: 0.472		C FA 90 X CH 87 0-1 ① G4-3		X CH 87 0-0 ① FC3-6 16 G5-4-3 1-2f 2-3 3-H		S FA 88 X FA 88 0-1 ① SF8 2-3 3-H		X CU 75 0-0 ① F7		3	0	0	2	0	0	2
16 Jason Lane, R (1, 8) OBP: 0.253, SLG: 0.372		B FA 92 B FA 88 B FA 90 B FA 93 4-0 G3-6-3 BB		X FA 92 0-0 ② ③ G5-4-3 1-2f		B FA 87 C FA 86 1 SAFE B FA 86 X FA 85 2-1 1B 1B 1-2 3-H 1B		B FA 94 B FA 93 F FA 94 B FA 94 T FA 93 B FA 95 4-2 BB		2	1	1	1	2	0	2
Eric Munson, L (1, 2) OBP: 0.339, SLG: 0.433 Brad Ausmus, R (9, 2) OBP: 0.313, SLG: 0.319	B CH 87 B CH 87 F FA 90 X FA 88 2-1 ② ③ G3-6-3 1-2f				C FA 91 F CH 79 B FA 90 B SL 86 S CH 78 2-3 ① K	C FA 88 D SL 77 F FA 88 B SL 75 B FA 89 F FA 87 F FA 88 X FA 87 3-2 SH1-4 1B 1-3 2-H 1B		X FA 93 0-0 ② F7	4 0	1 0	1 0	1 0	0 0	1 0	2 0
Matt Albers, L (1, 1) OBP: 0.133, SLG: 0.133 Trever Miller, R (7, 1) Dave Borkowski, R (7, 1) 21 Ty Wigginton, R (8, PH) OBP: 0.336, SLG: 0.458 Mark McLemore, L (8, 1) Brad Lidge, R (9, 1)			C FA 92 B CU 76 S FA 93 B FA 94 F CH 87 S FA 94 2-3 ① K		C FA 92 B FA 93 S FA 92 S FA 93 1-3 ② K	B FA 87 P PO 81 X FA 87 2-1 ② SH1-4 1-2		C SL 85 C FA 95 B FA 95 B SL 84 B FA 94 X FA 94 3-2 ③ P6		2 0 0 1 0 0	0 0 0 0 0 0	0 0 0 0 0 0	0 0 0 0 0 0	2 0 0 0 0 0	0 0 0 1 0 0
Inning Stats	R: 0 E: 1 K: 1 S: 10 H: 1 LOB: 2 BB: 1 P: 18	R: 0 E: 0 K: 0 S: 4 H: 0 LOB: 0 BB: 1 P: 10	R: 0 E: 0 K: 1 S: 9 H: 0 LOB: 0 BB: 0 P: 14	R: 1 E: 0 K: 0 S: 7 H: 2 LOB: 1 BB: 1 P: 14	R: 0 E: 0 K: 3 S: 10 H: 0 LOB: 0 BB: 0 P: 14	R: 6 E: 0 K: 1 S: 29 H: 6 LOB: 1 BB: 1 P: 47	R: 0 E: 0 K: 2 S: 10 H: 0 LOB: 0 BB: 0 P: 13	R: 0 E: 0 K: 0 S: 7 H: 0 LOB: 1 BB: 1 P: 14	R: 0 E: 0 K: 1 S: 8 H: 1 LOB: 1 BB: 0 P: 10	1B: 9 2B: 1 3B: 0 HR: 0 SF: 1 SAC: 1 DP: 3 HBP: 0						

TOP

Houston Astros @ Los Angeles Dodgers

Dodger Stadium, Los Angeles, CA

Tue Aug 14 2007, 7:10 PM PDT

Att. 49,399 - Partly Cloudy - 85 F

livebaseballscorecards.com

AB	33
R	7
H	10
RBI	7
BB	5
SO	9
LOB	16

PITCHER		IP	WLS	BF	H	R	ER	SO	BB	IBB	HBP	BLK	WP	HR	S	P	ERA	WHIP
Brett Tomko, R ERA: 5.67	(1, 1)	5.0	L	23	6	5	5	5	4	0	0	0	0	0	51	91	9.00	2.000
Joe Beimel, L ERA: 4.35	(6, 1)	0.2		4	2	0	0	0	0	0	0	0	0	0	12	18	0.00	3.000
Rudy Seanez, R ERA: 3.75	(6, 1)	1.1		5	1	2	2	3	0	0	0	0	0	0	16	21	13.50	0.750
45 Scott Proctor, R ERA: 3.6	(8, 1)	1.0		4	0	0	0	0	1	0	0	0	0	0	7	14	0.00	1.000
57 Eric Hull, R ERA: 6.23	(9, 1)	1.0		4	1	0	0	1	0	0	0	0	0	0	8	10	0.00	1.000

PITCHER	IP	WLS	BF	H	R	ER	SO	BB	IBB	HBP	BLK	WP	HR	S	P	ERA	WHIP

Batter	1	2	3	4	5	6	7	8	9	AB	R	H	RBI	BB	SO	LOB
15 Rafael Furcal, S (1, 6) OBP: 0.339, SLG: 0.365	B FA 90 C FA 92 F FA 92 F SL 79 B FA 93 B CU 78 F FA 92 X FA 93 3-2 ① G4-3		B CU 79 B FA 95 F FA 94 B FA 93 B FA 92 4-1 9 S BB		X CU 79 0-0 ③ G4-3		B CH 81 B FA 94 B FA 92 B FA 92 4-0 9 1B BB		L FA 96 B SL 86 B FA 96 F FA 96 S SL 86 2-3 ① K	3	0	0	0	2	1	3
9 Juan Pierre, L (1, 8) OBP: 0.320, SLG: 0.337	B FA 92 B FA 93 B FA 92 C FA 92 C FA 92 X FA 93 3-2 ② G4-3		B FA 91 C FA 92 S FA 93 F FA 93 X CU 80 1-2 ③ G6-3 1-2			C FA 91 B CU 78 X FA 93 1-1 12 2B 1B	C FA 85 C SL 75 X FA 86 0-2 27 FC6-4 1B 1-2		B FA 96 B FA 96 C FA 96 X FA 95 2-1 ②③ P2-3 1-1f	5	1	2	0	0	0	3
27 Matt Kemp, R (1, 9) OBP: 0.356, SLG: 0.500	X FA 94 0-0 HR			C CU 78 X CU 77 0-1 12 G5-4-3 1B		B FA 92 S FA 92 1 SAFE X CU 77 1-1 ① F9	B SL 84 X SL 85 1-0 ③ FC6-4 1-2f			4	1	2	1	0	0	3
12 Jeff Kent, R (1, 4) OBP: 0.363, SLG: 0.483	B FA 93 F CU 78 X FA 95 1-1 ③ G5-3			X FA 92 0-0 ①② G5-4-3 1-2f		C FA 92 S CH 78 D CU 77 B FA 93 B CH 80 X FA 93 3-2 1-H 2B		B FA 89 B FA 89 T FA 90 F FA 89 X CH 81 2-2 ① F7		4	0	1	1	0	0	1
7 James Loney, L (1, 3) OBP: 0.374, SLG: 0.489		C CU 77 X FA 94 0-1 ① G4-3		B FA 93 C CH 81 B CU 78 X FA 94 2-1 1B		X SL 78 0-0 ② P5		S SL 83 B FA 90 B CH 80 F FA 90 F FA 90 F SL 83 S CH 80 2-3 ② K		4	0	1	0	0	1	1
55 Russell Martin, R (1, 2) OBP: 0.357, SLG: 0.450		C FA 94 B FA 93 B FA 92 B CU 78 F FA 93 C FA 94 3-3 ② K		B CU 78 B FA 91 X FA 94 2-0 ③ G5-3		F FA 92 X FA 92 0-1 ③ G6-3		C CH 79 C CH 80 S SL 84 0-3 ③ K		4	0	0	0	0	2	2
16 Andre Ethier, L (1, 7) OBP: 0.366, SLG: 0.473		C FA 92 S CU 80 X FA 94 0-2 ③ G4-3			C FA 94 X CU 78 0-1 SH1-4 1B		F FA 93 B CH 79 B FA 93 F FA 93 F FA 94 X CU 79 2-2 ① G6-3		C FA 89 X CH 81 0-1 WP 1B 2B	4	1	2	0	0	0	0
Shea Hillenbrand, R (1, 5) OBP: 0.276, SLG: 0.332			B FA 94 X FA 94 1-0 ① G4-3		X FA 93 0-0 ① F9		B CU 79 C FA 93 S FA 92 F FA 94 F FA 93 F CU 79 X FA 93 1-2 G5-3 3B		C FA 90 B FA 89 B FA 89 B FA 89 B FA 90 4-1 1B 2-3 BB	3	1	1	0	1	0	1
Brett Tomko, R (1, 1) Joe Beimel, L (6, 1) Rudy Seanez, R (6, 1) Olmedo Saenz, R (7, PH) OBP: 0.300, SLG: 0.326 45 Scott Proctor, R (8, 1) 57 Eric Hull, R (9, 1) Mark Sweeney, L (9, PH) OBP: 0.369, SLG: 0.411			C FA 93 C CU 78 B CU 78 X FA 93 1-2 ② G4-3		L FA 89 1 SAFE B FA 91 L FA 92 X FA 91 1-2 ② SH1-4 1-2		C CU 77 B CU 79 X FA 93 1-1 ② G5-3 3-H		X CH 79 0-0 9 P2-3 1B 1-2 3-H	1 0 0 1 0 0 0 1	0 0 0 0 0 0 0 0	0 0 0 0 0 0 0 1	0 0 0 1 0 0 0 1	0 0 0 0 0 0 0 1	0 0 0 0 0 0 0 1	0 0 0 0 0 0 0 1
Inning Stats	R: 1 H: 1 E: 0 LOB: 0 K: 0 BB: 0 S: 11 P: 18	R: 0 H: 0 E: 0 LOB: 0 K: 1 BB: 0 S: 8 P: 11	R: 0 H: 0 E: 0 LOB: 1 K: 0 BB: 1 S: 9 P: 16	R: 0 H: 2 E: 0 LOB: 1 K: 0 BB: 0 S: 6 P: 10	R: 0 H: 1 E: 0 LOB: 1 K: 0 BB: 0 S: 7 P: 8	R: 1 H: 2 E: 0 LOB: 1 K: 0 BB: 0 S: 10 P: 15	R: 1 H: 2 E: 0 LOB: 2 K: 0 BB: 1 S: 16 P: 25	R: 0 H: 0 E: 0 LOB: 0 K: 2 BB: 0 S: 11 P: 15	R: 1 H: 2 E: 0 LOB: 1 K: 1 BB: 1 S: 9 P: 17	1B: 6 SF: 0 2B: 3 SAC: 1 3B: 1 DP: 2 HR: 1 HBP: 0						

PITCHER		IP	WLS	BF	H	R	ER	SO	BB	IBB	HBP	BLK	WP	HR	S	P	ERA	WHIP
Matt Albers, R ERA: 5.99	(1, 1)	6.2	W	28	7	3	3	1	2	0	0	0	0	1	63	98	4.05	1.350
Trever Miller, L ERA: 5.08	(7, 1)	0.0		1	1	0	0	0	0	0	0	0	0	0	3	3	∞	∞
Dave Borkowski, R ERA: 5.4	(7, 1)	0.1	H	1	0	0	0	0	0	0	0	0	0	0	1	2	0.00	0.000
Mark McLemore, L ERA: 4.32	(8, 1)	1.0		6	2	1	1	2	1	0	0	0	1	0	15	23	9.00	3.000
Brad Lidge, R ERA: 3.2	(9, 1)	1.0	S	2	0	0	0	1	0	0	0	0	0	0	5	9	0.00	0.000

PITCHER	IP	WLS	BF	H	R	ER	SO	BB	IBB	HBP	BLK	WP	HR	S	P	ERA	WHIP

BOTTOM

Houston Astros @ Los Angeles Dodgers

Dodger Stadium, Los Angeles, CA

Tue Aug 14 2007, 7:10 PM PDT

Att. 49,399 - Partly Cloudy - 85 F

livebaseballscorecards.com

AB	34
R	4
H	10
RBI	4
BB	3
SO	4
LOB	14

WP: 1 PA: 38
PB: 0
SB: 1
CS: 0

Batter	1	2	3	4	5	6	7	8	9	AB	R	H	RBI	BB	SO	LOB
Chris Burke, R (1, 4) OBP: 0.308, SLG: 0.366	C FA 92 B FA 93 C FA 95 F FA 95 S CH 87 1-3 K ①		B FS 84 X FA 94 1-0 FC6-4 1-2 1B		B FA 90 F FA 92 F FA 93 T FA 94 1-2 K ①	F FA 96 B FA 95 S CH 85 F FA 96 S CH 87 1-3 K ③			F C B F SL 82 B FA 93 C FA 94 2-3 K ①	5	0	1	0	0	4	3
Mark Loretta, R (1, 6) OBP: 0.357, SLG: 0.370	F FA 93 B FA 94 B CU 76 F FA 94 F FA 95 B CH 86 X FA 95 3-2 F8 ②		F FA 95 D FS 86 X CH 85 1-1 FC6-4 17 1B 1-2f 2-3 ②		B FA 94 X FA 94 1-0 45 FC4-6 17 1B 1B		B FA 92 C FA 92 C SL 84 B CU 74 B FA 93 X FA 92 3-2 F7 ①		C SL 82 F FA 92 B FA 93 F SL 83 B SL 82 1 SAFE X FA 93 2-2 G5-4-3 1-2f ②③	5	0	1	0	0	0	3
17 Lance Berkman, S (1, 3) OBP: 0.374, SLG: 0.455	C FA 94 B FA 94 F FA 94 T FA 96 1-2 K ③		X FS 86 0-0 1-2 3-H 1B		X FA 94 0-0 45 FC4-6 1-2 1B		B CU 74 F FA 93 B CU 74 B FA 94 S FA 93 F FA 93 S FA 93 3-3 K ②			4	0	2	1	0	2	0
45 Carlos Lee, R (1, 7) OBP: 0.357, SLG: 0.535		X FA 93 0-0 21 1B 2B	B FA 95 X FS 84 1-0 G5-3 ③		X FA 95 0-0 FC4-6 1-2f 2-3 ②		B FA 94 X FA 94 1-0 F7 ③			4	1	1	0	0	0	4
21 Ty Wigginton, R (1, 5) OBP: 0.338, SLG: 0.461		C FA 92 D CH 86 B FA 94 F CH 86 F FA 95 B FA 95 X FA 96 3-2 16 G6-4-3 2-H 1B		F FA 93 B FA 94 X CU 76 1-1 1B 16 SF7 2B	B FA 95 F FA 95 F FA 94 B FA 96 F FA 96 X FA 95 2-2 P6 ③			F FA 95 S FA 95 C SL 88 0-3 K ①		4	1	2	1	0	1	2
Luke Scott, L (1, 9) OBP: 0.359, SLG: 0.509 Eric Munson, L (8, 2) OBP: 0.339, SLG: 0.433		F FA 94 C FS 85 T CH 85 0-2 K ①	T FA 95 C FA 95 D CH 87 X FA 96 1-2 2-3 1B			X FA 92 0-0 23 SH3-4 2B		C CH 86 F FA 96 B CH 88 F CH 87 F FA 97 S SL 88 1-3 K ②		4 0	0 0	2 0	0 0	0 0	2 0	1 0
16 Jason Lane, R (1, 8) OBP: 0.259, SLG: 0.381		B FA 95 B FS 85 F FA 96 X FA 95 2-1 G6-4-3 1-2f ②③	D CH 87 F FA 95 F FA 94 X FS 86 1-2 SF7 3-H ①			B FA 95 B FA 95 D SL 86 S FA 96 B FA 96 4-1 23 SH3-4 BB		B FA 95 C FA 95 F FA 95 F FA 96 X SL 88 1-2 2B		2	0	1	1	1	0	1
Brad Ausmus, R (1, 2) OBP: 0.313, SLG: 0.320 Orlando Palmeiro, L (8, PH) OBP: 0.323, SLG: 0.264 (8, 9)			X FA 93 0-0 23 FC2-6 1B	C CU 77 B FA 95 C CU 78 B FA 95 C FA 95 2-3 K ②		C CU 78 B FA 94 F CU 79 F FA 96 X CU 80 2-2 L6 ①		B FA 97 F FA 94 B FA 95 F FA 94 X FA 96 2-2 G6-3 ③		3 1	0 0	1 0	0 0	0 0	1 0	3 1
23 Jason Jennings, L (1, 1) OBP: 0.179, SLG: 0.080 Dave Borkowski, R (6, 1) Trever Miller, R (7, 1) 63 Stephen Randolph, L (8, 1) Mike Lamb, L (9, PH) OBP: 0.372, SLG: 0.472			M FA 91 X FA 93 0-1 FC2-6 FC6-4 17 1B 1B 1-2f ①	X FA 93 0-0 P2 ③		B FA 95 M FA 94 X FA 95 1-1 SH3-4 1-2 2-3 ②			B FA 92 B SL 82 F FA 94 B B 4-1 G5-4-3 BB	2 0 0 0 0	1 0 0 0 0	0 0 0 0 1	0 0 0 0 0	0 0 0 0 0	0 0 0 0 0	2 0 0 0 0
Inning Stats	R: 0 E: 0 K: 2 S: 11 H: 0 LOB: 0 BB: 0 P: 16	R: 1 E: 0 K: 1 S: 10 H: 2 LOB: 0 BB: 0 P: 15	R: 1 E: 0 K: 0 S: 8 H: 3 LOB: 2 BB: 0 P: 11	R: 1 E: 0 K: 1 S: 12 H: 2 LOB: 1 BB: 0 P: 17	R: 0 E: 0 K: 1 S: 11 H: 2 LOB: 2 BB: 0 P: 15	R: 0 E: 0 K: 1 S: 13 H: 1 LOB: 2 BB: 1 P: 21	R: 0 E: 0 K: 1 S: 8 H: 0 LOB: 0 BB: 0 P: 15	R: 0 E: 0 K: 2 S: 15 H: 1 LOB: 1 BB: 0 P: 19	R: 0 E: 0 K: 1 S: 9 H: 0 LOB: 0 BB: 1 P: 17	1B: 7 2B: 4 3B: 0 HR: 0 SF: 1 SAC: 1 DP: 2 HBP: 0						

PITCHER		IP	WLS	BF	H	R	ER	SO	BB	IBB	HBP	BLK	WP	HR	S	P	ERA	WHIP
31 Brad Penny, R ERA: 2.61	(1, 1)	6.0	W	28	10	3	3	6	1	0	0	0	0	0	65	95	4.50	1.833
45 Scott Proctor, R ERA: 3.55	(7, 1)	1.0	H	3	0	0	0	1	0	0	0	0	0	0	8	15	0.00	0.000
51 Jonathan Broxton, R ERA: 2.39	(8, 1)	1.0	H	4	1	0	0	2	0	0	0	0	0	0	15	19	0.00	1.000
44 Takashi Saito, R ERA: 1.54	(9, 1)	1.0	S	3	0	0	0	1	1	0	0	0	0	0	9	17	0.00	1.000

PITCHER	IP	WLS	BF	H	R	ER	SO	BB	IBB	HBP	BLK	WP	HR	S	P	ERA	WHIP

TOP

Houston Astros @ Los Angeles Dodgers

Dodger Stadium, Los Angeles, CA

Wed Aug 15 2007, 7:10 PM PDT

Att. 49,098 - Clear - 78 F

livebaseballscorecards.com

AB	34
R	3
H	11
RBI	3
BB	2
SO	10
LOB	20

BOTTOM

Batter	1	2	3	4	5	6	7	8	9	AB	R	H	RBI	BB	SO	LOB
15 Rafael Furcal, S (1, 6) OBP: 0.339, SLG: 0.367	C SL 85 F SL 78 B SL 86 S SL 86 1-3 ① K		C SL 79 B SL 82 B FA 88 B FA 87 C FA 87 F SL 88 X SL 87 3-2 ② G3		B FA 87 X CH 80 1-0 ③ F8		C SL 84 F CH 84 F CU 74 B FA 90 F FA 90 B FA 90 F FA 90 X SL 84 2-2 9 1B 2B			4	1	1	0	0	1	1
9 Juan Pierre, L (1, 8) OBP: 0.324, SLG: 0.341	B SL 86 C SL 86 X FA 86 1-1 ② G1-3		B FA 88 L SL 87 B FA 87 X SL 87 2-1 27 S 1B			C FA 87 B SL 81 B SL 80 X FA 87 2-1 27 1B 7 SF8 1B	C SL 75 B FA 85 X SL 75 1-1 27 S 27 2B 2-H 1B			4	2	3	1	0	0	0
27 Matt Kemp, R (1, 9) OBP: 0.359, SLG: 0.506	C FA 86 S SL 81 X SL 86 0-2 ③ F9		S SL 81 S SL 81 X SL 88 0-2 ③ F9 1-2			1 SAFE C FA 87 X SL 82 0-1 55 S 1-3 55 HR 1B	B CH 80 B FA 87 1 SAFE C FA 86 D CH 79 X FA 88 3-1 1-H 2B			4	1	2	1	0	0	1
12 Jeff Kent, R (1, 4) OBP: 0.362, SLG: 0.479		F FA 86 B SL 87 B FA 87 B SL 79 X SL 87 3-1 ① F8		B SL 81 B SL 80 C SL 87 X FA 89 2-1 ① P3		F FA 87 X SL 82 0-1 ① F8	B SL 79 C CH 80 B FA 86 B FA 86 F FA 87 F FA 87 B FA 87 4-2 BB			3	0	0	0	1	0	2
7 James Loney, L (1, 3) OBP: 0.367, SLG: 0.481		C CH 82 F SL 87 X FA 87 0-2 ② G4-3		C SL 81 X FA 88 0-1 ② F9		1 SAFE C FA 88 1 SAFE 1 SAFE 1 SAFE F FA 88 X FA 88 0-2 ② SF8 3-H	X FA 85 0-0 ③ P5			3	0	0	1	0	0	2
55 Russell Martin, R (1, 2) OBP: 0.359, SLG: 0.464		X FA 87 0-0 HR		F SL 82 B SL 82 B SL 88 X SL 81 2-1 ③ F7		1 SAFE 1 SAFE B SL 82 D SL 83 X SL 82 2-0 1-H HR		X 0-0 ① F8		4	2	2	3	0	0	0
Luis Gonzalez, L (1, 7) OBP: 0.355, SLG: 0.429 45 Scott Proctor, R (7, 1) 51 Jonathan Broxton, R (8, 1) Olmedo Saenz, R (8, PH) OBP: 0.306, SLG: 0.333 44 Takashi Saito, L (9, 1)	C FA 86 B CH 79 F SL 86 B FA 88 X FA 87 2-2 2B				B FA 87 C FA 86 X SL 88 1-1 FC5-4 1B	B FA 90 C FA 90 C SL 84 F FA 90 F FA 91 S FA 90 1-3 ③ K		X FA 92 0-0 16 FC6-4 1B		3 0 0 1 0	0 0 0 0 0	2 0 0 1 0	0 0 0 0 0	1 0 0 0 0	0 0 0 0 0
Shea Hillenbrand, R (1, 5) OBP: 0.272, SLG: 0.327 Ramon Martinez, R (8, 5) OBP: 0.229, SLG: 0.198	B SL 80 F FA 87 S SL 81 D SL 81 C FA 87 2-3 ③ K				B FA 88 F FA 88 S SL 82 B FA 88 X FA 87 2-2 ① FC5-4 1-2f		C FA 90 B SL 85 B X 2-1 ① L7	C CH 81 C CH 80 B CH 80 S FA 87 1-3 ② K		3 1	0 0	0 0	0 0	0 0	1 1	2 1
31 Brad Penny, R (1, 1) OBP: 0.300, SLG: 0.354 16 Andre Ethier, L (7, 7) OBP: 0.364, SLG: 0.470			F SL 86 F SL 80 F FA 88 S CH 80 0-3 ① K		F SL 81 S SL 81 S SL 81 0-3 ② K2-3		B SL 84 C FA 90 B FA 90 X SL 84 2-1 ② F8	F FA 92 F FA 93 X FA 92 0-2 ③ FC6-4 1-2f		2 2	0 0	0 0	0 0	0 0	2 0	1 1
Inning Stats	R: 0 E: 0 K: 1 S: 8 H: 0 LOB: 0 BB: 0 P: 10	R: 1 E: 0 K: 1 S: 12 H: 2 LOB: 1 BB: 0 P: 19	R: 0 E: 0 K: 1 S: 13 H: 1 LOB: 1 BB: 0 P: 18	R: 0 E: 0 K: 0 S: 6 H: 0 LOB: 0 BB: 0 P: 10	R: 0 E: 1 K: 1 S: 9 H: 1 LOB: 1 BB: 0 P: 13	R: 3 E: 0 K: 1 S: 15 H: 3 LOB: 0 BB: 1 P: 20	R: 2 E: 0 K: 0 S: 18 H: 3 LOB: 2 BB: 1 P: 32	R: 0 E: 0 K: 1 S: 8 H: 1 LOB: 1 BB: 0 P: 9		1B: 6 2B: 3 3B: 0 HR: 2 SF: 1 SAC: 0 DP: 0 HBP: 0				WP: 0 PB: 0 SB: 3 CS: 0 PA: 36	

PITCHER	IP	WLS	BF	H	R	ER	SO	BB	IBB	HBP	BLK	WP	HR	S	P	ERA	WHIP
23 Jason Jennings, R (1, 1) ERA: 6.16	5.2	L	24	7	4	4	4	0	0	0	0	0	2	58	84	6.35	1.235
Dave Borkowski, R (6, 1) ERA: 5.47	1.0		4	1	1	1	1	0	0	0	0	0	0	15	22	9.00	1.000
Trever Miller, L (7, 1) ERA: 5.29	0.1		4	2	1	1	0	1	0	0	0	0	0	8	16	27.00	9.000
63 Stephen Randolph, L (8, 1) ERA: 11.25	1.0		4	1	0	0	1	0	0	0	0	0	0	8	9	0.00	1.000

PITCHER	IP	WLS	BF	H	R	ER	SO	BB	IBB	HBP	BLK	WP	HR	S	P	ERA	WHIP

Houston Astros @ Los Angeles Dodgers

Dodger Stadium, Los Angeles, CA

Wed Aug 15 2007, 7:10 PM PDT

Att. 49,098 - Clear - 78 F

livebaseballscorecards.com

AB	34
R	6
H	11
RBI	6
BB	1
SO	6
LOB	11

Batter	1	2	3	4	5	6	7	8	9	AB	R	H	RBI	BB	SO	LOB
Craig Biggio, R (1, 4) OBP: 0.287, SLG: 0.397	C X FA 90 0-1 ① G4-3			X FA 89 0-0 FC4-6 1B			C CH 84 X FA 90 0-1 G6-3 1B		B SL 85 X FA 92 1-0 ① P2	4	0	2	0	0	0	0
Mark Loretta, R (1, 6) OBP: 0.356, SLG: 0.366	C FA 90 B FA 91 F FA 91 X FA 92 1-2 ② F9			C FA 89 F FA 89 D SL 82 X FA 90 1-2 ① FC4-6 17 CS 1-2f			C FA 90 F SL 82 F CH 85 B FA 90 B FA 90 F SL 82 F F FA 88 F FA 90 3-2 ①② G6-3 1-2f		B FA 92 B FA 94 S FA 92 F FA 92 B SL 85 F FA 91 B FA 92 4-2 17 BB 45 2B BB	3	1	0	0	1	0	2
17 Lance Berkman, S (1, 9) OBP: 0.375, SLG: 0.454	F FA 91 C SL 84 S CH 86 0-3 ③ K			B CH 85 B FA 89 B CH 82 F FA 90 F FA 91 C FA 90 3-3 ②③ K 1-2			X FA 90 0-0 45 FC6-4 1B		F FA 93 B SL 84 B FA 93 F FA 92 B FA 93 B FA 94 4-2 45 2B E 1-2 BB	3	1	1	0	1	2	1
45 Carlos Lee, R (1, 7) OBP: 0.356, SLG: 0.535		F FA 91 F SL 82 B FA 90 F CH 86 X 1-2 ① L5			F S CH 85 F X CH 84 0-2 ① G5-3		C CH 84 B SL 83 B CH 85 F FA 90 X SL 82 2-2 ③ FC6-4 1-2f		F FA 92 B FA 92 F FA 93 X SL 84 1-2 E 1-3 2-H 2B	4	0	1	1	0	0	1
Mike Lamb, L (1, 3) OBP: 0.374, SLG: 0.472		C FA 91 B CH 86 B FA 91 B SL 83 X FA 91 3-1 21 G5-4-3 1B			C SL 83 X CH 86 0-1 21 G6-4-3 1B			X SL 83 0-0 ① F8	B FA 94 X FA 94 1-0 E4 2-3 3-H	4	0	2	1	0	0	1
21 Ty Wigginton, R (1, 5) OBP: 0.337, SLG: 0.458		B FA 91 B FA 90 X FA 89 2-0 ②③ G5-4-3 1-2f			B FA 91 B FA 90 C FA 90 X FA 91 2-1 ②③ G6-4-3 1-2f			B FA 92 F FA 92 B FA 92 S FA 92 F FA 92 B FA 92 B SL 84 4-2 BB BB	B FA 93 X 1-0 ② F9	3	0	0	0	1	0	4
16 Jason Lane, R (1, 8) OBP: 0.253, SLG: 0.371			B FA 90 C FA 91 B FA 91 X 2-1 ① G4-3			C FA 89 X CH 84 0-1 ① G6-3		C FA 93 B FA 93 S SL 83 B FA 92 F FA 93 X FA 92 2-2 ② F8	B FA 93 F FA 93 B FA 93 S FA 94 S FA 94 2-3 ③ K	4	0	0	0	0	1	3
Brad Ausmus, R (1, 2) OBP: 0.313, SLG: 0.317			B SL 83 X FA 91 1-0 ② G6-3			B SL 83 F FA 89 C FA 89 X SL 82 1-2 ② G4-3		B FA 92 F FA 92 S SL 82 B FA 92 B FA 91 B FA 92 4-2 1-2 BB		2	0	0	0	1	0	0
51 Wandy Rodriguez, S (1, 1) OBP: 0.179, SLG: 0.162 Chris Burke, R (6, PH) OBP: 0.307, SLG: 0.364 63 Stephen Randolph, L (6, 1) Trever Miller, R (6, 1) Brian Moehler, R (7, 1) OBP: 0.250, SLG: 0.250 Luke Scott, L (8, PH) OBP: 0.358, SLG: 0.507 Mark McLemore, L (8, 1)			B FA 91 C FA 90 X FA 91 1-1 ③ G1-3			B FA 89 C FA 90 B FA 90 B FA 90 F FA 89 X FA 90 3-2 ③ G6-3		F FA 92 B SL 83 F SL 82 X CH 86 1-2 ③ P5		1 1 0 0 0 0 1 0	0 0 0 0 0 0 0 0	0 0 0 0 0 0 0 0	0 0 0 0 0 0 0 2	0 0 0 0 0 0 0 0	0 0 0 0 0 0 0 0	0 0 0 0 0 0 0 0
Inning Stats	R: 0 E: 0 K: 1 S: 8 H: 0 LOB: 0 BB: 0 P: 9	R: 0 E: 0 K: 0 S: 7 H: 1 LOB: 0 BB: 0 P: 13	R: 0 E: 0 K: 0 S: 5 H: 0 LOB: 0 BB: 0 P: 9	R: 0 E: 0 K: 1 S: 7 H: 1 LOB: 1 BB: 0 P: 11	R: 0 E: 0 K: 0 S: 8 H: 1 LOB: 0 BB: 0 P: 10	R: 0 E: 0 K: 0 S: 8 H: 0 LOB: 0 BB: 0 P: 12	R: 0 E: 0 K: 0 S: 15 H: 2 LOB: 1 BB: 0 P: 20	R: 0 E: 0 K: 0 S: 13 H: 0 LOB: 2 BB: 2 P: 24	R: 2 E: 1 K: 1 S: 14 H: 1 LOB: 2 BB: 2 P: 28	1B: 5 2B: 2 3B: 0 HR: 0 SF: 0 SAC: 0 DP: 4 HBP: 0						

PITCHER		IP	WLS	BF	H	R	ER	SO	BB	IBB	HBP	BLK	WP	HR	S	P	ERA	WHIP
Derek Lowe, R ERA: 3.45	(1, 1)	7.0	W	22	5	0	0	2	0	0	0	0	0	0	58	84	0.00	0.714
Rudy Seanez, R ERA: 3.68	(8, 1)	1.0		5	0	0	0	0	2	0	0	0	0	0	13	24	0.00	2.000
Roberto Hernandez, R ERA: 5.84	(9, 1)	0.1		5	1	2	2	0	2	0	0	0	0	0	10	21	54.00	9.000
44 Takashi Saito, R ERA: 1.52	(9, 1)	0.2	S	2	0	0	0	1	0	0	0	0	0	0	4	7	0.00	0.000

PITCHER	IP	WLS	BF	H	R	ER	SO	BB	IBB	HBP	BLK	WP	HR	S	P	ERA	WHIP

TOP

Houston Astros @ Los Angeles Dodgers

Dodger Stadium, Los Angeles, CA

Thu Aug 16 2007, 7:10 PM PDT

Att. 48,128 - Clear - 85 F

livebaseballscorecards.com

AB	30
R	2
H	6
RBI	2
BB	4
SO	3
LOB	14

Batter	1	2	3	4	5	6	7	8	9	AB	R	H	RBI	BB	SO	LOB
15 Rafael Furcal, S (1, 6) OBP: 0.340, SLG: 0.368	C FA 90 B FA 92 F FA 91 S CU 77 1-3 K ①		C CU 76 B FA 90 X FA 90 1-1 P3 ①		C FA 90 X FA 91 0-1 9 E 27 SF9 1B	C FA 86 X SL 78 0-1 E9 2-H 3-H 1B				4	1	2	2	0	1	0
9 Juan Pierre, L (1, 8) OBP: 0.323, SLG: 0.340	B FA 92 X 1-0 27 1B 12 2B 1B		B FA 90 C FA 91 X CU 77 1-1 G5-3 ②		C FA 90 C CU 76 1 SAFE X FA 90 0-2 E3 12 S 1-3	B FA 86 X FA 85 1-0 F8 ③				4	1	1	0	0	0	2
27 Matt Kemp, R (1, 9) OBP: 0.357, SLG: 0.503	1 SAFE 1 SAFE X FA 88 0-0 12 2B 1-3 1B		C FA 89 F CU 76 F CU 78 B CU 77 F CU 78 B CU 77 F FA 91 F FA 91 B 3-2 X G6-3 ③		X FA 90 0-0 SF9 ② 3-H		C FA 88 B FA 86 B FA 89 F CH 80 X FA 89 2-2 G5-3 ①			3	1	1	1	0	0	0
12 Jeff Kent, R (1, 4) OBP: 0.368, SLG: 0.491 Ramon Martinez, R (7, PR) OBP: 0.229, SLG: 0.198 (8, 4)	B FA 85 B FA 90 C CU 78 B X 3-1 1-H 3-H 2B			B S B X 2-1 55 G6-3 16 E 2B	B CU 75 C FA 87 1 SAFE 1 SAFE B CH 82 B B 4-1 1-2 BB		X FA 88 0-0 2B			3 0	1 0	3 0	2 0	1 0	0 0	0 0
7 James Loney, L (1, 3) OBP: 0.360, SLG: 0.472	F FA 90 B FA 90 X 1-1 P5 ②			B CU 78 X FA 89 1-0 F8 ①	C CU 77 C CU 77 D FA 90 X 1-2 G3-1 ③		C FA 89 F FA 88 B SL 86 B SL 87 B FA 90 S CH 80 3-3 K ②			4	0	0	0	0	1	5
55 Russell Martin, R (1, 2) OBP: 0.358, SLG: 0.461	X FA 90 0-0 F8 ③			B CU 77 F FA 90 C CU 78 B FA 90 X FA 90 2-2 G6-3 ② 2-3		B FA 89 B FA 90 B CH 80 C FA 92 F CH 84 F B 4-2 SH1-5-4 15 E 1B BB	C FA 89 B FA 88 B FA 91 X CH 80 2-1 P6 ③			3	1	0	0	1	0	3
16 Andre Ethier, L (1, 7) OBP: 0.360, SLG: 0.464			C FA 90 C CU 74 F FA 89 X CU 77 0-2 G3 ①	B CU 76 C CU 78 X CU 77 1-1 E3 3-H	S FA 92 B FA 90 S SL 84 B FA 92 1 SAFE S 2-3 K ①			B FA 88 C CH 80 X 1-1 F9 ①		4	0	0	0	0	1	1
Shea Hillenbrand, R (1, 5) OBP: 0.272, SLG: 0.325			C FA 90 B FA 91 F FA 90 X CU 77 1-2 L5 ②	X FA 88 0-0 F7 ③	1 SAFE 1 SAFE B CH 80 S CH 80 B FA 84 X 2-1 SH1-5-4 15 E 1-2 1B			C FA 91 S SL 82 F FA 90 X CH 80 0-2 G6-3 ②		4	1	1	0	0	0	1
Derek Lowe, R (1, 1) OBP: 0.224, SLG: 0.140 Rudy Seanez, R (8, 1) Olmedo Saenz, R (8, PH) OBP: 0.304, SLG: 0.330 Roberto Hernandez, R (9, 1) 44 Takashi Saito, L (9, 1)			B FA 91 C FA 90 F FA 91 C 1-3 K ③		F FA 89 X 0-1 L9 ①	B FA 90 X 1-0 SH1-5-4 ② 1-2 2-3		X FA 90 0-0 G6-3 ③		2 0 0 1 0 0	0 0 0 0 0 0	0 0 0 0 0 0	0 0 0 0 0 0	1 0 0 0 0 0	0 0 0 0 0 0	0 0 0 0 0 0
Inning Stats	R: 2 E: 0 K: 1 S: 10 H: 3 LOB: 1 BB: 0 P: 16		R: 0 E: 0 K: 1 S: 10 H: 0 LOB: 0 BB: 0 P: 12	R: 0 E: 0 K: 0 S: 11 H: 0 LOB: 0 BB: 0 P: 16	R: 1 E: 1 K: 0 S: 9 H: 1 LOB: 1 BB: 0 P: 15	R: 1 E: 1 K: 0 S: 12 H: 1 LOB: 2 BB: 1 P: 17	R: 2 E: 1 K: 1 S: 12 H: 2 LOB: 1 BB: 1 P: 22	R: 0 E: 0 K: 1 S: 9 H: 1 LOB: 1 BB: 0 P: 16	R: 0 E: 0 K: 0 S: 7 H: 0 LOB: 0 BB: 0 P: 8			1B: 5 2B: 3 3B: 0 HR: 0 SF: 1 SAC: 1 DP: 0 HBP: 0						

PITCHER		IP	WLS	BF	H	R	ER	SO	BB	IBB	HBP	BLK	WP	HR	S	P	ERA	WHIP
51 Wandy Rodriguez, L ERA: 4.31	(1, 1)	5.0	L	23	5	4	2	2	1	0	0	0	0	0	52	76	3.60	1.200
63 Stephen Randolph, L ERA: 12.46	(6, 1)	0.2		4	1	2	2	1	1	0	0	0	0	0	9	18	27.00	3.000
Trever Miller, L ERA: 5.24	(6, 1)	0.1		2	1	0	0	0	0	0	0	0	0	0	3	4	0.00	3.000
Brian Moehler, R ERA: 5.18	(7, 1)	1.0		4	1	0	0	1	0	0	0	0	0	0	9	16	0.00	1.000
Mark McLemore, L ERA: 4.08	(8, 1)	1.0		3	0	0	0	0	0	0	0	0	0	0	7	8	0.00	0.000

PITCHER	IP	WLS	BF	H	R	ER	SO	BB	IBB	HBP	BLK	WP	HR	S	P	ERA	WHIP

BOTTOM

Houston Astros @ Los Angeles Dodgers

Dodger Stadium, Los Angeles, CA

Thu Aug 16 2007, 7:10 PM PDT

Att. 48,128 - Clear - 85 F

livebaseballscorecards.com

AB	32
R	6
H	8
RBI	5
BB	2
SO	4
LOB	12

WP: 0 PA: 36
PB: 0
SB: 1
CS: 0

Batter	1	2	3	4	5	6	7	8	9	AB	R	H	RBI	BB	SO	LOB
Jamey Carroll, R (1, 4) OBP: 0.322, SLG: 0.314 Kazuo Matsui, S (8, PH) OBP: 0.342, SLG: 0.416 (8, 4)	C FA 91 B FA 90 B FA 90 X 2-1 ① F9		X FA 89 0-0 ② G1-6-3 2-3 3-H			C FA 87 X CH 79 0-1 ① G1-3		C FA 96 C FA 95 S FA 96 0-3 ② K		3 1	0 0	0 0	1 0	0 0	0 1	1 2
2 Troy Tulowitzki, R (1, 6) OBP: 0.357, SLG: 0.442	B CH 79 F FA 89 X CU 75 1-1 ② G6-3		C FA 85 D CH 82 X CH 80 1-1 3-H 1B			B FA 88 B FA 89 S FA 90 B FA 88 F CH 78 X 3-2 ② F7		C SL 87 S SL 87 F FA 95 F FA 96 C CH 88 0-3 ③ K		4	0	1	1	0	1	2
5 Matt Holliday, R (1, 7) OBP: 0.398, SLG: 0.579	C FA 91 B FA 92 B SL 86 F CH 80 F FA 92 B FA 91 F SL 85 C FA 92 3-3 ③ K		B FA 90 1 SAFE C SL 84 F CH 78 S FA 91 1-3 ③ K			S FA 89 B FA 90 X FA 90 1-1 ③ F9			F FA 92 B FA 94 F FA 93 F FA 96 F SL 84 F FA 95 B SL 84 X FA 94 2-2 27 HR 1B	4	1	1	0	0	2	1
17 Todd Helton, L (1, 3) OBP: 0.418, SLG: 0.455		B FA 90 C FA 88 B FA 91 C FA 88 S CH 82 2-3 ① K		F FA 87 B FA 88 B FA 90 B CH 76 X FA 88 3-1 ① G1-3			C CH 74 B FA 89 C FA 87 B FA 89 F FA 87 F FA 89 X CH 79 2-2 ① F8		C FA 93 C CU 75 X CH 85 0-2 ① P4	4	0	0	0	0	1	1
27 Garrett Atkins, R (1, 5) OBP: 0.350, SLG: 0.473		C FA 91 C FA 86 B CH 83 B FA 90 S CH 81 2-3 ② K		X SL 84 0-0 ② F8			C CH 81 B CU 75 F FA 90 X 1-2 ② G5-3		B FA 93 X FA 92 1-0 1-H HR	4	1	1	2	0	1	0
19 Ryan Spilborghs, R (1, 9) OBP: 0.373, SLG: 0.562 44 Ramon Ortiz, R (7, 1) 24 Ian Stewart, L (9, PH) OBP: 0.500, SLG: 0.600		F CH 80 B FA 87 S FA 91 B FA 91 B CH 80 S FA 91 3-3 ③ K		C FA 90 B F F C 1-3 ③ K			B FA 89 S FA 87 X FA 88 1-1 ③ G5-3		B FA 93 F CU 79 S CU 79 B S 2-3 ② K	3 0 1	0 0 0	0 0 0	0 0 0	0 0 0	2 0 1	0 0 0
8 Yorvit Torrealba, R (1, 2) OBP: 0.337, SLG: 0.384			B CH 77 F SL 82 B FA 90 F FA 89 F CH 80 B FA 91 B FA 90 4-2 SH1-4 21 1B G1-6-3 BB		S CH 78 F CU 75 F FA 89 C FA 90 0-3 ① K			S FA 95 F FA 96 F FA 97 B FA 96 F SL 87 X FA 97 1-2 18 1B 1B	B FA 94 X FA 93 1-0 ③ F9	3	1	1	0	1	1	0
21 Clint Barmes, R (1, 8) OBP: 0.233, SLG: 0.310 18 Cory Sullivan, L (8, PH) OBP: 0.348, SLG: 0.323 (8, 8)			B FA 88 C CU 75 X 1-1 G1-6-3 SH1-4 2 1B 1-2 1B		F FA 89 F CH 81 B CH 82 F CH 82 B FA 91 F FA 90 S CH 79 2-3 ② K			F FA 95 B FA 94 S FA 95 F SL 86 B FA 95 X SL 86 2-2 1-2 1B		2 1	1 0	1 1	0 0	0 0	1 0	0 0
Josh Fogg, R (1, 1) OBP: 0.125, SLG: 0.125 11 Brad Hawpe, L (7, 9) OBP: 0.389, SLG: 0.541			X FA 89 0-0 ① SH1-4 1-2 2-3		F FA 88 B CU 74 F FA 90 B CH 78 S FA 90 2-3 ③ K			B FA 94 C FA 95 F FA 96 T FA 95 1-2 ① K		1 1	0 0	0 0	0 0	0 0	1 1	0 2
Inning Stats	R: 0 E: 0 K: 1 S: 9 H: 0 LOB: 0 BB: 0 P: 15	R: 0 E: 0 K: 3 S: 9 H: 0 LOB: 0 BB: 0 P: 16	R: 2 E: 0 K: 1 S: 12 H: 2 LOB: 1 BB: 1 P: 19	R: 0 E: 0 K: 1 S: 7 H: 0 LOB: 0 BB: 0 P: 11	R: 0 E: 0 K: 3 S: 12 H: 0 LOB: 0 BB: 0 P: 16	R: 0 E: 0 K: 0 S: 7 H: 0 LOB: 0 BB: 0 P: 11	R: 0 E: 0 K: 0 S: 10 H: 0 LOB: 0 BB: 0 P: 14	R: 0 E: 0 K: 3 S: 20 H: 2 LOB: 2 BB: 0 P: 24	R: 2 E: 0 K: 1 S: 14 H: 2 LOB: 0 BB: 0 P: 20	1B: 5 2B: 0 3B: 0 HR: 1 SF: 0 SAC: 1 DP: 0 HBP: 0						

PITCHER		IP	WLS	BF	H	R	ER	SO	BB	IBB	HBP	BLK	WP	HR	S	P	ERA	WHIP
50 Eric Stults, L ERA: 3.91	(1, 1)	7.0	W	24	2	2	2	9	1	0	0	0	0	0	66	102	2.57	0.429
51 Jonathan Broxton, R ERA: 2.35	(8, 1)	1.0		5	2	0	0	3	0	0	0	0	0	0	20	24	0.00	2.000
45 Scott Proctor, R ERA: 3.8	(9, 1)	0.1		3	2	2	2	0	0	0	0	0	0	1	10	13	54.00	6.000
44 Takashi Saito, R ERA: 1.5	(9, 1)	0.2	S	2	0	0	0	1	0	0	0	0	0	0	4	7	0.00	0.000

PITCHER	IP	WLS	BF	H	R	ER	SO	BB	IBB	HBP	BLK	WP	HR	S	P	ERA	WHIP

TOP

Colorado Rockies @ Los Angeles Dodgers

Dodger Stadium, Los Angeles, CA

Fri Aug 17 2007, 7:40 PM PDT

Att. 48,072 - Clear - 83 F

livebaseballscorecards.com

AB	32
R	4
H	6
RBI	4
BB	1
SO	13
LOB	9

Batter	1	2	3	4	5	6	7	8	9	AB	R	H	RBI	BB	SO	LOB
15 Rafael Furcal, S (1, 6) OBP: 0.341, SLG: 0.370	B CH 85 F FA 86 F CH 79 X FA 86 1-2 G4-3 ①	B FA 89 F FA 88 B CH 80 X CH 81 2-1 9 1B 1-3 2B		D CH 82 F CH 80 H FC 86 2-1 HBP			B CU 76 B CU 75 X FA 86 2-0 F8 ②			3	1	1	0	0	0	0
9 Juan Pierre, L (1, 8) OBP: 0.325, SLG: 0.345	B FA 87 C FA 89 B FA 88 X CH 81 2-1 P6 ②	B FA 88 C FA 87 B CH 81 X CH 80 2-1 S 2-H 3-H 1B		C FA 87 X CH 82 0-1 G4-3 ③			F FA 88 X FA 89 0-1 1B 3B			4	1	2	2	0	0	2
Mark Sweeney, L (1, 3) OBP: 0.365, SLG: 0.404 Ramon Martinez, R (8, 4) OBP: 0.229, SLG: 0.198	C FA 88 B FA 89 B CH 80 F CH 81 C FA 89 2-3 K ③	1 SAFE B FA 87 1 SAFE B FA 86 B CH 82 C FA 86 X CH 80 3-1 G4-3 ③ 1-2			B CH 85 B CH 80 X CH 85 2-0 G4-3 ①		X FA 90 0-0 3-H 1B			4 0	0 0	1 0	1 0	0 0	1 0	1 0
12 Jeff Kent, R (1, 4) OBP: 0.367, SLG: 0.496 51 Jonathan Broxton, R (8, 1) 45 Scott Proctor, R (9, 1) 44 Takashi Saito, L (9, 1)		X FA 87 0-0 HR	C FA 87 B SL 84 X CH 80 1-1 F8 ①		F FA 87 B FA 87 B SL 84 F FA 88 B FA 90 C FA 90 3-3 K ②		C FA 92 F FA 92 X FA 92 0-2 G1-3 ③			4 0 0 0	1 0 0 0	1 0 0 0	1 0 0 0	0 0 0 0	1 0 0 0	1 0 0 0
Luis Gonzalez, L (1, 7) OBP: 0.356, SLG: 0.432		C FA 86 X CU 75 0-1 55 1B 16 SF8 2B	B FA 87 C FA 86 F CH 82 F CH 81 B FC 86 B FA 88 X CH 82 3-2 G6-3 ②		C FA 89 B FA 87 B FA 88 B CH 82 X CH 81 3-1 P3 ③			B FA 90 X CH 83 1-0 55 FC6-4 1B		4	1	2	0	0	0	0
55 Russell Martin, R (1, 2) OBP: 0.357, SLG: 0.459		B FC 85 X CU 76 1-0 16 E 1B 2-3 1B	B SL 79 C CU 78 S SL 86 S SL 84 1-3 K ③			X SL 83 0-0 F9 ①		C FA 90 B FA 92 C FA 91 B SL 84 F FA 91 X SL 84 2-2 FC6-4 16 CS 1-2f		4	1	1	0	0	1	1
16 Andre Ethier, L (1, 9) OBP: 0.359, SLG: 0.461		X CH 80 0-0 SF8 ① 1-2 3-H		C CU 73 F FA 85 B CU 76 X FA 88 1-2 G4-3 ①		C FA 87 B CH 76 H FA 84 2-1 CS HBP		C FA 92 B FA 93 X CH 85 1-1 G4-3 1-2 ②③		2	0	0	1	0	0	1
Shea Hillenbrand, R (1, 5) OBP: 0.273, SLG: 0.325		B FA 88 X CH 80 1-0 50 FC4-6 2-H 1B		C FA 88 X SL 83 0-1 G6-3 ②		S CU 76 F FA 86 D SL 78 B FA 89 F CH 80 D SL 83 F CU 78 S SL 84 3-3 K ②③ 1-2				3	0	1	1	0	1	1
50 Eric Stults, L (1, 1) OBP: 0.286, SLG: 0.429 7 James Loney, L (7, PH) OBP: 0.358, SLG: 0.469 (8, 3)		L FA 88 L FA 87 X SL 78 0-2 FC4-6 15 2B 9 1B 1-2f ②		C FA 88 B CU 75 B CH 81 X FA 85 2-1 2B			B CH 77 B CH 78 B CH 78 C FA 85 X CH 79 3-1 F9 ①			2 1	1 0	1 0	0 0	0 0	0 0	1 0

Inning Stats	1	2	3	4	5	6	7	8	9
	R: 0 E: 0 K: 1 S: 8 H: 0 LOB: 0 BB: 0 P: 13	R: 5 E: 1 K: 0 S: 15 H: 6 LOB: 1 BB: 0 P: 24	R: 0 E: 0 K: 1 S: 9 H: 0 LOB: 0 BB: 0 P: 14	R: 0 E: 0 K: 0 S: 10 H: 1 LOB: 2 BB: 0 P: 15	R: 0 E: 0 K: 1 S: 6 H: 0 LOB: 0 BB: 0 P: 14	R: 0 E: 0 K: 1 S: 7 H: 0 LOB: 1 BB: 0 P: 12	R: 1 E: 0 K: 0 S: 9 H: 2 LOB: 1 BB: 0 P: 14	R: 0 E: 0 K: 0 S: 7 H: 1 LOB: 0 BB: 0 P: 11	

PITCHER	IP	WLS	BF	H	R	ER	SO	BB	IBB	HBP	BLK	WP	HR	S	P	ERA	WHIP
Josh Fogg, R (1, 1) ERA: 4.82	6.2	L	29	8	6	6	4	0	0	2	0	0	1	60	102	8.10	1.200
44 Ramon Ortiz, R (7, 1) ERA: 5.07	1.1		5	2	0	0	0	0	0	0	0	0	0	11	15	0.00	1.500

PITCHER	IP	WLS	BF	H	R	ER	SO	BB	IBB	HBP	BLK	WP	HR	S	P	ERA	WHIP

BOTTOM

Colorado Rockies @ Los Angeles Dodgers

Dodger Stadium, Los Angeles, CA

Fri Aug 17 2007, 7:40 PM PDT

Att. 48,072 - Clear - 83 F

livebaseballscorecards.com

AB	31
R	6
H	10
RBI	6
BB	0
SO	4
LOB	8

1B: 5	SF: 1	WP: 0	PA: 34
2B: 4	SAC: 0	PB: 0	
3B: 1	DP: 1	SB: 1	
HR: 1	HBP: 2	CS: 2	

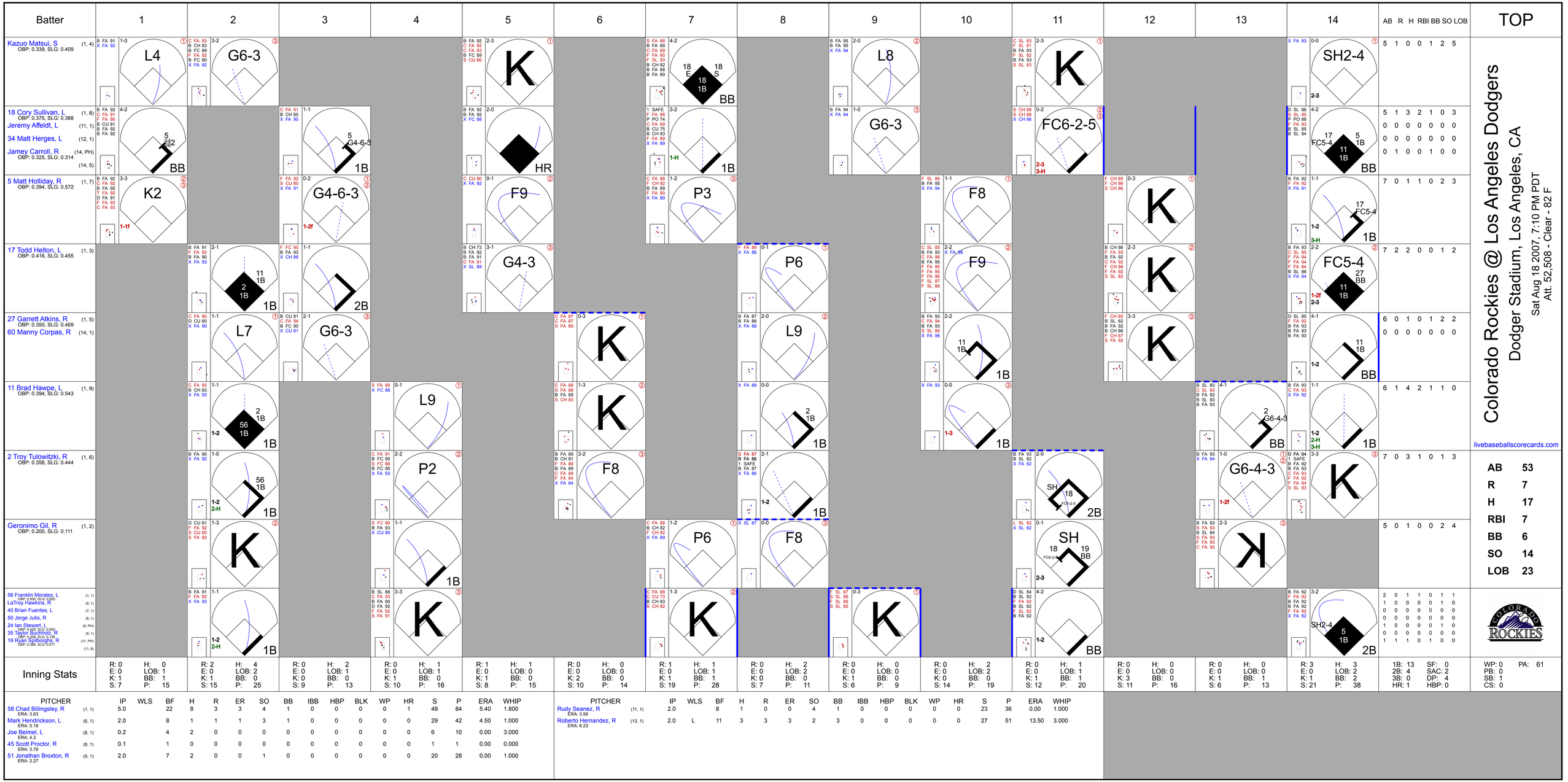
Batter
1
2
3
4
5
6
7
8
9
10
11
12
13
14
AB R H RBI BB SO LOB
TOP
Kazuo Matsui, S (1, 4) OBP: 0.339, SLG: 0.409
18 Cory Sullivan, L (1, 8) OBP: 0.375, SLG: 0.388
Jeremy Affeldt, L (11, 1)
34 Matt Herges, L (12, 1)
Jamey Carroll, R (14, PH) OBP: 0.325, SLG: 0.314 (14, 5)
5 Matt Holliday, R (1, 7) OBP: 0.394, SLG: 0.572
17 Todd Helton, L (1, 3) OBP: 0.416, SLG: 0.455
27 Garrett Atkins, R (1, 5) OBP: 0.350, SLG: 0.469
60 Manny Corpas, R (14, 1)
11 Brad Hawpe, L (1, 9) OBP: 0.394, SLG: 0.543
2 Troy Tulowitzki, R (1, 6) OBP: 0.358, SLG: 0.444
Geronimo Gil, R (1, 2) OBP: 0.200, SLG: 0.111
56 Franklin Morales, L (1, 1) OBP: 0.500, SLG: 0.500
LaTroy Hawkins, R (6, 1)
40 Brian Fuentes, L (7, 1)
50 Jorge Julio, R (8, 1)
24 Ian Stewart, L (9, PH) OBP: 0.429, SLG: 0.500
35 Taylor Buchholz, R (9, 1) OBP: 0.208, SLG: 0.136
19 Ryan Spilborghs, R (11, PH) OBP: 0.380, SLG: 0.571 (11, 8)
Colorado Rockies @ Los Angeles Dodgers
Dodger Stadium, Los Angeles, CA
Sat Aug 18 2007, 7:10 PM PDT
Att. 52,508 - Clear - 82 F
livebaseballscorecards.com
AB 53
R 7
H 17
RBI 7
BB 6
SO 14
LOB 23
Inning Stats
PITCHER IP WLS BF H R ER SO BB IBB HBP BLK WP HR S P ERA WHIP
58 Chad Billingsley, R (1, 1) ERA: 3.63 5.0 22 8 3 3 4 1 0 0 0 0 1 49 84 5.40 1.800
Mark Hendrickson, L (6, 1) ERA: 5.18 2.0 8 1 1 3 1 0 0 0 0 0 0 29 42 4.50 1.000
Joe Beimel, L (8, 1) ERA: 4.3 0.2 4 2 0 0 0 0 0 0 0 0 0 6 10 0.00 3.000
45 Scott Proctor, R (8, 1) ERA: 3.78 0.1 1 0 0 0 0 0 0 0 0 0 0 1 1 0.00 0.000
51 Jonathan Broxton, R (9, 1) ERA: 2.27 2.0 7 2 0 0 1 0 0 0 0 0 0 0 20 28 0.00 1.000
PITCHER IP WLS BF H R ER SO BB IBB HBP BLK WP HR S P ERA WHIP
Rudy Seanez, R (11, 1) ERA: 3.56 2.0 8 1 0 0 4 1 0 0 0 0 0 23 36 0.00 1.000
Roberto Hernandez, R (13, 1) ERA: 6.23 2.0 L 11 3 3 3 2 3 0 0 0 0 0 27 51 13.50 3.000
1B: 13 SF: 0
2B: 4 SAC: 2
3B: 0 DP: 4
HR: 1 HBP: 0
WP: 0 PA: 61
PB: 0
SB: 1
CS: 0

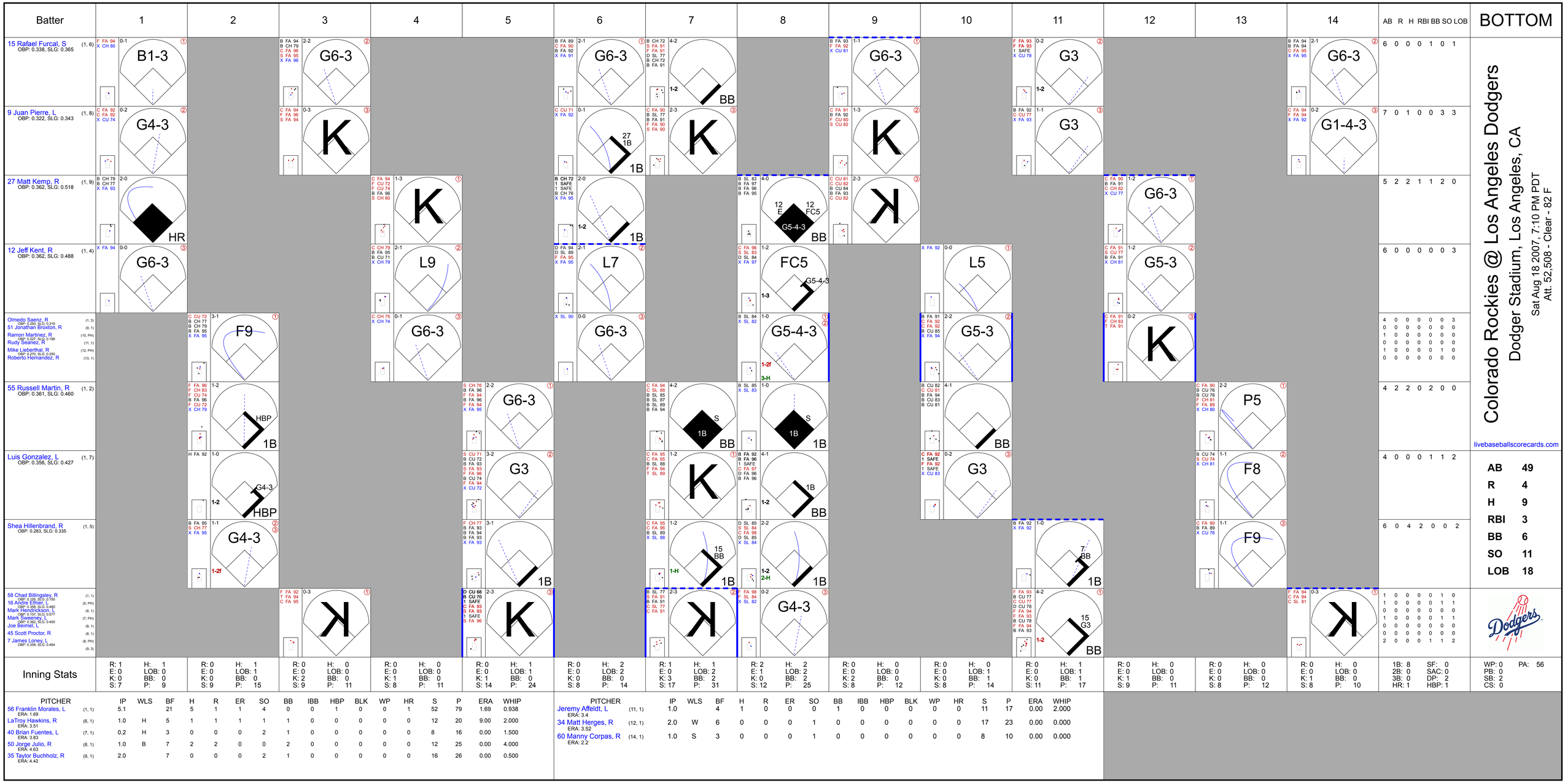
Batter
1
2
3
4
5
6
7
8
9
10
11
12
13
14
AB R H RBI BB SO LOB
BOTTOM
15 Rafael Furcal, S (1, 6) OBP: 0.338, SLG: 0.365
B1-3
G4-3
HR
G6-3
9 Juan Pierre, L (1, 8) OBP: 0.322, SLG: 0.343
K
27 1B 1B
G1-4-3
27 Matt Kemp, R (1, 9) OBP: 0.362, SLG: 0.518
K
12 E G5-4-3 12 FC5 BB
12 Jeff Kent, R (1, 4) OBP: 0.362, SLG: 0.488
L9
L7
FC5 G5-4-3 1-3
L5
G5-3
Olmedo Saenz, R (1, 3) OBP: 0.260, SLG: 0.316
51 Jonathan Broxton, R (9, 1)
Ramon Martinez, R (10, PH) OBP: 0.227, SLG: 0.196
Rudy Seanez, R (11, 1)
Mike Lieberthal, R (12, PH) OBP: 0.270, SLG: 0.250
Roberto Hernandez, R (13, 1)
F9
G6-3
G5-4-3 1-2f 3-H
55 Russell Martin, R (1, 2) OBP: 0.361, SLG: 0.460
HBP 1B
S 1B BB
S 1B 1B
P5
Luis Gonzalez, L (1, 7) OBP: 0.356, SLG: 0.427
G4-3 1-2 HBP
K
1B 1-2 BB
F8
Shea Hillenbrand, R (1, 5) OBP: 0.283, SLG: 0.335
G4-3 1-2f
G3
15 BB 1-H 1B
7 BB 1B
F9
58 Chad Billingsley, R (1, 1) OBP: 0.100, SLG: 0.150
16 Andre Ethier, L (5, PH) OBP: 0.358, SLG: 0.480
Mark Hendrickson, L (6, 1) OBP: 0.000, SLG: 0.077
Mark Sweeney, L (7, PH) OBP: 0.280, SLG: 0.400
Joe Beimel, L (8, 1)
45 Scott Proctor, R (8, 1)
7 James Loney, L (8, PH) OBP: 0.358, SLG: 0.464
(9, 3)
15 G3 BB 1-2
Inning Stats
1: R: 1 E: 0 K: 0 S: 7 | H: 1 LOB: 0 BB: 0 P: 9
2: R: 0 E: 0 K: 0 S: 9 | H: 1 LOB: 1 BB: 0 P: 15
3: R: 0 E: 0 K: 2 S: 9 | H: 0 LOB: 0 BB: 0 P: 11
4: R: 0 E: 0 K: 1 S: 8 | H: 0 LOB: 0 BB: 0 P: 11
5: R: 0 E: 0 K: 1 S: 14 | H: 1 LOB: 1 BB: 0 P: 24
6: R: 0 E: 0 K: 0 S: 8 | H: 2 LOB: 2 BB: 0 P: 14
7: R: 1 E: 0 K: 3 S: 17 | H: 1 LOB: 2 BB: 2 P: 31
8: R: 2 E: 1 K: 0 S: 12 | H: 2 LOB: 2 BB: 2 P: 25
9: R: 0 E: 0 K: 2 S: 8 | H: 0 LOB: 0 BB: 0 P: 12
10: R: 0 E: 0 K: 0 S: 8 | H: 0 LOB: 1 BB: 1 P: 14
11: R: 0 E: 0 K: 0 S: 11 | H: 1 LOB: 1 BB: 1 P: 17
12: R: 0 E: 0 K: 1 S: 9 | H: 0 LOB: 0 BB: 0 P: 11
13: R: 0 E: 0 K: 0 S: 8 | H: 0 LOB: 0 BB: 0 P: 12
14: R: 0 E: 0 K: 1 S: 8 | H: 0 LOB: 0 BB: 0 P: 10
1B: 8 2B: 0 3B: 0 HR: 1
SF: 0 SAC: 0 DP: 2 HBP: 1
WP: 0 PB: 0 SB: 2 CS: 0
PA: 56
PITCHER IP WLS BF H R ER SO BB IBB HBP BLK WP HR S P ERA WHIP
56 Franklin Morales, L (1, 1) ERA: 1.69 5.1 21 5 1 1 4 0 0 1 0 0 1 52 79 1.69 0.938
LaTroy Hawkins, R (6, 1) ERA: 3.51 1.0 H 5 1 1 1 1 0 0 0 0 0 0 12 20 9.00 2.000
40 Brian Fuentes, L (7, 1) ERA: 3.83 0.2 H 3 0 0 0 2 1 0 0 0 0 0 8 16 0.00 1.500
50 Jorge Julio, R (8, 1) ERA: 4.63 1.0 B 7 2 2 0 0 2 0 0 0 0 0 12 25 0.00 4.000
35 Taylor Buchholz, R (9, 1) ERA: 4.42 2.0 7 0 0 0 2 1 0 0 0 0 0 16 26 0.00 0.500
PITCHER IP WLS BF H R ER SO BB IBB HBP BLK WP HR S P ERA WHIP
Jeremy Affeldt, L (11, 1) ERA: 3.4 1.0 4 1 0 0 0 1 0 0 0 0 0 0 11 17 0.00 2.000
34 Matt Herges, R (12, 1) ERA: 3.52 2.0 W 6 0 0 0 1 0 0 0 0 0 0 0 17 23 0.00 0.000
60 Manny Corpas, R (14, 1) ERA: 2.2 1.0 S 3 0 0 0 1 0 0 0 0 0 0 0 8 10 0.00 0.000
Colorado Rockies @ Los Angeles Dodgers
Dodger Stadium, Los Angeles, CA
Sat Aug 18 2007, 7:10 PM PDT
Att. 52,508 - Clear - 82 F
livebaseballscorecards.com
AB 49
R 4
H 9
RBI 3
BB 6
SO 11
LOB 18

Batter	1	2	3	4	5	6	7	8	9	AB	R	H	RBI	BB	SO	LOB
Kazuo Matsui, S (1, 4) OBP: 0.341, SLG: 0.406	C FA 93 F FA 94 B FA 94 F CU 78 B FA 95 B FA 96 F FA 97 B FA 94 4-2 5 FC6-4 BB		C FA 94 F CU 75 X CU 79 0-2 ② FC6-4 1-2f		B FA 93 B FA 94 C FA 92 B FA 94 B FA 93 4-1 5 S BB			C FA 95 X CH 87 0-1 ① F7		2	0	0	0	2	0	1
18 Cory Sullivan, L (1, 8) OBP: 0.355, SLG: 0.366	F FA 93 B FA 94 F FA 95 B CH 85 S CH 86 2-3 ① K		F FA 94 B FA 94 B FA 95 1 SAFE B FA 94 F FA 95 F FA 96 F FA 96 F CH 86 3-2 ③ F FA 85 X FA 95 F FA 95 F CH 85 F FA 94 F FA 94 F CU 79 F FA 96 F7		X FA 92 0-0 ② L7			F FA 95 F SL 87 S FA 88 0-3 ② K		4	0	0	0	0	2	3
5 Matt Holliday, R (1, 7) OBP: 0.395, SLG: 0.571	1 SAFE B FA 94 B FA 94 F FA 94 F FA 95 F FA 96 X CH 86 2-2 ② FC6-4 1-2f			B FA 94 B CH 86 C FA 96 F FA 96 F FA 97 F CU 81 F FA 97 B CH 88 B FA 97 4-2 17 2B 11 SF8 BB	C FA 95 F FA 96 B FA 96 X FA 96 1-2 ③ L3 1-2			S FA 96 B SL 85 S FA 96 X SL 86 1-2 17 HR 1B	3	2	1	0	1	0	2
17 Todd Helton, L (1, 3) OBP: 0.417, SLG: 0.465	C FA 94 X FA 94 0-1 ③ G3			C CU 77 C FA 94 F CU 80 X FA 96 0-2 2 1B 1-3 2B		C FA 88 C FA 86 B FA 86 X FA 85 1-2 ① G4-3		B F FA 95 F FA 96 B CH 86 F FA 95 1 SAFE X FA 88 2-2 1-H HR		4	1	2	2	0	0	1
27 Garrett Atkins, R (1, 5) OBP: 0.349, SLG: 0.466 50 Jorge Julio, R (8, 1) Jeremy Affeldt, L (8, 1)		F FA 92 B FA 94 S FA 94 B FA 96 F CU 80 F FA 96 B CH 88 X FA 96 3-2 ① G5-3		F FA 96 F CU 80 F FA 96 D CU 82 B FA 96 D CH 86 B CU 80 4-2 2 1B BB		C FA 86 B CH 80 B FA 86 C FA 89 C FA 90 2-3 ② K		F FA 96 B FA 96 B FA 95 S SL 85 X FA 96 2-2 ③ F7		3 0 0	0 0 0	0 0 0	0 0 0	1 0 0	1 0 0	0 0 0
11 Brad Hawpe, L (1, 9) OBP: 0.390, SLG: 0.538		C FA 95 X CH 86 0-1 ② G4-3		B FA 95 B FA 93 S FA 95 S FA 95 F FA 96 X FA 96 2-2 ① SF8 3-H		F FA 88 B CU 75 S CU 74 C CU 75 1-3 ③ K			S FA 93 C FA 93 S FA 93 0-3 ① K	3	0	0	1	0	2	0
2 Troy Tulowitzki, R (1, 6) OBP: 0.357, SLG: 0.442	C CU 78 B FA 96 F FA 96 B FA 96 S CH 88 2-3 ③ K			X CU 80 0-0 ② 1-2 2-H 1B			X 0-0 ① F9		B CU 78 C FA 94 B FA 94 S FA 94 S SL 83 2-3 ② K	4	0	1	0	0	2	0
8 Yorvit Torrealba, R (1, 2) OBP: 0.336, SLG: 0.380			B FA 92 B CU 76 F FA 95 F FA 96 B CU 80 B FA 96 4-2 26 FC1-6 BB	B CU 80 B FA 96 B CH 87 S CU 81 F CU 79 C FA 96 3-3 ③ K			B FA 87 X FA 88 1-0 ② F7		B SL 84 C FA 94 B FA 95 F FA 94 B SL 82 C SL 83 3-3 ③ K	3	0	0	0	1	2	2
26 Jeff Francis, L (1, 1) OBP: 0.191, SLG: 0.200 19 Ryan Spilborghs, R (7, PH) OBP: 0.378, SLG: 0.567 44 Ramon Ortiz, R (7, 1) Jamey Carroll, R (8, 5) OBP: 0.325, SLG: 0.314			X FA 94 0-0 ① FC1-6 FC6-4 1-2f		C FA 93 C CU 78 B FA 96 B CU 76 X FA 96 2-2 ① L7		C FA 85 C FA 85 X CU 75 0-2 ③ G4-3			2 1 0 0	0 0 0 0	0 0 0 0	0 0 0 0	0 0 0 0	0 0 0 0	1 0 0 0
Inning Stats	R: 0 E: 0 K: 1 S: 13 H: 0 LOB: 1 BB: 1 P: 21	R: 0 E: 0 K: 1 S: 10 H: 0 LOB: 0 BB: 0 P: 15	R: 0 E: 0 K: 0 S: 20 H: 0 LOB: 1 BB: 1 P: 27	R: 1 E: 0 K: 1 S: 20 H: 2 LOB: 2 BB: 2 P: 33	R: 0 E: 0 K: 0 S: 8 H: 0 LOB: 1 BB: 1 P: 15	R: 0 E: 0 K: 2 S: 9 H: 0 LOB: 0 BB: 0 P: 13	R: 0 E: 0 K: 0 S: 5 H: 0 LOB: 0 BB: 0 P: 6	R: 2 E: 0 K: 1 S: 15 H: 2 LOB: 0 BB: 0 P: 20	R: 0 E: 0 K: 3 S: 9 H: 0 LOB: 0 BB: 0 P: 14	1B: 2 2B: 1 3B: 0 HR: 1 SF: 1 SAC: 0 DP: 0 HBP: 0						

PITCHER		IP	WLS	BF	H	R	ER	SO	BB	IBB	HBP	BLK	WP	HR	S	P	ERA	WHIP
31 Brad Penny, R ERA: 2.59	(1, 1)	5.0		21	2	1	1	3	5	0	0	0	0	0	71	111	1.80	1.400
Joe Beimel, L ERA: 4.14	(6, 1)	2.0	H	6	0	0	0	2	0	0	0	0	0	0	14	19	0.00	0.000
45 Scott Proctor, R ERA: 3.99	(8, 1)	1.0	W	5	2	2	2	1	0	0	0	0	0	1	15	20	18.00	2.000
44 Takashi Saito, R ERA: 1.47	(9, 1)	1.0	S	3	0	0	0	3	0	0	0	0	0	0	9	14	0.00	0.000

PITCHER	IP	WLS	BF	H	R	ER	SO	BB	IBB	HBP	BLK	WP	HR	S	P	ERA	WHIP

TOP

Colorado Rockies @ Los Angeles Dodgers

Dodger Stadium, Los Angeles, CA

Sun Aug 19 2007, 1:10 PM PDT
Att. 48,732 - Partly Cloudy - 91 F

livebaseballscorecards.com

AB	29
R	3
H	4
RBI	3
BB	5
SO	9
LOB	10

WP: 0 PA: 35
PB: 0
SB: 1
CS: 0

Batter	1	2	3	4	5	6	7	8	9	AB	R	H	RBI	BB	SO	LOB
15 Rafael Furcal, S (1, 6) OBP: 0.338, SLG: 0.366	C FA 86 B FA 86 B FA 87 F FA 88 X FA 88 2-2 9 SH2-3 27 SF8 2B	B CH 80 B CH 81 X FA 89 2-0 ③ P4			X SL 81 0-0 ① B6		C FA 91 B FA 92 B FA 91 F CH 85 X CH 85 2-2 ② FC6-4 9 E 9 BB 1-2f			4	1	1	0	0	0	3
9 Juan Pierre, L (1, 8) OBP: 0.324, SLG: 0.343	C FA 88 B CU 73 X CU 73 1-1 ① SH2-3 2-3		X FA 89 0-0 P4-6 27 1B 1B		C FA 89 B SL 81 B SL 82 X FA 90 2-1 ② F7		B FA 91 1 SAFE B FA 91 B FA 92 C FA 91 B FA 91 4-1 E2 1-3 BB			2	0	1	0	1	0	0
27 Matt Kemp, R (1, 9) OBP: 0.359, SLG: 0.515	C CH 80 X FA 87 0-1 ② SF8 3-H		1 SAFE X FA 87 0-0 1-2 1B		C CU 74 B FA 89 C FA 89 B CU 74 S SL 81 2-3 ③ K		X SL 85 0-0 ③ F7			3	0	1	1	0	1	2
Shea Hillenbrand, R (1, 5) OBP: 0.278, SLG: 0.329	B CU 74 B FA 88 C FA 88 X FA 87 2-1 ③ F8		S CH 82 F FA 86 X CU 72 0-2 ①② P4-6 2-2f			B SL 81 F SL 80 B FA 87 X SL 81 2-1 ① G6-3		C FA 95 X SL 84 0-1 ① G5-3		4	0	0	0	0	0	2
16 Andre Ethier, L (1, 7) OBP: 0.362, SLG: 0.460		B FA 87 X FA 87 1-0 55 HBP 1B 1B	C FA 89 1 SAFE F CU 72 B FA 87 1 SAFE S CU 69 1-3 ③ K			B SL 83 B FA 89 B SL 82 C FA 87 B FA 85 4-1 7 FC5-4 55 BB BB		B FA 95 B FA 96 C FA 96 B FA 95 S FA 96 F FA 96 F FA 97 B FA 96 4-2 12 BB 55 1B 1B BB		2	2	1	0	2	1	1
55 Russell Martin, R (1, 2) OBP: 0.364, SLG: 0.460	C CH 79 H FA 86 1-1 1B 1-2 HBP	C SL 80 B FA 88 C FA 89 B CU 73 S CH 82 2-3 ① K				1 SAFE C FA 89 1 SAFE B FA 89 P PO 84 B SL 81 F SL 81 1 SAFE F FA 91 4-2 B FA 90 7 FC5-4 1-2 BB		B FA 96 C FA 95 B SL 81 B FA 96 X FA 95 3-1 12 BB 1-2 1B 1B		2	1	1	0	1	1	0
7 James Loney, L (1, 3) 12 Jeff Kent, R (8, PH) 44 Takashi Saito, L (9, 1) OBP: 0.358, SLG: 0.462 OBP: 0.363, SLG: 0.488	B CH 81 C SL 81 C FA 90 S CU 71 1-3 ① K	C CU 71 B SL 80 X FA 87 1-1 1B				B CH 82 C FA 88 X FA 86 1-1 ② FC5-4 PO 1-2f 2-3		S CU 78 B FA 93 D FA 92 B CU 77 B CU 78 4-1 L4-6 1B 1-2 2-3 BB		3 0 0	0 0 0	1 0 0	0 0 0	0 1 0	1 0 0	4 0 0
Ramon Martinez, R (1, 4) OBP: 0.236, SLG: 0.207	C CU 73 B CH 79 C SL 80 X FA 90 1-2 1-3 2-H 1B	C FA 89 S CH 80 B FA 89 1 SAFE S SL 80 1-3 ② K				1 SAFE 0-0 ③ PO 1-2	F FA 90 C FA 92 B SL 84 B SL 84 S SL 84 2-3 ① K	B FA 92 C FA 93 B FA 94 X FA 93 2-1 1-2 2-H 3-H 1B		4	0	2	3	0	2	1
31 Brad Penny, R (1, 1) OBP: 0.288, SLG: 0.340 Joe Beimel, L (6, 1) Olmedo Saenz, R (7, PH) OBP: 0.299, SLG: 0.323 45 Scott Proctor, R (8, 1) Mark Sweeney, L (8, PH) OBP: 0.359, SLG: 0.396 (9, 3)	L FA 89 F CU 73 S FA 89 0-3 ② K	S CH 79 F CH 80 1 SAFE 1 SAFE S CU 73 0-3 ③ K					C FA 92 X FA 92 0-1 15 FC6-4 1B	B CU 78 B FA 93 X FA 92 2-0 ②③ L4-6 2-2		2 0 1 0 1	0 0 0 0 0	0 0 1 0 0	0 0 0 0 0	2 0 0 0 0	2 0 0 0 0	3 0 0 0 2
Inning Stats	R: 1 E: 0 K: 0 S: 9 H: 1 LOB: 0 BB: 0 P: 14	R: 1 E: 0 K: 2 S: 12 H: 2 LOB: 2 BB: 0 P: 18	R: 0 E: 0 K: 1 S: 8 H: 2 LOB: 1 BB: 0 P: 9	R: 0 E: 0 K: 3 S: 11 H: 1 LOB: 1 BB: 0 P: 15	R: 0 E: 0 K: 1 S: 6 H: 0 LOB: 0 BB: 0 P: 10	R: 0 E: 0 K: 0 S: 9 H: 0 LOB: 1 BB: 2 P: 19	R: 0 E: 1 K: 1 S: 10 H: 1 LOB: 2 BB: 1 P: 18	R: 2 E: 0 K: 0 S: 12 H: 2 LOB: 1 BB: 2 P: 27		1B: 8 2B: 3 3B: 0 HR: 0 SF: 1 SAC: 1 DP: 2 HBP: 1				WP: 0 PB: 0 SB: 0 CS: 0 PA: 37		

PITCHER		IP	WLS	BF	H	R	ER	SO	BB	IBB	HBP	BLK	WP	HR	S	P	ERA	WHIP
26 Jeff Francis, L ERA: 4.38	(1, 1)	6.0		25	6	2	2	7	2	0	1	0	0	0	55	85	3.00	1.333
44 Ramon Ortiz, R ERA: 5.01	(7, 1)	1.0		5	1	0	0	1	1	0	0	0	0	0	10	18	0.00	2.000
50 Jorge Julio, R ERA: 5.0	(8, 1)	0.1	L	3	1	2	2	0	1	0	0	0	0	0	8	15	54.00	6.000
Jeremy Affeldt, L ERA: 3.35	(8, 1)	0.2	B	3	1	0	0	0	1	0	0	0	0	0	4	12	0.00	3.000

PITCHER	IP	WLS	BF	H	R	ER	SO	BB	IBB	HBP	BLK	WP	HR	S	P	ERA	WHIP

BOTTOM

Colorado Rockies @ Los Angeles Dodgers

Dodger Stadium, Los Angeles, CA

Sun Aug 19 2007, 1:10 PM PDT

Att. 48,732 - Partly Cloudy - 91 F

livebaseballscorecards.com

AB	28
R	4
H	9
RBI	4
BB	5
SO	8
LOB	18

Batter	1	2	3	4	5	6	7	8	9	AB	R	H	RBI	BB	SO	LOB
15 Rafael Furcal, S (1, 6) OBP: 0.339, SLG: 0.366	B FA 88 X FA 89 1-0 9 SH5-3 16 2B 1B		C CH 79 F SL 82 B CH 78 X SL 82 1-2 ① F9		C B F X CH 81 1-2 ② F8		B FA 92 B CH 82 B FA 92 C FA 91 F FA 91 B FA 92 4-2 BB			3	1	1	0	1	0	0
9 Juan Pierre, L (1, 8) OBP: 0.324, SLG: 0.345	L FA 89 1 SAFE B FA 90 X FA 90 1-1 ① SH5-3 1-2		C F B B F F X 2-2 ② 2B		C FA 90 B FA 90 X FA 90 1-1 ③ G1-3		D FA 89 C FA 89 X FA 90 1-1 ③ G3			3	0	1	0	0	0	1
16 Andre Ethier, L (1, 9) OBP: 0.363, SLG: 0.462	C CH 80 S FA 91 F FA 92 B FA 92 F CH 81 B SL 84 F FA 93 F CH 82 F FA 91 3-2 X FA 82 1B 2-H 2B		B CH 78 F FA 89 F FA 90 B CH 81 B CH 80 F FA 90 F FA 89 F FA 90 F FA 90 4-2 B CH 80 BB			B X 1-0 ① L3		C FA 93 B SL 84 C SL 83 X FA 94 1-2 ① G6-3		3	1	1	1	1	0	0
12 Jeff Kent, R (1, 4) OBP: 0.360, SLG: 0.484	X FA 90 0-0 ② F8		D SL 84 C FA 91 1 SAFE X SL 83 1-1 ③ F8			X 0-0 ② G5-3		C FA 94 S SL 88 B SL 89 X SL 86 1-2 ② F7		4	0	0	0	0	0	2
Luis Gonzalez, L (1, 7) OBP: 0.357, SLG: 0.427	C FA 91 B FA 92 B FA 91 X FA 91 2-1 55 CS 2-H 1B			B FA 91 X FA 89 1-0 ① F8		B B B C B FA 89 4-1 BB		C SL 83 B FA 93 B FA 93 X SL 85 2-1 ③ G3-1		3	0	1	1	1	0	0
55 Russell Martin, R (1, 2) OBP: 0.365, SLG: 0.466	B SL 85 1 SAFE C FA 90 B FA 90 F SL 83 B FA 91 3-2 ③ CS 1-2	B FA 88 B SL 80 C SL 79 X FA 89 2-1 HR		B FA 90 C FA 90 B SL 82 B SL 82 H SL 78 4-1 1B HBP		X FA 90 0-0 ③ F9			C CU 78 B CU 80 F FA 96 F FA 89 B FA 89 B FA 95 X FA 94 3-2 ① P3	3	1	1	1	0	0	1
7 James Loney, L (1, 3) OBP: 0.356, SLG: 0.473		B SL 82 F FA 88 X FA 90 1-1 ① G4-3		1 SAFE 1 SAFE X FA 90 0-0 ② F9			C X 0-1 HR		C CU 78 B CH 86 C CU 79 F FA 89 B FA 88 X CU 80 2-2 ② G6-3	4	1	1	1	0	0	1
Shea Hillenbrand, R (1, 5) OBP: 0.278, SLG: 0.327		C FA 89 X SI 88 0-1 ② G4-3		B SL 83 X FA 91 1-0 ③ 1-3 1B			C B S F F SL 82 F FA 91 X FA 90 1-2 ① P4		C FA 95 B FA 90 F FA 95 S FA 95 1-3 ③ K	4	0	1	0	0	1	0
Brett Tomko, R (1, 1) Mark Hendrickson, L (5, 1) OBP: 0.107, SLG: 0.077 Olmedo Saenz, R (7, PH) OBP: 0.297, SLG: 0.320 Rudy Seanez, R (7, 1) 51 Jonathan Broxton, R (8, 1)		B CH 86 X FA 89 1-0 ③ G6-3			X 0-0 ① G6-3		C FA 90 B SL 81 B FA 89 C FA 90 X FA 91 2-2 ② F8			2 0 1 0 0	0 0 0 0 0	0 0 0 0 0	0 0 0 0 0	0 0 0 0 0	0 0 0 0 0	0 0 0 0 0
Inning Stats	R: 2 E: 0 K: 0 S: 15 H: 3 LOB: 0 BB: 0 P: 25	R: 1 E: 0 K: 0 S: 7 H: 1 LOB: 0 BB: 0 P: 11	R: 0 E: 0 K: 0 S: 16 H: 1 LOB: 1 BB: 1 P: 24	R: 0 E: 0 K: 0 S: 4 H: 1 LOB: 2 BB: 0 P: 10	R: 0 E: 0 K: 0 S: 6 H: 0 LOB: 0 BB: 0 P: 8	R: 0 E: 0 K: 0 S: 4 H: 0 LOB: 1 BB: 1 P: 9	R: 1 E: 0 K: 0 S: 15 H: 1 LOB: 1 BB: 1 P: 23	R: 0 E: 0 K: 0 S: 8 H: 0 LOB: 0 BB: 0 P: 12	R: 0 E: 0 K: 1 S: 11 H: 0 LOB: 0 BB: 0 P: 17	1B: 3 2B: 2 3B: 0 HR: 2 SF: 0 SAC: 1 DP: 0 HBP: 1						

TOP

Los Angeles Dodgers @ Philadelphia Phillies
Citizens Bank Park, Philadelphia, PA
Tue Aug 21 2007, 7:05 PM EDT
Att. 35,326 - Overcast - 62 F

livebaseballscorecards.com

AB	30
R	4
H	7
RBI	4
BB	3
SO	1
LOB	5

PITCHER		IP	WLS	BF	H	R	ER	SO	BB	IBB	HBP	BLK	WP	HR	S	P	ERA	WHIP
38 Kyle Kendrick, R ERA: 4.06	(1, 1)	6.2	W	27	7	4	4	0	2	0	1	0	0	2	63	101	5.40	1.350
Jose Mesa, R ERA: 5.77	(7, 1)	0.0		1	0	0	0	0	1	0	0	0	0	0	2	6	∞	∞
16 J.C. Romero, L ERA: 2.48	(7, 1)	0.1	H	1	0	0	0	0	0	0	0	0	0	0	2	3	0.00	0.000
45 Tom Gordon, R ERA: 4.5	(8, 1)	1.0	H	3	0	0	0	0	0	0	0	0	0	0	8	12	0.00	0.000
39 Brett Myers, R ERA: 4.82	(9, 1)	1.0	S	3	0	0	0	1	0	0	0	0	0	0	11	17	0.00	0.000

PITCHER	IP	WLS	BF	H	R	ER	SO	BB	IBB	HBP	BLK	WP	HR	S	P	ERA	WHIP

BOTTOM

Los Angeles Dodgers @ Philadelphia Phillies
Citizens Bank Park, Philadelphia, PA
Tue Aug 21 2007, 7:05 PM EDT
Att. 35,326 - Overcast - 62 F

livebaseballscorecards.com

Batter	1	2	3	4	5	6	7	8	9	AB	R	H	RBI	BB	SO	LOB
11 Jimmy Rollins, S (1, 6) OBP: 0.343, SLG: 0.522	C CH 86 X CH 81 0-1 G3 ①		X CH 82 0-0 SF8 ② 3-H		X CU 74 0-0 BB SH 1-2 1B	F X 0-1 G4-3 ③				3	0	1	1	0	0	1
Tadahito Iguchi, R (1, 4) OBP: 0.349, SLG: 0.392	B FA 90 C FA 90 F CH 88 B CH 81 X FA 92 2-2 G4-3 ②		F FA 89 B CH 87 B FA 92 B FA 88 B FA 91 4-1 BB		B FA 89 X CH 88 1-0 SH BB 1-2 2-3		B FA 88 F FA 88 B FA 90 F FA 90 X FA 90 2-2 G6-3 ①			2	0	0	0	1	0	0
Pat Burrell, R (1, 7) OBP: 0.411, SLG: 0.487 29 Chris Roberson, S (8, 9) OBP: 0.250, SLG: 0.250	B FA 92 C CH 87 B FA 92 B CH 88 X FA 93 3-1 P3 ③		B FA 91 B FA 89 C FA 92 F SL 85 S FA 92 2-3 K ③		F FA 91 B FA 92 B FA 89 B FA 92 B FA 90 4-1 1-2 2-3 3-H BB		B FA 90 B FA 90 B FA 91 X FA 90 3-0 F7 ②			3 0	0 0	0 0	1 0	1 0	1 0	1 0
6 Ryan Howard, L (1, 3) OBP: 0.385, SLG: 0.564		B FA 88 X CH 87 1-0 G3 ①		B B B X 3-0 HR 2B	C FA 87 D CU 74 C FA 88 X FA 88 1-2 L6 ①		S SL 81 B CH 83 B CH 84 F CH 80 X CH 84 2-2 S 1B			4	1	2	0	0	0	3
Aaron Rowand, R (1, 8) OBP: 0.378, SLG: 0.520		F SL 86 F CH 82 F X 0-2 L9 ②		F B S X 1-2 2-H HR	B FA 88 B CH 83 F FA 88 S FA 89 F FA 89 F FA 89 F FA 89 F FA 89 S CH 84 2-3 K ②		F FA 91 B CH 84 C FA 92 X SL 82 1-2 F7 ③			4	1	1	2	0	1	4
19 Greg Dobbs, L (1, 5) OBP: 0.332, SLG: 0.494 Wes Helms, R (5, PH) OBP: 0.302, SLG: 0.377 (6, 5) Abraham Nunez, S (8, 5) OBP: 0.318, SLG: 0.296		C SL 79 X CH 80 0-1 P6 ③		F X 0-1 G3 ①	B FA 89 B FA 83 S FA 88 F FA 88 X FA 89 2-2 F9 ③			X SL 86 0-0 G4-3 ①		2 1 1	0 0 0	0 0 0	0 0 0	0 0 0	0 3 0	0 0 0
28 Jayson Werth, R (1, 9) OBP: 0.373, SLG: 0.436 (8, 7)			B CH 85 C FA 91 X CH 86 1-1 51 2B 1B	C B B S B B 4-2 51 G4-6-3 BB		S B C B F X 2-2 38 SH2-4 1B		B FA 95 C FA 94 B SL 86 S FA 94 B FA 96 F FA 94 F FA 94 C CH 84 3-3 K ②		3	1	2	0	1	1	0
51 Carlos Ruiz, R (1, 2) OBP: 0.332, SLG: 0.409			B FA 90 F CH 85 X FA 88 1-1 38 SH2-4 11 SF8 1-H 2B	X 0-0 G4-6-3 ②③ 1-2f		C X 0-1 L6 ①		C SL 85 B FA 94 X FA 96 1-1 2B		4	1	2	1	0	0	2
38 Kyle Kendrick, R (1, 1) OBP: 0.233, SLG: 0.185 Jose Mesa, R (7, 1) 16 J.C. Romero, S (7, 1) 45 Tom Gordon, R (8, 1) Russell Branyan, L (8, PH) OBP: 0.322, SLG: 0.469 39 Brett Myers, R (9, 1)			X FA 89 0-0 SH2-4 ① 2-3		B FA 89 C FA 89 C FA 90 X SL 80 1-2 SH 11 1B BB 1B	L B X 1-1 SH2-4 ② 1-2		S SL 86 S SL 85 S SL 86 0-3 K ③		1 0 0 0 0 1 0	1 0 0 0 0 0 0	1 0 0 0 0 0 0	0 0 0 0 0 1 0	0 0 0 0 0 1 0	0 0 0 0 0 1 0	0 0 0 0 0 1 0
Inning Stats	R: 0 E: 0 K: 0 S: 7 H: 0 LOB: 0 BB: 0 P: 12	R: 0 E: 0 K: 0 S: 7 H: 0 LOB: 0 BB: 0 P: 8	R: 2 E: 0 K: 1 S: 10 H: 2 LOB: 1 BB: 1 P: 18	R: 2 E: 0 K: 0 S: 9 H: 2 LOB: 0 BB: 1 P: 17	R: 1 E: 1 K: 1 S: 19 H: 2 LOB: 3 BB: 1 P: 30	R: 0 E: 0 K: 0 S: 10 H: 1 LOB: 1 BB: 0 P: 13	R: 0 E: 0 K: 0 S: 10 H: 1 LOB: 1 BB: 0 P: 18	R: 0 E: 0 K: 2 S: 11 H: 1 LOB: 1 BB: 0 P: 15		1B: 5 2B: 3 3B: 0 HR: 1	SF: 1 SAC: 3 DP: 1 HBP: 0		WP: 0 PB: 0 SB: 1 CS: 0	PA: 36		

	AB	29
	R	5
	H	9
	RBI	5
	BB	3
	SO	4
	LOB	15

PITCHER		IP	WLS	BF	H	R	ER	SO	BB	IBB	HBP	BLK	WP	HR	S	P	ERA	WHIP
Brett Tomko, R ERA: 5.8	(1, 1)	4.0	L	21	6	5	4	1	3	0	0	0	0	1	39	67	9.00	2.250
Mark Hendrickson, L ERA: 5.09	(5, 1)	2.0		7	1	0	0	1	0	0	0	0	0	0	23	31	0.00	0.500
Rudy Seanez, R ERA: 3.5	(7, 1)	1.0		4	1	0	0	0	0	0	0	0	0	0	10	18	0.00	1.000
51 Jonathan Broxton, R ERA: 2.24	(8, 1)	1.0		4	1	0	0	2	0	0	0	0	0	0	11	15	0.00	1.000

PITCHER	IP	WLS	BF	H	R	ER	SO	BB	IBB	HBP	BLK	WP	HR	S	P	ERA	WHIP

TOP

Los Angeles Dodgers @ Philadelphia Phillies

Citizens Bank Park, Philadelphia, PA

Wed Aug 22 2007, 7:05 PM EDT

Att. 37,321 - Cloudy - 67 F

livebaseballscorecards.com

Batter	1	2	3	4	5	6	7	8	9	AB	R	H	RBI	BB	SO	LOB
15 Rafael Furcal, S (1, 6) OBP: 0.343, SLG: 0.368	C FA 92 B FA 92 F FA 94 B SL 84 X SL 83 2-2 27 E 16 2B 1B		C FA 91 B CU 79 X CH 84 1-1 ② G3-1		C FA 92 B FA 93 X CH 85 1-1 ③ G1-3		B B FA 92 C FA 92 F FA 93 B SL 85 B FA 92 4-2 27 1B 9 1B 12 SF9 BB	X FA 91 0-0 9 1B 27 3B 1B	C B X 1-1 27 1B 9 1B 2-H SF8 1B	5	4	3	1	1	0	0
9 Juan Pierre, L (1, 8) OBP: 0.326, SLG: 0.347	1 SAFE C FA 92 1 SAFE 1 SAFE P PO 84 X FA 91 1-1 ① F8		C FA 92 F FA 92 X SL 84 0-2 ③ G3-1			X FA 92 0-0 ① G3	C FA 93 X FA 93 0-1 12 SF9 27 1B 55 HBP 1-2 1B	C FA 90 X SL 88 0-1 27 3B 1-2 1B	C X SL 87 0-1 27 1B 1-2 1B	6	2	3	0	0	0	1
27 Matt Kemp, R (1, 9) OBP: 0.369, SLG: 0.532	X SL 86 0-0 FC5 16 2B 1-2			X CU 78 0-0 ① G5-3		C FA 92 B FA 92 B FA 93 X SL 84 2-1 12 2B 1B	D FC 90 B FA 90 F FA 94 B FA 93 X 3-1 55 HBP 12 SF9 7 1B 1-2 2-3 1B	C FA 90 X FA 90 0-1 G5-3 1-H 2-H 3B	C FA 88 B F X 1-2 1-2 2-3 1B	6	3	4	2	0	0	1
12 Jeff Kent, R (1, 4) OBP: 0.361, SLG: 0.490 Ramon Martinez, R (7, 4) OBP: 0.232, SLG: 0.205	B SL 85 C SL 85 B FA 92 B FA 93 X SL 85 3-1 ② F8			B FA 92 S CH 84 X CH 84 1-1 16 HR 2B		F FA 93 B FA 92 1 SAFE X FA 91 1-1 7 1B 1-H 2B	X FA 94 0-0 ① SF9 1-2 2-3 3-H	C SL 84 X SL 84 0-1 ① G5-3 3-H	X FA 90 0-0 ② SF8 3-H	3 1	2 0	2 0	2 2	0 0	0 0	2 0
16 Andre Ethier, L (1, 7) OBP: 0.368, SLG: 0.474	C SL 86 F FA 92 F FA 92 B CU 80 F SL 84 F FA 92 B FA 93 X CU 79 2-2 ③ 1-H 2-H 2B			X SL 85 0-0 2-H HR		I IN 69 I IN 71 I IN 72 I IN 72 4-0 7 1B IBB	I IN 67 I IN 65 I IN 67 I IN 67 4-0 55 HBP 7 1B IBB	B FA 91 X FC 88 1-0 ② P6	X FA 88 0-0 ③ F8	4	2	2	3	2	0	2
55 Russell Martin, R (1, 2) OBP: 0.364, SLG: 0.463 Mike Lieberthal, R (8, PH) OBP: 0.281, SLG: 0.262 (8, 2)		B SL 83 F SL 83 B CH 82 B FA 91 X FA 93 3-1 ① G6-3		X SL 84 0-0 ② P3		B SL 83 X SL 83 1-0 ② F9	B FA 95 B FA 94 C FA 93 F FA 94 B SL 78 H FA 92 4-2 7 1B SF8 1-2 2-3 3-H HBP	S SL 84 X SL 83 0-1 1B		3 1	1 0	0 1	1 0	0 0	0 0	2 0
7 James Loney, L (1, 3) OBP: 0.361, SLG: 0.473		B FA 92 B FA 93 S FA 92 B CH 84 B FA 93 4-1 G5-4-3 BB	B FA 93 F CH 84 S CH 83 B FA 93 X SL 85 2-2 ③ G3		C CU 80 B CH 82 C FA 92 X FA 92 1-2 1-3 2-H 1B	B FA 88 X FA 89 1-0 1-3 2-H 3-H 1B	B FA 90 D FA 91 F FA 92 X FA 89 2-1 ③ G6-3		4	0	2	3	1	0	1
Shea Hillenbrand, R (1, 5) OBP: 0.280, SLG: 0.328		C FA 92 X SL 84 0-1 ② ③ G5-4-3 1-2f		B FA 92 X FA 92 1-0 ① G6-3	I IN 70 I IN 70 I IN 71 I 4-0 IBB	C FA 89 B SL 83 B FA 89 F FA 89 X FA 89 2-2 ② SF8 3-H		X FA 89 0-0 15 1B G1-3 1B	3	1	1	1	1	0	1
Derek Lowe, R (1, 1) OBP: 0.208, SLG: 0.128 45 Scott Proctor, R (8, 1) Mark Sweeney, L (9, PH) OBP: 0.356, SLG: 0.392 Roberto Hernandez, R (9, 1)			X FA 91 0-0 ① G6-3		F FA 92 S SL 84 X SL 84 0-2 ② G1-3	B SL 83 F FA 91 S SL 84 B SL 84 F S 2-3 ③ K	S S SL 83 B SL 82 X SL 82 1-2 ③ G4-3		C FA 90 F FC 87 B CH 81 X CH 82 1-2 ① G1-3 1-2	4 0 1 0	0 0 0 0	0 0 0 0	0 0 0 0	0 0 0 0	1 0 0 0	4 0 1 0
Inning Stats	R: 1 E: 1 K: 0 S: 15 H: 2 LOB: 2 BB: 0 P: 22	R: 0 E: 0 K: 0 S: 5 H: 0 LOB: 0 BB: 1 P: 12	R: 0 E: 0 K: 0 S: 6 H: 0 LOB: 0 BB: 0 P: 7	R: 2 E: 0 K: 0 S: 8 H: 2 LOB: 0 BB: 0 P: 11	R: 0 E: 0 K: 0 S: 6 H: 0 LOB: 0 BB: 0 P: 8	R: 2 E: 0 K: 1 S: 13 H: 3 LOB: 3 BB: 2 P: 28	R: 5 E: 0 K: 0 S: 16 H: 3 LOB: 1 BB: 2 P: 35	R: 3 E: 0 K: 0 S: 12 H: 4 LOB: 1 BB: 0 P: 15	R: 2 E: 0 K: 0 S: 13 H: 4 LOB: 2 BB: 0 P: 16	1B: 13 2B: 3 3B: 1 HR: 1 SF: 3 SAC: 0 DP: 1 HBP: 1						

	AB	41
	R	15
	H	18
	RBI	15
	BB	5
	SO	1
	LOB	15

PITCHER		IP	WLS	BF	H	R	ER	SO	BB	IBB	HBP	BLK	WP	HR	S	P	ERA	WHIP	PITCHER	IP	WLS	BF	H	R	ER	SO	BB	IBB	HBP	BLK	WP	HR	S	P	ERA	WHIP
58 J.D. Durbin, R ERA: 5.44	(1, 1)	6.0	L	27	7	5	4	1	1	2	0	0	0	1	53	88	6.00	1.333																	
Jose Mesa, R ERA: 6.86	(7, 1)	0.1		6	2	5	5	0	1	1	1	0	0	0	9	24	135.00	9.000																	
55 Clay Condrey, R ERA: 5.97	(7, 1)	2.2		17	9	5	5	0	0	0	0	0	0	0	32	42	16.88	3.375																	

BOTTOM

Los Angeles Dodgers @ Philadelphia Phillies
Citizens Bank Park, Philadelphia, PA
Wed Aug 22 2007, 7:05 PM EDT
Att. 37,321 - Cloudy - 67 F

livebaseballscorecards.com

Batter	1	2	3	4	5	6	7	8	9	AB	R	H	RBI	BB	SO	LOB
11 Jimmy Rollins, S (1, 6) OBP: 0.343, SLG: 0.523	B FA 90 F FA 90 X FA 92 1-1 F8 ①			B FA 90 C SL 83 X CH 86 1-1 2B		D FA 89 X 1-0 FC3-6 FC6-4 1-2f ①		F FA 95 B CU 76 F FA 95 B FA 97 X FA 96 2-2 F7 ①		3	0	1	0	0	0	1
Abraham Nunez, S (8, PH) OBP: 0.316, SLG: 0.294										1	0	0	0	0	0	0
(9, 6)																
Tadahito Iguchi, R (1, 4) OBP: 0.346, SLG: 0.389	B FA 91 C FA 90 C FA 92 B SL 84 F FA 91 F FA 92 B FA 92 S FA 91 3-3 K ②			B FA 91 B FA 90 X FA 91 2-0 L3 ①		X FA 90 0-0 FC6-4 1B 1-2f ②		X FA 96 0-0 F9 ②		4	0	0	0	0	1	2
Pat Burrell, R (1, 7) OBP: 0.411, SLG: 0.486	C FA 92 B FA 92 B FA 91 B SL 84 X FA 92 3-1 G6-3 ③			B FA 91 F FA 91 F FA 91 S SL 83 2-3 K ②		B FA 90 B FA 90 X FA 92 2-0 1-3 1B ③		B FA 96 X FA 95 1-0 P3 ③		3	0	1	0	0	1	1
55 Clay Condrey, R (7, 1)										1	0	0	0	0	0	0
6 Ryan Howard, L (1, 3) OBP: 0.383, SLG: 0.560		C SL 84 B FA 91 B FA 91 S SL 84 X CH 86 2-2 G4-3 ①		B CH 86 X CH 86 1-0 G3 ③		B FA 90 D CH 85 C CH 86 F SL 83 X FA 91 2-2 G4-3 ③			C FA 92 X SL 86 0-1 F9 ①	3	0	0	0	0	0	3
Wes Helms, R (9, 3) OBP: 0.301, SLG: 0.375										1	0	0	0	0	0	0
Aaron Rowand, R (1, 8) OBP: 0.380, SLG: 0.521		C SL 83 C FA 92 B FA 92 S FA 92 1-3 K ②			X FA 90 0-0 8 G3 8 WP 19 G3-1 1B		B SL 81 X FA 90 1-0 19 G5-3 27 HR 1B		C SL 84 S CH 86 F CH 86 B FA 88 B FA 94 B FA 94 F S 3-3 K ②	3	2	2	0	0	1	0
Russell Branyan, L (9, 7) OBP: 0.320, SLG: 0.465										1	0	0	0	0	1	0
8 Shane Victorino, S (1, 9) OBP: 0.348, SLG: 0.426		B FA 92 F FA 92 T FA 92 X CH 87 1-2 G4-3 ③			B CH 85 B FA 91 C FA 90 X FA 90 2-1 G3 1-3 ①		C FA 90 X FA 90 0-1 F7 ①		F B B F B X 3-2 G4-3 ③	4	0	0	0	0	0	2
19 Greg Dobbs, L (1, 5) OBP: 0.328, SLG: 0.488			C FA 90 X CH 87 0-1 G4-3 ①		F FA 91 X CH 86 0-1 G3-1 3-H ②		B FA 90 D CH 86 X FA 90 2-0 G5-3 1-2 ②			3	0	0	1	0	0	1
27 Chris Coste, R (1, 2) OBP: 0.372, SLG: 0.476			B FA 91 S FA 91 C FA 91 B FA 91 X FA 91 2-2 G5-3 ②		B FA 91 F FA 90 F SL 83 X SL 84 1-2 G5-3 ③		C FA 91 X SL 82 0-1 2-H HR			3	1	1	2	0	0	0
58 J.D. Durbin, R (1, 1) OBP: 0.286, SLG: 0.357			B FA 91 F FA 91 B FA 91 X FA 90 2-1 G5-3 ③			L FA 88 X CH 85 0-1 11 FC3-6 1B	B FA 90 C FA 91 B FA 90 C FA 90 B FA 90 X FA 90 3-2 G6-3 ③			1	0	0	0	0	0	0
29 Chris Roberson, S (6, PH) OBP: 0.280, SLG: 0.280										1	0	1	0	0	0	0
Jose Mesa, R (7, 1)										0	0	0	0	0	0	0
28 Jayson Werth, R (7, 7) OBP: 0.371, SLG: 0.433										1	0	0	0	0	0	0
(9, 8)																
Inning Stats	R: 0 E: 0 K: 1 S: 9 H: 0 LOB: 0 BB: 0 P: 16	R: 0 E: 0 K: 1 S: 9 H: 0 LOB: 0 BB: 0 P: 13	R: 0 E: 0 K: 0 S: 7 H: 0 LOB: 0 BB: 0 P: 11	R: 0 E: 0 K: 1 S: 7 H: 1 LOB: 1 BB: 0 P: 13	R: 1 E: 0 K: 0 S: 8 H: 1 LOB: 0 BB: 0 P: 11	R: 0 E: 0 K: 0 S: 8 H: 2 LOB: 2 BB: 0 P: 13	R: 2 E: 0 K: 0 S: 9 H: 2 LOB: 0 BB: 0 P: 15	R: 0 E: 0 K: 0 S: 5 H: 0 LOB: 0 BB: 0 P: 8	R: 0 E: 0 K: 1 S: 10 H: 0 LOB: 0 BB: 0 P: 16	1B: 4 2B: 1 3B: 0 HR: 1 SF: 0 SAC: 0 DP: 0 HBP: 0				WP: 1 PB: 0 SB: 0 CS: 0		PA: 33

	AB	33
	R	3
	H	6
	RBI	3
	BB	0
	SO	4
	LOB	10

PITCHER		IP	WLS	BF	H	R	ER	SO	BB	IBB	HBP	BLK	WP	HR	S	P	ERA	WHIP
Derek Lowe, R ERA: 3.47	(1, 1)	7.0	W	27	6	3	3	3	0	0	0	0	1	1	57	92	3.86	0.857
45 Scott Proctor, R ERA: 3.93	(8, 1)	1.0		3	0	0	0	0	0	0	0	0	0	0	5	8	0.00	0.000
Roberto Hernandez, R ERA: 6.08	(9, 1)	1.0		3	0	0	0	1	0	0	0	0	0	0	10	16	0.00	0.000

PITCHER	IP	WLS	BF	H	R	ER	SO	BB	IBB	HBP	BLK	WP	HR	S	P	ERA	WHIP

Batter	1	2	3	4	5	6	7	8	9	AB	R	H	RBI	BB	SO	LOB
15 Rafael Furcal, S (1, 6) OBP: 0.343, SLG: 0.369	B FA 89 S CH 80 C FA 90 B FA 90 B CH 83 X FA 90 3-2 ① P2		B FA 89 B FA 90 B CH 81 B FA 89 4-0 27 1B 9 G3 BB		X CH 82 0-0 1-H 2B		B FA 90 X FA 91 1-0 ② G4-3 2-3		X FA 89 0-0 ① F8	4	0	1	1	1	0	1
9 Juan Pierre, L (1, 8) OBP: 0.325, SLG: 0.345	X FA 90 0-0 ② B3		C FA 90 1 SAFE 1 SAFE 1 SAFE B CU 75 X FA 89 1-1 ① G3 1-2		L CU 75 B CU 74 B FA 90 X CH 81 2-1 ② L4		C FA 92 B FA 93 F FA 92 F FA 92 X FA 92 1-2 27 CS 3-H 1B		C FA 89 X FA 90 0-1 ② G6-3	5	0	1	1	0	0	2
27 Matt Kemp, R (1, 9) OBP: 0.370, SLG: 0.525	B CH 82 S CH 82 F FA 91 S CU 80 1-3 ③ K		X FA 90 0-0 12 G6-4-3 2-3 1B		C CU 76 F CU 76 B FA 90 D CH 83 S FA 83 2-3 ③ K		1 SAFE C FA 91 1 SAFE 1 SAFE S CH 81 0-2 ③ CS 1-2	S FA 94 B SL 87 F B B 4-2 12 S 12 1B BB	B SL 83 B FA 90 S FA 90 X FA 90 2-1 ③ L5	4	1	1	0	1	2	1
12 Jeff Kent, R (1, 4) OBP: 0.363, SLG: 0.489		B FA 91 B FA 89 C CH 82 C FA 90 B FA 91 B FA 90 4-2 BB G3 BB	D CU 77 B FA 91 X CU 76 2-0 ②③ G6-4-3 1-2f			F CH 86 F FA 87 B SI 88 X CH 87 1-2 ① F8		B CU 80 X FA 94 1-0 7 1B 1-H G1-2-3 1B		3	0	1	1	1	0	2
Shea Hillenbrand, R (1, 3) OBP: 0.278, SLG: 0.325 7 James Loney, L (6, PH) OBP: 0.362, SLG: 0.474 (6, 3)		B FA 91 C FA 91 X CU 77 1-1 ① G3 1-2		B FA 89 F FA 89 B FA 90 B CH 81 X CH 82 3-1 ① G5-3		C FA 88 F FA 89 F FA 89 B FA 88 X FA 88 2-2 ② G1-3		C B B B X FA 94 3-1 G1-2-3 55 BB 1-3 1B		2	0	0	0	0	0	1
										2	1	1	0	0	0	0
55 Russell Martin, R (1, 2) OBP: 0.369, SLG: 0.463		C CU 77 D CU 78 B FA 90 B CH 83 B FA 83 4-1 BB BB		B FA 83 C FA 90 B FA 89 B CU 76 B FA 90 4-1 G6-4-3 BB		B FA 88 B SL 81 S FA 88 B FA 88 B FA 87 4-1 BB		C FA 94 B FA 94 B FA 94 S SL 88 B FA 94 F SL 89 F SL 88 F FA 94 F SL 84 4-2 B FA 94 G1-2-3 1-2 1B BB		0	1	0	0	4	0	0
Luis Gonzalez, L (1, 7) OBP: 0.354, SLG: 0.423 16 Andre Ethier, L (8, 7) OBP: 0.368, SLG: 0.474		C FA 91 B CU 77 F FA 91 B FA 91 S CH 83 2-3 ② K	C CU 76 F CU 76 1 SAFE B CU 76 F FA 91 B FA 90 X FA 90 2-2 ②③ G6-4-3 1-2f		X FA 88 0-0 ③ F8		C FA 91 B FA 91 F FA 90 X FA 90 1-2 ①② G1-2-3 1-2 2-3 3-Hf		4	0	0	0	0	1	7
										0	0	0	0	0	0	0
Ramon Martinez, R (1, 5) OBP: 0.248, SLG: 0.217		C FA 83 B CU 78 B CH 83 B FA 91 B CH 83 4-1 1-2 2-3 BB			B FA 88 C FA 88 B CH 82 X FA 88 2-1 ① G6-3		C CH 80 B FA 91 F CU 81 X CH 82 1-2 15 G4-3 58 SH2-4 9 1B	B FA 91 C FA 90 X FA 91 1-1 2-H 3-H		3	1	2	2	1	0	0
58 Chad Billingsley, R (1, 1) OBP: 0.136, SLG: 0.143 Mark Sweeney, L (8, PH) OBP: 0.353, SLG: 0.388 51 Jonathan Broxton, R (8, 1) 44 Takashi Saito, L (9, 1)		C CU 77 C FA 91 B FA 91 F CU 79 B FA 91 B FA 90 S FA 89 3-3 ③ K		B FA 88 B FA 89 B FA 88 C FA 88 B FA 88 4-1 15 2B BB		L FA 90 B FA 88 X FA 90 1-1 ① SH2-4 1-2		C FA 90 C CH 85 F FA 91 X FA 90 0-2 ③ L1		1	1	0	0	1	1	3
										1	0	0	0	0	0	1
										0	0	0	0	0	0	0
										0	0	0	0	0	0	0

TOP

Los Angeles Dodgers @ Philadelphia Phillies
Citizens Bank Park, Philadelphia, PA
Thu Aug 23 2007, 1:05 PM EDT
Att. 37,875 - Cloudy - 72 F

livebaseballscorecards.com

AB	29
R	5
H	7
RBI	5
BB	9
SO	4
LOB	18

Inning Stats	1	2	3	4	5	6	7	8	9
	R: 0 E: 0 K: 1 S: 7	R: 0 E: 0 K: 2 S: 13	R: 0 E: 0 K: 0 S: 4	R: 0 E: 0 K: 0 S: 7	R: 1 E: 0 K: 1 S: 9	R: 0 E: 0 K: 0 S: 8	R: 1 E: 0 K: 0 S: 12	R: 3 E: 0 K: 0 S: 20	R: 0 E: 0 K: 0 S: 5
	H: 0 LOB: 0 BB: 0 P: 11	H: 0 LOB: 3 BB: 3 P: 31	H: 1 LOB: 1 BB: 1 P: 11	H: 0 LOB: 0 BB: 1 P: 16	H: 1 LOB: 1 BB: 1 P: 19	H: 0 LOB: 1 BB: 1 P: 15	H: 2 LOB: 0 BB: 0 P: 16	H: 3 LOB: 1 BB: 2 P: 34	H: 0 LOB: 0 BB: 0 P: 7

1B: 6 SF: 0 WP: 0 PA: 40
2B: 1 SAC: 1 PB: 0
3B: 0 DP: 3 SB: 1
HR: 0 HBP: 0 CS: 1

PITCHER		IP	WLS	BF	H	R	ER	SO	BB	IBB	HBP	BLK	WP	HR	S	P	ERA	WHIP
52 Fabio Castro, L ERA: 6.23	(1, 1)	5.0		21	2	1	1	4	6	0	0	0	0	0	40	88	1.80	1.600
Antonio Alfonseca, R ERA: 4.06	(6, 1)	1.0		4	0	0	0	0	1	0	0	0	0	0	8	15	0.00	1.000
16 J.C. Romero, L ERA: 2.65	(7, 1)	1.0	L	4	2	1	1	0	0	0	0	0	0	0	12	16	9.00	2.000
45 Tom Gordon, R ERA: 5.85	(8, 1)	0.0		4	2	3	3	0	2	0	0	0	0	0	11	23	∞	∞
56 Geoff Geary, R ERA: 5.05	(8, 1)	2.0		6	1	0	0	0	0	0	0	0	0	0	14	18	0.00	0.500

PITCHER		IP	WLS	BF	H	R	ER	SO	BB	IBB	HBP	BLK	WP	HR	S	P	ERA	WHIP

BOTTOM

Los Angeles Dodgers @ Philadelphia Phillies
Citizens Bank Park, Philadelphia, PA

Thu Aug 23 2007, 1:05 PM EDT
Att. 37,875 - Cloudy - 72 F

livebaseballscorecards.com

Batter	1	2	3	4	5	6	7	8	9	AB	R	H	RBI	BB	SO	LOB
11 Jimmy Rollins, S (1, 6) OBP: 0.341, SLG: 0.519	C FA 91 B FA 91 C FA 91 F CU 79 S FA 89 1-3 ① K		X FA 88 0-0 ③ G4-3			B SL 88 X FA 88 1-0 ① F9		C SL 87 S SL 87 X FA 95 0-2 ② G6-3		4	0	0	0	0	1	2
Tadahito Iguchi, R (1, 4) OBP: 0.345, SLG: 0.394	B FA 92 X FA 92 1-0 ② G5-3			B FA 90 C FA 91 B FA 91 X FA 92 2-1 ① G5-3		B FA 92 F FA 92 P PO 81 1 SAFE B FA 93 F FA 87 F FA 92 C FA 89 3-3 ② K 1-2		B FA 97 F FA 97 B FA 96 X FA 95 2-1 HR		4	1	1	1	0	1	1
Pat Burrell, R (1, 7) OBP: 0.409, SLG: 0.486	B FA 90 F FA 90 F FA 90 C CU 79 1-3 ③ K			C FA 92 F FA 92 B FA 90 S FA 92 1-3 ② K		B FA 94 C FA 92 X FA 93 1-1 2-H 2B		B FA 98 C FA 96 X FA 97 1-1 ③ G4-3		4	0	1	1	0	2	0
6 Ryan Howard, L (1, 3) OBP: 0.381, SLG: 0.556		B FA 88 B FA 91 C FA 89 B FC 89 X FA 89 3-1 ① G1-3		B FA 90 S FA 88 C CU 80 S FA 89 1-3 ③ K		I IN 58 I IN 62 I IN 65 I IN 63 4-0 IBB			C FA 94 C CU 78 B FA 92 F CU 79 S SL 84 1-3 ① K2-3	3	0	0	0	1	2	0
Aaron Rowand, R (1, 8) OBP: 0.379, SLG: 0.518		X FA 91 0-0 ② G6-3			C FA 90 F FA 91 X CU 80 0-2 28 1B 1B	C FA 92 B FA 92 S FA 92 B FA 93 S FA 92 2-3 ③ K			S FA 94 S FA 95 B FA 95 S FA 95 1-3 ② K	4	0	1	0	0	2	2
19 Greg Dobbs, L (1, 5) OBP: 0.323, SLG: 0.480		B FA 91 X FA 88 1-0 ③ F9			B FA 89 F FA 88 F FA 88 S FA 89 1-3 ① K		X FA 91 0-0 ① F7		B FA 95 F FA 94 S FA 94 X FA 93 1-2 ③ G1-3	4	0	0	0	0	1	1
28 Jayson Werth, R (1, 9) OBP: 0.376, SLG: 0.438			B FA 91 C FA 91 B FA 91 B FA 92 X FA 91 3-1 52 SH1-4 1B		C FA 91 F FA 91 F FA 93 X FA 87 0-2 51 G6-4-3 1B 1-2		B FA 93 B FA 90 C FA 90 B X 3-1 ② G4-3			3	0	2	0	0	0	0
51 Carlos Ruiz, R (1, 2) OBP: 0.329, SLG: 0.405			X FA 90 0-0 ① F7		B FA 92 X FA 91 1-0 ② ③ G6-4-3 1-2f		B CH 87 B FA 92 X FA 93 2-0 ③ F9			3	0	0	0	0	0	3
52 Fabio Castro, L (1, 1) Antonio Alfonseca, R (6, 1) 8 Shane Victorino, S (6, PH) OBP: 0.349, SLG: 0.426 16 J.C. Romero, S (7, 1) 45 Tom Gordon, R (8, 1) 56 Geoff Geary, R (8, 1) 27 Chris Coste, R (8, 2) OBP: 0.368, SLG: 0.470			B FA 89 L FA 91 X 1-1 ② SH1-4 1-2			B FA 89 B FA 90 B FA 89 C FA 91 C FA 92 F FC 88 F FA 90 F FA 90 B FA 94 4-2 S 2B BB		C FA 96 S FA 96 F FA 95 F FA 95 T SL 87 0-2 ① K		0 0 0 0 0 0 1	0 0 1 0 0 0 0	0 0 0 0 0 0 0	0 0 0 0 0 0 0	0 0 1 0 0 0 0	0 0 0 0 0 0 1	0 0 0 0 0 0 0
Inning Stats	R: 0 E: 0 K: 2 S: 8 H: 0 LOB: 0 BB: 0 P: 11	R: 0 E: 0 K: 0 S: 4 H: 0 LOB: 0 BB: 0 P: 8	R: 0 E: 0 K: 0 S: 6 H: 1 LOB: 1 BB: 0 P: 10	R: 0 E: 0 K: 2 S: 8 H: 0 LOB: 0 BB: 0 P: 12	R: 0 E: 0 K: 1 S: 11 H: 2 LOB: 1 BB: 0 P: 13	R: 1 E: 0 K: 2 S: 16 H: 1 LOB: 2 BB: 2 P: 30	R: 0 E: 0 K: 0 S: 4 H: 0 LOB: 0 BB: 0 P: 9	R: 1 E: 0 K: 1 S: 12 H: 1 LOB: 0 BB: 0 P: 15	R: 0 E: 0 K: 2 S: 10 H: 0 LOB: 0 BB: 0 P: 13	1B: 3 2B: 1 3B: 0 HR: 1	SF: 0 SAC: 1 DP: 1 HBP: 0				WP: 0 PB: 0 SB: 1 CS: 0	PA: 33

	AB	30
	R	2
	H	5
	RBI	2
	BB	2
	SO	10
	LOB	9

PITCHER		IP	WLS	BF	H	R	ER	SO	BB	IBB	HBP	BLK	WP	HR	S	P	ERA	WHIP
58 Chad Billingsley, R ERA: 3.48	(1, 1)	7.0	W	26	4	1	1	7	1	1	0	0	0	0	57	93	1.29	0.714
51 Jonathan Broxton, R ERA: 2.34	(8, 1)	1.0		4	1	1	1	1	0	0	0	0	0	1	12	15	9.00	1.000
44 Takashi Saito, R ERA: 1.44	(9, 1)	1.0	S	3	0	0	0	2	0	0	0	0	0	0	10	13	0.00	0.000

PITCHER	IP	WLS	BF	H	R	ER	SO	BB	IBB	HBP	BLK	WP	HR	S	P	ERA	WHIP

Batter	1	2	3	4	5	6	7	8	9	AB	R	H	RBI	BB	SO	LOB
15 Rafael Furcal, S (1, 6) OBP: 0.344, SLG: 0.368	BBBCB 4-1 12 BB 9 1B BB	CX 0-1 G1-3 ③			FFBS 1-3 K ①		BX 1-0 FC3-6 ② 1-2f		BX 1-0 27 1B 9 FC5 12 SF8 1-2 1B	4	1	1	0	1	1	2
9 Juan Pierre, L (1, 8) OBP: 0.324, SLG: 0.344	CX 0-1 12 BB 1-2 1B		CBTX 1-2 F8 ①		CBX 1-1 F9 ②		BBCX 2-1 L9 ③		X 0-0 FC5 12 SF8 27 1B ① 1-2 2-3f	5	0	1	0	0	0	3
27 Matt Kemp, R (1, 9) OBP: 0.371, SLG: 0.527	CSSS 1-3 K ①		FBSBBX 3-2 12 PB 2B		BSBX 2-1 P4 ③			BCBBX 3-1 G6-3 ①	BX 1-0 1-2 2-3 1B	5	0	2	0	0	1	2
12 Jeff Kent, R (1, 4) OBP: 0.365, SLG: 0.489	BSBBB 4-1 1-2 2-3 BB		BSBFFB 4-2 16 G3-6-3 2-3 BB			BBBCFX 3-2 G5-3 ①		X 0-0 16 2B G3 1B	BFX 1-1 SF8 ② 2-3 3-H	2	1	1	1	2	0	0
16 Andre Ethier, L (1, 7) OBP: 0.366, SLG: 0.473	SBSFC 1-3 K ②		FX 0-1 G3-6-3 ② ③ 1-2f			BCFX 1-2 G1-5-3 ②		FBBBCFX 3-2 G3 1-3 2B	FSDC 1-3 K ③	5	0	1	0	0	2	7
55 Russell Martin, R (1, 2) OBP: 0.372, SLG: 0.463	BX 1-0 L9 ③			BBCX 2-1 1B		BBBB 4-0 BB		BBFBB 4-1 G3 BB		2	0	1	0	2	0	3
7 James Loney, L (1, 3) OBP: 0.358, SLG: 0.467 Ramon Martinez, R (8, PH) OBP: 0.246, SLG: 0.216 (8, 5)		FBFFFBX 2-2 P5 ①		CFS 0-3 K ①		X 0-0 G5-3 ③		CFBX 1-2 G3 ② 1-2 2-3 3-H		3 1	0 0	0 0	0 1	0 0	1 0	2 2
Shea Hillenbrand, R (1, 5) OBP: 0.273, SLG: 0.319 (8, 3)		BFFBBFX 3-2 G5-3 ②		SX 0-1 F8 ②			BCX 1-1 F7 ①	BSBFX 2-2 L5 ③		4	0	0	0	0	0	3
31 Brad Penny, R (1, 1) OBP: 0.278, SLG: 0.327 Olmedo Saenz, R (7, PH) OBP: 0.303, SLG: 0.320 Joe Beimel, L (7, 1) 45 Scott Proctor, R (8, 1) Luis Gonzalez, L (9, PH) OBP: 0.355, SLG: 0.424		FFS 0-3 K		SBCFFBFFS 2-3 K ③			BBBCB 4-1 15 FC3-6 BB		CSBX 1-2 9 FC5 15 1B 1B	2 0 0 0 1	0 0 0 0 0	0 0 0 0 1	0 0 0 0 0	2 0 0 0 0	1 0 0 0 0	1 0 0 0 0
Inning Stats	R: 0 E: 0 K: 2 S: 12 H: 1 LOB: 3 BB: 2 P: 23	R: 0 E: 0 K: 1 S: 14 H: 0 LOB: 1 BB: 0 P: 19	R: 0 E: 0 K: 0 S: 11 H: 1 LOB: 1 BB: 1 P: 19	R: 0 E: 0 K: 2 S: 14 H: 1 LOB: 1 BB: 0 P: 18	R: 0 E: 0 K: 1 S: 7 H: 0 LOB: 0 BB: 0 P: 11	R: 0 E: 0 K: 0 S: 7 H: 0 LOB: 1 BB: 1 P: 15	R: 0 E: 0 K: 0 S: 6 H: 0 LOB: 1 BB: 1 P: 14	R: 1 E: 0 K: 0 S: 14 H: 2 LOB: 2 BB: 1 P: 27	R: 1 E: 0 K: 1 S: 11 H: 3 LOB: 2 BB: 0 P: 16	1B: 6 2B: 2 3B: 0 HR: 0	SF: 1 SAC: 0 DP: 1 HBP: 0						

PITCHER		IP	WLS	BF	H	R	ER	SO	BB	IBB	HBP	BLK	WP	HR	S	P	ERA	WHIP
Oliver Pérez, L ERA: 3.34	(1, 1)	7.0	W	29	3	0	0	6	5	0	0	0	0	0	71	119	0.00	1.143
Jorge Sosa, R ERA: 4.27	(8, 1)	0.1	H	4	2	1	1	0	1	0	0	0	0	0	8	18	27.00	9.000
25 Pedro Feliciano, L ERA: 2.64	(8, 1)	0.2	H	2	0	0	0	0	0	0	0	0	0	0	6	9	0.00	0.000
13 Billy Wagner, L ERA: 2.05	(9, 1)	1.0		6	3	1	1	1	0	0	0	0	0	0	11	16	9.00	3.000

PITCHER	IP	WLS	BF	H	R	ER	SO	BB	IBB	HBP	BLK	WP	HR	S	P	ERA	WHIP

TOP

Los Angeles Dodgers @ New York Mets

Shea Stadium, Flushing, NY

Fri Aug 24 2007, 7:10 PM EDT

Att. 53,250 - Clear - 79 F

livebaseballscorecards.com

AB	34
R	2
H	8
RBI	2
BB	6
SO	7
LOB	25



BOTTOM

Los Angeles Dodgers @ New York Mets

Shea Stadium, Flushing, NY

Fri Aug 24 2007, 7:10 PM EDT

Att. 53,250 - Clear - 79 F

livebaseballscorecards.com

Batter	1	2	3	4	5	6	7	8	9	AB	R	H	RBI	BB	SO	LOB
7 José Reyes, S (1, 6) OBP: 0.374, SLG: 0.445	BBBB 4-0 S 2B BB		X 0-0 SH2-3 5 1B 2B	X 0-0 ③ L7			CSBX 1-2 ① F7	BBFBFFFS 3-3 ③ K 1-2 2-3		4	2	1	0	1	1	4
Ruben Gotay, S (1, 4) OBP: 0.380, SLG: 0.490	BBFX 2-1 18 CS 1-H 2B		X 0-0 ① SH2-3 2-3		CFBS 1-3 ① K		CFBX 1-2 5 G6-4-3 1B			3	0	2	1	0	1	0
5 David Wright, R (1, 5) OBP: 0.406, SLG: 0.528	CBBFFFBFB 4-2 18 CS BB		X 0-0 15 G3 3-H 1B		CCBBBX 3-2 HR		D B 1 SAFE X 2-0 ②③ G6-4-3 1-2f			3	1	2	2	1	0	1
15 Carlos Beltrán, S (1, 8) OBP: 0.353, SLG: 0.524	MSBFFFFDX 2-2 ① L6		D X 1-0 ② G3 1-2		BCCX 1-2 ② F8			BFBBB 4-1 18 1B 1B BB		3	1	0	0	1	0	3
18 Moises Alou, R (1, 7) OBP: 0.367, SLG: 0.498	BCBCX 2-2 ②③ F8 1-2 2-3		F X 0-1 ③ G4-3		B X 1-0 ③ G6-3			1 SAFE C X 0-1 1B 1B 9 SF8 1-2 1B		4	1	1	0	0	0	3
21 Carlos Delgado, L (1, 3) OBP: 0.324, SLG: 0.423		BFFFFFBFFF 3-2 ① X G4-3		BSSBFBBB 4-2 SH1-4 BB BB		X 0-0 ① G3		CFS 0-3 ① K		3	0	0	0	1	1	2
Lastings Milledge, R (1, 9) OBP: 0.326, SLG: 0.427		CBFT 1-2 ② K		BBBB 4-0 SH1-4 1-2 BB		BBX 2-0 ② G4-3		CBX 1-1 7 BLK 1B 1-2 2-H 1B		3	0	1	1	1	1	0
Mike DiFelice, R (1, 2) OBP: 0.314, SLG: 0.406		BFSX 1-2 1B		LX 0-1 ① SH1-4 1-2 2-3		BX 1-0 1B		CX 0-1 7 BLK 1-2 2-3 1B		3	0	3	0	0	0	0
Oliver Pérez, L (1, 1) OBP: 0.174, SLG: 0.174 Jorge Sosa, R (8, 1) OBP: 0.296, SLG: 0.292 25 Pedro Feliciano, L (8, 1) 9 Marlon Anderson, L (8, PH) OBP: 0.346, SLG: 0.438 13 Billy Wagner, L (9, 1)		BX 1-0 ③ B2-3		BSBX 2-1 ② G5-3		FSX 0-2 ③ P6		DBFX 2-1 ② SF8 3-H		3 0 0 0 0	0 0 0 0 0	0 0 0 0 0	0 0 0 1 0	0 0 0 0 0	0 0 0 0 0	4 0 0 0 0
Inning Stats	R: 1 H: 1 E: 0 LOB: 1 K: 0 BB: 2 S: 15 P: 29	R: 0 H: 1 E: 0 LOB: 1 K: 1 BB: 0 S: 14 P: 20	R: 1 H: 2 E: 0 LOB: 1 K: 0 BB: 0 S: 6 P: 7	R: 0 H: 0 E: 0 LOB: 2 K: 0 BB: 2 S: 8 P: 18	R: 1 H: 1 E: 0 LOB: 0 K: 1 BB: 0 S: 10 P: 16	R: 0 H: 1 E: 0 LOB: 1 K: 0 BB: 0 S: 6 P: 9	R: 0 H: 1 E: 0 LOB: 0 K: 0 BB: 0 S: 7 P: 11	R: 2 H: 3 E: 0 LOB: 2 K: 2 BB: 1 S: 17 P: 27		1B: 7 SF: 1 2B: 2 SAC: 2 3B: 0 DP: 1 HR: 1 HBP: 0						WP: 0 PA: 37 PB: 0 SB: 1 CS: 2

	AB	29
	R	5
	H	10
	RBI	5
	BB	5
	SO	4
	LOB	17

PITCHER		IP	WLS	BF	H	R	ER	SO	BB	IBB	HBP	BLK	WP	HR	S	P	ERA	WHIP
31 Brad Penny, R ERA: 2.65	(1, 1)	6.0	L	27	6	3	3	2	4	0	0	0	0	1	59	99	4.50	1.667
Joe Beimel, L ERA: 4.07	(7, 1)	1.0		3	1	0	0	0	0	0	0	0	0	0	7	11	0.00	1.000
45 Scott Proctor, R ERA: 4.13	(8, 1)	1.0		7	3	2	2	2	1	0	0	1	0	0	17	27	18.00	4.000

PITCHER	IP	WLS	BF	H	R	ER	SO	BB	IBB	HBP	BLK	WP	HR	S	P	ERA	WHIP

Batter	1	2	3	4	5	6	7	8	9	AB	R	H	RBI	BB	SO	LOB
15 Rafael Furcal, S (1, 6) OBP: 0.345, SLG: 0.369	F F B B X 2-2 ① F8		C X 0-1 ③ F8			C B B X 2-1 1B		B B C C B X 3-2 9 G4-6-3 1B		4	0	2	0	0	0	0
9 Juan Pierre, L (1, 8) OBP: 0.323, SLG: 0.343	C X 0-1 16 CS 1B			C B B L X 2-2 ① G3		C B C B 1 F F S SAFE 2-3 ③ K		B B C C X 2-1 ②③ G4-6-3 1-2f		4	0	1	0	0	1	2
16 Andre Ethier, L (1, 9) OBP: 0.362, SLG: 0.468	1 SAFE B C X 1-1 ②③ G6-3 1-2			B B F X 2-1 ② F8			C C B B T 2-2 ① K		C B T B X 2-2 ① F8	4	0	0	0	0	1	1
12 Jeff Kent, R (1, 4) OBP: 0.364, SLG: 0.486		C S B B S 2-3 ① K		C S B B S 2-3 ③ K			B X 1-0 ② P6		B C F F X 1-2 G1-6-3 1B	4	0	1	0	0	2	0
Luis Gonzalez, L (1, 7) OBP: 0.357, SLG: 0.431		B B B B 4-0 55 CS BB			C B F B F F E D F S 3-3 ① K		C B B X 2-1 HR		B B B C X 3-1 ②③ G1-6-3 1-2f	3	1	1	1	1	1	1
55 Russell Martin, R (1, 2) OBP: 0.374, SLG: 0.470		L B 1 SAFE S B B B 4-2 ② 1-2 BB			B X 1-0 ② P6		C F B B X 2-2 HR			2	1	1	1	1	0	0
7 James Loney, L (1, 3) OBP: 0.355, SLG: 0.463 Rudy Seanez, R (5, 1) 27 Matt Kemp, R (7, PH) OBP: 0.369, SLG: 0.525 Roberto Hernandez, R (7, 1) Joe Beimel, L (7, 1) 51 Jonathan Broxton, R (8, 1)		B X 1-0 ③ F8			B C X 1-1 ③ P5		B B C C C 2-3 ③ K			2 0 1 0 0 0 0	0 0 0 0 0 0 0	0 0 0 0 0 0 0	0 0 0 0 0 0 0	0 0 0 0 0 0 0	0 0 1 0 0 0 0	1 0 0 0 0 0 0
Shea Hillenbrand, R (1, 5) OBP: 0.274, SLG: 0.328			B B X 2-0 ① P3		B C F S 1-3 ① K			C B X 1-1 G3 3B		3	1	1	0	0	1	0
50 Eric Stults, L (1, 1) OBP: 0.250, SLG: 0.375 Mark Sweeney, L (5, 3) OBP: 0.347, SLG: 0.381			C F B B X 2-2 ② F8		B F C B X 2-2 ② P2			C B X 1-1 ① G3 3-H		1 2	0 0	0 0	0 1	0 0	0 0	0 0
Inning Stats	R: 0 E: 0 K: 0 S: 7 H: 1 LOB: 0 BB: 0 P: 10	R: 0 E: 0 K: 1 S: 6 H: 0 LOB: 1 BB: 2 P: 17	R: 0 E: 0 K: 0 S: 6 H: 0 LOB: 0 BB: 0 P: 10	R: 0 E: 0 K: 1 S: 8 H: 0 LOB: 0 BB: 0 P: 14	R: 0 E: 0 K: 1 S: 9 H: 0 LOB: 0 BB: 0 P: 14	R: 0 E: 0 K: 2 S: 13 H: 1 LOB: 1 BB: 0 P: 20	R: 2 E: 0 K: 2 S: 12 H: 2 LOB: 0 BB: 0 P: 21	R: 1 E: 0 K: 0 S: 9 H: 2 LOB: 0 BB: 0 P: 16	R: 0 E: 0 K: 0 S: 9 H: 1 LOB: 0 BB: 0 P: 15	1B: 4 2B: 0 3B: 1 HR: 2 SF: 0 SAC: 0 DP: 2 HBP: 0						

TOP

Los Angeles Dodgers @ New York Mets

Shea Stadium, Flushing, NY

Sat Aug 25 2007, 3:55 PM EDT

Att. 52,655 - Sunny - 87 F

livebaseballscorecards.com

AB	30
R	3
H	7
RBI	3
BB	2
SO	7
LOB	5

PITCHER		IP	WLS	BF	H	R	ER	SO	BB	IBB	HBP	BLK	WP	HR	S	P	ERA	WHIP
26 Orlando Hernandez, R ERA: 3.07	(1, 1)	7.0	W	25	4	2	2	7	2	0	0	0	0	2	61	106	2.57	0.857
25 Pedro Feliciano, L ERA: 2.77	(8, 1)	1.0	H	4	2	1	1	0	0	0	0	0	0	0	9	16	9.00	2.000
Aaron Heilman, R ERA: 3.36	(9, 1)	1.0	S	3	1	0	0	0	0	0	0	0	0	0	9	15	0.00	1.000

PITCHER	IP	WLS	BF	H	R	ER	SO	BB	IBB	HBP	BLK	WP	HR	S	P	ERA	WHIP

WP: 0 PB: 0 SB: 0 CS: 2 PA: 32

Batter	1	2	3	4	5	6	7	8	9	AB	R	H	RBI	BB	SO	LOB
7 José Reyes, S (1, 6) OBP: 0.373, SLG: 0.443	B X 1-0 ① F7		L B B B C X 3-2 G5-3 5 1B S 1B		C B X 1-1 ① B1-3	F B X 1-1 ③ F7				4	1	1	0	0	0	0
Lastings Milledge, R (1, 9) OBP: 0.324, SLG: 0.417	B B S B B 4-1 BB 5 BB BB		C B B X 2-1 ① G5-3 1-3		C B X 1-1 ② G6-3		B X 1-0 ① G5-3			3	0	0	0	1	0	1
5 David Wright, R (1, 5) OBP: 0.411, SLG: 0.530	D 1 SAFE 1 SAFE B B C S F D 4-2 BB 1-2 BB		D C X 1-1 15 1B 3-H 1B		B B C C F F B B 4-2 15 1B 21 1B BB		B F B X 2-1 2B 1B			2	2	2	1	2	0	0
15 Carlos Beltrán, S (1, 8) OBP: 0.355, SLG: 0.524	C B X 1-1 ② F7		1 SAFE 1 SAFE B C X 1-1 1-2 1B		1 SAFE X 0-0 S 21 1B 1-3 1B		B C F F S 1-3 ② K			4	1	2	0	0	1	3
Jeff Conine, R (1, 7) OBP: 0.327, SLG: 0.414	C B B B B 4-1 1-2 2-3 BB		C T D B 1 SAFE F F F F 2-2 T ② K		B B I I 4-0 21 1B 1-2 IBB		P B X 2-0 1-H 2B			2	0	1	1	2	1	2
21 Carlos Delgado, L (1, 3) OBP: 0.323, SLG: 0.422	C S D X 1-2 ③ G5-3		X 0-0 ③ P4		X 0-0 1-2 2-H 3-H 1B		X 0-0 ③ F9			4	0	1	2	0	0	6
Sandy Alomar Jr., R (1, 2) OBP: 0.158, SLG: 0.211		C F F X 0-2 ① G6-3		B X 1-0 ① F8	C T S 0-3 ③ K			S T X 0-2 ① G1-3		4	0	0	0	0	1	2
Ruben Gotay, S (1, 4) OBP: 0.370, SLG: 0.477		F B F S 1-3 ② K		F B B B S F X 3-2 ② G6-3		B C B F S 2-3 ① K		S X 0-1 ② G3		4	0	0	0	0	2	0
26 Orlando Hernandez, R (1, 1) OBP: 0.170, SLG: 0.213 25 Pedro Feliciano, L (8, 1) 9 Marlon Anderson, L (8, PH) OBP: 0.341, SLG: 0.432 Aaron Heilman, R (9, 1)		C B F F S 1-3 ③ K		B F F C 1-3 ③ K		B F F X 1-2 ② P5		B B X 2-0 ③ G1-3		3 0 1 0	0 0 0 0	0 0 0 0	0 0 0 0	0 0 0 0	2 0 0 0	0 0 0 0
Inning Stats	R: 0 E: 0 K: 0 S: 11 H: 0 LOB: 3 BB: 3 P: 26	R: 0 E: 0 K: 2 S: 11 H: 0 LOB: 0 BB: 0 P: 13	R: 1 E: 0 K: 1 S: 17 H: 3 LOB: 2 BB: 0 P: 26	R: 0 E: 0 K: 1 S: 8 H: 0 LOB: 0 BB: 0 P: 13	R: 2 E: 0 K: 1 S: 13 H: 2 LOB: 2 BB: 2 P: 23	R: 0 E: 0 K: 1 S: 8 H: 0 LOB: 0 BB: 0 P: 12	R: 1 E: 0 K: 1 S: 10 H: 2 LOB: 1 BB: 0 P: 15	R: 0 E: 0 K: 0 S: 6 H: 0 LOB: 0 BB: 0 P: 8		1B: 6 2B: 1 3B: 0 HR: 0	SF: 0 SAC: 0 DP: 0 HBP: 0			WP: 0 PB: 0 SB: 2 CS: 0	PA: 36	

PITCHER		IP	WLS	BF	H	R	ER	SO	BB	IBB	HBP	BLK	WP	HR	S	P	ERA	WHIP
50 Eric Stults, L ERA: 4.23	(1, 1)	4.2	L	24	5	3	3	4	4	1	0	0	0	0	57	98	5.79	1.929
Rudy Seanez, R ERA: 3.43	(5, 1)	1.1		4	0	0	0	2	0	0	0	0	0	0	11	15	0.00	0.000
Roberto Hernandez, R ERA: 6.2	(7, 1)	0.2		4	2	1	1	1	0	0	0	0	0	0	9	14	13.50	3.000
Joe Beimel, L ERA: 4.04	(7, 1)	0.1		1	0	0	0	0	0	0	0	0	0	0	1	1	0.00	0.000
51 Jonathan Broxton, R ERA: 2.31	(8, 1)	1.0		3	0	0	0	0	0	0	0	0	0	0	6	8	0.00	0.000

PITCHER	IP	WLS	BF	H	R	ER	SO	BB	IBB	HBP	BLK	WP	HR	S	P	ERA	WHIP

BOTTOM

Los Angeles Dodgers @ New York Mets

Shea Stadium, Flushing, NY

Sat Aug 25 2007, 3:55 PM EDT
Att. 52,655 - Sunny - 87 F

livebaseballscorecards.com

AB	31
R	4
H	7
RBI	4
BB	5
SO	7
LOB	14

Batter	1	2	3	4	5	6	7	8	9	AB	R	H	RBI	BB	SO	LOB
15 Rafael Furcal, S (1, 6) OBP: 0.349, SLG: 0.375	C B B X 2-1 9 G4-3 2B		B C B B B 4-1 9 3B BB		B B F C D X 3-2 9 FC4-6 1-2 1B	X 0-0 9 1B 27 1B 1-2 1B		X 0-0 ① L7		4	2	3	0	1	0	0
9 Juan Pierre, L (1, 8) OBP: 0.324, SLG: 0.348	B L L F F X 1-2 ① G4-3 2-3		1 SAFE X 0-0 1-H 3B		S X 0-1 ① FC4-6 27 1B 2B 1-2f 2-3	C B X 1-1 S 27 1B 1-3 2-H 1B		B X 1-0 ② F7		5	1	2	2	0	0	3
27 Matt Kemp, R (1, 9) OBP: 0.369, SLG: 0.521	B S C B C 2-3 ② K		F B X 1-1 ③ G6-3		1 SAFE 1 SAFE S X 0-1 2B 16 F8 1-3 3-H 1B	1 SAFE B X 1-0 S 1-2 3-H 1B		C B X 1-1 ③ F8		5	0	2	2	0	1	2
12 Jeff Kent, R (1, 4) OBP: 0.365, SLG: 0.485 Ramon Martinez, R (4, PR) OBP: 0.248, SLG: 0.227 (4, 4)	F X 0-1 ③ P4			F H 1-1 16 1B HBP	F B F B X 2-2 1-3 3-H 2B	B C B F X 2-2 ③ G6-3 1-2 2-3			B C B X 2-1 ① G4-3	1 3	0 0	0 1	0 1	0 0	0 0	1 2
16 Andre Ethier, L (1, 7) OBP: 0.360, SLG: 0.464		S S S B B S 3-3 ① K		B B C B C F F F 1 SAFE F 3-2 X 1-3 1B	F D 3 SAFE X 1-1 ②③ F8 3-H		X 0-0 ① G3		S B F X 1-2 ② G3	5	0	1	0	0	1	2
Shea Hillenbrand, R (1, 5) OBP: 0.269, SLG: 0.321		C S B X 1-2 ② L8		B F F X 1-2 ① L4		F B X 1-1 ① G5-3	C B X 1-1 ② G6-3		S B S S 1-3 ③ K	5	0	0	0	0	1	2
7 James Loney, L (1, 3) OBP: 0.353, SLG: 0.459		B B B X 3-0 ③ F7		C F B F S 1-3 ② K		F X 0-1 E3 1B 1B	X 0-0 1B 1B			4	1	1	0	0	1	2
Mike Lieberthal, R (1, 2) OBP: 0.279, SLG: 0.262			B X 1-0 ① G6-3	S S B S S 1-3 ③ K		C B F S 1-3 ② K	T B B C B X 3-2 1-2 1B			4	0	1	0	0	2	3
David Wells, L (1, 1) OBP: 0.125, SLG: 0.125 Luis Gonzalez, L (6, PH) OBP: 0.358, SLG: 0.432 Rudy Seanez, R (6, 1) Olmedo Saenz, R (7, PH) OBP: 0.300, SLG: 0.316 Joe Beimel, L (7, 1) 51 Jonathan Broxton, R (7, 1) 44 Takashi Saito, L (9, 1)			C F B S 1-3 ② K		B X 1-0 9 15 FC4-6 27 1B 1B	T B F F B F B F F 3-2 F X 15 1-H 9 1B 1B	F B X 1-1 ③ F7			2 1 0 1 0 0 0	1 1 0 0 0 0 0	1 1 0 0 0 0 0	0 1 0 0 0 0 0	1 0 0 0 0 0 0	0 0 0 2 0 0 0
Inning Stats	R: 0 E: 0 K: 1 S: 12 H: 1 LOB: 1 BB: 0 P: 17	R: 0 E: 0 K: 1 S: 7 H: 0 LOB: 0 BB: 0 P: 14	R: 1 E: 0 K: 1 S: 8 H: 1 LOB: 1 BB: 1 P: 15	R: 0 E: 0 K: 2 S: 17 H: 1 LOB: 2 BB: 0 P: 24	R: 2 E: 0 K: 0 S: 13 H: 4 LOB: 1 BB: 0 P: 20	R: 3 E: 1 K: 1 S: 22 H: 4 LOB: 2 BB: 0 P: 31	R: 0 E: 0 K: 0 S: 9 H: 2 LOB: 2 BB: 0 P: 14	R: 0 E: 0 K: 0 S: 4 H: 0 LOB: 0 BB: 0 P: 6	R: 0 E: 0 K: 1 S: 8 H: 0 LOB: 0 BB: 0 P: 12	1B: 10 2B: 2 3B: 1 HR: 0	SF: 0 SAC: 0 DP: 0 HBP: 1					

TOP

Los Angeles Dodgers @ New York Mets

Shea Stadium, Flushing, NY

Sun Aug 26 2007, 8:05 PM EDT
Att. 49,234 - Cloudy - 80 F

livebaseballscorecards.com

AB	40
R	6
H	13
RBI	6
BB	1
SO	7
LOB	19

WP: 0 PB: 0 SB: 2 CS: 0 PA: 42

PITCHER		IP	WLS	BF	H	R	ER	SO	BB	IBB	HBP	BLK	WP	HR	S	P	ERA	WHIP
33 John Maine, R ERA: 3.68	(1, 1)	5.2	L	28	9	6	3	6	1	0	1	0	0	0	73	111	4.76	1.765
Scott Schoeneweis, L ERA: 4.79	(6, 1)	1.1		8	4	0	0	0	0	0	0	0	0	0	15	24	0.00	3.000
59 Guillermo Mota, R ERA: 6.0	(8, 1)	2.0		6	0	0	0	1	0	0	0	0	0	0	12	18	0.00	0.000

Batter	1	2	3	4	5	6	7	8	9	AB	R	H	RBI	BB	SO	LOB
7 José Reyes, S (1, 6) OBP: 0.373, SLG: 0.443	G5-3		1-2 5 2B 1B		G6-3		E5 S 1B		K	5	1	2	0	0	1	0
Lastings Milledge, R (1, 9) OBP: 0.333, SLG: 0.420	5 2B 1B		K		15 BB 5 BB 1B		5 S 2-3 BB		K	4	0	2	0	1	2	2
5 David Wright, R (1, 5) OBP: 0.413, SLG: 0.535	1-H 2B		15 CS 1-H 2-H 2B		15 BB 1-2 BB		K 1-2			3	0	2	2	1	1	2
15 Carlos Beltrán, S (1, 8) OBP: 0.356, SLG: 0.521	18 FC6-4 BB		F8 2-3		1-2 2-3 BB		G4-3			2	0	0	0	2	0	3
18 Moises Alou, R (1, 7) OBP: 0.365, SLG: 0.493	FC6-4 1-2f			1B	K			L4		4	0	1	0	0	1	5
Jeff Conine, R (1, 3) OBP: 0.325, SLG: 0.411		G6-3	F9			G6-3		1B		4	0	1	0	0	0	1
Ruben Gotay, S (1, 4) OBP: 0.361, SLG: 0.465		G6-3	L7			G3		P6		4	0	0	0	0	0	2
Mike DiFelice, R (1, 2) OBP: 0.282, SLG: 0.361		F8	F8			F7		K		4	0	0	0	0	1	2
33 John Maine, R (1, 1) OBP: 0.200, SLG: 0.200			7 1B 5 2B 1B		G3-1		K		P6	2	1	1	0	0	0	0
Scott Schoeneweis, L (6, 1)										0	0	0	0	0	0	0
Shawn Green, L (7, PH) OBP: 0.330, SLG: 0.408										1	0	0	0	0	1	0
59 Guillermo Mota, R (8, 1)										0	0	0	0	0	0	0
9 Marlon Anderson, L (9, PH) OBP: 0.337, SLG: 0.427										1	0	0	0	0	0	0
Inning Stats	R: 0 E: 0 K: 0 S: 6 H: 2 LOB: 2 BB: 1 P: 12	R: 0 E: 0 K: 0 S: 8 H: 0 LOB: 0 BB: 0 P: 10	R: 2 E: 0 K: 1 S: 12 H: 3 LOB: 0 BB: 0 P: 15	R: 0 E: 0 K: 0 S: 8 H: 1 LOB: 1 BB: 0 P: 11	R: 0 E: 0 K: 1 S: 14 H: 1 LOB: 3 BB: 2 P: 25	R: 0 E: 0 K: 0 S: 4 H: 0 LOB: 0 BB: 0 P: 8	R: 0 E: 1 K: 2 S: 12 H: 1 LOB: 2 BB: 1 P: 22	R: 0 E: 0 K: 1 S: 12 H: 1 LOB: 1 BB: 0 P: 14	R: 0 E: 0 K: 2 S: 11 H: 0 LOB: 0 BB: 0 P: 17	1B: 7 2B: 2 3B: 0 HR: 0	SF: 0 SAC: 0 DP: 0 HBP: 0						

PITCHER	IP	WLS	BF	H	R	ER	SO	BB	IBB	HBP	BLK	WP	HR	S	P	ERA	WHIP
David Wells, L (1, 1) ERA: 5.46	5.0	W	23	7	2	2	2	3	0	0	0	0	0	48	73	3.60	2.000
Rudy Seanez, R (6, 1) ERA: 3.38	1.0		3	0	0	0	0	0	0	0	0	0	0	4	8	0.00	0.000
Joe Beimel, L (7, 1) ERA: 4.02	0.1		3	1	0	0	1	1	0	0	0	0	0	7	14	0.00	6.000
51 Jonathan Broxton, R (7, 1) ERA: 2.25	1.2	H	6	1	0	0	2	0	0	0	0	0	0	17	22	0.00	0.600
44 Takashi Saito, R (9, 1) ERA: 1.41	1.0		3	0	0	0	2	0	0	0	0	0	0	11	17	0.00	0.000

PITCHER	IP	WLS	BF	H	R	ER	SO	BB	IBB	HBP	BLK	WP	HR	S	P	ERA	WHIP

BOTTOM

Los Angeles Dodgers @ New York Mets

Shea Stadium, Flushing, NY

Sun Aug 26 2007, 8:05 PM EDT
Att. 49,234 - Cloudy - 80 F

livebaseballscorecards.com

AB	34
R	2
H	9
RBI	2
BB	4
SO	7
LOB	17

1B: 7	SF: 0	WP: 0	PA: 38
2B: 2	SAC: 0	PB: 0	
3B: 0	DP: 0	SB: 2	
HR: 0	HBP: 0	CS: 1	

Batter	1	2	3	4	5	6	7	8	9	AB	R	H	RBI	BB	SO	LOB
Felipe Lopez, S (1, 6) OBP: 0.304, SLG: 0.353	B FA 88 C FA 89 B FA 90 X FA 90 2-1 ① G4-3	D CH 85 C SL 83 B FA 90 C CH 85 X CH 84 2-2 ③ G4-3			C CH 87 X CH 84 0-1 CS 1B		B FA 88 C FA 88 X CH 83 1-1 ③ G3			4	0	1	0	0	0	1
Nook Logan, S (1, 8) OBP: 0.316, SLG: 0.351	C B FA 90 S FA 90 C FA 91 1-3 ② K		B FA 88 B FA 88 C FA 89 B FA 89 C FA 89 F FA 89 F FA 90 X FA 90 3-2 ① G6-3		L FA 88 P PO 84 X FA 88 1-1 ①② L8 1-2			F FA 93 L SL 85 B FA 96 S SL 84 1-3 ① K		4	0	0	0	0	2	1
11 Ryan Zimmerman, R (1, 5) OBP: 0.328, SLG: 0.478	C FA 90 B FA 91 X FA 91 1-1 ③ G5-3		C CH 84 B FA 90 C FA 89 X SL 82 1-2 ② F9		X FA 89 0-0 HR			B SL 85 B FA 95 C SL 84 C FA 94 F FA 96 B SL 86 F SL 85 F FA 95 F FA 94 4-2 25 WP BB		3	1	1	1	1	0	0
21 Dmitri Young, S (1, 3) OBP: 0.386, SLG: 0.518		X 0-0 HR	F CH 85 X CH 84 0-1 1B		F SL 81 F CH 85 B SL 82 X CH 85 1-2 ③ G6-3			B CU 75 B CH 86 C SL 86 X SL 85 2-1 ② F9		4	1	2	1	0	0	1
25 Austin Kearns, R (1, 9) OBP: 0.348, SLG: 0.401		C B B X 2-1 26 HR 1B	C FA 88 B FA 90 S CH 84 S SL 81 1-3 ③ K			B FA 88 C FA 89 F CH 83 S SL 82 1-3 ① K		F SL 85 B FA 95 C FA 95 B SL 85 C FA 94 2-3 ③ K 1-2		4	1	1	0	0	3	2
26 Wily Mo Peña, R (1, 7) OBP: 0.297, SLG: 0.432 Ryan Church, L (2, 7) OBP: 0.334, SLG: 0.431		B FA 89 S FA 89 B FA 90 F FA 89 B SL 83 X FA 89 3-2 1-H HR	S CH 82 F CH 83 F CH 83 X CH 80 0-2 ① G6-3			X CH 84 0-0 ② G3			B FA 91 S FA 92 F CU 78 C FA 94 1-3 ① K	1 3	1 0	1 0	2 0	0 0	0 1	0 0
10 Ronnie Belliard, R (1, 4) OBP: 0.325, SLG: 0.403		F CH 84 B FA 90 B FA 89 F SL 83 F CH 84 S 2-3 ① K	B FA 84 B FA 88 B FA 89 C FA 88 S FA 88 B FA 88 4-2 FC4-6 BB			F FA 89 C CH 84 X 0-2 ③ G4-3			B SL 83 S FA 93 S FA 94 B FA 95 B FA 94 X SL 84 3-2 G3-6-1 1B	3	0	1	0	1	1	0
Brian Schneider, L (1, 2) OBP: 0.316, SLG: 0.329		C CH 84 X FA 88 0-1 G4-3 2B	X CH 84 0-0 ② FC4-6 1-2f				C FA 86 X CU 73 0-1 ① P6		F FA 92 F FA 93 X FA 92 0-2 ②③ G3-6-1 1-2f	4	0	1	0	0	0	2
Mike Bacsik, L (1, 1) OBP: 0.143, SLG: 0.148 Jesus Colome, R (6, 1) 34 Ray King, L (6, 1) 3 Jesus Flores, R (7, PH) OBP: 0.299, SLG: 0.336 Luis Ayala, R (7, 1) Jon Rauch, R (8, 1)		B FA 89 B FA 90 C FA 89 F FA 89 B FA 90 X FA 90 3-2 ② G4-3 2-3	B FA 89 B FA 84 C FA 88 F FA 88 C SL 82 2-3 ③ K				C CH 80 S FA 88 C FA 89 0-3 ② K			2 0 0 1 0 0	0 0 0 0 0 0	0 0 0 0 0 0	0 0 0 0 0 0	1 0 0 1 0 0	0 0 0 0 0 0	2 0 0 0 0 0
Inning Stats	R: 0 E: 0 K: 1 S: 7 H: 0 LOB: 0 BB: 0 P: 11	R: 3 E: 0 K: 1 S: 18 H: 4 LOB: 1 BB: 0 P: 30	R: 0 E: 0 K: 1 S: 13 H: 1 LOB: 1 BB: 0 P: 18	R: 0 E: 0 K: 1 S: 10 H: 0 LOB: 1 BB: 1 P: 16	R: 1 E: 0 K: 0 S: 9 H: 2 LOB: 0 BB: 0 P: 10	R: 0 E: 0 K: 1 S: 7 H: 0 LOB: 0 BB: 0 P: 8	R: 0 E: 0 K: 1 S: 7 H: 0 LOB: 0 BB: 0 P: 8	R: 0 E: 0 K: 2 S: 15 H: 0 LOB: 1 BB: 1 P: 24	R: 0 E: 0 K: 1 S: 9 H: 1 LOB: 0 BB: 0 P: 13	1B: 4 2B: 1 3B: 0 HR: 3 SF: 0 SAC: 0 DP: 1 HBP: 0				WP: 1 PB: 0 SB: 0 CS: 1		PA: 35

TOP

Washington Nationals @ Los Angeles Dodgers

Dodger Stadium, Los Angeles, CA

Mon Aug 27 2007, 7:10 PM PDT

Att. 46,944 - Clear - 76 F

livebaseballscorecards.com

AB	33
R	4
H	8
RBI	4
BB	2
SO	9
LOB	9

PITCHER		IP	WLS	BF	H	R	ER	SO	BB	IBB	HBP	BLK	WP	HR	S	P	ERA	WHIP
Derek Lowe, R ERA: 3.56	(1, 1)	6.0	W	25	7	4	4	5	1	0	0	0	0	3	64	93	6.00	1.333
Mark Hendrickson, L ERA: 5.04	(7, 1)	1.0	H	3	0	0	0	1	0	0	0	0	0	0	7	8	0.00	0.000
45 Scott Proctor, R ERA: 4.08	(8, 1)	1.0	H	4	0	0	0	2	1	0	0	0	1	0	15	24	0.00	1.000
44 Takashi Saito, R ERA: 1.38	(9, 1)	1.0	S	3	1	0	0	1	0	0	0	0	0	0	9	13	0.00	1.000

PITCHER	IP	WLS	BF	H	R	ER	SO	BB	IBB	HBP	BLK	WP	HR	S	P	ERA	WHIP

Batter	1	2	3	4	5	6	7	8	9	AB	R	H	RBI	BB	SO	LOB
15 Rafael Furcal, S (1, 6) OBP: 0.350, SLG: 0.374	B CH 84 B CH 83 C CH 84 B CH 84 B CH 84 4-1 27 WP 9 1B 12 SF8 BB	B CH 82 X 1-0 ③ G6-3			C CH 74 B CH 84 X 1-1 9 G4-6-3 1B	B SL 80 F SL 81 C SL 80 B SL 80 C SL 80 2-3 ③ K				3	1	1	0	1	1	1
9 Juan Pierre, L (1, 8)	B C B 1 SAFE 1 SAFE X 2-1 16 S 27 WP 16 1B 1-2 1B		C CH 83 X CH 74 0-1 27 E 1B		C CH 82 F CH 74 X CH 83 0-2 ① ② G4-6-3 1-2f		C FA 88 X FA 89 0-1 ① F8			4	1	2	0	0	0	1
27 Matt Kemp, R (1, 9) OBP: 0.367, SLG: 0.516	B CH 85 S CH 78 X CH 74 1-1 ① F9 1-2 2-3		1 SAFE B CH 82 F CH 77 1 SAFE 1 SAFE X 1-1 E8 12 L6-4 1-3 1B		C CH 85 F CH 84 X CH 75 0-2 ③ G6-3		X CH 82 0-0 ② F9			4	0	1	0	0	0	2
12 Jeff Kent, R (1, 4) OBP: 0.364, SLG: 0.484	F CH 79 C CH 85 D CH 75 X CH 85 1-2 ② SF8 3-H		S CH 74 B CH 84 B CH 84 X CH 75 2-1 ① ② L6-4 2-2			X CH 77 0-0 16 1B 55 1B 1B	B FA 86 B CH 81 X FA 90 2-0 ③ L9			3	1	1	1	0	0	2
16 Andre Ethier, L (1, 7) OBP: 0.362, SLG: 0.464	B CH 75 C CH 75 C CU 76 X CU 75 1-2 55 1B 2-H 1B		C CU 74 B CH 84 B CH 84 D CH 74 X CH 79 3-1 ③ F8			X CH 74 0-0 55 1B 7 1B 1-3 1B		C FA 90 B SL 83 X FA 90 1-1 ① F7		4	1	2	1	0	0	1
55 Russell Martin, R (1, 2) OBP: 0.377, SLG: 0.471	C CH 85 B CH 78 F CH 79 B FA 86 X CH 79 2-2 1-2 1B			C CH 83 B CH 83 F CH 78 B CH 74 B CH 84 B CH 77 4-2 BB		D CH 82 B CH 83 C CH 77 B CH 79 S CH 83 X CH 79 3-2 7 1B SF8 1-2 3-H 1B		C SL 81 C FA 91 B SL 81 B FA 91 S FA 91 2-3 ② K		3	1	2	1	1	1	0
7 James Loney, L (1, 3) OBP: 0.351, SLG: 0.455	B CH 75 F CH 84 S CH 76 X CU 75 1-2 ③ G4-3			C CH 74 F CH 84 S CU 74 0-3 ① K		B CH 83 F CH 93 X FA 92 2-0 1-3 2-H 1B		S SL 82 B FA 91 C FA 90 B SL 84 F FA 92 X CU 75 2-2 ③ G1-3		4	0	1	1	0	1	3
Ramon Martinez, R (1, 5) OBP: 0.243, SLG: 0.223		B CH 84 C CH 76 X CH 77 1-1 ① G6-3		C CH 78 C CH 84 B CH 74 B CH 84 X CH 78 2-2 ② F9		L CH 87 X SL 84 0-1 ① SF8 3-H				2	0	0	1	0	0	1
Derek Lowe, R (1, 1) OBP: 0.200, SLG: 0.122 Luis Gonzalez, L (6, PH) OBP: 0.357, SLG: 0.431 Mark Hendrickson, L (7, 1) OBP: 0.107, SLG: 0.077 45 Scott Proctor, R (8, 1) 44 Takashi Saito, L (9, 1)		B CH 72 F CH 83 C CH 73 B CH 74 B CH 84 X CH 84 3-2 ② G1-3		C CH 75 F CH 74 B CH 72 B CH 85 F CH 84 S CH 75 2-3 ③ K		B SL 81 S SL 80 X SL 79 1-1 ② F9				2 1 0 0 0	0 0 0 0 0	0 0 0 0 0	0 0 0 0 0	1 0 0 0 0	1 0 0 0 0	1 1 0 0 0
Inning Stats	R: 2 H: 3 E: 0 LOB: 2 K: 0 BB: 1 S: 17 P: 29	R: 0 H: 0 E: 0 LOB: 0 K: 0 BB: 0 S: 6 P: 11	R: 0 H: 2 E: 1 LOB: 1 K: 0 BB: 0 S: 8 P: 14	R: 0 H: 0 E: 0 LOB: 1 K: 2 BB: 1 S: 12 P: 20	R: 0 H: 1 E: 0 LOB: 0 K: 0 BB: 0 S: 8 P: 9	R: 3 H: 4 E: 0 LOB: 1 K: 1 BB: 0 S: 13 P: 21	R: 0 H: 0 E: 0 LOB: 0 K: 0 BB: 0 S: 4 P: 6	R: 0 H: 0 E: 0 LOB: 0 K: 1 BB: 0 S: 9 P: 14		1B: 10 SF: 2 2B: 1 SAC: 0 3B: 0 DP: 2 HR: 0 HBP: 0						

PITCHER		IP	WLS	BF	H	R	ER	SO	BB	IBB	HBP	BLK	WP	HR	S	P	ERA	WHIP
Mike Bacsik, L ERA: 4.82	(1, 1)	5.0	L	24	9	5	5	2	2	0	0	0	1	0	56	91	9.00	2.200
Jesus Colome, R ERA: 2.6	(6, 1)	0.1	B	2	1	0	0	0	0	0	0	0	0	0	3	5	0.00	3.000
34 Ray King, L ERA: 4.68	(6, 1)	0.2		2	0	0	0	1	0	0	0	0	0	0	5	8	0.00	0.000
Luis Ayala, R ERA: 2.76	(7, 1)	1.0		3	0	0	0	0	0	0	0	0	0	0	4	6	0.00	0.000
Jon Rauch, R ERA: 4.04	(8, 1)	1.0		3	0	0	0	1	0	0	0	0	0	0	9	14	0.00	0.000

PITCHER	IP	WLS	BF	H	R	ER	SO	BB	IBB	HBP	BLK	WP	HR	S	P	ERA	WHIP

BOTTOM

Washington Nationals @ Los Angeles Dodgers
Dodger Stadium, Los Angeles, CA
Mon Aug 27 2007, 7:10 PM PDT
Att. 46,944 - Clear - 76 F

livebaseballscorecards.com

AB	30
R	5
H	10
RBI	5
BB	2
SO	4
LOB	13

WP: 1 PA: 34
PB: 0
SB: 1
CS: 0

Batter	1	2	3	4	5	6	7	8	9	AB	R	H	RBI	BB	SO	LOB
Nook Logan, S (1, 8) OBP: 0.315, SLG: 0.350	C FA 91 F FA 91 B CU 79 S FA 92 1-3 ① K	L FA 90 F FA 93 S FA 92 0-3 ③ K			T FA 92 X FC 89 0-1 G4-6-3 1B		B FA 93 X FA 92 1-0 ② F9			4	0	1	0	0	2	0
Felipe Lopez, S (1, 6) OBP: 0.305, SLG: 0.354	B FA 91 C FA 91 C FA 92 B CU 78 F FC 89 X FA 92 2-2 21 2B 1B		B FA 91 B FA 90 C FA 91 X FA 92 2-1 11 S 1B		P PO 76 B FA 92 C FA 91 X FA 92 2-1 ①② G4-6-3 1-2f		B FA 91 C FA 92 B CH 83 F FA 90 X FC 89 2-2 ③ F8			4	1	2	0	0	0	1
11 Ryan Zimmerman, R (1, 5) OBP: 0.325, SLG: 0.474	C FA 92 X FA 90 0-1 ② F9		B FA 93 1 SAFE B FC 88 C FA 91 S FA 87 B CH 85 S FC 89 3-3 ① K 1-2		C CU 82 B FC 89 B FA 92 S FC 88 X FA 93 2-2 ③ G1-3			X SL 84 0-0 ① G6-3		4	0	0	0	0	1	2
21 Dmitri Young, S (1, 3) OBP: 0.389, SLG: 0.522	C FC 88 F FA 88 B FA 91 X CU 79 1-2 HBP 1-H 2B		B FC 88 B FA 92 I IN 60 I IN 59 4-0 25 G4-6-3 IBB			X FA 91 0-0 G4-6-3 25 1B 1B		B SL 86 F CH 88 C FA 94 F FA 96 X SL 85 1-2 ② F9		3	0	2	1	1	0	0
25 Austin Kearns, R (1, 9) OBP: 0.349, SLG: 0.401	C FA 92 B FA 92 H FA 91 2-1 HBP HBP		B FA 91 X FA 93 1-0 ②③ G4-6-3 1-2f			B FA 91 B FA 92 F FA 92 B FA 92 X FA 92 3-1 G4-6-3 1-2 1B		F X 0-1 ③ L9		3	0	1	0	0	0	2
Ryan Church, L (1, 7) OBP: 0.333, SLG: 0.428	B FC 89 1 SAFE B FA 89 C FA 88 H FC 89 3-1 1-2 2-3 HBP			C CU 78 F FC 88 B FA 91 F SL 86 F SL 88 C FA 92 1-3 ① K		B CH 83 X FA 92 1-0 ①② G4-6-3 1-2f 2-3			B FA 93 F FA 91 B FA 92 F FA 94 S CU 78 2-3 ① K	3	0	0	0	0	2	2
10 Ronnie Belliard, R (1, 4) OBP: 0.325, SLG: 0.407 D'Angelo Jimenez, S (7, 4) OBP: 0.319, SLG: 0.175	C FA 92 S FA 93 X FA 93 0-2 ③ P3			X FA 92 0-0 SF7 3B		B FA 94 X FA 93 1-0 ③ F9			C FA 94 B CU 79 C CU 78 B CU 79 F FA 94 B CU 80 X FA 95 3-2 ② P2	3 1	1 0	1 0	0 0	0 0	0 0	4 0
Brian Schneider, L (1, 2) OBP: 0.314, SLG: 0.327 26 Wily Mo Peña, R (9, PH) OBP: 0.295, SLG: 0.429		B FA 88 B FA 90 X FA 91 2-0 ① P4		X CU 77 0-0 ② SF7 3-H			B FA 91 X FA 91 1-0 ① L5		S FA 95 B FA 95 B SL 85 S FA 95 S SL 84 2-3 ③ K	2 1	0 0	0 0	1 0	0 0	0 1	0 0
57 Jason Bergmann, R (1, 1) OBP: 0.143, SLG: 0.111 Tony Batista, R (7, PH) OBP: 0.371, SLG: 0.347 49 Chris Schroder, R (7, 1) 34 Ray King, L (7, 1) 52 Saul Rivera, S (7, 1)		C FA 91 B FA 92 S FA 92 B FA 92 F FA 91 S FA 91 2-3 ② K		C FA 91 S FA 93 F FA 93 S CU 80 0-3 ③ K			C FA 91 B FA 93 X FA 94 1-1 HR			2 1 0 0 0	0 1 0 0 0	0 1 0 0 0	0 1 0 0 0	0 0 0 0 0	2 0 0 0 0	0 0 0 0 0

Inning Stats	1	2	3	4	5	6	7	8	9
	R: 1 E: 0 K: 1 S: 17	R: 0 E: 0 K: 2 S: 8	R: 0 E: 0 K: 1 S: 6	R: 1 E: 0 K: 2 S: 11	R: 0 E: 0 K: 0 S: 8	R: 0 E: 0 K: 0 S: 5	R: 1 E: 0 K: 0 S: 7	R: 0 E: 0 K: 0 S: 7	R: 0 E: 0 K: 2 S: 10
	H: 2 LOB: 3 BB: 0 P: 26	H: 0 LOB: 0 BB: 0 P: 12	H: 1 LOB: 1 BB: 1 P: 16	H: 1 LOB: 0 BB: 0 P: 12	H: 1 LOB: 0 BB: 0 P: 11	H: 2 LOB: 1 BB: 0 P: 10	H: 1 LOB: 0 BB: 0 P: 12	H: 0 LOB: 0 BB: 0 P: 8	H: 0 LOB: 0 BB: 0 P: 17

1B: 5 SF: 1
2B: 1 SAC: 0
3B: 1 DP: 3
HR: 1 HBP: 2

WP: 0 PA: 35
PB: 0
SB: 1
CS: 0

PITCHER		IP	WLS	BF	H	R	ER	SO	BB	IBB	HBP	BLK	WP	HR	S	P	ERA	WHIP
58 Chad Billingsley, R ERA: 3.5	(1, 1)	7.0	W	29	8	3	3	6	0	1	2	0	0	1	62	99	3.86	1.143
51 Jonathan Broxton, R ERA: 2.22	(8, 1)	1.0	H	3	0	0	0	0	0	0	0	0	0	0	7	8	0.00	0.000
44 Takashi Saito, R ERA: 1.36	(9, 1)	1.0	S	3	0	0	0	2	0	0	0	0	0	0	10	17	0.00	0.000

PITCHER	IP	WLS	BF	H	R	ER	SO	BB	IBB	HBP	BLK	WP	HR	S	P	ERA	WHIP

TOP

Washington Nationals @ Los Angeles Dodgers
Dodger Stadium, Los Angeles, CA
Tue Aug 28 2007, 7:10 PM PDT
Att. 49,698 - Clear - 73 F

livebaseballscorecards.com

AB	31
R	3
H	8
RBI	3
BB	1
SO	8
LOB	11

BOTTOM

Batter	1	2	3	4	5	6	7	8	9	AB	R	H	RBI	BB	SO	LOB
15 Rafael Furcal, S (1, 6) OBP: 0.349, SLG: 0.372	C FA 90 F FA 91 B FA 92 B CU 78 F FA 91 X FA 92 2-2 **F8** ①	B CU 75 B FA 89 C FA 88 X FA 88 2-1 **P5** ③			B FA 89 C FA 88 B CH 83 X FA 89 2-1 **F9** ①		B FA 91 C FA 90 B FA 90 B FA 90 B FA 91 4-1 16 SF8 9 E BB	C SL 84 C SL 86 B FA 90 3 SAFE 1-2 **CS** ③ 1-2 3-H		3	0	0	0	1	0	2
9 Juan Pierre, L (1, 8) OBP: 0.323, SLG: 0.346	C FA 92 X FA 92 0-1 **F7** ②		C FA 88 B CH 85 X FA 90 1-1 **B5-3** ①		C FA 88 F FA 90 X FA 91 0-2 **F7** ②		B SL 81 X SL 81 1-0 **FC6** 12 BB 1-2 2-3			4	0	0	0	0	0	2
16 Andre Ethier, L (1, 9) (8, 7) OBP: 0.358, SLG: 0.460	C FA 91 B FA 86 B FA 91 B CH 86 C FA 91 F FA 91 X FA 92 3-2 **G3-1** ③		B FA 89 C FA 89 C CH 83 F FA 90 B FA 90 S FA 89 2-3 **K** ②		B SL 86 F FA 90 X FA 90 1-1 **G4-3** ③		C SL 81 F SL 81 F SL 82 F SL 82 B SL 83 X SL 82 1-2 **SF8** ② 2-3 3-H			3	0	0	1	0	1	0
12 Jeff Kent, R (1, 4) OBP: 0.367, SLG: 0.493		C FA 90 X SL 86 0-1 **E1** 7 1B 1B 1B	F FA 90 X CU 77 0-1 **HR**			X SL 85 0-0 **F7** ①	C SL 85 B SL 86 B FA 89 F SL 85 F SL 86 B FA 91 F SL 84 B FA 90 4-2 BB 1-2			3	2	2	1	1	0	0
Luis Gonzalez, L (1, 7) OBP: 0.356, SLG: 0.429 51 Jonathan Broxton, R (8, 1) 44 Takashi Saito, L (9, 1)		C FA 90 B SL 86 F FA 90 B CU 77 B SL 86 X FA 90 3-2 **F8** ①	X FA 90 0-0 **1B**			C FA 89 B SL 85 B FA 89 X FA 89 2-1 **L8** ②	X FA 90 0-0 **G4-3** ③			4 0 0	0 0 0	1 0 0	0 0 0	0 0 0	0 0 0	4 0 0
55 Russell Martin, R (1, 2) OBP: 0.380, SLG: 0.473	B FA 90 B CU 76 B SL 87 B FA 89 4-0 7 1B 1B BB	B FA 89 B FA 89 F FA 88 X SL 85 2-1 **L6** ③				C CH 86 C FA 89 B FA 85 B FA 89 F FA 90 F SL 86 H FA 89 3-2 7 S HBP		C FA 90 B SL 86 X FA 91 1-1 7 G4-3 15 CS 2B		2	1	1	0	1	0	1
7 James Loney, L (1, 3) OBP: 0.350, SLG: 0.451	F FA 89 F FA 90 X CU 77 0-2 58 SH1-4 1B 1-2 2-3 1B			X FA 88 0-0 **F7** ①		1 SAFE B FA 88 B FA 89 F SL 84 X FA 87 2-1 **P6** ③ 1-2		F FA 90 X FA 91 0-1 **G4-3** ① 2-3		4	0	1	0	0	0	2
Shea Hillenbrand, R (1, 5) OBP: 0.272, SLG: 0.324	B CH 86 B FA 90 X FA 90 2-0 58 SH1-4 1-2 2-H 3-H 1B			B FA 90 F CH 84 S FA 87 X FA 86 1-2 58 G1-6-3 1B			B FA 90 X FA 86 1-0 **P6** ①	S SL 87 X SL 86 0-1 **G1-3** ②		4	0	2	2	0	0	1
58 Chad Billingsley, R (1, 1) OBP: 0.130, SLG: 0.136 Mark Sweeney, L (7, PH) OBP: 0.352, SLG: 0.396 27 Matt Kemp, R (8, 9) OBP: 0.370, SLG: 0.516	B SL 85 2 SAFE D CH 86 L FA 90 X FA 89 2-1 **SH1-4** ② 1-2 2-3			X FA 90 0-0 **G1-6-3** ② ③ 1-2f			B FA 91 B CH 84 F FA 90 C FA 91 F FA 90 B CH 84 X FA 91 3-2 9 E 16 SF8 2B	B SL 86 S SL 85 B SL 85 B SL 85 B SL 83 4-1 15 CS BB		1 1 0	0 1 0	0 1 0	0 0 0	0 0 1	0 0 0	1 0 0
Inning Stats	R: 0 E: 0 K: 0 S: 10 H: 0 LOB: 0 BB: 0 P: 15	R: 2 E: 1 K: 0 S: 13 H: 3 LOB: 2 BB: 1 P: 26	R: 1 E: 0 K: 1 S: 11 H: 2 LOB: 1 BB: 0 P: 16	R: 0 E: 0 K: 0 S: 5 H: 1 LOB: 0 BB: 0 P: 6	R: 0 E: 0 K: 0 S: 7 H: 0 LOB: 0 BB: 0 P: 10	R: 0 E: 0 K: 0 S: 9 H: 0 LOB: 1 BB: 0 P: 16	R: 1 E: 1 K: 0 S: 17 H: 1 LOB: 3 BB: 2 P: 31	R: 0 E: 0 K: 0 S: 9 H: 1 LOB: 1 BB: 1 P: 15		1B: 5 2B: 2 3B: 0 HR: 1 SF: 1 SAC: 1 DP: 1 HBP: 1						

PITCHER	IP	WLS	BF	H	R	ER	SO	BB	IBB	HBP	BLK	WP	HR	S	P	ERA	WHIP
57 Jason Bergmann, R (1, 1) ERA: 4.56	6.0		25	6	3	3	1	1	0	1	0	0	1	55	89	4.50	1.167
49 Chris Schroder, R (7, 1) ERA: 2.5	0.1	L	3	1	1	0	0	1	0	0	0	0	0	6	14	0.00	6.000
34 Ray King, L (7, 1) ERA: 4.64	0.1		2	0	0	0	0	0	0	0	0	0	0	6	8	0.00	0.000
52 Saul Rivera, R (7, 1) ERA: 3.61	1.1		6	1	0	0	0	2	0	0	0	0	0	14	24	0.00	2.250

PITCHER	IP	WLS	BF	H	R	ER	SO	BB	IBB	HBP	BLK	WP	HR	S	P	ERA	WHIP

Washington Nationals @ Los Angeles Dodgers

Dodger Stadium, Los Angeles, CA

Tue Aug 28 2007, 7:10 PM PDT

Att. 49,698 - Clear - 73 F

livebaseballscorecards.com

AB	29
R	4
H	8
RBI	4
BB	4
SO	1
LOB	13

WP: 0 PA: 37
PB: 0
SB: 1
CS: 2

Batter	1	2	3	4	5	6	7	8	9	10	11	12	AB	R	H	RBI	BB	SO	LOB
Nook Logan, S (1, 8) OBP: 0.320, SLG: 0.351	B FA 89 C FA 90 X FA 90 1-1 F9 ①	X FA 94 0-0 CS 1B 2-H 3-H			B FA 92 F FA 93 B CH 83 F FA 93 B FA 94 B FA 95 4-2 FC4-6 BB	B SL 81 X FA 88 1-0 FC5-4 1B 2-H	F SL 87 L FA 97 D SL 86 S SL 86 1-3 K ②				B CH 86 B C F X 2-2 G5-3 ①		5	0	2	3	1	1	1
Felipe Lopez, S (1, 6) OBP: 0.304, SLG: 0.352	C FA 89 B CU 76 X FA 91 1-1 F7 ②	D FA 92 B CH 84 2-0 CS ③ 1-2	B FA 90 F CH 93 F FA 92 B FA 93 B CU 72 X FA 94 3-2 25 G4-6-3 11 BB 2B 1B		P PO 84 S CH 82 B FA 93 F CH 82 X FA 92 2-2 FC4-6 ① 1-2f 11 1B 11 S	B CU 72 1 SAFE F FA 87 X SL 82 1-1 FC5-4 ③ 1-2f		B FA 94 C FA 95 F CH 86 B FA 96 X SL 89 2-2 G3 ③			F FA 93 C FA 93 X 0-2 F7 ②		6	2	1	0	0	0	3
11 Ryan Zimmerman, R (1, 5) OBP: 0.325, SLG: 0.471	X FA 92 0-0 F9 ③		1 SAFE 1 SAFE B CH 83 C FA 93 B FA 94 C SL 84 B FA 94 B FA 96 4-2 25 G4-6-3 1-2 BB		B CH 84 F FA 94 B FA 93 X CH 86 2-1 1-H 1B		B FA 91 B FA 92 S CH 86 X CH 87 2-1 F8 ①		B FA 93 B FA 92 C CU 81 B CU 81 F FA 92 S FA 93 3-3 K ①		S F FA 96 F FA 97 B FA 95 B SL 84 B FA 97 F SL 84 X FA 95 3-2 F7 ③		5	0	1	1	1	1	0
25 Austin Kearns, R (1, 9) OBP: 0.349, SLG: 0.399		C FA 90 X CU 75 0-1 1B 1B 1B F FA 95 X FS 84 0-1 G4-6-3 ① ② 1-2f 2-3			X 0-0 L8 ②		C FA 93 F CH 86 H FA 92 1-2 1B 1B HBP		S FA 93 F FA 92 F FA 92 B SL 82 S SL 82 1-3 K ②			F FA 94 B SL 84 X FA 94 1-1 F9 ①	5	2	1	0	0	1	3
Ryan Church, L (1, 7) OBP: 0.340, SLG: 0.434		X CH 82 0-0 1B 3 1B 1B 1-2	B CU 78 B CH 84 C FA 94 B FA 95 S FA 95 X FA 95 3-2 2B 3-H		D CU 77 B FA 92 S CH 83 B FA 93 S CH 83 S CH 83 3-3 K ③		X FA 90 0-0 1B 1-2		B CU 79 C FA 94 X FA 92 1-1 1B			S CH 85 B CU 74 F CH 87 B FA 96 B CH 86 B CH 87 4-2 1B BB	5	1	4	1	1	1	1
D'Angelo Jimenez, S (1, 4) OBP: 0.321, SLG: 0.190		X FA 90 0-0 F8 ① C FA 94 B FA 94 X FA 94 1-1 P5 ③			B FA 88 C FA 88 B FA 88 X FA 88 2-1 G6-3 ①		B FA 88 F FA 88 X FA 88 1-1 G4-6-3 1-2 2-H		X FA 94 0-0 P5 ③			B FA 94 B FA 94 C FA 93 F FA 94 F FA 95 X FA 94 2-2 G5-4-3 1-3	6	0	2	1	0	0	4
Robert Fick, L (1, 3) OBP: 0.281, SLG: 0.273 52 Saul Rivera, S (12, 1)		B FA 90 C FA 92 X CH 83 1-1 41 SH1-4 3 1B 1B 1-3 2-H	B FA 91 B FA 92 C FA 91 F FA 93 X FA 94 2-2 P2 ①		B FA 88 B FA 88 F FA 89 X FA 88 3-1 HR	B FA 90 B FA 89 S FA 89 F FA 90 X FA 87 2-2 G4-6-3 ② 1-2f				B FA 94 C FA 93 F CH 86 X FA 95 1-2 F7 ①	B FA 94 B FA 93 X CH 87 2-0 G5-4-3 ② 1-2f		6	2	2	2	0	0	4
3 Jesus Flores, R (1, 2) OBP: 0.309, SLG: 0.353		B FA 91 C FA 93 B FA 92 F CH 85 F FA 94 B FA 94 X CU 78 3-2 41 SH1-4 1B 1-2 3-H	B FA 93 S FA 93 F FA 92 F FA 95 X FA 93 1-2 P3 ②		X FA 88 0-0 1B 2B	X SL 86 0-0 21 G4-3 1B				C FA 94 F FA 95 X SL 85 0-2 F7 ②		0	0	0	0	0	0	0
41 Shawn Hill, R (0, 1) GB% 0.0, BIZ% 0.00 Luis Ayala, R (0, 1) Jesus Colome, R (1, 1) Jon Rauch, R (1, 1) 21 Dmitri Young, S (0, PH) 49 Chris Schroder, R (0, 1) Tony Batista, R (1, PH) GB% 0.00, BIZ% 0.00 32 Chad Cordero, R (1, 1) Brian Schneider, L (1, 1) GB% 0.00, BIZ% 0.00		B FA 93 X FA 91 1-0 SH1-4 ② 1-2 2-3	C FA 93 X FA 92 0-1 G3 ③		B FA 87 C FA 87 C FA 80 F FA 87 B CH 82 F FA 87 S CU 73 2-3 K ②	X 0-0 G4-3 ① 1-2				B SL 84 S FA 94 B FA 96 S SL 85 B FA 95 X FA 94 3-2 F7 ③		2 0 0 0 0 1 1 0 0 0 0 0 0 0 0 0 0 0 0 0 0 0 0 0 0 0 0 0 1 0 0 0 0 0 1 0 0 0 0 0 0 0 1 0 0 0 0 0 0 0 0 0 0 0 0 0						
Inning Stats	R: 0 E: 0 K: 0 S: 5 H: 0 LOB: 0 BB: 0 P: 7	R: 4 E: 0 K: 0 S: 12 H: 5 LOB: 0 BB: 0 P: 19	R: 1 E: 0 K: 0 S: 12 H: 2 LOB: 1 BB: 1 P: 23	R: 0 E: 0 K: 0 S: 9 H: 0 LOB: 0 BB: 0 P: 12	R: 1 E: 0 K: 1 S: 12 H: 1 LOB: 1 BB: 1 P: 22	R: 2 E: 0 K: 1 S: 13 H: 3 LOB: 1 BB: 0 P: 22	R: 1 E: 0 K: 0 S: 10 H: 2 LOB: 1 BB: 0 P: 16	R: 0 E: 0 K: 1 S: 8 H: 1 LOB: 1 BB: 0 P: 11	R: 0 E: 0 K: 2 S: 10 H: 1 LOB: 1 BB: 0 P: 15	R: 0 E: 0 K: 0 S: 9 H: 0 LOB: 0 BB: 0 P: 13	R: 0 E: 0 K: 0 S: 11 H: 0 LOB: 0 BB: 0 P: 16	R: 0 E: 0 K: 0 S: 9 H: 1 LOB: 1 BB: 1 P: 18	1B: 13 2B: 2 3B: 0 HR: 1 SF: 0 SAC: 1 DP: 3 HBP: 1	WP: 0 PB: 0 SB: 1 CS: 1 PA: 53					

PITCHER		IP	WLS	BF	H	R	ER	SO	BB	IBB	HBP	BLK	WP	HR	S	P	ERA	WHIP
31 Brad Penny, R ERA: 2.88	(1, 1)	5.0		23	8	6	6	1	2	0	0	0	0	0	50	83	10.80	2.000
Mark Hendrickson, L ERA: 5.16	(6, 1)	1.0		6	3	2	2	1	0	0	0	0	0	1	13	22	18.00	3.000
Rudy Seanez, R ERA: 3.5	(7, 1)	0.1		2	0	1	1	0	0	0	1	0	0	0	4	7	27.00	0.000
Joe Beimel, L ERA: 3.97	(7, 1)	0.2		3	2	0	0	0	0	0	0	0	0	0	6	9	0.00	3.000
51 Jonathan Broxton, R ERA: 2.19	(8, 1)	1.0		4	1	0	0	1	0	0	0	0	0	0	8	11	0.00	1.000

PITCHER		IP	WLS	BF	H	R	ER	SO	BB	IBB	HBP	BLK	WP	HR	S	P	ERA	WHIP
44 Takashi Saito, R ERA: 1.33	(9, 1)	1.0		4	1	0	0	2	0	0	0	0	0	0	10	15	0.00	1.000
45 Scott Proctor, R ERA: 3.91	(10, 1)	3.0	W	10	1	0	0	0	1	0	0	0	0	0	29	47	0.00	0.667

TOP

Washington Nationals @ Los Angeles Dodgers
Dodger Stadium, Los Angeles, CA
Wed Aug 29 2007, 12:10 PM PDT
Att. 41,913 - Sunny - 89 F

livebaseballscorecards.com

AB	47
R	9
H	16
RBI	9
BB	3
SO	5
LOB	18

Batter	1	2	3	4	5	6	7	8	9	10	11	12	AB	R	H	RBI	BB	SO	LOB
15 Rafael Furcal, S (1, 6) OBP: 0.346, SLG: 0.368	F FA 88 B FA 90 C FA 89 B CU 77 X FA 90 2-2 L8 ①		C FA 88 B CH 80 B CH 80 B FA 90 X FA 90 3-1 G3 ②		C CU 73 F FA 88 C FA 89 0-3 K ②	1 SAFE B CH 83 S SL 82 S SL 85 S SL 85 1-3 K ②		B FA 90 X FA 89 1-0 F8 ③			B FA 88 F FA 89 B CH 85 X FA 89 2-1 L9 ①		6	0	0	0	0	2	1
9 Juan Pierre, L (1, 8) OBP: 0.321, SLG: 0.344	B FA 90 F FA 90 X FA 88 1-1 F8 ②		C FA 87 C CU 76 B FA 89 F CU 78 X FA 89 1-2 1B		F FA 89 X CU 74 0-1 G4-1 ③	B CH 84 B FA 90 1 SAFE X FA 90 2-0 P4 ③			C FA 87 X CH 81 0-1 F8 ①		C C B F F FA 90 F SL 81 F FA 90 X FA 92 1-2 G6-3 ②		6	0	1	0	0	0	1
27 Matt Kemp, R (1, 9) OBP: 0.364, SLG: 0.520	F FA 90 C FA 90 B FA 89 F FA 89 B SL 79 X CU 75 2-2 F8 ③		X FA 88 0-0 P4 ③			C CU 75 S CU 76 X 0-2 G5-3 ①	C SL 83 X SL 85 0-1 HR		B FA 90 B FA 91 F FA 89 X SL 81 2-1 G6-3 ②		C FA 90 C FA 88 X FA 91 0-2 G5-3 ③		6	1	1	1	0	0	1
12 Jeff Kent, R (1, 4) OBP: 0.373, SLG: 0.501		C B B FA 91 X FA 89 2-1 55 HR 1B	C FA 89 S CU 76 F CU 75 C FA 90 0-3 K ①			F FA 88 B FA 89 B FA 89 X FA 89 2-1 55 E 7 2B 2B	B FA 89 C SL 84 B FA 91 B CH 82 X FA 88 3-1 SH1-4 2B		B FA 85 C FA 91 B FA 90 F FA 90 B FA 91 B FA 91 4-2 BB			X 0-0 55 2B SF9 1B	5	3	4	0	1	1	0
Luis Gonzalez, L (1, 7) Rudy Seanez, R (7, 1) Joe Beimel, L (7, 1) Ramon Martinez, R (7, PH) 51 Jonathan Broxton, R (8, 1) 44 Takashi Saito, L (8, 1) Olmedo Saenz, R (8, PH) 45 Scott Proctor, R (10, 1) 50 Eric Stults, L (12, PH)		C FA 89 X CH 80 0-1 F9 ①		B FA 88 B CH 82 X FA 90 2-0 55 G4-3 7 1B 1B		B FA 88 B CH 78 B FA 89 C FA 89 B FA 90 4-1 55 E 7 2B BB	X CH 83 0-0 SH1-4 ① 2-3		C CH 82 S CH 82 B FA 90 F CH 79 S CH 81 1-3 K ③			L B S C 1-3 K ①	2 0 0 0 0 0 0 1	2 0 0 0 0 0 0 0	1 0 0 0 0 0 0 0	0 0 0 0 0 0 0 0	1 0 0 0 0 0 0 1	0 0 0 0 0 0 1 0	1 0 0 0 0 0 1 1
55 Russell Martin, R (1, 2) OBP: 0.381, SLG: 0.481		S FA 89 B FA 92 X FA 90 1-1 1-H HR	C FA 88 B SL 77 B CU 76 C FA 89 X FA 90 2-2 G4-3 ② 1-2			C FA 88 B CH 87 C CU 75 B FA 89 F FA 90 X CU 76 2-2 FC6 7 2B 1-2 2-3	B SL 82 B FA 94 C SL 86 F FA 95 S SL 79 2-3 K ②			B SL 82 C FA 89 B SL 80 B SL 82 B FA 91 4-1 CS BB		B C C D B X 3-2 1-3 2B	5	2	2	2	1	1	4
7 James Loney, L (1, 3) OBP: 0.353, SLG: 0.455		X FA 90 0-0 G4-3 ②	C FA 90 B CH 82 D CH 82 B FA 88 C FA 91 X FA 90 3-2 2-H 1B			D CH 82 C FA 91 B FA 90 F FA 88 X FA 90 2-2 1-H 2-H 3-H HR 2B	C SL 82 X FA 91 0-1 P2 ③			1 SAFE X FA 89 0-0 B2 ①		I I I I 4-0 IBB	5	1	2	4	1	0	2
Shea Hillenbrand, R (1, 5) OBP: 0.274, SLG: 0.337		C FA 90 C FA 91 X CU 76 0-2 F7 ③	B FA 90 C FA 90 X FA 90 1-1 G2-3 ③			C FA 85 S FA 90 X FA 90 0-2 2-H HR		C FA 88 F FA 89 F FA 89 B FA 86 F SL 81 B FA 90 X SL 81 2-2 F8 ①		D SL 82 1 SAFE F FA 90 S FA 90 X 1-2 1-2 1B		X 0-0 SF9 ② 3-H	5	1	2	3	0	0	1
31 Brad Penny, R (1, 1) OBP: 0.273, SLG: 0.321 Mark Sweeney, L (5, PH) OBP: 0.350, SLG: 0.393 Mark Hendrickson, L (6, 1) OBP: 0.107, SLG: 0.077 16 Andre Ethier, L (6, PH) OBP: 0.358, SLG: 0.459 (7, 7)			C FA 89 S CU 76 B FA 89 S CU 76 1-3 K ①		B FA 88 F FA 89 B CH 75 F FA 88 C FA 76 2-3 K ①	X FA 91 0-0 1B		B FA 90 S CH 81 B FA 91 S CH 81 S CH 82 2-3 K ②		X FA 91 0-0 G4-3 ③		1 1 0 3	0 0 0 0	0 0 0 1	0 0 0 0	0 0 0 1	1 1 0 1	0 0 0 1

Inning Stats																								
	R: 0 E: 0 K: 0 S: 9	H: 0 LOB: 0 BB: 0 P: 14	R: 2 E: 0 K: 0 S: 10	H: 2 LOB: 0 BB: 0 P: 13	R: 0 E: 0 K: 1 S: 10	H: 1 LOB: 1 BB: 0 P: 15	R: 1 E: 0 K: 1 S: 13	H: 2 LOB: 1 BB: 0 P: 21	R: 0 E: 0 K: 2 S: 8	H: 0 LOB: 0 BB: 0 P: 10	R: 5 E: 1 K: 1 S: 21	H: 4 LOB: 1 BB: 1 P: 34	R: 1 E: 0 K: 1 S: 10	H: 2 LOB: 1 BB: 0 P: 15	R: 0 E: 0 K: 1 S: 9	H: 0 LOB: 0 BB: 0 P: 14	R: 0 E: 0 K: 1 S: 10	H: 0 LOB: 1 BB: 1 P: 17	R: 0 E: 0 K: 0 S: 6	H: 1 LOB: 1 BB: 1 P: 11	R: 0 E: 0 K: 0 S: 12	H: 0 LOB: 0 BB: 0 P: 15	R: 1 E: 0 K: 1 S: 8	H: 2 LOB: 2 BB: 1 P: 16	1B: 7 2B: 4 3B: 0 HR: 3	SF: 1 SAC: 1 DP: 0 HBP: 0	WP: 0 PB: 0 SB: 0 CS: 1	PA: 53

PITCHER		IP	WLS	BF	H	R	ER	SO	BB	IBB	HBP	BLK	WP	HR	S	P	ERA	WHIP
41 Shawn Hill, R ERA: 2.87	(1, 1)	5.1		25	7	7	6	4	1	0	0	0	0	1	63	96	10.12	1.500
Luis Ayala, R ERA: 3.3	(6, 1)	0.2	B	6	4	2	2	1	0	0	0	0	0	2	12	18	27.00	6.000
Jesus Colome, R ERA: 2.56	(7, 1)	0.2		2	0	0	0	1	0	0	0	0	0	0	4	6	0.00	0.000
Jon Rauch, R ERA: 4.02	(7, 1)	0.1		1	0	0	0	0	0	0	0	0	0	0	2	2	0.00	0.000
49 Chris Schroder, R ERA: 2.37	(8, 1)	2.0		7	0	0	0	2	1	0	0	0	0	0	19	31	0.00	0.500

PITCHER		IP	WLS	BF	H	R	ER	SO	BB	IBB	HBP	BLK	WP	HR	S	P	ERA	WHIP
32 Chad Cordero, R ERA: 3.29	(10, 1)	2.0		7	1	0	0	0	1	0	0	0	0	0	18	26	0.00	1.000
52 Saul Rivera, R ERA: 3.69	(12, 1)	0.2	L	5	2	1	1	1	0	1	0	0	0	0	8	16	13.50	3.000

BOTTOM

Washington Nationals @ Los Angeles Dodgers

Dodger Stadium, Los Angeles, CA

Wed Aug 29 2007, 12:10 PM PDT

Att. 41,913 - Sunny - 89 F

livebaseballscorecards.com

AB	47
R	10
H	14
RBI	10
BB	4
SO	9
LOB	14

Batter	1	2	3	4	5	6	7	8	9	AB	R	H	RBI	BB	SO	LOB
15 Rafael Furcal, S (1, 6) OBP: 0.344, SLG: 0.366	X FA 87 0-0 9 FC1-6 1B		C FA 90 B CU 78 X FA 90 1-1 ② F7		B CH 79 C CH 78 F FA 90 B SL 79 F CH 79 X FA 91 2-2 ② G1-3		X CU 76 0-0 ① G3-1		C FA 86 D CH 75 X FA 88 1-1 ② L7	5	0	1	0	0	0	1
9 Juan Pierre, L (1, 8) OBP: 0.322, SLG: 0.345	L FA 90 B FA 90 F FA 89 X FA 90 1-2 ① FC1-6 12 2B 1-2f		C CH 80 C FA 89 F FA 91 X SL 81 0-2 ③ G4-3		C FA 90 B CH 79 S CH 80 X SL 81 1-2 1B		C CU 77 B FA 90 X FA 93 1-1 ② G6-3		X FC 86 0-0 2-H 1B	5	1	2	1	0	0	1
27 Matt Kemp, R (1, 9) OBP: 0.361, SLG: 0.517	1 SAFE S CU 78 B FA 90 X CU 78 1-1 ② F8			C FA 91 X 0-1 ③ 12 G6-3 55 1B 2B	C FA 90 X SL 79 0-1 ③ G6-3		C FA 93 F FA 96 X FA 89 0-2 ③ G5-3		S CH 76 X CH 76 0-1 ③ P6	5	1	1	0	0	0	3
12 Jeff Kent, R (1, 4) OBP: 0.374, SLG: 0.504	X CU 78 0-0 ③ 1-H 2B			B CU 79 X FA 89 1-0 ① G6-3 2-3		C FA 89 B FA 89 S SL 78 B FA 90 F FF 91 F CH 81 X FA 90 2-2 16 G2-3 55 1B 1B		B CU 87 B FA 98 B FA 98 C FA 97 X FA 98 3-1 ① G4-3		4	1	2	1	0	0	1
16 Andre Ethier, L (1, 7) OBP: 0.357, SLG: 0.457		C FA 88 B FA 90 B FA 89 X FA 89 2-1 55 G6-4-3 1B		F FF 91 S CU 81 S CU 80 0-3 ② K		F FA 90 B FA 91 X CH 79 1-1 ① G2-3 1-2		X CU 84 0-0 E3 55 FC3-6		4	0	1	0	0	1	2
55 Russell Martin, R (1, 2) OBP: 0.382, SLG: 0.481		B FA 90 X SL 78 1-0 ①② G6-4-3 1-2f		B CH 80 B CH 80 C FF 92 B FA 91 X FA 91 3-1 7 1B 3-H 1B		C FA 91 B FA 91 D SL 80 S CH 80 X CH 81 2-2 2-H 1B		F CU 86 C FA 97 X FA 99 0-2 ② FC3-6 1-2f		4	0	2	2	0	0	2
7 James Loney, L (1, 3) OBP: 0.359, SLG: 0.457		C FA 90 C FA 90 X FA 90 0-2 1B		1 SAFE X FA 90 0-0 1-2 1B		C CU 79 B CH 79 F FA 89 B CU 80 B CU 80 D CH 80 4-2 BB		C FA 98 F FA 97 F FA 98 B FA 99 X SL 88 1-2 ③ G4-3		3	0	2	0	1	0	1
Shea Hillenbrand, R (1, 5) OBP: 0.273, SLG: 0.336		C FF 90 S CU 76 S SL 78 0-3 ③ K		S CH 80 S CH 79 S CH 80 0-3 ③ K		C CH 80 C FA 90 1 SAFE S CH 81 0-3 ② K			C SL 82 X FA 88 0-1 9 G3 1B 1B	4	1	1	0	0	3	5
David Wells, L (1, 1) OBP: 0.119, SLG: 0.119 Mark Sweeney, L (6, PH) OBP: 0.347, SLG: 0.389 Rudy Seanez, R (6, 1) Joe Beimel, L (7, 1) Roberto Hernandez, R (8, 1) Luis Gonzalez, L (9, PH) OBP: 0.358, SLG: 0.429			X FA 88 0-0 ① F8		B FA 88 C FA 89 F FA 88 S CH 79 1-3 ① K	C CU 78 F FA 88 S CU 80 0-3 ③ K			B FA 86 C FA 86 F CH 75 X CH 76 1-2 ① G3 1-2	2 1 0 0 0 0	0 0 0 0 0 1	0 0 0 0 0 0	0 0 0 0 0 0	0 0 0 0 0 0	1 1 0 0 0 0	0 2 0 0 0 1
Inning Stats	R: 1 E: 0 K: 0 S: 7 H: 2 LOB: 1 BB: 0 P: 9	R: 0 E: 0 K: 1 S: 9 H: 2 LOB: 1 BB: 0 P: 12	R: 0 E: 0 K: 0 S: 7 H: 0 LOB: 0 BB: 0 P: 8	R: 1 E: 0 K: 2 S: 12 H: 3 LOB: 2 BB: 0 P: 16	R: 0 E: 0 K: 1 S: 12 H: 1 LOB: 1 BB: 0 P: 16	R: 1 E: 0 K: 2 S: 18 H: 2 LOB: 2 BB: 1 P: 27	R: 0 E: 0 K: 0 S: 6 H: 0 LOB: 0 BB: 0 P: 7	R: 0 E: 1 K: 0 S: 10 H: 0 LOB: 1 BB: 0 P: 14	R: 1 E: 0 K: 0 S: 10 H: 2 LOB: 1 BB: 0 P: 12	1B: 10 2B: 2 3B: 0 HR: 0 SF: 0 SAC: 0 DP: 1 HBP: 0						

TOP

Los Angeles Dodgers @ San Diego Padres

PETCO Park, San Diego, CA

Fri Aug 31 2007, 10:05 PM EDT

Att. 44,324 - Partly Cloudy - 77 F

livebaseballscorecards.com

AB	38
R	4
H	12
RBI	4
BB	1
SO	6
LOB	19

PITCHER		IP	WLS	BF	H	R	ER	SO	BB	IBB	HBP	BLK	WP	HR	S	P	ERA	WHIP
Jack Cassel, R ERA: 5.19	(1, 1)	5.2		26	10	3	3	5	1	0	0	0	0	0	62	85	4.76	1.941
Doug Brocail, R ERA: 3.69	(6, 1)	1.1	W	4	0	0	0	1	0	0	0	0	0	0	9	10	0.00	0.000
21 Heath Bell, R ERA: 2.33	(8, 1)	1.0	H	4	0	0	0	0	0	0	0	0	0	0	10	14	0.00	0.000
Trevor Hoffman, R ERA: 2.76	(9, 1)	1.0	S	5	2	1	1	0	0	0	0	0	0	0	10	12	9.00	2.000

PITCHER	IP	WLS	BF	H	R	ER	SO	BB	IBB	HBP	BLK	WP	HR	S	P	ERA	WHIP

WP: 0 PB: 0 SB: 0 CS: 0 PA: 39

BOTTOM

Los Angeles Dodgers @ San Diego Padres

PETCO Park, San Diego, CA

Fri Aug 31 2007, 10:05 PM EDT

Att. 44,324 - Partly Cloudy - 77 F

livebaseballscorecards.com

Batter	1	2	3	4	5	6	7	8	9	AB	R	H	RBI	BB	SO	LOB
24 Brian Giles, L (1, 9) OBP: 0.379, SLG: 0.424	B FA 87 F FA 87 B CU 70 B FC 85 F FA 87 B FA 87 4-2 23 CS 1B BB	C CU 70 C CU 70 S CU 68 0-3 ③ K			B SL 82 C CU 67 B FA 88 X SL 79 2-1 ② F8		X FA 96 0-0 ② F8	B CH 84 C SL 84 B FA 97 C FA 97 S SL 86 2-3 ③ K		4	0	0	0	1	2	2
Mike Cameron, R (1, 8) OBP: 0.336, SLG: 0.453	B CU 70 C FA 87 B FA 88 X FA 89 2-1 23 CS 23 1B 1-2 1B	S FA 87 S CH 78 B CH 78 F SL 81 B CH 78 X SL 84 2-2 ① G5-3			B CH 79 C FA 88 B FA 88 X CH 79 2-1 1B		B FA 89 B SL 84 B FA 89 B FA 96 4-0 2B BB			3	2	2	0	1	0	0
Milton Bradley, S (1, 7) OBP: 0.414, SLG: 0.578	F FC 85 C CU 71 B FA 89 C CU 70 1-3 ① K	X CH 78 0-0 ② G5-3			1 SAFE 1 SAFE B FA 87 C CH 79 C CU 68 B CH 79 X CU 70 2-2 ③ P4		B FA 88 1 SAFE 1 SAFE C FA 90 B FA 90 X FA 91 2-1 23 1B 1-H 2B			4	1	1	1	0	1	3
23 Adrián González, L (1, 3) OBP: 0.349, SLG: 0.491	F FA 89 S CH 80 X 0-2 ② 3 2B 1-H 2-3 1B	S SL 82 X FA 88 0-1 ③ L3				C FA 85 H FA 94 1-1 5 1B 28 1B HBP	X FA 92 0-0 2-H 1B			3	2	2	2	0	0	0
3 Khalil Greene, R (1, 6) OBP: 0.286, SLG: 0.452	B FA 89 F FA 88 F CU 70 B FC 86 B FA 88 F FA 88 X CU 70 3-2 5 1B 1-H 2B			C CH 78 X SL 78 0-1 ① F7		1 SAFE F FA 88 1 SAFE F FA 88 B FA 95 B FA 95 D SL 85 S SL 84 3-3 ① K	B FA 90 C FA 90 B FA 84 B FA 90 X FA 89 3-1 ③ G6-3			4	1	1	1	0	1	2
5 Kevin Kouzmanoff, R (1, 5) OBP: 0.300, SLG: 0.425	B FA 89 F CU 71 X FA 88 1-1 2-H 1B			F CH 79 B CU 68 B FA 87 F CH 80 B CU 68 F CU 68 X FA 88 3-2 ② G5-3		F FA 95 X SL 85 0-1 28 1B 1-2 1B		B FA 94 B FA 96 F FA 95 B FA 94 X FA 95 3-1 ① F9		4	0	2	1	0	0	0
28 Josh Bard, S (1, 2) OBP: 0.354, SLG: 0.382	X FA 89 0-0 ③ G6-3			B FA 88 B FA 89 X CH 80 2-0 1B		X FA 89 0-0 ② 1-3 2-H 1B		C SL 85 B FA 88 F FA 95 C SL 84 1-3 ② K		4	0	2	1	0	1	1
Geoff Blum, S (1, 4) OBP: 0.320, SLG: 0.352		C FA 87 B CH 80 F SL 81 F FA 88 X CU 69 1-2 ① G4-3		C CH 80 B CH 78 B FA 87 F CH 79 X CU 69 2-2 ③ F8		B SL 85 B FA 95 S FA 87 B CH 87 X FA 89 3-1 ③ G3-4-3		C FA 96 X FS 87 0-1 1B 1B		4	0	1	0	0	0	2
Jack Cassel, R (1, 1) Doug Brocail, L (6, 1) OBP: 0.500, SLG: 0.500 Morgan Ensberg, R (7, PH) OBP: 0.315, SLG: 0.402 21 Heath Bell, R (8, 1) Terrmel Sledge, L (8, PH) OBP: 0.316, SLG: 0.388 Trevor Hoffman, R (9, 1)		C FA 88 X FA 89 0-1 ② G3-1			S FA 87 S CH 76 B CU 68 S CU 68 1-3 ① K		C FA 89 B FA 95 B FA 94 X FA 95 2-1 ① P4	B SL 84 S FA 96 B FA 96 X FA 95 2-1 1-2 1B		2 0 1 0 1 0	0 0 0 0 0 0	0 0 0 0 1 0	0 0 0 0 0 0	1 0 0 0 0 0	0 0 0 0 0 0	0 0 0 0 0 0
Inning Stats	R: 3 E: 0 K: 1 S: 17 H: 4 LOB: 1 BB: 1 P: 28	R: 0 E: 0 K: 1 S: 9 H: 0 LOB: 0 BB: 0 P: 10	R: 0 E: 0 K: 0 S: 7 H: 0 LOB: 0 BB: 0 P: 9	R: 0 E: 0 K: 0 S: 10 H: 1 LOB: 1 BB: 0 P: 17	R: 0 E: 0 K: 1 S: 10 H: 1 LOB: 1 BB: 0 P: 17	R: 1 E: 0 K: 1 S: 9 H: 2 LOB: 1 BB: 0 P: 16	R: 2 E: 0 K: 0 S: 8 H: 2 LOB: 1 BB: 1 P: 19	R: 0 E: 0 K: 2 S: 12 H: 2 LOB: 2 BB: 0 P: 20		1B: 10 2B: 2 3B: 0 HR: 0 SF: 0 SAC: 0 DP: 0 HBP: 1		WP: 0 PB: 0 SB: 0 CS: 2 PA: 37		

	AB	34
	R	6
	H	12
	RBI	6
	BB	2
	SO	6
	LOB	10

PITCHER		IP	WLS	BF	H	R	ER	SO	BB	IBB	HBP	BLK	WP	HR	S	P	ERA	WHIP
David Wells, L ERA: 5.46	(1, 1)	5.0		21	6	3	3	3	1	0	0	0	0	0	53	81	5.40	1.400
Rudy Seanez, R ERA: 3.68	(6, 1)	1.2	L	8	2	2	2	1	1	0	1	0	0	0	12	25	10.80	1.800
Joe Beimel, L ERA: 4.11	(7, 1)	0.1		3	2	1	1	0	0	0	0	0	0	0	5	10	27.00	6.000
Roberto Hernandez, R ERA: 6.05	(8, 1)	1.0		5	2	0	0	2	0	0	0	0	0	0	12	20	0.00	2.000

PITCHER		IP	WLS	BF	H	R	ER	SO	BB	IBB	HBP	BLK	WP	HR	S	P	ERA	WHIP

Los Angeles Dodgers @ San Diego Padres

PETCO Park, San Diego, CA

Sat Sep 01 2007, 10:05 PM EDT

Att. 42,605 - Partly Cloudy - 77 F

livebaseballscorecards.com

TOP

Batter	1	2	3	4	5	6	7	8	9	AB	R	H	RBI	BB	SO	LOB
15 Rafael Furcal, S (1, 6) OBP: 0.343, SLG: 0.364 14 Chin-Lung Hu, R (7, 6)	B FA 92 F FA 93 L SL 87 F FA 96 F SL 88 X FA 96 1-2 ① G4-3		C FA 95 B FA 95 T CU 78 F FA 97 B SL 88 X FA 96 2-2 ② F7			B SL 81 B FA 93 C FA 92 F FA 92 F FF 95 X SL 87 2-2 ① G1-3		B FA 89 X FA 88 1-0 ③ G6-3		3 0 0 0 0 0 0 1 0 0 0 0 0 1						
9 Juan Pierre, L (1, 8) OBP: 0.324, SLG: 0.348 Ramon Martinez, R (7, 4) OBP: 0.241, SLG: 0.221	F FA 94 X FA 96 0-1 2B		X FA 94 0-0 16 S 1B			F FA 94 X CH 85 0-1 ② L4			C FA 90 C FA 93 B FA 92 X FA 91 1-2 ① G5-3	3 0 2 0 0 0 0 1 0 0 0 0 0 0						
16 Andre Ethier, L (1, 9) OBP: 0.354, SLG: 0.452	X FA 96 0-0 ② P6		C FA 95 C FC 90 F FA 96 S FC 90 0-3 ③ K 1-2			C FA 88 X CU 73 0-1 ③ F8			X FA 91 0-0 ② G5-3	4 0 0 0 0 1 2						
12 Jeff Kent, R (1, 4) OBP: 0.372, SLG: 0.500 Mike Lieberthal, R (7, 2) OBP: 0.275, SLG: 0.258	B FC 91 C FA 96 B FA 97 S FA 97 S FA 98 2-3 ③ K			B FA 87 B FA 89 B FA 94 S FA 94 S FF 95 S FA 95 3-3 ① K			F FA 94 B FC 90 S FA 94 X FA 96 1-2 ① G4-3		B FA 90 X FA 90 1-0 ③ G6-3	3 0 0 0 0 2 1 1 0 0 0 0 0 0						
Luis Gonzalez, L (1, 7) OBP: 0.355, SLG: 0.425		C FA 93 S FA 94 F FA 96 F FA 90 B FA 95 C SL 88 1-3 ① K		C FA 88 B FF 95 F FC 89 F FA 96 B FA 96 F FA 96 S SL 85 2-3 ② K			B SL 84 X FA 89 1-0 ② F9			3 0 0 0 0 2 0						
55 Russell Martin, R (1, 2) OBP: 0.382, SLG: 0.479 49 Jon Meloan, R (7, 1)		C FA 95 C FA 93 B SL 85 B FA 96 B FA 96 F FA 86 B FA 96 4-2 BB		F FF 95 C FA 94 S FA 97 0-3 ③ K			F SL 87 B FA 92 C FA 93 C SL 83 1-3 ③ K			2 0 0 0 1 2 0 0 0 0 0 0 0 0						
7 James Loney, L (1, 3) OBP: 0.355, SLG: 0.451		1 SAFE B FC 89 F FA 89 S SL 89 C SL 89 1-3 ② K			B FA 93 X FA 88 1-0 ① G4-3			C FA 89 F CH 80 C FA 88 0-3 ① K		3 0 0 0 0 2 1						
Shea Hillenbrand, R (1, 5) OBP: 0.270, SLG: 0.332		1 SAFE 1 SAFE B SL 88 B FA 95 F FA 95 F FA 95 D FA 95 S SL 85 3-3 ③ K			C FA 95 B SL 85 X SL 85 1-1 ② F8			S FA 89 S FA 88 B SL 80 B FA 88 S FA 89 2-3 ② K		3 0 0 0 0 2 1						
Derek Lowe, R (1, 1) OBP: 0.193, SLG: 0.118 Mark Hendrickson, L (5, 1) OBP: 0.107, SLG: 0.077 27 Matt Kemp, R (7, 8) OBP: 0.364, SLG: 0.520			C FA 93 B FF 94 S FF 94 B SL 84 F SL 84 F FA 95 X FC 90 2-2 ① G6-3		B FA 94 C FF 94 X FA 94 1-1 ③ G4-3			X FA 90 0-0 1B		2 0 0 0 0 0 0 0 0 0 0 0 0 0 1 0 1 0 0 0 0						
Inning Stats	R: 0 H: 1 E: 0 LOB: 1 K: 1 BB: 0 S: 11 P: 14	R: 0 H: 0 E: 0 LOB: 1 K: 3 BB: 1 S: 14 P: 23	R: 0 H: 1 E: 0 LOB: 1 K: 1 BB: 0 S: 14 P: 18	R: 0 H: 0 E: 0 LOB: 0 K: 3 BB: 0 S: 11 P: 16	R: 0 H: 0 E: 0 LOB: 0 K: 0 BB: 0 S: 5 P: 8	R: 0 H: 0 E: 0 LOB: 0 K: 0 BB: 0 S: 8 P: 10	R: 0 H: 0 E: 0 LOB: 0 K: 1 BB: 0 S: 7 P: 10	R: 0 H: 1 E: 0 LOB: 1 K: 2 BB: 0 S: 8 P: 11	R: 0 H: 0 E: 0 LOB: 0 K: 0 BB: 0 S: 5 P: 7	1B: 2 SF: 0 2B: 1 SAC: 0 3B: 0 DP: 0 HR: 0 HBP: 0						

	AB	30
	R	0
	H	3
	RBI	0
	BB	1
	SO	11
	LOB	6

WP: 0 PA: 31
PB: 0
SB: 1
CS: 0

PITCHER		IP	WLS	BF	H	R	ER	SO	BB	IBB	HBP	BLK	WP	HR	S	P	ERA	WHIP
44 Jake Peavy, R ERA: 2.1	(1, 1)	7.0	W	24	2	0	0	9	1	0	0	0	0	0	70	99	0.00	0.429
43 Cla Meredith, R ERA: 3.44	(8, 1)	1.0		4	1	0	0	2	0	0	0	0	0	0	8	11	0.00	1.000
50 Joe Thatcher, L ERA: 1.5	(9, 1)	1.0		3	0	0	0	0	0	0	0	0	0	0	5	7	0.00	0.000

PITCHER		IP	WLS	BF	H	R	ER	SO	BB	IBB	HBP	BLK	WP	HR	S	P	ERA	WHIP

BOTTOM

Los Angeles Dodgers @ San Diego Padres

PETCO Park, San Diego, CA

Sat Sep 01 2007, 10:05 PM EDT

Att. 42,605 - Partly Cloudy - 77 F

livebaseballscorecards.com

Batter	1	2	3	4	5	6	7	8	9	AB	R	H	RBI	BB	SO	LOB
24 Brian Giles, L (1, 9) OBP: 0.380, SLG: 0.423	B FA 92 X FA 92 1-0 G3 ①		C CH 86 B FA 92 B SL 86 X FA 92 2-1 G4-6-3 ①② 1-2f		I IN 76 I IN 78 I IN 80 I IN 80 4-0 HR IBB	B FA 90 X FA 90 1-0 WP 1B		C CU 77 D CH 84 C CU 80 F FA 92 F CU 80 F FA 92 B CU 80 B FA 91 B CU 80 4-2 1-2 2-3 BB		3	1	1	0	1	0	1
Rob Mackowiak, L (8, 9) OBP: 0.336, SLG: 0.390										0	0	0	0	1	0	0
Mike Cameron, R (1, 8) OBP: 0.336, SLG: 0.457	B FA 92 C FA 92 X FA 92 1-1 G5-3 ②		B FA 92 C FA 93 B FA 93 X FA 92 2-1 G6-3 ③		C FA 91 F FA 91 B FA 93 X 1-2 1-H 2-H 3-H HR	C FA 90 B FA 85 X FA 91 1-1 L4 ③ 1-2		X FA 94 0-0 P4 ③		4	1	1	4	0	0	1
Brady Clark, R (8, 8) OBP: 0.303, SLG: 0.288										1	0	0	0	0	0	3
Milton Bradley, S (1, 7) OBP: 0.413, SLG: 0.572	B FA 92 B FA 92 C FA 92 C FA 92 B FA 92 X FA 93 3-2 G1-3 ③			F SL 84 C FA 91 F CH 87 B CH 87 B FA 92 C FA 91 2-3 K ①	B B S B S B 4-2 23 1B 3 1B BB		C FA 93 X FA 93 0-1 F9 ①			2	1	0	0	1	1	0
Terrmel Sledge, L (7, PH) OBP: 0.314, SLG: 0.385										1	0	0	0	0	0	0
(8, 7)																
23 Adrián González, L (1, 3) OBP: 0.350, SLG: 0.497		X FA 92 0-0 HR		S CH 86 B CH 87 F FA 91 B SL 86 S FA 88 2-3 K ②	B B F X 2-1 3 1B 1-2 1B		C CU 80 X FA 93 0-1 G4-3 ②			4	1	2	1	0	1	0
3 Khalil Greene, R (1, 6) OBP: 0.286, SLG: 0.451		C FA 90 B CH 86 B FA 91 S FA 92 B FA 92 F FA 91 X FA 92 3-2 G6-3 ①		X FA 92 0-0 F8 ③	C CH 82 S FA 90 X FA 91 0-2 1-2 2-H 1B		S FA 90 F FA 90 B FA 93 F CU 79 S FA 92 1-3 K ③			4	0	1	1	0	1	0
5 Kevin Kouzmanoff, R (1, 5) OBP: 0.300, SLG: 0.423		B FF 91 C FA 92 B FA 91 B FA 91 X FA 91 3-1 28 G1 1B			B FA 91 2-3 B FA 92 B FA 92 F FA 91 S FA 91 S FA 92 K ① C SL 82 0-1 X FA 90 L4 ②			S X 0-1 F9 ①		4	0	1	0	0	1	2
28 Josh Bard, S (1, 2) OBP: 0.356, SLG: 0.379		C SL 85 S CH 86 B CH 85 B FA 91 B FA 92 X CH 87 3-2 G1 ② 1-2			B CH 86 4-2 C FA 91 F CH 86 B FA 92 B SL 86 B FA 91 1B 44 E BB B FA 91 3-2 B CH 82 C FA 91 B FA 84 F FA 92 F CH 92 X FA 90 P3 ③			B C B B B 4-1 BB 9 BB BB		2	1	0	0	2	0	3
Geoff Blum, S (1, 4) OBP: 0.319, SLG: 0.351	B SL 85 B CH 86 B FA 92 C CH 87 C SL 85 S SL 86 3-3 K ③				X CH 86 0-0 44 E 1-3 HR 1B	X FA 90 0-0 G6-3 ①		B CU 78 C FA 92 F FA 92 X FA 92 1-2 F8 ②		4	1	1	0	0	1	2
44 Jake Peavy, R (1, 1) OBP: 0.230, SLG: 0.322			C SL 84 B FA 91 F FA 91 B CH 87 B FA 92 X FA 91 3-2 24 G4-6-3 1B		C FA 91 S FA 91 B CH 87 B CH 86 B FA 91 F FA 92 X FA 91 3-2 E5 1-3 HR 3-H	B FA 90 S FA 91 B FA 92 F FA 92 F FA 91 F CH 83 S FA 90 2-3 K ②		B CU 89 B CU 78 F FA 92 B FA 92 C CU 80 F CU 80 B FA 92 4-2 BB 1-2 BB		3	1	1	0	0	1	1
43 Cla Meredith, R (8, 1)										0	0	0	0	0	0	0
9 Brian Myrow, L (8, PH)										0	0	0	0	1	0	0
50 Joe Thatcher, L (9, 1)										0	0	0	0	0	0	0

Inning Stats	1	2	3	4	5	6	7	8	9
	R: 0 E: 0 K: 0 S: 6 H: 0 LOB: 0 BB: 0 P: 11	R: 1 E: 0 K: 1 S: 13 H: 2 LOB: 1 BB: 0 P: 25	R: 0 E: 0 K: 0 S: 7 H: 1 LOB: 0 BB: 0 P: 14	R: 0 E: 0 K: 2 S: 8 H: 0 LOB: 0 BB: 0 P: 12	R: 6 E: 1 K: 1 S: 27 H: 4 LOB: 2 BB: 3 P: 50	R: 0 E: 0 K: 1 S: 9 H: 1 LOB: 1 BB: 0 P: 13	R: 0 E: 0 K: 1 S: 8 H: 0 LOB: 0 BB: 0 P: 9	R: 0 E: 0 K: 0 S: 15 H: 0 LOB: 3 BB: 3 P: 28	

AB	32
R	7
H	8
RBI	6
BB	6
SO	6
LOB	13

1B: 6 SF: 0
2B: 0 SAC: 0
3B: 0 DP: 1
HR: 2 HBP: 0

WP: 1 PA: 38
PB: 0
SB: 0
CS: 0

PITCHER	IP	WLS	BF	H	R	ER	SO	BB	IBB	HBP	BLK	WP	HR	S	P	ERA	WHIP
Derek Lowe, R (1, 1) ERA: 3.78	4.1	L	22	6	7	6	4	2	1	0	0	0	2	51	99	12.46	1.846
Mark Hendrickson, L (5, 1) ERA: 5.08	1.2		7	2	0	0	1	0	0	0	0	1	0	19	26	0.00	1.200
49 Jon Meloan, R (7, 1) ERA:	2.0		9	0	0	0	1	3	0	0	0	0	0	23	37	0.00	1.500

PITCHER	IP	WLS	BF	H	R	ER	SO	BB	IBB	HBP	BLK	WP	HR	S	P	ERA	WHIP

Batter	1	2	3	4	5	6	7	8	9	AB	R	H	RBI	BB	SO	LOB
15 Rafael Furcal, S (1, 6) OBP: 0.346, SLG: 0.367	X FA 88 0-0 27 FC6-4 9 1B 1B		B FA 92 B FA 91 C FA 88 F FA 87 B FA 91 X CU 68 3-2 9 S 1B		B CU 70 F CU 68 B FA 91 B CH 86 X FA 90 3-1 9 S 2-3 1B		C B B F F B F B 4-2 9 SH 9 S 27 1B BB	B FA 88 C SL 84 X CH 80 1-1 ① F9		4	1	3	0	1	0	0
9 Juan Pierre, L (1, 8) OBP: 0.323, SLG: 0.348	C CH 84 1 SAFE B FA 87 X CH 77 1-1 27 FC6-4 1-2 1B		1 SAFE B CH 79 B FA 87 B CU 69 C FA 89 X FA 86 3-1 ③ G4-3 1-2		B FA 87 1 SAFE C CH 85 X CH 84 1-1 ③ F8 1-2		B FA 92 B FA 90 X FA 91 2-0 SH 27 1B 12 1B 1-3	B FA 89 X FA 89 1-0 ② F7		4	1	1	0	0	0	3
27 Matt Kemp, R (1, 9) OBP: 0.369, SLG: 0.522	S CU 67 X CU 68 0-1 ① FC6-4 12 G6-3 1-2f 2-3			C FA 87 X CU 67 0-1 12 F8-3 1B		S CU 67 B FA 87 B FA 87 X FA 88 2-1 12 F9 12 S 16 1B 1B	B SL 79 X FC 90 1-0 12 1B 7 2B 1-2 3-H 1B	C CU 75 S SL 85 X FA 88 0-2 ③ G5-3		5	2	3	1	0	0	2
12 Jeff Kent, R (1, 4) OBP: 0.371, SLG: 0.498 Ramon Martinez, R (7, PR) OBP: 0.239, SLG: 0.220 (7, 4)	C FA 86 F FA 88 D CU 69 X FA 90 1-2 ②③ G6-3 1-2f			X CU 70 0-0 ①② F8-3 1-1		B CH 78 1 SAFE 1 SAFE P PO 83 B CH 78 X FA 86 3-0 ① F9 1-3	C FA 89 F FA 89 D SL 81 F FA 92 X FA 93 1-2 7 2B 1-3 2-H 1B		C FA 94 B CH 84 B CH 83 B FA 94 X FA 92 3-1 ① L8	4 1	0 1	1 0	1 0	0 0	0 0	4 0
16 Andre Ethier, L (1, 7) OBP: 0.354, SLG: 0.450		C CH 85 F FA 86 B FA 88 X CU 68 1-2 ① G4-3		B FA 89 B CH 86 B FA 86 B FA 86 4-0 BB		F FA 87 B CH 82 X CH 76 1-1 28 BB 7 BB 3-H 1B	F FA 88 B FA 90 F FA 89 F FA 90 F SL 79 F FA 89 X FA 90 1-2 ① P5		B FA 93 F FA 93 F FA 95 F FA 95 S SL 85 1-3 ② K	4	0	1	1	1	1	2
55 Russell Martin, R (1, 2) OBP: 0.378, SLG: 0.474		C FA 90 X CU 70 0-1 ② G1-3		C FA 89 C FA 89 X FA 87 0-2 ③ G1-3		F CU 70 X CU 68 0-1 ② F9	C FA 90 B FA 90 C SL 88 X SL 78 1-2 ② P6		B CH 84 S SL 83 C FA 94 F SL 85 B FA 95 X SL 84 2-2 ③ G4-3	5	0	0	0	0	0	4
7 James Loney, L (1, 3) OBP: 0.361, SLG: 0.463		C FA 91 X FA 90 0-1 ③ F7			C CU 66 B FA 87 F CU 66 X CU 68 1-2 15 1B 2B	B FA 90 B CH 83 B CU 68 B CH 85 4-0 28 BB 1-2 BB	B FA 90 B FA 90 X FA 90 2-0 1-H 3-H 2B			3	0	2	2	1	0	0
28 Andy LaRoche, R (1, 5) OBP: 0.441, SLG: 0.250			F FA 90 S CU 68 C FA 91 0-3 ① K		F CU 67 C FA 88 S CU 72 0-3 ① K	S CU 68 B CU 68 B CU 68 C FA 92 F CU 71 B FA 92 B CU 68 4-2 1-2 2-3 BB	I IN 82 I IN 84 I IN 85 I IN 84 4-0 IBB			2	0	0	0	2	2	1
58 Chad Billingsley, R (1, 1) OBP: 0.111, SLG: 0.115 45 Scott Proctor, R (8, 1) Joe Beimel, L (8, 1) 51 Jonathan Broxton, R (8, 1) Roberto Hernandez, R (9, 1)			S FA 91 C FA 91 B FA 90 S CU 71 1-3 ② K		C FA 91 S CU 70 D CU 71 F FA 92 B FA 90 S CU 70 2-3 ② K	S CU 67 B S S 1-3 ③ K	C FA 89 X FA 90 0-1 ③ G1-3			4 0 0 0 0	0 0 0 0 0	0 0 0 0 0	0 0 0 0 0	3 0 0 0 0	0 0 0 0 0	6 0 0 0 0
Inning Stats	R: 0 E: 0 K: 0 S: 8 H: 2 LOB: 1 BB: 0 P: 10	R: 0 E: 0 K: 0 S: 7 H: 0 LOB: 0 BB: 0 P: 8	R: 0 E: 0 K: 2 S: 11 H: 1 LOB: 1 BB: 0 P: 18	R: 0 E: 0 K: 0 S: 6 H: 1 LOB: 1 BB: 1 P: 10	R: 0 E: 0 K: 2 S: 14 H: 2 LOB: 2 BB: 0 P: 21	R: 1 E: 0 K: 1 S: 14 H: 2 LOB: 3 BB: 2 P: 28	R: 4 E: 1 K: 0 S: 22 H: 3 LOB: 2 BB: 2 P: 38	R: 0 E: 0 K: 0 S: 6 H: 0 LOB: 0 BB: 0 P: 8	R: 0 E: 0 K: 1 S: 10 H: 0 LOB: 0 BB: 0 P: 16	1B: 9 2B: 3 3B: 0 HR: 0 SF: 0 SAC: 1 DP: 2 HBP: 0						WP: 0 PB: 0 SB: 4 CS: 0 PA: 42

TOP

Los Angeles Dodgers @ San Diego Padres

PETCO Park, San Diego, CA

Sun Sep 02 2007, 4:05 PM EDT

Att. 40,776 - Partly Cloudy - 87 F

livebaseballscorecards.com

AB	36
R	5
H	11
RBI	5
BB	5
SO	6
LOB	22

PITCHER		IP	WLS	BF	H	R	ER	SO	BB	IBB	HBP	BLK	WP	HR	S	P	ERA	WHIP
Justin Germano, R ERA: 4.11	(1, 1)	6.0	L	27	8	1	1	5	3	0	0	0	0	0	60	95	1.50	1.833
41 Kevin Cameron, R ERA: 1.57	(7, 1)	0.0		4	2	4	1	0	1	0	0	0	0	0	10	18	∞	∞
50 Joe Thatcher, L ERA: 1.29	(7, 1)	1.0		5	1	0	0	0	0	1	0	0	0	0	12	20	0.00	1.000
45 Justin Hampson, L ERA: 3.14	(8, 1)	1.0		3	0	0	0	0	0	0	0	0	0	0	6	8	0.00	0.000
Wilfredo Ledezma, L ERA: 5.69	(9, 1)	1.0		3	0	0	0	1	0	0	0	0	0	0	10	16	0.00	0.000

PITCHER	IP	WLS	BF	H	R	ER	SO	BB	IBB	HBP	BLK	WP	HR	S	P	ERA	WHIP

BOTTOM

Los Angeles Dodgers @ San Diego Padres

PETCO Park, San Diego, CA

Sun Sep 02 2007, 4:05 PM EDT

Att. 40,776 - Partly Cloudy - 87 F

livebaseballscorecards.com

Batter	1	2	3	4	5	6	7	8	9	AB	R	H	RBI	BB	SO	LOB
24 Brian Giles, L (1, 9) OBP: 0.379, SLG: 0.421	B FA 92 X FA 93 1-0 F9 ①		C FA 95 B CU 79 B FC 90 X FA 92 2-1 1B		B FA 93 X FA 91 1-0 G3 ③			B FA 90 B FA 92 C FA 92 F FA 92 C FA 90 2-3 K ①		4	0	1	0	0	1	2
Geoff Blum, S (1, 4) OBP: 0.321, SLG: 0.351	B FA 93 B FA 94 X FA 94 2-0 P6 ②		B FA 92 X FA 93 1-0 F7 ②			B FA 92 X FA 91 1-0 G5-4-3 1B		B FA 90 C FA 90 C FA 89 B FA 92 B FA 89 B FA 91 4-2 1-2 2-3 BB		3	0	1	0	1	0	1
Mike Cameron, R (1, 8) OBP: 0.335, SLG: 0.455	B FA 94 B FA 93 C FA 95 F FA 94 B FA 94 B FA 95 4-2 BB		B FA 95 S FA 94 S FA 95 T FA 94 1-2 K ③			L X 0-1 G5-4-3 ① ② 1-2f		F FA 100 B FA 100 F FA 100 B FA 101 S 2-3 K ②		3	0	0	0	1	2	5
23 Adrián González, L (1, 3) OBP: 0.349, SLG: 0.497	F FC 89 B FA 92 X FA 90 1-1 F9 ③			S FA 92 S FC 90 B FC 91 B FA 94 F FA 93 X CH 84 2-2 2B		B B B S X FA 90 3-1 F8 ③		F SL 90 B FA 99 B SL 90 F FA 99 B FA 100 S SL 90 3-3 K ③		4	0	1	0	0	1	4
3 Khalil Greene, R (1, 6) OBP: 0.288, SLG: 0.451		S FA 92 B FA 94 B FA 93 T FA 92 X FA 95 2-2 1B		B FA 95 C FA 96 S FA 95 S FA 92 1-3 K ①			B FA 94 B FA 95 C FA 95 S FA 96 S FA 95 2-3 K ①		C X 0-1 G5-4-3 1B	4	0	2	0	0	2	1
Morgan Ensberg, R (1, 5) OBP: 0.310, SLG: 0.396		B FA 93 C FA 95 F FA 94 B FA 95 C CU 80 2-3 K ①		X FA 96 0-0 P2 ②			F FA 95 C FA 95 X FA 96 0-2 F7 ②		B FA 95 F FA 94 X FA 96 1-1 G5-4-3 ① ② 1-2f	4	0	0	0	0	1	3
Terrmel Sledge, L (1, 7) OBP: 0.308, SLG: 0.377		B FA 93 B CU 81 X FA 94 2-0 F7 ②		F FA 92 F FA 92 B FA 97 S FC 91 1-3 K ③			B FA 96 B FA 93 C FA 94 F FA 92 S CU 80 2-3 K ③		B FA 94 X FA 95 1-0 P5 ③	4	0	0	0	0	2	2
8 Michael Barrett, R (1, 2) OBP: 0.286, SLG: 0.381		X FA 93 0-0 F9 ③			B FA 92 C FA 90 B FA 94 S FA 95 B FA 93 S FC 91 3-3 K ①			C FA 98 C FA 98 X FA 99 0-2 BB BB 1B		3	0	1	0	0	1	1
Justin Germano, R (1, 1) OBP: 0.219, SLG: 0.200 41 Kevin Cameron, R (7, 1) 50 Joe Thatcher, L (7, 1) 45 Justin Hampson, L (8, 1) Rob Mackowiak, L (8, PH) OBP: 0.338, SLG: 0.390 Wilfredo Ledezma, L (9, 1)			B FA 95 C FA 94 B FA 94 F FA 94 B FA 95 S FA 94 3-3 K ①		C FA 94 B FA 96 B FA 94 B FA 95 C FA 95 C FA 95 3-3 K ②			B FA 97 B FA 98 D FA 98 B FA 96 4-0 BB BB 1-2		2 0 0 0 0 0 0	0 0 0 0 0 0 0	0 0 0 0 0 1 0	0 0 0 0 0 0 0	2 0 0 0 0 0 0	0 0 0 0 0 0 0
Inning Stats	R: 0 E: 0 K: 0 S: 6 H: 0 LOB: 1 BB: 1 P: 14	R: 0 E: 0 K: 1 S: 8 H: 1 LOB: 1 BB: 0 P: 14	R: 0 E: 0 K: 2 S: 9 H: 1 LOB: 1 BB: 2 P: 16	R: 0 E: 0 K: 2 S: 11 H: 1 LOB: 1 BB: 0 P: 15	R: 0 E: 0 K: 2 S: 7 H: 0 LOB: 0 BB: 0 P: 14	R: 0 E: 0 K: 0 S: 5 H: 1 LOB: 0 BB: 0 P: 9	R: 0 E: 0 K: 2 S: 9 H: 0 LOB: 0 BB: 0 P: 13	R: 0 E: 0 K: 3 S: 14 H: 1 LOB: 3 BB: 2 P: 29	R: 0 E: 0 K: 0 S: 5 H: 1 LOB: 0 BB: 0 P: 7	1B: 5 2B: 1 3B: 0 HR: 0 SF: 0 SAC: 0 DP: 2 HBP: 0						

	AB	31
	R	0
	H	6
	RBI	0
	BB	3
	SO	12
	LOB	19

PITCHER		IP	WLS	BF	H	R	ER	SO	BB	IBB	HBP	BLK	WP	HR	S	P	ERA	WHIP
58 Chad Billingsley, R ERA: 3.3	(1, 1)	7.0	W	25	4	0	0	9	1	0	0	0	0	0	55	95	0.00	0.714
45 Scott Proctor, R ERA: 3.91	(8, 1)	0.0		2	1	0	0	0	1	0	0	0	0	0	3	7	∞	∞
Joe Beimel, L ERA: 4.08	(8, 1)	0.1		2	0	0	0	1	1	0	0	0	0	0	5	11	0.00	3.000
51 Jonathan Broxton, R ERA: 2.17	(8, 1)	0.2	H	2	0	0	0	2	0	0	0	0	0	0	6	11	0.00	0.000
Roberto Hernandez, R ERA: 5.91	(9, 1)	1.0		3	1	0	0	0	0	0	0	0	0	0	5	7	0.00	1.000

PITCHER	IP	WLS	BF	H	R	ER	SO	BB	IBB	HBP	BLK	WP	HR	S	P	ERA	WHIP

Los Angeles Dodgers @ Chicago Cubs

Wrigley Field, Chicago, IL

Mon Sep 03 2007, 3:05 PM CDT

Att. 41,070 - Sunny - 78 F

TOP

livebaseballscorecards.com

Batter	1	2	3	4	5	6	7	8	9	AB	R	H	RBI	BB	SO	LOB
15 Rafael Furcal, S (1, 6) OBP: 0.345, SLG: 0.365 14 Chin-Lung Hu, R (8, 6)	C FA 90 B FA 94 F FA 90 B FA 94 S FA 94 2-3 K		B FA 93 B FA 90 C FA 94 X FA 92 2-1 G4-3	C FA 94 B CH 82 S FA 92 C FA 91 1-3 K	B SL 82 S FA 89 C FA 89 F FA 90 B CU 81 X FA 90 2-2 P6		C FA 92 F CU 73 B FA 93 X SL 82 1-2 1B			5 0	0 0	1 0	0 0	0 0	2 0	3 0
9 Juan Pierre, L (1, 8) OBP: 0.324, SLG: 0.349	B FA 93 F FA 94 B FA 94 X FA 92 2-1 F8		C FA 90 F FA 92 B SL 88 X FA 94 1-2 G6-3		B CH 87 B FA 89 C FA 89 B FA 91 B FA 88 4-1 16 1B 16 E 12 G5-3 BB	B FA 93 X FA 92 1-0 12 1B 2B	X FA 93 0-0 F7			4	2	1	0	1	0	1
16 Andre Ethier, L (1, 9) OBP: 0.355, SLG: 0.450 (7, 7)	C FA 94 X CH 87 0-1 1B		B FA 95 S FA 94 S FA 95 S FA 96 1-3 K		1 SAFE F FA 90 1 SAFE X FA 92 0-1 12 G5-3 55 1B 1-3 1B	B FA 94 F FA 92 F FA 94 X FA 94 1-2 F7	F FA 92 C CH 79 X FA 93 0-2 F9			5	1	2	0	0	1	2
12 Jeff Kent, R (1, 4) OBP: 0.372, SLG: 0.497 Ramon Martinez, R (6, 4) OBP: 0.237, SLG: 0.218	B FA 93 B FA 93 F FA 92 F FA 93 S FA 94 2-3 K			B FA 90 B SL 78 B FA 91 B FA 92 4-0 CS BB	B FA 90 X FA 91 1-0 G5-3 1-2 3-H	B C B X 2-1 2B 55 SF9 2-H 1B		B C F FA 91 B FA 92 F T 2-2 K		3 1	1 0	1 0	2 0	1 0	1 1	2 0
Luis Gonzalez, L (1, 7) OBP: 0.359, SLG: 0.430 27 Matt Kemp, R (7, 9) OBP: 0.367, SLG: 0.519		B FA 91 C FA 93 B FA 90 F FA 94 B FA 94 X FA 94 3-2 7 G4-3 28 G6-3 55 1B 1B		B FA 89 B FA 91 B FA 90 C FA 89 F FA 91 C FA 92 3-3 K 1-2	T FA 90 B FA 92 F FA 92 B FA 93 B CH 84 B FA 92 4-2 55 1B 7 2B BB	B FA 94 D CH 83 S FA 93 B FA 93 X FA 93 3-1 55 SF9 7 1B 1-3 2B		B CH 82 S FA 92 C FA 92 X FA 92 1-2 F9		3 1	3 0	2 0	0 0	1 0	1 0	1 0
55 Russell Martin, R (1, 2) OBP: 0.381, SLG: 0.476 Mike Lieberthal, R (8, PH) OBP: 0.271, SLG: 0.254 (8, 2)		X SL 80 0-0 7 G4-3 1-2 1B		B FA 94 B SL 82 F FA 95 F FA 94 B FA 94 B FA 96 4-2 7 BB 28 2B BB	C FA 91 B FA 92 X FA 90 1-1 7 2B 1-2 2-H 1B	C SL 81 X SL 81 0-1 SF9 2-3 3-H		C FA 92 B FA 93 C FA 92 B FA 92 B CH 83 C FA 92 3-3 K		2 1	2 0	2 0	2 0	1 1	0 0	0 0
7 James Loney, L (1, 3) OBP: 0.366, SLG: 0.467		X CH 85 0-0 G4-3 1-2 2-3		C FA 93 F CH 83 B FA 91 B FA 93 B FA 94 F CH 85 B FA 94 4-2 28 2B 21 1B 1-2 BB	C B CU 80 C SL 81 F CU 81 B F F B X 3-2 21 SH5-4 1-H 2-H 2B	B CH 82 X CU 72 1-0 3-H 1B			B FA 90 C FA 89 S SL 84 S SL 86 1-3 K	4	1	2	3	1	1	2
28 Andy LaRoche, R (1, 5) OBP: 0.422, SLG: 0.267		S SL 82 X SL 84 0-1 G6-3 3-H		C FA 93 B SL 80 F FA 93 B FA 94 X FA 94 2-2 21 1B 1-3 2-H 2B	S CU 80 B CU 80 C FA 90 X CU 81 1-2 E5 21 SH5-4	X FA 93 0-0 F8			S SL 85 C CH 78 S SL 86 0-3 K	5	1	1	2	0	1	3
21 Esteban Loaiza, R (1, 1) OBP: 0.333, SLG: 0.333 45 Scott Proctor, R (8, 1) Olmedo Saenz, R (9, PH) OBP: 0.295, SLG: 0.310 D.J. Houlton, R (9, 1)		F FA 93 B FA 94 S FA 91 D SL 81 B FA 94 S FA 95 3-3 K		F FA 90 X FA 92 0-1 2-H 3-H 1B	B FA 90 L FA 89 X CU 81 1-1 SH5-4 1-2 2-3		C FA 93 X FA 92 0-1 G5-3		B CH 78 B S S S 2-3 K	3 0 0 1 0	0 0 0 0 0	1 0 0 0 0	2 0 0 0 0	0 0 0 1 0	1 0 0 0 0	1 0 0 0 0
Inning Stats	R: 0 E: 0 K: 2 S: 10 H: 1 LOB: 1 BB: 0 P: 16	R: 1 E: 0 K: 1 S: 10 H: 2 LOB: 1 BB: 0 P: 16	R: 0 E: 0 K: 1 S: 8 H: 0 LOB: 0 BB: 0 P: 12	R: 3 E: 0 K: 2 S: 16 H: 2 LOB: 1 BB: 3 P: 34	R: 4 E: 2 K: 0 S: 23 H: 3 LOB: 2 BB: 2 P: 40	R: 3 E: 0 K: 0 S: 12 H: 4 LOB: 1 BB: 0 P: 20	R: 0 E: 0 K: 0 S: 9 H: 1 LOB: 1 BB: 0 P: 10	R: 0 E: 0 K: 2 S: 10 H: 0 LOB: 0 BB: 0 P: 16	R: 0 E: 0 K: 3 S: 9 H: 0 LOB: 0 BB: 0 P: 12	1B: 9 2B: 5 3B: 0 HR: 0 SF: 1 SAC: 1 DP: 1 HBP: 0						

PITCHER	IP	WLS	BF	H	R	ER	SO	BB	IBB	HBP	BLK	WP	HR	S	P	ERA	WHIP
38 Carlos Zambrano, R (1, 1) ERA: 4.35	4.1	L	24	7	8	8	6	5	0	0	0	0	0	52	96	16.61	2.769
13 Will Ohman, L (5, 1) ERA: 4.96	0.2		4	1	0	0	0	0	0	0	0	0	0	15	22	0.00	1.500
36 Sean Gallagher, R (6, 1) ERA: 8.59	2.0		11	5	3	3	0	0	0	0	0	0	0	21	30	13.50	2.500
47 Scott Eyre, L (8, 1) ERA: 4.87	1.0		3	0	0	0	2	0	0	0	0	0	0	10	16	0.00	0.000
43 Michael Wuertz, R (9, 1) ERA: 3.66	1.0		3	0	0	0	3	0	0	0	0	0	0	9	12	0.00	0.000

AB	38
R	11
H	13
RBI	11
BB	5
SO	11
LOB	15

WP: 0 PB: 0 SB: 0 CS: 1 PA: 45

BOTTOM

Batter	1	2	3	4	5	6	7	8	9	AB	R	H	RBI	BB	SO	LOB
12 Alfonso Soriano, R (1, 7) OBP: 0.337, SLG: 0.518	B: X 1-0: HR		F SL 82, S FA 86, F FA 87, X CH 77 0-2: 2 1B 1-H 2B ①		C CH 84, S CH 84, S CH 83 0-3: K ①		B FA 86, F FA 86, S FA 86, X SL 81 1-2: F8 ②		C FA 92, X FA 92 0-1: G5-2-3 ①② 1-2 2-3 3-Hf	3	2	2	1	0	1	1
Craig Monroe, R (7, 7) OBP: 0.266, SLG: 0.369										2	0	0	0	0	0	3
2 Ryan Theriot, R (1, 6) OBP: 0.343, SLG: 0.366	B FA 85, C SL 82, X FA 81 1-1: G1-3 ①		F SL 85, X SL 83 0-1: 25 G5-4-3 1B 3-H		B FA 85, F CH 83, B SL 80, B FA 87, B FA 86 4-1: 25 G5-4-3 BB		C FA 86, B FA 87, B CH 77, C FA 86, F SL 82, X SL 82 2-2: L4 ③		C CU 77, S CU 76, S CU 74 0-3: K ③	2	0	1	1	1	0	0
17 Mike Fontenot, L (7, 4) OBP: 0.336, SLG: 0.413										2	0	0	0	0	1	2
25 Derrek Lee, R (1, 3) OBP: 0.396, SLG: 0.494	X FA 86 0-0: F7 ②		B SL 86, X SL 80 1-0: G5-4-3 ②③ 1-2f		B SL 83, X FA 86 1-0: G5-4-3 ②③ 1-2f			C FA 96, B FA 97, F FA 96, B FA 99, B FA 96, F FA 97, F FA 96, B FA 97 4-2: 33 S BB		3	0	0	0	0	0	3
Ronny Cedeno, R (7, 6) OBP: 0.164, SLG: 0.255										0	0	0	0	1	0	0
16 Aramis Ramirez, R (1, 5) OBP: 0.366, SLG: 0.540	F FA 82, B CH 77, B FA 85, F FA 87, F SL 81, X FA 87 2-2: E6			F FA 86, S SL 82, X SL 80 0-2: F9 ①		C SL 80, B CH 76, F FA 82, B CH 83, B FA 86, S SL 81 3-3: K ①		C FA 95, C CU 77, S FA 97 0-3: K ① 1-2		3	0	0	0	0	1	0
33 Daryle Ward, L (7, 3) OBP: 0.430, SLG: 0.511										1	0	0	0	0	1	1
19 Matt Murton, R (1, 9) OBP: 0.344, SLG: 0.418	B SL 82, C FA 87, X FA 88 1-1: F9 ③			C FA 86, X 0-1: G4-3 ②		X SL 83 0-0: BLK 1B 1B		X FA 95 0-0: F9 ②		4	1	1	0	0	0	2
Mark DeRosa, R (1, 4) OBP: 0.358, SLG: 0.411		B FA 87, B FA 86, F SL 82, F SL 82, X FA 87 2-2: P3 ①		X 0-0: 1B 1B		C FA 84, C CH 76, X FA 86 0-2: 1-H 1B		C SL 86, X FA 96 0-1: G6-3 ③		4	0	2	1	0	0	1
(7, 5)																
Jacque Jones, L (1, 8) OBP: 0.324, SLG: 0.386		C FA 88, B CH 78, S CH 78, X SL 84 1-2: F7 ②		B FA 87, X SL 83 1-0: 1-2 1B		C FA 85, S CH 78, X CH 79 0-2: P5 ②			F FA 90, B CU 74, B CU 74, F FA 89, B CU 74, F FA 89, B FA 90 4-2: 20 1B 24 E G5-2-3 BB	3	0	1	0	0	0	1
47 Scott Eyre, L (8, 1)										0	0	0	0	0	0	0
43 Michael Wuertz, R (9, 1)										0	0	0	0	0	0	0
18 Geovany Soto, R (9, PH) OBP: 0.333, SLG: 0.143										0	0	0	0	1	0	0
24 Henry Blanco, R (1, 2) OBP: 0.204, SLG: 0.239	B SL 83, X FA 88 1-0: L3 ③			S FA 87, B FA 88, F FA 88, F FA 90, S FA 86 1-3: K ③		X FA 86 0-0: F8 ③			X FA 90 0-0: E6 G5-2-3 20 1B 1-2	4	0	0	0	0	1	4
38 Carlos Zambrano, S (1, 1) OBP: 0.265, SLG: 0.368			B CH 77, C FA 86, B CH 77, F SL 82, F SL 83, F SL 82, X CH 78 2-2: 12 2B 1B		C SL 80, B CH 76, X SL 81 1-1: 2B		B CH 84, C FA 85, C CH 81, F FA 82, X CH 77 1-2: F8 ①		B CU 77, X FA 91 1-0: G5-2-3 1B 1-2 2-3	1	0	1	0	0	0	0
13 Will Ohman, L (5, 1)										0	0	0	0	0	0	0
3 Eric Patterson, L (5, PH) OBP: 0.250, SLG: 0.375										1	0	1	0	0	0	0
36 Sean Gallagher, R (6, 1)										0	0	0	0	0	0	0
20 Felix Pie, L (7, PH) OBP: 0.271, SLG: 0.337										2	0	1	0	0	0	0
(8, 8)																

Inning Stats	1	2	3	4	5	6	7	8	9	1B: 7	SF: 0	WP: 0	PA: 38
	R: 1 E: 1 K: 0 S: 10 H: 1 LOB: 1 BB: 0 P: 15	R: 0 E: 0 K: 0 S: 7 H: 0 LOB: 0 BB: 0 P: 11	R: 1 E: 0 K: 0 S: 12 H: 3 LOB: 0 BB: 0 P: 15	R: 0 E: 0 K: 1 S: 11 H: 2 LOB: 2 BB: 0 P: 13	R: 0 E: 0 K: 1 S: 7 H: 1 LOB: 1 BB: 1 P: 13	R: 1 E: 0 K: 1 S: 11 H: 2 LOB: 1 BB: 0 P: 14	R: 0 E: 0 K: 0 S: 11 H: 0 LOB: 0 BB: 0 P: 15	R: 0 E: 0 K: 1 S: 10 H: 0 LOB: 1 BB: 1 P: 14	R: 0 E: 1 K: 1 S: 10 H: 1 LOB: 2 BB: 1 P: 15	2B: 2 3B: 0 HR: 1	SAC: 0 DP: 3 HBP: 0	PB: 0 SB: 1 CS: 0	

PITCHER		IP	WLS	BF	H	R	ER	SO	BB	IBB	HBP	BLK	WP	HR	S	P	ERA	WHIP
21 Esteban Loaiza, R	(1, 1)	7.0	W	29	9	3	3	3	1	0	0	1	0	1	69	96	3.86	1.429
ERA: 2.49																		
45 Scott Proctor, R	(8, 1)	1.0		4	0	0	0	1	1	0	0	0	0	0	10	14	0.00	1.000
ERA: 3.86																		
D.J. Houlton, R	(9, 1)	1.0		5	1	0	0	1	1	0	0	0	0	0	10	15	0.00	2.000
ERA: 4.86																		

PITCHER	IP	WLS	BF	H	R	ER	SO	BB	IBB	HBP	BLK	WP	HR	S	P	ERA	WHIP

Los Angeles Dodgers @ Chicago Cubs

Wrigley Field, Chicago, IL

Mon Sep 03 2007, 3:05 PM CDT

Att. 41,070 - Sunny - 78 F

livebaseballscorecards.com

AB	35
R	3
H	10
RBI	3
BB	3
SO	5
LOB	18

Batter	1	2	3	4	5	6	7	8	9	AB	R	H	RBI	BB	SO	LOB
15 Rafael Furcal, S (1, 6) OBP: 0.344, SLG: 0.364	X 0-0 ① G3		C B X CH 81 1-1 ③ G4-3		C CH 81 B FA 88 B CH 80 X CU 76 2-1 9 1B 27 1B 2-3 1B		X SL 90 0-0 ② G6-3 2-3	B SL 86 F FA 91 F SL 87 X SL 86 1-2 ② ③ F7-2 3-H		5	1	1	0	0	0	4
9 Juan Pierre, L (1, 8) OBP: 0.325, SLG: 0.349	C FA 86 B CU 76 L CH 82 X CH 81 1-2 ② G1-3			B CH 80 C FA 85 C CU 73 F FA 86 X CH 81 1-2 ① G4-3	1 SAFE X FA 87 0-0 27 S 27 1B 1-3 3-H 1B		B FA 92 F SL 92 X FA 95 1-1 27 1B 3-H 1B		B FA 91 X SL 82 1-0 ① F7	5	0	2	2	0	0	0
27 Matt Kemp, R (1, 9) OBP: 0.377, SLG: 0.535	B CU 76 C CU 74 B FA 86 X CH 81 2-1 E5 12 CS			B CU 78 B FA 87 F FA 86 X CH 82 2-1 S 1B 1B	C CU 76 X CH 81 0-1 ③ 1-H 3-H 1B		1 SAFE B CH 87 1 SAFE B FA 93 F FA 95 T SL 84 X SL 85 2-2 1-2 1B		C CU 78 B FA 91 X FA 93 1-1 3B	5	1	4	1	0	0	0
12 Jeff Kent, R (1, 4) OBP: 0.370, SLG: 0.493 13 Tony Abreu, S (9, 4) OBP: 0.328, SLG: 0.415	B FA 87 1 SAFE B CU 77 B FA 87 C FA 88 1 SAFE 3-1 ③ CS 1-2	X CU 74 0-0 55 FC9-6 BB 1B		X CH 80 0-0 ② F9		F FA 86 B FA 87 B FA 86 B CH 78 X FA 86 3-1 ① P6	S FA 94 X SL 85 0-1 ③ G5-3		C FA 91 F FA 92 S FA 93 0-3 ② K	5 0	0 0	1 0	0 0	0 0	1 0	4 0
Luis Gonzalez, L (1, 7) OBP: 0.362, SLG: 0.431 Wilson Valdez, R (8, PR) OBP: 0.263, SLG: 0.309 16 Andre Ethier, L (8, 7) OBP: 0.354, SLG: 0.448		B CH 79 B CH 80 B FA 86 C FA 85 B FA 86 4-1 55 FC9-6 1-2 BB		1 SAFE 1 SAFE B FA 86 B CH 81 X CH 81 2-0 1-H 1B		C CU 73 F FA 86 B CH 81 X CU 76 1-2 ② G6-3		C FA 89 B SL 82 C SL 81 F FA 89 F CU 81 B CU 81 X FA 89 2-2 55 2B BB 1B	B SL 87 F FA 92 S SI 87 F SL 86 F FA 92 B CU 76 F SL 87 B CH 82 C SL 84 3-3 ③ K	3 0 1 1	0 1 0 0	2 0 0 0	1 0 0 1	1 0 0 1	0 0 0 0	0 0 1 1
55 Russell Martin, R (1, 2) OBP: 0.380, SLG: 0.477		C FA 87 B CH 81 B CH 83 C CU 76 X CH 82 2-2 ① FC9-6 7 L6-3 1-2f 2-3		X CH 80 0-0 ③ F9		C CH 82 B FA 87 B CH 81 B CU 76 F FA 87 X FA 86 3-2 ③ G6-3		B FA 90 C FA 88 1 SAFE X FA 89 1-1 BB 15 F7-2 1-3 2B		4	0	1	0	0	0	3
7 James Loney, L (1, 3) OBP: 0.368, SLG: 0.466		C CH 82 B CU 77 X FA 87 1-1 ② ③ L6-3 1-1			C CH 78 S CH 80 S FA 87 0-3 ① K		B FA 95 F FA 90 B SL 83 B FA 95 X FA 95 3-1 28 2B 1B	B CU 80 B FA 88 I I 4-0 BB IBB		3	1	1	0	1	1	2
28 Andy LaRoche, R (1, 5) OBP: 0.418, SLG: 0.292 Ramon Martinez, R (7, 5) OBP: 0.243, SLG: 0.218			F CU 76 B CH 81 F CH 81 B FA 86 S 2-3 ① K		F CH 79 B CH 80 S CH 81 T FA 88 1-2 ② K		1 SAFE S SL 84 1 SAFE F SL 84 1 SAFE X FA 94 0-2 15 G6-3 9 1B 1-H 2B	B FA 92 B FA 93 B FA 90 B FA 92 4-0 1-2 2-3 3-H BB		3 0	1 0	1 0	1 1	0 0	2 0	0 0
31 Brad Penny, R (1, 1) OBP: 0.276, SLG: 0.339 Mark Sweeney, L (8, PH) OBP: 0.344, SLG: 0.385 51 Jonathan Broxton, R (8, 1) 44 Takashi Saito, L (9, 1)			F FA 87 X 0-1 ② F8		F FA 86 X CH 80 0-1 15 1B 9 1B 2B		B FA 92 L FA 93 C S SL 85 1-3 ① K	S FA 92 S SL 87 F FA 93 D SL 88 C SI 92 1-3 ① K		3 1 0 0	1 0 0 0	1 0 0 0	0 0 0 0	0 0 0 0	1 1 0 0	1 3 0 0
Inning Stats	R: 0 E: 1 K: 0 S: 7 H: 0 LOB: 0 BB: 0 P: 13	R: 0 E: 0 K: 0 S: 7 H: 1 LOB: 1 BB: 1 P: 14	R: 0 E: 0 K: 1 S: 7 H: 0 LOB: 0 BB: 0 P: 10	R: 1 E: 0 K: 0 S: 9 H: 2 LOB: 1 BB: 0 P: 14	R: 2 E: 0 K: 2 S: 13 H: 4 LOB: 2 BB: 0 P: 16	R: 0 E: 0 K: 0 S: 8 H: 0 LOB: 0 BB: 0 P: 15	R: 2 E: 0 K: 1 S: 16 H: 4 LOB: 2 BB: 0 P: 23	R: 1 E: 0 K: 1 S: 14 H: 2 LOB: 2 BB: 2 P: 27	R: 0 E: 0 K: 2 S: 12 H: 1 LOB: 1 BB: 0 P: 17	1B: 10 2B: 5 3B: 1 HR: 0	SF: 0 SAC: 0 DP: 2 HBP: 0						

TOP

Los Angeles Dodgers @ Chicago Cubs

Wrigley Field, Chicago, IL

Tue Sep 04 2007, 7:05 PM CDT

Att. 37,834 - Clear - 80 F

livebaseballscorecards.com

AB	38
R	6
H	14
RBI	6
BB	3
SO	7
LOB	18

WP: 0 PB: 0 SB: 2 CS: 1 PA: 42

PITCHER		IP	WLS	BF	H	R	ER	SO	BB	IBB	HBP	BLK	WP	HR	S	P	ERA	WHIP
52 Steve Trachsel, R ERA: 4.48	(1, 1)	6.0	L	24	7	3	3	3	1	0	0	0	0	0	51	82	4.50	1.333
34 Kerry Wood, R ERA: 3.95	(7, 1)	1.0		7	4	2	2	1	0	0	0	0	0	0	16	23	18.00	4.000
13 Will Ohman, L ERA: 5.23	(8, 1)	0.0		3	2	1	1	0	0	1	0	0	0	0	7	14	∞	∞
22 Kevin Hart, R ERA:	(8, 1)	2.0		7	1	0	0	3	1	0	0	0	0	0	19	30	0.00	1.000

PITCHER	IP	WLS	BF	H	R	ER	SO	BB	IBB	HBP	BLK	WP	HR	S	P	ERA	WHIP

Batter	1	2	3	4	5	6	7	8	9	AB	R	H	RBI	BB	SO	LOB
12 Alfonso Soriano, R (1, 7) OBP: 0.336, SLG: 0.516	S F B X 1-2 25 G6-4-3 2 1B 1B		F FA 92 F FA 94 B FA 95 F CH 84 F FA 96 X FA 96 1-2 ① P6		X FA 93 0-0 ② P6		B FA 94 X FA 95 1-0 ② F8			4	0	1	0	0	0	1
2 Ryan Theriot, R (1, 6) OBP: 0.343, SLG: 0.365	X FA 94 0-0 25 G6-4-3 1-2 1B		B CH 84 X FA 94 1-0 ② G1-3		C FA 93 C CU 80 B FA 95 X FA 95 1-2 ③ G4-3		X FA 94 0-0 ③ G5-3			4	0	1	0	0	0	1
25 Derrek Lee, R (1, 3) OBP: 0.395, SLG: 0.494	B CU 79 C FA 95 D SL 87 S FA 94 B FA 95 X FA 95 3-2 ① ② G6-4-3 1-2f 2-3		F FA 95 B FA 94 B FA 94 X FA 95 2-1 2B			C CH 83 F CU 79 F FA 95 S FA 95 0-3 ① K		F FA 97 B FA 98 X FA 97 1-1 ① F9		4	0	1	0	0	1	2
16 Aramis Ramirez, R (1, 5) OBP: 0.367, SLG: 0.538	B CU 81 B FA 95 B CH 87 B FA 95 4-0 33 BB BB		B CU 79 X CH 86 1-0 ③ G6-3			X CH 82 0-0 E5 33 2B		X FA 97 0-0 33 G3-6-3 1B		3	1	1	0	1	0	1
33 Daryle Ward, L (1, 9) OBP: 0.441, SLG: 0.527	B FA 95 B FA 95 B FA 96 B FA 95 4-0 1-2 BB			C FA 93 F FA 94 F CH 85 X FA 95 0-2 1B FC4-6 1B		X CH 83 0-0 1B 1-H 2B		B SL 86 B FA 97 F FA 96 S SL 88 X SL 88 2-2 ② ③ G3-6-3 1-2f		3	1	2	1	1	0	1
Mark DeRosa, R (1, 4) OBP: 0.362, SLG: 0.413	X FA 95 0-0 ③ L9			C CH 85 S CU 78 B CU 79 B FA 96 B CU 80 X FA 95 3-2 FC4-6 1-3 1B		X CU 78 0-0 G4-6-3 2-3 1B			B FA 94 S FA 94 B FA 94 S FA 94 B FA 95 B FA 94 4-2 L1-3 BB	3	0	2	0	1	0	3
Jacque Jones, L (1, 8) OBP: 0.321, SLG: 0.382		B FA 92 F FA 92 F FA 94 B FA 95 S CH 85 2-3 ① K		B CU 80 S CH 86 B CH 86 F CH 87 F CU 77 X CH 86 2-2 ① FC4-6 G6-3 1-2f 3-H		B CH 85 S FA 95 X FA 96 1-1 ② ③ G4-6-3 1-2f			X FA 94 0-0 ① ② L1-3 1-1	4	0	0	1	0	1	4
Jason Kendall, R (1, 2) OBP: 0.300, SLG: 0.313		B FA 94 C FA 93 X FA 94 1-1 ② G6-3		C FA 94 X FA 95 0-1 ② ③ G6-3 1-2f			C FA 92 C FA 95 F FA 95 X FA 94 0-2 ① G6-3		C FA 94 B FA 94 X FA 94 1-1 ③ F8	4	0	0	0	0	0	1
52 Steve Trachsel, R (1, 1) 34 Kerry Wood, R (7, 1) 17 Mike Fontenot, L (7, PH) OBP: 0.339, SLG: 0.413 13 Will Ohman, L (8, 1) 22 Kevin Hart, R (8, 1)		C FA 93 F FA 94 B CU 79 F FA 95 X CU 75 1-2 ③ G6-3			C FA 93 X FA 94 0-1 ① G4-3		B FA 92 B FA 93 B FA 94 C FA 93 B FA 93 4-1 BB			2 0 0 0 0	0 0 0 0 0	0 0 0 0 0	0 0 0 0 0	0 0 1 0 0	0 0 0 0 0	0 0 0 0 0
Inning Stats	R: 0 E: 0 K: 0 S: 8 H: 2 LOB: 3 BB: 2 P: 20	R: 0 E: 0 K: 1 S: 9 H: 0 LOB: 0 BB: 0 P: 13	R: 0 E: 0 K: 0 S: 9 H: 1 LOB: 1 BB: 0 P: 14	R: 1 E: 0 K: 0 S: 13 H: 2 LOB: 0 BB: 0 P: 18	R: 0 E: 0 K: 0 S: 6 H: 0 LOB: 0 BB: 0 P: 7	R: 1 E: 1 K: 1 S: 9 H: 2 LOB: 1 BB: 0 P: 10	R: 0 E: 0 K: 0 S: 7 H: 0 LOB: 1 BB: 1 P: 12	R: 0 E: 0 K: 0 S: 6 H: 1 LOB: 0 BB: 0 P: 9	R: 0 E: 0 K: 0 S: 5 H: 0 LOB: 0 BB: 1 P: 10	1B: 6 2B: 3 3B: 0 HR: 0	SF: 0 SAC: 0 DP: 5 HBP: 0			WP: 0 PB: 0 SB: 0 CS: 0	PA: 35		

PITCHER	IP	WLS	BF	H	R	ER	SO	BB	IBB	HBP	BLK	WP	HR	S	P	ERA	WHIP
31 Brad Penny, R (1, 1) ERA: 2.82	7.0	W	29	7	2	1	2	3	0	0	0	0	0	61	94	1.29	1.429
51 Jonathan Broxton, R (8, 1) ERA: 2.13	1.0		3	1	0	0	0	0	0	0	0	0	0	6	9	0.00	1.000
44 Takashi Saito, R (9, 1) ERA: 1.31	1.0		3	0	0	0	0	1	0	0	0	0	0	5	10	0.00	1.000

PITCHER	IP	WLS	BF	H	R	ER	SO	BB	IBB	HBP	BLK	WP	HR	S	P	ERA	WHIP

BOTTOM

Los Angeles Dodgers @ Chicago Cubs

Wrigley Field, Chicago, IL

Tue Sep 04 2007, 7:05 PM CDT

Att. 37,834 - Clear - 80 F

livebaseballscorecards.com

AB	31
R	2
H	8
RBI	2
BB	4
SO	2
LOB	14

Batter	1	2	3	4	5	6	7	8	9	AB	R	H	RBI	BB	SO	LOB
15 Rafael Furcal, S (1, 6) OBP: 0.342, SLG: 0.362	F FA 87 B CH 79 F FA 88 F CU 71 F FA 90 F CU 72 X FA 90 1-2 ① G6-3		C FC 85 X FC 84 0-1 ② G1-3 2-3		B FA 90 B FC 85 F FA 90 F FC 84 B FA 91 F FA 91 F CU 71 X FA 90 3-2 ② SF9 3-H		B CU 78 C CU 80 B CU 79 B FA 93 X FA 92 3-1 ③ P2			3	0	0	1	0	0	2
9 Juan Pierre, L (1, 8) OBP: 0.324, SLG: 0.350	B FA 89 B FA 88 C FA 84 T CH 80 F FA 91 X FC 84 2-2 27 S 2B		B FA 89 B FA 90 B FC 82 C FA 87 X FC 82 3-1 ③ L5-6		D FA 89 X FA 88 1-0 ③ FC6-4 1-2f			C FA 93 B FA 94 F FA 94 X FA 94 1-2 ① P3		4	0	1	0	0	0	2
27 Matt Kemp, R (1, 9) OBP: 0.374, SLG: 0.530	2 SAFE C FA 89 F FA 90 B CU 74 B CU 72 F CH 81 B FA 91 S FA 91 3-3 ② K 2-3			F FA 88 B FA 89 X CH 78 1-1 ① 1B		F X 0-1 ① L8		C SL 83 B FA 95 B FA 94 F FA 94 F FA 93 F FA 94 X SL 85 2-2 ② G6-3		4	0	1	0	0	1	1
12 Jeff Kent, R (1, 4) OBP: 0.367, SLG: 0.489	C CU 73 X CU 73 0-1 ③ F8			X CH 80 0-0 ① P4		B C B X 2-1 ② F8		F FA 94 T FA 93 B FA 93 F FA 94 B FA 93 F FA 94 F FA 93 B FA 95 X FA 94 3-2 ③ L7		4	0	0	0	0	0	2
16 Andre Ethier, L (1, 7) OBP: 0.353, SLG: 0.446		C FA 86 X FA 86 0-1 ① L4		X FA 88 0-0 ② F8		C F F S 0-3 ③ K			X FA 89 0-0 7 G6-3 1B	4	0	1	0	0	1	1
Shea Hillenbrand, R (1, 5) OBP: 0.270, SLG: 0.331		B FA 88 X CH 80 1-0 7 CS 1B		C FA 90 F CU 73 C CH 80 0-3 ③ K			B FA 89 X FC 83 1-0 ① P4		C FA 89 C SL 83 D SL 85 T CH 82 1-2 ① K	4	0	1	0	0	2	2
7 James Loney, L (1, 3) OBP: 0.362, SLG: 0.458		C FA 88 C CU 68 1 SAFE B FA 89 B CU 72 F FA 89 F FC 86 X FA 90 2-2 ② ③ F7 1-2			C FA 87 X CH 80 0-1 ① L9		C FA 89 F FC 86 F FC 86 X FC 85 0-2 ② G6-3		F FA 87 X CH 82 0-1 ② G6-3 1-2	4	0	0	0	0	0	2
Mike Lieberthal, R (1, 2) OBP: 0.284, SLG: 0.271			B CH 77 F CH 78 X FA 89 1-1 ① F8		X CH 80 0-0 50 1B 15 SF9 2B		B FA 89 C FA 89 B CU 71 B FA 90 B FA 88 4-1 2B BB		B FA 88 X SL 85 1-0 ③ G5-3	3	2	1	0	1	0	1
50 Eric Stults, L (1, 1) OBP: 0.345, SLG: 0.545 45 Scott Proctor, R (6, 1) Olmedo Saenz, R (7, PH) OBP: 0.000, SLG: 0.000 14 Chin-Lung Hu, R (7, PH) Rudy Seanez, R (7, 1) Joe Beimel, L (7, 1) 49 Jon Meloan, R (8, 1) Mark Hendrickson, L (8, 1) OBP: 0.167, SLG: 0.077 Roberto Hernandez, R (8, 1)			C FA 88 B FA 88 C FA 88 B FA 89 B FA 87 X FA 87 3-2 15 G1-3 2B		B FA 89 B FA 88 X FA 87 2-0 9 FC6-4 2-3 1B		B CU 82 C SL 81 X FA 94 1-1 1-H 2B			2 0 1 0 0 0 0 0 0	0 0 0 0 0 0 0 0 0	2 0 1 0 0 0 0 0 0	0 0 0 0 0 0 0 0 0	0 0 0 0 0 0 0 0 0	0 0 0 0 0 0 0 0 0	0 0 0 0 0 0 0 0 0

TOP

Los Angeles Dodgers @ Chicago Cubs

Wrigley Field, Chicago, IL

Wed Sep 05 2007, 7:05 PM CDT

Att. 39,559 - Cloudy - 84 F

livebaseballscorecards.com

AB	33
R	2
H	8
RBI	2
BB	1
SO	4
LOB	13

Inning Stats	1	2	3	4	5	6	7	8	9
	R: 0 E: 0 K: 1 S: 16	H: 1 LOB: 1 BB: 0 P: 22	R: 0 E: 0 K: 0 S: 8	H: 1 LOB: 0 BB: 0 P: 11	R: 0 E: 0 K: 0 S: 9	H: 1 LOB: 1 BB: 0 P: 16	R: 0 E: 0 K: 1 S: 7	H: 1 LOB: 1 BB: 0 P: 8	R: 1 E: 0 K: 0 S: 10	H: 2 LOB: 1 BB: 0 P: 16	R: 0 E: 0 K: 1 S: 8	H: 0 LOB: 0 BB: 0 P: 10	R: 1 E: 0 K: 0 S: 10	H: 1 LOB: 1 BB: 1 P: 19	R: 0 E: 0 K: 0 S: 14	H: 0 LOB: 0 BB: 0 P: 20	R: 0 E: 0 K: 1 S: 7	H: 1 LOB: 1 BB: 0 P: 9

| | | |

Batter	1	2	3	4	5	6	7	8	9	AB	R	H	RBI	BB	SO	LOB
12 Alfonso Soriano, R (1, 7) OBP: 0.337, SLG: 0.517 57 Sam Fuld, L (9, 8)	F FA 88 S FA 90 B FA 91 X CU 76 1-2 G5-4-3 1B		C CH 77 F FA 90 F FA 91 B FA 90 X 1-2 ① F8		F FA 90 B CU 76 B FA 90 B FA 89 F FA 90 F CH 80 S CH 80 3-3 ① K		C CH 87 C S SL 85 0-3 ① K	X SL 85 0-0 1-3 1B 2B		5 0	1 0	2 0	0 0	0 0	2 0	0 0
Mark DeRosa, R (1, 4) OBP: 0.366, SLG: 0.418 (9, 9)	X FA 88 0-0 ① ② G5-4-3 1-2f		B F FA 89 X CU 75 1-1 16 16 WP 16 HR 1B		B CH 80 X CH 78 1-0 25 E 2B		B FA 94 B FA 95 S SL 85 B FA 94 S SL 85 B SL 85 4-2 25 S BB	B FA 94 F FA 94 D CH 88 F SL 86 F FA 94 F FA 94 F FA 88 X FA 88 2-2 25 FC5-4 2-H 3-H 1B		4	2	3	2	1	0	1
25 Derrek Lee, R (1, 3) OBP: 0.395, SLG: 0.492	C FA 89 B CH 80 B FA 89 B FA 87 B CH 78 4-1 BB		X FA 88 0-0 ② F8		X CH 79 0-0 E9 2-H 1B		S FA 89 S CH 88 B FA 88 F FA 89 D SL 85 F FA 89 B FA 95 C SL 84 3-3 ② K 1-2	S SL 86 B SL 84 B FA 94 S SL 84 F FA 93 D SL 85 F SL 85 X SL 83 3-2 ② FC5-4 1B 1-2f		4	0	1	0	1	1	3
16 Aramis Ramirez, R (1, 5) OBP: 0.372, SLG: 0.545	X FA 88 0-0 ③ P4		B CH 78 C CH 78 X CH 80 1-1 1-H HR		B FA 87 B FA 87 I IN 75 I IN 74 4-0 IBB		I I IN 59 4-0 IBB	F FA 94 H FA 94 1-1 1B HBP		2	1	1	2	2	0	1
19 Matt Murton, R (1, 9) OBP: 0.339, SLG: 0.411 20 Felix Pie, L (6, 8) OBP: 0.271, SLG: 0.337 Jason Kendall, R (7, PH) OBP: 0.300, SLG: 0.312 Bob Howry, L (8, 1) Cliff Floyd, L (8, PH) OBP: 0.360, SLG: 0.385 17 Mike Fontenot, L (9, 4) OBP: 0.339, SLG: 0.413		X FA 87 0-0 ① G4-3	B FA 90 B CU 75 B FA 89 F FA 87 F FA 87 F FA 90 F CH 79 F FA 89 F CH 78 3-2 ③ X CH 79 F9		C FA 94 F SL 84 B FA 97 F FA 96 B SL 84 F FA 95 B S 3-3 ② K		C FA 88 X FA 90 0-1 ③ P3	B FA 94 B FA 95 X FA 95 2-0 1-2 2-3 1B		3 0 1 0 0 1 0	0 0 0 0 0 0 0	0 0 0 0 0 0 0	0 0 0 0 0 0 0	1 0 0 0 0 0 0	2 0 2 0 0 0 0	2 0 0 0 0 0 0
Craig Monroe, R (1, 8) OBP: 0.268, SLG: 0.371 (6, 9) (9, 7)		C FA 88 X CU 75 0-1 18 1B 2B		S CU 74 F FA 85 C FA 90 0-3 ① K	B B F S S 2-3 ③ K			18 CS BB 1-1 F9		4	1	1	0	1	2	5
18 Geovany Soto, R (1, 2) OBP: 0.462, SLG: 0.300		B CU 70 S CH 77 D CH 79 X CH 76 2-1 2-H 1B		X FA 90 0-0 E8 1B		B CU 76 C SL 85 F FA 94 C SL 84 1-3 ① K	B SL 87 B SL 89 B FA 88 B 4-0 ① 1-2 2 2B BB			3	1	2	1	1	1	0
Ronny Cedeno, R (1, 6) OBP: 0.155, SLG: 0.241 33 Daryle Ward, L (8, PH) OBP: 0.441, SLG: 0.527 2 Ryan Theriot, R (8, PH) OBP: 0.344, SLG: 0.369 (9, 6)		B FA 88 B FA 85 S CH 76 C FA 89 X CH 79 2-2 ② F9		C CU 73 X FA 90 0-1 ② P4		X FA 94 0-0 ② F7	B CU 70 X FA 85 1-0 S 1-H 1B 2B			3 0 1	0 0 1	0 0 1	0 0 1	0 0 1	0 0 0	2 0 0
30 Ted Lilly, L (1, 1) OBP: 0.152, SLG: 0.138 49 Carlos Marmol, R (7, 1) Jacque Jones, L (8, 8) OBP: 0.322, SLG: 0.384 46 Ryan Dempster, R (9, 1)		D CU 72 C FA 87 C FA 90 X FA 90 1-2 ③ G6-3		X FA 90 0-0 ③ G5-3		C FA 94 S FA 96 X FA 97 0-2 ③ G3	B CU 73 C CU 73 X FA 88 1-1 12 2B 2-H 1B 1B			3 0 1 0	0 0 1 0	0 0 1 0	0 0 1 0	0 0 0 0	0 0 0 0	2 0 0 0
Inning Stats	R: 0 E: 0 K: 0 S: 6 H: 1 LOB: 1 BB: 1 P: 11	R: 1 E: 0 K: 0 S: 11 H: 2 LOB: 1 BB: 0 P: 16	R: 2 E: 0 K: 0 S: 16 H: 2 LOB: 0 BB: 0 P: 22	R: 0 E: 1 K: 1 S: 7 H: 1 LOB: 1 BB: 0 P: 7	R: 1 E: 1 K: 3 S: 14 H: 2 LOB: 2 BB: 1 P: 27	R: 0 E: 0 K: 1 S: 7 H: 0 LOB: 0 BB: 0 P: 8	R: 0 E: 0 K: 2 S: 12 H: 0 LOB: 2 BB: 2 P: 23	R: 4 E: 1 K: 0 S: 21 H: 5 LOB: 3 BB: 2 P: 40		1B: 8 2B: 4 3B: 0 HR: 1 SF: 0 SAC: 0 DP: 1 HBP: 1						

PITCHER		IP	WLS	BF	H	R	ER	SO	BB	IBB	HBP	BLK	WP	HR	S	P	ERA	WHIP
50 Eric Stults, L ERA: 4.5	(1, 1)	4.1	L	22	8	4	3	2	1	1	0	0	1	1	46	70	6.23	2.077
45 Scott Proctor, R ERA: 3.77	(5, 1)	1.2		5	0	0	0	3	0	0	0	0	0	0	15	21	0.00	0.000
Rudy Seanez, R ERA: 3.65	(7, 1)	0.2		4	0	0	0	2	1	1	0	0	0	0	10	21	0.00	1.500
Joe Beimel, L ERA: 4.06	(7, 1)	0.1		1	0	0	0	0	0	0	0	0	0	0	2	2	0.00	0.000
49 Jon Meloan, R ERA: 3.86	(8, 1)	0.1		2	0	1	1	0	2	0	0	0	0	0	2	10	27.00	6.000

PITCHER		IP	WLS	BF	H	R	ER	SO	BB	IBB	HBP	BLK	WP	HR	S	P	ERA	WHIP
Mark Hendrickson, L ERA: 5.24	(8, 1)	0.0		2	2	1	1	0	0	0	0	0	0	0	3	5	∞	∞
Roberto Hernandez, R ERA: 6.02	(8, 1)	0.2		6	3	2	2	0	0	0	1	0	0	0	16	25	27.00	4.500

BOTTOM

Los Angeles Dodgers @ Chicago Cubs

Wrigley Field, Chicago, IL

Wed Sep 05 2007, 7:05 PM CDT

Att. 39,559 - Cloudy - 84 F

livebaseballscorecards.com

AB	35
R	8
H	13
RBI	7
BB	6
SO	7
LOB	18

WP: 1 PA: 42
PB: 0
SB: 2
CS: 1

Batter	1	2	3	4	5	6	7	8	9	AB	R	H	RBI	BB	SO	LOB
15 Rafael Furcal, S (1, 6) OBP: 0.339, SLG: 0.358	C FA 90 B CH 87 F FA 86 X FA 90 1-2 ① F8			F SL 85 X SL 86 0-1 ① B1-3		X SL 86 0-0 ② G4-3 2-3		B FA 94 F FA 94 S FA 94 B FA 94 X FA 94 2-2 ① P3	L FA 91 C SL 87 B SL 86 B CH 83 X CH 83 2-2 ② FC4-6 9 9 1B S 27 WP 1-2f	5	1	0	0	0	0	2
9 Juan Pierre, L (1, 8) OBP: 0.325, SLG: 0.349	F FA 90 B SI 86 X CH 84 1-1 ② G3-1			B SL 85 B CH 82 C FA 90 X SL 85 2-1 ② G4-3		B CH 83 H SI 87 2-0 HBP		X FA 94 0-0 ② F9	1 SAFE 1 SAFE B SL 85 P PO 86 C FA 92 X CH 83 2-1 27 S 1-3 1B	4	0	1	0	0	0	0
27 Matt Kemp, R (1, 9) OBP: 0.371, SLG: 0.536	C FA 91 B FA 91 X FA 86 1-1 ③ G6-3			X SL 86 0-0 ③ P4		B FA 92 F SI 87 X FA 91 1-1 ③ G6-3		C FA 94 B SL 84 X FA 93 1-1 HR	S SL 84 C SL 84 F SL 86 S SL 86 0-3 ③ K2-3 1-2 3-H	5	1	1	1	0	1	3
Luis Gonzalez, L (1, 7) OBP: 0.359, SLG: 0.427 44 Takashi Saito, L (9, 1)		B CU 72 F FA 85 X CH 82 1-1 ① G4-3			C SL 87 B FA 90 B CH 84 F SL 86 X FA 91 2-2 ① F8		F FA 86 F FA 86 C SL 86 0-3 ① K	X FA 94 0-0 ③ P6		4 0	0 0	0 0	0 0	0 0	1 0	0 0
55 Russell Martin, R (1, 2) OBP: 0.381, SLG: 0.477		S FA 90 C FA 91 B FA 90 X SL 86 1-2 ② L8			C CH 87 B SL 86 F FA 93 B FA 92 S SL 86 2-3 ② K		B SL 86 S FA 92 B CH 88 X SL 87 2-1 7 2B 1B		C SL 85 F SL 88 B CH 82 F CH 81 X FA 91 1-2 7 1B 16 HR 1B	4	2	2	0	0	1	0
7 James Loney, L (1, 3) OBP: 0.368, SLG: 0.478 Wilson Valdez, R (9, PR) OBP: 0.263, SLG: 0.309 Ramon Martinez, R (9, 5) OBP: 0.243, SLG: 0.218		C CU 74 B FA 86 C FA 91 B FA 91 S SI 87 2-3 ③ K			B SL 85 B CH 83 X SL 84 2-0 HR		B SI 88 C CH 88 B CH 85 F CH 84 F SI 88 X CH 84 1-H 2-2 2B		C SL 87 C SL 85 F CH 83 X CH 83 1-2 16 HR 0-2 1B	4 0 0	1 1 0	3 0 0	2 0 0	0 0 0	1 0 0	0 0 0
28 Andy LaRoche, R (1, 5) OBP: 0.400, SLG: 0.275 16 Andre Ethier, L (9, PH) OBP: 0.354, SLG: 0.455 (9, 7)			C CH 84 X FA 90 0-1 ① G5-3		S SL 87 F SL 87 F FA 91 B CU 76 F FA 92 B CU 76 F SL 86 S CH 82 2-3 ③ K		B SL 87 F SI 88 S SI 87 F SL 86 X CH 84 1-2 ② P5		C SL 87 X SL 87 0-1 1-H 2-H HR	3 1	0 1	0 1	0 3	0 0	1 0	1 0
13 Tony Abreu, S (1, 4) OBP: 0.333, SLG: 0.413			C CU 74 B FA 86 S CH 82 X FA 91 1-2 ② L8			B CH 81 F SL 85 B FA 91 X FA 91 2-1 15 G4-3 SH1-4 1B I IN 72 I I I 4-0 IBB		B FA 92 C FA 92 S CH 81 X FA 91 1-2 ① G4-3	3	0	1	0	1	0	1
Derek Lowe, R (1, 1) OBP: 0.186, SLG: 0.113 51 Jonathan Broxton, R (7, 1) Joe Beimel, L (7, 1) Mark Sweeney, L (9, PH) OBP: 0.349, SLG: 0.391 (9, 3)			X FA 90 0-0 ③ F8			X FA 91 0-0 ① SH1-4 1-2	X SL 86 0-0 ③ F8		C FA 91 F FA 91 F CH 84 X CH 82 0-2 15 FC4-6 1B	2 0 0 1	0 0 0 0	0 0 0 1	0 0 0 0	0 0 0 0	0 0 0 0	2 0 0 0
Inning Stats	R: 0 E: 0 K: 0 S: 7 H: 0 LOB: 0 BB: 0 P: 10	R: 0 E: 0 K: 1 S: 8 H: 0 LOB: 0 BB: 0 P: 12	R: 0 E: 0 K: 0 S: 6 H: 0 LOB: 0 BB: 0 P: 7	R: 0 E: 0 K: 0 S: 5 H: 0 LOB: 0 BB: 0 P: 7	R: 1 E: 0 K: 2 S: 13 H: 1 LOB: 0 BB: 0 P: 21	R: 0 E: 0 K: 0 S: 6 H: 1 LOB: 2 BB: 0 P: 11	R: 1 E: 0 K: 1 S: 14 H: 2 LOB: 2 BB: 1 P: 23	R: 1 E: 0 K: 0 S: 7 H: 1 LOB: 0 BB: 0 P: 10	R: 4 E: 0 K: 1 S: 27 H: 5 LOB: 2 BB: 0 P: 32	1B: 6 2B: 1 3B: 0 HR: 3 SF: 0 SAC: 1 DP: 0 HBP: 1						WP: 1 PB: 0 SB: 2 CS: 0 PA: 39	

Los Angeles Dodgers @ Chicago Cubs

Wrigley Field, Chicago, IL

Thu Sep 06 2007, 1:20 PM CDT

Att. 39,397 - Overcast - 81 F

TOP

livebaseballscorecards.com

AB	36
R	7
H	10
RBI	6
BB	1
SO	5
LOB	9

PITCHER		IP	WLS	BF	H	R	ER	SO	BB	IBB	HBP	BLK	WP	HR	S	P	ERA	WHIP
Jason Marquis, R ERA: 4.13	(1, 1)	7.0		27	4	2	2	4	0	1	1	0	0	1	59	91	2.57	0.571
Bob Howry, R ERA: 3.63	(8, 1)	1.0	H	4	1	1	1	0	0	0	0	0	0	1	7	10	9.00	1.000
46 Ryan Dempster, R ERA: 3.88	(9, 1)	0.2	L	7	5	4	4	0	0	0	0	0	0	1	23	28	54.00	7.500
43 Michael Wuertz, R ERA: 3.64	(9, 1)	0.1		1	0	0	0	1	0	0	0	0	1	0	4	4	0.00	0.000

PITCHER	IP	WLS	BF	H	R	ER	SO	BB	IBB	HBP	BLK	WP	HR	S	P	ERA	WHIP

Batter	1	2	3	4	5	6	7	8	9	AB	R	H	RBI	BB	SO	LOB
12 Alfonso Soriano, R (1, 7) OBP: 0.337, SLG: 0.528	B FA 90 X FA 90 1-0 HR		B SL 83 C SL 83 C FA 91 S SL 83 1-3 ① K		B FA 90 X SL 83 1-0 ① F8		S SL 86 B FA 97 D SL 87 B FA 96 X FA 96 3-1 1-H 2-H HR		C FA 95 S SL 83 B SL 83 S SL 84 1-3 ② K	5	2	2	4	0	2	0
2 Ryan Theriot, R (1, 6) OBP: 0.343, SLG: 0.369	X FA 90 0-0 ① G5-3		C FA 90 B FA 91 C FA 91 C FA 91 1-3 ② K		X FA 91 0-0 2B		C FA 96 S SL 87 X FA 93 0-2 ① G4-3		X FA 94 0-0 ③ P4	5	0	1	0	0	1	1
25 Derrek Lee, R (1, 3) OBP: 0.397, SLG: 0.493	B FA 90 X FA 90 1-0 33 BB 1B		B FA 92 C FA 86 B FA 91 C FA 92 B FA 91 F FA 92 B SL 85 4-2 BB		B SL 84 C FA 91 B SL 83 C FA 90 B SL 85 S SL 83 3-3 ② K		X FA 95 0-0 16 HBP 1B			3	0	2	0	1	1	1
33 Daryle Ward, L (1, 9) OBP: 0.439, SLG: 0.516 16 Aramis Ramirez, R (7, PH) OBP: 0.373, SLG: 0.545 Ronny Cedeno, R (7, PR) OBP: 0.155, SLG: 0.241 Bob Howry, L (8, 1) 46 Ryan Dempster, R (9, 1) 43 Michael Wuertz, R (9, 1)	1 SAFE B FA 89 C SL 83 B CH 85 B SL 81 B SL 82 4-1 BB 1-2 BB		B CH 86 F FA 90 X SL 84 1-1 ③ G3-4-1		X CH 86 0-0 ③ G4-3		S FA 87 F FA 88 F CU 77 H FA 90 1-2 G5-4-3 1-2 HBP			2 0 0 0 0 0	0 0 0 0 0 0	0 0 0 0 0 0	0 0 0 0 0 0	1 0 0 0 0 0	0 0 0 0 0 0	2 0 0 0 0 0
Mark DeRosa, R (1, 5) OBP: 0.365, SLG: 0.415	B FA 90 B FA 91 1 SAFE B FA 90 B 4-0 ② 1-2 BB			C FA 89 X FA 90 0-1 ① G4-3	S SL 83 F FA 90 B SL 84 F FA 89 X SL 84 1-2 ① G6-3		F FA 88 B FA 87 X FA 88 1-1 ②③ G5-4-3 1-2f			3	0	0	0	1	0	2
Jacque Jones, L (1, 8) OBP: 0.319, SLG: 0.380 (9, 9)	C FA 91 F CH 85 B CH 85 F SL 84 S CH 86 1-3 ③ K			C SL 84 B FA 90 X FA 91 1-1 ② G6-3	F FA 91 B CH 86 S SL 83 B CH 86 B SL 84 S SL 84 3-3 ② K			C FA 89 C CU 77 B FA 86 X FA 86 1-2 ① P5		4	0	0	0	0	2	2
Jason Kendall, R (1, 2) OBP: 0.299, SLG: 0.310		C FA 90 X FA 90 0-1 ① L7		B FA 90 B FA 90 C FA 90 B FA 90 C FA 90 B FA 89 4-2 17 1B BB	F FA 88 B FA 91 F FA 90 X FA 90 1-2 ③ G6-3			C FA 89 X FA 86 0-1 ② G6-3		3	0	0	0	1	0	0
17 Mike Fontenot, L (1, 4) OBP: 0.342, SLG: 0.415		C FA 90 X CH 85 0-1 ② G4-3		X SL 84 0-0 1-3 1B			B FA 89 C FA 90 B CH 85 S FA 90 X FA 90 2-2 BB 12 HR 1B	C FA 89 B SL 86 S CU 76 C FA 89 1-3 ③ K		4	1	2	0	0	1	0
Jason Marquis, L (1, 1) OBP: 0.159, SLG: 0.242 Cliff Floyd, L (7, PH) OBP: 0.363, SLG: 0.385 57 Sam Fuld, L (7, PR) (8, 9) 20 Felix Pie, L (9, 8) OBP: 0.270, SLG: 0.335		C SL 83 F FA 90 B CH 85 B CH 86 F FA 89 X SL 84 2-2 ③ G4-3		B CH 84 B FA 90 X FA 90 2-0 ③ G4-3			B CH 84 B FA 90 B FA 90 B FA 90 4-0 12 HR 1-2 BB		C FA 94 B FA 93 F FA 95 B CU 77 S FA 95 2-3 ① K	2 0 0 1 0	0 0 1 0 0	0 0 0 0 0	0 0 0 0 0	0 1 0 0 1	0 0 0 0 0	2 0 0 0 0
Inning Stats	R: 1 E: 0 K: 1 S: 8 H: 2 LOB: 2 BB: 2 P: 19	R: 0 E: 0 K: 0 S: 8 H: 0 LOB: 0 BB: 0 P: 10	R: 0 E: 0 K: 2 S: 11 H: 0 LOB: 1 BB: 1 P: 18	R: 0 E: 0 K: 0 S: 8 H: 1 LOB: 2 BB: 1 P: 15	R: 0 E: 0 K: 1 S: 6 H: 1 LOB: 1 BB: 0 P: 10	R: 0 E: 0 K: 1 S: 10 H: 0 LOB: 0 BB: 1 P: 15	R: 3 E: 0 K: 0 S: 14 H: 3 LOB: 2 BB: 1 P: 25	R: 0 E: 0 K: 1 S: 8 H: 0 LOB: 0 BB: 0 P: 10	R: 0 E: 0 K: 2 S: 7 H: 0 LOB: 0 BB: 0 P: 10	1B: 4 2B: 1 3B: 0 HR: 2	SF: 0 SAC: 0 DP: 1 HBP: 1			WP: 0 PB: 0 SB: 0 CS: 0	PA: 38		

PITCHER		IP	WLS	BF	H	R	ER	SO	BB	IBB	HBP	BLK	WP	HR	S	P	ERA	WHIP
Derek Lowe, R ERA: 3.8	(1, 1)	6.0		27	5	3	3	5	5	0	0	0	0	1	54	96	4.50	1.667
51 Jonathan Broxton, R ERA: 2.25	(7, 1)	0.1	B	3	2	1	1	0	0	0	0	0	0	1	6	9	27.00	6.000
Joe Beimel, L ERA: 3.94	(7, 1)	1.2	W	5	0	0	0	1	0	0	1	0	0	0	13	17	0.00	0.000
44 Takashi Saito, R ERA: 1.29	(9, 1)	1.0	S	3	0	0	0	2	0	0	0	0	0	0	7	10	0.00	0.000

PITCHER	IP	WLS	BF	H	R	ER	SO	BB	IBB	HBP	BLK	WP	HR	S	P	ERA	WHIP

BOTTOM

Los Angeles Dodgers @ Chicago Cubs

Wrigley Field, Chicago, IL

Thu Sep 06 2007, 1:20 PM CDT

Att. 39,397 - Overcast - 81 F

livebaseballscorecards.com

AB	32
R	4
H	7
RBI	4
BB	5
SO	8
LOB	10

Los Angeles Dodgers @ San Francisco Giants

AT&T Park, San Francisco, CA

Fri Sep 07 2007, 7:05 PM PDT

Att. 40,016 - Overcast - 68 F

TOP

livebaseballscorecards.com

Batter	1	2	3	4	5	6	7	8	9	AB	R	H	RBI	BB	SO	LOB
15 Rafael Furcal, S (1, 6) OBP: 0.337, SLG: 0.356	C FA 93 X FA 93 0-1 ① B3		C FA 90 B CH 84 F FA 90 B CU 82 F CH 82 B CH 86 F FA 90 X FA 89 3-2 ② F9			B FA 90 C FA 89 X FA 89 1-1 ① G3	F CH 81 B FA 85 B CH 82 F FA 91 B FA 90 F CH 82 X CH 84 3-2 ③ G4-3			4	0	0	0	0	0	2
9 Juan Pierre, L (1, 8) OBP: 0.326, SLG: 0.350	C FA 92 F FA 92 F CU 83 F FA 93 F CU 83 B FA 86 F FA 92 X FA 92 1-2 27 1B 12 CS 1B		C FA 89 B FA 90 X CH 80 1-1 ③ G3			C FA 90 X CU 79 0-1 27 2B 1B		C FA 94 X SL 90 0-1 ① G3-1		4	2	2	0	0	0	0
27 Matt Kemp, R (1, 9) OBP: 0.373, SLG: 0.539	F FA 92 B FA 91 X CH 84 1-1 12 CS 1-3 1B			B CH 82 C FA 88 X CH 81 1-1 ① F9		1 SAFE B FA 89 D FA 87 1 SAFE B FA 89 1 SAFE X FA 89 3-0 12 P3 1-H 2B		C SL 82 B SL 84 S FA 96 B FA 96 B SL 90 F FA 96 F FA 96 C SL 90 3-3 ② K		4	0	2	1	0	1	0
12 Jeff Kent, R (1, 4) OBP: 0.366, SLG: 0.487 Wilson Valdez, R (8, PR) OBP: 0.263, SLG: 0.309 (8, 4)	B FA 91 B CH 84 C CH 82 B FA 91 T FA 92 F FA 91 1 SAFE S FA 91 3-3 ② ③ K 1-2 3-H			X FA 89 0-0 ② P3		X FA 90 0-0 ② P3 2-3		X FA 97 0-0 1B		4 0	0 0	1 0	0 0	0 0	1 0	2 0
5 Nomar Garciaparra, R (1, 5) OBP: 0.323, SLG: 0.359		X FA 90 0-0 ① P3		F FA 90 B FA 90 B FA 88 X CH 80 2-1 ③ G1-3		X CH 82 0-0 ③ F8		X SL 82 0-0 ③ F8		4	0	0	0	0	0	2
55 Russell Martin, R (1, 2) OBP: 0.382, SLG: 0.477		B FA 91 B FA 91 B FA 90 C FA 90 X FA 89 3-1 7 G3 1B			C S X FA 90 0-2 ① F9		C FA 89 F FA 90 B CU 81 F CU 81 B CH 83 X 2-2 58 1B 1B		B C FA 89 B SL 85 S FA 89 F SL 85 S FA 89 2-3 ① K	4	0	2	0	0	1	0
7 James Loney, L (1, 3) OBP: 0.370, SLG: 0.502		C FA 91 B FA 90 C CU 80 F B X 2-2 ② G3 1-2			C FA 89 F FA 90 X FA 90 0-2 HR	B FA 90 C FA 88 B FA 89 B FA 88 X FA 89 3-1 ① F9		F FA 90 F FA 89 B FA 90 B SL 86 X FA 89 2-2 HR		4	2	2	2	0	0	2
16 Andre Ethier, L (1, 7) OBP: 0.351, SLG: 0.451		C FA 91 B FA 91 F CH 84 B FA 91 B FA 91 F CH 83 S CH 81 3-3 ③ K			F FA 89 C FA 91 F CU 80 X CU 80 0-2 ② F8	F FA 89 F CH 80 B FA 88 S SL 82 1-3 ② K		C FA 88 X FA 88 0-1 ② G6-3		4	0	0	0	0	2	2
58 Chad Billingsley, R (1, 1) OBP: 0.133, SLG: 0.138 45 Scott Proctor, R (7, 1) Joe Beimel, L (7, 1) Mark Sweeney, L (9, PH) OBP: 0.346, SLG: 0.387 51 Jonathan Broxton, R (9, 1)			B FA 89 S FA 87 B FA 89 F FA 88 S FA 90 2-3 ① K		C FA 90 F FA 90 S FA 91 0-3 ③ K	B FA 89 X FA 88 1-0 1-2 1B		C FA 88 B FA 88 F CU 77 B FA 89 S FA 89 2-3 ③ K		3 0 0 1 0	0 0 0 0 0	1 0 0 0 0	0 0 0 0 0	2 0 0 1 0	0 0 0 0 0
Inning Stats	R: 1 H: 2 E: 0 LOB: 2 K: 1 BB: 0 S: 15 P: 20	R: 0 H: 1 E: 0 LOB: 1 K: 1 BB: 0 S: 11 P: 19	R: 0 H: 0 E: 0 LOB: 0 K: 1 BB: 0 S: 10 P: 16	R: 0 H: 0 E: 0 LOB: 0 K: 0 BB: 0 S: 5 P: 8	R: 1 H: 1 E: 0 LOB: 0 K: 1 BB: 0 S: 13 P: 13	R: 1 H: 2 E: 0 LOB: 1 K: 0 BB: 0 S: 7 P: 11	R: 0 H: 2 E: 0 LOB: 2 K: 1 BB: 0 S: 15 P: 25	R: 0 H: 1 E: 0 LOB: 1 K: 1 BB: 0 S: 9 P: 12	R: 1 H: 1 E: 0 LOB: 0 K: 2 BB: 0 S: 12 P: 18	1B: 7 2B: 2 3B: 0 HR: 2	SF: 0 SAC: 0 DP: 1 HBP: 0					

	AB	36
	R	4
	H	10
	RBI	3
	BB	0
	SO	8
	LOB	10

WP: 0 PA: 36
PB: 0
SB: 0
CS: 2

PITCHER		IP	WLS	BF	H	R	ER	SO	BB	IBB	HBP	BLK	WP	HR	S	P	ERA	WHIP
53 Jonathan Sánchez, L ERA: 5.06	(1, 1)	7.0		28	8	3	3	5	0	0	0	0	0	1	76	112	3.86	1.143
38 Brian Wilson, R ERA: 1.26	(8, 1)	1.0	H	4	1	0	0	1	0	0	0	0	0	0	9	12	0.00	1.000
41 Brad Hennessey, R ERA: 3.19	(9, 1)	1.0	W	4	1	1	1	2	0	0	0	0	0	1	12	18	9.00	1.000

PITCHER		IP	WLS	BF	H	R	ER	SO	BB	IBB	HBP	BLK	WP	HR	S	P	ERA	WHIP

Batter	1	2	3	4	5	6	7	8	9	AB	R	H	RBI	BB	SO	LOB
10 Dave Roberts, L (1, 8) (9, 7) OBP: 0.327, SLG: 0.357	C FA 89 B SL 87 X FA 88 1-1 G5-3 12 G1-3 1B		B FC 92 X FA 90 1-0 ② F7			B FA 89 C FA 90 B CU 78 F FA 88 S CU 79 2-3 ① K	C FA 89 F CU 76 F FA 90 X FA 85 0-2 ③ G1-3			4	0	1	0	0	1	1
12 Nate Schierholtz, L (1, 9) OBP: 0.397, SLG: 0.481	B FA 90 X FA 90 1-0 ① G1-3 1-2		B FA 91 F FA 92 T CU 78 X SL 88 1-2 3B			B FA 90 B FA 90 X FA 91 2-0 ② G4-3		X FA 88 0-0 L1-3 1B		4	0	2	0	0	0	1
Ray Durham, S (1, 4) OBP: 0.297, SLG: 0.343	C SL 88 B SL 85 F CU 80 F SL 87 F CU 79 X SL 87 1-2 ② G5-3 2-3		B FA 90 F SL 88 F SL 87 X FA 90 1-2 ③ G5-3			C FA 91 B SL 86 B FA 93 C FA 90 B CU 79 X FA 92 3-2 ③ F8		B FA 86 1 SAFE B FA 86 X FA 86 2-0 ① F7		4	0	0	0	0	0	3
Barry Bonds, L (1, 7) OBP: 0.481, SLG: 0.578 41 Brad Hennessey, R (9, 1)	F CU 79 B FA 92 B CU 81 B SL 86 T SL 87 C FA 92 3-3 ③ K			C FA 90 C FA 92 B CU 81 B CH 86 X FA 92 2-2 ① G4-1			B FA 91 B CU 78 C FA 92 X FA 92 2-1 1 E 1B 1B	F FA 89 B FA 86 F FA 88 X FA 88 1-2 ②③ L1-3 1-1		4 0	1 0	1 0	0 0	0 0	1 0	2 0
1 Bengie Molina, R (1, 2) OBP: 0.302, SLG: 0.441 8 Eugenio Velez, S (7, PR) 38 Brian Wilson, R (8, 1) Rajai Davis, R (9, 8) OBP: 0.374, SLG: 0.413		C FA 91 B CU 80 B FA 91 B FA 91 X SL 88 3-1 HR		B FA 92 C FA 90 X CU 79 1-1 ② G5-3			X FA 94 0-0 FC6 1B 13 G6-3 1-2		M FA 95 C FA 96 S SL 86 0-3 ① K	3 0 0 1	1 1 0 0	1 0 0 0	1 0 0 0	0 0 0 1	0 0 0 0	1 0 0 0
40 Daniel Ortmeier, S (1, 3) OBP: 0.293, SLG: 0.500		C FA 90 B FA 91 X FA 92 1-1 ① F7		B FA 90 B FA 90 B FA 91 C FA 92 S FA 90 X FA 92 3-2 CS 1B			C CU 75 B CU 75 B FA 93 X FA 92 2-1 ① P6		X FA 95 0-0 HR	4	1	2	1	0	0	2
Pedro Feliz, R (1, 5) OBP: 0.294, SLG: 0.421		B CU 76 F FA 92 B FA 92 X CU 77 2-1 ② G5-3		C FA 92 S CU 79 0-2 ③ CS 1-2	C FC 90 C FA 90 F CU 79 F CU 79 S FC 90 0-3 ① K		F FA 95 X SL 82 0-1 13 S 2 1B 1B 1-3 2-H			3	1	1	1	0	1	0
13 Omar Vizquel, S (1, 6) OBP: 0.301, SLG: 0.297		B FA 88 F FA 90 X FA 91 1-1 ③ G6-3			B FA 91 L FA 91 B FA 90 X FA 90 2-1 ② G6-3		B CU 76 F FA 94 X FA 94 1-1 ② G6-3 1-2 3-H			3	0	0	1	0	0	1
53 Jonathan Sánchez, L (1, 1) OBP: 0.200, SLG: 0.400 2 Randy Winn, S (7, PH) OBP: 0.354, SLG: 0.429 39 Guillermo Rodriguez, R (8, 2) OBP: 0.337, SLG: 0.392			C FC 90 C FA 90 B CU 77 B CU 78 C FA 91 2-3 ① K		C FA 91 S CU 78 B CU 79 C FA 92 1-3 ③ K		C FA 85 B FA 88 C FA 88 X FA 89 1-2 2-H 1B			2 1 0	0 0 0	0 1 0	0 1 0	0 0 0	2 0 0	0 0 0
Inning Stats	R: 0 E: 0 K: 1 S: 11 H: 1 LOB: 1 BB: 0 P: 17	R: 1 E: 0 K: 0 S: 8 H: 1 LOB: 0 BB: 0 P: 15	R: 0 E: 0 K: 1 S: 10 H: 1 LOB: 1 BB: 0 P: 15	R: 0 E: 0 K: 0 S: 10 H: 1 LOB: 0 BB: 0 P: 16	R: 0 E: 0 K: 2 S: 10 H: 0 LOB: 0 BB: 0 P: 13	R: 0 E: 0 K: 1 S: 7 H: 0 LOB: 0 BB: 0 P: 14	R: 3 E: 1 K: 0 S: 16 H: 3 LOB: 1 BB: 0 P: 22	R: 0 E: 0 K: 0 S: 5 H: 1 LOB: 0 BB: 0 P: 8	R: 1 E: 0 K: 1 S: 4 H: 1 LOB: 0 BB: 0 P: 4	1B: 6 2B: 1 3B: 1 HR: 2 SF: 0 SAC: 0 DP: 1 HBP: 0						

PITCHER		IP	WLS	BF	H	R	ER	SO	BB	IBB	HBP	BLK	WP	HR	S	P	ERA	WHIP
58 Chad Billingsley, R ERA: 3.22	(1, 1)	6.0		22	5	2	1	5	0	0	0	0	0	1	58	94	1.50	0.833
45 Scott Proctor, R ERA: 3.74	(7, 1)	0.2	B	4	1	1	0	0	0	0	0	0	0	0	7	10	0.00	1.500
Joe Beimel, L ERA: 3.86	(7, 1)	1.1		5	2	1	0	0	0	0	0	0	0	0	12	16	0.00	1.500
51 Jonathan Broxton, R ERA: 2.36	(9, 1)	0.1	L	2	1	1	1	1	0	0	0	0	0	1	4	4	27.00	3.000

PITCHER	IP	WLS	BF	H	R	ER	SO	BB	IBB	HBP	BLK	WP	HR	S	P	ERA	WHIP

BOTTOM

Los Angeles Dodgers @ San Francisco Giants
AT&T Park, San Francisco, CA
Fri Sep 07 2007, 7:05 PM PDT
Att. 40,016 - Overcast - 68 F

livebaseballscorecards.com

AB	33
R	5
H	9
RBI	5
BB	0
SO	6
LOB	11

Batter	1	2	3	4	5	6	7	8	9	AB	R	H	RBI	BB	SO	LOB
15 Rafael Furcal, S (1, 6) OBP: 0.334, SLG: 0.353	F FA 83 C FA 84 S CU 69 0-3 ① K		C CU 68 C FA 83 B FA 83 X CH 83 1-2 ① P6		X CH 70 0-0 ① G6-3		B FA 88 C CU 74 F FA 87 B FA 88 X FA 88 2-2 ③ F8		X SL 86 0-0 ② SH5-3 1-2 3-H	4	0	0	1	0	1	0
9 Juan Pierre, L (1, 8) OBP: 0.325, SLG: 0.349	C FA 86 C FA 86 X CU 71 0-2 27 BB HR 1B		X FA 85 0-0 ② G6-3		C FA 85 B CU 77 B FA 84 F CH 72 F FA 87 B CU 71 F FA 86 C FA 86 3-3 ② K			C FA 86 B FA 88 X CU 76 1-1 ① B5-3	B SL 87 F FA 87 F FA 87 F SL 87 X FA 88 1-2 ③ G4-3	5	1	1	0	0	1	2
27 Matt Kemp, R (1, 9) OBP: 0.375, SLG: 0.535	B CU 67 B FA 84 B CH 72 C FA 83 B CH 71 4-1 HR 1-2 BB		B FA 84 B CH 72 S CH 73 B FA 84 B CH 71 4-1 12 1B BB		B FA 86 F FA 84 F FA 84 B FA 85 C CU 71 2-3 ③ K			B CU 76 B CU 74 X FA 88 2-0 ② G5-3		2	1	0	0	2	1	0
12 Jeff Kent, R (1, 4) OBP: 0.367, SLG: 0.486 51 Jonathan Broxton, R (8, 1) 44 Takashi Saito, L (9, 1)	B FA 84 F FA 84 C FA 83 S CU 70 1-3 ② K		X CH 71 0-0 1-2 1B			B FA 83 C FA 84 B FA 84 F CH 83 B CU 71 B CH 72 4-2 FC3-6 BB		B FA 88 C FA 86 B FA 88 C CU 75 X FA 88 2-2 ③ G5-3		3 0 0	0 0 0	1 0 0	0 0 0	1 0 0	1 0 0	2 0 0
Luis Gonzalez, L (1, 7) OBP: 0.360, SLG: 0.434 Wilson Valdez, R (9, PR) OBP: 0.263, SLG: 0.309 16 Andre Ethier, L (9, 7) OBP: 0.351, SLG: 0.451	B FA 84 B FA 84 S FA 85 B CU 68 X FA 86 3-1 1-H 2-H HR		B CH 79 X FA 83 1-0 ③ P3			B CH 79 C CH 77 B FA 85 F FA 85 X CU 70 2-2 ① FC3-6 1-2f			C CU 79 F FA 86 B FA 89 B CH 81 B CH 80 B CH 81 4-2 7 1B 13 1B BB	3 0 0	1 1 0	1 0 0	3 0 0	1 0 0	0 0 0	3 0 0
55 Russell Martin, R (1, 2) OBP: 0.379, SLG: 0.473	B FA 85 B FA 85 C CH 83 X CH 71 2-1 ③ P4			C FA 85 B CU 69 X CH 71 1-1 ① G6-3		B FA 84 F FA 84 C CU 70 F CU 72 B CH 72 B FA 85 X CH 73 3-2 ② P5			1 SAFE C FA 86 1 SAFE F CH 87 F CU 77 F SL 87 B SL 87 S SL 78 1-3 ① K	4	0	0	0	0	1	2
7 James Loney, L (1, 3) OBP: 0.368, SLG: 0.498		C FA 84 B CH 76 F CH 77 B CU 69 C CH 82 2-3 ① K		C CU 68 S CU 69 X CU 70 0-2 ② G6-3		B CU 71 F FA 84 C CU 71 X CH 80 1-2 ③ G4-3			C SL 87 1 SAFE X SL 86 0-1 13 1B 1-3 1B 1B	4	1	1	0	0	1	1
Shea Hillenbrand, R (1, 5) OBP: 0.271, SLG: 0.331 13 Tony Abreu, S (7, 5) OBP: 0.338, SLG: 0.418 (8, 4)		B CH 83 X CH 82 1-0 ② G4-3		C FA 84 X CU 71 0-1 FC4 1B			X FA 87 0-0 ① F8		S SL 87 P PO 84 F SL 86 B SL 86 X SL 87 2-2 1B 15 SH5-3 1-2 3-H 1B	3 1	0 1	1 1	0 1	0 0	0 0	0 0
David Wells, L (1, 1) OBP: 0.111, SLG: 0.111 Ramon Martinez, R (8, 5) OBP: 0.248, SLG: 0.224		C FA 85 S CH 78 B CH 76 B FA 85 F FA 84 B CH 79 X 3-2 ③ F8		B FA 85 S FA 85 X FA 85 1-1 ③ FC4 1-2f			F FA 86 S CU 75 C FA 88 0-3 ② K		C FA 88 C FA 88 X SL 78 0-2 15 SH5-3 1-3 2-H 1B	3 1	0 0	0 1	0 1	0 0	1 0	1 0
Inning Stats	R: 3 H: 2 E: 0 LOB: 0 K: 2 BB: 1 S: 14 P: 24	R: 0 H: 0 E: 0 LOB: 0 K: 1 BB: 0 S: 8 P: 14	R: 0 H: 1 E: 0 LOB: 2 K: 0 BB: 1 S: 7 P: 13	R: 0 H: 1 E: 0 LOB: 1 K: 0 BB: 0 S: 9 P: 11	R: 0 H: 0 E: 0 LOB: 0 K: 2 BB: 0 S: 9 P: 14	R: 0 H: 0 E: 0 LOB: 1 K: 0 BB: 1 S: 12 P: 22	R: 0 H: 0 E: 0 LOB: 0 K: 1 BB: 0 S: 7 P: 9	R: 0 H: 0 E: 0 LOB: 0 K: 0 BB: 0 S: 6 P: 11	R: 3 H: 3 E: 0 LOB: 2 K: 1 BB: 1 S: 21 P: 28	1B: 6 SF: 0 2B: 0 SAC: 1 3B: 0 DP: 0 HR: 1 HBP: 0						

PITCHER		IP	WLS	BF	H	R	ER	SO	BB	IBB	HBP	BLK	WP	HR	S	P	ERA	WHIP
75 Barry Zito, L ERA: 4.46	(1, 1)	6.0	L	25	4	3	3	5	3	0	0	0	0	1	59	98	4.50	1.167
Dan Giese, R ERA:	(7, 1)	2.0		6	0	0	0	1	0	0	0	0	0	0	13	20	0.00	0.000
Steve Kline, L ERA: 4.78	(9, 1)	0.0		1	0	1	1	0	1	0	0	0	0	0	2	6	∞	∞
Scott Munter, R ERA: 6.0	(9, 1)	1.0		6	3	2	2	1	0	0	0	0	0	0	19	22	18.00	3.000

PITCHER	IP	WLS	BF	H	R	ER	SO	BB	IBB	HBP	BLK	WP	HR	S	P	ERA	WHIP

TOP

Los Angeles Dodgers @ San Francisco Giants
AT&T Park, San Francisco, CA
Sat Sep 08 2007, 12:55 PM PDT
Att. 42,228 - Partly Cloudy - 71 F

livebaseballscorecards.com

AB	33
R	6
H	7
RBI	6
BB	4
SO	7
LOB	11

WP: 0 PA: 38
PB: 0
SB: 0
CS: 0

Batter	1	2	3	4	5	6	7	8	9	AB	R	H	RBI	BB	SO	LOB
Rajai Davis, R (1, 8) OBP: 0.371, SLG: 0.409	C FA 84 B FA 84 B CH 78 X FA 84 2-1 G5-3 ①			B FA 84 F CH 78 S CH 78 X FA 85 1-2 G6-3 ①		B CH 76 B FA 84 C FA 83 S CH 78 X CU 68 2-2 E5 12 3B 1-H 1B		C FA 94 X FA 96 0-1 G1-3 ③		4	1	1	0	0	0	0
12 Nate Schierholtz, L (1, 9) OBP: 0.387, SLG: 0.500	F FA 85 X CU 69 0-1 F8 ②			C FA 84 B FA 85 X CU 69 1-1 P6 ②		D CU 68 F FA 83 X FA 83 1-1 2-H 3B			C FA 90 C CU 76 X CU 77 0-2 F8 ①	4	0	1	1	0	0	0
2 Randy Winn, S (1, 7) OBP: 0.352, SLG: 0.425	C FA 85 X FA 84 0-1 P5 ③			B FA 85 C FA 85 B CH 78 F CH 80 S CU 67 2-3 K		X CH 78 0-0 G6-3 ③			B FA 92 B FA 92 C FA 92 F FA 90 F FA 92 X FA 91 2-2 G4-3 ②	4	0	0	0	0	1	1
Pedro Feliz, R (1, 5) OBP: 0.296, SLG: 0.423		C FA 83 B FC 81 X FA 86 1-1 G5-3 ①		F FA 84 F CU 78 S CU 67 0-3 K ①			X CH 77 0-0 G4-3 2B		S FA 93 C FA 93 B FA 92 F SL 82 B SL 82 B FA 92 F FA 92 B FA 92 4-2 BB	3	0	1	0	1	1	0
Rich Aurilia, R (1, 6) OBP: 0.302, SLG: 0.372		F FA 85 B FA 84 X FA 85 1-1 F8 ②		C FA 84 X FA 84 0-1 G4-3 ②			X FA 83 0-0 G4-3 ① 2-3		C FA 92 B SL 80 X FA 91 1-1 F9 ③	4	0	0	0	0	0	2
40 Daniel Ortmeier, S (1, 3) OBP: 0.286, SLG: 0.487		C CH 78 S CH 80 X CH 78 0-2 G4-3 ③		S CH 76 B CU 69 B FA 84 B FA 84 S CH 80 T CH 80 3-2 K ③			F CH 78 S CU 68 B CU 76 F CU 68 C FA 84 1-3 K ②			3	0	0	0	0	2	1
39 Guillermo Rodriguez, R (1, 2) OBP: 0.326, SLG: 0.377			C FA 84 F CH 79 F CU 66 X FA 85 0-2 F8 ①			B CH 82 X CH 82 1-0 G5-3 ①	X FA 85 0-0 G4-3 ③			3	0	0	0	0	0	1
19 Kevin Frandsen, R (1, 4) OBP: 0.300, SLG: 0.345			C CH 78 F CU 68 B CH 78 X FA 84 1-2 G5-3 ②			C CH 82 B CU 67 X CH 78 1-1 FC5-4 1B		X SL 86 0-0 G1-3 ①		3	0	1	0	0	0	0
75 Barry Zito, L (1, 1) OBP: 0.127, SLG: 0.094 Scott McClain, R (6, PH) Dan Giese, R (7, 1) Barry Bonds, L (8, PH) OBP: 0.480, SLG: 0.577 Steve Kline, S (9, 1) Scott Munter, R (9, 1)			C FA 84 S CU 68 B CU 68 X FA 84 1-2 G4-3 ③			X FA 83 0-0 FC5-4 1B E 1-2f ②		C SL 86 F SL 87 B FA 95 F SL 87 B CH 84 S SL 87 2-3 K ②		1 1 0 1 0 0	0 1 0 0 0 0	0 1 0 0 0 0	0 0 0 0 0 0	0 0 0 1 0 0	0 1 0 0 0 0	0 0 0 0 0 0
Inning Stats	R: 0 E: 0 K: 0 S: 6 H: 0 LOB: 0 BB: 0 P: 8	R: 0 E: 0 K: 0 S: 7 H: 0 LOB: 0 BB: 0 P: 9	R: 0 E: 0 K: 0 S: 10 H: 0 LOB: 0 BB: 0 P: 12	R: 0 E: 0 K: 1 S: 8 H: 0 LOB: 0 BB: 0 P: 12	R: 0 E: 0 K: 2 S: 8 H: 0 LOB: 0 BB: 0 P: 11	R: 2 E: 1 K: 0 S: 10 H: 3 LOB: 1 BB: 0 P: 15	R: 0 E: 0 K: 1 S: 7 H: 1 LOB: 1 BB: 0 P: 8	R: 0 E: 0 K: 1 S: 7 H: 0 LOB: 0 BB: 0 P: 9	R: 0 E: 0 K: 0 S: 13 H: 0 LOB: 1 BB: 1 P: 20	1B: 2 2B: 1 3B: 1 HR: 0	SF: 0 SAC: 0 DP: 0 HBP: 0	WP: 0 PB: 0 SB: 0 CS: 0	PA: 32			

PITCHER		IP	WLS	BF	H	R	ER	SO	BB	IBB	HBP	BLK	WP	HR	S	P	ERA	WHIP
David Wells, L ERA: 5.31	(1, 1)	7.0	W	25	4	2	2	4	0	0	0	0	0	0	56	75	2.57	0.571
51 Jonathan Broxton, R ERA: 2.33	(8, 1)	1.0	H	3	0	0	0	1	0	0	0	0	0	0	7	9	0.00	0.000
44 Takashi Saito, R ERA: 1.26	(9, 1)	1.0		4	0	0	0	0	1	0	0	0	0	0	13	20	0.00	1.000

PITCHER	IP	WLS	BF	H	R	ER	SO	BB	IBB	HBP	BLK	WP	HR	S	P	ERA	WHIP

BOTTOM

Los Angeles Dodgers @ San Francisco Giants
AT&T Park, San Francisco, CA
Sat Sep 08 2007, 12:55 PM PDT
Att. 42,228 - Partly Cloudy - 71 F

livebaseballscorecards.com

AB	31
R	2
H	4
RBI	1
BB	1
SO	5
LOB	6

Batter	1	2	3	4	5	6	7	8	9	AB	R	H	RBI	BB	SO	LOB
13 Tony Abreu, S (1, 6) OBP: 0.328, SLG: 0.405	C FA 90 B FA 91 F FA 92 F CU 81 X CU 78 1-2 ① G4-3	B FA 91 F FA 91 X CU 77 1-1 ① G6-3	B CH 85 F FA 92 S CH 85 B SL 87 X FA 92 2-2 ① F9	F FA 92 X FA 93 0-1 ③ G3-1			4	0	0	0	0	0	3
9 Juan Pierre, L (1, 8) OBP: 0.323, SLG: 0.347	C FA 94 F CU 78 B X 1-2 ② G6-3	C FA 92 B FA 92 F CU 77 X SL 86 1-2 ② L3	C FA 91 X CH 86 0-1 ② G4-3	C FA 91 B FA 90 B FA 89 X SL 83 2-2 ① F8			4	0	0	0	0	0	0
27 Matt Kemp, R (1, 9) OBP: 0.373, SLG: 0.530	S FA 93 B FA 94 F FA 93 X FA 94 1-2 ③ G4-3	B SL 86 F FA 93 B SL 88 X FA 92 2-1 ③ F9	B SL 85 F SL 83 X FA 93 1-1 ③ F9	C FA 92 B FA 93 X FA 91 1-1 12 G5-4-3 1B			4	0	1	0	0	0	0
12 Jeff Kent, R (1, 4) OBP: 0.368, SLG: 0.499 Ramon Martinez, R (8, 4) OBP: 0.248, SLG: 0.224	F FA 91 X FA 92 0-1 HR	F SL 83 X FA 92 0-1 ① G5-3	B FA 91 B FA 93 C FA 93 F FA 92 X SL 85 2-2 HR	X FA 92 0-0 ②③ G5-4-3 1-2f			4	2	2	2	0	0	1
							0	0	0	0	0	0	0
7 James Loney, L (1, 3) OBP: 0.363, SLG: 0.491	C FA 91 B CH 86 F X 1-2 ① P6	C X 0-1 ② L5	F FA 92 F FA 92 B FA 92 S SL 88 1-3 ① K	B X FA 90 1-0 ① F8			4	0	0	0	0	1	0
55 Russell Martin, R (1, 2) OBP: 0.380, SLG: 0.477	B FA 94 B FA 93 C FA 94 B FA 93 F FA 94 X FA 93 3-2 ② F9	B FA 92 F FA 93 F SL 87 B FA 94 B SL 86 X FA 91 3-2 16 CS 1B	S SL 87 B FA 92 C FA 93 F SL 87 F FA 93 F SL 86 F FA 93 F CH 88 B SL 88 2-2 X FA 93 3B	X FA 90 0-0 ② F7			4	0	2	0	0	0	0
16 Andre Ethier, L (1, 7) OBP: 0.353, SLG: 0.451	B FA 92 C CH 87 B FA 92 X FA 92 2-1 5 1B 1B	C FA 92 C FA 91 B FA 92 1-2 ③ CS 1-2	F CH 86 B CH 85 X 1-1 ① G3-1	B FA 92 B FA 92 B CH 86 C FA 93 F CH 85 F SL 87 F FA 93 S SL 87 3-3 ② K			4	0	2	0	0	1	1
5 Nomar Garciaparra, R (1, 5) OBP: 0.324, SLG: 0.359	F FA 93 1 SAFE X SL 84 0-1 1-2 1B	F CH 86 C FA 92 T FA 94 0-2 ② K	I IN 64 I IN 71 I IN 72 I 4-0 31 HBP IBB	C FA 89 B FA 90 B FA 90 X FA 89 2-1 1B			4	0	2	0	0	1	1
							3	0	1	0	1	2	1
31 Brad Penny, R (1, 1) OBP: 0.279, SLG: 0.328 45 Scott Proctor, R (8, 1) Joe Beimel, L (8, 1) 51 Jonathan Broxton, R (8, 1)	X FA 92 0-0 ③ G4-3	S FA 94 C FA 94 T FA 94 0-2 ③ K	H SL 85 1-0 1-2 HBP	C FA 90 F FA 90 B SL 87 S FA 90 1-3 ③ K			2	0	0	0	0	1	2
							0	0	0	0	0	0	0
							0	0	0	0	0	0	0
							0	0	0	0	0	0	0

TOP

Los Angeles Dodgers @ San Francisco Giants
AT&T Park, San Francisco, CA
Sun Sep 09 2007, 1:05 PM PDT
Att. 40,650 - Cloudy - 68 F

livebaseballscorecards.com

	AB	R	H	RBI	BB	SO	LOB
	33	2	8	2	1	5	8



Inning Stats	1	2	3	4	5	6	7	8	9
	R: 0 E: 0 K: 0 S: 10	H: 0 LOB: 0 BB: 0 P: 13	R: 1 E: 0 K: 0 S: 13	H: 3 LOB: 2 BB: 0 P: 19	R: 0 E: 0 K: 0 S: 7	H: 0 LOB: 0 BB: 0 P: 11	R: 0 E: 0 K: 0 S: 9	H: 1 LOB: 0 BB: 0 P: 13	R: 0 E: 0 K: 2 S: 8	H: 0 LOB: 0 BB: 0 P: 9
	R: 0 E: 0 K: 0 S: 7	H: 0 LOB: 0 BB: 0 P: 10	R: 1 E: 0 K: 2 S: 21	H: 2 LOB: 3 BB: 1 P: 34	R: 0 E: 0 K: 0 S: 6	H: 1 LOB: 0 BB: 0 P: 9	R: 0 E: 0 K: 1 S: 7	H: 1 LOB: 1 BB: 0 P: 11		

	1B: 5	SF: 0	WP: 0	PA: 36
	2B: 0	SAC: 0	PB: 0	
	3B: 1	DP: 1	SB: 0	
	HR: 2	HBP: 1	CS: 1	

PITCHER		IP	WLS	BF	H	R	ER	SO	BB	IBB	HBP	BLK	WP	HR	S	P	ERA	WHIP
18 Matt Cain, R ERA: 3.78	(1, 1)	7.0		28	6	2	2	4	0	1	1	0	0	2	75	109	2.57	0.857
Tyler Walker, R ERA:	(8, 1)	1.0	W	3	1	0	0	0	0	0	0	0	0	0	6	9	0.00	1.000
41 Brad Hennessey, R ERA: 3.13	(9, 1)	1.0	S	4	1	0	0	1	0	0	0	0	0	0	7	11	0.00	1.000

PITCHER	IP	WLS	BF	H	R	ER	SO	BB	IBB	HBP	BLK	WP	HR	S	P	ERA	WHIP

BOTTOM

Batter	1	2	3	4	5	6	7	8	9	AB	R	H	RBI	BB	SO	LOB
10 Dave Roberts, L (1, 8) OBP: 0.329, SLG: 0.362	B SL 75 C CH 81 X CU 68 1-1 19 SH1-3 2 G4-3 2B		C FA 91 B CH 82 X CU 76 1-1 19 G6-3 1B		B FA 91 X FA 92 1-0 ① F9		C FA 91 X FA 92 0-1 ③ L6			4	1	2	0	0	0	0
Tyler Walker, R (8, 1)										0	0	0	0	0	0	0
Rich Aurilia, R (9, 3) OBP: 0.302, SLG: 0.372										0	0	0	0	0	0	0
19 Kevin Frandsen, R (1, 4) OBP: 0.301, SLG: 0.350	X CH 90 0-0 ① SH1-3 2-3		B CH 83 F FA 92 X CH 85 1-1 ①② G6-3 1-2f		B FA 92 F CH 83 X FA 92 1-1 ② G4-3			X CH 83 0-0 2 WP HR 2B		3	0	1	0	0	0	1
8 Eugenio Velez, S (8, PR)										0	1	0	0	0	0	0
41 Brad Hennessey, R (9, 1)										0	0	0	0	0	0	0
2 Randy Winn, S (1, 9) OBP: 0.351, SLG: 0.424	X FA 91 0-0 ② G4-3 3-H		B CH 83 F FA 92 X SL 82 1-1 1B 1B		B CH 84 X FA 92 1-0 ③ G4-3			B FA 94 B FA 94 F FA 94 B SL 95 F FA 94 S SL 86 3-3 ① K 2-3		4	0	1	1	0	1	1
(8, 8)																
(9, 7)																
Barry Bonds, L (1, 7) OBP: 0.483, SLG: 0.576	B CH 90 B FA 92 B FA 93 B FA 92 4-0 BB		B FA 92 B SL 83 B CH 85 C FA 91 T CH 84 X FA 94 3-2 1-3 1B			X FA 92 0-0 ① G6-3		B FA 88 B CH 76 I I 4-0 HR IBB		2	0	1	0	2	0	0
Rajai Davis, R (8, PR) OBP: 0.371, SLG: 0.409										0	1	0	0	0	0	0
(9, 8)																
Ryan Klesko, L (1, 3) OBP: 0.347, SLG: 0.414	B SL 91 B CU 76 B CU 75 C FA 91 X FA 92 3-1 G4-3		C SL 86 B FA 94 X FA 94 1-1 ③ F7			X CH 84 0-0 ② L9		C SL 87 S SL 87 X SL 87 0-2 1-H 3-H HR		3	0	0	0	0	0	3
Ray Durham, S (8, PH) OBP: 0.299, SLG: 0.351										1	1	1	3	0	0	0
(9, 4)																
1 Bengie Molina, R (1, 2) OBP: 0.306, SLG: 0.446		C FA 90 B CH 90 F CU 77 F FA 92 X CU 76 1-2 13 FC6-4 1B		B FA 90 F CH 83 T FA 93 B FA 92 X CH 85 2-2 13 G3 2B		C FA 90 C FA 93 F FA 94 B FA 91 X SL 84 1-2 1B			C FA 97 F FA 96 C FA 95 0-3 ② K	4	0	3	0	0	1	2
Pedro Feliz, R (1, 5) OBP: 0.294, SLG: 0.419		X FA 92 0-0 ① P6		B FA 92 F FA 93 B FA 95 S FA 94 C FA 94 2-3 ① K		X FA 93 0-0 ③ F9		S SL 87 F FA 96 F FA 95 B SL 86 X SL 86 1-2 ③ L1		4	0	0	0	0	1	5
13 Omar Vizquel, S (1, 6) OBP: 0.299, SLG: 0.295		B CU 76 C FA 89 F CH 84 X CH 88 1-2 ② FC6-4 1-2f		F FA 94 B CH 84 X SL 84 1-1 ② G3 2-3			B FA 90 C FA 91 B CH 83 X FA 92 2-1 ① F8			3	0	0	0	0	0	2
18 Matt Cain, R (1, 1) OBP: 0.111, SLG: 0.192		C FA 91 B FA 92 X FA 92 1-1 ③ P5		X FA 94 0-0 ③ G3			X CH 86 0-0 ② G6-3			2	0	0	0	0	0	2
12 Nate Schierholtz, L (7, PH) OBP: 0.381, SLG: 0.492										1	0	0	0	0	0	0
(8, 9)																
Inning Stats	R: 1 E: 0 K: 0 S: 6 H: 1 LOB: 1 BB: 1 P: 14	R: 0 E: 0 K: 0 S: 10 H: 1 LOB: 1 BB: 0 P: 13	R: 0 E: 0 K: 0 S: 11 H: 3 LOB: 2 BB: 0 P: 18	R: 0 E: 0 K: 1 S: 9 H: 1 LOB: 1 BB: 0 P: 14	R: 0 E: 0 K: 0 S: 4 H: 0 LOB: 0 BB: 0 P: 7	R: 0 E: 0 K: 0 S: 7 H: 1 LOB: 1 BB: 0 P: 8	R: 0 E: 0 K: 0 S: 5 H: 0 LOB: 0 BB: 0 P: 7	R: 3 E: 0 K: 2 S: 14 H: 2 LOB: 2 BB: 1 P: 22		1B: 5 2B: 3 3B: 0 HR: 1 SF: 0 SAC: 1 DP: 1 HBP: 0						

PITCHER		IP	WLS	BF	H	R	ER	SO	BB	IBB	HBP	BLK	WP	HR	S	P	ERA	WHIP
31 Brad Penny, R ERA: 2.81	(1, 1)	7.0		29	8	2	2	1	1	0	0	0	0	0	53	82	2.57	1.286
45 Scott Proctor, R ERA: 3.72	(8, 1)	0.1	H	1	0	0	0	1	0	0	0	0	1	0	3	6	0.00	0.000
Joe Beimel, L ERA: 4.01	(8, 1)	0.0	L	1	0	0	0	0	0	1	0	0	0	0	0	4	∞	∞
51 Jonathan Broxton, R ERA: 2.43	(8, 1)	0.2	B	3	1	2	2	1	0	0	0	0	0	1	10	11	27.00	1.500

PITCHER	IP	WLS	BF	H	R	ER	SO	BB	IBB	HBP	BLK	WP	HR	S	P	ERA	WHIP

Los Angeles Dodgers @ San Francisco Giants

AT&T Park, San Francisco, CA

Sun Sep 09 2007, 1:05 PM PDT

Att. 40,650 - Cloudy - 68 F

livebaseballscorecards.com

AB	31
R	4
H	9
RBI	4
BB	2
SO	3
LOB	16

WP: 1 PA: 34
PB: 0
SB: 0
CS: 0

San Diego Padres @ Los Angeles Dodgers

Dodger Stadium, Los Angeles, CA

Tue Sep 11 2007, 7:10 PM PDT

Att. 51,620 - Clear - 75 F

TOP

livebaseballscorecards.com

Batter	1	2	3	4	5	6	7	8	9	AB	R	H	RBI	BB	SO	LOB
24 Brian Giles, L (1, 9) OBP: 0.380, SLG: 0.435	C FA 85 B FA 86 B FA 86 B CH 77 C FA 86 B SL 83 4-2 23 BB 3 SF9 BB BB	D CH 80 B FA 87 B SL 84 X FA 87 3-0 2-H HR		X FA 86 0-0 CS 1B			B CH 85 X FA 85 1-0 G4-3	B FA 89 B FA 91 X FA 91 2-0 G4-3		4	2	2	2	1	0	0
41 Kevin Cameron, R (8, 1)										0	0	0	0	0	0	0
50 Joe Thatcher, L (8, 1)										0	0	0	0	0	0	0
21 Heath Bell, R (8, 1)										0	0	0	0	0	0	0
Brett Tomko, R (9, 1)										0	0	0	0	0	0	0
Geoff Blum, S (1, 4) OBP: 0.320, SLG: 0.365	B FA 86 B SL 84 B FA 86 C SL 82 B 4-1 23 BB 5 1B 1-2 BB	C SL 82 B CH 79 B SL 84 D FA 82 C SL 82 B 4-2 BB		F FA 90 C CU 76 B FA 88 X CU 75 1-2 G4-3 1-2			C SL 83 F FA 90 B FA 91 X SL 83 1-2 HR	C FA 92 B FA 92 B FA 90 X FA 91 2-1 G6-3		3	2	1	1	2	0	1
Mike Cameron, R (1, 8) OBP: 0.333, SLG: 0.439	F FA 89 C FA 89 B FA 90 S FA 91 1-3 K	C FA 87 B SL 84 F FA 87 S SL 82 1-3 K			F SL 84 X FA 90 0-1 F9		B CH 86 X 1-0 23 S 5 WP 1B		B FA 90 B FA 90 F FA 90 B FA 91 X FA 90 3-1 F8	5	1	1	0	0	2	3
23 Adrián González, L (1, 3) OBP: 0.344, SLG: 0.492	B FA 89 B SL 84 F FA 89 B FA 90 F SL 84 B SL 85 4-2 5 1B 1-2 2-3 BB		S CH 79 F FA 87 X SL 81 0-2 F9		B FA 90 B FA 88 X SL 83 2-0 F8		C SL 82 B FA 91 S CH 87 1 SAFE S CH 86 1-3 K 1-2		C CU 79 F CU 81 B CU 80 B FA 91 B FA 92 F FA 92 S CH 79 3-3 K	4	0	0	0	1	2	1
3 Khalil Greene, R (1, 6) OBP: 0.290, SLG: 0.455	B FA 88 B FA 89 F FA 88 X 2-1 SF9 3-H		F FA 87 X SL 82 0-1 HR		C FA 90 C FA 90 B SL 80 X CU 75 1-2 G5-3		B FA 92 B FA 92 B FA 87 C SL 83 D SL 83 4-1 5 WP 1B BB		S CH 81 B FA 92 C FA 92 F FA 92 X CU 81 1-2 F8	3	2	1	2	1	0	0
5 Kevin Kouzmanoff, R (1, 5) OBP: 0.310, SLG: 0.440	C SL 84 B FA 89 F SL 83 B FA 91 X FC 67 2-2 1-3 2-H 1B		F FA 87 B FA 85 C FA 86 X FA 86 1-2 HR			F FA 88 X CH 83 0-1 1B	B FA 92 C FA 92 B SL 86 F FA 92 B SL 86 F FA 94 B SL 88 4-2 1B 1-3 2-H BB			3	1	3	2	1	0	0
Terrmel Sledge, L (1, 7) OBP: 0.303, SLG: 0.365		S CH 78 F SL 83 C 0-3 K	C SL 81 S SL 81 C SL 81 0-3 K			X SL 81 0-0 F8	B FA 94 F FA 94 F FA 93 B SL 86 B FA 92 X FA 93 3-2 28 FC4-6 1-2 3-H 1B			3	0	0	0	0	2	1
Brady Clark, R (6, 7) OBP: 0.320, SLG: 0.299 (8, 9)										1	0	1	1	0	0	0
28 Josh Bard, S (1, 2) OBP: 0.347, SLG: 0.369		X FA 86 0-0 44 SH3-4 24 HR 1B	C FA 87 C SL 82 F SL 82 C SL 81 0-3 K			F FA 90 F FA 91 C 0-3 K	C FA 94 C FA 93 X CH 86 0-2 FC4-6 1-2f			4	1	1	0	0	2	3
44 Jake Peavy, R (1, 1) OBP: 0.231, SLG: 0.317		L FA 88 X FA 88 0-1 SH3-4 1-2	F FA 81 X SL 80 0-1 P3			X FA 91 0-0 F8		X CU 78 0-0 F7		2	0	0	0	0	0	1
12 Scott Hairston, R (8, PH) OBP: 0.309, SLG: 0.421 (8, 7)										1	0	0	0	0	0	0
Inning Stats	R: 2 E: 0 K: 1 S: 13 H: 1 LOB: 2 BB: 3 P: 30	R: 2 E: 0 K: 2 S: 12 H: 2 LOB: 1 BB: 1 P: 20	R: 2 E: 0 K: 2 S: 15 H: 2 LOB: 0 BB: 0 P: 16	R: 0 E: 0 K: 0 S: 6 H: 1 LOB: 0 BB: 0 P: 7	R: 0 E: 0 K: 0 S: 6 H: 0 LOB: 0 BB: 0 P: 9	R: 0 E: 0 K: 1 S: 7 H: 1 LOB: 1 BB: 0 P: 7	R: 3 E: 0 K: 1 S: 18 H: 3 LOB: 2 BB: 2 P: 33	R: 0 E: 0 K: 0 S: 4 H: 0 LOB: 0 BB: 0 P: 8	R: 0 E: 0 K: 1 S: 10 H: 0 LOB: 0 BB: 0 P: 17	1B: 6 2B: 0 3B: 0 HR: 4 SF: 1 SAC: 1 DP: 0 HBP: 0						

	AB	33
	R	9
	H	10
	RBI	8
	BB	6
	SO	8
	LOB	10

WP: 2 PA: 41
PB: 0
SB: 1
CS: 1

PITCHER		IP	WLS	BF	H	R	ER	SO	BB	IBB	HBP	BLK	WP	HR	S	P	ERA	WHIP
21 Esteban Loaiza, R ERA: 4.32	(1, 1)	3.1	L	19	6	6	6	5	4	0	0	0	0	3	43	69	16.20	3.000
D.J. Houlton, R ERA: 4.42	(4, 1)	1.2		4	0	0	0	0	0	0	0	0	0	0	9	13	0.00	0.000
Rudy Seanez, R ERA: 3.95	(6, 1)	1.2		9	3	3	3	2	1	0	0	0	0	1	16	24	16.20	2.400
Roberto Hernandez, R ERA: 5.98	(7, 1)	0.1		3	1	0	0	0	1	0	0	0	1	0	9	16	0.00	6.000
57 Eric Hull, R ERA: 4.26	(8, 1)	2.0		6	0	0	0	1	0	0	0	0	0	0	14	25	0.00	0.000

PITCHER		IP	WLS	BF	H	R	ER	SO	BB	IBB	HBP	BLK	WP	HR	S	P	ERA	WHIP

BOTTOM

San Diego Padres @ Los Angeles Dodgers

Dodger Stadium, Los Angeles, CA

Tue Sep 11 2007, 7:10 PM PDT

Att. 51,620 - Clear - 75 F

livebaseballscorecards.com

Batter	1	2	3	4	5	6	7	8	9	AB	R	H	RBI	BB	SO	LOB
15 Rafael Furcal, S (1, 6) OBP: 0.335, SLG: 0.354	C FA 89 B FA 90 X FA 91 1-1 ① G4-3		B CH 81 F FA 90 S FA 92 B FA 93 B SL 86 X FA 92 3-2 ① G4-3		C FA 94 B FA 93 X SL 85 1-1 ③ G4-3			S FA 92 B FA 93 F FA 91 X FA 94 1-2 9 BB 7 1B 1B	B FA 94 C FA 94 X CH 58 1-1 9 1B 1B	5	1	2	0	0	0	0
9 Juan Pierre, L (1, 8) OBP: 0.325, SLG: 0.349	B FA 92 B CH 83 C FA 90 F FA 92 X SL 85 2-2 ② G4-3		X CH 83 0-0 ② G4-3			C SL 84 X SL 85 0-1 7 1B 12 1B 2B		B FA 91 B FA 92 B FA 92 C FA 90 C SL 89 B FA 88 4-2 12 1B 7 1B 1-2 BB	B CH 84 C CH 84 X FA 94 1-1 1-2 1B	4	1	2	0	1	0	0
7 James Loney, L (1, 3) OBP: 0.367, SLG: 0.504	B FA 93 S FA 93 F FA 93 X FA 94 1-2 ③ P2		F FA 93 B FA 92 B SL 86 F SL 86 B FA 94 X FA 94 3-2 HR			C FA 92 C SL 86 F FA 93 F FA 93 F SL 86 X FA 93 0-2 55 G5-3 12 1B 2-3 1B		X FA 91 0-0 12 1B 1-2 2-H 1B	C FA 94 X SL 81 0-1 ② F3	5	1	3	2	0	0	2
12 Jeff Kent, R (1, 4) OBP: 0.370, SLG: 0.500		C FA 90 F FA 92 X FA 94 0-2 55 G3 BB 1B	X CH 85 0-0 ③ G6-3			F FA 93 X FA 94 0-1 1-2 3-H 1B		C SL 80 C FC 90 B SL 83 B FC 90 X FC 89 2-2 1-2 2-3 1B	B F X 1-1 ③ F8	5	0	3	1	0	0	2
Luis Gonzalez, L (1, 7) OBP: 0.360, SLG: 0.432 Olmedo Saenz, R (8, PH) OBP: 0.298, SLG: 0.324 Mike Lieberthal, R (9, 2) OBP: 0.284, SLG: 0.271		C FA 92 C SL 85 B FA 93 F FA 93 B SL 86 B FA 94 B FA 94 4-2 55 G3 1-2 BB	B CH 82 B FA 91 F FA 90 B CH 82 F FA 91 X FA 92 3-2 ① P5			C SL 84 B FA 93 F FA 93 F FA 94 B FA 93 X SL 86 2-2 ① F7		X FA 86 0-0 ① L6		2 1 0	0 0 0	0 0 0	0 0 0	1 0 0	0 0 0	2 3 0
55 Russell Martin, R (1, 2) OBP: 0.378, SLG: 0.475 Chad Moeller, R (8, 2) OBP: 0.167, SLG: 0.250 27 Matt Kemp, R (8, PH) OBP: 0.372, SLG: 0.528 (9, 9)	X FA 94 0-0 ① G3 1-2 2-3		B FC 88 F SL 87 C FA 93 X SL 82 1-2 ② G3-1			B FF 94 C FA 93 X CH 86 1-1 ② ③ G5-3 2-3f		B SL 85 B CU 84 F FA 96 F FA 96 S FA 96 2-3 ② K		3 0 1	0 0 0	0 0 0	0 0 0	0 0 1	0 0 3	4 0 3
16 Andre Ethier, L (1, 9) OBP: 0.349, SLG: 0.447 (9, 7)	F FA 93 B SL 86 F SL 87 S FA 94 1-3 ② K		B FA 92 B SL 86 C SL 85 F SL 80 F FA 93 F SL 80 S SL 80 2-3 ③ K2-3				B FA 90 X SL 83 1-0 ① F8	C FA 96 F FA 96 B FA 96 B FA 96 F FA 96 F FA 97 X FA 96 2-2 ③ G3-4-1		4	0	0	0	0	2	5
5 Nomar Garciaparra, R (1, 5) OBP: 0.324, SLG: 0.356		I IN 63 I IN 64 I IN 63 I IN 63 4-0 IBB			F SL 85 B SL 85 B FA 92 S FA 92 S FA 94 2-3 ① K		F FA 91 T FA 92 D CH 82 F CH 82 X FA 91 1-2 ② G1-3		B FA 95 B FA 95 C FA 94 F FA 95 S FA 96 2-3 ① K	3	0	0	0	1	2	0
21 Esteban Loaiza, R (1, 1) OBP: 0.250, SLG: 0.250 D.J. Houlton, R (4, 1) 3 Delwyn Young, S (5, PH) OBP: 0.467, SLG: 0.533 Rudy Seanez, R (6, 1) Roberto Hernandez, R (7, 1) 13 Tony Abreu, S (7, PH) OBP: 0.326, SLG: 0.402 57 Eric Hull, R (8, 1) 14 Chin-Lung Hu, R (9, PH) OBP: 0.500, SLG: 2.000		C SL 81 F FA 94 D SL 81 S SL 82 1-3 ③ K			C SL 86 F FA 92 S FA 94 0-3 ② K		B SL 82 F CH 82 X SL 83 1-1 ③ F8		B FA 95 C FA 96 X SL 88 1-1 HR	1 0 1 0 0 1 0 1 0 1	0 0 0 0 0 0 0 0 0 1	0 0 0 0 0 0 0 0 0 1	0 0 0 0 0 0 0 0 0 1	1 0 1 0 0 0 0 0 0 1	3 0 0 0 0 0 0 0 0 3	3 0 1 0 0 0 0 0 0 4
Inning Stats	R: 0 E: 0 K: 0 S: 8 H: 0 LOB: 0 BB: 0 P: 12	R: 0 E: 0 K: 2 S: 13 H: 1 LOB: 3 BB: 2 P: 23	R: 1 E: 0 K: 0 S: 8 H: 1 LOB: 0 BB: 0 P: 14	R: 0 E: 0 K: 1 S: 11 H: 0 LOB: 0 BB: 0 P: 17	R: 0 E: 0 K: 2 S: 8 H: 0 LOB: 0 BB: 0 P: 11	R: 1 E: 0 K: 0 S: 16 H: 3 LOB: 1 BB: 0 P: 19	R: 0 E: 0 K: 0 S: 7 H: 0 LOB: 0 BB: 0 P: 10	R: 1 E: 0 K: 1 S: 18 H: 3 LOB: 3 BB: 1 P: 29	R: 1 E: 0 K: 1 S: 13 H: 3 LOB: 2 BB: 0 P: 19	1B: 8 2B: 1 3B: 0 HR: 2 SF: 0 SAC: 0 DP: 1 HBP: 0						

	AB	37
	R	4
	H	11
	RBI	4
	BB	3
	SO	7
	LOB	24

WP: 0 PA: 40
PB: 0
SB: 0
CS: 0

PITCHER		IP	WLS	BF	H	R	ER	SO	BB	IBB	HBP	BLK	WP	HR	S	P	ERA	WHIP
44 Jake Peavy, R ERA: 2.44	(1, 1)	7.0	W	27	5	2	2	5	1	1	0	0	0	1	71	106	2.57	0.857
41 Kevin Cameron, R ERA: 2.36	(8, 1)	0.0		4	3	1	1	0	1	0	0	0	0	0	9	16	∞	∞
50 Joe Thatcher, L ERA: 0.96	(8, 1)	0.1		1	0	0	0	0	0	0	0	0	0	0	1	1	0.00	0.000
21 Heath Bell, R ERA: 2.24	(8, 1)	0.2		2	0	0	0	1	0	0	0	0	0	0	8	12	0.00	0.000
Brett Tomko, R ERA: 5.7	(9, 1)	1.0		6	3	1	1	1	0	0	0	0	0	1	13	19	9.00	3.000

PITCHER	IP	WLS	BF	H	R	ER	SO	BB	IBB	HBP	BLK	WP	HR	S	P	ERA	WHIP

San Diego Padres @ Los Angeles Dodgers

Dodger Stadium, Los Angeles, CA

Wed Sep 12 2007, 7:10 PM PDT

Att. 43,699 - Partly Cloudy - 71 F

livebaseballscorecards.com

TOP

Batter	1	2	3	4	5	6	7	8	9	AB	R	H	RBI	BB	SO	LOB
24 Brian Giles, L (1, 9) OBP: 0.376, SLG: 0.430	X FA 90 0-0 ① F8		B FC 89 B FC 89 X FA 89 2-0 ① G6-3		B CU 72 X FA 91 1-0 ① F8		X SL 86 0-0 ① P5		C SL 82 C SL 83 F FA 91 B FA 92 X 1-2 ① G5-3	5	0	0	0	0	0	1
Geoff Blum, S (1, 4) OBP: 0.325, SLG: 0.367	B FA 91 C FA 90 F FA 91 B FA 92 B FC 88 X FA 92 3-2 ② G6-3		C FA 92 B CU 79 B FA 92 B FC 89 F FC 89 B FA 88 4-2 BB		X FA 92 0-0 ② F7		B FA 94 F FA 93 X FA 93 1-1 1-2 1B		C FA 91 B FA 91 B SL 82 S FA 87 X CH 86 2-2 1B	4	0	2	0	1	0	0
Mike Cameron, R (1, 8) OBP: 0.331, SLG: 0.435	C FA 90 S FA 91 C FA 91 0-3 ③ K		F FA 92 B FA 93 C FA 93 1 SAFE S SL 88 1-3 ② K		C FA 92 S FC 88 B FA 92 S FC 89 1-3 ③ K		S FA 93 B FA 93 1 SAFE S SL 84 D SL 85 B FA 94 S FA 94 3-3 ② K		C FA 92 C FA 91 S FA 91 0-3 ② K	5	0	0	0	0	5	4
23 Adrián González, L (1, 3) OBP: 0.341, SLG: 0.488		B FC 88 B FA 90 X FA 88 2-0 ① P6	B FA 91 B FA 93 F FC 89 X FA 91 2-1 ③ G4-3			B FA 90 B FA 90 S FC 89 X FA 92 2-1 ① G3	X 0-0 ③ G3		B FA 87 S FA 92 B FA 92 F FA 92 B FA 93 X FA 92 3-2 ③ G4-3	5	0	0	0	0	0	4
3 Khalil Greene, R (1, 6) OBP: 0.293, SLG: 0.460		C FA 92 B FA 92 X FA 92 1-1 BB 5 1B 1B		F FA 89 C CU 78 B FC 88 X FA 92 1-2 8 BB G4-6-3 2B		F FC 89 X FA 92 0-1 5 1B 1B		B FA 96 B FA 95 S FA 94 S FA 96 S FA 97 2-3 ① K		4	1	3	0	0	1	0
5 Kevin Kouzmanoff, R (1, 5) OBP: 0.316, SLG: 0.444		B FA 90 F FA 92 F FA 91 B FA 91 F FA 93 X SL 87 2-2 BB 1-2 1B		B FA 92 F FA 93 B FA 92 B FA 91 S FA 91 F FA 92 B FA 93 4-2 G4-6-3 8 BB BB		S FA 92 S FA 93 F FA 88 B CU 78 F FA 92 F FA 88 F FA 93 X FA 92 1-2 1-2 1B		C FA 96 F FA 96 B FA 98 X SL 88 1-2 9 HBP 1B		3	0	3	0	1	0	0
8 Michael Barrett, R (1, 2) OBP: 0.287, SLG: 0.379		B CU 79 B FA 90 F FA 93 C FA 92 F FA 92 S FC 88 2-3 ② K		B FA 92 D FA 93 B FA 93 C FA 92 B FA 93 4-1 G4-6-3 1-2 2-3 BB		B FA 92 F FA 94 B FA 92 C FA 94 B SL 88 X SL 87 3-2 ② L8		S SL 88 B SL 87 S FA 95 F FA 96 X SL 87 1-2 ② F8		3	0	0	0	1	1	5
Terrmel Sledge, L (1, 7) OBP: 0.303, SLG: 0.361 43 Cla Meredith, R (8, 1)		C CU 79 F FA 89 D CU 79 F FA 86 B CU 80 B FA 91 B FA 88 4-2 1-2 2-3 BB		C FA 92 B FA 94 X FA 90 1-1 ① ② G4-6-3 1-2f 2-3 3-H		F FA 93 B CU 79 X FC 88 1-1 ③ G4-3		B SL 89 C FA 96 F FA 97 H FA 96 2-2 1-2 HBP		2 0	0 0	0 0	0 0	1 0	0 0	4 0
Justin Germano, R (1, 1) OBP: 0.229, SLG: 0.188 45 Justin Hampson, L (6, 1) 12 Scott Hairston, R (6, 7) OBP: 0.311, SLG: 0.419 9 Brian Myrow, L (8, PH) OBP: 0.750, SLG: 1.000		B FA 93 X FA 93 1-0 ③ P3		B FC 89 C FA 93 B FA 86 B FA 92 C FA 92 S FA 92 3-3 ③ K			B FA 93 B FA 93 C FA 93 S FA 95 F FA 95 B FA 94 B 4-2 1B BB	B FA 93 T FA 97 X FA 97 1-1 ③ F8		2 0 1 0	0 0 0 0	0 0 0 0	0 0 0 0	1 0 1 0	0 0 0 0	4 0 2 0

| Inning Stats | | |

Batter	1	2	3	4	5	6	7	8	9	AB	R	H	RBI	BB	SO	LOB
15 Rafael Furcal, S (1, 6) OBP: 0.334, SLG: 0.353	B CH 85 X CH 80 1-0 ① G4-3		C FA 86 F CU 68 B FA 86 F FA 88 B CU 68 X CH 77 2-2 9 S 9 1B 1B		B CU 67 X CH 76 1-0 ② F7		X FA 87 0-0 ① L3			4	1	1	0	0	0	0
9 Juan Pierre, L (1, 8) OBP: 0.326, SLG: 0.352	B FA 86 C CH 80 F CH 86 X CH 76 1-2 ② G1-4-3		1 SAFE 1 SAFE B CH 84 C CU 66 X CH 84 1-1 27 CS 1-H 1B		C FA 88 X CU 68 0-1 2B		B FA 87 B FA 85 C SL 84 F FA 85 F CU 75 X FA 84 2-2 ② G1-3			4	0	2	1	0	0	0
27 Matt Kemp, R (1, 9) OBP: 0.370, SLG: 0.523	X FA 88 0-0 ③ G6-3		F CU 66 P PO 83 P PO 82 2-1 ③ CS 1-2	X CU 65 0-0 7 S 7 HR 1B	C CU 68 X FA 87 0-1 ③ P4		C FA 82 X CU 74 0-1 ③ G4-3			4	1	1	0	0	0	1
12 Jeff Kent, R (1, 4) OBP: 0.370, SLG: 0.504 Ramon Martinez, R (9, 5) OBP: 0.248, SLG: 0.224		B CH 84 C CH 85 X CH 76 1-1 ① G5-3	1 SAFE B CU 65 1 SAFE C CU 65 1 SAFE X CH 84 1-1 ① F8		B CU 74 X CH 85 1-0 HR			C SL 79 F SL 76 B SL 75 T FA 86 1-2 ① K		4 0	1 0	1 0	1 0	0 0	1 0	1 0
7 James Loney, L (1, 3) OBP: 0.372, SLG: 0.522		B CU 66 C CH 82 B CH 83 X CH 84 2-1 E9 55 G4-3 2B	1 SAFE C CU 66 S CH 84 D CU 69 B CH 85 X CH 86 2-2 1-H HR		F CH 76 X CH 82 0-1 55 2B 1B			F CH 77 B CH 77 F FA 86 S CH 76 1-3 ② K		4	3	3	2	0	1	0
55 Russell Martin, R (1, 2) OBP: 0.377, SLG: 0.475		B CH 85 B CH 84 B FA 86 X FA 87 3-0 ② G4-3 3-H	C FA 86 X FA 86 0-1 ② G1-3		S FA 84 X FA 85 0-1 ① 1-H 2B			B SL 78 C FA 86 B SL 76 X FA 85 2-1 ③ G4-3		4	0	1	2	0	0	0
16 Andre Ethier, L (1, 7) OBP: 0.352, SLG: 0.450		X FA 86 0-0 ③ G4-3	B CU 66 B CU 67 B CH 84 B CH 85 4-0 BB		F FA 85 B FA 88 X FA 85 1-1 2B					2	0	1	0	1	0	0
13 Tony Abreu, S (1, 5) OBP: 0.319, SLG: 0.392 (9, 4)			B CH 83 F CH 85 B CU 65 X CH 82 2-1 ① G1-3	1 SAFE C CH 76 C CU 67 B CH 76 S CU 68 1-3 ③ K	X CH 80 0-0 ② P3					3	0	0	0	0	1	2
58 Chad Billingsley, R (1, 1) OBP: 0.125, SLG: 0.129 Olmedo Saenz, R (6, PH) OBP: 0.296, SLG: 0.320 45 Scott Proctor, R (7, 1) Joe Beimel, L (7, 1) 51 Jonathan Broxton, R (8, 1) Rudy Seanez, R (9, 1)			B FA 88 X CH 84 1-0 ② G6-3		C CU 65 S CU 66 B CU 67 C FA 90 1-3 ① K	B CU 75 B CU 74 F CH 80 B SL 83 F CH 81 X SL 83 3-2 ③ F8				2 1 0 0 0 0	0 0 0 0 0 0	0 0 0 0 0 0	0 0 0 0 0 0	1 0 0 0 0 0	0 1 0 0 0 0	0 0 0 0 0 0
Inning Stats	R: 0 E: 0 K: 0 S: 5 H: 0 LOB: 0 BB: 0 P: 7	R: 1 E: 1 K: 0 S: 6 H: 1 LOB: 0 BB: 0 P: 12	R: 1 E: 0 K: 0 S: 12 H: 2 LOB: 0 BB: 0 P: 18	R: 2 E: 0 K: 1 S: 11 H: 2 LOB: 1 BB: 1 P: 19	R: 0 E: 0 K: 1 S: 8 H: 1 LOB: 1 BB: 0 P: 10	R: 2 E: 0 K: 0 S: 11 H: 4 LOB: 1 BB: 0 P: 16	R: 0 E: 0 K: 0 S: 7 H: 0 LOB: 0 BB: 0 P: 9	R: 0 E: 0 K: 2 S: 8 H: 0 LOB: 0 BB: 0 P: 12		1B: 4 2B: 4 3B: 0 HR: 2 SF: 0 SAC: 0 DP: 0 HBP: 0					WP: 0 PB: 0 SB: 2 CS: 1 PA: 34	

PITCHER		IP	WLS	BF	H	R	ER	SO	BB	IBB	HBP	BLK	WP	HR	S	P	ERA	WHIP
Justin Germano, R ERA: 4.56	(1, 1)	5.0	L	23	8	6	5	2	1	0	0	0	0	2	45	70	9.00	1.800
45 Justin Hampson, L ERA: 2.87	(6, 1)	2.0		7	2	0	0	0	0	0	0	0	0	0	15	21	0.00	1.000
43 Cla Meredith, R ERA: 3.67	(8, 1)	1.0		3	0	0	0	2	0	0	0	0	0	0	8	12	0.00	0.000

PITCHER	IP	WLS	BF	H	R	ER	SO	BB	IBB	HBP	BLK	WP	HR	S	P	ERA	WHIP

BOTTOM

San Diego Padres @ Los Angeles Dodgers

Dodger Stadium, Los Angeles, CA

Wed Sep 12 2007, 7:10 PM PDT
Att. 43,699 - Partly Cloudy - 71 F

livebaseballscorecards.com

AB	32
R	6
H	10
RBI	6
BB	1
SO	4
LOB	5

San Diego Padres @ Los Angeles Dodgers

Dodger Stadium, Los Angeles, CA

Thu Sep 13 2007, 7:10 PM PDT

Att. 44,496 - Clear - 73 F

livebaseballscorecards.com

TOP

Batter	1	2	3	4	5	6	7	8	9	AB	R	H	RBI	BB	SO	LOB
24 Brian Giles, L (1, 9) OBP: 0.372, SLG: 0.426	X FA 85 0-0 ① F9		B FC 82 C CU 69 X FA 86 1-1 ③ F7			C CU 68 B CU 68 B FA 84 X SL 77 2-1 ① P6		B FA 94 B FA 94 B FA 91 C FA 93 X FA 95 3-1 ③ G1-3		4	0	0	0	0	0	0
Marcus Giles, R (1, 4) OBP: 0.303, SLG: 0.321	B FA 86 F FA 87 C FA 87 X CU 69 1-2 ② F8			B CH 66 S CH 77 F CH 77 B FA 84 X FC 83 2-2 ① F7		B CU 69 X SL 78 1-0 ② F8			S FA 95 S FA 95 B SL 84 T 1-2 ① K	4	0	0	0	0	1	0
Mike Cameron, R (1, 8) OBP: 0.330, SLG: 0.439	L FA 86 X FA 86 0-1 ③ G6-3			B FA 84 B FA 86 X FC 80 2-0 ② F7		X FA 85 0-0 HR			T FA 96 B FA 96 F FA 96 B FA 95 S FA 95 2-3 ② K	4	1	1	1	0	1	0
23 Adrián González, L (1, 3) OBP: 0.339, SLG: 0.484		B FA 84 X SL 79 1-0 ① F7		X CH 74 0-0 ③ L9		X FC 81 0-0 ③ F7			B FA 96 S FA 96 S FA 95 X 1-2 ③ G4-3	4	0	0	0	0	0	0
3 Khalil Greene, R (1, 6) OBP: 0.292, SLG: 0.457		B FA 86 F FA 84 X CH 77 1-1 ② G5-3			C FA 85 F FA 84 B SL 78 B CH 73 F FA 84 S CU 67 2-3 ① K		B FA 91 F FA 92 F SL 82 X FA 94 1-2 ① F8			3	0	0	0	0	1	0
5 Kevin Kouzmanoff, R (1, 5) OBP: 0.316, SLG: 0.443		B FC 81 X FA 85 1-0 12 BB 1B			C CU 69 S SL 80 F FA 85 B CU 68 X CU 70 1-2 ② G5-3		C FA 95 B FA 95 F FA 94 F SL 84 F FA 95 S FA 96 1-3 ② K			3	0	1	0	0	1	0
12 Scott Hairston, R (1, 7) OBP: 0.311, SLG: 0.415		B FA 85 B FA 84 C FC 81 B FA 85 S SL 81 F FC 82 B FC 80 4-2 28 PO BB 1-2			B FC 82 F FA 86 C SL 80 B FA 85 S CU 71 2-3 ③ K		F FA 95 B SL 84 B FA 93 X FA 92 2-1 ③ F7			2	0	0	0	1	1	0
28 Josh Bard, S (1, 2) OBP: 0.347, SLG: 0.369		B FC 82 B FA 85 B FA 86 1 SAFE 3-0 ③ PO 1-2	C FA 85 B CU 68 X SL 80 1-1 ① G6-3			X CH 74 0-0 HR 1B		B FA 94 F FA 93 X SL 84 1-1 ① F7		3	1	1	0	0	0	0
Greg Maddux, R (1, 1) OBP: 0.155, SLG: 0.175 41 Kevin Cameron, R (4, 1) Jack Cassel, R (5, 1) Morgan Ensberg, R (6, PH) OBP: 0.321, SLG: 0.412 50 Joe Thatcher, L (6, 1) Geoff Blum, S (8, PH) OBP: 0.324, SLG: 0.366 Doug Brocail, L (8, 1) OBP: 0.500, SLG: 0.500			B FA 85 F FC 82 T FA 86 F FA 85 F CU 70 S CU 69 1-3 ② K			X FA 85 0-0 1-H HR		B FA 94 X FA 94 1-0 ② F7		1 0 0 1 0 1 0	0 0 0 1 0 0 0	0 0 0 1 0 0 0	0 0 0 2 0 0 0	0 0 0 0 0 0 0	1 0 0 0 0 0 0	0 0 0 0 0 0 0
Inning Stats	R: 0 E: 0 K: 0 S: 6 H: 0 LOB: 0 BB: 0 P: 7	R: 0 E: 0 K: 0 S: 7 H: 1 LOB: 1 BB: 1 P: 17	R: 0 E: 0 K: 1 S: 9 H: 0 LOB: 0 BB: 0 P: 12	R: 0 E: 0 K: 0 S: 5 H: 0 LOB: 0 BB: 0 P: 9	R: 0 E: 0 K: 2 S: 11 H: 0 LOB: 0 BB: 0 P: 16	R: 3 E: 0 K: 0 S: 7 H: 3 LOB: 0 BB: 0 P: 10	R: 0 E: 0 K: 1 S: 10 H: 0 LOB: 0 BB: 0 P: 14	R: 0 E: 0 K: 0 S: 5 H: 0 LOB: 0 BB: 0 P: 10	R: 0 E: 0 K: 2 S: 9 H: 0 LOB: 0 BB: 0 P: 13	1B: 2 2B: 0 3B: 0 HR: 2	SF: 0 SAC: 0 DP: 0 HBP: 0			WP: 0 PB: 0 SB: 0 CS: 0	PA: 32	

	AB	30
	R	3
	H	4
	RBI	3
	BB	1
	SO	6
	LOB	0

PITCHER		IP	WLS	BF	H	R	ER	SO	BB	IBB	HBP	BLK	WP	HR	S	P	ERA	WHIP
David Wells, L ERA: 5.27	(1, 1)	6.0	W	22	4	3	3	3	1	0	0	0	0	2	45	71	4.50	0.833
45 Scott Proctor, R ERA: 3.65	(7, 1)	1.0	H	3	0	0	0	1	0	0	0	0	0	0	10	14	0.00	0.000
51 Jonathan Broxton, R ERA: 2.37	(8, 1)	1.0	H	3	0	0	0	0	0	0	0	0	0	0	5	10	0.00	0.000
44 Takashi Saito, R ERA: 1.24	(9, 1)	1.0	S	3	0	0	0	2	0	0	0	0	0	0	9	13	0.00	0.000

PITCHER		IP	WLS	BF	H	R	ER	SO	BB	IBB	HBP	BLK	WP	HR	S	P	ERA	WHIP

Batter	1	2	3	4	5	6	7	8	9	AB	R	H	RBI	BB	SO	LOB
15 Rafael Furcal, S (1, 6) OBP: 0.334, SLG: 0.352	F FA 85 F FA 85 F FA 85 X CH 80 0-2 9 SH1-3 9 S 7 2B 1B	F FA 85 X FA 86 0-1 ① FC4-5 9 1B 7 1B 2-3	B FA 89 X FC 89 1-0 ② FC5-6 9 S 7 1B 1-2f 3-H	C FA 88 F FA 88 X SL 78 0-2 ② G6-3					4	3	1	1	0	0	2
9 Juan Pierre, L (1, 8) OBP: 0.328, SLG: 0.353	1 SAFE B FA 84 B FA 84 X FA 84 2-0 ① SH1-3 1-3	1 SAFE C FA 85 1 SAFE 1 SAFE B FA 84 P PO 81 B FA 84 X FA 84 3-1 7 S 7 1B 1B 1-3	B FC 90 B FC 90 B FA 91 B FC 91 4-0 7 1B BB 1-3	C SL 77 F FA 88 B SL 78 X FA 87 1-2 ③ G6-3					2	1	1	0	1	0	0
7 James Loney, L (1, 3) OBP: 0.377, SLG: 0.529	B FA 85 C FA 84 B FA 85 F CH 80 X FA 86 2-2 12 1B 2B 3-H	B FA 85 X FA 85 1-0 12 1B 1B 1B 1-H 3-H	X FA 91 0-0 12 BB 1B 1-3 3-H				C FA 87 B SL 76 F FA 87 F FA 87 F FA 88 S FA 88 1-3 ① K		4	1	3	4	0	1	0
12 Jeff Kent, R (1, 4) OBP: 0.372, SLG: 0.505	S FA 85 B FA 86 X FA 86 1-1 G1-6-3 2-3	B FA 86 F CH 80 B FA 85 F SL 79 X FA 86 2-2 1B 55 F8-2 1B 1-2	B SL 80 S SL 82 B FA 90 B FA 90 B FA 90 4-1 1-2 BB				B FA 88 C FA 86 B FA 87 C FA 88 B FA 88 X FA 87 3-2 ② G4-3		3	0	2	0	1	0	0
Luis Gonzalez, L (1, 7) OBP: 0.359, SLG: 0.430 51 Jonathan Broxton, R (8, 1) 44 Takashi Saito, L (9, 1)	C FA 85 X FA 85 0-1 ②③ G1-6-3 1-2f	C CH 80 B FA 86 B FA 85 B FA 85 X FA 86 3-1 1-3 2-H 1B	C FA 91 B FA 90 B FA 90 F FA 89 D FC 90 X FC 89 3-2 ③ G3-1				B FA 88 B FA 86 F FA 88 C SL 76 X FA 87 2-2 ③ G4-3			4 0 0	0 0 0	1 0 0	1 0 0	0 0 0	0 0 0	5 0 0
55 Russell Martin, R (1, 2) OBP: 0.376, SLG: 0.472		B X 1-0 ① G5-3	C FA 85 X CH 80 0-1 ②③ F8-2 3-H	B FA 88 B CH 76 B FA 86 B FA 85 4-0 13 G4-6-3 BB				F FA 90 X SL 84 0-1 ① L8		3	0	0	0	1	0	2
27 Matt Kemp, R (1, 9) OBP: 0.368, SLG: 0.519		C FA 85 C FA 85 C FA 86 0-3 ② K	S CH 79 X FA 85 0-1 13 G1-3 1B 15 FC5-6 1B	X CH 75 0-0 ① F9				B CU 76 F CU 75 B CU 78 X CU 75 2-1 ② F7		4	1	1	0	0	1	1
13 Tony Abreu, S (1, 5) OBP: 0.310, SLG: 0.381		F FA 85 X FC 85 0-1 ③ P6	1 SAFE F FA 85 X FA 85 0-1 ① G1-3 1-2	C CH 76 X FA 87 0-1 ②③ G4-6-3 1-2f				X CH 78 0-0 ③ F8		4	0	0	0	0	0	2
David Wells, L (1, 1) OBP: 0.149, SLG: 0.170 Olmedo Saenz, R (6, PH) OBP: 0.294, SLG: 0.317 45 Scott Proctor, R (7, 1) 16 Andre Ethier, L (8, 7) OBP: 0.352, SLG: 0.450		F FA 85 S FA 86 F FA 86 X FA 85 0-2 15 FC4-5 2B	L FA 84 X FA 84 0-1 15 FC5-6 2-3 1B	B FA 88 X FA 88 1-0 ① G5-3						2 1 0 0	0 0 0 0	2 0 0 0	0 0 0 0	0 0 0 0	0 0 0 0	0 0 0 0
Inning Stats	R: 1 E: 0 K: 0 S: 12 H: 3 LOB: 1 BB: 0 P: 17	R: 0 E: 0 K: 1 S: 6 H: 0 LOB: 0 BB: 0 P: 7	R: 3 E: 0 K: 0 S: 17 H: 5 LOB: 1 BB: 0 P: 25	R: 2 E: 0 K: 0 S: 12 H: 3 LOB: 3 BB: 2 P: 24	R: 0 E: 0 K: 0 S: 3 H: 0 LOB: 0 BB: 1 P: 7	R: 0 E: 0 K: 0 S: 7 H: 0 LOB: 0 BB: 0 P: 9	R: 0 E: 0 K: 1 S: 11 H: 0 LOB: 0 BB: 0 P: 17	R: 0 E: 0 K: 0 S: 5 H: 0 LOB: 0 BB: 0 P: 7		1B: 9 2B: 3 3B: 0 HR: 0 SF: 0 SAC: 1 DP: 3 HBP: 0						

PITCHER		IP	WLS	BF	H	R	ER	SO	BB	IBB	HBP	BLK	WP	HR	S	P	ERA	WHIP
Greg Maddux, R ERA: 3.91	(1, 1)	3.1	L	18	10	6	6	1	0	0	0	0	0	0	41	55	16.20	3.000
41 Kevin Cameron, R ERA: 2.33	(4, 1)	0.2		5	1	0	0	0	2	0	0	0	0	0	6	18	0.00	4.500
Jack Cassel, R ERA: 4.66	(5, 1)	1.0		3	0	0	0	0	1	0	0	0	0	0	3	7	0.00	1.000
50 Joe Thatcher, L ERA: 0.79	(6, 1)	2.0		6	0	0	0	1	0	0	0	0	0	0	18	26	0.00	0.000
Doug Brocail, R ERA: 3.34	(8, 1)	1.0		3	0	0	0	0	0	0	0	0	0	0	5	7	0.00	0.000

PITCHER	IP	WLS	BF	H	R	ER	SO	BB	IBB	HBP	BLK	WP	HR	S	P	ERA	WHIP

BOTTOM

San Diego Padres @ Los Angeles Dodgers

Dodger Stadium, Los Angeles, CA

Thu Sep 13 2007, 7:10 PM PDT

Att. 44,496 - Clear - 73 F

livebaseballscorecards.com

AB	31
R	6
H	11
RBI	6
BB	3
SO	2
LOB	12

WP: 0 PA: 35
PB: 0
SB: 4
CS: 0

Arizona Diamondbacks @ Los Angeles Dodgers

Dodger Stadium, Los Angeles, CA

Fri Sep 14 2007, 7:40 PM PDT

Att. 54,014 - Clear - 70 F

TOP

livebaseballscorecards.com

Batter	1	2	3	4	5	6	7	8	9	AB	R	H	RBI	BB	SO	LOB
4 Emilio Bonifácio, S (1, 4) OBP: 0.375, SLG: 0.357	C FA 94 B FA 95 C FA 96 B FA 96 X FA 97 2-2 10 1B 27 BB 2B	B FA 95 F FA 94 F CH 86 F FA 96 X CH 87 1-2 ② 2-3 1B		F CU 77 F FA 95 D CU 79 S CH 86 1-3 ③ K		1 SAFE X FA 93 0-0 ③ F7			B FA 95 S FA 94 B SL 85 L FA 94 B SL 84 F FA 94 B FA 93 4-2 BB	4	1	2	0	1	1	2
10 Justin Upton, R (1, 9) OBP: 0.301, SLG: 0.407	B FA 95 F FA 95 F CH 86 F FA 96 B CH 88 B FA 97 X CU 80 3-2 27 BB 22 HBP 2-3 1B	S CH 86 B FA 96 F FA 96 F FA 88 C 1-3 ③ K			B FA 94 B FA 96 F FA 94 X FA 96 2-1 ① F9		B SL 84 S FA 94 B FA 94 B FA 93 C FA 94 F FA 94 B FA 94 4-2 34 G5-3 BB		C FA 93 C SL 82 1 SAFE B FA 94 B FA 94 S FA 93 2-3 ② K	4	0	1	0	1	2	2
22 Eric Byrnes, R (1, 7) OBP: 0.364, SLG: 0.482 (5, 8)	F FA 94 B FA 96 F FA 97 B FA 96 B SL 87 H FA 96 4-2 27 BB 1-2 HBP		F FA 94 F FA 95 X FA 96 0-2 ① F9		B FA 95 C FA 94 X FA 96 1-1 ② F9		1 SAFE B SL 84 F FA 92 C FA 93 F FA 93 F FA 94 F CH 86 1 SAFE X FA 93 1-2 ① F9		C FA 94 B FA 94 S FA 92 F SL 83 B SL 82 X 2-2 ③ L4	4	0	0	0	0	0	2
34 Conor Jackson, R (1, 3) OBP: 0.363, SLG: 0.454	F FA 96 X 0-1 ① F6		B FA 96 F FA 97 F FA 97 F SL 86 X FA 97 1-2 ② F8		F FA 96 X FA 96 0-1 27 HR 1B		1 SAFE X SL 84 0-0 ② G5-3 1-2			4	1	1	0	0	0	4
27 Mark Reynolds, R (1, 5) OBP: 0.331, SLG: 0.481	F FA 97 S FA 97 B FA 98 B FA 98 D FA 98 B FA 97 4-2 1-2 2-3 3-H BB		F FA 97 S FA 96 B FA 97 F FA 96 B FA 97 S FA 97 2-3 ③ K		F FA 95 X FA 96 0-1 1-H HR		T FA 94 B FA 94 S SL 83 F FA 94 B SL 84 X FA 93 2-2 ③ F8			3	1	1	3	1	1	1
24 Chris Young, R (1, 8) OBP: 0.294, SLG: 0.471 37 Juan Cruz, R (5, 1) Dustin Nippert, R (7, 1) 40 Bill Murphy, L (7, 1) Jeff Cirillo, R (8, PH) OBP: 0.325, SLG: 0.376 39 Dana Eveland, L (8, 1) 36 Jailen Peguero, R (8, 1)	D CH 87 F FA 96 S FA 97 C FA 97 1-3 ② K			C CU 73 S FA 93 B FA 96 B CH 86 X FA 97 2-2 6 E1 6 S 6 SF7 1B	S CH 86 X FA 96 0-1 ③ F8			C FA 88 F FA 87 B FA 90 B SL 76 B FA 88 F FA 89 C FA 89 3-3 ① K		3	1	1	0	0	1	3
6 Stephen Drew, L (1, 6) OBP: 0.303, SLG: 0.362	B FA 96 F FA 96 B FA 87 S FA 96 F FA 98 S FA 97 2-3 ③ K			B CH 86 F CH 84 1 SAFE B FA 95 B FA 94 S FA 94 X 3-2 ① SF7 1-H		B FA 88 F FA 88 C CU 73 B FA 90 S CU 75 2-3 ① K		C FA 90 S SL 77 B CU 76 B FA 89 B FA 88 X FA 88 3-2 26 1-2-3-4-5-6-4-3 1B		3	0	1	1	0	2	3
19 Chris Snyder, R (1, 2) OBP: 0.339, SLG: 0.430 26 Miguel Montero, L (8, PH) OBP: 0.289, SLG: 0.406 (8, 2)		B FA 91 B FA 91 C FA 94 B FA 94 C FA 95 B FA 96 4-2 4 1B 49 SH3 BB		C FA 96 B CH 87 B FA 96 B FA 96 B FA 96 4-1 BB		B FA 90 X FA 88 1-0 1B		X SL 83 0-0 ②③ G1-6-4-3 1-2f		1 1	0 0	1 0	0 0	2 0	0 0	0 1
49 Doug Davis, R (1, 1) OBP: 0.091, SLG: 0.074 7 Carlos Quentin, R (5, 7) OBP: 0.300, SLG: 0.350 Jeff Salazar, L (9, PH) OBP: 0.324, SLG: 0.431		X FA 94 0-0 ① SH3 1-2		C FA 92 L FA 94 M CU 78 0-3 ② K		1 SAFE F FA 87 B FA 94 S FA 93 T FA 94 1-2 ② K			C FA 92 F SL 83 B FA 94 B SL 84 X SL 82 2-2 ① F8	1 1 1	0 0 0	0 0 0	0 0 0	0 0 0	1 1 0	1 1 0
Inning Stats	R: 1 E: 0 K: 2 S: 20 H: 2 LOB: 3 BB: 1 P: 36	R: 0 E: 0 K: 1 S: 11 H: 1 LOB: 1 BB: 1 P: 17	R: 0 E: 0 K: 1 S: 11 H: 0 LOB: 0 BB: 0 P: 14	R: 1 E: 0 K: 2 S: 13 H: 1 LOB: 1 BB: 1 P: 23	R: 2 E: 0 K: 0 S: 10 H: 2 LOB: 0 BB: 0 P: 13	R: 0 E: 0 K: 2 S: 8 H: 1 LOB: 1 BB: 0 P: 12	R: 0 E: 0 K: 0 S: 14 H: 0 LOB: 1 BB: 1 P: 21	R: 0 E: 0 K: 1 S: 8 H: 1 LOB: 0 BB: 0 P: 14	R: 0 E: 0 K: 1 S: 13 H: 0 LOB: 1 BB: 1 P: 23	1B: 6 2B: 1 3B: 0 HR: 1 SF: 1 SAC: 1 DP: 1 HBP: 1						

	AB	31
	R	4
	H	8
	RBI	4
	BB	5
	SO	10
	LOB	20

	WP: 0	PA: 39
	PB: 0	
	SB: 1	
	CS: 0	

PITCHER		IP	WLS	BF	H	R	ER	SO	BB	IBB	HBP	BLK	WP	HR	S	P	ERA	WHIP
31 Brad Penny, R ERA: 2.88	(1, 1)	5.0	W	24	6	4	3	6	3	0	1	0	0	1	65	103	5.40	1.800
Mark Hendrickson, L ERA: 5.23	(6, 1)	0.1	H	2	1	0	0	1	0	0	0	0	0	0	4	7	0.00	3.000
Rudy Seanez, R ERA: 3.8	(6, 1)	1.2	H	6	0	0	0	1	1	0	0	0	0	0	18	26	0.00	0.600
Joe Beimel, L ERA: 3.96	(8, 1)	0.1	H	2	1	0	0	1	0	0	0	0	0	0	7	13	0.00	3.000
44 Takashi Saito, R ERA: 1.21	(8, 1)	1.2	S	5	0	0	0	1	1	0	0	0	0	0	14	24	0.00	0.600

PITCHER		IP	WLS	BF	H	R	ER	SO	BB	IBB	HBP	BLK	WP	HR	S	P	ERA	WHIP

Batter	1	2	3	4	5	6	7	8	9	AB	R	H	RBI	BB	SO	LOB
15 Rafael Furcal, S (1, 6) OBP: 0.333, SLG: 0.351	B FA 84 B FC 82 X FA 84 2-0 9 SH2-3 7 2B 1B	F FA 84 B CU 68 S FC 80 B CU 66 F FC 82 X SL 82 2-2 ① F8	X CU 69 0-0 ③ G5-3	B FA 95 B FA 94 C FA 95 F SL 81 X 2-2 ③ G1-3			F FA 90 X FA 91 0-1 ① G6-3		5	1	1	0	0	0	5
9 Juan Pierre, L (1, 8) OBP: 0.329, SLG: 0.351	X FA 84 0-0 ① SH2-3 1-2	C FA 84 B FA 86 C FA 86 F FC 84 B FC 82 X CU 70 2-2 ② G4-3	C SL 80 B CU 68 B CU 67 B FC 83 B SL 80 4-1 7 1B 12 G6-4-3 BB	B FA 95 C FA 94 X FA 95 1-1 ① F7			B FA 91 B FA 91 B FA 90 C FA 91 B FA 90 4-1 7 G4-3 7 S BB		2	1	0	0	2	0	0
7 James Loney, L (1, 3) OBP: 0.377, SLG: 0.530	B CU 69 X FC 81 1-0 2-H 2B	F CH 76 C FC 81 S CU 69 0-3 ③ K	1 SAFE B FC 81 C FA 85 1 SAFE X CH 78 1-1 12 G6-4-3 1-3 1B	C SL 82 F FA 96 F SL 82 B FA 95 F SL 82 C 1-3 ② K			D SL 82 1 SAFE 1 SAFE 1 SAFE F FA 92 X FA 91 1-1 ② G4-3 1-3		5	0	2	1	0	2	1
12 Jeff Kent, R (1, 4) OBP: 0.371, SLG: 0.501	C FA 84 D CU 69 F FC 81 B CH 75 C FC 82 2-3 ② K	B CH 75 B CH 76 C FC 83 B FC 82 B FA 85 4-1 5 1B 55 1B BB	B FA 86 C FC 82 X FC 83 1-1 ①② G6-4-3 1-2f 3-H	C SL 83 F FA 97 S SL 83 0-3 ③ K			B SL 84 B SL 85 B FA 92 X FA 91 3-0 ③ F8		4	1	0	0	1	2	3
5 Nomar Garciaparra, R (1, 5) OBP: 0.327, SLG: 0.370	B FC 82 F FC 82 X CU 69 1-1 ③ L7	B FC 83 C FC 82 X CH 77 1-1 27 BB 55 1B 1-3 1B	B FA 86 X FA 85 1-0 HR	B FA 95 F CH 87 B FA 95 F CU 78 X 2-2 55 F8 16 1B 2B					4	2	3	1	0	0	1
55 Russell Martin, R (1, 2) OBP: 0.375, SLG: 0.470		C FC 82 X CU 68 0-1 ① G6-3	X FC 83 0-0 27 BB 1-2 3-H 1B	X CH 77 0-0 E6 27 3B			B FA 96 X FA 95 1-0 ① F8 2-3		4	1	1	1	0	0	1
27 Matt Kemp, R (1, 9) OBP: 0.374, SLG: 0.528		C FA 84 X FC 82 0-1 1B	D CU 70 D FC 82 B FC 84 B FA 86 4-0 1-2 2-3 BB	1 SAFE B FC 81 B FC 83 X FC 83 2-0 16 1B 1-H 3B			C CU 78 B FA 95 C FA 96 C FA 96 1-3 ② K		3	1	2	1	1	1	1
16 Andre Ethier, L (1, 7) OBP: 0.353, SLG: 0.450	B FA 84 C CU 68 1 SAFE 1 SAFE F CU 69 1 SAFE S FC 83 1-3 ② K	X CU 70 0-0 ① L3	C FA 87 B FC 86 S FA 87 F FC 83 B FC 84 F FC 82 B FA 85 X CU 69 3-2 BB 3-H 1B				B FA 96 T FA 95 B FA 95 B FA 96 T CU 80 X 3-2 1B 3-H		4	0	2	2	0	1	4
31 Brad Penny, R (1, 1) OBP: 0.270, SLG: 0.317 28 Andy LaRoche, R (5, PH) OBP: 0.400, SLG: 0.275 Mark Sweeney, L (5, PH) OBP: 0.352, SLG: 0.387 Mark Hendrickson, L (6, 1) OBP: 0.107, SLG: 0.077 Rudy Seanez, R (6, 1) Luis Gonzalez, L (7, PH) OBP: 0.358, SLG: 0.429 Joe Beimel, L (8, 1) 44 Takashi Saito, L (8, 1)	F FA 85 F FA 85 B FA 86 S FC 83 1-3 ③ K	F FC 85 S CU 70 B FC 84 F FC 83 F FA 88 B SL 82 D CU 69 C FC 83 3-3 ② K	B SL 78 1 SAFE B CH 83 B FA 95 B FA 91 4-0 1-2 BB			1 SAFE C CU 75 B CU 77 S FA 90 1 SAFE S CU 79 1-3 ③ K		2 0 0 0 0 1 0 0	0 0 0 0 0 0 0 0	0 0 0 0 0 0 0 0	0 0 0 0 1 0 0 0	2 0 0 0 0 0 0 0	4 0 0 0 0 1 0 0
Inning Stats	R: 1 E: 0 K: 1 S: 8 H: 2 LOB: 1 BB: 0 P: 14	R: 0 E: 0 K: 2 S: 10 H: 1 LOB: 1 BB: 0 P: 12	R: 0 E: 0 K: 1 S: 11 H: 0 LOB: 0 BB: 0 P: 15	R: 1 E: 0 K: 1 S: 11 H: 2 LOB: 3 BB: 2 P: 23	R: 4 E: 1 K: 0 S: 16 H: 4 LOB: 2 BB: 2 P: 34	R: 0 E: 0 K: 2 S: 10 H: 0 LOB: 0 BB: 0 P: 12	R: 1 E: 0 K: 2 S: 13 H: 2 LOB: 1 BB: 0 P: 21	R: 0 E: 0 K: 0 S: 6 H: 0 LOB: 1 BB: 1 P: 14		1B: 7 2B: 2 3B: 1 HR: 1	SF: 0 SAC: 1 DP: 1 HBP: 0			WP: 0 PB: 0 SB: 1 CS: 0	PA: 40	

PITCHER		IP	WLS	BF	H	R	ER	SO	BB	IBB	HBP	BLK	WP	HR	S	P	ERA	WHIP
49 Doug Davis, L ERA: 4.18	(1, 1)	4.2	L	26	9	6	4	5	3	0	0	0	0	1	53	89	7.71	2.571
37 Juan Cruz, R ERA: 3.11	(5, 1)	1.1		5	0	0	0	2	1	0	0	0	0	0	13	21	0.00	0.750
Dustin Nippert, R ERA: 5.75	(7, 1)	0.2		4	2	1	1	1	0	0	0	0	0	0	10	17	13.50	3.000
40 Bill Murphy, L ERA: 10.13	(7, 1)	0.1		1	0	0	0	1	0	0	0	0	0	0	3	4	0.00	0.000
39 Dana Eveland, L ERA: 14.4	(8, 1)	0.2		3	0	0	0	0	1	0	0	0	0	0	5	10	0.00	1.500

PITCHER		IP	WLS	BF	H	R	ER	SO	BB	IBB	HBP	BLK	WP	HR	S	P	ERA	WHIP
36 Jailen Peguero, R ERA: 6.57	(8, 1)	0.1		1	0	0	0	0	0	0	0	0	0	0	1	4	0.00	0.000

BOTTOM

Arizona Diamondbacks @ Los Angeles Dodgers

Dodger Stadium, Los Angeles, CA

Fri Sep 14 2007, 7:40 PM PDT

Att. 54,014 - Clear - 70 F

livebaseballscorecards.com

AB	34
R	7
H	11
RBI	6
BB	5
SO	9
LOB	21

Batter	1	2	3	4	5	6	7	8	9	AB	R	H	RBI	BB	SO	LOB
4 Emilio Bonifácio, S (1, 4) OBP: 0.316, SLG: 0.284 Alberto Callaspo, S (8, PH) OBP: 0.259, SLG: 0.263 (8, 4)	M FA 90 F FA 90 S CH 85 0-3 K2-3		B X 1-0 G4-3			B X 1-0 B1-3		B C X 1-1 1-3 2-H 2B		3 1	0 0	0 1	0 1	0 0	1 0	0 0
6 Stephen Drew, L (1, 6) OBP: 0.303, SLG: 0.361	B FA 90 B FA 90 X FA 90 2-0 F8			C B F C 1-3 K		B X 1-0 22 G6-4-3 1B		X 0-0 P5		4	0	1	0	0	1	2
22 Eric Byrnes, R (1, 7) OBP: 0.362, SLG: 0.478	F FA 91 B FA 90 F FA 90 B CH 86 F FA 90 B FA 91 S CH 85 3-3 K			C X 0-1 G6-3		C D B X 2-1 G6-4-3 1-2f		X 0-0 P2		4	0	0	0	0	1	3
Tony Clark, S (1, 3) OBP: 0.293, SLG: 0.508		B FA 89 X FA 90 1-0 G6-3		B B B C B 4-1 BB			B X 2-0 HR	S C D B D S 3-3 K		3	1	1	1	1	1	2
27 Mark Reynolds, R (1, 5) OBP: 0.331, SLG: 0.478		B FA 90 B X 2-0 1B		F B X 1-1 P3			X 0-0 P2		B B C S S 2-3 K	4	0	1	0	0	1	1
Jeff Salazar, L (1, 9) OBP: 0.306, SLG: 0.406		X 0-0 F7			C B X 1-1 G4-3		C X 0-1 F7		F B S F B F S 2-3 K	4	0	0	0	0	1	1
24 Chris Young, R (1, 8) OBP: 0.292, SLG: 0.467		F B B B 1 F S SAFE 3-3 K			X 0-0 B2-3		S C S 0-3 K		S F B B X 2-2 F7	4	0	0	0	0	2	1
26 Miguel Montero, L (1, 2) OBP: 0.291, SLG: 0.412 7 Robby Hammock, R (8, PH) OBP: 0.318, SLG: 0.300 (8, 2)			B F B X 2-1 G3		C B B X 2-1 2B			B F B X 2-1 2B 2B		2 1	0 1	1 1	0 0	0 0	0 0	0 0
Livan Hernandez, R (1, 1) OBP: 0.194, SLG: 0.254 45 Doug Slaten, L (7, 1) 32 Bob Wickman, R (7, 1) Jeff Cirillo, R (8, PH) OBP: 0.324, SLG: 0.374 28 Brandon Medders, R (8, 1)			B X 1-0 G5-3		C X 0-1 G4-3			F X 0-1 E5 2B		2 0 0 1 0	0 0 0 0 0	0 0 0 0 0	0 0 0 0 0	0 0 0 0 0	0 0 0 0 0	1 0 0 1 0
Inning Stats	R: 0 E: 0 K: 2 S: 8 H: 0 LOB: 0 BB: 0 P: 13	R: 0 E: 0 K: 1 S: 6 H: 1 LOB: 1 BB: 0 P: 12	R: 0 E: 0 K: 0 S: 4 H: 0 LOB: 0 BB: 0 P: 8	R: 0 E: 0 K: 1 S: 8 H: 0 LOB: 1 BB: 1 P: 14	R: 0 E: 0 K: 0 S: 7 H: 1 LOB: 1 BB: 0 P: 10	R: 0 E: 0 K: 0 S: 4 H: 1 LOB: 0 BB: 0 P: 8	R: 1 E: 0 K: 1 S: 7 H: 1 LOB: 0 BB: 0 P: 9	R: 1 E: 1 K: 1 S: 11 H: 2 LOB: 2 BB: 0 P: 17	R: 0 E: 0 K: 2 S: 11 H: 0 LOB: 0 BB: 0 P: 17	1B: 2 2B: 3 3B: 0 HR: 1 SF: 0 SAC: 0 DP: 1 HBP: 0						WP: 0 PB: 0 SB: 0 CS: 0 PA: 34	

PITCHER		IP	WLS	BF	H	R	ER	SO	BB	IBB	HBP	BLK	WP	HR	S	P	ERA	WHIP
Derek Lowe, R ERA: 3.71	(1, 1)	7.0	W	25	4	1	1	5	1	0	0	0	0	1	44	74	1.29	0.714
Joe Beimel, L ERA: 4.09	(8, 1)	0.1		4	2	1	1	0	0	0	0	0	0	0	7	10	27.00	6.000
51 Jonathan Broxton, R ERA: 2.35	(8, 1)	0.2	H	2	0	0	0	1	0	0	0	0	0	0	4	7	0.00	0.000
45 Scott Proctor, R ERA: 3.6	(9, 1)	1.0		3	0	0	0	2	0	0	0	0	0	0	11	17	0.00	0.000

PITCHER	IP	WLS	BF	H	R	ER	SO	BB	IBB	HBP	BLK	WP	HR	S	P	ERA	WHIP

TOP

Arizona Diamondbacks @ Los Angeles Dodgers

Dodger Stadium, Los Angeles, CA

Sat Sep 15 2007, 12:55 PM PDT

Att. 48,366 - Sunny - 81 F

livebaseballscorecards.com

AB	33
R	2
H	6
RBI	2
BB	1
SO	8
LOB	12

BOTTOM

Arizona Diamondbacks @ Los Angeles Dodgers
Dodger Stadium, Los Angeles, CA
Sat Sep 15 2007, 12:55 PM PDT
Att. 48,366 - Sunny - 81 F

livebaseballscorecards.com

Batter	1	2	3	4	5	6	7	8	9	AB	R	H	RBI	BB	SO	LOB
15 Rafael Furcal, S (1, 6) OBP: 0.335, SLG: 0.352	B FA 83 X FA 82 1-0 7 1B 9 S 1B	C S B B F X 2-2 ② G1-3			B B B C B 4-1 7 F8 9 S BB		F B X 1-1 7 S 9 S 5 FC2-1 1B	C C B F X 1-2 ③ G3-1		4	2	2	0	1	0	1
9 Juan Pierre, L (1, 8) OBP: 0.328, SLG: 0.350	B FA 82 1 SAFE B CH 81 B FA 83 B CH 81 4-0 7 1B HR BB 1-2	C F B B B X 3-2 ③ G5-3			C C X 0-2 ① P4 1-2		1 SAFE B 1 SAFE 1 SAFE B L C X 2-2 ① F7 1-2			3	1	0	0	1	0	2
7 James Loney, L (1, 3) OBP: 0.379, SLG: 0.528	B SL 78 X FA 82 1-0 HR 1B 1-3 2-H		B X 1-0 ① F9		B X 1-0 ② F8 2-3		B B C B C B 4-2 5 E BB BB 2-3			3	1	1	1	1	0	1
Luis Gonzalez, L (1, 7) OBP: 0.361, SLG: 0.436 27 Matt Kemp, R (7, PR) OBP: 0.374, SLG: 0.528 (8, 9)	B FA 84 B SL 78 X SL 78 2-0 HR 1-H 3-H		C B C X 1-2 ② G6-3		B B C B B 4-1 BB		1 SAFE C F B B B B 4-2 5 E BB BB 1-2			2 0	1 0	1 0	3 0	2 0	0 0	0 0
5 Nomar Garciaparra, R (1, 5) OBP: 0.329, SLG: 0.371	F FA 83 B CU 65 T SL 76 X FA 83 1-2 16 G3 1B		F F X 0-2 1B		C B B F F B F F S 3-3 ③ K2-3		C F X 0-2 ② FC2-1 1-3 2-H 3-H			4	0	2	0	0	1	4
55 Russell Martin, R (1, 2) OBP: 0.372, SLG: 0.466	C FA 83 C FA 84 B SL 76 F CH 77 X SL 77 1-2 ① P5		D C B S 1 SAFE 1 SAFE S 2-3 ③ K		X 0-0 ① P6		B B X 2-0 ③ G1-3			4	0	0	0	0	1	4
16 Andre Ethier, L (1, 9) OBP: 0.352, SLG: 0.455 (8, 7)	B CH 76 C CH 82 X CH 75 1-1 ② G3 1-2		C B F F X 1-2 ① F7		B F B B F X 3-2 HR		F X 0-1 ① L9			4	1	1	1	0	0	1
13 Tony Abreu, S (1, 4) OBP: 0.309, SLG: 0.384	S CH 75 X FA 84 0-1 ③ F7		B X 1-0 ② G3-1		B C B S X 2-2 ② F9		X 0-0 2B			4	0	1	0	0	0	1
Derek Lowe, R (1, 1) OBP: 0.177, SLG: 0.107 Joe Beimel, L (8, 1) 51 Jonathan Broxton, R (8, 1) Mark Sweeney, L (8, PH) OBP: 0.349, SLG: 0.384 45 Scott Proctor, R (9, 1)		F B B F S 2-3 ① K		X 0-0 ③ G1-3		B B X 2-0 ③ F7	C B S S 1-3 ② K			3 0 0 1 0	0 0 0 0 0	0 0 0 1 0	0 0 0 0 0	0 0 0 0 0	1 0 0 1 0	0 0 0 1 0
Inning Stats	R: 4 H: 4 E: 0 LOB: 1 K: 0 BB: 1 S: 14 P: 25	R: 0 H: 0 E: 0 LOB: 0 K: 1 BB: 0 S: 10 P: 17	R: 0 H: 1 E: 0 LOB: 1 K: 1 BB: 0 S: 10 P: 14	R: 0 H: 0 E: 0 LOB: 0 K: 0 BB: 0 S: 6 P: 8	R: 0 H: 0 E: 0 LOB: 2 K: 1 BB: 2 S: 12 P: 24	R: 1 H: 1 E: 0 LOB: 0 K: 0 BB: 0 S: 8 P: 15	R: 1 H: 1 E: 1 LOB: 2 K: 0 BB: 2 S: 13 P: 26	R: 0 H: 1 E: 0 LOB: 1 K: 1 BB: 0 S: 10 P: 12		1B: 5 SF: 0 2B: 1 SAC: 0 3B: 0 DP: 0 HR: 2 HBP: 0						

	AB	32
	R	6
	H	8
	RBI	5
	BB	5
	SO	4
	LOB	15

WP: 0 PB: 0 SB: 4 CS: 0 PA: 37

PITCHER		IP	WLS	BF	H	R	ER	SO	BB	IBB	HBP	BLK	WP	HR	S	P	ERA	WHIP
Livan Hernandez, R ERA: 4.86	(1, 1)	6.0	L	27	6	5	5	3	3	0	0	0	0	2	60	103	7.50	1.500
45 Doug Slaten, L ERA: 2.36	(7, 1)	0.1		4	1	1	0	0	2	0	0	0	0	0	9	20	0.00	9.000
32 Bob Wickman, R ERA: 3.86	(7, 1)	0.2		2	0	0	0	0	0	0	0	0	0	0	4	6	0.00	0.000
28 Brandon Medders, R ERA: 4.73	(8, 1)	1.0		4	1	0	0	1	0	0	0	0	0	0	10	12	0.00	1.000

PITCHER		IP	WLS	BF	H	R	ER	SO	BB	IBB	HBP	BLK	WP	HR	S	P	ERA	WHIP

TOP

Arizona Diamondbacks @ Los Angeles Dodgers

Dodger Stadium, Los Angeles, CA

Sun Sep 16 2007, 1:10 PM PDT

Att. 51,460 - Sunny - 77 F

livebaseballscorecards.com

Batter	1	2	3	4	5	6	7	8	9	AB	R	H	RBI	BB	SO	LOB
22 Eric Byrnes, R (1, 7) OBP: 0.361, SLG: 0.478	B FA 85 X FA 82 1-0 F7 ①		X FA 87 0-0 F8 ①		B F S B FA 85 B CH 77 F CH 78 X FA 81 3-2 P2 ①	X SL 84 0-0 FC6-4 ① 1-2f 2-3			X FA 98 0-0 BB, 6 1B 2B	5	1	1	0	0	0	2
10 Justin Upton, R (1, 9) OBP: 0.291, SLG: 0.393 56 Ramon Pena, R (6, 1) OBP: 0.250, SLG: 0.250 Brandon Lyon, R (8, 1) Alberto Callaspo, S (9, PH) OBP: 0.257, SLG: 0.261 Jose Valverde, R (9, 1)	C FA 85 B FA 85 B FA 87 F FA 87 B FA 88 F SL 82 X FA 87 3-2 P3 ②		F FA 89 X CH 79 0-1 P3 ②		B SL 84 F FA 86 B FA 87 X FA 87 2-1 F9 ②	X SL 81 0-0 B3 ②			C FA 96 X FA 97 0-1 FC1, BB, 6 1B	4 0 0 1 0	0 0 0 1 0	0 0 0 0 0	0 0 0 0 0	0 0 0 0 0	0 0 0 0 0	2 0 0 1 0
34 Conor Jackson, R (1, 3) OBP: 0.364, SLG: 0.452 Tony Clark, S (8, 3) OBP: 0.296, SLG: 0.508	C SL 82 X SL 82 0-1 P4 ③		C FA 89 B CH 79 B CH 80 B FA 89 S FA 88 B FA 88 4-2 BB		B FA 87 B FA 88 B FA 86 C FA 86 B FA 87 4-1 6 BB, 27 BB, BB	1 SAFE 1 SAFE B FA 92 C FA 92 B SL 83 X FA 94 2-1 P6 ③			S FA 99 B FA 100 B FA 96 S SL 88 F FA 98 F SL 87 F FA 98 F SL 87 F 4-2 F SL 89 B FA 99 B FA 97 1-2 2-3 6 1B, BB	2 0	0 0	0 0	0 0	2 1	0 0	2 0
27 Mark Reynolds, R (1, 5) OBP: 0.331, SLG: 0.474		B SL 82 B SL 81 C FC 84 S FC 84 B SL 82 B FC 84 4-2 6 BB, 19 HR, BB	B FA 87 B SL 84 F FA 87 B SL 84 F FA 87 B SL 84 F FA 88 S FA 88 3-3 K ③		F FA 88 F FA 88 B FA 87 B SL 83 F FA 89 B SL 83 B FA 88 4-2 6 BB 1-2 BB		B FA 91 B CH 82 B FA 89 C FA 87 T FA 89 X FA 89 3-2 F8 ①		B FA 99 S FA 97 B FA 98 S FA 98 S FA 99 2-3 K ①	3	1	0	0	2	2	4
6 Stephen Drew, L (1, 6) OBP: 0.307, SLG: 0.362		B FA 87 B SL 81 B FC 83 B FC 86 4-0 1-2 19 HR, BB	B SL 82 B SL 82 B FC 87 C FA 87 F FA 86 F SL 84 B SL 82 4-2 19 E, 19 S, BB		B SL 78 C CU 79 B CH 84 B FA 92 B FA 92 4-1 1-2 2-3 BB		B CU 75 C FA 90 B CH 82 S CH 83 X FA 90 2-2 F7 ②		C FA 97 B FA 98 F FA 98 X SL 89 1-2 24 G6-4-3, 1B 1-2 2-H 3-H	2	1	1	2	3	0	0
24 Chris Young, R (1, 8) OBP: 0.289, SLG: 0.463		B FC 85 C FC 85 F FA 88 F FA 90 C FC 84 1-3 K ①		X FA 88 0-0 P4 ①	B SL 80 B CU 80 C FA 93 S SL 81 D SL 81 X SL 79 3-2 P5 ③		C CU 76 F FA 90 B CU 78 B CU 76 B CU 75 C CU 77 3-3 K ③		B FA 93 B SL 85 C FA 93 B FA 94 X FA 93 3-1 G6-4-3 ②③ 1-2f	5	0	0	0	0	2	8
19 Chris Snyder, R (1, 2) OBP: 0.341, SLG: 0.441		B SL 84 B FA 89 F FA 90 F FA 90 X SL 86 2-2 HR 1-H 2-H	C FA 88 B FA 87 B FA 88 S FA 89 B FA 89 F FA 89 F FA 89 X SL 83 3-2 P4 ② 1-3			B FA 93 B FS 85 C FA 93 X FA 93 2-1 11 1B, 18 1B, 1B		B FA 90 B FA 90 B FA 89 C FA 90 F FA 89 S FA 90 3-3 K ①		4	2	2	3	0	1	1
11 Augie Ojeda, S (1, 4) OBP: 0.322, SLG: 0.329		B FA 88 B FA 87 X FA 88 2-0 F9 ②	I IN 62 I IN 67 I IN 68 I IN 68 4-0 IBB			B FA 93 F FA 93 B FA 93 X FA 92 2-1 22 FC6-4, 18 1B, 1B 1-3		C FA 90 B CU 76 X FA 89 1-1 G6-3 ②	3	0	1	0	1	0	0
31 Edgar Gonzalez, R (1, 1) OBP: 0.150, SLG: 0.150 18 Chad Tracy, L (6, PH) OBP: 0.346, SLG: 0.454 40 Bill Murphy, L (6, 1) Jeff Salazar, L (6, 9) OBP: 0.301, SLG: 0.400		C FA 88 T FA 88 F FA 89 X SL 83 0-2 G6-3 ③	S SL 83 X FA 89 0-1 F9 ③			D FA 88 F SL 84 X FA 88 1-1 22 FC6-4 1-2 3-H 1B		F FA 91 F FA 91 B FA 89 F CU 74 S FA 90 1-3 K ③		2 1 0 1	0 0 0 0	0 1 0 0	0 1 0 0	0 0 0 0	0 0 0 1	2 0 0 0

| Inning Stats | | |

BOTTOM

Batter	1	2	3	4	5	6	7	8	9	AB	R	H	RBI	BB	SO	LOB
15 Rafael Furcal, S (1, 6) OBP: 0.334, SLG: 0.356	F FA 91 B SL 80 B FA 91 F FA 90 S FF 92 2-3 ① **K**			C CU 75 X FA 91 0-1 **HR**		C FA 91 B FA 85 F FA 90 B CU 79 X CU 79 2-2 ① **F9**		F FA 94 B CH 86 X FA 94 1-1 ② **G4-3**		4	1	1	1	0	1	0
9 Juan Pierre, L (1, 8) OBP: 0.328, SLG: 0.349	B FA 92 C FF 90 C CU 78 B FF 94 B FF 93 F FA 91 X FA 92 3-2 7 CS **1B**			B FA 88 C CU 75 X FC 87 1-1 ① **G1-3**		B CU 77 X FA 90 1-0 ② **B3**		B FA 93 F FA 94 B FA 93 X FA 93 2-1 ③ **F9**		4	0	1	0	0	0	0
7 James Loney, L (1, 3) OBP: 0.381, SLG: 0.526	**1 SAFE** **1 SAFE** 1 SAFE F FA 90 P PO 82 1 SAFE B FA 90 X FC 84 2-1 ② ③ **G3** **1-2**			B CH 81 B FA 91 C FA 92 F FC 87 X SL 84 2-2 12 1B **1B**		B FA 90 B FA 90 B FA 90 C B FA 91 4-1 **BB**			C FA 93 F CH 85 X FA 96 0-2 ① **G6-3**	3	0	1	0	1	0	1
12 Jeff Kent, R (1, 4) OBP: 0.372, SLG: 0.501		C FA 90 X FA 91 0-1 ① **F9**		X FA 93 0-0 28 PO **1-2** **1B**		X FA 97 0-0 ③ **F7**			B FA 97 B FA 97 X FA 96 2-0 1B **1B**	4	0	2	0	0	0	1
Luis Gonzalez, L (1, 7) OBP: 0.361, SLG: 0.434		C FA 88 B FC 88 C FA 92 X FA 92 1-2 ② **L9**		C CH 80 X FA 93 0-1 ② **F8**			C CH 85 X SL 87 0-1 **1B**		B FA 95 C FA 95 F FA 95 S FS 86 1-3 ② **K**	4	0	1	0	0	1	3
28 Andy LaRoche, R (1, 5) OBP: 0.397, SLG: 0.278 Mark Sweeney, L (9, PH) OBP: 0.354, SLG: 0.389	F SL 82 X CU 77 0-1 ③ **P4**			B SL 83 C FA 93 S FA 95 1 SAFE 1-2 ③ PO **1-2**	X FA 90 0-0 G4-6-3 16 BB **1B**		S CH 89 F SL 89 B CH 88 C FA 96 1-3 ① **K**		X 0-0 **1-3** **1B**	3 1	0 0	1 1	0 0	0 0	1 0	1 0
16 Andre Ethier, L (1, 9) OBP: 0.353, SLG: 0.455			B CH 78 B FF 90 F FA 89 X FA 91 2-1 21 B5-6-4 **1B**		B CH 78 B FC 87 B FA 91 C FA 89 B FA 92 4-1 G4-6-3 **1-2** **BB**		F FA 96 B FA 97 F CH 88 F FA 97 F FA 97 T FA 97 1-2 ② **K**		B FS 85 S FA 96 X FS 86 1-1 ③ **F9**	3	0	1	0	1	1	3
Mike Lieberthal, R (1, 2) OBP: 0.276, SLG: 0.264 3 Delwyn Young, S (7, PH) OBP: 0.438, SLG: 0.500 Chad Moeller, R (8, 2) OBP: 0.167, SLG: 0.250			C SL 78 X FA 89 0-1 ① **P4**		F FF 91 X FA 92 0-1 ① ② **G4-6-3** **1-2f** **2-3**		F SL 85 F FA 96 F FA 98 X SL 90 0-2 ③ **F8**			2 1 0	0 0 0	0 0 0	0 0 0	0 0 0	0 0 0	3 1 0
21 Esteban Loaiza, R (1, 1) OBP: 0.200, SLG: 0.200 57 Eric Hull, R (5, 1) 5 Nomar Garciaparra, R (5, PH) OBP: 0.328, SLG: 0.370 Rudy Seanez, R (6, 1) D.J. Houlton, R (7, 1) 13 Tony Abreu, S (8, PH) OBP: 0.307, SLG: 0.381 51 Jonathan Broxton, R (9, 1) Roberto Hernandez, R (9, 1)			L SL 77 X FA 89 0-1 ② ③ **B5-6-4** **1-2f**		B FA 93 X FA 92 1-0 ③ **P3**			C FA 93 B FA 92 X FA 93 1-1 ① **G5-3**		1 0 1 0 0 1 0 0	0 0 0 0 0 0 0 0	0 0 0 0 0 0 0 0	0 0 0 0 0 0 0 0	0 0 0 0 0 0 0 0	0 0 0 0 0 0 0 0	1 0 1 0 0 0 0 0
Inning Stats	R: 0 E: 0 K: 1 S: 10 H: 1 LOB: 0 BB: 0 P: 16	R: 0 E: 0 K: 0 S: 7 H: 0 LOB: 0 BB: 0 P: 8	R: 0 E: 0 K: 0 S: 6 H: 1 LOB: 0 BB: 0 P: 8	R: 1 E: 0 K: 0 S: 12 H: 3 LOB: 1 BB: 0 P: 16	R: 0 E: 0 K: 0 S: 5 H: 1 LOB: 1 BB: 1 P: 10	R: 0 E: 0 K: 0 S: 6 H: 0 LOB: 1 BB: 1 P: 13	R: 0 E: 0 K: 2 S: 14 H: 1 LOB: 1 BB: 0 P: 16	R: 0 E: 0 K: 0 S: 6 H: 0 LOB: 0 BB: 0 P: 10	R: 0 E: 0 K: 1 S: 10 H: 2 LOB: 2 BB: 0 P: 14	1B: 8 2B: 0 3B: 0 HR: 1	SF: 0 SAC: 0 DP: 2 HBP: 0			WP: 0 PB: 0 SB: 0 CS: 1	PA: 35		

PITCHER		IP	WLS	BF	H	R	ER	SO	BB	IBB	HBP	BLK	WP	HR	S	P	ERA	WHIP
31 Edgar Gonzalez, R ERA: 4.61	(1, 1)	5.0	W	18	6	1	1	1	1	0	0	0	0	1	40	58	1.80	1.400
40 Bill Murphy, L ERA: 8.1	(6, 1)	0.2	H	3	0	0	0	0	1	0	0	0	0	0	5	12	0.00	1.500
56 Ramon Pena, R ERA: 2.55	(6, 1)	1.1	H	5	1	0	0	2	0	0	0	0	0	0	15	17	0.00	0.750
Brandon Lyon, R ERA: 2.74	(8, 1)	1.0	H	3	0	0	0	0	0	0	0	0	0	0	6	10	0.00	0.000
Jose Valverde, R ERA: 2.79	(9, 1)	1.0		5	2	0	0	1	0	0	0	0	0	0	10	14	0.00	2.000

PITCHER	IP	WLS	BF	H	R	ER	SO	BB	IBB	HBP	BLK	WP	HR	S	P	ERA	WHIP

Arizona Diamondbacks @ Los Angeles Dodgers

Dodger Stadium, Los Angeles, CA

Sun Sep 16 2007, 1:10 PM PDT

Att. 51,460 - Sunny - 77 F

livebaseballscorecards.com

AB	32
R	1
H	9
RBI	1
BB	2
SO	4
LOB	15

Batter	1	2	3	4	5	6	7	8	9	AB	R	H	RBI	BB	SO	LOB
15 Rafael Furcal, S (1, 6) OBP: 0.333, SLG: 0.355	X FA 90 0-0 ① P6		C M B B F X 2-2 ① G1-3	C F D X 1-2 ③ FC1-6 1-2f			B FA 88 C CH 82 C CU 72 B X 2-2 HR		B FA 94 B FA 94 F FA 94 X FA 94 2-1 ③ F8	3	0	0	0	0	0	2
Olmedo Saenz, R (7, PH) OBP: 0.299, SLG: 0.352										1	1	1	1	0	0	0
Wilson Valdez, R (7, 6) OBP: 0.263, SLG: 0.309										0	0	0	0	0	0	0
Mark Sweeney, L (9, PH) OBP: 0.351, SLG: 0.386										1	0	0	0	0	0	0
9 Juan Pierre, L (1, 8) OBP: 0.329, SLG: 0.349	B C F B B B 4-2 12 S BB		C B F F B X 2-2 12 FC1-6 27 1B 1B		C B X 1-1 ① F7		C FA 90 B FA 88 M CH 81 B CU 76 F CH 82 C FA 92 2-3 ② K			3	0	1	0	1	1	0
27 Matt Kemp, R (1, 9) OBP: 0.375, SLG: 0.532	B 1 SAFE 1 SAFE 1 SAFE B X 2-0 ② F9		F B X 1-1 12 FC1-6 1-2 1B		C B B F S 2-3 ② K		B SL 86 X FA 96 1-0 2B			4	0	2	0	0	1	1
12 Jeff Kent, R (1, 4) OBP: 0.371, SLG: 0.498	P S 1 SAFE B I I 4-1 1-2 IBB		C X 0-1 ② FC1-6 1-2f 2-3		B F S S 1-3 ③ K		B FA 96 B FA 95 F SL 90 B FA 96 X FC 86 3-2 ③ G6-3			3	0	0	0	1	1	3
7 James Loney, L (1, 3) OBP: 0.376, SLG: 0.519	B S F X 1-2 ③ P4		B C B B C F F S 2-3 ③ K			C X 0-1 ① G3-1		S SL 78 X FA 92 0-1 ① G4-3		4	0	0	0	0	1	4
55 Russell Martin, R (1, 2) OBP: 0.375, SLG: 0.470		X 0-0 1B		B B C B S B 4-2 58 1B BB		B X 1-0 2B		C FA 91 C FA 92 S CH 73 0-3 ② K		3	0	2	0	1	1	0
28 Andy LaRoche, R (1, 5) OBP: 0.382, SLG: 0.263		S C D S 1-3 ① K	F S C 0-3 ① K			B S B F S 2-3 ② K		B FA 91 S FA 92 X FA 92 1-1 ③ G4-3		3	0	0	0	0	3	3
Mark Hendrickson, L (6, 1) OBP: 0.107, SLG: 0.077										0	0	0	0	0	0	0
45 Scott Proctor, R (7, 1)										0	0	0	0	0	0	0
5 Nomar Garciaparra, R (8, PH) OBP: 0.327, SLG: 0.369										1	0	0	0	0	0	0
Joe Beimel, L (8, 1)										0	0	0	0	0	0	0
16 Andre Ethier, L (1, 7) OBP: 0.350, SLG: 0.450		B S 1 SAFE X 1-1 ② F7	C S C 0-3 ② K			B C F S 1-3 ③ K			B FA 94 X SL 94 1-0 ① G3	4	0	0	0	0	2	3
58 Chad Billingsley, R (1, 1) OBP: 0.147, SLG: 0.152		S F D S 1-3 ③ K	S B B B X 3-1 15 FC1-6 1-2 1B				C FA 89 S B E B F X FA 86 2-2 ① G4-3		C FA 95 B FA 95 X 1-1 ② G5-3	2	0	1	0	0	1	1
13 Tony Abreu, S (6, 5) OBP: 0.303, SLG: 0.376										2	0	0	0	0	0	0

TOP

Los Angeles Dodgers @ Colorado Rockies

Coors Field, Denver, CO

Tue Sep 18 2007, 1:05 PM MDT

Att. 23,282 - Partly Cloudy - 74 F

livebaseballscorecards.com

AB	34
R	1
H	7
RBI	1
BB	3
SO	11
LOB	17

Inning Stats	1	2	3	4	5	6	7	8	9
	R: 0 E: 0 K: 0 S: 9	H: 0 LOB: 2 BB: 2 P: 19	R: 0 E: 0 K: 2 S: 9	H: 1 LOB: 1 BB: 0 P: 12	R: 0 E: 0 K: 1 S: 17	H: 2 LOB: 2 BB: 0 P: 24	R: 0 E: 0 K: 2 S: 13	H: 1 LOB: 2 BB: 1 P: 21	R: 0 E: 0 K: 2 S: 8	H: 0 LOB: 0 BB: 0 P: 12
	R: 0 E: 0 K: 2 S: 9	H: 1 LOB: 1 BB: 0 P: 13	R: 1 E: 0 K: 1 S: 16	H: 2 LOB: 1 BB: 0 P: 26	R: 0 E: 0 K: 1 S: 7	H: 0 LOB: 0 BB: 0 P: 8	R: 0 E: 0 K: 0 S: 5	H: 0 LOB: 0 BB: 0 P: 9		

| | | | | | | | | | |

Batter	1	2	3	4	5	6	7	8	9	AB	R	H	RBI	BB	SO	LOB
18 Cory Sullivan, L (1, 8) OBP: 0.358, SLG: 0.435	B B C B F X 3-2 L6 ①			B F C X 1-2 5 1B 2B		C CU 78 B B C X 2-2 2 L9 17 1B 2B	B FA 96 C FA 95 T FA 95 B FA 96 B FA 94 F X 3-2 F8 ② 2-3			4	2	2	0	0	0	2
2 Troy Tulowitzki, R (1, 6) OBP: 0.366, SLG: 0.473	B X 1-0 F8 ②			M C X 0-2 L3 ①		F F FC 92 X SL 87 0-2 L9 ① 2-3	B CU 75 B SL 95 B FA 95 B FA 95 4-0 1-2 BB			3	0	0	0	1	0	2
5 Matt Holliday, R (1, 7) OBP: 0.397, SLG: 0.593	B B C B S C 3-3 K ③			B D X 2-0 2-H 1B		I IN 64 I IN 64 I IN 62 I IN 62 4-0 27 G5-3 17 1B IBB	S FA 96 B FA 97 S CU 85 B FA 97 F FA 97 X SL 85 2-2 P3 ③			3	0	1	1	1	1	3
17 Todd Helton, L (1, 3) OBP: 0.433, SLG: 0.482		B C B F F F X 2-2 G4-3 ①		C B F F B S 2-3 K ②		B FA 87 B CH 79 C FA 88 X CH 82 2-1 1-2 3-H 1B		C FA 88 B CH 76 X FA 88 1-1 G3-1 ①		4	0	1	1	0	1	1
27 Garrett Atkins, R (1, 5) OBP: 0.357, SLG: 0.476		C B F B B X 3-2 G6-3 ②		B F C B F S 2-3 K ③		S FA 88 B FA 87 X FA 89 1-1 2-3f G5-3 ② ③		C FA 86 B CH 82 B CH 82 F FA 89 F FA 90 S CH 78 2-3 K ②		4	0	0	0	0	2	3
11 Brad Hawpe, L (1, 9) OBP: 0.374, SLG: 0.507		F B F B S 2-3 K ③		B B B C B 4-1 8 CS BB			B FA 85 X FA 87 1-0 47 2B 8 SH1-4 1B	F CH 77 S FA 89 B FA 89 B CH 78 F FA 89 X FA 90 2-2 F7 ③		3	1	1	0	1	1	0
8 Yorvit Torrealba, R (1, 2) OBP: 0.328, SLG: 0.365			B B X 2-0 6 G6-3 1B	1 SAFE C C B B B 1 S 3-3 1-2 K ① ②			B X 1-0 SH1-4 ① 1-2			2	0	1	0	0	1	1
6 Omar Quintanilla, L (1, 4) OBP: 0.294, SLG: 0.302 47 Joe Koshansky, L (7, PH) OBP: 0.333, SLG: 0.333 Jamey Carroll, R (7, PR) OBP: 0.310, SLG: 0.292 (8, 4)			C C B X 1-2 1-2f G6-3 ① ②	F B B B B 4-1 BB			C CU 75 X SL 85 0-1 18 F8 2-H 2B			1 1 0	0 0 0	0 1 0	0 1 0	1 0 0	0 0 0	1 0 0
26 Jeff Francis, L (1, 1) OBP: 0.197, SLG: 0.220 LaTroy Hawkins, R (7, 1) 24 Ian Stewart, L (7, PH) OBP: 0.250, SLG: 0.395 40 Brian Fuentes, L (8, 1) 60 Manny Corpas, R (9, 1)			C B B B C X 3-2 G6-3 ③	C B B 1 SAFE B C F C 3-3 K ③			H SL 94 1-0 2 BB HBP			2 0 0 0 0	0 0 0 0 0	0 0 0 0 0	0 0 0 0 0	1 0 0 0 0	1 0 0 0 0	1 0 0 0 0
Inning Stats	R: 0 E: 0 K: 1 S: 7 H: 0 LOB: 0 BB: 0 P: 14	R: 0 E: 0 K: 1 S: 11 H: 0 LOB: 0 BB: 0 P: 18	R: 0 E: 0 K: 0 S: 7 H: 1 LOB: 0 BB: 0 P: 13	R: 1 E: 0 K: 2 S: 15 H: 2 LOB: 1 BB: 0 P: 22	R: 0 E: 0 K: 2 S: 9 H: 0 LOB: 1 BB: 2 P: 23	R: 1 E: 0 K: 0 S: 10 H: 2 LOB: 1 BB: 1 P: 19	R: 1 E: 0 K: 0 S: 12 H: 2 LOB: 3 BB: 1 P: 24	R: 0 E: 0 K: 1 S: 10 H: 0 LOB: 0 BB: 0 P: 15		1B: 4 2B: 4 3B: 0 HR: 0		SF: 0 SAC: 1 DP: 3 HBP: 1		WP: 0 PB: 0 SB: 0 CS: 1		PA: 33

PITCHER		IP	WLS	BF	H	R	ER	SO	BB	IBB	HBP	BLK	WP	HR	S	P	ERA	WHIP
58 Chad Billingsley, R ERA: 3.15	(1, 1)	5.1	L	21	4	2	2	6	2	1	0	0	0	0	55	102	3.38	1.125
Mark Hendrickson, L ERA: 5.27	(6, 1)	0.2		3	2	1	1	0	0	0	0	0	0	0	5	9	13.50	3.000
45 Scott Proctor, R ERA: 3.56	(7, 1)	1.0		6	1	0	0	0	1	0	1	0	0	0	11	22	0.00	2.000
Joe Beimel, L ERA: 4.02	(8, 1)	1.0		3	0	0	0	1	0	0	0	0	0	0	10	15	0.00	0.000

PITCHER	IP	WLS	BF	H	R	ER	SO	BB	IBB	HBP	BLK	WP	HR	S	P	ERA	WHIP

BOTTOM

Los Angeles Dodgers @ Colorado Rockies

Coors Field, Denver, CO

Tue Sep 18 2007, 1:05 PM MDT

Att. 23,282 - Partly Cloudy - 74 F

livebaseballscorecards.com

AB	27
R	3
H	7
RBI	3
BB	4
SO	7
LOB	14

Batter	1	2	3	4	5	6	7	8	9	AB	R	H	RBI	BB	SO	LOB
9 Juan Pierre, L (1, 8) OBP: 0.331, SLG: 0.353	B FA 86 C FA 85 B F X 2-2 13 BLK 13 1B 1B		C FA 85 B FA 85 F CH 76 X SL 83 1-2 13 G4-3 27 2B 1B	B FA 87 C CH 80 X CH 77 1-1 ③ G3		B CU 79 B FA 94 C FA 94 F FA 94 X CU 79 2-2 ② P6		C FA 96 X FA 96 0-1 2B		5	2	3	0	0	0	2
13 Tony Abreu, S (1, 4) OBP: 0.306, SLG: 0.390	C FA 85 1 SAFE B FA 86 1 SAFE S CH 76 1 SAFE P PO 82 1 SAFE F SL 83 2-2 X CH 78 1-H HR 1B		1 SAFE F SL 82 X FA 86 0-1 ① G4-3 1-2 1B		C FA 84 F CH 81 B FA 87 X CH 78 1-2 ① F7	X FA 94 0-0 1-H 2-H 3B		S SL 79 X SL 84 0-1 ③ F7		5	1	2	3	0	0	2
27 Matt Kemp, R (1, 9) OBP: 0.376, SLG: 0.533	C CU 70 S CH 77 D FA 88 B CH 77 X FA 86 2-2 ① F8		X FA 85 0-0 1B 2-H 2B		X CH 78 0-0 5 FC4-6 1B	C FA 94 B CU 80 F CU 80 B FA 94 B CH 89 F FA 95 S FA 96 3-3 ③ K			B SL 80 X CH 87 1-0 ① G5-3	5	0	2	1	0	1	2
Luis Gonzalez, L (1, 7) OBP: 0.361, SLG: 0.441 44 Takashi Saito, L (9, 1)	C FA 87 X CU 70 0-1 1-H HR		B FA 87 X FA 87 1-0 7 BB 2-3 1B		S FA 85 B CH 76 X FA 85 1-1 ② F7		B FA 95 B FA 95 X FA 95 2-0 ① G3		B FA 89 F CH 88 X CU 81 1-1 ② F8	5 0	1 0	2 0	2 0	0 0	0 0	1 0
5 Nomar Garciaparra, R (1, 5) OBP: 0.326, SLG: 0.367	C FA 86 F SL 82 B FA 88 X CH 79 1-2 ② P2		X FA 85 0-0 ② P4		X FA 87 0-0 ③ FC4-6 1-2f		S SL 82 B SL 83 B FA 96 F FA 96 X SL 84 2-2 7 G6-4-3 1B		B SL 80 B SL 80 X SI 88 2-0 ③ L8	5	0	1	0	0	0	3
7 James Loney, L (1, 3) OBP: 0.377, SLG: 0.527	X SL 81 0-0 ③ G1-3		B SL 83 B CH 78 B SL 81 C FA 86 S CH 76 D CH 77 4-2 1-2 BB			B FA 88 B FA 89 X FA 89 2-0 HR	B FA 96 C CH 83 B CH 84 F FA 94 F FA 96 D SL 89 X FA 96 3-2 ②③ G6-4-3 1-2f			3	1	1	1	1	0	1
Ramon Martinez, R (1, 6) OBP: 0.248, SLG: 0.225		B CU 68 C FA 84 B SL 82 X FA 86 2-1 ① G6-3	C SL 83 X SL 82 0-1 ③ F7			B FA 89 B FA 89 C FA 90 B FA 89 X FA 89 3-1 BB 13 3B 1B		C FA 95 B FA 96 X SL 83 1-1 ① P6		4	1	1	0	0	0	3
Mike Lieberthal, R (1, 2) OBP: 0.278, SLG: 0.257 55 Russell Martin, R (7, 2) OBP: 0.376, SLG: 0.476		B CH 78 X CH 82 1-0 ② G6-3		C CH 78 F SL 80 B FA 87 B CH 81 X CH 76 2-2 ① F8		B CU 75 S CU 75 1 SAFE B FA 89 B FA 88 S CH 79 F FA 88 B 4-2 1-2 13 3B BB		B FA 96 B SL 84 S SL 85 B SL 87 X FA 96 3-1 HR		2 1	1 1	0 1	0 1	1 0	0 0	0 0
David Wells, L (1, 1) OBP: 0.143, SLG: 0.163 3 Delwyn Young, S (6, PH) OBP: 0.412, SLG: 0.471 D.J. Houlton, R (6, 1) 45 Scott Proctor, R (7, 1) Joe Beimel, L (7, 1) Mark Sweeney, L (8, PH) OBP: 0.348, SLG: 0.383 51 Jonathan Broxton, R (8, 1) 16 Andre Ethier, L (9, 7) OBP: 0.350, SLG: 0.450		C FA 86 X FA 86 0-1 ③ G6-3		S FA 86 B CH 76 B SL 83 S FA 84 S FA 86 2-3 ② K		F CU 79 B FA 94 X 1-1 ① F9		B SL 78 X SL 86 1-0 ② F7		2 1 0 0 0 1 0 0	0 0 0 0 0 0 0 0	0 0 0 0 0 0 0 0	0 0 0 0 0 0 0 0	1 0 0 0 0 0 0 0	0 2 0 0 0 0 0 0	0 0 0 0 0 0 0 0
Inning Stats	R: 3 E: 0 K: 0 S: 17 H: 3 LOB: 0 BB: 0 P: 23	R: 0 E: 0 K: 0 S: 5 H: 0 LOB: 0 BB: 0 P: 8	R: 1 E: 0 K: 0 S: 12 H: 3 LOB: 3 BB: 1 P: 18	R: 0 E: 0 K: 1 S: 8 H: 0 LOB: 0 BB: 0 P: 13	R: 0 E: 0 K: 0 S: 7 H: 1 LOB: 1 BB: 0 P: 9	R: 3 E: 0 K: 1 S: 16 H: 3 LOB: 1 BB: 1 P: 31	R: 0 E: 0 K: 0 S: 8 H: 1 LOB: 0 BB: 0 P: 15	R: 1 E: 0 K: 0 S: 9 H: 2 LOB: 1 BB: 0 P: 14	R: 0 E: 0 K: 0 S: 4 H: 0 LOB: 0 BB: 0 P: 8	1B: 7 2B: 2 3B: 1 HR: 3	SF: 0 SAC: 0 DP: 1 HBP: 0			WP: 0 PB: 0 SB: 0 CS: 0	PA: 41	

PITCHER		IP	WLS	BF	H	R	ER	SO	BB	IBB	HBP	BLK	WP	HR	S	P	ERA	WHIP
55 Mark Redman, L ERA: 9.28	(1, 1)	5.0		23	7	4	4	1	1	0	0	1	0	1	49	71	7.20	1.600
34 Matt Herges, R ERA: 3.46	(6, 1)	0.0	B	3	2	3	3	0	1	0	0	0	0	1	6	15	∞	∞
Jeremy Affeldt, L ERA: 3.72	(6, 1)	1.0		4	1	0	0	1	0	0	0	0	0	0	10	16	0.00	1.000
50 Jorge Julio, R ERA: 5.31	(7, 1)	2.0		8	3	1	1	0	0	0	0	0	0	1	17	29	4.50	1.500
23 Ryan Speier, R ERA: 3.95	(9, 1)	1.0	W	3	0	0	0	0	0	0	0	0	0	0	4	8	0.00	0.000

PITCHER	IP	WLS	BF	H	R	ER	SO	BB	IBB	HBP	BLK	WP	HR	S	P	ERA	WHIP

TOP

Los Angeles Dodgers @ Colorado Rockies

Coors Field, Denver, CO

Tue Sep 18 2007, 6:35 PM MDT

Att. 23,271 - Partly Cloudy - 72 F

livebaseballscorecards.com

AB	39
R	8
H	13
RBI	8
BB	2
SO	2
LOB	16

Los Angeles Dodgers @ Colorado Rockies

Coors Field, Denver, CO

Tue Sep 18 2007, 6:35 PM MDT

Att. 23,271 - Partly Cloudy - 72 F

livebaseballscorecards.com

BOTTOM

Batter	1	2	3	4	5	6	7	8	9	AB	R	H	RBI	BB	SO	LOB
Jamey Carroll, R (1, 4) OBP: 0.314, SLG: 0.297	B FA 84 B FA 85 C FA 85 F FA 85 X CH 76 2-2 2 2B 1B	B FA 85 C FA 86 B CU 67 X CH 78 2-1 2 FC5-4 1B			C FA 84 B CU 66 X CH 80 1-1 ① G4-3	B CH 79 B CH 80 F CU 75 B CU 74 F CH 80 X CU 75 3-2 ③ F7			B FA 92 B FA 89 C FA 91 X FA 89 2-1 ① G1-3	3	1	2	0	0	0	0
47 Joe Koshansky, L (6, PH) OBP: 0.300, SLG: 0.286										1	0	0	0	0	0	2
6 Omar Quintanilla, L (7, 4) OBP: 0.290, SLG: 0.297										1	0	0	0	0	0	0
2 Troy Tulowitzki, R (1, 6) OBP: 0.366, SLG: 0.474	X FA 85 0-0 5 2B 1-H 2B	B CU 69 1 SAFE B CU 68 F FA 85 B CH 79 C FA 86 X FA 86 3-2 ① FC5-4 5 CS 1-2f			B CU 68 B CH 76 X FA 85 2-0 5 HR 1B		C FA 95 B SL 85 B FA 94 F FA 94 B FA 95 C FA 95 3-3 ① K		F FA 92 F FA 93 B SL 81 C SL 82 1-3 ② K	5	2	2	1	0	2	1
5 Matt Holliday, R (1, 7) OBP: 0.400, SLG: 0.601	F CU 67 X CH 80 0-1 17 FC6-5 2-H 2B	F FA 86 B CH 76 B FA 86 C FA 86 B CU 68 1 SAFE S FA 85 3-3 ②③ K 1-2			C FA 85 X FA 86 0-1 1-H HR		F FA 96 F FA 96 B FA 97 X SL 84 1-2 17 G4-6-3 1B		X SL 91 0-0 17 HR 1B	5	2	4	3	0	1	1
17 Todd Helton, L (1, 3) OBP: 0.431, SLG: 0.485	B FA 85 C FA 85 C CH 81 F SL 82 F FA 85 X CU 69 1-2 ① FC6-5 27 1B 19 2B 2-3		X FA 84 0-0 ① F8		C SL 83 B CU 71 X CH 81 1-1 ② G6-3		B FA 90 C FA 89 B FA 88 F FA 91 B FA 89 X FA 89 3-2 ②③ G4-6-3 1-2f		C CU 75 B SL 89 F FA 93 X SL 82 1-2 1-H HR	5	2	1	2	0	0	2
27 Garrett Atkins, R (1, 5) OBP: 0.358, SLG: 0.476	F CU 68 C FA 84 F CU 68 F CH 80 B CH 75 F CU 68 F FA 85 X CH 82 1-2 19 2B 1-2 1B		B FA 85 X CH 77 1-0 ② F8		B CH 78 B CU 70 X FA 85 2-0 ③ G5-3			C SL 86 F FA 97 F SL 94 B SL 93 B FA 97 B SL 87 X FA 96 3-2 19 HR 1B		4	1	2	0	0	0	0
19 Ryan Spilborghs, R (1, 8) OBP: 0.365, SLG: 0.498	X FA 85 0-0 1-3 2-H 2B		B FA 85 X FA 85 1-0 ③ F8			B FA 90 X SL 83 1-0 ① F8		F FA 96 B FA 96 X SL 86 1-1 1-H HR		4	1	2	3	0	0	0
(9, 9)																
10 Jeff Baker, R (1, 9) OBP: 0.301, SLG: 0.360	C CU 68 S CU 68 B CU 68 X FA 85 1-2 ② F9		X CH 76 0-0 ① F9			B SL 84 C CU 72 B CU 75 F FA 89 F FA 90 C CU 75 2-3 ② K		F FA 96 X FA 97 0-1 ① G5-3		3	0	0	0	0	1	2
18 Cory Sullivan, L (8, PH) OBP: 0.355, SLG: 0.431										1	0	0	0	0	0	0
(9, 8)																
20 Chris Iannetta, R (1, 2) OBP: 0.324, SLG: 0.351	B CU 69 I IN 62 I IN 61 I IN 65 4-0 IBB		X FA 85 0-0 ② G6-3			S SL 84 F FA 86 X CU 70 0-2 24 1B 1B		B FA 95 F FA 96 F FA 96 B FA 96 F SL 90 S SL 89 2-3 ② K		2	0	1	0	1	0	0
11 Brad Hawpe, L (8, PH) OBP: 0.373, SLG: 0.506										1	0	0	0	0	1	0
23 Ryan Speier, R (9, 1)										0	0	0	0	0	0	0
55 Mark Redman, L (1, 1) 34 Matt Herges, L (6, 1) Jeremy Affeldt, L (6, 1) 24 Ian Stewart, L (6, PH) OBP: 0.266, SLG: 0.410 50 Jorge Julio, R (7, 1) 8 Yorvit Torrealba, R (8, PH) OBP: 0.327, SLG: 0.364 (9, 2)	X SL 83 0-0 ③ G1-3		C FA 85 C SL 83 X CU 68 0-2 ③ F7			F CU 74 X CU 74 0-1 1-2 1B		C FA 97 S FA 97 F FA 96 S FA 97 0-3 ③ K		2 0 0 1 0 0 1	0 0 0 0 0 0 0	0 0 0 1 0 0 0	0 0 0 0 0 0 0	0 0 0 0 0 0 0	0 0 0 0 0 0 1	3 0 0 0 0 0 0
Inning Stats	R: 3 E: 0 K: 0 S: 23 H: 5 LOB: 3 BB: 1 P: 32	R: 0 E: 0 K: 1 S: 8 H: 1 LOB: 1 BB: 0 P: 16	R: 0 E: 0 K: 0 S: 3 H: 0 LOB: 0 BB: 0 P: 5	R: 0 E: 0 K: 0 S: 5 H: 0 LOB: 0 BB: 0 P: 5	R: 2 E: 0 K: 0 S: 8 H: 2 LOB: 0 BB: 0 P: 14	R: 0 E: 0 K: 1 S: 13 H: 2 LOB: 2 BB: 0 P: 19	R: 0 E: 0 K: 1 S: 9 H: 1 LOB: 0 BB: 0 P: 16	R: 2 E: 0 K: 2 S: 16 H: 2 LOB: 0 BB: 0 P: 22	R: 2 E: 0 K: 1 S: 9 H: 2 LOB: 0 BB: 0 P: 13	1B: 9 2B: 4 3B: 0 HR: 3	SF: 0 SAC: 0 DP: 2 HBP: 0					

	AB	39
	R	9
	H	15
	RBI	9
	BB	1
	SO	6
	LOB	11

PITCHER		IP	WLS	BF	H	R	ER	SO	BB	IBB	HBP	BLK	WP	HR	S	P	ERA	WHIP
David Wells, L ERA: 5.4	(1, 1)	5.0		23	8	5	5	1	0	1	0	0	0	1	47	72	9.00	1.600
D.J. Houlton, R ERA: 3.8	(6, 1)	1.0	H	5	2	0	0	1	0	0	0	0	0	0	13	19	0.00	2.000
45 Scott Proctor, R ERA: 3.54	(7, 1)	0.1	H	2	1	0	0	1	0	0	0	0	0	0	6	10	0.00	3.000
Joe Beimel, L ERA: 3.98	(7, 1)	0.2	H	1	0	0	0	0	0	0	0	0	0	0	3	6	0.00	0.000
51 Jonathan Broxton, R ERA: 2.77	(8, 1)	1.0	H	5	2	2	2	2	0	0	0	0	0	1	16	22	18.00	2.000

PITCHER		IP	WLS	BF	H	R	ER	SO	BB	IBB	HBP	BLK	WP	HR	S	P	ERA	WHIP
44 Takashi Saito, R ERA: 1.49	(9, 1)	0.2	L	4	2	2	2	1	0	0	0	0	0	1	9	13	27.00	3.000

WP: 0	PA: 40					
PB: 0						
SB: 0						
CS: 1						

Batter	1	2	3	4	5	6	7	8	9	AB	R	H	RBI	BB	SO	LOB
9 Juan Pierre, L (1, 8) OBP: 0.332, SLG: 0.357	B SL 78 C CH 80 F SI 89 F SL 86 F F X 1-2 27 S 7 1B 1B		B SL 87 X CH 80 1-0 ① SH5-3 2-3		C SL 88 S SI 90 F SL 80 X 0-2 7 G3-1 3B	C CU 79 X FA 94 0-1 ① FC4-2 27 G6-3 1-2 2-3 3-Hf		B FA 92 F CU 78 C X 1-2 ① G4-3		4	2	2	0	0	0	3
27 Matt Kemp, R (1, 9) OBP: 0.373, SLG: 0.527	C SI 89 B SL 86 2 SAFE F SL 80 S SL 87 1-3 ① K 1-2		F FA 89 B SI 90 B SL 87 S SL 86 B SI 90 X FC 89 3-2 12 F8 7 1B 1B		B FC 87 F FA 89 F FC 89 F FC 89 B SL 79 X SL 87 2-2 ① P6	S CU 78 S CU 79 D CU 80 B FA 94 X FA 94 2-2 ② G6-3 1-2 2-3 3-H		S FA 92 F FA 92 B CH 73 F CH 75 B FA 91 X CU 73 2-2 ② G1-6-3		5	0	1	1	0	1	4
7 James Loney, L (1, 3) OBP: 0.381, SLG: 0.526	C SL 81 B FC 89 B SL 86 X SL 81 2-1 2-H 1B		C FA 91 F FC 89 F SL 82 F SL 89 1 SAFE F FA 90 X SL 81 0-2 1-2 3-H 1B		F FC 90 B SL 81 X CH 81 1-1 ② G3-1 3-H	B CU 78 D CU 80 B FA 96 C FA 95 D CU 79 4-1 BB		B SL 78 C CU 77 F FA 92 S FA 92 1-3 ③ K		4	0	2	3	1	1	0
12 Jeff Kent, R (1, 4) OBP: 0.371, SLG: 0.497 Wilson Valdez, R (9, PR) OBP: 0.263, SLG: 0.309	S SI 90 C FA 91 B SL 89 B SL 81 X FA 91 2-2 ② F8		B FC 88 X FC 88 1-0 ② F8 2-3		B FA 90 X FC 89 1-0 1B	F FA 94 X FA 95 0-1 ③ F8			B FA 94 X FA 94 1-0 G6-3 1B	5 0	0 0	2 0	0 0	0 0	0 0	6 0
Luis Gonzalez, L (1, 7) OBP: 0.359, SLG: 0.438	B SL 81 B CH 80 S CH 81 X FC 89 2-1 ③ P3		B SI 90 B FC 89 B FA 82 S CH 82 F CH 82 X SL 84 3-2 ③ G4-3		C CH 82 X FA 90 0-1 ③ G3		C FA 92 F FA 92 B CU 81 X CU 81 1-2 55 1B 1B		B FA 93 F FA 92 B FA 94 X FA 93 2-1 ① G6-3 1-2	5	0	1	0	0	0	5
55 Russell Martin, R (1, 2) OBP: 0.376, SLG: 0.476		C FA 87 B FC 87 B CU 77 X SL 84 2-1 ① G6-3		S CU 77 X SL 86 0-1 ① P2		B SL 80 C FA 89 C FA 88 X SL 78 1-2 13 1B 5 1B 31 1B 1B	B CU 78 F FA 92 C FA 92 F FA 92 X CU 83 1-2 1-2 1B		C FA 93 B FA 92 X SL 81 1-1 ② F8	5	1	2	0	0	0	2
5 Nomar Garciaparra, R (1, 5) OBP: 0.327, SLG: 0.370		F FA 89 F SI 89 B SL 87 B SL 86 X SL 85 2-2 ② F7		B SL 87 X CH 79 1-0 2B		B FA 88 B FA 87 X FA 88 2-0 31 1B 13 1B 9 FC4-2 1-2 1B	S FA 93 X 0-1 ① L6		C FA 93 X FA 92 0-1 ③ G6-3	5	0	2	0	0	0	4
13 Tony Abreu, S (1, 6) OBP: 0.304, SLG: 0.387		B CU 73 X SL 80 1-0 ③ G1-3		B CH 81 B SL 82 C CH 81 F FC 88 X SL 86 2-2 ② G6-3		B SI 89 X FA 89 1-0 9 FC4-2 31 1B 27 G6-3 1-2 2-3 1B	B CU 80 S CU 78 S FA 92 S CU 82 1-3 ② K			4	1	1	0	0	1	3
31 Brad Penny, R (1, 1) OBP: 0.288, SLG: 0.349 Mark Sweeney, L (7, PH) OBP: 0.346, SLG: 0.379 45 Scott Proctor, R (7, 1) Joe Beimel, L (7, 1) 51 Jonathan Broxton, R (8, 1)			B FC 87 X FC 87 1-0 9 SH5-3 7 1B 2B	S SL 80 S SL 79 S SL 79 0-3 ③ K		B FA 90 B FA 89 C SI 89 X FA 89 2-1 27 G6-3 9 FC4-2 1-2 2-3 3-H 1B	B CU 79 C CU 80 F CU 92 X CU 82 1-2 ③ G3-1			3 1 0 0 0	1 0 0 0 0	2 0 0 0 0	1 0 0 0 0	0 0 0 0 0	1 0 0 0 0	1 2 0 0 0
Inning Stats	R: 1 E: 0 K: 1 S: 16 H: 2 LOB: 1 BB: 0 P: 24	R: 0 E: 0 K: 0 S: 6 H: 0 LOB: 0 BB: 0 P: 11	R: 1 E: 0 K: 0 S: 15 H: 3 LOB: 2 BB: 0 P: 24	R: 0 E: 0 K: 1 S: 9 H: 1 LOB: 1 BB: 0 P: 12	R: 1 E: 0 K: 0 S: 13 H: 2 LOB: 1 BB: 0 P: 17	R: 2 E: 0 K: 0 S: 15 H: 4 LOB: 3 BB: 1 P: 27	R: 0 E: 0 K: 1 S: 15 H: 2 LOB: 2 BB: 0 P: 19	R: 0 E: 0 K: 1 S: 10 H: 0 LOB: 0 BB: 0 P: 14	R: 0 E: 0 K: 0 S: 7 H: 1 LOB: 2 BB: 0 P: 11	1B: 12 2B: 2 3B: 1 HR: 0	SF: 0 SAC: 1 DP: 0 HBP: 0					

PITCHER		IP	WLS	BF	H	R	ER	SO	BB	IBB	HBP	BLK	WP	HR	S	P	ERA	WHIP
Josh Fogg, R ERA: 4.99	(1, 1)	5.0		23	8	3	3	2	0	0	0	0	0	0	59	88	5.40	1.600
23 Ryan Speier, R ERA: 5.27	(6, 1)	0.0	B	4	4	2	2	0	0	0	0	0	0	0	7	13	∞	∞
Jeremy Affeldt, L ERA: 3.65	(6, 1)	1.0		4	0	0	0	0	1	0	0	0	0	0	8	14	0.00	1.000
35 Taylor Buchholz, R ERA: 4.42	(7, 1)	1.0		5	2	0	0	1	0	0	0	0	0	0	15	19	0.00	2.000
40 Brian Fuentes, L ERA: 3.21	(8, 1)	1.0	W	3	0	0	0	1	0	0	0	0	0	0	10	14	0.00	0.000

PITCHER		IP	WLS	BF	H	R	ER	SO	BB	IBB	HBP	BLK	WP	HR	S	P	ERA	WHIP
60 Manny Corpas, R ERA: 1.8	(9, 1)	1.0	S	4	1	0	0	0	0	0	0	0	0	0	7	11	0.00	1.000

TOP

Los Angeles Dodgers @ Colorado Rockies

Coors Field, Denver, CO

Wed Sep 19 2007, 6:35 PM MDT

Att. 26,184 - Clear - 80 F

livebaseballscorecards.com

AB	41
R	5
H	15
RBI	5
BB	1
SO	4
LOB	30

Batter	1	2	3	4	5	6	7	8	9	AB	R	H	RBI	BB	SO	LOB
18 Cory Sullivan, L (1, 8) OBP: 0.352, SLG: 0.433	C FA 90 F FA 92 X FA 92 0-2 ① F8	C CU 78 B FA 94 X CH 86 1-1 ② G6-3		X FA 96 0-0 2-H 2B			C FA 95 S CH 87 X SL 86 0-2 ① G1-3			4	0	1	1	0	0	1
2 Troy Tulowitzki, R (1, 6) OBP: 0.364, SLG: 0.470	F CH 91 B FA 92 C CU 76 B FA 93 F FA 95 F FA 93 B FA 94 F FA 96 X FA 95 3-2 ② F8	X CU 79 0-0 ③ F7		X FA 96 0-0 ③ F8			C FA 95 B CU 77 B FA 96 C SL 85 X FA 95 2-2 ② G5-3			4	0	0	0	0	0	2
5 Matt Holliday, R (1, 7) OBP: 0.402, SLG: 0.612	X FA 94 0-0 HR		X SL 85 0-0 HR		B FA 92 B FA 94 B FA 95 X FA 94 3-0 ① F8		B SL 86 F FA 95 H FA 95 2-1 17 FC6-4 HBP			3	2	2	2	0	0	0
17 Todd Helton, L (1, 3) OBP: 0.430, SLG: 0.483	B FA 92 C CH 86 B FA 93 C CU 78 F FA 93 B FA 95 F FA 95 X FA 95 3-2 27 BB 1B		C FA 92 F FA 94 X CU 76 0-2 ① G6-3		F FA 93 B SL 84 X FA 94 1-1 ② G3		1 SAFE X FA 91 0-0 ③ FC6-4 1-2f			4	0	1	0	0	0	1
27 Garrett Atkins, R (1, 5) OBP: 0.360, SLG: 0.477 Kazuo Matsui, S (8, PR) OBP: 0.342, SLG: 0.412 Jamey Carroll, R (9, 5) OBP: 0.314, SLG: 0.297	F FA 93 B CH 85 B FA 93 B FA 95 B FA 94 4-1 1-2 BB		C FA 95 X CU 77 0-1 11 G4-6-3 1B		X CU 77 0-0 ③ G5-3			C FA 97 B SL 96 B FA 96 X FA 97 2-1 11 S 11 HR 1B		3 0 0	0 1 0	2 0 0	0 0 0	1 0 0	0 0 0	0 0 0
11 Brad Hawpe, L (1, 9) OBP: 0.374, SLG: 0.513	C FA 94 F FA 96 C FA 95 0-3 ③ K		F FA 93 X FA 95 0-1 ②③ G4-6-3 1-2f			F FA 93 B FA 92 X SL 84 1-1 6 G3-1 8 SH1-3 1B		B FA 97 B SL 88 B FA 97 C FA 96 F FA 98 X SL 88 3-2 1-H HR		4	1	2	2	0	1	3
8 Yorvit Torrealba, R (1, 2) OBP: 0.330, SLG: 0.378		B FA 92 S F FA 94 B X 2-2 HR	C FA 93 X FA 94 0-1 18 2B 2B			X 0-0 ① SH1-3 1-2		F FA 98 B FA 99 F FA 98 B FA 97 C SL 88 2-3 ① K		3	2	2	1	0	1	1
6 Omar Quintanilla, L (1, 4) OBP: 0.288, SLG: 0.294		C FA 93 S CU 79 X CU 77 0-2 SH1-4 1B	C SL 94 C FA 95 B FA 96 X FA 95 1-2 ① L6			B FA 95 C CU 76 F FA 95 F FA 96 B CU 76 X CU 77 2-2 ② G3-1 2-3		C FA 95 B SL 88 S FA 95 B FA 95 X SL 88 2-2 ② G5-3		4	0	1	0	0	0	3
Josh Fogg, R (1, 1) OBP: 0.160, SLG: 0.143 23 Ryan Speier, R (6, 1) Jeremy Affeldt, L (6, 1) 24 Ian Stewart, L (6, PH) OBP: 0.262, SLG: 0.400 35 Taylor Buchholz, R (7, 1) OBP: 0.200, SLG: 0.130 40 Brian Fuentes, L (8, 1) 47 Joe Koshansky, L (8, PH) OBP: 0.273, SLG: 0.250 60 Manny Corpas, R (9, 1)		B FA 93 X 1-0 ① SH1-4 1-2	B FA 95 B FA 94 C FA 92 F FA 94 C FA 95 2-3 ② K			B CU 77 C FA 95 X CU 79 1-1 ③ G3-1		C FA 94 X SL 90 0-1 ③ L1		1 0 0 1 0 0 0 1 0	0 0 0 0 0 0 0 0 0	0 0 0 0 0 0 0 0 0	0 0 0 0 0 0 0 0 0	1 0 0 0 0 0 0 0 0	1 0 0 1 0 0 0 1 0	1 0 0 0 0 0 0 1 0
Inning Stats	R: 1 E: 0 K: 1 S: 19 H: 2 LOB: 2 BB: 1 P: 29	R: 1 E: 0 K: 0 S: 10 H: 2 LOB: 1 BB: 0 P: 14	R: 1 E: 0 K: 0 S: 8 H: 2 LOB: 0 BB: 0 P: 8	R: 1 E: 0 K: 1 S: 10 H: 2 LOB: 1 BB: 0 P: 13	R: 0 E: 0 K: 0 S: 4 H: 0 LOB: 0 BB: 0 P: 8	R: 0 E: 0 K: 0 S: 9 H: 1 LOB: 1 BB: 0 P: 13	R: 0 E: 0 K: 0 S: 8 H: 0 LOB: 1 BB: 0 P: 12	R: 2 E: 0 K: 1 S: 13 H: 2 LOB: 1 BB: 0 P: 22		1B: 5 2B: 2 3B: 0 HR: 4 SF: 0 SAC: 2 DP: 1 HBP: 1		WP: 0 PB: 0 SB: 1 CS: 0 PA: 36		

PITCHER		IP	WLS	BF	H	R	ER	SO	BB	IBB	HBP	BLK	WP	HR	S	P	ERA	WHIP
31 Brad Penny, R ERA: 2.93	(1, 1)	6.0		27	9	4	3	2	1	0	0	0	0	3	60	85	4.50	1.667
45 Scott Proctor, R ERA: 3.51	(7, 1)	0.2	H	3	0	0	0	0	0	0	1	0	0	0	7	11	0.00	0.000
Joe Beimel, L ERA: 3.96	(7, 1)	0.1	H	1	0	0	0	0	0	0	0	0	0	0	1	1	0.00	0.000
51 Jonathan Broxton, R ERA: 2.96	(8, 1)	1.0	L	5	2	2	2	1	0	0	0	0	0	1	13	22	18.00	2.000

PITCHER	IP	WLS	BF	H	R	ER	SO	BB	IBB	HBP	BLK	WP	HR	S	P	ERA	WHIP

BOTTOM

Los Angeles Dodgers @ Colorado Rockies

Coors Field, Denver, CO

Wed Sep 19 2007, 6:35 PM MDT

Att. 26,184 - Clear - 80 F

livebaseballscorecards.com

AB	32
R	6
H	11
RBI	6
BB	1
SO	3
LOB	14

Batter	1	2	3	4	5	6	7	8	9	AB	R	H	RBI	BB	SO	LOB
9 Juan Pierre, L (1, 8) OBP: 0.330, SLG: 0.355	C SL 88 B X 1-1 ① P4		B FA 93 C X 1-1 ① G4-3			C FA 95 B FA 96 X FA 95 1-1 ① G6-3	C FA 90 B CH 82 X CH 82 1-1 ③ G1-3			4	0	0	0	0	0	0
13 Tony Abreu, S (1, 6) OBP: 0.303, SLG: 0.383	C CU 74 X FA 96 0-1 ② F8		C CU 74 B SL 86 S FA 97 B CU 76 F FA 97 F FA 97 F SL 87 X FA 97 2-2 7 G6-4-3 1B			B FA 95 X FA 96 1-0 ② G4-3		C SL 88 B SL 86 F FA 94 S CU 79 1-3 ① K2-3		4	0	1	0	0	1	0
7 James Loney, L (1, 3) OBP: 0.376, SLG: 0.520	S FA 97 F FA 98 B CU 77 B SL 89 X SL 88 2-2 ③ F8		C FA 96 B SL 87 C FA 96 X FA 97 1-2 ②③ G6-4-3 1-2f			S FA 96 F CH 88 B FA 97 B CU 76 X FA 96 2-2 ③ P6		C CH 84 B FA 94 B SL 86 F CH 84 X CU 80 2-2 ② G1-3		4	0	0	0	0	0	1
12 Jeff Kent, R (1, 4) OBP: 0.372, SLG: 0.498		C FA 96 F FA 98 B FA 98 X FA 98 1-2 ① G6-3		C SL 86 B FA 98 X FA 98 1-1 ① L1			X FA 95 0-0 PB G3-1 2B	B SL 86 S SL 85 B FA 95 F SL 85 B SL 79 B SL 86 4-2 BB		3	1	1	0	1	0	0
Luis Gonzalez, L (1, 7) OBP: 0.359, SLG: 0.435		C SL 88 B FA 99 B SL 88 B SL 89 C FA 98 B FA 97 4-2 28 1B 16 1B BB		B FA 98 F FA 97 C SL 87 B SL 85 B FA 98 X CH 87 3-2 ② G3			S FA 94 C CH 84 B FA 96 B FA 96 X FA 96 2-2 ① G3-1 2-H	C FA 94 F FA 93 F SL 87 B FA 95 X SL 87 1-2 ③ F9		3	0	0	1	1	0	1
55 Russell Martin, R (1, 2) OBP: 0.377, SLG: 0.475		F FA 96 S B S 1-3 ② K		B FA 96 X SL 86 1-0 ③ G5-3			B SL 87 B FA 97 C FA 95 F CH 85 B FA 96 B FA 95 4-2 16 HR BB		X FA 96 0-0 1B	3	1	1	0	1	1	1
16 Andre Ethier, L (1, 9) OBP: 0.354, SLG: 0.459		B CU 75 X 1-0 28 1B 1-2 1B			B FA 95 B CH 85 C FA 95 B CH 87 F FA 96 B FA 97 4-2 L1-3 BB		B FA 94 B FA 93 C SL 85 F FA 94 F FA 94 F CH 86 F SL 87 X FA 95 2-2 1-H HR		B FA 94 C FA 96 S CH 86 D SL 89 F FA 97 S SL 83 2-3 ① K	3	1	2	2	1	1	1
28 Andy LaRoche, R (1, 5) OBP: 0.388, SLG: 0.328		B CU 78 X FA 98 1-0 1-2 2-3 1B			X FA 95 0-0 ① F9		X FA 91 0-0 HR		S SL 84 S SL 84 F SL 84 B FA 97 X SL 84 1-2 ② F8	4	1	2	1	0	0	2
Derek Lowe, R (1, 1) OBP: 0.175, SLG: 0.105 50 Eric Stults, L (4, 1) OBP: 0.364, SLG: 0.545 Shea Hillenbrand, R (5, PH) OBP: 0.270, SLG: 0.330 Mark Hendrickson, L (5, 1) OBP: 0.107, SLG: 0.077 Mark Sweeney, L (7, PH) OBP: 0.343, SLG: 0.376 49 Jon Meloan, R (7, 1) Olmedo Saenz, R (9, PH) OBP: 0.297, SLG: 0.349		S FA 98 S CU 77 B FA 98 X 1-2 ③ G3-1			B SL 85 F FA 94 S FA 95 B CU 76 F FA 96 X FA 96 2-2 ②③ L1-3 1-1		C CU 75 S FA 91 S CH 82 0-3 ② K		B CH 87 B FA 96 C FA 97 C SL 84 S SL 85 2-3 ③ K	1 0 1 0 1 0 1	0 0 0 0 0 0 0	0 0 0 0 0 0 0	0 0 0 0 0 1 0	0 0 0 0 0 0 0	0 0 1 0 1 0 1	3 0 0 0 0 0 1
Inning Stats	R: 0 E: 0 K: 0 S: 7 H: 0 LOB: 0 BB: 0 P: 10	R: 0 E: 0 K: 1 S: 13 H: 2 LOB: 3 BB: 1 P: 22	R: 0 E: 0 K: 0 S: 11 H: 1 LOB: 0 BB: 0 P: 15	R: 0 E: 0 K: 0 S: 6 H: 0 LOB: 0 BB: 0 P: 11	R: 0 E: 0 K: 0 S: 7 H: 0 LOB: 0 BB: 1 P: 13	R: 0 E: 0 K: 0 S: 6 H: 0 LOB: 0 BB: 0 P: 10	R: 4 E: 0 K: 1 S: 18 H: 3 LOB: 0 BB: 1 P: 27	R: 0 E: 0 K: 1 S: 12 H: 0 LOB: 1 BB: 1 P: 20	R: 0 E: 0 K: 2 S: 12 H: 1 LOB: 1 BB: 0 P: 17	1B: 4 2B: 2 3B: 0 HR: 2 SF: 0 SAC: 0 DP: 2 HBP: 0						

PITCHER		IP	WLS	BF	H	R	ER	SO	BB	IBB	HBP	BLK	WP	HR	S	P	ERA	WHIP
38 Ubaldo Jiménez, R ERA: 4.14	(1, 1)	6.1	W	25	5	3	3	1	3	0	0	0	0	1	62	101	4.26	1.263
34 Matt Herges, R ERA: 3.63	(7, 1)	0.2		3	1	1	1	1	0	0	0	0	0	1	6	7	13.50	1.500
LaTroy Hawkins, R ERA: 3.31	(8, 1)	1.0		4	0	0	0	1	1	0	0	0	0	0	12	20	0.00	1.000
50 Jorge Julio, R ERA: 5.22	(9, 1)	1.0		4	1	0	0	2	0	0	0	0	0	0	12	17	0.00	1.000

PITCHER	IP	WLS	BF	H	R	ER	SO	BB	IBB	HBP	BLK	WP	HR	S	P	ERA	WHIP

TOP

Los Angeles Dodgers @ Colorado Rockies

Coors Field, Denver, CO

Thu Sep 20 2007, 1:05 PM MDT

Att. 23,147 - Partly Cloudy - 82 F

livebaseballscorecards.com

AB	32
R	4
H	7
RBI	4
BB	4
SO	5
LOB	11

Batter	1	2	3	4	5	6	7	8	9	AB	R	H	RBI	BB	SO	LOB
Kazuo Matsui, S (1, 4) OBP: 0.348, SLG: 0.417	C SI 91 B SI 90 B SI 91 X 2-1 5 FC6-4 2 BB 1B	C SL 83 B SI 91 B SI 90 X 2-1 2 2B 5 HR 1B 1-2	B FA 90 F SL 83 B FA 90 B SL 82 B FA 89 4-1 BB		F FA 89 B CU 72 X FA 88 1-1 1B		C FA 89 B FA 90 B FA 89 F SL 89 H SL 90 3-2 2 HR HBP	X FA 89 0-0 ③ G5-3		3	1	3	0	1	0	0
Jamey Carroll, R (7, 4) OBP: 0.315, SLG: 0.296										1	1	0	0	0	0	2
2 Troy Tulowitzki, R (1, 6) OBP: 0.366, SLG: 0.478	B SI 90 B SI 91 B SL 90 B 4-0 5 FC6-4 1-2 BB	B SI 91 C FA 91 B SI 90 X FA 91 2-1 5 HR 1-3 2B 2-H	C FA 91 B SL 83 C SL 85 F FA 90 B FA 91 S SL 85 2-3 ③ K		X FA 87 0-0 ② F8		B SL 89 B SL 88 C FA 90 X FA 90 2-1 1-H HR			4	2	2	3	1	1	2
5 Matt Holliday, R (1, 7) OBP: 0.402, SLG: 0.614	F SI 90 X SL 85 0-1 ① FC6-4 17 BB 1-2f 2-3	B SL 85 X SL 85 1-0 2-H 3-H HR		B SL 81 B SI 89 B SL 82 B SI 90 4-0 27 WP 17 BB BB	F FA 89 B CU 72 D FA 90 F CH 82 B FA 89 S CH 82 3-3 ③ K		B SL 90 F CU 79 B FA 91 F SL 88 B CH 82 S FA 91 3-3 ① K			4	1	1	3	1	2	3
17 Todd Helton, L (1, 3) OBP: 0.433, SLG: 0.484	B SL 85 B SI 90 B FA 90 F B 4-1 1-2 BB	C SI 90 B SL 84 X CH 85 1-1 27 2B 11 2B 1B		F SI 88 B FA 89 B SL 82 B FA 84 B SI 89 4-1 27 WP 1-2 BB		X FA 87 0-0 27 1B 11 1B 1B	C CU 78 C CU 79 B SL 88 X SL 88 1-2 ② L8			3	2	2	0	2	0	0
27 Garrett Atkins, R (1, 5) OBP: 0.360, SLG: 0.478	C SL 85 S FA 91 C 0-3 ② K	X SI 90 0-0 11 2B 1-3 2B		B FA 87 B SL 84 B CH 81 C CH 82 X CH 80 3-1 ① P4 1-2 2-3		F FA 89 X FA 89 0-1 19 FC1-5 11 1B 1-3 1B	C FA 90 C CU 80 B FA 92 C SL 89 1-3 ③ K			5	1	2	0	0	2	5
11 Brad Hawpe, L (1, 9) OBP: 0.376, SLG: 0.515	S SI 91 S FA 91 B FA 92 S SI 91 1-3 ③ K	B FA 90 B SL 83 F FA 90 S SI 91 F FA 91 X FA 90 2-2 2-H 3-H 2B		X FA 92 0-0 ② P2		C CU 74 C FA 90 B FA 90 B FA 90 B CU 74 X FA 90 3-2 19 FC1-5 1-2 3-H 1B		B SL 88 C SL 88 B SL 89 B SL 87 B FA 89 4-1 19 2B BB		4	0	2	3	1	1	5
19 Ryan Spilborghs, R (1, 8) OBP: 0.366, SLG: 0.498		B SI 90 F FA 90 B CH 85 B SI 88 X SI 90 3-1 G6-3		F CH 82 D FA 91 B FA 92 S CH 82 B CH 83 F FA 93 B CH 82 4-2 BB		F FA 89 C CH 81 B FA 89 X CH 82 1-2 ① FC1-5 1-2 2-3f		C CU 77 X FA 90 0-1 1-3 2B		4	0	1	0	1	0	3
50 Jorge Julio, R (9, 1)		F SI 83 B SI 90 X SI 90 1-1 G3-1								0	0	0	0	0	0	0
20 Chris Iannetta, R (1, 2) OBP: 0.322, SLG: 0.347		C SI 90 X SI 90 0-1 1B 2 2B 1B	B SI 90 C SI 90 B SI 90 B SL 82 F SI 89 X SI 90 3-2 ① F9	B CH 82 S FA 92 F FA 91 D CH 84 B CH 84 S CH 82 3-3 ③ K		B FA 89 F FA 89 X CH 82 1-1 ② F8		C FA 89 C FA 90 B SL 89 S FA 90 1-3 ① K		5	1	1	0	0	2	7
38 Ubaldo Jiménez, R (1, 1) OBP: 0.208, SLG: 0.095	C M M 0-3 ② K	C FA 90 C FA 90 B FA 90 S SL 83 1-3 ② K			C FA 88 F FA 89 X CH 81 0-2 ① G5-3		S FA 89 B FA 89 B FA 89 X FA 89 2-1 ③ L1	B CH 80 F SL 88 B CU 77 B CU 78 C CU 76 S FA 90 3-3 ② K		4	0	0	0	0	2	3
34 Matt Herges, L (7, 1)										0	0	0	0	0	0	0
LaTroy Hawkins, R (8, 1)										0	0	0	0	0	0	0
47 Joe Koshansky, L (8, PH) OBP: 0.250, SLG: 0.222										1	0	0	0	0	1	2
18 Cory Sullivan, L (9, 8) OBP: 0.352, SLG: 0.433										0	0	0	0	0	0	0
Inning Stats	R: 0 E: 0 K: 2 S: 11 H: 1 LOB: 3 BB: 2 P: 22	R: 6 E: 0 K: 1 S: 21 H: 7 LOB: 1 BB: 0 P: 33	R: 0 E: 0 K: 2 S: 11 H: 0 LOB: 1 BB: 1 P: 21	R: 0 E: 0 K: 1 S: 10 H: 0 LOB: 3 BB: 3 P: 28	R: 0 E: 0 K: 1 S: 9 H: 1 LOB: 1 BB: 0 P: 13	R: 1 E: 0 K: 0 S: 13 H: 3 LOB: 2 BB: 0 P: 20	R: 2 E: 0 K: 2 S: 13 H: 1 LOB: 0 BB: 0 P: 23	R: 0 E: 0 K: 2 S: 10 H: 1 LOB: 2 BB: 1 P: 18		1B: 8 2B: 4 3B: 0 HR: 2	SF: 0 SAC: 0 DP: 0 HBP: 1			WP: 1 PB: 0 SB: 0 CS: 0	PA: 46	

PITCHER		IP	WLS	BF	H	R	ER	SO	BB	IBB	HBP	BLK	WP	HR	S	P	ERA	WHIP
Derek Lowe, R ERA: 3.93	(1, 1)	3.0	L	22	8	6	6	5	5	0	0	0	0	1	44	85	18.00	4.333
50 Eric Stults, L ERA: 4.36	(4, 1)	1.0		4	0	0	0	1	1	0	0	0	1	0	9	19	0.00	1.000
Mark Hendrickson, L ERA: 5.26	(5, 1)	2.0		10	4	1	1	1	0	0	0	0	0	0	22	33	4.50	2.000
49 Jon Meloan, R ERA: 6.23	(7, 1)	2.0		10	2	2	2	4	1	0	1	0	0	1	23	41	9.00	1.500

PITCHER	IP	WLS	BF	H	R	ER	SO	BB	IBB	HBP	BLK	WP	HR	S	P	ERA	WHIP

BOTTOM

Los Angeles Dodgers @ Colorado Rockies

Coors Field, Denver, CO

Thu Sep 20 2007, 1:05 PM MDT

Att. 23,147 - Partly Cloudy - 82 F

livebaseballscorecards.com

AB	38
R	9
H	14
RBI	9
BB	7
SO	11
LOB	32

Los Angeles Dodgers @ Arizona Diamondbacks

Chase Field, Phoenix, AZ

Fri Sep 21 2007, 6:40 PM MST

Att. 37,769 - Clear - 95 F

TOP

livebaseballscorecards.com

Batter	1	2	3	4	5	6	7	8	9	AB	R	H	RBI	BB	SO	LOB
9 Juan Pierre, L (1, 8) OBP: 0.330, SLG: 0.354	1-1: 13 12 1B 1B	2-2: 13 G4-3 13 S HBP		2-2: F7 ①		3-3: K ②			1-0: G5-3 ①	4	1	1	0	0	1	0
13 Tony Abreu, S (1, 6) (7, 4) OBP: 0.306, SLG: 0.380	0-1: 55 BB 12 1B 1B 1-2	2-1: G4-3 ② 1-3 3-H		1-2: G3-1 ②		1-1: F8 ③			1-1: 28 F8 7 1B HBP	4	0	1	1	0	0	1
7 James Loney, L (1, 3) OBP: 0.376, SLG: 0.518	0-1: P4 ①	3-0: G4-3 ③		3-2: 12 1B 1B			3-1: P6 ①		1-0: 1-2 1B	5	0	2	0	0	0	3
12 Jeff Kent, R (1, 4) OBP: 0.375, SLG: 0.500 28 Andy LaRoche, R (7, 5) OBP: 0.383, SLG: 0.323	3-1: 55 BB 1-2 2-H 1B		1-1: 55 1B 5 1B 1B	3-1: 1-2 1B			3-2: L8 ②		0-0: F8 ② 2-3	4	1	3	1	0	0	0
										1	0	0	0	0	0	2
Luis Gonzalez, L (1, 7) OBP: 0.358, SLG: 0.434 14 Chin-Lung Hu, R (7, 6) OBP: 0.333, SLG: 1.333	2-2: F8 ②	2-1: P2 ①	0-0: G4-3 ③				2-2: 55 WP 1B		1-3: K ③	4	0	1	0	0	0	5
										1	0	0	0	0	1	2
55 Russell Martin, R (1, 2) OBP: 0.378, SLG: 0.474 Chad Moeller, R (7, 2) OBP: 0.167, SLG: 0.250	4-1: 1-2 2-3 BB	3-2: 5 1B 1-3 1B			1-1: G6-3 ①		3-2: G6-3 ③ 1-2			3	0	1	0	1	0	1
										0	0	0	0	0	0	0
5 Nomar Garciaparra, R (1, 5) OBP: 0.329, SLG: 0.372 27 Matt Kemp, R (7, 9) OBP: 0.371, SLG: 0.525	0-0: F8 ③		0-2: 1-2 3-H 1B		0-2: 16 G6-3 1B			0-0: F9 ①		3	0	2	1	0	0	3
										1	0	0	0	0	0	0
16 Andre Ethier, L (1, 9) OBP: 0.353, SLG: 0.459		1-2: 21 SH1-4 13 G4-3 2B	1-1: F7 ②		1-0: G6-3 ② ③ 1-2f			1-1: F7 ②		4	1	1	0	0	0	3
21 Esteban Loaiza, R (1, 1) OBP: 0.167, SLG: 0.167 Rudy Seanez, R (5, 1) 3 Delwyn Young, S (6, PH) OBP: 0.389, SLG: 0.444 50 Eric Stults, L (6, 1) OBP: 0.364, SLG: 0.545 D.J. Houlton, R (6, 1) Olmedo Saenz, R (8, PH) OBP: 0.295, SLG: 0.346 Roberto Hernandez, R (8, 1)	0-1: SH1-4 ① 2-3		1-0: F8 ③			1-0: L7 ①		0-0: G5-3 ③		1	0	0	0	0	0	2
										0	0	0	0	0	0	0
										1	0	0	0	0	0	0
										0	0	0	0	0	0	0
										0	0	0	0	0	0	0
										1	0	0	0	0	0	0
										0	0	0	0	0	0	0

	AB	R	H	RBI	BB	SO	LOB
	37	3	12	3	1	2	22

Inning Stats	1	2	3	4	5	6	7	8	9
	R: 1 E: 0 K: 0 S: 13	H: 3 LOB: 3 BB: 1 P: 23	R: 1 E: 0 K: 0 S: 10	H: 1 LOB: 1 BB: 0 P: 18	R: 1 E: 0 K: 0 S: 13	H: 3 LOB: 2 BB: 0 P: 21	R: 0 E: 0 K: 0 S: 13	H: 2 LOB: 2 BB: 0 P: 22	R: 0 E: 0 K: 0 S: 6	H: 1 LOB: 0 BB: 0 P: 8
	R: 0 E: 0 K: 1 S: 7	H: 0 LOB: 0 BB: 0 P: 12	R: 0 E: 0 K: 0 S: 11	H: 1 LOB: 1 BB: 0 P: 22	R: 0 E: 0 K: 0 S: 4	H: 0 LOB: 0 BB: 0 P: 5	R: 0 E: 0 K: 1 S: 7	H: 1 LOB: 2 BB: 0 P: 11		

	1B	SF	WP	PA
	11	0	1	41
	2B: 1	SAC: 1	PB: 0	
	3B: 0	DP: 1	SB: 1	
	HR: 0	HBP: 2	CS: 0	

PITCHER		IP	WLS	BF	H	R	ER	SO	BB	IBB	HBP	BLK	WP	HR	S	P	ERA	WHIP
Livan Hernandez, R ERA: 4.85	(1, 1)	6.0	W	29	10	3	3	1	1	0	1	0	0	0	62	104	4.50	1.833
32 Bob Wickman, R ERA: 3.7	(7, 1)	1.0		4	1	0	0	0	0	0	0	0	1	0	11	22	0.00	1.000
45 Doug Slaten, L ERA: 2.29	(8, 1)	1.0		3	0	0	0	0	0	0	0	0	0	0	4	5	0.00	0.000
40 Bill Murphy, L ERA: 6.23	(9, 1)	1.0		5	1	0	0	1	0	0	1	0	0	0	7	11	0.00	1.000

PITCHER	IP	WLS	BF	H	R	ER	SO	BB	IBB	HBP	BLK	WP	HR	S	P	ERA	WHIP

Batter	1	2	3	4	5	6	7	8	9	AB	R	H	RBI	BB	SO	LOB
24 Chris Young, R (1, 8) OBP: 0.298, SLG: 0.477	C C H 1-2 22 SH5-3 BB G3-1 HBP		C B C X 1-2 ① P3 F F X 0-2 1-H HR		D D B B 4-0 22 CS 1B 1-2 BB B F B B X 3-1 ③ F7					3	2	1	2	1	0	0
Jeff Salazar, L (1, 9) OBP: 0.309, SLG: 0.390 (9, 7)	B C 1 SAFE F B B 1 SAFE B 4-2 G3-1 22 SH5-3 1-2 BB		F X 0-1 HR 1B C B X 1-1 ③ F9			B B B C X 3-1 22 1B 22 CS 1B 1-2 2-H 1B		F F X 0-2 ① G4-3		4	2	2	1	1	0	0
22 Eric Byrnes, R (1, 7) OBP: 0.358, SLG: 0.471 40 Bill Murphy, L (9, 1)	X 0-0 ① SH5-3 1-2 2-3		S F F 1 SAFE B F F X 1-2 ② P6		F B S F B X 2-2 ① P3 C X 0-1 ② 1B 27 2B 1-3 2-3 1B			C S B H 2-2 27 HR HBP		3 0	2 0	1 0	0 0	0 0	0 0	1 0
Tony Clark, S (1, 3) OBP: 0.305, SLG: 0.517	C S B B X 2-2 ② G3-1 2-3 3-H		F D B X 2-1 1-H HR		B X 1-0 1B C X 0-1 27 2B 1-2 3-H 1B			S B F S 1-3 ② K		5	1	3	4	0	1	2
27 Mark Reynolds, R (1, 5) OBP: 0.339, SLG: 0.497	B B S B X 3-1 ③ F7		C X 0-1 ③ P3		D X 1-0 ② F8 X 0-0 1-3 2-H 2B			B F B F X 2-2 1-H HR		5	1	2	3	0	0	2
6 Stephen Drew, L (1, 6) OBP: 0.305, SLG: 0.356 Alberto Callaspo, S (8, PH) OBP: 0.262, SLG: 0.268 (9, 4)		C C B S 1-3 ① K		B C X 1-1 ① L3 X 0-0 ③ G3		B S B B B 4-1 BB		F B C B B F X 3-2 ③ G4-3		3 1	0 0	0 0	0 0	1 0	1 0	1 0
26 Miguel Montero, L (1, 2) OBP: 0.295, SLG: 0.408 7 Robby Hammock, R (6, PH) OBP: 0.304, SLG: 0.286 (7, 2)		C B B B F B 4-2 BB	B X 1-0 ② G5-3			1-2 G5-3 C B S 2-3 ③ K				1 2	0 0	0 0	0 0	1 1	0 3	0 3
11 Augie Ojeda, S (1, 4) OBP: 0.333, SLG: 0.359 (9, 6)	C 1 SAFE B X 1-1 ② L7		C X 0-1 1B 3B			X 0-0 1B 2B F B B F B F F X 3-2 ① G1-3				4	2	2	0	0	0	1
Livan Hernandez, R (1, 1) OBP: 0.203, SLG: 0.260 Jeff Cirillo, R (6, PH) OBP: 0.324, SLG: 0.373 32 Bob Wickman, R (7, 1) 7 Carlos Quentin, R (7, PH) OBP: 0.296, SLG: 0.347 45 Doug Slaten, L (8, 1) 10 Justin Upton, R (9, 9) OBP: 0.294, SLG: 0.392	X 0-0 ③ L4		C B F B X 2-2 24 HR 1B 3-H			D B X 2-0 24 BB 1B 2-H 1B S C B S 1-3 ② K				2 1 0 1 0 0	1 1 0 0 0 0	1 1 0 0 0 0	1 0 0 0 0 0	0 0 0 1 0 0	0 0 0 0 0 0	1 0 0 0 0 0
Inning Stats	R: 1 H: 0 E: 0 LOB: 1 K: 0 BB: 1 S: 10 P: 20	R: 0 H: 0 E: 0 LOB: 1 K: 1 BB: 1 S: 8 P: 14	R: 2 H: 2 E: 0 LOB: 0 K: 0 BB: 0 S: 15 P: 19	R: 3 H: 3 E: 0 LOB: 0 K: 0 BB: 0 S: 13 P: 18	R: 0 H: 1 E: 0 LOB: 1 K: 0 BB: 0 S: 7 P: 11	R: 4 H: 6 E: 0 LOB: 3 K: 1 BB: 2 S: 16 P: 32	R: 0 H: 0 E: 0 LOB: 0 K: 1 BB: 0 S: 10 P: 17	R: 2 H: 1 E: 0 LOB: 0 K: 1 BB: 0 S: 15 P: 23		1B: 7 SF: 0 2B: 2 SAC: 1 3B: 1 DP: 0 HR: 3 HBP: 2						

PITCHER		IP	WLS	BF	H	R	ER	SO	BB	IBB	HBP	BLK	WP	HR	S	P	ERA	WHIP
21 Esteban Loaiza, R ERA: 5.61	(1, 1)	4.0	L	20	5	6	6	1	2	0	1	0	0	2	46	71	13.50	1.750
Rudy Seanez, R ERA: 3.82	(5, 1)	1.0		4	1	0	0	0	0	0	0	0	0	0	7	11	0.00	1.000
50 Eric Stults, L ERA: 5.13	(6, 1)	0.1		5	3	4	4	0	1	0	0	0	0	0	7	17	108.00	12.000
D.J. Houlton, R ERA: 3.91	(6, 1)	1.2		8	3	0	0	2	1	0	0	0	0	0	19	32	0.00	2.400
Roberto Hernandez, R ERA: 6.15	(8, 1)	1.0		5	1	2	2	1	0	0	1	0	0	1	15	23	18.00	1.000

PITCHER	IP	WLS	BF	H	R	ER	SO	BB	IBB	HBP	BLK	WP	HR	S	P	ERA	WHIP

BOTTOM

Los Angeles Dodgers @ Arizona Diamondbacks
Chase Field, Phoenix, AZ
Fri Sep 21 2007, 6:40 PM MST
Att. 37,769 - Clear - 95 F

livebaseballscorecards.com

AB	35
R	12
H	13
RBI	12
BB	4
SO	4
LOB	11

Batter	1	2	3	4	5	6	7	8	9	AB	R	H	RBI	BB	SO	LOB
9 Juan Pierre, L (1, 8) OBP: 0.328, SLG: 0.351	B FA 90 C FA 88 X FA 89 1-1 ① G6-3		B FA 88 L FA 89 X CU 74 1-1 ① G6-3		C FA 88 C FA 88 F CH 81 F FA 89 X CU 76 0-2 ③ G6-3		C FA 87 B FA 88 X FA 88 1-1 ① FC4-6 (13 2B) 1-2f 2-3		X FA 96 0-0 E6	5	1	0	0	0	0	2
13 Tony Abreu, S (1, 6) OBP: 0.309, SLG: 0.387	C FA 91 F FA 90 B CH 83 X FA 90 1-2 ② G3-1		C FA 89 B CH 80 X FA 89 1-1 7 G4-3 1B			B FA 88 C CU 71 C CU 72 B CH 79 F FA 88 F CH 79 X FA 88 2-2 ① L4	F FA 88 X FA 88 0-1 1-H 3-H 2B		B FA 97 F FS 86 X FS 86 1-1 ③ L5	5	0	2	2	0	0	1
7 James Loney, L (1, 3) OBP: 0.378, SLG: 0.517	B FA 90 S CU 76 X FA 90 1-1 1B		B FA 88 C FA 90 F FA 90 X CU 80 1-2 ② G4-3 1-2			C FA 89 B CH 80 C FA 89 F CU 76 X CH 81 1-2 27 1B 12 1B 1B	D SL 81 B FC 80 X FA 92 2-0 ② F7			4	0	2	0	0	0	2
12 Jeff Kent, R (1, 4) OBP: 0.374, SLG: 0.498	B FA 91 F FA 91 B FA 90 X FA 91 2-1 ③ G6-3		C CU 75 X FA 89 0-1 ③ G5-3			C FA 89 F FA 88 B FA 90 X FA 91 1-2 27 1B 1B 1-2	B FA 96 B SL 84 X FA 95 2-0 ③ G6-3			4	0	1	0	0	0	3
Luis Gonzalez, L (1, 7) OBP: 0.357, SLG: 0.431		C FA 88 B FA 89 C FA 90 B CU 76 F FA 90 B FA 90 B FA 91 4-2 28 1B BB	B FA 89 B FA 90 X FA 90 2-0 ① L9			S CH 80 B CU 76 F FA 88 B FA 89 C FA 89 2-3 ② K		C FA 93 S FA 93 B FA 94 F FA 93 F CU 75 B FA 95 F FA 94 F FA 94 X CH 88 2-2 ① G4-3		3	0	0	0	1	1	2
27 Matt Kemp, R (1, 9) OBP: 0.370, SLG: 0.521		S FA 90 B CU 76 F FA 91 S CH 82 1-3 ① K	B CU 75 B FA 89 S FA 91 C FA 92 S CH 82 2-3 ② K			B CU 76 C FA 90 X CU 73 1-1 1-2 2-3 1B		F FA 94 S CU 76 X CU 77 0-2 ② F9		4	0	1	0	0	2	1
28 Andy LaRoche, R (1, 5) OBP: 0.376, SLG: 0.318		S FA 91 X FA 91 0-1 1-2 1B	C CU 74 S CU 74 S CH 81 0-3 ③ K			S CU 75 B CU 74 S CH 80 S CH 81 1-3 ③ K		S CU 77 B FA 94 B CU 76 X FA 94 2-1 ③ G4-3		4	0	1	0	0	2	3
Mike Lieberthal, R (1, 2) OBP: 0.280, SLG: 0.260 Mark Sweeney, L (9, PH) OBP: 0.341, SLG: 0.373		X FA 91 0-0 ② F7			B CU 72 C FA 89 X FA 90 1-1 ① G4-3		C FA 87 S CU 75 B SL 80 B CU 75 X FA 89 2-2 9 FC4-6 16 BB 13 2B 1B		C FS 86 S FS 86 B FS 87 B FS 86 S FA 96 2-3 ① K	3 1	1 0	1 0	0 0	0 0	0 1	2 0
David Wells, L (1, 1) OBP: 0.137, SLG: 0.157 Rudy Seanez, R (5, 1) 16 Andre Ethier, L (7, PH) OBP: 0.354, SLG: 0.459 45 Scott Proctor, R (7, 1) Joe Beimel, L (8, 1) Olmedo Saenz, R (9, PH) OBP: 0.292, SLG: 0.343		S FA 92 B FA 92 B FA 90 F FA 90 S FA 90 2-3 ③ K			B FA 90 X FA 89 1-0 ② G4-3		B CU 74 B FA 88 C FA 89 B FA 89 B FA 88 4-1 9 FC4-6 1-2 BB		C FS 87 F FA 95 S FS 88 0-3 ② K	2 0 0 0 0 1	0 0 0 0 0 0	0 0 0 0 0 0	0 0 1 0 0 0	1 0 0 0 0 1	0 0 0 0 0 0	2 0 0 0 0 0
Inning Stats	R: 0 H: 1 E: 0 LOB: 1 K: 0 BB: 0 S: 9 P: 14	R: 0 H: 1 E: 0 LOB: 2 K: 2 BB: 1 S: 12 P: 19	R: 0 H: 1 E: 0 LOB: 1 K: 0 BB: 0 S: 9 P: 12	R: 0 H: 0 E: 0 LOB: 0 K: 2 BB: 0 S: 7 P: 11	R: 0 H: 0 E: 0 LOB: 0 K: 0 BB: 0 S: 8 P: 10	R: 0 H: 3 E: 0 LOB: 3 K: 2 BB: 0 S: 20 P: 28	R: 2 H: 2 E: 0 LOB: 1 K: 0 BB: 1 S: 10 P: 21	R: 0 H: 0 E: 0 LOB: 0 K: 0 BB: 0 S: 12 P: 16	R: 0 H: 0 E: 1 LOB: 1 K: 2 BB: 0 S: 9 P: 12	1B: 7 2B: 1 3B: 0 HR: 0	SF: 0 SAC: 0 DP: 0 HBP: 0			WP: 0 PB: 0 SB: 0 CS: 0	PA: 38		

PITCHER		IP	WLS	BF	H	R	ER	SO	BB	IBB	HBP	BLK	WP	HR	S	P	ERA	WHIP
17 Brandon Webb, R ERA: 3.02	(1, 1)	6.1	W	29	8	2	2	6	2	0	0	0	0	0	73	109	2.84	1.579
45 Doug Slaten, L ERA: 2.27	(7, 1)	0.1	H	1	0	0	0	0	0	0	0	0	0	0	1	3	0.00	0.000
56 Ramon Pena, R ERA: 3.02	(7, 1)	0.1	H	1	0	0	0	0	0	0	0	0	0	0	1	3	0.00	0.000
Brandon Lyon, R ERA: 2.66	(8, 1)	1.0	H	3	0	0	0	0	0	0	0	0	0	0	12	16	0.00	0.000
Jose Valverde, R ERA: 2.7	(9, 1)	1.0		4	0	0	0	2	0	0	0	0	0	0	9	12	0.00	0.000

PITCHER	IP	WLS	BF	H	R	ER	SO	BB	IBB	HBP	BLK	WP	HR	S	P	ERA	WHIP

TOP

Los Angeles Dodgers @ Arizona Diamondbacks

Chase Field, Phoenix, AZ

Sat Sep 22 2007, 6:40 PM MST

Att. 47,698 - Clear - 88 F

livebaseballscorecards.com

AB	36
R	2
H	8
RBI	2
BB	2
SO	8
LOB	18

Batter	1	2	3	4	5	6	7	8	9	AB	R	H	RBI	BB	SO	LOB
24 Chris Young, R (1, 8) OBP: 0.299, SLG: 0.481	X FA 85 HR	B FC 83 B CU 66 B FA 85 X FA 84 P3		C FC 83 S CU 66 S CU 70 K2-3		F FA 87 F CH 86 B SL 82 C SL 82 K		B FA 90 B FA 88 I I IN 66 FC6-4 IBB		4	1	1	1	1	2	2
10 Justin Upton, R (1, 9) OBP: 0.288, SLG: 0.383 Jeff Salazar, L (7, PH) OBP: 0.301, SLG: 0.380 (8, 9)	C FA 85 F FC 82 S CU 68 K	X CH 78 F9			C FC 81 S CU 66 B CU 68 B CU 68 X FC 83 G4-3		B FA 95 F FA 95 F FA 96 C FA 98 K	B FA 91 C FA 90 S FA 88 B SL 79 X CU 76 1-2f 2-3 3-H FC6-4 22 WP		3 2	0 0	0 0	0 1	0 0	1 1	1 2
22 Eric Byrnes, R (1, 7) OBP: 0.359, SLG: 0.470	C FC 83 F CU 68 B FA 85 F FA 85 F CU 69 F FC 85 F CU 70 F CU 62 B FA 86 27 1B 19 2B 1B	X CH 76 G6-3	B CU 69 X FC 83 34 S 34 SF7 1B			C FA 98 B FA 97 B SL 87 B SL 87 F FA 96 S FA 97 K	C FA 91 F FA 89 B FA 92 D SL 84 X FA 90 P3 1-2		5	2	2	0	0	1	2
34 Conor Jackson, R (1, 3) OBP: 0.364, SLG: 0.455 Tony Clark, S (8, 3) OBP: 0.305, SLG: 0.517	C FC 84 1 SAFE X FA 86 P2	C FA 86 B CU 68 X FA 86 F8 HR	B FA 85 B FA 83 C CH 77 B FA 86 C FA 86 X FA 86 SF7 1-H			X FA 97 27 BB 1B				3 0	0 0	1 0	1 0	0 0	0 0	1 0
27 Mark Reynolds, R (1, 5) OBP: 0.345, SLG: 0.509	D CU 68 C FC 82 B FA 85 B CU 67 X FC 83 1-2 19 2B 1B	B FA 85 B CH 79 F FC 83 C FC 84 X CU 70 HR	C FA 86 B FA 86 B FA 86 B FA 84 F FA 84 B FA 87 19 E BB			B FA 96 F SL 86 B SL 86 B FA 97 T FA 97 F FA 98 F FA 97 B SL 86 1-2 19 FC6-4 BB				2	1	2	1	2	0	0
19 Chris Snyder, R (1, 2) OBP: 0.352, SLG: 0.450	B FA 85 C FA 85 B CU 67 X FA 86 1-H 2-H 2B	B FA 87 C FC 84 C CU 67 X CU 66 F8	1 SAFE B FC 84 B CU 69 F CH 79 B CU 70 B FC 85 1-3 BB			C FA 96 F FA 97 B SL 85 X SL 87 FC6-4 1-2f				3	0	1	1	1	0	2
11 Augie Ojeda, S (1, 4) OBP: 0.330, SLG: 0.354		B FA 85 X FA 85 G5-3		C FA 84 X CU 66 6 FC6-4 1B	X FA 92 F7			C FA 88 X FA 87 L3		4	0	1	0	0	0	2
6 Stephen Drew, L (1, 6) OBP: 0.308, SLG: 0.362		B FA 84 X FC 80 17 1B 3B		F FC 81 B CU 67 X FC 79 FC6-4 1-2f		C SL 82 F FA 91 B CH 86 B CH 87 B FA 92 B FA 92 17 G6-4-3 BB		B FA 90 C FA 90 X FA 89 2B FC6-4 1B		3	2	2	0	1	0	1
17 Brandon Webb, R (1, 1) OBP: 0.099, SLG: 0.114 45 Doug Slaten, L (7, 1) 56 Ramon Pena, R (7, 1) OBP: 0.250, SLG: 0.250 Brandon Lyon, R (8, 1) Jeff Cirillo, R (8, PH) OBP: 0.327, SLG: 0.382 Jose Valverde, R (9, 1)		B FA 84 X FA 84 3-H 1B		L L B FC 81 L FA 86 K		B FA 93 B FA 92 L FA 91 L FA 90 X FA 91 1-2f G6-4-3		1 SAFE C FA 88 X FA 84 1-3 FC6-4 2B		3 0 0 0 1 0	0 0 0 0 0 0	1 0 0 0 1 0	1 0 0 0 0 0	0 0 0 0 0 0	1 0 0 0 0 0	2 0 0 0 0 0
Inning Stats	R: 2 E: 0 K: 1 S: 19 H: 4 LOB: 2 BB: 0 P: 26	R: 1 E: 0 K: 0 S: 5 H: 2 LOB: 1 BB: 0 P: 11	R: 1 E: 0 K: 0 S: 9 H: 1 LOB: 0 BB: 0 P: 13	R: 0 E: 0 K: 2 S: 10 H: 1 LOB: 1 BB: 0 P: 12	R: 1 E: 1 K: 0 S: 11 H: 1 LOB: 2 BB: 2 P: 25	R: 0 E: 0 K: 1 S: 8 H: 0 LOB: 0 BB: 1 P: 15	R: 0 E: 0 K: 2 S: 14 H: 1 LOB: 2 BB: 1 P: 23	R: 1 E: 0 K: 0 S: 12 H: 2 LOB: 2 BB: 1 P: 21		1B: 7 2B: 2 3B: 1 HR: 2	SF: 1 SAC: 0 DP: 1 HBP: 0			WP: 1 PB: 0 SB: 2 CS: 0	PA: 39		

PITCHER		IP	WLS	BF	H	R	ER	SO	BB	IBB	HBP	BLK	WP	HR	S	P	ERA	WHIP
David Wells, L ERA: 5.53	(1, 1)	4.2	L	24	9	5	5	3	2	0	0	0	0	2	53	86	9.64	2.357
Rudy Seanez, R ERA: 3.75	(5, 1)	1.1		4	0	0	0	1	1	0	0	0	0	0	9	16	0.00	0.750
45 Scott Proctor, R ERA: 3.47	(7, 1)	1.0		5	1	0	0	2	1	0	0	0	0	0	14	23	0.00	2.000
Joe Beimel, L ERA: 4.04	(8, 1)	1.0		6	2	1	1	0	0	1	0	0	1	0	12	21	9.00	2.000

PITCHER	IP	WLS	BF	H	R	ER	SO	BB	IBB	HBP	BLK	WP	HR	S	P	ERA	WHIP

BOTTOM

Los Angeles Dodgers @ Arizona Diamondbacks

Chase Field, Phoenix, AZ

Sat Sep 22 2007, 6:40 PM MST

Att. 47,698 - Clear - 88 F

livebaseballscorecards.com

AB	33
R	6
H	12
RBI	6
BB	5
SO	6
LOB	15

Batter	1	2	3	4	5	6	7	8	9	AB	R	H	RBI	BB	SO	LOB
9 Juan Pierre, L (1, 8) OBP: 0.333, SLG: 0.355	C FA 90 F FA 90 X SL 82 0-2 13 CS 1B		B SI 88 F SI 88 C CU 74 X FA 90 1-2 27 G5-4-3 1B		C FA 94 B FA 95 B FA 96 B FA 95 C FA 94 F FA 97 B FA 96 4-2 7 HR BB		B FA 90 C FA 89 B CU 78 X FA 90 2-1 1B	C FA 91 D SL 84 X FA 90 1-1 E6 1-3 2-H 1B		4	1	4	0	1	0	0
13 Tony Abreu, S (1, 4) OBP: 0.309, SLG: 0.404 Wilson Valdez, R (6, 4) OBP: 0.254, SLG: 0.298	B FA 89 B FA 90 B FA 88 C SI 90 X FA 89 3-1 ① 1-2 HR		F FA 88 1 SAFE X FA 88 0-1 ① F7		1 SAFE 1 SAFE 1 SAFE F FA 96 F FF 95 F FA 95 F FA 94 1 SAFE S SL 82 0-3 ① K		1 SAFE 1 SAFE B CH 82 B CH 83 1 SAFE B FA 89 C FA 89 S FA 89 F FA 89 3-2 ① F FA 90 1 SAFE X FA 90 F9	X FA 91 0-0 ③ G4-3		3 2	1 0	1 0	1 0	0 0	1 0	2 3
27 Matt Kemp, R (1, 9) OBP: 0.367, SLG: 0.515	C FA 90 B SL 82 B CH 82 X SL 80 2-1 7 1B 1B		1 SAFE X SL 81 0-0 ② ③ G5-4-3 1-2f		B SL 83 C SL 83 1 SAFE S FA 96 B FA 97 S SL 84 2-3 ② K		1 SAFE P PO 88 B FA 90 X FA 88 2-0 ② F8		S B X 1-1 ① G5-3	5	0	1	0	0	1	3
7 James Loney, L (1, 3) OBP: 0.381, SLG: 0.528	B CU 75 T FA 89 X FC 85 1-1 1-3 1B			C FA 88 F FC 84 X FC 80 0-2 16 WP 55 1B 16 SF7 1B	C SL 82 1 SAFE B FA 95 S FA 97 B FA 97 1 SAFE X SL 84 2-2 1-H HR		X FA 90 0-0 ③ F8		C CH 81 B FA 89 F SL 84 B FA 89 F CH 81 S FA 89 2-3 ② K	5	2	3	2	0	1	1
55 Russell Martin, R (1, 2) OBP: 0.380, SLG: 0.474	B FA 90 B FA 90 C FA 91 C FA 90 F FA 92 T FA 92 2-2 ② K			B SL 82 S FA 90 X FA 90 1-1 16 SF7 16 WP 28 1B 1-2 1B	B SL 81 B FA 97 C FA 93 C SL 82 S FA 95 2-3 ③ K			B FA 92 F FA 92 C FA 92 B SL 85 B FA 94 B SL 86 4-2 16 CS BB	F FA 89 C FA 89 F FA 90 B SL 83 X FA 89 1-2 1B	4	1	2	0	1	2	2
16 Andre Ethier, L (1, 7) OBP: 0.352, SLG: 0.457	B CH 81 C SL 79 B FA 92 F CH 83 F FA 93 F FA 94 X FA 93 2-2 ③ G3			D CU 76 B CU 76 F FA 90 X FC 88 2-1 ① SF7 1-3 2-H		B FA 94 F FA 94 X FA 95 1-1 1B		F FA 91 1 SAFE B FA 91 B SL 84 1 SAFE B FA 91 F FA 92 X FA 92 3-2 ① ② F8 1-2	B FA 89 F X 1-1 ③ F7	4	0	1	1	0	0	4
28 Andy LaRoche, R (1, 5) OBP: 0.382, SLG: 0.319		C FA 89 B FA 90 B FA 89 B FA 89 F FA 90 X CU 78 3-2 ① G2-3		B CU 76 X CU 76 1-0 3-H 1B	B CU 78 1 SAFE B FA 95 B FA 95 C FA 96 C FA 94 X FA 96 3-2 ① P4		B SL 82 F FA 92 B SL 81 S SL 85 B SL 85 B FA 93 4-2 14 S 14 1B BB		3	1	1	1	1	0	1
14 Chin-Lung Hu, R (1, 6) OBP: 0.286, SLG: 0.714		C FA 92 X SL 80 0-1 ② P6		C FA 95 C SL 83 B FA 96 1 SAFE S SL 84 1-3 ② K		T FA 96 F CU 80 B CU 81 D SL 80 S FA 95 2-3 ② K		B FA 91 F FA 90 B SL 84 B FA 89 X FA 90 3-1 9 1B 3 1B 9 E 1-H 1B	4	1	1	1	0	2	2
58 Chad Billingsley, R (1, 1) OBP: 0.135, SLG: 0.139 Joe Beimel, L (6, 1) 3 Delwyn Young, S (8, PH) OBP: 0.421, SLG: 0.474 51 Jonathan Broxton, R (8, 1) 44 Takashi Saito, L (9, 1)		B FA 91 C FA 91 S SL 81 S CU 77 1-3 ③ K		S FA 96 C SL 82 C SL 82 0-3 ③		C FA 95 C FA 95 F FA 95 B CU 79 S FA 94 1-3 ③ K		1 SAFE X FA 90 0-0 9 E 1-2 1B	3 0 1 0 0	0 0 0 0 0	0 0 1 0 0	0 0 0 0 0	3 0 0 0 0	0 0 0 0 0	2 0 0 0 0
Inning Stats	R: 1 E: 0 K: 1 S: 18 H: 4 LOB: 2 BB: 0 P: 28	R: 0 E: 0 K: 1 S: 8 H: 0 LOB: 0 BB: 0 P: 12	R: 0 E: 0 K: 0 S: 6 H: 1 LOB: 0 BB: 0 P: 7	R: 2 E: 0 K: 2 S: 14 H: 3 LOB: 1 BB: 0 P: 19	R: 2 E: 0 K: 3 S: 17 H: 1 LOB: 0 BB: 1 P: 27	R: 0 E: 0 K: 2 S: 12 H: 1 LOB: 1 BB: 0 P: 19	R: 0 E: 0 K: 0 S: 10 H: 1 LOB: 1 BB: 0 P: 16	R: 2 E: 1 K: 0 S: 13 H: 3 LOB: 2 BB: 2 P: 28	R: 0 E: 0 K: 1 S: 12 H: 1 LOB: 1 BB: 0 P: 17	1B: 13 2B: 0 3B: 0 HR: 2	SF: 1 SAC: 0 DP: 1 HBP: 0		WP: 1 PB: 0 SB: 1 CS: 2	PA: 42			

PITCHER		IP	WLS	BF	H	R	ER	SO	BB	IBB	HBP	BLK	WP	HR	S	P	ERA	WHIP
31 Edgar Gonzalez, R ERA: 4.73	(1, 1)	3.1	L	16	8	3	3	2	0	0	0	0	1	1	40	59	8.10	2.400
37 Juan Cruz, R ERA: 3.26	(4, 1)	1.2		7	1	2	2	5	1	0	0	0	0	1	23	34	10.80	1.200
Dustin Nippert, R ERA: 5.57	(6, 1)	1.0		4	1	0	0	2	0	0	0	0	0	0	12	19	0.00	1.000
40 Bill Murphy, L ERA: 5.79	(7, 1)	0.1		2	1	0	0	0	0	0	0	0	0	0	7	12	0.00	3.000
28 Brandon Medders, R ERA: 4.45	(7, 1)	0.2		2	0	0	0	0	0	0	0	0	0	0	3	4	0.00	0.000

PITCHER		IP	WLS	BF	H	R	ER	SO	BB	IBB	HBP	BLK	WP	HR	S	P	ERA	WHIP
36 Jailen Peguero, R ERA: 6.92	(8, 1)	0.2		3	0	1	1	0	2	0	0	0	0	0	7	18	13.50	3.000
32 Bob Wickman, R ERA: 3.67	(8, 1)	0.1		4	3	1	0	0	0	0	0	0	0	0	6	10	0.00	9.000
50 Yusmeiro Petit, R ERA: 5.12	(9, 1)	1.0		4	1	0	0	1	0	0	0	0	0	0	12	17	0.00	1.000

TOP

Los Angeles Dodgers @ Arizona Diamondbacks

Chase Field, Phoenix, AZ

Sun Sep 23 2007, 1:40 PM MST

Att. 43,389 - Roof Closed - 73 F

livebaseballscorecards.com

AB	38
R	7
H	15
RBI	6
BB	3
SO	10
LOB	20

Batter	1	2	3	4	5	6	7	8	9	AB	R	H	RBI	BB	SO	LOB
24 Chris Young, R (1, 8) OBP: 0.298, SLG: 0.479	B FC 88 B FA 90 X FA 93 2-0 27 1B 1B 1B	B CU 77 C CU 79 B FA 92 X CU 77 2-1 ③ G5-3			B CU 79 B FA 92 C FA 94 C CU 64 S SL 88 2-3 ③ K		C FA 88 B SL 77 C FA 86 B CU 77 B FA 89 X FA 87 3-2 ③ G5-3			4	1	1	0	0	1	1
Jeff Salazar, L (1, 9) OBP: 0.310, SLG: 0.378	B FA 88 X FA 90 1-0 27 1B 1-2 1B		F FA 91 S CH 84 B FA 92 S CU 77 1-3 ① K			B FA 89 C FC 88 S CU 78 B FA 92 B FA 93 B FA 93 4-2 27 BB 1B BB		F FA 97 F FA 96 B FA 97 B SL 89 S FA 97 2-3 ① K		3	0	1	0	1	2	0
22 Eric Byrnes, R (1, 7) OBP: 0.358, SLG: 0.468	C FA 92 F FC 89 B FA 89 D CU 80 X FC 88 2-2 ① F7		B CU 75 B FA 92 B FA 93 B FC 89 4-0 G4-6-3 BB			C FA 91 B CU 77 S FA 90 B CU 79 F FA 92 C SL 86 2-3 ① K		B FA 98 C FA 96 T SL 90 B FA 98 F SL 88 X FA 98 2-2 ② F8		3	0	0	0	1	1	3
Tony Clark, S (1, 3) OBP: 0.304, SLG: 0.512	C CU 80 B FA 88 S CU 80 S CU 80 1-3 ② K		P PO 84 C FA 87 D CU 80 F SL 86 B FA 93 X FA 87 3-2 ② ③ G4-6-3 1-2f			B FA 92 X CH 83 1-0 27 BB 1-2 1B		S SL 89 S SL 88 S SL 89 0-3 ③ K		4	0	1	0	0	2	3
27 Mark Reynolds, R (1, 5) OBP: 0.350, SLG: 0.509	B FA 90 F FC 88 C FA 92 B FA 93 X FA 89 2-2 19 FC5-4 1-3 2-H 1B			B FA 89 F FA 92 B FA 92 B FA 92 S FA 92 B FA 92 4-2 19 G4-6-3 BB		B FA 92 B FA 91 B FC 88 B FA 94 4-0 1-2 2-3 BB			C FA 91 S FA 93 C FF 93 0-3 ① K	2	0	1	1	2	1	0
19 Chris Snyder, R (1, 2) OBP: 0.348, SLG: 0.444	D CU 80 X FA 90 1-0 ③ FC5-4 1-2f			B FA 92 C FA 92 F CU 66 X FA 94 1-2 ① ② G4-6-3 1-2f		F FA 93 F CU 79 S CU 82 0-3 ② K			B FA 94 X FA 93 1-0 ② P4	4	0	0	0	0	1	6
6 Stephen Drew, L (1, 6) OBP: 0.308, SLG: 0.360		B FA 91 C FA 91 F FA 88 X FA 92 1-2 ① P5		B CH 85 X FA 93 1-0 ③ G4-3		C FA 89 C FA 88 B FA 89 D SL 79 B FA 90 X FA 89 3-2 ③ G4-3			C FA 94 B CU 79 S FA 94 H SL 85 2-2 HBP	3	0	0	0	0	0	3
11 Augie Ojeda, S (1, 4) OBP: 0.327, SLG: 0.350		C FA 93 B CU 79 S FA 90 F SL 81 B FA 92 X FC 88 2-2 31 SH1-4 1B			C FA 89 B CH 85 X FA 90 1-1 ① G4-3		C FA 84 B FA 87 X FA 86 1-1 ① F9		B FA 94 F FA 93 B CU 79 B FA 94 X FA 93 3-1 ③ P6	4	0	1	0	0	0	1
31 Edgar Gonzalez, R (1, 1) 37 Juan Cruz, R (4, 1) 7 Carlos Quentin, R (5, PH) Dustin Nippert, R (6, 1) 40 Bill Murphy, L (7, 1) 28 Brandon Medders, R (7, 1) Jeff Cirillo, R (7, PH) 36 Jailen Peguero, R (8, 1) 32 Bob Wickman, R (8, 1) 50 Yusmeiro Petit, R (9, 1)		X 0-0 ② SH1-4 1-2			B FA 92 C FA 90 S CU 78 C CH 83 1-3 ② K		B FA 89 B FA 86 B FA 86 C FA 87 X FA 89 3-1 ② L5			0 0 0 0 0 0 0 0 0 0 0 0 0 0 0 0 1 0 0 0 0 1 0 0 0 0 0 0 0 0 0 0 0 0 0 0 0 0 0 0 0 0 0 0 0 0 0 0 1 0 0 0 0 0 0 0 0 0 0 0 0 0 0 0 0 0 0 0 0 0 0 0 0 0 0 0 0 0 0 0						
Inning Stats	R: 1 E: 0 K: 1 S: 12 H: 3 LOB: 2 BB: 0 P: 21	R: 0 E: 0 K: 0 S: 10 H: 1 LOB: 1 BB: 0 P: 15	R: 0 E: 0 K: 1 S: 7 H: 0 LOB: 0 BB: 1 P: 14	R: 0 E: 0 K: 0 S: 6 H: 0 LOB: 0 BB: 1 P: 12	R: 0 E: 0 K: 2 S: 8 H: 0 LOB: 0 BB: 0 P: 12	R: 0 E: 0 K: 2 S: 13 H: 1 LOB: 3 BB: 2 P: 27	R: 0 E: 0 K: 0 S: 7 H: 0 LOB: 0 BB: 0 P: 14	R: 0 E: 0 K: 2 S: 10 H: 0 LOB: 0 BB: 0 P: 14	R: 0 E: 0 K: 1 S: 8 H: 0 LOB: 1 BB: 0 P: 14	1B: 5 2B: 0 3B: 0 HR: 0	SF: 0 SAC: 1 DP: 2 HBP: 1					

BOTTOM

Los Angeles Dodgers @ Arizona Diamondbacks
Chase Field, Phoenix, AZ
Sun Sep 23 2007, 1:40 PM MST
Att. 43,389 - Roof Closed - 73 F

livebaseballscorecards.com

AB	29
R	1
H	5
RBI	1
BB	4
SO	9
LOB	17

	WP: 0	PA: 35
	PB: 0	
	SB: 0	
	CS: 0	

PITCHER		IP	WLS	BF	H	R	ER	SO	BB	IBB	HBP	BLK	WP	HR	S	P	ERA	WHIP
58 Chad Billingsley, R ERA: 3.09	(1, 1)	5.2	W	24	5	1	1	6	4	0	0	0	0	0	53	95	1.59	1.588
Joe Beimel, L ERA: 3.95	(6, 1)	1.1	H	4	0	0	0	0	0	0	0	0	0	0	10	20	0.00	0.000
51 Jonathan Broxton, R ERA: 2.93	(8, 1)	1.0		3	0	0	0	2	0	0	0	0	0	0	10	14	0.00	0.000
44 Takashi Saito, R ERA: 1.47	(9, 1)	1.0		4	0	0	0	1	0	0	1	0	0	0	8	14	0.00	0.000

PITCHER	IP	WLS	BF	H	R	ER	SO	BB	IBB	HBP	BLK	WP	HR	S	P	ERA	WHIP

Batter	1	2	3	4	5	6	7	8	9	AB	R	H	RBI	BB	SO	LOB
Kazuo Matsui, S (1, 4) OBP: 0.343, SLG: 0.403	C FA 93 X CU 76 0-1 ① F7		C FA 95 F FA 95 X 0-2 E2 2-H 1B		C FA 92 B CH 85 B FA 93 F FA 94 B FA 94 B FA 94 4-2 5 1B, 2 F8, 17 1B BB	B CH 82 1 SAFE C FA 88 S CU 73 B CU 72 B CH 80 X CH 81 3-2 ② G5-3 1-2		F FA 92 F CU 75 B FA 96 S CH 87 1-3 ② K	C FA 92 S CH 85 X CH 86 0-2 ② F8	5	2	1	1	1	2	2
2 Troy Tulowitzki, R (1, 6) OBP: 0.363, SLG: 0.477	C CU 78 B FA 94 X FA 94 1-1 ② P4		X 0-0 ② F9		X FA 93 0-0 ① F8 1-2	C CU 72 X FA 88 0-1 2-H HR		B FA 94 C SL 85 C FA 95 F FA 93 F CU 76 X FA 95 1-2 17 1B 2B	B FA 93 S CH 87 B CH 87 C FA 93 S SL 85 2-3 ③ K 1-2	6	2	2	2	0	1	2
5 Matt Holliday, R (1, 7) OBP: 0.401, SLG: 0.608	S FA 94 B FA 95 C FA 95 F FA 95 X FA 96 1-2 ③ G5-3		B FA 96 B FA 95 S X 2-1 1B		T FA 94 B FA 94 S FA 94 B FA 96 B FA 95 F FA 96 F FA 97 F F 3-2 X 17 1B, 11 FC4-6 2-3 1B	B FA 86 S FA 87 S FA 87 B FA 87 B CH 81 F FA 87 T FA 86 3-2 ③ K		H FA 94 1-0 17 1B HBP		4	1	2	0	0	1	0
17 Todd Helton, L (1, 3) OBP: 0.434, SLG: 0.486		C FA 90 B FA 92 X CU 76 1-1 1B	B FA 92 D CH 86 X FA 93 2-0 ③ L7		B CH 88 C FA 95 C FA 94 X FA 96 1-2 11 FC4-6, 27 BB 1-3 3-H 1B		C CU 71 F FA 87 X CU 72 0-2 ① L7	B FA 95 F FA 95 F FA 94 X CU 77 1-2 1-3 2-H 1B		5	0	3	2	0	0	1
27 Garrett Atkins, R (1, 5) OBP: 0.358, SLG: 0.474 40 Brian Fuentes, L (8, 1) 60 Manny Corpas, R (9, 1)		C FA 91 B FA 92 D CH 85 F FA 94 T 2-2 ① K	S FA 91 X FA 93 0-1 ① P3		B FA 93 S CH 87 F FA 95 B FA 95 B FA 95 B 4-2 11 FC4-6 1-2 BB		B FA 86 B FA 86 B CH 81 C FA 86 B FA 86 4-1 11 FC4-6 BB	F FA 94 F FA 95 X FA 96 0-2 ③ F8		3 0 0	0 0 0	0 0 0	0 0 0	2 0 0	1 0 0	3 0 0
11 Brad Hawpe, L (1, 9) OBP: 0.383, SLG: 0.528		F FA 92 F FA 92 X FA 94 0-2 ② P5	B CH 84 B FA 92 B FA 94 C FA 94 X 3-1 18 WP 1B		F FA 96 F FA 95 X FA 95 0-2 ② FC4-6, 8 FC5-4 1-2f 2-3 3-H		B CU 73 C FA 87 C CU 74 B FA 87 B FA 88 X FA 87 3-2 ② FC4-6, 8 1B 1-2f		C FA 92 B FS 84 F FA 93 S FA 93 1-3 ① K	5	0	1	1	0	1	4
8 Yorvit Torrealba, R (1, 2) OBP: 0.327, SLG: 0.376		B CU 76 C FA 94 B CU 76 B FA 95 F FA 94 F FA 94 X 3-2 ③ F8	C FA 92 B CH 87 C FA 92 S CH 87 1-3 ② K		D CH 87 X FA 94 1-0 ③ FC5-4 1-2f		X FA 91 0-0 1-2 1B		B FA 92 X FA 92 1-0 19 2B 2B	5	1	2	0	0	1	4
18 Cory Sullivan, L (1, 8) OBP: 0.355, SLG: 0.415 19 Ryan Spilborghs, R (6, PH) OBP: 0.370, SLG: 0.504 (6, 8)			C FA 93 F FA 93 B FA 94 F FA 94 F CH 86 F FA 94 H CU 79 2-2 38 SH3-4, E HBP	B FA 94 C FA 95 B FA 95 B FA 96 B 4-1 1-2 BB		X FA 87 0-0 2 HR, G5-3 1B	F FA 93 B FA 86 F FA 92 B SL 82 T CH 87 2-2 ③ K		B FA 92 C SL 84 C FA 93 B FA 92 F SL 84 X FA 93 2-2 2-H 1B 2B	0 3	1 2	0 2	0 1	1 0	0 1	0 2
38 Ubaldo Jiménez, R (1, 1) OBP: 0.200, SLG: 0.091 23 Ryan Speier, R (5, 1) 10 Jeff Baker, R (6, PH) OBP: 0.297, SLG: 0.355 34 Matt Herges, L (6, 1) 25 Seth Smith, L (8, PH) OBP: 0.400, SLG: 0.400 Jamey Carroll, R (8, 5) OBP: 0.318, SLG: 0.299			B FA 93 X FA 92 1-0 ① SH3-4 1-2	F FA 95 B FA 94 X FA 94 1-1 ③ P5		C FA 87 B FA 88 C CH 80 C FA 88 1-3 ① K		C FA 94 C FA 95 S CU 75 0-3 ① K	C SL 84 X FA 92 0-1 2 WP 2-H 1B	1 0 1 0 1 1	0 0 0 0 0 0	0 0 0 0 0 1	0 0 0 0 0 1	0 0 1 0 1 1	0 0 0 0 0 0	2 0 1 0 0 0
Inning Stats	R: 0 E: 0 K: 0 S: 8 H: 0 LOB: 0 BB: 0 P: 10	R: 0 E: 0 K: 1 S: 12 H: 1 LOB: 1 BB: 0 P: 18	R: 2 E: 1 K: 0 S: 13 H: 2 LOB: 1 BB: 0 P: 20	R: 0 E: 0 K: 1 S: 10 H: 1 LOB: 2 BB: 1 P: 19	R: 2 E: 0 K: 0 S: 19 H: 2 LOB: 2 BB: 2 P: 32	R: 2 E: 0 K: 2 S: 13 H: 2 LOB: 0 BB: 0 P: 20	R: 0 E: 0 K: 1 S: 11 H: 1 LOB: 2 BB: 1 P: 20	R: 1 E: 0 K: 2 S: 17 H: 2 LOB: 2 BB: 0 P: 21	R: 2 E: 0 K: 2 S: 16 H: 3 LOB: 1 BB: 0 P: 22	1B: 10 2B: 3 3B: 0 HR: 1 SF: 0 SAC: 1 DP: 0 HBP: 2						WP: 2 PB: 0 SB: 0 CS: 0 PA: 47

PITCHER		IP	WLS	BF	H	R	ER	SO	BB	IBB	HBP	BLK	WP	HR	S	P	ERA	WHIP
31 Brad Penny, R ERA: 3.03	(1, 1)	5.0		25	6	4	4	2	3	0	1	0	1	0	62	99	7.20	1.800
Mark Hendrickson, L ERA: 5.34	(6, 1)	1.2	L	8	2	2	2	2	1	0	0	0	0	1	20	34	10.80	1.800
Rudy Seanez, R ERA: 3.74	(7, 1)	0.1		2	1	0	0	1	0	0	0	0	0	0	4	6	0.00	3.000
45 Scott Proctor, R ERA: 3.54	(8, 1)	1.0		6	2	1	1	2	0	0	1	0	0	0	17	21	9.00	2.000
Roberto Hernandez, R ERA: 6.41	(9, 1)	1.0		6	3	2	2	2	0	0	0	0	1	0	16	22	18.00	3.000

PITCHER	IP	WLS	BF	H	R	ER	SO	BB	IBB	HBP	BLK	WP	HR	S	P	ERA	WHIP

Colorado Rockies @ Los Angeles Dodgers

Dodger Stadium, Los Angeles, CA

Tue Sep 25 2007, 7:10 PM PDT

Att. 44,660 - Clear - 71 F

TOP

livebaseballscorecards.com

AB	40
R	9
H	14
RBI	8
BB	4
SO	9
LOB	21

BOTTOM

Colorado Rockies @ Los Angeles Dodgers

Dodger Stadium, Los Angeles, CA

Tue Sep 25 2007, 7:10 PM PDT

Att. 44,660 - Clear - 71 F

livebaseballscorecards.com

Batter	1	2	3	4	5	6	7	8	9	AB	R	H	RBI	BB	SO	LOB
9 Juan Pierre, L (1, 8) OBP: 0.333, SLG: 0.354	C FA 96 X FA 96 0-1 G6-3 ①		B FF 95 X FA 95 1-0 G6-3 ①		C FA 93 X FA 94 0-1 27 1B 7 HR 1B	B CU 74 C FA 89 X CH 80 1-1 F7 ③		B SL 77 B FA 91 B FA 91 B FA 90 4-0 1-2 2-3 BB		4	1	1	0	1	0	0
27 Matt Kemp, R (1, 9) OBP: 0.364, SLG: 0.509	B FA 98 X FA 97 1-0 G5-3 ②		B CU 74 F CU 77 S SL 88 B FA 96 X 2-2 P4 ②		C FA 95 B CU 75 1 SAFE B FA 94 B SI 86 X FA 96 3-1 7 HR 1-2 1B		X CU 73 0-0 F8 ①	B CH 72 C FA 91 X CH 72 1-1 L8 ③		5	1	1	0	0	0	3
7 James Loney, L (1, 3) OBP: 0.384, SLG: 0.538	C FA 97 X SI 87 0-1 55 PB 12 BB 1B		C FA 97 X FA 97 0-1 1B		F FA 96 B FA 95 X FA 96 1-1 1-H 2-H HR		B FA 89 S CH 81 B FA 88 C FA 88 C FA 90 2-3 K ②		B FA 91 X FA 92 1-0 G4-3 ①	5	1	3	3	0	1	0
12 Jeff Kent, R (1, 4) OBP: 0.375, SLG: 0.500 Mark Hendrickson, L (6, 1) OBP: 0.107, SLG: 0.077 Rudy Seanez, R (7, 1) Mark Sweeney, L (7, PH) OBP: 0.338, SLG: 0.370 45 Scott Proctor, R (8, 1) 3 Delwyn Young, S (9, 4) OBP: 0.450, SLG: 0.650	B FA 98 B SI 87 B SL 86 B FA 97 4-0 55 PB 1-2 BB		X FA 97 0-0 G5-3 ③		C CU 73 X FA 97 0-1 55 WP 16 F8-2 2B		B CH 80 S CH 79 X CH 80 1-1 G4-3 ③		B FA 93 C FA 91 X FA 92 1-1 HR	2 0 0 0 1 1	0 0 0 0 0 1	1 0 0 0 0 1	0 0 0 0 0 1	1 0 0 0 0 1	0 0 0 0 0 0	1 0 0 0 0 0
55 Russell Martin, R (1, 2) OBP: 0.380, SLG: 0.472	B FA 98 B FA 97 F FA 97 B SL 83 F FA 97 S CH 85 3-3 K 1-2 2-3 ③			B CU 74 C FA 98 B CU 76 B FA 96 B FA 96 4-1 16 G4-6-3 BB	L FA 87 B SL 80 F FA 88 S SL 81 1-3 K 2-3			B FA 91 B FA 91 B FA 91 B FA 91 4-0 16 BB 28 1B BB	X FA 93 0-0 G2-3 ②	3	1	0	0	2	2	3
16 Andre Ethier, L (1, 7) OBP: 0.353, SLG: 0.458		X 0-0 G4-3 ①		C FA 95 X FF 94 0-1 G4-6-3 1-2f ① ②	B CH 87 F SI 87 F CH 77 X CH 77 1-2 F8-2 3-H ① ②			B FA 91 B FA 90 B FA 90 C FA 90 S FA 90 F FA 91 B FA 91 4-2 14 FC2-5 28 1B 1-2 BB	B FA 92 C FA 91 B FA 91 X FA 91 2-1 2B	4	0	1	0	1	0	3
28 Andy LaRoche, R (1, 5) OBP: 0.383, SLG: 0.324		C FA 97 C CU 76 B SL 89 B SL 86 S FA 98 2-3 K ②		B FF 96 X 1-0 14 HR 1B	1 SAFE B SL 79 C FA 87 1 SAFE 1 SAFE 1 SAFE B SL 79 B CH 83 F CH 86 3-2 T SL 78 K ③			B FA 91 2 SAFE B FA 91 F FA 91 F FA 91 B CH 71 X FA 91 3-2 9 BB 14 FC2-5 1-2 2-H 1B	S FA 90 B SL 79 S SL 78 B CH 82 X FA 93 2-2 G4-3 ③	5	1	2	1	0	2	2
14 Chin-Lung Hu, R (1, 6) OBP: 0.364, SLG: 0.909		C FA 97 X FA 96 0-1 1B		X FF 95 0-0 1-H HR	B CU 76 B CU 73 B FF 89 C FF 89 S FF 89 S FF 90 3-3 K ①			X FA 90 0-0 FC2-5 9 BB 1-2 2-3f ①		4	1	2	2	0	1	2
31 Brad Penny, R (1, 1) OBP: 0.279, SLG: 0.338 Wilson Valdez, R (6, 4) OBP: 0.250, SLG: 0.293 5 Nomar Garciaparra, R (8, PH) OBP: 0.328, SLG: 0.371 Roberto Hernandez, R (9, 1)		C FA 97 B FA 97 X FF 95 1-1 G5-3 ③		S FA 97 X FA 95 0-1 G5-3 ③		C FF 89 B CU 73 S CU 73 F FA 90 D CH 79 S CH 81 2-3 K ②		C CH 72 X CH 72 0-1 F6 ②	2 1 1 0	0 0 0 0	0 0 0 0	0 0 0 0	0 1 0 0	0 0 0 0	1 0 2 0

Inning Stats	1	2	3	4	5	6	7	8	9
	R: 0 E: 0 K: 1 S: 8 H: 1 LOB: 2 BB: 1 P: 16	R: 0 E: 0 K: 1 S: 8 H: 1 LOB: 1 BB: 0 P: 11	R: 0 E: 0 K: 0 S: 7 H: 1 LOB: 1 BB: 0 P: 10	R: 2 E: 0 K: 0 S: 7 H: 2 LOB: 0 BB: 1 P: 12	R: 3 E: 1 K: 2 S: 17 H: 4 LOB: 1 BB: 0 P: 26	R: 0 E: 0 K: 2 S: 9 H: 0 LOB: 0 BB: 0 P: 15	R: 0 E: 0 K: 1 S: 6 H: 0 LOB: 0 BB: 0 P: 9	R: 1 E: 0 K: 0 S: 11 H: 1 LOB: 3 BB: 3 P: 27	R: 1 E: 0 K: 0 S: 9 H: 2 LOB: 1 BB: 0 P: 15

1B: 7	SF: 0
2B: 3	SAC: 0
3B: 0	DP: 2
HR: 3	HBP: 0

WP: 1	PA: 43
PB: 1	
SB: 0	
CS: 0	

AB	38
R	7
H	12
RBI	7
BB	5
SO	7
LOB	17

PITCHER	IP	WLS	BF	H	R	ER	SO	BB	IBB	HBP	BLK	WP	HR	S	P	ERA	WHIP
38 Ubaldo Jiménez, R (1, 1) ERA: 4.52	4.0		22	9	5	5	2	2	0	0	0	0	2	38	61	11.25	2.750
23 Ryan Speier, R (5, 1) ERA: 4.41	1.0	W	3	0	0	0	2	0	0	0	0	1	0	9	14	0.00	0.000
34 Matt Herges, R (6, 1) ERA: 3.3	2.0	H	6	0	0	0	3	0	0	0	0	0	0	15	24	0.00	0.000
40 Brian Fuentes, L (8, 1) ERA: 3.18	1.0	H	7	1	1	1	0	3	0	0	0	0	0	11	27	9.00	4.000
60 Manny Corpas, R (9, 1) ERA: 1.95	1.0	S	5	2	1	1	0	0	0	0	0	0	1	9	15	9.00	2.000

PITCHER	IP	WLS	BF	H	R	ER	SO	BB	IBB	HBP	BLK	WP	HR	S	P	ERA	WHIP

Batter	1	2	3	4	5	6	7	8	9	AB	R	H	RBI	BB	SO	LOB
Kazuo Matsui, S (1, 4) OBP: 0.342, SLG: 0.401	B FA 90 F FA 90 F FA 90 X CH 84 1-2 ① G4-3		C CH 84 F CH 84 B SL 84 B FA 90 X FA 90 2-2 2 1B 5 1B 2-H 1B		C SL 82 B CH 84 B FA 89 B SL 82 X FA 90 3-1 ③ G2-3			C FA 95 B FA 94 F CH 85 S FA 95 1-3 ③ K		4	1	1	1	0	1	0
2 Troy Tulowitzki, R (1, 6) OBP: 0.362, SLG: 0.475	C FA 89 B FA 91 B FA 91 X FA 90 2-1 ② G5-3		F FA 90 1 SAFE P PO 86 B CH 84 X 2-1 5 1B 1-2 1B			S SL 81 C FA 90 B SL 83 F FA 89 X FA 89 1-2 ① L5			S FA 91 B FA 90 B FA 91 S FA 91 B FA 93 C FA 93 3-3 ① K	4	0	1	0	0	1	0
5 Matt Holliday, R (1, 7) OBP: 0.402, SLG: 0.607	C FA 91 B FA 91 S FA 90 B FA 91 B FA 91 S FA 91 3-3 ③ K		X FA 90 0-0 1-3 2-H 1B			C SL 82 F SL 83 B FA 90 B FA 90 B CH 85 C FA 90 3-3 ② K			B SL 82 S SL 82 B SL 82 B FA 94 B FA 92 4-1 17 G1-6-3 BB	3	0	1	1	1	2	0
17 Todd Helton, L (1, 3) OBP: 0.433, SLG: 0.484		B FA 89 B FA 89 X FA 90 2-0 11 L4-3 1B	X FA 89 0-0 ③ G4-3			B CH 85 X CH 85 1-0 ③ G4-3			B SL 81 C SL 81 X SL 83 1-1 ②③ G1-6-3 1-2f	4	0	1	0	0	0	3
27 Garrett Atkins, R (1, 5) OBP: 0.356, SLG: 0.472 Jamey Carroll, R (9, 5) OBP: 0.318, SLG: 0.299		C FA 90 S FA 89 B FA 90 S FA 90 1-3 ① K		F SL 81 B FA 90 C FA 90 S FA 90 1-3 ① K			B SI 87 X SI 89 1-0 ① G6-3			3 0	0 0	0 0	0 0	0 0	2 0	1 0
11 Brad Hawpe, L (1, 9) OBP: 0.381, SLG: 0.525		X FA 90 0-0 ②③ L4-3 1-1		S FA 91 S CH 85 F FA 90 B FA 90 S CH 85 1-3 ② K			X SI 88 0-0 ② P4			3	0	0	0	0	1	1
19 Ryan Spilborghs, R (1, 8) OBP: 0.366, SLG: 0.498 Jeremy Affeldt, L (7, 1) 40 Brian Fuentes, L (8, 1) 60 Manny Corpas, R (9, 1)			B FA 89 X FA 90 1-0 ① G4-3 B SL 84 B FA 90 F FA 90 X CH 85 2-1 ③ G5-3				B SL 82 X SL 80 1-0 ③ G1-3			3 0 0 0	0 0 0 0	0 0 0 0	0 0 0 0	0 0 0 0	0 0 0 0	0 0 0 0
8 Yorvit Torrealba, R (1, 2) OBP: 0.327, SLG: 0.378			B FA 89 B FA 90 B FA 89 C FA 90 X FA 89 3-1 1B 2B		C FA 88 B SL 83 B CH 84 X FA 88 2-1 ① F9			B FA 92 B FA 95 X FA 94 2-0 ① F9		3	1	1	0	0	0	0
Josh Fogg, R (1, 1) OBP: 0.154, SLG: 0.137 18 Cory Sullivan, L (7, 8) OBP: 0.352, SLG: 0.412			S FA 89 L FA 88 L FA 90 0-3 ② K		C FA 88 B FA 89 F FA 89 B FA 89 F FA 90 S FA 89 2-3 ② K			C FA 93 F CH 88 F FA 94 F FA 96 F FA 96 S SL 87 0-3 ② K		2 1	0 0	0 0	0 0	0 0	2 1	1 0
Inning Stats	R: 0 E: 0 K: 1 S: 8 H: 0 LOB: 0 BB: 0 P: 14	R: 0 E: 0 K: 1 S: 5 H: 1 LOB: 0 BB: 0 P: 8	R: 2 E: 0 K: 1 S: 14 H: 4 LOB: 2 BB: 0 P: 21	R: 0 E: 0 K: 2 S: 9 H: 0 LOB: 0 BB: 0 P: 13	R: 0 E: 0 K: 1 S: 8 H: 0 LOB: 0 BB: 0 P: 15	R: 0 E: 0 K: 1 S: 8 H: 0 LOB: 0 BB: 0 P: 13	R: 0 E: 0 K: 0 S: 3 H: 0 LOB: 0 BB: 0 P: 5	R: 0 E: 0 K: 2 S: 10 H: 0 LOB: 0 BB: 0 P: 13	R: 0 E: 0 K: 1 S: 6 H: 0 LOB: 0 BB: 1 P: 14	1B: 4 2B: 2 3B: 0 HR: 0	SF: 0 SAC: 0 DP: 2 HBP: 0					

PITCHER		IP	WLS	BF	H	R	ER	SO	BB	IBB	HBP	BLK	WP	HR	S	P	ERA	WHIP
Derek Lowe, R ERA: 3.88	(1, 1)	7.0	L	25	5	2	2	7	0	0	0	0	0	0	55	89	2.57	0.714
51 Jonathan Broxton, R ERA: 2.89	(8, 1)	1.0		3	0	0	0	2	0	0	0	0	0	0	10	13	0.00	0.000
44 Takashi Saito, R ERA: 1.44	(9, 1)	1.0		3	0	0	0	1	1	0	0	0	0	0	6	14	0.00	1.000

PITCHER	IP	WLS	BF	H	R	ER	SO	BB	IBB	HBP	BLK	WP	HR	S	P	ERA	WHIP

TOP

Colorado Rockies @ Los Angeles Dodgers

Dodger Stadium, Los Angeles, CA

Wed Sep 26 2007, 7:10 PM PDT

Att. 45,036 - Partly Cloudy - 72 F

livebaseballscorecards.com

AB	30
R	2
H	5
RBI	2
BB	1
SO	10
LOB	6

1B: 4	SF: 0	WP: 0	PA: 31		
2B: 2	SAC: 0	PB: 0			
3B: 0	DP: 2	SB: 0			
HR: 0	HBP: 0	CS: 0			

Batter	1	2	3	4	5	6	7	8	9	AB	R	H	RBI	BB	SO	LOB
9 Juan Pierre, L (1, 8) OBP: 0.331, SLG: 0.352	B FA 88 F FA 88 F FA 90 B FA 90 F CH 82 X CH 82 2-2 G1-3		B FA 89 F FA 90 F FA 90 X 1-2 G6-4-3 1-2f			C FA 88 X CH 82 0-1 G4-3	C C F SL 78 X 0-2 G4-3		C FA 92 X FA 92 0-1 FC6-4 1-2f	5	0	0	0	0	0	4
14 Chin-Lung Hu, R (1, 6) OBP: 0.267, SLG: 0.667	C FA 91 B FA 89 B FA 89 B SL 78 S FA 89 S FA 91 3-3 K			X CU 75 0-0 G6-3		C FA 88 F CH 83 B FA 86 F FA 91 X FA 87 1-2 F7		B FA 90 S FA 91 B FA 91 B FA 91 X FA 90 3-1 P6		4	0	0	0	0	1	0
3 Delwyn Young, S (1, 7) OBP: 0.500, SLG: 0.739	C SL 78 B FA 90 B CH 83 F CH 83 X 2-2 3B			B FA 90 C CH 83 X CH 81 1-1 1B		B CU 78 B CH 82 B CH 81 B FA 87 4-0 28 BB 7 BB BB		C FA 90 X CH 72 0-1 G6-3		3	0	2	0	1	0	0
7 James Loney, L (1, 3) OBP: 0.385, SLG: 0.537	C CH 82 X CH 80 0-1 G6-3			B FA 89 B FA 90 X CH 82 2-0 P6		B FA 89 C FA 89 C FA 92 F FA 92 B FA 90 B FA 88 B CH 82 4-2 28 BB 1-2 BB		X FA 91 0-0 1B		3	0	1	0	1	0	2
28 Andy LaRoche, R (1, 5) OBP: 0.378, SLG: 0.312		B FA 89 X SL 77 1-0 G5-3		C FA 89 X CH 83 0-1 G6-3		S SL 78 B FA 91 B CH 81 B CH 82 B SL 78 4-1 1-2 2-3 BB		1 SAFE C CH 73 F CH 74 B CH 72 B FA 92 C 2-3 K		3	0	0	0	1	1	2
16 Andre Ethier, L (1, 9) OBP: 0.352, SLG: 0.458		C FA 90 B FA 88 X CH 85 1-1 G4-3			B FA 89 C CH 82 X FA 88 1-1 FC6 2B	B CH 82 C CH 82 C CH 79 T FA 87 1-2 K			B FA 92 C FA 92 F FA 92 C SL 80 1-3 K	4	0	1	0	0	2	3
Chad Moeller, R (1, 2) OBP: 0.157, SLG: 0.235 55 Russell Martin, R (9, PH) OBP: 0.379, SLG: 0.471		C FA 90 X FA 92 0-1 G6-3			X FA 90 0-0 FC6 FC4-6 2-3		B FA 88 F FA 87 B SL 80 C SL 76 C FA 87 2-3 K		C SL 79 B SL 80 X FA 93 1-1 G3	3 1	0 0	0 0	0 0	0 0	1 0	1 0
Wilson Valdez, R (1, 4) OBP: 0.238, SLG: 0.279 Luis Gonzalez, L (9, PH) OBP: 0.358, SLG: 0.432			C FC 87 F SL 86 C 0-3 K		C SL 80 F FA 87 B FA 89 X SL 80 1-2 FC4-6 1-2f		F SL 78 L CU 79 X FA 90 0-2 L8		B FA 92 C FA 93 F SL 80 B SL 79 X FA 95 2-2 1B	3 1	0 0	0 1	0 0	0 0	1 0	1 0
Derek Lowe, R (1, 1) OBP: 0.185, SLG: 0.119 Mark Sweeney, L (7, PH) OBP: 0.343, SLG: 0.375 51 Jonathan Broxton, R (8, 1) 44 Takashi Saito, L (9, 1) Olmedo Saenz, R (9, PH) OBP: 0.298, SLG: 0.349 27 Matt Kemp, R (9, PR) OBP: 0.364, SLG: 0.509			F FA 90 X SL 78 0-1 9 G6-4-3 1B		S FA 91 S FA 92 B FA 91 B SL 80 F FA 91 B FA 92 F FA 91 F FA 90 C FA 91 3-3 K		X FA 88 0-0 1B		B FA 89 X FA 91 1-0 9 FC6-4 1-2 1B	2 1 0 0 1 0	0 0 0 0 0 0	1 1 0 0 1 0	0 0 0 0 0 0	1 0 0 0 0 0	1 0 0 0 0 0	1 0 0 0 0 0
Inning Stats	R: 0 E: 0 K: 1 S: 12 H: 1 LOB: 1 BB: 0 P: 19	R: 0 E: 0 K: 0 S: 5 H: 0 LOB: 0 BB: 0 P: 7	R: 0 E: 0 K: 1 S: 8 H: 1 LOB: 0 BB: 0 P: 9	R: 0 E: 0 K: 0 S: 6 H: 1 LOB: 1 BB: 0 P: 9	R: 0 E: 0 K: 1 S: 12 H: 1 LOB: 1 BB: 0 P: 17	R: 0 E: 0 K: 1 S: 13 H: 0 LOB: 3 BB: 3 P: 27	R: 0 E: 0 K: 1 S: 11 H: 1 LOB: 1 BB: 0 P: 13	R: 0 E: 0 K: 1 S: 8 H: 1 LOB: 1 BB: 0 P: 13	R: 0 E: 0 K: 1 S: 11 H: 2 LOB: 2 BB: 0 P: 16	1B: 6 2B: 1 3B: 1 HR: 0	SF: 0 SAC: 0 DP: 1 HBP: 0			WP: 0 PB: 0 SB: 0 CS: 0	PA: 37		

PITCHER		IP	WLS	BF	H	R	ER	SO	BB	IBB	HBP	BLK	WP	HR	S	P	ERA	WHIP
Josh Fogg, R ERA: 4.79	(1, 1)	6.2	W	27	5	0	0	5	3	0	0	0	0	0	63	97	0.00	1.200
Jeremy Affeldt, L ERA: 3.61	(7, 1)	0.1	H	1	0	0	0	0	0	0	0	0	0	0	4	4	0.00	0.000
40 Brian Fuentes, L ERA: 3.12	(8, 1)	1.0	H	4	1	0	0	1	0	0	0	0	0	0	8	13	0.00	1.000
60 Manny Corpas, R ERA: 1.92	(9, 1)	1.0	S	5	2	0	0	1	0	0	0	0	0	0	11	16	0.00	2.000

PITCHER	IP	WLS	BF	H	R	ER	SO	BB	IBB	HBP	BLK	WP	HR	S	P	ERA	WHIP

BOTTOM

Colorado Rockies @ Los Angeles Dodgers

Dodger Stadium, Los Angeles, CA

Wed Sep 26 2007, 7:10 PM PDT

Att. 45,036 - Partly Cloudy - 72 F

livebaseballscorecards.com

AB	34
R	0
H	8
RBI	0
BB	3
SO	7
LOB	14

Colorado Rockies @ Los Angeles Dodgers

Dodger Stadium, Los Angeles, CA

Thu Sep 27 2007, 7:10 PM PDT

Att. 51,999 - Cloudy - 67 F

livebaseballscorecards.com

Batter	1	2	3	4	5	6	7	8	9	AB	R	H	RBI	BB	SO	LOB
Kazuo Matsui, S (1, 4) OBP: 0.341, SLG: 0.399	B CH 84 F CH 84 B CH 76 X CH 84 2-1 G6-3 ①		C SL 83 F FA 86 X SL 84 0-2 G4-3 ② 2-3	B FA 88 F FA 89 C FA 90 X CH 81 1-2 G4-3 ③		C CH 81 F FA 93 F CH 80 X CH 87 0-2 1-2 1B		X FA 90 0-0 SH1-3 ① 1-2	B FA 89 S FA 88 S FA 88 F FA 88 B CU 78 C FA 88 2-3 K ③	4	0	1	0	0	0	3
6 Omar Quintanilla, L (9, PH) OBP: 0.284, SLG: 0.290 (9, 4)										1	0	0	0	0	1	0
2 Troy Tulowitzki, R (1, 6) OBP: 0.361, SLG: 0.475	X CH 84 0-0 G6-3 ②		B SL 84 S FA 88 S FA 89 C FA 89 D SL 86 B FA 89 S FC 85 3-3 K ③		F FA 88 F SL 84 B FA 90 X CH 80 1-2 F8 ①	B FA 93 X FA 93 1-0 G4-3 ③		X FA 89 0-0 2-H 27 1B 11 2B 2B		5	1	1	1	0	1	4
5 Matt Holliday, R (1, 7) OBP: 0.403, SLG: 0.606	C CH 84 C FA 85 B SL 83 B SL 82 X SL 82 2-2 F8 ③			S FC 86 B FC 86 B CH 77 C FA 87 X FA 89 2-2 27 HR 1B	B FA 91 C FA 90 B FA 91 X FA 91 2-1 F9 ②		F FA 93 B FA 94 B SL 84 B SL 84 B FA 94 4-1 17 HR BB	B CU 77 B FA 88 B FA 86 C FA 88 F FA 90 F FA 89 B CH 80 4-2 27 1B 11 2B BB		3	3	1	0	2	0	0
35 Taylor Buchholz, R (9, 1) OBP: 0.200, SLG: 0.130										0	0	0	0	0	0	0
17 Todd Helton, L (1, 3) OBP: 0.431, SLG: 0.487		B SL 80 B CH 76 C CH 84 C SL 82 F FA 86 F SL 82 B SL 83 C SL 84 3-3 K ①		B SL 83 C FA 88 F FC 87 F FA 89 B SL 81 S FA 88 2-3 K ① B CU 72 B FA 90 B FA 88 C FA 88 X FA 88 3-1 F8 ③			C FA 93 T FA 94 1 SAFE F FA 96 B FA 94 F FA 95 F X 1-2 1-H HR	C FA 90 F FA 90 C CU 81 0-3 K ②		5	1	1	2	0	3	3
27 Garrett Atkins, R (1, 5) OBP: 0.361, SLG: 0.482		B FA 87 B FA 86 C SL 82 B FA 86 B SL 82 4-1 BB		B FA 85 B FC 87 X FC 86 2-0 1-H HR		B FA 91 F CH 84 B CH 86 C SL 82 X FA 91 2-2 19 1B 11 1B 8 SF8 1B	F SL 86 F FA 94 F FA 94 X SL 82 0-2 11 G4-3 2B	D SL 88 C FA 88 B FA 88 C CU 79 X 2-2 1-2 2-3 11 2B 1B		4	3	4	2	1	0	0
11 Brad Hawpe, L (1, 9) OBP: 0.383, SLG: 0.534		C SL 82 S SL 83 X SL 82 0-2 F7 ②		B FA 86 C FA 85 F SL 83 F FA 85 B SL 84 D SL 82 X 3-2 HR		X FA 91 0-0 8 SF8 19 1B 1-2 1B	S FA 89 S FA 86 X SL 78 0-2 G4-3 ① 2-3	B FA 89 F FA 88 B FA 91 B FA 89 C FA 90 F FA 90 X FA 91 3-2 1-H 2-H 3-H 2B		5	1	3	4	0	0	2
19 Ryan Spilborghs, R (1, 8) OBP: 0.365, SLG: 0.494		1 SAFE F SL 81 F SL 82 C FA 87 0-3 K ③		F FC 87 B FA 85 B SL 80 C SL 82 F FA 87 B CH 77 F SL 83 F FC 87 X SL 84 3-2 F9 ②		B FA 87 S CH 82 B FA 91 X CH 86 2-1 1B 1-2 2-3 1B	X FA 87 0-0 G4-3 ②	B FA 89 T FA 90 C CU 78 B FA 89 X FA 91 2-2 F8 ③		4	0	1	0	0	1	2
18 Cory Sullivan, L (7, 8) OBP: 0.350, SLG: 0.409										1	0	0	0	0	0	1
8 Yorvit Torrealba, R (1, 2) OBP: 0.328, SLG: 0.378			B FA 84 F FA 84 B FA 86 B FA 86 C SL 82 B SL 83 4-2 G4-3 56 SH5-4 BB	C SL 84 C SL 82 X SL 81 0-2 56 1B 1B		X CH 86 0-0 2-3 3-H SF8 ① C FA 89 D SL 78 D FA 88 X FA 88 2-1 G6-3 ③		X FA 88 0-0 G6-3 ①		3	0	1	1	1	0	1
56 Franklin Morales, L (1, 1) OBP: 0.357, SLG: 0.308 23 Ryan Speier, R (6, 1) Jeremy Affeldt, L (6, 1) 50 Jorge Julio, R (6, 1) 25 Seth Smith, L (8, PH) OBP: 0.500, SLG: 0.500 LaTroy Hawkins, R (8, 1) 10 Jeff Baker, R (9, PH) OBP: 0.295, SLG: 0.352 (9, 7)			L FA 86 B FA 85 X FA 85 1-1 SH5-4 ① 1-2	D SL 83 B FA 84 C FA 85 C FA 85 X FA 85 2-2 1-2 1B		L SL 80 B CH 81 S SL 82 B FA 92 C 2-3 K ②		X FA 90 0-0 2 2B SH1-3 1B	B FA 88 B CH 86 S FA 89 X CH 81 2-1 P4 ②	2 0 0 0 1 1 0 1	0 0 0 0 1 0 0 0	1 0 0 0 1 0 0 0	0 0 0 0 0 0 0 0	0 0 0 0 0 0 0 0	1 0 0 0 0 0 0 0	2 0 0 0 0 0 0 0
Inning Stats	R: 0 E: 0 K: 0 S: 6 H: 0 LOB: 0 BB: 0 P: 10	R: 0 E: 0 K: 2 S: 12 H: 0 LOB: 1 BB: 1 P: 19	R: 0 E: 0 K: 1 S: 10 H: 0 LOB: 1 BB: 1 P: 18	R: 3 E: 0 K: 1 S: 27 H: 5 LOB: 2 BB: 0 P: 42	R: 0 E: 0 K: 0 S: 7 H: 0 LOB: 0 BB: 0 P: 13	R: 1 E: 0 K: 1 S: 15 H: 4 LOB: 3 BB: 0 P: 22	R: 2 E: 0 K: 0 S: 17 H: 2 LOB: 1 BB: 1 P: 24	R: 4 E: 0 K: 1 S: 19 H: 4 LOB: 1 BB: 1 P: 30	R: 0 E: 0 K: 1 S: 7 H: 0 LOB: 0 BB: 0 P: 11	1B: 9 2B: 3 3B: 0 HR: 3 SF: 1 SAC: 2 DP: 0 HBP: 0	WP: 0 PB: 0 SB: 0 CS: 0 PA: 46					

TOP

AB	39
R	10
H	15
RBI	10
BB	4
SO	7
LOB	18

PITCHER		IP	WLS	BF	H	R	ER	SO	BB	IBB	HBP	BLK	WP	HR	S	P	ERA	WHIP
21 Esteban Loaiza, R ERA: 5.79	(1, 1)	3.2	L	18	5	3	3	4	2	0	0	0	0	2	52	85	7.36	1.909
50 Eric Stults, L ERA: 4.93	(4, 1)	1.1		4	0	0	0	0	0	0	0	0	0	0	10	17	0.00	0.000
Rudy Seanez, R ERA: 3.82	(6, 1)	0.2		6	4	1	1	1	0	0	0	0	0	0	14	20	13.50	6.000
45 Scott Proctor, R ERA: 3.74	(6, 1)	0.1		4	2	2	2	0	1	0	0	0	0	1	12	18	54.00	9.000
Joe Beimel, L ERA: 3.9	(7, 1)	1.0		3	0	0	0	0	0	0	0	0	0	0	6	8	0.00	0.000

PITCHER		IP	WLS	BF	H	R	ER	SO	BB	IBB	HBP	BLK	WP	HR	S	P	ERA	WHIP
49 Jon Meloan, R ERA: 11.81	(8, 1)	1.0		8	4	4	4	1	1	0	0	0	0	0	19	30	36.00	5.000
D.J. Houlton, R ERA: 3.75	(9, 1)	1.0		3	0	0	0	1	0	0	0	0	0	0	7	11	0.00	0.000

Batter	1	2	3	4	5	6	7	8	9	AB	R	H	RBI	BB	SO	LOB
9 Juan Pierre, L (1, 8) OBP: 0.330, SLG: 0.351	C FA 92 X FA 94 0-1 ① G1-3		C FA 95 C CU 73 X CU 74 0-2 ③ G6-3			B FA 90 X FA 90 1-0 7 S 3 S 7 G3 1B		C FA 92 F FA 93 B FA 94 S FA 94 1-3 ① K		4	1	1	0	0	1	1
3 Delwyn Young, S (1, 7) OBP: 0.464, SLG: 0.654	C FA 93 F FA 94 B FA 94 B CU 72 S FA 94 2-3 ② K			C CU 69 F FA 93 B CU 73 X CH 79 1-2 ① G6-3		1 SAFE B FA 91 1 SAFE 1 SAFE C FA 92 B FA 93 B CH 78 B FA 95 4-1 7 G3 7 S 1-2 BB		B FA 93 B FA 94 F FA 94 X FA 94 2-1 ② FC5-4 27 1B 7 1B 1-2f		3	1	0	0	1	1	1
27 Matt Kemp, R (1, 9) OBP: 0.366, SLG: 0.509	F FA 93 B CU 71 C CU 71 S FA 94 1-3 ③ K			C CU 70 X CU 72 0-1 7 3B 1B		F SI 88 B FA 88 C FA 89 S SL 81 1-3 ① K		B FA 93 F FA 95 S FA 95 B FA 95 B SL 89 X FA 96 3-2 7 1B 1-3 1B		4	1	2	0	0	2	2
7 James Loney, L (1, 3) OBP: 0.387, SLG: 0.542		B FA 92 C FA 92 X CU 73 1-1 ① G1-3		B FA 94 F FA 92 C FA 95 X CU 72 1-2 55 G5-3 1-H 3B		C FA 92 B FA 93 X FA 94 1-1 ② G3 1-3 2-H		B FA 93 X CH 86 1-0 55 FC6-4 1-3 3-H 1B		4	1	2	3	0	0	1
55 Russell Martin, R (1, 2) OBP: 0.377, SLG: 0.467 Chad Moeller, R (9, 2) OBP: 0.157, SLG: 0.235		X FA 93 0-0 ② F9		S CH 76 B FA 94 X FA 95 1-1 ② G5-3 3-H		F SL 83 X SL 83 0-1 ③ G6-3		B FA 95 X SL 88 1-0 ③ FC6-4 1-2f		4 0	0 0	0 0	1 0	0 0	0 0	3 0
28 Andy LaRoche, R (1, 5) OBP: 0.373, SLG: 0.309		F FA 94 B CH 78 X CH 78 1-1 1B		S FA 95 B FA 94 C FA 94 S FA 96 1-3 ③ K			B FA 94 F FA 95 B SL 85 B FA 96 X FA 95 3-1 ① G5-3		B FA 89 B FA 90 C FA 90 F FA 90 S CU 80 2-3 ① K	4	0	1	0	0	2	0
Wilson Valdez, R (1, 4) OBP: 0.224, SLG: 0.262	D FA 93 C FA 92 B CU 68 S FA 92 S CU 74 2-3 ③ K				X CU 67 0-0 ① B3		F FA 95 F SL 83 S SL 85 0-3 ② K		C FA 92 X CU 80 0-1 ② G4-3	4	0	0	0	0	2	1
14 Chin-Lung Hu, R (1, 6) OBP: 0.211, SLG: 0.526			C FA 94 X CH 82 0-1 ① G6-3		B FA 93 F FA 93 X FA 94 1-1 ② G4-3		B FA 96 F FA 96 S FA 96 B SL 85 B SL 84 S FA 96 3-3 ③ K		F FA 92 X FA 90 0-1 ③ G4-3	4	0	0	0	0	1	0
21 Esteban Loaiza, R (1, 1) OBP: 0.143, SLG: 0.143 50 Eric Stults, L (4, 1) OBP: 0.364, SLG: 0.545 Olmedo Saenz, R (5, PH) OBP: 0.286, SLG: 0.286 Rudy Seanez, R (6, 1) 45 Scott Proctor, R (6, 1) Joe Beimel, L (7, 1) 49 Jon Meloan, R (8, 1) Mark Sweeney, L (8, PH) OBP: 0.143, SLG: 0.286 D.J. Houlton, R (9, 1)			T FA 93 B FA 94 F FA 91 X CU 72 1-2 ② G6-3		B FA 94 B FA 93 C FA 94 X FA 94 2-1 ③ G6-3			C CH 84 X 0-1 3 FC5-4 1B		1 0 1 0 0 0 0 0 0 1	0 0 0 0 0 0 0 0 0 0	0 0 0 0 0 0 0 0 0 1	0 0 0 0 0 0 0 0 0 0	0 0 0 0 0 0 0 0 0 0	0 0 0 0 0 0 0 0 0 0	0 0 0 0 0 0 0 0 0 0
Inning Stats	R: 0 E: 0 K: 2 S: 8 H: 0 LOB: 0 BB: 0 P: 11	R: 0 E: 0 K: 1 S: 8 H: 1 LOB: 1 BB: 0 P: 12	R: 0 E: 0 K: 0 S: 8 H: 0 LOB: 0 BB: 0 P: 9	R: 2 E: 0 K: 1 S: 13 H: 2 LOB: 0 BB: 0 P: 17	R: 0 E: 0 K: 0 S: 5 H: 0 LOB: 0 BB: 0 P: 8	R: 1 E: 0 K: 1 S: 9 H: 1 LOB: 1 BB: 1 P: 16	R: 0 E: 0 K: 2 S: 8 H: 0 LOB: 0 BB: 0 P: 14	R: 1 E: 0 K: 1 S: 12 H: 3 LOB: 2 BB: 0 P: 20	R: 0 E: 0 K: 1 S: 7 H: 0 LOB: 0 BB: 0 P: 9	1B: 6 2B: 0 3B: 1 HR: 0 SF: 0 SAC: 0 DP: 0 HBP: 0						

PITCHER		IP	WLS	BF	H	R	ER	SO	BB	IBB	HBP	BLK	WP	HR	S	P	ERA	WHIP
56 Franklin Morales, L ERA: 3.43	(1, 1)	5.0	W	20	4	3	3	4	1	0	0	0	0	0	44	64	5.40	1.000
23 Ryan Speier, R ERA: 4.32	(6, 1)	0.1	H	1	0	0	0	1	0	0	0	0	0	0	3	4	0.00	0.000
Jeremy Affeldt, L ERA: 3.59	(6, 1)	0.1	H	1	0	0	0	0	0	0	0	0	0	0	2	3	0.00	0.000
50 Jorge Julio, R ERA: 4.94	(6, 1)	1.1	H	4	0	0	0	2	0	0	0	0	0	0	10	16	0.00	0.000
LaTroy Hawkins, R ERA: 3.48	(8, 1)	1.0		6	3	1	1	1	0	0	0	0	0	0	12	20	9.00	3.000

PITCHER		IP	WLS	BF	H	R	ER	SO	BB	IBB	HBP	BLK	WP	HR	S	P	ERA	WHIP
35 Taylor Buchholz, R ERA: 4.34	(9, 1)	1.0		3	0	0	0	1	0	0	0	0	0	0	7	9	0.00	0.000

BOTTOM

Colorado Rockies @ Los Angeles Dodgers

Dodger Stadium, Los Angeles, CA

Thu Sep 27 2007, 7:10 PM PDT

Att. 51,999 - Cloudy - 67 F

livebaseballscorecards.com

AB	34
R	4
H	7
RBI	4
BB	1
SO	9
LOB	9

WP: 0 PA: 35
PB: 0
SB: 3
CS: 0

Batter	1	2	3	4	5	6	7	8	9	AB	R	H	RBI	BB	SO	LOB
Rajai Davis, R (1, 8) OBP: 0.354, SLG: 0.376	C FA 87 B FA 87 X CU 70 1-1 19 1B 2 G6-4-3 1B	L FA 86 B FC 83 B FA 86 F FA 86 F SL 82 F FA 84 F FA 88 F CU 69 C FA 86 2-3 K ①	C FC 81 B FC 80 X FA 85 1-1 G4-3 3-H ②	B FA 94 F FA 93 C SL 85 S SL 86 1-3 K ③			4	1	1	1	0	2	1
19 Kevin Frandsen, R (1, 4) OBP: 0.329, SLG: 0.371	C FA 86 B FC 83 1 SAFE B FC 82 B FA 87 C FA 86 X FC 83 3-2 2 G6-4-3 1-3 1B	C FA 87 B CH 78 F CH 79 B FA 86 F CU 69 X FA 85 2-2 G4-3 ②	B FA 87 B CH 79 C FC 80 X SL 80 2-1 G5-3 ③				C FA 94 B FA 95 F SL 86 B FA 96 B SL 88 B FA 96 4-2 G6-4-3 BB		3	0	1	0	1	0	0
2 Randy Winn, S (1, 7) OBP: 0.350, SLG: 0.440	B FC 83 X FA 87 1-0 G6-4-3 ① ② 1-2f 3-H	B CH 69 B FA 86 X FA 87 2-0 G5-3 ③				X FA 85 0-0 G1-3 1B		B FA 94 C SL 85 S FA 95 F FA 96 F SL 87 F SL 86 C CH 87 1-3 K ①		4	0	1	0	0	1	2
Pedro Feliz, R (1, 5) OBP: 0.284, SLG: 0.415	C CU 71 B FA 85 S X 1-2 F8 ③			F CH 76 F SL 80 B CU 68 X CH 77 1-2 F9 ①		S SL 80 F SL 80 B SL 82 B FA 84 X SL 83 2-2 G1-3 1-2 ①		F SL 86 B SL 85 F FA 96 F FA 96 B SL 86 B FA 96 X 3-2 G6-4-3 1-2f ② ③		4	0	0	0	0	0	2
40 Daniel Ortmeier, S (1, 3) OBP: 0.318, SLG: 0.480		C FA 85 S CU 69 X CU 68 0-2 50 G4-6-3 12 1B 13 1B 1B		B FA 86 S FA 85 B CU 69 B CU 69 B FA 86 4-1 50 FC5-4 BB		X CU 68 0-0 G6-3 ②			C FA 87 X CU 74 0-1 12 L3 1B	3	1	2	0	1	0	1
12 Nate Schierholtz, L (1, 9) OBP: 0.297, SLG: 0.377		B FA 86 F FC 81 X SL 80 1-1 50 G4-6-3 1-2 1B		X FA 86 0-0 P6 ②		C CU 69 F FC 81 F CH 69 S FA 86 0-3 K ③			F FA 87 C CH 86 X CU 75 0-2 L3 1-1 ① ②	4	0	1	0	0	1	3
50 Eliezer Alfonzo, R (1, 2) OBP: 0.302, SLG: 0.383		B F X 1-1 G4-6-3 1-2f 2-3 ① ②		B FA 87 F CH 79 X CH 78 1-1 FC5-4 1-2f ③			X SL 84 0-0 G5-3 ①		B FA 91 B FA 88 C FA 88 F SL 83 F FA 90 B CU 73 X FA 90 3-2 1B	4	0	1	0	0	0	3
13 Omar Vizquel, S (1, 6) OBP: 0.304, SLG: 0.309		C CU 71 B CU 69 D FC 83 B FA 86 F FA 86 X FA 87 3-2 3-H 1B			C FA 86 X CU 69 0-1 32 G6-3 32 E G4-3 1B		C FA 93 B FA 94 B FA 94 F FA 93 B CU 76 F FA 95 B 4-2 BB		X FA 88 0-0 P4 ③	3	1	2	1	1	0	1
32 Kevin Correia, R (1, 1) OBP: 0.125, SLG: 0.067 Ray Durham, S (7, PH) OBP: 0.296, SLG: 0.344 23 Randy Messenger, R (7, 1) Scott Munter, R (8, 1)		C FA 87 S FA 86 B CU 70 C CU 70 1-3 K ③			1 SAFE L FA 84 C CU 69 X FC 81 0-2 G6-3 1-3 ①		B FA 93 X FA 94 1-0 P3 ②			2 1 0 0	0 0 0 0	0 0 0 0	0 0 0 0	1 0 0 0	2 1 0 0	2 1 0 0
Inning Stats	R: 1 E: 0 K: 0 S: 9 H: 2 LOB: 0 BB: 0 P: 15	R: 1 E: 0 K: 1 S: 13 H: 3 LOB: 1 BB: 0 P: 19	R: 0 E: 0 K: 1 S: 12 H: 0 LOB: 0 BB: 0 P: 18	R: 0 E: 0 K: 0 S: 7 H: 0 LOB: 1 BB: 1 P: 13	R: 1 E: 1 K: 0 S: 9 H: 1 LOB: 0 BB: 0 P: 12	R: 0 E: 0 K: 1 S: 9 H: 1 LOB: 1 BB: 0 P: 11	R: 0 E: 0 K: 1 S: 8 H: 0 LOB: 1 BB: 1 P: 14	R: 0 E: 0 K: 1 S: 12 H: 0 LOB: 0 BB: 1 P: 20	R: 0 E: 0 K: 0 S: 10 H: 2 LOB: 1 BB: 0 P: 13	1B: 9 2B: 1 3B: 0 HR: 0 SF: 0 SAC: 0 DP: 4 HBP: 0						

TOP

San Francisco Giants @ Los Angeles Dodgers
Dodger Stadium, Los Angeles, CA
Fri Sep 28 2007, 7:40 PM PDT
Att. 47,696 - Cloudy - 65 F

livebaseballscorecards.com

AB	32
R	3
H	9
RBI	2
BB	3
SO	5
LOB	16

PITCHER		IP	WLS	BF	H	R	ER	SO	BB	IBB	HBP	BLK	WP	HR	S	P	ERA	WHIP
David Wells, L ERA: 5.43	(1, 1)	6.0	W	24	7	3	2	3	1	0	0	0	0	0	59	88	3.00	1.333
45 Scott Proctor, R ERA: 3.69	(7, 1)	1.0	H	4	0	0	0	1	1	0	0	0	0	0	8	14	0.00	1.000
51 Jonathan Broxton, R ERA: 2.85	(8, 1)	1.0		3	0	0	0	1	1	0	0	0	0	0	12	20	0.00	1.000
D.J. Houlton, R ERA: 3.6	(9, 1)	1.0		4	2	0	0	0	0	0	0	0	0	0	10	13	0.00	2.000

PITCHER		IP	WLS	BF	H	R	ER	SO	BB	IBB	HBP	BLK	WP	HR	S	P	ERA	WHIP

BOTTOM

San Francisco Giants @ Los Angeles Dodgers
Dodger Stadium, Los Angeles, CA
Fri Sep 28 2007, 7:40 PM PDT
Att. 47,696 - Cloudy - 65 F

livebaseballscorecards.com

Batter	1	2	3	4	5	6	7	8	9	AB	R	H	RBI	BB	SO	LOB
9 Juan Pierre, L (1, 8) OBP: 0.331, SLG: 0.352	C FA 87 X SL 85 0-1 ① G3	B SL 84 X FA 88 1-0 27 CS 1B 1-3			B FA 89 S FA 90 X SL 85 1-1 ① F9		B FA 93 F CU 74 1 SAFE X FA 93 1-1 1B 1B 1-2 3-H			4	0	2	1	0	0	0
Wilson Valdez, R (1, 4) OBP: 0.239, SLG: 0.269	B FA 89 B FA 90 B FA 90 C FA 89 B FA 89 4-1 27 2B BB	B SL 84 S SL 85 B FA 89 F FA 88 B FA 88 F FA 88 X FA 89 3-2 ② SF8 3-H			B SL 87 C FA 90 X FA 89 1-1 ② B4-3		S CU 77 B FA 93 X CU 77 1-1 1-2 2-H 1B			2	1	1	2	1	0	0
27 Matt Kemp, R (1, 9) OBP: 0.364, SLG: 0.509	B SL 84 X FA 85 1-0 28 2B 2B 1-H	F FA 89 B CH 82 S FA 90 1-2 ③ CS 1-2	S FA 90 C FA 90 F FA 91 F SL 85 B SL 86 S CH 85 1-3 ① K		X SL 87 0-0 ③ G1-3		F FA 93 F FA 93 B CU 79 B CU 76 F FA 93 T FA 89 2-2 ② K			4	1	1	1	0	2	2
7 James Loney, L (1, 3) OBP: 0.385, SLG: 0.548	C FA 89 C SL 85 F FA 91 S FA 90 0-3 ② K		S CH 84 F FA 91 X CU 75 0-2 HR			B FA 89 X FA 89 1-0 ① L8	B FA 90 X FA 91 1-0 ③ F8			4	1	1	1	0	1	3
28 Andy LaRoche, R (1, 5) OBP: 0.377, SLG: 0.321	X SL 86 0-0 2-H 2B		X FA 91 0-0 ② G6-3			B FA 91 B FA 90 F FA 90 C FA 92 B SL 84 S SL 85 3-3 ② K		B FA 91 B FA 90 C FA 90 B FA 89 B FA 90 4-1 G6-4-3 16 BB 14 1B BB		3	1	1	1	1	1	0
16 Andre Ethier, L (1, 7) OBP: 0.351, SLG: 0.455	B FA 90 C FA 90 B CH 82 S FA 90 F CH 82 X FA 90 2-2 ③ G3		C CH 83 B FA 91 F SL 83 B FA 93 F FA 91 B SL 85 X CH 83 3-2 ③ P5			B FA 91 B FA 90 X FA 89 2-0 ③ L8		S SL 80 B FA 91 B SL 80 B FA 91 B FA 89 4-1 G6-4-3 1-2 BB		3	0	0	0	1	0	1
Chad Moeller, R (1, 2) OBP: 0.182, SLG: 0.241		F FA 90 X FA 91 0-1 14 G2-3 1B 1B		B SL 86 C FA 86 X SL 85 1-1 ① L7			C FA 92 C CU 74 H CH 85 1-2 1B 14 SH1-3 9 1B HBP	C FA 91 B FA 90 B FA 90 X FA 91 2-1 ① ② G6-4-3 1-2f 2-3		3	2	1	0	0	0	2
14 Chin-Lung Hu, R (1, 6) OBP: 0.227, SLG: 0.500		X FA 89 0-0 ① G2-3 1-2		B SL 86 F FA 91 F FA 90 B SL 84 B FA 86 S SL 85 3-3 ② K			X FA 91 0-0 ① SH1-3 1-2	S SL 80 X FA 90 0-1 3-H 1B		3	0	1	1	0	1	1
David Wells, L (1, 1) OBP: 0.151, SLG: 0.170 45 Scott Proctor, R (7, 1) Mark Sweeney, L (7, PH) OBP: 0.353, SLG: 0.385 51 Jonathan Broxton, R (8, 1) 3 Delwyn Young, S (8, PH) OBP: 0.448, SLG: 0.630 D.J. Houlton, R (9, 1)		X FA 89 0-0 9 1B SF8 1B 2-H		C FA 91 F SL 86 S SL 85 0-3 ③ K			C CU 72 B CU 75 B CH 83 B FA 91 C FA 91 F CU 75 F CU 76 F FA 92 X CH 84 3-2 9 1B 1B 2-3	X FA 91 0-0 ③ L5		2 0 1 0 1 0	1 0 1 0 0 0	1 0 1 0 0 0	1 0 0 0 0 0	0 0 0 0 0 0	1 0 0 0 0 1	0 0 0 0 0 0
Inning Stats	R: 2 E: 0 K: 1 S: 13 H: 2 LOB: 1 BB: 1 P: 20	R: 2 E: 0 K: 0 S: 11 H: 3 LOB: 0 BB: 0 P: 16	R: 1 E: 0 K: 1 S: 13 H: 1 LOB: 0 BB: 0 P: 17	R: 0 E: 0 K: 2 S: 8 H: 0 LOB: 0 BB: 0 P: 12	R: 0 E: 0 K: 0 S: 5 H: 0 LOB: 0 BB: 0 P: 7	R: 0 E: 0 K: 1 S: 5 H: 0 LOB: 0 BB: 0 P: 11	R: 2 E: 0 K: 1 S: 18 H: 3 LOB: 2 BB: 0 P: 27	R: 1 E: 0 K: 0 S: 7 H: 1 LOB: 1 BB: 2 P: 17		1B: 7 2B: 2 3B: 0 HR: 1 SF: 1 SAC: 1 DP: 1 HBP: 1				WP: 0 PB: 0 SB: 0 CS: 1 PA: 37		

	AB	30
	R	8
	H	10
	RBI	8
	BB	3
	SO	6
	LOB	10

PITCHER		IP	WLS	BF	H	R	ER	SO	BB	IBB	HBP	BLK	WP	HR	S	P	ERA	WHIP
32 Kevin Correia, R ERA: 3.45	(1, 1)	6.0	L	24	6	5	5	5	1	0	0	0	0	1	55	83	7.50	1.167
23 Randy Messenger, R ERA: 4.2	(7, 1)	1.0		7	3	2	2	1	0	0	1	0	0	0	18	27	18.00	3.000
Scott Munter, R ERA: 4.22	(8, 1)	1.0		5	1	1	1	0	2	0	0	0	0	0	7	17	9.00	3.000

PITCHER	IP	WLS	BF	H	R	ER	SO	BB	IBB	HBP	BLK	WP	HR	S	P	ERA	WHIP

San Francisco Giants @ Los Angeles Dodgers

Dodger Stadium, Los Angeles, CA

Sat Sep 29 2007, 7:10 PM PDT

Att. 51,983 - Clear - 66 F

livebaseballscorecards.com

Batter	1	2	3	4	5	6	7	8	9	10	AB	R	H	RBI	BB	SO	LOB
10 Dave Roberts, L (1, 8) (7, 7) OBP: 0.331, SLG: 0.364	C FA 90 B FA 90 F FA 90 X FA 93 1-2 19 BB 2 2B 1B	B CU 78 X FA 90 1-0 2 BB 19 FC1-5 1-2 1B		C FA 87 C FA 88 B CU 74 X FA 89 1-2 ① G4-3		B FA 88 X FA 87 1-0 ③ F7		B FA 94 F FA 94 B FA 95 F FA 94 B FA 94 X FA 94 3-2 ③ P4 1-2			5	2	2	0	0	0	1
19 Kevin Frandsen, R (1, 6) OBP: 0.330, SLG: 0.369	B FA 91 B FA 92 C FA 89 F FA 92 B CU 79 B FA 92 4-2 2 2B 1-2 BB	B FA 93 B FA 92 X FA 91 2-0 ① FC1-5 1B 2 BB 14 F9-2 1-2 2-3f		C CH 81 C FA 88 B FA 89 B FA 89 X CH 82 2-2 ② G4-3			F FA 94 B FA 94 C SL 84 X SL 82 1-2 G5-3 2 1B 1B		B FA 89 C FA 91 F SL 80 B FA 91 X FA 92 2-2 ① G6-3		4	1	1	0	1	0	2
2 Randy Winn, S (1, 9) OBP: 0.352, SLG: 0.443	B FA 90 X FA 92 1-0 F8 40 SF8 1-H 2-H 2B	B CH 84 B FA 90 B FC 90 B FA 92 4-0 1B 1-2 2-3 BB		C FA 89 X CH 82 0-1 ③ G6-3			1 SAFE B FA 93 S CH 86 1 SAFE X FA 91 1-1 S G5-3 1-2 1B		B FA 88 B FA 87 X FA 90 2-0 ② F7		4	1	2	2	1	0	0
Ray Durham, S (1, 4) OBP: 0.295, SLG: 0.343	C CU 79 F FA 89 F FA 92 B FC 88 D CU 78 F FA 92 F CU 79 X FA 92 2-2 ① F8 2-3	B FA 92 B FA 92 F FA 94 F FA 93 B FA 93 X FA 93 3-2 1-2 2-3 3-H 1B			F FA 87 B CH 81 X FA 88 1-1 ① G6-3		B FA 94 C FA 93 B SL 83 S SL 83 X 2-2 ①② G5-3 1-2 2-3f		C FA 92 F FA 93 X FA 92 0-2 ③ G6-3		5	0	1	1	0	0	3
14 Fred Lewis, L (1, 7) OBP: 0.371, SLG: 0.405 Rajai Davis, R (7, PH) OBP: 0.360, SLG: 0.376 (7, 8)	F FC 89 B FC 89 D CH 83 B FA 88 B FA 93 4-1 1B BB	F FA 88 F FA 88 X CU 70 0-2 ②③ F9-2 3-H			C CU 73 S FA 87 X FA 88 0-2 ② G5-3		B FA 87 F FA 88 B CH 80 S FA 90 B FA 82 B 4-2 2-3 BB			B CU 70 C FA 90 B SL 82 B FA 92 B FA 91 4-1 40 G6-3 BB	2 0	0 0	0 0	0 0	1 2	0 0	3 0
40 Daniel Ortmeier, S (1, 3) OBP: 0.315, SLG: 0.493 Jack Taschner, L (10, 1)	1 SAFE S FC 88 X CU 79 0-1 ② SF8 3-H	C FA 85 F CU 74 B FA 88 B SL 82 F FA 88 S FA 88 2-3 ① K			B FA 88 B FA 88 X CH 80 2-0 HR		1 SAFE S FA 90 F FA 90 S FA 90 0-3 ③ K			X FA 89 0-0 ①② G6-3 1-2f	4 0	1 0	1 0	2 0	0 0	2 0	3 0
Pedro Feliz, R (1, 5) OBP: 0.285, SLG: 0.415	X FA 91 0-0 50 WP 1-3 1B	X CU 72 0-0 1B			C FA 88 S FA 89 B FA 89 B FA 89 X FA 89 2-2 ③ G5-3			T SL 84 X FA 94 0-1 ① P5		S FA 92 B SL 83 F FA 93 S FA 93 1-3 ③ K	5	0	2	0	0	1	0
50 Eliezer Alfonzo, R (1, 2) OBP: 0.284, SLG: 0.359	C CU 80 B FA 92 S CU 79 B CU 81 F CU 79 S FA 93 2-3 ③ K 1-2	X FA 87 0-0 ② P4				B FA 86 C FA 87 X FA 87 1-1 ① G5-3		C SL 84 X SL 84 0-1 ② G6-3			4	0	0	0	0	1	3
29 Travis Blackley, L (1, 1) OBP: 0.333, SLG: 0.333 Scott Atchison, R (4, 1) Scott McClain, R (6, PH) OBP: 0.200, SLG: 0.200 41 Brad Hennessey, R (6, 1) 12 Nate Schierholtz, L (8, PH) OBP: 0.304, SLG: 0.383 Tyler Walker, R (8, 1) Dan Giese, R (10, 1) Rich Aurilia, R (10, 3) OBP: 0.306, SLG: 0.370		B FA 92 B FA 91 C FA 91 F FA 91 X FA 92 2-2 19 10 FC1-5 1B 1B	X 0-0 ③ L7			C CU 73 C FA 88 F FA 88 B CH 83 B CH 82 F FA 88 X FA 88 2-2 ② G1-3		B CU 74 B CU 74 F FA 95 F FA 94 B CU 76 X FA 94 3-2 10 S 1B			2 0 1 0 1 0 0 0	0 0 0 0 0 0 0 0	1 0 0 0 1 0 0 0	0 0 0 0 0 0 0 0	0 0 0 0 0 0 0 0	0 0 0 0 0 0 0 0	1 0 0 0 0 0 0 0
Inning Stats	R: 3 E: 0 K: 1 S: 20 H: 3 LOB: 2 BB: 2 P: 34	R: 1 E: 0 K: 0 S: 11 H: 3 LOB: 2 BB: 1 P: 23	R: 0 E: 0 K: 1 S: 7 H: 1 LOB: 1 BB: 0 P: 9	R: 0 E: 0 K: 0 S: 8 H: 0 LOB: 0 BB: 0 P: 11	R: 1 E: 0 K: 0 S: 9 H: 1 LOB: 0 BB: 0 P: 14	R: 0 E: 0 K: 0 S: 8 H: 0 LOB: 0 BB: 0 P: 12	R: 0 E: 0 K: 1 S: 13 H: 2 LOB: 2 BB: 1 P: 21	R: 0 E: 0 K: 0 S: 10 H: 1 LOB: 1 BB: 0 P: 16	R: 0 E: 0 K: 0 S: 7 H: 0 LOB: 0 BB: 0 P: 11	R: 0 E: 0 K: 1 S: 5 H: 0 LOB: 0 BB: 1 P: 10	1B: 9 2B: 2 3B: 0 HR: 1 SF: 1 SAC: 0 DP: 3 HBP: 0	WP: 1 PB: 0 SB: 2 CS: 0 PA: 43					

TOP

AB	37
R	5
H	11
RBI	5
BB	5
SO	4
LOB	16

PITCHER		IP	WLS	BF	H	R	ER	SO	BB	IBB	HBP	BLK	WP	HR	S	P	ERA	WHIP
58 Chad Billingsley, R ERA: 3.31	(1, 1)	1.1		13	6	4	4	1	3	0	0	0	1	0	28	54	27.00	6.750
Mark Hendrickson, L ERA: 5.21	(2, 1)	4.2		15	2	1	1	1	0	0	0	0	0	1	35	49	1.93	0.429
Rudy Seanez, R ERA: 3.79	(7, 1)	0.2		3	2	0	0	0	0	0	0	0	0	0	8	12	0.00	3.000
Joe Beimel, L ERA: 3.88	(7, 1)	0.1		2	0	0	0	1	1	0	0	0	0	0	5	9	0.00	3.000
45 Scott Proctor, R ERA: 3.65	(8, 1)	1.0		4	1	0	0	0	0	0	0	0	0	0	10	16	0.00	1.000

PITCHER		IP	WLS	BF	H	R	ER	SO	BB	IBB	HBP	BLK	WP	HR	S	P	ERA	WHIP
44 Takashi Saito, R ERA: 1.4	(9, 1)	2.0	W	6	0	0	0	1	1	0	0	0	0	0	12	21	0.00	0.500

Batter	1	2	3	4	5	6	7	8	9	10	AB	R	H	RBI	BB	SO	LOB
9 Juan Pierre, L (1, 8) OBP: 0.332, SLG: 0.352	B FA 87 B FA 84 C FA 83 B SL 83 C FA 83 X FA 84 3-2 F7 ①		C FA 86 B FA 87 B FA 86 B CH 80 X CH 80 3-1 G4-3 ② 3-H	F CH 79 B FA 86 B FA 85 B CH 79 X SL 84 3-1 S 2-H 3-H 1B		B FA 90 X FA 90 1-0 BB 1-2 1B			C FA 92 B CH 83 B FA 91 C SL 85 X SL 84 2-2 G4-3 ①		5	0	2	3	0	0	0
Wilson Valdez, R (1, 4) OBP: 0.276, SLG: 0.286	C FA 86 T CH 79 B SL 84 B SL 85 X CH 80 2-2 1B		B FA 87 C SL 82 B CH 80 B FA 86 C FA 85 B FA 85 4-2 27 2B BB	1 SAFE B SL 85 F FA 90 T FA 89 F FA 90 F FA 90 B CU 78 X CU 79 2-2 G1-3 ③ 1-2		B SL 86 B SL 86 B FA 91 B FA 90 4-0 1-2 2-3 BB			F FA 92 L FA 91 X SL 85 0-2 27 2B 1B		3	1	2	0	2	0	1
27 Matt Kemp, R (1, 9) OBP: 0.368, SLG: 0.517	C FA 87 X CH 79 0-1 F9 ②		X CH 79 0-0 1-H 2B		C SL 84 C FA 88 F FA 90 X FA 90 0-2 7 G4-3 1B	B CU 78 C FA 91 F FA 91 X FA 91 1-2 L9 ③			X FA 91 0-0 1-3 2B		5	0	3	1	0	0	4
7 James Loney, L (1, 3) OBP: 0.385, SLG: 0.544	1 SAFE C CH 78 1 SAFE F SL 82 B FA 88 B CU 74 X CH 79 2-2 P6 ③		B FA 86 C CH 80 X CH 79 1-1 P6 ③		C CU 78 X CU 78 0-1 G4-3 ① 1-2		X FA 89 0-0 55 FC6-4 1B		I IN 75 I IN 76 I IN 76 I 4-0 IBB		4	0	1	0	1	0	3
55 Russell Martin, R (1, 2) OBP: 0.375, SLG: 0.470		B FA 84 C CH 79 B CH 77 X CH 79 2-1 F8 ①		B FA 85 F CH 78 B SL 83 B FA 85 C FA 85 X CH 80 3-2 HR	C FA 90 C SL 85 B FA 90 B FA 91 S CU 78 2-3 K ②		1 SAFE F FA 90 B CU 76 F FA 90 B SL 87 X SL 85 2-2 FC6-4 3 P3 ① 1-2f		C FA 94 F FA 93 F SL 86 F FA 94 F SL 86 S FA 92 0-3 K ②		5	1	1	1	0	2	5
3 Delwyn Young, S (1, 7) OBP: 0.382, SLG: 0.531	C FA 84 B SL 82 X CH 78 1-1 G5-3 ②			C FA 85 B FA 86 B FA 86 F CH 80 X FA 87 2-2 F8 ① B CU 78 X CU 78 1-0 F7 ③			B CU 77 1 SAFE C FA 76 B FA 90 B CU 76 F SL 86 F FA 89 F FA 91 1 SAFE 3-2 X FA 90 P3 ②③ 1-1f		S CU 76 S SL 84 X SL 85 0-2 G4-3 ③		5	0	0	0	0	0	5
28 Andy LaRoche, R (1, 5) OBP: 0.378, SLG: 0.326	B CH 81 S FA 84 B CH 78 B CH 78 X FA 84 3-1 G6-3 ③			F FA 85 F CH 80 B FA 88 B SL 83 F CH 79 X CH 79 2-2 SH5-4 14 1B 9 1B 1B		X 0-0 G4-3 ①		B FA 93 F SL 86 S FA 93 B FA 93 X SL 84 2-2 F8 ①		C CU 73 F CU 76 B FA 89 X CU 75 1-2 14 SH1-3 1B 1B	5	2	2	0	0	0	0
14 Chin-Lung Hu, R (1, 6) OBP: 0.269, SLG: 0.577			B FA 86 T CH 78 F SL 82 F FA 87 X CU 75 1-2 9 G4-3 3B	B SL 82 S SL 82 B CH 78 X FA 85 2-1 SH5-4 9 1B 1-2 1B		C SL 85 B CU 77 F SL 83 F FA 88 C FA 90 1-3 K ②		B SL 84 C SL 84 F FA 92 X SL 85 1-2 G4-3 ②		B FA 90 B CU 74 X FA 88 2-0 SH1-3 ① 1-2	4	2	2	0	0	1	0
58 Chad Billingsley, R (1, 1) OBP: 0.000, SLG: 0.000 Mark Hendrickson, L (2, 1) OBP: 0.000, SLG: 0.000 16 Andre Ethier, L (8, PH) OBP: 0.000, SLG: 0.000 Rudy Seanez, R (7, 1) Joe Beimel, L (7, 1) 45 Scott Proctor, R (8, 1) Mark Sweeney, L (8, PH) OBP: 0.000, SLG: 0.000 44 Takashi Saito, L (8, 1) Luis Gonzalez, L (10, PH) OBP: 0.000, SLG: 0.429			B SL 82 X FA 88 1-0 P4 ①	L FA 84 B FA 84 B FA 84 2 SAFE L CH 77 B FA 84 X 3-2 SH5-4 ② 1-2 2-3		C CU 76 B FA 89 B SL 86 B FA 88 B FA 89 4-1 BB 9 1B BB		B FA 92 F CU 77 C SL 84 S SL 85 1-3 K ③		C SL 80 B FA 90 F FA 90 F SL 80 B FA 91 F FA 91 X CH 84 2-2 2-H 1B	0 1 0 0 0 0 1 0	0 0 0 0 0 0 0 0	0 0 0 0 0 0 0 1	0 0 0 0 1 0 0 0	0 0 0 0 0 0 1 0	0 0 0 0 0 0 0 0	0 1 0 0 0 0 0 0
Inning Stats	R: 0 E: 0 K: 0 S: 11 H: 1 LOB: 1 BB: 0 P: 18	R: 0 E: 0 K: 0 S: 6 H: 0 LOB: 0 BB: 0 P: 12	R: 2 E: 0 K: 0 S: 12 H: 2 LOB: 1 BB: 1 P: 22	R: 3 E: 0 K: 0 S: 22 H: 4 LOB: 1 BB: 0 P: 39	R: 0 E: 0 K: 1 S: 10 H: 1 LOB: 1 BB: 0 P: 13	R: 0 E: 0 K: 1 S: 10 H: 1 LOB: 3 BB: 2 P: 21	R: 0 E: 0 K: 0 S: 9 H: 1 LOB: 0 BB: 0 P: 14	R: 0 E: 0 K: 0 S: 9 H: 0 LOB: 0 BB: 0 P: 13	R: 0 E: 0 K: 1 S: 16 H: 2 LOB: 3 BB: 1 P: 22	R: 1 E: 0 K: 0 S: 9 H: 2 LOB: 1 BB: 0 P: 14	1B: 10 2B: 3 3B: 1 HR: 1	SF: 0 SAC: 2 DP: 1 HBP: 0	WP: 0 PB: 0 SB: 1 CS: 0	PA: 45			

PITCHER		IP	WLS	BF	H	R	ER	SO	BB	IBB	HBP	BLK	WP	HR	S	P	ERA	WHIP
29 Travis Blackley, L ERA: 7.27	(1, 1)	3.2		19	7	5	5	0	1	0	0	0	0	1	46	84	12.27	2.182
Scott Atchison, R ERA: 4.11	(4, 1)	1.1		5	1	0	0	1	0	0	0	0	0	0	15	20	0.00	0.750
41 Brad Hennessey, R ERA: 3.42	(6, 1)	2.0		9	2	0	0	1	2	0	0	0	0	0	19	35	0.00	2.000
Tyler Walker, R ERA: 1.26	(8, 1)	2.0		9	2	0	0	2	0	1	0	0	0	0	25	35	0.00	1.000
Dan Giese, R ERA: 4.82	(10, 1)	0.1	L	2	1	1	1	0	0	0	0	0	0	0	4	7	27.00	3.000

PITCHER		IP	WLS	BF	H	R	ER	SO	BB	IBB	HBP	BLK	WP	HR	S	P	ERA	WHIP
Jack Taschner, L ERA: 5.4	(10, 1)	0.0		1	1	0	0	0	0	0	0	0	0	0	5	7	∞	∞

BOTTOM

San Francisco Giants @ Los Angeles Dodgers

Dodger Stadium, Los Angeles, CA

Sat Sep 29 2007, 7:10 PM PDT

Att. 51,983 - Clear - 66 F

livebaseballscorecards.com

AB	39
R	6
H	14
RBI	6
BB	4
SO	4
LOB	19

San Francisco Giants @ Los Angeles Dodgers

Dodger Stadium, Los Angeles, CA

Sun Sep 30 2007, 1:10 PM PDT

Att. 49,211 - Sunny - 84 F

livebaseballscorecards.com

Batter	1	2	3	4	5	6	7	8	9	AB	R	H	RBI	BB	SO	LOB
Rajai Davis, R (1, 8) OBP: 0.361, SLG: 0.374	B FA 88 B FA 88 B FA 88 B FA 87 4-0 19 G4-3 19 S 2 2B BB		B FA 87 F FA 88 B CU 72 F FA 88 B CH 81 S CH 79 3-3 ① K	B FA 90 C FA 88 C CH 81 C FA 92 1-3 ② K		C CH 86 X SL 81 0-1 19 HR 1B		B FA 90 B SL 87 C FA 89 X FA 90 2-1 ① F9		4	2	1	0	1	2	0
19 Kevin Frandsen, R (1, 4) (9, 6) OBP: 0.331, SLG: 0.379	B FA 90 C FA 87 B FA 88 B FA 89 F FA 87 X FA 90 3-2 ① G4-3 1-3		C CU 75 B FA 90 B CU 74 X FA 90 2-1 ② F7	B CH 79 S CH 81 T CH 82 B FA 90 B CH 82 F CH 80 F FA 90 B SL 81 4-2 14 1B E BB		B CH 86 X CH 85 1-0 1-H HR		C FA 91 C FA 89 B FA 89 B FA 91 C FA 91 2-3 ② K		4	2	1	2	1	1	1
2 Randy Winn, S (1, 7) OBP: 0.353, SLG: 0.445 14 Fred Lewis, L (1, 7) OBP: 0.374, SLG: 0.408	B FA 90 B CH 80 X FA 89 2-0 3-H 2B		C FA 90 C CU 76 B CU 77 B FA 91 X CU 74 2-2 1B 1B	X FA 90 0-0 E 1B 1-2 1B		F FA 90 T CH 80 B CU 75 F CU 75 X FA 88 1-2 ② F7		X FA 90 0-0 ③ G3-1		1 4	0 1	1 2	1 0	0 0	0 0	0 0
Pedro Feliz, R (1, 5) OBP: 0.290, SLG: 0.418	X CH 85 0-0 ② F8		1 SAFE X CH 83 0-0 1-3 1B	B FA 90 B FA 89 1 SAFE F S X 2-2 1-H 2-H 40 2B 1B		X CH 86 0-0 40 12 1B 1B			X FA 88 0-0 40 FC3-6 1B	5	1	4	1	0	0	1
40 Daniel Ortmeier, S (1, 3) OBP: 0.317, SLG: 0.497	F FA 90 S CH 79 X FA 92 0-2 ③ P3		X CH 80 0-0 ③ G4-3	C FA 90 B CH 80 X FA 91 1-1 ③ 1-H 2B		F FA 86 X FA 88 0-1 12 1B 1-2 1B			F FA 90 B FA 90 B CH 82 C FA 89 X FA 88 2-2 ① 1-2f FC3-6 12 FC6-4	5	0	2	0	0	0	4
12 Nate Schierholtz, L (1, 9) OBP: 0.316, SLG: 0.402		C FA 87 B CU 75 X FA 89 1-1 13 G6-4-3 39 1B 1B		B CU 73 B FA 88 X FA 88 2-0 39 1B 2B	B FA 87 B CH 78 F FA 87 B CH 78 X FA 87 3-1 ① P3	B CU 77 C CH 80 B FA 90 B FA 88 X FA 88 3-1 ③ 1-3 2-H 1B			C FA 90 B FA 91 F FA 89 X CU 80 1-2 ② 1-2f FC6-4 39 BB 8 3B	5	2	3	1	0	0	1
39 Guillermo Rodriguez, R (1, 2) OBP: 0.327, SLG: 0.356		C SL 82 X CH 79 0-1 13 G6-4-3 1-2 1B		B FA 90 X FA 89 1-0 13 HR 2-H 1B	B FA 90 B FA 89 X FA 88 2-0 ② P6		F SL 81 F FA 89 B FA 86 X CU 73 1-2 ① G5-3		C FA 91 F FA 91 B FA 88 B CU 79 B FA 91 F FA 90 B FA 91 4-2 8 3B 1-2 BB	4	2	2	1	1	0	0
13 Omar Vizquel, S (1, 6) OBP: 0.305, SLG: 0.316 Rich Aurilia, R (4, 6) OBP: 0.304, SLG: 0.368 8 Eugenio Velez, S (9, PH) (9, 4) OBP: 0.385, SLG: 0.636		C FA 88 S CU 75 F CU 76 X CU 75 0-2 ① ② G6-4-3 1-2f 2-3		C FA 90 B CU 76 B FA 91 F FA 91 F CU 77 F FA 91 F FA 91 D CH 82 X CU 74 3-2 2-H HR	B FA 90 B CU 76 F FA 87 F FA 88 B FA 90 C FA 89 3-3 ③ K		S CH 80 F FA 88 X FA 88 0-2 ② G5-3		C FA 89 X FA 89 0-1 1-H 2-H 3B	2 2 1	1 0 0	1 0 1	2 0 2	0 1 0	0 0 0	2 0 0
75 Barry Zito, L (1, 1) OBP: 0.141, SLG: 0.113 Scott McClain, R (9, PH) OBP: 0.182, SLG: 0.182 38 Brian Wilson, R (9, 1)		B FA 90 X FA 89 1-0 ③ G4-3		C FA 88 S CU 73 T FA 91 0-2 ① K		B FA 87 C FA 86 F FA 86 S CU 73 1-3 ① K		T FA 87 C FA 88 B FA 89 S CU 75 1-3 ③ K	F FA 87 B SL 87 B FA 87 X FA 90 2-1 ③ P4	4 1 0	0 0 0	0 0 0	0 0 0	3 0 0	1 1 0	1 0 0

Inning Stats	1	2	3	4	5	6	7	8	9
	R: 1 E: 0 K: 0 S: 8	H: 1 LOB: 1 BB: 1 P: 17	R: 0 E: 0 K: 0 S: 9	H: 2 LOB: 1 BB: 0 P: 11	R: 0 E: 0 K: 1 S: 10	H: 2 LOB: 2 BB: 0 P: 17	R: 5 E: 1 K: 2 S: 24	H: 6 LOB: 2 BB: 1 P: 38	R: 0 E: 0 K: 1 S: 6	H: 0 LOB: 0 BB: 0 P: 14	R: 3 E: 0 K: 1 S: 15	H: 5 LOB: 2 BB: 0 P: 21	R: 0 E: 0 K: 1 S: 9	H: 0 LOB: 0 BB: 0 P: 11	R: 0 E: 0 K: 1 S: 6	H: 0 LOB: 0 BB: 0 P: 10	R: 2 E: 0 K: 0 S: 14	H: 2 LOB: 1 BB: 1 P: 23

1B: 12	SF: 0
2B: 3	SAC: 0
3B: 1	DP: 1
HR: 2	HBP: 0

WP: 0	PA: 45
PB: 0	
SB: 1	
CS: 0	

AB	42
R	11
H	18
RBI	10
BB	3
SO	7
LOB	11

PITCHER		IP	WLS	BF	H	R	ER	SO	BB	IBB	HBP	BLK	WP	HR	S	P	ERA	WHIP
50 Eric Stults, L ERA: 5.82	(1, 1)	4.0	L	23	11	6	6	3	2	0	0	0	0	1	51	83	13.50	3.250
D.J. Houlton, R ERA: 4.18	(5, 1)	3.0		13	5	3	3	3	0	0	0	0	0	1	30	46	9.00	1.667
49 Jon Meloan, R ERA: 11.05	(8, 1)	2.0		9	2	2	2	1	1	0	0	0	0	0	20	33	9.00	1.500

PITCHER	IP	WLS	BF	H	R	ER	SO	BB	IBB	HBP	BLK	WP	HR	S	P	ERA	WHIP

Batter	1	2	3	4	5	6	7	8	9	AB	R	H	RBI	BB	SO	LOB
9 Juan Pierre, L (1, 8) OBP: 0.331, SLG: 0.353	B FA 84 B FA 85 C FA 84 B FA 85 F FA 85 F FA 86 X FA 86 3-2 ① G4-3		C CU 70 X FA 87 0-1 ③ F8			F FA 86 B FA 85 X FA 86 1-1 ② F8		C FA 85 B FC 78 X SL 78 1-1 2B		4	0	1	0	0	0	0
Wilson Valdez, R (1, 4) OBP: 0.263, SLG: 0.270	C FA 86 S CH 72 B FA 85 B CU 71 X CH 73 2-2 ② F8			C FA 83 L B CU 69 X CH 73 1-2 ① G4-3		B FA 86 C FA 86 X CH 73 1-1 ③ G1-3		X CH 72 0-0 ③ G5-3		4	0	0	0	0	0	1
27 Matt Kemp, R (1, 9) OBP: 0.373, SLG: 0.521	B FA 85 B SL 79 X CH 71 2-0 1B			F FA 85 X FA 84 0-1 1B			B FA 84 X FA 85 1-0 7 G3 3 HR 1B		F FA 94 B FA 95 F CH 88 S FA 96 1-3 ① K	4	1	3	0	0	1	0
7 James Loney, L (1, 3) OBP: 0.381, SLG: 0.538	F FA 84 B FA 85 C FA 86 F FA 86 X CU 72 1-2 ③ G3			B CU 69 C FA 86 C FA 84 F FA 85 D SL 79 X FA 86 2-2 ② L6			D SL 78 B CH 73 C FA 85 F CH 75 X CU 72 2-2 ① G3 1-2		B FA 96 C SL 88 F SL 87 S FA 97 1-3 ② K	4	0	0	0	0	1	3
55 Russell Martin, R (1, 2) OBP: 0.374, SLG: 0.469 D.J. Houlton, R (5, 1) 3 Delwyn Young, S (7, PH) OBP: 0.417, SLG: 0.647 (8, 7)		B FA 86 C CH 71 F FA 83 C CU 71 1-3 ① K		X CH 71 0-0 ③ G5-3			C CH 73 X CU 71 0-1 2-H HR		C CH 89 F CH 88 F FA 97 X FA 96 0-2 1B	2 0 2	0 0 1	0 0 2	0 0 2	0 0 0	1 0 0	1 0 0
28 Andy LaRoche, R (1, 5) OBP: 0.365, SLG: 0.312		F FA 84 B CU 70 F CH 73 F FA 86 B FA 85 X CH 72 2-2 ② G4-3			B CH 73 F CH 74 B FA 85 F CH 72 B CU 70 X FA 86 3-2 ① F9		B FA 84 B FA 84 B FA 85 C FA 84 C FA 85 S CH 73 3-3 ② K		X CH 89 0-0 ③ F7	4	0	0	0	0	1	1
16 Andre Ethier, L (1, 7) OBP: 0.350, SLG: 0.452 49 Jon Meloan, R (8, 1)		C CU 70 X FA 86 0-1 ③ G1-3			B FA 86 X FA 86 1-0 ② F7		B CU 70 B FA 86 F FA 86 S CH 78 T FA 87 2-2 ③ K			3 0	0 0	0 0	0 0	0 0	1 0	0 0
14 Chin-Lung Hu, R (1, 6) OBP: 0.241, SLG: 0.517			B FA 84 F FA 86 X CH 73 1-1 ① P3		C FA 87 F FA 86 B FA 85 X CU 72 1-2 ③ G4-3			X CH 74 0-0 ① F8		3	0	0	0	0	0	0
50 Eric Stults, L (1, 1) OBP: 0.333, SLG: 0.500 Chad Moeller, R (5, 2) OBP: 0.175, SLG: 0.232			C FA 84 F SL 77 B CU 73 F FA 86 S FA 86 1-3 ② K			C CH 72 C FA 84 B FA 85 X CU 71 1-2 ① P6		C FA 85 C FA 86 B CU 71 X CU 71 1-2 ② F7		1 2	0 0	0 0	0 0	0 0	1 0	0 0
Inning Stats	R: 0 H: 1 E: 0 LOB: 1 K: 0 BB: 0 S: 12 P: 20	R: 0 H: 0 E: 0 LOB: 0 K: 1 BB: 0 S: 9 P: 12	R: 0 H: 0 E: 0 LOB: 0 K: 1 BB: 0 S: 8 P: 10	R: 0 H: 1 E: 0 LOB: 1 K: 0 BB: 0 S: 10 P: 13	R: 0 H: 0 E: 0 LOB: 0 K: 0 BB: 0 S: 7 P: 12	R: 0 H: 0 E: 0 LOB: 0 K: 0 BB: 0 S: 7 P: 10	R: 2 H: 2 E: 0 LOB: 0 K: 2 BB: 0 S: 12 P: 20	R: 0 H: 1 E: 0 LOB: 1 K: 0 BB: 0 S: 7 P: 9	R: 0 H: 1 E: 0 LOB: 1 K: 2 BB: 0 S: 11 P: 13	1B: 4 SF: 0 2B: 1 SAC: 0 3B: 0 DP: 0 HR: 1 HBP: 0						WP: 0 PA: 33 PB: 0 SB: 0 CS: 0

PITCHER	IP	WLS	BF	H	R	ER	SO	BB	IBB	HBP	BLK	WP	HR	S	P	ERA	WHIP
75 Barry Zito, L (1, 1) ERA: 4.53	8.0	W	29	5	2	2	4	0	0	0	0	0	1	72	106	2.25	0.625
38 Brian Wilson, R (9, 1) ERA: 2.28	1.0		4	1	0	0	2	0	0	0	0	0	0	11	13	0.00	1.000

PITCHER	IP	WLS	BF	H	R	ER	SO	BB	IBB	HBP	BLK	WP	HR	S	P	ERA	WHIP

BOTTOM

San Francisco Giants @ Los Angeles Dodgers

Dodger Stadium, Los Angeles, CA

Sun Sep 30 2007, 1:10 PM PDT

Att. 49,211 - Sunny - 84 F

livebaseballscorecards.com

AB	33
R	2
H	6
RBI	2
BB	0
SO	6
LOB	6