

Los Angeles Dodgers - 2007

Batter	1	2	3	4	5	6	7	8	9	AB	R	H	RBI	BB	SO	LOB	TOP			
15 Rafael Furcal, S (1.6) 58 Chad Billingsley, R (3.1) 17 Jason Repko, R (5. PH) 57 Larry Bigbie, L (5.7) OBP: 1.000, SLG: 1.000	G4-3		K		E5			1B		2	0	0	0	0	1	1	Los Angeles Dodgers @ Atlanta Braves Ballpark at Disney's Wide World of Sports, Lake Buena Vista, Thu Mar 01 2007, 1:05 PM EST Att: 5,442 - Cloudy - 79 F			
9 Juan Pierre, L (1.8) 7 James Loney, L (4.3)	G1-3			1B	K			G6-4-3		2	1	1	0	0	0	0				
27 Matt Kemp, R (1.7) 61 Travis Smith, R (5.1) 41 Chin-hui Tsao, R (7.1) Damian Jackson, R (8. PH) 47 Tim Hamulack, R (8.1)	K			1B	G5-4-3			G5-3		3	1	1	0	0	1	3				
Olmedo Saenz, R (1.3) 13 Choo Freeman, R (4. PR) (4.8)		P4		1B				F8		2	0	1	1	0	0	0				
Wilson Betemit, S (1.5) 28 Andy LaRoche, R (5.5)	P4			1B	K			G5-3		2	0	0	0	0	1	2				
55 Russell Martin, R (1.2) 66 Sandy Martinez, L (5.2)	G4-3			1B	G6-3			K		2	0	0	1	0	0	2				
16 Andre Ethier, L (1.9) 49 Delwyn Young, S (5.9)				1B	G4-3			G4-3		2	0	1	0	0	0	2				
18 Ramon Martinez, R (1.4) 65 Tony Abreu, S (5. PR) (5.4)					F8			G4-3		2	0	1	0	0	0	1				
52 Randy Wolf, L (1.1) Fernando Tatis, R (3. PH) 13 Wilson Valdez, R (3.6) OBP: 0.500, SLG: 1.000	F8				F8			B1-3		0	0	0	0	0	0	0				
										1	0	0	0	0	0	1				
Inning Stats	R: 0 E: 0 K: 1 S: 5	H: 0 LOB: 0 BB: 0 P: 5	R: 0 E: 0 K: 0 S: 3	H: 0 LOB: 0 BB: 0 P: 3	R: 0 E: 0 K: 1 S: 6	H: 1 LOB: 1 BB: 0 P: 6	R: 2 E: 0 K: 1 S: 8	H: 3 LOB: 2 BB: 0 P: 8	R: 0 E: 1 K: 1 S: 7	H: 2 LOB: 3 BB: 0 P: 7	R: 0 E: 0 K: 0 S: 3	H: 0 LOB: 0 BB: 0 P: 3	R: 0 E: 0 K: 0 S: 3	H: 1 LOB: 1 BB: 1 P: 7	R: 0 E: 0 K: 0 S: 3	H: 0 LOB: 0 BB: 1 P: 7	1B: 5 2B: 2 3B: 0 HR: 0	SF: 0 SAC: 0 DP: 2 HBP: 0	WP: 0 PB: 0 SB: 1 CS: 0	PA: 34
PITCHER	IP	WLS	BF	H	R	ER	SO	BB	IBB	HBP	BLK	WP	HR	S	P	ERA	WHIP			
26 Kyle Davies, R (1.1) ERA: 0.00	2.0		6	0	0	0	1	0	0	0	0	0	0	8	8	0.00	0.000			
40 Lance Cormier, R (3.1) ERA: 9.0	2.0	W	10	4	2	2	2	0	0	0	0	0	0	14	14	9.00	2.000			
65 Buddy Carlyle, R (5.1) ERA: 0.00	2.0	H	8	2	0	0	2	0	0	0	0	0	0	12	12	0.00	1.000			
62 Manny Acosta, R (7.1) ERA: 0.00	1.0		3	0	0	0	0	0	0	0	0	0	0	3	3	0.00	0.000			
54 Chad Paronto, R (8.1) ERA: 1.000	1.0		3	1	0	0	0	0	0	0	0	0	0	3	3	0.00	1.000			
PITCHER	IP	WLS	BF	H	R	ER	SO	BB	IBB	HBP	BLK	WP	HR	S	P	ERA	WHIP			
Tyler Yates, R (9.1) ERA: 0.00	1.0		4	0	0	0	0	1	0	0	0	0	0	3	7	0.00	1.000			

Batter	1	2	3	4	5	6	7	8	9	AB	R	H	RBI	BB	SO	LOB	BOTTOM			
2 Kelly Johnson, L (1.4) OBP: 0.500, SLG: 1.000				G6-3		1B				1	0	1	1	0	0	0	Los Angeles Dodgers @ Atlanta Braves Ballpark at Disney's Wide World of Sports, Lake Buena Vista, Thu Mar 01 2007, 1:05 PM EST Att: 5,442 - Cloudy - 79 F			
4 Pete Orr, L (3.4) OBP: 0.500, SLG: 1.000		SF7								2	1	1	0	0	0	1				
11 Edgar Renteria, R (1.6) 40 Lance Cormier, R (3.1) 65 Buddy Carlyle, L (5.1) 66 Jarrod Saltalamacchia, S (6. PH) 62 Manny Acosta, R (7.1) 22 Willie Harris, L (8. PH) 54 Chad Paronto, R (8.1) Tyler Yates, R (9.1)	FC6-4	F7		G4-3		1B		K		2	0	0	0	0	0	2				
10 Chipper Jones, S (1.5) 72 Yunel Escobar, R (4.5) OBP: 1.000, SLG: 1.000	F9			G1-3		1B				2	0	0	0	0	0	1				
Andrew Jones, R (1.8) 61 Grégor Blanco, L (4.8)				E5		FC6-4		G1-6-3		1	1	0	0	1	0	0				
8 Brayan Peña, S (1.2) 63 Corky Miller, R (5.2) OBP: 0.333, SLG: 0.333						G6-3		FC6-4		2	0	2	0	0	0	0				
7 Jeff Francoeur, R (1.9) 27 T.J. Bohn, R (4.9)	FC6-4							F8		2	0	1	0	0	0	3				
20 Scott Thorman, L (1.3) 71 Carlos Mendez, R (6.3) OBP: 0.500, SLG: 1.000										3	1	1	1	0	1	3				
Ryan Langerhans, L (1.7) 64 Doug Clark, L (4.7) OBP: 0.500, SLG: 0.500										2	1	1	0	0	0	2				
26 Kyle Davies, R (1.1) 74 Brent Lillibridge, R (3.6)										0	0	0	0	0	0	0				
										2	2	0	1	0	1	1				
Inning Stats	R: 0 E: 0 K: 0 S: 5	H: 2 LOB: 3 BB: 1 P: 9	R: 1 E: 0 K: 0 S: 5	H: 2 LOB: 1 BB: 0 P: 5	R: 1 E: 1 K: 1 S: 8	H: 2 LOB: 2 BB: 0 P: 8	R: 1 E: 1 K: 0 S: 5	H: 1 LOB: 1 BB: 0 P: 6	R: 0 E: 0 K: 1 S: 6	H: 0 LOB: 1 BB: 0 P: 6	R: 3 E: 0 K: 0 S: 7	H: 4 LOB: 1 BB: 1 P: 11	R: 1 E: 0 K: 1 S: 7	H: 3 LOB: 1 BB: 0 P: 7	R: 0 E: 0 K: 1 S: 6	H: 1 LOB: 2 BB: 1 P: 10	1B: 13 2B: 2 3B: 0 HR: 0	SF: 1 SAC: 1 DP: 2 HBP: 0	WP: 1 PB: 0 SB: 1 CS: 0	PA: 43
PITCHER	IP	WLS	BF	H	R	ER	SO	BB	IBB	HBP	BLK	WP	HR	S	P	ERA	WHIP			
52 Randy Wolf, L (1.1) ERA: 4.50	2.0	L	11	3	2	0	1	0	0	0	0	0	0	10	14	4.50	2.500			
58 Chad Billingsley, R (3.1) ERA: 13.5	2.0		11	4	3	3	1	0	0	0	0	0	0	13	17	13.50	2.500			
61 Travis Smith, R (5.1) ERA: 9.0	1.0		5	3	1	1	1	0	0	0	0	0	0	7	7	9.00	3.000			
41 Chin-hui Tsao, R (7.1) ERA: 9.0	1.0		5	1	0	0	1	1	0	0	0	0	0	6	10	0.00	2.000			



Batter	1	2	3	4	5	6	7	8	9	AB	R	H	RBI	BB	SO	LOB	TOP																			
Felipe Lopez, S (1,4) Tony Womack, L (4,4) 3 Jesus Flores, R (9,PH) OBP: 1.000, SLG: 1.000	G3-1		4-0 11 1B BB	K		1-0 HBP			G4-6-3 1B	2	1	0	0	1	1	0	Washington Nationals @ Los Angeles Dodgers Holman Stadium, Vero Beach, FL Fri Mar 02 2007, 1:05 PM EST Att: 4,101 - Sunny - 83 F																			
4 D'Angelo Jimenez, S (1,6) Josh Wilson, R (4,6) OBP: 1.000, SLG: 1.000	BB		25 1B 11 1B FC3	11 HR 1B		G5-3-2 2-H			G4-6-3 1B	2	2	2	1	1	0	0																				
11 Ryan Zimmerman, R (1,5) Bernie Castro, S (4,5)	P6		FC3 25 1B E	1B		G5-3			G4-6-3 1-2 2-3	3	2	2	3	0	0	1																				
25 Austin Kearns, R (1,9) 29 Michael Restovich, R (4,9)	K		E 44 FC3-6 1B	G6-3		F9			P4	3	1	1	0	0	1	1																				
Ryan Church, L (1,7) Chris Snelling, L (7,PH) OBP: 0.333, SLG: 0.667			44 1B 2B	FC3 44 FC3-6		P4				3	0	1	1	0	0	1																				
44 Alex Escobar, R (1,10) Joe Thurston, L (7,PH) OBP: 0.333, SLG: 0.333			FC3-6 1B	FC3-6		F9			G4	3	0	1	1	0	0	1																				
Brian Schneider, L (1,2) Danny Ardoin, R (7,2)			33 61-6-3 BB	F8		K			F8	2	0	0	0	1	1	1																				
33 Larry Broadway, L (1,3) Jorge Toca, R (6,3)			G1-6-3 1-2	G4-3					P4	3	0	1	0	0	0	3																				
7 Nook Logan, S (1,8) Wayne Lydon, S (6,8)			E6 4 1B	F9		FC3-6 HBP G5-3-2			K	3	1	0	0	0	0	1																				
Inning Stats	R: 0 E: 0 K: 1 S: 5	H: 0 LOB: 1 BB: 1 P: 9	R: 0 E: 0 K: 0 S: 3	H: 2 LOB: 1 BB: 1 P: 7	R: 5 E: 2 K: 0 S: 8	H: 3 LOB: 1 BB: 1 P: 12	R: 2 E: 0 K: 1 S: 7	H: 2 LOB: 0 BB: 0 P: 7	R: 0 E: 0 K: 1 S: 5	H: 0 LOB: 0 BB: 0 P: 5	R: 0 E: 0 K: 0 S: 3	H: 1 LOB: 1 BB: 0 P: 4	R: 0 E: 0 K: 0 S: 4	H: 1 LOB: 1 BB: 0 P: 4	R: 0 E: 0 K: 1 S: 5	H: 0 LOB: 0 BB: 0 P: 5		R: 0 E: 0 K: 0 S: 4	H: 2 LOB: 1 BB: 0 P: 4	1B: 9 2B: 2 3B: 0 HR: 1	SF: 0 SAC: 0 DP: 3 HBP: 1	WP: 0 PB: 0 SB: 0 CS: 0	PA: 40													
PITCHER	IP	WLS	BF	H	R	ER	SO	BB	IBB	HBP	BLK	WP	HR	S	P	ERA	WHIP	PITCHER		IP	WLS	BF	H	R	ER	SO	BB	IBB	HBP	BLK	WP	HR	S	P	ERA	WHIP
29 Jason Schmidt, R (1,1) ERA: 0.00	2.0		8	2	0	0	1	2	0	0	0	0	0	8	16	0.00	2.000	Joe Beimel, L (9,1) ERA: 0.00		1.0		4	2	0	0	0	0	0	0	0	0	4	4	0.00	2.000	
Mark Hendrickson, L (3,1) ERA: 27.0	1.2	B	13	5	7	5	1	1	0	0	0	0	1	14	18	27.00	3.600																			
63 Matt White, L (4,1) ERA: 0.00	1.1		4	0	0	0	1	0	0	0	0	0	0	6	6	0.00	0.000																			
59 Greg Miller, L (6,1) ERA: 0.00	2.0	W	8	2	0	0	0	0	0	1	0	0	0	7	8	0.00	1.000																			
38 Rudy Seanez, R (8,1) ERA: 0.00	1.0	H	3	0	0	0	1	0	0	0	0	0	0	5	5	0.00	0.000																			

AB	36
R	7
H	11
RBI	6
BB	3
SO	4
LOB	15



Batter	1	2	3	4	5	6	7	8	9	AB	R	H	RBI	BB	SO	LOB	BOTTOM																			
13 Wilson Valdez, R (1,6) 72 Chin-Lung Hu, R (6,6) OBP: 0.600, SLG: 0.800	E6 9 1B		12 BB 9 SH1-3 SF8 1B		F8 13 WP 57 HR 1B	F9			7 2B 2B	3	3	2	0	0	0	0	Washington Nationals @ Los Angeles Dodgers Holman Stadium, Vero Beach, FL Fri Mar 02 2007, 1:05 PM EST Att: 4,101 - Sunny - 83 F																			
9 Juan Pierre, L (1,8) 13 Choo Freeman, R (5,8) OBP: 0.667, SLG: 0.667	G4-3 5 12 G6-3 1B		SH1-3		K				K	1	1	1	1	0	0	0																				
5 Nomar Garciaparra, R (1,3) Damian Jackson, R (3,PR) OBP: 0.500, SLG: 0.333	G4-3		E6 SF8 12 BB		F8				7 2B BB	2	0	0	0	0	0	2																				
12 Jeff Kent, R (1,4) 7 James Loney, L (3,PR) OBP: 0.400, SLG: 0.500	G6-3				57 HR BB	G4-3			57 HR 2B	1	0	0	1	1	0	0																				
Luis Gonzalez, L (1,7) 57 Larry Bigbie, L (5,7) OBP: 1.000, SLG: 2.750	G3		SF8		1-H 3-H HR				17 2B HR	1	0	0	1	0	0	0																				
Wilson Betemit, S (1,5) Fernando Tatis, R (4,5)	G4-3		P4		F7				K	2	0	0	0	0	0	2																				
Mike Lieberthal, R (1,10) 28 Andy LaRoche, R (7,PH) OBP: 0.250, SLG: 0.250	G1-3				G6-3				P4	3	0	0	0	0	0	0																				
16 Andre Ethier, L (1,9) 17 Jason Repko, R (5,9) OBP: 0.500, SLG: 0.500					K				13 1B 77 1B 1B	2	0	1	0	0	1	0																				
36 Ken Huckaby, R (1,2) 77 Kelly Stinnett, R (5,2) OBP: 0.667, SLG: 0.667	P1				G4-3				13 1B 1B	2	0	0	0	0	0	1																				
Inning Stats	R: 2 E: 1 K: 0 S: 6	H: 1 LOB: 0 BB: 0 P: 7	R: 0 E: 0 K: 0 S: 4	H: 1 LOB: 1 BB: 0 P: 4	R: 1 E: 1 K: 0 S: 5	H: 1 LOB: 2 BB: 1 P: 9	R: 0 E: 0 K: 1 S: 5	H: 0 LOB: 0 BB: 0 P: 5	R: 3 E: 0 K: 0 S: 7	H: 2 LOB: 0 BB: 1 P: 12	R: 1 E: 0 K: 0 S: 6	H: 3 LOB: 3 BB: 1 P: 10	R: 1 E: 0 K: 1 S: 7	H: 2 LOB: 1 BB: 0 P: 7	R: 4 E: 0 K: 2 S: 11	H: 5 LOB: 2 BB: 2 P: 19		1B: 9 2B: 4 3B: 0 HR: 2	SF: 1 SAC: 1 DP: 0 HBP: 0	WP: 2 PB: 0 SB: 1 CS: 0	PA: 45															
PITCHER	IP	WLS	BF	H	R	ER	SO	BB	IBB	HBP	BLK	WP	HR	S	P	ERA	WHIP	PITCHER		IP	WLS	BF	H	R	ER	SO	BB	IBB	HBP	BLK	WP	HR	S	P	ERA	WHIP
41 Shawn Hill, R (1,1) ERA: 0.00	2.0		9	1	1	0	1	1	0	0	0	0	0	10	14	0.00	1.000	53 Emiliano Fruto, R (8,1) ERA: 54.0		0.2		8	4	4	4	2	0	0	0	1	10	18	54.00	9.000		
31 Chris Michalak, L (3,1) ERA: 0.00	2.0	H	9	1	1	0	1	1	0	0	0	0	0	10	14	0.00	1.000	79 Felix Diaz, R (8,1) ERA: 0.00		0.1		1	1	0	0	0	0	0	0	0	1	1	0.00	3.000		
45 Chris Schroder, R (5,1) ERA: 27.0	1.0		6	2	3	3	1	1	0	0	0	1	1	7	12	27.00	3.000																			
Luis Martinez, L (6,1) ERA: 9.0	1.0	B	7	3	1	1	0	1	0	0	0	0	0	6	10	9.00	4.000																			
43 Jesus Colome, R (7,1) ERA: 9.0	1.0	L	5	2	1	1	1	0	0	0	0	0	0	7	7	9.00	2.000																			

AB	38
R	12
H	15
RBI	12
BB	5
SO	5
LOB	16



Batter	1	2	3	4	5	6	7	8	9	AB	R	H	RBI	BB	SO	LOB	TOP										
17 Jason Repko, R OBP: 0.571, SLG: 0.800 Damian Jackson, R OBP: 0.333, SLG: 0.200	G6-3					F8		K	F8	3	0	1	0	0	0	1											
55 Russell Martin, R 66 Sandy Martinez, L	G4-3				F8			K	G1	2	0	0	0	0	0	1											
7 James Loney, L OBP: 0.333, SLG: 0.375	F9				K				F8	4	1	1	0	0	1	1											
Olmedo Saenz, R OBP: 0.250, SLG: 0.250 Fernando Tatis, R OBP: 0.333, SLG: 0.500		G5-3							F8	2	0	0	0	0	1	1											
28 Andy LaRoche, R OBP: 0.500, SLG: 0.429										2	2	2	0	0	0	0											
27 Matt Kemp, R OBP: 0.200, SLG: 0.400 13 Choo Freeman, R OBP: 0.571, SLG: 0.400										3	1	2	0	1	0	0											
49 Delwyn Young, S 57 Larry Bigbie, L OBP: 0.833, SLG: 2.000										2	0	0	0	0	1	0											
18 Ramon Martinez, R OBP: 0.250, SLG: 0.250 72 Chin-Lung Hu, R OBP: 0.250, SLG: 0.500										2	0	0	0	0	0	0											
65 Tony Abreu, S OBP: 0.333, SLG: 0.333 13 Wilson Valdez, R OBP: 0.571, SLG: 0.714										2	0	1	0	0	0	0											
Inning Stats	R: 0 E: 0 K: 0 S: 3	H: 0 LOB: 0 BB: 0 P: 3	R: 0 E: 0 K: 0 S: 3	H: 1 LOB: 0 BB: 0 P: 3	R: 0 E: 0 K: 0 S: 3	H: 0 LOB: 0 BB: 0 P: 3	R: 0 E: 0 K: 2 S: 8	H: 1 LOB: 1 BB: 0 P: 8	R: 0 E: 0 K: 1 S: 5	H: 0 LOB: 0 BB: 0 P: 5	R: 1 E: 0 K: 0 S: 5	H: 3 LOB: 2 BB: 1 P: 9	R: 0 E: 0 K: 2 S: 7	H: 0 LOB: 0 BB: 0 P: 7	R: 4 E: 0 K: 0 S: 8	H: 4 LOB: 2 BB: 1 P: 12	1B: 8 2B: 2 3B: 0 HR: 0	SF: 0 SAC: 0 DP: 2 HBP: 0	WP: 0 PB: 0 SB: 0 CS: 0	PA: 38							
PITCHER	IP	WLS	BF	H	R	ER	SO	BB	IBB	HBP	BLK	WP	HR	S	P	ERA	WHIP										
34 Mike Pelfrey, R ERA: 4.5	2.0		6	1	0	0	0	0	0	0	0	0	0	6	6	0.00	0.500										
43 Jason Vargas, L ERA: 4.5	2.0		7	1	0	0	2	0	0	0	0	0	0	11	11	0.00	0.500										
13 Billy Wagner, L ERA: 4.5	1.0		3	0	0	0	1	0	0	0	0	0	0	5	5	0.00	0.000										
Aaron Heilman, R ERA: 3.0	2.0		10	4	1	1	1	1	0	0	0	0	0	11	15	4.50	2.500										
39 Jon Adkins, R ERA: 12.0	2.0	L	12	4	4	4	2	1	0	0	0	0	0	15	19	18.00	2.500										

Los Angeles Dodgers @ New York Mets
 Tradition Field, Port St. Lucie, FL
 Sat Mar 03 2007, 1:10 PM EST
 Att. 6,117 - Overcast - 77 F


AB 36
 R 5
 H 10
 RBI 5
 BB 2
 SO 6
 LOB 17



Batter	1	2	3	4	5	6	7	8	9	AB	R	H	RBI	BB	SO	LOB	BOTTOM										
7 José Reyes, S OBP: 0.400, SLG: 1.000 1 Anderson Hernandez, S OBP: 0.200, SLG: 0.111		FC4-6								3	1	1	1	1	0	4											
16 Paul Lo Duca, R 75 Drew Butera, R OBP: 1.000, SLG: 1.000										4	0	0	0	0	0	1											
15 Carlos Beltrán, S OBP: 0.400, SLG: 0.667 Ruben Sierra, S (9, PH)										3	1	1	0	1	1	1											
21 Carlos Delgado, L OBP: 0.625, SLG: 0.750 Julio Franco, R OBP: 0.556, SLG: 0.333										0	0	0	0	2	0	0											
5 David Wright, R OBP: 0.333, SLG: 0.444 62 Fernando Martinez, L (8, 8)										4	0	1	0	0	0	6											
18 Moises Alou, R 17 David Newhan, L OBP: 0.222, SLG: 0.571										3	0	0	0	0	1	2											
20 Shawn Green, L 92 Daniel Murphy, L (8, 5)										3	0	0	0	1	1	4											
22 Jose Valentin, S 6 Ruben Gotay, S OBP: 0.500, SLG: 0.571										2	0	0	0	1	0	1											
10 Endy Chavez, L OBP: 0.556, SLG: 0.750 44 Lastings Milledge, R OBP: 0.500, SLG: 0.333										2	0	2	0	0	0	0											
Inning Stats	R: 0 E: 0 K: 0 S: 2	H: 0 LOB: 2 BB: 2 P: 11	R: 0 E: 0 K: 1 S: 6	H: 1 LOB: 1 BB: 1 P: 10	R: 0 E: 1 K: 0 S: 3	H: 0 LOB: 1 BB: 1 P: 8	R: 0 E: 0 K: 0 S: 4	H: 1 LOB: 2 BB: 1 P: 8	R: 0 E: 0 K: 0 S: 4	H: 0 LOB: 0 BB: 0 P: 4	R: 1 E: 0 K: 1 S: 6	H: 1 LOB: 1 BB: 1 P: 10	R: 0 E: 0 K: 0 S: 2	H: 0 LOB: 0 BB: 1 P: 6	R: 0 E: 0 K: 0 S: 4	H: 1 LOB: 1 BB: 0 P: 4	1B: 4 2B: 2 3B: 0 HR: 1	SF: 1 SAC: 0 DP: 2 HBP: 1	WP: 0 PB: 0 SB: 0 CS: 0	PA: 41							
PITCHER	IP	WLS	BF	H	R	ER	SO	BB	IBB	HBP	BLK	WP	HR	S	P	ERA	WHIP										
31 Brad Penny, R ERA: 4.5	2.0		10	1	0	0	0	3	0	0	0	0	0	7	16	0.00	1.500										
56 Hung-Chih Kuo, L ERA: 4.5	2.0		9	1	0	0	0	2	0	0	0	0	0	7	16	0.00	1.500										
50 Eric Stults, L ERA: 4.5	2.0		10	2	1	1	1	1	0	0	0	0	1	11	15	4.50	1.500										
64 Dario Veras, R ERA: 9.0	1.0		5	1	1	1	1	1	0	0	0	0	0	6	10	9.00	2.000										
60 Jon Meloan, R ERA: 9.0	1.0	W	3	0	0	0	0	1	0	0	0	0	0	2	6	0.00	1.000										

Los Angeles Dodgers @ New York Mets
 Tradition Field, Port St. Lucie, FL
 Sat Mar 03 2007, 1:10 PM EST
 Att. 6,117 - Overcast - 77 F

AB 31
 R 2
 H 6
 RBI 2
 BB 8
 SO 3
 LOB 23



Batter	1	2	3	4	5	6	7	8	9	AB	R	H	RBI	BB	SO	LOB	TOP																			
2 Kelly Johnson, L 62 Manny Acosta, R 68 Jarrod Saltalamacchia, S Tyler Yates, R 37 Steve Colyer, L 14 Willy Aybar, S Will Startup, L	F9	G3			G6-3		K		F7	3	0	0	0	0	0	3	Atlanta Braves @ Los Angeles Dodgers Holman Stadium, Vero Beach, FL Sun Mar 04 2007, 1:05 PM EST Att. 4,369 - Partly Cloudy - 68 F																			
72 Yunel Escobar, R OBP: 0.500, SLG: 0.500	G5-3		G1-6-3		E6		1B		F9	5	1	2	0	0	0																					
8 Brayán Peña, S OBP: 0.500, SLG: 0.500 23 Matt Diaz, R OBP: 0.333, SLG: 0.333 70 Clint Sammons, R	K		G1-6-3		G6-3		1B		K	4	0	1	1	0	1																					
7 Jeff Francoeur, R OBP: 0.286, SLG: 0.714 61 Gregor Blanco, L		F9	F8		G4-3		E8			3	0	0	0	0	0																					
20 Scott Thorman, L OBP: 0.375, SLG: 0.375 91 J.J. Jurries, R OBP: 0.200, SLG: 0.400		1B			K		1B		G6-3	3	1	2	0	0	1																					
27 T.J. Bohm, R OBP: 0.300, SLG: 0.125		1B			E6		1B		P1	4	1	1	0	0	1																					
Ryan Langerhans, L OBP: 0.333, SLG: 0.333		1B			K		1B		F8	4	0	2	1	0	1																					
24 Martín Prado, R OBP: 0.556, SLG: 0.667		1B			CS		F8			4	1	3	1	0	0																					
36 Chuck James, L 65 Buddy Carlyle, L 74 Brent Lillibridge, R	FC2-6				G5-3		K		G6-3	1	0	0	0	0	2																					
Inning Stats	R: 0 E: 0 K: 1 S: 5	H: 0 LOB: 0 BB: 0 P: 5	R: 2 E: 0 K: 0 S: 7	H: 4 LOB: 2 BB: 0 P: 7	R: 0 E: 0 K: 0 S: 3	H: 1 LOB: 0 BB: 0 P: 3	R: 0 E: 1 K: 2 S: 8	H: 0 LOB: 0 BB: 0 P: 8	R: 1 E: 1 K: 0 S: 5	H: 1 LOB: 1 BB: 0 P: 5	R: 0 E: 0 K: 0 S: 5	H: 2 LOB: 2 BB: 0 P: 5	R: 1 E: 1 K: 2 S: 11	H: 2 LOB: 2 BB: 0 P: 12	R: 0 E: 0 K: 0 S: 5	H: 1 LOB: 1 BB: 0 P: 5		R: 0 E: 0 K: 1 S: 5	H: 0 LOB: 0 BB: 0 P: 5	1B: 10 2B: 1 3B: 0 HR: 0	SF: 0 SAC: 0 DP: 1 HBP: 0	WP: 0 PB: 0 SB: 2 CS: 1	PA: 40													
PITCHER	IP	WLS	BF	H	R	ER	SO	BB	IBB	HBP	BLK	WP	HR	S	P	ERA	WHIP	PITCHER		IP	WLS	BF	H	R	ER	SO	BB	IBB	HBP	BLK	WP	HR	S	P	ERA	WHIP
Derek Lowe, R ERA: 9.0	2.0	L	10	4	2	2	1	0	0	0	0	0	0	12	12	9.00	2.000	41 Chin-hui Tsao, R ERA: 4.5		1.0	S	3	0	0	0	1	0	0	0	0	0	5	5	0.00	0.000	
75 Joe Mays, R ERA:	2.0		6	1	0	0	2	0	0	0	0	0	0	11	11	0.00	0.500																			
Elmer Dessens, R ERA:	2.0		10	3	1	0	0	0	0	0	0	0	0	10	10	0.00	1.500																			
51 Jonathan Broxton, R ERA: 9.0	1.0		6	2	1	1	2	0	0	0	0	0	0	11	12	9.00	2.000																			
68 Zach Hammes, R ERA:	1.0		4	1	0	0	0	0	0	0	0	0	0	5	5	0.00	1.000																			

AB 39
R 4
H 11
RBI 3
BB 0
SO 6
LOB 16



Batter	1	2	3	4	5	6	7	8	9	AB	R	H	RBI	BB	SO	LOB	BOTTOM																			
17 Jason Repko, R OBP: 0.636, SLG: 0.750		G5-3								3	1	2	0	1	0	0	Atlanta Braves @ Los Angeles Dodgers Holman Stadium, Vero Beach, FL Sun Mar 04 2007, 1:05 PM EST Att. 4,369 - Partly Cloudy - 68 F																			
Mike Lieberthal, R	F8									2	0	0	0	0	0	1																				
81 Iván De Jesús Jr., R OBP: 0.500, SLG: 0.500	F9									2	0	1	0	0	1	1																				
5 Nomar Garciaparra, R Olmedo Saenz, R OBP: 0.400, SLG: 0.400	F7									3	0	0	0	0	0	3																				
12 Jeff Kent, R OBP: 0.600, SLG: 0.500 65 Tony Abreu, S OBP: 0.250, SLG: 0.250	1B									3	0	2	1	0	0	0																				
Luis Gonzalez, L OBP: 0.200, SLG: 0.250 13 Choo Freeman, R OBP: 0.500, SLG: 0.333	1B									3	0	1	0	0	1	1																				
27 Matt Kemp, R OBP: 0.222, SLG: 0.250										3	0	0	0	1	0	2																				
Wilson Betemit, S 51 Jonathan Broxton, R 68 Zach Hammes, R 41 Chin-hui Tsao, R Josh Bell, S	FC6-4									3	0	0	0	0	1	5																				
18 Ramon Martinez, R OBP: 0.167, SLG: 0.167 Elmer Dessens, R	K									0	0	0	0	0	0	0																				
28 Andy LaRoche, R OBP: 0.400, SLG: 0.333	K									2	0	0	0	0	0	0																				
Derek Lowe, R 55 Russell Martin, R 75 Joe Mays, S 36 Ken Huckaby, R 88 Larry Barnes, L	F9									0	0	0	0	0	0	0																				
Inning Stats	R: 1 E: 0 K: 0 S: 7	H: 3 LOB: 3 BB: 1 P: 11	R: 0 E: 0 K: 1 S: 5	H: 0 LOB: 0 BB: 0 P: 5	R: 0 E: 0 K: 1 S: 6	H: 1 LOB: 1 BB: 0 P: 6	R: 0 E: 0 K: 1 S: 5	H: 0 LOB: 0 BB: 0 P: 5	R: 0 E: 0 K: 1 S: 6	H: 0 LOB: 1 BB: 0 P: 6	R: 0 E: 0 K: 1 S: 6	H: 0 LOB: 1 BB: 1 P: 9	R: 0 E: 0 K: 1 S: 6	H: 1 LOB: 1 BB: 0 P: 6	R: 0 E: 0 K: 0 S: 3	H: 0 LOB: 0 BB: 0 P: 3	1B: 7 2B: 0 3B: 0 HR: 0	SF: 0 SAC: 0 DP: 1 HBP: 0	WP: 0 PB: 0 SB: 1 CS: 0	PA: 36																
PITCHER	IP	WLS	BF	H	R	ER	SO	BB	IBB	HBP	BLK	WP	HR	S	P	ERA	WHIP	PITCHER		IP	WLS	BF	H	R	ER	SO	BB	IBB	HBP	BLK	WP	HR	S	P	ERA	WHIP
36 Chuck James, L ERA: 4.5	2.0	H	7	1	0	0	2	0	0	0	0	0	0	11	11	0.00	0.500	Will Startup, L ERA:		1.0	S	3	0	0	0	0	0	0	0	0	0	3	3	0.00	0.000	
65 Buddy Carlyle, R ERA:	2.0		8	2	0	0	1	0	0	0	0	0	0	10	10	0.00	1.000																			
62 Manny Acosta, R ERA:	2.0		8	2	0	0	1	0	0	0	0	0	0	10	10	0.00	1.000																			
Tyler Yates, R ERA:	1.0	H	4	0	0	0	1	1	0	0	0	0	0	5	9	0.00	1.000																			
37 Steve Colyer, L ERA:	1.0	H	4	1	0	0	1	0	0	0	0	0	0	6	6	0.00	1.000																			




Batter	1	2	3	4	5	6	7	8	9	AB	R	H	RBI	BB	SO	LOB	TOP																			
17 Jason Repko, R OBP: 0.500, SLG: 0.538 57 Larry Bigbie, L OBP: 0.500, SLG: 1.000	G1-3			P4-3 1B	CS	F9	G4-3 BB	P5		3	0	1	0	0	0	0																				
27 Matt Kemp, R OBP: 0.231, SLG: 0.182 13 Choo Freeman, R OBP: 0.417, SLG: 0.300	G5-3			P4-3 1B		G6-3 BB	G4-3	G5-3		2	1	0	0	1	0	1																				
7 James Loney, L OBP: 0.389, SLG: 0.438	F7			1B		G6-3 HBP	G4-3	F8		4	1	1	0	0	0	1																				
28 Andy LaRoche, R OBP: 0.313, SLG: 0.267		K		1B		G6-3	K	E5		5	0	1	0	0	2	3																				
16 Andre Ethier, L OBP: 0.455, SLG: 0.455 49 Delwyn Young, S OBP: 0.200, SLG: 0.300	G4-3			1B		G6-3 HBP		F8		4	1	2	2	0	1	2																				
77 Kelly Stinnett, R OBP: 0.444, SLG: 0.667 36 Ken Huckaby, R (7.2)	F7					G6-3 HBP	G6-4-3			3	1	1	0	0	1	0																				
18 Ramon Martinez, R OBP: 0.222, SLG: 0.222 Fernando Tatis, R OBP: 0.273, SLG: 0.455 65 Tony Abreu, S OBP: 0.250, SLG: 0.375			F7		G6-3					3	0	1	2	0	0	0																				
13 Wilson Valdez, R OBP: 0.500, SLG: 0.813			F8							4	1	2	2	0	0	1																				
72 Chin-Lung Hu, R OBP: 0.444, SLG: 0.556			G4-3							4	1	3	0	0	0	0																				
Inning Stats	R: 0 E: 0 K: 0 S: 3	H: 0 LOB: 0 BB: 0 P: 3	R: 0 E: 0 K: 1 S: 5	H: 0 LOB: 0 BB: 0 P: 5	R: 0 E: 0 K: 0 S: 3	H: 0 LOB: 0 BB: 0 P: 3	R: 0 E: 0 K: 1 S: 7	H: 3 LOB: 2 BB: 0 P: 7	R: 1 E: 0 K: 1 S: 6	H: 2 LOB: 0 BB: 0 P: 7	R: 4 E: 0 K: 0 S: 6	H: 3 LOB: 1 BB: 1 P: 12	R: 1 E: 0 K: 1 S: 6	H: 1 LOB: 1 BB: 1 P: 11	R: 1 E: 0 K: 0 S: 6	H: 4 LOB: 2 BB: 0 P: 6	R: 0 E: 1 K: 0 S: 4	H: 0 LOB: 1 BB: 0 P: 4	1B: 9 2B: 4 3B: 0 HR: 1	SF: 0 SAC: 0 DP: 2 HBP: 1	WP: 1 PB: 0 SB: 1 CS: 1	PA: 42														
PITCHER	IP	WLS	BF	H	R	ER	SO	BB	IBB	HBP	BLK	WP	HR	S	P	ERA	WHIP	PITCHER	IP	WLS	BF	H	R	ER	SO	BB	IBB	HBP	BLK	WP	HR	S	P	ERA	WHIP	
Ramon Ortiz, R ERA: 1.8	3.0		9	0	0	0	1	0	0	0	0	0	0	11	11	0.00	0.000	49 Mike Venafo, L ERA:	1.0		4	0	0	0	0	0	0	0	0	0	4	4	0.00	0.000		
60 Glen Perkins, L ERA: 4.5	2.0	H	9	5	1	1	2	0	0	0	0	0	1	13	14	4.50	2.500																			
Randy Choate, L ERA: 12.0	1.0	L	8	3	4	4	0	1	0	1	0	0	0	6	12	36.00	4.000																			
85 Julio DePaula, R ERA: 9.0	1.0		5	1	1	1	1	1	0	0	0	1	0	6	11	9.00	2.000																			
56 Carmen Cali, L ERA: 16.88	1.0		6	4	1	1	0	0	0	0	0	0	0	6	6	9.00	4.000																			

Los Angeles Dodgers @ Minnesota Twins
Hammond Stadium, Fort Myers, FL
Tue Mar 06 2007, 1:05 PM EST
Att: 7,015 - Sunny - 68 F

livebaseballscorecards.com

AB 38
R 7
H 13
RBI 7
BB 2
SO 4
LOB 13




Batter	1	2	3	4	5	6	7	8	9	AB	R	H	RBI	BB	SO	LOB	BOTTOM																			
25 Alexi Casilla, S OBP: 0.400, SLG: 0.333 Steve Tolleson, R OBP: 0.333, SLG: 0.667			K		SH5-3 1B		G4-3	G4-3		3	0	1	0	0	1	0																				
8 Nick Punto, S OBP: 0.071, SLG: 0.071 58 Glenn Williams, S OBP: 0.273, SLG: 0.636			K		G4-3			G5-3		3	0	0	0	0	1	2																				
55 Mike Redmond, R OBP: 0.167, SLG: 0.167 41 Chris Heintz, R OBP: 0.428, SLG: 0.429					G5-3					3	1	1	0	0	0	2																				
5 Michael Cuddyer, R OBP: 0.429, SLG: 0.846 Eli Tantor, R OBP: 0.697, SLG: 1.500										3	0	2	0	0	1	1																				
33 Justin Morneau, L OBP: 0.286, SLG: 0.167 23 Matthew LeCroy, R OBP: 0.308, SLG: 0.182 64 Gil Velazquez, R										1	1	0	0	1	2	3																				
Torii Hunter, R OBP: 0.500, SLG: 0.600 2 Denard Span, L OBP: 0.267, SLG: 0.267										2	1	0	0	1	0	0																				
16 Jason Kubel, L OBP: 0.287, SLG: 0.286 11 Josh Rabe, R OBP: 0.222, SLG: 0.125										1	0	1	2	0	0	0																				
50 Garrett Jones, L OBP: 0.143, SLG: 0.214 Brandon Roberts, L										3	0	0	0	0	2	4																				
61 Tommy Watkins, R OBP: 0.182, SLG: 0.100 Trevor Plouffe, R OBP: 1.000, SLG: 2.000										2	0	0	0	0	0	3																				
Inning Stats	R: 0 E: 0 K: 2 S: 8	H: 1 LOB: 1 BB: 0 P: 8	R: 1 E: 0 K: 1 S: 5	H: 1 LOB: 0 BB: 1 P: 9	R: 0 E: 0 K: 1 S: 5	H: 0 LOB: 0 BB: 0 P: 5	R: 1 E: 0 K: 2 S: 10	H: 3 LOB: 2 BB: 0 P: 10	R: 0 E: 0 K: 0 S: 3	H: 0 LOB: 1 BB: 0 P: 5	R: 1 E: 0 K: 1 S: 8	H: 3 LOB: 3 BB: 0 P: 8	R: 1 E: 1 K: 0 S: 6	H: 2 LOB: 3 BB: 1 P: 10	R: 0 E: 0 K: 0 S: 4	H: 1 LOB: 1 BB: 0 P: 4	R: 0 E: 0 K: 0 S: 3	H: 0 LOB: 1 BB: 1 P: 7	1B: 7 2B: 4 3B: 0 HR: 1	SF: 1 SAC: 1 DP: 1 HBP: 1	WP: 0 PB: 0 SB: 1 CS: 0	PA: 42														
PITCHER	IP	WLS	BF	H	R	ER	SO	BB	IBB	HBP	BLK	WP	HR	S	P	ERA	WHIP	PITCHER	IP	WLS	BF	H	R	ER	SO	BB	IBB	HBP	BLK	WP	HR	S	P	ERA	WHIP	
29 Jason Schmidt, R ERA: 2.25	2.0		8	2	1	1	3	1	0	0	0	0	0	13	17	4.50	1.500	67 Eric Hull, R ERA:	1.0		4	0	0	0	0	1	0	0	0	3	7	0.00	1.000			
Mark Hendrickson, L ERA: 14.73	2.0		9	3	1	1	3	0	0	0	0	0	0	15	15	4.50	1.500																			
59 Greg Miller, L ERA: 2.25	2.0	W	10	3	1	1	1	0	0	1	0	0	0	11	13	4.50	1.500																			
64 Dario Veras, R ERA: 9.0	1.0	H	7	2	1	1	0	1	0	0	0	0	1	6	10	9.00	3.000																			
60 Jon Meican, R ERA:	1.0	H	4	1	0	0	0	0	0	0	0	0	0	4	4	0.00	1.000																			

Los Angeles Dodgers @ Minnesota Twins
Hammond Stadium, Fort Myers, FL
Tue Mar 06 2007, 1:05 PM EST
Att: 7,015 - Sunny - 68 F

livebaseballscorecards.com

AB 36
R 4
H 11
RBI 4
BB 3
SO 7
LOB 28



Batter	1	2	3	4	5	6	7	8	9	AB	R	H	RBI	BB	SO	LOB	TOP																	
1 Eric Reed, L OBP: 0.400, SLG: 0.357 7 Alejandro De Aza, L OBP: 0.500, SLG: 0.667	F9		K			28 1B 1B		K2-3		2	0	0	0	0	1	0	Florida Marlins @ Los Angeles Dodgers Holman Stadium, Vero Beach, FL Thu Mar 08 2007, 7:05 PM EST Att. 4,313 - Clear - 70 F																	
28 Jason Wood, R OBP: 0.385, SLG: 0.750	G6-3			F9		14 G1-6-3 1B		K		4	0	1	0	0	1	0																		
Miguel Cabrera, R OBP: 0.400, SLG: 0.500 9 Joe Dillon, R OBP: 0.222, SLG: 0.222				14 G1-6-3 1B		14 G1-6-3 1B		K		3	0	3	2	0	0	0																		
14 Josh Willingham, R OBP: 0.421, SLG: 0.333 79 Brett Carroll, R OBP: 0.571, SLG: 0.667				G1-6-3		G1-6-3		G1-3		3	0	0	0	0	1	4																		
17 Mike Jacobs, L OBP: 0.158, SLG: 0.111 31 John Gall, R OBP: 0.188, SLG: 0.250		F9			F9	G1-3			F9	3	0	0	0	0	0	2																		
27 Jeremy Hermida, L OBP: 0.200, SLG: 0.059		K								3	0	1	0	0	1	0																		
Jason Stokes, R OBP: 0.100, SLG: 0.222										3	0	0	0	0	2	1																		
3 Zach Sorensen, S OBP: 0.133, SLG: 0.133				G4-3						3	0	0	0	0	0	1																		
13 Paul Hoover, R OBP: 0.286, SLG: 0.167 72 Brett Hayes, R				G3-1		28 1B 7 1B 1B BB		K		2	1	0	0	1	1	0																		
										0	0	0	0	0	0	0																		
Inning Stats	R: 0 E: 0 K: 1 S: 6	H: 1 LOB: 1 BB: 0 P: 6	R: 0 E: 0 K: 2 S: 7	H: 0 LOB: 0 BB: 0 P: 7	R: 0 E: 0 K: 1 S: 5	H: 0 LOB: 0 BB: 0 P: 5	R: 0 E: 0 K: 0 S: 3	H: 1 LOB: 1 BB: 0 P: 3	R: 0 E: 0 K: 1 S: 6	H: 1 LOB: 1 BB: 0 P: 6	R: 2 E: 0 K: 0 S: 5	H: 3 LOB: 2 BB: 1 P: 9	R: 0 E: 0 K: 0 S: 3	H: 0 LOB: 0 BB: 0 P: 3	R: 0 E: 0 K: 3 S: 9	H: 0 LOB: 0 BB: 0 P: 9	R: 0 E: 0 K: 1 S: 5	H: 0 LOB: 0 BB: 0 P: 5	1B: 6 2B: 0 3B: 0 HR: 0	SF: 0 SAC: 0 DP: 2 HBP: 0	WP: 0 PB: 0 SB: 0 CS: 0	PA: 32												
PITCHER	IP WLS BF H R ER SO BB IBB HBP BLK WP HR S P ERA WHIP																																	
Derek Lowe, R ERA: 3.6	3.0		10	1	0	0	4	0	0	0	0	0	0	0	18	18	0.00	0.333																
Brett Tomko, R ERA:	2.0	H	7	2	0	0	1	0	0	0	0	0	0	0	9	9	0.00	1.000																
75 Joe Mays, R ERA: 4.5	2.0	L	9	3	2	2	0	1	0	0	0	0	0	0	8	12	9.00	2.000																
38 Rudy Seanez, R ERA:	1.0		3	0	0	0	3	0	0	0	0	0	0	0	9	9	0.00	0.000																
Joe Beimel, L ERA: 3.0	1.0		3	0	0	0	1	0	0	0	0	0	0	0	5	5	0.00	0.000																

Batter	1	2	3	4	5	6	7	8	9	AB	R	H	RBI	BB	SO	LOB	BOTTOM																	
17 Jason Repko, R OBP: 0.435, SLG: 0.579 57 Larry Bigbie, L OBP: 0.471, SLG: 0.875	K		F8			G5-3		K		3	0	0	0	0	1	1	Florida Marlins @ Los Angeles Dodgers Holman Stadium, Vero Beach, FL Thu Mar 08 2007, 7:05 PM EST Att. 4,313 - Clear - 70 F																	
9 Juan Pierre, L OBP: 0.287, SLG: 0.267 13 Choo Freeman, R OBP: 0.333, SLG: 0.231	P4			B3		P6		FC5-4		3	0	0	0	0	0	1																		
5 Nomar Garciaparra, R OBP: 0.192, SLG: 0.357 72 Chin-Lung Hu, R OBP: 0.364, SLG: 0.455 48 Delwyn Young, S OBP: 0.333, SLG: 0.571				F8		K			K	3	1	1	1	0	1	1																		
12 Jeff Kent, R OBP: 0.444, SLG: 0.375 65 Tony Abreu, S OBP: 0.357, SLG: 0.714				G6-3					K	2	0	0	0	0	1	0																		
Luis Gonzalez, L OBP: 0.200, SLG: 0.125 28 Andy LaRoche, R OBP: 0.333, SLG: 0.222 27 Matt Kemp, R OBP: 0.278, SLG: 0.200		F7			F8				P3	2	0	0	0	0	0	0																		
55 Russell Martin, R OBP: 0.231, SLG: 0.167 Wilson Betemit, S OBP: 0.133, SLG: 0.071		G5-3			1B E 1B				L8	2	0	1	0	0	0	0																		
Mike Lieberthal, R OBP: 0.200, SLG: 0.200 13 Wilson Valdez, R OBP: 0.364, SLG: 0.591		G6-3			1 SAFE 1B CS 1B				P6	2	0	1	0	0	0	0																		
Fernando Tatis, R OBP: 0.200, SLG: 0.333 77 Kelly Stinnett, R OBP: 0.400, SLG: 0.600				P4		K			P4	2	0	0	0	0	1	2																		
18 Ramon Martinez, R OBP: 0.308, SLG: 0.308 7 James Loney, L OBP: 0.522, SLG: 0.526				F9		17 G5-3 1B			13 FC5-4 BB	2	0	1	0	0	0	0																		
										0	0	0	0	1	0	0																		
Inning Stats	R: 1 E: 0 K: 2 S: 8	H: 1 LOB: 0 BB: 0 P: 8	R: 0 E: 0 K: 0 S: 3	H: 0 LOB: 0 BB: 0 P: 3	R: 0 E: 0 K: 0 S: 3	H: 0 LOB: 0 BB: 0 P: 3	R: 0 E: 0 K: 0 S: 3	H: 0 LOB: 0 BB: 0 P: 3	R: 0 E: 1 K: 1 S: 6	H: 2 LOB: 2 BB: 0 P: 6	R: 0 E: 0 K: 1 S: 6	H: 1 LOB: 1 BB: 0 P: 6	R: 0 E: 0 K: 0 S: 3	H: 0 LOB: 1 BB: 0 P: 4	R: 0 E: 0 K: 1 S: 5	H: 0 LOB: 1 BB: 1 P: 9	R: 0 E: 0 K: 2 S: 7	H: 0 LOB: 0 BB: 0 P: 7	1B: 3 2B: 1 3B: 0 HR: 1	SF: 0 SAC: 0 DP: 1 HBP: 1	WP: 0 PB: 0 SB: 0 CS: 1	PA: 32												
PITCHER	IP WLS BF H R ER SO BB IBB HBP BLK WP HR S P ERA WHIP																																	
36 Anibal Sanchez, R ERA: 2.08	3.0		10	1	1	1	2	0	0	0	0	0	0	0	9	9	0.00	1.000																
77 Henry Owens, R ERA:	2.0	W	7	2	0	0	1	0	0	0	0	0	0	0	6	6	0.00	1.000																
Kevin Gregg, R ERA: 4.15	1.0	H	4	1	0	0	1	0	0	0	0	0	0	0	8	13	0.00	0.500																
58 Harvey Garcia, R ERA: 1.8	2.0	H	8	0	0	0	1	1	0	1	0	0	0	0	7	7	0.00	0.000																
Mike Koptove, R ERA: 9.0	1.0	S	3	0	0	0	2	0	0	0	0	0	0	0	7	7	0.00	0.000																

AB	31
R	2
H	6
RBI	2
BB	1
SO	9
LOB	8



Batter	1	2	3	4	5	6	7	8	9	AB	R	H	RBI	BB	SO	LOB	TOP								
17 Jason Repko, R OBP: 0.426, SLG: 0.625	K	P3			55 2B	28 S	K		G5-3	5	1	2	0	0	2	4	Los Angeles Dodgers @ Florida Marlins Roger Dean Stadium, Jupiter, FL Sat Mar 10 2007, 1:05 PM EST Att. 1 - Partly Cloudy - 80 F								
55 Russell Martin, R OBP: 0.300, SLG: 0.316	G6-3		L6		49 BB	81 1B				3	1	1	1	0	0										
36 Ken Huckaby, R OBP: 0.250, SLG: 0.143					2H					1	0	1	0	1	0										
7 James Loney, L OBP: 0.581, SLG: 0.615	28 1B		27 2B		K	P4				4	1	2	0	1	1	3									
28 Andy LaRoche, R OBP: 0.308, SLG: 0.217	1-2		G5-3		K	G5-3				5	0	1	0	0	2	6									
27 Matt Kemp, R OBP: 0.318, SLG: 0.278					49 BB	81 1B				3	1	1	1	1	1	2									
Ryan Rogowski, L	K		2H							0	0	0	0	1	0	0									
49 Delwyn Young, S OBP: 0.381, SLG: 0.500		1B	F9		81 1B					3	1	1	0	2	0	4									
18 Ramon Martinez, R OBP: 0.353, SLG: 0.236					1-2 2-3					1	0	0	0	1	0	1									
81 Ivan De Jesus Jr., R OBP: 0.500, SLG: 0.400	L8				1-2 2H 3H					2	0	1	2	1	0	3									
Fernando Tatis, R OBP: 0.158, SLG: 0.263	F8		F9		F9					3	0	0	0	0	0	4									
84 Mitch Jones, R										1	0	0	0	1	1	0									
Damian Jackson, R OBP: 0.300, SLG: 0.125										3	0	1	0	0	1	1									
82 Blake DeWitt, L	17 S				K	G4-3				1	0	0	1	0	0	0									
Inning Stats	R: 0 E: 0 K: 2 S: 9	H: 2 LOB: 2 BB: 0 P: 9	R: 0 E: 0 K: 0 S: 4	H: 1 LOB: 2 BB: 1 P: 9	R: 1 E: 0 K: 0 S: 4	H: 1 LOB: 1 BB: 1 P: 8	R: 0 E: 0 K: 1 S: 4	H: 0 LOB: 1 BB: 1 P: 8	R: 3 E: 0 K: 2 S: 10	H: 3 LOB: 2 BB: 2 P: 18	R: 0 E: 0 K: 0 S: 4	H: 1 LOB: 2 BB: 1 P: 9	R: 1 E: 0 K: 1 S: 6	H: 1 LOB: 2 BB: 2 P: 14	R: 0 E: 0 K: 1 S: 7	H: 2 LOB: 3 BB: 1 P: 11	R: 0 E: 0 K: 1 S: 5	H: 0 LOB: 0 BB: 0 P: 5	1B: 7 2B: 5 3B: 0 HR: 0	SF: 1 SAC: 0 DP: 1 HBP: 0	WP: 0 PB: 0 SB: 2 CS: 1	PA: 46			
PITCHER	IP WLS BF H R ER SO BB IBB HBP BLK WP HR S P ERA WHIP																								
47 Ricky Nolasco, R ERA: 1.93	2.2	13	3	1	1	2	2	0	0	0	0	0	0	0	0	15	24	3.38	1.875						
53 Roy Corcoran, R ERA:	1.1	5	1	0	0	1	1	0	0	0	0	0	0	0	0	6	10	0.00	1.500						
43 Chris George, L ERA: 17.18	1.0	8	3	3	2	2	2	0	0	0	0	0	0	0	0	10	18	27.00	5.000						
46 Eddy Rodriguez, R ERA: 5.4	2.0	11	2	1	1	1	3	0	0	0	0	0	0	0	10	23	4.50	2.500							
Kevin Gregg, R ERA: 3.38	1.0	6	2	0	0	1	1	0	0	0	0	0	0	0	7	11	0.00	3.000							

Batter	1	2	3	4	5	6	7	8	9	AB	R	H	RBI	BB	SO	LOB	BOTTOM								
Alex Sanchez, L OBP: 0.158, SLG: 0.263	F8		FC4-6			14 FC5-2	G4-3			4	0	1	0	0	0	1	Los Angeles Dodgers @ Florida Marlins Roger Dean Stadium, Jupiter, FL Sat Mar 10 2007, 1:05 PM EST Att. 1 - Partly Cloudy - 80 F								
4 Alfredo Amezaga, S OBP: 0.250, SLG: 0.211	P2		K2-3			14 FC5-2				3	1	1	0	0	1	1									
29 Scott Seabol, R OBP: 0.167, SLG: 0.118						27 BB				1	0	0	0	0	0	0									
Miguel Cabrera, R OBP: 0.417, SLG: 0.500	14 E		P5			27 BB	14 FC5-2			4	1	2	0	0	1	1									
14 Josh Willingham, R OBP: 0.348, SLG: 0.263	E5					1-2 2-3 3H	FC5-2			4	0	0	0	0	0	3									
27 Jeremy Hermida, L OBP: 0.208, SLG: 0.050						1-2 2-3 3H				3	0	0	1	1	2	1									
8 Aaron Boone, R OBP: 0.315, SLG: 0.120			F7							4	0	0	0	0	1	3									
61 Reggie Abercrombie, R OBP: 0.200, SLG: 0.200										4	0	0	0	0	0	3									
11 Robert Andino, R OBP: 0.200, SLG: 0.214										2	0	0	0	0	1	0									
28 Jason Wood, R OBP: 0.412, SLG: 0.875										1	0	0	0	0	0	0									
20 Matt Treanor, R OBP: 0.273, SLG: 0.111										1	0	0	0	1	0	0									
13 Paul Hoover, R OBP: 0.250, SLG: 0.143										1	0	0	0	0	0	0									
Inning Stats	R: 1 E: 1 K: 1 S: 7	H: 1 LOB: 1 BB: 0 P: 7	R: 0 E: 0 K: 0 S: 3	H: 0 LOB: 0 BB: 0 P: 3	R: 0 E: 0 K: 1 S: 5	H: 0 LOB: 1 BB: 1 P: 9	R: 0 E: 0 K: 1 S: 5	H: 0 LOB: 0 BB: 0 P: 5	R: 0 E: 0 K: 0 S: 6	H: 3 LOB: 3 BB: 1 P: 10	R: 0 E: 0 K: 0 S: 3	H: 0 LOB: 0 BB: 0 P: 3	R: 0 E: 0 K: 1 S: 5	H: 0 LOB: 0 BB: 0 P: 5	R: 0 E: 0 K: 1 S: 5	H: 0 LOB: 0 BB: 0 P: 5	1B: 3 2B: 1 3B: 0 HR: 0	SF: 0 SAC: 0 DP: 0 HBP: 0	WP: 0 PB: 0 SB: 1 CS: 0	PA: 34					
PITCHER	IP WLS BF H R ER SO BB IBB HBP BLK WP HR S P ERA WHIP																								
Mark Hendrickson, L ERA: 8.1	3.0	12	1	1	0	2	1	0	0	0	0	0	0	0	0	15	19	0.00	0.667						
54 D.J. Houlton, R ERA: 2.45	2.0	6	0	0	0	2	0	0	0	0	0	0	0	0	0	10	10	0.00	0.000						
68 Zach Hammes, R ERA: 3.0	1.0	7	3	1	1	0	1	0	0	0	0	0	0	0	6	10	9.00	4.000							
64 Dario Veras, R ERA: 6.0	1.0	3	0	0	0	0	0	0	0	0	0	0	0	0	3	3	0.00	0.000							
64 Dario Veras, R ERA: 6.0	1.0	3	0	0	0	0	0	0	0	0	0	0	0	3	3	0.00	0.000								

Batter	1	2	3	4	5	6	7	8	9	AB	R	H	RBI	BB	SO	LOB	TOP								
Bernie Castro, S (1,4) OBP: 0.538, SLG: 0.455 Josh Wilson, R (6,6) OBP: 0.545, SLG: 0.471	G6-3		F7			F9	F8		G6-3	3	0	0	1	0	2		Washington Nationals @ Los Angeles Dodgers Holman Stadium, Vero Beach, FL Sun Mar 11 2007, 1:05 PM EDT Att: 4,354 - Sunny - 83 F								
4 D'Angelo Jimenez, S (1,6) OBP: 0.364, SLG: 0.350	G3-1	G3		G6-3		K	F8			5	0	0	0	1	5										
Ryan Church, L (1,7) OBP: 0.292, SLG: 0.238					K	F7		G4-3		5	1	2	0	0	1										
25 Austin Kearns, R (1,9) OBP: 0.435, SLG: 0.474 77 Abraham Nunez, S (5,9) OBP: 0.412, SLG: 0.714	G1-3								G5-3	2	0	1	0	1	0										
Brian Schneider, L (1,2) OBP: 0.471, SLG: 0.813 10 Brandon Harper, R (4,2) OBP: 0.500, SLG: 0.250										2	1	1	1	0	0										
29 Michael Restovich, R (1,10) OBP: 0.300, SLG: 0.188										5	2	2	0	0	1										
Travis Lee, L (1,3) OBP: 0.590, SLG: 0.556 33 Larry Broadway, L (5,3) OBP: 0.368, SLG: 0.353										2	1	2	2	1	0										
10 Ronnie Belliard, R (1,5) OBP: 0.250, SLG: 0.474										5	1	2	2	0	3										
7 Nook Logan, S (1,8) OBP: 0.321, SLG: 0.208 Jose Macias, S (6,8) OBP: 0.154, SLG: 0.154										2	0	1	0	1	0										
Inning Stats	R: 0 E: 0 K: 0 S: 4	H: 1 LOB: 1 BB: 0 P: 4	R: 1 E: 0 K: 0 S: 5	H: 2 LOB: 3 BB: 2 P: 13	R: 3 E: 0 K: 0 S: 8	H: 6 LOB: 2 BB: 0 P: 8	R: 0 E: 0 K: 1 S: 5	H: 0 LOB: 1 BB: 1 P: 9	R: 0 E: 0 K: 0 S: 3	H: 0 LOB: 1 BB: 1 P: 7	R: 0 E: 0 K: 1 S: 5	H: 0 LOB: 0 BB: 0 P: 5	R: 3 E: 2 K: 0 S: 7	H: 3 LOB: 2 BB: 1 P: 11	R: 1 E: 0 K: 0 S: 4	H: 1 LOB: 0 BB: 0 P: 4		R: 1 E: 0 K: 0 S: 4	H: 2 LOB: 0 BB: 0 P: 4	1B: 8 2B: 5 3B: 0 HR: 2	SF: 0 SAC: 0 DP: 2 HBP: 0	WP: 0 PB: 0 SB: 0 CS: 0	PA: 46		
PITCHER	IP	WLS	BF	H	R	ER	SO	BB	IBB	HBP	BLK	WP	HR	S	P	ERA	WHIP								
31 Brad Penny, R (1,1) ERA: 12.86	3.0		19	9	4	4	0	2	0	0	0	0	0	17	25	12.00	3.667								
56 Hung-Chih Kuo, L (4,1) ERA: 1.5	2.0	B	8	0	0	0	1	2	0	0	0	0	0	8	16	0.00	1.000								
50 Eric Stults, L (6,1) ERA: 5.14	2.0		11	3	3	3	1	1	0	0	0	0	0	12	16	13.50	2.000								
Joe Beimel, L (8,1) ERA: 4.5	1.0		4	1	1	1	0	0	0	0	0	0	1	4	4	9.00	2.000								
Elmer Dessens, R (9,1) ERA: 1.8	1.0	W	4	2	1	1	0	0	0	0	0	0	1	4	4	9.00	2.000								

AB	41
R	9
H	15
RBI	8
BB	5
SO	2
LOB	18



Batter	1	2	3	4	5	6	7	8	9	AB	R	H	RBI	BB	SO	LOB	BOTTOM									
13 Choo Freeman, R (1,7) OBP: 0.261, SLG: 0.190 49 Delwyn Young, S (5, FH) OBP: 0.417, SLG: 0.571	G5-3									2	0	1	0	0	0		Washington Nationals @ Los Angeles Dodgers Holman Stadium, Vero Beach, FL Sun Mar 11 2007, 1:05 PM EDT Att: 4,354 - Sunny - 83 F									
9 Juan Pierre, L (1,8) OBP: 0.381, SLG: 0.429 27 Matt Kemp, R (6,8) OBP: 0.292, SLG: 0.250										3	2	2	0	0	2											
7 James Loney, L (1,3) OBP: 0.589, SLG: 0.697 Cory Dunlap, L (7,3) OBP: 0.250, SLG: 0.250 69 Francisco Lizarraza, R (9, PR)										2	0	1	1	1	0											
12 Jeff Kent, R (1,4) OBP: 0.462, SLG: 0.667 65 Tony Abreu, S (4,6) OBP: 0.391, SLG: 0.773										2	1	1	2	0	3											
Luis Gonzalez, L (1,10) OBP: 0.333, SLG: 0.333 Olmedo Saenz, R (5, FH) OBP: 0.333, SLG: 0.389										2	0	0	0	0	0											
83 Lucas May, R (9, FH) OBP: 0.500, SLG: 0.500										1	0	1	0	0	0											
16 Andre Ethier, L (1,9) OBP: 0.500, SLG: 0.542 57 Larry Bigbie, L (5, FH) OBP: 0.407, SLG: 0.731										2	0	1	0	0	0											
Wilson Betemit, S (1,5) OBP: 0.130 28 Andy LaRoche, R (7,5) OBP: 0.296, SLG: 0.208										3	0	1	0	0	1											
77 Kelly Stinnett, R (1,2) OBP: 0.308, SLG: 0.462 66 Sandy Martinez, L (6,2) OBP: 0.154, SLG: 0.183										2	0	0	0	0	0											
13 Wilson Valdez, R (1,6) OBP: 0.367, SLG: 0.655 81 Ivan De Jesus Jr., R (9,6) OBP: 0.571, SLG: 0.667										2	2	2	1	1	0											
Inning Stats	R: 2 E: 0 K: 0 S: 5	H: 2 LOB: 0 BB: 0 P: 5	R: 0 E: 0 K: 0 S: 3	H: 1 LOB: 0 BB: 0 P: 3	R: 0 E: 0 K: 0 S: 3	H: 1 LOB: 2 BB: 2 P: 11	R: 0 E: 0 K: 0 S: 4	H: 1 LOB: 1 BB: 0 P: 4	R: 3 E: 0 K: 0 S: 7	H: 4 LOB: 1 BB: 0 P: 7	R: 1 E: 0 K: 1 S: 6	H: 1 LOB: 0 BB: 0 P: 6	R: 1 E: 0 K: 1 S: 6	H: 1 LOB: 0 BB: 0 P: 6	R: 0 E: 0 K: 0 S: 3	H: 0 LOB: 0 BB: 0 P: 3	R: 3 E: 0 K: 1 S: 9	H: 6 LOB: 3 BB: 0 P: 9	1B: 11 2B: 3 3B: 0 HR: 3	SF: 1 SAC: 0 DP: 2 HBP: 0	WP: 0 PB: 0 SB: 0 CS: 0	PA: 42				
PITCHER	IP	WLS	BF	H	R	ER	SO	BB	IBB	HBP	BLK	WP	HR	S	P	ERA	WHIP									
31 Chris Michalak, L (1,1) ERA: 3.18	2.1		12	4	2	2	0	2	0	0	0	0	0	10	18	7.71	2.571									
75 Mike Bacsik, L (3,1) ERA: 21.0	1.1	H	4	1	0	0	0	2	0	0	0	0	0	4	4	0.00	0.750									
Colby Lewis, R (4,1) ERA: 16.62	2.1	B	12	5	4	4	1	0	0	0	0	0	1	14	14	15.43	2.143									
59 Micah Bowie, L (7,1) ERA: 10.8	1.0	B	4	1	1	1	1	0	0	0	0	0	1	6	6	9.00	1.000									
54 Beltran Perez, R (8,1) ERA: 3.0	1.0	H	3	0	0	0	0	0	0	0	0	0	0	3	3	0.00	0.000									
PITCHER	IP	WLS	BF	H	R	ER	SO	BB	IBB	HBP	BLK	WP	HR	S	P	ERA	WHIP									
45 Chris Schroder, R (9,1) ERA: 16.2	0.1	L	5	4	3	3	1	0	0	0	0	0	0	0	0	0	81.00	12.000								
37 Jermaine Van Buren, R (9,1) ERA: 6.0	0.0		2	2	0	0	0	0	0	0	0	0	0	2	2	*	*									

AB	39
R	10
H	17
RBI	10
BB	2
SO	3
LOB	11



Batter	1	2	3	4	5	6	7	8	9	AB	R	H	RBI	BB	SO	LOB	TOP										
28 Curtis Granderson, L (1.8) OBP: 0.259, SLG: 0.250 74 Timo Perez, L (7.7) OBP: 0.455, SLG: 0.579	G3		G4-3			B5-3	G4-3			3	0	0	0	0	0	0	Detroit Tigers @ Los Angeles Dodgers Holman Stadium, Vero Beach, FL Tue Mar 13 2007, 1:05 PM EDT Att: 5,729 - Sunny - 80 F										
8 Neifi Perez, S (1.6) OBP: 0.458, SLG: 0.353 19 Kevin Hooper, R (3.4) OBP: 0.100, SLG: 0.100	1B			F8		K		B3		1	0	1	0	0	0	0											
30 Magglio Ordonez, R (1.9) OBP: 0.370, SLG: 0.381 24 Brent Cleven, R (6.9) OBP: 0.381, SLG: 0.500	G6-3			2B		BB		P4		2	0	1	0	1	0	1											
31 Chris Shelton, R (1.3) OBP: 0.417, SLG: 0.591	F9			G5-3		K		K		4	0	0	0	0	2	3											
20 Omar Infante, R (1.4) OBP: 0.250, SLG: 0.367		1B		K				G6-3		4	0	1	0	0	1	1											
15 Brandon Inge, R (1.5) OBP: 0.281, SLG: 0.154 63 Brent Dlugach, R (7.6) OBP: 0.357, SLG: 0.538	F8					K		K		2	0	0	0	1	1	1											
13 Vance Wilson, R (1.2) OBP: 0.319, SLG: 0.619 72 Steve Torrealba, R (7.2) OBP: 0.357, SLG: 0.538	G5-4-3			1B		BB		K		1	1	0	0	0	1	0											
Mike Rabelo, S (1.10) OBP: 0.154, SLG: 0.083			G3-1		G4-3		G3			3	0	0	0	0	0	3											
66 Cameron Maybin, R (1.7) OBP: 0.471, SLG: 0.600	G3-1						E5			3	0	1	1	0	0	1											
Inning Stats	R: 0 E: 0 K: 0 S: 4	H: 1 LOB: 1 BB: 0 P: 4	R: 0 E: 0 K: 0 S: 3	H: 1 LOB: 0 BB: 0 P: 3	R: 0 E: 0 K: 0 S: 3	H: 0 LOB: 0 BB: 0 P: 3	R: 0 E: 0 K: 1 S: 6	H: 1 LOB: 1 BB: 0 P: 6	R: 1 E: 0 K: 1 S: 7	H: 2 LOB: 0 BB: 0 P: 7	R: 0 E: 0 K: 2 S: 7	H: 0 LOB: 1 BB: 1 P: 11	R: 2 E: 2 K: 0 S: 5	H: 0 LOB: 1 BB: 1 P: 9	R: 0 E: 0 K: 1 S: 5	H: 0 LOB: 0 BB: 0 P: 5		R: 0 E: 0 K: 1 S: 5	H: 0 LOB: 0 BB: 0 P: 5	1B: 4 2B: 1 3B: 0 HR: 0	SF: 0 SAC: 0 DP: 1 HBP: 0	WP: 0 PB: 0 SB: 0 CS: 1	PA: 35				
PITCHER	IP	WLS	BF	H	R	ER	SO	BB	IBB	HBP	BLK	WP	HR	S	P	ERA	WHIP										
Derek Lowe, R (1.1) ERA: 2.7	5.0		18	5	1	1	2	0	0	0	0	0	0	23	23	1.80	1.000										
41 Chin-hui Tsao, R (6.1) ERA: 1.8	1.0	H	4	0	0	0	2	1	0	0	0	0	0	7	11	0.00	1.000										
44 Takashi Saito, R (7.1) ERA: 1.8	1.0	B	6	0	2	0	0	1	0	0	0	0	0	5	9	0.00	1.000										
38 Rudy Seanez, R (8.1) ERA: 1.93	1.0		3	0	0	0	1	0	0	0	0	0	0	5	5	0.00	0.000										
54 D.J. Houlton, R (9.1) ERA: 1.93	1.0	W	3	0	0	0	1	0	0	0	0	0	0	5	5	0.00	0.000										

Batter	1	2	3	4	5	6	7	8	9	AB	R	H	RBI	BB	SO	LOB	BOTTOM										
15 Rafael Furcal, S (1.6) OBP: 0.200, SLG: 0.400 13 Wilson Valdez, R (5.6) OBP: 0.389, SLG: 0.629	G6-3	G6-3		2B		P4				3	1	1	0	0	0	2	Detroit Tigers @ Los Angeles Dodgers Holman Stadium, Vero Beach, FL Tue Mar 13 2007, 1:05 PM EDT Att: 5,729 - Sunny - 80 F										
55 Russell Martin, R (1.10) OBP: 0.370, SLG: 0.440 57 Larry Bigbie, L (8.9) OBP: 0.387, SLG: 0.655	2B	G4-3		2B		K2-3		1B		3	1	2	1	1	0	2											
Olmedo Saenz, R (1.3) OBP: 0.318, SLG: 0.409 7 James Loney, L (7.3) OBP: 0.556, SLG: 0.567	2B	G4-3		G6-3		K		G1-3		4	0	1	1	0	1	2											
12 Jeff Kent, R (1.4) OBP: 0.438, SLG: 0.571 65 Tony Abreu, S (5.4) OBP: 0.393, SLG: 0.815	BB	G6-3		G5-3		L1		HR		2	0	0	0	1	0	1											
Luis Gonzalez, L (1.7) OBP: 0.389, SLG: 0.467 13 Choo Freeman, R (6.7) OBP: 0.240, SLG: 0.174	FC3-6			2B		E5				3	1	2	0	0	0	2											
Wilson Betemit, S (1.5) OBP: 0.250, SLG: 0.231 28 Andy LaRoche, R (6.5) OBP: 0.313, SLG: 0.276	K			1B		G6-4-3				3	0	2	0	0	1	2											
16 Andre Ethier, L (1.9) OBP: 0.464, SLG: 0.481 49 Delwyn Young, S (8.9) OBP: 0.407, SLG: 0.542				2B		G3-1				3	0	0	0	1	2	2											
27 Matt Kemp, R (1.8) OBP: 0.290, SLG: 0.259		1B		BB		K				0	0	0	0	0	0	0											
77 Kelly Stinnett, R (1.2) OBP: 0.294, SLG: 0.375 66 Sandy Martinez, L (6.2) OBP: 0.143, SLG: 0.077		1B		BB		FC5-4		L7		4	0	1	1	0	1	4											
		BB		BB		K		K		2	0	0	0	1	1	1											
Inning Stats	R: 1 E: 0 K: 1 S: 6	H: 1 LOB: 2 BB: 2 P: 14	R: 0 E: 0 K: 1 S: 6	H: 1 LOB: 1 BB: 1 P: 10	R: 0 E: 0 K: 1 S: 7	H: 2 LOB: 3 BB: 1 P: 11	R: 1 E: 0 K: 0 S: 5	H: 2 LOB: 1 BB: 0 P: 5	R: 1 E: 0 K: 2 S: 9	H: 2 LOB: 1 BB: 0 P: 9	R: 0 E: 0 K: 1 S: 6	H: 1 LOB: 1 BB: 0 P: 6	R: 0 E: 1 K: 0 S: 3	H: 0 LOB: 0 BB: 0 P: 3	R: 0 E: 0 K: 2 S: 8	H: 1 LOB: 0 BB: 0 P: 8	R: 1 E: 0 K: 0 S: 2	H: 1 LOB: 0 BB: 0 P: 2	1B: 4 2B: 6 3B: 0 HR: 1	SF: 0 SAC: 0 DP: 1 HBP: 0	WP: 0 PB: 0 SB: 0 CS: 0	PA: 40					
PITCHER	IP	WLS	BF	H	R	ER	SO	BB	IBB	HBP	BLK	WP	HR	S	P	ERA	WHIP										
29 Nate Robertson, L (1.1) ERA: 1.22	2.2		14	3	1	1	2	3	0	0	0	0	0	15	27	3.38	2.250										
Jason Grilli, R (3.1) ERA: 13.5	1.1		8	3	1	1	1	1	0	0	0	0	0	9	13	6.75	3.000										
48 Edward Campuzano, L (5.1) ERA: 1.25	2.0		9	3	1	1	3	0	0	0	0	0	0	15	15	4.50	1.500										
94 Jose Mesa, R (7.1) ERA: 1.69	1.0		3	0	0	0	0	0	0	0	0	0	0	3	3	0.00	0.000										
44 Bobby Seay, L (8.1) ERA: 1.8	1.1	L	6	2	1	1	2	0	0	0	0	0	1	10	10	6.75	1.500										

AB 32
R 3
H 5
RBI 1
BB 2
SO 6
LOB 13



AB 36
R 4
H 11
RBI 4
BB 4
SO 8
LOB 21



Batter	1	2	3	4	5	6	7	8	9	AB	R	H	RBI	BB	SO	LOB	TOP					
65 Tony Abreu, S OBP: 0.364, SLG: 0.719										5	0	1	1	0	2	0	Los Angeles Dodgers @ St. Louis Cardinals Roger Dean Stadium, Jupiter, FL Thu Mar 15 2007, 1:05 PM EDT Att: 6,976 - Partly Cloudy - 78 F AB 38 R 3 H 12 RBI 3 BB 0 SO 11 LOB 25					
9 Juan Pierre, L OBP: 0.444, SLG: 0.481										3	0	3	1	0	0	0						
13 Choo Freeman, R OBP: 0.222, SLG: 0.160										2	0	0	0	0	0	0						
7 James Loney, L OBP: 0.364, SLG: 0.576										3	0	2	0	0	0	2						
88 Larry Barnes, L OBP: 0.400, SLG: 0.400										1	1	1	0	0	0	0						
28 Andy LaRoche, R OBP: 0.278, SLG: 0.242										4	0	0	0	0	0	8						
82 Blake DeWitt, L										0	0	0	0	0	0	0						
16 Andre Ethier, L OBP: 0.419, SLG: 0.433										3	0	0	0	0	1	5						
49 Delwyn Young, S OBP: 0.429, SLG: 0.600										1	0	1	1	0	0	0						
27 Matt Karm, R OBP: 0.574, SLG: 0.290										4	0	2	0	0	0	3						
69 Francisco Lizarra, R (6, PR)										0	0	0	0	0	0	0						
63 Matt White, R										0	0	0	0	0	0	0						
60 Jon Meloan, R										0	0	0	0	0	0	0						
77 Kelly Stinnett, R OBP: 0.300, SLG: 0.368										3	1	1	0	0	1	1						
59 Greg Miller, L										0	0	0	0	0	0	0						
84 Mitch Jones, R										1	0	0	0	0	1	2						
81 Iván De Jesús Jr., R OBP: 0.500, SLG: 0.500										4	1	1	0	0	2	2						
Mark Hendrickson, L										2	0	0	0	0	2	2						
66 Sandy Martinez, L OBP: 0.125, SLG: 0.067										2	0	0	0	0	2	0						
Inning Stats	R: 0 E: 1 K: 1 S: 8	H: 2 LOB: 3 BB: 0 P: 8	R: 2 E: 1 K: 1 S: 9	H: 4 LOB: 2 BB: 0 P: 9	R: 0 E: 0 K: 0 S: 3	H: 1 LOB: 0 BB: 0 P: 3	R: 0 E: 0 K: 2 S: 7	H: 0 LOB: 0 BB: 0 P: 7	R: 0 E: 0 K: 0 S: 4	H: 2 LOB: 1 BB: 0 P: 4	R: 0 E: 0 K: 1 S: 5	H: 0 LOB: 0 BB: 0 P: 5	R: 0 E: 0 K: 2 S: 7	H: 0 LOB: 0 BB: 0 P: 7	R: 1 E: 1 K: 2 S: 10	H: 3 LOB: 2 BB: 0 P: 10	R: 0 E: 0 K: 2 S: 7	H: 0 LOB: 0 BB: 0 P: 7	1B: 11 2B: 2 3B: 0 HR: 0	SF: 0 SAC: 0 DP: 2 HBP: 0	WP: 0 PB: 0 SB: 0 CS: 0	PA: 38
PITCHER	IP WLS BF H R ER SO BB IBB HBP BLK WP HR S P ERA WHIP	IP WLS BF H R ER SO BB IBB HBP BLK WP HR S P ERA WHIP	IP WLS BF H R ER SO BB IBB HBP BLK WP HR S P ERA WHIP	IP WLS BF H R ER SO BB IBB HBP BLK WP HR S P ERA WHIP	IP WLS BF H R ER SO BB IBB HBP BLK WP HR S P ERA WHIP	IP WLS BF H R ER SO BB IBB HBP BLK WP HR S P ERA WHIP	IP WLS BF H R ER SO BB IBB HBP BLK WP HR S P ERA WHIP	IP WLS BF H R ER SO BB IBB HBP BLK WP HR S P ERA WHIP	IP WLS BF H R ER SO BB IBB HBP BLK WP HR S P ERA WHIP	IP WLS BF H R ER SO BB IBB HBP BLK WP HR S P ERA WHIP	IP WLS BF H R ER SO BB IBB HBP BLK WP HR S P ERA WHIP	IP WLS BF H R ER SO BB IBB HBP BLK WP HR S P ERA WHIP	IP WLS BF H R ER SO BB IBB HBP BLK WP HR S P ERA WHIP	IP WLS BF H R ER SO BB IBB HBP BLK WP HR S P ERA WHIP	IP WLS BF H R ER SO BB IBB HBP BLK WP HR S P ERA WHIP	IP WLS BF H R ER SO BB IBB HBP BLK WP HR S P ERA WHIP						
44 Jason Isringhausen, R ERA: 1.08	1.0	6	2	0	0	1	0	0	0	0	0	0	0	0	8	8	0.00	2.000				
50 Adam Wainwright, R ERA: 1.08	5.0	L	20	7	2	2	4	0	0	0	0	0	0	0	28	28	3.60	1.400				
34 Randy Flores, L ERA: 3.0	1.0	3	0	0	0	2	0	0	0	0	0	0	0	7	7	0.00	0.000					
36 Russ Springer, R ERA: 9.0	1.0	6	3	1	1	2	0	0	0	0	0	0	0	10	10	9.00	3.000					
72 Dennis Dove, R ERA: 2.08	1.0	3	0	0	0	2	0	0	0	0	0	0	0	7	7	0.00	0.000					

Batter	1	2	3	4	5	6	7	8	9	AB	R	H	RBI	BB	SO	LOB	BOTTOM					
22 David Eckstein, R OBP: 0.500, SLG: 0.500										1	0	0	0	1	0	0	Los Angeles Dodgers @ St. Louis Cardinals Roger Dean Stadium, Jupiter, FL Thu Mar 15 2007, 1:05 PM EDT Att: 6,976 - Partly Cloudy - 78 F AB 30 R 2 H 5 RBI 2 BB 4 SO 5 LOB 14					
19 Jolbert Cabrera, R OBP: 0.182, SLG: 0.156										1	1	0	0	0	0	0						
So Taguchi, R OBP: 0.184, SLG: 0.139										3	0	0	0	0	1	2						
27 Scott Rolen, R OBP: 0.414, SLG: 0.414										3	0	1	0	0	0	2						
Aaron Miles, S OBP: 0.355, SLG: 0.280										0	0	0	0	0	1	0						
70 Tagg Bozied, R OBP: 0.333, SLG: 0.355										4	0	1	1	0	0	4						
Miguel Negron, L OBP: 0.335, SLG: 0.130										0	0	0	0	0	0	0						
26 Scott Spiezio, S OBP: 0.436, SLG: 0.433										3	0	0	0	0	0	1						
36 Russ Springer, R										0	0	0	0	0	0	0						
35 Eli Marrero, R OBP: 0.316, SLG: 0.214										1	0	0	0	0	0	2						
3 Preston Wilson, R OBP: 0.233, SLG: 0.214										3	0	1	0	0	1	0						
72 Dennis Dove, R										0	0	0	0	0	0	0						
53 John Rodriguez, L (6, PH) OBP: 0.519, SLG: 0.591										1	0	0	0	0	1	0						
4 Yadier Molina, R OBP: 0.414, SLG: 0.375										2	0	0	0	1	0	0						
81 Brian Esposito, R										0	0	0	0	0	0	0						
16 Chris Duncan, L (6, PH) OBP: 0.386, SLG: 0.553										1	1	1	1	0	0	0						
7 Adam Kennedy, L OBP: 0.200, SLG: 0.500										2	0	1	0	0	0	0						
68 Edgar Gonzalez, R (7, PH) OBP: 0.444, SLG: 0.714										1	0	0	0	1	0	0						
44 Jason Isringhausen, R										0	0	0	0	0	0	0						
50 Adam Wainwright, R										2	0	0	0	0	2	1						
34 Randy Flores, L										0	0	0	0	0	0	0						
63 Ryan Ludwick, R OBP: 0.450, SLG: 0.600										2	0	0	0	0	0	2						
Inning Stats	R: 0 E: 0 K: 0 S: 3	H: 0 LOB: 1 BB: 1 P: 7	R: 0 E: 0 K: 0 S: 3	H: 0 LOB: 0 BB: 0 P: 3	R: 0 E: 0 K: 1 S: 5	H: 0 LOB: 0 BB: 0 P: 5	R: 0 E: 0 K: 0 S: 4	H: 1 LOB: 1 BB: 0 P: 4	R: 0 E: 0 K: 1 S: 6	H: 2 LOB: 1 BB: 0 P: 6	R: 0 E: 0 K: 1 S: 5	H: 1 LOB: 2 BB: 0 P: 6	R: 0 E: 0 K: 1 S: 5	H: 0 LOB: 2 BB: 2 P: 13	R: 1 E: 1 K: 0 S: 3	H: 0 LOB: 2 BB: 1 P: 8	R: 1 E: 0 K: 1 S: 6	H: 1 LOB: 0 BB: 0 P: 6	1B: 2 2B: 2 3B: 0 HR: 1	SF: 0 SAC: 0 DP: 1 HBP: 2	WP: 0 PB: 0 SB: 0 CS: 0	PA: 36
PITCHER	IP WLS BF H R ER SO BB IBB HBP BLK WP HR S P ERA WHIP	IP WLS BF H R ER SO BB IBB HBP BLK WP HR S P ERA WHIP	IP WLS BF H R ER SO BB IBB HBP BLK WP HR S P ERA WHIP	IP WLS BF H R ER SO BB IBB HBP BLK WP HR S P ERA WHIP	IP WLS BF H R ER SO BB IBB HBP BLK WP HR S P ERA WHIP	IP WLS BF H R ER SO BB IBB HBP BLK WP HR S P ERA WHIP	IP WLS BF H R ER SO BB IBB HBP BLK WP HR S P ERA WHIP	IP WLS BF H R ER SO BB IBB HBP BLK WP HR S P ERA WHIP	IP WLS BF H R ER SO BB IBB HBP BLK WP HR S P ERA WHIP	IP WLS BF H R ER SO BB IBB HBP BLK WP HR S P ERA WHIP	IP WLS BF H R ER SO BB IBB HBP BLK WP HR S P ERA WHIP	IP WLS BF H R ER SO BB IBB HBP BLK WP HR S P ERA WHIP	IP WLS BF H R ER SO BB IBB HBP BLK WP HR S P ERA WHIP	IP WLS BF H R ER SO BB IBB HBP BLK WP HR S P ERA WHIP	IP WLS BF H R ER SO BB IBB HBP BLK WP HR S P ERA WHIP	IP WLS BF H R ER SO BB IBB HBP BLK WP HR S P ERA WHIP						
Mark Hendrickson, L ERA: 5.63	2.0	H	9	1	0	0	2	2	0	1	0	0	0	10	19	0.00	1.500					
59 Greg Miller, L ERA: 5.63	1.0	H	5	0	1	0	0	1	0	1	0	0	0	3	8	0.00	1.000					
63 Matt White, L ERA: 3.6	1.0	S	4	1	1	1	1	0	0	0	0	0	0	6	6	9.00	1.000					

Batter	1	2	3	4	5	6	7	8	9	AB	R	H	RBI	BB	SO	LOB	TOP				
Jose Macias, S OBP: 0.211, SLG: 0.167	4-0 S 2B BB	0-0 FC6-4 1B		0-0 P3			0-0 G3-1		0-3 K	4	1	1	0	1	1	1	Washington Nationals @ Los Angeles Dodgers Holman Stadium, Vero Beach, FL Thu Mar 15 2007, 7:05 PM EDT Att. 3,838 - Clear - 70 F				
Josh Wilson, R OBP: 0.494, SLG: 0.480 Carlos Alvarez, S	0-3 K	0-0 FC6-4			0-0 5 BB 1B		0-3 K			3	0	1	0	0	1	3					
5 Kory Casto, L OBP: 0.365, SLG: 0.588	0-0 21 1B 2B		0-0 F7		4-0 1-2 BB		0-0 L3			3	1	1	1	1	0	0					
44 Alex Escobar, R OBP: 0.273, SLG: 0.273	0-0 P2		0-0 P6		0-3 K		0-0 G5-3			4	0	0	0	0	1	3					
21 Dmitri Young, S OBP: 0.667, SLG: 1.667 33 Larry Broadway, L OBP: 0.364, SLG: 0.350	0-0 2H 1B		0-0 HR		0-3 K		0-0 1B			3	1	2	2	0	1	2					
77 Abraham Nunez, S OBP: 0.296, SLG: 0.458 Chris Marrero, R	0-0 P4		0-3 K		0-3 K		0-0 F9			3	0	0	0	0	2	3					
Chris Snelling, L OBP: 0.346, SLG: 0.429		0-3 K		0-0 F8		0-0 G3-1		0-3 K		4	0	0	0	0	2	1					
Joe Thurston, L OBP: 0.294, SLG: 0.200 10 Brandon Harper, R OBP: 0.333, SLG: 0.143		0-0 G3		4-0 CS BB		0-0 G1-3		0-0 G6-3		2	0	0	0	1	0	0					
Danny Ardoin, R OBP: 0.273, SLG: 0.111 61 Juan Brito, R OBP: 0.333, SLG: 0.500	4-0 1B BB		1-1 SAFE HBP		0-0 P6		0-3 K			1	0	0	0	1	0	0					
Inning Stats	R: 2 E: 0 K: 1 S: 7	H: 2 LOB: 1 BB: 1 P: 11	R: 0 E: 0 K: 1 S: 6	H: 1 LOB: 2 BB: 1 P: 10	R: 1 E: 0 K: 1 S: 6	H: 1 LOB: 0 BB: 0 P: 6	R: 0 E: 0 K: 0 S: 3	H: 0 LOB: 0 BB: 0 P: 8	R: 0 E: 0 K: 0 S: 10	H: 0 LOB: 0 BB: 0 P: 14	R: 0 E: 0 K: 1 S: 5	H: 0 LOB: 0 BB: 0 P: 5	R: 0 E: 0 K: 1 S: 6	H: 1 LOB: 1 BB: 0 P: 6	R: 0 E: 0 K: 2 S: 7	H: 0 LOB: 0 BB: 0 P: 7		1B: 4 2B: 1 3B: 0 HR: 1	SF: 0 SAC: 0 DP: 0 HBP: 1	WP: 0 PB: 0 SB: 1 CS: 1	PA: 37
PITCHER	IP WLS BF H R ER SO BB IBB HBP BLK WP HR S P ERA WHIP	IP WLS BF H R ER SO BB IBB HBP BLK WP HR S P ERA WHIP	IP WLS BF H R ER SO BB IBB HBP BLK WP HR S P ERA WHIP	IP WLS BF H R ER SO BB IBB HBP BLK WP HR S P ERA WHIP	IP WLS BF H R ER SO BB IBB HBP BLK WP HR S P ERA WHIP	IP WLS BF H R ER SO BB IBB HBP BLK WP HR S P ERA WHIP	IP WLS BF H R ER SO BB IBB HBP BLK WP HR S P ERA WHIP	IP WLS BF H R ER SO BB IBB HBP BLK WP HR S P ERA WHIP	IP WLS BF H R ER SO BB IBB HBP BLK WP HR S P ERA WHIP	IP WLS BF H R ER SO BB IBB HBP BLK WP HR S P ERA WHIP	IP WLS BF H R ER SO BB IBB HBP BLK WP HR S P ERA WHIP	IP WLS BF H R ER SO BB IBB HBP BLK WP HR S P ERA WHIP	IP WLS BF H R ER SO BB IBB HBP BLK WP HR S P ERA WHIP	IP WLS BF H R ER SO BB IBB HBP BLK WP HR S P ERA WHIP	IP WLS BF H R ER SO BB IBB HBP BLK WP HR S P ERA WHIP	IP WLS BF H R ER SO BB IBB HBP BLK WP HR S P ERA WHIP	IP WLS BF H R ER SO BB IBB HBP BLK WP HR S P ERA WHIP	IP WLS BF H R ER SO BB IBB HBP BLK WP HR S P ERA WHIP	IP WLS BF H R ER SO BB IBB HBP BLK WP HR S P ERA WHIP	IP WLS BF H R ER SO BB IBB HBP BLK WP HR S P ERA WHIP	IP WLS BF H R ER SO BB IBB HBP BLK WP HR S P ERA WHIP


AB 32
R 3
H 6
RBI 3
BB 4
SO 10
LOB 14




Batter	1	2	3	4	5	6	7	8	9	AB	R	H	RBI	BB	SO	LOB	BOTTOM				
15 Rafael Furcal, S OBP: 0.375, SLG: 0.625 Olmedo Saenz, R OBP: 0.304, SLG: 0.391	0-0 G6-3		0-0 5 HR 1B	0-0 2B			0-3 K			3	1	2	0	0	0	0	Washington Nationals @ Los Angeles Dodgers Holman Stadium, Vero Beach, FL Thu Mar 15 2007, 7:05 PM EDT Att. 3,838 - Clear - 70 F				
55 Russell Martin, R OBP: 0.333, SLG: 0.393 Mike Lieberthal, R OBP: 0.267, SLG: 0.286	0-0 G5-3		0-0 L5	0-0 G5-3			0-0 FC6-4 1B			3	0	0	0	0	0	2					
5 Nomar Garciaparra, R OBP: 0.227, SLG: 0.636 Xavier Paul, L OBP: 0.250, SLG: 0.250	0-3 K		0-0 HR		0-0 F8		0-0 FC6-4 84 1B			3	1	1	2	0	1	0					
12 Jeff Kent, R OBP: 0.474, SLG: 0.563 84 Sergio Garcia, R OBP: 1.000, SLG: 1.000		4-0 HR BB	0-0 21 BB 1B		0-0 G5-3		0-1 CS 1B			2	1	1	0	1	0	0					
Luis Gonzalez, L OBP: 0.429, SLG: 0.647 Luis Maza, R OBP: 1.000, SLG: 1.000		0-0 1-H HR	4-0 21 BB BB	0-0 G4-3		0-1 CS	0-0 G4-6-3 1B			2	1	1	2	1	0	0					
21 Marlon Anderson, L Alberto Concepcion, R		0-0 P6	4-0 G6-4-3 BB		0-0 G5-3		0-0 G4-6-3			2	0	0	0	1	0	0					
Wilson Betemit, S OBP: 0.238, SLG: 0.241 86 Marshall McDougall, R OBP: 0.333, SLG: 0.333		0-0 1B	0-0 G6-4-3		0-0 G5-3		0-3 K			3	0	1	0	0	0	3					
57 Larry Bigbie, L OBP: 0.382, SLG: 0.613 Adam Godwin, R		4-0 BB		0-0 G3		0-0 F7				2	0	0	0	1	0	0					
13 Wilson Valdez, R OBP: 0.385, SLG: 0.684		0-0 P6		0-0 B2			0-0 HR			3	1	1	1	0	0	1					
Inning Stats	R: 0 E: 0 K: 1 S: 5	H: 0 LOB: 0 BB: 0 P: 5	R: 2 E: 0 K: 0 S: 4	H: 2 LOB: 1 BB: 2 P: 12	R: 2 E: 0 K: 0 S: 5	H: 3 LOB: 2 BB: 2 P: 13	R: 0 E: 0 K: 0 S: 4	H: 1 LOB: 1 BB: 0 P: 4	R: 0 E: 0 K: 0 S: 3	H: 0 LOB: 0 BB: 0 P: 3	R: 0 E: 0 K: 0 S: 9	H: 0 LOB: 0 BB: 0 P: 9	R: 2 E: 0 K: 1 S: 5	H: 3 LOB: 0 BB: 0 P: 5	1B: 6 2B: 1 3B: 0 HR: 3	SF: 0 SAC: 0 DP: 2 HBP: 0		WP: 0 PB: 0 SB: 1 CS: 1	PA: 35		
PITCHER	IP WLS BF H R ER SO BB IBB HBP BLK WP HR S P ERA WHIP	IP WLS BF H R ER SO BB IBB HBP BLK WP HR S P ERA WHIP	IP WLS BF H R ER SO BB IBB HBP BLK WP HR S P ERA WHIP	IP WLS BF H R ER SO BB IBB HBP BLK WP HR S P ERA WHIP	IP WLS BF H R ER SO BB IBB HBP BLK WP HR S P ERA WHIP	IP WLS BF H R ER SO BB IBB HBP BLK WP HR S P ERA WHIP	IP WLS BF H R ER SO BB IBB HBP BLK WP HR S P ERA WHIP	IP WLS BF H R ER SO BB IBB HBP BLK WP HR S P ERA WHIP	IP WLS BF H R ER SO BB IBB HBP BLK WP HR S P ERA WHIP	IP WLS BF H R ER SO BB IBB HBP BLK WP HR S P ERA WHIP	IP WLS BF H R ER SO BB IBB HBP BLK WP HR S P ERA WHIP	IP WLS BF H R ER SO BB IBB HBP BLK WP HR S P ERA WHIP	IP WLS BF H R ER SO BB IBB HBP BLK WP HR S P ERA WHIP	IP WLS BF H R ER SO BB IBB HBP BLK WP HR S P ERA WHIP	IP WLS BF H R ER SO BB IBB HBP BLK WP HR S P ERA WHIP	IP WLS BF H R ER SO BB IBB HBP BLK WP HR S P ERA WHIP	IP WLS BF H R ER SO BB IBB HBP BLK WP HR S P ERA WHIP	IP WLS BF H R ER SO BB IBB HBP BLK WP HR S P ERA WHIP	IP WLS BF H R ER SO BB IBB HBP BLK WP HR S P ERA WHIP	IP WLS BF H R ER SO BB IBB HBP BLK WP HR S P ERA WHIP	IP WLS BF H R ER SO BB IBB HBP BLK WP HR S P ERA WHIP

AB 30
R 6
H 10
RBI 6
BB 4
SO 3
LOB 8



Batter	1	2	3	4	5	6	7	8	9	AB R H RBI BB SO LOB	TOP																								
											<p>Boston Red Sox @ Los Angeles Dodgers Holman Stadium, Vero Beach, FL Fri Mar 16 2007, 1:05 PM EDT</p> <p>livebaseballscorecards.com</p> <p>AB 0 R 0 H 0 RBI 0 BB 0 SO 0 LOB 0</p> 																								
Inning Stats										1B: 0 SF: 0 2B: 0 SAC: 0 3B: 0 DP: 0 HR: 0 HBP: 0	WP: 0 PA: 0 PB: 0 SB: 0 CS: 0																								
PITCHER	IP	WLS	BF	H	R	ER	SO	BB	IBB	HBP	BLK	WP	HR	S	P	ERA	WHIP	PITCHER	IP	WLS	BF	H	R	ER	SO	BB	IBB	HBP	BLK	WP	HR	S	P	ERA	WHIP

Batter	1	2	3	4	5	6	7	8	9	AB R H RBI BB SO LOB	BOTTOM																								
											<p>Boston Red Sox @ Los Angeles Dodgers Holman Stadium, Vero Beach, FL Fri Mar 16 2007, 1:05 PM EDT</p> <p>livebaseballscorecards.com</p> <p>AB 0 R 0 H 0 RBI 0 BB 0 SO 0 LOB 0</p> 																								
Inning Stats										1B: 0 SF: 0 2B: 0 SAC: 0 3B: 0 DP: 0 HR: 0 HBP: 0	WP: 0 PA: 0 PB: 0 SB: 0 CS: 0																								
PITCHER	IP	WLS	BF	H	R	ER	SO	BB	IBB	HBP	BLK	WP	HR	S	P	ERA	WHIP	PITCHER	IP	WLS	BF	H	R	ER	SO	BB	IBB	HBP	BLK	WP	HR	S	P	ERA	WHIP

Batter	1	2	3	4	5	6	7	8	9	AB	R	H	RBI	BB	SO	LOB	TOP					
13 Wilson Valdez, R OBP: 0.395, SLG: 0.667	F9		G6-3														4 0 2 0 0 0 0					
55 Russell Martin, R OBP: 0.303, SLG: 0.355	G4-3																3 0 0 0 0 0 2					
66 Sandy Martinez, L OBP: 0.118, SLG: 0.063								K									1 0 0 0 0 1 1					
7 James Loney, L OBP: 0.489, SLG: 0.487	F9																3 0 0 0 0 0 0					
88 Larry Barnes, L OBP: 0.286, SLG: 0.286				F8				F7									1 0 0 0 0 0 1					
28 Andy LaRoche, R OBP: 0.282, SLG: 0.278		G4-3															3 0 1 0 0 0 0					
86 Marshall McDougall, R OBP: 0.250, SLG: 0.250																	1 0 0 0 0 0 0					
21 Marlon Anderson, L OBP: 0.118, SLG: 0.118																	2 0 0 0 1 0 0					
Carlos Santana, S OBP: 0.118, SLG: 0.118																	1 0 0 0 0 0 0					
27 Matt Kemp, R OBP: 0.275, SLG: 0.250																	3 0 0 0 0 0 3					
13 Choo Freeman, R OBP: 0.241, SLG: 0.231																	1 0 1 0 0 0 0					
16 Andre Ethier, L OBP: 0.382, SLG: 0.394																	3 0 0 0 0 2 1					
84 Mitch Jones, R OBP: 0.118, SLG: 0.118																	1 0 0 0 0 1 1					
57 Larry Bigbie, L OBP: 0.395, SLG: 0.600																	3 0 1 0 0 0 0					
49 Delwyn Young, S OBP: 0.400, SLG: 0.556																	0 0 0 0 0 0 0					
72 Chin-Lung Hu, R OBP: 0.333, SLG: 0.400																	3 0 1 0 0 0 0					
Inning Stats	R: 0 E: 0 K: 0 S: 3	H: 0 LOB: 0 BB: 0 P: 3	R: 0 E: 1 K: 1 S: 6	H: 0 LOB: 1 BB: 0 P: 6	R: 0 E: 0 K: 0 S: 3	H: 0 LOB: 0 BB: 0 P: 3	R: 0 E: 0 K: 0 S: 4	H: 1 LOB: 2 BB: 1 P: 8	R: 0 E: 0 K: 1 S: 8	H: 3 LOB: 2 BB: 0 P: 8	R: 0 E: 0 K: 0 S: 3	H: 0 LOB: 0 BB: 0 P: 3	R: 0 E: 0 K: 0 S: 3	H: 0 LOB: 0 BB: 0 P: 3	R: 0 E: 0 K: 1 S: 6	H: 1 LOB: 1 BB: 0 P: 6	R: 0 E: 0 K: 1 S: 6	H: 1 LOB: 1 BB: 0 P: 6	1B: 4 2B: 2 3B: 0 HR: 0	SF: 0 SAC: 0 DP: 0 HBP: 0	WP: 0 PB: 0 SB: 0 CS: 1	PA: 34
PITCHER	IP WLS BF H R ER SO BB IBB HBP BLK WP HR S P ERA WHIP																					
CC Sabathia, L ERA: 3.21	5.0 W 20 4 0 0 2 1 0 0 0 0 0 0 0 24 28 0.00 1.000																					
Roberto Hernandez, R ERA: 0.00	1.0 3 0 0 0 0 0 0 0 0 0 0 0 0 3 3 0.00 0.000																					
Fernando Cabrera, R ERA: 0.00	1.0 3 0 0 0 0 0 0 0 0 0 0 0 0 3 3 0.00 0.000																					
40 Tom Mastny, R ERA: 0.00	1.0 4 1 0 0 1 0 0 0 0 0 0 0 0 6 6 0.00 1.000																					
58 Juan Lara, L ERA: 0.00	1.0 4 1 0 0 1 0 0 0 0 0 0 0 0 6 6 0.00 1.000																					

Los Angeles Dodgers @ Cleveland Indians
Chain of Lakes Park, Winter Haven, FL
Sun Mar 18 2007, 1:05 PM EDT
Att: 5,455 - Sunny - 65 F

AB	33
R	0
H	6
RBI	0
BB	1
SO	4
LOB	9



Batter	1	2	3	4	5	6	7	8	9	AB	R	H	RBI	BB	SO	LOB	BOTTOM			
62 Trevor Crowe, S OBP: 0.333, SLG: 0.308	G6-3		G6-3														4 1 2 2 0 0 2			
Jason Michaels, R OBP: 0.405, SLG: 0.529																	3 1 1 0 0 1 3			
17 Shin-Soo Choo, L OBP: 0.321, SLG: 0.208																	1 0 0 0 0 1 1			
48 Travis Hafner, L OBP: 0.297, SLG: 0.250																	4 0 0 0 0 2 4			
25 Ryan Garko, R OBP: 0.293, SLG: 0.415																	4 0 2 2 0 1 1			
20 David Dellucci, L OBP: 0.455, SLG: 0.714																	2 0 1 0 1 0 0			
65 Ben Francisco, R OBP: 0.406, SLG: 0.759																	1 0 0 0 0 0 0			
30 Andy Marte, R OBP: 0.222, SLG: 0.394																	2 0 0 1 0 0 3			
16 Keith Ginter, R OBP: 0.583, SLG: 0.571																	1 0 1 0 0 0 0			
10 Kelly Shoppach, R OBP: 0.292, SLG: 0.364																	4 1 1 0 0 0 3			
27 Hector Luna, R OBP: 0.419, SLG: 0.333																	4 1 0 0 0 1 2			
15 Mike Rouse, L OBP: 0.382, SLG: 0.586																	2 1 1 0 2 0 0			
Inning Stats	R: 1 E: 0 K: 0 S: 4	H: 2 LOB: 1 BB: 0 P: 4	R: 0 E: 0 K: 0 S: 3	H: 0 LOB: 0 BB: 0 P: 3	R: 0 E: 0 K: 0 S: 3	H: 0 LOB: 0 BB: 0 P: 3	R: 1 E: 1 K: 0 S: 5	H: 1 LOB: 2 BB: 1 P: 9	R: 2 E: 1 K: 2 S: 12	H: 4 LOB: 3 BB: 0 P: 12	R: 1 E: 0 K: 1 S: 6	H: 1 LOB: 1 BB: 1 P: 11	R: 0 E: 0 K: 2 S: 7	H: 0 LOB: 0 BB: 0 P: 7	R: 0 E: 0 K: 1 S: 6	H: 1 LOB: 2 BB: 1 P: 10	1B: 9 2B: 0 3B: 0 HR: 0	SF: 2 SAC: 0 DP: 0 HBP: 0	WP: 1 PB: 0 SB: 1 CS: 0	PA: 37
PITCHER	IP WLS BF H R ER SO BB IBB HBP BLK WP HR S P ERA WHIP																			
Derek Lowe, R ERA: 2.91	4.1 L 20 5 4 1 1 1 0 0 0 0 0 0 0 6 6 0.00 3.000																			
47 Tim Lincecum, L ERA: 0.00	0.2 4 2 0 0 1 0 0 0 0 0 0 0 0 6 6 0.00 3.000																			
58 Chad Billingsley, R ERA: 0.96	1.0 5 1 1 1 1 1 0 0 0 0 1 0 0 6 11 9.00 2.000																			
41 Chin-hui Tsao, R ERA: 1.5	1.0 3 0 0 0 2 0 0 0 0 0 0 0 0 7 7 0.00 0.000																			
60 Jon Nelson, R ERA: 3.0	1.0 5 1 0 0 1 1 0 0 0 0 0 0 0 6 10 0.00 2.000																			

Los Angeles Dodgers @ Cleveland Indians
Chain of Lakes Park, Winter Haven, FL
Sun Mar 18 2007, 1:05 PM EDT
Att: 5,455 - Sunny - 65 F

AB	32
R	5
H	9
RBI	5
BB	3
SO	6
LOB	19



Batter	1	2	3	4	5	6	7	8	9	AB	R	H	RBI	BB	SO	LOB	TOP	
15 Rafael Furcal, S OBP: 0.467, SLG: 0.643 66 Sandy Martinez, L OBP: 0.118, SLG: 0.063	4-0 BB 5 1B 9 S		0-0 G4-3		0-0 P6		0-0 1B			3	0	1	0	1	0	0		
9 Juan Pierre, L OBP: 0.412, SLG: 0.500 Luis Maza, R OBP: 1.000, SLG: 1.000	1-0 F7 1-2		0-0 B2-3		0-3 K		0-0 F9			4	0	0	0	0	1	2		
5 Nomar Garciaparra, R OBP: 0.276, SLG: 0.586 44 Takashi Saito, L OBP: 0.100, SLG: 0.000 51 Jonathan Broxton, R OBP: 0.100, SLG: 0.000 Elmer Dessens, R OBP: 0.100, SLG: 0.000	1-0 BB 12 1B 2-3		0-0 G5-3		0-0 1B 57 FC4-6		0-3 K			4	1	2	0	0	1	1		
12 Jeff Kent, R OBP: 0.440, SLG: 0.476 27 Matt Kemp, R OBP: 0.266, SLG: 0.243	0-0 BB 1-2 1B		0-0 G4-3		4-0 57 FC4-6 1B		0-0 G5-3			2	0	1	0	1	0	0		
Luis Gonzalez, L OBP: 0.481, SLG: 0.619 28 Andy LaRoche, R OBP: 0.275, SLG: 0.270	4-0 BB 1-2 2-3 BB		0-0 57 1B		0-0 BB 57 FC4-6		0-0 F7			2	0	2	0	1	0	0		
Wilson Betemit, S OBP: 0.288, SLG: 0.286 13 Wilson Valdez, R OBP: 0.386, SLG: 0.651	0-0 G4-3		0-3 K		0-0 P5		0-0 G6-3			3	0	0	0	0	1	7		
57 Larry Bigbie, L OBP: 0.405, SLG: 0.590		0-0 L6		0-0 1B		0-0 FC4-6 1-2 2-3 3-H		0-0 FC4-6 1B		4	0	2	1	0	0	2		
77 Kelly Stinnett, R OBP: 0.292, SLG: 0.318 Adam Godwin, R	0-3 K		0-0 F8		0-0 P6		0-0 FC4-6 18 G1-6-3			3	0	0	0	0	1	4		
52 Randy Wolf, L 38 Rudy Seanez, R 18 Ramon Martinez, R (7, PH)	0-0 B1-3				0-3 K		0-0 G1-3		0-0 G1-6-3	2	0	0	0	0	1	0		
Inning Stats	R: 0 E: 0 K: 0 S: 4	H: 2 LOB: 3 BB: 2 P: 14	R: 0 E: 0 K: 1 S: 5	H: 0 LOB: 0 BB: 0 P: 5	R: 0 E: 0 K: 0 S: 3	H: 0 LOB: 0 BB: 0 P: 3	R: 0 E: 0 K: 1 S: 7	H: 2 LOB: 2 BB: 0 P: 7	R: 0 E: 0 K: 0 S: 5	H: 1 LOB: 1 BB: 0 P: 6	R: 0 E: 0 K: 0 S: 3	H: 0 LOB: 0 BB: 0 P: 3	R: 0 E: 0 K: 0 S: 3	H: 1 LOB: 0 BB: 0 P: 3	1B: 8 2B: 0 3B: 0 HR: 0	SF: 0 SAC: 0 DP: 1 HBP: 0	WP: 0 PB: 0 SB: 1 CS: 0	PA: 36
PITCHER	IP WLS BF H R ER SO BB IBB HBP BLK WP HR S P ERA WHIP																	
41 Shawn Hill, R ERA: 1.29 35 Ryan Wagner, R ERA: 3.5 75 Mike Bacsik, L ERA: 10.5 71 Josh Hall, R ERA:	5.0 W 20 4 0 0 4 2 0 0 0 0 0 0 11 15 0.00 1.200																	

Los Angeles Dodgers @ Washington Nationals
Space Coast Stadium, Viera, FL
Mon Mar 19 2007, 1:05 PM EDT
Att: 3,657 - Partly Cloudy - 73 F

AB 33
R 1
H 8
RBI 1
BB 3
SO 5
LOB 18



Batter	1	2	3	4	5	6	7	8	9	AB	R	H	RBI	BB	SO	LOB	BOTTOM			
Felipe Lopez, S OBP: 0.205, SLG: 0.194 10 Ronnie Belliard, R OBP: 0.231, SLG: 0.400	0-0 BB 15 G4-6-3 1B		0-0 F9		0-0 SF8		0-0 F9	0-0 BB 7 1B		3	0	1	1	0	0	0				
15 Cristian Guzman, S OBP: 0.400, SLG: 0.364 Josh Wilson, R OBP: 0.457, SLG: 0.429	0-0 G4-6-3 1-2		0-0 G5-3		0-0 11 1B 1-2		0-0 FC6-4 1B	0-0 BB 7 1B		4	0	2	1	0	0	1				
11 Ryan Zimmerman, R OBP: 0.463, SLG: 0.718 7 Nook Logan, S OBP: 0.359, SLG: 0.281	0-0 G4-3		0-0 G5-3		0-0 25 CS-4 1B		0-0 FC6-4 1-2	0-0 BB 7 1B		4	0	1	1	0	0	1				
25 Austin Kearns, R OBP: 0.436, SLG: 0.387 77 Abraham Nunez, S OBP: 0.300, SLG: 0.423		4-0 BB 61 PB BB		0-0 F9	0-0 FC5-4 1-2			0-0 BB 7 1B		2	0	0	0	1	0	2				
Ryan Church, L OBP: 0.267, SLG: 0.225 5 Kory Casto, L OBP: 0.519, SLG: 0.524		0-0 F8		0-0 G3		0-3 K		0-0 BB 13 1B		3	0	0	0	0	1	1				
21 Dmitri Young, S OBP: 0.596, SLG: 1.125 Travis Lee, L OBP: 0.478, SLG: 0.667		0-0 F8			0-0 61 SH5-4 SF8 2B		0-0 F7	0-0 BB 13 1B		3	1	1	0	0	0	1				
Chris Snelling, L OBP: 0.432, SLG: 0.690		4-0 BB 61 PB BB			0-0 61 SH5-4 SF8 1B			0-0 BB 13 1B		1	2	1	1	3	0	0				
61 Juan Brito, R OBP: 0.308, SLG: 0.455 13 Robert Fick, L OBP: 0.320, SLG: 0.364		0-3 K		0-0 SH5-4		0-0 F9		0-0 BB 10 1B		1	0	0	0	0	1	2				
41 Shawn Hill, R 29 Michael Restovich, R 35 Ryan Wagner, R Joe Thurston, L 75 Mike Bacsik, L 4 D'Angelo Jimenez, S 71 Josh Hall, R		0-0 G6-3			4-0 11 1B BB		0-3 K	0-0 BB 10 1B		1	0	0	0	0	0	0				
Inning Stats	R: 0 E: 0 K: 0 S: 3	H: 1 LOB: 0 BB: 0 P: 3	R: 0 E: 0 K: 1 S: 5	H: 0 LOB: 2 BB: 2 P: 13	R: 0 E: 0 K: 0 S: 3	H: 0 LOB: 0 BB: 0 P: 3	R: 0 E: 0 K: 0 S: 3	H: 0 LOB: 0 BB: 0 P: 3	R: 3 E: 0 K: 0 S: 7	H: 4 LOB: 2 BB: 1 P: 11	R: 0 E: 0 K: 1 S: 5	H: 0 LOB: 1 BB: 1 P: 9	R: 0 E: 0 K: 1 S: 6	H: 1 LOB: 1 BB: 0 P: 6	R: 6 E: 0 K: 2 S: 11	H: 4 LOB: 2 BB: 4 P: 27	1B: 9 2B: 1 3B: 0 HR: 0	SF: 1 SAC: 1 DP: 1 HBP: 0	WP: 1 PB: 1 SB: 0 CS: 0	PA: 41
PITCHER	IP WLS BF H R ER SO BB IBB HBP BLK WP HR S P ERA WHIP																			
52 Randy Wolf, L ERA: 4.76 38 Rudy Seanez, R 44 Takashi Saito, R 51 Jonathan Broxton, R Elmer Dessens, R	1.1 L 6 1 0 0 1 1 0 0 0 0 0 0 7 11 0.00 1.500																			

Los Angeles Dodgers @ Washington Nationals
Space Coast Stadium, Viera, FL
Mon Mar 19 2007, 1:05 PM EDT
Att: 3,657 - Partly Cloudy - 73 F

AB 31
R 9
H 10
RBI 9
BB 8
SO 5
LOB 15



Batter	1	2	3	4	5	6	7	8	9	AB	R	H	RBI	BB	SO	LOB	TOP					
22 David Eckstein, R OBP: 0.333, SLG: 0.333 Aron Miles, S OBP: 0.325, SLG: 0.242										4	0	0	0	1	0		St. Louis Cardinals @ Los Angeles Dodgers Holman Stadium, Vero Beach, FL Tue Mar 20 2007, 7:05 PM EDT Att: 6,834 - Clear - 73 F					
So Tauchi, R OBP: 0.190, SLG: 0.150 16 Chris Duncan, L OBP: 0.373, SLG: 0.623										3	0	0	0	2	0							
5 Albert Pujols, R OBP: 0.260, SLG: 0.362 55 Skip Schumaker, L OBP: 0.472, SLG: 0.645										2	0	0	0	1	0							
27 Scott Rolen, R OBP: 0.333, SLG: 0.410 Ricardo Rincon, L OBP: 0.444, SLG: 0.467										3	1	1	0	0	1							
3 Preston Wilson, R OBP: 0.333, SLG: 0.389 68 Edgar Gonzalez, R OBP: 0.478, SLG: 0.842										4	3	3	1	0	0	1						
35 Eli Marrero, R OBP: 0.444, SLG: 0.429										4	2	3	4	1	0	1						
4 Yadier Molina, R OBP: 0.485 19 Jolbert Cabrera, R OBP: 0.179, SLG: 0.135										3	1	1	2	0	0	2						
7 Adam Kennedy, L OBP: 0.227, SLG: 0.400 Tyler Johnson, S OBP: 0.250, SLG: 0.500 81 Brian Esposito, R OBP: 0.250, SLG: 0.500 48 Brad Thompson, R OBP: 0.444, SLG: 0.429										3	0	0	1	0	1	2						
23 Anthony Reyes, R OBP: 0.453, SLG: 0.524										2	0	0	0	0	1	0						
Inning Stats	R: 0 E: 0 K: 2 S: 7	H: 0 LOB: 0 BB: 7	R: 1 E: 0 K: 0 S: 5	H: 2 LOB: 1 BB: 6	R: 0 E: 0 K: 2 S: 7	H: 0 LOB: 0 BB: 7	R: 3 E: 0 K: 1 S: 8	H: 3 LOB: 0 BB: 0 P: 9	R: 0 E: 0 K: 0 S: 3	H: 0 LOB: 0 BB: 0 P: 3	R: 2 E: 0 K: 0 S: 5	H: 2 LOB: 1 BB: 1 P: 9	R: 1 E: 0 K: 0 S: 4	H: 1 LOB: 0 BB: 0 P: 4	R: 1 E: 1 K: 0 S: 5	H: 1 LOB: 3 BB: 2 P: 13	R: 5 E: 2 K: 0 S: 9	H: 4 LOB: 1 BB: 9	1B: 4 2B: 7 3B: 0 HR: 2	SF: 1 SAC: 0 DP: 0 HBP: 0	WP: 0 PB: 0 SB: 1 CS: 0	PA: 46
PITCHER	IP WLS BF H R ER SO BB IBB HBP BLK WP HR S P ERA WHIP	5.0 L 20 5 4 4 5 0 0 0 0 0 1 30 32 7.20 1.000	1.0 6 2 2 2 0 1 0 0 0 0 0 5 9 18.00 3.000	1.0 4 1 1 1 0 0 0 0 0 0 1 4 4 9.00 1.000	0.2 6 1 1 0 0 2 0 0 0 0 0 4 12 0.00 4.500	1.0 8 3 5 1 0 0 0 0 0 0 0 8 8 9.00 3.000											Albeto Bastardo, L ERA: 0.00	0.1 2 1 0 0 0 0 0 0 0 0 2 2 0.00 3.000				

AB 42
R 13
H 13
RBI 13
BB 3
SO 5
LOB 16



Batter	1	2	3	4	5	6	7	8	9	AB	R	H	RBI	BB	SO	LOB	BOTTOM					
15 Rafael Furcal, S OBP: 0.444, SLG: 0.588 13 Wilson Valdez, R OBP: 0.378, SLG: 0.636										3	0	1	0	0	0	1	St. Louis Cardinals @ Los Angeles Dodgers Holman Stadium, Vero Beach, FL Tue Mar 20 2007, 7:05 PM EDT Att: 6,834 - Clear - 73 F					
55 Russell Martin, R OBP: 0.297, SLG: 0.343									4	0	1	0	0	0	2							
5 Nomar Garciaparra, R OBP: 0.291, SLG: 0.563 7 James Loney, L OBP: 0.478, SLG: 0.475										3	0	1	0	0	0	1						
12 Jeff Kent, R OBP: 0.429, SLG: 0.500 21 Marlon Anderson, L OBP: 0.275, SLG: 0.270										3	0	1	0	0	0	1						
Luis Gonzalez, L OBP: 0.467, SLG: 0.583 28 Andy LaRoche, R OBP: 0.275, SLG: 0.270										3	0	1	0	0	0	1						
27 Matt Kemp, R OBP: 0.273, SLG: 0.250 Joe Beimel, L Alberto Bastardo, L										3	0	1	0	0	0	2						
16 Andre Ethier, L OBP: 0.378, SLG: 0.371 57 Larry Bigbie, L OBP: 0.405, SLG: 0.590										2	0	0	0	1	0	3						
Wilson Betemit, S OBP: 0.268, SLG: 0.263 Adam Godwin, R										3	0	0	0	0	1	1						
Mark Hendrickson, L Orlando Saenz, R 41 Chin-hui Tsao, R 44 Takashi Saito, L 51 Jonathan Broxton, R Xavier Paul 18 Ramon Martinez, R 86 Marshall McCougall, R										0	0	0	0	0	0	0						
Inning Stats	R: 0 E: 0 K: 0 S: 3	H: 0 LOB: 0 BB: 0 P: 3	R: 0 E: 0 K: 0 S: 3	H: 0 LOB: 0 BB: 0 P: 3	R: 0 E: 0 K: 1 S: 6	H: 1 LOB: 2 BB: 1 P: 10	R: 0 E: 0 K: 0 S: 5	H: 2 LOB: 0 BB: 0 P: 5	R: 0 E: 0 K: 0 S: 2	H: 0 LOB: 0 BB: 0 P: 3	R: 0 E: 0 K: 0 S: 3	H: 1 LOB: 1 BB: 0 P: 3	R: 0 E: 0 K: 0 S: 3	H: 1 LOB: 1 BB: 0 P: 3	R: 0 E: 0 K: 0 S: 3	H: 0 LOB: 0 BB: 0 P: 3	R: 0 E: 0 K: 0 S: 3	H: 1 LOB: 0 BB: 0 P: 3	1B: 5 2B: 1 3B: 0 HR: 0	SF: 0 SAC: 1 DP: 5 HBP: 1	WP: 0 PB: 0 SB: 0 CS: 0	PA: 31
PITCHER	IP WLS BF H R ER SO BB IBB HBP BLK WP HR S P ERA WHIP	6.0 W 22 4 0 0 0 0 0 0 0 0 0 0 3 3 0.00 1.000	1.0 3 1 0 0 0 0 0 0 0 0 0 0 3 3 0.00 0.000	1.0 3 0 0 0 0 0 0 0 0 0 0 0 3 3 0.00 0.000	1.0 3 1 0 0 0 0 0 0 0 0 0 0 3 3 0.00 1.000																	

AB 28
R 0
H 6
RBI 0
BB 1
SO 1
LOB 12



Batter	1	2	3	4	5	6	7	8	9	AB	R	H	RBI	BB	SO	LOB	TOP			
17 Corey Patterson, L (1.8) 70 Jason Dubois, R (7.9) OBP: 0.262, SLG: 0.194 OBP: 0.406, SLG: 0.533	P6		21 HR BB	21 3B HBP		21 1B 10 2B		K		2	3	1	0	1	0	0	Baltimore Orioles @ Los Angeles Dodgers Holman Stadium, Vero Beach, FL Thu Mar 22 2007, 1:05 PM EDT Att: 6,367 - Sunny - 80 F			
21 Nick Markakis, L (1.9) 68 Jon Knott, R (7.7) OBP: 0.426, SLG: 0.635 OBP: 0.250, SLG: 0.308	HR		HR	3B		10 2B 1-2		G5-3		4	2	4	4	0	0	0				
31 Jay Gibbons, L (1.7) 60 JR. House, R (7.2) OBP: 0.273, SLG: 0.310 OBP: 0.211, SLG: 0.263	F9		F8	P6		F6		G5-3		4	0	0	0	0	0	4				
10 Miguel Tejada, R (1.6) 3 Freddie Byrum, L (7.6) OBP: 0.279, SLG: 0.357 OBP: 0.250, SLG: 0.240	F7		55 2B			E4 55 FC6-4		K		4	1	2	2	0	0	0				
17 Aubrey Huff, L (1.5) 38 Terry Tifee, S (7.3) OBP: 0.396, SLG: 0.511 OBP: 0.233, SLG: 0.241	F9		F9			F7		K		4	0	0	0	0	1	2				
55 Ramon Hernandez, R (1.2) 40 Adam Stern, L (7.8) OBP: 0.289, SLG: 0.351 OBP: 0.385, SLG: 0.273	P2		2B	FC6-4		G5-3		G5-3		4	0	1	1	0	0	1				
Chris Gomez, R (1.3) 46 Jeremy Guthrie, R (7.1) OBP: 0.333, SLG: 0.333 OBP: 0.333, SLG: 0.308	G5-3		G5-3	F7		F7		G1-3		3	1	1	0	1	0	2				
71 Ruddy Yan, S (9. PH) 53 Todd Williams, R (9.1) OBP: 0.333, SLG: 0.308	12 2B BB									0	0	0	0	0	0	0				
12 Brandon Fahey, L (1.4) OBP: 0.120, SLG: 0.125	1-H 2B			F7		G3		FC6-4		4	0	1	1	0	0	1				
41 Steve Trachsel, R (1.1) 73 Mike Cervenak, R (7.5) OBP: 0.333, SLG: 0.333 OBP: 0.222, SLG: 0.444	K			K		21 1B 10 2B 17 1B		F8		3	1	1	0	0	2	1				
Inning Stats	R: 1 E: 0 K: 0 S: 4	H: 1 LOB: 0 BB: 0 P: 4	R: 3 E: 0 K: 0 S: 6	H: 3 LOB: 1 BB: 1 P: 10	R: 1 E: 0 K: 1 S: 6	H: 1 LOB: 1 BB: 0 P: 7	R: 0 E: 1 K: 0 S: 4	H: 0 LOB: 1 BB: 0 P: 4	R: 2 E: 0 K: 0 S: 6	H: 4 LOB: 2 BB: 0 P: 6	R: 0 E: 0 K: 1 S: 5	H: 1 LOB: 1 BB: 0 P: 6	R: 0 E: 0 K: 1 S: 5	H: 0 LOB: 0 BB: 1 P: 5	R: 0 E: 0 K: 1 S: 6	H: 1 LOB: 2 BB: 1 P: 10	1B: 4 2B: 5 3B: 1 HR: 2	SF: 0 SAC: 0 DP: 0 HBP: 1	WP: 0 PB: 0 SB: 0 CS: 0	PA: 43
PITCHER	IP WLS BF H R ER SO BB IBB HBP BLK WP HR S P ERA WHIP																			
Brett Tomko, R (1.1) ERA: 5.14	4.0 L 21 6 6 6 2 2 0 0 1 0 0 2 22 31 13.50 2.000																			
75 Joe Mays, R (5.1) ERA: 4.85	3.0 14 5 2 2 1 0 0 0 0 0 0 0 16 6.00 1.667																			
Joe Beimel, L (8.1) ERA: 3.86	1.0 3 0 0 0 1 0 0 0 0 0 0 5 5 0.00 0.000																			
41 Chin-hui Tsao, R (9.1) ERA: 3.38	1.0 5 1 0 0 1 1 0 0 0 0 0 6 10 0.00 2.000																			

Batter	1	2	3	4	5	6	7	8	9	AB	R	H	RBI	BB	SO	LOB	BOTTOM	
15 Rafael Furcal, S (1.6) 13 Wilson Valdez, R (1.6) OBP: 0.444, SLG: 0.588 OBP: 0.370, SLG: 0.604	F9		2B			G4-3		G1-3		0	0	0	0	0	0	0	Baltimore Orioles @ Los Angeles Dodgers Holman Stadium, Vero Beach, FL Thu Mar 22 2007, 1:05 PM EDT Att: 6,367 - Sunny - 80 F	
55 Russell Martin, R (1.2) 66 Sandy Martinez, L (7.2) OBP: 0.300, SLG: 0.324 OBP: 0.111, SLG: 0.059	G5-3		F8			BB		F8		2	0	0	0	1	0	1		
5 Nomar Garciaparra, R (1.3) 7 James Loney, L (7.3) OBP: 0.286, SLG: 0.571 OBP: 0.500, SLG: 0.500	2B		G4-3			P5		57 BB 1B		3	0	1	0	0	0	2		
12 Jeff Kent, R (1.4) 69 Francisco Lizarraaga, R (7.4) OBP: 0.387, SLG: 0.444	F9			G6-3		G6-3		K		3	0	0	0	0	0	2		
Luis Gonzalez, L (1.7) 75 Joe Mays, S (5.1) OBP: 0.438, SLG: 0.538	F8			K				K		2	0	0	0	0	1	0		
Olmedo Saenz, R (7. PH) 28 Andy LaRoche, R (8.5) OBP: 0.357, SLG: 0.444 OBP: 0.244, SLG: 0.238	G5-3			F7				K		0	0	0	0	0	0	0		
17 Jason Repko, R (1.8) 57 Larry Bigbie, L (3.8) OBP: 0.419, SLG: 0.593 OBP: 0.426, SLG: 0.605	G5-3			F7				2B		1	0	0	0	0	0	0		
16 Andre Ethier, L (1.9) 88 Larry Barnes, L (8.9) OBP: 0.250, SLG: 0.250	BLK BB			F8				K		2	0	0	0	1	1	1		
Wilson Betemit, S (1.5) Joe Beimel, L (8.1) OBP: 0.250, SLG: 0.244	G4-3			G3				K		1	0	0	0	0	1	2		
41 Chin-hui Tsao, R (9.1)	1-2			G3				K		3	0	0	0	0	0	0		
Brett Tomko, R (1.1) 27 Matt Kemp, R (5.7) OBP: 0.277, SLG: 0.256	G6-3			F7				G1		1	0	0	0	0	0	0		
Inning Stats	R: 0 E: 0 K: 0 S: 4	H: 1 LOB: 1 BB: 0 P: 4	R: 0 E: 0 K: 0 S: 3	H: 0 LOB: 1 BB: 1 P: 7	R: 0 E: 0 K: 1 S: 5	H: 0 LOB: 0 BB: 0 P: 5	R: 0 E: 0 K: 0 S: 3	H: 0 LOB: 1 BB: 1 P: 7	R: 0 E: 0 K: 3 S: 10	H: 1 LOB: 1 BB: 0 P: 10	R: 0 E: 0 K: 0 S: 3	H: 0 LOB: 0 BB: 0 P: 3	R: 0 E: 0 K: 3 S: 10	H: 1 LOB: 2 BB: 1 P: 14	1B: 1 2B: 3 3B: 0 HR: 0	SF: 0 SAC: 0 DP: 0 HBP: 0	WP: 0 PB: 0 SB: 0 CS: 0	PA: 34
PITCHER	IP WLS BF H R ER SO BB IBB HBP BLK WP HR S P ERA WHIP																	
41 Steve Trachsel, R (1.1) ERA: 5.29	2.0 W 7 1 0 0 3 0 0 0 0 0 0 13 13 0.00 0.500																	
46 Jeremy Guthrie, R (7.1) ERA: 1.5	7.0 14 5 2 2 1 0 0 0 0 0 0 16 6.00 1.667																	
53 Todd Williams, R (9.1) ERA: 1.23	1.0 5 1 0 0 3 1 0 0 0 0 0 6 10 0.00 2.000																	



Batter	1	2	3	4	5	6	7	8	9	AB	R	H	RBI	BB	SO	LOB	TOP								
13 Wilson Valdez, R OBP: 0.404, SLG: 0.618 72 Chin-Lung Hu, R OBP: 0.353, SLG: 0.375	4-0 FC4-6 5 S BB		0-0 SH2-3 9 1B		0-0 1B 2-3 1B	0-0 F9		4-0 BB		2	1	2	0	1	0	0									
9 Juan Pierre, L OBP: 0.375, SLG: 0.487 84 Sergio Garcia, R OBP: 0.500, SLG: 0.500	0-0 F9		0-0 SH2-3		0-0 SF8	0-0 2B		0-3 K		2	0	1	1	0	0	1									
5 Nomar Garciaparra, R OBP: 0.282, SLG: 0.526 Xavier Paul, L OBP: 0.167, SLG: 0.167	2-0 FC4-6 1-2 HBP		0-3 K		0-0 F9	0-0 F9		0-0 G4-3		3	0	0	0	0	1	3									
Luis Gonzalez, L OBP: 0.429, SLG: 0.500 27 Matt Kemp, R OBP: 0.286, SLG: 0.333	0-0 FC4-6 1-2 2-3 BB		0-0 F8		4-0 57 2B 1B BB			0-0 P4		2	1	0	0	1	0	3									
Wilson Betemit, S OBP: 0.292, SLG: 0.295 84 Mitch Jones, R OBP: 0.286, SLG: 0.167	4-0 BB				0-0 18 FC6-5 2B	0-0 57 2B 18 1B 1B		0-0 P4		3	1	2	1	1	0	0									
57 Larry Bigbie, L OBP: 0.431, SLG: 0.617 66 Sandy Martinez, L OBP: 0.105, SLG: 0.056	0-3 K				0-3 K	0-0 18 E 2B		0-0 7 1B		4	1	2	1	0	2	4									
18 Ramon Martinez, R OBP: 0.320, SLG: 0.261 7 James Loney, L OBP: 0.500, SLG: 0.500			0-0 77 G5-4-3 1B		0-0 FC6-5	0-0 E6		0-0 1-2 1B		3	0	2	1	0	0	1									
77 Kelly Stinnett, R OBP: 0.296, SLG: 0.386 21 Marlon Anderson, L OBP: 0.179, SLG: 0.179 44 Takashi Saito, L OBP: 0.179, SLG: 0.179 51 Jonathan Broxton, R OBP: 0.322, SLG: 0.174 86 Marshall McDougall, R OBP: 0.322, SLG: 0.174 58 Chad Billingsley, R OBP: 0.322, SLG: 0.174			0-0 G5-4-3		0-0 G4-3	0-0 G5-3		0-0 G3-1		3	0	0	0	0	0	3									
Derek Lowe, R OBP: 0.333, SLG: 0.667 Joe Beimel, L OBP: 0.333, SLG: 0.667			0-0 F7			0-0 13 1B 9 SF8 2B		0-3 K		3	1	1	0	0	1	0									
28 Andy LaRoche, R OBP: 0.239, SLG: 0.233								0-0 G4-3		1	0	0	0	0	0	0									
Inning Stats	R: 0 E: 0 K: 1 S: 5	H: 0 LOB: 3 BB: 2 P: 15	R: 0 E: 0 K: 0 S: 3	H: 1 LOB: 0 BB: 0 P: 3	R: 0 E: 0 K: 1 S: 6	H: 1 LOB: 1 BB: 0 P: 6	R: 0 E: 0 K: 1 S: 6	H: 1 LOB: 1 BB: 0 P: 6	R: 5 E: 1 K: 0 S: 8	H: 5 LOB: 1 BB: 1 P: 12	R: 0 E: 0 K: 1 S: 6	H: 1 LOB: 1 BB: 0 P: 6	R: 0 E: 0 K: 0 S: 5	H: 2 LOB: 2 BB: 0 P: 5	R: 0 E: 0 K: 1 S: 5	H: 0 LOB: 1 BB: 1 P: 9	R: 1 E: 0 K: 3 S: 11	H: 2 LOB: 1 BB: 0 P: 11	1B: 8 2B: 4 3B: 0 HR: 1	SF: 1 SAC: 1 DP: 1 HBP: 1	WP: 0 PB: 0 SB: 2 CS: 0	PA: 44			
PITCHER	IP WLS BF H R ER SO BB IBB HBP BLK WP HR S P ERA WHIP	IP WLS BF H R ER SO BB IBB HBP BLK WP HR S P ERA WHIP	IP WLS BF H R ER SO BB IBB HBP BLK WP HR S P ERA WHIP	IP WLS BF H R ER SO BB IBB HBP BLK WP HR S P ERA WHIP	IP WLS BF H R ER SO BB IBB HBP BLK WP HR S P ERA WHIP	IP WLS BF H R ER SO BB IBB HBP BLK WP HR S P ERA WHIP	IP WLS BF H R ER SO BB IBB HBP BLK WP HR S P ERA WHIP	IP WLS BF H R ER SO BB IBB HBP BLK WP HR S P ERA WHIP	IP WLS BF H R ER SO BB IBB HBP BLK WP HR S P ERA WHIP	IP WLS BF H R ER SO BB IBB HBP BLK WP HR S P ERA WHIP	IP WLS BF H R ER SO BB IBB HBP BLK WP HR S P ERA WHIP	IP WLS BF H R ER SO BB IBB HBP BLK WP HR S P ERA WHIP	IP WLS BF H R ER SO BB IBB HBP BLK WP HR S P ERA WHIP	IP WLS BF H R ER SO BB IBB HBP BLK WP HR S P ERA WHIP	IP WLS BF H R ER SO BB IBB HBP BLK WP HR S P ERA WHIP	IP WLS BF H R ER SO BB IBB HBP BLK WP HR S P ERA WHIP	IP WLS BF H R ER SO BB IBB HBP BLK WP HR S P ERA WHIP	IP WLS BF H R ER SO BB IBB HBP BLK WP HR S P ERA WHIP	IP WLS BF H R ER SO BB IBB HBP BLK WP HR S P ERA WHIP	IP WLS BF H R ER SO BB IBB HBP BLK WP HR S P ERA WHIP	IP WLS BF H R ER SO BB IBB HBP BLK WP HR S P ERA WHIP	IP WLS BF H R ER SO BB IBB HBP BLK WP HR S P ERA WHIP	IP WLS BF H R ER SO BB IBB HBP BLK WP HR S P ERA WHIP	IP WLS BF H R ER SO BB IBB HBP BLK WP HR S P ERA WHIP	IP WLS BF H R ER SO BB IBB HBP BLK WP HR S P ERA WHIP

Los Angeles Dodgers @ Florida Marlins
Roger Dean Stadium, Jupiter, FL
Fri Mar 23 2007, 1:05 PM EDT
Att.: 4,436 - Sunny - 79 F

AB	37
R	6
H	13
RBI	5
BB	4
SO	8
LOB	22



Batter	1	2	3	4	5	6	7	8	9	AB	R	H	RBI	BB	SO	LOB	BOTTOM								
2 Hanley Ramirez, R OBP: 0.281, SLG: 0.519 4 Alfredo Amezaga, S OBP: 0.167, SLG: 0.143	0-0 6 2B		0-0 L8			0-0 G5-3		0-0 G4-3		3	1	1	0	0	0	0									
6 Dan Uggla, R OBP: 0.262, SLG: 0.255	0-0 G3-4-1 17 G4-3 2B		0-0 F8			0-0 G6-3			0-3 K	4	1	1	1	0	1	0									
Miguel Cabrera, R OBP: 0.367, SLG: 0.509	0-0 G3-4-1				0-3 K	0-0 E6			0-0 G6-3	4	0	0	0	0	1	1									
17 Mike Jacobs, L OBP: 0.255, SLG: 0.340	0-0 G4-3				0-0 F8	0-0 G4-3			0-3 K	4	0	0	1	0	1	1									
14 Josh Willingham, R OBP: 0.322, SLG: 0.174	0-0 G6-3				0-3 K					3	0	0	0	0	2	0									
12 Cody Ross, R OBP: 0.196, SLG: 0.122			0-0 G4-3			0-0 G5-3				3	0	0	0	0	0	0									
Alex Sanchez, L OBP: 0.179, SLG: 0.263 1 Eric Reed, L OBP: 0.387, SLG: 0.433			0-0 F7			0-0 G6-3				3	0	0	0	0	0	0									
20 Matt Treanor, R OBP: 0.333, SLG: 0.273			0-0 F8			4-0 BB				2	0	0	0	1	0	0									
36 Anibal Sanchez, R ERA: 2.7 Joe Beimel, L ERA: 3.68 44 Takashi Saito, R ERA: 1.5 51 Jonathan Broxton, R ERA: 11.57 56 Chad Billingsley, R ERA: 0.87					0-0 K	0-0 F9			0-0 P6	1	0	0	0	0	1	0									
					0-0 G3					1	0	0	0	0	0	0									
Inning Stats	R: 2 E: 0 K: 0 S: 5	H: 2 LOB: 0 BB: 0 P: 5	R: 0 E: 0 K: 0 S: 3	H: 0 LOB: 0 BB: 0 P: 3	R: 0 E: 0 K: 1 S: 5	H: 0 LOB: 0 BB: 0 P: 5	R: 0 E: 0 K: 2 S: 7	H: 0 LOB: 0 BB: 0 P: 7	R: 0 E: 0 K: 0 S: 3	H: 0 LOB: 1 BB: 1 P: 7	R: 0 E: 1 K: 0 S: 4	H: 0 LOB: 1 BB: 0 P: 4	R: 0 E: 0 K: 1 S: 5	H: 0 LOB: 0 BB: 0 P: 5	R: 0 E: 0 K: 0 S: 3	H: 0 LOB: 0 BB: 0 P: 3	R: 0 E: 0 K: 2 S: 7	H: 0 LOB: 0 BB: 0 P: 7	1B: 0 2B: 2 3B: 0 HR: 0	SF: 0 SAC: 0 DP: 0 HBP: 0	WP: 0 PB: 0 SB: 0 CS: 0	PA: 31			
PITCHER	IP WLS BF H R ER SO BB IBB HBP BLK WP HR S P ERA WHIP	IP WLS BF H R ER SO BB IBB HBP BLK WP HR S P ERA WHIP	IP WLS BF H R ER SO BB IBB HBP BLK WP HR S P ERA WHIP	IP WLS BF H R ER SO BB IBB HBP BLK WP HR S P ERA WHIP	IP WLS BF H R ER SO BB IBB HBP BLK WP HR S P ERA WHIP	IP WLS BF H R ER SO BB IBB HBP BLK WP HR S P ERA WHIP	IP WLS BF H R ER SO BB IBB HBP BLK WP HR S P ERA WHIP	IP WLS BF H R ER SO BB IBB HBP BLK WP HR S P ERA WHIP	IP WLS BF H R ER SO BB IBB HBP BLK WP HR S P ERA WHIP	IP WLS BF H R ER SO BB IBB HBP BLK WP HR S P ERA WHIP	IP WLS BF H R ER SO BB IBB HBP BLK WP HR S P ERA WHIP	IP WLS BF H R ER SO BB IBB HBP BLK WP HR S P ERA WHIP	IP WLS BF H R ER SO BB IBB HBP BLK WP HR S P ERA WHIP	IP WLS BF H R ER SO BB IBB HBP BLK WP HR S P ERA WHIP	IP WLS BF H R ER SO BB IBB HBP BLK WP HR S P ERA WHIP	IP WLS BF H R ER SO BB IBB HBP BLK WP HR S P ERA WHIP	IP WLS BF H R ER SO BB IBB HBP BLK WP HR S P ERA WHIP	IP WLS BF H R ER SO BB IBB HBP BLK WP HR S P ERA WHIP	IP WLS BF H R ER SO BB IBB HBP BLK WP HR S P ERA WHIP	IP WLS BF H R ER SO BB IBB HBP BLK WP HR S P ERA WHIP	IP WLS BF H R ER SO BB IBB HBP BLK WP HR S P ERA WHIP	IP WLS BF H R ER SO BB IBB HBP BLK WP HR S P ERA WHIP	IP WLS BF H R ER SO BB IBB HBP BLK WP HR S P ERA WHIP	IP WLS BF H R ER SO BB IBB HBP BLK WP HR S P ERA WHIP	IP WLS BF H R ER SO BB IBB HBP BLK WP HR S P ERA WHIP

Los Angeles Dodgers @ Florida Marlins
Roger Dean Stadium, Jupiter, FL
Fri Mar 23 2007, 1:05 PM EDT
Att.: 4,436 - Sunny - 79 F

AB	30
R	2
H	2
RBI	2
BB	1
SO	6
LOB	3



Batter	1	2	3	4	5	6	7	8	9	AB	R	H	RBI	BB	SO	LOB	TOP					
65 Tony Abreu, S OBP: 0.368, SLG: 0.703 Luis Maza, R OBP: 1.000, SLG: 1.000	G5-3		G3			G4-3				4	0	1	1	0	0	0	Los Angeles Dodgers @ Baltimore Orioles Fort Lauderdale Stadium, Ft. Lauderdale, FL Sat Mar 24 2007, 1:05 PM EDT Att: 5,521 - Partly Cloudy - 77 F					
9 Juan Pierre, L OBP: 0.384, SLG: 0.465 Adam Godwin, R			G4-3			G6-3			L3	4	1	1	0	0	0	2						
55 Russell Martin, R OBP: 0.318, SLG: 0.341 77 Kelly Stinnett, R OBP: 0.241, SLG: 0.259	E6								G5-3	4	0	2	0	0	0	1						
Olmedo Saenz, R OBP: 0.344, SLG: 0.419	G4-3									4	0	1	0	0	1	2						
16 Andre Ethier, L OBP: 0.340, SLG: 0.302 88 Larry Barnes, L OBP: 0.250, SLG: 0.250	K									3	1	0	0	1	2	3						
28 Andy LaRoche, R OBP: 0.240, SLG: 0.234										4	1	1	0	0	1	3						
7 James Loney, L OBP: 0.482, SLG: 0.500										4	0	1	1	0	1	3						
27 Matt Kemp, R OBP: 0.283, SLG: 0.327										4	1	1	0	0	1	1						
13 Wilson Valdez, R OBP: 0.393, SLG: 0.593										4	0	1	1	0	1	2						
Inning Stats	R: 1 E: 2 K: 1 S: 7	H: 1 LOB: 1 BB: 0 P: 8	R: 0 E: 1 K: 1 S: 7	H: 0 LOB: 1 BB: 0 P: 7	R: 0 E: 0 K: 0 S: 4	H: 1 LOB: 1 BB: 0 P: 4	R: 2 E: 0 K: 0 S: 7	H: 4 LOB: 2 BB: 0 P: 7	R: 0 E: 0 K: 2 S: 9	H: 2 LOB: 2 BB: 0 P: 9	R: 0 E: 0 K: 0 S: 3	H: 0 LOB: 0 BB: 0 P: 3	R: 0 E: 0 K: 1 S: 5	H: 0 LOB: 0 BB: 0 P: 5	R: 1 E: 0 K: 2 S: 8	H: 1 LOB: 1 BB: 0 P: 12		R: 0 E: 0 K: 0 S: 3	H: 1 LOB: 0 BB: 0 P: 3	1B: 8 2B: 3 3B: 0 HR: 0	SF: 0 SAC: 0 DP: 1 HBP: 0	WP: 1 PB: 0 SB: 1 CS: 0
PITCHER	IP WLS BF H R ER SO BB IBB HBP BLK WP HR S P ERA WHIP																					
40 Daniel Cabrera, R ERA: 3.15	6.0 L 28 8 3 2 4 0 0 0 0 0 1 0 0 37 38 3.00 1.333																					
51 Scott Williamson, R ERA: 1.42	1.0 3 0 0 0 1 0 0 0 0 0 0 0 0 5 5 0.00 0.000																					
56 Brian Burres, L ERA: 2.89	1.0 5 1 1 1 2 1 0 0 0 0 0 0 0 8 12 9.00 2.000																					
28 Danys Baez, R ERA: 3.24	1.0 3 1 0 0 0 0 0 0 0 0 0 0 0 3 3 0.00 1.000																					

Batter	1	2	3	4	5	6	7	8	9	AB	R	H	RBI	BB	SO	LOB	BOTTOM					
1 Brian Roberts, S OBP: 0.315, SLG: 0.313 Jonny Tucker, R	E3									3	1	0	0	1	0	1	Los Angeles Dodgers @ Baltimore Orioles Fort Lauderdale Stadium, Ft. Lauderdale, FL Sat Mar 24 2007, 1:05 PM EDT Att: 5,521 - Partly Cloudy - 77 F					
3 Freddie Bynum, L OBP: 0.222, SLG: 0.242										4	0	0	0	0	3	3						
6 Melvin Mora, R OBP: 0.346, SLG: 0.404 71 Ruddy Yan, S OBP: 0.321, SLG: 0.296										3	0	1	1	0	1	0						
10 Miguel Tejada, R OBP: 0.260, SLG: 0.327 Cesar Crespo, S OBP: 0.200, SLG: 1.000										3	0	0	0	0	1	1						
31 Jay Gibbons, L OBP: 0.268, SLG: 0.324										4	1	1	0	0	2	0						
55 Ramon Hernandez, R OBP: 0.317, SLG: 0.375 61 Dustin Yount, L										3	0	2	0	0	0	0						
16 Jay Payton, R OBP: 0.318, SLG: 0.419 Nolan Reimold, R										3	0	2	1	0	0	0						
Kevin Millar, R OBP: 0.200, SLG: 0.154 60 J.R. House, R OBP: 0.200, SLG: 0.250										2	0	0	0	1	0	4						
17 Corey Patterson, L OBP: 0.265, SLG: 0.233 Adam Donachie, R OBP: 0.278, SLG: 0.412										3	0	1	0	0	0	1						
Inning Stats	R: 0 E: 1 K: 2 S: 7	H: 2 LOB: 2 BB: 0 P: 7	R: 0 E: 0 K: 1 S: 7	H: 2 LOB: 0 BB: 0 P: 7	R: 1 E: 1 K: 1 S: 6	H: 2 LOB: 1 BB: 1 P: 10	R: 0 E: 0 K: 1 S: 5	H: 0 LOB: 0 BB: 0 P: 5	R: 0 E: 0 K: 1 S: 5	H: 0 LOB: 0 BB: 0 P: 9	R: 1 E: 0 K: 1 S: 8	H: 3 LOB: 2 BB: 0 P: 8	R: 0 E: 0 K: 0 S: 3	H: 0 LOB: 0 BB: 0 P: 3	R: 0 E: 0 K: 1 S: 5	H: 0 LOB: 0 BB: 0 P: 5		R: 0 E: 0 K: 1 S: 5	H: 0 LOB: 0 BB: 0 P: 5	1B: 6 2B: 2 3B: 0 HR: 0	SF: 0 SAC: 0 DP: 1 HBP: 0	WP: 0 PB: 0 SB: 0 CS: 2
PITCHER	IP WLS BF H R ER SO BB IBB HBP BLK WP HR S P ERA WHIP																					
52 Randy Wolf, L ERA: 4.24	5.2 W 23 5 2 2 2 0 0 0 0 0 0 0 6 6 0.00 1.500																					
41 Chin-hui Tsao, R ERA: 2.89	1.1 H 6 2 0 0 0 0 0 0 0 0 0 0 6 6 0.00 1.500																					
38 Rudy Seanez, R ERA:	1.0 H 3 0 0 0 1 0 0 0 0 0 0 0 5 5 0.00 0.000																					
47 Tim Hamulack, L ERA: 1.13	1.0 S 3 0 0 0 1 0 0 0 0 0 0 0 5 5 0.00 0.000																					



Batter	1	2	3	4	5	6	7	8	9	AB	R	H	RBI	BB	SO	LOB	TOP										
24 Grady Sizemore, L OBP: 0.160, SLG: 0.298 Jason Davis, R Brandon Pinckney, R	(1,8) X 0-0 L8	(1,8) X 0-0 F8		(0,3) X 0-3 K			(0,0) X 0-0 FC5-2 3B		(0,0) X 0-0 G6-3	4	0	1	0	0	1	2	Cleveland Indians @ Los Angeles Dodgers Holman Stadium, Vero Beach, FL Sun Mar 25 2007, 1:05 PM EDT Att: 6,985 - Sunny - 83 F										
15 Mike Rouse, L OBP: 0.442, SLG: 0.684	(1,5) C 0-3 K		(0,0) X 0-0 17 BB 2B		(0,0) X 0-0 FC6-5 2B		(0,0) X 0-0 FC5-2	(0,0) X 0-0 2B	(0,0) X 0-0 2B	5	0	3	0	0	1												
Casey Blake, R OBP: 0.250, SLG: 0.452	(1,9) X 0-0 41 1B 2B		(4,0) B 4-0 41 1B BB		(0,0) X 0-0 FC6-5 41 G3 2-3		(0,0) X 0-0 F8		(0,3) C 0-3 K	4	1	1	0	1	1	2											
41 Victor Martinez, S OBP: 0.357, SLG: 0.650 23 Mike Rose, S OBP: 0.292, SLG: 0.458	(1,2) X 0-0 25 FC6-4 1B		(0,0) X 0-0 L3		(0,0) X 0-0 G3				(0,0) X 0-0 17 HR 2B	4	0	2	1	0	0	3											
25 Ryan Garko, R OBP: 0.293, SLG: 0.421	(1,3) X 0-0 FC6-4 1-2		(4,0) B 4-0 17 BB BB		(0,0) X 0-0 K				(0,3) X 0-3 K	3	0	0	0	1	2	3											
17 Shin-Soo Choo, L OBP: 0.351, SLG: 0.344		(0,0) X 0-0 F8	(4,0) B 4-0 1-2 2-3 BB		(0,0) X 0-0 11 G6-4-3 1B				(0,0) X 0-0 2H HR	3	1	2	2	1	0	0											
29 Josh Barfield, R OBP: 0.375, SLG: 0.341		(0,0) X 0-0 11 2B 1B	(0,0) X 0-0 F8		(0,0) X 0-0 F8				(0,0) X 0-0 E6 11 S	4	0	1	0	0	0	5											
11 Luis Rivas, R OBP: 0.220, SLG: 0.316 63 Rafael Betancourt, R	(1,6) X (8,1) X 0-0 1-3 2B			(0,0) X 0-0 P3		(0,0) X 0-0 G6-4-3 1-2			(0,3) X 0-3 K	4	0	1	0	0	1	2											
37 Jake Westbrook, R (1,1)	(0,3) X 0-3 K			(0,3) X 0-3 K					(0,0) X 0-0 G6-3	2	0	0	0	0	2	2											
65 Ben Francisco, R (7,PH) (7,8)										2	0	0	0	0	1	2											
Inning Stats	R: 1 E: 0 K: 1 S: 7	H: 2 LOB: 1 BB: 0 P: 7	R: 0 E: 0 K: 1 S: 7	H: 2 LOB: 2 BB: 7 P: 7	R: 0 E: 0 K: 0 S: 3	H: 1 LOB: 3 BB: 3 P: 15	R: 0 E: 0 K: 2 S: 7	H: 0 LOB: 0 BB: 0 P: 7	R: 0 E: 0 K: 1 S: 6	H: 1 LOB: 0 BB: 0 P: 6	R: 0 E: 0 K: 0 S: 3	H: 1 LOB: 0 BB: 0 P: 3	R: 0 E: 0 K: 1 S: 6	H: 1 LOB: 1 BB: 0 P: 6	R: 2 E: 1 K: 2 S: 10	H: 2 LOB: 2 BB: 0 P: 10	R: 0 E: 0 K: 1 S: 5	H: 1 LOB: 0 BB: 0 P: 5	1B: 3 2B: 7 3B: 1 HR: 1	SF: 0 SAC: 0 DP: 2 HBP: 0	WP: 0 PB: 0 SB: 1 CS: 1	PA: 39					
PITCHER	IP	WLS	BF	H	R	ER	SO	BB	IBB	HBP	BLK	WP	HR	S	P	ERA	WHIP										
29 Jason Schmidt, R (1,1) ERA: 5.06	5.0		23	6	1	1	5	3	0	0	0	0	0	30	42	1.80	1.800										
51 Jonathan Broxton, R (6,1) ERA: 9.53	1.0	H	3	1	0	0	0	0	0	0	0	0	0	3	3	0.00	1.000										
Joe Beimel, L (7,1) ERA: 3.24	1.0	H	4	1	0	0	1	0	0	0	0	0	0	6	6	0.00	1.000										
38 Rudy Seanez, R (8,1) ERA: 1.93	1.0	B	6	2	2	2	2	0	0	0	0	0	1	10	10	18.00	2.000										
Elmer Dessens, R (9,1) ERA: 3.75	1.0	W	3	1	0	0	1	0	0	0	0	0	0	5	5	0.00	1.000										

Batter	1	2	3	4	5	6	7	8	9	AB	R	H	RBI	BB	SO	LOB	BOTTOM										
9 Juan Pierre, L OBP: 0.375, SLG: 0.457 57 Larry Bigbie, L OBP: 0.442, SLG: 0.625	(1,8) X 0-0 F8		(4,0) B 4-0 18 S BB		(0,0) X 0-0 18 G4-3 5 2B 1B		(0,3) X 0-3 K		(0,3) X 0-3 K	3	1	1	0	1	0	1	Cleveland Indians @ Los Angeles Dodgers Holman Stadium, Vero Beach, FL Sun Mar 25 2007, 1:05 PM EDT Att: 6,985 - Sunny - 83 F										
18 Ramon Martinez, R OBP: 0.276, SLG: 0.222 38 Rudy Seanez, R Elmer Dessens, R	(1,6) X (8,1) X (9,1) X 0-0 L1		(0,1) X 0-1 F8		(0,0) X 0-0 G4-3		(0,0) X 0-0 G6-3		(0,0) X 0-0 E9	4	0	0	0	0	0	4											
5 Nomar Garciaparra, R OBP: 0.310, SLG: 0.591 51 Jonathan Broxton, R	(1,3) X (6,1) X 0-0 G6-3				(0,0) X 0-0 1B		(0,0) X 0-0 F8			3	0	2	2	0	0	0											
28 Andy LaRoche, R OBP: 0.235, SLG: 0.229					(0,0) X 0-0 1B		(0,0) X 0-0 2H 3H 2B			0	0	0	0	0	0	0											
12 Jeff Kent, R OBP: 0.343, SLG: 0.387 13 Wilson Valdez, R OBP: 0.105, SLG: 0.593		(0,0) X 0-0 G4-3		(0,0) X 0-0 F8	(0,0) X 0-0 L4				(0,3) X 0-3 K	4	0	0	0	0	0	2											
Luis Gonzalez, L OBP: 0.395, SLG: 0.452 Joe Beimel, L	(1,7) X (7,1) X 0-0 F9				(0,0) X 0-0 L8				(0,0) X 0-0 F9	3	0	0	0	0	0	1											
65 Tony Abreu, S OBP: 0.359, SLG: 0.684		(4,0) B 4-0 WP BB			(0,0) X 0-0 G3				(0,0) X 0-0 G4-3	2	0	1	0	1	0	0											
Wilson Betemit, S OBP: 0.314, SLG: 0.304 66 Sandy Martinez, L OBP: 0.105, SLG: 0.056 55 Russell Martin, R (9,PH) OBP: 0.333, SLG: 0.357	(1,5) X (7,2) X (9,PH) X 0-0 G5-3				(0,0) X 0-0 F9		(4,0) B 4-0 7 S BB			2	0	0	0	1	0	3											
Mike Lieberthal, R OBP: 0.250, SLG: 0.238 27 Matt Kemp, R OBP: 0.278, SLG: 0.320	(1,2) X (6,PR) X (7,7) X 0-0 G5-3				(0,0) X 0-0 F9				(0,0) X 0-0 7 1B 57 1B 1B	1	0	0	0	0	0	1											
7 James Loney, L OBP: 0.500, SLG: 0.537			(0,0) X 0-0 G6-3		(0,0) X 0-0 18 G4-3 5 2B 9 1B 1B		(0,1) X 0-1 S		(0,0) X 0-0 F7	5	2	3	0	0	0	1											
29 Jason Schmidt, R (1,1) 21 Marion Anderson, L (5,PH) Olmedo Saenz, R OBP: 0.324, SLG: 0.394	(1,1) X (5,PH) X (6,3) X 0-0 K		(0,3) X 0-3 K		(0,0) X 0-0 F7		(0,0) X 0-0 9 G6-3 2B		(0,0) X 0-0 57 1B 57 E 1B	1	0	0	0	0	1	0											
Inning Stats	R: 0 E: 0 K: 0 S: 3	H: 0 LOB: 0 BB: 0 P: 3	R: 0 E: 0 K: 0 S: 3	H: 0 LOB: 1 BB: 1 P: 8	R: 0 E: 0 K: 1 S: 6	H: 0 LOB: 1 BB: 1 P: 10	R: 0 E: 0 K: 0 S: 5	H: 2 LOB: 2 BB: 0 P: 5	R: 2 E: 0 K: 0 S: 6	H: 3 LOB: 1 BB: 0 P: 6	R: 0 E: 0 K: 1 S: 3	H: 0 LOB: 1 BB: 1 P: 7	R: 0 E: 0 K: 1 S: 6	H: 1 LOB: 0 BB: 0 P: 6	R: 2 E: 1 K: 1 S: 5	H: 3 LOB: 1 BB: 0 P: 5	R: 2 E: 1 K: 1 S: 7	H: 3 LOB: 1 BB: 0 P: 7	1B: 7 2B: 2 3B: 0 HR: 0	SF: 0 SAC: 0 DP: 0 HBP: 0	WP: 1 PB: 0 SB: 1 CS: 0	PA: 38					
PITCHER	IP	WLS	BF	H	R	ER	SO	BB	IBB	HBP	BLK	WP	HR	S	P	ERA	WHIP										
37 Jake Westbrook, R (1,1) ERA: 4.29	6.0		26	5	2	2	1	3	0	0	0	0	0	26	39	3.00	1.333										
Jason Davis, R (7,1) ERA: 2.25	1.0		4	1	0	0	1	0	0	0	0	0	0	6	6	0.00	1.000										
63 Rafael Betancourt, R (8,1) ERA: 6.75	1.2	L	8	3	2	1	2	0	0	0	0	0	0	12	12	5.40	1.800										



Batter	1	2	3	4	5	6	7	8	9	AB	R	H	RBI	BB	SO	LOB	TOP							
65 Tony Abreu, S OBP: 0.349, SLG: 0.643	G6-3		F8					FC6-4 27 WP		4	1	1	1	0	0	2	Los Angeles Dodgers @ New York Mets Tradition Field, Port St. Lucie, FL Mon Mar 26 2007, 7:10 PM EDT Att. 6,543 - Clear - 75 F							
55 Russell Martin, R OBP: 0.313, SLG: 0.333 27 Matt Kemp, R OBP: 0.291, SLG: 0.392	K			F9			L4	HR		3	0	0	0	0	1	0								
5 Nomar Garciaparra, R OBP: 0.289, SLG: 0.552 21 Marlon Anderson, L OBP: 0.291, SLG: 0.392 41 Chin-hui Tsao, R OBP: 0.291, SLG: 0.392	K			K			F9	G4-3		3	0	0	0	0	2	0								
Luis Gonzalez, L OBP: 0.366, SLG: 0.412 7 James Loney, L OBP: 0.508, SLG: 0.545		G1-3		K			G3-1		88 F9 28 HBP	3	0	0	0	0	1	0								
Wilson Betemit, S OBP: 0.296, SLG: 0.286 28 Andy LaRoche, R OBP: 0.250, SLG: 0.229		F7				K			81 FC6-4	3	0	0	0	0	2	0								
16 Andre Ethier, L OBP: 0.380, SLG: 0.348 88 Larry Barnes, L OBP: 0.222, SLG: 0.222		G4-3							HBP	3	1	2	0	0	0	0								
57 Larry Bigbie, L OBP: 0.418, SLG: 0.588 44 Takashi Saito, L OBP: 0.267, SLG: 0.214 Mark Hendrickson, L OBP: 0.267, SLG: 0.214 Ryan Rogowski, L OBP: 0.267, SLG: 0.214			K						F9	3	1	2	0	0	0	0								
13 Wilson Valdez, R OBP: 0.397, SLG: 0.607 18 Ramon Martinez, R OBP: 0.267, SLG: 0.214 81 Ivan De Jesus Jr., R OBP: 0.375, SLG: 0.357			G4-3							2	1	1	1	0	0	0								
31 Brad Penny, R OBP: 1.000, SLG: 1.000 Omedo Saenz, R OBP: 0.343, SLG: 0.441 58 Chad Billingsley, R OBP: 0.280, SLG: 0.238 Mike Lieberthal, R OBP: 0.280, SLG: 0.238										1	0	1	0	0	0	0								
Inning Stats	R: 0 E: 0 K: 2 S: 7	H: 0 LOB: 0 BB: 0 P: 7	R: 0 E: 0 K: 0 S: 3	H: 0 LOB: 0 BB: 0 P: 3	R: 0 E: 0 K: 1 S: 6	H: 1 LOB: 1 BB: 0 P: 6	R: 0 E: 0 K: 2 S: 7	H: 0 LOB: 0 BB: 0 P: 7	R: 3 E: 0 K: 2 S: 10	H: 4 LOB: 1 BB: 0 P: 10	R: 0 E: 0 K: 0 S: 3	H: 0 LOB: 0 BB: 0 P: 3	R: 0 E: 0 K: 1 S: 5	H: 1 LOB: 1 BB: 0 P: 5	R: 2 E: 0 K: 1 S: 6	H: 1 LOB: 2 BB: 0 P: 11		R: 0 E: 0 K: 1 S: 6	H: 1 LOB: 2 BB: 0 P: 7	1B: 4 2B: 3 3B: 0 HR: 1	SF: 0 SAC: 0 DP: 1 HBP: 1	WP: 1 PB: 0 SB: 0 CS: 0	PA: 35	
PITCHER	IP WLS BF H R ER SO BB IBB HBP BLK WP HR S P ERA WHIP																							
Tom Glavine, L ERA: 2.25	6.0	22	5	3	3	7	0	0	0	0	0	0	0	0	36	36	4.50	0.833						
40 Ambiorix Burgos, R ERA: 8.1	1.0	3	1	0	0	1	0	0	0	0	0	0	0	5	5	0.00	1.000							
61 Chan Ho Park, R ERA: 7.43	1.0	5	1	2	2	1	1	0	0	0	1	1	6	11	18.00	2.000								
70 Joe Smith, R ERA: 1.46	1.0	5	1	0	0	1	0	0	1	0	0	0	6	7	0.00	1.000								

Batter	1	2	3	4	5	6	7	8	9	AB	R	H	RBI	BB	SO	LOB	BOTTOM						
7 José Reyes, S OBP: 0.413, SLG: 0.612 17 David Newhan, L OBP: 0.300, SLG: 0.442	G6-3			G6-3				FC6-4		3	0	0	0	1	0	3	Los Angeles Dodgers @ New York Mets Tradition Field, Port St. Lucie, FL Mon Mar 26 2007, 7:10 PM EDT Att. 6,543 - Clear - 75 F						
5 David Wright, R OBP: 0.403, SLG: 0.383 4 Ben Johnson, R OBP: 0.339, SLG: 0.385		BB							BB	3	0	0	0	1	1	2							
15 Carlos Beltrán, S OBP: 0.442, SLG: 0.509 6 Ruben Gotay, S OBP: 0.325, SLG: 0.400				G1-3						3	1	0	0	1	1	1							
18 Moises Alou, R OBP: 0.218, SLG: 0.269 64 Mike Carp, L OBP: 0.295, SLG: 0.282				G6-3						4	1	1	0	0	1	2							
16 Paul Lo Duca, R OBP: 0.286, SLG: 0.273 19 Sandy Alomar Jr., R OBP: 0.271, SLG: 0.118				G6-3						2	1	1	1	1	0	0							
20 Shawn Green, L OBP: 0.197, SLG: 0.274				G5-3						3	1	1	0	1	1	2							
Julio Franco, R OBP: 0.442, SLG: 0.314 1 Anderson Hernandez, S OBP: 0.271, SLG: 0.186										2	1	1	2	1	0	0							
22 Jose Valentin, S OBP: 0.431, SLG: 0.659 61 Chan Ho Park, R OBP: 0.267, SLG: 0.214 70 Joe Smith, R ERA: 1.46										4	0	3	2	0	0	3							
Tom Glavine, L ERA: 1.46 40 Ambiorix Burgos, R ERA: 8.1 3 Damion Easley, R OBP: 0.267, SLG: 0.268										2	0	0	0	1	2	3							
Inning Stats	R: 0 E: 0 K: 1 S: 5	H: 0 LOB: 1 BB: 1 P: 9	R: 2 E: 0 K: 1 S: 6	H: 2 LOB: 3 BB: 3 P: 18	R: 0 E: 0 K: 0 S: 3	H: 0 LOB: 0 BB: 0 P: 3	R: 1 E: 0 K: 1 S: 6	H: 2 LOB: 1 BB: 1 P: 10	R: 1 E: 0 K: 2 S: 9	H: 2 LOB: 1 BB: 0 P: 9	R: 0 E: 0 K: 1 S: 6	H: 1 LOB: 1 BB: 0 P: 6	R: 1 E: 1 K: 1 S: 6	H: 0 LOB: 3 BB: 2 P: 15	R: 1 E: 0 K: 0 S: 4	H: 1 LOB: 2 BB: 2 P: 12		1B: 6 2B: 2 3B: 0 HR: 0	SF: 0 SAC: 0 DP: 1 HBP: 1	WP: 0 PB: 0 SB: 0 CS: 0	PA: 41		
PITCHER	IP WLS BF H R ER SO BB IBB HBP BLK WP HR S P ERA WHIP																						
31 Brad Penny, R ERA: 10.84	4.0	19	4	3	3	3	5	0	0	0	0	0	0	15	15	4.50	1.500						
58 Chad Billingsley, R ERA: 1.46	2.0	9	3	1	1	3	0	0	0	0	0	0	0	5	9	0.00	1.500						
44 Takashi Saito, R ERA: 1.38	0.2	4	0	1	0	1	1	0	0	0	0	0	0	5	9	0.00	1.500						
Mark Hendrickson, L ERA: 5.6 41 Chin-hui Tsao, R ERA: 2.78	1.0	8	1	1	1	0	3	0	1	0	0	0	4	17	9.00	4.000							
41 Chin-hui Tsao, R ERA: 2.78	0.1	1	0	0	0	0	0	0	0	0	0	0	1	1	0.00	0.000							



Batter	1	2	3	4	5	6	7	8	9	AB	R	H	RBI	BB	SO	LOB	TOP					
9 Juan Pierre, L (1,8) Luis Maza, R (6,4) OBP: 0.353, SLG: 0.429 OBP: 0.667, SLG: 0.667	P4		G4-3		G3			F9		3	0	0	0	0	0	0	Los Angeles Dodgers @ St. Louis Cardinals Roger Dean Stadium, Jupiter, FL Tue Mar 27 2007, 1:05 PM EDT Att: 7,158 - Sunny - 79 F livebaseballscorecards.com					
65 Tony Abreu, S (1,6) OBP: 0.362, SLG: 0.630	G1-3		12 FC5-4 1B			27 FC6-4 1B		L8		4	0	2	0	0	0	0						
27 Matt Kemp, R (1,9) OBP: 0.305, SLG: 0.389	BB		1B			FC6-4 12 2B 1-2		CS 1B		3	0	1	0	1	1	2						
12 Jeff Kent, R (1,4) Adam Godwin, R (6, PR) OBP: 0.342, SLG: 0.412 OBP: 0.300, SLG: 0.300	F8		FC5-4			28 G5-3 1-3 2B		CS 1-2	L9	3	0	1	0	0	0	2						
88 Larry Barnes, L (6, PR) OBP: 0.300, SLG: 0.300		K		G6-3		BB		28 G4-3 1B		2	0	0	0	1	1	0						
28 Andy LaRoche, R (1,5) OBP: 0.232, SLG: 0.212	L7		K			G5-3 2-3f		G4-3 1-2		4	0	0	0	0	1	4						
7 James Loney, L (1,7) OBP: 0.500, SLG: 0.534			K				G3			3	0	1	0	0	1	0						
77 Kelly Stinnett, R (1,2) OBP: 0.250, SLG: 0.241	HBP						G3			2	0	0	0	0	0	0						
Brett Tomko, R (1,1) 41 Chin-hui Tsao, R (6,1) 57 Larry Bigbie, L (7, PH) Joe Beimel, L (7,1) 51 Jonathan Broxton, R (8,1) OBP: 0.414, SLG: 0.577	G1-3							G4-3		2	0	0	0	0	1	2						
Inning Stats	R: 0 E: 0 K: 0 S: 3	H: 0 LOB: 1 BB: 1 P: 7	R: 0 E: 0 K: 1 S: 6	H: 1 LOB: 2 BB: 0 P: 8	R: 0 E: 0 K: 1 S: 6	H: 1 LOB: 1 BB: 0 P: 6	R: 0 E: 0 K: 2 S: 7	H: 0 LOB: 0 BB: 0 P: 7	R: 0 E: 0 K: 1 S: 5	H: 0 LOB: 0 BB: 0 P: 5	R: 0 E: 0 K: 0 S: 4	H: 2 LOB: 3 BB: 1 P: 8	R: 0 E: 0 K: 0 S: 3	H: 0 LOB: 0 BB: 0 P: 3	R: 0 E: 0 K: 0 S: 3	H: 1 LOB: 0 BB: 0 P: 4		R: 0 E: 0 K: 0 S: 3	H: 1 LOB: 0 BB: 0 P: 3	1B: 5 2B: 1 3B: 0 HR: 0	SF: 0 SAC: 0 DP: 2 HBP: 1	WP: 0 PB: 0 SB: 0 CS: 1
PITCHER	IP WLS BF H R ER SO BB IBB HBP BLK WP HR S P ERA WHIP	7.0 W 27 4 0 0 5 2 0 0 1 0 0 0 34 44 0.00 0.857	1.0 H 3 1 0 0 0 0 0 0 0 0 0 0 3 4 0.00 1.000	1.0 S 3 1 0 0 0 0 0 0 0 0 0 0 3 3 0.00 1.000																		

Batter	1	2	3	4	5	6	7	8	9	AB	R	H	RBI	BB	SO	LOB	BOTTOM					
22 David Eckstein, R (1,6) So Taguchi, R (7,8) OBP: 0.282, SLG: 0.286 OBP: 0.241, SLG: 0.184	G6-3		F8		FC5-4			G5-3		3	0	0	1	0	0	1	Los Angeles Dodgers @ St. Louis Cardinals Roger Dean Stadium, Jupiter, FL Tue Mar 27 2007, 1:05 PM EDT Att: 7,158 - Sunny - 79 F livebaseballscorecards.com					
16 Chris Duncan, L (1,7) 34 Randy Flores, L (9,1) OBP: 0.358, SLG: 0.514	F7		L8		F8			K		4	0	0	0	0	1	2						
5 Albert Pujols, R (1,3) OBP: 0.324, SLG: 0.415	HR				L1			1B BB		3	1	2	1	1	0	0						
27 Scott Rolen, R (1,5) Aaron Miles, S (7,6) OBP: 0.338, SLG: 0.375 OBP: 0.296, SLG: 0.245	K				3 FC5-4 HBP			15 G4-6-3 1B		2	0	1	0	0	1	0						
15 Jim Edmonds, L (1,8) 19 Jolbert Cabrera, R (7,5) OBP: 0.200, SLG: 0.130		F7			F8			P5		3	0	0	0	0	0	2						
3 Preston Wilson, R (1,9) 55 Skip Schumaker, L (8,9) OBP: 0.289, SLG: 0.292 OBP: 0.471, SLG: 0.578	P4				FC5-4			K		3	0	0	0	0	1	1						
4 Yadier Molina, R (1,2) OBP: 0.442, SLG: 0.472								G6-3		2	1	1	0	1	0	0						
7 Adam Kennedy, L (1,4) OBP: 0.227, SLG: 0.300	G3-1							F7		3	0	0	0	0	1	2						
29 Chris Carpenter, R (1,1) Josh Hancock, R (8,1) 53 John Rodriguez, L (6, PH) OBP: 0.333, SLG: 0.333 OBP: 0.417, SLG: 0.368			K					22 FC5-4 1B BB		2	0	1	0	0	1	0						
Inning Stats	R: 1 E: 0 K: 1 S: 6	H: 1 LOB: 0 BB: 0 P: 6	R: 0 E: 0 K: 0 S: 4	H: 1 LOB: 0 BB: 0 P: 4	R: 0 E: 0 K: 1 S: 5	H: 0 LOB: 0 BB: 0 P: 5	R: 0 E: 0 K: 0 S: 3	H: 0 LOB: 1 BB: 0 P: 5	R: 1 E: 0 K: 1 S: 6	H: 1 LOB: 1 BB: 1 P: 10	R: 0 E: 0 K: 0 S: 3	H: 2 LOB: 0 BB: 0 P: 3	R: 0 E: 0 K: 1 S: 5	H: 0 LOB: 0 BB: 0 P: 5	R: 1 E: 0 K: 1 S: 6	H: 1 LOB: 2 BB: 2 P: 14		R: 0 E: 0 K: 0 S: 3	H: 1 LOB: 0 BB: 0 P: 14	1B: 5 2B: 0 3B: 0 HR: 1	SF: 0 SAC: 0 DP: 1 HBP: 1	WP: 0 PB: 0 SB: 0 CS: 0
PITCHER	IP WLS BF H R ER SO BB IBB HBP BLK WP HR S P ERA WHIP	5.0 L 20 3 2 2 3 1 0 1 0 0 0 0 24 30 3.60 0.800	1.0 3 2 0 0 0 0 0 0 0 0 0 0 3 3 0.00 2.000	1.0 3 0 0 0 1 0 0 0 0 0 0 5 5 0.00 0.000	1.0 6 1 1 1 1 2 0 0 0 0 0 6 14 9.00 3.000																	

Batter	1	2	3	4	5	6	7	8	9	AB	R	H	RBI	BB	SO	LOB	TOP					
9 Juan Pierre, L (1, 8) OBP: 0.358, SLG: 0.431 27 Matt Kemp, R (3, 8) OBP: 0.295, SLG: 0.375	E5 7 G5-3 55 G5-3		FC6-4 55 G6-3 1B	FC6-4 1-2			F9			2	0	1	0	0	0	0						
55 Russell Martin, R (1, 2) OBP: 0.294, SLG: 0.313 77 Kelly Stinnett, R (5, 2) OBP: 0.242, SLG: 0.233	G5-3 1-2		G6-3 1-2		G1		P3			3	0	0	0	0	0	3						
7 James Loney, L (1, 3) OBP: 0.471, SLG: 0.500	G5-3 2-3			G4-3 C.C.C.	K			G3-1		4	0	0	0	0	1	1						
Olmedo Saenz, R (1, 10) OBP: 0.341, SLG: 0.410 Mike Lieberthal, R (8, PH) OBP: 0.306, SLG: 0.238 (8, 10)	K			BB 16 1B 1B	K			57 G4-6-3 HBP		3	1	1	0	0	2	1						
Luis Gonzalez, L (1, 7) OBP: 0.372, SLG: 0.417 57 Larry Bigbie, L (4, PR) OBP: 0.397, SLG: 0.556 (4, 7)	K			16 1B 65 SF8 1B	K			G4-6-3 1-2		2	0	1	0	0	1	0						
Wilson Betemit, S (1, 5) OBP: 0.304, SLG: 0.280 28 Andy LaRoche, R (4, 5) OBP: 0.241, SLG: 0.222 (4, 5)	F8			65 SF8 16 1B 13 E BB				K		1	1	0	0	1	0	0						
16 Andre Ethier, L (1, 9) OBP: 0.267, SLG: 0.347 88 Larry Barnes, L (6, 9) OBP: 0.273, SLG: 0.273 (6, 9)	G4-3			13 F 1B	P6			G4-3		3	0	1	1	0	0	1						
18 Ramon Martinez, R (1, 4) OBP: 0.267, SLG: 0.214 65 Tony Abreu, S (1, 4) OBP: 0.260, SLG: 0.617 (8, 4) 84 Sergio Garcia, R (8, 4) OBP: 0.333, SLG: 0.333 (8, 4)				13 FC6-4 HBP	SF8			G6-3		0	0	0	0	0	0	0						
13 Wilson Valdez, R (1, 6) OBP: 0.379, SLG: 0.578 81 Ivan De Jesus, Jr., R (7, 6) OBP: 0.375, SLG: 0.357 (7, 6)				9 1B FC6-4 1-2	E6 27 FC6-4 3-H			G4-3		3	0	0	0	0	0	2						
Inning Stats	R: 0 E: 1 K: 1 S: 6	H: 0 LOB: 1 BB: 0 P: 6	R: 0 E: 0 K: 1 S: 5	H: 0 LOB: 0 BB: 0 P: 5	R: 0 E: 0 K: 0 S: 3	H: 1 LOB: 1 BB: 0 P: 4	R: 3 E: 1 K: 0 S: 7	H: 3 LOB: 2 BB: 1 P: 11	R: 0 E: 0 K: 1 S: 6	H: 0 LOB: 0 BB: 0 P: 7	R: 0 E: 0 K: 0 S: 3	H: 0 LOB: 0 BB: 0 P: 3	R: 0 E: 0 K: 1 S: 5	H: 0 LOB: 0 BB: 0 P: 5	R: 0 E: 0 K: 1 S: 5	H: 0 LOB: 0 BB: 0 P: 5	1B: 5 2B: 0 3B: 0 HR: 0	SF: 1 SAC: 0 DP: 2 HBP: 2	WP: 0 PB: 0 SB: 0 CS: 0	PA: 35		
PITCHER	IP WLS BF H R ER SO BB IBB HBP BLK WP HR S P ERA WHIP	IP WLS BF H R ER SO BB IBB HBP BLK WP HR S P ERA WHIP	IP WLS BF H R ER SO BB IBB HBP BLK WP HR S P ERA WHIP	IP WLS BF H R ER SO BB IBB HBP BLK WP HR S P ERA WHIP	IP WLS BF H R ER SO BB IBB HBP BLK WP HR S P ERA WHIP	IP WLS BF H R ER SO BB IBB HBP BLK WP HR S P ERA WHIP	IP WLS BF H R ER SO BB IBB HBP BLK WP HR S P ERA WHIP	IP WLS BF H R ER SO BB IBB HBP BLK WP HR S P ERA WHIP	IP WLS BF H R ER SO BB IBB HBP BLK WP HR S P ERA WHIP	IP WLS BF H R ER SO BB IBB HBP BLK WP HR S P ERA WHIP	IP WLS BF H R ER SO BB IBB HBP BLK WP HR S P ERA WHIP	IP WLS BF H R ER SO BB IBB HBP BLK WP HR S P ERA WHIP	IP WLS BF H R ER SO BB IBB HBP BLK WP HR S P ERA WHIP	IP WLS BF H R ER SO BB IBB HBP BLK WP HR S P ERA WHIP	IP WLS BF H R ER SO BB IBB HBP BLK WP HR S P ERA WHIP	IP WLS BF H R ER SO BB IBB HBP BLK WP HR S P ERA WHIP	IP WLS BF H R ER SO BB IBB HBP BLK WP HR S P ERA WHIP	IP WLS BF H R ER SO BB IBB HBP BLK WP HR S P ERA WHIP	IP WLS BF H R ER SO BB IBB HBP BLK WP HR S P ERA WHIP	IP WLS BF H R ER SO BB IBB HBP BLK WP HR S P ERA WHIP	IP WLS BF H R ER SO BB IBB HBP BLK WP HR S P ERA WHIP	IP WLS BF H R ER SO BB IBB HBP BLK WP HR S P ERA WHIP

Los Angeles Dodgers @ Detroit Tigers
 Joker Marchant Stadium, Lakeland, FL
 Wed Mar 28 2007, 1:05 PM EDT
 Att: 5,972 - Sunny - 85 F

AB 31
 R 3
 H 5
 RBI 2
 BB 1
 SO 6
 LOB 12



Batter	1	2	3	4	5	6	7	8	9	AB	R	H	RBI	BB	SO	LOB	BOTTOM					
28 Curtis Granderson, L (1, 8) OBP: 0.338, SLG: 0.492 Michael Sullivan, L (5, 8)	G4-3		3 HR 2B		K		K		G4-3	2	1	1	0	0	0	0						
14 Placido Polanco, R (1, 4) OBP: 0.600, SLG: 0.660 Chris Maples, R (5, PR) OBP: 0.667, SLG: 1.000 (6, 4)	3 1B		3 HR HBP		3 1B		FC5-4 BB			2	1	2	0	0	0	0						
3 Gary Sheffield, R (1, 9) OBP: 0.476, SLG: 0.614 Brandon Timm, R (5, PR) OBP: 0.241, SLG: 0.222 (6, 9)	9 G6-3 1B		1-H 2-H HR		1B		FC5-4 1-2			3	1	3	3	0	0	0						
9 Carlos Guillen, S (1, 6) OBP: 0.298, SLG: 0.360 8 Neifi Perez, S (6, 6) OBP: 0.415, SLG: 0.372 (6, 6)	G6-3 1-2		2B		F7			P5		3	0	1	0	0	0	4						
Craig Monroe, R (1, 7) OBP: 0.404, SLG: 0.510 17 Mike Hernandez, R (6, 7)			1B		K			K		3	0	2	0	0	1	2						
33 Marcus Thames, R (1, 3) OBP: 0.296, SLG: 0.529	K		P6		G5-3			3B		4	0	1	0	0	1	2						
Ivan Rodriguez, R (1, 10) OBP: 0.415, SLG: 0.623 Mark Haske, L (6, PH) OBP: 0.241, SLG: 0.222 (7, 10)	K				K			K		2	0	0	0	0	2	1						
20 Omar Infante, R (1, 5) OBP: 0.179, SLG: 0.250	L4				K			K		4	0	0	0	0	3	1						
70 Dane Sardinha, R (1, 2) OBP: 0.190, SLG: 0.111			2B 2B BB		F7			F9		3	0	0	0	1	1	0						
Inning Stats	R: 0 E: 0 K: 0 S: 4	H: 2 LOB: 1 BB: 0 P: 4	R: 0 E: 0 K: 2 S: 8	H: 1 LOB: 1 BB: 0 P: 8	R: 3 E: 0 K: 0 S: 5	H: 4 LOB: 1 BB: 1 P: 10	R: 0 E: 0 K: 2 S: 7	H: 0 LOB: 0 BB: 0 P: 7	R: 0 E: 0 K: 2 S: 9	H: 2 LOB: 2 BB: 0 P: 9	R: 0 E: 0 K: 1 S: 5	H: 0 LOB: 1 BB: 1 P: 9	R: 0 E: 0 K: 2 S: 8	H: 1 LOB: 1 BB: 0 P: 8	R: 0 E: 0 K: 2 S: 7	H: 0 LOB: 0 BB: 0 P: 7	1B: 5 2B: 3 3B: 1 HR: 1	SF: 0 SAC: 0 DP: 1 HBP: 1	WP: 0 PB: 0 SB: 0 CS: 0	PA: 37		
PITCHER	IP WLS BF H R ER SO BB IBB HBP BLK WP HR S P ERA WHIP	IP WLS BF H R ER SO BB IBB HBP BLK WP HR S P ERA WHIP	IP WLS BF H R ER SO BB IBB HBP BLK WP HR S P ERA WHIP	IP WLS BF H R ER SO BB IBB HBP BLK WP HR S P ERA WHIP	IP WLS BF H R ER SO BB IBB HBP BLK WP HR S P ERA WHIP	IP WLS BF H R ER SO BB IBB HBP BLK WP HR S P ERA WHIP	IP WLS BF H R ER SO BB IBB HBP BLK WP HR S P ERA WHIP	IP WLS BF H R ER SO BB IBB HBP BLK WP HR S P ERA WHIP	IP WLS BF H R ER SO BB IBB HBP BLK WP HR S P ERA WHIP	IP WLS BF H R ER SO BB IBB HBP BLK WP HR S P ERA WHIP	IP WLS BF H R ER SO BB IBB HBP BLK WP HR S P ERA WHIP	IP WLS BF H R ER SO BB IBB HBP BLK WP HR S P ERA WHIP	IP WLS BF H R ER SO BB IBB HBP BLK WP HR S P ERA WHIP	IP WLS BF H R ER SO BB IBB HBP BLK WP HR S P ERA WHIP	IP WLS BF H R ER SO BB IBB HBP BLK WP HR S P ERA WHIP	IP WLS BF H R ER SO BB IBB HBP BLK WP HR S P ERA WHIP	IP WLS BF H R ER SO BB IBB HBP BLK WP HR S P ERA WHIP	IP WLS BF H R ER SO BB IBB HBP BLK WP HR S P ERA WHIP	IP WLS BF H R ER SO BB IBB HBP BLK WP HR S P ERA WHIP	IP WLS BF H R ER SO BB IBB HBP BLK WP HR S P ERA WHIP	IP WLS BF H R ER SO BB IBB HBP BLK WP HR S P ERA WHIP	IP WLS BF H R ER SO BB IBB HBP BLK WP HR S P ERA WHIP

Los Angeles Dodgers @ Detroit Tigers
 Joker Marchant Stadium, Lakeland, FL
 Wed Mar 28 2007, 1:05 PM EDT
 Att: 5,972 - Sunny - 85 F

AB 34
 R 3
 H 10
 RBI 3
 BB 2
 SO 13
 LOB 12



Batter	1	2	3	4	5	6	7	8	9	AB	R	H	RBI	BB	SO	LOB	TOP				
17 David Newhan, L (1, 7) Jésus Feliciano, L (7, 7) OBP: 0.356, SLG: 0.608 OBP: 0.333, SLG: 0.333										4	4	4	2	1	0	0					
10 Endy Chavez, L (1, 8) 44 Lastings Milledge, R (5, 9) OBP: 0.421, SLG: 0.431 OBP: 0.446, SLG: 0.518										3	1	3	0	0	0	0					
3 Damon Easley, R (1, 6) Aaron Sele, R (7, 1) 38 Steve Schmolz, R (8, 1) 68 Lino Urdaneta, R (9, 1) OBP: 0.296, SLG: 0.286 OBP: 0.333, SLG: 0.385										5	1	3	2	0	0	1					
22 Jose Valentin, S (1, 4) 6 Ruben Gotay, S (6, 4) OBP: 0.436, SLG: 0.638 OBP: 0.333, SLG: 0.385										3	1	1	0	0	1	3					
Julio Franco, R (1, 3) 64 Mike Carp, L (5, 3) OBP: 0.385, SLG: 0.349 OBP: 0.313, SLG: 0.372										2	0	0	1	0	0	4					
85 Fernando Tatís, R (1, 5) OBP: 0.206, SLG: 0.391										4	2	1	3	1	1	3					
Ben Johnson, R (1, 9) OBP: 0.333, SLG: 0.362										4	1	1	0	1	2	0					
11 Ramon Castro, R (1, 2) Anderson Hernandez, S (7, 6) OBP: 0.432, SLG: 0.613 OBP: 0.255, SLG: 0.174										4	1	1	4	0	2	1					
33 John Maine, R (1, 1) Jose Coronado, S (7, PH) 30 Mike DiFelice, R (7, 2) OBP: 0.235, SLG: 0.235										3	0	0	0	0	1	0					
Inning Stats	R: 1 E: 0 K: 1 S: 7	H: 2 LOB: 1 BB: 0 P: 7	R: 0 E: 0 K: 1 S: 5	H: 0 LOB: 0 BB: 0 P: 5	R: 1 E: 0 K: 2 S: 10	H: 3 LOB: 3 BB: 1 P: 14	R: 0 E: 0 K: 1 S: 5	H: 1 LOB: 0 BB: 0 P: 5	R: 6 E: 0 K: 2 S: 9	H: 4 LOB: 0 BB: 2 P: 17	R: 4 E: 0 K: 2 S: 11	H: 3 LOB: 2 BB: 1 P: 11	R: 0 E: 0 K: 0 S: 3	H: 0 LOB: 0 BB: 0 P: 3	R: 0 E: 0 K: 0 S: 3	H: 0 LOB: 0 BB: 0 P: 3	1B: 11 2B: 2 3B: 0 HR: 4	SF: 1 SAC: 0 DP: 2 HBP: 1	WP: 0 PB: 0 SB: 4 CS: 1	PA: 46	
PITCHER	IP WLS BF H R ER SO BB IBB HBP BLK WP HR S P ERA WHIP	IP WLS BF H R ER SO BB IBB HBP BLK WP HR S P ERA WHIP	IP WLS BF H R ER SO BB IBB HBP BLK WP HR S P ERA WHIP	IP WLS BF H R ER SO BB IBB HBP BLK WP HR S P ERA WHIP	IP WLS BF H R ER SO BB IBB HBP BLK WP HR S P ERA WHIP	IP WLS BF H R ER SO BB IBB HBP BLK WP HR S P ERA WHIP	IP WLS BF H R ER SO BB IBB HBP BLK WP HR S P ERA WHIP	IP WLS BF H R ER SO BB IBB HBP BLK WP HR S P ERA WHIP	IP WLS BF H R ER SO BB IBB HBP BLK WP HR S P ERA WHIP	IP WLS BF H R ER SO BB IBB HBP BLK WP HR S P ERA WHIP	IP WLS BF H R ER SO BB IBB HBP BLK WP HR S P ERA WHIP	IP WLS BF H R ER SO BB IBB HBP BLK WP HR S P ERA WHIP	IP WLS BF H R ER SO BB IBB HBP BLK WP HR S P ERA WHIP	IP WLS BF H R ER SO BB IBB HBP BLK WP HR S P ERA WHIP	IP WLS BF H R ER SO BB IBB HBP BLK WP HR S P ERA WHIP	IP WLS BF H R ER SO BB IBB HBP BLK WP HR S P ERA WHIP	IP WLS BF H R ER SO BB IBB HBP BLK WP HR S P ERA WHIP	IP WLS BF H R ER SO BB IBB HBP BLK WP HR S P ERA WHIP	IP WLS BF H R ER SO BB IBB HBP BLK WP HR S P ERA WHIP	IP WLS BF H R ER SO BB IBB HBP BLK WP HR S P ERA WHIP	IP WLS BF H R ER SO BB IBB HBP BLK WP HR S P ERA WHIP

New York Mets @ Los Angeles Dodgers
Holman Stadium, Vero Beach, FL
Thu Mar 29 2007, 1:05 PM EDT
Att: 5,082 - Partly Cloudy - 75 F

AB 40
R 13
H 16
RBI 13
BB 4
SO 8
LOB 15



Batter	1	2	3	4	5	6	7	8	9	AB	R	H	RBI	BB	SO	LOB	BOTTOM							
72 Chin-Lung Hu, R (1, 6) OBP: 0.409, SLG: 0.429										5	0	3	0	0	0	1								
21 Marlon Anderson, L (1, 7) Wilkin Ruan, R (6, 7) ERA: 4.76										3	0	2	0	0	0	0								
7 James Loney, L (1, 3) 84 Mitch Jones, R (7, 3) OBP: 0.451, SLG: 0.484 OBP: 0.375, SLG: 0.429										2	0	0	1	0	1	2								
27 Matt Kemp, R (1, 9) Luis Gonzalez, L (7, 1) Brian Akin, R (8, 1) Ryan Rogowski, L (8, PH) Mark Alexander, R (9, 1) OBP: 0.297, SLG: 0.424 OBP: 0.372, SLG: 0.417										3	1	1	1	0	1	2								
13 Choo Freeman, R (1, 8) OBP: 0.212, SLG: 0.200										4	0	0	0	0	1	1								
86 Marshall McDougall, R (1, 5) OBP: 0.182, SLG: 0.273										4	0	0	0	0	0	1								
66 Sandy Martinez, L (1, 2) Wesley Wright, R (5, 1) Casey Hoorelbeke, R (5, 1) 57 Luke Allen, L (7, 9) OBP: 0.095, SLG: 0.060										2	0	0	0	0	0	0								
Luis Maza, R (1, 4) OBP: 0.429, SLG: 0.429										4	0	1	0	0	1	0								
75 Joe Mays, S (1, 1) 36 Ken Huckaby, R (5, 2) OBP: 0.273, SLG: 0.200										0	1	0	0	1	0	0								
Inning Stats	R: 0 E: 0 K: 1 S: 5	H: 0 LOB: 0 BB: 0 P: 5	R: 1 E: 0 K: 1 S: 6	H: 1 LOB: 0 BB: 0 P: 6	R: 1 E: 0 K: 0 S: 5	H: 2 LOB: 2 BB: 1 P: 9	R: 0 E: 0 K: 0 S: 3	H: 0 LOB: 0 BB: 0 P: 3	R: 0 E: 0 K: 2 S: 9	H: 2 LOB: 2 BB: 0 P: 9	R: 0 E: 0 K: 1 S: 5	H: 0 LOB: 0 BB: 0 P: 5	R: 0 E: 0 K: 1 S: 7	H: 2 LOB: 2 BB: 0 P: 7	R: 0 E: 0 K: 0 S: 4	H: 1 LOB: 1 BB: 0 P: 4	R: 0 E: 0 K: 0 S: 4	H: 1 LOB: 1 BB: 0 P: 4	R: 0 E: 0 K: 0 S: 4	H: 1 LOB: 1 BB: 0 P: 4	1B: 7 2B: 1 3B: 0 HR: 1	SF: 1 SAC: 0 DP: 0 HBP: 0	WP: 0 PB: 0 SB: 0 CS: 0	PA: 37
PITCHER	IP WLS BF H R ER SO BB IBB HBP BLK WP HR S P ERA WHIP	IP WLS BF H R ER SO BB IBB HBP BLK WP HR S P ERA WHIP	IP WLS BF H R ER SO BB IBB HBP BLK WP HR S P ERA WHIP	IP WLS BF H R ER SO BB IBB HBP BLK WP HR S P ERA WHIP	IP WLS BF H R ER SO BB IBB HBP BLK WP HR S P ERA WHIP	IP WLS BF H R ER SO BB IBB HBP BLK WP HR S P ERA WHIP	IP WLS BF H R ER SO BB IBB HBP BLK WP HR S P ERA WHIP	IP WLS BF H R ER SO BB IBB HBP BLK WP HR S P ERA WHIP	IP WLS BF H R ER SO BB IBB HBP BLK WP HR S P ERA WHIP	IP WLS BF H R ER SO BB IBB HBP BLK WP HR S P ERA WHIP	IP WLS BF H R ER SO BB IBB HBP BLK WP HR S P ERA WHIP	IP WLS BF H R ER SO BB IBB HBP BLK WP HR S P ERA WHIP	IP WLS BF H R ER SO BB IBB HBP BLK WP HR S P ERA WHIP	IP WLS BF H R ER SO BB IBB HBP BLK WP HR S P ERA WHIP	IP WLS BF H R ER SO BB IBB HBP BLK WP HR S P ERA WHIP	IP WLS BF H R ER SO BB IBB HBP BLK WP HR S P ERA WHIP	IP WLS BF H R ER SO BB IBB HBP BLK WP HR S P ERA WHIP	IP WLS BF H R ER SO BB IBB HBP BLK WP HR S P ERA WHIP	IP WLS BF H R ER SO BB IBB HBP BLK WP HR S P ERA WHIP	IP WLS BF H R ER SO BB IBB HBP BLK WP HR S P ERA WHIP	IP WLS BF H R ER SO BB IBB HBP BLK WP HR S P ERA WHIP	IP WLS BF H R ER SO BB IBB HBP BLK WP HR S P ERA WHIP		

New York Mets @ Los Angeles Dodgers
Holman Stadium, Vero Beach, FL
Thu Mar 29 2007, 1:05 PM EDT
Att: 5,082 - Partly Cloudy - 75 F

AB 35
R 2
H 9
RBI 2
BB 1
SO 6
LOB 11



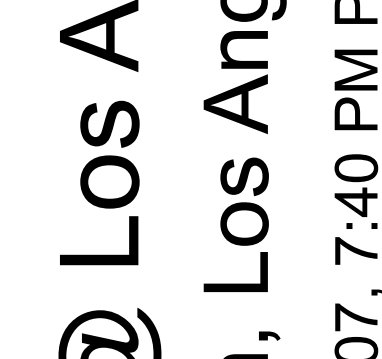
Batter	1	2	3	4	5	6	7	8	9	AB	R	H	RBI	BB	SO	LOB	TOP										
24 Gary Matthews, S (1, 8) OBP: 0.286, SLG: 0.414 65 Tommy Murphy, S (5, 8) OBP: 0.264, SLG: 0.420	K		FC5-4 2B		G6-3	FC6-4			K	3	1	0	0	0	1	1	Los Angeles Angels @ Los Angeles Dodgers Dodger Stadium, Los Angeles, CA Fri Mar 30 2007, 7:40 PM PDT Att: 46,368 - Clear - 66 F										
Orlando Cabrera, R (1, 6) OBP: 0.350, SLG: 0.389 2 Hainley Statia, S (5, PR) OBP: 0.333, SLG: 0.400	G6-3		27 CS 2B		27 G5-3 1B				F7	3	0	2	1	0	0	0											
27 Vladimir Guerrero, R (1, 9) OBP: 0.316, SLG: 0.423 20 Sean Rodriguez, R (5, 4) OBP: 0.278, SLG: 0.400			K		G5-3				1B	3	0	1	0	0	1	2											
16 Garret Anderson, L (1, 7) OBP: 0.391, SLG: 0.643 19 Curtis Pride, L (5, 7) OBP: 0.207, SLG: 0.259	F7				G4-3				K	3	1	1	0	0	0	3											
Shea Hillenbrand, R (1, 10) OBP: 0.327, SLG: 0.346 Mike Napoli, R (7, PH) OBP: 0.349, SLG: 0.462		P3			P6				G5-3	3	0	0	0	0	0	1											
Casey Kotchman, L (1, 3) OBP: 0.369, SLG: 0.541 39 Robb Quinlan, R (4, 3) OBP: 0.283, SLG: 0.474					P2				G6-3	1	0	0	0	0	0	1											
47 Howie Kendrick, R (1, 4) OBP: 0.353, SLG: 0.547 77 Reggie Willits, S (5, 9) OBP: 0.414, SLG: 0.362									K	2	0	1	0	0	0	1											
José Molina, R (1, 2) OBP: 0.425, SLG: 0.429 5 Jeff Mathis, R (5, 2) OBP: 0.200, SLG: 0.310									K	2	1	1	0	0	1	0											
6 Maicer Izturis, S (1, 5) OBP: 0.349, SLG: 0.500 32 Brandon Wood, R (4, 5) OBP: 0.333, SLG: 0.448									K	2	0	1	2	0	1	0											
Inning Stats	R: 0 E: 0 K: 1 S: 9	H: 1 LOB: 1 BB: 0 P: 14	R: 0 E: 0 K: 0 S: 9	H: 1 LOB: 1 BB: 0 P: 15	R: 1 E: 0 K: 1 S: 13	H: 1 LOB: 0 BB: 1 P: 21	R: 1 E: 1 K: 0 S: 14	H: 2 LOB: 2 BB: 0 P: 22	R: 0 E: 0 K: 0 S: 7	H: 1 LOB: 2 BB: 1 P: 13	R: 2 E: 0 K: 0 S: 13	H: 2 LOB: 1 BB: 1 P: 22	R: 0 E: 0 K: 2 S: 11	H: 0 LOB: 1 BB: 1 P: 19	R: 0 E: 0 K: 2 S: 7	H: 0 LOB: 0 BB: 0 P: 14		R: 0 E: 0 K: 2 S: 10	H: 0 LOB: 0 BB: 0 P: 13	1B: 6 2B: 2 3B: 0 HR: 0	SF: 0 SAC: 0 DP: 0 HBP: 0	WP: 1 PB: 1 SB: 1 CS: 1	PA: 38				
PITCHER	IP	WLS	BF	H	R	ER	SO	BB	IBB	HBP	BLK	WP	HR	S	P	ERA	WHIP										
29 Jason Schmidt, R (1, 1) ERA: 4.5	4.0	W	18	5	2	1	2	1	0	0	0	1	0	45	72	2.25	1.500										
Mark Hendrickson, L (5, 1) ERA: 5.49	2.0		10	3	2	1	0	1	0	0	0	0	0	20	35	4.50	2.000										
38 Rudy Seanez, R (7, 1) ERA: 1.59	1.0		4	0	0	0	2	1	0	0	0	0	0	11	19	0.00	1.000										
51 Jonathan Broxton, R (8, 1) ERA: 8.22	1.0		3	0	0	0	2	0	0	0	0	0	0	7	14	0.00	0.000										
44 Takashi Saito, R (9, 1) ERA: 1.04	1.0		3	0	0	0	2	0	0	0	0	0	0	10	13	0.00	0.000										

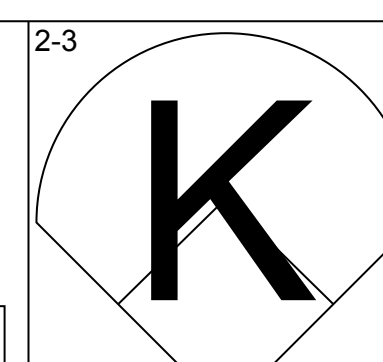
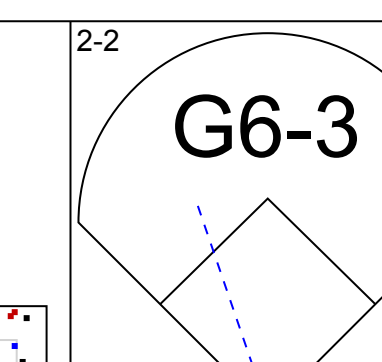
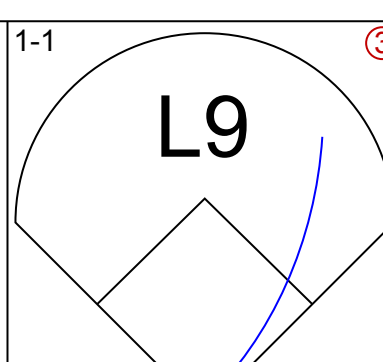
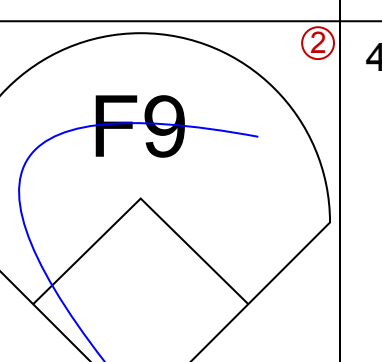
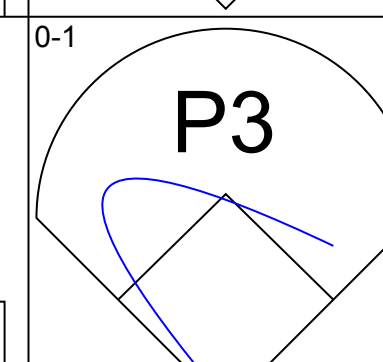
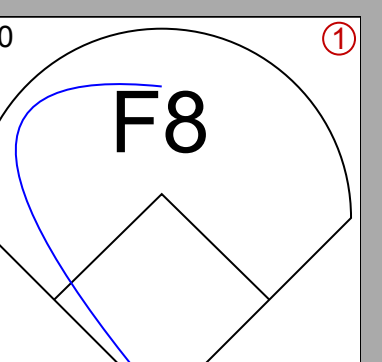
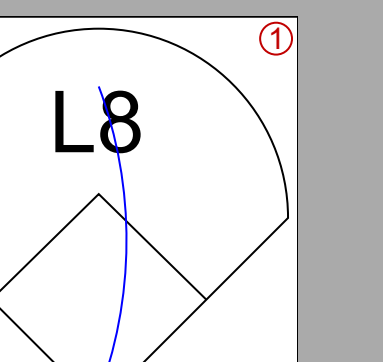
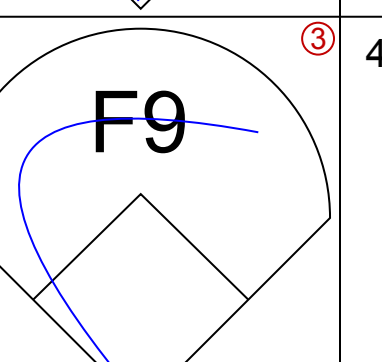
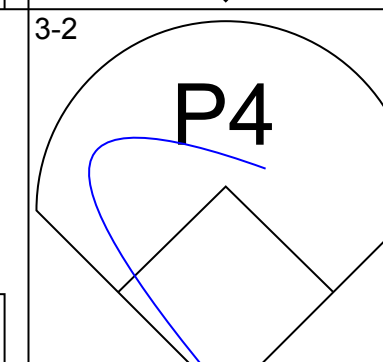
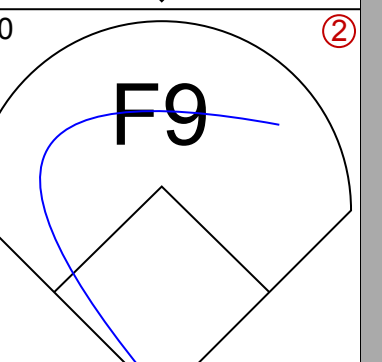
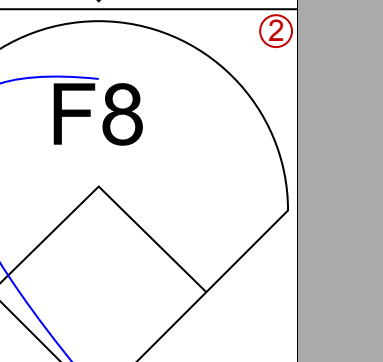
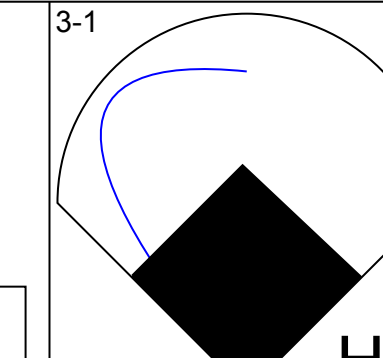
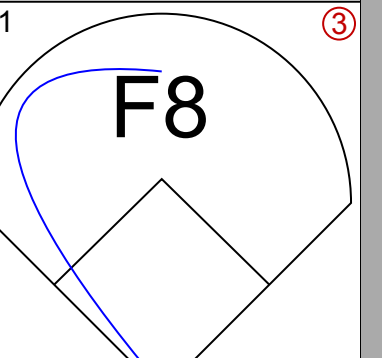
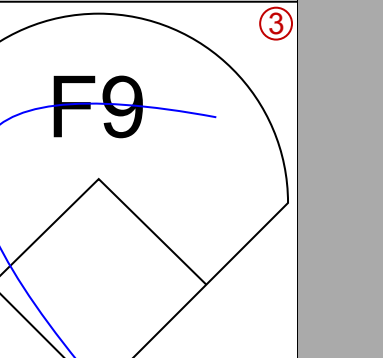
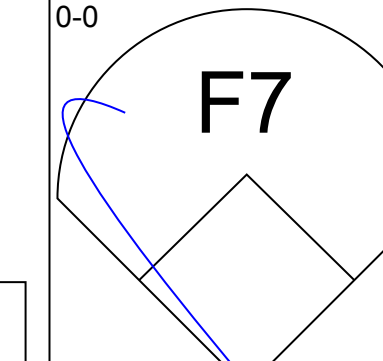
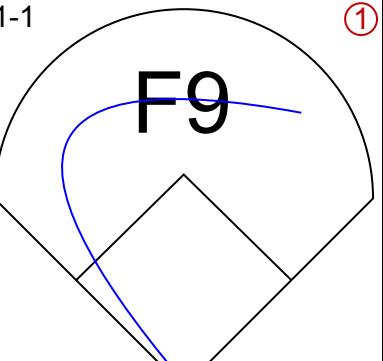
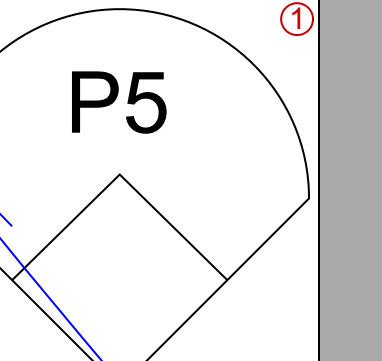
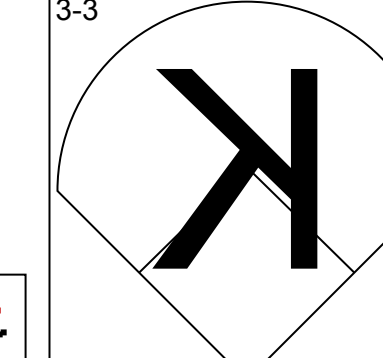
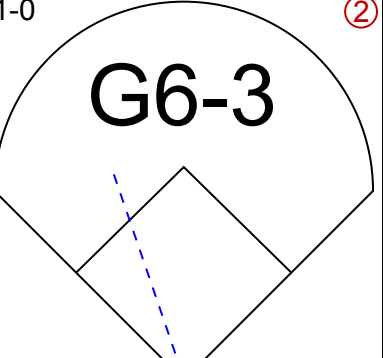
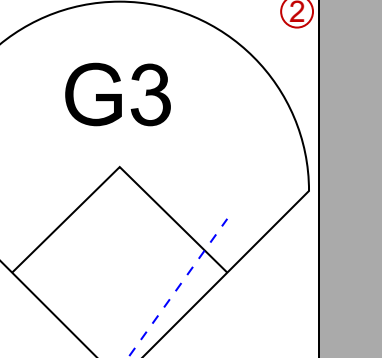
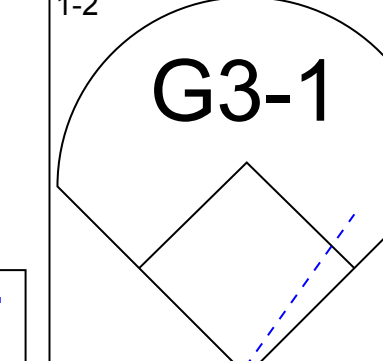
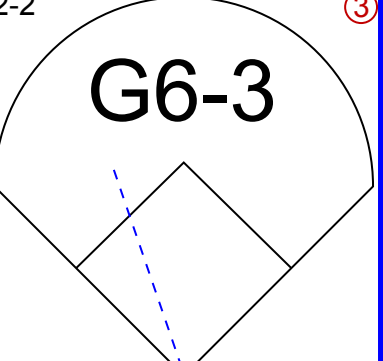
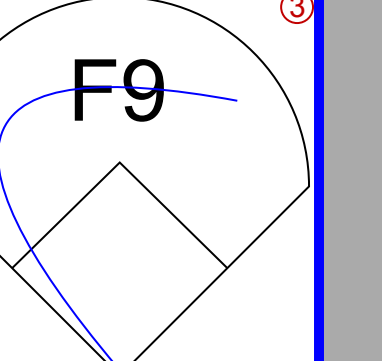
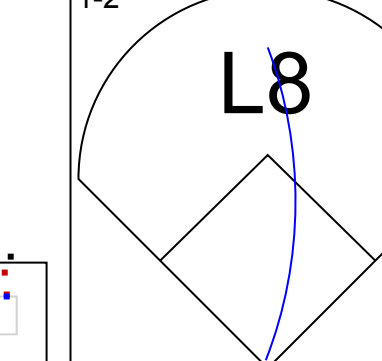
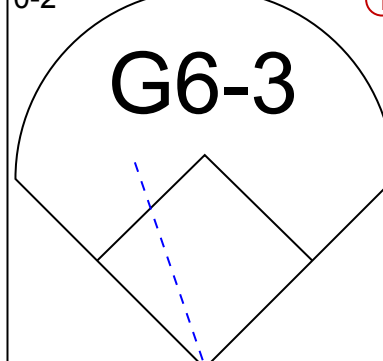
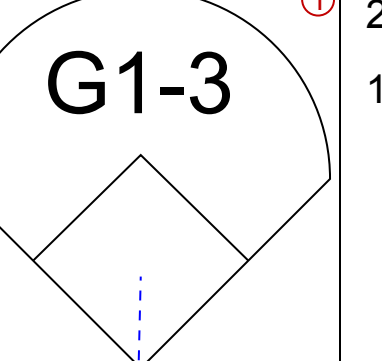
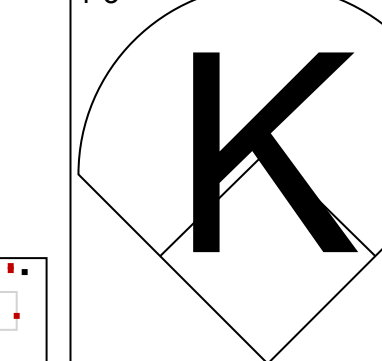
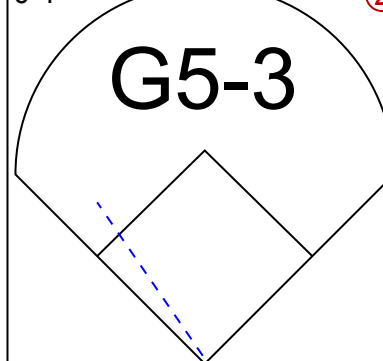
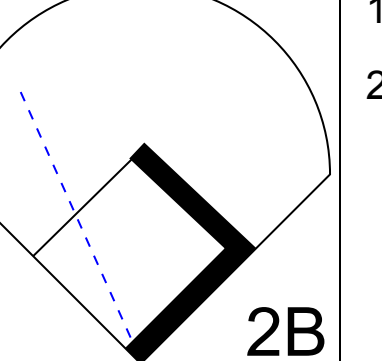
Batter	1	2	3	4	5	6	7	8	9	AB	R	H	RBI	BB	SO	LOB	BOTTOM										
9 Juan Pierre, L (1, 8) OBP: 0.397, SLG: 0.464 28 Andy LaRoche, R (5, 5) OBP: 0.246, SLG: 0.214	5 1B 12 1B		12 BB 5 1B		G6-3	G5-4-3				3	1	3	1	0	0	0	Los Angeles Angels @ Los Angeles Dodgers Dodger Stadium, Los Angeles, CA Fri Mar 30 2007, 7:40 PM PDT Att: 46,368 - Clear - 66 F										
55 Russell Martin, R (1, 2) OBP: 0.281, SLG: 0.358 77 Kelly Stinnett, R (6, 2) OBP: 0.235, SLG: 0.226	K		SF8						F7	3	1	1	2	0	1	2											
5 Nomar Garciaparra, R (1, 3) OBP: 0.333, SLG: 0.553 7 James Loney, L (4, 3) OBP: 0.452, SLG: 0.500	12 1B 2B		12 BB 2B						L7	3	1	3	1	0	0	0											
12 Jeff Kent, R (1, 4) OBP: 0.349, SLG: 0.395 65 Tony Abreu, S (3, PR) OBP: 0.340, SLG: 0.580	2B								G3	2	1	1	1	1	0	2											
Luis Gonzalez, L (1, 7) OBP: 0.396, SLG: 0.450 Brady Clark, R (4, 7) OBP: 0.360, SLG: 0.302 88 Larry Barnes, L (6, PR) OBP: 0.267, SLG: 0.267	P6								21 1B 27 HR	3	1	1	0	0	0	5											
Olmedo Saenz, R (1, 10) OBP: 0.370, SLG: 0.465 21 Marlon Anderson, L (4, PH) OBP: 0.375, SLG: 0.231					G6-3				G4-3	2	2	2	3	0	0	0											
82 Blake DeWitt, L (8, PH) OBP: 0.267, SLG: 0.267	HR									1	0	0	0	0	0	1											
Wilson Betemit, S (1, 5) OBP: 0.328, SLG: 0.352 27 Matt Kemp, R (5, 9) OBP: 0.303, SLG: 0.475									G6-3	3	2	2	2	0	1	0											
16 Andre Ethier, L (1, 9) OBP: 0.362, SLG: 0.340 81 Iván De Jesus Jr., R (5, 6) OBP: 0.389, SLG: 0.375	F7								G6-3	2	1	1	3	0	0	2											
13 Wilson Valdez, R (1, 6) OBP: 0.352, SLG: 0.536 Adam Godwin, R (6, PH) OBP: 0.259									F9	3	0	0	0	0	2	3											
Inning Stats	R: 5 E: 0 K: 1 S: 14	H: 5 LOB: 0 BB: 0 P: 21	R: 0 E: 0 K: 1 S: 14	H: 2 LOB: 2 BB: 0 P: 20	R: 4 E: 0 K: 0 S: 19	H: 5 LOB: 3 BB: 1 P: 35	R: 0 E: 0 K: 1 S: 6	H: 0 LOB: 0 BB: 0 P: 11	R: 1 E: 0 K: 2 S: 14	H: 2 LOB: 1 BB: 0 P: 23	R: 3 E: 0 K: 0 S: 15	H: 3 LOB: 0 BB: 1 P: 26	R: 0 E: 0 K: 0 S: 10	H: 0 LOB: 0 BB: 0 P: 17	R: 0 E: 0 K: 0 S: 9	H: 1 LOB: 2 BB: 0 P: 13	1B: 11 2B: 4 3B: 0 HR: 3	SF: 1 SAC: 0 DP: 1 HBP: 1	WP: 0 PB: 0 SB: 1 CS: 0	PA: 44							
PITCHER	IP	WLS	BF	H	R	ER	SO	BB	IBB	HBP	BLK	WP	HR	S	P	ERA	WHIP										
54 Ervin Santana, R (1, 1) ERA: 8.33	2.1	L	19	11	9	9	2	0	0	0	0	0	1	27	48	3.38	1.500										
73 Matt White, R (3, 1) ERA: 3.21	2.2		12	3	1	1	3	1	0	0	0	0	1	15	26	27.00	4.000										
62 Scot Shields, R (6, 1) ERA: 10.57	1.0		6	3	3	3	0	1	0	0	0	0	0	10	17	0.00	0.000										
33 Justin Speier, R (7, 1) ERA: 3.6	1.0		3	0	0	0	0	0	0	0	0	0	0	9	13	0.00	1.000										
81 Alex Serrano, R (8, 1) ERA: 2.53	1.0		4	1	0	0	0	0	0	0	0	0	0	9	13	0.00	1.000										

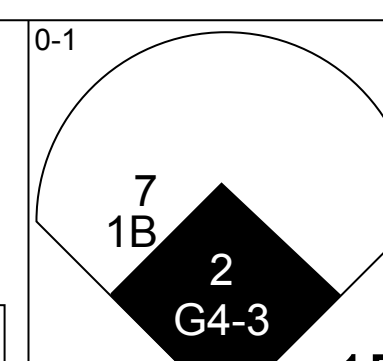
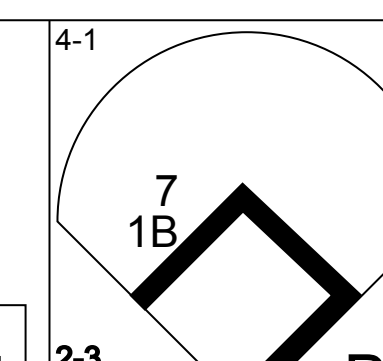
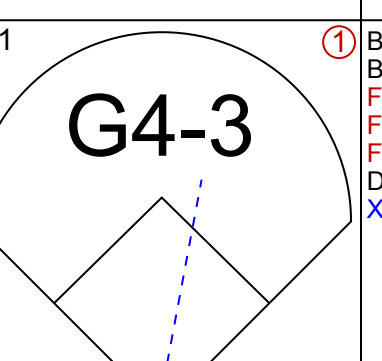
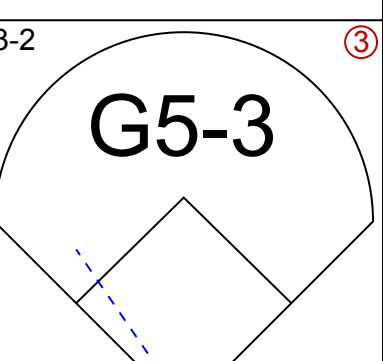
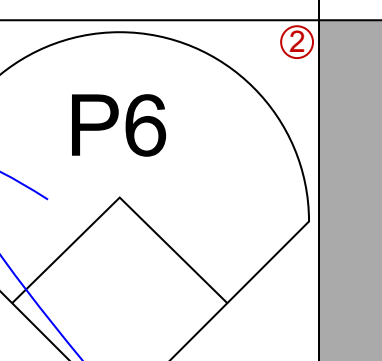
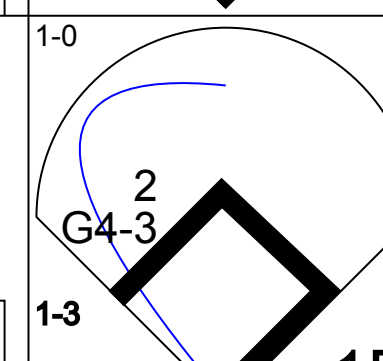
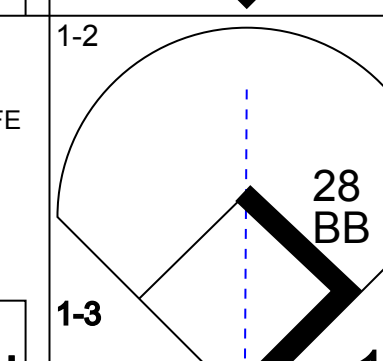
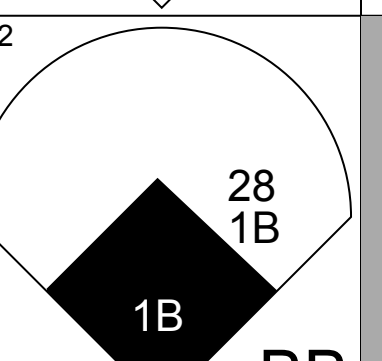
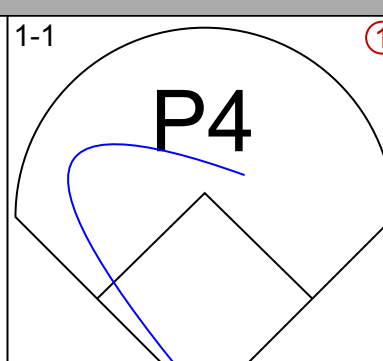
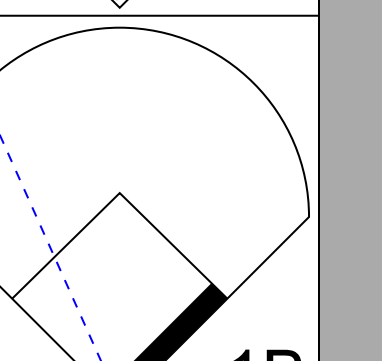
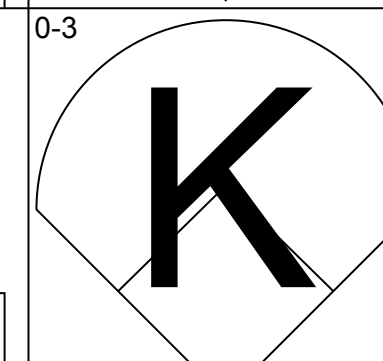
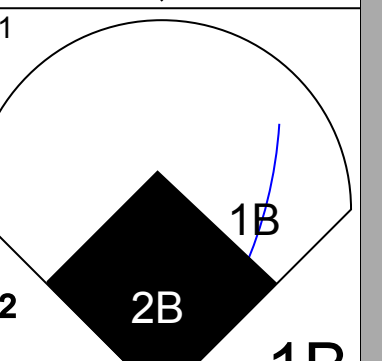

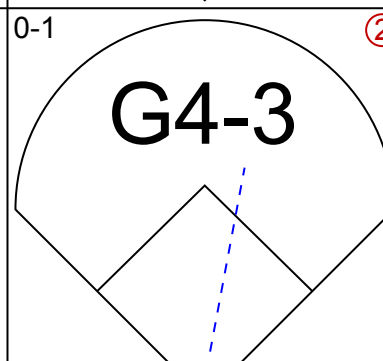
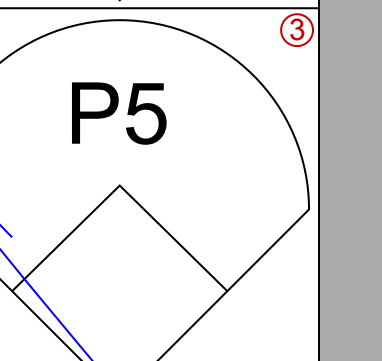
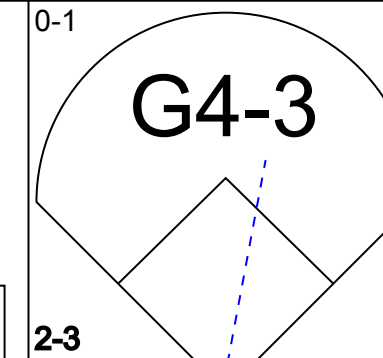
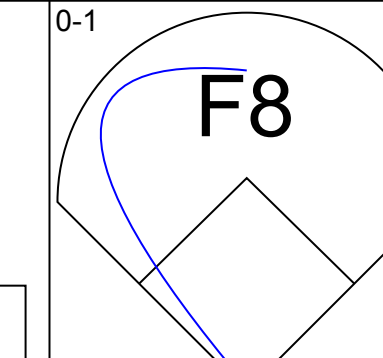

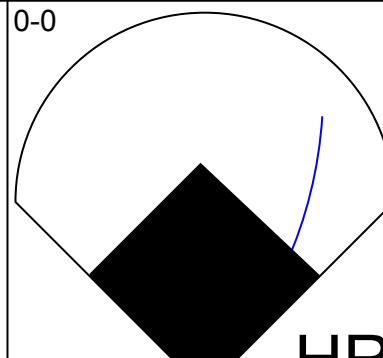
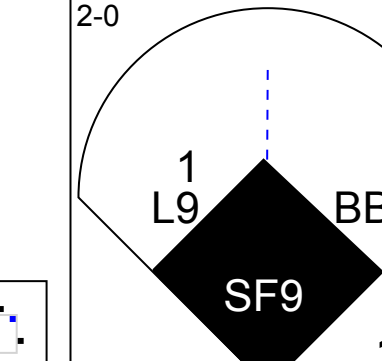
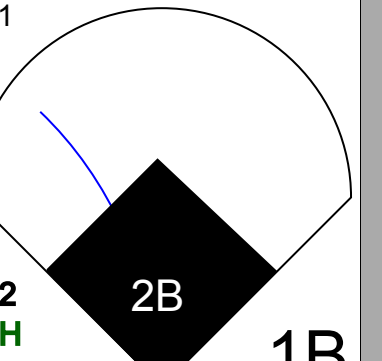

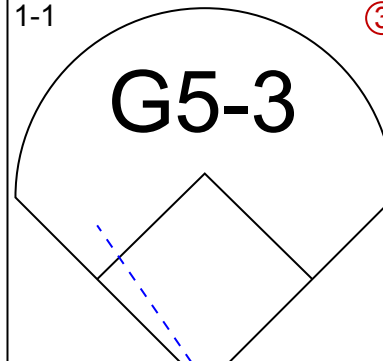
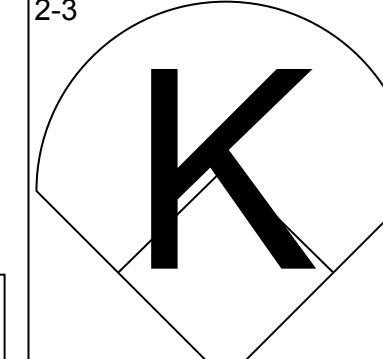
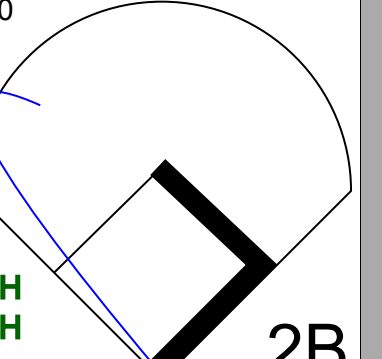

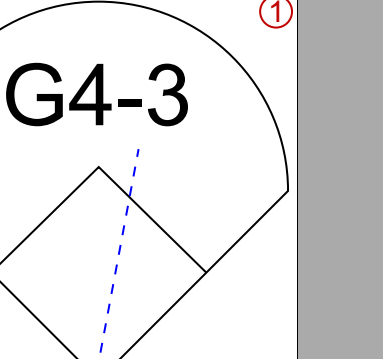
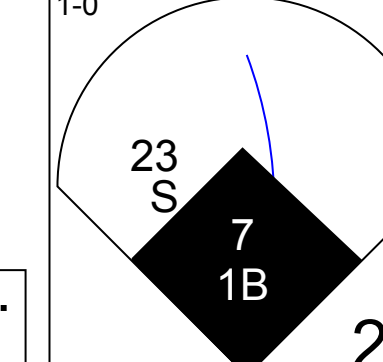
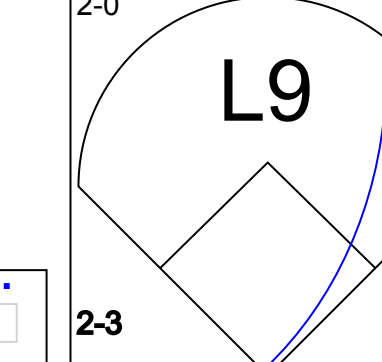
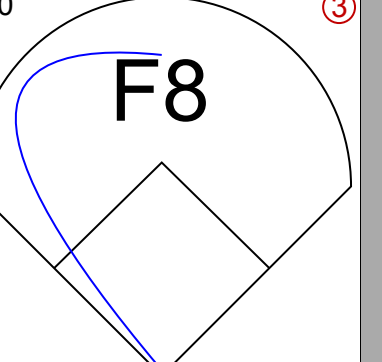

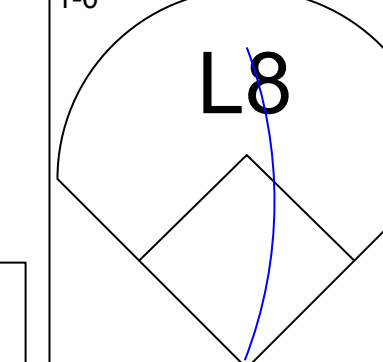
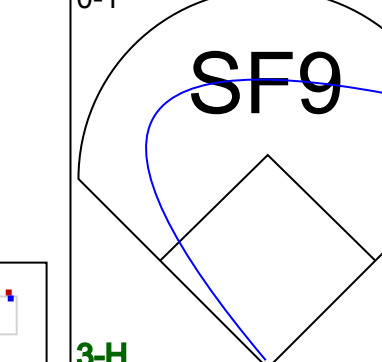
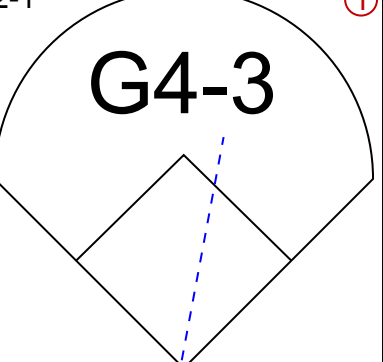
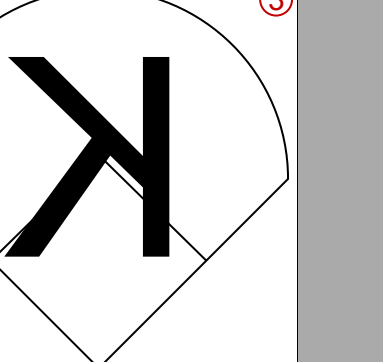
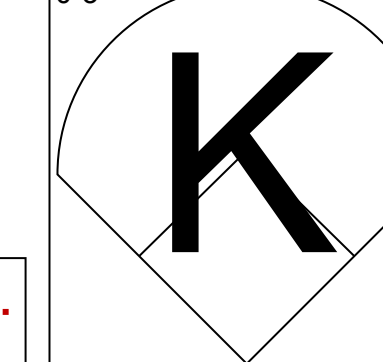
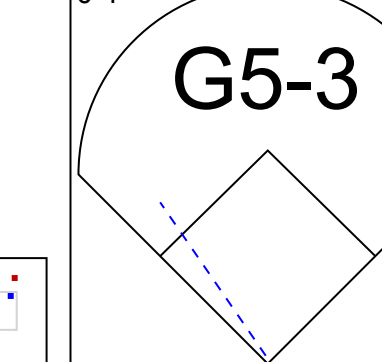
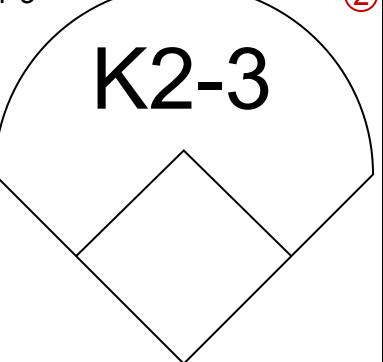

AB 35
R 4
H 8
RBI 3
BB 3
SO 8
LOB 16



AB 40
R 13
H 18
RBI 13
BB 2
SO 5
LOB 20



Batter	1	2	3	4	5	6	7	8	9	AB	R	H	RBI	BB	SO	LOB	TOP			
9 Juan Pierre, L (1,8)										4	0	0	0	0	1	1	Los Angeles Dodgers @ Milwaukee Brewers Miller Park, Milwaukee, WI Mon Apr 02 2007, 1:05 PM CDT Att. 45,341 - Roof Closed - 63 F			
55 Russell Martin, R (1,2)										4	0	0	0	0	0	1				
5 Nomar Garciaparra, R (1,3)										3	0	0	0	0	0	0				
12 Jeff Kent, R (1,4) OBP: 0.333, SLG: 1.333										3	1	1	1	0	0	0				
Luis Gonzalez, L (1,7)										3	0	0	0	0	0	0				
Wilson Betemit, S (1,5)										3	0	0	0	0	1	0				
16 Andre Ethier, L (1,9) Mark Hendrickson, L (5,1) 21 Marlon Anderson, L (8,PH) Rudy Seanez, R (8,1)										2	0	0	0	0	0	0				
18 Ramon Martinez, R (1,6) Wilson Valdez, R (9,PH)										2	0	0	0	0	0	0				
Derek Lowe, R (1,1) Brady Clark, R (5,9) OBP: 0.500, SLG: 1.000										1	0	0	0	0	1	0				
Inning Stats	R: 0 E: 0 K: 1 S: 11	H: 0 LOB: 0 BB: 0 P: 16	R: 1 E: 0 K: 1 S: 9	H: 1 LOB: 0 BB: 0 P: 16	R: 0 E: 0 K: 1 S: 9	H: 0 LOB: 0 BB: 0 P: 13	R: 0 E: 0 K: 0 S: 4	H: 0 LOB: 0 BB: 0 P: 8	R: 0 E: 0 K: 0 S: 6	H: 0 LOB: 0 BB: 0 P: 10	R: 0 E: 0 K: 0 S: 7	H: 0 LOB: 0 BB: 0 P: 8	R: 0 E: 0 K: 0 S: 6	H: 0 LOB: 0 BB: 0 P: 10	R: 0 E: 0 K: 0 S: 4	H: 1 LOB: 1 BB: 0 P: 13		1B: 0 2B: 1 3B: 0 HR: 1	SF: 0 SAC: 0 DP: 0 HBP: 0	WP: 0 PB: 0 SB: 0 CS: 0
PITCHER 15 Ben Sheets, R (1,1) ERA: 1.0	IP: 9.0 WLS: W BF: 29 H: 2 R: 1 ER: 1 SO: 3 BB: 0 IBB: 0 HBP: 0 BLK: 0 WP: 0 HR: 1 S: 65 P: 104 ERA: 1.00 WHIP: 0.222																			

Batter	1	2	3	4	5	6	7	8	9	AB	R	H	RBI	BB	SO	LOB	BOTTOM			
23 Rickie Weeks Jr., R (1,4) OBP: 0.400, SLG: 0.250										4	1	1	0	1	0	0	Los Angeles Dodgers @ Milwaukee Brewers Miller Park, Milwaukee, WI Mon Apr 02 2007, 1:05 PM CDT Att. 45,341 - Roof Closed - 63 F			
7 J.J. Hardy, R (1,6) OBP: 0.800, SLG: 0.750										4	1	3	1	1	0	0				
28 Prince Fielder, L (1,3) OBP: 0.400, SLG: 0.250										4	1	1	0	1	1	3				
2 Bill Hall, R (1,8) OBP: 0.250, SLG: 1.000										4	1	1	2	0	1	6				
Johnny Estrada, S (1,2) OBP: 0.750, SLG: 0.667										3	2	2	1	1	0	0				
Geoff Jenkins, L (1,7) OBP: 0.500, SLG: 0.667										3	0	1	2	1	1	2				
1 Corey Hart, R (1,9) OBP: 0.250, SLG: 0.500										4	1	1	0	0	1	3				
Craig Counsell, L (1,5)										3	0	0	1	0	1	1				
15 Ben Sheets, R (1,1)										4	0	0	0	0	3	2				
Inning Stats	R: 1 E: 0 K: 2 S: 14	H: 2 LOB: 2 BB: 1 P: 21	R: 1 E: 0 K: 1 S: 15	H: 2 LOB: 3 BB: 2 P: 26	R: 1 E: 0 K: 0 S: 8	H: 1 LOB: 1 BB: 1 P: 16	R: 3 E: 0 K: 1 S: 13	H: 3 LOB: 1 BB: 1 P: 21	R: 0 E: 0 K: 1 S: 9	H: 0 LOB: 0 BB: 0 P: 15	R: 1 E: 0 K: 0 S: 7	H: 1 LOB: 0 BB: 0 P: 9	R: 0 E: 0 K: 2 S: 10	H: 0 LOB: 0 BB: 0 P: 16	R: 0 E: 0 K: 1 S: 11	H: 1 LOB: 1 BB: 0 P: 17		1B: 7 2B: 2 3B: 0 HR: 1	SF: 1 SAC: 0 DP: 0 HBP: 0	WP: 0 PB: 0 SB: 1 CS: 0
PITCHER Derek Lowe, R (1,1) ERA: 13.5 Mark Hendrickson, L (5,1) ERA: 3.0 Rudy Seanez, R (8,1) ERA:	IP: 4.0 WLS: L BF: 25 H: 8 R: 6 ER: 6 SO: 4 BB: 6 IBB: 0 HBP: 0 BLK: 0 WP: 0 HR: 1 S: 50 P: 84 ERA: 13.50 WHIP: 3.250																			

Batter	1	2	3	4	5	6	7	8	9	AB	R	H	RBI	BB	SO	LOB	TOP			
9 Juan Pierre, L OBP: 0.176, SLG: 0.125	G1-3		G4-6-3		G4-3			K		4	0	0	0	0	1	2	Los Angeles Dodgers @ San Francisco Giants AT&T Park, San Francisco, CA Fri Apr 06 2007, 7:15 PM PDT Att: 43,146 - Partly Cloudy - 57 F			
55 Russell Martin, R OBP: 0.333, SLG: 0.590	G6-3			BB		G6-3		P3		3	0	0	0	1	0					
5 Nomar Garciaparra, R OBP: 0.290, SLG: 0.357				F9				G4-3		4	1	2	0	0	0	1				
12 Jeff Kent, R OBP: 0.375, SLG: 0.571	K			BB					P6	3	0	1	1	1	1					
Luis Gonzalez, L OBP: 0.333, SLG: 0.357 Brady Clark, R OBP: 0.500, SLG: 1.000		P6							G6-3	4	0	2	0	0	0	2				
27 Matt Kemp, R OBP: 0.300, SLG: 0.444										0	0	0	0	0	0	0				
Wilson Betemit, S OBP: 0.267, SLG: 0.083										4	1	2	0	0	1	2				
18 Ramon Martinez, R OBP: 0.231, SLG: 0.091										4	0	0	1	0	1	2				
31 Brad Penny, R OBP: 0.333, SLG: 0.333 Joe Beimel, L										3	0	0	0	1	0	1				
Olmedo Saenz, R OBP: 0.333, SLG: 0.667 44 Takashi Saito, L										0	0	0	0	0	0	0				
Inning Stats	R: 0 E: 0 K: 1 S: 9	H: 1 LOB: 1 BB: 0 P: 13	R: 0 E: 0 K: 2 S: 8	H: 0 LOB: 0 BB: 0 P: 11	R: 0 E: 0 K: 0 S: 8	H: 1 LOB: 0 BB: 0 P: 14	R: 0 E: 0 K: 0 S: 5	H: 0 LOB: 1 BB: 2 P: 14	R: 1 E: 1 K: 0 S: 14	H: 1 LOB: 1 BB: 0 P: 20	R: 1 E: 0 K: 0 S: 11	H: 3 LOB: 1 BB: 0 P: 16	R: 0 E: 0 K: 1 S: 7	H: 0 LOB: 0 BB: 0 P: 9	R: 0 E: 0 K: 1 S: 9	H: 0 LOB: 3 BB: 1 P: 23	1B: 7 2B: 1 3B: 0 HR: 0	SF: 0 SAC: 0 DP: 3 HBP: 0	WP: 1 PB: 0 SB: 0 CS: 0	PA: 36
PITCHER	IP WLS BF H R ER SO BB IBB HBP BLK WP HR S P ERA WHIP																			
51 Noah Lowry, L ERA: 1.29	7.0 L 27 6 2 1 4 2 0 0 0 0 1 0 0 9 12 1.29 1.143																			
32 Kevin Correia, R ERA: 4.5	1.0 3 0 0 0 1 0 0 0 0 0 0 0 9 12 0.00 0.000																			
31 Vinnie Chulk, R ERA:	0.1 3 2 0 0 0 0 0 0 0 0 0 0 4 6 0.00 6.000																			
Jack Taschner, L ERA: 6.75	0.2 3 0 0 0 0 1 0 0 0 0 0 0 11 17 0.00 1.500																			

Batter	1	2	3	4	5	6	7	8	9	AB	R	H	RBI	BB	SO	LOB	BOTTOM			
10 Dave Roberts, L OBP: 0.353, SLG: 0.438	G4-3							SH2-3	K	4	0	2	0	0	1	2	Los Angeles Dodgers @ San Francisco Giants AT&T Park, San Francisco, CA Fri Apr 06 2007, 7:15 PM PDT Att: 43,146 - Partly Cloudy - 57 F			
13 Omar Vizquel, S OBP: 0.235, SLG: 0.188								G6-3		4	0	1	1	0	0	3				
Barry Bonds, L OBP: 0.313, SLG: 0.500										4	0	0	0	0	0	1				
Ray Durham, S OBP: 0.500, SLG: 0.462										2	0	2	0	2	0	0				
Ryan Klesko, L OBP: 0.400, SLG: 0.333 31 Vinnie Chulk, R Jack Taschner, L										4	0	0	0	0	2	5				
1 Bengie Molina, R OBP: 0.375, SLG: 0.467										0	0	0	0	0	0	0				
										0	0	0	0	0	0	0				
Pedro Feliz, R OBP: 0.250, SLG: 0.250										4	0	2	0	0	0	2				
2 Randy Winn, S OBP: 0.313, SLG: 0.333										4	0	2	0	0	0	0				
51 Noah Lowry, R 32 Kevin Correia, R 35 Rich Aurilia, R OBP: 0.385, SLG: 0.364										2	0	0	0	0	0	1				
										0	0	0	0	0	0	0				
Inning Stats	R: 0 E: 0 K: 0 S: 6	H: 1 LOB: 0 BB: 0 P: 11	R: 0 E: 0 K: 1 S: 9	H: 2 LOB: 1 BB: 0 P: 16	R: 0 E: 0 K: 0 S: 8	H: 1 LOB: 1 BB: 0 P: 12	R: 0 E: 0 K: 0 S: 9	H: 1 LOB: 1 BB: 0 P: 15	R: 0 E: 0 K: 0 S: 5	H: 3 LOB: 2 BB: 0 P: 12	R: 0 E: 0 K: 0 S: 6	H: 0 LOB: 0 BB: 1 P: 9	R: 0 E: 1 K: 1 S: 10	H: 1 LOB: 2 BB: 1 P: 17	R: 0 E: 0 K: 1 S: 14	H: 2 LOB: 2 BB: 0 P: 18	1B: 8 2B: 5 3B: 0 HR: 0	SF: 0 SAC: 1 DP: 3 HBP: 0	WP: 0 PB: 0 SB: 0 CS: 2	PA: 37
PITCHER	IP WLS BF H R ER SO BB IBB HBP BLK WP HR S P ERA WHIP																			
31 Brad Penny, R ERA: 1.29	7.0 W 27 10 1 1 1 1 0 1 0 0 0 0 0 8 15 0.00 0.000																			
Joe Beimel, L ERA:	1.0 H 5 0 0 0 1 0 1 0 0 0 0 0 8 15 0.00 0.000																			
44 Takashi Saito, R ERA: 3.38	1.0 S 5 2 0 0 1 0 0 0 0 0 0 0 14 18 0.00 2.000																			



Batter	1	2	3	4	5	6	7	8	9	AB	R	H	RBI	BB	SO	LOB	TOP					
9 Juan Pierre, L OBP: 0.182, SLG: 0.143										5	1	1	0	0	1	2	Los Angeles Dodgers @ San Francisco Giants AT&T Park, San Francisco, CA Sat Apr 07 2007, 12:55 PM PDT Att: 42,098 - Cloudy - 62 F					
Wilson Valdez, R OBP: 0.600, SLG: 0.600										4	1	3	0	0	0	2						
5 Nomar Garciaparra, R OBP: 0.290, SLG: 0.353										3	1	1	1	0	0	0						
12 Jeff Kent, R OBP: 0.350, SLG: 0.556										4	0	1	2	0	1	1						
Luis Gonzalez, L OBP: 0.316, SLG: 0.333										4	1	1	0	0	0	1						
51 Jonathan Broxton, R 44 Takashi Saito, L										0	0	0	0	0	0	0						
Mike Lieberthal, R OBP: 0.250, SLG: 0.250										4	0	1	0	0	1	0						
16 Andre Ethier, L OBP: 0.222, SLG: 0.250										3	0	1	0	1	0	0						
Wilson Betemit, S OBP: 0.263, SLG: 0.067										3	0	0	1	1	2	1						
Derek Lowe, R										2	0	0	0	1	1	3						
Brady Clark, R OBP: 0.333, SLG: 0.667										1	0	0	0	0	0	0						
Inning Stats	R: 0 E: 0 K: 1 S: 9	H: 1 LOB: 0 BB: 0 P: 15	R: 0 E: 0 K: 0 S: 9	H: 0 LOB: 0 BB: 0 P: 14	R: 0 E: 0 K: 1 S: 13	H: 1 LOB: 2 BB: 1 P: 21	R: 1 E: 0 K: 2 S: 12	H: 2 LOB: 3 BB: 2 P: 27	R: 2 E: 0 K: 0 S: 12	H: 3 LOB: 0 BB: 0 P: 18	R: 0 E: 0 K: 1 S: 8	H: 0 LOB: 0 BB: 0 P: 10	R: 1 E: 0 K: 0 S: 10	H: 2 LOB: 1 BB: 0 P: 13	R: 0 E: 0 K: 1 S: 12	H: 0 LOB: 0 BB: 0 P: 15	R: 0 E: 0 K: 0 S: 5	H: 0 LOB: 0 BB: 0 P: 10	1B: 7 2B: 3 3B: 0 HR: 0	SF: 1 SAC: 0 DP: 1 HBP: 0	WP: 0 PB: 0 SB: 1 CS: 0	PA: 37
PITCHER	IP WLS BF H R ER SO BB IBB HBP BLK WP HR S P ERA WHIP																					
48 Russ Ortiz, R ERA: 5.4	5.0 L 23 7 3 3 4 3 0 0 0 0 0 0 55 95 5.40 2.000																					
Jack Taschner, L ERA: 3.86	1.0 3 3 0 0 0 1 0 0 0 0 0 0 8 10 0.00 0.000																					
32 Kevin Correia, R ERA: 6.0	1.0 5 2 1 1 0 0 0 0 0 0 0 0 10 13 9.00 2.000																					
53 Jonathan Sánchez, L ERA: 9.0	1.0 3 0 0 0 1 0 0 0 0 0 0 0 12 15 0.00 0.000																					
Steve Kline, L ERA: 6.75	1.0 3 0 0 0 0 0 0 0 0 0 0 0 5 10 0.00 0.000																					

Batter	1	2	3	4	5	6	7	8	9	AB	R	H	RBI	BB	SO	LOB	BOTTOM					
10 Dave Roberts, L OBP: 0.286, SLG: 0.350										4	0	0	0	0	0	1	Los Angeles Dodgers @ San Francisco Giants AT&T Park, San Francisco, CA Sat Apr 07 2007, 12:55 PM PDT Att: 42,098 - Cloudy - 62 F					
2 Randy Winn, S OBP: 0.250, SLG: 0.263										4	0	0	0	0	0	1						
Ryan Klesko, L OBP: 0.357, SLG: 0.250										3	0	0	0	1	0	1						
Ray Durham, S OBP: 0.450, SLG: 0.412										4	1	1	0	0	0	1						
35 Rich Aurilia, R OBP: 0.412, SLG: 0.467										4	0	2	1	0	0	0						
Pedro Feliz, R OBP: 0.188, SLG: 0.188										4	0	0	0	0	0	2						
Todd Linden, S OBP: 0.500, SLG: 0.333										2	0	1	0	1	0	1						
50 Eliezer Alfonzo, R OBP: 0.250, SLG: 0.250										3	0	0	0	0	0	3						
48 Russ Ortiz, R ERA: 5.73										1	0	0	0	0	1	0						
19 Kevin Frandsen, R ERA: 5.73										1	0	0	0	0	0	1						
Jack Taschner, L ERA: 3.86										0	0	0	0	0	0	0						
32 Kevin Correia, R ERA: 6.0										0	0	0	0	0	0	0						
53 Jonathan Sánchez, L ERA: 9.0										0	0	0	0	0	0	0						
Lance Niekro, R OBP: 0.333, SLG: 0.333										1	0	1	0	0	0	0						
Steve Kline, S ERA: 6.75										0	0	0	0	0	0	0						
Inning Stats	R: 0 E: 0 K: 0 S: 7	H: 0 LOB: 0 BB: 0 P: 10	R: 1 E: 0 K: 0 S: 15	H: 2 LOB: 1 BB: 0 P: 20	R: 0 E: 0 K: 1 S: 8	H: 0 LOB: 0 BB: 0 P: 11	R: 0 E: 0 K: 0 S: 7	H: 0 LOB: 0 BB: 0 P: 9	R: 0 E: 0 K: 0 S: 9	H: 1 LOB: 1 BB: 0 P: 12	R: 0 E: 0 K: 0 S: 11	H: 0 LOB: 1 BB: 1 P: 21	R: 0 E: 0 K: 0 S: 7	H: 1 LOB: 1 BB: 1 P: 12	R: 0 E: 0 K: 0 S: 12	H: 1 LOB: 0 BB: 0 P: 16	R: 0 E: 0 K: 0 S: 6	H: 0 LOB: 0 BB: 0 P: 8	1B: 4 2B: 1 3B: 0 HR: 0	SF: 0 SAC: 0 DP: 1 HBP: 0	WP: 0 PB: 0 SB: 0 CS: 0	PA: 33
PITCHER	IP WLS BF H R ER SO BB IBB HBP BLK WP HR S P ERA WHIP																					
Derek Lowe, R ERA: 5.73	7.0 W 26 4 1 1 1 2 0 0 0 0 0 0 64 95 1.29 0.857																					
51 Jonathan Broxton, R ERA: 2.45	1.0 H 4 1 0 0 0 0 0 0 0 0 0 0 12 16 0.00 1.000																					
44 Takashi Saito, R ERA: 2.45	1.0 S 3 0 0 0 0 0 0 0 0 0 0 0 6 8 0.00 0.000																					

AB	33
R	4
H	9
RBI	4
BB	3
SO	6
LOB	10



Batter	1	2	3	4	5	6	7	8	9	AB	R	H	RBI	BB	SO	LOB	TOP							
9 Juan Pierre, L OBP: 0.185, SLG: 0.154	B2	K			G6-3		G3			5	0	1	0	0	1	2	Los Angeles Dodgers @ San Francisco Giants AT&T Park, San Francisco, CA Sun Apr 08 2007, 1:05 PM PDT Att: 39,343 - Partly Cloudy - 61 F							
55 Russell Martin, R OBP: 0.391, SLG: 0.500	G5-3 1B				K		FC3-2 1B	F8		4	1	2	0	1	1	1								
5 Nomar Garciaparra, R OBP: 0.200, SLG: 0.273	G5-3				P3		G6-3			5	0	0	0	0	0	4								
12 Jeff Kent, R OBP: 0.400, SLG: 0.591 Wilson Betemit, S OBP: 0.293, SLG: 0.067					L1-3		FC3-2 1B			4	3	2	0	1	0	3								
Luis Gonzalez, L OBP: 0.391, SLG: 0.682 58 Chad Billingsley, R 21 Marlon Anderson, L 51 Jonathan Broxton, R							HR			0	0	0	0	0	0	0								
27 Matt Kemp, R OBP: 0.487, SLG: 0.538					P4					4	2	3	2	1	0	0								
Wilson Valdez, R OBP: 0.600, SLG: 0.900					G6-3		G4-3			5	1	3	2	0	0	1								
18 Ramon Martinez, R OBP: 0.167, SLG: 0.067					F9		SF8			4	0	0	2	0	0	3								
52 Randy Wolf, L Brady Clark, R OBP: 0.500, SLG: 1.000					K		F9			3	0	0	0	0	2	1								
					K		F9			1	0	1	0	0	0	0								
Inning Stats	R: 0 H: 1 E: 0 K: 0 S: 9	L: 1 LOB: 2 BB: 1 P: 17	R: 1 H: 1 E: 0 K: 2 S: 14	L: 1 LOB: 1 BB: 2 P: 20	R: 0 H: 1 E: 0 K: 0 S: 6	L: 1 LOB: 0 BB: 0 P: 8	R: 1 H: 1 E: 0 K: 0 S: 11	L: 1 LOB: 0 BB: 0 P: 17	R: 0 H: 0 E: 0 K: 2 S: 8	L: 0 LOB: 0 BB: 0 P: 8	R: 4 H: 4 E: 0 K: 0 S: 16	L: 4 LOB: 1 BB: 1 P: 25	R: 3 H: 3 E: 0 K: 0 S: 11	L: 3 LOB: 1 BB: 1 P: 19	R: 0 H: 1 E: 0 K: 0 S: 7	L: 1 LOB: 2 BB: 0 P: 9	R: 1 H: 3 E: 0 K: 0 S: 15	L: 3 LOB: 0 BB: 22 P: 22	1B: 9 2B: 4 3B: 1 HR: 2	SF: 1 SAC: 0 DP: 1 HBP: 0	WP: 0 PB: 0 SB: 2 CS: 0	PA: 44		
PITCHER	IP WLS BF H R ER SO BB IBB HBP BLK WP HR S P ERA WHIP	6.0 L 29 9 8 8 4 3 0 0 0 0 1 65 100 12.00 2.000	2.0 9 3 1 1 0 0 0 0 0 0 0 1 17 23 4.50 1.500	1.0 6 3 1 1 0 0 0 0 0 0 0 0 15 22 9.00 3.000																				

AB 40
R 10
H 15
RBI 10
BB 3
SO 4
LOB 18



Batter	1	2	3	4	5	6	7	8	9	AB	R	H	RBI	BB	SO	LOB	BOTTOM						
13 Omar Vizquel, S OBP: 0.227, SLG: 0.190	F8	G5-4-3			F9		G4-3			5	0	1	0	0	0	3	Los Angeles Dodgers @ San Francisco Giants AT&T Park, San Francisco, CA Sun Apr 08 2007, 1:05 PM PDT Att: 39,343 - Partly Cloudy - 61 F						
35 Rich Aurilia, R OBP: 0.409, SLG: 0.474					G5-3		G5-3			4	1	1	0	1	1	1							
Barry Bonds, L 31 Vinnie Chulk, R OBP: 0.300, SLG: 0.444					K		G3			4	0	1	1	0	1	1							
Ray Durham, S					K		G3			0	0	0	0	0	0	0							
1 Benjie Molina, R OBP: 0.316, SLG: 0.389					F8		G4-6-3 1B			3	1	1	0	1	0	1							
Todd Linden, S OBP: 0.625, SLG: 0.500					F8		G5-3			3	0	0	0	0	1	2							
Pedro Feliz, R OBP: 0.250, SLG: 0.400					G5-3		HR			3	1	2	0	1	0	0							
2 Randy Winn, S OBP: 0.250, SLG: 0.227					G6-3		G5-3			4	1	2	2	0	0	2							
75 Barry Zito, L 41 Brad Hennessey, R 50 Eliezer Alfonzo, R Ryan Klesko, L OBP: 0.400, SLG: 0.308										2	0	0	0	0	1	3							
										0	0	0	0	0	0	0							
										2	0	0	0	0	1	0							
Inning Stats	R: 1 H: 2 E: 0 K: 1 S: 25	L: 2 LOB: 0 BB: 0 P: 38	R: 0 H: 1 E: 0 K: 1 S: 10	L: 1 LOB: 2 BB: 2 P: 18	R: 0 H: 0 E: 0 K: 1 S: 11	L: 0 LOB: 0 BB: 0 P: 13	R: 0 H: 0 E: 0 K: 0 S: 5	L: 0 LOB: 0 BB: 0 P: 8	R: 0 H: 0 E: 0 K: 0 S: 8	L: 0 LOB: 0 BB: 0 P: 11	R: 0 H: 0 E: 0 K: 0 S: 6	L: 0 LOB: 1 BB: 1 P: 11	R: 2 H: 2 E: 0 K: 0 S: 8	L: 2 LOB: 0 BB: 0 P: 14	R: 1 H: 3 E: 0 K: 0 S: 12	L: 3 LOB: 2 BB: 1 P: 22	R: 0 H: 1 E: 0 K: 2 S: 9	L: 1 LOB: 1 BB: 0 P: 14	1B: 6 2B: 2 3B: 0 HR: 1	SF: 0 SAC: 0 DP: 2 HBP: 0	WP: 0 PB: 0 SB: 0 CS: 0	PA: 38	
PITCHER	IP WLS BF H R ER SO BB IBB HBP BLK WP HR S P ERA WHIP	6.0 W 23 5 3 3 0 3 0 0 0 0 1 20 36 13.50 3.000	2.0 11 5 3 3 0 1 0 0 0 0 0 1 20 36 13.50 3.000	1.0 4 1 0 0 2 0 0 0 0 0 0 0 9 14 0.00 1.000																			

AB 34
R 4
H 9
RBI 4
BB 4
SO 5
LOB 13



Batter	1	2	3	4	5	6	7	8	9	AB	R	H	RBI	BB	SO	LOB	TOP								
3 Willy Taveras, R (1, 8) OBP: 0.259, SLG: 0.208										3	0	0	0	1	1	0	Colorado Rockies @ Los Angeles Dodgers Dodger Stadium, Los Angeles, CA Tue Apr 10 2007, 7:10 PM PDT Att: 40,560 - Clear - 66 F								
7 Kazuo Matsui, S (1, 4) OBP: 0.346, SLG: 0.440										4	0	1	0	0	1	1									
27 Garrett Atkins, R (1, 5) OBP: 0.351, SLG: 0.379										1	0	0	0	2	0	0									
17 Todd Helton, L (1, 3) OBP: 0.394, SLG: 0.333										3	0	0	0	1	1	2									
5 Matt Holliday, R (1, 7) OBP: 0.306, SLG: 0.528										4	0	1	0	0	2	3									
11 Brad Hawpe, L (1, 9) OBP: 0.406, SLG: 0.448										4	1	1	0	0	2	1									
2 Troy Tulowitzki, R (1, 6) OBP: 0.273, SLG: 0.267											3	0	0	0	0	1		2							
Steve Finley, L (0, PH) OBP: 0.143, SLG: 0.077										1	0	0	0	0	0	0									
8 Yorvit Torrealba, R (1, 2) OBP: 0.385, SLG: 0.333											3	0	1	1	1	2		0							
31 Rodrigo Lopez, R (1, 1)										2	0	0	0	0	2	2									
10 Jeff Baker, R (7, PH) OBP: 0.036, SLG: 1.182										1	0	0	0	0	1	1									
49 Byung-Hyun Kim, R (7, 1)										0	0	0	0	0	0	0									
Inning Stats	R: 0 E: 0 K: 1 S: 9	H: 0 LOB: 0 BB: 0 P: 13	R: 0 E: 0 K: 2 S: 11	H: 0 LOB: 0 BB: 0 P: 16	R: 0 E: 0 K: 2 S: 7	H: 0 LOB: 0 BB: 0 P: 9	R: 0 E: 0 K: 0 S: 10	H: 1 LOB: 2 BB: 1 P: 16	R: 0 E: 0 K: 3 S: 11	H: 0 LOB: 1 BB: 1 P: 17	R: 0 E: 0 K: 1 S: 12	H: 0 LOB: 1 BB: 2 P: 21	R: 1 E: 0 K: 2 S: 12	H: 2 LOB: 1 BB: 0 P: 22	R: 0 E: 0 K: 0 S: 7	H: 1 LOB: 2 BB: 2 P: 18	R: 0 E: 0 K: 2 S: 7	H: 0 LOB: 0 BB: 0 P: 12	1B: 1 2B: 3 3B: 0 HR: 0	SF: 0 SAC: 0 DP: 1 HBP: 1	WP: 0 PB: 0 SB: 1 CS: 0	PA: 35			
PITCHER	IP	WLS	BF	H	R	ER	SO	BB	IBB	HBP	BLK	WP	HR	S	P	ERA	WHIP								
Brett Tomko, R (1, 1) ERA: 1.38	6.0		22	1	0	0	9	2	1	1	0	0	0	60	92	0.00	0.500								
58 Chad Billingsley, R (7, 1) ERA: 8.31	1.1	B	8	3	1	1	2	1	0	0	0	0	0	17	34	6.75	3.000								
Joe Beimel, L (8, 1) ERA: 2.25	0.2	W	2	0	0	0	0	1	0	0	0	0	0	2	6	0.00	1.500								
44 Takashi Saito, R (9, 1) ERA: 1.93	1.0	S	3	0	0	0	2	0	0	0	0	0	0	7	12	0.00	0.000								

AB	29
R	1
H	4
RBI	1
BB	5
SO	13
LOB	12



Batter	1	2	3	4	5	6	7	8	9	AB	R	H	RBI	BB	SO	LOB	BOTTOM								
9 Juan Pierre, L (1, 8) OBP: 0.222, SLG: 0.235										4	0	2	0	0	0	0	Colorado Rockies @ Los Angeles Dodgers Dodger Stadium, Los Angeles, CA Tue Apr 10 2007, 7:10 PM PDT Att: 40,560 - Clear - 66 F								
55 Russell Martin, R (1, 2) OBP: 0.406, SLG: 0.481										3	1	2	1	0	0	0									
5 Nomar Garciaparra, R (1, 3) OBP: 0.212, SLG: 0.390										4	0	2	1	0	0	1									
12 Jeff Kent, R (1, 4) OBP: 0.344, SLG: 0.483										3	0	0	0	0	0	3									
Luis Gonzalez, L (1, 7) OBP: 0.333, SLG: 0.536										2	0	0	0	1	0	0									
Brady Clark, R (9, 7) OBP: 0.400, SLG: 0.800										0	0	0	0	0	0	0									
Wilson Valdez, R (1, 6) OBP: 0.471, SLG: 0.625										3	0	0	0	0	0	3									
16 Andre Ethier, L (1, 9) OBP: 0.200, SLG: 0.214										3	0	0	0	0	0	3									
Wilson Betemit, S (1, 5) OBP: 0.318, SLG: 0.063										1	1	0	0	2	0	0									
Brett Tomko, R (1, 1) ERA: 1.38										2	0	0	0	0	2	1									
58 Chad Billingsley, R (7, 1) ERA: 8.31										0	0	0	0	0	0	0									
Joe Beimel, L (8, 1) ERA: 2.25										0	0	0	0	0	0	0									
21 Marlon Anderson, L (8, PH) ERA: 2.25										1	0	0	0	0	0	1									
44 Takashi Saito, L (9, 1) ERA: 1.93										0	0	0	0	0	0	0									
Inning Stats	R: 1 E: 0 K: 0 S: 7	H: 2 LOB: 0 BB: 0 P: 12	R: 0 E: 0 K: 0 S: 5	H: 0 LOB: 0 BB: 0 P: 8	R: 0 E: 0 K: 1 S: 6	H: 0 LOB: 1 BB: 1 P: 11	R: 0 E: 0 K: 0 S: 13	H: 2 LOB: 3 BB: 1 P: 20	R: 0 E: 0 K: 1 S: 8	H: 1 LOB: 0 BB: 0 P: 9	R: 0 E: 0 K: 0 S: 5	H: 0 LOB: 0 BB: 0 P: 8	R: 0 E: 0 K: 0 S: 7	H: 0 LOB: 0 BB: 0 P: 11	R: 1 E: 0 K: 0 S: 14	H: 1 LOB: 1 BB: 1 P: 21	R: 0 E: 0 K: 0 S: 7	H: 0 LOB: 0 BB: 0 P: 12	1B: 5 2B: 1 3B: 0 HR: 0	SF: 1 SAC: 0 DP: 1 HBP: 0	WP: 0 PB: 0 SB: 1 CS: 1	PA: 31			
PITCHER	IP	WLS	BF	H	R	ER	SO	BB	IBB	HBP	BLK	WP	HR	S	P	ERA	WHIP								
31 Rodrigo Lopez, R (1, 1) ERA: 1.38	6.0		22	5	1	1	0	1	1	0	0	0	0	21	32	1.50	1.000								
49 Byung-Hyun Kim, R (7, 1) ERA: 6.0	2.0	L	8	1	1	1	0	1	0	0	0	0	0	21	32	4.50	1.000								

AB	26
R	2
H	6
RBI	2
BB	3
SO	2
LOB	12



Batter	1	2	3	4	5	6	7	8	9	AB	R	H	RBI	BB	SO	LOB	TOP								
22 Marcus Giles, R OBP: 0.391, SLG: 0.459	G5-3		G5-3				G1-2-3			4	0	1	0	0	0	3	San Diego Padres @ Los Angeles Dodgers Dodger Stadium, Los Angeles, CA Fri Apr 13 2007, 7:40 PM PDT Att: 49,090 - Partly Cloudy - 70 F								
24 Brian Giles, L OBP: 0.394, SLG: 0.375	F8									4	1	2	0	0	0	1									
Mike Cameron, R OBP: 0.326, SLG: 0.194	K									4	0	1	0	0	3	1									
23 Adrián González, L OBP: 0.364, SLG: 0.564		G3								4	0	1	0	0	0	1									
3 Khalil Greene, R OBP: 0.244, SLG: 0.525	L1									4	0	0	0	0	0	3									
8 Termel Sledge, L OBP: 0.500, SLG: 0.533	E3									2	0	1	0	2	0	0									
5 Kevin Kouzmanoff, R OBP: 0.149, SLG: 0.154	G4-3									4	0	0	0	0	2	5									
Rob Bowen, S OBP: 0.231, SLG: 0.231			K							4	0	1	0	0	2	1									
David Wells, L 39 Mike Thompson, R 18 Paul McAnulty, L 41 Kevin Cameron, R 21 Heath Bell, R Geoff Blum, S	G6-3		G6-3							1	0	0	0	0	0	0									
Inning Stats	R: 0 E: 0 K: 1 S: 10	H: 0 LOB: 0 BB: 0 P: 17	R: 0 E: 1 K: 0 S: 9	H: 0 LOB: 1 BB: 0 P: 13	R: 0 E: 0 K: 1 S: 7	H: 0 LOB: 0 BB: 0 P: 11	R: 1 E: 0 K: 0 S: 7	H: 3 LOB: 2 BB: 1 P: 14	R: 0 E: 0 K: 1 S: 6	H: 1 LOB: 0 BB: 0 P: 7	R: 0 E: 0 K: 1 S: 8	H: 0 LOB: 0 BB: 0 P: 10	R: 0 E: 0 K: 1 S: 12	H: 2 LOB: 2 BB: 1 P: 20	R: 0 E: 0 K: 1 S: 12	H: 1 LOB: 1 BB: 1 P: 16		R: 0 E: 0 K: 2 S: 11	H: 0 LOB: 1 BB: 1 P: 19	1B: 7 2B: 0 3B: 0 HR: 0	SF: 0 SAC: 0 DP: 2 HBP: 0	WP: 0 PB: 0 SB: 0 CS: 0	PA: 36		
PITCHER	IP	WLS	BF	H	R	ER	SO	BB	IBB	HBP	BLK	WP	HR	S	P	ERA	WHIP								
Derek Lowe, R ERA: 3.79	8.0	W	32	7	1	1	6	2	0	0	0	0	0	71	108	1.12	1.125								
Rudy Seanez, R ERA: 9.0	1.0		4	0	0	0	2	1	0	0	0	0	0	11	19	0.00	1.000								

Batter	1	2	3	4	5	6	7	8	9	AB	R	H	RBI	BB	SO	LOB	BOTTOM								
15 Rafael Furcal, S OBP: 0.400, SLG: 0.800	G6-3									5	1	2	2	0	2	5	San Diego Padres @ Los Angeles Dodgers Dodger Stadium, Los Angeles, CA Fri Apr 13 2007, 7:40 PM PDT Att: 49,090 - Partly Cloudy - 70 F								
9 Juan Pierre, L OBP: 0.200, SLG: 0.209	F7									5	0	0	0	0	0	6									
5 Nomar Garciaparra, R OBP: 0.282, SLG: 0.333	L9									5	1	2	2	0	0	0									
12 Jeff Kent, R OBP: 0.350, SLG: 0.444	F9									4	1	1	0	0	0	1									
Wilson Betemit, S OBP: 0.269, SLG: 0.050										1	0	0	0	0	1	0									
Luis Gonzalez, L OBP: 0.395, SLG: 0.629										4	2	2	2	0	0	1									
16 Andre Ethier, L OBP: 0.158, SLG: 0.167										1	0	0	0	0	1	0									
55 Russell Martin, R OBP: 0.400, SLG: 0.441	G6-3									3	1	1	1	1	0	0									
Mike Lieberthal, R OBP: 0.200, SLG: 0.200										0	0	0	0	0	0	0									
Brady Clark, R OBP: 0.500, SLG: 0.778										3	2	2	1	1	0	1									
18 Ramon Martinez, R OBP: 0.280, SLG: 0.238										4	0	2	1	0	0	3									
Derek Lowe, R OBP: 0.571, SLG: 0.250										1	1	1	0	2	0	0									
Rudy Seanez, R										0	0	0	0	0	0	0									
Inning Stats	R: 0 E: 0 K: 0 S: 7	H: 4 LOB: 0 BB: 0 P: 9	R: 2 E: 0 K: 1 S: 16	H: 4 LOB: 2 BB: 0 P: 31	R: 3 E: 0 K: 0 S: 16	H: 4 LOB: 1 BB: 0 P: 20	R: 2 E: 0 K: 0 S: 7	H: 2 LOB: 1 BB: 1 P: 14	R: 2 E: 0 K: 0 S: 16	H: 2 LOB: 1 BB: 1 P: 28	R: 0 E: 0 K: 0 S: 7	H: 0 LOB: 0 BB: 0 P: 11	R: 0 E: 0 K: 1 S: 17	H: 1 LOB: 3 BB: 2 P: 29	R: 0 E: 0 K: 2 S: 8	H: 0 LOB: 0 BB: 0 P: 15	1B: 9 2B: 3 3B: 0 HR: 1	SF: 0 SAC: 1 DP: 0 HBP: 0	WP: 0 PB: 0 SB: 2 CS: 0	PA: 41					
PITCHER	IP	WLS	BF	H	R	ER	SO	BB	IBB	HBP	BLK	WP	HR	S	P	ERA	WHIP								
David Wells, L ERA: 7.0	2.1	L	15	8	5	5	1	0	0	0	0	0	0	33	57	9.82	1.636								
39 Mike Thompson, R ERA: 4.91	3.2		17	4	4	4	0	2	0	0	0	0	0	33	57	9.82	1.636								
41 Kevin Cameron, R ERA:	1.0		6	1	0	0	1	2	0	0	0	0	0	17	29	0.00	3.000								
21 Heath Bell, R ERA:	1.0		3	0	0	0	2	0	0	0	0	0	0	8	15	0.00	0.000								



Batter	1	2	3	4	5	6	7	8	9	AB	R	H	RBI	BB	SO	LOB	TOP						
22 Marcus Giles, R OBP: 0.362, SLG: 0.429										5	0	1	1	0	0	3							
24 Brian Giles, L OBP: 0.357, SLG: 0.444										5	1	2	2	0	0	0							
Mike Cameron, R OBP: 0.292, SLG: 0.171										5	0	0	0	0	0	2							
23 Adrián González, L OBP: 0.327, SLG: 0.500										5	0	0	0	0	3	2							
3 Khalil Greene, R OBP: 0.244, SLG: 0.523										4	1	1	0	0	1	2							
8 Termel Stedje, L OBP: 0.542, SLG: 0.556										3	2	2	1	1	1	0							
5 Kevin Kouzmanoff, R OBP: 0.226, SLG: 0.310										3	1	2	2	1	1	0							
Pete Laforest, L OBP: 0.500, SLG: 0.333										3	1	1	1	1	2	2							
44 Jake Peavy, R										2	1	0	0	0	1	4							
Geoff Blum, S OBP: 0.162, SLG: 0.222										1	0	1	0	0	0	0							
26 Doug Brocail, L										0	0	0	0	0	0	0							
43 Cia Meredith, R										0	0	0	0	0	0	0							
Inning Stats	R: 1 E: 0 K: 0 S: 7	H: 1 LOB: 0 BB: 0 P: 10	R: 5 E: 1 K: 2 S: 21	H: 5 LOB: 2 BB: 1 P: 37	R: 0 E: 0 K: 2 S: 15	H: 1 LOB: 2 BB: 1 P: 25	R: 0 E: 0 K: 0 S: 6	H: 0 LOB: 0 BB: 0 P: 8	R: 1 E: 0 K: 0 S: 9	H: 2 LOB: 1 BB: 1 P: 15	R: 0 E: 0 K: 0 S: 5	H: 0 LOB: 0 BB: 0 P: 7	R: 0 E: 0 K: 2 S: 9	H: 0 LOB: 0 BB: 0 P: 13	R: 0 E: 1 K: 2 S: 11	H: 1 LOB: 1 BB: 0 P: 13	R: 0 E: 0 K: 1 S: 6	H: 0 LOB: 0 BB: 0 P: 9	1B: 6 2B: 3 3B: 0 HR: 2	SF: 0 SAC: 1 DP: 1 HBP: 0	WP: 0 PB: 0 SB: 0 CS: 0	PA: 40	
PITCHER	IP WLS BF H R ER SO BB IBB HBP BLK WP HR S P ERA WHIP	IP WLS BF H R ER SO BB IBB HBP BLK WP HR S P ERA WHIP	IP WLS BF H R ER SO BB IBB HBP BLK WP HR S P ERA WHIP	IP WLS BF H R ER SO BB IBB HBP BLK WP HR S P ERA WHIP	IP WLS BF H R ER SO BB IBB HBP BLK WP HR S P ERA WHIP	IP WLS BF H R ER SO BB IBB HBP BLK WP HR S P ERA WHIP	IP WLS BF H R ER SO BB IBB HBP BLK WP HR S P ERA WHIP	IP WLS BF H R ER SO BB IBB HBP BLK WP HR S P ERA WHIP	IP WLS BF H R ER SO BB IBB HBP BLK WP HR S P ERA WHIP	IP WLS BF H R ER SO BB IBB HBP BLK WP HR S P ERA WHIP	IP WLS BF H R ER SO BB IBB HBP BLK WP HR S P ERA WHIP	IP WLS BF H R ER SO BB IBB HBP BLK WP HR S P ERA WHIP	IP WLS BF H R ER SO BB IBB HBP BLK WP HR S P ERA WHIP	IP WLS BF H R ER SO BB IBB HBP BLK WP HR S P ERA WHIP	IP WLS BF H R ER SO BB IBB HBP BLK WP HR S P ERA WHIP	IP WLS BF H R ER SO BB IBB HBP BLK WP HR S P ERA WHIP	IP WLS BF H R ER SO BB IBB HBP BLK WP HR S P ERA WHIP	IP WLS BF H R ER SO BB IBB HBP BLK WP HR S P ERA WHIP	IP WLS BF H R ER SO BB IBB HBP BLK WP HR S P ERA WHIP	IP WLS BF H R ER SO BB IBB HBP BLK WP HR S P ERA WHIP	IP WLS BF H R ER SO BB IBB HBP BLK WP HR S P ERA WHIP	IP WLS BF H R ER SO BB IBB HBP BLK WP HR S P ERA WHIP	IP WLS BF H R ER SO BB IBB HBP BLK WP HR S P ERA WHIP

San Diego Padres @ Los Angeles Dodgers
Dodger Stadium, Los Angeles, CA

AB 36
R 7
H 10
RBI 7
BB 3
SO 9
LOB 15



WP: 0 PA: 40
PB: 0
SB: 0
CS: 0

San Diego Padres @ Los Angeles Dodgers
Dodger Stadium, Los Angeles, CA

AB 33
R 2
H 7
RBI 2
BB 2
SO 5
LOB 16



WP: 0 PA: 36
PB: 0
SB: 0
CS: 0

Sat Apr 14 2007, 7:10 PM PDT
Att: 55,942 - Cloudy - 70 F

Sat Apr 14 2007, 7:10 PM PDT
Att: 55,942 - Cloudy - 70 F

Batter	1	2	3	4	5	6	7	8	9	AB	R	H	RBI	BB	SO	LOB	TOP										
15 Rafael Furcal, S OBP: 0.259, SLG: 0.280	G3		G6-3		G4-6-3			1B		4	0	1	0	0	0	2	Los Angeles Dodgers @ Colorado Rockies Coors Field, Denver, CO Wed Apr 18 2007, 6:35 PM MDT Att: 20,366 - Cloudy - 66 F										
9 Juan Pierre, L OBP: 0.256, SLG: 0.302	1B		1B			K		F8		4	0	2	0	0	1	1											
5 Nomar Garciaparra, R OBP: 0.329, SLG: 0.446	G5-3		CS	L7		1B		P6		4	0	1	0	0	0	2											
Mike Lieberthal, R OBP: 0.111, SLG: 0.111	G5-3		G5-3	G5-3		F7		G5-3		4	0	0	0	0	0	3											
16 Andre Ethier, L OBP: 0.289, SLG: 0.444		1B		F7		FC6-4		F7		3	1	1	0	1	0	0											
Brady Clark, R OBP: 0.389, SLG: 0.529	CS	1B			1B	FC6-4		G4-3		4	1	2	1	0	0	2											
Wilson Betemit, S OBP: 0.268, SLG: 0.129	K				1B					3	0	1	0	1	2	1											
18 Ramon Martinez, R OBP: 0.276, SLG: 0.240	G5-3				1B			BB		4	0	1	0	0	0	1											
Derek Lowe, R OBP: 0.444, SLG: 0.200			G6-3		SF8			F8		1	0	0	1	0	0	0											
41 Chin-hui Tsao, R ERA: 5.99										0	0	0	0	0	0	0											
Olmedo Saenz, R OBP: 0.250, SLG: 0.286										1	0	0	0	0	0	0											
Rudy Seanez, R ERA: 8.53										0	0	0	0	0	0	0											
Inning Stats	R: 0 E: 0 K: 0 S: 7	H: 1 LOB: 1 BB: 0 P: 11	R: 1 E: 0 K: 1 S: 11	H: 2 LOB: 0 BB: 0 P: 16	R: 0 E: 0 K: 0 S: 10	H: 1 LOB: 0 BB: 0 P: 15	R: 0 E: 0 K: 0 S: 5	H: 0 LOB: 0 BB: 0 P: 9	R: 1 E: 0 K: 1 S: 12	H: 3 LOB: 1 BB: 0 P: 13	R: 0 E: 0 K: 1 S: 6	H: 0 LOB: 0 BB: 0 P: 9	R: 0 E: 0 K: 0 S: 9	H: 1 LOB: 1 BB: 0 P: 10	R: 0 E: 0 K: 0 S: 8	H: 0 LOB: 1 BB: 1 P: 13	1B: 8 2B: 0 3B: 1 HR: 0	SF: 1 SAC: 0 DP: 1 HBP: 0	WP: 0 PA: 36 PB: 0 CS: 2 SB: 0								
PITCHER	IP	WLS	BF	H	R	ER	SO	BB	IBB	HBP	BLK	WP	HR	S	P	ERA	WHIP										
31 Rodrigo Lopez, R ERA: 1.59	4.0		14	4	1	1	1	0	0	0	0	0	0	33	51	2.25	1.000										
35 Taylor Buchholz, R ERA: 5.99	2.0	W	10	4	1	1	1	1	0	0	0	0	0	19	32	4.50	2.500										
Jeremy Affeldt, L ERA: 5.99	1.0	H	3	0	0	0	1	0	0	0	0	0	0	6	9	0.00	0.000										
60 Manny Corpas, R ERA: 1.17	1.0		4	1	0	0	0	0	0	0	0	0	0	9	13	0.00	1.000										
32 LaTroy Hawkins, R ERA: 8.53	1.0		4	0	0	0	0	1	0	0	0	0	0	8	13	0.00	1.000										

AB	32
R	2
H	9
RBI	2
BB	2
SO	3
LOB	12



Batter	1	2	3	4	5	6	7	8	9	AB	R	H	RBI	BB	SO	LOB	BOTTOM										
Steve Finley, L OBP: 0.175, SLG: 0.296	2B		G6-3		G6-3			1B		5	0	2	0	0	1	1	Los Angeles Dodgers @ Colorado Rockies Coors Field, Denver, CO Wed Apr 18 2007, 6:35 PM MDT Att: 20,366 - Cloudy - 66 F										
Jamey Carroll, R OBP: 0.353, SLG: 0.333	HBP		E6		1B			F8		4	1	1	0	0	1	2											
27 Garrett Atkins, R OBP: 0.375, SLG: 0.442	L7		CS	F8				1B		5	1	2	1	0	1	2											
17 Todd Helton, L OBP: 0.462, SLG: 0.453	G4-6-3				1B			G6-3		4	1	1	1	1	0	4											
5 Matt Holliday, R OBP: 0.403, SLG: 0.525		2B			1B			1B		4	2	3	0	0	1	1											
11 Brad Hawpe, L OBP: 0.407, SLG: 0.388		BB			1B			2B		2	2	2	0	2	0	0											
8 Yorvit Torrealba, R OBP: 0.345, SLG: 0.370	F8				1B			BB		3	0	1	2	1	0	4											
2 Troy Tulowitzki, R OBP: 0.293, SLG: 0.235	G6-3				G4-3			1B		4	0	1	2	0	0	3											
31 Rodrigo Lopez, R ERA: 1.59										1	0	0	0	0	0	0											
John Mabry, L OBP: 0.360, SLG: 0.290										1	0	0	0	0	1	1											
35 Taylor Buchholz, R ERA: 5.99										0	0	0	0	0	1	0											
Jeremy Affeldt, L ERA: 5.99										0	0	0	0	0	0	0											
60 Manny Corpas, R ERA: 1.17										0	0	0	0	0	0	0											
10 Jeff Baker, R OBP: 0.451, SLG: 0.722										1	0	0	0	0	0	0											
32 LaTroy Hawkins, R ERA: 8.53										0	0	0	0	0	0	0											
Inning Stats	R: 0 E: 0 K: 0 S: 8	H: 1 LOB: 1 BB: 0 P: 14	R: 0 E: 0 K: 0 S: 8	H: 1 LOB: 1 BB: 1 P: 14	R: 0 E: 1 K: 1 S: 8	H: 0 LOB: 0 BB: 0 P: 12	R: 3 E: 1 K: 1 S: 18	H: 2 LOB: 1 BB: 2 P: 30	R: 2 E: 0 K: 2 S: 12	H: 4 LOB: 2 BB: 0 P: 34	R: 0 E: 0 K: 1 S: 13	H: 0 LOB: 2 BB: 1 P: 20	R: 0 E: 0 K: 0 S: 12	H: 2 LOB: 2 BB: 0 P: 17	1B: 9 2B: 4 3B: 0 HR: 0	SF: 0 SAC: 0 DP: 2 HBP: 1	WP: 0 PA: 41 PB: 0 CS: 1 SB: 0										
PITCHER	IP	WLS	BF	H	R	ER	SO	BB	IBB	HBP	BLK	WP	HR	S	P	ERA	WHIP										
Derek Lowe, R ERA: 4.56	4.2	L	24	8	5	4	2	3	0	1	0	0	0	60	97	7.71	2.357										
41 Chin-hui Tsao, R ERA: 5.99	1.1		5	0	0	0	2	1	0	0	0	0	0	16	26	0.00	0.750										
Rudy Seanez, R ERA: 6.43	2.0		11	5	2	2	1	1	0	0	0	0	0	25	37	9.00	3.000										

AB	34
R	7
H	13
RBI	6
BB	5
SO	5
LOB	18



Batter	1	2	3	4	5	6	7	8	9	AB	R	H	RBI	BB	SO	LOB	TOP			
12 Freddy Sanchez, R (1,4) OBP: 0.317, SLG: 0.389 Damaso Marte, L (7,1) 13 Nate McLouth, L (8,7) OBP: 0.455, SLG: 0.727										4	0	1	0	0	1	1	Pittsburgh Pirates @ Los Angeles Dodgers Dodger Stadium, Los Angeles, CA Fri Apr 20 2007, 7:40 PM PDT Att: 43,845 - Cloudy - 51 F			
2 Jack Wilson, R (1,6) OBP: 0.336, SLG: 0.417										3	2	1	0	1	0	1				
Jason Bay, R (1,7) OBP: 0.364, SLG: 0.491 6 Chris Duffy, L (8,8) OBP: 0.355, SLG: 0.418										4	0	2	0	0	1	2				
Xavier Nady, R (1,8) OBP: 0.328, SLG: 0.491										4	0	1	1	0	1	3				
25 Adam LaRoche, L (1,3) OBP: 0.250, SLG: 0.240 54 Jonah Bayliss, R (8,1)										3	0	0	0	1	3	1				
35 Brad Eldred, R (1,9) OBP: 0.118, SLG: 0.353										4	0	0	0	0	2	2				
26 Ronny Paulino, R (1,2) OBP: 0.226, SLG: 0.235										4	0	1	0	0	3	0				
José Bautista, R (1,5) OBP: 0.300, SLG: 0.441										4	0	1	0	0	1	1				
Tony Armas, R (1,1) OBP: 0.667, SLG: 0.667 37 John Wasdin, R (3,1) Don Kelly, L (7,PH) OBP: 0.308, SLG: 0.100 (7,4)										1	0	1	0	0	0	0		P		
Inning Stats	R: 1 E: 0 K: 3 S: 18	H: 2 LOB: 2 BB: 1 P: 30	R: 0 E: 0 K: 1 S: 10	H: 1 LOB: 1 BB: 0 P: 20	R: 0 E: 0 K: 2 S: 11	H: 1 LOB: 1 BB: 0 P: 16	R: 0 E: 0 K: 1 S: 11	H: 1 LOB: 1 BB: 0 P: 15	R: 0 E: 0 K: 3 S: 10	H: 0 LOB: 0 BB: 0 P: 14	R: 0 E: 0 K: 0 S: 8	H: 0 LOB: 0 BB: 0 P: 12	R: 1 E: 0 K: 1 S: 7	H: 1 LOB: 0 BB: 1 P: 14	R: 0 E: 0 K: 1 S: 12	H: 1 LOB: 1 BB: 0 P: 14			1B: 7 2B: 1 3B: 0 HR: 0	SF: 0 SAC: 0 DP: 1 HBP: 0
PITCHER	IP WLS BF H R ER SO BB IBB HBP BLK WP HR S P ERA WHIP																ERA WHIP			
52 Randy Wolf, L (1,1) ERA: 3.38 58 Chad Billingsley, R (7,1) ERA: 4.82 Rudy Seanez, R (9,1) ERA: 5.63	6.0 W 25 6 1 1 10 1 0 0 0 1 0 65 103 1.50 1.167	2.0 7 1 1 1 1 1 0 0 0 0 0 15 26 4.50 1.000	1.0 4 1 0 0 1 0 0 0 0 0 0 12 14 0.00 1.000																	

Batter	1	2	3	4	5	6	7	8	9	AB	R	H	RBI	BB	SO	LOB	BOTTOM			
15 Rafael Furcal, S (1,6) OBP: 0.250, SLG: 0.242 18 Ramon Martinez, R (7,4) OBP: 0.267, SLG: 0.231										3	1	0	0	1	0	2	Pittsburgh Pirates @ Los Angeles Dodgers Dodger Stadium, Los Angeles, CA Fri Apr 20 2007, 7:40 PM PDT Att: 43,845 - Cloudy - 51 F			
9 Juan Pierre, L (1,8) OBP: 0.303, SLG: 0.333										4	3	3	0	1	0	1				
5 Nomar Garciaparra, R (1,3) Wilson Valdez, R (6,PH) OBP: 0.414, SLG: 0.519 (7,6)										2	1	1	2	1	0	1				
12 Jeff Kent, R (1,4) OBP: 0.409, SLG: 0.491 Olimedo Saenz, R (6,PH) OBP: 0.300, SLG: 0.250 (7,3)										3	1	2	1	0	0	1				
Luis Gonzalez, L (1,7) OBP: 0.381, SLG: 0.509 58 Chad Billingsley, R (7,1) 21 Marlon Anderson, L (8,PH) OBP: 0.250, SLG: 0.143 Rudy Seanez, R (9,1)										4	1	2	2	0	0	3				
55 Russell Martin, R (1,2) OBP: 0.385, SLG: 0.418										3	1	0	0	0	1	3				
16 Andre Ethier, L (1,9) OBP: 0.326, SLG: 0.524										3	1	1	2	0	0	2				
Wilson Betemit, S (1,5) OBP: 0.286, SLG: 0.158										4	1	1	1	0	1	0				
52 Randy Wolf, L (1,1) Brady Clark, R (7,7) OBP: 0.455, SLG: 0.500 (8,7) OBP: 0.400, SLG: 0.526										3	0	2	2	0	0	0		Dodgers		
Inning Stats	R: 2 E: 0 K: 0 S: 13	H: 2 LOB: 1 BB: 1 P: 23	R: 0 E: 0 K: 0 S: 8	H: 0 LOB: 0 BB: 0 P: 13	R: 6 E: 0 K: 0 S: 14	H: 5 LOB: 1 BB: 1 P: 29	R: 0 E: 0 K: 0 S: 8	H: 2 LOB: 1 BB: 0 P: 13	R: 1 E: 0 K: 0 S: 13	H: 2 LOB: 1 BB: 0 P: 17	R: 1 E: 0 K: 1 S: 17	H: 1 LOB: 2 BB: 2 P: 32	R: 0 E: 0 K: 1 S: 11	H: 1 LOB: 1 BB: 0 P: 13	R: 0 E: 0 K: 0 S: 6	H: 0 LOB: 0 BB: 0 P: 8			1B: 10 2B: 2 3B: 0 HR: 1	SF: 1 SAC: 0 DP: 1 HBP: 1
PITCHER	IP WLS BF H R ER SO BB IBB HBP BLK WP HR S P ERA WHIP																ERA WHIP			
Tony Armas, R (1,1) ERA: 18.9 37 John Wasdin, R (3,1) Damaso Marte, L (7,1) ERA: 54 Jonah Bayliss, R (8,1)	2.2 L 18 7 8 8 0 2 0 0 0 0 0 1 39 65 27.00 3.375	3.1 16 5 2 2 1 2 0 0 0 0 0 11 13 0.00 1.000	1.0 4 1 0 0 1 0 0 0 0 0 0 6 8 0.00 0.000	1.0 3 0 0 0 0 0 0 0 0 0 0 0 0 0.00 0.000																

Batter	1	2	3	4	5	6	7	8	9	10	AB	R	H	RBI	BB	SO	LOB	TOP							
6 Chris Duffy, L OBP: 0.343, SLG: 0.400	(1,8) C FA 94 3-2 B CU 90 F FA 96 B FA 96 F FA 96 X FA 96		(2,2) C FA 95 2-2 B FA 95 F FA 95 X FA 96		(1,1) B FA 94 1-1 F FA 94 X CU 78		(2,2) F FF 92 2-2 B FF 93 F FF 93 B SL 95 F SL 94 X FF 94			(1,0) B FA 94 1-0 X FA 94		5	1	1	0	0	0	2	Pittsburgh Pirates @ Los Angeles Dodgers Dodger Stadium, Los Angeles, CA Sat: Apr 21 2007, 7:10 PM PDT Alt: 48,995 - Partly Cloudy - 58 F						
2 Jack Wilson, R OBP: 0.357, SLG: 0.446	(1,6) C FA 95 1-2 B FA 95 F FA 95 X CU 80		(3,1) B FA 89 3-1 C FA 97 B FA 89 F FA 97 X FA 97		(0,2) F FA 95 0-2 F FA 94 X FA 96		(2,0) B FF 95 2-0 B SL 95 X SL 96		(1,2) B CU 77 1-2 F FA 94 C CU 76 X SL 94		5	1	3	1	0	0	0								
12 Freddy Sanchez, R OBP: 0.304, SLG: 0.366	(1,4) C FA 95 0-2 F FA 95 X FA 97		(0,1) F FA 96 0-1 F FA 97 X FA 97		(1,0) B CH 85 1-0 X FA 96		(1,1) C SL 84 1-1 B FF 96 X SL 97			(0,2) F FA 97 0-2 F FA 97 F FA 97 X SL 96		5	0	1	0	0	0	3							
Jason Bay, R OBP: 0.366, SLG: 0.475	(1,7) C FA 96 0-3 F FA 96 F FA 96 C FA 96		(4,0) B FA 96 4-0 B FA 96 B FA 96 B FA 97		(2,2) B FA 95 2-2 C FA 96 F FA 96 F FA 96 X FA 97				(1,3) C FA 87 1-3 B FA 87 B FA 87 C FA 87		4	0	1	0	1	2	2								
25 Adam LaRoche, L OBP: 0.262, SLG: 0.226		(4,1) B FA 92 4-1 B FA 93 C FA 96 F FA 95 B FA 95	(4,1) F FA 89 4-1 B FA 97 B FA 95 B FA 95 B FA 95		(1,3) F FA 96 1-3 C FA 96 C FA 96 S FA 98				(0,0) X FA 89 0-0		3	0	0	1	2	3									
Xavier Nady, R OBP: 0.313, SLG: 0.467	(1,9) B FA 94 2-1 B FA 96 F FA 96 X FA 97		(1,2) B CU 80 1-2 C FA 96 F FA 96 F FA 98		(2,1) C CU 78 2-1 B FA 95 F FA 96 X FA 96				(4,1) C FA 87 4-1 B FA 88 B FA 90 B FA 90		3	0	0	0	0	1	3								
13 Nate McLouth, L OBP: 0.462, SLG: 0.667	(6,9) B FA 94 2-1 B FA 96 F FA 96 X FA 97		(1,2) B CU 80 1-2 C FA 96 F FA 96 F FA 98		(1,1) C CU 79 1-1 B FA 95 F FA 96 X FA 96				(4,1) C FA 87 4-1 B FA 88 B FA 90 B FA 90		1	0	0	0	1	0	1								
José Bautista, R OBP: 0.313, SLG: 0.444	(1,5) C FA 96 2-2 B CU 81 F FA 96 X FA 96				(0,1) F FA 95 0-1 X CH 85				(2,1) 1 SAFE F FA 89 F FA 92 1 SAFE B FA 95 X FA 87		4	0	2	0	0	0	0								
26 Ronny Paulino, R OBP: 0.211, SLG: 0.218	(1,2) F FA 96 0-1 X FA 96				(2,2) C CU 79 2-2 B CU 82 B CU 80 X FA 97				(2,0) B FA 87 2-0 B FA 87 X FA 87		4	0	0	0	0	0	3								
45 Ian Snell, R OBP: 0.333, SLG: 0.250			(4,2) B FA 95 4-2 B FA 96 B FA 96 C FA 97 B FA 97		(2,2) F FA 95 2-2 C FA 95 F FA 96 C CU 80 X FA 96				(0,1) C FA 93 0-1 X FA 93		2	1	1	0	1	0	0								
55 Matt Capps, R OBP: 0.303, SLG: 0.333											0	0	0	0	0	0	0								
16 Salomon Torres, R OBP: 0.302, SLG: 0.500											0	0	0	0	0	0	0								
54 Jonah Bayliss, R OBP: 0.225											0	0	0	0	0	0	0								
Damaso Marte, L OBP: 0.273, SLG: 0.222											0	0	0	0	0	0	0								
Don Kelly, L OBP: 0.508, SLG: 0.100											0	0	0	0	0	0	0								
Inning Stats	R: 1 E: 0 K: 1 S: 15	H: 1 LOB: 0 BB: 0 P: 19	R: 0 E: 0 K: 0 S: 8	H: 1 LOB: 1 BB: 1 P: 16	R: 2 E: 0 K: 1 S: 13	H: 1 LOB: 2 BB: 3 P: 31	R: 0 E: 0 K: 0 S: 9	H: 0 LOB: 0 BB: 0 P: 13	R: 0 E: 0 K: 1 S: 13	H: 2 LOB: 2 BB: 0 P: 18	R: 0 E: 0 K: 0 S: 5	H: 0 LOB: 0 BB: 0 P: 8	R: 0 E: 0 K: 0 S: 9	H: 2 LOB: 1 BB: 0 P: 14	R: 0 E: 0 K: 1 S: 8	H: 0 LOB: 0 BB: 0 P: 17	R: 0 E: 0 K: 1 S: 14	H: 1 LOB: 1 BB: 0 P: 18	1B: 8 2B: 1 3B: 0 HR: 0	SF: 0 SAC: 0 DP: 2 HBP: 0	WP: 3 PB: 0 SB: 0 CS: 0	PA: 42			
PITCHER	IP WLS BF H R ER SO BB IBB HBP BLK WP HR S P ERA WHIP	IP WLS BF H R ER SO BB IBB HBP BLK WP HR S P ERA WHIP	IP WLS BF H R ER SO BB IBB HBP BLK WP HR S P ERA WHIP	IP WLS BF H R ER SO BB IBB HBP BLK WP HR S P ERA WHIP	IP WLS BF H R ER SO BB IBB HBP BLK WP HR S P ERA WHIP	IP WLS BF H R ER SO BB IBB HBP BLK WP HR S P ERA WHIP	IP WLS BF H R ER SO BB IBB HBP BLK WP HR S P ERA WHIP	IP WLS BF H R ER SO BB IBB HBP BLK WP HR S P ERA WHIP	IP WLS BF H R ER SO BB IBB HBP BLK WP HR S P ERA WHIP	IP WLS BF H R ER SO BB IBB HBP BLK WP HR S P ERA WHIP	IP WLS BF H R ER SO BB IBB HBP BLK WP HR S P ERA WHIP	IP WLS BF H R ER SO BB IBB HBP BLK WP HR S P ERA WHIP	IP WLS BF H R ER SO BB IBB HBP BLK WP HR S P ERA WHIP	IP WLS BF H R ER SO BB IBB HBP BLK WP HR S P ERA WHIP	IP WLS BF H R ER SO BB IBB HBP BLK WP HR S P ERA WHIP	IP WLS BF H R ER SO BB IBB HBP BLK WP HR S P ERA WHIP	IP WLS BF H R ER SO BB IBB HBP BLK WP HR S P ERA WHIP	IP WLS BF H R ER SO BB IBB HBP BLK WP HR S P ERA WHIP	IP WLS BF H R ER SO BB IBB HBP BLK WP HR S P ERA WHIP	IP WLS BF H R ER SO BB IBB HBP BLK WP HR S P ERA WHIP	IP WLS BF H R ER SO BB IBB HBP BLK WP HR S P ERA WHIP	IP WLS BF H R ER SO BB IBB HBP BLK WP HR S P ERA WHIP	IP WLS BF H R ER SO BB IBB HBP BLK WP HR S P ERA WHIP	IP WLS BF H R ER SO BB IBB HBP BLK WP HR S P ERA WHIP	IP WLS BF H R ER SO BB IBB HBP BLK WP HR S P ERA WHIP

Batter	1	2	3	4	5	6	7	8	9	10	AB	R	H	RBI	BB	SO	LOB	BOTTOM								
15 Rafael Furcal, S OBP: 0.220, SLG: 0.211	(1,6) B FA 91 2-2 F FA 90 F FA 90 F SL 84 X SL 85		(1,3) B SL 83 1-3 C FA 94 F SL 88		(0,1) C FA 91 0-1 X SL 83		(2,2) C FA 93 2-2 B FA 94 F SL 84 F SL 84 T FA 94			(1,2) S CU 91 1-2 B FA 94 X CU 89		5	0	0	0	0	2	1	Pittsburgh Pirates @ Los Angeles Dodgers Dodger Stadium, Los Angeles, CA Sat: Apr 21 2007, 7:10 PM PDT Alt: 48,995 - Partly Cloudy - 58 F							
9 Juan Pierre, L OBP: 0.296, SLG: 0.325	(1,8) C FA 93 0-1 X CH 87		(0,0) X SL 79 0-0		(1,1) L SL 82 1-1 B SL 83		(1,3) C FA 94 1-3 B FA 95 B SL 96			(1,1) B FA 92 1-1 C FA 91 X CH 79		5	1	1	0	0	1	1								
5 Nomar Garciaparra, R OBP: 0.338, SLG: 0.435	(1,3) C FA 92 0-1 X SL 85		(0,0) X FA 92 0-0		(0,1) C SL 84 0-1 X SL 83				(1,2) C FA 95 1-2 F FA 95 F FA 96 F FA 96 F SL 86 B SL 87 X FA 95		5	1	2	0	0	0	1									
12 Jeff Kent, R OBP: 0.423, SLG: 0.500	(1,4) C FA 92 1-2 C SL 84 B SL 85 F FA 96 X SL 89				(2,1) C SL 82 2-1 C FA 92 B CH 83 S SL 84		(0,3) C FA 92 0-3 F CH 84 S SL 84			(0,0) X FA 95 0-0		5	1	3	1	0	1	2								
Luis Gonzalez, L OBP: 0.307, SLG: 0.517	(1,7) X CH 85 0-0				(4,2) B SL 84 4-2 F SL 84 B SL 85 B SL 85 B CH 85 B FA 94		(0,2) C CH 94 0-2 F CH 83 X SL 87			(2,2) B FA 94 2-2 C FA 94 F FA 94 F FA 96		3	2	1	0	2	0	2								
55 Russell Martin, R OBP: 0.386, SLG: 0.458	(1,2) F FA 89 2-2 B SL 86 B SL 86 B FA 94 X FA 87				(4,2) B FA 92 4-2 C FA 90 B SL 84 B SL 84		(2,0) B SL 85 2-0 D SL 85 X FA 91			(1,3) 1 SAFE F FA 94 F FA 94 B FA 95 C FA 95		4	1	1	4	1	1	2								
16 Andre Ethier, L OBP: 0.320, SLG: 0.500	(1,9) B FA 92 2-2 C CH 85 C FA 94 F FA 94 X CH 88				(0,0) X FA 92 0-0		(0,0) X CH 85 0-0			(4,2) C FA 95 4-2 B FA 94 F FA 94 F FA 94 F FA 94 B FA 95 B FA 90		2	0	0	1	1	0	2								
Wilson Betemit, S OBP: 0.288, SLG: 0.150	(1,5) B SL 83 4-2 C FA 94 B SL 84 B SL 84				(3,1) B SL 82 3-1 B SL 83 D SL 83 X CH 85				(1,2) L FA 94 1-2 C FA 91 C FA 94		2	0	0	0	1	0	2									
Wilson Valdez, R OBP: 0.400, SLG: 0.500	(10,5) B SL 84 4-2 B SL 84 B SL 84									(1,2) 1 SAFE F FA 91 F FA 92 1 SAFE X CH 80		1	1	0	0	0	1									
31 Brad Penny, R OBP: 0.303, SLG: 0.333											2	0	1	0	0	0	1									
41 Chin-hui Tsao, R OBP: 0.222, SLG: 0.125											0	0	0	0	0	0	0									
21 Marlon Anderson, L OBP: 0.222, SLG: 0.125											0	0	0	0	0	0	0									
44 Takashi Saito, L OBP: 0.222, SLG: 0.125											0	0	0	0	0	0	0									
51 Jonathan Broxton, R OBP: 0.222, SLG: 0.125											0	0	0	0	0	0	0									
Inning Stats	R: 1 E: 0 K: 0 S: 13	H: 2 LOB: 1 BB: 0 P: 16	R: 0 E: 0 K: 0 S: 11	H: 0 LOB: 1 BB: 1 P: 20	R: 0 E: 0 K: 1 S: 5	H: 0 LOB: 0 BB: 0 P: 6	R: 0 E: 0 K: 0 S: 10	H: 0 LOB: 2 BB: 2 P: 23	R: 0 E: 0 K: 1 S: 10	H: 2 LOB: 2 BB: 0 P: 11	R: 1 E: 0 K: 0 S: 8	H: 1 LOB: 0 BB: 0 P: 12	R: 0 E: 0 K: 2 S: 9	H: 0 LOB: 0 BB: 0 P: 14	R: 0 E: 0 K: 1 S: 13	H: 1 LOB: 1 BB: 0 P: 17	R: 1 E: 0 K: 1 S: 14	H: 0 LOB: 0 BB: 0 P: 23	R: 4 E: 0 K: 0 S: 13	H: 3 LOB: 0 BB: 1 P: 22	1B: 6 2B: 2 3B: 0 HR: 1	SF: 1 SAC: 0 DP: 0 HBP: 0	WP: 2 PB: 1 SB: 0 CS: 0	PA: 42		
PITCHER	IP WLS BF H R ER SO BB IBB HBP BLK WP HR S P ERA WHIP	IP WLS BF H R ER SO BB IBB HBP BLK WP HR S P ERA WHIP	IP WLS BF H R ER SO BB IBB HBP BLK WP HR S P ERA WHIP	IP WLS BF H R ER SO BB IBB HBP BLK WP HR S P ERA WHIP	IP WLS BF H R ER SO BB IBB HBP BLK WP HR S P ERA WHIP	IP WLS BF H R ER SO BB IBB HBP BLK WP HR S P ERA WHIP	IP WLS BF H R ER SO BB IBB HBP BLK WP HR S P ERA WHIP	IP WLS BF H R ER SO BB IBB HBP BLK WP HR S P ERA WHIP	IP WLS BF H R ER SO BB IBB HBP BLK WP HR S P ERA WHIP	IP WLS BF H R ER SO BB IBB HBP BLK WP HR S P ERA WHIP	IP WLS BF H R ER SO BB IBB HBP BLK WP HR S P ERA WHIP	IP WLS BF H R ER SO BB IBB HBP BLK WP HR S P ERA WHIP	IP WLS BF H R ER SO BB IBB HBP BLK WP HR S P ERA WHIP	IP WLS BF H R ER SO BB IBB HBP BLK WP HR S P ERA WHIP	IP WLS BF H R ER SO BB IBB HBP BLK WP HR S P ERA WHIP	IP WLS BF H R ER SO BB IBB HBP BLK WP HR S P ERA WHIP	IP WLS BF H R ER SO BB IBB HBP BLK WP HR S P ERA WHIP	IP WLS BF H R ER SO BB IBB HBP BLK WP HR S P ERA WHIP	IP WLS BF H R ER SO BB IBB HBP BLK WP HR S P ERA WHIP	IP WLS BF H R ER SO BB IBB HBP BLK WP HR S P ERA WHIP	IP WLS BF H R ER SO BB IBB HBP BLK WP HR S P ERA WHIP	IP WLS BF H R ER SO BB IBB HBP BLK WP HR S P ERA WHIP	IP WLS BF H R ER SO BB IBB HBP BLK WP HR S P ERA WHIP	IP WLS BF H R ER SO BB IBB HBP BLK WP HR S P ERA WHIP	IP WLS BF H R ER SO BB IBB HBP BLK WP HR S P ERA WHIP	IP WLS BF H R ER SO BB IBB HBP BLK WP HR S P ERA WHIP



Batter	1	2	3	4	5	6	7	8	9	AB	R	H	RBI	BB	SO	LOB	TOP
10 Dave Roberts, L (1, 8) OBP: 0.288, SLG: 0.377										5	2	2	1	0	2	6	<p>San Francisco Giants @ Los Angeles Dodgers Dodger Stadium, Los Angeles, CA Tue Apr 24 2007, 7:10 PM PDT Att: 44,001 - Clear - 66 F</p> <p>livebaseballscorecards.com</p> <p>AB 37 R 5 H 11 RBI 5 BB 4 SO 5 LOB 20</p>
13 Omar Vizquel, S (1, 6) OBP: 0.247, SLG: 0.203										5	1	1	0	0	1	6	
35 Rich Aurilia, R (1, 5) OBP: 0.347, SLG: 0.443										5	0	1	1	0	1	0	
Barry Bonds, L (1, 7) OBP: 0.468, SLG: 0.771 Todd Linden, S (7, PR) OBP: 0.300, SLG: 0.259										2	0	0	0	2	0	0	
Ray Durham, S (1, 4) OBP: 0.351, SLG: 0.415										5	0	0	1	0	1	3	
Ryan Klesko, L (1, 3) OBP: 0.354, SLG: 0.400										3	2	1	0	1	0	2	
1 Bengie Molina, R (1, 2) OBP: 0.333, SLG: 0.458										4	0	3	0	0	0	0	
2 Randy Winn, S (1, 9) OBP: 0.256, SLG: 0.286										4	0	2	2	0	0	1	
Matt Morris, R (1, 1) OBP: 0.333, SLG: 0.250 41 Brad Hennessey, R (8, 1) Jack Taschner, L (8, 1) Armando Benitez, R (9, 1)										3	0	1	0	1	0	2	
Inning Stats	R: 1 H: 1 E: 0 K: 1 S: 11	H: 3 R: 3 ER: 3 SO: 4 BB: 0 IBB: 0 HBP: 0 BLK: 1 WP: 0 HR: 1 S: 71 P: 111 ERA: 3.86 WHIP: 1.714	R: 0 H: 0 E: 0 K: 0 S: 4	H: 0 R: 0 ER: 0 SO: 0 BB: 0 IBB: 0 HBP: 0 BLK: 0 WP: 0 HR: 0 S: 10 P: 18 ERA: 0.00 WHIP: 0.000	R: 0 H: 0 E: 0 K: 0 S: 4	H: 1 R: 1 ER: 1 SO: 10 BB: 0 IBB: 0 HBP: 0 BLK: 0 WP: 0 HR: 0 S: 11 P: 14 ERA: 0.00 WHIP: 0.000	R: 0 H: 0 E: 0 K: 2 S: 11	H: 2 R: 2 ER: 2 SO: 21 BB: 1 IBB: 0 HBP: 0 BLK: 0 WP: 0 HR: 0 S: 12 P: 18 ERA: 0.00 WHIP: 0.000	R: 0 H: 0 E: 0 K: 1 S: 13	H: 2 R: 2 ER: 2 SO: 21 BB: 0 IBB: 0 HBP: 0 BLK: 0 WP: 0 HR: 1 S: 11 P: 11 1B: 8 2B: 2 3B: 0 HR: 1 SF: 0 SAC: 0 DP: 0 HBP: 0	WP: 0 PA: 41 PB: 0 SB: 1 CS: 1						
PITCHER	IP WLS BF H R ER SO BB IBB HBP BLK WP HR S P ERA WHIP																
Derek Lowe, R (1, 1) ERA: 4.4	7.0 L 32 9 4 3 4 3 0 0 0 0 0 1 71 111 3.86 1.714																
Joe Beimel, L (8, 1) ERA: 1.74	0.2 5 2 1 1 1 1 0 0 0 0 0 10 18 13.50 4.500																
41 Chin-hui Tsao, R (8, 1) ERA:	1.1 4 0 0 0 0 0 0 0 0 0 0 11 14 0.00 0.000																

Batter	1	2	3	4	5	6	7	8	9	AB	R	H	RBI	BB	SO	LOB	BOTTOM
15 Rafael Furcal, S (1, 6) OBP: 0.235, SLG: 0.213										4	1	1	0	1	0	3	<p>San Francisco Giants @ Los Angeles Dodgers Dodger Stadium, Los Angeles, CA Tue Apr 24 2007, 7:10 PM PDT Att: 44,001 - Clear - 66 F</p> <p>livebaseballscorecards.com</p> <p>AB 34 R 3 H 9 RBI 3 BB 2 SO 3 LOB 17</p>
9 Juan Pierre, L (1, 8) OBP: 0.300, SLG: 0.326										4	1	1	0	0	0	1	
5 Nomar Garciaparra, R (1, 3) OBP: 0.354, SLG: 0.446										4	0	2	1	0	0	1	
12 Jeff Kent, R (1, 4) OBP: 0.388, SLG: 0.451										4	0	1	1	0	0	2	
Luis Gonzalez, L (1, 7) OBP: 0.395, SLG: 0.507										4	0	1	0	0	0	3	
55 Russell Martin, R (1, 2) OBP: 0.397, SLG: 0.477										4	1	2	0	0	0	1	
16 Andre Ethier, L (1, 9) OBP: 0.286, SLG: 0.440										4	0	0	0	0	1	3	
Wilson Betemit, S (1, 5) OBP: 0.291, SLG: 0.146 Joe Beimel, L (8, 1) 41 Chin-hui Tsao, R (8, 1) Olmedo Saenz, R (9, PH) OBP: 0.353, SLG: 0.571										1	0	0	1	1	0	1	
Derek Lowe, R (1, 1) OBP: 0.364, SLG: 0.143 Wilson Valdez, R (8, 5) 21 Marlon Anderson, L (9, PH) OBP: 0.300, SLG: 0.222										2	0	0	0	0	1	1	
Inning Stats	R: 0 H: 0 E: 0 K: 0 S: 7	H: 0 R: 3 ER: 3 SO: 12 BB: 0 IBB: 0 HBP: 0 BLK: 0 WP: 0 HR: 0 S: 6 P: 12 1B: 7 2B: 2 3B: 0 HR: 0 SF: 1 SAC: 0 DP: 1 HBP: 0	R: 0 H: 0 E: 0 K: 1 S: 11	H: 0 R: 0 ER: 0 SO: 16 BB: 1 IBB: 0 HBP: 0 BLK: 0 WP: 0 HR: 0 S: 9 P: 11	R: 0 H: 1 E: 0 K: 0 S: 9	H: 0 R: 0 ER: 0 SO: 11 BB: 0 IBB: 0 HBP: 0 BLK: 0 WP: 0 HR: 0 S: 10 P: 16	R: 0 H: 0 E: 0 K: 0 S: 7	H: 0 R: 0 ER: 0 SO: 17 BB: 1 IBB: 0 HBP: 0 BLK: 0 WP: 0 HR: 0 S: 13 P: 17	R: 0 H: 2 E: 0 K: 1 S: 11	WP: 0 PA: 37 PB: 0 SB: 0 CS: 0							
PITCHER	IP WLS BF H R ER SO BB IBB HBP BLK WP HR S P ERA WHIP																
Matt Morris, R (1, 1) ERA: 2.49	7.1 W 30 6 3 3 2 2 0 0 0 0 0 0 65 96 3.68 1.091																
41 Brad Hennessey, R (8, 1) ERA: 2.57	0.0 1 1 0 0 0 0 0 0 0 0 0 2 2 ∞ ∞																
Jack Taschner, L (8, 1) ERA: 1.69	0.2 H 1 0 0 0 0 0 0 0 0 0 0 2 2 0.00 0.000																
Armando Benitez, R (9, 1) ERA: 2.84	1.0 S 5 2 0 0 1 0 0 0 0 0 0 11 17 0.00 2.000																

Batter	1	2	3	4	5	6	7	8	9	AB	R	H	RBI	BB	SO	LOB	TOP				
15 Rafael Furcal, S OBP: 0.257, SLG: 0.231	G5-3	F9			G4-3			G4-3		4	0	0	0	0	0	1	Los Angeles Dodgers @ San Diego Padres PETCO Park, San Diego, CA Sat Apr 28, 2007, 10:05 PM EDT Att: 42,385 - Cloudy - 66 F livebaseballscorecards.com				
9 Juan Pierre, L OBP: 0.299, SLG: 0.330	2B		1B		P6			1B		4	2	3	0	0	0	0					
5 Nomar Garciaparra, R OBP: 0.360, SLG: 0.433	L9		G1-3		F7			F9		4	0	0	0	0	0	2					
12 Jeff Kent, R OBP: 0.402, SLG: 0.447	E9				P2			G6-3		4	0	2	2	0	0	0					
Luis Gonzalez, L OBP: 0.366, SLG: 0.432					G4-3			F7		3	0	0	0	1	1	1					
55 Russell Martin, R OBP: 0.411, SLG: 0.487	F7		G5-3					F7		4	0	0	0	0	1	3					
16 Andre Ethier, L OBP: 0.282, SLG: 0.462					G4-3			F7		3	0	1	0	0	0	0					
Wilson Valdez, R OBP: 0.317, SLG: 0.385		FC4-6			G6-3			L7		3	0	0	0	0	0	1					
Brett Tomko, R 41 Chin-hui Tsao, R		SH3-4						F8		2	0	0	0	0	1	0					
Inning Stats	R: 1 E: 1 K: 0 S: 12	H: 2 LOB: 2 BB: 1 P: 19	R: 0 E: 0 K: 0 S: 6	H: 1 LOB: 1 BB: 0 P: 7	R: 1 E: 0 K: 1 S: 14	H: 2 LOB: 1 BB: 0 P: 20	R: 0 E: 0 K: 1 S: 6	H: 0 LOB: 0 BB: 0 P: 9	R: 0 E: 0 K: 1 S: 6	H: 0 LOB: 0 BB: 0 P: 9	R: 0 E: 0 K: 0 S: 9	H: 0 LOB: 0 BB: 0 P: 11	R: 0 E: 0 K: 0 S: 3	H: 1 LOB: 0 BB: 0 P: 6	R: 0 E: 0 K: 0 S: 6	H: 0 LOB: 0 BB: 0 P: 8	1B: 4 2B: 2 3B: 0 HR: 0	SF: 0 SAC: 1 DP: 0 HBP: 0	WP: 0 PB: 0 SB: 1 CS: 0	PA: 33	
PITCHER	IP	WLS	BF	H	R	ER	SO	BB	IBB	HBP	BLK	WP	HR	S	P	ERA	WHIP				
Greg Maddux, R ERA: 3.86	7.0	W	27	5	2	2	3	1	0	0	0	0	0	57	80	2.57	0.857				
Scott Linebrink, R ERA: 3.0	1.0	H	3	1	0	0	0	0	0	0	0	0	0	3	6	0.00	1.000				
Trevor Hoffman, R ERA: 6.23	1.0	S	3	0	0	0	0	0	0	0	0	0	0	6	8	0.00	0.000				

Batter	1	2	3	4	5	6	7	8	9	AB	R	H	RBI	BB	SO	LOB	BOTTOM				
22 Marcus Giles, R OBP: 0.362, SLG: 0.447	F9				F8					4	0	0	0	0	1	0	Los Angeles Dodgers @ San Diego Padres PETCO Park, San Diego, CA Sat Apr 28, 2007, 10:05 PM EDT Att: 42,385 - Cloudy - 66 F livebaseballscorecards.com				
8 Termerl Stedje, L OBP: 0.322, SLG: 0.356	G3-1				P5			P6		4	0	0	0	0	0	0					
24 Brian Giles, L OBP: 0.376, SLG: 0.392	G3-1				2B			F7		3	1	1	0	0	0	0					
23 Adrián González, L OBP: 0.369, SLG: 0.574		G4-3			1B			G3		3	1	1	0	0	0	0					
3 Khalil Greene, R OBP: 0.313, SLG: 0.554		G6-3			1B			F7		3	1	1	2	0	0	0					
Mike Cameron, R OBP: 0.286, SLG: 0.247		F8			2B			1B		3	0	2	1	0	0	0					
5 Kevin Kouzmanoff, R OBP: 0.191, SLG: 0.206					P4			1B		3	0	1	0	0	0	1					
Rob Bowen, S OBP: 0.333, SLG: 0.348					L3			FC1-5-2		3	0	0	0	0	1	2					
Greg Maddux, R Scott Linebrink, R 28 Josh Bard, S Trevor Hoffman, R		G4-3			F8			F8		2	0	0	0	0	0	0					
Inning Stats	R: 0 E: 0 K: 0 S: 6	H: 0 LOB: 0 BB: 0 P: 11	R: 0 E: 0 K: 0 S: 6	H: 0 LOB: 0 BB: 0 P: 9	R: 0 E: 0 K: 1 S: 10	H: 0 LOB: 0 BB: 0 P: 17	R: 3 E: 0 K: 0 S: 15	H: 4 LOB: 1 BB: 0 P: 25	R: 0 E: 0 K: 0 S: 6	H: 0 LOB: 0 BB: 0 P: 8	R: 0 E: 0 K: 0 S: 10	H: 0 LOB: 0 BB: 0 P: 14	R: 0 E: 0 K: 0 S: 5	H: 2 LOB: 0 BB: 0 P: 7	R: 0 E: 0 K: 1 S: 5	H: 0 LOB: 0 BB: 0 P: 5	1B: 5 2B: 2 3B: 0 HR: 0	SF: 0 SAC: 0 DP: 1 HBP: 0	WP: 0 PB: 0 SB: 0 CS: 0	PA: 29	
PITCHER	IP	WLS	BF	H	R	ER	SO	BB	IBB	HBP	BLK	WP	HR	S	P	ERA	WHIP				
Brett Tomko, R ERA: 3.09	6.1	L	25	6	3	3	1	0	0	0	0	0	0	57	90	4.26	0.947				
41 Chin-hui Tsao, R ERA:	1.2		4	0	0	0	1	0	0	0	0	0	0	6	6	0.00	0.000				

Batter	1	2	3	4	5	6	7	8	9	10	11	12	13	14	15	16	17	AB	R	H	RBI	BB	SO	LOB	TOP
16 Rafael Furcal, S OBP: 0.299, SLG: 0.299 58 Chad Billingsley, R (16, 1)																		7	1	2	0	1	0	3	
9 Juan Pierre, L OBP: 0.304, SLG: 0.327 (1, 8)																		7	1	2	0	1	1	5	
5 Nomar Garciaparra, R OBP: 0.361, SLG: 0.429 (1, 3)																		8	0	3	0	0	1	3	
12 Jeff Kent, R OBP: 0.400, SLG: 0.467 (1, 4)																		7	1	2	1	1	1	4	
18 Ramon Martinez, R OBP: 0.262, SLG: 0.263 ERA: 0.23 (1, 5)																		7	0	2	0	0	1	3	
Derek Lowe, R OBP: 0.385, SLG: 0.222 Joe Beibel, L (7, 1)																		2	0	1	0	0	0	1	
16 Andre Ethier, L OBP: 0.327, SLG: 0.435 (8, 9)																		4	0	0	0	0	0	1	
Inning Stats	R: 2 H: 3 E: 0 K: 0 S: 18	H: 3 R: 4 ER: 0 SO: 2 BB: 0 P: 29	R: 0 H: 1 E: 0 K: 0 S: 8	H: 1 R: 4 LOB: 1 BB: 0 P: 10	R: 2 H: 2 E: 0 K: 1 S: 10	H: 2 R: 4 LOB: 0 BB: 0 P: 15	R: 0 H: 1 E: 0 K: 1 S: 9	H: 1 R: 4 LOB: 0 BB: 0 P: 13	R: 0 H: 0 E: 0 K: 2 S: 10	H: 0 R: 1 LOB: 0 BB: 0 P: 13	R: 0 H: 0 E: 0 K: 0 S: 8	H: 2 R: 4 LOB: 2 BB: 0 P: 10	R: 0 H: 0 E: 0 K: 2 S: 13	H: 1 R: 2 LOB: 3 BB: 1 P: 24	R: 0 H: 1 E: 0 K: 0 S: 9	H: 0 R: 1 LOB: 0 BB: 1 P: 16	R: 0 H: 1 E: 0 K: 0 S: 7	H: 1 R: 4 LOB: 0 BB: 0 P: 9	1B: 12 2B: 3 3B: 0 HR: 2	SF: 0 SAC: 2 DP: 3 HBP: 1	WP: 0 PB: 1 SB: 2 CS: 1	PA: 71			
PITCHER	IP: 5.0 WLS: 24 BF: 82 H: 24 R: 4 ER: 2 SO: 56 BB: 8 IBB: 2 HBP: 0 BLK: 0 WP: 0 HR: 2 S: 82 ERA: 7.20 WHIP: 1.800																								
26 Doug Brocail, R ERA: 1.35 21 Heath Bell, R ERA: 0.57 43 Cia Meredith, R ERA: 41 Kevin Cameron, R ERA:																									
22 Marcus Giles, R OBP: 0.276, SLG: 0.499 5 Kevin Kuzmaroff, R OBP: 0.181, SLG: 0.194 (10, 5)																		4	2	3	1	0	0	0	
3 Khabii Greene, R OBP: 0.302, SLG: 0.520 (1, 8)																		6	0	0	0	1	1	2	
28 Josh Bard, S OBP: 0.308, SLG: 0.368 41 Kevin Cameron, R (12, 1)																		5	0	0	0	0	0	2	
Mike Cameron, R OBP: 0.268, SLG: 0.230 (1, 8)																		7	0	0	0	0	1	0	
Geoff Blum, S OBP: 0.189, SLG: 0.156 (10, 4)																		5	1	1	0	2	0	0	
David Wells, L 26 Doug Brocail, L 19 Oscar Robles, L 21 Heath Bell, R 8 Tamar Sledge, L 43 Cia Meredith, R Rudy Seanez, R OBP: 0.178, SLG: 0.087 (9, 2)																		2	0	0	0	0	0	1	
Inning Stats	R: 1 H: 2 E: 0 K: 0 S: 6	H: 2 R: 4 ER: 0 SO: 10 BB: 0 P: 10	R: 0 H: 1 E: 0 K: 1 S: 7	H: 1 R: 4 LOB: 1 BB: 1 P: 10	R: 2 H: 3 E: 0 K: 1 S: 9	H: 3 R: 4 LOB: 0 BB: 1 P: 20	R: 0 H: 0 E: 0 K: 2 S: 12	H: 0 R: 1 LOB: 0 BB: 0 P: 13	R: 0 H: 0 E: 0 K: 0 S: 9	H: 1 R: 4 LOB: 0 BB: 0 P: 17	R: 0 H: 0 E: 0 K: 0 S: 6	H: 0 R: 1 LOB: 0 BB: 0 P: 9	R: 0 H: 0 E: 0 K: 1 S: 4	H: 1 R: 2 LOB: 0 BB: 0 P: 6	R: 0 H: 0 E: 0 K: 0 S: 7	H: 0 R: 1 LOB: 0 BB: 0 P: 8	R: 0 H: 0 E: 0 K: 2 S: 9	H: 0 R: 1 LOB: 0 BB: 0 P: 16	R: 0 H: 0 E: 0 K: 1 S: 7	H: 0 R: 4 LOB: 0 BB: 0 P: 9	1B: 7 2B: 1 3B: 0 HR: 0	SF: 0 SAC: 1 DP: 1 HBP: 0	WP: 0 PB: 0 SB: 1 CS: 0	PA: 64	
PITCHER	IP: 6.1 WLS: 28 BF: 88 H: 8 R: 4 ER: 4 SO: 22 BB: 0 IBB: 0 HBP: 0 BLK: 0 WP: 0 HR: 0 S: 88 ERA: 5.68 WHIP: 1.579																								
Derek Lowe, R ERA: 4.85 Joe Beibel, L 51 Jonathan Broxton, R 41 Chin-Hui Tsao, R Rudy Seanez, R ERA: 3.45																									
44 Takashi Saito, R ERA: 1.42 58 Chad Billingsley, R ERA: 5.93 (14, 1) (16, 1)																									

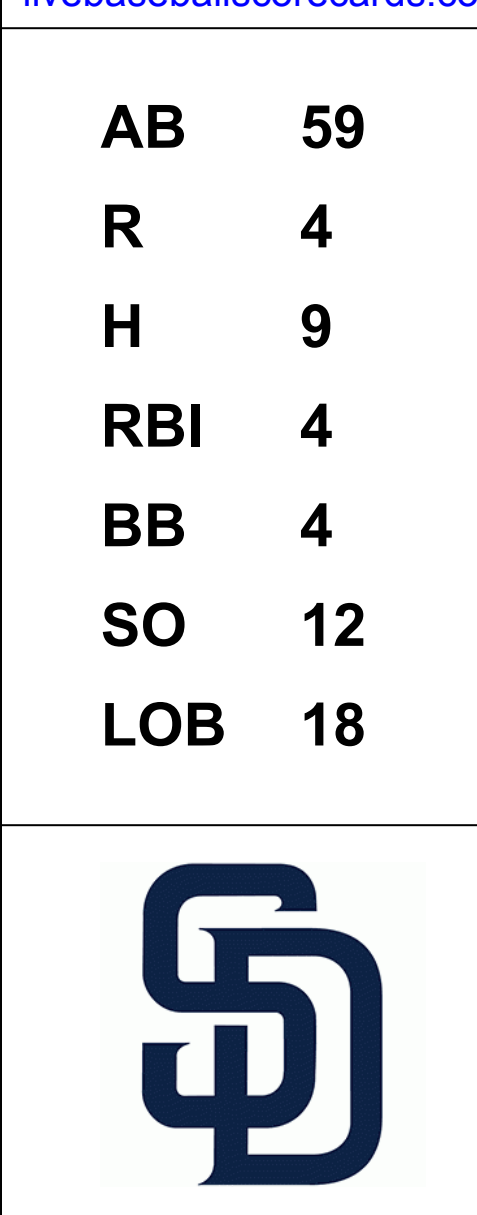
Los Angeles Dodgers @ San Diego Padres
PETCO Park, San Diego, CA
Sun Apr 29 2007, 4:05 PM EDT
Att. 44,028 - Cloudy - 72 F

AB: 63
R: 5
H: 16
RBI: 4
BB: 5
SO: 8
LOB: 38



Los Angeles Dodgers @ San Diego Padres
PETCO Park, San Diego, CA
Sun Apr 29 2007, 4:05 PM EDT
Att. 44,028 - Cloudy - 72 F

AB: 59
R: 4
H: 9
RBI: 4
BB: 4
SO: 12
LOB: 18



Los Angeles Dodgers @ San Diego Padres
PETCO Park, San Diego, CA
Sun Apr 29 2007, 4:05 PM EDT
Att. 44,028 - Cloudy - 72 F

Batter	1	2	3	4	5	6	7	8	9	AB	R	H	RBI	BB	SO	LOB	TOP					
24 Chris Young, R OBP: 0.289, SLG: 0.439										5	2	3	3	0	1	4	Arizona Diamondbacks @ Los Angeles Dodgers Dodger Stadium, Los Angeles, CA Mon Apr 30 2007, 7:10 PM PDT Att: 53,126 - Partly Cloudy - 63 F					
6 Stephen Drew, L OBP: 0.340, SLG: 0.355										6	0	1	0	0	3	3						
1 Orlando Hudson, S 39 Dana Eveland, L										5	2	3	1	1	1	0						
28 Brandon Medders, R										0	0	0	0	0	0	0						
22 Eric Byrnes, R										5	1	2	1	1	1	5						
Chad Tracy, L										6	1	1	1	0	3	4						
Tony Clark, S										6	0	2	1	0	0	1						
7 Carlos Quentin, R										3	2	2	0	3	0	0						
19 Chris Snyder, R										3	1	2	1	2	1	2						
17 Brandon Webb, R 13 Alberto Callaspo, S										3	0	1	1	0	1	5						
Inning Stats	R: 1 H: 1 E: 0 K: 1 S: 7	H: 1 LOB: 1 BB: 1 P: 16	R: 0 H: 0 E: 0 K: 1 S: 12	H: 0 LOB: 2 BB: 2 P: 20	R: 0 H: 1 E: 0 K: 2 S: 10	H: 1 LOB: 1 BB: 0 P: 16	R: 0 H: 2 E: 0 K: 1 S: 9	H: 2 LOB: 3 BB: 0 P: 17	R: 3 H: 4 E: 0 K: 0 S: 14	H: 4 LOB: 2 BB: 1 P: 25	R: 2 H: 4 E: 0 K: 0 S: 17	H: 4 LOB: 3 BB: 1 P: 27	R: 1 H: 2 E: 0 K: 3 S: 12	H: 2 LOB: 1 BB: 0 P: 17	R: 2 H: 3 E: 0 K: 2 S: 15	H: 3 LOB: 2 BB: 2 P: 26	R: 0 H: 0 E: 0 K: 1 S: 6	H: 0 LOB: 0 BB: 0 P: 7	1B: 13 2B: 2 3B: 0 HR: 2	SF: 0 SAC: 2 DP: 0 HBP: 1	WP: 0 PB: 0 SB: 0 CS: 0	PA: 52
PITCHER	IP WLS BF H R ER SO BB IBB HBP BLK WP HR S P ERA WHIP	5.2 L 32 10 6 6 5 4 0 1 0 0 1 63 110 9.53 2.471	1.1 9 4 1 1 3 1 0 0 0 0 0 1 18 28 6.75 3.750	0.2 7 3 2 2 1 2 0 0 0 0 0 0 11 21 27.00 7.500	1.1 4 0 0 0 2 0 0 0 0 0 0 0 10 12 0.00 0.000	PITCHER										IP WLS BF H R ER SO BB IBB HBP BLK WP HR S P ERA WHIP	5.2 L 32 10 6 6 5 4 0 1 0 0 1 63 110 9.53 2.471					

Batter	1	2	3	4	5	6	7	8	9	AB	R	H	RBI	BB	SO	LOB	BOTTOM					
15 Rafael Furcal, S Wilson Valdez, R										2	0	0	0	1	1	0	Arizona Diamondbacks @ Los Angeles Dodgers Dodger Stadium, Los Angeles, CA Mon Apr 30 2007, 7:10 PM PDT Att: 53,126 - Partly Cloudy - 63 F					
9 Juan Pierre, L										3	0	0	0	1	0	2						
5 Nomar Garciaparra, R Brett Tomko, R										3	0	0	0	0	0	0						
Brady Clark, R										1	0	0	0	0	0	1						
12 Jeff Kent, R 21 Marlon Anderson, L										2	0	0	0	0	0	0						
Luis Gonzalez, L										3	0	1	0	1	0	1						
Wilson Betemit, S										3	0	0	0	1	0	3						
16 Andre Ethier, L Joe Beigel, L										3	0	2	1	0	0	0						
18 Ramon Martinez, R										1	0	0	0	0	0	0						
Mike Lieberthal, R										4	0	1	0	0	1	3						
52 Randy Wolf, L Rudy Seanez, R										2	0	0	0	0	0	0						
Olmedo Saenz, R										1	0	0	0	1	0	1						
Inning Stats	R: 0 H: 0 E: 0 K: 0 S: 5	H: 0 LOB: 0 BB: 0 P: 8	R: 0 H: 0 E: 0 K: 0 S: 7	H: 0 LOB: 0 BB: 0 P: 8	R: 0 H: 1 E: 0 K: 1 S: 10	H: 1 LOB: 1 BB: 1 P: 20	R: 0 H: 1 E: 0 K: 0 S: 8	H: 1 LOB: 1 BB: 0 P: 13	R: 0 H: 0 E: 0 K: 0 S: 8	H: 0 LOB: 0 BB: 0 P: 10	R: 0 H: 0 E: 0 K: 1 S: 6	H: 0 LOB: 0 BB: 0 P: 6	R: 1 H: 2 E: 0 K: 0 S: 11	H: 2 LOB: 3 BB: 2 P: 25	R: 0 H: 0 E: 0 K: 0 S: 12	H: 0 LOB: 2 BB: 2 P: 25	R: 0 H: 1 E: 0 K: 1 S: 15	H: 1 LOB: 1 BB: 0 P: 23	1B: 4 2B: 1 3B: 0 HR: 0	SF: 0 SAC: 0 DP: 0 HBP: 0	WP: 0 PB: 0 SB: 0 CS: 0	PA: 37
PITCHER	IP WLS BF H R ER SO BB IBB HBP BLK WP HR S P ERA WHIP	7.0 W 28 4 1 1 2 3 0 0 0 0 0 55 90 1.29 1.000	1.0 5 0 0 0 0 2 0 0 0 0 0 0 12 25 0.00 2.000	1.0 4 1 0 0 1 0 0 0 0 0 0 0 15 23 0.00 1.000	PITCHER										IP WLS BF H R ER SO BB IBB HBP BLK WP HR S P ERA WHIP	7.0 W 28 4 1 1 2 3 0 0 0 0 0 55 90 1.29 1.000						



Batter	1	2	3	4	5	6	7	8	9	AB	R	H	RBI	BB	SO	LOB	TOP					
24 Chris Young, R (1,8) OBP: 0.265, SLG: 0.400										4	0	0	0	0	1	2						
34 Conor Jackson, R (1,3) OBP: 0.354, SLG: 0.266										3	1	1	0	1	1	0						
1 Orlando Hudson, S (1,4) OBP: 0.412, SLG: 0.500										4	0	1	0	0	0	2						
22 Eric Byrnes, R (1,7)										4	0	1	1	0	0	1						
7 Carlos Quentin, R (1,9) OBP: 0.362, SLG: 0.354										4	0	1	0	0	3	2						
6 Stephen Drew, L (1,6) OBP: 0.319, SLG: 0.330										4	0	0	0	0	2	3						
19 Chris Snyder, R (1,2) OBP: 0.292, SLG: 0.341										2	0	1	0	0	1	1						
13 Alberto Callaspo, S (8,PH) OBP: 0.263, SLG: 0.243										1	0	0	0	0	1	0						
14 Brian Barden, R (1,5) OBP: 0.083, SLG: 0.083										2	0	0	0	0	2	2						
26 Miguel Montero, L (8,PH) OBP: 0.253, SLG: 0.355										0	0	0	0	1	0	0						
49 Doug Davis, R (1,1) Tony Clark, S (8,PH) OBP: 0.291, SLG: 0.500										1	0	0	0	0	1	0						
28 Brandon Medders, R (8,1) 45 Doug Slaten, L (8,1)										0	0	0	0	0	0	0						
Inning Stats	R: 0 E: 0 K: 0 S: 7	H: 0 LOB: 0 BB: 1 P: 16	R: 0 E: 0 K: 1 S: 6	H: 1 LOB: 0 BB: 0 P: 9	R: 0 E: 0 K: 1 S: 9	H: 1 LOB: 1 BB: 0 P: 15	R: 0 E: 0 K: 0 S: 7	H: 0 LOB: 0 BB: 0 P: 10	R: 0 E: 1 K: 3 S: 13	H: 0 LOB: 1 BB: 0 P: 19	R: 0 E: 0 K: 2 S: 11	H: 0 LOB: 0 BB: 0 P: 17	R: 0 E: 0 K: 1 S: 10	H: 1 LOB: 1 BB: 0 P: 17	R: 0 E: 0 K: 2 S: 12	H: 0 LOB: 1 BB: 1 P: 18	R: 1 E: 0 K: 2 S: 9	H: 2 LOB: 1 BB: 0 P: 11	1B: 5 2B: 0 3B: 0 HR: 0	SF: 0 SAC: 1 DP: 1 HBP: 0	WP: 0 PB: 0 SB: 1 CS: 1	PA: 34
PITCHER	IP WLS BF H R ER SO BB IBB HBP BLK WP HR S P ERA WHIP																					
Mark Hendrickson, L (1,1) ERA: 1.3	6.0 W 21 3 0 0 7 1 0 0 0 0 0 0 55 90 0.00 0.667																					
41 Chin-hui Tsao, R (7,1) ERA: 1.15	1.0 H 3 0 0 0 1 0 0 0 0 0 0 0 8 13 0.00 0.000																					
51 Jonathan Broxton, R (8,1) ERA: 1.84	1.0 H 4 0 0 0 2 1 0 0 0 0 0 0 12 18 0.00 1.000																					
44 Takashi Saito, R (9,1) ERA: 1.84	1.0 S 5 2 1 1 2 0 0 0 0 0 0 0 9 11 9.00 2.000																					

Arizona Diamondbacks @ Los Angeles Dodgers
Dodger Stadium, Los Angeles, CA
Wed May 02 2007, 12:10 PM PDT
Att: 34,825 - Cloudy - 64 F

AB	30
R	1
H	5
RBI	1
BB	2
SO	12
LOB	14



Batter	1	2	3	4	5	6	7	8	9	AB	R	H	RBI	BB	SO	LOB	BOTTOM				
15 Rafael Furcal, S (1,6) OBP: 0.289, SLG: 0.259										3	1	0	0	1	0	0					
9 Juan Pierre, L (1,8) OBP: 0.310, SLG: 0.325										4	0	2	1	0	1	3					
5 Nomar Garciaparra, R (1,3) OBP: 0.350, SLG: 0.495										4	0	1	0	0	1	2					
12 Jeff Kent, R (1,4) OBP: 0.397, SLG: 0.455										3	0	1	0	1	0	1					
55 Russell Martin, R (1,2) OBP: 0.396, SLG: 0.462										4	1	1	0	0	2	3					
Wilson Betemit, S (1,5) OBP: 0.310, SLG: 0.170										3	0	1	0	1	2	0					
16 Andre Ethier, L (1,9) OBP: 0.314, SLG: 0.462										3	0	1	1	1	0	1					
Brady Clark, R (1,7) OBP: 0.316, SLG: 0.353										4	0	0	0	0	0	3					
Mark Hendrickson, L (1,1) ERA: 2.25	7.0 L 29 5 1 0 7 3 0 0 0 0 0 0 66 108 0.00 1.143																				
28 Brandon Medders, R (8,1) ERA: 4.51	0.2 3 2 1 1 0 0 0 0 0 0 0 6 7 13.50 3.000																				
45 Doug Slaten, L (8,1) ERA: 1.17	0.1 4 1 0 0 0 1 0 0 0 0 1 0 12 18 0.00 6.000																				
Inning Stats	R: 0 E: 0 K: 2 S: 10	H: 0 LOB: 0 BB: 0 P: 15	R: 0 E: 0 K: 1 S: 7	H: 1 LOB: 0 BB: 0 P: 8	R: 0 E: 0 K: 1 S: 7	H: 0 LOB: 0 BB: 0 P: 11	R: 0 E: 0 K: 1 S: 7	H: 2 LOB: 1 BB: 0 P: 14	R: 0 E: 0 K: 1 S: 8	H: 0 LOB: 0 BB: 0 P: 13	R: 1 E: 0 K: 0 S: 12	H: 1 LOB: 2 BB: 1 P: 22	R: 0 E: 0 K: 1 S: 15	H: 1 LOB: 3 BB: 2 P: 25	R: 1 E: 1 K: 0 S: 18	H: 3 LOB: 3 BB: 1 P: 25	R: 1 E: 0 K: 2 S: 9	H: 8 LOB: 0 3B: 0 HR: 0	SF: 0 SAC: 0 DP: 2 HBP: 0	WP: 1 PB: 0 SB: 0 CS: 0	PA: 36
PITCHER	IP WLS BF H R ER SO BB IBB HBP BLK WP HR S P ERA WHIP																				
49 Doug Davis, L (1,1) ERA: 2.25	0.2 3 2 1 1 0 0 0 0 0 0 0 6 7 13.50 3.000																				
45 Doug Slaten, L (8,1) ERA: 1.17	0.1 4 1 0 0 0 1 0 0 0 0 1 0 12 18 0.00 6.000																				

Arizona Diamondbacks @ Los Angeles Dodgers
Dodger Stadium, Los Angeles, CA
Wed May 02 2007, 12:10 PM PDT
Att: 34,825 - Cloudy - 64 F


AB	32
R	2
H	8
RBI	2
BB	4
SO	7
LOB	16




Batter	1	2	3	4	5	6	7	8	9	AB	R	H	RBI	BB	SO	LOB	TOP										
15 Rafael Furcal, S OBP: 0.284, SLG: 0.256	G4-3		F7			SH1-3 1B	G4-3		F8	5	0	1	0	0	0	0	Los Angeles Dodgers @ Atlanta Braves Turner Field, Atlanta, GA Fri May 04 2007, 7:35 PM EDT Att: 38,263 - Cloudy - 71 F										
9 Juan Pierre, L OBP: 0.305, SLG: 0.323	G4-3		L6			SH1-3			G4-3	4	0	1	0	0	0	0											
5 Nomar Garciaparra, R OBP: 0.347, SLG: 0.490	F8					1B			G1-3	4	0	1	0	0	0	2											
Luis Gonzalez, L OBP: 0.385, SLG: 0.452						1B			G4-3	3	0	2	0	1	0	0											
55 Russell Martin, R OBP: 0.400, SLG: 0.464			FC5-4 16 CI			1B			16 BB	4	0	2	0	0	0	2											
16 Andre Ethier, L OBP: 0.326, SLG: 0.463			CI			F6			1B	2	0	1	0	1	0	3											
Wilson Betemit, S OBP: 0.297, SLG: 0.161 58 Chad Billingsley, R			K			K			1B	3	0	0	0	0	3	7											
Olmedo Saenz, R OBP: 0.400, SLG: 0.500 Rudy Seanez, R			K			K			K	1	0	0	0	0	1	2											
18 Ramon Martinez, R OBP: 0.228, SLG: 0.227			G4-3			F7			G5-3	4	0	0	0	0	0	9											
Brett Tomko, R Joe Beimel, L Wilson Valdez, R 21 Marlon Anderson, L			K			K			K	2	0	0	0	0	2	0											
Inning Stats	R: 0 E: 0 K: 0 S: 9	H: 0 LOB: 0 BB: 0 P: 12	R: 0 E: 1 K: 1 S: 14	H: 1 LOB: 2 BB: 0 P: 17	R: 0 E: 0 K: 1 S: 7	H: 0 LOB: 0 BB: 0 P: 7	R: 0 E: 0 K: 1 S: 14	H: 3 LOB: 3 BB: 0 P: 21	R: 0 E: 0 K: 1 S: 8	H: 1 LOB: 1 BB: 0 P: 10	R: 0 E: 0 K: 1 S: 10	H: 0 LOB: 2 BB: 2 P: 20	R: 0 E: 0 K: 1 S: 10	H: 1 LOB: 1 BB: 0 P: 15	R: 0 E: 0 K: 1 S: 11	H: 2 LOB: 2 BB: 0 P: 19	R: 0 E: 0 K: 1 S: 10	H: 0 LOB: 0 BB: 0 P: 13	1B: 8 2B: 0 3B: 0 HR: 0	SF: 0 SAC: 1 DP: 0 HBP: 0	WP: 0 PB: 0 SB: 0 CS: 0	PA: 38					
PITCHER	IP	WLS	BF	H	R	ER	SO	BB	IBB	HBP	BLK	WP	HR	S	P	ERA	WHIP										
29 John Smoltz, R ERA: 3.35	7.0	W	30	6	0	0	6	2	0	0	0	0	0	72	102	0.00	1.143										
51 Michael Gonzalez, L ERA: 1.46	1.0		5	2	0	0	1	0	0	0	0	0	0	11	19	0.00	2.000										
39 Rafael Soriano, R ERA: 3.77	1.0		3	0	0	0	1	0	0	0	0	0	0	10	13	0.00	0.000										

Batter	1	2	3	4	5	6	7	8	9	AB	R	H	RBI	BB	SO	LOB	BOTTOM										
2 Kelly Johnson, L OBP: 0.472, SLG: 0.583	F7		CS			BB			G6-3	3	0	1	0	2	0	2	Los Angeles Dodgers @ Atlanta Braves Turner Field, Atlanta, GA Fri May 04 2007, 7:35 PM EDT Att: 38,263 - Cloudy - 71 F										
11 Edgar Renteria, R OBP: 0.395, SLG: 0.487			CS			BB			G5-3	5	1	1	0	0	1	4											
10 Chipper Jones, S OBP: 0.423, SLG: 0.679			BB			BB			F7	2	2	0	0	2	0	3											
Andrew Jones, R OBP: 0.387, SLG: 0.490			BB			BB			K	3	1	0	0	1	1	3											
16 Brian McCann, L OBP: 0.381, SLG: 0.500			BB			BB			BB	2	0	2	2	2	0	0											
7 Jeff Francoeur, R OBP: 0.372, SLG: 0.532			BB			BB			FC6	3	0	1	2	1	0	3											
Scott Thorman, L OBP: 0.308, SLG: 0.475			BB			BB			F7	4	0	0	0	0	1	5											
Willie Harris, L OBP: 0.500, SLG: 0.455			K			K			F7	4	0	2	0	0	1	0											
29 John Smoltz, R ERA: 4.4 51 Michael Gonzalez, R			G6-3			K			SH1-4	2	0	0	0	0	0	0											
4 Pete Orr, L OBP: 0.300, SLG: 0.300 39 Rafael Soriano, R			G6-3			K			BB	1	0	1	0	0	0	0											
Inning Stats	R: 2 E: 0 K: 0 S: 13	H: 2 LOB: 2 BB: 2 P: 27	R: 0 E: 0 K: 1 S: 10	H: 1 LOB: 0 BB: 0 P: 17	R: 0 E: 0 K: 0 S: 11	H: 1 LOB: 2 BB: 1 P: 17	R: 0 E: 0 K: 1 S: 8	H: 0 LOB: 0 BB: 0 P: 11	R: 2 E: 0 K: 2 S: 13	H: 1 LOB: 2 BB: 3 P: 28	R: 0 E: 0 K: 0 S: 9	H: 1 LOB: 2 BB: 1 P: 16	R: 0 E: 0 K: 1 S: 11	H: 0 LOB: 1 BB: 1 P: 20	R: 0 E: 0 K: 0 S: 7	H: 2 LOB: 1 BB: 0 P: 8	1B: 6 2B: 2 3B: 0 HR: 0	SF: 0 SAC: 1 DP: 1 HBP: 0	WP: 0 PB: 0 SB: 0 CS: 1	PA: 39							
PITCHER	IP	WLS	BF	H	R	ER	SO	BB	IBB	HBP	BLK	WP	HR	S	P	ERA	WHIP										
Brett Tomko, R ERA: 4.4	4.2	L	24	5	4	4	3	6	0	0	0	0	0	52	96	7.71	2.357										
Joe Beimel, L ERA: 2.45	0.1		1	0	0	0	1	0	0	0	0	0	0	3	4	0.00	0.000										
58 Chad Billingsley, R ERA: 5.17	2.0		9	1	0	0	1	2	0	0	0	0	0	20	36	0.00	1.500										
Rudy Seanez, R ERA: 3.52	1.0		4	2	0	0	0	0	0	0	0	0	0	7	8	0.00	2.000										

AB 34
R 0
H 8
RBI 0
BB 2
SO 8
LOB 25



AB 29
R 4
H 8
RBI 4
BB 8
SO 5
LOB 20



Batter	1	2	3	4	5	6	7	8	9	AB	R	H	RBI	BB	SO	LOB	TOP					
15 Rafael Furcal, S OBP: 0.303, SLG: 0.278	G1-3			9 1B		9 FC2-6 1B		9 G6-3 1B		4	1	3	0	0	0	0	Los Angeles Dodgers @ Atlanta Braves Turner Field, Atlanta, GA Sat May 05 2007, 7:05 PM EDT Att: 42,786 - Cloudy - 67 F					
9 Juan Pierre, L OBP: 0.313, SLG: 0.328	G6-3			12 F8 5 1B		FC2-6 5 E 1-2		G6-3 1-2		4	1	2	0	0	0	2						
5 Nomar Garciaparra, R OBP: 0.344, SLG: 0.395	G6-3			FC6-4 1-2 2-H 1B		F8 1-2		P3		4	0	1	1	0	0	2						
12 Jeff Kent, R OBP: 0.392, SLG: 0.442 Wilson Valdez, R OBP: 0.277, SLG: 0.333	F7			F8 2-3		G6-3			55 1B BB	3	1	0	0	1	0	3						
Luis Gonzalez, L OBP: 0.381, SLG: 0.443 Brady Clark, R OBP: 0.316, SLG: 0.353	F8			FC6-4 1-2					55 1B 1B	0	0	0	0	0	0	0						
55 Russell Martin, R OBP: 0.395, SLG: 0.455	G5-3			G1-3					16 1B 1B	4	1	1	1	0	0	1						
16 Andre Ethier, L OBP: 0.323, SLG: 0.452									16 1B 1B	4	0	1	1	0	0	0						
18 Ramon Martinez, R OBP: 0.231, SLG: 0.229									18 1B 1B	4	0	1	1	0	0	0						
Derek Lowe, R OBP: 0.333, SLG: 0.182 Wilson Valdez, R OBP: 0.307, SLG: 0.228 51 Jonathan Broxton, R OBP: 0.285, SLG: 0.476 Joe Beimel, L OBP: 0.279, SLG: 0.476 44 Takashi Saito, L	K			K		K		HR	G5-4-3 1-2	2	0	0	0	0	0	2						
Inning Stats	R: 0 E: 0 K: 0 S: 6	H: 1 LOB: 0 BB: 0 P: 9	R: 0 E: 0 K: 0 S: 5	H: 0 LOB: 0 BB: 0 P: 9	R: 0 E: 0 K: 1 S: 6	H: 0 LOB: 0 BB: 0 P: 8	R: 2 E: 0 K: 0 S: 14	H: 3 LOB: 1 BB: 0 P: 22	R: 0 E: 0 K: 1 S: 8	H: 0 LOB: 0 BB: 0 P: 9	R: 0 E: 1 K: 0 S: 6	H: 1 LOB: 1 BB: 0 P: 10	R: 0 E: 0 K: 0 S: 6	H: 0 LOB: 0 BB: 0 P: 10	R: 1 E: 0 K: 1 S: 7	H: 2 LOB: 0 BB: 0 P: 10		R: 3 E: 0 K: 0 S: 11	H: 4 LOB: 2 BB: 1 P: 22	1B: 10 2B: 0 3B: 0 HR: 1	SF: 0 SAC: 0 DP: 2 HBP: 0	WP: 0 PB: 0 SB: 0 CS: 0
PITCHER	IP WLS BF H R ER SO BB IBB HBP BLK WP HR S P ERA WHIP	IP WLS BF H R ER SO BB IBB HBP BLK WP HR S P ERA WHIP	IP WLS BF H R ER SO BB IBB HBP BLK WP HR S P ERA WHIP	IP WLS BF H R ER SO BB IBB HBP BLK WP HR S P ERA WHIP	IP WLS BF H R ER SO BB IBB HBP BLK WP HR S P ERA WHIP	IP WLS BF H R ER SO BB IBB HBP BLK WP HR S P ERA WHIP	IP WLS BF H R ER SO BB IBB HBP BLK WP HR S P ERA WHIP	IP WLS BF H R ER SO BB IBB HBP BLK WP HR S P ERA WHIP	IP WLS BF H R ER SO BB IBB HBP BLK WP HR S P ERA WHIP	IP WLS BF H R ER SO BB IBB HBP BLK WP HR S P ERA WHIP	IP WLS BF H R ER SO BB IBB HBP BLK WP HR S P ERA WHIP	IP WLS BF H R ER SO BB IBB HBP BLK WP HR S P ERA WHIP	IP WLS BF H R ER SO BB IBB HBP BLK WP HR S P ERA WHIP	IP WLS BF H R ER SO BB IBB HBP BLK WP HR S P ERA WHIP	IP WLS BF H R ER SO BB IBB HBP BLK WP HR S P ERA WHIP	IP WLS BF H R ER SO BB IBB HBP BLK WP HR S P ERA WHIP	IP WLS BF H R ER SO BB IBB HBP BLK WP HR S P ERA WHIP					
15 Tim Hudson, R ERA: 1.7	8.0	L	29	7	3	3	3	0	0	0	0	0	0	0	0	0	3.38	0.875				
Tyler Yates, R ERA: 5.69	0.1		4	2	3	3	0	1	0	0	0	0	0	0	0	8	15	81.00	9.000			
Steve Colyer, L ERA: 4.91	0.0		2	2	0	0	0	0	0	0	0	0	0	0	2	5						
54 Chad Paronto, R ERA: 2.35	0.2		1	0	0	0	0	0	0	0	0	0	0	0	1	2	0.00	0.000				

Batter	1	2	3	4	5	6	7	8	9	AB	R	H	RBI	BB	SO	LOB	BOTTOM					
2 Kelly Johnson, L OBP: 0.469, SLG: 0.570	F7			K		P6		11 1B BB	11 FC5 1B	4	0	1	2	1	1	2	Los Angeles Dodgers @ Atlanta Braves Turner Field, Atlanta, GA Sat May 05 2007, 7:05 PM EDT Att: 42,786 - Cloudy - 67 F					
11 Edgar Renteria, R OBP: 0.396, SLG: 0.479	F9			10 E BB		G5-3		FC5-4 1B	FC5	4	0	1	0	1	0	3						
10 Chipper Jones, S OBP: 0.418, SLG: 0.661				E4		G4-3		K		3	0	0	0	1	1	3						
Andrew Jones, R OBP: 0.375, SLG: 0.471				G5-3		G5-3		FC5-4		4	0	0	0	0	1	5						
16 Brian McCann, L OBP: 0.376, SLG: 0.489	G6-3			7 FC5-4 1B		K			P6	4	0	1	0	0	1	0						
7 Jeff Francoeur, R OBP: 0.360, SLG: 0.513	K			FC5-4 G4-6-3		K			G6-3	4	0	0	0	0	2	1						
Scott Thorman, L OBP: 0.304, SLG: 0.477	K			G4-6-3		G4-3			23 1B 2 1B	4	1	1	0	0	1	1						
Willie Harris, L OBP: 0.533, SLG: 0.571 23 Matt Diaz, R OBP: 0.279, SLG: 0.407				10 E 1B		G1-3			2 1B BB	3	1	2	0	0	0	0						
15 Tim Hudson, R ERA: 3.89 Chris Woodward, R ERA: 1.08 Tyler Yates, R ERA: 5.69 Steve Colyer, L ERA: 4.91 54 Chad Paronto, R ERA: 2.35 Craig Wilson, R ERA: 3.00, SLG: 0.275				K		K		G4-3	11 FC5 2 1B	2	0	0	0	0	2	2						
Inning Stats	R: 0 E: 0 K: 1 S: 10	H: 0 LOB: 1 BB: 1 P: 21	R: 0 E: 0 K: 2 S: 7	H: 0 LOB: 0 BB: 0 P: 8	R: 1 E: 1 K: 2 S: 17	H: 1 LOB: 2 BB: 1 P: 30	R: 0 E: 0 K: 0 S: 3	H: 1 LOB: 0 BB: 0 P: 4	R: 0 E: 0 K: 1 S: 11	H: 1 LOB: 1 BB: 0 P: 13	R: 0 E: 0 K: 1 S: 10	H: 0 LOB: 0 BB: 0 P: 16	R: 0 E: 0 K: 1 S: 9	H: 0 LOB: 0 BB: 0 P: 13	R: 0 E: 0 K: 1 S: 16	H: 1 LOB: 2 BB: 1 P: 26		R: 2 E: 0 K: 0 S: 12	H: 3 LOB: 2 BB: 1 P: 19	1B: 5 2B: 2 3B: 0 HR: 0	SF: 0 SAC: 0 DP: 1 HBP: 0	WP: 0 PB: 0 SB: 2 CS: 0
PITCHER	IP WLS BF H R ER SO BB IBB HBP BLK WP HR S P ERA WHIP	IP WLS BF H R ER SO BB IBB HBP BLK WP HR S P ERA WHIP	IP WLS BF H R ER SO BB IBB HBP BLK WP HR S P ERA WHIP	IP WLS BF H R ER SO BB IBB HBP BLK WP HR S P ERA WHIP	IP WLS BF H R ER SO BB IBB HBP BLK WP HR S P ERA WHIP	IP WLS BF H R ER SO BB IBB HBP BLK WP HR S P ERA WHIP	IP WLS BF H R ER SO BB IBB HBP BLK WP HR S P ERA WHIP	IP WLS BF H R ER SO BB IBB HBP BLK WP HR S P ERA WHIP	IP WLS BF H R ER SO BB IBB HBP BLK WP HR S P ERA WHIP	IP WLS BF H R ER SO BB IBB HBP BLK WP HR S P ERA WHIP	IP WLS BF H R ER SO BB IBB HBP BLK WP HR S P ERA WHIP	IP WLS BF H R ER SO BB IBB HBP BLK WP HR S P ERA WHIP	IP WLS BF H R ER SO BB IBB HBP BLK WP HR S P ERA WHIP	IP WLS BF H R ER SO BB IBB HBP BLK WP HR S P ERA WHIP	IP WLS BF H R ER SO BB IBB HBP BLK WP HR S P ERA WHIP	IP WLS BF H R ER SO BB IBB HBP BLK WP HR S P ERA WHIP	IP WLS BF H R ER SO BB IBB HBP BLK WP HR S P ERA WHIP					
Derek Lowe, R ERA: 3.89	7.0	W	26	3	1	0	8	2	0	0	0	0	0	0	0	0	0.00	0.714				
51 Jonathan Broxton, R ERA: 1.08	1.0	H	5	1	0	0	1	1	0	0	0	0	0	0	0	16	26	0.00	2.000			
Joe Beimel, L ERA: 3.52	0.2		5	2	2	2	0	1	0	0	0	0	0	0	7	13	27.00	4.500				
44 Takashi Saito, R ERA: 1.8	0.1	S	2	1	0	0	0	0	0	0	0	0	0	0	5	6	0.00	3.000				

Batter	1	2	3	4	5	6	7	8	9	AB	R	H	RBI	BB	SO	LOB	TOP							
15 Rafael Furcal, S OBP: 0.306, SLG: 0.276 (1, 6)	P6		F7					G6-3		5	0	2	0	0	0	1								
9 Juan Pierre, L OBP: 0.305, SLG: 0.316 (1, 8)	G3		K	FC6-4					F7	5	0	1	0	0	1	2								
5 Nomar Garciaparra, R OBP: 0.321, SLG: 0.366 (1, 3)	G5-3		F9	K					G6-3	5	0	0	0	0	1	4								
12 Jeff Kent, R OBP: 0.380, SLG: 0.460 (1, 4)		HR		G4-3	K				F8	5	2	2	1	0	1	0								
Luis Gonzalez, L OBP: 0.380, SLG: 0.433 (1, 7)	F8		G4-3							3	0	0	0	1	0	1								
55 Russell Martin, R OBP: 0.395, SLG: 0.472 (1, 2)	16 1B 28 SF9		28 1B	P2						4	2	2	1	0	0	1								
16 Andre Ethier, L OBP: 0.330, SLG: 0.444 (1, 9)		1B	28 1B 31 1B IBB	K						3	1	1	0	1	2	1								
28 Andy LaRoche, R OBP: 0.375, SLG: 0.500 (1, 5)	SF9		31 1B 31 S							2	1	1	2	0	0	0								
Rudy Seanez, R (8, 1)										0	0	0	0	0	0	0								
31 Brad Penny, R OBP: 0.250, SLG: 0.250 (1, 1)	F8		9 FC6-4 15 1B							3	0	1	2	0	0	1								
Wilson Betemit, S (8, PH)										1	0	0	0	0	1	1								
Inning Stats	R: 0 E: 0 K: 0 S: 9	H: 0 LOB: 0 BB: 0 P: 13	R: 2 E: 0 K: 0 S: 16	H: 3 LOB: 1 BB: 0 P: 20	R: 0 E: 0 K: 1 S: 5	H: 0 LOB: 0 BB: 0 P: 9	R: 4 E: 0 K: 1 S: 14	H: 5 LOB: 2 BB: 1 P: 23	R: 0 E: 0 K: 2 S: 11	H: 0 LOB: 1 BB: 1 P: 19	R: 0 E: 0 K: 0 S: 14	H: 2 LOB: 0 BB: 0 P: 16	R: 0 E: 0 K: 2 S: 9	H: 0 LOB: 0 BB: 0 P: 12	R: 0 E: 0 K: 0 S: 9	H: 0 LOB: 1 BB: 0 P: 13	R: 0 E: 0 K: 0 S: 6	H: 0 LOB: 0 BB: 0 P: 13	1B: 7 2B: 1 3B: 1 HR: 1	SF: 1 SAC: 0 DP: 0 HBP: 1	WP: 0 PB: 0 SB: 1 CS: 0	PA: 40		
PITCHER	IP WLS BF H R ER SO BB IBB HBP BLK WP HR S P ERA WHIP	IP WLS BF H R ER SO BB IBB HBP BLK WP HR S P ERA WHIP	IP WLS BF H R ER SO BB IBB HBP BLK WP HR S P ERA WHIP	IP WLS BF H R ER SO BB IBB HBP BLK WP HR S P ERA WHIP	IP WLS BF H R ER SO BB IBB HBP BLK WP HR S P ERA WHIP	IP WLS BF H R ER SO BB IBB HBP BLK WP HR S P ERA WHIP	IP WLS BF H R ER SO BB IBB HBP BLK WP HR S P ERA WHIP	IP WLS BF H R ER SO BB IBB HBP BLK WP HR S P ERA WHIP	IP WLS BF H R ER SO BB IBB HBP BLK WP HR S P ERA WHIP	IP WLS BF H R ER SO BB IBB HBP BLK WP HR S P ERA WHIP	IP WLS BF H R ER SO BB IBB HBP BLK WP HR S P ERA WHIP	IP WLS BF H R ER SO BB IBB HBP BLK WP HR S P ERA WHIP	IP WLS BF H R ER SO BB IBB HBP BLK WP HR S P ERA WHIP	IP WLS BF H R ER SO BB IBB HBP BLK WP HR S P ERA WHIP	IP WLS BF H R ER SO BB IBB HBP BLK WP HR S P ERA WHIP	IP WLS BF H R ER SO BB IBB HBP BLK WP HR S P ERA WHIP	IP WLS BF H R ER SO BB IBB HBP BLK WP HR S P ERA WHIP	IP WLS BF H R ER SO BB IBB HBP BLK WP HR S P ERA WHIP	IP WLS BF H R ER SO BB IBB HBP BLK WP HR S P ERA WHIP	IP WLS BF H R ER SO BB IBB HBP BLK WP HR S P ERA WHIP	IP WLS BF H R ER SO BB IBB HBP BLK WP HR S P ERA WHIP	IP WLS BF H R ER SO BB IBB HBP BLK WP HR S P ERA WHIP	IP WLS BF H R ER SO BB IBB HBP BLK WP HR S P ERA WHIP	IP WLS BF H R ER SO BB IBB HBP BLK WP HR S P ERA WHIP

Los Angeles Dodgers @ Florida Marlins
Dolphin Stadium, Miami, FL
Mon May 07 2007, 7:05 PM EDT
Att: 12,252 - Partly Cloudy - 75 F

AB	36
R	6
H	10
RBI	6
BB	2
SO	6
LOB	12



Batter	1	2	3	4	5	6	7	8	9	AB	R	H	RBI	BB	SO	LOB	BOTTOM							
2 Hanley Ramirez, R OBP: 0.421, SLG: 0.534 (1, 6)	K			K				F8		4	0	1	0	0	2	0								
6 Dan Uggla, R OBP: 0.324, SLG: 0.456 (1, 4)	K			K						4	1	1	1	0	2	1								
Miguel Cabrera, R OBP: 0.435, SLG: 0.604 (1, 5)	G5-3									4	0	1	0	0	0	1								
17 Mike Jacobs, L OBP: 0.359, SLG: 0.467 (1, 3)										3	0	0	0	0	3	1								
8 Aaron Boone, R OBP: 0.362, SLG: 0.451 (9, PH)										1	0	0	0	0	0	0								
14 Josh Willingham, R OBP: 0.369, SLG: 0.509 (1, 7)										4	0	1	0	0	1	0								
Joe Borcherd, S OBP: 0.303, SLG: 0.361 (1, 9)										4	0	1	0	0	2	1								
Miguel Olivo, R OBP: 0.272, SLG: 0.355 (1, 2)										3	0	1	0	0	2	1								
1 Eric Reed, L OBP: 0.143, SLG: 0.077 (1, 8)										3	0	0	0	0	2	3								
47 Ricky Nolasco, R (1, 1)										1	0	0	0	0	1	0								
Jason Wood, R (6, PH)										1	0	0	0	0	0	0								
Jorge Julio, R (7, 1)										0	0	0	0	0	0	0								
4 Alfredo Amezaga, S (8, PH)										1	0	0	0	0	0	0								
48 Lee Gardner, R (9, 1)										0	0	0	0	0	0	0								
Inning Stats	R: 0 E: 0 K: 2 S: 10	H: 0 LOB: 0 BB: 0 P: 15	R: 0 E: 0 K: 3 S: 9	H: 0 LOB: 0 BB: 0 P: 14	R: 0 E: 0 K: 2 S: 8	H: 0 LOB: 0 BB: 0 P: 11	R: 0 E: 0 K: 3 S: 17	H: 1 LOB: 1 BB: 0 P: 24	R: 0 E: 0 K: 2 S: 10	H: 1 LOB: 1 BB: 0 P: 15	R: 0 E: 0 K: 0 S: 9	H: 1 LOB: 0 BB: 0 P: 12	R: 0 E: 0 K: 2 S: 13	H: 2 LOB: 2 BB: 0 P: 19	R: 1 E: 0 K: 0 S: 7	H: 1 LOB: 0 BB: 0 P: 12	R: 0 E: 0 K: 1 S: 8	H: 0 LOB: 0 BB: 0 P: 12	1B: 4 2B: 1 3B: 0 HR: 1	SF: 0 SAC: 0 DP: 0 HBP: 0	WP: 0 PB: 0 SB: 0 CS: 0	PA: 33		
PITCHER	IP WLS BF H R ER SO BB IBB HBP BLK WP HR S P ERA WHIP	IP WLS BF H R ER SO BB IBB HBP BLK WP HR S P ERA WHIP	IP WLS BF H R ER SO BB IBB HBP BLK WP HR S P ERA WHIP	IP WLS BF H R ER SO BB IBB HBP BLK WP HR S P ERA WHIP	IP WLS BF H R ER SO BB IBB HBP BLK WP HR S P ERA WHIP	IP WLS BF H R ER SO BB IBB HBP BLK WP HR S P ERA WHIP	IP WLS BF H R ER SO BB IBB HBP BLK WP HR S P ERA WHIP	IP WLS BF H R ER SO BB IBB HBP BLK WP HR S P ERA WHIP	IP WLS BF H R ER SO BB IBB HBP BLK WP HR S P ERA WHIP	IP WLS BF H R ER SO BB IBB HBP BLK WP HR S P ERA WHIP	IP WLS BF H R ER SO BB IBB HBP BLK WP HR S P ERA WHIP	IP WLS BF H R ER SO BB IBB HBP BLK WP HR S P ERA WHIP	IP WLS BF H R ER SO BB IBB HBP BLK WP HR S P ERA WHIP	IP WLS BF H R ER SO BB IBB HBP BLK WP HR S P ERA WHIP	IP WLS BF H R ER SO BB IBB HBP BLK WP HR S P ERA WHIP	IP WLS BF H R ER SO BB IBB HBP BLK WP HR S P ERA WHIP	IP WLS BF H R ER SO BB IBB HBP BLK WP HR S P ERA WHIP	IP WLS BF H R ER SO BB IBB HBP BLK WP HR S P ERA WHIP	IP WLS BF H R ER SO BB IBB HBP BLK WP HR S P ERA WHIP	IP WLS BF H R ER SO BB IBB HBP BLK WP HR S P ERA WHIP	IP WLS BF H R ER SO BB IBB HBP BLK WP HR S P ERA WHIP	IP WLS BF H R ER SO BB IBB HBP BLK WP HR S P ERA WHIP	IP WLS BF H R ER SO BB IBB HBP BLK WP HR S P ERA WHIP	IP WLS BF H R ER SO BB IBB HBP BLK WP HR S P ERA WHIP

Los Angeles Dodgers @ Florida Marlins
Dolphin Stadium, Miami, FL
Mon May 07 2007, 7:05 PM EDT
Att: 12,252 - Partly Cloudy - 75 F

AB	33
R	1
H	6
RBI	1
BB	0
SO	15
LOB	8



Batter	1	2	3	4	5	6	7	8	9	AB R H RBI BB SO LOB	TOP																	
15 Rafael Furcal, S OBP: 0.301, SLG: 0.265	G5-3		5 L8 12 1B 9 1B BB	G6-3		G6-3		K		4 1 0 0 1 1 2	Los Angeles Dodgers @ Florida Marlins Dolphin Stadium, Miami, FL Tue May 08 2007, 7:05 PM EDT Att: 11,124 - Partly Cloudy - 82 F																	
9 Juan Pierre, L OBP: 0.304, SLG: 0.312	L6		12 1B PB G3-1 1B	K		G4-3		P6	5 1 1 0 0 1 2																			
5 Nomar Garciaparra, R OBP: 0.317, SLG: 0.354	BB		L8		G6-3		K	G1-3	4 0 0 0 1 1 2																			
12 Jeff Kent, R OBP: 0.381, SLG: 0.458 51 Jonathan Broxton, R	F7		G3-1 PB 1B		G6-3		F9	F9	5 1 2 1 0 0 1 0 0 0 0 0 0 0																			
Luis Gonzalez, L OBP: 0.368, SLG: 0.417		G6-3	G3-1		L7		F9		4 0 0 1 0 0 2																			
55 Russell Martin, R OBP: 0.398, SLG: 0.491		G4-3	L8		L8		F7		4 1 2 1 0 0 1																			
16 Andre Ethier, L OBP: 0.348, SLG: 0.468		G4-3		FC1-5 28 1B 1B		2B		E3 28 G5-3 WP 1B	4 1 3 1 0 0 1																			
28 Andy LaRoche, R OBP: 0.500, SLG: 0.500				G6-3 FC1-5 15 1B		IBB		G5-3	2 0 1 0 2 0 1																			
Mark Hendrickson, L 41 Chin-hui Tsao, R 58 Chad Billingsley, R Orlando Saenz, R Joe Beimel, L Wilson Valdez, R	G2-3			FC1-5 15 G6-3		K		K	3 0 0 0 0 1 6 0 0 0 0 0 0 0 0 0 0 0 0 0 0 1 0 0 0 0 1 0 0 0 0 0 0 0 0 0 0 0 0 0 0 0																			
Inning Stats	R: 0 E: 0 K: 0 S: 14	H: 0 LOB: 1 BB: 1 P: 22	R: 0 E: 0 K: 0 S: 11	H: 1 LOB: 2 BB: 1 P: 23	R: 2 E: 0 K: 0 S: 6	H: 2 LOB: 1 BB: 1 P: 13	R: 0 E: 0 K: 1 S: 12	H: 2 LOB: 2 BB: 0 P: 14	R: 2 E: 0 K: 1 S: 11	H: 3 LOB: 2 BB: 1 P: 21		R: 0 E: 0 K: 0 S: 12	H: 0 LOB: 0 BB: 0 P: 16	R: 0 E: 0 K: 0 S: 4	H: 0 LOB: 0 BB: 0 P: 7	R: 1 E: 1 K: 2 S: 10	H: 1 LOB: 0 BB: 0 P: 16	R: 0 E: 0 K: 0 S: 7	H: 0 LOB: 0 BB: 0 P: 10	1B: 6 2B: 3 3B: 0 HR: 0	SF: 0 SAC: 0 DP: 0 HBP: 0	WP: 1 PB: 1 SB: 0 CS: 0	PA: 40					
PITCHER	IP WLS BF H R ER SO BB IBB HBP BLK WP HR S P ERA WHIP											PITCHER	IP WLS BF H R ER SO BB IBB HBP BLK WP HR S P ERA WHIP															
Wes Obermueller, R ERA: 3.66	5.0	27	8	4	3	2	2	2	0	0	0	0	0	0	54	93	5.40	2.000										
22 Matt Lindstrom, R ERA: 2.51	1.0	3	0	0	0	1	0	0	0	0	0	0	0	0	12	16	0.00	0.000										
Kevin Gregg, R ERA: 2.7	1.0	3	0	0	0	0	0	0	0	0	0	0	0	4	7	0.00	0.000											
37 Renyel Pinto, L ERA: 2.55	1.0	4	1	1	0	2	0	0	0	0	1	0	0	10	16	0.00	1.000											
77 Henry Owens, R ERA: 1.99	1.0	3	0	0	0	0	0	0	0	0	0	0	0	7	10	0.00	0.000											

Batter	1	2	3	4	5	6	7	8	9	AB R H RBI BB SO LOB	BOTTOM																
2 Hanley Ramirez, R OBP: 0.413, SLG: 0.537	P4		G6-3		E4		L8		K	5 1 1 0 0 1 3	Los Angeles Dodgers @ Florida Marlins Dolphin Stadium, Miami, FL Tue May 08 2007, 7:05 PM EDT Att: 11,124 - Partly Cloudy - 82 F																
6 Dan Uggla, R OBP: 0.320, SLG: 0.442	K		G5-3		E6 HR		G6-3		1B BB	4 1 0 0 1 1 2																	
Miguel Cabrera, R OBP: 0.434, SLG: 0.622	L4			L8		HR		K	5 1 2 3 0 1 0																		
14 Josh Willingham, R OBP: 0.366, SLG: 0.496		G6-3		BB 8 BB BB		G5-3		K	3 0 0 0 1 1 0																		
8 Aaron Boone, R OBP: 0.371, SLG: 0.463		F9		FC5 4 BB		2B		K	3 1 1 0 1 1 0																		
Miguel Olivo, R OBP: 0.280, SLG: 0.381		HR		F8		2B IBB		F7	3 1 1 1 1 0 2																		
Joe Borchard, S OBP: 0.310, SLG: 0.369		F7		FC5 4 BB		2B		G4-3	3 0 1 1 1 0 0																		
4 Alfredo Amezaga, S OBP: 0.286, SLG: 0.372			G6-3 2 SH2-4 1B		FC5		1B	B1-3	4 0 2 0 0 0 3																		
Wes Obermueller, R ERA: 1.95 22 Matt Lindstrom, R Dontrelle Willis, L Kevin Gregg, R 37 Renyel Pinto, L 77 Henry Owens, R 1 Eric Reed			SH2-4		K		FC1-6		2 PB 1B 1B	1 0 0 0 0 1 0 0 0 0 0 0 0 0 1 0 1 1 1 0 0 0 0																	
Inning Stats	R: 0 E: 0 K: 1 S: 8	H: 0 LOB: 0 BB: 0 P: 11	R: 1 E: 0 K: 0 S: 9	H: 1 LOB: 0 BB: 0 P: 15	R: 0 E: 0 K: 0 S: 8	H: 1 LOB: 1 BB: 0 P: 14	R: 0 E: 0 K: 0 S: 21	H: 0 LOB: 3 BB: 3 P: 36	R: 4 E: 2 K: 1 S: 15	H: 4 LOB: 2 BB: 1 P: 28		R: 0 E: 0 K: 0 S: 11	H: 1 LOB: 1 BB: 0 P: 17	R: 0 E: 0 K: 3 S: 9	H: 0 LOB: 0 BB: 0 P: 10	R: 0 E: 0 K: 0 S: 6	H: 0 LOB: 0 BB: 0 P: 9	R: 1 E: 0 K: 1 S: 11	H: 2 LOB: 2 BB: 1 P: 16	1B: 4 2B: 2 3B: 1 HR: 2	SF: 0 SAC: 1 DP: 0 HBP: 0	WP: 0 PB: 1 SB: 0 CS: 0	PA: 39				
PITCHER	IP WLS BF H R ER SO BB IBB HBP BLK WP HR S P ERA WHIP											PITCHER	IP WLS BF H R ER SO BB IBB HBP BLK WP HR S P ERA WHIP														
Mark Hendrickson, L ERA: 3.55	4.2	24	5	5	3	2	3	1	0	0	0	0	0	12	18	0.00	1.500										
58 Chad Billingsley, R ERA: 4.5	1.0	3	0	0	0	3	0	0	0	0	0	0	0	9	10	0.00	0.000										
Joe Beimel, L ERA: 3.31	1.0	3	0	0	0	0	0	0	0	0	0	0	0	6	9	0.00	0.000										
51 Jonathan Broxton, R ERA: 1.99	0.1	L	4	2	1	1	1	0	0	0	0	0	0	11	16	27.00	9.000										

Batter	1	2	3	4	5	6	7	8	9	AB	R	H	RBI	BB	SO	LOB	TOP			
15 Rafael Furcal, S OBP: 0.305, SLG: 0.274	F9	FC3-6				G5-3				4	0	1	1	1	0	2	Los Angeles Dodgers @ Florida Marlins Dolphin Stadium, Miami, FL Wed May 09 2007, 7:05 PM EDT Att. 12,213 - Clear - 80 F			
9 Juan Pierre, L OBP: 0.294, SLG: 0.301	F7	F8		F8		F8		F7		5	0	0	0	0	0	6				
55 Russell Martin, R OBP: 0.398, SLG: 0.487	BB 28 BB 1B		G5-3		P2		K		2B 1B	5	2	2	0	0	1	0				
12 Jeff Kent, R OBP: 0.377, SLG: 0.446										3	0	0	0	1	0	0				
51 Jonathan Broxton, R Wilson Betemit, S OBP: 0.321, SLG: 0.317 44 Takashi Saito, L	BB		P4		G5-3		G5-3		1B 2B	0	0	0	0	0	0	0				
Olmedo Saenz, R OBP: 0.387, SLG: 0.560	BB		F8				F8		L3	3	1	1	1	1	0	0				
18 Ramon Martinez, R OBP: 0.226, SLG: 0.224	BB				HR					1	0	0	0	0	0	2				
28 Andy LaRoche, R OBP: 0.588, SLG: 0.500	BB			FC3-6 1B	FC5-4 BB			SH1-4 BB	G6-3	2	0	1	1	3	0	2				
Wilson Valdez, R OBP: 0.288, SLG: 0.340	P3		FC3-6 1B SH1	FC5-4 1B				SH1-4 1B	HBP 1B	5	1	2	1	0	0	5				
Brady Clark, R OBP: 0.357, SLG: 0.378		F9		SH1 15 2B 1B		SH2-4 1B		SH1-4 1B	HBP	3	1	2	0	0	0	0				
Brett Tomko, R			SH1		SH2-4		G3	F8		0	0	0	1	1	0	0				
16 Andre Ethier, L OBP: 0.340, SLG: 0.458										2	0	0	0	0	0	5				
Inning Stats	R: 1 E: 0 K: 0 S: 15	H: 1 LOB: 3 BB: 3 P: 32	R: 0 E: 0 K: 0 S: 10	H: 0 LOB: 1 BB: 1 P: 17	R: 0 E: 0 K: 0 S: 8	H: 0 LOB: 0 BB: 0 P: 12	R: 2 E: 0 K: 0 S: 10	H: 3 LOB: 1 BB: 0 P: 14	R: 1 E: 0 K: 0 S: 11	H: 1 LOB: 1 BB: 1 P: 17	R: 0 E: 0 K: 1 S: 7	H: 0 LOB: 0 BB: 0 P: 11	R: 0 E: 0 K: 0 S: 7	H: 1 LOB: 3 BB: 2 P: 18	R: 1 E: 0 K: 0 S: 9	H: 3 LOB: 3 BB: 0 P: 15	1B: 7 2B: 2 3B: 0 HR: 1	SF: 0 SAC: 3 DP: 0 HBP: 1	WP: 0 PA: 45 PB: 0 SB: 0 CS: 0	
PITCHER	IP WLS BF H R ER SO BB IBB HBP BLK WP HR S P ERA WHIP																			
Dontrelle Willis, L ERA: 5.4	(1, 1)	7.0	L	32	6	4	4	1	5	0	0	0	0	0	0	1	66	110	5.14	1.571
Randy Messenger, R ERA: 3.68	(8, 1)	0.1		3	1	0	0	0	1	0	0	0	0	0	0	0	5	11	0.00	6.000
57 Taylor Tankersley, L ERA: 3.0	(8, 1)	0.2		3	0	0	0	0	0	1	0	0	0	0	2	7	0.00	0.000		
Kevin Gregg, R ERA: 3.0	(9, 1)	1.0		7	3	1	1	0	0	0	1	0	0	0	9	15	9.00	3.000		
Batter	1	2	3	4	5	6	7	8	9	AB	R	H	RBI	BB	SO	LOB	BOTTOM			
2 Hanley Ramirez, R OBP: 0.415, SLG: 0.536	K		FC6-4			6 S 1B	6 S 1B			4	1	2	0	0	1	1	Los Angeles Dodgers @ Florida Marlins Dolphin Stadium, Miami, FL Wed May 09 2007, 7:05 PM EDT Att. 12,213 - Clear - 80 F			
6 Dan Uggla, R OBP: 0.325, SLG: 0.439	F9			14 FC6-4 BB		1B	G6-3			3	0	1	1	1	0	1				
Miguel Cabrera, R OBP: 0.429, SLG: 0.609	K		L9		L9	1B		L8		4	0	1	0	0	1	1				
14 Josh Willingham, R OBP: 0.355, SLG: 0.479		F8		FC6-4		K		K		4	0	0	0	0	2	3				
8 Aaron Boone, R OBP: 0.348, SLG: 0.431		F8		F9		K		L6		4	0	0	0	0	1	3				
Joe Borchard, S OBP: 0.300, SLG: 0.357		G4-3			K		G5-3		K	4	0	0	0	0	2	0				
Miguel Olivo, R OBP: 0.279, SLG: 0.376			L9		K			P4		4	0	1	0	0	1	0				
4 Alfredo Amezaga, S OBP: 0.284, SLG: 0.367			G6-3		L4		FC4-6 1B			4	1	1	0	0	0	1				
Dontrelle Willis, L ERA: 5.4	(1, 1)	6.2	W	27	5	3	3	6	2	0	0	0	0	0	0	0		0		
17 Mike Cuddihy, R ERA: 4.33	(7, PH)	1.1	H	5	1	0	0	1	0	0	0	0	0	0	0	0		0		
Randy Messenger, R ERA: 3.68	(8, 1)	0.1		3	0	0	0	0	0	0	0	0	0	0	0	0	0			
57 Taylor Tankersley, L ERA: 3.0	(8, 1)	0.2		3	0	0	0	0	0	0	0	0	0	0	0	0	0			
Kevin Gregg, R ERA: 3.0	(9, 1)	1.0		7	3	1	1	0	0	0	0	0	0	0	0	0	0			
Jason Wood, R ERA: 0.250, SLG: 0.450	(9, PH)	0.1		1	0	0	0	0	0	0	0	0	0	0	0	0	0			
Inning Stats	R: 0 E: 0 K: 2 S: 9	H: 0 LOB: 0 BB: 0 P: 15	R: 0 E: 0 K: 0 S: 6	H: 0 LOB: 0 BB: 0 P: 9	R: 0 E: 0 K: 0 S: 6	H: 0 LOB: 1 BB: 1 P: 14	R: 0 E: 0 K: 0 S: 7	H: 0 LOB: 1 BB: 1 P: 12	R: 0 E: 0 K: 2 S: 16	H: 0 LOB: 0 BB: 0 P: 8	R: 1 E: 0 K: 2 S: 12	H: 3 LOB: 2 BB: 0 P: 21	R: 0 E: 0 K: 1 S: 9	H: 0 LOB: 0 BB: 0 P: 16	R: 0 E: 0 K: 2 S: 11	H: 1 LOB: 1 BB: 0 P: 17	1B: 6 2B: 0 3B: 0 HR: 1	SF: 0 SAC: 0 DP: 0 HBP: 0	WP: 0 PA: 36 PB: 0 SB: 2 CS: 0	
PITCHER	IP WLS BF H R ER SO BB IBB HBP BLK WP HR S P ERA WHIP																			
Brett Tomko, R ERA: 1.47	(1, 1)	6.2	W	27	5	3	3	6	2	0	0	0	0	0	0	0	0	0	4.05	1.050
51 Jonathan Broxton, R ERA: 1.47	(7, 1)	1.1	H	5	1	0	0	1	0	0	0	0	0	0	0	0	0	0	0.00	0.750
44 Takashi Saito, R ERA: 1.68	(9, 1)	1.0	S	4	1	0	0	2	0	0	0	0	0	0	0	0	0	0	0.00	1.000

Batter	1	2	3	4	5	6	7	8	9	AB	R	H	RBI	BB	SO	LOB	TOP
Scott Hatteberg, L (1,3) OBP: 0.369, SLG: 0.396	G4-3		K			G1-3				3	0	0	0	1	1	0	Cincinnati Reds @ Los Angeles Dodgers Dodger Stadium, Los Angeles, CA Sat May 12 2007, 7:10 PM PDT Att: 51,776 - Partly Cloudy - 65 F
4 Brandon Phillips, R (1,4) OBP: 0.327, SLG: 0.470 51 Jared Burton, R (8,1)	1B		G3-1			G6-3				4	1	1	0	0	1	1	
Ken Griffey Jr., L (1,9) OBP: 0.432, SLG: 0.558	FC3-6		G6-3			F9				4	0	1	1	0	1	1	
33 Josh Hamilton, L (1,8) OBP: 0.353, SLG: 0.574	FC3-6									3	0	1	0	1	1	0	
2 Alex Gonzalez, R (1,6) OBP: 0.333, SLG: 0.524	FC3-6									4	1	1	0	0	0	3	
Adam Dunn, L (1,7) OBP: 0.377, SLG: 0.612	P6									4	0	1	0	0	2	3	
27 Jeff Keppinger, R (1,5)			G6-3			G6-3				3	1	0	0	1	0	2	
26 David Ross, R (1,2) OBP: 0.219, SLG: 0.308 Javier Valentin, S (7,PH) OBP: 0.327, SLG: 0.293	G6-3		G6-3			F9				2	0	0	0	0	0	0	
Kyle Lohse, R (1,1) OBP: 0.357, SLG: 0.308 30 Norris Hopper, R (5,PH) OBP: 0.294, SLG: 0.294 Victor Santos, R (5,1) 9 Juan Castro, R (8,PH) OBP: 0.184, SLG: 0.194	G4-3									1	0	0	0	0	0	0	
										1	0	0	0	0	1	0	
										2	0	0	0	0	0	1	
										2	0	0	0	0	0	1	
										1	0	0	0	0	0	0	
										1	0	0	0	0	0	0	
										2	0	0	0	0	0	1	
										1	0	0	0	0	0	0	
										2	0	0	0	0	0	1	
										1	0	0	0	0	0	0	
										1	0	0	0	0	0	0	
										2	0	0	0	0	0	1	
										1	0	0	0	0	0	0	
										2	0	0	0	0	0	1	
										1	0	0	0	0	0	0	
										2	0	0	0	0	0	1	
										1	0	0	0	0	0	0	
										2	0	0	0	0	0	1	
										1	0	0	0	0	0	0	
										2	0	0	0	0	0	1	
										1	0	0	0	0	0	0	
										2	0	0	0	0	0	1	
										1	0	0	0	0	0	0	
										2	0	0	0	0	0	1	
										1	0	0	0	0	0	0	
										2	0	0	0	0	0	1	
										1	0	0	0	0	0	0	
										2	0	0	0	0	0	1	
										1	0	0	0	0	0	0	
										2	0	0	0	0	0	1	
										1	0	0	0	0	0	0	
										2	0	0	0	0	0	1	
										1	0	0	0	0	0	0	
										2	0	0	0	0	0	1	
										1	0	0	0	0	0	0	
										2	0	0	0	0	0	1	
										1	0	0	0	0	0	0	
										2	0	0	0	0	0	1	
										1	0	0	0	0	0	0	
										2	0	0	0	0	0	1	
										1	0	0	0	0	0	0	
										2	0	0	0	0	0	1	
										1	0	0	0	0	0	0	
										2	0	0	0	0	0	1	
										1	0	0	0	0	0	0	
										2	0	0	0	0	0	1	
										1	0	0	0	0	0	0	
										2	0	0	0	0	0	1	
										1	0	0	0	0	0	0	
										2	0	0	0	0	0	1	
										1	0	0	0	0	0	0	
										2	0	0	0	0	0	1	
										1	0	0	0	0	0	0	
										2	0	0	0	0	0	1	
										1	0	0	0	0	0	0	
										2	0	0	0	0	0	1	
										1	0	0	0	0	0	0	
										2	0	0	0	0	0	1	
										1	0	0	0	0	0	0	
										2	0	0	0	0	0	1	
										1	0	0	0	0	0	0	
										2	0	0	0	0	0	1	
										1	0	0	0	0	0	0	
										2	0	0	0	0	0	1	
										1	0	0	0	0	0	0	
										2	0	0	0	0	0	1	
										1	0	0	0	0	0	0	
										2	0	0	0	0	0	1	
										1	0	0	0	0	0	0	
										2	0	0	0	0	0	1	
										1	0	0	0	0	0	0	
										2	0	0	0	0	0	1	
										1	0	0	0	0	0	0	
										2	0	0	0	0	0	1	
										1	0	0	0	0	0	0	
										2	0	0	0	0	0	1	
										1	0	0	0	0	0	0	
										2	0	0	0	0	0	1	
										1	0	0	0	0	0	0	
										2	0	0	0	0	0	1	
										1	0	0	0	0	0	0	
										2	0	0	0	0	0	1	
										1	0	0	0	0	0	0	
										2	0	0	0	0	0	1	
										1	0	0	0	0	0	0	
										2	0	0	0	0	0	1	
										1	0	0	0	0	0	0	
										2	0	0	0	0	0	1	
										1	0	0	0	0	0	0	
										2	0	0	0	0	0	1	
										1	0	0	0	0	0	0	
										2	0	0	0	0	0	1	
										1	0	0	0	0	0	0	
										2	0	0	0	0	0	1	
										1	0	0	0	0	0	0	
										2	0	0	0	0	0	1	
										1	0	0	0	0	0	0	
										2	0	0	0	0	0	1	
										1	0	0	0	0	0	0	
										2	0	0	0	0	0	1	
										1	0	0	0	0	0	0	
										2	0	0	0	0	0	1	

Batter	1	2	3	4	5	6	7	8	9	AB	R	H	RBI	BB	SO	LOB	TOP					
6 Ryan Freel, R OBP: 0.351, SLG: 0.370	F8	F9		HR		E6		F7		5	1	1	1	0	0	2	Cincinnati Reds @ Los Angeles Dodgers Dodger Stadium, Los Angeles, CA Sun May 13 2007, 1:10 PM PDT Att: 41,399 - Sunny - 68 F					
4 Brandon Phillips, R OBP: 0.329, SLG: 0.468		F9		HR		G6-3		K		5	1	2	0	0	1	3						
Ken Griffey Jr., L OBP: 0.446, SLG: 0.589									G3	3	1	2	3	2	0	0						
Jeff Conine, R OBP: 0.315, SLG: 0.429	P5			HR						2	0	0	0	3	0	3						
2 Alex Gonzalez, R OBP: 0.321, SLG: 0.504	K								F7	5	0	0	0	0	2	8						
33 Josh Hamilton, L OBP: 0.342, SLG: 0.552										4	1	0	0	0	0	1						
30 Norris Hopper, R OBP: 0.278, SLG: 0.278									F9	1	0	0	0	0	0	1						
9 Juan Castro, R OBP: 0.214, SLG: 0.225										4	0	2	1	0	0	0						
26 David Ross, R OBP: 0.220, SLG: 0.305										4	1	1	0	0	2	1						
37 Bobby Livingston, L										1	0	0	0	0	0	1						
56 Todd Coffey, R										0	0	0	0	0	0	0						
40 Jon Coutlangus, L										0	0	0	0	0	0	0						
Scott Hatteberg, L										1	0	0	0	0	0	1						
35 Kirk Saarloos, R										0	0	0	0	0	0	0						
29 Mike Stanton, L										0	0	0	0	0	0	0						
Inning Stats	R: 0 E: 0 K: 1 S: 11	H: 2 LOB: 2 P: 12	R: 1 E: 0 K: 0 S: 14	H: 2 LOB: 2 P: 23	R: 0 E: 0 K: 0 S: 7	H: 0 LOB: 1 P: 14	R: 4 E: 0 K: 0 S: 13	H: 4 LOB: 1 P: 21	R: 0 E: 0 K: 1 S: 10	H: 0 LOB: 0 P: 14	R: 0 E: 0 K: 2 S: 12	H: 0 LOB: 0 P: 22	R: 0 E: 0 K: 1 S: 7	H: 0 LOB: 0 P: 10	R: 0 E: 0 K: 2 S: 10	H: 0 LOB: 1 P: 13	R: 0 E: 0 K: 0 S: 10	H: 0 LOB: 1 P: 17	1B: 7 2B: 3 3B: 0 HR: 1	SF: 0 SAC: 2 DP: 0 HBP: 0	WP: 0 PB: 0 SB: 4 CS: 0	PA: 42
PITCHER	IP WLS BF H R ER SO BB IBB HBP BLK WP HR S P ERA WHIP																					
Mark Hendrickson, L ERA: 2.61	(1, 1) 5.2 30 8 5 4 3 2 1 0 0 0 0 1 62 97 6.35 1.765																					
58 Chad Billingsley, R ERA: 4.19	(6, 1) 1.1 5 0 0 0 2 1 0 0 0 0 0 0 12 19 0.00 0.750																					
51 Jonathan Broxton, R ERA: 1.33	(8, 1) 1.0 W 3 0 0 0 2 0 0 0 0 0 0 0 10 13 0.00 0.000																					
Joe Beimel, L ERA: 3.93	(9, 1) 1.0 4 0 0 0 0 1 0 0 0 0 0 0 10 17 0.00 1.000																					
Batter	1	2	3	4	5	6	7	8	9	AB	R	H	RBI	BB	SO	LOB	BOTTOM					
15 Rafael Furcal, S OBP: 0.328, SLG: 0.314	SH1-3	SH1-3								4	2	4	1	0	0	0	Cincinnati Reds @ Los Angeles Dodgers Dodger Stadium, Los Angeles, CA Sun May 13 2007, 1:10 PM PDT Att: 41,399 - Sunny - 68 F					
9 Juan Pierre, L OBP: 0.318, SLG: 0.321	SH1-3	FC5		G5-3						4	1	2	1	0	1	2						
5 Nomar Garciaparra, R OBP: 0.344, SLG: 0.382	F8	FC5								5	1	3	3	0	1	1						
12 Jeff Kent, R OBP: 0.371, SLG: 0.451		FC5								5	1	2	1	0	0	4						
Brady Clark, R OBP: 0.349, SLG: 0.368										0	0	0	0	0	0	0						
Luis Gonzalez, L OBP: 0.380, SLG: 0.426	F8									5	0	2	0	0	0	4						
Joe Beimel, L ERA: 3.93										0	0	0	0	0	0	0						
55 Russell Martin, R OBP: 0.393, SLG: 0.457	G1-3									3	1	0	0	2	0	4						
Wilson Betemit, S ERA: 6.75										3	1	1	0	0	1	1						
58 Chad Billingsley, R ERA: 4.05										0	0	0	0	0	0	0						
Olmedo Saenz, R OBP: 0.300, SLG: 0.290										1	0	0	0	0	0	0						
51 Jonathan Broxton, R ERA: 1.33										0	0	0	0	0	0	0						
18 Ramon Martinez, R OBP: 0.246, SLG: 0.276										0	0	0	0	1	0	0						
16 Andre Ethier, L OBP: 0.311, SLG: 0.413										5	0	1	2	0	0	3						
Mark Hendrickson, L ERA: 2.61										1	1	0	0	1	0	0						
28 Andy LaRoche, R OBP: 0.336, SLG: 0.389										3	2	2	0	0	0	2						
Inning Stats	R: 1 E: 0 K: 0 S: 9	H: 3 LOB: 2 P: 17	R: 2 E: 0 K: 0 S: 14	H: 3 LOB: 1 P: 20	R: 0 E: 0 K: 1 S: 7	H: 1 LOB: 0 P: 7	R: 0 E: 0 K: 0 S: 7	H: 1 LOB: 1 P: 10	R: 1 E: 0 K: 0 S: 13	H: 2 LOB: 1 P: 23	R: 1 E: 0 K: 2 S: 13	H: 2 LOB: 0 P: 21	R: 0 E: 0 K: 0 S: 12	H: 1 LOB: 1 P: 21	R: 5 E: 0 K: 0 S: 16	H: 5 LOB: 2 P: 31	R: 0 E: 0 K: 0 S: 10	H: 0 LOB: 1 P: 13	1B: 14 2B: 3 3B: 0 HR: 1	SF: 0 SAC: 2 DP: 1 HBP: 0	WP: 1 PB: 1 SB: 3 CS: 0	PA: 45
PITCHER	IP WLS BF H R ER SO BB IBB HBP BLK WP HR S P ERA WHIP																					
37 Bobby Livingston, L ERA: 5.03	(1, 1) 1.1 B 8 3 1 0 2 1 0 0 0 0 1 0 20 32 0.00 3.000																					
40 Jon Coutlangus, L ERA: 4.05	(7, 1) 0.1 1 0 0 0 0 0 0 0 0 0 0 0 3 5 0.00 0.000																					
35 Kirk Saarloos, R ERA: 5.09	(8, 1) 0.1 L 5 4 4 4 0 0 0 0 0 0 0 0 8 14 108.00 12.000																					
29 Mike Stanton, L ERA: 8.18	(8, 1) 0.2 5 1 1 1 0 2 0 0 0 0 0 0 8 17 13.50 4.500																					

Batter	1	2	3	4	5	6	7	8	9	AB	R	H	RBI	BB	SO	LOB	TOP					
7 Adam Kennedy, L OBP: 0.286, SLG: 0.305										5	2	2	1	0	0	2	St. Louis Cardinals @ Los Angeles Dodgers Dodger Stadium, Los Angeles, CA Mon May 14 2007, 7:10 PM PDT Att: 35,707 - Clear - 66 F					
16 Chris Duncan, L OBP: 0.372, SLG: 0.496										5	2	2	2	0	0	0						
34 Randy Flores, L										0	0	0	0	0	0	0						
44 Jason Istringhausen, R										0	0	0	0	0	0	0						
5 Albert Pujols, R OBP: 0.335, SLG: 0.410										5	0	0	0	0	0	2						
15 Jim Edmonds, L OBP: 0.281, SLG: 0.282										4	1	2	1	0	0	0						
27 Scott Rolen, R OBP: 0.290, SLG: 0.324										3	1	2	1	0	1	0						
43 Juan Encarnacion, R OBP: 0.143, SLG: 0.143										4	0	1	1	0	1	3						
4 Yadier Molina, R OBP: 0.333, SLG: 0.308										4	1	1	1	0	1	1						
22 David Eckstein, R OBP: 0.297, SLG: 0.261										4	1	3	0	0	1	0						
48 Brad Thompson, R										2	0	0	0	0	1	2						
Tyler Johnson, S										0	0	0	0	0	0	0						
26 Scott Spiezio, S										1	0	0	0	0	1	0						
31 Ryan Franklin, R										0	0	0	0	0	0	0						
So Taguchi, R										0	0	0	0	0	0	0						
Inning Stats	R: 3 E: 0 K: 0 S: 14	H: 4 LOB: 1 BB: 0 P: 26	R: 3 E: 0 K: 0 S: 18	H: 3 LOB: 0 BB: 0 P: 26	R: 2 E: 0 K: 0 S: 8	H: 3 LOB: 1 BB: 0 P: 11	R: 0 E: 0 K: 0 S: 7	H: 0 LOB: 0 BB: 0 P: 13	R: 0 E: 0 K: 1 S: 8	H: 0 LOB: 0 BB: 0 P: 10	R: 0 E: 0 K: 1 S: 6	H: 1 LOB: 0 BB: 0 P: 7	R: 0 E: 0 K: 1 S: 17	H: 2 LOB: 2 BB: 0 P: 23	R: 0 E: 0 K: 3 S: 10	H: 0 LOB: 0 BB: 0 P: 15	R: 0 E: 0 K: 0 S: 11	H: 0 LOB: 0 BB: 0 P: 18	1B: 8 2B: 4 3B: 0 HR: 1	SF: 1 SAC: 1 DP: 1 HBP: 0	WP: 1 PB: 0 SB: 0 CS: 0	PA: 39
PITCHER	IP WLS BF H R ER SO BB IBB HBP BLK WP HR S P ERA WHIP																					
Brett Tomko, R ERA: 5.97	(1, 1) 2.1 L 16 9 8 8 0 0 0 0 0 0 0 0 1 35 56 30.86 3.857																					
Rudy Seanez, R ERA: 3.0	(3, 1) 2.2 9 1 0 0 1 0 0 0 0 0 0 0 20 30 0.00 0.375																					
41 Chin-hui Tsao, R ERA: 2.81	(6, 1) 2.0 8 3 0 0 2 0 0 0 0 0 0 0 23 30 0.00 1.500																					
58 Chad Billingsley, R ERA: 3.8	(8, 1) 2.0 6 0 0 0 3 0 0 0 0 0 0 0 21 33 0.00 0.000																					

Batter	1	2	3	4	5	6	7	8	9	AB	R	H	RBI	BB	SO	LOB	BOTTOM					
15 Rafael Furcal, S OBP: 0.346, SLG: 0.333										5	0	4	1	0	1	0	St. Louis Cardinals @ Los Angeles Dodgers Dodger Stadium, Los Angeles, CA Mon May 14 2007, 7:10 PM PDT Att: 35,707 - Clear - 66 F					
9 Juan Pierre, L OBP: 0.310, SLG: 0.313										4	0	0	0	0	0	4						
58 Chad Billingsley, R										0	0	0	0	0	0	0						
Brady Clark, R										1	0	0	0	0	0	3						
5 Nomar Garciaparra, R OBP: 0.239, SLG: 0.374										3	0	0	0	0	0	3						
Olmedo Saenz, R OBP: 0.429, SLG: 0.607										1	0	1	1	1	0	0						
12 Jeff Kent, R OBP: 0.377, SLG: 0.478										3	1	2	1	0	0	1						
18 Ramon Martinez, R OBP: 0.237, SLG: 0.209										2	0	0	0	0	0	4						
Luis Gonzalez, L OBP: 0.370, SLG: 0.413										4	0	0	0	0	0	3						
55 Russell Martin, R OBP: 0.388, SLG: 0.450										2	0	0	0	0	1	0						
Mike Lieberthal, R OBP: 0.200, SLG: 0.200										2	0	0	0	0	0	1						
Wilson Betemit, S OBP: 0.315, SLG: 0.366										4	2	2	1	0	0	0						
16 Andre Ethier, L OBP: 0.325, SLG: 0.434										4	1	3	0	0	0	0						
Brett Tomko, R										0	0	0	0	0	0	0						
Rudy Seanez, R										1	0	0	0	0	1	1						
28 Andy LaRoche, R										1	0	0	0	0	0	0						
41 Chin-hui Tsao, R										0	0	0	0	0	0	0						
Wilson Valdez, R										2	0	0	0	0	0	3						
Inning Stats	R: 0 E: 0 K: 0 S: 10	H: 1 LOB: 1 BB: 0 P: 14	R: 0 E: 0 K: 1 S: 8	H: 0 LOB: 0 BB: 0 P: 12	R: 0 E: 0 K: 1 S: 12	H: 2 LOB: 2 BB: 0 P: 14	R: 1 E: 0 K: 0 S: 5	H: 1 LOB: 0 BB: 0 P: 7	R: 0 E: 0 K: 1 S: 8	H: 0 LOB: 0 BB: 0 P: 12	R: 0 E: 1 K: 0 S: 5	H: 1 LOB: 1 BB: 0 P: 10	R: 2 E: 0 K: 0 S: 12	H: 3 LOB: 1 BB: 0 P: 13	R: 0 E: 0 K: 0 S: 8	H: 1 LOB: 1 BB: 0 P: 11	R: 1 E: 0 K: 0 S: 12	H: 3 LOB: 3 BB: 1 P: 22	1B: 8 2B: 2 3B: 0 HR: 2	SF: 0 SAC: 0 DP: 1 HBP: 0	WP: 0 PB: 0 SB: 0 CS: 0	PA: 40
PITCHER	IP WLS BF H R ER SO BB IBB HBP BLK WP HR S P ERA WHIP																					
48 Brad Thompson, R ERA: 0.68	(1, 1) 6.2 W 28 1 0 0 0 0 0 0 0 0 0 0 2 58 80 4.05 1.200																					
Tyler Johnson, L ERA: 0.68	(7, 1) 0.1 1 0 0 0 0 0 0 0 0 0 0 0 2 2 0.00 0.000																					
31 Ryan Franklin, R ERA: 1.13	(8, 1) 1.0 4 1 0 0 0 0 0 0 0 0 0 0 8 11 0.00 1.000																					
34 Randy Flores, L ERA: 2.7	(9, 1) 0.1 4 3 1 1 0 0 0 0 0 0 0 0 9 13 27.00 9.000																					
44 Jason Istringhausen, R ERA: 1.8	(9, 1) 0.2 S 3 0 0 0 0 0 1 0 0 0 0 0 0 3 9 0.00 1.500																					

Batter	1	2	3	4	5	6	7	8	9	AB	R	H	RBI	BB	SO	LOB	TOP											
15 Rafael Furcal, S OBP: 0.371, SLG: 0.375	F7		1B				F9		1B	4	0	2	0	1	0	0	Los Angeles Dodgers @ Los Angeles Angels Angel Stadium of Anaheim, Anaheim, CA Fri May 18 2007, 7:05 PM PDT Att: 44,342 - Clear - 66 F livebaseballscorecards.com											
9 Juan Pierre, L OBP: 0.307, SLG: 0.311	F7		BB		L4		1B		F9	4	0	1	0	1	0	4												
5 Nomar Garciaparra, R OBP: 0.341, SLG: 0.367	1B		BB		K		G6-3			4	0	1	0	0	2	5												
12 Jeff Kent, R OBP: 0.365, SLG: 0.456	L6				K		P6		F9	4	0	0	0	0	1	3												
Olmedo Saenz, R OBP: 0.375, SLG: 0.515		F8			G3		G5-3		G6-3	4	0	0	0	0	0	0												
Luis Gonzalez, L OBP: 0.373, SLG: 0.407	F7		2B				BB		P6	3	1	1	0	1	0	0												
55 Russell Martin, R OBP: 0.402, SLG: 0.468	1B		2B				F9			3	0	2	1	1	0	1												
16 Andre Ethier, L OBP: 0.319, SLG: 0.419	G1-3		L3				F8		K	4	0	0	0	0	1	4												
2B Andy LaRoche, R OBP: 0.488, SLG: 0.333			K				P6		L8	4	0	1	0	0	1	1												
Inning Stats	R: 0 E: 0 K: 0 S: 7	H: 1 LOB: 1 BB: 0 P: 10	R: 0 E: 0 K: 0 S: 9	H: 1 LOB: 1 BB: 0 P: 15	R: 0 E: 0 K: 2 S: 11	H: 1 LOB: 2 BB: 1 P: 20	R: 1 E: 0 K: 1 S: 16	H: 2 LOB: 1 BB: 0 P: 22	R: 0 E: 0 K: 0 S: 6	H: 0 LOB: 1 BB: 0 P: 10	R: 0 E: 0 K: 0 S: 12	H: 1 LOB: 1 BB: 0 P: 18	R: 0 E: 0 K: 0 S: 5	H: 0 LOB: 0 BB: 0 P: 8	R: 0 E: 0 K: 1 S: 9	H: 1 LOB: 2 BB: 1 P: 14		1B: 5 2B: 4 3B: 0 HR: 0	SF: 0 SAC: 0 DP: 1 HBP: 0	WP: 1 PB: 0 SB: 0 CS: 0	PA: 38							
PITCHER	IP	WLS	BF	H	R	ER	SO	BB	IBB	HBP	BLK	WP	HR	S	P	ERA	WHIP											
54 Ervin Santana, R ERA: 5.06	(1, 1)	6.0	W	26	6	1	1	4	3	0	0	0	0	0	58	95	1.50	1.500										
Darren Oliver, L ERA: 5.94	(7, 1)	1.0		4	1	0	0	0	0	0	0	0	0	12	18	0.00	1.000											
Hector Carrasco, R ERA: 5.32	(8, 1)	2.0		8	1	0	0	1	1	0	0	0	0	14	22	0.00	1.000											

Batter	1	2	3	4	5	6	7	8	9	AB	R	H	RBI	BB	SO	LOB	BOTTOM											
77 Reggie Williams, S OBP: 0.455, SLG: 0.412	2B		1B		K		1B		F8	4	2	2	2	1	1	0	Los Angeles Dodgers @ Los Angeles Angels Angel Stadium of Anaheim, Anaheim, CA Fri May 18 2007, 7:05 PM PDT Att: 44,342 - Clear - 66 F livebaseballscorecards.com											
Orlando Cabrera, R OBP: 0.344, SLG: 0.393	BB		1B		G5-3		F8		G1-3	4	0	1	1	0	0	2												
39 Robb Quinlan, R OBP: 0.255, SLG: 0.391	G3-1		G6-3							1	0	0	0	0	0	0												
27 Vladimir Guerrero, R OBP: 0.490, SLG: 0.645	E4		G6-3		G6-3		P5			4	0	0	1	0	0	2												
65 Tommy Murphy, S OBP: 0.250, SLG: 0.300	G3-1		G6-3							0	0	0	0	0	0	0												
24 Gary Matthews, S OBP: 0.355, SLG: 0.463	K		G2-3				P4			4	1	1	0	0	1	2												
32 Erick Aybar, S OBP: 0.236, SLG: 0.291							1B			0	0	0	0	0	0	0												
Casey Kotchman, L OBP: 0.331, SLG: 0.415	G3-1				G4-3		E5		6	4	2	2	0	0	0	2												
22 Kendrys Morales, S OBP: 0.357, SLG: 0.615	2-3						1B		6	0	0	0	0	0	0	0												
6 Maicer Izturis, S OBP: 0.310, SLG: 0.333	F8				1B		1B		SF8	3	2	2	1	1	0	2												
Shea Hillenbrand, R OBP: 0.252, SLG: 0.263		P4					1B		SF8	3	1	2	2	0	0	0												
Mike Napoli, R OBP: 0.293, SLG: 0.393	G6-3		SF9		SF9		1B		FC5-4	3	1	1	2	0	0	1												
9 Chone Figgins, S OBP: 0.167, SLG: 0.161	G6-3		G3				1B		F8	4	0	0	0	0	1	3												
Inning Stats	R: 1 E: 1 K: 1 S: 13	H: 1 LOB: 2 BB: 1 P: 21	R: 0 E: 0 K: 0 S: 6	H: 0 LOB: 0 BB: 0 P: 7	R: 1 E: 0 K: 0 S: 9	H: 1 LOB: 0 BB: 0 P: 11	R: 1 E: 1 K: 0 S: 12	H: 1 LOB: 1 BB: 1 P: 17	R: 0 E: 0 K: 1 S: 10	H: 0 LOB: 0 BB: 0 P: 14	R: 5 E: 1 K: 1 S: 27	H: 6 LOB: 1 BB: 0 P: 35	R: 1 E: 0 K: 0 S: 13	H: 2 LOB: 1 BB: 0 P: 20	R: 0 E: 0 K: 0 S: 6	H: 0 LOB: 0 BB: 0 P: 8	1B: 8 2B: 3 3B: 0 HR: 0	SF: 2 SAC: 0 DP: 0 HBP: 0	WP: 0 PB: 0 SB: 2 CS: 0	PA: 38								
PITCHER	IP	WLS	BF	H	R	ER	SO	BB	IBB	HBP	BLK	WP	HR	S	P	ERA	WHIP											
31 Brad Penny, R ERA: 2.54	(1, 1)	5.0	L	26	8	8	8	2	2	0	0	0	0	0	66	91	14.40	2.000										
Rudy Seanez, R ERA: 2.99	(6, 1)	1.0		4	1	0	0	1	0	0	0	0	0	11	14	0.00	1.000											
56 Hung-Chih Kuo, L ERA: 15.43	(7, 1)	2.0		8	2	1	1	0	0	0	0	0	0	19	28	4.50	1.000											

Batter	1	2	3	4	5	6	7	8	9	AB R H RBI BB SO LOB	TOP									
15 Rafael Furcal, S OBP: 0.369, SLG: 0.368	1-1 1B		4-1 BB			2-0 G3			3-3 K	3 0 1 0 1 1 0	Los Angeles Dodgers @ Los Angeles Angels Angel Stadium of Anaheim, Anaheim, CA Sun May 20 2007, 12:35 PM PDT Att. 44,301 - Overcast - 66 F livebaseballscorecards.com									
9 Juan Pierre, L OBP: 0.305, SLG: 0.314	1-0 P6		1-2 F8			2-2 P5			2-2 1B	4 1 1 0 0 0 2										
5 Nomar Garciaparra, R OBP: 0.397, SLG: 0.361	0-1 1B			0-1 F9		0-0 F8			1-0 L6	4 0 1 0 0 0 1										
12 Jeff Kent, R OBP: 0.366, SLG: 0.474	0-1 G5-4-3			2-1 G5-3		4-2 BB			0-0 2B	3 0 1 1 1 0 2										
Olmedo Saenz, R OBP: 0.341, SLG: 0.459		3-2 P3		2-3 K		1-1 F8			1-3 K	4 0 0 0 0 2 2										
55 Russell Martin, R OBP: 0.392, SLG: 0.453		1-2 G5-3			0-0 16 WP 1B					3 0 1 0 0 0 1										
16 Andre Ethier, L OBP: 0.324, SLG: 0.415				3-2 F7					1-1 G3-6 HBP	2 0 0 0 0 1 1										
Wilson Betemit, S OBP: 0.309, SLG: 0.385			2-2 G4-3		3-2 K				3-2 F8	3 0 0 0 0 1 2										
Brady Clark, R OBP: 0.333, SLG: 0.349					0-3 K				0-2 G3-6-1	2 0 0 0 0 2 1										
Luis Gonzalez, L OBP: 0.368, SLG: 0.396									1-2 K	1 0 0 0 0 0 1										
Inning Stats	R: 0 E: 0 K: 0 S: 7	H: 2 LOB: 1 BB: 9 P: 9	R: 0 E: 0 K: 1 S: 10	H: 0 LOB: 0 BB: 16 P: 16	R: 0 E: 0 K: 1 S: 11	H: 0 LOB: 1 BB: 1 P: 18	R: 0 E: 0 K: 1 S: 8	H: 1 LOB: 1 BB: 0 P: 18	R: 0 E: 0 K: 0 S: 8	H: 0 LOB: 0 BB: 12 P: 12	R: 0 E: 0 K: 0 S: 6	H: 0 LOB: 0 BB: 11 P: 11	R: 0 E: 0 K: 0 S: 7	H: 0 LOB: 0 BB: 11 P: 11	R: 1 E: 0 K: 2 S: 11	H: 2 LOB: 1 BB: 18 P: 18	1B: 4 2B: 1 3B: 0 HR: 0	SF: 0 SAC: 0 DP: 3 HBP: 1	WP: 1 PB: 0 SB: 0 CS: 0	PA: 32
PITCHER	IP WLS BF H R ER SO BB IBB HBP BLK WP HR S P ERA WHIP											IP WLS BF H R ER SO BB IBB HBP BLK WP HR S P ERA WHIP								
45 Kelvim Escobar, R ERA: 2.82	(1, 1) 8.0 W 27 3 0 0 5 2 0 1 0 1 0 68 107 0.00 0.625																			
62 Scot Shields, R ERA: 3.38	(9, 1) 0.2 4 2 1 1 1 0 0 0 0 0 0 0 8 14 13.50 3.000																			
Francisco Rodriguez, R ERA: 2.29	(9, 1) 0.1 S 1 0 0 0 1 0 0 0 0 0 0 0 3 4 0.00 0.000																			


Batter	1	2	3	4	5	6	7	8	9	AB R H RBI BB SO LOB	BOTTOM									
77 Reggie Willits, S OBP: 0.433, SLG: 0.390	0-0 B1-3		1-1 G4-3		0-3 K				2-1 G6-3	4 0 0 0 0 1 2	Los Angeles Dodgers @ Los Angeles Angels Angel Stadium of Anaheim, Anaheim, CA Sun May 20 2007, 12:35 PM PDT Att. 44,301 - Overcast - 66 F livebaseballscorecards.com									
Orlando Cabrera, R OBP: 0.351, SLG: 0.394	1-2 G6-3		2-2 G6-3		1-0 27 E 24 1B				2-2 F8	4 1 1 0 0 0 0										
27 Vladimir Guerrero, R OBP: 0.452, SLG: 0.641	3-0 24 E 1B		2-2 G6-3		2-1 E6 24 1B				3-1 G6-3	4 1 2 1 0 0 0										
24 Gary Matthews, S OBP: 0.351, SLG: 0.459	0-0 E5 1B			2-2 K	1-2 1B				3-3 K	4 0 1 1 0 2 1										
Casey Kotchman, L OBP: 0.333, SLG: 0.430	0-0 1B			1-1 G3	1-0 P2				2-0 3B	4 0 2 1 0 0 2										
6 Maicer Izturis, S OBP: 0.298, SLG: 0.319	2-0 G3			2-2 F7		1-0 G1-3			1-0 G5-3	4 0 0 0 0 0 3										
32 Erick Aybar, S OBP: 0.304, SLG: 0.300		1-0 65 CS 1B			0-0 1B 65 FC3-2				0-3 K	3 0 2 0 0 1 0										
José Molina, R OBP: 0.233, SLG: 0.254		1-3 K			1-0 1B 27 1B				0-0 L1-3	3 1 1 0 0 1 2										
65 Tommy Murphy, S OBP: 0.217, SLG: 0.261		2-3 K			1-2 FC3-2 27 1B				1-2 F9	3 1 0 0 0 1 3										
Inning Stats	R: 1 E: 1 K: 0 S: 8	H: 2 LOB: 2 BB: 0 P: 14	R: 0 E: 0 K: 2 S: 8	H: 1 LOB: 1 BB: 0 P: 11	R: 0 E: 0 K: 1 S: 9	H: 0 LOB: 0 BB: 0 P: 14	R: 0 E: 0 K: 1 S: 8	H: 5 LOB: 2 BB: 0 P: 21	R: 0 E: 0 K: 1 S: 6	H: 0 LOB: 0 BB: 0 P: 7		R: 0 E: 0 K: 0 S: 10	H: 0 LOB: 0 BB: 0 P: 15	R: 0 E: 0 K: 1 S: 8	H: 1 LOB: 1 BB: 0 P: 17	R: 0 E: 0 K: 2 S: 11	H: 3 LOB: 1 BB: 0 P: 17	1B: 7 2B: 3 3B: 1 HR: 0	SF: 0 SAC: 0 DP: 2 HBP: 0	WP: 1 PB: 0 SB: 0 CS: 1
PITCHER	IP WLS BF H R ER SO BB IBB HBP BLK WP HR S P ERA WHIP											IP WLS BF H R ER SO BB IBB HBP BLK WP HR S P ERA WHIP								
Derek Lowe, R ERA: 3.84	(1, 1) 8.0 L 33 9 4 3 6 0 0 0 0 1 0 72 112 3.38 1.125																			


Batter	1	2	3	4	5	6	7	8	9	AB	R	H	RBI	BB	SO	LOB	TOP										
23 Ricke Weeks Jr. R OBP: 0.355, SLG: 0.449										5	1	4	3	0	1	1	Milwaukee Brewers @ Los Angeles Dodgers Dodger Stadium, Los Angeles, CA Mon May 21 2007, 7:10 PM PDT Att: 33,446 - Cloudy - 62 F										
22 Tony Gwynn Jr. L OBP: 0.410, SLG: 0.418										5	0	1	2	0	1	3											
7 J.J. Hardy R OBP: 0.355, SLG: 0.602										5	0	0	0	0	3	4											
28 Prince Fielder L OBP: 0.375, SLG: 0.603										5	2	2	2	0	1	0											
Johnny Estrada S OBP: 0.306, SLG: 0.486										5	2	2	1	0	0	0											
Geoff Jenkins L OBP: 0.357, SLG: 0.580										3	1	0	0	1	0	0											
2 Bill Hall R OBP: 0.329, SLG: 0.452										4	1	2	0	0	2	0											
Craig Counsell L OBP: 0.364, SLG: 0.318											3	2	2	1	1	1											
37 Jeff Suppan R ERA: 6.28										2	0	0	0	0	1	3											
Brian Shouse L ERA: 4.35										0	0	0	0	0	0	0											
Matt Wise R ERA: 2.95										0	0	0	0	0	0	0											
Derrick Turnbow R ERA: 4.19										0	0	0	0	1	0	0											
50 Chris Spurling R ERA: 2.25										0	0	0	0	0	0	0											
Inning Stats	R: 0 E: 0 K: 10 S: 10	H: 1 LOB: 0 BB: 0 P: 14	R: 1 E: 0 K: 10 S: 10	H: 1 LOB: 0 BB: 0 P: 17	R: 1 E: 0 K: 10 S: 13	H: 2 LOB: 1 BB: 0 P: 20	R: 1 E: 0 K: 2 S: 14	H: 2 LOB: 1 BB: 0 P: 18	R: 0 E: 0 K: 2 S: 13	H: 1 LOB: 1 BB: 0 P: 17	R: 5 E: 0 K: 2 S: 31	H: 5 LOB: 1 BB: 1 P: 48	R: 0 E: 0 K: 0 S: 9	H: 0 LOB: 0 BB: 0 P: 13	R: 0 E: 0 K: 2 S: 7	H: 0 LOB: 1 BB: 2 P: 16	R: 1 E: 0 K: 1 S: 10	H: 1 LOB: 0 BB: 0 P: 14	1B: 8 2B: 2 3B: 0 HR: 3	SF: 0 SAC: 1 DP: 1 HBP: 0	WP: 1 PB: 0 SB: 1 CS: 0	PA: 41					
PITCHER	IP	WLS	BF	H	R	ER	SO	BB	IBB	HBP	BLK	WP	HR	S	P	ERA	WHIP										
Brett Tomko R	5.1	L	24	8	5	5	5	1	0	0	0	1	2	71	107	8.44	1.688										
58 Chad Billingsley R	0.2		6	4	3	3	2	0	0	0	0	0	0	20	27	40.50	6.000										
Joe Beimel L	1.0		3	0	0	0	0	0	0	0	0	0	0	9	13	0.00	0.000										
51 Jonathan Broxton R	1.0		4	0	0	0	2	2	0	0	0	0	0	7	16	0.00	2.000										
44 Takashi Saito R	1.0		4	1	1	1	1	0	0	0	0	0	1	10	14	9.00	1.000										

Batter	1	2	3	4	5	6	7	8	9	AB	R	H	RBI	BB	SO	LOB	BOTTOM											
9 Juan Pierre L OBP: 0.302, SLG: 0.307										4	0	0	0	0	1	2	Milwaukee Brewers @ Los Angeles Dodgers Dodger Stadium, Los Angeles, CA Mon May 21 2007, 7:10 PM PDT Att: 33,446 - Cloudy - 62 F											
15 Rafael Furcal S OBP: 0.376, SLG: 0.378										4	1	2	0	1	1	3												
5 Nomar Garciaparra R OBP: 0.335, SLG: 0.359										4	1	1	1	0	0	4												
12 Jeff Kent R OBP: 0.363, SLG: 0.487										4	1	1	2	0	0	1												
55 Russell Martin R OBP: 0.383, SLG: 0.441										4	0	0	0	0	0	0												
Luis Gonzalez L OBP: 0.371, SLG: 0.415										3	1	1	1	1	0	0												
28 Andy LaRoche R OBP: 0.467, SLG: 0.300											3	1	0	0	1	0												
16 Andre Ethier L OBP: 0.322, SLG: 0.410											4	0	1	0	0	0		1										
Brett Tomko R	6.0	W	27	6	4	4	2	3	0	0	0	0	0	1	1	0.00		0.000										
Brian Shouse L	0.1	H	1	0	0	0	0	0	0	0	0	0	0	1	1	0.00		0.000										
Matt Wise R	0.2	H	2	0	0	0	1	0	0	0	0	0	0	6	8	0.00	0.000											
Derrick Turnbow R	1.0		4	1	1	1	0	0	0	0	0	0	1	11	18	9.00	1.000											
50 Chris Spurling R	1.0		4	0	0	0	0	0	0	1	0	0	0	10	16	0.00	0.000											
Inning Stats	R: 0 E: 0 K: 1 S: 14	H: 1 LOB: 1 BB: 0 P: 18	R: 0 E: 0 K: 0 S: 7	H: 0 LOB: 1 BB: 1 P: 14	R: 0 E: 0 K: 1 S: 8	H: 0 LOB: 1 BB: 1 P: 14	R: 0 E: 0 K: 0 S: 6	H: 0 LOB: 0 BB: 0 P: 8	R: 0 E: 0 K: 0 S: 6	H: 0 LOB: 0 BB: 0 P: 12	R: 3 E: 0 K: 0 S: 20	H: 3 LOB: 0 BB: 0 P: 28	R: 1 E: 0 K: 1 S: 16	H: 2 LOB: 2 BB: 1 P: 25	R: 0 E: 0 K: 0 S: 11	H: 1 LOB: 0 BB: 0 P: 18	R: 0 E: 0 K: 0 S: 10	H: 0 LOB: 1 BB: 0 P: 16	1B: 4 2B: 1 3B: 0 HR: 2	SF: 0 SAC: 0 DP: 0 HBP: 1	WP: 0 PB: 0 SB: 1 CS: 0	PA: 38						
PITCHER	IP	WLS	BF	H	R	ER	SO	BB	IBB	HBP	BLK	WP	HR	S	P	ERA	WHIP											
37 Jeff Suppan R	6.0		27	6	4	4	2	3	0	0	0	0	0	1	1	0.00	0.000											
Brian Shouse L	0.1		1	0	0	0	0	0	0	0	0	0	0	1	1	0.00	0.000											
Matt Wise R	0.2		2	0	0	0	1	0	0	0	0	0	0	6	8	0.00	0.000											
Derrick Turnbow R	1.0		4	1	1	1	0	0	0	0	0	0	1	11	18	9.00	1.000											
50 Chris Spurling R	1.0		4	0	0	0	0	0	0	1	0	0	0	10	16	0.00	0.000											

Batter	1	2	3	4	5	6	7	8	9	AB	R	H	RBI	BB	SO	LOB	TOP			
23 Ricke Weeks Jr. R OBP: 0.359, SLG: 0.444										3	0	1	0	1	0	1	Milwaukee Brewers @ Los Angeles Dodgers Dodger Stadium, Los Angeles, CA Wed May 23 2007, 7:10 PM PDT Att: 35,609 - Partly Cloudy - 66 F			
22 Tony Gwynn Jr. L OBP: 0.415, SLG: 0.424										4	1	2	0	0	1	4				
28 Prince Fielder, L OBP: 0.370, SLG: 0.586										4	0	0	0	0	2	4				
2 Bill Hall, R OBP: 0.331, SLG: 0.451										4	0	2	1	0	0	1				
Johnny Estrada, S OBP: 0.303, SLG: 0.480										4	0	1	0	0	0	1				
Geoff Jenkins, L OBP: 0.343, SLG: 0.556										4	0	0	0	0	1	2				
9 Tony Graffanino, R OBP: 0.261, SLG: 0.234										3	0	0	0	1	1	0				
Craig Counsell, L OBP: 0.360, SLG: 0.308										3	0	0	0	1	1	1				
39 Chris Capuano, L OBP: 0.227, SLG: 0.176										0	0	0	0	0	0	0				
1 Conny Hatt, R OBP: 0.209, SLG: 0.391										1	0	1	0	0	0	0				
Kevin Mench, R OBP: 0.275, SLG: 0.398										0	0	0	0	0	0	0				
Matt Wise, R OBP: 0.226, SLG: 0.358										0	0	0	0	0	0	0				
Brian Shouse, L OBP: 0.270, SLG: 0.457										0	0	0	0	0	0	0				
18 Gabe Gross, L OBP: 0.270, SLG: 0.457										1	0	0	0	0	1	1				
Inning Stats	R: 0 E: 0 K: 1 S: 10	H: 1 LOB: 1 BB: 0 P: 17	R: 0 E: 0 K: 0 S: 8	H: 0 LOB: 0 BB: 0 P: 13	R: 0 E: 0 K: 2 S: 15	H: 0 LOB: 2 BB: 2 P: 28	R: 0 E: 0 K: 0 S: 5	H: 2 LOB: 2 BB: 0 P: 5	R: 0 E: 0 K: 0 S: 7	H: 2 LOB: 1 BB: 0 P: 10	R: 0 E: 0 K: 0 S: 6	H: 1 LOB: 0 BB: 0 P: 8	R: 1 E: 0 K: 0 S: 11	H: 2 LOB: 0 BB: 0 P: 16	R: 0 E: 0 K: 3 S: 12	H: 0 LOB: 1 BB: 1 P: 20	1B: 5 2B: 3 3B: 0 HR: 0	SF: 0 SAC: 1 DP: 2 HBP: 0	WP: 0 PB: 0 SB: 1 CS: 1	PA: 36
PITCHER	IP WLS BF H R ER SO BB IBB HBP BLK WP HR S P ERA WHIP	7.0 W 28 6 0 0 4 2 0 0 0 0 0 62 93 0.00 1.143	1.0 4 2 1 1 0 0 0 0 0 0 0 11 16 9.00 2.000	1.0 4 0 0 0 3 1 0 0 0 0 0 12 20 0.00 1.000																

Batter	1	2	3	4	5	6	7	8	9	AB	R	H	RBI	BB	SO	LOB	BOTTOM				
15 Rafael Furcal, S OBP: 0.374, SLG: 0.376										5	1	2	0	0	1	2	Milwaukee Brewers @ Los Angeles Dodgers Dodger Stadium, Los Angeles, CA Wed May 23 2007, 7:10 PM PDT Att: 35,609 - Partly Cloudy - 66 F				
9 Juan Pierre, L OBP: 0.303, SLG: 0.305										4	2	2	0	1	0	3					
5 Nomar Garciaparra, R OBP: 0.329, SLG: 0.350										4	0	1	0	0	1	5					
12 Jeff Kent, R OBP: 0.371, SLG: 0.497										2	1	1	0	1	0	0					
55 Russell Martin, R OBP: 0.390, SLG: 0.468										2	1	1	4	1	0	0					
Luis Gonzalez, L OBP: 0.379, SLG: 0.430										4	0	3	1	0	0	1					
Brady Clark, R OBP: 0.333, SLG: 0.349										0	0	0	0	0	0	0					
28 Andy LaRoche, R OBP: 0.429, SLG: 0.265										4	0	0	0	0	0	4					
16 Andre Ethier, L OBP: 0.321, SLG: 0.404										4	0	2	0	0	1	1					
31 Brad Penny, R OBP: 0.238, SLG: 0.200										2	0	0	0	0	1	0					
Joe Beimel, L OBP: 0.348, SLG: 0.447										0	0	0	0	0	0	0					
Olmedo Saenz, R OBP: 0.248, SLG: 0.447										0	0	0	0	1	0	0					
6 Tony Abreu, S OBP: 0.333, SLG: 0.349										0	0	0	0	0	0	0					
43 Yhency Brazoban, R OBP: 0.333, SLG: 0.349										0	0	0	0	0	0	0					
Inning Stats	R: 4 E: 0 K: 1 S: 19	H: 4 LOB: 1 BB: 0 P: 32	R: 0 E: 1 K: 0 S: 8	H: 1 LOB: 0 BB: 0 P: 10	R: 0 E: 0 K: 0 S: 13	H: 1 LOB: 1 BB: 0 P: 20	R: 0 E: 0 K: 3 S: 14	H: 2 LOB: 2 BB: 0 P: 22	R: 0 E: 0 K: 0 S: 10	H: 1 LOB: 0 BB: 0 P: 19	R: 0 E: 0 K: 0 S: 8	H: 1 LOB: 1 BB: 0 P: 11	R: 1 E: 0 K: 0 S: 11	H: 1 LOB: 2 BB: 2 P: 22	R: 0 E: 0 K: 0 S: 7	H: 1 LOB: 2 BB: 1 P: 14	1B: 9 2B: 3 3B: 0 HR: 0	SF: 1 SAC: 1 DP: 1 HBP: 1	WP: 0 PB: 0 SB: 2 CS: 2	PA: 39	
PITCHER	IP WLS BF H R ER SO BB IBB HBP BLK WP HR S P ERA WHIP	4.0 L 21 8 4 4 4 0 0 0 0 0 0 54 84 9.00 2.000	2.0 7 2 0 0 0 1 0 0 0 0 0 18 30 0.00 1.500	2.1 6 1 1 1 0 2 0 0 1 0 0 11 22 9.00 3.000	1.0 4 1 0 0 0 1 0 0 0 0 0 7 14 0.00 2.000																

Batter	1	2	3	4	5	6	7	8	9	AB	R	H	RBI	BB	SO	LOB	TOP					
12 Alfonso Soriano, R OBP: 0.348, SLG: 0.477	G4-3	K		1-2 2-H			K			4	0	1	1	0	2	2	<p>Chicago Cubs @ Los Angeles Dodgers Dodger Stadium, Los Angeles, CA Sat May 26 2007, 12:55 PM PDT Att: 48,243 - Sunny - 73 F</p> <p>livebaseballscorecards.com</p> <p>AB 35 R 4 H 10 RBI 4 BB 0 SO 8 LOB 8</p> 					
29 Angel Pagan, S OBP: 0.316, SLG: 0.528	F7		K	K			G1-3			4	0	0	0	0	2	2						
25 Derrek Lee, R OBP: 0.345, SLG: 0.534	F8		L3				G4-3			4	0	0	0	0	0	0						
16 Aramis Ramirez, R OBP: 0.349, SLG: 0.563		HR	K				G6-4-3		P4	4	1	2	1	0	1	0						
Mark DeRosa, R OBP: 0.359, SLG: 0.480		HR		F7		G6-4-3		K		4	1	1	1	0	1	1						
19 Matt Murton, R OBP: 0.348, SLG: 0.381		1B		24 1B			G1-3		G4-3	4	1	2	0	0	0	0						
24 Henry Blanco, R OBP: 0.250, SLG: 0.273		G5-3		FC6-4 1B			K		G4-3	4	0	1	1	0	1	1						
Cesar Izturis, S OBP: 0.331, SLG: 0.333				FC6-4 38 SH2-3 1B					G4-3	4	1	2	0	0	0	1						
38 Carlos Zambrano, S OBP: 0.250, SLG: 0.417		SH2-3							K	2	0	1	0	0	0	1						
13 Will Ohman, L (8, PH)										0	0	0	0	0	0	0						
32 Daryle Ward, L OBP: 0.455, SLG: 0.412										1	0	0	0	0	1	0						
46 Ryan Dempster, R (9, 1)										0	0	0	0	0	0	0						
Inning Stats	R: 0 E: 0 K: 0 S: 8	H: 0 LOB: 0 BB: 0 P: 11	R: 2 E: 0 K: 1 S: 14	H: 4 LOB: 2 BB: 0 P: 19	R: 0 E: 0 K: 2 S: 9	H: 0 LOB: 0 BB: 0 P: 12	R: 2 E: 0 K: 1 S: 17	H: 4 LOB: 2 BB: 0 P: 24	R: 0 E: 0 K: 0 S: 5	H: 1 LOB: 0 BB: 0 P: 8	R: 0 E: 0 K: 1 S: 9	H: 1 LOB: 1 BB: 0 P: 13	R: 0 E: 0 K: 1 S: 10	H: 0 LOB: 0 BB: 0 P: 15	R: 0 E: 0 K: 1 S: 8	H: 0 LOB: 0 BB: 0 P: 12	R: 0 E: 0 K: 1 S: 11	H: 0 LOB: 0 BB: 0 P: 19	1B: 7 2B: 1 HR: 2	SF: 0 SAC: 1 DP: 1 HBP: 0	WP: 1 PB: 0 SB: 0 CS: 0	PA: 36
PITCHER	IP WLS BF H R ER SO BB IBB HBP BLK WP HR S P ERA WHIP	IP WLS BF H R ER SO BB IBB HBP BLK WP HR S P ERA WHIP	IP WLS BF H R ER SO BB IBB HBP BLK WP HR S P ERA WHIP	IP WLS BF H R ER SO BB IBB HBP BLK WP HR S P ERA WHIP	IP WLS BF H R ER SO BB IBB HBP BLK WP HR S P ERA WHIP	IP WLS BF H R ER SO BB IBB HBP BLK WP HR S P ERA WHIP	IP WLS BF H R ER SO BB IBB HBP BLK WP HR S P ERA WHIP	IP WLS BF H R ER SO BB IBB HBP BLK WP HR S P ERA WHIP	IP WLS BF H R ER SO BB IBB HBP BLK WP HR S P ERA WHIP	IP WLS BF H R ER SO BB IBB HBP BLK WP HR S P ERA WHIP	IP WLS BF H R ER SO BB IBB HBP BLK WP HR S P ERA WHIP	IP WLS BF H R ER SO BB IBB HBP BLK WP HR S P ERA WHIP	IP WLS BF H R ER SO BB IBB HBP BLK WP HR S P ERA WHIP	IP WLS BF H R ER SO BB IBB HBP BLK WP HR S P ERA WHIP	IP WLS BF H R ER SO BB IBB HBP BLK WP HR S P ERA WHIP	IP WLS BF H R ER SO BB IBB HBP BLK WP HR S P ERA WHIP	IP WLS BF H R ER SO BB IBB HBP BLK WP HR S P ERA WHIP					
Mark Hendrickson, L ERA: 3.62	(1, 1)	5.0	L	23	9	4	4	4	0	0	0	0	0	0	0	0	1	2	53	74	7.20	1.800
58 Chad Billingsley, R ERA: 4.15	(6, 1)	3.0		10	1	0	0	3	0	0	0	0	0	0	0	0	0	0	27	40	0.00	0.333
Brett Tomko, R ERA: 6.14	(9, 1)	1.0		3	0	0	0	1	0	0	0	0	0	0	0	0	0	0	11	19	0.00	0.000

Batter	1	2	3	4	5	6	7	8	9	AB	R	H	RBI	BB	SO	LOB	BOTTOM					
9 Juan Pierre, L OBP: 0.309, SLG: 0.313	F9			55 G5-3 6 1B			F8			4	0	2	0	0	0	0	<p>Chicago Cubs @ Los Angeles Dodgers Dodger Stadium, Los Angeles, CA Sat May 26 2007, 12:55 PM PDT Att: 48,243 - Sunny - 73 F</p> <p>livebaseballscorecards.com</p> <p>AB 35 R 2 H 10 RBI 2 BB 1 SO 10 LOB 16</p> 					
6 Tony Abreu, S OBP: 0.273, SLG: 0.364	K			55 G5-3 1B			G6-3		K	4	0	1	0	0	2	2						
5 Nomar Garciaparra, R OBP: 0.333, SLG: 0.353	K			P3			F9			4	0	1	1	0	1	2						
28 Andy LaRoche, R OBP: 0.440, SLG: 0.265	K									0	0	0	0	0	0	0						
55 Russell Martin, R OBP: 0.395, SLG: 0.463		K		G5-3			K			3	0	0	0	1	2	2						
Luis Gonzalez, L OBP: 0.376, SLG: 0.423				1-2 2-3																		
12 Jeff Kent, R OBP: 0.377, SLG: 0.521				K			L8		K	3	0	1	0	0	1	2						
Brett Tomko, R (9, 1)										1	0	0	0	0	1	3						
Wilson Betemit, S OBP: 0.317, SLG: 0.417		G5-4-3								0	0	0	0	0	0	0						
16 Andre Ethier, L OBP: 0.319, SLG: 0.405				L7			G4-3			4	0	2	0	0	0	0						
18 Ramon Martinez, R OBP: 0.226, SLG: 0.196																						
Mike Lieberthal, R OBP: 0.290, SLG: 0.292		G3-1								3	0	0	0	0	0	1						
Mark Hendrickson, L (1, 1)										1	0	0	0	0	1	0						
Brady Clark, R OBP: 0.341, SLG: 0.341										1	0	0	0	0	0	1						
58 Chad Billingsley, R (6, 1)										0	0	0	0	0	0	0						
Omiedo Saenz, R OBP: 0.367, SLG: 0.463										2	1	1	0	0	0	2						
Inning Stats	R: 0 E: 0 K: 2 S: 7	H: 0 LOB: 0 BB: 0 P: 10	R: 0 E: 0 K: 1 S: 8	H: 1 LOB: 0 BB: 0 P: 14	R: 0 E: 0 K: 1 S: 7	H: 0 LOB: 0 BB: 0 P: 9	R: 0 E: 0 K: 1 S: 14	H: 2 LOB: 2 BB: 0 P: 20	R: 0 E: 0 K: 1 S: 10	H: 1 LOB: 1 BB: 0 P: 14	R: 0 E: 0 K: 0 S: 12	H: 0 LOB: 0 BB: 0 P: 17	R: 1 E: 0 K: 1 S: 13	H: 1 LOB: 0 BB: 0 P: 19	R: 1 E: 0 K: 2 S: 18	H: 3 LOB: 3 BB: 1 P: 26	R: 0 E: 0 K: 1 S: 7	H: 2 LOB: 1 BB: 0 P: 7	1B: 8 2B: 1 HR: 1	SF: 0 SAC: 0 DP: 2 HBP: 0	WP: 0 PB: 0 SB: 0 CS: 0	PA: 36
PITCHER	IP WLS BF H R ER SO BB IBB HBP BLK WP HR S P ERA WHIP	IP WLS BF H R ER SO BB IBB HBP BLK WP HR S P ERA WHIP	IP WLS BF H R ER SO BB IBB HBP BLK WP HR S P ERA WHIP	IP WLS BF H R ER SO BB IBB HBP BLK WP HR S P ERA WHIP	IP WLS BF H R ER SO BB IBB HBP BLK WP HR S P ERA WHIP	IP WLS BF H R ER SO BB IBB HBP BLK WP HR S P ERA WHIP	IP WLS BF H R ER SO BB IBB HBP BLK WP HR S P ERA WHIP	IP WLS BF H R ER SO BB IBB HBP BLK WP HR S P ERA WHIP	IP WLS BF H R ER SO BB IBB HBP BLK WP HR S P ERA WHIP	IP WLS BF H R ER SO BB IBB HBP BLK WP HR S P ERA WHIP	IP WLS BF H R ER SO BB IBB HBP BLK WP HR S P ERA WHIP	IP WLS BF H R ER SO BB IBB HBP BLK WP HR S P ERA WHIP	IP WLS BF H R ER SO BB IBB HBP BLK WP HR S P ERA WHIP	IP WLS BF H R ER SO BB IBB HBP BLK WP HR S P ERA WHIP	IP WLS BF H R ER SO BB IBB HBP BLK WP HR S P ERA WHIP	IP WLS BF H R ER SO BB IBB HBP BLK WP HR S P ERA WHIP	IP WLS BF H R ER SO BB IBB HBP BLK WP HR S P ERA WHIP					
38 Carlos Zambrano, R ERA: 5.24	(1, 1)	7.2	W	31	8	2	2	8	1	0	0	0	0	0	0	0	0	1	86	125	2.35	1.174
13 Will Ohman, L ERA: 4.85	(8, 1)	0.1	H	1	0	0	0	1	0	0	0	3	4	0.00	0.000							
46 Ryan Dempster, R ERA: 3.97	(9, 1)	1.0	S	4	2	0	0	1	0	0	0	7	7	0.00	2.000							

Batter	1	2	3	4	5	6	7	8	9	AB	R	H	RBI	BB	SO	LOB	TOP					
15 Rafael Furcal, S OBP: 0.376, SLG: 0.383	F7		G4-3						P3	5	0	2	1	0	0	1						
9 Juan Pierre, L OBP: 0.312, SLG: 0.335	L7			G4-3	G6-3		G3			4	0	0	0	0	0	4						
5 Nomar Garciaparra, R OBP: 0.336, SLG: 0.356	G5-3			P4		G6-3				4	0	1	1	0	0	0						
12 Jeff Kent, R OBP: 0.360, SLG: 0.492		K		F8		E6 55 HR			K	4	1	0	0	0	2	2						
Luis Gonzalez, L OBP: 0.378, SLG: 0.446 Brady Clark, R OBP: 0.308, SLG: 0.319						F9 55 G4-3 16 2B			K2-3	4	1	2	0	0	1	1						
55 Russell Martin, R OBP: 0.379, SLG: 0.457	G1-6-3				G4-3				K	4	1	1	2	0	1	2						
16 Andre Ethier, L OBP: 0.312, SLG: 0.418				F7					G1-3	4	1	1	1	0	0	0						
6 Tony Abreu, S OBP: 0.250, SLG: 0.300				G6-3	L6				G4-3	4	0	0	0	0	0	1						
Derek Lowe, R OBP: 0.308, SLG: 0.150 Joe Beimel, L (8, 1) Wilson Betemit, S OBP: 0.315, SLG: 0.402 Rudy Seanez, R (9, 1)									G4-3	1	1	1	0	2	0	0						
Inning Stats	R: 0 E: 0 K: 0 S: 7	H: 0 LOB: 0 BB: 0 P: 9	R: 0 E: 0 K: 1 S: 10	H: 1 LOB: 0 BB: 0 P: 14	R: 0 E: 0 K: 0 S: 6	H: 1 LOB: 1 BB: 0 P: 11	R: 0 E: 0 K: 0 S: 7	H: 0 LOB: 0 BB: 0 P: 12	R: 2 E: 0 K: 0 S: 9	H: 3 LOB: 2 BB: 1 P: 16	R: 2 E: 1 K: 0 S: 10	H: 1 LOB: 0 BB: 0 P: 13	R: 1 E: 0 K: 1 S: 12	H: 2 LOB: 2 BB: 1 P: 21	R: 0 E: 0 K: 2 S: 8	H: 0 LOB: 0 BB: 0 P: 12	R: 0 E: 0 K: 0 S: 7	H: 0 LOB: 0 BB: 0 P: 10	1B: 4 2B: 3 3B: 0 HR: 1	SF: 0 SAC: 0 DP: 1 HBP: 0	WP: 0 PB: 0 SB: 0 CS: 0	PA: 37
PITCHER	IP	WLS	BF	H	R	ER	SO	BB	IBB	HBP	BLK	WP	HR	S	P	ERA	WHIP					
Mike Bacsik, L ERA: 2.29	6.0	L	25	6	4	2	1	1	0	0	0	0	1	49	75	3.00	1.167					
34 Ray King, L ERA: 5.79	0.2		4	1	1	1	0	1	0	0	0	0	0	8	14	13.50	3.000					
52 Saul Rivera, R ERA: 3.95	1.1		5	1	0	0	3	0	0	0	0	0	0	12	19	0.00	0.750					
43 Jesus Colome, R ERA: 2.14	1.0		3	0	0	0	0	0	0	0	0	0	0	7	10	0.00	0.000					

Los Angeles Dodgers @ Washington Nationals
Robert F. Kennedy Memorial Stadium, Washington, DC

AB 35
R 5
H 8
RBI 5
BB 2
SO 4
LOB 11



Wed May 30 2007, 7:05 PM EDT
Att. 22,360 - Clear - 84 F

Batter	1	2	3	4	5	6	7	8	9	AB	R	H	RBI	BB	SO	LOB	BOTTOM					
Felipe Lopez, S OBP: 0.307, SLG: 0.368	G3								F9	4	0	1	0	0	0	0						
15 Cristian Guzman, S OBP: 0.319, SLG: 0.384	G5-3									4	0	2	0	0	1	1						
11 Ryan Zimmerman, R OBP: 0.304, SLG: 0.391										3	0	0	0	1	2	2						
21 Dmitri Young, S OBP: 0.377, SLG: 0.455	G4-3									4	0	0	0	0	1	1						
25 Austin Kearns, R OBP: 0.318, SLG: 0.401		L8								3	0	0	0	0	0	0						
Ryan Church, L OBP: 0.369, SLG: 0.445										2	0	1	0	1	0	0						
Brian Schneider, L OBP: 0.314, SLG: 0.338										3	0	0	0	0	0	2						
Nook Logan, S OBP: 0.276, SLG: 0.327										3	0	0	0	0	2	0						
Mike Bacsik, L ERA: 2.29 Ryan Langerhans, L OBP: 0.342, SLG: 0.218 34 Ray King, L (7, 1) 52 Saul Rivera, S (7, 1) Tony Batista, R OBP: 0.303, SLG: 0.320 43 Jesus Colome, R (9, 1)										1	0	0	0	0	1	0						
Inning Stats	R: 0 E: 0 K: 0 S: 8	H: 0 LOB: 1 BB: 1 P: 18	R: 0 E: 0 K: 0 S: 8	H: 1 LOB: 0 BB: 0 P: 14	R: 0 E: 0 K: 2 S: 12	H: 1 LOB: 1 BB: 0 P: 20	R: 0 E: 0 K: 1 S: 9	H: 0 LOB: 0 BB: 0 P: 14	R: 0 E: 0 K: 1 S: 9	H: 0 LOB: 0 BB: 0 P: 13	R: 0 E: 0 K: 1 S: 10	H: 1 LOB: 1 BB: 0 P: 17	R: 0 E: 0 K: 0 S: 8	H: 0 LOB: 1 BB: 1 P: 17	R: 0 E: 0 K: 1 S: 7	H: 0 LOB: 0 BB: 0 P: 8	R: 0 E: 0 K: 1 S: 12	H: 1 LOB: 0 BB: 0 P: 16	1B: 4 2B: 0 3B: 0 HR: 0	SF: 0 SAC: 0 DP: 1 HBP: 0	WP: 0 PB: 0 SB: 0 CS: 2	PA: 31
PITCHER	IP	WLS	BF	H	R	ER	SO	BB	IBB	HBP	BLK	WP	HR	S	P	ERA	WHIP					
Derek Lowe, R ERA: 3.32	7.0	W	25	3	0	0	5	2	0	0	0	0	0	64	113	0.00	0.714					
Joe Beimel, L ERA: 3.91	1.0		3	0	0	0	1	0	0	0	0	0	0	7	8	0.00	0.000					
Rudy Seanez, R ERA: 2.77	1.0		3	1	0	0	1	0	0	0	0	0	0	12	16	0.00	1.000					

Los Angeles Dodgers @ Washington Nationals
Robert F. Kennedy Memorial Stadium, Washington, DC

AB 29
R 0
H 4
RBI 0
BB 2
SO 7
LOB 6



Wed May 30 2007, 7:05 PM EDT
Att. 22,360 - Clear - 84 F

Batter	1	2	3	4	5	6	7	8	9	AB	R	H	RBI	BB	SO	LOB	TOP					
15 Rafael Furcal, S OBP: 0.372, SLG: 0.374	G5-3		G5-3			FC3-6 BB	F9		G3	4	0	0	0	1	0	2	Los Angeles Dodgers @ Washington Nationals Robert F. Kennedy Memorial Stadium, Washington, DC Thu May 31 2007, 7:05 PM EDT Att: 20,982 - Clear - 86 F					
9 Juan Pierre, L OBP: 0.307, SLG: 0.329	G4-3			P4		FC3-6 1B	G4-3			4	1	0	0	0	0	3						
5 Nomar Garciaparra, R OBP: 0.335, SLG: 0.354	G3-1			L7		1B		G6-3		4	0	1	1	0	0	0						
12 Jeff Kent, R OBP: 0.353, SLG: 0.481		F8		G5-3		P3		F8		4	0	0	0	0	0	2						
Luis Gonzalez, L OBP: 0.381, SLG: 0.453		F8			P5					4	0	2	1	0	0	0						
55 Russell Martin, R OBP: 0.382, SLG: 0.472						G6-3				3	1	1	1	1	1	3						
28 Andy LaRoche, R Joe Beimel, L																						
51 Jonathan Broxton, R Rudy Seanez, R Brady Clark, R																						
16 Andre Ethier, L OBP: 0.311, SLG: 0.414																						
Mark Hendrickson, L 43 Yhency Brazoban, R Brett Tomko, R 6 Tony Abreu, S Wilson Betemit, S																						
Inning Stats	R: 0 E: 0 K: 0 S: 7	H: 0 LOB: 0 BB: 0 P: 8	R: 1 E: 0 K: 0 S: 8	H: 2 LOB: 0 BB: 0 P: 13	R: 0 E: 0 K: 1 S: 8	H: 0 LOB: 0 BB: 0 P: 13	R: 0 E: 0 K: 0 S: 7	H: 0 LOB: 0 BB: 0 P: 12	R: 0 E: 0 K: 1 S: 9	H: 0 LOB: 1 BB: 1 P: 17	R: 2 E: 0 K: 0 S: 19	H: 3 LOB: 2 BB: 1 P: 31	R: 1 E: 0 K: 0 S: 12	H: 2 LOB: 1 BB: 0 P: 21	R: 0 E: 0 K: 1 S: 12	H: 1 LOB: 1 BB: 0 P: 13	R: 0 E: 0 K: 1 S: 15	H: 0 LOB: 1 BB: 1 P: 22	1B: 4 2B: 3 3B: 0 HR: 1	SF: 1 SAC: 0 DP: 0 HBP: 0	WP: 0 PB: 0 SB: 0 CS: 1	PA: 38
PITCHER	IP	WLS	BF	H	R	ER	SO	BB	IBB	HBP	BLK	WP	HR	S	P	ERA	WHIP					
59 Micah Bowie, L ERA: 4.11	5.1	W	20	3	3	3	2	2	0	0	0	0	1	48	78	5.06	0.938					
52 Saul Rivera, R ERA: 3.9	0.1		3	2	0	0	0	0	0	0	0	0	0	6	9	0.00	6.000					
43 Jesus Colome, R ERA: 2.31	1.1	H	6	2	1	1	0	0	0	0	0	0	0	16	28	6.75	1.500					
Jon Rauch, R ERA: 5.27	1.0	H	4	1	0	0	1	0	0	0	0	0	0	12	13	0.00	1.000					
32 Chad Cordero, R ERA: 2.99	1.0		4	0	0	0	1	1	0	0	0	0	0	15	22	0.00	1.000					

AB 33
R 4
H 8
RBI 4
BB 3
SO 4
LOB 14



Batter	1	2	3	4	5	6	7	8	9	AB	R	H	RBI	BB	SO	LOB	BOTTOM				
Felipe Lopez, S OBP: 0.305, SLG: 0.362	G4-3	G6-3				F7				4	1	0	0	1	1	1	Los Angeles Dodgers @ Washington Nationals Robert F. Kennedy Memorial Stadium, Washington, DC Thu May 31 2007, 7:05 PM EDT Att: 20,982 - Clear - 86 F				
15 Cristian Guzman, S OBP: 0.343, SLG: 0.411			G1-3							4	3	3	0	1	0	0					
11 Ryan Zimmerman, R OBP: 0.310, SLG: 0.411										4	3	2	4	1	1	2					
21 Dmitri Young, S OBP: 0.392, SLG: 0.470										4	1	4	1	0	0	0					
13 Robert Fick, L OBP: 0.294, SLG: 0.224										1	0	0	0	0	1	1					
25 Austin Kearns, R OBP: 0.315, SLG: 0.398										4	2	1	2	0	0	4					
Ryan Church, L OBP: 0.375, SLG: 0.463										4	1	2	2	1	1	1					
32 Chad Cordero, R										0	0	0	0	0	0	0					
Brian Schneider, L OBP: 0.311, SLG: 0.333										5	0	1	2	0	0	2					
Nook Logan, S OBP: 0.274, SLG: 0.322										4	0	1	0	0	2	2					
59 Micah Bowie, L ERA: 4.17										2	0	0	0	0	1	2					
52 Saul Rivera, S										0	0	0	0	0	0	0					
43 Jesus Colome, R										0	0	0	0	0	0	0					
Jon Rauch, R										0	0	0	0	0	0	0					
Ryan Langerhans, L OBP: 0.246, SLG: 0.278										1	0	0	0	0	1	0					
Inning Stats	R: 2 E: 0 K: 0 S: 17	H: 4 LOB: 2 BB: 0 P: 26	R: 0 E: 0 K: 1 S: 7	H: 0 LOB: 0 BB: 0 P: 9	R: 1 E: 0 K: 1 S: 12	H: 1 LOB: 1 BB: 1 P: 20	R: 0 E: 0 K: 1 S: 7	H: 1 LOB: 1 BB: 0 P: 10	R: 3 E: 0 K: 2 S: 19	H: 3 LOB: 2 BB: 1 P: 33	R: 0 E: 0 K: 1 S: 10	H: 2 LOB: 2 BB: 0 P: 14	R: 0 E: 0 K: 0 S: 4	H: 0 LOB: 0 BB: 0 P: 6	R: 5 E: 0 K: 2 S: 20	H: 3 LOB: 0 BB: 2 P: 32	1B: 10 2B: 2 3B: 0 HR: 2	SF: 1 SAC: 1 DP: 0 HBP: 0	WP: 0 PB: 0 SB: 0 CS: 0	PA: 43	
PITCHER	IP	WLS	BF	H	R	ER	SO	BB	IBB	HBP	BLK	WP	HR	S	P	ERA	WHIP				
Mark Hendrickson, L ERA: 4.17	4.1	L	22	8	5	5	3	1	0	0	0	0	0	49	76	10.38	2.077				
43 Yhency Brazoban, R ERA: 16.2	0.0		3	1	1	0	0	0	1	0	0	0	0	6	13	-	-				
Brett Tomko, R ERA: 5.69	1.2		7	2	0	0	3	0	0	0	0	0	0	17	23	0.00	1.200				
Joe Beimel, L ERA: 3.75	1.0		3	0	0	0	0	0	0	0	0	0	0	4	6	0.00	0.000				
51 Jonathan Broxton, R ERA: 2.88	0.2		6	2	4	4	2	2	0	0	0	0	0	16	25	54.00	6.000				
PITCHER	IP	WLS	BF	H	R	ER	SO	BB	IBB	HBP	BLK	WP	HR	S	P	ERA	WHIP				
Rudy Seanez, R ERA: 3.08	0.1		2	1	1	1	0	0	0	0	0	0	0	4	7	27.00	3.000				



Batter	1	2	3	4	5	6	7	8	9	AB	R	H	RBI	BB	SO	LOB	TOP			
9 Juan Pierre, L (1, 8) OBP: 0.305, SLG: 0.326	1-1 G4-6-3 1B		2-1 P4		0-2 G3		2-3 K			4	0	1	0	0	1	3	Los Angeles Dodgers @ Pittsburgh Pirates PNC Park, Pittsburgh, PA Sat Jun 02 2007, 7:05 PM EDT Att: 31,931 - Clear - 83 F livebaseballscorecards.com			
15 Rafael Furcal, S (1, 6) OBP: 0.365, SLG: 0.364	0-1 G4-6-3 1-2		0-1 G4-3		2-3 K			4-0 BB		3	0	0	0	1	2					
5 Nomar Garciaparra, R (1, 3) OBP: 0.339, SLG: 0.353	4-1 BB		2-0 1B			2-1 G1-3		1-3 K		3	0	1	0	1	1					
12 Jeff Kent, R (1, 4) OBP: 0.340, SLG: 0.461	0-3 K		0-1 F8			0-0 F9		0-2 F7		4	0	0	0	0	3					
Luis Gonzalez, L (1, 7) OBP: 0.376, SLG: 0.447		2-0 G4-3		2-2 F8		2-2 G4-3		1-0 G1-3		4	0	0	0	0	1					
Mike Lieberthal, R (1, 2) OBP: 0.286, SLG: 0.269		4-0 16 WP 2B HBP		1-1 G6-3			2-1 P6		0-0 L8	2	1	0	0	0	0					
55 Russell Martin, R (9, PH) OBP: 0.382, SLG: 0.492				0-1 G3			1-2 6 2B 1B		0-1 L8	4	0	1	0	0	1					
16 Andre Ethier, L (1, 9) OBP: 0.308, SLG: 0.412		1-3 K		1-2 K			0-0 9 G3 56 G1-3 1B		1-0 F7	4	0	3	1	0	0					
6 Tony Abreu, S (1, 5) OBP: 0.355, SLG: 0.533		1-2 2H 2B					1-3 2B			4	0	3	1	0	0					
56 Hung-Chih Kuo, L (1, 1) Brett Tomko, R (5, 1) Wilson Betemit, S (7, PH) Rudy Seanez, R (7, 1)		0-0 G4-3				2-1 G1-3		0-3 K		2	0	0	0	0	2					
Inning Stats	R: 0 E: 0 K: 1 S: 8	H: 1 LOB: 1 BB: 1 P: 13	R: 1 E: 0 K: 1 S: 10	H: 1 LOB: 1 BB: 0 P: 18	R: 0 E: 0 K: 0 S: 7	H: 0 LOB: 0 BB: 0 P: 10	R: 0 E: 0 K: 1 S: 10	H: 1 LOB: 1 BB: 0 P: 14	R: 0 E: 0 K: 0 S: 7	H: 0 LOB: 0 BB: 0 P: 11	R: 0 E: 0 K: 2 S: 14	H: 2 LOB: 2 BB: 0 P: 19	R: 0 E: 0 K: 1 S: 7	H: 0 LOB: 1 BB: 1 P: 13	R: 0 E: 0 K: 0 S: 4	H: 0 LOB: 0 BB: 0 P: 5	1B: 4 2B: 2 3B: 0 HR: 0	SF: 0 SAC: 0 DP: 1 HBP: 1	WP: 1 PB: 0 SB: 0 CS: 0	PA: 35
PITCHER	IP WLS BF H R ER SO BB IBB HBP BLK WP HR S P ERA WHIP	IP WLS BF H R ER SO BB IBB HBP BLK WP HR S P ERA WHIP	IP WLS BF H R ER SO BB IBB HBP BLK WP HR S P ERA WHIP	IP WLS BF H R ER SO BB IBB HBP BLK WP HR S P ERA WHIP	IP WLS BF H R ER SO BB IBB HBP BLK WP HR S P ERA WHIP	IP WLS BF H R ER SO BB IBB HBP BLK WP HR S P ERA WHIP	IP WLS BF H R ER SO BB IBB HBP BLK WP HR S P ERA WHIP	IP WLS BF H R ER SO BB IBB HBP BLK WP HR S P ERA WHIP	IP WLS BF H R ER SO BB IBB HBP BLK WP HR S P ERA WHIP	IP WLS BF H R ER SO BB IBB HBP BLK WP HR S P ERA WHIP	IP WLS BF H R ER SO BB IBB HBP BLK WP HR S P ERA WHIP	IP WLS BF H R ER SO BB IBB HBP BLK WP HR S P ERA WHIP	IP WLS BF H R ER SO BB IBB HBP BLK WP HR S P ERA WHIP	IP WLS BF H R ER SO BB IBB HBP BLK WP HR S P ERA WHIP	IP WLS BF H R ER SO BB IBB HBP BLK WP HR S P ERA WHIP	IP WLS BF H R ER SO BB IBB HBP BLK WP HR S P ERA WHIP	IP WLS BF H R ER SO BB IBB HBP BLK WP HR S P ERA WHIP			
45 Ian Snell, R (1, 1) ERA: 2.94	8.0 W 32 6 1 1 6 2 0 1 0 1 0 70 109 1.12 1.000	1.0 S 3 0 0 0 0 0 0 0 0 0 0 0 4 5 0.00 0.000																		

Batter	1	2	3	4	5	6	7	8	9	AB	R	H	RBI	BB	SO	LOB	BOTTOM			
José Bautista, R (1, 5) OBP: 0.360, SLG: 0.414	1-1 6 1B 12 1B 1B	2-2 1B			0-2 FC5-4 1B		2-3 K			4	1	3	0	0	1	0	Los Angeles Dodgers @ Pittsburgh Pirates PNC Park, Pittsburgh, PA Sat Jun 02 2007, 7:05 PM EDT Att: 31,931 - Clear - 83 F livebaseballscorecards.com			
6 Chris Duffy, L (1, 8) OBP: 0.293, SLG: 0.352	0-0 12 1B 25 BB 1B	1-3 K			1-2 F8		0-0 F7			4	1	1	0	0	1	2				
12 Freddy Sanchez, R (1, 4) OBP: 0.321, SLG: 0.342	0-2 25 BB 26 HBP F9-2 1B		4-0 FC5-4 BB		3-1 F7		4-1 BB			2	0	1	1	2	0	1				
Jason Bay, R (1, 7) OBP: 0.380, SLG: 0.526	3-2 F9		0-1 FC5-4		1-0 FC5-4		2-3 K			4	0	0	0	0	1	5				
Xavier Nady, R (1, 9) OBP: 0.316, SLG: 0.469	1-1 25 BB 1-2 HBP		2-2 L7		2-1 HR		3-2 K			3	1	1	1	0	1	1				
25 Adam LaRoche, L (1, 3) OBP: 0.321, SLG: 0.360	4-2 1-2 BB 2-3 3H BB		3-3 K		2-1 26 2B 2 CS 2B		2-3 K			3	0	1	1	1	2	1				
26 Ronny Paulino, R (1, 2) OBP: 0.264, SLG: 0.344	3-2 F9-2 3H			2-2 G2-3		1-1 2 CS 45 CS 2B		3-3 K		4	0	1	0	0	1	3				
2 Jack Wilson, R (1, 6) OBP: 0.302, SLG: 0.337		1-2 F7		2-2 F9		0-1 FC6-2-5 45 CS 2B				3	0	0	0	0	2					
45 Ian Snell, R (1, 1) OBP: 0.174, SLG: 0.136		1-3 K		2-1 G4-3		2-3 3H 3-3 K				3	0	0	0	0	2	2				
55 Matt Capps, R (9, 1) OBP: 1.000, SLG: 1.000										0	0	0	0	0	0	0				
Inning Stats	R: 2 E: 0 K: 0 S: 15	H: 3 LOB: 2 BB: 1 P: 27	R: 0 E: 0 K: 2 S: 13	H: 1 LOB: 1 BB: 0 P: 18	R: 0 E: 0 K: 1 S: 9	H: 0 LOB: 0 BB: 1 P: 18	R: 0 E: 0 K: 0 S: 8	H: 0 LOB: 0 BB: 0 P: 14	R: 0 E: 0 K: 1 S: 12	H: 3 LOB: 1 BB: 0 P: 19	R: 0 E: 0 K: 2 S: 8	H: 0 LOB: 1 BB: 1 P: 16	R: 0 E: 0 K: 3 S: 9	H: 0 LOB: 0 BB: 0 P: 17	R: 0 E: 0 K: 0 S: 9	H: 0 LOB: 0 BB: 0 P: 17	1B: 5 2B: 3 3B: 0 HR: 1	SF: 0 SAC: 0 DP: 1 HBP: 1	WP: 0 PB: 0 SB: 0 CS: 2	PA: 34
PITCHER	IP WLS BF H R ER SO BB IBB HBP BLK WP HR S P ERA WHIP	IP WLS BF H R ER SO BB IBB HBP BLK WP HR S P ERA WHIP	IP WLS BF H R ER SO BB IBB HBP BLK WP HR S P ERA WHIP	IP WLS BF H R ER SO BB IBB HBP BLK WP HR S P ERA WHIP	IP WLS BF H R ER SO BB IBB HBP BLK WP HR S P ERA WHIP	IP WLS BF H R ER SO BB IBB HBP BLK WP HR S P ERA WHIP	IP WLS BF H R ER SO BB IBB HBP BLK WP HR S P ERA WHIP	IP WLS BF H R ER SO BB IBB HBP BLK WP HR S P ERA WHIP	IP WLS BF H R ER SO BB IBB HBP BLK WP HR S P ERA WHIP	IP WLS BF H R ER SO BB IBB HBP BLK WP HR S P ERA WHIP	IP WLS BF H R ER SO BB IBB HBP BLK WP HR S P ERA WHIP	IP WLS BF H R ER SO BB IBB HBP BLK WP HR S P ERA WHIP	IP WLS BF H R ER SO BB IBB HBP BLK WP HR S P ERA WHIP	IP WLS BF H R ER SO BB IBB HBP BLK WP HR S P ERA WHIP	IP WLS BF H R ER SO BB IBB HBP BLK WP HR S P ERA WHIP	IP WLS BF H R ER SO BB IBB HBP BLK WP HR S P ERA WHIP				
56 Hung-Chih Kuo, L (1, 1) ERA: 7.71	4.2 L 21 5 2 2 3 0 0 0 0 0 0 1 13 21 6.75 2.250	1.1 6 3 1 1 1 0 0 0 0 0 0 0 0 17 33 0.00 0.500																		



Batter	1	2	3	4	5	6	7	8	9	AB	R	H	RBI	BB	SO	LOB	TOP
15 Rafael Furcal, S OBP: 0.371, SLG: 0.366	1-2 FC6-4 1B		4-1 BB		2-1 G5-3		1-2 1B	1-1 G4-6-3		4	0	2	1	1	0	2	Los Angeles Dodgers @ Pittsburgh Pirates PNC Park, Pittsburgh, PA Sun Jun 03 2007, 1:35 PM EDT Att: 23,458 - Cloudy - 78 F
9 Juan Pierre, L OBP: 0.303, SLG: 0.324	3-2 P6		2-2 F7			0-1 B1-3	1-0 1B		3-3 K	5	0	1	0	0	1	2	
5 Nomar Garciaparra, R OBP: 0.335, SLG: 0.350	0-0 FC6-4 1B		1-1 F9			1-0 L8	0-0 FC6-4 1B		1-0 F8	5	0	1	1	0	0	2	
Luis Gonzalez, L OBP: 0.373, SLG: 0.443 Brady Clark, R OBP: 0.309, SLG: 0.306	0-1 FC6-4 1B			1-1 L8		0-1 G3-1	0-0 FC6-4		0-1 P5	4	0	1	0	0	0	3	
55 Russell Martin, R OBP: 0.384, SLG: 0.492	2-1 FC6-4			2-1 G5-3			1-2 6 2B 12 FC5-4 1B	2-1 16 HR 1B		4	2	2	0	0	0	2	
16 Andre Ethier, L OBP: 0.312, SLG: 0.437		1-1 G4-3		1-0 2B			0-3 K	0-0 HR		4	1	2	2	0	1	1	
6 Tony Abreu, S OBP: 0.371, SLG: 0.559		0-2 G5-3		0-1 F9			0-1 FC5-4 15 1B 2B	1-1 BB 1B		4	1	2	0	0	0	1	
18 Ramon Martinez, R OBP: 0.277, SLG: 0.186 Olmedo Saenz, R OBP: 0.257, SLG: 0.166 58 Chad Billingsley, R OBP: 0.271, SLG: 0.171 Wilson Betemit, S OBP: 0.267, SLG: 0.154 51 Jonathan Broxton, R OBP: 0.279, SLG: 0.179 44 Takashi Saito, L OBP: 0.279, SLG: 0.179 Joe Beimel, L OBP: 0.279, SLG: 0.179		1-3 K		1-1 F8			4-1 FC5-4 12 BB 15 FC6-4	4-1 G4-6-3 BB		2	0	0	0	0	1	0	
31 Brad Penny, R OBP: 0.280, SLG: 0.292 12 Jeff Kent, R OBP: 0.336, SLG: 0.456			0-0 F7		0-1 G5-3		1-0 FC5-4 9 1B 5 1B 1B	0-0 F8		2	0	0	0	0	0	0	
		R: 0 H: 2 E: 0 LOB: 2 K: 0 BB: 0 S: 16 P: 22	R: 0 H: 0 E: 0 LOB: 0 K: 1 BB: 0 S: 9 P: 11	R: 0 H: 0 E: 0 LOB: 1 K: 0 BB: 1 S: 7 P: 14	R: 0 H: 1 E: 0 LOB: 1 K: 0 BB: 0 S: 7 P: 11	R: 0 H: 0 E: 0 LOB: 0 K: 0 BB: 0 S: 6 P: 9	R: 0 H: 0 E: 0 LOB: 0 K: 0 BB: 0 S: 5 P: 6	R: 3 H: 5 E: 0 LOB: 3 K: 1 BB: 1 S: 18 P: 26	R: 2 H: 3 E: 0 LOB: 1 K: 0 BB: 1 S: 9 P: 17	R: 0 H: 0 E: 0 LOB: 0 K: 1 BB: 0 S: 7 P: 11	1B: 8 SF: 0 2B: 2 SAC: 0 3B: 0 DP: 1 HR: 1 HBP: 0	WP: 0 PA: 40 PB: 0 SB: 0 CS: 0					
PITCHER	IP	WLS	BF	H	R	ER	SO	BB	IBB	HBP	BLK	WP	HR	S	P	ERA	WHIP
24 Tom Gorzelanny, L ERA: 2.53	6.2		29	7	3	3	2	2	0	0	0	0	0	66	97	4.05	1.350
16 Salomon Torres, R ERA: 5.13	0.1	L	5	4	2	2	0	0	0	0	0	0	1	7	10	54.00	12.000
34 John Grabow, L ERA: 5.28	0.0		1	0	0	0	0	1	0	0	0	0	0	1	5	∞	∞
54 Jonah Bayliss, R ERA: 6.6	2.0		5	0	0	0	1	0	0	0	0	0	0	10	15	0.00	0.000

Batter	1	2	3	4	5	6	7	8	9	AB	R	H	RBI	BB	SO	LOB	BOTTOM
José Bautista, R OBP: 0.356, SLG: 0.405	1-0 G5-3		1-3 K	4-1 BB		3-1 G6-3			2-2 F8	4	0	0	0	1	1	1	Los Angeles Dodgers @ Pittsburgh Pirates PNC Park, Pittsburgh, PA Sun Jun 03 2007, 1:35 PM EDT Att: 23,458 - Cloudy - 78 F
13 Nate McLouth, L OBP: 0.302, SLG: 0.316 Jose Castillo, R OBP: 0.262, SLG: 0.290	1-1 F7		3-2 F7	1-0 P6			1-1 G3		3-2 G1-3	4	0	0	0	0	0	2	
12 Freddy Sanchez, R OBP: 0.324, SLG: 0.350	0-0 2B		3-2 1B 25 1B WP	L8			2-2 F9		1-2 F8	4	1	2	0	0	0	2	
Jason Bay, R OBP: 0.382, SLG: 0.540	1-2 F9		2-0 25 1B 1B		0-2 HR		0-1 F8			4	1	2	1	0	0	1	
25 Adam LaRoche, L OBP: 0.324, SLG: 0.378		0-0 HR	0-0 1B		3-3 K			3-1 F8		4	1	2	2	0	1	0	
41 Ryan Doumit, S OBP: 0.373, SLG: 0.500		2-0 L8	1-3 K		1-3 K			1-3 K		4	0	0	0	0	3	2	
Xavier Nady, R OBP: 0.320, SLG: 0.473		4-1 2 1B BB		0-1 2 1B 24 FC3 2B		1-0 G5-3		2-3 K		3	1	1	0	1	1	0	
2 Jack Wilson, R OBP: 0.305, SLG: 0.340		3-2 24 1B G5-4-3		2-0 F8		0-0 24 1B B5-6-3			2-3 K	4	0	2	0	0	1	1	
24 Tom Gorzelanny, R OBP: 0.138, SLG: 0.074 16 Salomon Torres, R OBP: 0.271, SLG: 0.171 34 John Grabow, L OBP: 0.279, SLG: 0.179 54 Jonah Bayliss, R OBP: 0.279, SLG: 0.179 6 Chris Duffy, L OBP: 0.295, SLG: 0.355		0-2 G5-4-3		0-0 FC3 BB		1-1 B5-6-3			1-2 WP 1B	3	0	0	1	0	0	3	
		R: 1 H: 2 E: 0 LOB: 1 K: 0 BB: 1 S: 11 P: 20	R: 1 H: 3 E: 0 LOB: 2 K: 2 BB: 0 S: 16 P: 26	R: 1 H: 1 E: 0 LOB: 2 K: 0 BB: 1 S: 7 P: 14	R: 1 H: 1 E: 0 LOB: 0 K: 2 BB: 0 S: 13 P: 18	R: 0 H: 1 E: 0 LOB: 0 K: 0 BB: 0 S: 6 P: 9	R: 0 H: 0 E: 0 LOB: 0 K: 0 BB: 0 S: 8 P: 11	R: 0 H: 0 E: 0 LOB: 0 K: 2 BB: 0 S: 9 P: 15	R: 0 H: 1 E: 0 LOB: 1 K: 1 BB: 0 S: 16 P: 24	1B: 6 SF: 0 2B: 2 SAC: 0 3B: 0 DP: 2 HR: 2 HBP: 0	WP: 2 PA: 38 PB: 0 SB: 0 CS: 0						
PITCHER	IP	WLS	BF	H	R	ER	SO	BB	IBB	HBP	BLK	WP	HR	S	P	ERA	WHIP
31 Brad Penny, R ERA: 2.37	6.0		28	9	4	4	4	2	0	0	0	0	0	61	98	6.00	1.833
58 Chad Billingsley, R ERA: 3.56	1.0	W	3	0	0	0	0	0	0	0	0	0	0	8	11	0.00	0.000
51 Jonathan Broxton, R ERA: 2.79	1.0	H	3	0	0	0	2	0	0	0	0	0	0	9	15	0.00	0.000
44 Takashi Saito, R ERA: 1.5	0.1	H	2	1	0	0	1	0	0	0	0	0	0	6	9	0.00	3.000
Joe Beimel, L ERA: 3.66	0.2	S	2	0	0	0	0	0	0	0	0	1	0	10	15	0.00	0.000



Batter	1	2	3	4	5	6	7	8	9	AB	R	H	RBI	BB	SO	LOB	TOP								
15 Rafael Furcal, S OBP: 0.373, SLG: 0.374	G6-3		G6-3			FC5-4 1B	2B			4	1	2	2	0	0	0	Los Angeles Dodgers @ Pittsburgh Pirates PNC Park, Pittsburgh, PA Mon Jun 04 2007, 7:05 PM EDT Att: 15,846 - Partly Cloudy - 76 F								
9 Juan Pierre, L OBP: 0.303, SLG: 0.324	1B		K			SH	G4-3			3	1	1	0	0	1	1									
5 Nomar Garciaparra, R OBP: 0.329, SLG: 0.343	F7				G6-3	FC5-4 1B		F8		4	0	0	1	0	0	2									
12 Jeff Kent, R OBP: 0.335, SLG: 0.457	2B				G5-3	G6-4-3		G6-3		4	0	1	1	0	0	1									
55 Russell Martin, R OBP: 0.386, SLG: 0.508	F8				G1-3			HR		4	2	2	1	0	0	1									
16 Andre Ethier, L OBP: 0.316, SLG: 0.435		G4-3				G6-3 1B		G3		3	1	1	0	1	0	0									
6 Tony Abreu, S OBP: 0.333, SLG: 0.500		K			G6-3	L8		G1-3		4	0	0	0	0	1	3									
Brady Clark, R OBP: 0.322, SLG: 0.321		F8				FC6-4 1B		F9		4	1	2	1	0	0	0									
Derek Lowe, R OBP: 0.276, SLG: 0.130						FC6-4		K		3	0	0	0	0	1	3									
Joe Beimel, L OBP: 0.321, SLG: 0.411										0	0	0	0	0	0	0									
Wilson Betemit, S OBP: 0.266, SLG: 0.286										1	0	0	0	0	1	0									
51 Jonathan Broxton, R OBP: 0.297, SLG: 0.310										0	0	0	0	0	0	0									
Inning Stats	R: 1 E: 0 K: 0 S: 15	H: 2 LOB: 1 BB: 0 P: 21	R: 0 E: 0 K: 1 S: 8	H: 0 LOB: 0 BB: 0 P: 11	R: 0 E: 0 K: 1 S: 8	H: 0 LOB: 0 BB: 0 P: 11	R: 0 E: 0 K: 0 S: 7	H: 0 LOB: 0 BB: 0 P: 9	R: 0 E: 0 K: 0 S: 9	H: 2 LOB: 1 BB: 0 P: 14	R: 1 E: 1 K: 0 S: 5	H: 1 LOB: 0 BB: 0 P: 8	R: 3 E: 0 K: 1 S: 15	H: 3 LOB: 1 BB: 1 P: 28	R: 1 E: 0 K: 0 S: 7	H: 1 LOB: 0 BB: 0 P: 10	R: 0 E: 0 K: 1 S: 7	H: 0 LOB: 0 BB: 0 P: 11	1B: 6 2B: 2 3B: 0 HR: 1	SF: 0 SAC: 1 DP: 2 HBP: 0	WP: 0 PB: 0 SB: 0 CS: 0	PA: 36			
PITCHER	IP	WLS	BF	H	R	ER	SO	BB	IBB	HBP	BLK	WP	HR	S	P	ERA	WHIP								
28 Paul Maholm, L ERA: 5.35	6.2	L	28	8	5	4	3	1	0	0	0	0	0	64	98	5.40	1.350								
Damaso Marte, L ERA: 0.98	0.1		1	0	0	0	0	0	0	0	0	0	0	3	4	0.00	0.000								
44 Josh Sharpless, R ERA: 16.88	1.0		4	1	1	1	0	0	0	0	0	0	1	7	10	9.00	1.000								
Tony Armas, R ERA: 8.01	0.2		2	0	0	0	0	0	0	0	0	0	0	4	7	0.00	0.000								
34 John Grabow, L ERA: 5.17	0.1		1	0	0	0	1	0	0	0	0	0	0	3	4	0.00	0.000								

Batter	1	2	3	4	5	6	7	8	9	AB	R	H	RBI	BB	SO	LOB	BOTTOM									
José Bautista, R OBP: 0.354, SLG: 0.417	F9				G5-3	G6-3		HR		4	1	1	1	0	0	0	Los Angeles Dodgers @ Pittsburgh Pirates PNC Park, Pittsburgh, PA Mon Jun 04 2007, 7:05 PM EDT Att: 15,846 - Partly Cloudy - 76 F									
6 Chris Duffy, L OBP: 0.297, SLG: 0.352	G6-3				G5-3			G1-3		2	1	0	0	1	0	0										
Jose Castillo, R OBP: 0.258, SLG: 0.286	G6-3				G5-3			G1-3		1	0	0	0	0	0	0										
Tony Armas, R OBP: 0.266, SLG: 0.286	G6-3				G5-3			G1-3		0	0	0	0	0	0	0										
34 John Grabow, L OBP: 0.297, SLG: 0.310	K				G6-3			G1-3		0	0	0	0	0	0	0										
12 Freddy Sanchez, R OBP: 0.327, SLG: 0.353	K				G6-3			G1-3		4	0	2	0	0	1	0										
Jason Bay, R OBP: 0.376, SLG: 0.530	L3				E5	G4-6-3		FC4-6		4	1	0	1	0	0	2										
25 Adam LaRoche, L OBP: 0.323, SLG: 0.381	G4-1				G4-6-3			FC4-6		4	1	1	1	0	0	2										
Xavier Nady, R OBP: 0.324, SLG: 0.488	K				E5			2B		3	1	1	2	1	1	0										
26 Ronny Paulino, R ERA: 3.44					G5-3			BB		3	0	0	0	0	1	1										
41 Ryan Doumit, S OBP: 0.369, SLG: 0.495					G5-3			BB		1	0	0	0	0	0	2										
2 Jack Wilson, R OBP: 0.300, SLG: 0.333					G6-3			G4-3		4	0	0	0	0	0	2										
28 Paul Maholm, L OBP: 0.130, SLG: 0.130					K			K		2	0	0	0	0	2	0										
Damaso Marte, L ERA: 3.6					K			K		0	0	0	0	0	0	0										
44 Josh Sharpless, R OBP: 0.266, SLG: 0.286					K			K		0	0	0	0	0	0	0										
13 Nate McLouth, L OBP: 0.297, SLG: 0.310					K			K		1	0	0	0	0	1	0										
Inning Stats	R: 0 E: 0 K: 1 S: 7	H: 0 LOB: 0 BB: 0 P: 9	R: 0 E: 0 K: 1 S: 8	H: 0 LOB: 0 BB: 0 P: 13	R: 0 E: 0 K: 2 S: 7	H: 0 LOB: 0 BB: 0 P: 8	R: 0 E: 0 K: 0 S: 7	H: 0 LOB: 0 BB: 0 P: 13	R: 0 E: 0 K: 0 S: 7	H: 0 LOB: 1 BB: 0 P: 12	R: 0 E: 0 K: 1 S: 8	H: 0 LOB: 0 BB: 0 P: 10	R: 3 E: 1 K: 0 S: 10	H: 2 LOB: 0 BB: 1 P: 16	R: 1 E: 0 K: 1 S: 8	H: 1 LOB: 0 BB: 0 P: 12	R: 1 E: 0 K: 0 S: 14	H: 2 LOB: 2 BB: 1 P: 23	1B: 2 2B: 1 3B: 0 HR: 2	SF: 0 SAC: 0 DP: 1 HBP: 0	WP: 0 PB: 0 SB: 0 CS: 0	PA: 35				
PITCHER	IP	WLS	BF	H	R	ER	SO	BB	IBB	HBP	BLK	WP	HR	S	P	ERA	WHIP									
Derek Lowe, R ERA: 3.44	7.2	W	28	3	4	4	6	1	0	0	0	0	0	2	60	91	4.70	0.522								
Joe Beimel, L ERA: 3.6	0.1	H	1	0	0	0	0	0	0	0	0	0	0	2	2	0.00	0.000									
51 Jonathan Broxton, R ERA: 3.0	1.0	S	6	2	1	1	0	1	0	0	0	0	0	14	23	9.00	3.000									



Batter	1	2	3	4	5	6	7	8	9	AB	R	H	RBI	BB	SO	LOB	TOP					
15 Alex Rios, R OBP: 0.340, SLG: 0.525	G6-3		K			G4-3			F8	4	0	0	0	0	1	1						
Matt Stairs, L OBP: 0.360, SLG: 0.563	G4-3				F7		HR		G4-3	4	1	1	1	0	0	0						
10 Vernon Wells, R OBP: 0.308, SLG: 0.399	G6-3				G1-3				G6-3	4	0	0	0	0	0	0						
25 Troy Glaus, R OBP: 0.389, SLG: 0.500		G5-3			FC4-6 1B				G1-3	3	0	1	0	0	0	0						
2 Aaron Hill, R OBP: 0.345, SLG: 0.471					FC4-6 1B				G5-3	3	0	1	0	0	0	1						
26 Adam Lind, L OBP: 0.275, SLG: 0.394					F7				G3	3	0	0	0	0	0	1						
Jason Phillips, R OBP: 0.294, SLG: 0.304					G1-3				F9	3	0	0	0	0	0	1						
6 John McDonald, R OBP: 0.296, SLG: 0.396					G5-3				F9	3	0	1	0	0	0	0						
28 Shaun Marcum, R 37 Scott Downs, L Frank Thomas, R 44 Casey Janssen, R					K				G6-3	2	0	0	0	0	2	1						
										0	0	0	0	0	0	0						
										1	0	0	0	0	0	0						
										0	0	0	0	0	0	0						
Inning Stats	R: 0 E: 0 K: 0 S: 6	H: 0 LOB: 0 BB: 0 P: 9	R: 0 E: 0 K: 0 S: 9	H: 1 LOB: 1 BB: 0 P: 14	R: 0 E: 0 K: 2 S: 8	H: 1 LOB: 1 BB: 0 P: 14	R: 0 E: 0 K: 0 S: 7	H: 1 LOB: 0 BB: 0 P: 9	R: 0 E: 0 K: 0 S: 5	H: 0 LOB: 0 BB: 0 P: 9	R: 1 E: 0 K: 1 S: 7	H: 1 LOB: 0 BB: 0 P: 12	R: 0 E: 0 K: 0 S: 8	H: 0 LOB: 0 BB: 0 P: 12	R: 0 E: 0 K: 0 S: 9	H: 0 LOB: 0 BB: 0 P: 11	R: 0 E: 0 K: 0 S: 6	H: 0 LOB: 0 BB: 0 P: 8	1B: 3 2B: 1 3B: 0 HR: 1	SF: 0 SAC: 0 DP: 1 HBP: 0	WP: 0 PB: 0 SB: 1 CS: 1	PA: 30
PITCHER Derek Lowe, R ERA: 3.21	IP: 9.0 WLS: L BF: 30 H: 4 R: 1 ER: 1 SO: 3 BB: 0 IBB: 0 HBP: 0 BLK: 0 WP: 0 HR: 1 S: 65 P: 98 ERA: 1.00 WHIP: 0.444															PITCHER						

Toronto Blue Jays @ Los Angeles Dodgers
Dodger Stadium, Los Angeles, CA
Sat Jun 09 2007, 7:10 PM PDT
Att: 51,073 - Clear - 66 F

AB	30
R	1
H	4
RBI	1
BB	0
SO	3
LOB	5



Batter	1	2	3	4	5	6	7	8	9	AB	R	H	RBI	BB	SO	LOB	BOTTOM					
15 Rafael Furcal, S OBP: 0.361, SLG: 0.363	K		P3			12 1B				4	0	2	0	0	1	1						
6 Tony Abreu, S OBP: 0.322, SLG: 0.464	G4-3					F7			G6-3	4	0	1	0	0	0	5						
5 Nomar Garciaparra, R OBP: 0.319, SLG: 0.335	G5-3					2B				4	0	0	0	0	0	3						
12 Jeff Kent, R Brady Clark, R Wilson Betemit, S		F8				F8				3	0	1	0	1	0	1						
										0	0	0	0	0	0	0						
										0	0	0	0	0	0	0						
Luis Gonzalez, L OBP: 0.373, SLG: 0.468						G4-3				4	0	0	0	0	1	5						
55 Russell Martin, R OBP: 0.367, SLG: 0.474						P5				4	0	0	0	0	1	5						
27 Matt Kemp, R OBP: 0.350, SLG: 0.389										4	0	0	0	0	0	2						
9 Juan Pierre, L OBP: 0.301, SLG: 0.320										4	0	0	0	0	1	0						
16 Andre Ethier, L OBP: 0.306, SLG: 0.411										3	0	2	0	0	0	0						
Derek Lowe, R Olmedo Saenz, R										2	0	2	0	0	0	0						
										1	0	0	0	0	0	0						
Inning Stats	R: 0 E: 0 K: 1 S: 9	H: 0 LOB: 0 BB: 0 P: 14	R: 0 E: 0 K: 1 S: 6	H: 0 LOB: 0 BB: 0 P: 12	R: 0 E: 0 K: 1 S: 11	H: 1 LOB: 1 BB: 0 P: 14	R: 0 E: 0 K: 0 S: 11	H: 1 LOB: 1 BB: 0 P: 17	R: 0 E: 0 K: 0 S: 9	H: 0 LOB: 0 BB: 0 P: 13	R: 0 E: 0 K: 0 S: 15	H: 3 LOB: 3 BB: 0 P: 23	R: 0 E: 0 K: 0 S: 15	H: 3 LOB: 3 BB: 0 P: 21	R: 0 E: 0 K: 0 S: 6	H: 0 LOB: 2 BB: 1 P: 15	R: 0 E: 0 K: 0 S: 8	H: 0 LOB: 0 BB: 0 P: 11	1B: 7 2B: 1 3B: 0 HR: 0	SF: 0 SAC: 1 DP: 0 HBP: 0	WP: 0 PB: 0 SB: 1 CS: 0	PA: 36
PITCHER 28 Shaun Marcum, R 37 Scott Downs, L 44 Casey Janssen, R	IP: 6.2 WLS: H BF: 27 H: 7 R: 0 ER: 0 SO: 3 BB: 0 IBB: 0 HBP: 0 BLK: 0 WP: 0 HR: 0 S: 74 P: 109 ERA: 0.00 WHIP: 1.050	0.1 H 2 1 0 0 0 0 0 0 0 0 2 5 0.00 3.000	2.0 S 7 0 0 0 0 1 0 0 0 0 0 0 14 26 0.00 0.500															PITCHER				

Toronto Blue Jays @ Los Angeles Dodgers
Dodger Stadium, Los Angeles, CA
Sat Jun 09 2007, 7:10 PM PDT
Att: 51,073 - Clear - 66 F

AB	34
R	0
H	8
RBI	0
BB	1
SO	3
LOB	17



Batter	1	2	3	4	5	6	7	8	9	AB	R	H	RBI	BB	SO	LOB	TOP						
15 Alex Rios, R OBP: 0.341, SLG: 0.526										5	1	2	1	0	1	2	Toronto Blue Jays @ Los Angeles Dodgers Dodger Stadium, Los Angeles, CA Sun Jun 10 2007, 1:10 PM PDT Att: 50,183 - Sunny - 74 F						
Matt Stairs, L OBP: 0.357, SLG: 0.560 59 Curtis Thigpen, R OBP: 0.400, SLG: 0.600										4	1	1	1	0	1	4							
10 Vernon Wells, R OBP: 0.310, SLG: 0.401										4	1	2	1	0	0	3							
25 Troy Glaus, R OBP: 0.401, SLG: 0.557 Howie Clark, L OBP: 0.429, SLG: 0.364										4	3	3	2	1	1	0							
2 Aaron Hill, R OBP: 0.344, SLG: 0.465										3	1	0	0	1	1	2							
26 Adam Lind, L OBP: 0.273, SLG: 0.388										5	1	1	0	0	2	2							
6 John McDonald, R OBP: 0.320, SLG: 0.410										4	2	3	2	1	0	0							
Sal Fasano, R OBP: 0.234, SLG: 0.318										5	0	1	1	0	2	3							
32 Roy Halladay, R OBP: 0.500, SLG: 0.500 56 Brian Tallet, L										4	0	2	1	0	2	2							
9 Gregg Zaun, S OBP: 0.286, SLG: 0.344 57 Jordan De Jong, R										0	0	0	0	0	0	0							
Inning Stats	R: 2 E: 0 K: 1 S: 12	H: 3 LOB: 1 BB: 1 P: 20	R: 1 E: 0 K: 1 S: 12	H: 1 LOB: 1 BB: 1 P: 24	R: 2 E: 1 K: 1 S: 12	H: 3 LOB: 1 BB: 0 P: 14	R: 0 E: 0 K: 0 S: 8	H: 1 LOB: 1 BB: 0 P: 10	R: 4 E: 0 K: 2 S: 23	H: 5 LOB: 2 BB: 1 P: 40	R: 1 E: 0 K: 1 S: 10	H: 1 LOB: 0 BB: 0 P: 15	R: 0 E: 0 K: 2 S: 13	H: 0 LOB: 0 BB: 0 P: 16	R: 1 E: 0 K: 2 S: 14	H: 1 LOB: 0 BB: 0 P: 22	R: 0 E: 0 K: 1 S: 14	H: 1 LOB: 1 BB: 0 P: 20	1B: 10 2B: 4 3B: 0 HR: 2	SF: 1 SAC: 1 DP: 1 HBP: 0	WP: 1 PB: 1 CS: 0	PA: 45	
PITCHER	IP WLS BF H R ER SO BB IBB HBP BLK WP HR S P ERA WHIP	29 Jason Schmidt, R ERA: 6.45 Mark Hendrickson, L ERA: 4.5 Brett Tomko, R ERA: 5.54 Rudy Seanez, R ERA: 2.9	4.0 L 22 9 6 6 3 2 0 0 0 0 0 1 46 72 13.50 2.750	3.0 15 5 4 4 5 1 0 0 0 0 1 44 67 12.00 2.000	1.0 4 1 1 1 2 0 0 0 0 0 0 14 22 9.00 1.000	1.0 4 1 0 0 1 0 0 0 0 0 0 14 20 0.00 1.000																	

AB	40
R	11
H	16
RBI	9
BB	3
SO	11
LOB	19



Batter	1	2	3	4	5	6	7	8	9	AB	R	H	RBI	BB	SO	LOB	BOTTOM					
15 Rafael Furcal, S OBP: 0.361, SLG: 0.362 Olmedo Saenz, R OBP: 0.359, SLG: 0.451										3	0	1	0	0	1	0	Toronto Blue Jays @ Los Angeles Dodgers Dodger Stadium, Los Angeles, CA Sun Jun 10 2007, 1:10 PM PDT Att: 50,183 - Sunny - 74 F					
6 Tony Abreu, S OBP: 0.297, SLG: 0.426										5	1	0	0	0	0	4						
55 Russell Martin, R OBP: 0.368, SLG: 0.474 Mike Lieberthal, R OBP: 0.290, SLG: 0.250										2	1	1	0	0	0	0						
Luis Gonzalez, L OBP: 0.378, SLG: 0.478										4	1	2	3	1	0	0						
Wilson Betemit, S OBP: 0.347, SLG: 0.404										3	0	1	0	2	1	2						
7 James Loney, L OBP: 0.250, SLG: 0.250										4	0	1	1	0	1	3						
16 Andre Ethier, L OBP: 0.310, SLG: 0.407										2	1	0	0	1	0	2						
9 Juan Pierre, L OBP: 0.299, SLG: 0.318 Brett Tomko, R Rudy Seanez, R										2	0	0	0	0	0	3						
12 Jeff Kent, R OBP: 0.343, SLG: 0.465										0	0	0	0	0	0	0						
29 Jason Schmidt, R OBP: 0.167, SLG: 0.667 Mark Hendrickson, L Matt Kemp, R 5 Nomar Garciaparra, R OBP: 0.317, SLG: 0.333										1	0	0	0	0	0	0						
Inning Stats	R: 2 E: 0 K: 0 S: 16	H: 3 LOB: 3 BB: 1 P: 29	R: 0 E: 0 K: 1 S: 6	H: 0 LOB: 0 BB: 0 P: 8	R: 0 E: 0 K: 0 S: 5	H: 0 LOB: 0 BB: 0 P: 7	R: 0 E: 0 K: 0 S: 6	H: 0 LOB: 0 BB: 0 P: 9	R: 0 E: 0 K: 0 S: 8	H: 1 LOB: 1 BB: 0 P: 11	R: 0 E: 0 K: 0 S: 10	H: 0 LOB: 1 BB: 1 P: 17	R: 1 E: 0 K: 1 S: 13	H: 1 LOB: 1 BB: 1 P: 20	R: 0 E: 0 K: 1 S: 8	H: 1 LOB: 2 BB: 1 P: 16	R: 2 E: 0 K: 1 S: 16	H: 2 LOB: 2 BB: 2 P: 29	1B: 6 2B: 2 3B: 0 HR: 0	SF: 1 SAC: 0 DP: 1 HBP: 1	WP: 0 PB: 0 SB: 1 CS: 0	PA: 41
PITCHER	IP WLS BF H R ER SO BB IBB HBP BLK WP HR S P ERA WHIP	32 Roy Halladay, R ERA: 4.56 56 Brian Tallet, L ERA: 1.6 57 Jordan De Jong, R ERA: 9.0	7.0 W 29 5 3 3 2 3 0 0 0 0 0 64 101 3.86 1.143	1.0 5 1 0 0 1 1 0 0 0 0 0 8 16 0.00 2.000	1.0 7 2 2 2 1 2 0 0 0 0 0 16 29 18.00 4.000																	

AB	33
R	5
H	8
RBI	5
BB	6
SO	4
LOB	17



Batter	1	2	3	4	5	6	7	8	9	AB	R	H	RBI	BB	SO	LOB	TOP				
7 José Reyes, S OBP: 0.394, SLG: 0.449										4	1	1	0	0	0	1					
Shawn Green, L OBP: 0.376, SLG: 0.486										4	1	2	1	0	0	0					
15 Carlos Beltrán, S OBP: 0.369, SLG: 0.482										4	0	1	0	0	0	1					
5 David Wright, R OBP: 0.372, SLG: 0.506										4	0	1	1	0	1	2					
21 Carlos Delgado, L OBP: 0.298, SLG: 0.414										4	1	1	0	0	1	3					
16 Paul Lo Duca, R OBP: 0.355, SLG: 0.381										4	0	1	0	0	1	2					
22 Jose Valentin, S OBP: 0.337, SLG: 0.435										4	0	1	0	0	0	2					
27 Carlos Gómez, R OBP: 0.246, SLG: 0.310										3	0	1	1	0	0	2					
Ruben Gotay, S OBP: 0.340, SLG: 0.477										1	0	0	0	0	1	0					
26 Orlando Hernandez, R OBP: 0.200, SLG: 0.300										2	0	0	0	0	2	2					
Scott Schoeneweis, L (6, 1)										0	0	0	0	0	0	0					
59 Guillermo Mota, R (7, 1)										0	0	0	0	0	0	0					
25 Pedro Feliciano, L (7, 1)										0	0	0	0	0	0	0					
Ricky Ledes, L OBP: 0.250, SLG: 0.500										1	0	0	0	0	1	0					
Inning Stats	R: 2 E: 0 K: 0 S: 15	H: 3 LOB: 1 BB: 0 P: 26	R: 0 E: 0 K: 0 S: 11	H: 1 LOB: 1 BB: 0 P: 15	R: 0 E: 0 K: 0 S: 7	H: 0 LOB: 0 BB: 0 P: 13	R: 1 E: 0 K: 1 S: 12	H: 2 LOB: 1 BB: 0 P: 14	R: 0 E: 0 K: 1 S: 15	H: 1 LOB: 2 BB: 0 P: 20	R: 0 E: 0 K: 0 S: 8	H: 0 LOB: 0 BB: 0 P: 12	R: 0 E: 0 K: 2 S: 12	H: 0 LOB: 0 BB: 0 P: 16	R: 0 E: 0 K: 2 S: 8	H: 0 LOB: 0 BB: 0 P: 10	1B: 8 2B: 1 3B: 0 HR: 0	SF: 0 SAC: 1 DP: 0 HBP: 0	WP: 1 PB: 1 SB: 2 CS: 0	PA: 36	
PITCHER	IP WLS BF H R ER SO BB IBB HBP BLK WP HR S P ERA WHIP	IP WLS BF H R ER SO BB IBB HBP BLK WP HR S P ERA WHIP	IP WLS BF H R ER SO BB IBB HBP BLK WP HR S P ERA WHIP	IP WLS BF H R ER SO BB IBB HBP BLK WP HR S P ERA WHIP	IP WLS BF H R ER SO BB IBB HBP BLK WP HR S P ERA WHIP	IP WLS BF H R ER SO BB IBB HBP BLK WP HR S P ERA WHIP	IP WLS BF H R ER SO BB IBB HBP BLK WP HR S P ERA WHIP	IP WLS BF H R ER SO BB IBB HBP BLK WP HR S P ERA WHIP	IP WLS BF H R ER SO BB IBB HBP BLK WP HR S P ERA WHIP	IP WLS BF H R ER SO BB IBB HBP BLK WP HR S P ERA WHIP	IP WLS BF H R ER SO BB IBB HBP BLK WP HR S P ERA WHIP	IP WLS BF H R ER SO BB IBB HBP BLK WP HR S P ERA WHIP	IP WLS BF H R ER SO BB IBB HBP BLK WP HR S P ERA WHIP	IP WLS BF H R ER SO BB IBB HBP BLK WP HR S P ERA WHIP	IP WLS BF H R ER SO BB IBB HBP BLK WP HR S P ERA WHIP	IP WLS BF H R ER SO BB IBB HBP BLK WP HR S P ERA WHIP	IP WLS BF H R ER SO BB IBB HBP BLK WP HR S P ERA WHIP	IP WLS BF H R ER SO BB IBB HBP BLK WP HR S P ERA WHIP	IP WLS BF H R ER SO BB IBB HBP BLK WP HR S P ERA WHIP	IP WLS BF H R ER SO BB IBB HBP BLK WP HR S P ERA WHIP	IP WLS BF H R ER SO BB IBB HBP BLK WP HR S P ERA WHIP

New York Mets @ Los Angeles Dodgers
Dodger Stadium, Los Angeles, CA
Mon Jun 11 2007, 7:10 PM PDT
Att: 40,467 - Clear - 66 F

AB 35
R 3
H 9
RBI 3
BB 0
SO 7
LOB 15



Batter	1	2	3	4	5	6	7	8	9	AB	R	H	RBI	BB	SO	LOB	BOTTOM				
15 Rafael Furcal, S OBP: 0.355, SLG: 0.356										4	0	0	0	0	0	2					
9 Juan Pierre, L OBP: 0.305, SLG: 0.319										2	1	1	0	2	0	0					
55 Russell Martin, R OBP: 0.366, SLG: 0.470										4	1	1	1	0	1	3					
12 Jeff Kent, R OBP: 0.341, SLG: 0.459										3	0	0	0	1	0	4					
Luis Gonzalez, L OBP: 0.380, SLG: 0.488										4	2	2	1	0	1	2					
27 Matt Kemp, R OBP: 0.391, SLG: 0.429										0	0	0	0	0	0	0					
16 Andre Ethier, L OBP: 0.309, SLG: 0.404										4	0	1	1	0	1	2					
7 James Loney, L OBP: 0.250, SLG: 0.375										4	0	1	1	0	1	2					
6 Tony Abreu, S OBP: 0.279, SLG: 0.400										4	1	0	0	0	1	2					
52 Randy Wolf, L OBP: 0.241, SLG: 0.200										2	0	1	0	0	1	0					
Wilson Betemit, S OBP: 0.332, SLG: 0.411										1	0	1	1	0	0	0					
58 Chad Billingsley, R (7, 1)										0	0	0	0	0	0	0					
51 Jonathan Broxton, R (8, 1)										0	0	0	0	0	0	0					
44 Takashi Saito, L (9, 1)										0	0	0	0	0	0	0					
Inning Stats	R: 0 E: 0 K: 0 S: 10	H: 0 LOB: 0 BB: 0 P: 15	R: 0 E: 0 K: 2 S: 16	H: 0 LOB: 1 BB: 1 P: 25	R: 0 E: 0 K: 1 S: 9	H: 0 LOB: 0 BB: 0 P: 12	R: 3 E: 0 K: 0 S: 16	H: 3 LOB: 1 BB: 1 P: 28	R: 0 E: 0 K: 1 S: 10	H: 1 LOB: 2 BB: 1 P: 17	R: 2 E: 2 K: 0 S: 12	H: 3 LOB: 1 BB: 0 P: 21	R: 0 E: 0 K: 0 S: 12	H: 1 LOB: 1 BB: 0 P: 15	R: 0 E: 0 K: 2 S: 9	H: 0 LOB: 0 BB: 0 P: 11	1B: 5 2B: 3 3B: 0 HR: 0	SF: 0 SAC: 0 DP: 0 HBP: 0	WP: 0 PB: 0 SB: 2 CS: 0	PA: 35	
PITCHER	IP WLS BF H R ER SO BB IBB HBP BLK WP HR S P ERA WHIP	IP WLS BF H R ER SO BB IBB HBP BLK WP HR S P ERA WHIP	IP WLS BF H R ER SO BB IBB HBP BLK WP HR S P ERA WHIP	IP WLS BF H R ER SO BB IBB HBP BLK WP HR S P ERA WHIP	IP WLS BF H R ER SO BB IBB HBP BLK WP HR S P ERA WHIP	IP WLS BF H R ER SO BB IBB HBP BLK WP HR S P ERA WHIP	IP WLS BF H R ER SO BB IBB HBP BLK WP HR S P ERA WHIP	IP WLS BF H R ER SO BB IBB HBP BLK WP HR S P ERA WHIP	IP WLS BF H R ER SO BB IBB HBP BLK WP HR S P ERA WHIP	IP WLS BF H R ER SO BB IBB HBP BLK WP HR S P ERA WHIP	IP WLS BF H R ER SO BB IBB HBP BLK WP HR S P ERA WHIP	IP WLS BF H R ER SO BB IBB HBP BLK WP HR S P ERA WHIP	IP WLS BF H R ER SO BB IBB HBP BLK WP HR S P ERA WHIP	IP WLS BF H R ER SO BB IBB HBP BLK WP HR S P ERA WHIP	IP WLS BF H R ER SO BB IBB HBP BLK WP HR S P ERA WHIP	IP WLS BF H R ER SO BB IBB HBP BLK WP HR S P ERA WHIP	IP WLS BF H R ER SO BB IBB HBP BLK WP HR S P ERA WHIP	IP WLS BF H R ER SO BB IBB HBP BLK WP HR S P ERA WHIP	IP WLS BF H R ER SO BB IBB HBP BLK WP HR S P ERA WHIP	IP WLS BF H R ER SO BB IBB HBP BLK WP HR S P ERA WHIP	IP WLS BF H R ER SO BB IBB HBP BLK WP HR S P ERA WHIP

New York Mets @ Los Angeles Dodgers
Dodger Stadium, Los Angeles, CA
Mon Jun 11 2007, 7:10 PM PDT
Att: 40,467 - Clear - 66 F

AB 32
R 5
H 8
RBI 5
BB 3
SO 6
LOB 17



Batter	1	2	3	4	5	6	7	8	9	AB	R	H	RBI	BB	SO	LOB	TOP			
7 José Reyes, S OBP: 0.392, SLG: 0.446										4	0	1	0	0	1	1	New York Mets @ Los Angeles Dodgers Dodger Stadium, Los Angeles, CA Tue Jun 12 2007, 7:10 PM PDT Att. 42,438 - Clear - 73 F			
Shawn Green, L OBP: 0.368, SLG: 0.475										4	0	0	0	0	2	2				
15 Carlos Beltrán, S OBP: 0.363, SLG: 0.474										4	0	0	0	0	1	2				
5 David Wright, R OBP: 0.374, SLG: 0.506										4	1	2	0	0	1	0				
21 Carlos Delgado, L OBP: 0.297, SLG: 0.411										4	0	1	1	0	0	1				
16 Paul Lo Duca, R OBP: 0.350, SLG: 0.375										3	0	0	0	0	0	1				
22 Jose Valentin, S OBP: 0.327, SLG: 0.420										3	0	0	0	0	1	0				
27 Carlos Gómez, R OBP: 0.250, SLG: 0.311										3	0	1	0	0	1	0				
33 John Maine, R OBP: 0.240, SLG: 0.136										1	0	0	0	1	0	1				
35 Joe Smith, R OBP: 0.250, SLG: 0.311										0	0	0	0	0	0	0				
3 Scott Schoeneweis, L OBP: 0.341, SLG: 0.467										0	0	0	0	0	0	0				
3 Damon Easley, R OBP: 0.341, SLG: 0.467										1	0	0	0	0	1	0				
Aaron Heilman, R OBP: 0.341, SLG: 0.467										0	0	0	0	0	0	0				
Inning Stats	R: 0 E: 0 K: 1 S: 8	H: 0 LOB: 0 BB: 0 P: 12	R: 1 E: 0 K: 1 S: 9	H: 2 LOB: 0 BB: 0 P: 14	R: 0 E: 0 K: 0 S: 10	H: 1 LOB: 2 BB: 1 P: 17	R: 0 E: 0 K: 0 S: 9	H: 0 LOB: 0 BB: 0 P: 12	R: 0 E: 0 K: 1 S: 7	H: 1 LOB: 1 BB: 0 P: 10	R: 0 E: 0 K: 1 S: 9	H: 0 LOB: 0 BB: 0 P: 10	R: 0 E: 0 K: 2 S: 8	H: 0 LOB: 0 BB: 0 P: 8	R: 0 E: 0 K: 2 S: 8	H: 0 LOB: 0 BB: 0 P: 11	1B: 5 2B: 0 3B: 0 HR: 0	SF: 0 SAC: 0 DP: 1 HBP: 0	WP: 0 PB: 0 SB: 2 CS: 0	PA: 32
PITCHER	IP WLS BF H R ER SO BB IBB HBP BLK WP HR S P ERA WHIP	7.0 W 26 5 1 1 4 1 0 0 0 0 0 0 59 89 1.29 0.857	1.0 H 3 0 0 0 2 0 0 0 0 0 0 0 8 8 0.00 0.000	1.0 S 3 0 0 0 2 0 0 0 0 0 0 0 8 11 0.00 0.000																

AB	31
R	1
H	5
RBI	1
BB	1
SO	8
LOB	8



Batter	1	2	3	4	5	6	7	8	9	AB	R	H	RBI	BB	SO	LOB	BOTTOM			
15 Rafael Furcal, S OBP: 0.349, SLG: 0.350										4	0	0	0	0	1	3	New York Mets @ Los Angeles Dodgers Dodger Stadium, Los Angeles, CA Tue Jun 12 2007, 7:10 PM PDT Att. 42,438 - Clear - 73 F			
9 Juan Pierre, L OBP: 0.308, SLG: 0.330										4	0	2	0	0	0	0				
5 Nomar Garciaparra, R OBP: 0.378, SLG: 0.481										4	0	1	0	0	0	2				
7 James Loney, L OBP: 0.250, SLG: 0.375										4	0	1	0	0	0	1				
12 Jeff Kent, R OBP: 0.340, SLG: 0.455										4	0	1	0	0	0	1				
Luis Gonzalez, L OBP: 0.378, SLG: 0.481										3	1	0	0	0	1	3				
51 Jonathan Broxton, R OBP: 0.364, SLG: 0.444										0	0	0	0	0	0	0				
44 Takashi Saito, L OBP: 0.250, SLG: 0.375										0	0	0	0	0	0	0				
55 Russell Martin, R OBP: 0.364, SLG: 0.466										4	0	1	0	0	0	1				
Wilson Betemit, S OBP: 0.357, SLG: 0.444										4	1	2	1	0	1	1				
27 Matt Kemp, R OBP: 0.444, SLG: 0.583										3	1	2	2	1	1	1				
56 Hung-Chih Kuo, L OBP: 0.200, SLG: 0.800										3	1	1	1	0	2	3				
16 Andre Ethier, L OBP: 0.307, SLG: 0.402										1	0	0	0	0	0	1				
Inning Stats	R: 0 E: 0 K: 1 S: 17	H: 2 LOB: 2 BB: 0 P: 25	R: 3 E: 0 K: 0 S: 16	H: 4 LOB: 1 BB: 0 P: 23	R: 0 E: 0 K: 0 S: 9	H: 0 LOB: 0 BB: 0 P: 15	R: 0 E: 0 K: 1 S: 10	H: 0 LOB: 1 BB: 1 P: 18	R: 0 E: 0 K: 0 S: 5	H: 0 LOB: 0 BB: 0 P: 9	R: 1 E: 0 K: 2 S: 19	H: 2 LOB: 2 BB: 1 P: 34	R: 0 E: 1 K: 1 S: 10	H: 1 LOB: 1 BB: 0 P: 14	R: 0 E: 0 K: 2 S: 11	H: 1 LOB: 1 BB: 0 P: 14	1B: 6 2B: 0 3B: 1 HR: 3	SF: 0 SAC: 0 DP: 0 HBP: 0	WP: 1 PB: 0 SB: 1 CS: 0	PA: 36
PITCHER	IP WLS BF H R ER SO BB IBB HBP BLK WP HR S P ERA WHIP	5.1 L 25 7 4 4 2 2 0 0 0 0 0 0 16 25 0.00 1.500	1.1 6 2 0 0 2 0 0 0 0 0 0 0 3 5 0.00 0.000	1.0 4 1 0 0 2 0 0 0 0 0 1 0 11 14 0.00 1.000																

AB	34
R	4
H	10
RBI	4
BB	2
SO	7
LOB	16



Batter	1	2	3	4	5	6	7	8	9	AB	R	H	RBI	BB	SO	LOB	TOP							
15 Rafael Furcal, S OBP: 0.346, SLG: 0.368										5	0	0	0	0	2	1	Los Angeles Dodgers @ Toronto Blue Jays Rogers Centre, Toronto, ON Tue Jun 19 2007, 7:07 PM EDT Att: 22,763 - Cloudy - 73 F							
9 Juan Pierre, L OBP: 0.315, SLG: 0.333										4	3	2	0	1	0	0								
5 Nomar Garciaparra, R OBP: 0.324, SLG: 0.341										5	2	2	1	0	0	1								
12 Jeff Kent, R Wilson Betemit, S OBP: 0.346, SLG: 0.446 OBP: 0.345, SLG: 0.434										3	3	2	1	1	1	0								
Luis Gonzalez, L 27 Matt Kemp, R OBP: 0.377, SLG: 0.476 OBP: 0.436, SLG: 0.528										4	1	3	4	0	0	0								
55 Russell Martin, R OBP: 0.361, SLG: 0.464										4	1	2	2	1	0	2								
Marlon Anderson, L Mike Lieberthal, R OBP: 0.333, SLG: 0.273 OBP: 0.278, SLG: 0.242										4	0	2	2	0	0	4								
6 Tony Abreu, S OBP: 0.280, SLG: 0.405										5	0	1	0	0	1	3								
16 Andre Ethier, L OBP: 0.314, SLG: 0.396										4	0	0	0	1	0	2								
Inning Stats	R: 3 E: 0 K: 2 S: 22	H: 4 LOB: 2 BB: 1 P: 38	R: 3 E: 0 K: 0 S: 19	H: 4 LOB: 2 BB: 1 P: 30	R: 0 E: 0 K: 1 S: 6	H: 0 LOB: 0 BB: 0 P: 9	R: 3 E: 0 K: 0 S: 16	H: 4 LOB: 2 BB: 1 P: 30	R: 0 E: 0 K: 0 S: 5	H: 0 LOB: 0 BB: 0 P: 10	R: 1 E: 0 K: 1 S: 11	H: 2 LOB: 1 BB: 0 P: 15	R: 0 E: 0 K: 0 S: 5	H: 0 LOB: 0 BB: 1 P: 11	R: 0 E: 0 K: 1 S: 6	H: 0 LOB: 0 BB: 1 P: 12		R: 0 E: 0 K: 1 S: 11	H: 0 LOB: 0 BB: 0 P: 17	1B: 10 2B: 3 3B: 0 HR: 1	SF: 0 SAC: 0 DP: 1 HBP: 0	WP: 0 PB: 0 SB: 3 CS: 0	PA: 45	
PITCHER	IP WLS BF H R ER SO BB IBB HBP BLK WP HR S P ERA WHIP	IP WLS BF H R ER SO BB IBB HBP BLK WP HR S P ERA WHIP	IP WLS BF H R ER SO BB IBB HBP BLK WP HR S P ERA WHIP	IP WLS BF H R ER SO BB IBB HBP BLK WP HR S P ERA WHIP	IP WLS BF H R ER SO BB IBB HBP BLK WP HR S P ERA WHIP	IP WLS BF H R ER SO BB IBB HBP BLK WP HR S P ERA WHIP	IP WLS BF H R ER SO BB IBB HBP BLK WP HR S P ERA WHIP	IP WLS BF H R ER SO BB IBB HBP BLK WP HR S P ERA WHIP	IP WLS BF H R ER SO BB IBB HBP BLK WP HR S P ERA WHIP	IP WLS BF H R ER SO BB IBB HBP BLK WP HR S P ERA WHIP	IP WLS BF H R ER SO BB IBB HBP BLK WP HR S P ERA WHIP	IP WLS BF H R ER SO BB IBB HBP BLK WP HR S P ERA WHIP	IP WLS BF H R ER SO BB IBB HBP BLK WP HR S P ERA WHIP	IP WLS BF H R ER SO BB IBB HBP BLK WP HR S P ERA WHIP	IP WLS BF H R ER SO BB IBB HBP BLK WP HR S P ERA WHIP	IP WLS BF H R ER SO BB IBB HBP BLK WP HR S P ERA WHIP	IP WLS BF H R ER SO BB IBB HBP BLK WP HR S P ERA WHIP	IP WLS BF H R ER SO BB IBB HBP BLK WP HR S P ERA WHIP	IP WLS BF H R ER SO BB IBB HBP BLK WP HR S P ERA WHIP	IP WLS BF H R ER SO BB IBB HBP BLK WP HR S P ERA WHIP	IP WLS BF H R ER SO BB IBB HBP BLK WP HR S P ERA WHIP	IP WLS BF H R ER SO BB IBB HBP BLK WP HR S P ERA WHIP	IP WLS BF H R ER SO BB IBB HBP BLK WP HR S P ERA WHIP	IP WLS BF H R ER SO BB IBB HBP BLK WP HR S P ERA WHIP

AB 40
R 10
H 14
RBI 10
BB 5
SO 6
LOB 14



Batter	1	2	3	4	5	6	7	8	9	AB	R	H	RBI	BB	SO	LOB	BOTTOM							
15 Alex Rios, R OBP: 0.345, SLG: 0.529										3	0	2	0	1	0	0	Los Angeles Dodgers @ Toronto Blue Jays Rogers Centre, Toronto, ON Tue Jun 19 2007, 7:07 PM EDT Att: 22,763 - Cloudy - 73 F							
9 Gregg Zaun, S 59 Curtis Thigpen, R OBP: 0.282, SLG: 0.315 OBP: 0.353, SLG: 0.412										3	0	0	0	0	1	3								
10 Vernon Wells, R OBP: 0.310, SLG: 0.402										4	0	0	0	0	1	1								
25 Troy Glaus, R 6 John McDonald, R OBP: 0.408, SLG: 0.577 OBP: 0.316, SLG: 0.396										3	1	2	0	0	0	0								
Frank Thomas, R OBP: 0.370, SLG: 0.392										4	0	0	0	0	0	2								
Matt Stairs, L Jason Phillips, R OBP: 0.356, SLG: 0.530 OBP: 0.288, SLG: 0.291										3	0	2	0	0	0	1								
2 Aaron Hill, R Howie Clark, L OBP: 0.331, SLG: 0.443 OBP: 0.450, SLG: 0.375										2	0	0	1	0	0	2								
26 Adam Lind, L OBP: 0.279, SLG: 0.390										3	0	0	0	0	1	1								
Royce Clayton, R OBP: 0.291, SLG: 0.326										3	0	0	0	0	2	0								
Inning Stats	R: 0 E: 0 K: 0 S: 6	H: 1 LOB: 0 BB: 0 P: 7	R: 1 E: 0 K: 1 S: 12	H: 2 LOB: 1 BB: 0 P: 18	R: 0 E: 0 K: 1 S: 10	H: 0 LOB: 1 BB: 1 P: 16	R: 0 E: 0 K: 0 S: 9	H: 1 LOB: 1 BB: 0 P: 17	R: 0 E: 0 K: 0 S: 11	H: 1 LOB: 1 BB: 0 P: 13	R: 0 E: 0 K: 0 S: 10	H: 1 LOB: 1 BB: 0 P: 12	R: 0 E: 0 K: 2 S: 9	H: 0 LOB: 0 BB: 0 P: 12	R: 0 E: 0 K: 2 S: 8	H: 0 LOB: 0 BB: 0 P: 9		R: 0 E: 0 K: 1 S: 9	H: 0 LOB: 0 BB: 0 P: 13	1B: 4 2B: 2 3B: 0 HR: 0	SF: 0 SAC: 0 DP: 1 HBP: 0	WP: 0 PB: 0 SB: 0 CS: 0	PA: 33	
PITCHER	IP WLS BF H R ER SO BB IBB HBP BLK WP HR S P ERA WHIP	IP WLS BF H R ER SO BB IBB HBP BLK WP HR S P ERA WHIP	IP WLS BF H R ER SO BB IBB HBP BLK WP HR S P ERA WHIP	IP WLS BF H R ER SO BB IBB HBP BLK WP HR S P ERA WHIP	IP WLS BF H R ER SO BB IBB HBP BLK WP HR S P ERA WHIP	IP WLS BF H R ER SO BB IBB HBP BLK WP HR S P ERA WHIP	IP WLS BF H R ER SO BB IBB HBP BLK WP HR S P ERA WHIP	IP WLS BF H R ER SO BB IBB HBP BLK WP HR S P ERA WHIP	IP WLS BF H R ER SO BB IBB HBP BLK WP HR S P ERA WHIP	IP WLS BF H R ER SO BB IBB HBP BLK WP HR S P ERA WHIP	IP WLS BF H R ER SO BB IBB HBP BLK WP HR S P ERA WHIP	IP WLS BF H R ER SO BB IBB HBP BLK WP HR S P ERA WHIP	IP WLS BF H R ER SO BB IBB HBP BLK WP HR S P ERA WHIP	IP WLS BF H R ER SO BB IBB HBP BLK WP HR S P ERA WHIP	IP WLS BF H R ER SO BB IBB HBP BLK WP HR S P ERA WHIP	IP WLS BF H R ER SO BB IBB HBP BLK WP HR S P ERA WHIP	IP WLS BF H R ER SO BB IBB HBP BLK WP HR S P ERA WHIP	IP WLS BF H R ER SO BB IBB HBP BLK WP HR S P ERA WHIP	IP WLS BF H R ER SO BB IBB HBP BLK WP HR S P ERA WHIP	IP WLS BF H R ER SO BB IBB HBP BLK WP HR S P ERA WHIP	IP WLS BF H R ER SO BB IBB HBP BLK WP HR S P ERA WHIP	IP WLS BF H R ER SO BB IBB HBP BLK WP HR S P ERA WHIP	IP WLS BF H R ER SO BB IBB HBP BLK WP HR S P ERA WHIP	IP WLS BF H R ER SO BB IBB HBP BLK WP HR S P ERA WHIP

AB 32
R 1
H 6
RBI 1
BB 1
SO 8
LOB 10



Batter	1	2	3	4	5	6	7	8	9	AB	R	H	RBI	BB	SO	LOB	TOP											
15 Rafael Furcal, S OBP: 0.342, SLG: 0.364 6 Tony Abreu, S OBP: 0.277, SLG: 0.400	G3		F7		F8			G3-1		3	0	0	0	0	0	2	Los Angeles Dodgers @ Toronto Blue Jays Rogers Centre, Toronto, ON Wed Jun 20 2007, 7:07 PM EDT Att: 24,413 - Clear - 73 F											
9 Juan Pierre, L OBP: 0.310, SLG: 0.329	G1		F7				G6-3	G6-3		4	0	0	0	0	0	1												
5 Nomar Garciaparra, R OBP: 0.334, SLG: 0.341 Marlon Anderson, L OBP: 0.261, SLG: 0.261	1B		P6				G5-3	K		3	0	1	0	0	0	1												
12 Jeff Kent, R OBP: 0.348, SLG: 0.444	G6-3						1B			3	0	1	0	1	1	1												
Luis Gonzalez, L OBP: 0.378, SLG: 0.476 27 Matt Kemp, R OBP: 0.415, SLG: 0.500	1B		F9				1B	K		2	0	1	0	0	0	1												
55 Russell Martin, R OBP: 0.358, SLG: 0.460 Mike Lieberthal, R OBP: 0.263, SLG: 0.229	K		G1-6-3				P4	G4-3		2	0	0	0	0	1	2												
Olmedo Saenz, R OBP: 0.343, SLG: 0.421	K						G1-3			3	0	0	0	0	1	1												
Wilson Betemit, S OBP: 0.338, SLG: 0.422	G3						F8			3	0	0	0	0	0	1												
16 Andre Ethier, L OBP: 0.323, SLG: 0.419	1B							HR		3	1	3	1	0	0	0												
Inning Stats	R: 0 E: 0 K: 0 S: 9	H: 1 LOB: 1 BB: 0 P: 12	R: 0 E: 0 K: 2 S: 11	H: 1 LOB: 1 BB: 0 P: 15	R: 0 E: 0 K: 0 S: 9	H: 1 LOB: 1 BB: 0 P: 13	R: 0 E: 0 K: 0 S: 5	H: 0 LOB: 0 BB: 0 P: 11	R: 0 E: 0 K: 1 S: 8	H: 1 LOB: 1 BB: 0 P: 10	R: 0 E: 0 K: 0 S: 7	H: 0 LOB: 0 BB: 0 P: 8	R: 1 E: 0 K: 1 S: 12	H: 1 LOB: 0 BB: 0 P: 18	R: 0 E: 0 K: 2 S: 7	H: 0 LOB: 0 BB: 0 P: 9		1B: 5 2B: 0 3B: 0 HR: 1	SF: 0 SAC: 0 DP: 1 HBP: 0	WP: 0 PB: 0 SB: 0 CS: 0	PA: 33							
PITCHER	IP	WLS	BF	H	R	ER	SO	BB	IBB	HBP	BLK	WP	HR	S	P	ERA	WHIP											
32 Roy Halladay, R ERA: 4.08 44 Casey Janssen, R ERA: 0.95	8.0	W	30	6	1	1	4	1	0	0	0	0	0	1	69	98	1.12	0.875										

Batter	1	2	3	4	5	6	7	8	9	AB	R	H	RBI	BB	SO	LOB	BOTTOM											
15 Alex Rios, R OBP: 0.343, SLG: 0.527	F8		F8		G5-3			K		5	1	1	2	0	1	1	Los Angeles Dodgers @ Toronto Blue Jays Rogers Centre, Toronto, ON Wed Jun 20 2007, 7:07 PM EDT Att: 24,413 - Clear - 73 F											
10 Vernon Wells, R OBP: 0.304, SLG: 0.395	G4-3		P5		G6-3			K		5	0	0	0	0	1	2												
25 Troy Glaus, R OBP: 0.405, SLG: 0.566 Howie Clark, L OBP: 0.450, SLG: 0.375	P3		HR		K			G3-1		3	1	0	0	1	1	0												
Frank Thomas, R OBP: 0.372, SLG: 0.412	HR				K			F8		4	2	2	4	0	1	0												
2 Aaron Hill, R OBP: 0.333, SLG: 0.447	1B				2B			F7		4	2	2	0	0	0	0												
9 Gregg Zaun, S OBP: 0.295, SLG: 0.395	1B		HR		G4-3			BB		3	3	3	3	1	0	0												
Matt Stairs, L ERA: 6.65 26 Adam Lind, L OBP: 0.277, SLG: 0.388	1B		HR		G4-3			L6		2	2	1	1	1	0	1												
59 Curtis Thigpen, R OBP: 0.333, SLG: 0.381	1B		L7		E6			G4-3		4	1	1	2	0	0	1												
6 John McDonald, R OBP: 0.305, SLG: 0.383	K		G6-3		P3			G4-3		4	0	0	0	0	1	4												
Inning Stats	R: 0 E: 0 K: 0 S: 8	H: 0 LOB: 0 BB: 0 P: 13	R: 8 E: 0 K: 1 S: 28	H: 6 LOB: 2 BB: 2 P: 48	R: 2 E: 0 K: 0 S: 9	H: 2 LOB: 0 BB: 0 P: 16	R: 0 E: 0 K: 2 S: 10	H: 0 LOB: 0 BB: 0 P: 13	R: 2 E: 1 K: 0 S: 13	H: 2 LOB: 1 BB: 0 P: 19	R: 0 E: 0 K: 0 S: 7	H: 0 LOB: 0 BB: 0 P: 12	R: 0 E: 0 K: 0 S: 8	H: 0 LOB: 1 BB: 1 P: 17	R: 0 E: 0 K: 2 S: 11	H: 0 LOB: 0 BB: 0 P: 14		1B: 3 2B: 4 3B: 0 HR: 3	SF: 0 SAC: 0 DP: 0 HBP: 0	WP: 0 PB: 0 SB: 0 CS: 0	PA: 38							
PITCHER	IP	WLS	BF	H	R	ER	SO	BB	IBB	HBP	BLK	WP	HR	S	P	ERA	WHIP											
56 Hung-Chih Kuo, L ERA: 6.65 Brett Tomko, R ERA: 5.8 Joe Beimel, L ERA: 0.36 51 Jonathan Broxton, R ERA: 3.53 44 Takashi Saito, R ERA: 1.55	1.2	L	13	6	8	8	1	2	0	0	0	0	0	1	34	56	43.20	4.800										



Batter	1	2	3	4	5	6	7	8	9	AB	R	H	RBI	BB	SO	LOB	TOP										
15 Rafael Furcal, S OBP: 0.343, SLG: 0.362	F8					P2	FC6-4			4	0	1	1	1	0	3	Los Angeles Dodgers @ Toronto Blue Jays Rogers Centre, Toronto, ON Thu Jun 21 2007, 7:07 PM EDT Att: 25,265 - Clear - 73 F										
9 Juan Pierre, L OBP: 0.309, SLG: 0.330	B2-3		FC4-6					G1-3		5	1	1	0	0	0	4											
5 Nomar Garciaparra, R OBP: 0.321, SLG: 0.336	G6-3				G5-3					5	1	1	0	0	0	3											
12 Jeff Kent, R OBP: 0.349, SLG: 0.460		L8								5	2	2	2	0	2	0											
Luis Gonzalez, L OBP: 0.375, SLG: 0.468		G3			F7					4	1	0	0	1	0	0											
55 Russell Martin, R OBP: 0.355, SLG: 0.458										5	1	1	2	0	1	0											
Marlon Anderson, L OBP: 0.333, SLG: 0.250										1	0	0	0	1	0	0											
Olmedo Saenz, R OBP: 0.347, SLG: 0.424										2	0	1	1	0	1	0											
52 Randy Wolf, L OBP: 0.241, SLG: 0.200										0	1	0	0	0	0	0											
16 Andre Ethier, L OBP: 0.329, SLG: 0.419										0	0	0	0	1	0	0											
27 Matt Kemp, R OBP: 0.442, SLG: 0.550										2	1	2	1	0	0	0											
6 Tony Abreu, S OBP: 0.287, SLG: 0.405										4	0	2	1	0	0	3											
Inning Stats	R: 0 E: 0 K: 0 S: 6	H: 0 LOB: 0 BB: 0 P: 8	R: 0 E: 0 K: 0 S: 6	H: 0 LOB: 0 BB: 13	R: 0 E: 0 K: 0 S: 10	H: 0 LOB: 2 BB: 3 P: 25	R: 0 E: 0 K: 1 S: 6	H: 0 LOB: 0 BB: 0 P: 10	R: 0 E: 0 K: 1 S: 10	H: 1 LOB: 2 BB: 0 P: 16	R: 2 E: 0 K: 0 S: 15	H: 2 LOB: 0 BB: 0 P: 24	R: 0 E: 0 K: 1 S: 6	H: 1 LOB: 1 BB: 0 P: 10	R: 6 E: 0 K: 0 S: 20	H: 7 LOB: 2 BB: 1 P: 34	R: 0 E: 0 K: 2 S: 8	H: 0 LOB: 0 BB: 0 P: 12	1B: 6 2B: 4 3B: 0 HR: 1	SF: 0 SAC: 0 DP: 0 HBP: 1	WP: 0 PB: 0 SB: 0 CS: 0	PA: 42					
PITCHER	IP	WLS	BF	H	R	ER	SO	BB	IBB	HBP	BLK	WP	HR	S	P	ERA	WHIP										
28 Shaun Marcum, R ERA: 3.38	6.0		24	3	2	2	1	3	0	1	0	0	1	53	96	3.00	1.000										
37 Scott Downs, L ERA: 2.59	1.1	H	5	1	0	0	1	0	0	0	0	0	0	8	13	0.00	0.750										
44 Casey Janssen, R ERA: 2.37	0.0	L	6	5	4	4	0	0	1	0	0	0	0	8	18	∞	∞										
54 Jason Frasor, R ERA: 3.26	0.2		4	2	2	2	0	0	0	0	0	0	0	10	13	27.00	3.000										
49 Jeremy Accardo, R ERA: 2.12	1.0		3	0	0	0	2	0	0	0	0	0	0	8	12	0.00	0.000										

Batter	1	2	3	4	5	6	7	8	9	AB	R	H	RBI	BB	SO	LOB	BOTTOM										
15 Alex Rios, R OBP: 0.338, SLG: 0.517	F8	F9				L9				5	0	0	0	0	1	2	Los Angeles Dodgers @ Toronto Blue Jays Rogers Centre, Toronto, ON Thu Jun 21 2007, 7:07 PM EDT Att: 25,265 - Clear - 73 F										
10 Vernon Wells, R OBP: 0.299, SLG: 0.387	F9		F9			K				5	0	0	0	0	2	1											
Matt Stairs, L OBP: 0.372, SLG: 0.561			G3-1							3	2	2	0	1	0	0											
25 Troy Glaus, R OBP: 0.402, SLG: 0.556	G1									3	0	0	0	1	0	2											
Frank Thomas, R OBP: 0.374, SLG: 0.408										2	0	0	0	2	1	2											
9 Gregg Zaun, S OBP: 0.293, SLG: 0.390										1	1	0	2	1	0	1											
2 Aaron Hill, R OBP: 0.336, SLG: 0.458										3	1	1	2	1	1	2											
26 Adam Lind, L OBP: 0.272, SLG: 0.380										4	0	0	0	0	2	3											
6 John McDonald, R OBP: 0.314, SLG: 0.398										3	0	2	0	0	0	0											
Howie Clark, L OBP: 0.429, SLG: 0.353										1	0	0	0	0	0	0											
Inning Stats	R: 0 E: 0 K: 0 S: 8	H: 2 LOB: 1 BB: 1 P: 16	R: 2 E: 0 K: 2 S: 21	H: 2 LOB: 1 BB: 1 P: 32	R: 0 E: 0 K: 0 S: 6	H: 0 LOB: 0 BB: 0 P: 10	R: 0 E: 0 K: 1 S: 9	H: 0 LOB: 1 BB: 1 P: 16	R: 0 E: 0 K: 1 S: 7	H: 0 LOB: 0 BB: 0 P: 10	R: 1 E: 0 K: 1 S: 9	H: 1 LOB: 1 BB: 1 P: 17	R: 0 E: 0 K: 1 S: 12	H: 1 LOB: 1 BB: 0 P: 17	R: 1 E: 0 K: 0 S: 14	H: 1 LOB: 2 BB: 2 P: 27	R: 0 E: 0 K: 1 S: 7	H: 0 LOB: 0 BB: 0 P: 8	1B: 2 2B: 2 3B: 0 HR: 1	SF: 2 SAC: 0 DP: 0 HBP: 0	WP: 0 PB: 0 SB: 0 CS: 0	PA: 38					
PITCHER	IP	WLS	BF	H	R	ER	SO	BB	IBB	HBP	BLK	WP	HR	S	P	ERA	WHIP										
58 Chad Billingsley, R ERA: 3.28	3.2		16	2	2	2	2	3	0	0	0	0	0	41	70	4.91	1.364										
Mark Hendrickson, L ERA: 4.48	2.2		11	2	1	1	2	0	1	0	0	0	0	26	40	3.38	0.750										
Rudy Seanez, R ERA: 0.74	0.2	W	4	1	1	1	1	1	0	0	0	0	0	10	19	13.50	3.000										
51 Jonathan Broxton, R ERA: 3.44	1.0		4	0	0	0	1	1	0	0	0	0	0	9	16	0.00	1.000										
44 Takashi Saito, R ERA: 1.5	1.0		3	0	0	0	1	0	0	0	0	0	0	7	8	0.00	0.000										



Batter	1	2	3	4	5	6	7	8	9	AB R H RBI BB SO LOB	TOP
15 Rafael Furcal, S OBP: 0.340, SLG: 0.359 (1, 6)	1-2 G4-3	0-0 G3-1			1-0 9 1B 55 1B 1B		0-1 L7	0-1 G5-3		5 1 1 0 0 0 3	<p>Los Angeles Dodgers @ Tampa Bay Devil Rays</p> <p>Tropicana Field, St. Petersburg, FL</p> <p>Fri Jun 22 2007, 7:10 PM EDT</p> <p>Att: 14,961 - Dome - 72 F</p>
9 Juan Pierre, L OBP: 0.307, SLG: 0.328 (1, 8)	2-1 L8		1-0 B1		2-2 55 1B 1B		2-2 G3-1	2-3 K	5 1 1 0 0 1 0		
55 Russell Martin, R OBP: 0.360, SLG: 0.459 (1, 2)	4-2 BB		0-0 G1-3		2-2 12 G6-4-3 1B		0-0 P3	0-0 12 1B 1B	4 0 2 2 1 0 0		
12 Jeff Kent, R OBP: 0.350, SLG: 0.467 Wilson Betemit, S OBP: 0.336, SLG: 0.422 (9, PR) (9, 5)	3-3 K		1-1 L8		2-1 2-H 3-H 1-1 G6-4-3 1B		1-1 3B 3B	1-0 12 1B 1B	5 1 2 0 0 1 2 0 0 0 0 0 0 0		
Luis Gonzalez, L OBP: 0.375, SLG: 0.488 (1, 10)		3-2 HR		0-1 P3	2-1 G4-3		1-2 7 1B 3B	2-2 FC5-2-5	5 2 2 2 0 0 2		
7 James Loney, L OBP: 0.400, SLG: 0.650 (1, 3)	1-1 27 E 2B		1-0 16 F8 27 1B 1B		0-1 F8		0-1 6 1B 1B	2-1 P2	5 1 3 1 0 0 2		
27 Matt Kemp, R OBP: 0.447, SLG: 0.545 (1, 9)	1-0 F9		0-0 16 1B 1B		0-0 F9		3-H 2-0 F9		4 0 2 0 0 0 1		
16 Andre Ethier, L OBP: 0.332, SLG: 0.425 (1, 7)	1-1 6 G4-3 2B		1-2 F8		0-0 6 G4-6-3 1B		2-2 F7		4 0 2 0 0 0 3		
6 Tony Abreu, S OBP: 0.286, SLG: 0.398 (9, 4)	3-1 G4-3		0-0 F9		1-1 G4-6-3 1B		1-1 1B		4 0 1 0 0 0 5		
Inning Stats	R: 0 H: 0 E: 0 LOB: 1 K: 1 BB: 1 S: 14 P: 23	R: 2 H: 3 E: 1 LOB: 1 K: 0 BB: 0 S: 12 P: 21	R: 0 H: 0 E: 0 LOB: 0 K: 0 BB: 0 S: 4 P: 6	R: 0 H: 2 E: 0 LOB: 2 K: 0 BB: 0 S: 8 P: 10	R: 2 H: 3 E: 0 LOB: 0 K: 0 BB: 0 S: 13 P: 21	R: 0 H: 2 E: 0 LOB: 0 K: 0 BB: 0 S: 6 P: 7	R: 0 H: 0 E: 0 LOB: 0 K: 0 BB: 0 S: 7 P: 9	R: 2 H: 4 E: 0 LOB: 2 K: 1 BB: 0 S: 16 P: 23	R: 0 H: 2 E: 0 LOB: 2 K: 1 BB: 0 S: 11 P: 18	1B: 11 SF: 0 2B: 2 SAC: 0 3B: 2 DP: 2 HR: 1 HBP: 0	
PITCHER	IP WLS BF H R ER SO BB IBB HBP BLK WP HR S P ERA WHIP										
21 Andy Sonnanstine, R ERA: 6.58 47 Gary Glover, R ERA: 4.91 Brian Stokes, R ERA: 6.61	7.0 L 30 10 4 4 1 1 0 0 0 0 0 1 64 97 5.14 1.571										

Batter	1	2	3	4	5	6	7	8	9	AB R H RBI BB SO LOB	BOTTOM
1 Akinori Iwamura, L OBP: 0.414, SLG: 0.461 (1, 5)	0-0 G5-3		1-1 G3-1			1-1 G5-3		1-1 P5		4 0 0 0 0 0 1	<p>Los Angeles Dodgers @ Tampa Bay Devil Rays</p> <p>Tropicana Field, St. Petersburg, FL</p> <p>Fri Jun 22 2007, 7:10 PM EDT</p> <p>Att: 14,961 - Dome - 72 F</p>
Brendan Harris, R OBP: 0.363, SLG: 0.480 (1, 6)	2-1 G5-3			3-3 K		1-0 13 3B 1B		1-2 E3		4 1 1 0 0 1 0	
13 Carl Crawford, L OBP: 0.353, SLG: 0.477 (1, 7)	2-1 G4-3			3-2 F7		1-2 1-H 3B		2-3 K		4 0 1 1 0 1 1	
Ty Wigington, R OBP: 0.321, SLG: 0.467 (1, 4)		1-3 K		2-3 K2-3		0-1 G6-3			3-2 K	4 0 0 0 0 3 1	
23 Carlos Pena, L OBP: 0.398, SLG: 0.654 (1, 3)		1-3 K			4-2 1B BB		1-0 G3-1		0-0 P6	3 1 0 0 1 1 0	
Greg Norton, S OBP: 0.377, SLG: 0.304 (1, 10)		3-1 L9			3-2 G4-3		1-2 G4-1		0-2 1B 1B	4 0 1 0 0 0 1	
Delmon Young, R OBP: 0.309, SLG: 0.426 (1, 8)			0-0 G4-3		1-2 2-H 1B		0-0 HR		1-1 1B 1B	4 1 3 2 0 0 0	
31 Jonny Gomes, R OBP: 0.359, SLG: 0.531 (1, 9)			0-1 2B		3-2 G6-3		1-2 G5-3		2-3 K	4 0 1 0 0 1 2	
Raul Casanova, S OBP: 0.276, SLG: 0.519 (1, 2)			1-0 L6			1-3 K		3-3 K		3 0 0 0 0 2 1	
Inning Stats	R: 0 H: 0 E: 0 LOB: 0 K: 0 BB: 0 S: 5 P: 9	R: 0 H: 0 E: 0 LOB: 0 K: 2 BB: 0 S: 9 P: 14	R: 0 H: 1 E: 0 LOB: 1 K: 0 BB: 0 S: 6 P: 8	R: 0 H: 0 E: 0 LOB: 0 K: 2 BB: 0 S: 11 P: 19	R: 1 H: 1 E: 0 LOB: 0 K: 0 BB: 1 S: 11 P: 22	R: 1 H: 2 E: 0 LOB: 1 K: 1 BB: 0 S: 11 P: 15	R: 1 H: 1 E: 0 LOB: 0 K: 0 BB: 0 S: 8 P: 11	R: 0 H: 0 E: 1 LOB: 1 K: 2 BB: 0 S: 15 P: 22	R: 0 H: 2 E: 0 LOB: 2 K: 2 BB: 0 S: 19 P: 25	1B: 4 SF: 0 2B: 1 SAC: 0 3B: 1 DP: 0 HR: 1 HBP: 0	
PITCHER	IP WLS BF H R ER SO BB IBB HBP BLK WP HR S P ERA WHIP										
Derek Lowe, R ERA: 3.14 Rudy Seanez, R ERA: 3.71 Joe Beimel, L ERA: 3.23 44 Takashi Saito, R ERA: 1.45	6.2 W 25 5 3 3 5 1 0 0 0 0 0 0 3 4 4.05 0.900										

Batter	1	2	3	4	5	6	7	8	9	10	AB	R	H	RBI	BB	SO	LOB	TOP							
15 Rafael Furcal, S OBP: 0.338, SLG: 0.353	K		L7	FC4-6 1B		G3			F8	L9	6	0	1	0	0	1	1								
9 Juan Pierre, L OBP: 0.305, SLG: 0.325	F7		L3	FC4-6 1-2			G4-3		12 1B	55 S	5	0	1	0	0	0	2								
55 Russell Martin, R OBP: 0.361, SLG: 0.464	12 WP 1B		G6-3		G6-3				G6-3		5	0	2	0	0	0	1								
12 Jeff Kent, R OBP: 0.348, SLG: 0.455	F9			F8	F9					BB 1B	5	0	1	0	0	1	2								
Luis Gonzalez, L OBP: 0.338, SLG: 0.502		7 HR		7 2B							1	2	1	0	4	0	0								
5 Nomar Garciaparra, R 44 Takashi Saito, L	K		F9	F9							5	0	0	0	0	2	8								
7 James Loney, L OBP: 0.486, SLG: 0.971				58 2B							5	2	3	3	0	1	0								
16 Andre Ethier, L 27 Matt Kemp, R	F7			58 2B					G4-6-3		3	1	1	0	1	0	1								
58 Chad Billingsley, R Rudy Seanez, R Wilson Betemit, S Mark Hendrickson, L Olmedo Saenz, R 51 Jonathan Broxton, R 6 Tony Abreu, S	G4-3			15 1B					F8		2	0	1	2	0	0	0								
Inning Stats	R: 0 E: 0 K: 1 S: 12	H: 1 LOB: 1 P: 16	R: 2 E: 1 K: 1 S: 12	H: 2 LOB: 0 BB: 0 P: 23	R: 0 E: 0 K: 0 S: 4	H: 0 LOB: 0 BB: 0 P: 7	R: 3 E: 0 K: 0 S: 14	H: 3 LOB: 2 BB: 2 P: 28	R: 0 E: 0 K: 0 S: 7	H: 0 LOB: 1 BB: 1 P: 14	R: 0 E: 0 K: 2 S: 9	H: 1 LOB: 2 BB: 0 P: 9	R: 0 E: 0 K: 1 S: 10	H: 1 LOB: 2 BB: 1 P: 19	R: 0 E: 0 K: 0 S: 6	H: 1 LOB: 0 BB: 0 P: 10	R: 0 E: 0 K: 1 S: 12	H: 2 LOB: 3 BB: 1 P: 18	R: 1 E: 0 K: 0 S: 9	H: 1 LOB: 0 BB: 0 P: 14	1B: 6 2B: 4 3B: 0 HR: 2	SF: 0 SAC: 0 DP: 1 HBP: 0	WP: 1 PB: 0 SB: 2 CS: 0	PA: 46	
PITCHER	IP WLS BF H R ER SO BB IBB HBP BLK WP HR S P ERA WHIP	4.0 1.0 8 6 5 5 2 1 0 0 0 0 1 42 74 11.25 1.750	5.0 1.0 5 1 0 0 1 0 1 0 0 0 0 10 19 0.00 1.000	8.0 1.0 1 1 0 0 0 0 0 0 0 0 0 3 6 ∞ ∞	8.0 2.0 8 2 0 0 1 1 0 0 0 0 0 15 22 0.00 1.500	10.0 1.0 4 1 1 1 0 0 0 0 0 0 3 6 ∞ ∞	10.0 1.0 4 1 1 1 0 0 0 0 0 0 3 6 ∞ ∞	10.0 1.0 4 1 1 1 0 0 0 0 0 0 3 6 ∞ ∞	10.0 1.0 4 1 1 1 0 0 0 0 0 0 3 6 ∞ ∞	10.0 1.0 4 1 1 1 0 0 0 0 0 0 3 6 ∞ ∞	10.0 1.0 4 1 1 1 0 0 0 0 0 0 3 6 ∞ ∞	10.0 1.0 4 1 1 1 0 0 0 0 0 0 3 6 ∞ ∞	10.0 1.0 4 1 1 1 0 0 0 0 0 0 3 6 ∞ ∞	10.0 1.0 4 1 1 1 0 0 0 0 0 0 3 6 ∞ ∞	10.0 1.0 4 1 1 1 0 0 0 0 0 0 3 6 ∞ ∞	10.0 1.0 4 1 1 1 0 0 0 0 0 0 3 6 ∞ ∞	10.0 1.0 4 1 1 1 0 0 0 0 0 0 3 6 ∞ ∞	10.0 1.0 4 1 1 1 0 0 0 0 0 0 3 6 ∞ ∞	10.0 1.0 4 1 1 1 0 0 0 0 0 0 3 6 ∞ ∞	10.0 1.0 4 1 1 1 0 0 0 0 0 0 3 6 ∞ ∞	10.0 1.0 4 1 1 1 0 0 0 0 0 0 3 6 ∞ ∞	10.0 1.0 4 1 1 1 0 0 0 0 0 0 3 6 ∞ ∞	10.0 1.0 4 1 1 1 0 0 0 0 0 0 3 6 ∞ ∞	10.0 1.0 4 1 1 1 0 0 0 0 0 0 3 6 ∞ ∞	10.0 1.0 4 1 1 1 0 0 0 0 0 0 3 6 ∞ ∞

Los Angeles Dodgers @ Arizona Diamondbacks
Chase Field, Phoenix, AZ
Tue Jun 26 2007, 6:40 PM MST
Att: 28,735 - Clear - 104 F

AB 41
R 6
H 12
RBI 6
BB 5
SO 6
LOB 16





Batter	1	2	3	4	5	6	7	8	9	10	AB	R	H	RBI	BB	SO	LOB	BOTTOM							
22 Eric Byrnes, R OBP: 0.363, SLG: 0.516	HR	F9		FC2-5 6 1B		F7			K		4	1	1	1	1	1	3								
6 Stephen Drew, L OBP: 0.288, SLG: 0.347	G6-3 3B	F8		E4		F9			G3-1		5	1	1	0	0	0	4								
1 Orlando Hudson, S OBP: 0.378, SLG: 0.461	G6-3		G1	G4-3							5	0	1	1	0	1	2								
34 Conor Jackson, R 45 Doug Slaten, L	K		F8	F7							5	0	0	0	0	2	1								
18 Chad Tracy, L Tony Clark, S	F9		G4-3								0	0	0	0	0	0	0								
24 Chris Young, R OBP: 0.285, SLG: 0.443		HR		K	P6						4	0	2	0	0	0	0								
26 Miguel Montero, L OBP: 0.288, SLG: 0.355		31 FC2-5 7 HBP		F8	G3						4	0	0	0	1	0	1								
7 Carlos Quentin, R OBP: 0.307, SLG: 0.361											2	1	1	0	1	0	0								
31 Edgar Gonzalez, R 27 Mark Hendrickson, L 57 Dustin Nippert, R Scott Hairston, R Randy Choate, L Brandon Lyon, R 11 Augie Ojeda, S	FC2-5										1	0	0	0	0	0	2								
Inning Stats	R: 2 E: 0 K: 1 S: 16	H: 2 LOB: 0 BB: 0 P: 25	R: 1 E: 0 K: 0 S: 11	H: 1 LOB: 2 BB: 1 P: 19	R: 0 E: 0 K: 0 S: 4	H: 0 LOB: 0 BB: 0 P: 7	R: 2 E: 1 K: 1 S: 13	H: 1 LOB: 2 BB: 2 P: 27	R: 0 E: 0 K: 0 S: 13	H: 1 LOB: 1 BB: 0 P: 19	R: 0 E: 0 K: 3 S: 14	H: 1 LOB: 1 BB: 0 P: 15	R: 0 E: 0 K: 0 S: 4	H: 0 LOB: 0 BB: 0 P: 5	R: 0 E: 0 K: 1 S: 7	H: 1 LOB: 1 BB: 0 P: 11	R: 0 E: 0 K: 1 S: 6	H: 0 LOB: 0 BB: 0 P: 11	1B: 4 2B: 0 3B: 1 HR: 3	SF: 0 SAC: 0 DP: 0 HBP: 1	WP: 0 PB: 0 SB: 0 CS: 0	PA: 43			
PITCHER	IP WLS BF H R ER SO BB IBB HBP BLK WP HR S P ERA WHIP	4.0 1.0 4 1 0 0 0 3 0 0 0 0 0 3 44 78 11.25 1.750	5.0 1.0 5 1 0 0 1 0 0 0 0 0 0 10 19 0.00 1.000	8.0 2.0 8 2 0 0 4 0 0 0 0 0 0 24 32 0.00 1.000	8.0 2.0 8 2 0 0 1 0 0 0 0 0 0 11 16 0.00 0.500	10.0 1.0 4 1 1 1 0 0 0 0 0 0 3 6 ∞ ∞	10.0 1.0 4 1 1 1 0 0 0 0 0 0 3 6 ∞ ∞	10.0 1.0 4 1 1 1 0 0 0 0 0 0 3 6 ∞ ∞	10.0 1.0 4 1 1 1 0 0 0 0 0 0 3 6 ∞ ∞	10.0 1.0 4 1 1 1 0 0 0 0 0 0 3 6 ∞ ∞	10.0 1.0 4 1 1 1 0 0 0 0 0 0 3 6 ∞ ∞	10.0 1.0 4 1 1 1 0 0 0 0 0 0 3 6 ∞ ∞	10.0 1.0 4 1 1 1 0 0 0 0 0 0 3 6 ∞ ∞	10.0 1.0 4 1 1 1 0 0 0 0 0 0 3 6 ∞ ∞	10.0 1.0 4 1 1 1 0 0 0 0 0 0 3 6 ∞ ∞	10.0 1.0 4 1 1 1 0 0 0 0 0 0 3 6 ∞ ∞	10.0 1.0 4 1 1 1 0 0 0 0 0 0 3 6 ∞ ∞	10.0 1.0 4 1 1 1 0 0 0 0 0 0 3 6 ∞ ∞	10.0 1.0 4 1 1 1 0 0 0 0 0 0 3 6 ∞ ∞	10.0 1.0 4 1 1 1 0 0 0 0 0 0 3 6 ∞ ∞	10.0 1.0 4 1 1 1 0 0 0 0 0 0 3 6 ∞ ∞	10.0 1.0 4 1 1 1 0 0 0 0 0 0 3 6 ∞ ∞	10.0 1.0 4 1 1 1 0 0 0 0 0 0 3 6 ∞ ∞	10.0 1.0 4 1 1 1 0 0 0 0 0 0 3 6 ∞ ∞	10.0 1.0 4 1 1 1 0 0 0 0 0 0 3 6 ∞ ∞

Los Angeles Dodgers @ Arizona Diamondbacks
Chase Field, Phoenix, AZ
Tue Jun 26 2007, 6:40 PM MST
Att: 28,735 - Clear - 104 F

AB 39
R 5
H 8
RBI 5
BB 3
SO 8
LOB 16



Batter	1	2	3	4	5	6	7	8	9	AB	R	H	RBI	BB	SO	LOB	TOP										
15 Rafael Furcal, S OBP: 0.335, SLG: 0.348	F7		L8	G5-3			FC2-5 BB	G4-3		4	0	0	0	1	0	5	<p>Los Angeles Dodgers @ Arizona Diamondbacks Chase Field, Phoenix, AZ Wed Jun 27 2007, 6:40 PM MST Att: 26,888 - Clear - 104 F</p> <p>livebaseballscorecards.com</p> <p>AB 34 R 0 H 9 RBI 0 BB 6 SO 7 LOB 30</p> 										
9 Juan Pierre, L OBP: 0.304, SLG: 0.321	F8		55 S BB		B1		FC2-5 FC4	G6-3		4	0	0	0	1	0	2											
55 Russell Martin, R OBP: 0.362, SLG: 0.464	2B		K		12 G5-4 BB		K	K		4	0	1	0	1	3	3											
12 Jeff Kent, R OBP: 0.346, SLG: 0.448	G1-3				G5-4-3 BB		FC4	K		4	0	0	0	1	1	4											
Luis Gonzalez, L OBP: 0.393, SLG: 0.506										4	0	3	0	0	0	2											
7 James Loney, L OBP: 0.513, SLG: 0.947	G4-3									4	0	3	0	0	0	1											
5 Nomar Garciaparra, R OBP: 0.309, SLG: 0.321	G1-3									4	0	0	0	0	2	5											
16 Andre Ethier, L OBP: 0.345, SLG: 0.429										2	0	1	0	2	0	1											
Derek Lowe, R OBP: 0.306, SLG: 0.200 Joe Beimel, L (7, 1)	FC4-6									3	0	1	0	0	0	4											
Olmedo Saenz, R OBP: 0.359, SLG: 0.429 Rudy Seanez, R (8, 1)										0	0	0	0	0	0	0											
										1	0	0	0	0	1	3											
										0	0	0	0	0	0	0											
Inning Stats	R: 0 E: 0 K: 0 S: 7	H: 1 LOB: 1 BB: 0 P: 11	R: 0 E: 0 K: 0 S: 10	H: 1 LOB: 2 BB: 1 P: 22	R: 0 E: 0 K: 1 S: 13	H: 0 LOB: 2 BB: 2 P: 25	R: 0 E: 0 K: 0 S: 10	H: 2 LOB: 2 BB: 0 P: 15	R: 0 E: 0 K: 1 S: 5	H: 0 LOB: 0 BB: 1 P: 9	R: 0 E: 0 K: 1 S: 7	H: 2 LOB: 1 BB: 0 P: 10	R: 0 E: 0 K: 1 S: 15	H: 1 LOB: 2 BB: 1 P: 23	R: 0 E: 0 K: 2 S: 13	H: 2 LOB: 3 BB: 0 P: 23	R: 0 E: 0 K: 2 S: 8	H: 0 LOB: 0 BB: 0 P: 13	1B: 8 2B: 1 3B: 0 HR: 0	SF: 0 SAC: 0 DP: 1 HBP: 0	WP: 0 PB: 0 CS: 2	PA: 40					
PITCHER	IP	WLS	BF	H	R	ER	SO	BB	IBB	HBP	BLK	WP	HR	S	P	ERA	WHIP										
17 Brandon Webb, R ERA: 3.05	7.0	W	31	7	0	0	3	4	1	0	0	0	0	67	115	0.00	1.571										
Randy Choate, L ERA:	0.0		2	2	0	0	0	0	0	0	0	0	0	4	7	∞	∞										
37 Juan Cruz, R ERA: 3.38	0.2	H	3	0	0	0	2	1	0	0	0	0	0	6	12	0.00	1.500										
Jose Valverde, R ERA: 2.78	1.1	S	4	0	0	0	2	0	0	0	0	0	0	11	17	0.00	0.000										

Batter	1	2	3	4	5	6	7	8	9	AB	R	H	RBI	BB	SO	LOB	BOTTOM										
22 Eric Byrnes, R OBP: 0.361, SLG: 0.513	F7	K			G4-3					4	0	1	1	0	1	1	<p>Los Angeles Dodgers @ Arizona Diamondbacks Chase Field, Phoenix, AZ Wed Jun 27 2007, 6:40 PM MST Att: 26,888 - Clear - 104 F</p> <p>livebaseballscorecards.com</p> <p>AB 27 R 2 H 6 RBI 2 BB 3 SO 6 LOB 14</p> 										
6 Stephen Drew, L OBP: 0.301, SLG: 0.351 Jose Valverde, R (8, 1)					G3					3	1	1	0	1	1	1											
1 Orlando Hudson, S OBP: 0.380, SLG: 0.467					G4-3					3	0	1	0	1	1	0											
Tony Clark, S OBP: 0.282, SLG: 0.490	FC3				K					4	0	0	0	0	2	3											
18 Chad Tracy, L OBP: 0.373, SLG: 0.503 7 Carlos Quentin, R OBP: 0.310, SLG: 0.361	SF7				F7					2	0	0	1	0	0	0											
24 Chris Young, R OBP: 0.281, SLG: 0.435	F8				P4					4	0	0	0	0	0	4											
Scott Hairston, R OBP: 0.320, SLG: 0.383 Randy Choate, L (8, 1)					G4-3					3	1	2	0	0	0	0											
37 Juan Cruz, R (8, 1)										0	0	0	0	0	0	0											
11 Augie Ojeda, S OBP: 0.450, SLG: 0.529										0	0	0	0	0	0	2											
19 Chris Snyder, R OBP: 0.302, SLG: 0.364										1	0	1	0	1	0	0											
17 Brandon Webb, R OBP: 0.061, SLG: 0.091 27 Mark Reynolds, R (7, PH) (8, 5)										1	0	0	0	0	0	2											
										1	0	0	0	0	1	1											
Inning Stats	R: 1 E: 1 K: 0 S: 13	H: 0 LOB: 2 BB: 2 P: 29	R: 0 E: 0 K: 1 S: 8	H: 1 LOB: 0 BB: 0 P: 10	R: 0 E: 0 K: 1 S: 8	H: 0 LOB: 0 BB: 0 P: 12	R: 0 E: 0 K: 0 S: 12	H: 1 LOB: 2 BB: 1 P: 21	R: 0 E: 0 K: 1 S: 9	H: 1 LOB: 0 BB: 0 P: 14	R: 0 E: 0 K: 0 S: 5	H: 0 LOB: 0 BB: 0 P: 8	R: 1 E: 0 K: 2 S: 11	H: 2 LOB: 1 BB: 0 P: 19	R: 0 E: 0 K: 1 S: 14	H: 1 LOB: 2 BB: 0 P: 23	1B: 3 2B: 2 3B: 1 HR: 0	SF: 1 SAC: 2 DP: 0 HBP: 1	WP: 1 PB: 0 CS: 0	PA: 34							
PITCHER	IP	WLS	BF	H	R	ER	SO	BB	IBB	HBP	BLK	WP	HR	S	P	ERA	WHIP										
Derek Lowe, R ERA: 3.03	6.2	L	28	5	2	1	4	2	1	0	0	0	0	63	107	1.35	1.050										
Joe Beimel, L ERA: 4.65	0.1		1	0	0	0	1	0	0	0	0	0	0	3	6	0.00	0.000										
Rudy Seanez, R ERA: 3.44	1.0		5	1	0	0	1	0	0	1	0	0	0	14	23	0.00	1.000										

Batter	1	2	3	4	5	6	7	8	9	AB	R	H	RBI	BB	SO	LOB	TOP					
24 Brian Giles, L OBP: 0.354, SLG: 0.347										3	1	1	0	2	2	0	San Diego Padres @ Los Angeles Dodgers Dodger Stadium, Los Angeles, CA Fri Jun 29 2007, 7:40 PM PDT Att: 52,050 - Clear - 77 F					
22 Marcus Giles, R OBP: 0.331, SLG: 0.355										5	0	1	1	0	0	2						
23 Adrián González, L OBP: 0.347, SLG: 0.498										5	0	0	0	0	2	3						
Mike Cameron, R OBP: 0.325, SLG: 0.445										4	1	1	0	1	0	2						
4 Michael Barrett, R OBP: 0.302, SLG: 0.412										5	1	2	1	0	0	2						
3 Khalil Greene, R OBP: 0.275, SLG: 0.474										4	1	1	0	0	1	1						
5 Kevin Kouzmanoff, R 43 Cia Meredith, R										3	2	2	3	1	0	1						
40 Royce Ring, L Scott Linebrink, R Trevor Hoffman, R										0	0	0	0	0	0	0						
José Cruz Jr., S OBP: 0.348, SLG: 0.409										3	1	1	1	1	1	2						
32 Chris Young, R Russell Bryan, L										2	0	0	0	0	0	2						
Inning Stats	R: 0 E: 0 K: 1 S: 12	H: 0 LOB: 1 BB: 1 P: 20	R: 1 E: 0 K: 1 S: 13	H: 1 LOB: 1 BB: 1 P: 23	R: 0 E: 0 K: 1 S: 10	H: 0 LOB: 0 BB: 0 P: 15	R: 6 E: 2 K: 0 S: 26	H: 6 LOB: 2 BB: 2 P: 44	R: 0 E: 0 K: 0 S: 10	H: 1 LOB: 1 BB: 0 P: 18	R: 0 E: 0 K: 1 S: 12	H: 0 LOB: 1 BB: 1 P: 20	R: 0 E: 0 K: 1 S: 7	H: 1 LOB: 0 BB: 0 P: 10	R: 0 E: 0 K: 2 S: 8	H: 0 LOB: 0 BB: 1 P: 11	R: 0 E: 0 K: 0 S: 9	H: 0 LOB: 0 BB: 0 P: 11	1B: 6 2B: 1 3B: 1 HR: 1	SF: 0 2B: 1 3B: 1 HBP: 0	WP: 0 PB: 0 SB: 1 CS: 0	PA: 41
PITCHER	IP WLS BF H R ER SO BB IBB HBP BLK WP HR S P ERA WHIP																					
56 Hung-Chih Kuo, L ERA: 7.42	3.1 L 19 6 7 6 3 3 0 0 0 0 1 53 89 16.20 2.700																					
Rudy Seanez, R ERA: 3.38	0.2 4 1 0 0 0 1 0 0 0 0 0 8 13 0.00 3.000																					
Mark Hendrickson, L ERA: 4.08	3.0 12 2 0 0 2 1 0 0 0 0 0 29 48 0.00 1.000																					
Joe Beimel, L ERA: 4.5	1.0 3 0 0 0 2 0 0 0 0 0 0 8 11 0.00 0.000																					
41 Chin-hui Tsao, R ERA: 2.84	1.0 3 0 0 0 0 0 0 0 0 0 0 9 11 0.00 0.000																					

Batter	1	2	3	4	5	6	7	8	9	AB	R	H	RBI	BB	SO	LOB	BOTTOM					
15 Rafael Furcal, S OBP: 0.340, SLG: 0.353										5	2	2	0	0	0	1	San Diego Padres @ Los Angeles Dodgers Dodger Stadium, Los Angeles, CA Fri Jun 29 2007, 7:40 PM PDT Att: 52,050 - Clear - 77 F					
9 Juan Pierre, L OBP: 0.305, SLG: 0.325										5	1	3	1	0	0	1						
55 Russell Martin, R OBP: 0.365, SLG: 0.480										4	1	1	1	1	1	2						
12 Jeff Kent, R OBP: 0.354, SLG: 0.455										5	1	2	1	0	0	3						
Luis Gonzalez, L OBP: 0.387, SLG: 0.490										5	0	0	0	0	3	4						
5 Nomar Garciaparra, R OBP: 0.312, SLG: 0.367										4	1	3	1	0	1	0						
7 James Loney, L OBP: 0.500, SLG: 0.848										4	0	2	1	0	0	1						
27 Matt Kemp, R OBP: 0.424, SLG: 0.475										4	0	0	1	0	3	4						
56 Hung-Chih Kuo, L Rudy Seanez, R										1	0	0	0	0	1	0						
16 Andre Ethier, L Mark Hendrickson, L 6 Tony Abreu, S Joe Beimel, S Wilson Betemit, S 41 Chin-hui Tsao, R										0	0	0	0	0	0	0						
Inning Stats	R: 1 E: 0 K: 1 S: 14	H: 1 LOB: 1 BB: 1 P: 24	R: 0 E: 0 K: 2 S: 8	H: 0 LOB: 0 BB: 0 P: 11	R: 1 E: 1 K: 2 S: 15	H: 2 LOB: 1 BB: 0 P: 21	R: 0 E: 0 K: 2 S: 18	H: 2 LOB: 2 BB: 0 P: 21	R: 0 E: 0 K: 0 S: 9	H: 1 LOB: 1 BB: 0 P: 12	R: 0 E: 0 K: 2 S: 18	H: 1 LOB: 1 BB: 0 P: 24	R: 0 E: 0 K: 0 S: 7	H: 1 LOB: 0 BB: 0 P: 11	R: 3 E: 0 K: 0 S: 21	H: 4 LOB: 1 BB: 0 P: 30	R: 1 E: 0 K: 0 S: 11	H: 2 LOB: 1 BB: 0 P: 13	1B: 11 2B: 3 3B: 0 HR: 0	SF: 0 2B: 3 3B: 0 HBP: 0	WP: 1 PB: 0 SB: 5 CS: 0	PA: 41
PITCHER	IP WLS BF H R ER SO BB IBB HBP BLK WP HR S P ERA WHIP																					
32 Chris Young, R ERA: 2.14	6.0 W 26 7 2 2 9 1 0 0 0 0 0 0 11 16 3.00 1.333																					
43 Cia Meredith, R ERA: 4.23	1.0 5 3 2 2 0 0 0 0 0 0 0 11 16 18.00 3.000																					
40 Royce Ring, L ERA: 1.5	0.1 3 2 0 0 0 0 0 0 0 0 0 10 13 0.00 6.000																					
Scott Linebrink, R ERA: 2.55	0.2 H 2 0 1 1 0 0 0 0 0 0 1 0 7 12 13.50 0.000																					
Trevor Hoffman, R ERA: 2.1	1.0 S 5 2 1 1 0 0 0 0 0 0 0 0 11 13 9.00 2.000																					



Batter	1	2	3	4	5	6	7	8	9	AB	R	H	RBI	BB	SO	LOB	TOP					
Willie Harris, L (1,7) OBP: 0.442, SLG: 0.482 23 Matt Diaz, R (7,PH) OBP: 0.360, SLG: 0.463	F8		F9		1B		G4-3		FC5-4 11 2B	3	0	1	0	0	0	1	Atlanta Braves @ Los Angeles Dodgers Dodger Stadium, Los Angeles, CA Mon Jul 02 2007, 7:10 PM PDT Att: 40,571 - Clear - 83 F livebaseballscorecards.com					
11 Edgar Renteria, R (1,6) OBP: 0.389, SLG: 0.497	G5-3		1B		K		BB		2B	4	0	2	2	1	1	1						
10 Chipper Jones, S (1,5) OBP: 0.419, SLG: 0.596	1B		1B		1B		G1-6-3		F7	5	0	3	0	0	0	4						
Andruw Jones, R (1,8) OBP: 0.297, SLG: 0.382	K		G6-3		1B		1B		K	4	0	1	0	0	2	3						
16 Brian McCann, L (1,2) OBP: 0.311, SLG: 0.422	K		F8		SH5-3		K		K	3	0	0	0	0	2	0						
7 Jeff Francoeur, R (1,9) OBP: 0.330, SLG: 0.418	G5-3		G6-3		1B		G6-3		G6-3	3	0	1	0	1	0	0						
2 Kelly Johnson, L (1,4) OBP: 0.383, SLG: 0.456	G4-3		G6-3		K		K		1B	4	1	1	0	0	1	4						
Scott Thorman, L (1,3) OBP: 0.263, SLG: 0.411 Jarrod Saltalamacchia, S (6,PH) OBP: 0.388, SLG: 0.511	G9		1B		G4-3		G4-3		FC5-4 23 1B	2	1	1	0	0	1	0						
29 John Smoltz, R (1,1) OBP: 0.15, SLG: 0.192 Tyler Yates, R (7,PH) OBP: 0.344, SLG: 0.426 58 Peter Moylan, R (7,1) 54 Chad Paronto, R (8,1) 4 Pete Orr, L (9,PH) OBP: 0.207, SLG: 0.196	SH1-4		1B		K		E6		F5	1	0	0	0	0	0	0						
Inning Stats	R: 0 E: 0 K: 1 S: 11	H: 1 LOB: 1 BB: 0 P: 18	R: 0 E: 0 K: 1 S: 17	H: 0 LOB: 0 BB: 0 P: 26	R: 1 E: 0 K: 0 S: 13	H: 3 LOB: 2 BB: 0 P: 23	R: 0 E: 0 K: 0 S: 8	H: 1 LOB: 0 BB: 0 P: 11	R: 0 E: 0 K: 3 S: 13	H: 1 LOB: 1 BB: 1 P: 19	R: 0 E: 0 K: 1 S: 9	H: 2 LOB: 3 BB: 1 P: 17	R: 0 E: 1 K: 0 S: 8	H: 0 LOB: 0 BB: 1 P: 12	R: 0 E: 0 K: 2 S: 8	H: 0 LOB: 0 BB: 0 P: 11		R: 1 E: 0 K: 0 S: 11	H: 3 LOB: 2 BB: 0 P: 18	1B: 10 2B: 1 3B: 0 HR: 0	SF: 0 SAC: 2 DP: 2 HBP: 0	WP: 0 PB: 0 SB: 1 CS: 0
PITCHER	IP WLS BF H R ER SO BB IBB HBP BLK WP HR S P ERA WHIP	5.0 W 8 0 0 0 1 0 0 0 0 0 0 66 104 1.80 1.600	2.0 W 8 0 0 0 1 1 0 0 0 0 0 13 22 0.00 0.500	1.0 3 0 0 0 2 0 0 0 0 0 0 8 11 0.00 0.000	1.0 6 3 1 1 0 0 0 0 0 0 0 11 18 9.00 3.000	PITCHER										IP WLS BF H R ER SO BB IBB HBP BLK WP HR S P ERA WHIP	5.0 L 27 7 3 3 0 1 0 0 0 0 0 64 122 4.50 9.000					

Batter	1	2	3	4	5	6	7	8	9	AB	R	H	RBI	BB	SO	LOB	BOTTOM			
15 Rafael Furcal, S (1,6) OBP: 0.342, SLG: 0.364	F8		BB		2B		G3-1		G3	4	1	2	0	1	0	0	Atlanta Braves @ Los Angeles Dodgers Dodger Stadium, Los Angeles, CA Mon Jul 02 2007, 7:10 PM PDT Att: 40,571 - Clear - 83 F livebaseballscorecards.com			
9 Juan Pierre, L (1,8) OBP: 0.305, SLG: 0.326	F7		F8		G3		G3		G3	5	1	1	0	0	0	2				
55 Russell Martin, R (1,2) OBP: 0.371, SLG: 0.483	1B		1B		2B		1B		K	5	1	4	2	0	1	0				
12 Jeff Kent, R (1,4) OBP: 0.350, SLG: 0.446 6 Tony Abreu, S (7,PR) OBP: 0.322, SLG: 0.421	FC6-4		FC4-6		G4-3		1B		HBP	4	0	1	1	0	0	4				
Luis Gonzalez, L (1,7) OBP: 0.387, SLG: 0.482 16 Andre Ethier, L (7,PR) OBP: 0.338, SLG: 0.419	1B		K		K		1B		P6	4	0	2	0	0	2	2				
5 Nomar Garciaparra, R (1,5) OBP: 0.310, SLG: 0.334	1B		G1-3		K		E5		SF7	4	1	1	1	0	0	1				
7 James Loney, L (1,3) OBP: 0.443, SLG: 0.696	L6		K		K		1B		1B	3	1	0	0	1	2	2				
27 Matt Kemp, R (1,9) OBP: 0.432, SLG: 0.559	FC5-4		P4		P3		1B		1B	3	1	1	3	1	0	2				
Derek Lowe, R (1,1) OBP: 0.289, SLG: 0.188 Joe Beimel, L (6,1) OBP: 0.350, SLG: 0.422 Rudy Seanez, R (8,1) OBP: 0.322, SLG: 0.421 Brett Tomko, R (9,1) OBP: 0.322, SLG: 0.421	F8		F8		K		K		SF7	2	0	0	0	0	1	2				
Inning Stats	R: 0 E: 0 K: 0 S: 9	H: 1 LOB: 1 BB: 0 P: 12	R: 0 E: 0 K: 0 S: 9	H: 2 LOB: 2 BB: 0 P: 13	R: 0 E: 0 K: 1 S: 11	H: 1 LOB: 2 BB: 1 P: 19	R: 0 E: 0 K: 1 S: 7	H: 0 LOB: 0 BB: 0 P: 8	R: 1 E: 0 K: 1 S: 12	H: 2 LOB: 1 BB: 0 P: 15	R: 2 E: 0 K: 3 S: 16	H: 1 LOB: 0 BB: 0 P: 20	R: 0 E: 1 K: 5 S: 21	H: 5 LOB: 2 BB: 2 P: 45	R: 0 E: 0 K: 1 S: 11	H: 0 LOB: 1 BB: 0 P: 18		1B: 8 2B: 3 3B: 0 HR: 1	SF: 1 SAC: 0 DP: 0 HBP: 1	WP: 1 PB: 0 SB: 2 CS: 0
PITCHER	IP WLS BF H R ER SO BB IBB HBP BLK WP HR S P ERA WHIP	6.0 L 27 7 3 3 0 1 0 0 0 0 0 64 122 4.50 9.000	0.1 4 3 3 3 0 0 0 0 0 0 0 12 22 81.00 9.000	0.2 6 2 2 0 0 1 1 0 0 0 0 9 23 0.00 4.500	1.0 4 0 0 0 1 0 0 1 0 0 0 11 18 0.00 0.000	PITCHER										IP WLS BF H R ER SO BB IBB HBP BLK WP HR S P ERA WHIP	6.0 L 27 7 3 3 0 1 0 0 0 0 0 64 122 4.50 9.000			

Batter	1	2	3	4	5	6	7	8	9	AB	R	H	RBI	BB	SO	LOB	TOP								
19 Yunel Escobar, R OBP: 0.327, SLG: 0.398	E5 10 G6-4-3	FC4-6		K		G5-3			K	5	0	0	0	0	2	1									
11 Edgar Renteria, R OBP: 0.387, SLG: 0.492	P3		FC4-6 BB	G6-3			K			3	0	0	0	1	1										
10 Chipper Jones, S OBP: 0.413, SLG: 0.585	G6-4-3		FC4-6 BB 7 2B	F7			G4-3			4	1	0	0	0	0	2									
Andruw Jones, R OBP: 0.299, SLG: 0.385		G4-3	23 1B	2B		G3-1			G5-3	3	2	1	0	1	0	0									
7 Jeff Francoeur, R OBP: 0.329, SLG: 0.419	G4-3		16 BB	BB		F9			G6-3	4	1	1	1	0	0	1									
23 Matt Diaz, R OBP: 0.374, SLG: 0.469		16 HR	1B	IBB					16 G3-6-1 BB	2	1	2	1	2	0	0									
16 Brian McCann, L OBP: 0.314, SLG: 0.433		HR				F9			G3-6-1	3	1	1	3	1	0	2									
Jarrod Saltalamacchia, S OBP: 0.373, SLG: 0.495	K		SF8			G6-3			F8	3	0	0	1	0	1	0									
26 Kyle Davies, R OBP: 0.280, SLG: 0.391						F8			G3	2	0	1	0	0	0	2									
Oscar Villarreal, L ERA: 3.94										0	0	0	0	0	0	0									
2 Kelly Johnson, L OBP: 0.360, SLG: 0.495										1	0	0	0	0	0	0									
49 Wilfredo Ledezma, L ERA: 4.93										0	0	0	0	0	0	0									
Tyler Yates, R ERA: 3.75										0	0	0	0	0	0	0									
39 Rafael Soriano, R ERA: 3.03										0	0	0	0	0	0	0									
Willie Harris, L ERA: 4.73										1	0	0	0	0	0	0									
Inning Stats	R: 0 E: 1 K: 0 S: 3	H: 0 LOB: 0 BB: 0 P: 4	R: 3 E: 0 K: 1 S: 15	H: 4 LOB: 1 BB: 0 P: 20	R: 3 E: 0 K: 0 S: 15	H: 1 LOB: 2 BB: 4 P: 35	R: 0 E: 0 K: 1 S: 8	H: 0 LOB: 0 BB: 0 P: 10	R: 0 E: 0 K: 0 S: 6	H: 1 LOB: 1 BB: 0 P: 13	R: 0 E: 0 K: 0 S: 6	H: 0 LOB: 0 BB: 0 P: 8	R: 0 E: 0 K: 1 S: 9	H: 0 LOB: 0 BB: 0 P: 13	R: 0 E: 0 K: 0 S: 2	H: 0 LOB: 0 BB: 1 P: 10	R: 0 E: 0 K: 1 S: 6	H: 0 LOB: 0 BB: 0 P: 8	1B: 3 2B: 2 3B: 0 HR: 1	SF: 1 SAC: 0 DP: 2 HBP: 0	WP: 0 PB: 0 SB: 0 CS: 0	PA: 37			
PITCHER	IP	WLS	BF	H	R	ER	SO	BB	IBB	HBP	BLK	WP	HR	S	P	ERA	WHIP								
52 Randy Wolf, L ERA: 4.73	3.0		18	5	6	6	1	3	1	0	0	0	1	33	59	18.00	2.667								
54 D.J. Houlton, R ERA: 3.2	3.0	10	1	0	0	1	0	0	0	0	0	0	0	22	31	0.00	0.333								
Rudy Seanez, R ERA: 3.2	1.0	W	3	0	0	0	1	0	0	0	0	0	0	9	13	0.00	0.000								
51 Jonathan Broxton, R ERA: 2.93	1.0	H	3	0	0	0	0	1	0	0	0	0	0	2	10	0.00	1.000								
44 Takashi Saito, R ERA: 1.3	1.0	S	3	0	0	0	1	0	0	0	0	0	0	6	8	0.00	0.000								

Atlanta Braves @ Los Angeles Dodgers
Dodger Stadium, Los Angeles, CA
Tue Jul 03 2007, 7:10 PM PDT
Att: 43,052 - Clear - 82 F

AB 31
R 6
H 6
RBI 6
BB 5
SO 4
LOB 9



Batter	1	2	3	4	5	6	7	8	9	AB	R	H	RBI	BB	SO	LOB	BOTTOM								
15 Rafael Furcal, S OBP: 0.346, SLG: 0.366	SH1-3 7 1B		G4-6-3			G1			FC5-4 7 CS	4	1	2	0	1	0	2									
9 Juan Pierre, L OBP: 0.305, SLG: 0.322	SH1-3	F6		G6-3		G1-3				4	0	0	0	0	0	3									
7 James Loney, L OBP: 0.431, SLG: 0.667	G4-3	K		K			G4-3		CS	4	0	1	1	0	2	2									
12 Jeff Kent, R OBP: 0.352, SLG: 0.450	G4-3		27 G1-3 BB	1B		G5-3			G4-3 27 1B 2B	4	2	2	0	0	0	1									
Luis Gonzalez, L OBP: 0.385, SLG: 0.476	K		27 G1-3 BB	BB		K			G4-3	3	1	0	0	1	2	2									
27 Matt Kemp, R OBP: 0.436, SLG: 0.569		HR	G1-3			F9			1B	4	1	2	1	0	0	2									
Wilson Betemit, S OBP: 0.338, SLG: 0.462		HR	16 1B	2B		E6			1B	4	2	3	4	0	0	0									
Mike Lieberthal, R OBP: 0.267, SLG: 0.238		HR	16 1B	2B		FC4			1B	4	0	2	0	0	0	3									
55 Russell Martin, R OBP: 0.371, SLG: 0.483			16 1B	1B		FC4			F7	0	0	0	0	0	0	0									
52 Randy Wolf, L ERA: 4.73										1	0	0	0	0	0	1									
16 Andruw Jones, R OBP: 0.299, SLG: 0.385										1	0	1	0	0	0	0									
54 D.J. Houlton, R ERA: 3.2										0	0	0	0	0	0	0									
6 Tony Abreu, S ERA: 4.93										0	0	0	0	0	0	0									
Rudy Seanez, R ERA: 3.2										0	0	0	0	0	0	0									
51 Jonathan Broxton, R ERA: 2.93										0	0	0	0	0	0	0									
5 Nomar Garciaparra, R ERA: 3.03										0	0	0	0	0	0	0									
44 Takashi Saito, L ERA: 1.3										0	0	0	0	0	0	0									
Inning Stats	R: 1 E: 0 K: 1 S: 14	H: 2 LOB: 1 BB: 0 P: 22	R: 2 E: 0 K: 1 S: 14	H: 3 LOB: 2 BB: 1 P: 27	R: 3 E: 0 K: 0 S: 13	H: 4 LOB: 1 BB: 1 P: 24	R: 0 E: 0 K: 1 S: 9	H: 0 LOB: 0 BB: 0 P: 14	R: 0 E: 0 K: 0 S: 11	H: 0 LOB: 0 BB: 0 P: 17	R: 0 E: 0 K: 0 S: 6	H: 0 LOB: 0 BB: 0 P: 9	R: 1 E: 0 K: 0 S: 14	H: 3 LOB: 2 BB: 0 P: 22	R: 0 E: 0 K: 1 S: 11	H: 1 LOB: 0 BB: 0 P: 18	1B: 9 2B: 3 3B: 0 HR: 1	SF: 0 SAC: 1 DP: 1 HBP: 0	WP: 0 PB: 0 SB: 1 CS: 1	PA: 39					
PITCHER	IP	WLS	BF	H	R	ER	SO	BB	IBB	HBP	BLK	WP	HR	S	P	ERA	WHIP								
26 Kyle Davies, R ERA: 3.94	2.0		14	6	5	5	2	2	0	0	0	0	0	32	57	22.50	4.000								
Oscar Villarreal, R ERA: 3.94	3.0	12	3	1	1	2	0	0	0	0	0	0	0	29	47	3.00	1.000								
49 Wilfredo Ledezma, L ERA: 4.93	1.2	L	6	1	1	1	0	0	0	0	0	0	0	14	21	5.40	0.600								
Tyler Yates, R ERA: 3.75	0.1		3	2	0	0	0	0	0	0	0	0	0	6	10	0.00	6.000								
39 Rafael Soriano, R ERA: 3.03	1.0		3	1	0	0	1	0	0	0	0	0	0	11	18	0.00	1.000								

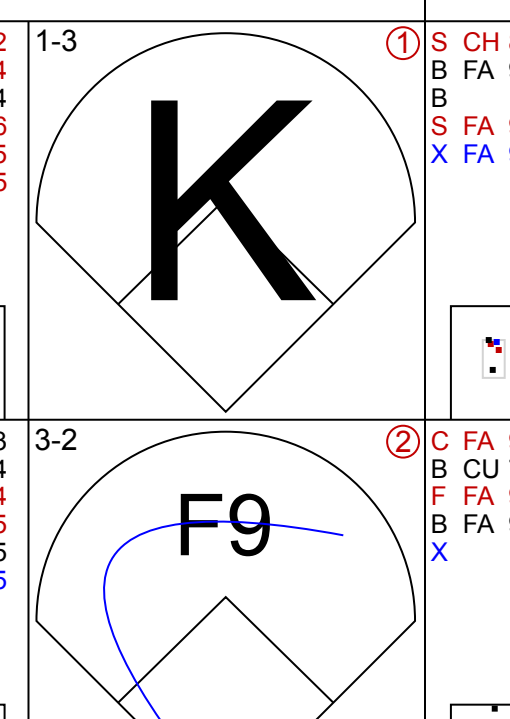
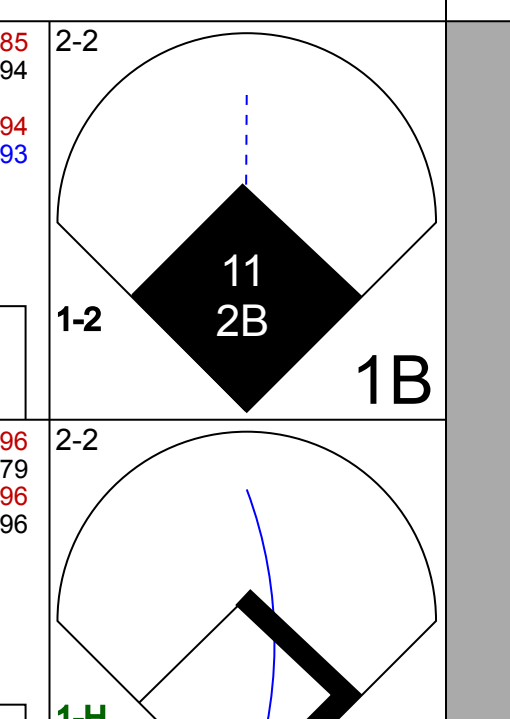
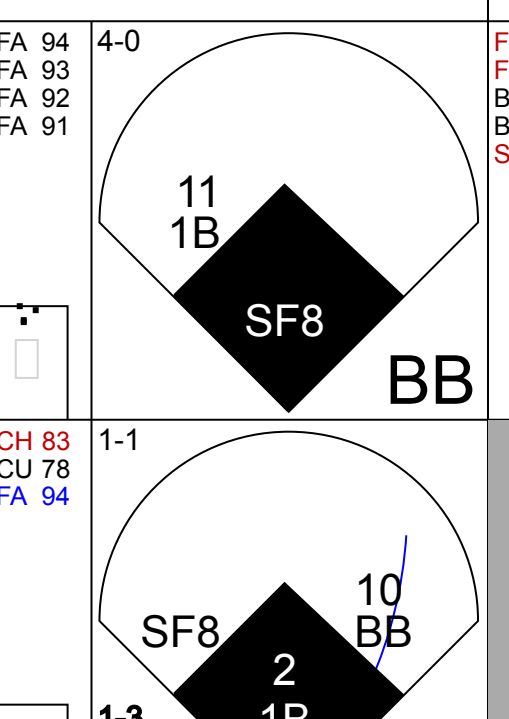
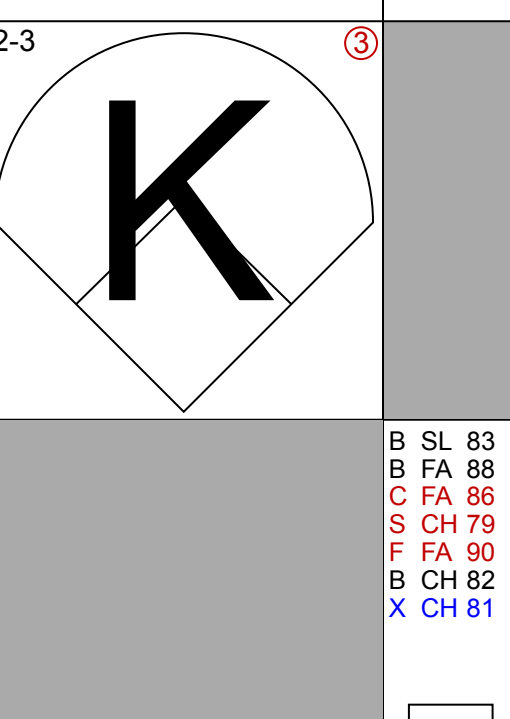
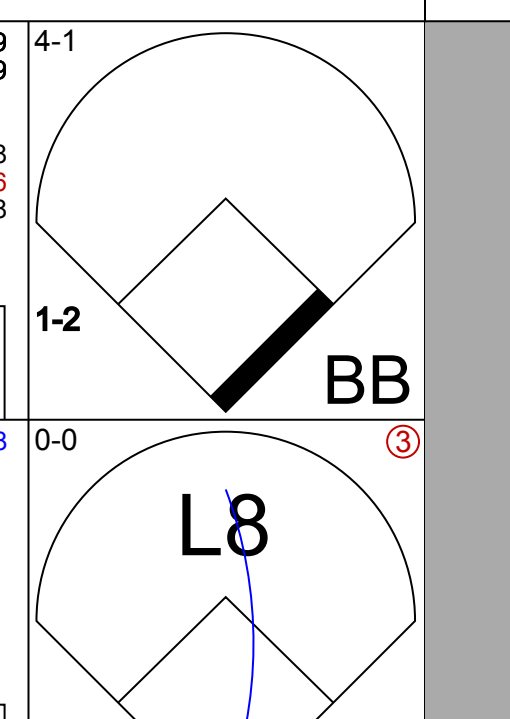
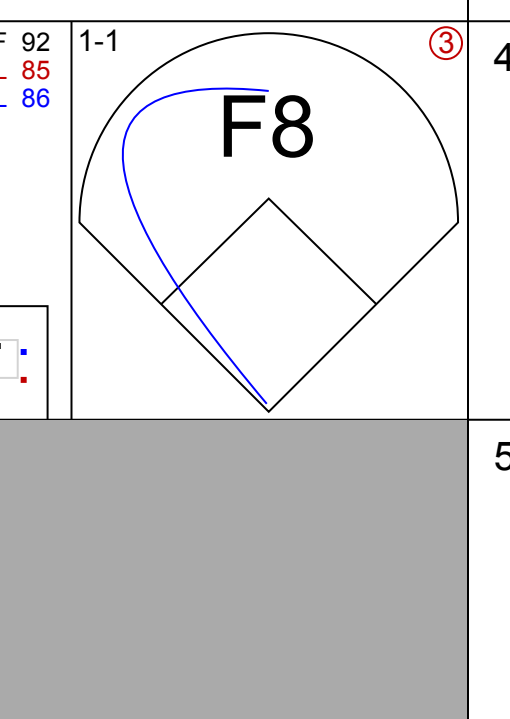
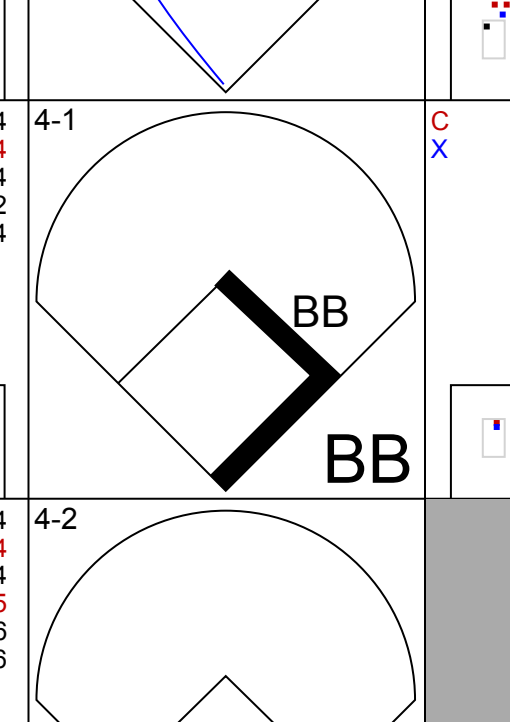
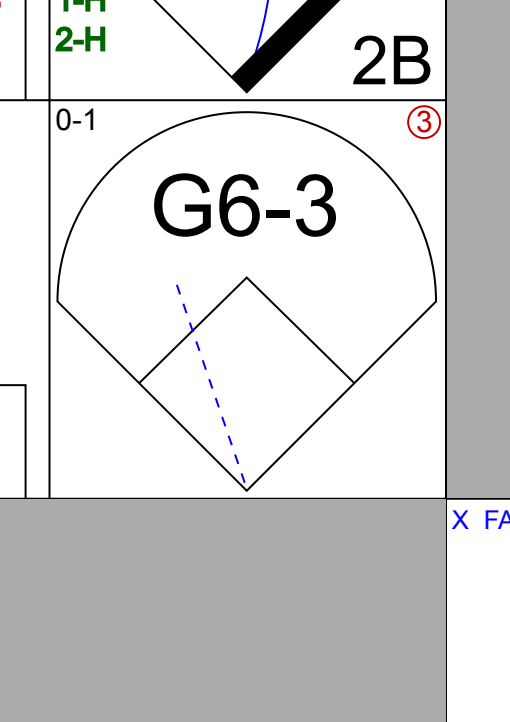
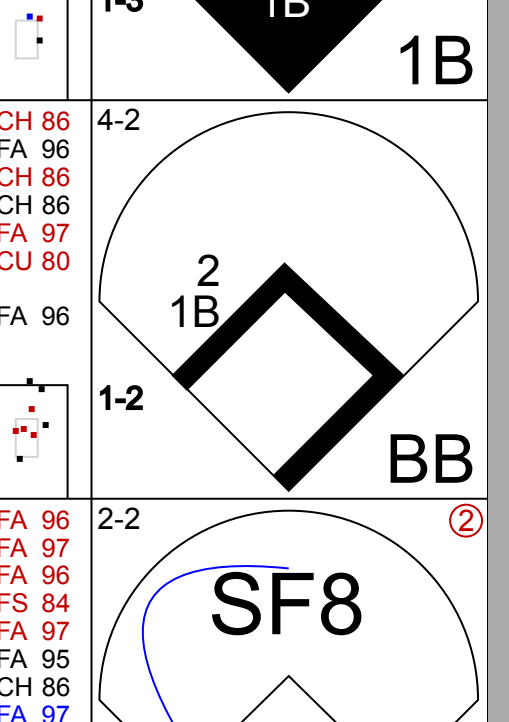
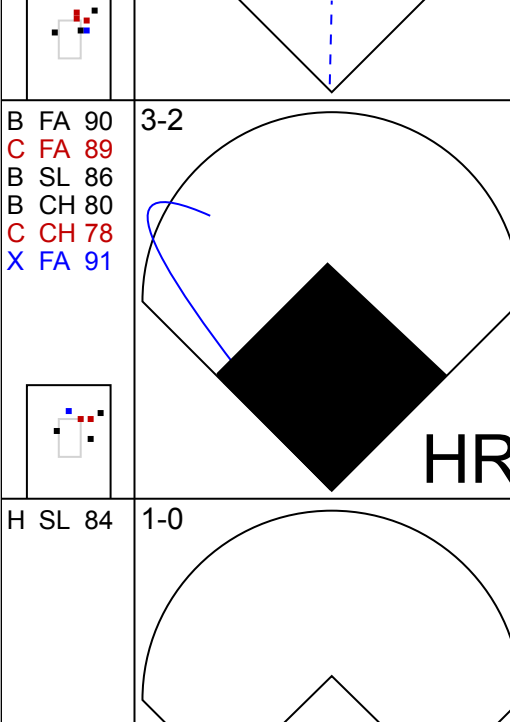

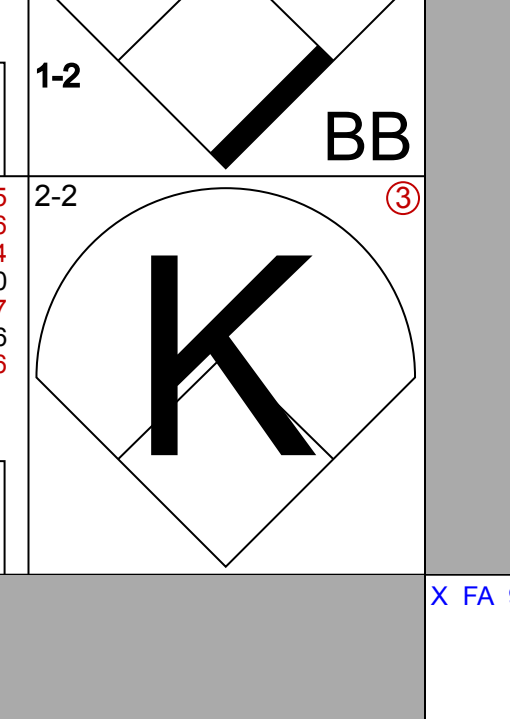
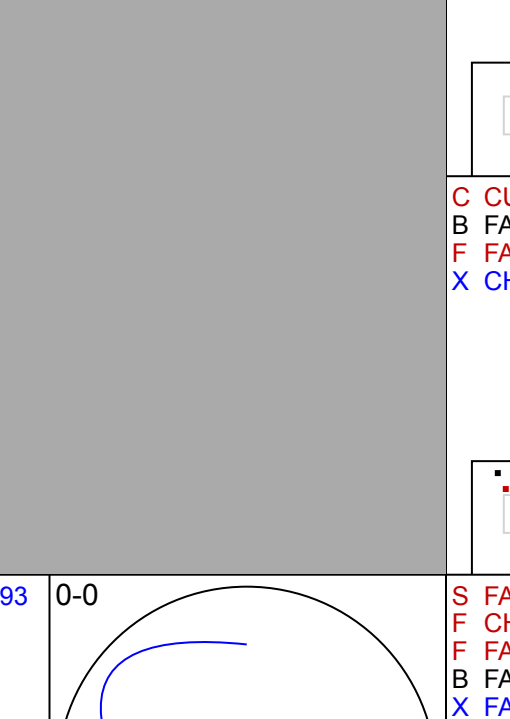
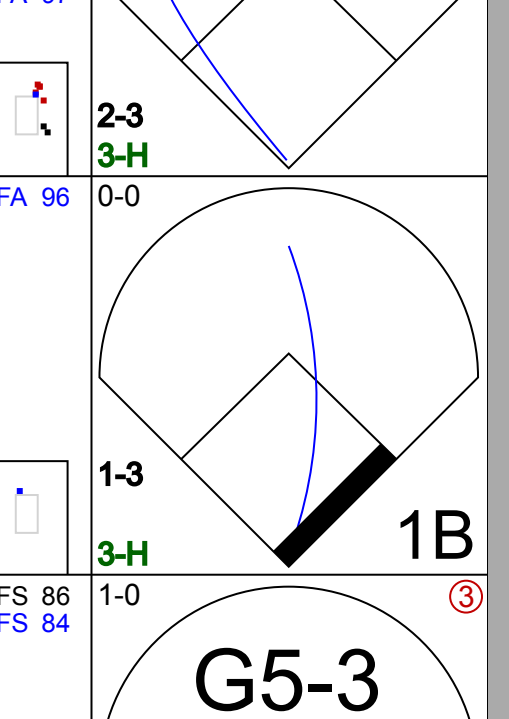
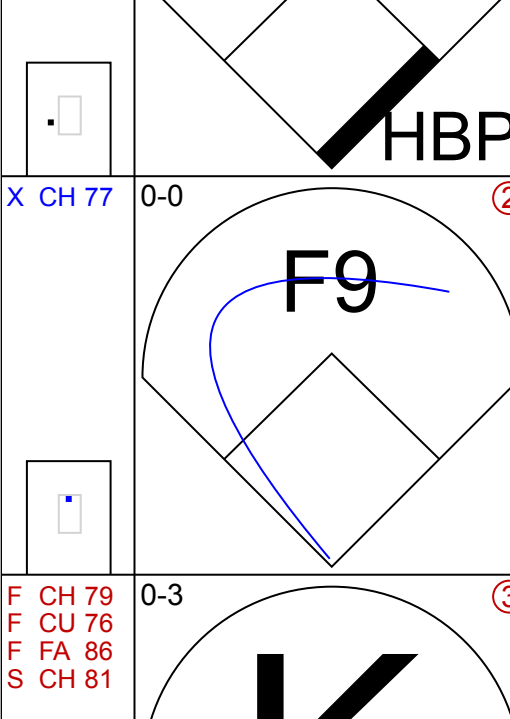
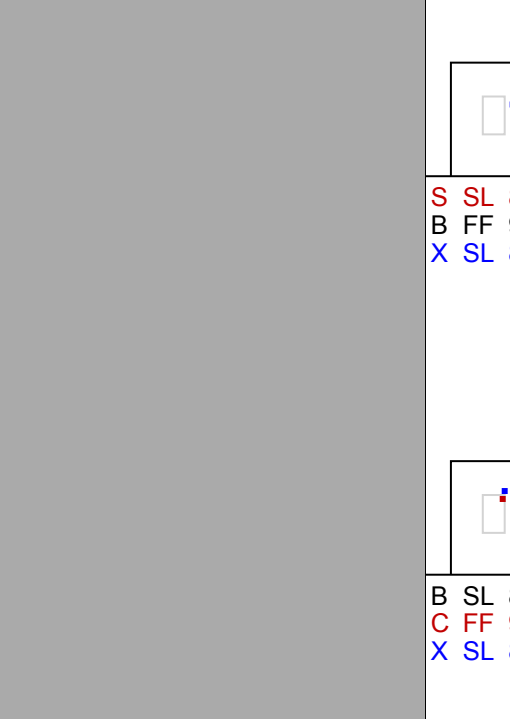
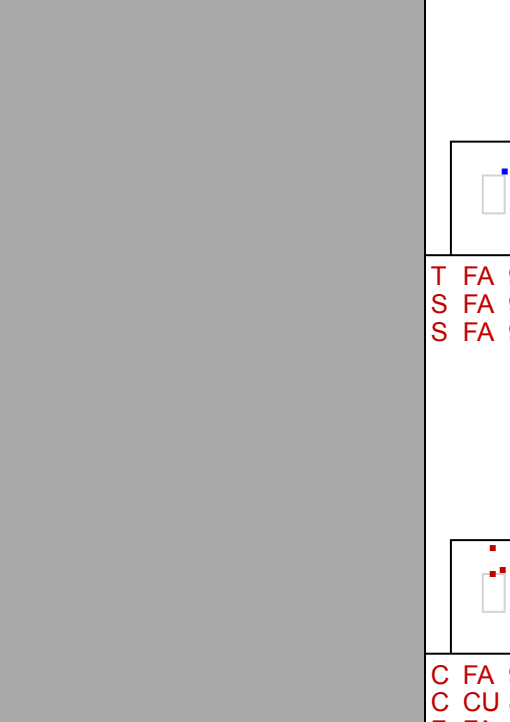
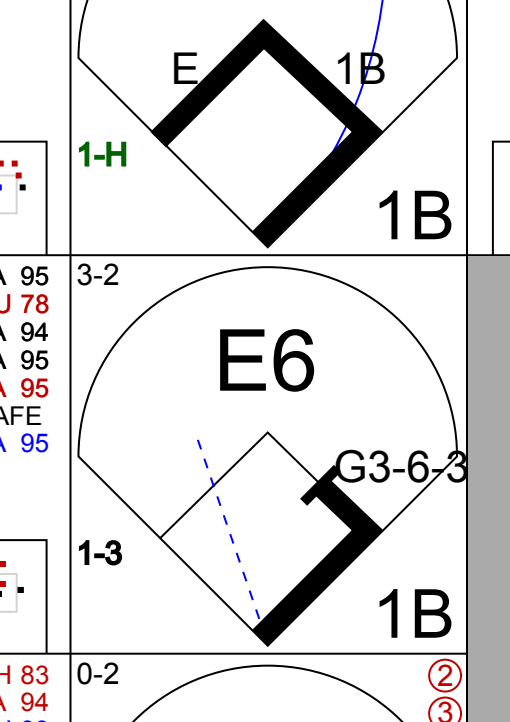
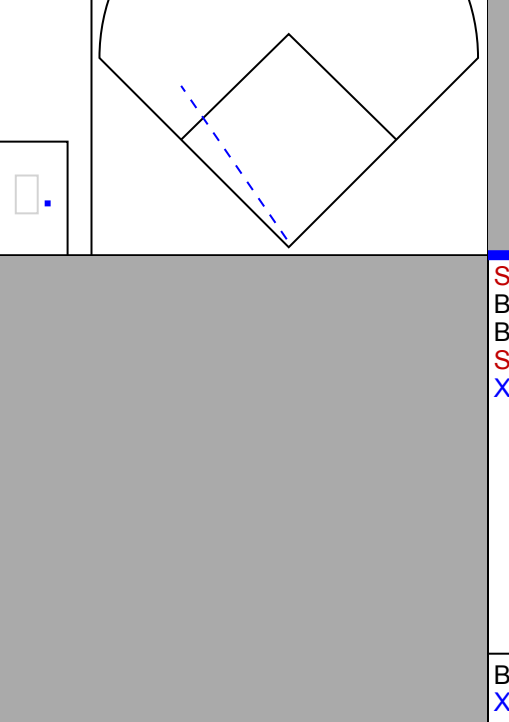
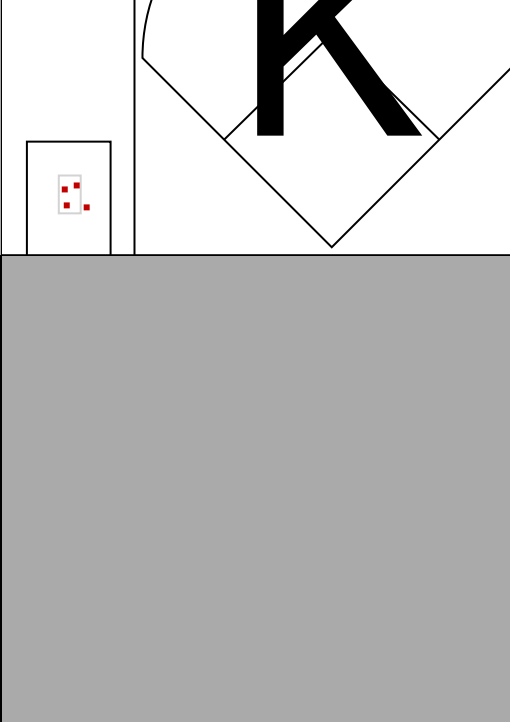
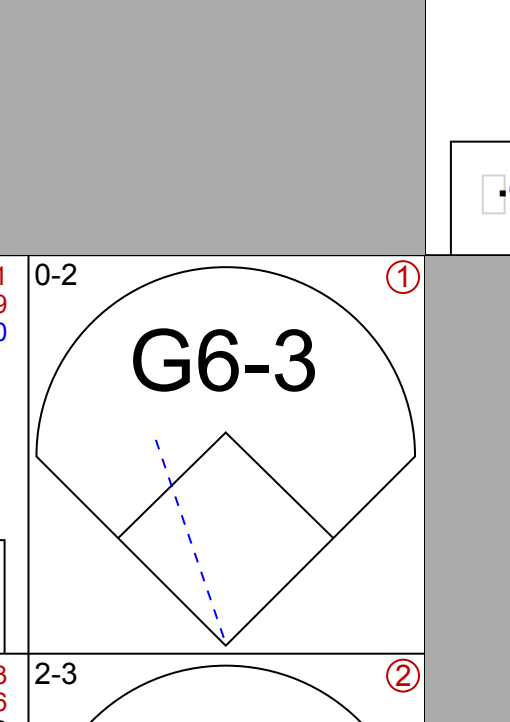
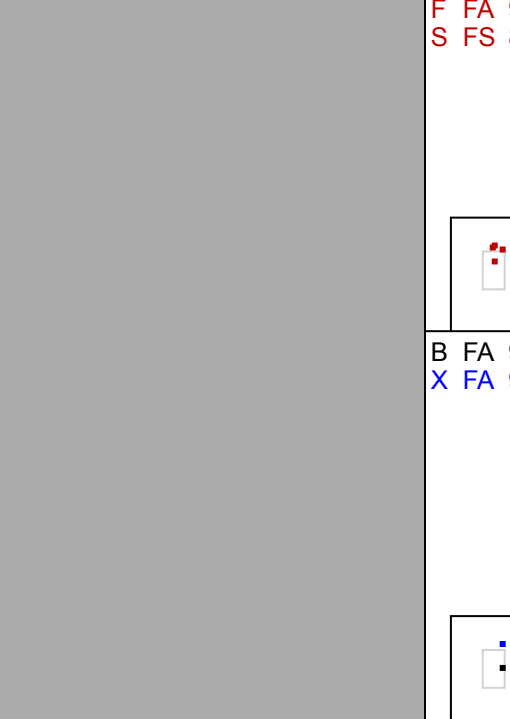
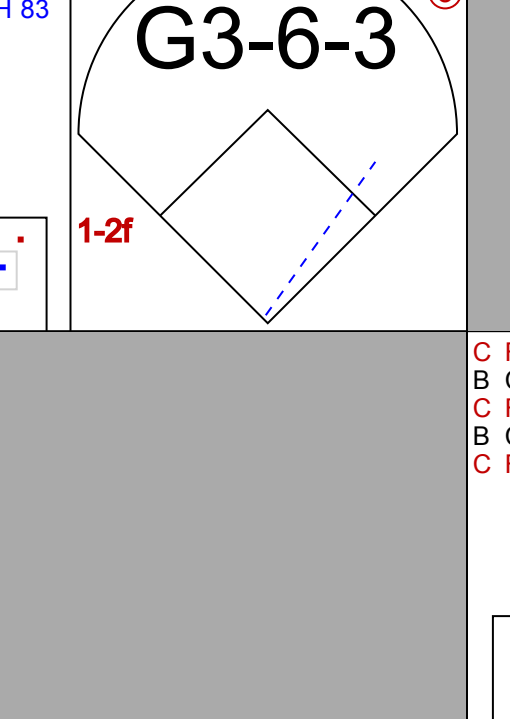
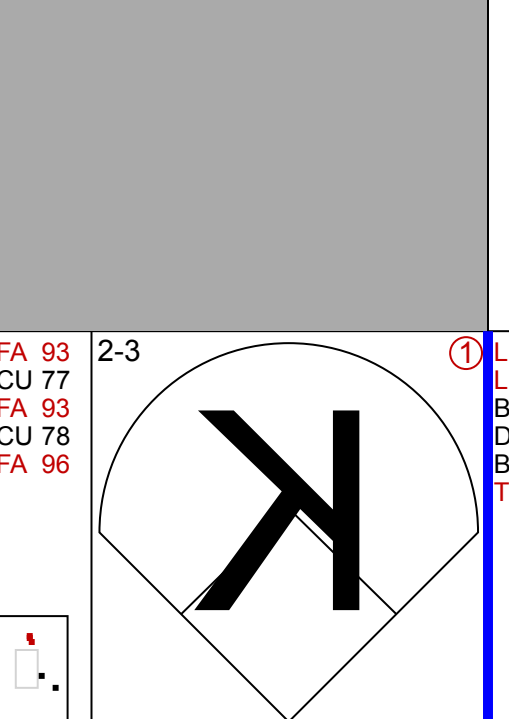

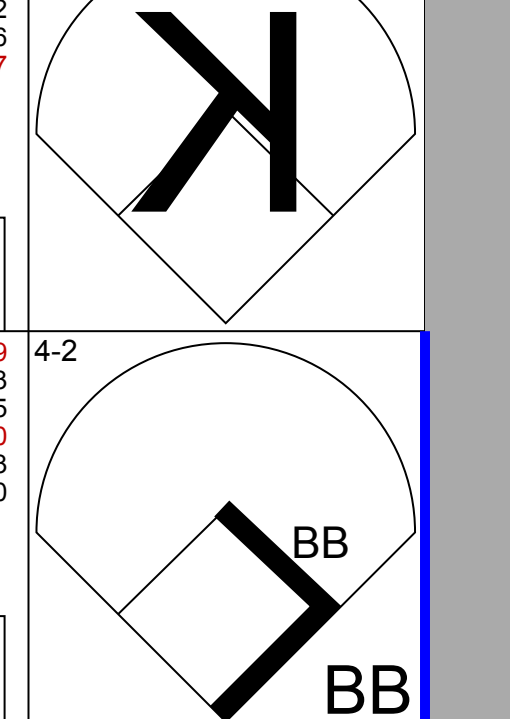
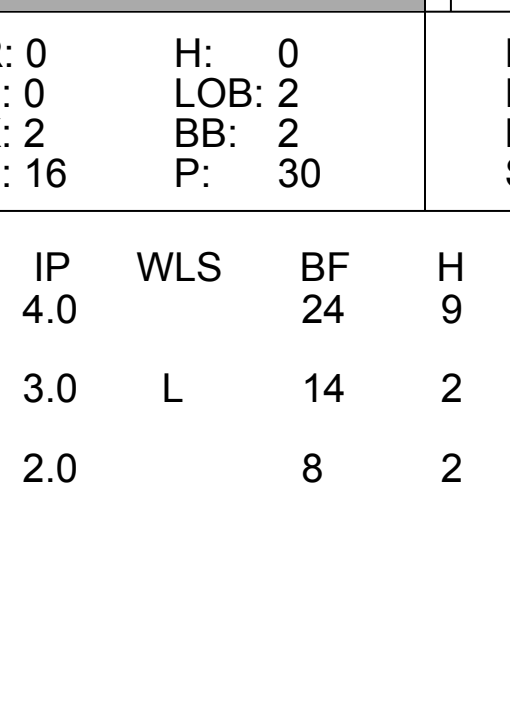
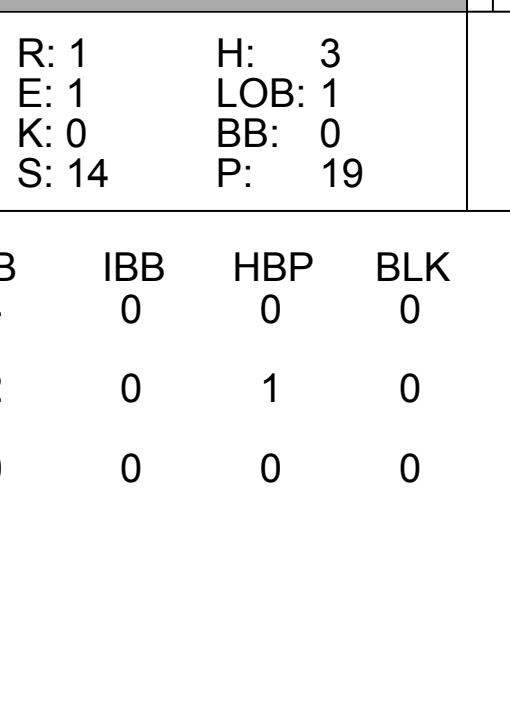
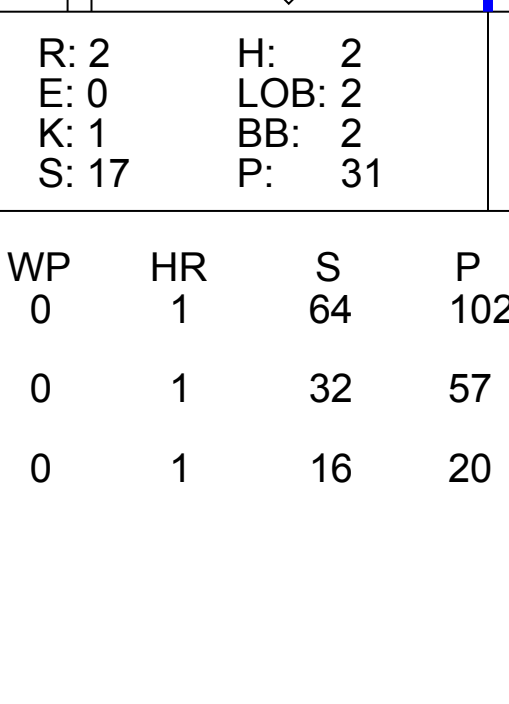
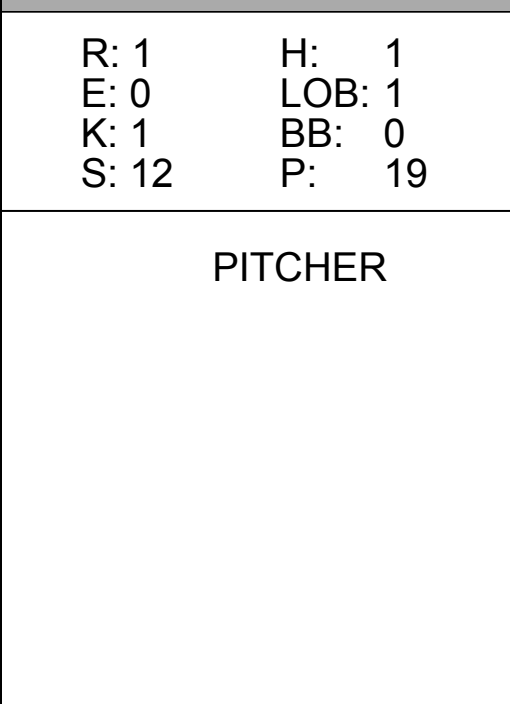
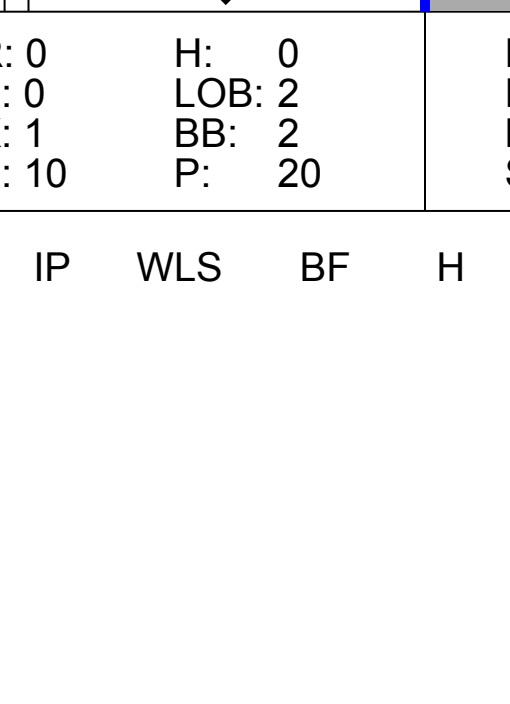
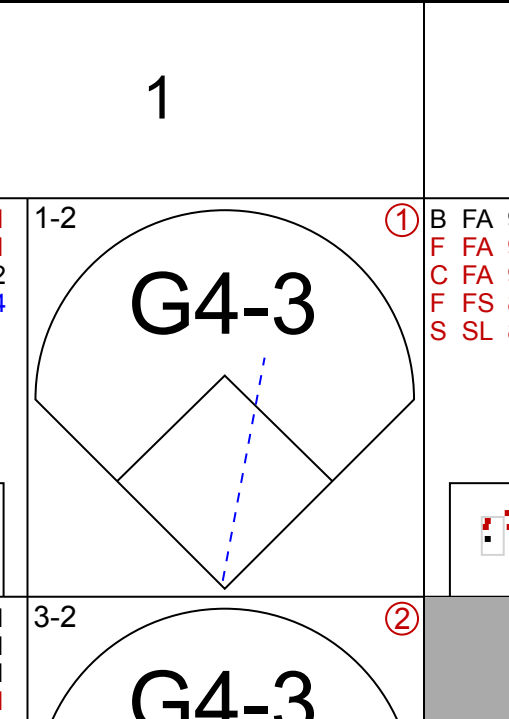
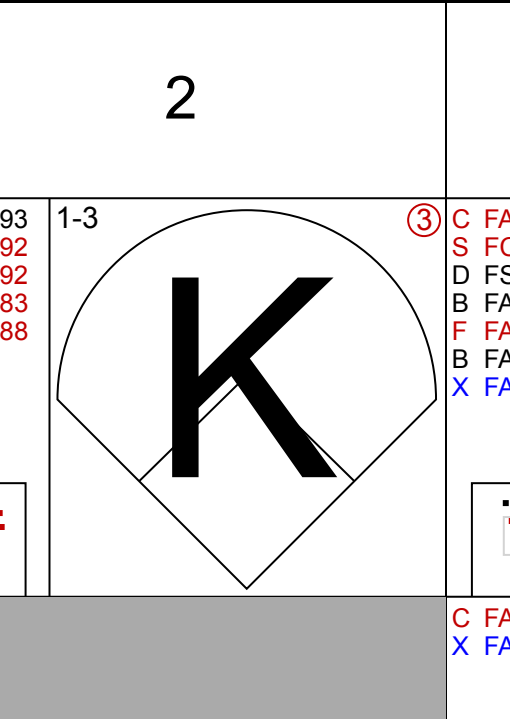
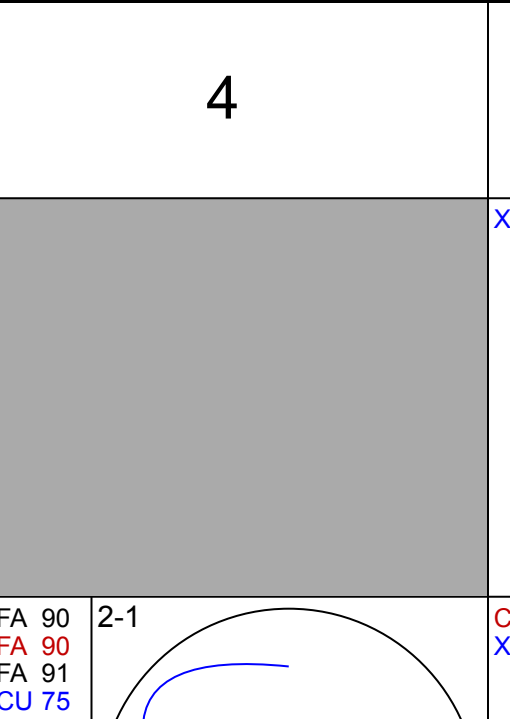
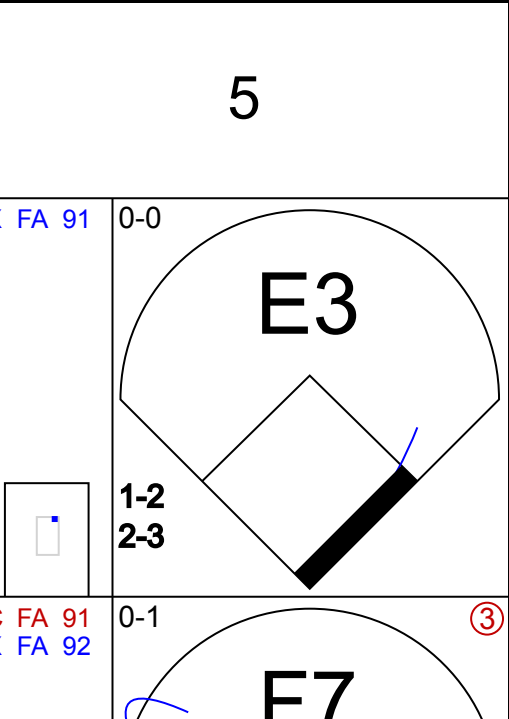
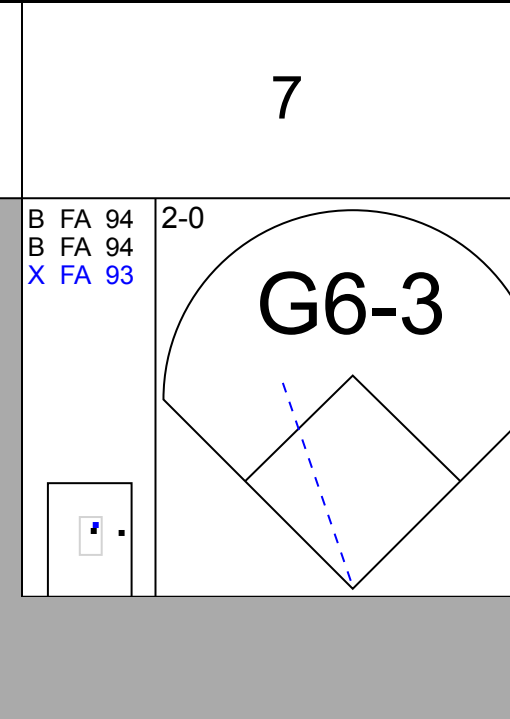

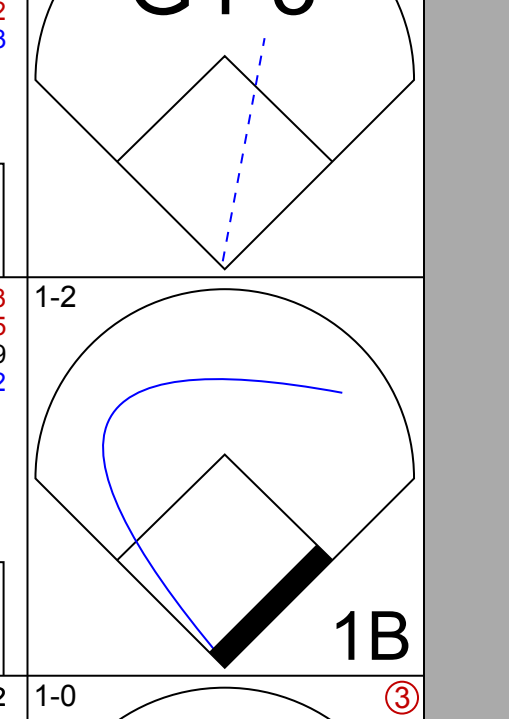

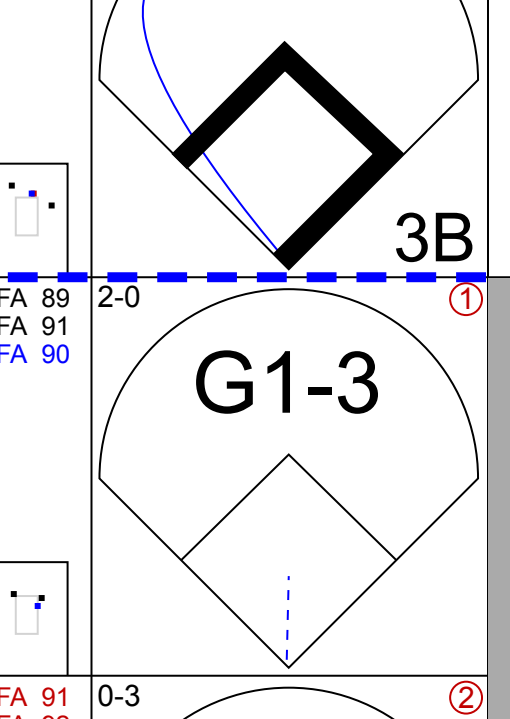
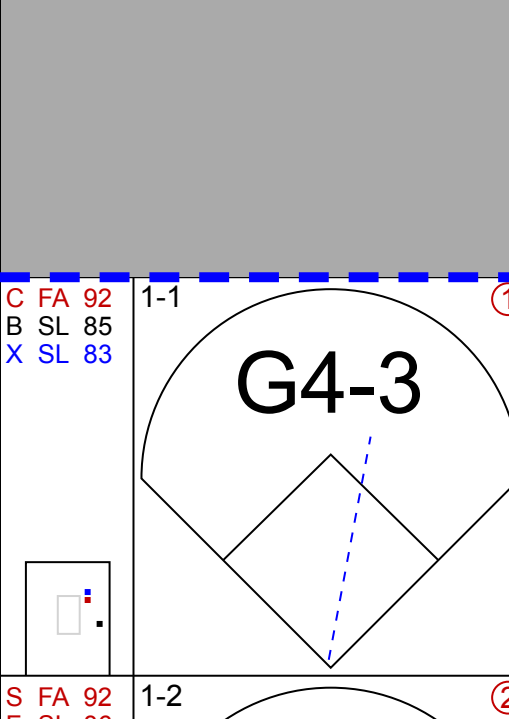
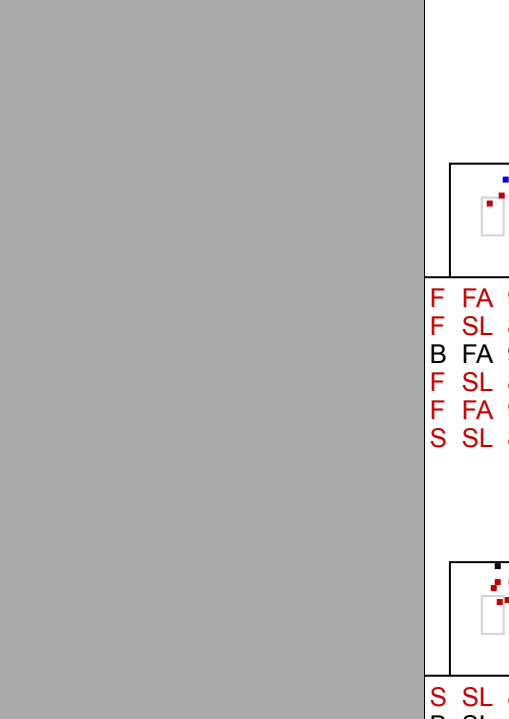
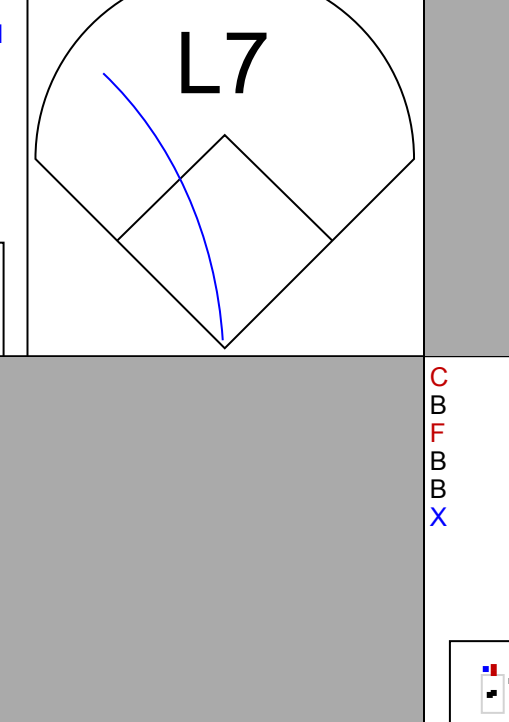
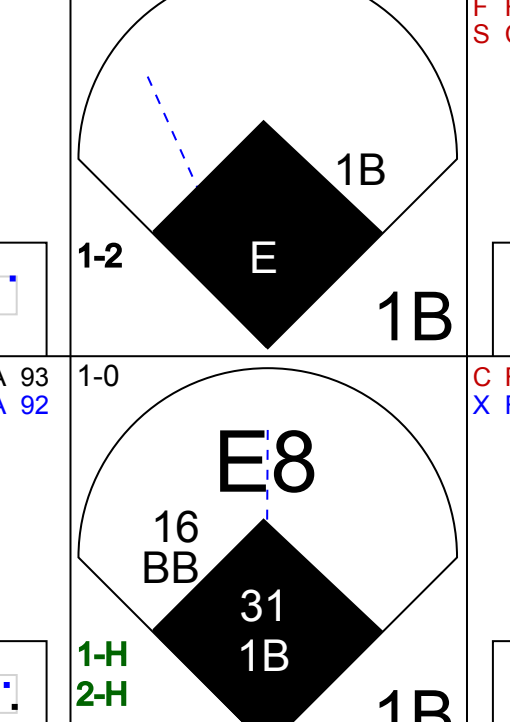
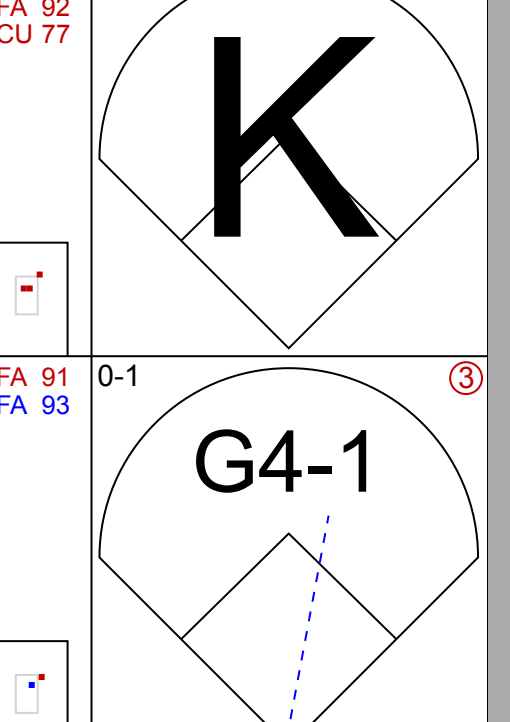
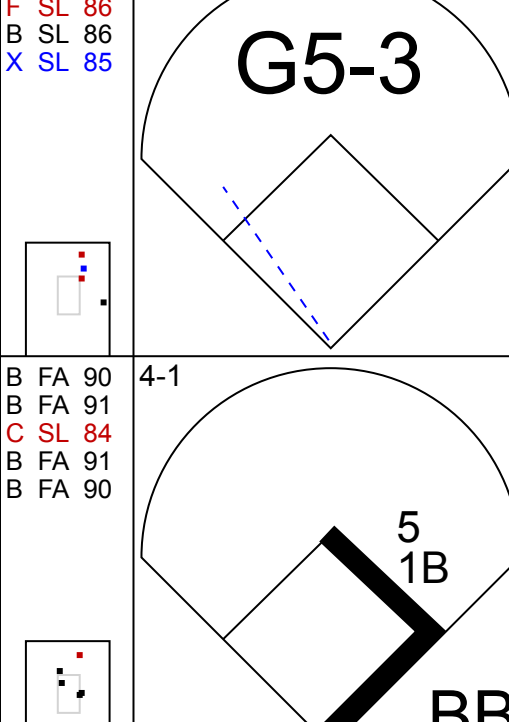
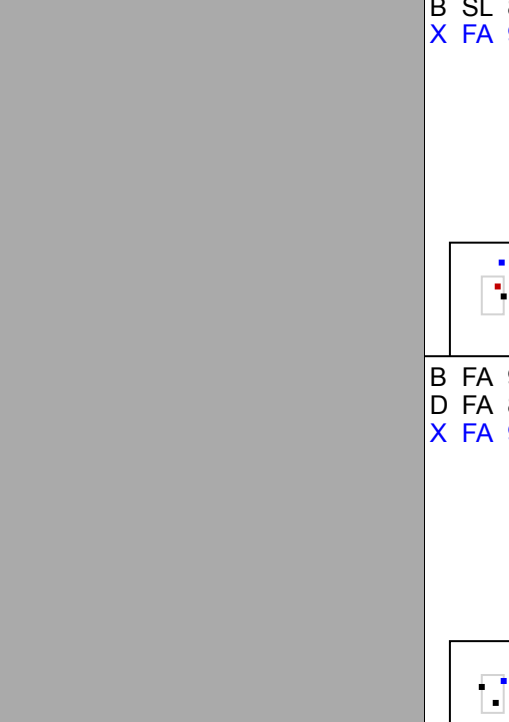
Atlanta Braves @ Los Angeles Dodgers
Dodger Stadium, Los Angeles, CA
Tue Jul 03 2007, 7:10 PM PDT
Att: 43,052 - Clear - 82 F

AB 35
R 7
H 13
RBI 7
BB 2
SO 5
LOB 16



Batter	1	2	3	4	5	6	7	8	9	AB	R	H	RBI	BB	SO	LOB	TOP					
19 Yunel Escobar, R OBP: 0.340, SLG: 0.423										4	1	3	1	0	0	0	Atlanta Braves @ Los Angeles Dodgers Dodger Stadium, Los Angeles, CA Wed Jul 04 2007, 6:10 PM PDT Att: 56,000 - Partly Cloudy - 79 F					
11 Edgar Renteria, R OBP: 0.385, SLG: 0.487										5	0	1	0	0	1	5						
10 Chipper Jones, S OBP: 0.409, SLG: 0.577										5	0	1	2	0	1	3						
Andrew Jones, R OBP: 0.298, SLG: 0.392										5	1	1	1	0	4	4						
7 Jeff Francoeur, R OBP: 0.331, SLG: 0.423										4	1	2	0	0	0	2						
23 Matt Diaz, R OBP: 0.371, SLG: 0.464										4	1	1	0	0	0	1						
Tyler Yates, R										0	0	0	0	0	0	0						
39 Rafael Soriano, R										0	0	0	0	0	0	0						
Bob Wickman, R										0	0	0	0	0	0	0						
16 Brian McCann, L OBP: 0.313, SLG: 0.430										4	0	1	1	0	0	2						
Jarrod Saltalamacchia, S OBP: 0.358, SLG: 0.474										4	0	0	0	0	1	2						
36 Chuck James, L OBP: 0.267, SLG: 0.250										2	1	1	0	0	0	0						
2 Kelly Johnson, L OBP: 0.354, SLG: 0.455										0	0	0	0	1	0	0						
49 Wilfredo Ledezma, L										0	0	0	0	0	0	0						
58 Peter Moylan, R										0	0	0	0	0	0	0						
Willie Harris, L OBP: 0.436, SLG: 0.475										1	0	0	0	0	1	0						
Inning Stats	R: 0 E: 0 K: 1 S: 12	H: 2 LOB: 2 BB: 0 P: 16	R: 0 E: 0 K: 0 S: 4	H: 0 LOB: 0 BB: 0 P: 9	R: 0 E: 0 K: 1 S: 9	H: 1 LOB: 0 BB: 0 P: 14	R: 0 E: 0 K: 1 S: 11	H: 1 LOB: 2 BB: 0 P: 15	R: 2 E: 0 K: 1 S: 17	H: 3 LOB: 1 BB: 0 P: 23	R: 2 E: 0 K: 1 S: 21	H: 3 LOB: 2 BB: 1 P: 36	R: 1 E: 0 K: 0 S: 10	H: 1 LOB: 0 BB: 0 P: 11	R: 0 E: 0 K: 1 S: 12	H: 0 LOB: 0 BB: 0 P: 17	R: 0 E: 0 K: 2 S: 13	H: 0 LOB: 0 BB: 0 P: 19	1B: 8 2B: 2 3B: 0 HR: 1	SF: 1 SAC: 0 DP: 0 HBP: 0	WP: 0 PB: 0 SB: 1 CS: 1	PA: 40
PITCHER	IP WLS BF H R ER SO BB IBB HBP BLK WP HR S P ERA WHIP																ERA WHIP					
Mark Hendrickson, L ERA: 4.05	5.0 L 22 7 2 2 4 0 0 0 0 0 0 0 53 77 3.60 1.400																0.00 0.000					
Brett Tomko, R ERA: 6.14	0.1 5 3 2 2 1 1 0 0 0 0 0 0 13 23 54.00 12.000																					
Rudy Seanez, R ERA: 3.15	0.2 2 0 0 0 0 0 0 0 0 0 0 0 8 13 0.00 0.000																					
41 Chin-hui Tsao, R ERA: 3.0	1.0 4 1 1 1 0 0 0 0 0 0 0 1 10 11 9.00 1.000																					
51 Jonathan Broxton, R ERA: 2.96	1.0 3 0 0 0 0 1 0 0 0 0 0 0 12 17 0.00 0.000																					

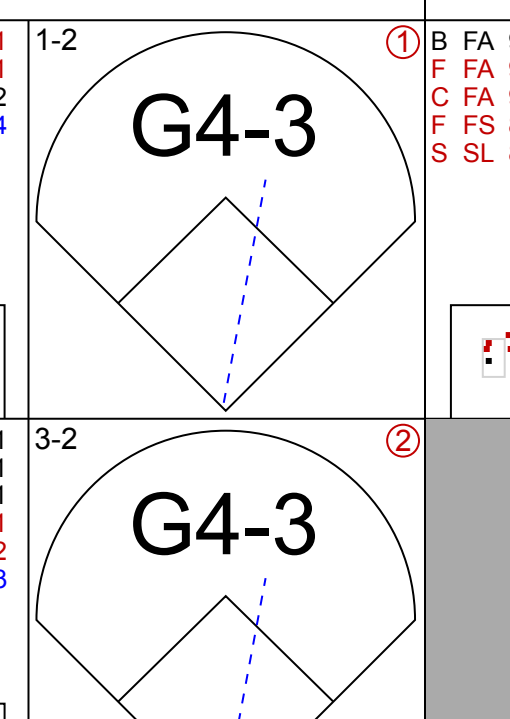
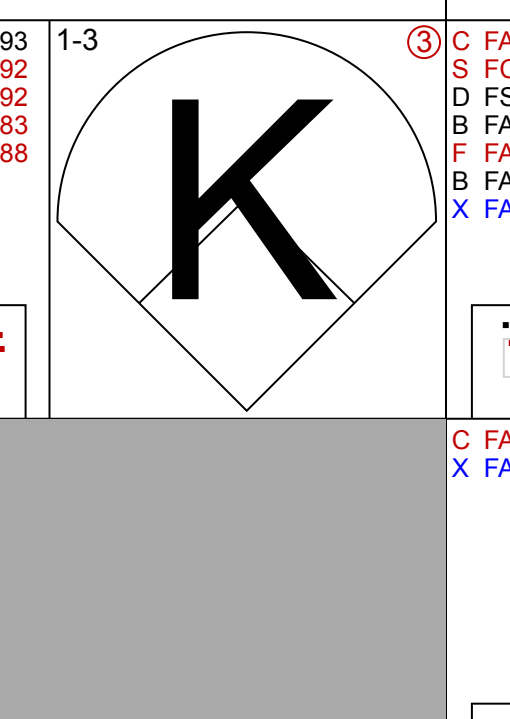
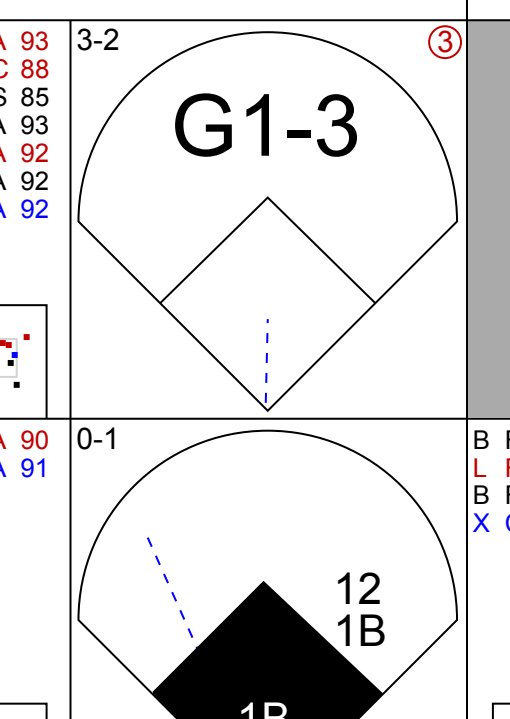
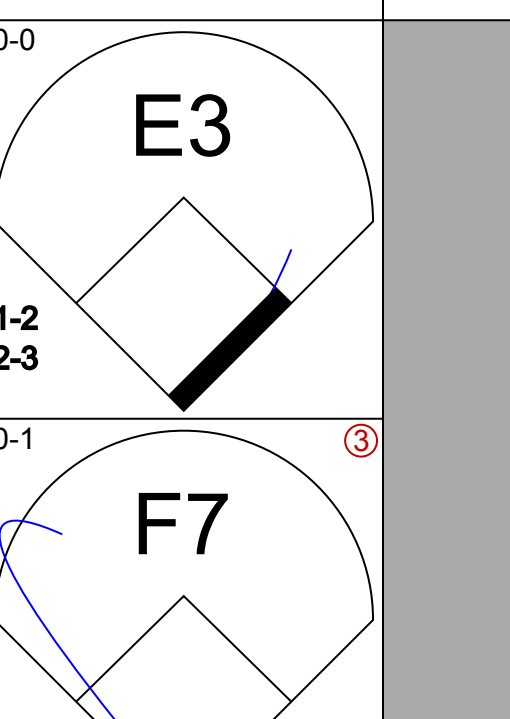
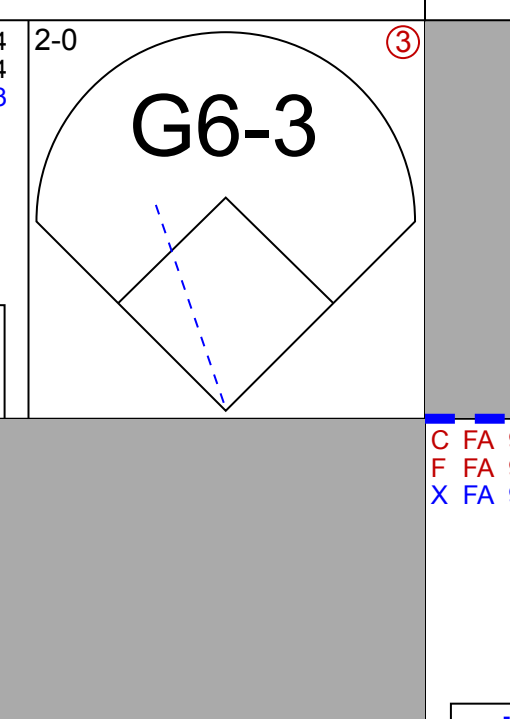
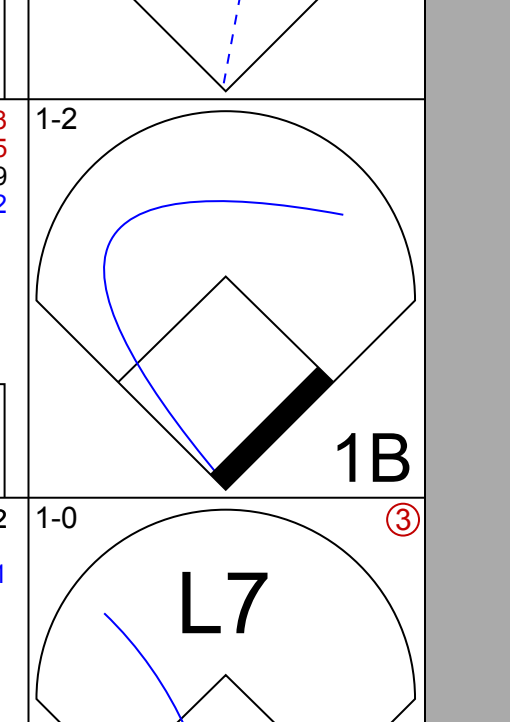
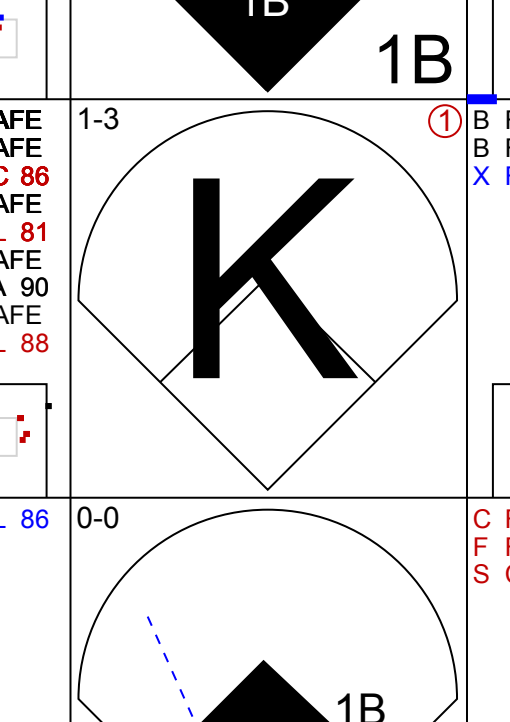
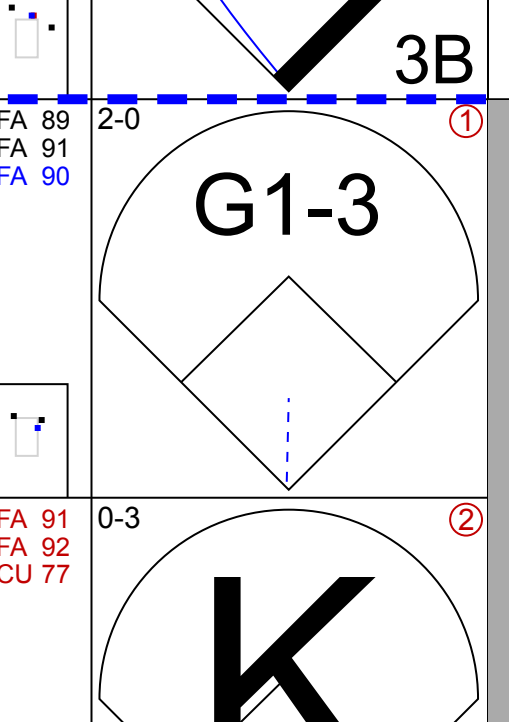
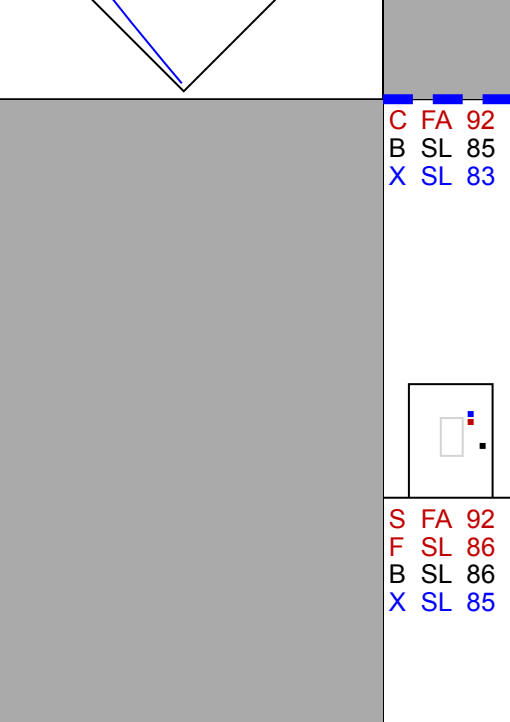
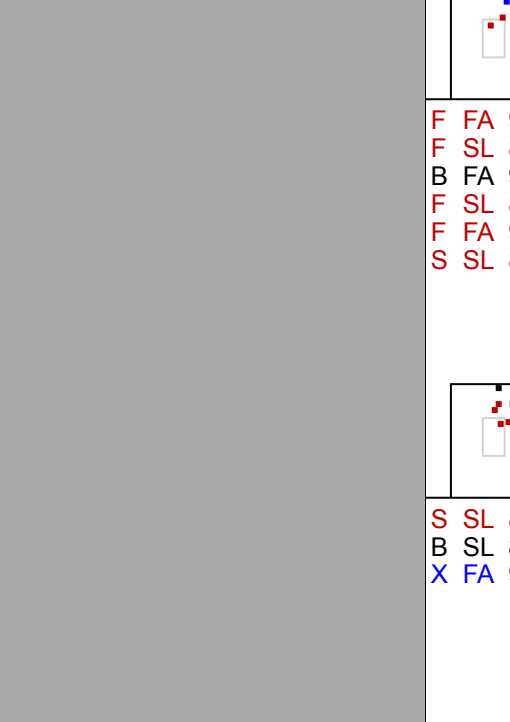
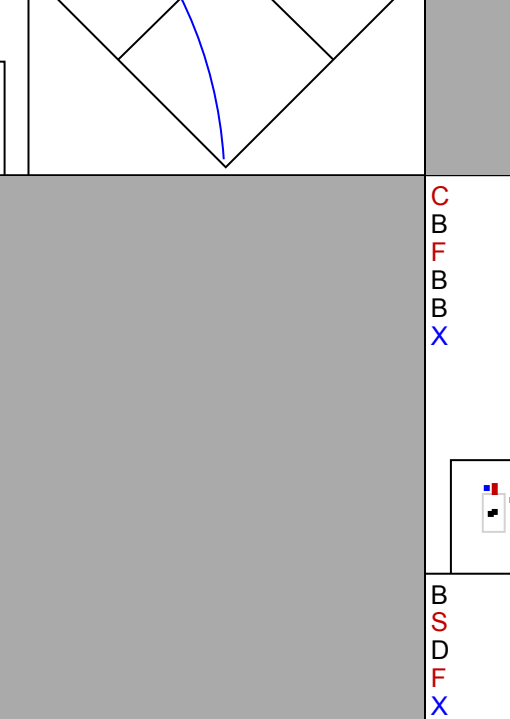
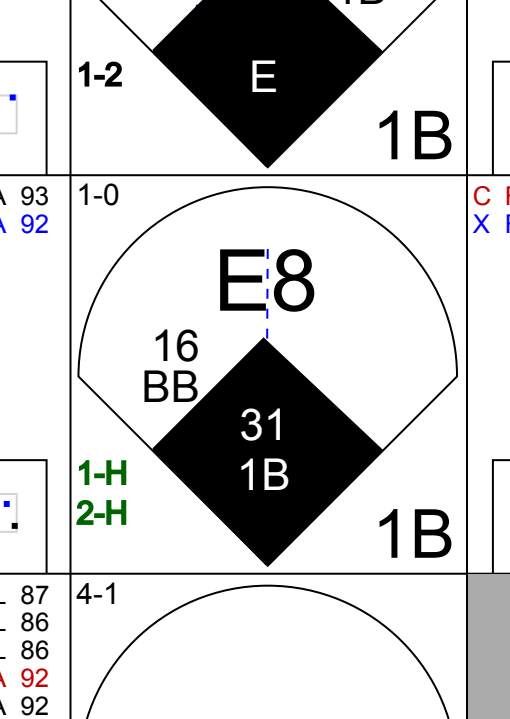
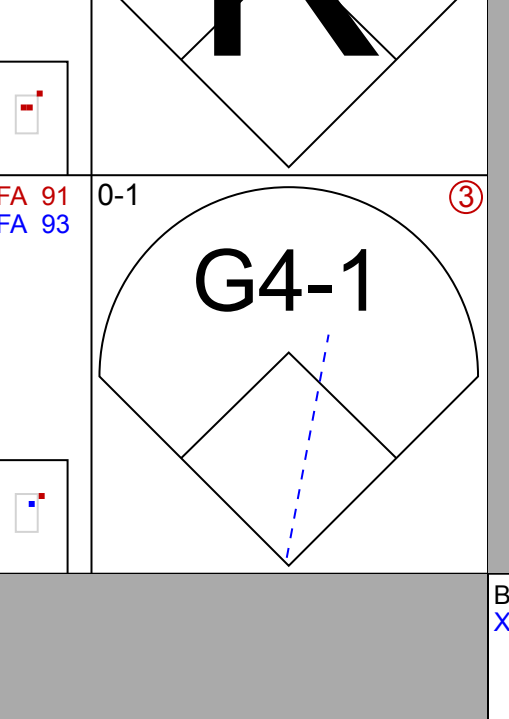
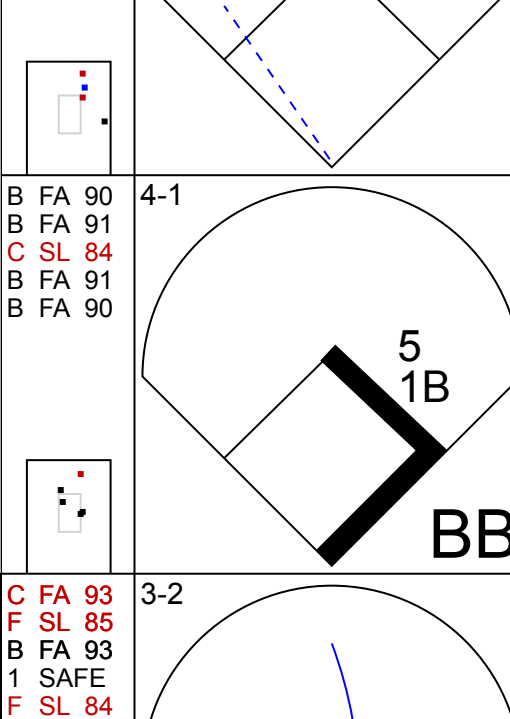
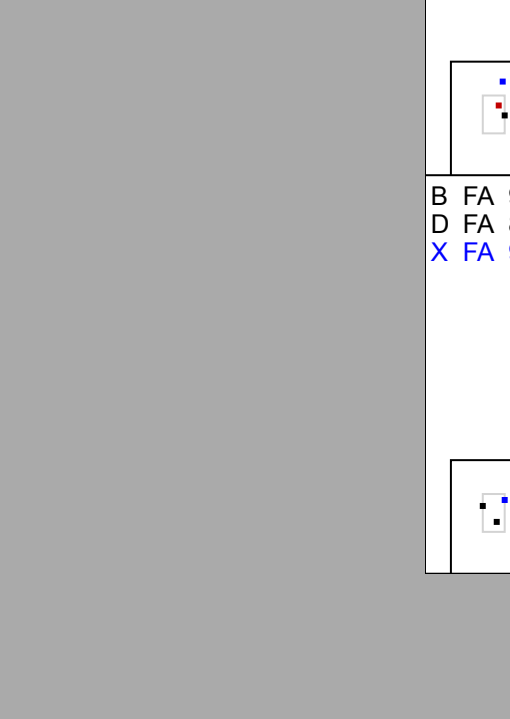
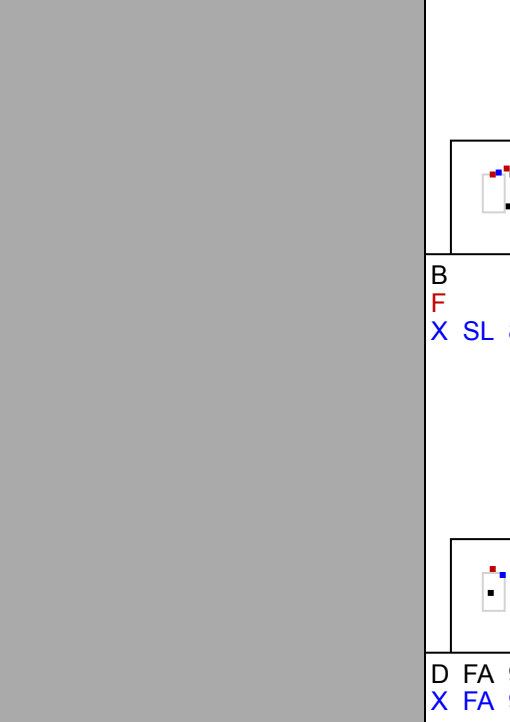
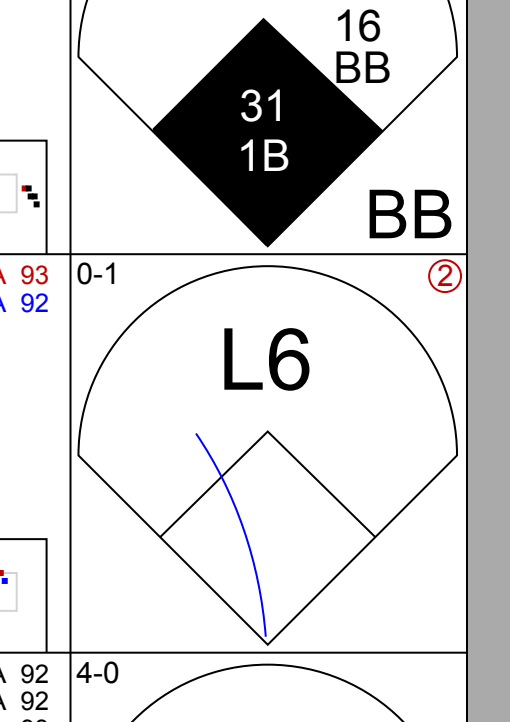

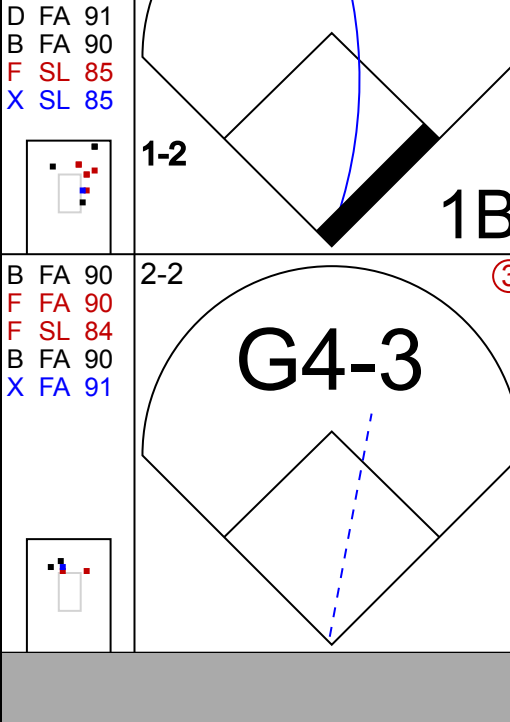

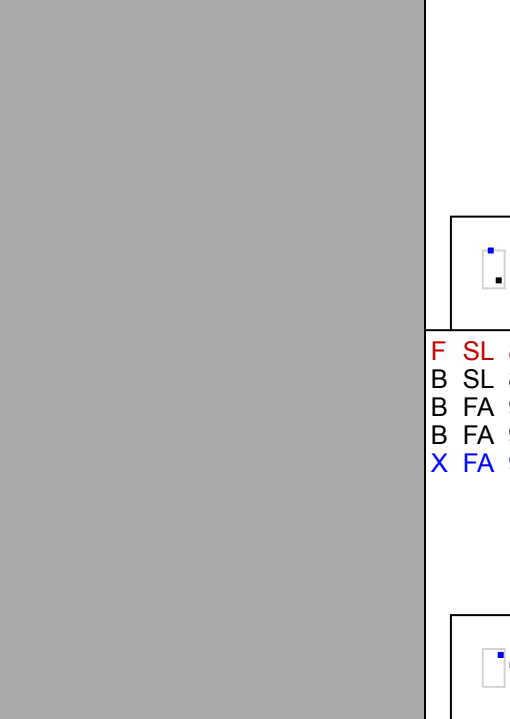
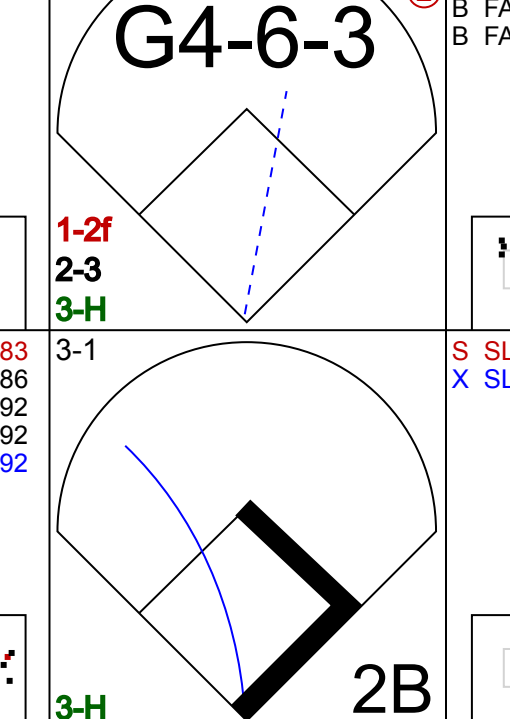
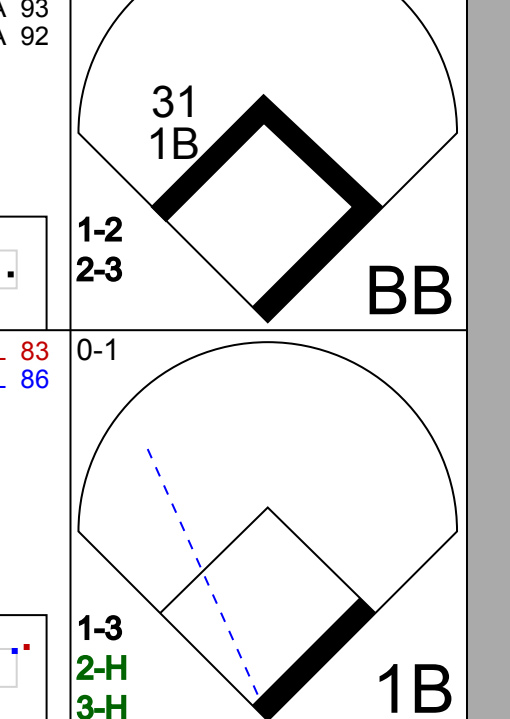

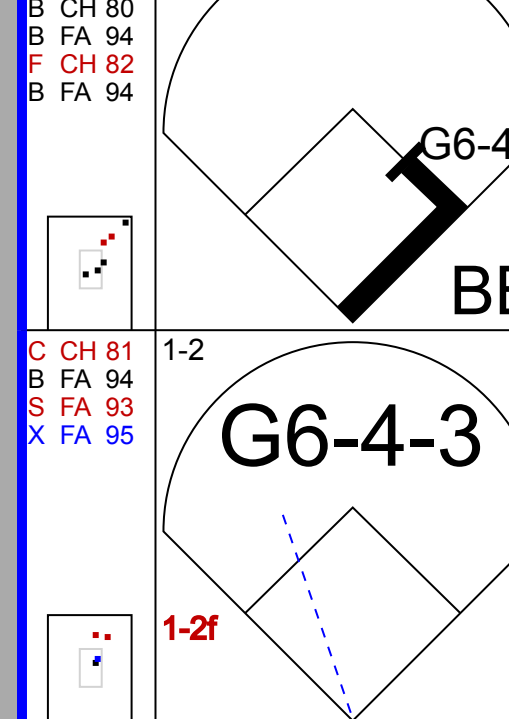
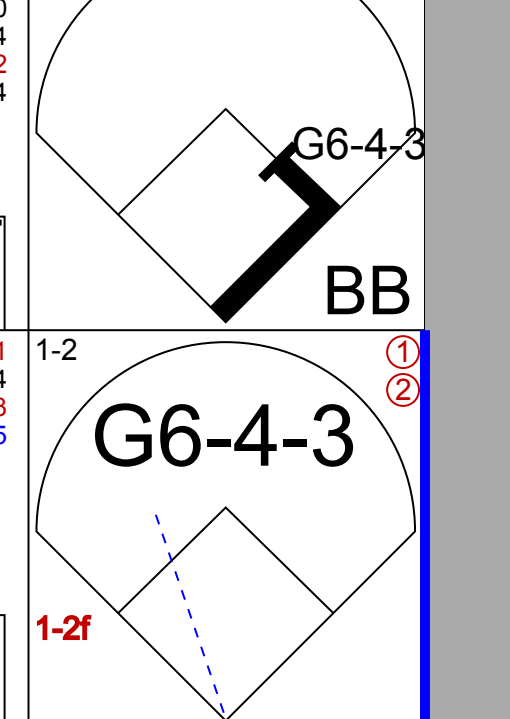
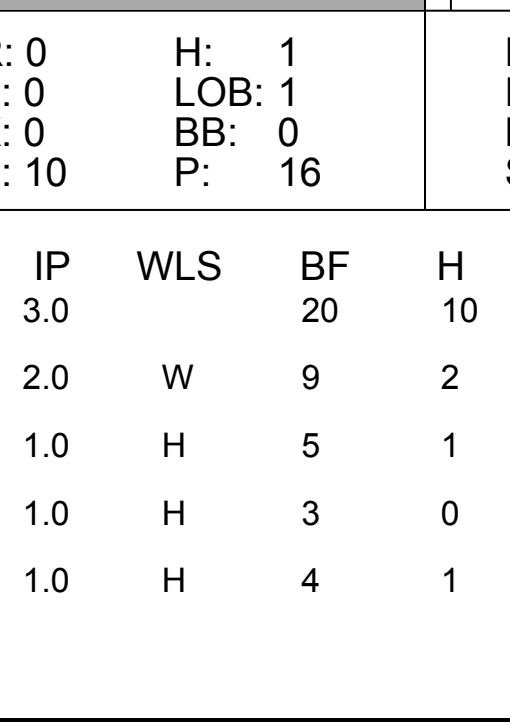
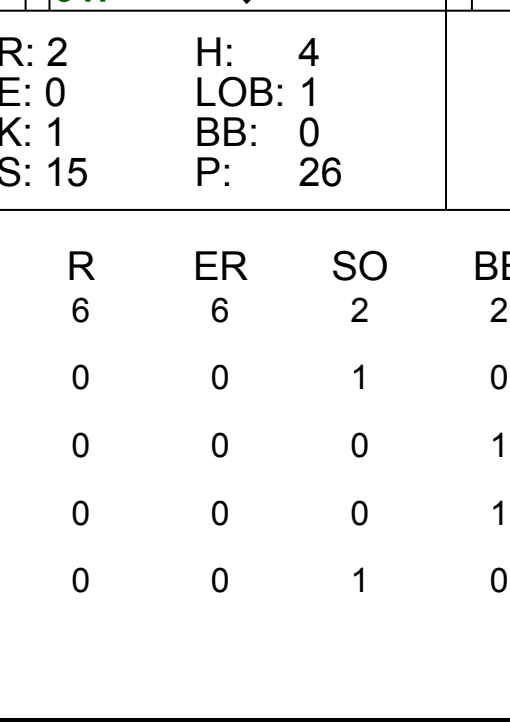
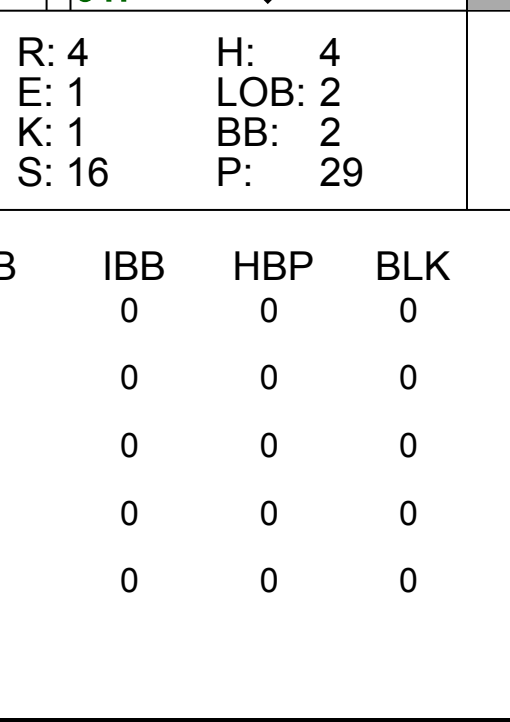
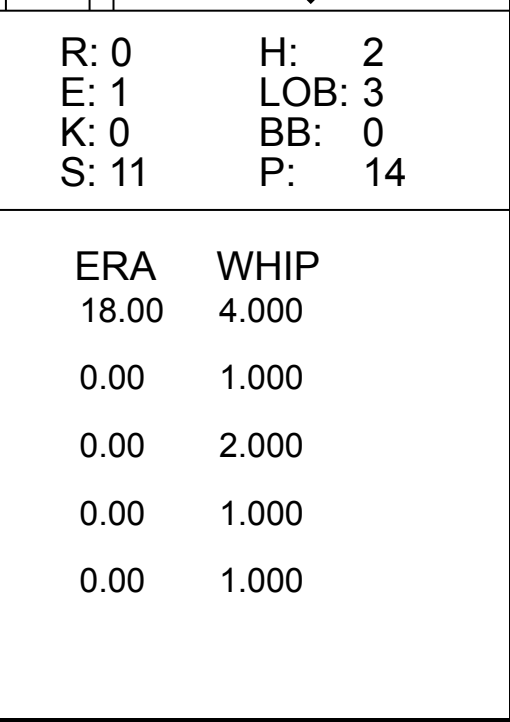
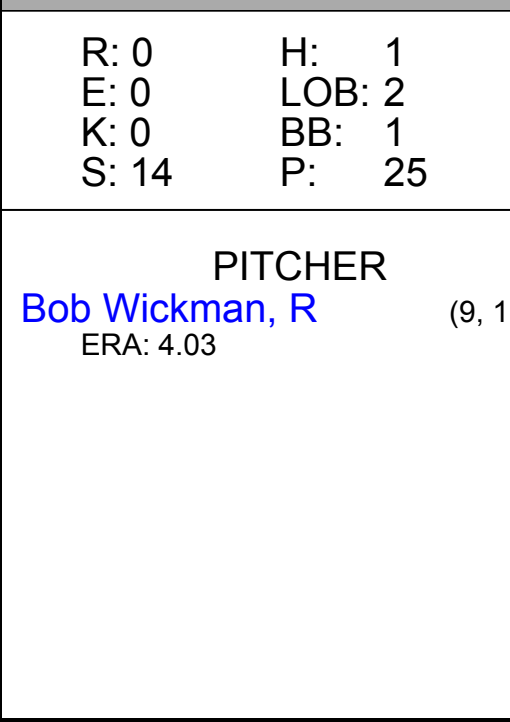
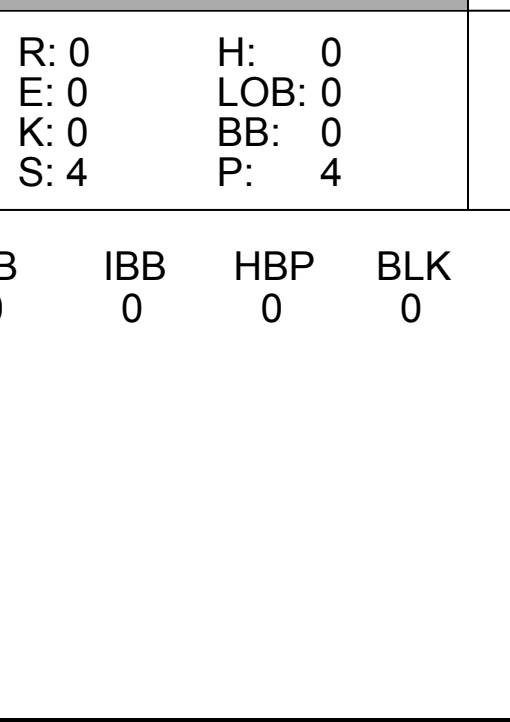
Batter	1	2	3	4	5	6	7	8	9	AB	R	H	RBI	BB	SO	LOB	BOTTOM					
15 Rafael Furcal, S OBP: 0.344, SLG: 0.363										5	0	1	0	0	2	4	Atlanta Braves @ Los Angeles Dodgers Dodger Stadium, Los Angeles, CA Wed Jul 04 2007, 6:10 PM PDT Att: 56,000 - Partly Cloudy - 79 F					
9 Juan Pierre, L OBP: 0.310, SLG: 0.332										4	0	3	1	0	0	0						
Olmedo Saenz, R OBP: 0.346, SLG: 0.415										1	0	0	0	0	1	2						
55 Russell Martin, R OBP: 0.367, SLG: 0.476										4	0	0	0	0	1	3						
12 Jeff Kent, R OBP: 0.351, SLG: 0.451										4	1	1	0	0	0	1						
7 James Loney, L OBP: 0.435, SLG: 0.651										3	0	1	0	1	0	0						
5 Nomar Garciaparra, R OBP: 0.398, SLG: 0.330										3	0	0	0	1	0	1						
27 Matt Kemp, R OBP: 0.415, SLG: 0.539										4	0	0	0	0	2	3						
16 Andre Ethier, L OBP: 0.343, SLG: 0.427										4	1	2	0	0	0	1						
Mark Hendrickson, L ERA: 3.96	4.1 7 3 3 3 2 0 0 0 0 0 0 0 44 77 1.80 1.200																	0.00 2.000				
49 Wilfredo Ledezma, L ERA: 5.18	0.0 2 2 1 1 0 0 0 0 0 0 0 0 6 10 - - -																					
58 Peter Moylan, R ERA: 2.52	1.0 H 3 0 0 0 0 1 0 0 0 0 0 0 4 11 0.00 1.000																					
Tyler Yates, R ERA: 3.65	1.0 H 4 1 0 0 2 0 0 0 0 0 0 0 10 12 0.00 1.000																					
39 Rafael Soriano, R ERA: 2.95	1.0 H 3 0 0 0 0 0 0 0 0 0 0 0 6 8 0.00 0.000																					
Inning Stats	R: 0 E: 0 K: 1 S: 11	H: 1 LOB: 1 BB: 0 P: 18	R: 0 E: 0 K: 2 S: 11	H: 1 LOB: 3 BB: 2 P: 23	R: 0 E: 0 K: 0 S: 8	H: 0 LOB: 0 BB: 0 P: 15	R: 0 E: 0 K: 0 S: 7	H: 0 LOB: 0 BB: 0 P: 11	R: 1 E: 0 K: 0 S: 10	H: 2 LOB: 1 BB: 0 P: 10	R: 1 E: 0 K: 0 S: 10	H: 2 LOB: 1 BB: 1 P: 21	R: 0 E: 0 K: 2 S: 10	H: 1 LOB: 1 BB: 0 P: 12	R: 0 E: 0 K: 0 S: 6	H: 0 LOB: 0 BB: 0 P: 8	R: 0 E: 0 K: 2 S: 14	H: 1 LOB: 2 BB: 1 P: 21	1B: 4 2B: 4 3B: 0 HR: 0	SF: 0 SAC: 0 DP: 1 HBP: 0	WP: 0 PB: 0 SB: 1 CS: 0	PA: 38
PITCHER	IP WLS BF H R ER SO BB IBB HBP BLK WP HR S P ERA WHIP																ERA WHIP					
36 Chuck James, L ERA: 3.96	5.0 W 21 4 1 1 3 2 0 0 0 0 0 0 44 77 1.80 1.200																					
49 Wilfredo Ledezma, L ERA: 5.18	0.0 2 2 1 1 0 0 0 0 0 0 0 0 6 10 - - -																					
58 Peter Moylan, R ERA: 2.52	1.0 H 3 0 0 0 0 1 0 0 0 0 0 0 4 11 0.00 1.000																					
Tyler Yates, R ERA: 3.65	1.0 H 4 1 0 0 2 0 0 0 0 0 0 0 10 12 0.00 1.000																					
39 Rafael Soriano, R ERA: 2.95	1.0 H 3 0 0 0 0 0 0 0 0 0 0 0 6 8 0.00 0.000																					

Batter	1	2	3	4	5	6	7	8	9	AB	R	H	RBI	BB	SO	LOB	TOP					
Willie Harris, L OBP: 0.438, SLG: 0.469										4	2	1	0	2	2	2						
11 Edgar Renteria, R OBP: 0.385, SLG: 0.489										5	1	2	2	2	0	0						
10 Chipper Jones, S OBP: 0.416, SLG: 0.603										3	2	2	2	2	0	0						
Andruw Jones, R OBP: 0.299, SLG: 0.389										2	0	0	1	1	0	0						
2 Kelly Johnson, L OBP: 0.384, SLG: 0.454										5	1	2	1	0	1	3						
7 Jeff Francoeur, R OBP: 0.332, SLG: 0.432										5	1	2	2	0	1	3						
Jarrod Saltalamacchia, S OBP: 0.360, SLG: 0.471										5	0	2	0	0	1	0						
Scott Thorman, L OBP: 0.257, SLG: 0.402										5	0	0	0	0	2	3						
15 Tim Hudson, R ERA: 3.54										2	1	1	0	0	1	0						
Inning Stats	R: 0 E: 0 K: 2 S: 16	H: 0 LOB: 2 BB: 2 P: 30	R: 3 E: 0 K: 2 S: 17	H: 4 LOB: 1 BB: 0 P: 22	R: 1 E: 1 K: 0 S: 14	H: 3 LOB: 1 BB: 0 P: 19	R: 2 E: 0 K: 1 S: 17	H: 2 LOB: 2 BB: 2 P: 31	R: 0 E: 0 K: 2 S: 10	H: 1 LOB: 0 BB: 0 P: 18	R: 1 E: 0 K: 1 S: 12	H: 1 LOB: 1 BB: 0 P: 19	R: 0 E: 0 K: 1 S: 10	H: 0 LOB: 2 BB: 2 P: 20	R: 1 E: 0 K: 0 S: 6	H: 1 LOB: 0 BB: 0 P: 8	R: 0 E: 0 K: 0 S: 10	H: 1 LOB: 1 BB: 0 P: 12	1B: 9 2B: 1 3B: 0 HR: 3	SF: 1 SAC: 0 DP: 1 HBP: 1	WP: 0 PB: 0 SB: 1 CS: 0	PA: 46
PITCHER	IP	WLS	BF	H	R	ER	SO	BB	IBB	HBP	BLK	WP	HR	S	P	ERA	WHIP					
31 Brad Penny, R ERA: 2.39	4.0		24	9	6	6	5	4	0	0	0	0	1	64	102	13.50	3.250					
50 Eric Stults, L ERA: 3.0	3.0	L	14	2	1	1	4	2	0	1	0	0	1	32	57	3.00	1.333					
41 Chin-hui Tsao, R ERA: 3.13	2.0		8	2	1	1	0	0	0	0	0	0	1	16	20	4.50	1.000					

Atlanta Braves @ Los Angeles Dodgers
Dodger Stadium, Los Angeles, CA
Thu Jul 05 2007, 7:10 PM PDT
Att: 41,052 - Partly Cloudy - 79 F

AB 38
R 8
H 13
RBI 8
BB 6
SO 9
LOB 15



Batter	1	2	3	4	5	6	7	8	9	AB	R	H	RBI	BB	SO	LOB	BOTTOM					
15 Rafael Furcal, S OBP: 0.339, SLG: 0.357										5	0	0	0	0	1	5						
9 Juan Pierre, L OBP: 0.311, SLG: 0.339										5	1	2	0	0	0	3						
55 Russell Martin, R OBP: 0.364, SLG: 0.471										5	0	1	0	0	2	2						
12 Jeff Kent, R OBP: 0.352, SLG: 0.450										5	1	2	0	0	1	2						
Luis Gonzalez, L OBP: 0.387, SLG: 0.475										4	2	2	1	1	0	2						
5 Nomar Garciaparra, R OBP: 0.313, SLG: 0.332										4	2	2	0	1	0	0						
7 James Loney, L OBP: 0.419, SLG: 0.618										5	0	1	0	0	0	4						
16 Andre Ethier, L OBP: 0.347, SLG: 0.427										2	0	1	0	1	0	2						
27 Matt Kemp, R OBP: 0.417, SLG: 0.532										1	0	0	0	1	0	0						
31 Brad Penny, R OBP: 0.314, SLG: 0.364										2	0	2	3	0	0	0						
50 Eric Stults, L OBP: 1.000, SLG: 1.000										1	0	1	0	0	0	0						
Olmedo Saenz, R OBP: 0.341, SLG: 0.409										1	0	0	0	0	0	1						
41 Chin-hui Tsao, R ERA: 2.87										0	0	0	0	0	0	0						
Inning Stats	R: 0 E: 0 K: 0 S: 10	H: 1 LOB: 1 BB: 0 P: 16	R: 2 E: 0 K: 1 S: 15	H: 4 LOB: 1 BB: 0 P: 26	R: 4 E: 1 K: 1 S: 16	H: 4 LOB: 2 BB: 2 P: 29	R: 0 E: 0 K: 1 S: 8	H: 1 LOB: 1 BB: 0 P: 12	R: 0 E: 0 K: 0 S: 11	H: 2 LOB: 3 BB: 0 P: 14	R: 0 E: 0 K: 0 S: 14	H: 1 LOB: 0 BB: 1 P: 25	R: 0 E: 0 K: 0 S: 6	H: 0 LOB: 0 BB: 1 P: 13	R: 0 E: 0 K: 1 S: 11	H: 1 LOB: 1 BB: 0 P: 15	R: 0 E: 0 K: 0 S: 4	H: 0 LOB: 0 BB: 0 P: 4	1B: 12 2B: 1 3B: 1 HR: 0	SF: 0 SAC: 0 DP: 2 HBP: 0	WP: 0 PB: 0 SB: 0 CS: 0	PA: 44
PITCHER	IP	WLS	BF	H	R	ER	SO	BB	IBB	HBP	BLK	WP	HR	S	P	ERA	WHIP					
15 Tim Hudson, R ERA: 3.54	3.0		20	10	6	6	2	2	0	0	0	0	0	43	75	18.00	4.000					
58 Peter Moynan, R ERA: 2.22	2.0	W	9	2	0	0	1	0	0	0	0	0	0	14	25	0.00	2.000					
54 Chad Paronto, R ERA: 4.26	1.0	H	5	1	0	0	0	1	0	0	0	0	0	6	13	0.00	1.000					
49 Wilfredo Ledezma, L ERA: 5.06	1.0	H	3	0	0	0	0	1	0	0	0	0	0	6	13	0.00	1.000					
39 Rafael Soriano, R ERA: 2.87	1.0	H	4	1	0	0	1	0	0	0	0	0	0	11	15	0.00	1.000					
PITCHER	IP	WLS	BF	H	R	ER	SO	BB	IBB	HBP	BLK	WP	HR	S	P	ERA	WHIP					
Bob Wickman, R ERA: 4.03	1.0	S	3	0	0	0	0	0	0	0	0	0	0	4	4	0.00	0.000					

Atlanta Braves @ Los Angeles Dodgers
Dodger Stadium, Los Angeles, CA
Thu Jul 05 2007, 7:10 PM PDT
Att: 41,052 - Partly Cloudy - 79 F

AB 40
R 6
H 14
RBI 4
BB 4
SO 4
LOB 21



Batter	1	2	3	4	5	6	7	8	9	AB	R	H	RBI	BB	SO	LOB	TOP										
2 Hanley Ramirez, R OBP: 0.388, SLG: 0.538	F7								G4-3	4	0	2	1	1	0	1	Florida Marlins @ Los Angeles Dodgers Dodger Stadium, Los Angeles, CA Sun Jul 08 2007, 1:10 PM PDT Att: 44,021 - Sunny - 80 F										
6 Dan Uggla, R OBP: 0.318, SLG: 0.488	K		G6-3							4	0	0	1	0	2	3											
Miguel Cabrera, R OBP: 0.393, SLG: 0.576 Mike Jacobs, L OBP: 0.320, SLG: 0.423	K		F7						G6-3	0	0	0	0	0	0	0											
14 Josh Willingham, R OBP: 0.367, SLG: 0.453	K			K						2	0	0	0	2	2	0											
Todd Linden, S OBP: 0.297, SLG: 0.283	P4			G5-3						4	0	1	0	0	0	1											
Jason Wood, R OBP: 0.288, SLG: 0.426	G1-3									3	0	1	1	0	0	1											
20 Matt Treanor, R OBP: 0.356, SLG: 0.409										4	1	1	0	0	2	3											
4 Alfredo Amezaga, S OBP: 0.323, SLG: 0.355										4	1	1	0	0	0	2											
Scott Olsen, L Wes Obermueller, R 1 Eric Reuter, R 48 Lee Gardner, R Joe Borchard, S Erasmio Ramirez, L 27 Jeremy Hermida, L	K									0	0	0	0	0	0	0											
Inning Stats	R: 0 E: 0 K: 2 S: 8	H: 0 LOB: 0 BB: 0 P: 10	R: 0 E: 0 K: 1 S: 9	H: 0 LOB: 0 BB: 0 P: 14	R: 2 E: 0 K: 1 S: 14	H: 3 LOB: 1 BB: 0 P: 19	R: 0 E: 0 K: 1 S: 7	H: 1 LOB: 1 BB: 0 P: 10	R: 0 E: 0 K: 1 S: 11	H: 0 LOB: 1 BB: 1 P: 19	R: 1 E: 0 K: 1 S: 16	H: 2 LOB: 2 BB: 1 P: 25	R: 0 E: 0 K: 0 S: 6	H: 1 LOB: 0 BB: 0 P: 8	R: 0 E: 0 K: 0 S: 14	H: 0 LOB: 1 BB: 1 P: 23		R: 0 E: 0 K: 1 S: 8	H: 1 LOB: 1 BB: 0 P: 13	1B: 6 2B: 2 3B: 0 HR: 0	SF: 1 DP: 1 HBP: 0	WP: 0 PB: 0 SB: 0 CS: 0	PA: 37				
PITCHER	IP	WLS	BF	H	R	ER	SO	BB	IBB	HBP	BLK	WP	HR	S	P	ERA	WHIP										
Mark Hendrickson, L ERA: 4.02	5.0	W	20	4	2	2	6	1	0	0	0	0	0	49	72	3.60	1.000										
50 Eric Stults, L ERA: 3.0	3.0	H	13	3	1	1	1	2	0	0	0	0	0	36	56	3.00	1.667										
41 Chin-hui Tsao, R ERA: 3.0	1.0		4	1	0	0	1	0	0	0	0	0	0	8	13	0.00	1.000										

Batter	1	2	3	4	5	6	7	8	9	AB	R	H	RBI	BB	SO	LOB	BOTTOM										
15 Rafael Furcal, S OBP: 0.341, SLG: 0.354	K									4	1	2	0	1	1	0	Florida Marlins @ Los Angeles Dodgers Dodger Stadium, Los Angeles, CA Sun Jul 08 2007, 1:10 PM PDT Att: 44,021 - Sunny - 80 F										
9 Juan Pierre, L OBP: 0.311, SLG: 0.338										5	2	2	0	0	0	2											
55 Russell Martin, R Mike Lieberthal, R	HR									2	3	2	3	1	0	0											
Luis Gonzalez, L OBP: 0.384, SLG: 0.471										5	1	2	0	0	0	4											
5 Nomar Garciaparra, R OBP: 0.319, SLG: 0.334										4	0	2	1	1	0	3											
7 James Loney, L OBP: 0.442, SLG: 0.603										5	1	1	0	0	0	5											
27 Matt Kemp, R 16 Andre Ethier, L										1	0	1	0	0	0	0											
Ramon Martinez, R OBP: 0.239, SLG: 0.190										3	1	2	3	1	0	0											
Mark Hendrickson, L 50 Eric Stults, L Olmedo Saenz, R 41 Chin-hui Tsao, R										4	0	1	2	1	2	3											
Inning Stats	R: 3 E: 0 K: 1 S: 21	H: 5 LOB: 3 BB: 1 P: 31	R: 5 E: 0 K: 1 S: 16	H: 5 LOB: 0 BB: 0 P: 24	R: 0 E: 0 K: 0 S: 6	H: 0 LOB: 0 BB: 1 P: 10	R: 1 E: 0 K: 1 S: 12	H: 1 LOB: 3 BB: 3 P: 31	R: 0 E: 0 K: 0 S: 10	H: 1 LOB: 1 BB: 0 P: 12	R: 0 E: 0 K: 1 S: 11	H: 2 LOB: 2 BB: 0 P: 14	R: 0 E: 0 K: 0 S: 9	H: 2 LOB: 2 BB: 0 P: 10	R: 0 E: 1 K: 1 S: 11	H: 0 LOB: 1 BB: 0 P: 16		1B: 14 2B: 0 3B: 0 HR: 2	SF: 0 DP: 1 HBP: 0	WP: 0 PB: 0 SB: 0 CS: 0	PA: 45						
PITCHER	IP	WLS	BF	H	R	ER	SO	BB	IBB	HBP	BLK	WP	HR	S	P	ERA	WHIP										
Scott Olsen, L ERA: 5.23	1.0	L	5	3	3	3	1	0	0	0	0	0	1	21	31	27.00	6.000										
Wes Obermueller, R ERA: 6.44	3.0		18	6	6	6	2	4	0	0	0	0	1	34	65	18.00	3.333										
48 Lee Gardner, R ERA: 3.38	2.0		9	3	0	0	1	0	0	0	0	0	0	21	26	0.00	1.500										
Erasmio Ramirez, L ERA:	2.0		9	2	0	0	1	0	0	0	0	0	0	20	26	0.00	1.000										



Batter	1	2	3	4	5	6	7	8	9	AB	R	H	RBI	BB	SO	LOB	TOP																			
15 Rafael Furcal, S OBP: 0.343, SLG: 0.355	P6		9 1B		55 1B		9 FC6-4		F8	5	1	2	0	1	0	2	Los Angeles Dodgers @ San Francisco Giants AT&T Park, San Francisco, CA Fri Jul 13 2007, 7:15 PM PDT Att: 43,238 - Clear - 68 F																			
9 Juan Pierre, L OBP: 0.313, SLG: 0.340	G3-1		55 S		SH1-3		FC6-4		55 2B	4	2	2	1	0	0	1																				
55 Russell Martin, R Mike Lieberthal, R OBP: 0.271, SLG: 0.244	1B		1B		1B		HBP		12 1B	3	1	3	1	1	0	0																				
12 Jeff Kent, R Ramon Martinez, R OBP: 0.360, SLG: 0.450	G4-3		BB		G4-3		BB		12 1B	0	0	0	0	0	0	0																				
12 Jeff Kent, R Ramon Martinez, R OBP: 0.271, SLG: 0.190	G4-3		BB		G4-3		BB		5 1B	4	0	1	1	1	1	0																				
Luis Gonzalez, L Joe Beimel, L 51 Jonathan Broxton, R Omedo Saenz, R Rudy Seanez, R OBP: 0.382, SLG: 0.468	F8		1B		G4-3		G6-3		16 2B	4	0	1	0	0	0	3																				
5 Nomar Garciaparra, R OBP: 0.318, SLG: 0.332	G6-3		F7		G4-3		F9		16 2B	0	0	0	0	0	0	0																				
7 James Loney, L OBP: 0.451, SLG: 0.614	F8		G4-6-3		G3		G5-3		7 1B	5	1	3	0	0	0	1																				
16 Andre Ethier, L OBP: 0.356, SLG: 0.444			15 1B		IBB		G3		16 2B	4	1	3	3	1	0	1																				
58 Chad Billingsley, R Wilson Betemit, S 27 Matt Kemp, R OBP: 0.333, SLG: 0.500	K		K		G3		G5-3		F8	2	0	0	0	0	2	3																				
Inning Stats	R: 0 E: 0 K: 0 S: 7	H: 1 LOB: 1 BB: 0 P: 11	R: 0 E: 0 K: 0 S: 7	H: 0 LOB: 0 BB: 0 P: 8	R: 2 E: 0 K: 1 S: 14	H: 3 LOB: 1 BB: 1 P: 26	R: 0 E: 0 K: 1 S: 14	H: 1 LOB: 2 BB: 1 P: 23	R: 1 E: 0 K: 0 S: 9	H: 2 LOB: 0 BB: 0 P: 16	R: 0 E: 0 K: 0 S: 7	H: 1 LOB: 1 BB: 0 P: 9	R: 0 E: 0 K: 0 S: 8	H: 0 LOB: 3 BB: 2 P: 19	R: 0 E: 0 K: 0 S: 12	H: 2 LOB: 1 BB: 0 P: 16	R: 6 E: 0 K: 0 S: 26	H: 7 LOB: 2 BB: 0 P: 41	1B: 14 2B: 3 3B: 0 HR: 0	SF: 0 SAC: 1 DP: 1 HBP: 1	WP: 0 PB: 0 SB: 1 CS: 1	PA: 46														
PITCHER	IP	WLS	BF	H	R	ER	SO	BB	IBB	HBP	BLK	WP	HR	S	P	ERA	WHIP	PITCHER		IP	WLS	BF	H	R	ER	SO	BB	IBB	HBP	BLK	WP	HR	S	P	ERA	WHIP
18 Matt Cain, R ERA: 3.53	5.0	L	22	7	3	2	2	1	1	0	0	0	0	51	84	3.60	1.600	Jack Taschner, L ERA: 6.26		0.2		4	2	1	1	0	0	0	0	0	0	10	16	13.50	3.000	
71 Pat Misch, L ERA: 3.96	1.2		8	1	0	0	0	1	0	1	0	0	0	11	20	0.00	1.200																			
32 Kevin Correia, R Steve Kline, L ERA: 3.62	0.1		2	0	0	0	0	1	0	0	0	0	0	4	8	0.00	3.000																			
31 Vinnie Chulk, R ERA: 3.53	0.1		6	5	5	5	0	0	0	0	0	0	0	16	25	135.00	15.000																			
Batter	1	2	3	4	5	6	7	8	9	AB	R	H	RBI	BB	SO	LOB	BOTTOM																			
10 Dave Roberts, L OBP: 0.302, SLG: 0.342	2' SH5-3		1B		FC4-6		FC6-4			3	0	2	0	0	0	2	Los Angeles Dodgers @ San Francisco Giants AT&T Park, San Francisco, CA Fri Jul 13 2007, 7:15 PM PDT Att: 43,238 - Clear - 68 F																			
19 Kevin Frandsen, R Steve Kline, S	1B		1B		G4-3		G3		E3	3	0	0	0	1	0	1																				
31 Vinnie Chulk, R Jack Taschner, L	SH5-3		G6-3		G4-3		G3		G3-6-3	3	1	1	0	0	0	3																				
2 Randy Winn, S OBP: 0.332, SLG: 0.401	1B		G6-3		G4-3		G3		E3	3	0	0	0	1	0	1																				
Ray Durham, S OBP: 0.320, SLG: 0.400	G4-6-3		G6-3		G4-3		G3		E3	3	0	0	0	1	0	1																				
Barry Bonds, L OBP: 0.511, SLG: 0.584	G4-6-3		G6-3		G4-3		G3		E3	2	0	0	0	2	0	3																				
Ryan Klesko, L OBP: 0.378, SLG: 0.467	F9		FC4-6		FC4-6		FC3-6		G6-3	4	0	0	0	0	2	2																				
1 Bengie Molina, R OBP: 0.296, SLG: 0.415	F8		F8		F8		FC6-4		F9	4	0	0	0	0	2	2																				
35 Rich Aurilia, R OBP: 0.288, SLG: 0.365	F9		F9		K		G4-3		K	4	0	0	0	0	2	0																				
13 Omar Vizquel, S OBP: 0.287, SLG: 0.298	G4-3		G4-3		G4-3		G6-3		1B	4	0	2	0	0	0	0																				
18 Matt Cain, R 14 Fred Lewis, L 71 Pat Misch, R 32 Kevin Correia, R Pedro Feliz, R OBP: 0.263, SLG: 0.032	K		K		10 FC4-6		19 FC6-4		F7	1	0	0	0	0	1	0																				
Inning Stats	R: 0 E: 0 K: 0 S: 5	H: 1 LOB: 1 BB: 1 P: 12	R: 0 E: 0 K: 0 S: 4	H: 0 LOB: 0 BB: 0 P: 8	R: 0 E: 0 K: 1 S: 12	H: 1 LOB: 1 BB: 0 P: 19	R: 0 E: 0 K: 0 S: 9	H: 0 LOB: 1 BB: 1 P: 17	R: 0 E: 0 K: 0 S: 17	H: 2 LOB: 2 BB: 0 P: 25	R: 0 E: 0 K: 0 S: 6	H: 0 LOB: 1 BB: 1 P: 15	R: 0 E: 0 K: 0 S: 9	H: 1 LOB: 1 BB: 0 P: 14	R: 1 E: 1 K: 0 S: 6	H: 1 LOB: 0 BB: 0 P: 6	R: 0 E: 0 K: 1 S: 9	H: 1 LOB: 1 BB: 0 P: 18	1B: 7 2B: 0 3B: 0 HR: 0	SF: 0 SAC: 1 DP: 2 HBP: 0	WP: 0 PB: 0 SB: 0 CS: 0	PA: 36														
PITCHER	IP	WLS	BF	H	R	ER	SO	BB	IBB	HBP	BLK	WP	HR	S	P	ERA	WHIP	PITCHER		IP	WLS	BF	H	R	ER	SO	BB	IBB	HBP	BLK	WP	HR	S	P	ERA	WHIP
58 Chad Billingsley, R Joe Beimel, L 51 Jonathan Broxton, R Rudy Seanez, R ERA: 3.26	6.0	W	24	4	0	0	2	3	0	0	0	0	0	9	14	0.00	1.167	Jack Taschner, L ERA: 6.26		0.2		4	2	1	1	0	0	0	0	10	16	13.50	3.000			
14 Fred Lewis, L 71 Pat Misch, R 32 Kevin Correia, R Pedro Feliz, R OBP: 0.296, SLG: 0.356	1.0	H	4	1	0	0	0	0	0	0	0	0	0	9	14	0.00	1.000																			
51 Jonathan Broxton, R Rudy Seanez, R ERA: 3.05	1.0	H	4	1	1	0	0	0	0	0	0	0	0	6	6	0.00	1.000																			
1.0	4	1	0	0	1	0	0	0	0	0	0	0	0	9	18	0.00	1.000																			



Batter	1	2	3	4	5	6	7	8	9	AB	R	H	RBI	BB	SO	LOB	TOP					
15 Rafael Furcal, S OBP: 0.343, SLG: 0.364										5	1	2	1	0	0	4	Los Angeles Dodgers @ San Francisco Giants AT&T Park, San Francisco, CA Sun Jul 15 2007, 1:05 PM PDT Att: 43,446 - Sunny - 67 F					
9 Juan Pierre, L OBP: 0.314, SLG: 0.339										3	1	1	1	1	0	2						
55 Russell Martin, R OBP: 0.387, SLG: 0.498										4	0	3	0	1	0	2						
12 Jeff Kent, R 50 Eric Stults, L Joe Beimel, L 51 Jonathan Broxton, R Wilson Betemit, S 44 Takashi Saito, L										2	0	0	1	1	0	2						
Luis Gonzalez, L 16 Andre Ethier, L										4	0	1	0	0	1	1						
5 Nomar Garciaparra, R OBP: 0.315, SLG: 0.327										5	0	0	0	0	1	5						
7 James Loney, L OBP: 0.446, SLG: 0.593										3	1	1	0	1	0	1						
27 Matt Kemp, R OBP: 0.420, SLG: 0.554										4	2	3	1	0	0	0						
Brett Tomko, R										2	0	0	0	0	0	2						
6 Tony Abreu, S OBP: 0.325, SLG: 0.414										2	0	1	0	0	0	1						
Inning Stats	R: 1 E: 0 K: 0 S: 11	H: 4 LOB: 2 BB: 0 P: 16	R: 0 E: 0 K: 0 S: 10	H: 1 LOB: 2 BB: 1 P: 18	R: 0 E: 0 K: 1 S: 7	H: 0 LOB: 0 BB: 1 P: 14	R: 2 E: 2 K: 1 S: 14	H: 2 LOB: 2 BB: 1 P: 24	R: 0 E: 0 K: 0 S: 11	H: 0 LOB: 1 BB: 1 P: 18	R: 0 E: 0 K: 0 S: 8	H: 0 LOB: 0 BB: 0 P: 14	R: 0 E: 0 K: 0 S: 3	H: 1 LOB: 0 BB: 0 P: 6	R: 0 E: 0 K: 1 S: 19	H: 2 LOB: 0 BB: 0 P: 26	1B: 11 2B: 0 3B: 2 HR: 0	SF: 1 SAC: 1 DP: 2 HBP: 0	WP: 0 PB: 0 SB: 0 CS: 2	PA: 42		
PITCHER	IP WLS BF H R ER SO BB IBB HBP BLK WP HR S P ERA WHIP	5.2 L 30 10 5 4 2 4 0 0 0 0 0 0 63 103 6.35 2.471	1.1 4 0 0 0 0 0 0 0 0 0 0 0 9 15 0.00 0.000	1.0 3 1 0 0 0 0 0 0 0 0 0 0 3 6 0.00 1.000	1.0 5 2 0 0 1 0 0 0 0 0 0 0 0 19 26 0.00 2.000	PITCHER																
51 Noah Lowry, L ERA: 3.5	31 Vinnie Chulk, R ERA: 3.58	Jack Taschner, L ERA: 6.04	23 Randy Messenger, R ERA: 2.06	PITCHER																		
10 Dave Roberts, L OBP: 0.311, SLG: 0.347										5	2	3	0	0	1	3	Los Angeles Dodgers @ San Francisco Giants AT&T Park, San Francisco, CA Sun Jul 15 2007, 1:05 PM PDT Att: 43,446 - Sunny - 67 F					
14 Fred Lewis, L OBP: 0.324, SLG: 0.435										5	0	1	0	0	2	2						
Ray Durham, S OBP: 0.321, SLG: 0.403										4	1	1	1	1	0	3						
Barry Bonds, L OBP: 0.497, SLG: 0.557										5	0	0	0	0	1	6						
Ryan Klesko, L OBP: 0.374, SLG: 0.456										3	0	0	0	1	0	1						
1 Bengie Molina, R OBP: 0.296, SLG: 0.411										4	0	2	2	0	0	0						
35 Rich Aurilia, R OBP: 0.290, SLG: 0.363										4	0	1	0	0	1	3						
13 Omar Vizquel, S OBP: 0.291, SLG: 0.299										4	0	1	0	0	0	1						
51 Noah Lowry, R ERA: 3.58	31 Vinnie Chulk, R ERA: 3.58	19 Kevin Frandsen, R ERA: 2.69	Jack Taschner, L ERA: 6.04	Mark Sweeney, L ERA: 3.70	23 Randy Messenger, R ERA: 2.06	PITCHER																
Inning Stats	R: 2 E: 1 K: 0 S: 19	H: 2 LOB: 2 BB: 1 P: 30	R: 0 E: 0 K: 1 S: 7	H: 0 LOB: 0 BB: 0 P: 10	R: 0 E: 0 K: 1 S: 7	H: 0 LOB: 1 BB: 1 P: 16	R: 0 E: 0 K: 0 S: 6	H: 0 LOB: 0 BB: 0 P: 8	R: 1 E: 0 K: 1 S: 9	H: 2 LOB: 1 BB: 0 P: 13	R: 0 E: 0 K: 1 S: 11	H: 1 LOB: 1 BB: 0 P: 16	R: 0 E: 0 K: 1 S: 10	H: 2 LOB: 2 BB: 0 P: 13	R: 0 E: 0 K: 1 S: 15	H: 2 LOB: 3 BB: 1 P: 21		R: 0 E: 0 K: 0 S: 8	H: 0 LOB: 0 BB: 0 P: 12	1B: 8 2B: 0 3B: 1 HR: 0	SF: 0 SAC: 0 DP: 0 HBP: 0	WP: 0 PB: 0 SB: 0 CS: 0
PITCHER	IP WLS BF H R ER SO BB IBB HBP BLK WP HR S P ERA WHIP	5.0 W 22 4 3 1 3 2 0 0 0 0 0 0 48 77 1.80 1.200	1.2 H 8 3 0 0 1 0 0 0 0 0 0 0 5 5 0.00 0.000	0.2 H 2 0 0 0 1 0 0 0 0 0 0 0 5 5 0.00 0.000	0.2 H 5 2 0 0 1 1 0 0 0 0 0 0 13 19 0.00 4.500	1.0 S 3 0 0 0 0 0 0 0 0 0 0 0 8 12 0.00 0.000	PITCHER															
Brett Tomko, R	50 Eric Stults, L	Joe Beimel, L	51 Jonathan Broxton, R	44 Takashi Saito, R	PITCHER																	
GIANTS																						

Batter	1	2	3	4	5	6	7	8	9	AB	R	H	RBI	BB	SO	LOB	TOP			
11 Jimmy Rollins, S OBP: 0.334, SLG: 0.530 Abraham Nunez, S OBP: 0.326, SLG: 0.329	1-0 BB 26 1B		2-2 G4-3		0-1 F7			0-0 26 2B		2	1	0	0	1	0	0	Philadelphia Phillies @ Los Angeles Dodgers Dodger Stadium, Los Angeles, CA Mon Jul 16 2007, 7:10 PM PDT Att: 41,458 - Clear - 73 F			
8 Shane Victorino, S OBP: 0.347, SLG: 0.431	2-1 F7		0-0 3B		0-3 K		0-1 F9		4	0	1	0	0	0	1	2				
26 Chase Utley, L 16 J.C. Romero, S	2-2 1B		3-2 G3		3-3 K		2-2 1B 2B		4	1	2	2	0	1	1	0				
6 Ryan Howard, L OBP: 0.379, SLG: 0.557	0-1 F7		4-1 19 G1-3 1B		0-0 G3		2-2 K		3	0	0	0	1	1	2					
Aaron Rowand, R OBP: 0.397, SLG: 0.505	2-2 F8		0-2 19 G1-3 1B		0-2 P4		0-1 1B		4	0	2	1	0	0	1					
Pat Burrell, R OBP: 0.391, SLG: 0.418 Jose Mesa, R	1-2 19 G3-6-1 1B		1-1 L7		0-3 K		1-3 K		3	0	1	0	0	0	1	2				
Wes Helms, R OBP: 0.317, SLG: 0.369	2-0 19 G3-6-1 1B		0-1 G1-3		0-3 K		3-2 F7		4	0	0	0	0	1	3					
19 Greg Dobbs, L OBP: 0.318, SLG: 0.511	1-2 G6-3		4-2 BB		2-3 K		1-2 P4		3	0	0	0	1	1	0					
51 Carlos Ruiz, R OBP: 0.319, SLG: 0.382	0-3 K		1-3 K		0-3 K		3-2 F8		2	0	0	0	0	2	3					
Jamie Moyer, L OBP: 0.140, SLG: 0.163 9 Michael Bourn, L OBP: 0.330, SLG: 0.356									2	0	0	0	0	1	0					
Inning Stats	R: 1 E: 0 K: 0 S: 11	H: 1 LOB: 1 BB: 1 P: 21	R: 0 E: 0 K: 0 S: 7	H: 1 LOB: 0 BB: 0 P: 11	R: 0 E: 0 K: 1 S: 11	H: 1 LOB: 1 BB: 0 P: 16	R: 0 E: 0 K: 1 S: 15	H: 0 LOB: 0 BB: 2 P: 25	R: 0 E: 0 K: 1 S: 7	H: 0 LOB: 0 BB: 0 P: 7	R: 0 E: 0 K: 3 S: 9	H: 0 LOB: 0 BB: 0 P: 11	R: 2 E: 0 K: 2 S: 16	H: 3 LOB: 1 BB: 0 P: 21	R: 0 E: 0 K: 0 S: 11	H: 0 LOB: 0 BB: 0 P: 18	1B: 5 2B: 1 3B: 1 HR: 0	SF: 0 SAC: 0 DP: 1 HBP: 0	WP: 0 PB: 0 SB: 1 CS: 0	PA: 36
PITCHER	IP WLS BF H R ER SO BB IBB HBP BLK WP HR S P ERA WHIP	IP WLS BF H R ER SO BB IBB HBP BLK WP HR S P ERA WHIP																		
31 Brad Penny, R ERA: 2.33	7.0	W	27	4	1	1	8	3	0	0	0	0	0	0	0	70	104	1.29	1.000	
54 D.J. Houlton, R ERA: 4.15	2.0		9	3	2	2	2	0	0	0	0	0	0	0	0	27	39	9.00	1.500	

Batter	1	2	3	4	5	6	7	8	9	AB	R	H	RBI	BB	SO	LOB	BOTTOM			
15 Rafael Furcal, S OBP: 0.344, SLG: 0.365 54 D.J. Houlton, R	1-2 9 1B 55 G6-3	1-3 K		1-0 G1-3		1-1 9 G6-4-3 1B				4	1	2	0	0	1	0	Philadelphia Phillies @ Los Angeles Dodgers Dodger Stadium, Los Angeles, CA Mon Jul 16 2007, 7:10 PM PDT Att: 41,458 - Clear - 73 F			
9 Juan Pierre, L OBP: 0.316, SLG: 0.340	1-2 12 S 7 SF8		2-2 12 HR S		2-2 G6-3		1-1 G6-4-3		4	2	2	0	0	0	1					
55 Russell Martin, R OBP: 0.389, SLG: 0.495 Mike Lieberthal, R OBP: 0.271, SLG: 0.244	2-1 G5-3		4-1 12 HR BB		3-3 K		4-0 6 G6-4-3 BB		2	1	0	1	2	1	1					
12 Jeff Kent, R OBP: 0.363, SLG: 0.468 6 Tony Abreu, S OBP: 0.323, SLG: 0.410	1-2 3-H 5 2B BB		1-2 2-H HR		3-3 K		1-1 G6-4-3		2	2	1	3	1	1	0					
7 James Loney, L OBP: 0.438, SLG: 0.585	1-1 SF8		0-1 L8		2-0 16 1B		1-1 G3-1		3	1	1	1	0	0	0					
5 Nomar Garciaparra, R OBP: 0.318, SLG: 0.333 Wilson Betemit, S OBP: 0.349, SLG: 0.486	2-0 1-H 2B		0-0 F8		0-0 16 1B 27 HR 1B		1-3 K		3	1	2	1	0	0	0					
16 Andre Ethier, L OBP: 0.359, SLG: 0.443	3-2 F8		0-1 G4-3		0-0 27 HR 1B		0-1 G4-3		4	1	1	1	0	0	1					
27 Matt Kemp, R OBP: 0.413, SLG: 0.573	1-1 G4-3		1-0 F9		1-0 1-H HR		3-1 G5-3		4	1	1	3	0	0	0					
31 Brad Penny, R OBP: 0.289, SLG: 0.333 Ramon Martinez, R OBP: 0.233, SLG: 0.185	0-0 P5		0-0 P4		1-3 K				3	0	0	0	0	1	0					
Inning Stats	R: 3 E: 0 K: 0 S: 17	H: 3 LOB: 1 BB: 1 P: 31	R: 0 E: 0 K: 1 S: 6	H: 0 LOB: 0 BB: 0 P: 8	R: 3 E: 0 K: 0 S: 10	H: 2 LOB: 0 BB: 1 P: 16	R: 0 E: 0 K: 0 S: 3	H: 0 LOB: 0 BB: 0 P: 5	R: 0 E: 0 K: 2 S: 9	H: 0 LOB: 0 BB: 0 P: 17	R: 4 E: 0 K: 1 S: 11	H: 5 LOB: 0 BB: 0 P: 16	R: 0 E: 0 K: 0 S: 4	H: 0 LOB: 0 BB: 1 P: 10	R: 0 E: 0 K: 1 S: 7	H: 0 LOB: 0 BB: 0 P: 11		1B: 7 2B: 1 3B: 0 HR: 2	SF: 1 SAC: 0 DP: 2 HBP: 0	WP: 0 PB: 0 SB: 2 CS: 0
PITCHER	IP WLS BF H R ER SO BB IBB HBP BLK WP HR S P ERA WHIP	IP WLS BF H R ER SO BB IBB HBP BLK WP HR S P ERA WHIP																		
Jamie Moyer, L ERA: 4.99	5.1	L	28	10	10	4	0	0	0	0	0	0	0	0	0	54	90	16.88	2.250	
Jose Mesa, R ERA: 7.31	1.2		4	0	0	0	0	1	0	0	0	0	0	0	6	13	0.00	0.600		
16 J.C. Romero, L ERA: 2.96	1.0		3	0	0	0	1	0	0	0	0	0	0	0	7	11	0.00	0.000		

Batter	1	2	3	4	5	6	7	8	9	AB	R	H	RBI	BB	SO	LOB	TOP																																																																																																												
11 Jimmy Rollins, S OBP: 0.334, SLG: 0.523	P6	G3		F9		P6			F7	5	0	0	0	0	0	4	Philadelphia Phillies @ Los Angeles Dodgers Dodger Stadium, Los Angeles, CA Wed Jul 18 2007, 12:10 PM PDT Att: 47,114 - Sunny - 78 F																																																																																																												
8 Shane Victorino, S OBP: 0.351, SLG: 0.437	BB		F8		P3		F8		G1-3	4	0	0	0	1	0	2																																																																																																													
26 Chase Utley, L OBP: 0.404, SLG: 0.583	K		G4-3		K		G3-1			4	0	0	0	0	2	1																																																																																																													
6 Ryan Howard, L OBP: 0.396, SLG: 0.586	CS	HR	2B		WP 1B				K	3	3	2	1	1	1	0																																																																																																													
Aaron Rowand, R OBP: 0.405, SLG: 0.529		K	2B		1B				G4-3	3	0	1	1	1	1	0																																																																																																													
Pat Burrell, R OBP: 0.396, SLG: 0.437	51 2B		P2		BB				K	4	1	2	1	0	1	1																																																																																																													
Abraham Nunez, S OBP: 0.323, SLG: 0.322	51 2B								K	3	0	0	0	1	1	2																																																																																																													
51 Carlos Ruiz, R OBP: 0.322, SLG: 0.389		2B			1B				G6-3	4	0	2	1	0	0	0																																																																																																													
38 Kyle Kendrick, R OBP: 0.222, SLG: 0.188										3	0	0	0	0	2	3																																																																																																													
16 J.C. Romero, S	G6-3									0	0	0	0	0	0	0																																																																																																													
63 Ryan Madson, L										0	0	0	0	0	0	0																																																																																																													
19 Greg Dobbs, L										1	0	1	0	0	0	0																																																																																																													
9 Michael Bourn, L										0	0	0	0	0	0	0																																																																																																													
Inning Stats	R: 0 E: 0 K: 1 S: 9	H: 0 LOB: 0 BB: 1 P: 17	R: 2 E: 0 K: 1 S: 19	H: 3 LOB: 2 BB: 1 P: 32	R: 1 E: 0 K: 0 S: 11	H: 1 LOB: 1 BB: 1 P: 22	R: 0 E: 0 K: 1 S: 8	H: 1 LOB: 1 BB: 0 P: 11	R: 1 E: 0 K: 1 S: 18	H: 2 LOB: 2 BB: 1 P: 31	R: 0 E: 0 K: 1 S: 8	H: 0 LOB: 0 BB: 0 P: 9	R: 0 E: 0 K: 2 S: 9	H: 0 LOB: 0 BB: 0 P: 15	R: 0 E: 0 K: 0 S: 10	H: 1 LOB: 2 BB: 0 P: 14	1B: 4 2B: 3 3B: 0 HR: 1	SF: 0 SAC: 0 DP: 0 HBP: 0	WP: 1 PB: 0 SB: 1 CS: 1	PA: 39																																																																																																									
PITCHER	IP WLS BF H R ER SO BB IBB HBP BLK WP HR S P ERA WHIP	<table border="1"> <thead> <tr> <th>PITCHER</th> <th>IP</th> <th>WLS</th> <th>BF</th> <th>H</th> <th>R</th> <th>ER</th> <th>SO</th> <th>BB</th> <th>IBB</th> <th>HBP</th> <th>BLK</th> <th>WP</th> <th>HR</th> <th>S</th> <th>P</th> <th>ERA</th> <th>WHIP</th> </tr> </thead> <tbody> <tr> <td>58 Chad Billingsley, R ERA: 3.56</td> <td>5.0</td> <td></td> <td>25</td> <td>7</td> <td>4</td> <td>4</td> <td>4</td> <td>4</td> <td>0</td> <td>0</td> <td>0</td> <td>1</td> <td>1</td> <td>65</td> <td>113</td> <td>7.20</td> <td>2.200</td> </tr> <tr> <td>Rudy Seanez, R ERA: 3.25</td> <td>1.0</td> <td>W</td> <td>3</td> <td>0</td> <td>0</td> <td>0</td> <td>1</td> <td>0</td> <td>0</td> <td>0</td> <td>0</td> <td>0</td> <td>0</td> <td>8</td> <td>9</td> <td>0.00</td> <td>0.000</td> </tr> <tr> <td>Joe Beimel, L ERA: 3.73</td> <td>1.0</td> <td>H</td> <td>3</td> <td>0</td> <td>0</td> <td>0</td> <td>1</td> <td>0</td> <td>0</td> <td>0</td> <td>0</td> <td>0</td> <td>0</td> <td>6</td> <td>7</td> <td>0.00</td> <td>0.000</td> </tr> <tr> <td>51 Jonathan Broxton, R ERA: 2.57</td> <td>1.0</td> <td>H</td> <td>3</td> <td>0</td> <td>0</td> <td>0</td> <td>2</td> <td>0</td> <td>0</td> <td>0</td> <td>0</td> <td>0</td> <td>0</td> <td>9</td> <td>15</td> <td>0.00</td> <td>0.000</td> </tr> <tr> <td>44 Takashi Saito, R ERA: 1.95</td> <td>1.0</td> <td>S</td> <td>4</td> <td>1</td> <td>0</td> <td>0</td> <td>0</td> <td>0</td> <td>0</td> <td>0</td> <td>0</td> <td>0</td> <td>0</td> <td>10</td> <td>14</td> <td>0.00</td> <td>1.000</td> </tr> </tbody> </table>																PITCHER	IP	WLS	BF	H	R	ER	SO	BB	IBB	HBP	BLK	WP	HR	S	P	ERA	WHIP	58 Chad Billingsley, R ERA: 3.56	5.0		25	7	4	4	4	4	0	0	0	1	1	65	113	7.20	2.200	Rudy Seanez, R ERA: 3.25	1.0	W	3	0	0	0	1	0	0	0	0	0	0	8	9	0.00	0.000	Joe Beimel, L ERA: 3.73	1.0	H	3	0	0	0	1	0	0	0	0	0	0	6	7	0.00	0.000	51 Jonathan Broxton, R ERA: 2.57	1.0	H	3	0	0	0	2	0	0	0	0	0	0	9	15	0.00	0.000	44 Takashi Saito, R ERA: 1.95	1.0	S	4	1	0	0	0	0	0	0	0	0	0	10	14	0.00	1.000
PITCHER	IP	WLS	BF	H	R	ER	SO	BB	IBB	HBP	BLK	WP	HR	S	P	ERA	WHIP																																																																																																												
58 Chad Billingsley, R ERA: 3.56	5.0		25	7	4	4	4	4	0	0	0	1	1	65	113	7.20	2.200																																																																																																												
Rudy Seanez, R ERA: 3.25	1.0	W	3	0	0	0	1	0	0	0	0	0	0	8	9	0.00	0.000																																																																																																												
Joe Beimel, L ERA: 3.73	1.0	H	3	0	0	0	1	0	0	0	0	0	0	6	7	0.00	0.000																																																																																																												
51 Jonathan Broxton, R ERA: 2.57	1.0	H	3	0	0	0	2	0	0	0	0	0	0	9	15	0.00	0.000																																																																																																												
44 Takashi Saito, R ERA: 1.95	1.0	S	4	1	0	0	0	0	0	0	0	0	0	10	14	0.00	1.000																																																																																																												
15 Rafael Furcal, S OBP: 0.341, SLG: 0.361	9 1B		G1-3		G3		K			4	1	1	0	0	1	1	Philadelphia Phillies @ Los Angeles Dodgers Dodger Stadium, Los Angeles, CA Wed Jul 18 2007, 12:10 PM PDT Att: 47,114 - Sunny - 78 F																																																																																																												
9 Juan Pierre, L OBP: 0.316, SLG: 0.339	L3-6 55 1B		P5		G6-3		G5-3			4	0	1	0	0	0	0																																																																																																													
55 Russell Martin, R OBP: 0.387, SLG: 0.492	S 1B		G1-3		K				G5-3	4	0	1	1	0	1	0																																																																																																													
Luis Gonzalez, L Joe Beimel, L 51 Jonathan Broxton, R Clmedo Saez, R Brett Tomko, R 44 Takashi Saito, L	L3-6				G4-3		HR		G3-1	3	1	1	1	0	0	2																																																																																																													
Wilson Betemit, S OBP: 0.354, SLG: 0.493	K				G1-3		G1-3		G3-1	4	1	2	0	0	1	1																																																																																																													
7 James Loney, L OBP: 0.421, SLG: 0.549					16 HR		G3-1		G3-1	4	1	1	0	0	1	2																																																																																																													
16 Andre Ethier, L OBP: 0.369, SLG: 0.459	F9				16 HR					2	1	1	3	2	0	0																																																																																																													
Ramon Martinez, R OBP: 0.228, SLG: 0.183	E6				G6-3		F8		L6	4	0	0	0	0	0	4																																																																																																													
58 Chad Billingsley, R Rudy Seanez, R 27 Matt Kemp, R	G5-3				G6-3					2	0	0	0	0	0	1																																																																																																													
Inning Stats	R: 1 E: 0 K: 1 S: 11	H: 3 LOB: 1 BB: 0 P: 14	R: 0 E: 1 K: 1 S: 11	H: 0 LOB: 0 BB: 0 P: 19	R: 0 E: 0 K: 0 S: 7	H: 0 LOB: 0 BB: 0 P: 11	R: 3 E: 0 K: 0 S: 13	H: 3 LOB: 0 BB: 0 P: 20	R: 0 E: 0 K: 1 S: 7	H: 0 LOB: 0 BB: 0 P: 8	R: 1 E: 0 K: 0 S: 10	H: 1 LOB: 1 BB: 1 P: 21	R: 0 E: 0 K: 1 S: 7	H: 1 LOB: 0 BB: 0 P: 10	R: 0 E: 0 K: 0 S: 12	H: 1 LOB: 3 BB: 2 P: 24		1B: 7 2B: 1 3B: 0 HR: 2	SF: 0 SAC: 0 DP: 1 HBP: 0	WP: 0 PB: 0 SB: 1 CS: 1	PA: 35																																																																																																								
PITCHER	IP WLS BF H R ER SO BB IBB HBP BLK WP HR S P ERA WHIP	<table border="1"> <thead> <tr> <th>PITCHER</th> <th>IP</th> <th>WLS</th> <th>BF</th> <th>H</th> <th>R</th> <th>ER</th> <th>SO</th> <th>BB</th> <th>IBB</th> <th>HBP</th> <th>BLK</th> <th>WP</th> <th>HR</th> <th>S</th> <th>P</th> <th>ERA</th> <th>WHIP</th> </tr> </thead> <tbody> <tr> <td>38 Kyle Kendrick, R ERA: 4.4</td> <td>5.1</td> <td>L</td> <td>23</td> <td>7</td> <td>5</td> <td>5</td> <td>3</td> <td>0</td> <td>0</td> <td>0</td> <td>0</td> <td>0</td> <td>2</td> <td>54</td> <td>82</td> <td>8.44</td> <td>1.312</td> </tr> <tr> <td>16 J.C. Romero, L ERA: 2.89</td> <td>0.2</td> <td></td> <td>3</td> <td>0</td> <td>0</td> <td>0</td> <td>0</td> <td>1</td> <td>0</td> <td>0</td> <td>0</td> <td>0</td> <td>0</td> <td>5</td> <td>11</td> <td>0.00</td> <td>1.500</td> </tr> <tr> <td>63 Ryan Madson, R ERA: 3.38</td> <td>2.0</td> <td></td> <td>9</td> <td>2</td> <td>0</td> <td>0</td> <td>1</td> <td>1</td> <td>1</td> <td>0</td> <td>0</td> <td>0</td> <td>0</td> <td>19</td> <td>34</td> <td>0.00</td> <td>1.500</td> </tr> </tbody> </table>																PITCHER	IP	WLS	BF	H	R	ER	SO	BB	IBB	HBP	BLK	WP	HR	S	P	ERA	WHIP	38 Kyle Kendrick, R ERA: 4.4	5.1	L	23	7	5	5	3	0	0	0	0	0	2	54	82	8.44	1.312	16 J.C. Romero, L ERA: 2.89	0.2		3	0	0	0	0	1	0	0	0	0	0	5	11	0.00	1.500	63 Ryan Madson, R ERA: 3.38	2.0		9	2	0	0	1	1	1	0	0	0	0	19	34	0.00	1.500																																				
PITCHER	IP	WLS	BF	H	R	ER	SO	BB	IBB	HBP	BLK	WP	HR	S	P	ERA	WHIP																																																																																																												
38 Kyle Kendrick, R ERA: 4.4	5.1	L	23	7	5	5	3	0	0	0	0	0	2	54	82	8.44	1.312																																																																																																												
16 J.C. Romero, L ERA: 2.89	0.2		3	0	0	0	0	1	0	0	0	0	0	5	11	0.00	1.500																																																																																																												
63 Ryan Madson, R ERA: 3.38	2.0		9	2	0	0	1	1	1	0	0	0	0	19	34	0.00	1.500																																																																																																												

Batter	1	2	3	4	5	6	7	8	9	AB	R	H	RBI	BB	SO	LOB	TOP		
7 José Reyes, S OBP: 0.383, SLG: 0.443	G1-3		F8		G3		CS	23 SH 2B		4	1	1	0	0	0	0			
23 Marlon Anderson, L OBP: 0.324, SLG: 0.265	E8 5 1B		P5					SH 15 HR		3	2	1	0	0	0	0			
15 Carlos Beltrán, S OBP: 0.341, SLG: 0.479	K				G3-1			HR		4	1	2	2	0	1	2			
5 David Wright, R OBP: 0.377, SLG: 0.504								F9		3	0	1	1	1	0	0			
21 Carlos Delgado, L OBP: 0.319, SLG: 0.446	K							F7		4	0	1	0	0	2	3			
16 Paul Lo Duca, R OBP: 0.311, SLG: 0.354		G4-3		G4-3		G6-4-3		F9		4	0	0	0	0	0	1			
Shawn Green, L OBP: 0.324, SLG: 0.418		G3		G4-3			P6		G3-1	4	0	0	0	0	0	0	AB 34		
22 Jose Valentin, S OBP: 0.302, SLG: 0.373				G4-3					F7	1	0	1	0	0	0	0	R 4		
Ruben Goyas, S OBP: 0.365, SLG: 0.525							FC1-6 1B			3	0	1	0	0	0	0	H 8		
Oliver Pérez, L OBP: 0.242, SLG: 0.242					G6-3				K	3	0	0	0	0	0	2	RBI 3		
35 Joe Smith, R ERA: 6.43							FC1-6 7 CS			0	0	0	0	0	0	0	BB 1		
25 Pedro Feliciano, L Chip Ambres, R 13 Billy Wagner, L										0	0	0	0	0	0	0	SO 4		
										1	0	0	0	0	1	0	LOB 8		
Inning Stats	R: 1 H: 1 E: 1 K: 2 S: 15	H: 1 LOB: 1 BB: 0 P: 24	R: 0 H: 1 E: 0 K: 0 S: 10	H: 1 LOB: 1 BB: 1 P: 17	R: 0 H: 1 E: 0 K: 1 S: 9	H: 0 LOB: 0 BB: 1 P: 16	R: 0 H: 1 E: 0 K: 0 S: 7	H: 1 LOB: 0 BB: 0 P: 11	R: 0 H: 1 E: 0 K: 0 S: 4	H: 1 LOB: 0 BB: 0 P: 8	R: 0 H: 1 E: 0 K: 0 S: 6	H: 1 LOB: 0 BB: 0 P: 10	R: 3 H: 2 E: 1 K: 0 S: 8	H: 0 LOB: 0 BB: 0 P: 12	R: 0 H: 0 E: 0 K: 1 S: 6	H: 0 LOB: 0 BB: 0 P: 11	1B: 5 2B: 2 3B: 0 HR: 1	SF: 0 SAC: 1 DP: 1 HBP: 0	WP: 0 PA: 37 PB: 0 SB: 2 CS: 1
PITCHER	IP WLS BF H R ER SO BB IBB HBP BLK WP HR S P ERA WHIP	IP WLS BF H R ER SO BB IBB HBP BLK WP HR S P ERA WHIP	IP WLS BF H R ER SO BB IBB HBP BLK WP HR S P ERA WHIP	IP WLS BF H R ER SO BB IBB HBP BLK WP HR S P ERA WHIP	IP WLS BF H R ER SO BB IBB HBP BLK WP HR S P ERA WHIP	IP WLS BF H R ER SO BB IBB HBP BLK WP HR S P ERA WHIP	IP WLS BF H R ER SO BB IBB HBP BLK WP HR S P ERA WHIP	IP WLS BF H R ER SO BB IBB HBP BLK WP HR S P ERA WHIP	IP WLS BF H R ER SO BB IBB HBP BLK WP HR S P ERA WHIP	IP WLS BF H R ER SO BB IBB HBP BLK WP HR S P ERA WHIP	IP WLS BF H R ER SO BB IBB HBP BLK WP HR S P ERA WHIP	IP WLS BF H R ER SO BB IBB HBP BLK WP HR S P ERA WHIP	IP WLS BF H R ER SO BB IBB HBP BLK WP HR S P ERA WHIP	IP WLS BF H R ER SO BB IBB HBP BLK WP HR S P ERA WHIP	IP WLS BF H R ER SO BB IBB HBP BLK WP HR S P ERA WHIP	IP WLS BF H R ER SO BB IBB HBP BLK WP HR S P ERA WHIP	IP WLS BF H R ER SO BB IBB HBP BLK WP HR S P ERA WHIP		

New York Mets @ Los Angeles Dodgers
Dodger Stadium, Los Angeles, CA

AB 34
R 4
H 8
RBI 3
BB 1
SO 4
LOB 8



WP: 0 PA: 37
PB: 0
SB: 2
CS: 1

Fri Jul 20 2007, 7:40 PM PDT
Att: 52,102 - Clear - 73 F

livebaseballscores.com

Batter	1	2	3	4	5	6	7	8	9	AB	R	H	RBI	BB	SO	LOB	BOTTOM				
15 Rafael Furcal, S OBP: 0.342, SLG: 0.365	K	G6-3			FC4-6 1B		K			4	0	1	0	0	2	1					
9 Juan Pierre, L OBP: 0.316, SLG: 0.342			B3		FC4-6 55 G6-3 1B			G6-3		4	0	1	0	0	0	1					
55 Russell Martin, R OBP: 0.382, SLG: 0.484	P3		G5-3		G6-3			FC1-6 12 1B 1B		4	0	1	0	0	0	2					
12 Jeff Kent, R OBP: 0.369, SLG: 0.481			F8					FC1-6 1B		3	0	2	0	1	0	0					
Luis Gonzalez, L OBP: 0.373, SLG: 0.460				P3		P5		FC1-6		4	0	0	0	0	1	5					
5 Nomar Garciaparra, R OBP: 0.322, SLG: 0.342								F8		4	1	1	1	0	1	3					
7 James Loney, L OBP: 0.423, SLG: 0.541									K	4	0	1	0	0	2	1	AB 33				
27 Matt Kemp, R OBP: 0.420, SLG: 0.578										2	0	0	0	2	1	0	R 1				
Brett Tomko, R Joe Beimel, L Ormedo Saenz, R Roberto Hernandez, R 54 D.J. Houlton, R Ramón Martínez, R										2	0	0	0	0	2	3	H 7				
										0	0	0	0	0	0	0	RBI 1				
										0	0	0	0	0	0	0	BB 3				
										0	0	0	0	0	0	0	SO 9				
										1	0	0	0	0	0	0	LOB 16				
Inning Stats	R: 0 H: 1 E: 0 K: 2 S: 16	H: 1 LOB: 2 BB: 1 P: 25	R: 1 H: 1 E: 0 K: 2 S: 11	H: 1 LOB: 1 BB: 1 P: 18	R: 0 H: 0 E: 0 K: 0 S: 9	H: 0 LOB: 0 BB: 0 P: 11	R: 0 H: 1 E: 0 K: 1 S: 7	H: 1 LOB: 2 BB: 1 P: 13	R: 0 H: 1 E: 0 K: 0 S: 6	H: 1 LOB: 0 BB: 0 P: 10	R: 0 H: 1 E: 0 K: 1 S: 7	H: 1 LOB: 1 BB: 0 P: 14	R: 0 H: 0 E: 0 K: 2 S: 9	H: 0 LOB: 0 BB: 0 P: 13	R: 0 H: 2 E: 0 K: 0 S: 11	H: 2 LOB: 2 BB: 0 P: 18	R: 0 H: 0 E: 0 K: 1 S: 7	H: 0 LOB: 0 BB: 0 P: 11	1B: 5 2B: 1 3B: 0 HR: 1	SF: 0 SAC: 0 DP: 1 HBP: 0	WP: 0 PA: 36 PB: 0 SB: 2 CS: 0
PITCHER	IP WLS BF H R ER SO BB IBB HBP BLK WP HR S P ERA WHIP	IP WLS BF H R ER SO BB IBB HBP BLK WP HR S P ERA WHIP	IP WLS BF H R ER SO BB IBB HBP BLK WP HR S P ERA WHIP	IP WLS BF H R ER SO BB IBB HBP BLK WP HR S P ERA WHIP	IP WLS BF H R ER SO BB IBB HBP BLK WP HR S P ERA WHIP	IP WLS BF H R ER SO BB IBB HBP BLK WP HR S P ERA WHIP	IP WLS BF H R ER SO BB IBB HBP BLK WP HR S P ERA WHIP	IP WLS BF H R ER SO BB IBB HBP BLK WP HR S P ERA WHIP	IP WLS BF H R ER SO BB IBB HBP BLK WP HR S P ERA WHIP	IP WLS BF H R ER SO BB IBB HBP BLK WP HR S P ERA WHIP	IP WLS BF H R ER SO BB IBB HBP BLK WP HR S P ERA WHIP	IP WLS BF H R ER SO BB IBB HBP BLK WP HR S P ERA WHIP	IP WLS BF H R ER SO BB IBB HBP BLK WP HR S P ERA WHIP	IP WLS BF H R ER SO BB IBB HBP BLK WP HR S P ERA WHIP	IP WLS BF H R ER SO BB IBB HBP BLK WP HR S P ERA WHIP	IP WLS BF H R ER SO BB IBB HBP BLK WP HR S P ERA WHIP	IP WLS BF H R ER SO BB IBB HBP BLK WP HR S P ERA WHIP				

New York Mets @ Los Angeles Dodgers
Dodger Stadium, Los Angeles, CA

AB 33
R 1
H 7
RBI 1
BB 3
SO 9
LOB 16



WP: 0 PA: 36
PB: 0
SB: 2
CS: 0

Fri Jul 20 2007, 7:40 PM PDT
Att: 52,102 - Clear - 73 F

livebaseballscores.com

Batter	1	2	3	4	5	6	7	8	9	AB	R	H	RBI	BB	SO	LOB	TOP		
7 José Reyes, S OBP: 0.379, SLG: 0.439	F8		G6-3		P6			B1-3		4	0	0	0	0	0	0			
Ruben Gelay, S OBP: 0.380, SLG: 0.515	K		G3		K			15 HR 1B		4	1	1	0	0	2	0			
15 Carlos Beltrán, S OBP: 0.343, SLG: 0.488	F8		5 HR 1B		F8			1 HR		4	2	2	2	0	0	0			
5 David Wright, R OBP: 0.379, SLG: 0.511		21 E 11 SF7 BB	5 HR 1B		K			K		3	2	1	2	1	2	0			
21 Carlos Delgado, L OBP: 0.318, SLG: 0.444	E7 23 G4-3 1B		F7		G4-3			K		4	1	1	0	0	1	0			
11 Ramon Castro, R OBP: 0.364, SLG: 0.573	SF7				K			1B WP 1B		3	0	1	1	0	1	0			
23 Marion Anderson, L OBP: 0.317, SLG: 0.243	G4-3				G4-6-3 BB			K		3	0	0	0	1	1	2			
Lastings Milledge, R OBP: 0.194, SLG: 0.294	G4-6-3 1B				G4-6-3 1B			K		4	0	2	1	0	1	1			
Jorge Sosa, R Chip Anderson, R Scott Schoeneweis, L 35 Joe Smith, R 16 Paul Lo Duca, R 59 Guillermo Mota, R	F9				F9			G6-3		1	0	0	0	0	0	1			
Inning Stats	R: 0 E: 0 K: 1 S: 7	H: 0 LOB: 0 BB: 0 P: 10	R: 2 E: 1 K: 0 S: 12	H: 2 LOB: 1 BB: 1 P: 24	R: 2 E: 0 K: 0 S: 15	H: 2 LOB: 0 BB: 0 P: 21	R: 0 E: 0 K: 1 S: 7	H: 0 LOB: 0 BB: 0 P: 12	R: 0 E: 0 K: 1 S: 13	H: 0 LOB: 0 BB: 0 P: 17	R: 0 E: 0 K: 1 S: 18	H: 2 LOB: 1 BB: 0 P: 26	R: 2 E: 0 K: 2 S: 12	H: 2 LOB: 0 BB: 0 P: 19	R: 0 E: 0 K: 1 S: 7	H: 0 LOB: 0 BB: 0 P: 8	1B: 6 2B: 0 3B: 0 HR: 2	SF: 1 SAC: 0 DP: 2 HBP: 0	WP: 1 PA: 35 CS: 0
PITCHER	IP WLS BF H R ER SO BB IBB HBP BLK WP HR S P ERA WHIP	IP WLS BF H R ER SO BB IBB HBP BLK WP HR S P ERA WHIP	IP WLS BF H R ER SO BB IBB HBP BLK WP HR S P ERA WHIP	IP WLS BF H R ER SO BB IBB HBP BLK WP HR S P ERA WHIP	IP WLS BF H R ER SO BB IBB HBP BLK WP HR S P ERA WHIP	IP WLS BF H R ER SO BB IBB HBP BLK WP HR S P ERA WHIP	IP WLS BF H R ER SO BB IBB HBP BLK WP HR S P ERA WHIP	IP WLS BF H R ER SO BB IBB HBP BLK WP HR S P ERA WHIP	IP WLS BF H R ER SO BB IBB HBP BLK WP HR S P ERA WHIP	IP WLS BF H R ER SO BB IBB HBP BLK WP HR S P ERA WHIP	IP WLS BF H R ER SO BB IBB HBP BLK WP HR S P ERA WHIP	IP WLS BF H R ER SO BB IBB HBP BLK WP HR S P ERA WHIP	IP WLS BF H R ER SO BB IBB HBP BLK WP HR S P ERA WHIP	IP WLS BF H R ER SO BB IBB HBP BLK WP HR S P ERA WHIP	IP WLS BF H R ER SO BB IBB HBP BLK WP HR S P ERA WHIP	IP WLS BF H R ER SO BB IBB HBP BLK WP HR S P ERA WHIP	IP WLS BF H R ER SO BB IBB HBP BLK WP HR S P ERA WHIP	IP WLS BF H R ER SO BB IBB HBP BLK WP HR S P ERA WHIP	IP WLS BF H R ER SO BB IBB HBP BLK WP HR S P ERA WHIP

New York Mets @ Los Angeles Dodgers
Dodger Stadium, Los Angeles, CA
Sat Jul 21 2007, 12:55 PM PDT
Att: 49,124 - Sunny - 80 F

AB 32
R 6
H 8
RBI 6
BB 2
SO 8
LOB 6



Batter	1	2	3	4	5	6	7	8	9	AB	R	H	RBI	BB	SO	LOB	BOTTOM		
15 Rafael Furcal, S OBP: 0.343, SLG: 0.368	F7		G4-3		9 2B 2B			K		5	2	2	0	0	1	1			
9 Juan Pierre, L OBP: 0.319, SLG: 0.345	F7		1B		55 FC5-4 HBP			F9		4	0	2	2	0	0	0			
55 Russell Martin, R OBP: 0.378, SLG: 0.478	L7		F8		L7			12 1B FC5-4		4	0	0	1	0	0	3			
12 Jeff Kent, R Joe Beimel, L	F8				F9			L9		4	0	1	0	0	0	0			
5 Nomar Garciaparra, R OBP: 0.322, SLG: 0.342	F8				L9			1B		0	0	0	0	0	0	0			
7 James Loney, L OBP: 0.417, SLG: 0.530	F7				F8			F8		4	1	1	0	0	0	2			
Wilson Betemit, S 51 Jonathan Broxton, R					16 1B 1B			F8		2	1	1	0	2	0	0			
16 Andre Ethier, L OBP: 0.365, SLG: 0.452	F7				16 1B 1B			G6-3		4	1	1	1	0	1	2			
27 Matt Kemp, R OBP: 0.423, SLG: 0.602					27 HR 1B			K		4	2	2	3	0	2	0			
31 Brad Penny, R Ramon Martinez, R					15 1B 31 SH3 55 FC5-4 1B			K		2	1	1	0	0	0	0			
Inning Stats	R: 0 E: 0 K: 0 S: 6	H: 0 LOB: 0 BB: 0 P: 8	R: 0 E: 0 K: 0 S: 9	H: 0 LOB: 1 BB: 1 P: 16	R: 1 E: 0 K: 1 S: 12	H: 2 LOB: 1 BB: 0 P: 19	R: 5 E: 0 K: 0 S: 20	H: 6 LOB: 1 BB: 0 P: 31	R: 0 E: 0 K: 1 S: 10	H: 0 LOB: 0 BB: 1 P: 14	R: 2 E: 1 K: 0 S: 15	H: 3 LOB: 2 BB: 0 P: 24	R: 0 E: 0 K: 1 S: 10	H: 0 LOB: 0 BB: 0 P: 13	R: 0 E: 0 K: 1 S: 7	H: 0 LOB: 0 BB: 0 P: 9	1B: 7 2B: 3 3B: 0 HR: 1	SF: 0 SAC: 1 DP: 0 HBP: 1	WP: 0 PA: 38 CS: 0
PITCHER	IP WLS BF H R ER SO BB IBB HBP BLK WP HR S P ERA WHIP	IP WLS BF H R ER SO BB IBB HBP BLK WP HR S P ERA WHIP	IP WLS BF H R ER SO BB IBB HBP BLK WP HR S P ERA WHIP	IP WLS BF H R ER SO BB IBB HBP BLK WP HR S P ERA WHIP	IP WLS BF H R ER SO BB IBB HBP BLK WP HR S P ERA WHIP	IP WLS BF H R ER SO BB IBB HBP BLK WP HR S P ERA WHIP	IP WLS BF H R ER SO BB IBB HBP BLK WP HR S P ERA WHIP	IP WLS BF H R ER SO BB IBB HBP BLK WP HR S P ERA WHIP	IP WLS BF H R ER SO BB IBB HBP BLK WP HR S P ERA WHIP	IP WLS BF H R ER SO BB IBB HBP BLK WP HR S P ERA WHIP	IP WLS BF H R ER SO BB IBB HBP BLK WP HR S P ERA WHIP	IP WLS BF H R ER SO BB IBB HBP BLK WP HR S P ERA WHIP	IP WLS BF H R ER SO BB IBB HBP BLK WP HR S P ERA WHIP	IP WLS BF H R ER SO BB IBB HBP BLK WP HR S P ERA WHIP	IP WLS BF H R ER SO BB IBB HBP BLK WP HR S P ERA WHIP	IP WLS BF H R ER SO BB IBB HBP BLK WP HR S P ERA WHIP	IP WLS BF H R ER SO BB IBB HBP BLK WP HR S P ERA WHIP	IP WLS BF H R ER SO BB IBB HBP BLK WP HR S P ERA WHIP	IP WLS BF H R ER SO BB IBB HBP BLK WP HR S P ERA WHIP

New York Mets @ Los Angeles Dodgers
Dodger Stadium, Los Angeles, CA
Sat Jul 21 2007, 12:55 PM PDT
Att: 49,124 - Sunny - 80 F


AB 34
R 8
H 11
RBI 7
BB 2
SO 4
LOB 8



Batter	1	2	3	4	5	6	7	8	9	10	AB	R	H	RBI	BB	SO	LOB	TOP							
7 José Reyes, S OBP: 0.382, SLG: 0.448	(1.6) C FA 89 B FA 88 X CH 81	2-2	B SL 84 X FA 92	1-0	B SL 84 X FA 92	1-1	C FA 92 B CH 86 X SL 86	1-1	C FA 92 B CH 86 X SL 86	2-2	5 2 3 0 0 0 0														
Lastings Milledge, R OBP: 0.220, SLG: 0.333	(1.7) X CH 79	0-0	B SL 84 F CH 78 S CH 80 B FA 91 F FA 92 X CU 77	2-2	B SL 84 F CH 78 S CH 80 B FA 91 F FA 92 X CU 77	2-1	B CU 72 B FA 90 S CH 81 X CH 82	1-2	C FA 93 F FA 93 B SL 86 X FA 92	1-2	5 2 2 1 0 0 2														
15 Carlos Beltrán, S OBP: 0.341, SLG: 0.485	(1.8) 1 SAFE SAFE C CU 78 F FA 91 D CH 84 B FA 90 1 SAFE X CH 82	2-2	B SL 84 F CH 78 S CH 80 B FA 91 F FA 92 X CU 77	2-2	B SL 84 F CH 78 S CH 80 B FA 91 F FA 92 X CU 77	3-1	C FA 92 B FA 90 S CH 81 X CH 82	2-3	C FA 92 B FA 90 S CH 81 X CH 82	2-3	4 0 1 1 0 0 2														
5 David Wright, R OBP: 0.379, SLG: 0.509	(1.5) B SL 86 D CH 84 1 SAFE SAFE C FA 90 F FA 91 X CH 82	3-2	B SL 84 B FA 90 S CH 81 X CH 82	2-1	B SL 84 B FA 90 S CH 81 X CH 82	1-1	C FA 92 B FA 90 S CH 81 X CH 82	1-1	B SL 87 X FA 92	3-2	5 0 2 1 0 0 2														
21 Carlos Delgado, L OBP: 0.320, SLG: 0.443	(1.3) C CU 77 F FA 91 S CH 81 X CH 82	0-3	B SL 84 B FA 90 S CH 81 X CH 82	0-2	B SL 84 B FA 90 S CH 81 X CH 82	3-1	C FA 92 B FA 90 S CH 81 X CH 82	4-1	C FA 92 B FA 90 S CH 81 X CH 82	0-2	3 0 1 0 1 0 1 2														
1 Anderson Hernandez, S (9, PR)	(9, PR) C CU 77 F FA 91 S CH 81 X CH 82	0-3	B SL 84 B FA 90 S CH 81 X CH 82	0-2	B SL 84 B FA 90 S CH 81 X CH 82	3-1	C FA 92 B FA 90 S CH 81 X CH 82	4-1	C FA 92 B FA 90 S CH 81 X CH 82	0-2	0 1 0 0 0 0 0														
Chip Ambres, R OBP: 0.333, SLG: 0.333	(9, 9)		B SL 84 B FA 90 S CH 81 X CH 82	0-2	B SL 84 B FA 90 S CH 81 X CH 82	3-1	C FA 92 B FA 90 S CH 81 X CH 82	4-1	C FA 92 B FA 90 S CH 81 X CH 82	0-2	1 0 1 1 0 0 0														
16 Paul Lo Duca, R OBP: 0.310, SLG: 0.352	(1.2) X FA 89	0-0	B SL 84 B FA 90 S CH 81 X CH 82	0-2	B SL 84 B FA 90 S CH 81 X CH 82	3-1	C FA 92 B FA 90 S CH 81 X CH 82	4-1	C FA 92 B FA 90 S CH 81 X CH 82	0-2	4 0 1 0 0 0 3														
25 Pedro Feliciano, L	(9, 1)		B SL 84 B FA 90 S CH 81 X CH 82	0-2	B SL 84 B FA 90 S CH 81 X CH 82	3-1	C FA 92 B FA 90 S CH 81 X CH 82	4-1	C FA 92 B FA 90 S CH 81 X CH 82	0-2	0 0 0 0 0 0 0														
Sandy Alomar Jr., R OBP: 0.333, SLG: 0.500	(10, PH)		B SL 84 B FA 90 S CH 81 X CH 82	0-2	B SL 84 B FA 90 S CH 81 X CH 82	3-1	C FA 92 B FA 90 S CH 81 X CH 82	4-1	C FA 92 B FA 90 S CH 81 X CH 82	0-2	1 0 0 0 0 0 2														
13 Billy Wagner, L	(10, 1)		B SL 84 B FA 90 S CH 81 X CH 82	0-2	B SL 84 B FA 90 S CH 81 X CH 82	3-1	C FA 92 B FA 90 S CH 81 X CH 82	4-1	C FA 92 B FA 90 S CH 81 X CH 82	0-2	0 0 0 0 0 0 0														
Shawn Green, L OBP: 0.320, SLG: 0.413	(1, 9)		B SL 84 B FA 90 S CH 81 X CH 82	0-2	B SL 84 B FA 90 S CH 81 X CH 82	3-1	C FA 92 B FA 90 S CH 81 X CH 82	4-1	C FA 92 B FA 90 S CH 81 X CH 82	0-2	4 0 0 0 0 1 2														
Ruben Gotay, S OBP: 0.366, SLG: 0.495	(1, 4)		B SL 84 B FA 90 S CH 81 X CH 82	0-2	B SL 84 B FA 90 S CH 81 X CH 82	3-1	C FA 92 B FA 90 S CH 81 X CH 82	4-1	C FA 92 B FA 90 S CH 81 X CH 82	0-2	4 0 0 0 0 3 2														
26 Orlando Hernandez, R OBP: 0.212, SLG: 0.273	(1, 1)		B SL 84 B FA 90 S CH 81 X CH 82	0-2	B SL 84 B FA 90 S CH 81 X CH 82	3-1	C FA 92 B FA 90 S CH 81 X CH 82	4-1	C FA 92 B FA 90 S CH 81 X CH 82	0-2	2 0 0 0 0 2 0														
23 Marlon Anderson, L OBP: 0.310, SLG: 0.231	(7, PH)		B SL 84 B FA 90 S CH 81 X CH 82	0-2	B SL 84 B FA 90 S CH 81 X CH 82	3-1	C FA 92 B FA 90 S CH 81 X CH 82	4-1	C FA 92 B FA 90 S CH 81 X CH 82	0-2	1 0 0 0 0 0 0														
Aaron Heilman, R OBP: 0.360, SLG: 0.567	(9, PH)		B SL 84 B FA 90 S CH 81 X CH 82	0-2	B SL 84 B FA 90 S CH 81 X CH 82	3-1	C FA 92 B FA 90 S CH 81 X CH 82	4-1	C FA 92 B FA 90 S CH 81 X CH 82	0-2	0 0 0 0 0 0 0														
11 Ramon Castro, R OBP: 0.360, SLG: 0.567	(9, 2)		B SL 84 B FA 90 S CH 81 X CH 82	0-2	B SL 84 B FA 90 S CH 81 X CH 82	3-1	C FA 92 B FA 90 S CH 81 X CH 82	4-1	C FA 92 B FA 90 S CH 81 X CH 82	0-2	1 0 0 0 0 1 2														
Inning Stats	R: 0 E: 0 K: 1 S: 14	H: 2 LOB: 2 BB: 0 P: 21	R: 0 E: 0 K: 1 S: 6	H: 0 LOB: 0 BB: 0 P: 8	R: 0 E: 0 K: 1 S: 9	H: 0 LOB: 0 BB: 0 P: 12	R: 0 E: 0 K: 1 S: 9	H: 1 LOB: 0 BB: 0 P: 13	R: 2 E: 0 K: 1 S: 17	H: 3 LOB: 2 BB: 1 P: 31	R: 0 E: 0 K: 1 S: 6	H: 0 LOB: 0 BB: 0 P: 10	R: 1 E: 0 K: 2 S: 9	H: 1 LOB: 0 BB: 0 P: 13	R: 1 E: 1 K: 2 S: 17	H: 1 LOB: 2 BB: 0 P: 22	R: 1 E: 0 K: 0 S: 17	H: 3 LOB: 2 BB: 0 P: 24	1B: 8 2B: 2 3B: 1 HR: 0	SF: 1 SAC: 0 DP: 1 HBP: 0	WP: 2 PB: 0 SB: 1 CS: 0	PA: 42			
PITCHER	IP 5.1	WLS 2	BF 20	H 5	R 2	ER 2	SO 5	BB 0	IBB 0	HBP 0	BLK 0	WP 0	HR 0	S 51	P 80	ERA 3.38	WHIP 0.938								
50 Eric Stults, L ERA: 4.5	(1, 1)	0.2	4	1	0	0	0	0	1	0	0	0	0	10	18	0.00	1.500								
Rudy Seanez, R ERA: 3.52	(6, 1)	1.0	H	3	0	0	1	0	0	0	0	0	0	6	10	0.00	0.000								
Derek Lowe, R ERA: 3.48	(7, 1)	1.0	H	4	1	1	0	0	0	0	0	0	0	9	13	9.00	1.000								
Roberto Hernandez, R ERA: 6.52	(8, 1)	1.0	B	5	1	1	0	2	0	0	0	2	0	17	22	0.00	1.000								
51 Jonathan Broxton, R ERA: 2.44	(9, 1)																								

New York Mets @ Los Angeles Dodgers
Dodger Stadium, Los Angeles, CA
Sun Jul 22 2007, 1:10 PM PDT
Att. 49,092 - Sunny - 82 F

AB	40
R	5
H	11
RBI	4
BB	1
SO	8
LOB	19



Batter	1	2	3	4	5	6	7	8	9	10	AB	R	H	RBI	BB	SO	LOB	BOTTOM			
15 Rafael Furcal, S OBP: 0.344, SLG: 0.376	(1.6) F FA 87 B FA 88 X CH 81	1-1	C FA 88 B CH 83 X CH 84	1-1	C CU 67 B SL 78 B FA 89 F CH 84 B CH 84 X FA 89	2-2	B CH 83 X CH 82	1-0	B CH 83 X CH 82	1-3	5 1 2 1 0 1 2										
9 Juan Pierre, L OBP: 0.318, SLG: 0.342	(1.8) C CU 73	0-1	C CU 68 B FA 89 X FA 90	1-2	1 SAFE SAFE C FA 87 B CH 82 F CH 83 X FA 90	2-2	C FA 94 X CH 86	0-1	C FA 94 X CH 86	0-1	4 0 0 0 1 0 1										
55 Russell Martin, R OBP: 0.373, SLG: 0.471	(1.2) B SL 75 B FA 87 C FA 89 C FA 90 T SL 76	2-2	B CU 73 B CU 75 B FA 90 C FA 89 S CU 76	3-3	B FA 90 B CH 74 X CU 75	2-0	B CH 84 F FA 95 S FA 96 B CH 85 B FA 96 X FA 95	3-2	B CH 84 F FA 95 S FA 96 B CH 85 B FA 96 X FA 95	2-3	5 0 0 0 0 3 1										
12 Jeff Kent, R OBP: 0.368, SLG: 0.476	(1.4) F SL 76 B FA 89 B SL 77 F FA 91 B FA 89 X SL 76	3-2	B CU 73 B CU 75 B FA 90 C FA 89 S CU 76	3-3	B FA 90 B CH 74 X CU 75	2-0	B CH 84 F FA 95 S FA 96 B CH 85 B FA 96 X FA 95	3-2	B CH 84 F FA 95 S FA 96 B CH 85 B FA 96 X FA 95	2-3	4 0 1 0 1 1 0										
Luis Gonzalez, L OBP: 0.375, SLG: 0.460	(1, 7)		B CU 73 B CU 75 B FA 90 C FA 89 S CU 76	3-3	B FA 90 B CH 74 X CU 75	2-0	B CH 84 F FA 95 S FA 96 B CH 85 B FA 96 X FA 95	3-2	B CH 84 F FA 95 S FA 96 B CH 85 B FA 96 X FA 95	2-3	4 0 1 0 1 1 0										
27 Matt Kemp, R OBP: 0.416, SLG: 0.591	(7, 9) B CU 68 F FA 89 C FA 90 X FA 90	3-2	B CU 73 B CU 75 B FA 90 C FA 89 S CU 76	3-3	B FA 90 B CH 74 X CU 75	2-0	B CH 84 F FA 95 S FA 96 B CH 85 B FA 96 X FA 95	3-2	B CH 84 F FA 95 S FA 96 B CH 85 B FA 96 X FA 95	2-3	2 2 1 0 1 0 1										
5 Nomar Garciaparra, R OBP: 0.323, SLG: 0.352	(1, 5) B CU 73 X SL 74	1-0	B CU 73 B CU 75 B FA 90 C FA 89 S CU 76	1-0	B FA 90 B CH 74 X CU 75	2-0	B CH 84 F FA 95 S FA 96 B CH 85 B FA 96 X FA 95	3-2	B CH 84 F FA 95 S FA 96 B CH 85 B FA 96 X FA 95	2-3	2 0 0 0 0 1 2										
7 James Loney, L OBP: 0.412, SLG: 0.529	(1, 3) B CU 68 F FA 89 X FA 90	1-1	B CU 73 B CU 75 B FA 90 C FA 89 S CU 76	1-0	B FA 90 B CH 74 X CU 75	2-0	B CH 84 F FA 95 S FA 96 B CH 85 B FA 96 X FA 95	3-2	B CH 84 F FA 95 S FA 96 B CH 85 B FA 96 X FA 95	2-3	5 1 2 2 0 1 3										
16 Andre Ethier, L OBP: 0.363, SLG: 0.447	(1, 9) C CH 82 B FA 89 S FA 90 S CH 83	1-3	B CU 73 B CU 75 B FA 90 C FA 89 S CU 76	1-0	B FA 90 B CH 74 X CU 75	2-0	B CH 84 F FA 95 S FA 96 B CH 85 B FA 96 X FA 95	3-2	B CH 84 F FA 95 S FA 96 B CH 85 B FA 96 X FA 95	2-3	4 0 1 1 0 0 1										
50 Eric Stults, L OBP: 0.200, SLG: 0.200	(1, 1)		B CU 73 B CU 75 B FA 90 C FA 89 S CU 76	1-0	B FA 90 B CH 74 X CU 75	2-0	B CH 84 F FA 95 S FA 96 B CH 85 B FA 96 X FA 95	3-2	B CH 84 F FA 95 S FA 96 B CH 85 B FA 96 X FA 95	2-3	2 0 0 0 0 0 0										
Rudy Seanez, R ERA: 3.52	(6, 1)		B CU 73 B CU 75 B FA 90 C FA 89 S CU 76	1-0	B FA 90 B CH 74 X CU 75	2-0	B CH 84 F FA 95 S FA 96 B CH 85 B FA 96 X FA 95	3-2	B CH 84 F FA 95 S FA 96 B CH 85 B FA 96 X FA 95	2-3	0 0 0 0 0 0 0										
Wilson Betemit, S OBP: 0.315, SLG: 0.487	(6, PH)		B CU 73 B CU 75 B FA 90 C FA 89 S CU 76	1-0	B FA 90 B CH 74 X CU 75	2-0	B CH 84 F FA 95 S FA 96 B CH 85 B FA 96 X FA 95	3-2	B CH 84 F FA 95 S FA 96 B CH 85 B FA 96 X FA 95	2-3	0 0 0 0 0 0 0										
Derek Lowe, R ERA: 3.48	(7, 1)		B CU 73 B CU 75 B FA 90 C FA 89 S CU 76	1-0	B FA 90 B CH 74 X CU 75	2-0	B CH 84 F FA 95 S FA 96 B CH 85 B FA 96 X FA 95	3-2	B CH 84 F FA 95 S FA 96 B CH 85 B FA 96 X FA 95	2-3	0 0 0 0 0 0 0										
Roberto Hernandez, R ERA: 6.52	(8, 1)		B CU 73 B CU 75 B FA 90 C FA 89 S CU 76	1-0	B FA 90 B CH 74 X CU 75	2-0	B CH 84 F FA 95 S FA 96 B CH 85 B FA 96 X FA 95	3-2	B CH 84 F FA 95 S FA 96 B CH 85 B FA 96 X FA 95	2-3	0 0 0 0 0 0 0										
51 Jonathan Broxton, R ERA: 2.44	(9, 1)		B CU 73 B CU 75 B FA 90 C FA 89 S CU 76	1-0	B FA 90 B CH 74 X CU 75	2-0	B CH 84 F FA 95 S FA 96 B CH 85 B FA 96 X FA 95	3-2	B CH 84 F FA 95 S FA 96 B CH 85 B FA 96 X FA 95	2-3	0 0 0 0 0 0 0										
Inning Stats	R: 1 E: 0 K: 1 S: 15	H: 2 LOB: 1 BB: 0 P: 24	R: 0 E: 0 K: 2 S: 11	H: 1 LOB: 1 BB: 0 P: 15	R: 0 E: 0 K: 1 S: 8	H: 0 LOB: 0 BB: 0 P: 13	R: 1 E: 0 K: 1 S: 12	H: 2 LOB: 2 BB: 1 P: 23	R: 0 E: 0 K: 0 S: 8	H: 1 LOB: 0 BB: 0 P: 14	R: 2 E: 1 K: 0 S: 8	H: 1 LOB: 2 BB: 2 P: 20	R: 0 E: 0 K: 0 S: 10	H: 0 LOB: 0 BB: 0 P: 13	R: 0 E: 0 K: 1 S: 6	H: 0 LOB: 0 BB: 0 P: 6	R: 0 E: 0 K: 1 S: 6	H: 0 LOB: 0 BB: 0 P: 7	R: 0 E: 0 K: 3 S: 16	H: 0 LOB: 2 BB: 2 P: 30	1B:

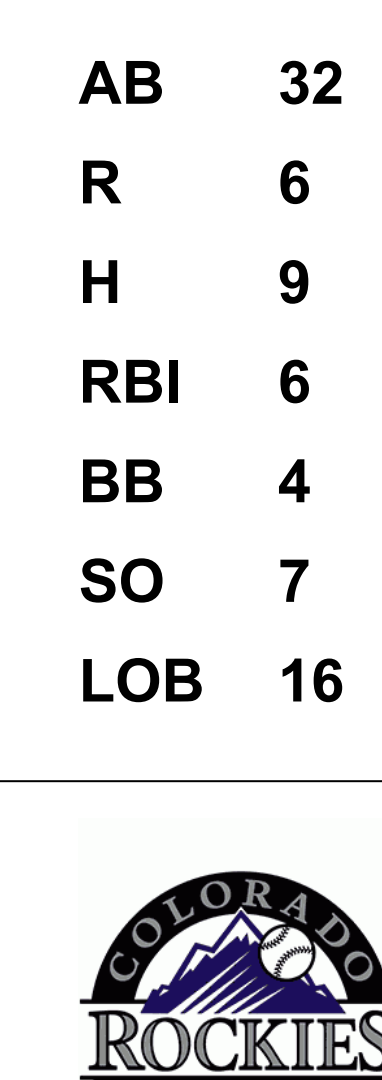
Batter	1	2	3	4	5	6	7	8	9	AB	R	H	RBI	BB	SO	LOB	TOP					
15 Rafael Furcal, S OBP: 0.343, SLG: 0.373										4	0	0	0	1	1	3	Los Angeles Dodgers @ Houston Astros Minute Maid Park, Houston, TX Tue Jul 24 2007, 7:05 PM CDT Att: 38,247 - Roof Closed - 71 F					
9 Juan Pierre, L OBP: 0.317, SLG: 0.339										3	1	0	0	1	0	1						
55 Russell Martin, R Mike Lieberthal, R OBP: 0.321, SLG: 0.300										4	0	1	1	0	2	0						
12 Jeff Kent, R OBP: 0.373, SLG: 0.494										4	1	1	1	0	0	1						
Luis Gonzalez, L OBP: 0.375, SLG: 0.461										4	1	1	0	0	0	1						
5 Nomar Garciaparra, R OBP: 0.326, SLG: 0.363										3	1	0	0	1	0	0						
7 James Loney, L OBP: 0.414, SLG: 0.551										4	0	2	1	0	0	0						
16 Andre Ethier, L OBP: 0.369, SLG: 0.450										3	0	1	1	1	0	1						
Mark Hendrickson, L Rudy Seanez, R Olmedo Saenz, R 57 Eric Hull, R Wilson Batemit, S OBP: 0.306, SLG: 0.493										2	0	0	0	0	1	1						
Inning Stats	R: 0 E: 0 K: 1 S: 6	H: 0 LOB: 0 BB: 0 P: 10	R: 3 E: 0 K: 1 S: 14	H: 3 LOB: 1 BB: 1 P: 25	R: 0 E: 0 K: 1 S: 8	H: 0 LOB: 0 BB: 0 P: 13	R: 0 E: 0 K: 0 S: 4	H: 0 LOB: 0 BB: 0 P: 5	R: 0 E: 0 K: 0 S: 8	H: 0 LOB: 1 BB: 1 P: 14	R: 0 E: 0 K: 1 S: 6	H: 0 LOB: 0 BB: 0 P: 9	R: 0 E: 0 K: 0 S: 14	H: 1 LOB: 1 BB: 0 P: 23	R: 1 E: 0 K: 0 S: 9	H: 1 LOB: 1 BB: 1 P: 15		R: 0 E: 0 K: 1 S: 11	H: 1 LOB: 2 BB: 1 P: 22	1B: 2 2B: 3 3B: 0 HR: 1	SF: 0 SAC: 0 DP: 0 HBP: 0	WP: 0 PB: 0 SB: 2 CS: 0
PITCHER	IP WLS BF H R ER SO BB IBB HBP BLK WP HR S P ERA WHIP																					
23 Jason Jennings, R ERA: 4.74	6.0 W 23 3 3 3 4 2 0 0 0 0 0 1 46 76 4.50 0.833																					
Trever Miller, L ERA: 5.74	0.2 3 1 0 0 0 0 0 0 0 0 0 0 7 14 0.00 1.500																					
Chad Qualls, R ERA: 3.72	0.1 1 0 0 0 0 0 0 0 0 0 0 0 7 9 0.00 0.000																					
Dan Wheeler, R ERA: 5.18	1.0 S 5 1 1 1 0 1 0 0 0 0 0 0 9 15 9.00 2.000																					
Brad Lidge, R ERA: 1.99	1.0 S 5 1 0 0 1 1 0 0 0 0 0 0 11 22 0.00 2.000																					
Batter	1	2	3	4	5	6	7	8	9	AB	R	H	RBI	BB	SO	LOB	BOTTOM					
Craig Biggio, R OBP: 0.291, SLG: 0.390										4	1	2	4	0	1	0	Los Angeles Dodgers @ Houston Astros Minute Maid Park, Houston, TX Tue Jul 24 2007, 7:05 PM CDT Att: 38,247 - Roof Closed - 71 F					
Mark Loretta, R OBP: 0.376, SLG: 0.396										4	1	1	0	0	0	1						
17 Lance Berkman, S OBP: 0.382, SLG: 0.435										4	1	2	0	0	0	1						
45 Carlos Lee, R OBP: 0.347, SLG: 0.509										3	1	1	0	1	1	1						
Morgan Ensberg, R OBP: 0.315, SLG: 0.368										4	0	1	2	0	1	1						
16 Jason Lane, R OBP: 0.190, SLG: 0.346										2	1	0	0	2	1	0						
Eric Bruntlett, R OBP: 0.403, SLG: 0.311										3	1	1	0	0	0	2						
Eric Munson, L OBP: 0.354, SLG: 0.420										4	0	0	0	0	0	4						
Brad Ausmus, R OBP: 0.331, SLG: 0.332										0	0	0	0	0	0	0						
23 Jason Jennings, L Mike Lirio, L Trever Miller, R Chad Qualls, R Dan Wheeler, R Orlando Palmeiro, L Brad Lidge, R OBP: 0.200, SLG: 0.050 OBP: 0.365, SLG: 0.495										2	0	0	0	0	0	1						
Inning Stats	R: 1 E: 0 K: 0 S: 8	H: 1 LOB: 1 BB: 1 P: 17	R: 0 E: 0 K: 1 S: 13	H: 1 LOB: 0 BB: 0 P: 18	R: 0 E: 0 K: 1 S: 11	H: 1 LOB: 1 BB: 0 P: 21	R: 0 E: 0 K: 1 S: 7	H: 0 LOB: 0 BB: 0 P: 11	R: 0 E: 0 K: 0 S: 7	H: 1 LOB: 1 BB: 0 P: 12	R: 6 E: 0 K: 0 S: 13	H: 4 LOB: 0 BB: 2 P: 26	R: 0 E: 0 K: 1 S: 9	H: 0 LOB: 0 BB: 0 P: 15	R: 0 E: 0 K: 0 S: 6	H: 0 LOB: 1 BB: 1 P: 11	1B: 4 2B: 3 3B: 0 HR: 1	SF: 0 SAC: 1 DP: 0 HBP: 0	WP: 1 PB: 0 SB: 0 CS: 0	PA: 36		
PITCHER	IP WLS BF H R ER SO BB IBB HBP BLK WP HR S P ERA WHIP																					
Mark Hendrickson, L ERA: 4.58	5.0 L 7 2 4 4 0 2 0 0 0 0 0 1 10 22 36.00 4.000																					
Rudy Seanez, R ERA: 4.21	1.0 L 7 2 4 4 0 2 0 0 0 0 0 1 10 22 36.00 4.000																					
57 Eric Hull, R ERA:	2.0 7 0 0 0 1 1 0 0 0 0 0 15 26 0.00 0.500																					

Batter	1	2	3	4	5	6	7	8	9	AB	R	H	RBI	BB	SO	LOB	TOP										
15 Rafael Furcal, S OBP: 0.341, SLG: 0.378	G1-3			K	HR		1B			4	1	2	2	0	1	0	Los Angeles Dodgers @ Colorado Rockies Coors Field, Denver, CO Thu Jul 26 2007, 7:05 PM MDT Att: 31,057 - Partly Cloudy - 84 F										
9 Juan Pierre, L OBP: 0.516, SLG: 0.337 51 Jonathan Broxton, R 44 Takashi Saito, L	1B			SF	L4		B1-3			4	1	2	0	0	0	2											
55 Russell Martin, R OBP: 0.368, SLG: 0.464	G4-6-3			SF	P2			G6-3		3	1	0	0	1	0	1											
Luis Gonzalez, L OBP: 0.371, SLG: 0.456		K		SF		G3-1		G4-3		3	1	0	1	0	1	0											
5 Nomar Garciaparra, R OBP: 0.327, SLG: 0.353	F8			3-H	P3			F9		4	0	1	2	0	0	0											
7 James Loney, L OBP: 0.401, SLG: 0.545	G4-3			2-H	F7		G5-3			4	0	0	0	0	1	1											
Wilson Betemit, S Joe Beigel, L				K				G4-3		2	0	0	0	1	1	1											
16 Andre Ethier, L OBP: 0.368, SLG: 0.449				31	L3		P6			1	0	0	0	0	0	0											
27 Matt Kemp, R OBP: 0.391, SLG: 0.553				K		F8		K		4	0	0	0	0	3	1											
31 Brad Penny, R Ramon Martinez, R	L3			L3		15	HR	1B		3	1	2	0	0	0	1											
										0	0	0	0	0	0	0											
Inning Stats	R: 0 E: 0 K: 0 S: 7	H: 1 LOB: 0 BB: 0 P: 8	R: 0 E: 0 K: 1 S: 8	H: 0 LOB: 0 BB: 0 P: 12	R: 0 E: 0 K: 1 S: 11	H: 0 LOB: 0 BB: 1 P: 17	R: 3 E: 1 K: 2 S: 21	H: 2 LOB: 1 BB: 1 P: 30	R: 2 E: 0 K: 0 S: 8	H: 2 LOB: 0 BB: 0 P: 11	R: 0 E: 0 K: 1 S: 6	H: 0 LOB: 0 BB: 0 P: 9	R: 0 E: 0 K: 1 S: 8	H: 2 LOB: 2 BB: 0 P: 13	R: 0 E: 0 K: 0 S: 6	H: 0 LOB: 0 BB: 0 P: 12	R: 0 E: 0 K: 2 S: 9	H: 0 LOB: 0 BB: 0 P: 15	1B: 6 2B: 1 3B: 0 HR: 1	SF: 1 SAC: 0 DP: 2 HBP: 0	WP: 0 PB: 0 SB: 1 CS: 0	PA: 35					
PITCHER	IP	WLS	BF	H	R	ER	SO	BB	IBB	HBP	BLK	WP	HR	S	P	ERA	WHIP										
31 Rodrigo Lopez, R ERA: 4.42	6.2	L	26	5	5	3	5	2	0	0	0	0	1	65	95	4.05	1.050										
34 Matt Herges, L ERA: 5.4	0.0		2	2	0	0	0	0	0	0	0	0	0	3	4	∞	∞										
Jeremy Affeldt, L ERA: 2.88	0.1		1	0	0	0	0	0	0	0	0	0	0	1	1	0.00	0.000										
LaTroy Hawkins, R ERA: 3.69	1.0		3	0	0	0	0	0	0	0	0	0	0	6	12	0.00	0.000										
50 Jorge Julio, R ERA: 5.8	1.0		3	0	0	0	2	0	0	0	0	0	0	9	15	0.00	0.000										
Batter	1	2	3	4	5	6	7	8	9	AB	R	H	RBI	BB	SO	LOB	BOTTOM										
3 Willy Taveras, R OBP: 0.358, SLG: 0.371 LaTroy Hawkins, R	B5-3								G6-3	3	1	1	0	1	0	1	Los Angeles Dodgers @ Colorado Rockies Coors Field, Denver, CO Thu Jul 26 2007, 7:05 PM MDT Att: 31,057 - Partly Cloudy - 84 F										
50 Jorge Julio, R										0	0	0	0	0	0	0											
18 Cory Sullivan, L OBP: 0.390, SLG: 0.342				BB						1	0	0	0	0	0	0											
Kazuo Matsui, S OBP: 0.320, SLG: 0.408	K			G6-3						4	1	1	0	1	2	3											
5 Matt Holliday, R OBP: 0.387, SLG: 0.564	G6-3				G6-3					4	1	0	0	1	2	3											
17 Todd Helton, L OBP: 0.427, SLG: 0.460					L6					3	1	1	1	0	0	0											
27 Garrett Atkins, R OBP: 0.328, SLG: 0.434					F7					3	0	1	0	1	0	1											
11 Brad Hawpe, L OBP: 0.386, SLG: 0.547					K					4	0	2	3	0	1	1											
2 Troy Tulowitzki, R OBP: 0.348, SLG: 0.425					F9					4	0	0	0	0	0	4											
8 Yorvit Torrealba, R OBP: 0.337, SLG: 0.389					F9					3	0	1	0	1	0	1											
31 Rodrigo Lopez, R OBP: 0.087, SLG: 0.045 34 Matt Herges, L Jeremy Affeldt, L	B3-6-4									2	0	0	0	0	1	1											
19 Ryan Spilborghs, R OBP: 0.359, SLG: 0.559										0	0	0	0	0	0	0											
										2	0	0	0	0	0	1											
Inning Stats	R: 0 E: 0 K: 1 S: 6	H: 0 LOB: 0 BB: 0 P: 8	R: 0 E: 0 K: 1 S: 13	H: 1 LOB: 1 BB: 0 P: 17	R: 0 E: 0 K: 0 S: 7	H: 1 LOB: 1 BB: 1 P: 13	R: 0 E: 0 K: 0 S: 8	H: 0 LOB: 0 BB: 0 P: 13	R: 0 E: 0 K: 0 S: 6	H: 0 LOB: 0 BB: 0 P: 11	R: 3 E: 0 K: 1 S: 16	H: 3 LOB: 2 BB: 2 P: 28	R: 0 E: 1 K: 2 S: 13	H: 0 LOB: 1 BB: 1 P: 21	R: 1 E: 0 K: 0 S: 12	H: 2 LOB: 1 BB: 0 P: 19	R: 0 E: 0 K: 1 S: 8	H: 0 LOB: 1 BB: 1 P: 12	1B: 6 2B: 1 3B: 0 HR: 0	SF: 1 SAC: 0 DP: 1 HBP: 0	WP: 0 PB: 0 SB: 0 CS: 0	PA: 39					
PITCHER	IP	WLS	BF	H	R	ER	SO	BB	IBB	HBP	BLK	WP	HR	S	P	ERA	WHIP										
31 Brad Penny, R ERA: 2.51	6.0	W	25	5	3	3	3	3	0	0	0	0	0	56	90	4.50	1.333										
Joe Beigel, L ERA: 3.83	0.2	H	4	0	0	0	1	1	0	0	0	0	0	9	15	0.00	1.500										
51 Jonathan Broxton, R ERA: 2.25	1.1	H	6	2	1	1	1	0	0	0	0	0	0	16	25	6.75	1.500										
44 Takashi Saito, R ERA: 1.55	1.0	S	4	0	0	0	1	1	0	0	0	0	0	8	12	0.00	1.000										

Batter	1	2	3	4	5	6	7	8	9	AB	R	H	RBI	BB	SO	LOB	TOP					
15 Rafael Furcal, S OBP: 0.342, SLG: 0.379	F9			SH1-3 1B		G6-3		G1-3 1B		4	1	2	0	0	0	0	Los Angeles Dodgers @ Colorado Rockies Coors Field, Denver, CO Sat Jul 28 2007, 6:05 PM MDT Att: 46,039 - Cloudy - 78 F					
9 Juan Pierre, L OBP: 0.314, SLG: 0.335	G1-3			SH1-3		G6-3		G1-3		3	0	0	0	0	0	1						
Olmedo Saenz, R OBP: 0.313, SLG: 0.359	G5-3			K		F7		L7		4	0	0	0	0	1	2						
12 Jeff Kent, R OBP: 0.379, SLG: 0.504		F9		FC1-4 1B				G6-3		4	1	2	1	0	0	1						
5 Nomar Garciaparra, R OBP: 0.329, SLG: 0.361		F7		FC1-4 1B						4	0	2	0	0	0	1						
27 Matt Kemp, R OBP: 0.382, SLG: 0.540																						
7 James Loney, L OBP: 0.399, SLG: 0.541	G3																					
16 Andre Ethier, L OBP: 0.369, SLG: 0.449				G1-3																		
Mike Lieberthal, R OBP: 0.298, SLG: 0.278				G6-3		F7		P3		4	0	0	0	0	0	4						
Brett Tomko, R 55 Russell Martin, R Rudy Seanez, R Roberto Hernandez, R				K		K		P4		2	0	0	0	0	2	1						
Inning Stats	R: 0 E: 0 K: 0 S: 8	H: 0 LOB: 0 BB: 0 P: 12	R: 0 E: 0 K: 0 S: 5	H: 0 LOB: 0 BB: 0 P: 6	R: 0 E: 0 K: 1 S: 11	H: 0 LOB: 0 BB: 0 P: 15	R: 1 E: 0 K: 1 S: 9	H: 2 LOB: 1 BB: 0 P: 13	R: 0 E: 0 K: 2 S: 12	H: 1 LOB: 1 BB: 0 P: 17	R: 0 E: 0 K: 0 S: 7	H: 0 LOB: 0 BB: 0 P: 8	R: 1 E: 0 K: 1 S: 15	H: 3 LOB: 2 BB: 0 P: 22	R: 0 E: 0 K: 0 S: 11	H: 1 LOB: 1 BB: 0 P: 17	R: 0 E: 0 K: 0 S: 9	H: 1 LOB: 1 BB: 0 P: 11	1B: 6 2B: 2 3B: 0 HR: 0	SF: 0 SAC: 1 DP: 0 HBP: 0	WP: 0 PB: 0 SB: 0 CS: 0	PA: 35
PITCHER	IP	WLS	BF	H	R	ER	SO	BB	IBB	HBP	BLK	WP	HR	S	P	ERA	WHIP					
26 Jeff Francis, L ERA: 4.12	7.2	W	30	7	2	2	5	0	0	0	0	0	0	76	107	2.35	0.913					
50 Jorge Julio, R ERA: 5.75	0.1		1	0	0	0	0	0	0	0	0	0	0	2	3	0.00	0.000					
60 Manny Corpas, R ERA: 2.34	1.0		4	1	0	0	0	0	0	0	0	0	0	9	11	0.00	1.000					

Batter	1	2	3	4	5	6	7	8	9	AB	R	H	RBI	BB	SO	LOB	BOTTOM				
19 Ryan Spilborghs, R OBP: 0.360, SLG: 0.549	F8 5 HR			F9		G6-3		G5-3		4	1	1	1	1	0	2	Los Angeles Dodgers @ Colorado Rockies Coors Field, Denver, CO Sat Jul 28 2007, 6:05 PM MDT Att: 46,039 - Cloudy - 78 F				
60 Manny Corpas, R										0	0	0	0	0	0	0					
Kazuo Matsui, S	F8	P6		P6		P4				4	0	0	0	0	0	3					
5 Matt Holliday, R OBP: 0.386, SLG: 0.568		G6-3		G4-3						4	1	1	2	0	1	2					
17 Todd Helton, L OBP: 0.423, SLG: 0.454	G6-3			K						4	0	0	0	0	2	0					
27 Garrett Atkins, R OBP: 0.332, SLG: 0.450	P6			11 BB 1B						4	1	3	1	0	0	0					
11 Brad Hawpe, L OBP: 0.388, SLG: 0.543										2	1	0	0	2	2	1					
2 Troy Tulowitzki, R OBP: 0.350, SLG: 0.433										3	1	1	2	1	0	2					
8 Yorvit Torrealba, R OBP: 0.340, SLG: 0.391										4	1	2	0	0	2	4					
26 Jeff Francis, L OBP: 0.211, SLG: 0.222										2	0	1	0	0	0	0					
50 Jorge Julio, R										0	0	0	0	0	0	0					
10 Jeff Baker, R OBP: 0.288, SLG: 0.333										1	0	0	0	0	0	2					
18 Cory Sullivan, L OBP: 0.390, SLG: 0.342										0	0	0	0	0	0	0					
Inning Stats	R: 2 E: 0 K: 0 S: 7	H: 1 LOB: 0 BB: 1 P: 15	R: 3 E: 0 K: 0 S: 14	H: 3 LOB: 1 BB: 1 P: 24	R: 0 E: 0 K: 2 S: 11	H: 1 LOB: 2 BB: 1 P: 22	R: 0 E: 0 K: 0 S: 6	H: 1 LOB: 1 BB: 0 P: 9	R: 0 E: 0 K: 0 S: 10	H: 1 LOB: 2 BB: 1 P: 21	R: 0 E: 0 K: 0 S: 7	H: 0 LOB: 0 BB: 0 P: 8	R: 1 E: 0 K: 3 S: 17	H: 1 LOB: 0 BB: 0 P: 23	R: 0 E: 1 K: 0 S: 6	H: 1 LOB: 1 BB: 0 P: 7	1B: 5 2B: 1 3B: 1 HR: 3	SF: 0 SAC: 1 DP: 1 HBP: 0	WP: 0 PB: 0 SB: 0 CS: 0	PA: 37	
PITCHER	IP	WLS	BF	H	R	ER	SO	BB	IBB	HBP	BLK	WP	HR	S	P	ERA	WHIP				
Brett Tomko, R ERA: 5.97	6.0	L	29	7	5	5	4	4	0	0	0	0	0	17	23	9.00	1.833				
Rudy Seanez, R ERA: 4.31	1.0		4	1	1	1	3	0	0	0	0	0	1	7	23	9.00	1.000				
Roberto Hernandez, R ERA: 6.1	1.0		4	1	0	0	0	0	0	0	0	0	0	6	7	0.00	1.000				

AB 34
R 2
H 8
RBI 2
BB 0
SO 5
LOB 16



Batter	1	2	3	4	5	6	7	8	9	AB	R	H	RBI	BB	SO	LOB	TOP										
Rajai Davis, R OBP: 0.350, SLG: 0.346 (1, 8)										4	1	1	0	0	0	2	San Francisco Giants @ Los Angeles Dodgers Dodger Stadium, Los Angeles, CA Wed Aug 01 2007, 7:10 PM PDT Att: 56,000 - Clear - 72 F										
2 Randy Winn, S OBP: 0.353, SLG: 0.419 (1, 9)										4	0	0	0	0	0	4											
Ray Durham, S OBP: 0.306, SLG: 0.383 (1, 4)										4	0	0	0	0	2	1											
Barry Bonds, L OBP: 0.299, SLG: 0.551 14 Fred Lewis, L OBP: 0.351, SLG: 0.394 (8, PR) (8, 7)										3	0	0	0	1	0	0											
1 Bengie Molina, R OBP: 0.293, SLG: 0.409 (1, 2)										4	0	1	1	0	0	0											
Pedro Feliz, R OBP: 0.290, SLG: 0.432 (1, 5)										4	0	0	0	0	0	2											
35 Rich Aurilia, R OBP: 0.299, SLG: 0.373 Mark Sweeney, L OBP: 0.340, SLG: 0.398 (1, 3) (5, 3)										2	2	2	0	0	0	0											
13 Omar Vizquel, S OBP: 0.306, SLG: 0.315 (1, 6)										4	1	3	2	0	0	0											
55 Tim Lincecum, L OBP: 0.335, SLG: 0.195 19 Kevin Frandsen, R OBP: 0.287, SLG: 0.230 31 Vinnie Chulk, R OBP: 0.282, SLG: 0.346 Steve Kline, S OBP: 0.225, SLG: 0.246 23 Randy Messenger, R OBP: 0.225, SLG: 0.246 10 Dave Roberts, L OBP: 0.320, SLG: 0.346 (1, 1) (7, PH) (7, 1) (8, 1) (8, 1) (8, PH) (8, PH)										1	0	0	0	0	1	1											
Inning Stats	R: 0 E: 0 K: 0 S: 7	H: 0 LOB: 0 BB: 0 P: 11	R: 0 E: 0 K: 0 S: 6	H: 0 LOB: 0 BB: 0 P: 12	R: 1 E: 0 K: 0 S: 9	H: 2 LOB: 1 BB: 0 P: 13	R: 0 E: 0 K: 0 S: 8	H: 0 LOB: 0 BB: 0 P: 10	R: 1 E: 0 K: 1 S: 13	H: 2 LOB: 2 BB: 0 P: 21	R: 0 E: 0 K: 1 S: 6	H: 0 LOB: 0 BB: 0 P: 10	R: 1 E: 0 K: 1 S: 11	H: 2 LOB: 0 BB: 0 P: 16	R: 1 E: 0 K: 1 S: 10	H: 2 LOB: 2 BB: 1 P: 19		R: 0 E: 0 K: 0 S: 9	H: 0 LOB: 0 BB: 0 P: 14	1B: 5 2B: 3 3B: 0 HR: 0	SF: 0 SAC: 1 DP: 0 HBP: 0	WP: 1 PB: 0 SB: 2 CS: 1	PA: 37				
PITCHER	IP	WLS	BF	H	R	ER	SO	BB	IBB	HBP	BLK	WP	HR	S	P	ERA	WHIP										
Mark Hendrickson, L ERA: 4.55 (7, 1)	6.2		27	6	3	3	3	0	0	0	0	0	0	60	92	4.05	0.900										
45 Scott Proctor, R ERA: 3.79 (8, 1)	1.0	W	6	2	1	1	1	0	1	0	0	1	0	10	19	9.00	2.000										
51 Jonathan Broxton, R ERA: 2.62 (9, 1)	1.0	S	3	0	0	0	0	0	0	0	0	0	0	9	14	0.00	0.000										

Batter	1	2	3	4	5	6	7	8	9	AB	R	H	RBI	BB	SO	LOB	BOTTOM											
15 Rafael Furcal, S OBP: 0.350, SLG: 0.379 (1, 6)										2	3	1	0	2	0	0	San Francisco Giants @ Los Angeles Dodgers Dodger Stadium, Los Angeles, CA Wed Aug 01 2007, 7:10 PM PDT Att: 56,000 - Clear - 72 F											
9 Juan Pierre, L OBP: 0.313, SLG: 0.336 (1, 8)										4	1	2	2	0	0	0												
55 Russell Martin, R OBP: 0.367, SLG: 0.470 (1, 2)										3	0	0	0	1	1	2												
Luis Gonzalez, L OBP: 0.364, SLG: 0.444 (1, 7)										4	1	1	2	0	1	2												
5 Nomar Garciaparra, R OBP: 0.331, SLG: 0.365 (1, 5)										3	1	1	2	1	0	2												
7 James Loney, L OBP: 0.391, SLG: 0.517 (1, 3)										3	0	0	0	1	1	1												
Ramon Martinez, R OBP: 0.256, SLG: 0.232 (1, 4)										4	0	2	0	0	0	0												
16 Andre Ethier, L OBP: 0.365, SLG: 0.444 (1, 9)										3	0	0	0	0	0	2												
Mark Hendrickson, L ERA: 3.75 (7, 1)	6.0		24	2	2	1	5	5	0	0	0	0	0	57	103	1.50		1.167										
31 Vinnie Chulk, R ERA: 3.4 (8, 1)	1.0	H	4	2	1	1	1	0	0	0	0	0	0	8	10	9.00		2.000										
Steve Kline, L ERA: 3.27 (8, 1)	0.0		1	1	0	0	0	0	0	0	0	0	0	1	1	∞	∞											
23 Randy Messenger, R ERA: 2.75 (8, 1)	1.0	L	5	2	3	3	0	0	0	0	0	0	0	8	11	27.00	2.000											
Inning Stats	R: 1 E: 0 K: 1 S: 8	H: 0 LOB: 1 BB: 1 P: 15	R: 0 E: 0 K: 0 S: 9	H: 1 LOB: 1 BB: 1 P: 16	R: 1 E: 0 K: 2 S: 13	H: 1 LOB: 2 BB: 2 P: 27	R: 0 E: 0 K: 0 S: 6	H: 0 LOB: 0 BB: 0 P: 9	R: 0 E: 0 K: 1 S: 9	H: 0 LOB: 0 BB: 0 P: 14	R: 0 E: 0 K: 1 S: 12	H: 0 LOB: 1 BB: 1 P: 22	R: 0 E: 0 K: 1 S: 7	H: 1 LOB: 0 BB: 0 P: 8	R: 4 E: 1 K: 0 S: 10	H: 4 LOB: 0 BB: 0 P: 14	R: 0 E: 0 K: 0 S: 9	H: 0 LOB: 0 BB: 0 P: 14	1B: 5 2B: 0 3B: 1 HR: 1	SF: 0 SAC: 0 DP: 1 HBP: 0	WP: 0 PB: 0 SB: 4 CS: 0	PA: 34						
PITCHER	IP	WLS	BF	H	R	ER	SO	BB	IBB	HBP	BLK	WP	HR	S	P	ERA	WHIP											

Batter	1	2	3	4	5	6	7	8	9	AB	R	H	RBI	BB	SO	LOB	TOP					
10 Dave Roberts, L OBP: 0.323, SLG: 0.347	B3	F7	G4-3	G4-3	G5-3			2B		5	0	1	0	0	0	0	San Francisco Giants @ Los Angeles Dodgers Dodger Stadium, Los Angeles, CA Thu Aug 02 2007, 7:10 PM PDT Att: 56,000 - Clear - 74 F					
13 Omar Vizquel, S OBP: 0.310, SLG: 0.316	2B	1B	G4-3	G4-3			2B	G3		3	2	1	0	2	0	1						
2 Randy Winn, S OBP: 0.351, SLG: 0.419	1B	2B	F9	F9			G4-3	F7		5	1	1	1	0	0	2						
Barry Bonds, L OBP: 0.493, SLG: 0.551	HBP	1B								2	1	1	0	2	0	0						
14 Fred Lewis, L OBP: 0.346, SLG: 0.391	1B	1B								1	0	0	0	0	0	0						
Pedro Feliz, R OBP: 0.292, SLG: 0.431	1B	F9								5	0	2	2	0	0	2						
Mark Sweeney, L OBP: 0.347, SLG: 0.395	HBP	1B								3	0	1	0	0	0	2						
19 Kevin Frandsen, R OBP: 0.311, SLG: 0.316	SF9									3	0	0	1	0	0	4						
39 Guillermo Rodriguez, R OBP: 0.356, SLG: 0.297	BB									3	0	0	0	0	1	2						
75 Barry Zito, L OBP: 0.446, SLG: 0.329	FC6-4									3	0	0	0	0	0	4						
32 Kevin Correia, R OBP: 0.300, SLG: 0.500										0	0	0	0	0	0	0						
Ryan Klesko, R OBP: 0.287, SLG: 0.429										1	0	0	0	0	0	1						
31 Vinnie Chulk, R ERA: 4.05										0	0	0	0	0	0	0						
Jack Taschner, L ERA: 5.71										0	0	0	0	0	0	0						
41 Brad Hennessey, R ERA: 3.2										0	0	0	0	0	0	0						
Steve Kline, S ERA: 3.21										0	0	0	0	0	0	0						
Inning Stats	R: 3 H: 3 E: 0 K: 0 S: 23	H: 3 LOB: 3 BB: 2 P: 43	R: 0 H: 1 E: 0 K: 0 S: 11	H: 1 LOB: 2 BB: 1 P: 17	R: 0 H: 1 E: 0 K: 1 S: 12	H: 1 LOB: 1 BB: 0 P: 15	R: 0 H: 0 E: 0 K: 0 S: 9	H: 0 LOB: 0 BB: 0 P: 15	R: 0 H: 0 E: 0 K: 1 S: 8	H: 0 LOB: 1 BB: 0 P: 12	R: 0 H: 0 E: 0 K: 1 S: 8	H: 0 LOB: 0 BB: 0 P: 10	R: 1 H: 1 E: 0 K: 0 S: 9	H: 1 LOB: 2 BB: 2 P: 20	R: 0 H: 1 E: 0 K: 1 S: 7	H: 1 LOB: 1 BB: 0 P: 12	R: 0 H: 0 E: 0 K: 0 S: 4	H: 0 LOB: 0 BB: 0 P: 9	1B: 5 2B: 2 3B: 0 HR: 0	SF: 1 SAC: 0 DP: 1 HBP: 1	WP: 0 PB: 0 SB: 0 CS: 0	PA: 41
PITCHER	IP WLS BF H R ER SO BB IBB HBP BLK WP HR S P ERA WHIP																					
Brett Tomko, R ERA: 3.96	(1, 1)	5.0	L	25	5	3	3	1	3	0	1	0	0	0	0	63	102	5.40	1.600			
45 Scott Proctor, R ERA: 3.86	(6, 1)	1.1		7	1	1	1	1	1	1	0	0	0	0	0	14	27	6.75	1.500			
Joe Beimel, L ERA: 4.05	(7, 1)	0.2		2	0	0	0	0	0	0	0	0	0	0	3	3	0.00	0.000				
Rudy Seanez, R ERA: 4.11	(8, 1)	1.0		4	1	0	0	1	0	0	0	0	0	0	7	12	0.00	1.000				
Roberto Hernandez, R ERA: 5.61	(9, 1)	1.0		3	0	0	0	0	0	0	0	0	0	0	4	9	0.00	0.000				

Batter	1	2	3	4	5	6	7	8	9	AB	R	H	RBI	BB	SO	LOB	BOTTOM				
15 Rafael Furcal, S OBP: 0.353, SLG: 0.380	G4-3									4	0	2	0	1	0	1	San Francisco Giants @ Los Angeles Dodgers Dodger Stadium, Los Angeles, CA Thu Aug 02 2007, 7:10 PM PDT Att: 56,000 - Clear - 74 F				
9 Juan Pierre, L OBP: 0.312, SLG: 0.333	G5-3									4	0	0	0	1	0	4					
55 Russell Martin, R OBP: 0.372, SLG: 0.472	K									3	0	2	1	2	1	0					
Luis Gonzalez, L OBP: 0.362, SLG: 0.441										5	0	1	1	0	1	7					
5 Nomar Garciaparra, R OBP: 0.334, SLG: 0.367	F8									4	0	2	0	1	0	1					
7 James Loney, L OBP: 0.386, SLG: 0.503	K									4	0	0	0	1	1	6					
27 Matt Kemp, R OBP: 0.382, SLG: 0.526										3	1	2	0	0	0	1					
Rudy Seanez, R ERA: 4.05										0	0	0	0	0	0	0					
Olimedo Saenz, R OBP: 0.303, SLG: 0.346										1	0	0	0	0	1	3					
Roberto Hernandez, R ERA: 5.61										0	0	0	0	0	0	0					
Ramon Martinez, R OBP: 0.245, SLG: 0.221	G6-3									4	0	0	0	0	0	4					
Brett Tomko, R ERA: 3.96	(1, 1)	5.2		7	1	1	1	1	2	2	0	0	0	0	0	0					
49 Delwyn Young, S ERA: 3.92	(5, PH)	1.1	H	4	1	0	0	0	0	0	0	0	0	0	0	1					
45 Scott Proctor, R ERA: 3.86	(6, 1)	0.1	H	3	2	0	0	0	0	0	0	0	0	0	0	0					
16 Andre Ethier, L OBP: 0.369, SLG: 0.451	(7, 9)	1.0	H	6	1	1	1	1	1	2	1	2	0	0	0	0					
Inning Stats	R: 0 H: 0 E: 0 K: 1 S: 8	H: 1 LOB: 1 BB: 0 P: 12	R: 0 H: 1 E: 0 K: 1 S: 9	H: 1 LOB: 0 BB: 0 P: 16	R: 0 H: 1 E: 0 K: 1 S: 12	H: 1 LOB: 1 BB: 0 P: 20	R: 0 H: 2 E: 0 K: 1 S: 9	H: 2 LOB: 1 BB: 0 P: 15	R: 1 H: 2 E: 0 K: 1 S: 17	H: 2 LOB: 3 BB: 2 P: 32	R: 0 H: 1 E: 0 K: 0 S: 9	H: 1 LOB: 0 BB: 0 P: 14	R: 0 H: 1 E: 0 K: 0 S: 7	R: 0 H: 1 E: 0 K: 1 S: 14	H: 2 LOB: 3 BB: 1 P: 23	R: 1 H: 1 E: 0 K: 0 S: 14	H: 1 LOB: 3 BB: 3 P: 34	1B: 10 2B: 1 3B: 0 HR: 0	SF: 0 SAC: 0 DP: 1 HBP: 0	WP: 0 PB: 0 SB: 0 CS: 1	PA: 43
PITCHER	IP WLS BF H R ER SO BB IBB HBP BLK WP HR S P ERA WHIP																				
75 Barry Zito, L ERA: 5.12	(1, 1)	5.2		7	1	1	1	1	2	2	0	0	0	0	0	0					
32 Kevin Correia, R ERA: 3.92	(6, 1)	1.1	H	4	1	0	0	0	0	0	0	0	0	0	0	1					
31 Vinnie Chulk, R ERA: 3.38	(8, 1)	0.1	H	3	2	0	0	0	0	0	0	0	0	0	0	0					
Jack Taschner, L ERA: 5.71	(8, 1)	0.0		1	0	0	0	0	1	0	0	0	0	0	0	0					
41 Brad Hennessey, R ERA: 3.2	(8, 1)	1.0	H	6	1	1	1	1	2	0	0	0	0	0	0	0					
Steve Kline, L ERA: 3.21	(9, 1)	0.2		3	0	0	0	0	0	0	0	0	0	0	0	0					



Batter	1	2	3	4	5	6	7	8	9	AB	R	H	RBI	BB	SO	LOB	TOP							
24 Chris Young, R OBP: 0.291, SLG: 0.456										4	0	1	0	0	3	0								
1 Orlando Hudson, S OBP: 0.372, SLG: 0.435										2	0	1	0	2	0	0								
22 Eric Byrnes, R OBP: 0.368, SLG: 0.495										4	0	0	0	0	3	3								
18 Chad Tracy, L 11 Augie Ojeda, S OBP: 0.348, SLG: 0.459 OBP: 0.321, SLG: 0.385											3	0	1	0	0	0	1							
34 Conor Jackson, R Jose Valverde, R OBP: 0.348, SLG: 0.413 OBP: 0.281, SLG: 0.478										4	0	0	0	0	0	0								
6 Stephen Drew, L OBP: 0.301, SLG: 0.378										3	0	1	0	1	0	0								
10 Justin Upton, R OBP: 0.329, SLG: 0.413										4	0	0	0	0	0	2								
19 Chris Snyder, R OBP: 0.329, SLG: 0.413										3	1	1	1	0	0	0								
49 Doug Davis, R Tony Clark, S OBP: 0.100, SLG: 0.077 OBP: 0.281, SLG: 0.478										3	0	0	0	0	3	0								
Inning Stats	R: 0 H: 1 E: 0 K: 1 S: 11	H: 1 LOB: 1 BB: 0 P: 21	R: 0 H: 0 E: 0 K: 0 S: 7	H: 0 LOB: 0 BB: 0 P: 11	R: 0 H: 0 E: 0 K: 2 S: 8	H: 0 LOB: 0 BB: 0 P: 9	R: 0 H: 1 E: 0 K: 1 S: 9	H: 1 LOB: 1 BB: 0 P: 11	R: 0 H: 0 E: 0 K: 0 S: 7	H: 0 LOB: 0 BB: 0 P: 11	R: 0 H: 0 E: 0 K: 3 S: 10	H: 0 LOB: 1 BB: 1 P: 18	R: 0 H: 1 E: 0 K: 0 S: 10	H: 1 LOB: 1 BB: 0 P: 13	R: 1 H: 2 E: 0 K: 2 S: 16	H: 2 LOB: 1 BB: 1 P: 23	R: 0 H: 0 E: 0 K: 1 S: 11	H: 0 LOB: 1 BB: 1 P: 20	1B: 4 2B: 0 3B: 0 HR: 1	SF: 0 SAC: 0 DP: 0 HBP: 0	WP: 0 PB: 0 SB: 0 CS: 1	PA: 34		
PITCHER	IP WLS BF H R ER SO BB IBB HBP BLK WP HR S P ERA WHIP	IP WLS BF H R ER SO BB IBB HBP BLK WP HR S P ERA WHIP	IP WLS BF H R ER SO BB IBB HBP BLK WP HR S P ERA WHIP	IP WLS BF H R ER SO BB IBB HBP BLK WP HR S P ERA WHIP	IP WLS BF H R ER SO BB IBB HBP BLK WP HR S P ERA WHIP	IP WLS BF H R ER SO BB IBB HBP BLK WP HR S P ERA WHIP	IP WLS BF H R ER SO BB IBB HBP BLK WP HR S P ERA WHIP	IP WLS BF H R ER SO BB IBB HBP BLK WP HR S P ERA WHIP	IP WLS BF H R ER SO BB IBB HBP BLK WP HR S P ERA WHIP	IP WLS BF H R ER SO BB IBB HBP BLK WP HR S P ERA WHIP	IP WLS BF H R ER SO BB IBB HBP BLK WP HR S P ERA WHIP	IP WLS BF H R ER SO BB IBB HBP BLK WP HR S P ERA WHIP	IP WLS BF H R ER SO BB IBB HBP BLK WP HR S P ERA WHIP	IP WLS BF H R ER SO BB IBB HBP BLK WP HR S P ERA WHIP	IP WLS BF H R ER SO BB IBB HBP BLK WP HR S P ERA WHIP	IP WLS BF H R ER SO BB IBB HBP BLK WP HR S P ERA WHIP	IP WLS BF H R ER SO BB IBB HBP BLK WP HR S P ERA WHIP	IP WLS BF H R ER SO BB IBB HBP BLK WP HR S P ERA WHIP	IP WLS BF H R ER SO BB IBB HBP BLK WP HR S P ERA WHIP	IP WLS BF H R ER SO BB IBB HBP BLK WP HR S P ERA WHIP	IP WLS BF H R ER SO BB IBB HBP BLK WP HR S P ERA WHIP	IP WLS BF H R ER SO BB IBB HBP BLK WP HR S P ERA WHIP	IP WLS BF H R ER SO BB IBB HBP BLK WP HR S P ERA WHIP	IP WLS BF H R ER SO BB IBB HBP BLK WP HR S P ERA WHIP

Arizona Diamondbacks @ Los Angeles Dodgers
Dodger Stadium, Los Angeles, CA
Fri Aug 03 2007, 7:40 PM PDT
Att: 51,582 - Clear - 74 F

AB	31
R	1
H	5
RBI	1
BB	3
SO	10
LOB	7





Batter	1	2	3	4	5	6	7	8	9	AB	R	H	RBI	BB	SO	LOB	BOTTOM						
15 Rafael Furcal, S OBP: 0.352, SLG: 0.379										4	0	1	0	0	1	0							
9 Juan Pierre, L OBP: 0.314, SLG: 0.333										3	0	1	0	1	1	1							
55 Russell Martin, R OBP: 0.371, SLG: 0.470										4	0	1	0	0	1	2							
Olmedo Saenz, R OBP: 0.294, SLG: 0.333										3	0	0	0	0	2								
5 Nomar Garciaparra, R OBP: 0.332, SLG: 0.364										3	0	0	0	0	1								
27 Matt Kemp, R OBP: 0.374, SLG: 0.515										3	0	0	0	0	1								
49 Delwyn Young, S OBP: 0.331, SLG: 0.440										3	0	0	0	0	2	0							
Ramon Martinez, R OBP: 0.237, SLG: 0.213										3	0	0	0	0	0								
58 Chad Billingsley, R 51 Jonathan Broxton, R Luis Gonzalez, L Joe Beimel, L OBP: 0.125, SLG: 0.188 OBP: 0.381, SLG: 0.440										2	0	0	0	0	0	0							
Inning Stats	R: 0 H: 1 E: 0 K: 0 S: 7	H: 0 LOB: 0 BB: 0 P: 10	R: 0 H: 0 E: 0 K: 0 S: 7	H: 1 LOB: 1 BB: 0 P: 15	R: 0 H: 1 E: 0 K: 0 S: 7	H: 1 LOB: 1 BB: 0 P: 13	R: 0 H: 1 E: 0 K: 1 S: 10	H: 1 LOB: 1 BB: 0 P: 13	R: 0 H: 0 E: 0 K: 1 S: 7	H: 0 LOB: 0 BB: 1 P: 15	R: 0 H: 0 E: 0 K: 0 S: 3	H: 0 LOB: 0 BB: 0 P: 6	R: 0 H: 0 E: 0 K: 1 S: 9	H: 0 LOB: 0 BB: 0 P: 14	R: 0 H: 0 E: 0 K: 2 S: 8	H: 0 LOB: 0 BB: 0 P: 10	1B: 3 2B: 0 3B: 0 HR: 0	SF: 0 SAC: 0 DP: 0 HBP: 0	WP: 0 PB: 0 SB: 1 CS: 1	PA: 31			
PITCHER	IP WLS BF H R ER SO BB IBB HBP BLK WP HR S P ERA WHIP	IP WLS BF H R ER SO BB IBB HBP BLK WP HR S P ERA WHIP	IP WLS BF H R ER SO BB IBB HBP BLK WP HR S P ERA WHIP	IP WLS BF H R ER SO BB IBB HBP BLK WP HR S P ERA WHIP	IP WLS BF H R ER SO BB IBB HBP BLK WP HR S P ERA WHIP	IP WLS BF H R ER SO BB IBB HBP BLK WP HR S P ERA WHIP	IP WLS BF H R ER SO BB IBB HBP BLK WP HR S P ERA WHIP	IP WLS BF H R ER SO BB IBB HBP BLK WP HR S P ERA WHIP	IP WLS BF H R ER SO BB IBB HBP BLK WP HR S P ERA WHIP	IP WLS BF H R ER SO BB IBB HBP BLK WP HR S P ERA WHIP	IP WLS BF H R ER SO BB IBB HBP BLK WP HR S P ERA WHIP	IP WLS BF H R ER SO BB IBB HBP BLK WP HR S P ERA WHIP	IP WLS BF H R ER SO BB IBB HBP BLK WP HR S P ERA WHIP	IP WLS BF H R ER SO BB IBB HBP BLK WP HR S P ERA WHIP	IP WLS BF H R ER SO BB IBB HBP BLK WP HR S P ERA WHIP	IP WLS BF H R ER SO BB IBB HBP BLK WP HR S P ERA WHIP	IP WLS BF H R ER SO BB IBB HBP BLK WP HR S P ERA WHIP	IP WLS BF H R ER SO BB IBB HBP BLK WP HR S P ERA WHIP	IP WLS BF H R ER SO BB IBB HBP BLK WP HR S P ERA WHIP	IP WLS BF H R ER SO BB IBB HBP BLK WP HR S P ERA WHIP	IP WLS BF H R ER SO BB IBB HBP BLK WP HR S P ERA WHIP	IP WLS BF H R ER SO BB IBB HBP BLK WP HR S P ERA WHIP	IP WLS BF H R ER SO BB IBB HBP BLK WP HR S P ERA WHIP

Arizona Diamondbacks @ Los Angeles Dodgers
Dodger Stadium, Los Angeles, CA
Fri Aug 03 2007, 7:40 PM PDT
Att: 51,582 - Clear - 74 F

AB	29
R	0
H	3
RBI	0
BB	1
SO	6
LOB	7



Batter	1	2	3	4	5	6	7	8	9	AB	R	H	RBI	BB	SO	LOB	TOP										
15 Rafael Furcal, S OBP: 0.345, SLG: 0.370	G4-3		E4			E3	P4			4	0	0	0	0	0	3	Los Angeles Dodgers @ Cincinnati Reds Great American Ball Park, Cincinnati, OH Tue Aug 07 2007, 7:10 PM EDT Att: 22,057 - Partly Cloudy - 97 F livebaseballscorecards.com										
9 Juan Pierre, L OBP: 0.318, SLG: 0.335	1B		P3			1B		1B		4	0	3	0	0	0	2											
55 Russell Martin, R OBP: 0.367, SLG: 0.464	K		G6-4-3			K		1B		4	0	1	0	0	2	5											
12 Jeff Kent, R OBP: 0.383, SLG: 0.509	1B			F9		F8		G6-4-3		4	0	1	0	0	0	4											
Luis Gonzalez, L OBP: 0.357, SLG: 0.432	K			P5		F8		G3		4	0	0	0	0	1	5											
5 Nomar Garciaparra, R OBP: 0.326, SLG: 0.365		G6-3		L4			P5		F9	4	0	0	0	0	0	0											
16 Andre Ethier, L OBP: 0.366, SLG: 0.459		G4-3			K		G3		F7	4	0	0	0	0	1	0											
7 James Loney, L OBP: 0.376, SLG: 0.481		K			L8			G6-3		4	0	1	0	0	1	0											
Mark Hendrickson, L OBP: 0.111, SLG: 0.080 49 Delwyn Young, S OBP: 0.256, SLG: 0.266 Rudy Seanez, R					G1-3					2	0	1	0	0	0	0											
Inning Stats	R: 0 E: 0 K: 2 S: 20	H: 2 LOB: 2 BB: 0 P: 31	R: 0 E: 0 K: 1 S: 8	H: 0 LOB: 0 BB: 0 P: 9	R: 0 E: 1 K: 0 S: 6	H: 1 LOB: 1 BB: 0 P: 8	R: 0 E: 0 K: 0 S: 6	H: 0 LOB: 0 BB: 0 P: 11	R: 0 E: 0 K: 1 S: 9	H: 0 LOB: 0 BB: 0 P: 11	R: 0 E: 1 K: 1 S: 15	H: 1 LOB: 2 BB: 0 P: 23	R: 0 E: 0 K: 0 S: 10	H: 2 LOB: 2 BB: 0 P: 14	R: 0 E: 0 K: 0 S: 12	H: 0 LOB: 1 BB: 0 P: 16		R: 0 E: 0 K: 0 S: 8	H: 0 LOB: 0 BB: 0 P: 14	1B: 7 2B: 1 3B: 0 HR: 0	SF: 0 SAC: 0 DP: 2 HBP: 0	WP: 0 PB: 0 SB: 0 CS: 0	PA: 35				
PITCHER	IP	WLS	BF	H	R	ER	SO	BB	IBB	HBP	BLK	WP	HR	S	P	ERA	WHIP										
61 Bronson Arroyo, R ERA: 4.51	6.2	W	27	6	0	0	5	0	0	0	0	0	0	71	103	0.00	0.900										
Mike Stanton, L ERA: 4.59	0.1	H	2	1	0	0	0	0	0	0	0	0	0	6	9	0.00	3.000										
51 Jared Burton, R ERA: 3.38	1.0		3	1	0	0	0	0	0	0	0	0	0	6	11	0.00	1.000										
25 David Weathers, R ERA: 3.34	1.0		3	0	0	0	0	0	0	0	0	0	0	8	14	0.00	0.000										


Batter	1	2	3	4	5	6	7	8	9	AB	R	H	RBI	BB	SO	LOB	BOTTOM										
30 Norris Hopper, R OBP: 0.330, SLG: 0.351	1B	G4-3		G4-3			G4-3			4	1	1	0	0	0	0	Los Angeles Dodgers @ Cincinnati Reds Great American Ball Park, Cincinnati, OH Tue Aug 07 2007, 7:10 PM EDT Att: 22,057 - Partly Cloudy - 97 F livebaseballscorecards.com										
4 Brandon Phillips, R OBP: 0.324, SLG: 0.472	1B		HR			P4	P2			4	2	2	1	0	0	0											
Ken Griffey Jr., L OBP: 0.382, SLG: 0.519	P5		1B		G6-3		G4-3			3	0	1	0	1	0	2											
Jeff Conine, R OBP: 0.319, SLG: 0.394	K		F7		G6-3			K		4	0	0	0	0	2	4											
Adam Dunn, L OBP: 0.362, SLG: 0.552	1B		K		P2		G4-3			4	1	1	1	0	1	2											
28 Edwin Encarnación, R OBP: 0.344, SLG: 0.384	2B		1B		1B		F7		1B	4	0	3	2	0	0	0											
2 Alex Gonzalez, R OBP: 0.309, SLG: 0.462	F8		BB		BB			K		2	0	0	0	2	1	2											
26 David Ross, R OBP: 0.259, SLG: 0.399		P6	PO		G5-3		K			3	0	0	0	0	1	1											
61 Bronson Arroyo, R OBP: 0.115, SLG: 0.140 Mike Stanton, L 51 Jared Burton, R 25 David Weathers, R		L8					K			3	0	0	0	0	0	0											
Inning Stats	R: 3 E: 0 K: 1 S: 18	H: 4 LOB: 1 BB: 0 P: 25	R: 0 E: 0 K: 0 S: 7	H: 0 LOB: 0 BB: 0 P: 11	R: 1 E: 0 K: 1 S: 15	H: 3 LOB: 2 BB: 1 P: 27	R: 0 E: 0 K: 1 S: 6	H: 0 LOB: 0 BB: 0 P: 7	R: 0 E: 0 K: 0 S: 6	H: 0 LOB: 1 BB: 1 P: 13	R: 0 E: 0 K: 2 S: 8	H: 0 LOB: 1 BB: 1 P: 15	R: 0 E: 0 K: 0 S: 5	H: 0 LOB: 0 BB: 0 P: 9	R: 0 E: 0 K: 2 S: 12	H: 1 LOB: 1 BB: 0 P: 16		R: 0 E: 0 K: 0 S: 8	H: 0 LOB: 0 BB: 0 P: 14	1B: 6 2B: 1 3B: 0 HR: 1	SF: 0 SAC: 0 DP: 0 HBP: 0	WP: 0 PB: 0 SB: 0 CS: 0	PA: 35				
PITCHER	IP	WLS	BF	H	R	ER	SO	BB	IBB	HBP	BLK	WP	HR	S	P	ERA	WHIP										
Mark Hendrickson, L ERA: 4.63 Rudy Seanez, R ERA: 3.88	6.0	L	27	7	4	4	5	3	0	0	0	0	0	60	98	6.00	1.667										
	2.0		7	1	0	0	2	0	0	0	0	0	0	17	25	0.00	0.500										

Batter	1	2	3	4	5	6	7	8	9	AB	R	H	RBI	BB	SO	LOB	TOP					
15 Rafael Furcal, S OBP: 0.343, SLG: 0.372	G3			7 CS 1B		P5			G4-3	4	0	1	0	0	0	0						
55 Russell Martin, R OBP: 0.367, SLG: 0.463	F8			F9		L8			7 HR 1B	4	1	1	0	0	0	1						
7 James Loney, L OBP: 0.374, SLG: 0.497	G5-3			K					1 HR	4	1	1	2	0	1	1						
12 Jeff Kent, R OBP: 0.370, SLG: 0.492 Ramon Martinez, R OBP: 0.245, SLG: 0.212	E5			P4		G5-3			K	4	0	0	0	0	1	0						
Luis Gonzalez, L OBP: 0.352, SLG: 0.426 44 Takashi Saito, L (9, 1)	FC4-6			G6-3		K			L9	4	0	0	0	0	1	1						
5 Nomar Garciaparra, R OBP: 0.329, SLG: 0.366	G6-4-3			9 1B						3	0	1	0	0	0	1						
9 Juan Pierre, L OBP: 0.316, SLG: 0.333				16 4-3 BB					G3	2	0	1	0	1	0	0						
16 Andre Ethier, L OBP: 0.362, SLG: 0.455	L4-3			K					2B	3	0	1	0	0	1	3						
31 Brad Penny, R OBP: 0.313, SLG: 0.370 Mark Sweeney, L OBP: 0.364, SLG: 0.407 Joe Beimel, L (8, 1)	G3					L3			K	2	0	0	0	0	0	0						
27 Matt Kemp, R OBP: 0.359, SLG: 0.490										2	0	0	0	0	0	0						
Inning Stats	R: 0 E: 0 K: 0 S: 5	H: 0 LOB: 0 BB: 0 P: 8	R: 0 E: 1 K: 0 S: 8	H: 0 LOB: 0 BB: 0 P: 13	R: 0 E: 0 K: 0 S: 5	H: 0 LOB: 0 BB: 1 P: 11	R: 0 E: 0 K: 1 S: 10	H: 1 LOB: 0 BB: 0 P: 17	R: 0 E: 0 K: 1 S: 11	H: 2 LOB: 2 BB: 0 P: 14	R: 0 E: 0 K: 0 S: 5	H: 0 LOB: 0 BB: 0 P: 9	R: 0 E: 0 K: 1 S: 8	H: 0 LOB: 0 BB: 0 P: 13	R: 0 E: 0 K: 1 S: 9	H: 1 LOB: 1 BB: 0 P: 13	R: 2 E: 0 K: 1 S: 17	H: 2 LOB: 0 BB: 0 P: 23	1B: 4 2B: 2 3B: 0 HR: 1	SF: 0 SAC: 0 DP: 2 HBP: 0	WP: 0 PB: 0 SB: 0 CS: 1	PA: 32
PITCHER 50 Adam Wainwright, R ERA: 4.21	IP: 9.0 WLS: L BF: 32 H: 6 R: 2 ER: 2 SO: 5 BB: 1 IBB: 0 HBP: 0 BLK: 0 WP: 0 HR: 1 S: 78 P: 121 ERA: 2.00 WHIP: 0.778											PITCHER	IP: 9.0 WLS: L BF: 32 H: 6 R: 2 ER: 2 SO: 5 BB: 1 IBB: 0 HBP: 0 BLK: 0 WP: 0 HR: 1 S: 78 P: 121 ERA: 2.00 WHIP: 0.778									

Los Angeles Dodgers @ St. Louis Cardinals
 Busch Stadium, St. Louis, MO
 Fri Aug 10 2007, 7:10 PM CDT
 Att: 44,595 - Clear - 92 F

Los Angeles Dodgers @ St. Louis Cardinals
 Busch Stadium, St. Louis, MO
 Fri Aug 10 2007, 7:10 PM CDT
 Att: 44,595 - Clear - 92 F

AB	31
R	2
H	6
RBI	2
BB	1
SO	5
LOB	8




Batter	1	2	3	4	5	6	7	8	9	AB	R	H	RBI	BB	SO	LOB	BOTTOM					
David Eckstein, R OBP: 0.338, SLG: 0.353	5 BB			5 F9 16 BB 1B		5 G6-4-3 1B			L6	3	0	2	0	1	0	0						
16 Chris Duncan, L OBP: 0.377, SLG: 0.533 So Taguchi, R OBP: 0.360, SLG: 0.377	P5			BB		K			G3-1	2	0	0	0	1	1	3						
5 Albert Pujols, R OBP: 0.418, SLG: 0.551	G4-6-3			F9		G6-4-3			CS IBB	2	0	0	0	2	0	4						
Jim Edmonds, L OBP: 0.318, SLG: 0.376	G4-6-3			G4-3		G4-3			CS 24 1B 4 1B BB	3	1	0	0	1	0	4						
27 Scott Rolen, R OBP: 0.332, SLG: 0.387	G6-3			P4		G5-3			K	4	0	0	0	0	1	1						
24 Rick Ankiel, L OBP: 0.250, SLG: 0.625	K			F7		K			4 1B 1B	4	0	1	0	0	2	0						
4 Yadier Molina, R OBP: 0.342, SLG: 0.323	1B			1B		F9			1B	4	0	3	1	0	0	0						
50 Adam Wainwright, R OBP: 0.295, SLG: 0.405 47 Ryan Ludwick, R OBP: 0.304, SLG: 0.478	K			K		K			K	3	0	0	0	0	3	2						
7 Adam Kennedy, L OBP: 0.281, SLG: 0.290	P6			1B		G3-1			K	4	0	1	0	0	1	2						
Inning Stats	R: 0 E: 0 K: 0 S: 6	H: 0 LOB: 1 BB: 2 P: 16	R: 0 E: 0 K: 2 S: 10	H: 1 LOB: 1 BB: 0 P: 16	R: 0 E: 0 K: 0 S: 12	H: 1 LOB: 2 BB: 1 P: 21	R: 0 E: 0 K: 1 S: 12	H: 1 LOB: 1 BB: 0 P: 17	R: 0 E: 0 K: 1 S: 9	H: 2 LOB: 1 BB: 0 P: 11	R: 0 E: 0 K: 1 S: 8	H: 0 LOB: 0 BB: 0 P: 13	R: 0 E: 0 K: 1 S: 10	H: 0 LOB: 0 BB: 0 P: 14	R: 0 E: 0 K: 0 S: 3	H: 0 LOB: 0 BB: 1 P: 7	R: 1 E: 0 K: 3 S: 18	H: 2 LOB: 2 BB: 1 P: 28	1B: 7 2B: 0 3B: 0 HR: 0	SF: 0 SAC: 0 DP: 2 HBP: 0	WP: 0 PB: 0 SB: 0 CS: 1	PA: 37
PITCHER 31 Brad Penny, R ERA: 2.54 Joe Beimel, L ERA: 3.66 44 Takashi Saito, R ERA: 1.61	IP: 7.0 WLS: W BF: 3 H: 0 R: 0 ER: 0 SO: 0 BB: 0 IBB: 0 HBP: 0 BLK: 0 WP: 0 HR: 0 S: 67 P: 108 ERA: 0.00 WHIP: 1.143											PITCHER	IP: 7.0 WLS: W BF: 3 H: 0 R: 0 ER: 0 SO: 0 BB: 0 IBB: 0 HBP: 0 BLK: 0 WP: 0 HR: 0 S: 67 P: 108 ERA: 0.00 WHIP: 1.143									

Los Angeles Dodgers @ St. Louis Cardinals
 Busch Stadium, St. Louis, MO
 Fri Aug 10 2007, 7:10 PM CDT
 Att: 44,595 - Clear - 92 F

Los Angeles Dodgers @ St. Louis Cardinals
 Busch Stadium, St. Louis, MO
 Fri Aug 10 2007, 7:10 PM CDT
 Att: 44,595 - Clear - 92 F

AB	31
R	1
H	7
RBI	1
BB	5
SO	9
LOB	18



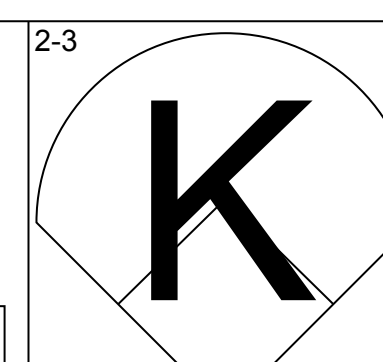
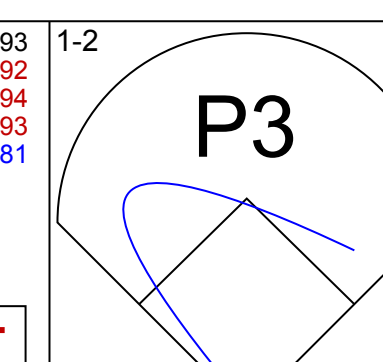
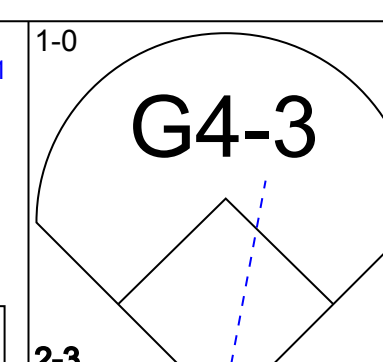
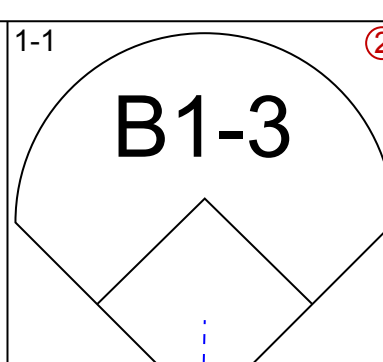
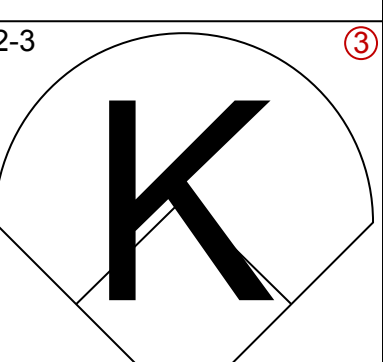
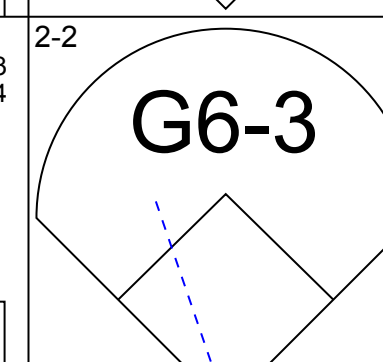
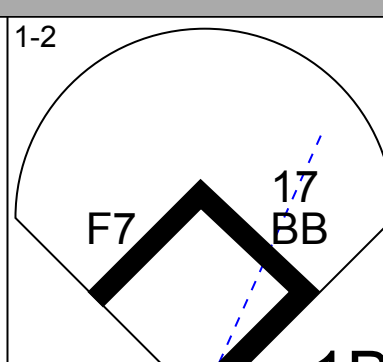
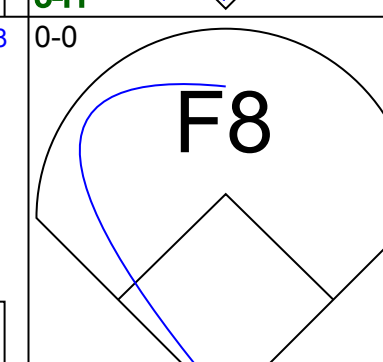
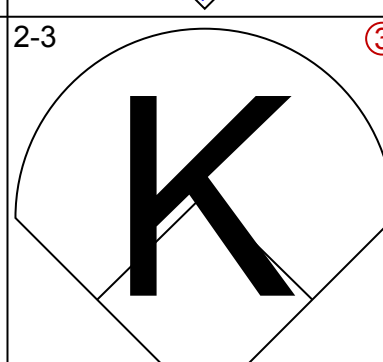

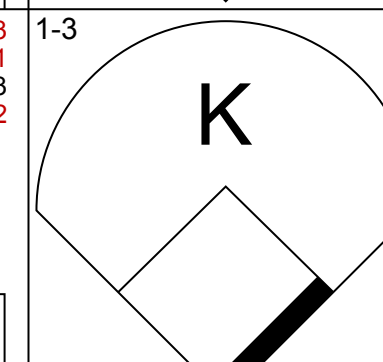
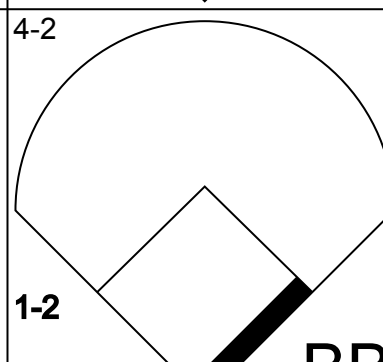
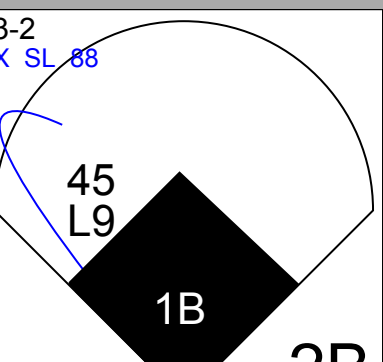
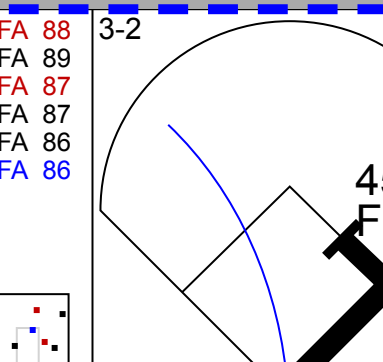
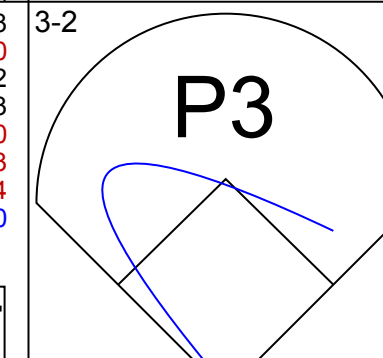
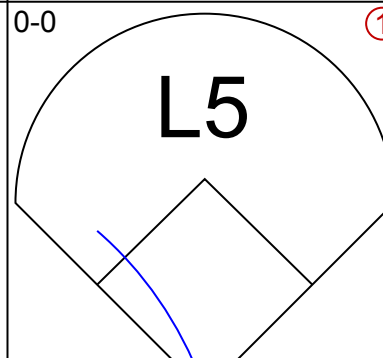

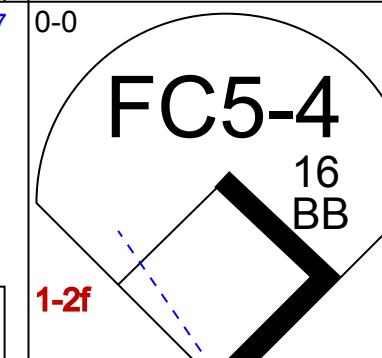

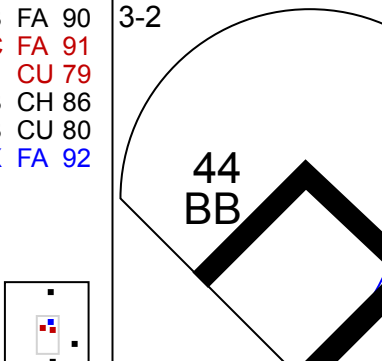
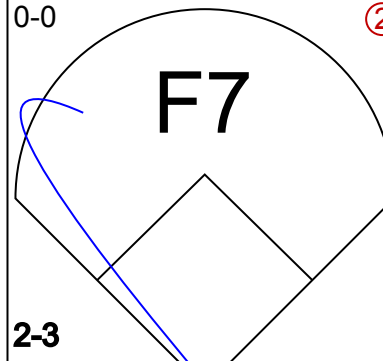
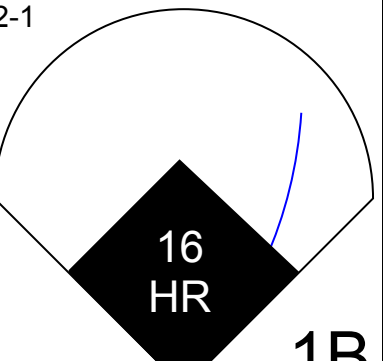
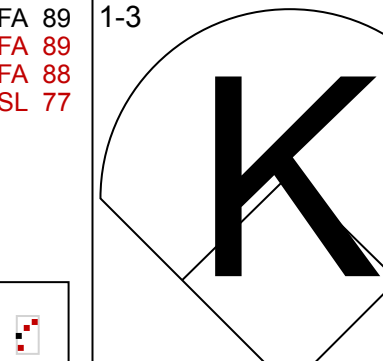
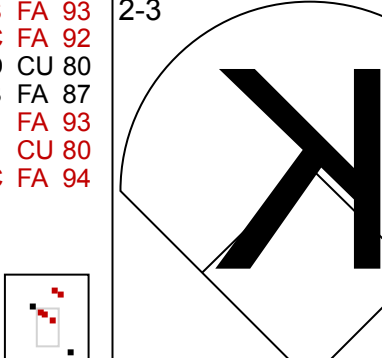
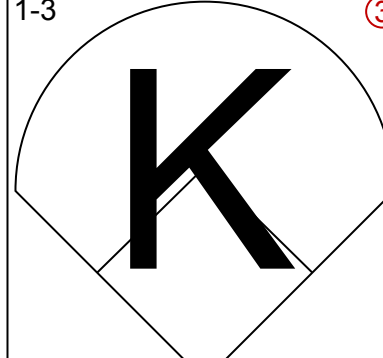
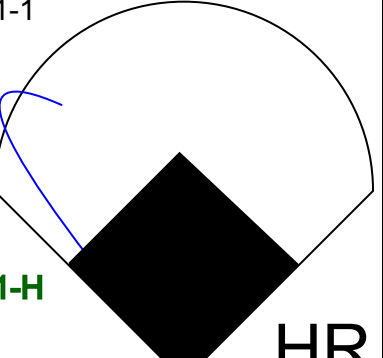
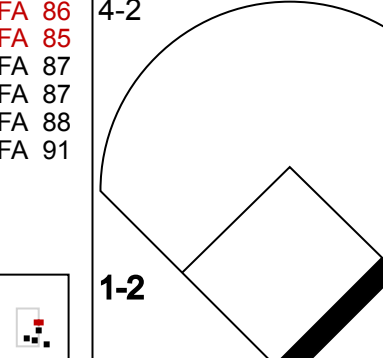
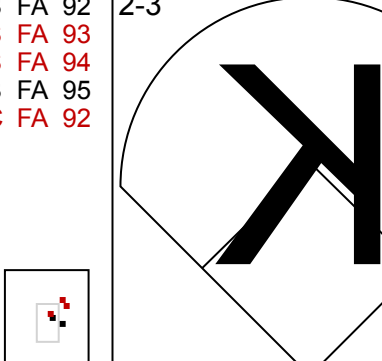
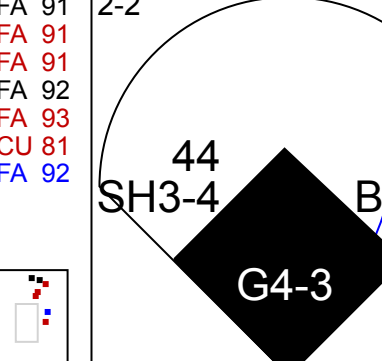
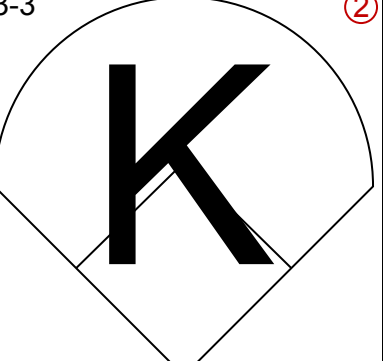
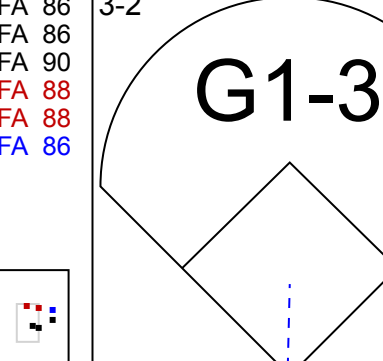
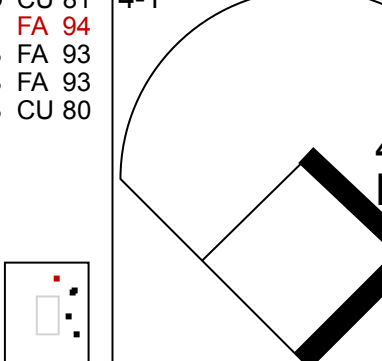
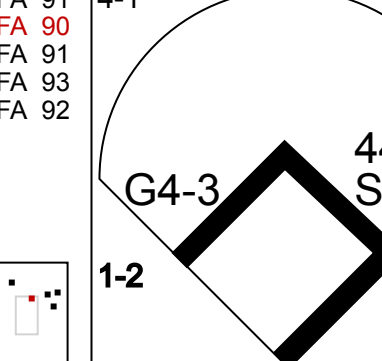
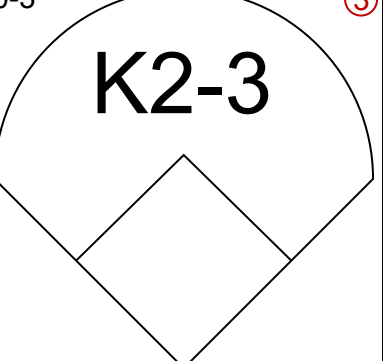

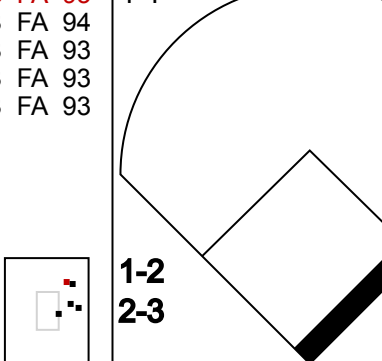
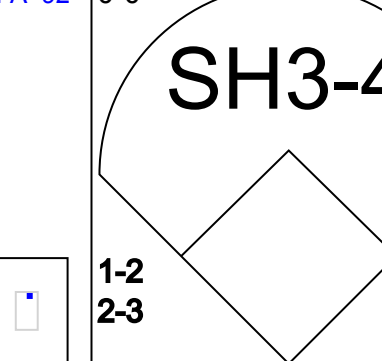
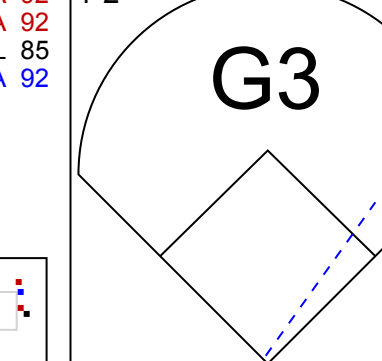
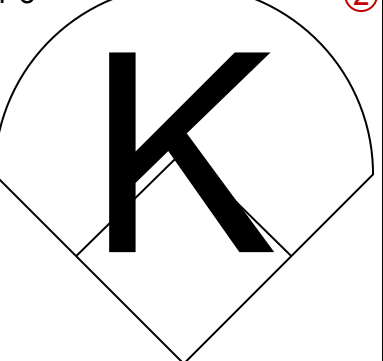
Batter	1	2	3	4	5	6	7	8	9	AB	R	H	RBI	BB	SO	LOB	TOP										
15 Rafael Furcal, S OBP: 0.340, SLG: 0.369	F9		P6			F7		K		4	0	0	0	0	1	0	Los Angeles Dodgers @ St. Louis Cardinals Busch Stadium, St. Louis, MO Sat Aug 11 2007, 2:55 PM CDT Att: 44,260 - Sunny - 95 F										
55 Russell Martin, R OBP: 0.364, SLG: 0.459	K			L5		K		F9		4	0	0	0	0	2	0											
7 James Loney, L OBP: 0.377, SLG: 0.494	BB			F8		2B		F9		3	1	1	0	1	0	0											
Luis Gonzalez, L OBP: 0.351, SLG: 0.427	F9			L7		2B		P5		4	0	1	1	0	0	1											
5 Nomar Garciaparra, R OBP: 0.327, SLG: 0.365	G5-3			16 2B		F8		G6-3		4	0	1	0	0	0	1											
16 Andre Ethier, L OBP: 0.363, SLG: 0.462	F7			2B		G4-3		K		4	0	2	0	0	1	0											
9 Juan Pierre, L OBP: 0.315, SLG: 0.332	F7			F7		K				2	0	0	0	0	0	2											
27 Matt Kemp, R OBP: 0.357, SLG: 0.486										1	0	0	0	0	1	1											
Ramon Martinez, R OBP: 0.239, SLG: 0.206			G5-3			G4-3				3	0	0	0	0	1	3											
Derek Lowe, R OBP: 0.234, SLG: 0.146			F8			G6-3		F9		2	0	0	0	0	0	2											
Mark Sweeney, L OBP: 0.351, SLG: 0.402										1	0	0	0	0	0	1											
Roberto Hernandez, R OBP: 0.357, SLG: 0.486										0	0	0	0	0	0	0											
Rudy Seanez, R OBP: 0.357, SLG: 0.486										0	0	0	0	0	0	0											
Inning Stats	R: 0 E: 0 K: 1 S: 10	H: 0 LOB: 1 BB: 1 P: 17	R: 0 E: 0 K: 0 S: 7	H: 0 LOB: 0 BB: 0 P: 10	R: 0 E: 0 K: 0 S: 5	H: 0 LOB: 0 BB: 0 P: 8	R: 0 E: 0 K: 0 S: 9	H: 0 LOB: 0 BB: 0 P: 16	R: 0 E: 0 K: 1 S: 10	H: 2 LOB: 2 BB: 0 P: 15	R: 1 E: 0 K: 1 S: 12	H: 2 LOB: 1 BB: 0 P: 19	R: 0 E: 0 K: 1 S: 8	H: 1 LOB: 1 BB: 0 P: 16	R: 0 E: 0 K: 1 S: 7	H: 0 LOB: 0 BB: 0 P: 9	R: 0 E: 0 K: 1 S: 9	H: 0 LOB: 0 BB: 0 P: 12	1B: 2 2B: 3 3B: 0 HR: 0	SF: 0 SAC: 0 DP: 0 HBP: 0	WP: 0 PB: 0 SB: 0 CS: 0	PA: 33					
PITCHER	IP	WLS	BF	H	R	ER	SO	BB	IBB	HBP	BLK	WP	HR	S	P	ERA	WHIP										
Braden Looper, R ERA: 5.08	6.0	W	23	4	1	1	3	1	0	0	0	0	0	53	85	1.50	0.833										
19 Tyler Johnson, L ERA: 4.1	0.0		1	1	0	0	0	0	0	0	0	0	0	2	4	∞	∞										
36 Russ Springer, R ERA: 2.89	1.0		3	0	0	0	1	0	0	0	0	0	0	6	12	0.00	0.000										
31 Ryan Franklin, R ERA: 1.83	1.0		3	0	0	0	1	0	0	0	0	0	0	7	9	0.00	0.000										
48 Brad Thompson, R ERA: 5.16	1.0		3	0	0	0	1	0	0	0	0	0	0	9	12	0.00	0.000										

Batter	1	2	3	4	5	6	7	8	9	AB	R	H	RBI	BB	SO	LOB	BOTTOM										
Aaron Miles, S OBP: 0.328, SLG: 0.343	24 HR		5 E	G5-3		G6-3				4	2	2	0	0	0	1	Los Angeles Dodgers @ St. Louis Cardinals Busch Stadium, St. Louis, MO Sat Aug 11 2007, 2:55 PM CDT Att: 44,260 - Sunny - 95 F										
24 Rick Ankiel, L OBP: 0.417, SLG: 1.167	HR		5 E	L9		HR				4	3	3	3	0	0	0											
5 Albert Pujols, R OBP: 0.416, SLG: 0.547	G5-3		E6	G6-3		BB				3	0	0	1	1	0	2											
Jim Edmonds, L OBP: 0.320, SLG: 0.382	G6-3		1B	2B		F8				4	0	2	2	0	0	1											
16 Chris Duncan, L OBP: 0.373, SLG: 0.526	G3		K	K						4	0	0	0	0	3	2											
48 Brad Thompson, R OBP: 0.158, SLG: 0.158			K	K						0	0	0	0	0	0	0											
27 Scott Rolen, R OBP: 0.332, SLG: 0.386	G4-3		G5-3			G6-3		4 G6-3		4	0	1	0	0	0	1											
4 Yadier Molina, R OBP: 0.337, SLG: 0.318	G6-3		G5-3			K		G6-3		4	0	0	0	0	1	1											
Braden Looper, R ERA: 5.08										2	0	0	0	0	2	0											
47 Ryan Ludwick, R OBP: 0.326, SLG: 0.429										1	0	0	0	0	0	0											
19 Tyler Johnson, S ERA: 4.1										0	0	0	0	0	0	0											
36 Russ Springer, R ERA: 2.89										0	0	0	0	0	0	0											
31 Ryan Franklin, R ERA: 1.83										0	0	0	0	0	0	0											
So Taguchi, R OBP: 0.360, SLG: 0.377										0	0	0	0	0	0	0											
7 Adam Kennedy, L OBP: 0.282, SLG: 0.290			E6	24 1B		F8				3	1	1	0	0	0	0											
Inning Stats	R: 2 E: 0 K: 0 S: 9	H: 2 LOB: 0 BB: 0 P: 13	R: 0 E: 0 K: 1 S: 9	H: 0 LOB: 0 BB: 0 P: 14	R: 3 E: 2 K: 1 S: 20	H: 3 LOB: 1 BB: 0 P: 26	R: 0 E: 0 K: 1 S: 10	H: 1 LOB: 1 BB: 0 P: 12	R: 0 E: 0 K: 1 S: 14	H: 1 LOB: 1 BB: 0 P: 21	R: 0 E: 0 K: 1 S: 6	H: 0 LOB: 0 BB: 0 P: 11	R: 1 E: 0 K: 0 S: 6	H: 1 LOB: 1 BB: 1 P: 15	R: 0 E: 0 K: 1 S: 8	H: 1 LOB: 0 BB: 0 P: 12	1B: 6 2B: 1 3B: 0 HR: 2	SF: 0 SAC: 0 DP: 1 HBP: 0	WP: 0 PB: 0 SB: 1 CS: 0	PA: 34							
PITCHER	IP	WLS	BF	H	R	ER	SO	BB	IBB	HBP	BLK	WP	HR	S	P	ERA	WHIP										
Derek Lowe, R ERA: 3.61	6.0	L	26	7	5	3	5	0	0	0	0	0	0	68	97	4.50	1.167										
Roberto Hernandez, R ERA: 5.71	1.0		5	1	1	1	0	1	0	0	0	0	1	6	15	9.00	2.000										
Rudy Seanez, R ERA: 3.93	1.0		3	1	0	0	1	0	0	0	0	0	0	8	12	0.00	1.000										

AB	32
R	1
H	5
RBI	1
BB	1
SO	6
LOB	11

AB	33
R	6
H	9
RBI	6
BB	1
SO	6
LOB	8

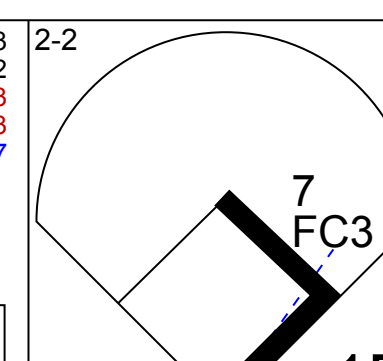
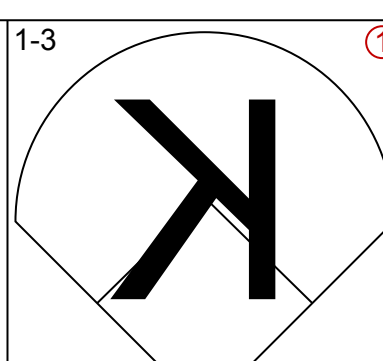
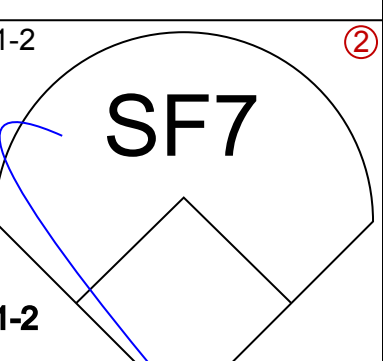
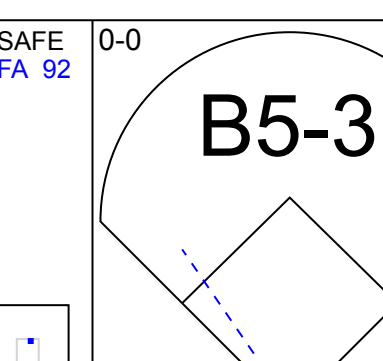
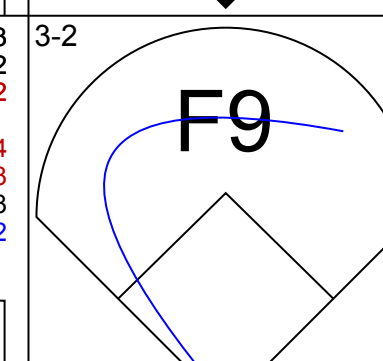
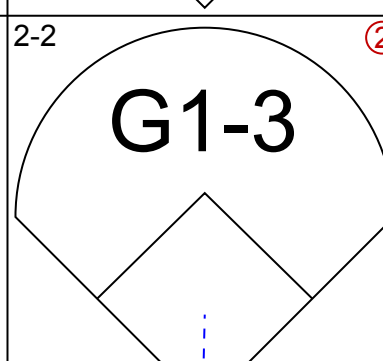
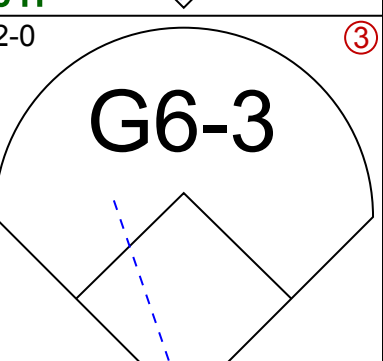

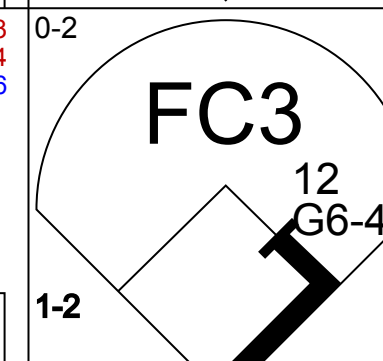
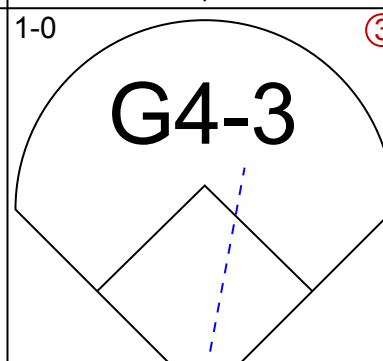
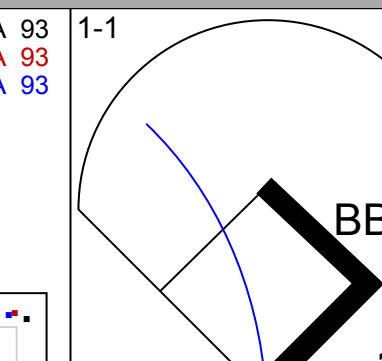
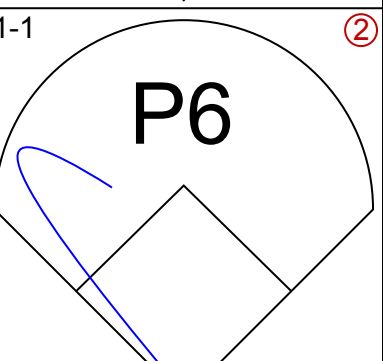
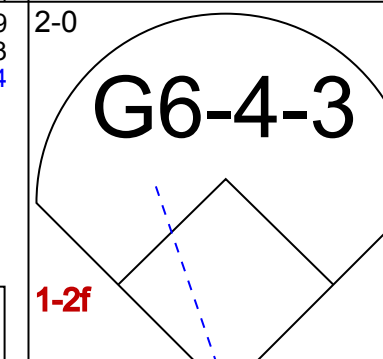
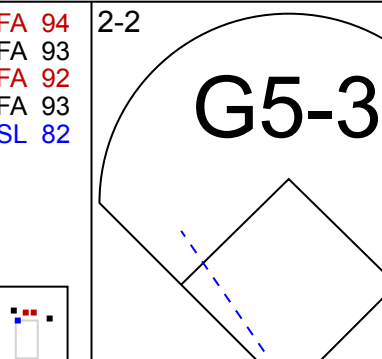
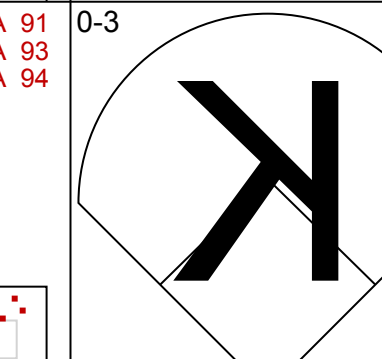
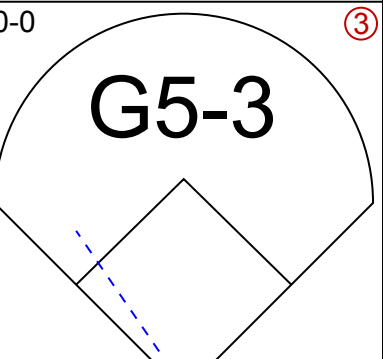
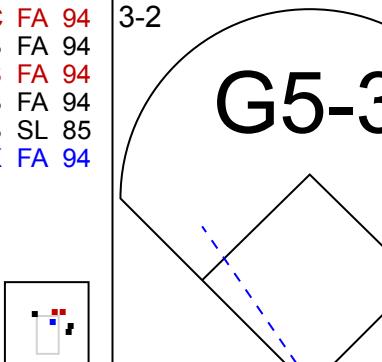
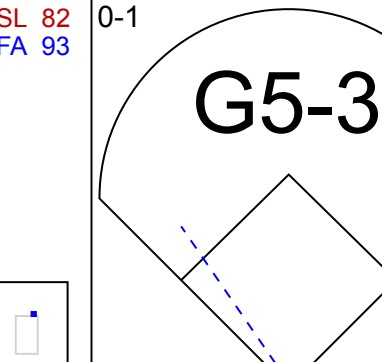
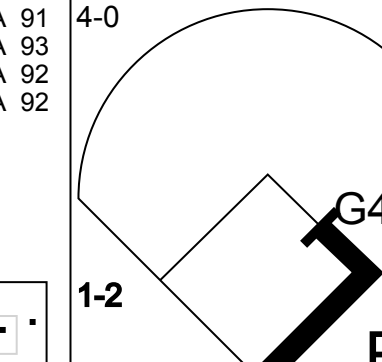

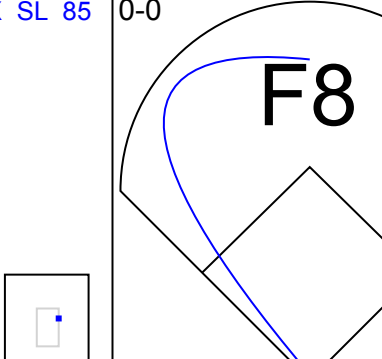
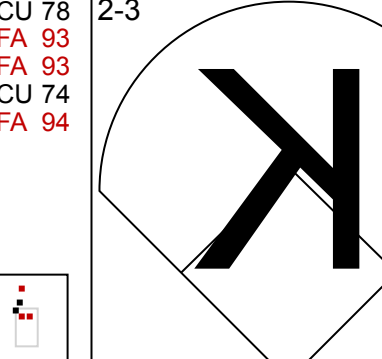
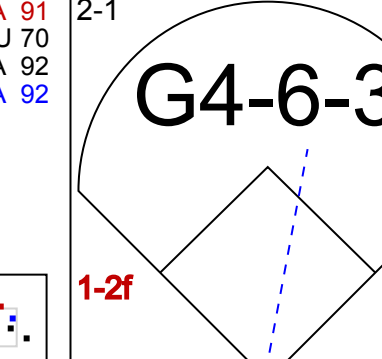

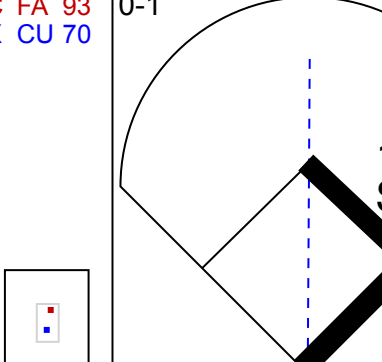
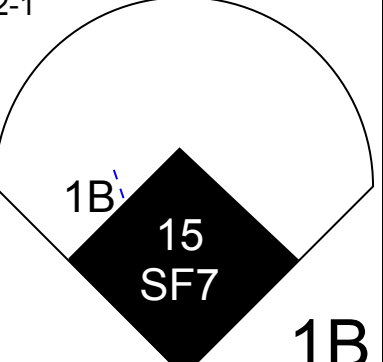
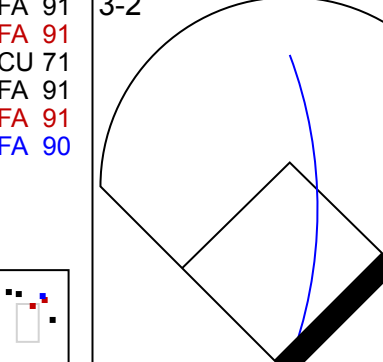

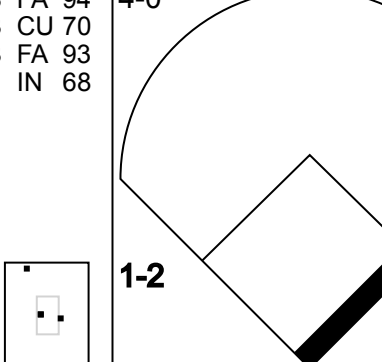
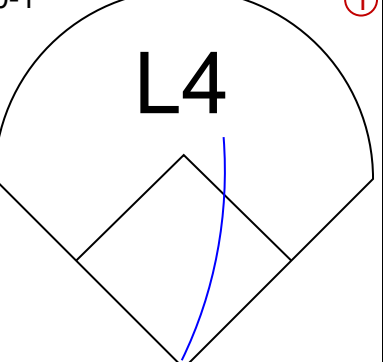
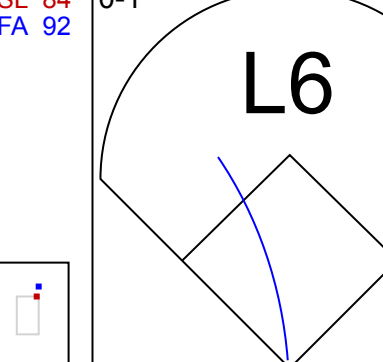
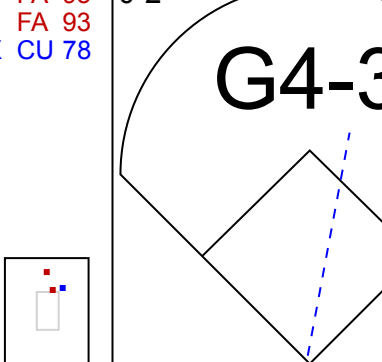
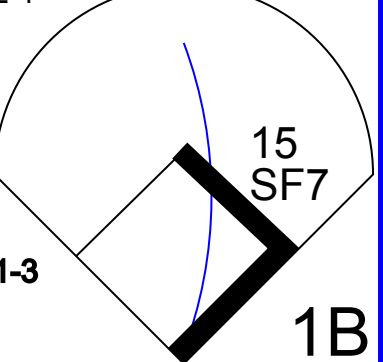
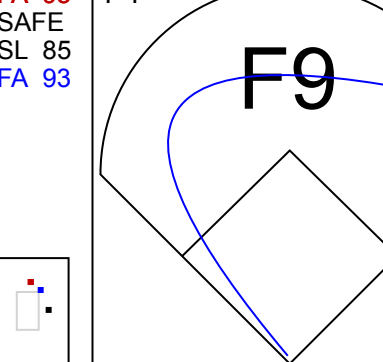


Batter	1	2	3	4	5	6	7	8	9	AB	R	H	RBI	BB	SO	LOB	TOP								
Chris Burke, R OBP: 0.308, SLG: 0.364 (1,4)										5	0	0	1	0	2	4									
Mike Lamb, L OBP: 0.375, SLG: 0.478 (1,5)										5	0	1	0	0	2	1									
17 Lance Berkman, S OBP: 0.373, SLG: 0.457 (1,3)										4	1	2	0	1	1	0									
45 Carlos Lee, R OBP: 0.356, SLG: 0.536 (1,7)											5	0	0	0	0	1	5								
Luke Scott, L OBP: 0.355, SLG: 0.507 (1,9)										4	1	2	1	0	1	3									
16 Jason Lane, R OBP: 0.241, SLG: 0.371 (1,8)										3	1	1	2	1	2	3									
Eric Bruntlett, R OBP: 0.361, SLG: 0.291 (1,6)										4	1	1	0	0	2	3									
Brad Ausmus, R OBP: 0.313, SLG: 0.319 (1,2)										2	0	0	0	2	1	0									
44 Roy Oswalt, R OBP: 0.170, SLG: 0.140 Chad Qualls, R (9,1)										2	0	0	0	1	1	0									
Inning Stats	R: 0 E: 0 K: 2 S: 14	H: 0 LOB: 0 BB: 0 P: 22	R: 0 E: 0 K: 2 S: 17	H: 1 LOB: 3 BB: 2 P: 33	R: 0 E: 0 K: 1 S: 10	H: 1 LOB: 2 BB: 1 P: 16	R: 1 E: 0 K: 0 S: 9	H: 1 LOB: 1 BB: 1 P: 16	R: 3 E: 0 K: 2 S: 18	H: 3 LOB: 0 BB: 0 P: 29	R: 0 E: 0 K: 1 S: 10	H: 0 LOB: 0 BB: 0 P: 14	R: 0 E: 0 K: 1 S: 12	H: 1 LOB: 2 BB: 1 P: 23	R: 0 E: 0 K: 2 S: 13	H: 0 LOB: 0 BB: 0 P: 18	R: 0 E: 0 K: 2 S: 10	H: 0 LOB: 0 BB: 0 P: 14	1B: 4 2B: 2 HR: 1	SF: 0 SAC: 1 DP: 0 HBP: 0	WP: 1 PB: 0 SB: 0 CS: 0	PA: 40			
PITCHER	IP	WLS	BF	H	R	ER	SO	BB	IBB	HBP	BLK	WP	HR	S	P	ERA	WHIP								
58 Chad Billingsley, R ERA: 3.54	5.0	L	26	6	4	4	7	4	0	0	0	1	1	68	116	7.20	2.000								
Roberto Hernandez, R ERA: 5.4	1.0		3	0	0	0	1	0	0	0	0	0	0	10	14	0.00	0.000								
Joe Beimel, L ERA: 4.08	1.0		5	1	0	0	1	1	0	0	0	0	0	12	23	0.00	2.000								
51 Jonathan Broxton, R ERA: 2.43	1.0		3	0	0	0	2	0	0	0	0	0	0	13	18	0.00	0.000								
44 Takashi Saito, R ERA: 1.58	1.0		3	0	0	0	2	0	0	0	0	0	0	10	14	0.00	0.000								

Houston Astros @ Los Angeles Dodgers
Dodger Stadium, Los Angeles, CA
Mon Aug 13 2007, 7:10 PM PDT
Att.: 49,511 - Clear - 82 F

AB 34
R 4
H 7
RBI 4
BB 5
SO 13
LOB 19



Batter	1	2	3	4	5	6	7	8	9	AB	R	H	RBI	BB	SO	LOB	BOTTOM								
15 Rafael Furcal, S OBP: 0.339, SLG: 0.368 (1,6)										3	0	1	1	0	1	1									
55 Russell Martin, R OBP: 0.381, SLG: 0.454 (1,2)										4	0	0	0	0	0	2									
7 James Loney, L OBP: 0.377, SLG: 0.495 (1,3)										4	0	1	0	0	0	1									
12 Jeff Kent, R OBP: 0.364, SLG: 0.482 (1,4)										4	0	0	0	0	1	3									
Luis Gonzalez, L OBP: 0.353, SLG: 0.424 (1,7)										3	0	0	0	1	1	0									
5 Nomar Garciaparra, R OBP: 0.328, SLG: 0.363 Shea Hillenbrand, R OBP: 0.272, SLG: 0.322 (5,5)											2	0	0	0	0	1	0								
9 Juan Pierre, L OBP: 0.320, SLG: 0.337 (1,8)											4	1	3	0	0	0									
16 Andre Ethier, L OBP: 0.364, SLG: 0.469 (1,9)										2	0	0	0	1	0	2									
58 Chad Billingsley, R OBP: 0.105, SLG: 0.154 Mark Swartz, L OBP: 0.266, SLG: 0.260 Roberto Hernandez, R OBP: 0.373, SLG: 0.457 Joe Beimel, L OBP: 0.352, SLG: 0.457 27 Matt Kemo, R OBP: 0.352, SLG: 0.457 51 Jonathan Broxton, R OBP: 0.373, SLG: 0.457 44 Takashi Saito, L OBP: 0.373, SLG: 0.457 (9,1)										1	0	0	0	0	0	2									
Inning Stats	R: 0 E: 0 K: 0 S: 11	H: 1 LOB: 1 BB: 0 P: 18	R: 0 E: 0 K: 0 S: 9	H: 1 LOB: 2 BB: 1 P: 16	R: 0 E: 0 K: 1 S: 7	H: 0 LOB: 0 BB: 0 P: 11	R: 0 E: 0 K: 1 S: 8	H: 0 LOB: 0 BB: 0 P: 12	R: 1 E: 0 K: 0 S: 11	H: 2 LOB: 1 BB: 0 P: 18	R: 0 E: 0 K: 1 S: 7	H: 1 LOB: 1 BB: 1 P: 14	R: 0 E: 0 K: 0 S: 5	H: 1 LOB: 0 BB: 0 P: 8	R: 0 E: 0 K: 1 S: 8	H: 0 LOB: 0 BB: 0 P: 11	1B: 6 2B: 0 3B: 0 HR: 0	SF: 1 SAC: 0 DP: 2 HBP: 0	WP: 0 PB: 0 SB: 1 CS: 0	PA: 34					
PITCHER	IP	WLS	BF	H	R	ER	SO	BB	IBB	HBP	BLK	WP	HR	S	P	ERA	WHIP								
44 Roy Oswalt, R ERA: 3.32	8.0	W	31	6	1	1	3	1	1	0	0	0	0	66	109	1.12	0.875								
Chad Qualls, R ERA: 3.32	1.0	S	3	0	0	0	1	0	0	0	0	0	0	8	11	0.00	0.000								

Houston Astros @ Los Angeles Dodgers
Dodger Stadium, Los Angeles, CA
Mon Aug 13 2007, 7:10 PM PDT
Att.: 49,511 - Clear - 82 F

AB 31
R 1
H 6
RBI 1
BB 2
SO 4
LOB 14



Batter	1	2	3	4	5	6	7	8	9	AB	R	H	RBI	BB	SO	LOB	TOP								
Chris Burke, R OBP: 0.310, SLG: 0.370	F9		F9		K				FC1	5	0	2	2	0	1	0									
Mark Loretta, R OBP: 0.359, SLG: 0.372	E9		G6-3						FC1	4	1	2	0	0	1	1									
Eric Bruntlett, R OBP: 0.358, SLG: 0.288	1B								FC1	1	0	0	0	0	0	1									
17 Lance Berkman, S OBP: 0.373, SLG: 0.455	F7								K	4	2	1	0	1	1	3									
45 Carlos Lee, R OBP: 0.358, SLG: 0.535									G4-6-3	4	1	2	0	1	1	2									
Luke Scott, L OBP: 0.357, SLG: 0.505	K									3	1	1	1	1	2	2									
Mike Lamb, L OBP: 0.370, SLG: 0.472		G4-3								3	0	0	2	0	0	2									
16 Jason Lane, R OBP: 0.253, SLG: 0.372										2	1	1	1	2	0	2									
Eric Munson, L OBP: 0.339, SLG: 0.433										4	1	1	1	0	1	2									
Brad Ausmus, R OBP: 0.313, SLG: 0.319										0	0	0	0	0	0	0									
Matt Albers, L OBP: 0.133, SLG: 0.133										2	0	0	0	0	0	2									
Trevor Miller, R										0	0	0	0	0	0	0									
Dave Borkowski, R										0	0	0	0	0	0	0									
21 Ty Wigington, R										1	0	0	0	0	0	1									
Mark McLemore, L										0	0	0	0	0	0	0									
Brad Lidge, R										0	0	0	0	0	0	0									
Inning Stats	R: 0 H: 1 E: 1 K: 1 S: 10	H: 1 LOB: 2 BB: 1 P: 18	R: 0 H: 0 E: 0 K: 0 S: 4	H: 0 LOB: 0 BB: 1 P: 10	R: 0 H: 0 E: 0 K: 1 S: 9	H: 0 LOB: 0 BB: 0 P: 14	R: 1 H: 2 E: 0 K: 0 S: 7	H: 2 LOB: 1 BB: 1 P: 14	R: 0 H: 0 E: 0 K: 3 S: 10	H: 0 LOB: 0 BB: 0 P: 14	R: 6 H: 6 E: 0 K: 1 S: 29	H: 6 LOB: 1 BB: 1 P: 47	R: 0 H: 0 E: 0 K: 2 S: 10	H: 0 LOB: 1 BB: 0 P: 13	R: 0 H: 0 E: 0 K: 0 S: 7	H: 0 LOB: 1 BB: 1 P: 14	R: 0 H: 1 E: 0 K: 1 S: 8	H: 1 LOB: 0 BB: 0 P: 10	1B: 9 2B: 1 3B: 0 HR: 0	SF: 1 SAC: 1 DP: 3 HBP: 0	WP: 0 PB: 0 SB: 0 CS: 0	PA: 40			
PITCHER	IP	WLS	BF	H	R	ER	SO	BB	IBB	HBP	BLK	WP	HR	S	P	ERA	WHIP								
Brett Tomko, R ERA: 5.67	(1.1)	5.0	L	23	6	5	5	4	0	0	0	0	0	51	91	9.00	2.000								
Joe Beimel, L ERA: 4.35	(6.1)	0.2		4	2	0	0	0	0	0	0	0	0	12	18	0.00	3.000								
Rudy Seanez, R ERA: 3.75	(6.1)	1.1		5	1	2	3	0	0	0	0	0	0	16	21	13.50	0.750								
45 Scott Proctor, R ERA: 3.6	(8.1)	1.0		4	0	0	0	1	0	0	0	0	0	7	14	0.00	1.000								
57 Eric Hull, R ERA: 6.23	(9.1)	1.0		4	1	0	0	0	0	0	0	0	0	8	10	0.00	1.000								

Houston Astros @ Los Angeles Dodgers
Dodger Stadium, Los Angeles, CA
Tue Aug 14 2007, 7:10 PM PDT
Att: 49,399 - Partly Cloudy - 85 F

AB 33
R 7
H 10
RBI 7
BB 5
SO 9
LOB 16



Batter	1	2	3	4	5	6	7	8	9	AB	R	H	RBI	BB	SO	LOB	BOTTOM								
15 Rafael Furcal, S OBP: 0.339, SLG: 0.365	G4-3								K	3	0	0	0	2	1	3									
9 Juan Pierre, L OBP: 0.320, SLG: 0.337	G4-3								K	5	1	2	0	0	0	3									
27 Matt Kemp, R OBP: 0.356, SLG: 0.500										4	1	2	1	0	0	3									
12 Jeff Kent, R OBP: 0.363, SLG: 0.483	G5-3									4	0	1	1	0	0	1									
7 James Loney, L OBP: 0.374, SLG: 0.489	G4-3									4	0	1	0	0	1	1									
55 Russell Martin, R OBP: 0.357, SLG: 0.450										4	0	0	0	0	2	2									
16 Andre Ethier, L OBP: 0.366, SLG: 0.473	G4-3									4	1	2	0	0	0	0									
Shea Hillenbrand, R OBP: 0.276, SLG: 0.332	G4-3									3	1	1	0	1	0	1									
Brett Tomko, R ERA: 5.99	(1.1)	6.2	W	28	7	3	3	1	2	0	0	0	0	0	0	0									
Trevor Miller, L ERA: 5.88	(7.1)	0.0		1	1	0	0	0	0	0	0	0	0	0	0	0									
Dave Borkowski, R ERA: 5.4	(7.1)	0.1	H	1	0	0	0	0	0	0	0	1	2	0.00	0.000										
Mark McLemore, L ERA: 4.32	(8.1)	1.0		6	2	1	1	2	1	0	0	15	23	9.00	3.000										
Brad Lidge, R ERA: 3.2	(9.1)	1.0	S	2	0	0	0	1	0	0	5	9	0.00	0.000											
Inning Stats	R: 1 H: 1 E: 0 K: 0 S: 11	H: 1 LOB: 0 BB: 0 P: 18	R: 0 H: 0 E: 0 K: 1 S: 8	H: 0 LOB: 0 BB: 0 P: 11	R: 0 H: 0 E: 0 K: 0 S: 9	H: 0 LOB: 1 BB: 1 P: 16	R: 0 H: 2 E: 0 K: 0 S: 6	H: 2 LOB: 1 BB: 0 P: 10	R: 0 H: 1 E: 0 K: 0 S: 7	H: 1 LOB: 0 BB: 0 P: 8	R: 1 H: 2 E: 0 K: 0 S: 10	H: 2 LOB: 1 BB: 1 P: 15	R: 1 H: 2 E: 0 K: 0 S: 16	H: 2 LOB: 2 BB: 1 P: 25	R: 0 H: 0 E: 0 K: 2 S: 11	H: 0 LOB: 0 BB: 0 P: 15	R: 0 H: 2 E: 0 K: 1 S: 9	H: 2 LOB: 1 BB: 1 P: 17	1B: 6 2B: 3 3B: 1 HR: 1	SF: 0 SAC: 1 DP: 2 HBP: 0	WP: 1 PB: 0 SB: 1 CS: 0	PA: 38			
PITCHER	IP	WLS	BF	H	R	ER	SO	BB	IBB	HBP	BLK	WP	HR	S	P	ERA	WHIP								
Matt Albers, R ERA: 5.99	(1.1)	6.2	W	28	7	3	3	1	2	0	0	0	0	0	0	0									
Trevor Miller, L ERA: 5.88	(7.1)	0.0		1	1	0	0	0	0	0	0	0	0	0	0	0									
Dave Borkowski, R ERA: 5.4	(7.1)	0.1	H	1	0	0	0	0	0	0	0	0	1	2	0.00	0.000									
Mark McLemore, L ERA: 4.32	(8.1)	1.0		6	2	1	1	2	1	0	0	15	23	9.00	3.000										
Brad Lidge, R ERA: 3.2	(9.1)	1.0	S	2	0	0	0	1	0	0	5	9	0.00	0.000											

Houston Astros @ Los Angeles Dodgers
Dodger Stadium, Los Angeles, CA
Tue Aug 14 2007, 7:10 PM PDT
Att: 49,399 - Partly Cloudy - 85 F

AB 34
R 4
H 10
RBI 4
BB 3
SO 4
LOB 14



Batter	1	2	3	4	5	6	7	8	9	AB	R	H	RBI	BB	SO	LOB	TOP				
Chris Burke, R OBP: 0.308, SLG: 0.366										5	0	1	0	0	4	3					
Mark Loretta, R OBP: 0.357, SLG: 0.370										5	0	1	0	0	0	3					
17 Lance Berkman, S OBP: 0.374, SLG: 0.455										4	0	2	1	0	2	0					
45 Carlos Lee, R OBP: 0.357, SLG: 0.535										4	1	1	0	0	0	4					
21 Ty Wigginton, R OBP: 0.338, SLG: 0.461										4	1	2	1	0	1	2					
Luke Scott, L OBP: 0.359, SLG: 0.509										4	0	2	0	0	2	1					
Eric Munson, L OBP: 0.339, SLG: 0.433										0	0	0	0	0	0	0					
16 Jason Lane, R OBP: 0.259, SLG: 0.381										2	0	1	1	1	0	1					
Brad Ausmus, R OBP: 0.313, SLG: 0.320										3	0	1	0	0	1	3					
Otlando Palmeiro, L OBP: 0.323, SLG: 0.264										1	0	0	0	0	0	1					
23 Jason Jennings, L OBP: 0.179, SLG: 0.090										2	1	0	0	0	0	2					
Dave Borkowski, R										0	0	0	0	0	0	0					
Trever Miller, R										0	0	0	0	0	0	0					
63 Stephen Randolph, L										0	0	0	0	0	0	0					
Mike Lamb, L OBP: 0.372, SLG: 0.472										0	0	0	0	1	0	0					
Inning Stats	R: 0 E: 0 K: 2 S: 11	H: 0 LOB: 0 BB: 0 P: 16	R: 1 E: 0 K: 1 S: 10	H: 2 LOB: 0 BB: 0 P: 15	R: 1 E: 0 K: 0 S: 8	H: 3 LOB: 2 BB: 0 P: 11	R: 1 E: 0 K: 1 S: 12	H: 2 LOB: 1 BB: 0 P: 17	R: 0 E: 0 K: 1 S: 13	H: 1 LOB: 2 BB: 1 P: 21	R: 0 E: 0 K: 1 S: 15	H: 0 LOB: 0 BB: 0 P: 15	R: 0 E: 0 K: 2 S: 15	H: 1 LOB: 1 BB: 0 P: 19	R: 0 E: 0 K: 1 S: 9	H: 0 LOB: 0 BB: 0 P: 17	1B: 7 2B: 4 3B: 0 HR: 0	SF: 1 SAC: 1 DP: 2 HBP: 0	WP: 0 PB: 0 SB: 0 CS: 0	PA: 38	
PITCHER	IP	WLS	BF	H	R	ER	SO	BB	IBB	HBP	BLK	WP	HR	S	P	ERA	WHIP				
31 Brad Penny, R ERA: 2.61	6.0	W	28	10	3	3	6	1	0	0	0	0	0	65	95	4.50	1.833				
45 Scott Proctor, R ERA: 3.55	1.0	H	3	0	0	0	1	0	0	0	0	0	0	8	15	0.00	0.000				
51 Jonathan Broxton, R ERA: 2.29	1.0	H	4	1	0	0	2	0	0	0	0	0	0	15	19	0.00	1.000				
44 Takashi Saito, R ERA: 1.54	1.0	S	3	0	0	0	1	1	0	0	0	0	0	9	17	0.00	1.000				

Houston Astros @ Los Angeles Dodgers
Dodger Stadium, Los Angeles, CA
Wed Aug 15 2007, 7:10 PM PDT
Att: 49,098 - Clear - 78 F

AB 34
R 3
H 11
RBI 3
BB 2
SO 10
LOB 20



Batter	1	2	3	4	5	6	7	8	9	AB	R	H	RBI	BB	SO	LOB	BOTTOM				
15 Rafael Furcal, S OBP: 0.339, SLG: 0.367										4	1	1	0	0	1	1					
9 Juan Pierre, L OBP: 0.324, SLG: 0.341										4	2	3	1	0	0	0					
27 Matt Kemp, R OBP: 0.359, SLG: 0.506										4	1	2	1	0	0	1					
12 Jeff Kent, R OBP: 0.362, SLG: 0.479										3	0	0	0	1	0	2					
7 James Loney, L OBP: 0.367, SLG: 0.481										3	0	0	1	0	0	2					
55 Russell Martin, R OBP: 0.359, SLG: 0.464										4	2	2	3	0	0	0					
Luis Gonzalez, L OBP: 0.352, SLG: 0.429										3	0	2	0	0	1	0					
45 Scott Proctor, R										0	0	0	0	0	0	0					
51 Jonathan Broxton, R										0	0	0	0	0	0	0					
Olmedo Saenz, R OBP: 0.272, SLG: 0.333										1	0	1	0	0	0	0					
44 Takashi Saito, L										0	0	0	0	0	0	0					
Shea Hillenbrand, R OBP: 0.272, SLG: 0.327										3	0	0	0	0	1	2					
Ramon Martinez, R OBP: 0.229, SLG: 0.198										1	0	0	0	0	1	1					
31 Brad Penny, R OBP: 0.300, SLG: 0.354										2	0	0	0	0	2	1					
16 Andre Ethier, L OBP: 0.364, SLG: 0.470										2	0	0	0	0	0	1					
Inning Stats	R: 0 E: 0 K: 1 S: 8	H: 0 LOB: 0 BB: 0 P: 10	R: 1 E: 0 K: 1 S: 12	H: 2 LOB: 1 BB: 0 P: 19	R: 0 E: 0 K: 1 S: 13	H: 1 LOB: 1 BB: 0 P: 18	R: 0 E: 0 K: 0 S: 6	H: 0 LOB: 0 BB: 0 P: 10	R: 0 E: 1 K: 1 S: 9	H: 1 LOB: 1 BB: 0 P: 13	R: 3 E: 0 K: 1 S: 15	H: 3 LOB: 0 BB: 0 P: 20	R: 2 E: 0 K: 0 S: 18	H: 3 LOB: 2 BB: 1 P: 32	R: 0 E: 0 K: 1 S: 8	H: 1 LOB: 1 BB: 0 P: 9	1B: 6 2B: 3 3B: 0 HR: 2	SF: 1 SAC: 0 DP: 0 HBP: 0	WP: 0 PB: 0 SB: 3 CS: 0	PA: 36	
PITCHER	IP	WLS	BF	H	R	ER	SO	BB	IBB	HBP	BLK	WP	HR	S	P	ERA	WHIP				
23 Jason Jennings, R ERA: 6.15	5.2	L	24	7	4	4	4	0	0	0	0	0	0	58	84	6.35	1.235				
Dave Borkowski, R ERA: 5.47	1.0		4	1	1	1	1	0	0	0	0	0	0	15	22	9.00	1.000				
Trever Miller, L ERA: 5.29	0.1		4	2	1	1	0	1	0	0	0	0	0	8	16	27.00	9.000				
63 Stephen Randolph, L ERA: 11.25	1.0		4	1	0	0	1	0	0	0	0	0	0	8	9	0.00	1.000				

Houston Astros @ Los Angeles Dodgers
Dodger Stadium, Los Angeles, CA
Wed Aug 15 2007, 7:10 PM PDT
Att: 49,098 - Clear - 78 F

AB 34
R 6
H 11
RBI 6
BB 1
SO 6
LOB 11



Batter	1	2	3	4	5	6	7	8	9	AB	R	H	RBI	BB	SO	LOB	TOP										
Craig Biggio, R OBP: 0.287, SLG: 0.397 (1, 4)	G4-3			FC4-6 1B			G6-3 1B		P2	4	0	2	0	0	0	0	Houston Astros @ Los Angeles Dodgers Dodger Stadium, Los Angeles, CA Thu Aug 16 2007, 7:10 PM PDT Att. 48,128 - Clear - 85 F										
Mark Loretta, R OBP: 0.356, SLG: 0.366 (1, 6)	F9			FC4-6 17 CS			G6-3		17 BB 45 2B	3	1	0	0	1	0	2											
17 Lance Berkman, S OBP: 0.375, SLG: 0.454 (1, 9)	K			K			45 FC6-4 1B		45 2B E	3	1	1	0	1	2	1											
45 Carlos Lee, R OBP: 0.356, SLG: 0.535 (1, 7)	L5					G5-3		FC6-4	E	4	0	1	1	0	0	1											
Mike Lamb, L OBP: 0.374, SLG: 0.472 (1, 3)	21 G5-4-3 1B			21 G5-4-3 1B					F8	4	0	2	1	0	0	1											
21 Ty Wigginton, R OBP: 0.337, SLG: 0.458 (1, 5)	G5-4-3			G6-4-3					E4	3	0	0	0	1	0	4											
16 Jason Lane, R OBP: 0.253, SLG: 0.371 (1, 8)				G4-3			G6-3		F8	4	0	0	0	0	1	3											
Brad Ausmus, R OBP: 0.313, SLG: 0.317 (1, 2)				G6-3			G4-3			2	0	0	0	1	0	0											
51 Wandy Rodriguez, S ERA: 4.19, SLG: 0.162 (5, PH)				G1-3			G6-3		P5	1	0	0	0	0	0	0											
Chris Burke, R OBP: 0.307, SLG: 0.304 (6, 1)										0	0	0	0	0	0	0											
63 Stephen Randolph, L ERA: 5.84 (8, 1)										0	0	0	0	0	0	0											
Trever Miller, R ERA: 5.24 (6, 1)										0	0	0	0	0	0	0											
Brian Moehler, R OBP: 0.304, SLG: 0.330 (7, 1)										0	0	0	0	0	0	0											
Luke Scott, L OBP: 0.295, SLG: 0.297 (8, PH)										1	0	0	0	0	0	2											
Mark McLemore, L ERA: 4.08 (8, 1)										0	0	0	0	0	0	0											
Inning Stats	R: 0 E: 0 K: 1 S: 8	H: 0 LOB: 0 BB: 0 P: 9	R: 0 E: 0 K: 0 S: 7	H: 1 LOB: 0 BB: 0 P: 13	R: 0 E: 0 K: 0 S: 5	H: 0 LOB: 0 BB: 0 P: 9	R: 0 E: 0 K: 1 S: 7	H: 1 LOB: 1 BB: 0 P: 11	R: 0 E: 0 K: 0 S: 8	H: 0 LOB: 0 BB: 0 P: 10	R: 0 E: 0 K: 0 S: 15	H: 2 LOB: 1 BB: 0 P: 20	R: 0 E: 0 K: 0 S: 13	H: 0 LOB: 2 BB: 2 P: 24	R: 2 E: 1 K: 1 S: 14	H: 1 LOB: 2 BB: 2 P: 28	1B: 5 2B: 2 3B: 0 HR: 0	SF: 0 SAC: 0 DP: 4 HBP: 0	WP: 0 PB: 0 SB: 1 CS: 1	PA: 34							
PITCHER	IP	WLS	BF	H	R	ER	SO	BB	IBB	HBP	BLK	WP	HR	S	P	ERA	WHIP										
Derek Lowe, R ERA: 3.45 (1, 1)	7.0	W	22	5	0	0	2	0	0	0	0	0	0	58	84	0.00	0.714										
Rudy Seanez, R ERA: 3.68 (8, 1)	1.0		5	0	0	0	0	2	0	0	0	0	0	13	24	0.00	2.000										
Roberto Hernandez, R ERA: 5.84 (9, 1)	0.1	S	5	1	2	2	0	2	0	0	0	0	0	10	21	54.000	9.000										
44 Takashi Saito, R ERA: 1.52 (9, 1)	0.2	S	2	0	0	0	1	0	0	0	0	0	0	4	7	0.00	0.000										

Batter	1	2	3	4	5	6	7	8	9	AB	R	H	RBI	BB	SO	LOB	BOTTOM										
15 Rafael Furcal, S OBP: 0.340, SLG: 0.368 (1, 6)	K			P3			E9 27 SF9 1B		E9 27 SF9 1B	4	1	2	2	0	1	0	Houston Astros @ Los Angeles Dodgers Dodger Stadium, Los Angeles, CA Thu Aug 16 2007, 7:10 PM PDT Att. 48,128 - Clear - 85 F										
9 Juan Pierre, L OBP: 0.323, SLG: 0.340 (1, 8)	27 BB 12 2B 1B			G5-3			E3 12 S 1B		F8	4	1	1	0	0	0	2											
27 Matt Kemp, R OBP: 0.357, SLG: 0.503 (1, 9)	12 BB 1B			G6-3			SF9		G5-3	3	1	1	1	0	0	0											
12 Jeff Kent, R OBP: 0.368, SLG: 0.491 (1, 4)				55 G6-3 16 E 2B						3	1	3	2	1	0	0											
Ramon Martinez, R OBP: 0.229, SLG: 0.198 (7, PR) (8, 4)										0	0	0	0	0	0	0											
7 James Loney, L OBP: 0.360, SLG: 0.472 (1, 3)	P5			F8			G3-1		K	4	0	0	0	0	1	5											
55 Russell Martin, R OBP: 0.358, SLG: 0.461 (1, 2)	F8			G6-3					P6	3	1	0	0	1	0	3											
16 Andre Ethier, L OBP: 0.360, SLG: 0.464 (1, 7)	G3			E3					F9	4	0	0	0	0	1	1											
Shea Hillenbrand, R OBP: 0.272, SLG: 0.325 (1, 5)	L5			F7					G6-3	4	1	1	0	0	0	1											
Derek Lowe, R OBP: 0.224, SLG: 0.140 (1, 1)									G6-3	2	0	0	0	0	1	0											
Rudy Seanez, R ERA: 3.68 (8, 1)										0	0	0	0	0	0	0											
Olmedo Saenz, R OBP: 0.304, SLG: 0.330 (8, PH)										1	0	0	0	0	0	0											
Roberto Hernandez, R ERA: 5.84 (9, 1)										0	0	0	0	0	0	0											
44 Takashi Saito, L ERA: 1.52 (9, 1)										0	0	0	0	0	0	0											
Inning Stats	R: 2 E: 0 K: 1 S: 10	H: 3 LOB: 1 BB: 0 P: 16	R: 0 E: 0 K: 1 S: 10	H: 0 LOB: 0 BB: 0 P: 12	R: 0 E: 0 K: 0 S: 11	H: 0 LOB: 0 BB: 0 P: 16	R: 1 E: 1 K: 0 S: 9	H: 1 LOB: 1 BB: 0 P: 15	R: 1 E: 1 K: 0 S: 12	H: 1 LOB: 2 BB: 1 P: 17	R: 2 E: 1 K: 1 S: 12	H: 2 LOB: 1 BB: 1 P: 22	R: 0 E: 0 K: 0 S: 9	H: 1 LOB: 1 BB: 0 P: 16	R: 0 E: 0 K: 0 S: 7	H: 0 LOB: 0 BB: 0 P: 8	1B: 5 2B: 3 3B: 0 HR: 0	SF: 1 SAC: 1 DP: 0 HBP: 0	WP: 0 PB: 0 SB: 1 CS: 0	PA: 36							
PITCHER	IP	WLS	BF	H	R	ER	SO	BB	IBB	HBP	BLK	WP	HR	S	P	ERA	WHIP										
51 Wandy Rodriguez, L ERA: 4.31 (1, 1)	5.0	L	23	5	4	2	2	1	0	0	0	0	0	9	18	27.000	3.000										
63 Stephen Randolph, L ERA: 12.46 (6, 1)	0.2		4	1	2	2	1	1	0	0	0	0	0	3	4	0.00	3.000										
Trever Miller, L ERA: 5.24 (6, 1)	0.1		2	1	0	0	0	0	0	0	0	0	0	9	16	0.00	1.000										
Brian Moehler, R ERA: 5.16 (7, 1)	1.0		4	1	0	0	1	0	0	0	0	0	0	3	4	0.00	3.000										
Mark McLemore, L ERA: 4.08 (8, 1)	1.0		3	0	0	0	0	0	0	0	0	0	0	7	8	0.00	0.000										

AB	30
R	2
H	6
RBI	2
BB	4
SO	3
LOB	14



Batter	1	2	3	4	5	6	7	8	9	10	11	12	13	14	AB	R	H	RBI	BB	SO	LOB	TOP
Kazuo Matsui, S OBP: 0.339, SLG: 0.409															5	1	0	0	1	2	5	
18 Cory Sullivan, L OBP: 0.375, SLG: 0.388															5	1	3	2	1	0	3	
34 Matt Herges, L OBP: 0.325, SLG: 0.314															7	0	1	1	0	2	3	
5 Matt Holliday, R OBP: 0.394, SLG: 0.572															7	2	2	0	0	1	2	
17 Todd Helton, L OBP: 0.416, SLG: 0.455															6	0	1	0	1	2		
27 Garrett Atkins, R OBP: 0.350, SLG: 0.469															6	0	1	0	1	2		
60 Manny Corpas, R															6	0	0	0	0	0		
11 Brad Hawpe, L OBP: 0.394, SLG: 0.543															6	1	4	2	1	1		
2 Troy Tulowitzki, R OBP: 0.358, SLG: 0.444															7	0	3	1	0	1		
Gerónimo Gil, R OBP: 0.200, SLG: 0.111															5	0	1	0	0	2		
56 Franklin Morales, L OBP: 0.285, SLG: 0.371															2	0	1	1	0	1		
40 Brian Fuentes, L OBP: 0.285, SLG: 0.371															1	0	0	0	0	0		
24 Ian Stewart, R OBP: 0.285, SLG: 0.371															1	0	0	0	0	0		
35 Taylor Buchholz, R OBP: 0.300, SLG: 0.371															1	1	1	0	0	0		
Inning Stats	R: 0 E: 0 K: 1 S: 7	H: 0 LOB: 1 BB: 1 P: 15	R: 2 E: 0 K: 1 S: 15	H: 4 LOB: 2 BB: 0 P: 25	R: 0 E: 0 K: 1 S: 10	H: 1 LOB: 1 BB: 0 P: 16	R: 1 E: 0 K: 1 S: 8	H: 1 LOB: 0 BB: 0 P: 15	R: 0 E: 0 K: 1 S: 10	H: 2 LOB: 2 BB: 0 P: 11	R: 0 E: 0 K: 1 S: 6	H: 0 LOB: 0 BB: 0 P: 9	R: 0 E: 0 K: 1 S: 11	H: 0 LOB: 0 BB: 1 P: 13	R: 3 E: 0 K: 1 S: 21	H: 3 LOB: 2 BB: 2 P: 38	1B: 13 2B: 4 HR: 1	SF: 0 SAC: 2 DP: 4 HBP: 0	WP: 0 PB: 0 SB: 1 CS: 0	PA: 61		
PITCHER	IP	WLS	BF	H	R	ER	SO	BB	IBB	HBP	BLK	WP	HR	S	P	ERA	WHIP					
58 Chad Billingsley, R ERA: 3.63	5.0		22	6	3	3	4	1	0	0	0	0	1	49	84	5.40	1.800					
Mark Hendrickson, L ERA: 5.18	2.0		8	1	1	1	3	1	0	0	0	0	0	29	42	4.50	1.000					
Joe Beames, L ERA: 4.2	0.2		4	2	0	0	0	0	0	0	0	0	0	6	10	0.00	3.000					
45 Scott Proctor, R ERA: 3.79	0.1		1	0	0	0	0	0	0	0	0	0	0	1	1	0.00	0.000					
51 Jonathan Broxton, R ERA: 2.27	2.0		7	2	0	0	1	0	0	0	0	0	0	20	28	0.00	1.000					
PITCHER	IP	WLS	BF	H	R	ER	SO	BB	IBB	HBP	BLK	WP	HR	S	P	ERA	WHIP					
Rudy Seanez, R ERA: 3.56	2.0		11	3	3	3	2	3	0	0	0	0	0	23	36	0.00	1.000					
Roberto Hernandez, R ERA: 6.23	2.0	L	11	3	3	3	2	3	0	0	0	0	0	27	51	13.50	3.000					

Colorado Rockies @ Los Angeles Dodgers
Dodger Stadium, Los Angeles, CA
Sat Aug 18 2007, 7:10 PM PDT
Att. 52,508 - Clear - 82 F

AB: 53
R: 7
H: 17
RBI: 7
BB: 6
SO: 14
LOB: 23

Batter	1	2	3	4	5	6	7	8	9	10	11	12	13	14	AB	R	H	RBI	BB	SO	LOB	BOTTOM
15 Rafael Furcal, S OBP: 0.338, SLG: 0.365															6	0	0	0	1	0	1	
9 Juan Pierre, L OBP: 0.322, SLG: 0.343															7	0	1	0	0	3	3	
27 Matt Kemp, R OBP: 0.362, SLG: 0.518															5	2	2	1	1	2	0	
12 Jeff Kent, R OBP: 0.362, SLG: 0.488															6	0	0	0	0	0	3	
Ornaldo Sanchez, R OBP: 0.285, SLG: 0.371															4	0	0	0	0	0	3	
51 Jonathan Broxton, R ERA: 2.27															4	2	2	0	2	0	0	
Ramon Martinez, R ERA: 3.56															4	0	0	0	1	1	2	
Ruby Johnson, R ERA: 3.56															4	0	0	0	1	1	2	
Mike Lieberthal, R ERA: 3.56															4	0	0	0	1	1	2	
Roberto Hernandez, R ERA: 6.23															4	0	0	0	1	1	2	
55 Russell Martin, R OBP: 0.361, SLG: 0.460															4	2	2	0	2	0	0	
Luis Gonzalez, L OBP: 0.356, SLG: 0.427															4	0	0	0	1	1	2	
Shea Hillenbrand, R OBP: 0.280, SLG: 0.335															6	0	4	2	0	0	2	
58 Chad Billingsley, R ERA: 3.63															1	0	0	0	0	1	0	
16 Adrian Gonzalez, R ERA: 3.56															1	0	0	0	0	1	1	
40 Brian Fuentes, L ERA: 3.51															1	0	0	0	0	0	0	
50 Jorge Julio, R ERA: 4.03															1	0	0	0	0	0	0	
35 Taylor Buchholz, R ERA: 4.42															2	0	0	0	1	1	2	
Inning Stats	R: 1 E: 0 K: 0 S: 7	H: 1 LOB: 0 BB: 0 P: 9	R: 0 E: 0 K: 0 S: 9	H: 1 LOB: 1 BB: 0 P: 15	R: 0 E: 0 K: 1 S: 8	H: 0 LOB: 0 BB: 0 P: 11	R: 0 E: 0 K: 1 S: 8	H: 1 LOB: 1 BB: 0 P: 11	R: 0 E: 0 K: 1 S: 12	H: 2 LOB: 2 BB: 2 P: 25	R: 0 E: 0 K: 0 S: 8	H: 0 LOB: 0 BB: 0 P: 12	R: 0 E: 0 K: 1 S: 9	H: 0 LOB: 0 BB: 1 P: 13	R: 0 E: 0 K: 1 S: 11	H: 0 LOB: 0 BB: 0 P: 17	1B: 8 2B: 4 HR: 1	SF: 0 SAC: 0 DP: 2 HBP: 1	WP: 0 PB: 0 SB: 2 CS: 0	PA: 56		
PITCHER	IP	WLS	BF	H	R	ER	SO	BB	IBB	HBP	BLK	WP	HR	S	P	ERA	WHIP					
56 Franklin Morales, L ERA: 1.69	5.1		21	5	1	1	4	0	0	0	0	0	0	52	79	1.69	0.938					
LaTroy Hawkins, R ERA: 3.51	1.0	H	5	1	1	1	1	1	0	0	0	0	0	12	20	9.00	2.000					
40 Brian Fuentes, L ERA: 3.51	0.2	H	3	0	0	0	2	1	0	0	0	0	0	8	16	0.00	1.500					
50 Jorge Julio, R ERA: 4.03	1.0	B	7	2	2	0	0	2	0	0	0	0	0	12	25	0.00	4.000					
35 Taylor Buchholz, R ERA: 4.42	2.0		7	0	0	0	2	1	0	0	0	0	0	16	26	0.00	0.500					
PITCHER	IP	WLS	BF	H	R	ER	SO	BB	IBB	HBP	BLK	WP	HR	S	P	ERA	WHIP					
Jeremy Affeldt, L ERA: 3.4	11.1		4	1	0	0	0	1	0	0	0	0	0	11	17	0.00	2.000					
34 Matt Herges, R ERA: 3.52	12.1	W	6	0	0	0	1	0	0	0	0	0	0	17	23	0.00	0.000					
60 Manny Corpas, R ERA: 2.2	14.1	S	3	0	0	0	1	0	0	0	0	0	0	8	10	0.00	0.000					

Colorado Rockies @ Los Angeles Dodgers
Dodger Stadium, Los Angeles, CA
Sat

Batter	1	2	3	4	5	6	7	8	9	AB	R	H	RBI	BB	SO	LOB	TOP			
Kazuo Matsui, S OBP: 0.341, SLG: 0.406										2	0	0	0	2	0	1	Colorado Rockies @ Los Angeles Dodgers Dodger Stadium, Los Angeles, CA Sun Aug 19 2007, 1:10 PM PDT Att: 48,732 - Partly Cloudy - 91 F			
18 Cory Sullivan, L OBP: 0.355, SLG: 0.366										4	0	0	0	0	2	3				
5 Matt Holliday, R OBP: 0.395, SLG: 0.571										3	2	1	0	1	0	2				
17 Todd Helton, L OBP: 0.417, SLG: 0.465										4	1	2	2	0	0	1				
27 Garrett Atkins, R OBP: 0.349, SLG: 0.466										3	0	0	0	1	1	0				
50 Jorge Julio, R Jeremy Affeldt, L										0	0	0	0	0	0	0				
11 Brad Hawpe, L OBP: 0.390, SLG: 0.538										3	0	0	1	0	2	0				
2 Troy Tulowitzki, R OBP: 0.357, SLG: 0.442										4	0	1	0	0	2	0				
8 Yorvit Torrealba, R OBP: 0.336, SLG: 0.380										3	0	0	0	1	2	2				
26 Jeff Francis, L OBP: 0.191, SLG: 0.200										2	0	0	0	0	0	1				
19 Ryan Spilborghs, R (7, PH) OBP: 0.376, SLG: 0.567										1	0	0	0	0	0	0				
44 Ramon Ortiz, R Jamey Carroll, R OBP: 0.325, SLG: 0.314										0	0	0	0	0	0	0				
Inning Stats	R: 0 E: 0 K: 13 S: 13	H: 0 LOB: 1 BB: 1 P: 21	R: 0 E: 0 K: 10 S: 10	H: 0 LOB: 0 BB: 0 P: 15	R: 0 E: 0 K: 20 S: 20	H: 0 LOB: 1 BB: 1 P: 27	R: 1 E: 0 K: 11 S: 20	H: 2 LOB: 2 BB: 2 P: 33	R: 0 E: 0 K: 2 S: 8	H: 0 LOB: 0 BB: 0 P: 13	R: 0 E: 0 K: 5 S: 5	H: 0 LOB: 0 BB: 0 P: 6	R: 2 E: 0 K: 15 S: 15	H: 2 LOB: 0 BB: 0 P: 20	R: 0 E: 0 K: 3 S: 9	H: 0 LOB: 0 BB: 0 P: 14	1B: 2 2B: 1 3B: 0 HR: 1	SF: 1 SAC: 0 DP: 0 HBP: 0	WP: 0 PB: 0 SB: 1 CS: 0	PA: 35
PITCHER	IP WLS BF H R ER SO BB IBB HBP BLK WP HR S P ERA WHIP																			
31 Brad Penny, R ERA: 2.59	5.0	21	2	1	1	3	5	0	0	0	0	0	0	0	71	111	1.80	1.400		
Joe Beimel, L ERA: 4.14	2.0	6	0	0	0	2	0	0	0	0	0	0	0	14	19	0.00	0.000			
45 Scott Proctor, R ERA: 3.99	1.0	5	2	2	2	1	0	0	0	0	1	15	20	18.00	2.000					
44 Takashi Saito, R ERA: 1.47	1.0	3	0	0	0	3	0	0	0	0	0	9	14	0.00	0.000					

Batter	1	2	3	4	5	6	7	8	9	AB	R	H	RBI	BB	SO	LOB	BOTTOM			
15 Rafael Furcal, S OBP: 0.338, SLG: 0.366										4	1	1	0	0	0	3	Colorado Rockies @ Los Angeles Dodgers Dodger Stadium, Los Angeles, CA Sun Aug 19 2007, 1:10 PM PDT Att: 48,732 - Partly Cloudy - 91 F			
9 Juan Pierre, L OBP: 0.324, SLG: 0.343										2	0	1	0	1	0	0				
27 Matt Kemp, R OBP: 0.359, SLG: 0.515										3	0	1	1	0	1	2				
Shea Hillenbrand, R OBP: 0.278, SLG: 0.329										4	0	0	0	0	0	2				
16 Andre Ethier, L OBP: 0.362, SLG: 0.460										2	2	1	0	2	1	1				
55 Russell Martin, R OBP: 0.364, SLG: 0.460										2	1	1	0	1	1	0				
7 James Loney, L OBP: 0.288, SLG: 0.340										3	0	1	0	0	1	4				
12 Jeff Kent, R OBP: 0.363, SLG: 0.488										0	0	0	0	1	0	0				
44 Takashi Saito, L										0	0	0	0	0	0	0				
Ramon Martinez, R OBP: 0.236, SLG: 0.207										4	0	2	3	0	2	1				
31 Brad Penny, R ERA: 2.28, SLG: 0.340	6.0	25	6	2	2	7	2	0	0	0	0	0	0	0	0	0				
44 Ramon Ortiz, R ERA: 5.01	1.0	5	1	0	0	1	1	0	0	0	0	10	18	0.00	2.000					
50 Jorge Julio, R ERA: 5.0	0.1	3	1	2	2	0	1	0	0	0	0	8	15	54.00	6.000					
45 Scott Proctor, R ERA: 3.35	0.2	3	1	0	0	0	1	0	0	0	0	4	12	0.00	3.000					
Inning Stats	R: 1 E: 0 K: 0 S: 9	H: 1 LOB: 0 BB: 0 P: 14	R: 1 E: 0 K: 2 S: 12	H: 2 LOB: 0 BB: 0 P: 18	R: 0 E: 0 K: 1 S: 8	H: 2 LOB: 1 BB: 0 P: 9	R: 0 E: 0 K: 3 S: 11	H: 1 LOB: 1 BB: 0 P: 15	R: 0 E: 0 K: 1 S: 6	H: 0 LOB: 0 BB: 0 P: 10	R: 0 E: 0 K: 0 S: 9	H: 0 LOB: 1 BB: 2 P: 19	R: 0 E: 1 K: 1 S: 10	H: 1 LOB: 2 BB: 1 P: 18	R: 2 E: 0 K: 0 S: 12	H: 2 LOB: 1 BB: 2 P: 27	1B: 8 2B: 3 3B: 0 HR: 0	SF: 1 SAC: 1 DP: 2 HBP: 1	WP: 0 PB: 0 SB: 0 CS: 0	PA: 37
PITCHER	IP WLS BF H R ER SO BB IBB HBP BLK WP HR S P ERA WHIP																			



Batter	1	2	3	4	5	6	7	8	9	AB	R	H	RBI	BB	SO	LOB	TOP					
15 Rafael Furcal, S OBP: 0.343, SLG: 0.368										5	4	3	1	1	0	0	Los Angeles Dodgers @ Philadelphia Phillies Citizens Bank Park, Philadelphia, PA Wed Aug 22 2007, 7:05 PM EDT Att: 37,321 - Cloudy - 67 F					
9 Juan Pierre, L OBP: 0.326, SLG: 0.347										6	2	3	0	0	0	1						
27 Matt Kemp, R OBP: 0.369, SLG: 0.532											6	3	4	2	0	0		1				
12 Jeff Kent, R OBP: 0.361, SLG: 0.490											3	2	2	2	0	0		2				
Ramon Martinez, R OBP: 0.232, SLG: 0.295											1	0	0	2	0	0		0				
16 Andre Ethier, L OBP: 0.368, SLG: 0.474											4	2	2	3	2	0		2				
55 Russell Martin, R OBP: 0.364, SLG: 0.463											3	1	0	1	0	0		2				
Mike Lieberthal, R OBP: 0.281, SLG: 0.262											1	0	1	0	0	0		0				
7 James Loney, L OBP: 0.361, SLG: 0.473											4	0	2	3	1	0		1				
Shea Hillenbrand, R OBP: 0.280, SLG: 0.328											3	1	1	1	1	0		1				
Derek Lowe, R OBP: 0.208, SLG: 0.128											4	0	0	0	0	1	4					
45 Scott Proctor, R OBP: 0.359, SLG: 0.392											0	0	0	0	0	0	0					
Mark Sweeney, L OBP: 0.339, SLG: 0.392											1	0	0	0	0	0	1					
Roberto Hernandez, R OBP: 0.281, SLG: 0.262											0	0	0	0	0	0	0					
Inning Stats	R: 1 H: 2 E: 1 K: 0 S: 15	H: 2 LOB: 2 BB: 0 P: 22	R: 0 H: 0 E: 0 K: 0 S: 5	H: 0 LOB: 0 BB: 1 P: 12	R: 0 H: 0 E: 0 K: 0 S: 6	H: 0 LOB: 0 BB: 0 P: 7	R: 2 H: 2 E: 0 K: 0 S: 8	H: 2 LOB: 0 BB: 0 P: 11	R: 0 H: 0 E: 0 K: 0 S: 6	H: 0 LOB: 0 BB: 0 P: 8	R: 2 H: 3 E: 0 K: 1 S: 13	H: 3 LOB: 3 BB: 2 P: 28	R: 5 H: 3 E: 0 K: 0 S: 16	H: 3 LOB: 1 BB: 2 P: 35	R: 3 H: 4 E: 0 K: 0 S: 12	H: 4 LOB: 1 BB: 0 P: 15	R: 2 H: 4 E: 0 K: 0 S: 13	H: 4 LOB: 2 BB: 0 P: 16	1B: 13 2B: 3 3B: 1 HR: 1	SF: 3 SAC: 0 DP: 1 HBP: 1	WP: 0 PA: 50 PB: 0 SB: 0 CS: 0	
PITCHER	IP WLS BF H R ER SO BB IBB HBP BLK WP HR S P ERA WHIP	6.0 L 27 7 5 4 1 1 2 0 0 0 1 53 88 6.00 1.333	0.1 6 2 5 5 0 1 1 1 0 0 0 9 24 135.00 9.000	2.2 17 9 5 5 0 0 0 0 0 0 0 32 42 16.88 3.375																		

AB 41
R 15
H 18
RBI 15
BB 5
SO 1
LOB 15

Batter	1	2	3	4	5	6	7	8	9	AB	R	H	RBI	BB	SO	LOB	BOTTOM				
11 Jimmy Rollins, S OBP: 0.343, SLG: 0.523										3	0	1	0	0	0	0	1				
Abraham Nunez, S OBP: 0.316, SLG: 0.294										4	0	0	0	0	1	2					
Tadahito Iguchi, R OBP: 0.346, SLG: 0.389										3	0	1	0	0	1	1					
Pat Burrell, R OBP: 0.411, SLG: 0.486											3	0	0	0	0	0	3				
55 Clay Condrey, R ERA: 5.97											1	0	0	0	0	0					
6 Ryan Howard, L OBP: 0.383, SLG: 0.560											3	2	2	0	0	1	0				
Wes Helms, R OBP: 0.301, SLG: 0.375											1	0	0	0	0	0					
Aaron Rowand, R OBP: 0.380, SLG: 0.521																					
Russell Branyan, L OBP: 0.320, SLG: 0.465											1	0	0	0	0	1	0				
8 Shane Victorino, S OBP: 0.348, SLG: 0.426											4	0	0	0	0	0	2				
19 Greg Dobbs, L OBP: 0.328, SLG: 0.488											3	0	0	1	0	0	1				
27 Chris Coste, R OBP: 0.372, SLG: 0.476											3	1	1	2	0	0	0				
5B J.D. Durbin, R OBP: 0.286, SLG: 0.357											1	0	0	0	0	0	0				
29 Chris Roberson, S OBP: 0.280, SLG: 0.280											1	0	1	0	0	0	0				
Jose Mesa, R ERA: 3.93											0	0	0	0	0	0	0				
2B Jayson Werth, R OBP: 0.371, SLG: 0.433											1	0	0	0	0	0	0				
Inning Stats	R: 0 H: 0 E: 0 K: 1 S: 9	H: 0 LOB: 0 BB: 0 P: 16	R: 0 H: 0 E: 0 K: 1 S: 9	H: 0 LOB: 0 BB: 0 P: 13	R: 0 H: 0 E: 0 K: 0 S: 7	H: 0 LOB: 0 BB: 0 P: 11	R: 0 H: 1 E: 0 K: 1 S: 7	H: 1 LOB: 0 BB: 0 P: 13	R: 1 H: 1 E: 0 K: 0 S: 8	H: 1 LOB: 0 BB: 0 P: 11	R: 0 H: 2 E: 0 K: 0 S: 8	H: 2 LOB: 2 BB: 0 P: 13	R: 2 H: 2 E: 0 K: 0 S: 9	H: 2 LOB: 0 BB: 0 P: 15	R: 0 H: 0 E: 0 K: 0 S: 5	H: 0 LOB: 0 BB: 0 P: 8	R: 0 H: 0 E: 0 K: 1 S: 10	H: 0 LOB: 0 BB: 0 P: 16	1B: 4 2B: 1 3B: 0 HR: 1	SF: 0 SAC: 0 DP: 0 HBP: 0	WP: 1 PA: 33 PB: 0 SB: 0 CS: 0
PITCHER	IP WLS BF H R ER SO BB IBB HBP BLK WP HR S P ERA WHIP	7.0 W 27 6 3 3 3 0 0 0 0 0 5 7 3.86 0.857	1.0 3 0 0 0 0 0 0 0 0 0 0 5 8 0.00 0.000	1.0 3 0 0 0 1 0 0 0 0 0 0 10 16 0.00 0.000																	

AB 33
R 3
H 6
RBI 3
BB 0
SO 4
LOB 10

Batter	1	2	3	4	5	6	7	8	9	AB	R	H	RBI	BB	SO	LOB	TOP																
15 Rafael Furcal, S OBP: 0.343, SLG: 0.369	P2		27 1B G3		1-H 2B		G4-3		F8	4	0	1	1	1	0	1	Los Angeles Dodgers @ Philadelphia Phillies Citizens Bank Park, Philadelphia, PA Thu Aug 23 2007, 1:05 PM EDT Att: 37,875 - Cloudy - 72 F																
9 Juan Pierre, L OBP: 0.325, SLG: 0.345	B3		G3		L4		2-3		G6-3	5	0	1	1	0	0	2																	
27 Matt Kemp, R OBP: 0.370, SLG: 0.525	K		12 G6-4-3 1B		K		3-H 1B		CS	4	1	1	0	1	2	1																	
12 Jeff Kent, R OBP: 0.363, SLG: 0.489		G6-4-3			F8				12 1B BB	3	0	1	1	1	0	2																	
Shea Hillenbrand, R OBP: 0.354, SLG: 0.325	G3								7 1B 1B	2	0	0	0	0	0	1																	
7 James Loney, L OBP: 0.362, SLG: 0.474									55 BB 1B	2	1	1	0	0	0	0																	
55 Russell Martin, R OBP: 0.369, SLG: 0.463									1B	0	1	0	0	4	0	0																	
Luis Gonzalez, L OBP: 0.354, SLG: 0.423									1B	4	0	0	0	0	1	7																	
16 Andre Ethier, L OBP: 0.368, SLG: 0.474	K								G1-2-3	0	0	0	0	0	0	0																	
Ramon Martinez, R OBP: 0.248, SLG: 0.217									1-2 2-3 3-H	3	1	2	2	1	0	0																	
58 Chad Billingsley, R OBP: 0.136, SLG: 0.143									2-H 3-H	1	1	0	0	1	1	3																	
Mark Sweeney, L OBP: 0.353, SLG: 0.388	K								L1	1	0	0	0	0	0	1																	
51 Jonathan Broxton, R OBP: 0.368, SLG: 0.474										0	0	0	0	0	0	0																	
44 Takashi Saito, L										0	0	0	0	0	0	0																	
Inning Stats	R: 0 E: 0 K: 1 S: 7	H: 0 LOB: 0 BB: 0 P: 11	R: 0 E: 0 K: 2 S: 13	H: 0 LOB: 3 BB: 3 P: 31	R: 0 E: 0 K: 0 S: 4	H: 1 LOB: 1 BB: 1 P: 11	R: 0 E: 0 K: 0 S: 7	H: 0 LOB: 0 BB: 0 P: 16	R: 1 E: 0 K: 1 S: 9	H: 1 LOB: 1 BB: 1 P: 19	R: 0 E: 0 K: 0 S: 8	H: 0 LOB: 1 BB: 1 P: 15	R: 1 E: 0 K: 0 S: 12	H: 2 LOB: 0 BB: 0 P: 16	R: 3 E: 0 K: 0 S: 20	H: 3 LOB: 1 BB: 2 P: 34	R: 0 E: 0 K: 0 S: 5	H: 0 LOB: 0 BB: 0 P: 7	1B: 6 2B: 1 3B: 0 HR: 0	SF: 0 SAC: 1 DP: 3 HBP: 0	WP: 0 PB: 0 SB: 1 CS: 1	PA: 40											
PITCHER	IP WLS BF H R ER SO BB IBB HBP BLK WP HR S P ERA WHIP																																
52 Fabio Castro, L ERA: 6.23	5.0	21	2	1	1	4	6	0	0	0	0	0	0	40	88	1.80	1.600																
Antonio Alfonseca, R ERA: 4.06	1.0	4	0	0	0	0	1	0	0	0	0	0	0	8	15	0.00	1.000																
16 J.C. Romero, L ERA: 2.85	1.0	L	4	2	1	1	0	0	0	0	0	0	0	12	16	9.00	2.000																
45 Tom Gordon, R ERA: 5.85	0.0		4	2	3	3	2	0	0	0	0	0	0	11	23	=	=																
56 Geoff Geary, R ERA: 5.98	2.0		6	1	0	0	0	0	0	0	0	0	0	14	18	0.00	0.500																

AB 29
R 5
H 7
RBI 5
BB 9
SO 4
LOB 18



Batter	1	2	3	4	5	6	7	8	9	AB	R	H	RBI	BB	SO	LOB	BOTTOM																
11 Jimmy Rollins, S OBP: 0.341, SLG: 0.519	K		G4-3							4	0	0	0	0	1	2	Los Angeles Dodgers @ Philadelphia Phillies Citizens Bank Park, Philadelphia, PA Thu Aug 23 2007, 1:05 PM EDT Att: 37,875 - Cloudy - 72 F																
Tadahito Iguchi, R OBP: 0.345, SLG: 0.394	G5-3									4	1	1	1	0	1	1																	
Pat Burrell, R OBP: 0.409, SLG: 0.486	K									4	0	1	1	0	2	0																	
6 Ryan Howard, L OBP: 0.381, SLG: 0.556	G1-3									3	0	0	0	1	2	0																	
Aaron Rowand, R OBP: 0.379, SLG: 0.518	G6-3									4	0	1	0	0	2	2																	
19 Greg Dobbs, L OBP: 0.323, SLG: 0.480	F9									4	0	0	0	0	1	1																	
28 Jayson Werth, R OBP: 0.376, SLG: 0.438										3	0	2	0	0	0	0																	
51 Carlos Ruiz, R OBP: 0.329, SLG: 0.405	F7									3	0	0	0	0	0	3																	
52 Fabio Castro, L ERA: 6.23										0	0	0	0	0	0	0																	
8 Shane Victorino, S ERA: 3.48										0	1	0	0	1	0	0																	
16 J.C. Romero, S ERA: 2.85										0	0	0	0	0	0	0																	
45 Tom Gordon, R ERA: 5.85										0	0	0	0	0	0	0																	
56 Geoff Geary, R ERA: 5.98										0	0	0	0	0	0	0																	
27 Chris Coste, R OBP: 0.366, SLG: 0.470										1	0	0	0	0	1	0																	
Inning Stats	R: 0 E: 0 K: 2 S: 8	H: 0 LOB: 0 BB: 0 P: 11	R: 0 E: 0 K: 0 S: 4	H: 0 LOB: 0 BB: 0 P: 8	R: 0 E: 0 K: 0 S: 6	H: 1 LOB: 1 BB: 0 P: 10	R: 0 E: 0 K: 2 S: 8	H: 0 LOB: 0 BB: 0 P: 12	R: 0 E: 0 K: 1 S: 11	H: 2 LOB: 1 BB: 0 P: 13	R: 1 E: 0 K: 2 S: 16	H: 1 LOB: 2 BB: 2 P: 30	R: 0 E: 0 K: 0 S: 4	H: 0 LOB: 0 BB: 0 P: 9	R: 1 E: 0 K: 1 S: 12	H: 1 LOB: 0 BB: 0 P: 15	R: 0 E: 0 K: 2 S: 10	H: 0 LOB: 0 BB: 0 P: 13	1B: 3 2B: 1 3B: 0 HR: 1	SF: 0 SAC: 1 DP: 1 HBP: 0	WP: 0 PB: 0 SB: 1 CS: 0	PA: 33											
PITCHER	IP WLS BF H R ER SO BB IBB HBP BLK WP HR S P ERA WHIP																																
58 Chad Billingsley, R ERA: 3.48	7.0	W	26	4	1	1	7	1	0	0	0	0	0	57	93	1.29	0.714																
51 Jonathan Broxton, R ERA: 2.34	1.0		4	1	1	1	0	0	0	0	0	0	1	12	15	9.00	1.000																
44 Takashi Saito, R ERA: 1.44	1.0	S	3	0	0	0	2	0	0	0	0	0	0	10	13	0.00	0.000																

AB 30
R 2
H 5
RBI 2
BB 2
SO 10
LOB 9



Batter	1	2	3	4	5	6	7	8	9	AB	R	H	RBI	BB	SO	LOB	TOP				
15 Rafael Furcal, S OBP: 0.344, SLG: 0.368	4-1 12 BB 9 1B BB	0-1 G1-3			1-3 K		1-0 FC3-6		1-0 27 1B 12 FC5 9 SF8 1B	4	1	1	0	1	1	2	Los Angeles Dodgers @ New York Mets Shea Stadium, Flushing, NY Fri Aug 24 2007, 7:10 PM EDT Att: 53,250 - Clear - 79 F				
9 Juan Pierre, L OBP: 0.324, SLG: 0.344	0-1 12 BB 1B		1-2 F8		1-1 F9		2-1 L9		0-0 12 SF8 27 1B FC5	5	0	1	0	0	0	3					
27 Matt Kemp, R OBP: 0.371, SLG: 0.527	1-3 K		3-2 12 PB 2B		2-1 P4			3-1 G6-3	1-0 1B	5	0	2	0	0	1	2					
12 Jeff Kent, R OBP: 0.365, SLG: 0.489	4-1 1-2 2-3 BB		4-2 16 G3-6-3 BB		3-2 G5-3			0-0 16 2B G3 1B	1-1 SF8	2	1	1	1	2	0	0					
16 Andre Ethier, L OBP: 0.366, SLG: 0.473	1-3 K		0-1 G3-6-3		1-2 G1-5-3			3-2 G3 2B	1-3 K	5	0	1	0	0	2	7					
55 Russell Martin, R OBP: 0.372, SLG: 0.463	1-0 L9			2-1 1B		4-0 BB		4-1 G3 BB		2	0	1	0	2	0	3					
7 James Loney, L OBP: 0.358, SLG: 0.467		2-2 P5		0-3 K		0-0 G5-3		1-2 G3		3	0	0	0	0	1	2					
Ramon Martinez, R OBP: 0.246, SLG: 0.216								1-2 2-3 3-H 2-2		1	0	0	1	0	0	2					
Shea Hillenbrand, R OBP: 0.273, SLG: 0.319		3-2 G5-3		0-1 F8			1-1 F7			4	0	0	0	0	0	3					
31 Brad Penny, R OBP: 0.278, SLG: 0.327		0-3 K		2-3 K			4-1 15 FC3-6 BB		1-2 9 FC5 15 1B 1B	2	0	0	0	0	2	1					
Olmedo Saenz, R OBP: 0.303, SLG: 0.320										0	0	0	0	1	0	0					
Joe Beimel, L										0	0	0	0	0	0	0					
45 Scott Proctor, R										0	0	0	0	0	0	0					
Luis Gonzalez, L OBP: 0.355, SLG: 0.424										1	0	1	0	0	0	0					
Inning Stats	R: 0 E: 0 K: 2 S: 12	H: 1 LOB: 3 BB: 2 P: 23	R: 0 E: 0 K: 1 S: 14	H: 0 LOB: 1 BB: 0 P: 19	R: 0 E: 0 K: 0 S: 11	H: 1 LOB: 1 BB: 1 P: 19	R: 0 E: 0 K: 2 S: 14	H: 1 LOB: 1 BB: 0 P: 18	R: 0 E: 0 K: 1 S: 7	H: 0 LOB: 1 BB: 1 P: 15	R: 0 E: 0 K: 0 S: 6	H: 0 LOB: 1 BB: 1 P: 14	R: 1 E: 0 K: 0 S: 14	H: 2 LOB: 2 BB: 1 P: 27	R: 1 E: 0 K: 1 S: 11	H: 3 LOB: 2 BB: 0 P: 16	1B: 6 2B: 2 3B: 0 HR: 0	SF: 1 SAC: 0 DP: 1 HBP: 0	WP: 0 PB: 2 SB: 0 CS: 0	PA: 41	
PITCHER	IP WLS BF H R ER SO BB IBB HBP BLK WP HR S P ERA WHIP	7.0 W 29 3 0 0 6 5 0 0 0 0 0 0 71 119 0.00 1.143	0.1 H 4 2 1 1 0 1 0 0 0 0 0 0 8 18 27.00 9.000	0.2 H 2 0 0 0 0 0 0 0 0 0 0 0 6 9 0.00 0.000	1.0 6 3 1 1 1 0 0 0 0 0 0 0 0 11 16 9.00 3.000																

AB	34
R	2
H	8
RBI	2
BB	6
SO	7
LOB	25



Batter	1	2	3	4	5	6	7	8	9	AB	R	H	RBI	BB	SO	LOB	BOTTOM				
7 José Reyes, S OBP: 0.374, SLG: 0.445	4-0 S 2B BB		0-0 SH2-3 5 1B 2B	0-0 L7			1-2 F7	3-3 K		4	2	1	0	1	1	4	Los Angeles Dodgers @ New York Mets Shea Stadium, Flushing, NY Fri Aug 24 2007, 7:10 PM EDT Att: 53,250 - Clear - 79 F				
Ruben Gelay, S OBP: 0.380, SLG: 0.490	2-1 18 CS 1-H 2B		0-0 SH2-3 2-3		1-3 K		1-2 5 G6-4-3 1B			3	0	2	1	0	1	0					
5 David Wright, R OBP: 0.406, SLG: 0.528	4-2 18 CS BB		0-0 15 G3 1B		3-2 K		2-0 G6-4-3 1B			3	1	2	2	1	0	1					
15 Carlos Beltrán, S OBP: 0.353, SLG: 0.524	2-2 L6		1-0 G3		1-2 F8			4-1 18 1B 1B BB		3	1	0	0	1	0	3					
18 Moises Alou, R OBP: 0.367, SLG: 0.498	2-2 F8		0-1 G4-3		1-0 G6-3			0-1 1B 9 SF8 1B 1B		4	1	1	0	0	0	3					
21 Carlos Delgado, L OBP: 0.324, SLG: 0.423		3-2 G4-3		4-2 SH1-4 BB BB		0-0 G3		0-3 K		3	0	0	0	1	1	2					
Lastings Milledge, R OBP: 0.329, SLG: 0.427		1-2 K		4-0 SH1-4 BB		2-0 G4-3		1-1 BLK 1B 1B		3	0	1	1	1	1	0					
Mike DiFelice, R OBP: 0.314, SLG: 0.406		1-2 1B		0-1 SH1-4		1-0 1B		0-1 7 BLK 1B		3	0	3	0	0	0	0					
Oliver Pérez, L OBP: 0.174, SLG: 0.174		1-0 B2-3		1-2 2-3 1B		0-2 P6		2-1 SF8		3	0	0	0	0	0	4					
Jorge Sosa, R OBP: 0.296, SLG: 0.292										0	0	0	0	0	0	0					
25 Pedro Feliciano, L										0	0	0	0	0	0	0					
9 Marlon Anderson, L OBP: 0.346, SLG: 0.438										0	0	0	1	0	0	0					
13 Billy Wagner, L										0	0	0	0	0	0	0					
Inning Stats	R: 1 E: 0 K: 0 S: 15	H: 1 LOB: 1 BB: 2 P: 29	R: 0 E: 0 K: 1 S: 14	H: 1 LOB: 1 BB: 0 P: 20	R: 1 E: 0 K: 0 S: 6	H: 2 LOB: 1 BB: 0 P: 7	R: 0 E: 0 K: 0 S: 8	H: 0 LOB: 2 BB: 2 P: 18	R: 1 E: 0 K: 1 S: 10	H: 1 LOB: 0 BB: 0 P: 16	R: 0 E: 0 K: 0 S: 6	H: 1 LOB: 1 BB: 0 P: 9	R: 0 E: 0 K: 0 S: 7	H: 1 LOB: 0 BB: 0 P: 11	R: 2 E: 0 K: 2 S: 17	H: 3 LOB: 2 BB: 1 P: 27	1B: 7 2B: 2 3B: 0 HR: 1	SF: 1 SAC: 2 DP: 1 HBP: 0	WP: 0 PB: 0 SB: 1 CS: 2	PA: 37	
PITCHER	IP WLS BF H R ER SO BB IBB HBP BLK WP HR S P ERA WHIP	6.0 L 27 6 3 3 2 4 0 0 0 0 0 0 59 99 4.50 1.667	1.0 3 1 0 0 0 0 0 0 0 0 0 0 0 7 11 0.00 1.000	1.0 7 3 2 2 2 1 0 0 1 0 0 0 0 17 27 18.00 4.000																	

AB	29
R	5
H	10
RBI	5
BB	5
SO	4
LOB	17



Batter	1	2	3	4	5	6	7	8	9	AB	R	H	RBI	BB	SO	LOB	TOP																					
15 Rafael Furcal, S OBP: 0.345, SLG: 0.369	F8		F8			1B		1B		4	0	2	0	0	0	0	Los Angeles Dodgers @ New York Mets Shea Stadium, Flushing, NY Sat Aug 25 2007, 3:55 PM EDT Att: 52,655 - Sunny - 87 F																					
9 Juan Pierre, L OBP: 0.323, SLG: 0.343	1B					K		G4-6-3		4	0	1	0	0	1	2																						
16 Andre Ethier, L OBP: 0.362, SLG: 0.468	G6-3					F8		K		4	0	0	0	0	1	1																						
12 Jeff Kent, R OBP: 0.364, SLG: 0.486						K		P6		4	0	1	0	0	2	0																						
Luis Gonzalez, L OBP: 0.357, SLG: 0.431						K		G1-6-3		3	1	1	1	1	1	1																						
55 Russell Martin, R OBP: 0.374, SLG: 0.470						P6		HR		2	1	1	1	1	0	0																						
7 James Loney, L Rudy Seanez, R						P5		HR		2	0	0	0	0	0	1																						
27 Matt Kemp, R Roberto Hernandez, R Joe Beimel, L 51 Jonathan Broxton, R						F8		K		2	0	0	0	0	0	0																						
Shea Hillenbrand, R OBP: 0.274, SLG: 0.328						P3		G3		3	1	1	0	0	1	0																						
50 Eric Stults, L Mark Sweeney, L						F8		P2		1	0	0	0	0	0	0																						
								G3		2	0	0	1	0	0	0																						
Inning Stats	R: 0 E: 0 K: 0 S: 7	H: 1 LOB: 0 BB: 10 P: 10	R: 0 E: 0 K: 1 S: 6	H: 0 LOB: 1 BB: 2 P: 17	R: 0 E: 0 K: 0 S: 6	H: 0 LOB: 0 BB: 0 P: 10	R: 0 E: 0 K: 1 S: 8	H: 0 LOB: 0 BB: 0 P: 14	R: 0 E: 0 K: 1 S: 9	H: 0 LOB: 0 BB: 0 P: 14	R: 0 E: 0 K: 2 S: 13	H: 1 LOB: 1 BB: 0 P: 20	R: 2 E: 0 K: 2 S: 12	H: 2 LOB: 0 BB: 0 P: 21	R: 1 E: 0 K: 0 S: 9	H: 2 LOB: 0 BB: 0 P: 16	R: 0 E: 0 K: 0 S: 9	H: 1 LOB: 0 BB: 15 P: 15	1B: 4 2B: 0 3B: 1 HR: 2	SF: 0 SAC: 0 DP: 2 HBP: 0	WP: 0 PB: 0 SB: 0 CS: 2	PA: 32																
PITCHER	IP	WLS	BF	H	R	ER	SO	BB	IBB	HBP	BLK	WP	HR	S	P	ERA	WHIP	PITCHER				IP	WLS	BF	H	R	ER	SO	BB	IBB	HBP	BLK	WP	HR	S	P	ERA	WHIP
26 Orlando Hernandez, R ERA: 3.07	7.0	W	25	4	2	2	7	2	0	0	0	0	2	61	106	2.57	0.857					7.0	W	25	4	2	2	7	2	0	0	0	0	2	61	106	2.57	0.857
25 Pedro Feliciano, L ERA: 2.77	1.0	H	4	2	1	1	0	0	0	0	0	0	0	9	16	9.00	2.000					1.0	H	4	2	1	1	0	0	0	0	0	0	9	16	9.00	2.000	
Aaron Heilman, R ERA: 3.36	1.0	S	3	1	0	0	0	0	0	0	0	0	0	9	15	0.00	1.000					1.0	S	3	1	0	0	0	0	0	0	0	9	15	0.00	1.000		

AB	30
R	3
H	7
RBI	3
BB	2
SO	7
LOB	5



Batter	1	2	3	4	5	6	7	8	9	AB	R	H	RBI	BB	SO	LOB	BOTTOM																					
7 José Reyes, S OBP: 0.373, SLG: 0.443	F7		G5-3			B1-3		F7		4	1	1	0	0	0	0	Los Angeles Dodgers @ New York Mets Shea Stadium, Flushing, NY Sat Aug 25 2007, 3:55 PM EDT Att: 52,655 - Sunny - 87 F																					
Lastings Millodge, R OBP: 0.324, SLG: 0.417	BB		G5-3			G6-3		G5-3		3	0	0	0	1	0	1																						
5 David Wright, R OBP: 0.411, SLG: 0.530	BB		1B			15 1B		2B		2	2	2	1	2	0	0																						
15 Carlos Beltrán, S OBP: 0.355, SLG: 0.524	F7		1B			21 1B		K		4	1	2	0	0	1	3																						
Jeff Conine, R OBP: 0.327, SLG: 0.414	BB		1B			21 1B		2B		2	0	1	1	2	1	2																						
21 Carlos Delgado, L OBP: 0.323, SLG: 0.422	G5-3		P4			1B		F9		4	0	1	2	0	0	6																						
Sandy Alomar Jr., R OBP: 0.198, SLG: 0.211	G6-3					K		G1-3		4	0	0	0	0	1	2																						
Ruben Gotay, S OBP: 0.370, SLG: 0.477	K					G6-3		G3		4	0	0	0	0	2	0																						
26 Orlando Hernandez, R 25 Pedro Feliciano, L	K					K		G1-3		3	0	0	0	0	2	0																						
9 Marlon Anderson, L Aaron Heilman, R	K					P5		G1-3		0	0	0	0	0	0	0																						
										1	0	0	0	0	0	0																						
										0	0	0	0	0	0	0																						
Inning Stats	R: 0 E: 0 K: 0 S: 11	H: 0 LOB: 3 BB: 3 P: 26	R: 0 E: 0 K: 2 S: 11	H: 0 LOB: 0 BB: 0 P: 13	R: 1 E: 0 K: 1 S: 17	H: 3 LOB: 2 BB: 0 P: 26	R: 0 E: 0 K: 1 S: 8	H: 0 LOB: 0 BB: 0 P: 13	R: 2 E: 0 K: 1 S: 13	H: 2 LOB: 2 BB: 2 P: 23	R: 0 E: 0 K: 1 S: 8	H: 0 LOB: 0 BB: 0 P: 12	R: 1 E: 0 K: 1 S: 10	H: 2 LOB: 1 BB: 0 P: 15	R: 0 E: 0 K: 0 S: 6	H: 0 LOB: 0 BB: 0 P: 8	1B: 6 2B: 1 3B: 0 HR: 0	SF: 0 SAC: 0 DP: 0 HBP: 0	WP: 0 PB: 0 SB: 2 CS: 0	PA: 36																		
PITCHER	IP	WLS	BF	H	R	ER	SO	BB	IBB	HBP	BLK	WP	HR	S	P	ERA	WHIP	PITCHER				IP	WLS	BF	H	R	ER	SO	BB	IBB	HBP	BLK	WP	HR	S	P	ERA	WHIP
50 Eric Stults, L ERA: 4.23	4.2	L	24	5	3	3	4	4	1	0	0	0	0	57	98	5.79	1.929					4.2	L	24	5	3	3	4	4	1	0	0	0	57	98	5.79	1.929	
Rudy Seanez, R ERA: 3.43	1.1		4	0	0	0	2	0	0	0	0	0	0	11	15	0.00	0.000					1.1		4	0	0	0	2	0	0	0	0	11	15	0.00	0.000		
Roberto Hernandez, R ERA: 6.2	0.2		4	2	1	1	1	0	0	0	0	0	0	9	14	13.50	3.000					0.2		4	2	1	1	1	0	0	0	9	14	13.50	3.000			
Joe Beimel, L ERA: 4.04	0.1		1	0	0	0	0	0	0	0	0	0	0	1	1	0.00	0.000					0.1		1	0	0	0	0	0	0	0	1	1	0.00	0.000			
51 Jonathan Broxton, R ERA: 2.31	1.0		3	0	0	0	0	0	0	0	0	0	0	6	8	0.00	0.000					1.0		3	0	0	0	0	0	0	0	6	8	0.00	0.000			



Batter	1	2	3	4	5	6	7	8	9	AB	R	H	RBI	BB	SO	LOB	TOP			
15 Rafael Furcal, S OBP: 0.348, SLG: 0.375	2-1 G4-3 2B		4-1 9 3B BB		3-2 9 FC4-6 1B	0-0 9 1B 27 1B 1B		0-0 L7		4	2	3	0	1	0	0				
9 Juan Pierre, L OBP: 0.324, SLG: 0.348	1-2 G4-3 2-3		0-0 1-H 3B		0-1 FC4-6 27 1B 2B	1-1 27 1B S 1B		1-0 F7		5	1	2	2	0	0	3				
27 Matt Kemp, R OBP: 0.369, SLG: 0.521	2-3 K		1-1 G6-3		0-1 2B 16 F8 1B	1-0 S 1B		1-1 F8		5	0	2	2	0	1	2				
12 Jeff Kent, R OBP: 0.365, SLG: 0.485 Ramon Martinez, R OBP: 0.246, SLG: 0.227	0-1 P4			1-1 16 1B HBP	1-1 1-3 3-H 2-2 2B	1-1 G6-3			2-1 G4-3	1	0	0	0	0	0	1				
16 Andre Ethier, L OBP: 0.360, SLG: 0.464		3-3 K		3-2 1-3 1B	1-1 F8			1-2 G3	2	5	0	1	0	0	1	2				
Shea Hillenbrand, R OBP: 0.269, SLG: 0.321	1-2 L8			1-2 L4		1-1 G5-3		1-1 G6-3	3	5	0	0	0	0	1	2				
7 James Loney, L OBP: 0.353, SLG: 0.459	3-0 F7			1-3 K		0-1 E3 1B		0-0 1B		4	1	1	0	0	1	2				
Mike Lieberthal, R OBP: 0.279, SLG: 0.262			1-0 G6-3	1-3 K		1-3 K		3-2 1B		4	0	1	0	0	2	3				
David Wells, L Luis Gonzalez, L Rudy Seanez, R Ormedo Saenz, R Joe Beimel, L 51 Jonathan Broxton, R 44 Takashi Saito, L	1-3 K				1-0 FC4-6 27 1B 1B	3-2 15 1B 1B		1-1 F7	3	2	1	1	0	0	1	0				
Inning Stats	R: 0 E: 0 K: 1 S: 12	H: 1 LOB: 1 BB: 0 P: 17	R: 0 E: 0 K: 1 S: 7	H: 0 LOB: 0 BB: 0 P: 14	R: 1 E: 0 K: 1 S: 8	H: 1 LOB: 1 BB: 1 P: 15	R: 0 E: 0 K: 2 S: 17	H: 1 LOB: 2 BB: 0 P: 24	R: 2 E: 0 K: 0 S: 13	H: 4 LOB: 1 BB: 0 P: 20	R: 3 E: 1 K: 1 S: 22	H: 4 LOB: 2 BB: 0 P: 31	R: 0 E: 0 K: 0 S: 4	H: 0 LOB: 0 BB: 0 P: 6	R: 0 E: 0 K: 1 S: 8	H: 0 LOB: 0 BB: 0 P: 12	1B: 10 2B: 2 3B: 1 HR: 0	SF: 0 SAC: 0 DP: 0 HBP: 1	WP: 0 PB: 0 SB: 2 CS: 0	PA: 42
PITCHER	IP WLS BF H R ER SO BB IBB HBP BLK WP HR S P ERA WHIP	IP WLS BF H R ER SO BB IBB HBP BLK WP HR S P ERA WHIP	IP WLS BF H R ER SO BB IBB HBP BLK WP HR S P ERA WHIP	IP WLS BF H R ER SO BB IBB HBP BLK WP HR S P ERA WHIP	IP WLS BF H R ER SO BB IBB HBP BLK WP HR S P ERA WHIP	IP WLS BF H R ER SO BB IBB HBP BLK WP HR S P ERA WHIP	IP WLS BF H R ER SO BB IBB HBP BLK WP HR S P ERA WHIP	IP WLS BF H R ER SO BB IBB HBP BLK WP HR S P ERA WHIP	IP WLS BF H R ER SO BB IBB HBP BLK WP HR S P ERA WHIP											

Los Angeles Dodgers @ New York Mets
Shea Stadium, Flushing, NY
Sun Aug 26 2007, 8:05 PM EDT
Att: 49,234 - Cloudy - 80 F

AB 40
R 6
H 13
RBI 6
BB 1
SO 7
LOB 19



Batter	1	2	3	4	5	6	7	8	9	AB	R	H	RBI	BB	SO	LOB	BOTTOM			
7 José Reyes, S OBP: 0.373, SLG: 0.443	0-0 G5-3		1-1 5 2B 1B		1-0 G6-3		1-2 E5 S 1B		3-3 K	5	1	2	0	0	1	0				
Lastings Millodge, R OBP: 0.333, SLG: 0.420	2-1 5 2B 1B		0-3 K		0-2 15 BB 5 BB 1B		4-0 5 S BB		3-3 K	4	0	2	0	1	2	2				
5 David Wright, R OBP: 0.413, SLG: 0.535	0-1 1-H 2B		0-1 15 CS 1-H 2-H 2B		4-1 15 BB BB		3-3 K		3-3 K	3	0	2	2	1	1	2				
15 Carlos Beltrán, S OBP: 0.356, SLG: 0.521	4-0 18 FC6-4 BB		2-2 F8		4-1 1-2 2-3 BB		0-1 G4-3			2	0	0	0	2	0	3				
18 Moises Alou, R OBP: 0.365, SLG: 0.493	0-0 FC6-4			0-0 1B	0-3 K		0-0 L4			4	0	1	0	0	1	5				
Jeff Conine, R OBP: 0.325, SLG: 0.411		0-1 G6-3		1-2 F9		1-0 G6-3		1-1 1B		4	0	1	0	0	0	1				
Ruben Gotay, S OBP: 0.361, SLG: 0.465		0-2 G6-3		2-2 L7		2-1 G3		1-2 P6		4	0	0	0	0	0	2				
Mike DiFelice, R OBP: 0.282, SLG: 0.361		2-1 F8		0-0 F8		1-0 F7		0-3 K		4	0	0	0	0	1	2				
33 John Maine, R Scott Schoeneweis, L Shawn Green, L 59 Guillermo Mota, R 9 Marlon Anderson, L	0-1 G3-1		0-1 5 2B 1B		2-2 G6-3		2-3 K		0-2 P6	2	1	1	0	0	0	0				
Inning Stats	R: 0 E: 0 K: 0 S: 6	H: 2 LOB: 2 BB: 1 P: 12	R: 0 E: 0 K: 0 S: 8	H: 0 LOB: 0 BB: 0 P: 10	R: 2 E: 0 K: 1 S: 12	H: 3 LOB: 0 BB: 0 P: 15	R: 0 E: 0 K: 0 S: 8	H: 1 LOB: 1 BB: 0 P: 11	R: 0 E: 0 K: 0 S: 14	H: 1 LOB: 3 BB: 2 P: 25	R: 0 E: 1 K: 2 S: 12	H: 0 LOB: 0 BB: 0 P: 8	R: 0 E: 0 K: 1 S: 12	H: 1 LOB: 1 BB: 0 P: 14	R: 0 E: 0 K: 2 S: 11	H: 0 LOB: 0 BB: 0 P: 17	1B: 7 2B: 2 3B: 0 HR: 0	SF: 0 SAC: 0 DP: 0 HBP: 0	WP: 0 PB: 0 SB: 2 CS: 1	PA: 38
PITCHER	IP WLS BF H R ER SO BB IBB HBP BLK WP HR S P ERA WHIP	IP WLS BF H R ER SO BB IBB HBP BLK WP HR S P ERA WHIP	IP WLS BF H R ER SO BB IBB HBP BLK WP HR S P ERA WHIP	IP WLS BF H R ER SO BB IBB HBP BLK WP HR S P ERA WHIP	IP WLS BF H R ER SO BB IBB HBP BLK WP HR S P ERA WHIP	IP WLS BF H R ER SO BB IBB HBP BLK WP HR S P ERA WHIP	IP WLS BF H R ER SO BB IBB HBP BLK WP HR S P ERA WHIP	IP WLS BF H R ER SO BB IBB HBP BLK WP HR S P ERA WHIP	IP WLS BF H R ER SO BB IBB HBP BLK WP HR S P ERA WHIP											

Los Angeles Dodgers @ New York Mets
Shea Stadium, Flushing, NY
Sun Aug 26 2007, 8:05 PM EDT
Att: 49,234 - Cloudy - 80 F

AB 34
R 2
H 9
RBI 2
BB 4
SO 7
LOB 17



Batter	1	2	3	4	5	6	7	8	9	AB	R	H	RBI	BB	SO	LOB	TOP											
Felipe Lopez, S OBP: 0.304, SLG: 0.353										4	0	1	0	0	0	1	Washington Nationals @ Los Angeles Dodgers Dodger Stadium, Los Angeles, CA Mon Aug 27 2007, 7:10 PM PDT Att: 46,944 - Clear - 76 F											
Nook Logan, S OBP: 0.316, SLG: 0.351										4	0	0	0	0	2	1												
11 Ryan Zimmerman, R OBP: 0.328, SLG: 0.478										3	1	1	1	1	0	0												
21 Dmitri Young, S OBP: 0.386, SLG: 0.518										4	1	2	1	0	0	1												
25 Austin Kearns, R OBP: 0.348, SLG: 0.401										4	1	1	0	0	3	2												
26 Wily Mo Peña, R OBP: 0.297, SLG: 0.432										1	1	1	2	0	0	0												
Ryan Church, L OBP: 0.334, SLG: 0.431										3	0	0	0	0	1	0												
10 Ronnie Belliard, R OBP: 0.325, SLG: 0.403										3	0	1	0	1	1	0												
Brian Schneider, L OBP: 0.316, SLG: 0.329										4	0	1	0	0	0	2												
Mike Bacsik, L OBP: 0.147, SLG: 0.148										2	0	0	0	0	1	2												
Inning Stats	R: 0 E: 0 K: 1 S: 7	H: 0 LOB: 0 BB: 0 P: 11	R: 3 E: 0 K: 1 S: 18	H: 4 LOB: 1 BB: 0 P: 30	R: 0 E: 0 K: 1 S: 13	H: 1 LOB: 1 BB: 0 P: 18	R: 0 E: 0 K: 1 S: 10	H: 0 LOB: 1 BB: 0 P: 16	R: 1 E: 0 K: 0 S: 9	H: 2 LOB: 0 BB: 0 P: 10	R: 0 E: 0 K: 1 S: 7	H: 0 LOB: 0 BB: 0 P: 8	R: 0 E: 0 K: 2 S: 15	H: 0 LOB: 1 BB: 0 P: 24	R: 0 E: 0 K: 1 S: 9	H: 1 LOB: 0 BB: 0 P: 13	1B: 4 2B: 1 3B: 0 HR: 3	SF: 0 SAC: 0 DP: 1 HBP: 0	WP: 1 PB: 0 SB: 0 CS: 1	PA: 35								
PITCHER	IP	WLS	BF	H	R	ER	SO	BB	IBB	HBP	BLK	WP	HR	S	P	ERA	WHIP											
Derek Lowe, R ERA: 3.85	(1.1)	6.0	W	25	7	4	4	5	1	0	0	0	0	3	64	93	6.00	1.333										
Mark Hendrickson, L ERA: 5.04	(7.1)	1.0	H	3	0	0	0	1	0	0	0	0	0	7	8	0.00	0.000											
45 Scott Proctor, R ERA: 4.08	(8.1)	1.0	H	4	0	0	0	2	1	0	0	0	1	15	24	0.00	1.000											
44 Takashi Saito, R ERA: 1.38	(9.1)	1.0	S	3	1	0	0	1	0	0	0	0	0	9	13	0.00	1.000											

AB	33
R	4
H	8
RBI	4
BB	2
SO	9
LOB	9



Batter	1	2	3	4	5	6	7	8	9	AB	R	H	RBI	BB	SO	LOB	BOTTOM										
15 Rafael Furcal, S OBP: 0.350, SLG: 0.374										3	1	1	0	1	1	1	Washington Nationals @ Los Angeles Dodgers Dodger Stadium, Los Angeles, CA Mon Aug 27 2007, 7:10 PM PDT Att: 46,944 - Clear - 76 F										
9 Juan Pierre, L OBP: 0.325, SLG: 0.349										4	1	2	0	0	0	1											
27 Matt Kemp, R OBP: 0.367, SLG: 0.516										4	0	1	0	0	0	2											
12 Jeff Kent, R OBP: 0.364, SLG: 0.484										3	1	1	1	0	0	2											
16 Andre Ethier, L OBP: 0.362, SLG: 0.464										4	1	2	1	0	0	1											
55 Russell Martin, R OBP: 0.377, SLG: 0.471										3	1	2	1	1	1	0											
7 James Loney, L OBP: 0.351, SLG: 0.455										4	0	1	1	0	1	3											
Ramon Martinez, R OBP: 0.243, SLG: 0.223										2	0	0	1	0	0	1											
Derek Lowe, R OBP: 0.200, SLG: 0.122										2	0	0	0	0	1	1											
Inning Stats	R: 2 E: 0 K: 0 S: 17	H: 3 LOB: 2 BB: 1 P: 29	R: 0 E: 0 K: 0 S: 6	H: 0 LOB: 0 BB: 0 P: 11	R: 0 E: 1 K: 0 S: 8	H: 2 LOB: 1 BB: 0 P: 14	R: 0 E: 0 K: 2 S: 12	H: 0 LOB: 1 BB: 1 P: 20	R: 0 E: 0 K: 1 S: 13	H: 4 LOB: 1 BB: 0 P: 21	R: 0 E: 0 K: 0 S: 4	H: 0 LOB: 0 BB: 0 P: 6	R: 0 E: 0 K: 1 S: 9	H: 0 LOB: 0 BB: 0 P: 14	1B: 10 2B: 1 3B: 0 HR: 0	SF: 2 SAC: 0 DP: 2 HBP: 0		WP: 1 PB: 0 SB: 1 CS: 0	PA: 34								
PITCHER	IP	WLS	BF	H	R	ER	SO	BB	IBB	HBP	BLK	WP	HR	S	P	ERA	WHIP										
Mike Bacsik, L ERA: 4.82	(1.1)	5.0	L	24	9	5	5	2	2	0	0	0	0	3	5	9.00	3.000										
Jesus Colome, R ERA: 2.5	(6.1)	0.1	B	2	1	0	0	0	0	0	0	0	0	3	5	0.00	3.000										
34 Ray King, L ERA: 4.68	(6.1)	0.2		0	0	0	1	0	0	0	0	0	0	5	8	0.00	0.000										
Luis Ayala, R ERA: 2.76	(7.1)	1.0		3	0	0	0	0	0	0	0	0	0	4	6	0.00	0.000										
Jon Rauch, R ERA: 4.04	(8.1)	1.0		3	0	0	0	1	0	0	0	0	0	9	14	0.00	0.000										

AB	30
R	5
H	10
RBI	5
BB	2
SO	4
LOB	13



Batter	1	2	3	4	5	6	7	8	9	AB	R	H	RBI	BB	SO	LOB	TOP			
Nook Logan, S OBP: 0.315, SLG: 0.350 (1, 8)										4	0	1	0	0	2	0	Washington Nationals @ Los Angeles Dodgers Dodger Stadium, Los Angeles, CA Tue Aug 28 2007, 7:10 PM PDT Att: 49,698 - Clear - 73 F			
Felipe Lopez, S OBP: 0.305, SLG: 0.354 (1, 6)										4	1	2	0	0	0	1				
11 Ryan Zimmerman, R OBP: 0.325, SLG: 0.474 (1, 5)										4	0	0	0	0	1	2				
21 Dmitri Young, S OBP: 0.389, SLG: 0.522 (1, 3)										3	0	2	1	1	0	0				
25 Austin Kearns, R OBP: 0.349, SLG: 0.401 (1, 9)										3	0	1	0	0	0	2				
Ryan Church, L OBP: 0.333, SLG: 0.428 (1, 7)										3	0	0	0	0	2	2				
10 Ronnie Belliard, R OBP: 0.325, SLG: 0.407 (7, 4)										3	1	1	0	0	0	4				
Brian Schneider, L OBP: 0.314, SLG: 0.327 (9, PH)										2	0	0	1	0	0	0				
57 Jason Bergmann, R OBP: 0.143, SLG: 0.111 (7, PH)										1	1	1	1	0	0	0				
49 Chris Schroder, R (7, 1)										0	0	0	0	0	0	0				
34 Ray King, L (7, 1)										0	0	0	0	0	0	0				
52 Saul Rivera, S (7, 1)										0	0	0	0	0	0	0				
Inning Stats	R: 1 E: 0 K: 1 S: 17	H: 2 LOB: 3 BB: 0 P: 26	R: 0 E: 0 K: 2 S: 8	H: 0 LOB: 0 BB: 0 P: 12	R: 0 E: 0 K: 1 S: 6	H: 1 LOB: 1 BB: 1 P: 16	R: 1 E: 0 K: 2 S: 11	H: 1 LOB: 0 BB: 0 P: 12	R: 0 E: 0 K: 0 S: 5	H: 2 LOB: 1 BB: 0 P: 10	R: 1 E: 0 K: 0 S: 7	H: 1 LOB: 0 BB: 0 P: 12	R: 0 E: 0 K: 0 S: 7	H: 0 LOB: 0 BB: 0 P: 8	R: 0 E: 0 K: 2 S: 10	H: 0 LOB: 0 BB: 0 P: 17	1B: 5 2B: 1 3B: 1 HR: 1	SF: 1 SAC: 0 DP: 3 HBP: 2	WP: 0 PB: 0 SB: 1 CS: 0	PA: 35
PITCHER	IP WLS BF H R ER SO BB IBB HBP BLK WP HR S P ERA WHIP	IP WLS BF H R ER SO BB IBB HBP BLK WP HR S P ERA WHIP																		
58 Chad Billingsley, R ERA: 3.5	7.0 W 29 8 3 3 6 0 1 2 0 0 1 62 99 3.86 1.143																			
51 Jonathan Broxton, R ERA: 2.22	1.0 H 3 0 0 0 0 0 0 0 0 0 0 7 8 0.00 0.000																			
44 Takashi Saito, R ERA: 1.36	1.0 S 3 0 0 0 2 0 0 0 0 0 0 0 10 17 0.00 0.000																			

AB	31
R	3
H	8
RBI	3
BB	1
SO	8
LOB	11



Batter	1	2	3	4	5	6	7	8	9	AB	R	H	RBI	BB	SO	LOB	BOTTOM			
15 Rafael Furcal, S OBP: 0.349, SLG: 0.372 (1, 6)										3	0	0	0	1	0	2	Washington Nationals @ Los Angeles Dodgers Dodger Stadium, Los Angeles, CA Tue Aug 28 2007, 7:10 PM PDT Att: 49,698 - Clear - 73 F			
9 Juan Pierre, L OBP: 0.323, SLG: 0.346 (1, 8)										4	0	0	0	0	0	2				
16 Andre Ethier, L OBP: 0.358, SLG: 0.460 (8, 7)										3	0	0	1	0	1	0				
12 Jeff Kent, R OBP: 0.367, SLG: 0.493 (1, 4)										3	2	2	1	1	0	0				
Luis Gonzalez, L OBP: 0.356, SLG: 0.429 (1, 7)										4	0	1	0	0	0	4				
51 Jonathan Broxton, R (8, 1)										0	0	0	0	0	0	0				
44 Takashi Saito, L (9, 1)										0	0	0	0	0	0	0				
55 Russell Martin, R OBP: 0.380, SLG: 0.473 (1, 2)										2	1	1	0	1	0	1				
7 James Loney, L OBP: 0.350, SLG: 0.451 (1, 3)										4	0	1	0	0	0	2				
Shea Hillenbrand, R OBP: 0.272, SLG: 0.324 (1, 5)										4	0	2	2	0	0	1				
58 Chad Billingsley, R OBP: 0.130, SLG: 0.136 (7, PH)										1	0	0	0	0	0	1				
Mark Sweeney, L OBP: 0.352, SLG: 0.396 (8, 9)										1	1	1	0	0	0	0				
27 Matt Kemp, R OBP: 0.370, SLG: 0.516 (8, 9)										0	0	0	0	1	0	0				
Inning Stats	R: 0 E: 0 K: 0 S: 10	H: 0 LOB: 0 BB: 0 P: 15	R: 2 E: 1 K: 0 S: 13	H: 3 LOB: 2 BB: 1 P: 26	R: 1 E: 0 K: 1 S: 11	H: 2 LOB: 1 BB: 0 P: 16	R: 0 E: 0 K: 0 S: 5	H: 1 LOB: 0 BB: 0 P: 6	R: 0 E: 0 K: 0 S: 7	H: 0 LOB: 0 BB: 0 P: 10	R: 0 E: 0 K: 0 S: 9	H: 0 LOB: 1 BB: 0 P: 16	R: 1 E: 1 K: 0 S: 17	H: 1 LOB: 3 BB: 2 P: 31	R: 0 E: 0 K: 0 S: 9	H: 1 LOB: 1 BB: 1 P: 15	1B: 5 2B: 2 3B: 0 HR: 1	SF: 1 SAC: 1 DP: 1 HBP: 1	WP: 0 PB: 0 SB: 1 CS: 2	PA: 37
PITCHER	IP WLS BF H R ER SO BB IBB HBP BLK WP HR S P ERA WHIP	IP WLS BF H R ER SO BB IBB HBP BLK WP HR S P ERA WHIP																		
57 Jason Bergmann, R ERA: 4.56	6.0 L 25 6 3 3 1 1 0 0 1 0 0 0 0 6 14 4.50 1.167																			
49 Chris Schroder, R ERA: 2.5	0.1 L 3 1 1 0 0 1 0 0 0 0 0 0 6 14 0.00 6.000																			
34 Ray King, L ERA: 4.64	0.1 2 0 0 0 0 0 0 0 0 0 0 0 6 8 0.00 0.000																			
52 Saul Rivera, R ERA: 3.61	1.1 6 1 0 0 0 2 0 0 0 0 0 0 14 24 0.00 2.250																			

AB	29
R	4
H	8
RBI	4
BB	4
SO	1
LOB	13



Batter	1	2	3	4	5	6	7	8	9	AB	R	H	RBI	BB	SO	LOB	TOP					
15 Rafael Furcal, S OBP: 0.343, SLG: 0.364 14 Chin-Lung Hu, R (7.6)	G4-3		F7			G1-3		G6-3		3	0	0	0	0	0	0						
9 Juan Pierre, L OBP: 0.324, SLG: 0.348 Ramon Martinez, R OBP: 0.241, SLG: 0.221	2B		1B			L4		G5-3		3	0	2	0	0	0	0						
16 Andre Ethier, L OBP: 0.354, SLG: 0.452	P6		K			F8		G5-3		4	0	0	0	0	1	2						
12 Jeff Kent, R OBP: 0.372, SLG: 0.500 Mike Lieberthal, R OBP: 0.275, SLG: 0.258	K					K		G4-3		3	0	0	0	0	2	1						
Luis Gonzalez, L OBP: 0.355, SLG: 0.425		K				K		F9		3	0	0	0	0	2	0						
55 Russell Martin, R OBP: 0.382, SLG: 0.479 49 Jon Melan, R (7.1)	BB		K			K		K		2	0	0	0	1	2	0						
7 James Loney, L OBP: 0.355, SLG: 0.451		K				G4-3		K		3	0	0	0	0	2	1						
Shea Hillenbrand, R OBP: 0.270, SLG: 0.332		K				F8		K		3	0	0	0	0	2	1						
Derek Lowe, R OBP: 0.193, SLG: 0.118 Mark Hendrickson, L OBP: 0.197, SLG: 0.077 27 Matt Kemp, R OBP: 0.364, SLG: 0.520			G6-3			G4-3		1B		2	0	0	0	0	0	0						
Inning Stats	R: 0 E: 0 K: 1 S: 11	H: 1 LOB: 1 BB: 0 P: 14	R: 0 E: 0 K: 3 S: 14	H: 0 LOB: 1 BB: 1 P: 23	R: 0 E: 0 K: 1 S: 14	H: 1 LOB: 1 BB: 0 P: 18	R: 0 E: 0 K: 3 S: 11	H: 0 LOB: 0 BB: 0 P: 16	R: 0 E: 0 K: 0 S: 5	H: 0 LOB: 0 BB: 0 P: 8	R: 0 E: 0 K: 0 S: 8	H: 0 LOB: 0 BB: 0 P: 10	R: 0 E: 0 K: 1 S: 7	H: 0 LOB: 0 BB: 0 P: 10	R: 0 E: 0 K: 2 S: 8	H: 1 LOB: 1 BB: 0 P: 11	R: 0 E: 0 K: 0 S: 5	H: 0 LOB: 0 BB: 0 P: 7	1B: 2 2B: 1 3B: 0 HR: 0	SF: 0 SAC: 0 DP: 0 HBP: 0	WP: 0 PB: 0 SB: 1 CS: 0	PA: 31
PITCHER	IP	WLS	BF	H	R	ER	SO	BB	IBB	HBP	BLK	WP	HR	S	P	ERA	WHIP					
44 Jake Peavy, R ERA: 2.1	7.0	W	24	2	0	0	9	1	0	0	0	0	0	70	99	0.00	0.429					
43 Cla Meredith, R ERA: 3.44	1.0		4	1	0	0	2	0	0	0	0	0	0	8	11	0.00	1.000					
50 Joe Thatcher, L ERA: 1.5	1.0		3	0	0	0	0	0	0	0	0	0	0	5	7	0.00	0.000					

Los Angeles Dodgers @ San Diego Padres
 PETCO Park, San Diego, CA
 Sat Sep 01 2007, 10:05 PM EDT
 Att: 42,605 - Partly Cloudy - 77 F

AB 30
 R 0
 H 3
 RBI 0
 BB 1
 SO 11
 LOB 6



Batter	1	2	3	4	5	6	7	8	9	AB	R	H	RBI	BB	SO	LOB	BOTTOM					
24 Brian Giles, L OBP: 0.380, SLG: 0.423 Rob Mackowiak, L OBP: 0.336, SLG: 0.390	G3		G4-6-3			HR		WP		3	1	1	0	1	0	1						
Mike Cameron, R OBP: 0.336, SLG: 0.457 Brady Clark, R OBP: 0.303, SLG: 0.288	G5-3		G6-3			1B		BB		4	1	1	4	0	0	1						
Milton Bradley, S OBP: 0.413, SLG: 0.572 Terrel Sledge, L OBP: 0.314, SLG: 0.385	G1-3					HR		P4		2	1	0	0	1	1	0						
23 Adrián González, L OBP: 0.350, SLG: 0.497		HR				BB		F9		1	0	0	0	0	0	0						
3 Khalil Greene, R OBP: 0.286, SLG: 0.451	G6-3					1B		G4-3		4	1	2	1	0	1	0						
5 Kevin Kouzmanoff, R OBP: 0.300, SLG: 0.423	1B					BB		K		4	0	1	0	0	1	2						
28 Josh Bard, S OBP: 0.356, SLG: 0.379	G1					BB		F9		2	1	0	0	2	0	3						
Geoff Blum, S OBP: 0.319, SLG: 0.351	K					BB		P3		4	1	1	0	0	1	2						
44 Jake Peavy, R ERA: 3.78 43 Cla Meredith, R ERA: 5.08 9 Brian Myrow, L (8, PH) 50 Joe Thatcher, L (9, 1)						HR		BB		3	1	1	0	0	1	1						
Inning Stats	R: 0 E: 0 K: 0 S: 6	H: 0 LOB: 0 BB: 0 P: 11	R: 1 E: 0 K: 1 S: 13	H: 2 LOB: 1 BB: 0 P: 25	R: 0 E: 0 K: 0 S: 7	H: 1 LOB: 0 BB: 0 P: 14	R: 0 E: 0 K: 2 S: 8	H: 0 LOB: 0 BB: 0 P: 12	R: 0 E: 0 K: 1 S: 27	H: 4 LOB: 2 BB: 3 P: 50	R: 0 E: 0 K: 1 S: 9	H: 1 LOB: 1 BB: 0 P: 13	R: 0 E: 0 K: 1 S: 8	H: 0 LOB: 0 BB: 0 P: 9	R: 0 E: 0 K: 0 S: 15	H: 0 LOB: 3 BB: 3 P: 28	R: 0 E: 0 K: 0 S: 6	H: 0 LOB: 0 BB: 0 P: 7	1B: 6 2B: 0 3B: 0 HR: 2	SF: 0 SAC: 0 DP: 1 HBP: 0	WP: 1 PB: 0 SB: 0 CS: 0	PA: 38
PITCHER	IP	WLS	BF	H	R	ER	SO	BB	IBB	HBP	BLK	WP	HR	S	P	ERA	WHIP					
Derek Lowe, R ERA: 5.08	4.1	L	22	6	7	6	4	2	1	0	0	0	0	19	26	0.00	1.200					
49 Jon Melan, R ERA:	2.0		9	0	0	0	1	3	0	0	0	0	0	23	37	0.00	1.500					

Los Angeles Dodgers @ San Diego Padres
 PETCO Park, San Diego, CA
 Sat Sep 01 2007, 10:05 PM EDT
 Att: 42,605 - Partly Cloudy - 77 F

AB 32
 R 7
 H 8
 RBI 6
 BB 6
 SO 6
 LOB 13



Batter	1	2	3	4	5	6	7	8	9	AB	R	H	RBI	BB	SO	LOB	TOP			
15 Rafael Furcal, S 14 Chin-Lung Hu, R										5	0	1	0	0	2	3				
9 Juan Pierre, L OBP: 0.324, SLG: 0.349										4	2	1	0	1	0	1				
16 Andre Ethier, L OBP: 0.355, SLG: 0.450										5	1	2	0	0	1	2				
12 Jeff Kent, R Ramon Martinez, R										3	1	1	2	1	1	2				
Luis Gonzalez, L 27 Matt Kemp, R										3	3	2	0	1	1	1				
55 Russell Martin, R Mike Lieberthal, R										2	2	2	2	1	0	0				
7 James Loney, L OBP: 0.366, SLG: 0.467										4	1	2	3	1	1	2	AB 38			
28 Andy LaRoche, R OBP: 0.422, SLG: 0.267										5	1	1	2	0	1	3	R 11			
21 Esteban Loaiza, R 45 Scott Proctor, R										3	0	1	2	0	1	1	H 13			
Olmedo Saenz, R D.J. Houlton, R										0	0	0	0	0	0	0	RBI 11			
Inning Stats	R: 0 E: 0 K: 2 S: 10	H: 1 LOB: 1 BB: 0 P: 16	R: 1 E: 0 K: 1 S: 10	H: 2 LOB: 1 BB: 0 P: 16	R: 0 E: 0 K: 1 S: 8	H: 0 LOB: 0 BB: 0 P: 12	R: 3 E: 0 K: 2 S: 16	H: 2 LOB: 1 BB: 3 P: 34	R: 4 E: 2 K: 0 S: 23	H: 3 LOB: 2 BB: 2 P: 40	R: 3 E: 0 K: 0 S: 12	H: 4 LOB: 1 BB: 0 P: 20	R: 0 E: 0 K: 2 S: 10	H: 0 LOB: 0 BB: 0 P: 16	R: 0 E: 0 K: 3 S: 9	H: 0 LOB: 0 BB: 0 P: 12	1B: 9 2B: 5 3B: 0 HR: 0	SF: 1 SAC: 1 DP: 1 HBP: 0	WP: 0 PB: 0 SB: 0 CS: 1	PA: 45
PITCHER	IP WLS BF H R ER SO BB IBB HBP BLK WP HR S P ERA WHIP																			
38 Carlos Zambrano, R ERA: 4.35	4.1 L 24 7 8 8 6 5 0 0 0 0 0 0 0 15 22 16.61 2.769																			
13 Will Ohman, L ERA: 4.96	0.2 4 1 0 0 0 0 0 0 0 0 0 0 0 15 22 0.00 1.500																			
36 Sean Gallagher, R ERA: 8.59	2.0 11 5 3 3 0 0 0 0 0 0 0 0 0 21 30 13.50 2.500																			
47 Scott Eyre, L ERA: 4.87	1.0 3 0 0 0 2 0 0 0 0 0 0 0 0 10 16 0.00 0.000																			
43 Michael Wuerzt, R ERA: 3.66	1.0 3 0 0 0 3 0 0 0 0 0 0 0 0 9 12 0.00 0.000																			

Los Angeles Dodgers @ Chicago Cubs
Wrigley Field, Chicago, IL
Mon Sep 03 2007, 3:05 PM CDT
Att: 41,070 - Sunny - 78 F

AB 38
R 11
H 13
RBI 11
BB 5
SO 11
LOB 15



Batter	1	2	3	4	5	6	7	8	9	AB	R	H	RBI	BB	SO	LOB	BOTTOM					
12 Alfonso Soriano, R Craig Monroe, R										3	2	2	1	0	1	1						
2 Ryan Theriot, R 17 Mike Fontenot, L										2	0	1	1	1	0	0						
25 Derrek Lee, R Ronny Cedeno, R										3	0	0	0	0	0	3						
16 Aramis Ramirez, R 33 Danyle Ward, L										3	0	0	0	0	1	0						
19 Matt Murton, R										4	1	1	0	0	0	2						
Mark DeRosa, R										4	0	2	1	0	0	1						
Jacque Jones, L 47 Scott Eyre, L										3	0	1	0	0	0	1	AB 35					
43 Michael Wuerzt, R										0	0	0	0	0	0	0	R 3					
18 Geovany Soto, R										0	0	0	0	0	0	0	H 10					
24 Henry Blanco, R										4	0	0	0	0	1	4	RBI 3					
38 Carlos Zambrano, S 13 Will Ohman, L										1	0	1	0	0	0	0	BB 3					
3 Eric Patterson, L 36 Sean Gallagher, R										0	0	0	0	0	0	0	SO 5					
20 Felix Pie, L										2	0	1	0	0	0	0	LOB 18					
Inning Stats	R: 1 E: 1 K: 0 S: 10	H: 1 LOB: 1 BB: 0 P: 15	R: 0 E: 0 K: 0 S: 7	H: 0 LOB: 0 BB: 0 P: 11	R: 1 E: 0 K: 0 S: 12	H: 3 LOB: 0 BB: 0 P: 15	R: 0 E: 0 K: 1 S: 11	H: 2 LOB: 2 BB: 0 P: 13	R: 0 E: 0 K: 1 S: 7	H: 1 LOB: 1 BB: 1 P: 13	R: 1 E: 0 K: 0 S: 11	H: 2 LOB: 1 BB: 0 P: 14	R: 0 E: 0 K: 0 S: 11	H: 0 LOB: 0 BB: 0 P: 15	R: 0 E: 0 K: 1 S: 10	H: 0 LOB: 1 BB: 1 P: 14	R: 0 E: 1 K: 1 S: 10	H: 1 LOB: 2 BB: 1 P: 15	1B: 7 2B: 2 3B: 0 HR: 1	SF: 0 SAC: 0 DP: 3 HBP: 0	WP: 0 PB: 0 SB: 1 CS: 0	PA: 38
PITCHER	IP WLS BF H R ER SO BB IBB HBP BLK WP HR S P ERA WHIP																					
21 Esteban Loaiza, R ERA: 2.49	7.0 W 29 9 3 3 3 1 0 0 0 0 0 0 10 14 3.86 1.429																					
45 Scott Proctor, R ERA: 3.86	1.0 4 0 0 0 1 1 0 0 0 0 0 0 10 14 0.00 1.000																					
D.J. Houlton, R ERA: 4.86	1.0 5 1 0 0 1 1 0 0 0 0 0 0 10 15 0.00 2.000																					

Los Angeles Dodgers @ Chicago Cubs
Wrigley Field, Chicago, IL
Mon Sep 03 2007, 3:05 PM CDT
Att: 41,070 - Sunny - 78 F

AB 35
R 3
H 10
RBI 3
BB 3
SO 5
LOB 18



Batter	1	2	3	4	5	6	7	8	9	AB	R	H	RBI	BB	SO	LOB	TOP										
15 Rafael Furcal, S OBP: 0.339, SLG: 0.358	F8			B1-3		G4-3		P3	FC4-6 1B 27 WP	5	1	0	0	0	0	2	Los Angeles Dodgers @ Chicago Cubs Wrigley Field, Chicago, IL Thu Sep 06 2007, 1:20 PM CDT Att: 39,397 - Overcast - 81 F										
9 Juan Pierre, L OBP: 0.325, SLG: 0.349	G3-1			G4-3		G4-3		F9		4	0	1	0	0	0	0											
27 Matt Kemp, R OBP: 0.371, SLG: 0.536	G6-3			P4		G6-3		HR	K2-3	5	1	1	1	0	1	3											
Luis Gonzalez, L OBP: 0.359, SLG: 0.427 44 Takashi Saito, L (9, 1)	G4-3				F8			P6		4	0	0	0	0	1	0											
55 Russell Martin, R OBP: 0.381, SLG: 0.477	L8				K					4	2	2	0	0	1	0											
7 James Loney, L OBP: 0.398, SLG: 0.478 Wilson Valdez, R (9, PR) Ramon Martinez, R OBP: 0.243, SLG: 0.218	K				HR					4	1	3	2	0	1	0											
28 Andy LaRoche, R OBP: 0.400, SLG: 0.275 16 Andre Ethier, L OBP: 0.354, SLG: 0.455				G5-3		K				3	0	0	0	0	1	1											
13 Tony Abreu, S OBP: 0.333, SLG: 0.413	L8									3	0	1	0	1	0	1											
Derek Lowe, R OBP: 0.196, SLG: 0.113 51 Jonathan Broxton, R (7, 1) Joe Beimel, L (7, 1) Mark Sweeney, L OBP: 0.349, SLG: 0.391	F8									2	0	0	0	0	0	2											
										1	0	0	0	0	0	0											
Inning Stats	R: 0 E: 0 K: 0 S: 7	H: 0 LOB: 0 BB: 0 P: 10	R: 0 E: 0 K: 1 S: 8	H: 0 LOB: 0 BB: 0 P: 12	R: 0 E: 0 K: 0 S: 6	H: 0 LOB: 0 BB: 0 P: 7	R: 0 E: 0 K: 0 S: 5	H: 0 LOB: 0 BB: 0 P: 7	R: 1 E: 0 K: 2 S: 13	H: 1 LOB: 0 BB: 0 P: 21	R: 0 E: 0 K: 0 S: 6	H: 1 LOB: 2 BB: 0 P: 11	R: 1 E: 0 K: 1 S: 14	H: 2 LOB: 2 BB: 1 P: 23	R: 1 E: 0 K: 0 S: 7	H: 1 LOB: 0 BB: 0 P: 10	R: 4 E: 0 K: 1 S: 27	H: 5 LOB: 2 BB: 0 P: 32	1B: 6 2B: 1 3B: 0 HR: 3	SF: 0 SAC: 1 DP: 0 HBP: 1	WP: 1 PB: 0 SB: 2 CS: 0	PA: 39					
PITCHER	IP	WLS	BF	H	R	ER	SO	BB	IBB	HBP	BLK	WP	HR	S	P	ERA	WHIP										
Jason Marquis, R ERA: 4.13	7.0		27	4	2	2	4	0	1	1	0	0	1	59	91	2.57	0.571										
Bob Howry, R ERA: 3.53	1.0	H	4	1	1	1	0	0	0	0	0	0	1	7	10	9.00	1.000										
46 Ryan Dempster, R ERA: 3.88	0.2	L	7	5	4	4	0	0	0	0	0	0	1	23	28	54.00	7.500										
43 Michael Wuertz, R ERA: 3.84	0.1		1	0	0	0	1	0	0	0	0	1	0	4	4	0.00	0.000										

AB 36
R 7
H 10
RBI 6
BB 1
SO 5
LOB 9



Batter	1	2	3	4	5	6	7	8	9	AB	R	H	RBI	BB	SO	LOB	BOTTOM										
12 Alfonso Soriano, R OBP: 0.337, SLG: 0.528	HR			K		F8		HR	K	5	2	4	0	2	0	Los Angeles Dodgers @ Chicago Cubs Wrigley Field, Chicago, IL Thu Sep 06 2007, 1:20 PM CDT Att: 39,397 - Overcast - 81 F											
2 Ryan Theriot, R OBP: 0.343, SLG: 0.369	G5-3			K				G4-3	P4	5	0	1	0	0	1												
25 Derrek Lee, R OBP: 0.397, SLG: 0.493	3B BB									3	0	2	0	1	1												
33 Darvle Ward, L OBP: 0.298, SLG: 0.156 16 Aramis Ramirez, R OBP: 0.363, SLG: 0.241 Ronny Cedeno, R OBP: 0.165, SLG: 0.241 Bob Howry, L 46 Ryan Dempster, R 43 Michael Wuertz, R	BB			G3-4-1		G4-3				2	0	0	0	0	0		2										
Mark DeRosa, R OBP: 0.365, SLG: 0.415	BB					G6-3		G5-4-3		3	0	0	0	1	0		2										
Jacque Jones, L OBP: 0.319, SLG: 0.380	K			G6-3		K		P5		4	0	0	0	0	2		2										
Jason Kendall, R OBP: 0.299, SLG: 0.310	L7					G6-3		G6-3		3	0	0	0	1	0		0										
17 Mike Fontenot, L OBP: 0.342, SLG: 0.415	G4-3									4	1	2	0	0	1		0										
Jason Marquis, L OBP: 0.199, SLG: 0.242 Cliff Floyd, L OBP: 0.363, SLG: 0.385 57 Sam Fuld, L	G4-3									2	0	0	0	0	0		2										
20 Felix Pie, L OBP: 0.270, SLG: 0.335										0	0	0	0	1	0		0										
Inning Stats	R: 1 E: 0 K: 1 S: 8	H: 2 LOB: 2 BB: 2 P: 19	R: 0 E: 0 K: 0 S: 8	H: 0 LOB: 0 BB: 0 P: 10	R: 0 E: 0 K: 2 S: 11	H: 0 LOB: 1 BB: 1 P: 18	R: 0 E: 0 K: 0 S: 8	H: 1 LOB: 2 BB: 1 P: 15	R: 0 E: 0 K: 1 S: 6	H: 1 LOB: 0 BB: 0 P: 10	R: 0 E: 0 K: 1 S: 10	H: 0 LOB: 0 BB: 0 P: 15	R: 3 E: 0 K: 0 S: 14	H: 3 LOB: 2 BB: 1 P: 25	R: 0 E: 0 K: 1 S: 8	H: 0 LOB: 0 BB: 0 P: 10	R: 0 E: 0 K: 2 S: 7	H: 0 LOB: 0 BB: 0 P: 10	1B: 4 2B: 1 3B: 0 HR: 2	SF: 0 SAC: 0 DP: 1 HBP: 1	WP: 0 PB: 0 SB: 0 CS: 0	PA: 38					
PITCHER	IP	WLS	BF	H	R	ER	SO	BB	IBB	HBP	BLK	WP	HR	S	P	ERA	WHIP										
Derek Lowe, R ERA: 3.8	6.0		27	5	3	3	5	0	0	0	0	0	1	54	96	4.50	1.667										
51 Jonathan Broxton, R ERA: 2.25	0.1	B	3	2	1	1	0	0	0	0	0	0	1	6	9	27.00	6.000										
Joe Beimel, L ERA: 0.94	1.2	W	5	0	0	0	1	0	0	1	0	0	0	13	17	0.00	0.000										
44 Takashi Saito, R ERA: 1.29	1.0	S	3	0	0	0	2	0	0	0	0	0	0	7	10	0.00	0.000										


AB 32
R 4
H 7
RBI 4
BB 5
SO 8
LOB 10




Batter	1	2	3	4	5	6	7	8	9	AB	R	H	RBI	BB	SO	LOB	TOP										
15 Rafael Furcal, S OBP: 0.337, SLG: 0.356	B3		F9			G3	G4-3			4	0	0	0	0	0	2	Los Angeles Dodgers @ San Francisco Giants AT&T Park, San Francisco, CA Fri Sep 07 2007, 7:05 PM PDT Att. 40,016 - Overcast - 68 F										
9 Juan Pierre, L OBP: 0.366, SLG: 0.350	27 1B CS		G3					G3-1		4	2	2	0	0	0	0											
27 Matt Kemp, R OBP: 0.373, SLG: 0.539	12 CS				F9	12 2B P3		K		4	0	2	1	0	1	0											
12 Jeff Kent, R OBP: 0.366, SLG: 0.487 Wilson Valdez, R OBP: 0.293, SLG: 0.309	K				P3	P3				4	0	1	0	0	1	2											
5 Nomar Garciaparra, R OBP: 0.323, SLG: 0.399					G1-3			F8		4	0	0	0	0	0	2											
55 Russell Martin, R OBP: 0.382, SLG: 0.477	7 G3 1B				F9			58 1B		4	0	2	0	0	1	0											
7 James Loney, L OBP: 0.370, SLG: 0.502					G3			F9		4	2	2	2	0	0	2											
16 Andre Ethier, L OBP: 0.351, SLG: 0.451					F8			K		4	0	0	0	0	2	2											
58 Chad Billingsley, R OBP: 0.133, SLG: 0.138 45 Scott Proctor, R OBP: 0.346, SLG: 0.387 Joe Beimel, L OBP: 0.348, SLG: 0.387 Mark Sweeney, L OBP: 0.348, SLG: 0.387 51 Jonathan Broxton, R OBP: 0.337, SLG: 0.392	K					K				3	0	1	0	0	2	0											
Inning Stats	R: 1 E: 0 K: 1 S: 15	H: 2 LOB: 2 BB: 0 P: 20	R: 0 E: 0 K: 1 S: 11	H: 1 LOB: 1 BB: 0 P: 19	R: 0 E: 0 K: 1 S: 10	H: 0 LOB: 0 BB: 0 P: 16	R: 0 E: 0 K: 0 S: 5	H: 0 LOB: 0 BB: 0 P: 8	R: 1 E: 0 K: 1 S: 13	H: 1 LOB: 0 BB: 0 P: 13	R: 1 E: 0 K: 0 S: 7	H: 2 LOB: 1 BB: 0 P: 11	R: 0 E: 0 K: 1 S: 15	H: 2 LOB: 2 BB: 0 P: 25	R: 0 E: 0 K: 1 S: 9	H: 1 LOB: 1 BB: 0 P: 12		R: 1 E: 0 K: 2 S: 12	H: 1 LOB: 0 BB: 0 P: 18	1B: 7 2B: 2 3B: 0 HR: 2	SF: 0 SAC: 0 DP: 1 HBP: 0	WP: 0 PB: 0 SB: 0 CS: 2	PA: 36				
PITCHER	IP	WLS	BF	H	R	ER	SO	BB	IBB	HBP	BLK	WP	HR	S	P	ERA	WHIP										
53 Jonathan Sánchez, L ERA: 3.08	7.0		28	8	3	3	5	0	0	0	0	0	1	76	112	3.86	1.143										
38 Brian Wilson, R ERA: 1.26	1.0	H	4	1	0	0	1	0	0	0	0	0	0	9	12	0.00	1.000										
41 Brad Hennessey, R ERA: 3.19	1.0	W	4	1	1	1	2	0	0	0	0	0	1	12	18	9.00	1.000										

Batter	1	2	3	4	5	6	7	8	9	AB	R	H	RBI	BB	SO	LOB	BOTTOM										
10 Dave Roberts, L OBP: 0.327, SLG: 0.357	G5-3 12 G1-3 1B		F7			K	G1-3			4	0	1	0	0	1	1	Los Angeles Dodgers @ San Francisco Giants AT&T Park, San Francisco, CA Fri Sep 07 2007, 7:05 PM PDT Att. 40,016 - Overcast - 68 F										
12 Nate Schierholz, L OBP: 0.397, SLG: 0.481	G1-3					G4-3		L1-3 1B		4	0	2	0	0	0	1											
Ray Durham, S OBP: 0.297, SLG: 0.343	G5-3					F8		F7		4	0	0	0	0	0	3											
Barry Bonds, L OBP: 0.481, SLG: 0.578 41 Brad Hennessey, R ERA: 3.19	K				G4-1			L1-3 1B		4	1	1	0	0	1	2											
1 Benjie Molina, R OBP: 0.302, SLG: 0.441 8 Eugenio Velez, S OBP: 0.354, SLG: 0.429 38 Brian Wilson, R OBP: 0.374, SLG: 0.413 Rajai Davis, R OBP: 0.374, SLG: 0.413	HR				G5-3			FC6 1B 13 G6-3		3	1	1	1	0	0	1											
40 Daniel Ortmeier, S OBP: 0.293, SLG: 0.500	F7									4	1	2	1	0	0	2											
Pedro Feliz, R OBP: 0.294, SLG: 0.421	G5-3									3	1	1	1	0	1	0											
13 Omar Vizquel, S OBP: 0.301, SLG: 0.297	G6-3									3	0	0	1	0	0	1											
53 Jonathan Sánchez, L OBP: 0.200, SLG: 0.400 2 Randy Winn, S OBP: 0.354, SLG: 0.429 39 Guillermo Rodríguez, R OBP: 0.337, SLG: 0.392	K									2	0	0	0	0	2	0											
Inning Stats	R: 0 E: 0 K: 1 S: 11	H: 1 LOB: 1 BB: 0 P: 17	R: 1 E: 0 K: 0 S: 8	H: 1 LOB: 0 BB: 0 P: 15	R: 0 E: 0 K: 1 S: 10	H: 1 LOB: 1 BB: 0 P: 15	R: 0 E: 0 K: 0 S: 10	H: 1 LOB: 0 BB: 0 P: 16	R: 0 E: 0 K: 2 S: 10	H: 0 LOB: 0 BB: 0 P: 13	R: 0 E: 0 K: 1 S: 7	H: 0 LOB: 0 BB: 0 P: 14	R: 3 E: 1 K: 0 S: 16	H: 3 LOB: 1 BB: 0 P: 22	R: 0 E: 0 K: 0 S: 5	H: 1 LOB: 0 BB: 0 P: 8		R: 1 E: 0 K: 1 S: 4	H: 1 LOB: 0 BB: 0 P: 4	1B: 6 2B: 1 3B: 1 HR: 2	SF: 0 SAC: 0 DP: 1 HBP: 0	WP: 0 PB: 0 SB: 1 CS: 1	PA: 34				
PITCHER	IP	WLS	BF	H	R	ER	SO	BB	IBB	HBP	BLK	WP	HR	S	P	ERA	WHIP										
58 Chad Billingsley, R ERA: 3.22	6.0		22	5	2	1	5	0	0	0	0	0	1	58	94	1.50	0.833										
45 Scott Proctor, R ERA: 3.74	0.2	B	4	1	1	0	0	0	0	0	0	0	0	7	10	0.00	1.500										
Joe Beimel, L ERA: 0.96	1.1		5	2	1	0	0	0	0	0	0	0	0	12	16	0.00	1.500										
51 Jonathan Broxton, R ERA: 2.36	0.1	L	2	1	1	1	1	0	0	0	0	0	1	4	4	27.00	3.000										

AB 36
R 4
H 10
RBI 3
BB 0
SO 8
LOB 10



AB 33
R 5
H 9
RBI 5
BB 0
SO 6
LOB 11



Batter	1	2	3	4	5	6	7	8	9	AB	R	H	RBI	BB	SO	LOB	TOP					
15 Rafael Furcal, S OBP: 0.334, SLG: 0.353										4	0	0	1	0	1	0	Los Angeles Dodgers @ San Francisco Giants AT&T Park, San Francisco, CA Sat Sep 08 2007, 12:55 PM PDT Att: 42,228 - Partly Cloudy - 71 F					
9 Juan Pierre, L OBP: 0.325, SLG: 0.349										5	1	1	0	0	1	2						
27 Matt Kemp, R OBP: 0.375, SLG: 0.535										2	1	0	0	2	1	0						
12 Jeff Kent, R OBP: 0.367, SLG: 0.486										3	0	1	0	1	1	2						
51 Jonathan Broxton, R OBP: 0.263, SLG: 0.309										0	0	0	0	0	0	0						
44 Takashi Saito, L OBP: 0.351, SLG: 0.451										0	0	0	0	0	0	0						
Luis Gonzalez, L OBP: 0.360, SLG: 0.434										3	1	1	3	1	0	3						
Wilson Valdez, R OBP: 0.263, SLG: 0.309										0	1	0	0	0	0	0						
16 Andre Ethier, L OBP: 0.379, SLG: 0.473										4	0	0	0	0	1	2						
7 James Loney, L OBP: 0.368, SLG: 0.498										4	1	1	0	0	1	1						
Shea Hillenbrand, R OBP: 0.271, SLG: 0.331										3	0	1	0	0	0	0						
13 Tony Abreu, S OBP: 0.338, SLG: 0.418										1	1	1	1	0	0	0						
David Wells, L OBP: 0.111, SLG: 0.111										3	0	0	0	0	1	1						
Ramon Martinez, R OBP: 0.248, SLG: 0.224										1	0	1	1	0	0	0						
Inning Stats	R: 3 H: 2 E: 0 K: 2 S: 14	H: 2 R: 0 ER: 0 LOB: 0 BB: 1 P: 24	R: 0 H: 0 E: 0 K: 1 S: 8	H: 0 R: 0 ER: 0 LOB: 0 BB: 0 P: 14	R: 0 H: 1 E: 0 K: 0 S: 7	H: 1 R: 0 ER: 0 LOB: 2 BB: 1 P: 13	R: 0 H: 1 E: 0 K: 0 S: 9	H: 1 R: 0 ER: 0 LOB: 0 BB: 0 P: 11	R: 0 H: 0 E: 0 K: 2 S: 9	H: 0 R: 0 ER: 0 LOB: 0 BB: 0 P: 14	R: 0 H: 0 E: 0 K: 1 S: 12	H: 0 R: 0 ER: 0 LOB: 0 BB: 0 P: 22	R: 0 H: 0 E: 0 K: 1 S: 7	H: 0 R: 0 ER: 0 LOB: 0 BB: 0 P: 9	R: 0 H: 0 E: 0 K: 0 S: 6	H: 0 R: 0 ER: 0 LOB: 0 BB: 0 P: 11	R: 3 H: 3 E: 0 K: 1 S: 21	H: 3 R: 0 ER: 0 LOB: 2 BB: 1 P: 28	1B: 6 2B: 0 3B: 0 HR: 1	SF: 0 SAC: 1 DP: 0 HBP: 0	WP: 0 PB: 0 SB: 0 CS: 0	PA: 38
PITCHER	IP WLS BF H R ER SO BB IBB HBP BLK WP HR S P ERA WHIP																					
75 Barry Zito, L ERA: 4.46	6.0 L 25 4 3 3 5 3 0 0 0 0 0 1 59 98 4.00 1.167																					
Dan Giese, R ERA:	2.0 6 0 0 0 1 0 0 0 0 0 0 0 13 20 0.00 0.000																					
Steve Kline, L ERA: 4.78	0.0 1 0 1 1 0 1 0 0 0 0 0 0 2 6 ∞ ∞																					
Scott Munter, R ERA: 6.0	1.0 6 3 2 2 1 0 0 0 0 0 0 0 19 22 18.00 3.000																					

Batter	1	2	3	4	5	6	7	8	9	AB	R	H	RBI	BB	SO	LOB	BOTTOM			
Rajai Davis, R OBP: 0.371, SLG: 0.409										4	1	1	0	0	0	0	Los Angeles Dodgers @ San Francisco Giants AT&T Park, San Francisco, CA Sat Sep 08 2007, 12:55 PM PDT Att: 42,228 - Partly Cloudy - 71 F			
12 Nate Schierholtz, L OBP: 0.397, SLG: 0.500										4	0	1	1	0	0	0				
2 Randy Winn, S OBP: 0.352, SLG: 0.425										4	0	0	0	0	1	1				
Pedro Feliz, R OBP: 0.296, SLG: 0.423										3	0	1	0	1	1	0				
Rich Aurilia, R OBP: 0.302, SLG: 0.372										4	0	0	0	0	2	2				
40 Daniel Ortmeier, S OBP: 0.286, SLG: 0.487										3	0	0	0	0	2	1				
39 Guillermo Rodriguez, R OBP: 0.326, SLG: 0.377										3	0	0	0	0	1	1				
19 Kevin Frandsen, R OBP: 0.300, SLG: 0.345										3	0	1	0	0	0	0				
75 Barry Zito, L ERA: 5.31	7.0 W 25 4 2 2 4 0 0 0 0 0 0 0 56 75 2.57 0.571																			
51 Jonathan Broxton, R ERA: 2.33	1.0 H 3 0 0 0 1 0 0 0 0 0 0 0 7 9 0.00 0.000																			
44 Takashi Saito, R ERA: 1.26	1.0 4 0 0 0 0 1 0 0 0 0 0 0 13 20 0.00 1.000																			
Inning Stats	R: 0 H: 0 E: 0 K: 0 S: 6	H: 0 R: 0 ER: 0 LOB: 0 BB: 0 P: 8	R: 0 H: 0 E: 0 K: 0 S: 7	H: 0 R: 0 ER: 0 LOB: 0 BB: 0 P: 9	R: 0 H: 0 E: 0 K: 0 S: 10	H: 0 R: 0 ER: 0 LOB: 0 BB: 0 P: 12	R: 0 H: 0 E: 0 K: 1 S: 8	H: 0 R: 0 ER: 0 LOB: 0 BB: 0 P: 12	R: 0 H: 3 E: 1 K: 0 S: 10	H: 3 R: 0 ER: 0 LOB: 1 BB: 0 P: 15	R: 0 H: 1 E: 0 K: 1 S: 7	H: 1 R: 0 ER: 0 LOB: 0 BB: 0 P: 8	R: 0 H: 0 E: 0 K: 1 S: 7	H: 0 R: 0 ER: 0 LOB: 0 BB: 0 P: 9	R: 0 H: 0 E: 0 K: 0 S: 13	H: 0 R: 0 ER: 0 LOB: 1 BB: 1 P: 20	1B: 2 2B: 1 3B: 1 HR: 0	SF: 0 SAC: 0 DP: 0 HBP: 0	WP: 0 PB: 0 SB: 0 CS: 0	PA: 32
PITCHER	IP WLS BF H R ER SO BB IBB HBP BLK WP HR S P ERA WHIP																			
51 Jonathan Broxton, R ERA: 2.33	1.0 H 3 0 0 0 1 0 0 0 0 0 0 0 7 9 0.00 0.000																			
44 Takashi Saito, R ERA: 1.26	1.0 4 0 0 0 0 1 0 0 0 0 0 0 13 20 0.00 1.000																			

Batter	1	2	3	4	5	6	7	8	9	AB	R	H	RBI	BB	SO	LOB	TOP					
24 Brian Giles, L OBP: 0.376, SLG: 0.430	F8		G6-3		F8		P5		G5-3	5	0	0	0	0	0	1	San Diego Padres @ Los Angeles Dodgers Dodger Stadium, Los Angeles, CA Wed Sep 12 2007, 7:10 PM PDT Att: 43,699 - Partly Cloudy - 71 F					
Geoff Blum, S OBP: 0.325, SLG: 0.367	G6-3				F7					4	0	2	0	1	0	0						
Mike Cameron, R OBP: 0.331, SLG: 0.435	K				K				K	5	0	0	0	0	5	4						
23 Adrián González, L OBP: 0.341, SLG: 0.488		P6			G3				G4-3	5	0	0	0	0	0	4						
3 Khalil Greene, R OBP: 0.293, SLG: 0.460										4	1	3	0	0	1	0						
5 Kevin Koussanoff, R OBP: 0.316, SLG: 0.444										3	0	3	0	1	0	0						
8 Michael Barrett, R OBP: 0.287, SLG: 0.379										3	0	0	0	1	1	5						
Termel Sledge, L OBP: 0.303, SLG: 0.361										2	0	0	0	1	0	4						
43 Cia Meredith, R (8, 1)										0	0	0	0	0	0	0						
Justin Germano, R OBP: 0.229, SLG: 0.188										2	0	0	0	0	1	4						
45 Justin Hampson, L (6, 1)										0	0	0	0	0	0	0						
12 Scott Hairston, R OBP: 0.311, SLG: 0.419										1	0	0	0	1	0	2						
9 Brian Myrow, L (8, PH) OBP: 0.750, SLG: 1.000										0	0	0	0	0	0	0						
Inning Stats	R: 0 E: 0 K: 1 S: 7	H: 0 LOB: 0 BB: 0 P: 10	R: 0 E: 0 K: 1 S: 15	H: 2 LOB: 3 BB: 1 P: 27	R: 0 E: 0 K: 1 S: 8	H: 0 LOB: 1 BB: 1 P: 17	R: 1 E: 0 K: 1 S: 12	H: 1 LOB: 1 BB: 2 P: 25	R: 0 E: 0 K: 1 S: 5	H: 0 LOB: 0 BB: 0 P: 7	R: 0 E: 0 K: 0 S: 16	H: 2 LOB: 2 BB: 0 P: 23	R: 0 E: 0 K: 1 S: 10	H: 1 LOB: 2 BB: 1 P: 18	R: 0 E: 0 K: 1 S: 14	H: 1 LOB: 2 BB: 0 P: 21	R: 0 E: 0 K: 1 S: 13	H: 1 LOB: 1 BB: 0 P: 19	1B: 7 2B: 1 3B: 0 HR: 0	SF: 0 SAC: 0 DP: 1 HBP: 1	WP: 0 PB: 0 SB: 0 CS: 0	PA: 40
PITCHER	IP WLS BF H R ER SO BB IBB HBP BLK WP HR S P ERA WHIP																					
58 Chad Billingsley, R ERA: 3.14	6.0 W 26 5 1 1 5 4 0 0 0 0 0 0 63 109 1.50 1.500																					
45 Scott Proctor, R ERA: 3.69	0.2 4 1 0 0 1 1 0 0 0 0 0 0 9 17 0.00 3.000																					
Joe Beimel, L ERA: 3.98	0.1 1 0 0 0 0 0 0 0 0 0 0 0 1 1 0.00 0.000																					
51 Jonathan Broxton, R ERA: 2.4	1.0 5 1 0 0 1 0 0 0 1 0 0 0 14 21 0.00 1.000																					
Rudy Seanez, R ERA: 3.88	1.0 4 1 0 0 1 0 0 0 0 0 0 0 13 19 0.00 1.000																					

AB	34
R	1
H	8
RBI	0
BB	5
SO	8
LOB	24



Batter	1	2	3	4	5	6	7	8	9	AB	R	H	RBI	BB	SO	LOB	BOTTOM			
15 Rafael Furcal, S OBP: 0.334, SLG: 0.353	G4-3				F7		L3			4	1	1	0	0	0	0	San Diego Padres @ Los Angeles Dodgers Dodger Stadium, Los Angeles, CA Wed Sep 12 2007, 7:10 PM PDT Att: 43,699 - Partly Cloudy - 71 F			
9 Juan Pierre, L OBP: 0.326, SLG: 0.352	G1-4-3						G1-3			4	0	2	1	0	0	0				
27 Matt Kemp, R OBP: 0.370, SLG: 0.523	G6-3									4	1	1	0	0	0	1				
12 Jeff Kent, R OBP: 0.370, SLG: 0.504										4	1	1	1	0	1	1				
Ramon Martinez, R OBP: 0.246, SLG: 0.224										0	0	0	0	0	0	0				
7 James Loney, L OBP: 0.372, SLG: 0.522										4	3	3	2	0	1	0				
55 Russell Martin, R OBP: 0.377, SLG: 0.475										4	0	1	2	0	0	0				
16 Andre Ethier, L OBP: 0.352, SLG: 0.450										2	0	1	0	1	0	0				
13 Tony Abreu, S OBP: 0.319, SLG: 0.392										3	0	0	0	0	1	2				
58 Chad Billingsley, R OBP: 0.325, SLG: 0.350										2	0	0	0	0	1	0				
45 Scott Proctor, R ERA: 2.87										1	0	0	0	0	0	0				
Joe Beimel, L (7, 1)										0	0	0	0	0	0	0				
51 Jonathan Broxton, R ERA: 2.87										0	0	0	0	0	0	0				
Rudy Seanez, R (9, 1)										0	0	0	0	0	0	0				
Inning Stats	R: 0 E: 0 K: 0 S: 5	H: 0 LOB: 0 BB: 0 P: 7	R: 1 E: 1 K: 0 S: 6	H: 1 LOB: 0 BB: 0 P: 12	R: 1 E: 0 K: 0 S: 12	H: 2 LOB: 0 BB: 0 P: 18	R: 2 E: 0 K: 1 S: 11	H: 2 LOB: 1 BB: 1 P: 19	R: 0 E: 0 K: 0 S: 8	H: 1 LOB: 1 BB: 0 P: 10	R: 2 E: 0 K: 0 S: 11	H: 4 LOB: 1 BB: 0 P: 16	R: 0 E: 0 K: 2 S: 8	H: 0 LOB: 0 BB: 0 P: 12	R: 0 E: 0 K: 2 S: 8	H: 0 LOB: 0 BB: 0 P: 12	1B: 4 2B: 4 3B: 0 HR: 2	SF: 0 SAC: 0 DP: 0 HBP: 0	WP: 0 PB: 0 SB: 2 CS: 1	PA: 34
PITCHER	IP WLS BF H R ER SO BB IBB HBP BLK WP HR S P ERA WHIP																			
Justin Germano, R ERA: 4.56	5.0 L 23 8 6 5 2 1 0 0 0 0 0 0 15 21 9.00 1.800																			
45 Justin Hampson, L ERA: 2.87	2.0 7 2 0 0 0 0 0 0 0 0 0 0 8 12 0.00 1.000																			
43 Cia Meredith, R ERA: 3.67	1.0 3 0 0 0 0 2 0 0 0 0 0 0 8 12 0.00 0.000																			

AB	32
R	6
H	10
RBI	6
BB	1
SO	4
LOB	5



Batter	1	2	3	4	5	6	7	8	9	AB	R	H	RBI	BB	SO	LOB	TOP							
4 Emilio Bonifacio, S OBP: 0.375, SLG: 0.357										4	1	2	0	1	1	2	Arizona Diamondbacks @ Los Angeles Dodgers Dodger Stadium, Los Angeles, CA Fri Sep 14 2007, 7:40 PM PDT Att: 54,014 - Clear - 70 F livebaseballscorecards.com							
10 Justin Upton, R OBP: 0.301, SLG: 0.407										4	0	1	0	1	2	2								
22 Eric Byrnes, R OBP: 0.364, SLG: 0.482										4	0	0	0	0	0	2								
34 Conor Jackson, R OBP: 0.363, SLG: 0.454										4	1	1	0	0	0	4								
27 Mark Reynolds, R OBP: 0.331, SLG: 0.481										3	1	1	3	1	1	1								
24 Chris Young, R OBP: 0.294, SLG: 0.471										3	1	1	0	0	1	3								
6 Stephen Drew, L OBP: 0.303, SLG: 0.362										3	0	1	1	0	2	3								
19 Chris Snyder, R OBP: 0.339, SLG: 0.430										1	0	1	0	2	0	0								
26 Miguel Montero, L OBP: 0.289, SLG: 0.406										1	0	0	0	0	1	1								
49 Doug Davis, R OBP: 0.091, SLG: 0.074										1	0	0	0	0	1	1								
7 Carlos Quentin, R OBP: 0.300, SLG: 0.350										1	0	0	0	0	0	0								
Inning Stats	R: 1 E: 0 K: 2 S: 20	H: 2 LOB: 3 BB: 1 P: 36	R: 0 E: 0 K: 1 S: 11	H: 1 LOB: 1 BB: 1 P: 17	R: 0 E: 0 K: 1 S: 11	H: 0 LOB: 0 BB: 0 P: 14	R: 1 E: 0 K: 2 S: 13	H: 1 LOB: 1 BB: 1 P: 23	R: 2 E: 0 K: 0 S: 10	H: 2 LOB: 0 BB: 0 P: 13	R: 0 E: 0 K: 2 S: 8	H: 1 LOB: 1 BB: 0 P: 12	R: 0 E: 0 K: 0 S: 14	H: 0 LOB: 1 BB: 1 P: 21	R: 0 E: 0 K: 1 S: 8	H: 0 LOB: 1 BB: 0 P: 14	R: 0 E: 0 K: 1 S: 13	H: 0 LOB: 1 BB: 1 P: 23	1B: 6 2B: 2 3B: 0 HR: 1	SF: 1 SH: 1 DP: 1 HBP: 1	WP: 0 PB: 0 SB: 1 CS: 0	PA: 39		
PITCHER	IP WLS BF H R ER SO BB IBB HBP BLK WP HR S P ERA WHIP	IP WLS BF H R ER SO BB IBB HBP BLK WP HR S P ERA WHIP	IP WLS BF H R ER SO BB IBB HBP BLK WP HR S P ERA WHIP	IP WLS BF H R ER SO BB IBB HBP BLK WP HR S P ERA WHIP	IP WLS BF H R ER SO BB IBB HBP BLK WP HR S P ERA WHIP	IP WLS BF H R ER SO BB IBB HBP BLK WP HR S P ERA WHIP	IP WLS BF H R ER SO BB IBB HBP BLK WP HR S P ERA WHIP	IP WLS BF H R ER SO BB IBB HBP BLK WP HR S P ERA WHIP	IP WLS BF H R ER SO BB IBB HBP BLK WP HR S P ERA WHIP	IP WLS BF H R ER SO BB IBB HBP BLK WP HR S P ERA WHIP	IP WLS BF H R ER SO BB IBB HBP BLK WP HR S P ERA WHIP	IP WLS BF H R ER SO BB IBB HBP BLK WP HR S P ERA WHIP	IP WLS BF H R ER SO BB IBB HBP BLK WP HR S P ERA WHIP	IP WLS BF H R ER SO BB IBB HBP BLK WP HR S P ERA WHIP	IP WLS BF H R ER SO BB IBB HBP BLK WP HR S P ERA WHIP	IP WLS BF H R ER SO BB IBB HBP BLK WP HR S P ERA WHIP	IP WLS BF H R ER SO BB IBB HBP BLK WP HR S P ERA WHIP	IP WLS BF H R ER SO BB IBB HBP BLK WP HR S P ERA WHIP	IP WLS BF H R ER SO BB IBB HBP BLK WP HR S P ERA WHIP	IP WLS BF H R ER SO BB IBB HBP BLK WP HR S P ERA WHIP	IP WLS BF H R ER SO BB IBB HBP BLK WP HR S P ERA WHIP	IP WLS BF H R ER SO BB IBB HBP BLK WP HR S P ERA WHIP	IP WLS BF H R ER SO BB IBB HBP BLK WP HR S P ERA WHIP	IP WLS BF H R ER SO BB IBB HBP BLK WP HR S P ERA WHIP
31 Brad Penny, R ERA: 2.88	5.0 0.1 (6.1)	W H 2	24 1	6 1	4 0	3 0	6 1	3 0	0 0	0 0	0 0	0 0	0 0	0 0	0 0	0 0	5.40 0.00	1.800 3.000						
Mark Hendrickson, L ERA: 5.23	6.1	0.1	2	1	0	0	1	0	0	0	0	0	0	0	0	0	0.600	0.600						
Rudy Seanez, R ERA: 3.8	6.1	1.2	6	0	0	0	1	1	0	0	0	0	0	0	0	0	0.000	0.600						
Joe Beimel, L ERA: 3.96	8.1	0.1	2	1	0	0	1	0	0	0	0	0	0	0	0	0	0.000	3.000						
44 Takashi Saito, R ERA: 1.21	8.1	1.2	5	0	0	0	1	1	0	0	0	0	0	0	0	0	0.000	0.600						

Batter	1	2	3	4	5	6	7	8	9	AB	R	H	RBI	BB	SO	LOB	BOTTOM							
15 Rafael Furcal, S OBP: 0.333, SLG: 0.351										5	1	1	0	0	0	5	Arizona Diamondbacks @ Los Angeles Dodgers Dodger Stadium, Los Angeles, CA Fri Sep 14 2007, 7:40 PM PDT Att: 54,014 - Clear - 70 F livebaseballscorecards.com							
9 Juan Pierre, L OBP: 0.325, SLG: 0.351										2	1	0	0	2	0	0								
7 James Loney, L OBP: 0.377, SLG: 0.530										5	0	2	1	0	2	1								
12 Jeff Kent, R OBP: 0.371, SLG: 0.501										4	1	0	0	1	2	3								
5 Nomar Garciaparra, R OBP: 0.327, SLG: 0.370										4	2	3	1	0	0	1								
55 Russell Martin, R OBP: 0.375, SLG: 0.470										4	1	1	1	0	0	1								
27 Matt Kemp, R OBP: 0.374, SLG: 0.528										3	1	2	1	1	1	1								
16 Andre Ethier, L OBP: 0.353, SLG: 0.450										4	0	2	2	0	1	4								
31 Brad Penny, R ERA: 2.88	4.2 0.0 (5.1)	L LOB: 1	26 5	9 0	6 0	4 0	5 2	3 0	0 0	0 0	0 0	0 0	0 0	0 0	0 0	0 0		7.71 0.00	2.571 0.750					
37 Juan Cruz, R ERA: 3.11	5.1	0.0	5	0	0	0	2	1	0	0	0	0	0	0	0	0		0.000	0.750					
Dustin Nippert, R ERA: 5.75	7.1	0.2	4	2	1	1	1	0	0	0	0	0	0	0	0	0	13.500	3.000						
40 Bill Murphy, L ERA: 10.13	7.1	0.1	1	0	0	0	1	0	0	0	0	0	0	0	0	0	0.000	0.000						
39 Dana Eveland, L ERA: 14.4	8.1	0.2	3	0	0	0	0	1	0	0	0	0	0	0	0	0	0.000	1.500						
Inning Stats	R: 1 E: 0 K: 1 S: 8	H: 2 LOB: 1 BB: 0 P: 14	R: 0 E: 0 K: 2 S: 10	H: 1 LOB: 1 BB: 0 P: 12	R: 0 E: 0 K: 1 S: 11	H: 0 LOB: 0 BB: 0 P: 15	R: 1 E: 0 K: 1 S: 11	H: 2 LOB: 3 BB: 2 P: 23	R: 4 E: 0 K: 0 S: 16	H: 4 LOB: 2 BB: 2 P: 34	R: 0 E: 0 K: 2 S: 10	H: 0 LOB: 0 BB: 0 P: 12	R: 1 E: 0 K: 2 S: 13	H: 2 LOB: 1 BB: 0 P: 21	R: 0 E: 0 K: 0 S: 6	H: 0 LOB: 1 BB: 1 P: 14	R: 0 E: 0 K: 1 S: 13	H: 0 LOB: 1 BB: 1 P: 23	1B: 7 2B: 2 3B: 1 HR: 1	SF: 0 SH: 0 DP: 1 HBP: 0	WP: 0 PB: 0 SB: 1 CS: 0	PA: 40		
PITCHER	IP WLS BF H R ER SO BB IBB HBP BLK WP HR S P ERA WHIP	IP WLS BF H R ER SO BB IBB HBP BLK WP HR S P ERA WHIP	IP WLS BF H R ER SO BB IBB HBP BLK WP HR S P ERA WHIP	IP WLS BF H R ER SO BB IBB HBP BLK WP HR S P ERA WHIP	IP WLS BF H R ER SO BB IBB HBP BLK WP HR S P ERA WHIP	IP WLS BF H R ER SO BB IBB HBP BLK WP HR S P ERA WHIP	IP WLS BF H R ER SO BB IBB HBP BLK WP HR S P ERA WHIP	IP WLS BF H R ER SO BB IBB HBP BLK WP HR S P ERA WHIP	IP WLS BF H R ER SO BB IBB HBP BLK WP HR S P ERA WHIP	IP WLS BF H R ER SO BB IBB HBP BLK WP HR S P ERA WHIP	IP WLS BF H R ER SO BB IBB HBP BLK WP HR S P ERA WHIP	IP WLS BF H R ER SO BB IBB HBP BLK WP HR S P ERA WHIP	IP WLS BF H R ER SO BB IBB HBP BLK WP HR S P ERA WHIP	IP WLS BF H R ER SO BB IBB HBP BLK WP HR S P ERA WHIP	IP WLS BF H R ER SO BB IBB HBP BLK WP HR S P ERA WHIP	IP WLS BF H R ER SO BB IBB HBP BLK WP HR S P ERA WHIP	IP WLS BF H R ER SO BB IBB HBP BLK WP HR S P ERA WHIP	IP WLS BF H R ER SO BB IBB HBP BLK WP HR S P ERA WHIP	IP WLS BF H R ER SO BB IBB HBP BLK WP HR S P ERA WHIP	IP WLS BF H R ER SO BB IBB HBP BLK WP HR S P ERA WHIP	IP WLS BF H R ER SO BB IBB HBP BLK WP HR S P ERA WHIP	IP WLS BF H R ER SO BB IBB HBP BLK WP HR S P ERA WHIP	IP WLS BF H R ER SO BB IBB HBP BLK WP HR S P ERA WHIP	IP WLS BF H R ER SO BB IBB HBP BLK WP HR S P ERA WHIP
49 Doug Davis, L ERA: 4.18	1.1	0.0	5	0	0	0	2	1	0	0	0	0	0	0	0	0	0.000	0.750						
37 Juan Cruz, R ERA: 3.11	5.1	0.0	5	0	0	0	2	1	0	0	0	0	0	0	0	0	0.000	0.750						
Dustin Nippert, R ERA: 5.75	7.1	0.2	4	2	1	1	1	0	0	0	0	0	0	0	0	0	13.500	3.000						
40 Bill Murphy, L ERA: 10.13	7.1	0.1	1	0	0	0	1	0	0	0	0	0	0	0	0	0	0.000	0.000						
39 Dana Eveland, L ERA: 14.4	8.1	0.2	3	0	0	0	0	1	0	0	0	0	0	0	0	0	0.00							

Batter	1	2	3	4	5	6	7	8	9	AB	R	H	RBI	BB	SO	LOB	TOP																		
4 Emilio Bonifacio, S (1,4) Alberto Callaspo, S (8,PH) OBP: 0.316, SLG: 0.294 OBP: 0.259, SLG: 0.263	K2-3		G4-3			B1-3		1-1 2B		3	0	0	0	0	1	0	Arizona Diamondbacks @ Los Angeles Dodgers Dodger Stadium, Los Angeles, CA Sat Sep 15 2007, 12:55 PM PDT Att: 48,366 - Sunny - 81 F																		
6 Stephen Drew, L (1,6) OBP: 0.303, SLG: 0.361	F8					1-0 22 G6-4-3 1B		0-0 P5		4	0	1	0	0	1	2																			
22 Eric Byrnes, R (1,7) OBP: 0.362, SLG: 0.478	K					2-1 G6-4-3 1-2		0-0 P2		4	0	0	0	0	1	3																			
Tony Clark, S (1,3) OBP: 0.293, SLG: 0.508			G6-3					3-3 K		3	1	1	1	1	1	2																			
27 Mark Reynolds, R (1,5) OBP: 0.331, SLG: 0.478								2-3 K		4	0	1	0	0	1	1																			
Jeff Salazar, L (1,9) OBP: 0.306, SLG: 0.406								2-3 K		4	0	0	0	0	1	1																			
24 Chris Young, R (1,8) OBP: 0.292, SLG: 0.467								2-2 F7		4	0	0	0	0	2	1																			
26 Miguel Montero, L (1,2) 7 Robby Hammock, R (8,PH) OBP: 0.291, SLG: 0.412 OBP: 0.316, SLG: 0.390			G3					2-1 2B 2B		2	0	1	0	0	0	0																			
Livan Hernandez, R (1,1) 45 Doug Slaten, L (7,1) 32 Bob Wickman, R (7,1) Jeff Cirillo, R (8,PH) 28 Brandon Medders, R (8,1) OBP: 0.194, SLG: 0.254 OBP: 0.324, SLG: 0.374			G5-3			G4-3		0-1 E5 2B		2	0	0	0	0	0	1																			
Inning Stats	R: 0 E: 0 K: 2 S: 8	H: 0 LOB: 0 BB: 0 P: 13	R: 0 E: 0 K: 1 S: 6	H: 1 LOB: 1 BB: 0 P: 12	R: 0 E: 0 K: 0 S: 4	H: 0 LOB: 0 BB: 0 P: 8	R: 0 E: 0 K: 1 S: 8	H: 0 LOB: 1 BB: 0 P: 14	R: 0 E: 0 K: 0 S: 7	H: 1 LOB: 1 BB: 0 P: 10	R: 0 E: 0 K: 0 S: 4	H: 1 LOB: 0 BB: 0 P: 8	R: 1 E: 0 K: 1 S: 7	H: 1 LOB: 0 BB: 0 P: 9	R: 1 E: 1 K: 1 S: 11	H: 2 LOB: 2 BB: 0 P: 17		R: 0 E: 0 K: 2 S: 11	H: 0 LOB: 0 BB: 0 P: 17	1B: 2 2B: 3 3B: 0 HR: 1	SF: 0 SAC: 0 DP: 1 HBP: 0	WP: 0 PB: 0 SB: 0 CS: 0	PA: 34												
PITCHER	IP Derek Lowe, R (1,1) ERA: 3.71	WLS Joe Beigel, L (8,1) ERA: 4.09	BF Joe Beigel, L (8,1) ERA: 4.09	H 51 Jonathan Broxton, R (8,1) ERA: 2.35	R 45 Scott Proctor, R (9,1) ERA: 3.6	ER 0	SO 5	BB 1	IBB 0	HBP 0	BLK 0	WP 0	HR 1	S 44	P 74	ERA 1.29	WHIP 0.714	PITCHER	IP Derek Lowe, R (1,1) ERA: 3.71	WLS Joe Beigel, L (8,1) ERA: 4.09	BF Joe Beigel, L (8,1) ERA: 4.09	H 51 Jonathan Broxton, R (8,1) ERA: 2.35	R 45 Scott Proctor, R (9,1) ERA: 3.6	ER 0	SO 5	BB 1	IBB 0	HBP 0	BLK 0	WP 0	HR 1	S 44	P 74	ERA 1.29	WHIP 0.714

Batter	1	2	3	4	5	6	7	8	9	AB	R	H	RBI	BB	SO	LOB	BOTTOM																		
15 Rafael Furcal, S (1,6) OBP: 0.335, SLG: 0.352	7 1B	G1-3						G3-1		4	2	2	0	1	0	1	Arizona Diamondbacks @ Los Angeles Dodgers Dodger Stadium, Los Angeles, CA Sat Sep 15 2007, 12:55 PM PDT Att: 48,366 - Sunny - 81 F																		
9 Juan Pierre, L (1,8) OBP: 0.328, SLG: 0.350	7 1B	G5-3								3	1	0	0	1	0	2																			
7 James Loney, L (1,3) OBP: 0.379, SLG: 0.528	1-3 2-H 1B									3	1	1	1	1	0	1																			
Luis Gonzalez, L (1,7) 27 Matt Kemp, R (7,PR) OBP: 0.361, SLG: 0.436 OBP: 0.374, SLG: 0.528	1-3 2-H 1B									2	1	1	3	2	0	0																			
5 Nomar Garciaparra, R (1,5) OBP: 0.329, SLG: 0.371	1-2 16 G3 1B									4	0	2	0	0	1	4																			
55 Russell Martin, R (1,2) OBP: 0.372, SLG: 0.466	P5									4	0	0	0	0	1	4																			
16 Andre Ethier, L (1,9) OBP: 0.352, SLG: 0.455	G3									4	1	1	1	0	0	1																			
13 Tony Abreu, S (1,4) OBP: 0.309, SLG: 0.384	F7									4	0	1	0	0	0	1																			
Derek Lowe, R (1,1) Joe Beigel, L (8,1) 51 Jonathan Broxton, R (8,1) Mark Sweeney, L (8,PH) 45 Scott Proctor, R (9,1) OBP: 0.177, SLG: 0.107 OBP: 0.349, SLG: 0.384	K									3	0	0	0	0	1	0																			
Inning Stats	R: 4 E: 0 K: 0 S: 14	H: 4 LOB: 1 BB: 1 P: 25	R: 0 E: 0 K: 1 S: 10	H: 0 LOB: 0 BB: 0 P: 17	R: 0 E: 0 K: 1 S: 10	H: 1 LOB: 1 BB: 0 P: 14	R: 0 E: 0 K: 0 S: 6	H: 0 LOB: 0 BB: 0 P: 8	R: 0 E: 0 K: 1 S: 12	H: 0 LOB: 2 BB: 2 P: 24	R: 1 E: 0 K: 0 S: 8	H: 1 LOB: 0 BB: 0 P: 15	R: 1 E: 1 K: 0 S: 13	H: 1 LOB: 2 BB: 2 P: 26	R: 0 E: 0 K: 1 S: 10	H: 1 LOB: 1 BB: 0 P: 12		1B: 5 2B: 1 3B: 0 HR: 2	SF: 0 SAC: 0 DP: 0 HBP: 0	WP: 0 PB: 0 SB: 4 CS: 0	PA: 37														
PITCHER	IP Livan Hernandez, R (1,1) ERA: 4.86	WLS 45 Doug Slaten, L (7,1) ERA: 2.36	BF 32 Bob Wickman, R (7,1) ERA: 3.86	H 28 Brandon Medders, R (8,1) ERA: 4.73	R 0	ER 0	SO 6	BB 3	IBB 0	HBP 0	BLK 0	WP 0	HR 2	S 60	P 103	ERA 7.50	WHIP 1.500	PITCHER	IP Livan Hernandez, R (1,1) ERA: 4.86	WLS 45 Doug Slaten, L (7,1) ERA: 2.36	BF 32 Bob Wickman, R (7,1) ERA: 3.86	H 28 Brandon Medders, R (8,1) ERA: 4.73	R 0	ER 0	SO 6	BB 3	IBB 0	HBP 0	BLK 0	WP 0	HR 2	S 60	P 103	ERA 7.50	WHIP 1.500

Batter	1	2	3	4	5	6	7	8	9	AB	R	H	RBI	BB	SO	LOB	TOP											
22 Eric Byrnes, R OBP: 0.361, SLG: 0.478	F7		F8			P2	FC6-4		BB 6 1B 2B	5	1	1	0	0	0	2	Arizona Diamondbacks @ Los Angeles Dodgers Dodger Stadium, Los Angeles, CA Sun Sep 16 2007, 1:10 PM PDT Att: 51,460 - Sunny - 77 F											
10 Justin Upton, R OBP: 0.291, SLG: 0.393	P3		P3			F9	B3		FC1 6 1B	4	0	0	0	0	0	2												
56 Ramon Pena, R OBP: 0.250, SLG: 0.250										0	0	0	0	0	0	0												
Brandon Lyon, R										0	0	0	0	0	0	0												
Alberto Callaspo, S OBP: 0.257, SLG: 0.251										1	1	0	0	0	0	1												
Jose Valverde, R										0	0	0	0	0	0	0												
34 Conor Jackson, R OBP: 0.364, SLG: 0.452	P4									2	0	0	0	2	0	2												
Tony Clark, S OBP: 0.296, SLG: 0.508										0	0	0	0	1	0	0												
27 Mark Reynolds, R OBP: 0.331, SLG: 0.474										3	1	0	0	2	2	4												
6 Stephen Drew, L OBP: 0.307, SLG: 0.362										2	1	1	2	3	0	0												
24 Chris Young, R OBP: 0.289, SLG: 0.463										5	0	0	0	0	2	8												
19 Chris Snyder, R OBP: 0.341, SLG: 0.441										4	2	2	3	0	1	1												
11 Augie Ojeda, S OBP: 0.322, SLG: 0.329										3	0	1	0	1	0	0												
31 Edgar Gonzalez, R OBP: 0.150, SLG: 0.150										2	0	0	0	0	0	2												
18 Chad Tracy, L OBP: 0.346, SLG: 0.454										1	0	1	1	0	0	0												
40 Bill Murphy, L										0	0	0	0	0	0	0												
Jeff Salazar, L OBP: 0.301, SLG: 0.400										1	0	0	0	0	1	0												
Inning Stats	R: 0 E: 0 K: 0 S: 7	H: 0 LOB: 0 BB: 0 P: 11	R: 3 E: 0 K: 1 S: 14	H: 1 LOB: 0 BB: 2 P: 27	R: 0 E: 0 K: 1 S: 9	H: 0 LOB: 1 BB: 1 P: 16	R: 0 E: 0 K: 0 S: 11	H: 0 LOB: 3 BB: 3 P: 22	R: 0 E: 0 K: 0 S: 14	H: 0 LOB: 0 BB: 0 P: 17	R: 0 E: 0 K: 1 S: 9	H: 0 LOB: 0 BB: 0 P: 14	R: 2 E: 0 K: 1 S: 19	H: 2 LOB: 1 BB: 1 P: 29	1B: 4 2B: 1 3B: 0 HR: 1	SF: 0 SAC: 0 DP: 1 HBP: 0	WP: 0 PB: 0 SB: 1 CS: 0	PA: 42										
PITCHER	IP WLS BF H R ER SO BB IBB HBP BLK WP HR S P ERA WHIP	4.2 L 22 0 3 0 2 6 1 0 0 0 1 51 99 5.79 1.500	57 Eric Hull, R ERA: 4.05	0.1 2 0 0 0 0 1 0 0 0 0 0 0 10 17 9.00 3.000	Rudy Seanez, R ERA: 3.88	6.1 6 3 1 1 0 0 0 0 0 0 0 18 31 0.00 0.000	D.J. Houlton, R ERA: 3.96	7.1 6 0 0 0 3 0 0 0 0 0 0 0 17 24 54.00 9.000	51 Jonathan Broxton, R ERA: 2.51	0.2 1 0 0 0 0 0 0 0 0 0 0 0 2 5 0.00 0.000	21 Esteban Loaiza, R ERA: 4.81	5.0 H 3 0 0 0 0 1 0 0 0 0 0 5 12 0.00 1.500	40 Bill Murphy, L ERA: 8.1	1.1 H 5 1 0 0 2 0 0 0 0 0 0 15 17 0.00 0.750	56 Ramon Pena, R ERA: 2.55	1.0 H 3 0 0 0 0 0 0 0 0 0 0 6 10 0.00 0.000	Brandon Lyon, R ERA: 2.74	1.0 5 2 0 0 1 0 0 0 0 0 0 0 10 14 0.00 2.000	31 Edgar Gonzalez, R ERA: 4.61	5.0 W 18 6 1 1 1 0 1 0 0 0 0 0 5 40 58 1.80 1.400	40 Bill Murphy, L ERA: 8.1	0.2 H 3 0 0 0 0 1 0 0 0 0 0 5 12 0.00 1.500	56 Ramon Pena, R ERA: 2.55	1.1 H 5 1 0 0 2 0 0 0 0 0 0 15 17 0.00 0.750	Brandon Lyon, R ERA: 2.74	1.0 H 3 0 0 0 0 0 0 0 0 0 0 6 10 0.00 0.000	Jose Valverde, R ERA: 2.79	1.0 5 2 0 0 1 0 0 0 0 0 0 0 10 14 0.00 2.000
15 Rafael Furcal, S OBP: 0.334, SLG: 0.356	K									4	1	1	1	0	1	0	Arizona Diamondbacks @ Los Angeles Dodgers Dodger Stadium, Los Angeles, CA Sun Sep 16 2007, 1:10 PM PDT Att: 51,460 - Sunny - 77 F											
9 Juan Pierre, L OBP: 0.328, SLG: 0.349										4	0	1	0	0	0	0												
7 James Loney, L OBP: 0.381, SLG: 0.526										3	0	1	0	1	0	1												
12 Jeff Kent, R OBP: 0.372, SLG: 0.501										4	0	2	0	0	0	1												
Luis Gonzalez, L OBP: 0.361, SLG: 0.434										4	0	1	0	0	1	3												
28 Andy LaRoche, R OBP: 0.397, SLG: 0.278										3	0	1	0	0	1	1												
Mark Sweeney, L OBP: 0.354, SLG: 0.389										1	0	1	0	0	0	0												
16 Andre Ethier, L OBP: 0.353, SLG: 0.455										3	0	1	0	1	1	3												
Mike Lieberthal, R OBP: 0.276, SLG: 0.264										2	0	0	0	0	0	3												
3 Delwyn Young, S OBP: 0.438, SLG: 0.500										1	0	0	0	0	0	1												
Chad Moeller, R OBP: 0.167, SLG: 0.250										0	0	0	0	0	0	0												
21 Esteban Loaiza, R OBP: 0.200, SLG: 0.200										1	0	0	0	0	0	1												
57 Eric Hull, R ERA: 4.05										0	0	0	0	0	0	0												
5 Nomar Garciaparra, R OBP: 0.328, SLG: 0.570										1	0	0	0	0	0	1												
Rudy Seanez, R ERA: 3.88										0	0	0	0	0	0	0												
D.J. Houlton, R ERA: 3.96										0	0	0	0	0	0	0												
13 Tony Abreu, S OBP: 0.307, SLG: 0.381										1	0	0	0	0	0	0												
51 Jonathan Broxton, R ERA: 2.51										0	0	0	0	0	0	0												
Roberto Hernandez, R ERA: 5.89										0	0	0	0	0	0	0												
Inning Stats	R: 0 E: 0 K: 1 S: 10	H: 1 LOB: 0 BB: 0 P: 16	R: 0 E: 0 K: 0 S: 7	H: 0 LOB: 0 BB: 0 P: 8	R: 0 E: 0 K: 0 S: 6	H: 1 LOB: 0 BB: 0 P: 8	R: 0 E: 0 K: 0 S: 12	H: 3 LOB: 1 BB: 0 P: 16	R: 0 E: 0 K: 0 S: 5	H: 0 LOB: 1 BB: 1 P: 10	R: 0 E: 0 K: 0 S: 6	H: 1 LOB: 0 BB: 0 P: 13	R: 0 E: 0 K: 2 S: 14	H: 0 LOB: 0 BB: 0 P: 16	R: 0 E: 0 K: 1 S: 10	H: 2 LOB: 2 BB: 0 P: 14	1B: 8 2B: 0 3B: 0 HR: 1	SF: 0 SAC: 0 DP: 2 HBP: 0	WP: 0 PB: 0 SB: 0 CS: 1	PA: 35								
PITCHER	IP WLS BF H R ER SO BB IBB HBP BLK WP HR S P ERA WHIP	5.0 W 18 6 1 1 1 0 1 0 0 0 0 5 40 58 1.80 1.400	31 Edgar Gonzalez, R ERA: 4.61	5.0 H 3 0 0 0 0 1 0 0 0 0 0 5 12 0.00 1.500	40 Bill Murphy, L ERA: 8.1	1.1 H 5 1 0 0 2 0 0 0 0 0 0 15 17 0.00 0.750	56 Ramon Pena, R ERA: 2.55	1.0 H 3 0 0 0 0 0 0 0 0 0 0 6 10 0.00 0.000	Brandon Lyon, R ERA: 2.74	1.0 5 2 0 0 1 0 0 0 0 0 0 0 10 14 0.00 2.000	31 Edgar Gonzalez, R ERA: 4.61	5.0 W 18 6 1 1 1 0 1 0 0 0 0 5 40 58 1.80 1.400	40 Bill Murphy, L ERA: 8.1	0.2 H 3 0 0 0 0 1 0 0 0 0 0 5 12 0.00 1.500	56 Ramon Pena, R ERA: 2.55	1.1 H 5 1 0 0 2 0 0 0 0 0 0 0 15 17 0.00 0.750	Brandon Lyon, R ERA: 2.74	1.0 H 3 0 0 0 0 0 0 0 0 0 0 6 10 0.00 0.000	Jose Valverde, R ERA: 2.79	1.0 5 2 0 0 1 0 0 0 0 0 0 0 10 14 0.00 2.000								

Batter	1	2	3	4	5	6	7	8	9	AB	R	H	RBI	BB	SO	LOB	TOP					
9 Juan Pierre, L OBP: 0.330, SLG: 0.355										4	0	0	0	0	0	0	Los Angeles Dodgers @ Colorado Rockies Coors Field, Denver, CO Thu Sep 20 2007, 1:05 PM MDT Att: 23,147 - Partly Cloudy - 82 F livebaseballscores.com 					
13 Tony Abreu, S OBP: 0.303, SLG: 0.383										4	0	1	0	0	1	0						
7 James Loney, L OBP: 0.376, SLG: 0.520										4	0	0	0	0	0	1						
12 Jeff Kent, R OBP: 0.372, SLG: 0.498										3	1	1	0	1	0	0						
Luis Gonzalez, L OBP: 0.359, SLG: 0.435										3	0	0	1	1	0	1						
55 Russell Martin, R OBP: 0.377, SLG: 0.475										3	1	1	0	1	1	1						
16 Andre Ethier, L OBP: 0.354, SLG: 0.459										3	1	2	2	1	1	1						
28 Andy LaRoche, R OBP: 0.388, SLG: 0.328										4	1	2	1	0	0	2						
Derek Lowe, R ERA: 3.93										1	0	0	0	0	0	3						
Inning Stats	R: 0 E: 0 K: 0 S: 7	H: 0 LOB: 0 BB: 0 P: 10	R: 0 E: 0 K: 1 S: 13	H: 2 LOB: 3 BB: 1 P: 22	R: 0 E: 0 K: 0 S: 11	H: 1 LOB: 0 BB: 0 P: 15	R: 0 E: 0 K: 0 S: 6	H: 0 LOB: 0 BB: 0 P: 11	R: 0 E: 0 K: 0 S: 7	H: 0 LOB: 0 BB: 0 P: 13	R: 0 E: 0 K: 0 S: 6	H: 0 LOB: 0 BB: 0 P: 10	R: 4 E: 0 K: 1 S: 18	H: 3 LOB: 0 BB: 1 P: 27	R: 0 E: 0 K: 1 S: 12	H: 0 LOB: 1 BB: 0 P: 20	R: 0 E: 0 K: 2 S: 12	H: 1 LOB: 1 BB: 0 P: 17	1B: 4 2B: 2 3B: 0 HR: 2	SF: 0 SAC: 0 DP: 2 HBP: 0	WP: 0 PB: 1 SB: 0 CS: 0	PA: 36
PITCHER	IP: 6.1 WLS: W BF: 25 H: 5 R: 3 ER: 3 SO: 1 BB: 3 IBB: 0 HBP: 0 BLK: 0 WP: 0 HR: 1 S: 62 P: 101 ERA: 4.26 WHIP: 1.263	IP: 0.2 WLS: 3 BF: 1 H: 1 R: 1 ER: 1 SO: 1 BB: 0 IBB: 0 HBP: 0 BLK: 0 WP: 0 HR: 6 S: 7 P: 20 ERA: 13.50 WHIP: 1.500	IP: 1.0 WLS: 4 BF: 0 H: 0 R: 0 ER: 0 SO: 1 BB: 1 IBB: 0 HBP: 0 BLK: 0 WP: 0 HR: 12 S: 20 P: 7 ERA: 0.00 WHIP: 1.000	IP: 1.0 WLS: 4 BF: 1 H: 0 R: 0 ER: 0 SO: 2 BB: 0 IBB: 0 HBP: 0 BLK: 0 WP: 0 HR: 12 S: 17 P: 17 ERA: 0.00 WHIP: 1.000	PITCHER																	

Batter	1	2	3	4	5	6	7	8	9	AB	R	H	RBI	BB	SO	LOB	BOTTOM				
Kazuo Matsui, S OBP: 0.348, SLG: 0.417										3	1	3	0	1	0	0	Los Angeles Dodgers @ Colorado Rockies Coors Field, Denver, CO Thu Sep 20 2007, 1:05 PM MDT Att: 23,147 - Partly Cloudy - 82 F livebaseballscores.com 				
Jamey Carroll, R OBP: 0.315, SLG: 0.296										1	1	0	0	0	0	2					
2 Troy Tulowitzki, R OBP: 0.366, SLG: 0.478										4	2	2	3	1	1	2					
5 Matt Holliday, R OBP: 0.402, SLG: 0.614										4	1	1	3	1	2	3					
17 Todd Helton, L OBP: 0.433, SLG: 0.484										3	2	2	0	2	0	0					
27 Garrett Atkins, R OBP: 0.360, SLG: 0.478										5	1	2	0	0	2	5					
11 Brad Hawpe, L OBP: 0.376, SLG: 0.515										4	0	2	3	1	1	5					
19 Ryan Spillborghs, R OBP: 0.366, SLG: 0.498										4	0	1	0	1	0	3					
50 Jorge Julio, R										0	0	0	0	0	0	0					
20 Chris Iannetta, R OBP: 0.322, SLG: 0.347										5	1	1	0	0	2	7					
38 Ubaldo Jiménez, R OBP: 0.208, SLG: 0.095										4	0	0	0	0	2	3					
34 Matt Herges, L										0	0	0	0	0	0	0					
47 Joe Koshansky, L OBP: 0.250, SLG: 0.222										1	0	0	0	0	1	2					
18 Cory Sullivan, L OBP: 0.382, SLG: 0.433										0	0	0	0	0	0	0					
Inning Stats	R: 0 E: 0 K: 2 S: 11	H: 1 LOB: 3 BB: 2 P: 22	R: 6 E: 0 K: 1 S: 21	H: 7 LOB: 1 BB: 0 P: 33	R: 0 E: 0 K: 2 S: 11	H: 0 LOB: 1 BB: 1 P: 21	R: 0 E: 0 K: 1 S: 10	H: 0 LOB: 3 BB: 3 P: 28	R: 0 E: 0 K: 1 S: 9	H: 1 LOB: 1 BB: 0 P: 13	R: 1 E: 0 K: 0 S: 13	H: 3 LOB: 2 BB: 0 P: 20	R: 2 E: 0 K: 2 S: 13	H: 1 LOB: 0 BB: 0 P: 23	R: 0 E: 0 K: 2 S: 10	H: 1 LOB: 2 BB: 1 P: 18	1B: 8 2B: 4 3B: 0 HR: 2	SF: 0 SAC: 0 DP: 0 HBP: 1	WP: 1 PB: 0 SB: 0 CS: 0	PA: 46	
PITCHER	IP: 3.0 WLS: L BF: 22 H: 8 R: 6 ER: 6 SO: 5 BB: 5 IBB: 0 HBP: 0 BLK: 0 WP: 1 HR: 1 S: 44 P: 85 ERA: 18.00 WHIP: 4.333	IP: 1.0 WLS: 4 BF: 0 H: 0 R: 0 ER: 0 SO: 1 BB: 1 IBB: 0 HBP: 0 BLK: 0 WP: 0 HR: 12 S: 20 P: 7 ERA: 0.00 WHIP: 1.000	IP: 2.0 WLS: 10 BF: 4 H: 1 R: 1 ER: 1 SO: 1 BB: 0 IBB: 0 HBP: 0 BLK: 0 WP: 0 HR: 22 S: 33 P: 45 ERA: 4.50 WHIP: 2.000	IP: 2.0 WLS: 10 BF: 2 H: 2 R: 2 ER: 2 SO: 4 BB: 1 IBB: 0 HBP: 0 BLK: 0 WP: 1 HR: 23 S: 41 P: 41 ERA: 9.00 WHIP: 1.500	PITCHER																

Batter	1	2	3	4	5	6	7	8	9	AB	R	H	RBI	BB	SO	LOB	TOP															
Kazuo Matsui, S OBP: 0.343, SLG: 0.403	F7		E2			G5-3		K	F8	5	2	1	1	1	1	2	Colorado Rockies @ Los Angeles Dodgers Dodger Stadium, Los Angeles, CA Tue Sep 25 2007, 7:10 PM PDT Att: 44,660 - Clear - 71 F															
2 Troy Tulowitzki, R OBP: 0.393, SLG: 0.477	P4		F9			F8		17 1B	K	6	2	2	2	0	1	2																
5 Matt Holliday, R OBP: 0.401, SLG: 0.608	G5-3					17 1B		K		4	1	2	0	0	1	0																
17 Todd Helton, L OBP: 0.434, SLG: 0.486			L7			11 FC4-6		L7		5	0	3	2	0	0	1																
27 Garrett Atkins, R OBP: 0.358, SLG: 0.474						P3				3	0	0	0	0	2	1																
40 Brian Fuentes, L 60 Manny Corpas, R	K					11 FC4-6		F8		0	0	0	0	0	0	0																
11 Brad Hawpe, L OBP: 0.383, SLG: 0.528						18 WP		FC4-6		5	0	1	1	0	1	4																
8 Yorvit Torrealba, R OBP: 0.327, SLG: 0.376						K		FC5-4		5	1	2	0	0	1	4																
18 Cory Sullivan, L OBP: 0.355, SLG: 0.415								K		0	1	0	0	1	0	0																
19 Ryan Spilborghs, R (6, PH) OBP: 0.370, SLG: 0.594										3	2	2	1	0	1	2																
38 Ubaldo Jiménez, R OBP: 0.296, SLG: 0.291										1	0	0	0	0	0	2																
23 Ryan Speier, R OBP: 0.277, SLG: 0.355										1	0	0	0	0	1	1																
10 Jeff Baker, R OBP: 0.207, SLG: 0.255										0	0	0	0	0	0	0																
34 Matt Herge, L OBP: 0.290, SLG: 0.370										1	0	0	0	0	0	0																
25 Seth Smith, L OBP: 0.400, SLG: 0.400										1	0	0	0	0	0	0																
Janey Carroll, R OBP: 0.318, SLG: 0.299										1	0	1	1	0	0	0																
Inning Stats	R: 0 E: 0 K: 0 S: 8	H: 0 LOB: 0 BB: 0 P: 10	R: 0 E: 0 K: 1 S: 12	H: 1 LOB: 1 BB: 0 P: 18	R: 2 E: 1 K: 0 S: 13	H: 2 LOB: 1 BB: 0 P: 20	R: 0 E: 0 K: 1 S: 10	H: 1 LOB: 2 BB: 1 P: 19	R: 2 E: 0 K: 2 S: 13	H: 2 LOB: 0 BB: 2 P: 20	R: 0 E: 0 K: 1 S: 11	H: 1 LOB: 2 BB: 1 P: 20	R: 1 E: 0 K: 2 S: 17	H: 2 LOB: 2 BB: 0 P: 21	R: 2 E: 0 K: 2 S: 16	H: 3 LOB: 1 BB: 0 P: 22	1B: 10 2B: 3 HR: 1	SF: 0 SAC: 1 DP: 2 HBP: 2	WP: 2 PA: 47 PB: 0 SB: 0 CS: 0													
PITCHER	IP WLS BF H R ER SO BB IBB HBP BLK WP HR S P ERA WHIP																															
31 Brad Penny, R ERA: 3.03	5.0	25	6	4	4	2	3	0	1	0	62	99	7.20	1.800																		
Mark Hendrickson, L ERA: 5.34	1.2	L	8	2	2	2	1	0	0	0	1	20	34	10.80	1.800																	
Rudy Seanez, R ERA: 3.74	0.1		2	1	0	0	1	0	0	0	4	6	0.00	3.000																		
45 Scott Proctor, R ERA: 3.54	1.0		6	2	1	1	2	0	0	1	0	17	21	9.00	2.000																	
Roberto Hernandez, R ERA: 6.41	1.0		6	3	2	2	2	0	0	0	1	0	16	22	18.00	3.000																
Batter	1	2	3	4	5	6	7	8	9	AB	R	H	RBI	BB	SO	LOB	BOTTOM															
9 Juan Pierre, L OBP: 0.333, SLG: 0.354	G6-3		G6-3			F7				4	1	1	0	1	0	0	Colorado Rockies @ Los Angeles Dodgers Dodger Stadium, Los Angeles, CA Tue Sep 25 2007, 7:10 PM PDT Att: 44,660 - Clear - 71 F															
27 Matt Kemp, R OBP: 0.394, SLG: 0.509	G5-3		P4			7 HR		F8		5	1	1	0	0	3																	
7 James Loney, L OBP: 0.384, SLG: 0.538	55 PB					7 HR		L8		5	1	3	3	0	1	0																
12 Jeff Kent, R OBP: 0.300, SLG: 0.390						1 HR				2	0	1	0	1	0	1																
Mark Hendrickson, L ERA: 5.34										0	0	0	0	0	0	0																
Rudy Seanez, R ERA: 3.74										0	0	0	0	0	0	0																
Mark Sweeney, L OBP: 0.308, SLG: 0.370										0	0	0	0	0	0	0																
45 Scott Proctor, R ERA: 3.54										0	0	0	0	0	0	0																
3 Delwyn Young, S OBP: 0.460, SLG: 0.690										1	1	1	1	0	0	0																
55 Russell Martin, R OBP: 0.380, SLG: 0.472	K									3	1	0	0	2	2	3																
16 Andre Ethier, L OBP: 0.353, SLG: 0.458										4	0	1	0	1	0	3																
28 Andy LaRoche, R OBP: 0.383, SLG: 0.524	K									5	1	2	1	0	2	2																
14 Chin-Lung Hu, R OBP: 0.364, SLG: 0.909										4	1	2	2	0	1	2																
31 Brad Penny, R OBP: 0.279, SLG: 0.338										2	0	0	0	0	0	1																
Wilson Valdez, R OBP: 0.250, SLG: 0.293										1	0	0	0	0	1	0																
5 Nomar Garciaparra, R OBP: 0.328, SLG: 0.371										1	0	0	0	0	0	2																
Roberto Hernandez, R ERA: 6.41										0	0	0	0	0	0	0																
Inning Stats	R: 0 E: 0 K: 1 S: 8	H: 1 LOB: 2 BB: 1 P: 16	R: 0 E: 0 K: 1 S: 8	H: 1 LOB: 1 BB: 0 P: 11	R: 0 E: 0 K: 0 S: 7	H: 1 LOB: 1 BB: 0 P: 10	R: 2 E: 0 K: 0 S: 7	H: 2 LOB: 0 BB: 1 P: 12	R: 3 E: 1 K: 2 S: 17	H: 4 LOB: 1 BB: 0 P: 26	R: 0 E: 0 K: 2 S: 9	H: 0 LOB: 0 BB: 0 P: 15	R: 0 E: 0 K: 1 S: 6	H: 0 LOB: 0 BB: 0 P: 9	R: 1 E: 0 K: 0 S: 11	H: 1 LOB: 3 BB: 3 P: 27	R: 1 E: 0 K: 0 S: 9	H: 2 LOB: 1 BB: 0 P: 15	1B: 7 2B: 3 HR: 3	SF: 0 SAC: 0 DP: 2 HBP: 0	WP: 1 PA: 43 PB: 1 SB: 0 CS: 0											
PITCHER	IP WLS BF H R ER SO BB IBB HBP BLK WP HR S P ERA WHIP																															
38 Ubaldo Jiménez, R ERA: 4.52	4.0	W	3	0	0	0	2	0	0	0	1	0	9	14	0.00	0.000																
23 Ryan Speier, R ERA: 4.41	1.0	H	6	0	0	0	3	0	0	0	0	15	24	0.00	0.000																	
34 Matt Herge, R ERA: 3.3	2.0	H	6	0	0	0	3	0	0	0	0	11	27	9.00	4.000																	
40 Brian Fuentes, L ERA: 3.18	1.0	H	7	1	1	1	0	3	0	0	0	11	27	9.00	4.000																	
60 Manny Corpas, R ERA: 1.95	1.0	S	5	2	1	1	0	0	0	0	0	1	9	15	9.00	2.000																

Batter	1	2	3	4	5	6	7	8	9	AB	R	H	RBI	BB	SO	LOB	TOP										
Kazuo Matsui, S (1, 4) OBP: 0.342, SLG: 0.401	G4-3		G2-3					K		4	1	1	1	0	1	0	Colorado Rockies @ Los Angeles Dodgers Dodger Stadium, Los Angeles, CA Wed Sep 26 2007, 7:10 PM PDT Att: 45,036 - Partly Cloudy - 72 F livebaseballscorecards.com										
2 Troy Tulowitzki, R (1, 6) OBP: 0.382, SLG: 0.475	G5-3		L5					K		4	0	1	0	0	1	0											
5 Matt Holliday, R (1, 7) OBP: 0.402, SLG: 0.607	K		K					K		3	0	1	1	1	2	0											
17 Todd Helton, L (1, 3) OBP: 0.433, SLG: 0.484		G4-3	G4-3					G4-3		4	0	1	0	0	0	3											
27 Garrett Atkins, R (1, 5) OBP: 0.356, SLG: 0.472				K				G6-3		3	0	0	0	0	2	1											
Jamey Carroll, R (9, 5) OBP: 0.318, SLG: 0.299				K						0	0	0	0	0	0	0											
11 Brad Hawpe, L (1, 9) OBP: 0.381, SLG: 0.525		L4-3						P4		3	0	0	0	0	1	1											
19 Ryan Spillborghs, R (1, 8) OBP: 0.366, SLG: 0.498			G4-3					G1-3		3	0	0	0	0	0	0											
Jeremy Affeldt, L (7, 1)			G5-3							0	0	0	0	0	0	0											
40 Brian Fuentes, L (8, 1)										0	0	0	0	0	0	0											
60 Manny Corpas, R (9, 1)										0	0	0	0	0	0	0											
8 Yorvit Torrealba, R (1, 2) OBP: 0.327, SLG: 0.378			F9					F9		3	1	1	0	0	0	0											
Josh Fogg, R (1, 1) OBP: 0.154, SLG: 0.137										2	0	0	0	0	2	1											
18 Cory Sullivan, L (7, 8) OBP: 0.352, SLG: 0.412			K					K		1	0	0	0	0	1	0											
Inning Stats	R: 0 H: 0 E: 0 K: 1 S: 8	H: 0 LOB: 0 BB: 0 P: 14	R: 0 H: 1 E: 0 K: 1 S: 5	LOB: 0 BB: 0 P: 8	R: 2 H: 4 E: 0 K: 1 S: 14	LOB: 2 BB: 0 P: 21	R: 0 H: 0 E: 0 K: 2 S: 9	LOB: 0 BB: 0 P: 13	R: 0 H: 0 E: 0 K: 1 S: 8	LOB: 0 BB: 0 P: 13	R: 0 H: 0 E: 0 K: 0 S: 3	LOB: 0 BB: 0 P: 5	R: 0 H: 0 E: 0 K: 2 S: 10	LOB: 0 BB: 0 P: 13	R: 0 H: 0 E: 0 K: 1 S: 6	LOB: 0 BB: 1 P: 14	1B: 4 2B: 2 3B: 0 HR: 0	SF: 0 SAC: 0 DP: 2 HBP: 0	WP: 0 PA: 31 PB: 0 SB: 0 CS: 0								
PITCHER	IP	WLS	BF	H	R	ER	SO	BB	IBB	HBP	BLK	WP	HR	S	P	ERA	WHIP										
Derek Lowe, R (1, 1) ERA: 3.88	7.0	L	25	5	2	2	7	0	0	0	0	0	0	55	89	2.57	0.714										
51 Jonathan Broxton, R (8, 1) ERA: 2.89	1.0		3	0	0	0	2	0	0	0	0	0	0	10	13	0.00	0.000										
44 Takashi Saito, R (9, 1) ERA: 1.44	1.0		3	0	0	0	1	1	0	0	0	0	0	6	14	0.00	1.000										

Batter	1	2	3	4	5	6	7	8	9	AB	R	H	RBI	BB	SO	LOB	BOTTOM										
9 Juan Pierre, L (1, 8) OBP: 0.331, SLG: 0.352	G1-3		G6-4-3			G4-3	G4-3		FC6-4	5	0	0	0	0	0	4	Colorado Rockies @ Los Angeles Dodgers Dodger Stadium, Los Angeles, CA Wed Sep 26 2007, 7:10 PM PDT Att: 45,036 - Partly Cloudy - 72 F livebaseballscorecards.com										
14 Chin-Lung Hu, R (1, 6) OBP: 0.297, SLG: 0.667	K			G6-3		F7		P6		4	0	0	0	0	1	0											
3 Delwyn Young, S (1, 7) OBP: 0.500, SLG: 0.739								G6-3		3	0	2	0	1	0	0											
7 James Loney, L (1, 3) OBP: 0.385, SLG: 0.537	G6-3			P6						3	0	1	0	1	0	2											
28 Andy LaRoche, R (1, 5) OBP: 0.378, SLG: 0.312		G5-3		G6-3						3	0	0	0	1	1	2											
16 Andre Ethier, L (1, 9) OBP: 0.352, SLG: 0.458		G4-3								4	0	1	0	0	2	3											
Chad Moeller, R (1, 2) OBP: 0.157, SLG: 0.235										3	0	0	0	0	1	1											
55 Russell Martin, R (9, PH) OBP: 0.379, SLG: 0.471										1	0	0	0	0	0	0											
Wilson Valdez, R (1, 4) OBP: 0.238, SLG: 0.279										3	0	0	0	0	1	1											
Luis Gonzalez, L (9, PH) OBP: 0.358, SLG: 0.432										1	0	1	0	0	0	0											
Derek Lowe, R (1, 1) ERA: 3.88	6.2	W	27	5	0	0	5	3	0	0	0	0	0	0	0	0											
Mark Swartz, L (7, PH) OBP: 0.343, SLG: 0.371	0.1	H	1	0	0	0	0	0	0	0	0	4	4	0.00	0.000												
51 Jonathan Broxton, R (8, 1) ERA: 3.12	1.0	H	4	1	0	0	1	0	0	0	0	8	13	0.00	1.000												
44 Takashi Saito, L (9, PH) OBP: 0.358, SLG: 0.529	1.0	S	5	2	0	0	1	0	0	0	0	11	16	0.00	2.000												
Inning Stats	R: 0 H: 1 E: 0 K: 1 S: 12	H: 0 LOB: 0 BB: 0 P: 19	R: 0 H: 0 E: 0 K: 0 S: 5	LOB: 0 BB: 0 P: 7	R: 0 H: 1 E: 0 K: 1 S: 8	LOB: 0 BB: 0 P: 9	R: 0 H: 1 E: 0 K: 0 S: 6	LOB: 1 BB: 0 P: 9	R: 0 H: 0 E: 0 K: 1 S: 13	LOB: 3 BB: 3 P: 27	R: 0 H: 1 E: 0 K: 1 S: 11	LOB: 0 BB: 0 P: 13	R: 0 H: 1 E: 0 K: 1 S: 8	LOB: 1 BB: 0 P: 13	R: 0 H: 2 E: 0 K: 1 S: 11	LOB: 2 BB: 0 P: 16	1B: 6 2B: 1 3B: 1 HR: 0	SF: 0 SAC: 0 DP: 1 HBP: 0	WP: 0 PA: 37 PB: 0 SB: 0 CS: 0								
PITCHER	IP	WLS	BF	H	R	ER	SO	BB	IBB	HBP	BLK	WP	HR	S	P	ERA	WHIP										
Josh Fogg, R (1, 1) ERA: 4.79	6.2	W	27	5	0	0	5	3	0	0	0	0	0	0	0	0											
Jeremy Affeldt, L (7, 1) ERA: 3.61	0.1	H	1	0	0	0	0	0	0	0	0	4	4	0.00	0.000												
40 Brian Fuentes, L (8, 1) ERA: 3.12	1.0	H	4	1	0	0	1	0	0	0	0	8	13	0.00	1.000												
60 Manny Corpas, R (9, 1) ERA: 1.92	1.0	S	5	2	0	0	1	0	0	0	0	11	16	0.00	2.000												

Batter	1	2	3	4	5	6	7	8	9	AB	R	H	RBI	BB	SO	LOB	TOP					
Rajai Davis, R OBP: 0.354, SLG: 0.376										4	1	1	1	0	2	1						
19 Kevin Frandsen, R OBP: 0.329, SLG: 0.371										3	0	1	0	1	0	0						
2 Randy Winn, S OBP: 0.350, SLG: 0.440										4	0	1	0	0	1	2						
Pedro Feliz, R OBP: 0.284, SLG: 0.415										4	0	0	0	0	0	2						
40 Daniel Ortmeier, S OBP: 0.318, SLG: 0.480										3	1	2	0	1	0	1						
12 Nate Schierholz, L OBP: 0.297, SLG: 0.377										4	0	1	0	0	1	3						
50 Eleazer Alfonso, R OBP: 0.302, SLG: 0.383										4	0	1	0	0	0	3						
13 Omar Vizquel, S OBP: 0.304, SLG: 0.309										3	1	2	1	1	0	1						
32 Kevin Correia, R OBP: 0.125, SLG: 0.067										2	0	0	0	0	1	2						
Ray Durham, S OBP: 0.296, SLG: 0.344										1	0	0	0	0	0	1						
23 Randy Messenger, R OBP: 0.304, SLG: 0.309										0	0	0	0	0	0	0						
Scott Munter, R OBP: 0.304, SLG: 0.309										0	0	0	0	0	0	0						
Inning Stats	R: 1 E: 0 K: 0 S: 9	H: 2 LOB: 0 BB: 0 P: 15	R: 1 E: 0 K: 1 S: 13	H: 3 LOB: 1 BB: 0 P: 19	R: 0 E: 0 K: 1 S: 12	H: 0 LOB: 0 BB: 0 P: 18	R: 0 E: 0 K: 0 S: 7	H: 0 LOB: 1 BB: 0 P: 13	R: 1 E: 1 K: 0 S: 9	H: 1 LOB: 0 BB: 0 P: 12	R: 0 E: 0 K: 1 S: 9	H: 1 LOB: 0 BB: 0 P: 11	R: 0 E: 0 K: 1 S: 8	H: 0 LOB: 1 BB: 1 P: 14	R: 0 E: 0 K: 1 S: 12	H: 0 LOB: 0 BB: 0 P: 20	R: 0 E: 0 K: 0 S: 10	H: 2 LOB: 1 BB: 0 P: 13	1B: 9 2B: 1 3B: 0 HR: 0	SF: 0 SAC: 0 DP: 4 HBP: 0	WP: 0 PB: 0 SB: 0 CS: 0	PA: 35
PITCHER	IP WLS BF H R ER SO BB IBB HBP BLK WP HR S P ERA WHIP																					
David Wells, L ERA: 3.43	(1, 1) 6.0 W 24 7 3 2 3 1 0 0 0 0 0 0 59 88 3.00 1.333																					
45 Scott Proctor, R ERA: 3.69	(7, 1) 1.0 H 4 0 0 0 1 1 0 0 0 0 0 0 8 14 0.00 1.000																					
51 Jonathan Broxton, R ERA: 2.85	(8, 1) 1.0 3 0 0 0 1 1 0 0 0 0 0 0 12 20 0.00 1.000																					
D.J. Houlton, R ERA: 3.6	(9, 1) 1.0 4 2 0 0 0 0 0 0 0 0 0 0 10 13 0.00 2.000																					

San Francisco Giants @ Los Angeles Dodgers
Dodger Stadium, Los Angeles, CA

AB 32
R 3
H 9
RBI 2
BB 3
SO 5
LOB 16



WP: 0 PA: 35
PB: 0
SB: 0
CS: 0

Fri Sep 28 2007, 7:40 PM PDT
Att: 47,696 - Cloudy - 65 F

Batter	1	2	3	4	5	6	7	8	9	AB	R	H	RBI	BB	SO	LOB	BOTTOM			
9 Juan Pierre, L OBP: 0.331, SLG: 0.352										4	0	2	1	0	0	0				
Wilson Valdez, R OBP: 0.239, SLG: 0.269										2	1	1	2	1	0	0				
27 Matt Kemp, R OBP: 0.364, SLG: 0.509										4	1	1	1	0	2	2				
7 James Loney, L OBP: 0.385, SLG: 0.548										4	1	1	1	0	1	3				
28 Andy LaRoche, R OBP: 0.377, SLG: 0.321										3	1	1	1	1	1	0				
16 Andre Ethier, L OBP: 0.351, SLG: 0.455										3	0	0	0	1	0	1				
Chad Moeller, R OBP: 0.182, SLG: 0.241										3	2	1	0	0	0	2				
14 Chin-Lung Hu, R OBP: 0.227, SLG: 0.500										3	0	1	1	0	1	1				
David Wells, L OBP: 0.345, SLG: 0.376	(1, 1) 6.0 L 24 7 3 2 3 1 0 0 0 0 0 0 59 88 3.00 1.333																			
45 Scott Proctor, R ERA: 3.45	(7, 1) 1.0 7 3 2 2 1 0 0 0 1 0 0 0 18 27 18.00 3.000																			
23 Randy Messenger, R ERA: 4.2	(8, 1) 1.0 5 1 1 1 0 2 0 0 0 0 0 0 7 17 9.00 3.000																			
Scott Munter, R ERA: 4.22	(9, 1) 1.0 5 1 1 1 0 2 0 0 0 0 0 0 7 17 9.00 3.000																			
Inning Stats	R: 2 E: 0 K: 1 S: 13	H: 2 LOB: 1 BB: 1 P: 20	R: 2 E: 0 K: 0 S: 11	H: 3 LOB: 0 BB: 0 P: 16	R: 1 E: 0 K: 1 S: 13	H: 1 LOB: 0 BB: 0 P: 17	R: 0 E: 0 K: 2 S: 8	H: 0 LOB: 0 BB: 0 P: 12	R: 0 E: 0 K: 0 S: 5	H: 0 LOB: 0 BB: 0 P: 7	R: 0 E: 0 K: 1 S: 5	H: 0 LOB: 0 BB: 0 P: 11	R: 2 E: 0 K: 1 S: 18	H: 3 LOB: 2 BB: 0 P: 27	R: 1 E: 0 K: 0 S: 7	H: 1 LOB: 1 BB: 2 P: 17	1B: 7 2B: 2 3B: 0 HR: 1	SF: 1 SAC: 1 DP: 1 HBP: 1	WP: 0 PB: 0 SB: 0 CS: 1	PA: 37
PITCHER	IP WLS BF H R ER SO BB IBB HBP BLK WP HR S P ERA WHIP																			
32 Kevin Correia, R ERA: 3.45	(1, 1) 6.0 L 24 7 3 2 3 1 0 0 0 0 0 0 59 88 3.00 1.167																			
23 Randy Messenger, R ERA: 4.2	(7, 1) 1.0 7 3 2 2 1 0 0 0 1 0 0 0 18 27 18.00 3.000																			
Scott Munter, R ERA: 4.22	(8, 1) 1.0 5 1 1 1 0 2 0 0 0 0 0 0 7 17 9.00 3.000																			

San Francisco Giants @ Los Angeles Dodgers
Dodger Stadium, Los Angeles, CA

AB 30
R 8
H 10
RBI 8
BB 3
SO 6
LOB 10



WP: 0 PA: 37
PB: 0
SB: 0
CS: 1

Fri Sep 28 2007, 7:40 PM PDT
Att: 47,696 - Cloudy - 65 F

