

Los Angeles Dodgers - 2008

Batter	1	2	3	4	5	6	7	8	9	AB	R	H	RBI	BB	SO	LOB	TOP	
23 Matt Diaz, R (1,7)										3	0	0	0	0	1	0	Atlanta Braves @ Los Angeles Dodgers Holman Stadium, Vero Beach, FL Thu Feb 28 2008, 1:05 PM EST Att: 4,440 - Sunny - 60 F	
56 Blaine Boyer, R (6,1)										0	0	0	0	0	0	0		
26 Joe Borchard, S (8,PH)										1	0	0	0	0	1	0		
66 Matt DeSalvo, R (8,1)										0	0	0	0	0	0	0		
74 Colter Bean, R (9,1)										0	0	0	0	0	0	0		
73 Jordan Schafer, L (1,8) OBP: 0.667, SLG: 0.667 1 Grégor Blanco, L (7,8)										3	1	2	0	0	0	0		
7 Jeff Francoeur, R (1,9) OBP: 0.333, SLG: 0.667 22 Josh Anderson, L (7,9)										3	1	1	0	0	0	1		
16 Brian McCann, L (1,2) 5 Brayn Peña, S (7,2)										1	1	0	0	0	0	0		
20 Scott Thorman, L (1,3) 71 Tyler Flowers, R (7,3) OBP: 1.000, SLG: 4.000										3	0	0	1	0	0	2		
14 Martin Prado, R (1,5)										1	0	0	0	0	0	1		
68 Brent Lillibridge, R (1,6)										3	0	1	1	0	0	0		
70 Diory Hernandez, R (1,4) 67 Javier Guzman, S (7,PH) (7,4)										3	0	1	1	0	0	0		
15 Tim Hudson, R (1,1) 48 Chris Resop, R (3,1) 46 Manny Acosta, L (5,1) 28 Brandon Jones, L (6,PH) (6,7)										3	0	0	0	1	0	0		
Inning Stats	R: 0 E: 0 K: 0 S: 4	H: 1 LOB: 1 BB: 0 P: 4	R: 0 E: 0 K: 0 S: 3	H: 0 LOB: 0 BB: 0 P: 3	R: 0 E: 0 K: 0 S: 3	H: 0 LOB: 0 BB: 0 P: 3	R: 0 E: 0 K: 2 S: 7	H: 0 LOB: 0 BB: 0 P: 7	R: 2 E: 0 K: 0 S: 6	H: 3 LOB: 2 BB: 1 P: 10	R: 0 E: 0 K: 1 S: 5	H: 0 LOB: 0 BB: 0 P: 5	R: 2 E: 1 K: 0 S: 5	H: 1 LOB: 0 BB: 0 P: 5	1B: 3 2B: 1 3B: 0 HR: 1	SF: 0 SAC: 0 DP: 0 HBP: 0	WP: 0 PA: 34 PB: 0 CS: 0	
PITCHER	IP WLS BF H R ER SO BB IBB HBP BLK WP HR S P ERA WHIP	IP WLS BF H R ER SO BB IBB HBP BLK WP HR S P ERA WHIP	IP WLS BF H R ER SO BB IBB HBP BLK WP HR S P ERA WHIP	IP WLS BF H R ER SO BB IBB HBP BLK WP HR S P ERA WHIP	IP WLS BF H R ER SO BB IBB HBP BLK WP HR S P ERA WHIP	IP WLS BF H R ER SO BB IBB HBP BLK WP HR S P ERA WHIP	IP WLS BF H R ER SO BB IBB HBP BLK WP HR S P ERA WHIP	IP WLS BF H R ER SO BB IBB HBP BLK WP HR S P ERA WHIP	IP WLS BF H R ER SO BB IBB HBP BLK WP HR S P ERA WHIP	IP WLS BF H R ER SO BB IBB HBP BLK WP HR S P ERA WHIP	IP WLS BF H R ER SO BB IBB HBP BLK WP HR S P ERA WHIP	IP WLS BF H R ER SO BB IBB HBP BLK WP HR S P ERA WHIP	IP WLS BF H R ER SO BB IBB HBP BLK WP HR S P ERA WHIP	IP WLS BF H R ER SO BB IBB HBP BLK WP HR S P ERA WHIP	IP WLS BF H R ER SO BB IBB HBP BLK WP HR S P ERA WHIP	IP WLS BF H R ER SO BB IBB HBP BLK WP HR S P ERA WHIP	IP WLS BF H R ER SO BB IBB HBP BLK WP HR S P ERA WHIP	IP WLS BF H R ER SO BB IBB HBP BLK WP HR S P ERA WHIP

AB	33
R	4
H	5
RBI	4
BB	1
SO	3
LOB	8



Batter	1	2	3	4	5	6	7	8	9	AB	R	H	RBI	BB	SO	LOB	BOTTOM		
9 Juan Pierre, L (1,7)										3	0	0	0	0	0	2	Atlanta Braves @ Los Angeles Dodgers Holman Stadium, Vero Beach, FL Thu Feb 28 2008, 1:05 PM EST Att: 4,440 - Sunny - 60 F		
14 Chin-Lung Hu, R (6,6) OBP: 1.000, SLG: 1.000										1	1	1	0	1	0	0			
15 Rafael Furcal, S (1,6) OBP: 0.333, SLG: 1.000 36 Danny Ardoin, R (6,2)										3	0	1	0	0	1	0			
78 John-Ford Griffin, L (9,PH)										1	0	0	0	0	1	2			
55 Russell Martin, R (1,2) OBP: 0.333, SLG: 0.333 52 Mike Koplove, R (6,1) 54 Tom Martin, L (7,1) 75 Xavier Paul, L (7,PH) (8,9)										3	0	1	0	0	2	1			
12 Jeff Kent, R (1,4) 30 Mike Myers, L (4,1) 65 Brian Falkenberg, R (5,1) 16 Andre Ethier, L (6,7) OBP: 0.667, SLG: 0.500										0	0	0	0	0	0	0			
25 Andruw Jones, R (1,8) 17 Jason Repko, R (6,PR) OBP: 1.000, SLG: 1.000 (7,8)										2	0	0	0	0	0	2			
7 James Loney, L (1,3) OBP: 0.667, SLG: 0.667 76 John Lindsey, R (8,PH) OBP: 0.500, SLG: 0.500 (9,3)										0	0	0	0	0	0	0			
5 Nomar Garciaparra, R (1,5) OBP: 0.500, SLG: 0.500 28 Andy LaRoche, R (4,PR) OBP: 1.000, SLG: 1.000 (5,5)										1	0	1	0	1	0	0			
27 Matt Kemp, R (1,9) OBP: 0.667, SLG: 1.000 57 Eric Hull, R (8,1) 83 Terry Tiffee, S (8,PH) 66 Brian Shackleford, L (9,1)										3	0	2	0	0	1	2			
64 Jason Johnson, R (1,1) 21 Mark Sweeney, L (2,PH) 37 Tanyon Sturtze, R (3,1) 3 Delwyn Young, S (4,4)										0	0	0	0	0	0	0			
Inning Stats	R: 0 E: 0 K: 1 S: 6	H: 1 LOB: 1 BB: 0 P: 6	R: 1 E: 0 K: 0 S: 5	H: 3 LOB: 2 BB: 1 P: 9	R: 0 E: 0 K: 1 S: 5	H: 1 LOB: 0 BB: 0 P: 5	R: 0 E: 0 K: 1 S: 7	H: 2 LOB: 3 BB: 0 P: 7	R: 0 E: 0 K: 1 S: 6	H: 2 LOB: 1 BB: 1 P: 10	R: 0 E: 0 K: 1 S: 5	H: 1 LOB: 1 BB: 1 P: 9	R: 1 E: 0 K: 0 S: 4	H: 2 LOB: 2 BB: 2 P: 12	R: 3 E: 0 K: 0 S: 2	H: 1 LOB: 2 BB: 3 P: 15	1B: 11 2B: 2 3B: 1 HR: 0	SF: 0 SAC: 1 DP: 2 HBP: 1	WP: 0 PA: 42 PB: 0 CS: 1
PITCHER	IP WLS BF H R ER SO BB IBB HBP BLK WP HR S P ERA WHIP	IP WLS BF H R ER SO BB IBB HBP BLK WP HR S P ERA WHIP	IP WLS BF H R ER SO BB IBB HBP BLK WP HR S P ERA WHIP	IP WLS BF H R ER SO BB IBB HBP BLK WP HR S P ERA WHIP	IP WLS BF H R ER SO BB IBB HBP BLK WP HR S P ERA WHIP	IP WLS BF H R ER SO BB IBB HBP BLK WP HR S P ERA WHIP	IP WLS BF H R ER SO BB IBB HBP BLK WP HR S P ERA WHIP	IP WLS BF H R ER SO BB IBB HBP BLK WP HR S P ERA WHIP	IP WLS BF H R ER SO BB IBB HBP BLK WP HR S P ERA WHIP	IP WLS BF H R ER SO BB IBB HBP BLK WP HR S P ERA WHIP	IP WLS BF H R ER SO BB IBB HBP BLK WP HR S P ERA WHIP	IP WLS BF H R ER SO BB IBB HBP BLK WP HR S P ERA WHIP	IP WLS BF H R ER SO BB IBB HBP BLK WP HR S P ERA WHIP	IP WLS BF H R ER SO BB IBB HBP BLK WP HR S P ERA WHIP	IP WLS BF H R ER SO BB IBB HBP BLK WP HR S P ERA WHIP	IP WLS BF H R ER SO BB IBB HBP BLK WP HR S P ERA WHIP	IP WLS BF H R ER SO BB IBB HBP BLK WP HR S P ERA WHIP	IP WLS BF H R ER SO BB IBB HBP BLK WP HR S P ERA WHIP	


AB	32
R	5
H	13
RBI	5
BB	8
SO	6
LOB	20



Batter	1	2	3	4	5	6	7	8	9	AB	R	H	RBI	BB	SO	LOB	TOP										
4 Anderson Hernandez, S (1.6) OBP: 0.214, SLG: 0.286	G6-3		F7		G6-3 93 WP 16 1B		G3-1 2B		K	5	1	2	0	0	1	3	New York Mets @ Los Angeles Dodgers Holman Stadium, Vero Beach, FL Sun Mar 02 2008, 1:05 PM EST Att: 8,219 - Partly Cloudy - 76 F										
Ruben Gotay, S (1.4) OBP: 0.471, SLG: 0.692	G5-3 93 2B		K		K		G3-1 2-3		K 65 HBP 16 1B	5	1	2	1	0	2	4											
93 Brady Clark, R (1.7) OBP: 0.234, SLG: 0.313 65 Gustavo Molina, R (7.2)	G5-3 2-3				G6-3 16 1B 11 FC5-4 2B		G5-3		K 16 1B HBP	4	1	1	1	0	0	3											
16 Angel Pagán, S (1.8) OBP: 0.412, SLG: 0.412	G4-3				G6-3 11 S 3-H 2B				K 16 1B HBP	5	0	3	3	0	0	1											
11 Ramon Castro, R (1.2) 86 Ezequiel Carrera, L (7.7)			F8		G6-3 11 S 3-H 2B				K 16 1B HBP	3	0	0	1	0	0	2											
67 Fernando Martinez, L (1.9) OBP: 0.500, SLG: 0.375			K		G6-3 1-2				K 16 1B HBP	4	0	1	0	0	1	0											
63 Michel Abreu, R (1.3) 94 Daniel Murphy, L (9, PH) OBP: 1.000, SLG: 2.000			K		G6-3 1-2				K 70 FC8-4 BB	3	0	0	0	0	2	2											
70 Robinson Cancel, R(1, 10)					F7 64 SH1-3 BB				K 64 2B 1-2 1B	3	1	0	0	1	0	3											
64 Anderson Machado, S (1.5) OBP: 0.333, SLG: 0.625			SH1-3		F8 93 WP 93 G6-3 4 1B BB				K 16 1B 2B	2	2	1	0	1	0	0											
Inning Stats	R: 0 E: 0 K: 0 S: 4	H: 1 LOB: 1 BB: 0 P: 4	R: 0 E: 0 K: 2 S: 7	H: 0 LOB: 0 BB: 0 P: 7	R: 0 E: 0 K: 1 S: 5	H: 0 LOB: 1 BB: 1 P: 10	R: 1 E: 0 K: 1 S: 8	H: 3 LOB: 2 BB: 0 P: 8	R: 2 E: 0 K: 1 S: 7	H: 2 LOB: 1 BB: 1 P: 13	R: 0 E: 0 K: 0 S: 3	H: 0 LOB: 1 BB: 0 P: 3	R: 0 E: 0 K: 0 S: 4	H: 1 LOB: 1 BB: 0 P: 4	R: 0 E: 0 K: 0 S: 3	H: 0 LOB: 0 BB: 0 P: 3		R: 3 E: 0 K: 1 S: 8	H: 3 LOB: 2 BB: 1 P: 13	1B: 6 2B: 4 3B: 0 HR: 0	SF: 0 SAC: 1 DP: 0 HBP: 1	WP: 2 PB: 0 SB: 1 CS: 0	PA: 41				
PITCHER	IP	WLS	BF	H	R	ER	SO	BB	IBB	HBP	BLK	WP	HR	S	P	ERA	WHIP										
Derek Lowe, R (1.1) ERA: 4.5	2.0		7	1	0	0	2	0	0	0	0	0	0	11	11	0.00	0.500										
Eric Stults, L (3.1) ERA: 4.5	2.0	H	10	3	1	1	2	1	0	0	0	1	0	7	13	18.00	3.000										
37 Tanyon Sturtze, R (5.1) ERA: 9.0	1.0		6	2	2	2	1	1	0	0	0	0	0	3	3	0.00	0.000										
30 Mike Myers, L (6.1) ERA:	1.0	H	3	0	0	0	0	0	0	0	0	0	0	3	3	0.00	0.000										
65 Brian Falkenberg, R (7.1) ERA:	1.0	H	4	1	0	0	0	0	0	0	0	0	0	4	4	0.00	1.000										
54 Tom Martin, L (8.1) ERA: 9.0	1.0	H	3	0	0	0	0	0	0	0	0	0	0	3	3	0.00	0.000										
52 Mike Koplove, R (9.1) ERA: 16.2	0.2	L	6	2	3	3	1	1	0	0	0	0	0	6	11	40.50	4.500										
79 Fernando De La Cruz, R (9.1) ERA:	0.1	B	2	1	0	0	0	0	0	0	0	0	0	2	2	0.00	3.000										

Batter	1	2	3	4	5	6	7	8	9	AB	R	H	RBI	BB	SO	LOB	BOTTOM										
9 Juan Pierre, L (1.7) OBP: 0.091, SLG: 0.091 22 George Lombard, L (7.7)	K 25 S 25 2B 1B	FC4 15 G6-4-3		F7		K		F7		4	1	1	0	0	1	4	New York Mets @ Los Angeles Dodgers Holman Stadium, Vero Beach, FL Sun Mar 02 2008, 1:05 PM EST Att: 8,219 - Partly Cloudy - 76 F										
15 Rafael Furcal, S (1.6) OBP: 0.400, SLG: 0.556 80 Angel Chavez, R (7.4) OBP: 0.500, SLG: 0.500 16 Andre Ethier, L (9, PH) OBP: 0.400, SLG: 0.143	F8	G6-4-3		K		K		K		3	0	1	1	1	0	2											
25 Andruw Jones, R (1.8) OBP: 0.400, SLG: 0.375 63 René Rivera, R (7.2) 21 Mark Sweeney, L (9, PH) OBP: 0.167, SLG: 0.167	F8	G6-4-3		K		K		K		4	1	1	1	0	2	4											
12 Jeff Kent, R (1.4) OBP: 0.200, SLG: 0.200 33 Ramon Martinez, R (5, PR) (6, 4) (7, 6)	P6			G5-3		K		K		3	0	1	0	0	1	1											
55 Russell Martin, R (1.10) OBP: 0.600, SLG: 0.571	K			G5-3		K		K		3	1	1	0	1	0	1											
5 Nomar Garciaparra, R (1.5) OBP: 0.375, SLG: 0.375 28 Andy LaRoche, R (5, PR) OBP: 0.444, SLG: 0.429	K			G5-3		K		K		3	0	2	3	0	0	1											
7 James Loney, L (1.3) OBP: 0.500, SLG: 0.444 83 Terry Tiffee, S (9, 3)	K			G5-3		K		K		4	1	2	0	0	1	1											
27 Matt Kemp, R (1.9) OBP: 0.500, SLG: 0.600 78 John-Ford Griffin, L (9, 9) OBP: 1.000, SLG: 2.000	F7			G5-3		K		K		4	0	2	0	0	1	2											
26 Gary Bennett, R (1.2) OBP: 0.167, SLG: 0.167 17 Jason Repko, R (7.8) OBP: 0.571, SLG: 0.250	K			G5-3		K		K		3	0	1	0	0	2	3											
Inning Stats	R: 3 E: 0 K: 0 S: 7	H: 4 LOB: 2 BB: 1 P: 12	R: 0 E: 0 K: 0 S: 3	H: 1 LOB: 0 BB: 0 P: 3	R: 0 E: 0 K: 1 S: 6	H: 1 LOB: 1 BB: 0 P: 6	R: 1 E: 0 K: 1 S: 8	H: 3 LOB: 2 BB: 0 P: 8	R: 1 E: 0 K: 0 S: 4	H: 2 LOB: 1 BB: 0 P: 5	R: 0 E: 0 K: 3 S: 10	H: 1 LOB: 2 BB: 1 P: 14	R: 0 E: 0 K: 1 S: 5	H: 0 LOB: 0 BB: 0 P: 5	R: 0 E: 0 K: 2 S: 7	H: 0 LOB: 1 BB: 1 P: 11		R: 0 E: 0 K: 1 S: 4	H: 0 LOB: 0 BB: 1 P: 8	1B: 10 2B: 3 3B: 0 HR: 0	SF: 0 SAC: 0 DP: 3 HBP: 0	WP: 0 PB: 1 SB: 2 CS: 1	PA: 40				
PITCHER	IP	WLS	BF	H	R	ER	SO	BB	IBB	HBP	BLK	WP	HR	S	P	ERA	WHIP										
Oliver Pérez, L (1.1) ERA: 13.5	2.0		11	5	3	3	0	1	0	0	0	0	0	6	6	0.00	1.000										
Aaron Heilman, R (3.1) ERA:	1.0		4	1	0	0	1	0	0	0	0	0	0	8	8	9.00	3.000										
Scott Schoeneweis, L (4.1) ERA: 9.0	1.0		6	3	1	1	0	0	0	0	0	0	0	4	5	9.00	2.000										
Joe Smith, R (5.1) ERA: 13.5	1.0		4	2	1	1	0	0	0	0	0	0	0	4	8	0.00	1.000										
49 Ruddy Lugo, R (6.1) ERA: 9.0	1.0		5	1	0	0	3	1	0	0	0	0	0	10	14	0.00	2.000										
PITCHER	IP	WLS	BF	H	R	ER	SO	BB	IBB	HBP	BLK	WP	HR	S	P	ERA	WHIP										
Steven Register, R (7.1) ERA:	1.0		3	0	0	0	0	0	0	0	0	0	0	5	5	0.00	0.000										
66 Nate Field, R (8.1) ERA:	1.0	W	4	0	0	0	2	1	0	0	0	0	0	7	11	0.00	1.000										
74 Joselo Diaz, R (9.1) ERA:	1.0	S	3	0	0	0	1	1	0	0	0	0	0	4	8	0.00	1.000										

AB	36
R	6
H	10
RBI	6
BB	3
SO	6
LOB	20



AB	36
R	5
H	12
RBI	5
BB	4
SO	9
LOB	21



Batter	1	2	3	4	5	6	7	8	9	10	AB	R	H	RBI	BB	SO	LOB	TOP	
10 Adam Jones, R OBP: 0.444, SLG: 0.714 25 Luis Ferrero, R OBP: 0.455, SLG: 0.400											3	1	1	1	0	2	0		
13 Tike Redman, L OBP: 0.200, SLG: 0.200 69 Oscar Salazar, R OBP: 0.429, SLG: 1.000											3	0	0	0	0	0	0		
21 Nick Markakis, L OBP: 0.667, SLG: 1.000 26 Chris Roberson, S OBP: 0.308, SLG: 0.308											3	0	2	0	0	1	0		
66 Mike Costanzo, L OBP: 0.333, SLG: 0.750											5	1	2	1	0	2	1		
9 Scott Moore, L OBP: 0.625, SLG: 1.000											4	2	3	0	1	0	0		
19 Ben Davis, S OBP: 0.125, SLG: 0.250											5	0	1	1	0	2	5		
24 Guillermo Quiroz, R OBP: 0.667, SLG: 0.667 65 Omir Santos, R											2	0	1	1	0	0	0		
73 Chris Heintz, R											4	0	0	0	0	0	1		
70 Eider Torres, S OBP: 0.308, SLG: 0.250											3	0	0	0	0	0	1		
12 Brandon Fahey, L OBP: 0.400, SLG: 0.444																			
Inning Stats	R: 0 E: 0 K: 1 S: 6	H: 1 LOB: 1 BB: 0 P: 6	R: 1 E: 0 K: 1 S: 7	H: 2 LOB: 1 BB: 0 P: 8	R: 0 E: 0 K: 1 S: 7	H: 2 LOB: 3 BB: 1 P: 11	R: 0 E: 0 K: 0 S: 3	H: 0 LOB: 0 BB: 0 P: 3	R: 1 E: 0 K: 2 S: 8	H: 1 LOB: 0 BB: 0 P: 8	R: 0 E: 0 K: 0 S: 3	H: 0 LOB: 0 BB: 0 P: 3	R: 0 E: 0 K: 0 S: 8	H: 3 LOB: 1 BB: 0 P: 11	R: 0 E: 0 K: 2 S: 8	H: 1 LOB: 1 BB: 0 P: 8	1B: 5 2B: 3 3B: 0 HR: 2	SF: 0 SAC: 0 DP: 0 HBP: 1	WP: 0 PA: 42
PITCHER	IP WLS BF H R ER SO BB IBB HBP BLK WP HR S P ERA WHIP	IP WLS BF H R ER SO BB IBB HBP BLK WP HR S P ERA WHIP	IP WLS BF H R ER SO BB IBB HBP BLK WP HR S P ERA WHIP	IP WLS BF H R ER SO BB IBB HBP BLK WP HR S P ERA WHIP	IP WLS BF H R ER SO BB IBB HBP BLK WP HR S P ERA WHIP	IP WLS BF H R ER SO BB IBB HBP BLK WP HR S P ERA WHIP	IP WLS BF H R ER SO BB IBB HBP BLK WP HR S P ERA WHIP	IP WLS BF H R ER SO BB IBB HBP BLK WP HR S P ERA WHIP	IP WLS BF H R ER SO BB IBB HBP BLK WP HR S P ERA WHIP	IP WLS BF H R ER SO BB IBB HBP BLK WP HR S P ERA WHIP	IP WLS BF H R ER SO BB IBB HBP BLK WP HR S P ERA WHIP	IP WLS BF H R ER SO BB IBB HBP BLK WP HR S P ERA WHIP	IP WLS BF H R ER SO BB IBB HBP BLK WP HR S P ERA WHIP	IP WLS BF H R ER SO BB IBB HBP BLK WP HR S P ERA WHIP	IP WLS BF H R ER SO BB IBB HBP BLK WP HR S P ERA WHIP	IP WLS BF H R ER SO BB IBB HBP BLK WP HR S P ERA WHIP	IP WLS BF H R ER SO BB IBB HBP BLK WP HR S P ERA WHIP	IP WLS BF H R ER SO BB IBB HBP BLK WP HR S P ERA WHIP	IP WLS BF H R ER SO BB IBB HBP BLK WP HR S P ERA WHIP
58 Chad Billingsley, R ERA: 4.5 64 Jason Johnson, R ERA: 1.0 60 Matt Riley, L ERA: 16.2 77 Greg Jones, R ERA: 1.0 66 Brian Shacketford, L ERA: 4.5	38 Ramon Troncoso, R ERA: 9.0 57 Eric Hull, R ERA: 1.0 49 Jon Meloan, R ERA: 1.0																		

Baltimore Orioles @ Los Angeles Dodgers
 Holman Stadium, Vero Beach, FL
 Mon Mar 03 2008, 1:05 PM EST
 Att: 5,401 - Partly Cloudy - 80 F

AB 40
 R 4
 H 10
 RBI 4
 BB 1
 SO 7
 LOB 11

Batter	1	2	3	4	5	6	7	8	9	10	AB	R	H	RBI	BB	SO	LOB	BOTTOM			
9 Juan Pierre, L OBP: 0.214, SLG: 0.214 3 Delwyn Young, S											3	1	2	0	0	0	0				
15 Rafael Furcal, S OBP: 0.364, SLG: 0.500 33 Ramon Martinez, R											1	0	0	0	0	0	1				
55 Russell Martin, R OBP: 0.462, SLG: 0.400 36 Danny Ardoin, R											3	0	0	0	0	2	2				
21 Mark Sweeney, L OBP: 0.143, SLG: 0.143 73 A.J. Ellis, R											3	0	1	1	0	1	1				
26 Gary Bennett, R OBP: 0.167, SLG: 0.167 12 Jeff Kent, R OBP: 0.250, SLG: 0.250 14 Chin-Lung Hu, R OBP: 0.500, SLG: 0.200											2	0	0	0	0	0	0				
25 Andruw Jones, R OBP: 0.333, SLG: 0.300 75 Xavier Paul, L OBP: 0.429, SLG: 0.800											2	1	1	2	1	1	0				
7 James Loney, L OBP: 0.538, SLG: 0.667 28 Andy LaRoche, R OBP: 0.455, SLG: 0.444											3	0	2	0	0	0	0				
5 Nomar Garciaparra, R OBP: 0.300, SLG: 0.300 83 Terry Tiffee, S											2	0	0	0	0	0	2				
76 John Lindsey, R OBP: 0.200, SLG: 0.200											1	0	0	0	0	0	1				
27 Matt Kemp, R OBP: 0.462, SLG: 0.538 17 Jason Repko, R OBP: 0.500, SLG: 0.200											3	0	1	0	0	1	1				
16 Andre Ethier, L OBP: 0.357, SLG: 0.182 22 George Lombard, L OBP: 0.500, SLG: 0.200											4	0	1	1	0	0	2				
Inning Stats	R: 1 E: 0 K: 0 S: 4	H: 2 LOB: 1 BB: 5 P: 5	R: 0 E: 0 K: 0 S: 5	H: 2 LOB: 2 BB: 5 P: 5	R: 0 E: 0 K: 3 S: 10	H: 1 LOB: 1 BB: 10 P: 10	R: 0 E: 0 K: 0 S: 4	H: 1 LOB: 1 BB: 4 P: 4	R: 0 E: 0 K: 0 S: 3	H: 0 LOB: 0 BB: 0 P: 3	R: 0 E: 0 K: 1 S: 7	H: 0 LOB: 0 BB: 0 P: 7	R: 0 E: 0 K: 1 S: 5	H: 0 LOB: 1 BB: 9 P: 9	R: 3 E: 0 K: 1 S: 11	H: 3 LOB: 2 BB: 17 P: 17	R: 0 E: 0 K: 1 S: 5	H: 0 LOB: 2 BB: 14 P: 14	1B: 6 2B: 2 3B: 0 HR: 1	SF: 0 SAC: 1 DP: 0 HBP: 0	WP: 0 PA: 42
PITCHER	IP WLS BF H R ER SO BB IBB HBP BLK WP HR S P ERA WHIP	IP WLS BF H R ER SO BB IBB HBP BLK WP HR S P ERA WHIP	IP WLS BF H R ER SO BB IBB HBP BLK WP HR S P ERA WHIP	IP WLS BF H R ER SO BB IBB HBP BLK WP HR S P ERA WHIP	IP WLS BF H R ER SO BB IBB HBP BLK WP HR S P ERA WHIP	IP WLS BF H R ER SO BB IBB HBP BLK WP HR S P ERA WHIP	IP WLS BF H R ER SO BB IBB HBP BLK WP HR S P ERA WHIP	IP WLS BF H R ER SO BB IBB HBP BLK WP HR S P ERA WHIP	IP WLS BF H R ER SO BB IBB HBP BLK WP HR S P ERA WHIP	IP WLS BF H R ER SO BB IBB HBP BLK WP HR S P ERA WHIP	IP WLS BF H R ER SO BB IBB HBP BLK WP HR S P ERA WHIP	IP WLS BF H R ER SO BB IBB HBP BLK WP HR S P ERA WHIP	IP WLS BF H R ER SO BB IBB HBP BLK WP HR S P ERA WHIP	IP WLS BF H R ER SO BB IBB HBP BLK WP HR S P ERA WHIP	IP WLS BF H R ER SO BB IBB HBP BLK WP HR S P ERA WHIP	IP WLS BF H R ER SO BB IBB HBP BLK WP HR S P ERA WHIP	IP WLS BF H R ER SO BB IBB HBP BLK WP HR S P ERA WHIP	IP WLS BF H R ER SO BB IBB HBP BLK WP HR S P ERA WHIP	IP WLS BF H R ER SO BB IBB HBP BLK WP HR S P ERA WHIP		
56 Brian Burres, L ERA: 4.5 34 Matt Albers, R ERA: 9.0 51 Randon Bieri, R ERA: 9.0 45 Dennis Sarfate, R ERA: 1.0 35 Greg Aquino, R ERA: 1.0	23 Rocky Cherry, R ERA: 6.1 75 Esteban Yan, R ERA: 54.0 59 Craig Anderson, L ERA: 1.0 82 Kam Mickolio, R ERA: 1.0																				

Baltimore Orioles @ Los Angeles Dodgers
 Holman Stadium, Vero Beach, FL
 Mon Mar 03 2008, 1:05 PM EST
 Att: 5,401 - Partly Cloudy - 80 F

AB 37
 R 4
 H 9
 RBI 4
 BB 4
 SO 9
 LOB 17

Batter	1	2	3	4	5	6	7	8	9	AB	R	H	RBI	BB	SO	LOB	TOP								
Iván De Jesús Jr., R OBP: 0.400, SLG: 0.600										5	0	2	0	0	1	0	Los Angeles Dodgers @ Washington Nationals Space Coast Stadium, Viera, FL Tue Mar 04 2008, 1:05 PM EST Att: 1,762 - Cloudy - 82 F								
3 Delwyn Young, S										5	0	0	0	0	3	2									
16 Andre Ethier, L OBP: 0.389, SLG: 0.467										4	1	2	1	0	0	1									
75 Xavier Paul, L OBP: 0.428, SLG: 0.800										0	0	0	0	0	0	0									
25 Andrew Jones, R OBP: 0.375, SLG: 0.250										2	1	0	0	2	0	1									
36 Danny Ardoin, R										0	0	0	0	0	0	0									
5 Nomar Garciaparra, R OBP: 0.385, SLG: 0.462										3	2	2	0	0	0	1									
17 Jason Repko, R OBP: 0.444, SLG: 0.167										1	0	0	0	0	0	0									
21 Mark Sweeney, L OBP: 0.091, SLG: 0.091										4	0	0	1	0	1	2									
76 John Lindsey, R OBP: 0.222, SLG: 0.222										3	1	2	3	1	1	0									
33 Ramon Martinez, R OBP: 0.222, SLG: 0.222										0	0	0	0	0	0	0									
26 Gary Bennett, R OBP: 0.222, SLG: 0.222										3	0	1	0	0	0	1									
83 Terry Tiffee, S										1	0	0	0	0	0	1									
80 Angel Chavez, R OBP: 0.167, SLG: 0.167										4	0	0	0	0	1	2									
Inning Stats	R: 0 E: 0 K: 1 S: 5	H: 1 LOB: 0 BB: 0 P: 5	R: 2 E: 0 K: 0 S: 5	H: 2 LOB: 1 BB: 1 P: 9	R: 1 E: 0 K: 0 S: 4	H: 1 LOB: 0 BB: 1 P: 9	R: 0 E: 0 K: 1 S: 5	H: 0 LOB: 0 BB: 0 P: 5	R: 0 E: 0 K: 0 S: 4	H: 2 LOB: 2 BB: 0 P: 4	R: 2 E: 0 K: 2 S: 10	H: 3 LOB: 1 BB: 0 P: 12	R: 0 E: 1 K: 1 S: 6	H: 0 LOB: 1 BB: 0 P: 7	R: 0 E: 0 K: 0 S: 3	H: 0 LOB: 1 BB: 1 P: 7	R: 0 E: 0 K: 2 S: 7	H: 0 LOB: 0 BB: 0 P: 7	1B: 5 2B: 2 3B: 0 HR: 2	SF: 0 SAC: 0 DP: 1 HBP: 0	WP: 0 PB: 0 SB: 1 CS: 0	PA: 38			
PITCHER	IP WLS BF H R ER SO BB IBB HBP BLK WP HR S P ERA WHIP																								
47 Matt Chico, L ERA: 5.4	3.0	L	14	4	3	3	1	2	0	0	0	0	0	0	1	14	23	9.00	2.000						
40 Collin Balester, R ERA: 6.0	3.0	L	13	5	2	2	3	0	0	0	0	0	0	0	1	19	21	6.00	1.667						
Luis Ayala, R ERA:	1.0		4	0	0	0	1	0	0	0	0	0	0	0	6	7	0.00	0.000							
Jon Rauch, R ERA:	1.0		4	0	0	0	0	1	0	0	0	0	0	0	3	7	0.00	1.000							
32 Chad Cordero, R ERA:	1.0		3	0	0	0	2	0	0	0	0	0	0	0	7	7	0.00	0.000							

Batter	1	2	3	4	5	6	7	8	9	AB	R	H	RBI	BB	SO	LOB	BOTTOM								
15 Cristian Guzman, S OBP: 0.462, SLG: 0.538										4	1	3	0	0	0	0	Los Angeles Dodgers @ Washington Nationals Space Coast Stadium, Viera, FL Tue Mar 04 2008, 1:05 PM EST Att: 1,762 - Cloudy - 82 F								
64 William Bergolla, R OBP: 0.167, SLG: 0.167										1	0	1	0	0	0	0									
44 Lastings Milledge, R OBP: 0.500, SLG: 0.500										3	0	2	2	0	0	2									
77 Roger Bernadina, L OBP: 0.250, SLG: 0.500										1	0	0	0	0	0	2									
11 Ryan Zimmerman, R OBP: 0.400, SLG: 0.800										4	0	0	0	0	0	3									
0 Ofilio Castro, R OBP: 0.500, SLG: 0.500										1	0	0	0	0	0	2									
24 Nick Johnson, L OBP: 0.286, SLG: 0.250										3	0	0	0	0	0	1									
60 Jason Dubois, R OBP: 0.500, SLG: 0.500										1	0	0	0	0	0	0									
25 Austin Kearns, R OBP: 0.167, SLG: 0.182										3	0	1	0	1	1	0									
26 Willy Mo Peña, R OBP: 0.333, SLG: 0.500										3	0	0	0	0	2	1									
55 Garrett Guzman, L OBP: 0.667, SLG: 0.500										1	0	1	0	0	0	0									
29 Bret Boone, R OBP: 0.500, SLG: 0.714										2	0	0	0	0	0	1									
4 Pete Orr, L OBP: 0.125, SLG: 0.125										2	0	0	0	0	0	2									
3 Jesus Flores, R OBP: 0.571, SLG: 0.833										1	1	0	0	1	1	1									
91 Javi Herrera, R OBP: 1.000, SLG: 1.000										2	0	2	0	0	0	0									
74 Josh Whitesell, L OBP: 0.250, SLG: 0.182										3	1	0	0	1	1	2									
Inning Stats	R: 0 E: 0 K: 0 S: 2	H: 0 LOB: 0 BB: 0 P: 3	R: 0 E: 0 K: 2 S: 7	H: 0 LOB: 0 BB: 0 P: 7	R: 3 E: 0 K: 0 S: 6	H: 2 LOB: 1 BB: 2 P: 15	R: 0 E: 0 K: 1 S: 6	H: 1 LOB: 1 BB: 0 P: 6	R: 0 E: 0 K: 0 S: 4	H: 2 LOB: 1 BB: 0 P: 4	R: 0 E: 0 K: 1 S: 5	H: 0 LOB: 0 BB: 0 P: 5	R: 0 E: 0 K: 1 S: 7	H: 2 LOB: 2 BB: 0 P: 8	R: 0 E: 0 K: 0 S: 4	H: 1 LOB: 2 BB: 1 P: 8	R: 0 E: 0 K: 0 S: 5	H: 2 LOB: 2 BB: 0 P: 5	1B: 8 2B: 2 3B: 0 HR: 0	SF: 0 SAC: 0 DP: 1 HBP: 1	WP: 2 PB: 0 SB: 0 CS: 0	PA: 39			
PITCHER	IP WLS BF H R ER SO BB IBB HBP BLK WP HR S P ERA WHIP																								
21 Esteban Loaiza, R ERA: 6.75	2.0		6	0	0	0	2	0	0	0	0	0	0	0	4	13	27.00	12.000							
62 Justin Orenduff, R ERA: 6.75	0.1	B	5	2	3	1	0	2	0	0	0	0	0	0	3	7	0.00	3.000							
74 Cory Wade, R ERA:	1.2		6	1	0	0	1	0	0	0	0	0	0	0	8	8	0.00	0.600							
67 Mario Alvarez, R ERA:	1.0	W	4	2	0	0	0	0	0	0	0	0	0	0	4	4	0.00	2.000							
93 Brian Akin, R ERA:	1.0	H	3	0	0	0	1	0	0	0	0	0	0	0	5	5	0.00	0.000							
PITCHER	IP WLS BF H R ER SO BB IBB HBP BLK WP HR S P ERA WHIP																								
81 Rick Asadoorian, R ERA: 6.75	7.1		5	2	0	0	0	0	0	0	0	0	0	0	0	0	0	0.00	2.000						
95 James Adkins, L ERA:	0.2	H	4	1	0	0	0	0	0	0	0	0	0	0	3	7	0.00	3.000							
94 Miguel Pinango, R ERA:	1.1	S	6	2	0	0	0	0	0	0	0	0	0	0	6	6	0.00	1.500							

Batter	1	2	3	4	5	6	7	8	9	AB	R	H	RBI	BB	SO	LOB	TOP				
Felipe Lopez, S OBP: 0.211, SLG: 0.294 (1, 6)	G4-3		K			G3			FC4-2 22 PB	5	1	1	1	0	1	1	Washington Nationals @ Los Angeles Dodgers Holman Stadium, Vero Beach, FL Tue Mar 04 2008, 7:05 PM EST Att: 3,591 - Partly Cloudy - 79 F				
10 Ronnie Belliard, R OBP: 0.636, SLG: 1.100 22 Willie Harris, L OBP: 0.231, SLG: 0.182 (1, 4) (7, 4)	2B		1B			2B			F7	4	0	3	0	0	0	0					
34 Elijah Dukes, R OBP: 0.529, SLG: 0.786 (1, 9)	2B		2B			BB				3	0	1	0	1	2	1					
6 Alex Escobar, R (1, 10)	G3					G2-3				3	0	0	0	0	1	2					
5 Kory Casto, L OBP: 0.375, SLG: 0.091 (1, 5)			K			F8				2	0	0	0	2	1	4					
53 Humberto Cota, R OBP: 0.667, SLG: 0.600 58 Chad Moeller, R (6, 2) (6, 2)			K						G3-6-3	2	1	1	0	1	1	3					
29 Ryan Langerhans, L OBP: 0.385, SLG: 0.222 76 Frank Diaz, R OBP: 0.400, SLG: 0.400 (8, PH) (8, 7)			K			1B			F7	3	0	0	0	0	2	3					
30 Justin Maxwell, R OBP: 0.400, SLG: 0.444 (1, 8)						F8				4	0	1	0	0	0	3					
70 Luis Jimenez, L OBP: 0.333, SLG: 1.000 (1, 3)									G4-3	4	2	2	3	0	0	1					
Inning Stats	R: 0 E: 0 K: 1 S: 6	H: 1 LOB: 1 BB: 0 P: 6	R: 0 E: 0 K: 0 S: 2	H: 0 LOB: 1 BB: 2 P: 10	R: 1 E: 0 K: 3 S: 12	H: 3 LOB: 3 BB: 0 P: 13	R: 0 E: 0 K: 1 S: 5	H: 0 LOB: 0 BB: 0 P: 5	R: 1 E: 0 K: 0 S: 4	H: 2 LOB: 1 BB: 1 P: 8	R: 0 E: 0 K: 2 S: 7	H: 0 LOB: 0 BB: 0 P: 7	R: 0 E: 0 K: 0 S: 2	H: 0 LOB: 0 BB: 1 P: 6	R: 0 E: 0 K: 0 S: 5	H: 1 LOB: 1 BB: 0 P: 5	1B: 2 2B: 4 3B: 0 HR: 3	SF: 0 SAC: 0 DP: 2 HBP: 1	WP: 0 PB: 1 SB: 0 CS: 1	PA: 38	
PITCHER	IP WLS BF H R ER SO BB IBB HBP BLK WP HR S P ERA WHIP	18 Hiroki Kuroda, R ERA: 9.0	96 Clayton Kershaw, L ERA: 9.0	51 Jonathan Broxton, R ERA: 9.0	45 Scott Proctor, R ERA: 9.0	Joe Beimel, L ERA: 18.0	43 Yhency Brazoban, R ERA: 45.0	59 Greg Miller, L ERA: 45.0	79 Fernando De La Cruz, R ERA: 45.0	IP WLS BF H R ER SO BB IBB HBP BLK WP HR S P ERA WHIP	59 Greg Miller, L ERA: 45.0	79 Fernando De La Cruz, R ERA: 45.0	IP WLS BF H R ER SO BB IBB HBP BLK WP HR S P ERA WHIP	43 Yhency Brazoban, R ERA: 45.0	59 Greg Miller, L ERA: 45.0	79 Fernando De La Cruz, R ERA: 45.0	IP WLS BF H R ER SO BB IBB HBP BLK WP HR S P ERA WHIP	43 Yhency Brazoban, R ERA: 45.0	59 Greg Miller, L ERA: 45.0	79 Fernando De La Cruz, R ERA: 45.0	IP WLS BF H R ER SO BB IBB HBP BLK WP HR S P ERA WHIP

AB	33
R	4
H	9
RBI	4
BB	4
SO	8
LOB	20



Batter	1	2	3	4	5	6	7	8	9	AB	R	H	RBI	BB	SO	LOB	BOTTOM			
9 Juan Pierre, L OBP: 0.294, SLG: 0.353 78 John-Ford Griffin, L OBP: 0.667, SLG: 1.000 (1, 7) (8, 7)	2B	G2-3				SH5-4			F8	3	0	2	0	0	0	0	Washington Nationals @ Los Angeles Dodgers Holman Stadium, Vero Beach, FL Tue Mar 04 2008, 7:05 PM EST Att: 3,591 - Partly Cloudy - 79 F			
55 Russell Martin, R OBP: 0.438, SLG: 0.364 82 Gabriel Gutierrez, R (7, 2) (7, 2)	BB		G4-3			SF8			F9	1	0	0	1	1	0	0				
7 James Loney, L OBP: 0.500, SLG: 0.733 75 Xavier Paul, L OBP: 0.500, SLG: 0.833 (1, 3) (8, 9)	F8		3B			K			1B	3	0	1	0	0	1	2				
12 Jeff Kent, R OBP: 0.200, SLG: 0.200 33 Ramon Martinez, R OBP: 0.250, SLG: 0.100 (1, 4) (4, 4)	P3		G1-3			G6-3			1B	2	0	0	0	0	0	3				
27 Matt Kemp, R OBP: 0.375, SLG: 0.438 83 Terry Tiffee, S (1, 9) (8, 3)	F9		G6-3			G1-3			1B	3	0	0	0	0	0	3				
28 Andy LaRoche, R OBP: 0.487, SLG: 0.692 (1, 5)						F8			G4-6-3	4	1	2	1	0	0	1				
17 Jason Repko, R OBP: 0.308, SLG: 0.100 (1, 8)			K			K			P4	4	0	0	0	0	2	1				
22 George Lombard, L OBP: 0.200, SLG: 0.800 (1, 10)						G4-3			F9	4	1	1	1	0	1	0				
14 Chin-Lung Hu, R OBP: 0.417, SLG: 0.333 (1, 6)			F8						E3	4	1	1	0	0	0	0				
Inning Stats	R: 0 E: 0 K: 0 S: 4	H: 1 LOB: 2 BB: 1 P: 8	R: 2 E: 0 K: 1 S: 7	H: 2 LOB: 0 BB: 0 P: 7	R: 0 E: 0 K: 1 S: 5	H: 0 LOB: 0 BB: 0 P: 5	R: 1 E: 0 K: 1 S: 6	H: 1 LOB: 0 BB: 0 P: 6	R: 0 E: 0 K: 0 S: 4	H: 1 LOB: 1 BB: 0 P: 4	R: 0 E: 0 K: 1 S: 6	H: 1 LOB: 1 BB: 0 P: 6	R: 0 E: 0 K: 0 S: 4	H: 2 LOB: 1 BB: 0 P: 4	R: 0 E: 1 K: 0 S: 8	H: 0 LOB: 1 BB: 0 P: 11	1B: 4 2B: 2 3B: 1 HR: 2	SF: 1 SAC: 1 DP: 1 HBP: 0	WP: 0 PB: 0 SB: 0 CS: 0	PA: 37
PITCHER	IP WLS BF H R ER SO BB IBB HBP BLK WP HR S P ERA WHIP	57 Jason Bergmann, R ERA: 6.0	79 Charlie Manning, L ERA: 6.0	59 Dennis Tankersley, R ERA: 6.0	37 Mike Bacsik, L ERA: 6.0	61 Brian Sanchez, R ERA: 8.1	IP WLS BF H R ER SO BB IBB HBP BLK WP HR S P ERA WHIP	57 Jason Bergmann, R ERA: 6.0	79 Charlie Manning, L ERA: 6.0	59 Dennis Tankersley, R ERA: 6.0	37 Mike Bacsik, L ERA: 6.0	61 Brian Sanchez, R ERA: 8.1	IP WLS BF H R ER SO BB IBB HBP BLK WP HR S P ERA WHIP	57 Jason Bergmann, R ERA: 6.0	79 Charlie Manning, L ERA: 6.0	59 Dennis Tankersley, R ERA: 6.0	37 Mike Bacsik, L ERA: 6.0	61 Brian Sanchez, R ERA: 8.1	IP WLS BF H R ER SO BB IBB HBP BLK WP HR S P ERA WHIP	

AB	34
R	3
H	9
RBI	3
BB	1
SO	4
LOB	14



Batter	1	2	3	4	5	6	7	8	9	AB	R	H	RBI	BB	SO	LOB	TOP			
3 Delwyn Young, S OBP: 0.211, SLG: 0.063										3	0	1	0	1	2	2	Los Angeles Dodgers @ New York Mets Tradition Field, Port St. Lucie, FL Wed Mar 05 2008, 1:10 PM EST Att: 5,279 - Partly Cloudy - 79 F			
7 James Loney, L OBP: 0.400, SLG: 0.579 83 Terry Tiffee, S										4	0	0	0	0	1	5				
25 Andrew Jones, R OBP: 0.273, SLG: 0.200 75 Xavier Paul, L OBP: 0.444, SLG: 0.714										3	0	0	0	0	1	1				
5 Nomar Garciaparra, R OBP: 0.400, SLG: 0.600 76 John Lindsey, R OBP: 0.364, SLG: 0.600										2	0	0	0	0	0	1				
28 Andy LaRoche, R OBP: 0.421, SLG: 0.588										4	0	1	0	0	2	0				
16 Andre Ethier, L OBP: 0.333, SLG: 0.389 78 John Ford Griffin, L OBP: 0.500, SLG: 0.667										3	0	0	0	0	0	1				
26 Gary Bennett, R OBP: 0.333, SLG: 0.364 71 Lucas May, R OBP: 0.333, SLG: 0.333										2	1	1	0	0	1	1				
17 Jason Repko, R OBP: 0.400, SLG: 0.250 22 George Lombard, L OBP: 0.429, SLG: 0.657										2	0	2	1	0	0	0				
14 Chin-Lung Hu, R OBP: 0.333, SLG: 0.250 Ivan De Jesus Jr., R OBP: 0.333, SLG: 0.500									3	0	0	0	0	0	3					
Inning Stats	R: 0 E: 0 K: 1 S: 5	H: 0 LOB: 1 BB: 1 P: 9	R: 1 E: 0 K: 1 S: 7	H: 2 LOB: 1 BB: 0 P: 7	R: 0 E: 0 K: 2 S: 6	H: 1 LOB: 1 BB: 0 P: 6	R: 0 E: 0 K: 1 S: 7	H: 1 LOB: 0 BB: 0 P: 7	R: 0 E: 0 K: 2 S: 7	H: 0 LOB: 0 BB: 0 P: 7	R: 1 E: 1 K: 0 S: 6	H: 2 LOB: 2 BB: 0 P: 6	R: 0 E: 0 K: 0 S: 3	H: 0 LOB: 0 BB: 0 P: 3	R: 0 E: 0 K: 0 S: 4	H: 2 LOB: 1 BB: 0 P: 4		1B: 7 2B: 1 3B: 0 HR: 0	SF: 0 SAC: 0 DP: 2 HBP: 0	WP: 0 PB: 0 SB: 1 CS: 1
PITCHER	IP WLS BF H R ER SO BB IBB HBP BLK WP HR S P ERA WHIP	57 Johan Santana, L ERA: 7.2 Steven Register, L ERA: 2.7 Scott Schoeneweis, L ERA: 2.7 28 Juan Padilla, R ERA: 1.0 66 Nate Field, R ERA: 1.0	3.0 12 2 1 1 4 1 0 0 0 0 0 19 23 3.00 1.000	2.0 8 2 0 0 2 0 0 0 0 0 0 7 7 0.00 1.000	1.0 3 0 0 0 2 0 0 0 0 0 0 7 7 0.00 0.000	1.0 6 2 1 0 0 0 0 0 0 0 0 6 6 0.00 2.000	1.0 3 0 0 0 0 0 0 0 0 0 0 3 3 0.00 0.000	9.1 1.0 4 2 0 0 0 0 0 0 0 0 4 4 0.00 2.000												

Batter	1	2	3	4	5	6	7	8	9	AB	R	H	RBI	BB	SO	LOB	BOTTOM			
7 José Reyes, S OBP: 0.316, SLG: 0.278 11 Ramon Castro, R OBP: 0.200, SLG: 0.235										4	0	0	0	0	0	2	Los Angeles Dodgers @ New York Mets Tradition Field, Port St. Lucie, FL Wed Mar 05 2008, 1:10 PM EST Att: 5,279 - Partly Cloudy - 79 F			
4 Anderson Hernandez, S OBP: 0.321, SLG: 0.370										5	1	3	1	0	0	0				
5 David Wright, R OBP: 0.285, SLG: 0.176 94 Daniel Murphy, L OBP: 0.222, SLG: 0.250										3	0	1	0	0	1	0				
16 Angel Pagán, S OBP: 0.448, SLG: 0.429 86 Ezequiel Carrera, L OBP: 0.500, SLG: 0.333										2	0	1	0	1	0	0				
Olmedo Saenz, R 92 Nick Evans, R										3	0	0	0	0	1	4				
67 Fernando Martinez, L OBP: 0.391, SLG: 0.350										3	1	2	0	1	0	0				
93 Brady Clark, R OBP: 0.360, SLG: 0.318										3	0	1	0	1	1	4				
30 Raul Casanova, S OBP: 0.250, SLG: 0.250 59 Mike Nickeas, R OBP: 0.333, SLG: 0.333										2	0	0	0	0	1	3				
90 Greg Veloz, S OBP: 0.250, SLG: 0.250										4	1	1	0	0	2	2				
Inning Stats	R: 0 E: 0 K: 0 S: 4	H: 2 LOB: 2 BB: 1 P: 8	R: 1 E: 0 K: 0 S: 3	H: 1 LOB: 0 BB: 1 P: 7	R: 0 E: 0 K: 2 S: 8	H: 1 LOB: 2 BB: 1 P: 12	R: 0 E: 0 K: 1 S: 5	H: 0 LOB: 0 BB: 0 P: 5	R: 0 E: 0 K: 2 S: 7	H: 0 LOB: 0 BB: 0 P: 7	R: 0 E: 0 K: 1 S: 7	H: 2 LOB: 2 BB: 0 P: 7	R: 1 E: 0 K: 1 S: 8	H: 3 LOB: 2 BB: 0 P: 8	R: 1 E: 0 K: 0 S: 4	H: 2 LOB: 1 BB: 0 P: 5		1B: 9 2B: 2 3B: 0 HR: 0	SF: 0 SAC: 0 DP: 2 HBP: 0	WP: 1 PB: 1 SB: 0 CS: 0
PITCHER	IP WLS BF H R ER SO BB IBB HBP BLK WP HR S P ERA WHIP	31 Brad Penny, R Chan Ho Park, R 52 Mike Koplove, R 30 Mike Myers, L 65 Brian Falkenberg, R	3.0 12 1 0 0 3 2 0 0 0 0 1 0 10 18 3.00 1.667	2.0 8 1 0 0 3 1 0 0 0 0 0 0 7 7 0.00 1.000	1.0 3 0 0 0 2 0 0 0 0 0 0 0 7 7 0.00 0.000	1.0 5 2 0 0 1 0 0 0 0 0 0 0 7 7 0.00 2.000	1.0 6 3 1 1 1 0 0 0 0 0 0 8 8 9.00 3.000	9.1 0.2 4 2 1 0 0 0 0 0 0 0 5 5 0.00 3.000												

Batter	1	2	3	4	5	6	7	8	9	AB	R	H	RBI	BB	SO	LOB	TOP										
82 Jed Lowrie, S OBP: 0.241, SLG: 0.125	1-2 E3 13 2B		0-0 G3		1-0 F7			0-0 F9		4	0	0	0	0	0	1	Boston Red Sox @ Los Angeles Dodgers Holman Stadium, Vero Beach, FL Sun Mar 09 2008, 1:15 PM EDT Att: 9,293 - Sunny - 68 F livebaseballscorecards.com										
13 Alex Cora, L OBP: 0.500, SLG: 0.471 99 Iggy Suarez, R	3-1 2B		4-2 34 2B BB			0-0 F9		0-0 G1-3		3	0	1	0	1	0	0											
34 David Ortiz, L OBP: 0.474, SLG: 0.429 72 George Kottaras, L (8, PH) OBP: 0.667, SLG: 1.143	3-3 K		3-2 2B		1-2 2B		0-0 F7		0-0 F9	3	0	1	0	0	1	2											
Manny Ramirez, R OBP: 0.278, SLG: 0.250 44 Brandon Moss, L OBP: 0.375, SLG: 0.381	1-0 P6		1-3 K		0-0 P3				0-0 F7	3	0	0	0	0	1	3											
25 Mike Lowell, R OBP: 0.190, SLG: 0.350	1-3 K			0-0 P4					0-0 G5-3	4	0	0	0	0	2	2											
7 J.D. Drew, L OBP: 0.294, SLG: 0.200		4-2 22 G3-1 BB		0-0 G4-3			3-1 G4-3		0-3 K	3	0	0	0	1	1	0											
22 Sean Casey, L OBP: 0.429, SLG: 0.538 77 Chris Carter, L OBP: 0.348, SLG: 0.409		2-0 G3-1		1-3 K			4-0 2B BB			2	0	0	0	1	1	1											
Doug Mirabelli, R OBP: 0.462, SLG: 0.375 78 Jonathan Van Every, L (7, PR) OBP: 0.278, SLG: 0.294 80 Dusty Brown, R OBP: 0.667, SLG: 1.000		0-0 F9		1-0 64 1B 1B			1-0 1-3 2B			3	0	2	0	0	0	1											
64 Joe Thurston, L OBP: 0.476, SLG: 0.389		2-3 K		1-2 82 CS 1B			0-3 K			3	0	1	0	0	2	4											
Inning Stats	R: 0 E: 1 K: 2 S: 12	H: 1 LOB: 2 BB: 0 P: 21	R: 0 E: 0 K: 1 S: 8	H: 0 LOB: 1 BB: 1 P: 16	R: 0 E: 0 K: 1 S: 15	H: 1 LOB: 1 BB: 1 P: 23	R: 0 E: 0 K: 1 S: 5	H: 0 LOB: 0 BB: 0 P: 6	R: 0 E: 0 K: 0 S: 3	H: 2 LOB: 0 BB: 0 P: 8	R: 0 E: 0 K: 0 S: 3	H: 0 LOB: 3 BB: 0 P: 3	R: 0 E: 0 K: 2 S: 9	H: 1 LOB: 1 BB: 1 P: 17	R: 0 E: 0 K: 0 S: 3	H: 0 LOB: 0 BB: 0 P: 5		1B: 2 2B: 3 3B: 0 HR: 0	SF: 0 SAC: 0 DP: 0 HBP: 0	WP: 0 PB: 0 SB: 0 CS: 1	PA: 33						
PITCHER	IP	WLS	BF	H	R	ER	SO	BB	IBB	HBP	BLK	WP	HR	S	P	ERA	WHIP										
21 Esteban Loaiza, R ERA: 3.86	3.0	W	13	2	0	0	4	2	0	0	0	0	0	35	60	0.00	1.333										
96 Clayton Kershaw, L ERA: 4.5	1.0	H	3	0	0	0	1	0	0	0	0	0	0	5	6	0.00	0.000										
68 James McDonald, R ERA: 4.5	1.0	H	3	2	0	0	0	0	0	0	0	0	0	5	8	0.00	2.000										
77 Greg Jones, R ERA: 22.5	1.0	H	3	0	0	0	0	0	0	0	0	0	0	3	3	0.00	0.000										
59 Greg Miller, L ERA: 22.5	1.0	H	5	1	0	0	2	1	0	0	0	0	0	9	17	0.00	2.000										
30 Mike Myers, L ERA: 7.36	1.0	H	3	0	0	0	0	0	0	0	0	0	0	3	3	0.00	0.000										
52 Mike Koplove, R ERA: 7.36	1.0	H	3	0	0	0	1	0	0	0	0	0	0	5	5	0.00	0.000										

Batter	1	2	3	4	5	6	7	8	9	AB	R	H	RBI	BB	SO	LOB	BOTTOM										
9 Juan Pierre, L OBP: 0.276, SLG: 0.286 22 George Lombard, L (8, PR) OBP: 0.615, SLG: 1.083	2-2 F8	1-0 G4-3			0-0 B1			4-0 71 G4-3 71 S 25 WP BB		3	0	0	0	1	0	1	Boston Red Sox @ Los Angeles Dodgers Holman Stadium, Vero Beach, FL Sun Mar 09 2008, 1:15 PM EDT Att: 9,293 - Sunny - 68 F livebaseballscorecards.com										
55 Russell Martin, R OBP: 0.407, SLG: 0.316 71 Lucas May, R OBP: 0.333, SLG: 0.833	1-0 27 HR 2B		2-2 G1-3		0-0 G1-3			1-0 G4-3		3	1	1	0	0	0	0											
7 James Loney, L OBP: 0.438, SLG: 0.586	4-1 27 HR BB		1-3 K2-3		0-0 F7			0-0 G3		3	1	0	0	1	1	2											
25 Andruw Jones, R OBP: 0.333, SLG: 0.333 78 John-Ford Griffin, L OBP: 0.571, SLG: 0.833	1-3 K		4-2 27 S BB			0-3 K		4-0 BB		2	0	0	0	2	2	2											
27 Matt Kemp, R OBP: 0.355, SLG: 0.700 75 Xavier Paul, L OBP: 0.294, SLG: 0.400	0-1 HR		3-3 K		1-3 K			0-3 K		3	1	1	3	0	2	1											
16 Andre Ethier, L OBP: 0.406, SLG: 0.500	3-2 P4			4-2 BB		0-1 G2-3				2	0	0	0	1	0	0											
14 Chin-Lung Hu, R OBP: 0.318, SLG: 0.283 Blake DeWitt, L OBP: 0.500, SLG: 0.333		1-1 1B		0-0 F9			0-0 F9			3	0	1	0	0	0	1											
33 Ramon Martinez, R OBP: 0.304, SLG: 0.158		2-3 K		0-0 F7			0-0 G6-3			3	0	0	0	0	1	2											
Iván De Jesús Jr., R OBP: 0.250, SLG: 0.375 3 Delwyn Young, S OBP: 0.251, SLG: 0.227		2-3 K		0-0 F9			1-0 G4-3			2	0	0	0	0	1	2											
Inning Stats	R: 3 E: 0 K: 1 S: 17	H: 2 LOB: 0 BB: 1 P: 28	R: 0 E: 0 K: 2 S: 11	H: 1 LOB: 1 BB: 0 P: 17	R: 0 E: 0 K: 2 S: 12	H: 0 LOB: 1 BB: 1 P: 22	R: 0 E: 0 K: 0 S: 5	H: 0 LOB: 1 BB: 1 P: 9	R: 0 E: 0 K: 0 S: 3	H: 0 LOB: 0 BB: 0 P: 3	R: 0 E: 0 K: 2 S: 8	H: 0 LOB: 0 BB: 0 P: 9	R: 0 E: 0 K: 0 S: 3	H: 0 LOB: 0 BB: 0 P: 4	R: 1 E: 0 K: 1 S: 5	H: 0 LOB: 1 BB: 2 P: 14		1B: 1 2B: 1 3B: 0 HR: 1	SF: 0 SAC: 0 DP: 0 HBP: 0	WP: 1 PB: 0 SB: 3 CS: 0	PA: 32						
PITCHER	IP	WLS	BF	H	R	ER	SO	BB	IBB	HBP	BLK	WP	HR	S	P	ERA	WHIP										
18 Daisuke Matsuzaka, R ERA: 4.5	3.0	L	15	3	3	3	5	3	0	0	0	0	1	42	73	9.00	2.000										
Bryan Corey, R ERA: 1.8	2.0		6	0	0	0	0	0	0	0	0	0	0	6	6	0.00	0.000										
53 David Aardsma, R ERA: 1.8	1.0		3	0	0	0	2	0	0	0	0	0	0	8	9	0.00	0.000										
59 Jon Switzer, L ERA: 5.4	1.0		3	0	0	0	0	0	0	0	0	0	0	3	4	0.00	0.000										
43 Davern Hansack, R ERA: 5.4	1.0		5	0	1	1	1	2	0	0	0	1	0	5	14	9.00	2.000										



Batter	1	2	3	4	5	6	7	8	9	AB	R	H	RBI	BB	SO	LOB	TOP											
9 Juan Pierre, L (1.7) OBP: 0.242, SLG: 0.250 Ivan De Jesus Jr., R (7.6) OBP: 0.222, SLG: 0.333	E6 25 1B		F9	G1-3			G6-3		K	4	1	0	0	0	0	2	Los Angeles Dodgers @ Baltimore Orioles Fort Lauderdale Stadium, Ft. Lauderdale, FL Mon Mar 10 2008, 1:05 PM EDT Att.: 5,388 - Sunny - 75 F livebaseballscorecards.com											
15 Rafael Furcal, S (1.6) OBP: 0.370, SLG: 0.583 36 Danny Ardoin, R (7.2) OBP: 0.400, SLG: 0.400	P5						G4-3			4	1	2	1	0	0	1												
3 Delwyn Young, S (1.9) OBP: 0.290, SLG: 0.240										3	2	1	1	2	2	2												
25 Andruw Jones, R (1.10) OBP: 0.353, SLG: 0.464 78 John Ford Griffin, L (9. PH) OBP: 0.625, SLG: 0.833										4	1	2	3	0	0	2												
27 Matt Kemp, R (1.8) OBP: 0.343, SLG: 0.676 83 Terry Tiffie, S (8.3) OBP: 0.231, SLG: 0.250										4	0	1	1	0	1	3												
Blake DeWitt, L (1.5) OBP: 0.250, SLG: 0.143										4	0	0	0	0	0	1												
76 John Lindsey, R (1.3) OBP: 0.294, SLG: 0.474 75 Xavier Paul, L (8. PR) OBP: 0.294, SLG: 0.400										4	0	2	0	0	0	0												
71 Lucas May, R (1.2) OBP: 0.222, SLG: 0.556 22 George Lombard, L (7.7) OBP: 0.643, SLG: 1.231										3	0	0	0	0	0	1												
14 Chin-Lung Hu, R (1.4) OBP: 0.360, SLG: 0.318 33 Ramon Martinez, R (7.4) OBP: 0.292, SLG: 0.150										3	1	2	0	0	0	0												
Inning Stats	R: 1 E: 1 K: 0 S: 4	H: 1 LOB: 1 BB: 1 P: 8	R: 0 E: 0 K: 0 S: 3	H: 0 LOB: 0 BB: 0 P: 3	R: 3 E: 0 K: 0 S: 7	H: 4 LOB: 1 BB: 0 P: 8	R: 0 E: 0 K: 0 S: 4	H: 2 LOB: 1 BB: 0 P: 4	R: 0 E: 0 K: 1 S: 6	H: 0 LOB: 0 BB: 0 P: 6	R: 0 E: 0 K: 0 S: 3	H: 0 LOB: 0 BB: 0 P: 3	R: 0 E: 0 K: 1 S: 8	H: 3 LOB: 2 BB: 1 P: 14	R: 0 E: 0 K: 2 S: 8	H: 1 LOB: 2 BB: 1 P: 13		1B: 8 2B: 1 3B: 2 HR: 1	SF: 0 SAC: 0 DP: 2 HBP: 0	WP: 2 PB: 0 CS: 0	PA: 41							
PITCHER	IP	WLS	BF	H	R	ER	SO	BB	IBB	HBP	BLK	WP	HR	S	P	ERA		WHIP										
41 Steve Trachsel, R (1.1) ERA: 5.0	4.0		19	7	4	3	0	1	0	0	0	1	0	18	23	6.75		2.000										
Chad Bradford, R (5.1) ERA: 5.4	1.0		4	1	0	0	1	0	0	0	0	0	0	6	6	0.00		1.000										
52 George Sherrill, L (6.1) ERA: 1.8	2.0		6	0	0	0	0	0	0	0	0	0	0	6	6	0.00		0.000										
52 Jon Leicester, R (8.1) ERA: 5.06	1.0	L	7	3	3	3	1	1	0	0	0	0	1	8	14	27.00	4.000											
51 Randal Bierd, R (9.1) ERA: 4.15	1.0		5	1	0	0	2	1	0	0	0	1	0	8	13	0.00	2.000											

Batter	1	2	3	4	5	6	7	8	9	AB	R	H	RBI	BB	SO	LOB	BOTTOM											
1 Brian Roberts, S (1.4) OBP: 0.435, SLG: 0.421 12 Brandon Fahey, L (7.4) OBP: 0.350, SLG: 0.368	K									2	1	0	0	1	1	1	Los Angeles Dodgers @ Baltimore Orioles Fort Lauderdale Stadium, Ft. Lauderdale, FL Mon Mar 10 2008, 1:05 PM EDT Att.: 5,388 - Sunny - 75 F livebaseballscorecards.com											
6 Melvin Mora, R (1.5) OBP: 0.520, SLG: 0.727 69 Oscar Salazar, R (7.5) OBP: 0.400, SLG: 0.684	F9									2	1	0	0	1	0	1												
21 Nick Markakis, L (1.9) OBP: 0.560, SLG: 0.762 26 Chris Roberson, S (7.9) OBP: 0.368, SLG: 0.444	F8									3	0	1	2	0	0	0												
Kevin Millar, R (1.3) OBP: 0.458, SLG: 0.450 73 Chris Heintz, R (7.3) OBP: 0.276, SLG: 0.333										2	0	0	0	1	0	0												
17 Aubrey Huff, L (1.10) OBP: 0.273, SLG: 0.545 19 Ben Davis, S (7. PH) OBP: 0.125, SLG: 0.188										3	1	1	0	0	1	2												
10 Adam Jones, R (1.8) OBP: 0.526, SLG: 0.706 13 Tike Redman, L (8.8) OBP: 0.294, SLG: 0.529										3	0	1	0	0	0	2												
Ramon Hernandez, R (1.2) OBP: 0.263, SLG: 0.235 Jonny Tucker, R (6. PR) OBP: 0.400, SLG: 0.600										3	0	1	1	0	0	2												
Sebastien Boucher, L (1.7) OBP: 0.500, SLG: 0.286 65 Omar Santos, R (6. PH) OBP: 0.222, SLG: 0.125										1	0	0	0	1	0	0												
2 Luis Hernandez, S (1.6) OBP: 0.263, SLG: 0.188 Blake Davis, L (7.6) OBP: 0.571, SLG: 0.667										2	0	0	0	0	0	1												
Inning Stats	R: 0 E: 0 K: 1 S: 5	H: 0 LOB: 0 BB: 0 P: 5	R: 0 E: 0 K: 0 S: 3	H: 0 LOB: 0 BB: 0 P: 3	R: 0 E: 0 K: 1 S: 7	H: 1 LOB: 3 BB: 0 P: 19	R: 0 E: 0 K: 0 S: 3	H: 0 LOB: 1 BB: 1 P: 7	R: 1 E: 0 K: 0 S: 6	H: 3 LOB: 3 BB: 0 P: 7	R: 1 E: 0 K: 0 S: 5	H: 2 LOB: 2 BB: 1 P: 9	R: 0 E: 0 K: 0 S: 3	H: 0 LOB: 0 BB: 0 P: 3	R: 0 E: 0 K: 0 S: 4	H: 1 LOB: 1 BB: 0 P: 4		1B: 6 2B: 0 3B: 1 HR: 0	SF: 0 SAC: 0 DP: 0 HBP: 0	WP: 1 PB: 0 SB: 2 CS: 0	PA: 39							
PITCHER	IP	WLS	BF	H	R	ER	SO	BB	IBB	HBP	BLK	WP	HR	S	P	ERA		WHIP										
61 Chan Ho Park, R (1.1) ERA: 4.75	3.0		9	1	2	2	1	4	0	0	0	0	0	9	25	10.80		3.000										
50 Eric Stults, L (4.1) ERA: 4.75	1.2		10	1	2	2	1	4	0	0	0	0	0	9	25	10.80		3.000										
57 Eric Hull, R (5.1) ERA: 2.25	1.0	H	6	3	1	1	0	0	0	0	0	0	0	6	6	9.00		3.000										
60 Matt Riley, L (6.1) ERA: 10.8	0.2	H	4	2	1	1	0	0	0	0	0	1	0	4	5	13.50	3.000											
38 Ramon Troncoso, R (7.1) ERA: 3.86	1.2	W	6	0	0	0	0	1	0	0	0	0	0	5	9	0.00	0.600											

Batter	1	2	3	4	5	6	7	8	9	AB	R	H	RBI	BB	SO	LOB	TOP			
2 Hanley Ramirez, R (1.6) 4 Alfredo Amezaga, S (7.6)										4	0	1	0	0	2	0	Florida Marlins @ Los Angeles Dodgers Holman Stadium, Vero Beach, FL Tue Mar 11 2008, 1:05 PM EDT Att: 6,866 - Partly Cloudy - 78 F			
6 Dan Uggla, R (1.4) 39 Chris Barnwell, R (7.7, PH)										3	1	1	1	0	0	0				
27 Jeremy Hermida, L (1.9) 24 Cameron Maybin, R (7.7, PR)										3	1	1	1	1	2	0				
14 Josh Willingham, R (1.7) 25 Brett Carroll, R (7.7)										4	1	2	1	0	0	0				
Mike Jacobs, L (1.3) 73 Tagg Bozied, R (7.3)										3	0	1	1	0	0	1				
12 Cody Ross, R (1.8) 72 Brett Hayes, R (7.2)										3	0	0	0	1	1	1				
Jose Castillo, R (1.5) 21 Jason Wood, R (7.5)										3	1	2	1	0	0	0				
58 Mike Rabelo, S (1.2) 72 Brett Hayes, R (7.2)										3	0	1	0	0	0	1				
23 Andrew Miller, L (1.1) 37 Renyel Pinto, L (5.1) 57 Taylor Tankersley, L (6.1) 53 John Baker, L (7.7, PH) 49 Bob Keppel, R (7.1) 1 Alexis Gomez, L (6.7, PH) 46 Joe Nelson, R (6.1)										2	0	0	0	0	2	3				
Inning Stats	R: 1 E: 0 K: 2 S: 9	H: 1 LOB: 0 BB: 0 P: 10	R: 0 E: 0 K: 0 S: 3	H: 0 LOB: 0 BB: 0 P: 3	R: 0 E: 0 K: 1 S: 5	H: 0 LOB: 0 BB: 0 P: 5	R: 2 E: 0 K: 1 S: 8	H: 3 LOB: 3 BB: 2 P: 16	R: 0 E: 0 K: 0 S: 7	H: 1 LOB: 0 BB: 0 P: 7	R: 4 E: 1 K: 0 S: 6	H: 4 LOB: 2 BB: 1 P: 10	R: 0 E: 0 K: 1 S: 6	H: 1 LOB: 1 BB: 0 P: 6	R: 0 E: 0 K: 2 S: 7	H: 0 LOB: 0 BB: 0 P: 7		1B: 8 2B: 1 3B: 0 HR: 1	SF: 0 SAC: 0 DP: 1 HBP: 0	WP: 0 PB: 0 SB: 0 CS: 0
PITCHER	IP WLS BF H R ER SO BB IBB HBP BLK WP HR S P ERA WHIP																			
Derek Lowe, R (1.1) ERA: 9.0	4.0	18	4	3	3	4	2	0	0	0	0	0	0	0	7	7	6.75	1.500		
56 Hung-Chih Kuo, L (5.1) ERA:	1.0	3	0	0	0	2	0	0	0	0	0	0	0	0	3	3	0.00	0.000		
45 Scott Proctor, R (6.1) ERA: 3.0	1.0	H	3	1	0	0	0	0	0	0	0	0	0	4	8	40.50	4.500			
43 Yhency Brazoban, R (7.1) ERA: 13.5	0.2	L	5	2	3	3	1	0	0	0	0	0	0	8	8	6.75	2.250			
Joe Beimel, L (7.1) ERA: 8.1	1.1	6	3	1	1	1	0	0	0	0	0	0	0	8	8	6.75	2.250			

Batter	1	2	3	4	5	6	7	8	9	AB	R	H	RBI	BB	SO	LOB	BOTTOM		
9 Juan Pierre, L (1.7) Ivan De Jesus Jr., R (8.6)										3	2	0	0	0	0	3	Florida Marlins @ Los Angeles Dodgers Holman Stadium, Vero Beach, FL Tue Mar 11 2008, 1:05 PM EDT Att: 6,866 - Partly Cloudy - 78 F		
15 Rafael Furcal, S (1.6) 26 Gary Bennett, R (8.2)										4	2	3	2	0	0	2			
7 James Loney, L (1.3) Russell Mitchell, R (8.3)										2	0	0	0	2	0	1			
55 Russell Martin, R (1.2) Luis Maza, R (8.4)										4	0	1	1	0	0	3			
16 Andre Ethier, L (1.9)										4	0	1	1	0	0	3			
3 Delwyn Young, S (1.4) 94 John Raglani, L (8.7)										4	0	1	1	0	0	2			
17 Jason Repko, R (1.8)										3	0	1	0	1	0	2			
Blake DeWitt, L (1.5)										4	0	0	0	0	0	2			
Derek Lowe, R (1.1) 56 Hung-Chih Kuo, L (5.1) 45 Scott Proctor, R (6.1) 31 Brad Penny, R (6.7, PH) 43 Yhency Brazoban, R (7.1) Joe Beimel, L (7.1) James Tomlin, R (6.7, PH) 51 Jonathan Broxton, R (6.1)										1	0	0	0	0	0	0			
Inning Stats	R: 2 E: 0 K: 0 S: 4	H: 2 LOB: 2 BB: 2 P: 13	R: 1 E: 0 K: 0 S: 4	H: 1 LOB: 1 BB: 1 P: 8	R: 0 E: 0 K: 1 S: 5	H: 0 LOB: 0 BB: 0 P: 5	R: 2 E: 1 K: 0 S: 5	H: 1 LOB: 1 BB: 1 P: 9	R: 0 E: 0 K: 0 S: 4	H: 1 LOB: 1 BB: 0 P: 4	R: 1 E: 0 K: 0 S: 4	H: 2 LOB: 0 BB: 0 P: 4	R: 0 E: 0 K: 1 S: 5	H: 0 LOB: 0 BB: 0 P: 5	1B: 6 2B: 1 3B: 1 HR: 1	SF: 0 SAC: 1 DP: 2 HBP: 1		WP: 0 PB: 0 SB: 0 CS: 1	PA: 41
PITCHER	IP WLS BF H R ER SO BB IBB HBP BLK WP HR S P ERA WHIP																		
23 Andrew Miller, L (1.1) ERA: 3.48	4.0	18	4	3	3	1	3	0	0	0	0	5	9	9.00	2.000				
37 Renyel Pinto, L (5.1) ERA: 1.8	1.0	6	1	2	1	0	1	0	0	0	0	0	0	5	5	0.00	1.000		
57 Taylor Tankersley, L (6.1) ERA: 1.8	1.0	W	5	1	0	0	0	0	0	0	0	0	0	8	8	4.50	1.500		
49 Bob Keppel, R (7.1) ERA: 5.4	2.0	H	8	3	1	1	0	0	0	0	0	1	8	8	4.50	1.500			
46 Joe Nelson, R (9.1) ERA: 4.5	1.0	S	3	0	0	0	1	0	0	0	0	5	5	0.00	0.000				



Batter	1	2	3	4	5	6	7	8	9	AB	R	H	RBI	BB	SO	LOB	TOP									
15 Cristian Guzman, S OBP: 0.412, SLG: 0.636 (1, 6)										5	1	2	4	0	1	3	Washington Nationals @ Los Angeles Dodgers Holman Stadium, Vero Beach, FL Wed Mar 12 2008, 1:05 PM EDT Att: 6,710 - Partly Cloudy - 78 F									
10 Ronnie Belliard, R OBP: 0.516, SLG: 0.750 (1, 4)										5	1	2	0	0	1	2										
44 Lastings Milledge, R OBP: 0.293, SLG: 0.353 4 Pete Orr, L OBP: 0.261, SLG: 0.500 (1, 8) (9, 5)										4	1	1	1	0	1	2										
25 Austin Kearns, R OBP: 0.259, SLG: 0.423 29 Ryan Langerhans, L OBP: 0.464, SLG: 0.333 (1, 9) (7, 9)										4	1	1	3	0	0	0										
6 Alex Escobar, R OBP: 0.261, SLG: 0.222 55 Garrett Guzman, L OBP: 0.400, SLG: 0.375 (1, 7) (8, 7) (9, 8)										3	1	1	0	1	1	0										
8 Aaron Boone, R OBP: 0.273, SLG: 0.200 (1, 10)										4	1	1	0	0	1	1										
Matthew Whitney, R OBP: 0.211, SLG: 0.529 (1, 3)										4	1	1	1	0	0	3										
53 Humberto Cota, R OBP: 0.750, SLG: 0.667 83 Wil Nieves, R OBP: 0.536, SLG: 0.444 (1, 2) (8, 2)										3	2	2	0	1	1	0										
22 Willie Harris, L OBP: 0.423, SLG: 0.450 5 Kory Casto, L OBP: 0.364, SLG: 0.125 (1, 5) (8, 5) (9, 7)										2	1	2	1	2	0	0										
Inning Stats	R: 0 E: 0 K: 1 S: 5	H: 0 LOB: 0 BB: 0 P: 5	R: 0 E: 0 K: 0 S: 2	H: 0 LOB: 1 BB: 1 P: 7	R: 0 E: 0 K: 2 S: 8	H: 1 LOB: 2 BB: 1 P: 12	R: 3 E: 0 K: 0 S: 6	H: 4 LOB: 2 BB: 1 P: 10	R: 3 E: 0 K: 0 S: 5	H: 2 LOB: 0 BB: 0 P: 6	R: 0 E: 0 K: 1 S: 5	H: 1 LOB: 0 BB: 0 P: 5	R: 0 E: 0 K: 0 S: 3	H: 0 LOB: 0 BB: 0 P: 3	R: 4 E: 0 K: 1 S: 10	H: 5 LOB: 2 BB: 1 P: 14		R: 0 E: 0 K: 1 S: 5	H: 0 LOB: 2 BB: 2 P: 13	1B: 8 2B: 4 3B: 0 HR: 1	SF: 1 SAC: 0 DP: 1 HBP: 2	WP: 1 PB: 0 SB: 0 CS: 1	PA: 45			
PITCHER	IP	WLS	BF	H	R	ER	SO	BB	IBB	HBP	BLK	WP	HR	S	P	ERA	WHIP									
58 Chad Billingsley, R ERA: 6.48 77 Greg Jones, R ERA: 1.8 64 Jason Johnson, R ERA: 3.85 74 Cory Wade, R ERA: 30 Mike Myers, L ERA: 7.71	3.1	15	3	2	2	3	2	2	0	0	0	0	0	0	18	27	5.40	1.500								
79 Fernando De La Cruz, R ERA: (8, 1)	1.1	7	1	0	0	1	2	0	0	0	0	1	0	0	7	15	0.00	2.250								

Batter	1	2	3	4	5	6	7	8	9	AB	R	H	RBI	BB	SO	LOB	BOTTOM									
9 Juan Pierre, L OBP: 0.300, SLG: 0.229 Luis Maza, R (1, 7) (8, 4)										0	1	0	0	3	0	0	Washington Nationals @ Los Angeles Dodgers Holman Stadium, Vero Beach, FL Wed Mar 12 2008, 1:05 PM EDT Att: 6,710 - Partly Cloudy - 78 F									
15 Rafael Furcal, S OBP: 0.412, SLG: 0.633 96 Jamie Hoffmann, R OBP: 1.000, SLG: 4.000 (1, 6) (8, 8)										2	1	0	0	1	1	2										
7 James Loney, L OBP: 0.400, SLG: 0.485 Russell Mitchell, R (1, 3) (9, 3)										4	0	0	0	0	1	3										
16 Andre Ethier, L OBP: 0.385, SLG: 0.545 94 John Raglani, L (1, 9) (8, 9)										3	1	1	2	0	0	0										
17 Jason Repko, R OBP: 0.346, SLG: 0.409 30 Mike Myers, L (8, 1) 79 Fernando De La Cruz, R (8, 1) 91 Josh Bell, S (9, PH)										2	0	0	0	1	1	0										
Blake DeWitt, L OBP: 0.313, SLG: 0.500 (1, 5)										4	0	0	0	0	1	1										
26 Gary Bennett, R OBP: 0.214, SLG: 0.286 63 René Rivera, R OBP: 0.333, SLG: 0.333 (1, 2) (7, 2)										2	0	0	0	0	0	0										
Iván De Jesús Jr., R OBP: 0.154, SLG: 0.231 (1, 4) (8, 6)										3	0	0	0	0	0	1										
58 Chad Billingsley, R ERA: 2.35 77 Greg Jones, R ERA: 8.1 64 Jason Johnson, R ERA: 3.85 55 Russell Martin, R OBP: 0.352, SLG: 0.292 74 Cory Wade, R (8, 1) 3 Delwyn Young, S OBP: 0.206, SLG: 0.241 (1, 1) (4, 1) (5, 1) (8, 1) (8, 7)	5.0	18	5	1	1	1	3	3	0	0	0	0	0	0	0	0										
Inning Stats	R: 2 E: 0 K: 2 S: 7	H: 0 LOB: 0 BB: 2 P: 15	R: 0 E: 0 K: 0 S: 3	H: 0 LOB: 0 BB: 0 P: 3	R: 0 E: 0 K: 1 S: 5	H: 0 LOB: 1 BB: 1 P: 9	R: 0 E: 0 K: 0 S: 3	H: 0 LOB: 0 BB: 0 P: 3	R: 0 E: 0 K: 1 S: 5	H: 0 LOB: 0 BB: 0 P: 5	R: 0 E: 0 K: 1 S: 4	H: 0 LOB: 0 BB: 1 P: 8	R: 1 E: 0 K: 1 S: 7	H: 1 LOB: 1 BB: 1 P: 11	R: 1 E: 0 K: 0 S: 4	H: 1 LOB: 0 BB: 0 P: 4		R: 0 E: 0 K: 1 S: 5	H: 0 LOB: 0 BB: 0 P: 5	1B: 0 2B: 0 3B: 0 HR: 2	SF: 0 SAC: 0 DP: 1 HBP: 0	WP: 0 PB: 1 SB: 4 CS: 0	PA: 33			
PITCHER	IP	WLS	BF	H	R	ER	SO	BB	IBB	HBP	BLK	WP	HR	S	P	ERA	WHIP									
68 Michael O'Connor, L ERA: 8.1 78 Rob Bell, R ERA: 8.1 Jon Rauch, R ERA: 79 Charlie Manning, L ERA: 6.23 32 Chad Cordero, R ERA: (1, 1) (6, 1) (7, 1) (8, 1) (9, 1)	5.0	18	5	1	1	1	3	3	0	0	0	0	0	0	0	0	1.80	0.600								
68 Michael O'Connor, L ERA: 8.1 78 Rob Bell, R ERA: 8.1 Jon Rauch, R ERA: 79 Charlie Manning, L ERA: 6.23 32 Chad Cordero, R ERA: (1, 1) (6, 1) (7, 1) (8, 1) (9, 1)	1.0	5	1	1	1	1	2	0	0	0	0	0	0	1	5	13	9.00	3.000								
68 Michael O'Connor, L ERA: 8.1 78 Rob Bell, R ERA: 8.1 Jon Rauch, R ERA: 79 Charlie Manning, L ERA: 6.23 32 Chad Cordero, R ERA: (1, 1) (6, 1) (7, 1) (8, 1) (9, 1)	1.0	5	1	1	1	1	2	0	0	0	0	0	0	1	5	13	9.00	3.000								
68 Michael O'Connor, L ERA: 8.1 78 Rob Bell, R ERA: 8.1 Jon Rauch, R ERA: 79 Charlie Manning, L ERA: 6.23 32 Chad Cordero, R ERA: (1, 1) (6, 1) (7, 1) (8, 1) (9, 1)	1.0	5	1	1	1	1	2	0	0	0	0	0	0	1	5	13	9.00	3.000								
68 Michael O'Connor, L ERA: 8.1 78 Rob Bell, R ERA: 8.1 Jon Rauch, R ERA: 79 Charlie Manning, L ERA: 6.23 32 Chad Cordero, R ERA: (1, 1) (6, 1) (7, 1) (8, 1) (9, 1)	1.0	5	1	1	1	1	2	0	0	0	0	0	0	1	5	13	9.00	3.000								
68 Michael O'Connor, L ERA: 8.1 78 Rob Bell, R ERA: 8.1 Jon Rauch, R ERA: 79 Charlie Manning, L ERA: 6.23 32 Chad Cordero, R ERA: (1, 1) (6, 1) (7, 1) (8, 1) (9, 1)	1.0	5	1	1	1	1	2	0	0	0	0	0	0	1	5	13	9.00	3.000								
68 Michael O'Connor, L ERA: 8.1 78 Rob Bell, R ERA: 8.1 Jon Rauch, R ERA: 79 Charlie Manning, L ERA: 6.23 32 Chad Cordero, R ERA: (1, 1) (6, 1) (7, 1) (8, 1) (9, 1)	1.0	5	1	1	1	1	2	0	0	0	0	0	0	1	5	13	9.00	3.000								
68 Michael O'Connor, L ERA: 8.1 78 Rob Bell, R ERA: 8.1 Jon Rauch, R ERA: 79 Charlie Manning, L ERA: 6.23 32 Chad Cordero, R ERA: (1, 1) (6, 1) (7, 1) (8, 1) (9, 1)	1.0	5	1	1	1	1	2	0	0	0	0	0	0	1	5	13	9.00	3.000								
68 Michael O'Connor, L ERA: 8.1 78 Rob Bell, R ERA: 8.1 Jon Rauch, R ERA: 79 Charlie Manning, L ERA: 6.23 32 Chad Cordero, R ERA: (1, 1) (6, 1) (7, 1) (8, 1) (9, 1)	1.0	5	1	1	1	1	2	0	0	0	0	0	0	1	5	13	9.00	3.000								
68 Michael O'Connor, L ERA: 8.1 78 Rob Bell, R ERA: 8.1 Jon Rauch, R ERA: 79 Charlie Manning, L ERA: 6.23 32 Chad Cordero, R ERA: (1, 1) (6, 1) (7, 1) (8, 1) (9, 1)	1.0	5	1	1	1	1	2	0	0	0	0	0	0	1	5	13	9.00	3.000								
68 Michael O'Connor, L ERA: 8.1 78 Rob Bell, R ERA: 8.1 Jon Rauch, R ERA: 79 Charlie Manning, L ERA: 6.23 32 Chad Cordero, R ERA: (1, 1) (6, 1) (7, 1) (8, 1) (9, 1)	1.0	5	1	1	1	1	2	0	0	0	0	0	0	1	5	13	9.00	3.000								
68 Michael O'Connor, L ERA: 8.1 78 Rob Bell, R ERA: 8.1 Jon Rauch, R ERA: 79 Charlie Manning, L ERA: 6.23 32 Chad Cordero, R ERA: (1, 1) (6, 1) (7, 1) (8, 1) (9, 1)	1.0	5	1	1	1	1	2	0	0	0	0	0	0	1	5	13	9.00	3.000								
68 Michael O'Connor, L ERA: 8.1 78 Rob Bell, R ERA: 8.1 Jon Rauch, R ERA: 79 Charlie Manning, L ERA: 6.23 32 Chad Cordero, R ERA: (1, 1) (6, 1) (7, 1) (8, 1) (9, 1)	1.0	5	1	1	1	1	2	0	0	0	0	0	0	1	5	13	9.00	3.000								
68 Michael O'Connor, L ERA: 8.1 78 Rob Bell, R ERA: 8.1 Jon Rauch, R ERA: 79 Charlie Manning, L ERA: 6.23 32 Chad Cordero, R ERA: (1, 1) (6, 1) (7, 1) (8, 1) (9, 1)	1.0	5	1	1	1	1	2	0	0	0	0	0	0	1	5	13	9.00	3.000								
68 Michael O'Connor, L ERA: 8.1 78 Rob Bell, R ERA: 8.1 Jon Rauch, R ERA: 79 Charlie Manning, L ERA: 6.23 32 Chad Cordero, R ERA: (1, 1) (6, 1) (7, 1) (8, 1) (9, 1)	1.0	5	1	1	1	1	2	0	0	0	0	0	0	1	5	13	9.00	3.000								
68 Michael O'Connor, L ERA: 8.1 78 Rob Bell, R ERA: 8.1 Jon Rauch, R ERA: 79 Charlie Manning, L ERA: 6.23 32 Chad Cordero, R ERA: (1, 1) (6, 1) (7, 1) (8, 1) (9, 1)	1.0	5	1	1	1	1	2	0	0	0	0	0	0	1	5	13	9.00	3.000								
68 Michael O'Connor, L ERA: 8.1 78 Rob Bell, R ERA: 8.1 Jon Rauch, R ERA: 79 Charlie Manning, L ERA: 6.23 32 Chad Cordero, R ERA: (1, 1) (6, 1) (7, 1) (8, 1) (9, 1)	1.0	5	1	1	1	1	2	0	0	0	0	0	0	1	5	13	9.00	3.000								
68 Michael O'Connor, L ERA: 8.1 78 Rob Bell, R ERA: 8.1 Jon Rauch, R ERA: 79 Charlie Manning, L ERA: 6.23 32 Chad Cordero, R ERA: (1, 1) (6, 1) (7, 1) (8, 1) (9, 1)	1.0	5	1	1	1	1	2	0	0	0	0	0	0	1	5	13	9.00	3.000								
68 Michael O'Connor, L ERA: 8.1 78 Rob Bell, R ERA: 8.1 Jon Rauch, R ERA: 79 Charlie Manning, L ERA: 6.23 32 Chad Cordero, R ERA: (1, 1) (6, 1) (7, 1) (8, 1) (9, 1)	1.0	5	1	1	1	1	2	0	0	0	0	0	0	1	5	13	9.00	3.000								
68 Michael O'Connor, L ERA: 8.1 78 Rob Bell, R ERA: 8.1 Jon Rauch, R ERA: 79 Charlie Manning, L ERA: 6.23 32 Chad Cordero, R ERA: (1, 1) (6, 1) (7, 1) (8, 1) (9, 1)	1.0	5	1	1	1	1	2	0	0	0	0	0	0	1	5	13	9.00	3.000								
68 Michael O'Connor, L ERA: 8.1 78 Rob Bell, R ERA: 8.1 Jon Rauch, R ERA: 79 Charlie Manning, L ERA: 6.23 32 Chad Cordero, R ERA: (1, 1) (6, 1) (7, 1) (8, 1) (9, 1)	1.0	5	1	1	1	1	2	0	0	0	0	0	0	1	5	13	9.00	3.000								
68 Michael O'Connor, L ERA: 8.1 78 Rob Bell, R ERA: 8.1 Jon Rauch, R ERA: 79 Charlie Manning, L ERA: 6.23 32 Chad Cordero, R ERA: (1, 1) (6, 1) (7, 1) (8, 1) (9, 1)	1.0	5	1	1	1	1	2	0	0	0	0	0	0	1	5	13	9.00	3.000								
68 Michael O'Connor, L ERA: 8.1 78 Rob Bell, R ERA: 8.1 Jon Rauch, R ERA: 79 Charlie Manning, L ERA: 6.23 32 Chad Cordero, R ERA: (1, 1) (6, 1) (7, 1) (8, 1) (9, 1)	1.0	5	1	1	1	1	2	0	0	0	0	0	0	1	5	13	9.00	3.000								
68 Michael O'Connor, L ERA: 8.1 78 Rob Bell, R ERA: 8.1 Jon Rauch, R ERA: 79 Charlie Manning, L ERA: 6.23 32 Chad Cordero, R ERA: (1, 1) (6, 1) (7, 1) (8, 1) (9, 1)	1.0	5	1																							

Batter	1	2	3	4	5	6	7	8	9	AB	R	H	RBI	BB	SO	LOB	TOP								
3 Delwyn Young, S OBP: 0.293, SLG: 0.212 (1, 4) (5, 9)	F8		F8	F8 16 CS BB		P5		F7		4	0	0	0	1	0	3	Los Angeles Dodgers @ Houston Astros Osceola County Stadium, Kissimmee, FL Thu Mar 13 2008, 1:05 PM EDT Att. 4,189 - Sunny - 78 F								
16 Andre Ethier, L OBP: 0.409, SLG: 0.514 96 Jamie Hoffmann, R (8, PR) OBP: 1.000, SLG: 4.000 (1, 7) (8, 7)	HBP 21 HBP 55 E		7 1B 55 1B BB	F9 SAFE		G3		26 1B BB		2	1	0	0	2	0	3									
55 Russell Martin, R OBP: 0.389, SLG: 0.296 26 Gary Bennett, R OBP: 0.267, SLG: 0.333 (1, 2) (7, 2)	FC4 21 HBP		7 1B 21 1B 1B	F7				21 1B BB	1-2 2-3 1B	3	1	1	0	1	0	1									
7 James Loney, L OBP: 0.378, SLG: 0.450 Russell Mitchell, R (1, 3) (8, 3)	F8		21 1B 17 2B 1-3 2-H 1B		G4-3		K	L5		5	1	1	1	0	1	6									
21 Mark Sweeney, L OBP: 0.267, SLG: 0.214 Carlos Santana, S (7, PR) OBP: 1.000, SLG: 1.000 (1, 10) (7, 10)	HBP 1-2 2-3		17 2B 3B 1-3 3-H 1B		K		G6-3 1B	L4-3 1B		3	1	2	1	0	1	0									
17 Jason Repko, R OBP: 0.345, SLG: 0.440 Luis Maza, R (1, 9) (5, 4)	F7		3B 1-3 2B		K		G6-3 1-2	L4-3 1-1		3	1	1	1	0	1	3									
Blake DeWitt, L OBP: 0.429, SLG: 0.833 (1, 5)			2B							4	1	3	3	1	1	0									
Iván De Jesús Jr., R OBP: 0.278, SLG: 0.294 (1, 6)	F8		3B 2-H 3-H	CS 3B			1B	HR BB		4	0	2	0	1	0	1									
Nook Logan, S (1, 8)	G5-3		FC6-4 BB 3-H				1B	F9		4	0	2	0	1	0	1									
			FC6-4 1-2				K	FC4 26 1B 16 WP 1-2		4	0	0	0	0	1	4									
Inning Stats	R: 0 E: 1 K: 0 S: 4	H: 0 LOB: 3 BB: 0 P: 6	R: 0 E: 0 K: 1 S: 5	H: 0 LOB: 0 BB: 0 P: 5	R: 5 E: 0 K: 0 S: 7	H: 5 LOB: 1 BB: 2 P: 15	R: 0 E: 0 K: 0 S: 3	H: 0 LOB: 0 BB: 1 P: 7	R: 0 E: 0 K: 2 S: 7	H: 2 LOB: 2 BB: 0 P: 7	R: 0 E: 0 K: 1 S: 5	H: 1 LOB: 2 BB: 1 P: 9	R: 1 E: 0 K: 0 S: 6	H: 3 LOB: 3 BB: 1 P: 10	R: 0 E: 0 K: 0 S: 3	H: 1 LOB: 1 BB: 1 P: 7	1B: 9 2B: 2 3B: 1 HR: 1	SF: 0 SAC: 0 DP: 2 HBP: 2	WP: 1 PB: 0 SB: 0 CS: 2	PA: 44					
PITCHER	IP	WLS	BF	H	R	ER	SO	BB	IBB	HBP	BLK	WP	HR	S	P	ERA	WHIP	PITCHER							
Shawn Chacon, R ERA: 10.13 (1, 1)	3.0	W	18	5	5	5	1	2	0	2	0	0	0	16	26	15.00	2.333								
23 Stephen Randolph, L ERA: 7.71 (4, 1)	2.0	H	6	0	0	2	1	0	0	0	0	0	0	10	14	0.00	0.500								
29 Geoff Geary, R ERA: 5.4 (6, 1)	2.0	H	9	3	0	0	2	1	0	0	0	0	0	12	16	0.00	2.000								
35 Ryan Houston, R ERA: 3.0 (8, 1)	1.0	H	7	3	1	1	0	1	0	0	0	1	1	6	10	9.00	4.000								
66 Carlos Hines, R ERA: (9, 1)	1.0	S	4	1	0	0	0	1	0	0	0	0	0	3	7	0.00	2.000								
Batter	1	2	3	4	5	6	7	8	9	AB	R	H	RBI	BB	SO	LOB	BOTTOM								
21 Michael Bourn, L OBP: 0.452, SLG: 0.500 71 Josh Johnson, R (1, 8) (7, 2)	G4-3	E4 FC1-6 9 1B 2-H 1B		9 E 17 SF8 1B		F7		G6-3		4	1	2	0	0	0	0	Los Angeles Dodgers @ Houston Astros Osceola County Stadium, Kissimmee, FL Thu Mar 13 2008, 1:05 PM EDT Att. 4,189 - Sunny - 78 F								
9 Hunter Pence, R OBP: 0.378, SLG: 0.561 (1, 9)	G5-3		17 FC1-6 1B		K		G1-3		4	0	1	0	0	1	1										
17 Lance Berkman, S OBP: 0.393, SLG: 0.750 60 Reggie Abercrombie, R (6, PH) OBP: 0.273, SLG: 0.241 (1, 3) (7, 8)	K	FC1-6		SF8				28 CS BB		2	0	0	1	0	1	2									
45 Carlos Lee, R OBP: 0.360, SLG: 0.591 28 Victor Diaz, R OBP: 0.250, SLG: 0.423 (1, 10) (6, PH) (7, 10)	F7			G5-3		SAFE	CS	P5		3	0	0	0	0	1	2									
10 Miguel Tejada, R OBP: 0.267, SLG: 0.414 31 David Newhan, L OBP: 0.303, SLG: 0.400 (1, 6) (7, 4)		K						G3-1		1	0	0	0	0	0	0									
27 Geoff Blum, S OBP: 0.343, SLG: 0.355 13 Tomas Perez, S OBP: 0.250, SLG: 0.276 (1, 4) (7, 6)	1B 2B		F8		P4		F7			3	1	1	0	0	0	2									
Mark Loretta, R OBP: 0.409, SLG: 0.448 Edwin Maysonet, R OBP: 1.000, SLG: 2.000 (1, 5) (7, 5)		2B 2B	FC6 22 S C4-6		55 LG 22 E BB			55 G4-3 55 BLK BB		2	1	1	3	1	0	0									
22 José Cruz Jr., S OBP: 0.341, SLG: 0.390 (1, 7)		1B	FC4-6		E4		F7			3	1	0	0	1	0	4									
55 Humberto Quintero, R OBP: 0.435, SLG: 0.429 (1, 2) (7, 3)		2B	FC4-6		L5		G4-3			4	1	1	2	0	0	5									
		2B								1B: 4 2B: 5 3B: 0 HR: 0	SF: 1 SAC: 0 DP: 1 HBP: 0	WP: 0 PB: 0 SB: 1 CS: 1	PA: 38												
Inning Stats	R: 0 E: 0 K: 1 S: 5	H: 0 LOB: 0 BB: 0 P: 5	R: 5 E: 1 K: 1 S: 11	H: 6 LOB: 2 BB: 1 P: 15	R: 1 E: 1 K: 0 S: 5	H: 0 LOB: 1 BB: 0 P: 5	R: 1 E: 0 K: 1 S: 6	H: 1 LOB: 0 BB: 0 P: 6	R: 0 E: 1 K: 0 S: 4	H: 1 LOB: 2 BB: 1 P: 8	R: 0 E: 0 K: 0 S: 3	H: 0 LOB: 0 BB: 1 P: 7	R: 0 E: 0 K: 0 S: 3	H: 0 LOB: 1 BB: 1 P: 8	R: 0 E: 0 K: 0 S: 4	H: 0 LOB: 1 BB: 1 P: 8	1B: 4 2B: 5 3B: 0 HR: 0	SF: 1 SAC: 0 DP: 1 HBP: 0	WP: 0 PB: 0 SB: 1 CS: 1	PA: 38					
PITCHER	IP	WLS	BF	H	R	ER	SO	BB	IBB	HBP	BLK	WP	HR	S	P	ERA	WHIP	PITCHER							
18 Hiroki Kuroda, R ERA: 7.0 (1, 1)	3.0	L	18	6	6	5	2	1	0	0	0	0	0	6	6	0.00	1.000								
45 Scott Proctor, R ERA: 2.25 (4, 1)	1.0		4	1	1	0	1	0	0	0	0	0	0	6	6	0.00	1.000								
96 Clayton Kershaw, L ERA: 2.25 (5, 1)	2.0		8	1	0	0	0	2	0	0	0	0	0	7	15	0.00	1.500								
Rudy Seanez, R ERA: (7, 1)	1.0		3	0	0	0	0	0	0	0	0	0	0	3	3	0.00	0.000								
70 Alfredo Simon, R ERA: (8, 1)	1.0		4	0	0	0	0	1	0	0	1	0	0	4	8	0.00	1.000								

Batter	1	2	3	4	5	6	7	8	9	AB	R	H	RBI	BB	SO	LOB	TOP										
22 George Lombard, L (1, 9) OBP: 0.579, SLG: 1.176 (7, 7)	G4-3		HR		K		BB		K	4	1	1	1	1	2	4	Los Angeles Dodgers @ San Diego Padres Wukesong Baseball Stadium, Beijing, CN Sat Mar 15 2008, 1:00 AM EDT Att: 12,242 - Sunny - 60 F AB 34 R 3 H 10 RBI 3 BB 5 SO 10 LOB 17										
14 Chin-Lung Hu, R (1, 6) OBP: 0.333, SLG: 0.269	G6-3		K		L4-6		K		BB	4	0	0	0	1	2	4											
27 Matt Kemp, R (1, 10) OBP: 0.325, SLG: 0.615	G6-3		K			F8		25 1B	K	5	1	1	0	0	2	2											
25 Andrew Jones, R (1, 8) OBP: 0.368, SLG: 0.452		F8			K			76 1B	1B	3	1	1	1	1	1	0											
76 John Lindsey, R (1, 3) OBP: 0.423, SLG: 0.500 80 Angel Chavez, R (8, PR) OBP: 0.333, SLG: 0.455 (8, 5)		71 2B	1B		G5-3			71 1B	1B	3	0	2	0	1	0	0											
71 Lucas May, R (1, 2) OBP: 0.308, SLG: 0.615					K2-3				BB	0	0	0	0	0	0	0											
83 Terry Tiffee, S (1, 5) OBP: 0.235, SLG: 0.250 (8, 3)									BB	4	0	2	1	0	2	1											
78 John-Ford Griffin, L (1, 7) OBP: 0.545, SLG: 0.667 75 Xavier Paul, L (7, 9) OBP: 0.278, SLG: 0.375									BB	4	0	1	0	0	0	4											
33 Ramon Martinez, R (1, 4) OBP: 0.321, SLG: 0.174 84 Wilkin Ruan, R (9, PR) Kevin Howard, L (9, 4)									BB	3	0	1	0	0	1	2											
									BB	1	0	0	0	0	0	0											
									BB	0	0	0	0	0	0	0											
Inning Stats	R: 0 E: 0 K: 0 S: 3	H: 0 LOB: 0 BB: 0 P: 3	R: 0 E: 0 K: 0 S: 5	H: 2 LOB: 2 BB: 0 P: 5	R: 1 E: 0 K: 2 S: 8	H: 1 LOB: 0 BB: 0 P: 9	R: 0 E: 0 K: 2 S: 7	H: 0 LOB: 0 BB: 0 P: 7	R: 0 E: 0 K: 1 S: 6	H: 2 LOB: 2 BB: 1 P: 10	R: 0 E: 0 K: 0 S: 4	H: 0 LOB: 1 BB: 1 P: 8	R: 0 E: 0 K: 2 S: 7	H: 0 LOB: 1 BB: 1 P: 11	R: 1 E: 0 K: 1 S: 6	H: 2 LOB: 2 BB: 1 P: 11	R: 0 E: 0 K: 2 S: 8	H: 1 LOB: 2 BB: 1 P: 12	1B: 8 2B: 2 3B: 0 HR: 1	SF: 0 SAC: 0 DP: 1 HBP: 0	WP: 0 PA: 39 PB: 0 SB: 1 CS: 0						
PITCHER	IP	WLS	BF	H	R	ER	SO	BB	IBB	HBP	BLK	WP	HR	S	P	ERA	WHIP										
57 Justin Germano, R (1, 1) ERA: 3.14	5.0		20	5	1	1	5	1	0	0	0	0	1	29	34	1.80	1.200										
75 Mauro Zarate, R (6, 1) ERA: 4.5	1.0	5	2	1	1	0	1	0	0	0	0	0	0	4	8	9.00	3.000										
Trevor Hoffman, R (7, 1) ERA: 7.36	1.0	4	0	0	0	2	1	0	0	0	0	0	0	7	11	0.00	1.000										
59 Jared Wells, R (8, 1) ERA: 6.23	1.0	5	2	1	1	1	1	0	0	0	0	0	0	6	11	9.00	3.000										
21 Heath Bell, R (9, 1) ERA: 9.0	1.0	5	1	0	0	2	1	0	0	0	0	0	0	8	12	0.00	2.000										

Batter	1	2	3	4	5	6	7	8	9	AB	R	H	RBI	BB	SO	LOB	BOTTOM											
12 Scott Hairston, R (1, 8) OBP: 0.348, SLG: 0.619	G5-3		F9			F8		11 2B		4	1	1	0	0	0	0	Los Angeles Dodgers @ San Diego Padres Wukesong Baseball Stadium, Beijing, CN Sat Mar 15 2008, 1:00 AM EDT Att: 12,242 - Sunny - 60 F AB 33 R 3 H 5 RBI 2 BB 2 SO 4 LOB 11											
13 Oscar Robles, L (1, 4) OBP: 0.353, SLG: 0.313 11 Craig Stansberry, R (7, 4) OBP: 0.500, SLG: 0.769	G1-3				23 G6-3	5 G5-3		5 G6-3	23 2B	3	1	1	0	0	0	0												
5 Kevin Kouzmanoff, R (1, 5) OBP: 0.239, SLG: 0.350	K				G5-3	G6-3		G6-3		4	0	0	0	0	1	2												
23 Adrián González, L (1, 3) OBP: 0.286, SLG: 0.316		G3			G6-3			77 G4-3	2 WP	4	0	2	1	0	0	1												
9 Brian Myrow, L (1, 10) OBP: 0.609, SLG: 0.563		L7							L9	3	0	0	0	1	0	2												
2 Luis Antonio Rodríguez, S (1, 6) OBP: 0.542, SLG: 0.950		E6							G4-3	3	0	0	0	1	0	1												
77 Will Venable, L (1, 7) OBP: 0.429, SLG: 0.667 63 Mike Baxter, L (8, 7) OBP: 0.143, SLG: 0.143									F8	3	0	0	0	1	0	1												
61 Nick Hundley, R (1, 2) OBP: 0.286, SLG: 0.231 62 Matt Antonelli, R (9, PH) OBP: 0.276, SLG: 0.375										3	0	0	0	0	1	3												
63 Mike Baxter, L (8, 7) OBP: 0.143, SLG: 0.143										1	0	0	0	0	0	0												
61 Nick Hundley, R (1, 2) OBP: 0.286, SLG: 0.231 62 Matt Antonelli, R (9, PH) OBP: 0.276, SLG: 0.375										3	0	0	0	0	0	2												
62 Matt Antonelli, R (9, PH) OBP: 0.276, SLG: 0.375										1	0	0	0	0	1	0												
65 Drew Macias, L (1, 9) OBP: 0.357, SLG: 0.250										3	0	0	0	0	1	0												
Inning Stats	R: 0 E: 0 K: 1 S: 5	H: 0 LOB: 0 BB: 0 P: 6	R: 0 E: 1 K: 0 S: 4	H: 0 LOB: 1 BB: 0 P: 4	R: 0 E: 0 K: 1 S: 5	H: 0 LOB: 0 BB: 0 P: 5	R: 1 E: 0 K: 0 S: 4	H: 1 LOB: 1 BB: 1 P: 8	R: 0 E: 0 K: 1 S: 5	H: 0 LOB: 0 BB: 0 P: 5	R: 0 E: 0 K: 0 S: 3	H: 0 LOB: 0 BB: 0 P: 3	R: 0 E: 0 K: 0 S: 4	H: 1 LOB: 2 BB: 1 P: 8	R: 2 E: 0 K: 0 S: 6	H: 3 LOB: 1 BB: 0 P: 6	R: 0 E: 0 K: 1 S: 5	H: 0 LOB: 0 BB: 0 P: 5	1B: 2 2B: 3 3B: 0 HR: 0	SF: 0 SAC: 0 DP: 0 HBP: 0	WP: 1 PA: 35 PB: 0 SB: 0 CS: 0							
PITCHER	IP	WLS	BF	H	R	ER	SO	BB	IBB	HBP	BLK	WP	HR	S	P	ERA	WHIP											
61 Chan Ho Park, R (1, 1) ERA: 3.18	5.0		18	1	1	0	3	1	0	0	0	0	1	0	7	11	0.00	1.000										
56 Hung-Chih Kuo, L (6, 1) ERA: 4.4	2.0	H	8	1	0	0	0	1	0	0	0	0	0	6	6	18.00	3.000											
65 Brian Falkenberg, R (8, 1) ERA: 5.4	1.0	B	6	3	2	2	0	0	0	0	0	0	0	6	5	0.00	0.000											
38 Ramon Troncoso, R (9, 1) ERA: 3.18	1.0		3	0	0	0	1	0	0	0	0	0	0	5	5	0.00	0.000											

Batter	1	2	3	4	5	6	7	8	9	AB	R	H	RBI	BB	SO	LOB	TOP			
9 Juan Pierre, L (1,7) OBP: 0.271, SLG: 0.209	G6-3		FC5-4		F8		G4-3			4	0	0	0	0	0	3	Los Angeles Dodgers @ Washington Nationals Space Coast Stadium, Viera, FL Sat Mar 15 2008, 1:05 PM EDT Att: 4,309 - Partly Cloudy - 76 F			
15 Rafael Furcal, S (1,6) OBP: 0.357, SLG: 0.526	G6-3			G3		G3-1				4	0	1	2	0	0					
7 James Loney, L (1,3) OBP: 0.360, SLG: 0.444	K			F8		16 WP 16 1B		F8		4	1	1	0	0	1	0				
55 Russell Martin, R (1,2) OBP: 0.395, SLG: 0.375		G6-3		16 HR BB		16 WP 16 1B		F9		1	2	0	0	2	0	0				
26 Gary Bennett, R (7,2) OBP: 0.250, SLG: 0.313								F8		1	0	0	0	0	0	0				
16 Andre Ethier, L (1,9) OBP: 0.429, SLG: 0.600		G3-6-1 1B		1-H HR		1-H 2-H 1B		F8		4	1	3	4	0	0	0				
Blake DeWitt, L (1,5) OBP: 0.379, SLG: 0.625	G3-6-1			F7		L1-3				4	0	0	0	0	0	2				
17 Jason Repko, R (1,8) OBP: 0.405, SLG: 0.448				CS 1B		31 SH1-4 15 1B		F7		2	1	1	0	2	0	0				
Luis Maza, R (1,4) OBP: 0.111, SLG: 0.111			F9		31 SH1-4 15 1B	FC6-4		G4-3		4	1	1	0	0	0	2				
31 Brad Penny, R (1,1) OBP: 0.500, SLG: 0.500										1	0	1	0	0	0	0				
44 Takashi Saito, L (6,1)										0	0	0	0	0	0	0				
James Tomlin, R (7,PH) OBP: 0.333, SLG: 0.333										1	0	0	0	0	0	0				
45 Scott Proctor, R (7,1)										0	0	0	0	0	0	0				
Rudy Seanez, R (9,1)										0	0	0	0	0	0	0				
Inning Stats	R: 0 E: 0 K: 1 S: 5	H: 0 LOB: 0 BB: 0 P: 5	R: 0 E: 0 K: 0 S: 3	H: 1 LOB: 0 BB: 0 P: 3	R: 0 E: 0 K: 0 S: 5	H: 2 LOB: 1 BB: 0 P: 5	R: 2 E: 0 K: 0 S: 6	H: 1 LOB: 0 BB: 1 P: 13	R: 2 E: 0 K: 0 S: 4	H: 2 LOB: 1 BB: 2 P: 13	R: 0 E: 0 K: 0 S: 3	H: 0 LOB: 0 BB: 0 P: 3	R: 0 E: 0 K: 0 S: 3	H: 0 LOB: 0 BB: 0 P: 3	R: 0 E: 0 K: 0 S: 3	H: 0 LOB: 0 BB: 0 P: 3	1B: 6 2B: 2 3B: 0 HR: 1	SF: 0 SAC: 1 DP: 2 HBP: 0	WP: 1 PB: 0 SB: 0 CS: 1	PA: 35
PITCHER	IP WLS BF H R ER SO BB IBB HBP BLK WP HR S P ERA WHIP																			
45 Odalis Perez, L (1,1) ERA: 8.31	4.1 L 18 5 4 4 1 2 0 0 0 0 0 1 21 32 8.31 1.615																			
82 Eude Brito, L (5,1) ERA: 5.0	1.2 8 3 2 2 0 2 0 0 0 0 1 0 6 15 10.80 3.000																			
52 Saul Rivera, R (7,1) ERA: 1.13	2.0 6 0 0 0 0 0 0 0 0 0 0 0 6 6 0.00 0.000																			
38 Joel Hanrahan, R (9,1) ERA:	1.0 3 0 0 0 0 0 0 0 0 0 0 0 3 3 0.00 0.000																			

Batter	1	2	3	4	5	6	7	8	9	AB	R	H	RBI	BB	SO	LOB	BOTTOM			
15 Cristian Guzman, S (1,6) OBP: 0.415, SLG: 0.615	G5-4-3 BB		G4-3			G6-3		K		2	0	0	0	1	0	2	Los Angeles Dodgers @ Washington Nationals Space Coast Stadium, Viera, FL Sat Mar 15 2008, 1:05 PM EDT Att: 4,309 - Partly Cloudy - 76 F			
0 Ofilio Castro, R (8,6) OBP: 0.600, SLG: 0.500										1	0	0	0	0	1	1				
29 Bret Boone, R (1,4) OBP: 0.278, SLG: 0.333	P3		G6-3			G4-3				3	0	0	0	0	0	2				
90 Mike Daniel, L (8,8) OBP: 1.000, SLG: 2.000								1-H 2B		1	0	1	0	0	0	0				
21 Dmitri Young, S (1,10) OBP: 0.455, SLG: 0.333	G5-4-3				G3-1		25 1B 4 1B	K		3	1	0	0	1	1	2				
25 Austin Kearns, R (1,9) OBP: 0.250, SLG: 0.400		G5-3			L7		4 1B 1B			3	0	1	0	0	0	0				
92 Edgardo Baez, R (7,PR) OBP: 0.500, SLG: 1.000										1	0	0	0	0	0	0				
6 Alex Escobar, R (1,7) OBP: 0.212, SLG: 0.148		K			G5-3		F8		FC1-6 4 BB	3	0	0	0	1	1	2				
4 Pete Orr, L (1,5) OBP: 0.406, SLG: 0.633						G4-3			FC1-6 BB	3	0	2	1	1	0	0				
Matthew Whitney, R (1,3) OBP: 0.160, SLG: 0.391						G5-3		K		4	0	0	0	0	1	5				
3 Jesus Flores, R (1,2) OBP: 0.370, SLG: 0.417										2	0	0	0	0	0	0				
83 Wil Nieves, R (7,2) OBP: 0.366, SLG: 0.267			E5 15 G4-3 22 BB			P4		F8		2	0	0	0	0	0	4				
22 Willie Harris, L (1,8) OBP: 0.353, SLG: 0.333						G6-3		E4 90 2B		2	0	0	0	1	0	0				
Inning Stats	R: 0 E: 0 K: 0 S: 2	H: 0 LOB: 0 BB: 1 P: 6	R: 0 E: 0 K: 1 S: 6	H: 1 LOB: 0 BB: 0 P: 6	R: 0 E: 1 K: 0 S: 3	H: 0 LOB: 1 BB: 1 P: 7	R: 0 E: 0 K: 0 S: 3	H: 0 LOB: 0 BB: 0 P: 3	R: 0 E: 0 K: 0 S: 3	H: 0 LOB: 0 BB: 0 P: 3	R: 1 E: 0 K: 1 S: 7	H: 2 LOB: 2 BB: 1 P: 11	R: 0 E: 0 K: 2 S: 8	H: 1 LOB: 1 BB: 0 P: 8	R: 0 E: 0 K: 0 S: 3	H: 0 LOB: 2 BB: 2 P: 11	1B: 2 2B: 2 3B: 0 HR: 0	SF: 0 SAC: 0 DP: 2 HBP: 0	WP: 0 PB: 0 SB: 0 CS: 0	PA: 35
PITCHER	IP WLS BF H R ER SO BB IBB HBP BLK WP HR S P ERA WHIP																			
31 Brad Penny, R (1,1) ERA: 0.9	5.0 W 17 1 0 0 0 2 0 0 0 0 0 0 3 3 0.00 0.600																			
44 Takashi Saito, R (6,1) ERA:	1.0 3 0 0 0 0 0 0 0 0 0 0 0 3 3 0.00 0.000																			
45 Scott Proctor, R (7,1) ERA: 3.0	2.0 10 3 1 1 3 1 0 0 0 0 0 0 15 19 4.50 2.000																			
Rudy Seanez, R (9,1) ERA:	1.0 5 0 0 0 0 2 0 0 0 0 0 0 3 11 0.00 2.000																			

Batter	1	2	3	4	5	6	7	8	9	AB	R	H	RBI	BB	SO	LOB	TOP					
2 Hanley Ramirez, R (1,6) OBP: 0.468, SLG: 0.721	P5		6 HR		K		FC6-5	F9		4	1	2	0	0	1	0	Florida Marlins @ Los Angeles Dodgers Holman Stadium, Vero Beach, FL Sun Mar 16 2008, 1:05 PM EDT Att: 6,871 - Partly Cloudy - 85 F					
11 Robert Andino, R (7,FR) OBP: 0.227, SLG: 0.220			1B				1B			1	0	0	0	0	0	1						
6 Dan Uggla, R (1,4) OBP: 0.417, SLG: 0.585	G4-3		HR		G6-3		1 FC6-5			3	1	2	3	1	0	1						
39 Chris Barnwell, R (7,4) OBP: 0.267, SLG: 0.357	2B		1-H 2-H		1-2		BB			0	0	0	0	0	1	0						
Luis Gonzalez, L (1,9) OBP: 0.436, SLG: 0.387	G4-3		HR		K		FC6-5			3	0	0	0	0	2	1						
1 Alexis Gomez, L (7,PH) OBP: 0.407, SLG: 0.286					K		1-2 2-3 3-H			2	0	0	1	0	1	3						
14 Josh Willingham, R (1,7) OBP: 0.289, SLG: 0.294	F8		G5-3				F9			3	1	0	0	1	0	3						
35 Doug Waechter, R (7,1) OBP: 0.267, SLG: 0.357							3 F 3 1B			0	0	0	0	0	0	0						
46 Joe Nelson, R (9,1)							BB			0	0	0	0	0	0	0						
3 Jorge Cantu, R (1,3) OBP: 0.511, SLG: 0.762		G5-3			HR		E8			3	1	2	1	0	0	0						
48 Lee Gardner, R (6,1)							1B			0	0	0	0	0	0	0						
25 Brett Carroll, R (7,PH) OBP: 0.417, SLG: 0.533							G5-3			2	0	0	0	0	1	3						
Jose Castillo, R (1,5) OBP: 0.304, SLG: 0.419	G6-3						SF8			3	0	1	1	0	0	0						
72 Brett Hayes, R (1,2) OBP: 0.133, SLG: 0.133							3-H 0-0			3	0	1	0	0	1	1						
41 Paul Hoover, R (7,2) OBP: 0.294, SLG: 0.438	K						F7			1	1	1	0	0	0	0						
24 Cameron Maybin, R (1,8) OBP: 0.250, SLG: 0.594							K			4	0	0	0	0	3	4						
23 Andrew Miller, L (1,1)										1	1	0	0	1	1	2						
19 Logan Kensing, R (5,1)										0	0	0	0	0	0	0						
73 Tagg Bozied, R (6,3) OBP: 0.409, SLG: 0.333							6 BB 1 FC6-5			1	1	1	1	1	0	0						
Inning Stats	R: 0 E: 0 K: 0 S: 4	H: 1 LOB: 1 BB: 0 P: 4	R: 0 E: 0 K: 1 S: 5	H: 0 LOB: 0 BB: 0 P: 5	R: 3 E: 0 K: 2 S: 9	H: 2 LOB: 0 BB: 1 P: 13	R: 1 E: 0 K: 2 S: 10	H: 3 LOB: 1 BB: 0 P: 11	R: 0 E: 0 K: 1 S: 7	H: 0 LOB: 0 BB: 0 P: 8	R: 1 E: 1 K: 1 S: 6	H: 1 LOB: 1 BB: 1 P: 10	R: 1 E: 0 K: 0 S: 4	H: 1 LOB: 2 BB: 2 P: 12	R: 1 E: 0 K: 0 S: 5	H: 2 LOB: 1 BB: 0 P: 5	R: 0 E: 0 K: 2 S: 7	H: 0 LOB: 1 BB: 1 P: 11	1B: 6 2B: 2 3B: 0 HR: 2	SF: 1 SAC: 1 DP: 0 HBP: 0	WP: 1 PB: 0 CS: 1	PA: 41
PITCHER	IP	WLS	BF	H	R	ER	SO	BB	IBB	HBP	BLK	WP	HR	S	P	ERA	WHIP					
Derek Lowe, R (1,1) ERA: 3.31	5.0	L	21	6	4	4	7	1	0	0	0	1	2	35	41	7.20	1.400					
64 Jason Johnson, R (6,1) ERA: 4.5	1.0		8	2	2	1	1	3	0	0	0	0	0	7	19	9.00	5.000					
30 Mike Myers, L (7,1) ERA: 6.53	1.0		3	0	0	0	0	0	0	0	0	0	0	3	3	0.00	0.000					
51 Jonathan Broxton, R (8,1) ERA: 3.6	1.0		5	2	1	1	0	0	0	0	0	0	0	5	5	9.00	2.000					
Joe Beimel, L (9,1) ERA: 5.96	1.0		4	0	0	0	2	1	0	0	0	0	0	7	11	0.00	1.000					

Batter	1	2	3	4	5	6	7	8	9	AB	R	H	RBI	BB	SO	LOB	BOTTOM				
9 Juan Pierre, L (1,7) OBP: 0.294, SLG: 0.261	G1-3						F8			3	0	2	2	0	0	0	Florida Marlins @ Los Angeles Dodgers Holman Stadium, Vero Beach, FL Sun Mar 16 2008, 1:05 PM EDT Att: 6,871 - Partly Cloudy - 85 F				
Luis Maza, R (6,4) OBP: 0.100, SLG: 0.100										1	0	0	0	0	0	0					
21 Mark Sweeney, L (9,PH) OBP: 0.350, SLG: 0.278										1	0	1	0	0	0	0					
Jovanny Rosario, S (9,FR)										0	0	0	0	0	0	0					
15 Rafael Furcal, S (1,6) OBP: 0.333, SLG: 0.265										3	0	0	0	0	0	3					
14 Jason Johnson, R (6,1) ERA: 4.5										0	0	0	0	0	0	0					
30 Mike Myers, L (7,1) ERA: 6.53										1	0	0	0	0	0	0					
63 René Rivera, R (7,PH) OBP: 0.200, SLG: 0.200										0	0	0	0	0	0	0					
51 Jonathan Broxton, R (8,1) ERA: 3.6										0	0	0	0	1	0	0					
91 Josh Bell, S (8,3)										0	0	0	0	0	0	0					
7 James Loney, L (1,3) OBP: 0.352, SLG: 0.429										4	0	1	0	0	0	0					
Joe Beimel, L (9,1) ERA: 5.96										0	0	0	0	0	0	0					
Kenley Jansen, S (9,PH)										1	0	0	0	0	1	3					
55 Russell Martin, R (1,2) OBP: 0.370, SLG: 0.343										3	0	0	0	0	1	1					
26 Gary Bennett, R (7,2) OBP: 0.276, SLG: 0.353	K									1	0	1	1	0	0	0					
16 Andre Ethier, L (1,9) OBP: 0.434, SLG: 0.581										3	0	1	0	0	0	0					
Nook Logan, S (8,FR)										1	0	0	0	0	0	2					
13 Tony Abreu, S (1,4) OBP: 0.400, SLG: 0.400										2	1	1	0	0	0	1					
3 Delwyn Young, S (6,7) OBP: 0.298, SLG: 0.231										2	0	0	0	0	0	2					
Blake DeWitt, L (1,5) OBP: 0.394, SLG: 0.679										4	2	2	0	0	0	0					
17 Jason Repko, R (1,8) OBP: 0.439, SLG: 0.563										3	2	2	2	1	0	0					
Derek Lowe, R (1,1) ERA: 3.31										1	0	0	1	0	0	1					
Iván De Jesús Jr., R (6,6) OBP: 0.273, SLG: 0.236										2	1	1	0	0	0	0					
Inning Stats	R: 0 E: 0 K: 1 S: 6	H: 1 LOB: 1 BB: 0 P: 6	R: 3 E: 0 K: 0 S: 6	H: 3 LOB: 1 BB: 1 P: 10	R: 0 E: 0 K: 0 S: 3	H: 0 LOB: 1 BB: 0 P: 5	R: 0 E: 0 K: 0 S: 5	H: 2 LOB: 2 BB: 0 P: 5	R: 0 E: 0 K: 0 S: 3	H: 0 LOB: 0 BB: 0 P: 3	R: 0 E: 0 K: 0 S: 3	H: 0 LOB: 0 BB: 0 P: 3	R: 0 E: 0 K: 0 S: 4	H: 2 LOB: 1 BB: 0 P: 4	R: 3 E: 0 K: 1 S: 10	H: 4 LOB: 2 BB: 1 P: 15	1B: 8 2B: 4 3B: 0 HR: 1	SF: 2 SAC: 0 DP: 1 HBP: 1	WP: 0 PB: 1 SB: 0 CS: 0	PA: 41	
PITCHER	IP	WLS	BF	H	R	ER	SO	BB	IBB	HBP	BLK	WP	HR	S	P	ERA	WHIP				
23 Andrew Miller, L (1,1) ERA: 4.24	4.0	W	20	6	3	3	1	0	0	0	0	0	0	3	3	6.75	1.750				
19 Logan Kensing, R (5,1) ERA: 1.29	1.0	H	3	0	0	0	0	0	0	0	0	0	0	3	3	0.00	0.000				
48 Lee Gardner, R (6,1) ERA: 3.31	1.0	H	3	0	0	0	0	0	0	0	0	0	0	3	3	0.00	0.000				
35 Doug Waechter, R (7,1) ERA: 3.38	2.0	H	11	6	3	3	0	0	0	0	0	0	1	12	13	13.50	3.000				
46 Joe Nelson, R (9,1) ERA: 3.0	1.0	S	4	0	0	0	1	1	0	0	0	0	0	5	9	0.00	1.000				



Batter	1	2	3	4	5	6	7	8	9	AB	R	H	RBI	BB	SO	LOB	TOP					
12 Scott Hairston, R OBP: 0.346, SLG: 0.625 63 Mike Baxter, L OBP: 0.125, SLG: 0.125										3	0	1	2	0	1	1						
11 Craig Stansberry, R OBP: 0.455, SLG: 0.625										3	1	0	1	1	1	2						
5 Kevin Kouzmanoff, R OBP: 0.250, SLG: 0.391 13 Oscar Robles, L OBP: 0.333, SLG: 0.294										3	1	1	1	0	1	1						
23 Adrián González, L OBP: 0.360, SLG: 0.391										4	0	3	0	0	0	1						
62 Matt Antonelli, R OBP: 0.227, SLG: 0.300										4	0	0	0	0	1	3						
76 Kyle Blanks, R 9 Brian Myrow, L OBP: 0.625, SLG: 0.563										3	0	0	0	0	0	0						
78 Brett Dowdy, R 65 Drew Macias, L OBP: 0.389, SLG: 0.313										4	0	0	0	0	1	2						
60 Jose Lobaton, S OBP: 0.429, SLG: 0.200										4	2	2	0	0	0	0						
Inning Stats	R: 0 E: 0 K: 3 S: 9	H: 0 LOB: 0 BB: 0 P: 9	R: 0 E: 0 K: 0 S: 3	H: 1 LOB: 0 BB: 0 P: 3	R: 0 E: 0 K: 1 S: 6	H: 1 LOB: 0 BB: 0 P: 6	R: 2 E: 0 K: 0 S: 4	H: 2 LOB: 0 BB: 1 P: 8	R: 3 E: 1 K: 0 S: 6	H: 2 LOB: 1 BB: 1 P: 10	R: 0 E: 0 K: 0 S: 3	H: 0 LOB: 0 BB: 0 P: 3	R: 1 E: 0 K: 0 S: 4	H: 1 LOB: 1 BB: 1 P: 8	R: 0 E: 1 K: 1 S: 5	H: 1 LOB: 1 BB: 1 P: 9	R: 0 E: 0 K: 0 S: 3	H: 0 LOB: 0 BB: 0 P: 3	1B: 6 2B: 2 3B: 0 HR: 0	SF: 0 SAC: 1 DP: 3 HBP: 0	WP: 0 PB: 0 SB: 0 CS: 0	PA: 37
PITCHER	IP	WLS	BF	H	R	ER	SO	BB	IBB	HBP	BLK	WP	HR	S	P	ERA	WHIP					
50 Eric Stults, L ERA: 4.66	4.0		15	4	2	2	4	1	0	0	0	0	0	22	26	4.50	1.250					
37 Tanyon Sturtze, R ERA: 17.18	0.2	L	6	2	3	2	0	1	0	0	0	0	0	5	4	27.00	4.500					
60 Matt Riley, L ERA: 7.71	1.1		4	0	0	0	0	0	0	0	0	0	0	4	4	0.00	0.000					
52 Mike Koplove, R ERA: 7.71	1.0		5	1	1	1	0	1	0	0	0	0	0	4	8	9.00	2.000					
59 Greg Miller, L ERA: 15.0	1.0		4	1	0	0	1	1	0	0	0	0	0	5	9	0.00	2.000					

San Diego Padres @ Los Angeles Dodgers
Wukesong Baseball Stadium, Beijing, CN
Sun Mar 16 2008, 1:00 AM EDT
Att: 11,890 - Overcast - 52 F

livebaseballscorecards.com

AB 32
R 6
H 8
RBI 4
BB 4
SO 5
LOB 11

Batter	1	2	3	4	5	6	7	8	9	AB	R	H	RBI	BB	SO	LOB	BOTTOM				
14 Chin-Lung Hu, R OBP: 0.333, SLG: 0.276										3	1	1	0	0	0	1					
Xavier Paul, L OBP: 0.333, SLG: 0.421										3	0	2	0	0	1	2					
27 Matt Kemp, R OBP: 0.318, SLG: 0.595										3	0	1	3	0	0	2					
25 Andrew Jones, R OBP: 0.381, SLG: 0.424										2	0	0	0	2	0	1					
76 John Lindsey, R OBP: 0.367, SLG: 0.423										4	0	0	0	0	0	4					
80 Angel Chavez, R OBP: 0.313, SLG: 0.467										4	0	1	0	0	0	0					
22 George Lombard, L OBP: 0.524, SLG: 1.053 84 Wilkin Ruan, R OBP: 0.500, SLG: 0.500										2	0	0	0	0	0	1					
81 Juan Gonzalez, S OBP: 0.500, SLG: 0.500 Kevin Howard, L OBP: 0.500, SLG: 0.500										2	1	1	0	0	0	1					
36 Danny Ardoin, R OBP: 0.429, SLG: 0.429 73 A.J. Ellis, R										2	1	1	0	0	0	1					
Inning Stats	R: 1 E: 0 K: 0 S: 4	H: 1 LOB: 0 BB: 0 P: 5	R: 0 E: 0 K: 0 S: 3	H: 0 LOB: 0 BB: 0 P: 3	R: 2 E: 0 K: 1 S: 8	H: 3 LOB: 2 BB: 1 P: 12	R: 0 E: 0 K: 0 S: 4	H: 1 LOB: 1 BB: 0 P: 4	R: 0 E: 0 K: 0 S: 2	H: 0 LOB: 0 BB: 1 P: 6	R: 0 E: 0 K: 0 S: 4	H: 1 LOB: 1 BB: 0 P: 4	R: 0 E: 0 K: 0 S: 4	H: 1 LOB: 1 BB: 0 P: 4	R: 0 E: 0 K: 0 S: 3	H: 0 LOB: 0 BB: 0 P: 3	1B: 7 2B: 2 3B: 0 HR: 0	SF: 1 SAC: 2 DP: 1 HBP: 0	WP: 0 PB: 0 SB: 1 CS: 1	PA: 35	
PITCHER	IP	WLS	BF	H	R	ER	SO	BB	IBB	HBP	BLK	WP	HR	S	P	ERA	WHIP				
73 Cesar Ramos, L ERA: 9.0	3.0		14	4	3	3	3	1	0	0	0	0	0	15	20	9.00	1.667				
74 Josh Geer, R ERA: 9.0	2.0	W	7	2	0	0	0	0	0	0	0	0	0	7	8	0.00	1.000				
56 Ernesto Frieri, R ERA: 6.75	1.0	H	3	0	0	0	0	1	0	0	0	0	0	2	6	0.00	1.000				
53 Wilton Lopez, R ERA: 3.18	1.0	H	4	1	0	0	0	0	0	0	0	0	0	4	4	0.00	1.000				
80 Edwin Moreno, R ERA: 6.75	1.0	H	4	1	0	0	0	0	0	0	0	0	0	4	4	0.00	1.000				

San Diego Padres @ Los Angeles Dodgers
Wukesong Baseball Stadium, Beijing, CN
Sun Mar 16 2008, 1:00 AM EDT
Att: 11,890 - Overcast - 52 F

livebaseballscorecards.com

AB 30
R 3
H 8
RBI 3
BB 2
SO 1
LOB 14

Batter	1	2	3	4	5	6	7	8	9	AB	R	H	RBI	BB	SO	LOB	TOP							
21 Michael Bourn, L (1,8) 59 J.R. House, R (5,3) OBP: 0.423, SLG: 0.511 OBP: 0.333, SLG: 0.412	G3-1		HR		F7	HR			2B	3	1	1	1	0	0	0	Houston Astros @ Los Angeles Dodgers Holman Stadium, Vero Beach, FL Mon Mar 17 2008, 1:05 PM EDT Att: 7,327 - Partly Cloudy - 78 F							
9 Hunter Pence, R (1,10) 20 Nick Gomeault, R (6,PH) OBP: 0.392, SLG: 0.560 OBP: 0.480, SLG: 0.652	G4-3		HR		K	P6			HR	3	1	1	1	0	1	0								
10 Miguel Tejada, R (1,6) Edwin Maysonet, R (5,4) OBP: 0.256, SLG: 0.378 OBP: 0.545, SLG: 0.900	K		HR		G5-3				P2	3	0	0	0	0	2	0								
22 José Cruz Jr., S (1,9) 28 Victor Diaz, R (5,9) OBP: 0.396, SLG: 0.478 OBP: 0.306, SLG: 0.545		P4			BB	HR			BB	1	1	0	0	1	0	0								
21 Ty Wigginton, R (1,5) 93 Danny Klassen, R (4,5) OBP: 0.256, SLG: 0.415 OBP: 0.306, SLG: 0.545	G6-3				P5	2B			BB	2	1	1	0	1	1	0								
31 David Newhan, L (1,4) OBP: 0.300, SLG: 0.459	P5				HR				FC5-4	2	0	0	0	0	0	1								
60 Reggie Abercrombie, R (1,7) OBP: 0.317, SLG: 0.278			1B		K	1B			BB	3	2	2	1	1	1	0								
13 Tomas Perez, S (1,3) 91 Rob Cosby, R (8,PH) OBP: 0.405, SLG: 0.474 OBP: 0.306, SLG: 0.545			1B		2B	1B			P5	3	1	3	1	0	0	0								
55 Humberto Quintero, R (1,2) 71 Josh Johnson, R (6,2) OBP: 0.484, SLG: 0.607 OBP: 0.300, SLG: 0.125	G6-4-3		1B		P4	BB			K	2	1	0	0	0	1	1								
Inning Stats	R: 0 E: 0 K: 1 S: 5	H: 0 LOB: 0 BB: 0 P: 5	R: 0 E: 0 K: 0 S: 3	H: 0 LOB: 0 BB: 0 P: 3	R: 3 E: 0 K: 1 S: 11	H: 4 LOB: 0 BB: 0 P: 15	R: 2 E: 0 K: 1 S: 9	H: 2 LOB: 1 BB: 1 P: 14	R: 0 E: 0 K: 1 S: 5	H: 0 LOB: 0 BB: 0 P: 5	R: 5 E: 0 K: 0 S: 8	H: 4 LOB: 0 BB: 1 P: 17	R: 0 E: 0 K: 2 S: 7	H: 0 LOB: 0 BB: 0 P: 7	R: 0 E: 0 K: 2 S: 7	H: 0 LOB: 1 BB: 1 P: 11		R: 2 E: 0 K: 1 S: 9	H: 2 LOB: 1 BB: 1 P: 14	1B: 4 2B: 3 3B: 0 HR: 5	SF: 0 SAC: 0 DP: 1 HBP: 0	WP: 0 PB: 0 SB: 3 CS: 0	PA: 42	
PITCHER	IP	WLS	BF	H	R	ER	SO	BB	IBB	HBP	BLK	WP	HR	S	P	ERA	WHIP							
58 Chad Billingsley, R (1,1) Joe Beemel, L (6,1) Eduardo Sierra, R (6,1) 45 Scott Proctor, R (7,1) Rudy Seanez, R (8,1) ERA: 7.43 ERA: 9.0 ERA: 13.5 ERA: 2.57 ERA:	5.0	L	21	6	5	5	4	1	0	0	0	0	0	3	33	42	9.00	1.400						
77 Greg Jones, R (9,1) 30 Mike Myers, L (9,1) ERA: 4.5 ERA: 8.1	0.2		5	3	3	3	0	0	0	0	0	0	0	5	8	40.50	4.500							
58 Chad Billingsley, R (1,1) Joe Beemel, L (6,1) Eduardo Sierra, R (6,1) 45 Scott Proctor, R (7,1) Rudy Seanez, R (8,1) ERA: 7.43 ERA: 9.0 ERA: 13.5 ERA: 2.57 ERA:	4.0		24	6	5	5	4	1	0	0	0	0	0	3	33	42	9.00	1.400						
66 Carlos Hines, R (9,1) ERA:	1.0		5	3	3	3	0	0	0	0	0	0	0	5	8	40.50	4.500							

AB	38
R	12
H	12
RBI	11
BB	4
SO	9
LOB	9




Batter	1	2	3	4	5	6	7	8	9	AB	R	H	RBI	BB	SO	LOB	BOTTOM							
9 Juan Pierre, L (1,7) 77 Greg Jones, R (9,1) 30 Mike Myers, L (9,1) James Tomlin, R (9,PH) OBP: 0.268, SLG: 0.235 OBP: 0.500, SLG: 0.333	B2-3	G1-3		G4-3		G6-3		G4-3	BB	5	0	0	0	0	0	2	Houston Astros @ Los Angeles Dodgers Holman Stadium, Vero Beach, FL Mon Mar 17 2008, 1:05 PM EDT Att: 7,327 - Partly Cloudy - 78 F							
15 Rafael Furcal, S (1,6) OBP: 0.353, SLG: 0.638	F7		HR	3B		F8		G4-3	BB	6	3	3	1	0	3									
16 Andre Ethier, L (1,9) OBP: 0.466, SLG: 0.708			3B	1B		G6-3		HR		5	2	4	3	0	0									
21 Mark Sweeney, L (1,3) 7 James Loney, L (4,PR) OBP: 0.391, SLG: 0.263 OBP: 0.339, SLG: 0.412	K		3B	1B		G6-3		HR		1	1	0	0	2	1									
3 Delwyn Young, S (1,4) OBP: 0.327, SLG: 0.238	G1-3		BB	BB		G6-3		F8		2	0	0	0	0	1									
Blake DeWitt, L (1,5) OBP: 0.388, SLG: 0.594	F7		1B	BB		G6-3		F8		3	2	1	1	2	0									
17 Jason Repko, R (1,8) Nook Logan, S (6,8) OBP: 0.455, SLG: 0.571			1B	BB		G6-3		F8		3	1	2	1	0	0									
55 Russell Martin, R (9,PH) OBP: 0.362, SLG: 0.333	1B		1B	BB		G6-3		F8		1	0	0	0	0	1									
26 Gary Bennett, R (1,2) 63 René Rivera, R (9,2) 94 John Raglani, L (9,PH) OBP: 0.238, SLG: 0.300 OBP: 0.200, SLG: 0.200	FC5		1B	BB		G6-3		F8		3	0	0	1	0	0									
58 Chad Billingsley, R (1,1) Joe Beemel, L (6,1) Eduardo Sierra, R (6,1) 45 Scott Proctor, R (7,1) Rudy Seanez, R (8,1) Preston Mattingly, R (9,4) OBP: 0.268, SLG: 0.235 ERA: 4.38 ERA: 13.5 ERA: 2.57 ERA:			1B	BB		G6-3		F8		3	0	1	1	0	1									
Inning Stats	R: 0 E: 0 K: 1 S: 6	H: 1 LOB: 1 BB: 0 P: 6	R: 1 E: 1 K: 0 S: 6	H: 2 LOB: 2 BB: 0 P: 6	R: 4 E: 0 K: 0 S: 8	H: 4 LOB: 1 BB: 1 P: 13	R: 1 E: 0 K: 0 S: 5	H: 2 LOB: 2 BB: 1 P: 9	R: 0 E: 0 K: 1 S: 5	H: 0 LOB: 0 BB: 0 P: 5	R: 0 E: 0 K: 0 S: 3	H: 0 LOB: 0 BB: 0 P: 3	R: 0 E: 0 K: 1 S: 5	H: 0 LOB: 1 BB: 1 P: 9	R: 3 E: 0 K: 0 S: 8	H: 3 LOB: 0 BB: 0 P: 10	R: 1 E: 1 K: 1 S: 6	H: 0 LOB: 3 BB: 3 P: 18	1B: 6 2B: 0 3B: 3 HR: 3	SF: 0 SAC: 1 DP: 0 HBP: 0	WP: 0 PB: 0 SB: 1 CS: 0	PA: 47		
PITCHER	IP	WLS	BF	H	R	ER	SO	BB	IBB	HBP	BLK	WP	HR	S	P	ERA	WHIP							
Woody Williams, R (1,1) 29 Geoff Geary, R (5,1) 35 Ryan Houston, R (7,1) 54 Chad Paronto, R (8,1) 23 Stephen Randolph, L (8,1) ERA: 13.89 ERA: 4.38 ERA: 2.25 ERA: 13.5 ERA: 7.2	4.0		24	6	5	5	4	1	0	0	0	0	0	3	33	42	9.00	1.400						
66 Carlos Hines, R (9,1) ERA:	1.0		5	3	3	3	0	0	0	0	0	0	0	5	8	40.50	4.500							





Batter	1	2	3	4	5	6	7	8	9	AB	R	H	RBI	BB	SO	LOB	TOP					
9 Juan Pierre, L (1, 7) OBP: 0.271, SLG: 0.241 96 Jamie Hoffmann, R (8, 7) OBP: 1.000, SLG: 4.000	G3		SH1-3			G3		G6-3		3	0	1	0	0	0	0	Los Angeles Dodgers @ Florida Marlins Roger Dean Stadium, Jupiter, FL Tue Mar 18 2008, 1:05 PM EDT Att: 4,747 - Cloudy - 78 F					
15 Rafael Furcal, S (1, 6) OBP: 0.333, SLG: 0.600 Ivan De Jesus Jr., R (6, 6) OBP: 0.261, SLG: 0.273	K		G5-3			L4		G6-3		3	0	0	0	0	1	1						
7 James Loney, L (1, 3) OBP: 0.333, SLG: 0.389	G3-1				G3		G4-3		3	0	0	0	1	0	0							
55 Russell Martin, R (1, 2) OBP: 0.333, SLG: 0.300 26 Gary Bennett, R (8, 2) OBP: 0.236, SLG: 0.300	K				G6-3		G6-3	FC5-4	4	0	0	0	0	1	2							
16 Andre Ethier, L (1, 8) OBP: 0.459, SLG: 0.680 Jovanny Rosario, S (7, PR) (7, 8)	G3				G3		21 HR	B1-3	2	0	0	0	1	0	0							
21 Mark Sweeney, L (1, 10) OBP: 0.444, SLG: 0.455						13 1B	HR	L6	3	1	2	2	1	0	0							
13 Tony Abreu, S (1, 4) OBP: 0.375, SLG: 0.375 Luis Maza, R (7, 4) OBP: 0.091, SLG: 0.091	P4					FC6-4	F8	K	3	0	1	0	0	0	2							
Blake DeWitt, L (1, 5) OBP: 0.366, SLG: 0.571						FC6-4	G3		3	0	1	0	0	0	3							
3 Delwyn Young, S (1, 9) OBP: 0.309, SLG: 0.222	L5					G6-4-3	F8		3	0	0	0	0	0	3							
Inning Stats	R: 0 E: 0 K: 1 S: 5	H: 0 LOB: 0 BB: 0 P: 5	R: 0 E: 0 K: 1 S: 5	H: 0 LOB: 1 BB: 1 P: 9	R: 0 E: 0 K: 0 S: 4	H: 1 LOB: 1 BB: 0 P: 4	R: 0 E: 0 K: 0 S: 3	H: 0 LOB: 0 BB: 0 P: 3	R: 0 E: 1 K: 0 S: 4	H: 2 LOB: 1 BB: 0 P: 4	R: 0 E: 0 K: 0 S: 3	H: 0 LOB: 0 BB: 0 P: 3	R: 2 E: 0 K: 0 S: 5	H: 1 LOB: 1 BB: 1 P: 9	R: 0 E: 0 K: 1 S: 4	H: 1 LOB: 2 BB: 1 P: 8		R: 0 E: 0 K: 1 S: 5	H: 0 LOB: 0 BB: 0 P: 5	1B: 4 2B: 0 3B: 0 HR: 1	SF: 0 SAC: 1 DP: 1 HBP: 0	WP: 0 PB: 0 SB: 0 CS: 0
PITCHER	IP	WLS	BF	H	R	ER	SO	BB	IBB	HBP	BLK	WP	HR	S	P	ERA	WHIP					
Mark Hendrickson, L (1, 1) ERA: 1.89	6.0		21	3	0	0	2	1	0	0	0	0	0	24	28	0.00	0.667					
66 Burke Badenhop, R (7, 1) ERA: 1.5	2.0	L	10	2	2	2	0	2	0	0	0	0	1	9	17	9.00	2.000					
Kevin Gregg, R (9, 1) ERA: 3.86	1.0		3	0	0	0	1	0	0	0	0	0	0	5	5	0.00	0.000					

Batter	1	2	3	4	5	6	7	8	9	AB	R	H	RBI	BB	SO	LOB	BOTTOM				
2 Hanley Ramirez, R (1, 6) OBP: 0.451, SLG: 0.681	L8		P5			G6-3			G5-4-3	4	0	1	0	0	0	0	Los Angeles Dodgers @ Florida Marlins Roger Dean Stadium, Jupiter, FL Tue Mar 18 2008, 1:05 PM EDT Att: 4,747 - Cloudy - 78 F				
6 Dan Uggla, R (1, 4) OBP: 0.404, SLG: 0.578	1B		F8			P4		G5-4-3	4	1	1	0	0	0	1						
Luis Gonzalez, L (1, 10) OBP: 0.419, SLG: 0.371	14 G5-3				F8		K	L7	4	0	1	0	0	1	0						
14 Josh Willingham, R (1, 7) OBP: 0.293, SLG: 0.297 1 Alexis Gomez, L (7, PR) (8, 7) OBP: 0.375, SLG: 0.261	G5-3				F9		BLK	1B	3	0	1	1	0	0	1						
Mike Jacobs, L (1, 3) OBP: 0.304, SLG: 0.282 21 Jason Wood, R (8, 3) OBP: 0.333, SLG: 0.318	G4-3				F9		K		0	0	0	0	0	0	0						
Jose Castillo, R (1, 5) OBP: 0.306, SLG: 0.435	P4				53 F8-5		G4-3		3	0	1	0	0	0	1						
53 John Baker, L (1, 2) OBP: 0.350, SLG: 0.188	K				F8-5			F7	3	0	0	0	0	1	1						
25 Brett Carroll, R (1, 9) OBP: 0.375, SLG: 0.471	P6				K			G4-3	3	0	0	0	0	1	0						
7 Alejandro De Aza, L (1, 8) OBP: 0.419, SLG: 0.737	F9					L3		K	3	0	0	0	0	1	0						
Inning Stats	R: 1 E: 0 K: 0 S: 5	H: 2 LOB: 1 BB: 0 P: 5	R: 0 E: 0 K: 1 S: 5	H: 0 LOB: 0 BB: 0 P: 5	R: 0 E: 0 K: 0 S: 3	H: 0 LOB: 0 BB: 0 P: 3	R: 0 E: 0 K: 0 S: 3	H: 0 LOB: 0 BB: 0 P: 3	R: 0 E: 0 K: 2 S: 8	H: 1 LOB: 2 BB: 0 P: 8	R: 0 E: 0 K: 1 S: 5	H: 0 LOB: 0 BB: 0 P: 5	R: 0 E: 0 K: 0 S: 3	H: 1 LOB: 0 BB: 0 P: 3	1B: 3 2B: 3 3B: 0 HR: 0	SF: 0 SAC: 0 DP: 2 HBP: 0		WP: 0 PB: 0 SB: 0 CS: 0	PA: 30		
PITCHER	IP	WLS	BF	H	R	ER	SO	BB	IBB	HBP	BLK	WP	HR	S	P	ERA	WHIP				
18 Hiroki Kuroda, R (1, 1) ERA: 5.14	5.0		17	3	1	1	2	0	0	0	0	0	0	21	21	1.80	0.600				
44 Takeshi Saito, R (6, 1) ERA:	1.0	W	3	0	0	0	0	0	0	0	0	0	0	3	3	0.00	0.000				
96 Clayton Kershaw, L (7, 1) ERA: 1.29	3.0	S	10	2	0	0	3	0	0	0	1	0	0	16	16	0.00	0.667				

Batter	1	2	3	4	5	6	7	8	9	AB	R	H	RBI	BB	SO	LOB	TOP					
7 Jerry Owens, L OBP: 0.433, SLG: 0.517 (1, 8)	G4-3			L8		G4-6-3		1B		4	0	1	0	0	0	1	Chicago White Sox @ Los Angeles Dodgers Phoenix Municipal Stadium, Phoenix, AZ Thu Mar 20 2008, 6:05 PM EDT Att: 7,654 - Partly Cloudy - 84 F					
Orlando Cabrera, R OBP: 0.234, SLG: 0.261 (1, 6)	G6-3			G5-3			1B	G4-3		4	0	1	0	0	0	2						
Nick Swisher, S OBP: 0.377, SLG: 0.593 (1, 7)	K			P6			FC1-6			4	1	1	0	0	1	1						
14 Paul Konerko, R OBP: 0.439, SLG: 0.500 (1, 3)		G6-4-3			G5-3		2B	G4-6-3		4	0	2	0	0	0	1						
23 Jermaine Dye, R OBP: 0.280, SLG: 0.435 (1, 9)		G6-4-3			K		G6-3			4	0	0	1	0	1	2						
12 A.J. Pierzynski, L OBP: 0.262, SLG: 0.317 (1, 2)		G4-3			F7		G1-3			3	0	0	0	0	0	1						
24 Joe Crede, R OBP: 0.167, SLG: 0.225 (1, 5)				F9		G5-3		G4-3		3	0	0	0	0	0	0						
5 Juan Uribe, R OBP: 0.385, SLG: 0.500 (1, 4)				G6-3		1B		K		3	1	1	0	0	1	0						
56 Mark Buehrle, L 10 Alexei Ramirez, R 47 Mike MacDougal, S 26 Octavio Dotel, R 57 Boone Logan, R 22 Josh Fields, R 45 Bobby Jenks, R (1, 1) (6, PH) (6, 1) (7, 1) (7, 1) (6, PH) (8, 1)				K		1B		1B		1	0	0	0	0	0	0						
										0	0	0	0	0	0	0						
Inning Stats	R: 0 E: 0 K: 1 S: 5	H: 0 LOB: 0 BB: 0 P: 5	R: 0 E: 0 K: 0 S: 3	H: 1 LOB: 0 BB: 0 P: 3	R: 0 E: 0 K: 1 S: 5	H: 0 LOB: 0 BB: 0 P: 5	R: 0 E: 0 K: 0 S: 3	H: 0 LOB: 0 BB: 0 P: 3	R: 0 E: 0 K: 1 S: 5	H: 1 LOB: 0 BB: 0 P: 5	R: 1 E: 0 K: 0 S: 4	H: 2 LOB: 0 BB: 0 P: 5	R: 1 E: 0 K: 0 S: 5	H: 2 LOB: 1 BB: 0 P: 5	R: 0 E: 0 K: 1 S: 7	H: 2 LOB: 2 BB: 0 P: 7	R: 0 E: 0 K: 0 S: 3	H: 1 LOB: 0 BB: 0 P: 3	1B: 7 2B: 1 3B: 0 HR: 0	SF: 0 SAC: 0 DP: 3 HBP: 0	WP: 0 PB: 0 SB: 0 CS: 0	PA: 32
PITCHER	IP WLS BF H R ER SO BB IBB HBP BLK WP HR S P ERA WHIP																					
31 Brad Penny, R ERA: 0.56 (1, 1)	6.0 W 19 3 1 0 3 0 0 0 0 0 0 0 25 5 0.00 0.500																					
44 Takashi Saito, R ERA: 3.0 (7, 1)	1.0 H 5 2 1 1 0 0 0 0 0 0 0 0 5 5 9.00 2.000																					
51 Jonathan Broxton, R ERA: 3.0 (8, 1)	1.0 5 2 0 0 1 0 0 0 0 0 0 0 7 7 0.00 2.000																					
Joe Beimel, L ERA: 7.71 (9, 1)	1.0 3 1 0 0 0 0 0 0 0 0 0 0 3 3 0.00 1.000																					

Batter	1	2	3	4	5	6	7	8	9	AB	R	H	RBI	BB	SO	LOB	BOTTOM			
15 Rafael Furcal, S OBP: 0.373, SLG: 0.691 (1, 6)	1B		HR		2B		1B	F7		5	2	4	1	0	0	0	Chicago White Sox @ Los Angeles Dodgers Phoenix Municipal Stadium, Phoenix, AZ Thu Mar 20 2008, 6:05 PM EDT Att: 7,654 - Partly Cloudy - 84 F			
16 Andre Ethier, L OBP: 0.482, SLG: 0.667 (1, 7)	1B		P5		F8		1B			4	1	2	1	0	0	1				
55 Russell Martin, R OBP: 0.345, SLG: 0.341 (1, 2)	K		1B			E6	2B			4	2	2	1	0	1	2				
25 Andruw Jones, R OBP: 0.391, SLG: 0.400 (1, 8)	BB		G6-4-3			BB	K			2	0	0	0	2	1	3				
27 Matt Kemp, R OBP: 0.313, SLG: 0.630 51 Jonathan Broxton, R Joe Beimel, L (1, 9) (8, 1) (9, 1)	FC6-4				F9		HR			4	1	1	3	0	0	4				
					G5-4-3					0	0	0	0	0	0	0				
										0	0	0	0	0	0	0				
										0	0	0	0	0	0	0				
7 James Loney, L OBP: 0.328, SLG: 0.368 (1, 3)		K		G4-3		BB	G3			3	1	0	0	1	1	0				
14 Chin-Lung Hu, R OBP: 0.324, SLG: 0.333 (1, 4)		K		G6-3			G5-3			4	0	1	2	0	1	0				
Blake DeWitt, L OBP: 0.372, SLG: 0.556 (1, 5)										1	0	0	0	1	1	0				
13 Tony Abreu, S OBP: 0.300, SLG: 0.300 (6, 5)			BB			K		G5-3		2	0	0	0	0	1	1				
31 Brad Penny, R OBP: 0.250, SLG: 0.250 44 Takashi Saito, L (1, 1) (7, 1)	FC6							G4-3		2	0	0	0	0	1	1				
9 Juan Pierre, L OBP: 0.279, SLG: 0.236 (7, PH) (8, 7)							BB			1	1	0	0	1	0	0				
Inning Stats	R: 0 E: 0 K: 1 S: 6	H: 2 LOB: 2 BB: 1 P: 10	R: 0 E: 0 K: 2 S: 7	H: 0 LOB: 1 BB: 1 P: 11	R: 1 E: 0 K: 0 S: 5	H: 2 LOB: 0 BB: 0 P: 6	R: 0 E: 0 K: 0 S: 3	H: 0 LOB: 0 BB: 0 P: 3	R: 0 E: 0 K: 2 S: 8	H: 1 LOB: 1 BB: 0 P: 8	R: 2 E: 1 K: 1 S: 6	H: 1 LOB: 1 BB: 2 P: 14	R: 5 E: 0 K: 1 S: 9	H: 4 LOB: 0 BB: 1 P: 14	R: 0 E: 0 K: 0 S: 3	H: 0 LOB: 0 BB: 0 P: 3	1B: 5 2B: 3 3B: 1 HR: 2	SF: 0 SAC: 0 DP: 3 HBP: 0	WP: 0 PB: 0 SB: 1 CS: 2	PA: 37
PITCHER	IP WLS BF H R ER SO BB IBB HBP BLK WP HR S P ERA WHIP																			
56 Mark Buehrle, L ERA: 2.4 (1, 1)	5.0 L 20 6 1 2 0 1 2 0 0 0 0 0 0 6 14 0.00 3.000																			
47 Mike MacDougal, R ERA: 6.43 (6, 1)	1.0 6 1 2 0 1 0 0 0 0 0 0 0 6 14 0.00 3.000																			
26 Octavio Dotel, R ERA: 12.79 (7, 1)	0.1 6 4 5 5 1 1 0 0 0 0 0 0 1 7 12 135.00 15.000																			
57 Boone Logan, L ERA: 5.4 (7, 1)	0.2 2 0 0 0 0 0 0 0 0 0 0 0 2 2 0.00 0.000																			
45 Bobby Jenks, R ERA: 2.25 (8, 1)	1.0 3 0 0 0 0 0 0 0 0 0 0 0 3 3 0.00 0.000																			

Batter	1	2	3	4	5	6	7	8	9	AB	R	H	RBI	BB	SO	LOB	TOP									
9 Juan Pierre, L (1,7) OBP: 0.273, SLG: 0.233	F7		1-2 15 CS 1B		B5-3	G3-1	FC4-6			5	0	1	1	0	0	5	<p>Los Angeles Dodgers @ Arizona Diamondbacks Tucson Electric Park, Tucson, AZ</p> <p>Fri Mar 21 2008, 4:05 PM EDT Att: 11,374 - Sunny - 78 F</p> <p>livebaseballscorecards.com</p> <p>AB 39 R 8 H 13 RBI 8 BB 4 SO 8 LOB 15</p> 									
15 Rafael Furcal, S (1,6) OBP: 0.391, SLG: 0.678	BB		1-1 1B		G4-3	27 2B 1B		F8		4	1	2	1	1	0	0										
27 Matt Kemp, R (1,9) OBP: 0.321, SLG: 0.627	K		1-3 1B			7 S 1B		F9		5	0	2	2	0	2	2										
7 James Loney, L (1,3) OBP: 0.313, SLG: 0.350	G6-3				E8 25 HR			K		3	1	0	0	0	0	2										
56 Hung-Chih Kuo, L (5,1)					F8			K		1	0	0	0	0	1	1										
52 Mike Koplove, R (6,1)								K		0	0	0	0	0	0	0										
16 Andre Ethier, L (7,9) OBP: 0.455, SLG: 0.655								K		1	0	0	0	0	1	0										
25 Andruw Jones, R (1,8) OBP: 0.420, SLG: 0.538		P3						K		4	2	3	2	0	0	0										
Blake DeWitt, L (7,5) OBP: 0.364, SLG: 0.541								K		1	0	0	0	0	1	0										
14 Chin-Lung Hu, R (1,4) OBP: 0.333, SLG: 0.324	G4-3				26 CS 13 G5-3 BB			F8		4	1	1	1	1	0	1										
13 Tony Abreu, S (1,5) OBP: 0.214, SLG: 0.214								K		4	0	0	0	0	2	3										
45 Scott Proctor, R (7,1) Rudy Seanez, R (8,1)	K							K		0	0	0	0	0	0	0										
3 Delwyn Young, S (9,PH) OBP: 0.304, SLG: 0.217								K		1	0	0	0	0	1	0										
26 Gary Bennett, R (1,2) OBP: 0.320, SLG: 0.348								K		3	1	2	0	1	0	0										
61 Chan Ho Park, R (1,1) OBP: 0.500, SLG: 1.000								K		2	1	1	0	0	0	1										
33 Ramon Martinez, R (5,3) OBP: 0.345, SLG: 0.298								K		1	1	1	1	0	0	0										
21 Mark Sweeney, L (7,PH) OBP: 0.464, SLG: 0.455								K		0	0	0	0	1	0	0										
Inning Stats	R: 0 E: 0 K: 1 S: 14	H: 0 LOB: 1 BB: 1 P: 22	R: 0 E: 0 K: 1 S: 6	H: 0 LOB: 0 BB: 0 P: 6	R: 1 E: 0 K: 1 S: 11	H: 3 LOB: 1 BB: 0 P: 16	R: 2 E: 1 K: 0 S: 6	H: 2 LOB: 1 BB: 1 P: 11	R: 0 E: 0 K: 0 S: 7	H: 1 LOB: 0 BB: 0 P: 11	R: 5 E: 0 K: 1 S: 28	H: 6 LOB: 1 BB: 0 P: 41	R: 0 E: 0 K: 1 S: 6	H: 1 LOB: 0 BB: 2 P: 14	R: 0 E: 0 K: 2 S: 5	H: 0 LOB: 0 BB: 0 P: 10	R: 0 E: 0 K: 2 S: 8	H: 0 LOB: 0 BB: 0 P: 10	1B: 9 2B: 3 3B: 0 HR: 1	SF: 0 SAC: 0 DP: 0 HBP: 0	WP: 0 PB: 0 SB: 2 CS: 2	PA: 43				
PITCHER	IP	WLS	BF	H	R	ER	SO	BB	IBB	HBP	BLK	WP	HR	S	P	ERA	WHIP									
51 Randy Johnson, L (1,1) ERA: 6.75	3.2		17	5	3	2	3	2	0	0	0	0	0	1	36	54	4.91	1.909								
52 Brandon Medders, R (4,1) ERA: 5.79	1.1		5	1	0	0	0	0	0	0	0	0	0	0	8	12	0.00	0.750								
Dustin Nippert, R (6,1) ERA: 14.63	1.0		9	6	5	5	1	0	0	0	0	0	0	0	28	41	45.00	6.000								
36 Jaiлен Peguero, R (7,1) ERA: 3.38	2.0	W	9	1	0	0	2	2	0	0	0	0	0	0	11	19	0.00	1.500								
87 Clint Goocher, L (9,1) ERA:	1.0	S	3	0	0	0	2	0	0	0	0	0	0	0	8	10	0.00	0.000								

Batter	1	2	3	4	5	6	7	8	9	AB	R	H	RBI	BB	SO	LOB	BOTTOM									
Chris Burke, R (1,7) OBP: 0.472, SLG: 0.756	F7		4-1 BB		G6-3					3	1	1	0	1	0	1	<p>Los Angeles Dodgers @ Arizona Diamondbacks Tucson Electric Park, Tucson, AZ</p> <p>Fri Mar 21 2008, 4:05 PM EDT Att: 11,374 - Sunny - 78 F</p> <p>livebaseballscorecards.com</p> <p>AB 31 R 9 H 9 RBI 8 BB 5 SO 5 LOB 10</p> 									
14 Don Kelly, L (8,5) OBP: 0.500, SLG: 0.600										0	0	0	0	0	0	0										
1 Orlando Hudson, S (1,4) OBP: 0.404, SLG: 0.410	K		1-0 P3		F8					3	0	0	0	0	1	1										
Dustin Nippert, R (6,1)										0	0	0	0	0	0	0										
7 Robby Hammock, R (7,3) OBP: 0.275, SLG: 0.286										1	0	0	0	0	1	0										
22 Eric Byrnes, R (1,8) OBP: 0.372, SLG: 0.500										3	0	0	0	0	0	0										
12 Jeff Salazar, L (7,8) OBP: 0.362, SLG: 0.500	G1-3									1	0	0	0	1	0	0										
34 Conor Jackson, R (1,3) OBP: 0.390, SLG: 0.509										2	2	2	0	1	0	0										
John Hester, R (7,2) OBP: 0.500, SLG: 0.500										1	1	1	0	0	0	0										
6 Stephen Drew, L (1,6) OBP: 0.262, SLG: 0.459	L3									3	1	0	0	1	0	3										
10 Justin Upton, R (1,9) OBP: 0.446, SLG: 0.558										3	2	2	2	1	1	2										
19 Chris Snyder, R (1,2) OBP: 0.436, SLG: 0.912										3	2	2	6	0	0	1										
36 Jaiлен Peguero, R (7,1)										0	0	0	0	0	0	0										
21 Trot Nixon, L (8,PH) OBP: 0.298, SLG: 0.439										1	0	1	0	0	0	0										
87 Clint Goocher, L (9,1) ERA:										0	0	0	0	0	0	0										
11 Augie Ojeda, S (1,5) OBP: 0.340, SLG: 0.372										3	0	0	0	0	0	0										
28 Alex Romero, L (8,7) OBP: 0.398, SLG: 0.364										1	0	0	0	0	0	1										
51 Randy Johnson, R (1,1)										1	0	0	0	0	1	0										
52 Brandon Medders, R (4,1)										0	0	0	0	0	0	0										
71 Jesus Merchan, R (5,PH) OBP: 0.514, SLG: 0.618										2	0	0	0	1	0	1										
Inning Stats	R: 0 E: 0 K: 1 S: 8	H: 0 LOB: 0 BB: 0 P: 10	R: 0 E: 0 K: 0 S: 8	H: 2 LOB: 1 BB: 0 P: 11	R: 0 E: 0 K: 1 S: 7	H: 0 LOB: 1 BB: 1 P: 13	R: 3 E: 0 K: 1 S: 13	H: 1 LOB: 0 BB: 2 P: 24	R: 0 E: 0 K: 0 S: 2	H: 0 LOB: 0 BB: 1 P: 6	R: 3 E: 0 K: 0 S: 14	H: 2 LOB: 0 BB: 1 P: 25	R: 1 E: 0 K: 2 S: 8	H: 1 LOB: 0 BB: 0 P: 9	R: 2 E: 0 K: 0 S: 6	H: 3 LOB: 1 BB: 0 P: 7	R: 2 E: 0 K: 0 S: 6	H: 0 LOB: 0 BB: 0 P: 10	1B: 4 2B: 3 3B: 0 HR: 3	SF: 0 SAC: 0 DP: 2 HBP: 0	WP: 0 PB: 0 SB: 0 CS: 0	PA: 36				
PITCHER	IP	WLS	BF	H	R	ER	SO	BB	IBB	HBP	BLK	WP	HR	S	P	ERA	WHIP									
61 Chan Ho Park, R (1,1) ERA: 1.69	4.0		17	3	3	3	3	3	0	0	0	0	0	1	36	58	6.75	1.500								
56 Hung-Chih Kuo, L (5,1) ERA: 2.35	1.2		7	1	2	2	0	2	0	0	0	0	0	14	27	10.80	1.800									
52 Mike Koplove, R (6,1) ERA: 9.0	0.1		2	1	1	1	0	0	0	0	0	0	1	2	4	27.00	3.000									
45 Scott Proctor, R (7,1) ERA: 2.25	1.0	H	4	1	1	0	2	0	0	0	0	0	0	8	9	0.00	1.000									
Rudy Seanez, R (8,1) ERA: 4.5	1.0	L	6	3	2	2	0	0	0	0	0	0	1	6	7	18.00	3.000									

Batter	1	2	3	4	5	6	7	8	9	AB	R	H	RBI	BB	SO	LOB	TOP										
9 Chone Figgins, S OBP: 0.423, SLG: 0.432 Nathan Haynes, L OBP: 0.323, SLG: 0.259	L8			G5-3		E6 1B				3	1	1	0	0	0	0	Los Angeles Angels @ Los Angeles Dodgers Phoenix Municipal Stadium, Phoenix, AZ Sat Mar 22 2008, 4:05 PM EDT Att: 9,615 - Sunny - 78 F livebaseballscorecards.com										
24 Gary Matthews, S OBP: 0.448, SLG: 0.533 3 Brandon Wood, R OBP: 0.158, SLG: 0.405	L4			48 1B BB		F8				2	0	0	0	1	0	1											
Garret Anderson, L OBP: 0.333, SLG: 0.412 64 Terry Evans, R OBP: 0.323, SLG: 0.370	G4-3			F8				G5-3		3	0	1	1	0	0	1											
48 Torii Hunter, R OBP: 0.391, SLG: 0.778 33 Justin Speier, R OBP: 0.250, SLG: 0.200		G6-3				F9			G6-3	3	0	1	0	0	0	1											
Casey Kotchman, L OBP: 0.282, SLG: 0.421 97 Fernando Rodriguez Jr., R OBP: 0.351, SLG: 0.355				G4-3					K	0	0	0	0	0	0	0											
47 Howie Kendrick, R OBP: 0.382, SLG: 0.500 72 Nate Sutton, L OBP: 0.351, SLG: 0.355									K	2	0	0	0	0	0	0											
44 Mike Napoli, R OBP: 0.286, SLG: 0.519 87 Alex Serrano, R OBP: 0.286, SLG: 0.450				F8					P4	3	1	1	2	0	0	0											
2 Erick Aybar, S OBP: 0.340, SLG: 0.568				F7					F8	4	0	0	0	0	0	0											
35 Shane Loux, R OBP: 0.468, SLG: 0.538										1	0	0	0	0	1	0											
Inning Stats	R: 0 E: 0 K: 0 S: 3	H: 0 LOB: 0 BB: 0 P: 3	R: 0 E: 0 K: 2 S: 7	H: 0 LOB: 0 BB: 0 P: 7	R: 0 E: 0 K: 1 S: 5	H: 0 LOB: 2 BB: 1 P: 5	R: 0 E: 0 K: 0 S: 4	H: 1 LOB: 1 BB: 1 P: 8	R: 0 E: 0 K: 0 S: 3	H: 0 LOB: 0 BB: 0 P: 3	R: 1 E: 1 K: 0 S: 5	H: 3 LOB: 1 BB: 0 P: 6	R: 3 E: 0 K: 1 S: 9	H: 4 LOB: 1 BB: 0 P: 11	R: 0 E: 0 K: 1 S: 5	H: 0 LOB: 0 BB: 0 P: 5		R: 0 E: 0 K: 0 S: 3	H: 0 LOB: 0 BB: 0 P: 3	1B: 6 2B: 1 3B: 0 HR: 1	SF: 0 SAC: 1 DP: 0 HBP: 0	WP: 0 PB: 0 SB: 1 CS: 1	PA: 35				
PITCHER	IP	WLS	BF	H	R	ER	SO	BB	IBB	HBP	BLK	WP	HR	S	P	ERA		WHIP									
Derek Lowe, R ERA: 5.88	6.0		22	4	1	0	3	1	0	0	0	0	0	0	27	32		0.00	0.833								
44 Takashi Saito, R ERA: 9.0	1.0	L	7	4	3	3	1	0	0	0	0	0	1	9	11	27.00		4.000									
38 Ramon Troncoso, R ERA: 2.7	1.0		3	0	0	0	1	0	0	0	0	0	0	5	5	0.00		0.000									
30 Mike Myers, L ERA: 7.71	0.1		1	0	0	0	0	0	0	0	0	0	0	1	1	0.00		0.000									
65 Brian Falkenberg, R ERA: 4.78	0.2		2	0	0	0	0	0	0	0	0	0	0	2	2	0.00	0.000										

Batter	1	2	3	4	5	6	7	8	9	AB	R	H	RBI	BB	SO	LOB	BOTTOM								
9 Juan Pierre, L OBP: 0.268, SLG: 0.246	P6		G4-3		F8				G4-3	5	0	1	1	0	0	3	Los Angeles Angels @ Los Angeles Dodgers Phoenix Municipal Stadium, Phoenix, AZ Sat Mar 22 2008, 4:05 PM EDT Att: 9,615 - Sunny - 78 F livebaseballscorecards.com								
15 Rafael Furcal, S OBP: 0.382, SLG: 0.651	G4-3		G1-6-3							4	0	1	0	0	0	1									
16 Andre Ethier, L OBP: 0.457, SLG: 0.638										3	0	1	0	1	0	2									
7 James Loney, L OBP: 0.310, SLG: 0.344										4	0	1	0	0	1	1									
25 Andrew Jones, R OBP: 0.404, SLG: 0.512 3 Delwyn Young, S OBP: 0.293, SLG: 0.208										2	0	0	0	0	0	2									
55 Russell Martin, R OBP: 0.339, SLG: 0.354										2	0	0	0	0	1	0									
Blake DeWitt, L OBP: 0.370, SLG: 0.564 14 Chin-Lung Hu, R OBP: 0.341, SLG: 0.333										4	1	1	0	0	2	0									
13 Tony Abreu, S OBP: 0.235, SLG: 0.188 33 Ramon Martinez, R OBP: 0.387, SLG: 0.240										2	0	1	1	0	0	0									
Derek Lowe, R ERA: 5.88	3.0		14	4	1	1	1	1	0	0	0	0	0	0	0	0									
97 Fernando Rodriguez Jr., R ERA: 3.0	0.0		0	0	0	0	0	0	0	0	0	0	0	0	0	0									
33 Justin Speier, R ERA: 2.63	1.0	W	3	0	0	0	2	0	0	0	0	0	7	7	0.00	0.000									
87 Alex Serrano, R ERA: 2.63	2.0	H	8	2	1	1	0	0	0	0	0	0	8	8	4.50	1.000									
86 Stephen Marek, R ERA: 2.000	1.0	S	5	2	0	0	0	0	0	0	0	0	5	5	0.00	2.000									
Inning Stats	R: 0 E: 0 K: 1 S: 6	H: 1 LOB: 1 BB: 0 P: 6	R: 1 E: 0 K: 0 S: 4	H: 2 LOB: 1 BB: 0 P: 6	R: 0 E: 0 K: 0 S: 4	H: 1 LOB: 2 BB: 1 P: 8	R: 0 E: 0 K: 1 S: 5	H: 0 LOB: 0 BB: 0 P: 5	R: 0 E: 0 K: 2 S: 7	H: 0 LOB: 0 BB: 0 P: 7	R: 1 E: 0 K: 0 S: 5	H: 2 LOB: 1 BB: 0 P: 5	R: 0 E: 0 K: 0 S: 3	H: 0 LOB: 0 BB: 0 P: 3	R: 0 E: 0 K: 0 S: 5	H: 2 LOB: 2 BB: 0 P: 5		1B: 7 2B: 3 3B: 0 HR: 0	SF: 0 SAC: 0 DP: 1 HBP: 1	WP: 0 PB: 0 SB: 0 CS: 0	PA: 37				
PITCHER	IP	WLS	BF	H	R	ER	SO	BB	IBB	HBP	BLK	WP	HR	S	P	ERA		WHIP							
35 Shane Loux, R ERA: 3.0	3.0		14	4	1	1	1	1	0	0	0	0	0	0	0	0	0								
97 Fernando Rodriguez Jr., R ERA: 3.0	0.0		0	0	0	0	0	0	0	0	0	0	0	0	0	0	0								
33 Justin Speier, R ERA: 2.63	1.0	W	3	0	0	0	2	0	0	0	0	0	0	7	7	0.00	0.000								
87 Alex Serrano, R ERA: 2.63	2.0	H	8	2	1	1	0	0	0	0	0	0	0	8	8	4.50	1.000								
86 Stephen Marek, R ERA: 2.000	1.0	S	5	2	0	0	0	0	0	0	0	0	0	5	5	0.00	2.000								

Batter	1	2	3	4	5	6	7	8	9	AB	R	H	RBI	BB	SO	LOB	TOP								
9 Juan Pierre, L OBP: 0.253, SLG: 0.232	G6-3		G4-3		B2-3		G4-3			4	0	0	0	0	0	0	Los Angeles Dodgers @ Colorado Rockies US West Sports Complex, Hi Corbett Field, Tucson, AZ Sun Mar 23 2008, 4:05 PM EDT Att: 8,613 - Sunny - 76 F livebaseballscorecards.com								
13 Tony Abreu, S OBP: 0.238, SLG: 0.200 80 Angel Chavez, R OBP: 0.313, SLG: 0.467	G3		1B		G6-3			G5-3		4	0	1	0	0	0	0									
7 James Loney, L OBP: 0.333, SLG: 0.382 Blake DeWitt, L OBP: 0.370, SLG: 0.564	1B		1B		L1			2B		4	0	3	0	0	0	0									
27 Matt Kemp, R OBP: 0.345, SLG: 0.625	G6-3		1B		1B			F8		4	0	2	0	0	0	2									
16 Andre Ethier, L OBP: 0.459, SLG: 0.623			G4-6-3		1B			K		3	1	1	0	1	1	4									
14 Chin-Lung Hu, R OBP: 0.333, SLG: 0.372					K			K		4	1	1	1	0	2	2									
26 Gary Bennett, R OBP: 0.286, SLG: 0.398 21 Mark Sweeney, L OBP: 0.467, SLG: 0.500 63 René Rivera, R OBP: 0.200, SLG: 0.200	G6-3				G1-4-3			G4-3		3	0	0	1	0	0	2									
33 Ramon Martinez, R OBP: 0.324, SLG: 0.207					K			F7		4	0	0	0	0	2	1									
58 Chad Billingsley, R OBP: 0.167, SLG: 0.167 65 Brian Falkenberg, R OBP: 0.288, SLG: 0.204					G6-3			F7		2	0	0	0	0	1	0									
Inning Stats	R: 0 E: 0 K: 0 S: 4	H: 1 LOB: 1 BB: 0 P: 4	R: 2 E: 0 K: 2 S: 8	H: 1 LOB: 0 BB: 1 P: 12	R: 0 E: 0 K: 0 S: 5	H: 3 LOB: 2 BB: 0 P: 5	R: 0 E: 0 K: 2 S: 7	H: 0 LOB: 0 BB: 0 P: 7	R: 0 E: 0 K: 1 S: 3	H: 2 LOB: 2 BB: 0 P: 7	R: 0 E: 0 K: 1 S: 5	H: 0 LOB: 0 BB: 0 P: 5	R: 0 E: 0 K: 1 S: 6	H: 1 LOB: 1 BB: 0 P: 6	R: 0 E: 0 K: 0 S: 4	H: 1 LOB: 1 BB: 0 P: 4		1B: 6 2B: 2 3B: 1 HR: 0	SF: 0 SAC: 0 DP: 1 HBP: 0	WP: 0 PB: 0 SB: 0 CS: 0	PA: 36				
PITCHER	IP	WLS	BF	H	R	ER	SO	BB	IBB	HBP	BLK	WP	HR	S	P	ERA	WHIP								
16 Kip Wells, R ERA: 5.0	4.0		17	5	2	2	4	1	0	0	0	0	0	24	10	4.50	1.500								
35 Taylor Buchholz, R ERA: 1.74	2.0	W	8	2	0	0	1	0	0	0	0	0	0	10	10	0.00	1.000								
23 Ryan Speier, R ERA: 3.0	1.0		3	0	0	0	1	0	0	0	0	0	0	5	5	0.00	0.000								
44 Micah Bowie, L ERA: 2.61	1.0		4	1	0	0	1	0	0	0	0	0	0	6	6	0.00	1.000								
45 Josh Newman, L ERA:	1.0		4	1	0	0	0	0	0	0	0	0	0	4	4	0.00	1.000								

Batter	1	2	3	4	5	6	7	8	9	AB	R	H	RBI	BB	SO	LOB	BOTTOM								
29 Scott Podsednik, L OBP: 0.531, SLG: 0.444 23 Ryan Speier, R	G3	F8		G6-3		F8		F9		4	1	1	0	0	0	3	Los Angeles Dodgers @ Colorado Rockies US West Sports Complex, Hi Corbett Field, Tucson, AZ Sun Mar 23 2008, 4:05 PM EDT Att: 8,613 - Sunny - 76 F livebaseballscorecards.com								
12 Clint Barmes, R OBP: 0.417, SLG: 0.452	1B									0	0	0	0	0	0	0									
6 Omar Quintanilla, L OBP: 0.419, SLG: 0.556 62 Jonathan Herrera, S OBP: 0.474, SLG: 0.412	SH1-3	G4-3								2	1	1	0	0	0	1									
17 Todd Helton, L OBP: 0.547, SLG: 0.674 44 Micah Bowie, L	BB									2	2	2	1	1	0	0									
25 Seth Smith, L OBP: 0.417, SLG: 0.517 45 Josh Newman, L	BB									0	0	0	0	0	0	0									
5 Matt Holliday, R OBP: 0.423, SLG: 0.587	BB									3	2	2	2	1	0	1									
11 Brad Hawpe, L OBP: 0.500, SLG: 1.083 19 Ryan Spilborghs, R OBP: 0.333, SLG: 0.421	G3									3	0	2	4	0	0	2									
10 Jeff Baker, R OBP: 0.283, SLG: 0.325	BB									1	0	0	0	0	0	1									
8 Yorvit Torrealba, R OBP: 0.457, SLG: 0.719	P2									3	0	0	0	1	2	2									
Jayson Nix, R OBP: 0.459, SLG: 0.643 18 Cory Sullivan, L OBP: 0.222, SLG: 0.235	2B									4	0	1	0	0	0	4									
16 Kip Wells, R										3	0	1	0	0	1	1									
20 Chris Iannetta, R OBP: 0.392, SLG: 0.655 35 Taylor Buchholz, R	B1									1	0	1	0	0	0	0									
22 Marcus Giles, R OBP: 0.457, SLG: 0.536										0	0	0	0	0	0	0									
Inning Stats	R: 1 E: 0 K: 0 S: 4	H: 1 LOB: 3 BB: 3 P: 16	R: 0 E: 0 K: 0 S: 4	H: 1 LOB: 0 BB: 0 P: 4	R: 1 E: 0 K: 0 S: 4	H: 2 LOB: 0 BB: 0 P: 4	R: 0 E: 0 K: 0 S: 4	H: 1 LOB: 1 BB: 0 P: 4	R: 3 E: 0 K: 2 S: 10	H: 3 LOB: 1 BB: 0 P: 12	R: 3 E: 0 K: 0 S: 6	H: 4 LOB: 0 BB: 0 P: 6	R: 0 E: 0 K: 2 S: 7	H: 1 LOB: 1 BB: 0 P: 7	R: 0 E: 0 K: 0 S: 4	H: 1 LOB: 1 BB: 0 P: 4	1B: 6 2B: 8 3B: 2 HR: 0	SF: 0 SAC: 1 DP: 3 HBP: 1	WP: 0 PB: 0 SB: 1 CS: 1	PA: 39					
PITCHER	IP	WLS	BF	H	R	ER	SO	BB	IBB	HBP	BLK	WP	HR	S	P	ERA	WHIP								
58 Chad Billingsley, R ERA: 6.31	4.0	L	23	8	5	5	0	3	0	1	0	0	0	19	33	11.25	2.750								
65 Brian Falkenberg, R ERA: 4.05	1.0		3	0	0	0	2	0	0	0	0	0	0	7	7	0.00	0.000								
21 Esteban Loaiza, R ERA: 4.2	3.0		13	6	3	3	2	0	0	0	0	0	0	17	17	9.00	2.000								

Batter	1	2	3	4	5	6	7	8	9	AB	R	H	RBI	BB	SO	LOB	TOP			
15 Rafael Furcal, S (1, 6) OBP: 0.392, SLG: 0.681 33 Ramon Martinez, R (9, FR) OBP: 0.324, SLG: 0.207										6	2	3	3	0	0	4	Los Angeles Dodgers @ Kansas City Royals Surprise Stadium, Surprise, AZ Mon Mar 24 2008, 9:05 PM EDT Att: 10,131 - Clear - 82 F			
21 Mark Sweeney, L (1, 10) OBP: 0.500, SLG: 0.593 3 Delwyn Young, S (8, PH) OBP: 0.311, SLG: 0.220										3	1	2	0	1	0	0				
27 Matt Kemp, R (1, 9) OBP: 0.328, SLG: 0.581										6	0	1	1	1	0	2				
7 James Loney, L (1, 3) OBP: 0.313, SLG: 0.356										5	0	0	0	0	3	6				
25 Andrew Jones, R (1, 8) OBP: 0.386, SLG: 0.478										5	0	1	1	0	2	2				
55 Russell Martin, R (1, 2) OBP: 0.344, SLG: 0.346 36 Danny Ardin, R (9, FR) OBP: 0.429, SLG: 0.429										4	1	1	0	1	0	0				
16 Andre Ethier, L (1, 7) OBP: 0.481, SLG: 0.672 80 Angel Chavez, R (9, FR) OBP: 0.313, SLG: 0.467										3	1	2	1	2	0	0				
14 Chin-Lung Hu, R (1, 4) OBP: 0.356, SLG: 0.438										5	1	3	0	0	1	4				
Blake DeWitt, L (1, 5) OBP: 0.373, SLG: 0.535										4	1	1	2	1	2	3				
Inning Stats	R: 1 E: 0 K: 2 S: 11	H: 2 LOB: 1 BB: 0 P: 14	R: 0 E: 0 K: 1 S: 6	H: 1 LOB: 2 BB: 1 P: 10	R: 0 E: 1 K: 1 S: 6	H: 0 LOB: 1 BB: 0 P: 7	R: 3 E: 0 K: 1 S: 10	H: 4 LOB: 2 BB: 1 P: 15	R: 1 E: 0 K: 2 S: 10	H: 2 LOB: 1 BB: 0 P: 10	R: 1 E: 0 K: 1 S: 6	H: 1 LOB: 1 BB: 0 P: 6	R: 0 E: 0 K: 1 S: 5	H: 0 LOB: 1 BB: 1 P: 9	R: 3 E: 0 K: 0 S: 5	H: 2 LOB: 2 BB: 3 P: 18		1B: 10 2B: 2 3B: 1 HR: 2	SF: 0 SAC: 0 DP: 0 HBP: 0	WP: 1 PB: 0 SB: 1 CS: 0
PITCHER	IP WLS BF H R ER SO	IP WLS BF H R ER SO	IP WLS BF H R ER SO	IP WLS BF H R ER SO	IP WLS BF H R ER SO	IP WLS BF H R ER SO	IP WLS BF H R ER SO	IP WLS BF H R ER SO	IP WLS BF H R ER SO	IP WLS BF H R ER SO	IP WLS BF H R ER SO	IP WLS BF H R ER SO	IP WLS BF H R ER SO	IP WLS BF H R ER SO	IP WLS BF H R ER SO	IP WLS BF H R ER SO	ERA WHIP	ERA WHIP	ERA WHIP	ERA WHIP
36 Jorge De La Rosa, L (1, 1) ERA: 8.03	4.0	22	7	4	4	5	2	0	0	0	0	0	0	0	0	0	9.00	2.250		
48 Joaquin Soria, R (5, 1) ERA: 6.1	1.0	6	3	1	1	2	0	0	0	0	0	0	0	0	0	0	9.00	3.000		
32 Ron Mahay, L (6, 1) ERA: 7.71	1.0	W	4	2	1	1	0	0	0	0	0	0	0	0	0	0	9.00	2.000		
27 Yasuhiro Yabuta, R (7, 1) ERA: 6.97	1.0	H	4	1	0	0	0	0	0	0	0	0	0	0	0	0	0.00	1.000		
41 Jimmy Gobble, L (8, 1) ERA: 5.4	1.0	H	4	0	0	0	1	0	0	0	0	0	0	0	0	0	0.00	1.000		
57 Joel Peralta, R (9, 1) ERA: 9.0	0.2		7	2	3	3	0	0	0	0	0	0	0	0	0	0	40.50	7.500		
63 Roberto Giron, R (9, 1) ERA:	0.1	S	1	0	0	0	0	0	0	0	0	0	0	0	0	0	0.00	0.000		



Batter	1	2	3	4	5	6	7	8	9	AB	R	H	RBI	BB	SO	LOB	BOTTOM			
9 David DeJesus, L (1, 8) OBP: 0.448, SLG: 0.500 2 Joey Gathright, L (3, 8) OBP: 0.404, SLG: 0.417										1	0	0	0	0	0	0	Los Angeles Dodgers @ Kansas City Royals Surprise Stadium, Surprise, AZ Mon Mar 24 2008, 9:05 PM EDT Att: 10,131 - Clear - 82 F			
15 Mark Grudzielanek, R (1, 4) OBP: 0.214, SLG: 0.333 13 Alberto Callaspo, S (6, 4) OBP: 0.400, SLG: 0.564										3	0	0	0	0	0	2				
4 Alex Gordon, L (1, 5) OBP: 0.411, SLG: 0.426 26 Jason Smith, L (6, 5) OBP: 0.326, SLG: 0.513										3	0	0	0	0	2	2				
11 Jose Guillen, R (1, 9) OBP: 0.158, SLG: 0.316 35 Mitch Maier, L (6, 9) OBP: 0.293, SLG: 0.244										2	0	0	0	0	1	0				
24 Mark Teahen, L (1, 7) OBP: 0.391, SLG: 0.589 Esteban German, R (7, 7) OBP: 0.288, SLG: 0.326										3	1	1	1	0	0	0				
16 Billy Butler, R (1, 10) OBP: 0.446, SLG: 0.690										5	2	3	1	0	2	2				
Ross Gload, L (1, 3) OBP: 0.276, SLG: 0.463									4	1	3	2	0	0	1					
14 John Buck, R (1, 2) OBP: 0.318, SLG: 0.425									4	2	2	1	0	1	2					
1 Tony Pena Jr., R (1, 6) OBP: 0.315, SLG: 0.300 40 Angel Berroa, R (7, 6) OBP: 0.370, SLG: 0.304										3	1	2	0	0	0	1				
Inning Stats	R: 0 E: 0 K: 0 S: 3	H: 0 LOB: 0 BB: 0 P: 3	R: 0 E: 0 K: 1 S: 6	H: 1 LOB: 1 BB: 0 P: 6	R: 1 E: 0 K: 1 S: 7	H: 2 LOB: 1 BB: 0 P: 7	R: 1 E: 0 K: 0 S: 5	H: 2 LOB: 1 BB: 0 P: 5	R: 0 E: 0 K: 1 S: 6	H: 1 LOB: 1 BB: 0 P: 6	R: 5 E: 1 K: 1 S: 12	H: 6 LOB: 1 BB: 0 P: 13	R: 2 E: 0 K: 1 S: 8	H: 3 LOB: 1 BB: 0 P: 9	R: 1 E: 0 K: 2 S: 9	H: 2 LOB: 2 BB: 1 P: 14		1B: 12 2B: 2 3B: 2 HR: 1	SF: 0 SAC: 0 DP: 0 HBP: 0	WP: 1 PB: 0 SB: 1 CS: 0
PITCHER	IP WLS BF H R ER SO	IP WLS BF H R ER SO	IP WLS BF H R ER SO	IP WLS BF H R ER SO	IP WLS BF H R ER SO	IP WLS BF H R ER SO	IP WLS BF H R ER SO	IP WLS BF H R ER SO	IP WLS BF H R ER SO	IP WLS BF H R ER SO	IP WLS BF H R ER SO	IP WLS BF H R ER SO	IP WLS BF H R ER SO	IP WLS BF H R ER SO	IP WLS BF H R ER SO	IP WLS BF H R ER SO	ERA WHIP	ERA WHIP	ERA WHIP	ERA WHIP
18 Hiroki Kuroda, R (1, 1) ERA: 5.03	5.2	24	7	3	3	4	0	0	0	0	0	0	0	0	0	0	4.76	1.235		
Joe Beimel, L (6, 1) ERA: 10.29	0.0	2	2	1	1	0	0	0	0	0	0	0	0	0	0	0				
38 Ramon Troncoso, R (6, 1) ERA: 3.86	0.1	L	4	3	3	2	0	0	0	0	0	0	0	0	0	0	54.00	9.000		
30 Mike Myers, L (7, 1) ERA: 9.82	0.1		4	3	2	2	0	0	0	0	0	0	0	0	0	0	54.00	9.000		
77 Greg Jones, R (7, 1) ERA: 4.05	0.2		0	0	0	0	1	0	0	0	0	0	0	0	0	0	0.00	0.000		



Batter	1	2	3	4	5	6	7	8	9	10	AB	R	H	RBI	BB	SO	LOB	TOP				
9 Juan Pierre, L OBP: 0.238, SLG: 0.231 80 Angel Chavez, R OBP: 0.313, SLG: 0.467	G5-3	F7			G6-3			G3	F7		5	0	0	0	0	0	7					
15 Rafael Furcal, S OBP: 0.420, SLG: 0.689	G4-3				CS			BB	F8		3	0	2	0	2	0	0					
7 James Loney, L OBP: 0.310, SLG: 0.363	G4-3				G1-3			BB	K		5	0	1	1	0	2	3					
27 Matt Kemp, R OBP: 0.296, SLG: 0.522	G6-3				K			G4-3	K		5	0	0	0	0	3	5					
25 Andruw Jones, R OBP: 0.355, SLG: 0.442 17 Jason Repko, R OBP: 0.457, SLG: 0.568		F8			G6-3			CS	G6-3		4	0	1	0	0	0	0					
55 Russell Martin, R OBP: 0.352, SLG: 0.382 26 Gary Bennett, R OBP: 0.300, SLG: 0.321		1B			G3			P4	F7		4	1	1	0	0	0	1					
16 Andre Ethier, L OBP: 0.476, SLG: 0.652 65 Brian Falkenberg, R		1B			G5-3			G4-3	F7		4	0	1	0	0	0	1					
14 Chin-Lung Hu, R OBP: 0.276, SLG: 0.481 21 Mike Sweeney, R OBP: 0.274, SLG: 0.399 33 Ramon Martinez, R OBP: 0.333, SLG: 0.228 3 Delwyn Young, S OBP: 0.303, SLG: 0.345		1B						G3-6-1	1B		2	0	2	1	0	0	0					
Blake DeWitt, L OBP: 0.339, SLG: 0.469		P5			G3-6-1			G3	BB		3	0	0	0	1	0	4					
Inning Stats	R: 0 E: 0 K: 0 S: 9	H: 1 LOB: 1 BB: 0 P: 12	R: 1 E: 0 K: 0 S: 16	H: 3 LOB: 2 BB: 0 P: 25	R: 0 E: 0 K: 1 S: 10	H: 0 LOB: 0 BB: 1 P: 17	R: 0 E: 0 K: 0 S: 5	H: 0 LOB: 0 BB: 0 P: 7	R: 0 E: 0 K: 2 S: 11	H: 1 LOB: 0 BB: 0 P: 16	R: 0 E: 0 K: 0 S: 6	H: 0 LOB: 0 BB: 0 P: 8	R: 1 E: 0 K: 0 S: 8	H: 1 LOB: 3 BB: 2 P: 22	R: 0 E: 0 K: 0 S: 12	H: 1 LOB: 3 BB: 2 P: 27	R: 0 E: 0 K: 2 S: 10	H: 0 LOB: 0 BB: 0 P: 14	1B: 7 2B: 1 3B: 0 HR: 0	SF: 0 SAC: 0 DP: 1 HBP: 0	WP: 1 PB: 1 SB: 0 CS: 2	PA: 41
PITCHER	IP	WLS	BF	H	R	ER	SO	BB	IBB	HBP	BLK	WP	HR	S	P	ERA	WHIP					
Jon Garland, R ERA: 2.57	5.0		19	5	1	0	1	0	0	0	0	0	0	45	68	0.00	1.200					
Darren Oliver, L ERA: 1.13	1.0	H	3	1	0	0	2	0	0	0	0	0	0	11	16	0.00	1.000					
87 Alex Serrano, R ERA: 2.3	1.0	H	3	0	0	0	0	0	0	0	0	0	0	6	8	0.00	0.000					
83 Darren O'Day, R ERA: 2.16	1.0	B	6	1	1	1	0	2	0	0	1	0	0	8	22	9.00	3.000					
63 Rich Thompson, R ERA: 2.92	2.0		9	1	0	0	2	2	0	0	0	1	0	22	41	0.00	1.500					

Los Angeles Dodgers @ Los Angeles Angels
Angel Stadium of Anaheim, Anaheim, CA
Thu Mar 27 2008, 7:05 PM PDT
Att: 38,863 - Partly Cloudy - 68 F

livebaseballscores.com

AB 35
R 2
H 8
RBI 2
BB 5
SO 5
LOB 21




Batter	1	2	3	4	5	6	7	8	9	10	AB	R	H	RBI	BB	SO	LOB	BOTTOM				
9 Chone Figgins, S OBP: 0.410, SLG: 0.404 3 Brandon Wood, R OBP: 0.151, SLG: 0.385	G6-3	G4-3			K			BB	F8		3	0	0	0	0	1	1					
6 Maicer Izturis, S OBP: 0.434, SLG: 0.500	HR				F8			BB	G4-3		5	1	2	0	0	0	0					
27 Vladimir Guerrero, R OBP: 0.375, SLG: 0.717 64 Terry Evans, R OBP: 0.316, SLG: 0.441	HR				G4-3			F9-2	1B		3	1	2	2	0	0	0					
Garret Anderson, L OBP: 0.327, SLG: 0.386 Nathan Haynes, L OBP: 0.342, SLG: 0.353	G4-3				F9			1B	F8		4	0	1	0	0	0	0					
48 Torii Hunter, R OBP: 0.375, SLG: 0.685 32 Dee Brown, L OBP: 0.361, SLG: 0.400	1B				L7			K	P4		4	0	1	0	0	1	1					
Casey Kotchman, L OBP: 0.294, SLG: 0.480	G3-1				F7			G4-3	F8		4	0	0	0	0	0	2					
47 Howie Kendrick, R OBP: 0.400, SLG: 0.547		G6-3			3B			K2-3	1B		4	0	2	0	0	1	0					
Juan Rivera, R OBP: 0.372, SLG: 0.487		K			G6-3			F9	G4-3		4	0	0	0	0	1	3					
44 Mike Napoli, R OBP: 0.297, SLG: 0.486		BB			K			G5-3	G6-3		3	0	0	0	1	1	0					
Inning Stats	R: 2 E: 1 K: 0 S: 14	H: 3 LOB: 1 BB: 0 P: 21	R: 0 E: 0 K: 1 S: 11	H: 0 LOB: 1 BB: 1 P: 18	R: 0 E: 0 K: 0 S: 13	H: 0 LOB: 0 BB: 0 P: 19	R: 0 E: 0 K: 0 S: 9	H: 1 LOB: 1 BB: 0 P: 15	R: 0 E: 0 K: 2 S: 8	H: 1 LOB: 0 BB: 0 P: 9	R: 0 E: 0 K: 1 S: 8	H: 0 LOB: 0 BB: 0 P: 11	R: 0 E: 0 K: 0 S: 6	H: 2 LOB: 1 BB: 0 P: 10	R: 0 E: 0 K: 0 S: 13	H: 2 LOB: 2 BB: 0 P: 15	R: 0 E: 0 K: 0 S: 9	H: 0 LOB: 0 BB: 0 P: 16	1B: 6 2B: 2 3B: 1 HR: 1	SF: 0 SAC: 0 DP: 1 HBP: 0	WP: 0 PB: 0 SB: 0 CS: 0	PA: 38
PITCHER	IP	WLS	BF	H	R	ER	SO	BB	IBB	HBP	BLK	WP	HR	S	P	ERA	WHIP					
Derek Lowe, R ERA: 3.73	3.0		13	3	2	2	1	1	0	0	0	0	0	9	15	0.00	1.000					
44 Takashi Saito, R ERA: 1.2	1.0		4	1	0	0	0	0	0	0	0	0	0	9	15	0.00	1.000					
56 Hung-Chih Kuo, L ERA: 1.86	2.0		6	1	0	0	3	0	0	0	0	0	0	16	21	0.00	0.500					
51 Jonathan Broxton, R ERA: 3.38	1.0		3	0	0	0	1	0	0	0	0	0	0	8	11	0.00	0.000					
Joe Beimel, L ERA: 3.0	1.0		4	2	0	0	0	0	0	0	0	0	0	6	10	0.00	2.000					
PITCHER	IP	WLS	BF	H	R	ER	SO	BB	IBB	HBP	BLK	WP	HR	S	P	ERA	WHIP					
45 Scott Proctor, R ERA: 1.74	0.1		5	2	0	0	0	0	0	0	0	0	0	9	16	0.00	2.000					
65 Brian Falkenberg, R ERA: 3.52	1.0		3	0	0	0	0	0	0	0	0	0	0	9	16	0.00	0.000					

Los Angeles Dodgers @ Los Angeles Angels
Angel Stadium of Anaheim, Anaheim, CA
Thu Mar 27 2008, 7:05 PM PDT
Att: 38,863 - Partly Cloudy - 68 F

livebaseballscores.com

AB 37
R 2
H 9
RBI 2
BB 1
SO 5
LOB 9



Batter	1	2	3	4	5	6	7	8	9	AB	R	H	RBI	BB	SO	LOB	TOP															
15 Dustin Pedroia, R OBP: 0.244, SLG: 0.268 13 Alex Cora, L OBP: 0.447, SLG: 0.429	F7		K		FC3-6			G6-3		2	0	0	0	0	1	0																
Jason Varitek, S OBP: 0.333, SLG: 0.643 Dusty Brown, R OBP: 0.400, SLG: 0.571	K		K		K			P5		3	0	0	0	0	3	2																
34 David Ortiz, L OBP: 0.410, SLG: 0.387 22 Sean Casey, L OBP: 0.333, SLG: 0.385	BB				F9			G3		1	0	0	0	1	0	0																
Manny Ramirez, R OBP: 0.378, SLG: 0.500 Brandon Moss, L OBP: 0.333, SLG: 0.500	K				F9			G6-3		2	0	0	0	0	1	1																
25 Mike Lowell, R OBP: 0.250, SLG: 0.375 82 Jed Lowrie, S OBP: 0.167, SLG: 0.093	P6				F7			G5-3		2	0	0	0	0	0	0																
20 Kevin Youkilis, R OBP: 0.413, SLG: 0.553 97 Lars Anderson, L	BB				P5			G1-3		1	0	0	0	1	0	0																
2 Jacoby Ellsbury, L OBP: 0.280, SLG: 0.356 32 Bobby Kielty, S OBP: 0.318, SLG: 0.063	K				BB			G5-4-3		2	1	1	0	0	1	1																
Coco Crisp, S OBP: 0.556, SLG: 0.429 70 Jason Place, R	K				BB			G5-4-3		1	0	0	0	1	1	1																
23 Julio Lugo, R OBP: 0.300, SLG: 0.350 Argenis Diaz, R OBP: 0.308, SLG: 0.308	G6-3				BB			G5-3		2	0	1	0	0	0	0																
Inning Stats											R: 0 E: 0 K: 2 S: 10	H: 0 LOB: 1 BB: 1 P: 16	R: 0 E: 0 K: 2 S: 8	H: 0 LOB: 1 BB: 1 P: 13	R: 0 E: 0 K: 2 S: 11	H: 0 LOB: 0 BB: 0 P: 17	R: 0 E: 0 K: 0 S: 6	H: 0 LOB: 0 BB: 0 P: 10	R: 1 E: 0 K: 1 S: 11	H: 2 LOB: 2 BB: 1 P: 21	R: 0 E: 0 K: 0 S: 7	H: 1 LOB: 2 BB: 0 P: 10	R: 0 E: 0 K: 0 S: 5	H: 0 LOB: 0 BB: 1 P: 13	R: 0 E: 0 K: 0 S: 9	H: 0 LOB: 0 BB: 0 P: 10	R: 0 E: 0 K: 1 S: 8	H: 0 LOB: 0 BB: 0 P: 10	1B: 3 2B: 0 3B: 0 HR: 0	SF: 0 SAC: 0 DP: 2 HBP: 1	WP: 0 PB: 0 SB: 0 CS: 0	PA: 33
PITCHER											IP	WLS	BF	H	R	ER	SO	BB	IBB	HBP	BLK	WP	HR	S	P	ERA	WHIP					
58 Chad Billingsley, R ERA: 6.88 Joe Beutel, L ERA: 9.0 38 Ramon Troncoso, R ERA: 2.75 45 Scott Proctor, R ERA: 1.59 51 Jonathan Broxton, R ERA: 3.0											5.0	20	2	1	1	7	3	0	0	0	0	0	0	46	77	1.80	1.000					

Boston Red Sox @ Los Angeles Dodgers
Dodger Stadium, Los Angeles, CA
 Fri Mar 28 2008, 7:40 PM PDT
 Att: 34,404 - Partly Cloudy - 60 F

AB 28
 R 1
 H 3
 RBI 1
 BB 4
 SO 8
 LOB 12



Batter	1	2	3	4	5	6	7	8	9	AB	R	H	RBI	BB	SO	LOB	BOTTOM													
15 Rafael Furcal, S OBP: 0.435, SLG: 0.705 17 Jason Repko, R OBP: 0.457, SLG: 0.568	P6		FC5-4		CS			G4-3		4	0	3	0	0	0	0														
55 Russell Martin, R OBP: 0.338, SLG: 0.344 26 Gary Bennett, R OBP: 0.290, SLG: 0.310	K		FC5-4		F9			G5-3		3	0	0	0	0	1	2														
16 Andre Ethier, L OBP: 0.477, SLG: 0.653	K				CS			G4-3		3	2	1	0	1	1	0														
12 Jeff Kent, R OBP: 0.250, SLG: 0.333 14 Chin-Lung Hu, R OBP: 0.362, SLG: 0.434	G6-3		G4-3		G6-3			B2-6-3		2	0	1	1	0	0	0														
25 Andrew Jones, R OBP: 0.354, SLG: 0.426 21 Mark Sweeney, L OBP: 0.541, SLG: 0.643	K		F7		F7			G4-3		2	0	0	0	0	1	1														
80 Angel Chavez, R OBP: 0.313, SLG: 0.467					BB			G4-3		1	0	1	1	1	0	0														
7 James Loney, L OBP: 0.319, SLG: 0.361	E1		G4-3		G4-3			G4-3		3	0	1	1	1	0	1														
27 Matt Kemp, R OBP: 0.307, SLG: 0.507	K		G4-3		G4-3			G4-3		2	0	0	0	1	2	3														
3 Delwyn Young, S OBP: 0.323, SLG: 0.245	K		BB		K			G4-3		0	0	0	0	0	0	0														
9 Juan Pierre, L OBP: 0.230, SLG: 0.222 33 Ramon Martinez, R OBP: 0.324, SLG: 0.219	F8		B3		B3			F8		3	0	0	0	0	0	2														
Blake DeWitt, L OBP: 0.317, SLG: 0.434	P6		G4-3		G4-3			F8		4	0	0	0	0	0	2														
Inning Stats											R: 0 E: 0 K: 2 S: 7	H: 0 LOB: 0 BB: 0 P: 11	R: 0 E: 0 K: 2 S: 11	H: 0 LOB: 1 BB: 0 P: 18	R: 0 E: 0 K: 0 S: 8	H: 1 LOB: 1 BB: 0 P: 15	R: 1 E: 0 K: 0 S: 10	H: 2 LOB: 2 BB: 1 P: 16	R: 0 E: 0 K: 1 S: 5	H: 1 LOB: 0 BB: 0 P: 12	R: 0 E: 0 K: 1 S: 14	H: 0 LOB: 2 BB: 2 P: 25	R: 0 E: 0 K: 0 S: 9	H: 1 LOB: 1 BB: 0 P: 16	R: 2 E: 0 K: 0 S: 10	H: 2 LOB: 2 BB: 1 P: 21	1B: 3 2B: 4 3B: 0 HR: 0	SF: 0 SAC: 0 DP: 0 HBP: 1	WP: 1 PB: 0 SB: 2 CS: 1	PA: 37
PITCHER											IP	WLS	BF	H	R	ER	SO	BB	IBB	HBP	BLK	WP	HR	S	P	ERA	WHIP			
40 Bartolo Colon, R ERA: 8.1 Julian Tavarez, R ERA: 5.79 Lincoln Holdzkom, R ERA: 7.36 75 Hunter Jones, L ERA: 7.71											3.0	12	2	0	0	1	2	0	0	0	0	0	0	28	53	0.00	1.333			

Boston Red Sox @ Los Angeles Dodgers
Dodger Stadium, Los Angeles, CA
 Fri Mar 28 2008, 7:40 PM PDT
 Att: 34,404 - Partly Cloudy - 60 F

AB 31
 R 3
 H 7
 RBI 3
 BB 4
 SO 5
 LOB 15

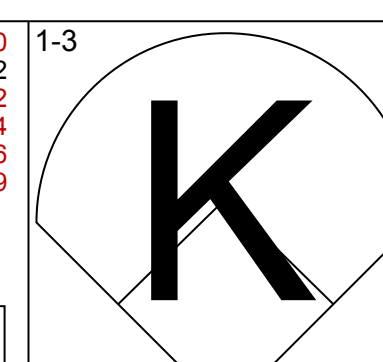
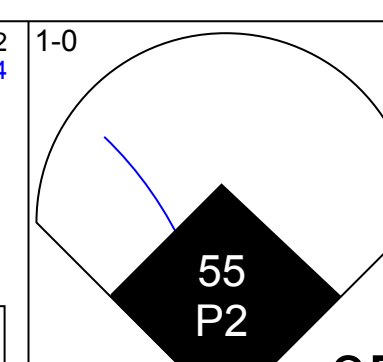
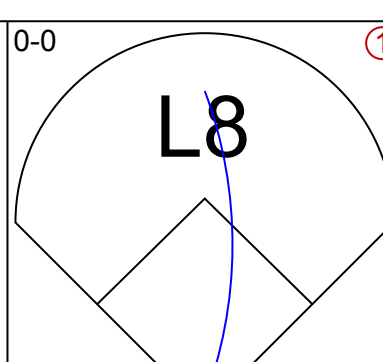
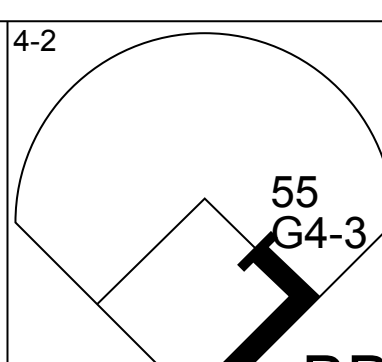
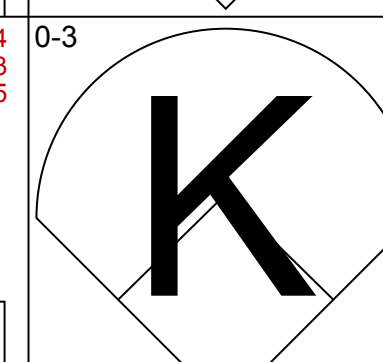
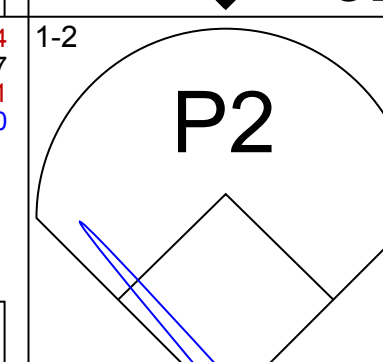
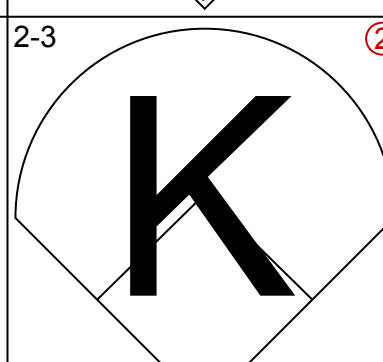
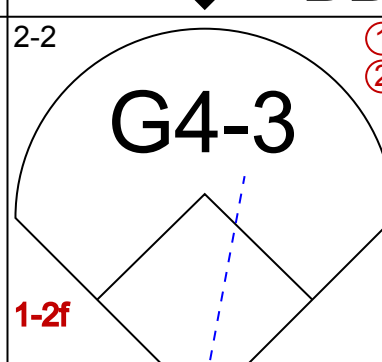
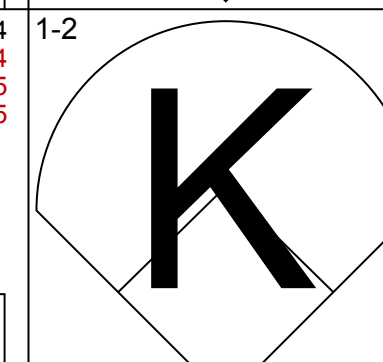
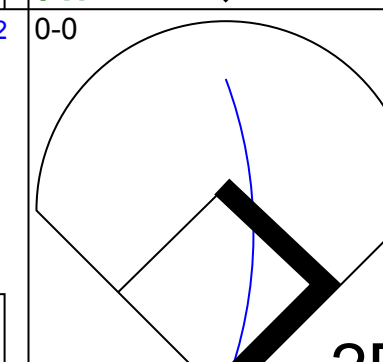
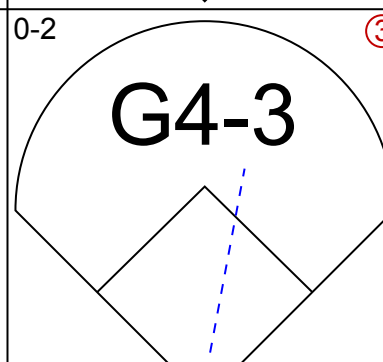
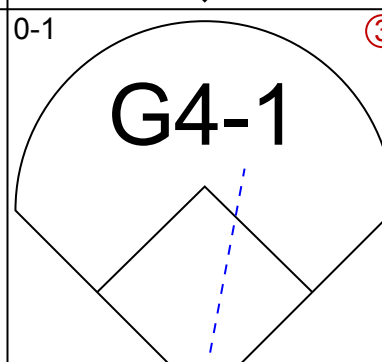
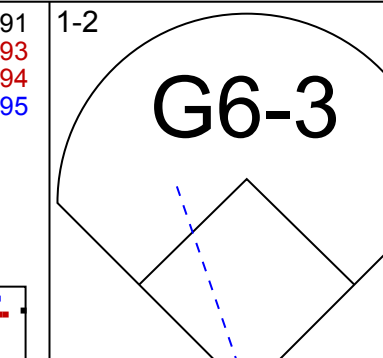
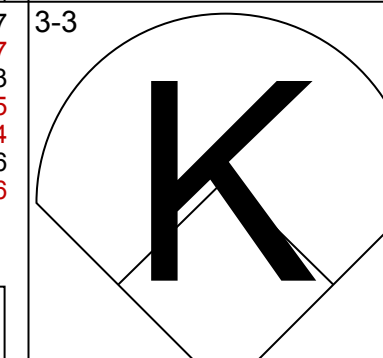

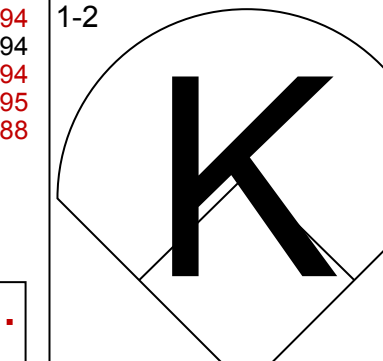
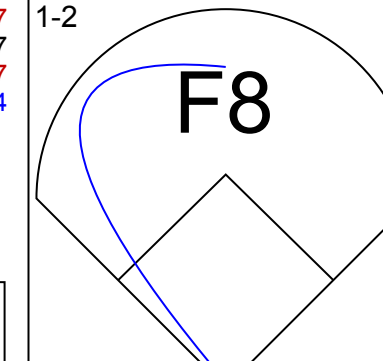

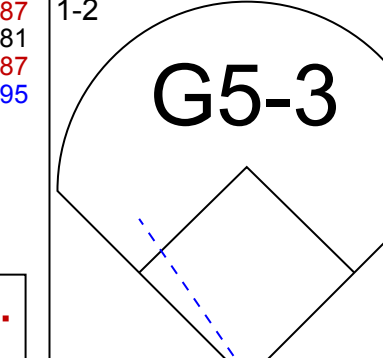
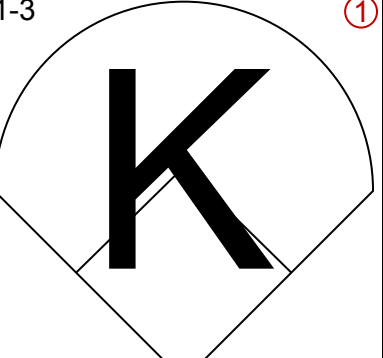
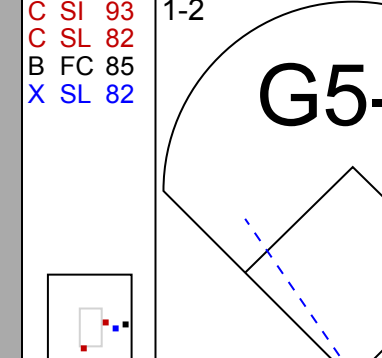
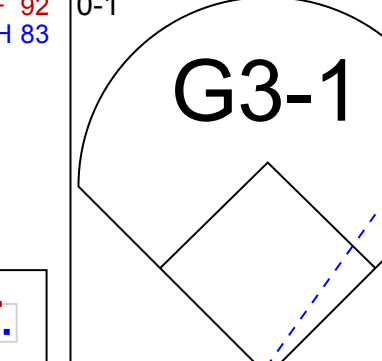
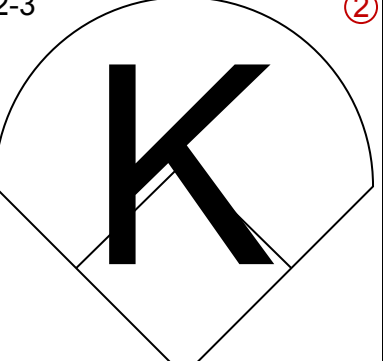
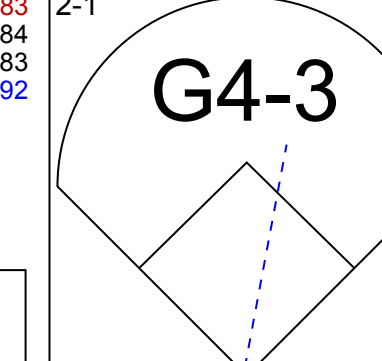
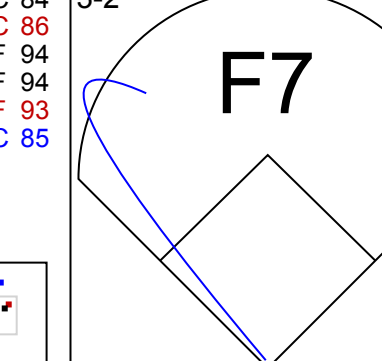
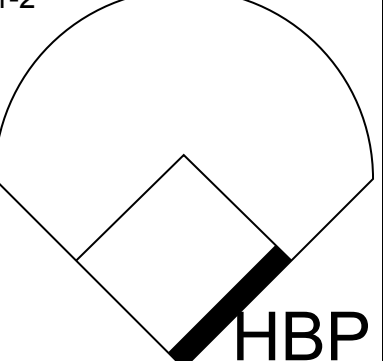
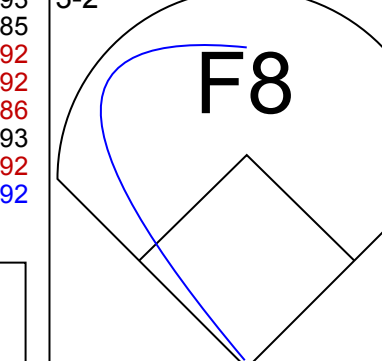
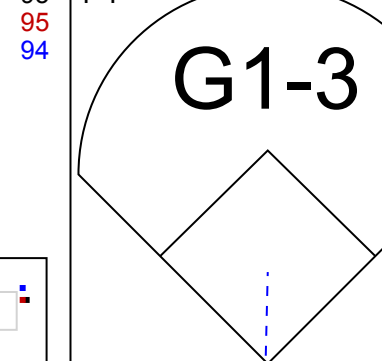
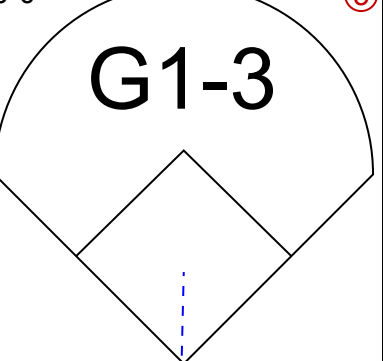
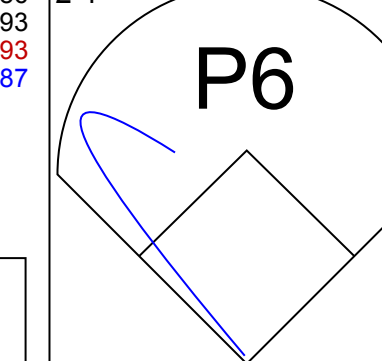



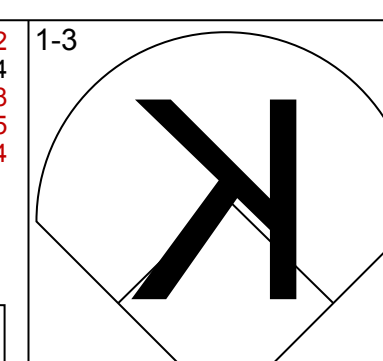
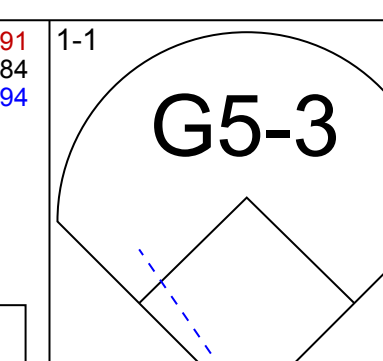
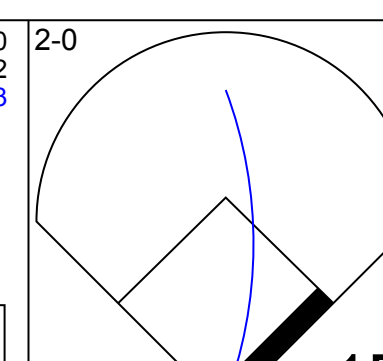
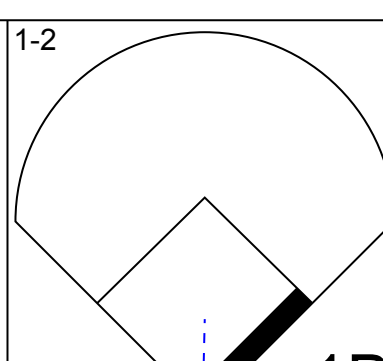
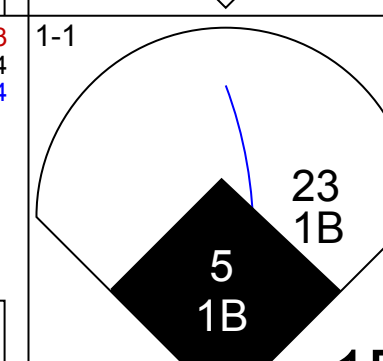
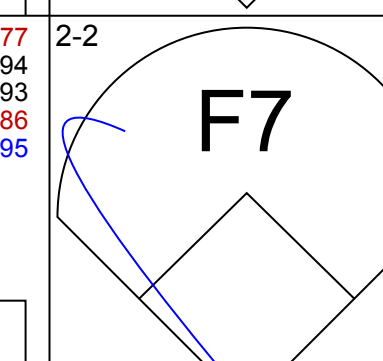
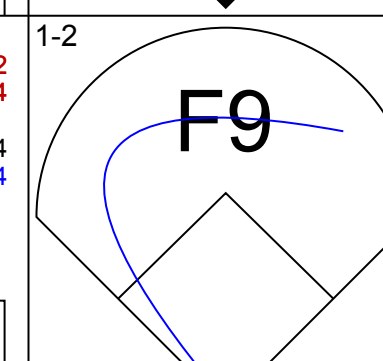
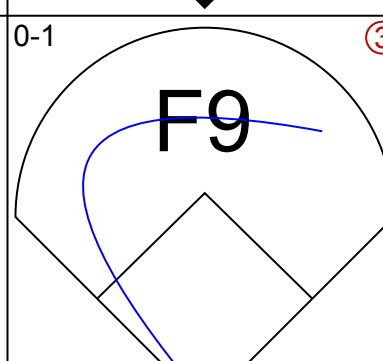
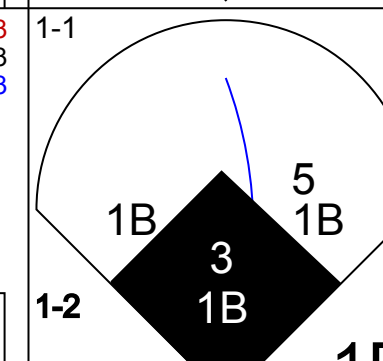
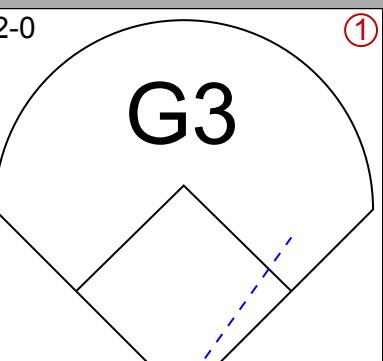
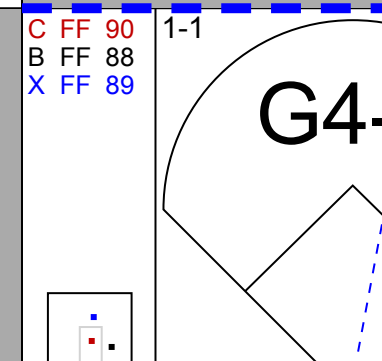
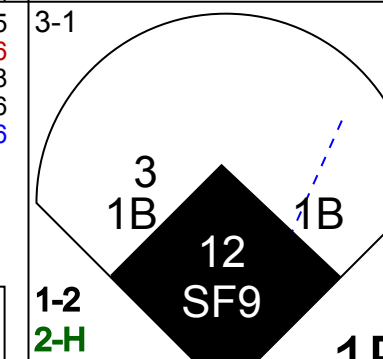
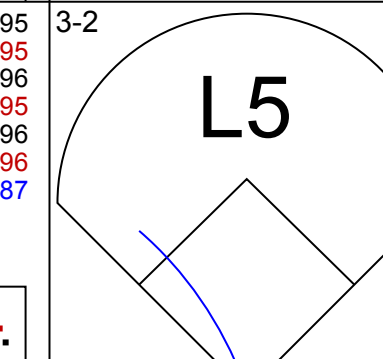
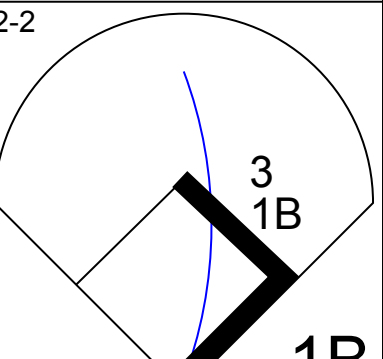
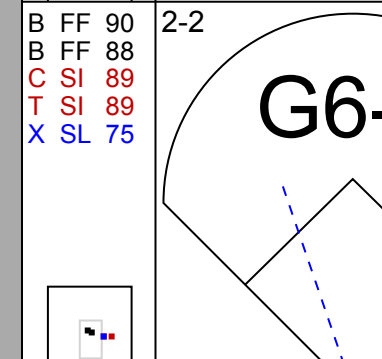
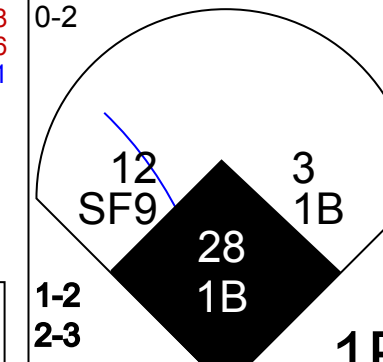
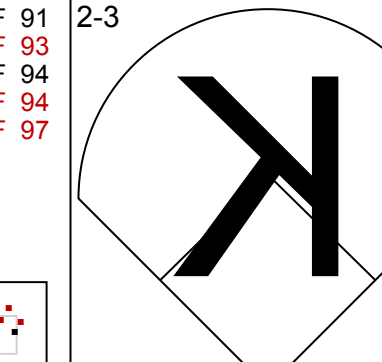
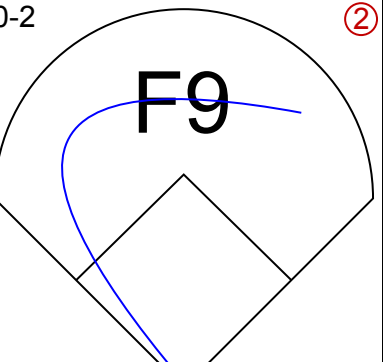
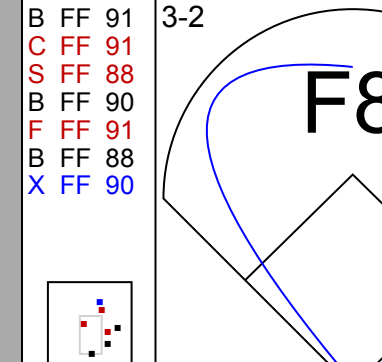
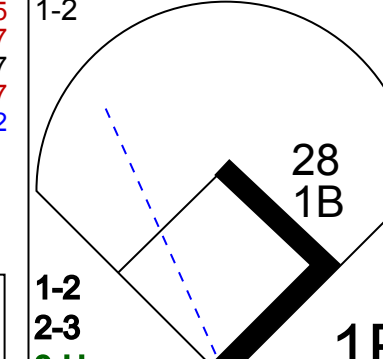
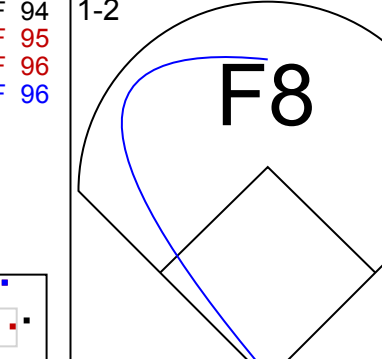
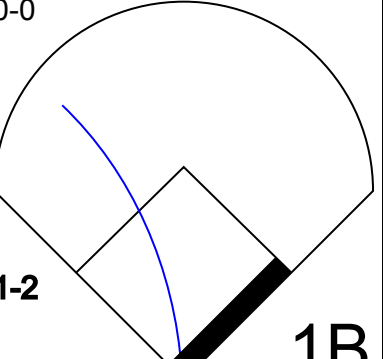
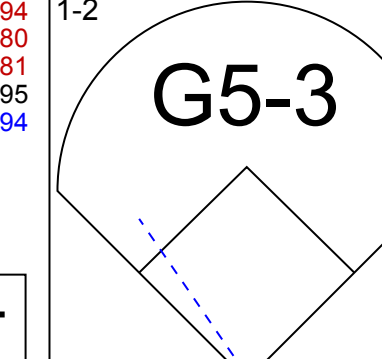
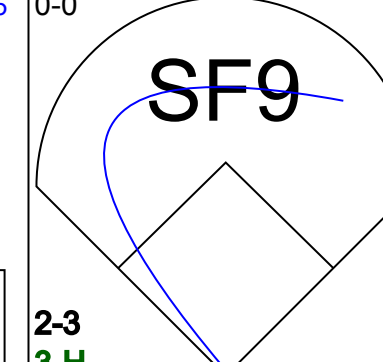
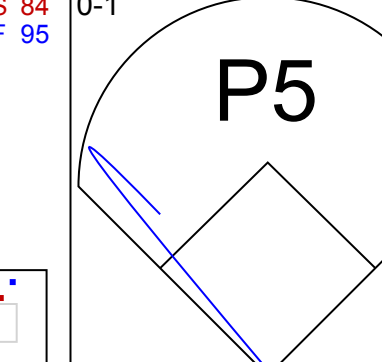
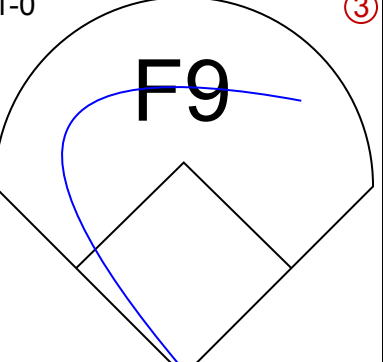
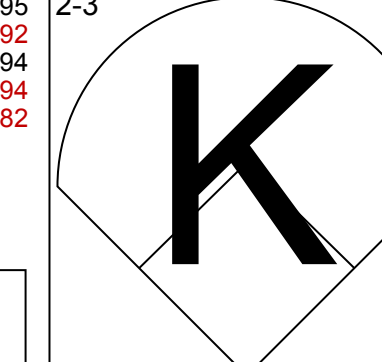
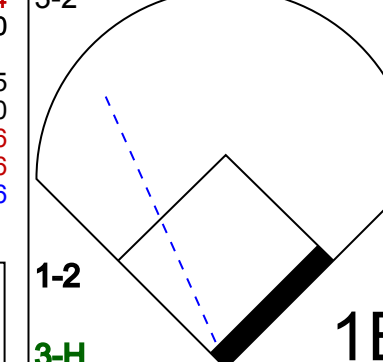
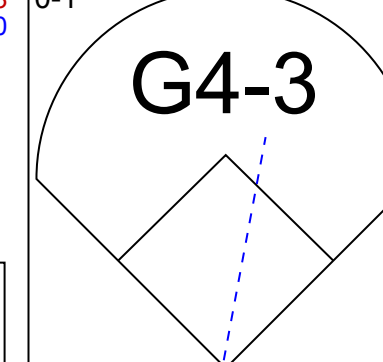
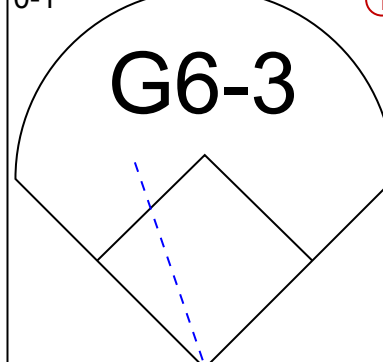
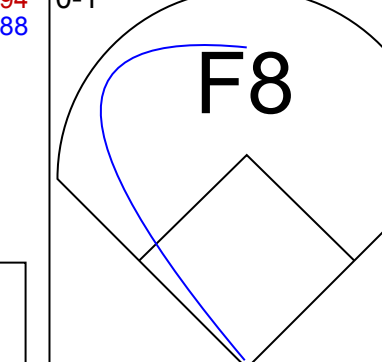
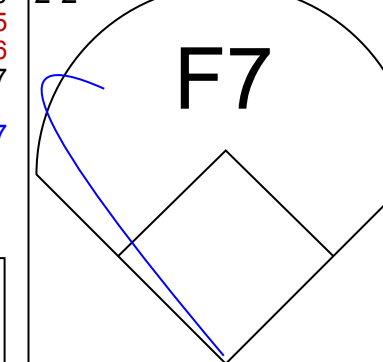
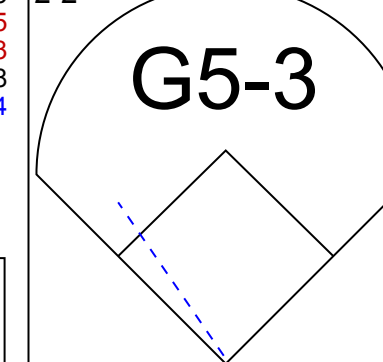
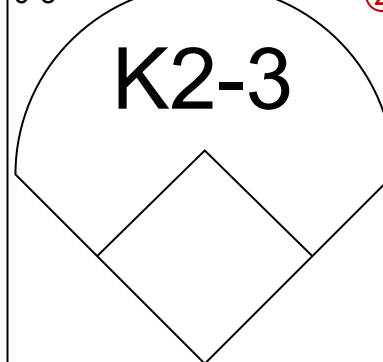
Batter	1	2	3	4	5	6	7	8	9	AB	R	H	RBI	BB	SO	LOB	TOP					
15 Dustin Pedroia, R OBP: 0.235, SLG: 0.239 64 Joe Thurston, L OBP: 0.415, SLG: 0.459										2	0	0	0	1	1	0	Boston Red Sox @ Los Angeles Dodgers Dodger Stadium, Los Angeles, CA Sun Mar 30 2008, 1:10 PM PDT Att: 34,800 - Partly Cloudy - 61 F livebaseballscorecards.com					
20 Kevin Youkilis, R OBP: 0.392, SLG: 0.581 97 Lars Anderson, L OBP: 0.429, SLG: 0.200										3	0	0	0	0	2	1						
34 David Ortiz, L OBP: 0.386, SLG: 0.389 22 Sean Casey, L OBP: 0.333, SLG: 0.357										3	0	0	0	0	2	1						
Manny Ramirez, R OBP: 0.359, SLG: 0.471 71 Mike James, R										2	0	0	0	0	2	1						
25 Mike Lowell, R OBP: 0.250, SLG: 0.364 82 Jed Lowrie, S OBP: 0.173, SLG: 0.128										2	0	0	0	0	1	0						
2 Jacoby Ellsbury, L OBP: 0.291, SLG: 0.347 32 Bobby Kjetly, S OBP: 0.423, SLG: 0.222										2	0	0	0	0	0	0						
Jason Varitek, S OBP: 0.313, SLG: 0.600 Dusty Brown, R OBP: 0.353, SLG: 0.500										2	0	0	0	0	0	0						
Coco Crisp, S OBP: 0.429, SLG: 0.333 13 Alex Cora, L OBP: 0.439, SLG: 0.421 Argenis Diaz, R OBP: 0.286, SLG: 0.286										2	0	0	0	0	1	0						
23 Julio Lugo, R OBP: 0.250, SLG: 0.292 70 Jason Place, R										2	0	0	0	0	0	0						
Inning Stats	R: 0 E: 0 K: 3 S: 11	H: 0 LOB: 1 BB: 1 P: 19	R: 0 E: 0 K: 1 S: 9	H: 0 LOB: 0 BB: 0 P: 12	R: 0 E: 0 K: 0 S: 10	H: 0 LOB: 0 BB: 0 P: 16	R: 0 E: 0 K: 2 S: 10	H: 0 LOB: 0 BB: 0 P: 15	R: 0 E: 0 K: 0 S: 9	H: 0 LOB: 0 BB: 0 P: 13	R: 0 E: 0 K: 2 S: 10	H: 0 LOB: 0 BB: 0 P: 17	R: 0 E: 0 K: 1 S: 9	H: 1 LOB: 2 BB: 0 P: 12	R: 0 E: 0 K: 3 S: 16	H: 0 LOB: 2 BB: 0 P: 25		R: 0 E: 0 K: 1 S: 8	H: 0 LOB: 0 BB: 0 P: 11	1B: 1 2B: 0 3B: 0 HR: 0	SF: 0 SAC: 0 DP: 0 HBP: 0	WP: 0 PB: 0 SB: 0 CS: 0
PITCHER	IP WLS BF H R ER SO BB IBB HBP BLK WP HR S P ERA WHIP																					
18 Hiroki Kuroda, R ERA: 4.18 96 Clayton Kershaw, L ERA: 0.64 96 Clayton Kershaw, L ERA: 0.64 65 Brian Falkenberg, R ERA: 3.12	4.0 W 13 0 0 0 6 1 0 0 0 0 0 0 0 44 67 0.00 0.250																					

Batter	1	2	3	4	5	6	7	8	9	AB	R	H	RBI	BB	SO	LOB	BOTTOM			
15 Rafael Furcal, S OBP: 0.422, SLG: 0.675 14 Chin-Lung Hu, R OBP: 0.333, SLG: 0.397										2	1	0	0	0	0	2	Boston Red Sox @ Los Angeles Dodgers Dodger Stadium, Los Angeles, CA Sun Mar 30 2008, 1:10 PM PDT Att: 34,800 - Partly Cloudy - 61 F livebaseballscorecards.com			
55 Russell Martin, R OBP: 0.350, SLG: 0.338 36 Danny Ardoin, R OBP: 0.333, SLG: 0.333 63 René Rivera, R OBP: 0.200, SLG: 0.200										2	1	0	1	1	1	1				
16 Andre Ethier, L OBP: 0.490, SLG: 0.649										3	1	2	2	2	1	0				
12 Jeff Kent, R OBP: 0.235, SLG: 0.294 80 Angel Chavez, R OBP: 0.333, SLG: 0.421										2	0	1	1	0	1	0				
7 James Loney, L OBP: 0.320, SLG: 0.393 3 Delwyn Young, S OBP: 0.324, SLG: 0.250										3	0	0	0	0	2	3				
27 Matt Karmy, R OBP: 0.313, SLG: 0.494 96 Clayton Kershaw, L 65 Brian Falkenberg, R										4	0	0	0	0	1	5				
9 Juan Pierre, L OBP: 0.247, SLG: 0.235										2	2	2	1	1	0	0				
17 Jason Repko, R OBP: 0.460, SLG: 0.550 21 Mark Sweeney, L OBP: 0.537, SLG: 0.613										1	1	1	0	1	0	0				
Blake DeWitt, L OBP: 0.329, SLG: 0.475										2	1	1	0	1	0	2				
Inning Stats	R: 0 E: 0 K: 2 S: 8	H: 0 LOB: 0 BB: 0 P: 13	R: 0 E: 0 K: 2 S: 8	H: 0 LOB: 0 BB: 0 P: 12	R: 4 E: 1 K: 1 S: 21	H: 5 LOB: 2 BB: 1 P: 36	R: 1 E: 0 K: 0 S: 7	H: 0 LOB: 1 BB: 2 P: 16	R: 0 E: 0 K: 1 S: 14	H: 0 LOB: 1 BB: 1 P: 23	R: 1 E: 0 K: 1 S: 9	H: 1 LOB: 1 BB: 1 P: 16	R: 2 E: 0 K: 1 S: 18	H: 1 LOB: 1 BB: 2 P: 33	R: 0 E: 1 K: 2 S: 17	H: 1 LOB: 2 BB: 1 P: 26		1B: 8 2B: 0 3B: 0 HR: 0	SF: 1 SAC: 1 DP: 1 HBP: 0	WP: 2 PB: 1 SB: 0 CS: 0
PITCHER	IP WLS BF H R ER SO BB IBB HBP BLK WP HR S P ERA WHIP																			
61 Clay Buchholz, R ERA: 10.03 39 Kyle Snyder, R ERA: 3.46 48 Javier López, L ERA: 2.7 53 David Aardsma, R ERA: 5.59 17 Manny Delcarmen, R ERA: 1.64	3.0 L 17 0 0 0 1 1 0 0 0 0 1 0 20 30 0.00 0.500																			

Batter	1	2	3	4	5	6	7	8	9	AB	R	H	RBI	BB	SO	LOB	TOP										
10 Dave Roberts, L OBP: 0.333, SLG: 0.333 40 Daniel Ortmeier, S (8, PH) (8, 3)										3	0	1	0	0	0	1	<p>San Francisco Giants @ Los Angeles Dodgers Dodger Stadium, Los Angeles, CA Mon Mar 31 2008, 1:10 PM PDT Att: 56,000 - Sunny - 62 F</p>										
Rich Aurilia, R 48 Erick Threets, L (8, 1) (1, 3)										4	0	0	0	0	0	3											
2 Randy Winn, S (1, 9)										4	0	0	0	0	0												
1 Bengie Molina, R OBP: 0.250, SLG: 0.250 (1, 2)										4	0	1	0	0	1	0											
Ray Durham, S (1, 4)										3	0	0	0	1	2	1											
33 Aaron Rowand, R OBP: 0.697, SLG: 0.667 (1, 8)										3	0	2	0	0	0	0											
Jose Castillo, R (1, 5)										3	0	0	0	0	0	4											
29 Brian Bocock, R (1, 6)										1	0	0	0	2	0	0											
75 Barry Zito, L (1, 1) 14 Fred Lewis, L (6, PH) 47 Merkin Valdez, R (6, 1) 22 Keiichi Yabu, R (7, 1) 8 Eugenio Velez, S (8, PH) (8, 7)										0	0	0	0	0	0	0											
Inning Stats	R: 0 E: 0 K: 0 S: 7	H: 1 LOB: 0 BB: 0 P: 12	R: 0 E: 0 K: 0 S: 6	H: 1 LOB: 1 BB: 1 P: 13	R: 0 E: 0 K: 0 S: 8	H: 0 LOB: 1 BB: 1 P: 16	R: 0 E: 0 K: 1 S: 8	H: 0 LOB: 0 BB: 0 P: 9	R: 0 E: 0 K: 1 S: 13	H: 0 LOB: 0 BB: 0 P: 19	R: 0 E: 0 K: 1 S: 7	H: 2 LOB: 2 BB: 0 P: 10	R: 0 E: 0 K: 1 S: 9	H: 1 LOB: 1 BB: 1 P: 12	R: 0 E: 0 K: 1 S: 10	H: 0 LOB: 0 BB: 0 P: 15			1B: 5 2B: 0 3B: 0 HR: 0	SF: 0 SAC: 1 DP: 1 HBP: 0	WP: 0 PB: 0 SB: 0 CS: 2	PA: 32					
PITCHER	IP	WLS	BF	H	R	ER	SO	BB	IBB	HBP	BLK	WP	HR	S	P	ERA	WHIP										
31 Brad Penny, R (1, 1) ERA:	6.2	W	24	4	0	0	3	2	0	0	0	0	0	57	89	0.00	0.900										
45 Scott Proctor, R (7, 1) ERA:	0.1		2	0	0	0	0	1	0	0	0	0	0	1	6	0.00	3.000										
Joe Beimel, L (8, 1) ERA:	1.0		3	1	0	0	0	0	0	0	0	0	0	6	7	0.00	1.000										
44 Takashi Saito, R (9, 1) ERA:	1.0		3	0	0	0	1	0	0	0	0	0	0	10	15	0.00	0.000										

Batter	1	2	3	4	5	6	7	8	9	AB	R	H	RBI	BB	SO	LOB	BOTTOM										
15 Rafael Furcal, S OBP: 0.800, SLG: 1.000 (1, 6)										4	1	3	1	1	0	2	<p>San Francisco Giants @ Los Angeles Dodgers Dodger Stadium, Los Angeles, CA Mon Mar 31 2008, 1:10 PM PDT Att: 56,000 - Sunny - 62 F</p>										
16 Andre Ethier, L (1, 7)										4	0	0	0	0	0	6											
27 Matt Kemp, R OBP: 0.250, SLG: 0.250 (1, 9)										4	1	1	1	0	1	0											
12 Jeff Kent, R OBP: 0.667, SLG: 1.667 (1, 4) 14 Chin-Lung Hu, R OBP: 1.000, SLG: 1.000 (7, 4)										3	1	2	2	0	0	0											
25 Andrew Jones, R OBP: 0.250, SLG: 0.250 (1, 8)										4	0	1	0	0	0	1											
55 Russell Martin, R (1, 2)										4	0	0	0	0	1	2											
7 James Loney, L OBP: 0.750, SLG: 0.667 (1, 3)										3	1	2	0	1	0	0											
33 Blake DeWitt, L OBP: 0.750, SLG: 0.500 (1, 5)										2	1	1	0	2	0	1											
31 Brad Penny, R (1, 1) 45 Scott Proctor, R (7, 1) Joe Beimel, L (8, 1) 3 Delwyn Young, S (8, PH) 44 Takashi Saito, L (9, 1)										1	0	0	1	0	0	1											
Inning Stats	R: 3 E: 0 K: 0 S: 17	H: 3 LOB: 0 BB: 0 P: 24	R: 1 E: 0 K: 0 S: 14	H: 2 LOB: 1 BB: 0 P: 20	R: 0 E: 0 K: 0 S: 10	H: 2 LOB: 1 BB: 0 P: 15	R: 0 E: 0 K: 1 S: 12	H: 1 LOB: 2 BB: 1 P: 19	R: 0 E: 0 K: 1 S: 6	H: 0 LOB: 0 BB: 0 P: 9	R: 0 E: 0 K: 1 S: 17	H: 2 LOB: 2 BB: 1 P: 25	R: 0 E: 0 K: 0 S: 6	H: 1 LOB: 0 BB: 0 P: 8	R: 0 E: 0 K: 1 S: 11	H: 0 LOB: 2 BB: 2 P: 20			1B: 9 2B: 1 3B: 0 HR: 1	SF: 0 SAC: 2 DP: 2 HBP: 0	WP: 2 PB: 1 SB: 1 CS: 0	PA: 37					
PITCHER	IP	WLS	BF	H	R	ER	SO	BB	IBB	HBP	BLK	WP	HR	S	P	ERA	WHIP										
75 Barry Zito, L (1, 1) ERA: 7.2	5.0	L	23	8	4	4	4	1	0	0	0	1	0	17	25	9.00	3.000										
47 Merkin Valdez, R (6, 1) ERA: 9.0	1.0		6	2	1	1	1	1	0	0	0	1	0	17	25	9.00	3.000										
22 Keiichi Yabu, R (7, 1) ERA:	1.0		3	1	0	0	0	0	0	0	0	0	0	6	8	0.00	1.000										
48 Erick Threets, L (8, 1) ERA:	1.0		5	0	0	0	1	2	0	0	0	1	0	11	20	0.00	2.000										

Batter	1	2	3	4	5	6	7	8	9	AB	R	H	RBI	BB	SO	LOB	TOP			
15 Rafael Furcal, S OBP: 0.500, SLG: 0.600										3	1	1	0	1	1	0	Los Angeles Dodgers @ San Diego Padres PETCO Park, San Diego, CA Sat Apr 05 2008, 3:55 PM EDT Att: 38,819 - Partly Cloudy - 73 F			
55 Russell Martin, R OBP: 0.182, SLG: 0.053										4	0	0	0	0	2	1				
7 James Loney, L OBP: 0.476, SLG: 0.529										4	0	1	0	0	1	0				
12 Jeff Kent, R OBP: 0.278, SLG: 0.438										3	0	0	0	0	1	1				
16 Andre Ethier, L OBP: 0.286, SLG: 0.278										3	0	0	0	0	1	1				
25 Andruw Jones, R OBP: 0.250, SLG: 0.222										3	0	0	0	0	1	0				
9 Juan Pierre, L OBP: 0.143, SLG: 0.143										3	0	0	0	0	1	0				
33 Blake DeWitt, L OBP: 0.526, SLG: 0.429										2	0	0	0	0	0	0				
31 Brad Penny, R Joe Beimel, L 21 Mark Sweeney, L (8, PH) 38 Ramon Troncoso, R (8, 1)										2	0	0	0	0	0	1				
Inning Stats	R: 0 E: 0 K: 3 S: 11	H: 0 LOB: 0 BB: 0 P: 13	R: 0 E: 0 K: 1 S: 10	H: 0 LOB: 0 BB: 0 P: 13	R: 0 E: 0 K: 0 S: 7	H: 0 LOB: 0 BB: 0 P: 11	R: 1 E: 0 K: 1 S: 12	H: 2 LOB: 1 BB: 0 P: 18	R: 0 E: 0 K: 1 S: 7	H: 0 LOB: 1 BB: 0 P: 14	R: 0 E: 0 K: 0 S: 5	H: 0 LOB: 0 BB: 0 P: 7	R: 0 E: 0 K: 0 S: 9	H: 0 LOB: 0 BB: 0 P: 16	R: 0 E: 0 K: 0 S: 9	H: 0 LOB: 0 BB: 1 P: 15		1B: 0 2B: 1 3B: 1 HR: 0	SF: 0 SAC: 0 DP: 1 HBP: 1	WP: 0 PB: 0 SB: 0 CS: 0
PITCHER 44 Jake Peavy, R ERA: 0.56	IP: 9.0 WLS: W BF: 30 H: 2 R: 1 ER: 1 SO: 8 BB: 1 IBB: 0 HBP: 1 BLK: 0 WP: 0 HR: 0 S: 80 P: 116 ERA: 1.00 WHIP: 0.333															PITCHER	IP: WLS: BF: H: R: ER: SO: BB: IBB: HBP: BLK: WP: HR: S: P: ERA: WHIP			

Batter	1	2	3	4	5	6	7	8	9	AB	R	H	RBI	BB	SO	LOB	BOTTOM	
24 Brian Giles, L OBP: 0.318, SLG: 0.450										4	0	2	0	0	1	0	Los Angeles Dodgers @ San Diego Padres PETCO Park, San Diego, CA Sat Apr 05 2008, 3:55 PM EDT Att: 38,819 - Partly Cloudy - 73 F	
10 Tadahito Iguchi, R OBP: 0.346, SLG: 0.375										4	1	1	0	0	2	0		
23 Adrián González, L OBP: 0.269, SLG: 0.375										3	1	1	0	1	0	0		
5 Kevin Kouzmanoff, R OBP: 0.346, SLG: 0.520										4	1	2	1	0	0	1		
Jim Edmonds, L										4	1	1	0	0	1	1		
3 Khalil Greene, R OBP: 0.333, SLG: 0.375										4	0	2	1	0	0	0		
12 Scott Hairston, R OBP: 0.360, SLG: 0.727										3	0	0	1	0	2	0		
28 Josh Bard, S										4	0	1	1	0	0	0		
44 Jake Peavy, R										3	0	0	0	0	1	2		
Inning Stats	R: 4 E: 0 K: 1 S: 26	H: 6 LOB: 2 BB: 0 P: 38	R: 0 E: 0 K: 0 S: 10	H: 0 LOB: 1 BB: 1 P: 20	R: 0 E: 0 K: 1 S: 8	H: 0 LOB: 0 BB: 0 P: 11	R: 0 E: 0 K: 0 S: 9	H: 1 LOB: 0 BB: 0 P: 14	R: 0 E: 0 K: 1 S: 10	H: 1 LOB: 1 BB: 0 P: 15	R: 0 E: 0 K: 0 S: 9	H: 0 LOB: 0 BB: 0 P: 15	R: 0 E: 0 K: 1 S: 9	H: 0 LOB: 0 BB: 0 P: 12	1B: 10 2B: 0 3B: 0 HR: 0	SF: 1 SAC: 0 DP: 0 HBP: 0	WP: 0 PB: 0 SB: 0 CS: 0	PA: 35
PITCHER 31 Brad Penny, R ERA: 2.84 Joe Beimel, L 38 Ramon Troncoso, R (8, 1) ERA:	IP: 6.0 WLS: L BF: 29 H: 10 R: 4 ER: 0 SO: 4 BB: 1 IBB: 0 HBP: 0 BLK: 0 WP: 0 HR: 0 S: 73 P: 109 ERA: 6.00 WHIP: 1.833															PITCHER	IP: WLS: BF: H: R: ER: SO: BB: IBB: HBP: BLK: WP: HR: S: P: ERA: WHIP	

Batter	1	2	3	4	5	6	7	8	9	AB	R	H	RBI	BB	SO	LOB	TOP			
9 Juan Pierre, L 45 Scott Proctor, R Joe Beimel, L 51 Jonathan Broxton, R 12 Jeff Kent, R 44 Takashi Saito, L	F7		L9		L8		L7		G5-3	4	0	0	0	0	0	2	Los Angeles Dodgers @ San Diego Padres PETCO Park, San Diego, CA Sun Apr 06 2008, 4:05 PM EDT Att: 44,165 - Sunny - 71 F			
15 Rafael Furcal, S OBP: 0.536, SLG: 0.652	25 WP BB		2B			K		7 G3 7 S 1B		3	0	2	0	1	1	0				
7 James Loney, L OBP: 0.440, SLG: 0.476	K		L6			1B		G3		4	0	1	0	0	1	3				
25 Andrew Jones, R OBP: 0.208, SLG: 0.182	K				K		F8		K	4	0	0	0	0	3	3				
16 Andre Ethier, L OBP: 0.320, SLG: 0.455		HR			F8		PO		F7	4	2	2	1	0	0	1				
55 Russell Martin, R OBP: 0.269, SLG: 0.143	K						55 S 2B			2	1	1	1	2	1	0				
33 Blake DeWitt, L OBP: 0.435, SLG: 0.333	F8				F7				33 G1-3 14 1B BB	4	0	0	0	0	0	3				
14 Chin-Lung Hu, R OBP: 0.429, SLG: 0.333	F8									4	0	1	1	0	2	1				
Derek Lowe, R										2	0	0	0	0	1	0				
21 Mark Sweeney, L 27 Matt Kemp, R										0	0	0	0	0	1	0				
										1	0	0	0	0	1	1				
Inning Stats	R: 0 H: 0 E: 0 K: 2 S: 11	H: 0 LOB: 1 BB: 1 P: 19	R: 1 H: 1 E: 0 K: 1 S: 9	H: 1 LOB: 0 BB: 0 P: 11	R: 0 H: 1 E: 0 K: 1 S: 11	H: 1 LOB: 1 BB: 0 P: 17	R: 0 H: 0 E: 0 K: 1 S: 16	H: 0 LOB: 1 BB: 0 P: 24	R: 0 H: 1 E: 0 K: 1 S: 7	H: 1 LOB: 2 BB: 1 P: 8	R: 1 H: 2 E: 0 K: 1 S: 17	H: 2 LOB: 2 BB: 1 P: 25	R: 0 H: 1 E: 0 K: 1 S: 14	H: 1 LOB: 1 BB: 0 P: 19	R: 1 H: 1 E: 0 K: 1 S: 10	H: 1 LOB: 1 BB: 1 P: 16	1B: 4 2B: 2 3B: 0 HR: 1	SF: 0 SAC: 0 DP: 0 HBP: 0	WP: 1 PB: 0 SB: 2 CS: 0	PA: 38
PITCHER	IP WLS BF H R ER SO	IP WLS BF H R ER SO	IP WLS BF H R ER SO	IP WLS BF H R ER SO	IP WLS BF H R ER SO	IP WLS BF H R ER SO	IP WLS BF H R ER SO	IP WLS BF H R ER SO	IP WLS BF H R ER SO	IP WLS BF H R ER SO	IP WLS BF H R ER SO	IP WLS BF H R ER SO	IP WLS BF H R ER SO	IP WLS BF H R ER SO	IP WLS BF H R ER SO	IP WLS BF H R ER SO	ERA WHIP	ERA WHIP		
32 Chris Young, R ERA: 2.13	7.0	28	5	2	2	8	3	0	0	0	0	1	1	79	115	2.57	1.143			
21 Heath Bell, R ERA:	1.0	4	1	0	0	1	0	0	0	0	0	0	0	14	19	0.00	1.000			
Trevor Hoffman, R ERA: 12.27	1.0	L 5	1	1	1	1	1	0	0	0	0	0	0	10	16	9.00	2.000			

Batter	1	2	3	4	5	6	7	8	9	AB	R	H	RBI	BB	SO	LOB	BOTTOM					
24 Brian Giles, L OBP: 0.333, SLG: 0.458	10 E 5 10 1B BB		10 1B 2B		G3		F7		P2	4	0	1	0	1	0	2	Los Angeles Dodgers @ San Diego Padres PETCO Park, San Diego, CA Sun Apr 06 2008, 4:05 PM EDT Att: 44,165 - Sunny - 71 F					
10 Tadahito Iguchi, R OBP: 0.397, SLG: 0.393	E2 5 23 S 1B		23 2B 1B				F9			4	2	2	0	0	0	2						
23 Adrián González, L OBP: 0.333, SLG: 0.444	K									3	0	2	1	0	1	2						
5 Kevin Kouzmanoff, R OBP: 0.300, SLG: 0.464	FC5-2-5		G6-3				SF9		P3	3	0	0	1	0	0	4						
Jim Edmonds, L OBP: 0.250, SLG: 0.250	G4-3						F8			4	0	1	0	0	1	3						
3 Khalil Greene, R OBP: 0.286, SLG: 0.321		L8					F8			4	0	0	0	0	2	3						
12 Scott Hairston, R OBP: 0.345, SLG: 0.640	G5-3								L6	3	0	0	0	1	1	2						
28 Josh Bard, S OBP: 0.316, SLG: 0.333	F7						G3			3	0	0	0	0	0	0						
32 Chris Young, R Tony Clark, S Callix Crandice, S 21 Heath Bell, R Trevor Hoffman, R Paul McNamny, L										2	0	0	0	0	2	0						
										0	0	0	0	1	0	0						
										0	0	0	0	0	0	0						
										0	0	0	0	0	0	0						
										1	0	0	0	0	0	0						
Inning Stats	R: 0 H: 1 E: 1 K: 1 S: 10	H: 0 LOB: 2 BB: 1 P: 18	R: 0 H: 0 E: 0 K: 0 S: 9	H: 0 LOB: 0 BB: 0 P: 14	R: 1 H: 3 E: 0 K: 1 S: 10	H: 3 LOB: 1 BB: 0 P: 18	R: 0 H: 0 E: 0 K: 3 S: 9	H: 0 LOB: 0 BB: 0 P: 14	R: 0 H: 0 E: 0 K: 1 S: 6	H: 0 LOB: 2 BB: 2 P: 9	R: 1 H: 1 E: 0 K: 0 S: 8	H: 1 LOB: 1 BB: 0 P: 15	R: 0 H: 0 E: 0 K: 0 S: 12	H: 0 LOB: 2 BB: 2 P: 23	R: 0 H: 1 E: 0 K: 1 S: 11	H: 1 LOB: 2 BB: 0 P: 16	R: 0 H: 0 E: 0 K: 0 S: 4	H: 0 LOB: 0 BB: 0 P: 6	1B: 4 2B: 2 3B: 0 HR: 0	SF: 1 SAC: 1 DP: 0 HBP: 1	WP: 0 PB: 0 SB: 1 CS: 0	PA: 37
PITCHER	IP WLS BF H R ER SO	IP WLS BF H R ER SO	IP WLS BF H R ER SO	IP WLS BF H R ER SO	IP WLS BF H R ER SO	IP WLS BF H R ER SO	IP WLS BF H R ER SO	IP WLS BF H R ER SO	IP WLS BF H R ER SO	IP WLS BF H R ER SO	IP WLS BF H R ER SO	IP WLS BF H R ER SO	IP WLS BF H R ER SO	IP WLS BF H R ER SO	IP WLS BF H R ER SO	IP WLS BF H R ER SO	ERA WHIP	ERA WHIP				
Derek Lowe, R ERA: 2.25	6.0	24	5	2	1	6	1	0	0	0	0	0	0	0	0	0	1.50	1.000				
45 Scott Proctor, R ERA:	0.1	2	0	0	0	0	1	0	0	0	0	6	11	0.00	3.000							
Joe Beimel, L ERA:	0.1	2	0	0	0	0	1	0	0	0	0	4	8	0.00	3.000							
51 Jonathan Broxton, R ERA:	1.1	W 6	1	0	0	1	0	0	1	0	0	13	20	0.00	0.750							
44 Takashi Saito, R ERA:	1.0	S 3	0	0	0	0	0	0	0	0	0	4	6	0.00	0.000							

AB 33
R 3
H 7
RBI 3
BB 4
SO 10
LOB 15



AB 31
R 2
H 6
RBI 2
BB 3
SO 7
LOB 18



Batter	1	2	3	4	5	6	7	8	9	AB	R	H	RBI	BB	SO	LOB	TOP			
15 Rafael Furcal, S OBP: 0.488, SLG: 0.588										3	1	1	0	0	0	2	Los Angeles Dodgers @ Arizona Diamondbacks Chase Field, Phoenix, AZ Wed Apr 09 2008, 12:40 PM MST Att: 23,384 - Partly Cloudy - 73 F			
27 Matt Kemp, R OBP: 0.269, SLG: 0.346										4	0	1	0	0	1	2				
16 Andre Ethier, L OBP: 0.316, SLG: 0.469										3	0	1	1	0	0	3				
12 Jeff Kent, R OBP: 0.313, SLG: 0.517										4	0	0	0	0	1	3				
7 James Loney, L OBP: 0.421, SLG: 0.515										3	1	1	1	1	0	3				
55 Russell Martin, R OBP: 0.257, SLG: 0.138										4	0	0	0	0	1	1				
33 Blake DeWitt, L OBP: 0.400, SLG: 0.321										3	1	0	0	1	0	0				
9 Juan Pierre, L OBP: 0.167, SLG: 0.222										0	0	2	1	0	0	0				
51 Jonathan Broxton, R OBP: 0.286, SLG: 0.167										0	0	0	0	0	0	0				
18 Hiroki Kuroda, R OBP: 0.206, SLG: 0.161										2	0	0	0	0	2	2				
Inning Stats	R: 0 E: 0 K: 1 S: 10	H: 1 LOB: 2 BB: 0 P: 15	R: 1 E: 0 K: 1 S: 15	H: 1 LOB: 1 BB: 1 P: 23	R: 0 E: 0 K: 1 S: 4	H: 1 LOB: 1 BB: 0 P: 6	R: 0 E: 0 K: 1 S: 9	H: 1 LOB: 0 BB: 0 P: 10	R: 1 E: 0 K: 1 S: 9	H: 1 LOB: 0 BB: 0 P: 11	R: 0 E: 0 K: 1 S: 9	H: 0 LOB: 0 BB: 1 P: 16	R: 0 E: 0 K: 1 S: 9	H: 0 LOB: 0 BB: 0 P: 15	1B: 3 2B: 3 HR: 1	SF: 1 SAC: 0 HBP: 1	WP: 0 PB: 0 SB: 0 CS: 0	PA: 36		
PITCHER	IP: 7.0 WLS: W BF: 30	H: 7 R: 3 ER: 3 SO: 4	BB: 1 IBB: 0 HBP: 1 BLK: 0	WP: 0 HR: 1 S: 64 P: 96	ERA: 3.86 WHIP: 1.143											ERA: 0.00 WHIP: 1.000				
44 Micah Owings, R ERA: 2.63																				
37 Juan Cruz, R ERA: 9.0																				
Brandon Lyon, R ERA: 9.0																				

Batter	1	2	3	4	5	6	7	8	9	AB	R	H	RBI	BB	SO	LOB	BOTTOM			
24 Chris Young, R OBP: 0.348, SLG: 0.579										5	0	1	0	0	3	3	Los Angeles Dodgers @ Arizona Diamondbacks Chase Field, Phoenix, AZ Wed Apr 09 2008, 12:40 PM MST Att: 23,384 - Partly Cloudy - 73 F			
22 Eric Byrnes, R OBP: 0.341, SLG: 0.462										5	1	3	2	0	0	1				
1 Orlando Hudson, S OBP: 0.325, SLG: 0.405										3	0	0	0	1	0	2				
34 Conor Jackson, R OBP: 0.481, SLG: 0.476										1	1	0	0	0	0	0				
Chris Burke, R OBP: 0.200, SLG: 0.167										2	0	1	0	0	0	3				
27 Mark Reynolds, R OBP: 0.359, SLG: 0.750										4	0	0	1	0	1	4				
10 Justin Upton, R OBP: 0.436, SLG: 0.676										4	0	2	1	0	0	0				
11 Augie Ojeda, S OBP: 0.667, SLG: 0.833										4	1	3	0	0	0	1				
7 Robby Hammock, R OBP: 0.333, SLG: 0.200										3	1	1	0	1	0	1				
44 Micah Owings, R OBP: 0.286, SLG: 0.167										2	0	0	0	1	1	3				
37 Juan Cruz, R										0	0	0	0	0	0	0				
Jeff Salazar, L OBP: 0.500, SLG: 1.000										1	0	0	0	0	1	0				
Brandon Lyon, R										0	0	0	0	0	0	0				
Inning Stats	R: 0 E: 0 K: 1 S: 9	H: 0 LOB: 0 BB: 0 P: 10	R: 0 E: 0 K: 0 S: 12	H: 1 LOB: 1 BB: 0 P: 19	R: 0 E: 0 K: 1 S: 8	H: 0 LOB: 0 BB: 0 P: 11	R: 2 E: 1 K: 1 S: 19	H: 3 LOB: 3 BB: 1 P: 26	R: 0 E: 0 K: 0 S: 14	H: 2 LOB: 2 BB: 0 P: 18	R: 2 E: 0 K: 0 S: 19	H: 3 LOB: 3 BB: 2 P: 32	R: 0 E: 0 K: 2 S: 8	H: 1 LOB: 1 BB: 0 P: 11	1B: 10 2B: 1 3B: 0 HR: 0	SF: 0 SAC: 0 DP: 0 HBP: 1	WP: 1 PB: 0 SB: 0 CS: 1	PA: 39		
PITCHER	IP: 5.2 WLS: L BF: 29	H: 4 R: 2 ER: 2 SO: 4	BB: 1 IBB: 1 HBP: 0 BLK: 0	WP: 0 HR: 0 S: 77 P: 108	ERA: 3.18 WHIP: 1.765											ERA: 0.00 WHIP: 1.000				
18 Hiroki Kuroda, R ERA: 2.13																				
Chan Ho Park, R ERA: 3.0																				
51 Jonathan Broxton, R ERA: 2.08																				

Batter	1	2	3	4	5	6	7	8	9	AB	R	H	RBI	BB	SO	LOB	TOP										
12 Scott Hairston, R OBP: 0.321, SLG: 0.478			G6-3		F8		F7			3	0	0	0	1	0	0	San Diego Padres @ Los Angeles Dodgers Dodger Stadium, Los Angeles, CA Sun Apr 13 2008, 1:10 PM PDT Att: 47,357 - Sunny - 93 F										
10 Tadahito Iguchi, R OBP: 0.321, SLG: 0.352	F8				K			K		4	0	1	0	0	2	1											
23 Adrián González, L OBP: 0.362, SLG: 0.481					K			K		4	0	1	0	0	3	1											
5 Kevin Kouzmanoff, R OBP: 0.259, SLG: 0.396	K				K			K		4	0	1	0	0	3	3											
Jim Edmonds, L OBP: 0.333, SLG: 0.323	F7								K	3	1	1	0	1	1	2											
3 Khalil Greene, R OBP: 0.259, SLG: 0.340										4	0	1	0	0	1	1											
28 Josh Bard, S OBP: 0.410, SLG: 0.382										4	0	1	0	0	0	3											
Paul McNulty, L OBP: 0.308, SLG: 0.227										2	0	0	1	0	1	1											
Greg Maddux, R 50 Joe Thatcher, L Tony Clark, S 43 Cla Meredith, R 21 Heath Bell, R Trevor Hoffman, R										2	0	0	0	0	2	2											
Inning Stats	R: 0 E: 0 K: 1 S: 14	H: 1 LOB: 2 BB: 1 P: 20	R: 0 E: 0 K: 2 S: 12	H: 1 LOB: 1 BB: 0 P: 17	R: 0 E: 0 K: 2 S: 12	H: 1 LOB: 1 BB: 0 P: 19	R: 1 E: 0 K: 1 S: 10	H: 1 LOB: 1 BB: 1 P: 16	R: 0 E: 0 K: 2 S: 12	H: 0 LOB: 0 BB: 0 P: 18	R: 0 E: 0 K: 1 S: 15	H: 2 LOB: 1 BB: 0 P: 20	R: 0 E: 0 K: 3 S: 10	H: 0 LOB: 0 BB: 0 P: 14	R: 0 E: 0 K: 1 S: 7	H: 0 LOB: 0 BB: 0 P: 11		1B: 5 2B: 1 3B: 0 HR: 0	SF: 1 SAC: 0 DP: 0 HBP: 0	WP: 0 PB: 0 CS: 0	PA: 34						
PITCHER	IP	WLS	BF	H	R	ER	SO	BB	IBB	HBP	BLK	WP	HR	S	P	ERA	WHIP										
58 Chad Billingsley, R ERA: 5.39 Chan Ho Park, R ERA: 1.5 51 Jonathan Broxton, R ERA: 1.69 Joe Beimel, L ERA: 2.08	5.0	L	21	4	1	1	8	2	0	0	0	0	0	60	90	1.80	1.200										

Batter	1	2	3	4	5	6	7	8	9	AB	R	H	RBI	BB	SO	LOB	BOTTOM										
15 Rafael Furcal, S OBP: 0.491, SLG: 0.674			G4-3			G6-3		F7		4	0	1	0	0	0	1	San Diego Padres @ Los Angeles Dodgers Dodger Stadium, Los Angeles, CA Sun Apr 13 2008, 1:10 PM PDT Att: 47,357 - Sunny - 93 F										
9 Juan Pierre, L OBP: 0.276, SLG: 0.286	L4							FC4-6		4	0	1	0	0	0	2											
16 Andre Ethier, L OBP: 0.308, SLG: 0.511	F8								K	4	0	0	0	0	2	2											
12 Jeff Kent, R OBP: 0.293, SLG: 0.474	G1-3									4	0	1	0	0	0	2											
7 James Loney, L OBP: 0.451, SLG: 0.614 27 Matt Kemp, R OBP: 0.286, SLG: 0.464										4	0	1	0	0	0	1											
55 Russell Martin, R OBP: 0.271, SLG: 0.195										0	0	0	0	0	0	0											
25 Andruw Jones, R OBP: 0.217, SLG: 0.125										4	0	0	0	0	0	2											
33 Blake DeWitt, L OBP: 0.383, SLG: 0.359										4	0	0	0	0	0	2											
58 Chad Billingsley, R 3 Delwyn Young, S Chan Ho Park, R 51 Jonathan Broxton, R 21 Mark Swenney, L Joe Beimel, L										2	0	0	0	1	2	0											
Inning Stats	R: 0 E: 0 K: 0 S: 12	H: 0 LOB: 1 BB: 0 P: 13	R: 0 E: 0 K: 0 S: 12	H: 0 LOB: 1 BB: 1 P: 22	R: 0 E: 0 K: 1 S: 5	H: 0 LOB: 0 BB: 0 P: 9	R: 0 E: 0 K: 0 S: 9	H: 1 LOB: 1 BB: 0 P: 12	R: 0 E: 0 K: 1 S: 7	H: 0 LOB: 0 BB: 0 P: 12	R: 0 E: 0 K: 1 S: 14	H: 1 LOB: 1 BB: 0 P: 16	R: 0 E: 0 K: 1 S: 6	H: 0 LOB: 0 BB: 0 P: 11	R: 0 E: 0 K: 0 S: 9	H: 1 LOB: 1 BB: 0 P: 16		R: 0 E: 0 K: 1 S: 9	H: 1 LOB: 1 BB: 0 P: 12	1B: 3 2B: 2 3B: 0 HR: 0	SF: 0 SAC: 0 DP: 0 HBP: 0	WP: 0 PB: 0 CS: 0	PA: 33				
PITCHER	IP	WLS	BF	H	R	ER	SO	BB	IBB	HBP	BLK	WP	HR	S	P	ERA	WHIP										
Greg Maddux, R ERA: 2.0 50 Joe Thatcher, L ERA: 9.0 43 Cla Meredith, R ERA: 1.5 21 Heath Bell, R ERA: 1.04 Trevor Hoffman, R ERA: 9.53	5.0	H	4	1	0	0	1	1	0	0	0	0	0	14	16	0.00	1.000										



Batter	1	2	3	4	5	6	7	8	9	AB	R	H	RBI	BB	SO	LOB	TOP								
13 Nate McLouth, L OBP: 0.439, SLG: 0.650	G3-1		P5		FC4-6		K		HR	5	1	1	3	0	1	2	Pittsburgh Pirates @ Los Angeles Dodgers Dodger Stadium, Los Angeles, CA Mon Apr 14 2008, 7:10 PM PDT Att: 37,334 - Clear - 70 F								
12 Freddy Sanchez, R OBP: 0.311, SLG: 0.275	G4-3		FC6-5 1B		F9			1B	1B	5	0	3	0	0	0	1									
Jason Bay, R OBP: 0.400, SLG: 0.477	K		FC6-5		K		K	K	F8	5	0	0	0	0	3	4									
41 Ryan Doumit, S OBP: 0.250, SLG: 0.512	F9		G3-1		2B		1B		F7	4	1	1	0	0	0	3									
Xavier Nady, R OBP: 0.397, SLG: 0.635	19 HR 1B		G5-3		16 F8 1-H 2B		K		K	4	1	2	1	0	1	1									
16 Doug Mientkiewicz, L OBP: 0.353, SLG: 0.318	F7		F9		F8		F8		F8	4	0	0	0	0	0	2									
19 José Bautista, R OBP: 0.250, SLG: 0.319	F7		F7		F7		F7		25 1B 13 HR 1B	4	1	2	2	0	0	1									
10 Brian Bixler, R OBP: 0.154, SLG: 0.154	HR		HR		HR		HR		HR	0	1	0	0	0	0	0									
Chris Gomez, R OBP: 0.381, SLG: 0.474	HR		HR		HR		HR		HR	0	0	0	0	0	0	0									
Luis Rivas, R OBP: 0.263, SLG: 0.297	P6		P6		P6		P6		P6	4	0	1	0	0	1	1									
57 Zach Duke, L ERA: 2.89										2	0	1	0	0	0	1									
3 Nyeir Morgan, L OBP: 0.143, SLG: 0.143										1	0	0	0	0	0	0									
34 John Grabow, L ERA: 1.8										0	0	0	0	0	0	0									
30 Tyler Yates, R ERA: 1.0										0	0	0	0	0	0	0									
25 Adam LaRoche, L OBP: 0.152, SLG: 0.152										1	1	1	0	0	0	0									
55 Matt Capps, R ERA: 3.52										0	0	0	0	0	0	0									
Inning Stats	R: 0 E: 0 K: 1 S: 8	H: 0 LOB: 0 BB: 0 P: 10	R: 2 E: 0 K: 0 S: 11	H: 2 LOB: 0 BB: 0 P: 15	R: 0 E: 0 K: 0 S: 14	H: 2 LOB: 2 BB: 0 P: 25	R: 0 E: 0 K: 0 S: 6	H: 0 LOB: 0 BB: 0 P: 9	R: 0 E: 0 K: 0 S: 9	H: 1 LOB: 1 BB: 0 P: 12	R: 1 E: 0 K: 1 S: 9	H: 2 LOB: 1 BB: 0 P: 13	R: 0 E: 0 K: 1 S: 12	H: 0 LOB: 0 BB: 0 P: 15	R: 0 E: 0 K: 2 S: 12	H: 1 LOB: 1 BB: 0 P: 16	R: 3 E: 0 K: 1 S: 20	H: 4 LOB: 1 BB: 0 P: 28	1B: 9 2B: 1 3B: 0 HR: 2	SF: 0 SAC: 0 DP: 0 HBP: 0	WP: 0 PB: 0 SB: 0 CS: 0	PA: 39			
PITCHER	IP	WLS	BF	H	R	ER	SO	BB	IBB	HBP	BLK	WP	HR	S	P	ERA	WHIP								
18 Hiroki Kuroda, R ERA: 2.89	6.0		25	7	3	3	2	0	0	0	0	0	1	57	84	4.50	1.167								
45 Scott Proctor, R ERA: 7.71	0.1	H	1	0	0	0	0	0	0	0	0	0	0	3	4	0.00	0.000								
Joe Beimel, L ERA: 1.8	0.2	H	2	0	0	0	1	0	0	0	0	0	0	9	11	0.00	0.000								
51 Jonathan Broxton, R ERA: 1.42	1.0	H	4	1	0	0	2	0	0	0	0	0	0	12	16	0.00	1.000								
44 Takashi Saito, R ERA: 5.4	1.0	L	7	4	3	3	1	0	0	0	0	0	1	20	28	27.00	4.000								

Batter	1	2	3	4	5	6	7	8	9	AB	R	H	RBI	BB	SO	LOB	BOTTOM								
15 Rafael Furcal, S OBP: 0.467, SLG: 0.620	G4-3		G6-3		FC4-6 BB		P6		F8	4	0	0	0	1	0	2	Pittsburgh Pirates @ Los Angeles Dodgers Dodger Stadium, Los Angeles, CA Mon Apr 14 2008, 7:10 PM PDT Att: 37,334 - Clear - 70 F								
16 Andre Ethier, L OBP: 0.316, SLG: 0.490	FC6-4 BB		1B		F8		G6-3		G3	4	0	1	0	1	0	2									
27 Matt Kemp, R OBP: 0.273, SLG: 0.424	L5		F7		FC4-6		G5-3 1B		K	5	0	1	0	0	1	4									
12 Jeff Kent, R OBP: 0.289, SLG: 0.476	FC6-4		G1-4-3		G1-4-3		G5-3		G5-3	4	1	1	0	0	0	2									
14 Chin-Lung Hu, R OBP: 0.417, SLG: 0.222	FC6-4		G1-4-3		G1-4-3		G5-3		G5-3	0	0	0	0	0	0	0									
7 James Loney, L OBP: 0.436, SLG: 0.583	G3		G3-1		G3-1		K		K	4	1	1	1	0	1	1									
55 Russell Martin, R OBP: 0.288, SLG: 0.222	G3		G3-1		G3-1		K		K	4	1	1	1	0	1	1									
25 Andruw Jones, R OBP: 0.220, SLG: 0.182	G6-3		F9		F9		G2-3		G2-3	4	1	2	0	0	0	1									
33 Blake DeWitt, L OBP: 0.373, SLG: 0.349	G4-3		G6-3		G6-3		G2-3		F7	4	0	1	1	0	0	2									
18 Hiroki Kuroda, R ERA: 2.89										2	0	1	1	0	0	0									
3 Delmon Young, S OBP: 0.220, SLG: 0.220										1	0	0	0	0	0	0									
45 Scott Proctor, R ERA: 7.71										0	0	0	0	0	0	0									
Joe Beimel, L ERA: 1.8										0	0	0	0	0	0	0									
51 Jonathan Broxton, R ERA: 1.42										0	0	0	0	0	0	0									
21 Mark Sweeney, L OBP: 0.152, SLG: 0.152										1	0	0	0	0	0	1									
44 Takashi Saito, L ERA: 5.4										0	0	0	0	0	0	0									
Inning Stats	R: 0 E: 0 K: 0 S: 9	H: 0 LOB: 1 BB: 1 P: 15	R: 1 E: 0 K: 0 S: 10	H: 1 LOB: 0 BB: 0 P: 15	R: 0 E: 0 K: 0 S: 8	H: 1 LOB: 1 BB: 0 P: 11	R: 0 E: 0 K: 0 S: 6	H: 0 LOB: 0 BB: 0 P: 8	R: 1 E: 0 K: 0 S: 14	H: 2 LOB: 2 BB: 1 P: 23	R: 2 E: 0 K: 0 S: 13	H: 4 LOB: 1 BB: 0 P: 22	R: 0 E: 0 K: 1 S: 8	H: 1 LOB: 1 BB: 0 P: 11	R: 0 E: 0 K: 0 S: 11	H: 1 LOB: 1 BB: 0 P: 21	R: 0 E: 0 K: 1 S: 9	H: 0 LOB: 0 BB: 0 P: 13	1B: 7 2B: 2 3B: 1 HR: 0	SF: 0 SAC: 0 DP: 0 HBP: 0	WP: 0 PB: 1 SB: 0 CS: 0	PA: 39			
PITCHER	IP	WLS	BF	H	R	ER	SO	BB	IBB	HBP	BLK	WP	HR	S	P	ERA	WHIP								
57 Zach Duke, L ERA: 2.89	6.0		28	8	4	3	0	2	0	0	0	0	0	8	94	4.50	1.667								
34 John Grabow, L ERA: 1.8	1.0	W	4	1	0	0	1	0	0	0	0	0	0	11	21	0.00	1.000								
30 Tyler Yates, R ERA: 1.0	1.0	S	3	0	0	0	1	0	0	0	0	0	0	9	13	0.00	0.000								



Batter	1	2	3	4	5	6	7	8	9	AB	R	H	RBI	BB	SO	LOB	TOP					
13 Nate McLouth, L OBP: 0.443, SLG: 0.656										4	1	2	0	0	1	0	Pittsburgh Pirates @ Los Angeles Dodgers Dodger Stadium, Los Angeles, CA Tue Apr 15 2008, 7:10 PM PDT Att: 37,896 - Clear - 62 F livebaseballscorecards.com					
Luis Rivas, R OBP: 0.236, SLG: 0.268										4	0	0	0	0	1	2						
12 Freddy Sanchez, R OBP: 0.306, SLG: 0.279										3	1	1	1	0	0	1						
10 Brian Bixler, R OBP: 0.154, SLG: 0.154										0	0	0	0	0	0	0						
Jason Bay, R OBP: 0.407, SLG: 0.468										3	0	1	0	1	0	1						
Xavier Nady, R OBP: 0.403, SLG: 0.618										3	0	1	0	1	1	2						
26 Ronny Paulino, R OBP: 0.384, SLG: 0.316										3	0	0	1	1	1	2						
19 José Bautista, R OBP: 0.232, SLG: 0.294										4	0	0	0	0	1	4						
Chris Gomez, R OBP: 0.320, SLG: 0.391										4	0	0	0	0	1	1						
Matt Morris, R OBP: 0.167, SLG: 0.333										2	0	0	0	0	1	0						
32 Phil Dumatrai, R OBP: 0.350, SLG: 0.250										0	0	0	0	0	0	0						
3 Nyjer Morgan, L OBP: 0.350, SLG: 0.250										1	0	0	0	0	1	0						
Evan Meek, R										0	0	0	0	0	0	0						
Inning Stats	R: 1 E: 0 K: 1 S: 15	H: 1 LOB: 3 BB: 3 P: 32	R: 0 E: 0 K: 3 S: 9	H: 0 LOB: 0 BB: 0 P: 14	R: 0 E: 0 K: 1 S: 9	H: 0 LOB: 0 BB: 0 P: 16	R: 0 E: 0 K: 1 S: 10	H: 1 LOB: 1 BB: 0 P: 13	R: 0 E: 0 K: 0 S: 5	H: 0 LOB: 0 BB: 0 P: 9	R: 0 E: 0 K: 1 S: 7	H: 1 LOB: 1 BB: 0 P: 8	R: 0 E: 0 K: 1 S: 10	H: 0 LOB: 0 BB: 0 P: 17	R: 1 E: 0 K: 0 S: 10	H: 2 LOB: 1 BB: 0 P: 12	R: 0 E: 0 K: 0 S: 8	H: 0 LOB: 0 BB: 0 P: 9	1B: 4 2B: 1 3B: 0 HR: 0	SF: 1 SAC: 0 DP: 0 HBP: 0	WP: 0 PB: 0 SB: 0 CS: 0	PA: 35
PITCHER	IP WLS BF H R ER SO BB IBB HBP BLK WP HR S P ERA WHIP																					
56 Hung-Chih Kuo, L ERA: 0.84	4.0	17	2	1	1	6	3	0	0	0	0	0	0	0	43	75	2.25	1.250				
21 Esteban Loaiza, R ERA: 4.63	5.0	W	18	3	1	1	2	0	0	0	0	0	0	40	55	1.80	0.600					

Batter	1	2	3	4	5	6	7	8	9	AB	R	H	RBI	BB	SO	LOB	BOTTOM					
15 Rafael Furcal, S OBP: 0.462, SLG: 0.618										5	2	2	1	0	0	2	Pittsburgh Pirates @ Los Angeles Dodgers Dodger Stadium, Los Angeles, CA Tue Apr 15 2008, 7:10 PM PDT Att: 37,896 - Clear - 62 F livebaseballscorecards.com					
27 Matt Kemp, R OBP: 0.297, SLG: 0.486										4	3	2	1	0	0	0						
16 Andre Ethier, L OBP: 0.344, SLG: 0.519										3	2	2	2	0	0	0						
12 Jeff Kent, R OBP: 0.306, SLG: 0.543										4	1	2	3	0	0	2						
14 Chin-Lung Hu, R OBP: 0.417, SLG: 0.222										0	0	0	0	0	0	0						
7 James Loney, L OBP: 0.424, SLG: 0.558										4	0	1	1	0	0	1						
55 Russell Martin, R OBP: 0.286, SLG: 0.286										4	1	1	1	0	1	2						
25 Andruw Jones, R OBP: 0.259, SLG: 0.234										3	2	2	0	1	0	0						
33 Blake DeWitt, L OBP: 0.382, SLG: 0.348										3	0	1	0	1	0	1						
56 Hung-Chih Kuo, L OBP: 0.500, SLG: 0.500										1	0	0	0	0	0	0						
21 Esteban Loaiza, R ERA: 4.63										1	0	0	0	0	0	1						
Inning Stats	R: 0 E: 0 K: 0 S: 9	H: 0 LOB: 0 BB: 0 P: 13	R: 0 E: 0 K: 1 S: 13	H: 1 LOB: 0 BB: 0 P: 18	R: 0 E: 0 K: 0 S: 8	H: 0 LOB: 0 BB: 0 P: 10	R: 3 E: 0 K: 0 S: 11	H: 4 LOB: 0 BB: 0 P: 17	R: 5 E: 0 K: 0 S: 19	H: 3 LOB: 0 BB: 1 P: 38	R: 0 E: 0 K: 0 S: 10	H: 1 LOB: 2 BB: 1 P: 20	R: 1 E: 1 K: 0 S: 5	H: 1 LOB: 0 BB: 0 P: 8	R: 2 E: 0 K: 0 S: 6	H: 3 LOB: 0 BB: 0 P: 9	1B: 7 2B: 3 3B: 1 HR: 2	SF: 0 SAC: 2 DP: 2 HBP: 1	WP: 0 PB: 0 SB: 2 CS: 2	PA: 38		
PITCHER	IP WLS BF H R ER SO BB IBB HBP BLK WP HR S P ERA WHIP																					
Matt Morris, R ERA: 7.02	4.2	L	20	7	6	6	1	0	0	0	0	0	1	20	37	13.50	2.250					
32 Phil Dumatrai, L ERA: 5.23	1.1		8	2	2	2	0	1	0	1	0	0	0	1	11	17	9.00	2.000				
Evan Meek, R ERA: 12.0	2.0		9	4	3	2	0	0	0	0	0	0	1	11	17	9.00	2.000					



Batter	1	2	3	4	5	6	7	8	9	AB	R	H	RBI	BB	SO	LOB	TOP			
13 Nate McLouth, L OBP: 0.432, SLG: 0.632	G1-3		G4-3			E 25 1B	K			4	1	1	0	0	1	2	Pittsburgh Pirates @ Los Angeles Dodgers Dodger Stadium, Los Angeles, CA Wed Apr 16 2008, 7:10 PM PDT Att: 53,629 - Clear - 63 F			
12 Freddy Sanchez, R OBP: 0.283, SLG: 0.255	G6-3			G5-3		L9		P4		4	0	0	0	0	0	1				
Jason Bay, R OBP: 0.397, SLG: 0.451	G5-3				E6 25 1B		F8			4	0	1	0	0	0	1				
25 Adam LaRoche, L OBP: 0.234, SLG: 0.238		F7		FC3-6						3	0	1	1	1	0	1				
Xavier Nady, R OBP: 0.400, SLG: 0.621										3	0	1	0	0	0	3				
52 Franquelis Osona, R OBP: 0.500, SLG: 0.500										0	0	0	0	0	0	0				
16 Doug Mientkiewicz, L OBP: 0.394, SLG: 0.304										1	0	0	0	0	0	1				
Damaso Marte, L OBP: 0.217, SLG: 0.273										0	0	0	0	0	0	0				
19 José Bautista, R OBP: 0.217, SLG: 0.273										4	0	0	0	0	2	1				
26 Ronny Paulino, R OBP: 0.385, SLG: 0.318										3	0	1	0	1	2	0				
10 Brian Bixler, R OBP: 0.176, SLG: 0.235										4	0	1	0	0	1	1				
28 Paul Maholm, L OBP: 0.304, SLG: 0.211										1	0	0	0	0	1	0				
3 Nyer Morgan, L OBP: 0.304, SLG: 0.211										3	0	0	0	0	0	3				
Inning Stats	R: 0 E: 0 K: 10 S: 10	H: 0 LOB: 0 BB: 0 P: 12	R: 0 E: 0 K: 10 S: 10	H: 2 LOB: 2 BB: 0 P: 16	R: 0 E: 0 K: 2 S: 8	H: 0 LOB: 0 BB: 0 P: 13	R: 0 E: 0 K: 0 S: 12	H: 1 LOB: 1 BB: 0 P: 15	R: 0 E: 0 K: 2 S: 12	H: 0 LOB: 0 BB: 0 P: 16	R: 1 E: 1 K: 0 S: 10	H: 2 LOB: 2 BB: 0 P: 15	R: 0 E: 0 K: 2 S: 12	H: 0 LOB: 1 BB: 1 P: 23	R: 0 E: 0 K: 0 S: 9	H: 0 LOB: 1 BB: 0 P: 15	1B: 4 2B: 2 3B: 0 HR: 0	SF: 0 SAC: 0 DP: 0 HBP: 0	WP: 0 PB: 0 SB: 0 CS: 0	PA: 36
PITCHER	IP WLS BF H R ER SO BB IBB HBP BLK WP HR S P ERA WHIP																			
31 Brad Penny, R ERA: 2.96	5.2 W 22 5 1 0 4 0 0 0 0 0 0 0 60 85 0.00 0.882																			
45 Scott Proctor, R ERA: 6.75	0.2 4 0 0 0 1 1 0 0 0 0 0 0 10 19 0.00 1.500																			
Joe Beimel, L ERA: 1.59	0.2 2 0 0 0 1 0 0 0 0 0 0 0 4 6 0.00 0.000																			
51 Jonathan Broxton, R ERA: 1.23	1.0 4 0 0 0 0 1 0 0 0 0 0 0 9 15 0.00 1.000																			
44 Takashi Saito, R ERA: 4.5	1.0 4 1 0 0 1 0 0 0 0 0 0 0 14 18 0.00 1.000																			

Pittsburgh Pirates @ Los Angeles Dodgers
 Dodger Stadium, Los Angeles, CA
 Wed Apr 16 2008, 7:10 PM PDT
 Att: 53,629 - Clear - 63 F

AB 34
 R 1
 H 6
 RBI 1
 BB 2
 SO 7
 LOB 14



Batter	1	2	3	4	5	6	7	8	9	AB	R	H	RBI	BB	SO	LOB	BOTTOM			
15 Rafael Furcal, S OBP: 0.500, SLG: 0.695	55 1B					27 55 1B				4	2	4	2	1	0	0	Pittsburgh Pirates @ Los Angeles Dodgers Dodger Stadium, Los Angeles, CA Wed Apr 16 2008, 7:10 PM PDT Att: 53,629 - Clear - 63 F			
55 Russell Martin, R OBP: 0.311, SLG: 0.302	12 1B					27 12 1B		F8		4	2	2	0	1	0	4				
27 Matt Kemp, R OBP: 0.310, SLG: 0.476	12 7 1B					12 7 1B				5	1	2	1	0	1	3				
12 Jeff Kent, R OBP: 0.321, SLG: 0.540	E5									4	1	2	1	0	0	2				
51 Jonathan Broxton, R OBP: 0.187, SLG: 0.091	9 1B									0	0	0	0	0	0	0				
21 Mark Sweeney, L OBP: 0.187, SLG: 0.091	9 1B									1	0	0	0	0	1	0				
44 Takashi Saito, L OBP: 0.406, SLG: 0.545	SF7									3	1	1	2	0	1	0				
25 Andrew Jones, R OBP: 0.259, SLG: 0.235										4	0	1	0	0	2	3				
5 Nomar Garciaparra, R OBP: 0.700, SLG: 0.950										2	0	1	0	2	0	1				
33 Blake DeWitt, L OBP: 0.382, SLG: 0.348										0	1	0	0	0	0	0				
9 Juan Pierre, L OBP: 0.303, SLG: 0.344										4	0	2	2	0	0	2				
31 Brad Penny, R OBP: 0.125, SLG: 0.125										3	0	0	0	0	1	4				
45 Scott Proctor, R OBP: 0.385, SLG: 0.200										0	0	0	0	0	0	0				
14 Chin-Lung Hu, R OBP: 0.385, SLG: 0.200										1	0	0	0	0	0	3				
Inning Stats	R: 4 E: 1 K: 1 S: 16	H: 5 LOB: 2 BB: 1 P: 27	R: 2 E: 0 K: 0 S: 13	H: 3 LOB: 1 BB: 0 P: 16	R: 0 E: 0 K: 1 S: 14	H: 1 LOB: 2 BB: 1 P: 22	R: 0 E: 0 K: 0 S: 6	H: 1 LOB: 0 BB: 0 P: 9	R: 0 E: 0 K: 0 S: 14	H: 1 LOB: 1 BB: 0 P: 16	R: 0 E: 0 K: 0 S: 7	H: 1 LOB: 1 BB: 1 P: 14	R: 2 E: 0 K: 1 S: 14	H: 3 LOB: 2 BB: 1 P: 24	R: 0 E: 0 K: 3 S: 15	H: 0 LOB: 0 BB: 0 P: 21	1B: 13 2B: 1 3B: 0 HR: 1	SF: 2 SAC: 0 DP: 2 HBP: 0	WP: 1 PB: 0 SB: 0 CS: 0	PA: 41
PITCHER	IP WLS BF H R ER SO BB IBB HBP BLK WP HR S P ERA WHIP																			
28 Paul Maholm, L ERA: 5.28	5.0 L 27 11 6 4 2 2 2 0 0 0 0 0 1 63 90 7.20 2.600																			
52 Franquelis Osona, R ERA: 5.23	2.0 11 4 2 2 1 2 0 0 0 0 0 0 21 38 9.00 3.000																			
Damaso Marte, L ERA: 6.53	1.0 3 0 0 0 0 3 0 0 0 0 0 0 15 21 0.00 0.000																			

Pittsburgh Pirates @ Los Angeles Dodgers
 Dodger Stadium, Los Angeles, CA
 Wed Apr 16 2008, 7:10 PM PDT
 Att: 53,629 - Clear - 63 F

AB 35
 R 8
 H 15
 RBI 8
 BB 4
 SO 6
 LOB 22



Batter	1	2	3	4	5	6	7	8	9	AB	R	H	RBI	BB	SO	LOB	TOP			
15 Rafael Furcal, S OBP: 0.500, SLG: 0.682			G5-4-3		L4					4	0	2	0	0	0	2	Los Angeles Dodgers @ Atlanta Braves Turner Field, Atlanta, GA Sat Apr 19 2008, 3:55 PM EDT Att: 40,451 - Partly Cloudy - 71 F			
16 Andre Ethier, L OBP: 0.319, SLG: 0.467	P6		F7					K		4	0	1	0	0	1	2				
27 Matt Kemp, R OBP: 0.300, SLG: 0.449	K					FC5-4				4	0	1	0	0	1	3				
12 Jeff Kent, R OBP: 0.328, SLG: 0.509	F9				F9	F7				4	0	1	0	0	0	3				
7 James Loney, L OBP: 0.361, SLG: 0.476		K			P4			K		4	0	0	0	0	2	3				
5 Nomar Garciaparra, R OBP: 0.250, SLG: 0.100		F7			P4					4	0	0	0	0	0	1				
25 Andruw Jones, R OBP: 0.308, SLG: 0.327										1	1	1	1	2	0	0				
26 Gary Bennett, R		F7								2	0	0	0	0	0	1				
9 Juan Pierre, L OBP: 0.314, SLG: 0.353								FC4		1	0	0	0	0	0	1				
21 Esteban Loaiza, R										0	0	0	0	0	0	0				
58 Chad Billingsley, R OBP: 0.333, SLG: 0.333								FC4		1	0	1	0	0	0	0				
Joe Beimel, L										0	0	0	0	0	0	0				
55 Russell Martin, R OBP: 0.303, SLG: 0.281										1	0	0	0	0	0	1				
Inning Stats	R: 0 E: 0 K: 1 S: 13	H: 1 LOB: 1 BB: 0 P: 17	R: 1 E: 0 K: 1 S: 10	H: 1 LOB: 0 BB: 0 P: 15	R: 0 E: 0 K: 0 S: 8	H: 1 LOB: 1 BB: 0 P: 14	R: 0 E: 0 K: 0 S: 4	H: 0 LOB: 1 BB: 1 P: 10	R: 0 E: 0 K: 1 S: 11	H: 1 LOB: 1 BB: 0 P: 16	R: 0 E: 0 K: 0 S: 8	H: 0 LOB: 1 BB: 1 P: 14	R: 0 E: 0 K: 1 S: 9	H: 1 LOB: 0 BB: 0 P: 14	R: 0 E: 0 K: 0 S: 7	H: 1 LOB: 0 BB: 0 P: 10	1B: 5 2B: 1 3B: 0 HR: 1	SF: 0 SAC: 1 DP: 3 HBP: 0	WP: 0 PB: 0 SB: 0 CS: 0	PA: 33
PITCHER	IP WLS BF H R ER SO BB IBB HBP BLK WP HR S P ERA WHIP																			
36 Chuck James, L ERA: 7.88	5.0 W 19 4 1 1 2 1 0 0 0 0 0 1 41 69 1.80 1.000																			
57 Jorge Campillo, R ERA:	2.0 H 8 1 0 0 1 1 0 0 0 0 0 0 19 30 0.00 1.000																			
56 Blaine Boyer, R ERA: 4.09	1.0 H 3 1 0 0 1 0 0 0 0 0 0 0 9 14 0.00 1.000																			
46 Manny Acosta, R ERA: 4.5	1.0 S 3 1 0 0 0 0 0 0 0 0 0 0 7 10 0.00 1.000																			

Batter	1	2	3	4	5	6	7	8	9	AB	R	H	RBI	BB	SO	LOB	BOTTOM			
2 Kelly Johnson, L OBP: 0.302, SLG: 0.351	K					P6		FC6-4		3	1	0	0	2	1	3	Los Angeles Dodgers @ Atlanta Braves Turner Field, Atlanta, GA Sat Apr 19 2008, 3:55 PM EDT Att: 40,451 - Partly Cloudy - 71 F			
19 Yunel Escobar, R OBP: 0.410, SLG: 0.529	K		K			G4-3				4	1	1	0	0	2	2				
10 Chipper Jones, S OBP: 0.487, SLG: 0.754	F8									3	1	1	0	1	0	0				
Mark Teixeira, S OBP: 0.293, SLG: 0.397			G4-1							4	1	2	2	0	0	2				
16 Brian McCann, L OBP: 0.353, SLG: 0.583		G3-1		K				G6-3		3	0	0	0	1	1	1				
7 Jeff Francoeur, R OBP: 0.301, SLG: 0.493		G1-3		K		G5-3				4	0	0	1	0	1	3				
11 Mark Kotsay, L OBP: 0.338, SLG: 0.426										3	0	2	1	1	0	1				
1 Grégor Blanco, L OBP: 0.467, SLG: 0.462		K			K					4	0	2	0	0	2	3				
36 Chuck James, L										1	0	0	0	0	1	0				
5 Brayan Peña, S OBP: 0.330, SLG: 0.370										1	0	0	0	0	1	0				
57 Jorge Campillo, R										1	0	0	0	0	1	1				
56 Blaine Boyer, R										0	0	0	0	0	0	0				
8 Ruben Gotay, S OBP: 0.417, SLG: 0.460										1	0	0	0	0	0	2				
46 Manny Acosta, R										0	0	0	0	0	0	0				
Inning Stats	R: 0 E: 0 K: 2 S: 8	H: 0 LOB: 0 BB: 0 P: 10	R: 0 E: 0 K: 1 S: 9	H: 1 LOB: 2 BB: 1 P: 19	R: 0 E: 0 K: 2 S: 11	H: 1 LOB: 2 BB: 1 P: 19	R: 0 E: 0 K: 3 S: 12	H: 1 LOB: 1 BB: 0 P: 16	R: 4 E: 0 K: 1 S: 17	H: 3 LOB: 2 BB: 3 P: 35	R: 0 E: 0 K: 1 S: 14	H: 1 LOB: 1 BB: 0 P: 17	R: 0 E: 0 K: 0 S: 8	H: 0 LOB: 0 BB: 0 P: 12	R: 0 E: 1 K: 0 S: 8	H: 1 LOB: 2 BB: 0 P: 12	1B: 7 2B: 1 3B: 0 HR: 0	SF: 0 SAC: 0 DP: 0 HBP: 0	WP: 0 PB: 0 SB: 0 CS: 0	PA: 37
PITCHER	IP WLS BF H R ER SO BB IBB HBP BLK WP HR S P ERA WHIP																			
58 Chad Billingsley, R ERA: 6.14	5.0 L 25 6 4 4 9 5 0 0 0 0 0 0 47 99 7.20 2.200																			
Joe Beimel, L ERA: 1.35	1.0 4 1 0 0 1 0 0 0 0 0 0 0 14 17 0.00 1.000																			
21 Esteban Loaiza, R ERA: 3.95	2.0 8 1 0 0 0 0 0 0 0 0 0 0 16 24 0.00 0.500																			

Batter	1	2	3	4	5	6	7	8	9	AB	R	H	RBI	BB	SO	LOB	TOP			
15 Rafael Furcal, S OBP: 0.494, SLG: 0.652 (1, 6)										3	0	0	0	2	0	2	Los Angeles Dodgers @ Atlanta Braves Turner Field, Atlanta, GA Sun Apr 20 2008, 1:30 PM EDT Att: 36,772 - Sunny - 69 F			
9 Juan Pierre, L OBP: 0.300, SLG: 0.333 (1, 7)										5	0	1	0	0	1	4				
7 James Loney, L OBP: 0.342, SLG: 0.448 (1, 3)										4	0	0	0	0	2	2				
25 Andrew Jones, R OBP: 0.290, SLG: 0.305 (1, 8)										4	0	0	0	0	3	2				
16 Andre Ethier, L OBP: 0.342, SLG: 0.468 (1, 9)										2	0	1	0	2	0	0				
55 Russell Martin, R OBP: 0.300, SLG: 0.328 (1, 2)										4	1	1	1	0	2	4				
33 Blake DeWitt, L OBP: 0.373, SLG: 0.340 (1, 5)										4	0	1	0	0	0	0				
14 Chin-Lung Hu, R OBP: 0.353, SLG: 0.214 (1, 4)										4	0	1	0	0	1	2				
18 Hiroki Kuroda, R OBP: 0.222, SLG: 0.250 (1, 1)										2	0	0	0	0	0	2				
5 Nomar Garciaparra, R OBP: 0.309, SLG: 0.100 (7, PH)										0	0	0	0	1	0	0				
Joe Beimel, L (7, PH)										0	0	0	0	0	0	0				
45 Scott Proctor, R (7, 1)										0	0	0	0	0	0	0				
27 Matt Kemp, R (9, PH)										1	0	0	0	0	0	1				
Inning Stats	R: 0 E: 0 K: 2 S: 11	H: 0 LOB: 1 BB: 1 P: 18	R: 0 E: 0 K: 2 S: 13	H: 2 LOB: 2 BB: 0 P: 16	R: 0 E: 0 K: 0 S: 6	H: 0 LOB: 0 BB: 0 P: 10	R: 1 E: 0 K: 1 S: 10	H: 1 LOB: 0 BB: 0 P: 15	R: 0 E: 0 K: 3 S: 9	H: 0 LOB: 1 BB: 0 P: 13	R: 0 E: 0 K: 3 S: 10	H: 0 LOB: 1 BB: 1 P: 18	R: 0 E: 0 K: 1 S: 8	H: 1 LOB: 2 BB: 1 P: 18	R: 0 E: 0 K: 0 S: 9	H: 1 LOB: 2 BB: 1 P: 17	1B: 4 2B: 0 3B: 0 HR: 1	SF: 0 SAC: 0 DP: 0 HBP: 0	WP: 0 PB: 0 SB: 4 CS: 0	PA: 38
PITCHER	IP WLS BF H R ER SO BB IBB HBP BLK WP HR S P ERA WHIP																			
49 Jair Jurrjens, R ERA: 3.2 (1, 1)	7.0 W 28 3 1 1 8 3 0 0 0 0 0 1 74 114 1.29 0.857																			
56 Blaine Boyer, R ERA: 3.75 (8, 1)	1.0 H 5 1 0 0 1 1 0 0 0 0 0 0 8 18 0.00 2.000																			
Will Ohman, L ERA: 1.17 (9, 1)	1.0 5 1 0 0 0 1 0 0 0 0 0 0 9 17 0.00 2.000																			

AB	33
R	1
H	5
RBI	1
BB	5
SO	9
LOB	19



Batter	1	2	3	4	5	6	7	8	9	AB	R	H	RBI	BB	SO	LOB	BOTTOM	
2 Kelly Johnson, L OBP: 0.324, SLG: 0.426 (1, 4)										4	3	2	1	1	0	2	Los Angeles Dodgers @ Atlanta Braves Turner Field, Atlanta, GA Sun Apr 20 2008, 1:30 PM EDT Att: 36,772 - Sunny - 69 F	
19 Yunel Escobar, R OBP: 0.398, SLG: 0.500 (1, 6)										4	0	0	0	1	1	2		
10 Chipper Jones, S OBP: 0.500, SLG: 0.764 (1, 5)										3	0	2	0	0	1	0		
14 Martin Prado, R OBP: 0.375, SLG: 0.500 (6, 5)										2	1	1	1	0	0	3		
Mark Teixeira, S OBP: 0.325, SLG: 0.458 (1, 3)										4	1	3	3	1	0	0		
7 Jeff Francoeur, R OBP: 0.321, SLG: 0.527 (1, 9)										5	1	3	0	0	0	4		
11 Mark Kotsay, L OBP: 0.342, SLG: 0.424 (1, 8)										5	0	2	1	0	0	5		
1 Gregor Blanco, L OBP: 0.111, SLG: 0.487 (7, PH)										2	0	1	0	1	0	1		
23 Matt Diaz, R OBP: 0.258, SLG: 0.323 (8, 7)										2	0	0	0	0	2	3		
Corky Miller, R (1, 2)										3	0	0	0	0	2	4		
16 Brian McCann, L OBP: 0.348, SLG: 0.574 (7, PH)										1	0	0	0	0	0	2		
49 Jair Jurrjens, R (1, 1)										3	0	0	0	0	0	2		
56 Blaine Boyer, R (8, 1)										0	0	0	0	0	0	0		
8 Ruben Gotay, S OBP: 0.385, SLG: 0.364 (8, PH)										1	0	0	0	0	1	0		
Will Ohman, L (9, 1)										0	0	0	0	0	0	0		
Inning Stats	R: 0 E: 0 K: 1 S: 9	H: 1 LOB: 2 BB: 1 P: 23	R: 1 E: 0 K: 0 S: 19	H: 2 LOB: 1 BB: 1 P: 32	R: 0 E: 0 K: 1 S: 9	H: 1 LOB: 1 BB: 0 P: 14	R: 1 E: 0 K: 1 S: 10	H: 2 LOB: 2 BB: 1 P: 19	R: 0 E: 1 K: 0 S: 9	H: 1 LOB: 3 BB: 1 P: 17	R: 0 E: 0 K: 1 S: 13	H: 2 LOB: 2 BB: 0 P: 18	R: 4 E: 0 K: 2 S: 20	H: 5 LOB: 1 BB: 0 P: 34	1B: 7 2B: 4 3B: 1 HR: 2	SF: 0 SAC: 0 DP: 0 HBP: 0	WP: 0 PB: 0 SB: 0 CS: 0	PA: 43
PITCHER	IP WLS BF H R ER SO BB IBB HBP BLK WP HR S P ERA WHIP																	
18 Hiroki Kuroda, R ERA: 2.92 (1, 1)	6.0 L 30 7 2 2 4 2 2 0 0 0 0 0 1 69 118 3.00 1.500																	
Joe Beimel, L (7, 1)	0.1 3 2 0 0 0 0 0 0 0 0 0 0 8 10 0.00 6.000																	
45 Scott Proctor, R (7, 1)	1.2 10 5 4 4 3 0 0 0 0 0 0 1 25 42 21.60 3.000																	

AB	39
R	6
H	14
RBI	6
BB	4
SO	7
LOB	28



Batter	1	2	3	4	5	6	7	8	9	AB	R	H	RBI	BB	SO	LOB	TOP										
15 Rafael Furcal, S OBP: 0.489, SLG: 0.679										4	0	2	1	0	2	0	Los Angeles Dodgers @ Cincinnati Reds Great American Ball Park, Cincinnati, OH Tue Apr 22 2008, 7:10 PM EDT Att: 14,763 - Clear - 75 F										
55 Russell Martin, R OBP: 0.367, SLG: 0.369										1	0	0	0	3	1	0											
5 Nomar Garciaparra, R OBP: 0.273, SLG: 0.316										4	0	0	0	0	0	5											
12 Jeff Kent, R OBP: 0.304, SLG: 0.462										4	0	0	0	0	3	4											
16 Andre Ethier, L OBP: 0.390, SLG: 0.500										2	0	1	0	2	0	0											
27 Matt Kemp, R OBP: 0.300, SLG: 0.448										3	0	0	0	1	1	2											
7 James Loney, L OBP: 0.329, SLG: 0.421										4	0	1	0	0	0	3											
9 Juan Pierre, L OBP: 0.273, SLG: 0.302										4	0	0	0	0	0	2											
56 Hung-Chih Kuo, L OBP: 0.267, SLG: 1.000										1	1	1	0	0	0	0											
45 Scott Proctor, R ERA: 8.64										0	0	0	0	0	0	0											
3 Delwyn Young, S ERA: 2.09										0	0	0	0	0	0	0											
21 Esteban Loaiza, R ERA: 4.32										0	0	0	0	0	0	0											
25 Andrew Jones, R ERA: 4.32										0	0	0	0	0	0	0											
51 Jonathan Broxton, R ERA: 2.16										0	0	0	0	0	0	0											
Inning Stats	R: 0 E: 0 K: 2 S: 11	H: 0 LOB: 0 BB: 0 P: 17	R: 0 E: 0 K: 0 S: 6	H: 1 LOB: 1 BB: 1 P: 15	R: 1 E: 0 K: 1 S: 11	H: 2 LOB: 2 BB: 1 P: 20	R: 0 E: 0 K: 0 S: 8	H: 0 LOB: 0 BB: 0 P: 10	R: 0 E: 0 K: 2 S: 10	H: 0 LOB: 0 BB: 0 P: 11	R: 0 E: 0 K: 1 S: 7	H: 0 LOB: 1 BB: 1 P: 13	R: 0 E: 0 K: 1 S: 11	H: 0 LOB: 1 BB: 1 P: 19	R: 0 E: 0 K: 2 S: 12	H: 1 LOB: 2 BB: 2 P: 24	R: 0 E: 0 K: 0 S: 9	H: 1 LOB: 1 BB: 1 P: 19	1B: 2 2B: 3 3B: 0 HR: 0	SF: 0 SAC: 0 DP: 3 HBP: 0	WP: 0 PB: 0 SB: 0 CS: 0	PA: 35					
PITCHER	IP 7.0	WLS W	BF 26	H 3	R 1	ER 1	SO 7	BB 4	IBB 0	HBP 0	BLK 0	WP 0	HR 0	S 64	P 105	ERA 1.29	WHIP 1.000										
36 Edinson Volquez, R ERA: 1.21	(1, 1)																										
Jeremy Affeldt, L ERA: 2.09	(8, 1)																										
56 Todd Coffey, R ERA: 5.02	(9, 1)																										

Batter	1	2	3	4	5	6	7	8	9	AB	R	H	RBI	BB	SO	LOB	BOTTOM										
15 Jerry Hairston, R OBP: 0.667, SLG: 0.833										5	0	4	3	0	0	0	Los Angeles Dodgers @ Cincinnati Reds Great American Ball Park, Cincinnati, OH Tue Apr 22 2008, 7:10 PM EDT Att: 14,763 - Clear - 75 F										
27 Jeff Keppinger, R OBP: 0.370, SLG: 0.482										5	0	2	1	0	0	3											
Ken Griffey Jr., L OBP: 0.326, SLG: 0.408										4	0	0	0	0	1	3											
6 Ryan Freel, R OBP: 0.297, SLG: 0.294										1	0	0	0	0	1	1											
4 Brandon Phillips, R OBP: 0.302, SLG: 0.400										4	1	1	1	0	0	1											
Adam Dunn, L OBP: 0.422, SLG: 0.400										4	2	2	1	0	1	0											
Jeremy Affeldt, L ERA: 2.09										0	0	0	0	0	0	0											
56 Todd Coffey, R ERA: 5.02										0	0	0	0	0	0	0											
28 Edwin Encarnación, R OBP: 0.378, SLG: 0.543										4	1	1	0	0	1	1											
19 Joey Votto, L OBP: 0.345, SLG: 0.630										4	2	3	1	0	0	0											
Paul Bako, L OBP: 0.410, SLG: 0.491										3	1	1	1	1	0	1											
36 Edinson Volquez, R ERA: 1.21	(1, 1)									2	0	0	0	0	0	3											
23 Corey Patterson, L OBP: 0.265, SLG: 0.508	(8, 8)									1	1	1	0	0	0	0											
Inning Stats	R: 0 E: 0 K: 0 S: 9	H: 1 LOB: 0 BB: 0 P: 13	R: 0 E: 0 K: 1 S: 8	H: 0 LOB: 0 BB: 0 P: 13	R: 1 E: 0 K: 0 S: 21	H: 3 LOB: 2 BB: 0 P: 28	R: 4 E: 0 K: 0 S: 20	H: 5 LOB: 1 BB: 0 P: 35	R: 2 E: 0 K: 2 S: 15	H: 3 LOB: 2 BB: 1 P: 25	R: 0 E: 0 K: 0 S: 8	H: 1 LOB: 1 BB: 0 P: 10	R: 0 E: 0 K: 0 S: 4	H: 0 LOB: 0 BB: 0 P: 8	R: 1 E: 0 K: 1 S: 15	H: 2 LOB: 1 BB: 0 P: 22	R: 0 E: 0 K: 0 S: 9	H: 1 LOB: 1 BB: 0 P: 19	1B: 9 2B: 4 3B: 1 HR: 2	SF: 0 SAC: 1 DP: 1 HBP: 0	WP: 0 PB: 0 SB: 1 CS: 0	PA: 39					
PITCHER	IP 3.2	WLS L	BF 18	H 8	R 5	ER 5	SO 1	BB 0	IBB 0	HBP 0	BLK 0	WP 0	HR 1	S 52	P 87	ERA 12.27	WHIP 2.182										
56 Hung-Chih Kuo, L ERA: 3.6	(1, 1)																										
45 Scott Proctor, R ERA: 8.64	(4, 1)																										
21 Esteban Loaiza, R ERA: 4.32	(5, 1)																										
51 Jonathan Broxton, R ERA: 2.16	(8, 1)																										



Batter	1	2	3	4	5	6	7	8	9	AB	R	H	RBI	BB	SO	LOB	TOP					
24 Chris Young, R OBP: 0.330, SLG: 0.450	G6-3		K			K	K		K	5	0	0	0	0	4	3	Arizona Diamondbacks @ Los Angeles Dodgers Dodger Stadium, Los Angeles, CA Wed Apr 23 2008, 7:10 PM PDT Att. 42,600 - Clear - 59 F					
22 Eric Byrnes, R OBP: 0.361, SLG: 0.517	G5-3			F7		F8	P4		34 1B	5	0	1	0	0	0	3						
1 Orlando Hudson, S OBP: 0.315, SLG: 0.452		2B		G4-3					F7	5	1	3	0	0	0	1						
34 Conor Jackson, R OBP: 0.455, SLG: 0.672			F8		BB		G5-3		6 2B	3	0	1	0	2	0	2						
27 Mark Reynolds, R OBP: 0.384, SLG: 0.575		F8		L6					10 2B	4	1	0	0	1	2	5						
10 Justin Upton, R OBP: 0.416, SLG: 0.650				G5-3					19 1B	4	0	2	0	0	0	2						
6 Stephen Drew, L OBP: 0.333, SLG: 0.537		L3			HR		P6			4	1	2	2	0	0	3						
19 Chris Snyder, R OBP: 0.343, SLG: 0.315			F9							3	0	1	1	0	1	0						
45 Doug Slaten, L										0	0	0	0	0	0	0						
Jeff Salazar, L 4B Yusmeiro Petit, R										0	0	0	0	0	1	0						
15 Dan Haren, R 37 Juan Cruz, R Brandon Medders, R Chris Burke, R 26 Miguel Montero, L			G1-3			G6-3			F7	2	0	0	0	0	0	0						
										1	0	0	0	0	1	0						
										0	0	0	0	0	0	0						
										0	0	0	0	0	0	0						
										0	0	0	0	0	0	0						
										0	0	0	0	0	0	0						
										1	0	0	0	1	0	3						
Inning Stats	R: 0 E: 0 K: 0 S: 8	H: 1 LOB: 1 BB: 0 P: 10	R: 0 E: 0 K: 0 S: 8	H: 1 LOB: 0 BB: 0 P: 13	R: 0 E: 0 K: 1 S: 8	H: 0 LOB: 0 BB: 0 P: 11	R: 0 E: 0 K: 0 S: 11	H: 0 LOB: 1 BB: 0 P: 22	R: 1 E: 0 K: 1 S: 8	H: 1 LOB: 0 BB: 0 P: 11	R: 0 E: 0 K: 1 S: 9	H: 1 LOB: 1 BB: 0 P: 12	R: 1 E: 0 K: 1 S: 17	H: 2 LOB: 3 BB: 2 P: 32	R: 1 E: 0 K: 1 S: 15	H: 2 LOB: 3 BB: 2 P: 28	R: 0 E: 0 K: 2 S: 15	H: 2 LOB: 2 BB: 0 P: 23	1B: 6 2B: 4 3B: 0 HR: 1	SF: 0 SAC: 0 DP: 1 HBP: 0	WP: 0 PB: 0 SB: 1 CS: 0	PA: 41
PITCHER	IP WLS BF H R ER SO BB IBB HBP BLK WP HR S P ERA WHIP																					
Derek Lowe, R ERA: 2.45	5.0 W 18 3 1 1 2 1 0 0 0 0 1 43 67 1.80 0.800																					
Chan Ho Park, R ERA: 3.75	1.0 6 2 1 0 0 0 0 0 0 0 0 13 20 9.00 3.000																					
Joe Beimel, L ERA: 1.23	0.1 2 1 0 0 0 0 0 0 0 0 0 5 9 0.00 3.000																					
51 Jonathan Broxton, R ERA: 2.79	1.1 H 7 1 1 1 2 2 0 0 0 0 0 18 32 6.75 2.250																					
44 Takashi Saito, R ERA: 3.88	1.1 S 8 3 0 0 2 1 0 0 0 0 0 20 34 0.00 3.000																					

Batter	1	2	3	4	5	6	7	8	9	AB	R	H	RBI	BB	SO	LOB	BOTTOM			
15 Rafael Furcal, S OBP: 0.485, SLG: 0.663	5 1B	F7		P5		L3		16 WP 16 FC4-2 25 1B		5	1	2	0	0	0	1	Arizona Diamondbacks @ Los Angeles Dodgers Dodger Stadium, Los Angeles, CA Wed Apr 23 2008, 7:10 PM PDT Att. 42,600 - Clear - 59 F			
25 Andrew Jones, R OBP: 0.266, SLG: 0.275	P2		P4	K		K		16 FC4-2 16 WP		5	1	1	0	0	2	2				
16 Andre Ethier, L OBP: 0.402, SLG: 0.500	F7		55 1B 7 1B		27 E		HBP	FC4-2 55 BB 7 E		4	3	2	0	0	0	3				
5 Nomar Garciaparra, R OBP: 0.308, SLG: 0.318										3	2	1	1	1	1	2				
51 Jonathan Broxton, R 44 Takashi Saito, L	55 BB 7 1B		K		27 E 14 1B		F9			1	0	0	0	0	0	1				
55 Russell Martin, R OBP: 0.381, SLG: 0.368	7 1B		7 1B		K		G5-3	7 E		3	0	1	0	2	1	2				
7 James Loney, L OBP: 0.333, SLG: 0.420					F8		P6	E9		5	0	2	2	0	0	3				
27 Matt Kemp, R OBP: 0.308, SLG: 0.460	K		F9		E8 14 1B					5	1	2	1	0	2	6				
14 Chin-Lung Hu, R OBP: 0.409, SLG: 0.278		K		SH1-4 1B						3	0	2	2	1	1	0				
Derek Lowe, R OBP: 0.273, SLG: 0.273		F8								1	0	0	0	0	0	0				
3 Delwyn Young, S OBP: 0.200, SLG: 0.200				SH1-4		K				1	0	0	0	0	1	1				
Chan Ho Park, R Joe Beimel, L										0	0	0	0	0	0	0				
33 Blake DeWitt, L OBP: 0.367, SLG: 0.333										1	0	0	0	0	1	2				
Inning Stats	R: 2 E: 0 K: 1 S: 16	H: 3 LOB: 2 BB: 1 P: 30	R: 0 E: 0 K: 1 S: 13	H: 0 LOB: 0 BB: 0 P: 20	R: 1 E: 0 K: 1 S: 17	H: 3 LOB: 0 BB: 0 P: 26	R: 0 E: 0 K: 1 S: 9	H: 1 LOB: 1 BB: 0 P: 12	R: 3 E: 1 K: 2 S: 16	H: 3 LOB: 1 BB: 1 P: 28	R: 0 E: 0 K: 1 S: 8	H: 0 LOB: 1 BB: 0 P: 13	R: 0 E: 0 K: 1 S: 9	H: 1 LOB: 2 BB: 1 P: 17	R: 2 E: 1 K: 2 S: 18	H: 2 LOB: 2 BB: 1 P: 30	1B: 12 2B: 1 3B: 0 HR: 0	SF: 0 SAC: 1 DP: 0 HBP: 1	WP: 1 PB: 0 SB: 2 CS: 0	PA: 43
PITCHER	IP WLS BF H R ER SO BB IBB HBP BLK WP HR S P ERA WHIP																			
15 Dan Haren, R ERA: 3.03	4.2 L 25 9 6 5 5 2 0 0 0 0 0 64 106 9.64 2.357																			
37 Juan Cruz, R ERA: 2.25	0.1 2 1 0 0 1 0 0 0 0 0 0 7 10 0.00 3.000																			
Brandon Medders, R ERA: 1.86	1.0 4 0 0 0 1 0 0 1 0 0 0 8 13 0.00 0.000																			
45 Doug Slaten, L ERA: 5.06	1.0 5 1 0 0 1 0 1 0 0 0 0 9 17 0.00 1.000																			
48 Yusmeiro Petit, R ERA: 5.06	1.0 7 2 2 0 2 1 0 0 0 1 0 18 30 0.00 3.000																			



Batter	1	2	3	4	5	6	7	8	9	AB	R	H	RBI	BB	SO	LOB	TOP		
24 Chris Young, R OBP: 0.333, SLG: 0.447										5	2	2	0	0	3	0			
6 Stephen Drew, L OBP: 0.350, SLG: 0.543										3	1	1	0	1	0	0			
1 Orlando Hudson, S OBP: 0.313, SLG: 0.437										3	0	0	0	1	2	2			
34 Conor Jackson, R OBP: 0.457, SLG: 0.662										4	1	2	2	0	1	1			
27 Mark Reynolds, R OBP: 0.367, SLG: 0.545										4	0	0	0	0	3	4			
10 Justin Upton, R OBP: 0.398, SLG: 0.627										3	0	0	1	0	1	2			
26 Miguel Montero, L OBP: 0.400, SLG: 0.500										3	1	1	0	0	1	0			
19 Chris Snyder, R OBP: 0.353, SLG: 0.315										0	0	0	0	1	0	0			
Jeff Salazar, L OBP: 0.381, SLG: 0.722										4	1	1	2	0	2	2			
31 Edgar Gonzalez, R OBP: 0.267, SLG: 0.333										2	0	0	0	0	0	0			
44 Micah Owings, R OBP: 0.333, SLG: 0.385										0	0	0	0	0	0	0			
50 Chad Qualls, R ERA: 2.08										0	0	0	0	0	0	0			
56 Ramon Pena, R ERA: 6.1										0	0	0	0	0	0	0			
Chris Burke, R OBP: 0.222, SLG: 0.133										1	0	0	0	0	0	0			
Brandon Lyon, R ERA: 3.6										0	0	0	0	0	0	0			
Inning Stats	R: 1 H: 2 E: 0 K: 2 S: 13	H: 2 R: 1 ER: 0 BB: 1 P: 24	R: 2 H: 2 E: 0 K: 2 S: 14	H: 2 R: 1 ER: 0 BB: 0 P: 19	R: 0 H: 0 E: 0 K: 3 S: 10	H: 0 R: 0 ER: 0 BB: 0 P: 14	R: 0 H: 0 E: 0 K: 2 S: 8	H: 2 R: 1 ER: 0 BB: 1 P: 25	R: 0 H: 0 E: 0 K: 1 S: 8	H: 0 R: 0 ER: 0 BB: 0 P: 13	R: 0 H: 0 E: 0 K: 1 S: 6	H: 1 R: 1 ER: 0 BB: 1 P: 23	R: 0 H: 0 E: 0 K: 1 S: 10	H: 0 R: 0 ER: 0 BB: 0 P: 16	1B: 4 2B: 2 3B: 0 HR: 1	SF: 1 SAC: 0 DP: 0 HBP: 1	WP: 2 PB: 0 SB: 0 CS: 0	PA: 38	
PITCHER	IP: 6.0 WLS: L BF: 26 H: 6 R: 5 ER: 5 SO: 12 BB: 2 IBB: 0 HBP: 0 BLK: 0 WP: 1 HR: 1 S: 68 P: 109 ERA: 7.50 WHIP: 1.333	IP: 1.2 WLS: 7 BF: 7 H: 1 R: 1 ER: 0 SO: 1 BB: 0 IBB: 0 HBP: 0 BLK: 0 WP: 0 HR: 4 S: 23 P: 0.00 ERA: 6.000	IP: 0.1 WLS: 2 BF: 2 H: 0 R: 0 ER: 0 SO: 1 BB: 0 IBB: 1 HBP: 0 BLK: 0 WP: 0 HR: 1 S: 11 P: 0.00 ERA: 0.000	IP: 1.0 WLS: 4 BF: 4 H: 0 R: 0 ER: 0 SO: 1 BB: 0 IBB: 0 HBP: 1 BLK: 0 WP: 0 HR: 10 S: 16 P: 0.00 ERA: 0.000	PITCHER														IP: 6.0 WLS: L BF: 26 H: 6 R: 5 ER: 5 SO: 12 BB: 2 IBB: 0 HBP: 0 BLK: 0 WP: 1 HR: 1 S: 68 P: 109 ERA: 7.50 WHIP: 1.333

Arizona Diamondbacks @ Los Angeles Dodgers
 Dodger Stadium, Los Angeles, CA
 Thu Apr 24 2008, 7:10 PM PDT
 Att: 38,350 - Clear - 65 F

AB	33
R	6
H	7
RBI	5
BB	3
SO	15
LOB	11



Batter	1	2	3	4	5	6	7	8	9	AB	R	H	RBI	BB	SO	LOB	BOTTOM
15 Rafael Furcal, S OBP: 0.471, SLG: 0.632										4	1	0	0	1	0	0	
25 Andruw Jones, R OBP: 0.262, SLG: 0.270										5	0	1	0	0	0	1	
5 Nomar Garciaparra, R OBP: 0.333, SLG: 0.346										4	2	2	0	0	0	2	
12 Jeff Kent, R OBP: 0.329, SLG: 0.485										3	1	2	2	1	0	0	
14 Chin-Lung Hu, R OBP: 0.409, SLG: 0.278										0	0	0	0	0	0	0	
7 James Loney, L OBP: 0.340, SLG: 0.424										4	0	2	1	0	0	3	
55 Russell Martin, R OBP: 0.375, SLG: 0.361										4	0	1	0	0	0	2	
16 Andre Ethier, L OBP: 0.396, SLG: 0.486										2	0	0	1	0	0	0	
27 Matt Kemp, R OBP: 0.304, SLG: 0.439										3	0	0	0	1	2	3	
58 Chad Billingsley, R ERA: 4.66										2	0	0	0	0	1	2	
21 Mark Swenson, L ERA: 2.08																	

Batter	1	2	3	4	5	6	7	8	9	10	AB	R	H	RBI	BB	SO	LOB	TOP										
Willy Taveras, R OBP: 0.337, SLG: 0.346	F8		F8		17 1B		G6-3		1B		5	1	2	1	0	0	1	Colorado Rockies @ Los Angeles Dodgers Dodger Stadium, Los Angeles, CA Sun Apr 27 2008, 1:10 PM PDT Att. 50,670 - Sunny - 92 F										
17 Todd Helton, L OBP: 0.409, SLG: 0.427								5 FC4	F7		3	0	2	1	2	0	2											
5 Matt Holliday, R OBP: 0.416, SLG: 0.531	F7		F9					FC4			5	0	0	0	0	0	4											
27 Garrett Atkins, R OBP: 0.339, SLG: 0.537	G5-3				G5-3		F9	G4-3			5	0	1	0	0	0	3											
11 Brad Hawpe, L OBP: 0.306, SLG: 0.370					L8		F8				4	0	2	0	1	0	0											
2 Troy Tulowitzki, R OBP: 0.225, SLG: 0.245	F9				G6-3		L6				5	0	0	0	0	0	6											
10 Jeff Baker, R OBP: 0.214, SLG: 0.259	F8										5	1	1	0	0	0	3											
8 Yorvit Torrealba, R OBP: 0.257, SLG: 0.387	F8										4	0	1	0	0	1	2											
26 Jeff Francis, L OBP: 0.100, SLG: 0.100											2	0	0	0	0	1	1											
34 Matt Herges, L											0	0	0	0	0	0	0											
22 Scott Podsednik, L OBP: 0.457, SLG: 0.429											0	0	0	0	1	0	0											
60 Manny Corpas, R											0	0	0	0	0	0	0											
Inning Stats	R: 0 E: 0 K: 0 S: 6	H: 0 LOB: 1 BB: 11 P: 11	R: 0 E: 0 K: 0 S: 12	H: 1 LOB: 0 BB: 0 P: 18	R: 0 E: 0 K: 1 S: 11	H: 1 LOB: 1 BB: 0 P: 18	R: 0 E: 0 K: 0 S: 8	H: 0 LOB: 0 BB: 0 P: 11	R: 2 E: 0 K: 0 S: 7	H: 3 LOB: 1 BB: 0 P: 12	R: 0 E: 0 K: 0 S: 9	H: 0 LOB: 0 BB: 0 P: 11	R: 0 E: 1 K: 0 S: 10	H: 1 LOB: 1 BB: 0 P: 12	R: 0 E: 0 K: 0 S: 11	H: 0 LOB: 2 BB: 2 P: 22	R: 0 E: 0 K: 1 S: 12	H: 1 LOB: 2 BB: 1 P: 23	R: 0 E: 0 K: 0 S: 6	H: 2 LOB: 2 BB: 0 P: 10	1B: 7 2B: 2 3B: 0 HR: 0	SF: 0 SAC: 1 DP: 1 HBP: 0	WP: 0 PB: 0 SB: 0 CS: 0	PA: 43				
PITCHER	IP WLS BF H R ER SO BB IBB HBP BLK WP HR S P ERA WHIP	5.0 2.0 1.0 1.0 1.0 1.0	21 7 5 1 0 0 0	5 1 0 0 0 0	2 0 0 0 0 0	2 0 0 0 0 0	1 0 0 0 0 0	1 1 0 0 0 0	0 0 0 0 0 0	0 0 0 0 0 0	0 0 0 0 0 0	0 0 0 0 0 0	0 0 0 0 0 0	0 0 0 0 0 0	0 0 0 0 0 0	0 0 0 0 0 0	0 0 0 0 0 0	0 0 0 0 0 0	0 0 0 0 0 0	0 0 0 0 0 0	0 0 0 0 0 0	0 0 0 0 0 0	0 0 0 0 0 0	0 0 0 0 0 0	0 0 0 0 0 0	0 0 0 0 0 0	0 0 0 0 0 0	0 0 0 0 0 0

Batter	1	2	3	4	5	6	7	8	9	10	AB	R	H	RBI	BB	SO	LOB	BOTTOM												
15 Rafael Furcal, S OBP: 0.454, SLG: 0.588	G6-3		27 G6-3		12 2H		G5-3				4	1	2	1	1	0	0	Colorado Rockies @ Los Angeles Dodgers Dodger Stadium, Los Angeles, CA Sun Apr 27 2008, 1:10 PM PDT Att. 50,670 - Sunny - 92 F												
16 Andre Ethier, L OBP: 0.338, SLG: 0.483	F9										4	0	0	0	0	1	3													
51 Jonathan Broxton, R											0	0	0	0	0	0	0													
44 Takashi Saito, L											0	0	0	0	0	0	0													
21 Mark Sweeney, L OBP: 0.167, SLG: 0.063											0	0	0	0	0	0	0													
27 Matt Kemp, R OBP: 0.317, SLG: 0.474	7 BB		G6-3				G5-3				4	0	2	0	0	0	1													
55 Russell Martin, R OBP: 0.423, SLG: 0.415	7 BB		G6-3				F9				3	0	1	0	2	0	1													
7 James Loney, L OBP: 0.355, SLG: 0.412											4	0	1	1	1	1	2													
25 Andruw Jones, R OBP: 0.266, SLG: 0.256	F7										4	0	0	0	0	3	4													
33 Blake DeWitt, L											4	1	1	0	0	3	0													
14 Chin-Lung Hu, R OBP: 0.393, SLG: 0.261	G5-3										3	1	1	0	1	0	0													
21 Esteban Loaiza, R OBP: 0.250, SLG: 0.250											2	0	1	1	0	0	0													
47 Cory Wade, R											0	0	0	0	0	0	0													
9 Juan Pierre, L OBP: 0.328, SLG: 0.288											2	0	0	0	0	0	1													
Inning Stats	R: 0 E: 0 K: 0 S: 15	H: 1 LOB: 3 BB: 2 P: 24	R: 0 E: 0 K: 1 S: 6	H: 0 LOB: 0 BB: 0 P: 9	R: 0 E: 0 K: 0 S: 11	H: 1 LOB: 1 BB: 0 P: 15	R: 2 E: 0 K: 2 S: 15	H: 3 LOB: 2 BB: 1 P: 26	R: 0 E: 0 K: 1 S: 8	H: 0 LOB: 0 BB: 0 P: 12	R: 0 E: 0 K: 0 S: 9	H: 0 LOB: 0 BB: 0 P: 13	R: 0 E: 0 K: 0 S: 9	H: 0 LOB: 0 BB: 0 P: 13	R: 0 E: 0 K: 1 S: 10	H: 2 LOB: 1 BB: 0 P: 14	R: 0 E: 0 K: 1 S: 11	H: 1 LOB: 0 BB: 0 P: 15	R: 1 E: 0 K: 0 S: 4	H: 1 LOB: 3 BB: 3 P: 17	1B: 8 2B: 0 3B: 1 HR: 0	SF: 0 SAC: 1 DP: 2 HBP: 0	WP: 0 PB: 0 SB: 0 CS: 0	PA: 41						
PITCHER	IP WLS BF H R ER SO BB IBB HBP BLK WP HR S P ERA WHIP	7.0 1.0 1.1	29 4 8	5 2 2	2 0 1	2 0 1	6 1 1	2 0 1	2 0 1	2 0 1	2 1 1	2 0 1	2 0 1	2 0 1	2 0 1	2 0 1	2 0 1	2 0 1	2 0 1	2 0 1	2 0 1	2 0 1	2 0 1	2 0 1	2 0 1	2 0 1	2 0 1	2 0 1	2 0 1	2 0 1

AB	38
R	2
H	9
RBI	2
BB	4
SO	2
LOB	22



AB	34
R	3
H	9
RBI	3
BB	6
SO	8
LOB	12




Batter	1	2	3	4	5	6	7	8	9	AB	R	H	RBI	BB	SO	LOB	TOP					
15 Rafael Furcal, S OBP: 0.444, SLG: 0.579	G6-3	27 1B	G3-1			P4			B1-3	5	1	1	0	0	0	2	Los Angeles Dodgers @ Florida Marlins Dolphin Stadium, Miami, FL Tue Apr 29 2008, 7:10 PM EDT Att: 11,334 - Partly Cloudy - 79 F					
16 Andre Ethier, L OBP: 0.406, SLG: 0.471	27 1B	12 S	27 1B			F8			27 1B	3	3	2	0	2	0	1						
27 Matt Kemp, R OBP: 0.322, SLG: 0.470	55 1B	12 S	12 S			G5-4-3			G1-3	5	1	2	2	0	1	2						
12 Jeff Kent, R OBP: 0.333, SLG: 0.476	L5	12 S				G6-3				5	0	2	3	0	0	2						
14 Chin-Lung Hu, R OBP: 0.393, SLG: 0.291		12 S							55 WP	0	0	0	0	0	0	0						
55 Russell Martin, R OBP: 0.413, SLG: 0.402		F7							P3	5	0	1	1	0	1	2						
7 James Loney, L OBP: 0.232, SLG: 0.396	F8									4	0	0	0	0	1	2						
25 Andrew Jones, R OBP: 0.276, SLG: 0.259										3	1	1	0	1	0	0						
33 Blake DeWitt, L OBP: 0.361, SLG: 0.365										4	0	2	0	0	0	1						
Derek Lowe, R OBP: 0.333, SLG: 0.330 3 Delwyn Young, S OBP: 0.385, SLG: 0.386 45 Scott Proctor, R OBP: 0.271, SLG: 0.176 21 Mark Sweeney, L Joe Beimel, L 44 Takashi Saito, L										1	1	1	0	0	0	0						
Inning Stats	R: 1 E: 0 K: 0 S: 10	H: 3 LOB: 2 BB: 0 P: 17	R: 4 E: 0 K: 0 S: 13	H: 5 LOB: 1 BB: 1 P: 24	R: 1 E: 0 K: 0 S: 10	H: 1 LOB: 0 BB: 1 P: 21	R: 0 E: 0 K: 0 S: 5	H: 1 LOB: 0 BB: 0 P: 9	R: 0 E: 0 K: 1 S: 6	H: 0 LOB: 0 BB: 0 P: 8	R: 0 E: 0 K: 0 S: 8	H: 1 LOB: 1 BB: 0 P: 11	R: 0 E: 0 K: 1 S: 8	H: 0 LOB: 0 BB: 0 P: 13	R: 0 E: 0 K: 1 S: 11	H: 2 LOB: 2 BB: 0 P: 17	R: 1 E: 0 K: 0 S: 11	H: 1 LOB: 2 BB: 1 P: 20	1B: 12 2B: 2 HR: 0	SF: 0 SAC: 1 DP: 2 HBP: 0	WP: 2 PB: 0 SB: 2 CS: 0	PA: 41
PITCHER	IP ERA WHIP	WLS LOB BB P	BF H R ER SO	H R ER SO	BB IBB HBP BLK	WP HR S P	ERA WHIP	PITCHER	IP ERA WHIP	WLS LOB BB P	BF H R ER SO	H R ER SO	BB IBB HBP BLK	WP HR S P	ERA WHIP							
23 Andrew Miller, L ERA: 9.12	3.0	19	9	6	6	0	2	0	0	0	0	0	0	0	0	0	18.00	3.667				
35 Doug Waechter, R ERA: 1.0	4.0	13	2	0	0	2	0	0	0	0	0	0	0	0	0	0	0.00	0.500				
37 Rencyel Pinto, L ERA: 1.02	1.0	4	2	0	0	1	0	0	0	0	0	0	0	0	0	0	0.00	2.000				
Kevin Gregg, R ERA: 2.51	1.0	L 5	1	1	1	0	1	0	0	0	0	0	0	0	0	0	9.00	2.000				
2 Hanley Ramirez, R OBP: 0.408, SLG: 0.617	6 CS		G4-3			E3			6 CS	3	1	1	0	1	0	0	Los Angeles Dodgers @ Florida Marlins Dolphin Stadium, Miami, FL Tue Apr 29 2008, 7:10 PM EDT Att: 11,334 - Partly Cloudy - 79 F					
6 Dan Uggla, R OBP: 0.342, SLG: 0.490	G6-3					27 E			G6-3	3	2	1	1	1	0	2						
27 Jeremy Hermida, L OBP: 0.316, SLG: 0.432	G4-3		G6-3			E9				4	1	2	2	0	0	0						
3 Jorge Cantu, R OBP: 0.363, SLG: 0.511		1B				58 SF8				4	2	3	1	0	1	1						
Luis Gonzalez, L OBP: 0.314, SLG: 0.400		58 FC3-6				F7				4	0	2	1	0	1	2						
58 Mike Rabelo, S OBP: 0.288, SLG: 0.340	FC3-6					SF8			P5	3	0	0	1	0	0	2						
18 Wes Helms, R OBP: 0.267, SLG: 0.321						G6-4-3				4	0	0	0	0	2	2						
4 Alfredo Amezaga, S OBP: 0.370, SLG: 0.344	G3-1					G4-3				4	0	0	0	0	2	1						
23 Andrew Miller, L ERA: 2.88 35 Doug Waechter, R ERA: 5.14 12 Cody Ross, R OBP: 0.357, SLG: 0.298 37 Rencyel Pinto, L Kevin Gregg, R Mike Jacobs, L OBP: 0.287, SLG: 0.573										1	0	0	0	0	1	0						
Inning Stats	R: 0 E: 0 K: 0 S: 8	H: 1 LOB: 0 BB: 0 P: 13	R: 1 E: 0 K: 0 S: 15	H: 2 LOB: 1 BB: 0 P: 26	R: 1 E: 0 K: 1 S: 10	H: 1 LOB: 0 BB: 0 P: 17	R: 1 E: 0 K: 0 S: 6	H: 2 LOB: 0 BB: 0 P: 9	R: 3 E: 2 K: 0 S: 15	H: 2 LOB: 1 BB: 1 P: 25	R: 0 E: 0 K: 2 S: 10	H: 0 LOB: 0 BB: 0 P: 17	R: 0 E: 0 K: 0 S: 8	H: 0 LOB: 0 BB: 1 P: 15	R: 0 E: 0 K: 2 S: 15	H: 1 LOB: 1 BB: 0 P: 23		R: 0 E: 0 K: 2 S: 10	H: 0 LOB: 0 BB: 0 P: 12	1B: 5 2B: 3 HR: 1	SF: 1 SAC: 0 DP: 1 HBP: 0	WP: 0 PB: 0 SB: 0 CS: 2
PITCHER	IP ERA WHIP	WLS LOB BB P	BF H R ER SO	H R ER SO	BB IBB HBP BLK	WP HR S P	ERA WHIP	PITCHER	IP ERA WHIP	WLS LOB BB P	BF H R ER SO	H R ER SO	BB IBB HBP BLK	WP HR S P	ERA WHIP							
Derek Lowe, R ERA: 2.88	5.0	23	6	6	3	2	1	0	0	0	0	0	0	0	0	0	5.40	1.800				
45 Scott Proctor, R ERA: 5.14	2.0	6	0	0	0	2	1	0	0	0	0	0	0	0	0	0	0.00	0.500				
Joe Beimel, L ERA: 0.93	1.0	W 4	1	0	0	2	0	0	0	0	0	0	0	0	0	0	0.00	1.000				
44 Takashi Saito, R ERA: 2.38	1.0	S 3	0	0	0	2	0	0	0	0	0	0	0	0	0	0	0.00	0.000				

Batter	1	2	3	4	5	6	7	8	9	AB	R	H	RBI	BB	SO	LOB	TOP					
15 Rafael Furcal, S OBP: 0.462, SLG: 0.602	1B		16 SH1-4 27 1B		K		55 S 7 3B	27 1B	27 L4-6 3 BB	6	3	5	0	0	1	0						
16 Andre Ethier, L OBP: 0.400, SLG: 0.461	F7		SH1-4		F8		F7	27 1B		4	1	1	0	0	0	2						
3 Delwyn Young, S OBP: 0.429, SLG: 0.385	F7						F7	27 1B		0	0	0	0	1	0	0						
27 Matt Kemp, R OBP: 0.344, SLG: 0.489	F7		12 S 12 S		12 1B		7 S 3B		L4-6	5	2	3	3	1	0	3						
12 Jeff Kent, R OBP: 0.330, SLG: 0.465	F8		G4-3		55 1B		F7	E4 25 BB 33 3B	G4-3	4	0	1	1	0	0	4						
14 Chin-Lung Hu, R OBP: 0.367, SLG: 0.240	F8		G4-3		2H		F7	E4 25 BB 33 3B	G4-3	2	1	0	0	0	0	1						
55 Russell Martin, R OBP: 0.439, SLG: 0.449										2	3	2	1	3	0	0						
7 James Loney, L OBP: 0.336, SLG: 0.406	G4-3		G4-3		P6		33 1B	F7		5	1	1	3	0	0	6						
25 Andrew Jones, R OBP: 0.282, SLG: 0.250	F8				F8		P4	33 1B	33 3B	3	1	0	0	2	0	0						
33 Blake DeWitt, L OBP: 0.364, SLG: 0.397	P4		G4-3		G4-3		G4-3	1B	3B	5	0	2	4	0	0	0						
56 Hung-Chih Kuo, L OBP: 0.667, SLG: 1.000	P4		G4-3		G4-3		G4-3	1B	3B	0	0	0	0	0	0	0						
58 Chad Billingsley, R OBP: 0.222, SLG: 0.125							G6-3	K	G6-3	3	1	0	0	1	2	2						
26 Gary Bennett, R OBP: 0.125, SLG: 0.125			16 SH1-4 27 1B		K		G6-3	K	G6-3	1	0	0	0	0	0	1						
Inning Stats	R: 0 E: 0 K: 0 S: 11	H: 1 LOB: 1 BB: 0 P: 17	R: 1 E: 0 K: 0 S: 11	H: 1 LOB: 0 BB: 21	R: 2 E: 1 K: 0 S: 14	H: 2 LOB: 2 BB: 2 P: 27	R: 0 E: 0 K: 1 S: 9	H: 0 LOB: 0 BB: 0 P: 14	R: 1 E: 0 K: 1 S: 14	H: 3 LOB: 2 BB: 0 P: 25	R: 0 E: 0 K: 0 S: 5	H: 0 LOB: 0 BB: 0 P: 8	R: 4 E: 0 K: 1 S: 14	H: 3 LOB: 2 BB: 3 P: 27	R: 5 E: 1 K: 0 S: 18	H: 4 LOB: 1 BB: 35	R: 0 E: 0 K: 0 S: 8	H: 1 LOB: 1 BB: 18	1B: 10 2B: 3 3B: 2 HR: 1	SF: 0 SAC: 1 DP: 1 HBP: 0	WP: 0 PB: 0 SB: 3 CS: 0	PA: 49
PITCHER	IP: 5.0 WLS: L BF: 24	H: 7 R: 4 ER: 4 SO: 2	BB: 1 IBB: 1 HBP: 0 BLK: 0	WP: 0 HR: 1 S: 59 P: 104	ERA: 7.20 WHIP: 1.600	IP: 1.0 WLS: L BF: 4	H: 1 R: 0 ER: 0 SO: 0	BB: 1 IBB: 0 HBP: 0 BLK: 0	WP: 0 HR: 0 S: 8 P: 18	ERA: 0.00 WHIP: 2.000												
Scott Olsen, L ERA: 2.7																						
19 Logan Kensing, R ERA: 3.0																						
57 Taylor Tankersley, L ERA: 7.88																						
22 Matt Lindstrom, R ERA: 4.82																						
32 Justin Miller, R ERA: 2.4																						

Los Angeles Dodgers @ Florida Marlins
Dolphin Stadium, Miami, FL
Wed Apr 30 2008, 7:10 PM EDT
Att: 10,792 - Clear - 78 F

livebaseballscores.com

AB 40
R 13
H 15
RBI 12
BB 8
SO 3
LOB 19




Batter	1	2	3	4	5	6	7	8	9	AB	R	H	RBI	BB	SO	LOB	BOTTOM					
2 Hanley Ramirez, R OBP: 0.400, SLG: 0.595	K		F9		27 1B		G6-3		F9	4	0	0	0	1	1	3						
6 Dan Uggla, R OBP: 0.330, SLG: 0.471	P3		K		P3		G6-3		K	4	0	0	0	0	2	3						
27 Jeremy Hermida, L OBP: 0.337, SLG: 0.468	FC6-4 BB		K		K		K		K	3	0	2	1	1	1	0						
3 Jorge Cantu, R OBP: 0.349, SLG: 0.490	FC6-4		K		K		K		F8	4	0	0	0	0	1	5						
Luis Gonzalez, L OBP: 0.309, SLG: 0.388			58 S 1B		F7		G3-1		K	4	0	1	0	0	1	1						
58 Mike Rabelo, S OBP: 0.286, SLG: 0.333	K		K		G4-3		K		18 BB 1B	4	0	1	0	0	2	1						
18 Wes Helms, R OBP: 0.294, SLG: 0.323	G5-3		K		K		K		K	3	0	1	0	1	1	1						
4 Alfredo Amezaga, S OBP: 0.364, SLG: 0.328			WP HBP		FC4-6 2 BB 27 1B WP		L1		K	3	1	0	0	0	1	3						
Scott Olsen, L ERA: 2.7																						
19 Logan Kensing, R ERA: 3.0																						
57 Taylor Tankersley, L ERA: 7.88																						
12 Cody Ross, R OBP: 0.175, SLG: 0.000																						
22 Matt Lindstrom, R ERA: 4.82																						
32 Justin Miller, R ERA: 2.4																						
37 Renyel Pinto, L ERA: 0.96																						
11 Robert Andino, R OBP: 0.266, SLG: 0.266																						
Inning Stats	R: 0 E: 0 K: 1 S: 6	H: 0 LOB: 1 BB: 1 P: 14	R: 0 E: 0 K: 2 S: 9	H: 1 LOB: 2 BB: 0 P: 17	R: 0 E: 0 K: 2 S: 11	H: 0 LOB: 0 BB: 0 P: 15	R: 0 E: 0 K: 0 S: 5	H: 0 LOB: 0 BB: 0 P: 7	R: 1 E: 0 K: 1 S: 18	H: 2 LOB: 3 BB: 2 P: 33	R: 0 E: 0 K: 2 S: 8	H: 0 LOB: 0 BB: 0 P: 9	R: 0 E: 0 K: 0 S: 7	H: 0 LOB: 0 BB: 1 P: 12	R: 0 E: 0 K: 2 S: 11	H: 1 LOB: 1 BB: 0 P: 17	R: 0 E: 0 K: 2 S: 12	H: 1 LOB: 2 BB: 1 P: 21	1B: 4 2B: 0 3B: 1 HR: 0	SF: 0 SAC: 0 DP: 1 HBP: 1	WP: 2 PB: 0 SB: 1 CS: 0	PA: 37
PITCHER	IP: 7.0 WLS: W BF: 28	H: 4 R: 1 ER: 1 SO: 8	BB: 4 IBB: 0 HBP: 0 BLK: 0	WP: 2 HR: 0 S: 64 P: 107	ERA: 1.29 WHIP: 1.000	IP: 2.0 WLS: W BF: 9	H: 2 R: 0 ER: 0 SO: 4	BB: 1 IBB: 0 HBP: 0 BLK: 0	WP: 0 HR: 0 S: 23 P: 38	ERA: 0.00 WHIP: 1.500												
58 Chad Billingsley, R ERA: 5.2																						
56 Hung-Chih Kuo, L ERA: 3.18																						

Los Angeles Dodgers @ Florida Marlins
Dolphin Stadium, Miami, FL
Wed Apr 30 2008, 7:10 PM EDT
Att: 10,792 - Clear - 78 F

livebaseballscores.com

AB 31
R 1
H 5
RBI 1
BB 5
SO 12
LOB 21




Batter	1	2	3	4	5	6	7	8	9	AB	R	H	RBI	BB	SO	LOB	TOP							
15 Rafael Furcal, S OBP: 0.459, SLG: 0.586	G4-3		F8				G6-3		SH2-4	3	2	0	0	2	0	1	Los Angeles Dodgers @ Florida Marlins Dolphin Stadium, Miami, FL Thu May 01 2008, 12:10 PM EDT Att: 15,563 - Partly Cloudy - 80 F							
9 Juan Pierre, L OBP: 0.355, SLG: 0.327	K			HBP					SH2-4	3	1	2	2	0	1	0								
27 Matt Kemp, R OBP: 0.337, SLG: 0.473	K		F8				F8		55 E	5	1	1	1	0	2	3								
21 Mark Sweeney, L OBP: 0.250, SLG: 0.150	K								55 E	3	0	0	0	2	2	1								
55 Russell Martin, R OBP: 0.437, SLG: 0.441	K								E1	4	0	1	0	1	2	3								
16 Andre Ethier, L OBP: 0.391, SLG: 0.447									P2	5	0	1	1	0	0	3								
44 Takashi Saito, L	G3-1									0	0	0	0	0	0	0								
33 Blake DeWitt, L OBP: 0.358, SLG: 0.380			G4-3				F8			3	0	0	0	1	0	3								
14 Chin-Lung Hu, R OBP: 0.364, SLG: 0.250			G1-6-3							3	1	1	0	0	0	1								
12 Jeff Kent, R OBP: 0.337, SLG: 0.465										0	0	0	0	1	0	0								
18 Hiroki Kuroda, R OBP: 0.214, SLG: 0.231										2	0	1	0	0	0	0								
7 James Loney, L OBP: 0.333, SLG: 0.402										1	0	0	0	0	0	3								
45 Scott Proctor, R Joe Beimel, L										0	0	0	0	0	0	0								
25 Andruw Jones, R OBP: 0.282, SLG: 0.250										0	0	0	0	0	0	0								
Inning Stats	R: 0 E: 0 K: 2 S: 9	H: 0 LOB: 0 BB: 0 P: 13	R: 0 E: 0 K: 2 S: 10	H: 0 LOB: 0 BB: 0 P: 12	R: 0 E: 0 K: 0 S: 10	H: 1 LOB: 1 BB: 0 P: 15	R: 1 E: 0 K: 1 S: 12	H: 1 LOB: 2 BB: 1 P: 22	R: 2 E: 0 K: 1 S: 17	H: 2 LOB: 1 BB: 1 P: 26	R: 0 E: 0 K: 0 S: 7	H: 1 LOB: 1 BB: 0 P: 11	R: 0 E: 0 K: 0 S: 9	H: 1 LOB: 1 BB: 0 P: 12	R: 0 E: 1 K: 1 S: 12	H: 0 LOB: 3 BB: 2 P: 30	R: 2 E: 1 K: 0 S: 12	H: 1 LOB: 1 BB: 2 P: 27	1B: 6 2B: 1 3B: 0 HR: 0	SF: 0 SAC: 2 DP: 0 HBP: 1	WP: 0 PB: 0 SB: 2 CS: 0	PA: 42		
PITCHER	IP WLS BF H R ER SO BB IBB HBP BLK WP HR S P ERA WHIP	IP WLS BF H R ER SO BB IBB HBP BLK WP HR S P ERA WHIP	IP WLS BF H R ER SO BB IBB HBP BLK WP HR S P ERA WHIP	IP WLS BF H R ER SO BB IBB HBP BLK WP HR S P ERA WHIP	IP WLS BF H R ER SO BB IBB HBP BLK WP HR S P ERA WHIP	IP WLS BF H R ER SO BB IBB HBP BLK WP HR S P ERA WHIP	IP WLS BF H R ER SO BB IBB HBP BLK WP HR S P ERA WHIP	IP WLS BF H R ER SO BB IBB HBP BLK WP HR S P ERA WHIP	IP WLS BF H R ER SO BB IBB HBP BLK WP HR S P ERA WHIP	IP WLS BF H R ER SO BB IBB HBP BLK WP HR S P ERA WHIP	IP WLS BF H R ER SO BB IBB HBP BLK WP HR S P ERA WHIP	IP WLS BF H R ER SO BB IBB HBP BLK WP HR S P ERA WHIP	IP WLS BF H R ER SO BB IBB HBP BLK WP HR S P ERA WHIP	IP WLS BF H R ER SO BB IBB HBP BLK WP HR S P ERA WHIP	IP WLS BF H R ER SO BB IBB HBP BLK WP HR S P ERA WHIP	IP WLS BF H R ER SO BB IBB HBP BLK WP HR S P ERA WHIP	IP WLS BF H R ER SO BB IBB HBP BLK WP HR S P ERA WHIP	IP WLS BF H R ER SO BB IBB HBP BLK WP HR S P ERA WHIP	IP WLS BF H R ER SO BB IBB HBP BLK WP HR S P ERA WHIP	IP WLS BF H R ER SO BB IBB HBP BLK WP HR S P ERA WHIP	IP WLS BF H R ER SO BB IBB HBP BLK WP HR S P ERA WHIP	IP WLS BF H R ER SO BB IBB HBP BLK WP HR S P ERA WHIP	IP WLS BF H R ER SO BB IBB HBP BLK WP HR S P ERA WHIP	IP WLS BF H R ER SO BB IBB HBP BLK WP HR S P ERA WHIP

AB	32
R	5
H	7
RBI	4
BB	7
SO	7
LOB	18



Batter	1	2	3	4	5	6	7	8	9	AB	R	H	RBI	BB	SO	LOB	BOTTOM								
2 Hanley Ramirez, R OBP: 0.395, SLG: 0.591	G6-3								G4-3	4	0	1	1	0	1	0	Los Angeles Dodgers @ Florida Marlins Dolphin Stadium, Miami, FL Thu May 01 2008, 12:10 PM EDT Att: 15,563 - Partly Cloudy - 80 F								
6 Dan Uggla, R OBP: 0.319, SLG: 0.453	F7									4	0	0	0	0	2	1									
Kevin Gregg, R										0	0	0	0	0	0	0									
27 Jeremy Hermida, L OBP: 0.322, SLG: 0.444	G6-3									4	0	0	0	0	0	0									
3 Jorge Cantu, R OBP: 0.336, SLG: 0.471	L9									4	0	0	0	0	1	0									
Luis Gonzalez, L OBP: 0.288, SLG: 0.358	L3									4	0	0	0	0	0	0									
18 Wes Helms, R OBP: 0.289, SLG: 0.314	G6-3									4	1	1	0	0	1	0									
12 Cody Ross, R OBP: 0.182, SLG: 0.275	G5-3									3	1	1	2	0	0	0									
20 Matt Treanor, R OBP: 0.306, SLG: 0.289										3	1	2	0	0	1	0									
66 Burke Badenhop, R										2	0	0	0	0	1	1									
57 Taylor Tankersley, L										0	0	0	0	0	0	0									
4 Alfredo Amezaga, S										1	0	0	0	0	0	2									
37 Renyel Pinto, L										0	0	0	0	0	0	0									
11 Robert Andino, R OBP: 0.300, SLG: 0.556										0	0	0	0	0	0	0									
Inning Stats	R: 0 E: 0 K: 0 S: 4	H: 0 LOB: 0 BB: 0 P: 7	R: 0 E: 0 K: 0 S: 8	H: 0 LOB: 0 BB: 0 P: 11	R: 1 E: 0 K: 1 S: 8	H: 2 LOB: 1 BB: 0 P: 13	R: 0 E: 0 K: 0 S: 4	H: 0 LOB: 0 BB: 0 P: 5	R: 2 E: 0 K: 2 S: 12	H: 2 LOB: 0 BB: 0 P: 15	R: 0 E: 0 K: 1 S: 9	H: 0 LOB: 0 BB: 0 P: 14	R: 0 E: 1 K: 0 S: 13	H: 1 LOB: 2 BB: 0 P: 20	R: 0 E: 0 K: 1 S: 8	H: 0 LOB: 0 BB: 0 P: 13	R: 0 E: 0 K: 2 S: 8	H: 0 LOB: 0 BB: 0 P: 10	1B: 3 2B: 1 3B: 0 HR: 1	SF: 0 SAC: 0 DP: 0 HBP: 0	WP: 0 PB: 0 SB: 0 CS: 0	PA: 33			
PITCHER	IP WLS BF H R ER SO BB IBB HBP BLK WP HR S P ERA WHIP	IP WLS BF H R ER SO BB IBB HBP BLK WP HR S P ERA WHIP	IP WLS BF H R ER SO BB IBB HBP BLK WP HR S P ERA WHIP	IP WLS BF H R ER SO BB IBB HBP BLK WP HR S P ERA WHIP	IP WLS BF H R ER SO BB IBB HBP BLK WP HR S P ERA WHIP	IP WLS BF H R ER SO BB IBB HBP BLK WP HR S P ERA WHIP	IP WLS BF H R ER SO BB IBB HBP BLK WP HR S P ERA WHIP	IP WLS BF H R ER SO BB IBB HBP BLK WP HR S P ERA WHIP	IP WLS BF H R ER SO BB IBB HBP BLK WP HR S P ERA WHIP	IP WLS BF H R ER SO BB IBB HBP BLK WP HR S P ERA WHIP	IP WLS BF H R ER SO BB IBB HBP BLK WP HR S P ERA WHIP	IP WLS BF H R ER SO BB IBB HBP BLK WP HR S P ERA WHIP	IP WLS BF H R ER SO BB IBB HBP BLK WP HR S P ERA WHIP	IP WLS BF H R ER SO BB IBB HBP BLK WP HR S P ERA WHIP	IP WLS BF H R ER SO BB IBB HBP BLK WP HR S P ERA WHIP	IP WLS BF H R ER SO BB IBB HBP BLK WP HR S P ERA WHIP	IP WLS BF H R ER SO BB IBB HBP BLK WP HR S P ERA WHIP	IP WLS BF H R ER SO BB IBB HBP BLK WP HR S P ERA WHIP	IP WLS BF H R ER SO BB IBB HBP BLK WP HR S P ERA WHIP	IP WLS BF H R ER SO BB IBB HBP BLK WP HR S P ERA WHIP	IP WLS BF H R ER SO BB IBB HBP BLK WP HR S P ERA WHIP	IP WLS BF H R ER SO BB IBB HBP BLK WP HR S P ERA WHIP	IP WLS BF H R ER SO BB IBB HBP BLK WP HR S P ERA WHIP	IP WLS BF H R ER SO BB IBB HBP BLK WP HR S P ERA WHIP	IP WLS BF H R ER SO BB IBB HBP BLK WP HR S P ERA WHIP



Batter	1	2	3	4	5	6	7	8	9	AB	R	H	RBI	BB	SO	LOB	TOP										
15 Rafael Furcal, S OBP: 0.453, SLG: 0.585	L8			B5-3		G6-4-3		FC1-6		4	0	0	0	0	0	3	Los Angeles Dodgers @ Colorado Rockies Coors Field, Denver, CO Sun May 04 2008, 1:05 PM MDT Att: 43,726 - Partly Cloudy - 64 F										
9 Juan Pierre, L OBP: 0.395, SLG: 0.382	G1-3					G3				4	0	2	1	0	0	0											
27 Matt Kemp, R 47 Cory Wade, R	G4-3									4	0	1	0	0	2	3											
7 James Loney, L OBP: 0.328, SLG: 0.417		F7				G4-3				4	0	1	0	0	0	1											
55 Russell Martin, R OBP: 0.429, SLG: 0.419		F7				G6-3		FC5-4		4	0	0	0	0	0	1											
16 Andre Ethier, L OBP: 0.388, SLG: 0.465		G3-1								4	1	1	1	0	1	1											
33 Blake DeWitt, L OBP: 0.384, SLG: 0.400				G6-3						3	1	2	0	0	0	0											
14 Chin-Lung Hu, R OBP: 0.333, SLG: 0.226				G1-3		G4-6-3				3	0	0	0	0	0	2											
Derek Lowe, R 3 Delwyn Young, S Chan Ho Park, R 21 Mark Sweeney, L	G4-3									1	0	0	0	0	0	0											
Inning Stats	R: 0 E: 0 K: 0 S: 7	H: 0 LOB: 0 BB: 0 P: 9	R: 0 E: 0 K: 0 S: 7	H: 0 LOB: 0 BB: 0 P: 12	R: 0 E: 0 K: 1 S: 10	H: 0 LOB: 0 BB: 0 P: 17	R: 0 E: 0 K: 1 S: 9	H: 1 LOB: 1 BB: 0 P: 13	R: 1 E: 0 K: 0 S: 9	H: 2 LOB: 0 BB: 0 P: 11	R: 0 E: 0 K: 0 S: 7	H: 1 LOB: 0 BB: 0 P: 10	R: 0 E: 0 K: 1 S: 10	H: 2 LOB: 1 BB: 0 P: 18	R: 1 E: 0 K: 1 S: 18	H: 3 LOB: 2 BB: 0 P: 23			R: 0 E: 0 K: 0 S: 4	H: 0 LOB: 0 BB: 0 P: 5	1B: 7 2B: 1 3B: 0 HR: 1	SF: 0 SAC: 0 DP: 2 HBP: 0	WP: 0 PB: 0 SB: 0 CS: 0	PA: 33			
PITCHER	IP	WLS	BF	H	R	ER	SO	BB	IBB	HBP	BLK	WP	HR	S	P	ERA	WHIP										
28 Aaron Cook, R ERA: 2.4	7.2	W	29	9	2	2	2	0	0	0	0	0	1	74	109	2.35	1.174										
35 Taylor Buchholz, R ERA: 1.53	1.1	S	4	0	0	0	1	0	0	0	0	0	0	7	9	0.00	0.000										

Batter	1	2	3	4	5	6	7	8	9	AB	R	H	RBI	BB	SO	LOB	BOTTOM										
22 Scott Podsednik, L OBP: 0.477, SLG: 0.486	G4-3									3	2	2	1	1	0	0	Los Angeles Dodgers @ Colorado Rockies Coors Field, Denver, CO Sun May 04 2008, 1:05 PM MDT Att: 43,726 - Partly Cloudy - 64 F										
6 Omar Quintanilla, L OBP: 0.296, SLG: 0.571	L4									4	2	1	1	0	0	3											
5 Matt Holliday, R										4	1	2	2	0	0	0											
17 Todd Helton, L OBP: 0.394, SLG: 0.415										2	0	0	0	2	1	0											
27 Garrett Atkins, R 35 Taylor Buchholz, R										3	0	1	1	1	1	0											
11 Brad Hawpe, L OBP: 0.398, SLG: 0.400	F5									4	1	1	0	0	1	5											
20 Chris Iannetta, R OBP: 0.391, SLG: 0.564	SF8									2	1	0	1	1	1	1											
21 Jonathan Herrera, S OBP: 0.429, SLG: 0.333	F9									3	0	1	1	0	0	2											
28 Aaron Cook, R 12 Clint Barmes, R	L7									3	0	1	0	0	1	1											
Inning Stats	R: 3 E: 0 K: 0 S: 29	H: 3 LOB: 2 BB: 2 P: 51	R: 0 E: 0 K: 0 S: 6	H: 0 LOB: 0 BB: 0 P: 10	R: 0 E: 0 K: 1 S: 9	H: 0 LOB: 0 BB: 0 P: 15	R: 0 E: 0 K: 1 S: 9	H: 0 LOB: 0 BB: 0 P: 13	R: 2 E: 0 K: 1 S: 11	H: 3 LOB: 2 BB: 2 P: 23	R: 1 E: 0 K: 0 S: 18	H: 1 LOB: 1 BB: 1 P: 26	R: 0 E: 0 K: 1 S: 8	H: 0 LOB: 0 BB: 0 P: 10	R: 1 E: 0 K: 0 S: 12	H: 2 LOB: 0 BB: 0 P: 17		R: 1 E: 0 K: 0 S: 2	H: 0 LOB: 0 BB: 0 P: 5	1B: 7 2B: 3 3B: 0 HR: 0	SF: 1 SAC: 1 DP: 1 HBP: 0	WP: 0 PB: 0 SB: 2 CS: 0	PA: 36				
PITCHER	IP	WLS	BF	H	R	ER	SO	BB	IBB	HBP	BLK	WP	HR	S	P	ERA	WHIP										
Derek Lowe, R ERA: 3.66	5.0	L	24	6	5	5	3	3	1	0	0	0	0	64	112	9.00	1.800										
Chan Ho Park, R ERA: 2.94	2.0		8	1	1	1	2	1	0	0	0	0	0	26	36	4.50	1.000										
47 Cory Wade, R ERA: 3.0	1.0		4	2	1	1	0	0	0	0	0	0	0	12	17	9.00	2.000										

Batter	1	2	3	4	5	6	7	8	9	AB	R	H	RBI	BB	SO	LOB	TOP										
7 José Reyes, S OBP: 0.326, SLG: 0.449	P5		G4-3 19 S BB		G3		F9			3	0	0	0	1	0	1											
19 Ryan Church, L OBP: 0.378, SLG: 0.478	K		G4-3				K			3	0	0	0	1	2	2											
5 David Wright, R OBP: 0.394, SLG: 0.549	K		K		G6-3				L9	4	0	0	0	0	2	2											
15 Carlos Beltrán, S OBP: 0.372, SLG: 0.394		G4-3 21 2B		G4-3		3B 18 1B		K		4	1	2	0	0	1	0											
18 Moises Alou, R OBP: 0.250, SLG: 0.182	F9		G4-3			1B 21 G6-3		K		4	0	1	1	0	1	1											
21 Carlos Delgado, L OBP: 0.313, SLG: 0.369		2B		2B		G6-3		G3		3	0	1	0	1	0	1											
23 Brian Schneider, L OBP: 0.380, SLG: 0.295	K			1B		G5-3		K		4	0	1	0	0	2	2											
1 Luis Castillo, S OBP: 0.340, SLG: 0.253	G5-3		G5-3		G5-3			G6-3		3	0	0	0	1	0	4											
Oliver Pérez, L OBP: 0.273, SLG: 0.200			G5-3		G3		F9			2	0	0	0	0	0	0											
16 Angel Pagan, S OBP: 0.347, SLG: 0.378										1	0	0	0	0	0	1											
Scott Schoeneweis, L OBP: 0.313, SLG: 0.378										0	0	0	0	0	0	0											
Jorge Sosa, R OBP: 0.313, SLG: 0.378										0	0	0	0	0	0	0											
Inning Stats	R: 0 E: 0 K: 2 S: 11	H: 0 LOB: 0 BB: 0 P: 12	R: 0 E: 0 K: 1 S: 10	H: 2 LOB: 2 BB: 0 P: 14	R: 0 E: 0 K: 1 S: 9	H: 0 LOB: 1 BB: 1 P: 18	R: 0 E: 0 K: 0 S: 9	H: 1 LOB: 2 BB: 1 P: 17	R: 0 E: 0 K: 0 S: 8	H: 0 LOB: 0 BB: 0 P: 14	R: 1 E: 0 K: 0 S: 8	H: 2 LOB: 0 BB: 0 P: 16	R: 0 E: 0 K: 1 S: 8	H: 0 LOB: 1 BB: 1 P: 14	R: 0 E: 0 K: 2 S: 7	H: 0 LOB: 0 BB: 0 P: 12	R: 0 E: 0 K: 1 S: 8	H: 0 LOB: 0 BB: 0 P: 12	1B: 3 2B: 1 3B: 1 HR: 0	SF: 0 SAC: 0 DP: 1 HBP: 0	WP: 0 PB: 0 SB: 1 CS: 0	PA: 35					
PITCHER	IP	WLS	BF	H	R	ER	SO	BB	IBB	HBP	BLK	WP	HR	S	P	ERA	WHIP										
58 Chad Billingsley, R ERA: 4.54	6.0	W	26	5	1	1	4	4	0	0	0	0	0	56	96	1.50	1.500										
Joe Beimel, L ERA: 0.75	1.0		3	0	0	0	1	0	0	0	0	0	0	7	9	0.00	0.000										
51 Jonathan Broxton, R ERA: 1.93	1.0		3	0	0	0	2	0	0	0	0	0	0	7	12	0.00	0.000										
44 Takashi Saito, R ERA: 1.88	1.0		3	0	0	0	1	0	0	0	0	0	0	8	12	0.00	0.000										

New York Mets @ Los Angeles Dodgers
Dodger Stadium, Los Angeles, CA
Mon May 05 2008, 7:10 PM PDT
Att: 44,181 - Partly Cloudy - 60 F

AB 31
R 1
H 5
RBI 1
BB 4
SO 8
LOB 14



Batter	1	2	3	4	5	6	7	8	9	AB	R	H	RBI	BB	SO	LOB	BOTTOM										
15 Rafael Furcal, S OBP: 0.448, SLG: 0.597	HR		F8		P5		F9			4	1	1	1	0	0	0											
9 Juan Pierre, L OBP: 0.400, SLG: 0.380	12 L1-3 55 1B		B3-1		27 HR BB		F8			3	2	1	0	1	0	0											
27 Matt Kemp, R OBP: 0.353, SLG: 0.523	F9		F9		HR		CS 55 1B			4	1	2	2	0	0	1											
12 Jeff Kent, R OBP: 0.330, SLG: 0.459	L1-3			P3	G5-3		F8			4	0	0	0	0	0	2											
14 Chin-Lung Hu, R OBP: 0.333, SLG: 0.226							F8			0	0	0	0	0	0	0											
55 Russell Martin, R OBP: 0.434, SLG: 0.426		1B		7 S 1B		G3-1		CS		3	0	2	1	0	0	0											
7 James Loney, L OBP: 0.328, SLG: 0.410	G4-3			K		G5-4-3 25 BB				2	0	0	0	1	1	2											
25 Andrew Jones, R OBP: 0.267, SLG: 0.248		G6-3		P6		G5-4-3				3	0	0	0	0	0	2											
33 Blake DeWitt, L OBP: 0.382, SLG: 0.436		G4-3				HR		G3-1		3	1	1	1	0	0	0											
58 Chad Billingsley, R OBP: 0.182, SLG: 0.100								G6-3		2	0	0	0	0	2	0											
Joe Beimel, L ERA: 0.75										0	0	0	0	0	0	0											
3 Delwyn Young, S OBP: 0.412, SLG: 0.375										1	0	0	0	0	0	0											
51 Jonathan Broxton, R OBP: 0.313, SLG: 0.378										0	0	0	0	0	0	0											
44 Takashi Saito, L ERA: 1.88										0	0	0	0	0	0	0											
Inning Stats	R: 2 E: 0 K: 0 S: 13	H: 3 LOB: 1 BB: 0 P: 20	R: 0 E: 0 K: 1 S: 8	H: 0 LOB: 0 BB: 0 P: 14	R: 0 E: 0 K: 0 S: 5	H: 0 LOB: 0 BB: 0 P: 8	R: 0 E: 0 K: 1 S: 13	H: 1 LOB: 1 BB: 0 P: 20	R: 3 E: 0 K: 1 S: 13	H: 2 LOB: 0 BB: 1 P: 22	R: 0 E: 0 K: 0 S: 4	H: 0 LOB: 0 BB: 1 P: 11	R: 0 E: 0 K: 0 S: 11	H: 0 LOB: 0 BB: 0 P: 16	R: 0 E: 0 K: 0 S: 9	H: 1 LOB: 0 BB: 0 P: 14	1B: 4 2B: 0 3B: 0 HR: 3	SF: 0 SAC: 0 DP: 1 HBP: 0	WP: 0 PB: 0 SB: 2 CS: 1	PA: 32							
PITCHER	IP	WLS	BF	H	R	ER	SO	BB	IBB	HBP	BLK	WP	HR	S	P	ERA	WHIP										
Oliver Pérez, L ERA: 4.63	6.0	L	25	6	5	3	3	2	0	0	0	0	0	56	95	7.50	1.333										
Scott Schoeneweis, L ERA: 1.74	1.0		3	0	0	0	0	0	0	0	0	0	0	11	16	0.00	0.000										
Jorge Sosa, R ERA: 6.06	1.0		3	1	0	0	0	0	0	0	0	0	0	9	14	0.00	1.000										

New York Mets @ Los Angeles Dodgers
Dodger Stadium, Los Angeles, CA
Mon May 05 2008, 7:10 PM PDT
Att: 44,181 - Partly Cloudy - 60 F

AB 29
R 5
H 7
RBI 5
BB 2
SO 3
LOB 7



Batter	1	2	3	4	5	6	7	8	9	AB	R	H	RBI	BB	SO	LOB	TOP					
7 José Reyes, S OBP: 0.321, SLG: 0.439	G4-3	G1-2-3	FC6		K			G1-3		5	0	1	1	0	1	5	New York Mets @ Los Angeles Dodgers Dodger Stadium, Los Angeles, CA Tue May 06 2008, 7:10 PM PDT Att: 43,927 - Cloudy - 61 F					
19 Ryan Church, L OBP: 0.379, SLG: 0.508	HR	G1-2-3		L9	K			2B		5	1	2	1	0	1	5						
5 David Wright, R OBP: 0.387, SLG: 0.530	F9	K		BB				K		4	0	0	0	1	3	3						
18 Moises Alou, R OBP: 0.294, SLG: 0.250	1B		E5					P2		5	1	2	0	0	0	0						
21 Carlos Delgado, L OBP: 0.308, SLG: 0.362	FC6		1B		K			K		5	0	1	0	0	2	3						
16 Angel Pagán, S OBP: 0.350, SLG: 0.379		FC5-4	1B		K			F8		5	1	2	0	0	1	4						
23 Brian Schneider, L OBP: 0.395, SLG: 0.308	1B	1B	1B		K			1B		4	1	2	0	1	2	0						
1 Luis Castillo, S OBP: 0.342, SLG: 0.253	1B	FC4-6	BB		K			1B		4	0	1	1	0	1	4						
Nelson Figueroa, R OBP: 0.250, SLG: 0.100		FC1								1	0	0	0	2	0	2						
Aaron Heilman, R OBP: 0.369, SLG: 0.390		FC1								0	0	0	0	0	0	0						
15 Carlos Beltrán, S OBP: 0.369, SLG: 0.390		FC1								1	0	0	0	0	1	0						
25 Pedro Feliciano, L OBP: 0.369, SLG: 0.390		FC1								0	0	0	0	0	0	0						
Joe Smith, R ERA: 1.76		FC1								0	0	0	0	0	0	0						
Inning Stats	R: 1 E: 0 K: 0 S: 13	H: 2 LOB: 1 BB: 0 P: 20	R: 2 E: 1 K: 1 S: 15	H: 4 LOB: 2 BB: 0 P: 24	R: 1 E: 1 K: 0 S: 14	H: 1 LOB: 3 BB: 2 P: 27	R: 0 E: 0 K: 2 S: 10	H: 1 LOB: 2 BB: 1 P: 15	R: 0 E: 0 K: 3 S: 16	H: 0 LOB: 2 BB: 1 P: 28	R: 0 E: 0 K: 2 S: 7	H: 0 LOB: 0 BB: 0 P: 8	R: 0 E: 0 K: 1 S: 8	H: 0 LOB: 0 BB: 0 P: 9	R: 0 E: 0 K: 2 S: 11	H: 1 LOB: 1 BB: 0 P: 14	R: 0 E: 0 K: 1 S: 11	H: 2 LOB: 2 BB: 0 P: 16	1B: 9 2B: 1 3B: 0 HR: 1	SF: 0 SAC: 0 DP: 1 HBP: 1	WP: 0 PB: 0 SB: 3 CS: 0	PA: 44
PITCHER	IP WLS BF H R ER SO BB IBB HBP BLK WP HR S P ERA WHIP																					
18 Hiroki Kuroda, R ERA: 3.95	3.1	22	8	4	2	1	3	0	0	0	0	0	1	46	80	5.40	3.300					
56 Hung-Chih Kuo, L ERA: 2.59	3.2	W	13	0	0	8	1	0	1	0	0	0	0	37	51	0.00	0.273					
51 Jonathan Broxton, R ERA: 1.8	1.0	H	4	1	0	2	0	0	0	0	0	0	0	11	14	0.00	1.000					
44 Takashi Saito, R ERA: 1.76	1.0	S	5	2	0	1	0	0	0	0	0	0	0	11	16	0.00	2.000					

Batter	1	2	3	4	5	6	7	8	9	AB	R	H	RBI	BB	SO	LOB	BOTTOM			
9 Juan Pierre, L OBP: 0.388, SLG: 0.368	F9	1B		K	FC5			SH2-4		5	0	1	1	0	0	1	New York Mets @ Los Angeles Dodgers Dodger Stadium, Los Angeles, CA Tue May 06 2008, 7:10 PM PDT Att: 43,927 - Cloudy - 61 F			
25 Andrew Jones, R OBP: 0.273, SLG: 0.248	BB	S		L6			F9	G3-1		5	0	1	0	1	2	2				
27 Matt Kemp, R OBP: 0.358, SLG: 0.518	FC5-4		F8		1B			K		3	0	1	0	1	0	2				
12 Jeff Kent, R OBP: 0.327, SLG: 0.446	1B		L5					1B		3	1	0	0	1	1	2				
7 James Loney, L OBP: 0.333, SLG: 0.413	1B		FC5-4		K			G6-3		4	1	2	0	0	0	0				
55 Russell Martin, R OBP: 0.436, SLG: 0.423	F8		1B		F8			F8		3	1	1	0	1	0	3				
33 Blake DeWitt, L OBP: 0.398, SLG: 0.488		1B						G5-3		4	2	3	4	0	1	0				
14 Chin-Lung Hu, R OBP: 0.325, SLG: 0.229		K						K		4	0	1	0	0	1	3				
18 Hiroki Kuroda, R OBP: 0.214, SLG: 0.231		SH3-4								0	0	0	0	0	0	0				
56 Hung-Chih Kuo, L OBP: 0.333, SLG: 0.500		SH3-4								2	0	0	0	0	1	1				
3 Delwyn Young, S OBP: 0.412, SLG: 0.375										0	0	0	0	0	0	0				
44 Takashi Saito, L ERA: 3.07										0	0	0	0	0	0	0				
Inning Stats	R: 0 E: 0 K: 0 S: 11	H: 1 LOB: 3 BB: 2 P: 23	R: 1 E: 0 K: 1 S: 15	H: 2 LOB: 1 BB: 0 P: 20	R: 2 E: 0 K: 0 S: 15	H: 2 LOB: 2 BB: 2 P: 26	R: 0 E: 0 K: 1 S: 10	H: 1 LOB: 1 BB: 0 P: 13	R: 2 E: 1 K: 1 S: 17	H: 2 LOB: 1 BB: 0 P: 22	R: 0 E: 0 K: 1 S: 7	H: 1 LOB: 1 BB: 0 P: 13	R: 0 E: 0 K: 1 S: 9	H: 0 LOB: 0 BB: 0 P: 10	R: 0 E: 0 K: 1 S: 9	H: 1 LOB: 1 BB: 0 P: 15	1B: 9 2B: 0 3B: 0 HR: 1	SF: 0 SAC: 2 DP: 0 HBP: 0	WP: 0 PB: 0 SB: 3 CS: 0	PA: 39
PITCHER	IP WLS BF H R ER SO BB IBB HBP BLK WP HR S P ERA WHIP																			
Nelson Figueroa, R ERA: 4.81	5.0	L	28	8	5	3	4	0	0	0	0	0	0	68	104	9.00	2.400			
Aaron Heilman, R ERA: 4.65	2.0		7	1	0	2	0	0	0	0	0	0	0	16	23	0.00	0.500			
25 Pedro Feliciano, L ERA: 0.84	0.2		3	1	0	0	0	0	0	0	0	0	0	6	10	0.00	1.500			
Joe Smith, R ERA: 3.07	0.1		1	0	0	1	0	0	0	0	0	0	0	3	5	0.00	0.000			

Batter	1	2	3	4	5	6	7	8	9	AB	R	H	RBI	BB	SO	LOB	TOP				
7 José Reyes, S OBP: 0.324, SLG: 0.429	G3-1	1B		G4-3	BB		G4-3			3	1	0	0	2	0	0	New York Mets @ Los Angeles Dodgers Dodger Stadium, Los Angeles, CA Wed May 07 2008, 12:10 PM PDT Att: 40,731 - Cloudy - 63 F				
1 Luis Castillo, S OBP: 0.353, SLG: 0.273	G4-3	1B		2B	BB		G6-3			4	1	2	2	1	0	0					
5 David Wright, R OBP: 0.381, SLG: 0.525	F9	K		G5-3	BB		G6-3			5	0	1	2	0	1	3					
15 Carlos Beltrán, S OBP: 0.363, SLG: 0.382	L3	1B		G3-1	BB		G4-3			5	1	1	0	0	0	1					
19 Ryan Church, L OBP: 0.394, SLG: 0.541	1B	1B		HR	HR		K			4	3	3	1	0	1	0					
16 Angel Pagán, S OBP: 0.353, SLG: 0.382	1B	1B		K	F8		G3			2	1	1	1	0	0	1					
Andy Chavez, L OBP: 0.256, SLG: 0.205	1B	FC4-6		K	F8		G3			3	0	0	0	0	1	1					
9 Marlon Anderson, L OBP: 0.241, SLG: 0.357	2B	F9		1B	K		F7			5	2	2	1	0	1	1					
30 Raul Casanova, S OBP: 0.340, SLG: 0.391	1B	G4-3		BB	BB		K			4	2	2	2	1	1	1					
33 John Maine, R OBP: 0.125, SLG: 0.067	SH1-4	G5-3		BB	BB		K			4	1	1	2	0	2	1					
Duaner Sanchez, R ERA: 2.45				1B	1B					0	0	0	0	0	0	0					
Inning Stats	R: 0 E: 0 K: 0 S: 10	H: 0 LOB: 0 BB: 0 P: 14	R: 4 E: 0 K: 1 S: 25	H: 5 LOB: 2 BB: 1 P: 37	R: 1 E: 0 K: 0 S: 10	H: 2 LOB: 1 BB: 0 P: 13	R: 0 E: 0 K: 0 S: 9	H: 1 LOB: 1 BB: 0 P: 17	R: 6 E: 0 K: 1 S: 23	H: 3 LOB: 1 BB: 3 P: 43	R: 1 E: 0 K: 2 S: 9	H: 2 LOB: 1 BB: 0 P: 11	R: 0 E: 0 K: 1 S: 7	H: 0 LOB: 0 BB: 0 P: 14	R: 0 E: 0 K: 2 S: 8	H: 0 LOB: 0 BB: 0 P: 9	1B: 8 2B: 4 3B: 0 HR: 1	SF: 0 SAC: 1 DP: 0 HBP: 1	WP: 1 PB: 0 SB: 1 CS: 0	PA: 45	
PITCHER	IP WLS BF H R ER SO BB IBB HBP BLK WP HR S P ERA WHIP	IP WLS BF H R ER SO BB IBB HBP BLK WP HR S P ERA WHIP	IP WLS BF H R ER SO BB IBB HBP BLK WP HR S P ERA WHIP	IP WLS BF H R ER SO BB IBB HBP BLK WP HR S P ERA WHIP	IP WLS BF H R ER SO BB IBB HBP BLK WP HR S P ERA WHIP	IP WLS BF H R ER SO BB IBB HBP BLK WP HR S P ERA WHIP	IP WLS BF H R ER SO BB IBB HBP BLK WP HR S P ERA WHIP	IP WLS BF H R ER SO BB IBB HBP BLK WP HR S P ERA WHIP	IP WLS BF H R ER SO BB IBB HBP BLK WP HR S P ERA WHIP	IP WLS BF H R ER SO BB IBB HBP BLK WP HR S P ERA WHIP	IP WLS BF H R ER SO BB IBB HBP BLK WP HR S P ERA WHIP	IP WLS BF H R ER SO BB IBB HBP BLK WP HR S P ERA WHIP	IP WLS BF H R ER SO BB IBB HBP BLK WP HR S P ERA WHIP	IP WLS BF H R ER SO BB IBB HBP BLK WP HR S P ERA WHIP	IP WLS BF H R ER SO BB IBB HBP BLK WP HR S P ERA WHIP	IP WLS BF H R ER SO BB IBB HBP BLK WP HR S P ERA WHIP	IP WLS BF H R ER SO BB IBB HBP BLK WP HR S P ERA WHIP	IP WLS BF H R ER SO BB IBB HBP BLK WP HR S P ERA WHIP	IP WLS BF H R ER SO BB IBB HBP BLK WP HR S P ERA WHIP	IP WLS BF H R ER SO BB IBB HBP BLK WP HR S P ERA WHIP	IP WLS BF H R ER SO BB IBB HBP BLK WP HR S P ERA WHIP

AB	39
R	12
H	13
RBI	11
BB	4
SO	7
LOB	9





Batter	1	2	3	4	5	6	7	8	9	AB	R	H	RBI	BB	SO	LOB	BOTTOM					
9 Juan Pierre, L OBP: 0.382, SLG: 0.354	P4		G6-3			L6			BB	3	0	0	0	1	0	1	New York Mets @ Los Angeles Dodgers Dodger Stadium, Los Angeles, CA Wed May 07 2008, 12:10 PM PDT Att: 40,731 - Cloudy - 63 F					
16 Andre Ethier, L OBP: 0.376, SLG: 0.447	F7		G4-3			F7			F7	4	0	0	0	0	0	2						
27 Matt Kemp, R OBP: 0.355, SLG: 0.509	G6-3		K			L4			1B	4	0	1	1	0	1	0						
12 Jeff Kent, R OBP: 0.321, SLG: 0.437	G5-3		K			F8			FC5	2	0	0	0	0	1	0						
3 Delwyn Young, S OBP: 0.306, SLG: 0.333	G5-3		K			F8			FC5	2	0	0	0	0	0	2						
7 James Loney, L OBP: 0.331, SLG: 0.415	G4-3		2B			L7			K	4	0	1	0	0	1	2						
55 Russell Martin, R OBP: 0.437, SLG: 0.420	K		BB			G6-3			G6-3	1	0	0	0	1	1	0						
26 Gary Bennett, R OBP: 0.188, SLG: 0.133	K		BB			G6-3			G6-3	1	0	0	0	0	0	0						
33 Blake DeWitt, L OBP: 0.385, SLG: 0.471	G3-1		K			L4			L4	3	0	0	0	0	1	2						
14 Chin-Lung Hu, R OBP: 0.326, SLG: 0.263	G4-3-6		G4-3-6			G4-3			G4-3	3	0	1	0	0	0	2						
31 Brad Penny, R OBP: 0.267, SLG: 0.267	P5		P5			G4-3			2B	1	0	0	0	0	0	1						
45 Scott Proctor, R ERA: 5.94						G4-3			2B	0	0	0	0	0	0	0						
21 Mark Sweeney, L OBP: 0.286, SLG: 0.174						G4-3			2B	1	0	0	0	0	0	0						
Chan Ho Park, R ERA: 2.45						G4-3			2B	0	0	0	0	0	0	0						
25 Andrew Jones, R OBP: 0.278, SLG: 0.264						G4-3			2B	1	1	1	0	0	0	0						
Inning Stats	R: 0 E: 0 K: 0 S: 6	H: 0 LOB: 0 BB: 0 P: 10	R: 0 E: 0 K: 1 S: 7	H: 0 LOB: 0 BB: 0 P: 9	R: 0 E: 0 K: 0 S: 8	H: 1 LOB: 1 BB: 0 P: 13	R: 0 E: 0 K: 2 S: 8	H: 0 LOB: 0 BB: 0 P: 13	R: 0 E: 0 K: 1 S: 14	H: 1 LOB: 1 BB: 1 P: 22	R: 0 E: 0 K: 0 S: 5	H: 0 LOB: 0 BB: 0 P: 9	R: 0 E: 0 K: 0 S: 7	H: 0 LOB: 0 BB: 0 P: 9	R: 0 E: 0 K: 0 S: 6	H: 0 LOB: 0 BB: 0 P: 7	R: 1 E: 0 K: 1 S: 21	H: 2 LOB: 2 BB: 1 P: 32	1B: 1 2B: 3 3B: 0 HR: 0	SF: 0 SAC: 0 DP: 1 HBP: 0	WP: 0 PB: 0 SB: 0 CS: 0	PA: 32
PITCHER	IP WLS BF H R ER SO BB IBB HBP BLK WP HR S P ERA WHIP	IP WLS BF H R ER SO BB IBB HBP BLK WP HR S P ERA WHIP	IP WLS BF H R ER SO BB IBB HBP BLK WP HR S P ERA WHIP	IP WLS BF H R ER SO BB IBB HBP BLK WP HR S P ERA WHIP	IP WLS BF H R ER SO BB IBB HBP BLK WP HR S P ERA WHIP	IP WLS BF H R ER SO BB IBB HBP BLK WP HR S P ERA WHIP	IP WLS BF H R ER SO BB IBB HBP BLK WP HR S P ERA WHIP	IP WLS BF H R ER SO BB IBB HBP BLK WP HR S P ERA WHIP	IP WLS BF H R ER SO BB IBB HBP BLK WP HR S P ERA WHIP	IP WLS BF H R ER SO BB IBB HBP BLK WP HR S P ERA WHIP	IP WLS BF H R ER SO BB IBB HBP BLK WP HR S P ERA WHIP	IP WLS BF H R ER SO BB IBB HBP BLK WP HR S P ERA WHIP	IP WLS BF H R ER SO BB IBB HBP BLK WP HR S P ERA WHIP	IP WLS BF H R ER SO BB IBB HBP BLK WP HR S P ERA WHIP	IP WLS BF H R ER SO BB IBB HBP BLK WP HR S P ERA WHIP	IP WLS BF H R ER SO BB IBB HBP BLK WP HR S P ERA WHIP	IP WLS BF H R ER SO BB IBB HBP BLK WP HR S P ERA WHIP	IP WLS BF H R ER SO BB IBB HBP BLK WP HR S P ERA WHIP	IP WLS BF H R ER SO BB IBB HBP BLK WP HR S P ERA WHIP	IP WLS BF H R ER SO BB IBB HBP BLK WP HR S P ERA WHIP	IP WLS BF H R ER SO BB IBB HBP BLK WP HR S P ERA WHIP	

AB	30
R	1
H	4
RBI	1
BB	2
SO	5
LOB	12



Batter	1	2	3	4	5	6	7	8	9	AB	R	H	RBI	BB	SO	LOB	TOP															
21 Michael Bourn, L (1, 8) OBP: 0.289, SLG: 0.298	G1-3		F7			G3	F8	SF8		4	0	0	1	0	0	3	Houston Astros @ Los Angeles Dodgers Dodger Stadium, Los Angeles, CA Sun May 11 2008, 1:10 PM PDT Att: 40,220 - Partly Cloudy - 68 F															
3 Kazuo Matsui, S (1, 4) OBP: 0.354, SLG: 0.372	K			F9		10 PB BB		K		4	1	1	0	1	2	1																
10 Miguel Tejada, R (1, 6) OBP: 0.380, SLG: 0.539	L8				17 FC6-4 HBP					4	2	2	0	0	1	1																
17 Lance Berkman, S (1, 3) OBP: 0.463, SLG: 0.772										4	1	1	1	0	1	1																
26 Doug Brocail, L (8, 1)										0	0	0	0	0	0	0																
47 Jose Valverde, R (9, 1)										0	0	0	0	0	0	0																
45 Carlos Lee, R (1, 7) OBP: 0.329, SLG: 0.514										5	1	1	1	0	0	2																
9 Hunter Pence, R (1, 9) OBP: 0.317, SLG: 0.439										4	2	3	2	1	1	0																
Ty Wigington, R (1, 5) OBP: 0.317, SLG: 0.320										4	0	0	0	1	1	4																
46 J.R. Towles, R (1, 2) OBP: 0.287, SLG: 0.342										2	0	0	0	0	0	0																
27 Geoff Blum, S (7, PH) OBP: 0.244, SLG: 0.372										0	0	0	0	1	0	0																
Brad Ausmus, R (7, 2) OBP: 0.214, SLG: 0.286										1	1	1	2	0	0	0																
Shawn Chacon, R (1, 1) OBP: 0.246, SLG: 0.300										2	0	0	0	0	1	0																
Mark Loriet, R (7, PH) OBP: 0.307, SLG: 0.393										0	0	0	1	1	0	0																
53 Wesley Wright, R (7, 1)										0	0	0	0	0	0	0																
29 Geoff Geary, R (7, 1)										0	0	0	0	0	0	0																
2 Darin Erstad, L (8, PH) OBP: 0.338, SLG: 0.467										1	0	1	0	0	0	0																
Inning Stats	R: 0 E: 0 K: 1 S: 10	H: 0 LOB: 0 BB: 0 P: 13	R: 0 E: 0 K: 0 S: 7	H: 0 LOB: 1 BB: 1 P: 17	R: 0 E: 0 K: 0 S: 7	H: 0 LOB: 0 BB: 0 P: 10	R: 0 E: 0 K: 0 S: 8	H: 0 LOB: 1 BB: 0 P: 12	R: 0 E: 0 K: 1 S: 6	H: 0 LOB: 0 BB: 0 P: 10	R: 0 E: 0 K: 2 S: 8	H: 0 LOB: 1 BB: 1 P: 17	R: 1 E: 0 K: 1 S: 12	H: 1 LOB: 3 BB: 3 P: 31	R: 6 E: 0 K: 2 S: 21	H: 7 LOB: 1 BB: 0 P: 28	R: 1 E: 0 K: 0 S: 8	H: 2 LOB: 1 BB: 0 P: 14	1B: 8 2B: 2 3B: 0 HR: 0	SF: 1 SAC: 1 DP: 0 HBP: 1	WP: 0 PB: 1 SB: 3 CS: 0	PA: 43										
PITCHER	IP WLS BF H R ER SO BB IBB HBP BLK WP HR S P ERA WHIP																															
18 Hiroki Kuroda, R (1, 1) ERA: 3.98	6.2	25	1	1	1	5	3	0	1	0	0	0	54	96	1.35	0.600																
Joe Beimel, L (7, 1) ERA: 0.68	0.1	H	3	0	0	0	2	0	0	0	0	0	4	14	0.00	6.000																
51 Jonathan Broxton, R (8, 1) ERA: 5.28	0.1	L	7	6	6	6	1	0	0	0	0	0	16	21	162.00	18.000																
56 Hung-Chih Kuo, L (8, 1) ERA: 2.77	1.2	8	3	1	1	1	0	0	0	0	0	0	13	21	5.40	1.800																
Batter	1	2	3	4	5	6	7	8	9	AB	R	H	RBI	BB	SO	LOB	BOTTOM															
9 Juan Pierre, L (1, 7) OBP: 0.360, SLG: 0.326	G4-3		G3				G6-4-3			4	0	1	0	0	0	2	Houston Astros @ Los Angeles Dodgers Dodger Stadium, Los Angeles, CA Sun May 11 2008, 1:10 PM PDT Att: 40,220 - Partly Cloudy - 68 F															
51 Jonathan Broxton, R (8, 1) ERA: 5.28										0	0	0	0	0	0	0																
56 Hung-Chih Kuo, L (8, 1) OBP: 0.333, SLG: 0.500										0	0	0	0	0	0	0																
21 Mark Sweeney, L (8, PH) OBP: 0.290, SLG: 0.192										1	0	1	0	0	0	0																
16 Andre Ethier, L (1, 9) OBP: 0.385, SLG: 0.463										5	1	3	0	0	1	2																
27 Matt Kemp, R (1, 8) OBP: 0.338, SLG: 0.477										4	0	1	0	0	1	2																
7 James Loney, L (1, 3) OBP: 0.340, SLG: 0.450										4	1	1	2	0	0	1																
55 Russell Martin, R (1, 2) OBP: 0.425, SLG: 0.410										3	0	1	0	1	0	1																
33 Blake DeWitt, L (1, 5) OBP: 0.398, SLG: 0.479										4	2	3	0	0	0	1																
3 Delwyn Young, S (1, 4) OBP: 0.333, SLG: 0.348										3	1	1	0	0	2	2																
14 Chin-Lung Hu, R (1, 6) OBP: 0.296, SLG: 0.229										3	0	0	1	1	0	2																
18 Hiroki Kuroda, R (1, 1) ERA: 3.98										2	0	0	0	0	0	0																
Joe Beimel, L (7, 1) ERA: 0.68										0	0	0	0	0	0	0																
12 Jeff Kent, R (7, PH) OBP: 0.298, SLG: 0.402										1	0	0	0	0	0	2																
25 Andruw Jones, R (7, FR) OBP: 0.277, SLG: 0.268										0	0	0	1	0	0	0																
Inning Stats	R: 2 E: 1 K: 0 S: 12	H: 3 LOB: 0 BB: 0 P: 18	R: 0 E: 0 K: 1 S: 7	H: 1 LOB: 0 BB: 0 P: 11	R: 0 E: 0 K: 0 S: 11	H: 1 LOB: 1 BB: 0 P: 18	R: 0 E: 0 K: 1 S: 11	H: 1 LOB: 1 BB: 0 P: 19	R: 0 E: 0 K: 0 S: 7	H: 0 LOB: 0 BB: 1 P: 13	R: 1 E: 0 K: 0 S: 8	H: 1 LOB: 2 BB: 1 P: 16	R: 0 E: 0 K: 1 S: 11	H: 1 LOB: 1 BB: 0 P: 18	R: 2 E: 0 K: 0 S: 21	H: 3 LOB: 1 BB: 0 P: 30	1B: 7 2B: 4 3B: 0 HR: 1	SF: 1 SAC: 1 DP: 2 HBP: 0	WP: 0 PB: 0 SB: 0 CS: 2	PA: 39												
PITCHER	IP WLS BF H R ER SO BB IBB HBP BLK WP HR S P ERA WHIP																															
Shawn Chacon, R (1, 1) ERA: 3.53	6.0	23	7	2	2	3	1	0	0	0	0	0	3	8	3.00	1.333																
53 Wesley Wright, L (7, 1) ERA: 3.45	0.0	3	1	1	0	0	1	0	0	0	0	0	3	8	∞	∞																
29 Geoff Geary, R (7, 1) ERA: 1.59	1.0	W	2	0	0	0	0	0	0	0	0	0	5	8	0.00	0.000																
26 Doug Brocail, R (8, 1) ERA: 3.38	1.2	9	4	2	2	1	0	0	0	0	0	0	26	39	10.80	2.400																
47 Jose Valverde, R (9, 1) ERA: 4.68	0.1	S	1	0	0	0	0	0	0	0	0	0	6	9	0.00	0.000																

Batter	1	2	3	4	5	6	7	8	9	AB R H RBI BB SO LOB	TOP										
9 Juan Pierre, L OBP: 0.365, SLG: 0.346	F7			25 G2-3 1B		25 PO 1B	G1-3		K	5 0 2 0 0 1 2	Los Angeles Dodgers @ Milwaukee Brewers Miller Park, Milwaukee, WI Thu May 15 2008, 12:05 PM CDT Att. 30,444 - Roof Closed - 64 F WP: 0 PA: 40 FB: 0 SB: 0 CS: 0 AB 35 R 7 H 11 RBI 7 BB 4 SO 9 LOB 12 										
25 Andruw Jones, R OBP: 0.291, SLG: 0.298	P4			G2-3		PO	G4-3	G4-3	4 1 1 1 1 0 1												
16 Andre Ethier, L OBP: 0.371, SLG: 0.441	K			K		G5-3	G4-3	G4-6-3	5 0 1 0 0 2 4												
12 Jeff Kent, R OBP: 0.288, SLG: 0.407		F8		F8					3 1 1 1 0 0 1												
14 Chin-Lung Hu, R OBP: 0.279, SLG: 0.218									1 0 0 0 0 1 1												
7 James Loney, L OBP: 0.339, SLG: 0.464		K2-3			G5-3				3 1 1 0 1 1 0												
55 Russell Martin, R OBP: 0.436, SLG: 0.421					G6-3	G4-6-3 1B			4 1 2 1 0 1 2												
Luis Maza, R OBP: 0.500, SLG: 0.333				G6-3	G4-6-3				3 2 1 0 1 0 1												
26 Gary Bennett, R OBP: 0.250, SLG: 0.421				G3		F9			4 1 2 4 0 0 0												
58 Chad Billingsley, R OBP: 0.133, SLG: 0.071									3 0 0 0 0 0 3 0												
51 Jonathan Broxton, R OBP: 0.342, SLG: 0.471									0 0 0 0 0 0 0 0												
27 Matt Kemp, R OBP: 0.342, SLG: 0.471									0 0 0 0 0 1 0 0												
47 Cory Wade, R									0 0 0 0 0 0 0 0												
Inning Stats	R: 0 H: 0 E: 0 K: 1 S: 9	H: 0 LOB: 0 BB: 0 P: 16	R: 0 H: 0 E: 0 K: 1 S: 7	H: 0 LOB: 0 BB: 0 P: 10	R: 0 H: 0 E: 0 K: 1 S: 8	H: 0 LOB: 0 BB: 0 P: 12	R: 0 H: 1 E: 0 K: 1 S: 8	H: 1 LOB: 1 BB: 0 P: 13	R: 0 H: 1 E: 0 K: 0 S: 8	H: 1 LOB: 0 BB: 0 P: 10	R: 0 H: 1 E: 0 K: 1 S: 6	H: 1 LOB: 0 BB: 0 P: 10	R: 6 H: 6 E: 0 K: 1 S: 22	H: 6 LOB: 0 BB: 0 P: 30	R: 0 H: 1 E: 0 K: 2 S: 18	H: 1 LOB: 2 BB: 1 P: 29	R: 1 H: 1 E: 0 K: 1 S: 13	H: 1 LOB: 2 BB: 3 P: 30	1B: 6 2B: 1 3B: 1 HR: 3	SF: 0 SAC: 0 DP: 2 HBP: 0	WP: 0 PA: 40 FB: 0 SB: 0 CS: 0
PITCHER	IP WLS BF H R ER SO BB IBB HBP BLK WP HR S P ERA WHIP											IP WLS BF H R ER SO BB IBB HBP BLK WP HR S P ERA WHIP									
15 Ben Sheets, R ERA: 3.25	6.1 L 26 9 6 6 5 0 0 0 0 0 0 3 59 89 8.53 1.421																				
73 Seth McClung, R ERA: 3.63	1.2 7 1 0 0 3 1 0 0 0 0 0 0 27 41 0.00 1.200																				
57 Mitch Stetter, L ERA: 3.09	0.1 5 1 1 1 1 3 0 0 0 0 0 0 10 26 27.00 12.000																				
Brian Shouse, L ERA: 2.77	0.2 1 0 0 0 0 0 0 0 0 0 0 0 3 4 0.00 0.000																				

Batter	1	2	3	4	5	6	7	8	9	AB R H RBI BB SO LOB	BOTTOM										
23 Rickie Weeks Jr., R OBP: 0.315, SLG: 0.335	K									2 0 0 0 2 2 0	Los Angeles Dodgers @ Milwaukee Brewers Miller Park, Milwaukee, WI Thu May 15 2008, 12:05 PM CDT Att. 30,444 - Roof Closed - 64 F WP: 0 PA: 36 FB: 0 SB: 0 CS: 0 AB 32 R 2 H 6 RBI 1 BB 4 SO 5 LOB 15 										
7 J.J. Hardy, R OBP: 0.323, SLG: 0.312	G6-3			K		F7		G5-4-3	4 0 0 0 0 1 2												
8 Ryan Braun, R OBP: 0.316, SLG: 0.560	F9			K		G6-3		HR	4 1 1 1 0 1 1												
28 Prince Fielder, L OBP: 0.362, SLG: 0.411				F8					2 0 1 0 2 0 0												
1 Corey Hart, R OBP: 0.356, SLG: 0.409									3 0 0 0 0 0 3												
73 Seth McClung, L						L8			0 0 0 0 0 0 0												
Craig Counsell, L OBP: 0.316, SLG: 0.314									1 0 0 0 0 0 1												
57 Mitch Stetter, L									0 0 0 0 0 0 0												
Brian Shouse, L									0 0 0 0 0 0 0												
27 Joe Dillon, R OBP: 0.400, SLG: 0.300				E6					4 0 1 0 0 1 1												
22 Tony Gwynn Jr., L OBP: 0.353, SLG: 0.286	P5			FC3-6		P6		G1-3	4 0 0 0 0 0 3												
15 Ben Sheets, R OBP: 0.111, SLG: 0.167				B2-3					2 0 1 0 0 0 0												
33 Gabe Kapler, R OBP: 0.300, SLG: 0.522						G6-4-3			2 0 1 0 0 0 1												
18 Jason Kendall, R OBP: 0.366, SLG: 0.378				G6-3		G4-3			4 1 1 0 0 0 3												
Inning Stats	R: 0 H: 0 E: 0 K: 1 S: 7	H: 0 LOB: 1 BB: 1 P: 18	R: 0 H: 0 E: 0 K: 1 S: 11	H: 0 LOB: 0 BB: 0 P: 15	R: 0 H: 0 E: 0 K: 2 S: 7	H: 0 LOB: 0 BB: 0 P: 8	R: 0 H: 1 E: 1 K: 0 S: 13	H: 1 LOB: 2 BB: 0 P: 17	R: 0 H: 0 E: 0 K: 0 S: 8	H: 0 LOB: 2 BB: 2 P: 20	R: 0 H: 1 E: 0 K: 0 S: 7	H: 1 LOB: 0 BB: 0 P: 8	R: 2 H: 3 E: 0 K: 0 S: 20	H: 3 LOB: 1 BB: 1 P: 31	R: 0 H: 1 E: 0 K: 0 S: 13	H: 1 LOB: 1 BB: 0 P: 15	1B: 4 2B: 0 3B: 1 HR: 1	SF: 0 SAC: 0 DP: 2 HBP: 0	WP: 0 PA: 36 FB: 0 SB: 0 CS: 0		
PITCHER	IP WLS BF H R ER SO BB IBB HBP BLK WP HR S P ERA WHIP											IP WLS BF H R ER SO BB IBB HBP BLK WP HR S P ERA WHIP									
58 Chad Billingsley, R ERA: 4.34	7.0 W 28 3 2 2 5 3 1 0 0 0 0 1 65 105 2.57 0.857																				
51 Jonathan Broxton, R ERA: 5.29	1.0 4 2 0 0 0 0 0 0 0 0 0 1 17 24 0.00 2.000																				
47 Cory Wade, R ERA: 1.68	1.0 4 1 0 0 0 0 0 0 0 0 0 0 13 15 0.00 1.000																				

Batter	1	2	3	4	5	6	7	8	9	AB	R	H	RBI	BB	SO	LOB	TOP					
9 Juan Pierre, L OBP: 0.353, SLG: 0.333	G4-3		B5-3			G4-3		G1-3		4	0	0	0	0	0	1	Los Angeles Dodgers @ Los Angeles Angels Angel Stadium of Anaheim, Anaheim, CA Fri May 16 2008, 7:05 PM PDT Att: 44,047 - Clear - 87 F livebaseballscorecards.com					
25 Andruw Jones, R OBP: 0.283, SLG: 0.288	F8			E6		L4		K		4	0	0	0	0	1							
27 Matt Kemp, R OBP: 0.340, SLG: 0.460	FC5-4 BB			G4-3		F8		F8		3	0	0	0	1	0							
12 Jeff Kent, R OBP: 0.279, SLG: 0.394	FC5-4			K						4	0	0	0	0	2	1						
55 Russell Martin, R OBP: 0.432, SLG: 0.416		G4-6-3 1B			G3		F9		F8	4	0	1	0	0	0							
7 James Loney, L OBP: 0.343, SLG: 0.465	G4-6-3 1-2				1B		16 HR		K	4	1	2	0	0	1	1						
16 Andre Ethier, L OBP: 0.371, SLG: 0.463	G4-3				F8		HR			3	1	1	2	0	0	1						
Luis Maza, R OBP: 0.429, SLG: 0.333			G4-3		1 SAFE E:0 C FF 93 X SI 92		G5-3			3	0	1	0	0	0	0						
26 Gary Bennett, R OBP: 0.261, SLG: 0.381	F8				F9					2	0	0	0	1	0	2						
Inning Stats	R: 0 E: 0 K: 0 S: 7	H: 0 LOB: 1 BB: 1 P: 12	R: 0 E: 0 K: 0 S: 4	H: 1 LOB: 0 BB: 0 P: 6	R: 0 E: 0 K: 0 S: 5	H: 0 LOB: 0 BB: 0 P: 9	R: 0 E: 1 K: 1 S: 8	H: 0 LOB: 0 BB: 0 P: 15	R: 0 E: 0 K: 0 S: 5	H: 2 LOB: 0 BB: 0 P: 20	R: 0 E: 0 K: 0 S: 5	H: 0 LOB: 0 BB: 0 P: 7	R: 2 E: 0 K: 0 S: 8	H: 2 LOB: 0 BB: 0 P: 12	R: 0 E: 0 K: 1 S: 9	H: 0 LOB: 1 BB: 1 P: 17	R: 0 E: 0 K: 2 S: 8	H: 0 LOB: 0 BB: 0 P: 10	1B: 4 2B: 0 3B: 0 HR: 1	SF: 0 SAC: 0 DP: 1 HBP: 0	WP: 0 PB: 0 SB: 0 CS: 0	PA: 33
PITCHER	IP WLS BF H R ER SO BB IBB HBP BLK WP HR S P ERA WHIP																					
51 Joe Saunders, L ERA: 2.48	(1, 1) 7.1 W 28 5 2 2 1 2 0 0 0 0 1 55 90 2.46 0.955																					
62 Scot Shields, R ERA: 4.15	(8, 1) 0.2 H 2 0 0 0 1 0 0 0 0 0 0 5 8 0.00 0.000																					
Francisco Rodriguez, R ERA: 2.95	(9, 1) 1.0 S 3 0 0 0 2 0 0 0 0 0 0 0 8 10 0.00 0.000																					

Batter	1	2	3	4	5	6	7	8	9	AB	R	H	RBI	BB	SO	LOB	BOTTOM					
6 Maicer Izturis, S OBP: 0.295, SLG: 0.250	FC4-6 1B		F7		24 1B 27 SF9		24 WP 27 FC5	FC4-6 1-2		4	2	2	0	1	0	2	Los Angeles Dodgers @ Los Angeles Angels Angel Stadium of Anaheim, Anaheim, CA Fri May 16 2008, 7:05 PM PDT Att: 44,047 - Clear - 87 F livebaseballscorecards.com					
24 Gary Matthews, S OBP: 0.317, SLG: 0.353	FC4-6 1-2		27 FC6-4 1B		27 SF9 1B		G3-4			4	1	2	0	0	0	2						
27 Vladimir Guerrero, R OBP: 0.330, SLG: 0.421	F7		FC6-4 1-2		SF9		FC5 WP 1B			3	0	0	2	0	0	3						
Garret Anderson, L OBP: 0.308, SLG: 0.438	G4-3			K						4	0	2	1	0	1	1						
48 Torii Hunter, R OBP: 0.339, SLG: 0.468		K		G5-3		F9		P3		4	0	0	0	0	1	3						
Casey Kotchman, L OBP: 0.356, SLG: 0.490	F7							G4-3		4	1	1	0	0	0	2						
2 Erick Aybar, S OBP: 0.293, SLG: 0.372	G4-3							G3		4	0	0	0	0	2	0						
39 Robb Quinlan, R OBP: 0.306, SLG: 0.311			F8		G5-3		E5		FC4-6 BB	3	0	1	0	1	0	1						
44 Mike Napoli, R OBP: 0.295, SLG: 0.536			24 1B BB		K2-3		F7		P3	3	0	0	0	1	1	2						
Inning Stats	R: 0 E: 0 K: 0 S: 7	H: 1 LOB: 0 BB: 0 P: 10	R: 0 E: 0 K: 1 S: 6	H: 0 LOB: 0 BB: 0 P: 9	R: 0 E: 0 K: 0 S: 9	H: 1 LOB: 2 BB: 1 P: 15	R: 1 E: 1 K: 2 S: 13	H: 1 LOB: 1 BB: 0 P: 22	R: 2 E: 0 K: 1 S: 11	H: 3 LOB: 1 BB: 0 P: 15	R: 0 E: 1 K: 1 S: 11	H: 1 LOB: 2 BB: 0 P: 17	R: 1 E: 0 K: 0 S: 14	H: 1 LOB: 1 BB: 1 P: 23	R: 0 E: 0 K: 0 S: 4	H: 0 LOB: 1 BB: 1 P: 8	R: 0 E: 0 K: 0 S: 4	H: 0 LOB: 0 BB: 0 P: 10	1B: 7 2B: 1 3B: 0 HR: 0	SF: 1 SAC: 0 DP: 0 HBP: 0	WP: 3 PB: 0 SB: 0 CS: 0	PA: 37
PITCHER	IP WLS BF H R ER SO BB IBB HBP BLK WP HR S P ERA WHIP																					
18 Hiroki Kuroda, R ERA: 3.67	(1, 1) 6.1 L 30 7 4 3 0 2 0 0 0 0 0 0 63 100 4.26 1.421																					
Joe Beimel, L ERA: 0.66	(7, 1) 0.0 1 1 0 0 0 0 0 0 0 0 0 3 4 ∞ ∞																					
45 Scott Proctor, R ERA: 5.31	(7, 1) 1.2 6 0 0 0 0 1 0 0 0 0 1 0 9 15 0.00 0.600																					

Batter	1	2	3	4	5	6	7	8	9	AB	R	H	RBI	BB	SO	LOB	TOP				
9 Juan Pierre, L (1, 7) OBP: 0.347, SLG: 0.321	B1-4		16 1B 55 1B HBP		G6-3		E4 16 F8 7 CS		F8	4	2	0	0	0	0	0					
16 Andre Ethier, L (1, 9) OBP: 0.372, SLG: 0.456	G4-3		55 1B 1B		7 F8 55 1B BB		F8		G3	4	0	1	1	1	0	1					
55 Russell Martin, R (1, 2) OBP: 0.443, SLG: 0.426	K		1B		1B		7 CS IBB		1B	4	0	3	1	1	1	0					
7 James Loney, L (1, 3) OBP: 0.333, SLG: 0.450		F9	K		F8		P6		P2	5	0	0	0	0	1	6					
21 Mark Sweeney, L (1, 10) OBP: 0.243, SLG: 0.156		K2-3	F8		P4				G3	4	0	0	0	0	1	4					
25 Andruw Jones, R (1, 8) OBP: 0.282, SLG: 0.281		33 HR BB	K				L8		F9	3	1	0	0	1	1	2					
33 Blake DeWitt, L (1, 5) OBP: 0.400, SLG: 0.533					F7		G4-3		1B 2B	4	2	2	2	0	0	0					
Luis Maza, R (1, 4) OBP: 0.455, SLG: 0.400		F9			F8		1B		2H 1B	4	0	2	1	0	0	0					
14 Chin-Lung Hu, R (1, 6) OBP: 0.277, SLG: 0.207			9 HBP 16 1B BB		G6-3		K		F8	3	1	0	0	1	1	2					
Inning Stats	R: 0 E: 0 K: 1 S: 9	H: 0 LOB: 0 BB: 0 P: 13	R: 2 E: 0 K: 1 S: 15	H: 1 LOB: 0 BB: 1 P: 22	R: 2 E: 0 K: 2 S: 23	H: 2 LOB: 2 BB: 1 P: 36	R: 0 E: 0 K: 0 S: 5	H: 0 LOB: 0 BB: 0 P: 9	R: 0 E: 0 K: 1 S: 11	H: 1 LOB: 1 BB: 0 P: 15	R: 1 E: 0 K: 0 S: 15	H: 0 LOB: 0 BB: 1 P: 24	R: 1 E: 0 K: 0 S: 9	H: 2 LOB: 1 BB: 0 P: 17	R: 0 E: 0 K: 0 S: 13	H: 1 LOB: 1 BB: 0 P: 17	1B: 6 2B: 1 3B: 0 HR: 1	SF: 0 SAC: 0 DP: 0 HBP: 1	WP: 0 PB: 0 SB: 1 CS: 2	PA: 40	
PITCHER	IP	WLS	BF	H	R	ER	SO	BB	IBB	HBP	BLK	WP	HR	S	P	ERA	WHIP				
54 Ervin Santana, R (1, 1) ERA: 2.97	6.0	L	27	5	4	4	5	3	0	1	0	0	1	71	109	6.00	1.333				
Darren Oliver, L (7, 1) ERA: 2.66	1.0		4	0	1	0	0	0	1	0	0	0	0	15	24	0.00	0.000				
49 Chris Bootcheck, R (8, 1) ERA: 9.53	2.0		9	3	1	1	0	0	0	0	0	0	0	22	34	4.50	1.500				

Los Angeles Dodgers @ Los Angeles Angels
Angel Stadium of Anaheim, Anaheim, CA
Sat May 17 2008, 12:55 PM PDT
Att: 43,906 - Sunny - 98 F

AB	35
R	6
H	8
RBI	5
BB	4
SO	5
LOB	15



Batter	1	2	3	4	5	6	7	8	9	AB	R	H	RBI	BB	SO	LOB	BOTTOM					
77 Reggie Willits, S (1, 9) OBP: 0.379, SLG: 0.360	27 G5-4-3 BB		G4-3		1B 1B		F9		F7	4	0	1	0	1	0	1						
24 Gary Matthews, S (1, 8) OBP: 0.308, SLG: 0.342	P4				G4-3		G4-3		G6-3	5	0	0	0	0	1	3						
27 Vladimir Guerrero, R (1, 10) OBP: 0.333, SLG: 0.420	G5-4-3				1B FC3 HBP		F7		1B	3	1	1	0	0	0	2						
Garret Anderson, L (1, 7) OBP: 0.318, SLG: 0.452					E 6 FC3-6 1B		1B		F8	4	1	3	0	0	0	1						
Casey Kotchman, L (1, 3) OBP: 0.350, SLG: 0.477					FC3 6 FC3-6		G6-3		K	4	0	0	1	0	2	5						
6 Maicer Izturis, S (1, 4) OBP: 0.283, SLG: 0.239	F8				FC3-6 39 1B		B5		P3	4	0	0	1	0	0	3						
39 Robb Quinlan, R (1, 5) OBP: 0.308, SLG: 0.313					5 BB 1B		K		44 F9 2 1B 2B	3	0	1	0	0	2	1						
Juan Rivera, R (9, PH) OBP: 0.216, SLG: 0.250					1B		K		F9	1	1	1	0	0	0	0						
5 Jeff Mathis, R (1, 2) OBP: 0.264, SLG: 0.403					P4		K		F9	2	0	0	0	1	1	0						
44 Mike Napoli, R (9, PH) OBP: 0.232, SLG: 0.529					2 FC4-6 BB		K		2-3 F9	1	0	0	0	0	0	1						
2 Erick Aybar, S (1, 6) OBP: 0.292, SLG: 0.369					FC4-6		P6		24 DI 1B	4	0	1	1	0	1	3						
Inning Stats	R: 0 E: 0 K: 0 S: 5	H: 0 LOB: 1 BB: 0 P: 11	R: 0 E: 0 K: 2 S: 14	H: 1 LOB: 0 BB: 0 P: 21	R: 0 E: 0 K: 1 S: 10	H: 0 LOB: 0 BB: 0 P: 13	R: 2 E: 1 K: 0 S: 23	H: 2 LOB: 3 BB: 1 P: 37	R: 0 E: 0 K: 1 S: 13	H: 2 LOB: 2 BB: 0 P: 21	R: 0 E: 0 K: 2 S: 7	H: 0 LOB: 0 BB: 0 P: 9	R: 0 E: 0 K: 0 S: 8	H: 0 LOB: 0 BB: 0 P: 12	R: 0 E: 0 K: 1 S: 7	H: 1 LOB: 1 BB: 0 P: 11	R: 1 E: 0 K: 0 S: 11	H: 2 LOB: 1 BB: 0 P: 16	1B: 6 2B: 2 3B: 0 HR: 0	SF: 0 SAC: 0 DP: 1 HBP: 1	WP: 0 PB: 0 SB: 0 CS: 0	PA: 38
PITCHER	IP	WLS	BF	H	R	ER	SO	BB	IBB	HBP	BLK	WP	HR	S	P	ERA	WHIP					
Chan Ho Park, R (1, 1) ERA: 2.17	4.0		18	3	2	1	3	2	0	1	0	0	0	52	82	2.25	1.250					
56 Hung-Chih Kuo, L (5, 1) ERA: 2.4	4.0	W	15	3	0	0	4	0	0	0	0	0	0	35	53	0.00	0.750					
44 Takashi Saito, R (9, 1) ERA: 2.08	1.0		5	2	1	1	0	0	0	0	0	0	0	11	16	9.00	2.000					

Los Angeles Dodgers @ Los Angeles Angels
Angel Stadium of Anaheim, Anaheim, CA
Sat May 17 2008, 12:55 PM PDT
Att: 43,906 - Sunny - 98 F

AB	35
R	3
H	8
RBI	3
BB	2
SO	7
LOB	20



Batter	1	2	3	4	5	6	7	8	9	AB	R	H	RBI	BB	SO	LOB	TOP										
23 Corey Patterson, L (1,8) OBP: 0.262, SLG: 0.386	G1-3		G5-3		G6-3			G1-3		4	0	0	0	0	0	0	Cincinnati Reds @ Los Angeles Dodgers Dodger Stadium, Los Angeles, CA Wed May 21, 2008, 7:10 PM PDT Att: 33,224 - Clear - 67 F										
15 Jerry Hairston, R (1,6) OBP: 0.345, SLG: 0.509	G5-3		F8					K		1	0	0	0	0	0	0											
7 Paul Janish, R (1,6) OBP: 0.462, SLG: 0.417	G5-3		F8					K		3	0	1	0	0	1	0											
Ken Griffey Jr., L (1,9) OBP: 0.340, SLG: 0.365	1B		F8					P5		4	0	1	0	0	0	1											
4 Brandon Phillips, R (1,4) OBP: 0.342, SLG: 0.531	P5		2B					K		4	1	1	0	0	1	2											
Adam Dunn, L (1,7) OBP: 0.384, SLG: 0.511	2B		2B					G5-3		2	1	1	0	2	0	0											
28 Edwin Encarnación, R (1,5) OBP: 0.335, SLG: 0.460	1B		BB					G5-3		2	0	1	1	0	0	1											
19 Joey Votto, L (1,3) OBP: 0.324, SLG: 0.519	FC4		F8					G6-3		3	0	0	1	0	0	3											
Paul Bako, L (1,2) OBP: 0.359, SLG: 0.460	G1-6-3		G4-3					G4-3		3	0	0	0	0	0	2											
47 Johnny Cueto, R (1,1) Jeremy Affeldt, L (6,1) Scott Hatteberg, L (8,PH) Mike Lincoln, R (8,1)	G3		K					K		2	0	0	0	0	1	0											
Inning Stats	R: 0 H: 1 E: 0 K: 0 S: 8	H: 1 LOB: 1 BB: 0 P: 9	R: 1 H: 2 E: 0 K: 0 S: 7	H: 2 LOB: 0 BB: 1 P: 11	R: 0 H: 0 E: 0 K: 0 S: 8	H: 0 LOB: 0 BB: 0 P: 13	R: 1 H: 1 E: 0 K: 0 S: 8	H: 1 LOB: 1 BB: 1 P: 14	R: 0 H: 0 E: 0 K: 1 S: 10	H: 0 LOB: 0 BB: 0 P: 12	R: 0 H: 1 E: 0 K: 0 S: 6	H: 1 LOB: 1 BB: 0 P: 9	R: 0 H: 0 E: 0 K: 2 S: 7	H: 0 LOB: 0 BB: 0 P: 9	R: 0 H: 0 E: 0 K: 1 S: 7	H: 0 LOB: 0 BB: 0 P: 13	1B: 3 2B: 2 3B: 0 HR: 0	SF: 1 SAC: 0 DP: 2 HBP: 0	WP: 0 PB: 0 SB: 1 CS: 0	PA: 32							
PITCHER	IP	WLS	BF	H	R	ER	SO	BB	IBB	HBP	BLK	WP	HR	S	P	ERA	WHIP										
18 Hiroki Kuroda, R (1,1) ERA: 3.48	8.0	W	29	5	2	2	3	2	0	0	0	0	0	64	99	2.25	0.875										
44 Takashi Saito, R (9,1) ERA: 1.83	1.0	S	3	0	0	0	1	0	0	0	0	0	0	7	13	0.00	0.000										

Batter	1	2	3	4	5	6	7	8	9	AB	R	H	RBI	BB	SO	LOB	BOTTOM										
9 Juan Pierre, L (1,7) OBP: 0.355, SLG: 0.323	L3		L4					G1-3		4	0	1	0	0	0	3	Cincinnati Reds @ Los Angeles Dodgers Dodger Stadium, Los Angeles, CA Wed May 21, 2008, 7:10 PM PDT Att: 33,224 - Clear - 67 F										
16 Andre Ethier, L (1,9) OBP: 0.394, SLG: 0.447	FC6-4		G6-3					G4-3		3	0	1	0	1	0	1											
55 Russell Martin, R (1,2) OBP: 0.419, SLG: 0.399	K		P3					G6-3		4	0	0	0	0	1	4											
12 Jeff Kent, R (1,4) OBP: 0.283, SLG: 0.376	F9		G6-3					K		4	0	0	0	0	1	2											
Luis Maza, R (9,4) OBP: 0.500, SLG: 0.455	F9		G6-3					K		0	0	0	0	0	0	0											
7 James Loney, L (1,3) OBP: 0.352, SLG: 0.468	2B		BB					G6-3		2	2	1	1	2	0	0											
27 Matt Kemp, R (1,8) OBP: 0.395, SLG: 0.465	BB		K					HR		4	2	2	0	0	1	2											
33 Blake DeWitt, L (1,5) OBP: 0.390, SLG: 0.504	G4-3		1B					G6-3		4	1	2	0	0	1	1											
14 Chin-Lung Hu, R (1,6) OBP: 0.269, SLG: 0.200	SH		1B					G3		3	0	1	1	0	0	1											
18 Hiroki Kuroda, R (1,1) ERA: 5.56	SH3-4		1B					G5-3		1	0	0	0	0	1	0											
21 Mark Sweeney, L (8,PH) ERA: 3.66	SH3-4		1B					G5-3		1	0	0	0	0	0	0											
44 Takashi Saito, L (9,1) ERA: 6.2	SH3-4		1B					G5-3		0	0	0	0	0	0	0											
Inning Stats	R: 0 H: 1 E: 0 K: 1 S: 13	H: 1 LOB: 1 BB: 0 P: 17	R: 2 H: 1 E: 0 K: 0 S: 17	H: 1 LOB: 1 BB: 1 P: 30	R: 0 H: 1 E: 0 K: 1 S: 14	H: 1 LOB: 2 BB: 1 P: 24	R: 1 H: 2 E: 0 K: 0 S: 16	H: 2 LOB: 2 BB: 1 P: 25	R: 1 H: 2 E: 1 K: 0 S: 13	H: 2 LOB: 1 BB: 0 P: 18	R: 0 H: 0 E: 0 K: 1 S: 7	H: 0 LOB: 0 BB: 0 P: 9	R: 1 H: 1 E: 0 K: 1 S: 9	H: 1 LOB: 0 BB: 0 P: 15	R: 0 H: 0 E: 0 K: 1 S: 7	H: 0 LOB: 0 BB: 0 P: 13	1B: 6 2B: 1 3B: 0 HR: 1	SF: 0 SAC: 3 DP: 0 HBP: 0	WP: 1 PB: 1 SB: 1 CS: 0	PA: 36							
PITCHER	IP	WLS	BF	H	R	ER	SO	BB	IBB	HBP	BLK	WP	HR	S	P	ERA	WHIP										
47 Johnny Cueto, R (1,1) ERA: 5.56	5.0	L	26	7	4	2	2	3	0	0	0	0	1	73	114	3.60	2.000										
Jeremy Affeldt, L (6,1) ERA: 3.66	2.0		7	1	1	1	2	0	0	0	0	0	1	16	24	4.50	0.500										
Mike Lincoln, R (8,1) ERA: 6.2	1.0		3	0	0	0	1	0	0	0	0	0	0	7	13	0.00	0.000										

Batter	1	2	3	4	5	6	7	8	9	AB	R	H	RBI	BB	SO	LOB	TOP						
Adam Kennedy, L (1,4) 31 Ryan Franklin, R (9,1)	G1-3		L7		F9		G4-3		G4-1	5	0	0	0	0	0	2							
16 Chris Duncan, L (1,7) 54 Brian Barton, R (8,PH) Ron Villone, L (8,1) 63 Chris Perez, R (8,1) Aaron Miles, S (9,4) 5 Albert Pujols, R (1,3)	K		G6-3		F7			G6-3		3	0	0	0	0	1	0							
47 Ryan Ludwick, R (1,9)	G6-3		47 HR		G6-3			BB		2	1	0	0	2	0	0							
8 Troy Glaus, R (1,5)			24 FC3-6 1B		1B			K		4	1	3	2	0	1	1							
24 Rick Ankiel, L (1,8)			24 FC3-6 1B		G1-3			G5-4-3		3	0	1	0	1	0	1							
4 Yadier Molina, R (1,2)			FC3-6 BB		1B			K		4	0	1	0	0	2	4							
50 Adam Wainwright, R (1,1) 55 Skip Schumaker, L (8,7)			K		K			K		3	0	0	0	0	3	4							
3 Cesar Izturis, S (1,6)			F9		G3-1			L7		4	0	0	0	0	0	5							
Inning Stats	R: 0 E: 0 K: 1 S: 7	H: 0 LOB: 0 BB: 0 P: 9	R: 0 E: 0 K: 1 S: 13	H: 2 LOB: 3 BB: 1 P: 23	R: 2 E: 0 K: 0 S: 10	H: 1 LOB: 0 BB: 1 P: 19	R: 0 E: 0 K: 1 S: 7	H: 1 LOB: 1 BB: 0 P: 13	R: 0 E: 0 K: 1 S: 6	H: 0 LOB: 0 BB: 0 P: 10	R: 0 E: 0 K: 1 S: 6	H: 1 LOB: 0 BB: 0 P: 10	R: 0 E: 1 K: 1 S: 11	H: 0 LOB: 1 BB: 0 P: 14	R: 0 E: 0 K: 2 S: 8	H: 0 LOB: 2 BB: 2 P: 18	R: 0 E: 0 K: 0 S: 8	H: 1 LOB: 1 BB: 0 P: 9	1B: 5 2B: 0 3B: 0 HR: 1	SF: 0 SAC: 0 DP: 1 HBP: 0	WP: 0 PB: 0 SB: 0 CS: 0	PA: 37	
PITCHER	IP	WLS	BF	H	R	ER	SO	BB	IBB	HBP	BLK	WP	HR	S	P	ERA	WHIP						
Derek Lowe, R (1,1) Joe Beimel, L (8,1) 45 Scott Proctor, R (8,1) 47 Cory Wade, R (9,1)	7.0	L	28	5	2	2	5	2	0	0	0	0	0	1	60	98	2.57	1.000					

St. Louis Cardinals @ Los Angeles Dodgers
Dodger Stadium, Los Angeles, CA
 Fri May 23 2008, 7:40 PM PDT
 Att: 52,281 - Cloudy - 55 F

livebaseballscorecards.com

AB 33
R 2
H 6
RBI 2
BB 4
SO 7
LOB 18




Batter	1	2	3	4	5	6	7	8	9	AB	R	H	RBI	BB	SO	LOB	BOTTOM					
9 Juan Pierre, L (1,7)	G4-3		G4-3		K		G6-3			4	0	0	0	0	1	1						
16 Andre Ethier, L (1,9)	F7		K2-3		G1-3			K		4	0	0	0	0	2	1						
55 Russell Martin, R (1,2)								G4-3		3	0	2	0	1	0	0						
12 Jeff Kent, R (1,4)	F8				F9			L7		4	0	0	0	0	0	3						
7 James Loney, L (1,3)			L9		K			G4-3		4	0	0	0	0	2	2						
27 Matt Kemp, R (1,8)			14 WP 33 G1-3 1B					G1-3		2	0	1	0	2	0	1						
33 Blake DeWitt, L (1,5)			G1-3		K2-3					4	0	0	0	0	2	4						
14 Chin-Lung Hu, R (1,6) 3 Delwyn Young, S (9,PH)			K							3	1	2	0	0	1	1						
Derek Lowe, R (1,1) 21 Mark Swenson, L (7,PH) Joe Beimel, L (8,1) 45 Scott Proctor, R (8,1) 47 Cory Wade, R (9,1) 25 Andrew Jones, R (9,PH)			G6-3		G4-3					2	0	0	0	0	0	1						
Inning Stats	R: 0 E: 0 K: 0 S: 7	H: 1 LOB: 1 BB: 0 P: 15	R: 0 E: 0 K: 1 S: 8	H: 1 LOB: 0 BB: 0 P: 14	R: 0 E: 0 K: 1 S: 9	H: 0 LOB: 0 BB: 0 P: 11	R: 0 E: 0 K: 2 S: 9	H: 1 LOB: 2 BB: 1 P: 19	R: 0 E: 0 K: 1 S: 9	H: 1 LOB: 1 BB: 0 P: 12	R: 0 E: 1 K: 0 S: 6	H: 0 LOB: 1 BB: 1 P: 12	R: 1 E: 0 K: 0 S: 6	H: 1 LOB: 0 BB: 0 P: 6	R: 0 E: 0 K: 1 S: 11	H: 0 LOB: 0 BB: 0 P: 15	R: 0 E: 0 K: 3 S: 20	H: 0 LOB: 2 BB: 2 P: 33	1B: 3 2B: 1 3B: 1 HR: 0	SF: 1 SAC: 0 DP: 0 HBP: 0	WP: 2 PB: 0 SB: 1 CS: 0	PA: 36
PITCHER	IP	WLS	BF	H	R	ER	SO	BB	IBB	HBP	BLK	WP	HR	S	P	ERA	WHIP					
50 Adam Wainwright, R (1,1) Ron Villone, L (8,1) 63 Chris Perez, R (8,1) 31 Ryan Franklin, R (9,1)	7.0	W	28	5	1	1	5	2	0	0	0	0	0	4	5	0.00	0.000					

St. Louis Cardinals @ Los Angeles Dodgers
Dodger Stadium, Los Angeles, CA
 Fri May 23 2008, 7:40 PM PDT
 Att: 52,281 - Cloudy - 55 F

livebaseballscorecards.com

AB 31
R 1
H 5
RBI 1
BB 4
SO 9
LOB 16



Batter	1	2	3	4	5	6	7	8	9	AB	R	H	RBI	BB	SO	LOB	TOP							
55 Skip Schumaker, L OBP: 0.367, SLG: 0.401	G6-3		16 5 2B		1 SAFE C FF 93 B CU 89 B FS 97	G6-4-3		G5-3		3	1	0	0	1	0	1	St. Louis Cardinals @ Los Angeles Dodgers Dodger Stadium, Los Angeles, CA Sat May 24 2008, 7:10 PM PDT Att: 44,785 - Cloudy - 59 F							
16 Chris Duncan, L OBP: 0.365, SLG: 0.403	K		24 5 2B		B FF 96 B FS 94 B CU 80 X FF 97	G3		G4-3		3	1	1	1	0	1	0								
47 Ryan Ludwick, R OBP: 0.424, SLG: 0.750	K		24 5 2B		B FF 96 B FS 94 B CU 80 X FF 97	G3		G4-3		1	0	0	0	0	0	0								
5 Albert Pujols, R OBP: 0.475, SLG: 0.593	G3		24 2B		D FS 88 X FF 98	F7		G6-3		4	1	1	1	0	0	0								
24 Rick Ankiel, L OBP: 0.374, SLG: 0.503		G3-6-1 HBP	2B		C CU 77 B FS 95 S CU 78 H FF 96	K		K		3	0	1	2	0	2	0								
8 Troy Glaus, R OBP: 0.387, SLG: 0.412	F8		G5-3		C FF 97 B FS 97 X FF 97	G6-3		K		3	0	0	0	0	0	2								
13 Brendan Ryan, R OBP: 0.328, SLG: 0.317	F8		G5-3		C FF 97 B FS 97 X FF 97	G6-3		K		1	0	0	0	0	1	0								
Aaron Miles, S OBP: 0.358, SLG: 0.343	G3-6-1				X CU 80	G6-3		G4-3		3	0	0	0	0	0	1								
4 Yadier Molina, R OBP: 0.359, SLG: 0.368			G6-3		C CU 78 B FS 96 B CU 81 X FF 96	K		G5-3		3	0	0	0	0	1	0								
26 Kyle Lohse, R OBP: 0.100, SLG: 0.100			G6-3		B FF 97 B FS 98 C FF 96 X FF 98			K		2	0	0	0	0	1	0								
54 Brian Barton, R OBP: 0.333, SLG: 0.324			G6-3		B FF 97 B FS 98 C FF 96 X FF 98			K		1	0	0	0	0	1	0								
34 Randy Flores, L										0	0	0	0	0	0	0								
46 Kyle McClellan, R										0	0	0	0	0	0	0								
63 Chris Perez, R										0	0	0	0	0	0	0								
Adam Kennedy, L OBP: 0.309, SLG: 0.290								G6-3		1	1	1	0	1	0	0								
3 Cesar Izturis, S OBP: 0.359, SLG: 0.325			55 16 1B		B FF 94 X FF 96			G6-3		1	0	0	0	0	0	0								
Inning Stats	R: 0 E: 0 K: 1 S: 9	H: 0 LOB: 0 BB: 0 P: 15	R: 0 E: 0 K: 0 S: 5	H: 0 LOB: 0 BB: 0 P: 8	R: 4 E: 0 K: 0 S: 10	H: 3 LOB: 1 BB: 2 P: 26	R: 0 E: 0 K: 2 S: 10	H: 0 LOB: 0 BB: 0 P: 13	R: 0 E: 0 K: 0 S: 7	H: 1 LOB: 0 BB: 0 P: 11	R: 0 E: 0 K: 1 S: 7	H: 0 LOB: 0 BB: 0 P: 10	R: 0 E: 0 K: 1 S: 10	H: 0 LOB: 0 BB: 0 P: 15	R: 0 E: 0 K: 0 S: 7	H: 0 LOB: 0 BB: 0 P: 12	R: 0 E: 0 K: 2 S: 9	H: 0 LOB: 0 BB: 0 P: 15	1B: 2 2B: 2 HR: 0	SF: 0 SAC: 0 DP: 2 HBP: 1	WP: 0 PB: 0 SB: 1 CS: 1	PA: 32		
PITCHER	IP WLS BF H R ER SO BB IBB HBP BLK WP HR S P ERA WHIP	IP WLS BF H R ER SO BB IBB HBP BLK WP HR S P ERA WHIP	IP WLS BF H R ER SO BB IBB HBP BLK WP HR S P ERA WHIP	IP WLS BF H R ER SO BB IBB HBP BLK WP HR S P ERA WHIP	IP WLS BF H R ER SO BB IBB HBP BLK WP HR S P ERA WHIP	IP WLS BF H R ER SO BB IBB HBP BLK WP HR S P ERA WHIP	IP WLS BF H R ER SO BB IBB HBP BLK WP HR S P ERA WHIP	IP WLS BF H R ER SO BB IBB HBP BLK WP HR S P ERA WHIP	IP WLS BF H R ER SO BB IBB HBP BLK WP HR S P ERA WHIP	IP WLS BF H R ER SO BB IBB HBP BLK WP HR S P ERA WHIP	IP WLS BF H R ER SO BB IBB HBP BLK WP HR S P ERA WHIP	IP WLS BF H R ER SO BB IBB HBP BLK WP HR S P ERA WHIP	IP WLS BF H R ER SO BB IBB HBP BLK WP HR S P ERA WHIP	IP WLS BF H R ER SO BB IBB HBP BLK WP HR S P ERA WHIP	IP WLS BF H R ER SO BB IBB HBP BLK WP HR S P ERA WHIP	IP WLS BF H R ER SO BB IBB HBP BLK WP HR S P ERA WHIP	IP WLS BF H R ER SO BB IBB HBP BLK WP HR S P ERA WHIP	IP WLS BF H R ER SO BB IBB HBP BLK WP HR S P ERA WHIP	IP WLS BF H R ER SO BB IBB HBP BLK WP HR S P ERA WHIP	IP WLS BF H R ER SO BB IBB HBP BLK WP HR S P ERA WHIP	IP WLS BF H R ER SO BB IBB HBP BLK WP HR S P ERA WHIP	IP WLS BF H R ER SO BB IBB HBP BLK WP HR S P ERA WHIP	IP WLS BF H R ER SO BB IBB HBP BLK WP HR S P ERA WHIP	IP WLS BF H R ER SO BB IBB HBP BLK WP HR S P ERA WHIP

Batter	1	2	3	4	5	6	7	8	9	AB	R	H	RBI	BB	SO	LOB	BOTTOM							
9 Juan Pierre, L OBP: 0.356, SLG: 0.326	K		55 CS		X SI 92	G5-3		G5-3		4	0	3	0	0	1	0	St. Louis Cardinals @ Los Angeles Dodgers Dodger Stadium, Los Angeles, CA Sat May 24 2008, 7:10 PM PDT Att: 44,785 - Cloudy - 59 F							
16 Andre Ethier, L OBP: 0.358, SLG: 0.436	55 1B		F9		1 SAFE X SI 91	G5-3		L7		4	0	2	0	0	0	2								
55 Russell Martin, R OBP: 0.422, SLG: 0.406	1B		CS		C SI 91 B SL 84 B SL 85 B SL 85 X SI 92	G5-3		F7		4	0	1	0	0	0	3								
12 Jeff Kent, R OBP: 0.275, SLG: 0.362	F7		F9		B SI 92 B SI 92 X SI 91	F8		1B		4	0	1	0	0	0	4								
7 James Loney, L OBP: 0.338, SLG: 0.448	K		G4-3		C SI 92 B SL 82 D CU 78 C CH 85	K		K		4	0	0	0	0	3	3								
27 Matt Kemp, R OBP: 0.360, SLG: 0.453	K		K		F SI 90 S CU 84 S SL 85	K		G6-3		4	0	0	0	0	3	1								
33 Blake DeWitt, L OBP: 0.382, SLG: 0.485	G3-1		G6-3		B SI 92 B SI 92 X CH 84	G3-1		BB		3	0	1	0	1	1	1								
14 Chin-Lung Hu, R OBP: 0.274, SLG: 0.237	G6-3		G4-3		B SI 93 B SI 92 C SI 84 X SI 92	G4-3		G5-3		3	0	0	0	0	0	2								
31 Brad Penny, R OBP: 0.200, SLG: 0.200	G4-3		G4-3		B SI 90 B SI 90 S SL 84	K		G4-3		2	0	0	0	0	1	0								
56 Hung-Chih Kuo, L OBP: 0.333, SLG: 0.500										0	0	0	0	0	0	0								
3 Delwyn Young, S OBP: 0.367, SLG: 0.308										1	0	0	0	0	0	0								
45 Scott Proctor, R										0	0	0	0	0	0	0								
Inning Stats	R: 0 E: 0 K: 2 S: 14	H: 2 LOB: 2 BB: 0 P: 22	R: 0 E: 0 K: 1 S: 8	H: 1 LOB: 0 BB: 0 P: 13	R: 0 E: 0 K: 0 S: 11	H: 1 LOB: 0 BB: 0 P: 16	R: 0 E: 0 K: 0 S: 10	H: 0 LOB: 0 BB: 0 P: 15	R: 0 E: 0 K: 1 S: 10	H: 2 LOB: 2 BB: 0 P: 12	R: 0 E: 0 K: 1 S: 13	H: 0 LOB: 1 BB: 0 P: 18	R: 0 E: 0 K: 1 S: 9	H: 0 LOB: 1 BB: 1 P: 16	R: 0 E: 0 K: 0 S: 7	H: 1 LOB: 0 BB: 0 P: 11	R: 0 E: 0 K: 3 S: 12	H: 1 LOB: 0 BB: 0 P: 18	1B: 8 2B: 0 3B: 0 HR: 0	SF: 0 SAC: 0 DP: 1 HBP: 0	WP: 0 PB: 0 SB: 0 CS: 1	PA: 35		
PITCHER	IP WLS BF H R ER SO BB IBB HBP BLK WP HR S P ERA WHIP	IP WLS BF H R ER SO BB IBB HBP BLK WP HR S P ERA WHIP	IP WLS BF H R ER SO BB IBB HBP BLK WP HR S P ERA WHIP	IP WLS BF H R ER SO BB IBB HBP BLK WP HR S P ERA WHIP	IP WLS BF H R ER SO BB IBB HBP BLK WP HR S P ERA WHIP	IP WLS BF H R ER SO BB IBB HBP BLK WP HR S P ERA WHIP	IP WLS BF H R ER SO BB IBB HBP BLK WP HR S P ERA WHIP	IP WLS BF H R ER SO BB IBB HBP BLK WP HR S P ERA WHIP	IP WLS BF H R ER SO BB IBB HBP BLK WP HR S P ERA WHIP	IP WLS BF H R ER SO BB IBB HBP BLK WP HR S P ERA WHIP	IP WLS BF H R ER SO BB IBB HBP BLK WP HR S P ERA WHIP	IP WLS BF H R ER SO BB IBB HBP BLK WP HR S P ERA WHIP	IP WLS BF H R ER SO BB IBB HBP BLK WP HR S P ERA WHIP	IP WLS BF H R ER SO BB IBB HBP BLK WP HR S P ERA WHIP	IP WLS BF H R ER SO BB IBB HBP BLK WP HR S P ERA WHIP	IP WLS BF H R ER SO BB IBB HBP BLK WP HR S P ERA WHIP	IP WLS BF H R ER SO BB IBB HBP BLK WP HR S P ERA WHIP	IP WLS BF H R ER SO BB IBB HBP BLK WP HR S P ERA WHIP	IP WLS BF H R ER SO BB IBB HBP BLK WP HR S P ERA WHIP	IP WLS BF H R ER SO BB IBB HBP BLK WP HR S P ERA WHIP	IP WLS BF H R ER SO BB IBB HBP BLK WP HR S P ERA WHIP	IP WLS BF H R ER SO BB IBB HBP BLK WP HR S P ERA WHIP	IP WLS BF H R ER SO BB IBB HBP BLK WP HR S P ERA WHIP	IP WLS BF H R ER SO BB IBB HBP BLK WP HR S P ERA WHIP



Batter	1	2	3	4	5	6	7	8	9	AB	R	H	RBI	BB	SO	LOB	TOP					
9 Juan Pierre, L (1,7) OBP: 0.358, SLG: 0.326										4	0	2	1	1	0	0	Los Angeles Dodgers @ Chicago Cubs Wrigley Field, Chicago, IL Mon May 26 2008, 1:20 PM CDT Att: 41,583 - Cloudy - 75 F					
16 Andre Ethier, L (1,9) OBP: 0.366, SLG: 0.447										5	0	2	0	0	0	4						
55 Russell Martin, R (1,2) OBP: 0.418, SLG: 0.498										5	0	1	0	0	1	4						
12 Jeff Kent, R (1,4) OBP: 0.287, SLG: 0.373										4	0	3	0	0	0	1						
14 Chin-Lung Hu, R (8, PR) OBP: 0.236, SLG: 0.222										4	0	0	0	0	0	4						
21 Mark Sweeney, L (1,3) OBP: 0.196, SLG: 0.125										4	0	0	0	0	0	4						
27 Matt Kemp, R (1,8) OBP: 0.381, SLG: 0.458										3	1	2	0	1	1	0						
33 Blake DeWitt, L (1,5) OBP: 0.368, SLG: 0.460										3	0	0	0	1	1	4						
Luis Maza, R (1,6) OBP: 0.500, SLG: 0.625										2	0	0	0	1	0	3						
7 James Loney, L (8, PH) OBP: 0.330, SLG: 0.435										1	0	0	0	0	1	3						
45 Scott Proctor, R (8, 1)										0	0	0	0	0	0	0						
58 Chad Billingsley, R (1,1) OBP: 0.158, SLG: 0.111										2	0	0	0	0	1	2						
Terry Tiffee, S (7, PH) OBP: 0.500, SLG: 0.500										1	0	0	0	0	0	0						
Chan Ho Park, R (7, 1)										0	0	0	0	0	0	0						
3 Delwyn Young, S (8, PH) OBP: 0.355, SLG: 0.296										1	0	0	0	0	0	3						
Inning Stats	R: 0 E: 0 K: 0 S: 7	H: 1 LOB: 2 BB: 1 P: 13	R: 0 E: 0 K: 1 S: 6	H: 0 LOB: 0 BB: 0 P: 9	R: 0 E: 0 K: 1 S: 10	H: 0 LOB: 0 BB: 0 P: 14	R: 0 E: 0 K: 0 S: 11	H: 1 LOB: 1 BB: 0 P: 16	R: 1 E: 0 K: 1 S: 13	H: 2 LOB: 2 BB: 1 P: 23	R: 0 E: 0 K: 1 S: 13	H: 2 LOB: 3 BB: 1 P: 26	R: 0 E: 0 K: 0 S: 11	H: 1 LOB: 0 BB: 0 P: 16	R: 0 E: 0 K: 1 S: 14	H: 2 LOB: 3 BB: 1 P: 24		R: 0 E: 0 K: 2 S: 11	H: 1 LOB: 1 BB: 0 P: 18	1B: 7 2B: 3 3B: 0 HR: 0	SF: 0 SAC: 0 DP: 0 HBP: 0	WP: 0 PB: 0 SB: 1 CS: 0
PITCHER	IP WLS BF H R ER SO BB IBB HBP BLK WP HR S P ERA WHIP																					
46 Ryan Dempster, R (1,1) ERA: 2.56	7.0 W 30 7 1 1 3 3 0 0 0 0 0 0 71 117 1.29 1.429																					
Bob Howry, R (8, 1) ERA: 5.0	1.0 H 6 2 0 0 1 0 1 0 0 0 0 0 14 24 0.00 2.000																					
34 Kerry Wood, R (9, 1) ERA: 3.38	1.0 S 4 1 0 0 2 0 0 0 0 0 0 0 11 18 0.00 1.000																					

Batter	1	2	3	4	5	6	7	8	9	AB	R	H	RBI	BB	SO	LOB	BOTTOM						
12 Alfonso Soriano, R (1,7) OBP: 0.319, SLG: 0.553										2	0	0	0	2	1	0	Los Angeles Dodgers @ Chicago Cubs Wrigley Field, Chicago, IL Mon May 26 2008, 1:20 PM CDT Att: 41,583 - Cloudy - 75 F						
2 Ryan Theriot, R (1,6) OBP: 0.390, SLG: 0.382										3	1	1	0	1	0	3							
25 Derrek Lee, R (1,3) OBP: 0.362, SLG: 0.554										4	1	1	2	0	2	2							
16 Aramis Ramirez, R (1,5) OBP: 0.410, SLG: 0.525										4	1	2	1	0	1	0							
1 Kosuke Fukudome, L (1,9) OBP: 0.399, SLG: 0.411										4	0	0	0	0	2	3							
18 Geovany Soto, R (1,2) OBP: 0.401, SLG: 0.569										4	0	0	0	0	1	0							
Jim Edmonds, L (1,8) OBP: 0.252, SLG: 0.218										3	0	1	0	0	1	0							
Mark DeRosa, R (1,4) OBP: 0.406, SLG: 0.461										3	0	1	0	0	2	1							
46 Ryan Dempster, R (1,1) OBP: 0.143, SLG: 0.143										2	0	0	0	0	1	1							
6 Micah Hoffpauir, L (7, PH) OBP: 0.455, SLG: 0.600										1	0	1	0	0	0	0							
Bob Howry, L (8, 1)										0	0	0	0	0	0	0							
34 Kerry Wood, R (9, 1)										0	0	0	0	0	0	0							
Inning Stats	R: 2 E: 0 K: 0 S: 9	H: 1 LOB: 0 BB: 1 P: 15	R: 0 E: 0 K: 1 S: 7	H: 0 LOB: 0 BB: 0 P: 8	R: 0 E: 0 K: 1 S: 8	H: 0 LOB: 0 BB: 0 P: 10	R: 0 E: 0 K: 2 S: 8	H: 0 LOB: 0 BB: 0 P: 10	R: 0 E: 0 K: 1 S: 11	H: 1 LOB: 1 BB: 0 P: 18	R: 0 E: 0 K: 1 S: 13	H: 2 LOB: 2 BB: 1 P: 22	R: 0 E: 0 K: 1 S: 16	H: 2 LOB: 3 BB: 1 P: 26	R: 1 E: 0 K: 3 S: 13	H: 1 LOB: 0 BB: 0 P: 21		R: 1 E: 0 K: 2 S: 11	H: 1 LOB: 0 BB: 0 P: 18	1B: 5 2B: 0 3B: 0 HR: 2	SF: 0 SAC: 0 DP: 1 HBP: 0	WP: 0 PB: 0 SB: 0 CS: 0	PA: 33
PITCHER	IP WLS BF H R ER SO BB IBB HBP BLK WP HR S P ERA WHIP																						
58 Chad Billingsley, R (1,1) ERA: 3.68	6.0 L 23 4 2 2 7 2 0 0 0 0 0 0 1 56 83 3.00 1.000																						
Chan Ho Park, R (7, 1) ERA: 2.1	1.0 6 2 0 0 1 1 0 0 0 0 0 0 16 26 0.00 3.000																						
45 Scott Proctor, R (8, 1) ERA: 5.25	1.0 4 1 1 1 3 0 0 0 0 0 0 1 13 21 9.00 1.000																						

AB	36
R	1
H	10
RBI	1
BB	4
SO	6
LOB	29



Batter	1	2	3	4	5	6	7	8	9	10	AB	R	H	RBI	BB	SO	LOB	TOP							
9 Juan Pierre, L OBP: 0.345, SLG: 0.309	(1,7)		(2,3)		(2,2)			(0,1)	(1,3)		4	0	0	0	1	2	1								
Luis Maza, R OBP: 0.407, SLG: 0.480	(1,4)			(1,1)	(0,2)			(1,3)		(1,2)	5	0	1	0	0	1	1								
16 Andre Ethier, L OBP: 0.375, SLG: 0.446	(1,9)			(2,2)		(4,1)		(3,2)		(2,3)	4	0	1	0	1	1	1								
55 Russell Martin, R OBP: 0.423, SLG: 0.411		(0,0)		(1,0)	(0,0)			(2,0)		(0,2)	5	1	3	0	0	0	2								
7 James Loney, L OBP: 0.326, SLG: 0.426	(1,3)			(0,0)	(2,1)			(2,2)		(2,3)	5	0	1	0	0	1	4								
27 Matt Kemp, R OBP: 0.366, SLG: 0.451	(1,8)			(1,1)				(1,3)			2	0	1	0	1	1	3								
33 Blake DeWitt, L OBP: 0.369, SLG: 0.448	(1,5)			(1,1)				(0,0)			3	0	0	1	1	0	2								
14 Chin-Lung Hu, R OBP: 0.240, SLG: 0.205	(1,6)			(0,0)				(2,2)		(1,0)	4	0	0	0	0	0	4								
Derek Lowe, R OBP: 0.227, SLG: 0.227	(1,1)			(3,2)				(2,2)			3	0	0	0	0	0	1								
51 Jonathan Broxton, R OBP: 0.299, SLG: 0.122	(8,1)										0	0	0	0	0	0	0								
21 Mark Sweeney, L OBP: 0.299, SLG: 0.122	(9,PH)										0	0	0	0	1	0	0								
44 Takashi Saito, L OBP: 0.299, SLG: 0.122	(9,1)										0	0	0	0	0	0	0								
Chan Ho Park, R OBP: 0.299, SLG: 0.122	(10,1)										0	0	0	0	0	0	0								
Inning Stats	R: 0 E: 0 K: 0 S: 8	H: 0 LOB: 0 BB: 1 P: 13	R: 0 E: 0 K: 0 S: 8	H: 1 LOB: 1 BB: 1 P: 13	R: 0 E: 0 K: 1 S: 7	H: 0 LOB: 0 BB: 0 P: 12	R: 1 E: 0 K: 0 S: 14	H: 2 LOB: 3 BB: 1 P: 26	R: 0 E: 0 K: 0 S: 8	H: 0 LOB: 0 BB: 0 P: 10	R: 0 E: 0 K: 0 S: 4	H: 0 LOB: 0 BB: 0 P: 10	R: 0 E: 0 K: 0 S: 12	H: 1 LOB: 1 BB: 0 P: 19	R: 0 E: 1 K: 2 S: 18	H: 2 LOB: 3 BB: 0 P: 27	R: 0 E: 0 K: 1 S: 12	H: 0 LOB: 1 BB: 0 P: 19	R: 0 E: 0 K: 2 S: 13	H: 1 LOB: 1 BB: 0 P: 18	1B: 7 2B: 0 3B: 0 HR: 0	SF: 0 SAC: 0 DP: 3 HBP: 1	WP: 0 PB: 0 SB: 0 CS: 0	PA: 41	
PITCHER	IP 8.0	WLS 33	BF 6	H 1	R 1	ER 1	SO 3	BB 4	IBB 0	HBP 1	BLK 0	WP 0	HR 0	S 79	P 130	ERA 1.12	WHIP 1.250								
38 Carlos Zambrano, R ERA: 2.33	(1,1) 1.0	4	0	0	0	1	1	0	0	0	0	0	0	12	19	0.00	1.000								
58 Jose Ascanio, R ERA: 1.8	(9,1) 1.0	W	4	1	0	0	2	0	0	0	0	0	0	13	18	0.00	1.000								
Bob Howry, R ERA: 4.82	(10,1)																								

Los Angeles Dodgers @ Chicago Cubs
 Wrigley Field, Chicago, IL
 Wed May 28 2008, 7:05 PM CDT
 Att: 39,945 - Clear - 56 F

AB 35
R 1
H 7
RBI 1
BB 5
SO 6
LOB 19

Batter	1	2	3	4	5	6	7	8	9	10	AB	R	H	RBI	BB	SO	LOB	BOTTOM							
12 Alfonso Soriano, R OBP: 0.329, SLG: 0.547	(1,7)		(1,2)		(2,3)			(1,3)		(2,2)	5	0	2	1	0	2	0								
2 Ryan Theriot, R OBP: 0.393, SLG: 0.383	(1,6)		(1,2)			(2,3)				(4,1)	3	1	1	0	1	1	0								
25 Derrek Lee, R OBP: 0.354, SLG: 0.538	(1,3)		(0,0)		(1,1)			(3,2)		(3,2)	4	0	0	0	0	0	3								
16 Aramis Ramirez, R OBP: 0.418, SLG: 0.522	(1,5)		(4,2)		(4,0)			(0,0)		(4,2)	1	0	0	0	3	0	0								
Ronny Cedeno, R OBP: 0.402, SLG: 0.444	(9,PR)									(1,1)	0	0	0	0	0	0	0								
1 Kosuke Fukudome, L OBP: 0.407, SLG: 0.422	(1,9)		(0,1)		(1,0)			(3,2)		(2,0)	4	0	2	0	0	0	2								
18 Geovany Soto, R OBP: 0.400, SLG: 0.569	(1,2)		(1,0)		(0,0)			(3,2)		(3,2)	3	0	1	1	0	0	2								
Mark DeRosa, R OBP: 0.398, SLG: 0.450	(1,4)		(3,1)		(1,2)			(1,0)		(3,2)	4	0	0	0	0	1	5								
9 Reed Johnson, R OBP: 0.337, SLG: 0.349	(1,8)		(0,1)		(2,2)			(2,3)		(0,1)	4	0	0	0	0	1	0								
38 Carlos Zambrano, S OBP: 0.324, SLG: 0.459	(1,1)		(0,3)		(0,1)			(1,3)		(2,2)	2	0	0	0	0	2	0								
6 Micah Hoffpauir, L OBP: 0.177, SLG: 0.545	(8,PH)										1	0	0	0	0	1	0								
58 Jose Ascanio, R OBP: 0.337, SLG: 0.349	(9,1)										0	0	0	0	0	0	0								
Bob Howry, L OBP: 0.354, SLG: 0.412	(10,PH)										1	1	1	0	0	0	0								
17 Mike Fontenot, L OBP: 0.354, SLG: 0.412	(10,PH)										1	1	1	0	0	0	0								
Inning Stats	R: 0 E: 0 K: 0 S: 9	H: 2 LOB: 2 BB: 1 P: 15	R: 0 E: 0 K: 0 S: 5	H: 0 LOB: 0 BB: 0 P: 9	R: 0 E: 0 K: 1 S: 10	H: 0 LOB: 0 BB: 0 P: 12	R: 0 E: 0 K: 1 S: 7	H: 1 LOB: 2 BB: 1 P: 14	R: 0 E: 0 K: 2 S: 11	H: 0 LOB: 0 BB: 0 P: 15	R: 0 E: 0 K: 0 S: 7	H: 0 LOB: 0 BB: 0 P: 12	R: 0 E: 0 K: 3 S: 9	H: 1 LOB: 3 BB: 0 P: 14	R: 0 E: 0 K: 0 S: 18	H: 1 LOB: 3 BB: 0 P: 37	R: 1 E: 0 K: 0 S: 9	H: 2 LOB: 1 BB: 0 P: 13	1B: 6 2B: 1 3B: 0 HR: 0	SF: 1 SAC: 0 DP: 2 HBP: 1	WP: 0 PB: 0 SB: 0 CS: 0	PA: 37			
PITCHER	IP 7.0	WLS 25	BF 4	H 0	R 0	ER 0	SO 5	BB 2	IBB 0	HBP 0	BLK 0	WP 0	HR 0	S 56	P 91	ERA 0.000	WHIP 0.857								
Derek Lowe, R ERA: 4.52	(1,1) 1.0	H	3	0	0	0	3	0	0	0	0	0	0	9	13	0.00	0.000								
51 Jonathan Broxton, R ERA: 1.03	(8,1) 1.0	B	6	1	1	1	0	2	0	0	0	0	0	18	37	9.00	3.000								
44 Takashi Saito, R ERA: 1.96	(9,1) 0.1	L	3	2	1	1	0	0	0	0	0	0	0	9	13	27.00	6.000								
Chan Ho Park, R ERA: 2.37	(10,1)																								

Los Angeles Dodgers @ Chicago Cubs
 Wrigley Field, Chicago, IL
 Wed May 28 2008, 7:05 PM CDT
 Att: 39,945 - Clear - 56 F

AB 32
R 2
H 7
RBI 2
BB 4
SO 8
LOB 12

Batter	1	2	3	4	5	6	7	8	9	AB	R	H	RBI	BB	SO	LOB	TOP			
9 Juan Pierre, L OBP: 0.345, SLG: 0.306										4	2	1	0	1	1	0	Los Angeles Dodgers @ New York Mets Shea Stadium, Flushing, NY Fri May 30 2008, 7:10 PM EDT Att: 52,176 - Cloudy - 72 F			
27 Matt Kemp, R OBP: 0.355, SLG: 0.440										5	1	1	1	0	1	1				
12 Jeff Kent, R OBP: 0.291, SLG: 0.391										4	0	1	1	0	1	1				
14 Chin-Lung Hu, R OBP: 0.240, SLG: 0.205										0	1	0	0	0	0	0				
7 James Loney, L OBP: 0.332, SLG: 0.433										4	2	2	1	0	1	0				
55 Russell Martin, R OBP: 0.430, SLG: 0.439										4	3	4	3	0	0	0				
16 Andre Ethier, L OBP: 0.370, SLG: 0.443										4	0	1	1	0	2	2				
33 Blake DeWitt, L OBP: 0.369, SLG: 0.464										4	0	2	1	0	1	1				
Luis Maza, R OBP: 0.324, SLG: 0.375										4	0	0	0	0	0	2				
22 Clayton Kershaw, L Chan Ho Park, R 51 Jonathan Broxton, R 21 Mark Sweeney, L 44 Takashi Saito, L										1	0	0	0	0	0	0				
Inning Stats	R: 3 H: 3 E: 0 K: 1 S: 20	H: 3 LOB: 1 BB: 1 P: 34	R: 0 H: 0 E: 0 K: 0 S: 8	H: 0 LOB: 0 BB: 0 P: 12	R: 0 H: 0 E: 0 K: 2 S: 11	H: 0 LOB: 0 BB: 0 P: 15	R: 1 H: 1 E: 0 K: 2 S: 10	H: 1 LOB: 3 BB: 0 P: 18	R: 0 H: 0 E: 0 K: 1 S: 9	H: 1 LOB: 1 BB: 0 P: 10	R: 0 H: 0 E: 0 K: 0 S: 8	H: 1 LOB: 0 BB: 0 P: 8	R: 5 H: 6 E: 0 K: 1 S: 18	H: 6 LOB: 1 BB: 0 P: 27	R: 0 H: 0 E: 0 K: 1 S: 7	H: 0 LOB: 0 BB: 0 P: 10	1B: 8 2B: 3 3B: 0 HR: 1	SF: 0 SAC: 0 DP: 1 HBP: 0	WP: 1 PB: 0 SB: 1 CS: 0	PA: 38
PITCHER	IP WLS BF H R ER SO BB IBB HBP BLK WP HR S P ERA WHIP																			
33 John Maine, R ERA: 3.68	(1, 1) 6.0 24 5 4 4 6 1 0 0 0 0 0 1 66 101 6.00 1.000																			
25 Pedro Feliciano, L ERA: 2.61	(7, 1) 1.0 4 2 1 1 0 0 0 0 0 0 0 0 8 13 9.00 2.000																			
Aaron Heilman, R ERA: 6.67	(8, 1) 0.0 L 4 4 2 2 0 0 0 0 0 0 0 0 9 13 ∞ ∞																			
Scott Schoeneweis, L ERA: 1.19	(8, 1) 1.0 3 1 2 2 1 0 0 0 0 0 1 0 6 9 18.00 1.000																			
32 Carlos Muniz, R ERA:	(9, 1) 1.0 3 0 0 0 1 0 0 0 0 0 0 0 7 10 0.00 0.000																			

Batter	1	2	3	4	5	6	7	8	9	AB	R	H	RBI	BB	SO	LOB	BOTTOM					
7 José Reyes, S OBP: 0.343, SLG: 0.482										4	2	1	1	1	1	3	Los Angeles Dodgers @ New York Mets Shea Stadium, Flushing, NY Fri May 30 2008, 7:10 PM EDT Att: 52,176 - Cloudy - 72 F					
1 Luis Castillo, S OBP: 0.386, SLG: 0.378										1	1	1	2	2	0	0						
Damon Easley, R OBP: 0.247, SLG: 0.289										2	0	0	0	0	0	0						
5 David Wright, R OBP: 0.388, SLG: 0.529										4	1	1	0	1	2	3						
15 Carlos Beltrán, S OBP: 0.368, SLG: 0.431										2	0	0	1	2	0	0						
17 Fernando Tatis, R OBP: 0.323, SLG: 0.429										5	0	1	0	0	0	3						
11 Ramon Castro, R OBP: 0.423, SLG: 0.409										4	0	1	1	0	0	2						
21 Carlos Delgado, L OBP: 0.304, SLG: 0.386										4	1	1	0	1	1	2						
6 Nick Evans, R OBP: 0.227, SLG: 0.333										4	0	1	0	0	2	3						
32 Carlos Muniz, R										0	0	0	0	0	0	0						
33 John Maine, R ERA: 3.68 30 Raúl Casanova, L 25 Pedro Feliciano, L Aaron Heilman, R Endy Chavez, L Scott Schoeneweis, L	(1, 1) 3.2 20 5 4 4 2 4 0 0 0 0 0 1 47 83 9.82 2.455																					
Chan Ho Park, R ERA: 2.41	(4, 1) 3.1 W 15 2 1 1 3 1 2 0 0 0 0 0 35 59 2.70 0.900																					
51 Jonathan Broxton, R ERA: 3.86	(8, 1) 1.0 3 0 0 0 1 0 0 0 0 0 0 0 12 16 0.00 0.000																					
44 Takashi Saito, R ERA: 1.9	(9, 1) 1.0 5 0 0 0 1 1 0 0 1 0 0 0 0 11 18 0.00 1.000																					
Inning Stats	R: 2 H: 2 E: 0 K: 1 S: 13	H: 2 LOB: 0 BB: 0 P: 21	R: 0 H: 0 E: 0 K: 0 S: 5	H: 0 LOB: 0 BB: 0 P: 7	R: 1 H: 0 E: 0 K: 1 S: 13	H: 0 LOB: 2 BB: 3 P: 28	R: 1 H: 3 E: 0 K: 0 S: 20	H: 3 LOB: 3 BB: 1 P: 33	R: 0 H: 0 E: 0 K: 0 S: 5	H: 0 LOB: 0 BB: 0 P: 8	R: 0 H: 0 E: 0 K: 2 S: 9	H: 0 LOB: 1 BB: 1 P: 15	R: 1 H: 2 E: 0 K: 1 S: 17	H: 2 LOB: 3 BB: 2 P: 30	R: 0 H: 0 E: 0 K: 1 S: 12	H: 0 LOB: 0 BB: 0 P: 16	R: 0 H: 0 E: 0 K: 1 S: 11	H: 0 LOB: 2 BB: 1 P: 18	1B: 5 2B: 1 3B: 0 HR: 1	SF: 1 SAC: 0 DP: 0 HBP: 1	WP: 0 PB: 0 SB: 0 CS: 0	PA: 43
PITCHER	IP WLS BF H R ER SO BB IBB HBP BLK WP HR S P ERA WHIP																					
22 Clayton Kershaw, L Chan Ho Park, R 51 Jonathan Broxton, R 44 Takashi Saito, R	(1, 1) 3.2 20 5 4 4 2 4 0 0 0 0 0 1 47 83 9.82 2.455																					
(4, 1) 3.1 W 15 2 1 1 3 1 2 0 0 0 0 0 35 59 2.70 0.900																						
(8, 1) 1.0 3 0 0 0 1 0 0 0 0 0 0 0 12 16 0.00 0.000																						
(9, 1) 1.0 5 0 0 0 1 1 0 0 1 0 0 0 0 11 18 0.00 1.000																						



Batter	1	2	3	4	5	6	7	8	9	AB	R	H	RBI	BB	SO	LOB	TOP					
9 Juan Pierre, L OBP: 0.391, SLG: 0.317										3	1	2	0	1	0	0	Los Angeles Dodgers @ New York Mets Shea Stadium, Flushing, NY Sun Jun 01 2008, 8:05 PM EDT Att: 50,263 - Partly Cloudy - 78 F					
27 Matt Kemp, R OBP: 0.361, SLG: 0.442										4	0	3	1	0	0	1						
12 Jeff Kent, R OBP: 0.289, SLG: 0.381										3	0	0	0	0	1	3						
7 James Loney, L OBP: 0.325, SLG: 0.422										4	0	1	0	0	1	4						
55 Russell Martin, R OBP: 0.429, SLG: 0.430										3	0	0	0	1	0	1						
3 Delwyn Young, S OBP: 0.333, SLG: 0.281										4	0	0	0	0	1	2						
33 Blake DeWitt, L OBP: 0.364, SLG: 0.453										4	0	0	0	0	2	2						
Luis Maza, R OBP: 0.300, SLG: 0.324										2	0	0	0	1	0	0						
18 Hiroki Kuroda, R OBP: 0.150, SLG: 0.158										1	0	0	0	0	0	2						
56 Hung-Chih Kuo, L OBP: 0.286, SLG: 0.429										1	0	0	0	0	1	0						
Terry Lincecum, S OBP: 0.250, SLG: 0.250										1	0	0	0	0	0	0						
47 Cory Wade, R OBP: 0.250, SLG: 0.250										0	0	0	0	0	0	0						
Inning Stats	R: 1 E: 0 K: 2 S: 12	H: 2 LOB: 0 BB: 0 P: 19	R: 0 E: 0 K: 2 S: 13	H: 0 LOB: 2 BB: 2 P: 22	R: 0 E: 0 K: 0 S: 6	H: 0 LOB: 0 BB: 0 P: 9	R: 0 E: 0 K: 0 S: 6	H: 0 LOB: 0 BB: 0 P: 9	R: 0 E: 0 K: 1 S: 9	H: 0 LOB: 0 BB: 0 P: 14	R: 0 E: 0 K: 0 S: 4	H: 1 LOB: 0 BB: 0 P: 5	R: 0 E: 0 K: 1 S: 9	H: 1 LOB: 1 BB: 0 P: 16	R: 0 E: 0 K: 0 S: 10	H: 1 LOB: 3 BB: 1 P: 20	R: 0 E: 0 K: 0 S: 7	H: 0 LOB: 0 BB: 0 P: 12	1B: 5 2B: 1 3B: 0 HR: 0	SF: 0 SAC: 0 DP: 2 HBP: 1	WP: 0 PB: 0 SB: 0 CS: 1	PA: 34
PITCHER	IP WLS BF H R ER SO BB IBB HBP BLK WP HR S P ERA WHIP																					
57 Johan Santana, L ERA: 3.2	7.2 W 29 6 1 1 6 3 0 0 0 0 0 0 66 107 1.17 1.174																					
Joe Smith, R ERA: 2.95	0.0 0 1 0 0 0 0 0 0 0 1 0 0 0 0 1 2 ∞ ∞																					
Scott Schoeneweis, L ERA: 1.17	0.1 H 1 0 0 0 0 0 0 0 0 0 0 0 0 2 5 0.00 0.000																					
25 Pedro Feliciano, L ERA: 2.49	1.0 3 0 0 0 0 0 0 0 0 0 0 0 0 7 12 0.00 0.000																					

Batter	1	2	3	4	5	6	7	8	9	AB	R	H	RBI	BB	SO	LOB	BOTTOM			
7 José Reyes, S OBP: 0.349, SLG: 0.482										5	2	2	0	0	1	0	Los Angeles Dodgers @ New York Mets Shea Stadium, Flushing, NY Sun Jun 01 2008, 8:05 PM EDT Att: 50,263 - Partly Cloudy - 78 F			
1 Luis Castillo, S OBP: 0.374, SLG: 0.364										5	0	0	0	0	2					
5 David Wright, R OBP: 0.395, SLG: 0.535										4	1	3	2	0	1	0				
16 Carlos Beltrán, S OBP: 0.372, SLG: 0.458										3	1	1	2	1	0	1				
21 Carlos Delgado, L OBP: 0.306, SLG: 0.383										3	1	0	0	1	0	4				
19 Ryan Church, L OBP: 0.384, SLG: 0.556										4	1	3	2	0	0	0				
23 Brian Schneider, L OBP: 0.326, SLG: 0.323										4	0	1	0	0	1	3				
Endy Chavez, L OBP: 0.258, SLG: 0.265										3	0	0	0	1	0	3				
57 Johan Santana, L OBP: 0.222, SLG: 0.346										3	0	0	0	0	0	3				
Joe Smith, R										0	0	0	0	0	0	0				
Scott Schoeneweis, L										0	0	0	0	0	0	0				
30 Raul Casanova, S OBP: 0.339, SLG: 0.373										1	0	0	0	0	1	0				
25 Pedro Feliciano, L ERA: 1.23										0	0	0	0	0	0	0				
Inning Stats	R: 1 E: 0 K: 0 S: 10	H: 2 LOB: 1 BB: 0 P: 15	R: 0 E: 0 K: 0 S: 6	H: 0 LOB: 0 BB: 0 P: 10	R: 5 E: 0 K: 0 S: 23	H: 5 LOB: 2 BB: 2 P: 44	R: 0 E: 0 K: 0 S: 10	H: 1 LOB: 2 BB: 1 P: 20	R: 0 E: 0 K: 0 S: 9	H: 1 LOB: 1 BB: 0 P: 12	R: 0 E: 0 K: 1 S: 9	H: 0 LOB: 0 BB: 0 P: 14	R: 0 E: 0 K: 1 S: 10	H: 1 LOB: 2 BB: 0 P: 14	R: 0 E: 0 K: 2 S: 8	H: 0 LOB: 0 BB: 0 P: 12	1B: 5 2B: 3 3B: 0 HR: 2	SF: 0 SAC: 0 DP: 0 HBP: 0	WP: 0 PB: 0 SB: 2 CS: 0	PA: 38
PITCHER	IP WLS BF H R ER SO BB IBB HBP BLK WP HR S P ERA WHIP																			
18 Hiroki Kuroda, R ERA: 3.93	2.2 L 17 7 6 6 0 1 1 0 0 0 0 0 2 37 66 20.25 3.000																			
56 Hung-Chih Kuo, L ERA: 1.93	4.1 18 3 0 0 2 0 1 0 0 0 0 0 40 63 0.00 0.692																			
47 Cory Wade, R ERA: 1.23	1.0 3 0 0 0 2 0 0 0 0 0 0 0 8 12 0.00 0.000																			

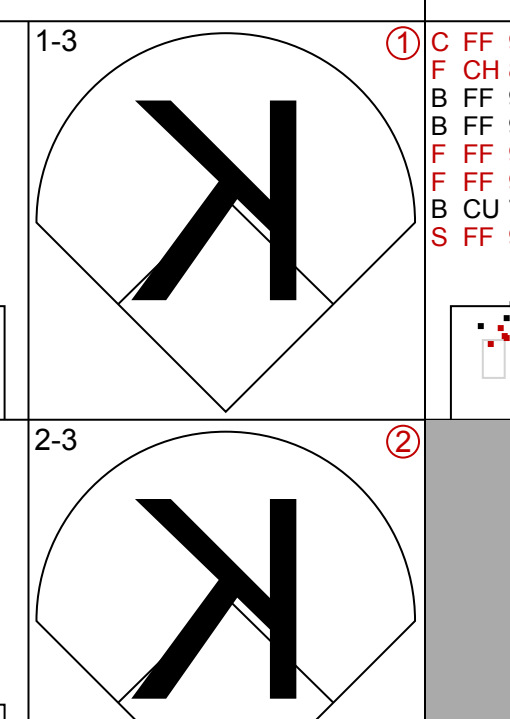

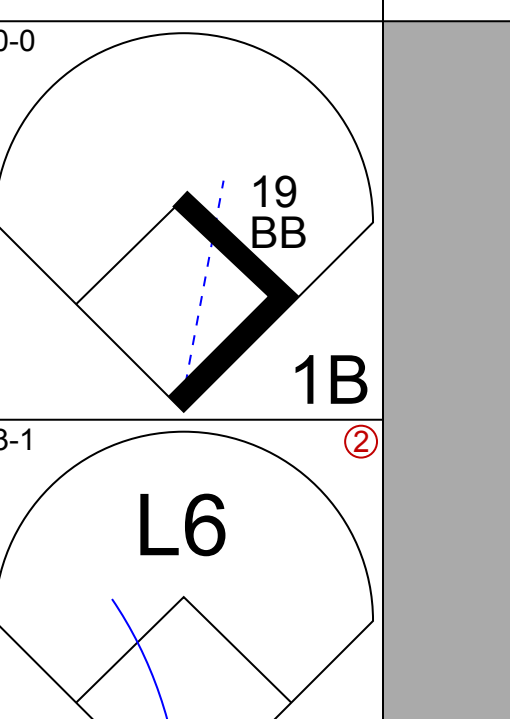
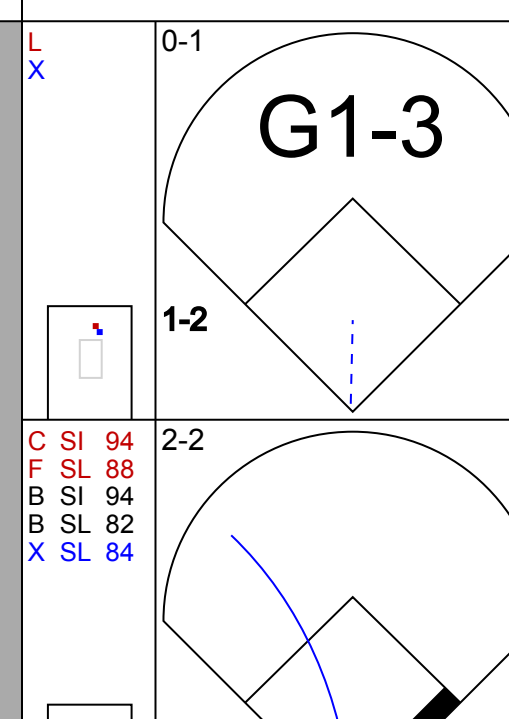
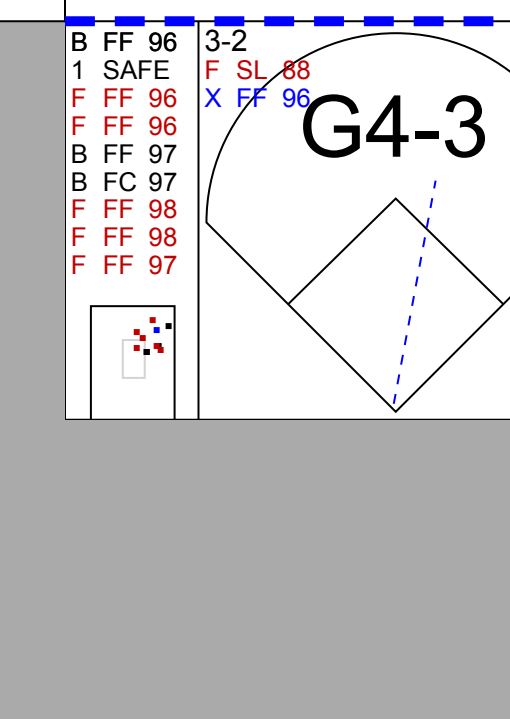
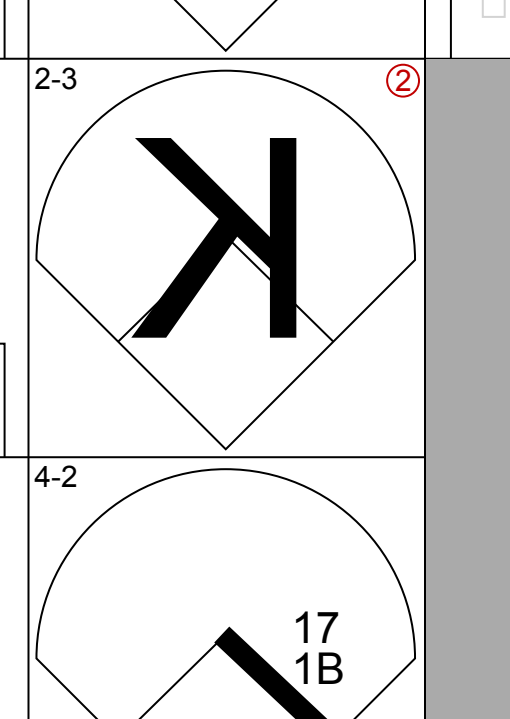
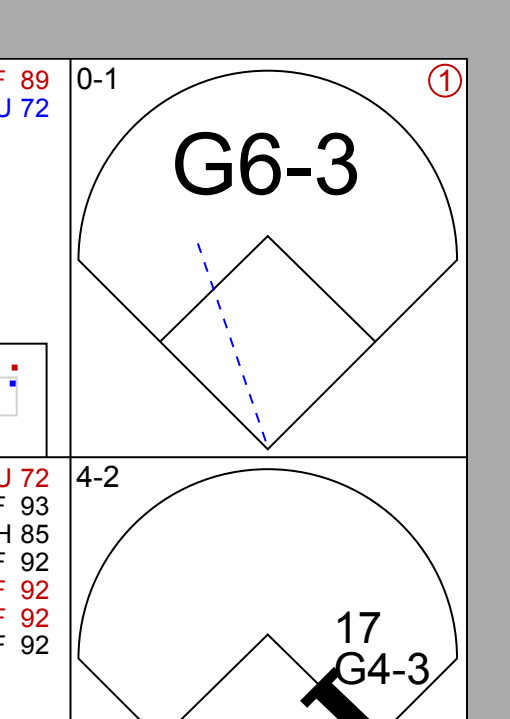
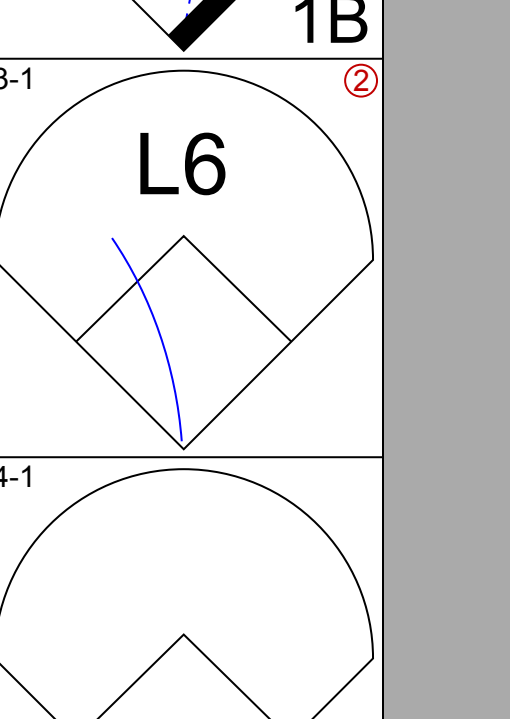
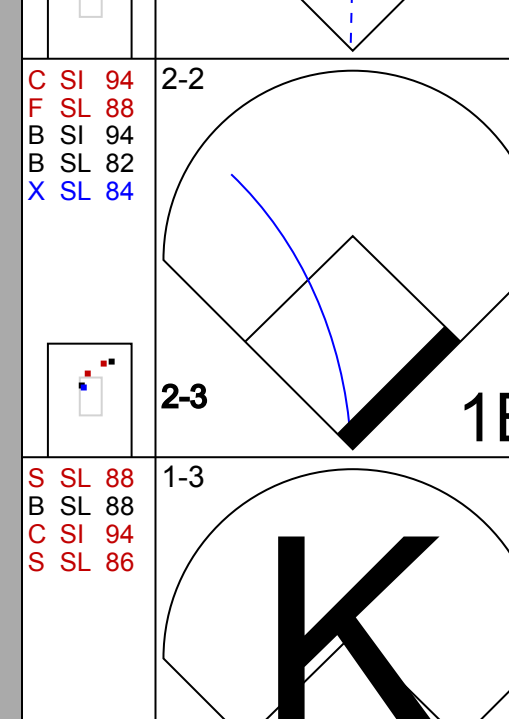

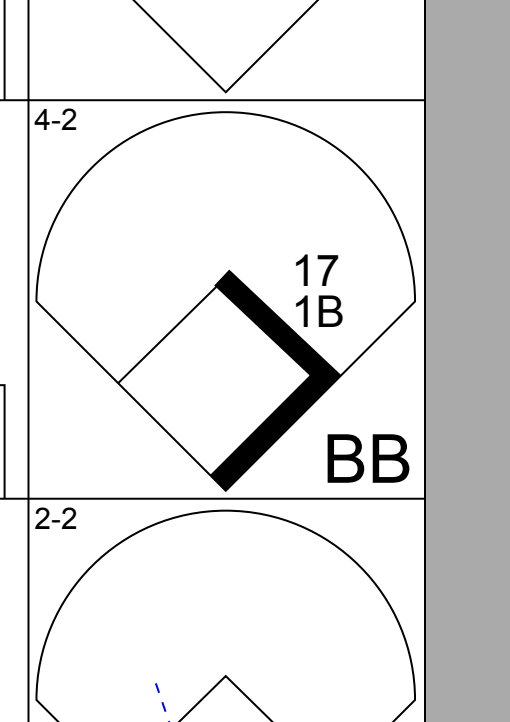
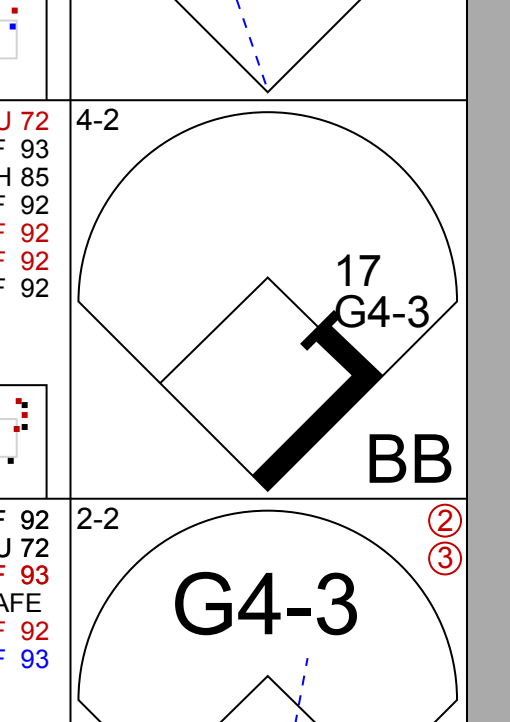
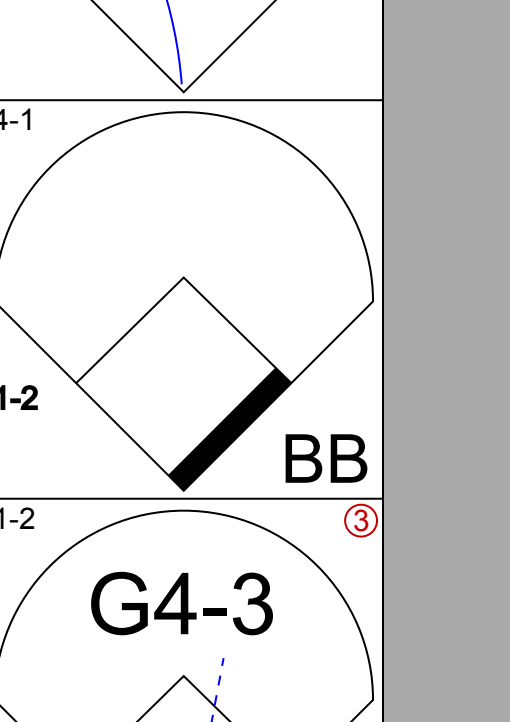
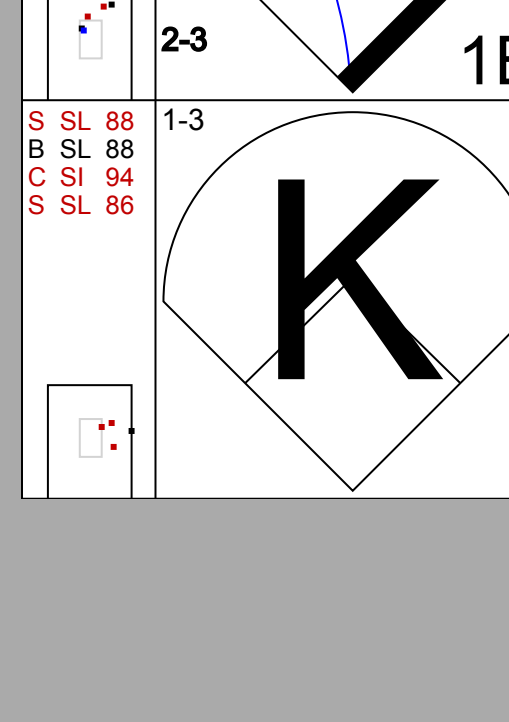

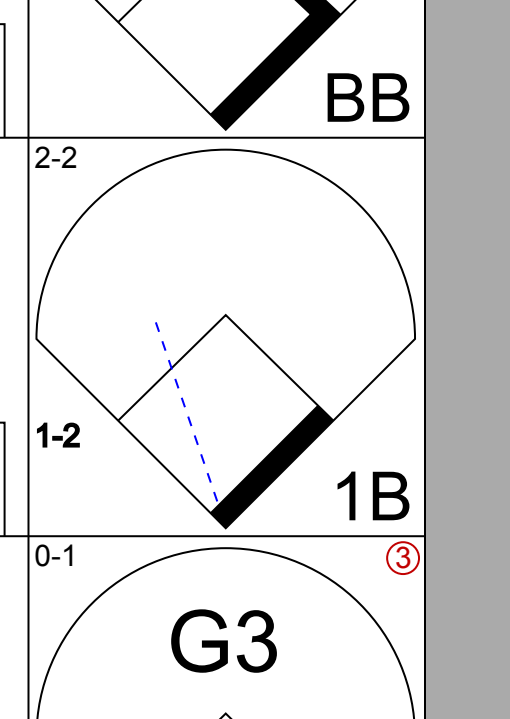
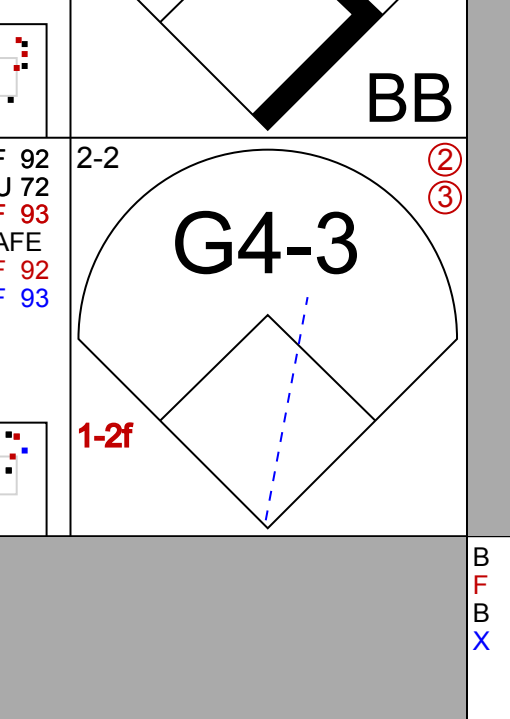
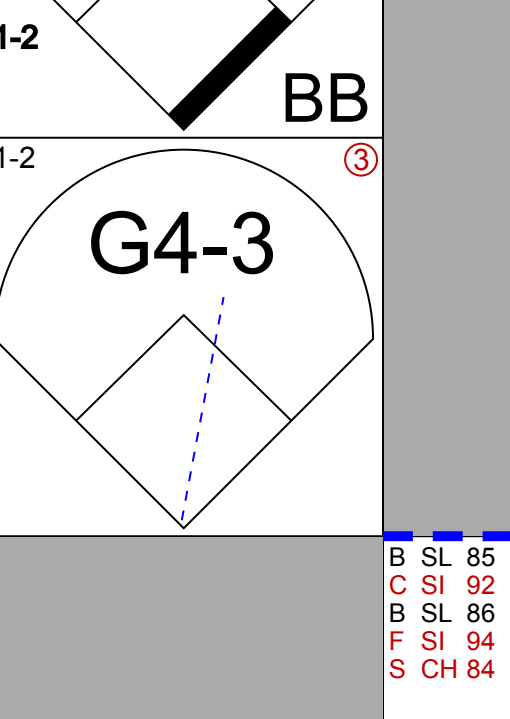
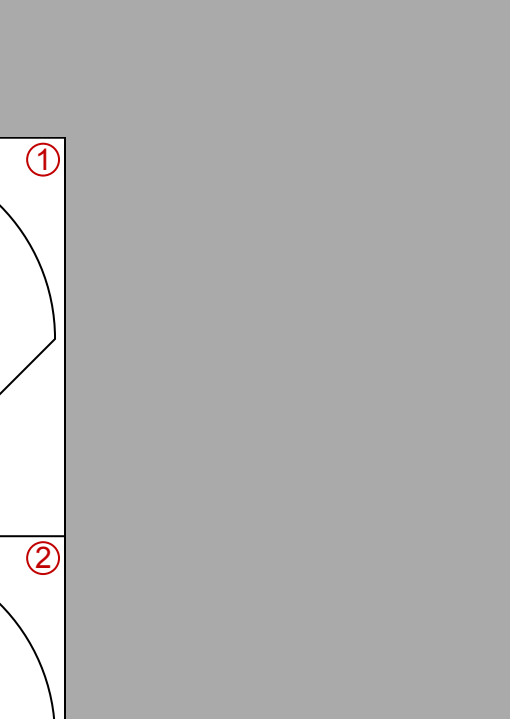
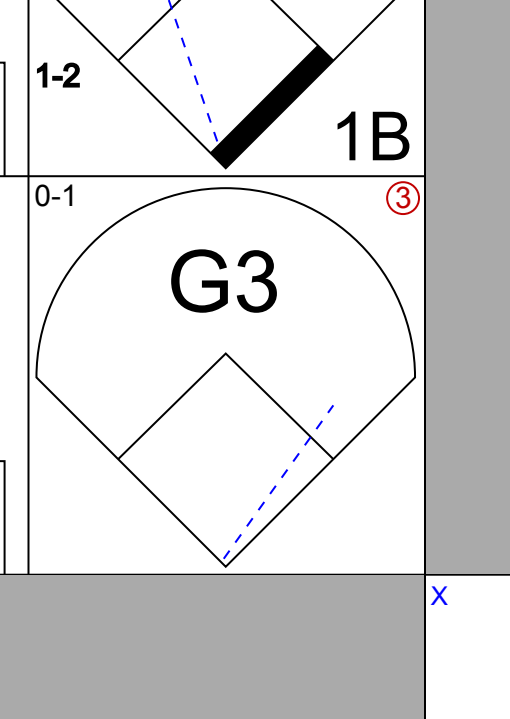
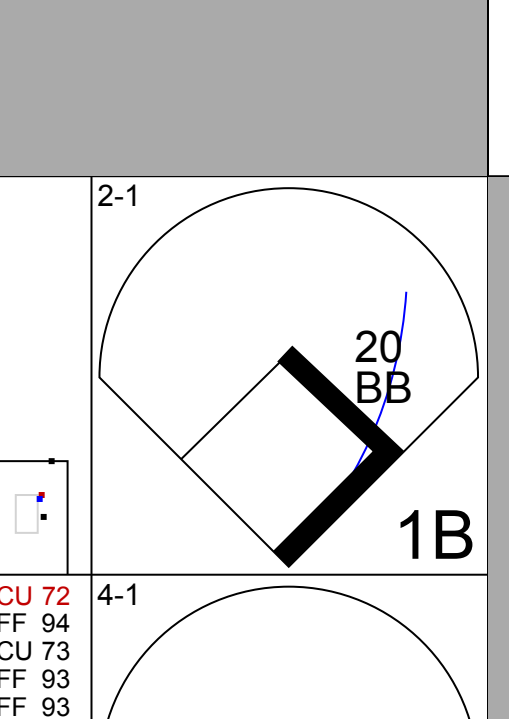
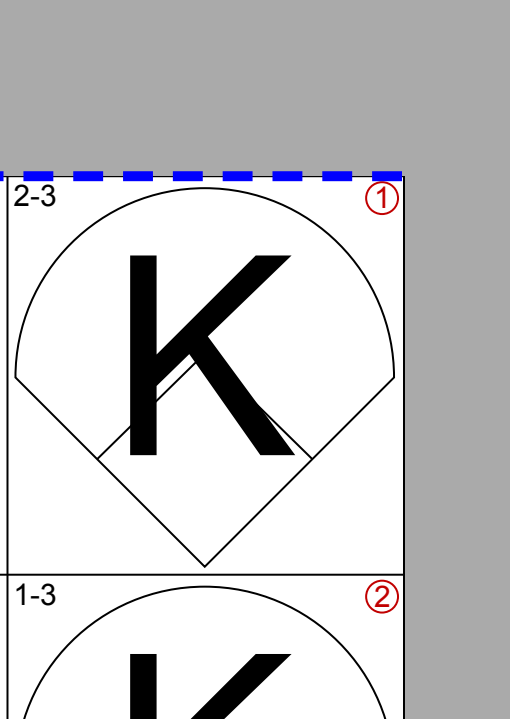
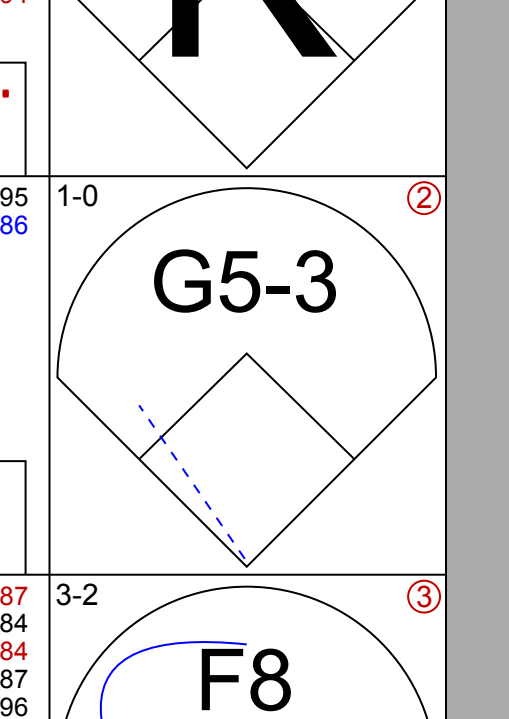
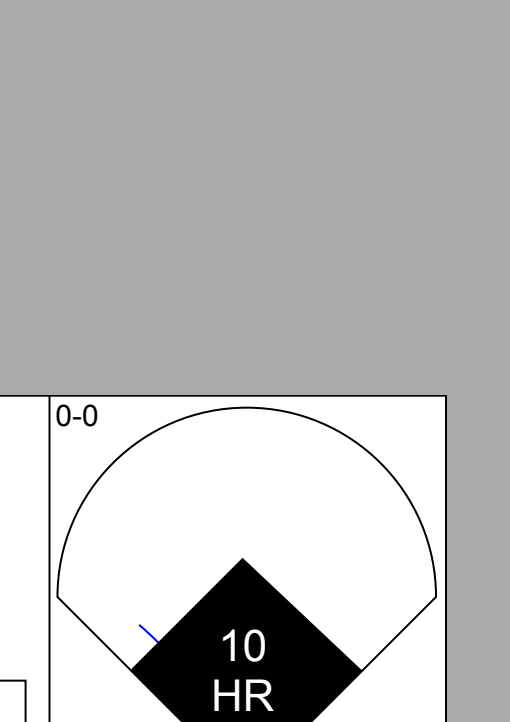
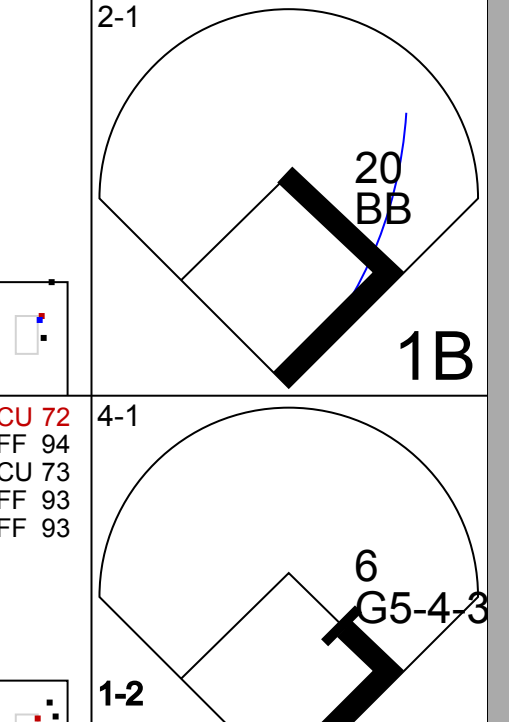
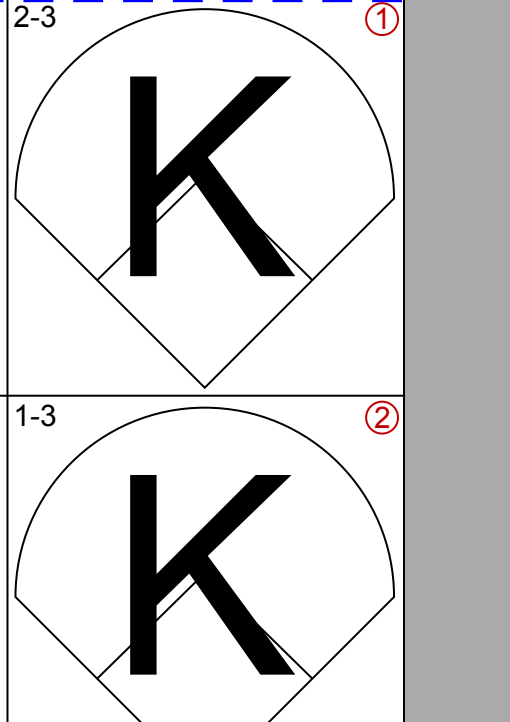
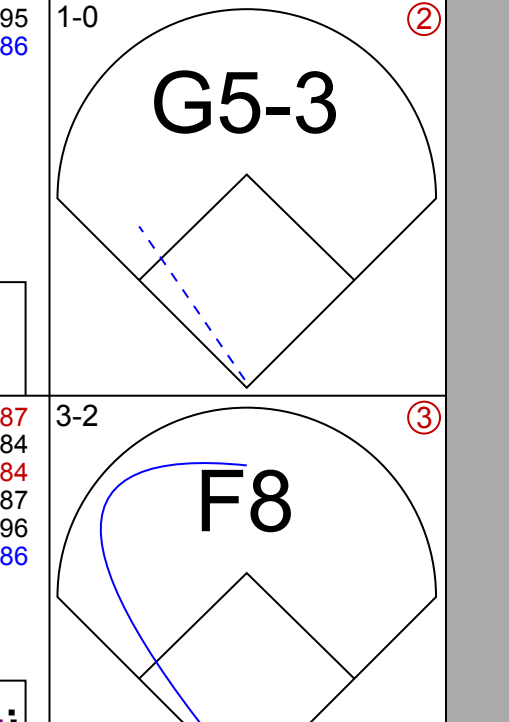
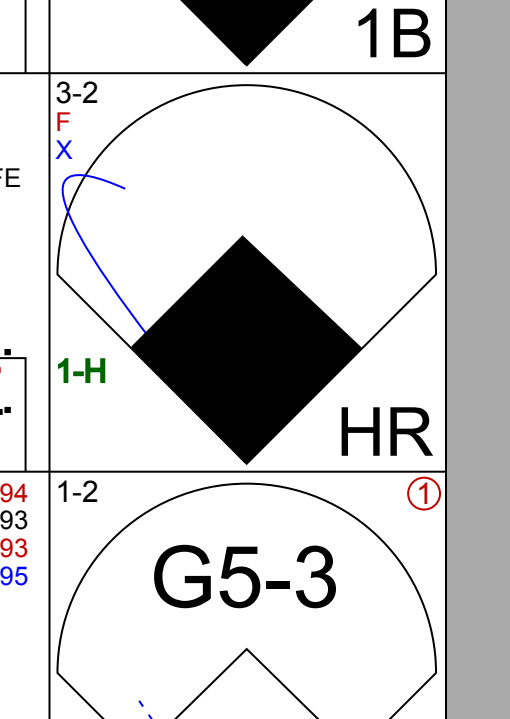
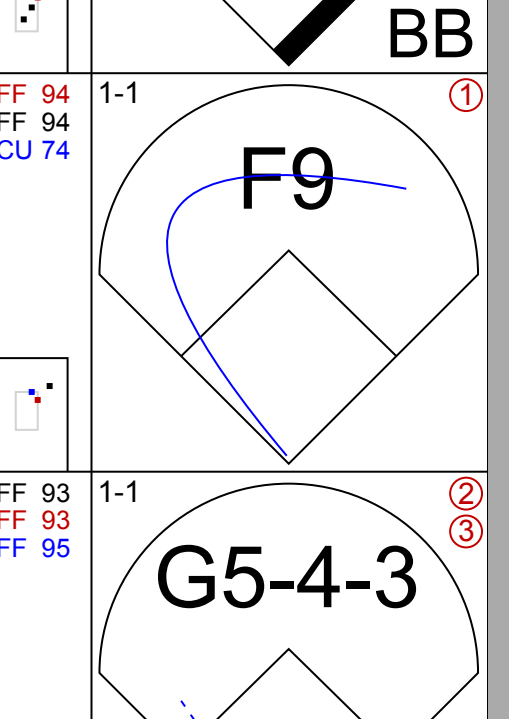
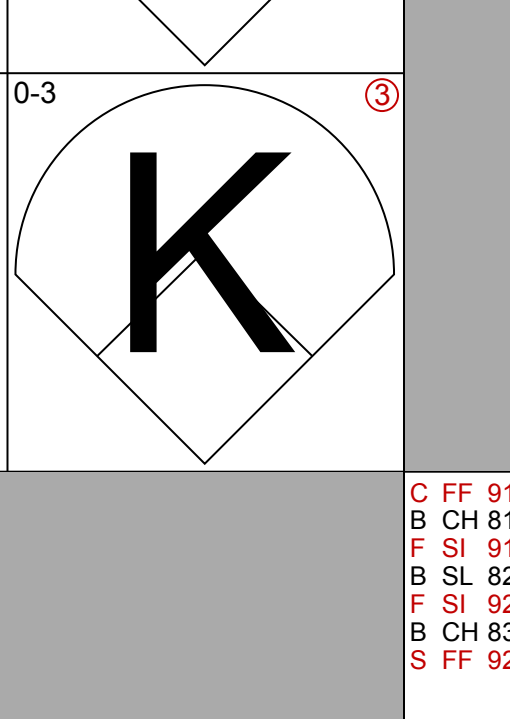
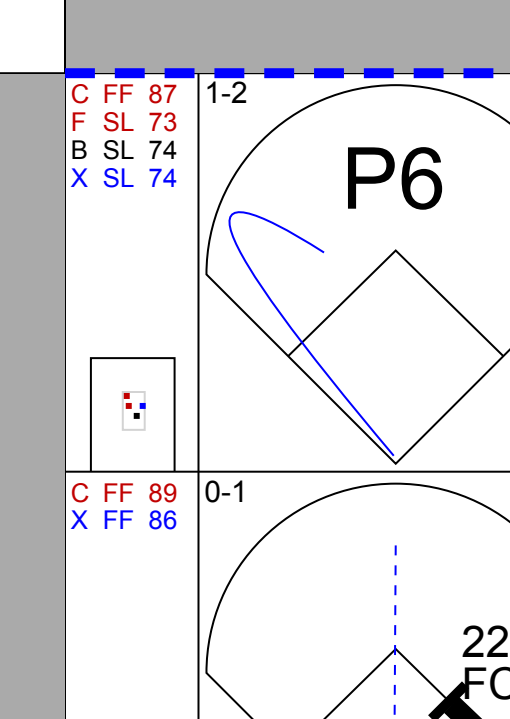
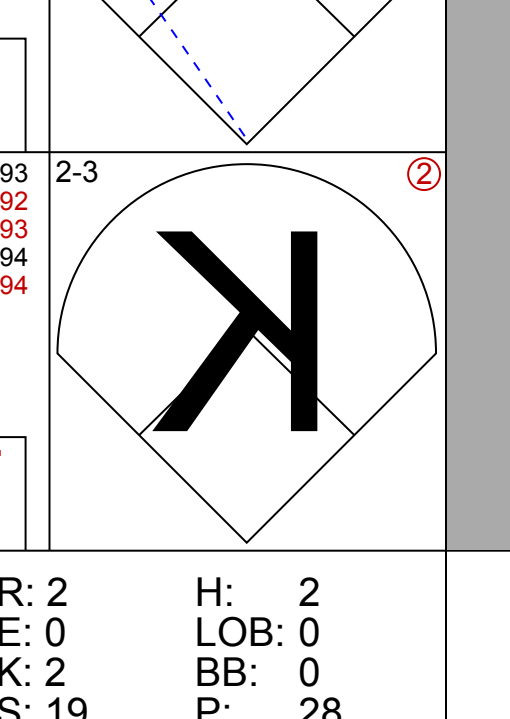
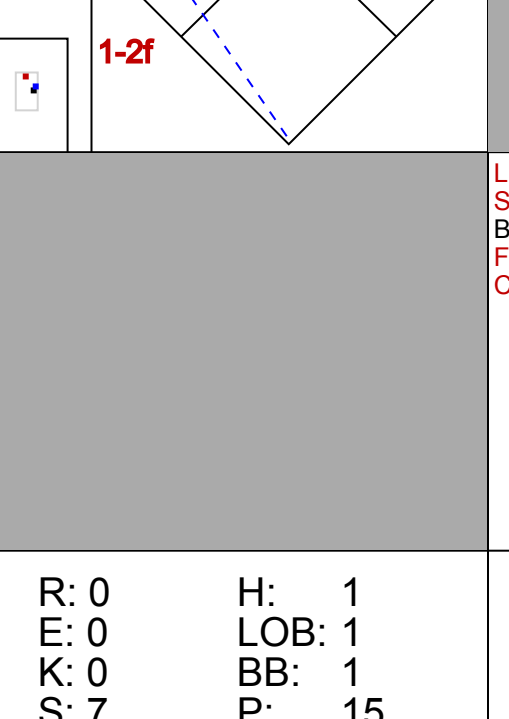
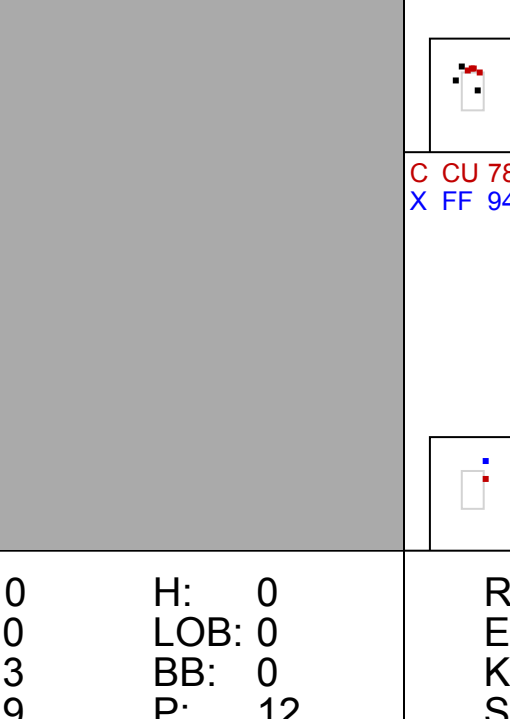
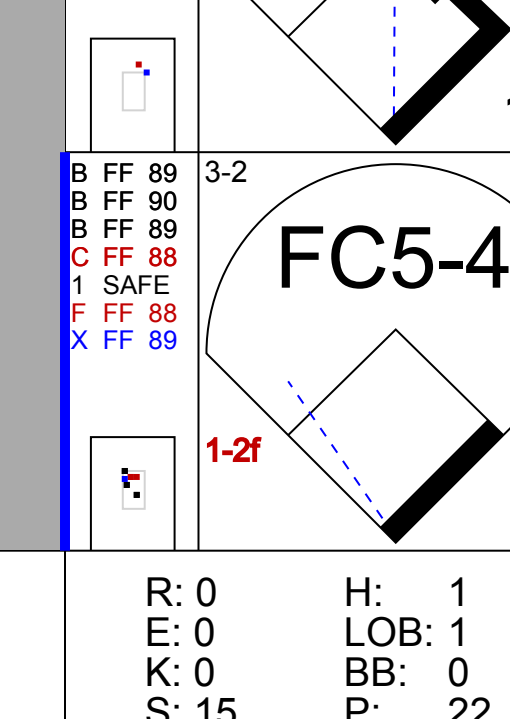
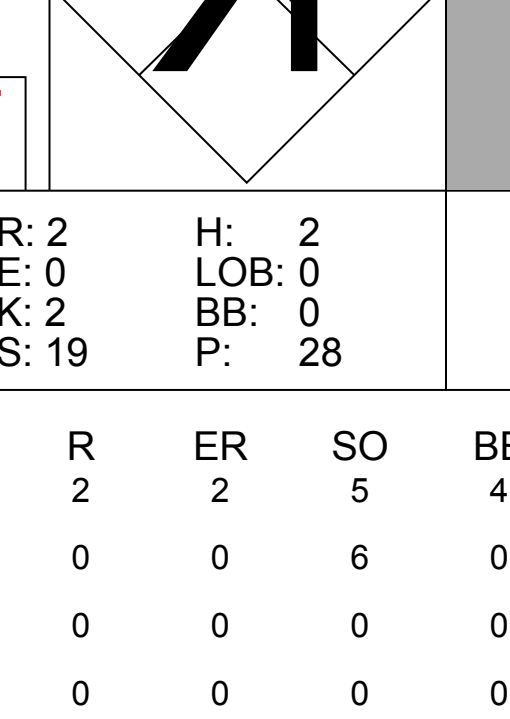
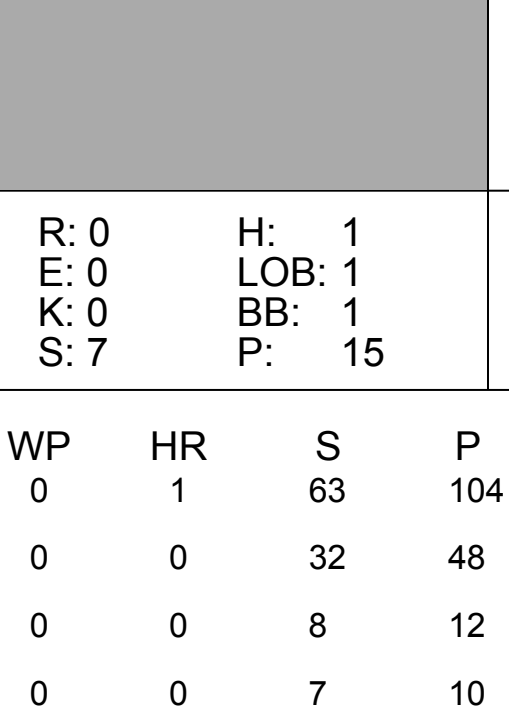
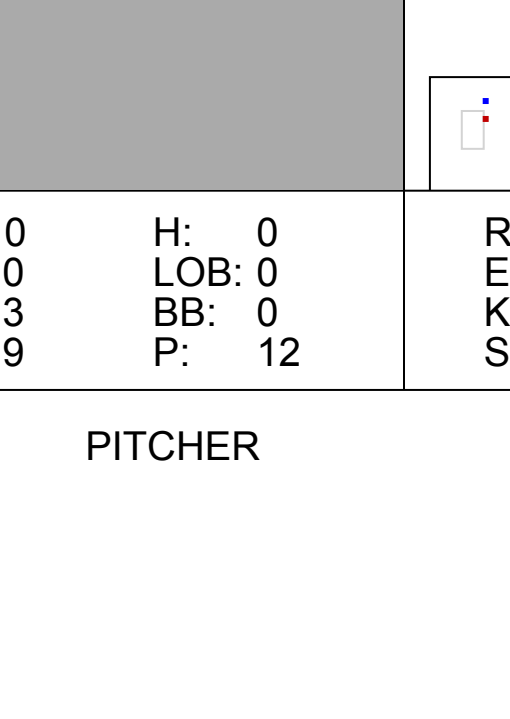
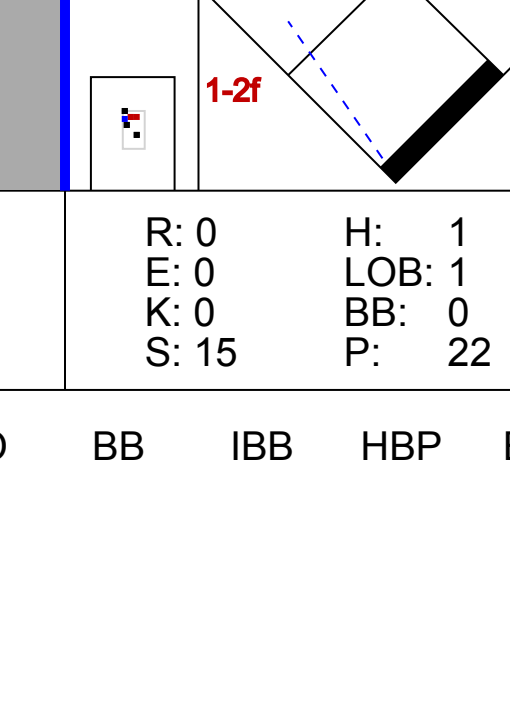
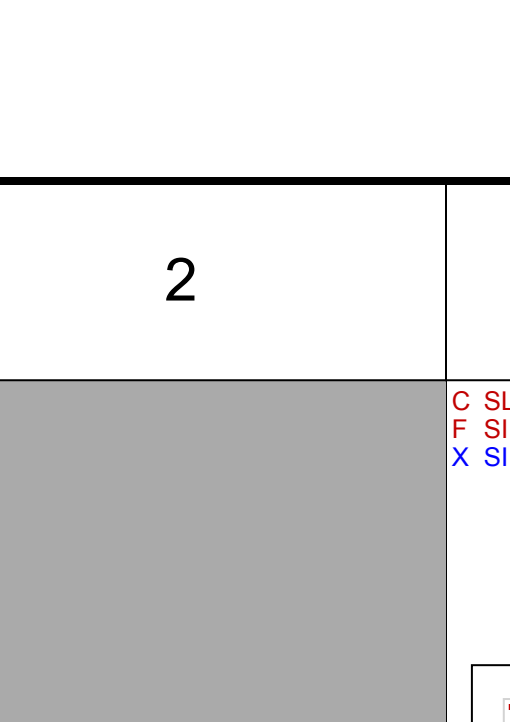
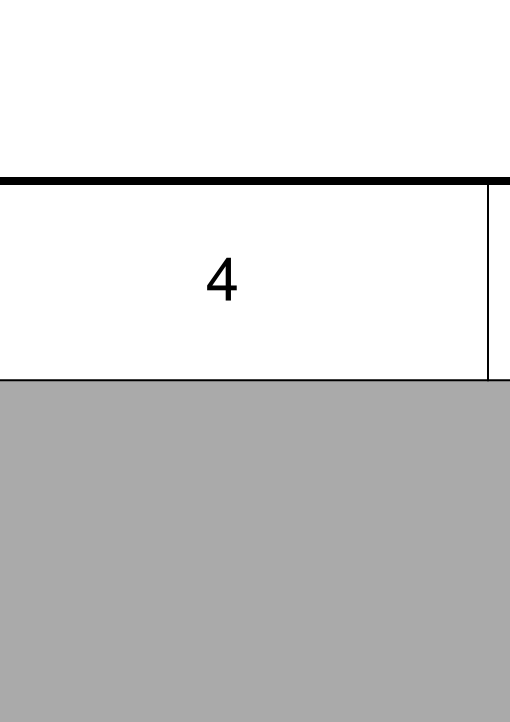
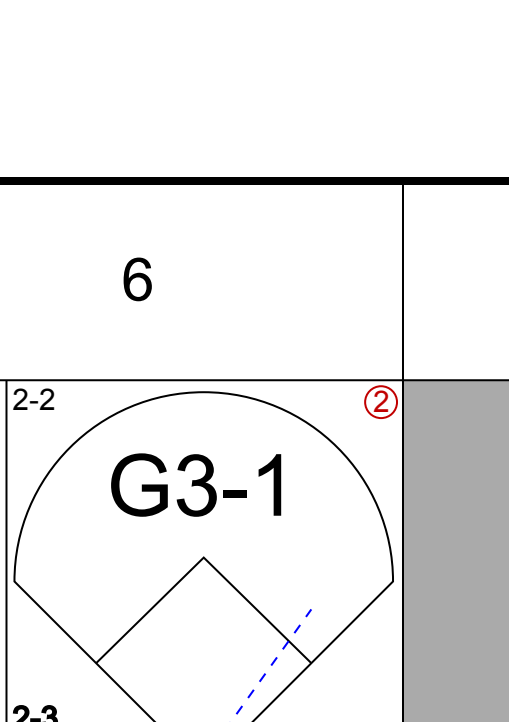
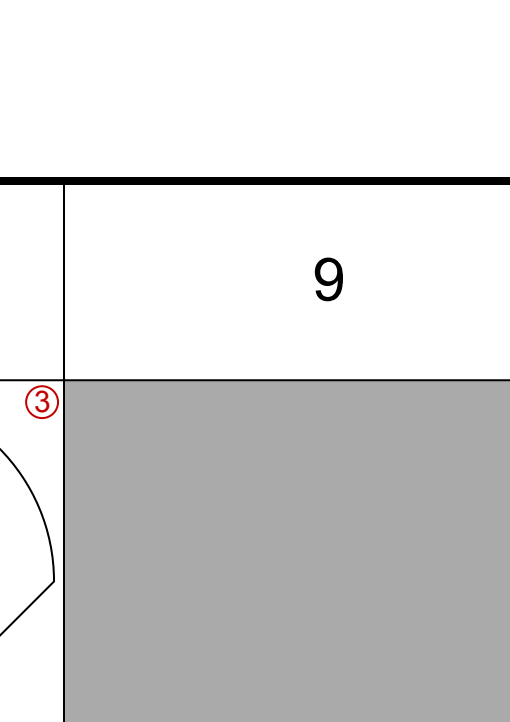
AB 30
R 1
H 6
RBI 1
BB 3
SO 6
LOB 15

AB 35
R 6
H 10
RBI 6
BB 3
SO 4
LOB 16

Batter	1	2	3	4	5	6	7	8	9	AB	R	H	RBI	BB	SO	LOB	TOP
Willy Taveras, R OBP: 0.301, SLG: 0.282	G5-3		G4-3		F7			G6-3		4	0	0	0	0	0	0	Colorado Rockies @ Los Angeles Dodgers Dodger Stadium, Los Angeles, CA Mon Jun 02 2008, 7:10 PM PDT Att: 39,098 - Clear - 67 F
25 Seth Smith, L OBP: 0.283, SLG: 0.361	G4-3		G4-3			E1		BB		3	0	0	0	1	0		
19 Ryan Spilborghs, R OBP: 0.407, SLG: 0.504	1B		G5-3			FC6-4		G4-3		4	1	1	0	0	2		
17 Todd Helton, L OBP: 0.416, SLG: 0.429	1B				1B	F8				4	1	3	0	0	1		
27 Garrett Atkins, R OBP: 0.338, SLG: 0.477	1B		G6-3		F7			K		4	0	1	1	0	1	3	
24 Ian Stewart, L OBP: 0.344, SLG: 0.448	L6				2B			K		4	0	1	0	0	2	3	
8 Yorvit Torrealba, R OBP: 0.269, SLG: 0.344			F8			F8		2B		4	0	1	1	0	0	1	
6 Omar Quintanilla, L OBP: 0.267, SLG: 0.378			G4-3		G6-3			K		4	0	0	0	0	1	1	
54 Greg Reynolds, R			K		K			G3		2	0	0	0	0	2	0	
29 Jorge De La Rosa, L										0	0	0	0	0	0	0	
22 Scott Podsednik, L										1	0	0	0	0	0	0	
41 Alberto Arias, R										0	0	0	0	0	0	0	
Inning Stats	R: 1 H: 3 E: 0 K: 0 S: 13	H: 3 LOB: 2 BB: 0 P: 23	R: 0 H: 0 E: 0 K: 1 S: 6	H: 0 LOB: 0 BB: 0 P: 9	R: 0 H: 0 E: 0 K: 0 S: 5	H: 2 LOB: 1 BB: 0 P: 15	R: 0 H: 0 E: 1 K: 1 S: 8	H: 0 LOB: 1 BB: 0 P: 12	R: 0 H: 0 E: 0 K: 0 S: 6	H: 0 LOB: 1 BB: 1 P: 15	R: 1 H: 2 E: 0 K: 3 S: 15	H: 2 LOB: 1 BB: 0 P: 24	1B: 5 2B: 2 3B: 0 HR: 0	SF: 0 SAC: 0 DP: 1 HBP: 0	WP: 0 PB: 0 SB: 0 CS: 0	PA: 35	
PITCHER	IP WLS BF H R ER SO BB IBB HBP BLK WP HR S P ERA WHIP																
Derek Lowe, R ERA: 4.17	8.0 W 30 5 1 1 3 1 0 0 0 0 0 63 110 1.12 0.750																
45 Scott Proctor, R ERA: 5.69	1.0 5 2 1 1 3 0 0 0 0 0 0 15 24 9.00 2.000																

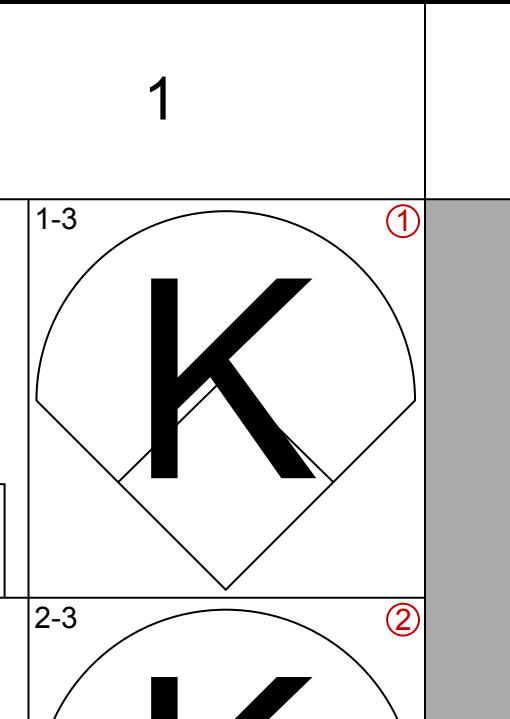
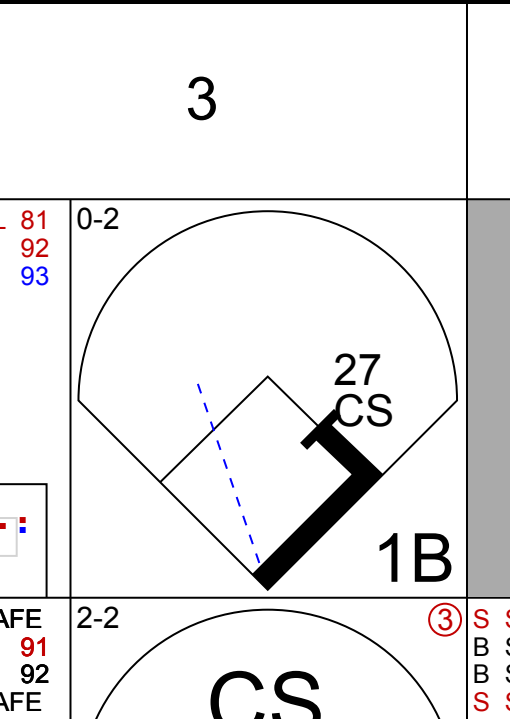
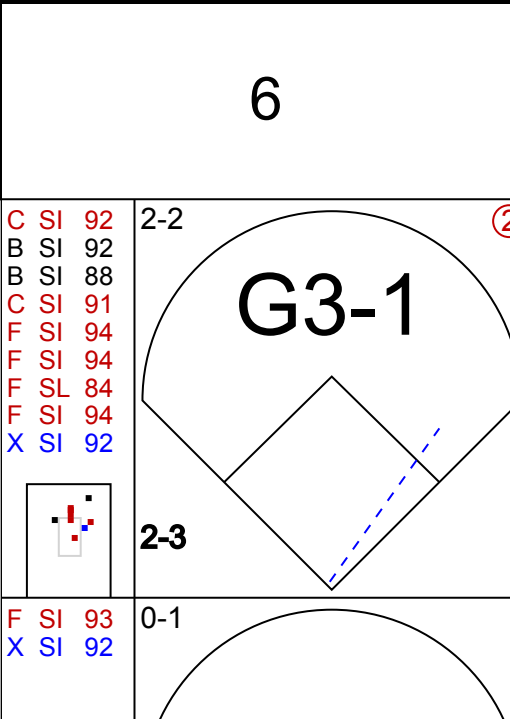
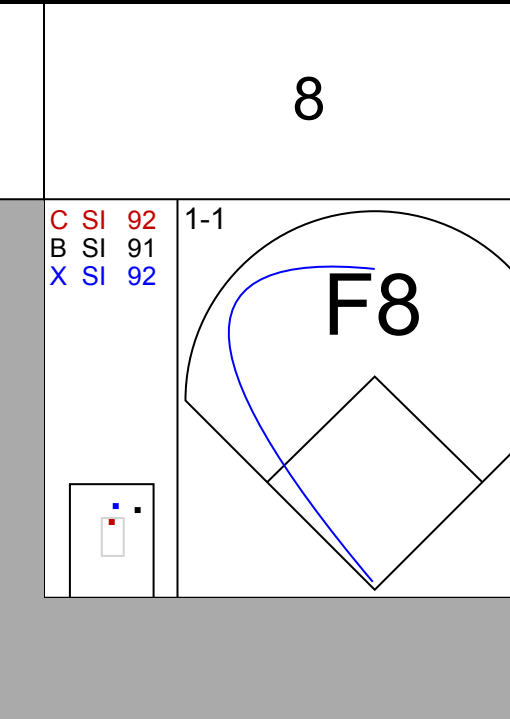
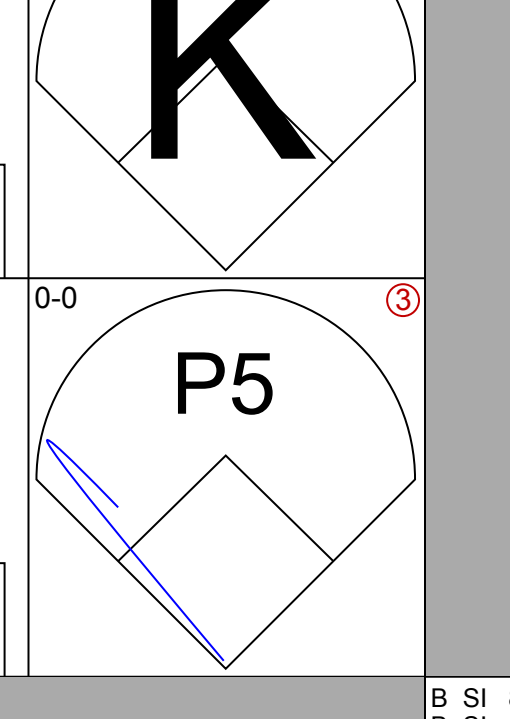
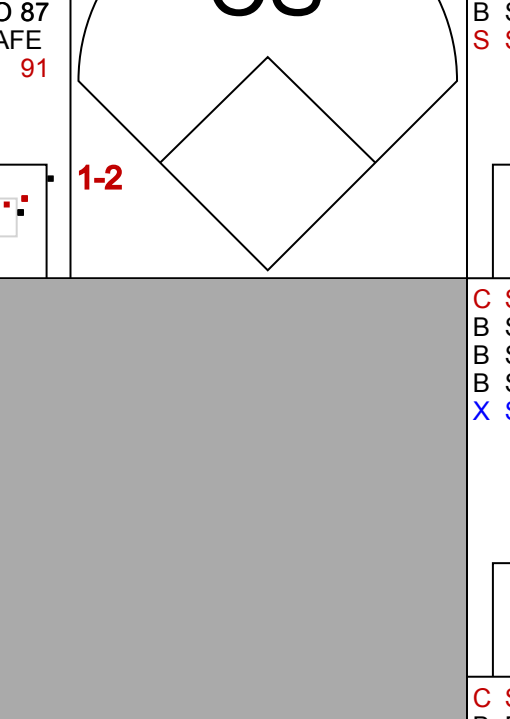
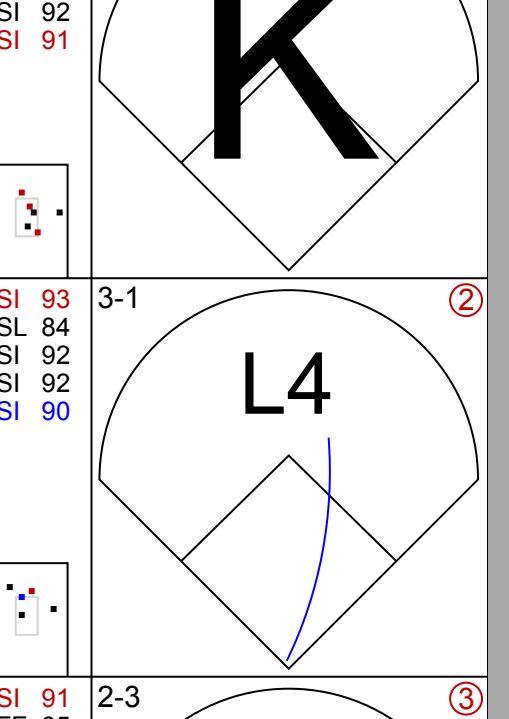
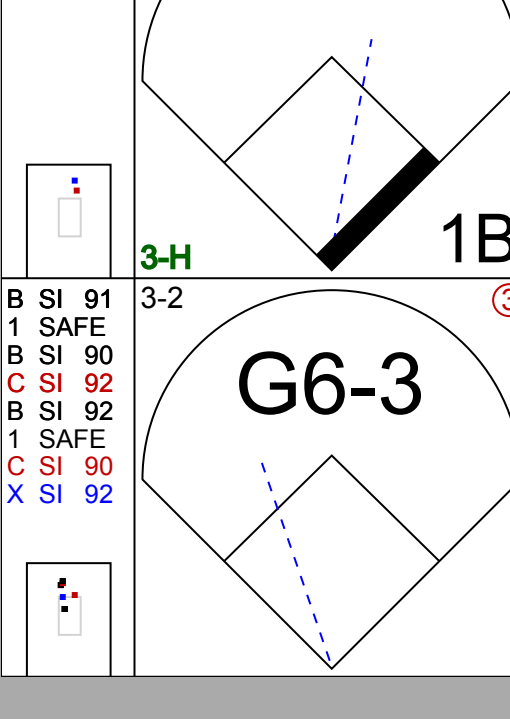
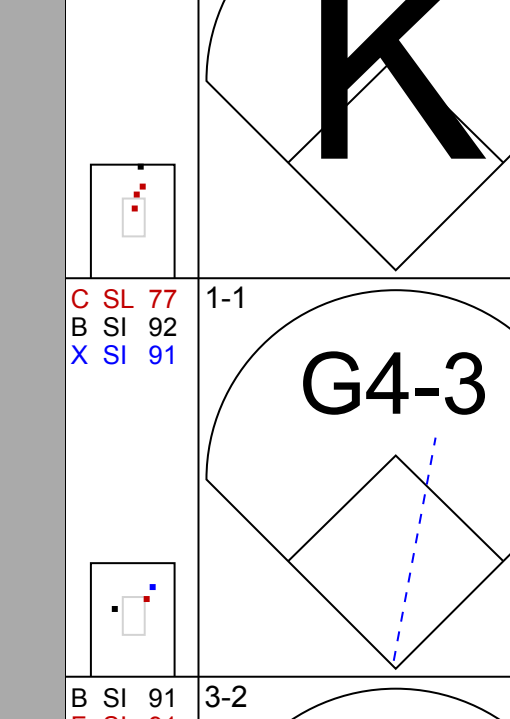
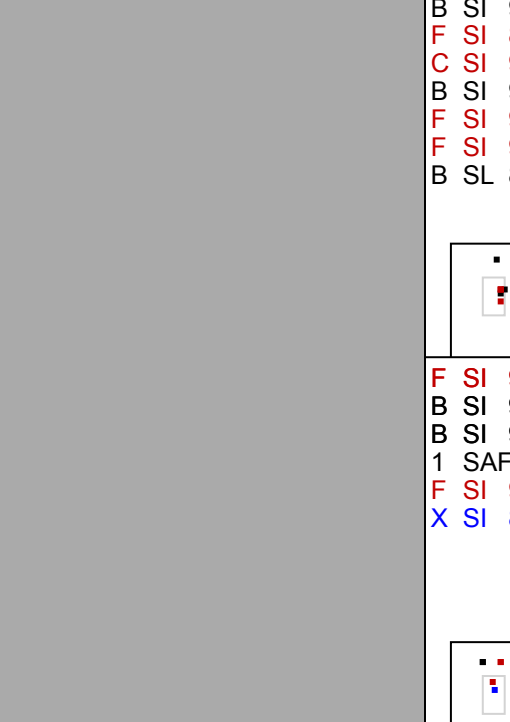
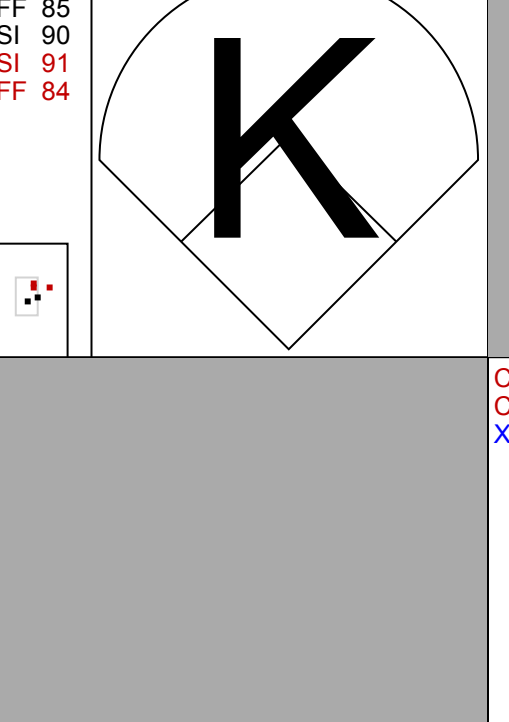

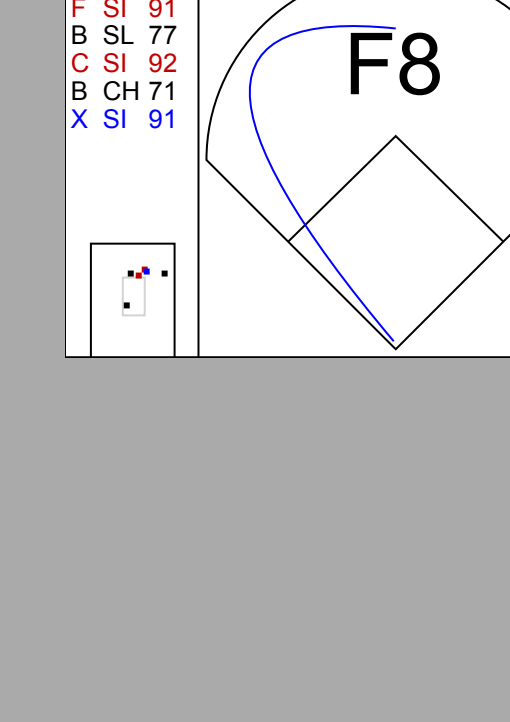
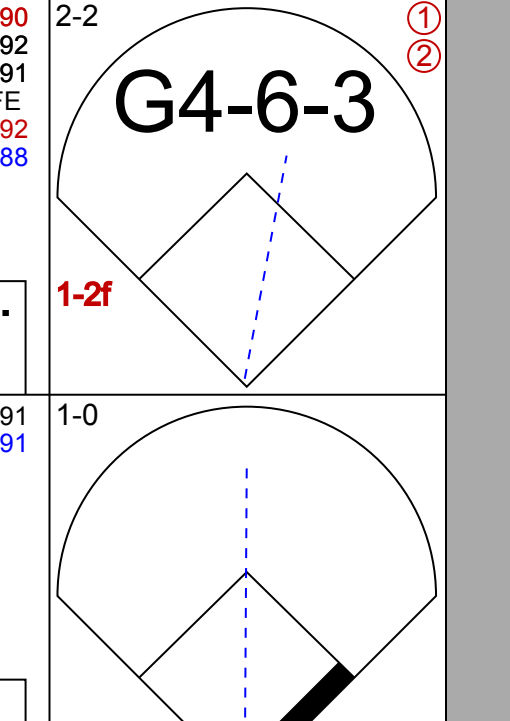



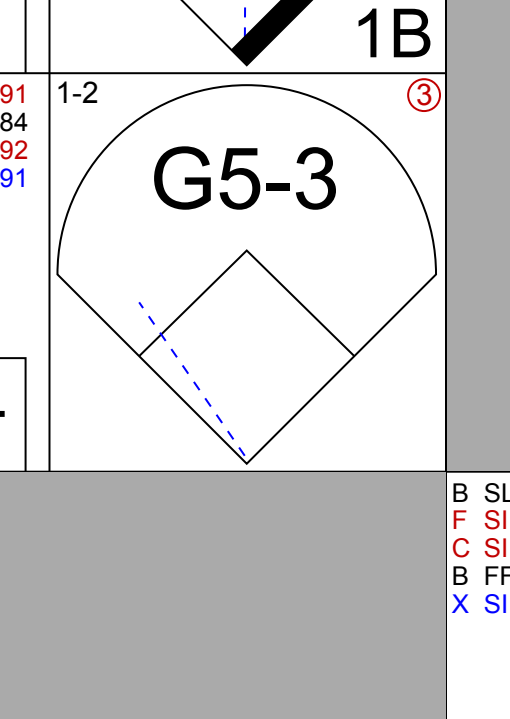
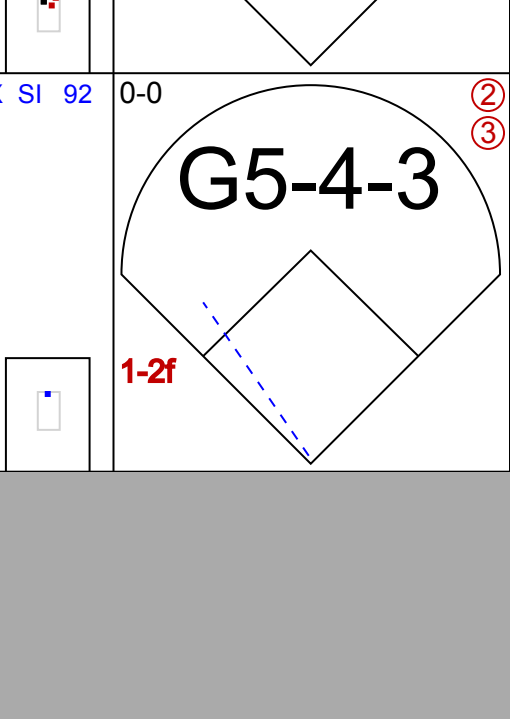

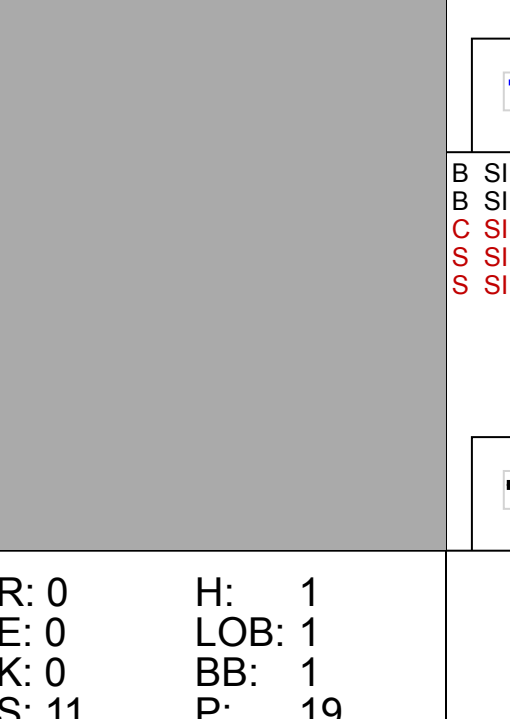
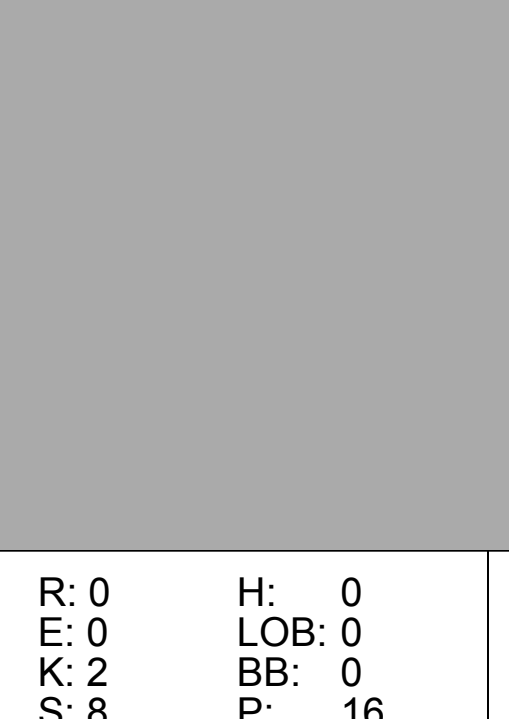
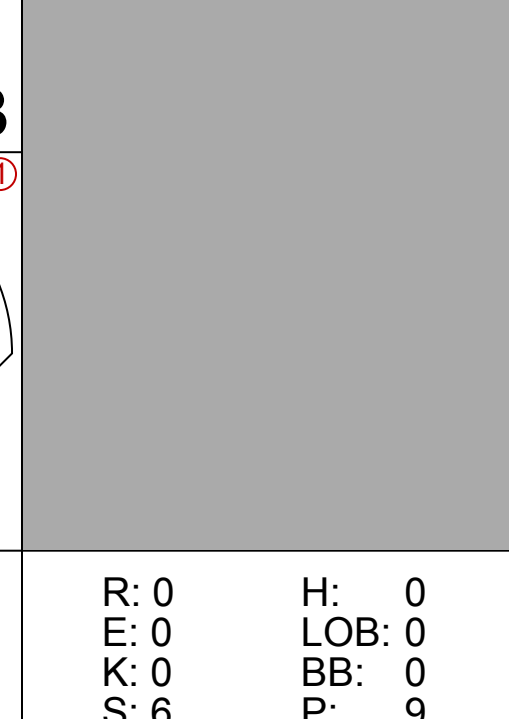
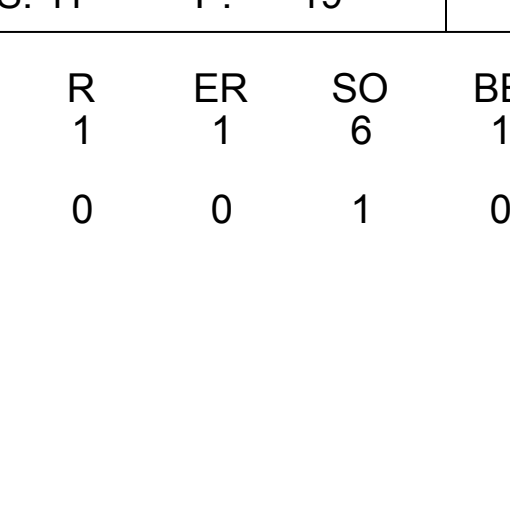
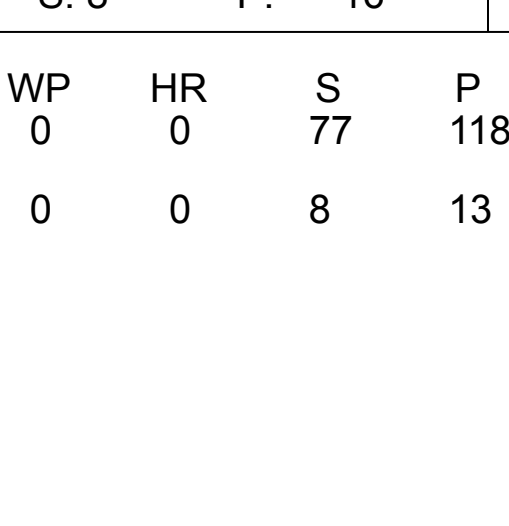
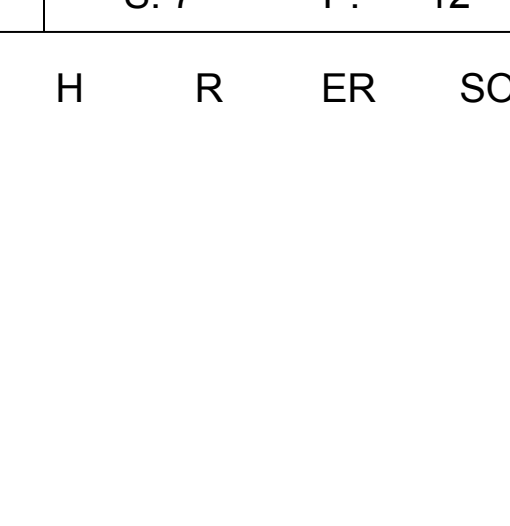



Batter	1	2	3	4	5	6	7	8	9	AB	R	H	RBI	BB	SO	LOB	BOTTOM	
9 Juan Pierre, L OBP: 0.347, SLG: 0.314	G4-3				F9			G5-3		5	0	1	1	0	0	1	Colorado Rockies @ Los Angeles Dodgers Dodger Stadium, Los Angeles, CA Mon Jun 02 2008, 7:10 PM PDT Att: 39,098 - Clear - 67 F	
27 Matt Kemp, R OBP: 0.366, SLG: 0.472	1B					2B		G6-3		5	3	3	1	0	0	2		
16 Andre Ethier, L OBP: 0.365, SLG: 0.451	G6-3				HR			F7		4	1	1	2	0	0	1		
12 Jeff Kent, R OBP: 0.288, SLG: 0.395								G4-3		4	1	1	1	0	1	1		
Luis Maza, R OBP: 0.300, SLG: 0.324	HR				G5-3			F8		0	0	0	0	0	0	0		
7 James Loney, L OBP: 0.332, SLG: 0.425	F8							E8		3	1	2	1	1	0	0		
33 Blake DeWitt, L OBP: 0.372, SLG: 0.453								1B		2	0	1	0	2	0	0		
Danny Ardoin, R OBP: 0.286, SLG: 0.167								1B		3	1	1	0	1	1	4		
14 Chin-Lung Hu, R OBP: 0.230, SLG: 0.196	FC5							G6-3		4	1	0	0	0	0	1		
Derek Lowe, R ERA: 5.72										2	0	0	1	0	1	0		
21 Mark Sweeney, L										1	0	1	0	0	0	0		
45 Scott Proctor, R ERA: 2.63										0	0	0	0	0	0	0		
Inning Stats	R: 2 H: 2 E: 0 K: 0 S: 14	H: 1 LOB: 1 BB: 1 P: 20	R: 1 H: 2 E: 0 K: 0 S: 7	H: 2 LOB: 1 BB: 1 P: 15	R: 0 H: 0 E: 0 K: 0 S: 7	H: 0 LOB: 0 BB: 0 P: 10	R: 1 H: 2 E: 1 K: 1 S: 12	H: 0 LOB: 2 BB: 1 P: 23	R: 0 H: 0 E: 0 K: 1 S: 5	H: 0 LOB: 0 BB: 0 P: 8	R: 2 H: 3 E: 0 K: 1 S: 13	H: 3 LOB: 2 BB: 1 P: 27	R: 0 H: 1 E: 0 K: 0 S: 13	H: 1 LOB: 1 BB: 0 P: 18	1B: 5 2B: 3 3B: 0 HR: 3	SF: 0 SAC: 1 DP: 1 HBP: 0	WP: 2 PB: 0 SB: 0 CS: 0	PA: 38
PITCHER	IP WLS BF H R ER SO BB IBB HBP BLK WP HR S P ERA WHIP																	
54 Greg Reynolds, R	5.0 L 25 7 6 4 1 2 1 0 0 0 0 1 2 49 88 7.20 1.800																	
29 Jorge De La Rosa, L ERA: 8.44	2.0 9 3 2 2 2 1 0 0 0 0 1 1 18 35 9.00 2.000																	
41 Alberto Arias, R	1.0 4 1 0 0 0 0 0 0 0 0 0 0 13 18 0.00 1.000																	



Batter	1	2	3	4	5	6	7	8	9	AB	R	H	RBI	BB	SO	LOB	TOP			
Willy Taveras, R OBP: 0.300, SLG: 0.283 (1, 8)										5	0	1	0	0	2	2	Colorado Rockies @ Los Angeles Dodgers Dodger Stadium, Los Angeles, CA Wed Jun 04 2008, 12:10 PM PDT Att: 36,393 - Cloudy - 66 F			
21 Jonathan Herrera, S OBP: 0.281, SLG: 0.256 (1, 4)										4	0	1	0	0	1	1				
19 Ryan Spillborghs, R OBP: 0.424, SLG: 0.496 (1, 7)										1	0	0	0	3	1	2				
17 Todd Helton, L OBP: 0.418, SLG: 0.426 (1, 3)										4	0	1	0	0	1	3				
27 Garrett Atkins, R OBP: 0.331, SLG: 0.465 (1, 5)										4	0	1	0	0	1	2				
20 Chris Iannetta, R OBP: 0.352, SLG: 0.548 (1, 2)										3	1	1	0	1	1	0				
10 Jeff Baker, R OBP: 0.273, SLG: 0.380 (1, 9)										3	1	1	2	0	1	2				
18 Cory Sullivan, L OBP: 0.167, SLG: 0.167 (7, 9)										1	0	0	0	0	0	0				
6 Omar Quintanilla, L OBP: 0.266, SLG: 0.367 (1, 6)										4	0	1	0	0	1	2				
28 Aaron Cook, R OBP: 0.267, SLG: 0.214 (1, 1)										3	0	1	0	0	2	0				
22 Scott Podsednik, L (9, PH) OBP: 0.323, SLG: 0.333 40 Brian Fuentes, L (9, 1)										1	0	0	0	0	0	1				
										0	0	0	0	0	0	0				
Inning Stats	R: 0 E: 0 K: 2 S: 16	H: 1 LOB: 2 BB: 1 P: 25	R: 2 E: 0 K: 2 S: 19	H: 2 LOB: 0 BB: 0 P: 28	R: 0 E: 0 K: 0 S: 8	H: 0 LOB: 1 BB: 1 P: 14	R: 0 E: 0 K: 0 S: 7	H: 1 LOB: 1 BB: 1 P: 15	R: 0 E: 0 K: 3 S: 9	H: 0 LOB: 2 BB: 0 P: 12	R: 0 E: 0 K: 2 S: 14	H: 2 LOB: 2 BB: 0 P: 20	R: 0 E: 0 K: 1 S: 9	H: 0 LOB: 0 BB: 0 P: 16	R: 0 E: 0 K: 0 S: 15	H: 1 LOB: 1 BB: 0 P: 22	1B: 7 2B: 0 3B: 0 HR: 1	SF: 0 SAC: 0 DP: 2 HBP: 0	WP: 0 PB: 0 SB: 0 CS: 0	PA: 37
PITCHER	IP WLS BF H R ER SO	IP WLS BF H R ER SO	IP WLS BF H R ER SO	IP WLS BF H R ER SO	IP WLS BF H R ER SO	IP WLS BF H R ER SO	IP WLS BF H R ER SO	IP WLS BF H R ER SO	IP WLS BF H R ER SO	IP WLS BF H R ER SO	IP WLS BF H R ER SO	IP WLS BF H R ER SO	IP WLS BF H R ER SO	IP WLS BF H R ER SO	IP WLS BF H R ER SO	IP WLS BF H R ER SO	ERA WHIP	ERA WHIP		
22 Clayton Kershaw, L ERA: 4.91 Chan Ho Park, R ERA: 2.21 Joe Beimel, L ERA: 1.45 51 Jonathan Broxton, R ERA: 4.88	5.0 L 22 5 2 2 5	3.0 1 11 2 0 0 6	0.2 3 1 0 0 0	0.1 1 0 0 0 0	0.0 0 0 0 0 0	0.0 0 0 0 0 0	0.0 0 0 0 0 0	0.0 0 0 0 0 0	0.0 0 0 0 0 0	0.0 0 0 0 0 0	0.0 0 0 0 0 0	0.0 0 0 0 0 0	0.0 0 0 0 0 0	0.0 0 0 0 0 0	0.0 0 0 0 0 0	0.0 0 0 0 0 0	3.60 1.800	0.667 1.500	0.000 0.000	

AB	33
R	2
H	8
RBI	2
BB	4
SO	11
LOB	15



Batter	1	2	3	4	5	6	7	8	9	AB	R	H	RBI	BB	SO	LOB	BOTTOM			
9 Juan Pierre, L OBP: 0.348, SLG: 0.322 (1, 7)										4	0	1	0	0	1	2	Colorado Rockies @ Los Angeles Dodgers Dodger Stadium, Los Angeles, CA Wed Jun 04 2008, 12:10 PM PDT Att: 36,393 - Cloudy - 66 F			
27 Matt Kemp, R OBP: 0.357, SLG: 0.458 (1, 8)										4	0	1	1	0	3	0				
16 Andre Ethier, L OBP: 0.358, SLG: 0.441 (1, 9)										4	0	0	0	0	0	1				
55 Russell Martin, R OBP: 0.418, SLG: 0.415 (1, 2)										3	0	0	0	1	1	0				
7 James Loney, L OBP: 0.331, SLG: 0.421 (1, 3)										3	0	1	0	0	0	1				
33 Blake DeWitt, L OBP: 0.369, SLG: 0.443 (1, 5)										3	0	1	0	0	1	1				
Luis Maza, R OBP: 0.273, SLG: 0.293 (9, 6)										3	0	0	0	0	0	2				
14 Chin-Lung Hu, R OBP: 0.238, SLG: 0.198 21 Mark Sweeney, L OBP: 0.212, SLG: 0.156 Joe Beimel, L (9, 1) 51 Jonathan Broxton, R (9, 1)										2	1	1	0	0	0	0				
22 Clayton Kershaw, L (1, 1) Chan Ho Park, R (6, 1)										1	0	0	0	0	1	0				
3 Delwyn Young, S OBP: 0.366, SLG: 0.378 (9, 4)										1	0	1	0	0	0	0				
Inning Stats	R: 0 E: 0 K: 2 S: 9	H: 0 LOB: 0 BB: 0 P: 12	R: 0 E: 0 K: 0 S: 11	H: 1 LOB: 1 BB: 1 P: 19	R: 0 E: 0 K: 1 S: 12	H: 1 LOB: 0 BB: 0 P: 17	R: 0 E: 0 K: 2 S: 8	H: 0 LOB: 0 BB: 0 P: 16	R: 0 E: 0 K: 0 S: 6	H: 0 LOB: 0 BB: 0 P: 9	R: 0 E: 0 K: 0 S: 7	H: 1 LOB: 1 BB: 0 P: 12	R: 0 E: 0 K: 1 S: 8	H: 0 LOB: 0 BB: 0 P: 13	R: 0 E: 0 K: 0 S: 8	H: 0 LOB: 0 BB: 0 P: 13	1B: 6 2B: 0 3B: 0 HR: 0	SF: 0 SAC: 1 DP: 2 HBP: 0	WP: 0 PB: 0 SB: 0 CS: 1	PA: 32
PITCHER	IP WLS BF H R ER SO	IP WLS BF H R ER SO	IP WLS BF H R ER SO	IP WLS BF H R ER SO	IP WLS BF H R ER SO	IP WLS BF H R ER SO	IP WLS BF H R ER SO	IP WLS BF H R ER SO	IP WLS BF H R ER SO	IP WLS BF H R ER SO	IP WLS BF H R ER SO	IP WLS BF H R ER SO	IP WLS BF H R ER SO	IP WLS BF H R ER SO	IP WLS BF H R ER SO	IP WLS BF H R ER SO	ERA WHIP	ERA WHIP		
28 Aaron Cook, R ERA: 3.16 40 Brian Fuentes, L ERA: 2.55	8.0 W 28 6 1 1 1	1.0 S 3 0 0 0 1	0.0 0 0 0 0 0	0.0 0 0 0 0 0	0.0 0 0 0 0 0	0.0 0 0 0 0 0	0.0 0 0 0 0 0	0.0 0 0 0 0 0	0.0 0 0 0 0 0	0.0 0 0 0 0 0	0.0 0 0 0 0 0	0.0 0 0 0 0 0	0.0 0 0 0 0 0	0.0 0 0 0 0 0	0.0 0 0 0 0 0	0.0 0 0 0 0 0	1.12 0.875	0.000 0.000		

AB	29
R	1
H	6
RBI	1
BB	1
SO	7
LOB	7



Batter	1	2	3	4	5	6	7	8	9	AB	R	H	RBI	BB	SO	LOB	TOP					
12 Alfonso Soriano, R OBP: 0.324, SLG: 0.543										4	0	1	0	0	2	0	Chicago Cubs @ Los Angeles Dodgers Dodger Stadium, Los Angeles, CA Fri Jun 06 2008, 7:40 PM PDT Att: 52,484 - Clear - 75 F					
2 Ryan Theriot, R OBP: 0.410, SLG: 0.395										4	0	1	0	0	1	1						
25 Derrek Lee, R OBP: 0.338, SLG: 0.508										3	0	1	0	0	2	0						
16 Aramis Ramirez, R OBP: 0.413, SLG: 0.514										3	0	0	0	0	1	2						
1 Kosuke Fukudome, L OBP: 0.403, SLG: 0.437										3	0	0	0	0	2	0						
Jim Edmonds, L OBP: 0.280, SLG: 0.316										3	0	1	0	0	1	0						
Mark DeRosa, R OBP: 0.386, SLG: 0.469										3	0	0	0	0	1	1						
32 Jon Lieber, L										0	0	0	0	0	0	0						
Henry Blanco, R OBP: 0.356, SLG: 0.381										3	0	0	0	0	1	0						
Sean Gallagher, R										1	0	0	0	0	1	0						
Ronny Cedeno, R OBP: 0.373, SLG: 0.407										1	0	0	0	0	1	0						
22 Kevin Hart, R										0	0	0	0	0	0	0						
47 Scott Eyre, L										0	0	0	0	0	0	0						
17 Mike Fontenot, L OBP: 0.344, SLG: 0.388										1	0	0	0	0	0	0						
Inning Stats	R: 0 E: 0 K: 2 S: 11	H: 0 LOB: 0 BB: 0 P: 15	R: 0 E: 0 K: 0 S: 8	H: 1 LOB: 1 BB: 0 P: 12	R: 0 E: 0 K: 2 S: 8	H: 0 LOB: 0 BB: 0 P: 10	R: 0 E: 1 K: 1 S: 11	H: 2 LOB: 1 BB: 0 P: 19	R: 0 E: 0 K: 0 S: 5	H: 0 LOB: 0 BB: 0 P: 8	R: 0 E: 0 K: 1 S: 7	H: 1 LOB: 0 BB: 0 P: 10	R: 0 E: 0 K: 1 S: 9	H: 0 LOB: 0 BB: 0 P: 14	R: 0 E: 0 K: 2 S: 10	H: 0 LOB: 0 BB: 0 P: 13	R: 0 E: 0 K: 2 S: 8	H: 0 LOB: 0 BB: 0 P: 11	1B: 4 2B: 0 3B: 0 HR: 0	SF: 0 SAC: 0 DP: 2 HBP: 0	WP: 0 PB: 0 SB: 0 CS: 0	PA: 29
PITCHER 18 Hiroki Kuroda, R ERA: 3.49	IP: 9.0 WLS: W BF: 29 H: 4 R: 0 ER: 0 SO: 11 BB: 0 IBB: 0 HBP: 0 BLK: 0 WP: 0 HR: 0 S: 77 P: 112 ERA: 0.00 WHIP: 0.444															PITCHER	IP: 9.0 WLS: W BF: 29 H: 4 R: 0 ER: 0 SO: 11 BB: 0 IBB: 0 HBP: 0 BLK: 0 WP: 0 HR: 0 S: 77 P: 112 ERA: 0.00 WHIP: 0.444					

AB 29
R 0
H 4
RBI 0
BB 0
SO 11
LOB 6



Batter	1	2	3	4	5	6	7	8	9	AB	R	H	RBI	BB	SO	LOB	BOTTOM			
9 Juan Pierre, L OBP: 0.343, SLG: 0.310										3	0	0	0	1	0	0	Chicago Cubs @ Los Angeles Dodgers Dodger Stadium, Los Angeles, CA Fri Jun 06 2008, 7:40 PM PDT Att: 52,484 - Clear - 75 F			
3 Delwyn Young, S OBP: 0.370, SLG: 0.390										3	1	1	0	1	1	1				
16 Andre Ethier, L OBP: 0.356, SLG: 0.442										0	0	0	0	0	0	0				
12 Jeff Kent, R OBP: 0.292, SLG: 0.432										3	0	1	1	0	1	1				
Luis Maza, R OBP: 0.288, SLG: 0.310										1	0	1	0	0	0	0				
7 James Loney, L OBP: 0.332, SLG: 0.421										3	2	1	0	1	1	3				
27 Matt Kemp, R OBP: 0.352, SLG: 0.445										3	0	1	0	1	1	3				
33 Blake DeWitt, L OBP: 0.369, SLG: 0.446										4	0	1	0	0	0	2				
Danny Ardoin, R OBP: 0.273, SLG: 0.200										4	0	1	2	0	0	2				
14 Chin-Lung Hu, R OBP: 0.232, SLG: 0.214										4	0	0	0	0	3	4				
18 Hiroki Kuroda, R OBP: 0.130, SLG: 0.136										3	0	0	0	0	2	4				
Inning Stats	R: 1 E: 0 K: 0 S: 9	H: 1 LOB: 1 BB: 1 P: 16	R: 0 E: 0 K: 1 S: 8	H: 0 LOB: 0 BB: 0 P: 13	R: 0 E: 0 K: 1 S: 10	H: 0 LOB: 1 BB: 1 P: 19	R: 1 E: 0 K: 2 S: 16	H: 2 LOB: 2 BB: 1 P: 28	R: 0 E: 0 K: 2 S: 8	H: 0 LOB: 0 BB: 0 P: 13	R: 1 E: 0 K: 1 S: 15	H: 2 LOB: 2 BB: 1 P: 22	R: 0 E: 0 K: 2 S: 22	H: 2 LOB: 2 BB: 0 P: 29	R: 0 E: 0 K: 0 S: 6	H: 0 LOB: 0 BB: 0 P: 11	1B: 5 2B: 2 3B: 0 HR: 0	SF: 0 SAC: 0 DP: 0 HBP: 0	WP: 0 PB: 0 SB: 0 CS: 0	PA: 35
PITCHER Sean Gallagher, R ERA: 4.42	IP: 5.0 WLS: L BF: 21 H: 3 R: 2 ER: 2 SO: 6 BB: 3 IBB: 0 HBP: 0 BLK: 0 WP: 0 HR: 0 S: 51 P: 89 ERA: 3.60 WHIP: 1.200															PITCHER	IP: 5.0 WLS: L BF: 21 H: 3 R: 2 ER: 2 SO: 6 BB: 3 IBB: 0 HBP: 0 BLK: 0 WP: 0 HR: 0 S: 51 P: 89 ERA: 3.60 WHIP: 1.200			
22 Kevin Hart, R ERA: 6.62	1.1 9 4 1 1 1 1 0 0 0 0 0 0 30 40 6.75 3.750																			
47 Scott Eyre, L ERA:	0.2 2 0 0 0 2 0 0 0 0 0 0 7 11 0.00 0.000																			
32 Jon Lieber, R ERA: 3.31	1.0 3 0 0 0 0 0 0 0 0 0 0 6 11 0.00 0.000																			

AB 31
R 3
H 7
RBI 3
BB 4
SO 9
LOB 20



Batter	1	2	3	4	5	6	7	8	9	AB	R	H	RBI	BB	SO	LOB	TOP		
12 Alfonso Soriano, R OBP: 0.323, SLG: 0.552										4	1	1	1	0	1	2	Chicago Cubs @ Los Angeles Dodgers Dodger Stadium, Los Angeles, CA Sat Jun 07 2008, 12:55 PM PDT Att: 50,020 - Sunny - 76 F		
2 Ryan Theriot, R OBP: 0.404, SLG: 0.388										4	0	0	0	0	0	2			
25 Derrek Lee, R OBP: 0.337, SLG: 0.504										4	0	1	0	0	1	0			
16 Aramis Ramirez, R OBP: 0.411, SLG: 0.507										3	0	0	0	1	0	1			
1 Kosuke Fukudome, L OBP: 0.401, SLG: 0.431										3	1	0	0	1	0	2			
18 Geovany Soto, R OBP: 0.377, SLG: 0.537										3	0	1	0	1	1	1			
17 Mike Fontenot, L OBP: 0.344, SLG: 0.398										3	1	1	0	0	1	1			
9 Reed Johnson, R OBP: 0.344, SLG: 0.364										4	0	1	1	0	1	1			
38 Carlos Zambrano, S OBP: 0.364, SLG: 0.523										3	0	1	1	0	1	1			
48 Neal Cotts, L OBP: 0.278, SLG: 0.314										0	0	0	0	0	0	0			
Inning Stats	R: 0 H: 0 E: 0 K: 2 S: 9	H: 0 LOB: 0 BB: 0 P: 13	R: 0 H: 0 E: 0 K: 0 S: 9	H: 0 LOB: 1 BB: 1 P: 17	R: 0 H: 0 E: 0 K: 0 S: 8	H: 0 LOB: 0 BB: 0 P: 10	R: 0 H: 0 E: 0 K: 0 S: 4	H: 0 LOB: 0 BB: 0 P: 9	R: 1 H: 1 E: 0 K: 1 S: 8	H: 1 LOB: 1 BB: 1 P: 15	R: 1 H: 2 E: 0 K: 0 S: 12	H: 3 LOB: 2 BB: 0 P: 14	R: 0 H: 0 E: 0 K: 0 S: 15	H: 0 LOB: 1 BB: 1 P: 23	R: 0 H: 0 E: 0 K: 3 S: 12	H: 0 LOB: 0 BB: 0 P: 20	1B: 4 2B: 1 3B: 0 HR: 1	SF: 0 SAC: 1 DP: 0 HBP: 0	WP: 0 PA: 36 PB: 0 SB: 0 CS: 0
PITCHER	IP WLS BF H R ER SO BB IBB HBP BLK WP HR S P ERA WHIP	IP WLS BF H R ER SO BB IBB HBP BLK WP HR S P ERA WHIP	IP WLS BF H R ER SO BB IBB HBP BLK WP HR S P ERA WHIP	IP WLS BF H R ER SO BB IBB HBP BLK WP HR S P ERA WHIP	IP WLS BF H R ER SO BB IBB HBP BLK WP HR S P ERA WHIP	IP WLS BF H R ER SO BB IBB HBP BLK WP HR S P ERA WHIP	IP WLS BF H R ER SO BB IBB HBP BLK WP HR S P ERA WHIP	IP WLS BF H R ER SO BB IBB HBP BLK WP HR S P ERA WHIP	IP WLS BF H R ER SO BB IBB HBP BLK WP HR S P ERA WHIP	IP WLS BF H R ER SO BB IBB HBP BLK WP HR S P ERA WHIP	IP WLS BF H R ER SO BB IBB HBP BLK WP HR S P ERA WHIP	IP WLS BF H R ER SO BB IBB HBP BLK WP HR S P ERA WHIP	IP WLS BF H R ER SO BB IBB HBP BLK WP HR S P ERA WHIP	IP WLS BF H R ER SO BB IBB HBP BLK WP HR S P ERA WHIP	IP WLS BF H R ER SO BB IBB HBP BLK WP HR S P ERA WHIP	IP WLS BF H R ER SO BB IBB HBP BLK WP HR S P ERA WHIP	IP WLS BF H R ER SO BB IBB HBP BLK WP HR S P ERA WHIP	IP WLS BF H R ER SO BB IBB HBP BLK WP HR S P ERA WHIP	IP WLS BF H R ER SO BB IBB HBP BLK WP HR S P ERA WHIP

AB	32
R	3
H	6
RBI	3
BB	3
SO	7
LOB	11



Batter	1	2	3	4	5	6	7	8	9	AB	R	H	RBI	BB	SO	LOB	BOTTOM		
9 Juan Pierre, L OBP: 0.344, SLG: 0.313										5	1	2	0	0	0	0	Chicago Cubs @ Los Angeles Dodgers Dodger Stadium, Los Angeles, CA Sat Jun 07 2008, 12:55 PM PDT Att: 50,020 - Sunny - 76 F		
16 Andre Ethier, L OBP: 0.359, SLG: 0.443										4	1	2	0	0	1	0			
12 Jeff Kent, R OBP: 0.296, SLG: 0.433										4	1	2	0	0	0	3			
51 Jonathan Broxton, R OBP: 0.362, SLG: 0.381										0	0	0	0	0	0	0			
44 Takashi Saito, L OBP: 0.344, SLG: 0.313										0	0	0	0	0	0	0			
55 Russell Martin, R OBP: 0.425, SLG: 0.432										4	2	3	3	0	0	1			
7 James Loney, L OBP: 0.331, SLG: 0.418										4	1	1	0	0	0	1			
27 Matt Kemp, R OBP: 0.395, SLG: 0.460										4	1	2	3	0	2	1			
33 Blake DeWitt, L OBP: 0.372, SLG: 0.444										3	0	1	0	1	1	1			
14 Chin-Lung Hu, R OBP: 0.224, SLG: 0.206										4	0	0	0	0	2	4			
Derek Lowe, R OBP: 0.192, SLG: 0.192										2	0	0	0	0	0	0			
3 Delwyn Young, S OBP: 0.362, SLG: 0.381										1	0	0	0	0	1	0			
Luis Maza, R OBP: 0.283, SLG: 0.302										1	0	0	0	0	0	0			
Inning Stats	R: 0 H: 1 E: 0 K: 1 S: 8	H: 1 LOB: 1 BB: 0 P: 14	R: 0 H: 1 E: 0 K: 2 S: 14	H: 1 LOB: 0 BB: 0 P: 21	R: 0 H: 2 E: 0 K: 0 S: 9	H: 2 LOB: 1 BB: 0 P: 13	R: 0 H: 1 E: 0 K: 1 S: 7	H: 1 LOB: 2 BB: 1 P: 12	R: 0 H: 0 E: 0 K: 0 S: 9	H: 0 LOB: 0 BB: 0 P: 13	R: 2 H: 3 E: 0 K: 1 S: 10	H: 3 LOB: 1 BB: 0 P: 12	R: 5 H: 5 E: 1 K: 2 S: 18	H: 5 LOB: 0 BB: 0 P: 28	R: 0 H: 0 E: 0 K: 0 S: 7	H: 0 LOB: 0 BB: 0 P: 12	1B: 11 2B: 0 3B: 0 HR: 2	SF: 0 SAC: 0 DP: 1 HBP: 0	WP: 0 PA: 37 PB: 0 SB: 3 CS: 0
PITCHER	IP WLS BF H R ER SO BB IBB HBP BLK WP HR S P ERA WHIP	IP WLS BF H R ER SO BB IBB HBP BLK WP HR S P ERA WHIP	IP WLS BF H R ER SO BB IBB HBP BLK WP HR S P ERA WHIP	IP WLS BF H R ER SO BB IBB HBP BLK WP HR S P ERA WHIP	IP WLS BF H R ER SO BB IBB HBP BLK WP HR S P ERA WHIP	IP WLS BF H R ER SO BB IBB HBP BLK WP HR S P ERA WHIP	IP WLS BF H R ER SO BB IBB HBP BLK WP HR S P ERA WHIP	IP WLS BF H R ER SO BB IBB HBP BLK WP HR S P ERA WHIP	IP WLS BF H R ER SO BB IBB HBP BLK WP HR S P ERA WHIP	IP WLS BF H R ER SO BB IBB HBP BLK WP HR S P ERA WHIP	IP WLS BF H R ER SO BB IBB HBP BLK WP HR S P ERA WHIP	IP WLS BF H R ER SO BB IBB HBP BLK WP HR S P ERA WHIP	IP WLS BF H R ER SO BB IBB HBP BLK WP HR S P ERA WHIP	IP WLS BF H R ER SO BB IBB HBP BLK WP HR S P ERA WHIP	IP WLS BF H R ER SO BB IBB HBP BLK WP HR S P ERA WHIP	IP WLS BF H R ER SO BB IBB HBP BLK WP HR S P ERA WHIP	IP WLS BF H R ER SO BB IBB HBP BLK WP HR S P ERA WHIP	IP WLS BF H R ER SO BB IBB HBP BLK WP HR S P ERA WHIP	IP WLS BF H R ER SO BB IBB HBP BLK WP HR S P ERA WHIP

AB	36
R	7
H	13
RBI	6
BB	1
SO	7
LOB	11



Batter	1	2	3	4	5	6	7	8	9	AB R H RBI BB SO LOB	TOP	
12 Alfonso Soriano, R (1, 7) 9 Reed Johnson, R (9, 7)										5 1 1 0 0 1 3 0 0 0 0 0 0 0	Chicago Cubs @ Los Angeles Dodgers Dodger Stadium, Los Angeles, CA Sun Jun 08 2008, 5:05 PM PDT Att. 49,944 - Clear - 75 F	
Mark DeRosa, R (1, 4) 25 Derrek Lee, R (1, 3)										5 2 3 2 0 1 1 3 0 1 0 1 0 2		
16 Aramis Ramirez, R (1, 5)										4 0 1 1 0 1 2 3 0 0 0 1 1 3		
1 Kosuke Fukudome, L (1, 9)										4 0 0 0 0 0 2 3 0 0 0 1 1 3		
18 Geovany Soto, R (1, 2)										4 0 0 0 0 0 2 2 0 0 0 2 0 1		
Jim Edmonds, L (1, 8)										2 0 0 0 2 0 1		
Ronny Cedeno, R (1, 6)										4 0 1 0 0 3 1		
Jason Marquis, L (1, 1) 49 Carlos Marmol, R (7, 1) 17 Mike Fontenot, L (9, PH) 34 Kerry Wood, R (9, 1)										2 0 0 0 0 1 1 0 0 0 0 0 0 0 1 0 1 0 0 0 0 0 0 0 0 0 0 0		
Inning Stats	R: 1 H: 2 E: 0 LOB: 1 K: 0 BB: 0 S: 13 P: 23	R: 0 H: 1 E: 0 LOB: 2 K: 0 BB: 1 S: 11 P: 17	R: 0 H: 0 E: 0 LOB: 1 K: 1 BB: 1 S: 9 P: 17	R: 0 H: 0 E: 0 LOB: 1 K: 1 BB: 1 S: 12 P: 21	R: 2 H: 3 E: 0 LOB: 1 K: 1 BB: 0 S: 11 P: 22	R: 0 H: 0 E: 0 LOB: 0 K: 2 BB: 0 S: 8 P: 10	R: 0 H: 1 E: 0 LOB: 0 K: 0 BB: 0 S: 5 P: 9	R: 0 H: 0 E: 0 LOB: 1 K: 0 BB: 1 S: 16 P: 26	R: 0 H: 1 E: 0 LOB: 1 K: 3 BB: 0 S: 12 P: 19	1B: 5 SF: 0 2B: 2 SAC: 1 3B: 0 DP: 1 HR: 1 HBP: 0		WP: 1 PA: 38 PB: 0 SB: 0 CS: 0
PITCHER	IP WLS BF H R ER SO BB IBB HBP BLK WP HR S P ERA WHIP											PITCHER
31 Brad Penny, R (1, 1) Chao Ho Park, R (7, 1) 44 Takashi Saito, R (9, 1)	6.0 L 27 6 3 3 5 3 0 0 0 0 1 1 64 110 4.50 1.500											

Batter	1	2	3	4	5	6	7	8	9	AB R H RBI BB SO LOB	BOTTOM	
9 Juan Pierre, L (1, 7)										4 1 2 0 0 0 0 3 0 0 0 1 0 1	Chicago Cubs @ Los Angeles Dodgers Dodger Stadium, Los Angeles, CA Sun Jun 08 2008, 5:05 PM PDT Att. 49,944 - Clear - 75 F	
16 Andre Ethier, L (1, 9)										4 0 0 1 0 0 2		
12 Jeff Kent, R (1, 4)										4 0 1 0 0 1 0		
55 Russell Martin, R (1, 2)										4 0 1 0 0 1 0		
7 James Loney, L (1, 3)										3 0 1 0 1 0 0		
27 Matt Kemp, R (1, 8)										4 0 0 0 0 3 3		
33 Blake DeWitt, L (1, 5)										3 0 0 0 0 0 3		
Angel Berroa, R (1, 6)										3 0 0 0 0 2 1		
31 Brad Penny, R (1, 1) 3 Delwyn Young, S (6, PH) Chao Ho Park, R (7, 1) 21 Mark Sweeney, L (8, PH) 44 Takashi Saito, L (9, 1)										1 0 0 0 0 0 0 1 0 0 0 0 0 0 0 0 0 0 0 0 0 1 0 0 0 0 1 0 0 0 0 0 0 0 0		
Inning Stats	R: 1 H: 1 E: 0 LOB: 0 K: 0 BB: 0 S: 8 P: 16	R: 0 H: 0 E: 0 LOB: 0 K: 0 BB: 0 S: 6 P: 9	R: 0 H: 0 E: 0 LOB: 0 K: 0 BB: 0 S: 5 P: 8	R: 0 H: 0 E: 0 LOB: 0 K: 0 BB: 0 S: 4 P: 7	R: 0 H: 1 E: 0 LOB: 1 K: 2 BB: 0 S: 13 P: 19	R: 0 H: 0 E: 0 LOB: 0 K: 0 BB: 0 S: 9 P: 12	R: 0 H: 1 E: 0 LOB: 2 K: 1 BB: 1 S: 16 P: 29	R: 0 H: 1 E: 0 LOB: 2 K: 2 BB: 1 S: 13 P: 25	R: 0 H: 0 E: 0 LOB: 0 K: 2 BB: 0 S: 8 P: 11	1B: 3 SF: 0 2B: 1 SAC: 0 3B: 0 DP: 0 HR: 0 HBP: 0		WP: 0 PA: 33 PB: 0 SB: 1 CS: 0
PITCHER	IP WLS BF H R ER SO BB IBB HBP BLK WP HR S P ERA WHIP										PITCHER	IP WLS BF H R ER SO BB IBB HBP BLK WP HR S P ERA WHIP
Jason Marquis, R (1, 1) 49 Carlos Marmol, R (7, 1) 34 Kerry Wood, R (9, 1)	6.1 W 23 3 1 0 2 1 0 0 0 0 0 0 20 89 0.00 0.632											

Batter	1	2	3	4	5	6	7	8	9	AB	R	H	RBI	BB	SO	LOB	TOP								
9 Juan Pierre, L OBP: 0.348, SLG: 0.323											5	2	2	0	0	0	1								
16 Andre Ethier, L OBP: 0.362, SLG: 0.440											3	1	1	0	2	0	1								
12 Jeff Kent, R OBP: 0.289, SLG: 0.418											5	1	1	0	0	0	6								
Luis Maza, R OBP: 0.283, SLG: 0.302											0	1	0	0	0	0	0								
55 Russell Martin, R OBP: 0.426, SLG: 0.433												5	2	3	3	0	2								
7 James Loney, L OBP: 0.346, SLG: 0.422												2	0	2	0	3	0	0							
27 Matt Kemp, R OBP: 0.346, SLG: 0.446												5	0	1	3	0	6								
33 Blake DeWitt, L OBP: 0.362, SLG: 0.430																									
Angel Berroa, R OBP: 0.286, SLG: 0.167																									
22 Clayton Kershaw, L																									
45 Scott Proctor, R																									
3 Delwyn Young, S																									
Joe Beimel, L																									
51 Jonathan Broxton, R																									
47 Cory Wade, R																									
Inning Stats	R: 1 E: 0 K: 0 S: 14	H: 2 LOB: 2 BB: 1 P: 23	R: 0 E: 0 K: 1 S: 8	H: 0 LOB: 0 BB: 0 P: 8	R: 0 E: 0 K: 0 S: 4	H: 0 LOB: 0 BB: 0 P: 6	R: 0 E: 0 K: 0 S: 6	H: 2 LOB: 1 BB: 0 P: 8	R: 0 E: 0 K: 0 S: 9	H: 1 LOB: 2 BB: 1 P: 13	R: 0 E: 0 K: 0 S: 6	H: 1 LOB: 2 BB: 1 P: 12	R: 4 E: 0 K: 0 S: 18	H: 4 LOB: 2 BB: 2 P: 32	R: 0 E: 0 K: 0 S: 6	H: 0 LOB: 0 BB: 1 P: 12	R: 2 E: 1 K: 1 S: 16	H: 3 LOB: 1 BB: 0 P: 26	1B: 11 2B: 3 3B: 0 HR: 0	SF: 0 SAC: 1 DP: 2 HBP: 0	WP: 0 PB: 0 SB: 2 CS: 0	PA: 43			
PITCHER	IP WLS BF H R ER SO BB IBB HBP BLK WP HR S P ERA WHIP	IP WLS BF H R ER SO BB IBB HBP BLK WP HR S P ERA WHIP	IP WLS BF H R ER SO BB IBB HBP BLK WP HR S P ERA WHIP	IP WLS BF H R ER SO BB IBB HBP BLK WP HR S P ERA WHIP	IP WLS BF H R ER SO BB IBB HBP BLK WP HR S P ERA WHIP	IP WLS BF H R ER SO BB IBB HBP BLK WP HR S P ERA WHIP	IP WLS BF H R ER SO BB IBB HBP BLK WP HR S P ERA WHIP	IP WLS BF H R ER SO BB IBB HBP BLK WP HR S P ERA WHIP	IP WLS BF H R ER SO BB IBB HBP BLK WP HR S P ERA WHIP	IP WLS BF H R ER SO BB IBB HBP BLK WP HR S P ERA WHIP	IP WLS BF H R ER SO BB IBB HBP BLK WP HR S P ERA WHIP	IP WLS BF H R ER SO BB IBB HBP BLK WP HR S P ERA WHIP	IP WLS BF H R ER SO BB IBB HBP BLK WP HR S P ERA WHIP	IP WLS BF H R ER SO BB IBB HBP BLK WP HR S P ERA WHIP	IP WLS BF H R ER SO BB IBB HBP BLK WP HR S P ERA WHIP	IP WLS BF H R ER SO BB IBB HBP BLK WP HR S P ERA WHIP	IP WLS BF H R ER SO BB IBB HBP BLK WP HR S P ERA WHIP	IP WLS BF H R ER SO BB IBB HBP BLK WP HR S P ERA WHIP	IP WLS BF H R ER SO BB IBB HBP BLK WP HR S P ERA WHIP	IP WLS BF H R ER SO BB IBB HBP BLK WP HR S P ERA WHIP	IP WLS BF H R ER SO BB IBB HBP BLK WP HR S P ERA WHIP	IP WLS BF H R ER SO BB IBB HBP BLK WP HR S P ERA WHIP	IP WLS BF H R ER SO BB IBB HBP BLK WP HR S P ERA WHIP	IP WLS BF H R ER SO BB IBB HBP BLK WP HR S P ERA WHIP	
Greg Maddux, R ERA: 3.33	6.0 0 1 1 1 1 3 0 0 0 0 0 0 47 70 1.50 1.500	0.1 H 2 1 1 1 0 0 0 0 0 0 4 4 27.00 3.000	0.0 L 2 1 0 0 0 1 0 0 0 0 0 0 10 ∞ ∞	0.1 H 1 0 0 0 0 0 0 0 0 0 1 1 0.00 0.000	0.1 B 4 2 3 3 0 0 1 0 0 0 0 9 17 81.00 6.000																				
40 Bryan Corey, R ERA: 5.49	0.1 H 2 1 1 1 0 0 0 0 0 0 4 4 27.00 3.000	0.0 L 2 1 0 0 0 1 0 0 0 0 0 0 10 ∞ ∞	0.1 H 1 0 0 0 0 0 0 0 0 0 1 1 0.00 0.000	0.1 B 4 2 3 3 0 0 1 0 0 0 0 9 17 81.00 6.000																					
43 Cla Meredith, R ERA: 3.98	0.1 H 2 1 1 1 0 0 0 0 0 0 4 4 27.00 3.000	0.0 L 2 1 0 0 0 1 0 0 0 0 0 0 10 ∞ ∞	0.1 H 1 0 0 0 0 0 0 0 0 0 1 1 0.00 0.000	0.1 B 4 2 3 3 0 0 1 0 0 0 0 9 17 81.00 6.000																					
21 Heath Bell, R ERA: 2.21	0.1 B 4 2 3 3 0 0 1 0 0 0 0 9 17 81.00 6.000																								
50 Joe Thatcher, L ERA: 7.4	1.1 0 0 0 0 0 1 0 0 0 0 0 0 17 28 6.75 3.000	0.2 0 0 0 0 1 0 0 0 0 0 0 0 5 10 0.00 0.000																							
Carlos Guereva, R ERA: 5.79	0.2 0 0 0 0 1 0 0 0 0 0 0 0 5 10 0.00 0.000																								

Los Angeles Dodgers @ San Diego Padres
PETCO Park, San Diego, CA
Tue Jun 10 2008, 10:05 PM EDT
Att: 26,860 - Cloudy - 67 F

Los Angeles Dodgers @ San Diego Padres
PETCO Park, San Diego, CA
Tue Jun 10 2008, 10:05 PM EDT
Att: 26,860 - Cloudy - 67 F

AB	36
R	7
H	13
RBI	6
BB	6
SO	2
LOB	21



AB	35
R	2
H	9
RBI	1
BB	4
SO	11
LOB	21



Batter	1	2	3	4	5	6	7	8	9	AB	R	H	RBI	BB	SO	LOB	TOP									
9 Juan Pierre, L OBP: 0.347, SLG: 0.322										4	0	1	0	0	0	0	Los Angeles Dodgers @ San Diego Padres PETCO Park, San Diego, CA Wed Jun 11 2008, 10:05 PM EDT Att: 29,218 - Partly Cloudy - 67 F livebaseballscorecards.com									
3 Delwyn Young, S OBP: 0.358, SLG: 0.417 56 Hung-Chih Kuo, L OBP: 0.286, SLG: 0.429										4	0	1	0	0	0	1										
12 Jeff Kent, R OBP: 0.283, SLG: 0.410										4	0	0	0	0	1	2										
55 Russell Martin, R OBP: 0.423, SLG: 0.434										4	0	1	0	0	0	2										
27 Matt Kemp, R OBP: 0.340, SLG: 0.439										4	0	0	0	0	3	2										
28 Andy LaRoche, R OBP: 0.697, SLG: 2.000 7 James Loney, L OBP: 0.345, SLG: 0.420										2	1	1	1	1	0	0										
33 Blake DeWitt, L OBP: 0.357, SLG: 0.423										3	0	0	0	0	2	1										
Angel Berroa, R OBP: 0.300, SLG: 0.222										3	0	1	0	0	1	0										
58 Chad Billingsley, R OBP: 0.120, SLG: 0.083 16 Andre Ethier, L OBP: 0.361, SLG: 0.438										2	0	0	0	0	2	2										
16 Andre Ethier, L OBP: 0.361, SLG: 0.438										1	0	0	0	0	0	0										
Inning Stats	R: 0 E: 0 K: 0 S: 11	H: 1 LOB: 1 BB: 0 P: 18	R: 0 E: 0 K: 2 S: 14	H: 1 LOB: 2 BB: 1 P: 24	R: 0 E: 0 K: 1 S: 8	H: 0 LOB: 0 BB: 0 P: 10	R: 1 E: 0 K: 2 S: 8	H: 1 LOB: 0 BB: 0 P: 10	R: 0 E: 0 K: 1 S: 7	H: 0 LOB: 0 BB: 0 P: 10	R: 0 E: 0 K: 1 S: 9	H: 1 LOB: 1 BB: 0 P: 14	R: 0 E: 0 K: 2 S: 9	H: 0 LOB: 0 BB: 0 P: 10	R: 0 E: 0 K: 0 S: 8	H: 0 LOB: 0 BB: 0 P: 13	R: 0 E: 0 K: 0 S: 9	H: 1 LOB: 1 BB: 0 P: 12	1B: 2 2B: 2 3B: 0 HR: 1	SF: 0 SAC: 0 DP: 0 HBP: 0	WP: 0 PB: 0 SB: 0 CS: 0	PA: 33				
PITCHER	IP	WLS	BF	H	R	ER	SO	BB	IBB	HBP	BLK	WP	HR	S	P	ERA	WHIP									
Randy Wolf, L ERA: 3.83	(1, 1)	7.0	W	26	4	1	1	9	1	0	0	0	0	1	66	96	1.29	0.714								
21 Heath Bell, R ERA: 2.15	(8, 1)	1.0	H	3	0	0	0	0	0	0	0	0	0	8	13	0.00	0.000									
Trevor Hoffman, R ERA: 4.5	(9, 1)	1.0	S	4	1	0	0	0	0	0	0	0	0	9	12	0.00	1.000									

Batter	1	2	3	4	5	6	7	8	9	AB	R	H	RBI	BB	SO	LOB	BOTTOM									
33 Jody Gerut, L OBP: 0.352, SLG: 0.370										4	0	1	1	0	1	1	Los Angeles Dodgers @ San Diego Padres PETCO Park, San Diego, CA Wed Jun 11 2008, 10:05 PM EDT Att: 29,218 - Partly Cloudy - 67 F livebaseballscorecards.com									
2 Edgar Gonzalez, R OBP: 0.397, SLG: 0.389										4	1	2	1	0	0	2										
24 Brian Giles, L OBP: 0.417, SLG: 0.437										4	0	0	0	0	0	2										
23 Adrián González, L OBP: 0.353, SLG: 0.545										4	0	1	1	0	1	0										
5 Kevin Kouzmanoff, R OBP: 0.306, SLG: 0.390										4	0	0	0	0	3	2										
Paul McNulty, L OBP: 0.383, SLG: 0.396 21 Heath Bell, R Trevor Hoffman, R										3	0	1	0	0	0	0										
3 Khalil Greene, R OBP: 0.287, SLG: 0.332										3	2	2	1	0	0	1										
8 Michael Barrett, R OBP: 0.271, SLG: 0.288										2	0	0	0	0	0	1										
Randy Wolf, L OBP: 0.214, SLG: 0.222 Tony Clark, S OBP: 0.368, SLG: 0.333 12 Scott Hairston, R OBP: 0.282, SLG: 0.443										2	1	1	0	0	0	1										
12 Scott Hairston, R OBP: 0.282, SLG: 0.443										0	0	0	0	0	0	0										
Inning Stats	R: 1 E: 0 K: 0 S: 7	H: 1 LOB: 0 BB: 0 P: 14	R: 1 E: 0 K: 1 S: 9	H: 1 LOB: 0 BB: 0 P: 13	R: 1 E: 0 K: 1 S: 13	H: 3 LOB: 2 BB: 0 P: 19	R: 0 E: 0 K: 0 S: 9	H: 1 LOB: 1 BB: 0 P: 16	R: 0 E: 0 K: 0 S: 10	H: 0 LOB: 0 BB: 0 P: 16	R: 1 E: 0 K: 0 S: 9	H: 2 LOB: 2 BB: 1 P: 15	R: 0 E: 0 K: 2 S: 8	H: 0 LOB: 0 BB: 0 P: 12	R: 0 E: 0 K: 2 S: 8	H: 0 LOB: 0 BB: 0 P: 12	1B: 4 2B: 2 3B: 0 HR: 2	SF: 0 SAC: 1 DP: 1 HBP: 0	WP: 0 PB: 0 SB: 0 CS: 0	PA: 32						
PITCHER	IP	WLS	BF	H	R	ER	SO	BB	IBB	HBP	BLK	WP	HR	S	P	ERA	WHIP									
58 Chad Billingsley, R ERA: 3.71	(1, 1)	7.0	L	29	4	4	3	1	0	0	0	0	0	2	64	101	5.14	1.286								
56 Hung-Chih Kuo, L ERA: 1.88	(8, 1)	1.0		3	0	0	0	2	0	0	0	0	0	8	12	0.00	0.000									



Batter	1	2	3	4	5	6	7	8	9	AB	R	H	RBI	BB	SO	LOB	TOP			
9 Juan Pierre, L OBP: 0.345, SLG: 0.321										4	0	1	0	0	0	1	Los Angeles Dodgers @ San Diego Padres PETCO Park, San Diego, CA Thu Jun 12 2008, 3:35 PM EDT Att: 39,354 - Sunny - 72 F			
3 Delwyn Young, S OBP: 0.351, SLG: 0.404										4	0	1	0	0	1	2				
16 Andre Ethier, L OBP: 0.355, SLG: 0.429										4	0	0	0	0	2	2				
55 Russell Martin, R OBP: 0.417, SLG: 0.426										4	0	0	0	0	1					
7 James Loney, L OBP: 0.347, SLG: 0.426										4	0	2	0	0	0	0				
33 Blake DeWitt, L OBP: 0.352, SLG: 0.417										3	0	0	0	0	0	2				
Angel Berroa, R OBP: 0.231, SLG: 0.167										3	0	0	0	0	1	2				
Luis Maza, R OBP: 0.286, SLG: 0.304										3	0	1	0	0	1	1				
18 Hiroki Kuroda, R Chan Ho Park, R 28 Andy LaRoche, R 56 Hung-Chih Kuo, L 21 Mark Sweeney, L 45 Scott Proctor, R										1	0	0	0	0	0	0				
Inning Stats	R: 0 E: 0 K: 1 S: 10	H: 1 LOB: 1 BB: 0 P: 14	R: 0 E: 0 K: 0 S: 5	H: 0 LOB: 0 BB: 0 P: 9	R: 0 E: 0 K: 0 S: 8	H: 0 LOB: 0 BB: 0 P: 11	R: 0 E: 0 K: 1 S: 11	H: 1 LOB: 1 BB: 0 P: 15	R: 0 E: 0 K: 1 S: 10	H: 1 LOB: 1 BB: 0 P: 13	R: 0 E: 0 K: 1 S: 14	H: 1 LOB: 1 BB: 0 P: 20	R: 0 E: 0 K: 0 S: 12	H: 1 LOB: 1 BB: 0 P: 18	R: 0 E: 0 K: 0 S: 7	H: 0 LOB: 0 BB: 0 P: 13		1B: 4 2B: 1 3B: 0 HR: 0	SF: 0 SAC: 0 DP: 0 HBP: 0	WP: 0 PB: 0 SB: 1 CS: 0
PITCHER	IP WLS BF H R ER SO BB IBB HBP BLK WP HR S P ERA WHIP																			
44 Jake Peavy, R ERA: 2.64	6.0 W 21 3 0 0 4 0 0 0 0 0 0 0 52 72 0.00 0.500																			
45 Justin Hampson, L ERA: 7.71	1.0 4 1 0 0 1 0 0 0 0 0 0 0 14 20 0.00 1.000																			
40 Bryan Corey, R ERA: 5.24	1.0 4 1 0 0 0 0 0 0 0 0 0 0 12 18 0.00 1.000																			
37 Mike Adams, R ERA: 2.13	1.0 3 0 0 0 0 0 0 0 0 0 0 0 7 13 0.00 0.000																			

Batter	1	2	3	4	5	6	7	8	9	AB	R	H	RBI	BB	SO	LOB	BOTTOM			
33 Jody Gerut, L OBP: 0.354, SLG: 0.372										5	1	2	1	0	2	0	Los Angeles Dodgers @ San Diego Padres PETCO Park, San Diego, CA Thu Jun 12 2008, 3:35 PM EDT Att: 39,354 - Sunny - 72 F			
2 Edgar Gonzalez, R OBP: 0.385, SLG: 0.424										5	2	3	0	0	2					
24 Brian Giles, L OBP: 0.413, SLG: 0.444										5	1	1	3	0	1	4				
23 Adrián González, L OBP: 0.358, SLG: 0.557										3	2	2	2	1	0	0				
5 Kevin Kouzmanoff, R OBP: 0.305, SLG: 0.386										3	1	0	0	0	2	2				
Paul McNulty, L OBP: 0.374, SLG: 0.398										2	1	1	0	2	1	0				
3 Khalil Greene, R OBP: 0.266, SLG: 0.331										4	0	1	0	0	1	3				
1 Luke Carlin, S OBP: 0.276, SLG: 0.275										3	1	1	2	1	1	1				
44 Jake Peavy, R Justin Hampson, L 45 Justin Hampson, L 40 Bryan Corey, R 11 Craig Stansberry, R 37 Mike Adams, R										2	0	0	0	0	0	4				
Inning Stats	R: 5 E: 0 K: 0 S: 15	H: 4 LOB: 1 BB: 1 P: 28	R: 0 E: 0 K: 1 S: 7	H: 0 LOB: 0 BB: 0 P: 11	R: 1 E: 0 K: 1 S: 12	H: 1 LOB: 2 BB: 3 P: 25	R: 0 E: 0 K: 0 S: 6	H: 1 LOB: 0 BB: 0 P: 8	R: 0 E: 0 K: 1 S: 10	H: 0 LOB: 0 BB: 0 P: 15	R: 0 E: 0 K: 2 S: 10	H: 0 LOB: 0 BB: 0 P: 17	R: 1 E: 0 K: 3 S: 18	H: 2 LOB: 1 BB: 0 P: 28	R: 2 E: 0 K: 0 S: 16	H: 4 LOB: 2 BB: 0 P: 24		1B: 9 2B: 1 3B: 0 HR: 2	SF: 0 SAC: 0 DP: 2 HBP: 1	WP: 0 PB: 0 SB: 0 CS: 0
PITCHER	IP WLS BF H R ER SO BB IBB HBP BLK WP HR S P ERA WHIP																			
18 Hiroki Kuroda, R ERA: 4.04	2.1 L 17 5 6 6 2 4 0 0 0 0 0 0 17 24 0.00 0.375																			
Chan Ho Park, R ERA: 1.96	2.2 7 1 0 0 1 0 0 0 0 0 0 0 28 45 4.50 1.000																			
56 Hung-Chih Kuo, L ERA: 2.01	1.0 7 4 2 2 0 0 0 0 0 0 0 0 16 24 18.00 4.000																			





AB 32
R 0
H 5
RBI 0
BB 0
SO 5
LOB 12



AB 34
R 9
H 12
RBI 9
BB 4
SO 8
LOB 16

Batter	1	2	3	4	5	6	7	8	9	AB	R	H	RBI	BB	SO	LOB	TOP										
9 Juan Pierre, L OBP: 0.343, SLG: 0.319	G2-3		L5			G4-3		L4		4	0	1	0	0	0	0	Los Angeles Dodgers @ Detroit Tigers Comerica Park, Detroit, MI Fri Jun 13 2008, 7:05 PM EDT Att: 40,430 - Cloudy - 71 F										
3 Delwyn Young, S OBP: 0.328, SLG: 0.375	F7		P4			G4-3		F7		4	0	0	0	0	0	1											
16 Andre Ethier, L OBP: 0.349, SLG: 0.421	G3				L5	K		L4		4	0	0	0	0	1	1											
12 Jeff Kent, R OBP: 0.278, SLG: 0.402		G5-3			F9			G5-3		4	0	0	0	0	0	1											
55 Russell Martin, R OBP: 0.416, SLG: 0.425		K						G6-3		3	0	1	0	0	1	0											
7 James Loney, L OBP: 0.347, SLG: 0.433					F7			F7		3	0	1	0	0	0	1											
28 Andy LaRoche, R OBP: 0.429, SLG: 0.800						F7		K		2	0	0	0	1	1	0											
21 Mark Sweeney, L OBP: 0.207, SLG: 0.157						K		G3		3	0	0	0	0	2	2											
Angel Berroa, R OBP: 0.188, SLG: 0.133						G4-3		G4-3		3	0	0	0	0	0	0											
Inning Stats	R: 0 H: 0 E: 0 K: 0 S: 11	H: 0 LOB: 0 BB: 0 P: 16	R: 0 H: 1 E: 0 K: 2 S: 14	LOB: 2 BB: 1 P: 24	R: 0 H: 0 E: 0 K: 0 S: 6	H: 0 LOB: 0 BB: 0 P: 8	R: 0 H: 1 E: 0 K: 0 S: 7	H: 0 LOB: 1 BB: 0 P: 9	R: 0 H: 0 E: 0 K: 1 S: 10	H: 0 LOB: 0 BB: 0 P: 13	R: 0 H: 1 E: 0 K: 1 S: 11	H: 0 LOB: 1 BB: 0 P: 17	R: 0 H: 0 E: 0 K: 1 S: 7	H: 0 LOB: 0 BB: 0 P: 13	R: 0 H: 0 E: 0 K: 0 S: 5	H: 0 LOB: 0 BB: 0 P: 12	R: 0 H: 0 E: 0 K: 0 S: 5	H: 0 LOB: 0 BB: 0 P: 12	1B: 2 2B: 0 3B: 1 HR: 0	SF: 0 SAC: 0 DP: 0 HBP: 0	WP: 0 PB: 0 SB: 1 CS: 0	PA: 31					
PITCHER	IP	WLS	BF	H	R	ER	SO	BB	IBB	HBP	BLK	WP	HR	S	P	ERA	WHIP										
58 Armando Galarraga, R ERA: 3.31	7.0	W	25	3	0	0	5	1	0	0	0	0	0	66	100	0.00	0.571										
34 Freddy Dolsi, R ERA: 2.2	2.0	S	6	0	0	0	0	0	0	0	0	0	0	12	24	0.00	0.000										

Batter	1	2	3	4	5	6	7	8	9	AB	R	H	RBI	BB	SO	LOB	BOTTOM										
28 Curtis Granderson, L OBP: 0.296, SLG: 0.433	G4-3		K			K		K		4	0	1	0	0	2	2	Los Angeles Dodgers @ Detroit Tigers Comerica Park, Detroit, MI Fri Jun 13 2008, 7:05 PM EDT Att: 40,430 - Cloudy - 71 F										
46 Michael Hollimon, S OBP: 0.307, SLG: 0.510	P6		L8			SF7		G3-1		3	0	0	1	0	0	2											
9 Carlos Guillen, S OBP: 0.387, SLG: 0.473			F8			G3-1				3	1	1	0	0	0	2											
30 Magglio Ordonez, R OBP: 0.381, SLG: 0.494						F7				4	1	2	2	0	0	0											
24 Miguel Cabrera, R OBP: 0.352, SLG: 0.461						K		G5-3		4	1	1	0	0	1	2											
19 Jeff Larish, L OBP: 0.171, SLG: 0.212						G1-3		K		4	0	0	0	0	1	1											
33 Marcus Thames, R OBP: 0.307, SLG: 0.510								G6-3		3	1	1	1	0	0	0											
27 Brent Cleven, R OBP: 0.300, SLG: 0.176										1	0	0	0	0	0	0											
15 Brandon Inge, R OBP: 0.321, SLG: 0.412										3	0	0	0	0	2	0											
25 Ryan Raburn, R OBP: 0.309, SLG: 0.377										3	1	3	0	0	0	0											
Inning Stats	R: 0 H: 2 E: 0 K: 0 S: 17	H: 0 LOB: 0 BB: 0 P: 25	R: 0 H: 0 E: 0 K: 0 S: 6	H: 0 LOB: 0 BB: 0 P: 9	R: 0 H: 1 E: 0 K: 1 S: 10	H: 1 LOB: 1 BB: 0 P: 16	R: 0 H: 0 E: 0 K: 1 S: 8	H: 0 LOB: 0 BB: 0 P: 14	R: 2 H: 3 E: 0 K: 1 S: 11	H: 3 LOB: 1 BB: 0 P: 21	R: 1 H: 1 E: 1 K: 0 S: 9	H: 1 LOB: 1 BB: 0 P: 14	R: 0 H: 1 E: 0 K: 2 S: 13	H: 1 LOB: 0 BB: 0 P: 22	R: 2 H: 1 E: 0 K: 1 S: 10	H: 1 LOB: 0 BB: 0 P: 17	1B: 4 2B: 3 3B: 0 HR: 2	SF: 1 SAC: 0 DP: 0 HBP: 1	WP: 0 PB: 0 SB: 2 CS: 0	PA: 35							
PITCHER	IP	WLS	BF	H	R	ER	SO	BB	IBB	HBP	BLK	WP	HR	S	P	ERA	WHIP										
Derek Lowe, R ERA: 4.03	7.0	L	29	8	3	2	5	0	0	0	0	0	1	74	121	2.57	1.143										
47 Cory Wade, R ERA: 2.18	1.0		5	1	2	2	1	0	0	1	0	0	1	10	17	18.00	1.000										

Batter	1	2	3	4	5	6	7	8	9	AB	R	H	RBI	BB	SO	LOB	TOP					
9 Juan Pierre, L (1, 7) OBP: 0.339, SLG: 0.329	0-1 FC6-4 7 WP 1B		1-1 L9		0-1 G6-3		1-1 33 CS 3B			4	1	2	2	0	0	0	Los Angeles Dodgers @ Cincinnati Reds Great American Ball Park, Cincinnati, OH Wed Jun 18 2008, 7:10 PM EDT Att: 20,055 - Partly Cloudy - 74 F AB 32 R 6 H 9 RBI 5 BB 2 SO 7 LOB 11 					
33 Blake DeWitt, L (1, 5) OBP: 0.343, SLG: 0.407	2-1 G1-3		2-1 F9		1-0 7 2B		0-2 G1-3			4	1	1	0	0	0	2						
12 Jeff Kent, R (1, 4) Luis Maza, R (8, 4) OBP: 0.288, SLG: 0.306	2-1 55 FC6-4 HBP		0-0 L8		1-3 K		0-0 G5-3			3	0	0	0	0	1	1						
55 Russell Martin, R (1, 2) OBP: 0.405, SLG: 0.430	1-0 FC6-4 7 WP			2-3 K		3-3 K		0-1 P3		4	0	0	0	0	2	3						
7 James Loney, L (1, 3) OBP: 0.358, SLG: 0.458	2-2 G4-3			3-2 HR		0-0 2B		4-2 BB		3	1	2	2	1	0	1						
27 Matt Kemp, R (1, 8) OBP: 0.335, SLG: 0.430		3-2 16 S 1B		1-0 L5		0-0 G6-3		0-1 G1-3		4	1	1	0	0	0	2						
16 Andre Ethier, L (1, 9) OBP: 0.350, SLG: 0.438		2-2 G5-4-3 1B		0-3 K		1-2 56 SH1-4 9 3B		2-2 G4-3		4	1	3	1	0	1	0						
Angel Berroa, R (1, 6) OBP: 0.267, SLG: 0.192		0-1 G5-4-3		1-0 P3		4-1 56 SH1-4 9 3B		0-1 G4-3		3	1	0	0	1	0	2						
Derek Lowe, R (1, 1) 56 Hung-Chih Kuo, L (6, 1) 21 Mark Sweeney, L (9, PH) 47 Cory Wade, R (9, 1) OBP: 0.179, SLG: 0.179 OBP: 0.286, SLG: 0.429 OBP: 0.213, SLG: 0.151		1-3 K		2-3 K		0-1 SH1-4		1-3 K		2	0	0	0	0	2	0						
Inning Stats	R: 1 E: 0 K: 0 S: 9	H: 1 LOB: 1 BB: 0 P: 16	R: 1 E: 0 K: 1 S: 13	H: 2 LOB: 0 BB: 0 P: 19	R: 0 E: 0 K: 0 S: 5	H: 0 LOB: 0 BB: 0 P: 8	R: 1 E: 0 K: 2 S: 14	H: 1 LOB: 0 BB: 0 P: 20	R: 0 E: 0 K: 1 S: 8	H: 0 LOB: 0 BB: 0 P: 11	R: 1 E: 0 K: 2 S: 9	H: 2 LOB: 1 BB: 0 P: 14	R: 2 E: 0 K: 0 S: 12	H: 2 LOB: 0 BB: 1 P: 18	R: 0 E: 0 K: 0 S: 7	H: 0 LOB: 1 BB: 1 P: 11		R: 0 E: 0 K: 1 S: 10	H: 1 LOB: 0 BB: 0 P: 13	1B: 4 2B: 3 3B: 1 HR: 1	SF: 0 SAC: 1 DP: 2 HBP: 1	WP: 1 PB: 0 SB: 1 CS: 1
PITCHER	IP WLS BF H R ER SO BB IBB HBP BLK WP HR S P ERA WHIP	6.1 L 27 7 6 6 6 1 0 1 0 1 1 65 100 8.53 1.263	0.2 2 1 0 0 0 0 0 0 0 0 0 5 6 0.00 1.500	2.0 7 1 0 0 1 1 0 0 0 0 0 17 24 0.00 1.000	PITCHER										IP WLS BF H R ER SO BB IBB HBP BLK WP HR S P ERA WHIP							

Batter	1	2	3	4	5	6	7	8	9	AB	R	H	RBI	BB	SO	LOB	BOTTOM			
19 Joey Votto, L (1, 3) OBP: 0.348, SLG: 0.483	2-0 54 G6-3 1B		0-0 G4-3		3-1 G3-1		2-3 K			4	0	1	0	0	1	2	Los Angeles Dodgers @ Cincinnati Reds Great American Ball Park, Cincinnati, OH Wed Jun 18 2008, 7:10 PM EDT Att: 20,055 - Partly Cloudy - 74 F AB 33 R 1 H 7 RBI 1 BB 3 SO 10 LOB 15 			
54 Jobert Cabrera, R (1, 6) OBP: 0.417, SLG: 0.530	0-1 G6-3		2-3 K		0-3 K		0-1 F7			4	0	0	0	0	2	1				
32 Jay Bruce, L (1, 9) OBP: 0.316, SLG: 0.491	4-2 BB		0-0 F8		1-2 4 2B 1B		0-3 K			3	0	1	0	1	1	0				
4 Brandon Phillips, R (1, 4) OBP: 0.316, SLG: 0.491	2-3 K			2-1 G5-3		1-0 1B		0-0 1B		4	0	2	0	0	1	1				
Adam Dunn, L (1, 7) OBP: 0.395, SLG: 0.514		2-3 K		2-2 G4-3		3-3 K		1-1 F7		4	0	0	0	0	2	3				
28 Edwin Encarnación, R (1, 5) OBP: 0.325, SLG: 0.455		2-2 HR		2-3 K		1-2 G5-3		2-2 P6		4	1	1	1	0	1	2				
Corey Patterson, L (1, 8) 30 Norris Hopper, R (7, PH) OBP: 0.226, SLG: 0.339 OBP: 0.367, SLG: 0.269		0-3 K			3-2 G4-3		1-0 G2-3 1B		4-2 G6-3 DI BB	2	0	0	0	0	1	0				
David Ross, R (1, 2) OBP: 0.357, SLG: 0.314		1-0 1B			4-2 61 FC1-6 BB		1-2 G2-3		0-2 G6-3	3	0	1	0	1	0	2				
61 Bronson Arroyo, R (1, 1) Jeremy Affeldt, L (7, 1) Andy Phillips, R (7, PH) 38 Gary Majewski, R (8, 1) Javier Valentin, S (9, PH) OBP: 0.258, SLG: 0.286 OBP: 0.227, SLG: 0.200 OBP: 0.283, SLG: 0.283		2-2 F9			1-0 FC1-6 BB		1-3 K		1-2 F8	2	0	0	0	0	0	2				
Inning Stats	R: 0 E: 0 K: 1 S: 11	H: 1 LOB: 1 BB: 1 P: 19	R: 1 E: 0 K: 2 S: 14	H: 2 LOB: 0 BB: 0 P: 21	R: 0 E: 0 K: 1 S: 6	H: 0 LOB: 0 BB: 0 P: 8	R: 0 E: 0 K: 1 S: 8	H: 0 LOB: 0 BB: 1 P: 14	R: 0 E: 0 K: 2 S: 13	H: 2 LOB: 2 BB: 0 P: 19	R: 0 E: 0 K: 2 S: 11	H: 1 LOB: 1 BB: 0 P: 15	R: 0 E: 0 K: 1 S: 8	H: 1 LOB: 0 BB: 0 P: 9	R: 0 E: 0 K: 0 S: 13	H: 0 LOB: 1 BB: 1 P: 20		1B: 5 2B: 1 3B: 0 HR: 1	SF: 0 SAC: 0 DP: 1 HBP: 0	WP: 0 PB: 0 SB: 0 CS: 0
PITCHER	IP WLS BF H R ER SO BB IBB HBP BLK WP HR S P ERA WHIP	5.1 W 20 3 1 1 6 2 0 0 0 0 1 51 85 1.69 0.938	2.2 H 12 4 0 0 4 0 0 0 0 0 0 29 40 0.00 1.500	1.0 4 0 0 0 0 0 1 0 0 0 0 0 13 20 0.00 1.000	PITCHER										IP WLS BF H R ER SO BB IBB HBP BLK WP HR S P ERA WHIP					

Batter	1	2	3	4	5	6	7	8	9	AB	R	H	RBI	BB	SO	LOB	TOP			
9 Juan Pierre, L OBP: 0.336, SLG: 0.326	G4-3	F7-4				G3-1	K			5	0	1	1	0	1	3	Los Angeles Dodgers @ Cincinnati Reds Great American Ball Park, Cincinnati, OH Thu Jun 19 2008, 12:35 PM EDT Att: 30,136 - Sunny - 74 F livebaseballscorecards.com AB 40 R 7 H 14 RBI 7 BB 4 SO 6 LOB 23 			
33 Blake DeWitt, L OBP: 0.345, SLG: 0.404	F7							G4-3		4	1	1	0	0	0	2				
12 Jeff Kent, R OBP: 0.285, SLG: 0.405										5	1	1	0	0	1	4				
Luis Maza, R OBP: 0.288, SLG: 0.306	55 2B							F9		0	0	0	0	0	0	0				
55 Russell Martin, R OBP: 0.408, SLG: 0.433										3	1	1	1	2	0	1				
7 James Loney, L OBP: 0.365, SLG: 0.466										4	2	3	1	1	0	1				
27 Matt Kemp, R OBP: 0.336, SLG: 0.446	FC6-4									5	1	2	3	0	0	5				
16 Andre Ethier, L OBP: 0.351, SLG: 0.441										5	0	2	1	0	0	1				
Angel Berroa, R OBP: 0.286, SLG: 0.226										5	1	2	0	0	1	3				
50 Eric Stults, L ERA: 4.98										3	0	1	0	1	2	2				
45 Scott Proctor, R ERA: 5.18										0	0	0	0	0	0	0				
Joe Beimel, L ERA: 4.48										0	0	0	0	0	0	0				
51 Jonathan Broxton, R ERA: 3.94										1	0	0	0	0	0	1				
21 Mark Sweeney, L ERA: 3.26										0	0	0	0	0	0	0				
44 Takashi Saito, L ERA: 2.12										0	0	0	0	0	0	0				
Inning Stats	R: 1 E: 0 K: 0 S: 12	H: 2 LOB: 2 BB: 1 P: 18	R: 0 E: 0 K: 0 S: 18	H: 1 LOB: 1 BB: 1 P: 25	R: 0 E: 0 K: 0 S: 10	H: 1 LOB: 1 BB: 0 P: 18	R: 2 E: 0 K: 1 S: 15	H: 4 LOB: 2 BB: 0 P: 23	R: 2 E: 0 K: 1 S: 14	H: 2 LOB: 1 BB: 1 P: 23	R: 1 E: 0 K: 0 S: 15	H: 1 LOB: 1 BB: 0 P: 17	R: 0 E: 0 K: 0 S: 5	H: 0 LOB: 0 BB: 0 P: 9	R: 1 E: 0 K: 1 S: 16	H: 2 LOB: 1 BB: 0 P: 24	1B: 8 2B: 6 3B: 0 HR: 1	SF: 0 SAC: 0 DP: 1 HBP: 1	WP: 0 PB: 0 SB: 1 CS: 0	PA: 45
PITCHER	IP WLS BF H R ER SO BB IBB HBP BLK WP HR S P ERA WHIP																			
39 Aaron Harang, R ERA: 4.32	5.0 L 27 10 5 5 2 3 0 0 0 0 0 1 69 107 9.00 2.600																			
Mike Lincoln, R ERA: 5.18	6.1 1.0 6 1 1 1 0 1 0 1 0 0 0 15 23 9.00 2.000																			
Jeremy Afeldt, L ERA: 4.48	7.1 1.0 4 1 0 0 3 0 0 0 0 0 0 12 17 0.00 1.000																			
David Weathers, R ERA: 3.95	8.1 1.0 3 0 0 0 0 0 0 0 0 0 0 5 9 0.00 0.000																			
48 Francisco Cordero, R ERA: 2.94	9.1 1.0 5 2 1 1 1 0 0 0 0 0 0 16 24 9.00 2.000																			
PITCHER	IP WLS BF H R ER SO BB IBB HBP BLK WP HR S P ERA WHIP																			
30 Norris Hopper, R OBP: 0.371, SLG: 0.290	G4-3									5	0	2	1	0	1	1	Los Angeles Dodgers @ Cincinnati Reds Great American Ball Park, Cincinnati, OH Thu Jun 19 2008, 12:35 PM EDT Att: 30,136 - Sunny - 74 F livebaseballscorecards.com AB 36 R 4 H 9 RBI 4 BB 3 SO 8 LOB 24 			
32 Jay Bruce, L OBP: 0.406, SLG: 0.511	K									5	0	1	0	0	3	4				
4 Brandon Phillips, R OBP: 0.317, SLG: 0.489	G3-1									5	0	2	2	0	1	3				
Adam Dunn, L OBP: 0.396, SLG: 0.511										3	0	1	0	1	1	3				
28 Edwin Encarnación, R OBP: 0.324, SLG: 0.450	P3									3	1	0	0	1	0	5				
19 Joey Votto, L OBP: 0.346, SLG: 0.479	L8									4	1	1	0	0	0	2				
Paul Bako, L OBP: 0.319, SLG: 0.404	P5									4	1	1	1	0	1	2				
7 Paul Janish, R OBP: 0.250, SLG: 0.200										3	0	0	0	0	1	3				
54 Jolbert Cabrera, R OBP: 0.313, SLG: 0.214	G6-3									1	0	0	0	0	0	0				
39 Aaron Harang, R ERA: 4.32										1	0	0	0	0	0	0				
Andy Phillips, R ERA: 5.18										1	0	0	0	0	0	1				
Mike Lincoln, R ERA: 5.87										0	0	0	0	0	0	0				
Jeremy Afeldt, L ERA: 4.48										0	0	0	0	0	0	0				
Javier Valentin, S ERA: 1.23										0	1	0	0	1	0	0				
David Weathers, R ERA: 3.94										0	0	0	0	0	0	0				
48 Francisco Cordero, R ERA: 2.94										0	0	0	0	0	0	0				
Corey Patterson, R ERA: 2.26										1	0	0	0	0	0	0				
Inning Stats	R: 0 E: 0 K: 1 S: 11	H: 0 LOB: 0 BB: 0 P: 16	R: 0 E: 0 K: 0 S: 6	H: 1 LOB: 1 BB: 0 P: 9	R: 0 E: 0 K: 1 S: 7	H: 0 LOB: 0 BB: 0 P: 11	R: 0 E: 0 K: 1 S: 9	H: 1 LOB: 1 BB: 0 P: 14	R: 0 E: 0 K: 1 S: 15	H: 2 LOB: 1 BB: 0 P: 10	R: 2 E: 1 K: 2 S: 15	H: 3 LOB: 3 BB: 3 P: 31	R: 0 E: 0 K: 0 S: 10	H: 0 LOB: 0 BB: 0 P: 15	R: 0 E: 0 K: 1 S: 15	H: 1 LOB: 1 BB: 0 P: 22	1B: 9 2B: 2 3B: 0 HR: 0	SF: 0 SAC: 0 DP: 1 HBP: 0	WP: 1 PB: 0 SB: 1 CS: 0	PA: 39
PITCHER	IP WLS BF H R ER SO BB IBB HBP BLK WP HR S P ERA WHIP																			
50 Eric Stults, L ERA: 4.98	6.0 W 25 6 3 2 5 1 0 0 0 0 0 0 4 10 0.00 1.167																			
45 Scott Proctor, R ERA: 5.87	0.1 3 1 0 0 1 1 0 0 0 0 0 0 4 10 0.00 6.000																			
Joe Beimel, L ERA: 4.48	0.1 H 1 0 0 0 1 0 0 0 0 0 0 0 4 6 0.00 0.000																			
51 Jonathan Broxton, R ERA: 3.94	1.1 H 6 1 1 0 0 0 1 0 0 0 1 0 13 22 0.00 0.750																			
44 Takashi Saito, R ERA: 2.12	1.0 S 4 1 0 0 1 0 0 0 0 0 0 0 15 22 0.00 1.000																			

Batter	1	2	3	4	5	6	7	8	9	10	11	AB	R	H	RBI	BB	SO	LOB	TOP								
24 Grady Sizemore, L OBP: 0.375, SLG: 0.519												6	0	2	1	0	1	1									
11 Jamey Carroll, R OBP: 0.368, SLG: 0.548												5	1	1	1	0	1	1									
12 Ben Francisco, R OBP: 0.355, SLG: 0.482												3	1	1	0	2	2	0									
25 Ryan Garko, R OBP: 0.337, SLG: 0.366												5	0	0	0	0	2	5									
2 Jhonny Peralta, R OBP: 0.285, SLG: 0.423												5	1	3	1	0	0	3									
Casey Blake, R OBP: 0.345, SLG: 0.438												5	1	2	1	0	3	2									
20 David Dellucci, L OBP: 0.308, SLG: 0.394												1	0	0	0	1	1	0									
Franklin Gutierrez, R OBP: 0.291, SLG: 0.355												1	0	0	0	0	0	0									
17 Shin-Soo Choo, L OBP: 0.403, SLG: 0.531												1	1	0	0	1	0	2									
Sal Fasano, R												3	0	0	0	0	2	2									
10 Kelly Shoppach, R OBP: 0.306, SLG: 0.413												2	1	1	2	0	1	0									
CC Sabathia, L ERA: 4.06												3	1	1	1	0	2	0									
63 Rafael Betancourt, R ERA: 4.21												0	0	0	0	0	0	0									
53 Rafael Perez, L ERA: 3.44												1	0	0	0	0	1	0									
30 Masahiro Kobayashi, R ERA: 3.03												0	0	0	0	0	0	0									
51 Jonathan Broxton, R ERA: 3.26												0	0	0	0	0	0	0									
39 Scott Elarton, R ERA: 3.26												0	0	0	0	0	0	0									
Inning Stats	R: 0 E: 0 K: 1 S: 15	H: 1 LOB: 2 BB: 1 P: 26	R: 0 E: 0 K: 3 S: 11	H: 0 LOB: 0 BB: 0 P: 14	R: 1 E: 0 K: 2 S: 8	H: 1 LOB: 0 BB: 0 P: 14	R: 0 E: 0 K: 2 S: 10	H: 1 LOB: 2 BB: 1 P: 19	R: 0 E: 0 K: 1 S: 7	H: 0 LOB: 0 BB: 0 P: 10	R: 0 E: 0 K: 2 S: 13	H: 0 LOB: 1 BB: 0 P: 21	R: 0 E: 0 K: 1 S: 9	H: 0 LOB: 0 BB: 0 P: 14	R: 0 E: 0 K: 1 S: 14	H: 2 LOB: 1 BB: 0 P: 23	R: 0 E: 0 K: 0 S: 11	H: 0 LOB: 0 BB: 0 P: 19	R: 6 E: 1 K: 2 S: 19	H: 6 LOB: 1 BB: 2 P: 38	1B: 8 2B: 3 3B: 0 HR: 1	SF: 1 SAC: 0 DP: 3 HBP: 0	WP: 1 PB: 0 SB: 0 CS: 0	PA: 47			
PITCHER	IP ERA WLS BF H R ER SO BB IBB HBP BLK WP HR S P ERA WHIP	5 2.83 2.0 7 0 0 0 3 1 0 0 0 0 0 20 32 0.00 0.500	0.2 6.82 1.0 3 0 0 0 1 0 0 0 0 0 0 14 14 0.00 2.000	1.1 2.39 1.1 6 2 2 2 2 0 0 0 0 1 0 19 31 13.50 1.500	45 Scott Proctor, R ERA: 6.82	IP ERA WLS BF H R ER SO BB IBB HBP BLK WP HR S P ERA WHIP	0.2 6.82 2 1 2 2 0 0 0 0 0 0 0 0 3 5 27.00 1.500																				

Cleveland Indians @ Los Angeles Dodgers
Dodger Stadium, Los Angeles, CA
Sat Jun 21 2008, 12:55 PM PDT
Att: 45,036 - Sunny - 95 F

livebaseballscorecards.com

AB 41
R 7
H 11
RBI 7
BB 5
SO 16
LOB 16

Batter	1	2	3	4	5	6	7	8	9	10	11	AB	R	H	RBI	BB	SO	LOB	BOTTOM
9 Juan Pierre, L OBP: 0.331, SLG: 0.321												5	0	0	0	0	1	0	
27 Matt Kemp, R OBP: 0.335, SLG: 0.450												5	1	1	1	0	3	0	
12 Jeff Kent, R OBP: 0.294, SLG: 0.416												4	0	1	0	1	1	0	
55 Russell Martin, R OBP: 0.414, SLG: 0.443												5	1	3	0	0	0	0	
3 Delwyn Young, S OBP: 0.333, SLG: 0.373												5	0	0	0	0	3	5	
7 James Loney, L OBP: 0.366, SLG: 0.465												5	0	2	1	0	1	0	
28 Andy LaRoche, R OBP: 0.383, SLG: 0.429												3	0	1	0	1	0	1	
47 Cory Wade, R												0	0	0	0	0	0	0	
45 Scott Proctor, R												0	0	0	0	0	0	0	
38 Ramon Troncoso, R (11, 11)												1	0	0	0	0	1	0	
Luis Maza, R OBP: 0.283, SLG: 0.300												4	0	1	0	0	1	2	
Angel Berroa, R OBP: 0.295, SLG: 0.231												4	0	1	0	0	1	2	
Chan Ho Park, R ERA: 4.06												1	0	0	0	0	1	0	
21 Mark Swisher, L ERA: 4.21																			

Batter	1	2	3	4	5	6	7	8	9	AB	R	H	RBI	BB	SO	LOB	TOP					
24 Grady Sizemore, L (1.8) OBP: 0.372, SLG: 0.514	G4-3		FC4-6 11 1B 17	L4		F8			G4-3	5	1	1	0	0	0	0	Cleveland Indians @ Los Angeles Dodgers Dodger Stadium, Los Angeles, CA Sun Jun 22 2008, 1:10 PM PDT Att: 39,993 - Sunny - 94 F					
11 Jamey Carroll, R (1.4) OBP: 0.369, SLG: 0.349	F7		FC4-6 17 1B	1B			K		K	5	0	2	0	0	2	0						
17 Shin-Soo Choo, L (1.9) OBP: 0.400, SLG: 0.510			FC4-6 25 1B	F7			G5-3			2	1	0	1	0	0	2						
12 Ben Francisco, R (7.7, PH) (7.9) (8.7)	HBP		FC6-4 2 1B							1	0	0	0	0	0	0						
2 Jhonny Peralta, R (1.6) OBP: 0.292, SLG: 0.429	FC6-4		WP 25 1B G6-3							3	1	2	0	1	0	1						
25 Ryan Garko, R (1.3) OBP: 0.339, SLG: 0.368			10 2B 1B	WP 1B			K			4	0	2	1	0	1	2						
Casey Blake, R (1.5) OBP: 0.340, SLG: 0.430			1B	1B						4	0	0	1	0	1	3						
20 David Dellucci, L (1.7) OBP: 0.312, SLG: 0.399				HBP						3	0	1	0	0	1	1						
53 Rafael Perez, L (8.1)										0	0	0	0	0	0	0						
10 Kelly Shoppach, R (1.2) OBP: 0.304, SLG: 0.416										4	0	1	0	0	2	2						
Paul Byrd, R (1.1) Franklin Gutierrez, R (8.9) OBP: 0.289, SLG: 0.353										3	0	0	0	0	1	2						
										1	0	0	0	0	0	0						
Inning Stats	R: 0 E: 0 K: 0 S: 7	H: 0 LOB: 1 BB: 0 P: 11	R: 0 E: 0 K: 2 S: 18	H: 2 LOB: 2 BB: 0 P: 25	R: 3 E: 0 K: 1 S: 20	H: 3 LOB: 2 BB: 1 P: 37	R: 0 E: 0 K: 0 S: 14	H: 1 LOB: 1 BB: 0 P: 21	R: 0 E: 0 K: 1 S: 11	H: 2 LOB: 2 BB: 0 P: 14	R: 0 E: 0 K: 1 S: 7	H: 0 LOB: 0 BB: 0 P: 11	R: 0 E: 0 K: 1 S: 9	H: 1 LOB: 1 BB: 0 P: 14	R: 0 E: 0 K: 1 S: 7	H: 0 LOB: 0 BB: 0 P: 10	R: 0 E: 0 K: 1 S: 8	H: 0 LOB: 0 BB: 0 P: 11	1B: 6 2B: 3 3B: 0 HR: 0	SF: 0 SAC: 0 DP: 0 HBP: 2	WP: 1 PB: 0 CS: 0	PA: 38
PITCHER	IP WLS BF H R ER SO BB IBB HBP BLK WP HR S P ERA WHIP	IP WLS BF H R ER SO BB IBB HBP BLK WP HR S P ERA WHIP	IP WLS BF H R ER SO BB IBB HBP BLK WP HR S P ERA WHIP	IP WLS BF H R ER SO BB IBB HBP BLK WP HR S P ERA WHIP	IP WLS BF H R ER SO BB IBB HBP BLK WP HR S P ERA WHIP	IP WLS BF H R ER SO BB IBB HBP BLK WP HR S P ERA WHIP	IP WLS BF H R ER SO BB IBB HBP BLK WP HR S P ERA WHIP	IP WLS BF H R ER SO BB IBB HBP BLK WP HR S P ERA WHIP	IP WLS BF H R ER SO BB IBB HBP BLK WP HR S P ERA WHIP	IP WLS BF H R ER SO BB IBB HBP BLK WP HR S P ERA WHIP	IP WLS BF H R ER SO BB IBB HBP BLK WP HR S P ERA WHIP	IP WLS BF H R ER SO BB IBB HBP BLK WP HR S P ERA WHIP	IP WLS BF H R ER SO BB IBB HBP BLK WP HR S P ERA WHIP	IP WLS BF H R ER SO BB IBB HBP BLK WP HR S P ERA WHIP	IP WLS BF H R ER SO BB IBB HBP BLK WP HR S P ERA WHIP	IP WLS BF H R ER SO BB IBB HBP BLK WP HR S P ERA WHIP	IP WLS BF H R ER SO BB IBB HBP BLK WP HR S P ERA WHIP					
58 Chad Billingsley, R (1.1) ERA: 3.64	5.0	W 25	8	3	3	4	1	0	2	0	1	0	70	108	5.40	1.800						
56 Hung-Chih Kuo, L (6.1) ERA: 1.76	1.0	H 3	0	0	0	1	0	0	0	0	0	0	7	11	0.00	0.000						
Joe Beimel, L (7.1) ERA: 1.13	1.0	H 4	1	0	0	1	0	0	0	0	0	0	9	14	0.00	1.000						
51 Jonathan Broxton, R (8.1) ERA: 3.69	1.0	H 3	0	0	0	1	0	0	0	0	0	0	7	10	0.00	0.000						
44 Takashi Saito, R (9.1) ERA: 2.56	1.0	S 3	0	0	0	1	0	0	0	0	0	0	8	11	0.00	0.000						

Batter	1	2	3	4	5	6	7	8	9	AB	R	H	RBI	BB	SO	LOB	BOTTOM			
9 Juan Pierre, L (1.7) OBP: 0.337, SLG: 0.328	B5-3 27 2B									4	1	3	0	0	0	0	Cleveland Indians @ Los Angeles Dodgers Dodger Stadium, Los Angeles, CA Sun Jun 22 2008, 1:10 PM PDT Att: 39,993 - Sunny - 94 F			
27 Matt Kemp, R (1.8) OBP: 0.333, SLG: 0.450										4	1	1	0	0	2	3				
7 James Loney, L (1.3) OBP: 0.368, SLG: 0.469										4	1	2	2	0	0	1				
55 Russell Martin, R (1.2) OBP: 0.412, SLG: 0.451										4	1	1	2	0	1	2				
33 Blake DeWitt, L (1.5) OBP: 0.335, SLG: 0.391										4	0	0	0	0	1	2				
16 Andre Ethier, L (1.9) OBP: 0.340, SLG: 0.424										3	0	0	0	0	0	0				
Angel Berroa, R (1.6) OBP: 0.298, SLG: 0.238										3	0	1	0	0	0	0				
Luis Maza, R (1.4) OBP: 0.268, SLG: 0.283										3	0	0	0	0	0	1				
58 Chad Billingsley, R (1.1) ERA: 3.64	7.0	L 27	7	4	4	3	0	0	0	0	0	0	0	0	0	0				
28 Andy LaRoche, R (5.7, PH) OBP: 0.286, SLG: 0.407	1.0	L 5	2	0	0	3	0	0	0	0	0	0	0	0	0	0				
56 Hung-Chih Kuo, L (6.1) ERA: 1.76	1.0	H 3	0	0	0	1	0	0	0	0	0	0	0	0	0	0				
Joe Beimel, L (7.1) ERA: 1.13	1.0	H 4	1	0	0	1	0	0	0	0	0	0	0	0	0	0				
21 Mark Sweeney, L (7.7, PH) OBP: 0.300, SLG: 0.429	1.0	S 3	0	0	0	1	0	0	0	0	0	0	0	0	0	0				
51 Jonathan Broxton, R (8.1) ERA: 3.69	1.0	H 3	0	0	0	1	0	0	0	0	0	0	0	0	0	0				
44 Takashi Saito, L (9.1) ERA: 2.56	1.0	S 3	0	0	0	1	0	0	0	0	0	0	0	0	0	0				
Inning Stats	R: 4 E: 0 K: 0 S: 22	H: 5 LOB: 1 BB: 0 P: 28	R: 0 E: 0 K: 1 S: 7	H: 0 LOB: 0 BB: 0 P: 8	R: 0 E: 0 K: 0 S: 8	H: 0 LOB: 0 BB: 0 P: 8	R: 0 E: 0 K: 0 S: 7	H: 0 LOB: 0 BB: 0 P: 7	R: 0 E: 0 K: 0 S: 9	H: 2 LOB: 1 BB: 0 P: 16	R: 0 E: 0 K: 0 S: 8	H: 0 LOB: 0 BB: 0 P: 8	R: 0 E: 0 K: 3 S: 14	H: 2 LOB: 2 BB: 0 P: 18	R: 0 E: 0 K: 3 S: 14	H: 0 LOB: 0 BB: 0 P: 18	1B: 6 2B: 2 3B: 0 HR: 1	SF: 0 SAC: 0 DP: 1 HBP: 0	WP: 0 PB: 1 SB: 0 CS: 0	PA: 32
PITCHER	IP WLS BF H R ER SO BB IBB HBP BLK WP HR S P ERA WHIP	IP WLS BF H R ER SO BB IBB HBP BLK WP HR S P ERA WHIP	IP WLS BF H R ER SO BB IBB HBP BLK WP HR S P ERA WHIP	IP WLS BF H R ER SO BB IBB HBP BLK WP HR S P ERA WHIP	IP WLS BF H R ER SO BB IBB HBP BLK WP HR S P ERA WHIP	IP WLS BF H R ER SO BB IBB HBP BLK WP HR S P ERA WHIP	IP WLS BF H R ER SO BB IBB HBP BLK WP HR S P ERA WHIP	IP WLS BF H R ER SO BB IBB HBP BLK WP HR S P ERA WHIP	IP WLS BF H R ER SO BB IBB HBP BLK WP HR S P ERA WHIP	IP WLS BF H R ER SO BB IBB HBP BLK WP HR S P ERA WHIP	IP WLS BF H R ER SO BB IBB HBP BLK WP HR S P ERA WHIP	IP WLS BF H R ER SO BB IBB HBP BLK WP HR S P ERA WHIP	IP WLS BF H R ER SO BB IBB HBP BLK WP HR S P ERA WHIP	IP WLS BF H R ER SO BB IBB HBP BLK WP HR S P ERA WHIP	IP WLS BF H R ER SO BB IBB HBP BLK WP HR S P ERA WHIP	IP WLS BF H R ER SO BB IBB HBP BLK WP HR S P ERA WHIP				
Paul Byrd, R (1.1) ERA: 5.21	7.0	L 27	7	4	4	3	0	0	0	0	0	0	0	0	0	0				
53 Rafael Perez, L (8.1) ERA: 3.34	1.0	H 5	2	0	0	3	0	0	0	0	0	0	0	0	0	0				



Batter	1	2	3	4	5	6	7	8	9	AB	R	H	RBI	BB	SO	LOB	TOP			
Orlando Cabrera, R (1, 6) OBP: 0.325, SLG: 0.373										5	1	2	1	0	1	2				
12 A.J. Pierzynski, L (1, 2) OBP: 0.335, SLG: 0.431										5	0	1	0	0	1	1				
20 Carlos Quentin, R (1, 7) OBP: 0.392, SLG: 0.530										5	1	2	0	0	0	0				
23 Jermaine Dye, R (1, 9) OBP: 0.342, SLG: 0.551										4	1	1	2	0	2	3				
Nick Swisher, S (1, 3) OBP: 0.350, SLG: 0.388										3	1	1	1	0	1	0				
Pablo Ozuna, R (1, 5) OBP: 0.328, SLG: 0.328										3	0	0	0	1	0	3				
31 Dewayne Wise, L (1, 8) OBP: 0.417, SLG: 0.636										4	2	3	1	0	1	0				
10 Alexei Ramirez, R (1, 4) OBP: 0.311, SLG: 0.414										4	0	1	1	0	1	3				
56 Mark Buehrle, L (1, 1) OBP: 0.167, SLG: 0.167										3	0	0	0	0	2	3				
71 Scott Linebrink, R (9, 1) OBP: 0.328, SLG: 0.328										0	0	0	0	0	0	0				
Inning Stats	R: 1 H: 3 E: 0 K: 1 S: 15	L: 3 LOB: 2 BB: 0 P: 21	R: 1 H: 2 E: 0 K: 1 S: 11	H: 2 LOB: 1 BB: 0 P: 16	R: 0 H: 0 E: 0 K: 2 S: 8	H: 0 LOB: 0 BB: 0 P: 10	R: 0 H: 1 E: 0 K: 0 S: 7	H: 1 LOB: 2 BB: 1 P: 13	R: 0 H: 0 E: 0 K: 1 S: 9	H: 0 LOB: 0 BB: 0 P: 12	R: 0 H: 0 E: 0 K: 2 S: 8	H: 0 LOB: 0 BB: 0 P: 10	R: 4 H: 5 E: 0 K: 1 S: 17	H: 5 LOB: 1 BB: 0 P: 23	R: 0 H: 0 E: 0 K: 0 S: 6	H: 0 LOB: 0 BB: 0 P: 7	1B: 8 2B: 1 3B: 1 HR: 1	SF: 1 SAC: 1 DP: 0 HBP: 0	WP: 0 PB: 0 CS: 1 PA: 39	
PITCHER	IP	WLS	BF	H	R	ER	SO	BB	IBB	HBP	BLK	WP	HR	S	P	ERA	WHIP			
Derek Lowe, R (1, 1) ERA: 4.05	7.1	L	32	9	5	5	8	1	0	0	0	0	1	72	104	6.14	1.364			
47 Cory Wade, R (8, 1) ERA: 2.67	0.2		4	2	1	1	1	0	0	0	0	0	0	8	9	13.50	3.000			
38 Ramon Troncoso, R (9, 1) ERA: 6.48	1.0		3	0	0	0	0	0	0	0	0	0	0	6	7	0.00	0.000			

Chicago White Sox @ Los Angeles Dodgers
Dodger Stadium, Los Angeles, CA
Tue Jun 24 2008, 7:10 PM PDT
Att: 43,900 - Clear - 74 F

AB 36
R 6
H 11
RBI 6
BB 1
SO 9
LOB 15

Batter	1	2	3	4	5	6	7	8	9	AB	R	H	RBI	BB	SO	LOB	BOTTOM				
9 Juan Pierre, L (1, 7) OBP: 0.332, SLG: 0.323										4	0	0	0	0	0	0					
27 Matt Kemp, R (1, 8) OBP: 0.332, SLG: 0.447										4	0	1	0	0	1	0					
12 Jeff Kent, R (1, 4) OBP: 0.293, SLG: 0.413										4	0	1	0	0	0	1					
55 Russell Martin, R (1, 2) OBP: 0.410, SLG: 0.448										4	0	1	0	0	0	1					
7 James Loney, L (1, 3) OBP: 0.368, SLG: 0.468										3	0	1	0	0	0	2					
28 Andy LaRoche, R (1, 5) OBP: 0.381, SLG: 0.444										3	0	1	0	0	0	1					
3 Delwyn Young, S (1, 9) OBP: 0.333, SLG: 0.414										3	1	1	1	0	0	1					
Angel Berroa, R (1, 6) OBP: 0.280, SLG: 0.222										3	0	0	0	0	0	0					
Derek Lowe, R (1, 1) OBP: 0.167, SLG: 0.167										2	0	0	0	0	0	0					
47 Cory Wade, R (8, 1) ERA: 4.04										0	0	0	0	0	0	0					
21 Mark Sweeney, L (8, PH) OBP: 0.197, SLG: 0.138										1	0	0	0	0	1	0					
38 Ramon Troncoso, R (9, 1) ERA: 1.5										0	0	0	0	0	0	0					
Inning Stats	R: 0 H: 1 E: 0 K: 1 S: 9	H: 1 LOB: 1 BB: 0 P: 13	R: 0 H: 1 E: 0 K: 0 S: 7	H: 1 LOB: 0 BB: 0 P: 11	R: 0 H: 0 E: 0 K: 0 S: 10	H: 0 LOB: 0 BB: 0 P: 14	R: 0 H: 1 E: 0 K: 0 S: 10	H: 1 LOB: 1 BB: 0 P: 14	R: 1 H: 1 E: 0 K: 0 S: 8	H: 1 LOB: 0 BB: 0 P: 12	R: 0 H: 1 E: 0 K: 0 S: 6	H: 1 LOB: 1 BB: 0 P: 6	R: 0 H: 1 E: 0 K: 0 S: 7	H: 1 LOB: 1 BB: 0 P: 12	R: 0 H: 0 E: 0 K: 1 S: 10	H: 0 LOB: 0 BB: 0 P: 14	R: 0 H: 0 E: 0 K: 0 S: 5	H: 0 LOB: 0 BB: 0 P: 8	1B: 5 2B: 1 3B: 0 HR: 1	SF: 0 SAC: 0 DP: 3 HBP: 0	WP: 0 PB: 0 CS: 0 PA: 31
PITCHER	IP	WLS	BF	H	R	ER	SO	BB	IBB	HBP	BLK	WP	HR	S	P	ERA	WHIP				
56 Mark Buehrle, L (1, 1) ERA: 4.04	8.0	W	28	6	1	1	2	0	0	0	0	0	0	5	8	0.00	0.000				
71 Scott Linebrink, R (9, 1) ERA: 1.5	1.0		3	0	0	0	0	0	0	0	0	0	0	5	8	0.00	0.000				

Chicago White Sox @ Los Angeles Dodgers
Dodger Stadium, Los Angeles, CA
Tue Jun 24 2008, 7:10 PM PDT
Att: 43,900 - Clear - 74 F

AB 31
R 1
H 6
RBI 1
BB 0
SO 2
LOB 6


Batter	1	2	3	4	5	6	7	8	9	AB	R	H	RBI	BB	SO	LOB	TOP	
17 Jason Repko, R (1,8)										5	0	0	0	0	4	4	Los Angeles Dodgers @ Houston Astros Minute Maid Park, Houston, TX Mon Jun 30 2008, 7:05 PM CDT Att: 28,827 - Roof Closed - 73 F livebaseballscorecards.com	
16 Andre Ethier, L (1,9)										5	1	1	0	0	0	4		
55 Russell Martin, R (1,2)										3	0	1	0	0	1	0		
12 Jeff Kent, R (1,4)										3	0	2	0	0	0	1		
7 James Loney, L (1,3)										3	0	2	1	0	0	1		
3 Delwyn Young, S (1,7)										4	0	1	0	0	2	4		
33 Blake DeWitt, L (1,5)										3	0	1	0	0	2	2		
28 Andy LaRoche, R (8, PH)										4	0	2	0	0	0	0		
Luis Maza, R (1,6)																		WP: 0 PA: 38 FB: 0 SB: 0 CS: 0
50 Eric Stults, L (1,1)										2	0	0	0	0	0	1		2
38 Ramon Troncoso, R (6, PH)										0	0	0	0	0	0	0		
21 Mark Sweeney, L (7, PH)										1	0	0	0	0	0	0		
Joe Beimel, L (7,1)										0	0	0	0	0	0	0		
47 Cory Wade, R (8,1)										0	0	0	0	0	0	0		
Angel Berroa, R (8, PH)										1	0	1	0	0	0	0		
Inning Stats	R: 1 H: 1 E: 0 LOB: 2 K: 1 BB: 0 S: 12 P: 20	R: 0 H: 0 E: 0 LOB: 0 K: 1 BB: 0 S: 7 P: 7	R: 0 H: 0 E: 0 LOB: 0 K: 1 BB: 0 S: 10 P: 13	R: 0 H: 1 E: 0 LOB: 0 K: 1 BB: 0 S: 5 P: 7	R: 0 H: 2 E: 0 LOB: 2 K: 2 BB: 0 S: 12 P: 16	R: 0 H: 1 E: 0 LOB: 1 K: 1 BB: 0 S: 8 P: 13	R: 0 H: 3 E: 0 LOB: 2 K: 0 BB: 0 S: 9 P: 15	R: 0 H: 1 E: 0 LOB: 1 K: 0 BB: 0 S: 13 P: 19	1B: 9 SF: 1 2B: 2 SAC: 0 3B: 0 DP: 2 HR: 0 HBP: 2	WP: 0 PA: 38 FB: 0 SB: 0 CS: 0								
PITCHER	IP WLS BF H R ER SO BB IBB HBP BLK WP HR S P ERA WHIP																	
44 Roy Oswalt, R (1,1)	6.0 W 25 6 1 1 9 0 0 2 0 0 0 58 79 1.50 1.000																	
43 Chris Sampson, R (7,1)	1.2 H 8 4 0 0 1 0 0 0 0 0 0 14 22 0.00 2.400																	
53 Wesley Wright, L (8,1)	0.1 H 1 0 0 0 0 0 0 0 0 0 0 3 6 0.00 0.000																	
47 Jose Valverde, R (9,1)	1.0 S 4 1 0 0 0 0 0 0 0 1 0 0 13 19 0.00 1.000																	

Batter	1	2	3	4	5	6	7	8	9	AB	R	H	RBI	BB	SO	LOB	BOTTOM	
21 Michael Bourn, L (1,8)										4	0	0	0	0	0	0	Los Angeles Dodgers @ Houston Astros Minute Maid Park, Houston, TX Mon Jun 30 2008, 7:05 PM CDT Att: 28,827 - Roof Closed - 73 F livebaseballscorecards.com	
9 Hunter Pence, R (1,9)										3	0	0	0	1	1	0		
17 Lance Berkman, S (1,3)										2	2	1	1	2	0	1		
45 Carlos Lee, R (1,7)										4	0	1	0	0	0	0		1
47 Jose Valverde, R (9,1)										0	0	0	0	0	0	0		0
10 Miguel Tejada, R (1,6)										3	1	2	0	1	0	0		
Mark Loretta, R (1,4)										4	1	1	1	0	0	2		
Ty Wigginton, R (1,5)										4	0	0	0	0	0	5		
Brad Ausmus, R (1,2)										2	0	1	2	1	1	0		
44 Roy Oswalt, R (1,1)										3	0	0	0	0	1	4		
43 Chris Sampson, R (7,1)										0	0	0	0	0	0	0		
53 Wesley Wright, R (8,1)										0	0	0	0	0	0	0		
Reggie Abercrombie, R (9,7)										0	0	0	0	0	0	0		
Inning Stats	R: 1 H: 1 E: 0 LOB: 0 K: 0 BB: 0 S: 8 P: 11	R: 0 H: 0 E: 0 LOB: 0 K: 0 BB: 0 S: 10 P: 11	R: 0 H: 0 E: 0 LOB: 0 K: 1 BB: 0 S: 9 P: 15	R: 3 H: 3 E: 0 LOB: 2 K: 2 BB: 2 S: 16 P: 28	R: 0 H: 0 E: 0 LOB: 1 K: 0 BB: 1 S: 9 P: 15	R: 0 H: 1 E: 0 LOB: 2 K: 0 BB: 1 S: 10 P: 19	R: 0 H: 0 E: 0 LOB: 0 K: 0 BB: 1 S: 6 P: 12	R: 0 H: 1 E: 0 LOB: 1 K: 0 BB: 0 S: 15 P: 20	1B: 2 SF: 0 2B: 3 SAC: 0 3B: 0 DP: 1 HR: 1 HBP: 0	WP: 0 PA: 34 FB: 0 SB: 0 CS: 0								
PITCHER	IP WLS BF H R ER SO BB IBB HBP BLK WP HR S P ERA WHIP																	
50 Eric Stults, L (1,1)	5.1 L 24 5 4 4 3 2 1 0 0 0 0 58 90 6.75 1.312																	
38 Ramon Troncoso, R (6,1)	0.2 3 0 0 0 0 0 1 0 0 0 0 4 9 0.00 0.000																	
Joe Beimel, L (7,1)	1.0 3 0 0 0 0 1 0 0 0 0 0 6 12 0.00 1.000																	
47 Cory Wade, R (8,1)	1.0 4 1 0 0 0 0 0 0 0 0 0 15 20 0.00 1.000																	




Batter	1	2	3	4	5	6	7	8	9	AB	R	H	RBI	BB	SO	LOB	TOP							
27 Matt Kemp, R OBP: 0.336, SLG: 0.435										4	1	1	0	2	3	3	Los Angeles Dodgers @ San Francisco Giants AT&T Park, San Francisco, CA Fri Jul 04 2008, 1:05 PM PDT Att: 40,447 - Cloudy - 64 F							
16 Andre Ethier, L OBP: 0.344, SLG: 0.464										6	2	3	3	0	1	5								
55 Russell Martin, R OBP: 0.405, SLG: 0.456										4	2	2	2	1	1	1								
12 Jeff Kent, R OBP: 0.315, SLG: 0.432										5	0	1	1	0	1	5								
51 Jonathan Broxton, R OBP: 0.372, SLG: 0.435										0	0	0	0	0	0	0								
44 Takashi Saito, L										0	0	0	0	0	0	0								
25 Andrew Jones, R OBP: 0.264, SLG: 0.261										5	0	0	0	0	4	5								
5 Nomar Garciaparra, R OBP: 0.350, SLG: 0.460										4	1	2	2	1	1	0								
Angel Berroa, R OBP: 0.254, SLG: 0.226										0	0	0	0	0	0	0								
7 James Loney, L OBP: 0.361, SLG: 0.457										5	0	1	0	0	0	6								
28 Andy LaRoche, R OBP: 0.333, SLG: 0.424										3	2	1	1	2	0	1								
Derek Lowe, R OBP: 0.176, SLG: 0.176										2	1	1	0	0	0	0								
3 Delwyn Young, S OBP: 0.330, SLG: 0.392										1	1	1	1	0	0	0								
56 Hung-Chih Kuo, L OBP: 0.286, SLG: 0.429										0	0	0	0	0	0	0								
Luis Maza, R OBP: 0.276, SLG: 0.282										0	0	0	0	0	0	0								
Inning Stats	R: 0 E: 0 K: 2 S: 15	H: 1 LOB: 1 BB: 0 P: 22	R: 0 E: 0 K: 2 S: 14	H: 1 LOB: 1 BB: 0 P: 20	R: 2 E: 0 K: 1 S: 21	H: 2 LOB: 3 BB: 3 P: 40	R: 0 E: 0 K: 1 S: 10	H: 0 LOB: 0 BB: 0 P: 13	R: 1 E: 0 K: 1 S: 10	H: 1 LOB: 0 BB: 0 P: 15	R: 5 E: 1 K: 2 S: 22	H: 4 LOB: 1 BB: 1 P: 36	R: 0 E: 0 K: 1 S: 12	H: 1 LOB: 3 BB: 2 P: 23	R: 1 E: 0 K: 0 S: 12	H: 2 LOB: 1 BB: 0 P: 17	R: 1 E: 0 K: 1 S: 12	H: 1 LOB: 0 BB: 0 P: 17	1B: 4 2B: 7 3B: 0 HR: 2	SF: 0 SAC: 1 DP: 1 HBP: 1	WP: 0 PB: 0 SB: 1 CS: 0	PA: 47		
PITCHER	IP WLS BF ERA WHIP	WLS BF ERA WHIP	H R ER SO BB IBB HBP BLK WP HR S P ERA WHIP	H R ER SO BB IBB HBP BLK WP HR S P ERA WHIP	H R ER SO BB IBB HBP BLK WP HR S P ERA WHIP	H R ER SO BB IBB HBP BLK WP HR S P ERA WHIP	H R ER SO BB IBB HBP BLK WP HR S P ERA WHIP	H R ER SO BB IBB HBP BLK WP HR S P ERA WHIP	H R ER SO BB IBB HBP BLK WP HR S P ERA WHIP	H R ER SO BB IBB HBP BLK WP HR S P ERA WHIP	H R ER SO BB IBB HBP BLK WP HR S P ERA WHIP	H R ER SO BB IBB HBP BLK WP HR S P ERA WHIP	H R ER SO BB IBB HBP BLK WP HR S P ERA WHIP	H R ER SO BB IBB HBP BLK WP HR S P ERA WHIP	H R ER SO BB IBB HBP BLK WP HR S P ERA WHIP	H R ER SO BB IBB HBP BLK WP HR S P ERA WHIP	H R ER SO BB IBB HBP BLK WP HR S P ERA WHIP	H R ER SO BB IBB HBP BLK WP HR S P ERA WHIP	H R ER SO BB IBB HBP BLK WP HR S P ERA WHIP	H R ER SO BB IBB HBP BLK WP HR S P ERA WHIP	H R ER SO BB IBB HBP BLK WP HR S P ERA WHIP	H R ER SO BB IBB HBP BLK WP HR S P ERA WHIP	H R ER SO BB IBB HBP BLK WP HR S P ERA WHIP	H R ER SO BB IBB HBP BLK WP HR S P ERA WHIP
53 Jonathan Sánchez, L ERA: 3.87	(1, 1)	5.0	23	5	3	3	7	3	0	0	0	0	0	0	1	70	110	5.40	1.600					
56 Casimiro Matos, R ERA: 2.75	(6, 1)	0.2	L	8	4	5	0	1	1	0	0	0	0	0	0	19	30	0.00	7.500					
43 Alex Hinshaw, L ERA: 2.7	(6, 1)	1.1	7	1	0	0	2	1	1	0	0	0	0	0	15	29	0.00	1.500						
Jack Taschner, L ERA: 2.7	(8, 1)	1.0	5	2	1	1	0	0	0	0	0	0	0	0	12	17	9.00	2.000						
38 Brian Wilson, R ERA: 4.54	(9, 1)	1.0	4	1	1	1	1	0	0	0	1	0	0	1	12	17	9.00	1.000						

AB 39
R 10
H 13
RBI 10
BB 6
SO 11
LOB 26



Batter	1	2	3	4	5	6	7	8	9	AB	R	H	RBI	BB	SO	LOB	BOTTOM							
14 Fred Lewis, L OBP: 0.364, SLG: 0.466										5	1	2	1	0	1	0	Los Angeles Dodgers @ San Francisco Giants AT&T Park, San Francisco, CA Fri Jul 04 2008, 1:05 PM PDT Att: 40,447 - Cloudy - 64 F							
Ray Durham, S OBP: 0.384, SLG: 0.422										5	1	2	0	0	0	1								
2 Randy Winn, S OBP: 0.361, SLG: 0.419										3	3	1	0	1	0	2								
1 Bengie Molina, R OBP: 0.323, SLG: 0.423										4	1	1	1	0	0	2								
33 Aaron Rowand, R OBP: 0.362, SLG: 0.462										4	0	3	2	0	0	0								
21 John Bowker, L OBP: 0.313, SLG: 0.462										4	0	1	0	0	1	2								
Rich Aurilia, R OBP: 0.342, SLG: 0.435										4	0	0	0	0	1	2								
Omar Vizquel, S OBP: 0.232, SLG: 0.184										4	1	1	0	0	0	1								
53 Jonathan Sánchez, L ERA: 4.02	(1, 1)	5.0	W	23	5	4	2	0	0	0	0	0	0	0	0	2								
56 Chris Matos, R ERA: 1.86	(6, 1)	2.0	H	6	0	0	0	3	0	0	0	0	0	0	0	0								
43 Alex Hinshaw, L ERA: 3.72	(8, 1)	1.0	6	3	2	1	0	1	0	0	0	0	0	0	0	0								
28 Travis Denker, R ERA: 3.72	(9, 1)	1.0	S	3	0	0	0	0	0	0	0	0	0	0	0	0								
38 Brian Wilson, R ERA: 2.21	(9, 1)	1.0	S	3	0	0	0	0	0	0	0	0	0	0	0	0								
Inning Stats	R: 2 E: 0 K: 0 S: 13	H: 3 LOB: 1 BB: 0 P: 18	R: 0 E: 0 K: 1 S: 8	H: 0 LOB: 0 BB: 0 P: 9	R: 2 E: 0 K: 0 S: 16	H: 3 LOB: 1 BB: 0 P: 25	R: 1 E: 0 K: 1 S: 11	H: 2 LOB: 1 BB: 0 P: 16	R: 0 E: 0 K: 0 S: 7	H: 0 LOB: 0 BB: 0 P: 13	R: 0 E: 0 K: 2 S: 8	H: 0 LOB: 0 BB: 0 P: 12	R: 0 E: 0 K: 1 S: 9	H: 0 LOB: 0 BB: 0 P: 14	R: 2 E: 0 K: 0 S: 13	H: 3 LOB: 1 BB: 1 P: 23	R: 0 E: 0 K: 0 S: 10	H: 0 LOB: 0 BB: 0 P: 16	1B: 9 2B: 2 3B: 0 HR: 0	SF: 0 SAC: 0 DP: 1 HBP: 0	WP: 0 PB: 0 SB: 4 CS: 0	PA: 38		
PITCHER	IP WLS BF ERA WHIP	WLS BF ERA WHIP	H R ER SO BB IBB HBP BLK WP HR S P ERA WHIP	H R ER SO BB IBB HBP BLK WP HR S P ERA WHIP	H R ER SO BB IBB HBP BLK WP HR S P ERA WHIP	H R ER SO BB IBB HBP BLK WP HR S P ERA WHIP	H R ER SO BB IBB HBP BLK WP HR S P ERA WHIP	H R ER SO BB IBB HBP BLK WP HR S P ERA WHIP	H R ER SO BB IBB HBP BLK WP HR S P ERA WHIP	H R ER SO BB IBB HBP BLK WP HR S P ERA WHIP	H R ER SO BB IBB HBP BLK WP HR S P ERA WHIP	H R ER SO BB IBB HBP BLK WP HR S P ERA WHIP	H R ER SO BB IBB HBP BLK WP HR S P ERA WHIP	H R ER SO BB IBB HBP BLK WP HR S P ERA WHIP	H R ER SO BB IBB HBP BLK WP HR S P ERA WHIP	H R ER SO BB IBB HBP BLK WP HR S P ERA WHIP	H R ER SO BB IBB HBP BLK WP HR S P ERA WHIP	H R ER SO BB IBB HBP BLK WP HR S P ERA WHIP	H R ER SO BB IBB HBP BLK WP HR S P ERA WHIP	H R ER SO BB IBB HBP BLK WP HR S P ERA WHIP	H R ER SO BB IBB HBP BLK WP HR S P ERA WHIP	H R ER SO BB IBB HBP BLK WP HR S P ERA WHIP	H R ER SO BB IBB HBP BLK WP HR S P ERA WHIP	H R ER SO BB IBB HBP BLK WP HR S P ERA WHIP
Derek Lowe, R ERA: 4.02	(1, 1)	5.0	W	23	5	4	2	0	0	0	0	0	0	0	0	2								
56 Hung-Chih Kuo, L ERA: 1.86	(6, 1)	2.0	H	6	0	0	0	3	0	0	0	0	0	0	0	0								
51 Jonathan Broxton, R ERA: 3.72	(8, 1)	1.0	6	3	2	1	0	1	0	0	0	0	0	0	0	0								
44 Takashi Saito, R ERA: 2.21	(9, 1)	1.0	S	3	0	0	0	0	0	0	0	0	0	0	0	0								

AB 37
R 7
H 11
RBI 4
BB 1
SO 5
LOB 11



Batter	1	2	3	4	5	6	7	8	9	AB	R	H	RBI	BB	SO	LOB	TOP	
27 Matt Kemp, R OBP: 0.338, SLG: 0.439	1-1 16 2B	3-2 16 CS			2-3 K			0-0 L7		4	1	2	0	0	1	0		
16 Andre Ethier, L OBP: 0.403, SLG: 0.464	0-0 12 1B 25 FC6-4 2B	0-2 CS	2-3 K			3-2 G6-3		1-3 K		4	1	1	1	0	2	0		
55 Russell Martin, R OBP: 0.403, SLG: 0.452	2-3 K		2-3 K			0-0 G6-3		4-1 12 HBP BB		3	0	0	0	1	2	1		
12 Jeff Kent, R OBP: 0.317, SLG: 0.431	3-2 25 FC6-4 1B		2-0 G5-3			2-3 K		1-0 HBP		3	0	1	0	0	1	0		
25 Andrew Jones, R OBP: 0.258, SLG: 0.254	1-0 FC6-4 5 BB				0-3 K		1-0 G5-3	1-1 G5-3		4	0	0	1	0	1	3		
5 Nomar Garciaparra, R OBP: 0.384, SLG: 0.385	4-1 BB				0-0 G1-3		0-0 2B 1B	1-1 P4		3	0	1	0	1	0	0		
7 James Loney, L OBP: 0.357, SLG: 0.452	0-2 G4-3		2-3 K			1-3 K		2-2 G6-3		4	0	0	0	0	2	3		
Danny Ardoin, R OBP: 0.250, SLG: 0.263		1-2 G5-3			1-1 P4		1-1 2B	2-2 G4-3		3	0	1	0	0	0	0		
33 Blake DeWitt, L OBP: 0.322, SLG: 0.379		0-3 K			0-3 K		2-1 G4-3			2	0	0	0	0	2	0		
Chan Ho Park, R OBP: 0.335, SLG: 0.412										1	0	0	0	0	0	0		
28 Andy LaRoche, R OBP: 0.335, SLG: 0.412										0	0	0	0	0	0	0		
Joe Beimel, L OBP: 0.335, SLG: 0.412										0	0	0	0	0	0	0		
Brian Falkenberg, R OBP: 0.335, SLG: 0.412										0	0	0	0	0	0	0		
47 Cory Wade, R OBP: 0.335, SLG: 0.412										0	0	0	0	0	0	0		
Inning Stats	R: 2 H: 3 E: 0 K: 1 S: 15	WLS: 27 BF: 27 LOB: 2 P: 26	R: 0 H: 1 E: 0 K: 1 S: 13	R: 0 H: 0 E: 0 K: 2 S: 7	R: 0 H: 0 E: 0 K: 2 S: 9	R: 0 H: 0 E: 0 K: 2 S: 8	R: 0 H: 0 E: 0 K: 1 S: 12	R: 0 H: 2 E: 0 K: 1 S: 9	R: 0 H: 0 E: 0 K: 1 S: 7	R: 0 H: 0 E: 0 K: 0 S: 8	1B: 3 2B: 3 3B: 0 HR: 0	SF: 0 SAC: 0 DP: 0 HBP: 1	WP: 0 PB: 0 SB: 0 CS: 1	PA: 36				
PITCHER	IP: 7.0 WLS: 27 BF: 27 LOB: 2 P: 26 ERA: 5.73		IP: 0.2 WLS: 4 BF: 4 LOB: 0 P: 1 ERA: 4.37	IP: 1.1 WLS: 4 BF: 4 LOB: 0 P: 0 ERA: 4.37			IP: 0.2 WLS: 4 BF: 4 LOB: 0 P: 0 ERA: 4.37											

Los Angeles Dodgers @ San Francisco Giants
AT&T Park, San Francisco, CA

AB 32
R 2
H 6
RBI 2
BB 2
SO 11
LOB 9



Sat Jul 05 2008, 6:05 PM PDT
Att: 40,741 - Clear - 70 F

Batter	1	2	3	4	5	6	7	8	9	AB	R	H	RBI	BB	SO	LOB	BOTTOM	
14 Fred Lewis, L OBP: 0.361, SLG: 0.462	1-3 K	0-0 G4-3			2-3 K		0-1 BB 2 1B	1-1 G6-3		5	1	1	1	0	2	3		
Ray Durham, S OBP: 0.389, SLG: 0.420	4-1 FC6-4 BB		1-1 B1-3			4-1 2 G4-1 BB	1-2 1 2B BB			1	2	0	0	3	0	0		
2 Randy Winn, S OBP: 0.360, SLG: 0.417	2-3 K		1-3 K			2-1 G4-1	3-2 1 2B BB			4	1	1	1	0	2	2		
1 Bengie Molina, R OBP: 0.322, SLG: 0.424	1-1 FC6-4		1-0 G5-3			2-3 K	0-0 21 BB 2B			4	0	1	2	0	1	2		
33 Aaron Rowand, R OBP: 0.367, SLG: 0.467		0-1 21 1B WP 1B		1-0 G5-3		0-1 2B	4-1 21 BB IBB			3	0	2	1	1	0	0		
21 John Bowker, L OBP: 0.316, SLG: 0.460		1-2 G3		1-2 G6-3		1-2 G3-1	4-2 FC6-4 BB			3	0	1	0	1	0	1		
Tyler Walker, R OBP: 0.316, SLG: 0.460		1-3 1B								0	0	0	0	0	0	0		
38 Brian Wilson, R OBP: 0.316, SLG: 0.460										0	0	0	0	0	0	0		
Jose Castillo, R OBP: 0.317, SLG: 0.430		1-1 G3		1-3 K						4	1	1	0	0	1	5		
Omar Vizquel, S OBP: 0.234, SLG: 0.181		4-0 BB			0-0 B5-3		0-2 SH3-4	1-1 G3		2	0	0	0	1	0	0		
75 Barry Zito, L OBP: 0.167, SLG: 0.091		2-3 K			0-2 G6-3		1-3 K	1-3 K		2	0	0	0	0	1	3		
Rich Aurilia, R OBP: 0.339, SLG: 0.431										2	0	0	0	0	2	1		
Inning Stats	R: 0 H: 0 E: 0 K: 2 S: 12	WLS: 24 BF: 24 LOB: 1 P: 20	R: 0 H: 2 E: 0 K: 1 S: 11	R: 0 H: 0 E: 0 K: 1 S: 6	R: 0 H: 0 E: 0 K: 1 S: 7	R: 0 H: 0 E: 0 K: 1 S: 9	R: 1 H: 1 E: 0 K: 1 S: 12	R: 4 H: 4 E: 0 K: 1 S: 26	R: 0 H: 0 E: 0 K: 1 S: 7	R: 0 H: 0 E: 0 K: 0 S: 8	1B: 4 2B: 3 3B: 0 HR: 0	SF: 0 SAC: 1 DP: 0 HBP: 0	WP: 1 PB: 0 SB: 0 CS: 0	PA: 37				
PITCHER	IP: 6.0 WLS: 24 BF: 24 LOB: 1 P: 20 ERA: 2.36		IP: 1.1 WLS: 4 BF: 4 LOB: 0 P: 0 ERA: 1.38	IP: 1.1 WLS: 4 BF: 4 LOB: 0 P: 0 ERA: 1.38			IP: 0.2 WLS: 4 BF: 4 LOB: 0 P: 0 ERA: 1.38											

Los Angeles Dodgers @ San Francisco Giants
AT&T Park, San Francisco, CA

AB 30
R 5
H 7
RBI 5
BB 6
SO 9
LOB 17



Sat Jul 05 2008, 6:05 PM PDT
Att: 40,741 - Clear - 70 F

Batter	1	2	3	4	5	6	7	8	9	AB	R	H	RBI	BB	SO	LOB	TOP					
1 Grégor Blanco, L OBP: 0.365, SLG: 0.328	G1-3			K			B5-3		G6-3	4	0	0	0	0	1	0	Atlanta Braves @ Los Angeles Dodgers Dodger Stadium, Los Angeles, CA Mon Jul 07 2008, 7:10 PM PDT Att: 39,896 - Clear - 74 F					
19 Yunel Escobar, R OBP: 0.361, SLG: 0.387	K			G6-3			F8			3	0	0	0	0	1	0						
10 Chipper Jones, S OBP: 0.461, SLG: 0.633	G4-3			K			G4-3			3	0	0	0	0	1	0						
Mark Teixeira, S OBP: 0.383, SLG: 0.488		K			G3				16 F8 2B	3	0	1	0	0	1	0						
16 Brian McCann, L OBP: 0.359, SLG: 0.528		G4-3			G4-3				F8	3	0	0	0	0	0	1						
2 Kelly Johnson, L OBP: 0.351, SLG: 0.443					F7				F7	3	0	0	0	0	1	1						
Mark Kotsay, L OBP: 0.317, SLG: 0.395					G3				G3	3	0	0	0	0	0	1						
Vladimir Nunez, R OBP: 0.351, SLG: 0.443									G3	0	0	0	0	0	0	0						
26 Jason Perry, L OBP: 0.118, SLG: 0.235					G4-3				L8	3	0	0	0	0	0	0						
57 Jorge Campillo, R OBP: 0.222, SLG: 0.222					K				G6-3	2	0	0	0	0	1	0						
Greg Norton, S OBP: 0.331, SLG: 0.369									P5	1	0	0	0	0	0	0						
Inning Stats	R: 0 E: 0 K: 1 S: 5	H: 0 LOB: 0 BB: 0 P: 8	R: 0 E: 0 K: 2 S: 8	H: 0 LOB: 0 BB: 0 P: 12	R: 0 E: 0 K: 1 S: 6	H: 0 LOB: 0 BB: 0 P: 8	R: 0 E: 0 K: 2 S: 9	H: 0 LOB: 0 BB: 0 P: 13	R: 0 E: 0 K: 0 S: 5	H: 0 LOB: 0 BB: 0 P: 7	R: 0 E: 0 K: 0 S: 7	H: 0 LOB: 0 BB: 0 P: 11	R: 0 E: 0 K: 0 S: 5	H: 0 LOB: 0 BB: 0 P: 6	R: 0 E: 0 K: 0 S: 10	H: 1 LOB: 1 BB: 0 P: 16	R: 0 E: 0 K: 0 S: 6	H: 0 LOB: 0 BB: 0 P: 10	1B: 0 2B: 1 3B: 0 HR: 0	SF: 0 SAC: 0 DP: 0 HBP: 0	WP: 0 PB: 0 SB: 0 CS: 0	PA: 28
PITCHER 18 Hiroki Kuroda, R ERA: 3.39	IP: 9.0 WLS: W BF: 28 H: 1 R: 0 ER: 0 SO: 6 BB: 0 IBB: 0 HBP: 0 BLK: 0 WP: 0 HR: 0 S: 61 P: 91 ERA: 0.00 WHIP: 0.111															PITCHER						

AB 28
R 0
H 1
RBI 0
BB 0
SO 6
LOB 3



Batter	1	2	3	4	5	6	7	8	9	AB	R	H	RBI	BB	SO	LOB	BOTTOM			
27 Matt Kemp, R OBP: 0.338, SLG: 0.434	F9		G6-4-3					K		4	0	1	1	0	1	1	Atlanta Braves @ Los Angeles Dodgers Dodger Stadium, Los Angeles, CA Mon Jul 07 2008, 7:10 PM PDT Att: 39,896 - Clear - 74 F			
16 Andre Ethier, L OBP: 0.346, SLG: 0.463		55 G6-3 BB		G6-3			P4		G6-3	3	0	0	0	1	0	0				
55 Russell Martin, R OBP: 0.397, SLG: 0.443		G6-3		G6-3			F7		F9	4	0	0	0	0	0	1				
12 Jeff Kent, R OBP: 0.314, SLG: 0.426				F9			F8			3	0	0	0	0	0	1				
Luis Maza, R OBP: 0.269, SLG: 0.274										0	0	0	0	0	0	0				
7 James Loney, L OBP: 0.358, SLG: 0.456				K			L8			2	1	0	0	1	1	0				
25 Andruw Jones, R OBP: 0.263, SLG: 0.255		G6-3		P4			33 BB 1B			2	0	0	0	1	0	1				
5 Nomar Garciaparra, R OBP: 0.376, SLG: 0.463				F7			P2			3	1	1	2	0	0	1				
Angel Berroa, R OBP: 0.254, SLG: 0.227										0	0	0	0	0	0	0				
33 Blake DeWitt, L OBP: 0.328, SLG: 0.382										3	1	3	0	0	0	0				
18 Hiroki Kuroda, R OBP: 0.138, SLG: 0.111				K			G6-3			2	0	0	0	0	1	3				
Inning Stats	R: 0 E: 0 K: 0 S: 5	H: 0 LOB: 1 BB: 1 P: 12	R: 0 E: 0 K: 1 S: 8	H: 0 LOB: 0 BB: 0 P: 12	R: 0 E: 0 K: 1 S: 7	H: 1 LOB: 0 BB: 0 P: 11	R: 0 E: 0 K: 0 S: 11	H: 0 LOB: 0 BB: 0 P: 15	R: 3 E: 0 K: 0 S: 16	H: 3 LOB: 1 BB: 1 P: 24	R: 0 E: 0 K: 0 S: 7	H: 0 LOB: 0 BB: 0 P: 10	R: 0 E: 0 K: 0 S: 6	H: 1 LOB: 2 BB: 1 P: 11	R: 0 E: 0 K: 1 S: 8	H: 0 LOB: 0 BB: 0 P: 11	1B: 4 2B: 0 3B: 0 HR: 1	SF: 0 SAC: 1 DP: 1 HBP: 0	WP: 0 PB: 0 SB: 0 CS: 0	PA: 30
PITCHER 57 Jorge Campillo, R ERA: 3.06	IP: 7.0 WLS: L BF: 27 H: 5 R: 3 ER: 3 SO: 3 BB: 3 IBB: 0 HBP: 0 BLK: 0 WP: 0 HR: 1 S: 60 P: 95 ERA: 3.86 WHIP: 1.143															PITCHER				
Vladimir Nunez, R ERA:	IP: 1.0 WLS: 3 BF: 0 H: 0 R: 0 ER: 0 SO: 1 BB: 0 IBB: 0 HBP: 0 BLK: 0 WP: 0 HR: 0 S: 8 P: 11 ERA: 0.00 WHIP: 0.000															PITCHER				

AB 26
R 3
H 5
RBI 3
BB 3
SO 3
LOB 8



Batter	1	2	3	4	5	6	7	8	9	AB	R	H	RBI	BB	SO	LOB	TOP					
1 Grégor Blanco, L OBP: 0.369, SLG: 0.328	F8		BB		BB			FC3-6		3	1	1	1	2	0	2	Atlanta Braves @ Los Angeles Dodgers Dodger Stadium, Los Angeles, CA Tue Jul 08 2008, 7:10 PM PDT Att: 39,702 - Partly Cloudy - 72 F					
19 Yunel Escobar, R OBP: 0.477, SLG: 0.387	G4-3							P4		5	0	1	3	0	1	4						
10 Chipper Jones, S OBP: 0.477, SLG: 0.625										4	0	0	0	1	3	1						
Mark Teixeira, S OBP: 0.381, SLG: 0.492	G3									5	1	1	1	0	2	2						
16 Brian McCann, L OBP: 0.363, SLG: 0.547										4	2	2	2	1	1	0						
7 Jeff Francoeur, R OBP: 0.286, SLG: 0.372	G4-3									5	0	1	0	0	1	1						
2 Kelly Johnson, L OBP: 0.352, SLG: 0.442	G3									5	3	2	0	0	0	1						
Mark Kotsay, L OBP: 0.325, SLG: 0.402										4	2	3	0	0	1	0						
49 Jair Jurrjens, R Will Ohman, L										2	0	0	0	0	2	2						
14 Martin Prado, R 56 Blaine Boyer, R Julian Tavarez, L 51 Michael Gonzalez, R										0	0	0	0	0	0	0						
Inning Stats	R: 0 E: 0 K: 0 S: 6	H: 0 LOB: 1 BB: 1 P: 10	R: 0 E: 0 K: 1 S: 7	H: 0 LOB: 0 BB: 0 P: 11	R: 0 E: 0 K: 3 S: 13	H: 0 LOB: 1 BB: 1 P: 21	R: 0 E: 0 K: 2 S: 11	H: 0 LOB: 1 BB: 1 P: 22	R: 3 E: 0 K: 2 S: 14	H: 3 LOB: 1 BB: 1 P: 22	R: 3 E: 1 K: 0 S: 14	H: 4 LOB: 1 BB: 0 P: 25	R: 0 E: 0 K: 1 S: 7	H: 0 LOB: 0 BB: 0 P: 10	R: 1 E: 0 K: 0 S: 11	H: 3 LOB: 2 BB: 0 P: 17	R: 2 E: 0 K: 2 S: 13	H: 2 LOB: 0 BB: 0 P: 20	1B: 8 2B: 1 3B: 0 HR: 3	SF: 0 SAC: 1 DP: 0 HBP: 0	WP: 0 PB: 0 SB: 1 CS: 0	PA: 43
PITCHER	IP	WLS	BF	H	R	ER	SO	BB	IBB	HBP	BLK	WP	HR	S	P	ERA	WHIP					
58 Chad Billingsley, R ERA: 3.38	5.1	L	26	6	6	5	8	4	0	0	0	0	1	60	103	8.44	1.875					
38 Ramon Troncoso, R ERA: 4.26	1.2		5	3	1	1	0	0	0	0	0	0	0	12	18	0.00	0.600					
Joe Beimel, L ERA: 1.69	0.2		5	3	1	1	0	0	0	0	0	0	0	9	15	13.50	4.500					
47 Cory Wade, R ERA: 2.78	1.1		6	2	2	2	2	0	0	0	0	0	2	15	22	13.50	1.500					

AB	38
R	9
H	12
RBI	8
BB	4
SO	11
LOB	13



Batter	1	2	3	4	5	6	7	8	9	AB	R	H	RBI	BB	SO	LOB	BOTTOM					
27 Matt Kemp, R OBP: 0.333, SLG: 0.427	K		K		K			F8	K	5	0	0	0	0	4	3	Atlanta Braves @ Los Angeles Dodgers Dodger Stadium, Los Angeles, CA Tue Jul 08 2008, 7:10 PM PDT Att: 39,702 - Partly Cloudy - 72 F					
16 Andre Ethier, L OBP: 0.351, SLG: 0.463	55 1B		55 1B		55 1B			G6-3		2	1	1	0	2	0	0						
55 Russell Martin, R OBP: 0.396, SLG: 0.441	12 1B		F9-3		G5-3			G6-3		4	0	1	0	0	0	2						
12 Jeff Kent, R OBP: 0.311, SLG: 0.421	G4-6-3		F7		K					3	0	0	0	0	1	3						
3 Delwyn Young, S OBP: 0.336, SLG: 0.354										0	1	0	0	1	0	0						
7 James Loney, L OBP: 0.360, SLG: 0.459	G4-3		L9							4	1	2	1	0	0	0						
25 Andruw Jones, R OBP: 0.269, SLG: 0.262			33 1B		G5-3					4	0	2	0	0	1	1						
5 Nomar Garciaparra, R OBP: 0.346, SLG: 0.422			K		P3					4	0	0	1	0	1	2						
33 Blake DeWitt, L OBP: 0.335, SLG: 0.382										2	0	1	0	2	0	0						
58 Chad Billingsley, R 38 Ramon Troncoso, R 28 Andy LaRoche, R Joe Beimel, L 47 Cory Wade, R Angel Berroa, R										2	0	0	0	0	0	3						
Inning Stats	R: 0 E: 0 K: 1 S: 8	H: 1 LOB: 1 BB: 1 P: 16	R: 0 E: 0 K: 1 S: 14	H: 1 LOB: 1 BB: 1 P: 23	R: 0 E: 0 K: 1 S: 9	H: 0 LOB: 0 BB: 1 P: 15	R: 0 E: 0 K: 0 S: 8	H: 0 LOB: 0 BB: 0 P: 12	R: 0 E: 0 K: 1 S: 12	H: 1 LOB: 1 BB: 0 P: 16	R: 1 E: 0 K: 2 S: 14	H: 2 LOB: 1 BB: 0 P: 21	R: 0 E: 0 K: 0 S: 5	H: 0 LOB: 0 BB: 0 P: 9	R: 0 E: 0 K: 0 S: 10	H: 0 LOB: 0 BB: 0 P: 16	R: 2 E: 1 K: 2 S: 15	H: 2 LOB: 2 BB: 2 P: 33	1B: 6 2B: 2 3B: 0 HR: 0	SF: 0 SAC: 0 DP: 2 HBP: 0	WP: 0 PB: 0 SB: 0 CS: 0	PA: 37
PITCHER	IP	WLS	BF	H	R	ER	SO	BB	IBB	HBP	BLK	WP	HR	S	P	ERA	WHIP					
49 Jair Jurrjens, R Will Ohman, L 56 Blaine Boyer, R Julian Tavarez, R Joe Beimel, L 51 Michael Gonzalez, L	6.0	W	24	5	1	1	6	3	0	0	0	0	0	65	103	1.50	1.333					
56 Blaine Boyer, R Julian Tavarez, R Joe Beimel, L 51 Michael Gonzalez, L	1.0		3	0	0	0	0	0	0	0	0	0	0	10	16	0.00	0.000					
56 Blaine Boyer, R Julian Tavarez, R Joe Beimel, L 51 Michael Gonzalez, L	0.1		5	2	2	1	0	2	0	0	0	0	0	8	20	27.00	12.000					
51 Michael Gonzalez, L ERA: 2.08	0.2		2	0	0	0	2	0	0	0	0	0	0	7	13	0.00	0.000					

AB	32
R	3
H	7
RBI	2
BB	5
SO	8
LOB	16



Batter	1	2	3	4	5	6	7	8	9	AB	R	H	RBI	BB	SO	LOB	TOP							
2 Hanley Ramirez, R OBP: 0.393, SLG: 0.569	1-2 27 S HR HBP	3-3 K		2-2 1-2 1B			4-2 3 G5-4-3 BB			2	1	1	0	1	1	0								
27 Jeremy Hermida, L OBP: 0.328, SLG: 0.415	2-0 HR		0-2 G4-3	0-2 K			0-3 K			4	1	1	2	0	2	3								
3 Jorge Cantu, R OBP: 0.332, SLG: 0.487	1-2 HR		1-0 F8			4-0 BB				3	1	1	1	1	0	1								
Josh Willingham, R OBP: 0.376, SLG: 0.517	0-0 F8		4-2 18 FC5 6 1B BB		2-2 F8					3	0	0	0	1	0	1								
6 Dan Uggla, R OBP: 0.374, SLG: 0.609	2-3 K		2-1 18 FC5 1B		2-1 P6					4	0	1	0	0	1	1								
18 Wes Helms, R OBP: 0.307, SLG: 0.371	4-1 BB		0-1 FC5		0-0 L4					3	0	0	0	1	0	3								
12 Cody Ross, R OBP: 0.318, SLG: 0.515	1-3 K		2-0 13 CS 1B		2-3 K					4	0	1	0	0	2	1								
13 Paul Hoover, R OBP: 0.235, SLG: 0.242		1-1 F9	1-2 G6-3		0-0 F7					4	0	0	0	0	0	1								
41 Chris Volstad, R OBP: 0.250, SLG: 0.250 Kevin Gregg, R	1-3 K		0-2 2 1B 1B		2-2 G6-3					4	0	1	0	0	1	0								
Inning Stats	R: 3 H: 2 E: 0 K: 2 S: 16	H: 2 LOB: 1 BB: 1 P: 27	R: 0 H: 0 E: 0 K: 2 S: 8	H: 0 LOB: 0 BB: 0 P: 13	R: 0 H: 1 E: 0 K: 0 S: 11	H: 1 LOB: 2 BB: 1 P: 18	R: 0 H: 3 E: 0 K: 1 S: 14	H: 3 LOB: 2 BB: 0 P: 19	R: 0 H: 0 E: 0 K: 0 S: 6	H: 0 LOB: 1 BB: 1 P: 14	R: 0 H: 0 E: 0 K: 1 S: 7	H: 0 LOB: 0 BB: 0 P: 11	R: 0 H: 0 E: 0 K: 1 S: 8	H: 0 LOB: 0 BB: 1 P: 12	R: 0 H: 0 E: 0 K: 0 S: 10	H: 0 LOB: 0 BB: 0 P: 15	R: 0 H: 0 E: 0 K: 0 S: 4	H: 0 LOB: 0 BB: 0 P: 5	1B: 4 2B: 0 3B: 0 HR: 2	SF: 0 SAC: 0 DP: 1 HBP: 1	WP: 0 PB: 0 SB: 1 CS: 1	PA: 36		
PITCHER	IP WLS BF H R ER SO BB IBB HBP BLK WP HR S P ERA WHIP	IP WLS BF H R ER SO BB IBB HBP BLK WP HR S P ERA WHIP	IP WLS BF H R ER SO BB IBB HBP BLK WP HR S P ERA WHIP	IP WLS BF H R ER SO BB IBB HBP BLK WP HR S P ERA WHIP	IP WLS BF H R ER SO BB IBB HBP BLK WP HR S P ERA WHIP	IP WLS BF H R ER SO BB IBB HBP BLK WP HR S P ERA WHIP	IP WLS BF H R ER SO BB IBB HBP BLK WP HR S P ERA WHIP	IP WLS BF H R ER SO BB IBB HBP BLK WP HR S P ERA WHIP	IP WLS BF H R ER SO BB IBB HBP BLK WP HR S P ERA WHIP	IP WLS BF H R ER SO BB IBB HBP BLK WP HR S P ERA WHIP	IP WLS BF H R ER SO BB IBB HBP BLK WP HR S P ERA WHIP	IP WLS BF H R ER SO BB IBB HBP BLK WP HR S P ERA WHIP	IP WLS BF H R ER SO BB IBB HBP BLK WP HR S P ERA WHIP	IP WLS BF H R ER SO BB IBB HBP BLK WP HR S P ERA WHIP	IP WLS BF H R ER SO BB IBB HBP BLK WP HR S P ERA WHIP	IP WLS BF H R ER SO BB IBB HBP BLK WP HR S P ERA WHIP	IP WLS BF H R ER SO BB IBB HBP BLK WP HR S P ERA WHIP	IP WLS BF H R ER SO BB IBB HBP BLK WP HR S P ERA WHIP	IP WLS BF H R ER SO BB IBB HBP BLK WP HR S P ERA WHIP	IP WLS BF H R ER SO BB IBB HBP BLK WP HR S P ERA WHIP	IP WLS BF H R ER SO BB IBB HBP BLK WP HR S P ERA WHIP	IP WLS BF H R ER SO BB IBB HBP BLK WP HR S P ERA WHIP	IP WLS BF H R ER SO BB IBB HBP BLK WP HR S P ERA WHIP	IP WLS BF H R ER SO BB IBB HBP BLK WP HR S P ERA WHIP

Florida Marlins @ Los Angeles Dodgers
Dodger Stadium, Los Angeles, CA
Fri Jul 11 2008, 7:40 PM PDT
Att: 49,548 - Partly Cloudy - 72 F

AB 31
R 3
H 6
RBI 3
BB 4
SO 7
LOB 11

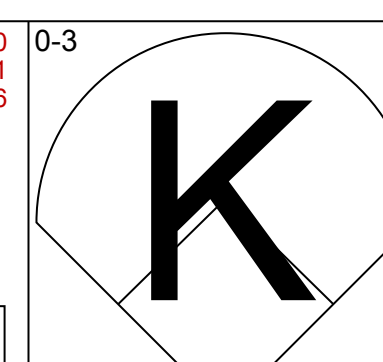
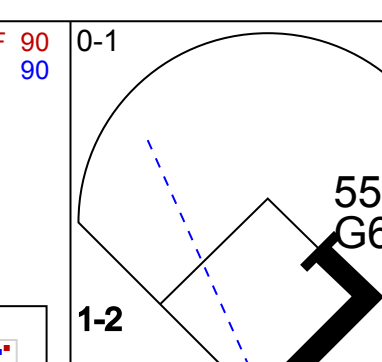
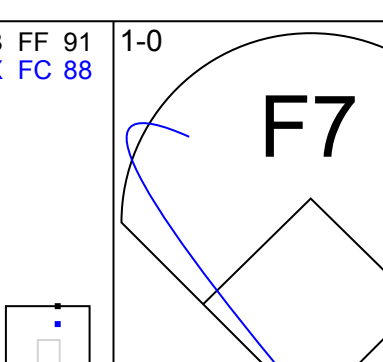
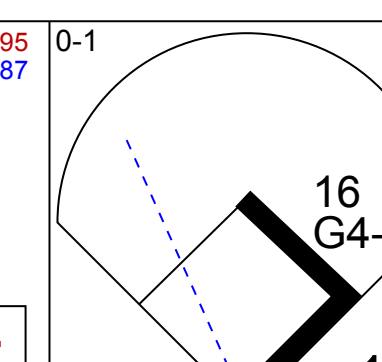
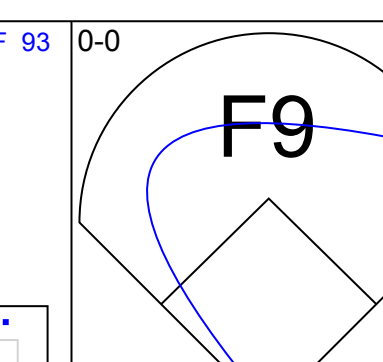
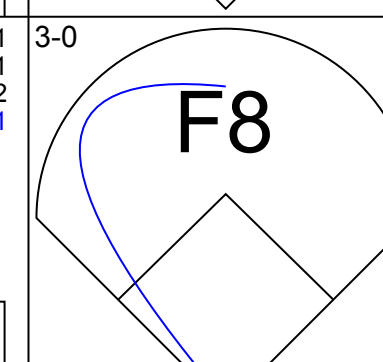
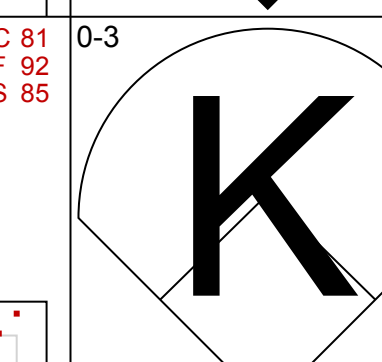
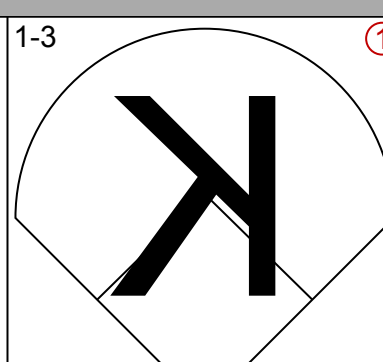
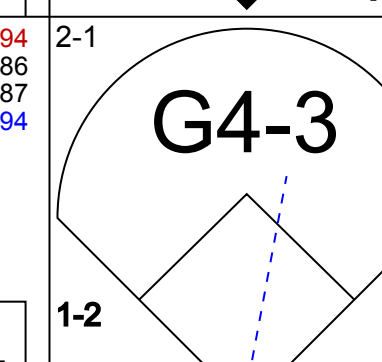
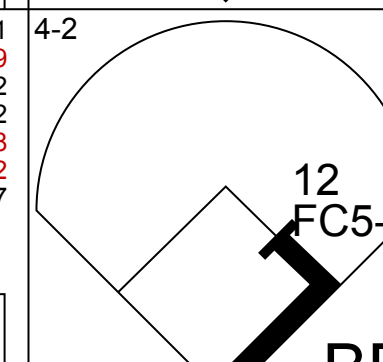
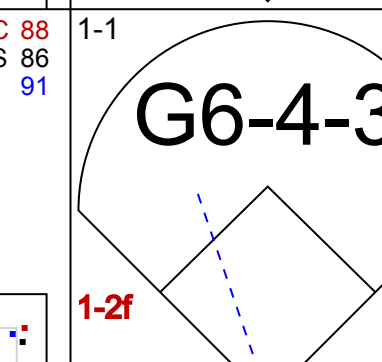
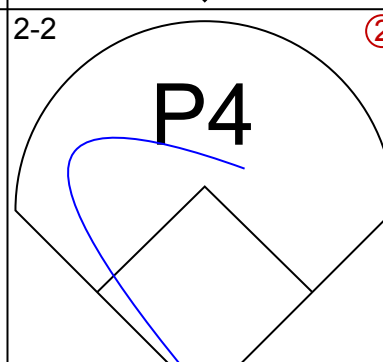
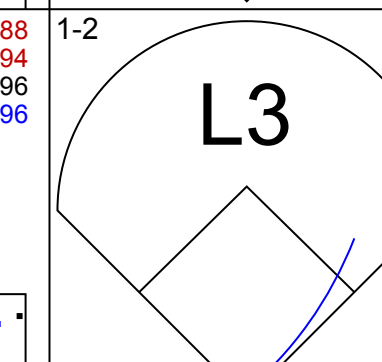
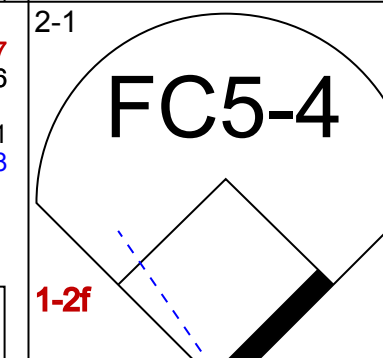
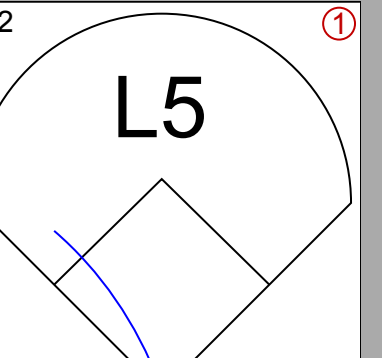
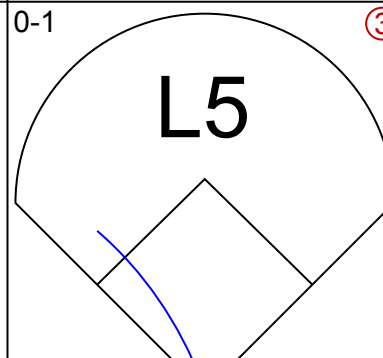
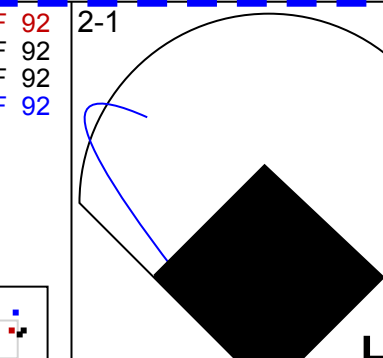
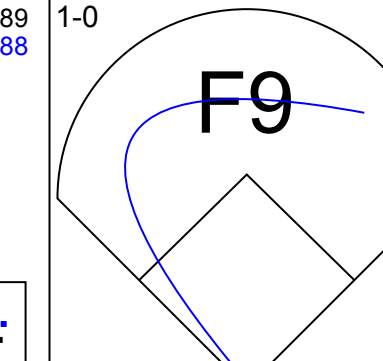
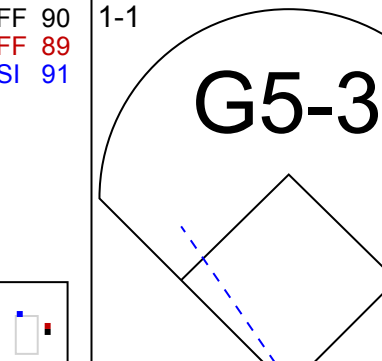
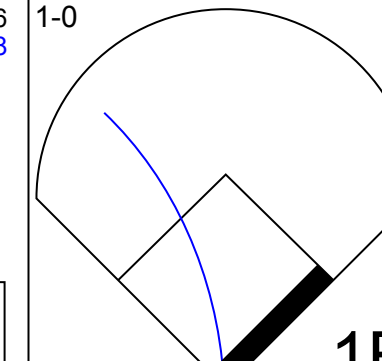
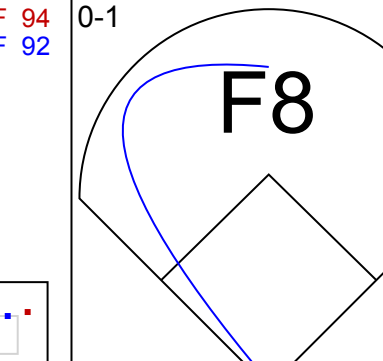
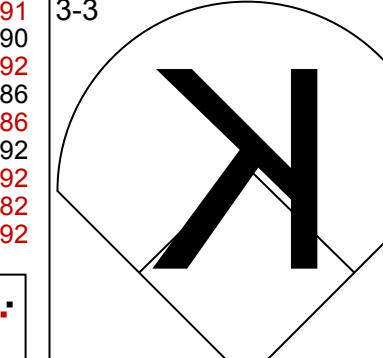
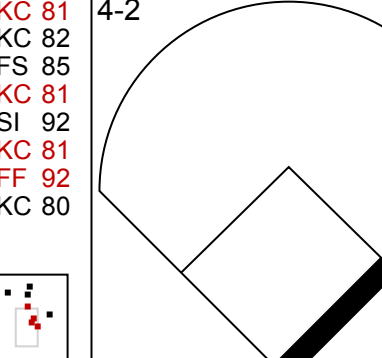
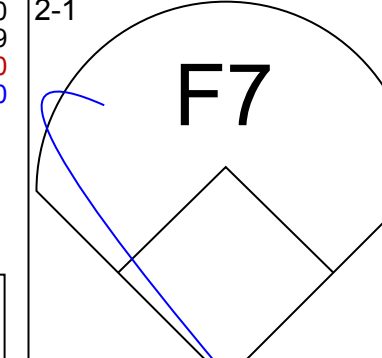
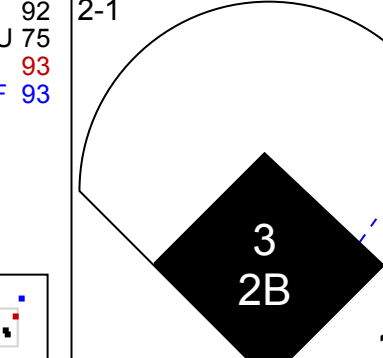
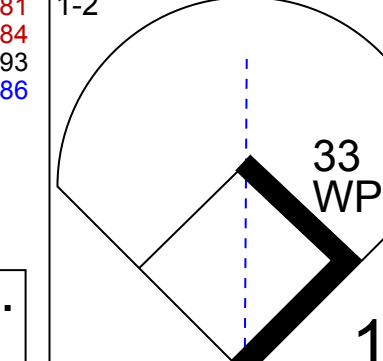
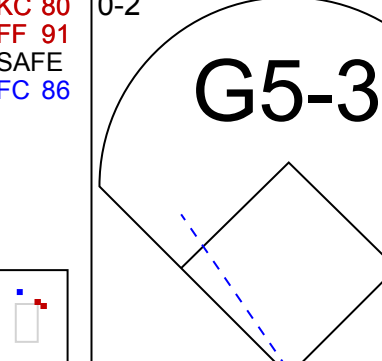
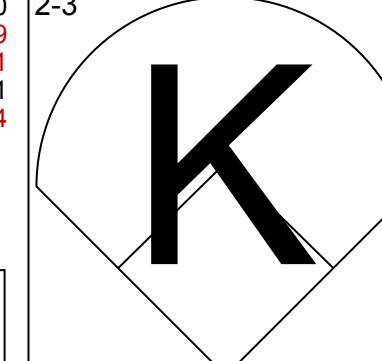
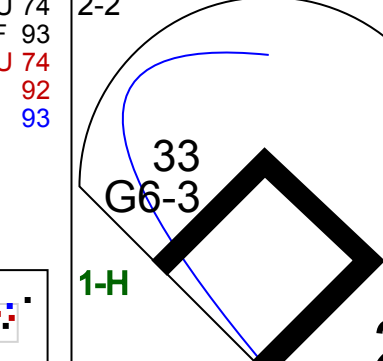
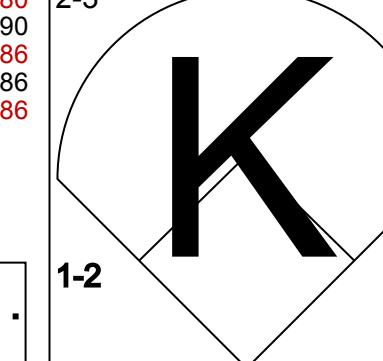
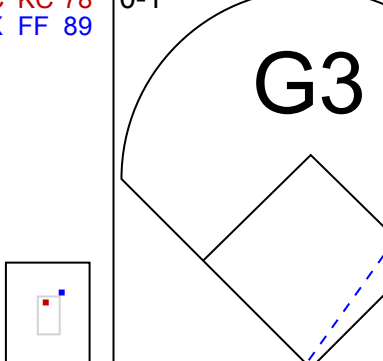
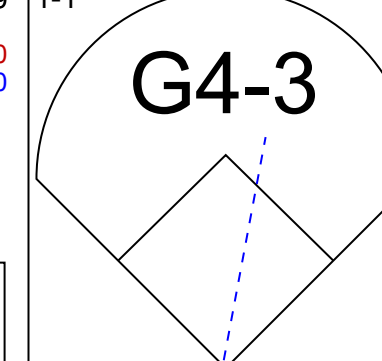
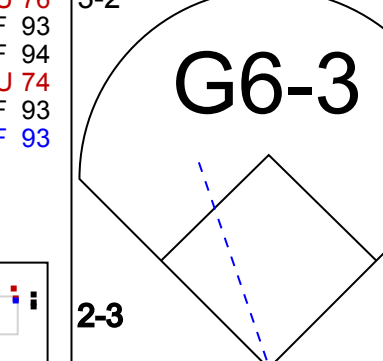
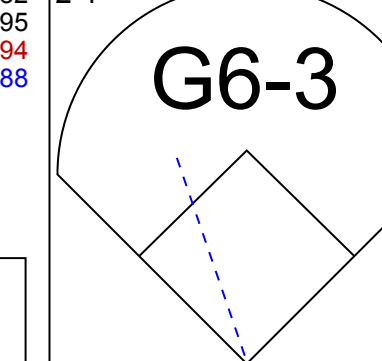
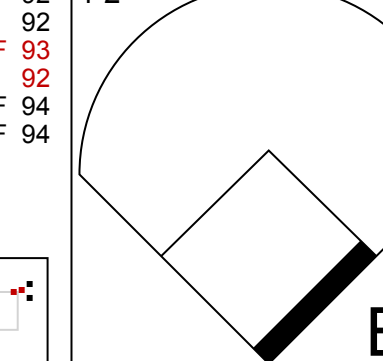
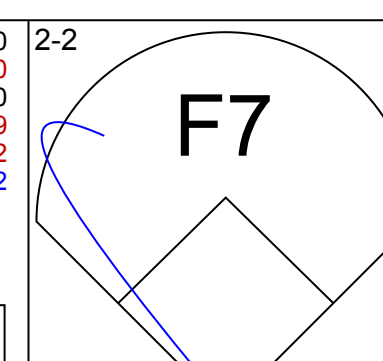

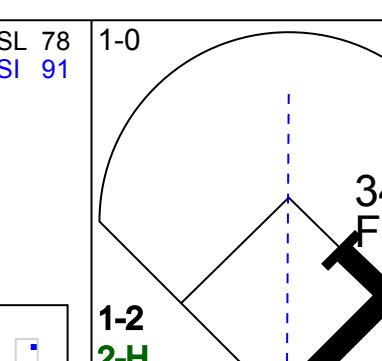
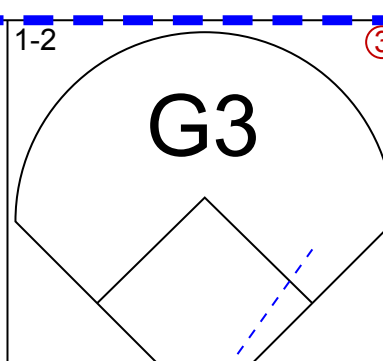
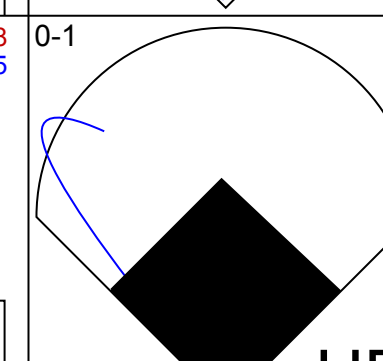

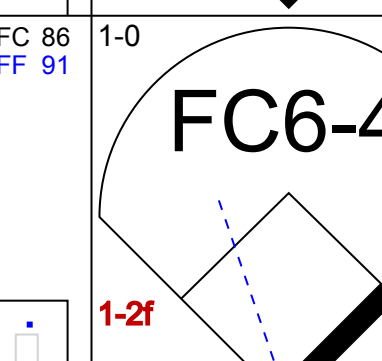
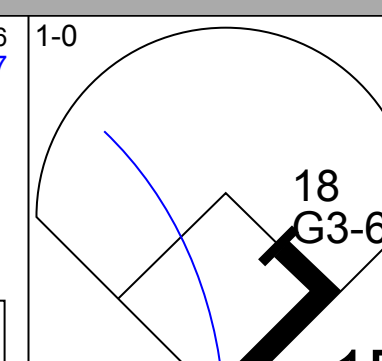

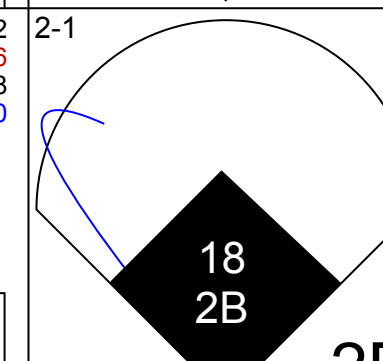
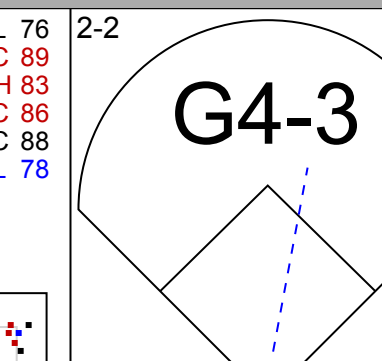
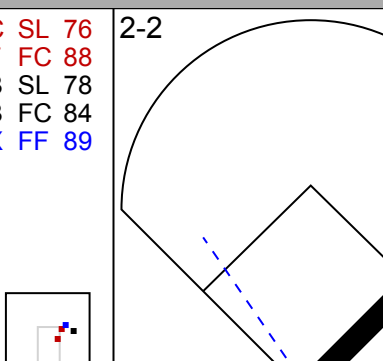
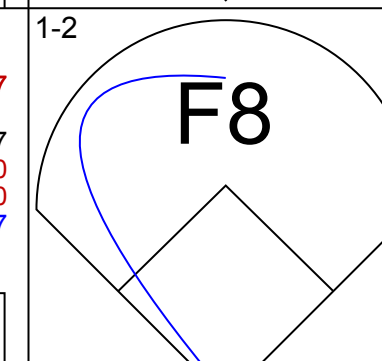
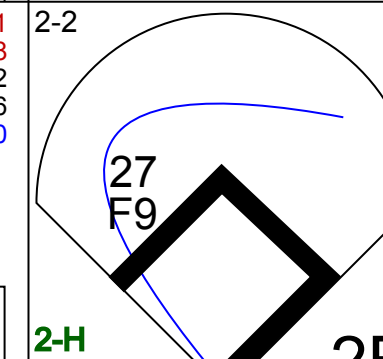
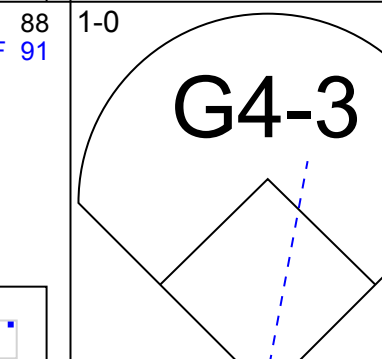
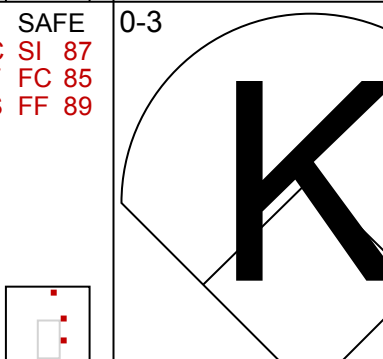
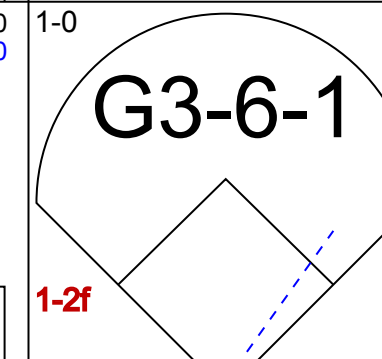
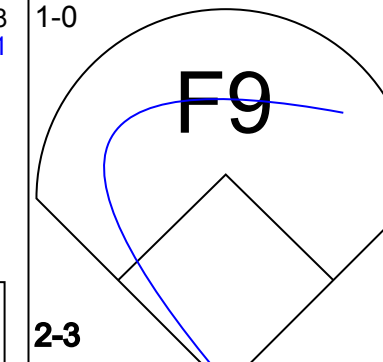
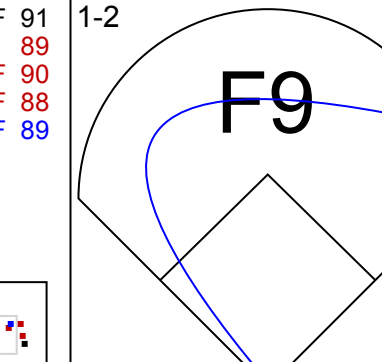
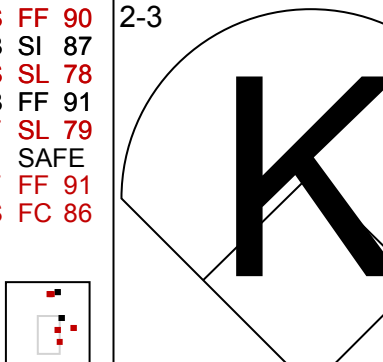
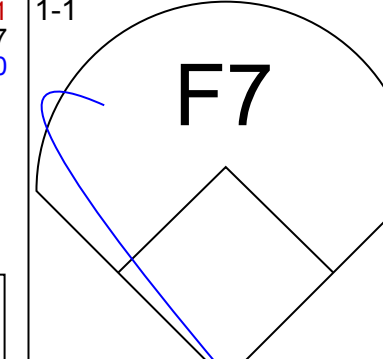

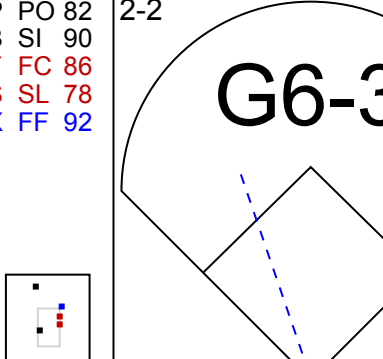
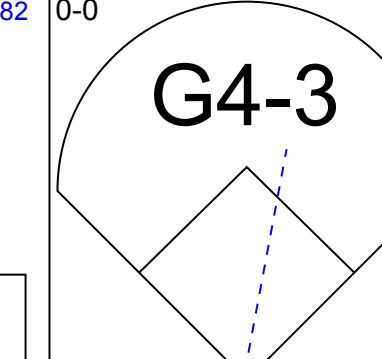

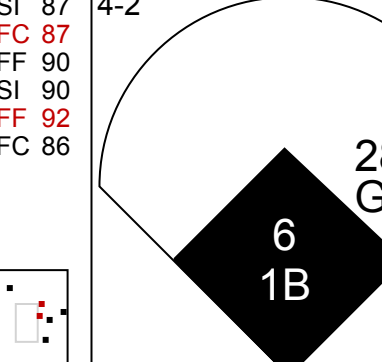
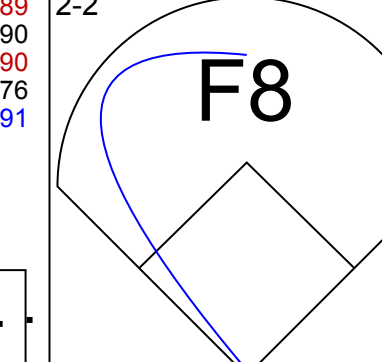
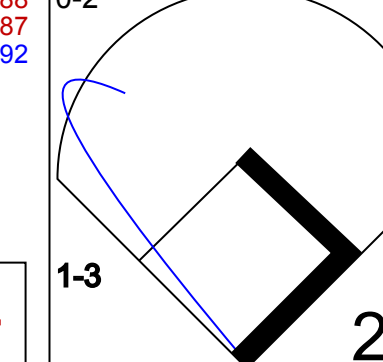
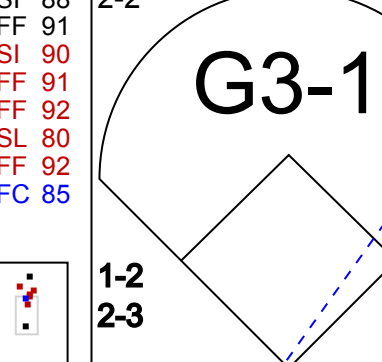
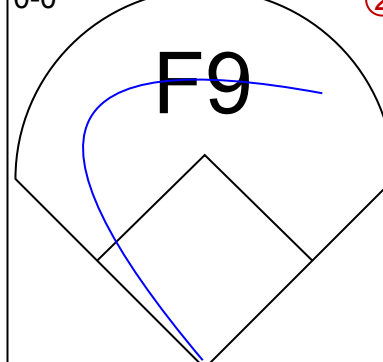

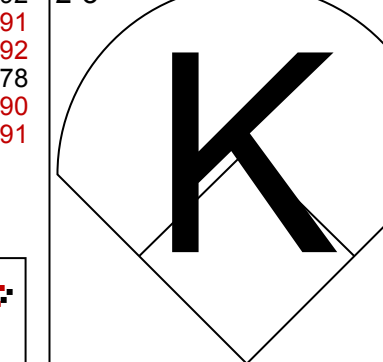
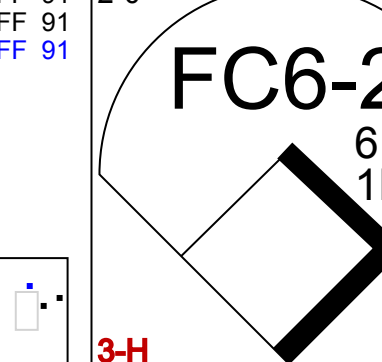
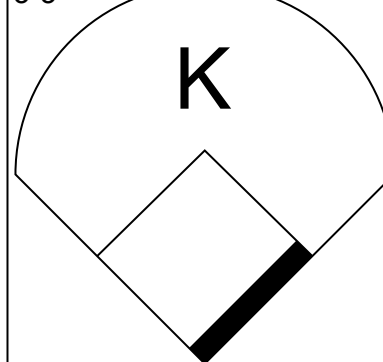
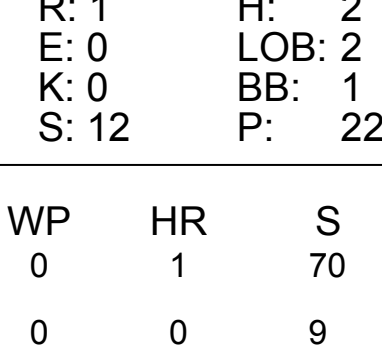
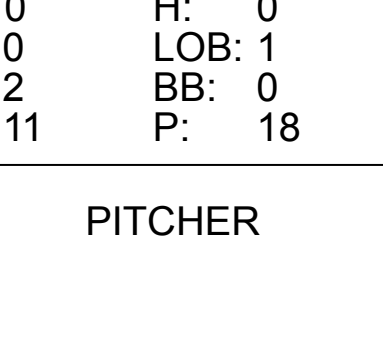


Batter	1	2	3	4	5	6	7	8	9	AB	R	H	RBI	BB	SO	LOB	BOTTOM							
27 Matt Kemp, R OBP: 0.332, SLG: 0.432	0-3 K		0-0 1B			0-2 G5-3				4	0	1	0	0	2	1								
16 Andre Ethier, L OBP: 0.349, SLG: 0.455	1-2 1B		0-3 K			1-0 F9				4	0	1	0	0	1	2								
55 Russell Martin, R OBP: 0.396, SLG: 0.446	1-3 K		2-1 G6-3			2-0 F8				4	0	1	1	0	1	1								
12 Jeff Kent, R OBP: 0.306, SLG: 0.411	2-2 G6-3		1-0 F7			4-1 25 G5-4-3 BB				3	0	0	0	1	0	2								
25 Andrew Jones, R OBP: 0.268, SLG: 0.261	1-3 K		1-0 7 CS 1B			2-2 G5-4-3				3	0	1	0	0	1	1								
7 James Loney, L OBP: 0.354, SLG: 0.452	1-0 G6-3		1-0 CS		1-2 G3					3	0	0	0	0	0	0								
5 Nomar Garciaparra, R OBP: 0.322, SLG: 0.385	1-0 P3		2-1 G6-3			0-2 F8				3	0	0	0	0	0	0								
33 Blake DeWitt, L OBP: 0.325, SLG: 0.370			1-0 G3-1			1-1 G6-3				3	0	0	0	0	1	0								
50 Eric Stults, L OBP: 0.231, SLG: 0.182 28 Andy LaRoche, R OBP: 0.253, SLG: 0.350 47 Cory Wade, R OBP: 0.250, SLG: 0.250 Brian Falkenberg, R OBP: 0.333, SLG: 0.350 3 Delwyn Young, S OBP: 0.333, SLG: 0.350	1-1 G6-3		1-1 G6-3			1-0 G6-3				1	0	0	0	0	0	0								
16 Andre Ethier, L OBP: 0.349, SLG: 0.455	1-2 1B		0-3 K			1-0 F9				4	0	1	0	0	1	2								
55 Russell Martin, R OBP: 0.396, SLG: 0.446	1-3 K		2-1 G6-3			2-0 F8				4	0	1	1	0	1	1								
12 Jeff Kent, R OBP: 0.306, SLG: 0.411	2-2 G6-3		1-0 F7			4-1 25 G5-4-3 BB				3	0	0	0	1	0	2								
25 Andrew Jones, R OBP: 0.268, SLG: 0.261	1-3 K		1-0 7 CS 1B			2-2 G5-4-3				3	0	1	0	0	1	1								
7 James Loney, L OBP: 0.354, SLG: 0.452	1-0 G6-3		1-0 CS		1-2 G3					3	0	0	0	0	0	0								
5 Nomar Garciaparra, R OBP: 0.322, SLG: 0.385	1-0 P3		2-1 G6-3			0-2 F8				3	0	0	0	0	0	0								
33 Blake DeWitt, L OBP: 0.325, SLG: 0.370			1-0 G3-1			1-1 G6-3				3	0	0	0	0	1	0								
50 Eric Stults, L OBP: 0.231, SLG: 0.182 28 Andy LaRoche, R OBP: 0.253, SLG: 0.350 47 Cory Wade, R OBP: 0.250, SLG: 0.250 Brian Falkenberg, R OBP: 0.333, SLG: 0.350 3 Delwyn Young, S OBP: 0.333, SLG: 0.350	1-1 G6-3		1-1 G6-3			1-0 G6-3				1	0	0	0	0	0	0								
Inning Stats	R: 0 H: 1 E: 0 K: 2 S: 15	H: 1 LOB: 0 BB: 0 P: 19	R: 0 H: 0 E: 0 K: 1 S: 5	H: 0 LOB: 0 BB: 0 P: 8	R: 0 H: 1 E: 0 K: 1 S: 8	H: 1 LOB: 0 BB: 0 P: 10	R: 0 H: 1 E: 0 K: 0 S: 4	H: 1 LOB: 0 BB: 0 P: 9	R: 0 H: 0 E: 0 K: 0 S: 8	H: 0 LOB: 0 BB: 0 P: 12	R: 0 H: 0 E: 0 K: 0 S: 5	H: 0 LOB: 0 BB: 0 P: 7	R: 0 H: 0 E: 0 K: 0 S: 5	H: 0 LOB: 0 BB: 1 P: 13	R: 0 H: 0 E: 0 K: 1 S: 8	H: 0 LOB: 0 BB: 0 P: 9	R: 1 H: 2 E: 0 K: 1 S: 12	H: 2 LOB: 1 BB: 0 P: 16	1B: 5 2B: 0 3B: 0 HR: 0	SF: 0 SAC: 0 DP: 1 HBP: 0	WP: 0 PB: 0 SB: 0 CS: 1	PA: 32		
PITCHER	IP WLS BF H R ER SO BB IBB HBP BLK WP HR S P ERA WHIP	IP WLS BF H R ER SO BB IBB HBP BLK WP HR S P ERA WHIP	IP WLS BF H R ER SO BB IBB HBP BLK WP HR S P ERA WHIP	IP WLS BF H R ER SO BB IBB HBP BLK WP HR S P ERA WHIP	IP WLS BF H R ER SO BB IBB HBP BLK WP HR S P ERA WHIP	IP WLS BF H R ER SO BB IBB HBP BLK WP HR S P ERA WHIP	IP WLS BF H R ER SO BB IBB HBP BLK WP HR S P ERA WHIP	IP WLS BF H R ER SO BB IBB HBP BLK WP HR S P ERA WHIP	IP WLS BF H R ER SO BB IBB HBP BLK WP HR S P ERA WHIP	IP WLS BF H R ER SO BB IBB HBP BLK WP HR S P ERA WHIP	IP WLS BF H R ER SO BB IBB HBP BLK WP HR S P ERA WHIP	IP WLS BF H R ER SO BB IBB HBP BLK WP HR S P ERA WHIP	IP WLS BF H R ER SO BB IBB HBP BLK WP HR S P ERA WHIP	IP WLS BF H R ER SO BB IBB HBP BLK WP HR S P ERA WHIP	IP WLS BF H R ER SO BB IBB HBP BLK WP HR S P ERA WHIP	IP WLS BF H R ER SO BB IBB HBP BLK WP HR S P ERA WHIP	IP WLS BF H R ER SO BB IBB HBP BLK WP HR S P ERA WHIP	IP WLS BF H R ER SO BB IBB HBP BLK WP HR S P ERA WHIP	IP WLS BF H R ER SO BB IBB HBP BLK WP HR S P ERA WHIP	IP WLS BF H R ER SO BB IBB HBP BLK WP HR S P ERA WHIP	IP WLS BF H R ER SO BB IBB HBP BLK WP HR S P ERA WHIP	IP WLS BF H R ER SO BB IBB HBP BLK WP HR S P ERA WHIP	IP WLS BF H R ER SO BB IBB HBP BLK WP HR S P ERA WHIP	IP WLS BF H R ER SO BB IBB HBP BLK WP HR S P ERA WHIP

Florida Marlins @ Los Angeles Dodgers
Dodger Stadium, Los Angeles, CA
Fri Jul 11 2008, 7:40 PM PDT
Att: 49,548 - Partly Cloudy - 72 F

AB 30
R 1
H 5
RBI 1
BB 1
SO 6
LOB 7




Batter	1	2	3	4	5	6	7	8	9	AB	R	H	RBI	BB	SO	LOB	TOP		
27 Matt Kemp, R OBP: 0.338, SLG: 0.450										5	0	2	0	0	1	2	Los Angeles Dodgers @ Arizona Diamondbacks Chase Field, Phoenix, AZ Sat Jul 19 2008, 5:10 PM MST Att.: 41,498 - Roof Closed - 79 F		
16 Andre Ethier, L OBP: 0.346, SLG: 0.457										4	0	0	0	0	2	3			
55 Russell Martin, R OBP: 0.392, SLG: 0.435										3	0	0	0	1	0	3			
12 Jeff Kent, R OBP: 0.305, SLG: 0.411										4	1	1	1	0	0	1			
5 Nomar Garciaparra, R OBP: 0.342, SLG: 0.493										4	0	1	0	0	0	0			
7 James Loney, L OBP: 0.325, SLG: 0.451										3	1	1	0	1	1	1			
3 Delwyn Young, S OBP: 0.325, SLG: 0.349										4	0	2	1	0	1	2			
33 Blake DeWitt, L OBP: 0.323, SLG: 0.364										4	0	0	0	0	1	3			
58 Chad Billingsley, R OBP: 0.128, SLG: 0.081										2	0	1	0	0	1	0			
Joe Beimel, L (6, PH)										0	0	0	0	0	0	0			
28 Andy LaRoche, R OBP: 0.233, SLG: 0.326										0	0	0	0	0	0	0			
47 Cory Wade, R (8, PH)										0	0	0	0	0	0	0			
25 Andrew Jones, R OBP: 0.268, SLG: 0.246										0	0	0	0	1	0	0			
Inning Stats	R: 0 H: 0 E: 0 K: 1 S: 9	H: 0 LOB: 1 BB: 1 P: 18	R: 0 H: 1 E: 0 K: 2 S: 13	H: 1 LOB: 1 BB: 20 P: 20	R: 0 H: 2 E: 0 K: 1 S: 9	H: 2 LOB: 1 BB: 0 P: 10	R: 0 H: 0 E: 0 K: 0 S: 13	H: 0 LOB: 1 BB: 1 P: 20	R: 0 H: 0 E: 0 K: 1 S: 6	H: 0 LOB: 0 BB: 0 P: 10	R: 0 H: 1 E: 0 K: 1 S: 8	H: 1 LOB: 1 BB: 0 P: 14	R: 0 H: 1 E: 0 K: 0 S: 9	H: 1 LOB: 1 BB: 0 P: 14	R: 2 H: 3 E: 0 K: 0 S: 15	H: 3 LOB: 2 BB: 1 P: 28	1B: 6 2B: 1 3B: 0 HR: 1	SF: 0 SAC: 0 DP: 1 HBP: 0	WP: 1 PA: 37 PB: 0 SB: 0 CS: 0
PITCHER	IP WLS BF H R ER SO BB IBB HBP BLK WP HR S P ERA WHIP	IP WLS BF H R ER SO BB IBB HBP BLK WP HR S P ERA WHIP	PITCHER IP WLS BF H R ER SO BB IBB HBP BLK WP HR S P ERA WHIP																
15 Dan Haren, R ERA: 2.58	7.0 W 26 4 0 0 7 2 0 0 0 1 0 66 103 0.00 0.857																		
56 Ramon Pena, R ERA: 3.72	1.0 H 4 1 0 0 0 0 0 0 0 0 0 9 14 0.00 1.000																		
Brandon Lyon, R ERA: 2.77	1.0 S 7 3 2 2 0 1 0 0 0 0 1 15 28 18.00 4.000																		
Batter	1	2	3	4	5	6	7	8	9	AB	R	H	RBI	BB	SO	LOB	BOTTOM		
6 Stephen Drew, L OBP: 0.302, SLG: 0.454										3	0	1	1	1	0	1	Los Angeles Dodgers @ Arizona Diamondbacks Chase Field, Phoenix, AZ Sat Jul 19 2008, 5:10 PM MST Att.: 41,498 - Roof Closed - 79 F		
34 Conor Jackson, R OBP: 0.396, SLG: 0.473										4	1	2	1	0	0	5			
1 Orlando Hudson, S OBP: 0.366, SLG: 0.466										4	1	2	0	0	0	1			
18 Chad Tracy, L OBP: 0.338, SLG: 0.481										4	0	1	1	0	1	2			
Tony Clark, S OBP: 0.370, SLG: 0.303										0	0	0	0	0	0	0			
27 Mark Reynolds, R OBP: 0.329, SLG: 0.486										4	0	0	0	0	2	2			
Brandon Lyon, R (9, PH)										0	0	0	0	0	0	0			
26 Miguel Montero, L OBP: 0.336, SLG: 0.336										4	0	1	0	0	0	2			
24 Chris Young, R OBP: 0.299, SLG: 0.404										2	1	0	0	2	1	0			
28 Alex Romero, L OBP: 0.274, SLG: 0.339										3	0	1	0	0	0	2			
15 Dan Haren, R OBP: 0.152, SLG: 0.250										3	0	0	0	0	2	4			
56 Ramon Pena, R (8, PH)										0	0	0	0	0	0	0			
11 Augie Ojeda, S OBP: 0.375, SLG: 0.345										0	0	0	0	0	0	0			
Inning Stats	R: 2 H: 3 E: 0 K: 0 S: 14	H: 3 LOB: 1 BB: 0 P: 22	R: 0 H: 1 E: 0 K: 1 S: 12	H: 1 LOB: 2 BB: 2 P: 23	R: 0 H: 0 E: 0 K: 0 S: 9	H: 0 LOB: 0 BB: 0 P: 13	R: 1 H: 2 E: 0 K: 0 S: 12	H: 2 LOB: 2 BB: 1 P: 22	R: 0 H: 1 E: 0 K: 2 S: 15	H: 1 LOB: 1 BB: 0 P: 20	R: 0 H: 0 E: 0 K: 2 S: 11	H: 0 LOB: 1 BB: 0 P: 18	R: 0 H: 1 E: 0 K: 1 S: 7	H: 0 LOB: 0 BB: 0 P: 11	R: 0 H: 0 E: 0 K: 1 S: 7	H: 0 LOB: 0 BB: 0 P: 11	1B: 3 2B: 4 3B: 0 HR: 1	SF: 0 SAC: 0 DP: 2 HBP: 0	WP: 0 PA: 34 PB: 1 SB: 0 CS: 0
PITCHER	IP WLS BF H R ER SO BB IBB HBP BLK WP HR S P ERA WHIP	IP WLS BF H R ER SO BB IBB HBP BLK WP HR S P ERA WHIP	PITCHER IP WLS BF H R ER SO BB IBB HBP BLK WP HR S P ERA WHIP																
58 Chad Billingsley, R ERA: 3.32	5.2 L 27 7 3 3 5 3 0 0 0 0 0 70 114 0.00 1.765																		
Joe Beimel, L ERA: 1.5	1.1 4 1 0 0 0 0 0 0 0 0 0 9 13 0.00 0.750																		
47 Cory Wade, R ERA: 2.43	1.0 3 0 0 0 0 1 0 0 0 0 0 7 11 0.00 0.000																		

Batter	1	2	3	4	5	6	7	8	9	AB	R	H	RBI	BB	SO	LOB	TOP								
27 Matt Kemp, R OBP: 0.336, SLG: 0.449	(1,9) G4-3		(3) G5-3		(3) K			G6-3	(1) 1 SAFE B FF 91 F FF 92 B SI 90 B SI 90 F FF 92 F FF 92 X SI 90	5	1	1	1	0	1	3									
16 Andre Ethier, L OBP: 0.347, SLG: 0.461	(1,7) G3		G4-3	(1) G4-3	(1) K			55 BB	(2) 2-H B CU 74 B SI 91 X SI 91	4	1	1	1	1	1	0									
55 Russell Martin, R OBP: 0.395, SLG: 0.436	(1,2) G6-3		12 1B	1B				12 G5-4-3	(1) 1-H B CH 81 X FF 90	4	0	2	1	1	0	0									
12 Jeff Kent, R OBP: 0.303, SLG: 0.407		(1) G5-3		5 G4-6-3				G5-4-3	(2) 1 SAFE B CH 74 X SI 87	5	0	1	0	0	0	3									
51 Jonathan Broxton, R OBP: 0.350, SLG: 0.507		(1) G5-3		1B				F8	(3) 3-H B CH 74 X SI 88	0	0	0	0	0	0	0									
7 James Loney, L OBP: 0.357, SLG: 0.457			G4-6-3	1B				G6-3	(1) 1-H B CH 74 X SI 88	4	1	2	0	0	0	2									
25 Andrew Jones, R OBP: 0.265, SLG: 0.246				1B				25 1B	(2) 2-H B CH 74 X SI 88	4	2	3	0	0	1	1									
33 Blake DeWitt, L OBP: 0.322, SLG: 0.360			F9					33 FC6-4	(1) 1-H B CH 74 X SI 88	4	0	1	1	0	0	2									
Derek Lowe, R OBP: 0.136, SLG: 0.159								G6-3	(1) 1-H B CH 74 X SI 88	1	0	0	0	0	1	2									
Brian Falkenberg, R ERA: 3.11								G6-3	(2) 2-H B CH 74 X SI 88	3	0	0	1	1	0	3									
3 Delwyn Young, S OBP: 0.322, SLG: 0.346								G6-3	(2) 2-H B CH 74 X SI 88	3	0	0	1	1	0	3									
38 Ramon Troncoso, R ERA: 4.32								G6-3	(2) 2-H B CH 74 X SI 88	3	0	0	1	1	0	3									
28 Andy LaRoche, R OBP: 0.303, SLG: 0.328								G6-3	(2) 2-H B CH 74 X SI 88	3	0	0	1	1	0	3									
Pablo Ozuna, R OBP: 0.263, SLG: 0.219								G6-3	(2) 2-H B CH 74 X SI 88	3	0	0	0	0	0	0									
Angel Berroa, R OBP: 0.263, SLG: 0.219								G6-3	(2) 2-H B CH 74 X SI 88	3	0	0	0	0	0	0									
Inning Stats	R: 0 E: 0 K: 0 S: 11	H: 0 LOB: 0 BB: 0 P: 20	R: 0 E: 0 K: 1 S: 6	H: 1 LOB: 1 BB: 1 P: 11	R: 0 E: 0 K: 0 S: 5	H: 0 LOB: 1 BB: 1 P: 11	R: 0 E: 0 K: 0 S: 10	H: 2 LOB: 1 BB: 0 P: 14	R: 0 E: 1 K: 2 S: 12	H: 1 LOB: 2 BB: 0 P: 17	R: 0 E: 0 K: 1 S: 6	H: 0 LOB: 0 BB: 0 P: 10	R: 1 E: 0 K: 0 S: 7	H: 2 LOB: 1 BB: 0 P: 9	R: 0 E: 0 K: 0 S: 8	H: 0 LOB: 1 BB: 2 P: 17	R: 5 E: 0 K: 0 S: 22	H: 6 LOB: 1 BB: 0 P: 32	1B: 8 2B: 4 3B: 1 HR: 0	SF: 0 SAC: 1 DP: 3 HBP: 0	WP: 0 PB: 0 SB: 0 CS: 1	PA: 40			
PITCHER	IP	WLS	BF	H	R	ER	SO	BB	IBB	HBP	BLK	WP	HR	S	P	ERA	WHIP								
17 Brandon Webb, R ERA: 3.11	(1,1) 8.0		31	6	1	1	4	3	0	0	0	0	0	65	109	1.12	1.125								
Brandon Lyon, R ERA: 3.69	(9,1) 0.2	L	7	5	5	5	0	0	0	0	0	0	0	18	27	67.50	7.500								
47 Leo Rosales, R ERA: 3.0	(9,1) 0.1		2	1	0	0	0	0	0	0	0	0	0	4	5	0.00	3.000								

Los Angeles Dodgers @ Arizona Diamondbacks
Chase Field, Phoenix, AZ
Sun Jul 20 2008, 1:10 PM MST
Att: 39,250 - Roof Closed - 76 F

livebaseballscores.com

AB 36
R 6
H 12
RBI 6
BB 3
SO 4
LOB 17




Batter	1	2	3	4	5	6	7	8	9	AB	R	H	RBI	BB	SO	LOB	BOTTOM								
6 Stephen Drew, L OBP: 0.309, SLG: 0.465	(1,6) 34 1B			3B				K2-3	(2) 2-H B CH 74 X SI 88	5	1	4	1	0	1	0									
34 Conor Jackson, R OBP: 0.393, SLG: 0.468	(1,7) 27 1B							G5-3	(3) 1-H B CH 74 X SI 88	5	1	1	0	0	0	2									
1 Orlando Hudson, S OBP: 0.364, SLG: 0.462	(1,4) 27 1B							G6-3	(2) 1-H B CH 74 X SI 88	3	1	0	0	1	1	1									
Tony Clark, S OBP: 0.357, SLG: 0.290	(1,3) G4-3							K	(1) 1-H B CH 74 X SI 88	4	0	0	1	0	2	2									
27 Mark Reynolds, R OBP: 0.331, SLG: 0.492	(1,5) 24 1B							K	(2) 2-H B CH 74 X SI 88	4	1	2	1	0	1	0									
Brandon Lyon, R ERA: 3.69	(9,1) 24 1B							K	(2) 2-H B CH 74 X SI 88	0	0	0	0	0	0	0									
47 Leo Rosales, R ERA: 3.0	(9,1) 24 1B							K	(2) 2-H B CH 74 X SI 88	0	0	0	0	0	0	0									
24 Chris Young, R OBP: 0.301, SLG: 0.403	(1,8) 19 E							K	(1) 1-H B CH 74 X SI 88	3	0	1	1	1	1	2									
19 Chris Snyder, R OBP: 0.339, SLG: 0.435	(1,2) BB							SH2-3	(2) 1-H B CH 74 X SI 88	2	0	0	1	1	1	1									
28 Alex Romero, L OBP: 0.262, SLG: 0.323	(1,9) K							G5-3	(3) 1-H B CH 74 X SI 88	3	0	0	0	0	2	2									
18 Chad Tracy, L OBP: 0.343, SLG: 0.481	(9, PH) K							G5-3	(3) 1-H B CH 74 X SI 88	0	0	0	0	1	0	0									
Emilio Bonifacio, S OBP: 0.197, SLG: 0.250	(9, PR) K							G5-3	(3) 1-H B CH 74 X SI 88	0	1	0	0	0	0	0									
17 Brandon Webb, R OBP: 0.167, SLG: 0.171	(1,1) K							K	(2) 1-H B CH 74 X SI 88	3	0	0	0	0	3	0									
11 Augie Ojeda, S OBP: 0.372, SLG: 0.342	(9,5) K							K	(2) 1-H B CH 74 X SI 88	1	0	0	0	0	0	1									
Inning Stats	R: 3 E: 0 K: 1 S: 14	H: 4 LOB: 2 BB: 2 P: 26	R: 0 E: 0 K: 1 S: 13	H: 1 LOB: 0 BB: 0 P: 18	R: 0 E: 0 K: 1 S: 9	H: 0 LOB: 1 BB: 1 P: 19	R: 0 E: 0 K: 2 S: 9	H: 1 LOB: 0 BB: 0 P: 14	R: 0 E: 0 K: 0 S: 8	H: 0 LOB: 0 BB: 0 P: 13	R: 1 E: 0 K: 1 S: 8	H: 1 LOB: 0 BB: 0 P: 14	R: 0 E: 0 K: 2 S: 9	H: 0 LOB: 0 BB: 0 P: 16	R: 0 E: 0 K: 3 S: 11	H: 0 LOB: 1 BB: 0 P: 18	R: 1 E: 0 K: 1 S: 15	H: 1 LOB: 1 BB: 1 P: 23	1B: 6 2B: 0 3B: 2 HR: 0	SF: 0 SAC: 1 DP: 0 HBP: 0	WP: 1 PB: 0 SB: 1 CS: 0	PA: 38			
PITCHER	IP	WLS	BF	H	R	ER	SO	BB	IBB	HBP	BLK	WP	HR	S	P	ERA	WHIP								
Derek Lowe, R ERA: 3.97	(1,1) 5.1		24	7	4	4	0	3	0	0	0	0	0	4	6	0.00	0.000								
Brian Falkenberg, R ERA: 5.63	(6,1) 0.2		2	0	0	0	0	0	0	0	0	0	0	4	6	0.00	0.000								
38 Ramon Troncoso, R ERA: 4.32	(7,1) 2.0	W	7	0	0	0	5	1	0	0	0	1	0	20	34	0.00	0.000								
51 Jonathan Broxton, R ERA: 3.46	(9,1) 1.0	S	5	1	1	1	1	1	0	0	0	0	0	15	23	9.00	2.000								

Los Angeles Dodgers @ Arizona Diamondbacks
Chase Field, Phoenix, AZ
Sun Jul 20 2008, 1:10 PM MST
Att: 39,250 - Roof Closed - 76 F

livebaseballscores.com

AB 33
R 5
H 8
RBI 5
BB 4
SO 12
LOB 11



Batter	1	2	3	4	5	6	7	8	9	AB	R	H	RBI	BB	SO	LOB	TOP							
27 Matt Kemp, R OBP: 0.338, SLG: 0.454										5	1	2	1	1	1	3	Los Angeles Dodgers @ Colorado Rockies Coors Field, Denver, CO Mon Jul 21 2008, 7:05 PM MDT Att: 38,291 - Cloudy - 88 F							
16 Andre Ethier, L OBP: 0.347, SLG: 0.462										6	2	2	2	0	1	4								
55 Russell Martin, R OBP: 0.397, SLG: 0.437										6	3	3	1	0	0	2								
12 Jeff Kent, R OBP: 0.312, SLG: 0.420										3	3	3	2	1	0	0								
Pablo Ozuna, R OBP: 0.319, SLG: 0.333										2	0	1	0	0	1	0								
7 James Loney, L OBP: 0.359, SLG: 0.463										6	2	3	5	0	0	2								
25 Andrew Jones, R OBP: 0.266, SLG: 0.246										4	1	1	0	0	3	4								
28 Andy LaRoche, R OBP: 0.322, SLG: 0.340										3	1	1	1	2	0	2								
Angel Berroa, R OBP: 0.271, SLG: 0.244										5	1	2	2	0	0	3								
50 Eric Stults, L OBP: 0.286, SLG: 0.154										2	2	0	1	1	0	2								
Brian Falkenberg, R OBP: 0.294, SLG: 0.300										4	0	0	0	2	2	4								
10 Jeff Baker, R OBP: 0.286, SLG: 0.447										2	0	1	0	1	0	0								
34 Matt Herges, L OBP: 0.296, SLG: 0.400										0	0	0	0	0	0	0								
49 Jason Grilli, R OBP: 0.319, SLG: 0.339										2	1	2	0	0	0	0								
Matt Holliday, R OBP: 0.423, SLG: 0.576										3	2	3	3	2	0	0								
60 Manny Corpas, R OBP: 0.294, SLG: 0.389										0	0	0	0	0	0	0								
35 Taylor Buchholz, R OBP: 0.294, SLG: 0.389										0	0	0	0	0	0	0								
8 Yorvit Torrealba, R OBP: 0.294, SLG: 0.389										1	0	0	0	0	1	1								
27 Garrett Atkins, R OBP: 0.339, SLG: 0.478										6	2	1	0	0	1	7								
20 Chris Iannetta, R OBP: 0.377, SLG: 0.533										5	2	1	0	1	0	3								
11 Brad Hawpe, L OBP: 0.374, SLG: 0.477										6	1	3	3	0	0	0								
2 Troy Tulowitzki, R OBP: 0.266, SLG: 0.327										5	1	5	1	0	0	0								
9 Ian Stewart, L OBP: 0.311, SLG: 0.507										6	1	3	2	0	1	4								
Kip Wells, R OBP: 0.341, SLG: 0.500										0	0	0	0	0	0	0								
23 Ryan Speier, R OBP: 0.341, SLG: 0.500										1	0	0	0	0	1	2								
12 Clint Barmes, R OBP: 0.341, SLG: 0.500										4	0	1	0	0	1	3								
Inning Stats	R: 0 H: 0 K: 1 S: 9	H: 0 LOB: 2 BB: 2 P: 23	R: 0 H: 2 K: 2 S: 11	H: 2 LOB: 0 BB: 0 P: 16	R: 1 H: 1 K: 0 S: 6	H: 1 LOB: 0 BB: 0 P: 9	R: 2 H: 4 K: 1 S: 18	H: 4 LOB: 3 BB: 1 P: 33	R: 1 H: 3 K: 0 S: 13	H: 3 LOB: 3 BB: 1 P: 23	R: 2 H: 2 K: 1 S: 17	H: 2 LOB: 1 BB: 1 P: 23	R: 1 H: 2 K: 1 S: 15	H: 2 LOB: 1 BB: 0 P: 17	R: 1 H: 2 K: 0 S: 11	H: 2 LOB: 2 BB: 1 P: 22	R: 2 H: 4 K: 1 S: 19	H: 4 LOB: 2 BB: 0 P: 28	1B: 14 2B: 5 3B: 0 HR: 1	SF: 1 DP: 0 HBP: 0	WP: 0 PA: 53 PB: 0 SB: 1 CS: 0			
PITCHER	IP: 3.2 WLS: 1 BF: 20 H: 7 R: 3 ER: 3 SO: 4 BB: 3 IBB: 0 HBP: 0 BLK: 0 WP: 0 HR: 1 S: 17 P: 34 ERA: 5.4 WHIP: 2.455	IP: 1.1 WLS: 0 BF: 9 H: 4 R: 1 ER: 1 SO: 1 BB: 1 IBB: 0 HBP: 0 BLK: 0 WP: 0 HR: 0 S: 17 P: 30 ERA: 5.79 WHIP: 3.750	IP: 1.0 WLS: 0 BF: 4 H: 3 R: 3 ER: 3 SO: 2 BB: 1 IBB: 0 HBP: 0 BLK: 0 WP: 0 HR: 0 S: 17 P: 27 ERA: 2.95 WHIP: 9.000	IP: 1.2 WLS: 0 BF: 9 H: 4 R: 2 ER: 2 SO: 1 BB: 0 IBB: 0 HBP: 0 BLK: 0 WP: 0 HR: 0 S: 22 P: 33 ERA: 1.75 WHIP: 2.400	IP: 1.0 WLS: 0 BF: 4 H: 1 R: 0 ER: 0 SO: 0 BB: 0 IBB: 0 HBP: 0 BLK: 0 WP: 0 HR: 0 S: 11 P: 17 ERA: 0.00 WHIP: 1.000	IP: 1.0 WLS: 0 BF: 4 H: 1 R: 0 ER: 0 SO: 0 BB: 0 IBB: 0 HBP: 0 BLK: 0 WP: 0 HR: 0 S: 10 P: 17 ERA: 0.00 WHIP: 1.000	IP: 1.0 WLS: 0 BF: 4 H: 1 R: 0 ER: 0 SO: 0 BB: 0 IBB: 0 HBP: 0 BLK: 0 WP: 0 HR: 0 S: 11 P: 20 ERA: 5.03 WHIP: 1.000	IP: 1.0 WLS: 0 BF: 4 H: 1 R: 0 ER: 0 SO: 0 BB: 0 IBB: 0 HBP: 0 BLK: 0 WP: 0 HR: 0 S: 11 P: 13 ERA: 1.75 WHIP: 0.000	IP: 1.0 WLS: 0 BF: 4 H: 1 R: 0 ER: 0 SO: 0 BB: 0 IBB: 0 HBP: 0 BLK: 0 WP: 0 HR: 0 S: 11 P: 10 ERA: 0.00 WHIP: 0.000	IP: 1.0 WLS: 0 BF: 4 H: 1 R: 0 ER: 0 SO: 0 BB: 0 IBB: 0 HBP: 0 BLK: 0 WP: 0 HR: 0 S: 11 P: 17 ERA: 0.00 WHIP: 0.000	IP: 1.0 WLS: 0 BF: 4 H: 1 R: 0 ER: 0 SO: 0 BB: 0 IBB: 0 HBP: 0 BLK: 0 WP: 0 HR: 0 S: 11 P: 10 ERA: 0.00 WHIP: 0.000	IP: 1.0 WLS: 0 BF: 4 H: 1 R: 0 ER: 0 SO: 0 BB: 0 IBB: 0 HBP: 0 BLK: 0 WP: 0 HR: 0 S: 11 P: 17 ERA: 0.00 WHIP: 0.000	IP: 1.0 WLS: 0 BF: 4 H: 1 R: 0 ER: 0 SO: 0 BB: 0 IBB: 0 HBP: 0 BLK: 0 WP: 0 HR: 0 S: 11 P: 17 ERA: 0.00 WHIP: 0.000	IP: 1.0 WLS: 0 BF: 4 H: 1 R: 0 ER: 0 SO: 0 BB: 0 IBB: 0 HBP: 0 BLK: 0 WP: 0 HR: 0 S: 11 P: 17 ERA: 0.00 WHIP: 0.000	IP: 1.0 WLS: 0 BF: 4 H: 1 R: 0 ER: 0 SO: 0 BB: 0 IBB: 0 HBP: 0 BLK: 0 WP: 0 HR: 0 S: 11 P: 17 ERA: 0.00 WHIP: 0.000	IP: 1.0 WLS: 0 BF: 4 H: 1 R: 0 ER: 0 SO: 0 BB: 0 IBB: 0 HBP: 0 BLK: 0 WP: 0 HR: 0 S: 11 P: 17 ERA: 0.00 WHIP: 0.000	IP: 1.0 WLS: 0 BF: 4 H: 1 R: 0 ER: 0 SO: 0 BB: 0 IBB: 0 HBP: 0 BLK: 0 WP: 0 HR: 0 S: 11 P: 17 ERA: 0.00 WHIP: 0.000	IP: 1.0 WLS: 0 BF: 4 H: 1 R: 0 ER: 0 SO: 0 BB: 0 IBB: 0 HBP: 0 BLK: 0 WP: 0 HR: 0 S: 11 P: 17 ERA: 0.00 WHIP: 0.000	IP: 1.0 WLS: 0 BF: 4 H: 1 R: 0 ER: 0 SO: 0 BB: 0 IBB: 0 HBP: 0 BLK: 0 WP: 0 HR: 0 S: 11 P: 17 ERA: 0.00 WHIP: 0.000	IP: 1.0 WLS: 0 BF: 4 H: 1 R: 0 ER: 0 SO: 0 BB: 0 IBB: 0 HBP: 0 BLK: 0 WP: 0 HR: 0 S: 11 P: 17 ERA: 0.00 WHIP: 0.000	IP: 1.0 WLS: 0 BF: 4 H: 1 R: 0 ER: 0 SO: 0 BB: 0 IBB: 0 HBP: 0 BLK: 0 WP: 0 HR: 0 S: 11 P: 17 ERA: 0.00 WHIP: 0.000	IP: 1.0 WLS: 0 BF: 4 H: 1 R: 0 ER: 0 SO: 0 BB: 0 IBB: 0 HBP: 0 BLK: 0 WP: 0 HR: 0 S: 11 P: 17 ERA: 0.00 WHIP: 0.000	IP: 1.0 WLS: 0 BF: 4 H: 1 R: 0 ER: 0 SO: 0 BB: 0 IBB: 0 HBP: 0 BLK: 0 WP: 0 HR: 0 S: 11 P: 17 ERA: 0.00 WHIP: 0.000	IP: 1.0 WLS: 0 BF: 4 H: 1 R: 0 ER: 0 SO: 0 BB: 0 IBB: 0 HBP: 0 BLK: 0 WP: 0 HR: 0 S: 11 P: 17 ERA: 0.00 WHIP: 0.000



Batter	1	2	3	4	5	6	7	8	9	AB	R	H	RBI	BB	SO	LOB	TOP					
27 Matt Kemp, R OBP: 0.340, SLG: 0.461										3	1	1	1	1	0	0	Los Angeles Dodgers @ Colorado Rockies Coors Field, Denver, CO Tue Jul 22 2008, 7:05 PM MDT Att: 41,567 - Partly Cloudy - 94 F					
16 Andre Ethier, L OBP: 0.343, SLG: 0.456										4	0	0	0	0	2	1						
55 Russell Martin, R OBP: 0.396, SLG: 0.436 33 Blake DeWitt, L OBP: 0.321, SLG: 0.358										3	0	1	0	0	1	0						
12 Jeff Kent, R OBP: 0.308, SLG: 0.414										4	0	0	0	0	0	1						
7 James Loney, L OBP: 0.356, SLG: 0.459										3	0	0	0	0	0	0						
5 Nomar Garciaparra, R OBP: 0.349, SLG: 0.513										3	0	1	0	0	0	0						
25 Andruw Jones, R OBP: 0.265, SLG: 0.242										3	0	0	0	0	1	1						
28 Andy LaRoche, R OBP: 0.339, SLG: 0.346										2	0	1	0	1	0	0						
22 Clayton Kershaw, L OBP: 0.317, SLG: 0.339 38 Ramon Troncoso, R OBP: 0.317, SLG: 0.339										1	0	0	0	0	0	0						
Inning Stats	R: 0 H: 1 E: 0 K: 1 S: 9	H: 1 LOB: 1 BB: 0 P: 14	R: 0 H: 0 E: 0 K: 1 S: 9	LOB: 0 BB: 0 P: 12	R: 0 H: 0 E: 0 K: 0 S: 7	LOB: 0 BB: 0 P: 10	R: 0 H: 0 E: 0 K: 1 S: 6	LOB: 0 BB: 0 P: 9	R: 0 H: 0 E: 0 K: 0 S: 4	LOB: 0 BB: 0 P: 6	R: 0 H: 1 E: 0 K: 0 S: 11	LOB: 1 BB: 1 P: 16	R: 0 H: 0 E: 0 K: 1 S: 5	LOB: 0 BB: 0 P: 8	R: 0 H: 1 E: 0 K: 0 S: 9	LOB: 1 BB: 1 P: 19		R: 1 H: 1 E: 0 K: 0 S: 13	LOB: 0 BB: 0 P: 20	1B: 2 2B: 1 3B: 0 HR: 1	SF: 0 SAC: 0 DP: 2 HBP: 0	WP: 0 PB: 0 SB: 0 CS: 0
PITCHER 38 Ubaldo Jiménez, R ERA: 3.98	IP: 9.0 WLS: W BF: 31 H: 4 R: 1 ER: 1 SO: 4 BB: 2 IBB: 0 HBP: 0 BLK: 0 WP: 0 HR: 1 S: 73 P: 114 ERA: 1.00 WHIP: 0.667															PITCHER						

Batter	1	2	3	4	5	6	7	8	9	AB	R	H	RBI	BB	SO	LOB	BOTTOM			
Willy Taveras, R OBP: 0.296, SLG: 0.301										5	1	2	0	0	0	0	Los Angeles Dodgers @ Colorado Rockies Coors Field, Denver, CO Tue Jul 22 2008, 7:05 PM MDT Att: 41,567 - Partly Cloudy - 94 F			
10 Jeff Baker, R OBP: 0.341, SLG: 0.500										5	2	4	1	0	0	1				
Matt Holliday, R OBP: 0.426, SLG: 0.578 22 Scott Podsednik, L OBP: 0.319, SLG: 0.339										4	2	2	0	1	0	1				
27 Garrett Atkins, R OBP: 0.340, SLG: 0.476 6 Omar Quintanilla, L OBP: 0.298, SLG: 0.381										4	2	1	1	1	0	4				
20 Chris Iannetta, R OBP: 0.377, SLG: 0.527										4	1	1	2	1	2	5				
11 Brad Hawpe, L OBP: 0.378, SLG: 0.490										5	1	3	2	0	2	2				
2 Troy Tulowitzki, R OBP: 0.275, SLG: 0.331										4	0	2	0	1	1	2				
9 Ian Stewart, L OBP: 0.342, SLG: 0.569										3	1	3	4	1	0	0				
38 Ubaldo Jiménez, R OBP: 0.068, SLG: 0.047										5	0	0	0	0	1	9				
Inning Stats	R: 0 H: 1 E: 0 K: 0 S: 10	H: 3 LOB: 1 BB: 0 P: 15	R: 1 H: 3 E: 0 K: 1 S: 9	LOB: 1 BB: 0 P: 14	R: 4 H: 4 E: 1 K: 1 S: 18	LOB: 2 BB: 2 P: 33	R: 0 H: 2 E: 0 K: 0 S: 7	LOB: 2 BB: 1 P: 15	R: 1 H: 1 E: 0 K: 2 S: 11	LOB: 0 BB: 0 P: 16	R: 0 H: 0 E: 1 K: 0 S: 5	LOB: 0 BB: 0 P: 9	R: 0 H: 1 E: 0 K: 0 S: 9	LOB: 3 BB: 2 P: 19	R: 4 H: 6 E: 0 K: 2 S: 21	LOB: 2 BB: 0 P: 33		1B: 14 2B: 2 3B: 0 HR: 2	SF: 1 SAC: 0 DP: 3 HBP: 0	WP: 0 PB: 1 SB: 1 CS: 0
PITCHER 22 Clayton Kershaw, L ERA: 5.18 54 Jason Johnson, R ERA: 2.57 38 Ramon Troncoso, R ERA: 6.11	IP: 3.0 WLS: L BF: 21 H: 10 R: 5 ER: 5 SO: 2 BB: 2 IBB: 1 HBP: 0 BLK: 0 WP: 0 HR: 1 S: 42 P: 74 ERA: 15.00 WHIP: 4.000															PITCHER				

livebaseballscorecards.com

AB 29
R 1
H 4
RBI 1
BB 2
SO 4
LOB 6

livebaseballscorecards.com

AB 39
R 10
H 18
RBI 10
BB 5
SO 6
LOB 24

Batter	1	2	3	4	5	6	7	8	9	AB	R	H	RBI	BB	SO	LOB	TOP										
27 Matt Kemp, R OBP: 0.343, SLG: 0.462	F9		L1-3 BB				K		K	4	0	2	0	1	1	1	Los Angeles Dodgers @ Colorado Rockies Coors Field, Denver, CO Wed Jul 23 2008, 1:05 PM MDT Att: 36,305 - Cloudy - 88 F										
16 Andre Ethier, L OBP: 0.341, SLG: 0.452	G6-3 1B		F7			L7	K		K	5	0	1	0	0	2	4											
5 Nomar Garciaparra, R OBP: 0.333, SLG: 0.486	G6-3		L1-3			F9			K	4	0	0	0	0	1	3											
12 Jeff Kent, R OBP: 0.310, SLG: 0.414		G5-3 25 BB 1B				F8			7 BB 1B	3	1	1	0	1	0	0											
7 James Loney, L OBP: 0.360, SLG: 0.463	F8		F8			28 WP 1B			1-3 1B	4	1	3	0	0	0	1											
25 Andrew Jones, R OBP: 0.266, SLG: 0.249	28 BB 1B		1-2 BB			F8			K	3	0	1	1	1	1	3											
28 Andy LaRoche, R OBP: 0.333, SLG: 0.339		F8				F8			K	4	1	1	1	0	1	4											
Danny Ardoin, R OBP: 0.273, SLG: 0.286		1-3 2-H 1B				G5-3			K	4	1	1	1	0	1	4											
55 Russell Martin, R OBP: 0.324, SLG: 0.433			K			G6-3			G4-3	2	0	1	1	0	1	1											
18 Hiroki Kuroda, R OBP: 0.118, SLG: 0.094						G3-1			K	2	0	0	0	0	1	1											
33 Blake DeWitt, L OBP: 0.324, SLG: 0.364	K									1	0	1	0	0	0	0											
Chan Ho Park, R OBP: 0.315, SLG: 0.336										0	0	0	0	0	0	0											
3 Delwyn Young, S OBP: 0.315, SLG: 0.336										1	0	0	0	0	1	0											
Inning Stats	R: 0 E: 0 K: 0 S: 10	H: 1 LOB: 0 BB: 0 P: 13	R: 2 E: 0 K: 1 S: 19	H: 3 LOB: 1 BB: 1 P: 27	R: 0 E: 0 K: 0 S: 7	H: 0 LOB: 0 BB: 1 P: 13	R: 1 E: 0 K: 1 S: 14	H: 2 LOB: 1 BB: 0 P: 22	R: 0 E: 0 K: 0 S: 12	H: 1 LOB: 1 BB: 0 P: 14	R: 0 E: 0 K: 0 S: 9	H: 1 LOB: 1 BB: 0 P: 18	R: 0 E: 0 K: 3 S: 13	H: 1 LOB: 2 BB: 1 P: 22	R: 0 E: 0 K: 2 S: 10	H: 1 LOB: 1 BB: 0 P: 15	1B: 9 2B: 3 3B: 0 HR: 0	SF: 0 SAC: 0 DP: 2 HBP: 0	WP: 1 PB: 0 SB: 0 CS: 0	PA: 38							
PITCHER	IP	WLS	BF	H	R	ER	SO	BB	IBB	HBP	BLK	WP	HR	S	P	ERA	WHIP										
Glendon Rusch, L ERA: 5.74	5.0	W	21	7	3	3	2	2	0	0	0	0	0	62	89	5.40	1.800										
49 Jason Grilli, R ERA: 3.18	1.1	H	6	2	0	0	0	0	0	0	0	1	0	14	23	0.00	1.500										
60 Manny Corpas, R ERA: 4.96	0.2	H	2	0	0	0	2	0	0	0	0	0	0	6	9	0.00	0.000										
35 Taylor Buchholz, R ERA: 1.71	1.0	H	5	1	0	0	3	1	0	0	0	0	0	13	22	0.00	2.000										
40 Brian Fuentes, L ERA: 3.15	1.0	S	4	1	0	0	2	0	0	0	0	0	0	10	15	0.00	1.000										
Batter	1	2	3	4	5	6	7	8	9	AB	R	H	RBI	BB	SO	LOB	BOTTOM										
22 Scott Podsednik, L OBP: 0.315, SLG: 0.341	G5-3 10 BB 1B 2B					K			L1-6	5	1	1	0	0	1	1	Los Angeles Dodgers @ Colorado Rockies Coors Field, Denver, CO Wed Jul 23 2008, 1:05 PM MDT Att: 36,305 - Cloudy - 88 F										
10 Jeff Baker, R OBP: 0.344, SLG: 0.510						K				4	2	2	0	0	1	0											
35 Taylor Buchholz, R ERA: 1.71						K				0	0	0	0	0	0	0											
40 Brian Fuentes, L ERA: 3.15						K				0	0	0	0	0	0	0											
Matt Holliday, R OBP: 0.429, SLG: 0.582						L5				3	1	2	2	1	0	0											
11 Brad Hawpe, L OBP: 0.379, SLG: 0.493						11 BB 2B				4	1	2	1	0	1	2											
27 Garrett Atkins, R OBP: 0.339, SLG: 0.474						9 BB 2B				4	0	1	1	0	0	4											
9 Ian Stewart, L OBP: 0.361, SLG: 0.573						2 BB 1B				3	0	2	1	0	0	1											
2 Troy Tulowitzki, R OBP: 0.269, SLG: 0.323						G6-3				4	0	0	0	0	1	7											
8 Yorvit Torrealba, R OBP: 0.288, SLG: 0.389										3	0	1	0	1	1	0											
Glendon Rusch, L ERA: 5.74										2	0	0	0	0	0	2											
49 Jason Grilli, R ERA: 3.18										1	0	0	0	0	0	0											
60 Manny Corpas, R ERA: 4.96										0	0	0	0	0	0	0											
6 Omar Quintanilla, L OBP: 0.298, SLG: 0.381										0	0	0	0	0	0	0											
Inning Stats	R: 2 E: 0 K: 0 S: 12	H: 4 LOB: 2 BB: 0 P: 17	R: 0 E: 0 K: 0 S: 8	H: 0 LOB: 0 BB: 0 P: 11	R: 3 E: 0 K: 0 S: 17	H: 4 LOB: 2 BB: 1 P: 29	R: 0 E: 0 K: 2 S: 8	H: 0 LOB: 0 BB: 0 P: 10	R: 0 E: 0 K: 1 S: 12	H: 1 LOB: 1 BB: 0 P: 16	R: 0 E: 0 K: 1 S: 11	H: 0 LOB: 0 BB: 0 P: 14	R: 0 E: 0 K: 1 S: 16	H: 1 LOB: 3 BB: 1 P: 27	R: 0 E: 0 K: 0 S: 5	H: 1 LOB: 0 BB: 0 P: 8	1B: 7 2B: 4 3B: 1 HR: 0	SF: 0 SAC: 1 DP: 1 HBP: 1	WP: 0 PB: 1 SB: 1 CS: 0	PA: 37							
PITCHER	IP	WLS	BF	H	R	ER	SO	BB	IBB	HBP	BLK	WP	HR	S	P	ERA	WHIP										
18 Hiroki Kuroda, R ERA: 3.98	6.0	L	28	9	5	5	4	1	0	1	0	0	0	21	35	0.00	1.500										
Chan Ho Park, R ERA: 2.51	2.0		9	2	0	0	1	1	0	1	0	0	0	21	35	0.00	1.500										

Batter	1	2	3	4	5	6	7	8	9	AB	R	H	RBI	BB	SO	LOB	TOP					
22 Willie Harris, L (1, 7) OBP: 0.363, SLG: 0.439										2	0	0	1	1	1	1	Washington Nationals @ Los Angeles Dodgers Dodger Stadium, Los Angeles, CA Fri Jul 25 2008, 7:40 PM PDT Att: 47,303 - Clear - 72 F					
15 Cristian Guzman, S (1, 6) OBP: 0.333, SLG: 0.413										4	0	0	0	0	2	5						
11 Ryan Zimmerman, R (1, 5) OBP: 0.303, SLG: 0.428										4	0	1	1	0	0	0						
25 Austin Kearns, R (1, 9) OBP: 0.317, SLG: 0.327										4	0	2	0	0	0	0						
3 Jesus Flores, R (1, 2) OBP: 0.332, SLG: 0.452										4	0	0	0	0	1	3						
85 Lastings Milledge, R (1, 8) OBP: 0.308, SLG: 0.363										4	0	0	0	0	1	0						
Paul Lo Duca, R (1, 3) OBP: 0.314, SLG: 0.299										3	1	1	0	1	0	0						
Felipe Lopez, S (1, 4) OBP: 0.313, SLG: 0.321										4	0	1	0	0	0	1						
31 John Lannan, L (1, 1) OBP: 0.133, SLG: 0.037										1	0	0	0	0	0	1						
Ryan Langerhans, L (8, PH) OBP: 0.367, SLG: 0.365										0	1	0	0	1	0	0						
38 Joel Hanrahan, R (8, 1)										0	0	0	0	0	0	0						
Inning Stats	R: 0 E: 0 K: 1 S: 6	H: 0 LOB: 0 BB: 0 P: 8	R: 0 E: 0 K: 1 S: 6	H: 0 LOB: 0 BB: 0 P: 9	R: 1 E: 0 K: 1 S: 7	H: 2 LOB: 1 BB: 0 P: 9	R: 0 E: 0 K: 0 S: 5	H: 1 LOB: 0 BB: 0 P: 7	R: 0 E: 1 K: 1 S: 16	H: 0 LOB: 3 BB: 2 P: 27	R: 0 E: 0 K: 0 S: 11	H: 0 LOB: 0 BB: 0 P: 20	R: 0 E: 0 K: 0 S: 6	H: 0 LOB: 0 BB: 0 P: 9	R: 1 E: 0 K: 1 S: 13	H: 2 LOB: 2 BB: 1 P: 21	R: 0 E: 0 K: 0 S: 9	H: 0 LOB: 0 BB: 0 P: 11	1B: 5 2B: 0 3B: 0 HR: 0	SF: 1 SAC: 1 DP: 1 HBP: 0	WP: 0 PB: 0 SB: 0 CS: 0	PA: 35
PITCHER	IP WLS BF H R ER SO BB IBB HBP BLK WP HR S P ERA WHIP																					
58 Chad Billingsley, R (1, 1) ERA: 3.26	7.2 W 31 5 2 2 4 3 0 0 0 0 0 0 67 106 2.35 1.043																					
51 Jonathan Broxton, R (8, 1) ERA: 3.35	1.1 S 4 0 0 0 1 0 0 0 0 0 0 0 12 15 0.00 0.000																					

Batter	1	2	3	4	5	6	7	8	9	AB	R	H	RBI	BB	SO	LOB	BOTTOM			
9 Juan Pierre, L (1, 7) OBP: 0.326, SLG: 0.317										4	1	1	0	0	0	0	Washington Nationals @ Los Angeles Dodgers Dodger Stadium, Los Angeles, CA Fri Jul 25 2008, 7:40 PM PDT Att: 47,303 - Clear - 72 F			
27 Matt Kemp, R (1, 9) OBP: 0.345, SLG: 0.461										3	1	1	0	1	1	0				
55 Russell Martin, R (1, 2) OBP: 0.393, SLG: 0.430										3	1	0	0	0	1	1				
12 Jeff Kent, R (1, 4) OBP: 0.313, SLG: 0.415										4	0	2	0	0	0	3				
Pablo Ozuna, R (9, 4) OBP: 0.319, SLG: 0.333										0	0	0	0	0	0	0				
5 Nomar Garciaparra, R (1, 6) OBP: 0.333, SLG: 0.482										3	0	1	2	0	0	2				
Angel Berroa, R (9, 6) OBP: 0.271, SLG: 0.244										0	0	0	0	0	0	0				
7 James Loney, L (1, 3) OBP: 0.360, SLG: 0.460										2	0	0	1	1	0	1				
25 Andruw Jones, R (1, 8) OBP: 0.270, SLG: 0.255										3	0	1	0	0	1	2				
28 Andy LaRoche, R (1, 5) OBP: 0.319, SLG: 0.322										3	0	0	0	0	0	1				
58 Chad Billingsley, R (1, 1) OBP: 0.119, SLG: 0.075										3	0	0	0	0	2	1				
51 Jonathan Broxton, R (8, 1) ERA: 3.66										0	0	0	0	0	0	0				
Inning Stats	R: 0 E: 0 K: 0 S: 8	H: 0 LOB: 0 BB: 0 P: 11	R: 0 E: 0 K: 0 S: 8	H: 1 LOB: 1 BB: 1 P: 19	R: 0 E: 0 K: 0 S: 8	H: 0 LOB: 0 BB: 0 P: 11	R: 0 E: 0 K: 0 S: 5	H: 1 LOB: 1 BB: 1 P: 10	R: 0 E: 0 K: 1 S: 7	H: 1 LOB: 0 BB: 0 P: 12	R: 3 E: 0 K: 1 S: 19	H: 3 LOB: 1 BB: 0 P: 30	R: 0 E: 0 K: 1 S: 7	H: 0 LOB: 0 BB: 0 P: 8	R: 0 E: 0 K: 2 S: 8	H: 0 LOB: 0 BB: 0 P: 10	1B: 5 2B: 1 3B: 0 HR: 0	SF: 0 SAC: 0 DP: 2 HBP: 1	WP: 1 PB: 0 SB: 0 CS: 0	PA: 31
PITCHER	IP WLS BF H R ER SO BB IBB HBP BLK WP HR S P ERA WHIP																			
31 John Lannan, L (1, 1) ERA: 3.33	7.0 L 28 6 3 3 3 2 0 0 1 0 0 0 62 101 3.86 1.143																			
38 Joel Hanrahan, R (8, 1) ERA: 3.66	1.0 3 0 0 0 2 0 0 0 0 0 0 0 8 10 0.00 0.000																			

Batter	1	2	3	4	5	6	7	8	9	AB	R	H	RBI	BB	SO	LOB	TOP								
22 Willie Harris, L (1,7) OBP: 0.361, SLG: 0.435	F8			P5		G3			1B	4	0	1	0	0	0	0									
10 Ronnie Belliard, R (1,4) OBP: 0.336, SLG: 0.451	G4-3			2B		K			L8	4	0	1	0	0	1	1									
11 Ryan Zimmerman, R (1,5) OBP: 0.302, SLG: 0.422	G6-3			G6-3					G2-3	3	0	0	0	1	0	1									
25 Austin Kearns, R (1,9) OBP: 0.316, SLG: 0.323		G6-3			BB				F8	3	0	0	0	1	1	2									
3 Jesus Flores, R (1,2) OBP: 0.327, SLG: 0.445		G5-3			K				P5	3	0	0	0	0	1	2									
85 Lastings Milledge, R (1,8) OBP: 0.356, SLG: 0.599			K						G4-3	3	0	0	0	0	1	0									
Paul Lo Duca, R (1,3) OBP: 0.308, SLG: 0.292				G3		F8			K	3	0	0	0	0	1	0									
Felipe Lopez, S (1,6) OBP: 0.311, SLG: 0.317				G3		G3			G4-3	3	0	0	0	0	0	0									
Odalis Perez, L (1,1) ERA: 0.207, SLG: 0.241 50 Garrett Mock, S (5,1) Pete Orr, L (6,PH) 59 Steven Shell, R (6,1) Jesus Colome, R (6,1) 5 Kory Casto, L (6,PH) OBP: 0.291, SLG: 0.303				G6-3		G1-3			F8	1	0	0	0	0	0	0									
Inning Stats	R: 0 E: 0 K: 0 S: 9	H: 0 LOB: 0 BB: 0 P: 13	R: 0 E: 0 K: 1 S: 11	H: 0 LOB: 0 BB: 0 P: 16	R: 0 E: 0 K: 0 S: 5	H: 0 LOB: 0 BB: 0 P: 9	R: 0 E: 0 K: 1 S: 14	H: 1 LOB: 2 BB: 1 P: 24	R: 0 E: 0 K: 0 S: 7	H: 0 LOB: 0 BB: 0 P: 13	R: 0 E: 0 K: 1 S: 8	H: 0 LOB: 0 BB: 0 P: 11	R: 0 E: 0 K: 0 S: 7	H: 0 LOB: 0 BB: 0 P: 9	R: 0 E: 0 K: 1 S: 7	H: 0 LOB: 0 BB: 0 P: 12	R: 0 E: 0 K: 1 S: 17	H: 1 LOB: 2 BB: 1 P: 31	1B: 1 2B: 1 3B: 0 HR: 0	SF: 0 SAC: 0 DP: 0 HBP: 0	WP: 0 PB: 0 SB: 0 CS: 0	PA: 31			
PITCHER	IP	WLS	BF	H	R	ER	SO	BB	IBB	HBP	BLK	WP	HR	S	P	ERA	WHIP								
Derek Lowe, R (1,1) ERA: 3.74	8.0	W	26	1	0	0	4	1	0	0	0	0	0	68	107	0.00	0.250								
Joe Beimel, L (9,1) ERA: 1.75	0.1		2	1	0	0	0	0	0	0	0	0	0	6	12	0.00	3.000								
47 Cory Wade, R (9,1) ERA: 2.91	0.2		3	0	0	0	1	1	0	0	0	0	0	11	19	0.00	1.500								

Washington Nationals @ Los Angeles Dodgers
Dodger Stadium, Los Angeles, CA
Sat Jul 26 2008, 7:10 PM PDT
Att. 42,124 - Clear - 74 F

AB 29
R 0
H 2
RBI 0
BB 2
SO 5
LOB 6

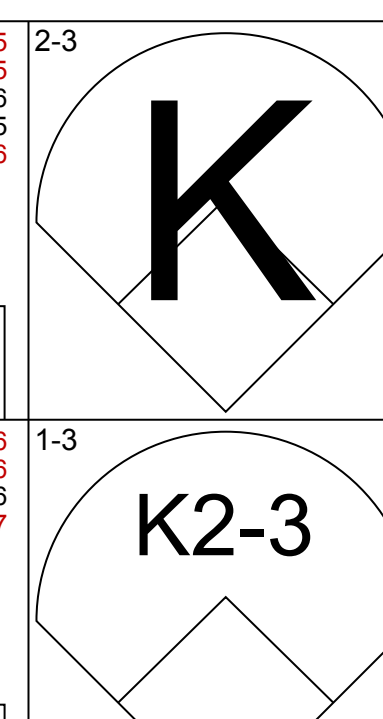
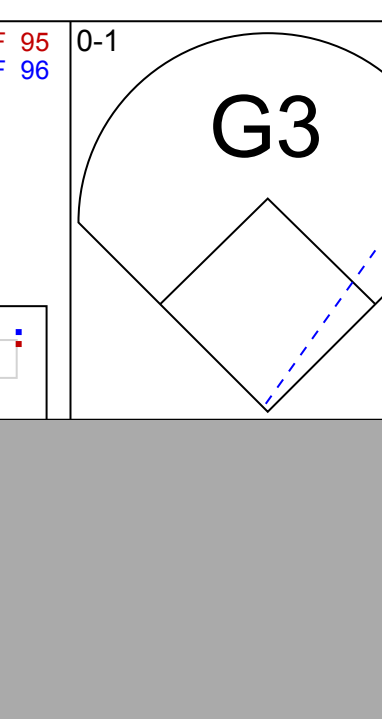
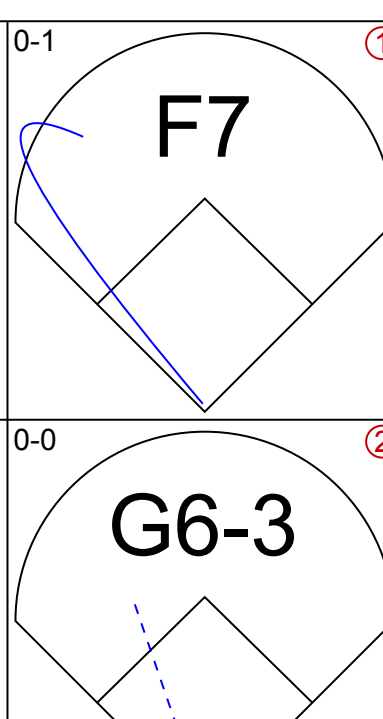
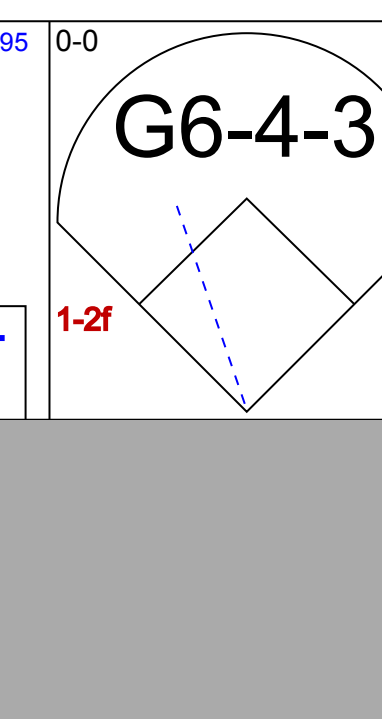
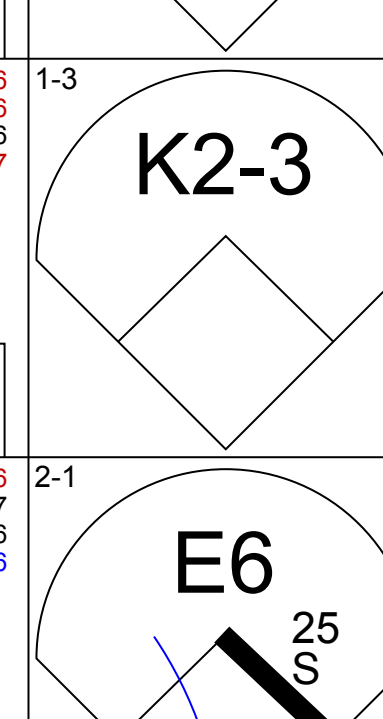
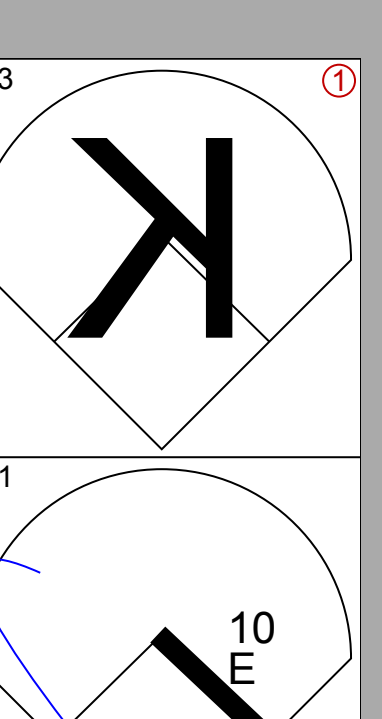
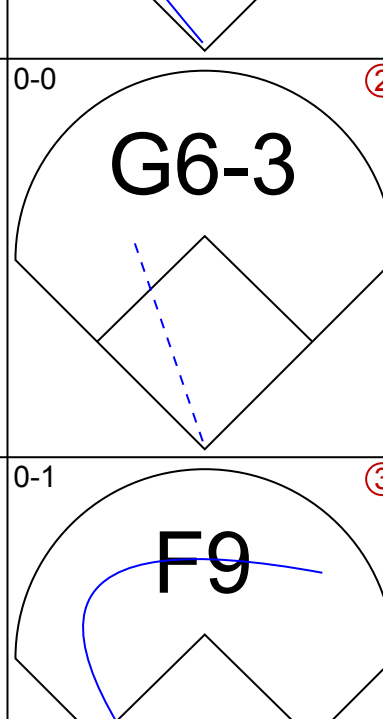
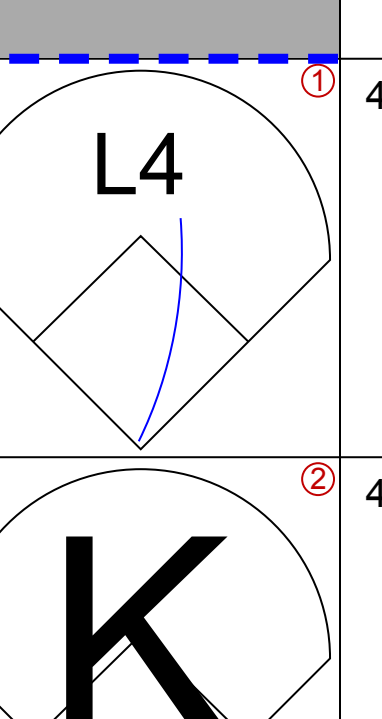
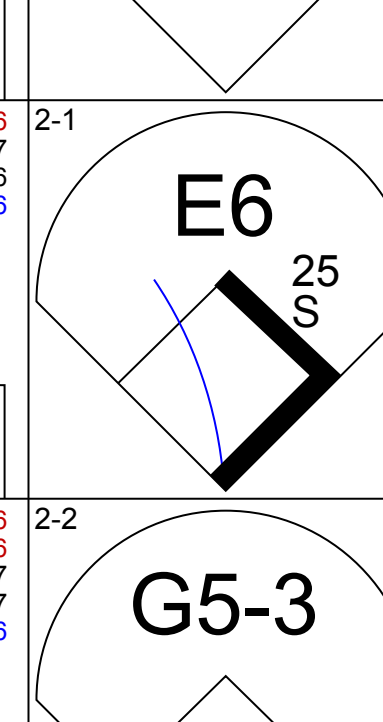
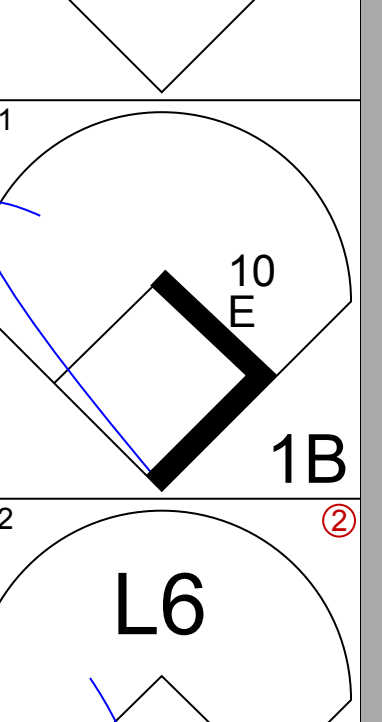
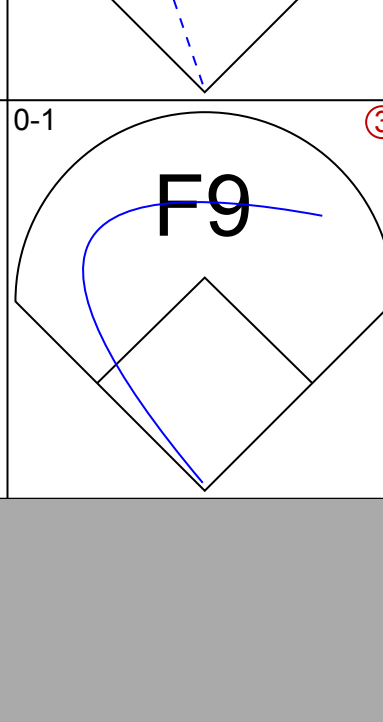
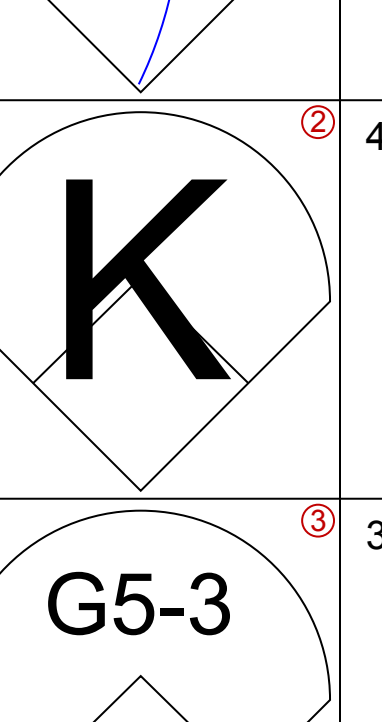
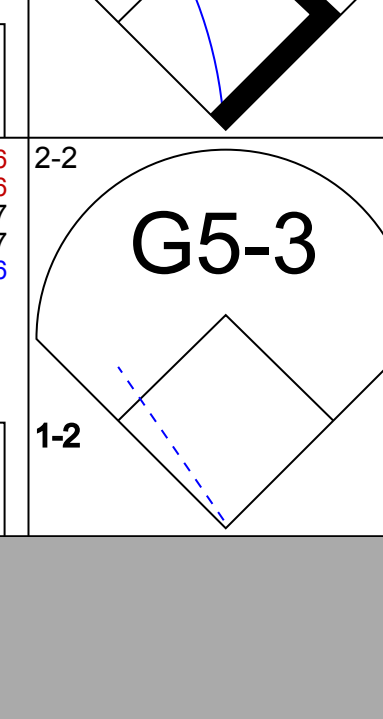
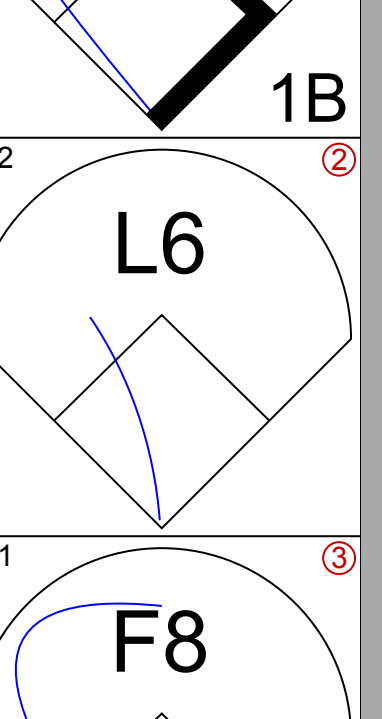
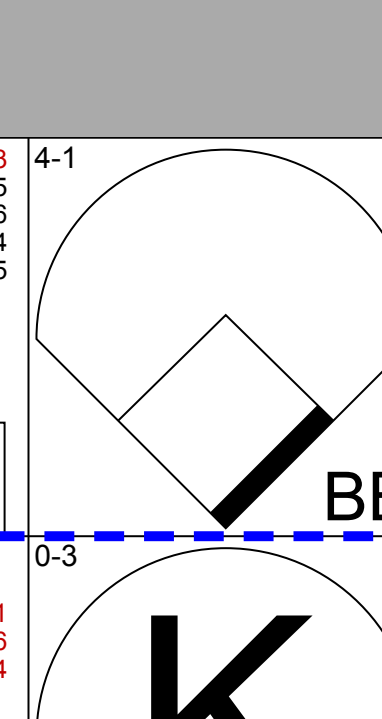
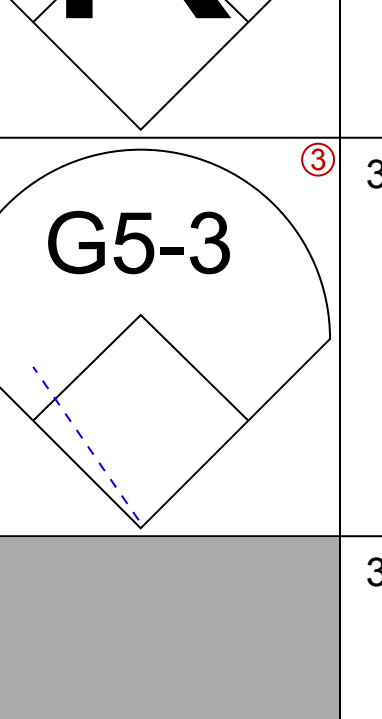
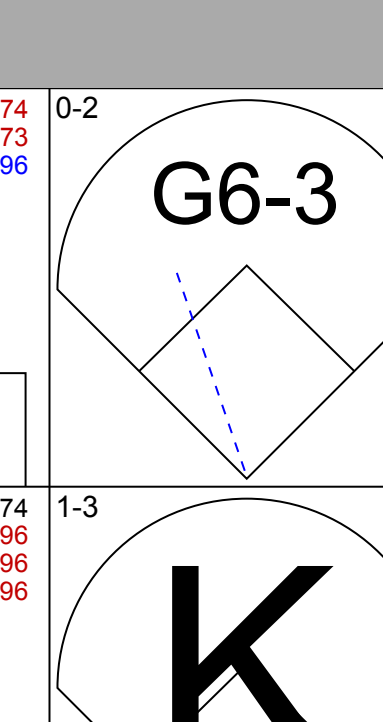
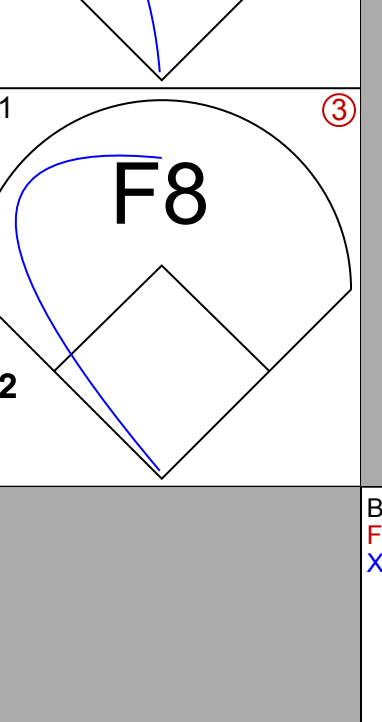
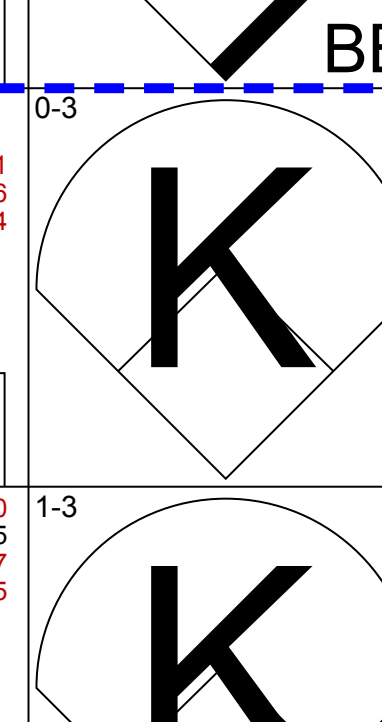
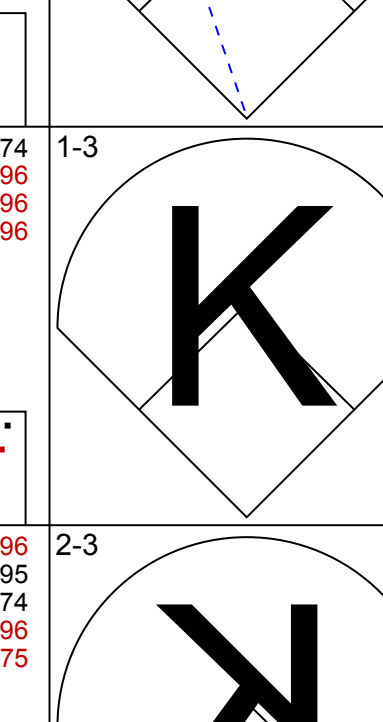
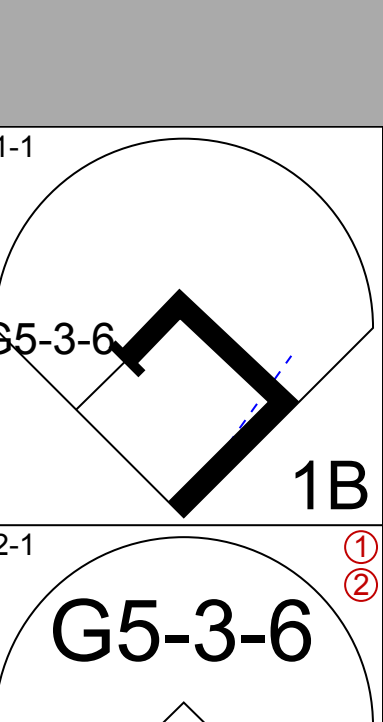
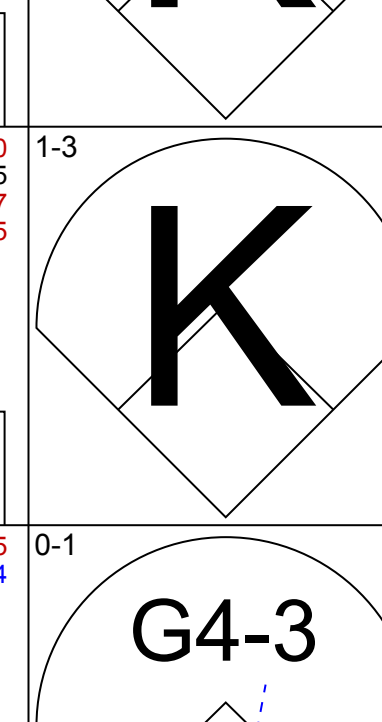
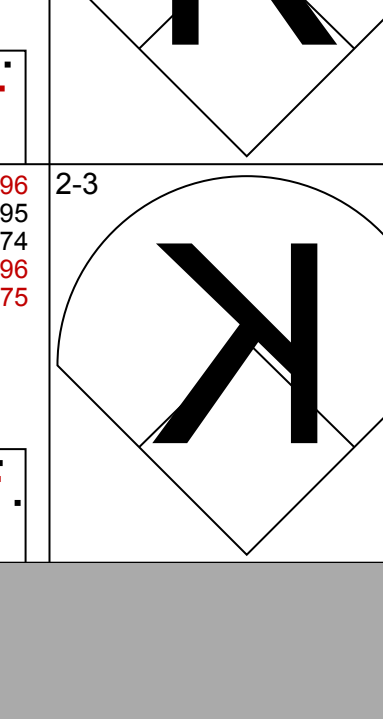
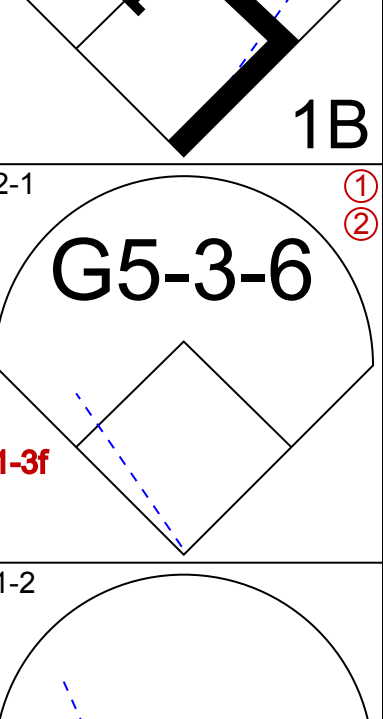
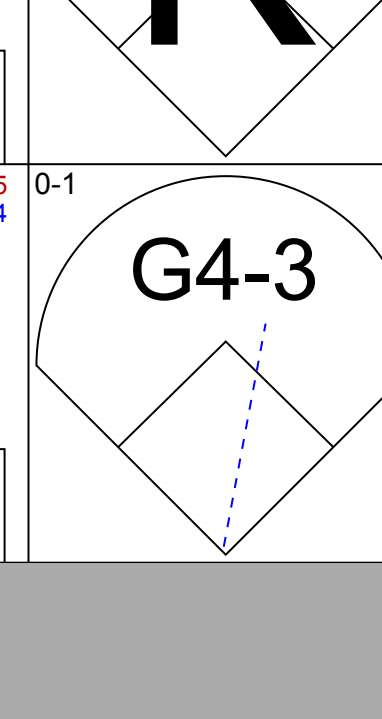
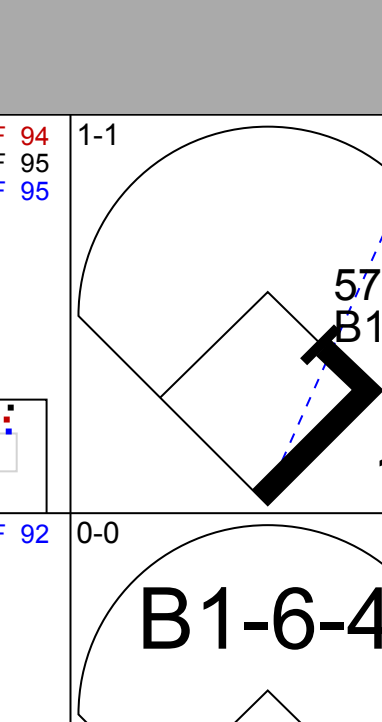
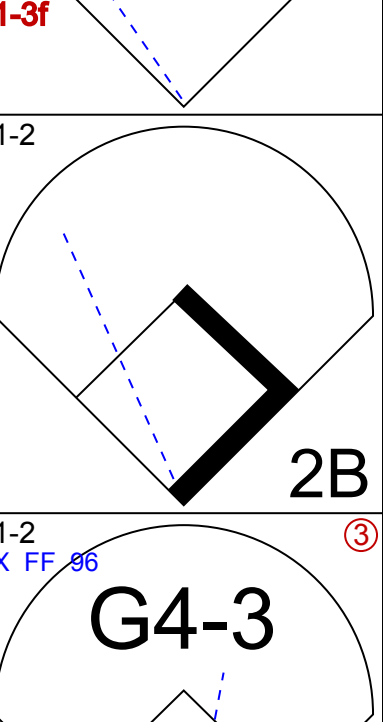
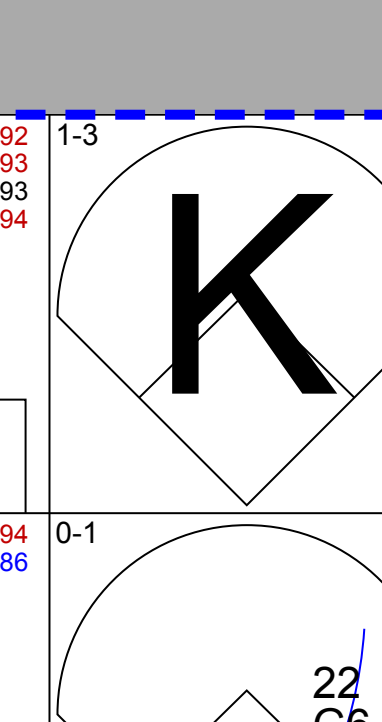
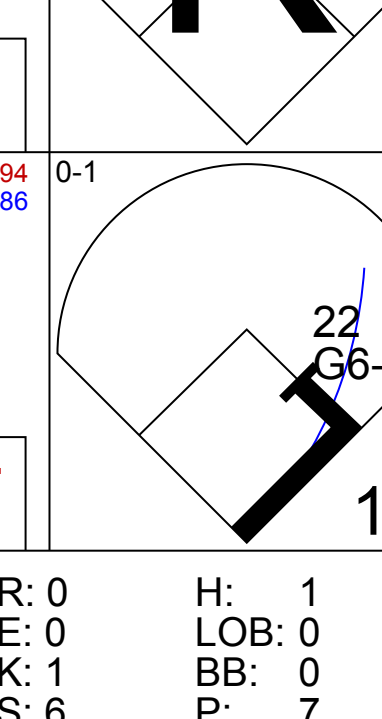


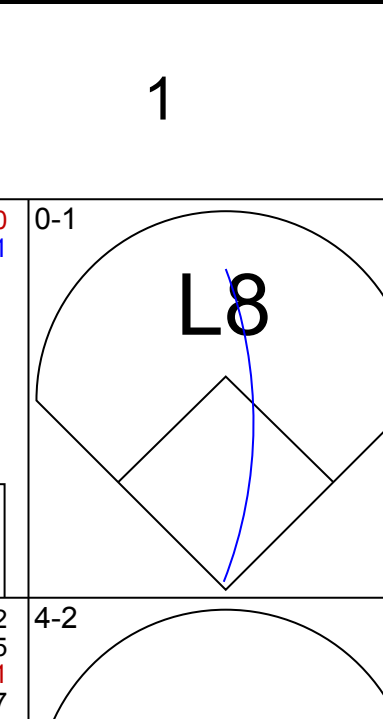
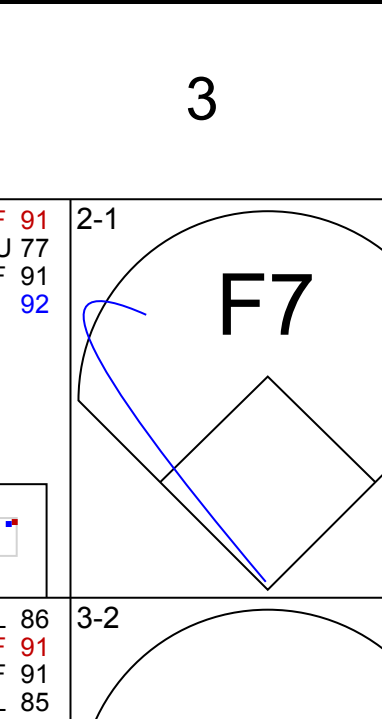
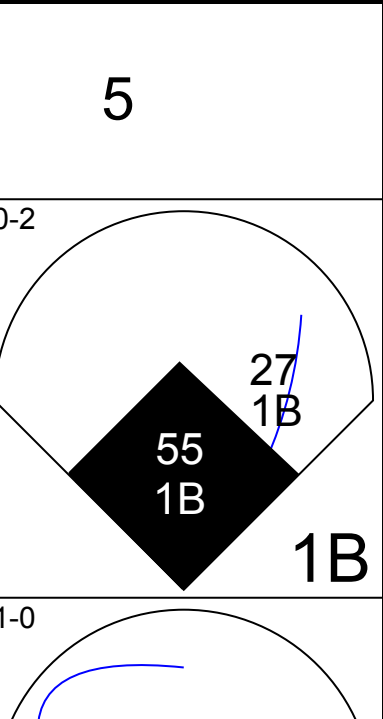
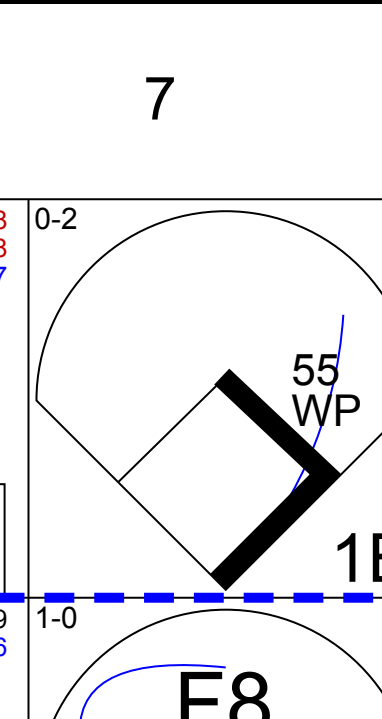
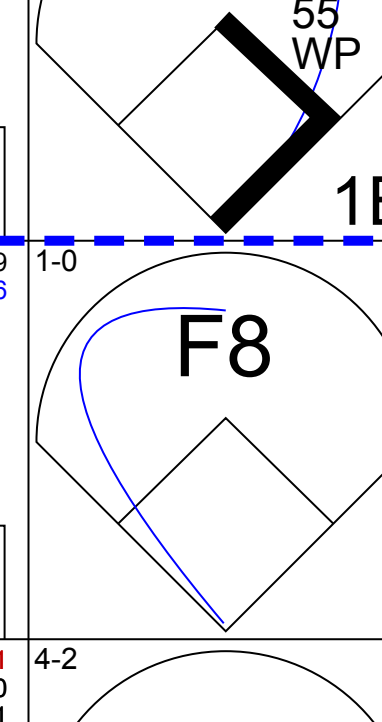
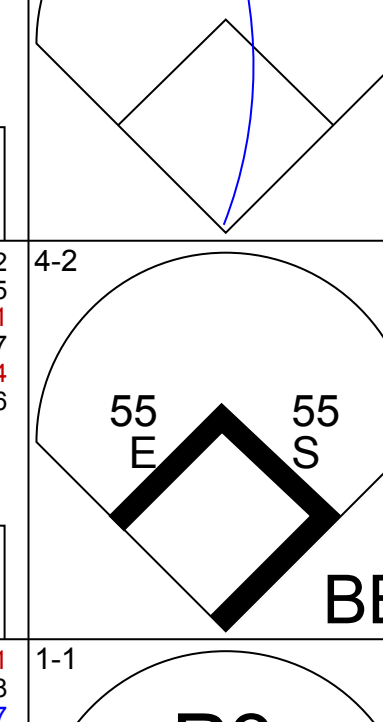
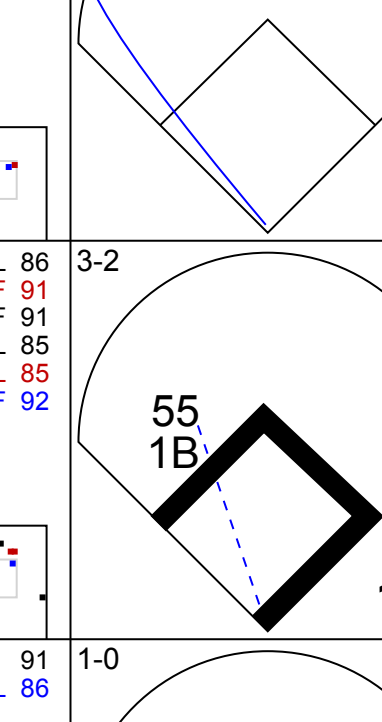
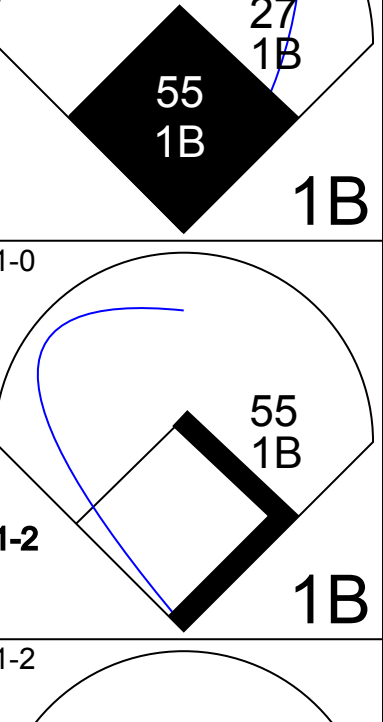
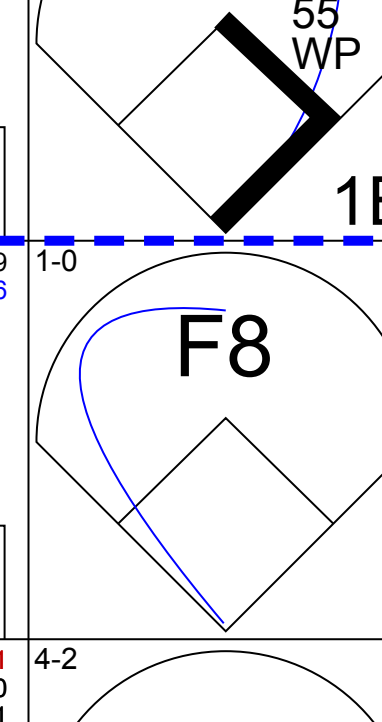
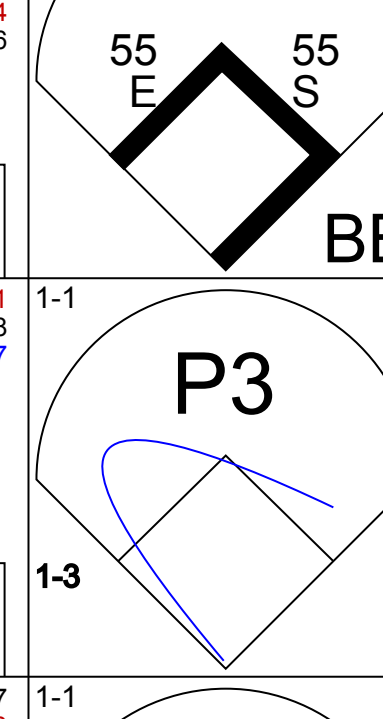
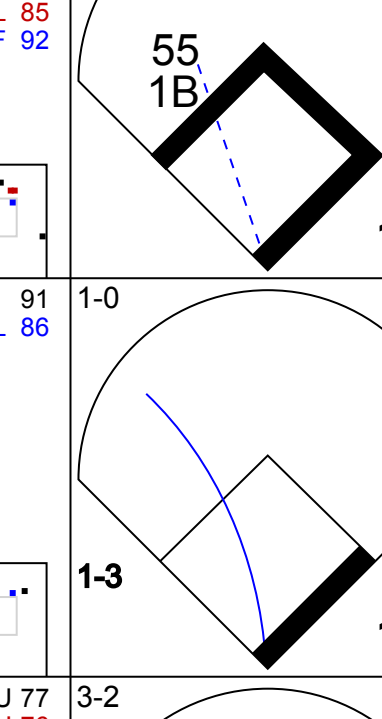
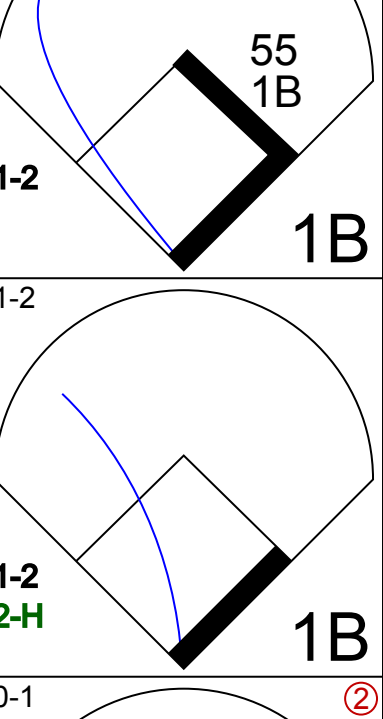
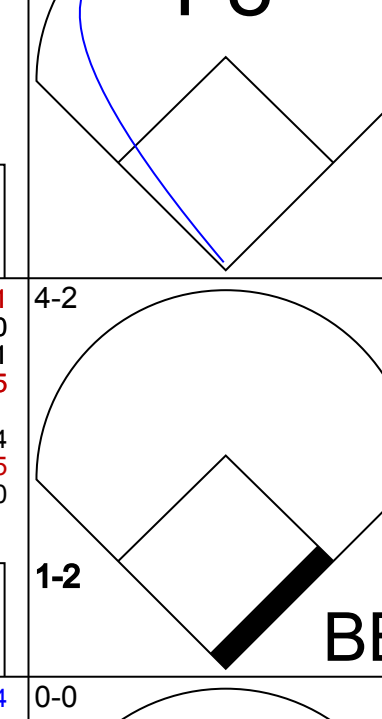
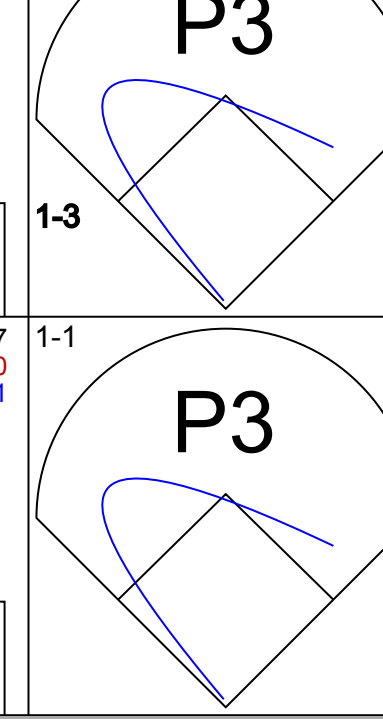
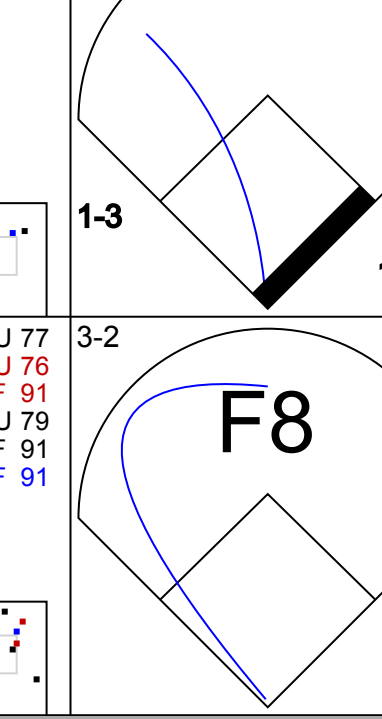
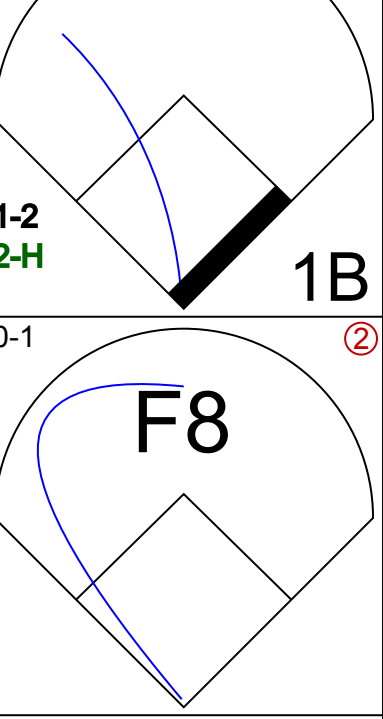
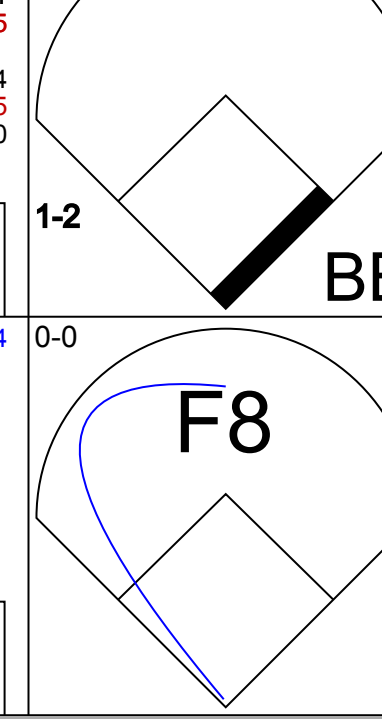
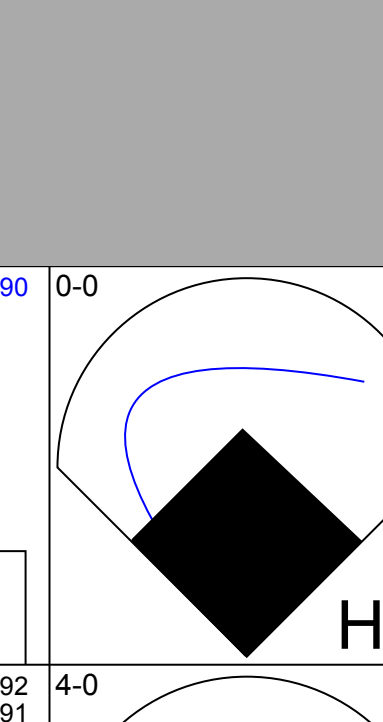
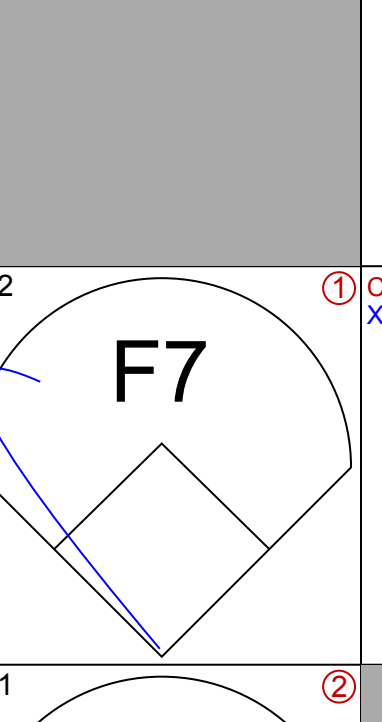

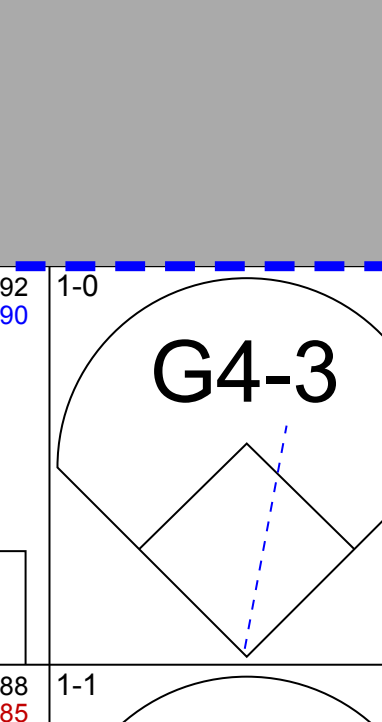

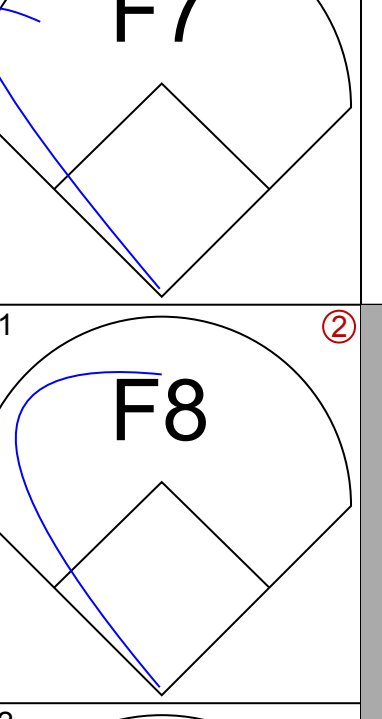
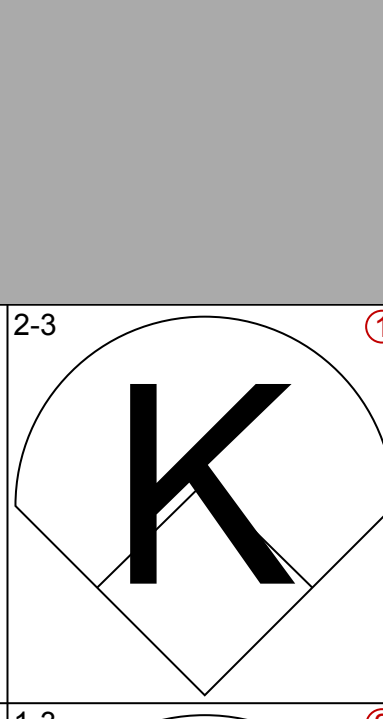
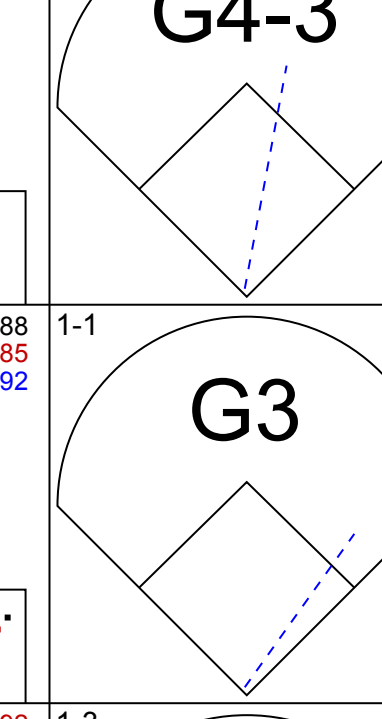

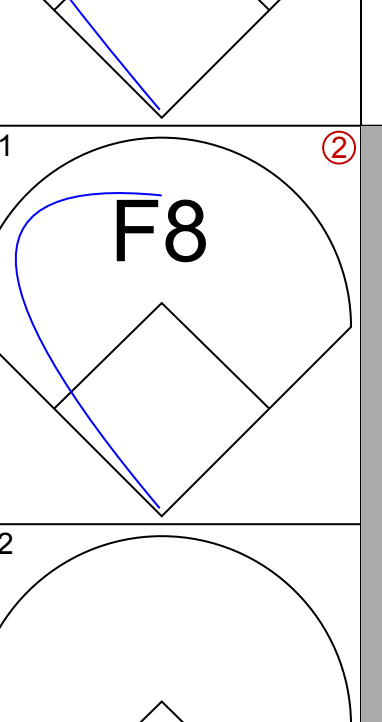
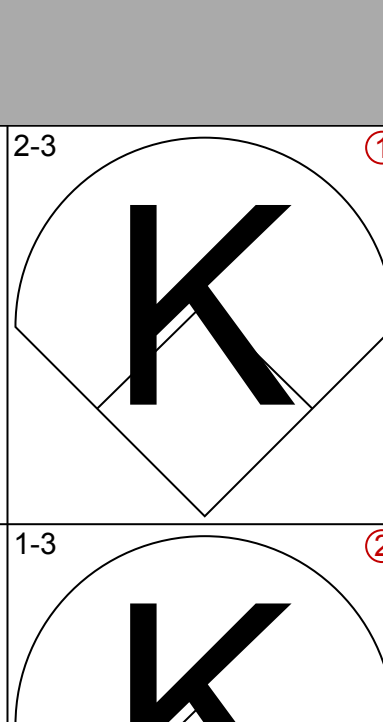
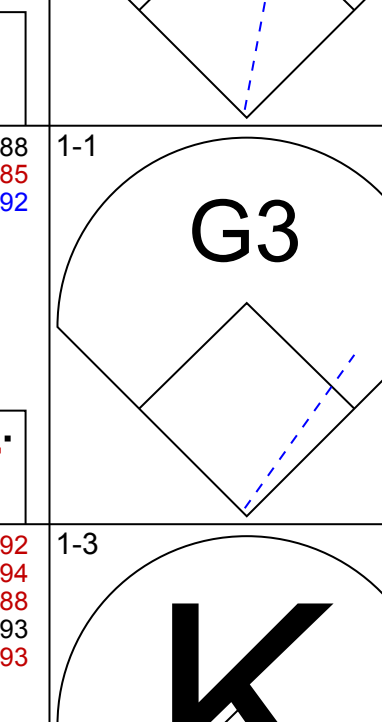
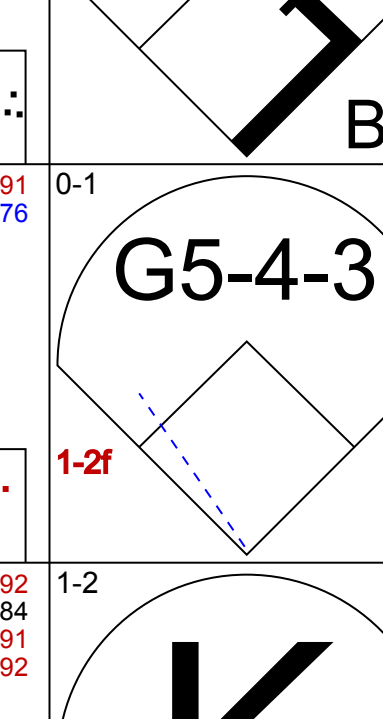
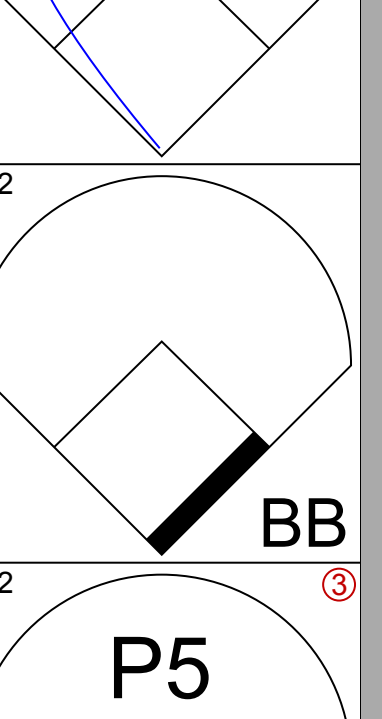
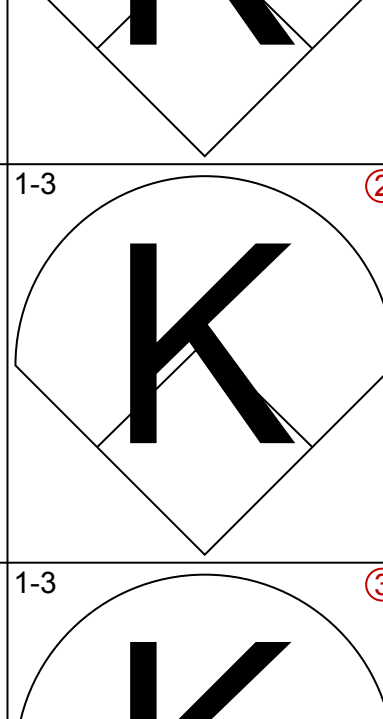



Batter	1	2	3	4	5	6	7	8	9	AB	R	H	RBI	BB	SO	LOB	BOTTOM								
9 Juan Pierre, L (1,7) OBP: 0.325, SLG: 0.316	27 HR	G5-3		K			L1			4	1	1	0	0	1	2									
27 Matt Kemp, R (1,9) OBP: 0.344, SLG: 0.466	HR		G6-3	F8			K			4	1	1	2	0	1	1									
55 Russell Martin, R (1,2) OBP: 0.391, SLG: 0.431	12 G4-3 5 SF8		F9		G4-3			L8		4	1	1	0	0	0	0									
12 Jeff Kent, R (1,4) OBP: 0.310, SLG: 0.411	G4-3						K			3	0	0	0	0	1	1									
7 James Loney, L (8,3) OBP: 0.361, SLG: 0.462			G5-3					G5-4-3 1B		1	0	1	0	0	0	0									
5 Nomar Garciaparra, R (1,3) OBP: 0.333, SLG: 0.518	SF8			HR		F8			G5-4-3	2	1	1	2	0	0	0									
Pablo Ozuna, R (8,4) OBP: 0.314, SLG: 0.328								G5-4-3		1	0	0	0	0	0	1									
Casey Blake, R (1,5) OBP: 0.386, SLG: 0.470	K			25 WP			G6-4-3 1B			3	1	2	0	0	1	0									
25 Andruw Jones, R (1,8) OBP: 0.266, SLG: 0.251		G5-3		K		G6-4-3				3	0	0	0	0	1	2									
Angel Berroa, R (1,6) OBP: 0.273, SLG: 0.259		L5		1B		K				3	1	1	1	0	1	0									
Derek Lowe, R (1,1) OBP: 0.195, SLG: 0.195									F8	3	0	2	1	0	0	0									
Joe Beimel, L (9,1)										0	0	0	0	0	0	0									
47 Cory Wade, R (9,1)										0	0	0	0	0	0	0									
Inning Stats	R: 3 E: 0 K: 1 S: 15	H: 3 LOB: 0 BB: 0 P: 22	R: 0 E: 0 K: 0 S: 7	H: 1 LOB: 1 BB: 0 P: 12	R: 0 E: 0 K: 0 S: 4	H: 0 LOB: 0 BB: 0 P: 7	R: 3 E: 0 K: 2 S: 22	H: 4 LOB: 1 BB: 0 P: 34	R: 0 E: 0 K: 1 S: 7	H: 0 LOB: 0 BB: 0 P: 11	R: 0 E: 0 K: 1 S: 7	H: 1 LOB: 0 BB: 0 P: 8	R: 0 E: 0 K: 1 S: 8	H: 0 LOB: 0 BB: 0 P: 8	R: 0 E: 0 K: 0 S: 7	H: 1 LOB: 0 BB: 0 P: 8	R: 0 E: 0 K: 0 S: 7	H: 1 LOB: 0 BB: 0 P: 8	1B: 5 2B: 3 3B: 0 HR: 2	SF: 1 SAC: 0 DP: 2 HBP: 0	WP: 1 PB: 0 SB: 0 CS: 0	PA: 32			
PITCHER	IP	WLS	BF	H	R	ER	SO	BB	IBB	HBP	BLK	WP	HR	S	P	ERA	WHIP								
Odalis Perez, L (1,1) ERA: 4.38	4.0	L	20	8	6	6	3	1	0	0	0	0	0	7	11	0.00	0.000								
50 Garrett Mock, R (5,1) ERA: 6.35	1.0		3	0	0	0	1	0	0	0	0	0	0	7	11	0.00	0.000								
59 Steven Shell, R (6,1) ERA: 1.8	2.0		6	1	0	0	2	0	0	0	0	0	0	15	16	0.00	0.500								
Jesus Colome, R (8,1) ERA: 5.24	1.0		3	1	0	0	0	0	0	0	0	0	0	7	8	0.00	1.000								

Washington Nationals @ Los Angeles Dodgers
Dodger Stadium, Los Angeles, CA
Sat Jul 26 2008, 7:10 PM PDT
Att. 42,124 - Clear - 74 F


AB 31
R 6
H 10
RBI 6
BB 0
SO 6
LOB 7



Batter	1	2	3	4	5	6	7	8	9	AB	R	H	RBI	BB	SO	LOB	TOP						
22 Willie Harris, L OBP: 0.354, SLG: 0.425										4	0	0	0	0	1	1	Washington Nationals @ Los Angeles Dodgers Dodger Stadium, Los Angeles, CA Sun Jul 27 2008, 1:10 PM PDT Att: 38,660 - Sunny - 83 F						
Felipe Lopez, S OBP: 0.507, SLG: 0.313										4	0	0	0	0	2	0							
11 Ryan Zimmerman, R OBP: 0.301, SLG: 0.419										4	0	1	0	0	1	0							
25 Austin Kearns, R OBP: 0.315, SLG: 0.318										3	0	0	0	1	0	2							
10 Ronnie Belliard, R OBP: 0.332, SLG: 0.443										3	0	0	0	0	1	2							
85 Lastings Milledge, R OBP: 0.359, SLG: 0.359										3	0	1	0	0	2	1							
Paul Lo Duca, R OBP: 0.301, SLG: 0.286										3	0	0	0	0	1	2							
23 Wil Nieves, R OBP: 0.330, SLG: 0.372										3	0	2	0	0	1	0							
Luis Ayala, R ERA: 1.98										0	0	0	0	0	0	0							
57 Jason Bergmann, R ERA: 4.33										2	0	0	0	0	0	2							
Charlie Manning, L ERA: 4.37										0	0	0	0	0	0	0							
52 Saul Rivera, S ERA: 3.36										0	0	0	0	0	0	0							
3 Jesus Flores, R OBP: 0.330, SLG: 0.448										1	0	1	0	0	0	0							
Inning Stats	R: 0 E: 1 K: 2 S: 11	H: 0 LOB: 1 BB: 0 P: 18	R: 0 E: 0 K: 2 S: 9	H: 0 LOB: 0 BB: 0 P: 12	R: 0 E: 0 K: 0 S: 5	H: 1 LOB: 0 BB: 0 P: 6	R: 0 E: 0 K: 1 S: 10	H: 1 LOB: 1 BB: 0 P: 19	R: 0 E: 0 K: 0 S: 5	H: 2 LOB: 1 BB: 0 P: 21	R: 0 E: 0 K: 0 S: 5	H: 0 LOB: 0 BB: 0 P: 5	R: 0 E: 0 K: 2 S: 9	H: 0 LOB: 1 BB: 1 P: 14	R: 0 E: 0 K: 1 S: 6	H: 1 LOB: 0 BB: 0 P: 7	R: 0 E: 0 K: 1 S: 11	H: 0 LOB: 0 BB: 0 P: 14	1B: 4 2B: 2 3B: 0 HR: 0	SF: 0 SAC: 0 DP: 3 HBP: 0	WP: 0 PB: 0 SB: 1 CS: 0	PA: 31	
PITCHER	IP	WLS	BF	H	R	ER	SO	BB	IBB	HBP	BLK	WP	HR	S	P	ERA	WHIP						
22 Clayton Kershaw, L ERA: 4.33	(1, 1)	6.0	W	22	4	0	0	5	1	0	0	0	0	0	57	86	0.00	0.833					
Chan Ho Park, R ERA: 2.48	(7, 1)	1.0	H	3	0	0	2	0	0	0	0	0	0	0	8	9	0.00	0.000					
56 Hung-Chih Kuo, L ERA: 1.98	(8, 1)	1.0	H	3	1	0	0	1	0	0	0	0	0	6	7	0.00	1.000						
51 Jonathan Broxton, R ERA: 3.27	(9, 1)	1.0	S	3	0	0	0	1	0	0	0	0	0	11	14	0.00	0.000						

Batter	1	2	3	4	5	6	7	8	9	AB	R	H	RBI	BB	SO	LOB	BOTTOM						
9 Juan Pierre, L OBP: 0.327, SLG: 0.318										4	1	2	0	0	0	0	Washington Nationals @ Los Angeles Dodgers Dodger Stadium, Los Angeles, CA Sun Jul 27 2008, 1:10 PM PDT Att: 38,660 - Sunny - 83 F						
25 Andrew Jones, R OBP: 0.266, SLG: 0.251										3	0	2	0	1	0	1							
27 Matt Kemp, R OBP: 0.348, SLG: 0.468										3	0	2	0	1	0	1							
55 Russell Martin, R OBP: 0.395, SLG: 0.433										3	0	2	1	1	0	1							
12 Jeff Kent, R OBP: 0.356, SLG: 0.406										4	0	0	0	0	0	7							
56 Hung-Chih Kuo, L OBP: 0.333, SLG: 0.444										0	0	0	0	0	0	0							
51 Jonathan Broxton, R ERA: 3.27										0	0	0	0	0	0	0							
7 James Loney, L OBP: 0.360, SLG: 0.467										4	1	1	1	0	0	2							
5 Nomar Garciaparra, R OBP: 0.337, SLG: 0.512										1	0	0	0	1	0	0							
Angel Berroa, R OBP: 0.287, SLG: 0.253										2	0	0	0	0	1	0							
Casey Blake, R OBP: 0.366, SLG: 0.465										3	0	0	0	1	2	1							
16 Andre Ethier, L OBP: 0.339, SLG: 0.448										3	0	0	0	0	2	1							
22 Clayton Kershaw, L ERA: 4.33										2	0	0	0	0	1	0							
Chan Ho Park, R ERA: 4.37										0	0	0	0	0	0	0							
21 Mark Sweeney, L OBP: 0.178, SLG: 0.123										1	0	0	0	0	1	0							
Pablo Ozuna, R OBP: 0.314, SLG: 0.328										0	0	0	0	0	0	0							
Inning Stats	R: 0 E: 0 K: 0 S: 8	H: 0 LOB: 1 BB: 1 P: 14	R: 1 E: 0 K: 1 S: 6	H: 1 LOB: 0 BB: 1 P: 11	R: 0 E: 0 K: 1 S: 13	H: 2 LOB: 0 BB: 0 P: 23	R: 0 E: 0 K: 0 S: 11	H: 0 LOB: 1 BB: 1 P: 20	R: 1 E: 0 K: 0 S: 15	H: 3 LOB: 2 BB: 0 P: 20	R: 0 E: 0 K: 3 S: 10	H: 0 LOB: 0 BB: 0 P: 14	R: 0 E: 0 K: 1 S: 11	H: 1 LOB: 2 BB: 1 P: 18	R: 0 E: 0 K: 1 S: 7	H: 0 LOB: 0 BB: 0 P: 10	1B: 6 2B: 0 3B: 0 HR: 1	SF: 0 SAC: 0 DP: 1 HBP: 0	WP: 1 PB: 0 SB: 1 CS: 0	PA: 34			
PITCHER	IP	WLS	BF	H	R	ER	SO	BB	IBB	HBP	BLK	WP	HR	S	P	ERA	WHIP						
57 Jason Bergmann, R ERA: 4.13	(1, 1)	6.0	L	26	6	2	2	5	3	0	0	0	0	0	63	102	3.00	1.500					
Charlie Manning, L ERA: 4.37	(7, 1)	0.1		2	1	0	0	1	0	0	0	0	0	6	8	0.00	3.000						
52 Saul Rivera, R ERA: 3.36	(7, 1)	0.2		3	0	0	0	0	1	0	0	0	1	5	10	0.00	1.500						
Luis Ayala, R ERA: 5.66	(8, 1)	1.0		3	0	0	0	1	0	0	0	0	0	7	10	0.00	0.000						

AB 30
R 0
H 5
RBI 0
BB 1
SO 9
LOB 10



AB 30
R 2
H 7
RBI 2
BB 4
SO 7
LOB 13



Batter	1	2	3	4	5	6	7	8	9	AB	R	H	RBI	BB	SO	LOB	TOP																																		
14 Fred Lewis, L OBP: 0.348, SLG: 0.446 43 Alex Hinshaw, L (8, 1)	G6-3		L3			G4-3		E3		4	0	0	0	0	0	0	San Francisco Giants @ Los Angeles Dodgers Dodger Stadium, Los Angeles, CA Tue Jul 29 2008, 7:10 PM PDT Att. 40,110 - Clear - 70 F																																		
Jose Castillo, R OBP: 0.306, SLG: 0.403	G5-3		F9			G4-3		K		4	0	0	0	0	1	1																																			
2 Randy Winn, S OBP: 0.342, SLG: 0.385	1B					G3-1				4	0	2	0	0	1	0																																			
1 Bengie Molina, R OBP: 0.308, SLG: 0.412	K					F9				4	0	0	0	0	1	2																																			
33 Aaron Rowand, R OBP: 0.354, SLG: 0.443						1B				2	0	1	0	0	1	0																																			
21 John Bowker, L OBP: 0.303, SLG: 0.419	K					G4-3				3	0	0	0	0	2	3																																			
Rich Aurilia, R OBP: 0.333, SLG: 0.422						1B				3	0	2	0	0	0	1																																			
Omar Vizquel, S OBP: 0.246, SLG: 0.219	G6-4-3					G3-6-3				3	0	0	0	0	1	3																																			
18 Matt Cain, R OBP: 0.209, SLG: 0.325 Dave Roberts, L OBP: 0.267, SLG: 0.165	G5-3					K		G6-3		2	0	0	0	0	1	0																																			
										1	0	0	0	0	0	0																																			
Inning Stats	R: 0 H: 1 E: 0 K: 1 S: 9	H: 1 LOB: 1 BB: 0 P: 16	R: 0 H: 0 E: 0 K: 1 S: 8	H: 1 LOB: 1 BB: 0 P: 13	R: 0 H: 0 E: 0 K: 0 S: 8	H: 0 LOB: 0 BB: 0 P: 11	R: 0 H: 2 E: 0 K: 0 S: 9	H: 1 LOB: 1 BB: 0 P: 13	R: 0 H: 0 E: 0 K: 0 S: 7	H: 0 LOB: 0 BB: 0 P: 11	R: 0 H: 0 E: 0 K: 1 S: 9	H: 0 LOB: 1 BB: 0 P: 12	R: 0 H: 0 E: 1 K: 2 S: 17	H: 0 LOB: 1 BB: 0 P: 24	R: 0 H: 0 E: 0 K: 2 S: 7	H: 0 LOB: 0 BB: 0 P: 11	1B: 5 2B: 0 3B: 0 HR: 0	SF: 0 SAC: 0 DP: 2 HBP: 2	WP: 1 PB: 0 SB: 0 CS: 0	PA: 32																															
PITCHER	IP	WLS	BF	H	R	ER	SO	BB	IBB	HBP	BLK	WP	HR	S	P	ERA	WHIP	PITCHER		IP	WLS	BF	H	R	ER	SO	BB	IBB	HBP	BLK	WP	HR	S	P	ERA	WHIP															
54 Jason Johnson, R ERA: 1.38 Chan Ho Park, R ERA: 2.42 51 Jonathan Broxton, R ERA: 3.18	(1, 1)	6.0	W	21	5	0	3	0	0	1	0	1	0	46	74	0.00	0.833			(7, 1)	1.2	H	7	0	0	2	0	0	1	0	0	23	32	0.00	0.000	(8, 1)		1.1	S	4	0	0	3	0	0	0	0	0	15	0.00	0.000


AB	30
R	0
H	5
RBI	0
BB	0
SO	8
LOB	10




Batter	1	2	3	4	5	6	7	8	9	AB	R	H	RBI	BB	SO	LOB	BOTTOM																				
9 Juan Pierre, L OBP: 0.325, SLG: 0.316	G4-3		G4-3			F8				4	0	1	0	0	0	0	San Francisco Giants @ Los Angeles Dodgers Dodger Stadium, Los Angeles, CA Tue Jul 29 2008, 7:10 PM PDT Att. 40,110 - Clear - 70 F																				
27 Matt Kemp, R OBP: 0.348, SLG: 0.466	E5		1B			G4-3		F9		4	1	2	0	0	0	1																					
16 Andre Ethier, L OBP: 0.339, SLG: 0.445 25 Andruw Jones, R OBP: 0.268, SLG: 0.254	1B		F9			G4-3		L6		4	0	1	0	0	0	2																					
12 Jeff Kent, R OBP: 0.305, SLG: 0.402 Pablo Ozuna, R OBP: 0.310, SLG: 0.324	1B					G6-3		L5		4	0	2	0	0	0	1																					
7 James Loney, L OBP: 0.358, SLG: 0.463	F9					L5		1B		4	1	2	1	0	1	3																					
Casey Blake, R OBP: 0.386, SLG: 0.469	K					K		K		4	0	1	0	0	3	2																					
Angel Berroa, R OBP: 0.258, SLG: 0.244	F8					K		K		3	0	0	0	0	2	2																					
Danny Ardoin, R OBP: 0.240, SLG: 0.250	K					G2-3		K		3	0	0	0	0	2	0																					
54 Jason Johnson, R Chan Ho Park, R 51 Jonathan Broxton, R	K					K		G4-3		2	0	0	0	0	2	0																					
										1	0	0	0	0	0	0																					
										0	0	0	0	0	0	0																					
Inning Stats	R: 0 H: 2 E: 1 K: 0 S: 11	H: 0 LOB: 0 BB: 0 P: 16	R: 0 H: 0 E: 0 K: 2 S: 11	H: 0 LOB: 0 BB: 0 P: 12	R: 0 H: 1 E: 0 K: 1 S: 8	H: 1 LOB: 1 BB: 0 P: 9	R: 0 H: 1 E: 0 K: 2 S: 9	H: 1 LOB: 1 BB: 0 P: 14	R: 0 H: 0 E: 0 K: 1 S: 9	H: 0 LOB: 0 BB: 0 P: 13	R: 2 H: 3 E: 1 K: 1 S: 27	H: 3 LOB: 1 BB: 0 P: 36	R: 0 H: 1 E: 0 K: 2 S: 14	H: 1 LOB: 2 BB: 0 P: 18	R: 0 H: 1 E: 0 K: 2 S: 13	H: 1 LOB: 2 BB: 0 P: 15	1B: 8 2B: 1 3B: 0 HR: 0	SF: 0 SAC: 0 DP: 0 HBP: 0	WP: 0 PB: 0 SB: 0 CS: 1	PA: 33																	
PITCHER	IP	WLS	BF	H	R	ER	SO	BB	IBB	HBP	BLK	WP	HR	S	P	ERA	WHIP	PITCHER		IP	WLS	BF	H	R	ER	SO	BB	IBB	HBP	BLK	WP	HR	S	P	ERA	WHIP	
18 Matt Cain, R ERA: 3.7 43 Alex Hinshaw, L ERA: 2.33	(1, 1)	7.0	L	29	8	2	1	8	0	0	0	0	0	89	118	1.29	1.143			(8, 1)	1.0		4	1	0	0	2	0	0	0	0	13	15	0.00	1.000		

AB	33
R	2
H	9
RBI	1
BB	0
SO	10
LOB	11



Batter	1	2	3	4	5	6	7	8	9	AB	R	H	RBI	BB	SO	LOB	TOP					
Dave Roberts, L (1,7) OBP: 0.235, SLG: 0.161	G4-3			G6-3		G1-3			G5-3	4	0	0	0	0	0	1	<p>San Francisco Giants @ Los Angeles Dodgers Dodger Stadium, Los Angeles, CA</p> <p>Wed Jul 30 2008, 7:10 PM PDT Att: 41,282 - Clear - 76 F</p> <p>livebaseballscorecards.com</p> <p>AB 30 R 0 H 5 RBI 0 BB 0 SO 8 LOB 6</p> 					
Jose Castillo, R (1,4) OBP: 0.305, SLG: 0.404	K			K			L1		G5-3	4	0	1	0	0	2	0						
2 Randy Winn, S (1,9) OBP: 0.344, SLG: 0.386	K			K					G5-3	4	0	2	0	0	2	0						
1 Bengie Molina, R (1,2) OBP: 0.308, SLG: 0.411		F8					L7			3	0	1	0	0	0	1						
33 Aaron Rowand, R (1,8) OBP: 0.351, SLG: 0.440		K				G5-4-3			FC5-4	3	0	0	0	0	1	2						
21 John Bowker, L (1,3) OBP: 0.300, SLG: 0.415		K					L8			3	0	0	0	0	1	0						
Rich Aurilia, R (1,5) OBP: 0.333, SLG: 0.421				G6-3					G4-3	3	0	1	0	0	0	0						
Omar Vizquel, S (1,6) OBP: 0.242, SLG: 0.215				G4-3					G5-3	3	0	0	0	0	1	1						
53 Jonathan Sánchez, L (1,1) OBP: 0.255, SLG: 0.150										1	0	0	0	0	0	0						
56 Osiris Matus, R (5,1) ERA: 1.54										0	0	0	0	0	0	0						
14 Fred Lewis, L (6,PH) ERA: 0.35										0	0	0	0	0	1	1						
43 Geno Espineli, L (6,1) ERA: 0.35										0	0	0	0	0	0	0						
Sergio Romo, R (7,1) ERA: 0.35										0	0	0	0	0	0	0						
8 Eugenio Velez, S (9,PH) ERA: 0.266, SLG: 0.310										1	0	0	0	0	0	0						
Inning Stats	R: 0 E: 0 K: 2 S: 8	H: 0 LOB: 0 BB: 0 P: 12	R: 0 E: 0 K: 2 S: 9	H: 0 LOB: 0 BB: 0 P: 15	R: 0 E: 0 K: 0 S: 8	H: 0 LOB: 0 BB: 0 P: 13	R: 0 E: 0 K: 2 S: 8	H: 1 LOB: 1 BB: 0 P: 10	R: 0 E: 0 K: 0 S: 8	H: 1 LOB: 1 BB: 0 P: 12	R: 0 E: 0 K: 0 S: 11	H: 1 LOB: 1 BB: 0 P: 17	R: 0 E: 0 K: 0 S: 9	H: 1 LOB: 1 BB: 0 P: 13	R: 0 E: 0 K: 0 S: 5	H: 2 LOB: 2 BB: 0 P: 8	R: 0 E: 0 K: 0 S: 13	H: 2 LOB: 2 BB: 0 P: 18	1B: 4 2B: 1 3B: 0 HR: 0	SF: 0 SAC: 0 DP: 1 HBP: 0	WP: 0 PB: 0 SB: 0 CS: 0	PA: 30
PITCHER 58 Chad Billingsley, R (1,1) ERA: 3.05	IP: 9.0 WLS: W BF: 30 H: 5 R: 0 ER: 0 SO: 8 BB: 0 IBB: 0 HBP: 0 BLK: 0 WP: 0 HR: 0 S: 79 P: 118 ERA: 0.00 WHIP: 0.556																					

Batter	1	2	3	4	5	6	7	8	9	AB	R	H	RBI	BB	SO	LOB	BOTTOM			
27 Matt Kemp, R (1,9) OBP: 0.352, SLG: 0.466	S 55 1B									2	2	1	0	2	0	0	<p>San Francisco Giants @ Los Angeles Dodgers Dodger Stadium, Los Angeles, CA</p> <p>Wed Jul 30 2008, 7:10 PM PDT Att: 41,282 - Clear - 76 F</p> <p>livebaseballscorecards.com</p> <p>AB 28 R 4 H 8 RBI 4 BB 5 SO 5 LOB 12</p> 			
Casey Blake, R (1,5) OBP: 0.370, SLG: 0.471	K									3	1	2	0	1	1	1				
55 Russell Martin, R (1,2) OBP: 0.394, SLG: 0.430										3	1	2	2	1	0	2				
12 Jeff Kent, R (1,4) OBP: 0.307, SLG: 0.406										4	0	2	1	0	1	4				
Pablo Ozuna, R (8,4) OBP: 0.310, SLG: 0.324										0	0	0	0	0	0	0				
7 James Loney, L (1,3) OBP: 0.355, SLG: 0.459	P6									3	0	0	1	0	0	3				
25 Andruw Jones, R (1,8) OBP: 0.268, SLG: 0.250		G5-3								3	0	0	0	1	1	0				
16 Andre Ethier, L (1,7) OBP: 0.336, SLG: 0.440		F7								4	0	0	0	0	1	1				
Angel Berroa, R (1,6) OBP: 0.260, SLG: 0.247		G6-3								3	0	1	0	0	0	0				
58 Chad Billingsley, R (1,1) OBP: 0.111, SLG: 0.070										3	0	0	0	0	1	1				
Inning Stats	R: 1 E: 0 K: 1 S: 15	H: 2 LOB: 1 BB: 1 P: 27	R: 0 E: 0 K: 0 S: 9	H: 0 LOB: 0 BB: 0 P: 11	R: 3 E: 0 K: 0 S: 15	H: 2 LOB: 2 BB: 2 P: 29	R: 0 E: 0 K: 0 S: 10	H: 1 LOB: 1 BB: 1 P: 17	R: 0 E: 0 K: 1 S: 10	H: 2 LOB: 2 BB: 0 P: 13	R: 0 E: 0 K: 1 S: 10	H: 0 LOB: 0 BB: 0 P: 11	R: 0 E: 0 K: 2 S: 15	H: 1 LOB: 2 BB: 1 P: 26	R: 0 E: 0 K: 1 S: 6	H: 0 LOB: 0 BB: 0 P: 6	1B: 7 2B: 2 3B: 0 HR: 0	SF: 1 SAC: 0 DP: 2 HBP: 0	WP: 0 PB: 0 SB: 2 CS: 1	PA: 34
PITCHER 53 Jonathan Sánchez, L (1,1) ERA: 4.81	IP: 4.0 WLS: L BF: 18 H: 5 R: 4 ER: 4 SO: 4 BB: 4 IBB: 0 HBP: 0 BLK: 0 WP: 0 HR: 0 S: 49 P: 84 ERA: 9.00 WHIP: 2.250																			
56 Osiris Matus, R (5,1) ERA: 1.54	IP: 1.0 WLS: 0 BF: 5 H: 2 R: 0 ER: 0 SO: 0 BB: 0 IBB: 0 HBP: 0 BLK: 0 WP: 0 HR: 0 S: 10 P: 13 ERA: 0.00 WHIP: 2.000																			
43 Geno Espineli, L (6,1) ERA: 0.35	IP: 1.2 WLS: 1 BF: 7 H: 1 R: 0 ER: 0 SO: 2 BB: 1 IBB: 0 HBP: 0 BLK: 0 WP: 0 HR: 0 S: 22 P: 31 ERA: 0.00 WHIP: 1.200																			
Sergio Romo, R (7,1) ERA: 2.51	IP: 1.1 WLS: 0 BF: 4 H: 0 R: 0 ER: 0 SO: 2 BB: 0 IBB: 0 HBP: 0 BLK: 0 WP: 0 HR: 0 S: 9 P: 12 ERA: 0.00 WHIP: 0.000																			

Batter	1	2	3	4	5	6	7	8	9	AB	R	H	RBI	BB	SO	LOB	TOP										
6 Stephen Drew, L (1,6) OBP: 0.313, SLG: 0.462											4	0	3	0	0	1	2										
24 Chris Young, R (1,8) OBP: 0.302, SLG: 0.421											4	0	0	0	0	2	4										
1 Orlando Hudson, S (1,4) OBP: 0.369, SLG: 0.457											4	0	0	0	0	1	2										
34 Conor Jackson, R (1,7) OBP: 0.400, SLG: 0.503											4	1	1	0	0	0	1										
18 Chad Tracy, L (1,3) OBP: 0.337, SLG: 0.475												4	0	0	0	0	1	1									
27 Mark Reynolds, R (1,5) OBP: 0.331, SLG: 0.500											4	1	1	1	0	2	0										
19 Chris Snyder, R (1,2) OBP: 0.347, SLG: 0.447											4	0	1	1	0	0	0										
28 Alex Romero, L (1,9) OBP: 0.280, SLG: 0.382											3	0	2	0	0	0	0										
17 Brandon Webb, R (1,1) OBP: 0.170, SLG: 0.174 Brandon Lyon, R (9,1)											3	0	0	0	0	3	3										
Inning Stats	R: 0 E: 0 K: 2 S: 11	H: 1 LOB: 1 BB: 0 P: 15	R: 0 E: 0 K: 1 S: 11	H: 0 LOB: 0 BB: 0 P: 17	R: 0 E: 0 K: 1 S: 9	H: 2 LOB: 1 BB: 0 P: 12	R: 0 E: 0 K: 0 S: 5	H: 0 LOB: 0 BB: 0 P: 10	R: 0 E: 0 K: 1 S: 7	H: 0 LOB: 0 BB: 0 P: 11	R: 0 E: 0 K: 2 S: 9	H: 1 LOB: 1 BB: 0 P: 13	R: 2 E: 0 K: 2 S: 14	H: 4 LOB: 2 BB: 0 P: 19	R: 0 E: 0 K: 0 S: 7	H: 0 LOB: 0 BB: 0 P: 10	R: 0 E: 0 K: 1 S: 6	H: 0 LOB: 0 BB: 0 P: 7	1B: 5 2B: 4 3B: 0 HR: 0	SF: 0 SAC: 0 DP: 1 HBP: 0	WP: 0 PB: 0 SB: 0 CS: 0	PA: 34					
PITCHER	IP 6.1	WLS L	BF 25	H 7	R 2	ER 2	SO 7	BB 0	IBB 0	HBP 0	BLK 0	WP 0	HR 0	S 58	P 87	ERA 2.84	WHIP 1.105										
56 Hung-Chih Kuo, L (7,1) ERA: 1.79	1.2	6	1	0	0	2	0	0	0	0	0	0	0	15	20	0.00	0.600										
47 Cory Wade, R (9,1) ERA: 2.72	1.0	3	0	0	0	1	0	0	0	0	0	0	0	6	7	0.00	0.000										

Arizona Diamondbacks @ Los Angeles Dodgers
Dodger Stadium, Los Angeles, CA
Thu Jul 31 2008, 7:10 PM PDT
Att. 42,440 - Clear - 72 F

AB	34
R	2
H	8
RBI	2
BB	0
SO	10
LOB	13



Batter	1	2	3	4	5	6	7	8	9	AB	R	H	RBI	BB	SO	LOB	BOTTOM										
9 Juan Pierre, L (1,7) OBP: 0.328, SLG: 0.320 Danny Ardoin, R (9,2) OBP: 0.240, SLG: 0.250											3	1	2	0	0	0	0										
27 Matt Kemp, R (1,9) OBP: 0.351, SLG: 0.464											4	0	1	0	0	0	3										
55 Russell Martin, R (1,2) OBP: 0.393, SLG: 0.428											4	0	1	1	0	1	2										
7 James Loney, L (1,3) OBP: 0.354, SLG: 0.456											3	0	0	0	1	0	1										
Casey Blake, R (1,5) OBP: 0.369, SLG: 0.468											4	0	1	0	0	2	2										
25 Andruw Jones, R (1,8) OBP: 0.263, SLG: 0.245											4	0	0	0	0	1	1										
Angel Berroa, R (1,6) OBP: 0.252, SLG: 0.240											3	0	0	0	0	2	0										
Pablo Ozuna, R (1,4) OBP: 0.301, SLG: 0.314 16 Andre Ethier, L (8,PH) OBP: 0.338, SLG: 0.442											2	0	0	0	0	0	0										
Derek Lowe, R (1,1) OBP: 0.186, SLG: 0.186 56 Hung-Chih Kuo, L (7,1) OBP: 0.333, SLG: 0.444 21 Mark Sweeney, L (8,PH) OBP: 0.200, SLG: 0.164 47 Cory Wade, R (9,1)											2	0	0	0	0	1	0										
Inning Stats	R: 0 E: 1 K: 0 S: 10	H: 0 LOB: 0 BB: 0 P: 13	R: 0 E: 0 K: 1 S: 8	H: 0 LOB: 0 BB: 0 P: 10	R: 0 E: 0 K: 2 S: 8	H: 0 LOB: 0 BB: 0 P: 9	R: 0 E: 0 K: 1 S: 10	H: 2 LOB: 2 BB: 1 P: 16	R: 0 E: 0 K: 1 S: 8	H: 0 LOB: 0 BB: 0 P: 12	R: 1 E: 0 K: 0 S: 11	H: 2 LOB: 1 BB: 0 P: 17	R: 0 E: 0 K: 1 S: 6	H: 0 LOB: 0 BB: 0 P: 6	R: 0 E: 0 K: 0 S: 9	H: 2 LOB: 1 BB: 0 P: 14	R: 0 E: 0 K: 1 S: 10	H: 1 LOB: 1 BB: 0 P: 14	1B: 7 2B: 1 3B: 0 HR: 0	SF: 0 SAC: 1 DP: 2 HBP: 0	WP: 0 PB: 0 SB: 0 CS: 1	PA: 33					
PITCHER	IP 8.0	WLS W	BF 29	H 6	R 1	ER 1	SO 6	BB 1	IBB 0	HBP 0	BLK 0	WP 0	HR 0	S 70	P 97	ERA 1.12	WHIP 0.875										
17 Brandon Webb, R (1,1) ERA: 3.04	1.0	S	4	1	0	0	1	0	0	0	0	0	0	10	14	0.00	1.000										
Brandon Lyon, R (9,1) ERA: 3.59	1.0	S	4	1	0	0	1	0	0	0	0	0	0	10	14	0.00	1.000										

Arizona Diamondbacks @ Los Angeles Dodgers
Dodger Stadium, Los Angeles, CA
Thu Jul 31 2008, 7:10 PM PDT
Att. 42,440 - Clear - 72 F

AB	31
R	1
H	7
RBI	1
BB	1
SO	7
LOB	9



Batter	1	2	3	4	5	6	7	8	9	AB	R	H	RBI	BB	SO	LOB	TOP					
6 Stephen Drew, L OBP: 0.312, SLG: 0.463										4	0	1	1	0	0	1	Arizona Diamondbacks @ Los Angeles Dodgers Dodger Stadium, Los Angeles, CA Fri Aug 01 2008, 7:40 PM PDT Att: 55,239 - Clear - 74 F					
24 Chris Young, R OBP: 0.300, SLG: 0.417										4	0	0	0	0	1	2						
1 Orlando Hudson, S OBP: 0.368, SLG: 0.455										4	0	1	0	0	0	2						
34 Conor Jackson, R OBP: 0.399, SLG: 0.503										4	0	1	0	0	0	1						
27 Mark Reynolds, R OBP: 0.330, SLG: 0.497										4	0	1	0	0	0	2						
Tony Clark, S OBP: 0.338, SLG: 0.327										4	1	1	1	0	2	2						
19 Chris Snyder, R OBP: 0.350, SLG: 0.446										3	1	1	0	1	0	0						
Chris Burke, R OBP: 0.303, SLG: 0.237										3	0	1	0	0	1	2						
Brandon Lyon, R OBP: 0.339, SLG: 0.446										0	0	0	0	0	0	0						
Randy Johnson, R 18 Chad Qualls, L 50 Chad Qualls, R 57 Jon Rauch, R 28 Alex Romero, L										2	0	0	0	0	1	1						
Inning Stats	R: 0 E: 0 K: 0 S: 6	H: 0 LOB: 0 BB: 0 P: 6	R: 0 E: 0 K: 1 S: 14	H: 1 LOB: 2 BB: 1 P: 28	R: 0 E: 0 K: 0 S: 6	H: 0 LOB: 0 BB: 0 P: 8	R: 0 E: 0 K: 1 S: 9	H: 1 LOB: 1 BB: 0 P: 13	R: 0 E: 0 K: 1 S: 12	H: 1 LOB: 1 BB: 0 P: 18	R: 0 E: 0 K: 0 S: 10	H: 1 LOB: 1 BB: 0 P: 16	R: 2 E: 0 K: 1 S: 16	H: 3 LOB: 2 BB: 1 P: 27	R: 0 E: 0 K: 1 S: 7	H: 0 LOB: 0 BB: 0 P: 11	R: 0 E: 0 K: 0 S: 6	H: 0 LOB: 0 BB: 0 P: 9	1B: 3 2B: 2 3B: 1 HR: 1	SF: 0 SAC: 1 DP: 0 HBP: 0	WP: 0 PB: 0 SB: 0 CS: 0	PA: 36
PITCHER	IP WLS BF H R ER SO BB IBB HBP BLK WP HR S P ERA WHIP																					
22 Clayton Kershaw, L ERA: 4.02	6.0	23	4	0	0	3	1	0	0	0	0	0	0	0	57	89	0.00	0.833				
Chan Ho Park, R ERA: 2.66	0.1	L	4	2	2	0	1	0	0	0	0	0	1	10	17	54.00	9.000					
Joe Beimel, L ERA: 1.76	0.0		1	1	0	0	0	0	0	0	0	0	0	1	1							
47 Cory Wade, R ERA: 2.63	1.2		5	0	0	0	2	0	0	0	0	0	0	12	20	0.00	0.000					
51 Jonathan Broxton, R ERA: 3.11	1.0		3	0	0	0	0	0	0	0	0	0	0	6	9	0.00	0.000					
Batter	1	2	3	4	5	6	7	8	9	AB	R	H	RBI	BB	SO	LOB	BOTTOM					
27 Matt Kemp, R OBP: 0.350, SLG: 0.464										4	0	1	1	0	2	2	Arizona Diamondbacks @ Los Angeles Dodgers Dodger Stadium, Los Angeles, CA Fri Aug 01 2008, 7:40 PM PDT Att: 55,239 - Clear - 74 F					
51 Jonathan Broxton, R ERA: 3.11										0	0	0	0	0	0	0						
Casey Blake, R OBP: 0.365, SLG: 0.463										4	0	0	0	0	1	2						
55 Russell Martin, R OBP: 0.392, SLG: 0.426										4	0	1	0	0	2	1						
Manny Ramirez, R OBP: 0.399, SLG: 0.528										4	0	2	0	0	0	1						
12 Jeff Kent, R OBP: 0.304, SLG: 0.401										4	0	0	0	0	1	1						
7 James Loney, L OBP: 0.354, SLG: 0.455										3	0	1	0	0	0	0						
25 Andruw Jones, R OBP: 0.260, SLG: 0.241										3	0	0	0	0	2	1						
Angel Berroa, R OBP: 0.257, SLG: 0.245										2	0	1	0	0	0	1						
16 Andre Ethier, L OBP: 0.339, SLG: 0.442										0	0	0	0	1	0	0						
22 Clayton Kershaw, L 9 Juan Pierre, L Chan Ho Park, R Joe Beimel, L 47 Cory Wade, R 21 Mark Sweeney, L Pablo Ozuna, R										0	0	0	0	0	0	0						
Inning Stats	R: 0 E: 0 K: 2 S: 9	H: 0 LOB: 0 BB: 0 P: 13	R: 0 E: 0 K: 0 S: 4	H: 0 LOB: 0 BB: 0 P: 4	R: 0 E: 0 K: 1 S: 9	H: 1 LOB: 1 BB: 0 P: 11	R: 0 E: 0 K: 1 S: 9	H: 1 LOB: 1 BB: 0 P: 13	R: 0 E: 0 K: 1 S: 13	H: 1 LOB: 1 BB: 0 P: 17	R: 1 E: 1 K: 1 S: 11	H: 2 LOB: 2 BB: 0 P: 17	R: 0 E: 0 K: 1 S: 11	H: 0 LOB: 0 BB: 0 P: 16	R: 0 E: 0 K: 2 S: 8	H: 0 LOB: 1 BB: 1 P: 14	R: 0 E: 0 K: 0 S: 8	H: 1 LOB: 0 BB: 0 P: 13	1B: 5 2B: 2 3B: 0 HR: 0	SF: 0 SAC: 1 DP: 2 HBP: 0	WP: 0 PB: 0 SB: 1 CS: 0	PA: 32
PITCHER	IP WLS BF H R ER SO BB IBB HBP BLK WP HR S P ERA WHIP																					
Randy Johnson, L ERA: 4.35	6.0	W	22	5	1	0	6	0	0	0	0	0	0	0	55	75	0.00	0.833				
50 Chad Qualls, R ERA: 3.75	1.0	H	3	0	0	0	1	0	0	0	0	0	0	11	16	0.00	0.000					
57 Jon Rauch, R ERA: 2.73	1.0	H	4	0	0	0	2	1	0	0	0	0	0	8	14	0.00	1.000					
Brandon Lyon, R ERA: 3.5	1.0	S	3	1	0	0	0	0	0	0	0	0	0	8	13	0.00	1.000					

Batter	1	2	3	4	5	6	7	8	9	AB	R	H	RBI	BB	SO	LOB	TOP			
6 Stephen Drew, L OBP: 0.312, SLG: 0.460										4	0	1	0	0	2	2	Arizona Diamondbacks @ Los Angeles Dodgers Dodger Stadium, Los Angeles, CA Sat Aug 02 2008, 7:10 PM PDT Att: 54,544 - Clear - 75 F			
1 Orlando Hudson, S OBP: 0.364, SLG: 0.450										4	0	0	0	0	1	3				
34 Conor Jackson, R OBP: 0.400, SLG: 0.501										3	1	1	0	1	0	1				
18 Chad Tracy, L OBP: 0.333, SLG: 0.463										4	0	0	0	0	1	3				
27 Mark Reynolds, R OBP: 0.327, SLG: 0.492										4	0	0	0	0	2	2				
28 Alex Romero, L OBP: 0.276, SLG: 0.372										4	0	1	1	0	0	1				
24 Chris Young, R OBP: 0.297, SLG: 0.413										4	0	0	0	0	2	1				
26 Miguel Montero, L OBP: 0.333, SLG: 0.352										3	1	1	1	0	0	0				
48 Yusmeiro Petit, R 11 Augie Ojeda, S 47 Leo Rosales, R Juan Cruz, R 21 Jamie D'Antona, R 56 Ramon Pena, R										1	0	0	0	0	0	0				
Inning Stats	R: 0 H: 1 E: 0 K: 0 S: 9	H: 1 LOB: 1 BB: 0 P: 15	R: 0 H: 0 E: 0 K: 1 S: 8	H: 0 LOB: 0 BB: 0 P: 11	R: 1 H: 1 E: 0 K: 1 S: 10	H: 1 LOB: 0 BB: 0 P: 14	R: 0 H: 0 E: 0 K: 1 S: 7	H: 0 LOB: 0 BB: 0 P: 12	R: 0 H: 0 E: 0 K: 1 S: 12	H: 0 LOB: 0 BB: 0 P: 18	R: 0 H: 1 E: 0 K: 0 S: 7	H: 1 LOB: 1 BB: 0 P: 8	R: 0 H: 1 E: 1 K: 2 S: 11	H: 1 LOB: 2 BB: 0 P: 17	R: 1 H: 1 E: 0 K: 1 S: 13	H: 1 LOB: 1 BB: 1 P: 24		1B: 4 2B: 0 3B: 0 HR: 1	SF: 0 SAC: 0 DP: 0 HBP: 0	WP: 0 PB: 0 SB: 0 CS: 0
PITCHER	IP WLS BF H R ER SO BB IBB HBP BLK WP HR S P ERA WHIP	7.1 W 27 4 1 1 6 0 0 0 0 0 1 66 94 1.23 0.545	1.1 H 6 1 1 1 2 1 0 0 0 0 0 15 29 6.75 1.500	0.1 S 1 0 0 0 0 0 0 0 0 0 0 2 3 0.00 0.000	PITCHER															

Batter	1	2	3	4	5	6	7	8	9	AB	R	H	RBI	BB	SO	LOB	BOTTOM				
9 Juan Pierre, L OBP: 0.326, SLG: 0.318										4	1	1	0	0	0	2	Arizona Diamondbacks @ Los Angeles Dodgers Dodger Stadium, Los Angeles, CA Sat Aug 02 2008, 7:10 PM PDT Att: 54,544 - Clear - 75 F				
25 Andruw Jones, R OBP: 0.260, SLG: 0.241										0	0	0	0	0	0	0					
27 Matt Kemp, R OBP: 0.347, SLG: 0.460										4	0	0	0	0	0	2					
55 Russell Martin, R OBP: 0.391, SLG: 0.424										4	0	1	0	0	0	1					
Manny Ramirez, R OBP: 0.400, SLG: 0.536										4	2	2	2	0	1	2					
7 James Loney, L OBP: 0.355, SLG: 0.455										4	0	2	0	0	0	0					
12 Jeff Kent, R OBP: 0.306, SLG: 0.402										4	0	2	1	0	0	0					
Pablo Ozuna, R OBP: 0.301, SLG: 0.314										4	1	2	1	0	0	3					
Casey Blake, R OBP: 0.367, SLG: 0.475										3	0	1	0	1	1	3					
Angel Berroa, R OBP: 0.266, SLG: 0.248										1	0	0	0	1	1	2					
18 Hiroki Kuroda, R OBP: 0.135, SLG: 0.088										0	0	0	0	0	0	0					
56 Hung-Chih Kuo, L OBP: 0.333, SLG: 0.444										0	0	0	0	0	0	0					
Chan Ho Park, R										0	0	0	0	0	0	0					
Inning Stats	R: 2 H: 2 E: 0 K: 0 S: 8	H: 2 LOB: 0 BB: 0 P: 10	R: 1 H: 2 E: 0 K: 0 S: 9	H: 2 LOB: 1 BB: 0 P: 17	R: 0 H: 0 E: 0 K: 0 S: 7	H: 0 LOB: 0 BB: 0 P: 8	R: 0 H: 1 E: 0 K: 1 S: 8	H: 1 LOB: 2 BB: 1 P: 15	R: 0 H: 0 E: 0 K: 0 S: 7	H: 0 LOB: 0 BB: 0 P: 8	R: 1 H: 3 E: 0 K: 1 S: 9	H: 3 LOB: 1 BB: 0 P: 12	R: 0 H: 1 E: 0 K: 1 S: 18	H: 1 LOB: 2 BB: 1 P: 32	R: 0 H: 2 E: 0 K: 0 S: 7	H: 2 LOB: 2 BB: 0 P: 11	1B: 8 2B: 1 3B: 0 HR: 2	SF: 0 SAC: 1 DP: 1 HBP: 0	WP: 0 PB: 0 SB: 0 CS: 0	PA: 35	
PITCHER	IP WLS BF H R ER SO BB IBB HBP BLK WP HR S P ERA WHIP	5.0 L 21 5 3 1 1 0 0 0 0 0 2 39 58 5.40 1.000	1.0 5 3 1 1 1 0 0 0 0 0 0 9 12 9.00 3.000	1.0 5 1 0 0 1 1 0 0 0 0 0 18 32 0.00 2.000	1.0 4 2 0 0 0 0 0 0 0 0 0 7 11 0.00 2.000	PITCHER															

AB	33
R	2
H	5
RBI	2
BB	1
SO	8
LOB	13




AB	32
R	4
H	11
RBI	4
BB	2
SO	3
LOB	15




Batter	1	2	3	4	5	6	7	8	9	AB	R	H	RBI	BB	SO	LOB	TOP			
6 Stephen Drew, L (1,6) OBP: 0.315, SLG: 0.469	G6-3	1B			HR		1B		F7	5	1	3	2	0	0	2	Arizona Diamondbacks @ Los Angeles Dodgers Dodger Stadium, Los Angeles, CA Sun Aug 03 2008, 1:10 PM PDT Att: 52,972 - Sunny - 80 F			
1 Orlando Hudson, S (1,4) OBP: 0.365, SLG: 0.452	2B	F8			BB		FC6-4			3	0	1	0	1	0	3				
34 Conor Jackson, R (1,7) OBP: 0.396, SLG: 0.496	G5-3				F7		F9		L4	4	0	0	0	0	0	2				
18 Chad Tracy, L (1,3) OBP: 0.328, SLG: 0.455	G6-3				P6		K		F9	3	0	0	0	0	1	2				
47 Leo Rosales, R (5,1)										0	0	0	0	0	0	0				
50 Chad Qualls, R (7,1)										0	0	0	0	0	0	0				
21 Jamie D'Antona, R (8,PH) OBP: 0.286, SLG: 0.286										1	0	0	0	0	0	0				
57 Jon Rauch, R (8,1)										0	0	0	0	0	0	0				
27 Mark Reynolds, R (1,5) OBP: 0.326, SLG: 0.489										4	0	1	0	0	3	0				
28 Alex Romero, L (1,9) OBP: 0.294, SLG: 0.378										4	1	2	0	0	0	1				
24 Chris Young, R (1,8)										4	0	0	0	0	2	2				
19 Chris Snyder, R (1,2) OBP: 0.345, SLG: 0.440										3	1	0	0	1	0	1				
49 Doug Davis, R (1,1) OBP: 0.125, SLG: 0.125										1	0	1	1	0	0	0				
33 Billy Buckner, R (2,1) Tony Clark, S (5,3) OBP: 0.341, SLG: 0.325										1	0	0	0	0	0	0				
										1	0	0	0	1	0	0				
Inning Stats	R: 0 E: 0 K: 0 S: 11	H: 1 LOB: 1 BB: 0 P: 17	R: 2 E: 0 K: 1 S: 16	H: 3 LOB: 2 BB: 1 P: 29	R: 0 E: 0 K: 1 S: 8	H: 0 LOB: 0 BB: 0 P: 11	R: 0 E: 0 K: 0 S: 7	H: 0 LOB: 0 BB: 0 P: 12	R: 1 E: 0 K: 1 S: 17	H: 1 LOB: 1 BB: 1 P: 28	R: 0 E: 0 K: 1 S: 7	H: 1 LOB: 1 BB: 0 P: 12	R: 0 E: 0 K: 1 S: 13	H: 0 LOB: 0 BB: 0 P: 15	R: 0 E: 0 K: 1 S: 12	H: 1 LOB: 2 BB: 1 P: 16	1B: 6 2B: 1 HR: 1	SF: 0 SAC: 0 DP: 1 HBP: 0	WP: 1 PB: 0 SB: 1 CS: 0	PA: 37
PITCHER	IP WLS BF H R ER SO BB IBB HBP BLK WP HR S P ERA WHIP																			
54 Jason Johnson, R (1,1) ERA: 2.6	4.1 20 5 3 3 2 2 0 0 0 0 1 52 87 6.23 1.615																			
Brian Falkenberg, R (5,1) ERA: 4.91	0.2 2 0 0 0 1 0 0 0 0 0 0 7 10 0.00 0.000																			
47 Cory Wade, R (6,1) ERA: 2.94	1.2 W 6 2 0 0 1 0 0 0 0 0 0 14 22 0.00 1.200																			
56 Hung-Chih Kuo, L (7,1) ERA: 1.85	1.1 H 4 0 0 0 1 0 0 0 0 0 0 15 17 0.00 0.000																			
38 Ramon Troncoso, R (9,1) ERA: 5.4	1.0 5 1 0 0 1 1 0 0 0 0 1 0 12 16 0.00 2.000																			

Batter	1	2	3	4	5	6	7	8	9	AB	R	H	RBI	BB	SO	LOB	BOTTOM			
9 Juan Pierre, L (1,8) OBP: 0.324, SLG: 0.316	L6	F8			1B		G4-3		G4-3	5	0	1	0	0	0	1	Arizona Diamondbacks @ Los Angeles Dodgers Dodger Stadium, Los Angeles, CA Sun Aug 03 2008, 1:10 PM PDT Att: 52,972 - Sunny - 80 F			
27 Matt Kemp, R (1,9) OBP: 0.391, SLG: 0.422	1B	55 BB			G5-4-3		K		HR	5	3	3	2	0	1	1				
55 Russell Martin, R (1,2) OBP: 0.391, SLG: 0.422	1B	55 WP			1B		K		K	4	2	1	1	1	2	0				
Manny Ramirez, R (1,7) OBP: 0.404, SLG: 0.550	7 S	1B			2B		K		K	5	2	4	3	0	1	0				
25 Andruw Jones, R (9,8) OBP: 0.260, SLG: 0.241	1B	1B			HR		K		3B	0	0	0	0	0	0	0				
12 Jeff Kent, R (1,4) OBP: 0.305, SLG: 0.401	1B	2B			1B		F9		1B	4	0	1	0	0	1	3				
Pablo Ozuna, R (8,4) OBP: 0.311, SLG: 0.352	K	P4			1B		F9		3B	1	0	1	1	0	0	0				
7 James Loney, L (1,3) OBP: 0.358, SLG: 0.458	1B				BB		F8		F8	4	1	2	1	1	0	2				
Casey Blake, R (1,5) OBP: 0.368, SLG: 0.475	G6-3						1B		1B	4	0	2	1	0	0	3				
Angel Berroa, R (1,6) OBP: 0.274, SLG: 0.250							G4-3		1B	3	1	1	0	1	1	3				
54 Jason Johnson, R (1,1) ERA: 2.6							G1-3		K	1	0	0	0	0	1	1				
Brian Falkenberg, R (5,1) ERA: 3.69										0	0	0	0	0	0	0				
21 Mark Sweeney, L (5,PH) OBP: 0.365, SLG: 0.458										1	0	0	0	0	0	2				
47 Cory Wade, R (6,1) ERA: 2.94										0	0	0	0	0	0	0				
56 Hung-Chih Kuo, L (7,1) ERA: 1.85										1	0	0	0	0	1	2				
38 Ramon Troncoso, R (9,1) ERA: 5.4										0	0	0	0	0	0	0				
Inning Stats	R: 2 E: 0 K: 1 S: 14	H: 3 LOB: 1 BB: 1 P: 23	R: 3 E: 0 K: 0 S: 13	H: 3 LOB: 1 BB: 1 P: 27	R: 0 E: 0 K: 2 S: 11	H: 0 LOB: 1 BB: 1 P: 18	R: 0 E: 0 K: 1 S: 7	H: 1 LOB: 0 BB: 0 P: 14	R: 1 E: 0 K: 0 S: 13	H: 3 LOB: 2 BB: 0 P: 21	R: 0 E: 0 K: 1 S: 6	H: 0 LOB: 0 BB: 0 P: 8	R: 1 E: 0 K: 2 S: 15	H: 3 LOB: 2 BB: 0 P: 17	R: 2 E: 0 K: 1 S: 16	H: 3 LOB: 1 BB: 0 P: 23	1B: 11 2B: 2 3B: 1 HR: 2	SF: 0 SAC: 1 DP: 1 HBP: 0	WP: 2 PB: 0 SB: 1 CS: 0	PA: 42
PITCHER	IP WLS BF H R ER SO BB IBB HBP BLK WP HR S P ERA WHIP																			
49 Doug Davis, L (1,1) ERA: 4.28	1.2 L 13 6 5 5 1 2 0 0 0 0 1 0 25 47 27.00 4.800																			
33 Billy Buckner, R (2,1) ERA: 3.69	2.2 4 1 1 3 1 0 0 0 0 1 1 30 50 3.38 1.875																			
47 Leo Rosales, R (5,1) ERA: 2.95	1.2 5 0 0 0 1 0 0 0 0 0 0 9 14 0.00 0.000																			
50 Chad Qualls, R (7,1) ERA: 3.86	1.0 6 3 1 1 2 0 0 0 0 0 0 15 17 9.00 3.000																			
57 Jon Rauch, R (8,1) ERA: 3.02	1.0 6 3 2 2 1 0 0 0 0 0 1 16 23 18.00 3.000																			



Batter	1	2	3	4	5	6	7	8	9	AB	R	H	RBI	BB	SO	LOB	TOP																					
27 Matt Kemp, R OBP: 0.349, SLG: 0.467	L6		16 G3 1B 2B		L4		2H 1B		FC5-4 55 DI 1-2	5	1	2	1	0	0	1	Los Angeles Dodgers @ St. Louis Cardinals Busch Stadium, St. Louis, MO Wed Aug 06 2008, 7:15 PM CDT Att: 42,581 - Partly Cloudy - 83 F AB 38 R 6 H 11 RBI 6 BB 1 SO 4 LOB 16 																					
16 Andre Ethier, L OBP: 0.336, SLG: 0.435	G6-3		G3		G4-3		G6-3		K	5	0	0	0	0	1	3																						
55 Russell Martin, R OBP: 0.386, SLG: 0.417	K		G2-3		F8				G5-3	5	1	1	0	0	1	2																						
Manny Ramirez, R OBP: 0.409, SLG: 0.558		HR			G5-3				P4	4	1	2	2	0	0	1																						
7 James Loney, L OBP: 0.355, SLG: 0.455	L6		G4-3		G4-3				WP 2B 1-H	4	1	1	1	0	0	1																						
Casey Blake, R OBP: 0.370, SLG: 0.479					G6-3				2B 2H	4	0	3	1	0	0	0																						
Pablo Ozuna, R OBP: 0.178, SLG: 0.329					F8					3	1	0	0	0	0	2																						
21 Mark Sweeney, L OBP: 0.192, SLG: 0.157	FC6-4								K	0	0	0	0	0	0	0																						
12 Jeff Kent, R OBP: 0.306, SLG: 0.399	1-2 3B									1	0	0	0	0	0	1																						
Angel Berroa, R OBP: 0.275, SLG: 0.279	1-H 3B				G6-3				P3	4	1	2	1	0	0	2																						
Derek Lowe, R OBP: 0.178, SLG: 0.178					G5-3					2	0	0	0	0	1	2																						
38 Ramon Troncoso, R OBP: 0.262, SLG: 0.309										0	0	0	0	0	0	0																						
25 Andrew Jones, R OBP: 0.262, SLG: 0.309										0	0	0	0	0	0	1																						
Brian Falkenberg, R OBP: 0.262, SLG: 0.309										0	0	0	0	0	0	0																						
Joe Beimel, L OBP: 0.262, SLG: 0.309										0	0	0	0	0	0	0																						
Chan Ho Park, R OBP: 0.262, SLG: 0.309										0	0	0	0	0	0	0																						
9 Juan Pierre, L OBP: 0.335, SLG: 0.315									27 FC5-4 BB	0	0	0	0	1	0	0																						
Inning Stats	R: 0 E: 0 K: 1 S: 6	H: 0 LOB: 0 BB: 0 P: 9	R: 2 E: 0 K: 1 S: 15	H: 3 LOB: 1 BB: 0 P: 20	R: 1 E: 0 K: 0 S: 9	H: 2 LOB: 1 BB: 0 P: 14	R: 0 E: 0 K: 0 S: 9	H: 1 LOB: 0 BB: 0 P: 9	R: 0 E: 0 K: 0 S: 6	H: 0 LOB: 0 BB: 0 P: 9	R: 1 E: 0 K: 0 S: 8	H: 2 LOB: 1 BB: 0 P: 10	R: 2 E: 0 K: 1 S: 15	H: 3 LOB: 1 BB: 0 P: 21	R: 0 E: 0 K: 1 S: 9	H: 0 LOB: 1 BB: 1 P: 16	1B: 4 2B: 5 3B: 1 HR: 1	SF: 0 SAC: 0 DP: 0 HBP: 0	WP: 1 PB: 0 SB: 0 CS: 0	PA: 39																		
PITCHER	IP	WLS	BF	H	R	ER	SO	BB	IBB	HBP	BLK	WP	HR	S	P	ERA	WHIP	PITCHER				IP	WLS	BF	H	R	ER	SO	BB	IBB	HBP	BLK	WP	HR	S	P	ERA	WHIP
35 Joel Pineiro, R ERA: 5.04	7.0	W	29	8	4	4	2	0	0	0	0	0	1	59	78	5.14	1.143					7.0	W	29	8	4	4	2	0	0	0	0	0	1	59	78	5.14	1.143
48 Brad Thompson, R ERA: 4.19	0.1		4	3	2	2	0	0	0	0	0	1	0	11	16	54.00	9.000					0.1		4	3	2	2	0	0	0	0	0	1	11	16	54.00	9.000	
34 Chris Perez, R ERA: 3.91	1.2	S	6	0	0	0	2	1	0	0	0	0	0	13	21	0.00	0.600					1.2	S	6	0	0	0	2	1	0	0	0	0	13	21	0.00	0.600	

Batter	1	2	3	4	5	6	7	8	9	AB	R	H	RBI	BB	SO	LOB	BOTTOM																					
55 Skip Schumaker, L OBP: 0.364, SLG: 0.415	G4-3		G3-1		F7					5	0	1	1	0	0	2	Los Angeles Dodgers @ St. Louis Cardinals Busch Stadium, St. Louis, MO Wed Aug 06 2008, 7:15 PM CDT Att: 42,581 - Partly Cloudy - 83 F AB 38 R 9 H 17 RBI 8 BB 3 SO 5 LOB 15 																					
Adam Kennedy, L OBP: 0.318, SLG: 0.340	5 1B 47 WP 1B		K		5 HR 1B					5	2	2	0	0	1	2																						
5 Albert Pujols, R OBP: 0.461, SLG: 0.618	47 WP 1B		47 WP 1B		1-H 2-H 3-H HR					4	2	4	4	1	0	0																						
47 Ryan Ludwick, R OBP: 0.384, SLG: 0.623	G3		8 1B 4 1B		HR					5	2	3	2	0	0	2																						
8 Troy Glaus, R OBP: 0.372, SLG: 0.485	G1-3		4 1B		4 HR G5-4-3 BB					4	0	1	0	1	1	4																						
4 Yadier Molina, R OBP: 0.353, SLG: 0.385	K		1-2 1B		G5-4-3					5	0	1	1	0	1	2																						
Felipe Lopez, S OBP: 0.305, SLG: 0.314			1-2 1B							3	0	1	0	0	0	2																						
62 Joe Mather, R OBP: 0.320, SLG: 0.462	35 SH2-4 1B		G6-3		G3-1					1	1	1	0	0	0	0																						
35 Joel Pineiro, R OBP: 0.175, SLG: 0.162										2	1	1	0	0	1	0																						
24 Rick Ankiel, L OBP: 0.350, SLG: 0.541										1	0	0	0	0	1	1																						
48 Brad Thompson, R OBP: 0.250, SLG: 0.143					1B 5 HR 1B					0	0	0	0	0	0	0																						
34 Chris Perez, R OBP: 0.320, SLG: 0.462										0	0	0	0	0	0	0																						
Cesar Izturis, S OBP: 0.309, SLG: 0.293					G4-3					3	1	2	0	1	0	0																						
Inning Stats	R: 1 E: 0 K: 0 S: 10	H: 2 LOB: 1 BB: 0 P: 13	R: 0 E: 0 K: 1 S: 9	H: 2 LOB: 2 BB: 0 P: 15	R: 2 E: 0 K: 1 S: 15	H: 4 LOB: 2 BB: 0 P: 22	R: 5 E: 0 K: 0 S: 14	H: 5 LOB: 0 BB: 1 P: 23	R: 0 E: 0 K: 1 S: 8	H: 0 LOB: 0 BB: 0 P: 9	R: 0 E: 0 K: 1 S: 12	H: 1 LOB: 2 BB: 1 P: 19	R: 1 E: 0 K: 1 S: 16	H: 2 LOB: 2 BB: 1 P: 27	R: 0 E: 0 K: 0 S: 9	H: 1 LOB: 1 BB: 0 P: 12	1B: 14 2B: 1 3B: 0 HR: 2	SF: 0 SAC: 1 DP: 1 HBP: 0	WP: 2 PB: 0 SB: 1 CS: 0	PA: 42																		
PITCHER	IP	WLS	BF	H	R	ER	SO	BB	IBB	HBP	BLK	WP	HR	S	P	ERA	WHIP	PITCHER				IP	WLS	BF	H	R	ER	SO	BB	IBB	HBP	BLK	WP	HR	S	P	ERA	WHIP
Derek Lowe, R ERA: 4.1	3.1	L	22	13	8	8	2	0	0	0	0	0	0	24	36	0.00	1.125					3.1	L	22	13	8	8	2	0	0	0	0	0	24	36	0.00	1.125	
38 Ramon Troncoso, R ERA: 4.56	2.2		10	1	0	0	2	2	0	0	0	0	0	7	11	27.00	3.000					2.2		10	1	0	0	2	2	0	0	0	7	11	27.00	3.000		
Brian Falkenberg, R ERA: 1.7	0.1		2	1	1	1	0	0	0	0	0	0	0	9	16	0.00	1.500					0.1		2	1	1	1	0	0	0	0	9	16	0.00	1.500			
Joe Beimel, L ERA: 1.97	0.2		4	1	0	0	1	0	1	0	0	0	0	9	16	0.00	1.000					0.2		4	1	0	0	1	0	1	0	9	16	0.00	1.000			
Chan Ho Park, R ERA: 2.7	1.0		4	1	0	0	0	0	0	0	0	0	0	9	12	0.00	1.000					1.0		4	1	0	0	0	0	0	0	9	12	0.00	1.000			

Batter	1	2	3	4	5	6	7	8	9	AB	R	H	RBI	BB	SO	LOB	TOP			
9 Juan Pierre, L OBP: 0.324, SLG: 0.321 25 Andruw Jones, R OBP: 0.262, SLG: 0.259	G1-3	B2-3		3B			G4-3			4	0	1	1	0	0	1	Los Angeles Dodgers @ St. Louis Cardinals Busch Stadium, St. Louis, MO Thu Aug 07 2008, 1:15 PM CDT Att: 40,500 - Partly Cloudy - 83 F livebaseballscorecards.com			
27 Matt Kemp, R OBP: 0.346, SLG: 0.463	F9		K	F8			L4			4	0	0	0	0	1	1				
12 Jeff Kent, R OBP: 0.311, SLG: 0.406 Pablo Ozuna, R OBP: 0.291, SLG: 0.329	7 1B		HR		G1-3			G1-4-3		4	2	3	0	0	0	0				
Manny Ramirez, R OBP: 0.410, SLG: 0.564	7 1B		HR		F9			G1-4-3		3	1	1	2	1	0	1				
7 James Loney, L OBP: 0.354, SLG: 0.453	1-2		G4-3		L8			G3-1		4	0	1	1	0	0	1				
Casey Blake, R OBP: 0.396, SLG: 0.474	K		F8		F9			K		4	0	0	0	0	2	2				
Angel Berroa, R OBP: 0.274, SLG: 0.278		K		FC4-6		F8		K		4	0	1	0	0	2	0				
Danny Ardoin, R OBP: 0.241, SLG: 0.250		FC1-6		9 3B		P5		K		4	1	1	0	0	1	1				
22 Clayton Kershaw, L 56 Hung-Chih Kuo, L 51 Jonathan Broxton, R	FC1-6		K				K			3	0	0	0	0	2	2	Dodgers			
										0	0	0	0	0	0	0				
Inning Stats	R: 1 H: 2 E: 0 K: 1 S: 14	H: 2 LOB: 2 BB: 1 P: 26	R: 0 H: 1 E: 0 K: 1 S: 10	H: 1 LOB: 1 BB: 0 P: 13	R: 2 H: 2 E: 0 K: 1 S: 11	H: 2 LOB: 1 BB: 0 P: 18	R: 1 H: 2 E: 0 K: 1 S: 11	H: 2 LOB: 1 BB: 0 P: 15	R: 0 H: 0 E: 0 K: 0 S: 6	H: 0 LOB: 0 BB: 0 P: 9	R: 0 H: 0 E: 0 K: 0 S: 5	H: 0 LOB: 0 BB: 0 P: 8	R: 0 H: 0 E: 0 K: 0 S: 9	H: 1 LOB: 1 BB: 0 P: 11	R: 0 H: 0 E: 0 K: 3 S: 11	H: 0 LOB: 0 BB: 0 P: 14	1B: 5 2B: 1 3B: 1 HR: 1	SF: 0 SAC: 0 DP: 1 HBP: 0	WP: 0 PB: 0 SB: 0 CS: 0	PA: 35
PITCHER	IP WLS BF H R ER SO BB IBB HBP BLK WP HR S P ERA WHIP																			
26 Kyle Lohse, R ERA: 3.8 44 Jason Istringhausen, R ERA: 5.98	7.0 L 29 7 4 4 5 1 0 0 0 0 0 1 63 99 5.14 1.143																			
	2.0 6 1 0 0 3 0 0 0 0 0 0 0 20 25 0.00 0.500																			

Batter	1	2	3	4	5	6	7	8	9	AB	R	H	RBI	BB	SO	LOB	BOTTOM			
Cesar Izturis, S OBP: 0.312, SLG: 0.296	L9		62 P3-1		62 S			G6-3		4	0	2	1	0	0	0	Los Angeles Dodgers @ St. Louis Cardinals Busch Stadium, St. Louis, MO Thu Aug 07 2008, 1:15 PM CDT Att: 40,500 - Partly Cloudy - 83 F livebaseballscorecards.com			
62 Joe Mather, R OBP: 0.308, SLG: 0.442	K		P3-1		K			F9		4	0	0	0	0	2	2				
5 Albert Pujols, R OBP: 0.461, SLG: 0.614	47 BB						G6-3			2	0	0	0	2	1	0				
47 Ryan Ludwick, R OBP: 0.385, SLG: 0.620							K			3	0	1	0	1	2	1				
8 Troy Glaus, R OBP: 0.371, SLG: 0.482	P2				F7		FC6-4			3	0	0	0	1	0	4				
Felipe Lopez, S OBP: 0.304, SLG: 0.311		K		G1-3		FC6-4				3	0	0	0	1	1	2				
21 Jason LaRue, R ERA: 3.71 24 Rick Ankiel, L OBP: 0.349, SLG: 0.540	G4-3				G1-3			L4		3	0	0	0	0	0	0				
26 Kyle Lohse, R OBP: 0.063, SLG: 0.063 Adam Kennedy, L OBP: 0.318, SLG: 0.338 44 Jason Istringhausen, R 55 Skip Schumaker, L OBP: 0.364, SLG: 0.414	G4-3				G5-3			K		2	0	0	0	0	0	0				
Aaron Miles, S OBP: 0.357, SLG: 0.395				K2-3		WP		G6-3		1	0	0	0	0	1	2				
Inning Stats	R: 0 H: 0 E: 0 K: 1 S: 11	H: 0 LOB: 2 BB: 2 P: 25	R: 0 H: 0 E: 0 K: 1 S: 6	H: 0 LOB: 0 BB: 0 P: 8	R: 0 H: 1 E: 0 K: 1 S: 12	H: 0 LOB: 0 BB: 0 P: 14	R: 0 H: 0 E: 0 K: 1 S: 8	H: 0 LOB: 1 BB: 1 P: 15	R: 1 H: 2 E: 0 K: 1 S: 12	H: 2 LOB: 1 BB: 0 P: 19	R: 0 H: 0 E: 0 K: 1 S: 9	H: 0 LOB: 1 BB: 1 P: 15	R: 0 H: 0 E: 0 K: 1 S: 8	H: 0 LOB: 0 BB: 0 P: 12	R: 0 H: 0 E: 0 K: 1 S: 8	H: 1 LOB: 2 BB: 1 P: 21	1B: 4 2B: 1 3B: 0 HR: 0	SF: 0 SAC: 0 DP: 1 HBP: 0	WP: 2 PB: 0 SB: 2 CS: 0	PA: 35
PITCHER	IP WLS BF H R ER SO BB IBB HBP BLK WP HR S P ERA WHIP																			
22 Clayton Kershaw, L 56 Hung-Chih Kuo, L 51 Jonathan Broxton, R	7.0 W 27 3 0 0 1 4 0 0 0 0 0 0 8 13 0.00 0.000																			
	1.0 H 3 0 0 0 1 0 0 0 0 0 0 0 8 13 0.00 0.000																			
	1.0 S 5 1 0 0 2 1 0 0 0 0 1 0 12 21 0.00 2.000																			

Batter	1	2	3	4	5	6	7	8	9	AB	R	H	RBI	BB	SO	LOB	TOP					
27 Matt Kemp, R OBP: 0.345, SLG: 0.465										5	2	3	0	0	0	0	Los Angeles Dodgers @ San Francisco Giants AT&T Park, San Francisco, CA Sun Aug 10 2008, 1:05 PM PDT Att: 41,804 - Sunny - 71 F					
16 Andre Ethier, L OBP: 0.340, SLG: 0.446										4	2	2	1	1	0	1						
12 Jeff Kent, R OBP: 0.313, SLG: 0.413										4	0	0	1	0	1	4						
38 Ramon Troncoso, R OBP: 0.273, SLG: 0.364										0	0	0	0	0	0	0						
56 Hung-Chih Kuo, L OBP: 0.408, SLG: 0.557										4	0	1	2	0	1	2						
7 James Loney, L OBP: 0.351, SLG: 0.446										4	0	0	0	1	1	4						
55 Russell Martin, R OBP: 0.383, SLG: 0.406										2	0	0	0	2	0	2						
Casey Blake, R OBP: 0.360, SLG: 0.470										4	0	0	0	0	1	2						
Angel Berroa, R OBP: 0.274, SLG: 0.274										4	0	0	0	0	0	2						
58 Chad Billingsley, R OBP: 0.125, SLG: 0.087										2	0	0	0	0	2	1						
9 Juan Pierre, L OBP: 0.322, SLG: 0.318										1	0	0	0	0	0	0						
Pablo Ozuna, R OBP: 0.284, SLG: 0.321										1	0	0	0	0	0	0						
Inning Stats	R: 0 E: 0 K: 1 S: 15	H: 1 LOB: 2 BB: 0 P: 24	R: 0 E: 1 K: 1 S: 11	H: 0 LOB: 1 BB: 0 P: 15	R: 1 E: 0 K: 0 S: 9	H: 1 LOB: 0 BB: 0 P: 12	R: 0 E: 0 K: 1 S: 11	H: 0 LOB: 1 BB: 0 P: 17	R: 1 E: 0 K: 1 S: 13	H: 2 LOB: 1 BB: 0 P: 18	R: 0 E: 0 K: 0 S: 7	H: 0 LOB: 1 BB: 0 P: 13	R: 2 E: 0 K: 0 S: 15	H: 2 LOB: 2 BB: 2 P: 27	R: 0 E: 0 K: 0 S: 9	H: 0 LOB: 0 BB: 0 P: 11	R: 0 E: 1 K: 2 S: 15	H: 0 LOB: 2 BB: 0 P: 22	1B: 2 2B: 2 3B: 2 HR: 0	SF: 0 SAC: 0 DP: 0 HBP: 1	WP: 0 PB: 1 SB: 1 CS: 0	PA: 41
PITCHER	IP WLS BF H R ER SO BB IBB HBP BLK WP HR S P ERA WHIP																					
18 Matt Cain, R ERA: 3.67	(1, 1) 7.0 33 6 4 4 4 3 1 1 1 0 0 81 126 5.14 1.286																					
22 Keiichi Yabu, R ERA: 3.5	(8, 1) 1.0 3 0 0 0 0 0 0 0 0 0 0 9 11 0.00 0.000																					
Jack Taschner, L ERA: 3.23	(9, 1) 1.0 W 5 0 0 0 2 0 0 0 0 0 0 0 15 22 0.00 0.000																					

AB	36
R	4
H	6
RBI	4
BB	4
SO	6
LOB	18



Batter	1	2	3	4	5	6	7	8	9	AB	R	H	RBI	BB	SO	LOB	BOTTOM					
Dave Roberts, L OBP: 0.319, SLG: 0.302										3	2	2	0	1	0	0	Los Angeles Dodgers @ San Francisco Giants AT&T Park, San Francisco, CA Sun Aug 10 2008, 1:05 PM PDT Att: 41,804 - Sunny - 71 F					
Rich Aurilia, R OBP: 0.326, SLG: 0.406										1	0	0	0	0	0	1						
Ivan Ochoa, R OBP: 0.348, SLG: 0.372										4	1	2	0	0	2	4						
Jack Taschner, L										0	0	0	0	0	0	0						
2 Randy Winn, S OBP: 0.355, SLG: 0.395										4	1	3	3	1	1	1						
33 Aaron Rowand, R OBP: 0.357, SLG: 0.437										5	1	4	0	0	0	1						
21 John Bowker, L OBP: 0.297, SLG: 0.403										4	0	0	0	0	0	6						
Omar Vizquel, S OBP: 0.245, SLG: 0.212										1	0	0	0	0	0	2						
Jose Castillo, R OBP: 0.291, SLG: 0.382										5	0	0	0	0	3	5						
7 Emmanuel Burriss, S OBP: 0.322, SLG: 0.294										4	0	0	1	1	0	5						
20 Steve Holm, R OBP: 0.355, SLG: 0.395										3	0	1	0	0	1	0						
8 Eugenio Velez, S OBP: 0.256, SLG: 0.316										2	0	1	1	0	0	0						
18 Matt Cain, R OBP: 0.208, SLG: 0.311										2	0	0	0	0	1	0						
22 Keiichi Yabu, R										0	0	0	0	0	0	0						
1 Bengie Molina, R OBP: 0.308, SLG: 0.411										1	0	1	0	0	0	0						
Inning Stats	R: 1 E: 0 K: 0 S: 12	H: 2 LOB: 1 BB: 0 P: 15	R: 0 E: 0 K: 2 S: 11	H: 1 LOB: 3 BB: 2 P: 23	R: 0 E: 0 K: 1 S: 18	H: 1 LOB: 2 BB: 1 P: 26	R: 2 E: 0 K: 1 S: 16	H: 4 LOB: 2 BB: 0 P: 24	R: 0 E: 0 K: 0 S: 7	H: 0 LOB: 0 BB: 0 P: 7	R: 0 E: 0 K: 2 S: 12	H: 1 LOB: 1 BB: 0 P: 21	R: 0 E: 0 K: 1 S: 9	H: 1 LOB: 1 BB: 0 P: 14	R: 0 E: 0 K: 1 S: 9	H: 1 LOB: 1 BB: 0 P: 11	R: 2 E: 1 K: 0 S: 11	H: 3 LOB: 2 BB: 0 P: 13	1B: 12 2B: 2 3B: 0 HR: 0	SF: 0 SAC: 2 DP: 0 HBP: 0	WP: 0 PB: 0 SB: 0 CS: 0	PA: 44
PITCHER	IP WLS BF H R ER SO BB IBB HBP BLK WP HR S P ERA WHIP																					
58 Chad Billingsley, R ERA: 3.07	(1, 1) 6.0 30 3 3 3 6 2 1 0 0 0 0 76 116 4.50 1.833																					
38 Ramon Troncoso, R ERA: 4.32	(7, 1) 1.1 H 6 2 0 0 1 0 0 0 0 0 0 12 17 0.00 1.500																					
56 Hung-Chih Kuo, L ERA: 1.76	(8, 1) 1.1 L 8 3 2 0 1 0 0 0 0 0 0 0 17 21 0.00 2.250																					

AB	39
R	5
H	14
RBI	5
BB	3
SO	8
LOB	25



Batter	1	2	3	4	5	6	7	8	9	AB	R	H	RBI	BB	SO	LOB	TOP					
11 Jimmy Rollins, S OBP: 0.344, SLG: 0.449	G4-3		G1-6-3			G4-3	3B		F7	5	1	2	1	0	0	2	Philadelphia Phillies @ Los Angeles Dodgers Dodger Stadium, Los Angeles, CA Mon Aug 11 2008, 7:10 PM PDT Att: 45,547 - Clear - 72 F					
8 Shane Victorino, S OBP: 0.358, SLG: 0.451	G6-3			G6-3		G4-3	BB		G2-3	4	1	2	0	1	1							
26 Chase Utley, L OBP: 0.372, SLG: 0.569				G6-3		G4-3		K		5	0	3	2	0	1	2						
6 Ryan Howard, L OBP: 0.324, SLG: 0.490	G4-3			G6-3		G3		G4-3	G4-3	5	0	0	2	0	0	5						
Pat Burrell, R OBP: 0.393, SLG: 0.552		G1-3		G5-3		G6-3				3	0	0	0	1	0	2						
28 Jayson Werth, R OBP: 0.355, SLG: 0.479		K		K						4	1	1	0	0	3	2						
19 Greg Dobbs, L OBP: 0.348, SLG: 0.451			K							4	1	1	0	0	1	1						
51 Carlos Ruiz, R OBP: 0.321, SLG: 0.281			G5-3			F8				3	1	0	0	1	1							
38 Kyle Kendrick, R OBP: 0.174, SLG: 0.140			G6-3			G3				1	0	0	0	0	0	0						
Les Walrond, L OBP: 0.302, SLG: 0.395										1	1	1	1	0	0	0						
10 Geoff Jenkins, L OBP: 0.302, SLG: 0.395										0	0	0	0	0	0	0						
55 Clay Condrey, R OBP: 0.200, SLG: 0.200										1	0	0	0	0	1	2						
24 Mike Cervenak, R OBP: 0.200, SLG: 0.200										1	0	0	0	0	1	2						
Inning Stats	R: 0 E: 0 K: 0 S: 9	H: 1 LOB: 1 BB: 0 P: 15	R: 0 E: 0 K: 2 S: 13	H: 0 LOB: 0 BB: 0 P: 19	R: 0 E: 0 K: 0 S: 8	H: 0 LOB: 0 BB: 0 P: 13	R: 1 E: 0 K: 1 S: 10	H: 2 LOB: 1 BB: 0 P: 13	R: 0 E: 0 K: 0 S: 6	H: 0 LOB: 0 BB: 0 P: 8	R: 1 E: 0 K: 0 S: 10	H: 1 LOB: 1 BB: 1 P: 18	R: 2 E: 0 K: 2 S: 15	H: 3 LOB: 1 BB: 0 P: 23	R: 0 E: 0 K: 2 S: 10	H: 0 LOB: 1 BB: 1 P: 19	R: 2 E: 0 K: 1 S: 23	H: 3 LOB: 2 BB: 1 P: 30	1B: 6 2B: 3 3B: 1 HR: 0	SF: 0 SAC: 0 DP: 0 HBP: 0	WP: 0 PB: 0 SB: 1 CS: 0	PA: 40
PITCHER	IP WLS BF H R ER SO BB IBB HBP BLK WP HR S P ERA WHIP	IP WLS BF H R ER SO BB IBB HBP BLK WP HR S P ERA WHIP	IP WLS BF H R ER SO BB IBB HBP BLK WP HR S P ERA WHIP	IP WLS BF H R ER SO BB IBB HBP BLK WP HR S P ERA WHIP	IP WLS BF H R ER SO BB IBB HBP BLK WP HR S P ERA WHIP	IP WLS BF H R ER SO BB IBB HBP BLK WP HR S P ERA WHIP	IP WLS BF H R ER SO BB IBB HBP BLK WP HR S P ERA WHIP	IP WLS BF H R ER SO BB IBB HBP BLK WP HR S P ERA WHIP	IP WLS BF H R ER SO BB IBB HBP BLK WP HR S P ERA WHIP	IP WLS BF H R ER SO BB IBB HBP BLK WP HR S P ERA WHIP	IP WLS BF H R ER SO BB IBB HBP BLK WP HR S P ERA WHIP	IP WLS BF H R ER SO BB IBB HBP BLK WP HR S P ERA WHIP	IP WLS BF H R ER SO BB IBB HBP BLK WP HR S P ERA WHIP	IP WLS BF H R ER SO BB IBB HBP BLK WP HR S P ERA WHIP	IP WLS BF H R ER SO BB IBB HBP BLK WP HR S P ERA WHIP	IP WLS BF H R ER SO BB IBB HBP BLK WP HR S P ERA WHIP	IP WLS BF H R ER SO BB IBB HBP BLK WP HR S P ERA WHIP	IP WLS BF H R ER SO BB IBB HBP BLK WP HR S P ERA WHIP	IP WLS BF H R ER SO BB IBB HBP BLK WP HR S P ERA WHIP			
Derek Lowe, R ERA: 4.11	6.1	W	25	5	3	3	3	1	0	0	0	0	0	0	0	0	4.26	0.947				
Chan Ho Park, R ERA: 2.7	0.2		4	2	1	1	2	0	0	0	0	0	0	0	0	0	13.50	3.000				
Joe Beimel, L ERA: 1.93	0.2	H	3	0	0	0	1	1	0	0	0	0	0	0	0	0	0.00	1.500				
51 Jonathan Broxton, R ERA: 3.65	1.1	S	8	3	2	2	2	1	0	0	0	0	0	0	0	0	13.50	3.000				

Philadelphia Phillies @ Los Angeles Dodgers
 Dodger Stadium, Los Angeles, CA
 Mon Aug 11 2008, 7:10 PM PDT
 Att: 45,547 - Clear - 72 F

AB 37
 R 6
 H 10
 RBI 6
 BB 3
 SO 8
 LOB 18

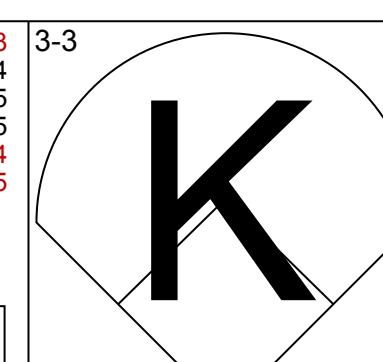
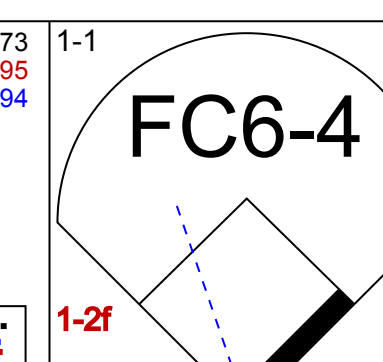
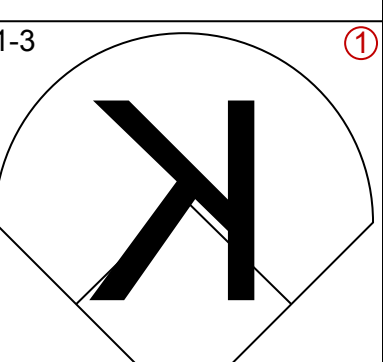
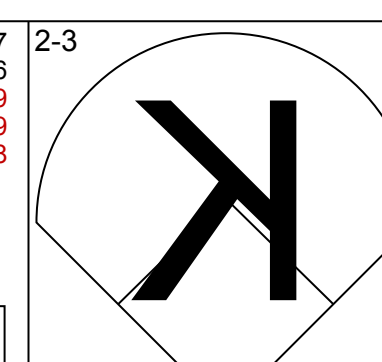
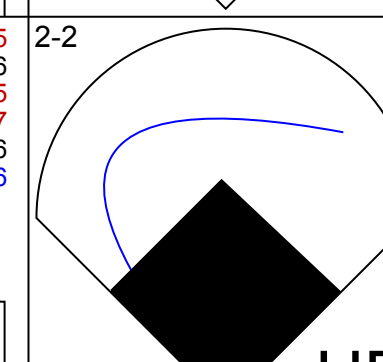
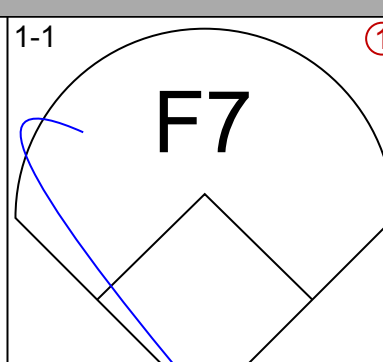
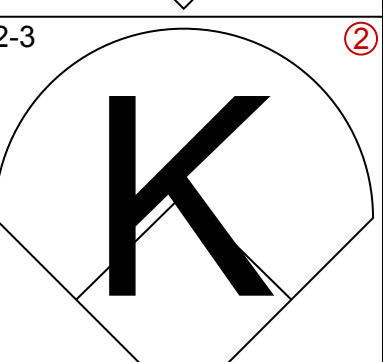
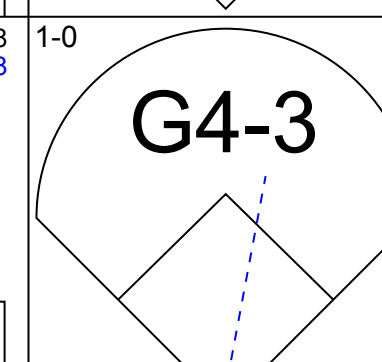
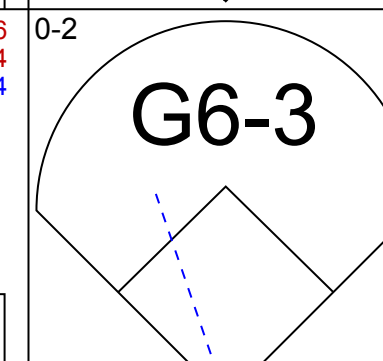
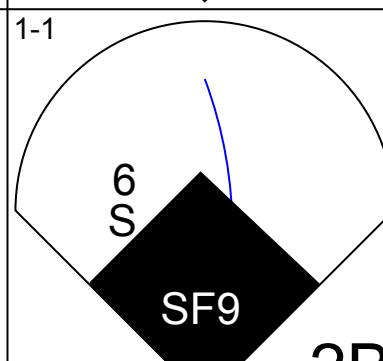
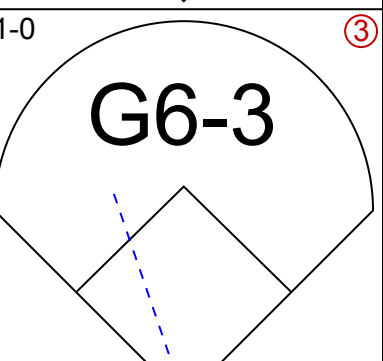
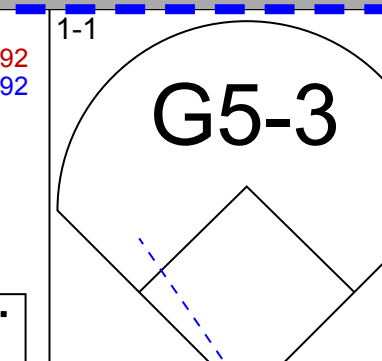
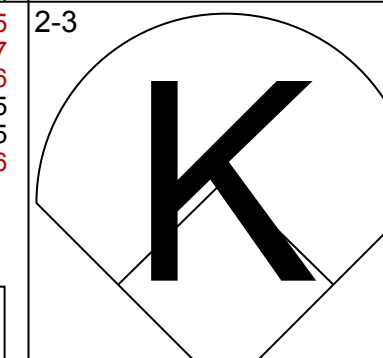
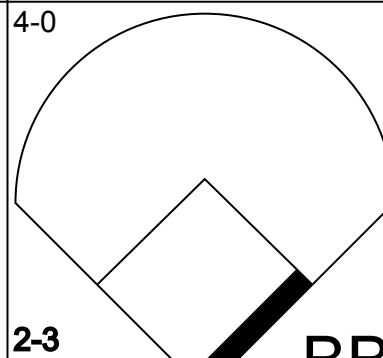
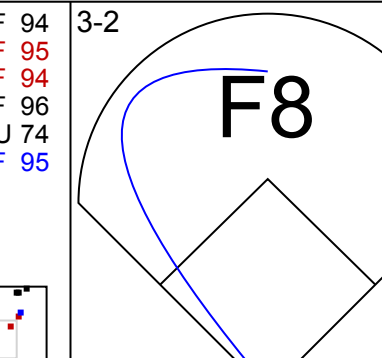
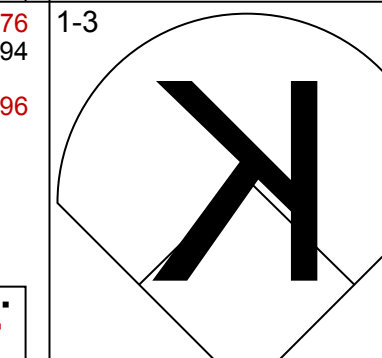
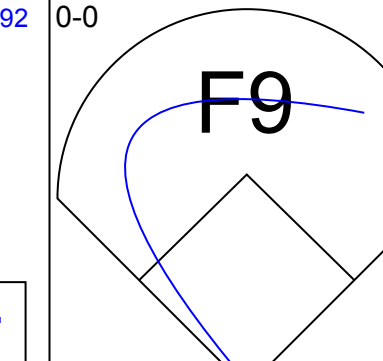
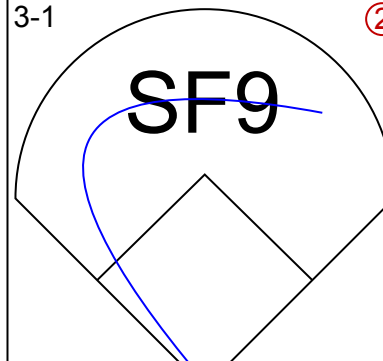
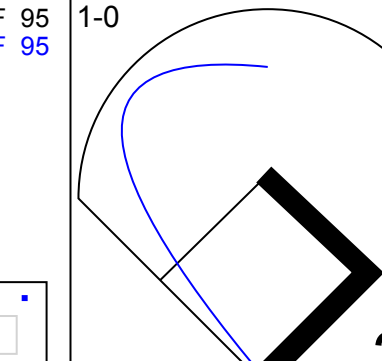
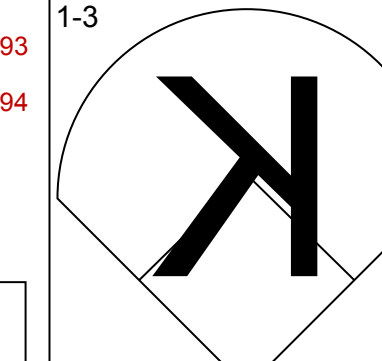
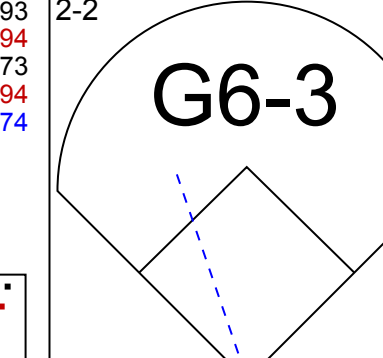
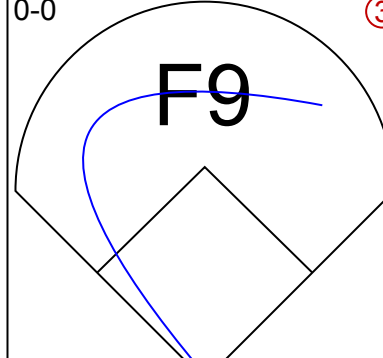
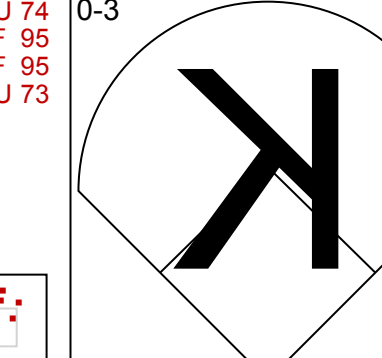
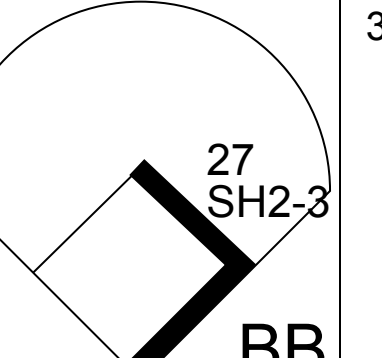
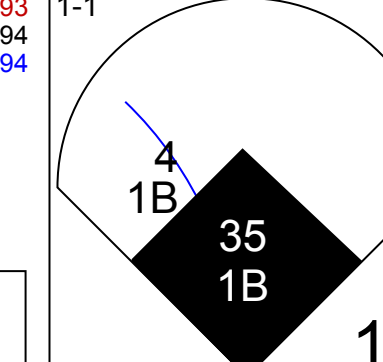
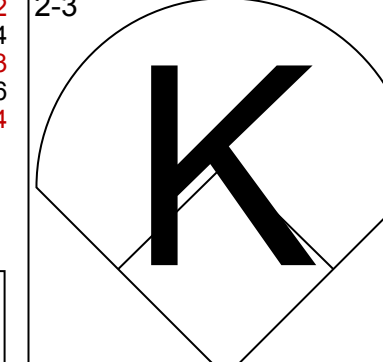
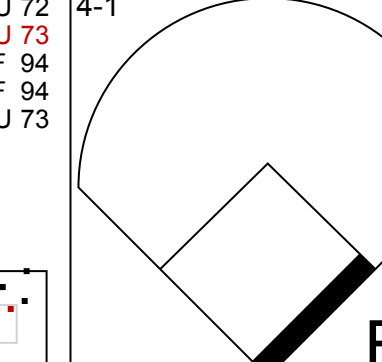
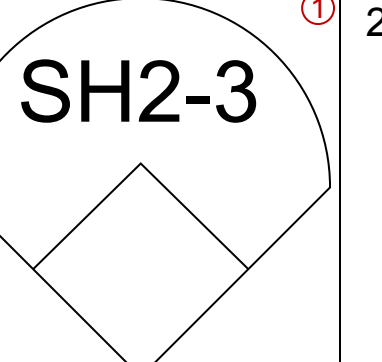
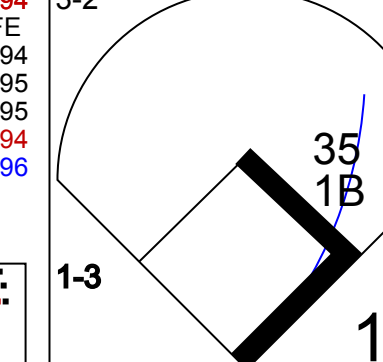
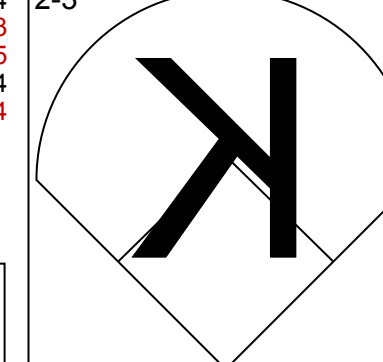
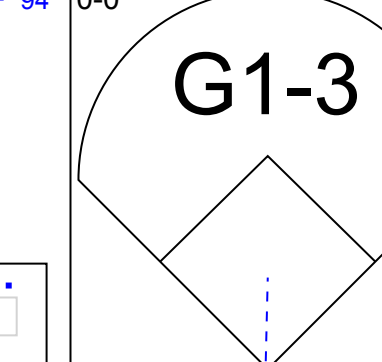
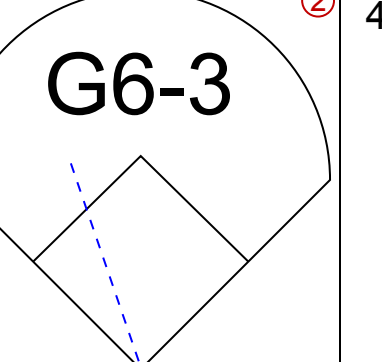
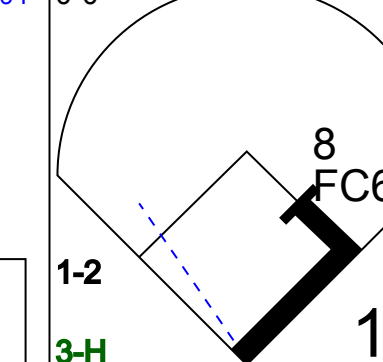
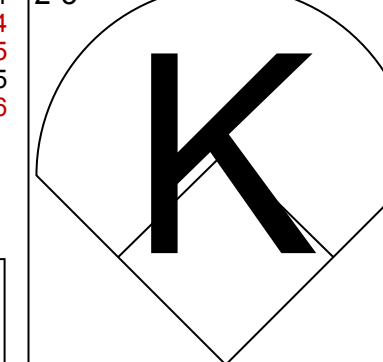
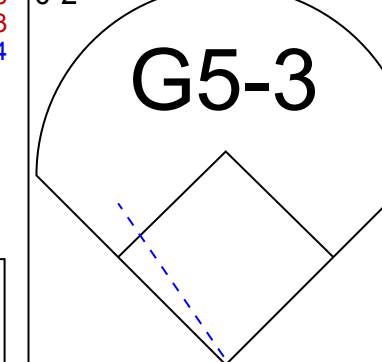
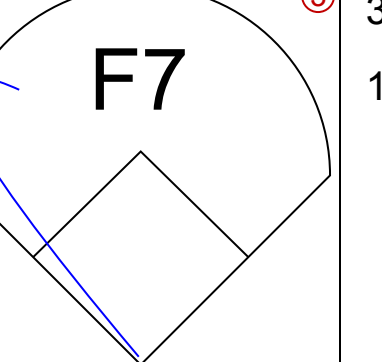


Batter	1	2	3	4	5	6	7	8	9	AB	R	H	RBI	BB	SO	LOB	BOTTOM			
27 Matt Kemp, R OBP: 0.350, SLG: 0.468	F8									4	2	3	0	1	0	0	Philadelphia Phillies @ Los Angeles Dodgers Dodger Stadium, Los Angeles, CA Mon Aug 11 2008, 7:10 PM PDT Att: 45,547 - Clear - 72 F			
16 Andre Ethier, L OBP: 0.340, SLG: 0.442	F7									3	1	0	0	2	0	3				
12 Jeff Kent, R OBP: 0.320, SLG: 0.421										3	1	3	1	0	0	0				
Pablo Ozuna, R OBP: 0.293, SLG: 0.329										1	1	1	0	0	0	0				
Manny Ramirez, R OBP: 0.412, SLG: 0.560	P4									3	1	2	2	2	0	1				
7 James Loney, L OBP: 0.354, SLG: 0.451										4	0	3	3	0	1	3				
55 Russell Martin, R OBP: 0.386, SLG: 0.406										3	1	1	0	2	1	4				
Casey Blake, R OBP: 0.360, SLG: 0.477										5	1	2	2	0	1	7				
Angel Berroa, R OBP: 0.264, SLG: 0.264										5	0	0	0	0	0	8				
Derek Lowe, R OBP: 0.170, SLG: 0.170										2	0	0	0	0	0	0				
Chan Ho Park, R OBP: 0.111, SLG: 0.111										0	0	0	0	0	0	0				
9 Juan Pierre, L OBP: 0.334, SLG: 0.321										1	0	1	0	0	0	0				
Joe Beimel, L ERA: 1.93										0	0	0	0	0	0	0				
51 Jonathan Broxton, R ERA: 3.65										0	0	0	0	0	0	0				
Inning Stats	R: 0 E: 0 K: 0 S: 8	H: 1 LOB: 1 BB: 0 P: 11	R: 0 E: 0 K: 0 S: 11	H: 1 LOB: 1 BB: 0 P: 15	R: 6 E: 0 K: 0 S: 17	H: 5 LOB: 0 BB: 1 P: 27	R: 1 E: 1 K: 2 S: 14	H: 2 LOB: 3 BB: 2 P: 24	R: 0 E: 0 K: 0 S: 9	H: 1 LOB: 2 BB: 1 P: 17	R: 0 E: 0 K: 1 S: 6	H: 1 LOB: 3 BB: 2 P: 17	R: 0 E: 0 K: 0 S: 8	H: 2 LOB: 0 BB: 0 P: 10	R: 1 E: 0 K: 0 S: 9	H: 3 LOB: 2 BB: 1 P: 14	1B: 12 2B: 3 3B: 0 HR: 1	SF: 0 SAC: 2 DP: 2 HBP: 1	WP: 0 PB: 0 SB: 1 CS: 1	PA: 44
PITCHER	IP WLS BF H R ER SO BB IBB HBP BLK WP HR S P ERA WHIP	IP WLS BF H R ER SO BB IBB HBP BLK WP HR S P ERA WHIP	IP WLS BF H R ER SO BB IBB HBP BLK WP HR S P ERA WHIP	IP WLS BF H R ER SO BB IBB HBP BLK WP HR S P ERA WHIP	IP WLS BF H R ER SO BB IBB HBP BLK WP HR S P ERA WHIP	IP WLS BF H R ER SO BB IBB HBP BLK WP HR S P ERA WHIP	IP WLS BF H R ER SO BB IBB HBP BLK WP HR S P ERA WHIP	IP WLS BF H R ER SO BB IBB HBP BLK WP HR S P ERA WHIP	IP WLS BF H R ER SO BB IBB HBP BLK WP HR S P ERA WHIP	IP WLS BF H R ER SO BB IBB HBP BLK WP HR S P ERA WHIP	IP WLS BF H R ER SO BB IBB HBP BLK WP HR S P ERA WHIP	IP WLS BF H R ER SO BB IBB HBP BLK WP HR S P ERA WHIP	IP WLS BF H R ER SO BB IBB HBP BLK WP HR S P ERA WHIP	IP WLS BF H R ER SO BB IBB HBP BLK WP HR S P ERA WHIP	IP WLS BF H R ER SO BB IBB HBP BLK WP HR S P ERA WHIP	IP WLS BF H R ER SO BB IBB HBP BLK WP HR S P ERA WHIP	IP WLS BF H R ER SO BB IBB HBP BLK WP HR S P ERA WHIP	IP WLS BF H R ER SO BB IBB HBP BLK WP HR S P ERA WHIP	IP WLS BF H R ER SO BB IBB HBP BLK WP HR S P ERA WHIP	
38 Kyle Kendrick, R ERA: 4.74	2.2	L	13	2	0	0	3	0	3	0	0	0	0	0	0	0	18.90	3.600		
Les Walrond, L ERA: 5.23	2.0		9	5	1	1	0	0	1	0	0	0	0	0	0	0	0.00	0.750		
55 Clay Condrey, R ERA: 3.57	2.0		9	5	1	1	0	0	1	0	0	0	0	0	0	0	4.50	2.500		

Philadelphia Phillies @ Los Angeles Dodgers
 Dodger Stadium, Los Angeles, CA
 Mon Aug 11 2008, 7:10 PM PDT
 Att: 45,547 - Clear - 72 F

AB 34
 R 8
 H 16
 RBI 8
 BB 7
 SO 3
 LOB 26

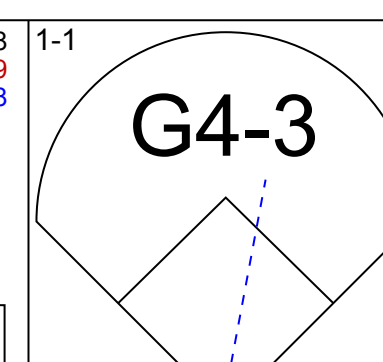
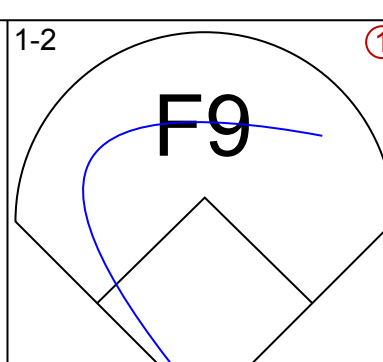
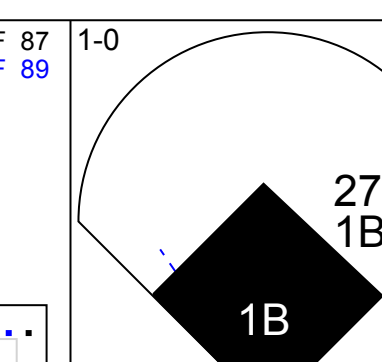
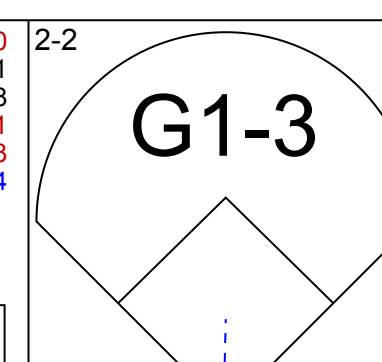
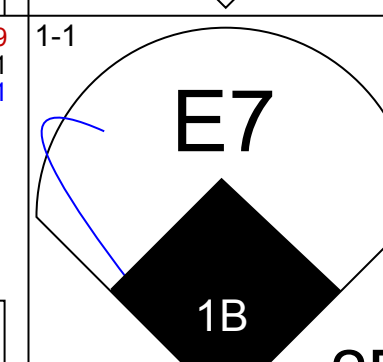
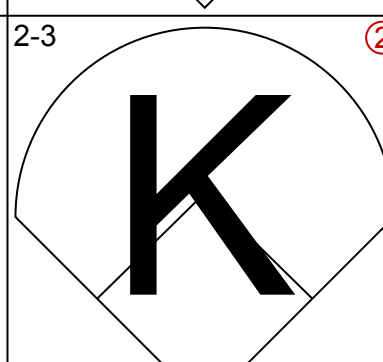
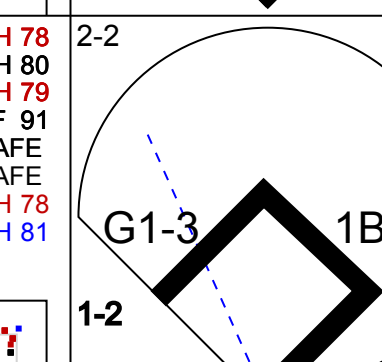

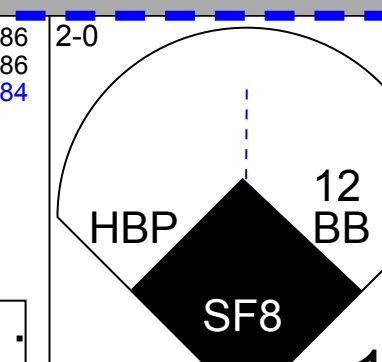

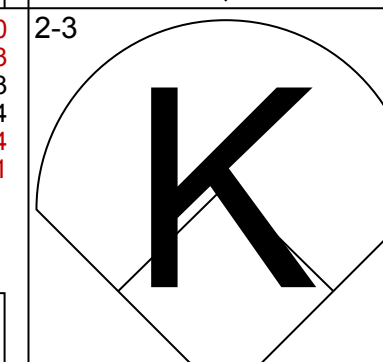
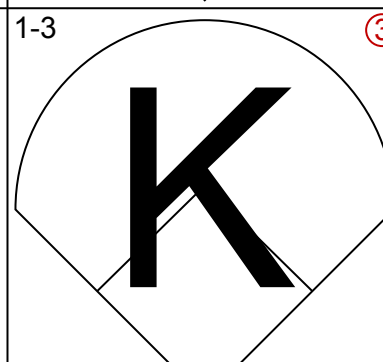
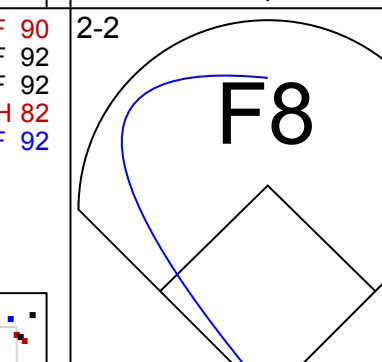
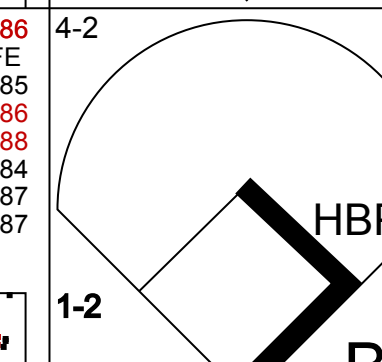

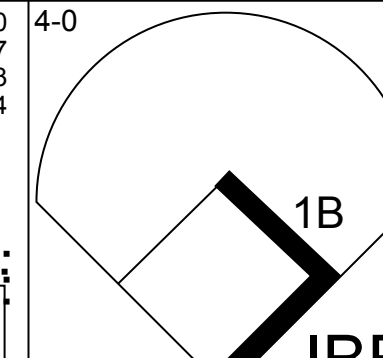
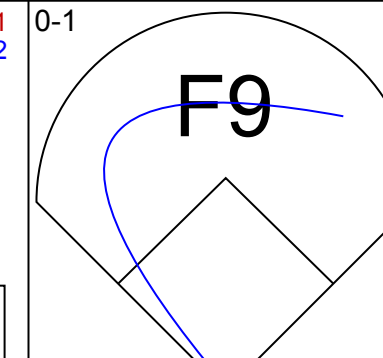
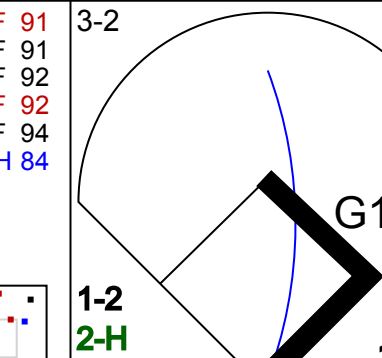

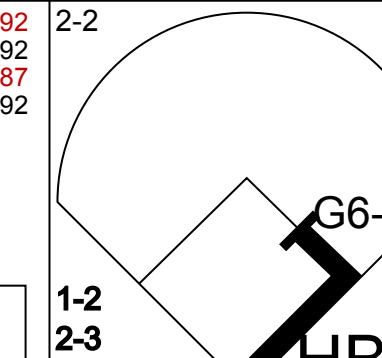

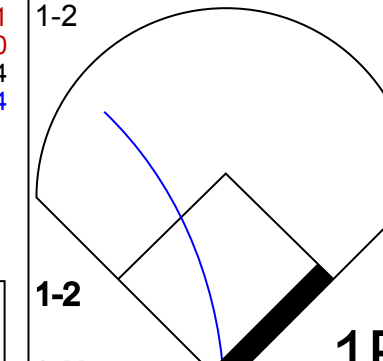
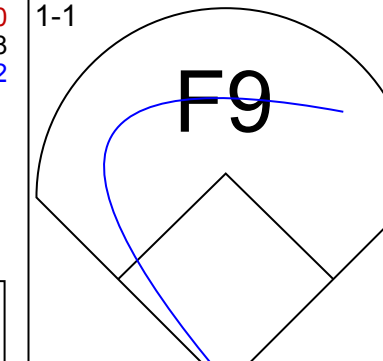
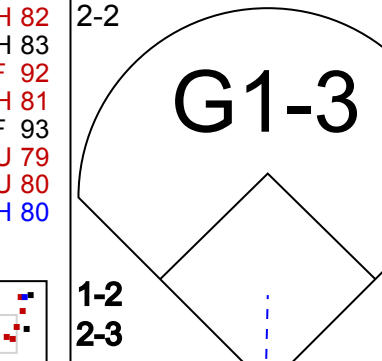
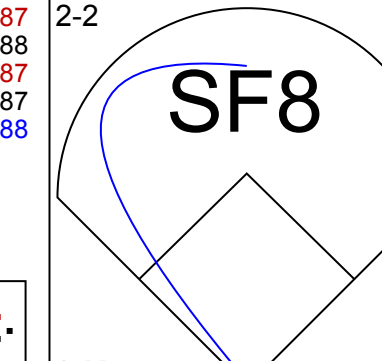
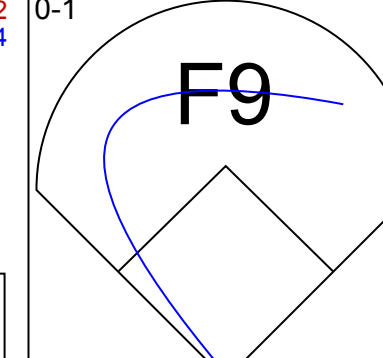
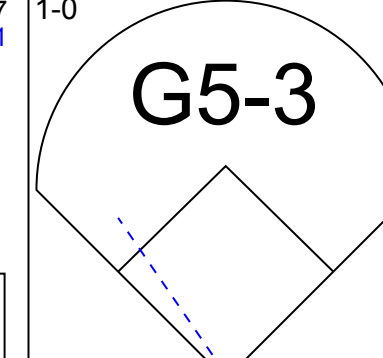
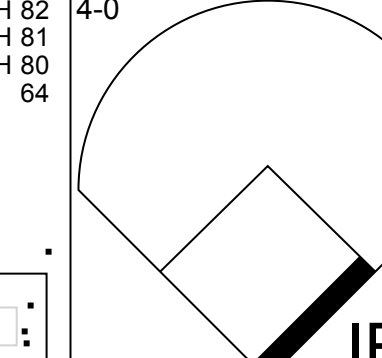
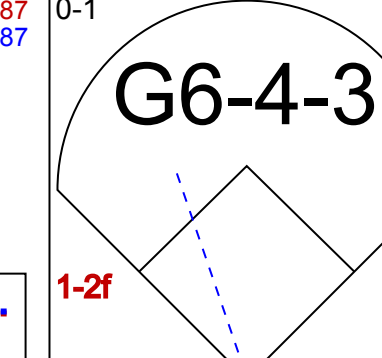
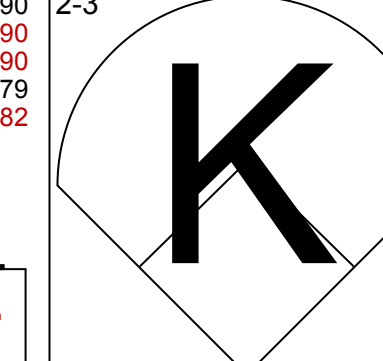
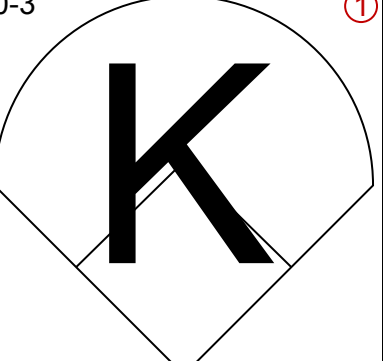
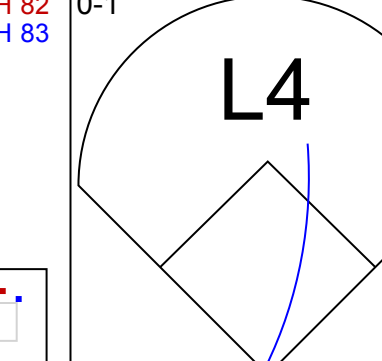
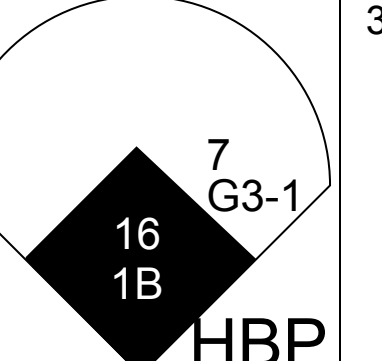

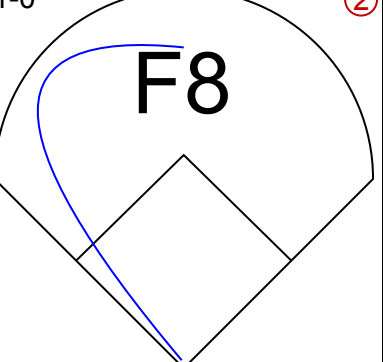
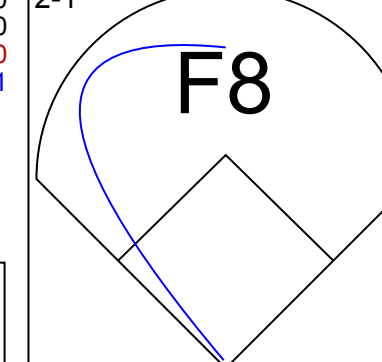
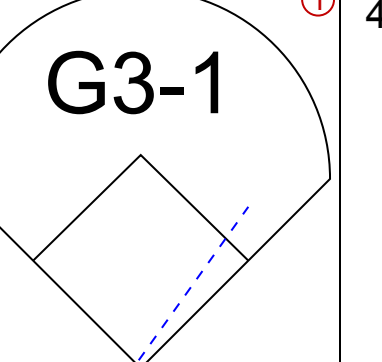

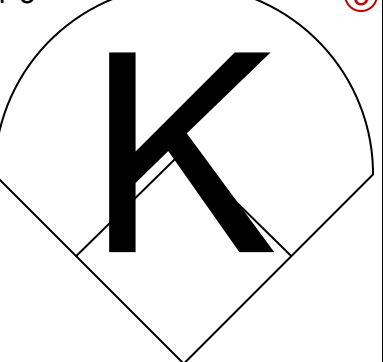
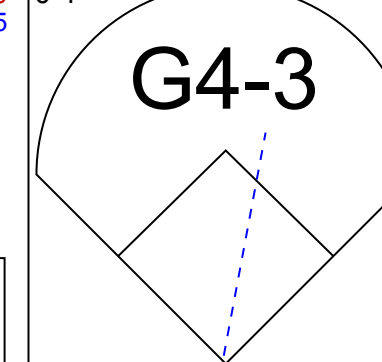
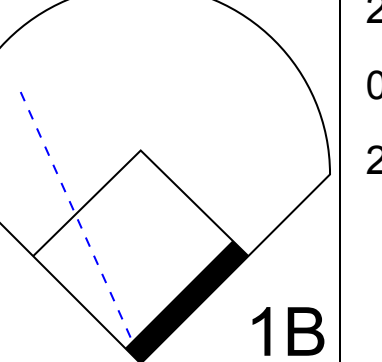


Batter	1	2	3	4	5	6	7	8	9	AB	R	H	RBI	BB	SO	LOB	TOP			
8 Shane Victorino, S OBP: 0.355, SLG: 0.447 So Taguchi, R OBP: 0.286, SLG: 0.286										4	0	0	0	0	3	2				
26 Chase Utley, L OBP: 0.371, SLG: 0.573										4	1	1	1	0	1	0				
11 Jimmy Rollins, S OBP: 0.343, SLG: 0.449										4	1	1	0	0	0	0				
6 Ryan Howard, L OBP: 0.323, SLG: 0.487										3	0	0	0	1	2	0				
Pat Burrell, R OBP: 0.392, SLG: 0.552 37 Chad Durbin, R OBP: 0.143, SLG: 0.143 16 J.C. Romero, S										3	0	1	1	0	1	0				
28 Jayson Werth, R OBP: 0.354, SLG: 0.474										3	0	0	0	1	1	2				
27 Chris Coste, R OBP: 0.323, SLG: 0.459										2	1	1	0	1	1	0				
4 Eric Bruntlett, R OBP: 0.303, SLG: 0.298										4	0	1	0	0	1	3				
35 Cole Hamels, L OBP: 0.281, SLG: 0.316 10 Geoff Jenkins, L OBP: 0.301, SLG: 0.393										3	0	1	1	0	1	0				
Inning Stats	R: 1 H: 1 E: 0 K: 2 S: 14	H: 1 LOB: 0 BB: 0 P: 21	R: 1 H: 3 E: 0 K: 0 S: 12	H: 3 LOB: 2 BB: 0 P: 19	R: 1 H: 1 E: 0 K: 0 S: 7	H: 1 LOB: 1 BB: 1 P: 16	R: 0 H: 0 E: 0 K: 3 S: 9	H: 0 LOB: 0 BB: 0 P: 15	R: 0 H: 1 E: 0 K: 1 S: 10	H: 2 LOB: 2 BB: 1 P: 18	R: 0 H: 0 E: 0 K: 1 S: 7	H: 0 LOB: 0 BB: 0 P: 10	R: 0 H: 0 E: 0 K: 2 S: 8	H: 0 LOB: 1 BB: 1 P: 11	R: 0 H: 0 E: 0 K: 0 S: 6	H: 0 LOB: 1 BB: 1 P: 12	1B: 3 2B: 2 3B: 0 HR: 1	SF: 1 SAC: 1 DP: 0 HBP: 0	WP: 0 PB: 0 SB: 1 CS: 0	PA: 36
PITCHER	IP WLS BF H R ER SO BB IBB HBP BLK WP HR S P ERA WHIP	IP WLS BF H R ER SO BB IBB HBP BLK WP HR S P ERA WHIP	IP WLS BF H R ER SO BB IBB HBP BLK WP HR S P ERA WHIP	IP WLS BF H R ER SO BB IBB HBP BLK WP HR S P ERA WHIP	IP WLS BF H R ER SO BB IBB HBP BLK WP HR S P ERA WHIP	IP WLS BF H R ER SO BB IBB HBP BLK WP HR S P ERA WHIP	IP WLS BF H R ER SO BB IBB HBP BLK WP HR S P ERA WHIP	IP WLS BF H R ER SO BB IBB HBP BLK WP HR S P ERA WHIP	IP WLS BF H R ER SO BB IBB HBP BLK WP HR S P ERA WHIP	IP WLS BF H R ER SO BB IBB HBP BLK WP HR S P ERA WHIP	IP WLS BF H R ER SO BB IBB HBP BLK WP HR S P ERA WHIP	IP WLS BF H R ER SO BB IBB HBP BLK WP HR S P ERA WHIP	IP WLS BF H R ER SO BB IBB HBP BLK WP HR S P ERA WHIP	IP WLS BF H R ER SO BB IBB HBP BLK WP HR S P ERA WHIP	IP WLS BF H R ER SO BB IBB HBP BLK WP HR S P ERA WHIP	IP WLS BF H R ER SO BB IBB HBP BLK WP HR S P ERA WHIP	IP WLS BF H R ER SO BB IBB HBP BLK WP HR S P ERA WHIP	IP WLS BF H R ER SO BB IBB HBP BLK WP HR S P ERA WHIP	IP WLS BF H R ER SO BB IBB HBP BLK WP HR S P ERA WHIP	IP WLS BF H R ER SO BB IBB HBP BLK WP HR S P ERA WHIP

Philadelphia Phillies @ Los Angeles Dodgers
Dodger Stadium, Los Angeles, CA
Tue Aug 12 2008, 7:10 PM PDT
Att: 47,587 - Clear - 74 F

AB	31
R	3
H	6
RBI	3
BB	3
SO	11
LOB	8



Batter	1	2	3	4	5	6	7	8	9	AB	R	H	RBI	BB	SO	LOB	BOTTOM			
9 Juan Pierre, L OBP: 0.324, SLG: 0.320 56 Hung-Chih Kuo, L OBP: 0.273, SLG: 0.364										4	1	1	0	0	0	0				
27 Matt Kemp, R OBP: 0.354, SLG: 0.473										4	2	3	0	0	1	0				
12 Jeff Kent, R OBP: 0.319, SLG: 0.417 Pablo Ozuna, R OBP: 0.293, SLG: 0.329										3	0	0	0	1	2	3				
Manny Ramirez, R OBP: 0.415, SLG: 0.560										2	0	1	1	1	0	0				
Casey Blake, R OBP: 0.359, SLG: 0.476										3	0	1	2	0	0	2				
Nomar Garciaparra, R OBP: 0.333, SLG: 0.464										3	0	0	0	1	0	4				
55 Russell Martin, R OBP: 0.385, SLG: 0.493										3	1	0	0	0	2	3				
7 James Loney, L OBP: 0.351, SLG: 0.447										4	0	0	0	0	0	1				
22 Clayton Kershaw, L Joe Beimel, L 16 Andre Ethier, L OBP: 0.341, SLG: 0.443										2	0	0	0	0	2	0				
Inning Stats	R: 1 H: 2 E: 1 K: 1 S: 13	H: 2 LOB: 2 BB: 1 P: 22	R: 0 H: 0 E: 0 K: 2 S: 10	H: 0 LOB: 0 BB: 0 P: 15	R: 0 H: 0 E: 0 K: 2 S: 9	H: 0 LOB: 0 BB: 0 P: 13	R: 0 H: 0 E: 0 K: 0 S: 5	H: 0 LOB: 0 BB: 0 P: 7	R: 0 H: 3 E: 0 K: 0 S: 19	H: 3 LOB: 3 BB: 1 P: 33	R: 0 H: 0 E: 0 K: 0 S: 8	H: 0 LOB: 0 BB: 0 P: 12	R: 0 H: 1 E: 0 K: 0 S: 12	H: 1 LOB: 2 BB: 1 P: 21	R: 1 H: 1 E: 0 K: 0 S: 8	H: 1 LOB: 1 BB: 0 P: 11	1B: 6 2B: 1 3B: 0 HR: 0	SF: 1 SAC: 0 DP: 1 HBP: 2	WP: 0 PB: 0 SB: 0 CS: 0	PA: 36
PITCHER	IP WLS BF H R ER SO BB IBB HBP BLK WP HR S P ERA WHIP	IP WLS BF H R ER SO BB IBB HBP BLK WP HR S P ERA WHIP	IP WLS BF H R ER SO BB IBB HBP BLK WP HR S P ERA WHIP	IP WLS BF H R ER SO BB IBB HBP BLK WP HR S P ERA WHIP	IP WLS BF H R ER SO BB IBB HBP BLK WP HR S P ERA WHIP	IP WLS BF H R ER SO BB IBB HBP BLK WP HR S P ERA WHIP	IP WLS BF H R ER SO BB IBB HBP BLK WP HR S P ERA WHIP	IP WLS BF H R ER SO BB IBB HBP BLK WP HR S P ERA WHIP	IP WLS BF H R ER SO BB IBB HBP BLK WP HR S P ERA WHIP	IP WLS BF H R ER SO BB IBB HBP BLK WP HR S P ERA WHIP	IP WLS BF H R ER SO BB IBB HBP BLK WP HR S P ERA WHIP	IP WLS BF H R ER SO BB IBB HBP BLK WP HR S P ERA WHIP	IP WLS BF H R ER SO BB IBB HBP BLK WP HR S P ERA WHIP	IP WLS BF H R ER SO BB IBB HBP BLK WP HR S P ERA WHIP	IP WLS BF H R ER SO BB IBB HBP BLK WP HR S P ERA WHIP	IP WLS BF H R ER SO BB IBB HBP BLK WP HR S P ERA WHIP	IP WLS BF H R ER SO BB IBB HBP BLK WP HR S P ERA WHIP	IP WLS BF H R ER SO BB IBB HBP BLK WP HR S P ERA WHIP	IP WLS BF H R ER SO BB IBB HBP BLK WP HR S P ERA WHIP	IP WLS BF H R ER SO BB IBB HBP BLK WP HR S P ERA WHIP

Philadelphia Phillies @ Los Angeles Dodgers
Dodger Stadium, Los Angeles, CA
Tue Aug 12 2008, 7:10 PM PDT
Att: 47,587 - Clear - 74 F

AB	30
R	4
H	7
RBI	4
BB	3
SO	7
LOB	13



Batter	1	2	3	4	5	6	7	8	9	AB	R	H	RBI	BB	SO	LOB	TOP										
11 Jimmy Rollins, S OBP: 0.336, SLG: 0.439	G4-3			F7		F9			F8	4	0	0	0	0	0	0	Philadelphia Phillies @ Los Angeles Dodgers Dodger Stadium, Los Angeles, CA Thu Aug 14 2008, 7:10 PM PDT Att: 51,064 - Clear - 75 F										
28 Jayson Werth, R OBP: 0.357, SLG: 0.484	G5-3			K			2B G1-3		F9	4	1	1	0	0	1	0											
26 Chase Utley, L OBP: 0.371, SLG: 0.569	F8						G1-3		P5	4	0	1	0	0	0	1											
6 Ryan Howard, L OBP: 0.322, SLG: 0.489		K					SF7			2	0	0	1	0	2	1											
Pat Burrell, R OBP: 0.389, SLG: 0.548		G5-3								3	0	0	0	0	1	0											
10 Geoff Jenkins, L OBP: 0.302, SLG: 0.390										2	0	0	0	0	1	0											
So Taguchi, R OBP: 0.279, SLG: 0.278										1	0	0	0	0	0	0											
27 Chris Coste, R OBP: 0.323, SLG: 0.455										2	0	0	0	0	1	1											
4 Eric Bruntlett, R OBP: 0.300, SLG: 0.295										2	0	0	0	0	1	0											
8 Shane Victorino, S OBP: 0.354, SLG: 0.446										1	0	0	0	0	1	1											
47 Scott Eyre, L										0	0	0	0	0	0	0											
39 Brett Myers, R OBP: 0.140, SLG: 0.051										2	0	0	0	0	0	0											
24 Mike Cervenak, R OBP: 0.143, SLG: 0.143										1	0	0	0	0	1	1											
Inning Stats	R: 0 E: 0 K: 0 S: 4	H: 0 LOB: 0 BB: 0 P: 7	R: 0 E: 0 K: 2 S: 9	H: 0 LOB: 0 BB: 0 P: 15	R: 0 E: 0 K: 2 S: 5	H: 0 LOB: 0 BB: 0 P: 6	R: 0 E: 0 K: 2 S: 11	H: 1 LOB: 1 BB: 0 P: 19	R: 0 E: 0 K: 1 S: 6	H: 0 LOB: 0 BB: 0 P: 11	R: 0 E: 0 K: 1 S: 7	H: 0 LOB: 0 BB: 0 P: 10	R: 1 E: 0 K: 1 S: 8	H: 1 LOB: 0 BB: 0 P: 11	R: 0 E: 0 K: 2 S: 13	H: 0 LOB: 1 BB: 1 P: 18	R: 0 E: 0 K: 0 S: 7	H: 0 LOB: 0 BB: 0 P: 11	1B: 0 2B: 2 3B: 0 HR: 0	SF: 1 SAC: 0 DP: 0 HBP: 0	WP: 0 PB: 0 SB: 0 CS: 0	PA: 30					
PITCHER	IP	WLS	BF	H	R	ER	SO	BB	IBB	HBP	BLK	WP	HR	S	P	ERA	WHIP										
18 Hiroki Kuroda, R ERA: 3.88	7.0	W	23	2	1	1	7	0	0	0	0	0	0	50	79	1.29	0.286										
56 Hung-Chih Kuo, L ERA: 1.96	2.0	S	7	0	0	0	2	1	0	0	0	0	0	20	29	0.00	0.500										

Batter	1	2	3	4	5	6	7	8	9	AB	R	H	RBI	BB	SO	LOB	BOTTOM										
27 Matt Kemp, R OBP: 0.349, SLG: 0.472	K									4	1	1	1	0	1	2	Philadelphia Phillies @ Los Angeles Dodgers Dodger Stadium, Los Angeles, CA Thu Aug 14 2008, 7:10 PM PDT Att: 51,064 - Clear - 75 F										
16 Andre Ethier, L OBP: 0.341, SLG: 0.451	G4-3									4	0	1	0	0	1	0											
12 Jeff Kent, R OBP: 0.324, SLG: 0.423										4	0	1	0	0	0	1											
Angel Berroa, R OBP: 0.264, SLG: 0.264										0	0	0	0	0	0	0											
Manny Ramirez, R OBP: 0.415, SLG: 0.562										3	0	0	0	1	1	1											
7 James Loney, L OBP: 0.353, SLG: 0.449										3	1	1	0	1	2	2											
55 Russell Martin, R OBP: 0.389, SLG: 0.408										4	1	1	0	0	2	4											
Nomar Garciaparra, R OBP: 0.319, SLG: 0.495										3	0	0	1	0	0	1											
Casey Blake, R OBP: 0.355, SLG: 0.469										3	0	1	1	0	1	0											
18 Hiroki Kuroda, R OBP: 0.143, SLG: 0.103										2	0	0	0	0	1	0											
21 Mark Sweeney, L OBP: 0.220, SLG: 0.167										0	0	0	0	1	0	0											
56 Hung-Chih Kuo, L OBP: 0.273, SLG: 0.364										0	0	0	0	0	0	0											
Inning Stats	R: 0 E: 0 K: 1 S: 8	H: 1 LOB: 1 BB: 0 P: 11	R: 1 E: 0 K: 2 S: 12	H: 1 LOB: 0 BB: 0 P: 14	R: 0 E: 0 K: 2 S: 10	H: 0 LOB: 0 BB: 0 P: 12	R: 0 E: 0 K: 2 S: 10	H: 0 LOB: 1 BB: 1 P: 21	R: 0 E: 0 K: 0 S: 9	H: 0 LOB: 0 BB: 0 P: 13	R: 1 E: 0 K: 0 S: 8	H: 1 LOB: 0 BB: 0 P: 11	R: 1 E: 0 K: 1 S: 13	H: 2 LOB: 2 BB: 1 P: 23	R: 0 E: 0 K: 1 S: 13	H: 1 LOB: 2 BB: 1 P: 23	1B: 3 2B: 1 3B: 1 HR: 1	SF: 0 SAC: 0 DP: 0 HBP: 0	WP: 0 PB: 0 SB: 2 CS: 0	PA: 33							
PITCHER	IP	WLS	BF	H	R	ER	SO	BB	IBB	HBP	BLK	WP	HR	S	P	ERA	WHIP										
39 Brett Myers, R ERA: 5.02	7.0	L	28	5	3	3	8	2	0	0	0	0	0	70	105	3.86	1.000										
47 Scott Eyre, L ERA: 6.39	1.0		5	1	0	0	1	0	1	0	0	0	0	13	23	0.00	1.000										

Batter	1	2	3	4	5	6	7	8	9	AB	R	H	RBI	BB	SO	LOB	TOP										
23 Ricke Weeks Jr. R OBP: 0.334, SLG: 0.379										4	1	1	0	0	1	0											
7 J.J. Hardy R OBP: 0.334, SLG: 0.453										4	0	1	0	0	2	1											
33 Gabe Kapler R OBP: 0.338, SLG: 0.503										4	1	2	2	0	1	0											
28 Prince Fielder L OBP: 0.378, SLG: 0.524										4	0	1	0	0	0	2											
1 Corey Hart R OBP: 0.320, SLG: 0.495										4	0	0	0	0	0	3											
Craig Counsell L OBP: 0.322, SLG: 0.308										3	0	0	0	1	1	0											
25 Mike Cameron R OBP: 0.331, SLG: 0.500										4	1	1	0	0	1	1											
18 Jason Kendall R OBP: 0.328, SLG: 0.319										3	0	1	1	1	0	0											
26 Manny Parra L OBP: 0.229, SLG: 0.304										2	0	0	0	0	0	1											
54 David Riske R ERA: 4.26										0	0	0	0	0	0	0											
20 Laynce Nix L ERA: 1.85										1	0	0	0	0	1	1											
12 Carlos Villanueva R OBP: 0.178, SLG: 0.125										0	0	0	0	0	0	0											
Inning Stats	R: 2 E: 0 K: 1 S: 12	H: 2 LOB: 0 BB: 0 P: 18	R: 1 E: 0 K: 0 S: 12	H: 2 LOB: 0 BB: 0 P: 16	R: 0 E: 0 K: 3 S: 10	H: 0 LOB: 1 BB: 0 P: 16	R: 0 E: 0 K: 0 S: 8	H: 0 LOB: 1 BB: 1 P: 18	R: 0 E: 0 K: 0 S: 6	H: 1 LOB: 1 BB: 0 P: 7	R: 0 E: 0 K: 0 S: 10	H: 0 LOB: 1 BB: 0 P: 14	R: 0 E: 0 K: 1 S: 14	H: 0 LOB: 1 BB: 1 P: 21	R: 0 E: 0 K: 0 S: 9	H: 2 LOB: 2 BB: 0 P: 12	R: 0 E: 0 K: 2 S: 11	H: 0 LOB: 0 BB: 0 P: 16	1B: 5 2B: 0 3B: 1 HR: 1	SF: 0 SAC: 0 DP: 1 HBP: 0	WP: 0 PB: 0 SB: 0 CS: 0	PA: 35					
PITCHER	IP	WLS	BF	H	R	ER	SO	BB	IBB	HBP	BLK	WP	HR	S	P	ERA	WHIP										
58 Chad Billingsley R ERA: 3.1	7.0	W	27	5	3	3	5	2	0	0	0	0	1	72	110	3.86	1.000										
38 Ramon Troncoso R ERA: 4.26	0.1	H	3	2	0	0	0	0	0	0	0	0	0	5	8	0.00	6.000										
Joe Beimel L ERA: 1.85	0.1	H	1	0	0	0	0	0	0	0	0	0	2	2	0.00	0.000											
51 Jonathan Broxton R ERA: 3.48	1.1	S	4	0	0	0	2	0	0	0	0	0	0	13	18	0.00	0.000										

Milwaukee Brewers @ Los Angeles Dodgers
Dodger Stadium, Los Angeles, CA
Fri Aug 15 2008, 7:40 PM PDT
Att. 44,546 - Clear - 74 F

AB 33
R 3
H 7
RBI 3
BB 2
SO 7
LOB 9

Batter	1	2	3	4	5	6	7	8	9	AB	R	H	RBI	BB	SO	LOB	BOTTOM										
9 Juan Pierre L OBP: 0.327, SLG: 0.319										4	1	1	0	1	1	2											
27 Matt Kemp R OBP: 0.348, SLG: 0.472										4	1	1	0	0	1	4											
12 Jeff Kent R OBP: 0.293, SLG: 0.427										4	0	3	1	0	0	0											
Pablo Ozuna R OBP: 0.293, SLG: 0.329										0	0	0	0	0	0	0											
Manny Ramirez R OBP: 0.414, SLG: 0.559										4	0	1	1	0	2	2											
Nomar Garciaparra R OBP: 0.315, SLG: 0.485										4	0	1	0	0	1	4											
55 Russell Martin R OBP: 0.387, SLG: 0.414										4	2	1	1	0	1	3											
Casey Blake R OBP: 0.359, SLG: 0.481										4	1	3	2	0	0	0											
7 James Loney L OBP: 0.352, SLG: 0.447										4	0	1	0	0	1	1											
58 Chad Billingsley R OBP: 0.118, SLG: 0.082										3	0	0	0	0	1	3											
38 Ramon Troncoso R Joe Beimel L 51 Jonathan Broxton R										0	0	0	0	0	0	0											
Inning Stats	R: 1 E: 0 K: 3 S: 14	H: 3 LOB: 2 BB: 0 P: 18	R: 0 E: 0 K: 1 S: 8	H: 1 LOB: 1 BB: 0 P: 9	R: 0 E: 0 K: 0 S: 6	H: 0 LOB: 0 BB: 0 P: 8	R: 2 E: 0 K: 1 S: 12	H: 2 LOB: 0 BB: 0 P: 19	R: 1 E: 0 K: 1 S: 11	H: 2 LOB: 1 BB: 0 P: 17	R: 0 E: 0 K: 0 S: 15	H: 2 LOB: 3 BB: 1 P: 28	R: 0 E: 0 K: 1 S: 8	H: 1 LOB: 0 BB: 0 P: 12	R: 1 E: 0 K: 1 S: 14	H: 1 LOB: 1 BB: 1 P: 26	1B: 8 2B: 2 3B: 0 HR: 2	SF: 0 SAC: 0 DP: 1 HBP: 0	WP: 0 PB: 0 SB: 0 CS: 0	PA: 37							
PITCHER	IP	WLS	BF	H	R	ER	SO	BB	IBB	HBP	BLK	WP	HR	S	P	ERA	WHIP										
26 Manny Parra L ERA: 4.12	5.2	L	28	10	4	4	6	1	0	0	0	0	1	63	93	6.35	1.941										
54 David Riske R ERA: 4.17	0.1		1	0	0	0	0	0	0	0	0	0	0	3	6	0.00	0.000										
12 Carlos Villanueva R ERA: 4.38	2.0		8	2	1	1	2	1	0	0	0	0	1	22	38	4.50	1.500										

Milwaukee Brewers @ Los Angeles Dodgers
Dodger Stadium, Los Angeles, CA
Fri Aug 15 2008, 7:40 PM PDT
Att. 44,546 - Clear - 74 F

AB 35
R 5
H 12
RBI 5
BB 2
SO 8
LOB 19

Batter	1	2	3	4	5	6	7	8	9	10	AB	R	H	RBI	BB	SO	LOB	TOP									
Ray Durham, S OBP: 0.369, SLG: 0.495			G3-1		G3			F9			4	1	0	0	1	1	2	Milwaukee Brewers @ Los Angeles Dodgers Dodger Stadium, Los Angeles, CA Sat Aug 16 2008, 7:10 PM PDT Att: 52,889 - Clear - 74 F									
7 J.J. Hardy, R OBP: 0.337, SLG: 0.462	G5-3										5	1	3	3	0	1	0										
33 Gabe Kapler, R OBP: 0.336, SLG: 0.498			G4-3			L7		P3			4	0	1	0	0	0	1										
Eric Gagne, R (8, 1)											0	0	0	0	0	0	0										
Brian Shouse, L (9, 1)											0	0	0	0	0	0	0										
Salomon Torres, R (9, 1)											0	0	0	0	0	0	0										
54 David Riske, R (10, 1)											0	0	0	0	0	0	0										
28 Prince Fielder, L OBP: 0.377, SLG: 0.521		G6-3				F7					4	0	1	0	0	1	1										
1 Corey Hart, R OBP: 0.320, SLG: 0.492				G6-4-3		G5-3					4	1	1	0	0	0	2										
Craig Counsell, L OBP: 0.335, SLG: 0.312				G3							4	0	2	0	0	1	0										
25 Mike Cameron, R OBP: 0.333, SLG: 0.503											4	0	2	1	0	1	1										
18 Jason Kendall, R OBP: 0.325, SLG: 0.316				L8		G4-6-3					4	0	0	0	0	0	4										
31 Dave Bush, R OBP: 0.087, SLG: 0.109											2	0	0	0	0	1	3										
8 Ryan Braun, R OBP: 0.340, SLG: 0.588											2	1	1	0	0	1	0										
Inning Stats	R: 0 E: 0 K: 1 S: 6	H: 1 LOB: 1 BB: 0 P: 7	R: 1 E: 0 K: 0 S: 15	H: 3 LOB: 2 BB: 0 P: 21	R: 0 E: 0 K: 1 S: 6	H: 0 LOB: 0 BB: 0 P: 6	R: 0 E: 0 K: 0 S: 7	H: 1 LOB: 0 BB: 0 P: 14	R: 0 E: 0 K: 1 S: 8	H: 1 LOB: 1 BB: 0 P: 16	R: 0 E: 0 K: 0 S: 12	H: 1 LOB: 0 BB: 0 P: 19	R: 0 E: 0 K: 0 S: 9	H: 1 LOB: 0 BB: 0 P: 11	R: 2 E: 0 K: 1 S: 17	H: 2 LOB: 0 BB: 0 P: 26	R: 0 E: 0 K: 2 S: 7	H: 0 LOB: 0 BB: 0 P: 10	R: 1 E: 0 K: 1 S: 9	H: 1 LOB: 1 BB: 1 P: 16	1B: 8 2B: 2 3B: 0 HR: 1	SF: 0 SAC: 0 DP: 2 HBP: 0	WP: 0 PB: 0 SB: 1 CS: 0	PA: 38			
PITCHER	IP 7.0	WLS 26	BF 8	H 1	R 1	ER 1	SO 3	BB 0	IBB 0	HBP 0	BLK 0	WP 0	HR 0	S 63	P 94	ERA 1.29	WHIP 1.143										
56 Hung-Chih Kuo, L ERA: 3.99	1.0	B	5	2	2	2	1	0	0	0	0	0	1	17	26	18.00	2.000										
Chan Ho Park, R ERA: 1.95	1.0		3	0	0	0	2	0	0	0	0	0	0	7	10	0.00	0.000										
51 Jonathan Broxton, R ERA: 3.59	1.0	L	4	1	1	1	1	1	0	0	0	0	0	9	16	9.00	2.000										

Batter	1	2	3	4	5	6	7	8	9	10	AB	R	H	RBI	BB	SO	LOB	BOTTOM									
27 Matt Kemp, R OBP: 0.349, SLG: 0.474			G6-3			G6-3		F9			5	1	2	0	0	0	0	Milwaukee Brewers @ Los Angeles Dodgers Dodger Stadium, Los Angeles, CA Sat Aug 16 2008, 7:10 PM PDT Att: 52,889 - Clear - 74 F									
16 Andre Ethier, L OBP: 0.344, SLG: 0.459			L5			K					4	2	2	2	1	1	0										
12 Jeff Kent, R OBP: 0.327, SLG: 0.424	G6-3		G6-3								5	0	1	0	0	0	3										
Manny Ramirez, R OBP: 0.414, SLG: 0.557							F9				3	0	1	1	1	1	3										
7 James Loney, L OBP: 0.349, SLG: 0.443	F7						L8				4	0	0	0	0	0	3										
55 Russell Martin, R OBP: 0.386, SLG: 0.412	G3						F7				4	0	1	0	0	0	2										
Nomar Garciaparra, R OBP: 0.316, SLG: 0.481			F8					K			3	0	1	0	0	1	0										
56 Hung-Chih Kuo, L OBP: 0.275, SLG: 0.364											0	0	0	0	0	0	0										
Chan Ho Park, R OBP: 0.171, SLG: 0.111											0	0	0	0	0	0	0										
21 Mark Sweeney, L OBP: 0.229, SLG: 0.167											0	0	0	0	1	0	0										
51 Jonathan Broxton, R (10, 1)											0	0	0	0	0	0	0										
Casey Blake, R OBP: 0.355, SLG: 0.477		F9			G4-6-3			K			4	0	0	0	0	1	4										
Derek Lowe, R OBP: 0.163, SLG: 0.163											2	0	0	0	0	1	0										
Angel Berroa, R OBP: 0.264, SLG: 0.264											0	0	0	0	0	0	0										
9 Juan Pierre, L OBP: 0.326, SLG: 0.318											1	0	0	0	0	0	0										
Pablo Ozuna, R OBP: 0.269, SLG: 0.325											1	0	0	0	0	1	0										
Inning Stats	R: 2 E: 0 K: 0 S: 9	H: 2 LOB: 1 BB: 1 P: 18	R: 0 E: 0 K: 1 S: 7	H: 0 LOB: 0 BB: 0 P: 8	R: 0 E: 0 K: 0 S: 6	H: 0 LOB: 0 BB: 0 P: 6	R: 0 E: 0 K: 0 S: 5	H: 1 LOB: 0 BB: 0 P: 7	R: 0 E: 0 K: 0 S: 5	H: 1 LOB: 0 BB: 0 P: 9	R: 0 E: 0 K: 1 S: 9	H: 1 LOB: 0 BB: 0 P: 15	R: 0 E: 0 K: 1 S: 6	H: 0 LOB: 0 BB: 0 P: 8	R: 0 E: 0 K: 1 S: 8	H: 0 LOB: 0 BB: 0 P: 12	R: 1 E: 1 K: 0 S: 11	H: 1 LOB: 3 BB: 2 P: 24	R: 0 E: 0 K: 2 S: 13	H: 2 LOB: 2 BB: 0 P: 19	1B: 6 2B: 1 3B: 0 HR: 1	SF: 1 SAC: 0 DP: 1 HBP: 0	WP: 0 PB: 0 SB: 0 CS: 1	PA: 41			
PITCHER	IP 7.0	WLS 25	BF 5	H 2	R 2	ER 2	SO 3	BB 1	IBB 0	HBP 0	BLK 0	WP 0	HR 1	S 47	P 71	ERA 2.57	WHIP 0.857										
Eric Gagne, R ERA: 4.26	1.0	H	3	0	0	0	1	0	0	0	0	0	0	8	12	0.00	0.000										
Brian Shouse, L ERA: 2.41	0.0		1	0	1	0	0	1	0	0	0	0	0	1	5	=	=										
Salomon Torres, R ERA: 2.6	1.0	W	6	1	0	0	0	1	0	0	0	0	0	10	19	0.00	2.000										
54 David Riske, R ERA: 4.06	1.0	S	5	2	0	0	2	0	0	0	0	0	0	13	19	0.00	2.000										



Batter	1	2	3	4	5	6	7	8	9	AB	R	H	RBI	BB	SO	LOB	TOP			
23 Rickie Weeks Jr, R OBP: 0.331, SLG: 0.381 Ray Durham, S OBP: 0.369, SLG: 0.405										3	0	1	0	0	2	3	Milwaukee Brewers @ Los Angeles Dodgers Dodger Stadium, Los Angeles, CA Sun Aug 17 2008, 1:10 PM PDT Att: 45,267 - Sunny - 79 F			
7 J.J. Hardy, R OBP: 0.336, SLG: 0.460										4	0	1	0	1	0	2				
8 Ryan Braun, R OBP: 0.341, SLG: 0.592 12 Carlos Villanueva, R OBP: 0.176, SLG: 0.125										5	1	2	2	0	1	2				
28 Prince Fielder, L OBP: 0.373, SLG: 0.515										5	0	0	0	0	1	4				
1 Corey Hart, R OBP: 0.321, SLG: 0.495										4	0	2	0	0	0	1				
2 Bill Hall, R OBP: 0.299, SLG: 0.415										4	0	1	0	0	1	2				
25 Mike Cameron, R OBP: 0.335, SLG: 0.513										4	1	2	1	0	2	1				
18 Jason Kendall, R OBP: 0.324, SLG: 0.316										4	1	1	0	0	0	3				
37 Jeff Suppan, R OBP: 0.163, SLG: 0.125 20 L.J. Rivera, L OBP: 0.246, SLG: 0.153 73 Seth McClung, L OBP: 0.246, SLG: 0.153 Guillermo Mota, R OBP: 0.246, SLG: 0.153 Craig Counsell, L OBP: 0.339, SLG: 0.370 33 Gabe Kapler, R OBP: 0.232, SLG: 0.498										2	0	1	0	0	0	0				
Inning Stats	R: 0 E: 0 K: 1 S: 8	H: 1 LOB: 1 BB: 0 P: 13	R: 0 E: 0 K: 1 S: 14	H: 3 LOB: 3 BB: 0 P: 22	R: 0 E: 0 K: 1 S: 9	H: 1 LOB: 1 BB: 0 P: 13	R: 1 E: 0 K: 1 S: 10	H: 1 LOB: 0 BB: 0 P: 16	R: 0 E: 0 K: 1 S: 7	H: 1 LOB: 1 BB: 0 P: 17	R: 0 E: 0 K: 1 S: 11	H: 0 LOB: 0 BB: 0 P: 13	R: 0 E: 0 K: 0 S: 9	H: 1 LOB: 1 BB: 0 P: 14	R: 4 E: 1 K: 1 S: 17	H: 3 LOB: 0 BB: 0 P: 24		1B: 8 2B: 2 3B: 0 HR: 2	SF: 0 SAC: 0 DP: 1 HBP: 0	WP: 0 PB: 0 CS: 0
PITCHER	IP: 6.0 WLS: 2 BF: 26 H: 8 R: 1 ER: 1 SO: 6 BB: 1 IBB: 0 HBP: 0 BLK: 0 WP: 0 HR: 1 S: 59 P: 96 ERA: 1.50 WHIP: 1.500	IP: 2.1 WLS: 1 BF: 9 H: 2 R: 1 ER: 0 SO: 2 BB: 0 IBB: 0 HBP: 0 BLK: 0 WP: 0 HR: 24 S: 38 P: 102 ERA: 0.00 WHIP: 0.857	IP: 0.1 WLS: 0 BF: 4 H: 2 R: 3 ER: 0 SO: 0 BB: 0 IBB: 0 HBP: 0 BLK: 0 WP: 1 HR: 10 S: 12 P: 16 ERA: 0.00 WHIP: 6.000	IP: 0.1 WLS: 0 BF: 1 H: 0 R: 0 ER: 0 SO: 0 BB: 0 IBB: 0 HBP: 0 BLK: 0 WP: 0 HR: 1 S: 1 P: 1 ERA: 0.00 WHIP: 0.000	PITCHER															

AB 39
R 5
H 12
RBI 5
BB 1
SO 8
LOB 19



Batter	1	2	3	4	5	6	7	8	9	AB	R	H	RBI	BB	SO	LOB	BOTTOM					
27 Matt Kemp, R OBP: 0.349, SLG: 0.479										5	2	2	1	0	1	2	Milwaukee Brewers @ Los Angeles Dodgers Dodger Stadium, Los Angeles, CA Sun Aug 17 2008, 1:10 PM PDT Att: 45,267 - Sunny - 79 F					
16 Andre Ethier, L OBP: 0.347, SLG: 0.478									5	3	3	3	0	1	0							
12 Jeff Kent, R OBP: 0.228, SLG: 0.425 Pablo Ozuna, R OBP: 0.289, SLG: 0.325										4	1	2	0	0	0	1						
Manny Ramirez, R OBP: 0.414, SLG: 0.564										4	1	2	3	0	1	1						
7 James Loney, L OBP: 0.349, SLG: 0.444										4	0	1	0	0	0	1						
55 Russell Martin, R OBP: 0.391, SLG: 0.415										2	0	2	0	2	0	0						
Casey Blake, R OBP: 0.352, SLG: 0.472										4	0	0	0	0	1	5						
Angel Berroa, R OBP: 0.271, SLG: 0.278										4	0	2	0	0	1	1						
22 Clayton Kershaw, L OBP: 0.391, SLG: 0.415										2	0	0	0	0	0	2						
21 Mark Sweeney, L OBP: 0.228, SLG: 0.164 54 Jason Johnson, R OBP: 0.111, SLG: 0.111 Chan Ho Park, R OBP: 0.111, SLG: 0.111 Joe Beimel, L OBP: 0.111, SLG: 0.111										1	0	0	0	0	1	2						
Inning Stats	R: 3 E: 0 K: 1 S: 9	H: 4 LOB: 1 BB: 1 P: 20	R: 0 E: 0 K: 1 S: 8	H: 0 LOB: 0 BB: 0 P: 11	R: 0 E: 0 K: 1 S: 6	H: 0 LOB: 0 BB: 0 P: 10	R: 0 E: 0 K: 0 S: 11	H: 1 LOB: 2 BB: 1 P: 19	R: 1 E: 0 K: 0 S: 9	H: 2 LOB: 1 BB: 0 P: 15	R: 0 E: 0 K: 1 S: 11	H: 2 LOB: 0 BB: 0 P: 15	R: 1 E: 0 K: 0 S: 10	H: 2 LOB: 0 BB: 0 P: 16	R: 0 E: 0 K: 2 S: 13	H: 1 LOB: 1 BB: 0 P: 14	R: 2 E: 0 K: 0 S: 7	H: 2 LOB: 0 BB: 0 P: 10	1B: 7 2B: 3 3B: 0 HR: 4	SF: 0 SAC: 0 DP: 1 HBP: 0	WP: 0 PB: 0 CS: 0	PA: 38
PITCHER	IP: 6.0 WLS: 2 BF: 28 H: 9 R: 4 ER: 4 SO: 4 BB: 2 IBB: 0 HBP: 0 BLK: 0 WP: 0 HR: 3 S: 54 P: 90 ERA: 6.00 WHIP: 1.833	IP: 1.0 WLS: 0 BF: 4 H: 2 R: 1 ER: 1 SO: 0 BB: 0 IBB: 0 HBP: 0 BLK: 0 WP: 0 HR: 13 S: 14 P: 100 ERA: 9.00 WHIP: 2.000	IP: 1.0 WLS: 0 BF: 4 H: 1 R: 0 ER: 0 SO: 2 BB: 0 IBB: 0 HBP: 0 BLK: 0 WP: 0 HR: 1 S: 13 P: 14 ERA: 0.00 WHIP: 1.000	IP: 0.0 WLS: 0 BF: 2 H: 2 R: 2 ER: 2 SO: 0 BB: 0 IBB: 0 HBP: 0 BLK: 0 WP: 1 HR: 7 S: 10 P: 10 ERA: 4.50 WHIP: 1.500	PITCHER																	

AB 36
R 7
H 14
RBI 7
BB 2
SO 6
LOB 16



Batter	1	2	3	4	5	6	7	8	9	AB	R	H	RBI	BB	SO	LOB	TOP							
12 Clint Barmes, R OBP: 0.319, SLG: 0.452										5	0	0	0	0	1	2								
Willy Taveras, R OBP: 0.312, SLG: 0.311										5	1	1	0	0	0	1								
Matt Holliday, R OBP: 0.431, SLG: 0.597										5	2	4	1	0	0	0								
11 Brad Hawpe, L OBP: 0.391, SLG: 0.532										3	3	1	2	2	1	2								
27 Garrett Atkins, R OBP: 0.340, SLG: 0.468										3	1	0	0	2	0	2								
9 Ian Stewart, L OBP: 0.395, SLG: 0.560										3	1	2	5	0	1	0								
2 Troy Tulowitzki, R OBP: 0.314, SLG: 0.355										4	0	1	0	0	0	3								
8 Yorvit Torrealba, R OBP: 0.296, SLG: 0.393										4	0	1	0	0	0	1								
38 Ubaldo Jiménez, R Luis Vizcaino, R										1	0	0	0	0	1	0								
10 Jeff Baker, R 60 Manny Corpas, R 7 Seth Smith, L 35 Taylor Buchholz, R 40 Brian Fuentes, L										0	0	0	0	0	0	0								
Inning Stats	R: 2 E: 0 K: 0 S: 19	H: 3 LOB: 2 BB: 1 P: 31	R: 0 E: 0 K: 1 S: 8	H: 0 LOB: 0 BB: 0 P: 10	R: 2 E: 0 K: 0 S: 10	H: 2 LOB: 1 BB: 0 P: 15	R: 0 E: 0 K: 0 S: 8	H: 1 LOB: 1 BB: 0 P: 10	R: 0 E: 0 K: 1 S: 10	H: 0 LOB: 0 BB: 0 P: 16	R: 0 E: 0 K: 1 S: 9	H: 0 LOB: 0 BB: 0 P: 15	R: 0 E: 0 K: 1 S: 9	H: 0 LOB: 0 BB: 0 P: 12	R: 4 E: 0 K: 0 S: 25	H: 3 LOB: 1 BB: 2 P: 42	R: 0 E: 0 K: 0 S: 10	H: 1 LOB: 1 BB: 1 P: 18	1B: 5 2B: 2 3B: 0 HR: 3	SF: 0 SAC: 1 DP: 1 HBP: 1	WP: 0 PB: 0 SB: 0 CS: 0	PA: 41		
PITCHER	IP: 6.0 WLS: L BF: 26	H: 6 R: 4 ER: 4 SO: 3	BB: 1 IBB: 0 HBP: 1 BLK: 0	WP: 0 HR: 1 S: 64 P: 97	ERA: 3.97	WHIP: 1.167	PITCHER	IP: 1.0 WLS: L BF: 4	H: 1 R: 1 ER: 1 SO: 1	BB: 0 IBB: 0 HBP: 0 BLK: 0	WP: 0 HR: 1 S: 11 P: 20	ERA: 9.00	WHIP: 1.000	PITCHER	IP: 1.0 WLS: L BF: 4	H: 1 R: 0 ER: 0 SO: 0	BB: 0 IBB: 0 HBP: 0 BLK: 0	WP: 0 HR: 0 S: 10 P: 18	1B: 0 2B: 0 3B: 0 HR: 0	SF: 0 SAC: 0 DP: 0 HBP: 0	WP: 0 PB: 0 SB: 0 CS: 0	PA: 41		
18 Hiroki Kuroda, R ERA: 3.97	54 Jason Johnson, R ERA: 3.04	56 Hung-Chih Kuo, L ERA: 2.26	Tanyon Sturtze, R ERA: 2.26	38 Ramon Troncoso, R ERA: 4.11																				
27 Matt Kemp, R OBP: 0.350, SLG: 0.483										5	1	2	1	0	1	2								
16 Andre Ethier, L OBP: 0.343, SLG: 0.472										5	0	0	0	0	3	3								
12 Jeff Kent, R OBP: 0.332, SLG: 0.429										5	0	3	1	0	0	0								
Manny Ramirez, R OBP: 0.413, SLG: 0.561										4	0	1	0	0	1	2								
7 James Loney, L OBP: 0.348, SLG: 0.441										3	0	0	0	1	1	1								
55 Russell Martin, R OBP: 0.388, SLG: 0.411										4	0	0	0	0	2	3								
Nomar Garciaparra, R OBP: 0.322, SLG: 0.481										4	1	2	0	0	1	0								
Casey Blake, R OBP: 0.354, SLG: 0.477										4	1	2	0	0	2	1								
18 Hiroki Kuroda, R 21 Mark Swenson, L 54 Jason Johnson, R 56 Hung-Chih Kuo, L Tanyon Sturtze, R 9 Juan Pierre, L 38 Ramon Troncoso, R										1	0	1	0	1	0	0								
Inning Stats	R: 1 E: 0 K: 1 S: 14	H: 2 LOB: 1 BB: 0 P: 26	R: 0 E: 0 K: 2 S: 14	H: 2 LOB: 2 BB: 0 P: 23	R: 0 E: 0 K: 2 S: 8	H: 0 LOB: 0 BB: 0 P: 12	R: 2 E: 0 K: 2 S: 15	H: 3 LOB: 2 BB: 1 P: 30	R: 0 E: 0 K: 0 S: 6	H: 1 LOB: 0 BB: 0 P: 11	R: 0 E: 0 K: 2 S: 10	H: 1 LOB: 1 BB: 0 P: 12	R: 0 E: 0 K: 0 S: 9	H: 2 LOB: 3 BB: 1 P: 17	R: 0 E: 0 K: 1 S: 8	H: 0 LOB: 0 BB: 0 P: 13	R: 0 E: 0 K: 1 S: 10	H: 0 LOB: 0 BB: 0 P: 13	1B: 6 2B: 5 3B: 0 HR: 0	SF: 0 SAC: 0 DP: 1 HBP: 0	WP: 0 PB: 1 SB: 0 CS: 0	PA: 39		
PITCHER	IP: 5.0 WLS: W BF: 23	H: 8 R: 3 ER: 3 SO: 7	BB: 1 IBB: 0 HBP: 0 BLK: 0	WP: 0 HR: 0 S: 57 P: 102	ERA: 5.40	WHIP: 1.800	PITCHER	IP: 1.0 WLS: H BF: 4	H: 1 R: 0 ER: 0 SO: 0	BB: 0 IBB: 0 HBP: 0 BLK: 0	WP: 0 HR: 0 S: 10 P: 12	ERA: 0.00	WHIP: 1.000	PITCHER	IP: 1.0 WLS: H BF: 4	H: 1 R: 0 ER: 0 SO: 0	BB: 0 IBB: 0 HBP: 0 BLK: 0	WP: 0 HR: 0 S: 10 P: 18	1B: 0 2B: 0 3B: 0 HR: 0	SF: 0 SAC: 0 DP: 0 HBP: 0	WP: 0 PB: 1 SB: 0 CS: 0	PA: 39		
38 Ubaldo Jiménez, R ERA: 3.99	Luis Vizcaino, R ERA: 4.91	60 Manny Corpas, R ERA: 4.26	35 Taylor Buchholz, R ERA: 1.57	40 Brian Fuentes, L ERA: 2.96																				

Colorado Rockies @ Los Angeles Dodgers
Dodger Stadium, Los Angeles, CA
Tue Aug 19 2008, 7:10 PM PDT
Att: 46,687 - Clear - 71 F

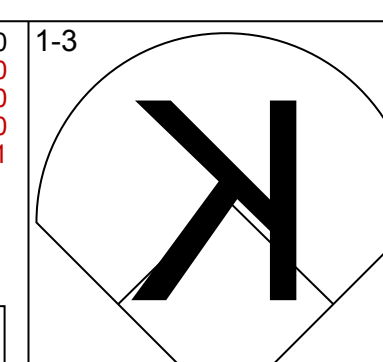
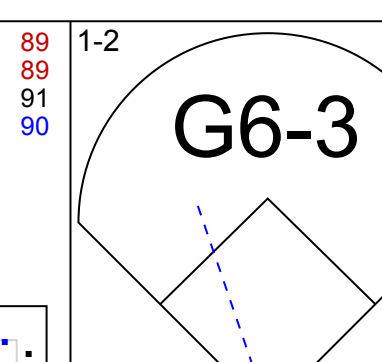
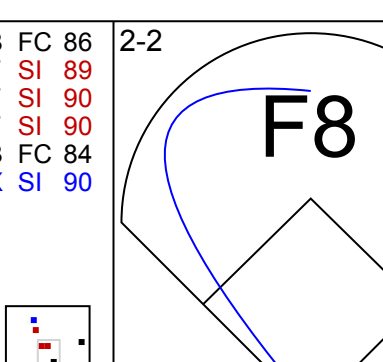
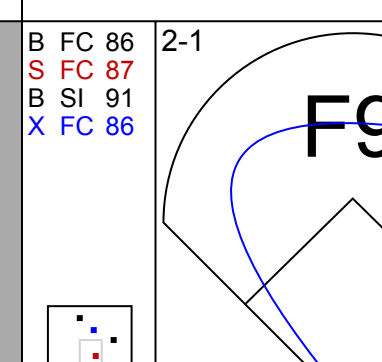
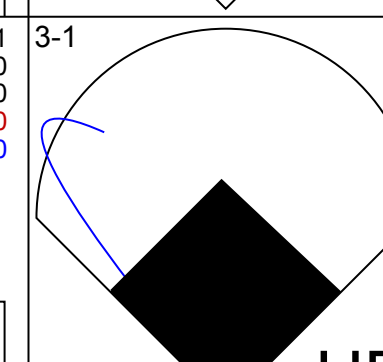
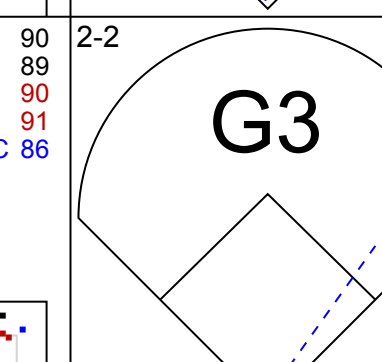
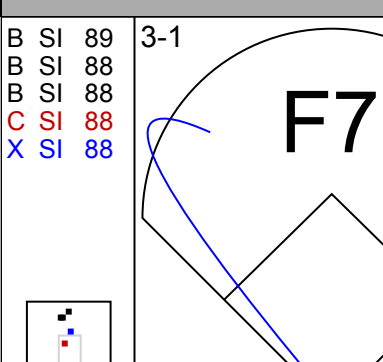
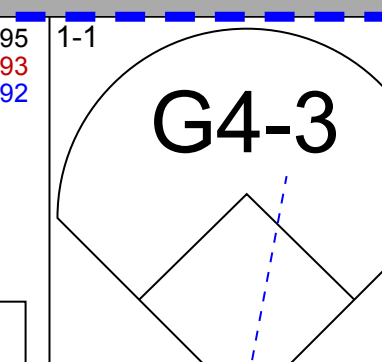
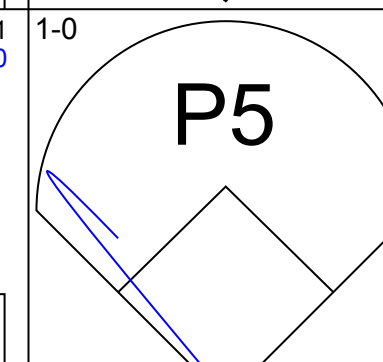
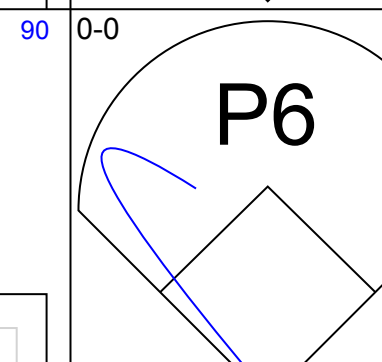
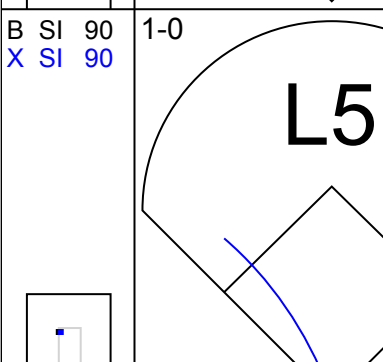
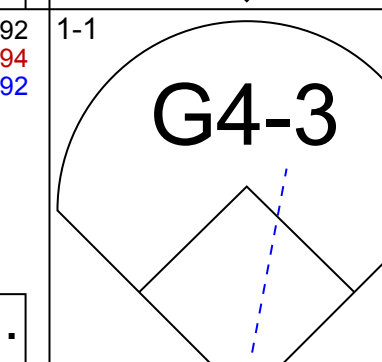
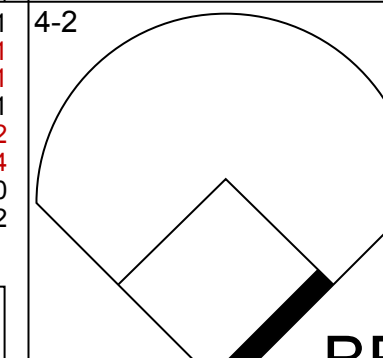

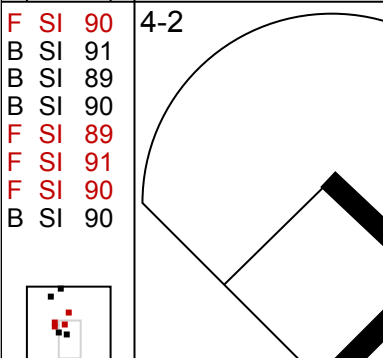
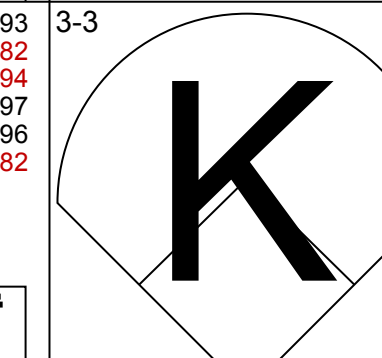
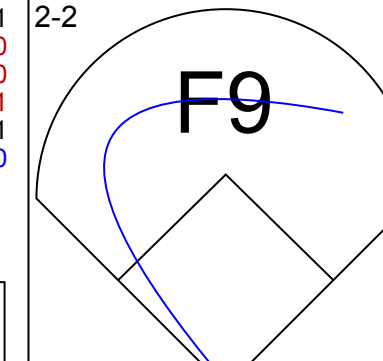
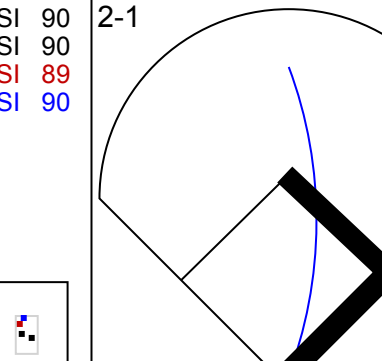
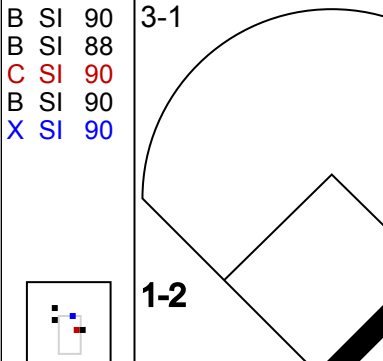
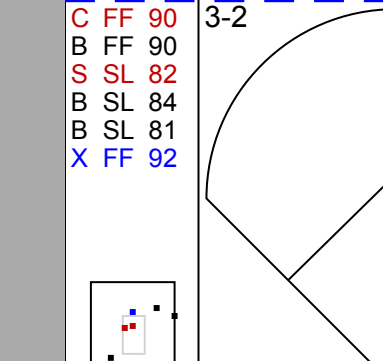


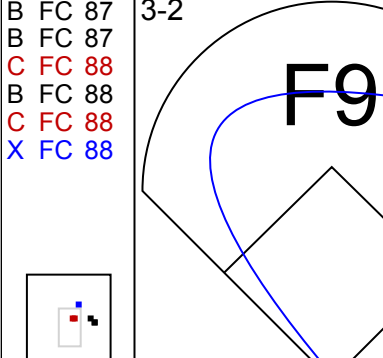



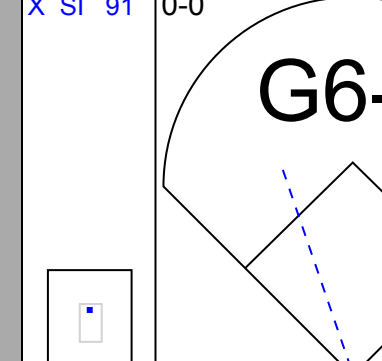
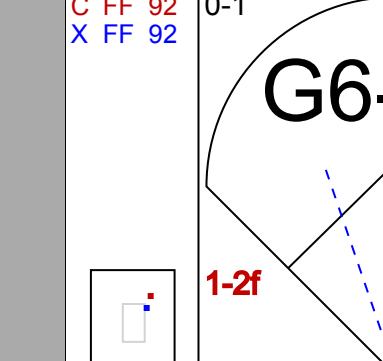


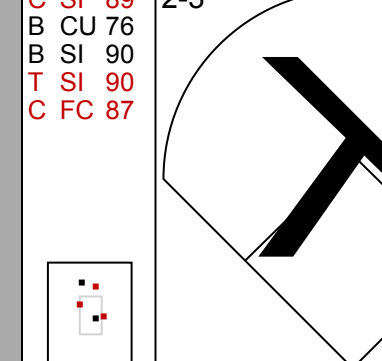


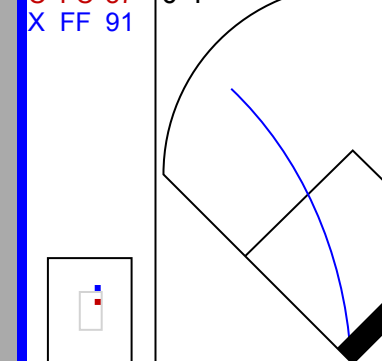
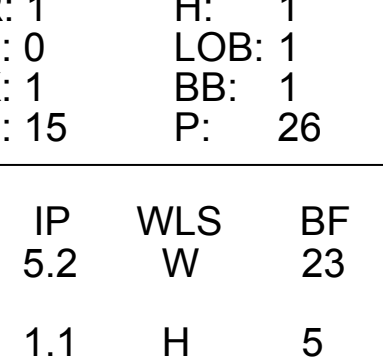
AB	35
R	8
H	10
RBI	8
BB	4
SO	4
LOB	12



Colorado Rockies @ Los Angeles Dodgers
Dodger Stadium, Los Angeles, CA
Tue Aug 19 2008, 7:10 PM PDT
Att: 46,687 - Clear - 71 F


AB	37
R	3
H	11
RBI	2
BB	2
SO	11
LOB	13

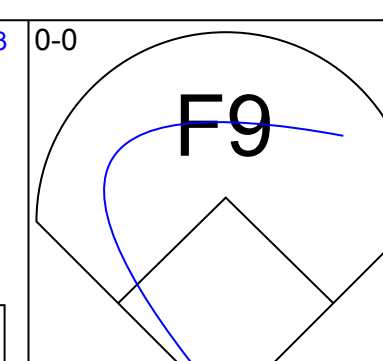

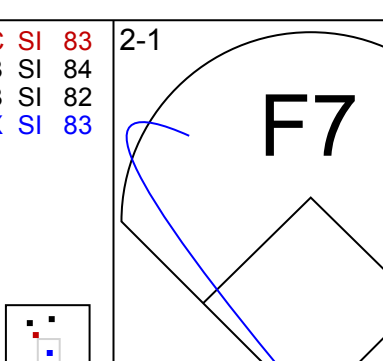
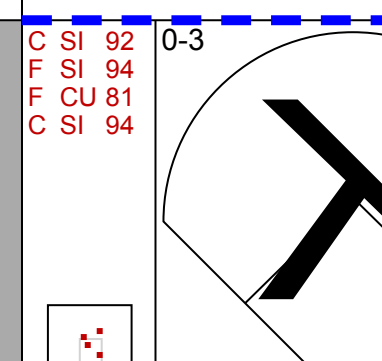
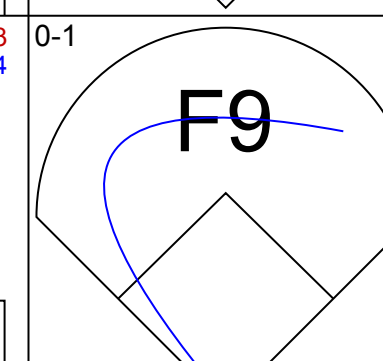

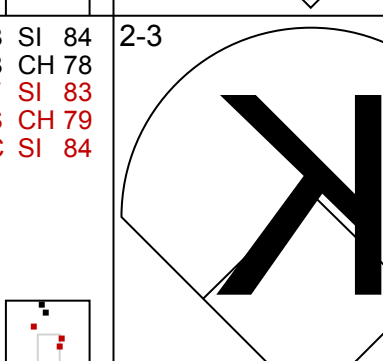
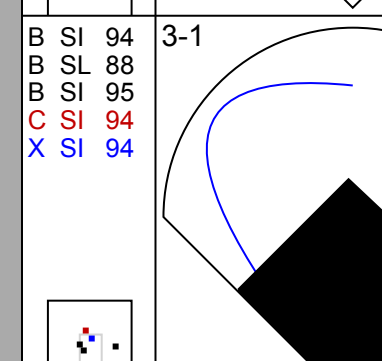
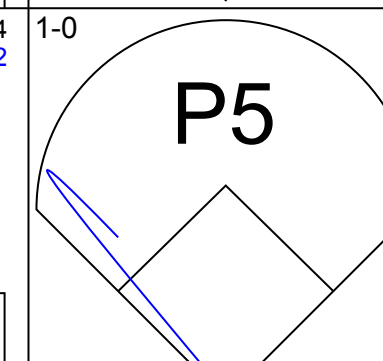


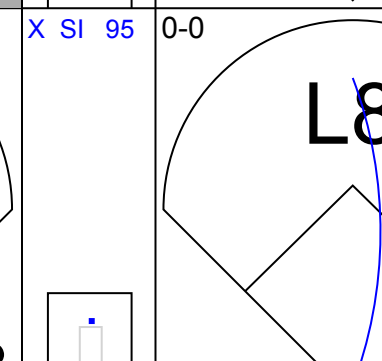



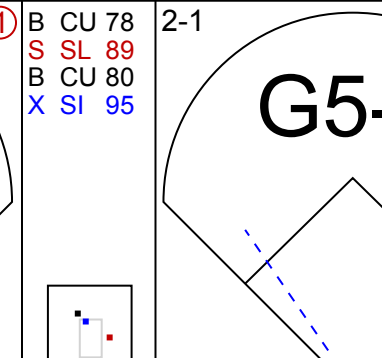






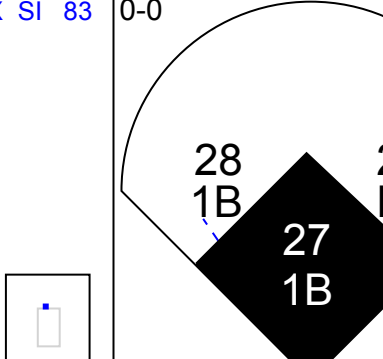


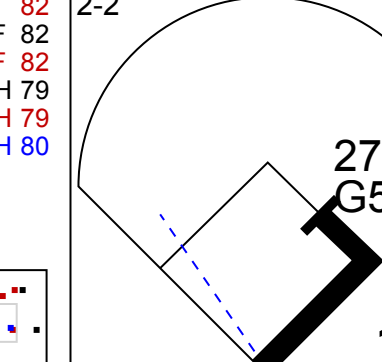
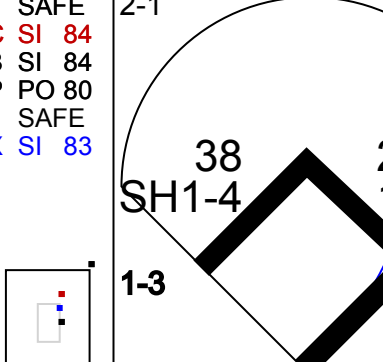
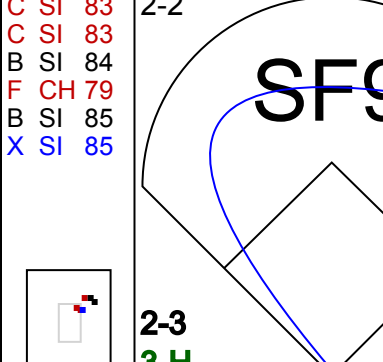
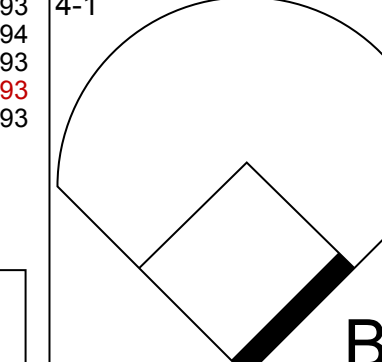

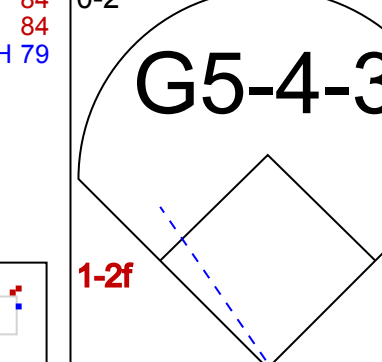
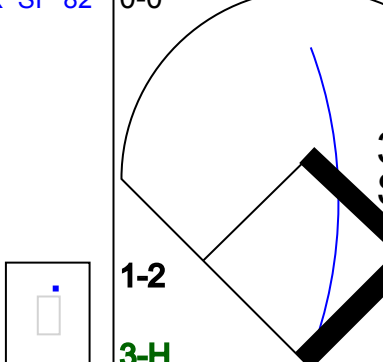
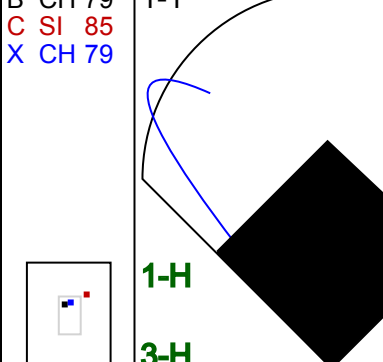
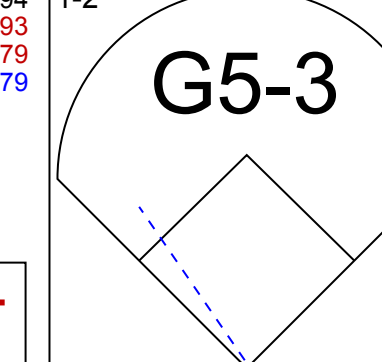

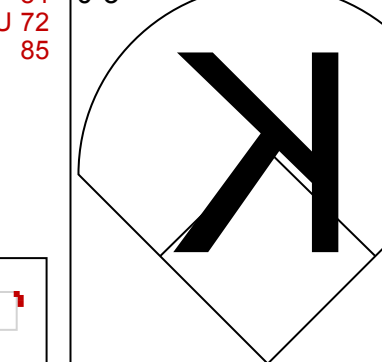
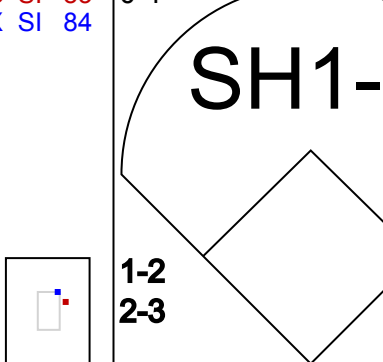
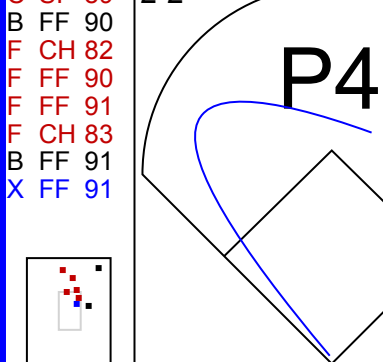


Batter	1	2	3	4	5	6	7	8	9	AB	R	H	RBI	BB	SO	LOB	TOP					
27 Matt Kemp, R OBP: 0.346, SLG: 0.477										4	0	0	0	0	1	1						
16 Andre Ethier, L OBP: 0.341, SLG: 0.475										4	1	1	1	0	0	0						
12 Jeff Kent, R OBP: 0.330, SLG: 0.426 Angel Berroa, R OBP: 0.265, SLG: 0.272										4	0	0	0	0	0	0						
Manny Ramirez, R OBP: 0.414, SLG: 0.555 Danny Ardoim, R OBP: 0.297, SLG: 0.353										2	0	0	0	2	1	0						
7 James Loney, L OBP: 0.352, SLG: 0.453										4	0	3	0	0	0	1						
55 Russell Martin, R OBP: 0.384, SLG: 0.409 Pablo Ozuna, R OBP: 0.286, SLG: 0.321										3	0	0	0	0	1	3						
Nomar Garciaparra, R OBP: 0.300, SLG: 0.442										4	0	0	0	0	2							
Casey Blake, R OBP: 0.350, SLG: 0.468										2	0	0	0	0	1	0						
Greg Maddux, R OBP: 0.133, SLG: 0.114 Tanyon Sturtze, R ERA: 2.04										2	0	0	0	0	1	1						
21 Mark Sweeney, L (7, PH) OBP: 0.230, SLG: 0.171 38 Ramon Troncoso, R (7, 1)										0	0	0	0	0	0	0						
Inning Stats	R: 1 E: 0 K: 1 S: 15	H: 1 LOB: 1 BB: 1 P: 26	R: 0 E: 0 K: 2 S: 11	H: 0 LOB: 1 BB: 0 P: 20	R: 0 E: 0 K: 0 S: 7	H: 0 LOB: 0 BB: 0 P: 10	R: 0 E: 0 K: 0 S: 8	H: 1 LOB: 1 BB: 0 P: 12	R: 0 E: 0 K: 0 S: 8	H: 0 LOB: 0 BB: 0 P: 11	R: 0 E: 0 K: 0 S: 12	H: 1 LOB: 2 BB: 1 P: 26	R: 0 E: 0 K: 1 S: 8	H: 1 LOB: 0 BB: 0 P: 12	R: 0 E: 0 K: 1 S: 7	H: 0 LOB: 0 BB: 0 P: 12	R: 0 E: 0 K: 1 S: 9	H: 1 LOB: 0 BB: 0 P: 13	1B: 3 2B: 1 3B: 0 HR: 1	SF: 0 SAC: 0 DP: 1 HBP: 1	WP: 1 PB: 0 SB: 0 CS: 0	PA: 34
PITCHER	IP WLS BF H R ER SO BB IBB HBP BLK WP HR S P ERA WHIP																					
38 Kyle Kendrick, R ERA: 4.87	5.2 W 23 3 1 1 3 2 0 1 0 1 1 58 99 1.59 0.882																					
37 Chad Durbin, R ERA: 2.04	1.1 H 5 1 0 0 1 0 0 0 0 0 0 11 18 0.00 0.750																					
46 Ryan Madson, R ERA: 3.32	1.0 3 0 0 0 1 0 0 0 0 0 0 7 12 0.00 0.000																					
47 Scott Eyre, L ERA: 5.65	1.0 3 1 0 0 1 0 0 0 0 0 0 9 13 0.00 1.000																					

Los Angeles Dodgers @ Philadelphia Phillies
Citizens Bank Park, Philadelphia, PA
Fri Aug 22 2008, 7:05 PM EDT
Att: 42,620 - Partly Cloudy - 78 F

AB 31
R 1
H 5
RBI 1
BB 2
SO 6
LOB 9



Batter	1	2	3	4	5	6	7	8	9	AB	R	H	RBI	BB	SO	LOB	BOTTOM			
11 Jimmy Rollins, S OBP: 0.323, SLG: 0.417										4	0	0	0	0	1	2				
26 Chase Utley, L OBP: 0.368, SLG: 0.560										4	1	1	1	0	2	2				
Pat Burrell, R OBP: 0.386, SLG: 0.546 46 Ryan Madson, L ERA: 3.32 47 Scott Eyre, L ERA: 5.65										3	2	1	0	1	0	0				
6 Ryan Howard, L OBP: 0.316, SLG: 0.478										4	1	1	2	0	0	1				
8 Shane Victorino, S OBP: 0.354, SLG: 0.446										4	1	1	0	0	1	0				
19 Greg Dobbs, L OBP: 0.348, SLG: 0.477 7 Pedro Feliz, R OBP: 0.302, SLG: 0.420										3	2	2	0	0	0	0				
10 Geoff Jenkins, L OBP: 0.163, SLG: 0.130 28 Jayson Werth, R OBP: 0.358, SLG: 0.490										1	0	1	0	0	0	0				
27 Chris Coste, R OBP: 0.332, SLG: 0.469										4	1	2	4	0	0	2				
38 Kyle Kendrick, R OBP: 0.163, SLG: 0.130 37 Chad Durbin, R OBP: 0.125, SLG: 0.125 4 Eric Bruntlett, R OBP: 0.297, SLG: 0.291										1	0	0	0	0	1	0				
Inning Stats	R: 0 E: 0 K: 0 S: 4	H: 0 LOB: 0 BB: 0 P: 5	R: 0 E: 0 K: 1 S: 5	H: 0 LOB: 0 BB: 0 P: 6	R: 0 E: 0 K: 1 S: 10	H: 1 LOB: 0 BB: 0 P: 12	R: 2 E: 0 K: 1 S: 12	H: 1 LOB: 0 BB: 1 P: 19	R: 1 E: 1 K: 1 S: 12	H: 3 LOB: 2 BB: 0 P: 17	R: 4 E: 0 K: 0 S: 18	H: 4 LOB: 0 BB: 0 P: 25	R: 1 E: 0 K: 1 S: 9	H: 1 LOB: 0 BB: 0 P: 14	R: 0 E: 0 K: 0 S: 7	H: 0 LOB: 1 BB: 1 P: 13	1B: 7 2B: 0 3B: 0 HR: 3	SF: 1 SAC: 1 DP: 1 HBP: 0	WP: 0 PB: 0 SB: 0 CS: 0	PA: 35
PITCHER	IP WLS BF H R ER SO BB IBB HBP BLK WP HR S P ERA WHIP																			
Greg Maddux, R ERA: 4.25	5.2 L 26 9 7 7 4 1 0 0 0 0 0 2 55 76 11.12 1.765																			
Tanyon Sturtze, R ERA: 2.04	0.1 1 0 0 0 0 0 0 0 0 0 0 6 8 0.00 0.000																			
38 Ramon Troncoso, R (7, 1) ERA: 4.13	2.0 8 1 1 1 1 1 0 0 0 0 0 1 16 27 4.50 1.000																			

Los Angeles Dodgers @ Philadelphia Phillies
Citizens Bank Park, Philadelphia, PA
Fri Aug 22 2008, 7:05 PM EDT
Att: 42,620 - Partly Cloudy - 78 F

AB 31
R 8
H 10
RBI 8
BB 2
SO 5
LOB 7



Batter	1	2	3	4	5	6	7	8	9	AB	R	H	RBI	BB	SO	LOB	TOP			
27 Matt Kemp, R OBP: 0.347, SLG: 0.479										4	0	3	0	1	1	2	Los Angeles Dodgers @ Philadelphia Phillies Citizens Bank Park, Philadelphia, PA Mon Aug 25 2008, 7:05 PM EDT Att: 40,873 - Cloudy - 83 F			
16 Andre Ethier, L OBP: 0.341, SLG: 0.468										5	0	2	0	0	2	2				
12 Jeff Kent, R OBP: 0.329, SLG: 0.421										5	0	1	0	0	2	7				
Manny Ramirez, R OBP: 0.411, SLG: 0.545										4	0	0	0	1	1	7				
7 James Loney, L OBP: 0.351, SLG: 0.451										5	0	1	0	0	1	4				
55 Russell Martin, R OBP: 0.383, SLG: 0.413										4	0	3	0	0	0	0				
Casey Blake, R OBP: 0.347, SLG: 0.460										4	0	0	0	0	2	4				
Angel Berroa, R OBP: 0.276, SLG: 0.284										3	0	2	0	0	0	0				
Nomar Garciaparra, R OBP: 0.288, SLG: 0.419										1	0	0	0	0	0	2				
58 Chad Billingsley, R OBP: 0.130, SLG: 0.078										1	0	0	0	1	1	2				
21 Mark Sweeney, L OBP: 0.311, SLG: 0.111										1	0	1	0	0	0	0				
Chan Ho Park, R OBP: 0.340, SLG: 0.111										0	0	0	0	0	0	0				
9 Juan Pierre, L OBP: 0.324, SLG: 0.316										1	0	0	0	0	0	2				
Tanyon Sturtze, R ERA: 3.47										0	0	0	0	0	0	0				
Inning Stats	R: 0 E: 0 K: 2 S: 13	H: 1 LOB: 2 BB: 1 P: 22	R: 0 E: 0 K: 2 S: 13	H: 1 LOB: 2 BB: 1 P: 22	R: 0 E: 0 K: 1 S: 7	H: 1 LOB: 0 BB: 0 P: 10	R: 0 E: 0 K: 1 S: 11	H: 2 LOB: 2 BB: 0 P: 14	R: 0 E: 0 K: 0 S: 6	H: 1 LOB: 0 BB: 0 P: 9	R: 0 E: 0 K: 0 S: 14	H: 2 LOB: 3 BB: 1 P: 25	R: 0 E: 0 K: 1 S: 14	H: 2 LOB: 2 BB: 0 P: 20	R: 0 E: 0 K: 1 S: 17	H: 2 LOB: 0 BB: 0 P: 22	1B: 11 2B: 2 3B: 0 HR: 0	SF: 0 SAC: 0 DP: 2 HBP: 0	WP: 1 PB: 0 SB: 0 CS: 0	PA: 41
PITCHER	IP WLS BF H R ER SO BB IBB HBP BLK WP HR S P ERA WHIP	7.0 W 31 9 0 0 8 3 0 0 0 1 0 71 110 0.00 1.714	1.0 5 2 0 0 1 0 0 0 0 0 0 14 25 0.00 2.000	1.0 5 2 0 0 1 0 0 0 0 0 0 17 22 0.00 2.000	PITCHER															

Batter	1	2	3	4	5	6	7	8	9	AB	R	H	RBI	BB	SO	LOB	BOTTOM			
11 Jimmy Rollins, S OBP: 0.328, SLG: 0.422										3	1	3	2	1	0	0	Los Angeles Dodgers @ Philadelphia Phillies Citizens Bank Park, Philadelphia, PA Mon Aug 25 2008, 7:05 PM EDT Att: 40,873 - Cloudy - 83 F			
26 Chase Utley, L OBP: 0.374, SLG: 0.558										3	0	2	0	2	0	1				
Pat Burrell, R OBP: 0.388, SLG: 0.548										5	0	0	0	0	1	8				
So Taguchi, R OBP: 0.275, SLG: 0.265										0	0	0	0	0	0	0				
6 Ryan Howard, L OBP: 0.317, SLG: 0.475										4	1	1	0	1	2	3				
8 Shane Victorino, S OBP: 0.356, SLG: 0.447										4	0	1	0	0	0	3				
28 Jayson Werth, R OBP: 0.362, SLG: 0.482										2	2	1	1	2	0	0				
7 Pedro Feliz, R OBP: 0.306, SLG: 0.429										4	1	2	0	0	0	3				
27 Chris Coste, R OBP: 0.324, SLG: 0.453										4	0	0	1	0	1	3				
39 Brett Myers, R OBP: 0.125, SLG: 0.045										2	0	0	0	0	0	0				
19 Greg Dobbs, L OBP: 0.340, SLG: 0.466										1	0	0	0	0	0	1				
16 J.C. Romero, S ERA: 2.67										0	0	0	0	0	0	0				
55 Clay Condrey, R ERA: 3.47										0	0	0	0	0	0	0				
Inning Stats	R: 0 E: 0 K: 1 S: 14	H: 1 LOB: 2 BB: 0 P: 22	R: 2 E: 0 K: 0 S: 10	H: 2 LOB: 2 BB: 2 P: 22	R: 0 E: 0 K: 1 S: 10	H: 0 LOB: 0 BB: 0 P: 14	R: 0 E: 0 K: 0 S: 6	H: 0 LOB: 0 BB: 0 P: 8	R: 1 E: 0 K: 0 S: 13	H: 3 LOB: 3 BB: 2 P: 25	R: 0 E: 0 K: 1 S: 10	H: 1 LOB: 1 BB: 1 P: 16	R: 2 E: 0 K: 0 S: 13	H: 3 LOB: 1 BB: 0 P: 16	R: 0 E: 0 K: 1 S: 7	H: 0 LOB: 1 BB: 1 P: 13	1B: 7 2B: 2 3B: 1 HR: 0	SF: 0 SAC: 1 DP: 1 HBP: 1	WP: 1 PB: 1 SB: 0 CS: 0	PA: 40
PITCHER	IP WLS BF H R ER SO BB IBB HBP BLK WP HR S P ERA WHIP	6.0 L 30 7 3 3 3 3 2 1 0 63 107 4.50 1.667	1.0 6 3 2 2 0 0 0 0 0 0 13 16 18.00 3.000	1.0 4 0 0 0 1 1 0 0 0 0 7 13 0.00 1.000	PITCHER															

Batter	1	2	3	4	5	6	7	8	9	AB	R	H	RBI	BB	SO	LOB	TOP										
27 Matt Kemp, R OBP: 0.344, SLG: 0.474	F8		G5-4-3		FC5		K		F8	5	0	0	1	0	1	5	Los Angeles Dodgers @ Washington Nationals Nationals Park, Washington, DC Tue Aug 26 2008, 7:10 PM EDT Att: 26,110 - Partly Cloudy - 79 F										
16 Andre Ethier, L OBP: 0.338, SLG: 0.462	F9			G3	F8		K		G3-1	5	0	0	0	0	1	4											
12 Jeff Kent, R OBP: 0.328, SLG: 0.419	G5-3			1B	FC5		F8			4	0	1	0	0	0	2											
Manny Ramirez, R OBP: 0.413, SLG: 0.549		F8		1B						4	0	3	0	0	0	0											
7 James Loney, L OBP: 0.352, SLG: 0.450		55 1B		F7						3	0	1	0	1	1	3											
55 Russell Martin, R OBP: 0.382, SLG: 0.412			G5-4-3							4	0	1	0	0	0	5											
Nomar Garciaparra, R OBP: 0.297, SLG: 0.499			G5-4-3							3	1	0	0	0	0	5											
Casey Blake, R OBP: 0.350, SLG: 0.460										2	0	1	0	1	0	0											
Pablo Ozuna, R OBP: 0.292, SLG: 0.317										0	0	0	0	0	0	0											
Derek Lowe, R OBP: 0.167, SLG: 0.151										2	0	0	0	1	1	3											
21 Mark Sweeney, L OBP: 0.256, SLG: 0.182										0	0	0	0	1	0	0											
9 Juan Pierre, L OBP: 0.324, SLG: 0.316										0	0	0	0	0	0	0											
Inning Stats	R: 0 E: 0 K: 0 S: 4	H: 0 LOB: 0 BB: 0 P: 7	R: 0 E: 0 K: 0 S: 12	H: 1 LOB: 1 BB: 1 P: 20	R: 0 E: 1 K: 0 S: 4	H: 0 LOB: 0 BB: 0 P: 5	R: 0 E: 0 K: 0 S: 13	H: 2 LOB: 2 BB: 0 P: 18	R: 1 E: 0 K: 0 S: 11	H: 0 LOB: 2 BB: 1 P: 24	R: 0 E: 0 K: 1 S: 8	H: 2 LOB: 3 BB: 1 P: 13	R: 0 E: 0 K: 2 S: 7	H: 0 LOB: 0 BB: 0 P: 13	R: 0 E: 0 K: 1 S: 12	H: 1 LOB: 2 BB: 1 P: 25	1B: 6 2B: 2 3B: 0 HR: 0	SF: 0 SAC: 0 DP: 4 HBP: 2	WP: 0 PB: 0 SB: 0 CS: 0	PA: 38							
PITCHER	IP	WLS	BF	H	R	ER	SO	BB	IBB	HBP	BLK	WP	HR	S	P	ERA	WHIP										
40 Collin Balester, R ERA: 4.7	5.0	W	23	5	1	1	0	2	0	2	0	0	0	47	77	1.80	1.400										
74 Marco Estrada, R ERA: 5.4	1.0	H	4	0	0	0	1	0	1	0	0	0	0	5	10	0.00	0.000										
59 Steven Shell, R ERA: 2.19	1.0	H	3	0	0	0	2	0	0	0	0	0	0	7	13	0.00	0.000										
52 Saul Rivera, R ERA: 3.5	1.0	H	3	1	0	0	1	0	0	0	0	0	0	12	16	0.00	1.000										
38 Joel Hanrahan, R ERA: 3.67	1.0	S	5	1	0	0	0	1	0	0	0	0	0	12	25	0.00	2.000										

Batter	1	2	3	4	5	6	7	8	9	AB	R	H	RBI	BB	SO	LOB	BOTTOM										
22 Willie Harris, L OBP: 0.338, SLG: 0.444	G4-3		G4-3		G1-3					4	0	0	0	0	1	1	Los Angeles Dodgers @ Washington Nationals Nationals Park, Washington, DC Tue Aug 26 2008, 7:10 PM EDT Att: 26,110 - Partly Cloudy - 79 F										
15 Cristian Guzman, S OBP: 0.327, SLG: 0.399	G1-3									4	0	3	1	0	0	0											
11 Ryan Zimmerman, R OBP: 0.315, SLG: 0.401										4	0	1	0	0	2	2											
85 Lastings Milledge, R OBP: 0.325, SLG: 0.407										3	1	1	1	1	0	3											
10 Ronnie Belliard, R OBP: 0.365, SLG: 0.474										3	0	0	0	0	1	2											
3 Jesus Flores, R OBP: 0.304, SLG: 0.410										3	0	0	0	0	0	1											
Ryan Langerhans, L OBP: 0.382, SLG: 0.361										3	0	0	0	0	0	1											
Emilio Bonifacio, S OBP: 0.257, SLG: 0.317										3	1	1	0	0	1	0											
40 Collin Balester, R OBP: 0.295, SLG: 0.192										1	0	0	0	0	1	0											
74 Marco Estrada, R ERA: 5.4										0	0	0	0	0	0	0											
59 Steven Shell, R ERA: 2.19										0	0	0	0	0	0	0											
52 Saul Rivera, S ERA: 3.5										0	0	0	0	0	0	0											
Aaron Boone, R OBP: 0.305, SLG: 0.408										1	0	0	0	0	0	0											
38 Joel Hanrahan, R ERA: 3.67										0	0	0	0	0	0	0											
Inning Stats	R: 0 E: 0 K: 1 S: 10	H: 0 LOB: 0 BB: 0 P: 13	R: 1 E: 0 K: 1 S: 10	H: 1 LOB: 0 BB: 0 P: 16	R: 1 E: 0 K: 0 S: 13	H: 2 LOB: 1 BB: 0 P: 18	R: 0 E: 0 K: 0 S: 3	H: 0 LOB: 1 BB: 1 P: 8	R: 0 E: 0 K: 1 S: 9	H: 0 LOB: 0 BB: 0 P: 13	R: 0 E: 0 K: 1 S: 9	H: 1 LOB: 1 BB: 0 P: 15	R: 0 E: 0 K: 1 S: 7	H: 0 LOB: 0 BB: 0 P: 10	R: 0 E: 0 K: 1 S: 12	H: 2 LOB: 2 BB: 0 P: 19	1B: 5 2B: 0 3B: 0 HR: 1	SF: 0 SAC: 1 DP: 0 HBP: 0	WP: 0 PB: 0 SB: 0 CS: 0	PA: 31							
PITCHER	IP	WLS	BF	H	R	ER	SO	BB	IBB	HBP	BLK	WP	HR	S	P	ERA	WHIP										
Derek Lowe, R ERA: 3.81	8.0	L	31	6	2	2	6	1	0	0	0	0	1	73	112	2.25	0.875										



Batter	1	2	3	4	5	6	7	8	9	AB	R	H	RBI	BB	SO	LOB	TOP								
27 Matt Kemp, R OBP: 0.341, SLG: 0.469										5	0	0	0	0	0	4	Los Angeles Dodgers @ Washington Nationals Nationals Park, Washington, DC Wed Aug 27 2008, 7:10 PM EDT Att: 22,907 - Cloudy - 75 F								
16 Andre Ethier, L OBP: 0.340, SLG: 0.476										5	1	3	1	0	0	1									
12 Jeff Kent, R OBP: 0.325, SLG: 0.415										5	0	0	0	0	1	3									
Manny Ramirez, R OBP: 0.413, SLG: 0.547										5	1	2	0	0	0	2									
7 James Loney, L OBP: 0.354, SLG: 0.460										5	1	3	1	0	0	1									
55 Russell Martin, R OBP: 0.381, SLG: 0.410										4	0	1	0	0	1	3									
Nomar Garciaparra, R OBP: 0.289, SLG: 0.404										4	0	1	0	0	0	4									
Casey Blake, R OBP: 0.354, SLG: 0.468										3	1	2	2	1	0	1									
Greg Maddux, R OBP: 0.326, SLG: 0.407										2	0	0	0	0	0	2									
38 Ramon Troncoso, R ERA: 4.54										2	0	0	0	0	0	0									
9 Juan Pierre, L OBP: 0.385, SLG: 0.515										0	0	0	0	0	0	0									
Chan Ho Park, R ERA: 2.74										0	0	0	0	0	0	0									
21 Mark Sweeney, L OBP: 0.294, SLG: 0.372										0	0	0	0	0	0	0									
51 Jonathan Broxton, R ERA: 3.65										0	0	0	0	0	0	0									
Inning Stats	R: 0 E: 0 K: 0 S: 11	H: 1 LOB: 1 BB: 0 P: 18	R: 2 E: 0 K: 0 S: 14	H: 3 LOB: 0 BB: 0 P: 18	R: 0 E: 1 K: 0 S: 9	H: 1 LOB: 1 BB: 0 P: 10	R: 0 E: 0 K: 0 S: 6	H: 1 LOB: 2 BB: 1 P: 14	R: 1 E: 0 K: 0 S: 14	H: 1 LOB: 0 BB: 0 P: 21	R: 0 E: 0 K: 0 S: 9	H: 1 LOB: 1 BB: 0 P: 15	R: 0 E: 0 K: 0 S: 7	H: 0 LOB: 1 BB: 1 P: 14	R: 1 E: 0 K: 1 S: 15	H: 3 LOB: 3 BB: 1 P: 22	R: 0 E: 0 K: 1 S: 13	H: 1 LOB: 1 BB: 0 P: 21	1B: 6 2B: 3 3B: 0 HR: 3	SF: 0 SAC: 0 DP: 1 HBP: 0	WP: 0 PB: 0 SB: 0 CS: 1	PA: 41			
PITCHER	IP	WLS	BF	H	R	ER	SO	BB	IBB	HBP	BLK	WP	HR	S	P	ERA	WHIP								
Tim Redding, R	6.0	W	26	8	3	3	0	0	1	0	0	0	3	63	96	4.50	1.333								
Charlie Manning, L	0.2	H	3	0	0	0	0	1	0	0	0	0	0	6	12	0.00	1.500								
59 Steven Shell, R	0.1	H	1	0	0	0	0	0	0	0	0	0	0	1	2	0.00	0.000								
52 Saul Rivera, R	0.2	H	6	3	1	1	1	1	0	0	0	0	0	14	20	13.50	6.000								
38 Joel Hanrahan, R	1.1	S	5	1	0	0	1	0	0	0	0	0	0	14	23	0.00	0.750								

AB	38
R	4
H	12
RBI	4
BB	3
SO	2
LOB	21



Batter	1	2	3	4	5	6	7	8	9	AB	R	H	RBI	BB	SO	LOB	BOTTOM								
22 Willie Harris, L OBP: 0.337, SLG: 0.441										4	1	1	0	0	0	1	Los Angeles Dodgers @ Washington Nationals Nationals Park, Washington, DC Wed Aug 27 2008, 7:10 PM EDT Att: 22,907 - Cloudy - 75 F								
15 Cristian Guzman, S OBP: 0.328, SLG: 0.400										4	0	2	0	0	0	0									
11 Ryan Zimmerman, R OBP: 0.314, SLG: 0.409										4	2	1	1	0	0	4									
85 Lastings Milledge, R OBP: 0.326, SLG: 0.407										3	1	1	1	0	1	1									
10 Ronnie Belliard, R OBP: 0.364, SLG: 0.470										4	0	1	1	0	0	2									
38 Joel Hanrahan, R										0	0	0	0	0	0	0									
3 Jesus Flores, R OBP: 0.300, SLG: 0.404										4	0	0	1	0	1	3									
34 Elijah Dukes, R OBP: 0.362, SLG: 0.430										4	0	1	0	0	1	1									
Emilio Bonifacio, S OBP: 0.265, SLG: 0.324										4	1	2	0	0	1	0									
Tim Redding, R OBP: 0.267, SLG: 0.200										1	0	0	0	1	0	2									
Charlie Manning, L										0	0	0	0	0	0	0									
59 Steven Shell, R										0	0	0	0	0	0	0									
52 Saul Rivera, S										0	0	0	0	0	0	0									
Aaron Boone, R OBP: 0.305, SLG: 0.406										0	0	0	0	0	0	0									
Inning Stats	R: 0 E: 0 K: 0 S: 3	H: 0 LOB: 0 BB: 0 P: 6	R: 1 E: 0 K: 0 S: 13	H: 3 LOB: 2 BB: 0 P: 19	R: 2 E: 1 K: 0 S: 16	H: 3 LOB: 1 BB: 0 P: 18	R: 1 E: 1 K: 0 S: 11	H: 2 LOB: 2 BB: 0 P: 17	R: 0 E: 0 K: 0 S: 9	H: 0 LOB: 1 BB: 0 P: 12	R: 0 E: 0 K: 0 S: 3	H: 0 LOB: 0 BB: 1 P: 8	R: 1 E: 0 K: 1 S: 13	H: 1 LOB: 0 BB: 0 P: 16	R: 0 E: 0 K: 3 S: 11	H: 0 LOB: 0 BB: 0 P: 13	R: 0 E: 0 K: 1 S: 11	H: 0 LOB: 0 BB: 0 P: 13	1B: 8 2B: 0 3B: 0 HR: 1	SF: 0 SAC: 1 DP: 2 HBP: 1	WP: 0 PB: 0 SB: 1 CS: 0	PA: 35			
PITCHER	IP	WLS	BF	H	R	ER	SO	BB	IBB	HBP	BLK	WP	HR	S	P	ERA	WHIP								
Greg Maddux, R	5.1	L	27	8	4	2	0	1	0	1	0	0	0	1	1	0.00	0.000								
38 Ramon Troncoso, R	0.2		1	0	0	0	0	0	0	0	0	0	0	1	1	0.00	0.000								
Chan Ho Park, R	1.0		4	1	1	1	1	0	0	0	0	0	1	13	16	9.00	1.000								
51 Jonathan Broxton, R	1.0		3	0	0	0	3	0	0	0	0	0	0	11	13	0.00	0.000								



Batter	1	2	3	4	5	6	7	8	9	AB	R	H	RBI	BB	SO	LOB	TOP			
27 Matt Kemp, R OBP: 0.338, SLG: 0.465	G4-3	G6-3			G5-3		K			4	0	0	0	0	1	0	Los Angeles Dodgers @ Washington Nationals Nationals Park, Washington, DC Thu Aug 28 2008, 7:10 PM EDT Att: 26,338 - Overcast - 71 F			
16 Andre Ethier, L OBP: 0.342, SLG: 0.475	HR		F8		FC6-4		K			3	1	1	0	1	1	0				
Manny Ramirez, R OBP: 0.412, SLG: 0.551	HR		L9		F9		K			4	1	1	2	0	1	1				
12 Jeff Kent, R Joe Beimel, L	7 HBP		G6-3		FC6-4		K			3	0	0	0	1	1	0				
7 James Loney, L OBP: 0.356, SLG: 0.459					G4-3		G6-3			3	0	1	0	0	0	0				
Casey Blake, R OBP: 0.353, SLG: 0.468	K				G6-3		F8			4	0	1	0	0	1	3				
Danny Ardoin, R OBP: 0.293, SLG: 0.342	P3				G6-3					4	0	1	0	0	0	3				
Angel Berroa, R OBP: 0.276, SLG: 0.278		F8					P3			3	0	0	0	1	0	1				
22 Clayton Kershaw, L 54 Jason Johnson, R 21 Mark Sweeney, L 38 Ramon Troncoso, R 9 Juan Pierre, L 47 Cory Wade, R 33 Blake DeWitt, L	G1-3				K		G3			1	0	0	0	0	0	0				
Inning Stats	R: 2 E: 0 K: 1 S: 15	H: 2 LOB: 2 BB: 1 P: 23	R: 0 E: 0 K: 0 S: 8	H: 0 LOB: 0 BB: 0 P: 10	R: 0 E: 0 K: 0 S: 10	H: 0 LOB: 0 BB: 0 P: 19	R: 0 E: 0 K: 1 S: 11	H: 1 LOB: 2 BB: 1 P: 20	R: 0 E: 0 K: 0 S: 10	H: 1 LOB: 1 BB: 0 P: 18	R: 0 E: 0 K: 2 S: 8	H: 0 LOB: 0 BB: 0 P: 11	R: 0 E: 0 K: 2 S: 12	H: 1 LOB: 1 BB: 0 P: 22	R: 0 E: 0 K: 0 S: 6	H: 0 LOB: 0 BB: 0 P: 7		1B: 3 2B: 1 3B: 0 HR: 1	SF: 0 SAC: 0 DP: 0 HBP: 1	WP: 1 PB: 0 SB: 0 CS: 0
PITCHER	IP WLS BF H R ER SO BB IBB HBP BLK WP HR S P ERA WHIP																			
31 John Lannan, L ERA: 3.92	6.0 W 26 4 2 2 2 3 0 1 0 0 1 66 110 3.00 1.167																			
50 Garrett Mock, R ERA: 5.54	2.0 7 1 0 0 4 0 0 0 0 1 0 20 33 0.00 0.500																			
Jesus Colome, R ERA: 4.92	1.0 3 0 0 0 0 0 0 0 0 0 0 6 7 0.00 0.000																			

Batter	1	2	3	4	5	6	7	8	9	AB	R	H	RBI	BB	SO	LOB	BOTTOM			
6 Anderson Hernandez, S OBP: 0.429, SLG: 0.429	K2-3	G6-3			FC5-4			F9		5	1	2	0	0	1	1	Los Angeles Dodgers @ Washington Nationals Nationals Park, Washington, DC Thu Aug 28 2008, 7:10 PM EDT Att: 26,338 - Overcast - 71 F			
15 Cristian Guzman, S OBP: 0.333, SLG: 0.416	HR				FC5-4		G6-3			5	2	4	3	0	0	1				
11 Ryan Zimmerman, R OBP: 0.318, SLG: 0.418	10 1B		G6-3				G6-3			5	2	3	1	0	0	1				
85 Latstings Milledge, R OBP: 0.327, SLG: 0.404	10 1B				B1-3					3	1	0	0	1	2	2				
10 Ronnie Belliard, R OBP: 0.364, SLG: 0.467	34 HR				G6-4-3		L5			4	1	1	1	1	0	3				
34 Elijah Dukes, R OBP: 0.369, SLG: 0.466	34 HR				FC5-4					3	3	2	4	1	0	1				
Ryan Langerhans, L OBP: 0.382, SLG: 0.361	HR				FC5-4					0	0	0	0	0	0	0				
22 Willie Harris, L OBP: 0.339, SLG: 0.440					G3					3	0	1	2	1	0	1				
23 Wil Nieves, R OBP: 0.302, SLG: 0.328	F9				K			F8		4	0	0	0	0	1	2				
31 John Lannan, L Pete Orr, L 50 Garrett Mock, S Aaron Boone, R Jesus Colome, R	K				K		L7			2	0	0	0	0	2	1				
Inning Stats	R: 5 E: 0 K: 2 S: 21	H: 4 LOB: 1 BB: 2 P: 37	R: 0 E: 0 K: 0 S: 6	H: 1 LOB: 0 BB: 0 P: 10	R: 0 E: 0 K: 0 S: 7	H: 0 LOB: 1 BB: 1 P: 12	R: 0 E: 0 K: 2 S: 11	H: 1 LOB: 1 BB: 0 P: 19	R: 2 E: 0 K: 1 S: 12	H: 2 LOB: 1 BB: 1 P: 25	R: 1 E: 0 K: 1 S: 11	H: 2 LOB: 1 BB: 0 P: 15	R: 1 E: 0 K: 0 S: 8	H: 1 LOB: 0 BB: 0 P: 13	R: 2 E: 0 K: 1 S: 20	H: 2 LOB: 1 BB: 1 P: 34	1B: 6 2B: 3 3B: 1 HR: 3	SF: 0 SAC: 0 DP: 1 HBP: 1	WP: 0 PB: 0 SB: 1 CS: 0	PA: 41
PITCHER	IP WLS BF H R ER SO BB IBB HBP BLK WP HR S P ERA WHIP																			
22 Clayton Kershaw, L ERA: 4.56	2.1 L 14 5 5 5 2 3 0 0 0 0 0 0 4 5 0.00 0.000																			
54 Jason Johnson, R ERA: 4.44	0.2 2 0 0 0 0 0 0 0 0 0 0 0 4 5 0.00 0.000																			
38 Ramon Troncoso, R ERA: 4.36	3.0 15 5 3 3 3 1 0 1 0 0 0 34 59 9.00 2.000																			
47 Cory Wade, R ERA: 2.88	1.0 4 1 1 1 0 0 0 0 0 0 1 8 13 9.00 1.000																			
Joe Beimel, L ERA: 2.37	1.0 6 2 2 2 1 1 0 0 0 0 0 20 34 18.00 3.000																			

Batter	1	2	3	4	5	6	7	8	9	AB	R	H	RBI	BB	SO	LOB	TOP	
24 Brian Giles, L OBP: 0.393, SLG: 0.445										4	1	1	0	0	0	1	San Diego Padres @ Los Angeles Dodgers Dodger Stadium, Los Angeles, CA Mon Sep 01 2008, 5:10 PM PDT Att: 44,085 - Clear - 81 F	
15 Luis Antonio Rodriguez, S OBP: 0.321, SLG: 0.325										4	0	1	0	0	1	0		
5 Kevin Kouzmanoff, R OBP: 0.309, SLG: 0.444										4	0	1	1	0	1	0		
23 Adrián González, L OBP: 0.355, SLG: 0.490										4	1	1	0	0	2	2		
7 Chase Headley, S OBP: 0.330, SLG: 0.419										4	0	1	1	0	1	2		
25 Will Venable, L OBP: 0.313, SLG: 0.400										3	0	0	0	1	2	2		
4 Nick Hundley, R OBP: 0.269, SLG: 0.383										4	0	1	0	0	0	2		
10 Matt Antonelli, R OBP: 0.250, SLG: 0.250										4	0	1	0	0	0	1		
32 Chris Young, R OBP: 0.048, SLG: 0.048										1	0	0	0	0	1	0		
43 Cia Meredith, R										0	0	0	0	0	0	0		
2 Edgar Gonzalez, R OBP: 0.331, SLG: 0.385										1	0	0	0	0	1	0		
Clay Hensley, R										0	0	0	0	0	0	0		
Justin Hampson, L										0	0	0	0	0	0	0		
Inning Stats	R: 1 E: 0 K: 1 S: 19	H: 3 LOB: 2 BB: 0 P: 23	R: 0 E: 0 K: 0 S: 7	H: 1 LOB: 1 BB: 0 P: 12	R: 0 E: 0 K: 1 S: 7	H: 0 LOB: 0 BB: 0 P: 11	R: 0 E: 0 K: 1 S: 5	H: 0 LOB: 0 BB: 0 P: 6	R: 0 E: 0 K: 0 S: 10	H: 2 LOB: 2 BB: 0 P: 14	R: 0 E: 0 K: 1 S: 14	H: 0 LOB: 0 BB: 0 P: 17	R: 0 E: 0 K: 2 S: 7	H: 1 LOB: 1 BB: 0 P: 16	1B: 5 2B: 2 3B: 0 HR: 0	SF: 0 SAC: 1 DP: 0 HBP: 0	WP: 0 PB: 0 SB: 0 CS: 0	PA: 35
PITCHER	IP WLS BF H R ER SO BB IBB HBP BLK WP HR S P ERA WHIP																	
Greg Maddux, R ERA: 4.18	(1, 1) 5.2 W 23 6 2 2 4 0 0 0 0 0 0 0 57 78 3.18 1.059																	
Joe Beimel, L ERA: 2.31	(6, 1) 0.0 0 1 0 0 0 0 1 0 0 0 0 0 0 3 7 ∞ ∞																	
47 Cory Wade, R ERA: 2.82	(6, 1) 0.1 H 1 0 0 0 0 0 0 0 0 0 0 0 2 4 0.00 0.000																	
56 Hung-Chih Kuo, L ERA: 2.07	(7, 1) 2.0 H 6 0 0 0 3 0 0 0 0 0 0 0 18 28 0.00 0.000																	
51 Jonathan Broxton, R ERA: 3.53	(9, 1) 1.0 S 4 1 0 0 2 0 0 0 0 0 0 0 0 12 16 0.00 1.000																	

Batter	1	2	3	4	5	6	7	8	9	AB	R	H	RBI	BB	SO	LOB	BOTTOM			
55 Russell Martin, R OBP: 0.375, SLG: 0.401										4	1	1	0	0	1	1	San Diego Padres @ Los Angeles Dodgers Dodger Stadium, Los Angeles, CA Mon Sep 01 2008, 5:10 PM PDT Att: 44,085 - Clear - 81 F			
16 Andre Ethier, L OBP: 0.343, SLG: 0.479										2	1	1	0	2	0	0				
Manny Ramirez, R OBP: 0.424, SLG: 0.575										2	0	1	1	1	1	1				
7 James Loney, L OBP: 0.358, SLG: 0.459										4	0	2	1	0	0	4				
27 Matt Kemp, R OBP: 0.336, SLG: 0.465										4	0	0	0	0	1	4				
Casey Blake, R OBP: 0.355, SLG: 0.478										4	2	2	1	0	0	3				
33 Blake DeWitt, L OBP: 0.323, SLG: 0.358										3	0	0	0	1	0	1				
Angel Berroa, R OBP: 0.290, SLG: 0.290										4	1	1	1	0	0	1				
Greg Maddux, R OBP: 0.143, SLG: 0.125	(1, 1) 5.0 L 24 6 4 4 3 3 0 0 0 0 0 0 0 8 10 0.00 0.000																			
47 Cory Wade, R ERA: 3.86	(6, PH) 1.0 6 3 1 1 0 0 0 0 0 0 0 0 14 21 9.00 3.000																			
21 Mark Sweeney, L OBP: 0.265, SLG: 0.175	(7, 1) 1.0 3 0 0 0 0 0 1 0 0 0 0 0 9 17 0.00 1.000																			
56 Hung-Chih Kuo, L OBP: 0.320, SLG: 0.335	(8, PH) 1.0 3 0 0 0 0 0 1 0 0 0 0 0 9 17 0.00 1.000																			
Nomar Garciaparra, R OBP: 0.300, SLG: 0.339	(8, PH) 1.0 3 0 0 0 0 0 1 0 0 0 0 0 9 17 0.00 1.000																			
51 Jonathan Broxton, R ERA: 3.8	(9, 1) 1.0 3 0 0 0 0 0 1 0 0 0 0 0 9 17 0.00 1.000																			
Inning Stats	R: 1 E: 0 K: 2 S: 11	H: 1 LOB: 1 BB: 1 P: 20	R: 2 E: 0 K: 0 S: 14	H: 4 LOB: 3 BB: 1 P: 20	R: 1 E: 0 K: 0 S: 8	H: 1 LOB: 0 BB: 0 P: 12	R: 0 E: 0 K: 1 S: 11	H: 0 LOB: 0 BB: 0 P: 14	R: 0 E: 0 K: 0 S: 7	H: 0 LOB: 1 BB: 1 P: 14	R: 0 E: 0 K: 0 S: 8	H: 0 LOB: 0 BB: 0 P: 10	R: 1 E: 0 K: 0 S: 14	H: 3 LOB: 2 BB: 0 P: 21	R: 0 E: 0 K: 0 S: 9	H: 0 LOB: 0 BB: 1 P: 17	1B: 7 2B: 1 3B: 0 HR: 1	SF: 1 SAC: 0 DP: 1 HBP: 0	WP: 0 PB: 0 SB: 3 CS: 0	PA: 36
PITCHER	IP WLS BF H R ER SO BB IBB HBP BLK WP HR S P ERA WHIP																			
32 Chris Young, R ERA: 4.91	(1, 1) 5.0 L 24 6 4 4 3 3 0 0 0 0 0 0 0 8 10 0.00 0.000																			
43 Cia Meredith, R ERA: 3.86	(6, 1) 1.0 3 0 0 0 0 0 0 0 0 0 0 0 14 21 9.00 3.000																			
Clay Hensley, R ERA: 4.61	(7, 1) 1.0 3 0 0 0 0 0 1 0 0 0 0 0 9 17 0.00 1.000																			
Justin Hampson, L ERA: 3.8	(8, 1) 1.0 3 0 0 0 0 0 1 0 0 0 0 0 9 17 0.00 1.000																			



Batter	1	2	3	4	5	6	7	8	9	AB	R	H	RBI	BB	SO	LOB	TOP			
24 Brian Giles, L OBP: 0.392, SLG: 0.442	G4-3		K			K		BB 15 2B 5 1B		3	1	0	0	1	2	0	San Diego Padres @ Los Angeles Dodgers Dodger Stadium, Los Angeles, CA Tue Sep 02 2008, 7:10 PM PDT Att: 39,330 - Clear - 73 F			
15 Luis Antonio Rodriguez, S OBP: 0.319, SLG: 0.329	G4-3			L4		G5-3		BB 5 1B		4	1	1	1	0	0					
5 Kevin Kouzmanoff, R OBP: 0.309, SLG: 0.442	G6-3			G5-3		F9		BB 7 G5-3 23 G3-4 1B		4	0	1	2	0	0					
23 Adrián González, L OBP: 0.353, SLG: 0.487		K		G3		G4-3		BB 1B		4	0	0	0	0	1					
7 Chase Headley, S OBP: 0.332, SLG: 0.421		K			FC6-5 1B	G5-3		BB 2B 4 G5-3 1B		4	1	2	0	0	1					
Chig Ambres, R OBP: 0.281, SLG: 0.200	E6				FC6-5 BB			K		3	0	1	0	1	1					
4 Nick Hundley, R OBP: 0.269, SLG: 0.379	G4-3				FC6-5	G5-3		BB 1B		4	0	1	1	0	0	4				
10 Matt Antonelli, R OBP: 0.143, SLG: 0.143				F9		F9		G5-4-3 1B		3	0	0	0	0	0	3				
Justin Hampson, L OBP: 0.279, SLG: 0.272					F9			G5-4-3		0	0	0	0	0	0	0				
Josh Bard, S										1	0	0	0	0	0	1				
53 Cha Seung Baek, R OBP: 0.192, SLG: 0.320								BB 24 15 2B		1	0	0	0	0	1	0				
Dirk Hayhurst, L										0	0	0	0	0	0	0				
2 Edgar Gonzalez, R OBP: 0.330, SLG: 0.504										1	0	0	0	0	1	2				
Brian Falkenberg, R										0	0	0	0	0	0	0				
Sean Kazmar Jr., R OBP: 0.167, SLG: 0.067										1	1	0	0	1	0	0				
Inning Stats	R: 0 H: 0 E: 0 K: 0 S: 6	H: 0 LOB: 0 BB: 0 P: 7	R: 0 H: 1 E: 1 K: 2 S: 11	H: 0 LOB: 1 BB: 0 P: 13	R: 0 H: 0 E: 0 K: 2 S: 8	H: 0 LOB: 0 BB: 0 P: 10	R: 0 H: 0 E: 0 K: 0 S: 6	H: 1 LOB: 2 BB: 1 P: 9	R: 0 H: 0 E: 0 K: 1 S: 7	H: 0 LOB: 0 BB: 0 P: 10	R: 1 H: 2 E: 0 K: 0 S: 7	H: 2 LOB: 1 BB: 0 P: 10	R: 3 H: 2 E: 0 K: 1 S: 15	H: 1 LOB: 0 BB: 2 P: 30	R: 0 H: 1 E: 0 K: 0 S: 8	H: 1 LOB: 0 BB: 0 P: 11	1B: 4 2B: 2 3B: 0 HR: 0	SF: 0 SAC: 0 DP: 1 HBP: 0	WP: 0 PB: 0 SB: 0 CS: 0	PA: 36
PITCHER	IP WLS BF H R ER SO BB IBB HBP BLK WP HR S P ERA WHIP																			
22 Clayton Kershaw, L ERA: 4.5	7.0 W 28 3 3 3 6 3 0 0 0 0 0 0 66 99 3.86 0.857																			
38 Ramon Troncoso, R ERA: 4.54	0.0 2 2 1 1 0 0 0 0 0 0 0 0 2 5 ∞ ∞																			
Joe Beimel, L ERA: 2.2	2.0 6 1 0 0 1 0 0 0 0 0 0 0 14 21 0.00 0.500																			



Batter	1	2	3	4	5	6	7	8	9	AB	R	H	RBI	BB	SO	LOB	BOTTOM			
9 Juan Pierre, L OBP: 0.322, SLG: 0.313	G3-1			SH1-3		G4-3				4	0	0	0	0	0	4	San Diego Padres @ Los Angeles Dodgers Dodger Stadium, Los Angeles, CA Tue Sep 02 2008, 7:10 PM PDT Att: 39,330 - Clear - 73 F			
27 Matt Kemp, R OBP: 0.336, SLG: 0.465		FC3-6								0	0	0	0	0	0	0				
16 Andre Ethier, L OBP: 0.347, SLG: 0.492	HR		SF7		BB 7 1B 55 1B	HR		G4-3		4	4	3	1	1	0	0				
Manny Ramirez, R OBP: 0.422, SLG: 0.580			SF7			G1-3		BB 7 S 1B		3	1	1	3	0	1	3				
17 Jason Repko, R OBP: 0.125, SLG: 0.125	HR							BB 7 S 1B		1	0	1	0	0	0	0				
7 James Loney, L OBP: 0.361, SLG: 0.459	P6		FC5-4		BB 55 1B	F7		BB 55 G6-4-3		4	0	2	2	1	0	0				
55 Russell Martin, R OBP: 0.376, SLG: 0.400	F9		K		BB 1B			BB 1B		4	0	1	1	1	1	3				
Casey Blake, R OBP: 0.352, SLG: 0.474			K		BB 1B					4	0	0	0	0	2	4				
60 Chin-Lung Hu, R OBP: 0.224, SLG: 0.206			FC5-4		P4					0	0	0	0	0	0	0				
33 Blake DeWitt, L OBP: 0.331, SLG: 0.373			FC2-5 1B		HR			BB 22 SH1-4		2	1	2	1	2	0	0				
Angel Berroa, R OBP: 0.295, SLG: 0.291		FC2-5 1B		SH1-3 7 1B		F8		P3		3	1	1	0	1	0	2				
22 Clayton Kershaw, L OBP: 0.045, SLG: 0.045			FC2-5 9 FC3-6		SH 9 SH1-3 7 1B		SH5-4			1	1	0	0	0	0	2				
38 Ramon Troncoso, R Joe Beimel, L										0	0	0	0	0	0	0				
Inning Stats	R: 2 H: 2 E: 0 K: 0 S: 11	H: 2 LOB: 0 BB: 0 P: 15	R: 0 H: 2 E: 0 K: 1 S: 11	H: 2 LOB: 2 BB: 0 P: 17	R: 1 H: 2 E: 0 K: 1 S: 9	H: 2 LOB: 1 BB: 0 P: 12	R: 4 H: 3 E: 0 K: 1 S: 22	H: 3 LOB: 2 BB: 2 P: 39	R: 0 H: 0 E: 0 K: 0 S: 5	H: 0 LOB: 1 BB: 1 P: 10	R: 1 H: 1 E: 0 K: 1 S: 10	H: 1 LOB: 1 BB: 1 P: 18	R: 0 H: 0 E: 0 K: 0 S: 8	H: 0 LOB: 1 BB: 1 P: 15	R: 0 H: 1 E: 0 K: 0 S: 9	H: 1 LOB: 1 BB: 1 P: 17	1B: 7 2B: 0 3B: 1 HR: 3	SF: 1 SAC: 4 DP: 1 HBP: 0	WP: 0 PB: 0 SB: 1 CS: 0	PA: 41
PITCHER	IP WLS BF H R ER SO BB IBB HBP BLK WP HR S P ERA WHIP																			
53 Cha Seung Baek, R ERA: 5.36	3.2 L 22 2 1 0 0 0 2 0 0 0 0 0 2 44 71 17.18 2.727																			
Dirk Hayhurst, R ERA: 7.56	0.1 2 1 0 0 0 0 0 0 0 0 0 0 9 12 0.00 3.000																			
Brian Falkenberg, R ERA: 5.14	2.0 9 1 1 1 1 2 0 0 0 0 0 1 15 28 4.50 1.500																			
Justin Hampson, L ERA: 3.51	2.0 8 1 0 0 0 2 0 0 0 0 0 0 17 32 0.00 1.500																			



Batter	1	2	3	4	5	6	7	8	9	AB	R	H	RBI	BB	SO	LOB	TOP					
24 Brian Giles, L OBP: 0.390, SLG: 0.438	G1-3		G6-3	FC6-4				F7		4	0	0	0	1	0	2	San Diego Padres @ Los Angeles Dodgers Dodger Stadium, Los Angeles, CA Wed Sep 03 2008, 7:10 PM PDT Att: 48,822 - Clear - 75 F livebaseballscorecards.com					
15 Luis Antonio Rodriguez, R OBP: 0.368, SLG: 0.316	L3		G4-3		K	FC6-4		F7		5	0	0	0	0	1	2						
5 Kevin Kouzmanoff, R OBP: 0.311, SLG: 0.446					G6-3				G5-3	4	1	2	1	1	0	0						
23 Adrián González, L OBP: 0.352, SLG: 0.486	G4-3			F7					G4-3	5	0	1	0	0	0	2						
7 Chase Headley, S OBP: 0.338, SLG: 0.426										4	1	3	0	0	1	1						
2 Edgar González, R OBP: 0.325, SLG: 0.380										3	0	0	0	1	1	3						
25 Will Venable, L OBP: 0.350, SLG: 0.474										4	2	2	0	0	1	4						
Josh Bard, S OBP: 0.284, SLG: 0.283										4	0	2	3	0	0	2						
58 Wade LeBlanc, L ERA: 3.98										2	0	1	0	0	1	0						
43 Cia Meredith, R ERA: 3.79										0	0	0	0	0	0	0						
Chip Ambres, R OBP: 0.226, SLG: 0.190										1	0	0	0	0	0	1						
37 Mike Adams, R ERA: 2.7										0	0	0	0	0	0	0						
4 Nick Hundley, R OBP: 0.292, SLG: 0.276										1	0	0	0	0	0	0						
21 Heath Bell, R ERA: 2.98										0	0	0	0	0	0	0						
Inning Stats	R: 0 E: 0 K: 0 S: 6	H: 1 LOB: 1 BB: 0 P: 9	R: 0 E: 0 K: 0 S: 6	H: 1 LOB: 1 BB: 1 P: 12	R: 0 E: 0 K: 1 S: 7	H: 0 LOB: 0 BB: 0 P: 9	R: 3 E: 0 K: 1 S: 17	H: 5 LOB: 2 BB: 0 P: 28	R: 0 E: 0 K: 2 S: 14	H: 1 LOB: 1 BB: 0 P: 20	R: 1 E: 0 K: 0 S: 10	H: 2 LOB: 2 BB: 1 P: 21	R: 0 E: 0 K: 1 S: 14	H: 1 LOB: 2 BB: 1 P: 24	R: 0 E: 0 K: 0 S: 7	H: 0 LOB: 0 BB: 0 P: 7	R: 0 E: 0 K: 0 S: 7	H: 0 LOB: 0 BB: 0 P: 11	1B: 7 2B: 3 3B: 0 HR: 1	SF: 0 SAC: 0 DP: 1 HBP: 0	WP: 0 PB: 0 SB: 0 CS: 0	PA: 40
PITCHER	IP WLS BF H R ER SO BB IBB HBP BLK WP HR S P ERA WHIP																					
18 Hiroki Kuroda, R ERA: 3.98	5.1 W 26 10 4 4 4 1 0 0 0 0 1 55 86 6.75 2.062																					
45 Scott Proctor, R ERA: 6.75	0.1 H 2 0 0 0 0 1 0 0 0 0 0 0 4 11 0.00 3.000																					
57 Scott Elbert, L ERA: 3.86	0.2 H 3 0 0 0 0 1 0 0 0 0 0 0 8 16 0.00 1.500																					
47 Cory Wade, R ERA: 2.54	1.2 H 6 1 0 0 1 0 0 0 0 0 0 0 14 17 0.00 0.600																					
51 Jonathan Broxton, R ERA: 3.47	1.0 S 3 0 0 0 0 0 0 0 0 0 0 0 7 11 0.00 0.000																					

Batter	1	2	3	4	5	6	7	8	9	AB	R	H	RBI	BB	SO	LOB	BOTTOM	
55 Russell Martin, R OBP: 0.377, SLG: 0.400	S BB			G4-3				F8		3	0	1	1	1	0	0	San Diego Padres @ Los Angeles Dodgers Dodger Stadium, Los Angeles, CA Wed Sep 03 2008, 7:10 PM PDT Att: 48,822 - Clear - 75 F livebaseballscorecards.com	
16 Andre Ethier, L OBP: 0.348, SLG: 0.495	L7									4	1	2	0	0	1	1		
Manny Ramirez, R OBP: 0.423, SLG: 0.577	G5-3									2	0	0	0	2	1	1		
Casey Blake, R OBP: 0.353, SLG: 0.481	K									4	1	2	2	0	1	4		
7 James Loney, L OBP: 0.358, SLG: 0.455										4	0	0	0	0	0	5		
27 Matt Kemp, R OBP: 0.336, SLG: 0.463										4	1	1	0	0	0	0		
33 Blake DeWitt, L OBP: 0.330, SLG: 0.381										4	1	1	2	0	1	0		
Angel Berroa, R OBP: 0.299, SLG: 0.321										4	2	2	1	0	0	0		
18 Hiroki Kuroda, R ERA: 3.98										2	0	0	0	0	0	1		
45 Scott Proctor, R ERA: 6.75										0	0	0	0	0	0	0		
57 Scott Elbert, L ERA: 3.86										1	0	0	0	0	0	0		
47 Cory Wade, R ERA: 2.54										0	0	0	0	0	0	0		
21 Mark Swenney, L ERA: 3.79										1	0	0	0	0	0	0		
51 Jonathan Broxton, R ERA: 3.47										0	0	0	0	0	0	0		
Inning Stats	R: 0 E: 0 K: 1 S: 11	H: 0 LOB: 1 BB: 1 P: 22	R: 0 E: 0 K: 0 S: 9	H: 0 LOB: 0 BB: 0 P: 16	R: 1 E: 0 K: 0 S: 17	H: 3 LOB: 3 BB: 1 P: 31	R: 4 E: 0 K: 0 S: 19	H: 5 LOB: 2 BB: 1 P: 31	R: 0 E: 0 K: 1 S: 11	H: 0 LOB: 0 BB: 0 P: 14	R: 1 E: 0 K: 1 S: 12	H: 1 LOB: 0 BB: 0 P: 16	R: 0 E: 0 K: 1 S: 8	H: 0 LOB: 0 BB: 0 P: 12	1B: 4 2B: 2 3B: 0 HR: 3	SF: 0 SAC: 0 DP: 0 HBP: 0	WP: 0 PB: 0 SB: 1 CS: 0	PA: 36
PITCHER	IP WLS BF H R ER SO BB IBB HBP BLK WP HR S P ERA WHIP																	
58 Wade LeBlanc, L ERA: 11.25	4.0 L 23 8 5 5 1 1 2 0 0 0 0 0 6 10 0.00 0.000																	
43 Cia Meredith, R ERA: 3.79	1.0 3 0 0 0 0 0 0 0 0 0 0 0 6 10 0.00 0.000																	
37 Mike Adams, R ERA: 2.7	2.0 7 1 1 1 2 0 0 0 0 0 0 1 23 30 4.50 0.500																	
21 Heath Bell, R ERA: 2.98	1.0 3 0 0 0 1 0 0 0 0 0 0 0 8 12 0.00 0.000																	




Batter	1	2	3	4	5	6	7	8	9	AB	R	H	RBI	BB	SO	LOB	TOP			
6 Stephen Drew, L OBP: 0.325, SLG: 0.489 45 Doug Slaten, L (8, 1)	G4-3		K			G4-3		G4-3		4	0	0	0	0	1	2	Arizona Diamondbacks @ Los Angeles Dodgers Dodger Stadium, Los Angeles, CA Fri Sep 05 2008, 7:05 PM PDT Att: 52,270 - Clear - 78 F			
David Eckstein, R OBP: 0.354, SLG: 0.354 Chris Burke, R OBP: 0.302, SLG: 0.265	G4-3			G6-3		G6-3		K		3	0	0	0	0	0	0				
34 Conor Jackson, R OBP: 0.254, SLG: 0.354 28 Alex Romero, L (8, 9)	F9			FC1-6 1B		F7		K		3	0	1	0	0	0	0				
Adam Dunn, L OBP: 0.391, SLG: 0.520 11 Augie Ojeda, S OBP: 0.356, SLG: 0.321	K			FC1-6 1-2		G4-3		P5		3	0	0	0	0	1	1				
18 Chad Tracy, L OBP: 0.311, SLG: 0.415	F8			L9		G6-3				3	0	0	0	0	0	1				
27 Mark Reynolds, R OBP: 0.316, SLG: 0.473	G4-3			G6-3		P5				3	0	0	0	0	0	0				
24 Chris Young, R OBP: 0.307, SLG: 0.437						G6-3				2	0	1	0	1	0	0				
19 Chris Snyder, R OBP: 0.350, SLG: 0.444 26 Miguel Montero, L OBP: 0.346, SLG: 0.453			K			F7		BB		2	0	0	0	0	1	2				
15 Dan Haren, R OBP: 0.228, SLG: 0.313 25 Jody Whitsett, L Jailen Peguero, R 33 Billy Buckner, R Jeff Salazar, L OBP: 0.226, SLG: 0.351			K			G3		F8		1	0	0	0	0	1	1				
Inning Stats	R: 0 E: 0 K: 0 S: 6	H: 0 LOB: 0 BB: 0 P: 9	R: 0 E: 0 K: 1 S: 8	H: 0 LOB: 0 BB: 0 P: 14	R: 0 E: 0 K: 3 S: 11	H: 0 LOB: 1 BB: 1 P: 21	R: 0 E: 0 K: 0 S: 10	H: 1 LOB: 1 BB: 0 P: 12	R: 0 E: 0 K: 0 S: 5	H: 0 LOB: 0 BB: 0 P: 6	R: 0 E: 0 K: 0 S: 7	H: 0 LOB: 0 BB: 0 P: 10	R: 0 E: 0 K: 0 S: 8	H: 0 LOB: 1 BB: 1 P: 15	R: 0 E: 0 K: 2 S: 11	H: 0 LOB: 0 BB: 0 P: 18		1B: 2 2B: 0 3B: 0 HR: 0	SF: 0 SAC: 0 DP: 0 HBP: 0	WP: 0 PB: 0 SB: 1 CS: 1
PITCHER	IP WLS BF H R ER SO BB IBB HBP BLK WP HR S P ERA WHIP	IP WLS BF H R ER SO BB IBB HBP BLK WP HR S P ERA WHIP																		
Derek Lowe, R ERA: 3.53 Chan Ho Park, R ERA: 3.01	8.0 W 28	1.0 3	0 0 0 2	0 0 0 0	0 0 0 0	0 0 0 0	0 0 0 0	0 0 0 0	0 0 0 0	0 0 0 0	0 0 0 0	0 0 0 0	0 0 0 0	0 0 0 0	0 0 0 0	0 0 0 0	0.00 0.500	0.00 0.000		

Batter	1	2	3	4	5	6	7	8	9	AB	R	H	RBI	BB	SO	LOB	BOTTOM			
55 Russell Martin, R OBP: 0.379, SLG: 0.401 Danny Ardoin, R OBP: 0.286, SLG: 0.333	F8			16 1B		16 2B		P2		3	3	1	1	2	0	0	Arizona Diamondbacks @ Los Angeles Dodgers Dodger Stadium, Los Angeles, CA Fri Sep 05 2008, 7:05 PM PDT Att: 52,270 - Clear - 78 F			
16 Andre Ethier, L OBP: 0.355, SLG: 0.511	HR			2B		2B		17 2B		5	1	5	5	0	0	0				
Manny Ramirez, R OBP: 0.324, SLG: 0.575 17 Jason Repko, R OBP: 0.222, SLG: 0.333	E5			IBB		IBB		L5		2	0	0	0	2	0	0				
Casey Blake, R OBP: 0.354, SLG: 0.480 60 Chin-Lung Hu, R OBP: 0.222, SLG: 0.294	G4-3			L7		L7		7 1B		3	1	1	0	0	0	4				
7 James Loney, L OBP: 0.357, SLG: 0.453	G3-1			L7		G4-3		33 G4-3		5	0	1	0	0	1	3				
27 Matt Kemp, R OBP: 0.337, SLG: 0.461	F9			F7		33 G4-3		33 G4-3		2	0	0	0	2	0	0				
33 Blake DeWitt, L OBP: 0.326, SLG: 0.376	K			K		G4-6-3		G4-3		4	0	0	1	0	2	3				
Angel Berroa, R OBP: 0.304, SLG: 0.327				G5-3		G6-3				3	1	1	0	1	0	0				
Derek Lowe, R OBP: 0.180, SLG: 0.153 Chan Ho Park, R OBP: 0.111, SLG: 0.111				55 2B		P4		F9		3	1	0	0	1	1	3				
Inning Stats	R: 1 E: 1 K: 0 S: 11	H: 2 LOB: 1 BB: 0 P: 19	R: 3 E: 0 K: 1 S: 16	H: 3 LOB: 2 BB: 2 P: 29	R: 0 E: 0 K: 1 S: 7	H: 0 LOB: 0 BB: 0 P: 12	R: 1 E: 0 K: 0 S: 10	H: 1 LOB: 2 BB: 2 P: 22	R: 0 E: 0 K: 0 S: 5	H: 0 LOB: 0 BB: 1 P: 10	R: 1 E: 0 K: 0 S: 8	H: 1 LOB: 1 BB: 1 P: 16	R: 1 E: 0 K: 1 S: 12	H: 1 LOB: 3 BB: 2 P: 28	R: 0 E: 0 K: 2 S: 12	H: 2 LOB: 2 BB: 0 P: 18		1B: 4 2B: 5 3B: 0 HR: 1	SF: 0 SAC: 0 DP: 1 HBP: 1	WP: 0 PB: 0 SB: 1 CS: 0
PITCHER	IP WLS BF H R ER SO BB IBB HBP BLK WP HR S P ERA WHIP	IP WLS BF H R ER SO BB IBB HBP BLK WP HR S P ERA WHIP																		
15 Dan Haren, R ERA: 3.41 Jailen Peguero, R ERA: 3.69 33 Billy Buckner, R ERA: 4.09 45 Doug Slaten, L ERA: 4.4	4.0 L	2.0 7	1 1 1 1	0 1 1 1	2 2 1 1	0 0 1 0	0 0 0 0	0 0 0 0	0 0 0 0	0 0 0 0	0 0 0 0	0 0 0 0	0 0 0 0	0 0 0 0	0 0 0 0	0 0 0 0	11.25 4.50 9.00 0.00	2.000 1.500 2.000 2.000		

livebaseballscorecards.com

AB 29
R 0
H 2
RBI 0
BB 2
SO 6
LOB 9



livebaseballscorecards.com

AB 32
R 7
H 10
RBI 7
BB 8
SO 5
LOB 15



Batter	1	2	3	4	5	6	7	8	9	AB	R	H	RBI	BB	SO	LOB	TOP			
6 Stephen Drew, L (1,6) OBP: 0.323, SLG: 0.485										5	0	1	0	0	3	2	Arizona Diamondbacks @ Los Angeles Dodgers Dodger Stadium, Los Angeles, CA Sun Sep 07 2008, 1:10 PM PDT Att: 54,137 - Partly Cloudy - 85 F livebaseballscorecards.com			
David Eckstein, R (1,4) OBP: 0.345, SLG: 0.344										4	0	0	0	0	0	2				
Adam Dunn, L (1,3) OBP: 0.392, SLG: 0.528										4	1	2	1	1	0	1				
Jeff Salazar, L (9, PR) OBP: 0.326, SLG: 0.351										0	0	0	0	0	0	0				
34 Conor Jackson, R (1,7) OBP: 0.374, SLG: 0.448										4	0	1	0	1	1	2				
24 Chris Young, R (1,8) OBP: 0.308, SLG: 0.436										4	0	1	0	0	1	4				
27 Mark Reynolds, R (1,5) OBP: 0.319, SLG: 0.476										3	1	2	0	1	0	3				
10 Justin Upton, R (1,9) OBP: 0.352, SLG: 0.430										4	0	0	0	0	3	4				
19 Chris Snyder, R (1,2) OBP: 0.351, SLG: 0.457										3	1	2	2	0	1	1				
26 Miguel Montero, L (8, PH) OBP: 0.343, SLG: 0.444										1	0	0	0	0	1	2				
Inning Stats	R: 0 H: 2 E: 0 K: 0 S: 17	H: 2 BB: 1 P: 31	R: 1 H: 1 E: 0 K: 2 S: 12	H: 1 LOB: 0 BB: 0 P: 22	R: 1 H: 1 E: 0 K: 1 S: 11	H: 1 LOB: 0 BB: 0 P: 17	R: 1 H: 2 E: 0 K: 1 S: 14	H: 2 LOB: 1 BB: 0 P: 20	R: 0 H: 1 E: 0 K: 2 S: 10	H: 1 LOB: 0 BB: 0 P: 16	R: 0 H: 0 E: 1 K: 1 S: 7	H: 0 LOB: 1 BB: 1 P: 12	R: 0 H: 1 E: 0 K: 2 S: 11	H: 1 LOB: 2 BB: 1 P: 21	R: 0 H: 1 E: 0 K: 1 S: 12	H: 1 LOB: 2 BB: 1 P: 21	1B: 3 2B: 5 3B: 0 HR: 2	SF: 0 SAC: 0 DP: 0 HBP: 0	WP: 0 PB: 0 SB: 1 CS: 1	PA: 40
PITCHER	IP WLS BF H R ER SO BB IBB HBP BLK WP HR S P ERA WHIP																			
22 Clayton Kershaw, L (1,1) ERA: 4.8	4.0 19 6 3 3 4 1 0 0 0 0 2 54 92 6.75 1.750																			
45 Scott Proctor, R (5,1) ERA: 6.55	1.0 4 1 0 0 1 0 0 0 0 0 0 11 20 0.00 1.000																			
Chan Ho Park, R (6,1) ERA: 2.98	1.0 3 1 0 0 2 0 0 0 0 0 0 10 16 0.00 1.000																			
56 Hung-Chih Kuo, L (7,1) ERA: 2.03	1.1 W 7 1 0 0 1 2 0 0 0 0 0 11 21 0.00 2.250																			
51 Jonathan Broxton, R (8,1) ERA: 3.96	1.2 S 7 1 0 0 3 1 0 0 0 0 0 19 33 0.00 1.200																			

Batter	1	2	3	4	5	6	7	8	9	AB	R	H	RBI	BB	SO	LOB	BOTTOM			
55 Russell Martin, R (1,2) OBP: 0.378, SLG: 0.396										4	0	0	0	0	1	2	Arizona Diamondbacks @ Los Angeles Dodgers Dodger Stadium, Los Angeles, CA Sun Sep 07 2008, 1:10 PM PDT Att: 54,137 - Partly Cloudy - 85 F livebaseballscorecards.com			
16 Andre Ethier, L (1,9) OBP: 0.360, SLG: 0.510										3	2	2	1	1	1	0				
Manny Ramirez, R (1,7) OBP: 0.426, SLG: 0.585										3	1	2	0	1	1	0				
7 James Loney, L (1,3) OBP: 0.353, SLG: 0.449										3	0	1	3	0	0	2				
51 Jonathan Broxton, R (8,1)										0	0	0	0	0	0	0				
Casey Blake, R (1,5) OBP: 0.353, SLG: 0.475										3	0	0	0	0	2	2				
56 Hung-Chih Kuo, L (7,1) OBP: 0.250, SLG: 0.333										0	0	0	0	0	0	0				
60 Chin-Lung Hu, R (8,4) OBP: 0.229, SLG: 0.211										1	0	1	0	0	0	0				
27 Matt Kemp, R (1,8) OBP: 0.336, SLG: 0.458										4	0	0	0	0	3	3				
33 Blake DeWitt, L (1,4) OBP: 0.328, SLG: 0.379										4	1	2	0	0	1	1				
Angel Berroa, R (1,6) OBP: 0.305, SLG: 0.324										3	1	0	0	0	2	2				
22 Clayton Kershaw, L (1,1) OBP: 0.345, SLG: 0.485										0	0	0	0	0	0	0				
45 Scott Proctor, R (5,1) ERA: 3.25										0	0	0	0	0	0	0				
3 Delwyn Young, S (5, PH) OBP: 0.332, SLG: 0.333										0	0	0	0	0	0	0				
Chan Ho Park, R (6,1) ERA: 2.98										0	0	0	0	0	0	0				
Nomar Garciaparra, R (7,9) OBP: 0.336, SLG: 0.397										0	0	0	1	0	0	0				
Inning Stats	R: 2 H: 3 E: 0 K: 2 S: 19	H: 3 LOB: 1 BB: 0 P: 28	R: 0 H: 1 E: 0 K: 1 S: 11	H: 1 LOB: 0 BB: 0 P: 14	R: 0 H: 0 E: 0 K: 2 S: 9	H: 0 LOB: 0 BB: 0 P: 14	R: 0 H: 0 E: 0 K: 3 S: 10	H: 0 LOB: 0 BB: 0 P: 15	R: 0 H: 0 E: 0 K: 3 S: 10	H: 0 LOB: 0 BB: 0 P: 16	R: 1 H: 1 E: 0 K: 1 S: 12	H: 1 LOB: 1 BB: 1 P: 18	R: 2 H: 2 E: 2 K: 0 S: 14	H: 2 LOB: 2 BB: 1 P: 24	R: 0 H: 1 E: 0 K: 0 S: 12	H: 1 LOB: 1 BB: 0 P: 14	1B: 6 2B: 2 3B: 0 HR: 0	SF: 2 SAC: 2 DP: 0 HBP: 0	WP: 0 PB: 0 SB: 1 CS: 0	PA: 35
PITCHER	IP WLS BF H R ER SO BB IBB HBP BLK WP HR S P ERA WHIP																			
39 Max Scherzer, R (1,1) ERA: 3.0	5.0 21 5 3 3 11 1 0 0 0 0 0 61 94 5.40 1.200																			
50 Chad Qualls, R (6,1) ERA: 3.25	1.0 B 3 0 0 0 1 0 0 0 0 0 0 10 11 0.00 0.000																			
57 Jon Rauch, R (7,1) ERA: 3.84	0.2 L 4 1 2 1 0 0 0 0 0 0 0 9 13 13.50 1.500																			
45 Doug Slaten, L (7,1) ERA: 4.4	0.0 1 1 0 0 0 0 0 0 0 0 0 3 4 ∞ ∞																			
56 Ramon Penar, R (7,1) ERA: 3.76	1.1 6 1 0 0 0 0 1 0 0 0 0 14 21 0.00 0.750																			

AB 36
R 3
H 10
RBI 3
BB 4
SO 11
LOB 22



AB 29
R 5
H 8
RBI 5
SO 12
LOB 12



Batter	1	2	3	4	5	6	7	8	9	AB	R	H	RBI	BB	SO	LOB	TOP					
55 Russell Martin, R OBP: 0.375, SLG: 0.393										4	0	0	0	0	0	0						
16 Andre Ethier, L OBP: 0.363, SLG: 0.516										4	0	3	0	0	0	0						
Manny Ramirez, R OBP: 0.423, SLG: 0.580										4	0	0	0	0	2	3						
7 James Loney, L OBP: 0.351, SLG: 0.445										4	0	0	0	0	0	3						
27 Matt Kemp, R OBP: 0.335, SLG: 0.456										3	0	0	0	1	1	1						
Casey Blake, R OBP: 0.353, SLG: 0.473										2	0	0	0	1	0	1						
33 Blake DeWitt, L OBP: 0.328, SLG: 0.379										3	0	1	0	0	0	0						
Angel Berroa, R OBP: 0.302, SLG: 0.320										2	0	0	0	0	0	3						
9 Juan Pierre, L OBP: 0.321, SLG: 0.312										1	0	0	0	0	0	0						
45 Scott Proctor, R Joe Beimel, L										0	0	0	0	0	0	0						
Greg Maddux, R OBP: 0.137, SLG: 0.120										2	0	0	0	0	0	3						
57 Scott Elbert, L										0	0	0	0	0	0	0						
21 Mark Sweeney, L										1	0	0	0	0	0	0						
60 Chin-Lung Hu, R										0	0	0	0	0	0	0						
Inning Stats	R: 0 E: 0 K: 0 S: 9	H: 0 LOB: 0 BB: 0 P: 13	R: 0 E: 0 K: 0 S: 5	H: 0 LOB: 0 BB: 0 P: 6	R: 0 E: 0 K: 0 S: 5	H: 0 LOB: 0 BB: 0 P: 7	R: 0 E: 0 K: 0 S: 12	H: 1 LOB: 1 BB: 0 P: 20	R: 0 E: 0 K: 1 S: 11	H: 1 LOB: 2 BB: 1 P: 22	R: 0 E: 0 K: 1 S: 11	H: 1 LOB: 1 BB: 0 P: 18	R: 0 E: 0 K: 0 S: 9	H: 0 LOB: 0 BB: 1 P: 16	R: 0 E: 0 K: 0 S: 10	H: 0 LOB: 0 BB: 0 P: 15	R: 0 E: 0 K: 1 S: 12	H: 1 LOB: 1 BB: 0 P: 19	1B: 2 2B: 3 3B: 0 HR: 0	SF: 0 SAC: 0 DP: 2 HBP: 0	WP: 0 PB: 0 SB: 0 CS: 0	PA: 32
PITCHER	IP	WLS	BF	H	R	ER	SO	BB	IBB	HBP	BLK	WP	HR	S	P	ERA	WHIP					
53 Cha Seung Baek, R ERA: 5.07	7.0	W	25	3	0	0	2	2	0	0	0	0	0	63	102	0.00	0.714					
21 Heath Bell, R ERA: 2.95	1.0		3	0	0	0	0	0	0	0	0	0	0	10	15	0.00	0.000					
37 Mike Adams, R ERA: 2.77	1.0		4	1	0	0	1	0	0	0	0	0	0	12	19	0.00	1.000					

Los Angeles Dodgers @ San Diego Padres
 PETCO Park, San Diego, CA
 Mon Sep 08 2008, 10:05 PM EDT
 Att: 25,942 - Clear - 69 F

livebaseballscorecards.com



AB 30
 R 0
 H 4
 RBI 0
 SO 3
 LOB 14

Batter	1	2	3	4	5	6	7	8	9	AB	R	H	RBI	BB	SO	LOB	BOTTOM					
24 Brian Giles, L OBP: 0.393, SLG: 0.445										3	2	0	1	0	1							
15 Luis Antonio Rodriguez, R OBP: 0.317, SLG: 0.353										4	0	1	0	0	0	4						
5 Kevin Kouzmanoff, R OBP: 0.307, SLG: 0.444										3	0	1	2	0	1	1						
23 Adrián González, L OBP: 0.355, SLG: 0.487										3	1	1	2	1	1	0						
7 Chase Headley, S OBP: 0.330, SLG: 0.419										4	0	0	0	0	4	2						
25 Will Venable, L OBP: 0.405, SLG: 0.559										3	0	2	0	0	0							
4 Nick Hundley, R OBP: 0.283, SLG: 0.371										3	0	0	0	0	0	2						
10 Matt Antonelli, R OBP: 0.091, SLG: 0.048										3	0	0	0	0	0	1						
53 Cha Seung Baek, R ERA: 4.24	6.0	L	25	7	4	4	4	1	0	0	0	0	0	8	14	0.00	2.000					
2 Edgar González, R ERA: 7.36	1.0		4	1	0	0	0	1	0	0	0	0	0	3	5	0.00	0.000					
45 Scott Proctor, R ERA: 6.48	0.1		1	0	0	0	1	0	0	0	0	0	0	3	5	0.00	0.000					
21 Heath Bell, R	0.1		2	0	0	0	1	0	0	0	0	0	0	6	9	0.00	0.000					
37 Mike Adams, R	0.2		2	0	0	0	1	0	0	0	0	0	0	6	9	0.00	0.000					
Inning Stats	R: 2 E: 0 K: 1 S: 14	H: 2 LOB: 0 BB: 0 P: 17	R: 0 E: 0 K: 0 S: 7	H: 0 LOB: 0 BB: 0 P: 11	R: 1 E: 0 K: 1 S: 11	H: 2 LOB: 2 BB: 1 P: 20	R: 0 E: 0 K: 0 S: 10	H: 1 LOB: 0 BB: 0 P: 11	R: 1 E: 0 K: 0 S: 4	H: 1 LOB: 1 BB: 1 P: 12	R: 0 E: 0 K: 2 S: 12	H: 1 LOB: 1 BB: 0 P: 20	R: 0 E: 0 K: 0 S: 8	H: 1 LOB: 1 BB: 1 P: 14	R: 0 E: 0 K: 2 S: 9	H: 0 LOB: 0 BB: 0 P: 14	1B: 4 2B: 3 3B: 0 HR: 1	SF: 1 SAC: 0 DP: 2 HBP: 0	WP: 0 PB: 0 SB: 0 CS: 0	PA: 32		
PITCHER	IP	WLS	BF	H	R	ER	SO	BB	IBB	HBP	BLK	WP	HR	S	P	ERA	WHIP					
Greg Maddux, R	6.0	L	25	7	4	4	4	1	0	0	0	0	0	8	14	0.00	2.000					
57 Scott Elbert, L	1.0		4	1	0	0	0	1	0	0	0	0	0	3	5	0.00	0.000					
45 Scott Proctor, R	0.1		1	0	0	0	1	0	0	0	0	0	0	3	5	0.00	0.000					
Joe Beimel, L	0.2		2	0	0	0	1	0	0	0	0	0	0	6	9	0.00	0.000					

Los Angeles Dodgers @ San Diego Padres
 PETCO Park, San Diego, CA
 Mon Sep 08 2008, 10:05 PM EDT
 Att: 25,942 - Clear - 69 F

livebaseballscorecards.com

AB 28
 R 4
 H 8
 RBI 4
 SO 6
 LOB 11

Batter	1	2	3	4	5	6	7	8	9	AB	R	H	RBI	BB	SO	LOB	TOP										
55 Russell Martin, R OBP: 0.376, SLG: 0.391	P6	FC4-6				G5-2-3			FC5-4	5	0	1	2	0	0	4	Los Angeles Dodgers @ Colorado Rockies Coors Field, Denver, CO Sat Sep 13 2008, 6:05 PM MDT Att: 40,291 - Clear - 73 F livebaseballscores.com AB 32 R 5 H 8 RBI 5 BB 6 SO 6 LOB 16 										
9 Juan Pierre, L OBP: 0.318, SLG: 0.307	G4-3					G4-3			FC5-4	3	0	0	1	1	0	2											
Manny Ramirez, R 51 Jonathan Broxton, R									G1-3	5	0	1	0	0	2	3											
7 James Loney, L OBP: 0.351, SLG: 0.450	G6-3									4	0	1	0	0	1	1											
Casey Blake, R OBP: 0.348, SLG: 0.469										4	1	1	1	0	0	1											
27 Matt Kemp, R OBP: 0.336, SLG: 0.454										4	1	1	0	0	3	0											
33 Blake DeWitt, L 60 Chin-Lung Hu, R										1	2	0	0	3	0	0											
Angel Berroa, R OBP: 0.305, SLG: 0.330										3	1	2	1	1	0	1											
22 Clayton Kershaw, L Chan Ho Park, R 3 Delwyn Young, S 17 Jason Repko, R										3	0	1	0	0	0	4											
Inning Stats	R: 0 E: 0 K: 0 S: 7	H: 1 LOB: 1 BB: 0 P: 11	R: 1 E: 0 K: 1 S: 14	H: 2 LOB: 2 BB: 1 P: 23	R: 0 E: 0 K: 1 S: 13	H: 1 LOB: 1 BB: 1 P: 23	R: 3 E: 0 K: 1 S: 14	H: 3 LOB: 1 BB: 1 P: 24	R: 0 E: 0 K: 2 S: 9	H: 0 LOB: 0 BB: 0 P: 12	R: 1 E: 0 K: 0 S: 10	H: 1 LOB: 1 BB: 1 P: 16	R: 0 E: 0 K: 0 S: 8	H: 0 LOB: 0 BB: 0 P: 12	R: 0 E: 0 K: 1 S: 7	H: 0 LOB: 0 BB: 1 P: 12		R: 0 E: 0 K: 0 S: 11	H: 0 LOB: 1 BB: 1 P: 17	1B: 4 2B: 3 3B: 0 HR: 1	SF: 1 SAC: 0 DP: 1 HBP: 0	WP: 0 PB: 0 SB: 1 CS: 0	PA: 39				
PITCHER	IP	WLS	BF	H	R	ER	SO	BB	IBB	HBP	BLK	WP	HR	S	P	ERA	WHIP										
29 Jorge De La Rosa, L ERA: 5.38	5.0	L	24	7	4	4	5	3	0	0	0	0	1	57	93	7.20	2.000										
58 Steven Register, R ERA: 12.46	2.0		8	1	1	1	0	1	0	0	0	0	0	18	28	4.50	1.000										
Luis Vizcaino, R ERA: 5.44	1.0		3	0	0	0	1	1	0	0	0	0	0	7	12	0.00	1.000										
Glendon Rusch, L ERA: 5.31	1.0		4	0	0	0	0	1	0	0	0	0	0	11	17	0.00	1.000										
Batter	1	2	3	4	5	6	7	8	9	AB	R	H	RBI	BB	SO	LOB	BOTTOM										
Willy Taveras, R OBP: 0.310, SLG: 0.297	B3									3	1	0	0	1	1	0	Los Angeles Dodgers @ Colorado Rockies Coors Field, Denver, CO Sat Sep 13 2008, 6:05 PM MDT Att: 40,291 - Clear - 73 F livebaseballscores.com AB 30 R 1 H 5 RBI 1 BB 2 SO 13 LOB 8 										
12 Clint Barmes, R OBP: 0.321, SLG: 0.450										4	0	2	1	0	1	0											
Matt Holliday, R OBP: 0.417, SLG: 0.556										4	0	1	0	0	1	2											
27 Garrett Atkins, R OBP: 0.331, SLG: 0.454										4	0	0	0	0	2	2											
19 Ryan Spilborghs, R OBP: 0.404, SLG: 0.470										3	0	1	0	0	2	0											
11 Brad Hawpe, L OBP: 0.389, SLG: 0.519										1	0	0	0	0	0	0											
20 Chris Iannetta, R OBP: 0.388, SLG: 0.493										3	0	0	0	0	2	1											
10 Jeff Baker, R OBP: 0.310, SLG: 0.430										1	0	0	0	1	1	1											
9 Ian Stewart, L OBP: 0.380, SLG: 0.500										1	0	1	0	0	0	0											
2 Troy Tulowitzki, R OBP: 0.320, SLG: 0.375										3	0	0	0	0	2	2											
29 Jorge De La Rosa, L ERA: 4.44	6.0	W	22	4	1	1	7	2	0	0	0	0	0	57	90	1.50	1.000										
24 Dexter Fowler, S ERA: 2.88	2.0		7	1	0	0	4	0	0	0	0	0	0	21	27	0.00	0.500										
51 Jonathan Broxton, R ERA: 3.25	1.0		3	0	0	0	2	0	0	0	0	0	0	11	15	0.00	0.000										
PITCHER	IP	WLS	BF	H	R	ER	SO	BB	IBB	HBP	BLK	WP	HR	S	P	ERA	WHIP										
22 Clayton Kershaw, L	6.0		22	4	1	1	7	2	0	0	0	0	0	57	90	1.50	1.000										
Chan Ho Park, R	2.0		7	1	0	0	4	0	0	0	0	0	0	21	27	0.00	0.500										
51 Jonathan Broxton, R	1.0		3	0	0	0	2	0	0	0	0	0	0	11	15	0.00	0.000										
Inning Stats	R: 0 E: 0 K: 0 S: 14	H: 1 LOB: 1 BB: 0 P: 19	R: 0 E: 0 K: 2 S: 10	H: 1 LOB: 0 BB: 0 P: 17	R: 1 E: 0 K: 2 S: 14	H: 1 LOB: 1 BB: 1 P: 22	R: 0 E: 0 K: 1 S: 5	H: 0 LOB: 0 BB: 0 P: 8	R: 0 E: 0 K: 0 S: 3	H: 0 LOB: 0 BB: 1 P: 10	R: 0 E: 0 K: 2 S: 11	H: 1 LOB: 1 BB: 0 P: 14	R: 0 E: 0 K: 3 S: 13	H: 1 LOB: 0 BB: 0 P: 17	R: 0 E: 0 K: 1 S: 8	H: 0 LOB: 0 BB: 0 P: 10	R: 0 E: 0 K: 2 S: 11	H: 0 LOB: 0 BB: 0 P: 15	1B: 4 2B: 1 3B: 0 HR: 0	SF: 0 SAC: 0 DP: 1 HBP: 0	WP: 0 PB: 0 SB: 1 CS: 1	PA: 32					

Batter	1	2	3	4	5	6	7	8	9	AB	R	H	RBI	BB	SO	LOB	TOP																		
55 Russell Martin, R OBP: 0.379, SLG: 0.392 17 Jason Repko, R OBP: 0.182, SLG: 0.273	G6-3		F9	2B		BB		WP	K	5	0	3	3	0	0	0	TOP																		
16 Andre Ethier, L OBP: 0.365, SLG: 0.515		G1-3	G4-3			SF7		K		4	0	1	1	0	1	3	TOP																		
Manny Ramirez, R OBP: 0.425, SLG: 0.592 49 A.J. Ellis, R	L6			2B	G6-3	G5-4-3		WP	BB	3	1	1	0	2	0	1	TOP																		
Casey Blake, R OBP: 0.348, SLG: 0.475	F7		K	G6-3	G5-4-3			K		5	0	0	0	0	2	6	TOP																		
Nomar Garciaparra, R OBP: 0.306, SLG: 0.419 7 James Loney, L OBP: 0.348, SLG: 0.444	G6-3			2B			P5		2B	3	1	2	1	0	0	0	TOP																		
27 Matt Kemp, R OBP: 0.338, SLG: 0.453	G1-3		FC5-4	1B			F8		FC5-4	5	1	4	0	0	0	0	TOP																		
Pablo Ozuna, R OBP: 0.326, SLG: 0.322 57 Scott Elbert, L	G1-3		FC5-4	1B			E6		FC5-4	4	1	2	1	0	0	1	AB 42																		
54 Jason Johnson, R 58 Ramon Troncoso, R 52 James McDonald, L 21 Mark Swenseth, L OBP: 0.256, SLG: 0.172			FC5-4	1B			2B		FC5-4	5	2	2	2	0	1	5	R 8																		
Angel Berroa, R OBP: 0.312, SLG: 0.337	K		FC5-4	5B	2B				FC5-4	1	0	0	0	1	0	0	H 18																		
58 Chad Billingsley, R OBP: 0.138, SLG: 0.082 Joe Beimel, L	G4-3		G4-3						K	1	0	0	0	1	0	0	RBI 8																		
3 Delwyn Young, S OBP: 0.331, SLG: 0.350 45 Scott Proctor, R 33 Blake DeWitt, L OBP: 0.337, SLG: 0.376				5B	2B					0	0	0	0	0	0	0	BB 3																		
										0	0	0	0	0	0	0	SO 6																		
										2	0	0	0	0	1	2	LOB 20																		
	R: 0 E: 0 K: 0 S: 8	H: 1 LOB: 1 BB: 0 P: 16	R: 0 E: 0 K: 1 S: 12	H: 1 LOB: 1 BB: 0 P: 17	R: 0 E: 0 K: 0 S: 8	H: 0 LOB: 0 BB: 0 P: 12	R: 4 E: 0 K: 1 S: 17	H: 5 LOB: 2 BB: 1 P: 27	R: 0 E: 0 K: 0 S: 16	H: 3 LOB: 0 BB: 0 P: 21	R: 2 E: 0 K: 0 S: 10	H: 3 LOB: 1 BB: 1 P: 17	R: 1 E: 0 K: 0 S: 10	H: 1 LOB: 1 BB: 0 P: 14	R: 0 E: 0 K: 2 S: 12	H: 1 LOB: 2 BB: 0 P: 24	R: 1 E: 0 K: 2 S: 12	H: 3 LOB: 2 BB: 0 P: 17	1B: 14 2B: 4 3B: 0 HR: 0	SF: 1 SAC: 0 DP: 1 HBP: 0	WP: 1 PB: 0 SB: 0 CS: 0	PA: 46													
PITCHER	IP	WLS	BF	H	R	ER	SO	BB	IBB	HBP	BLK	WP	HR	S	P	ERA	WHIP	PITCHER	IP	WLS	BF	H	R	ER	SO	BB	IBB	HBP	BLK	WP	HR	S	P	ERA	WHIP
57 Zach Duke, L ERA: 4.96	5.0		26	11	5	5	2	1	0	0	0	0	0	63	96	9.00	2.400	30 Tyler Yates, R ERA: 4.76	1.0		5	1	0	0	2	1	0	0	0	1	0	12	24	0.00	2.000
T.J. Beam, R ERA: 4.17	0.0		2	2	0	0	0	0	0	0	0	0	0	4	4	∞	∞	55 Matt Capps, R ERA: 3.28	1.0		6	3	1	1	2	0	0	0	0	0	0	12	17	9.00	3.000
17 Sean Burnett, L ERA: 4.7	0.1	H	1	0	1	0	0	0	0	0	0	0	0	1	2	27.00	0.000																		
54 Denny Bautista, R ERA: 5.14	0.2	H	2	0	0	0	0	1	0	0	0	0	0	3	8	0.00	1.500																		
34 John Grabow, L ERA: 2.92	1.0	W	4	1	1	0	0	0	0	0	0	0	0	10	14	0.00	1.000																		

Los Angeles Dodgers @ Pittsburgh Pirates
PNC Park, Pittsburgh, PA
Wed Sep 17 2008, 7:05 PM EDT
Att: 11,883 - Clear - 74 F

Los Angeles Dodgers @ Pittsburgh Pirates
PNC Park, Pittsburgh, PA
Wed Sep 17 2008, 7:05 PM EDT
Att: 11,883 - Clear - 74 F



AB 39
R 15
H 15
RBI 13
BB 3
SO 11
LOB 7

Batter	1	2	3	4	5	6	7	8	9	10	11	12	AB	R	H	RBI	BB	SO	LOB	TOP	
55 Russell Martin, R OBP: 0.360, SLG: 0.390	G4-3		BB		G1-3		1B		K			BB	3	1	0	0	3	1	0		
16 Andre Ethier, L OBP: 0.364, SLG: 0.513	G1-3		G3		K		1B			G6-3		K	6	0	2	1	0	2	3		
Manny Ramirez, R OBP: 0.424, SLG: 0.588	G5-3				K		F7			G6-3		BB	4	1	0	0	2	1	4		
Casey Blake, R OBP: 0.347, SLG: 0.472	G1-6-3				K		L7			IBB		BB	4	0	0	0	2	2	1		
7 James Loney, L OBP: 0.346, SLG: 0.441	G4-3				K		P6			L7		BB	6	0	1	1	0	2	3		
27 Matt Kemp, R OBP: 0.339, SLG: 0.455	F9						BB			F9		BB	5	2	2	0	1	0	5		
33 Blake DeWitt, L OBP: 0.339, SLG: 0.375			G3				BB					BB	4	0	1	2	2	2	3		
Angel Berroa, R OBP: 0.314, SLG: 0.335							BB					BB	1	0	0	0	1	0	1		
21 Mark Sweeney, L OBP: 0.255, SLG: 0.172							FC6						0	0	0	0	0	0	0		
60 Chin-Lung Hu, R OBP: 0.230, SLG: 0.205							BB						2	0	0	0	0	0	0		
Inning Stats	R: 0 E: 0 K: 6 S: 6	H: 0 LOB: 0 BB: 0 P: 8	R: 0 E: 0 K: 6 S: 6	H: 0 LOB: 0 BB: 0 P: 8	R: 0 E: 0 K: 10 S: 10	H: 0 LOB: 2 BB: 2 P: 21	R: 2 E: 0 K: 12 S: 12	H: 2 LOB: 1 BB: 1 P: 18	R: 0 E: 0 K: 7 S: 7	H: 0 LOB: 0 BB: 0 P: 9	R: 0 E: 0 K: 11 S: 11	H: 1 LOB: 1 BB: 1 P: 17	R: 0 E: 0 K: 7 S: 7	H: 0 LOB: 0 BB: 0 P: 8	R: 1 E: 0 K: 17 S: 17	H: 1 LOB: 3 BB: 3 P: 36	1B: 5 2B: 1 3B: 0 HR: 0	SF: 0 SAC: 2 DP: 0 HBP: 0	WP: 0 PB: 0 SB: 2 CS: 1	PA: 53	
PITCHER	IP	WLS	BF	H	R	ER	SO	BB	IBB	HBP	BLK	WP	HR	S	P	ERA	WHIP				
28 Paul Maholm, L ERA: 3.68	7.0		30	3	3	3	4							63	10	16	0.00	1.500			
43 Jesse Chavez, R ERA: 4.91	0.2		4	1	0	0	1							10	16	0.00	1.500				
17 Sean Burnett, L ERA: 4.51	1.0		2	0	0	0	1							5	6	0.00	0.000				
30 Tyler Yates, R ERA: 4.74	0.1		1	0	0	0	1							3	4	0.00	0.000				
34 John Grabow, L ERA: 2.89	0.2		4	1	0	0	1							7	15	0.00	1.500				
PITCHER	IP	WLS	BF	H	R	ER	SO	BB	IBB	HBP	BLK	WP	HR	S	P	ERA	WHIP				
55 Matt Capps, R ERA: 3.2	10.1		44	4	0	0	1							29	22	0.00	0.000				
38 Craig Hansen, R ERA: 6.22	12.1		51	4	0	1	1							1	1	6.22	6.000				
T.J. Beam, R ERA: 4.1	12.1		51	3	1	0	0							1	14	0.00	1.500				

Los Angeles Dodgers @ Pittsburgh Pirates

PNC Park, Pittsburgh, PA

Thu Sep 18 2008, 12:35 PM EDT

Att. 12,709 - Sunny - 71 F

AB 39
R 4
H 6
RBI 4
BB 11
SO 11
LOB 22



Batter	1	2	3	4	5	6	7	8	9	10	11	12	AB	R	H	RBI	BB	SO	LOB	BOTTOM
3 Nyjer Morgan, L OBP: 0.342, SLG: 0.370	WP		BB		P6		BB			BB		BB	4	2	2	0	1	1	1	
36 Luis Alfonso Cruz, R OBP: 0.311, SLG: 0.286	P2		G4-3				P3			SH3-4		G1-3	5	0	1	1	0	0	2	
13 Nate McLouth, L OBP: 0.362, SLG: 0.516	SF7						P6			G4-3		IBB	3	1	1	1	2	0	1	
Jason Michaels, R OBP: 0.286, SLG: 0.358	BB						F9			FC1-4-2		P4	6	0	1	0	0	0	5	
25 Adam LaRoche, L OBP: 0.343, SLG: 0.491	K						BB			F7			3	0	0	0	2	2	3	
15 Andy LaRoche, R OBP: 0.280, SLG: 0.276	F8						F8					G5-3	5	0	1	1	0	1	1	
Chris Gomez, R OBP: 0.322, SLG: 0.333	G5-3						K			G4-3		G5-3	5	0	0	0	0	2	2	
Raul Chavez, R OBP: 0.286, SLG: 0.320	G6-3												3	0	0	1	0	1	0	
10 Brian Searles, R OBP: 0.272, SLG: 0.338													0	0	0	0	0	0	0	
55 Matt Capps, R ERA: 3.2													0	0	0	0	0	0	0	
44 Brandon Moseley, L OBP: 0.292, SLG: 0.336													0	0	0	0	0	0	0	
38 Craig Hansen, R ERA: 6.22													1	0	0	0	0	0	0	
T.J. Beam, R ERA: 4.1													0	0	0	0	0	0	0	
28 Paul Maholm, L ERA: 3.68													2	0	0	0	0	2	1	
43 Jesse Chavez, R ERA: 4.91													0	0	0	0	0	0	0	
17 Sean Burnett, L ERA: 4.51													0	0	0	0	0	0	0	
30 Tyler Yates, R ERA: 4.74													0	0	0	0	0	0	0	
41 Ryan Doumit, S OBP: 0.262, SLG: 0.262													2	0	0	0	0	1	1	
Inning Stats	R: 1 E: 0 K: 11 S: 11	H: 2 LOB: 1 BB: 0 P: 22	R: 0 E: 0 K: 9 S: 9	H: 0 LOB: 0 BB: 0 P: 11	R: 0 E: 0 K: 11 S: 11	H: 0 LOB: 0 BB: 0 P: 18	R: 0 E: 0 K: 12 S: 12	H: 0 LOB: 1 BB: 1 P: 19	R: 0 E: 0 K: 14 S: 14	H: 0 LOB: 0 BB: 0 P: 14	R: 0 E: 0 K: 11 S: 11	H: 1 LOB: 1 BB: 1 P: 11	R: 0 E: 0 K: 10 S: 10	H: 0 LOB: 2 BB: 2 P: 10	R: 0 E: 0 K: 17 S: 17	H: 0 LOB: 2 BB: 3 P: 21	1B: 6 2B: 2 3B: 0 HR: 0	SF: 1 SAC: 1 DP: 1 HBP: 1	WP: 1 PB: 0 SB: 4 CS: 0	PA: 49
PITCHER	IP	WLS	BF	H	R	ER	SO	BB	IBB	HBP	BLK	WP	HR	S	P	ERA	WHIP			
22 Clayton Kershaw, L ERA: 2.28	5.0		19	2	1	1	5							21	9	0.00	0.800			
44 Takashi Saito, R ERA: 2.28	1.0		6	2	1	1	1							15	25	9.00	2.000			
47 Cory Wade, R ERA: 2.32	2.0		8	3	1	1	2							23	35	4.50	1.500			
Chan Ho Park, R ERA: 2.8	1.2		7	1	0	0	0							11	22	0.00	0.600			
Joe Beimel, L ERA: 2.2	0.1		1	0	0	0	0							1	1	0.00	0.000			
PITCHER	IP	WLS	BF	H	R	ER	SO	BB	IBB	HBP	BLK	WP	HR	S	P	ERA	WHIP			
45 Scott Proctor, R ERA: 3.68	11.1		44	4	0	0	0							21	10	0.00	0.000			
51 Jonathan Broxton, R ERA: 3.18	12.1		51	5	0	0	1							1	21	0.00	1.000			

Los Angeles Dodgers @ Pittsburgh Pirates

PNC Park, Pittsburgh, PA

Thu Sep 18 2008, 12:35 PM EDT

Att. 12,709 - Sunny - 71 F

AB 40
R 3
H 8
RBI 3
BB 6
SO 9
LOB 17



Batter	1	2	3	4	5	6	7	8	9	AB	R	H	RBI	BB	SO	LOB	TOP										
Dave Roberts, L (1,7) OBP: 0.328, SLG: 0.280										4	1	2	1	1	0	1	San Francisco Giants @ Los Angeles Dodgers Dodger Stadium, Los Angeles, CA Fri Sep 19 2008, 7:40 PM PDT Att: 55,135 - Clear - 70 F										
2 Randy Winn, S (1,9) OBP: 0.368, SLG: 0.431										5	1	1	0	0	1	4											
48 Pablo Sandoval, S (1,5) 57 Ryan Rohlinger, R (8,5) OBP: 0.129, SLG: 0.200										4	2	2	2	0	0	1											
1 Bengie Molina, R (1,2) OBP: 0.318, SLG: 0.439										4	1	3	4	0	0	0											
10 Travis Ishikawa, L (1,3) OBP: 0.353, SLG: 0.468										4	0	0	0	0	0	3											
33 Aaron Rowand, R (1,8) OBP: 0.343, SLG: 0.417										4	0	1	0	0	0	1											
8 Eugenio Velez, S (1,4) OBP: 0.289, SLG: 0.376										4	1	1	0	0	0	1											
Omar Vizquel, S (1,6) OBP: 0.268, SLG: 0.246										4	1	1	0	0	1	2											
75 Barry Zito, L (1,1) 22 Keiichi Yabu, R (8,1) 21 John Bowker, L (9,PH) 43 Alex Hinshaw, L (9,1) Tyler Walker, R (9,1)										3	0	0	0	0	1	3											
Inning Stats	R: 2 H: 3 E: 0 K: 0 S: 10	H: 3 LOB: 1 BB: 0 P: 14	R: 1 H: 2 E: 0 K: 0 S: 8	H: 2 LOB: 0 BB: 0 P: 11	R: 0 H: 0 E: 0 K: 0 S: 6	H: 0 LOB: 0 BB: 0 P: 8	R: 0 H: 0 E: 0 K: 0 S: 5	H: 0 LOB: 0 BB: 0 P: 8	R: 4 H: 4 E: 0 K: 1 S: 14	H: 4 LOB: 0 BB: 0 P: 20	R: 0 H: 1 E: 0 K: 0 S: 12	H: 1 LOB: 2 BB: 1 P: 20	R: 0 H: 1 E: 0 K: 0 S: 11	H: 1 LOB: 1 BB: 1 P: 19	R: 0 H: 0 E: 0 K: 1 S: 6	H: 0 LOB: 0 BB: 0 P: 9		R: 0 H: 1 E: 0 K: 1 S: 8	H: 1 LOB: 1 BB: 0 P: 13	1B: 7 2B: 4 3B: 0 HR: 1	SF: 0 SAC: 0 DP: 0 HBP: 0	WP: 0 PB: 0 SB: 1 CS: 1	PA: 40				
PITCHER	IP	WLS	BF	H	R	ER	SO	BB	IBB	HBP	BLK	WP	HR	S	P	ERA	WHIP										
Greg Maddux, R (1,1) ERA: 4.31	5.0	L	23	9	7	7	1	0	0	0	0	0	1	43	61	12.60	1.800										
52 James McDonald, R (8,1) ERA:	2.0		9	2	0	0	0	1	0	0	0	0	0	23	39	0.00	1.500										
38 Ramon Troncoso, R (8,1) ERA: 4.46	1.0		3	0	0	0	1	0	0	0	0	0	0	6	9	0.00	0.000										
54 Jason Johnson, R (9,1) ERA: 5.02	1.0		4	1	0	0	1	0	0	0	0	0	0	8	13	0.00	1.000										

Batter	1	2	3	4	5	6	7	8	9	AB	R	H	RBI	BB	SO	LOB	BOTTOM										
27 Matt Kemp, R (1,8) OBP: 0.340, SLG: 0.455										4	0	2	0	0	1	0	San Francisco Giants @ Los Angeles Dodgers Dodger Stadium, Los Angeles, CA Fri Sep 19 2008, 7:40 PM PDT Att: 55,135 - Clear - 70 F										
16 Andre Ethier, L (1,9) OBP: 0.365, SLG: 0.512										3	0	1	0	1	0	2											
Manny Ramirez, R (1,7) 17 Jason Repko, R (8,7) OBP: 0.154, SLG: 0.231										3	0	2	0	0	0	1											
Casey Blake, R (1,5) 38 Ramon Troncoso, R (8,1) 54 Jason Johnson, R (9,1) 21 Mark Sweeney, L (9,PH) OBP: 0.262, SLG: 0.172										3	0	0	0	0	1	4											
7 James Loney, L (1,3) OBP: 0.344, SLG: 0.438										4	0	0	0	0	1	2											
33 Blake DeWitt, L (1,4) OBP: 0.336, SLG: 0.370										4	0	0	0	0	0	2											
Angel Berroa, R (1,6) OBP: 0.308, SLG: 0.329										4	0	0	0	0	1	1											
Danny Ardoin, R (1,2) OBP: 0.277, SLG: 0.318										3	0	0	0	0	1	0											
Greg Maddux, R (1,1) OBP: 0.130, SLG: 0.113 3 Delwyn Young, S (5,PH) 52 James McDonald, L (6,1) Pablo Ozuna, R (8,4) OBP: 0.297, SLG: 0.364										1	0	0	0	0	0	0											
Inning Stats	R: 0 H: 1 E: 0 K: 1 S: 10	H: 1 LOB: 1 BB: 1 P: 17	R: 0 H: 0 E: 0 K: 1 S: 9	H: 0 LOB: 0 BB: 0 P: 13	R: 0 H: 1 E: 0 K: 1 S: 13	H: 1 LOB: 1 BB: 0 P: 17	R: 0 H: 1 E: 0 K: 1 S: 16	H: 1 LOB: 1 BB: 0 P: 21	R: 0 H: 0 E: 0 K: 1 S: 12	H: 0 LOB: 0 BB: 0 P: 16	R: 0 H: 1 E: 0 K: 0 S: 6	H: 1 LOB: 1 BB: 0 P: 10	R: 0 H: 0 E: 0 K: 1 S: 9	H: 0 LOB: 0 BB: 0 P: 12	R: 1 H: 2 E: 0 K: 0 S: 14	H: 2 LOB: 1 BB: 0 P: 19		R: 0 H: 0 E: 0 K: 0 S: 7	H: 0 LOB: 1 BB: 1 P: 14	1B: 4 2B: 2 3B: 0 HR: 1	SF: 0 SAC: 0 DP: 1 HBP: 0	WP: 0 PB: 0 SB: 0 CS: 0	PA: 34				
PITCHER	IP	WLS	BF	H	R	ER	SO	BB	IBB	HBP	BLK	WP	HR	S	P	ERA	WHIP										
75 Barry Zito, L (1,1) ERA: 5.28	7.2	W	29	6	1	1	6	1	0	0	0	0	0	119	119	1.17	0.913										
22 Keiichi Yabu, R (8,1) ERA: 3.52	0.1		1	0	0	0	0	0	0	0	0	0	0	5	6	0.00	0.000										
43 Alex Hinshaw, L (9,1) ERA: 3.55	0.2		3	0	0	0	0	1	0	0	0	0	0	5	12	0.00	1.500										
Tyler Walker, R (9,1) ERA: 4.47	0.1		1	0	0	0	0	0	0	0	0	0	0	2	2	0.00	0.000										

livebaseballscores.com



Batter	1	2	3	4	5	6	7	8	9	10	11	AB	R	H	RBI	BB	SO	LOB	TOP						
2 Randy Winn, S OBP: 0.365, SLG: 0.426	(1,7) G3		(3,2) G6-3		(4,1) IBB		(1,3) K			(1,1) G6-3	(0,3) K	5	0	0	0	1	2	3							
Ivan Ochoa, R OBP: 0.294, SLG: 0.278	(1,6) K2-3		(1,2) G6-3		(0,1) G5-3		(2,2) G4-3			(4,1) BB		3	0	0	0	0	1	2							
Dave Roberts, L OBP: 0.320, SLG: 0.272	(7,PH) K2-3		(7,PH) G6-3									1	0	0	0	0	0	1							
Omar Vizquel, S OBP: 0.279, SLG: 0.255	(7,6) K2-3		(7,6) G6-3									0	0	0	0	1	0	0							
12 Nate Schierholz, L OBP: 0.362, SLG: 0.434	(1,9) G6-3		(1,9) G4-3							(0,1) BB		5	0	0	0	0	1	1							
1 Bengie Molina, R OBP: 0.319, SLG: 0.442	(1,2) 1B		(2,2) P3		(0,0) F9					(0,0) G5-3		5	0	1	0	0	0	1							
10 Travis Ishikawa, L OBP: 0.351, SLG: 0.459	(1,3) K		(2,2) G6-3		(0,2) 2B					(0,0) F7		4	0	1	0	0	1	1							
54 Sergio Romo, R OBP: 0.320, SLG: 0.272	(8,1) K		(8,1) K									0	0	0	0	0	0	0							
21 John Bowker, L OBP: 0.294, SLG: 0.392	(11,PH) K		(11,PH) K									1	0	0	0	0	1	0							
33 Aaron Rowand, R OBP: 0.345, SLG: 0.416	(1,8) G1-3		(3,1) G5-3		(4,0) IBB					(1,3) K		4	0	2	0	1	1	0							
Scott McClain, R OBP: 0.294, SLG: 0.392	(1,5) G1-3		(3,1) G1-3		(1,3) K		(2,3) K			(0,2) 1B		4	0	1	0	0	0	2							
7 Emmanuel Burriss, S OBP: 0.320, SLG: 0.459	(9,PH) G1-3		(9,PH) G1-3		(1,3) K		(2,3) K			(0,2) FC5-4		4	0	0	0	0	0	0							
57 Ryan Schimpf, R OBP: 0.320, SLG: 0.459	(9,5) G1-3		(9,5) G1-3		(1,3) K		(2,3) K			(0,2) FC5-4		1	0	0	0	0	0	0							
48 Pablo Sandoval, S OBP: 0.320, SLG: 0.459	(11,PH) G1-3		(11,PH) G1-3		(1,3) K		(2,3) K			(0,2) FC5-4		0	1	0	0	0	0	0							
Brad Hennessey, R OBP: 0.320, SLG: 0.459	(11,PH) G1-3		(11,PH) G1-3		(1,3) K		(2,3) K			(0,2) FC5-4		0	1	0	0	0	0	0							
38 Brian Wilson, R OBP: 0.320, SLG: 0.459	(11,1) G1-3		(11,1) G1-3		(1,3) K		(2,3) K			(0,2) FC5-4		0	0	0	0	0	0	0							
8 Eugenio Velez, S OBP: 0.297, SLG: 0.380	(1,4) IBB		(4,0) IBB		(1,1) 2B		(1,1) SH1-4			(0,0) F8		4	0	3	0	1	0	1							
18 Matt Cain, R OBP: 0.320, SLG: 0.459	(1,1) K		(0,3) IBB		(2,3) 2B		(0,0) SH1-4			(2,1) P2		2	0	0	0	0	2	4							
43 Alex Hinshaw, L OBP: 0.335, SLG: 0.424	(7,1) K		(7,1) K									2	0	1	1	0	0	1							
Rich Aurilia, R OBP: 0.335, SLG: 0.424	(8,3) K		(8,3) K									2	0	1	1	0	0	1							
Inning Stats	R: 0 E: 0 K: 1 S: 11	H: 0 LOB: 0 BB: 1 P: 18	R: 0 E: 0 K: 2 S: 12	H: 2 LOB: 3 BB: 1 P: 22	R: 0 E: 0 K: 0 S: 9	H: 0 LOB: 0 BB: 0 P: 14	R: 0 E: 0 K: 0 S: 9	H: 0 LOB: 0 BB: 0 P: 16	R: 0 E: 0 K: 2 S: 11	H: 1 LOB: 2 BB: 1 P: 19	R: 0 E: 0 K: 1 S: 10	H: 1 LOB: 1 BB: 0 P: 17	R: 0 E: 0 K: 1 S: 10	H: 0 LOB: 0 BB: 0 P: 12	R: 0 E: 0 K: 1 S: 10	H: 1 LOB: 1 BB: 0 P: 12	R: 0 E: 0 K: 0 S: 8	H: 0 LOB: 1 BB: 1 P: 13	R: 0 E: 0 K: 0 S: 20	H: 3 LOB: 2 BB: 0 P: 29	1B: 7 2B: 2 3B: 0 HR: 0	SF: 0 SAC: 1 DP: 0 HBP: 0	WP: 0 PB: 0 SB: 1 CS: 0	PA: 46	
PITCHER	IP ERA WLS BF H R ER SO BB IBB HBP BLK WP HR S P ERA WHIP	IP ERA WLS BF H R ER SO BB IBB HBP BLK WP HR S P ERA WHIP	IP ERA WLS BF H R ER SO BB IBB HBP BLK WP HR S P ERA WHIP	IP ERA WLS BF H R ER SO BB IBB HBP BLK WP HR S P ERA WHIP	IP ERA WLS BF H R ER SO BB IBB HBP BLK WP HR S P ERA WHIP	IP ERA WLS BF H R ER SO BB IBB HBP BLK WP HR S P ERA WHIP	IP ERA WLS BF H R ER SO BB IBB HBP BLK WP HR S P ERA WHIP	IP ERA WLS BF H R ER SO BB IBB HBP BLK WP HR S P ERA WHIP	IP ERA WLS BF H R ER SO BB IBB HBP BLK WP HR S P ERA WHIP	IP ERA WLS BF H R ER SO BB IBB HBP BLK WP HR S P ERA WHIP	IP ERA WLS BF H R ER SO BB IBB HBP BLK WP HR S P ERA WHIP	IP ERA WLS BF H R ER SO BB IBB HBP BLK WP HR S P ERA WHIP	IP ERA WLS BF H R ER SO BB IBB HBP BLK WP HR S P ERA WHIP	IP ERA WLS BF H R ER SO BB IBB HBP BLK WP HR S P ERA WHIP	IP ERA WLS BF H R ER SO BB IBB HBP BLK WP HR S P ERA WHIP	IP ERA WLS BF H R ER SO BB IBB HBP BLK WP HR S P ERA WHIP	IP ERA WLS BF H R ER SO BB IBB HBP BLK WP HR S P ERA WHIP	IP ERA WLS BF H R ER SO BB IBB HBP BLK WP HR S P ERA WHIP	IP ERA WLS BF H R ER SO BB IBB HBP BLK WP HR S P ERA WHIP	IP ERA WLS BF H R ER SO BB IBB HBP BLK WP HR S P ERA WHIP	IP ERA WLS BF H R ER SO BB IBB HBP BLK WP HR S P ERA WHIP	IP ERA WLS BF H R ER SO BB IBB HBP BLK WP HR S P ERA WHIP	IP ERA WLS BF H R ER SO BB IBB HBP BLK WP HR S P ERA WHIP	IP ERA WLS BF H R ER SO BB IBB HBP BLK WP HR S P ERA WHIP	IP ERA WLS BF H R ER SO BB IBB HBP BLK WP HR S P ERA WHIP

San Francisco Giants @ Los Angeles Dodgers
Dodger Stadium, Los Angeles, CA
Sun Sep 21 2008, 1:10 PM PDT
Att: 54,841 - Sunny - 74 F

livebaseballscorecards.com

AB 41
R 1
H 9
RBI 1
BB 4
SO 11
LOB 20



Batter	1	2	3	4	5	6	7	8	9	10	11	AB	R	H	RBI	BB	SO	LOB	BOTTOM						
55 Russell Martin, R OBP: 0.379, SLG: 0.386	(1,2) 1B		(1,0) P2		(4,2) BB		(0,1) F9			(3,3) K		4	0	1	0	1	1	0							
16 Andre Ethier, L OBP: 0.368, SLG: 0.509	(1,9) BB		(0,0) G3		(0,0) BB		(3,3) K			(2,1) F7		5	0	2	0	0	1	0							
Manny Ramirez, R OBP: 0.429, SLG: 0.600	(1,7) BB		(4,2) BB		(4,0) IBB					(0,3) K		2	0	0	0	3	2	0							
7 James Loney, L OBP: 0.342, SLG: 0.433	(1,3) L6		(2,2) L9		(2,1) L7					(0,1) G4-3		5	0	0	0	0	0	7							
Casey Blake, R OBP: 0.343, SLG: 0.463	(1,5) K		(2,2) P4		(1,2) P5					(3,3) K		5	0	0	0	0	3	3							
27 Matt Kemp, R OBP: 0.337, SLG: 0.455	(1,8) K		(0,2) G5-3		(0,3) K					(3,2) G1-3		4	0	0	0	0	2	3							
33 Blake DeWitt, L OBP: 0.335, SLG: 0.369	(1,4) F8		(2,2) G3-1		(1,2) 1B					(0,1) F8		4	0	1	0	0	0	0							
Angel Berroa, R OBP: 0.306, SLG: 0.322	(1,6) F9		(0,2) F9		(2,2) SH1-4					(0,1) P6		3	0	1	0	0	0	1							
3 Delwyn Young, S OBP: 0.328, SLG: 0.342	(9,PH) K		(10,6) SH1-4		(1,2) 1B							1	0	0	0	0	0	0							
60 Chin-Lung Hu, R OBP: 0.236, SLG: 0.205	(10,6) SH1-4		(10,6) SH1-4		(1,2) 1B							0	0	0	0	0	0	0							
Derek Lowe, R ERA: 3.29	(1,1) K		(1,3) K		(1,2) SH1-4					(0,1) F8		1	0	0	0	0	1	0							
33 Judd Hirst, R ERA: 3.29	(7,PH) K		(7,PH) K		(1,2) SH1-4							1	0	0	0	0	0	0							
47 Cory Wade, R ERA: 3.29	(8,1) K		(8,1) K		(1,2) SH1-4							0	0	0	0	0	0	0							
51 Jonathan Broxton, R ERA: 3.09	(10,1) K		(10,1) K		(1,2) SH1-4							0	0	0	0	0	0	0							
44 Takashi Saito, R ERA: 2.4	(11,1) K		(11,1) K		(1,2) SH1-4							1	0	0	0	0	0	0							
Joe Beimel, L ERA: 2.08	(11,1) K		(11,1) K		(1,2) SH1-4							0	0	0	0	0	0	0							
Inning Stats	R: 0 E: 0 K: 2 S: 17	H: 2 LOB: 3 BB: 1 P: 25	R: 0 E: 0 K: 1 S: 10	H: 0 LOB: 0 BB: 0 P: 13	R: 0 E: 0 K: 0 S: 10	H: 0 LOB: 0 BB: 0 P: 17	R: 0 E: 0 K: 0 S: 11	H: 0 LOB: 0 BB: 0 P: 14	R: 0 E: 0 K: 1 S: 13	H: 0 LOB: 1 BB: 0 P: 15	R: 0 E: 0 K: 2 S: 8	H: 0 LOB: 0 BB: 0 P: 11	R: 0 E: 0 K: 0 S: 7	H: 0 LOB: 0 BB: 0 P: 10	R: 0 E: 0 K: 1 S: 7	H: 0 LOB: 0 BB: 0 P: 12	R: 0 E: 0 K: 2 S: 10	H: 0 LOB: 0 BB: 0 P: 14	1B: 5 2B: 0 3B: 0 HR: 0	SF: 0 SAC: 1 DP: 0 HBP: 0	WP: 0 PB: 0 SB: 0 CS: 0	PA: 41			
PITCHER	IP ERA WLS BF H R ER SO BB IBB HBP BLK WP HR S P ERA WHIP	IP ERA WLS BF H R ER SO BB IBB HBP BLK WP HR S P ERA WHIP	IP ERA WLS BF H R ER SO BB IBB HBP BLK WP HR S P ERA WHIP	IP ERA WLS BF H R ER SO BB IBB HBP BLK WP HR S P ERA WHIP	IP ERA WLS BF H R ER SO BB IBB HBP BLK WP HR S P ERA WHIP	IP ERA WLS BF H R ER SO BB IBB HBP BLK WP HR S P ERA WHIP	IP ERA WLS BF H R ER SO BB IBB HBP BLK WP HR S P ERA WHIP	IP ERA WLS BF H R ER SO BB IBB HBP BLK WP HR S P ERA WHIP	IP ERA WLS BF H R ER SO BB IBB HBP BLK WP HR S P ERA WHIP	IP ERA WLS BF H R ER SO BB IBB HBP BLK WP HR S P ERA WHIP	IP ERA WLS BF H R ER SO BB IBB HBP BLK WP HR S P ERA WHIP	IP ERA WLS BF H R ER SO BB IBB HBP BLK WP HR S P ERA WHIP	IP ERA WLS BF H R ER SO BB IBB HBP BLK WP HR S P ERA WHIP	IP ERA WLS BF H R ER SO BB IBB HBP BLK WP HR S P ERA WHIP	IP ERA WLS BF H R ER SO BB IBB HBP BLK WP HR S P ERA WHIP	IP ERA WLS BF H R ER SO BB IBB HBP BLK WP HR S P ERA WHIP	IP ERA WLS BF H R ER SO BB IBB HBP BLK WP HR S P ERA WHIP	IP ERA WLS BF H R ER SO BB IBB HBP BLK WP HR S P ERA WHIP	IP ERA WLS BF H R ER SO BB IBB HBP BLK WP HR S P ERA WHIP	IP ERA WLS BF H R ER SO BB IBB HBP BLK WP HR S P ERA WHIP	IP ERA WLS BF H R ER SO BB IBB HBP BLK WP HR S P ERA WHIP	IP ERA WLS BF H R ER SO BB IBB HBP BLK WP HR S P ERA WHIP	IP ERA WLS BF H R ER SO BB IBB HBP BLK WP HR S P ERA WHIP	IP ERA WLS BF H R ER SO BB IBB HBP BLK WP HR S P ERA WHIP	IP ERA WLS BF H R ER SO BB IBB HBP BLK WP HR S P ERA WHIP

San Francisco Giants @ Los Angeles Dodgers
Dodger Stadium, Los Angeles, CA
Sun Sep 21 2008, 1:10 PM PDT
Att: 54,841 - Sunny - 74 F

livebaseballscorecards.com

AB 36
R 0
H 5
RBI 0
BB 4
SO 10
LOB 14



Batter	1	2	3	4	5	6	7	8	9	AB	R	H	RBI	BB	SO	LOB	TOP										
25 Will Venable, L (1,8) OBP: 0.391, SLG: 0.418	F8		F7				K		SF7	4	1	1	2	0	1	0											
15 Luis Antonio Rodriguez, S (6,6) OBP: 0.322, SLG: 0.395	24 HR	1B							23 PB 7 G5-3 24 1B	4	2	4	1	1	0	0											
24 Brian Giles, L (1,9) OBP: 0.398, SLG: 0.458	1-H	HR	F8				G3		7 G5-3 23 PB	5	1	2	2	0	0	3											
23 Adrián González, L (1,3) OBP: 0.362, SLG: 0.513	K2-3			G4-3					K	4	1	1	1	0	2	2											
5 Kevin Kouzmanoff, R (1,5) OBP: 0.303, SLG: 0.435	G6-3				K				HR	4	0	0	0	0	2	2											
7 Chase Headley, S (1,7) OBP: 0.339, SLG: 0.427	F9			F8					K	4	0	0	1	0	1	2											
4 Nick Hundley, R (1,2) OBP: 0.373, SLG: 0.346	G5-3								G4-3	4	1	1	0	0	1	2											
10 Matt Antonelli, R (1,4) OBP: 0.298, SLG: 0.314					L8				F9	4	1	1	0	0	1	1											
44 Jake Peavy, R (1,1) ERA: 3.49 43 Cia Meredith, R (6,1) Chip Ambres, R (7,PH) 37 Mike Adams, S (7,1) 21 Heath Bell, R (8,1) 11 Drew Macias, L (9,PH) Trevor Hoffman, R (9,1)																											
Inning Stats	R: 2 E: 0 K: 1 S: 10	H: 2 LOB: 0 BB: 0 P: 15	R: 0 E: 0 K: 1 S: 10	H: 0 LOB: 0 BB: 0 P: 15	R: 0 E: 0 K: 1 S: 9	H: 1 LOB: 1 BB: 0 P: 11	R: 0 E: 0 K: 1 S: 6	H: 0 LOB: 0 BB: 0 P: 11	R: 2 E: 0 K: 1 S: 16	H: 3 LOB: 1 BB: 0 P: 26	R: 1 E: 0 K: 2 S: 11	H: 1 LOB: 0 BB: 0 P: 16	R: 0 E: 0 K: 2 S: 11	H: 0 LOB: 0 BB: 0 P: 16	R: 1 E: 0 K: 2 S: 13	H: 1 LOB: 2 BB: 1 P: 22	R: 1 E: 0 K: 0 S: 12	H: 2 LOB: 1 BB: 0 P: 20	1B: 6 2B: 2 3B: 0 HR: 2	SF: 1 SAC: 1 DP: 0 HBP: 0	WP: 0 PB: 1 SB: 1 CS: 0	PA: 39					
PITCHER	IP	WLS	BF	H	R	ER	SO	BB	IBB	HBP	BLK	WP	HR	S	P	ERA	WHIP										
50 Eric Stults, L (1,1) ERA: 3.49	4.2	L	18	4	3	3	5	0	0	0	0	0	1	44	68	5.79	0.857										
57 Scott Elbert, L (5,1) ERA: 12.0	0.1		3	2	1	1	0	0	0	0	0	0	0	7	10	27.00	6.000										
38 Ramon Troncoso, R (6,1) ERA: 4.34	2.0		7	1	1	1	4	0	0	0	0	0	1	22	32	4.50	0.500										
44 Takashi Saito, R (8,1) ERA: 2.54	1.0		6	1	1	1	2	1	0	0	0	0	0	13	22	9.00	2.000										
51 Jonathan Broxton, R (9,1) ERA: 3.18	1.0		5	2	1	1	0	0	0	0	0	0	0	12	20	9.00	2.000										

San Diego Padres @ Los Angeles Dodgers
Dodger Stadium, Los Angeles, CA
Thu Sep 25 2008, 7:10 PM PDT
Att: 51,783 - Clear - 80 F

AB 36
R 7
H 10
RBI 7
BB 1
SO 11
LOB 13



Batter	1	2	3	4	5	6	7	8	9	AB	R	H	RBI	BB	SO	LOB	BOTTOM										
Rafael Furcal, S (1,6) OBP: 0.439, SLG: 0.584 60 Chin-Lung Hu, R (4,6) OBP: 0.252, SLG: 0.233	L8		F8							2	0	0	0	0	0	0											
Jeff Kent, R (1,4) OBP: 0.326, SLG: 0.411 Pablo Ozuna, R (4,4) OBP: 0.295, SLG: 0.352	16 1B	1B	F9							2	0	1	0	0	0	0											
Manny Ramirez, R (1,7) OBP: 0.428, SLG: 0.602 17 Jason Repko, R (5,7) OBP: 0.313, SLG: 0.286				G4-3						2	0	0	0	0	1	1											
16 Andre Ethier, L (1,9) 38 Ramon Troncoso, R (6,1) 21 Mark Sweeney, L (7,PH) 44 Takashi Saito, L (8,1) 51 Jonathan Broxton, R (9,1) 3 Delwyn Young, S (9,PH) OBP: 0.326, SLG: 0.336					G4-3																						
7 James Loney, L (1,3) OBP: 0.342, SLG: 0.433					L4					5	0	1	0	0	1	5											
Casey Blake, R (1,5) OBP: 0.345, SLG: 0.465 33 Blake DeWitt, L (5,FR) OBP: 0.344, SLG: 0.377										2	0	1	0	0	0	0											
27 Matt Kemp, R (1,8) OBP: 0.342, SLG: 0.460										3	2	1	1	1	0	1											
Danny Ardoin, R (1,2) OBP: 0.255, SLG: 0.292										4	0	0	0	0	2	3											
50 Eric Stults, L (1,1) OBP: 0.235, SLG: 0.143 57 Scott Elbert, L (5,1) ERA: 4.15 9 Juan Pierre, L (5,PH) OBP: 0.324, SLG: 0.322										1	0	0	0	0	0	0											
Inning Stats	R: 0 E: 0 K: 2 S: 13	H: 2 LOB: 2 BB: 0 P: 23	R: 0 E: 0 K: 1 S: 7	H: 0 LOB: 0 BB: 0 P: 8	R: 0 E: 0 K: 0 S: 7	H: 0 LOB: 0 BB: 0 P: 13	R: 0 E: 0 K: 0 S: 5	H: 0 LOB: 0 BB: 0 P: 9	R: 3 E: 0 K: 0 S: 29	H: 2 LOB: 3 BB: 4 P: 53	R: 1 E: 0 K: 1 S: 12	H: 1 LOB: 1 BB: 0 P: 21	R: 0 E: 0 K: 1 S: 9	H: 2 LOB: 2 BB: 0 P: 12	R: 1 E: 0 K: 0 S: 18	H: 3 LOB: 1 BB: 0 P: 25	R: 0 E: 0 K: 0 S: 8	H: 0 LOB: 0 BB: 1 P: 13	1B: 8 2B: 1 3B: 0 HR: 1	SF: 0 SAC: 0 DP: 1 HBP: 1	WP: 1 PB: 0 SB: 2 CS: 1	PA: 41					
PITCHER	IP	WLS	BF	H	R	ER	SO	BB	IBB	HBP	BLK	WP	HR	S	P	ERA	WHIP										
44 Jake Peavy, R (1,1) ERA: 2.85	5.0	W	23	4	3	3	3	4	0	0	0	0	0	12	21	9.00	1.000										
37 Mike Adams, R (7,1) ERA: 2.52	1.0	H	5	2	0	0	1	0	0	0	0	0	0	9	12	0.00	2.000										
21 Heath Bell, R (8,1) ERA: 3.18	1.0	H	5	3	1	1	0	0	0	0	0	0	1	18	25	9.00	3.000										
Trevor Hoffman, R (9,1) ERA: 3.86	1.0	S	3	0	0	0	0	1	0	0	0	0	0	8	13	0.00	1.000										

San Diego Padres @ Los Angeles Dodgers
Dodger Stadium, Los Angeles, CA
Thu Sep 25 2008, 7:10 PM PDT
Att: 51,783 - Clear - 80 F

AB 35
R 5
H 10
RBI 4
BB 5
SO 5
LOB 18



Batter	1	2	3	4	5	6	7	8	9	AB	R	H	RBI	BB	SO	LOB	TOP					
Rafael Furcal, S OBP: 0.439, SLG: 0.573	(1, 6) 3-2 1B		(2) G4-3		(1) K		(3-2) 1B		(1-1) 2B	4	0	2	0	0	1	0	Los Angeles Dodgers @ San Francisco Giants AT&T Park, San Francisco, CA Sat Sep 27 2008, 6:05 PM PDT Att: 38,673 - Clear - 68 F					
58 Chad Billingsley, R OBP: 0.348, SLG: 0.387	(7, 1) 1-2 1B									0	0	0	0	0	0	0						
9 Juan Pierre, L OBP: 0.327, SLG: 0.329	(9, 7) 1-2 1B									1	0	1	0	0	0	0						
33 Blake DeWitt, L OBP: 0.430, SLG: 0.601	(1, 4) 1-2 1B									4	1	3	2	1	1	0						
60 Chin-Lung Hu, R OBP: 0.252, SLG: 0.233	(9, 6) 1-2 1B									0	0	0	0	0	0	0						
Manny Ramirez, R OBP: 0.337, SLG: 0.337	(1, 7) 1-2 BB									2	0	0	0	1	1	0						
Pablo Ozuna, R OBP: 0.283, SLG: 0.337	(5, 7) 1-2 BB									1	0	0	0	0	1	2						
7 James Loney, L OBP: 0.341, SLG: 0.437	(9, 3) 1-2 BB									1	0	0	0	0	0	2						
Jeff Kent, R OBP: 0.327, SLG: 0.418	(1, 3) 1-0 F3									2	0	1	0	0	0	2						
Nomar Garciaparra, R OBP: 0.328, SLG: 0.466	(5, 3) 1-0 F8									2	0	0	0	1	0	4						
44 Takashi Saito, L	(9, 1) 1-0 P2									0	0	0	0	0	0	0						
16 Andre Ethier, L OBP: 0.373, SLG: 0.507	(1, 9) 0-0 F8									2	0	1	0	1	0	2						
17 Jason Repko, R OBP: 0.263, SLG: 0.235	(7, 9) 1-3 2B									1	0	0	0	0	0	0						
55 Russell Martin, R OBP: 0.384, SLG: 0.395	(1, 2) 1-3 K									4	0	0	0	0	1	4						
27 Matt Kemp, R OBP: 0.340, SLG: 0.461	(1, 8) 1-3 F9									4	0	1	0	0	1	3						
Casey Blake, R OBP: 0.346, SLG: 0.464	(1, 5) 2-2 F8									3	1	1	0	1	1	1						
Greg Maddux, R OBP: 0.125, SLG: 0.109	(1, 1) 0-0 L6									2	0	0	0	0	0	3						
Angel Berroa, R OBP: 0.305, SLG: 0.314	(7, PH) 1-0 L9									2	0	0	0	0	1	1						
(9, 4) 1-0 B2																						
(9, 4) 3-2 K																						
Inning Stats	R: 0 E: 0 K: 0 S: 9	H: 2 LOB: 2 BB: 1 P: 18	R: 0 E: 0 K: 1 S: 9	H: 0 LOB: 0 BB: 0 P: 12	R: 1 E: 0 K: 0 S: 11	H: 1 LOB: 0 BB: 0 P: 12	R: 0 E: 0 K: 1 S: 8	H: 2 LOB: 3 BB: 1 P: 15	R: 0 E: 0 K: 3 S: 13	H: 0 LOB: 0 BB: 0 P: 19	R: 0 E: 0 K: 0 S: 5	H: 0 LOB: 1 BB: 2 P: 15	R: 1 E: 0 K: 1 S: 16	H: 3 LOB: 2 BB: 0 P: 23	R: 0 E: 0 K: 1 S: 12	H: 1 LOB: 1 BB: 0 P: 18	R: 0 E: 0 K: 1 S: 10	H: 1 LOB: 2 BB: 1 P: 19	1B: 6 2B: 2 3B: 1 HR: 1	SF: 0 SAC: 0 DP: 1 HBP: 0	WP: 0 PB: 0 SB: 0 CS: 1	PA: 40
PITCHER	IP WLS BF H R ER SO BB IBB HBP BLK WP HR S P ERA WHIP																					
18 Matt Cain, R ERA: 3.76	(1, 1) 7.0 L 31 8 2 2 6 3 1 0 0 0 0 1 71 114 2.57 1.571																					
40 Billy Sadler, R ERA: 4.06	(8, 1) 1.0 4 1 0 0 1 0 0 0 0 0 0 12 18 0.00 1.000																					
22 Keiichi Yabu, R ERA: 3.57	(9, 1) 0.1 3 1 0 0 1 0 1 0 0 0 0 0 5 13 0.00 3.000																					
43 Alex Hinshaw, L ERA: 3.4	(9, 1) 0.1 1 0 0 0 0 0 0 0 0 0 0 0 3 4 0.00 0.000																					
Tyler Walker, R ERA: 4.68	(9, 1) 0.1 1 0 0 0 0 0 0 0 0 0 0 0 2 2 0.00 0.000																					
Batter	1	2	3	4	5	6	7	8	9	AB	R	H	RBI	BB	SO	LOB	BOTTOM					
2 Randy Winn, S OBP: 0.363, SLG: 0.426	(1, 7) 2-1 G3																Los Angeles Dodgers @ San Francisco Giants AT&T Park, San Francisco, CA Sat Sep 27 2008, 6:05 PM PDT Att: 38,673 - Clear - 68 F					
8 Eugenio Velez, S OBP: 0.295, SLG: 0.380	(1, 4) 0-3 K									3	0	1	0	0	1	0						
12 Nate Schierholtz, L OBP: 0.364, SLG: 0.479	(1, 9) 1-2 L1									3	0	1	0	0	0	0						
1 Bengie Molina, R OBP: 0.320, SLG: 0.446	(1, 2) 0-2 G5-3									3	0	0	0	0	0	1						
J.T. Snow, L	(1, 3) 0-0 G3-1									0	0	0	0	0	0	0						
10 Travis Ishikawa, L OBP: 0.337, SLG: 0.435	(1, 3) 0-0 G3-1									3	0	0	0	0	1	0						
33 Aaron Rowand, R OBP: 0.341, SLG: 0.413	(1, 8) 0-0 F8									3	0	0	0	0	1	0						
Rich Aurilia, R OBP: 0.333, SLG: 0.416	(1, 5) 2-1 G4-3									3	0	0	0	0	0	0						
Omar Vizquel, S OBP: 0.282, SLG: 0.265	(1, 6) 1-0 P4									3	0	1	0	0	0	0						
18 Matt Cain, R ERA: 4.22	(1, 1) 1-2 G4-3									2	0	0	0	0	1	1						
40 Billy Sadler, R ERA: 3.14	(7, 1) 2-3 K									0	0	0	0	0	0	0						
22 Keiichi Yabu, R ERA: 3.57	(9, 1) 1-2 K									0	0	0	0	0	0	0						
43 Alex Hinshaw, L ERA: 3.4	(9, 1) 1-2 K									0	0	0	0	0	0	0						
Tyler Walker, R ERA: 4.68	(9, PH) 1-2 K									1	0	0	0	0	1	0						
48 Pablo Sandoval, S OBP: 0.303, SLG: 0.496	(9, PH) 1-2 K									0	0	0	0	0	0	0						
Inning Stats	R: 0 E: 0 K: 1 S: 8	H: 0 LOB: 0 BB: 0 P: 11	R: 0 E: 0 K: 0 S: 6	H: 0 LOB: 0 BB: 0 P: 6	R: 0 E: 0 K: 0 S: 6	H: 0 LOB: 0 BB: 0 P: 10	R: 1 E: 0 K: 0 S: 6	H: 1 LOB: 0 BB: 0 P: 6	R: 0 E: 0 K: 1 S: 6	H: 0 LOB: 0 BB: 0 P: 6	R: 0 E: 0 K: 1 S: 6	H: 1 LOB: 0 BB: 0 P: 8	R: 0 E: 0 K: 0 S: 7	H: 2 LOB: 0 BB: 0 P: 13	R: 0 E: 0 K: 2 S: 9	H: 0 LOB: 0 BB: 0 P: 10	R: 0 E: 0 K: 1 S: 7	H: 0 LOB: 0 BB: 0 P: 11	1B: 3 2B: 0 3B: 0 HR: 1	SF: 0 SAC: 0 DP: 0 HBP: 0	WP: 0 PB: 0 SB: 0 CS: 2	PA: 28
PITCHER	IP WLS BF H R ER SO BB IBB HBP BLK WP HR S P ERA WHIP																					
Greg Maddux, R ERA: 4.22	(1, 1) 6.0 W 19 2 1 1 2 0 0 0 0 0 0 1 38 47 1.50 0.333																					
58 Chad Billingsley, R ERA: 3.14	(7, 1) 2.0 H 6 2 0 0 2 0 0 0 0 0 0 0 16 23 0.00 1.000																					
44 Takashi Saito, R ERA: 2.49	(9, 1) 1.0 S 3 0 0 0 1 0 0 0 0 0 0 0 7 11 0.00 0.000																					


Batter	1	2	3	4	5	6	7	8	9	AB	R	H	RBI	BB	SO	LOB	TOP			
12 Alfonso Soriano, R OBP: 0.071, SLG: 0.071	G5-3		G1-3		F8		F9		K	5	0	0	0	0	1	2	Chicago Cubs @ Los Angeles Dodgers Dodger Stadium, Los Angeles, CA Sat Oct 04 2008, 7:07 PM PDT Att: 56,000 - Cloudy - 66 F			
17 Mike Fontenot, L OBP: 0.333, SLG: 0.333	G6-3		25 1B		F9		L8			4	0	1	0	0	0	2				
25 Derrek Lee, R OBP: 0.583, SLG: 0.818			16 FC5-4		K				1B 2B	4	1	3	0	0	1	0				
16 Aramis Ramirez, R OBP: 0.250, SLG: 0.273			1-2		FC5-4				K	3	0	0	0	1	1	3				
18 Geovany Soto, R OBP: 0.250, SLG: 0.273	G5-3				G4-3				K	4	0	1	0	0	1	3				
Jim Edmonds, L OBP: 0.200, SLG: 0.300			G4-3		G4-3				K	3	0	0	0	0	1	1				
49 Carlos Marmol, R					G4-3				K	0	0	0	0	0	0	0				
Daryle Ward, L OBP: 0.333, SLG: 0.333									S	1	0	1	1	0	0	0				
Ronny Cedeno, R									1B	0	0	0	0	0	0	0				
48 Neal Cotts, L										0	0	0	0	0	0	0				
Mark DeRosa, R OBP: 0.333, SLG: 0.750	G5-3				G5-3				K	4	0	0	0	0	1	2				
2 Ryan Theriot, R OBP: 0.333, SLG: 0.273	B1-3								K	3	0	1	0	1	1	0				
40 Rich Harden, L					G4-3				G6-3	2	0	0	0	0	1	2				
45 Sean Marshall, L									G6-3	0	0	0	0	0	0	0				
1 Kosuke Fukudome, L OBP: 0.100, SLG: 0.100									G6-3	2	0	1	0	0	0	0				
Inning Stats	R: 0 H: 1 E: 0 K: 0 S: 12	H: 1 LOB: 2 BB: 1 P: 17	R: 0 H: 0 E: 0 K: 0 S: 6	H: 0 LOB: 0 BB: 0 P: 10	R: 0 H: 2 E: 0 K: 0 S: 14	H: 2 LOB: 2 BB: 0 P: 21	R: 0 H: 1 E: 0 K: 1 S: 12	H: 1 LOB: 2 BB: 1 P: 20	R: 0 H: 0 E: 0 K: 2 S: 10	H: 0 LOB: 0 BB: 0 P: 14	R: 0 H: 2 E: 0 K: 0 S: 10	H: 2 LOB: 2 BB: 0 P: 16	R: 1 H: 2 E: 0 K: 2 S: 16	H: 2 LOB: 2 BB: 0 P: 23	R: 0 H: 0 E: 0 K: 2 S: 10	H: 0 LOB: 0 BB: 0 P: 12	1B: 5 2B: 3 3B: 0 HR: 0	SF: 0 SAC: 0 DP: 0 HBP: 0	WP: 1 PB: 0 SB: 1 CS: 0	PA: 37
PITCHER	IP WLS BF H R ER SO	IP WLS BF H R ER SO	IP WLS BF H R ER SO	IP WLS BF H R ER SO	IP WLS BF H R ER SO	IP WLS BF H R ER SO	IP WLS BF H R ER SO	IP WLS BF H R ER SO	IP WLS BF H R ER SO	IP WLS BF H R ER SO	IP WLS BF H R ER SO	IP WLS BF H R ER SO	IP WLS BF H R ER SO	IP WLS BF H R ER SO	IP WLS BF H R ER SO	IP WLS BF H R ER SO	ERA WHIP	ERA WHIP		
18 Hiroki Kuroda, R ERA: 2.45	6.1 W 27 6 0 0 4	1.1 H 6 2 1 1 1	1.1 S 4 0 0 0 3	1.1 S 4 0 0 0 3	1.1 S 4 0 0 0 3	1.1 S 4 0 0 0 3	1.1 S 4 0 0 0 3	1.1 S 4 0 0 0 3	1.1 S 4 0 0 0 3	1.1 S 4 0 0 0 3	1.1 S 4 0 0 0 3	1.1 S 4 0 0 0 3	1.1 S 4 0 0 0 3	1.1 S 4 0 0 0 3	1.1 S 4 0 0 0 3	1.1 S 4 0 0 0 3	0.00 1.105	0.00 1.500	0.00 0.000	
47 Cory Wade, R ERA: 2.45	7.1 H 6 2 1 1 1	1.1 S 4 0 0 0 3	1.1 S 4 0 0 0 3	1.1 S 4 0 0 0 3	1.1 S 4 0 0 0 3	1.1 S 4 0 0 0 3	1.1 S 4 0 0 0 3	1.1 S 4 0 0 0 3	1.1 S 4 0 0 0 3	1.1 S 4 0 0 0 3	1.1 S 4 0 0 0 3	1.1 S 4 0 0 0 3	1.1 S 4 0 0 0 3	1.1 S 4 0 0 0 3	1.1 S 4 0 0 0 3	1.1 S 4 0 0 0 3	6.75 1.500	6.75 1.500	0.00 0.000	
51 Jonathan Broxton, R ERA:	8.1 S 4 0 0 0 3	1.1 S 4 0 0 0 3	1.1 S 4 0 0 0 3	1.1 S 4 0 0 0 3	1.1 S 4 0 0 0 3	1.1 S 4 0 0 0 3	1.1 S 4 0 0 0 3	1.1 S 4 0 0 0 3	1.1 S 4 0 0 0 3	1.1 S 4 0 0 0 3	1.1 S 4 0 0 0 3	1.1 S 4 0 0 0 3	1.1 S 4 0 0 0 3	1.1 S 4 0 0 0 3	1.1 S 4 0 0 0 3	1.1 S 4 0 0 0 3	0.00 0.000	0.00 0.000	0.00 0.000	


Batter	1	2	3	4	5	6	7	8	9	AB	R	H	RBI	BB	SO	LOB	BOTTOM			
Rafael Furcal, S OBP: 0.467, SLG: 0.333	P5		16 F8		55 2B		G6-3			3	1	1	0	1	0	0	Chicago Cubs @ Los Angeles Dodgers Dodger Stadium, Los Angeles, CA Sat Oct 04 2008, 7:07 PM PDT Att: 56,000 - Cloudy - 66 F			
55 Russell Martin, R OBP: 0.333, SLG: 0.769	1B 2B		P2		16 FC4-6		F8			4	1	2	1	0	0	1				
Manny Ramirez, R OBP: 0.643, SLG: 1.100	7 2B		16 F8		16 FC4-6		F9			2	1	1	0	2	0	0				
16 Andre Ethier, L OBP: 0.357, SLG: 0.100	7 2B		1B		16 FC4-6		F9			4	0	0	0	0	2	6				
7 James Loney, L OBP: 0.214, SLG: 0.500			F8		FC4-6		G4-3			4	0	1	2	0	1	4				
27 Matt Kemp, R OBP: 0.154, SLG: 0.308	1H 3H 2B		F9		G4-3					4	0	0	0	0	2	1				
33 Blake DeWitt, L ERA: 2.7	F8		G1-3				K			3	0	1	0	0	1	0				
Angel Berroa, R OBP: 1.000, SLG: 1.000			K				G6-3			0	0	0	0	0	0	0				
Casey Blake, R OBP: 0.333, SLG: 0.273			K				G6-3			3	0	0	0	0	1	1				
18 Hiroki Kuroda, R			K				G4-3			3	0	0	0	0	2	1				
47 Cory Wade, R							K			0	0	0	0	0	0	0				
51 Jonathan Broxton, R							K			0	0	0	0	0	0	0				
Inning Stats	R: 2 H: 3 E: 0 K: 1 S: 14	H: 3 LOB: 1 BB: 0 P: 18	R: 0 H: 0 E: 0 K: 1 S: 11	H: 0 LOB: 0 BB: 0 P: 17	R: 0 H: 1 E: 1 K: 0 S: 9	H: 1 LOB: 2 BB: 1 P: 19	R: 0 H: 0 E: 0 K: 2 S: 8	H: 0 LOB: 0 BB: 0 P: 16	R: 1 H: 1 E: 0 K: 0 S: 8	H: 1 LOB: 2 BB: 2 P: 19	R: 0 H: 1 E: 0 K: 2 S: 13	H: 1 LOB: 1 BB: 0 P: 16	R: 0 H: 0 E: 0 K: 3 S: 14	H: 0 LOB: 0 BB: 0 P: 16	R: 0 H: 0 E: 0 K: 3 S: 14	H: 0 LOB: 0 BB: 0 P: 16	1B: 2 2B: 4 3B: 0 HR: 0	SF: 0 SAC: 0 DP: 0 HBP: 0	WP: 0 PB: 0 SB: 0 CS: 0	PA: 33
PITCHER	IP WLS BF H R ER SO	IP WLS BF H R ER SO	IP WLS BF H R ER SO	IP WLS BF H R ER SO	IP WLS BF H R ER SO	IP WLS BF H R ER SO	IP WLS BF H R ER SO	IP WLS BF H R ER SO	IP WLS BF H R ER SO	IP WLS BF H R ER SO	IP WLS BF H R ER SO	IP WLS BF H R ER SO	IP WLS BF H R ER SO	IP WLS BF H R ER SO	IP WLS BF H R ER SO	IP WLS BF H R ER SO	ERA WHIP	ERA WHIP		
40 Rich Harden, R ERA: 6.23	4.1 L 21 5 3 3 4	1.0 L 4 1 0 0 1	1.2 S 5 0 0 0 1	1.2 S 5 0 0 0 1	1.2 S 5 0 0 0 1	1.2 S 5 0 0 0 1	1.2 S 5 0 0 0 1	1.2 S 5 0 0 0 1	1.2 S 5 0 0 0 1	1.2 S 5 0 0 0 1	1.2 S 5 0 0 0 1	1.2 S 5 0 0 0 1	1.2 S 5 0 0 0 1	1.2 S 5 0 0 0 1	1.2 S 5 0 0 0 1	1.2 S 5 0 0 0 1	0.00 1.385	0.00 1.000	0.00 0.000	
45 Sean Marshall, L	1.0 L 4 1 0 0 1	1.0 L 4 1 0 0 1	1.2 S 5 0 0 0 1	1.2 S 5 0 0 0 1	1.2 S 5 0 0 0 1	1.2 S 5 0 0 0 1	1.2 S 5 0 0 0 1	1.2 S 5 0 0 0 1	1.2 S 5 0 0 0 1	1.2 S 5 0 0 0 1	1.2 S 5 0 0 0 1	1.2 S 5 0 0 0 1	1.2 S 5 0 0 0 1	1.2 S 5 0 0 0 1	1.2 S 5 0 0 0 1	1.2 S 5 0 0 0 1	0.00 1.000	0.00 0.000	0.00 0.000	
49 Carlos Marmol, R ERA: 6.75	1.2 S 5 0 0 0 1	1.0 L 4 1 0 0 1	1.2 S 5 0 0 0 1	1.2 S 5 0 0 0 1	1.2 S 5 0 0 0 1	1.2 S 5 0 0 0 1	1.2 S 5 0 0 0 1	1.2 S 5 0 0 0 1	1.2 S 5 0 0 0 1	1.2 S 5 0 0 0 1	1.2 S 5 0 0 0 1	1.2 S 5 0 0 0 1	1.2 S 5 0 0 0 1	1.2 S 5 0 0 0 1	1.2 S 5 0 0 0 1	1.2 S 5 0 0 0 1	0.00 0.000	0.00 0.000	0.00 0.000	
48 Neal Cotts, L ERA:	1.0 L 4 1 0 0 1	1.0 L 4 1 0 0 1	1.2 S 5 0 0 0 1	1.2 S 5 0 0 0 1	1.2 S 5 0 0 0 1	1.2 S 5 0 0 0 1	1.2 S 5 0 0 0 1	1.2 S 5 0 0 0 1	1.2 S 5 0 0 0 1	1.2 S 5 0 0 0 1	1.2 S 5 0 0 0 1	1.2 S 5 0 0 0 1	1.2 S 5 0 0 0 1	1.2 S 5 0 0 0 1	1.2 S 5 0 0 0 1	1.2 S 5 0 0 0 1	0.00 0.000	0.00 0.000	0.00 0.000	



Batter	1	2	3	4	5	6	7	8	9	AB	R	H	RBI	BB	SO	LOB	TOP										
Rafael Furcal, S OBP: 0.333, SLG: 0.238	F7		B1-3	K				K		5	1	1	0	0	2	0	Los Angeles Dodgers @ Philadelphia Phillies Citizens Bank Park, Philadelphia, PA Fri Oct 10 2008, 4:35 PM EDT Att: 45,863 - Sunny - 74 F										
55 Russell Martin, R OBP: 0.391, SLG: 0.690	K					F9		K		4	2	1	0	1	2	1											
Manny Ramirez, R OBP: 0.565, SLG: 1.000	K		P4			F9				4	1	1	3	1	1	2											
16 Andre Ethier, L OBP: 0.391, SLG: 0.278										4	1	1	0	1	2	1											
7 James Loney, L OBP: 0.348, SLG: 0.524										4	0	2	1	1	1	0											
27 Matt Kemp, R OBP: 0.227, SLG: 0.300										3	0	0	0	2	2	6											
33 Blake DeWitt, L OBP: 0.176, SLG: 0.313										2	0	0	1	0	1	4											
Casey Blake, R OBP: 0.300, SLG: 0.222										3	0	1	0	1	0	3											
22 Clayton Kershaw, L OBP: 0.227, SLG: 0.300										0	0	0	0	0	0	0											
47 Cory Wade, R										0	0	0	0	0	0	0											
58 Chad Billingsley, R Chan Ho Park, R Joe Beimel, L 52 James McDonald, L Jeff Kent, R Nomar Garciaparra, R										1	0	0	0	0	0	2											
Inning Stats	R: 0 E: 0 K: 2 S: 8	H: 0 LOB: 0 BB: 0 P: 13	R: 1 E: 0 K: 1 S: 15	H: 2 LOB: 2 BB: 1 P: 24	R: 1 E: 0 K: 1 S: 14	H: 1 LOB: 3 BB: 2 P: 27	R: 3 E: 0 K: 2 S: 15	H: 3 LOB: 0 BB: 0 P: 19	R: 0 E: 0 K: 0 S: 10	H: 1 LOB: 1 BB: 1 P: 19	R: 0 E: 0 K: 0 S: 6	H: 1 LOB: 2 BB: 1 P: 16	R: 0 E: 0 K: 3 S: 9	H: 0 LOB: 0 BB: 0 P: 11	R: 0 E: 0 K: 3 S: 14	H: 0 LOB: 2 BB: 2 P: 23		1B: 6 2B: 1 3B: 0 HR: 1	SF: 0 SAC: 0 DP: 1 HBP: 0	WP: 1 PB: 0 SB: 0 CS: 0	PA: 43						
PITCHER	IP	WLS	BF	H	R	ER	SO	BB	IBB	HBP	BLK	WP	HR	S	P	ERA	WHIP										
39 Brett Myers, R ERA: 5.25	5.0	W	26	6	5	5	6	3	1	0	0	1	1	62	102	9.00	1.800										
37 Chad Durbin, R ERA:	1.0	H	4	1	0	0	0	0	0	0	0	0	0	6	10	0.00	1.000										
16 J.C. Romero, L ERA:	0.2	H	3	0	0	0	1	1	0	0	0	0	0	8	13	0.00	1.500										
46 Ryan Madson, R ERA: 1.42	1.1	H	5	1	0	0	2	0	0	0	0	0	0	11	14	0.00	0.750										
54 Brad Lidge, R ERA: 1.8	1.0	S	5	0	0	0	3	2	0	0	0	0	0	14	23	0.00	2.000										

Batter	1	2	3	4	5	6	7	8	9	AB	R	H	RBI	BB	SO	LOB	BOTTOM										
11 Jimmy Rollins, S OBP: 0.308, SLG: 0.480	K	E8		K				K2-3		5	1	1	0	0	4	4	Los Angeles Dodgers @ Philadelphia Phillies Citizens Bank Park, Philadelphia, PA Fri Oct 10 2008, 4:35 PM EDT Att: 45,863 - Sunny - 74 F										
8 Shane Victorino, S OBP: 0.385, SLG: 0.652	L9					F9		P6		5	0	2	4	0	0	0											
26 Chase Utley, L OBP: 0.385, SLG: 0.400										1	0	0	0	4	0	0											
6 Ryan Howard, L OBP: 0.320, SLG: 0.158										4	0	0	0	1	2	4											
Pat Burrell, R OBP: 0.381, SLG: 0.789										4	0	1	0	0	3	4											
4 Eric Bruntlett, R OBP: 1.000, SLG: 1.000										0	0	0	0	1	0	0											
28 Jayson Werth, R OBP: 0.250, SLG: 0.625										5	1	1	0	0	2	1											
19 Greg Dobbs, L OBP: 0.667, SLG: 0.625										3	2	2	0	1	1	0											
16 J.C. Romero, S ERA:										0	0	0	0	0	0	0											
46 Ryan Madson, L ERA:										0	0	0	0	0	0	0											
54 Brad Lidge, R ERA:										0	0	0	0	0	0	0											
51 Carlos Ruiz, R OBP: 0.227, SLG: 0.238										4	2	1	1	0	0	4											
39 Brett Myers, R OBP: 0.833, SLG: 0.800										3	2	3	3	0	0	0											
37 Chad Durbin, R ERA:										0	0	0	0	0	0	0											
7 Pedro Feliz, R OBP: 0.235, SLG: 0.250										1	0	0	0	0	0	0											
Inning Stats	R: 0 E: 0 K: 2 S: 8	H: 0 LOB: 1 BB: 1 P: 15	R: 4 E: 1 K: 3 S: 21	H: 5 LOB: 2 BB: 1 P: 32	R: 4 E: 0 K: 2 S: 20	H: 4 LOB: 3 BB: 3 P: 37	R: 0 E: 0 K: 2 S: 15	H: 2 LOB: 2 BB: 0 P: 25	R: 0 E: 0 K: 1 S: 10	H: 0 LOB: 1 BB: 1 P: 17	R: 0 E: 0 K: 1 S: 8	H: 0 LOB: 0 BB: 0 P: 14	R: 0 E: 0 K: 1 S: 7	H: 0 LOB: 1 BB: 1 P: 12	R: 0 E: 0 K: 0 S: 7	H: 0 LOB: 1 BB: 1 P: 12	1B: 8 2B: 2 3B: 1 HR: 0	SF: 0 SAC: 0 DP: 0 HBP: 0	WP: 0 PB: 0 SB: 0 CS: 0	PA: 42							
PITCHER	IP	WLS	BF	H	R	ER	SO	BB	IBB	HBP	BLK	WP	HR	S	P	ERA	WHIP										
58 Chad Billingsley, R Chan Ho Park, R Joe Beimel, L 52 James McDonald, R 22 Clayton Kershaw, L	2.1	L	18	8	8	7	5	2	1	0	0	0	0	36	59	27.00	4.286										
47 Cory Wade, R ERA: 2.25	0.1		1	0	0	0	0	0	0	0	0	0	0	6	9	0.00	3.000										
Joe Beimel, L ERA:	0.0		2	0	0	0	0	2	0	0	0	0	0	4	12	∞	∞										
52 James McDonald, R ERA:	3.1		13	2	0	0	5	1	0	0	0	0	0	36	60	0.00	0.900										
22 Clayton Kershaw, L ERA:	1.2		6	0	0	0	1	1	0	0	0	0	0	11	18	0.00	0.600										

Batter	1	2	3	4	5	6	7	8	9	AB	R	H	RBI	BB	SO	LOB	TOP						
11 Jimmy Rollins, S OBP: 0.267, SLG: 0.414	G4-3		K			F8		K		4	0	0	0	0	2	1	Philadelphia Phillies @ Los Angeles Dodgers Dodger Stadium, Los Angeles, CA Sun Oct 12 2008, 5:22 PM PDT Att: 56,800 - Clear - 70 F						
8 Shane Victorino, S OBP: 0.333, SLG: 0.556	P6		G3			G4-3		P5		4	0	0	0	0	0	1							
26 Chase Utley, L OBP: 0.400, SLG: 0.435	G3				G3			G6-3		3	1	1	0	1	0	1							
6 Ryan Howard, L OBP: 0.345, SLG: 0.261	CS				G4-3			G3		4	1	2	0	0	0	0							
Pat Burrell, R OBP: 0.360, SLG: 0.696	F7				K			K		4	0	1	1	0	2	1							
28 Jayson Werth, R OBP: 0.250, SLG: 0.571	F8				K			K		4	0	1	0	0	2	3							
7 Pedro Feliz, R OBP: 0.238, SLG: 0.250	G6-3				G6-3			F8		4	0	1	1	0	0	3							
51 Carlos Ruiz, R OBP: 0.208, SLG: 0.217	F8				F9			G6-3		2	0	0	0	0	0	1							
19 Greg Dobbs, L OBP: 0.600, SLG: 0.556	F8				G6-3			G6-3		1	0	0	0	0	0	2							
37 Chad Durbin, R OBP: 0.333, SLG: 0.500	F8				G6-3			G6-3		0	0	0	0	0	0	0							
Jamie Moyer, L 55 Clay Condrey, R Geoff Jenkins, L 43 J.A. Happ, L So Taguchi, R 47 Scott Eyre, L 27 Chris Coste, R	G6-3				G6-3			G6-3		0	0	0	0	0	0	0	AB 33 R 2 H 7 RBI 2 BB 1 SO 6 LOB 13 						
Inning Stats	R: 0 E: 0 K: 0 S: 8	H: 0 LOB: 0 BB: 1 P: 15	R: 1 E: 0 K: 0 S: 9	H: 2 LOB: 1 BB: 0 P: 15	R: 0 E: 0 K: 1 S: 9	H: 0 LOB: 0 BB: 0 P: 14	R: 0 E: 0 K: 1 S: 5	H: 0 LOB: 0 BB: 0 P: 9	R: 0 E: 0 K: 0 S: 5	H: 0 LOB: 0 BB: 0 P: 14	R: 1 E: 0 K: 1 S: 19	H: 3 LOB: 2 BB: 0 P: 28	R: 0 E: 0 K: 1 S: 8	H: 1 LOB: 1 BB: 0 P: 13	R: 0 E: 0 K: 1 S: 10	H: 1 LOB: 1 BB: 0 P: 14		1B: 5 2B: 2 3B: 0 HR: 0	SF: 0 SAC: 0 DP: 0 HBP: 0	WP: 0 PB: 0 SB: 0 CS: 1	PA: 35		
PITCHER	IP WLS BF H R ER SO BB IBB HBP BLK WP HR S P ERA WHIP	IP WLS BF H R ER SO BB IBB HBP BLK WP HR S P ERA WHIP	IP WLS BF H R ER SO BB IBB HBP BLK WP HR S P ERA WHIP	IP WLS BF H R ER SO BB IBB HBP BLK WP HR S P ERA WHIP	IP WLS BF H R ER SO BB IBB HBP BLK WP HR S P ERA WHIP	IP WLS BF H R ER SO BB IBB HBP BLK WP HR S P ERA WHIP	IP WLS BF H R ER SO BB IBB HBP BLK WP HR S P ERA WHIP	IP WLS BF H R ER SO BB IBB HBP BLK WP HR S P ERA WHIP	IP WLS BF H R ER SO BB IBB HBP BLK WP HR S P ERA WHIP	IP WLS BF H R ER SO BB IBB HBP BLK WP HR S P ERA WHIP	IP WLS BF H R ER SO BB IBB HBP BLK WP HR S P ERA WHIP	IP WLS BF H R ER SO BB IBB HBP BLK WP HR S P ERA WHIP	IP WLS BF H R ER SO BB IBB HBP BLK WP HR S P ERA WHIP	IP WLS BF H R ER SO BB IBB HBP BLK WP HR S P ERA WHIP	IP WLS BF H R ER SO BB IBB HBP BLK WP HR S P ERA WHIP	IP WLS BF H R ER SO BB IBB HBP BLK WP HR S P ERA WHIP		IP WLS BF H R ER SO BB IBB HBP BLK WP HR S P ERA WHIP	IP WLS BF H R ER SO BB IBB HBP BLK WP HR S P ERA WHIP	IP WLS BF H R ER SO BB IBB HBP BLK WP HR S P ERA WHIP	IP WLS BF H R ER SO BB IBB HBP BLK WP HR S P ERA WHIP	IP WLS BF H R ER SO BB IBB HBP BLK WP HR S P ERA WHIP	IP WLS BF H R ER SO BB IBB HBP BLK WP HR S P ERA WHIP
18 Hiroki Kuroda, R ERA: 1.48	6.0	W	23	5	2	2	3	1	0	0	0	0	0	0	50	84		3.00	1.000				
47 Cory Wade, R ERA: 1.5	2.0		7	1	0	0	2	0	0	0	0	0	0	0	22	33		0.00	0.500				
51 Jonathan Broxton, R ERA:	1.0		4	1	0	0	1	0	0	0	0	0	0	0	10	14		0.00	1.000				

Batter	1	2	3	4	5	6	7	8	9	AB	R	H	RBI	BB	SO	LOB	BOTTOM						
Rafael Furcal, S OBP: 0.379, SLG: 0.400	P4					G5-3				4	2	2	1	1	0	0	Philadelphia Phillies @ Los Angeles Dodgers Dodger Stadium, Los Angeles, CA Sun Oct 12 2008, 5:22 PM PDT Att: 56,800 - Clear - 70 F						
16 Andre Ethier, L OBP: 0.357, SLG: 0.261	F8				F8			K		5	1	1	0	0	1	1							
Manny Ramirez, R OBP: 0.593, SLG: 0.950	G6-3				G6-3			F9		2	2	1	1	2	0	0							
55 Russell Martin, R OBP: 0.444, SLG: 0.571	G6-4-3				G6-4-3			G6-3		1	1	0	0	1	0	1							
Nomar Garciaparra, R OBP: 0.600, SLG: 0.600	K				K			K		3	0	2	1	0	1	3							
7 James Loney, L OBP: 0.333, SLG: 0.500	K				K			K		1	0	0	0	0	1	1							
Casey Blake, R OBP: 0.333, SLG: 0.238	G5-3				G5-3			G5-3		3	1	1	1	1	0	1							
27 Matt Kemp, R OBP: 0.269, SLG: 0.333	K				K			K		4	0	2	0	0	2	5							
33 Blake DeWitt, L OBP: 0.200, SLG: 0.421	G5-3				G6-3			G5-3		3	0	1	3	0	1	3							
Angel Berroa, R OBP: 0.500, SLG: 0.500	K				K			G5-3		1	0	0	0	0	0	0							
18 Hiroki Kuroda, R 47 Cory Wade, R Jeff Kent, R 51 Jonathan Broxton, R	G5-3				K			K		3	0	0	0	0	1	3	Philadelphia Phillies @ Los Angeles Dodgers Dodger Stadium, Los Angeles, CA Sun Oct 12 2008, 5:22 PM PDT Att: 56,800 - Clear - 70 F 						
Inning Stats	R: 5 E: 0 K: 2 S: 20	H: 5 LOB: 1 BB: 0 P: 30	R: 1 E: 0 K: 0 S: 5	H: 1 LOB: 0 BB: 1 P: 10	R: 0 E: 0 K: 2 S: 9	H: 2 LOB: 2 BB: 0 P: 15	R: 1 E: 0 K: 0 S: 8	H: 1 LOB: 2 BB: 2 P: 19	R: 0 E: 0 K: 0 S: 7	H: 1 LOB: 0 BB: 0 P: 10	R: 0 E: 0 K: 2 S: 13	H: 0 LOB: 2 BB: 1 P: 21	R: 0 E: 0 K: 2 S: 10	H: 0 LOB: 1 BB: 1 P: 16	R: 0 E: 0 K: 2 S: 10	H: 0 LOB: 1 BB: 1 P: 16		1B: 8 2B: 0 3B: 1 HR: 1	SF: 0 SAC: 0 DP: 1 HBP: 2	WP: 0 PB: 0 SB: 1 CS: 1	PA: 38		
PITCHER	IP WLS BF H R ER SO BB IBB HBP BLK WP HR S P ERA WHIP	IP WLS BF H R ER SO BB IBB HBP BLK WP HR S P ERA WHIP	IP WLS BF H R ER SO BB IBB HBP BLK WP HR S P ERA WHIP	IP WLS BF H R ER SO BB IBB HBP BLK WP HR S P ERA WHIP	IP WLS BF H R ER SO BB IBB HBP BLK WP HR S P ERA WHIP	IP WLS BF H R ER SO BB IBB HBP BLK WP HR S P ERA WHIP	IP WLS BF H R ER SO BB IBB HBP BLK WP HR S P ERA WHIP	IP WLS BF H R ER SO BB IBB HBP BLK WP HR S P ERA WHIP	IP WLS BF H R ER SO BB IBB HBP BLK WP HR S P ERA WHIP	IP WLS BF H R ER SO BB IBB HBP BLK WP HR S P ERA WHIP	IP WLS BF H R ER SO BB IBB HBP BLK WP HR S P ERA WHIP	IP WLS BF H R ER SO BB IBB HBP BLK WP HR S P ERA WHIP	IP WLS BF H R ER SO BB IBB HBP BLK WP HR S P ERA WHIP	IP WLS BF H R ER SO BB IBB HBP BLK WP HR S P ERA WHIP	IP WLS BF H R ER SO BB IBB HBP BLK WP HR S P ERA WHIP	IP WLS BF H R ER SO BB IBB HBP BLK WP HR S P ERA WHIP		IP WLS BF H R ER SO BB IBB HBP BLK WP HR S P ERA WHIP	IP WLS BF H R ER SO BB IBB HBP BLK WP HR S P ERA WHIP	IP WLS BF H R ER SO BB IBB HBP BLK WP HR S P ERA WHIP	IP WLS BF H R ER SO BB IBB HBP BLK WP HR S P ERA WHIP	IP WLS BF H R ER SO BB IBB HBP BLK WP HR S P ERA WHIP	IP WLS BF H R ER SO BB IBB HBP BLK WP HR S P ERA WHIP
Jamie Moyer, L ERA: 13.5	1.1		11	6	6	6	2	0	0	0	0	0	0	0	22	32		40.50	4.500				
55 Clay Condrey, R ERA: 5.4	0.2		2	0	0	0	0	1	0	0	0	0	0	3	8	0.00		1.500					
43 J.A. Happ, L ERA: 3.0	3.0		13	4	1	1	2	2	0	0	0	0	0	24	44	3.00		2.000					
47 Scott Eyre, L ERA: 4.5	1.0		3	0	0	0	0	0	0	0	0	0	0	7	9	0.00		0.000					
37 Chad Durbin, R ERA:	1.0		5	0	0	0	2	1	0	1	0	0	0	13	21	0.00		1.000					

Batter	1	2	3	4	5	6	7	8	9	AB	R	H	RBI	BB	SO	LOB	TOP								
11 Jimmy Rollins, S OBP: 0.300, SLG: 0.459										4	2	1	1	1	1	0									
28 Jayson Werth, R OBP: 0.263, SLG: 0.486										4	0	1	0	1	1	1									
26 Chase Utley, L OBP: 0.400, SLG: 0.438										4	2	0	0	1	2	2									
6 Ryan Howard, L OBP: 0.410, SLG: 0.323										4	1	3	1	1	0	0									
Pat Burrell, R OBP: 0.364, SLG: 0.600										4	0	1	1	0	1	2									
4 Eric Bruntlett, R OBP: 0.500, SLG: 0.333										1	0	0	0	0	0	1									
8 Shane Victorino, S OBP: 0.378, SLG: 0.625										2	0	1	0	2	1	0									
7 Pedro Feliz, R OBP: 0.222, SLG: 0.231										4	0	1	0	0	2	8									
51 Carlos Ruiz, R OBP: 0.378, SLG: 0.233										4	0	0	0	0	0	5									
35 Cole Hamels, L OBP: 0.143, SLG: 0.143										3	0	0	0	0	2	3									
So Taguchi, R (8, PH)										1	0	0	0	0	0	0									
46 Ryan Madson, L (8, 1)										0	0	0	0	0	0	0									
54 Brad Lidge, R (9, 1)										0	0	0	0	0	0	0									
Inning Stats	R: 1 E: 0 K: 0 S: 11	H: 1 LOB: 0 BB: 1 P: 19	R: 0 E: 0 K: 2 S: 11	H: 1 LOB: 1 BB: 0 P: 16	R: 2 E: 0 K: 2 S: 16	H: 2 LOB: 3 BB: 3 P: 33	R: 0 E: 0 K: 2 S: 9	H: 0 LOB: 0 BB: 0 P: 13	R: 2 E: 2 K: 1 S: 15	H: 2 LOB: 3 BB: 1 P: 25	R: 0 E: 0 K: 1 S: 7	H: 0 LOB: 0 BB: 0 P: 11	R: 0 E: 0 K: 1 S: 11	H: 1 LOB: 2 BB: 1 P: 18	R: 0 E: 0 K: 0 S: 8	H: 0 LOB: 0 BB: 0 P: 11	R: 0 E: 0 K: 1 S: 8	H: 1 LOB: 0 BB: 0 P: 13	1B: 7 2B: 0 3B: 0 HR: 1	SF: 0 SAC: 0 DP: 2 HBP: 0	WP: 1 PB: 0 SB: 1 CS: 0	PA: 41			
PITCHER	IP WLS BF H R ER SO BB IBB HBP BLK WP HR S P ERA WHIP	IP WLS BF H R ER SO BB IBB HBP BLK WP HR S P ERA WHIP	IP WLS BF H R ER SO BB IBB HBP BLK WP HR S P ERA WHIP	IP WLS BF H R ER SO BB IBB HBP BLK WP HR S P ERA WHIP	IP WLS BF H R ER SO BB IBB HBP BLK WP HR S P ERA WHIP	IP WLS BF H R ER SO BB IBB HBP BLK WP HR S P ERA WHIP	IP WLS BF H R ER SO BB IBB HBP BLK WP HR S P ERA WHIP	IP WLS BF H R ER SO BB IBB HBP BLK WP HR S P ERA WHIP	IP WLS BF H R ER SO BB IBB HBP BLK WP HR S P ERA WHIP	IP WLS BF H R ER SO BB IBB HBP BLK WP HR S P ERA WHIP	IP WLS BF H R ER SO BB IBB HBP BLK WP HR S P ERA WHIP	IP WLS BF H R ER SO BB IBB HBP BLK WP HR S P ERA WHIP	IP WLS BF H R ER SO BB IBB HBP BLK WP HR S P ERA WHIP	IP WLS BF H R ER SO BB IBB HBP BLK WP HR S P ERA WHIP	IP WLS BF H R ER SO BB IBB HBP BLK WP HR S P ERA WHIP	IP WLS BF H R ER SO BB IBB HBP BLK WP HR S P ERA WHIP	IP WLS BF H R ER SO BB IBB HBP BLK WP HR S P ERA WHIP	IP WLS BF H R ER SO BB IBB HBP BLK WP HR S P ERA WHIP	IP WLS BF H R ER SO BB IBB HBP BLK WP HR S P ERA WHIP	IP WLS BF H R ER SO BB IBB HBP BLK WP HR S P ERA WHIP	IP WLS BF H R ER SO BB IBB HBP BLK WP HR S P ERA WHIP	IP WLS BF H R ER SO BB IBB HBP BLK WP HR S P ERA WHIP	IP WLS BF H R ER SO BB IBB HBP BLK WP HR S P ERA WHIP	IP WLS BF H R ER SO BB IBB HBP BLK WP HR S P ERA WHIP	
58 Chad Billingsley, R ERA: 8.49	47 Cory Wade, R ERA: 3.88	56 Hung-Chih Kuo, L ERA: 3.0																							

Philadelphia Phillies @ Los Angeles Dodgers
Dodger Stadium, Los Angeles, CA
Wed Oct 15 2008, 5:22 PM PDT
Att: 56,800 - Partly Cloudy - 89 F

AB	35
R	5
H	8
RBI	3
BB	6
SO	10
LOB	22



Batter	1	2	3	4	5	6	7	8	9	AB	R	H	RBI	BB	SO	LOB	BOTTOM							
Rafael Furcal, S OBP: 0.378, SLG: 0.355										4	0	0	0	0	0	0								
16 Andre Ethier, L OBP: 0.297, SLG: 0.219										4	0	0	0	0	1	0								
Manny Ramirez, R OBP: 0.667, SLG: 1.080										3	1	2	1	1	0	0								
55 Russell Martin, R OBP: 0.333, SLG: 0.400										4	0	0	0	0	1	2								
7 James Loney, L OBP: 0.394, SLG: 0.533										4	0	2	0	0	1	0								
Casey Blake, R OBP: 0.333, SLG: 0.367										4	0	1	0	0	0	2								
27 Matt Kemp, R OBP: 0.344, SLG: 0.357										3	0	2	0	1	0	1								
33 Blake DeWitt, L OBP: 0.192, SLG: 0.333										2	0	0	0	0	0	4								
52 James McDonald, L (6, 1)										0	0	0	0	0	0	0								
Nomar Garciaparra, R OBP: 0.500, SLG: 0.423										1	0	0	0	1	0	1								
58 Chad Billingsley, R ERA: 8.49	35 Cole Hamels, L ERA: 1.23	46 Ryan Madson, R ERA: 1.0	54 Brad Lidge, R ERA: 1.23																					
Inning Stats	R: 0 E: 0 K: 0 S: 7	H: 0 LOB: 1 BB: 1 P: 15	R: 0 E: 0 K: 0 S: 9	H: 2 LOB: 0 BB: 0 P: 10	R: 0 E: 0 K: 1 S: 8	H: 0 LOB: 0 BB: 0 P: 10	R: 0 E: 0 K: 1 S: 7	H: 0 LOB: 0 BB: 0 P: 8	R: 0 E: 0 K: 1 S: 11	H: 2 LOB: 1 BB: 0 P: 15	R: 1 E: 0 K: 1 S: 12	H: 1 LOB: 0 BB: 0 P: 20	R: 0 E: 0 K: 1 S: 14	H: 0 LOB: 2 BB: 2 P: 26	R: 0 E: 0 K: 0 S: 12	H: 1 LOB: 1 BB: 0 P: 15	R: 0 E: 0 K: 0 S: 10	H: 1 LOB: 1 BB: 0 P: 19	1B: 6 2B: 0 3B: 0 HR: 1	SF: 0 SAC: 0 DP: 2 HBP: 0	WP: 0 PB: 0 SB: 0 CS: 0	PA: 35		
PITCHER	IP WLS BF H R ER SO BB IBB HBP BLK WP HR S P ERA WHIP	IP WLS BF H R ER SO BB IBB HBP BLK WP HR S P ERA WHIP	IP WLS BF H R ER SO BB IBB HBP BLK WP HR S P ERA WHIP	IP WLS BF H R ER SO BB IBB HBP BLK WP HR S P ERA WHIP	IP WLS BF H R ER SO BB IBB HBP BLK WP HR S P ERA WHIP	IP WLS BF H R ER SO BB IBB HBP BLK WP HR S P ERA WHIP	IP WLS BF H R ER SO BB IBB HBP BLK WP HR S P ERA WHIP	IP WLS BF H R ER SO BB IBB HBP BLK WP HR S P ERA WHIP	IP WLS BF H R ER SO BB IBB HBP BLK WP HR S P ERA WHIP	IP WLS BF H R ER SO BB IBB HBP BLK WP HR S P ERA WHIP	IP WLS BF H R ER SO BB IBB HBP BLK WP HR S P ERA WHIP	IP WLS BF H R ER SO BB IBB HBP BLK WP HR S P ERA WHIP	IP WLS BF H R ER SO BB IBB HBP BLK WP HR S P ERA WHIP	IP WLS BF H R ER SO BB IBB HBP BLK WP HR S P ERA WHIP	IP WLS BF H R ER SO BB IBB HBP BLK WP HR S P ERA WHIP	IP WLS BF H R ER SO BB IBB HBP BLK WP HR S P ERA WHIP	IP WLS BF H R ER SO BB IBB HBP BLK WP HR S P ERA WHIP	IP WLS BF H R ER SO BB IBB HBP BLK WP HR S P ERA WHIP	IP WLS BF H R ER SO BB IBB HBP BLK WP HR S P ERA WHIP	IP WLS BF H R ER SO BB IBB HBP BLK WP HR S P ERA WHIP	IP WLS BF H R ER SO BB IBB HBP BLK WP HR S P ERA WHIP	IP WLS BF H R ER SO BB IBB HBP BLK WP HR S P ERA WHIP	IP WLS BF H R ER SO BB IBB HBP BLK WP HR S P ERA WHIP	IP WLS BF H R ER SO BB IBB HBP BLK WP HR S P ERA WHIP

Philadelphia Phillies @ Los Angeles Dodgers
Dodger Stadium, Los Angeles, CA
Wed Oct 15 2008, 5:22 PM PDT
Att: 56,800 - Partly Cloudy - 89 F

AB	32
R	1
H	7
RBI	1
BB	3
SO	5
LOB	13

