

Los Angeles Dodgers - 2010

Batter	1	2	3	4	5	6	7	8	9	AB	R	H	RBI	BB	SO	LOB	TOP						
1 Juan Pierre, L (1,7) 63 Stefan Gartler, R (5,7) OBP: 0.333, SLG: 0.333 OBP: 0.500, SLG: 0.750	F7		12 1B 15 S		B3		G4-3	1B		3	0	1	1	0	0	0	Chicago White Sox @ Los Angeles Dodgers Camelback Ranch, Glendale, AZ Sat Mar 06 2010, 3:16 PM - 6:16 PM EST Att: 8,903 - Sunny - 89 F						
15 Gordon Beckham, R (1,4) 75 C.J. Retherford, R (5,4) OBP: 0.333, SLG: 0.200 OBP: 0.200, SLG: 0.400	G6-3		G6-3		G4-3		P3			2	0	1	1	1	0	1							
12 A.J. Pierzynski, L (1,2) 79 Josh Phegley, R (5,2) OBP: 1.000, SLG: 1.000	G6-3		G6-4-3		G4-3		G4-3	1B		3	0	1	0	0	0	2							
14 Paul Konerko, R (1,10) 86 Justin Greene, R (9,PH) (9,10)		K	G6-4-3		G5-3		G4-3	1B		4	0	0	1	0	1	4							
10 Alexei Ramirez, R (1,6) 83 Eduardo Escobar, S (6,6)	E6				G6-3		G3			3	1	1	0	0	0	0							
74 Josh Kroeger, L (1,3) OBP: 0.286, SLG: 0.286	F9				K			1B		5	1	1	0	0	2	4							
77 Brent Morel, R (1,5) OBP: 0.125, SLG: 0.125	FC5-4				G6-3			1B		5	0	1	1	0	0	4							
30 Alejandro De Aza, L (1,9) OBP: 0.429, SLG: 0.333			1 WP 1 BB		G4-3			1B		4	2	2	0	0	0	2							
80 Jared Mitchell, L (1,8) OBP: 0.500, SLG: 0.714			1 BB 1 WP		G6-3			2B		3	3	2	2	1	0	1							
Inning Stats	R: 0 E: 0 K: 0 S: 2	H: 0 LOB: 0 BB: 1 P: 6	R: 0 E: 1 K: 1 S: 6	H: 0 LOB: 1 BB: 0 P: 6	R: 2 E: 0 K: 0 S: 6	H: 3 LOB: 1 BB: 1 P: 11	R: 1 E: 0 K: 0 S: 7	H: 2 LOB: 1 BB: 0 P: 7	R: 0 E: 0 K: 1 S: 5	H: 1 LOB: 0 BB: 0 P: 5	R: 3 E: 0 K: 0 S: 7	H: 4 LOB: 1 BB: 0 P: 7	R: 2 E: 0 K: 0 S: 6	H: 3 LOB: 1 BB: 0 P: 6	R: 0 E: 1 K: 1 S: 7	H: 1 LOB: 2 BB: 0 P: 7	1B: 11 2B: 3 3B: 0 HR: 0	SF: 0 SAC: 0 DP: 2 HBP: 0	WP: 2 PB: 0 SB: 2 CS: 0	PA: 43			
PITCHER	IP WLS BF H R ER SO BB IBB HBP BLK WP HR S P ERA WHIP	IP WLS BF H R ER SO BB IBB HBP BLK WP HR S P ERA WHIP	IP WLS BF H R ER SO BB IBB HBP BLK WP HR S P ERA WHIP	IP WLS BF H R ER SO BB IBB HBP BLK WP HR S P ERA WHIP	IP WLS BF H R ER SO BB IBB HBP BLK WP HR S P ERA WHIP	IP WLS BF H R ER SO BB IBB HBP BLK WP HR S P ERA WHIP	IP WLS BF H R ER SO BB IBB HBP BLK WP HR S P ERA WHIP	IP WLS BF H R ER SO BB IBB HBP BLK WP HR S P ERA WHIP	IP WLS BF H R ER SO BB IBB HBP BLK WP HR S P ERA WHIP	IP WLS BF H R ER SO BB IBB HBP BLK WP HR S P ERA WHIP	IP WLS BF H R ER SO BB IBB HBP BLK WP HR S P ERA WHIP	IP WLS BF H R ER SO BB IBB HBP BLK WP HR S P ERA WHIP	IP WLS BF H R ER SO BB IBB HBP BLK WP HR S P ERA WHIP	IP WLS BF H R ER SO BB IBB HBP BLK WP HR S P ERA WHIP	IP WLS BF H R ER SO BB IBB HBP BLK WP HR S P ERA WHIP	IP WLS BF H R ER SO BB IBB HBP BLK WP HR S P ERA WHIP	IP WLS BF H R ER SO BB IBB HBP BLK WP HR S P ERA WHIP	IP WLS BF H R ER SO BB IBB HBP BLK WP HR S P ERA WHIP	IP WLS BF H R ER SO BB IBB HBP BLK WP HR S P ERA WHIP	IP WLS BF H R ER SO BB IBB HBP BLK WP HR S P ERA WHIP	IP WLS BF H R ER SO BB IBB HBP BLK WP HR S P ERA WHIP	IP WLS BF H R ER SO BB IBB HBP BLK WP HR S P ERA WHIP	IP WLS BF H R ER SO BB IBB HBP BLK WP HR S P ERA WHIP

AB	41
R	8
H	14
RBI	8
BB	2
SO	3
LOB	24



Batter	1	2	3	4	5	6	7	8	9	AB	R	H	RBI	BB	SO	LOB	BOTTOM					
15 Rafael Furcal, S (1,6) 60 Chin-Lung Hu, R (5,PR) (6,6) (9,4)	G4-3		G5-3		99 1B BB		K	F8		2	0	0	0	1	0	1	Chicago White Sox @ Los Angeles Dodgers Camelback Ranch, Glendale, AZ Sat Mar 06 2010, 3:16 PM - 6:16 PM EST Att: 8,903 - Sunny - 89 F					
27 Matt Kemp, R (1,8) 62 Trayvon Robinson, S (6,8) OBP: 0.600, SLG: 0.600 OBP: 0.750, SLG: 0.500	F8		99 2B		F7		76 BB 33 1B	FC5-4		3	1	1	1	0	0	1						
16 Andre Ethier, L (1,9) 66 Brian Barton, R (6,9)	G4-3		99 2B		K		K			2	0	0	0	1	1	1						
99 Manny Ramirez, R (1,10) 33 Blake DeWitt, L (6,PR) OBP: 0.833, SLG: 1.000 OBP: 0.800, SLG: 0.667		7 1B					76 BB			2	1	2	1	1	0	0						
7 James Loney, L (1,3) 76 John Lindsey, R (6,3) 63 Argenis Reyes, S (7,PR) (8,5)		23 1B								1	1	1	0	1	0	0						
23 Casey Blake, R (1,5) 72 Russell Mitchell, R (6,5) (8,3)		23 1B								3	0	1	0	0	0	4						
3 Ronnie Belliard, R (1,4) 14 Jamey Carroll, R (6,PR) (7,4) (9,6)		23 1B								0	0	0	0	1	0	0						
75 Xavier Paul, L (1,7) 29 Michael Restovich, R (6,PR) (7,7)		75 G6-3								2	0	1	1	0	0	2						
12 Brad Ausmus, R (1,2) 71 Lucas May, R (7,2) OBP: 1.000, SLG: 1.000		75 G6-3								3	0	0	0	0	1	3						
Inning Stats	R: 0 E: 0 K: 0 S: 3	H: 2 LOB: 1 BB: 1 P: 8	R: 1 E: 0 K: 0 S: 4	H: 2 LOB: 1 BB: 1 P: 8	R: 2 E: 0 K: 0 S: 5	H: 2 LOB: 2 BB: 2 P: 13	R: 0 E: 0 K: 2 S: 7	H: 0 LOB: 0 BB: 0 P: 7	R: 0 E: 0 K: 1 S: 6	H: 1 LOB: 2 BB: 1 P: 10	R: 0 E: 0 K: 0 S: 3	H: 1 LOB: 3 BB: 2 P: 18	R: 0 E: 0 K: 0 S: 4	H: 1 LOB: 2 BB: 1 P: 8	R: 1 E: 0 K: 0 S: 3	H: 0 LOB: 0 BB: 1 P: 8	1B: 6 2B: 2 3B: 0 HR: 0	SF: 0 SAC: 0 DP: 2 HBP: 0	WP: 1 PB: 0 SB: 0 CS: 0	PA: 42		
PITCHER	IP WLS BF H R ER SO BB IBB HBP BLK WP HR S P ERA WHIP	IP WLS BF H R ER SO BB IBB HBP BLK WP HR S P ERA WHIP	IP WLS BF H R ER SO BB IBB HBP BLK WP HR S P ERA WHIP	IP WLS BF H R ER SO BB IBB HBP BLK WP HR S P ERA WHIP	IP WLS BF H R ER SO BB IBB HBP BLK WP HR S P ERA WHIP	IP WLS BF H R ER SO BB IBB HBP BLK WP HR S P ERA WHIP	IP WLS BF H R ER SO BB IBB HBP BLK WP HR S P ERA WHIP	IP WLS BF H R ER SO BB IBB HBP BLK WP HR S P ERA WHIP	IP WLS BF H R ER SO BB IBB HBP BLK WP HR S P ERA WHIP	IP WLS BF H R ER SO BB IBB HBP BLK WP HR S P ERA WHIP	IP WLS BF H R ER SO BB IBB HBP BLK WP HR S P ERA WHIP	IP WLS BF H R ER SO BB IBB HBP BLK WP HR S P ERA WHIP	IP WLS BF H R ER SO BB IBB HBP BLK WP HR S P ERA WHIP	IP WLS BF H R ER SO BB IBB HBP BLK WP HR S P ERA WHIP	IP WLS BF H R ER SO BB IBB HBP BLK WP HR S P ERA WHIP	IP WLS BF H R ER SO BB IBB HBP BLK WP HR S P ERA WHIP	IP WLS BF H R ER SO BB IBB HBP BLK WP HR S P ERA WHIP	IP WLS BF H R ER SO BB IBB HBP BLK WP HR S P ERA WHIP	IP WLS BF H R ER SO BB IBB HBP BLK WP HR S P ERA WHIP	IP WLS BF H R ER SO BB IBB HBP BLK WP HR S P ERA WHIP	IP WLS BF H R ER SO BB IBB HBP BLK WP HR S P ERA WHIP	IP WLS BF H R ER SO BB IBB HBP BLK WP HR S P ERA WHIP

AB	33
R	4
H	8
RBI	3
BB	9
SO	6
LOB	24



Batter	1	2	3	4	5	6	7	8	9	AB R H RBI BB SO LOB	TOP																								
												Los Angeles Dodgers @ Chicago Cubs Hohokam Park, Mesa, AZ Sun Mar 07 2010, 3:05 PM EST livebaseballscorecards.com																							
Inning Stats											AB 0 R 0 H 0 RBI 0 BB 0 SO 0 LOB 0																								
PITCHER	IP	WLS	BF	H	R	ER	SO	BB	IBB	HBP	BLK	WP	HR	S	P	ERA	WHIP	PITCHER	IP	WLS	BF	H	R	ER	SO	BB	IBB	HBP	BLK	WP	HR	S	P	ERA	WHIP

Los Angeles Dodgers @ Chicago Cubs
 Hohokam Park, Mesa, AZ
 Sun Mar 07 2010, 3:05 PM EST

AB 0
 R 0
 H 0
 RBI 0
 BB 0
 SO 0
 LOB 0



1B: 0 SF: 0 WP: 0 PA: 0
 2B: 0 SAC: 0 FB: 0
 3B: 0 DP: 0 SB: 0
 HR: 0 HBP: 0 CS: 0

Batter	1	2	3	4	5	6	7	8	9	AB R H RBI BB SO LOB	BOTTOM																								
												Los Angeles Dodgers @ Chicago Cubs Hohokam Park, Mesa, AZ Sun Mar 07 2010, 3:05 PM EST livebaseballscorecards.com																							
Inning Stats											AB 0 R 0 H 0 RBI 0 BB 0 SO 0 LOB 0																								
PITCHER	IP	WLS	BF	H	R	ER	SO	BB	IBB	HBP	BLK	WP	HR	S	P	ERA	WHIP	PITCHER	IP	WLS	BF	H	R	ER	SO	BB	IBB	HBP	BLK	WP	HR	S	P	ERA	WHIP

Los Angeles Dodgers @ Chicago Cubs
 Hohokam Park, Mesa, AZ
 Sun Mar 07 2010, 3:05 PM EST

AB 0
 R 0
 H 0
 RBI 0
 BB 0
 SO 0
 LOB 0



1B: 0 SF: 0 WP: 0 PA: 0
 2B: 0 SAC: 0 FB: 0
 3B: 0 DP: 0 SB: 0
 HR: 0 HBP: 0 CS: 0

Batter	1	2	3	4	5	6	7	8	9	10	AB	R	H	RBI	BB	SO	LOB	TOP								
15 Rafael Furcal, S (1, 6) OBP: 0.500, SLG: 0.333	F8	G4-3			G4-3	FC6-4												3 0 0 0 0 0 3 2 0 1 0 0 0 2								
27 Matt Kemp, R (1, 8) OBP: 0.444, SLG: 0.875																		3 1 1 1 0 1 0 2 0 0 0 0 1 1								
17 Jason Repko, R (5, 8)	HR																									
16 Andre Ethier, L (1, 9) OBP: 0.222, SLG: 0.125	G4-3																	3 0 1 0 0 0 0 2 0 0 0 0 1 0								
61 Prentice Redman, R (PR) (5, 9)																										
99 Manny Ramirez, R (1, 10) OBP: 0.607, SLG: 0.714	F9																	2 0 0 0 0 0 1 2 0 1 0 0 0 0								
3 Ronnie Belliard, R (7, PH) OBP: 0.400, SLG: 0.250																										
7 James Loney, L (1, 3) OBP: 0.222, SLG: 0.143																		3 0 0 0 0 1 1 2 0 1 0 0 0 0								
72 Russell Mitchell, R (6, 3)																										
23 Casey Blake, R (1, 5) OBP: 0.600, SLG: 0.500																		1 0 1 0 0 0 0 4 1 2 0 0 0 0								
30 Angel Berroa, R (3, 5) OBP: 0.600, SLG: 0.600																										
33 Blake DeWitt, L (1, 4) OBP: 0.889, SLG: 1.000																		2 0 2 0 2 0 0 1 0 0 0 0 0 2								
60 Chin-Lung Hu, R (8, PR) OBP: 0.200, SLG: 0.200																										
5 Reed Johnson, R (1, 7) OBP: 0.400, SLG: 0.400																		3 0 1 1 0 0 3 1 0 0 0 0 0 0								
75 Xavier Paul, L (6, PR) OBP: 0.143, SLG: 0.167																										
9 A.J. Ellis, R (1, 2)																		2 0 0 0 1 0 3 1 0 0 0 0 0 0								
71 Lucas May, R (7, 2)																										
Inning Stats	R: 1 E: 0 K: 0 S: 5	H: 1 LOB: 0 BB: 0 P: 8	R: 0 E: 0 K: 0 S: 5	H: 2 LOB: 3 BB: 1 P: 9	R: 0 E: 0 K: 1 S: 5	H: 0 LOB: 1 BB: 0 P: 6	R: 0 E: 0 K: 0 S: 3	H: 0 LOB: 1 BB: 1 P: 7	R: 0 E: 0 K: 1 S: 6	H: 1 LOB: 1 BB: 0 P: 6	R: 1 E: 0 K: 0 S: 6	H: 3 LOB: 2 BB: 0 P: 6	R: 0 E: 0 K: 2 S: 7	H: 0 LOB: 0 BB: 0 P: 7	R: 0 E: 0 K: 0 S: 3	H: 0 LOB: 1 BB: 1 P: 7	R: 0 E: 0 K: 0 S: 5	H: 1 LOB: 1 BB: 0 P: 4	R: 0 E: 0 K: 0 S: 5	H: 3 LOB: 2 BB: 0 P: 5	1B: 9 2B: 1 3B: 0 HR: 1	SF: 0 SAC: 0 DP: 0 HBP: 1	WP: 0 PB: 0 SB: 0 CS: 1	PA: 44		
PITCHER	IP	WLS	BF	H	R	ER	SO	BB	IBB	HBP	BLK	WP	HR	S	P	ERA	WHIP									
75 Barry Zito, L ERA: 3.86	3.0		14	3	1	1	1	1	0	0	0	0	0	15	23	3.00	1.333									
37 Todd Wellemeyer, R ERA: 3.6	3.0		14	4	1	1	1	1	0	0	0	0	0	15	19	3.00	1.667									
59 Guillermo Mota, R ERA:	1.0		3	0	0	0	2	0	0	0	0	0	0	7	7	0.00	0.000									
67 Henry Sosa, R ERA:	1.0		3	0	0	0	0	1	0	0	0	0	0	3	7	0.00	1.000									
70 Felix Romero, R ERA:	1.0		4	1	0	0	0	0	0	0	0	0	0	4	4	0.00	1.000									
PITCHER	IP	WLS	BF	H	R	ER	SO	BB	IBB	HBP	BLK	WP	HR	S	P	ERA	WHIP									
53 Denny Bautista, R ERA: 6.0	1.0		5	3	0	0	0	0	0	0	0	0	0	0	5	5	0.00	3.000								

Los Angeles Dodgers @ San Francisco Giants
 Scottsdale Stadium, Scottsdale, AZ
 Mon Mar 08 2010, 3:13 PM - 6:03 PM EST
 Att. 8,301 - Cloudy - 57 F

AB 39
 R 2
 H 11
 RBI 2
 BB 3
 SO 4
 LOB 16



Batter	1	2	3	4	5	6	7	8	9	10	AB	R	H	RBI	BB	SO	LOB	BOTTOM							
33 Aaron Rowand, R (1, 8) OBP: 0.583, SLG: 0.500																		2 1 1 0 1 1 2 1 0 0 0 0 0 0							
56 Andres Torres, S (5, 8)																									
16 Edgar Renteria, R (1, 6) OBP: 0.222, SLG: 0.222																		3 0 1 0 0 0 2 2 0 0 0 0 1 2							
79 Brandon Crawford, L (5, 6) OBP: 0.250, SLG: 0.825																									
48 Pablo Sandoval, S (1, 5) OBP: 0.333, SLG: 0.500																		3 0 1 1 0 0 0 2 0 1 1 0 0 0							
29 Ryan Rohlinger, R (6, 5) OBP: 0.273, SLG: 0.111																									
1 Bengie Molina, R (1, 2)																		2 0 0 0 1 0 2 1 0 1 0 0 0 0 0 0 0 0 0 0 0 0 0 0 0 0 0 0							
22 Eli Whiteside, R (6, 2) OBP: 0.500, SLG: 0.833																									
47 Darren Ford, R (8, PR) OBP: 0.250, SLG: 0.250																									
35 Brett Pill, R (9, 3)																									
14 Fred Lewis, L (1, 10) OBP: 0.167, SLG: 0.333																		4 0 0 0 0 1 4							
5 Juan Uribe, R (1, 4) OBP: 0.333, SLG: 0.778																		3 0 1 0 0 0 0 1 0 0 0 0 0 0							
28 Buster Posey, R (7, 3) OBP: 0.143, SLG: 0.143																									
20 John Bowker, L (1, 7) OBP: 0.438, SLG: 0.692																		2 1 1 0 1 1 0 1 0 0 0 0 1 0							
83 Thomas Neal, R (7, 7)																									
9 Kevin Frandsen, R (1, 3) OBP: 0.400, SLG: 0.500																		2 0 0 0 0 0 1 1 0 0 0 0 0 0							
34 Matt Downs, R (7, 4) OBP: 0.545, SLG: 0.556																									
8 Eugenio Velez, S (1, 9) OBP: 0.545, SLG: 0.444																		3 0 1 1 0 1 2 1 0 1 0 0 0 0 0 1 0 0 0 0 0							
82 Roger Kieschnick, L (8, 9) OBP: 0.667, SLG: 0.500																									
62 Francisco Peguero, R (10, PR) ERA:																									
Inning Stats	R: 1 E: 0 K: 0 S: 4	H: 2 LOB: 1 BB: 1 P: 8	R: 0 E: 0 K: 1 S: 6	H: 1 LOB: 2 BB: 1 P: 10	R: 0 E: 0 K: 1 S: 5	H: 0 LOB: 1 BB: 1 P: 9	R: 0 E: 0 K: 0 S: 6	H: 3 LOB: 2 BB: 0 P: 6	R: 0 E: 0 K: 0 S: 3	H: 0 LOB: 0 BB: 0 P: 5	R: 0 E: 0 K: 1 S: 5	H: 0 LOB: 0 BB: 0 P: 5	R: 0 E: 0 K: 0 S: 4	H: 1 LOB: 1 BB: 0 P: 4	R: 0 E: 0 K: 1 S: 5	H: 0 LOB: 0 BB: 0 P: 5	R: 0 E: 0 K: 1 S: 6	H: 2 LOB: 1 BB: 0 P: 6	1B: 7 2B: 1 3B: 1 HR: 0	SF: 0 SAC: 2 DP: 1 HBP: 0	WP: 0 PB: 0 SB: 0 CS: 1	PA: 39			
PITCHER	IP	WLS	BF	H	R	ER	SO	BB	IBB	HBP	BLK	WP	HR	S	P	ERA	WHIP								
58 Chad Billingsley, R ERA: 4.5	2.0		10	3	1	1	1	2	0	0	0	0	0	11	15	4.50	2.500								
22 Clayton Kershaw, L ERA: 4.5	2.0		6	0	0	0	1	0	0	0	0	0	0	8	8	0.00	0.000								
83 Josh Towers, R ERA:	2.0		6	1	0	0	1	0	0	0	0	0	0	9	9	0.00	0.500								
37 Carlos Monasterios, R ERA:	2.0		6	1	0	0	1	0	0	0	0	0	0	8	8	0.00	0.000								
73 Jon Link, R ERA:	1.0		3	0	0	0	1	0	0	0	0	0	0	5	5	0.00	0.000								
PITCHER	IP	WLS	BF	H	R	ER	SO	BB	IBB	HBP	BLK	WP	HR	S	P	ERA	WHIP								
79 Francisco Felix, R ERA: 27.0	0.2		4	2	1	1	1	0	0	0	0	0	0	6	6	13.50	3.000								

Los Angeles Dodgers @ San Francisco Giants
 Scottsdale Stadium, Scottsdale, AZ
 Mon Mar 08 2010, 3:13 PM - 6:03 PM EST
 Att. 8,301 - Cloudy - 57 F

AB 34
 R 3
 H 9
 RBI 3
 BB 3
 SO 6
 LOB 15



Batter	1	2	3	4	5	6	7	8	9	AB	R	H	RBI	BB	SO	LOB	TOP																
3 Tony Abreu, S (1,6) 60 Mark Hallberg, R (7,4)										4	2	3	1	0	0	0	Arizona Diamondbacks @ Los Angeles Dodgers Camelback Ranch, Glendale, AZ Wed Mar 10, 2010, 3:26 PM - 6:13 PM EST Att: 5,696 - Sunny - 56 F																
18 Gerardo Parra, L (1,8) 15 Jake Wald, R (7,6)										3	0	0	0	1	1	1																	
34 Conor Jackson, R (1,7) 71 Evan Frey, L (6,7)										2	0	2	1	1	0	0																	
27 Mark Reynolds, R (1,5) 14 Ryan Roberts, R (6,5)										3	0	1	0	0	1	4																	
26 Miguel Montero, L (1,2) 37 Carlos Corporán, S (6,2)										3	0	0	0	0	1	4																	
19 Chris Snyder, R (1,10) 77 Sean Coughlin, L (6, PR) (6,10)										2	0	0	0	1	1	2																	
12 Drew Macias, L (1,9) 29 Brandon Allen, L (7,3)										3	0	0	0	0	2	1																	
4 Rusty Ryal, R (1,3) 78 Collin Cowgill, R (7,9)										3	0	0	0	0	1	1																	
11 Augie Ojeda, S (1,4) 31 AJ Pollock, R (7,8)										3	0	0	0	0	0	0																	
Inning Stats	R: 1 E: 0 K: 3 S: 11	H: 2 LOB: 2 BB: 1 P: 15	R: 0 E: 0 K: 1 S: 5	H: 0 LOB: 0 BB: 0 P: 5	R: 0 E: 0 K: 0 S: 5	H: 2 LOB: 0 BB: 0 P: 5	R: 0 E: 0 K: 0 S: 3	H: 0 LOB: 0 BB: 0 P: 3	R: 0 E: 0 K: 1 S: 6	H: 1 LOB: 2 BB: 1 P: 10	R: 0 E: 0 K: 2 S: 7	H: 0 LOB: 1 BB: 1 P: 11	R: 1 E: 0 K: 0 S: 4	H: 1 LOB: 0 BB: 0 P: 4	R: 1 E: 0 K: 0 S: 4	H: 1 LOB: 1 BB: 1 P: 8		R: 1 E: 0 K: 1 S: 7	H: 1 LOB: 0 BB: 0 P: 7	1B: 3 2B: 3 HR: 1	SF: 0 SAC: 0 HBP: 0	WP: 0 PB: 0 SB: 0 CS: 0	PA: 40										
PITCHER	IP WLS BF H R ER SO BB IBB HBP BLK WP HR S P ERA WHIP																																
44 Vicente Padilla, R (1,1) ERA: 1.8	3.0	14	4	1	1	4	1	0	0	0	0	0	0	21	25	3.00	1.667																
35 Ramon Ortiz, R (4,1) ERA:	3.0	12	1	0	0	3	2	0	0	0	0	0	0	16	24	0.00	1.000																
36 Jeff Weaver, R (7,1) ERA: 18.0	1.0	H	4	1	1	1	0	0	0	0	0	0	1	4	4	9.00	1.000																
38 Eric Gagne, R (8,1) ERA: 13.5	1.0	H	5	1	1	1	0	1	0	0	0	0	0	4	8	9.00	2.000																
45 Justin Miller, R (9,1) ERA: 4.5	1.0	B	5	1	1	1	1	0	0	0	0	0	0	7	7	9.00	1.000																

Batter	1	2	3	4	5	6	7	8	9	AB	R	H	RBI	BB	SO	LOB	BOTTOM																
15 Rafael Furcal, S (1,6) 87 Ivan De Jesus Jr., R (6,6)										3	0	1	0	0	0	0	Arizona Diamondbacks @ Los Angeles Dodgers Camelback Ranch, Glendale, AZ Wed Mar 10, 2010, 3:26 PM - 6:13 PM EST Att: 5,696 - Sunny - 56 F																
33 Blake DeWitt, L (1,4) 63 Argenis Reyes, S (7,4)										2	1	0	0	1	1	2																	
16 Andre Ethier, L (1,9) 98 Kyle Russell, L (5,9)										3	1	1	1	0	0	2																	
27 Matt Kemp, R (1,8) 84 Timo Perez, L (6, PR) (7,8)										3	0	1	1	0	0	2																	
28 Brian Giles, L (1,10) 91 Brandon Watson, L (6, PR) (7,10)										3	0	0	0	0	1	2																	
5 Reed Johnson, R (1,7) 95 Andrew Lambo, L (6, PR) (7,7)										2	0	1	0	1	0	0																	
13 Doug Mientkiewicz, L (1,3) 98 Jay Gibbons, L (7,3) 69 Christian Lara, S (9, PR)										3	0	1	0	0	0	3																	
21 Nick Green, R (1,5) 96 Pedro Báez, R (6, PR) (7,5)										3	0	1	1	0	0	2																	
9 A.J. Ellis, R (1,2) 82 Justin Knoedler, R (7,2)										3	0	1	0	0	0	0																	
Inning Stats	R: 0 E: 0 K: 0 S: 3	H: 0 LOB: 0 BB: 0 P: 3	R: 0 E: 0 K: 0 S: 5	H: 2 LOB: 0 BB: 0 P: 5	R: 0 E: 0 K: 1 S: 7	H: 2 LOB: 0 BB: 0 P: 7	R: 1 E: 0 K: 1 S: 6	H: 1 LOB: 0 BB: 0 P: 6	R: 0 E: 0 K: 0 S: 3	H: 0 LOB: 0 BB: 0 P: 3	R: 3 E: 0 K: 0 S: 6	H: 3 LOB: 3 BB: 2 P: 14	R: 0 E: 0 K: 1 S: 5	H: 0 LOB: 0 BB: 1 P: 9	R: 0 E: 0 K: 1 S: 5	H: 0 LOB: 0 BB: 0 P: 5		R: 0 E: 0 K: 0 S: 3	H: 1 LOB: 3 BB: 2 P: 11	1B: 7 2B: 0 3B: 1 HR: 1	SF: 0 SAC: 0 DP: 1 HBP: 0	WP: 0 PB: 0 SB: 0 CS: 1	PA: 39										
PITCHER	IP WLS BF H R ER SO BB IBB HBP BLK WP HR S P ERA WHIP																																
15 Dan Haren, R (1,1) ERA:	2.2	12	4	0	0	1	0	0	0	0	0	0	0	14	14	0.00	1.500																
46 Bob Howry, R (3,1) ERA: 8.1	1.1	B	5	1	1	1	0	0	0	0	0	1	7	7	6.75	0.750																	
50 Chad Qualls, R (5,1) ERA:	1.0	3	0	0	0	0	0	0	0	0	0	0	3	3	0.00	0.000																	
40 Zach Kroenke, L (6,1) ERA: 13.5	0.2	7	3	3	3	0	2	0	0	0	0	0	5	13	40.50	7.500																	
72 Wes Roemer, R (6,1) ERA:	1.1	4	0	0	0	1	1	0	0	0	0	0	6	10	0.00	0.750																	

Batter	1	2	3	4	5	6	7	8	9	AB	R	H	RBI	BB	SO	LOB	TOP								
6 Drew Stubbs, R OBP: 0.250, SLG: 0.308 21 Chris Dickerson, L OBP: 0.429, SLG: 0.538	L5		K		2 BB		K		7 FC5-4 1B	2	0	0	0	1	1	2	Cincinnati Reds @ Los Angeles Dodgers Camelback Ranch, Glendale, AZ Fri Mar 12 2010, 3:14 PM - 6:07 PM EST Att: 7,213 - Sunny - 64 F								
2 Orlando Cabrera, R OBP: 0.333, SLG: 0.250 7 Paul Janish, R OBP: 0.250, SLG: 0.167	F8		P6		4 G3-6-3 1B		G5-3		FC5-4 1-2	3	0	1	0	0	0	2									
19 Joey Votto, L OBP: 0.176, SLG: 0.267	G6-3		K		L4		G4-3		G5-3	5	0	0	0	0	1	5									
4 Brandon Phillips, R 3 Aaron Miles, S		K		31 HR BB	G3-6-3 1-2				E1	2	1	0	0	0	1	2									
27 Scott Rolen, R OBP: 0.214, SLG: 0.357 26 Wilkin Castillo, S OBP: 0.286, SLG: 0.286	F8		F8				G1-3		F7	3	0	0	0	0	0	1									
32 Jay Bruce, L OBP: 0.428, SLG: 0.714 17 Lavnce Nix, L OBP: 0.300, SLG: 0.333	31 S 1B		K				F7		F7	2	0	1	0	0	1	1									
31 Jonny Gomes, R OBP: 0.333, SLG: 0.890 28 Chris Heisey, R OBP: 0.308, SLG: 0.545	1B		HR				HR		BB	2	1	2	2	0	0	0									
55 Ramon Hernandez, R OBP: 0.750, SLG: 1.000 78 Devin Mesoraco, R OBP: 0.400, SLG: 0.250			70 BB BB				2B		K	1	0	1	0	2	0	0									
70 Todd Frazier, R OBP: 0.417, SLG: 0.400 77 Yonder Alonso, L OBP: 0.111, SLG: 0.222			1-2 BB				G1-3		F7	1	0	0	0	1	1	1									
										2	0	0	0	0	0	1									
Inning Stats	R: 0 E: 0 K: 0 S: 3	H: 0 LOB: 0 BB: 0 P: 3	R: 0 E: 0 K: 1 S: 6	H: 2 LOB: 2 BB: 0 P: 7	R: 0 E: 0 K: 2 S: 7	H: 0 LOB: 2 BB: 2 P: 15	R: 2 E: 0 K: 2 S: 8	H: 1 LOB: 1 BB: 2 P: 16	R: 0 E: 0 K: 0 S: 3	H: 1 LOB: 1 BB: 1 P: 7	R: 1 E: 0 K: 0 S: 7	H: 2 LOB: 1 BB: 0 P: 9	R: 0 E: 0 K: 1 S: 5	H: 0 LOB: 0 BB: 0 P: 5	R: 0 E: 1 K: 1 S: 6	H: 0 LOB: 2 BB: 1 P: 10	R: 0 E: 0 K: 0 S: 4	H: 1 LOB: 1 BB: 0 P: 4	1B: 4 2B: 1 3B: 0 HR: 2	SF: 0 SAC: 0 DP: 1 HBP: 0	WP: 0 PB: 0 SB: 1 CS: 0	PA: 39			
PITCHER	IP	WLS	BF	H	R	ER	SO	BB	IBB	HBP	BLK	WP	HR	S	P	ERA	WHIP								
22 Clayton Kershaw, L ERA: 1.8	3.0		12	2	0	0	3	2	0	0	0	0	0	16	25	0.00	1.333								
26 Luis Ayala, R ERA: 6.0	1.0	L	6	1	2	2	2	2	0	0	0	0	1	8	16	18.00	3.000								
51 Jonathan Broxton, R ERA: 4.5	1.0		4	1	0	0	0	1	0	0	0	0	0	3	7	0.00	2.000								
52 George Sherrill, L ERA: 5.4	1.0		5	2	1	1	0	0	0	0	0	0	1	7	9	9.00	2.000								
37 Carlos Monasterios, R ERA:	3.0		12	1	0	0	2	1	0	0	0	0	0	15	19	0.00	0.667								

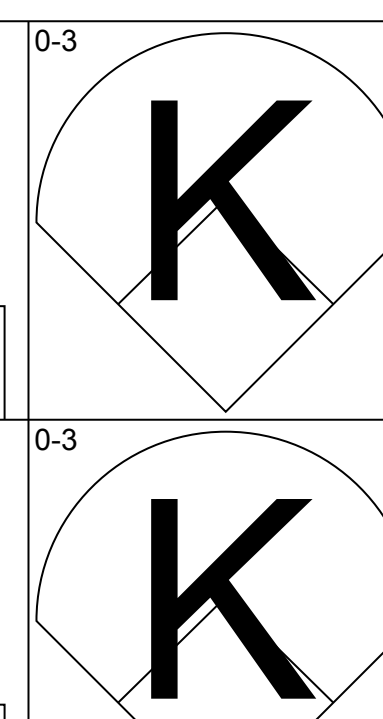
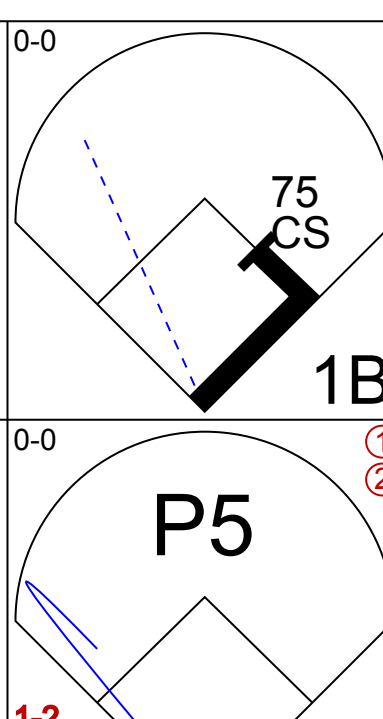
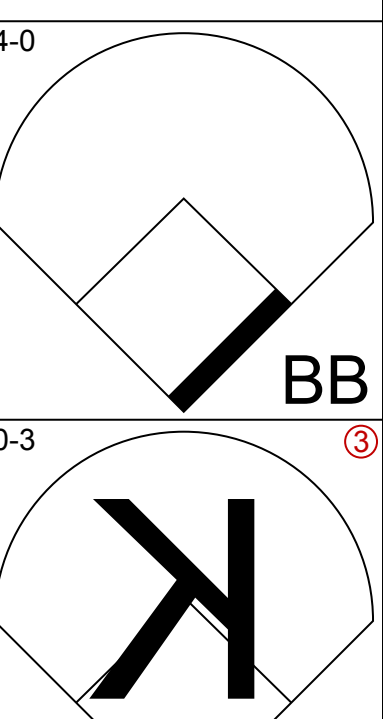
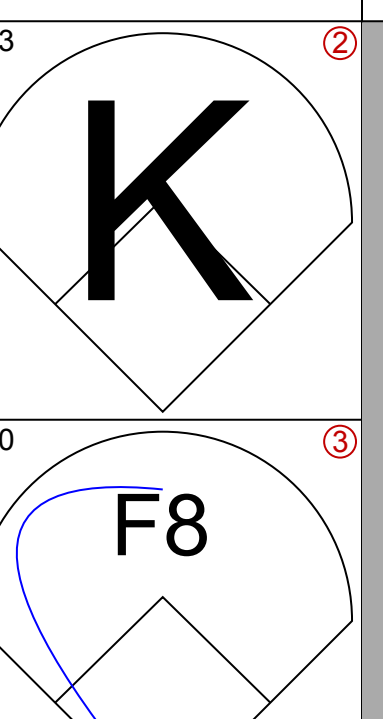
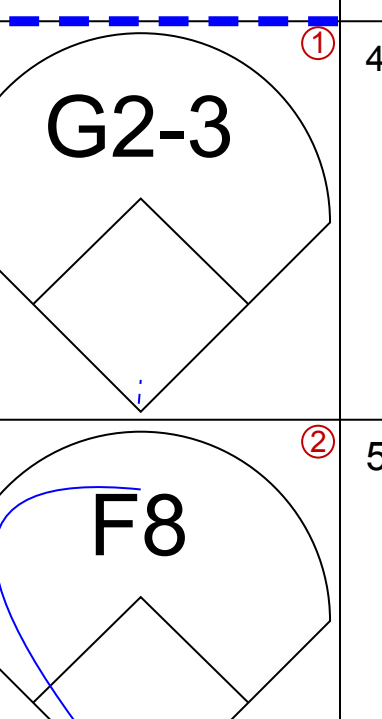
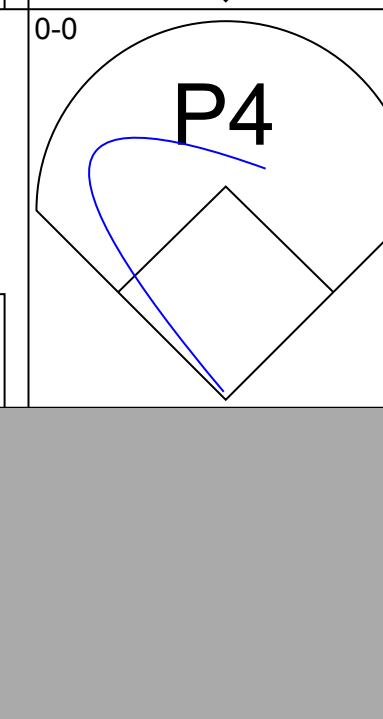
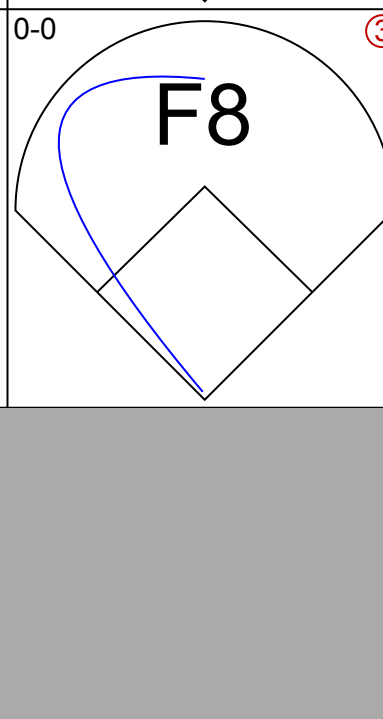


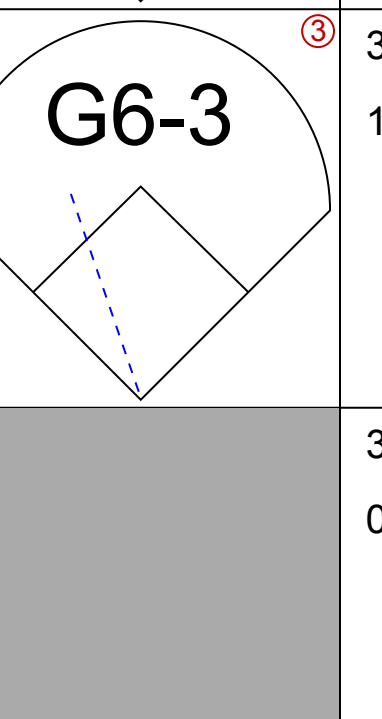




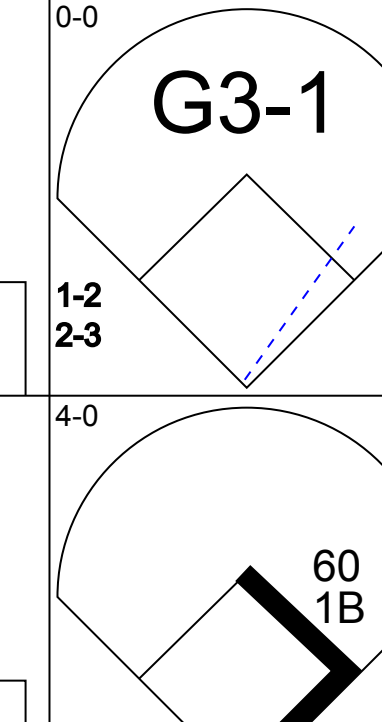

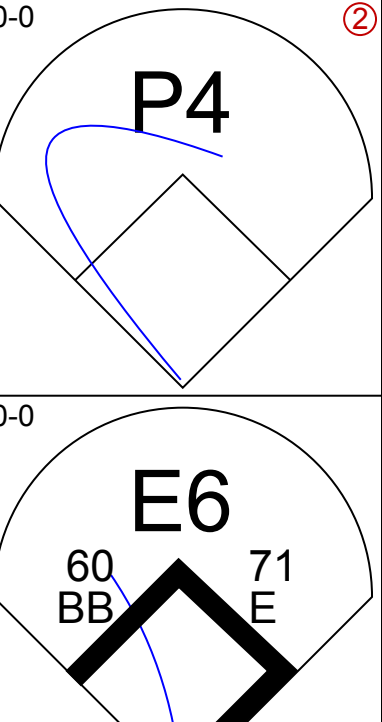
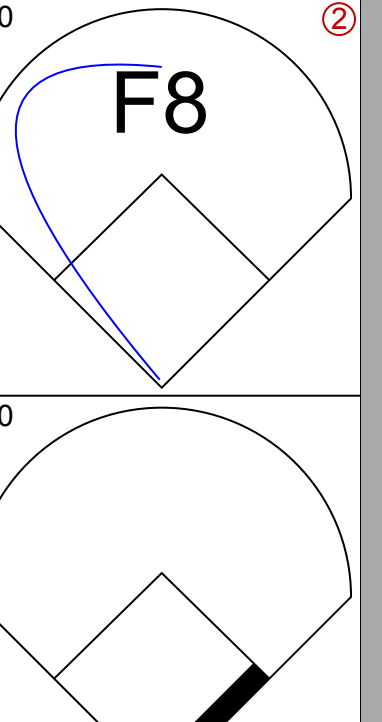
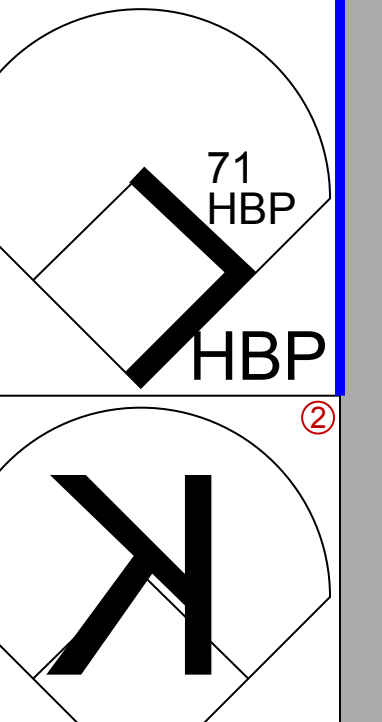
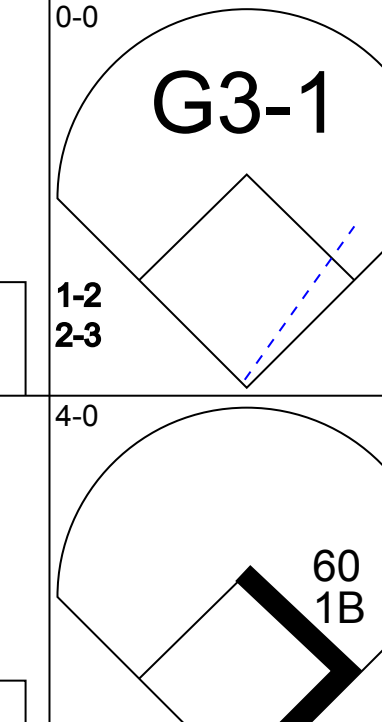
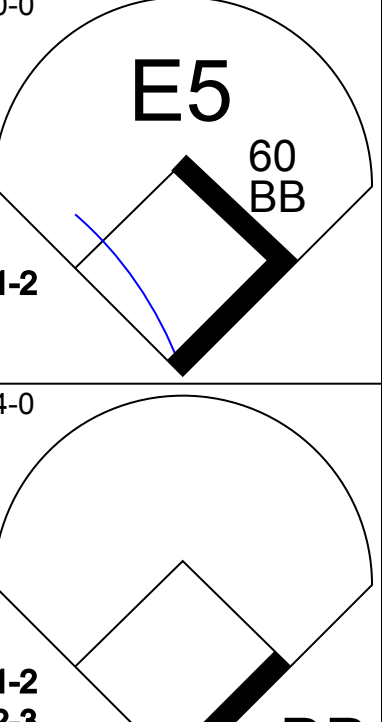
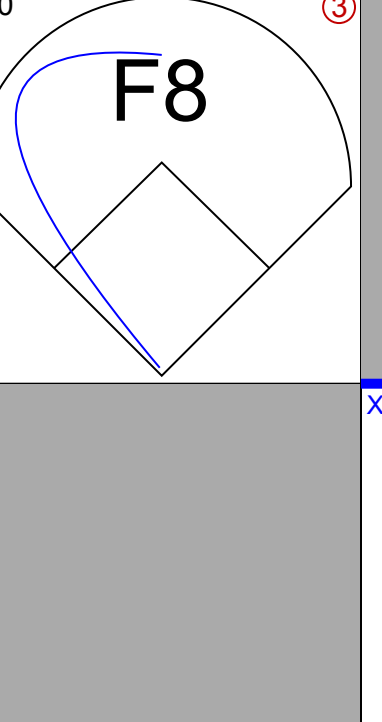
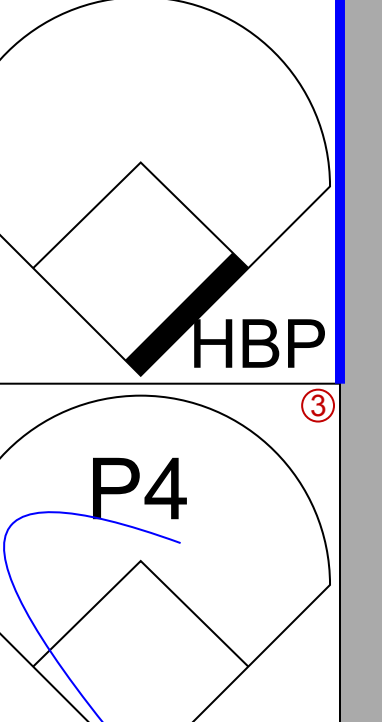
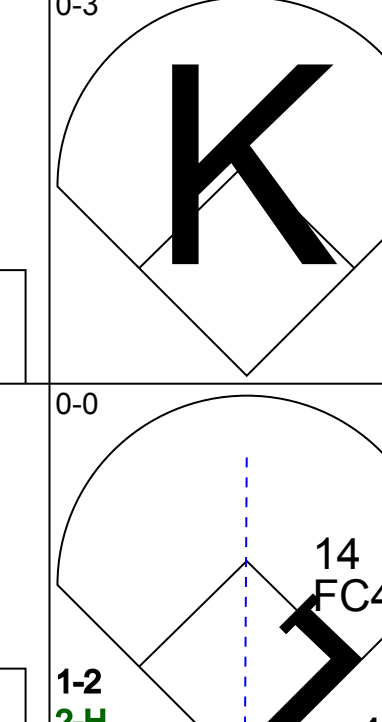
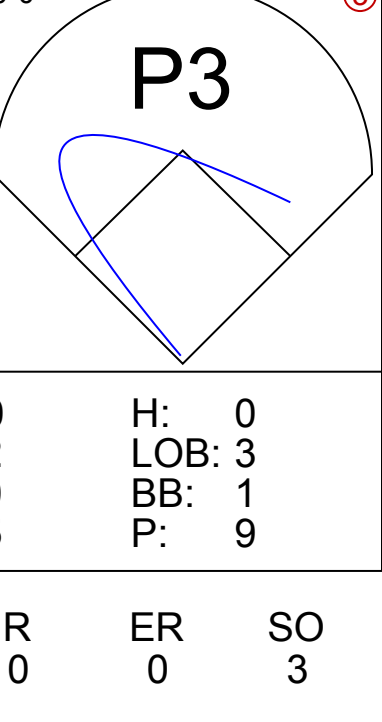
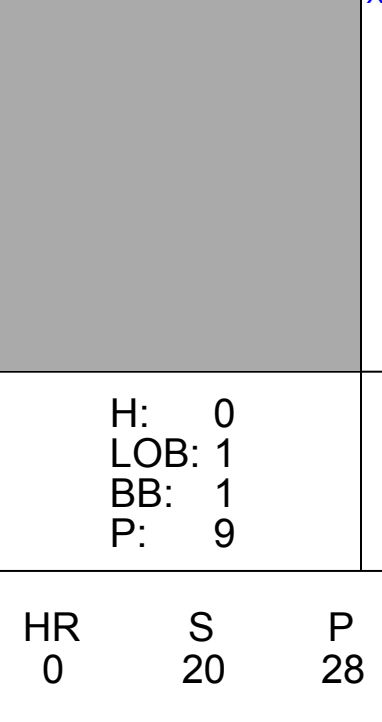
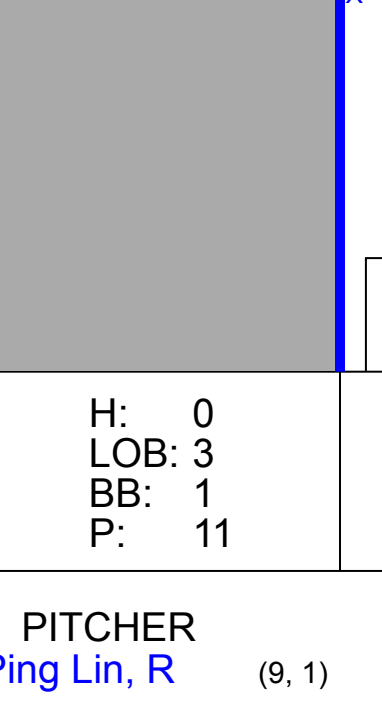
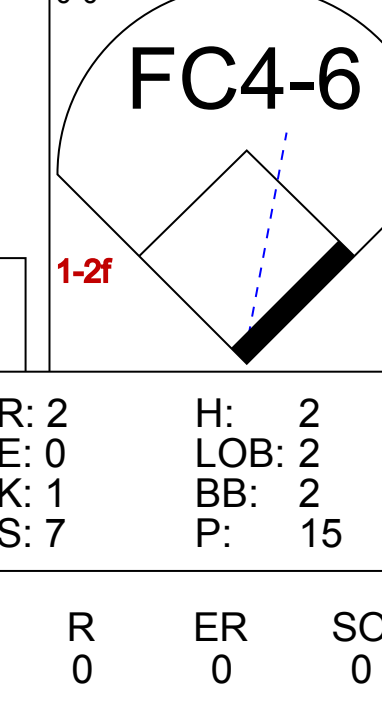
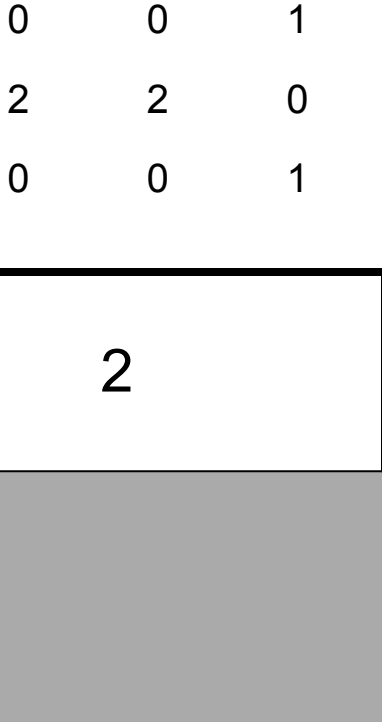
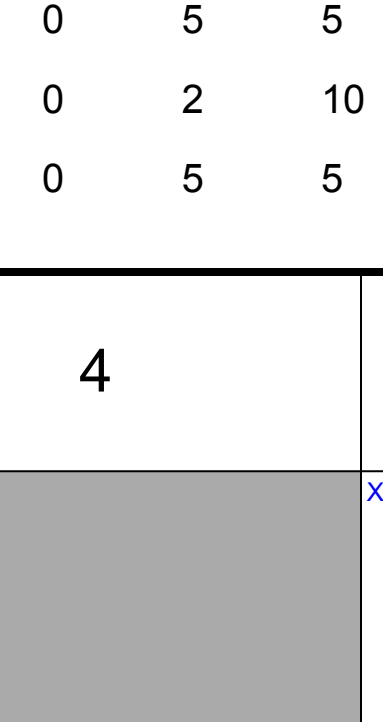
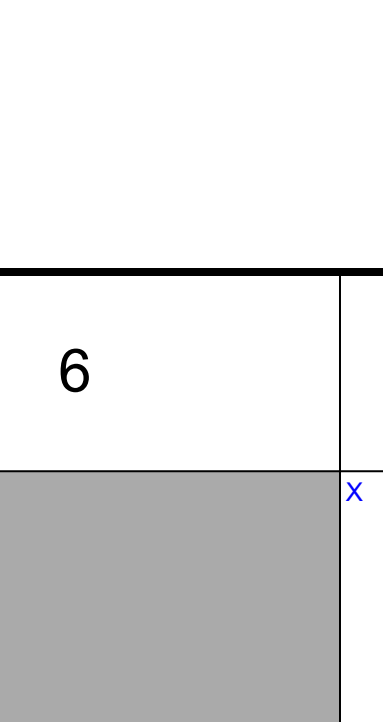
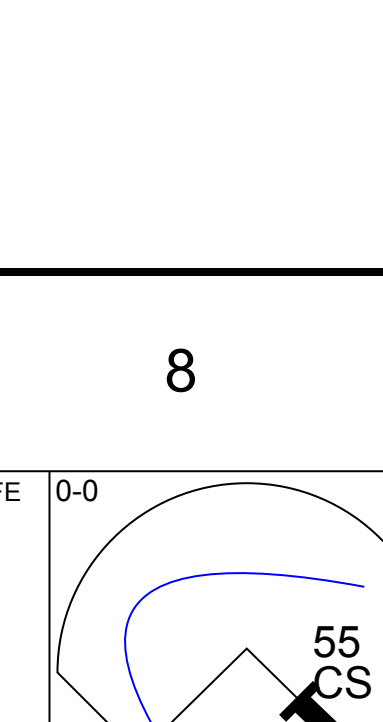

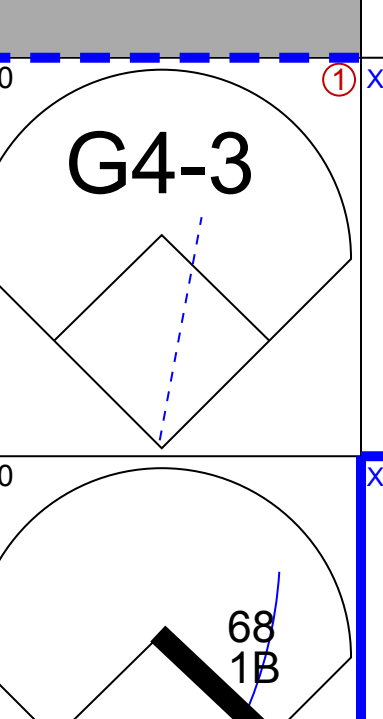
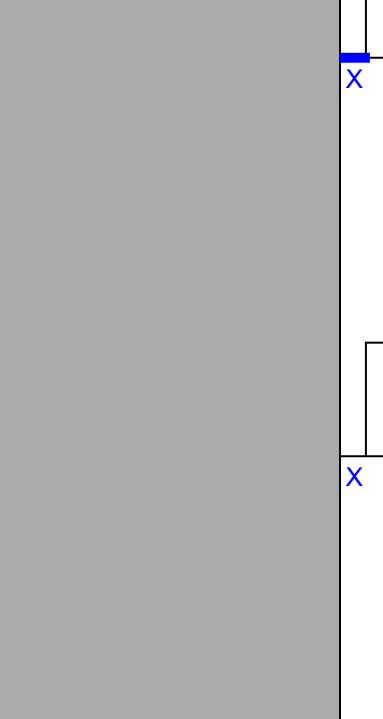
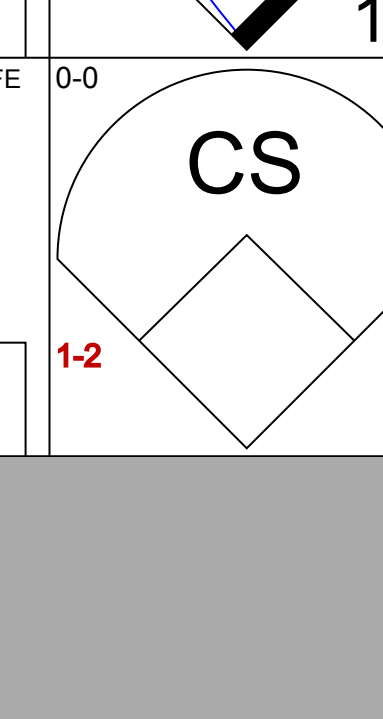

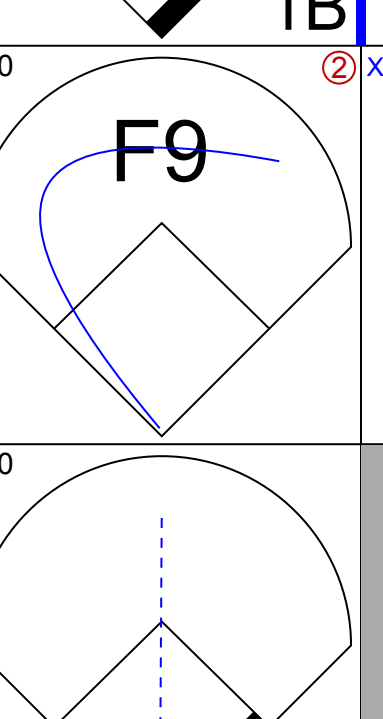
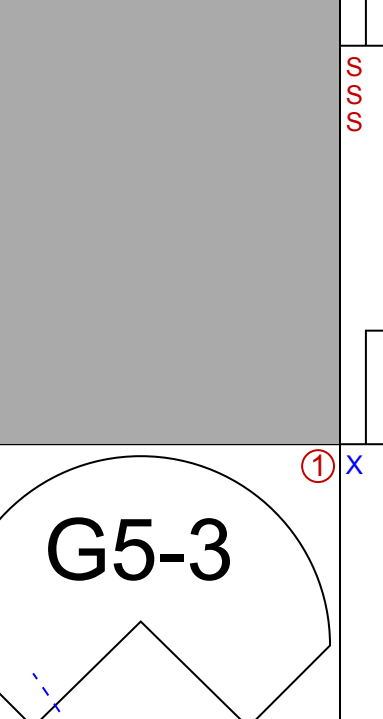

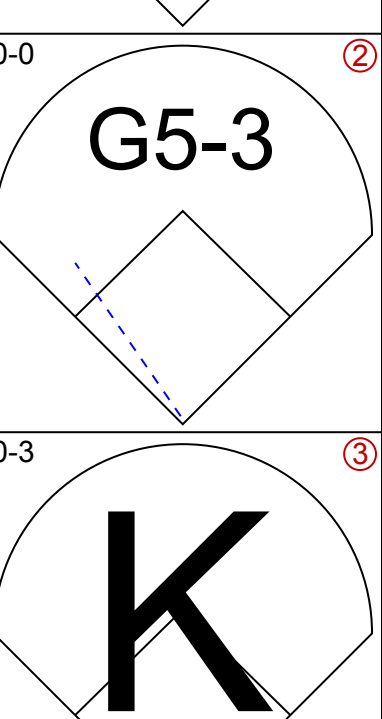
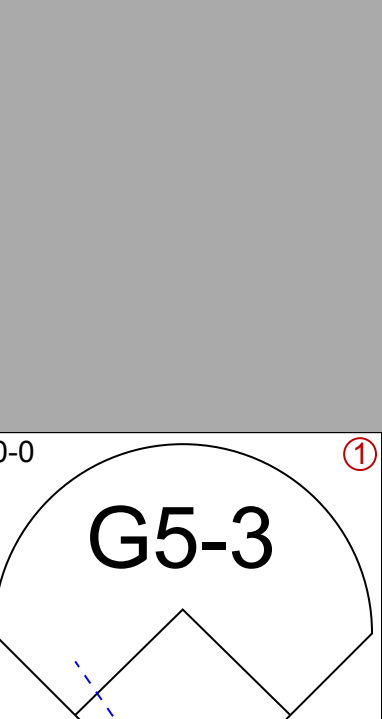
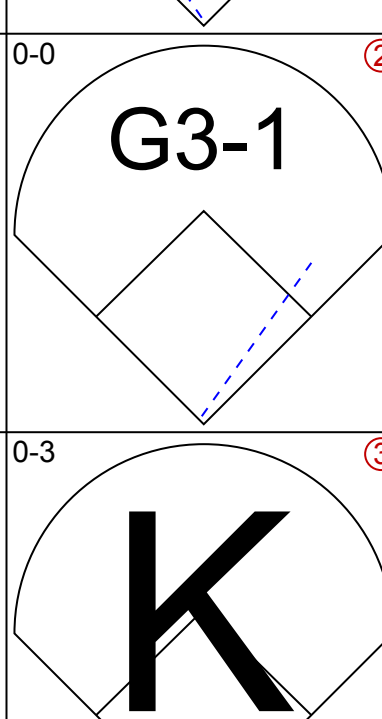


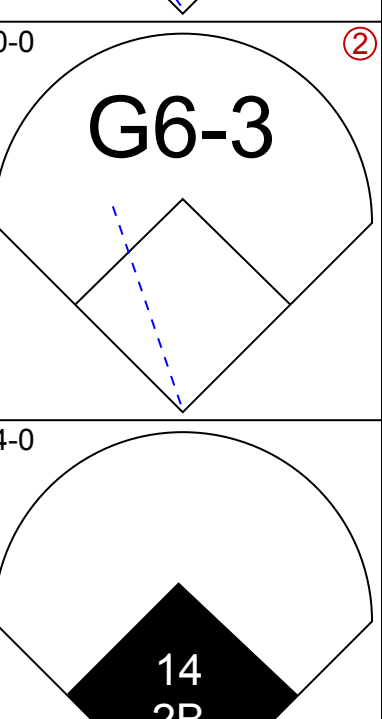
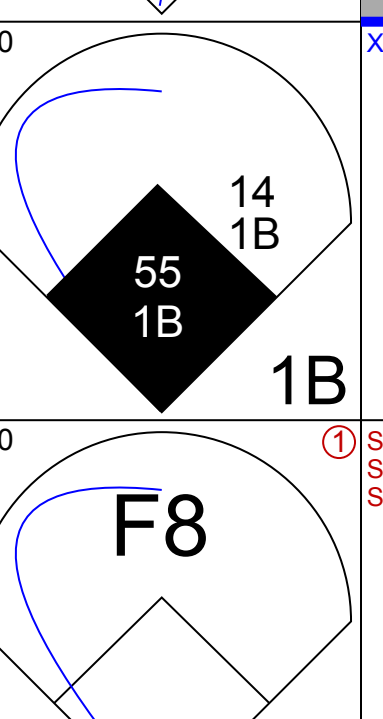
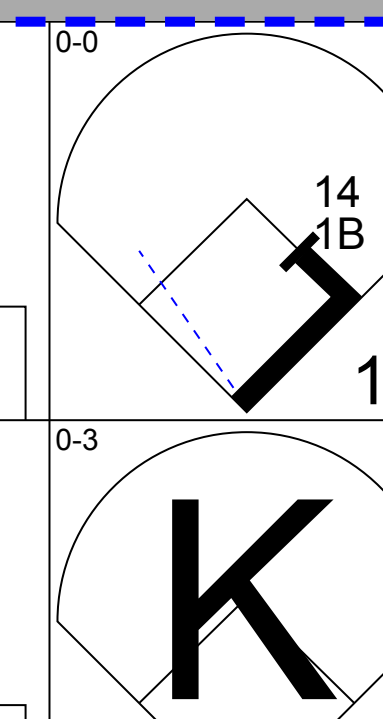
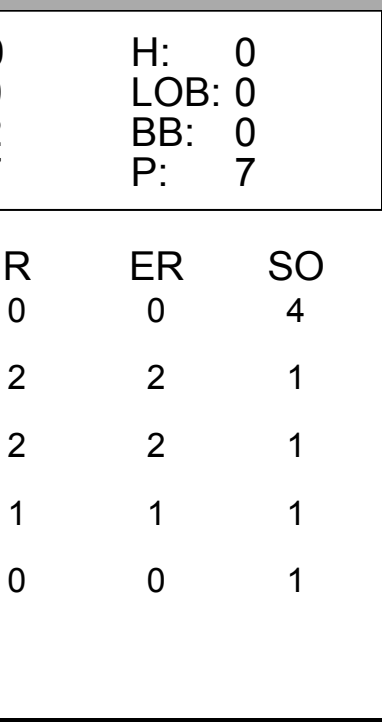
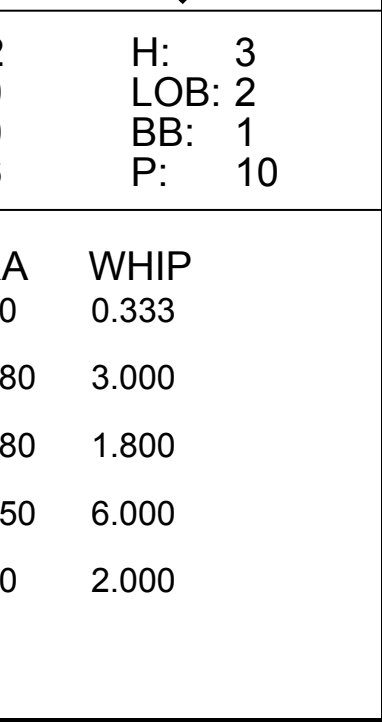
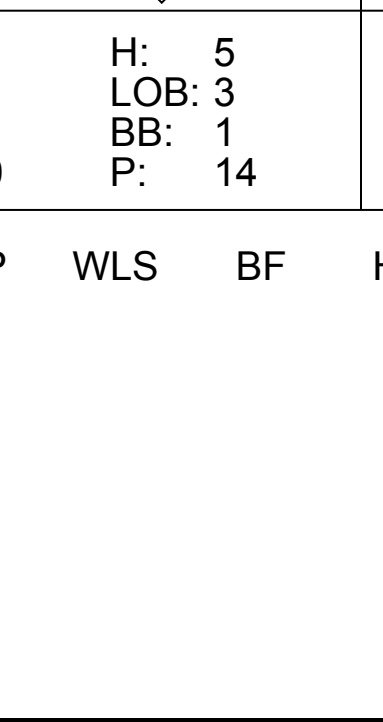
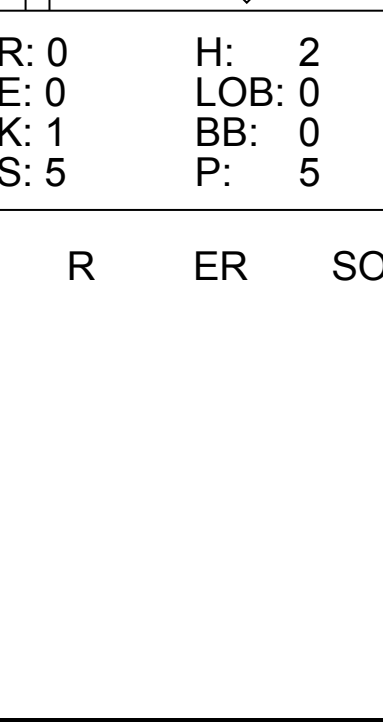
AB	33
R	3
H	7
RBI	3
BB	6
SO	7
LOB	20

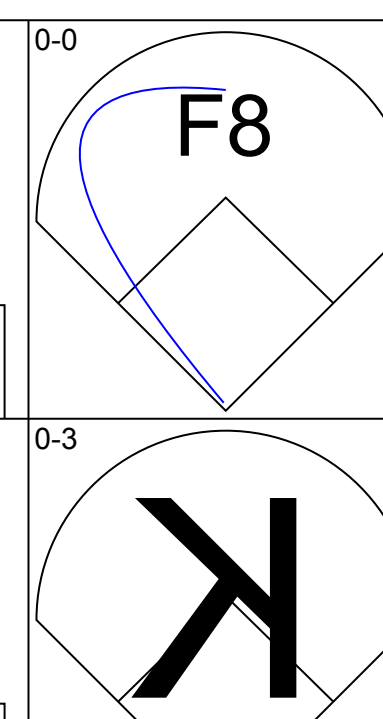
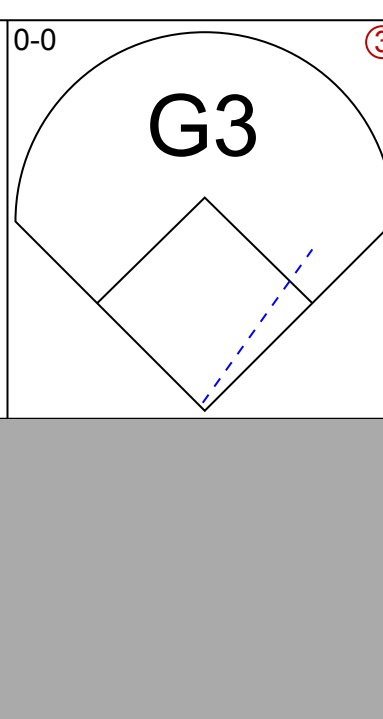
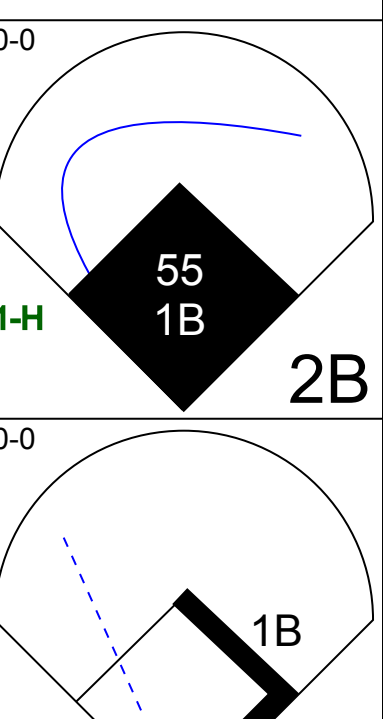
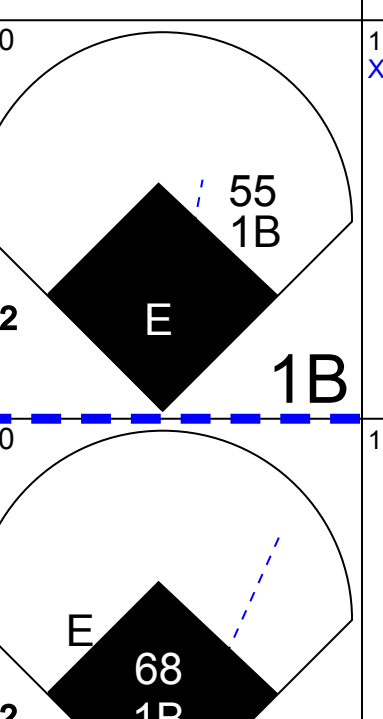
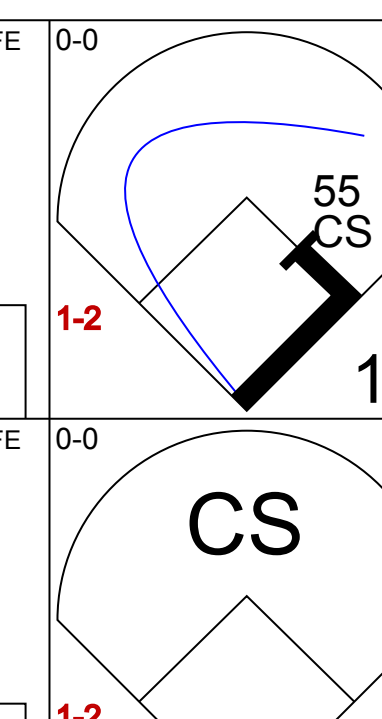
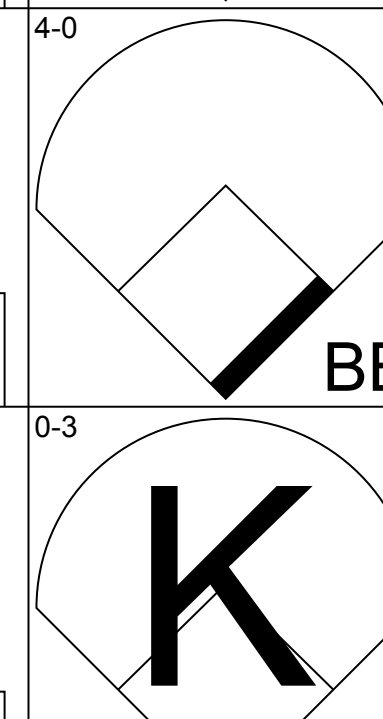
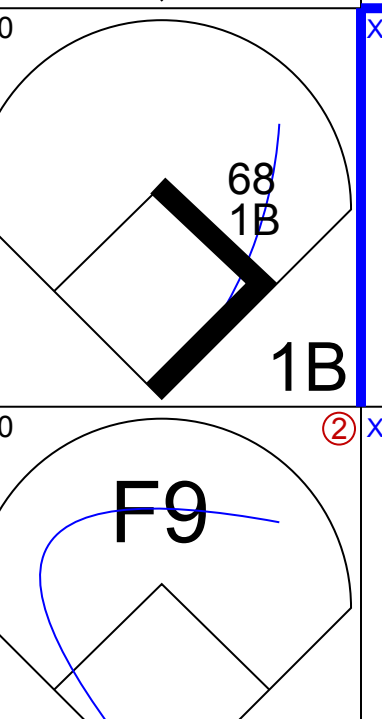
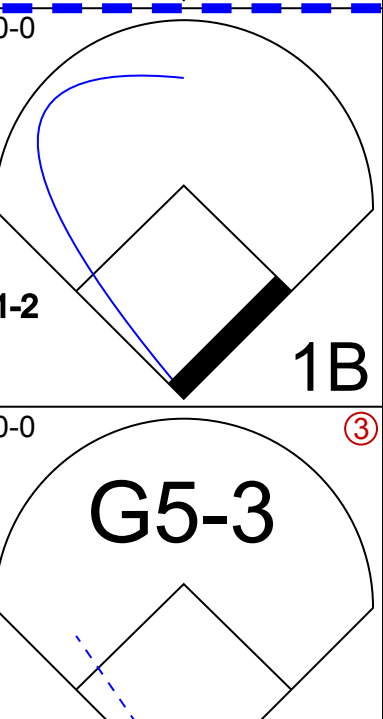
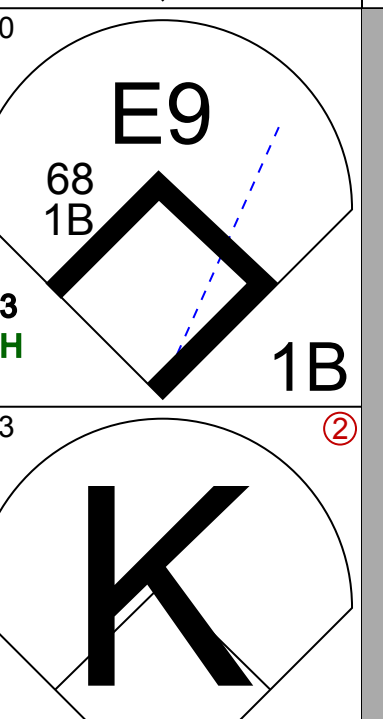

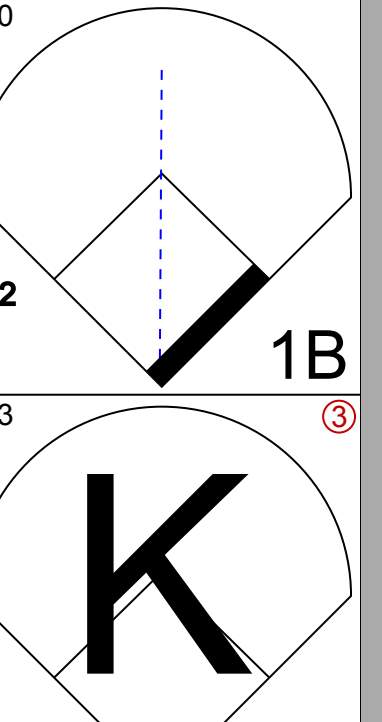

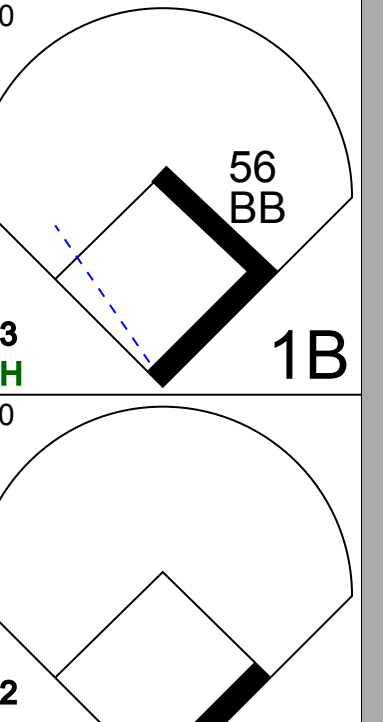

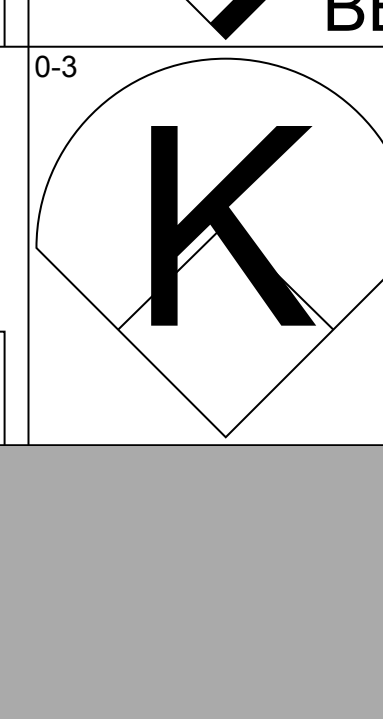
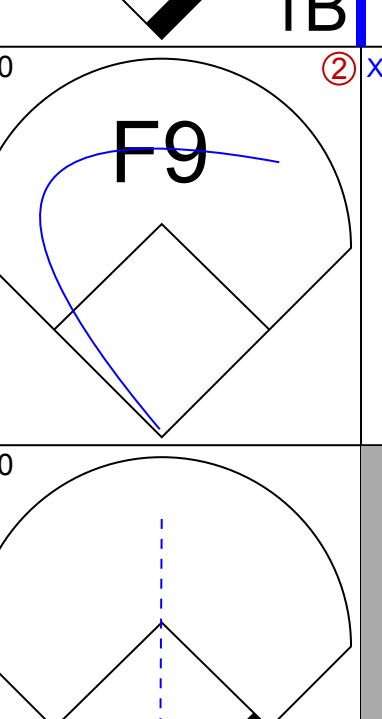
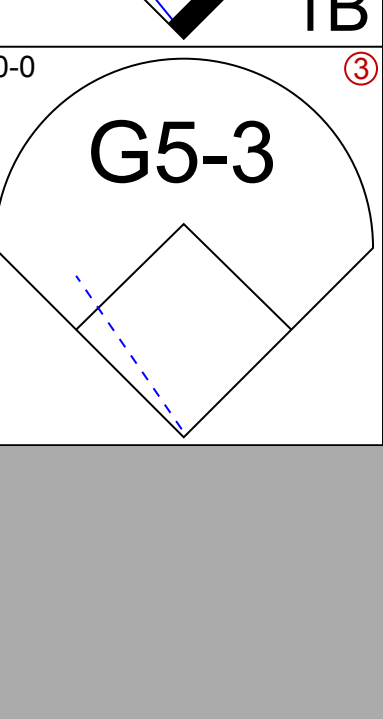
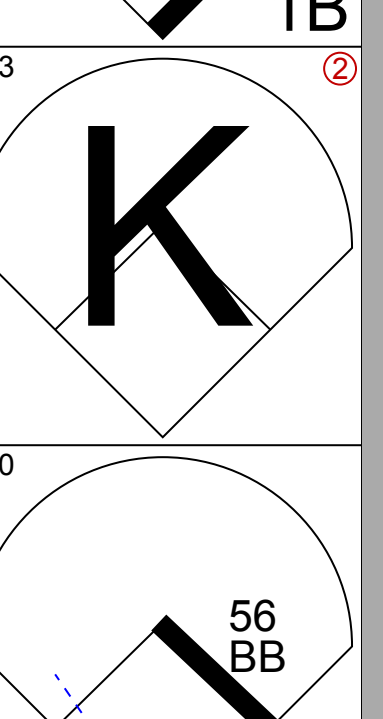
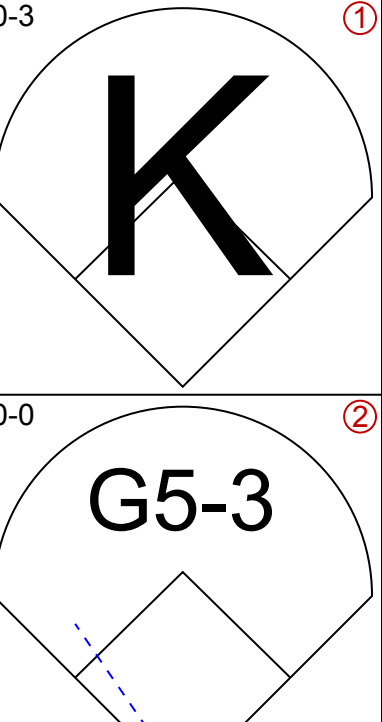
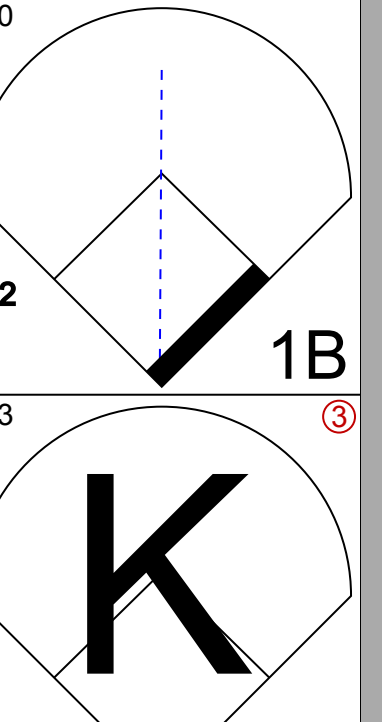
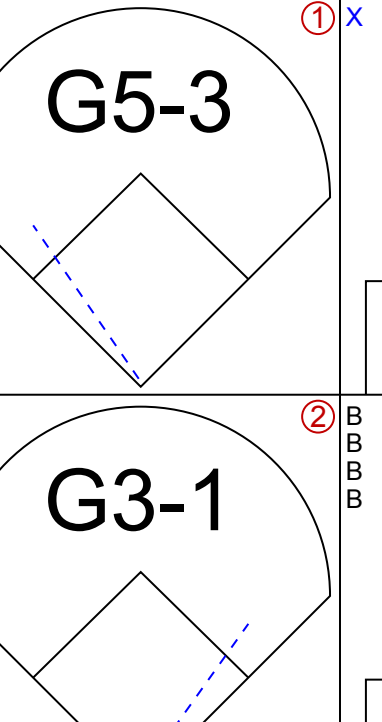
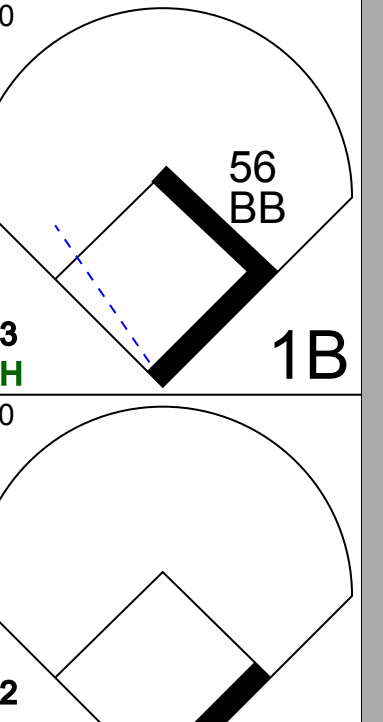


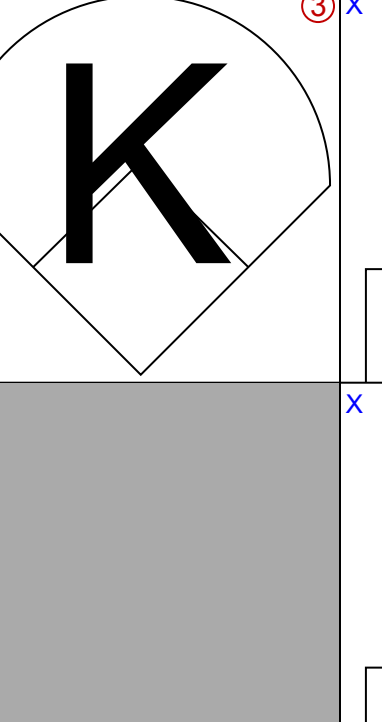
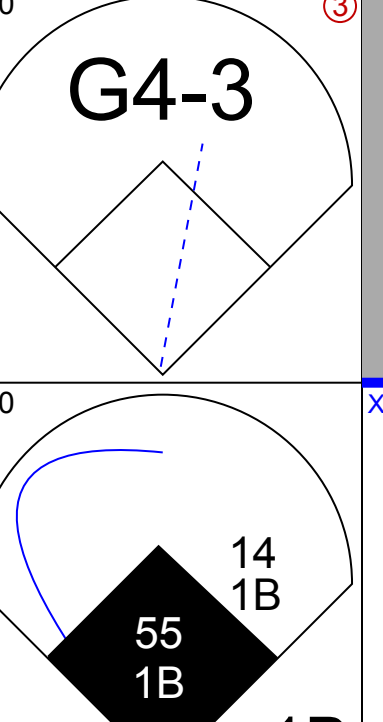

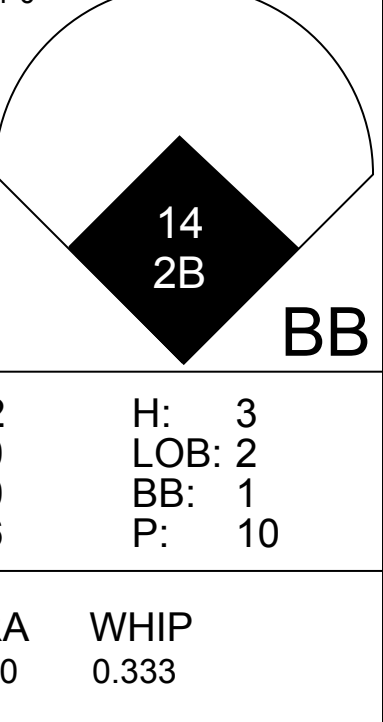
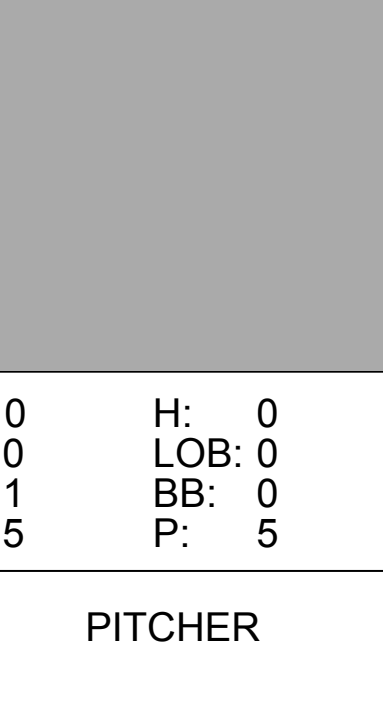
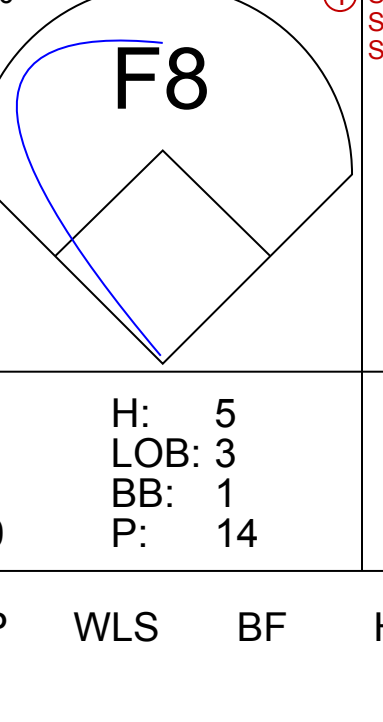
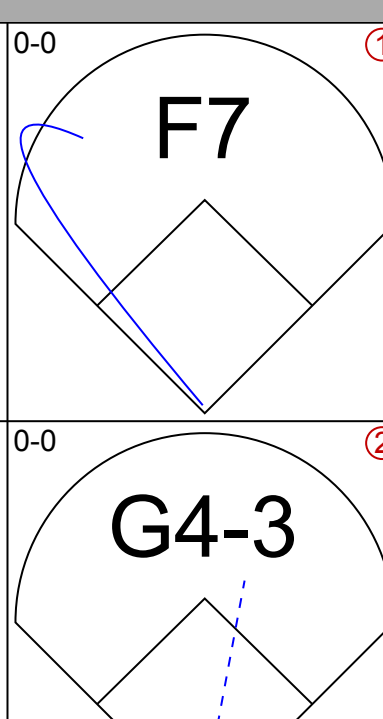
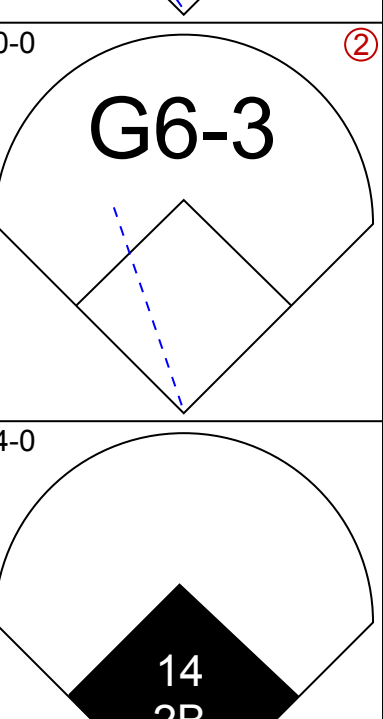
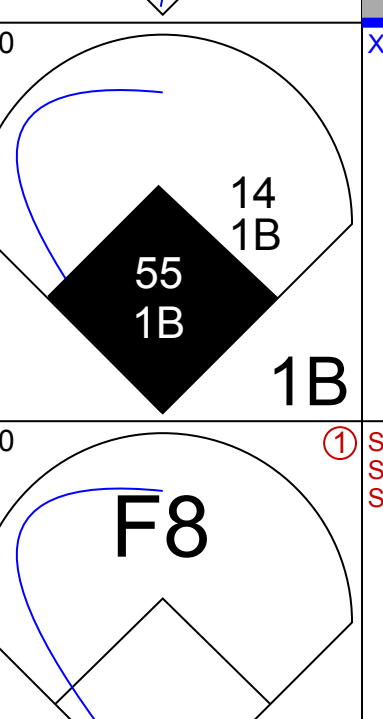
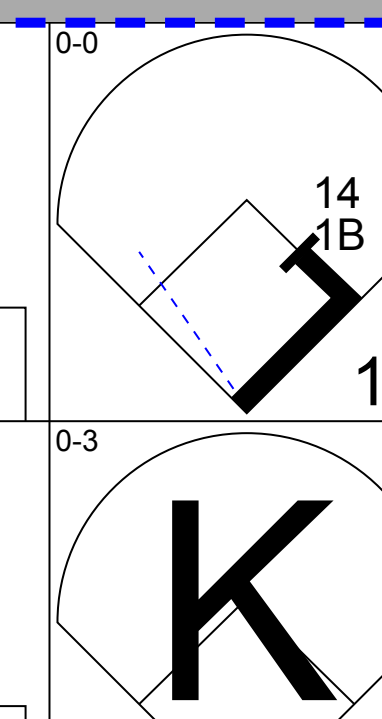
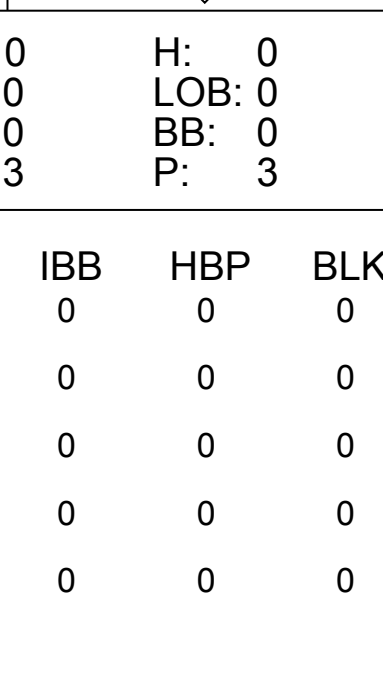
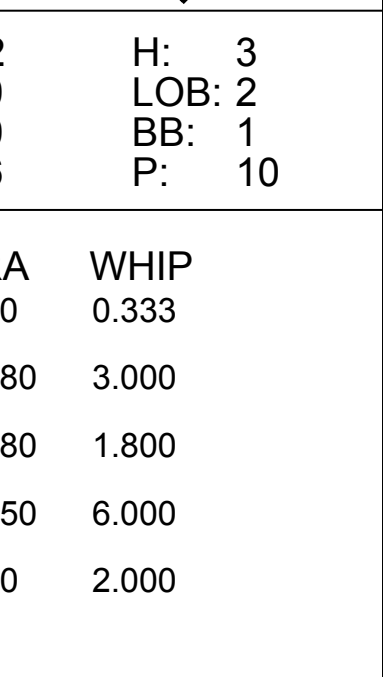
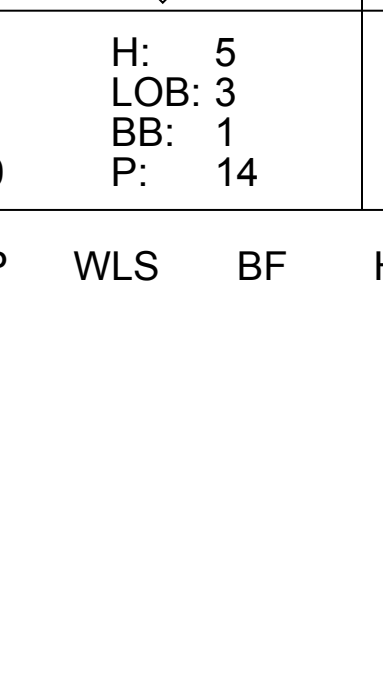
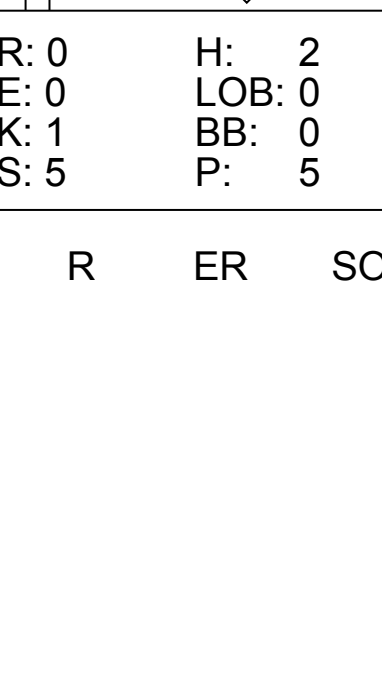



Batter	1	2	3	4	5	6	7	8	9	AB	R	H	RBI	BB	SO	LOB	BOTTOM								
15 Rafael Furcal, S OBP: 0.350, SLG: 0.188 63 Argenis Reyes, S (5, PR)	P4		E5 1-2		12 L3 1B			G6-3	G1-3	3	0	1	0	0	0	1	Cincinnati Reds @ Los Angeles Dodgers Camelback Ranch, Glendale, AZ Fri Mar 12 2010, 3:14 PM - 6:07 PM EST Att: 7,213 - Sunny - 64 F								
12 Brad Ausmus, R OBP: 0.273, SLG: 0.200 82 Justin Knoedler, R OBP: 1.000, SLG: 1.000			K		L3 1-2			97 FC5-4 BB		3	0	1	0	0	1	4									
16 Andre Ethier, L OBP: 0.316, SLG: 0.647 97 Scott Van Slyke, R (7, PR)	F8						P5	FC5-4 1-2		2	0	0	0	1	0	1									
27 Matt Kemp, R OBP: 0.316, SLG: 0.611 84 Timo Perez, L (7, PR)	P3						K		F8	3	0	0	0	2	2	2									
23 Casey Blake, R OBP: 0.455, SLG: 0.700 96 Pedro Báez, R (7, PR)			F9				K		K	3	0	0	0	2	1	1									
13 Doug Mientkiewicz, L OBP: 0.500, SLG: 0.556 98 Steven Caseres, L (7, PR)			F7				1B		G4-3	2	0	1	0	0	0	0									
9 A.J. Ellis, R OBP: 0.365, SLG: 0.200 93 Angelo Songco, L OBP: 1.000, SLG: 2.000 (7, PR)			F9				K		1B	3	0	1	0	0	1	2									
17 Jason Repko, R 98 Jay Gibbons, L (6, PR)			F8				P3		F7	2	0	0	0	0	0	0									
87 Iván De Jesús Jr., R OBP: 0.800, SLG: 0.667 69 Christian Lara, S OBP: 0.500, SLG: 0.500			12 CS 15 E 1B				15 BB 1B		F8	2	0	2	0	0	0	0									
										2	0	1	1	0	0	1									
Inning Stats	R: 0 E: 0 K: 0 S: 4	H: 1 LOB: 1 BB: 0 P: 4	R: 0 E: 0 K: 0 S: 3	H: 0 LOB: 0 BB: 0 P: 3	R: 0 E: 1 K: 1 S: 6	H: 1 LOB: 2 BB: 0 P: 6	R: 0 E: 0 K: 3 S: 10	H: 1 LOB: 2 BB: 1 P: 14	R: 0 E: 0 K: 0 S: 5	H: 2 LOB: 2 BB: 0 P: 5	R: 0 E: 0 K: 2 S: 7	H: 0 LOB: 0 BB: 0 P: 7	R: 0 E: 0 K: 0 S: 4	H: 1 LOB: 1 BB: 0 P: 4	R: 0 E: 0 K: 0 S: 3	H: 0 LOB: 1 BB: 1 P: 7	R: 2 E: 0 K: 1 S: 7	H: 2 LOB: 1 BB: 1 P: 11	1B: 7 2B: 2 3B: 0 HR: 0	SF: 0 SAC: 0 DP: 1 HBP: 0	WP: 0 PB: 0 SB: 0 CS: 1	PA: 37			
PITCHER	IP	WLS	BF	H	R	ER	SO	BB	IBB	HBP	BLK	WP	HR	S	P	ERA	WHIP								
61 Bronson Arroyo, R ERA:	3.0	W	11	2	0	0	1	0	0	0	0	0	0	13	13	0.00	0.667								
48 Francisco Cordero, R ERA:	1.0	H	5	1	0	0	3	1	0	0	0	0	0	10	14	0.00	2.000								
54 Aroldis Chapman, L ERA:	2.0	H	7	2	0	0	2	0	0	0	0	0	0	12	12	0.00	1.000								
68 Philippe Valiquette, L ERA:	1.0	H	4	1	0	0	0	0	0	0	0	0	0	4	4	0.00	1.000								
46 Carlos Fisher, R ERA: 8.75	1.2	H	9	2	2	2	1	2	0	0	0	0	0	9	17	10.80	2.400								
67 Jordan Smith, R ERA:	0.1	S	1	0	0	0	0	0	0	0	0	0	0	1	1	0.00	0.000								


AB	34
R	2
H	8
RBI	2
BB	3
SO	7
LOB	17



Batter	1	2	3	4	5	6	7	8	9	AB	R	H	RBI	BB	SO	LOB	TOP			
62 Trayvon Robinson, S OBP: 0.400, SLG: 0.250 (1, 9)										4	0	1	0	1	2	0	Los Angeles Dodgers @ CPBL All-Stars Tianmu Baseball Stadium, Taipei, T1 Fri Mar 12 2010, 5:43 AM - 8:37 AM EST Att: 7,952 - Cloudy - 72 F livebaseballscorecards.com			
75 Xavier Paul, L (1, 8)										5	0	0	0	0	2	2				
99 Manny Ramirez, R (1, 10)										3	0	0	0	0	0	0				
76 John Lindsey, R (8, PH) (8, 10)										1	1	0	0	1	0	0				
7 James Loney, L OBP: 0.500, SLG: 0.333 30 Angel Berroa, R (8, PR) (8, 5)										3	0	1	0	1	1	0				
3 Ronnie Belliard, R (1, 4)										2	0	0	0	0	0	0				
61 Prentice Redman, R (6, PR) (6, 7)										1	0	0	0	0	0	2				
72 Russell Mitchell, R (1, 5) (8, 3)										2	0	0	0	2	1	2				
71 Lucas May, R (1, 2)										2	0	0	0	0	0	2				
77 JD Closser, S (6, PR) (6, 2)										1	0	0	0	0	1	3				
60 Chin-Lung Hu, R OBP: 0.500, SLG: 0.333 (6, 6)										3	0	1	2	1	0	3				
66 Brian Barton, R (1, 7)										2	0	0	0	0	0	3				
14 Jamey Carroll, R (6, 6)										2	0	0	0	0	0	2				
Inning Stats	R: 0 E: 0 K: 2 S: 7	H: 0 LOB: 0 BB: 0 P: 7	R: 0 E: 2 K: 0 S: 5	H: 0 LOB: 3 BB: 1 P: 9	R: 0 E: 0 K: 0 S: 3	H: 1 LOB: 0 BB: 0 P: 3	R: 0 E: 0 K: 1 S: 5	H: 0 LOB: 1 BB: 1 P: 9	R: 0 E: 0 K: 1 S: 5	H: 0 LOB: 3 BB: 1 P: 11	R: 0 E: 0 K: 1 S: 5	H: 0 LOB: 0 BB: 0 P: 5	R: 2 E: 0 K: 1 S: 7	H: 2 LOB: 2 BB: 2 P: 15	R: 0 E: 0 K: 0 S: 3	H: 0 LOB: 0 BB: 0 P: 3	1B: 3 2B: 0 3B: 0 HR: 0	SF: 0 SAC: 0 DP: 0 HBP: 2	WP: 0 PB: 0 SB: 0 CS: 1	PA: 39
PITCHER	IP	WLS	BF	H	R	ER	SO	BB	IBB	HBP	BLK	WP	HR	S	P	ERA	WHIP			
15 Ying-Chieh Lin, L ERA: (1, 1)	4.0		16	1	0	0	3	2	0	0	0	0	0	20	28	0.00	0.750			
92 Ming-Chieh Hsu, R ERA: (5, 1)	2.0	W	10	0	0	0	2	2	0	2	0	0	0	10	20	0.00	1.000			
13 Yung-Chieh Yeh, R ERA: (7, 1)	1.0	H	3	0	0	0	1	0	0	0	0	0	0	5	5	0.00	0.000			
61 Yu-Chieh Shen, L ERA: 54.0 (8, 1)	0.1		4	1	2	2	0	2	0	0	0	0	0	2	10	54.00	9.000			
88 Po-Hsuan Keng, R ERA: (8, 1)	0.2	H	3	1	0	0	1	0	0	0	0	0	0	5	5	0.00	1.500			

Batter	1	2	3	4	5	6	7	8	9	AB	R	H	RBI	BB	SO	LOB	BOTTOM			
14 Sheng-Wei Wang, R OBP: 0.600, SLG: 0.800 (1, 4)										5	2	3	1	0	0	0	Los Angeles Dodgers @ CPBL All-Stars Tianmu Baseball Stadium, Taipei, T1 Fri Mar 12 2010, 5:43 AM - 8:37 AM EST Att: 7,952 - Cloudy - 72 F livebaseballscorecards.com			
55 Wu-Hsiung Pan, L OBP: 0.500, SLG: 0.500 (1, 8)										4	1	2	2	0	1	0				
52 Chin-Feng Chen, R OBP: 1.000, SLG: 1.000 Kuan-Jen Chen, L OBP: 1.000, SLG: 1.000 (5, PH) (6, 10)										1	0	1	0	1	0	0				
31 Chih-Sheng Lin, R (1, 5)										4	0	0	0	0	2	6				
68 Kuo-Ching Kao, R OBP: 0.500, SLG: 0.500 (1, 3)										4	0	2	1	0	1	0				
56 Fu-Hao Liu, R (1, 9)										3	0	0	0	1	1	2				
88 Chao-Hung Cheng, R (1, 6)										4	0	0	0	0	2	3				
34 Chih-Kang Kao, R OBP: 0.500, SLG: 0.500 (1, 2)										4	1	2	0	0	0	0				
16 Szu-Chi Chou, L (1, 7)										3	1	0	0	1	1	2				
Inning Stats	R: 0 E: 0 K: 2 S: 7	H: 0 LOB: 1 BB: 1 P: 11	R: 0 E: 0 K: 2 S: 7	H: 0 LOB: 0 BB: 0 P: 7	R: 0 E: 0 K: 0 S: 3	H: 0 LOB: 0 BB: 0 P: 3	R: 0 E: 0 K: 1 S: 7	H: 2 LOB: 2 BB: 0 P: 7	R: 2 E: 0 K: 0 S: 6	H: 3 LOB: 2 BB: 1 P: 10	R: 0 E: 0 K: 1 S: 5	H: 0 LOB: 0 BB: 0 P: 5	R: 3 E: 1 K: 1 S: 10	H: 5 LOB: 3 BB: 1 P: 14	R: 0 E: 0 K: 1 S: 5	H: 2 LOB: 0 BB: 0 P: 5		1B: 11 2B: 1 3B: 0 HR: 0	SF: 0 SAC: 0 DP: 0 HBP: 0	WP: 0 PB: 0 SB: 0 CS: 1
PITCHER	IP	WLS	BF	H	R	ER	SO	BB	IBB	HBP	BLK	WP	HR	S	P	ERA	WHIP			
50 Eric Stults, L ERA: (1, 1)	3.0		10	0	0	0	4	1	0	0	0	0	0	11	15	10.80	3.000			
59 Hyang-Nam Choi, R ERA: 10.8 (4, 1)	1.2	L	10	4	2	2	1	1	0	0	0	0	0	10	10	10.80	1.800			
82 Jesus Adrian Castillo, R ERA: 10.8 (5, 1)	1.2		8	3	2	2	1	0	0	0	0	0	0	10	10	10.80	1.800			
96 Mario Alvarez, R ERA: 13.5 (7, 1)	0.2		6	3	1	1	1	1	0	0	0	0	0	7	11	13.50	6.000			
79 Francisco Felix, R ERA: (8, 1)	1.0		3	2	0	0	1	0	0	0	0	0	0	5	5	0.00	2.000			

Batter	1	2	3	4	5	6	7	8	9	AB R H RBI BB SO LOB	TOP																								
												<p style="text-align: center;">Los Angeles Dodgers @ CPBL All-Stars Tianmu Baseball Stadium, Taipei, TI Sat Mar 13 2010, 1:00 AM EST</p> <p style="text-align: right;">livebaseballscorecards.com</p> <p>AB 0 R 0 H 0 RBI 0 BB 0 SO 0 LOB 0</p> 																							
Inning Stats											1B: 0 SF: 0 WP: 0 PA: 0 2B: 0 SAC: 0 FB: 0 3B: 0 DP: 0 SB: 0 HR: 0 HBP: 0 CS: 0																								
PITCHER	IP	WLS	BF	H	R	ER	SO	BB	IBB	HBP	BLK	WP	HR	S	P	ERA	WHIP	PITCHER	IP	WLS	BF	H	R	ER	SO	BB	IBB	HBP	BLK	WP	HR	S	P	ERA	WHIP

Batter	1	2	3	4	5	6	7	8	9	AB R H RBI BB SO LOB	BOTTOM																								
												<p style="text-align: center;">Los Angeles Dodgers @ CPBL All-Stars Tianmu Baseball Stadium, Taipei, TI Sat Mar 13 2010, 1:00 AM EST</p> <p style="text-align: right;">livebaseballscorecards.com</p> <p>AB 0 R 0 H 0 RBI 0 BB 0 SO 0 LOB 0</p> 																							
Inning Stats											1B: 0 SF: 0 WP: 0 PA: 0 2B: 0 SAC: 0 FB: 0 3B: 0 DP: 0 SB: 0 HR: 0 HBP: 0 CS: 0																								
PITCHER	IP	WLS	BF	H	R	ER	SO	BB	IBB	HBP	BLK	WP	HR	S	P	ERA	WHIP	PITCHER	IP	WLS	BF	H	R	ER	SO	BB	IBB	HBP	BLK	WP	HR	S	P	ERA	WHIP

Batter	1	2	3	4	5	6	7	8	9	AB	R	H	RBI	BB	SO	LOB	TOP							
1 Juan Pierre, L (1,7) OBP: 0.364, SLG: 0.387 76 Jordan Danks, L (7,7) OBP: 0.353, SLG: 0.154	2-1 G4-3	1-2 F8		1-2 1B		4-1 15 BLK BB		2-3 K		3	0	1	0	1	0	1								
15 Gordon Beckham, R (1,4) OBP: 0.383, SLG: 0.542 75 C.J. Retherford, R (7,4) OBP: 0.364, SLG: 0.550	2-1 G6-3		2-2 14 1B 25 2B 2B	1-1 G4-3		1-0 G6-3		3-2 G6-3		4	1	1	0	0	0	2								
20 Carlos Quentin, R (1,9) OBP: 0.333, SLG: 0.600 85 Christian Marrero, L (7,9) OBP: 0.500, SLG: 0.400	2-0 14 1B 2B		2-0 G5-3		0-0 14 WP 25 HR 2B	1-2 P6		0-1 F7		4	1	2	0	0	0	2								
14 Paul Konerko, R (1,3) OBP: 0.355, SLG: 0.429 74 Josh Kroeger, R (7,3) OBP: 0.300, SLG: 0.400	0-0 25 BB 1B		0-1 25 2B 10 G6-3 1B	2-3 25 HR BB	4-0 25 HR BB		0-0 E1 25 G5-3		2-0 F7	3	2	2	0	1	0	0								
25 Andrew Jones, R (1,10) OBP: 0.500, SLG: 0.750	4-1 BB		0-0 11 S 2B	1-3 3-H 2B	2-2 HR		0-0 G5-3			3	1	2	4	1	0	1								
10 Alexei Ramirez, R (1,6) OBP: 0.297, SLG: 0.241 18 Brent Lillibridge, R (7,6) OBP: 0.319, SLG: 0.316	2-0 SAFE P6		3-3 G6-3		0-0 K		0-0 F8			4	0	0	1	0	1	5								
11 Omar Vizquel, S (1,5) OBP: 0.200, SLG: 0.208 77 Brent Morel, R (7,5) OBP: 0.240, SLG: 0.400		4-0 30 G3 27 WP BB		2-3 K	0-0 P5		1-3 K			3	0	0	0	1	2	2								
27 Ramon Castro, R (1,2) OBP: 0.222, SLG: 0.500 55 Donny Lucy, R (4, PR) OBP: 0.357, SLG: 0.333		2-3 K		2-0 30 CS HBP	2-0 F7		0-0 P4			1	0	0	0	0	1	1								
30 Alejandro De Aza, L (1,8) OBP: 0.444, SLG: 0.576	0-1 G3		2-3 K		0-0 P4		0-0 G4-3			4	0	0	0	0	1	2								
Inning Stats	R: 0 E: 0 K: 0 S: 8	H: 2 LOB: 3 BB: 1 P: 20	R: 0 E: 0 K: 1 S: 8	H: 0 LOB: 1 BB: 1 P: 15	R: 2 E: 0 K: 1 S: 11	H: 3 LOB: 1 BB: 0 P: 18	R: 0 E: 0 K: 1 S: 9	H: 1 LOB: 1 BB: 0 P: 14	R: 3 E: 0 K: 1 S: 11	H: 2 LOB: 0 BB: 1 P: 22	R: 0 E: 0 K: 0 S: 8	H: 0 LOB: 1 BB: 1 P: 14	R: 0 E: 1 K: 1 S: 6	H: 0 LOB: 1 BB: 0 P: 7	R: 0 E: 0 K: 1 S: 5	H: 0 LOB: 0 BB: 0 P: 7	R: 0 E: 0 K: 0 S: 6	H: 0 LOB: 0 BB: 0 P: 11	1B: 3 2B: 4 3B: 0 HR: 1	SF: 0 SAC: 0 DP: 0 HBP: 1	WP: 2 PB: 0 SB: 1 CS: 1	PA: 40		
PITCHER	IP WLS BF H R ER SO BB IBB HBP BLK WP HR S P ERA WHIP	IP WLS BF H R ER SO BB IBB HBP BLK WP HR S P ERA WHIP	IP WLS BF H R ER SO BB IBB HBP BLK WP HR S P ERA WHIP	IP WLS BF H R ER SO BB IBB HBP BLK WP HR S P ERA WHIP	IP WLS BF H R ER SO BB IBB HBP BLK WP HR S P ERA WHIP	IP WLS BF H R ER SO BB IBB HBP BLK WP HR S P ERA WHIP	IP WLS BF H R ER SO BB IBB HBP BLK WP HR S P ERA WHIP	IP WLS BF H R ER SO BB IBB HBP BLK WP HR S P ERA WHIP	IP WLS BF H R ER SO BB IBB HBP BLK WP HR S P ERA WHIP	IP WLS BF H R ER SO BB IBB HBP BLK WP HR S P ERA WHIP	IP WLS BF H R ER SO BB IBB HBP BLK WP HR S P ERA WHIP	IP WLS BF H R ER SO BB IBB HBP BLK WP HR S P ERA WHIP	IP WLS BF H R ER SO BB IBB HBP BLK WP HR S P ERA WHIP	IP WLS BF H R ER SO BB IBB HBP BLK WP HR S P ERA WHIP	IP WLS BF H R ER SO BB IBB HBP BLK WP HR S P ERA WHIP	IP WLS BF H R ER SO BB IBB HBP BLK WP HR S P ERA WHIP	IP WLS BF H R ER SO BB IBB HBP BLK WP HR S P ERA WHIP	IP WLS BF H R ER SO BB IBB HBP BLK WP HR S P ERA WHIP	IP WLS BF H R ER SO BB IBB HBP BLK WP HR S P ERA WHIP	IP WLS BF H R ER SO BB IBB HBP BLK WP HR S P ERA WHIP	IP WLS BF H R ER SO BB IBB HBP BLK WP HR S P ERA WHIP	IP WLS BF H R ER SO BB IBB HBP BLK WP HR S P ERA WHIP	IP WLS BF H R ER SO BB IBB HBP BLK WP HR S P ERA WHIP	IP WLS BF H R ER SO BB IBB HBP BLK WP HR S P ERA WHIP

Chicago White Sox @ Los Angeles Dodgers
 Camelback Ranch, Glendale, AZ
 Wed Mar 17 2010, 4:07 PM - 6:38 PM EDT
 Att: 9,791 - Sunny - 82 F

AB	35
R	5
H	8
RBI	5
BB	4
SO	6
LOB	16



Batter	1	2	3	4	5	6	7	8	9	AB	R	H	RBI	BB	SO	LOB	BOTTOM							
15 Rafael Furcal, S (1,6) OBP: 0.345, SLG: 0.208 14 Jamey Carroll, R (7,6) OBP: 0.357, SLG: 0.615	0-0 E6 27 FC6-4		1-0 F7		0-2 F7			0-1 P3		3	0	0	0	0	0	0								
27 Matt Kemp, R (1,8) OBP: 0.511, SLG: 0.600 62 Trayvon Robinson, S (7,8) OBP: 0.600, SLG: 0.333	0-0 FC6-4 16 S		4-2 99 BB 16 1B BB		2-3 K		2-2 G4-3			2	0	0	0	1	1	1								
16 Andre Ethier, L (1,9) OBP: 0.357, SLG: 0.615 75 Xavier Paul, L (7,9) OBP: 0.273, SLG: 0.500	2-3 K		0-0 99 BB 1B		1-1 F7		3-3 K			3	0	1	0	0	1	1								
99 Manny Ramirez, R (1,10) OBP: 0.500, SLG: 0.455 60 Chin-Lung Hu, R (9, PH) OBP: 0.333, SLG: 0.333	1-2 F9		4-2 7 G4-6-3 BB		1-1 F8		0-0 3 1B 1B			2	0	0	0	1	0	1								
7 James Loney, L (1,3) OBP: 0.267, SLG: 0.429 13 Doug Mientkiewicz, L (7,3) OBP: 0.460, SLG: 0.471		1-2 HR	0-0 G4-6-3		2-0 F7		2-2 F7			3	1	1	1	0	0	3								
23 Casey Blake, R (1,5) OBP: 0.474, SLG: 0.647 3 Ronnie Belliard, R (7,5) OBP: 0.300, SLG: 0.222		3-1 33 G5-3 1B		0-0 F8		0-0 G5-3		2-1 5 G6-4-3 1B		2	0	1	0	0	0	0								
0 Garret Anderson, L (1,7) OBP: 0.286, SLG: 0.286 5 Reed Johnson, R (6,7) OBP: 0.346, SLG: 0.304		2-3 K		1-2 P5		0-0 1B		1-1 G6-4-3		2	0	0	0	1	1	1								
33 Blake DeWitt, L (1,4) OBP: 0.467, SLG: 0.600 21 Nick Green, R (7, PH) OBP: 0.417, SLG: 0.222		0-0 G5-3		2-3 K		0-3 1B				2	0	0	0	0	1	1								
9 A.J. Ellis, R (1,2) OBP: 0.409, SLG: 0.235 71 Lucas May, R (7,2) OBP: 0.333, SLG: 0.333		1-3 K		0-3 K		0-0 P6				2	0	0	0	0	2	1								
Inning Stats	R: 0 E: 1 K: 1 S: 9	H: 0 LOB: 1 BB: 0 P: 12	R: 1 E: 0 K: 2 S: 12	H: 2 LOB: 0 BB: 0 P: 19	R: 0 E: 0 K: 0 S: 10	H: 1 LOB: 2 BB: 2 P: 19	R: 0 E: 0 K: 1 S: 7	H: 0 LOB: 0 BB: 0 P: 10	R: 0 E: 0 K: 0 S: 5	H: 0 LOB: 0 BB: 0 P: 9	R: 0 E: 0 K: 1 S: 6	H: 1 LOB: 1 BB: 0 P: 6	R: 0 E: 0 K: 1 S: 9	H: 0 LOB: 0 BB: 0 P: 14	R: 0 E: 0 K: 0 S: 8	H: 2 LOB: 1 BB: 0 P: 13	1B: 5 2B: 0 3B: 0 HR: 1	SF: 0 SAC: 0 DP: 2 HBP: 0	WP: 0 PB: 0 SB: 1 CS: 0	PA: 34				
PITCHER	IP WLS BF H R ER SO BB IBB HBP BLK WP HR S P ERA WHIP	IP WLS BF H R ER SO BB IBB HBP BLK WP HR S P ERA WHIP	IP WLS BF H R ER SO BB IBB HBP BLK WP HR S P ERA WHIP	IP WLS BF H R ER SO BB IBB HBP BLK WP HR S P ERA WHIP	IP WLS BF H R ER SO BB IBB HBP BLK WP HR S P ERA WHIP	IP WLS BF H R ER SO BB IBB HBP BLK WP HR S P ERA WHIP	IP WLS BF H R ER SO BB IBB HBP BLK WP HR S P ERA WHIP	IP WLS BF H R ER SO BB IBB HBP BLK WP HR S P ERA WHIP	IP WLS BF H R ER SO BB IBB HBP BLK WP HR S P ERA WHIP	IP WLS BF H R ER SO BB IBB HBP BLK WP HR S P ERA WHIP	IP WLS BF H R ER SO BB IBB HBP BLK WP HR S P ERA WHIP	IP WLS BF H R ER SO BB IBB HBP BLK WP HR S P ERA WHIP	IP WLS BF H R ER SO BB IBB HBP BLK WP HR S P ERA WHIP	IP WLS BF H R ER SO BB IBB HBP BLK WP HR S P ERA WHIP	IP WLS BF H R ER SO BB IBB HBP BLK WP HR S P ERA WHIP	IP WLS BF H R ER SO BB IBB HBP BLK WP HR S P ERA WHIP	IP WLS BF H R ER SO BB IBB HBP BLK WP HR S P ERA WHIP	IP WLS BF H R ER SO BB IBB HBP BLK WP HR S P ERA WHIP	IP WLS BF H R ER SO BB IBB HBP BLK WP HR S P ERA WHIP	IP WLS BF H R ER SO BB IBB HBP BLK WP HR S P ERA WHIP	IP WLS BF H R ER SO BB IBB HBP BLK WP HR S P ERA WHIP	IP WLS BF H R ER SO BB IBB HBP BLK WP HR S P ERA WHIP	IP WLS BF H R ER SO BB IBB HBP BLK WP HR S P ERA WHIP	IP WLS BF H R ER SO BB IBB HBP BLK WP HR S P ERA WHIP

Chicago White Sox @ Los Angeles Dodgers
 Camelback Ranch, Glendale, AZ
 Wed Mar 17 2010, 4:07 PM - 6:38 PM EDT
 Att: 9,791 - Sunny - 82 F

AB	32
R	1
H	6
RBI	1
BB	2
SO	8
LOB	14



Batter	1	2	3	4	5	6	7	8	9	AB	R	H	RBI	BB	SO	LOB	TOP			
2 Ryan Theriot, R OBP: 0.586, SLG: 0.600 65 Darwin Barney, R OBP: 0.350, SLG: 0.333	4-0 BB		L4		K		F7		F9	2	0	0	0	1	1	0	Chicago Cubs @ Los Angeles Dodgers Camelback Ranch, Glendale, AZ Thu Mar 18 20:10, 4:20 PM - 6:45 PM EDT Att: 13,391 - Sunny - 80 F			
1 Kosuke Fukudome, L OBP: 0.357, SLG: 0.375 48 John Gaub, R 64 Justin Berg, R	0-3 K		G6-3		G1-3		K			4	0	0	0	0	2	1				
25 Derrek Lee, R OBP: 0.391, SLG: 0.692 63 James Adduci, L OBP: 0.385, SLG: 0.458	0-0 F9		G6-3			21 S 1B BB		F9		2	0	0	0	1	0	1				
21 Tyler Colvin, L OBP: 0.500, SLG: 0.735	0-3 K				F7	17 S 1B 1H		G4-1		4	0	1	1	0	1	1				
17 Mike Fontenot, L OBP: 0.429, SLG: 0.560 6 Micah Hoffpauir, L OBP: 0.179, SLG: 0.192		0-0 9 CS 1B			P6	1-2 P4		P5		3	0	1	0	0	0	1				
12 Alfonso Soriano, R OBP: 0.231, SLG: 0.320 15 Bobby Seales, S OBP: 0.278, SLG: 0.267		0-3 K			9 1B			K		3	0	1	0	0	2	3				
9 Chad Tracy, L OBP: 0.227, SLG: 0.350 28 Jeff Baker, R OBP: 0.227, SLG: 0.350		0-1 1-2 2B						G6-3		2	1	2	0	1	0	0				
18 Geovany Soto, R OBP: 0.522, SLG: 0.444 75 Chris Robinson, R OBP: 0.500, SLG: 0.687		0-0 2H 1B			G4-3			P6		3	0	1	1	0	0	4				
46 Ryan Dempster, R 4 Bryan LaHair, L 49 Carlos Marmol, R 43 John Grabow, L 56 Brad Snyder, L		0-0 G1-3			G4-3			G4-3		1	0	0	0	0	0	1				
		0-0 2-3 3H 2B						G6-3		2	0	0	1	0	0	1				
Inning Stats	R: 0 E: 0 K: 2 S: 7	H: 0 LOB: 1 BB: 1 P: 11	R: 1 E: 0 K: 1 S: 8	H: 3 LOB: 1 BB: 0 P: 8	R: 0 E: 0 K: 0 S: 3	H: 0 LOB: 0 BB: 0 P: 3	R: 0 E: 0 K: 0 S: 5	H: 2 LOB: 2 BB: 0 P: 5	R: 0 E: 0 K: 1 S: 5	H: 0 LOB: 0 BB: 2 P: 5	R: 1 E: 0 K: 1 S: 8	H: 1 LOB: 2 BB: 2 P: 16	R: 0 E: 0 K: 0 S: 3	H: 0 LOB: 0 BB: 0 P: 3	R: 0 E: 0 K: 0 S: 3	H: 2 LOB: 1 BB: 0 P: 5	1B: 5 2B: 3 3B: 0 HR: 0	SF: 0 SAC: 0 DP: 0 HBP: 0	WP: 0 PB: 0 SB: 2 CS: 1	PA: 37
PITCHER	IP WLS BF H R ER SO BB IBB HBP BLK WP HR S P ERA WHIP	IP WLS BF H R ER SO BB IBB HBP BLK WP HR S P ERA WHIP	IP WLS BF H R ER SO BB IBB HBP BLK WP HR S P ERA WHIP	IP WLS BF H R ER SO BB IBB HBP BLK WP HR S P ERA WHIP	IP WLS BF H R ER SO BB IBB HBP BLK WP HR S P ERA WHIP	IP WLS BF H R ER SO BB IBB HBP BLK WP HR S P ERA WHIP	IP WLS BF H R ER SO BB IBB HBP BLK WP HR S P ERA WHIP	IP WLS BF H R ER SO BB IBB HBP BLK WP HR S P ERA WHIP	IP WLS BF H R ER SO BB IBB HBP BLK WP HR S P ERA WHIP	IP WLS BF H R ER SO BB IBB HBP BLK WP HR S P ERA WHIP	IP WLS BF H R ER SO BB IBB HBP BLK WP HR S P ERA WHIP	IP WLS BF H R ER SO BB IBB HBP BLK WP HR S P ERA WHIP	IP WLS BF H R ER SO BB IBB HBP BLK WP HR S P ERA WHIP	IP WLS BF H R ER SO BB IBB HBP BLK WP HR S P ERA WHIP	IP WLS BF H R ER SO BB IBB HBP BLK WP HR S P ERA WHIP	IP WLS BF H R ER SO BB IBB HBP BLK WP HR S P ERA WHIP	IP WLS BF H R ER SO BB IBB HBP BLK WP HR S P ERA WHIP			

AB	34
R	3
H	8
RBI	3
BB	3
SO	6
LOB	15



Batter	1	2	3	4	5	6	7	8	9	AB	R	H	RBI	BB	SO	LOB	BOTTOM			
15 Rafael Furcal, S OBP: 0.344, SLG: 0.192 14 Jamey Carroll, R OBP: 0.250, SLG: 0.167	0-3 K	G6-3			27 S BB		5 WP 5 HR 1B	L6		2	0	0	0	1	1	2	Chicago Cubs @ Los Angeles Dodgers Camelback Ranch, Glendale, AZ Thu Mar 18 20:10, 4:20 PM - 6:45 PM EDT Att: 13,391 - Sunny - 80 F			
27 Matt Kemp, R OBP: 0.323, SLG: 0.607 5 Reed Johnson, R OBP: 0.370, SLG: 0.458	0-0 16 F9 99 HR 2B		F9		K		1-2 1H 2H HR			3	1	1	0	0	1	1				
16 Andre Ethier, L OBP: 0.355, SLG: 0.586 75 Xavier Paul, L OBP: 0.250, SLG: 0.455	0-0 F9		E3		99 G6-4-3		0 2B 7 SF8 1B	F9		3	0	1	0	0	0	1				
99 Manny Ramirez, R OBP: 0.500, SLG: 0.692 0 Garret Anderson, L OBP: 0.444, SLG: 0.556 36 Jeff Weaver, R 26 Luis Ayala, R	1-1 3H HR		G6-4-3		1-2		7 SF8 33 1B 2B	3 G5-4-3 1B		2	1	1	2	0	0	1				
7 James Loney, L OBP: 0.278, SLG: 0.438 3 Ronnie Belliard, R OBP: 0.273, SLG: 0.200	0-3 K				33 CS 1B		SF8	G5-4-3		2	0	1	1	0	1	0				
23 Casey Blake, R OBP: 0.500, SLG: 0.611 21 Nick Green, R OBP: 0.385, SLG: 0.200		4-0 33 1B BB			P5		33 1B BB	E6		1	0	0	0	2	0	1				
33 Blake DeWitt, L OBP: 0.465, SLG: 0.607 60 Chin-Lung Hu, R OBP: 0.286, SLG: 0.286		0-0 1-3 1B			K		1-2 12 G4-6-3 1B	FC6-4 17 BB		3	0	2	1	0	1	1				
12 Brad Ausmus, R OBP: 0.188, SLG: 0.133 17 Jason Repko, R		0-0 P4			G5-3		1-2 3H G4-6-3			3	0	0	0	0	0	4				
58 Chad Billingsley, R 73 Jon Link, R 13 Dug Mientkiewicz, L 49 Charlie Haeger, R 9 A.J. Ellis, R		0-0 G1-3			P6		5 WP 5 HR 14 1B 1B	K		1	0	0	0	0	0	2				
		0-0 E: 0 K: 2 S: 10			0-0 E: 0 K: 0 S: 4			0-0 E: 1 K: 0 S: 3										1B: 7 2B: 2 3B: 0 HR: 2	SF: 1 SAC: 0 DP: 3 HBP: 0	WP: 1 PB: 0 SB: 1 CS: 1
PITCHER	IP WLS BF H R ER SO BB IBB HBP BLK WP HR S P ERA WHIP	IP WLS BF H R ER SO BB IBB HBP BLK WP HR S P ERA WHIP	IP WLS BF H R ER SO BB IBB HBP BLK WP HR S P ERA WHIP	IP WLS BF H R ER SO BB IBB HBP BLK WP HR S P ERA WHIP	IP WLS BF H R ER SO BB IBB HBP BLK WP HR S P ERA WHIP	IP WLS BF H R ER SO BB IBB HBP BLK WP HR S P ERA WHIP	IP WLS BF H R ER SO BB IBB HBP BLK WP HR S P ERA WHIP	IP WLS BF H R ER SO BB IBB HBP BLK WP HR S P ERA WHIP	IP WLS BF H R ER SO BB IBB HBP BLK WP HR S P ERA WHIP	IP WLS BF H R ER SO BB IBB HBP BLK WP HR S P ERA WHIP	IP WLS BF H R ER SO BB IBB HBP BLK WP HR S P ERA WHIP	IP WLS BF H R ER SO BB IBB HBP BLK WP HR S P ERA WHIP	IP WLS BF H R ER SO BB IBB HBP BLK WP HR S P ERA WHIP	IP WLS BF H R ER SO BB IBB HBP BLK WP HR S P ERA WHIP	IP WLS BF H R ER SO BB IBB HBP BLK WP HR S P ERA WHIP	IP WLS BF H R ER SO BB IBB HBP BLK WP HR S P ERA WHIP	IP WLS BF H R ER SO BB IBB HBP BLK WP HR S P ERA WHIP			

AB	32
R	7
H	11
RBI	7
BB	4
SO	5
LOB	19



Batter	1	2	3	4	5	6	7	8	9	AB	R	H	RBI	BB	SO	LOB	TOP										
1 Everth Cabrera, S (1.6) OBP: 0.317, SLG: 0.270 28 Aaron Cunningham, R (7.7) OBP: 0.376, SLG: 0.320	F8	G2			G3		SH1-4		K	3	0	0	0	0	0	1	San Diego Padres @ Los Angeles Dodgers Camelback Ranch, Glendale, AZ Sat Mar 20 2010, 10:14 PM - 12:50 AM EDT Att: 13,506 - Clear - 66 F livebaseballscorecards.com										
18 Tony Gwynn Jr., L (1.8) OBP: 0.325, SLG: 0.410 11 Dusty Ryan, R (6.2) OBP: 0.235, SLG: 0.467	G4-5-3	G4-3			G3		BB		K	3	0	2	0	0	0	1											
23 Adrián González, L (1.3) OBP: 0.242, SLG: 0.179 82 Mike Baxter, L (7.3)	G4-5-3				G6-5-3		SF8			3	0	0	1	0	1	2											
88 Kyle Blanks, R (1.7) OBP: 0.500, SLG: 0.735 78 Beamer Weems, R (7.6) OBP: 0.600, SLG: 0.533		1B			1B		1B			4	1	4	0	0	0	0											
7 Chase Headley, S (1.5) OBP: 0.349, SLG: 0.513 67 Logan Forsythe, R (8.5) OBP: 0.600, SLG: 0.538		1B			G4-3		K			4	0	0	0	0	2	5											
25 Will Venable, L (1.9) OBP: 0.385, SLG: 0.621 85 Blake Tekotte, L (8.7)		1B			P5		1B			4	1	2	0	0	0	1											
8 Yorvit Torrealba, R (1.2) OBP: 0.444, SLG: 0.538 73 Cory Luebke, R (6.1) 65 Radhames Liz, R (9.1)		1B			K		K			3	1	1	1	0	2	2											
10 Matt Antonelli, R (1.4) OBP: 0.379, SLG: 0.586		HR			K		K			4	1	1	3	0	2	2											
49 Wade LeBlanc, L (1.1) 3 Luis Durango, S (6.8) OBP: 0.433, SLG: 0.348		E6			K		E6			2	0	0	0	0	1	0											
										2	1	0	0	0	0	0											
Inning Stats	R: 0 E: 0 K: 0 S: 3	H: 1 LOB: 0 BB: 0 P: 3	R: 4 E: 1 K: 1 S: 13	H: 4 LOB: 1 BB: 0 P: 15	R: 0 E: 1 K: 1 S: 6	H: 1 LOB: 1 BB: 0 P: 6	R: 0 E: 0 K: 3 S: 9	H: 0 LOB: 0 BB: 0 P: 9	R: 0 E: 0 K: 2 S: 9	H: 2 LOB: 2 BB: 0 P: 9	R: 1 E: 1 K: 1 S: 7	H: 1 LOB: 2 BB: 1 P: 11	R: 0 E: 0 K: 2 S: 5	H: 0 LOB: 0 BB: 0 P: 5	R: 0 E: 0 K: 2 S: 7	H: 0 LOB: 0 BB: 0 P: 7	1B: 9 2B: 0 3B: 0 HR: 1	SF: 1 SAC: 1 DP: 2 HBP: 0	WP: 0 PB: 0 SB: 1 CS: 0	PA: 38							
PITCHER	IP	WLS	BF	H	R	ER	SO	BB	IBB	HBP	BLK	WP	HR	S	P	ERA	WHIP										
44 Vicente Padilla, R (1.1) ERA: 4.5	5.0	L	21	7	4	4	5	0	0	0	0	0	1	34	36	7.20	1.400										
52 George Sherrill, L (6.1) ERA: 5.4	1.0		5	2	0	0	2	0	0	0	0	0	0	9	9	0.00	2.000										
51 Jonathan Broxton, R (7.1) ERA: 4.91	0.2		5	1	1	0	0	1	0	0	0	0	0	4	8	0.00	3.000										
45 Justin Miller, R (7.1) ERA: 3.6	0.1		1	0	0	0	1	0	0	0	0	0	0	3	3	0.00	0.000										
70 Josh Lindblom, R (8.1) ERA:	2.0		6	0	0	0	3	0	0	0	0	0	0	12	12	0.00	0.000										

Batter	1	2	3	4	5	6	7	8	9	AB	R	H	RBI	BB	SO	LOB	BOTTOM										
15 Rafael Furcal, S (1.6) OBP: 0.342, SLG: 0.219 95 Andrew Lamb, L (8.7)	P3				G1-3				G5-3	3	0	0	0	0	1	0	San Diego Padres @ Los Angeles Dodgers Camelback Ranch, Glendale, AZ Sat Mar 20 2010, 10:14 PM - 12:50 AM EDT Att: 13,506 - Clear - 66 F livebaseballscorecards.com										
5 Read Johnson, R (1.9) OBP: 0.333, SLG: 0.379 97 Scott Van Slyke, R (8.9) OBP: 0.200, SLG: 0.200	F9				BB				G3	2	0	0	0	1	0	0											
27 Matt Kemp, R (1.8) OBP: 0.351, SLG: 0.576 91 Brandon Watson, L (8.8) OBP: 0.167, SLG: 0.167	G6-3				F9				K	3	0	0	0	0	1	0											
99 Manny Ramirez, R (1.7) OBP: 0.455, SLG: 0.556 30 Angel Berroa, R (8.6) OBP: 0.375, SLG: 0.375	F8				F7				L5	3	0	0	0	0	0	1											
23 Casey Blake, R (1.5) OBP: 0.429, SLG: 0.478 96 Pedro Báez, R (7. PR) OBP: 0.143, SLG: 0.286	G6-3				G1-3				BB	2	0	0	0	1	0	0											
14 Jamey Carroll, R (1.4) OBP: 0.357, SLG: 0.364 91 Justin Sellers, R (7. PR) (8.4)	G5-3				G4-3				K	2	0	0	0	1	0	0											
3 Ronnie Belliard, R (1.3) OBP: 0.235, SLG: 0.375 70 Josh Lindblom, R (8.1)					F7				F7	3	1	1	1	0	0	2											
9 A.J. Ellis, R (1.2) OBP: 0.448, SLG: 0.273					HR				BB	2	0	0	0	1	2	0											
44 Vicente Padilla, R (1.1) 52 George Sherrill, L (6.1) 76 John Lindsey, R (6. PR) 51 Jonathan Broxton, R (7.1) 45 Justin Miller, R (7.1) 13 Doug Mientkiewicz, L (8.3) OBP: 0.348, SLG: 0.497					K				F9	1	0	0	0	0	1	0											
										1	0	0	0	0	1	0											
Inning Stats	R: 0 E: 0 K: 0 S: 3	H: 0 LOB: 0 BB: 0 P: 3	R: 0 E: 0 K: 2 S: 7	H: 0 LOB: 0 BB: 0 P: 7	R: 0 E: 0 K: 0 S: 3	H: 0 LOB: 1 BB: 1 P: 7	R: 1 E: 0 K: 1 S: 6	H: 1 LOB: 0 BB: 0 P: 6	R: 0 E: 0 K: 2 S: 8	H: 0 LOB: 0 BB: 0 P: 8	R: 0 E: 0 K: 0 S: 3	H: 0 LOB: 2 BB: 2 P: 11	R: 0 E: 0 K: 0 S: 3	H: 0 LOB: 1 BB: 1 P: 7	R: 0 E: 0 K: 2 S: 8	H: 1 LOB: 1 BB: 0 P: 9	1B: 0 2B: 1 3B: 0 HR: 1	SF: 0 SAC: 0 DP: 0 HBP: 0	WP: 0 PB: 0 SB: 0 CS: 0	PA: 33							
PITCHER	IP	WLS	BF	H	R	ER	SO	BB	IBB	HBP	BLK	WP	HR	S	P	ERA	WHIP										
49 Wade LeBlanc, L (1.1) ERA: 1.93	5.0		17	1	1	1	3	1	0	0	0	0	0	14	26	0.00	1.000										
73 Cory Luebke, L (6.1) ERA: 5.0	3.0	H	12	0	0	0	2	3	0	0	0	0	0	8	9	0.00	1.000										
65 Radhames Liz, R (9.1) ERA: 8.22	1.0		4	1	0	0	2	0	0	0	0	0	0	8	9	0.00	1.000										



Batter	1	2	3	4	5	6	7	8	9	AB	R	H	RBI	BB	SO	LOB	TOP			
13 Asdrúbal Cabrera, S (1, 6) OBP: 0.500, SLG: 0.733 35 Anderson Hernandez, S (7, 6) OBP: 0.474, SLG: 0.372										4	2	1	0	0	1	1	Cleveland Indians @ Los Angeles Dodgers Camelback Ranch, Glendale, AZ Sun Mar 21 2010, 4:14 PM - 7:09 PM EDT Att: 9,754 - Sunny - 74 F			
24 Grady Sizemore, L (1, 8) OBP: 0.580, SLG: 0.684 91 Matt McBride, R (6, 7)										2	2	2	1	2	0	0				
48 Travis Hafner, L (1, 10) OBP: 0.471, SLG: 0.615 65 Damaso Espino, R (9, PH) OBP: 0.455, SLG: 0.625 (9, 10)										4	2	2	3	0	1	3				
26 Austin Kearns, R (1, 9) OBP: 0.353, SLG: 0.536										3	3	2	5	1	1	0				
6 Luis Antonio Rodriguez, S (1, 5) OBP: 0.387, SLG: 0.304 74 Numan Romero, S (6, PH) OBP: 0.420, SLG: 0.273 (6, 5)										2	1	1	0	1	0	0				
47 Shelley Duncan, R (1, 3) OBP: 0.286, SLG: 0.476										5	0	2	1	0	0	2				
23 Michael Brantley, L (1, 7) OBP: 0.447, SLG: 0.419 Jose Constanza, L (4, 7) OBP: 0.500, SLG: 0.833 (6, 8)										2	0	0	0	0	0	1				
30 Lou Marson, R (1, 2) OBP: 0.222, SLG: 0.222 16 Wyatt Toregas, R (6, 2) OBP: 0.235, SLG: 0.200										3	0	0	0	0	1	1				
1 Luis Valbuena, L (1, 4) OBP: 0.286, SLG: 0.269 39 Brian Bixler, R (6, 4) OBP: 0.286, SLG: 0.250										3	1	1	0	0	0	0				
Inning Stats	R: 0 E: 0 K: 1 S: 4	H: 0 LOB: 0 BB: 1 P: 8	R: 0 E: 0 K: 1 S: 5	H: 0 LOB: 0 BB: 0 P: 5	R: 0 E: 0 K: 0 S: 3	H: 0 LOB: 0 BB: 0 P: 3	R: 4 E: 1 K: 1 S: 11	H: 3 LOB: 1 BB: 2 P: 22	R: 2 E: 1 K: 1 S: 10	H: 3 LOB: 2 BB: 0 P: 10	R: 5 E: 1 K: 0 S: 9	H: 5 LOB: 0 BB: 0 P: 10	R: 0 E: 0 K: 1 S: 5	H: 0 LOB: 0 BB: 0 P: 5	R: 0 E: 0 K: 0 S: 3	H: 1 LOB: 1 BB: 1 P: 3		1B: 7 2B: 3 3B: 1 HR: 2	SF: 1 SAC: 0 DP: 2 HBP: 0	WP: 0 PB: 0 SB: 2 CS: 0
PITCHER	IP: 3.1 WLS: L BF: 14 H: 2 R: 4 ER: 2 SO: 2 BB: 3 IBB: 0 HBP: 0 BLK: 0 WP: 0 HR: 1 S: 18 P: 33 ERA: 8.10 WHIP: 1.500	IP: 1.2 WLS: L BF: 10 H: 4 R: 2 ER: 1 SO: 2 BB: 0 IBB: 0 HBP: 0 BLK: 0 WP: 0 HR: 1 S: 15 P: 15 ERA: 5.40 WHIP: 2.400	IP: 0.2 WLS: L BF: 7 H: 5 R: 5 ER: 5 SO: 0 BB: 0 IBB: 0 HBP: 0 BLK: 0 WP: 0 HR: 8 S: 9 P: 9 ERA: 67.50 WHIP: 7.500	IP: 1.1 WLS: L BF: 4 H: 0 R: 0 ER: 0 SO: 1 BB: 0 IBB: 0 HBP: 0 BLK: 0 WP: 0 HR: 6 S: 6 P: 6 ERA: 0.00 WHIP: 0.000	IP: 1.0 WLS: L BF: 3 H: 1 R: 0 ER: 0 SO: 0 BB: 0 IBB: 0 HBP: 0 BLK: 0 WP: 0 HR: 3 S: 3 P: 3 ERA: 0.00 WHIP: 1.000	PITCHER	IP: 1.0 WLS: L BF: 5 H: 1 R: 1 ER: 1 SO: 0 BB: 1 IBB: 0 HBP: 0 BLK: 0 WP: 0 HR: 0 S: 4 P: 8 ERA: 9.00 WHIP: 2.000													

AB 38
R 12
H 13
RBI 10
BB 4
SO 5
LOB 11



Batter	1	2	3	4	5	6	7	8	9	AB	R	H	RBI	BB	SO	LOB	BOTTOM			
75 Xavier Paul, L (1, 8) OBP: 0.333, SLG: 0.500 66 Brian Barton, R (8, 7) OBP: 0.250, SLG: 0.250										3	0	2	0	0	0	0	Cleveland Indians @ Los Angeles Dodgers Camelback Ranch, Glendale, AZ Sun Mar 21 2010, 4:14 PM - 7:09 PM EDT Att: 9,754 - Sunny - 74 F			
33 Blake DeWitt, L (1, 4) OBP: 0.483, SLG: 0.629 65 Rafael Ynoa, S (8, FR) OBP: 0.444, SLG: 0.375 (9, 4)										3	1	1	1	1	0	3				
16 Andre Ethier, L (1, 9) OBP: 0.350, SLG: 0.579 84 Jovanny Rosario, S (8, 8) OBP: 0.500, SLG: 0.500										3	0	0	0	0	1	1				
7 James Loney, L (1, 3) OBP: 0.320, SLG: 0.409 13 Doug Mientkiewicz, L (8, 3) OBP: 0.333, SLG: 0.381										3	0	0	0	0	0	1				
0 Garret Anderson, L (1, 7) OBP: 0.438, SLG: 0.625 17 Jason Repko, R (6, FR) OBP: 0.292, SLG: 0.222 (7, 7) (8, 9)										3	0	3	0	0	0	0				
3 Ronnie Belliard, R (1, 10) OBP: 0.190, SLG: 0.300 96 Jerry Sands, R (8, FR) OBP: 0.333, SLG: 0.333 (9, 10)										4	0	0	0	0	1	3				
21 Nick Green, R (1, 5) OBP: 0.235, SLG: 0.235 91 Chris Henderson, L (8, 5) OBP: 1.000, SLG: 1.000										3	0	0	0	0	0	0				
60 Chin-Lung Hu, R (1, 6) OBP: 0.250, SLG: 0.250 30 Angel Berroa, R (8, 6) OBP: 0.444, SLG: 0.375										3	0	0	0	0	0	0				
77 JD Closser, S (1, 2) OBP: 0.333, SLG: 0.333 82 Justin Knoedler, R (8, 2) OBP: 0.500, SLG: 0.333										3	0	1	0	0	1	0				
Inning Stats	R: 0 E: 0 K: 1 S: 6	H: 1 LOB: 1 BB: 0 P: 6	R: 0 E: 0 K: 0 S: 3	H: 1 LOB: 0 BB: 0 P: 3	R: 0 E: 0 K: 1 S: 5	H: 0 LOB: 0 BB: 0 P: 5	R: 1 E: 0 K: 1 S: 8	H: 2 LOB: 1 BB: 0 P: 8	R: 0 E: 0 K: 0 S: 5	H: 2 LOB: 2 BB: 0 P: 5	R: 0 E: 0 K: 0 S: 3	H: 0 LOB: 0 BB: 0 P: 3	R: 4 E: 1 K: 0 S: 8	H: 3 LOB: 2 BB: 2 P: 17	R: 0 E: 0 K: 2 S: 7	H: 0 LOB: 0 BB: 0 P: 7		1B: 7 2B: 1 3B: 1 HR: 1	SF: 0 SAC: 0 DP: 1 HBP: 0	WP: 0 PB: 0 SB: 0 CS: 0
PITCHER	IP: 4.2 WLS: W BF: 19 H: 6 R: 1 ER: 1 SO: 1 BB: 1 IBB: 0 HBP: 0 BLK: 0 WP: 0 HR: 1 S: 26 P: 26 ERA: 1.93 WHIP: 1.286	IP: 1.1 WLS: L BF: 5 H: 1 R: 0 ER: 0 SO: 0 BB: 0 IBB: 0 HBP: 0 BLK: 0 WP: 0 HR: 6 S: 6 P: 6 ERA: 0.00 WHIP: 0.750	IP: 1.0 WLS: L BF: 6 H: 2 R: 3 ER: 1 SO: 0 BB: 1 IBB: 0 HBP: 0 BLK: 0 WP: 0 HR: 5 S: 9 P: 9 ERA: 9.00 WHIP: 3.000	IP: 1.0 WLS: L BF: 6 H: 1 R: 1 ER: 0 SO: 0 BB: 1 IBB: 0 HBP: 0 BLK: 0 WP: 0 HR: 6 S: 11 P: 11 ERA: 0.00 WHIP: 2.000	IP: 1.0 WLS: L BF: 3 H: 0 R: 0 ER: 0 SO: 2 BB: 0 IBB: 0 HBP: 0 BLK: 0 WP: 0 HR: 7 S: 7 P: 7 ERA: 0.00 WHIP: 0.000	PITCHER	IP: 1.0 WLS: L BF: 5 H: 1 R: 1 ER: 1 SO: 0 BB: 1 IBB: 0 HBP: 0 BLK: 0 WP: 0 HR: 0 S: 4 P: 8 ERA: 9.00 WHIP: 2.000													

AB 37
R 5
H 10
RBI 3
BB 2
SO 5
LOB 15



Batter	1	2	3	4	5	6	7	8	9	AB	R	H	RBI	BB	SO	LOB	TOP					
2 Erick Aybar, S OBP: 0.238, SLG: 0.111	K	K		F7		G4-3			G6-3	4	0	0	0	0	2	1	Los Angeles Angels @ Los Angeles Dodgers Camelback Ranch, Glendale, AZ Mon Mar 22 2010, 4:20 PM - 6:47 PM EDT Att: 7,297 - Sunny - 75 F					
94 Gary Patchett, R OBP: 0.435, SLG: 0.474										1	0	0	0	0	0	0						
53 Bobby Abreu, L OBP: 0.238, SLG: 0.294	L7	F8								2	0	0	0	1	0	0						
42 Terry Evans, R OBP: 0.231, SLG: 0.320										1	0	0	0	0	1	0						
48 Toni Hunter, R OBP: 0.400, SLG: 0.478										3	1	2	0	0	0	1						
22 Cory Aldridge, L OBP: 0.407, SLG: 0.667										1	0	0	0	0	0	0						
55 Hideki Matsui, L OBP: 0.280, SLG: 0.182										2	0	1	1	1	0	1						
83 Michael Ryan, L OBP: 0.494, SLG: 0.699										1	0	0	0	0	0	0						
65 Julio Perez, R OBP: 0.231, SLG: 0.320										0	0	0	0	0	0	0						
8 Kendrys Morales, S OBP: 0.441, SLG: 0.677										2	0	0	0	1	0	3						
6 Hainley Statia, S OBP: 0.200, SLG: 0.143										1	0	0	0	0	0	0						
47 Howie Kendrick, R OBP: 0.306, SLG: 0.457										3	0	0	0	0	0	6						
86 Efrén Navarro, L OBP: 0.250, SLG: 0.250										1	0	0	0	0	0	0						
44 Mike Napoli, R OBP: 0.394, SLG: 0.828										4	1	1	0	0	0	0						
28 Ryan Budde, R OBP: 0.396, SLG: 0.375										0	0	0	0	0	0	0						
3 Brandon Wood, R OBP: 0.396, SLG: 0.375										2	1	1	0	1	0	1						
57 Jay Grossman, R OBP: 0.286, SLG: 0.417										0	0	0	0	0	0	0						
5 Jeff Mathis, R OBP: 0.286, SLG: 0.417										3	1	1	3	0	0	2						
Inning Stats	R: 1 E: 0 K: 1 S: 7	H: 2 LOB: 2 BB: 1 P: 11	R: 2 E: 0 K: 1 S: 7	H: 2 LOB: 0 BB: 0 P: 7	R: 0 E: 0 K: 0 S: 4	H: 1 LOB: 1 BB: 1 P: 6	R: 0 E: 0 K: 0 S: 3	H: 0 LOB: 1 BB: 1 P: 7	R: 0 E: 1 K: 0 S: 3	H: 0 LOB: 3 BB: 2 P: 11	R: 0 E: 0 K: 0 S: 4	H: 1 LOB: 0 BB: 0 P: 4	R: 0 E: 0 K: 1 S: 5	H: 0 LOB: 0 BB: 0 P: 5	R: 0 E: 0 K: 0 S: 3	H: 0 LOB: 0 BB: 0 P: 3	R: 0 E: 0 K: 0 S: 2	H: 0 LOB: 0 BB: 0 P: 3	1B: 1 2B: 5 3B: 0 HR: 1	SF: 1 SAC: 0 DP: 2 HBP: 1	WP: 1 PB: 0 SB: 1 CS: 0	PA: 37
PITCHER	IP WLS BF H R ER SO BB IBB HBP BLK WP HR S P ERA WHIP																					
37 Carlos Monasterios, R ERA: 2.25	4.0 L 19 5 3 3 2 2 0 0 0 0 1 1 21 31 6.75 1.750																					
52 George Sherrill, L ERA: 4.91	0.1 4 0 0 0 0 2 0 0 0 0 0 0 2 10 0.00 6.000																					
45 Justin Miller, R ERA: 4.05	1.2 5 1 1 1 0 0 0 0 0 0 0 0 5 5 0.00 0.600																					
51 Jonathan Broxton, R ERA: 3.86	1.0 3 0 0 0 0 1 0 0 0 0 0 0 0 5 0.00 0.000																					
36 Jeff Weaver, R ERA: 6.0	2.0 6 0 0 0 0 0 0 0 1 0 0 0 0 5 0.00 0.000																					

Batter	1	2	3	4	5	6	7	8	9	AB	R	H	RBI	BB	SO	LOB	BOTTOM					
33 Blake DeWitt, L OBP: 0.467, SLG: 0.632										3	0	1	0	0	0	3	Los Angeles Angels @ Los Angeles Dodgers Camelback Ranch, Glendale, AZ Mon Mar 22 2010, 4:20 PM - 6:47 PM EDT Att: 7,297 - Sunny - 75 F					
65 Ramon Nivar, R OBP: 0.387, SLG: 0.440										1	0	0	0	0	1	1						
23 Casey Blake, R OBP: 0.387, SLG: 0.440										2	0	0	1	0	0	3						
96 Corey Smith, R OBP: 0.387, SLG: 0.440										1	0	0	0	0	1	1						
16 Andre Ethier, L OBP: 0.349, SLG: 0.550										2	1	0	0	1	0	2						
98 Jay Gibbons, L OBP: 0.349, SLG: 0.550										1	0	0	0	0	0	0						
99 Manny Ramirez, R OBP: 0.440, SLG: 0.524										3	0	1	0	0	1	0						
61 Prentice Redman, R OBP: 0.440, SLG: 0.524										1	0	0	0	0	0	0						
7 James Loney, L OBP: 0.345, SLG: 0.423										4	0	2	0	0	0	2						
76 John Lindsey, R OBP: 0.345, SLG: 0.423										0	0	0	0	0	0	0						
0 Garrett Anderson, L OBP: 0.400, SLG: 0.600										4	0	1	1	0	1	2						
60 Chin-Lung Hu, R OBP: 0.250, SLG: 0.211										3	0	0	0	1	1	2						
17 Jason Repko, R OBP: 0.286, SLG: 0.273										4	0	1	0	0	0	1						
82 Justin Knoedler, R OBP: 0.375, SLG: 0.286										4	1	1	0	0	1	2						
Inning Stats	R: 0 E: 0 K: 0 S: 2	H: 0 LOB: 0 BB: 0 P: 3	R: 0 E: 0 K: 1 S: 5	H: 0 LOB: 0 BB: 0 P: 5	R: 0 E: 1 K: 0 S: 4	H: 0 LOB: 2 BB: 1 P: 8	R: 1 E: 0 K: 1 S: 6	H: 2 LOB: 1 BB: 1 P: 10	R: 1 E: 0 K: 0 S: 5	H: 2 LOB: 1 BB: 0 P: 5	R: 0 E: 0 K: 0 S: 4	H: 1 LOB: 1 BB: 0 P: 4	R: 0 E: 0 K: 2 S: 8	H: 1 LOB: 1 BB: 0 P: 8	R: 0 E: 0 K: 1 S: 6	H: 1 LOB: 2 BB: 0 P: 6	R: 0 E: 1 K: 0 S: 4	H: 0 LOB: 1 BB: 0 P: 4	1B: 4 2B: 3 3B: 0 HR: 0	SF: 1 SAC: 0 DP: 1 HBP: 1	WP: 1 PB: 0 SB: 0 CS: 0	PA: 37
PITCHER	IP WLS BF H R ER SO BB IBB HBP BLK WP HR S P ERA WHIP																					
51 Joe Saunders, L ERA: 5.91	5.0 W 21 4 2 2 2 2 2 0 0 0 0 0 22 31 3.60 1.200																					
40 Brian Fuentes, L ERA: 1.59	1.0 H 4 1 0 0 0 0 0 0 0 0 0 0 4 4 0.00 1.000																					
43 Brian Stokes, R ERA: 1.8	2.0 H 8 2 0 0 3 0 0 0 0 0 1 0 14 14 0.00 1.000																					
45 Francisco Rodriguez, R ERA: 1.8	1.0 S 4 0 0 0 0 0 0 0 0 0 0 0 4 4 0.00 0.000																					

Batter	1	2	3	4	5	6	7	8	9	AB	R	H	RBI	BB	SO	LOB	TOP
15 Rafael Furcal, S OBP: 0.357, SLG: 0.229 94 Cesar Suarez, R OBP: 1.000, SLG: 1.000	1-1 P4		2-3 K	4-2 BB			0-0 SF9	0-0 2B		3	1	1	0	1	1	0	
5 Reed Johnson, R OBP: 0.366, SLG: 0.412	0-1 75 1B		1-1 F9	1-2 P4			0-0 FC6-4	0-0 2B		5	0	3	1	0	0	2	
75 Xavier Paul, L OBP: 0.309, SLG: 0.440	1-0 1B		1-1 G4-3		2-0 G3		0-0 FC6-4	K		5	1	1	0	0	1	4	
Preston Mattingly, R OBP: 0.333, SLG: 0.333	1-2 1B						1-2 2B			0	0	0	0	0	0	0	
27 Matt Kemp, R OBP: 0.341, SLG: 0.556 29 Michael Restovich, R OBP: 0.667, SLG: 1.000	2-2 F9			1-1 14 2B 21 G6-3	2-2 L8		1-0 SF9	0-0 2B		3	1	1	1	0	0	2	
3 Ronnie Belliard, R OBP: 0.200, SLG: 0.292 13 Doug Mientkewicz, L OBP: 0.320, SLG: 0.354	0-3 K			3-1 L7	0-3 K		0-0 14 1B	F8		4	0	1	1	0	2	3	
14 Jamey Carroll, R OBP: 0.474, SLG: 0.533		4-2 21 G6-3 BB		0-0 9 2B		1-0 21 1B 9 G6-4-3	0-0 FC6-4		1-1 F9	4	2	3	0	1	0	0	
21 Nick Green, R OBP: 0.200, SLG: 0.227 69 Brian Ruggiano, R		1-1 G6-3		0-0 G6-3		0-0 9 G6-4-3	FC6-4		2-1 G6-3	5	0	1	1	0	0	4	
9 A.J. Ellis, R OBP: 0.471, SLG: 0.346		4-1 BB		3-1 22 1B		0-0 G6-4-3		0-0 94 1B 48 SH1-4 5 1B	1-3 K	4	2	2	1	1	1	1	
22 Clayton Kershaw, L OBP: 0.500, SLG: 0.500 91 Brandon Watson, L (6, PH) OBP: 0.143, SLG: 0.143 48 Russ Ortiz, R (6, 1)		0-3 K		0-2 15 BB		0-0 K		0-0 SH1-4		2	0	1	1	0	1	1	
	R: 0 H: 2 E: 0 LOB: 2 K: 1 BB: 0 S: 11 P: 15	R: 0 H: 0 E: 0 LOB: 1 K: 1 BB: 2 S: 9 P: 18	R: 0 H: 0 E: 0 LOB: 0 K: 1 BB: 0 S: 7 P: 11	R: 3 H: 4 E: 0 LOB: 2 K: 0 BB: 1 S: 16 P: 28	R: 0 H: 0 E: 0 LOB: 0 K: 1 BB: 0 S: 7 P: 11	R: 1 H: 2 E: 0 LOB: 0 K: 1 BB: 0 S: 7 P: 11	R: 2 H: 4 E: 0 LOB: 2 K: 0 BB: 0 S: 7 P: 8	R: 2 H: 4 E: 0 LOB: 2 K: 1 BB: 0 S: 9 P: 9	R: 0 H: 0 E: 0 LOB: 0 K: 1 BB: 0 S: 7 P: 11	1B: 13 SF: 1 2B: 3 SAC: 1 3B: 0 DP: 2 HR: 0 HBP: 0	WP: 1 PA: 44 PB: 0 CS: 0						
PITCHER	IP WLS BF H R ER SO BB IBB HBP BLK WP HR S P ERA WHIP	PITCHER															
25 Doug Davis, L ERA: 3.05	4.2 22 6 3 3 3 3 0 0 0 0 0 0 47 80 5.79 1.929																
98 David Johnson, R ERA: 6.75	1.1 L 5 2 1 1 2 0 0 0 0 0 0 0 10 14 6.75 1.500																
51 Trevor Hoffman, R ERA: 13.5	1.0 7 4 2 2 2 0 0 0 0 0 1 0 7 8 18.00 4.000																
77 Scott Schoeneweis, L ERA: 7.71	1.0 7 4 2 2 1 0 0 0 0 0 0 0 9 9 18.00 4.000																
60 Todd Coffey, R ERA: 1.0	1.0 3 0 0 0 1 0 0 0 0 0 0 0 7 11 0.00 0.000																
Batter	1	2	3	4	5	6	7	8	9	AB	R	H	RBI	BB	SO	LOB	BOTTOM
23 Rickie Weeks Jr., R OBP: 0.452, SLG: 0.455 75 Luis Alfonso Cruz, R OBP: 0.156, SLG: 0.133	0-3 K	4-2 BB			2-3 K		1-3 K		0-0 L8	2	0	0	0	1	2	0	
27 Carlos Gómez, R OBP: 0.313, SLG: 0.404 15 Jim Edmonds, L OBP: 0.378, SLG: 0.419	1-1 28 BB 14 FC5 8 1B	1-3 K2-3			0-0 B5-3		1-2 F8			3	1	1	0	0	1	1	
8 Ryan Braun, R OBP: 0.325, SLG: 0.568 63 Adam Stern, L OBP: 0.452, SLG: 0.667	0-0 14 FC5 14 E 28 BB 1B		1-3 K		1-1 L8			0-0 21 G4-3 1B		3	1	1	0	0	1	0	
28 Prince Fielder, L OBP: 0.325, SLG: 0.378 78 Joe Koshansky, L OBP: 0.333, SLG: 0.333	4-2 14 E 1 G4-3 BB		1-1 G5-3			0-3 K		0-0 F7		2	1	0	0	1	1	0	
14 Casey McGehee, R OBP: 0.225, SLG: 0.237 21 Alcides Escobar, R OBP: 0.390, SLG: 0.538	1-1 FC5 30 WP 1 G4-3		0-0 F8			0-0 F9		0-0 G4-3		3	0	0	1	0	0	1	
1 Corey Hart, R OBP: 0.184, SLG: 0.405	0-0 G4-3				0-0 P5		0-0 G6-3		0-0 F8	4	0	0	1	0	0	2	
30 Craig Counsell, L OBP: 0.367, SLG: 0.444 90 Carlos George, R (9, PR)	1-0 P5			4-2 87 WP BB			0-0 P5		2-0 3B	3	0	1	0	1	0	1	
87 Jonathan Lucroy, R OBP: 0.267, SLG: 0.385		0-2 G6-3		2-3 K			0-0 2 2B 1B		0-3 K	4	1	1	0	0	2	2	
25 Doug Davis, R 98 David Johnson, R 51 Trevor Hoffman, R 2 Joe Inglett, L 77 Scott Schoeneweis, L 60 Todd Coffey, R 22 Jody Gerut, L		1-3 K		0-0 F8			3-2 1B		0-0 G1-3	2	0	0	0	0	1	1	
	R: 3 H: 2 E: 1 LOB: 1 K: 1 BB: 1 S: 13 P: 20	R: 0 H: 0 E: 0 LOB: 1 K: 2 BB: 1 S: 11 P: 17	R: 0 H: 0 E: 0 LOB: 0 K: 1 BB: 0 S: 6 P: 8	R: 0 H: 0 E: 0 LOB: 1 K: 1 BB: 1 S: 8 P: 14	R: 0 H: 0 E: 0 LOB: 0 K: 1 BB: 0 S: 7 P: 10	R: 0 H: 0 E: 0 LOB: 0 K: 1 BB: 0 S: 5 P: 5	R: 1 H: 2 E: 0 LOB: 1 K: 0 BB: 0 S: 11 P: 16	R: 0 H: 1 E: 0 LOB: 1 K: 0 BB: 0 S: 4 P: 4	R: 0 H: 1 E: 0 LOB: 1 K: 1 BB: 0 S: 6 P: 8	1B: 4 SF: 0 2B: 1 SAC: 0 3B: 1 DP: 0 HR: 0 HBP: 0	WP: 2 PA: 37 PB: 0 CS: 0						
PITCHER	IP WLS BF H R ER SO BB IBB HBP BLK WP HR S P ERA WHIP	PITCHER															
22 Clayton Kershaw, L ERA: 1.8	5.0 W 21 4 1 1 3 0 0 0 0 0 0 0 45 69 1.80 1.000																
48 Russ Ortiz, R ERA: 2.09	4.0 S 16 4 1 1 3 0 0 0 0 0 0 0 26 33 2.25 1.000																

Los Angeles Dodgers @ Milwaukee Brewers
Maryvale Baseball Park, Phoenix, AZ
Mon Mar 22 2010, 4:08 PM - 7:08 PM EDT
Att: 3,514 - Sunny - 76 F

AB 39
R 8
H 16
RBI 7
BB 3
SO 7
LOB 19



Los Angeles Dodgers @ Milwaukee Brewers
Maryvale Baseball Park, Phoenix, AZ
Mon Mar 22 2010, 4:08 PM - 7:08 PM EDT
Att: 3,514 - Sunny - 76 F

AB 34
R 4
H 6
RBI 3
BB 3
SO 9
LOB 14



Batter	1	2	3	4	5	6	7	8	9	AB	R	H	RBI	BB	SO	LOB	TOP																
23 Rickie Weeks Jr. R (1.4) OBP: 0.440, SLG: 0.488 2 Joe Inglett L (8.4) OBP: 0.342, SLG: 0.379										4	0	2	2	0	1	0	Milwaukee Brewers @ Los Angeles Dodgers Camelback Ranch, Glendale, AZ Thu Mar 25 2010, 4:20 PM - 6:43 PM EDT Att: 8,053 - Sunny - 74 F																
27 Carlos Gómez, R (1.8) OBP: 0.308, SLG: 0.392 63 Adam Stern, L (8.8) OBP: 0.455, SLG: 0.643										4	1	1	0	0	1	2																	
8 Ryan Braun, R (1.7) OBP: 0.526, SLG: 0.575 22 Jody Gerut, L (6.7) OBP: 0.256, SLG: 0.486										3	0	1	1	0	1	0																	
28 Prince Fielder, L (1.3) OBP: 0.292, SLG: 0.333										4	0	0	0	0	1	1																	
14 Casey McGehee, R (1.5) OBP: 0.229, SLG: 0.244										4	0	0	0	0	1	1																	
9 Greg Zaun, S (1.2) OBP: 0.512, SLG: 0.676											4	1	2	0	0	0																	
1 Corey Hart, R (1.9) OBP: 0.182, SLG: 0.357										3	0	0	0	0	1	2																	
30 Craig Counsell, L (1.6) OBP: 0.354, SLG: 0.433 75 Luis Alfonso Cruz, R (7.6) OBP: 0.182, SLG: 0.133										3	1	1	0	0	0	1																	
37 Jeff Suppan, R (1.1) 26 Manny Parra, L (5.1) OBP: 0.500, SLG: 0.500										1	0	0	0	0	0	0																	
										1	0	0	0	0	0	0																	
Inning Stats	R: 1 E: 0 K: 1 S: 7	H: 2 LOB: 1 BB: 0 P: 8	R: 0 E: 0 K: 1 S: 5	H: 0 LOB: 0 BB: 0 P: 5	R: 0 E: 0 K: 0 S: 3	H: 0 LOB: 0 BB: 0 P: 3	R: 0 E: 0 K: 1 S: 5	H: 0 LOB: 0 BB: 0 P: 5	R: 2 E: 0 K: 0 S: 8	H: 3 LOB: 1 BB: 0 P: 8	R: 0 E: 0 K: 0 S: 3	H: 1 LOB: 0 BB: 0 P: 3	R: 0 E: 0 K: 2 S: 8	H: 1 LOB: 1 BB: 0 P: 8	R: 0 E: 0 K: 1 S: 5	H: 0 LOB: 0 BB: 0 P: 5	1B: 4 2B: 3 3B: 0 HR: 0	SF: 0 SAC: 1 DP: 1 HBP: 0	WP: 0 PB: 0 SB: 1 CS: 0	PA: 33													
PITCHER	IP WLS BF H R ER SO BB IBB HBP BLK WP HR S P ERA WHIP																																
83 Josh Towers, R (1.1) ERA: 4.08	5.0	20	5	3	3	4	0	0	0	0	0	0	0	28	29	5.40	1.000																
51 Jonathan Broxton, R (6.1) ERA: 3.18	1.0	W	3	0	0	0	0	0	0	0	0	0	0	0	3	3	0.00	0.000															
52 George Sherrill, L (7.1) ERA: 5.88	1.0	H	3	1	0	0	0	0	0	0	0	0	0	0	3	3	0.00	1.000															
35 Ramon Ortiz, R (8.1) ERA: 1.29	1.0	H	4	1	0	0	2	0	0	0	0	0	0	8	8	0.00	1.000																
45 Justin Miller, R (9.1) ERA: 3.52	1.0		3	0	0	0	1	0	0	0	0	0	0	5	5	0.00	0.000																

Batter	1	2	3	4	5	6	7	8	9	AB	R	H	RBI	BB	SO	LOB	BOTTOM															
15 Rafael Furcal, S (1.6) OBP: 0.333, SLG: 0.244 21 Nick Green, R (8.6) OBP: 0.286, SLG: 0.240										4	1	1	0	0	1	2	Milwaukee Brewers @ Los Angeles Dodgers Camelback Ranch, Glendale, AZ Thu Mar 25 2010, 4:20 PM - 6:43 PM EDT Att: 8,053 - Sunny - 74 F															
27 Matt Kemp, R (1.8) OBP: 0.382, SLG: 0.537 75 Xavier Paul, L (8.8) OBP: 0.276, SLG: 0.393										3	1	1	0	1	0	0																
16 Andre Ethier, L (1.9) OBP: 0.327, SLG: 0.511 17 Jason Repko, R (8.9) OBP: 0.300, SLG: 0.261										3	1	1	1	0	0	1																
99 Manny Ramirez, R (1.10) OBP: 0.433, SLG: 0.480 3 Ronnie Belliard, R (7. PH) OBP: 0.179, SLG: 0.259										2	1	1	0	1	0	1																
7 James Loney, L (1.3) OBP: 0.361, SLG: 0.469 33 Blake DeWitt, L (8. PR) OBP: 0.458, SLG: 0.600										0	1	0	0	0	0	0																
23 Casey Blake, R (1.5) OBP: 0.432, SLG: 0.484 13 Doug Mientkiewicz, L (8. PR) OBP: 0.333, SLG: 0.375										4	1	3	1	0	1	0																
0 Garret Anderson, L (1.7) OBP: 0.400, SLG: 0.542 5 Reed Johnson, R (6. PR) OBP: 0.366, SLG: 0.405										3	0	1	1	0	0	2																
14 Jamey Carroll, R (1.4) OBP: 0.417, SLG: 0.450										4	0	1	1	0	0	2																
77 JD Closser, S (1.2) OBP: 0.429, SLG: 0.500										3	0	1	1	1	0	0																
										3	0	1	1	1	0	0																
Inning Stats	R: 2 E: 1 K: 0 S: 6	H: 3 LOB: 2 BB: 1 P: 10	R: 0 E: 0 K: 0 S: 3	H: 0 LOB: 0 BB: 0 P: 3	R: 0 E: 0 K: 1 S: 5	H: 0 LOB: 1 BB: 1 P: 7	R: 0 E: 0 K: 1 S: 5	H: 0 LOB: 0 BB: 0 P: 5	R: 0 E: 0 K: 1 S: 3	H: 0 LOB: 0 BB: 0 P: 3	R: 4 E: 0 K: 1 S: 10	H: 6 LOB: 2 BB: 0 P: 10	R: 0 E: 0 K: 0 S: 3	H: 0 LOB: 0 BB: 0 P: 3	R: 1 E: 0 K: 1 S: 7	H: 2 LOB: 3 BB: 2 P: 15	1B: 8 2B: 3 3B: 0 HR: 0	SF: 1 SAC: 0 DP: 1 HBP: 0	WP: 0 PB: 0 SB: 0 CS: 0	PA: 38												
PITCHER	IP WLS BF H R ER SO BB IBB HBP BLK WP HR S P ERA WHIP																															
37 Jeff Suppan, R (1.1) ERA: 7.71	4.1	18	3	2	2	1	2	0	0	0	0	0	0	22	30	12.27	2.727															
26 Manny Parra, L (5.1) ERA: 6.32	3.2	L	20	8	5	5	2	2	0	0	0	0	0	22	30	12.27	2.727															

AB	32
R	3
H	7
RBI	3
BB	0
SO	7
LOB	8



AB	33
R	7
H	11
RBI	6
BB	4
SO	3
LOB	18



Batter	1	2	3	4	5	6	7	8	9	AB	R	H	RBI	BB	SO	LOB	TOP				
51 Ichiro Suzuki, L (1,9) 96 Denny Almonte, S (8,9)	0-0 15 S 1B		0-0 1B			0-0 F8		0-0 G5-3		4	0	2	0	0	0	0					
9 Chone Figgins, S (1,4) 6 Chris Woodward, R (8,4)	0-3 K		0-0 B2			0-0 13 CS 1B		0-3 K		4	0	1	0	0	2	2					
13 Casey Kotchman, L (1,3) 94 Steven Hensley, R (8,1)	0-3 K			0-0 P5		0-1 G4-3		0-3 K		4	0	0	0	0	2	2					
15 Milton Bradley, S (1,7) 27 Matt Tuiasosopo, R (7,7)	0-2 K			0-0 F8			0-0 P5		2-1 HR	3	0	0	0	0	1	1					
4 Jose Lopez, R (1,5)		0-0 G4-3		0-3 K			0-0 G4-3		0-0 3 G6-4-3 1B	4	0	1	0	0	1	0					
10 Adam Moore, R (1,2) 3 Ryan Garko, R (8,3)		0-3 K			0-0 L3		0-0 2 BB 17 BB 1B		0-0 1-2f G6-4-3	3	0	1	0	0	1	0					
17 Corey Patterson, L (1,8)		0-0 G1-3			0-0 G3		4-0 2 BB 1-2 BB		0-3 K	3	0	0	0	1	1	0					
2 Jack Wilson, R (1,6) 16 Josh Wilson, R (7,6)			0-0 F7		4-0 BB		4-0 1-2 2-3 BB			1	0	0	0	2	0	0					
35 Ian Snell, R (1,1) 5 Mike Sweeney, R (7,PH) 53 David Aardsma, R (7,1) 26 Josh Bard, S (8,2)			0-0 G5-3		0-0 G1-3		0-0 F7			2	0	0	0	0	0	1					
										1	0	0	0	0	0	3					
										0	0	0	0	0	0	0					
										0	0	0	0	0	0	0					
Inning Stats	R: 0 E: 0 K: 3 S: 10	H: 1 LOB: 1 BB: 0 P: 10	R: 0 E: 0 K: 1 S: 5	H: 0 LOB: 0 BB: 0 P: 5	R: 0 E: 0 K: 0 S: 4	H: 1 LOB: 1 BB: 0 P: 4	R: 0 E: 0 K: 1 S: 5	H: 0 LOB: 0 BB: 0 P: 5	R: 0 E: 0 K: 0 S: 3	H: 0 LOB: 1 BB: 1 P: 7	R: 0 E: 0 K: 0 S: 4	H: 1 LOB: 3 BB: 2 P: 12	R: 0 E: 0 K: 2 S: 7	H: 0 LOB: 0 BB: 0 P: 7	R: 1 E: 0 K: 1 S: 7	H: 2 LOB: 0 BB: 0 P: 9	1B: 5 2B: 0 3B: 0 HR: 1	SF: 0 SAC: 0 DP: 1 HBP: 0	WP: 0 PB: 0 SB: 1 CS: 1	PA: 34	
PITCHER	IP WLS BF H R ER SO BB IBB HBP BLK WP HR S P ERA WHIP	5.1 W 19 2 0 0 5 1 0 0 0 0 0 0 28 32 0.00 0.562	0.2 H 2 1 0 0 0 0 0 0 0 0 0 0 3 3 0.00 1.500	0.2 H 5 1 0 0 0 2 0 0 0 0 0 0 3 11 0.00 4.500	0.1 H 1 0 0 0 0 0 0 0 0 0 0 0 1 1 0.00 0.000	2.0 S 7 2 1 1 3 0 0 0 0 0 0 1 14 16 4.50 1.000															

Seattle Mariners @ Los Angeles Dodgers
Camelback Ranch, Glendale, AZ
Sat Mar 27 2010, 4:20 PM - 6:40 PM EDT
Att: 13,583 - Sunny - 73 F

AB 31
R 1
H 6
RBI 1
BB 3
SO 8
LOB 10





Batter	1	2	3	4	5	6	7	8	9	AB	R	H	RBI	BB	SO	LOB	BOTTOM				
15 Rafael Furcal, S (1,6) 14 Jamey Carroll, R (7,6)	0-3 K		0-0 G4-3		0-0 L6			0-0 G1-3		3	0	0	0	0	1	0					
27 Matt Kemp, R (1,8) 5 Reed Johnson, R (7,7)	0-0 F8		0-0 G5-3			0-0 G5-3				3	0	0	0	0	0	0					
16 Andre Ethier, L (1,9) 75 Xavier Paul, L (7,8)	0-0 G1-3		1-0 HR			0-0 F8		0-0 F8		3	1	1	1	0	0	0					
99 Manny Ramirez, R (1,7) 17 Jason Repko, R (7,9)		0-0 23 2B 1B	0-0 P6			0-0 F9				3	1	1	0	0	0	0					
7 James Loney, L (1,3) 60 Chin-Lung Hu, R (8,4)		0-3 K		0-0 F8			0-3 K			3	0	0	0	0	2	1					
23 Casey Blake, R (1,5) 21 Nick Green, R (7,FR)		0-0 33 1B 12 SF9 2B		0-0 G6-3			0-0 33 G4-6-3 1B			3	1	2	1	0	0	0					
33 Blake DeWitt, L (1,4) 48 Russ Ortiz, R (8,1)		0-0 12 SF9 1B		0-0 L5			0-0 G4-6-3			3	0	1	0	0	0	1					
12 Brad Ausmus, R (1,2) 9 A.J. Ellis, R (7,2) 0 Garret Anderson, L (8,PH) 77 JD Closser, S (9,2)		0-0 SF9		0-0 F9			0-0 F7			1	0	0	1	0	0	0					
49 Charlie Haeger, R (1,1) 35 Ramon Ortiz, R (8,1) 37 Carlos Monasterios, R (7,1) 45 Justin Miller, R (7,1) 3 Ronnie Belliard, R (8,3)		0-0 F8		0-0 K			0-0 G4-3			2	0	0	0	0	1	1					
										0	0	0	0	0	0	0					
										0	0	0	0	0	0	0					
										0	0	0	0	0	0	0					
										1	0	0	0	0	0	0					
Inning Stats	R: 0 E: 0 K: 1 S: 5	H: 0 LOB: 0 BB: 0 P: 5	R: 2 E: 0 K: 1 S: 8	H: 3 LOB: 1 BB: 0 P: 8	R: 1 E: 0 K: 0 S: 4	H: 1 LOB: 0 BB: 0 P: 5	R: 0 E: 0 K: 0 S: 3	H: 0 LOB: 0 BB: 0 P: 3	R: 0 E: 0 K: 1 S: 5	H: 0 LOB: 0 BB: 0 P: 5	R: 0 E: 0 K: 0 S: 3	H: 0 LOB: 0 BB: 0 P: 3	R: 0 E: 0 K: 0 S: 3	H: 0 LOB: 0 BB: 0 P: 3	R: 0 E: 0 K: 0 S: 3	H: 0 LOB: 0 BB: 0 P: 3	1B: 3 2B: 1 3B: 0 HR: 1	SF: 1 SAC: 0 DP: 1 HBP: 0	WP: 0 PB: 0 SB: 0 CS: 0	PA: 28	
PITCHER	IP WLS BF H R ER SO BB IBB HBP BLK WP HR S P ERA WHIP	6.0 L 22 4 3 3 3 3 0 0 0 0 0 0 5 28 29 4.50 0.667	1.0 3 1 0 0 1 0 0 0 0 0 0 0 5 5 0.00 1.000	1.0 3 0 0 0 0 0 0 0 0 0 0 0 3 3 0.00 0.000																	

Seattle Mariners @ Los Angeles Dodgers
Camelback Ranch, Glendale, AZ
Sat Mar 27 2010, 4:20 PM - 6:40 PM EDT
Att: 13,583 - Sunny - 73 F

AB 27
R 3
H 5
RBI 3
BB 0
SO 4
LOB 3



Batter	1	2	3	4	5	6	7	8	9	AB	R	H	RBI	BB	SO	LOB	TOP								
15 Rafael Furcal, S OBP: 0.290, SLG: 0.222	G6-3		G5-3		SF7-5				FC5-4	3	0	1	1	0	0	0	Los Angeles Dodgers @ Cleveland Indians Goodyear Ballpark, Goodyear, AZ Mon Mar 29 2010, 10:09 PM - 1:15 AM EDT Att. 4,521 - Clear - 70 F AB 38 R 11 H 15 RBI 11 BB 5 SO 8 LOB 19 								
60 Chin-Lung Hu, R OBP: 0.250, SLG: 0.217										2	0	1	0	0	0	2									
33 Blake DeWitt, L OBP: 0.339, SLG: 0.566	K								G4-3	4	1	1	0	0	2	2									
63 Argenis Reyes, S OBP: 0.125, SLG: 0.125										1	0	0	0	0	0	2									
16 Andre Ethier, L OBP: 0.339, SLG: 0.614	G3-1									4	2	2	2	0	0	2									
93 Angelo Songco, L OBP: 0.500, SLG: 1.500										1	0	0	0	0	0	3									
99 Manny Ramirez, R OBP: 0.357, SLG: 0.459										3	0	0	0	0	2	1									
98 Steven Caseres, L OBP: 0.200, SLG: 0.267										1	2	1	0	1	0	0									
27 Matt Kemp, R OBP: 0.328, SLG: 0.455	K									4	1	2	1	0	1	0									
Alfredo Silveiro, R OBP: 1.000, SLG: 1.000										1	2	1	0	0	0	0									
23 Casey Blake, R OBP: 0.440, SLG: 0.523										4	0	2	1	0	2	2									
96 Pedro Báez, R OBP: 0.250, SLG: 0.286										0	1	0	0	1	0	0									
12 Brad Ausmus, R OBP: 0.275, SLG: 0.215	FC5-4									2	1	1	0	1	0	1									
36 Jeff Weaver, R OBP: 0.100, SLG: 0.100										0	0	0	0	0	0	0									
90 Elian Herrera, S OBP: 0.100, SLG: 0.100										0	1	0	0	0	0	0									
51 Jonathan Broxton, R OBP: 0.200, SLG: 0.200										0	0	0	0	0	0	0									
61 Christian Lara, S OBP: 0.200, SLG: 0.200										1	0	1	2	0	0	0									
38 Ramon Troncoso, R OBP: 0.100, SLG: 0.100										0	0	0	0	0	0	0									
77 JD Closser, S OBP: 0.333, SLG: 0.364										5	0	1	3	0	1	4									
58 Chad Billingsley, R OBP: 0.350, SLG: 0.258										1	0	0	0	0	0	0									
98 Jamie Hoffmann, R OBP: 0.300, SLG: 0.258										1	0	1	1	1	0	0									
Inning Stats	R: 0 E: 0 K: 1 S: 5	H: 0 LOB: 0 BB: 0 P: 5	R: 0 E: 0 K: 2 S: 8	H: 1 LOB: 1 BB: 0 P: 8	R: 0 E: 0 K: 1 S: 5	H: 0 LOB: 0 BB: 0 P: 5	R: 2 E: 0 K: 2 S: 10	H: 2 LOB: 0 BB: 0 P: 11	R: 1 E: 1 K: 0 S: 3	H: 0 LOB: 0 BB: 1 P: 7	R: 2 E: 0 K: 0 S: 8	H: 4 LOB: 2 BB: 0 P: 8	R: 0 E: 0 K: 1 S: 6	H: 2 LOB: 1 BB: 0 P: 6	R: 3 E: 0 K: 1 S: 9	H: 4 LOB: 3 BB: 1 P: 14	R: 3 E: 0 K: 0 S: 5	H: 2 LOB: 2 BB: 3 P: 17	1B: 12 2B: 4 3B: 0 HR: 1	SF: 2 SAC: 1 DP: 2 HBP: 1	WP: 0 PB: 0 SB: 0 CS: 1	PA: 47			
PITCHER	IP	WLS	BF	H	R	ER	SO	BB	IBB	HBP	BLK	WP	HR	S	P	ERA	WHIP								
63 Justin Masterson, R ERA: 5.63	5.2	L	22	4	4	3	6	1	0	0	0	0	1	34	39	4.76	0.882								
53 Rafael Perez, L ERA: 1.93	1.1		9	4	3	1	1	0	0	0	0	0	0	9	14	27.00	5.000								
49 Tony Sipp, L ERA: 7.71	1.0		6	2	3	3	0	3	0	0	0	0	0	3	15	81.00	15.000								
54 Chris Perez, R ERA: 3.86	0.1		2	0	0	0	0	0	0	0	0	0	0	2	2	0.00	0.000								
56 Saul Rivera, R ERA: 1.94	0.2		0	0	0	0	0	0	0	0	0	0	0	2	2	0.00	0.000								

Batter	1	2	3	4	5	6	7	8	9	AB	R	H	RBI	BB	SO	LOB	BOTTOM								
13 Asdrubal Cabrera, S OBP: 0.455, SLG: 0.586	G4-3		G4-3		G6-3		G4-1			3	1	2	0	0	0	1	Los Angeles Dodgers @ Cleveland Indians Goodyear Ballpark, Goodyear, AZ Mon Mar 29 2010, 10:09 PM - 1:15 AM EDT Att. 4,521 - Clear - 70 F AB 32 R 2 H 9 RBI 2 BB 5 SO 4 LOB 21 								
35 Anderson Hernandez, S OBP: 0.469, SLG: 0.346										1	0	0	0	1	0	1									
24 Grady Sizemore, L OBP: 0.537, SLG: 0.645										3	0	1	0	1	1	1									
74 Niuman Romero, S OBP: 0.316, SLG: 0.188										1	0	0	0	0	1	2									
23 Michael Brantley, L OBP: 0.471, SLG: 0.452	G4-3									3	1	1	0	1	0	3									
Jose Constanza, L OBP: 0.364, SLG: 0.545										0	0	0	0	0	0	0									
48 Travis Hafner, L OBP: 0.442, SLG: 0.550										3	0	2	1	1	0	2									
Lucas Montero, S OBP: 0.697, SLG: 1.500										0	0	0	0	0	0	0									
2 Johnny Peralta, R OBP: 0.304, SLG: 0.432	G5-4-3									3	0	0	0	0	0	4									
6 Luis Antonio Rodriguez, Sr. OBP: 0.333, SLG: 0.290										0	0	0	1	0	0	0									
7 Matt LaPorta, R OBP: 0.303, SLG: 0.516	G5-3									2	0	0	0	0	0	0									
9 Brian Buscher, L OBP: 0.190, SLG: 0.368										2	0	0	0	0	0	3									
1 Luis Valbuena, L OBP: 0.317, SLG: 0.278										4	0	2	0	0	1	0									
16 Wyatt Toregas, R OBP: 0.267, SLG: 0.259										4	0	1	0	0	0	1									
4 Trevor Crowe, S OBP: 0.333, SLG: 0.343										3	0	0	0	1	1	3									
Inning Stats	R: 1 E: 0 K: 0 S: 4	H: 2 LOB: 1 BB: 1 P: 8	R: 0 E: 0 K: 0 S: 3	H: 0 LOB: 0 BB: 0 P: 3	R: 0 E: 0 K: 1 S: 5	H: 1 LOB: 2 BB: 1 P: 8	R: 0 E: 0 K: 1 S: 5	H: 0 LOB: 0 BB: 0 P: 5	R: 0 E: 0 K: 0 S: 3	H: 0 LOB: 0 BB: 1 P: 7	R: 0 E: 0 K: 0 S: 4	H: 1 LOB: 2 BB: 1 P: 8	R: 0 E: 0 K: 1 S: 7	H: 2 LOB: 1 BB: 0 P: 7	R: 0 E: 0 K: 2 S: 8	H: 1 LOB: 2 BB: 1 P: 12	1B: 6 2B: 3 3B: 0 HR: 0	SF: 1 SAC: 0 DP: 2 HBP: 0	WP: 0 PB: 0 SB: 0 CS: 1	PA: 38					
PITCHER	IP	WLS	BF	H	R	ER	SO	BB	IBB	HBP	BLK	WP	HR	S	P	ERA	WHIP								
58 Chad Billingsley, R ERA: 1.84	5.0	W	19	3	1	1	1	3	0	0	0	0	0	19	31	1.80	1.200								
36 Jeff Weaver, R ERA: 4.0	2.0		9	3	0	0	0	1	0	0	0	0	0	8	12	0.00	2.000								
51 Jonathan Broxton, R ERA: 3.52	1.0		5	2	1	1	1	0	0	0	0	0	0	7	7	9.00	2.000								
38 Ramon Troncoso, R ERA: 5.4	1.0		5	1	0	0	2	1	0	0	0	0	0	8	12	0.00	2.000								

Batter	1	2	3	4	5	6	7	8	9	AB	R	H	RBI	BB	SO	LOB	TOP		
75 Xavier Paul, L OBP: 0.235, SLG: 0.333 97 Scott Van Slyke, R OBP: 0.167, SLG: 0.167	F9			F7	L3			G6-3	G6-3	4	0	0	0	0	0	2			
14 Jamey Carroll, R OBP: 0.438, SLG: 0.444 63 Argenis Reyes, S OBP: 0.125, SLG: 0.125	K			7 1B		5 G5-4-3 7 1B		7 1B		4	0	3	0	0	1	0			
7 James Loney, L OBP: 0.367, SLG: 0.467 97 Clay Calfee, L	F9					5 G5-4-3 1B		5 1B		4	0	3	0	0	0	0			
5 Reed Johnson, R OBP: 0.333, SLG: 0.364 84 Jovanny Rosario, S OBP: 0.250, SLG: 0.250		P2		P3		G5-4-3		1-2 1B		4	0	1	1	0	0	4			
3 Ronnie Belliard, R OBP: 0.176, SLG: 0.242		K		K		G6-3		3-H 1B		4	0	0	0	0	2	5			
21 Nick Green, R OBP: 0.242, SLG: 0.200						G6-3				4	0	0	0	0	2	2			
9 A.J. Ellis, R OBP: 0.294, SLG: 0.294 92 Tim Corcoran, R 93 Matt Wallach, L				G1-3		60 1B HBP				1	0	0	0	1	0	0			
60 Chin-Lung Hu, R OBP: 0.286, SLG: 0.259				F9						4	0	2	0	0	0	1			
70 Josh Lindblom, R 37 Carlos Monasterios, R 82 Justin Knoedler, R OBP: 0.300, SLG: 0.222				K						2	0	0	0	0	2	2			
Inning Stats	R: 0 E: 0 K: 1 S: 5	H: 0 LOB: 0 BB: 0 P: 5	R: 0 E: 0 K: 1 S: 5	H: 0 LOB: 0 BB: 0 P: 5	R: 0 E: 0 K: 1 S: 5	H: 2 LOB: 2 BB: 0 P: 7	R: 0 E: 0 K: 1 S: 6	H: 1 LOB: 2 BB: 0 P: 7	R: 0 E: 0 K: 0 S: 4	H: 2 LOB: 1 BB: 0 P: 4	R: 0 E: 0 K: 2 S: 7	H: 0 LOB: 1 BB: 1 P: 11	R: 1 E: 0 K: 1 S: 8	H: 3 LOB: 2 BB: 0 P: 8	R: 0 E: 0 K: 1 S: 6	H: 1 LOB: 1 BB: 0 P: 6	1B: 9 2B: 0 3B: 0 HR: 0	SF: 0 SAC: 0 DP: 1 HBP: 1	WP: 0 PA: 37 PB: 0 SB: 0 CS: 0
PITCHER	IP WLS BF H R ER SO BB IBB HBP BLK WP HR S P ERA WHIP																		
27 Greg Smith, L ERA: 1.5	4.0 W 14 2 0 0 4 0 0 0 0 0 0 0 22 22 0.00 0.500																		
34 Matt Belisle, R ERA: 2.35	1.0 H 5 1 0 0 1 0 0 1 0 0 0 6 7 0.00 1.000																		
53 Randy Flores, L ERA: 2.35	1.0 H 4 2 0 0 0 0 0 0 0 0 0 4 4 0.00 2.000																		
58 Juan Rincon, R ERA: 3.6	1.0 H 4 0 0 0 2 1 0 0 0 0 0 0 7 11 0.00 1.000																		
51 Matt Reynolds, L ERA: 4.5	1.0 H 6 3 1 1 1 0 0 0 0 0 0 0 8 8 9.00 3.000																		

Los Angeles Dodgers @ Colorado Rockies
US West Sports Complex, Hi Corbett Field, Tucson, AZ
Tue Mar 30 2010, 4:14 PM - 6:43 PM EDT
Att: 6,802 - Sunny - 87 F

AB 35
R 1
H 9
RBI 1
BB 1
SO 9
LOB 19



Batter	1	2	3	4	5	6	7	8	9	AB	R	H	RBI	BB	SO	LOB	BOTTOM
5 Carlos González, L OBP: 0.400, SLG: 0.549 7 Seth Smith, L OBP: 0.360, SLG: 0.489	17 HR			G4-3				K		3	1	1	0	0	0	2	
24 Dexter Fowler, S OBP: 0.412, SLG: 0.341 64 Cole Garner, R OBP: 0.318, SLG: 0.463										4	1	1	0	0	0	1	
17 Todd Helton, L OBP: 0.435, SLG: 0.550 18 Jonathan Herrera, S OBP: 0.483, SLG: 0.489										3	1	1	2	0	0	1	
2 Troy Tulowitzki, R OBP: 0.425, SLG: 0.796 53 Randy Flores, L 58 Juan Rincon, R 19 Ryan Spillborghs, R OBP: 0.300, SLG: 0.300 51 Matt Reynolds, L 31 Matt Daley, R										2	0	1	0	1	0	0	
11 Brad Hawpe, L OBP: 0.382, SLG: 0.400 15 Jay Payton, R OBP: 0.271, SLG: 0.319										3	0	2	1	0	0	1	
21 Miguel Olivo, R OBP: 0.359, SLG: 0.528 39 Paul Phillips, R OBP: 0.409, SLG: 0.450										2	0	1	0	0	0	2	
9 Ian Stewart, L OBP: 0.392, SLG: 0.542 94 Radames Narzario, R OBP: 0.333, SLG: 0.333										4	0	0	0	0	0	4	
12 Clint Barmes, R OBP: 0.373, SLG: 0.553 83 Daniel Mayora, R										2	0	1	0	1	1	0	
27 Greg Smith, L OBP: 0.250, SLG: 0.250 34 Matt Belisle, R 6 Melvin Mora, R OBP: 0.378, SLG: 0.390										2	0	1	0	0	0	1	
Inning Stats	R: 2 E: 0 K: 0 S: 6	H: 4 LOB: 1 BB: 0 P: 8	R: 0 E: 0 K: 1 S: 6	H: 1 LOB: 0 BB: 0 P: 6	R: 1 E: 0 K: 0 S: 4	H: 2 LOB: 1 BB: 1 P: 8	R: 0 E: 0 K: 0 S: 4	H: 1 LOB: 0 BB: 0 P: 4	R: 0 E: 0 K: 1 S: 5	H: 1 LOB: 3 BB: 1 P: 10	R: 0 E: 0 K: 0 S: 3	H: 0 LOB: 1 BB: 1 P: 7	R: 0 E: 0 K: 0 S: 3	H: 0 LOB: 0 BB: 0 P: 3	1B: 6 2B: 1 3B: 1 HR: 1	SF: 0 SAC: 0 DP: 2 HBP: 1	WP: 1 PA: 35 PB: 0 SB: 0 CS: 0
PITCHER	IP WLS BF H R ER SO BB IBB HBP BLK WP HR S P ERA WHIP																
70 Josh Lindblom, R ERA: 5.0	5.0 L 23 8 3 3 1 1 0 0 0 0 0 0 23 29 5.40 1.800																
37 Carlos Monasterios, R ERA: 1.93	1.0 5 1 0 0 1 1 0 1 0 0 0 5 10 0.00 2.000																
92 Tim Corcoran, R ERA:	2.0 7 0 0 0 0 1 0 0 0 0 0 6 10 0.00 0.500																

Los Angeles Dodgers @ Colorado Rockies
US West Sports Complex, Hi Corbett Field, Tucson, AZ
Tue Mar 30 2010, 4:14 PM - 6:43 PM EDT
Att: 6,802 - Sunny - 87 F

AB 31
R 3
H 9
RBI 3
BB 3
SO 2
LOB 16



Batter	1	2	3	4	5	6	7	8	9	AB	R	H	RBI	BB	SO	LOB	TOP				
21 Chris Dickerson, L (1, 8) OBP: 0.340, SLG: 0.480 58 Josh Anderson, L (5, PH) OBP: 0.250, SLG: 0.222	0-1 1B 2B	1-0 HR	1-1 G4-3		1-0 F7			4-1 FC3-6 BB		3	2	2	2	0	0	0					
2 Orlando Cabrera, R (1, 6) OBP: 0.467, SLG: 0.233 9 Kristopher Negrón, R (5, 6) OBP: 0.333, SLG: 0.200	0-1 1B 1B	1-0 E6	1-1 G6-3			2-2 G5-3		0-1 FC3-6 E		3	2	1	0	0	0	0					
19 Joey Votto, L (1, 3) OBP: 0.467, SLG: 0.633 80 Danny Dorn, L (5, 3) OBP: 0.200, SLG: 0.444	2-2 1B 1B	0-1 F9 2B		1-2 G4-3 2B		2-2 F9		3-2 E7		3	3	3	2	0	0	0					
4 Brandon Phillips, R (1, 4) OBP: 0.260, SLG: 0.256 39 Michael Griffin, R (5, 4)	0-1 1B 1B	3-2 F9		1-0 G4-3		1-3 K		1-2 G4-3		3	1	1	1	0	0	2					
32 Jay Bruce, L (1, 9) OBP: 0.345, SLG: 0.521 83 Denis Phipps, R (5, 9) OBP: 0.333, SLG: 0.333	0-0 1B 1B	1-2 2B		1-0 G4-3			3-3 K		3-1 G1-3	3	1	2	2	0	0	1					
31 Jonny Gomes, R (1, 7) OBP: 0.345, SLG: 0.647 70 Todd Frazier, R (5, 7) OBP: 0.286, SLG: 0.208	2-3 K	0-0 1B		0-2 1B			1-3 K		1-0 G4-3	3	0	2	2	0	1	2					
64 Juan Francisco, L (1, 5) OBP: 0.362, SLG: 0.523 15 Drew Sutton, S (5, 5) OBP: 0.333, SLG: 0.290	1-0 G4-3	2-1 2B		1-0 G3			2-3 K		4-1 BB	3	0	1	1	0	0	2					
29 Ryan Hanigan, R (1, 2) OBP: 0.300, SLG: 0.448 37 Corky Miller, R (5, 2) OBP: 0.251, SLG: 0.300	0-1 F9	1-0 G6-3			1-0 G5-3			3-2 G4-3	2-3 K	3	0	0	0	0	0	2					
26 Wilkin Castillo, S (1, 10) OBP: 0.333, SLG: 0.448 78 Devin Mesoraco, R (5, PH) OBP: 0.538, SLG: 0.556		0-3 K	1-0 G4-3		0-0 G5-3			1-1 FC3-6 E HBP		2	1	0	0	0	1	0					
Inning Stats	R: 4 E: 0 K: 1 S: 17	H: 5 LOB: 1 BB: 0 P: 22	R: 5 E: 1 K: 1 S: 19	H: 5 LOB: 1 BB: 0 P: 28	R: 0 E: 0 K: 0 S: 5	H: 0 LOB: 0 BB: 0 P: 8	R: 1 E: 0 K: 0 S: 10	H: 2 LOB: 1 BB: 0 P: 14	R: 0 E: 0 K: 1 S: 13	H: 0 LOB: 0 BB: 0 P: 18	R: 0 E: 0 K: 3 S: 11	H: 0 LOB: 0 BB: 0 P: 17	R: 2 E: 1 K: 0 S: 14	H: 0 LOB: 1 BB: 1 P: 26	R: 0 E: 0 K: 1 S: 9	H: 0 LOB: 1 BB: 1 P: 19	1B: 7 2B: 4 3B: 0 HR: 1	SF: 0 SAC: 0 DP: 0 HBP: 1	WP: 1 PB: 0 SB: 0 CS: 0	PA: 44	
PITCHER	IP WLS BF H R ER SO BB IBB HBP BLK WP HR S P ERA WHIP	4.0 L 25 12 10 9 2 0 0 0 0 0 1 1 51 72 20.25 3.000	1.0 3 0 0 0 0 0 0 0 0 0 0 0 0 3 5 0.00 0.000	1.0 3 0 0 0 1 0 0 0 0 0 0 0 0 13 18 0.00 0.000	1.0 3 0 0 0 3 0 0 0 0 0 0 0 0 11 17 0.00 0.000	1.0 6 0 2 0 0 0 1 0 1 0 0 0 0 14 26 0.00 1.000	PITCHER	IP WLS BF H R ER SO BB IBB HBP BLK WP HR S P ERA WHIP	1.0 4 0 0 0 0 1 0 0 0 0 0 0 0 0 9 19 0.00 1.000												

Cincinnati Reds @ Los Angeles Dodgers
Cashman Field, Las Vegas, NV
Wed Mar 31 2010, 10:06 PM - 1:10 AM EDT
Att: 11,896 - Partly Cloudy - 51 F

livebaseballscores.com

AB 41
R 12
H 12
RBI 10
BB 2
SO 7
LOB 13



Batter	1	2	3	4	5	6	7	8	9	AB	R	H	RBI	BB	SO	LOB	BOTTOM					
33 Blake DeWitt, L (1, 4) OBP: 0.439, SLG: 0.536 91 Justin Sellers, R (6, PR) (7, 4)	2-2 F7		2-3 K	0-1 G3		4-1 16 G3 BB		2-3 K		3	0	0	0	1	1	1						
16 Andre Ethier, L (1, 9) OBP: 0.318, SLG: 0.574 91 Tommy Giles, L (7, 9)	3-3 K		0-3 K	3-2 P5		0-1 G3		4-2 98 BB 90 1B		4	0	0	0	0	2	2						
27 Matt Kemp, R (1, 10) OBP: 0.339, SLG: 0.492 81 Gabriel Gutierrez, R (9, PH) (9, PH)	1-2 P3		0-2 2B		1-1 23 FC6-4 1B	0-0 L4		1-0 P3		4	1	2	0	0	0	2						
23 Casey Blake, R (1, 5) OBP: 0.426, SLG: 0.521 90 Elian Herrera, S (8, 5) OBP: 1.000, SLG: 1.000		0-3 K	3-2 2B		1-0 FC6-4 98 2B		0-0 P4		1-2 98 BB 1B	4	1	1	1	0	1	1						
98 Jamie Hoffmann, R (1, 8) OBP: 0.343, SLG: 0.286		3-3 K	0-1 F8		3-2 72 G5-3 2B		3-2 72 L8 1B		4-2 72 G5-4-3 BB	4	0	2	1	1	1	1						
72 Russell Mitchell, R (1, 3) OBP: 0.154, SLG: 0.683		4-2 60 BB 9 WP BB		1-1 G6-3	2-2 G5-3		2-2 L8		1-1 G5-4-3	4	0	0	0	1	0	5						
9 A.J. Ellis, R (1, 2) OBP: 0.460, SLG: 0.306		4-2 60 BB 1B		0-1 60 1B	4-1 60 WP BB		0-0 L9			2	1	1	0	2	0	0						
60 Chin-Lung Hu, R (1, 6) OBP: 0.344, SLG: 0.300		4-2 61 FC6-4 BB		0-0 61 2B	2-0 F9		3-2 91 WP 1B			3	1	2	0	1	0	2						
61 Prentice Redman, R (1, 7) OBP: 0.111, SLG: 0.222		1-1 FC6-4		0-2 33 G3 2B		0-2 G4-3		2-1 F7		4	0	1	2	0	0	4						
Inning Stats	R: 0 E: 0 K: 1 S: 9	H: 0 LOB: 0 BB: 0 P: 15	R: 0 E: 0 K: 2 S: 17	H: 0 LOB: 3 BB: 3 P: 33	R: 1 E: 0 K: 2 S: 15	H: 2 LOB: 1 BB: 0 P: 20	R: 2 E: 0 K: 0 S: 15	H: 3 LOB: 1 BB: 0 P: 19	R: 1 E: 1 K: 0 S: 13	H: 2 LOB: 2 BB: 1 P: 26	R: 0 E: 0 K: 0 S: 7	H: 0 LOB: 0 BB: 1 P: 11	R: 0 E: 0 K: 0 S: 9	H: 1 LOB: 0 BB: 0 P: 14	R: 0 E: 0 K: 1 S: 9	H: 1 LOB: 1 BB: 0 P: 16	R: 0 E: 0 K: 0 S: 14	H: 1 LOB: 2 BB: 2 P: 25	1B: 6 2B: 3 3B: 1 HR: 0	SF: 0 SAC: 0 DP: 1 HBP: 0	WP: 3 PB: 0 SB: 0 CS: 0	PA: 42
PITCHER	IP WLS BF H R ER SO BB IBB HBP BLK WP HR S P ERA WHIP	4.0 3 10 2 1 1 0 2 0 0 0 1 0 20 37 4.50 2.000	2.0 10 2 1 1 0 2 0 0 0 0 1 0 20 37 4.50 2.000	1.0 3 1 0 0 0 0 0 0 0 0 0 0 9 14 0.00 1.000	2.0 9 2 0 0 1 2 0 0 0 0 1 0 23 41 0.00 2.000																	

Cincinnati Reds @ Los Angeles Dodgers
Cashman Field, Las Vegas, NV
Wed Mar 31 2010, 10:06 PM - 1:10 AM EDT
Att: 11,896 - Partly Cloudy - 51 F

livebaseballscores.com

AB 35
R 4
H 10
RBI 4
BB 7
SO 6
LOB 20



Batter	1	2	3	4	5	6	7	8	9	AB	R	H	RBI	BB	SO	LOB	TOP			
8 Eugenio Velez, S OBP: 0.348, SLG: 0.419										5	1	3	1	0	1	1	San Francisco Giants @ Los Angeles Dodgers Camelback Ranch, Glendale, AZ Wed Mar 31 2010, 4:12 PM - 7:00 PM EDT Att: 8,014 - Partly Cloudy - 79 F			
7 Mark DeRosa, R OBP: 0.347, SLG: 0.413 12 Nate Schierholz, L OBP: 0.290, SLG: 0.483										2	0	1	0	0	0	1				
48 Pablo Sandoval, S OBP: 0.298, SLG: 0.418 29 Ryan Rohlinger, R OBP: 0.241, SLG: 0.192										2	0	1	1	0	0	1				
17 Aubrey Huff, L OBP: 0.421, SLG: 0.620 35 Travis Ishikawa, L OBP: 0.226, SLG: 0.207 43 Alex Hinshaw, L (7, 1) 79 Matt Klimas, R (9, PH) 60 Waldis Joaquin, R (9, 1)										2	0	0	0	0	0	1				
5 Juan Uribe, R OBP: 0.333, SLG: 0.531 67 Henry Sosa, R (4, 1) 56 Andres Torres, S OBP: 0.415, SLG: 0.574 53 Denny Bautista, R (6, 1) 32 Steve Holm, R OBP: 0.533, SLG: 0.462										2	1	1	1	0	1	0				
20 John Bowker, L OBP: 0.372, SLG: 0.609										4	0	1	0	0	0	1				
28 Buster Posey, R OBP: 0.364, SLG: 0.462										3	0	0	0	1	0	1				
79 Brandon Crawford, L OBP: 0.310, SLG: 0.333										4	1	1	0	0	1	3				
91 Horacio Ramirez, L (1, 1) 34 Matt Downs, R OBP: 0.457, SLG: 0.537										1	1	0	0	0	0	0				
Inning Stats	R: 0 E: 0 K: 1 S: 5	H: 1 LOB: 0 BB: 0 P: 5	R: 0 E: 0 K: 1 S: 5	H: 0 LOB: 0 BB: 0 P: 5	R: 3 E: 1 K: 0 S: 7	H: 3 LOB: 1 BB: 0 P: 7	R: 1 E: 0 K: 0 S: 6	H: 1 LOB: 0 BB: 0 P: 8	R: 0 E: 0 K: 1 S: 6	H: 1 LOB: 1 BB: 0 P: 10	R: 1 E: 0 K: 3 S: 11	H: 2 LOB: 1 BB: 0 P: 11	R: 0 E: 0 K: 0 S: 4	H: 1 LOB: 1 BB: 0 P: 5	R: 1 E: 0 K: 0 S: 6	H: 3 LOB: 2 BB: 0 P: 6		1B: 9 2B: 3 3B: 1 HR: 1	SF: 0 SAC: 0 DP: 1 HBP: 0	WP: 1 PB: 0 SB: 2 CS: 0
PITCHER	IP WLS BF H R ER SO BB IBB HBP BLK WP HR S P ERA WHIP																			
44 Vicente Padilla, R ERA: 5.71	3.0	L	13	4	3	1	2	0	0	0	0	0	0	0	17	17	3.00	1.333		
48 Russ Ortiz, R ERA: 2.5	3.0		13	3	1	1	2	1	0	0	0	0	0	1	18	24	3.00	1.333		
67 John Ely, R ERA: 6.0	3.0		15	6	2	2	3	0	0	0	0	1	0	21	22	6.00	2.000			

Batter	1	2	3	4	5	6	7	8	9	AB	R	H	RBI	BB	SO	LOB	BOTTOM					
15 Rafael Furcal, S OBP: 0.281, SLG: 0.214 21 Nick Green, R OBP: 0.250, SLG: 0.188										2	0	0	0	0	1	0	San Francisco Giants @ Los Angeles Dodgers Camelback Ranch, Glendale, AZ Wed Mar 31 2010, 4:12 PM - 7:00 PM EDT Att: 8,014 - Partly Cloudy - 79 F					
55 Russell Martin, R (1, 2) 82 Justin Knoedler, R OBP: 0.364, SLG: 0.222										2	1	0	0	1	1	0						
99 Manny Ramirez, R OBP: 0.341, SLG: 0.436 95 Andrew Lambo, L (4, 7)										2	0	0	0	0	1	0						
7 James Loney, L OBP: 0.373, SLG: 0.468 76 John Lindsey, R OBP: 0.750, SLG: 2.000										2	0	1	0	0	0	0						
3 Ronnie Belliard, R OBP: 0.216, SLG: 0.278 96 Pedro Báez, R OBP: 0.222, SLG: 0.250										3	0	2	0	0	0	0						
0 Garret Anderson, L OBP: 0.333, SLG: 0.448 98 Jay Gibbons, L OBP: 0.273, SLG: 0.222										2	0	0	0	0	1	2						
5 Reed Johnson, R OBP: 0.360, SLG: 0.370 Preston Mattingly, R OBP: 0.200, SLG: 0.200										2	0	1	0	0	0	0						
14 Jamey Carroll, R OBP: 0.412, SLG: 0.414 94 Cesar Suarez, R OBP: 0.500, SLG: 0.500 63 Argenis Reyes, S OBP: 0.111, SLG: 0.111										2	0	0	0	0	1	3						
44 Vicente Padilla, R (1, 1) 48 Russ Ortiz, R OBP: 1.000, SLG: 2.000 67 John Ely, R (7, 1) 84 Timo Perez, L OBP: 0.200, SLG: 0.200										1	0	0	0	0	1	3						
Inning Stats	R: 0 E: 0 K: 3 S: 9	H: 0 LOB: 0 BB: 0 P: 9	R: 0 E: 0 K: 3 S: 12	H: 3 LOB: 3 BB: 0 P: 12	R: 0 E: 0 K: 0 S: 3	H: 0 LOB: 0 BB: 0 P: 3	R: 0 E: 0 K: 0 S: 3	H: 0 LOB: 0 BB: 0 P: 3	R: 0 E: 0 K: 1 S: 6	H: 1 LOB: 1 BB: 0 P: 6	R: 2 E: 0 K: 2 S: 10	H: 3 LOB: 3 BB: 1 P: 15	R: 0 E: 0 K: 1 S: 4	H: 0 LOB: 1 BB: 1 P: 9	R: 0 E: 0 K: 1 S: 5	H: 0 LOB: 1 BB: 1 P: 9		R: 0 E: 0 K: 0 S: 3	H: 0 LOB: 0 BB: 0 P: 3	1B: 4 2B: 2 3B: 0 HR: 1	SF: 0 SAC: 0 DP: 1 HBP: 1	WP: 0 PB: 0 SB: 0 CS: 0
PITCHER	IP WLS BF H R ER SO BB IBB HBP BLK WP HR S P ERA WHIP																					
91 Horacio Ramirez, L ERA: 2.3	3.0	W	12	3	0	0	6	0	0	0	0	0	0	0	9	9	0.00	0.500				
67 Henry Sosa, R ERA: 5.84	1.1		10	3	2	2	3	2	0	1	0	0	0	1	13	23	13.50	3.750				
43 Alex Hinshaw, L ERA: 2.35	1.2	H	5	0	0	0	1	1	0	0	0	0	0	6	10	0.00	0.600					
60 Waldis Joaquin, R ERA: 2.13	1.0		3	0	0	0	0	0	0	0	0	0	0	3	3	0.00	0.000					

Batter	1	2	3	4	5	6	7	8	9	AB	R	H	RBI	BB	SO	LOB	TOP							
2 Eric Aybar, S OBP: 0.435, SLG: 0.423										2	2	2	0	1	0	0	Los Angeles Angels @ Los Angeles Dodgers Dodger Stadium, Los Angeles, CA Sat Apr 03 2010, 1:13 PM - 4:19 PM PDT Att: 35,310 - Partly Cloudy - 65 F							
6 Hainley Statia, S OBP: 0.323, SLG: 0.192										1	0	0	0	1	0	0								
53 Bobby Abreu, L OBP: 0.298, SLG: 0.390										1	1	1	0	1	0	0								
42 Terry Evans, R OBP: 0.314, SLG: 0.458										3	0	0	0	0	1	2								
48 Toni Hunter, R OBP: 0.491, SLG: 0.687										2	1	1	1	0	0	1								
39 Robb Quinlan, R OBP: 0.236, SLG: 0.255										2	0	0	0	0	0	1								
46 Bobby Wilson, R OBP: 0.400, SLG: 0.419										0	0	0	0	0	0	0								
55 Hideki Matsui, L OBP: 0.324, SLG: 0.348										1	1	0	0	1	1	0								
44 Mike Napoli, R OBP: 0.356, SLG: 0.760										2	0	1	0	0	0	0								
8 Kendrys Morales, S OBP: 0.429, SLG: 0.603										2	1	1	4	0	1	0								
83 Michael Ryan, L OBP: 0.340, SLG: 0.436										2	0	0	0	0	0	1								
20 Juan Rivera, R OBP: 0.284, SLG: 0.452										2	0	0	0	0	1	0								
Peter Bourjos, R OBP: 0.304, SLG: 0.450										2	0	0	0	0	1	1								
47 Howie Kendrick, R OBP: 0.382, SLG: 0.393										2	0	2	0	0	0	0								
94 Gary Patchett, R OBP: 0.382, SLG: 0.393										2	0	0	0	0	2	1								
3 Brandon Wood, R OBP: 0.361, SLG: 0.431										4	0	0	0	0	1	2								
Freddy Sandoval, S OBP: 0.250, SLG: 0.216										0	0	0	0	0	0	0								
5 Jeff Mathis, R OBP: 0.292, SLG: 0.366										4	0	0	0	0	3	2								
Ryan Budde, R OBP: 0.292, SLG: 0.366										0	0	0	0	0	0	0								
Inning Stats	R: 1 E: 0 K: 10 S: 10	H: 2 LOB: 0 BB: 0 P: 17	R: 0 E: 0 K: 2 S: 13	H: 1 LOB: 1 BB: 0 P: 19	R: 5 E: 1 K: 3 S: 30	H: 3 LOB: 2 BB: 3 P: 48	R: 0 E: 0 K: 0 S: 7	H: 1 LOB: 1 BB: 0 P: 9	R: 0 E: 0 K: 1 S: 7	H: 1 LOB: 1 BB: 0 P: 12	R: 0 E: 0 K: 1 S: 8	H: 0 LOB: 0 BB: 0 P: 10	R: 0 E: 0 K: 1 S: 10	H: 0 LOB: 0 BB: 0 P: 13	R: 0 E: 0 K: 2 S: 13	H: 0 LOB: 0 BB: 0 P: 16	R: 0 E: 0 K: 0 S: 8	H: 0 LOB: 1 BB: 1 P: 13	1B: 5 2B: 2 3B: 0 HR: 1	SF: 0 SAC: 0 DP: 2 HBP: 0	WP: 1 PB: 0 SB: 0 CS: 0	PA: 38		
PITCHER	IP WLS BF H R ER SO BB IBB HBP BLK WP HR S P ERA WHIP	2.2 L 16 6 6 6 5 3 0 0 0 0 1 1 45 75 20.25 3.375	0.1 2 0 0 0 1 0 0 0 0 0 0 0 7 9 0.00 1.000	4.0 13 1 0 0 5 0 0 0 0 0 0 38 51 0.00 0.250	1.0 4 0 0 0 0 1 0 0 0 0 0 0 8 13 0.00 1.000																			

Batter	1	2	3	4	5	6	7	8	9	AB	R	H	RBI	BB	SO	LOB	BOTTOM						
55 Russell Martin, R OBP: 0.444, SLG: 0.286										5	0	2	1	0	1	0	Los Angeles Angels @ Los Angeles Dodgers Dodger Stadium, Los Angeles, CA Sat Apr 03 2010, 1:13 PM - 4:19 PM PDT Att: 35,310 - Partly Cloudy - 65 F						
27 Matt Kemp, R OBP: 0.320, SLG: 0.441										2	0	0	0	1	1	1							
21 Nick Green, R OBP: 0.225, SLG: 0.167										2	0	0	0	0	0	2							
7 James Loney, L OBP: 0.344, SLG: 0.429										2	0	0	0	1	1	1							
77 JD Closser, S OBP: 0.313, SLG: 0.333										2	0	1	0	0	0	0							
3 Ronnie Belliard, R OBP: 0.182, SLG: 0.233										5	0	0	0	0	1	3							
12 Brad Ausmus, R OBP: 0.321, SLG: 0.333										3	0	1	0	1	0	2							
5 Reed Johnson, R OBP: 0.339, SLG: 0.418										4	0	1	0	0	3	1							
14 Jamey Carroll, R OBP: 0.436, SLG: 0.471										4	1	3	0	0	0	2							
33 Blake DeWitt, L OBP: 0.461, SLG: 0.556										3	1	1	0	0	1	3							
60 Chin-Lung Hu, R OBP: 0.324, SLG: 0.281										1	0	0	0	0	0	1							
75 Xavier Paul, L OBP: 0.250, SLG: 0.436										4	2	2	2	0	1	2							
Inning Stats	R: 0 E: 0 K: 0 S: 11	H: 0 LOB: 2 BB: 2 P: 20	R: 3 E: 0 K: 2 S: 22	H: 4 LOB: 1 BB: 0 P: 32	R: 0 E: 0 K: 0 S: 12	H: 2 LOB: 2 BB: 0 P: 15	R: 1 E: 0 K: 1 S: 7	H: 1 LOB: 0 BB: 0 P: 12	R: 0 E: 0 K: 2 S: 8	H: 0 LOB: 1 BB: 1 P: 17	R: 0 E: 0 K: 1 S: 20	H: 2 LOB: 2 BB: 0 P: 23	R: 0 E: 0 K: 0 S: 8	H: 0 LOB: 0 BB: 0 P: 14	R: 0 E: 0 K: 2 S: 15	H: 1 LOB: 1 BB: 0 P: 20	R: 0 E: 0 K: 1 S: 7	H: 1 LOB: 1 BB: 0 P: 10	1B: 7 2B: 4 3B: 0 HR: 1	SF: 0 SAC: 0 DP: 1 HBP: 0	WP: 2 PB: 0 SB: 0 CS: 1	PA: 40	
PITCHER	IP WLS BF H R ER SO BB IBB HBP BLK WP HR S P ERA WHIP	4.0 H 3 0 0 0 2 1 0 0 0 0 0 8 17 0.00 1.000	1.0 H 5 2 0 0 1 0 0 0 0 0 1 0 20 23 0.00 2.000	1.0 H 3 0 0 0 0 0 0 0 0 0 0 0 8 14 0.00 0.000	1.0 H 4 1 0 0 2 0 0 0 0 0 0 0 15 20 0.00 1.000																		

AB 34
R 6
H 8
RBI 5
BB 4
SO 11
LOB 11



AB 37
R 4
H 11
RBI 3
BB 3
SO 9
LOB 18



Batter	1	2	3	4	5	6	7	8	9	10	AB	R	H	RBI	BB	SO	LOB	TOP				
15 Rafael Furcal, S OBP: 0.400, SLG: 0.143	G1-3				E5 27 2B				G1-3		3	1	0	0	2	0	1					
27 Matt Kemp, R OBP: 0.300, SLG: 0.500	G5-3		G5-3						K		5	1	1	1	0	2	4					
16 Andre Ethier, L OBP: 0.400, SLG: 0.375	F7								G1-3		3	0	1	1	2	0	1					
99 Manny Ramirez, R OBP: 0.444, SLG: 0.444											4	0	1	0	1	1	3					
7 James Loney, L (1, 3)	F7										4	0	0	0	1	0	5					
23 Casey Blake, R OBP: 0.250, SLG: 0.250	F8										4	0	0	0	0	2						
33 Blake DeWitt, L OBP: 0.444, SLG: 0.286											3	0	0	0	2	0	3					
55 Russell Martin, R OBP: 0.500, SLG: 0.857											4	1	1	1	1	0	2					
22 Clayton Kershaw, L 36 Jeff Weaver, R 48 Russ Ortiz, R 52 George Sherrill, L 77 D.J. Carrasco, R 99 Manny Ramirez, R	SH2-4										1	0	0	0	0	0	0					
Inning Stats	R: 0 E: 0 K: 0 S: 8	H: 0 LOB: 0 BB: 14 P: 14	R: 0 E: 0 K: 1 S: 9	H: 0 LOB: 0 BB: 13 P: 13	R: 0 E: 0 K: 0 S: 6	H: 0 LOB: 2 BB: 2 P: 18	R: 0 E: 0 K: 1 S: 11	H: 1 LOB: 2 BB: 1 P: 19	R: 3 E: 1 K: 0 S: 9	H: 3 LOB: 1 BB: 0 P: 27	R: 0 E: 0 K: 0 S: 9	H: 0 LOB: 1 BB: 20 P: 20	R: 0 E: 0 K: 1 S: 9	H: 0 LOB: 2 BB: 22 P: 22	R: 0 E: 0 K: 1 S: 9	H: 0 LOB: 0 BB: 15 P: 15	R: 0 E: 0 K: 1 S: 12	H: 1 LOB: 2 BB: 23 P: 23	1B: 2 2B: 2 3B: 0 HR: 1	SF: 0 SAC: 2 DP: 0 HBP: 0	WP: 1 PB: 0 SB: 3 CS: 0	PA: 45
PITCHER	IP	WLS	BF	H	R	ER	SO	BB	IBB	HBP	BLK	WP	HR	S	P	ERA	WHIP					
49 Ross Ohlendorf, R ERA: 3.6	5.0		23	4	3	2	1	3	0	0	0	0	1	50	91	3.60	1.400					
47 Evan Meek, R ERA:	6.1		6	0	0	0	1	2	0	0	0	0	0	13	30	0.00	1.500					
48 Javier López, L ERA:	7.1		0	0	0	0	0	0	1	0	0	0	0	5	12	0.00	0.000					
77 D.J. Carrasco, R ERA: 16.2	8.1		3	0	0	0	0	0	0	0	0	0	0	11	15	0.00	0.000					
29 Octavio Dotel, R ERA:	9.1		5	1	0	0	1	1	0	0	0	1	0	13	23	0.00	2.000					

Los Angeles Dodgers @ Pittsburgh Pirates
PNC Park, Pittsburgh, PA
Wed Apr 07 2010, 7:07 PM - 11:06 PM EDT
Att: 31,061 - Partly Cloudy - 80 F

AB 34
R 3
H 5
RBI 3
BB 9
SO 3
LOB 24



Batter	1	2	3	4	5	6	7	8	9	10	AB	R	H	RBI	BB	SO	LOB	BOTTOM				
3 Akitori Iwamura, L (1, 4)	22 HR BB								G4-3		3	1	0	0	2	0	2					
22 Andrew McCutchen, R OBP: 0.500, SLG: 0.556	46 HR 1B										5	1	3	0	0	1	2					
46 Garrett Jones, L OBP: 0.400, SLG: 1.333	HR										5	1	1	3	0	0	2					
41 Ryan Doumit, S OBP: 0.500, SLG: 0.889	P3										5	0	2	0	0	0	2					
85 Lastings Milledge, R OBP: 0.300, SLG: 0.333	G6-3										4	1	1	0	1	0	1					
6 Jeff Clement, L OBP: 0.250, SLG: 0.143	K										4	0	0	0	0	3	4					
15 Andy LaRoche, R (1, 5)	F9										2	0	0	0	3	1	0					
48 Russ Ortiz, R 49 Ross Ohlendorf, R 36 Jeff Weaver, R 48 Russ Ortiz, R 52 George Sherrill, L 77 D.J. Carrasco, R 99 Manny Ramirez, R											0	0	0	0	0	0	0					
5 Ronny Cedeno, R OBP: 0.444, SLG: 0.444	K										5	0	2	1	0	2	3					
Inning Stats	R: 3 E: 0 K: 1 S: 11	H: 2 LOB: 0 BB: 1 P: 19	R: 0 E: 0 K: 1 S: 11	H: 0 LOB: 1 BB: 1 P: 22	R: 0 E: 0 K: 0 S: 13	H: 2 LOB: 2 BB: 1 P: 20	R: 0 E: 0 K: 1 S: 11	H: 0 LOB: 2 BB: 2 P: 23	R: 0 E: 0 K: 1 S: 14	H: 1 LOB: 3 BB: 2 P: 26	R: 0 E: 0 K: 0 S: 8	H: 1 LOB: 0 BB: 16 P: 16	R: 0 E: 0 K: 2 S: 9	H: 0 LOB: 1 BB: 1 P: 15	R: 0 E: 0 K: 0 S: 9	H: 1 LOB: 1 BB: 15 P: 15	R: 1 E: 1 K: 0 S: 14	H: 3 LOB: 3 BB: 2 P: 25	1B: 8 2B: 1 3B: 0 HR: 1	SF: 0 SAC: 1 DP: 2 HBP: 0	WP: 0 PB: 0 SB: 0 CS: 0	PA: 45
PITCHER	IP	WLS	BF	H	R	ER	SO	BB	IBB	HBP	BLK	WP	HR	S	P	ERA	WHIP					
22 Clayton Kershaw, L ERA: 5.79	4.2		25	5	3	3	4	6	0	0	0	0	0	59	109	5.79	2.357					
36 Jeff Weaver, R ERA:	5.1		0	0	0	0	0	0	0	0	0	0	0	1	1	0.00	0.000					
48 Russ Ortiz, R ERA:	6.1		6	2	0	0	1	0	0	0	0	0	0	13	24	0.00	1.000					
52 George Sherrill, L ERA: 16.2	8.1		4	0	0	0	2	1	0	0	0	0	0	9	15	0.00	1.000					
38 Ramon Troncoso, R ERA:	9.1		4	1	0	0	0	0	0	0	0	0	0	9	15	0.00	1.000					

Los Angeles Dodgers @ Pittsburgh Pirates
PNC Park, Pittsburgh, PA
Wed Apr 07 2010, 7:07 PM - 11:06 PM EDT
Att: 31,061 - Partly Cloudy - 80 F

AB 35
R 4
H 9
RBI 4
BB 9
SO 7
LOB 20



Batter	1	2	3	4	5	6	7	8	9	AB	R	H	RBI	BB	SO	LOB	TOP					
15 Rafael Furcal, S OBP: 0.400, SLG: 0.333										5	2	2	0	0	1	2						
5 Reed Johnson, R OBP: 0.750, SLG: 1.000										4	2	3	0	0	1	0						
27 Matt Kemp, R OBP: 0.333, SLG: 0.571										4	2	2	2	0	2	2						
7 James Loney, L OBP: 0.267, SLG: 0.214										5	2	3	2	0	0	1						
3 Ronnie Belliard, R OBP: 0.429, SLG: 1.286										5	2	3	4	0	0	2						
9 Garret Anderson, L OBP: 0.429, SLG: 0.400										3	0	1	2	1	0	0						
14 Jamey Carroll, R OBP: 0.333, SLG: 0.500										5	0	1	0	0	0	2						
12 Brad Ausmus, R OBP: 0.250, SLG: 0.500										4	0	1	0	0	0	1						
58 Chad Billingsley, R 36 Jeff Weaver, R 38 Ramon Troncoso, R 99 Manny Ramirez, R 37 Carlos Monasterios, R 51 Jonathan Broxton, R										2	0	0	0	1	0	0						
Inning Stats	R: 1 H: 2 E: 0 K: 2 S: 14	H: 1 LOB: 1 BB: 0 P: 19	R: 0 H: 1 E: 0 K: 0 S: 9	H: 1 LOB: 1 BB: 0 P: 15	R: 1 H: 1 E: 1 K: 0 S: 10	H: 1 LOB: 1 BB: 0 P: 13	R: 0 H: 0 E: 1 K: 0 S: 10	H: 0 LOB: 2 BB: 2 P: 19	R: 2 H: 2 E: 0 K: 1 S: 12	H: 2 LOB: 0 BB: 0 P: 17	R: 0 H: 0 E: 0 K: 0 S: 6	H: 0 LOB: 0 BB: 0 P: 7	R: 4 H: 6 E: 0 K: 0 S: 19	H: 6 LOB: 0 BB: 0 P: 30	R: 0 H: 0 E: 0 K: 0 S: 7	H: 0 LOB: 0 BB: 0 P: 11	R: 2 H: 4 E: 0 K: 1 S: 15	H: 4 LOB: 2 BB: 0 P: 18	1B: 9 2B: 5 3B: 1 HR: 1	SF: 2 SAC: 1 DP: 1 HBP: 0	WP: 0 PB: 0 SB: 0 CS: 0	PA: 43
PITCHER	IP WLS BF H R ER SO BB IBB HBP BLK WP HR S P ERA WHIP																					
28 Paul Maholm, L ERA: 6.0	6.0 L 27 6 4 4 3 2 0 0 0 0 0 1 61 90 6.00 1.333																					
62 Hayden Penn, R ERA: 36.0	1.0 7 6 4 4 0 0 0 0 0 0 0 0 19 30 36.00 6.000																					
43 Jack Taschner, L ERA: 36.0	1.0 3 0 0 0 0 0 0 0 0 0 0 0 7 11 0.00 0.000																					
48 Javier López, L ERA: 10.8	1.0 6 4 2 2 1 0 0 0 0 0 0 0 15 18 18.00 4.000																					

Los Angeles Dodgers @ Pittsburgh Pirates
 PNC Park, Pittsburgh, PA
 Thu Apr 08 2010, 12:37 PM - 3:44 PM EDT
 Att: 9,352 - Cloudy - 73 F

AB	38
R	10
H	16
RBI	10
BB	2
SO	4
LOB	11



Batter	1	2	3	4	5	6	7	8	9	AB	R	H	RBI	BB	SO	LOB	BOTTOM					
3 Akinori Iwamura, L OBP: 0.267, SLG: 0.083										5	0	1	0	0	1	1						
22 Andrew McCutchen, R OBP: 0.327, SLG: 0.385										4	0	0	0	0	0	3						
58 John Raynor, R										0	0	0	0	1	0	0						
46 Garrett Jones, L OBP: 0.400, SLG: 1.000										3	0	0	0	2	0	2						
41 Ryan Doumit, S OBP: 0.429, SLG: 0.692										4	0	1	0	0	2	2						
35 Jason Jaramillo, S										1	0	0	0	0	0	1						
19 Ryan Church, L OBP: 0.500, SLG: 0.600										4	1	1	0	0	1	2						
24 Delwyn Young, S OBP: 0.667, SLG: 1.000										2	1	2	1	2	0	0						
15 Andy LaRoche, R OBP: 0.385, SLG: 0.111										4	0	1	0	0	2	5						
28 Paul Maholm, L 6 Jeff Clement, L 36 Jeff Weaver, R 38 Ramon Troncoso, R 37 Carlos Monasterios, R 48 Javier López, L										2	0	0	0	0	2	3						
2 Bobby Crosby, R OBP: 0.400, SLG: 0.400										4	0	2	0	0	0	3						
Inning Stats	R: 0 H: 0 E: 0 K: 0 S: 7	H: 0 LOB: 0 BB: 0 P: 12	R: 0 H: 0 E: 0 K: 2 S: 12	H: 0 LOB: 1 BB: 1 P: 20	R: 0 H: 2 E: 0 K: 1 S: 10	H: 2 LOB: 1 BB: 0 P: 14	R: 0 H: 1 E: 0 K: 3 S: 20	H: 1 LOB: 3 BB: 2 P: 34	R: 0 H: 1 E: 0 K: 1 S: 14	H: 1 LOB: 2 BB: 1 P: 23	R: 1 H: 2 E: 1 K: 0 S: 11	H: 2 LOB: 0 BB: 0 P: 17	R: 0 H: 0 E: 0 K: 0 S: 6	H: 0 LOB: 0 BB: 0 P: 10	R: 1 H: 2 E: 1 K: 1 S: 15	H: 2 LOB: 2 BB: 0 P: 23	R: 0 H: 0 E: 0 K: 1 S: 5	H: 0 LOB: 1 BB: 1 P: 11	1B: 6 2B: 2 3B: 0 HR: 0	SF: 1 SAC: 0 DP: 2 HBP: 0	WP: 0 PB: 0 SB: 0 CS: 0	PA: 40
PITCHER	IP WLS BF H R ER SO BB IBB HBP BLK WP HR S P ERA WHIP																					
58 Chad Billingsley, R ERA: 1.68	1.1 W 24 5 1 1 1 7 4 0 0 0 0 0 0 8 13 1.68 1.688																					
36 Jeff Weaver, R ERA: 1.68	0.2 3 1 0 0 0 0 0 0 0 0 0 0 0 8 13 0.00 1.500																					
38 Ramon Troncoso, R ERA: 4.5	1.0 3 0 0 0 0 0 0 0 0 0 0 0 0 6 10 0.00 0.000																					
37 Carlos Monasterios, R ERA: 4.5	1.0 6 2 1 1 1 0 0 0 0 0 0 0 0 15 23 9.00 2.000																					
51 Jonathan Broxton, R ERA: 4.5	1.0 4 0 0 0 0 1 1 0 0 0 0 0 0 5 11 0.00 1.000																					

Los Angeles Dodgers @ Pittsburgh Pirates
 PNC Park, Pittsburgh, PA
 Thu Apr 08 2010, 12:37 PM - 3:44 PM EDT
 Att: 9,352 - Cloudy - 73 F

AB	34
R	2
H	8
RBI	2
BB	5
SO	9
LOB	24




Batter	1	2	3	4	5	6	7	8	9	AB R H RBI BB SO LOB	TOP											
15 Rafael Furcal, S OBP: 0.500, SLG: 0.563										4 1 3 0 1 0 0	Los Angeles Dodgers @ Florida Marlins Sun Life Stadium, Miami, FL Fri Apr 09 2010, 7:21 PM - 10:34 PM EDT Att: 40,666 - Partly Cloudy - 81 F											
5 Reed Johnson, R OBP: 0.333, SLG: 0.444										5 0 0 0 0 1 5												
7 James Loney, L OBP: 0.250, SLG: 0.263										5 1 1 2 0 1 5												
99 Manny Ramirez, R OBP: 0.375, SLG: 0.467										5 1 2 1 0 0 1												
48 Russ Ortiz, R										0 0 0 0 0 0 0												
51 Jonathan Broxton, R										0 0 0 0 0 0 0												
27 Matt Kemp, R OBP: 0.300, SLG: 0.444										4 0 0 0 1 0 2												
23 Casey Blake, R OBP: 0.250, SLG: 0.333										4 1 1 1 0 1 1												
33 Blake DeWitt, L										2 0 1 1 1 0 0												
14 Jamey Carroll, R OBP: 0.286, SLG: 0.429										1 1 0 0 0 1 1												
55 Russell Martin, R OBP: 0.500, SLG: 0.667										2 2 0 0 2 0 1												
18 Hiroki Kuroda, R										2 0 0 0 0 0 0												
9 Garret Anderson, L										1 0 0 0 0 1 1												
Inning Stats	R: 0 H: 1 E: 0 K: 1 S: 11	H: 1 LOB: 1 BB: 0 P: 16	R: 0 H: 0 E: 0 K: 0 S: 7	H: 0 LOB: 1 BB: 1 P: 16	R: 0 H: 1 E: 0 K: 0 S: 11	H: 1 LOB: 1 BB: 0 P: 14	R: 0 H: 0 E: 0 K: 1 S: 9	H: 0 LOB: 0 BB: 0 P: 14	R: 0 H: 0 E: 0 K: 0 S: 5	H: 0 LOB: 0 BB: 0 P: 8	R: 0 H: 0 E: 0 K: 0 S: 5	H: 0 LOB: 3 BB: 2 P: 25	R: 0 H: 0 E: 1 K: 1 S: 12	H: 0 LOB: 1 BB: 1 P: 18	R: 3 H: 3 E: 0 K: 2 S: 16	H: 3 LOB: 1 BB: 1 P: 26	1B: 3 2B: 5 3B: 0 HR: 0	SF: 0 SAC: 1 DP: 0 HBP: 0	WP: 1 PB: 0 SB: 3 CS: 0	PA: 41		
PITCHER	IP WLS BF H R ER SO BB IBB HBP BLK WP HR S P ERA WHIP											IP WLS BF H R ER SO BB IBB HBP BLK WP HR S P ERA WHIP										
41 Chris Volstad, R ERA: 2.84	6.1 L 25 5 3 2 2 1 0 0 0 0 1 0 56 87 2.84 0.947											6.1 L 25 5 3 2 2 1 0 0 0 0 1 0 56 87 2.84 0.947										
32 Clay Hensley, R ERA: 9.0	0.2 5 0 1 0 0 1 1 0 0 0 0 0 6 15 0.00 1.500											0.2 5 0 1 0 0 1 1 0 0 0 0 0 6 15 0.00 1.500										
43 Jose Veras, R ERA: 16.88	1.2 8 1 2 2 3 2 0 0 0 0 0 0 20 32 10.80 1.800											1.2 8 1 2 2 3 2 0 0 0 0 0 0 20 32 10.80 1.800										
37 Renyel Pinto, L ERA: 6.75	0.1 3 2 1 1 0 0 0 0 0 0 0 0 8 12 27.00 6.000											0.1 3 2 1 1 0 0 0 0 0 0 0 0 8 12 27.00 6.000										

Batter	1	2	3	4	5	6	7	8	9	AB R H RBI BB SO LOB	BOTTOM											
8 Chris Coghlan, L OBP: 0.211, SLG: 0.211										5 0 1 0 0 2 3	Los Angeles Dodgers @ Florida Marlins Sun Life Stadium, Miami, FL Fri Apr 09 2010, 7:21 PM - 10:34 PM EDT Att: 40,666 - Partly Cloudy - 81 F											
24 Cameron Maybin, R OBP: 0.316, SLG: 0.294										5 1 1 0 0 1 3												
2 Hanley Ramirez, R OBP: 0.421, SLG: 0.500										4 0 1 0 0 0 2												
3 Jorge Cantu, R OBP: 0.333, SLG: 0.647										4 0 1 1 0 2 2												
6 Dan Uggla, R OBP: 0.333, SLG: 0.438										4 1 1 0 0 1 1												
21 John Baker, L OBP: 0.444, SLG: 0.556										4 0 1 0 0 1 2												
12 Cody Ross, R OBP: 0.294, SLG: 0.250										3 1 0 0 1 1 1												
15 Gaby Sanchez, R OBP: 0.438, SLG: 0.538										2 0 0 0 2 0 1												
41 Chris Volstad, R										1 0 0 0 0 1 2												
32 Clay Hensley, R										0 0 0 0 0 0 0												
13 Mike Lamb, L										1 0 0 0 0 1 0												
43 Jose Veras, R										0 0 0 0 0 0 0												
37 Renyel Pinto, L										0 0 0 0 0 0 0												
18 Wes Helms, R										1 0 1 2 0 0 0												
Inning Stats	R: 0 H: 1 E: 0 K: 1 S: 11	H: 1 LOB: 1 BB: 0 P: 15	R: 0 H: 1 E: 0 K: 3 S: 13	H: 1 LOB: 2 BB: 1 P: 23	R: 0 H: 0 E: 0 K: 1 S: 6	H: 0 LOB: 0 BB: 0 P: 8	R: 0 H: 0 E: 0 K: 0 S: 3	H: 0 LOB: 0 BB: 0 P: 7	R: 0 H: 0 E: 1 K: 0 S: 6	H: 0 LOB: 1 BB: 1 P: 8	R: 1 H: 2 E: 1 K: 0 S: 10	H: 2 LOB: 1 BB: 0 P: 14	R: 0 H: 0 E: 0 K: 1 S: 7	H: 0 LOB: 0 BB: 0 P: 9	R: 0 H: 1 E: 0 K: 1 S: 13	H: 1 LOB: 1 BB: 0 P: 16	R: 2 H: 2 E: 0 K: 3 S: 17	H: 2 LOB: 2 BB: 2 P: 33	1B: 5 2B: 2 3B: 0 HR: 0	SF: 0 SAC: 1 DP: 0 HBP: 0	WP: 1 PB: 0 SB: 1 CS: 0	PA: 38
PITCHER	IP WLS BF H R ER SO BB IBB HBP BLK WP HR S P ERA WHIP											IP WLS BF H R ER SO BB IBB HBP BLK WP HR S P ERA WHIP										
18 Hiroki Kuroda, R ERA: 5.4	8.0 W 31 5 1 0 7 2 0 0 0 0 0 0 69 100 54.00 9.000											8.0 W 31 5 1 0 7 2 0 0 0 0 0 0 69 100 54.00 9.000										
48 Russ Ortiz, R	0.1 4 1 2 2 1 2 0 0 0 0 0 0 8 19 54.00 9.000											0.1 4 1 2 2 1 2 0 0 0 0 0 0 8 19 54.00 9.000										
51 Jonathan Broxton, R ERA:	0.2 3 1 0 0 2 0 0 0 0 0 0 0 9 14 0.00 1.500											0.2 3 1 0 0 2 0 0 0 0 0 0 0 9 14 0.00 1.500										

Batter	1	2	3	4	5	6	7	8	9	AB	R	H	RBI	BB	SO	LOB	TOP	
15 Rafael Furcal, S OBP: 0.480, SLG: 0.571										5	1	2	0	0	1	3		
9 Garret Anderson, L OBP: 0.305, SLG: 0.354										5	1	1	0	0	1	6		
27 Matt Kemp, R OBP: 0.320, SLG: 0.565										5	2	2	2	0	2	1		
99 Manny Ramirez, R OBP: 0.333, SLG: 0.421										4	0	1	1	0	1	1		
7 James Loney, L OBP: 0.200, SLG: 0.208										5	0	0	0	0	2	2		
23 Casey Blake, R OBP: 0.412, SLG: 0.500										4	1	3	1	1	1	0		
33 Blake DeWitt, L OBP: 0.273, SLG: 0.273										2	1	0	0	0	2	0		
52 George Sherrill, L OBP: 0.333, SLG: 0.444										0	0	0	0	0	0	0		
55 Russell Martin, R OBP: 0.588, SLG: 0.727										2	0	2	0	1	0	0		
44 Vicente Padilla, R OBP: 0.112, SLG: 0.112										2	0	0	0	0	2	4		
Inning Stats	R: 0 H: 1 E: 0 K: 2 S: 10	H: 1 LOB: 1 BB: 0 P: 12	R: 0 H: 1 E: 0 K: 2 S: 13	H: 1 LOB: 2 BB: 2 P: 22	R: 3 H: 4 E: 0 K: 1 S: 17	H: 4 LOB: 1 BB: 0 P: 24	R: 0 H: 1 E: 0 K: 1 S: 10	H: 1 LOB: 1 BB: 1 P: 19	R: 0 H: 1 E: 1 K: 0 S: 11	H: 0 LOB: 0 BB: 0 P: 11	R: 2 H: 2 E: 1 K: 1 S: 15	H: 2 LOB: 2 BB: 2 P: 27	R: 1 H: 1 E: 0 K: 2 S: 11	H: 1 LOB: 0 BB: 0 P: 17	1B: 8 2B: 3 3B: 0 HR: 1	SF: 1 SAC: 1 DP: 1 HBP: 0	WP: 1 PA: 42 PB: 0 SB: 1 CS: 3	
PITCHER	IP: 5.0 WLS: 2 BF: 25 ERA: 6.3	H: 3 R: 3 ER: 3 SO: 7	H: 3 R: 3 ER: 3 SO: 7	H: 3 R: 3 ER: 3 SO: 7	H: 3 R: 3 ER: 3 SO: 7	H: 3 R: 3 ER: 3 SO: 7	H: 3 R: 3 ER: 3 SO: 7	H: 3 R: 3 ER: 3 SO: 7	H: 3 R: 3 ER: 3 SO: 7	H: 3 R: 3 ER: 3 SO: 7	H: 3 R: 3 ER: 3 SO: 7	H: 3 R: 3 ER: 3 SO: 7	H: 3 R: 3 ER: 3 SO: 7	H: 3 R: 3 ER: 3 SO: 7	H: 3 R: 3 ER: 3 SO: 7	H: 3 R: 3 ER: 3 SO: 7	H: 3 R: 3 ER: 3 SO: 7	H: 3 R: 3 ER: 3 SO: 7

Los Angeles Dodgers @ Florida Marlins
Sun Life Stadium, Miami, FL
Sat Apr 10 2010, 7:11 PM - 10:40 PM EDT
Att: 25,308 - Partly Cloudy - 77 F


AB 36
R 6
H 12
RBI 6
BB 4
SO 10
LOB 21



Batter	1	2	3	4	5	6	7	8	9	AB	R	H	RBI	BB	SO	LOB	BOTTOM		
8 Chris Coghlan, L OBP: 0.208, SLG: 0.174										4	1	0	0	1	2	0			
24 Cameron Maybin, R OBP: 0.348, SLG: 0.333										4	1	2	0	0	1	0			
29 Ronny Paulino, R OBP: 0.400, SLG: 0.600										3	0	2	1	2	1	0			
2 Hanley Ramirez, R OBP: 0.500, SLG: 0.579										4	0	1	1	0	2	3			
3 Jorge Cantu, R OBP: 0.304, SLG: 0.571										4	0	1	1	0	2	3			
6 Dan Uggla, R OBP: 0.318, SLG: 0.400										4	0	1	0	0	0	3			
21 John Baker, L OBP: 0.385, SLG: 0.417										3	1	0	0	1	0	1			
12 Cody Ross, R OBP: 0.286, SLG: 0.250										4	1	1	0	0	0	3			
15 Gaby Sanchez, R OBP: 0.450, SLG: 0.706										4	2	2	3	0	2	0			
55 Josh Johnson, L ERA: 11.42										2	0	0	0	0	1	0			
Inning Stats	R: 1 H: 2 E: 0 K: 2 S: 16	H: 2 LOB: 1 BB: 0 P: 25	R: 0 H: 0 E: 0 K: 1 S: 11	H: 0 LOB: 0 BB: 0 P: 17	R: 0 H: 1 E: 0 K: 1 S: 13	H: 1 LOB: 2 BB: 1 P: 20	R: 3 H: 3 E: 0 K: 1 S: 17	H: 3 LOB: 0 BB: 0 P: 24	R: 0 H: 2 E: 0 K: 1 S: 11	H: 2 LOB: 3 BB: 1 P: 18	R: 0 H: 0 E: 0 K: 1 S: 9	H: 0 LOB: 0 BB: 0 P: 13	R: 0 H: 0 E: 0 K: 0 S: 5	H: 0 LOB: 0 BB: 0 P: 7	R: 0 H: 2 E: 0 K: 0 S: 11	H: 2 LOB: 2 BB: 2 P: 25	1B: 7 2B: 2 3B: 0 HR: 1	SF: 1 SAC: 0 DP: 0 HBP: 1	WP: 0 PA: 40 PB: 0 SB: 0 CS: 0
PITCHER	IP: 4.1 WLS: 1 BF: 22 ERA: 11.42	H: 4 R: 4 ER: 4 SO: 6	H: 4 R: 4 ER: 4 SO: 6	H: 4 R: 4 ER: 4 SO: 6	H: 4 R: 4 ER: 4 SO: 6	H: 4 R: 4 ER: 4 SO: 6	H: 4 R: 4 ER: 4 SO: 6	H: 4 R: 4 ER: 4 SO: 6	H: 4 R: 4 ER: 4 SO: 6	H: 4 R: 4 ER: 4 SO: 6	H: 4 R: 4 ER: 4 SO: 6	H: 4 R: 4 ER: 4 SO: 6	H: 4 R: 4 ER: 4 SO: 6	H: 4 R: 4 ER: 4 SO: 6	H: 4 R: 4 ER: 4 SO: 6	H: 4 R: 4 ER: 4 SO: 6	H: 4 R: 4 ER: 4 SO: 6	H: 4 R: 4 ER: 4 SO: 6	H: 4 R: 4 ER: 4 SO: 6

Los Angeles Dodgers @ Florida Marlins
Sun Life Stadium, Miami, FL
Sat Apr 10 2010, 7:11 PM - 10:40 PM EDT
Att: 25,308 - Partly Cloudy - 77 F

AB 34
R 7
H 10
RBI 7
BB 4
SO 9
LOB 10



Batter	1	2	3	4	5	6	7	8	9	10	AB	R	H	RBI	BB	SO	LOB	TOP								
34 Connor Jackson, R OBP: 0.359, SLG: 0.294											4	0	3	1	1	1	0									
3 Tony Abreu, S OBP: 0.288, SLG: 0.308											5	0	1	1	0	1	4									
50 Chad Qualls, R											0	0	0	0	0	0	0									
55 Blaine Boyer, R											0	0	0	0	0	0	0									
6 Stephen Drew, L OBP: 0.368, SLG: 0.571											4	0	2	0	1	0	2									
10 Justin Upton, R OBP: 0.357, SLG: 0.541											5	1	1	1	0	1	7									
27 Mark Reynolds, R OBP: 0.253, SLG: 0.424											5	0	0	0	0	1	5									
24 Chris Young, R OBP: 0.375, SLG: 0.676											5	1	2	0	0	0	0									
18 Gerardo Parra, L OBP: 0.250, SLG: 0.273											5	0	0	0	0	3	2									
28 John Hester, R OBP: 0.333, SLG: 0.500											5	2	2	1	0	1	1									
15 Dan Haren, R OBP: 0.143, SLG: 0.286											2	1	1	0	0	0	0									
22 Aaron Heilman, R											0	0	0	0	0	0	0									
58 Juan Gutierrez, R											0	0	0	0	0	0	0									
11 Augie Ojeda, S											0	0	0	0	0	0	0									
Inning Stats	R: 0 E: 0 K: 2 S: 14	H: 2 LOB: 2 BB: 0 P: 23	R: 2 E: 1 K: 1 S: 15	H: 3 LOB: 1 BB: 0 P: 25	R: 0 E: 0 K: 1 S: 8	H: 1 LOB: 0 BB: 0 P: 11	R: 0 E: 0 K: 1 S: 6	H: 0 LOB: 0 BB: 0 P: 8	R: 1 E: 0 K: 0 S: 9	H: 2 LOB: 1 BB: 0 P: 12	R: 0 E: 0 K: 1 S: 10	H: 1 LOB: 1 BB: 0 P: 16	R: 0 E: 0 K: 1 S: 7	H: 1 LOB: 0 BB: 0 P: 11	R: 1 E: 1 K: 0 S: 14	H: 1 LOB: 3 BB: 2 P: 29	R: 0 E: 0 K: 1 S: 11	H: 0 LOB: 0 BB: 0 P: 15	1B: 8 2B: 3 3B: 0 HR: 1	SF: 0 SAC: 2 DP: 1 HBP: 0	WP: 0 PB: 1 SB: 1 CS: 0	PA: 44				
PITCHER	IP WLS BF H R ER SO ERA WHIP	1P 7.0 30 10 3 2 7 0 0 2.57 1.429	36 Jeff Weaver, R ERA: 3.79	52 George Sherrill, L ERA: 16.2	35 Ramon Ortiz, R ERA: 7.2	51 Jonathan Broxton, R ERA:	18 Hiroki Kuroda, R ERA: 1.2	36 Jeff Weaver, R ERA: 3.79	52 George Sherrill, L ERA: 16.2	35 Ramon Ortiz, R ERA: 7.2	51 Jonathan Broxton, R ERA:	18 Hiroki Kuroda, R ERA: 1.2	36 Jeff Weaver, R ERA: 3.79	52 George Sherrill, L ERA: 16.2	35 Ramon Ortiz, R ERA: 7.2	51 Jonathan Broxton, R ERA:	18 Hiroki Kuroda, R ERA: 1.2	36 Jeff Weaver, R ERA: 3.79	52 George Sherrill, L ERA: 16.2	35 Ramon Ortiz, R ERA: 7.2	51 Jonathan Broxton, R ERA:	18 Hiroki Kuroda, R ERA: 1.2	36 Jeff Weaver, R ERA: 3.79	52 George Sherrill, L ERA: 16.2	35 Ramon Ortiz, R ERA: 7.2	51 Jonathan Broxton, R ERA:

Arizona Diamondbacks @ Los Angeles Dodgers
 Dodger Stadium, Los Angeles, CA
 Thu Apr 15 2010, 7:14 PM - 10:54 PM PDT
 Att: 39,697 - Partly Cloudy - 63 F

livebaseballscorecards.com

AB 40
 R 5
 H 12
 RBI 4
 BB 2
 SO 8
 LOB 21

WP: 0 PA: 44
 PB: 1
 SB: 1
 CS: 0

Batter	1	2	3	4	5	6	7	8	9	10	AB	R	H	RBI	BB	SO	LOB	BOTTOM
15 Rafael Furcal, S OBP: 0.391, SLG: 0.415											4	1	1	0	1	0	1	
27 Matt Kemp, R OBP: 0.362, SLG: 0.714											5	1	1	2	1	1	2	
16 Andre Ethier, L OBP: 0.414, SLG: 0.519											6	0	2	1	0	0	1	
99 Manny Ramirez, R OBP: 0.444, SLG: 0.586											3	2	1	1	2	0	1	
7 James Loney, L OBP: 0.311, SLG: 0.364											5	0	3	0	0	1	1	
23 Casey Blake, R OBP: 0.408, SLG: 0.586											5	0	2	1	0	2	3	
55 Russell Martin, R OBP: 0.545, SLG: 0.591											4	0	1	0	1	2	4	
14 Jamey Carroll, R OBP: 0.265, SLG: 0.394											2	0	0	0	1	1	2	
0 Garret Anderson, L OBP: 0.299, SLG: 0.379											1	0	0	0	0	0	0	
52 George Sherrill, L ERA: 16.2											0	0	0	0	0	0	0	
35 Ramon Ortiz, R ERA: 7.2											0	0	0	0	0	0	0	
51 Jonathan Broxton, R ERA:											0	0	0	0	0	0	0	
18 Hiroki Kuroda, R ERA: 1.2											2	0	0	0	0	1	5	
3 Ronnie Belliard, R OBP: 0.571, SLG: 1.071											1	1	1	0	0	0	0	
36 Jeff Weaver, R ERA: 3.79											0	0	0	0	0	0	0	
33 Blake DeWitt, L OBP: 0.433, SLG: 0.227																		

Batter	1	2	3	4	5	6	7	8	9	AB	R	H	RBI	BB	SO	LOB	TOP			
8 Eugenio Velez, S OBP: 0.474, SLG: 0.882										5	1	3	1	1	0	1				
16 Edgar Renteria, R OBP: 0.375, SLG: 0.442										4	0	1	1	0	2	6				
48 Pablo Sandoval, S OBP: 0.380, SLG: 0.587										4	1	1	0	1	2	5				
17 Aubrey Huff, L OBP: 0.417, SLG: 0.436										3	2	1	0	2	0	4				
22 Eli Whiteside, R OBP: 0.333, SLG: 0.636										0	0	0	0	0	0	0				
7 Mark DeRosa, R 56 Andres Torres, S										2	1	0	0	0	0	2				
1 Benjie Molina, R 45 Dan Runzler, L										4	2	2	1	0	0	1				
49 Brandon Medders, R										0	0	0	0	0	0	0				
5 Juan Uribe, R 12 Nate Schierholtz, L										3	0	0	1	1	0	3				
55 Tim Lincecum, L 59 Guillermo Mota, R										4	2	1	0	1	0	3				
35 Travis Ishikawa, L										4	0	3	3	0	1	1				
										0	0	0	0	0	0	0				
										1	0	0	0	1	0					
Inning Stats	R: 0 E: 0 K: 0 S: 13	H: 1 LOB: 2 BB: 2 P: 26	R: 1 E: 0 K: 2 S: 18	H: 3 LOB: 3 BB: 1 P: 33	R: 4 E: 1 K: 1 S: 16	H: 2 LOB: 1 BB: 1 P: 30	R: 2 E: 0 K: 0 S: 9	H: 2 LOB: 1 BB: 1 P: 17	R: 0 E: 0 K: 1 S: 10	H: 0 LOB: 0 BB: 0 P: 15	R: 2 E: 0 K: 2 S: 13	H: 1 LOB: 0 BB: 1 P: 22	R: 0 E: 0 K: 0 S: 7	H: 1 LOB: 1 BB: 0 P: 11	R: 0 E: 0 K: 1 S: 6	H: 0 LOB: 0 BB: 0 P: 10	1B: 10 2B: 2 3B: 0 HR: 0	SF: 2 SAC: 1 DP: 0 HBP: 1	WP: 1 PB: 1 SB: 2 CS: 0	PA: 46
PITCHER	IP WLS BF H R ER SO BB IBB HBP BLK WP HR S P ERA WHIP	IP WLS BF H R ER SO BB IBB HBP BLK WP HR S P ERA WHIP	IP WLS BF H R ER SO BB IBB HBP BLK WP HR S P ERA WHIP	IP WLS BF H R ER SO BB IBB HBP BLK WP HR S P ERA WHIP	IP WLS BF H R ER SO BB IBB HBP BLK WP HR S P ERA WHIP	IP WLS BF H R ER SO BB IBB HBP BLK WP HR S P ERA WHIP	IP WLS BF H R ER SO BB IBB HBP BLK WP HR S P ERA WHIP	IP WLS BF H R ER SO BB IBB HBP BLK WP HR S P ERA WHIP	IP WLS BF H R ER SO BB IBB HBP BLK WP HR S P ERA WHIP	IP WLS BF H R ER SO BB IBB HBP BLK WP HR S P ERA WHIP	IP WLS BF H R ER SO BB IBB HBP BLK WP HR S P ERA WHIP	IP WLS BF H R ER SO BB IBB HBP BLK WP HR S P ERA WHIP	IP WLS BF H R ER SO BB IBB HBP BLK WP HR S P ERA WHIP	IP WLS BF H R ER SO BB IBB HBP BLK WP HR S P ERA WHIP	IP WLS BF H R ER SO BB IBB HBP BLK WP HR S P ERA WHIP	IP WLS BF H R ER SO BB IBB HBP BLK WP HR S P ERA WHIP	IP WLS BF H R ER SO BB IBB HBP BLK WP HR S P ERA WHIP	IP WLS BF H R ER SO BB IBB HBP BLK WP HR S P ERA WHIP	IP WLS BF H R ER SO BB IBB HBP BLK WP HR S P ERA WHIP	IP WLS BF H R ER SO BB IBB HBP BLK WP HR S P ERA WHIP

San Francisco Giants @ Los Angeles Dodgers
 Dodger Stadium, Los Angeles, CA
 Sat Apr 17 2010, 1:13 PM - 4:21 PM PDT
 Att: 44,734 - Partly Cloudy - 76 F

AB	36
R	9
H	12
RBI	7
BB	6
SO	7
LOB	27



Batter	1	2	3	4	5	6	7	8	9	AB	R	H	RBI	BB	SO	LOB	BOTTOM					
14 Jamey Carroll, R OBP: 0.389, SLG: 0.375										5	0	2	0	0	2	4						
7 James Loney, L OBP: 0.333, SLG: 0.377										4	0	1	0	0	0	4						
16 Andre Ethier, L 5 Reed Johnson, R										2	0	0	0	1	0	2						
27 Matt Kemp, R OBP: 0.375, SLG: 0.714										4	0	1	0	0	2	1						
9 Garret Anderson, L OBP: 0.200, SLG: 0.217										4	0	0	0	0	2	1						
3 Ronnie Belliard, R OBP: 0.444, SLG: 0.833										4	0	0	0	0	0	1						
33 Blake DeWitt, L OBP: 0.421, SLG: 0.241										4	0	1	0	0	0	0						
17 A.J. Ellis, R OBP: 0.571, SLG: 0.750										3	0	2	0	1	0	0						
49 Charlie Haeger, R 37 Carlos Monasterios, R 23 Casey Blake, R 35 Ramon Ortiz, R 15 Rafael Furcal, S 48 Russ Ortiz, R 52 George Sherrill, L 55 Russell Martin, R										1	0	0	0	0	1	0						
										0	0	0	0	0	0	0						
										1	0	0	0	0	1	2						
										0	0	0	0	0	0	0						
										0	0	0	0	0	0	0						
										0	0	0	0	0	0	0						
										0	0	0	0	0	0	0						
										1	0	1	0	0	0	0						
Inning Stats	R: 0 E: 0 K: 2 S: 9	H: 0 LOB: 1 BB: 1 P: 18	R: 0 E: 0 K: 0 S: 9	H: 0 LOB: 0 BB: 0 P: 11	R: 0 E: 0 K: 1 S: 11	H: 2 LOB: 2 BB: 0 P: 17	R: 0 E: 0 K: 2 S: 11	H: 0 LOB: 0 BB: 0 P: 17	R: 0 E: 0 K: 0 S: 14	H: 1 LOB: 2 BB: 1 P: 25	R: 0 E: 0 K: 0 S: 13	H: 1 LOB: 1 BB: 0 P: 18	R: 0 E: 0 K: 0 S: 11	H: 2 LOB: 2 BB: 0 P: 16	R: 0 E: 0 K: 1 S: 8	H: 0 LOB: 0 BB: 0 P: 10	R: 0 E: 0 K: 0 S: 18	H: 2 LOB: 2 BB: 0 P: 24	1B: 7 2B: 1 3B: 0 HR: 0	SF: 0 SAC: 0 DP: 0 HBP: 0	WP: 0 PB: 0 SB: 0 CS: 0	PA: 37
PITCHER	IP WLS BF H R ER SO BB IBB HBP BLK WP HR S P ERA WHIP	IP WLS BF H R ER SO BB IBB HBP BLK WP HR S P ERA WHIP	IP WLS BF H R ER SO BB IBB HBP BLK WP HR S P ERA WHIP	IP WLS BF H R ER SO BB IBB HBP BLK WP HR S P ERA WHIP	IP WLS BF H R ER SO BB IBB HBP BLK WP HR S P ERA WHIP	IP WLS BF H R ER SO BB IBB HBP BLK WP HR S P ERA WHIP	IP WLS BF H R ER SO BB IBB HBP BLK WP HR S P ERA WHIP	IP WLS BF H R ER SO BB IBB HBP BLK WP HR S P ERA WHIP	IP WLS BF H R ER SO BB IBB HBP BLK WP HR S P ERA WHIP	IP WLS BF H R ER SO BB IBB HBP BLK WP HR S P ERA WHIP	IP WLS BF H R ER SO BB IBB HBP BLK WP HR S P ERA WHIP	IP WLS BF H R ER SO BB IBB HBP BLK WP HR S P ERA WHIP	IP WLS BF H R ER SO BB IBB HBP BLK WP HR S P ERA WHIP	IP WLS BF H R ER SO BB IBB HBP BLK WP HR S P ERA WHIP	IP WLS BF H R ER SO BB IBB HBP BLK WP HR S P ERA WHIP	IP WLS BF H R ER SO BB IBB HBP BLK WP HR S P ERA WHIP	IP WLS BF H R ER SO BB IBB HBP BLK WP HR S P ERA WHIP	IP WLS BF H R ER SO BB IBB HBP BLK WP HR S P ERA WHIP	IP WLS BF H R ER SO BB IBB HBP BLK WP HR S P ERA WHIP	IP WLS BF H R ER SO BB IBB HBP BLK WP HR S P ERA WHIP		

San Francisco Giants @ Los Angeles Dodgers
 Dodger Stadium, Los Angeles, CA
 Sat Apr 17 2010, 1:13 PM - 4:21 PM PDT
 Att: 44,734 - Partly Cloudy - 76 F

AB	35
R	0
H	8
RBI	0
BB	2
SO	8
LOB	16




Batter	1	2	3	4	5	6	7	8	9	AB	R	H	RBI	BB	SO	LOB	TOP					
15 Rafael Furcal, S OBP: 0.433, SLG: 0.475	L4	27 WP 2B			16 1B 99 1B BB	27 S 16 1B 1B	27 HR 3B		G4-3	5	3	3	4	1	0	0						
27 Matt Kemp, R OBP: 0.400, SLG: 0.750	16 G4-3 99 1B BB	G4-3			F8	99 BB 7 1B BB	HR		16 BB 5 1B HBP	3	4	1	2	2	0	2						
16 Andre Ethier, L OBP: 0.471, SLG: 0.689	G4-3				99 1B 1B	7 1B 99 BB 1B	G3-1		7 1B 5 1B BB	5	2	3	2	1	0	1						
99 Manny Ramirez, R OBP: 0.510, SLG: 0.684					7 G4-6-3 1B					4	0	3	2	1	0	0						
5 Reed Johnson, R OBP: 0.292, SLG: 0.417	2H 1B									1	0	1	1	0	0	0						
7 James Loney, L OBP: 0.338, SLG: 0.381	G6-3				F5					6	1	3	2	0	0	4						
23 Casey Blake, R OBP: 0.365, SLG: 0.521					G6-3					6	0	1	1	0	1	7						
33 Blake DeWitt, L OBP: 0.290, SLG: 0.263										4	1	1	0	0	0	0						
54 Ronald Belisario, R OBP: 0.214, SLG: 0.200	55 1B 15 2B 1B				P6					0	0	0	0	0	0	0						
9 Garret Anderson, L OBP: 0.214, SLG: 0.200										1	0	0	0	0	0	1						
36 Jeff Weaver, R OBP: 0.292, SLG: 0.417										0	0	0	0	0	0	0						
37 Carlos Monasterios, R OBP: 0.292, SLG: 0.417										0	0	0	0	0	0	0						
55 Russell Martin, R OBP: 0.442, SLG: 0.439					G6-3					5	2	2	0	0	1	1						
18 Hiroki Kuroda, R OBP: 0.364, SLG: 0.316										2	0	0	0	0	2	2						
52 George Sherrill, L OBP: 0.364, SLG: 0.316										0	0	0	0	0	0	0						
14 Jamey Carroll, R OBP: 0.364, SLG: 0.316										1	1	0	0	1	1	0						
Inning Stats	R: 1 H: 1 E: 0 K: 0 S: 11	L: 1 LOB: 1 BB: 1 P: 20	R: 2 H: 3 E: 0 K: 1 S: 20	L: 3 LOB: 1 BB: 0 P: 33	R: 1 H: 2 E: 0 K: 0 S: 11	L: 2 LOB: 0 BB: 0 P: 15	R: 0 H: 0 E: 0 K: 1 S: 5	L: 0 LOB: 0 BB: 0 P: 8	R: 1 H: 2 E: 0 K: 0 S: 16	L: 2 LOB: 2 BB: 1 P: 27	R: 4 H: 4 E: 0 K: 1 S: 19	L: 4 LOB: 2 BB: 2 P: 39	R: 3 H: 2 E: 0 K: 0 S: 10	L: 2 LOB: 0 BB: 1 P: 18	R: 1 H: 2 E: 0 K: 1 S: 15	L: 2 LOB: 1 BB: 0 P: 26	R: 1 H: 2 E: 0 K: 1 S: 17	L: 2 LOB: 3 BB: 1 P: 24	1B: 13 2B: 2 3B: 1 HR: 2	SF: 0 SAC: 1 DP: 1 HBP: 1	WP: 2 PB: 1 SB: 1 CS: 0	PA: 51
PITCHER	IP	WLS	BF	H	R	ER	SO	BB	IBB	HBP	BLK	WP	HR	S	P	ERA	WHIP					
39 Aaron Harang, R ERA: 8.31	5.2	L	28	10	7	6	2	2	0	0	0	1	1	70	116	9.53	2.118					
33 Micah Owings, R ERA: 3.95	0.0		3	1	0	0	0	2	0	0	0	0	0	5	14	∞	∞					
52 Daniel Herrera, L ERA: 2.25	0.1		2	1	2	2	1	0	0	0	0	0	0	7	12	54.00	3.000					
66 Logan Ondrusek, R ERA: 11.25	2.0		11	4	4	4	1	1	0	0	0	1	1	25	44	18.00	2.500					
57 Mike Lincoln, R ERA: 4.5	1.0		7	2	1	1	1	1	0	1	0	0	0	17	24	9.00	3.000					

Los Angeles Dodgers @ Cincinnati Reds
Great American Ball Park, Cincinnati, OH
Wed Apr 21 2010, 7:09 PM - 10:45 PM EDT
Att: 12,203 - Partly Cloudy - 70 F

livebaseballscorecards.com

AB 43
R 14
H 18
RBI 14
BB 6
SO 5
LOB 18




Batter	1	2	3	4	5	6	7	8	9	AB	R	H	RBI	BB	SO	LOB	BOTTOM					
21 Chris Dickerson, L OBP: 0.290, SLG: 0.367	F7									3	0	0	0	0	1	3						
6 Drew Stubbs, R OBP: 0.265, SLG: 0.262										1	0	0	0	1	1	0						
2 Orlando Cabrera, R OBP: 0.242, SLG: 0.386	19 HR BB									4	1	1	2	1	0	0						
19 Joey Votto, L OBP: 0.410, SLG: 0.547	HR									4	1	2	2	1	0	2						
4 Brandon Phillips, R OBP: 0.308, SLG: 0.397	P4									5	0	1	0	0	0	1						
27 Scott Rolen, R OBP: 0.391, SLG: 0.625										4	2	2	1	0	0	1						
7 Paul Janish, R OBP: 0.462, SLG: 0.618	HR									0	0	0	0	0	0	0						
32 Jay Bruce, L OBP: 0.259, SLG: 0.365	K									4	1	1	0	0	1	1						
31 Jonny Gomes, R OBP: 0.260, SLG: 0.432										4	0	0	0	0	0	3						
55 Ramon Hernandez, R OBP: 0.333, SLG: 0.273										3	0	1	0	1	1	1						
39 Aaron Harang, R ERA: 2.19										2	0	1	1	0	1	0						
33 Micah Owings, R ERA: 10.8										0	0	0	0	0	0	0						
52 Daniel Herrera, L ERA: 10.8										1	1	0	0	0	0	1						
43 Miguel Cairo, R OBP: 0.305, SLG: 0.139										0	0	0	0	0	0	0						
66 Logan Ondrusek, R OBP: 0.292, SLG: 0.417										1	0	0	0	0	0	0						
17 Laynce Nix, L OBP: 0.292, SLG: 0.417										0	0	0	0	0	0	0						
57 Mike Lincoln, R ERA: 3.0										0	0	0	0	0	0	0						
Inning Stats	R: 3 H: 2 E: 0 K: 1 S: 12	L: 2 LOB: 0 BB: 1 P: 23	R: 0 H: 0 E: 0 K: 2 S: 7	L: 0 LOB: 0 BB: 0 P: 9	R: 0 H: 0 E: 0 K: 0 S: 5	L: 0 LOB: 0 BB: 0 P: 10	R: 1 H: 2 E: 1 K: 1 S: 18	L: 2 LOB: 3 BB: 1 P: 31	R: 0 H: 2 E: 0 K: 0 S: 10	L: 2 LOB: 2 BB: 1 P: 18	R: 2 H: 2 E: 1 K: 0 S: 22	L: 2 LOB: 2 BB: 1 P: 31	R: 0 H: 0 E: 0 K: 0 S: 5	L: 0 LOB: 0 BB: 0 P: 8	R: 0 H: 1 E: 0 K: 0 S: 5	L: 0 LOB: 0 BB: 0 P: 10	R: 0 H: 0 E: 0 K: 1 S: 10	L: 0 LOB: 1 BB: 1 P: 19	1B: 7 2B: 0 3B: 0 HR: 2	SF: 0 SAC: 0 DP: 1 HBP: 0	WP: 0 PB: 0 SB: 0 CS: 0	PA: 40
PITCHER	IP	WLS	BF	H	R	ER	SO	BB	IBB	HBP	BLK	WP	HR	S	P	ERA	WHIP					
18 Hiroki Kuroda, R ERA: 2.19	5.2	W	27	7	6	3	4	2	0	0	0	0	2	61	103	0.00	1.588					
52 George Sherrill, L ERA: 10.8	0.1		3	1	0	0	0	1	0	0	0	0	0	13	19	0.00	6.000					
54 Ronald Belisario, R ERA: 10.8	1.0		3	0	0	0	0	0	0	0	0	0	0	5	8	0.00	0.000					
36 Jeff Weaver, R ERA: 5.06	0.1		1	0	0	0	0	0	0	0	0	0	0	2	0.00	0.000						
37 Carlos Monasterios, R ERA: 3.0	1.2		6	1	0	0	1	1	0	0	0	0	0	14	27	0.00	1.200					

Los Angeles Dodgers @ Cincinnati Reds
Great American Ball Park, Cincinnati, OH
Wed Apr 21 2010, 7:09 PM - 10:45 PM EDT
Att: 12,203 - Partly Cloudy - 70 F

livebaseballscorecards.com

AB 36
R 6
H 9
RBI 6
BB 4
SO 5
LOB 14



Batter	1	2	3	4	5	6	7	8	9	AB	R	H	RBI	BB	SO	LOB	TOP			
15 Rafael Furcal, S OBP: 0.384, SLG: 0.429	F7		B3		K			L7		4	0	0	0	0	1	1	Los Angeles Dodgers @ Washington Nationals Nationals Park, Washington, DC Sun Apr 25 2010, 1:36 PM - 4:01 PM EDT Att: 18,395 - Cloudy - 70 F			
55 Russell Martin, R OBP: 0.403, SLG: 0.393	7 1B 27 1B		G6-3		F7			K		4	0	1	0	0	1	1				
27 Matt Kemp, R OBP: 0.379, SLG: 0.645	7 1B		G6-3				G5-3			4	0	1	0	0	0	0				
7 James Loney, L OBP: 0.341, SLG: 0.400					K					4	0	2	0	0	1	0				
14 Jamey Carroll, R OBP: 0.308, SLG: 0.281							F8			0	0	0	0	0	0	0				
23 Casey Blake, R OBP: 0.379, SLG: 0.607										4	0	2	0	0	1	4				
3 Ronnie Belliard, R OBP: 0.375, SLG: 0.613					F7					4	0	0	0	0	0	6				
9 Garret Anderson, L OBP: 0.184, SLG: 0.257										4	0	0	0	0	3	2				
5 Reed Johnson, R OBP: 0.276, SLG: 0.379										3	0	1	0	0	1	0				
58 Chad Billingsley R OBP: 0.375, SLG: 0.167										1	0	0	0	1	1	0				
16 Andre Ethier, L OBP: 0.424, SLG: 0.627										1	0	0	0	0	0	1				
38 Ramon Troncoso, R OBP: 0.375, SLG: 0.613										0	0	0	0	0	0	0				
Inning Stats	R: 0 H: 3 E: 0 K: 1 S: 17	H: 3 BB: 0 P: 21	R: 0 H: 0 E: 0 K: 2 S: 11	H: 0 LOB: 0 BB: 0 P: 15	R: 0 H: 0 E: 0 K: 0 S: 5	H: 0 LOB: 0 BB: 0 P: 7	R: 0 H: 1 E: 0 K: 2 S: 9	H: 1 LOB: 1 BB: 0 P: 11	R: 0 H: 0 E: 0 K: 1 S: 10	H: 0 LOB: 0 BB: 0 P: 17	R: 0 H: 1 E: 0 K: 1 S: 9	H: 1 LOB: 0 BB: 0 P: 11	R: 0 H: 0 E: 0 K: 1 S: 10	H: 0 LOB: 1 BB: 0 P: 16	R: 0 H: 1 E: 0 K: 0 S: 10	H: 1 LOB: 1 BB: 0 P: 13	1B: 5 2B: 2 3B: 0 HR: 0	SF: 0 SAC: 0 DP: 1 HBP: 0	WP: 0 PB: 0 SB: 0 CS: 0	PA: 34
PITCHER	IP WLS BF H R ER SO BB IBB HBP BLK WP HR S P ERA WHIP	IP WLS BF H R ER SO BB IBB HBP BLK WP HR S P ERA WHIP	IP WLS BF H R ER SO BB IBB HBP BLK WP HR S P ERA WHIP	IP WLS BF H R ER SO BB IBB HBP BLK WP HR S P ERA WHIP	IP WLS BF H R ER SO BB IBB HBP BLK WP HR S P ERA WHIP	IP WLS BF H R ER SO BB IBB HBP BLK WP HR S P ERA WHIP	IP WLS BF H R ER SO BB IBB HBP BLK WP HR S P ERA WHIP	IP WLS BF H R ER SO BB IBB HBP BLK WP HR S P ERA WHIP	IP WLS BF H R ER SO BB IBB HBP BLK WP HR S P ERA WHIP	IP WLS BF H R ER SO BB IBB HBP BLK WP HR S P ERA WHIP	IP WLS BF H R ER SO BB IBB HBP BLK WP HR S P ERA WHIP	IP WLS BF H R ER SO BB IBB HBP BLK WP HR S P ERA WHIP	IP WLS BF H R ER SO BB IBB HBP BLK WP HR S P ERA WHIP	IP WLS BF H R ER SO BB IBB HBP BLK WP HR S P ERA WHIP	IP WLS BF H R ER SO BB IBB HBP BLK WP HR S P ERA WHIP	IP WLS BF H R ER SO BB IBB HBP BLK WP HR S P ERA WHIP	IP WLS BF H R ER SO BB IBB HBP BLK WP HR S P ERA WHIP			

Batter	1	2	3	4	5	6	7	8	9	AB	R	H	RBI	BB	SO	LOB	BOTTOM			
1 Neyer Morgan, L OBP: 0.383, SLG: 0.457	15 SH1-3 20 BB 44 G4-3		20 CS					G6-3		4	1	2	0	0	0	0	Los Angeles Dodgers @ Washington Nationals Nationals Park, Washington, DC Sun Apr 25 2010, 1:36 PM - 4:01 PM EDT Att: 18,395 - Cloudy - 70 F			
20 Adam Kennedy, L OBP: 0.304, SLG: 0.306	44 G4-3 15 SH1-3		F8				G4-3			3	0	0	0	1	0	1				
15 Cristian Guzman, S OBP: 0.329, SLG: 0.397	SH1-3									3	0	2	0	0	1	0				
44 Adam Dunn, L OBP: 0.380, SLG: 0.419	G4-3									2	0	0	1	1	1	2				
16 Josh Willingham, R OBP: 0.468, SLG: 0.525										3	0	0	0	0	1	4				
7 Ivan Rodriguez, R OBP: 0.433, SLG: 0.536										3	0	0	0	0	1	1				
6 Ian Desmond, R OBP: 0.305, SLG: 0.415										3	0	0	0	0	1	0				
30 Justin Maxwell, R OBP: 0.393, SLG: 0.400										2	0	0	0	1	1	0				
19 Scott Olsen, L										2	0	0	0	0	1	0				
11 Ryan Zimmerman, R, PH										1	0	0	0	0	0	1				
36 Tyler Clippard, R OBP: 1.000, SLG: 1.000										0	0	0	0	0	0	0				
55 Matt Capps, R										0	0	0	0	0	0	0				
Inning Stats	R: 1 H: 1 E: 0 K: 1 S: 9	H: 1 LOB: 1 BB: 1 P: 19	R: 0 H: 0 E: 0 K: 1 S: 10	H: 0 LOB: 0 BB: 0 P: 13	R: 0 H: 1 E: 0 K: 1 S: 9	H: 1 LOB: 0 BB: 0 P: 12	R: 0 H: 1 E: 0 K: 2 S: 11	H: 1 LOB: 1 BB: 0 P: 15	R: 0 H: 0 E: 0 K: 0 S: 7	H: 0 LOB: 0 BB: 0 P: 9	R: 0 H: 1 E: 0 K: 0 S: 9	H: 1 LOB: 2 BB: 1 P: 18	R: 0 H: 0 E: 0 K: 1 S: 8	H: 0 LOB: 1 BB: 1 P: 13	R: 0 H: 0 E: 0 K: 1 S: 9	H: 0 LOB: 0 BB: 0 P: 15	1B: 3 2B: 1 3B: 0 HR: 0	SF: 0 SAC: 1 DP: 0 HBP: 0	WP: 0 PB: 0 SB: 0 CS: 1	PA: 30
PITCHER	IP WLS BF H R ER SO BB IBB HBP BLK WP HR S P ERA WHIP	IP WLS BF H R ER SO BB IBB HBP BLK WP HR S P ERA WHIP	IP WLS BF H R ER SO BB IBB HBP BLK WP HR S P ERA WHIP	IP WLS BF H R ER SO BB IBB HBP BLK WP HR S P ERA WHIP	IP WLS BF H R ER SO BB IBB HBP BLK WP HR S P ERA WHIP	IP WLS BF H R ER SO BB IBB HBP BLK WP HR S P ERA WHIP	IP WLS BF H R ER SO BB IBB HBP BLK WP HR S P ERA WHIP	IP WLS BF H R ER SO BB IBB HBP BLK WP HR S P ERA WHIP	IP WLS BF H R ER SO BB IBB HBP BLK WP HR S P ERA WHIP	IP WLS BF H R ER SO BB IBB HBP BLK WP HR S P ERA WHIP	IP WLS BF H R ER SO BB IBB HBP BLK WP HR S P ERA WHIP	IP WLS BF H R ER SO BB IBB HBP BLK WP HR S P ERA WHIP	IP WLS BF H R ER SO BB IBB HBP BLK WP HR S P ERA WHIP	IP WLS BF H R ER SO BB IBB HBP BLK WP HR S P ERA WHIP	IP WLS BF H R ER SO BB IBB HBP BLK WP HR S P ERA WHIP	IP WLS BF H R ER SO BB IBB HBP BLK WP HR S P ERA WHIP	IP WLS BF H R ER SO BB IBB HBP BLK WP HR S P ERA WHIP			



Batter	1	2	3	4	5	6	7	8	9	AB	R	H	RBI	BB	SO	LOB	TOP					
15 Rafael Furcal, S OBP: 0.378, SLG: 0.420										4	0	1	0	0	2	1	Los Angeles Dodgers @ New York Mets Citi Field, Flushing, NY Tue Apr 27 2010, 4:11 PM - 7:04 PM EDT Partly Cloudy - 53 F					
5 Reed Johnson, R OBP: 0.273, SLG: 0.424										4	0	1	0	0	1							
16 Andre Ethier, L OBP: 0.414, SLG: 0.619										4	0	1	0	0	2							
27 Matt Kemp, R OBP: 0.363, SLG: 0.613										4	0	0	0	0	1	3						
23 Casey Blake, R OBP: 0.371, SLG: 0.578										3	0	0	0	1	2	1						
7 James Loney, L OBP: 0.326, SLG: 0.381										4	0	0	0	0	0	1						
55 Russell Martin, R OBP: 0.423, SLG: 0.397										2	0	1	0	2	0	0						
14 Jamey Carroll, R OBP: 0.367, SLG: 0.280										2	0	1	0	2	1	1						
18 Hiroki Kuroda, R 9 Garret Anderson, L 50 Jon Link, R 38 Ramon Troncoso, R 52 George Sherrill, L 35 Ramon Ortiz, R 3 Ronnie Belliard, R										2	0	0	0	0	1	5						
Inning Stats	R: 0 E: 0 K: 1 S: 9	H: 0 LOB: 0 BB: 0 P: 13	R: 0 E: 0 K: 1 S: 18	H: 0 LOB: 3 BB: 3 P: 36	R: 0 E: 0 K: 1 S: 13	H: 1 LOB: 1 BB: 0 P: 16	R: 0 E: 0 K: 1 S: 15	H: 2 LOB: 2 BB: 0 P: 20	R: 0 E: 0 K: 1 S: 11	H: 1 LOB: 1 BB: 0 P: 15	R: 0 E: 0 K: 1 S: 11	H: 0 LOB: 0 BB: 0 P: 15	R: 0 E: 0 K: 1 S: 13	H: 0 LOB: 1 BB: 1 P: 20	R: 0 E: 0 K: 1 S: 9	H: 1 LOB: 1 BB: 0 P: 11		R: 0 E: 0 K: 2 S: 10	H: 0 LOB: 1 BB: 1 P: 16	1B: 3 2B: 1 3B: 1 HR: 0	SF: 0 SAC: 0 DP: 1 HBP: 0	WP: 0 PB: 0 SB: 1 CS: 0
PITCHER	IP WLS BF H R ER SO BB IBB HBP BLK WP HR S P ERA WHIP																					
57 Johan Santana, L ERA: 2.08	6.0 W 25 4 0 0 6 3 0 0 0 0 0 0 77 115 0.00 1.167																					
38 Fernando Nieve, R ERA: 3.85	2.0 H 7 1 0 0 2 1 0 0 0 0 0 0 22 31 0.00 1.000																					
25 Pedro Feliciano, L ERA: 0.9	1.0 4 0 0 0 2 1 0 0 0 0 0 0 10 16 0.00 1.000																					

AB	31
R	0
H	5
RBI	0
BB	5
SO	10
LOB	17



Batter	1	2	3	4	5	6	7	8	9	AB	R	H	RBI	BB	SO	LOB	BOTTOM			
16 Angel Pagán, S OBP: 0.299, SLG: 0.279										4	0	1	0	0	1	1	Los Angeles Dodgers @ New York Mets Citi Field, Flushing, NY Tue Apr 27 2010, 4:11 PM - 7:04 PM EDT Partly Cloudy - 53 F			
1 Luis Castillo, S OBP: 0.348, SLG: 0.322										4	0	1	2	0	0	1				
7 José Reyes, S OBP: 0.311, SLG: 0.348										4	0	1	0	0	2					
44 Jason Bay, R OBP: 0.393, SLG: 0.414										3	1	1	1	1	0	1				
5 David Wright, R OBP: 0.409, SLG: 0.409										3	1	1	0	1	1	3				
29 Ike Davis, L OBP: 0.414, SLG: 0.520										3	0	1	0	1	1	3				
19 Gary Matthews, S 38 Fernando Nieve, R										2	0	0	0	1	1	2				
17 Fernando Tatis, R 25 Pedro Feliciano, L										0	0	0	0	0	0	0				
21 Rod Barajas, R OBP: 0.206, SLG: 0.367										4	1	1	0	0	1	2				
57 Johan Santana, L 12 Jeff Francoeur, R										2	0	1	0	0	0	2				
Inning Stats	R: 0 E: 0 K: 0 S: 6	H: 0 LOB: 0 BB: 0 P: 9	R: 1 E: 0 K: 1 S: 12	H: 1 LOB: 2 BB: 2 P: 26	R: 0 E: 0 K: 0 S: 6	H: 0 LOB: 0 BB: 0 P: 12	R: 1 E: 0 K: 1 S: 9	H: 1 LOB: 0 BB: 0 P: 13	R: 0 E: 0 K: 1 S: 8	H: 1 LOB: 1 BB: 0 P: 12	R: 0 E: 0 K: 1 S: 7	H: 2 LOB: 2 BB: 1 P: 15	R: 2 E: 0 K: 1 S: 13	H: 3 LOB: 3 BB: 2 P: 30	R: 0 E: 0 K: 0 S: 5	H: 0 LOB: 0 BB: 0 P: 9	1B: 6 2B: 1 3B: 0 HR: 1	SF: 0 SAC: 0 DP: 1 HBP: 0	WP: 1 PB: 0 SB: 1 CS: 0	PA: 36
PITCHER	IP WLS BF H R ER SO BB IBB HBP BLK WP HR S P ERA WHIP																			
18 Hiroki Kuroda, R ERA: 2.36	6.0 L 25 2 2 2 4 1 0 0 0 0 0 0 3 9 3.00 1.000																			
50 Jon Link, R ERA: 9.0	0.0 3 2 2 2 0 1 0 0 0 0 0 0 3 9 0.00 1.500																			
38 Ramon Troncoso, R ERA: 3.18	0.2 4 1 0 0 0 1 0 1 0 0 0 0 8 18 0.00 1.500																			
52 George Sherrill, L ERA: 7.7	0.1 1 0 0 0 0 0 0 0 0 0 0 0 2 3 0.00 0.000																			
35 Ramon Ortiz, R ERA: 6.39	1.0 3 0 0 0 0 0 0 0 0 0 0 0 5 9 0.00 0.000																			



Batter	1	2	3	4	5	6	7	8	9	AB	R	H	RBI	BB	SO	LOB	TOP				
5 Reed Johnson, R OBP: 0.316, SLG: 0.459	G6-3		K							4	1	2	1	1	1	0	Los Angeles Dodgers @ New York Mets Citi Field, Flushing, NY Tue Apr 27 2010, 7:37 PM - 10:55 PM EDT Att: 32,012 - Partly Cloudy - 51 F				
7 James Loney, L OBP: 0.326, SLG: 0.379	G6-3		G3							3	0	1	0	0	1	3					
23 Casey Blake, R OBP: 0.361, SLG: 0.569	G6-3									1	0	0	1	0	1	1					
16 Andre Ethier, L OBP: 0.432, SLG: 0.615	G6-3									2	1	1	1	2	1	0					
37 Carlos Monasterios, R OBP: 0.417, SLG: 0.390	G6-3									0	0	0	0	0	0	0					
56 Russell Martin, R OBP: 0.417, SLG: 0.390	G6-3									1	0	0	0	0	0	1					
27 Matt Kemp, R OBP: 0.354, SLG: 0.588	G6-3									5	0	1	0	0	0	4					
3 Ronnie Belliard, R OBP: 0.351, SLG: 0.543	F8									3	1	0	1	1	0	3					
33 Blake DeWitt, L OBP: 0.377, SLG: 0.260	G4-3									4	0	0	0	0	1	2					
14 Jamey Carroll, R OBP: 0.353, SLG: 0.250	L7									3	1	0	0	1	0	1					
17 A.J. Ellis, R OBP: 0.357, SLG: 0.364	F9									4	0	1	1	0	0	1					
49 Charlie Haeger, R OBP: 0.143, SLG: 0.286										1	0	0	0	1	1	0					
38 Ramon Troncoso, R OBP: 0.143, SLG: 0.286										0	0	0	0	0	0	0					
50 Jon Link, R OBP: 0.143, SLG: 0.286										0	0	0	0	0	0	0					
52 George Sherrill, L OBP: 0.143, SLG: 0.286										0	0	0	0	0	0	0					
30 Xavier Paul, L OBP: 0.143, SLG: 0.286										2	1	1	0	0	1	0					
Inning Stats	R: 0 E: 0 K: 0 S: 9	H: 1 LOB: 2 BB: 1 P: 17	R: 0 E: 0 K: 0 S: 9	H: 0 LOB: 0 BB: 0 P: 14	R: 0 E: 0 K: 2 S: 8	H: 0 LOB: 0 BB: 0 P: 15	R: 3 E: 0 K: 1 S: 17	H: 2 LOB: 3 BB: 4 P: 41	R: 0 E: 0 K: 1 S: 10	H: 0 LOB: 0 BB: 0 P: 14	R: 1 E: 0 K: 2 S: 17	H: 2 LOB: 1 BB: 0 P: 27	R: 0 E: 0 K: 0 S: 11	H: 0 LOB: 1 BB: 0 P: 18	R: 1 E: 0 K: 0 S: 11	H: 2 LOB: 1 BB: 0 P: 20	1B: 5 2B: 2 3B: 0 HR: 0	SF: 1 DP: 0 HBP: 0	WP: 2 PB: 0 SB: 0 CS: 0	PA: 40	
PITCHER	IP WLS BF H R ER SO BB IBB HBP BLK WP HR S P ERA WHIP	IP WLS BF H R ER SO BB IBB HBP BLK WP HR S P ERA WHIP	IP WLS BF H R ER SO BB IBB HBP BLK WP HR S P ERA WHIP	IP WLS BF H R ER SO BB IBB HBP BLK WP HR S P ERA WHIP	IP WLS BF H R ER SO BB IBB HBP BLK WP HR S P ERA WHIP	IP WLS BF H R ER SO BB IBB HBP BLK WP HR S P ERA WHIP	IP WLS BF H R ER SO BB IBB HBP BLK WP HR S P ERA WHIP	IP WLS BF H R ER SO BB IBB HBP BLK WP HR S P ERA WHIP	IP WLS BF H R ER SO BB IBB HBP BLK WP HR S P ERA WHIP	IP WLS BF H R ER SO BB IBB HBP BLK WP HR S P ERA WHIP	IP WLS BF H R ER SO BB IBB HBP BLK WP HR S P ERA WHIP	IP WLS BF H R ER SO BB IBB HBP BLK WP HR S P ERA WHIP	IP WLS BF H R ER SO BB IBB HBP BLK WP HR S P ERA WHIP	IP WLS BF H R ER SO BB IBB HBP BLK WP HR S P ERA WHIP	IP WLS BF H R ER SO BB IBB HBP BLK WP HR S P ERA WHIP	IP WLS BF H R ER SO BB IBB HBP BLK WP HR S P ERA WHIP	IP WLS BF H R ER SO BB IBB HBP BLK WP HR S P ERA WHIP	IP WLS BF H R ER SO BB IBB HBP BLK WP HR S P ERA WHIP	IP WLS BF H R ER SO BB IBB HBP BLK WP HR S P ERA WHIP	IP WLS BF H R ER SO BB IBB HBP BLK WP HR S P ERA WHIP	IP WLS BF H R ER SO BB IBB HBP BLK WP HR S P ERA WHIP

Batter	1	2	3	4	5	6	7	8	9	AB	R	H	RBI	BB	SO	LOB	BOTTOM				
16 Angel Pagán, S OBP: 0.319, SLG: 0.281	SH1-3									3	3	1	0	2	0	0	Los Angeles Dodgers @ New York Mets Citi Field, Flushing, NY Tue Apr 27 2010, 7:37 PM - 10:55 PM EDT Att: 32,012 - Partly Cloudy - 51 F				
1 Luis Castillo, S OBP: 0.370, SLG: 0.328	SH1-3									2	1	1	0	2	0	0					
7 José Reyes, S OBP: 0.304, SLG: 0.338	SH1-3									5	3	1	1	0	0	5					
44 Jason Bay, R OBP: 0.382, SLG: 0.427	SH1-3									5	1	1	1	0	3	5					
5 David Wright, R OBP: 0.435, SLG: 0.464	SH1-3									3	1	3	4	1	0	0					
29 Ike Davis, L OBP: 0.424, SLG: 0.556	SH1-3									2	0	1	3	1	0	1					
12 Jeff Francoeur, R OBP: 0.349, SLG: 0.493	SH1-3									4	0	1	0	0	0	4					
4 Henry Blanco, R OBP: 0.292, SLG: 0.263	SH1-3									4	1	2	0	0	1	0					
46 Oliver Pérez, L OBP: 0.167, SLG: 0.167	SH1-3									1	0	0	0	0	0	0					
47 Hisanori Takahashi, L OBP: 0.167, SLG: 0.167	SH1-3									2	0	0	0	0	1	3					
27 Frank Catalanotto, L OBP: 0.167, SLG: 0.167	SH1-3									1	0	0	0	0	0	0					
32 Jenny Mejia, R OBP: 0.167, SLG: 0.167	SH1-3									0	0	0	0	0	0	0					
22 Raul Valdes, L OBP: 0.333, SLG: 0.333	SH1-3									0	0	0	0	0	0	0					
Inning Stats	R: 3 E: 0 K: 0 S: 11	H: 2 LOB: 1 BB: 2 P: 20	R: 0 E: 0 K: 0 S: 7	H: 0 LOB: 0 BB: 0 P: 15	R: 0 E: 0 K: 1 S: 6	H: 0 LOB: 0 BB: 0 P: 12	R: 0 E: 0 K: 0 S: 14	H: 3 LOB: 2 BB: 0 P: 19	R: 3 E: 0 K: 0 S: 15	H: 2 LOB: 1 BB: 2 P: 30	R: 4 E: 1 K: 2 S: 17	H: 3 LOB: 2 BB: 2 P: 32	R: 0 E: 0 K: 1 S: 11	H: 0 LOB: 0 BB: 0 P: 17	R: 0 E: 0 K: 1 S: 8	H: 1 LOB: 0 BB: 0 P: 11	1B: 7 2B: 2 3B: 2 HR: 0	SF: 1 DP: 2 HBP: 0	WP: 0 PB: 0 SB: 1 CS: 0	PA: 40	
PITCHER	IP WLS BF H R ER SO BB IBB HBP BLK WP HR S P ERA WHIP	IP WLS BF H R ER SO BB IBB HBP BLK WP HR S P ERA WHIP	IP WLS BF H R ER SO BB IBB HBP BLK WP HR S P ERA WHIP	IP WLS BF H R ER SO BB IBB HBP BLK WP HR S P ERA WHIP	IP WLS BF H R ER SO BB IBB HBP BLK WP HR S P ERA WHIP	IP WLS BF H R ER SO BB IBB HBP BLK WP HR S P ERA WHIP	IP WLS BF H R ER SO BB IBB HBP BLK WP HR S P ERA WHIP	IP WLS BF H R ER SO BB IBB HBP BLK WP HR S P ERA WHIP	IP WLS BF H R ER SO BB IBB HBP BLK WP HR S P ERA WHIP	IP WLS BF H R ER SO BB IBB HBP BLK WP HR S P ERA WHIP	IP WLS BF H R ER SO BB IBB HBP BLK WP HR S P ERA WHIP	IP WLS BF H R ER SO BB IBB HBP BLK WP HR S P ERA WHIP	IP WLS BF H R ER SO BB IBB HBP BLK WP HR S P ERA WHIP	IP WLS BF H R ER SO BB IBB HBP BLK WP HR S P ERA WHIP	IP WLS BF H R ER SO BB IBB HBP BLK WP HR S P ERA WHIP	IP WLS BF H R ER SO BB IBB HBP BLK WP HR S P ERA WHIP	IP WLS BF H R ER SO BB IBB HBP BLK WP HR S P ERA WHIP	IP WLS BF H R ER SO BB IBB HBP BLK WP HR S P ERA WHIP	IP WLS BF H R ER SO BB IBB HBP BLK WP HR S P ERA WHIP	IP WLS BF H R ER SO BB IBB HBP BLK WP HR S P ERA WHIP	IP WLS BF H R ER SO BB IBB HBP BLK WP HR S P ERA WHIP



Batter	1	2	3	4	5	6	7	8	9	AB	R	H	RBI	BB	SO	LOB	TOP										
55 Russell Martin, R OBP: 0.408, SLG: 0.429	F9		G3-1		HR		G6-4-3			4	1	1	2	0	0	2	Los Angeles Dodgers @ New York Mets Citi Field, Flushing, NY Wed Apr 28 2010, 1:12 PM - 3:52 PM EDT Att: 29,724 - Cloudy - 53 F										
27 Matt Kemp, R OBP: 0.350, SLG: 0.584	K		E6		2B		G6-3			4	0	1	0	0	1	0											
16 Andre Ethier, L OBP: 0.410, SLG: 0.580	K		K		K		L8			4	0	0	0	0	3	2											
7 James Loney, L OBP: 0.312, SLG: 0.363	K		K		G6-3		K			4	0	0	0	0	3	1											
23 Casey Blake, R OBP: 0.355, SLG: 0.551			F9				K			4	0	1	0	0	2	0											
3 Ronnie Belliard, R OBP: 0.366, SLG: 0.514	F9						K			2	0	0	0	2	1	1											
30 Xavier Paul, L OBP: 0.182, SLG: 0.364	F8						K			4	0	1	0	0	1	2											
14 Jamey Carroll, R OBP: 0.395, SLG: 0.267			1B							2	2	1	0	2	1	2											
48 John Ely, R			SH1-3		B2		F8			1	0	0	0	0	0	1											
5 Reed Johnson, R OBP: 0.338, SLG: 0.447										1	0	0	0	0	0	0											
54 Ronald Belisario, R										0	0	0	0	0	0	0											
9 Garret Anderson, L OBP: 0.175, SLG: 0.243										1	0	0	0	0	1	2											
Inning Stats	R: 0 E: 0 K: 2 S: 9	H: 0 LOB: 0 BB: 0 P: 14	R: 0 E: 0 K: 1 S: 8	H: 1 LOB: 1 BB: 0 P: 12	R: 1 E: 1 K: 1 S: 14	H: 1 LOB: 1 BB: 0 P: 20	R: 0 E: 0 K: 1 S: 9	H: 0 LOB: 0 BB: 1 P: 16	R: 2 E: 0 K: 3 S: 15	H: 2 LOB: 1 BB: 1 P: 23	R: 0 E: 0 K: 3 S: 9	H: 0 LOB: 0 BB: 0 P: 10	R: 0 E: 0 K: 0 S: 6	H: 0 LOB: 0 BB: 1 P: 10	R: 0 E: 0 K: 1 S: 7	H: 0 LOB: 0 BB: 0 P: 9	R: 0 E: 0 K: 3 S: 16	H: 1 LOB: 2 BB: 1 P: 23	1B: 2 2B: 2 3B: 0 HR: 1	SF: 0 SAC: 1 DP: 1 HBP: 0	WP: 1 PB: 0 SB: 1 CS: 0	PA: 36					
PITCHER	IP	WLS	BF	H	R	ER	SO	BB	IBB	HBP	BLK	WP	HR	S	P	ERA	WHIP										
33 John Maine, R ERA: 7.15	6.0	W	26	4	3	2	9	3	0	0	0	1	1	66	101	3.00	1.167										
38 Fernando Nieve, R ERA: 3.46	1.1	H	3	0	0	0	0	0	0	0	0	0	0	5	5	0.00	0.000										
25 Pedro Feliciano, L ERA: 0.84	0.2		2	0	0	0	1	0	0	0	0	0	0	6	8	0.00	0.000										
75 Francisco Rodríguez, R ERA: 0.84	1.0		5	1	0	0	3	1	0	0	0	0	0	16	23	0.00	2.000										

Batter	1	2	3	4	5	6	7	8	9	AB	R	H	RBI	BB	SO	LOB	BOTTOM										
16 Angel Pagán, S OBP: 0.312, SLG: 0.304	P6							L7-4		5	1	1	2	0	2	1	Los Angeles Dodgers @ New York Mets Citi Field, Flushing, NY Wed Apr 28 2010, 1:12 PM - 3:52 PM EDT Att: 29,724 - Cloudy - 53 F										
13 Alex Cora, L OBP: 0.285, SLG: 0.273							G4-3			3	0	1	1	1	0	0											
7 José Reyes, S OBP: 0.301, SLG: 0.333	F7		G3		G3					4	1	1	0	0	0	2											
44 Jason Bay, R OBP: 0.387, SLG: 0.436					L5					3	2	1	1	1	1	1											
5 David Wright, R OBP: 0.438, SLG: 0.479					F9					4	1	2	0	0	0	2											
29 Ike Davis, L OBP: 0.432, SLG: 0.548					F8					4	0	2	1	0	0	2											
12 Jeff Francoeur, R OBP: 0.344, SLG: 0.494					FC1-6					4	1	1	2	0	1	3											
21 Rod Barajas, R OBP: 0.224, SLG: 0.355					F8					2	1	0	0	1	0	0											
33 John Maine, R										2	0	0	0	0	1	2											
38 Fernando Nieve, R										0	0	0	0	0	0	0											
25 Pedro Feliciano, L										0	0	0	0	0	0	0											
27 Frank Catalanotto, L OBP: 0.211, SLG: 0.222										1	0	1	0	0	0	0											
75 Francisco Rodríguez, R										0	0	0	0	0	0	0											
Inning Stats	R: 0 E: 0 K: 1 S: 12	H: 0 LOB: 1 BB: 1 P: 20	R: 4 E: 0 K: 0 S: 15	H: 4 LOB: 1 BB: 0 P: 24	R: 1 E: 0 K: 1 S: 13	H: 1 LOB: 2 BB: 2 P: 28	R: 0 E: 0 K: 1 S: 9	H: 0 LOB: 0 BB: 0 P: 13	R: 0 E: 0 K: 1 S: 10	H: 1 LOB: 1 BB: 0 P: 18	R: 0 E: 0 K: 1 S: 10	H: 0 LOB: 0 BB: 0 P: 13	R: 2 E: 0 K: 1 S: 15	H: 3 LOB: 1 BB: 0 P: 18	R: 0 E: 0 K: 0 S: 4	H: 1 LOB: 0 BB: 0 P: 4	1B: 4 2B: 6 3B: 1 HR: 0	SF: 0 SAC: 1 DP: 1 HBP: 1	WP: 1 PB: 0 SB: 0 CS: 0	PA: 37							
PITCHER	IP	WLS	BF	H	R	ER	SO	BB	IBB	HBP	BLK	WP	HR	S	P	ERA	WHIP										
48 John Ely, R ERA: 7.9	6.0	L	28	4	2	2	1	0	0	0	0	0	0	19	22	9.00	2.000										
54 Ronald Belisario, R ERA: 8.31	2.0		9	4	2	2	1	0	0	0	0	0	0	19	22	9.00	2.000										

Batter	1	2	3	4	5	6	7	8	9	AB	R	H	RBI	BB	SO	LOB	TOP					
3 Akinori Iwamura, L (1,4) OBP: 0.313, SLG: 0.325										4	1	1	0	0	1	0	Pittsburgh Pirates @ Los Angeles Dodgers Dodger Stadium, Los Angeles, CA Fri Apr 30 2010, 7:11 PM - 9:59 PM PDT Att. 46,775 - Clear - 64 F					
15 Andy LaRoche, R (1,5) OBP: 0.415, SLG: 0.456										4	0	0	0	0	1	1						
22 Andrew McCutchen, R (1,8) OBP: 0.352, SLG: 0.443										4	0	2	1	0	0	0						
46 Garrett Jones, L (1,9) OBP: 0.353, SLG: 0.378										2	0	0	0	2	0	1						
19 Ryan Church, L (1,7) OBP: 0.316, SLG: 0.417										4	1	1	0	0	0	3						
41 Ryan Doumit, S (1,2) OBP: 0.398, SLG: 0.514										4	0	3	1	0	0	0						
6 Jeff Clement, L (1,3) 85 Lastings Milledge, R (9,PH) OBP: 0.294, SLG: 0.359 OBP: 0.281, SLG: 0.289										2	0	0	0	1	1	2						
37 Charlie Morton, R (1,1) 24 Delwyn Young, S (7,PH) 48 Javier López, L (7,1) 5 Ronny Cedeno, R (9,PH) OBP: 0.228, SLG: 0.325										2	0	0	0	0	1	2						
2 Bobby Crosby, R (1,6) OBP: 0.389, SLG: 0.345										3	0	0	0	0	1	0						
Inning Stats	R: 1 H: 2 E: 0 K: 0 S: 7	H: 2 LOB: 1 BB: 1 P: 14	R: 0 H: 0 E: 0 K: 0 S: 7	H: 0 LOB: 0 BB: 0 P: 13	R: 0 H: 0 E: 0 K: 2 S: 8	H: 0 LOB: 0 BB: 0 P: 13	R: 1 H: 3 E: 0 K: 1 S: 13	H: 3 LOB: 2 BB: 1 P: 25	R: 0 H: 0 E: 0 K: 1 S: 11	H: 1 LOB: 2 BB: 1 P: 17	R: 0 H: 0 E: 0 K: 1 S: 5	H: 0 LOB: 0 BB: 0 P: 9	R: 0 H: 0 E: 0 K: 0 S: 8	H: 0 LOB: 0 BB: 0 P: 14	R: 0 H: 1 E: 0 K: 2 S: 17	H: 1 LOB: 1 BB: 0 P: 20		1B: 3 2B: 4 3B: 0 HR: 0	SF: 0 SAC: 0 DP: 2 HBP: 0	WP: 0 PB: 0 SB: 0 CS: 0	PA: 35	
PITCHER	IP WLS BF H R ER SO BB IBB HBP BLK WP HR S P ERA WHIP	IP WLS BF H R ER SO BB IBB HBP BLK WP HR S P ERA WHIP	IP WLS BF H R ER SO BB IBB HBP BLK WP HR S P ERA WHIP	IP WLS BF H R ER SO BB IBB HBP BLK WP HR S P ERA WHIP	IP WLS BF H R ER SO BB IBB HBP BLK WP HR S P ERA WHIP	IP WLS BF H R ER SO BB IBB HBP BLK WP HR S P ERA WHIP	IP WLS BF H R ER SO BB IBB HBP BLK WP HR S P ERA WHIP	IP WLS BF H R ER SO BB IBB HBP BLK WP HR S P ERA WHIP	IP WLS BF H R ER SO BB IBB HBP BLK WP HR S P ERA WHIP	IP WLS BF H R ER SO BB IBB HBP BLK WP HR S P ERA WHIP	IP WLS BF H R ER SO BB IBB HBP BLK WP HR S P ERA WHIP	IP WLS BF H R ER SO BB IBB HBP BLK WP HR S P ERA WHIP	IP WLS BF H R ER SO BB IBB HBP BLK WP HR S P ERA WHIP	IP WLS BF H R ER SO BB IBB HBP BLK WP HR S P ERA WHIP	IP WLS BF H R ER SO BB IBB HBP BLK WP HR S P ERA WHIP	IP WLS BF H R ER SO BB IBB HBP BLK WP HR S P ERA WHIP	IP WLS BF H R ER SO BB IBB HBP BLK WP HR S P ERA WHIP	IP WLS BF H R ER SO BB IBB HBP BLK WP HR S P ERA WHIP	IP WLS BF H R ER SO BB IBB HBP BLK WP HR S P ERA WHIP	IP WLS BF H R ER SO BB IBB HBP BLK WP HR S P ERA WHIP	IP WLS BF H R ER SO BB IBB HBP BLK WP HR S P ERA WHIP	IP WLS BF H R ER SO BB IBB HBP BLK WP HR S P ERA WHIP

AB	32
R	2
H	7
RBI	2
BB	3
SO	7
LOB	11



Batter	1	2	3	4	5	6	7	8	9	AB	R	H	RBI	BB	SO	LOB	BOTTOM					
30 Xavier Paul, L (1,7) OBP: 0.200, SLG: 0.333										4	2	1	0	0	0	3	Pittsburgh Pirates @ Los Angeles Dodgers Dodger Stadium, Los Angeles, CA Fri Apr 30 2010, 7:11 PM - 9:59 PM PDT Att. 46,775 - Clear - 64 F					
55 Russell Martin, R (1,2) OBP: 0.369, SLG: 0.380										4	0	0	0	0	2	2						
16 Andre Ethier, L (1,9) OBP: 0.407, SLG: 0.592										4	2	1	2	0	0	1						
27 Matt Kemp, R (1,8) OBP: 0.333, SLG: 0.546										4	0	0	0	0	3	2						
7 James Loney, L (1,3) OBP: 0.337, SLG: 0.402										3	2	3	3	1	0	0						
23 Casey Blake, R (1,5) OBP: 0.333, SLG: 0.500										4	0	0	0	0	2	3						
33 Blake DeWitt, L (1,4) OBP: 0.382, SLG: 0.298										4	0	1	0	0	2	0						
14 Jamey Carroll, R (1,6) OBP: 0.386, SLG: 0.257										2	0	1	0	1	0	0						
58 Chad Billingsley, R (1,1) 3 Ronnie Belliard, R (6,PH) 54 Ronald Belisario, R (7,1) 52 George Sherrill, L (8,1) 51 Jonathan Broxton, R (9,1) OBP: 0.333, SLG: 0.143 OBP: 0.349, SLG: 0.500 OBP: 0.281, SLG: 0.289 OBP: 0.228, SLG: 0.325										1	0	0	0	0	0	0						
Inning Stats	R: 2 H: 2 E: 0 K: 2 S: 13	H: 2 LOB: 1 BB: 1 P: 22	R: 0 H: 0 E: 0 K: 1 S: 8	H: 0 LOB: 0 BB: 0 P: 12	R: 3 H: 1 E: 2 K: 2 S: 15	H: 1 LOB: 0 BB: 0 P: 24	R: 0 H: 1 E: 0 K: 1 S: 8	H: 1 LOB: 1 BB: 0 P: 16	R: 0 H: 0 E: 0 K: 1 S: 7	H: 2 LOB: 2 BB: 1 P: 9	R: 0 H: 0 E: 0 K: 1 S: 11	H: 0 LOB: 0 BB: 0 P: 15	R: 0 H: 1 E: 0 K: 0 S: 7	H: 1 LOB: 0 BB: 0 P: 12	1B: 5 2B: 0 3B: 0 HR: 2	SF: 1 SAC: 1 DP: 0 HBP: 0		WP: 0 PB: 0 SB: 1 CS: 1	PA: 34			
PITCHER	IP WLS BF H R ER SO BB IBB HBP BLK WP HR S P ERA WHIP	IP WLS BF H R ER SO BB IBB HBP BLK WP HR S P ERA WHIP	IP WLS BF H R ER SO BB IBB HBP BLK WP HR S P ERA WHIP	IP WLS BF H R ER SO BB IBB HBP BLK WP HR S P ERA WHIP	IP WLS BF H R ER SO BB IBB HBP BLK WP HR S P ERA WHIP	IP WLS BF H R ER SO BB IBB HBP BLK WP HR S P ERA WHIP	IP WLS BF H R ER SO BB IBB HBP BLK WP HR S P ERA WHIP	IP WLS BF H R ER SO BB IBB HBP BLK WP HR S P ERA WHIP	IP WLS BF H R ER SO BB IBB HBP BLK WP HR S P ERA WHIP	IP WLS BF H R ER SO BB IBB HBP BLK WP HR S P ERA WHIP	IP WLS BF H R ER SO BB IBB HBP BLK WP HR S P ERA WHIP	IP WLS BF H R ER SO BB IBB HBP BLK WP HR S P ERA WHIP	IP WLS BF H R ER SO BB IBB HBP BLK WP HR S P ERA WHIP	IP WLS BF H R ER SO BB IBB HBP BLK WP HR S P ERA WHIP	IP WLS BF H R ER SO BB IBB HBP BLK WP HR S P ERA WHIP	IP WLS BF H R ER SO BB IBB HBP BLK WP HR S P ERA WHIP	IP WLS BF H R ER SO BB IBB HBP BLK WP HR S P ERA WHIP	IP WLS BF H R ER SO BB IBB HBP BLK WP HR S P ERA WHIP	IP WLS BF H R ER SO BB IBB HBP BLK WP HR S P ERA WHIP	IP WLS BF H R ER SO BB IBB HBP BLK WP HR S P ERA WHIP	IP WLS BF H R ER SO BB IBB HBP BLK WP HR S P ERA WHIP	IP WLS BF H R ER SO BB IBB HBP BLK WP HR S P ERA WHIP



Batter	1	2	3	4	5	6	7	8	9	AB	R	H	RBI	BB	SO	LOB	TOP						
23 Rickie Weeks Jr. R OBP: 0.372, SLG: 0.426										5	1	1	0	1	1	5	Milwaukee Brewers @ Los Angeles Dodgers Dodger Stadium, Los Angeles, CA Tue May 04 2010, 7:12 PM - 10:11 PM PDT Att: 50,714 - Clear - 68 F livebaseballscorecards.com						
27 Carlos Gómez, R OBP: 0.329, SLG: 0.465										4	1	2	1	0	1	2							
8 Ryan Braun, R OBP: 0.438, SLG: 0.596										5	3	2	3	0	1	3							
28 Prince Fielder, L OBP: 0.361, SLG: 0.364										5	1	1	2	0	2	4							
14 Casey McGehee, R OBP: 0.389, SLG: 0.543										5	0	2	2	0	0	2							
1 Cory Hart, R OBP: 0.346, SLG: 0.429										4	2	1	0	1	0	2							
9 Gregg Zaun, S OBP: 0.338, SLG: 0.371										4	2	3	2	0	0	0							
21 Alcides Escobar, R OBP: 0.289, SLG: 0.388										4	1	1	1	1	0	1							
38 Chris Narveson, L OBP: 0.236, SLG: 0.300										3	0	1	0	0	1	2							
22 Jody Gerut, L OBP: 0.209, SLG: 0.296										3	0	0	0	0	1	2							
46 Claudio Vargas, R ERA: 5.71										0	0	0	0	0	0	0							
26 Manny Parra, L OBP: 0.293, SLG: 0.333										0	0	0	0	0	0	0							
2 Joe Inglett, L OBP: 0.293, SLG: 0.333										0	0	0	0	0	0	0							
60 Todd Coffey, R ERA: 2.16										0	0	0	0	0	0	0							
Inning Stats	R: 0 E: 0 K: 2 S: 13	H: 1 LOB: 2 BB: 1 P: 22	R: 9 E: 0 K: 1 S: 33	H: 6 LOB: 0 BB: 1 P: 53	R: 0 E: 0 K: 0 S: 6	H: 0 LOB: 0 BB: 0 P: 10	R: 1 E: 0 K: 0 S: 11	H: 2 LOB: 0 BB: 0 P: 15	R: 0 E: 0 K: 2 S: 15	H: 2 LOB: 2 BB: 0 P: 21	R: 0 E: 0 K: 0 S: 6	H: 0 LOB: 0 BB: 0 P: 9	R: 0 E: 0 K: 1 S: 12	H: 1 LOB: 2 BB: 1 P: 22	R: 1 E: 0 K: 1 S: 12	H: 2 LOB: 1 BB: 0 P: 17	R: 0 E: 0 K: 0 S: 10	H: 1 LOB: 1 BB: 0 P: 14	1B: 10 2B: 2 3B: 1 HR: 2	SF: 0 SAC: 0 DP: 1 HBP: 2	WP: 1 PB: 0 SB: 0 CS: 0	PA: 46	
PITCHER	IP WLS BF H R ER SO BB IBB HBP BLK WP HR S P ERA WHIP	IP WLS BF H R ER SO BB IBB HBP BLK WP HR S P ERA WHIP	IP WLS BF H R ER SO BB IBB HBP BLK WP HR S P ERA WHIP	IP WLS BF H R ER SO BB IBB HBP BLK WP HR S P ERA WHIP	IP WLS BF H R ER SO BB IBB HBP BLK WP HR S P ERA WHIP	IP WLS BF H R ER SO BB IBB HBP BLK WP HR S P ERA WHIP	IP WLS BF H R ER SO BB IBB HBP BLK WP HR S P ERA WHIP	IP WLS BF H R ER SO BB IBB HBP BLK WP HR S P ERA WHIP	IP WLS BF H R ER SO BB IBB HBP BLK WP HR S P ERA WHIP	IP WLS BF H R ER SO BB IBB HBP BLK WP HR S P ERA WHIP	IP WLS BF H R ER SO BB IBB HBP BLK WP HR S P ERA WHIP	IP WLS BF H R ER SO BB IBB HBP BLK WP HR S P ERA WHIP	IP WLS BF H R ER SO BB IBB HBP BLK WP HR S P ERA WHIP	IP WLS BF H R ER SO BB IBB HBP BLK WP HR S P ERA WHIP	IP WLS BF H R ER SO BB IBB HBP BLK WP HR S P ERA WHIP	IP WLS BF H R ER SO BB IBB HBP BLK WP HR S P ERA WHIP	IP WLS BF H R ER SO BB IBB HBP BLK WP HR S P ERA WHIP	IP WLS BF H R ER SO BB IBB HBP BLK WP HR S P ERA WHIP	IP WLS BF H R ER SO BB IBB HBP BLK WP HR S P ERA WHIP	IP WLS BF H R ER SO BB IBB HBP BLK WP HR S P ERA WHIP	IP WLS BF H R ER SO BB IBB HBP BLK WP HR S P ERA WHIP	IP WLS BF H R ER SO BB IBB HBP BLK WP HR S P ERA WHIP	IP WLS BF H R ER SO BB IBB HBP BLK WP HR S P ERA WHIP

Batter	1	2	3	4	5	6	7	8	9	AB	R	H	RBI	BB	SO	LOB	BOTTOM					
5 Reed Johnson, R OBP: 0.286, SLG: 0.417										4	0	0	0	0	1	1	Milwaukee Brewers @ Los Angeles Dodgers Dodger Stadium, Los Angeles, CA Tue May 04 2010, 7:12 PM - 10:11 PM PDT Att: 50,714 - Clear - 68 F livebaseballscorecards.com					
55 Russell Martin, R OBP: 0.340, SLG: 0.337										3	1	0	0	1	0	0						
16 Andre Ethier, L OBP: 0.424, SLG: 0.708										4	1	1	0	0	0	1						
27 Matt Kemp, R OBP: 0.364, SLG: 0.561										3	1	2	0	1	0	0						
7 James Loney, L OBP: 0.354, SLG: 0.468										4	1	1	4	0	1	2						
23 Casey Blake, R OBP: 0.315, SLG: 0.464										4	1	1	0	0	0	1						
33 Blake DeWitt, L OBP: 0.400, SLG: 0.368										4	1	1	0	0	1	0						
14 Jamey Carroll, R OBP: 0.393, SLG: 0.289										3	0	1	1	0	1	0						
22 Clayton Kershaw, L ERA: 6.0										0	0	0	0	0	0	0						
35 Ramon Ortiz, R ERA: 6.35										0	0	0	0	0	0	0						
21 Nick Green, R ERA: 4.15										0	0	0	0	0	0	0						
49 Charlie Haeger, R OBP: 0.293, SLG: 0.333										0	0	0	0	0	0	0						
30 Xavier Paul, L OBP: 0.293, SLG: 0.333										0	0	0	0	0	0	0						
37 Carlos Monasterios, R OBP: 0.152, SLG: 0.206										0	0	0	0	0	0	0						
9 Garret Anderson, L ERA: 2.92										0	0	0	0	0	0	0						
Inning Stats	R: 0 E: 0 K: 0 S: 8	H: 0 LOB: 0 BB: 0 P: 12	R: 0 E: 0 K: 1 S: 7	H: 0 LOB: 0 BB: 0 P: 12	R: 0 E: 0 K: 2 S: 12	H: 1 LOB: 1 BB: 0 P: 16	R: 0 E: 0 K: 0 S: 9	H: 0 LOB: 1 BB: 1 P: 18	R: 2 E: 0 K: 0 S: 12	H: 2 LOB: 0 BB: 0 P: 14	R: 1 E: 0 K: 0 S: 12	H: 1 LOB: 1 BB: 1 P: 23	R: 0 E: 0 K: 2 S: 8	H: 0 LOB: 0 BB: 0 P: 10	R: 3 E: 0 K: 1 S: 15	H: 3 LOB: 0 BB: 0 P: 21	R: 0 E: 0 K: 0 S: 10	H: 0 LOB: 0 BB: 0 P: 17	1B: 4 2B: 2 3B: 0 HR: 1	SF: 2 SAC: 0 DP: 0 HBP: 0	WP: 0 PB: 0 SB: 0 CS: 0	PA: 36
PITCHER	IP WLS BF H R ER SO BB IBB HBP BLK WP HR S P ERA WHIP	IP WLS BF H R ER SO BB IBB HBP BLK WP HR S P ERA WHIP	IP WLS BF H R ER SO BB IBB HBP BLK WP HR S P ERA WHIP	IP WLS BF H R ER SO BB IBB HBP BLK WP																		


Batter	1	2	3	4	5	6	7	8	9	AB	R	H	RBI	BB	SO	LOB	TOP	
23 Ricke Weeks Jr. R OBP: 0.341, SLG: 0.419	L7		G6-3			G4-3		K		4	0	0	0	0	1	0	Milwaukee Brewers @ Los Angeles Dodgers Dodger Stadium, Los Angeles, CA Thu May 06 2010, 7:12 PM - 10:41 PM PDT Att: 38,456 - Clear - 66 F	
15 Jim Edmonds L OBP: 0.380, SLG: 0.415	K		K			K		K		4	0	0	0	0	4	0		
8 Ryan Braun R OBP: 0.435, SLG: 0.579	1B					G6-3				4	1	2	0	0	1	0		
28 Prince Fielder L OBP: 0.383, SLG: 0.377	K					P6				4	2	2	0	0	1	1		
14 Casey McGehee R OBP: 0.376, SLG: 0.515						F9				4	0	1	0	0	0	3		
9 Greg Zaun S OBP: 0.345, SLG: 0.378										4	0	2	2	0	1	1		
1 Corey Hart R OBP: 0.343, SLG: 0.432										3	0	0	0	0	1	2		
37 Jeff Suppan R OBP: 0.200, SLG: 0.200	P5					G1-3				0	0	0	0	0	0	0		
30 Craig Counsell L OBP: 0.380, SLG: 0.532										1	0	1	1	0	0	0		
21 Alcides Escobar R OBP: 0.296, SLG: 0.396										4	0	0	0	0	1	3		
32 LaTroy Hawkins R OBP: 0.188, SLG: 0.267										0	0	0	0	0	0	0		
31 Dave Bush R OBP: 0.333, SLG: 0.143										1	0	0	0	0	0	0		
2 Joe Inglett L OBP: 0.409, SLG: 0.600										1	0	0	0	0	1	0		
46 Claudio Vargas R OBP: 0.188, SLG: 0.267										0	0	0	0	0	0	0		
22 Jody Gerut L OBP: 0.188, SLG: 0.267										1	0	0	0	0	1	0		
Inning Stats	R: 0 H: 1 E: 0 K: 2 S: 12	H: 1 LOB: 1 BB: 0 P: 16	R: 0 H: 1 E: 0 K: 0 S: 8	H: 1 LOB: 1 BB: 0 P: 11	R: 0 H: 0 E: 0 K: 1 S: 8	H: 0 LOB: 0 BB: 0 P: 12	R: 0 H: 0 E: 0 K: 1 S: 6	H: 0 LOB: 0 BB: 0 P: 11	R: 0 H: 0 E: 0 K: 2 S: 10	H: 2 LOB: 1 BB: 0 P: 34	R: 0 H: 0 E: 0 K: 2 S: 11	H: 0 LOB: 0 BB: 0 P: 12	R: 2 H: 4 E: 0 K: 2 S: 20	H: 4 LOB: 2 BB: 0 P: 27	1B: 8 2B: 0 3B: 0 HR: 0	SF: 0 SAC: 0 DP: 0 HBP: 0	WP: 1 PB: 0 SB: 1 CS: 0	PA: 35
PITCHER	IP WLS BF H R ER SO BB IBB HBP BLK WP HR S P ERA WHIP																	
48 John Ely R ERA: 4.26	(1.1) 6.2 24 4 1 1 7 0 0 0 0 0 0 0 72 108 1.35 0.600																	
54 Ronald Belisario R ERA: 7.88	(7.1) 0.1 H 1 0 0 0 1 0 0 0 0 0 1 0 3 6 0.00 0.000																	
56 Hung-Chih Kuo L ERA: 4.91	(8.1) 1.0 H 3 0 0 0 2 0 0 0 0 0 0 0 11 12 0.00 0.000																	
51 Jonathan Broxton R ERA: 1.86	(9.1) 1.0 W 7 4 2 2 2 0 0 0 0 0 0 0 0 20 27 18.00 4.000																	

Batter	1	2	3	4	5	6	7	8	9	AB	R	H	RBI	BB	SO	LOB	BOTTOM					
30 Xavier Paul L OBP: 0.296, SLG: 0.462	BB					G3				4	2	2	1	1	1	3	Milwaukee Brewers @ Los Angeles Dodgers Dodger Stadium, Los Angeles, CA Thu May 06 2010, 7:12 PM - 10:41 PM PDT Att: 38,456 - Clear - 66 F					
27 Matt Kemp R OBP: 0.359, SLG: 0.530	F8					K				3	1	0	0	2	2	1						
16 Andre Ethier L OBP: 0.440, SLG: 0.722										4	1	2	4	1	0	2						
7 James Loney L OBP: 0.361, SLG: 0.461	SF8									3	0	0	1	0	1	1						
23 Casey Blake R OBP: 0.317, SLG: 0.440	P4									2	0	0	0	2	1	1						
55 Russell Martin R OBP: 0.340, SLG: 0.337	F8					G5-3				4	0	1	0	0	0	1						
33 Blake DeWitt L OBP: 0.405, SLG: 0.366	G3-1									3	0	1	0	1	0	0						
14 Jamey Carroll R OBP: 0.391, SLG: 0.308						G6-4-3				4	2	2	0	0	0	4						
48 John Ely R ERA: 4.19										3	1	0	0	0	2	3						
54 Ronald Belisario R ERA: 5.84										0	0	0	0	0	0	0						
56 Hung-Chih Kuo L ERA: 4.91										0	0	0	0	0	0	0						
51 Jonathan Broxton R ERA: 1.86										1	0	0	0	0	0	1						
9 Garret Anderson L OBP: 0.167, SLG: 0.222										1	0	0	0	0	0	1						
Inning Stats	R: 1 H: 0 E: 0 K: 0 S: 9	H: 0 LOB: 1 BB: 2 P: 22	R: 2 H: 2 E: 1 K: 0 S: 20	H: 2 LOB: 2 BB: 1 P: 35	R: 0 H: 0 E: 0 K: 1 S: 6	H: 0 LOB: 0 BB: 0 P: 9	R: 0 H: 1 E: 0 K: 1 S: 9	H: 1 LOB: 0 BB: 0 P: 14	R: 0 H: 1 E: 0 K: 2 S: 12	H: 1 LOB: 3 BB: 2 P: 15	R: 0 H: 1 E: 0 K: 2 S: 14	H: 1 LOB: 0 BB: 2 P: 28	R: 0 H: 0 E: 0 K: 1 S: 9	H: 0 LOB: 0 BB: 1 P: 16	R: 0 H: 0 E: 0 K: 0 S: 5	H: 0 LOB: 0 BB: 1 P: 11	R: 4 H: 3 E: 0 K: 0 S: 12	H: 3 LOB: 0 BB: 1 P: 21	1B: 5 2B: 2 3B: 0 HR: 1	SF: 1 SAC: 0 DP: 2 HBP: 0	WP: 1 PB: 0 SB: 1 CS: 0	PA: 39
PITCHER	IP WLS BF H R ER SO BB IBB HBP BLK WP HR S P ERA WHIP																					
31 Dave Bush R ERA: 4.19	(1.1) 5.0 22 4 3 1 4 3 0 0 0 0 0 0 14 28 1.80 1.400																					
46 Claudio Vargas R ERA: 5.84	(6.1) 1.0 6 1 0 0 2 2 0 0 0 0 0 0 14 28 0.00 3.000																					
37 Jeff Suppan R ERA: 6.75	(7.1) 2.0 6 0 0 0 1 1 0 0 0 0 0 0 14 27 0.00 0.500																					
32 LaTroy Hawkins R ERA: 9.26	(9.1) 0.1 L 5 3 4 4 0 1 0 0 0 0 1 1 12 21 108.00 12.000																					

AB	35
R	3
H	8
RBI	3
BB	0
SO	12
LOB	10

AB	31
R	7
H	8
RBI	6
BB	7
SO	7
LOB	17



Batter	1	2	3	4	5	6	7	8	9	AB	R	H	RBI	BB	SO	LOB	TOP																
7 Seth Smith, L OBP: 0.269, SLG: 0.476	G4-3		G3		24 1B 5 SF7	24 1B 17 SF8	L3			5	2	2	1	0	0	2	Colorado Rockies @ Los Angeles Dodgers Dodger Stadium, Los Angeles, CA Fri May 07 2010, 7:11 PM - 10:26 PM PDT Att: 40,567 - Clear - 71 F																
24 Dexter Fowler, S OBP: 0.345, SLG: 0.396	G4-3		K		5 SF7	17 SF8	K		5	0	2	0	0	0	2	0																	
17 Todd Helton, L OBP: 0.364, SLG: 0.315	K		K		L5	SF8	F7		4	0	0	1	0	2	2																		
2 Troy Tulowitzki, R OBP: 0.362, SLG: 0.421		5 9 SF9 BB		5 1B	5 SF7			G1-3	2	2	1	0	3	0	0																		
5 Carlos González, L OBP: 0.342, SLG: 0.476	G4-3		G6-4-3		SF7	G4-3		9 CS	4	0	2	2	0	0	3																		
9 Ian Stewart, L OBP: 0.377, SLG: 0.511	SF9		G6-4-3		21 BB		K		2	0	0	1	2	2	1																		
21 Miguel Olivo, R OBP: 0.313, SLG: 0.486			G6-4-3		21 BB		K		3	0	1	0	1	0	5	AB 33 R 5 H 11 RBI 5 BB 7 SO 7 LOB 18																	
23 Jason Giambi, L OBP: 0.364, SLG: 0.136			G6-4-3		G5-3		K		1	0	0	0	0	1	0																		
12 Clint Barnes, R OBP: 0.300, SLG: 0.384						G5-3	FC6-4		3	0	1	0	1	0	1																		
48 Esmil Rogers, R 53 Randy Flores, L 3 Eric Young Jr., S 31 Matt Daley, R 97 Joe Beimel, L 19 Ryan Spillorths, R 34 Matt Belisle, R	P3		G6-3						2	0	0	0	0	0	0	4																	
Inning Stats	R: 0 E: 0 K: 1 S: 8	H: 0 LOB: 0 BB: 0 P: 11	R: 1 E: 0 K: 0 S: 12	H: 2 LOB: 2 BB: 1 P: 20	R: 0 E: 0 K: 2 S: 8	H: 0 LOB: 0 BB: 0 P: 12	R: 1 E: 0 K: 0 S: 7	H: 2 LOB: 2 BB: 2 P: 21	R: 1 E: 0 K: 0 S: 15	H: 2 LOB: 3 BB: 2 P: 25	R: 2 E: 1 K: 0 S: 10	H: 3 LOB: 2 BB: 1 P: 16	R: 0 E: 0 K: 1 S: 10	H: 1 LOB: 2 BB: 1 P: 15	R: 0 E: 0 K: 2 S: 14	H: 1 LOB: 0 BB: 0 P: 19	1B: 9 2B: 1 3B: 1 HR: 0		SF: 3 SAC: 0 DP: 1 HBP: 0	WP: 0 PB: 0 SB: 1 CS: 1	PA: 43												
PITCHER	IP WLS BF H R ER SO BB IBB HBP BLK WP HR S P ERA WHIP																PITCHER	IP WLS BF H R ER SO BB IBB HBP BLK WP HR S P ERA WHIP															
18 Hiroki Kuroda, R ERA: 2.7	5.1	29	9	5	4	3	3	2	0	0	0	0	0	0	56	96	6.75	2.250															
52 George Sherrill, L ERA: 8.71	0.1	B 1	0	0	0	0	0	0	0	0	0	0	0	0	2	3	0.00	0.000															
36 Jeff Weaver, R ERA: 4.76	0.1	W 2	0	0	0	0	1	0	0	0	0	0	0	2	6	0.00	3.000																
38 Ramon Troncoso, R ERA: 3.76	2.0	H 8	1	0	0	2	1	0	0	0	0	0	0	20	27	0.00	1.000																
51 Jonathan Broxton, R ERA: 1.69	1.0	S 3	1	0	0	2	0	0	0	0	0	0	0	14	19	0.00	1.000																

Batter	1	2	3	4	5	6	7	8	9	AB	R	H	RBI	BB	SO	LOB	BOTTOM																
30 Xavier Paul, L OBP: 0.323, SLG: 0.483	7 S		K		16 2B	K				3	1	1	0	1	2	1	Colorado Rockies @ Los Angeles Dodgers Dodger Stadium, Los Angeles, CA Fri May 07 2010, 7:11 PM - 10:26 PM PDT Att: 40,567 - Clear - 71 F																
38 Ramon Troncoso, R										0	0	0	0	0	0	0																	
51 Jonathan Broxton, R										0	0	0	0	0	0	0																	
27 Matt Kemp, R OBP: 0.356, SLG: 0.538	K		E5		16 S	K			4	1	1	1	0	2	2																		
16 Andre Ethier, L OBP: 0.442, SLG: 0.723	F7				23 1B	G4-3			4	1	2	2	0	0	2																		
7 James Loney, L OBP: 0.349, SLG: 0.445	K		F7		23 1B	K			4	0	0	0	0	2	3																		
23 Casey Blake, R OBP: 0.324, SLG: 0.453	G4-3		F7		55 WP	G1-3			4	2	2	1	0	0	1																		
55 Russell Martin, R OBP: 0.345, SLG: 0.337	G4-3				14 G6-3	G4-3			3	0	1	1	1	0	1																		
33 Blake DeWitt, L OBP: 0.386, SLG: 0.347	P4		G4-3		14 G6-3	P5			4	0	0	0	0	0	3																		
14 Jamey Carroll, R OBP: 0.397, SLG: 0.339			G6-3						4	1	2	1	0	0	1																		
18 Hiroki Kuroda, R 52 George Sherrill, L 36 Jeff Weaver, R	G4-3		G4-3						2	0	0	0	0	0	2		AB 33 R 6 H 9 RBI 6 BB 2 SO 7 LOB 16																
5 Reed Johnson, R OBP: 0.255, SLG: 0.370			G4-3						1	0	0	0	0	1	0																		
Inning Stats	R: 0 E: 0 K: 2 S: 8	H: 0 LOB: 1 BB: 1 P: 14	R: 1 E: 0 K: 0 S: 13	H: 2 LOB: 1 BB: 0 P: 22	R: 1 E: 1 K: 1 S: 17	H: 1 LOB: 1 BB: 0 P: 30	R: 0 E: 0 K: 0 S: 10	H: 0 LOB: 1 BB: 1 P: 17	R: 3 E: 0 K: 2 S: 15	H: 4 LOB: 1 BB: 0 P: 25	R: 1 E: 0 K: 1 S: 12	H: 2 LOB: 1 BB: 0 P: 16	R: 0 E: 0 K: 0 S: 6	H: 0 LOB: 0 BB: 0 P: 9	R: 0 E: 0 K: 1 S: 10	H: 0 LOB: 0 BB: 0 P: 13	1B: 4 2B: 4 3B: 1 HR: 0	SF: 0 SAC: 1 DP: 0 HBP: 0	WP: 1 PB: 0 SB: 2 CS: 0	PA: 36													
PITCHER	IP WLS BF H R ER SO BB IBB HBP BLK WP HR S P ERA WHIP																PITCHER	IP WLS BF H R ER SO BB IBB HBP BLK WP HR S P ERA WHIP															
48 Esmil Rogers, R ERA: 6.39	4.2	24	7	5	4	0	2	0	0	0	0	0	0	0	62	106	7.71	1.929															
53 Randy Flores, L ERA: 1.29	0.1	L 4	2	1	1	1	0	0	0	0	0	0	0	11	15	13.50	3.000																
31 Matt Daley, R ERA: 1.29	0.2	L 4	2	1	1	1	0	0	0	0	0	0	0	1	1	0.00	0.000																
97 Joe Beimel, L ERA: 0.5	0.1	1	0	0	0	0	0	0	0	0	0	0	0	1	1	0.00	0.000																
34 Matt Belisle, R ERA: 2.7	2.0	6	0	0	0	1	0	0	0	0	0	0	0	16	22	0.00	0.000																



Batter	1	2	3	4	5	6	7	8	9	AB	R	H	RBI	BB	SO	LOB	TOP
7 Seth Smith, L OBP: 0.278, SLG: 0.471										5	1	2	0	0	0	2	Colorado Rockies @ Los Angeles Dodgers Dodger Stadium, Los Angeles, CA Sat May 08 2010, 7:12 PM - 10:03 PM PDT Att. 42,289 - Clear - 68 F
24 Dexter Fowler, S OBP: 0.339, SLG: 0.382										4	1	0	0	1	1	2	
17 Todd Helton, L OBP: 0.366, SLG: 0.313										4	2	1	0	1	2	0	
3 Eric Young Jr., S OBP: 0.400, SLG: 0.423										0	0	0	0	0	0	0	
2 Troy Tulowitzki, R OBP: 0.379, SLG: 0.427										3	2	2	1	2	1	0	
6 Melvin Mora, R OBP: 0.346, SLG: 0.404										0	0	0	0	0	0	0	
5 Carlos González, L OBP: 0.336, SLG: 0.482										5	1	1	3	0	2	4	
9 Ian Stewart, L OBP: 0.396, SLG: 0.554										4	1	3	3	1	0	0	
12 Clint Barmes, R OBP: 0.294, SLG: 0.372										5	0	1	1	0	1	4	
39 Paul Phillips, R OBP: 0.300, SLG: 0.222										5	0	1	0	0	2	3	
45 Jhoulys Chacin, R OBP: 0.342, SLG: 0.333										3	0	0	0	0	1	1	
53 Randy Flores, L OBP: 0.333, SLG: 0.333										0	0	0	0	0	0	0	
97 Joe Beimel, L OBP: 0.370, SLG: 0.329										0	0	0	0	0	0	0	
Inning Stats	R: 6 H: 3 E: 1 K: 0 S: 21	H: 3 R: 1 ER: 0 LOB: 2 P: 39	H: 3 R: 1 ER: 0 LOB: 2 P: 22	H: 1 R: 0 ER: 1 LOB: 1 P: 13	H: 0 R: 0 ER: 0 LOB: 2 P: 18	H: 1 R: 0 ER: 0 LOB: 1 P: 12	H: 3 R: 1 ER: 0 LOB: 2 P: 19	H: 0 R: 0 ER: 0 LOB: 0 P: 14	H: 0 R: 0 ER: 0 LOB: 0 P: 13	1B: 9 2B: 0 3B: 1 HR: 1	SF: 0 SAC: 1 DP: 0 HBP: 0	WP: 0 PB: 0 SB: 0 CS: 0	PA: 44				
PITCHER	IP WLS BF H R ER SO BB IBB HBP BLK WP HR S P ERA WHIP	IP WLS BF H R ER SO BB IBB HBP BLK WP HR S P ERA WHIP	IP WLS BF H R ER SO BB IBB HBP BLK WP HR S P ERA WHIP	IP WLS BF H R ER SO BB IBB HBP BLK WP HR S P ERA WHIP	IP WLS BF H R ER SO BB IBB HBP BLK WP HR S P ERA WHIP	IP WLS BF H R ER SO BB IBB HBP BLK WP HR S P ERA WHIP	IP WLS BF H R ER SO BB IBB HBP BLK WP HR S P ERA WHIP	IP WLS BF H R ER SO BB IBB HBP BLK WP HR S P ERA WHIP	IP WLS BF H R ER SO BB IBB HBP BLK WP HR S P ERA WHIP	IP WLS BF H R ER SO BB IBB HBP BLK WP HR S P ERA WHIP	IP WLS BF H R ER SO BB IBB HBP BLK WP HR S P ERA WHIP	IP WLS BF H R ER SO BB IBB HBP BLK WP HR S P ERA WHIP	IP WLS BF H R ER SO BB IBB HBP BLK WP HR S P ERA WHIP				
49 Charlie Haeger, R ERA: 8.49	0.0	5	2	5	0	3	0	0	0	0	0	8	22	∞	∞		
35 Ramon Ortiz, R ERA: 5.24	5.0	24	6	2	5	2	0	0	0	0	1	53	82	3.60	1.600		
37 Carlos Monasterios, R ERA: 2.41	2.0	9	3	1	1	2	0	0	0	0	0	20	33	4.50	1.500		
52 George Sherrill, L ERA: 7.94	1.0	3	0	0	0	2	0	0	0	0	0	7	10	0.00	0.000		
36 Jeff Weaver, R ERA: 4.98	1.0	3	0	0	0	2	0	0	0	0	0	8	13	0.00	0.000		
55 Russell Martin, R OBP: 0.342, SLG: 0.333										4	0	1	0	0	0	1	
52 George Sherrill, L ERA: 7.94										4	0	1	0	0	1	2	
36 Jeff Weaver, R ERA: 4.98										3	0	3	0	0	0	0	
27 Matt Kemp, R OBP: 0.353, SLG: 0.528										1	0	0	0	0	1	1	
16 Andre Ethier, L OBP: 0.457, SLG: 0.740										3	0	3	0	0	0	0	
17 A.J. Ellis, R OBP: 0.333, SLG: 0.333										1	0	0	0	0	1	1	
99 Manny Ramirez, R OBP: 0.482, SLG: 0.622										4	0	1	0	0	0	4	
7 James Loney, L OBP: 0.346, SLG: 0.434										3	0	0	0	1	0	3	
23 Casey Blake, R OBP: 0.324, SLG: 0.443										2	0	0	0	0	1	1	
21 Nick Green, R ERA: 0.82										1	0	0	0	0	0	0	
33 Blake DeWitt, L OBP: 0.370, SLG: 0.329										4	0	0	0	0	1	3	
14 Jamey Carroll, R OBP: 0.389, SLG: 0.333										4	0	1	0	0	2	1	
49 Charlie Haeger, R ERA: 8.49	7.1	31	6	0	0	7	2	0	0	0	0	73	117	0.00	1.091		
35 Ramon Ortiz, R ERA: 5.24	0.2	1	0	0	0	0	0	0	0	0	0	5	7	0.00	0.000		
37 Carlos Monasterios, R ERA: 2.41	1.0	4	1	0	0	0	0	0	0	0	0	9	12	0.00	1.000		
52 George Sherrill, L ERA: 7.94	0.0	0	0	0	0	0	0	0	0	0	0	0	0	0	0		
36 Jeff Weaver, R ERA: 4.98	0.0	0	0	0	0	0	0	0	0	0	0	0	0	0	0		
Inning Stats	R: 0 H: 1 E: 0 K: 0 S: 11	H: 0 R: 0 ER: 0 LOB: 1 P: 16	H: 0 R: 0 ER: 0 LOB: 1 P: 15	H: 2 R: 0 ER: 0 LOB: 2 P: 15	H: 0 R: 0 ER: 0 LOB: 0 P: 13	H: 0 R: 0 ER: 0 LOB: 0 P: 13	H: 0 R: 0 ER: 0 LOB: 1 P: 16	H: 1 R: 0 ER: 0 LOB: 2 P: 15	H: 0 R: 0 ER: 0 LOB: 0 P: 12	H: 2 R: 0 ER: 0 LOB: 1 P: 22	1B: 6 2B: 1 3B: 0 HR: 0	SF: 0 SAC: 0 DP: 1 HBP: 1	WP: 0 PB: 0 SB: 0 CS: 0	PA: 36			
PITCHER	IP WLS BF H R ER SO BB IBB HBP BLK WP HR S P ERA WHIP	IP WLS BF H R ER SO BB IBB HBP BLK WP HR S P ERA WHIP	IP WLS BF H R ER SO BB IBB HBP BLK WP HR S P ERA WHIP	IP WLS BF H R ER SO BB IBB HBP BLK WP HR S P ERA WHIP	IP WLS BF H R ER SO BB IBB HBP BLK WP HR S P ERA WHIP	IP WLS BF H R ER SO BB IBB HBP BLK WP HR S P ERA WHIP	IP WLS BF H R ER SO BB IBB HBP BLK WP HR S P ERA WHIP	IP WLS BF H R ER SO BB IBB HBP BLK WP HR S P ERA WHIP	IP WLS BF H R ER SO BB IBB HBP BLK WP HR S P ERA WHIP	IP WLS BF H R ER SO BB IBB HBP BLK WP HR S P ERA WHIP	IP WLS BF H R ER SO BB IBB HBP BLK WP HR S P ERA WHIP	IP WLS BF H R ER SO BB IBB HBP BLK WP HR S P ERA WHIP	IP WLS BF H R ER SO BB IBB HBP BLK WP HR S P ERA WHIP				
45 Jhoulys Chacin, R ERA: 0.82	7.1	31	6	0	0	7	2	0	0	0	0	73	117	0.00	1.091		
53 Randy Flores, L ERA: 0.82	0.2	1	0	0	0	0	0	0	0	0	0	5	7	0.00	0.000		
97 Joe Beimel, L ERA: 0.82	1.0	4	1	0	0	0	0	0	0	0	0	9	12	0.00	1.000		

Colorado Rockies @ Los Angeles Dodgers
 Dodger Stadium, Los Angeles, CA
 Sat May 08 2010, 7:12 PM - 10:03 PM PDT
 Att. 42,289 - Clear - 68 F

livebaseballscorecards.com

AB 38
R 8
H 11
RBI 8
BB 5
SO 10
LOB 16

Colorado Rockies @ Los Angeles Dodgers
 Dodger Stadium, Los Angeles, CA
 Sat May 08 2010, 7:12 PM - 10:03 PM PDT
 Att. 42,289 - Clear - 68 F

livebaseballscorecards.com

AB 33
R 0
H 7
RBI 0
BB 2
SO 7
LOB 17

Batter	1	2	3	4	5	6	7	8	9	AB	R	H	RBI	BB	SO	LOB	TOP							
3 Eric Young Jr. S OBP: 0.382, SLG: 0.379										3	0	0	0	1	0	0	Colorado Rockies @ Los Angeles Dodgers Dodger Stadium, Los Angeles, CA Sun May 09 2010, 1:12 PM - 3:31 PM PDT Att: 40,718 - Cloudy - 65 F							
24 Dexter Fowler S OBP: 0.336, SLG: 0.372										3	0	0	0	1	1	0								
17 Todd Helton L OBP: 0.353, SLG: 0.300										4	0	0	0	0	3	1								
2 Troy Tulowitzki R OBP: 0.381, SLG: 0.429										2	0	1	0	0	0	0								
6 Melvin Mora R OBP: 0.352, SLG: 0.408										2	0	1	0	0	1	0								
19 Ryan Spilborghs R OBP: 0.367, SLG: 0.367										3	0	1	0	1	2	0								
9 Ian Stewart L OBP: 0.391, SLG: 0.542										4	0	1	0	0	1	5								
21 Miguel Olivo R OBP: 0.301, SLG: 0.467										3	0	0	0	0	1	1								
12 Clint Barnes R OBP: 0.284, SLG: 0.358										3	0	0	0	0	0	0								
38 Ubaldo Jiménez R OBP: 0.167, SLG: 0.167										2	0	0	0	0	1	0								
7 Seth Smith L OBP: 0.274, SLG: 0.464										1	0	0	0	0	0	0								
31 Matt Daley R										0	0	0	0	0	0	0								
Inning Stats	R: 0 E: 0 K: 2 S: 16	H: 1 LOB: 3 BB: 2 P: 30	R: 0 E: 0 K: 1 S: 6	H: 0 LOB: 0 BB: 0 P: 10	R: 0 E: 0 K: 1 S: 11	H: 0 LOB: 0 BB: 0 P: 14	R: 0 E: 0 K: 1 S: 9	H: 1 LOB: 1 BB: 0 P: 15	R: 0 E: 0 K: 2 S: 8	H: 0 LOB: 0 BB: 0 P: 11	R: 0 E: 0 K: 2 S: 9	H: 0 LOB: 0 BB: 0 P: 12	R: 0 E: 0 K: 0 S: 8	H: 0 LOB: 0 BB: 0 P: 14	R: 0 E: 0 K: 1 S: 10	H: 2 LOB: 2 BB: 0 P: 11	1B: 4 2B: 0 3B: 0 HR: 0	SF: 0 SAC: 0 DP: 0 HBP: 0	WP: 0 PB: 0 SB: 0 CS: 0	PA: 34				
PITCHER	IP WLS BF H R ER SO BB IBB HBP BLK WP HR S P ERA WHIP																							
22 Clayton Kershaw L ERA: 3.96	(1, 1)	8.0 W 28	2 0 0 9	3 0 0 0	0 0 0 0	0 0 0 0	0 0 73 117	0.00 0.625																
51 Jonathan Broxton R ERA: 1.54	(9, 1)	1.0 S 5	2 0 0 1	0 0 0 0	0 0 0 0	0 0 10 11	0.00 2.000																	

AB	30
R	0
H	4
RBI	0
BB	3
SO	10
LOB	7



Batter	1	2	3	4	5	6	7	8	9	AB	R	H	RBI	BB	SO	LOB	BOTTOM						
55 Russell Martin R OBP: 0.339, SLG: 0.359										4	1	1	1	0	1	0	Colorado Rockies @ Los Angeles Dodgers Dodger Stadium, Los Angeles, CA Sun May 09 2010, 1:12 PM - 3:31 PM PDT Att: 40,718 - Cloudy - 65 F						
27 Matt Kemp R OBP: 0.352, SLG: 0.516										3	0	0	0	1	1	0							
16 Andre Ethier L OBP: 0.445, SLG: 0.720										3	0	0	0	0	3	1							
99 Manny Ramirez R OBP: 0.492, SLG: 0.609										1	0	0	0	1	0	0							
5 Reed Johnson R OBP: 0.255, SLG: 0.370										3	0	0	0	0	0	2							
7 James Loney L OBP: 0.338, SLG: 0.424										3	0	0	0	0	0	2							
23 Casey Blake R OBP: 0.333, SLG: 0.439										1	0	0	0	2	0	0							
33 Blake DeWitt L OBP: 0.368, SLG: 0.341										3	1	1	0	0	0	2							
14 Jamey Carroll R OBP: 0.387, SLG: 0.333										3	0	1	1	0	1	1							
22 Clayton Kershaw L ERA: 0.93	(1, 1)	7.0 L 25	2 1 1 5	4 0 1 0	0 0 1 0	0 0 62 104	1.29 0.857																
9 Garret Anderson L OBP: 0.157, SLG: 0.238	(8, PH)									2	0	0	0	0	1	2							
51 Jonathan Broxton R ERA: 1.6	(9, 1)	1.0	4 1 1 1 2	0 0 0 0	0 0 1 9	15 9.00 1.000																	
Inning Stats	R: 0 E: 0 K: 1 S: 8	H: 0 LOB: 0 BB: 0 P: 16	R: 0 E: 0 K: 0 S: 7	H: 0 LOB: 0 BB: 1 P: 13	R: 1 E: 0 K: 0 S: 8	H: 2 LOB: 0 BB: 0 P: 11	R: 0 E: 0 K: 1 S: 9	H: 0 LOB: 1 BB: 1 P: 15	R: 0 E: 0 K: 1 S: 10	H: 0 LOB: 1 BB: 1 P: 16	R: 0 E: 0 K: 2 S: 10	H: 0 LOB: 0 BB: 0 P: 15	R: 0 E: 0 K: 0 S: 10	H: 0 LOB: 1 BB: 1 P: 18	R: 1 E: 0 K: 2 S: 9	H: 1 LOB: 0 BB: 0 P: 15	1B: 1 2B: 2 3B: 0 HR: 1	SF: 0 SAC: 0 DP: 1 HBP: 1	WP: 0 PB: 0 SB: 0 CS: 2	PA: 29			
PITCHER	IP WLS BF H R ER SO BB IBB HBP BLK WP HR S P ERA WHIP																						
38 Ubaldo Jiménez R ERA: 0.93	(1, 1)	7.0 L 25	2 1 1 5	4 0 1 0	0 0 1 0	0 0 62 104	1.29 0.857																
31 Matt Daley R ERA: 1.6	(8, 1)	1.0	4 1 1 1 2	0 0 0 0	0 0 1 9	15 9.00 1.000																	


AB	24
R	2
H	3
RBI	2
BB	4
SO	7
LOB	8



Batter	1	2	3	4	5	6	7	8	9	AB	R	H	RBI	BB	SO	LOB	TOP							
55 Russell Martin, R OBP: 0.351, SLG: 0.379	G5-3		G4-3		L5		99 2B		F9	5	1	1	0	0	0	2								
27 Matt Kemp, R OBP: 0.346, SLG: 0.489	F8			16 HR			K		F9	5	1	2	1	0	1	2								
16 Andre Ethier, L OBP: 0.444, SLG: 0.738	L7			1-H HR			F8		G3-1	4	2	1	2	1	0	1								
99 Manny Ramirez, R OBP: 0.507, SLG: 0.589		G4-3								3	0	1	3	1	1	0								
5 Reed Johnson, R OBP: 0.250, SLG: 0.370					K					0	0	0	0	0	0	0								
7 James Loney, L OBP: 0.358, SLG: 0.468	F8									4	0	1	0	0	0	2								
23 Casey Blake, R OBP: 0.328, SLG: 0.418										4	0	0	0	0	4	2								
33 Blake DeWitt, L OBP: 0.375, SLG: 0.344										4	0	1	0	0	3	2								
14 Jamey Carroll, R OBP: 0.382, SLG: 0.320										2	2	1	0	2	0	1								
18 Hiroki Kuroda, R										3	0	0	0	0	1	3								
54 Ronald Belisario, R										0	0	0	0	0	0	0								
56 Hung-Chih Kuo, L										0	0	0	0	0	0	0								
51 Jonathan Broxton, R										0	0	0	0	0	0	0								
Inning Stats	R: 0 E: 0 K: 0 S: 7	H: 0 LOB: 0 BB: 0 P: 14	R: 0 E: 0 K: 1 S: 8	H: 0 LOB: 0 BB: 0 P: 11	R: 0 E: 0 K: 0 S: 9	H: 1 LOB: 1 BB: 0 P: 14	R: 2 E: 0 K: 3 S: 15	H: 3 LOB: 1 BB: 0 P: 22	R: 1 E: 0 K: 1 S: 14	H: 1 LOB: 1 BB: 1 P: 23	R: 0 E: 0 K: 2 S: 8	H: 0 LOB: 1 BB: 1 P: 15	R: 3 E: 0 K: 1 S: 13	H: 2 LOB: 1 BB: 2 P: 25	R: 0 E: 0 K: 2 S: 19	H: 1 LOB: 1 BB: 0 P: 20	R: 0 E: 0 K: 0 S: 11	H: 0 LOB: 0 BB: 0 P: 13	1B: 6 2B: 1 3B: 0 HR: 1	SF: 0 SAC: 1 DP: 0 HBP: 0	WP: 0 PB: 0 SB: 2 CS: 0	PA: 39		
PITCHER	IP WLS BF H R ER SO BB IBB HBP BLK WP HR S P ERA WHIP	IP WLS BF H R ER SO BB IBB HBP BLK WP HR S P ERA WHIP	IP WLS BF H R ER SO BB IBB HBP BLK WP HR S P ERA WHIP	IP WLS BF H R ER SO BB IBB HBP BLK WP HR S P ERA WHIP	IP WLS BF H R ER SO BB IBB HBP BLK WP HR S P ERA WHIP	IP WLS BF H R ER SO BB IBB HBP BLK WP HR S P ERA WHIP	IP WLS BF H R ER SO BB IBB HBP BLK WP HR S P ERA WHIP	IP WLS BF H R ER SO BB IBB HBP BLK WP HR S P ERA WHIP	IP WLS BF H R ER SO BB IBB HBP BLK WP HR S P ERA WHIP	IP WLS BF H R ER SO BB IBB HBP BLK WP HR S P ERA WHIP	IP WLS BF H R ER SO BB IBB HBP BLK WP HR S P ERA WHIP	IP WLS BF H R ER SO BB IBB HBP BLK WP HR S P ERA WHIP	IP WLS BF H R ER SO BB IBB HBP BLK WP HR S P ERA WHIP	IP WLS BF H R ER SO BB IBB HBP BLK WP HR S P ERA WHIP	IP WLS BF H R ER SO BB IBB HBP BLK WP HR S P ERA WHIP	IP WLS BF H R ER SO BB IBB HBP BLK WP HR S P ERA WHIP	IP WLS BF H R ER SO BB IBB HBP BLK WP HR S P ERA WHIP	IP WLS BF H R ER SO BB IBB HBP BLK WP HR S P ERA WHIP	IP WLS BF H R ER SO BB IBB HBP BLK WP HR S P ERA WHIP	IP WLS BF H R ER SO BB IBB HBP BLK WP HR S P ERA WHIP	IP WLS BF H R ER SO BB IBB HBP BLK WP HR S P ERA WHIP	IP WLS BF H R ER SO BB IBB HBP BLK WP HR S P ERA WHIP	IP WLS BF H R ER SO BB IBB HBP BLK WP HR S P ERA WHIP	IP WLS BF H R ER SO BB IBB HBP BLK WP HR S P ERA WHIP

Los Angeles Dodgers @ Arizona Diamondbacks
Chase Field, Phoenix, AZ
Wed May 12 2010, 6:42 PM - 9:54 PM MST
Att: 22,749 - Clear - 79 F


AB 34
R 6
H 8
RBI 6
BB 4
SO 10
LOB 15



Batter	1	2	3	4	5	6	7	8	9	AB	R	H	RBI	BB	SO	LOB	BOTTOM								
34 Conor Jackson, R OBP: 0.343, SLG: 0.274			G1-3							4	1	2	0	1	1	2									
6 Stephen Drew, L OBP: 0.375, SLG: 0.488	P5									5	1	1	0	0	1	5									
10 Justin Upton, R OBP: 0.311, SLG: 0.381	K									3	0	0	0	1	2	2									
27 Mark Reynolds, R OBP: 0.345, SLG: 0.496	K									3	1	1	0	1	1	1									
25 Adam LaRoche, L OBP: 0.359, SLG: 0.477										3	0	2	3	0	1	0									
24 Chris Young, R OBP: 0.388, SLG: 0.477										3	0	0	0	0	2	2									
22 Aaron Heilman, R ERA: 6.52										0	0	0	0	0	0	0									
4 Rusty Ryan, R ERA: 3.38										1	0	0	0	0	2	0									
50 Chad Qualls, R ERA: 6.39										0	0	0	0	0	0	0									
3 Tony Abreu, S OBP: 0.333, SLG: 0.423										4	0	1	0	0	1	1									
28 John Hester, R OBP: 0.258, SLG: 0.250										3	0	0	0	0	1	0									
2 Kelly Johnson, L OBP: 0.358, SLG: 0.605										1	0	0	0	0	1	1									
36 Edwin Jackson, R OBP: 0.200, SLG: 0.400										2	0	0	0	0	1	0									
5 Cole Gillespie, R OBP: 0.316, SLG: 0.486										1	0	0	0	1	0	0									
Inning Stats	R: 0 E: 0 K: 2 S: 11	H: 0 LOB: 1 BB: 1 P: 20	R: 0 E: 0 K: 2 S: 10	H: 0 LOB: 0 BB: 0 P: 13	R: 0 E: 0 K: 0 S: 4	H: 0 LOB: 0 BB: 0 P: 7	R: 2 E: 1 K: 1 S: 10	H: 3 LOB: 1 BB: 0 P: 12	R: 0 E: 0 K: 1 S: 11	H: 1 LOB: 1 BB: 0 P: 14	R: 0 E: 0 K: 2 S: 9	H: 1 LOB: 1 BB: 0 P: 14	R: 0 E: 0 K: 0 S: 10	H: 0 LOB: 0 BB: 0 P: 16	R: 1 E: 0 K: 0 S: 15	H: 1 LOB: 2 BB: 2 P: 28	R: 0 E: 0 K: 3 S: 15	H: 1 LOB: 2 BB: 1 P: 23	1B: 6 2B: 1 3B: 0 HR: 0	SF: 1 SAC: 0 DP: 0 HBP: 0	WP: 0 PB: 0 SB: 0 CS: 0	PA: 38			
PITCHER	IP WLS BF H R ER SO BB IBB HBP BLK WP HR S P ERA WHIP	IP WLS BF H R ER SO BB IBB HBP BLK WP HR S P ERA WHIP	IP WLS BF H R ER SO BB IBB HBP BLK WP HR S P ERA WHIP	IP WLS BF H R ER SO BB IBB HBP BLK WP HR S P ERA WHIP	IP WLS BF H R ER SO BB IBB HBP BLK WP HR S P ERA WHIP	IP WLS BF H R ER SO BB IBB HBP BLK WP HR S P ERA WHIP	IP WLS BF H R ER SO BB IBB HBP BLK WP HR S P ERA WHIP	IP WLS BF H R ER SO BB IBB HBP BLK WP HR S P ERA WHIP	IP WLS BF H R ER SO BB IBB HBP BLK WP HR S P ERA WHIP	IP WLS BF H R ER SO BB IBB HBP BLK WP HR S P ERA WHIP	IP WLS BF H R ER SO BB IBB HBP BLK WP HR S P ERA WHIP	IP WLS BF H R ER SO BB IBB HBP BLK WP HR S P ERA WHIP	IP WLS BF H R ER SO BB IBB HBP BLK WP HR S P ERA WHIP	IP WLS BF H R ER SO BB IBB HBP BLK WP HR S P ERA WHIP	IP WLS BF H R ER SO BB IBB HBP BLK WP HR S P ERA WHIP	IP WLS BF H R ER SO BB IBB HBP BLK WP HR S P ERA WHIP	IP WLS BF H R ER SO BB IBB HBP BLK WP HR S P ERA WHIP	IP WLS BF H R ER SO BB IBB HBP BLK WP HR S P ERA WHIP	IP WLS BF H R ER SO BB IBB HBP BLK WP HR S P ERA WHIP	IP WLS BF H R ER SO BB IBB HBP BLK WP HR S P ERA WHIP	IP WLS BF H R ER SO BB IBB HBP BLK WP HR S P ERA WHIP	IP WLS BF H R ER SO BB IBB HBP BLK WP HR S P ERA WHIP	IP WLS BF H R ER SO BB IBB HBP BLK WP HR S P ERA WHIP	IP WLS BF H R ER SO BB IBB HBP BLK WP HR S P ERA WHIP	IP WLS BF H R ER SO BB IBB HBP BLK WP HR S P ERA WHIP

Los Angeles Dodgers @ Arizona Diamondbacks
Chase Field, Phoenix, AZ
Wed May 12 2010, 6:42 PM - 9:54 PM MST
Att: 22,749 - Clear - 79 F

AB 33
R 3
H 7
RBI 3
BB 4
SO 12
LOB 16



Batter	1	2	3	4	5	6	7	8	9	AB	R	H	RBI	BB	SO	LOB	TOP										
55 Russell Martin, R OBP: 0.350, SLG: 0.384	G4-3		K				G6-3			4	0	1	1	0	1	1	Los Angeles Dodgers @ San Diego Padres PETCO Park, San Diego, CA Sat May 15 2010, 8:35 PM - 11:15 PM EDT Att: 42,436 - Overcast - 69 F										
27 Matt Kemp, R OBP: 0.345, SLG: 0.497	G6-3		G5-3					G3		4	0	0	0	0	1	2											
99 Manny Ramirez, R 51 Jonathan Broxton, R	K		K			G1-3		K		4	0	0	0	0	3	0											
7 James Loney, L OBP: 0.357, SLG: 0.483		HR				G4-3		BB		3	2	1	1	1	1	0											
9 Garret Anderson, L OBP: 0.169, SLG: 0.250		G2-3				G6-3				4	0	1	1	0	0	0											
23 Casey Blake, R OBP: 0.323, SLG: 0.397		P6								3	1	0	0	1	1	1											
33 Blake DeWitt, L OBP: 0.357, SLG: 0.327		G4-3								4	0	0	0	0	1	2											
14 Jamey Carroll, R OBP: 0.396, SLG: 0.333										3	1	2	1	0	0	0											
22 Clayton Kershaw, L 38 Ramon Troncoso, R 5 Reed Johnson, R			SH5-4							1	0	0	0	0	1	0											
										0	0	0	0	0	0	0											
										0	0	0	0	0	0	0											
Inning Stats	R: 0 E: 0 K: 1 S: 7	H: 0 LOB: 0 BB: 0 P: 10	R: 1 E: 0 K: 0 S: 9	H: 1 LOB: 0 BB: 0 P: 12	R: 0 E: 0 K: 1 S: 11	H: 1 LOB: 1 BB: 0 P: 17	R: 0 E: 0 K: 1 S: 7	H: 0 LOB: 0 BB: 0 P: 13	R: 2 E: 1 K: 2 S: 18	H: 2 LOB: 1 BB: 1 P: 30	R: 1 E: 0 K: 2 S: 14	H: 1 LOB: 0 BB: 0 P: 28	R: 0 E: 0 K: 1 S: 8	H: 0 LOB: 0 BB: 0 P: 10	R: 0 E: 0 K: 2 S: 9	H: 0 LOB: 0 BB: 0 P: 13	R: 0 E: 0 K: 0 S: 9	H: 0 LOB: 0 BB: 0 P: 13	1B: 3 2B: 0 3B: 1 HR: 1	SF: 0 SAC: 2 DP: 0 HBP: 0	WP: 0 PB: 0 SB: 1 CS: 0	PA: 34					
PITCHER	IP	WLS	BF	H	R	ER	SO	BB	IBB	HBP	BLK	WP	HR	S	P	ERA	WHIP										
29 Kevin Correia, R ERA: 4.35	5.1	L	23	5	4	4	4	2	0	0	0	0	1	59	98	6.75	1.312										
45 Edward Mujica, R ERA: 3.5	2.2		8	0	0	0	5	0	0	0	0	0	0	24	35	0.00	0.000										
54 Joe Thatcher, L ERA: 4.91	1.0		3	0	0	0	0	0	0	0	0	0	0	9	13	0.00	0.000										

Batter	1	2	3	4	5	6	7	8	9	AB	R	H	RBI	BB	SO	LOB	BOTTOM										
12 Scott Hairston, R OBP: 0.357, SLG: 0.494	FC3-6		G4-3						G3	4	1	2	0	0	0	0	Los Angeles Dodgers @ San Diego Padres PETCO Park, San Diego, CA Sat May 15 2010, 8:35 PM - 11:15 PM EDT Att: 42,436 - Overcast - 69 F										
22 David Eckstein, R OBP: 0.338, SLG: 0.369			G4-3						P6	3	0	0	0	1	0	1											
23 Adrián González, L OBP: 0.376, SLG: 0.460			FC3-6						L7	4	0	0	0	0	1	3											
7 Chase Headley, S OBP: 0.346, SLG: 0.385			FC4							3	0	0	1	0	1	1											
8 Yorvit Torrealba, R OBP: 0.379, SLG: 0.407			CS							3	0	1	0	0	0	0											
88 Kyle Blanks, R 54 Joe Thatcher, L			K							3	0	0	0	0	1	1											
14 Oscar Salazar, R ERA: 3.55			K							1	0	0	0	1	1	1											
18 Tony Gwynn Jr., L OBP: 0.327, SLG: 0.291			K							1	0	0	0	0	1	0											
15 Jerry Hairston, R OBP: 0.258, SLG: 0.268			K							3	0	0	0	0	2	2											
29 Kevin Correia, R 45 Edward Mujica, R			K							2	0	0	0	0	1	1											
25 Will Venable, L OBP: 0.286, SLG: 0.411			K							1	0	0	0	0	1	0											
Inning Stats	R: 1 E: 0 K: 0 S: 10	H: 1 LOB: 1 BB: 1 P: 18	R: 0 E: 0 K: 3 S: 14	H: 1 LOB: 0 BB: 0 P: 22	R: 0 E: 0 K: 1 S: 9	H: 0 LOB: 0 BB: 0 P: 12	R: 0 E: 0 K: 1 S: 11	H: 0 LOB: 0 BB: 0 P: 15	R: 0 E: 0 K: 1 S: 7	H: 0 LOB: 1 BB: 1 P: 14	R: 0 E: 0 K: 0 S: 11	H: 1 LOB: 0 BB: 0 P: 16	R: 0 E: 0 K: 1 S: 8	H: 0 LOB: 0 BB: 0 P: 13	R: 0 E: 0 K: 2 S: 11	H: 0 LOB: 0 BB: 0 P: 13	R: 0 E: 0 K: 0 S: 7	H: 0 LOB: 0 BB: 0 P: 8	1B: 2 2B: 1 3B: 0 HR: 0	SF: 0 SAC: 0 DP: 1 HBP: 0	WP: 0 PB: 0 SB: 0 CS: 1	PA: 31					
PITCHER	IP	WLS	BF	H	R	ER	SO	BB	IBB	HBP	BLK	WP	HR	S	P	ERA	WHIP										
22 Clayton Kershaw, L ERA: 3.86	7.0		24	3	1	1	7	2	0	0	0	0	0	70	110	1.29	0.714										
38 Ramon Troncoso, R ERA: 3.86	1.0	H	3	0	0	0	2	0	0	0	0	0	0	11	13	0.00	0.000										
51 Jonathan Broxton, R ERA: 1.25	1.0	S	3	0	0	0	0	0	0	0	0	0	0	7	8	0.00	0.000										

AB	30
R	4
H	5
RBI	4
BB	2
SO	9
LOB	6



AB	28
R	1
H	3
RBI	1
BB	2
SO	9
LOB	10



Batter	1	2	3	4	5	6	7	8	9	AB	R	H	RBI	BB	SO	LOB	TOP				
14 Austin Jackson, R OBP: 0.396, SLG: 0.448										4	1	2	0	0	2	0	Detroit Tigers @ Los Angeles Dodgers Dodger Stadium, Los Angeles, CA Fri May 21 2010, 7:14 PM - 9:45 PM PDT Att. 44,282 - Clear - 65 F				
39 Ramon Santiago, S OBP: 0.359, SLG: 0.287										3	0	0	0	1	0	1					
30 Magglio Ordonez, R OBP: 0.404, SLG: 0.464										2	0	0	1	1	0	2					
24 Miguel Cabrera, R OBP: 0.418, SLG: 0.588										4	0	0	0	0	0	1					
26 Brennan Boesch, L OBP: 0.360, SLG: 0.605										4	0	1	0	0	2	0					
15 Brandon Inge, R OBP: 0.286, SLG: 0.391										4	0	1	0	0	2	1					
13 Alex Avila, L OBP: 0.270, SLG: 0.297										3	0	0	0	1	2	0					
29 Danny Worth, R OBP: 0.308, SLG: 0.308										3	0	0	0	0	0	2					
21 Dontrelle Willis, L 49 Eddie Bonine, R 32 Don Kelly, L 36 Brad Thomas, L										2	0	0	0	0	0	0					
Inning Stats	R: 1 H: 1 E: 0 K: 0 S: 14	H: 1 LOB: 0 BB: 0 P: 20	R: 0 H: 0 E: 0 K: 2 S: 7	H: 0 LOB: 0 BB: 0 P: 10	R: 0 H: 1 E: 0 K: 0 S: 7	H: 1 LOB: 2 BB: 1 P: 15	R: 0 H: 1 E: 0 K: 1 S: 9	H: 0 LOB: 0 BB: 0 P: 11	R: 0 H: 1 E: 0 K: 1 S: 12	H: 1 LOB: 1 BB: 0 P: 14	R: 0 H: 0 E: 0 K: 1 S: 9	H: 0 LOB: 0 BB: 0 P: 18	R: 0 H: 0 E: 0 K: 1 S: 8	H: 0 LOB: 1 BB: 1 P: 14	R: 0 H: 0 E: 0 K: 3 S: 9	H: 0 LOB: 0 BB: 0 P: 14		1B: 2 2B: 2 HR: 0	SF: 1 SAC: 0 HBP: 0	WP: 0 PB: 0 SB: 0 CS: 0	PA: 34
PITCHER	IP WLS BF H R ER SO BB IBB HBP BLK WP HR S P ERA WHIP	IP WLS BF H R ER SO BB IBB HBP BLK WP HR S P ERA WHIP	IP WLS BF H R ER SO BB IBB HBP BLK WP HR S P ERA WHIP	IP WLS BF H R ER SO BB IBB HBP BLK WP HR S P ERA WHIP	IP WLS BF H R ER SO BB IBB HBP BLK WP HR S P ERA WHIP	IP WLS BF H R ER SO BB IBB HBP BLK WP HR S P ERA WHIP	IP WLS BF H R ER SO BB IBB HBP BLK WP HR S P ERA WHIP	IP WLS BF H R ER SO BB IBB HBP BLK WP HR S P ERA WHIP	IP WLS BF H R ER SO BB IBB HBP BLK WP HR S P ERA WHIP	IP WLS BF H R ER SO BB IBB HBP BLK WP HR S P ERA WHIP	IP WLS BF H R ER SO BB IBB HBP BLK WP HR S P ERA WHIP	IP WLS BF H R ER SO BB IBB HBP BLK WP HR S P ERA WHIP	IP WLS BF H R ER SO BB IBB HBP BLK WP HR S P ERA WHIP	IP WLS BF H R ER SO BB IBB HBP BLK WP HR S P ERA WHIP	IP WLS BF H R ER SO BB IBB HBP BLK WP HR S P ERA WHIP	IP WLS BF H R ER SO BB IBB HBP BLK WP HR S P ERA WHIP	IP WLS BF H R ER SO BB IBB HBP BLK WP HR S P ERA WHIP	IP WLS BF H R ER SO BB IBB HBP BLK WP HR S P ERA WHIP	IP WLS BF H R ER SO BB IBB HBP BLK WP HR S P ERA WHIP	IP WLS BF H R ER SO BB IBB HBP BLK WP HR S P ERA WHIP	IP WLS BF H R ER SO BB IBB HBP BLK WP HR S P ERA WHIP
58 Chad Billingsley, R ERA: 3.66	7.0 W 27 4 1 1 5 2 0 0 0 0 0 0 66 105 1.29 0.857																				
54 Ronald Belisario, R ERA: 4.85	1.0 H 4 0 0 0 1 1 0 0 0 0 0 0 8 14 0.00 1.000																				
51 Jonathan Broxton, R ERA: 1.02	1.0 S 3 0 0 0 3 0 0 0 0 0 0 0 9 14 0.00 0.000																				

Batter	1	2	3	4	5	6	7	8	9	AB	R	H	RBI	BB	SO	LOB	BOTTOM				
14 Jamey Carroll, R OBP: 0.387, SLG: 0.313										3	1	0	0	1	1	2	Detroit Tigers @ Los Angeles Dodgers Dodger Stadium, Los Angeles, CA Fri May 21 2010, 7:14 PM - 9:45 PM PDT Att. 44,282 - Clear - 65 F				
3 Ronnie Bellard, R OBP: 0.364, SLG: 0.466										4	1	1	0	0	0	1					
54 Ronald Belisario, R 51 Jonathan Broxton, R										4	1	1	0	0	1	1					
99 Manny Ramirez, R 30 Xavier Paul, L										4	0	1	1	0	0	0					
27 Matt Kemp, R OBP: 0.349, SLG: 0.485										2	0	0	0	1	0	0					
23 Casey Blake, R OBP: 0.344, SLG: 0.452										3	1	3	0	1	0	0					
5 Reed Johnson, R OBP: 0.306, SLG: 0.406										3	0	1	1	0	1	3					
21 Nick Green, R OBP: 0.222, SLG: 0.125										4	0	1	1	0	0	5					
17 A.J. Ellis, R OBP: 0.316, SLG: 0.313										3	0	0	0	0	1	2					
58 Chad Billingsley, R ERA: 4.97	5.1 L 25 6 4 4 2 3 0 1 0 0 0 0 6 98 6.75 1.688																				
49 Eddie Bonine, R ERA: 1.54	0.2 3 1 0 0 0 0 0 0 0 0 0 0 6 8 0.00 1.500																				
36 Brad Thomas, L ERA: 4.38	2.0 8 1 0 0 2 0 0 0 1 0 0 0 18 25 0.00 0.500																				
Inning Stats	R: 0 H: 0 E: 1 K: 0 S: 7	H: 1 LOB: 1 BB: 0 P: 16	R: 0 H: 0 E: 0 K: 2 S: 9	H: 0 LOB: 0 BB: 0 P: 12	R: 1 H: 1 E: 0 K: 0 S: 17	H: 1 LOB: 3 BB: 2 P: 31	R: 2 H: 2 E: 0 K: 0 S: 12	H: 3 LOB: 2 BB: 0 P: 16	R: 0 H: 0 E: 0 K: 1 S: 8	H: 0 LOB: 0 BB: 0 P: 9	R: 0 H: 1 E: 0 K: 1 S: 10	H: 1 LOB: 2 BB: 0 P: 16	R: 0 H: 0 E: 0 K: 1 S: 8	H: 0 LOB: 0 BB: 0 P: 9	R: 0 H: 0 E: 0 K: 1 S: 10	H: 1 LOB: 2 BB: 0 P: 16	1B: 6 2B: 2 3B: 0 HR: 0	SF: 0 SAC: 0 DP: 2 HBP: 2	WP: 2 PB: 0 SB: 0 CS: 0	PA: 36	
PITCHER	IP WLS BF H R ER SO BB IBB HBP BLK WP HR S P ERA WHIP	IP WLS BF H R ER SO BB IBB HBP BLK WP HR S P ERA WHIP	IP WLS BF H R ER SO BB IBB HBP BLK WP HR S P ERA WHIP	IP WLS BF H R ER SO BB IBB HBP BLK WP HR S P ERA WHIP	IP WLS BF H R ER SO BB IBB HBP BLK WP HR S P ERA WHIP	IP WLS BF H R ER SO BB IBB HBP BLK WP HR S P ERA WHIP	IP WLS BF H R ER SO BB IBB HBP BLK WP HR S P ERA WHIP	IP WLS BF H R ER SO BB IBB HBP BLK WP HR S P ERA WHIP	IP WLS BF H R ER SO BB IBB HBP BLK WP HR S P ERA WHIP	IP WLS BF H R ER SO BB IBB HBP BLK WP HR S P ERA WHIP	IP WLS BF H R ER SO BB IBB HBP BLK WP HR S P ERA WHIP	IP WLS BF H R ER SO BB IBB HBP BLK WP HR S P ERA WHIP	IP WLS BF H R ER SO BB IBB HBP BLK WP HR S P ERA WHIP	IP WLS BF H R ER SO BB IBB HBP BLK WP HR S P ERA WHIP	IP WLS BF H R ER SO BB IBB HBP BLK WP HR S P ERA WHIP	IP WLS BF H R ER SO BB IBB HBP BLK WP HR S P ERA WHIP	IP WLS BF H R ER SO BB IBB HBP BLK WP HR S P ERA WHIP	IP WLS BF H R ER SO BB IBB HBP BLK WP HR S P ERA WHIP	IP WLS BF H R ER SO BB IBB HBP BLK WP HR S P ERA WHIP	IP WLS BF H R ER SO BB IBB HBP BLK WP HR S P ERA WHIP	IP WLS BF H R ER SO BB IBB HBP BLK WP HR S P ERA WHIP

livebaseballscores.com

AB 30
R 1
H 4
RBI 1
BB 3
SO 9
LOB 7

livebaseballscores.com

AB 31
R 4
H 8
RBI 3
BB 3
SO 4
LOB 16

Batter	1	2	3	4	5	6	7	8	9	AB	R	H	RBI	BB	SO	LOB	TOP		
18 Johnny Damon, L OBP: 0.393, SLG: 0.433	F8	G4-3			L9		F9		FC5-4 26 2B 39 1B	5	1	1	0	0	0	1	Detroit Tigers @ Los Angeles Dodgers Dodger Stadium, Los Angeles, CA Sat May 22 2010, 4:12 PM - 7:11 PM PDT Att: 45,117 - Partly Cloudy - 67 F		
39 Ramon Santiago, S OBP: 0.370, SLG: 0.315	E8		K		G5-4-3		E5		FC5-4 24	5	1	3	0	0	1	1			
30 Magglio Ordonez, R 54 Joel Zumaya, R	G4-3		G4-3		G5-4-3		G5-4-3		K	3	1	1	1	1	0	1			
13 Alex Avila, L OBP: 0.267, SLG: 0.292	G4-3		G4-3		G4-3		G1-3		K	0	0	0	0	0	0	0			
24 Miguel Cabrera, R OBP: 0.418, SLG: 0.588	G4-3		G4-3		G4-3		G1-3		FC5-4 26 2B	5	0	2	0	0	0	5			
26 Brennan Boesch, L OBP: 0.362, SLG: 0.637	G4-3		K		F9		HR		FC5-4 26 2B	5	1	2	3	0	1	2			
15 Brandon Inge, R OBP: 0.289, SLG: 0.383	BB		G5-3		F7		BB		K	3	0	0	0	2	1	3			
12 Gerald Laird, R OBP: 0.250, SLG: 0.247	L7		L7		L7		G6-4-3		K	4	0	1	0	0	0	4			
4 Adam Everett, R 14 Austin Jackson, R 29 Danny Worth, R	F9		F9		F9		BB		HR	2	0	1	0	0	0	0			
56 Armando Galarraga, R 59 Fu-Te Ni, L 32 Dgn Kelly, L 25 Ryan Harburn, R	K		G4-3		G4-3		F8		HR	1	0	1	0	0	0	0			
Inning Stats	R: 2 H: 3 E: 1 K: 0 S: 13	H: 3 LOB: 2 BB: 1 P: 24	R: 0 H: 0 E: 0 K: 1 S: 7	H: 0 LOB: 0 BB: 0 P: 10	R: 0 H: 0 E: 0 K: 1 S: 6	H: 0 LOB: 0 BB: 0 P: 10	R: 0 H: 2 E: 0 K: 1 S: 12	H: 2 LOB: 2 BB: 0 P: 17	R: 0 H: 1 E: 0 K: 0 S: 9	H: 1 LOB: 1 BB: 0 P: 10	R: 0 H: 1 E: 1 K: 0 S: 15	H: 1 LOB: 3 BB: 1 P: 23	R: 1 H: 1 E: 0 K: 0 S: 10	H: 1 LOB: 1 BB: 1 P: 21	R: 1 H: 3 E: 0 K: 2 S: 13	H: 3 LOB: 2 BB: 0 P: 18	1B: 8 2B: 3 3B: 0 HR: 1	SF: 0 SAC: 0 DP: 2 HBP: 1	WP: 0 PA: 42 PB: 0 SB: 0 CS: 0
PITCHER	IP WLS BF H R ER SO BB IBB HBP BLK WP HR S P ERA WHIP																		
48 John Ely, R ERA: 3.41	6.0 W 26 8 2 2 3 1 0 0 0 0 0 0 57 83 3.00 1.500																		
56 Hung-Chih Kuo, L ERA: 1.93	1.0 5 0 0 0 0 1 0 0 0 0 0 0 12 19 0.00 1.000																		
38 Ramon Troncoso, R ERA: 5.06	0.2 4 1 1 1 0 1 0 0 1 0 0 1 8 19 13.50 3.000																		
36 Jeff Weaver, R ERA: 3.36	0.1 H 1 0 0 0 0 0 0 0 0 0 0 0 2 2 0.00 0.000																		
51 Jonathan Broxton, R ERA: 1.46	1.0 S 6 3 1 1 2 0 0 0 0 0 0 0 13 18 9.00 3.000																		

Batter	1	2	3	4	5	6	7	8	9	AB	R	H	RBI	BB	SO	LOB	BOTTOM		
55 Russell Martin, R OBP: 0.357, SLG: 0.379	G5-3		G5-3		P3		G6-3			3	1	0	0	1	0	1	Detroit Tigers @ Los Angeles Dodgers Dodger Stadium, Los Angeles, CA Sat May 22 2010, 4:12 PM - 7:11 PM PDT Att: 45,117 - Partly Cloudy - 67 F		
30 Xavier Paul, L OBP: 0.356, SLG: 0.476	E3		L6		L6		BB			3	0	2	0	1	0	0			
99 Manny Ramirez, R 51 Jonathan Broxton, R	SF7		K		G4-6-3		K			3	0	0	1	0	2	2			
27 Matt Kemp, R OBP: 0.352, SLG: 0.509	K		K		HR		K			4	2	2	1	0	2	1			
7 James Loney, L OBP: 0.339, SLG: 0.441	L8		L8		HR		K			4	1	2	1	0	1	1			
23 Casey Blake, R OBP: 0.354, SLG: 0.482	HR		HR		CS		G1-3			4	2	3	1	0	0	0			
33 Blake DeWitt, L OBP: 0.359, SLG: 0.397	P6		P6		G4-6-3		G4-6-3			3	0	1	2	0	0	1			
14 Jamey Carroll, R OBP: 0.377, SLG: 0.303	F7		F7		F9		F9			3	0	0	0	0	0	1			
48 John Ely, R 56 Hung-Chih Kuo, L 9 Garret Anderson, L 38 Ramon Troncoso, R 36 Jeff Weaver, R 5 Reed Johnson, R	K		K		G5-3		P5			2	0	0	0	0	1	1			
Inning Stats	R: 1 H: 1 E: 1 K: 1 S: 13	H: 1 LOB: 1 BB: 1 P: 23	R: 1 H: 1 E: 0 K: 1 S: 13	H: 1 LOB: 0 BB: 0 P: 19	R: 0 H: 0 E: 0 K: 1 S: 12	H: 0 LOB: 0 BB: 0 P: 17	R: 3 H: 4 E: 0 K: 0 S: 15	H: 4 LOB: 1 BB: 0 P: 18	R: 1 H: 3 E: 0 K: 0 S: 10	H: 3 LOB: 0 BB: 0 P: 14	R: 0 H: 1 E: 0 K: 0 S: 9	H: 1 LOB: 0 BB: 0 P: 13	R: 0 H: 0 E: 0 K: 1 S: 11	H: 0 LOB: 1 BB: 1 P: 21	R: 0 H: 0 E: 0 K: 2 S: 8	H: 0 LOB: 0 BB: 0 P: 10		1B: 6 2B: 1 3B: 1 HR: 2	SF: 1 SAC: 0 DP: 2 HBP: 0
PITCHER	IP WLS BF H R ER SO BB IBB HBP BLK WP HR S P ERA WHIP																		
58 Armando Galarraga, R ERA: 5.23	4.2 L 22 6 6 5 3 1 0 0 0 0 0 0 2 59 9.64 1.929																		
59 Fu-Te Ni, L ERA: 2.25	1.1 4 2 0 0 0 0 0 0 0 0 0 0 13 19 0.00 1.500																		
54 Joel Zumaya, R ERA: 2.08	2.0 7 0 0 0 3 1 0 0 0 0 0 0 0 19 31 0.00 0.500																		

Detroit Tigers @ Los Angeles Dodgers
 Dodger Stadium, Los Angeles, CA
 Sat May 22 2010, 4:12 PM - 7:11 PM PDT
 Att: 45,117 - Partly Cloudy - 67 F

AB 38
 R 4
 H 12
 RBI 4
 BB 3
 SO 5
 LOB 23



Detroit Tigers @ Los Angeles Dodgers
 Dodger Stadium, Los Angeles, CA
 Sat May 22 2010, 4:12 PM - 7:11 PM PDT
 Att: 45,117 - Partly Cloudy - 67 F

AB 30
 R 6
 H 10
 RBI 6
 BB 2
 SO 6
 LOB 8



Batter	1	2	3	4	5	6	7	8	9	AB	R	H	RBI	BB	SO	LOB	TOP										
15 Rafael Furcal, S (1,6) OBP: 0.362, SLG: 0.400										4	0	0	0	0	2	0	Los Angeles Dodgers @ Chicago Cubs Wrigley Field, Chicago, IL Tue May 25 2010, 7:08 PM - 9:26 PM CDT Att: 34,749 - Clear - 75 F										
55 Russell Martin, R (1,2) OBP: 0.356, SLG: 0.373										4	0	1	0	0	0	0											
27 Matt Kemp, R (1,8) OBP: 0.343, SLG: 0.492										4	0	0	0	0	2	1											
99 Manny Ramirez, R (1,7) OBP: 0.442, SLG: 0.476										3	0	1	0	1	1	0											
7 James Loney, L (1,3) OBP: 0.332, SLG: 0.426										3	0	0	0	0	0	3											
23 Casey Blake, R (1,5) OBP: 0.352, SLG: 0.469										3	0	1	0	0	0	0											
30 Xavier Paul, L (1,9) OBP: 0.346, SLG: 0.449										3	0	0	0	0	1	2											
33 Blake DeWitt, L (1,4) OBP: 0.358, SLG: 0.393										3	0	0	0	0	1	0											
22 Clayton Kershaw, L (1,1) 36 Jeff Weaver, R (7,1) 9 Garret Anderson, L (6,PH) 38 Ramon Troncoso, R (8,1)										2	0	0	0	0	2	0											
										0	0	0	0	0	0	0											
										1	0	0	0	0	0	0											
										0	0	0	0	0	0	0											
Inning Stats	R: 0 E: 0 K: 2 S: 10	H: 1 LOB: 2 BB: 1 P: 20	R: 0 E: 0 K: 0 S: 6	H: 0 LOB: 0 BB: 0 P: 12	R: 0 E: 0 K: 1 S: 10	H: 0 LOB: 0 BB: 0 P: 16	R: 0 E: 0 K: 1 S: 10	H: 2 LOB: 2 BB: 0 P: 14	R: 0 E: 0 K: 1 S: 6	H: 0 LOB: 0 BB: 0 P: 9	R: 0 E: 0 K: 0 S: 4	H: 0 LOB: 0 BB: 0 P: 5	R: 0 E: 0 K: 0 S: 9	H: 0 LOB: 0 BB: 0 P: 16	R: 0 E: 0 K: 2 S: 9	H: 0 LOB: 0 BB: 0 P: 12	R: 0 E: 0 K: 2 S: 8	H: 0 LOB: 0 BB: 0 P: 11	1B: 3 2B: 0 3B: 0 HR: 0	SF: 0 SAC: 0 DP: 0 HBP: 0	WP: 0 PB: 0 SB: 1 CS: 0	PA: 31					
PITCHER	IP	WLS	BF	H	R	ER	SO	BB	IBB	HBP	BLK	WP	HR	S	P	ERA	WHIP										
46 Ryan Dempster, R (1,1) ERA: 3.31	8.0	W	28	3	0	0	7	1	0	0	0	0	0	64	104	0.00	0.500										
49 Carlos Marmol, R (9,1) ERA: 1.52	1.0	S	3	0	0	0	2	0	0	0	0	0	0	8	11	0.00	0.000										

Batter	1	2	3	4	5	6	7	8	9	AB	R	H	RBI	BB	SO	LOB	BOTTOM										
2 Ryan Theriot, R (1,4) OBP: 0.325, SLG: 0.330										4	1	0	0	0	0	1	Los Angeles Dodgers @ Chicago Cubs Wrigley Field, Chicago, IL Tue May 25 2010, 7:08 PM - 9:26 PM CDT Att: 34,749 - Clear - 75 F										
13 Starlin Castro, R (1,6) OBP: 0.386, SLG: 0.469										4	1	0	0	0	1												
25 Derrek Lee, R (1,3) OBP: 0.337, SLG: 0.376										3	1	3	3	1	0												
24 Marlon Byrd, R (1,8) OBP: 0.351, SLG: 0.526										4	0	2	0	0	0												
12 Alfonso Soriano, R (1,7) 49 Carlos Marmol, R (9,1)										3	0	0	0	1	1												
22 Xavier Nady, R (1,9) 21 Tyler Colvin, L (7,9)										3	0	0	0	0	0												
28 Jeff Baker, R (1,5) OBP: 0.271, SLG: 0.369										3	0	0	0	0	0												
18 Geovany Soto, R (1,2) OBP: 0.417, SLG: 0.404										3	0	0	0	0	1	0											
46 Ryan Dempster, R (1,1) 1 Kosuke Fukudome, L (9,9)										3	0	1	0	0	2	0											
Inning Stats	R: 0 E: 0 K: 0 S: 13	H: 0 LOB: 1 BB: 1 P: 23	R: 0 E: 0 K: 0 S: 5	H: 0 LOB: 0 BB: 1 P: 9	R: 0 E: 0 K: 1 S: 6	H: 0 LOB: 0 BB: 0 P: 9	R: 0 E: 0 K: 2 S: 23	H: 2 LOB: 2 BB: 0 P: 28	R: 0 E: 0 K: 1 S: 10	H: 0 LOB: 0 BB: 0 P: 13	R: 1 E: 1 K: 0 S: 13	H: 2 LOB: 2 BB: 0 P: 22	R: 0 E: 0 K: 1 S: 8	H: 1 LOB: 1 BB: 0 P: 10	R: 2 E: 2 K: 0 S: 10	H: 1 LOB: 0 BB: 0 P: 13	1B: 4 2B: 1 3B: 0 HR: 1	SF: 0 SAC: 0 DP: 2 HBP: 0	WP: 0 PB: 0 SB: 1 CS: 0	PA: 33							
PITCHER	IP	WLS	BF	H	R	ER	SO	BB	IBB	HBP	BLK	WP	HR	S	P	ERA	WHIP										
22 Clayton Kershaw, L (1,1) ERA: 2.9	6.0	L	24	4	1	0	4	2	0	0	0	0	0	70	104	0.00	1.000										
36 Jeff Weaver, R (7,1) ERA: 2.84	1.0		4	1	0	0	1	0	0	0	0	0	0	8	10	0.00	1.000										
38 Ramon Troncoso, R (8,1) ERA: 5.24	1.0		5	1	2	1	0	0	0	0	0	0	1	10	13	9.00	1.000										

AB	30
R	0
H	3
RBI	0
BB	1
SO	9
LOB	6



AB	31
R	3
H	6
RBI	3
BB	2
SO	5
LOB	14



Batter	1	2	3	4	5	6	7	8	9	AB	R	H	RBI	BB	SO	LOB	TOP							
15 Rafael Furcal, S OBP: 0.354, SLG: 0.389										5	1	1	1	0	2	4	Los Angeles Dodgers @ Chicago Cubs Wrigley Field, Chicago, IL Wed May 26 2010, 7:08 PM - 10:49 PM CDT Att: 35,828 - Cloudy - 78 F							
55 Russell Martin, R OBP: 0.352, SLG: 0.363										4	2	0	0	1	1	5								
27 Matt Kemp, R OBP: 0.340, SLG: 0.489										5	0	1	2	0	2	4								
99 Manny Ramirez, R OBP: 0.422, SLG: 0.448										5	0	0	1	0	0	2								
14 Jamey Carroll, R OBP: 0.391, SLG: 0.311										0	0	0	0	0	0	0								
23 Casey Blake, R OBP: 0.338, SLG: 0.493										5	2	2	2	0	1	0								
7 James Loney, L OBP: 0.338, SLG: 0.448										5	1	3	1	0	0	1								
5 Reed Johnson, R OBP: 0.312, SLG: 0.419										4	1	1	1	0	1	2								
33 Blake DeWitt, L OBP: 0.369, SLG: 0.400										3	0	2	0	1	0	0								
30 Xavier Paul, L OBP: 0.346, SLG: 0.449										0	0	0	0	0	0	0								
58 Chad Billingsley, R OBP: 0.250, SLG: 0.118										1	1	0	0	1	1	1								
54 Ronald Belisario, R OBP: 0.346, SLG: 0.449										0	0	0	0	0	0	0								
56 Hung-Chih Kuo, L OBP: 0.346, SLG: 0.449										0	0	0	0	0	0	0								
51 Jonathan Broxton, R OBP: 0.346, SLG: 0.449										0	0	0	0	0	0	0								
Inning Stats	R: 3 E: 0 K: 0 S: 20	H: 3 LOB: 1 BB: 1 P: 30	R: 2 E: 1 K: 1 S: 12	H: 1 LOB: 0 BB: 1 P: 24	R: 0 E: 1 K: 1 S: 7	H: 0 LOB: 0 BB: 0 P: 10	R: 0 E: 0 K: 3 S: 13	H: 0 LOB: 1 BB: 1 P: 25	R: 0 E: 0 K: 0 S: 4	H: 0 LOB: 0 BB: 0 P: 6	R: 2 E: 1 K: 1 S: 19	H: 3 LOB: 2 BB: 0 P: 27	R: 0 E: 0 K: 1 S: 11	H: 1 LOB: 1 BB: 0 P: 17	R: 0 E: 0 K: 0 S: 7	H: 1 LOB: 0 BB: 0 P: 12	R: 1 E: 0 K: 1 S: 10	H: 1 LOB: 0 BB: 0 P: 15	1B: 4 2B: 4 3B: 1 HR: 1	SF: 0 SAC: 2 DP: 1 HBP: 0	WP: 0 PB: 0 SB: 0 CS: 0	PA: 42		
PITCHER	IP WLS BF H R ER SO BB IBB HBP BLK WP HR S P ERA WHIP	IP WLS BF H R ER SO BB IBB HBP BLK WP HR S P ERA WHIP	IP WLS BF H R ER SO BB IBB HBP BLK WP HR S P ERA WHIP	IP WLS BF H R ER SO BB IBB HBP BLK WP HR S P ERA WHIP	IP WLS BF H R ER SO BB IBB HBP BLK WP HR S P ERA WHIP	IP WLS BF H R ER SO BB IBB HBP BLK WP HR S P ERA WHIP	IP WLS BF H R ER SO BB IBB HBP BLK WP HR S P ERA WHIP	IP WLS BF H R ER SO BB IBB HBP BLK WP HR S P ERA WHIP	IP WLS BF H R ER SO BB IBB HBP BLK WP HR S P ERA WHIP	IP WLS BF H R ER SO BB IBB HBP BLK WP HR S P ERA WHIP	IP WLS BF H R ER SO BB IBB HBP BLK WP HR S P ERA WHIP	IP WLS BF H R ER SO BB IBB HBP BLK WP HR S P ERA WHIP	IP WLS BF H R ER SO BB IBB HBP BLK WP HR S P ERA WHIP	IP WLS BF H R ER SO BB IBB HBP BLK WP HR S P ERA WHIP	IP WLS BF H R ER SO BB IBB HBP BLK WP HR S P ERA WHIP	IP WLS BF H R ER SO BB IBB HBP BLK WP HR S P ERA WHIP	IP WLS BF H R ER SO BB IBB HBP BLK WP HR S P ERA WHIP	IP WLS BF H R ER SO BB IBB HBP BLK WP HR S P ERA WHIP	IP WLS BF H R ER SO BB IBB HBP BLK WP HR S P ERA WHIP	IP WLS BF H R ER SO BB IBB HBP BLK WP HR S P ERA WHIP	IP WLS BF H R ER SO BB IBB HBP BLK WP HR S P ERA WHIP	IP WLS BF H R ER SO BB IBB HBP BLK WP HR S P ERA WHIP	IP WLS BF H R ER SO BB IBB HBP BLK WP HR S P ERA WHIP	
32 Tom Gorzelanny, L ERA: 3.66	5.0	L	26	7	7	5	5	3	0	0	0	0	0	0	0	0	0	0	0	68	110	9.00	2.000	
62 Bob Howry, R ERA: 9.77	1.0		4	0	0	0	1	0	0	0	0	0	0	0	0	0	0	0	0	7	12	0.00	0.000	
44 Jeff Stevens, R ERA: 9.77	1.0		4	1	0	0	1	0	0	0	0	0	0	0	0	0	0	0	0	11	17	0.00	1.000	
40 James Russell, L ERA: 2.93	2.0		8	2	1	1	1	0	0	0	0	0	0	0	0	0	0	0	0	1	17	4.50	1.000	
Batter	1	2	3	4	5	6	7	8	9	AB	R	H	RBI	BB	SO	LOB	BOTTOM							
1 Kosuke Fukudome, L OBP: 0.393, SLG: 0.520										5	0	1	0	0	3	3	Los Angeles Dodgers @ Chicago Cubs Wrigley Field, Chicago, IL Wed May 26 2010, 7:08 PM - 10:49 PM CDT Att: 35,828 - Cloudy - 78 F							
2 Ryan Theriot, R OBP: 0.327, SLG: 0.332										5	0	2	0	0	0	4								
25 Derrek Lee, R OBP: 0.343, SLG: 0.382										5	2	3	0	0	0	1								
12 Alfonso Soriano, R OBP: 0.380, SLG: 0.611										5	1	1	0	0	2	3								
21 Tyler Colvin, L OBP: 0.364, SLG: 0.582										2	0	0	0	1	2	2								
24 Marlon Byrd, R OBP: 0.347, SLG: 0.520										2	0	0	0	0	1	2								
17 Mike Fontenot, L OBP: 0.370, SLG: 0.434										2	1	2	1	0	0	0								
28 Jeff Baker, R OBP: 0.282, SLG: 0.409										1	0	1	2	0	0	0								
13 Starlin Castro, R OBP: 0.365, SLG: 0.441										4	0	0	0	0	1	6								
55 Koyie Hill, S OBP: 0.227, SLG: 0.256										4	0	1	0	0	2	4								
40 James Russell, L OBP: 0.346, SLG: 0.449										0	0	0	0	0	0	0								
32 Tom Gorzelanny, R OBP: 0.176, SLG: 0.176										2	0	1	1	0	0	3								
62 Bob Howry, L ERA: 3.66										0	0	0	0	0	0	0								
22 Xavier Nady, R OBP: 0.325, SLG: 0.373										1	1	1	1	0	0	0								
44 Jeff Stevens, R ERA: 9.77										0	0	0	0	0	0	0								
18 Geovany Soto, R OBP: 0.421, SLG: 0.409										1	0	1	0	0	0	0								
Inning Stats	R: 0 E: 0 K: 1 S: 9	H: 2 LOB: 2 BB: 0 P: 12	R: 1 E: 0 K: 1 S: 12	H: 1 LOB: 0 BB: 1 P: 16	R: 1 E: 1 K: 1 S: 24	H: 1 LOB: 3 BB: 1 P: 33	R: 0 E: 0 K: 2 S: 8	H: 1 LOB: 0 BB: 0 P: 13	R: 0 E: 0 K: 0 S: 8	H: 1 LOB: 1 BB: 0 P: 13	R: 1 E: 0 K: 0 S: 13	H: 2 LOB: 0 BB: 0 P: 18	R: 2 E: 1 K: 3 S: 25	H: 3 LOB: 1 BB: 0 P: 34	R: 0 E: 0 K: 1 S: 8	H: 1 LOB: 0 BB: 0 P: 11	R: 0 E: 0 K: 1 S: 8	H: 0 LOB: 0 BB: 0 P: 11	1B: 10 2B: 2 3B: 1 HR: 1	SF: 0 SAC: 0 DP: 3 HBP: 1	WP: 0 PB: 0 SB: 0 CS: 0	PA: 41		
PITCHER	IP WLS BF H R ER SO BB IBB HBP BLK WP HR S P ERA WHIP	IP WLS BF H R ER SO BB IBB HBP BLK WP HR S P ERA WHIP	IP WLS BF H R ER SO BB IBB HBP BLK WP HR S P ERA WHIP	IP WLS BF H R ER SO BB IBB HBP BLK WP HR S P ERA WHIP	IP WLS BF H R ER SO BB IBB HBP BLK WP HR S P ERA WHIP	IP WLS BF H R ER SO BB IBB HBP BLK WP HR S P ERA WHIP	IP WLS BF H R ER SO BB IBB HBP BLK WP HR S P ERA WHIP	IP WLS BF H R ER SO BB IBB HBP BLK WP HR S P ERA WHIP	IP WLS BF H R ER SO BB IBB HBP BLK WP HR S P ERA WHIP	IP WLS BF H R ER SO BB IBB HBP BLK WP HR S P ERA WHIP	IP WLS BF H R ER SO BB IBB HBP BLK WP HR S P ERA WHIP	IP WLS BF H R ER SO BB IBB HBP BLK WP HR S P ERA WHIP	IP WLS BF H R ER SO BB IBB HBP BLK WP HR S P ERA WHIP	IP WLS BF H R ER SO BB IBB HBP BLK WP HR S P ERA WHIP	IP WLS BF H R ER SO BB IBB HBP BLK WP HR S P ERA WHIP	IP WLS BF H R ER SO BB IBB HBP BLK WP HR S P ERA WHIP	IP WLS BF H R ER SO BB IBB HBP BLK WP HR S P ERA WHIP	IP WLS BF H R ER SO BB IBB HBP BLK WP HR S P ERA WHIP	IP WLS BF H R ER SO BB IBB HBP BLK WP HR S P ERA WHIP	IP WLS BF H R ER SO BB IBB HBP BLK WP HR S P ERA WHIP	IP WLS BF H R ER SO BB IBB HBP BLK WP HR S P ERA WHIP	IP WLS BF H R ER SO BB IBB HBP BLK WP HR S P ERA WHIP	IP WLS BF H R ER SO BB IBB HBP BLK WP HR S P ERA WHIP	
58 Chad Billingsley, R ERA: 3.66	5.1	W	28	10	3	2	0	1	0	0	0	0	0	0	0	0	0	0	0	14	20	27.00	3.000	
54 Ronald Belisario, R ERA: 7.2	0.2		3	2	2	2	0	0	0	0	0	0	0	0	0	0	0	0	0	19	25	0.00	1.500	
56 Hung-Chih Kuo, L ERA: 1.99	1.1	H	6	2	0	0	4	0	0	0	0	0	0	0	0	0	0	0	0	12	16	0.00	0.000	
51 Jonathan Broxton, R ERA: 1.33	1.2	S	4	0	0	0	1	0	0	0	0	0	0	0	0	0	0	0	0	0	0	0	0.00	0.000

Batter	1	2	3	4	5	6	7	8	9	AB	R	H	RBI	BB	SO	LOB	TOP				
55 Russell Martin, R OBP: 0.355, SLG: 0.363	G5-3		L9					27 1B		3	0	1	0	1	0	0	Los Angeles Dodgers @ Chicago Cubs Wrigley Field, Chicago, IL Thu May 27 2010, 1:23 PM - 3:51 PM CDT Att: 33,868 - Partly Cloudy - 66 F				
30 Xavier Paul, L OBP: 0.321, SLG: 0.415	P4			F7	P6			K		4	0	0	0	0	1	4					
27 Matt Kemp, R OBP: 0.338, SLG: 0.484	G5-3			L8		F9		1B		4	0	1	0	0	0	0					
23 Casey Blake, R OBP: 0.356, SLG: 0.494		P5		1B		1B		L3		4	0	2	0	0	0	2					
7 James Loney, L OBP: 0.323, SLG: 0.438	G1-3			F9		F7		G4-3		4	0	0	0	0	0	4					
5 Read Johnson, R OBP: 0.325, SLG: 0.421 15 Rafael Furcal, S OBP: 0.350, SLG: 0.385							P4			2	0	1	0	1	0	1					
				48 SH5-4						1	0	0	0	0	1	0					
33 Blake DeWitt, L OBP: 0.366, SLG: 0.391										3	0	0	0	1	3	2					
14 Jamey Carroll, R OBP: 0.380, SLG: 0.305 99 Manny Ramirez, R OBP: 0.416, SLG: 0.443										2	0	0	0	1	1	0					
										1	0	0	0	0	1	1					
48 John Ely, R 36 Jeff Weaver, R 9 Garret Anderson, L OBP: 0.173, SLG: 0.239										2	0	0	0	0	1	0					
										0	0	0	0	0	0	0					
										1	0	0	0	0	1	1					
Inning Stats	R: 0 H: 0 E: 0 K: 0 S: 7	H: 0 LOB: 0 BB: 0 P: 11	R: 0 H: 1 E: 0 K: 1 S: 11	H: 1 LOB: 1 BB: 0 P: 12	R: 0 H: 0 E: 0 K: 1 S: 9	H: 0 LOB: 0 BB: 0 P: 14	R: 0 H: 1 E: 0 K: 0 S: 10	H: 1 LOB: 1 BB: 0 P: 17	R: 0 H: 0 E: 0 K: 1 S: 13	H: 0 LOB: 3 BB: 3 P: 27	R: 0 H: 0 E: 0 K: 0 S: 12	H: 0 LOB: 0 BB: 0 P: 16	R: 0 H: 0 E: 0 K: 2 S: 10	H: 2 LOB: 2 BB: 0 P: 14	R: 0 H: 0 E: 0 K: 3 S: 10	H: 0 LOB: 1 BB: 1 P: 20	1B: 5 2B: 0 3B: 0 HR: 0	SF: 0 SAC: 1 DP: 0 HBP: 0	WP: 0 PB: 0 SB: 0 CS: 0	PA: 36	
PITCHER	IP WLS BF H R ER SO BB IBB HBP BLK WP HR S P ERA WHIP	IP WLS BF H R ER SO BB IBB HBP BLK WP HR S P ERA WHIP	IP WLS BF H R ER SO BB IBB HBP BLK WP HR S P ERA WHIP	IP WLS BF H R ER SO BB IBB HBP BLK WP HR S P ERA WHIP	IP WLS BF H R ER SO BB IBB HBP BLK WP HR S P ERA WHIP	IP WLS BF H R ER SO BB IBB HBP BLK WP HR S P ERA WHIP	IP WLS BF H R ER SO BB IBB HBP BLK WP HR S P ERA WHIP	IP WLS BF H R ER SO BB IBB HBP BLK WP HR S P ERA WHIP	IP WLS BF H R ER SO BB IBB HBP BLK WP HR S P ERA WHIP	IP WLS BF H R ER SO BB IBB HBP BLK WP HR S P ERA WHIP	IP WLS BF H R ER SO BB IBB HBP BLK WP HR S P ERA WHIP	IP WLS BF H R ER SO BB IBB HBP BLK WP HR S P ERA WHIP	IP WLS BF H R ER SO BB IBB HBP BLK WP HR S P ERA WHIP	IP WLS BF H R ER SO BB IBB HBP BLK WP HR S P ERA WHIP	IP WLS BF H R ER SO BB IBB HBP BLK WP HR S P ERA WHIP	IP WLS BF H R ER SO BB IBB HBP BLK WP HR S P ERA WHIP	IP WLS BF H R ER SO BB IBB HBP BLK WP HR S P ERA WHIP	IP WLS BF H R ER SO BB IBB HBP BLK WP HR S P ERA WHIP	IP WLS BF H R ER SO BB IBB HBP BLK WP HR S P ERA WHIP	IP WLS BF H R ER SO BB IBB HBP BLK WP HR S P ERA WHIP	IP WLS BF H R ER SO BB IBB HBP BLK WP HR S P ERA WHIP

Batter	1	2	3	4	5	6	7	8	9	AB	R	H	RBI	BB	SO	LOB	BOTTOM				
2 Ryan Theriot, R OBP: 0.320, SLG: 0.325	G4-3		G1-3			G4-3		B3		4	0	0	0	0	0	1	Los Angeles Dodgers @ Chicago Cubs Wrigley Field, Chicago, IL Thu May 27 2010, 1:23 PM - 3:51 PM CDT Att: 33,868 - Partly Cloudy - 66 F				
13 Starlin Castro, R OBP: 0.346, SLG: 0.417					L1	L4		K		4	0	0	0	0	2	1					
25 Derrek Lee, R OBP: 0.352, SLG: 0.391										1	0	1	0	2	0	0					
24 Marlon Byrd, R OBP: 0.342, SLG: 0.511										3	0	0	0	0	0	3					
1 Kosuke Fukudome, L OBP: 0.392, SLG: 0.515										3	0	1	0	0	0	1					
22 Xavier Nady, R OBP: 0.313, SLG: 0.357 45 Sean Marshall, L 49 Carlos Marmol, R OBP: 0.376, SLG: 0.460										3	0	0	0	0	1	1					
										0	0	0	0	0	0	0					
										0	0	0	0	0	0	0					
28 Jeff Baker, R 17 Mike Fontenot, L OBP: 0.376, SLG: 0.460										2	0	0	0	0	0	0					
										1	1	1	0	0	0	0					
18 Geovany Soto, R OBP: 0.413, SLG: 0.398										3	0	0	0	0	1	1					
30 Ted Lilly, L 21 Tyler Colvin, L OBP: 0.372, SLG: 0.603										2	0	0	0	0	1	0					
										1	0	1	1	0	0	0					
Inning Stats	R: 0 H: 0 E: 0 K: 1 S: 9	H: 0 LOB: 1 BB: 1 P: 15	R: 0 H: 0 E: 0 K: 1 S: 8	H: 0 LOB: 0 BB: 0 P: 11	R: 0 H: 0 E: 0 K: 0 S: 7	H: 0 LOB: 0 BB: 0 P: 12	R: 0 H: 1 E: 0 K: 0 S: 8	H: 1 LOB: 0 BB: 0 P: 11	R: 0 H: 0 E: 0 K: 1 S: 8	H: 0 LOB: 0 BB: 0 P: 11	R: 0 H: 0 E: 0 K: 1 S: 8	H: 0 LOB: 0 BB: 0 P: 11	R: 0 H: 1 E: 0 K: 2 S: 14	H: 2 LOB: 1 BB: 0 P: 18	R: 1 H: 1 E: 1 K: 3 S: 14	H: 2 LOB: 0 BB: 0 P: 18	1B: 1 2B: 2 3B: 1 HR: 0	SF: 0 SAC: 0 DP: 0 HBP: 0	WP: 0 PB: 0 SB: 0 CS: 1	PA: 29	
PITCHER	IP WLS BF H R ER SO BB IBB HBP BLK WP HR S P ERA WHIP	IP WLS BF H R ER SO BB IBB HBP BLK WP HR S P ERA WHIP	IP WLS BF H R ER SO BB IBB HBP BLK WP HR S P ERA WHIP	IP WLS BF H R ER SO BB IBB HBP BLK WP HR S P ERA WHIP	IP WLS BF H R ER SO BB IBB HBP BLK WP HR S P ERA WHIP	IP WLS BF H R ER SO BB IBB HBP BLK WP HR S P ERA WHIP	IP WLS BF H R ER SO BB IBB HBP BLK WP HR S P ERA WHIP	IP WLS BF H R ER SO BB IBB HBP BLK WP HR S P ERA WHIP	IP WLS BF H R ER SO BB IBB HBP BLK WP HR S P ERA WHIP	IP WLS BF H R ER SO BB IBB HBP BLK WP HR S P ERA WHIP	IP WLS BF H R ER SO BB IBB HBP BLK WP HR S P ERA WHIP	IP WLS BF H R ER SO BB IBB HBP BLK WP HR S P ERA WHIP	IP WLS BF H R ER SO BB IBB HBP BLK WP HR S P ERA WHIP	IP WLS BF H R ER SO BB IBB HBP BLK WP HR S P ERA WHIP	IP WLS BF H R ER SO BB IBB HBP BLK WP HR S P ERA WHIP	IP WLS BF H R ER SO BB IBB HBP BLK WP HR S P ERA WHIP	IP WLS BF H R ER SO BB IBB HBP BLK WP HR S P ERA WHIP	IP WLS BF H R ER SO BB IBB HBP BLK WP HR S P ERA WHIP	IP WLS BF H R ER SO BB IBB HBP BLK WP HR S P ERA WHIP	IP WLS BF H R ER SO BB IBB HBP BLK WP HR S P ERA WHIP	IP WLS BF H R ER SO BB IBB HBP BLK WP HR S P ERA WHIP



Batter	1	2	3	4	5	6	7	8	9	AB	R	H	RBI	BB	SO	LOB	TOP											
15 Rafael Furcal, S OBP: 0.337, SLG: 0.372	G4-3			G5-3		SF8	G4-3			3	0	0	1	0	0	0	Los Angeles Dodgers @ Colorado Rockies Coors Field, Denver, CO Fri May 28 2010, 7:12 PM - 10:05 PM MDT Att: 40,162 - Partly Cloudy - 93 F											
55 Russell Martin, R OBP: 0.353, SLG: 0.366	G5-3			F9		99 HR	G6-3			4	1	1	1	0	0	0												
99 Manny Ramirez, R 51 Jonathan Broxton, R	G5-3			G5-3		2B			K	4	1	1	2	0	1	0												
27 Matt Kemp, R OBP: 0.336, SLG: 0.495		K				P4			F9	4	1	1	1	0	1	0												
23 Casey Blake, R OBP: 0.354, SLG: 0.487	G5-3			K		5 HBP			L4	4	0	1	0	0	1	0												
3 Ronnie Belliard, R 38 Ramon Troncoso, R 56 Hung-Chih Kuo, L 54 Ronald Belisario, R 30 Xavier Paul, L	L5			L5		5 HBP			G3	2	0	0	0	1	0	0												
5 Reed Johnson, R OBP: 0.333, SLG: 0.418				F9		14 FC6-4			B3-1	3	0	1	0	0	0	0												
14 Jamey Carroll, R OBP: 0.376, SLG: 0.296				G6-3		15 BB			G4-3	3	1	0	0	1	0	4												
37 Carlos Monasterios, R 9 Garret Anderson, L 7 James Loney, L	G3			G3		15 SF8			G6-3	1	0	0	0	0	0	0												
						55 2B				1	1	1	0	0	0	0												
										1	0	0	0	0	0	0												
Inning Stats	R: 0 E: 0 K: 0 S: 8	H: 0 LOB: 0 BB: 0 P: 12	R: 0 E: 0 K: 1 S: 9	H: 0 LOB: 0 BB: 0 P: 11	R: 0 E: 0 K: 0 S: 13	H: 1 LOB: 0 BB: 0 P: 20	R: 0 E: 0 K: 0 S: 4	H: 0 LOB: 0 BB: 0 P: 8	R: 1 E: 0 K: 1 S: 10	H: 1 LOB: 0 BB: 0 P: 15	R: 4 E: 0 K: 0 S: 24	H: 4 LOB: 3 BB: 2 P: 41	R: 0 E: 0 K: 1 S: 7	H: 0 LOB: 0 BB: 0 P: 9	R: 0 E: 0 K: 0 S: 8	H: 0 LOB: 0 BB: 0 P: 10	R: 0 E: 0 K: 0 S: 4	H: 0 LOB: 0 BB: 0 P: 4	1B: 2 2B: 2 3B: 0 HR: 2	SF: 1 SAC: 0 DP: 1 HBP: 1	WP: 0 PB: 0 SB: 0 CS: 0	PA: 35						
PITCHER	IP	WLS	BF	H	R	ER	SO	BB	IBB	HBP	BLK	WP	HR	S	P	ERA	WHIP											
26 Jeff Francis, L	(1, 1)	5.1	L	21	5	5	5	2	1	0	0	0	0	2	55	84	8.44	1.125										
31 Matt Daley, R	(6, 1)	0.2		5	1	0	0	0	1	0	1	0	0	0	13	23	0.00	3.000										
34 Matt Belisle, R	(7, 1)	2.0		6	0	0	0	1	0	0	0	0	0	15	19	0.00	0.000											
97 Joe Beimel, L	(9, 1)	1.0		3	0	0	0	0	0	0	0	0	0	4	4	0.00	0.000											

Batter	1	2	3	4	5	6	7	8	9	AB	R	H	RBI	BB	SO	LOB	BOTTOM										
5 Carlos González, L OBP: 0.337, SLG: 0.503	7 WP			G4-3			K			4	1	2	0	1	1	1	Los Angeles Dodgers @ Colorado Rockies Coors Field, Denver, CO Fri May 28 2010, 7:12 PM - 10:05 PM MDT Att: 40,162 - Partly Cloudy - 93 F										
7 Seth Smith, L 19 Ryan Spilborghs, R	E3			F8		F7			IBB	3	1	0	0	0	0	2											
17 Todd Helton, L OBP: 0.383, SLG: 0.336	F8			G4-3		G4-3			K	4	0	0	0	0	1	3											
2 Troy Tulowitzki, R OBP: 0.376, SLG: 0.494	P5			G1-3		G5-3			K	4	0	0	0	0	1	1											
11 Brad Hawpe, L OBP: 0.368, SLG: 0.549	21 IBB			G4-3		G4-3			F7	3	0	0	0	1	0	0											
21 Miguel Olivo, R OBP: 0.370, SLG: 0.557				9 SF9		G5-3			K	4	1	2	1	0	1	0											
9 Ian Stewart, L 34 Matt Belisle, R 97 Joe Beimel, L	F8			SF9		K			6 F9	2	0	0	1	0	1	2											
23 Jason Giambi, L 24 Dexter Fowler, S				HR					K	4	1	1	1	0	2	1											
12 Clint Barmes, R OBP: 0.273, SLG: 0.367	F7			G6-3					K	2	0	0	0	0	1	0											
26 Jeff Francis, L									F9	2	0	0	0	0	0	0											
6 Melvin Mora, R OBP: 0.313, SLG: 0.355									19 BB	2	0	1	0	0	0	1											
Inning Stats	R: 2 E: 1 K: 0 S: 8	H: 2 LOB: 2 BB: 1 P: 17	R: 0 E: 0 K: 1 S: 12	H: 1 LOB: 1 BB: 0 P: 16	R: 0 E: 0 K: 0 S: 5	H: 0 LOB: 0 BB: 0 P: 8	R: 2 E: 0 K: 0 S: 12	H: 2 LOB: 0 BB: 0 P: 17	R: 0 E: 0 K: 0 S: 5	H: 0 LOB: 0 BB: 0 P: 9	R: 0 E: 0 K: 1 S: 9	H: 0 LOB: 0 BB: 0 P: 13	R: 0 E: 0 K: 3 S: 14	H: 1 LOB: 2 BB: 1 P: 23	R: 0 E: 0 K: 2 S: 9	H: 0 LOB: 0 BB: 0 P: 14	R: 0 E: 0 K: 2 S: 12	H: 0 LOB: 2 BB: 1 P: 22	1B: 4 2B: 0 3B: 1 HR: 1	SF: 1 SAC: 0 DP: 0 HBP: 1	WP: 1 PB: 0 SB: 1 CS: 0	PA: 38					
PITCHER	IP	WLS	BF	H	R	ER	SO	BB	IBB	HBP	BLK	WP	HR	S	P	ERA	WHIP										
37 Carlos Monasterios, R	(1, 1)	5.0	W	22	5	4	2	1	0	1	0	0	0	13	17	0.00	0.750										
38 Ramon Troncoso, R	(6, 1)	1.1	H	5	1	0	0	2	0	0	0	0	0	10	19	0.00	1.500										
56 Hung-Chih Kuo, L	(7, 1)	0.2	H	3	0	0	0	2	1	0	0	0	0	9	14	0.00	0.000										
54 Ronald Belisario, R	(8, 1)	1.0	H	3	0	0	0	2	0	0	0	0	0	9	14	0.00	0.000										
51 Jonathan Broxton, R	(9, 1)	1.0	S	5	0	0	0	2	0	1	1	0	0	12	22	0.00	0.000										



Batter	1	2	3	4	5	6	7	8	9	AB	R	H	RBI	BB	SO	LOB	TOP				
15 Rafael Furcal, S OBP: 0.354, SLG: 0.388	G4-3		55 HBP 1B		G3	K			55 FC6-4 1B	5	0	2	0	0	1	1	Los Angeles Dodgers @ Colorado Rockies Coors Field, Denver, CO Sun May 30 2010, 1:12 PM - 4:19 PM MDT Att: 48,682 - Sunny - 65 F				
55 Russell Martin, R OBP: 0.349, SLG: 0.357	F8		HBP		G2-3		G4-3		FC6-4	4	0	0	0	0	0	1					
27 Matt Kemp, R OBP: 0.338, SLG: 0.502	7 2B BB		K		G6-3		G6-3			3	1	1	0	1	1	3					
7 James Loney, L OBP: 0.327, SLG: 0.435	1-H 2B		SF7		F9		F8			3	0	1	2	0	0	1					
23 Casey Blake, R OBP: 0.349, SLG: 0.488	F8		K					L9		4	1	1	0	0	1	3					
30 Xavier Paul, L OBP: 0.326, SLG: 0.404	B1		33 FC6-4 BB		5 1B 33 FC4-6 1B			K		3	1	1	1	1	1	0					
5 Reed Johnson, R OBP: 0.330, SLG: 0.410	K		K		33 FC4-6 1B			F8		4	0	1	0	0	2	1					
33 Blake DeWitt, L OBP: 0.346, SLG: 0.368	K		FC6-4		FC4-6			G3-1		4	0	0	1	0	1	2					
14 Jamey Carroll, R OBP: 0.376, SLG: 0.296	K		1-2		FC4-6			G4-3		0	0	0	0	0	0	0					
22 Clayton Kershaw, L OBP: 0.115, SLG: 0.095			55 HBP 7 SF7 15 1B 1B		K					2	1	1	0	0	1	1					
99 Matty McIntyre, R OBP: 0.295, SLG: 0.440										1	0	0	0	0	1	1					
38 Ramon Troncoso, R ERA: 4.74										0	0	0	0	0	0	0					
56 Hung-Chih Kuo, L ERA: 1.46										0	0	0	0	0	0	0					
54 Ronald Belisario, R ERA: 6.35										0	0	0	0	0	0	0					
9 Garret Anderson, L ERA: 1.00										1	0	0	0	0	0	0					
51 Jonathan Broxton, R ERA: 1.21										0	0	0	0	0	0	0					
Inning Stats	R: 1 H: 1 E: 0 K: 0 S: 9	H: 1 LOB: 1 BB: 1 P: 14	R: 0 H: 0 E: 0 K: 2 S: 9	H: 0 LOB: 0 BB: 0 P: 13	R: 1 H: 2 E: 0 K: 2 S: 13	H: 2 LOB: 2 BB: 0 P: 16	R: 0 H: 0 E: 0 K: 2 S: 11	H: 0 LOB: 1 BB: 1 P: 20	R: 0 H: 1 E: 0 K: 0 S: 11	H: 1 LOB: 1 BB: 0 P: 18	R: 2 H: 3 E: 0 K: 2 S: 14	H: 3 LOB: 1 BB: 0 P: 17	R: 0 H: 0 E: 0 K: 1 S: 7	H: 0 LOB: 0 BB: 0 P: 11	R: 0 H: 1 E: 0 K: 0 S: 7	H: 1 LOB: 1 BB: 0 P: 12	1B: 5 2B: 3 3B: 0 HR: 0	SF: 1 SAC: 0 DP: 0 HBP: 1	WP: 0 PB: 0 SB: 0 CS: 0	PA: 38	
PITCHER	IP WLS BF H R ER SO	IP WLS BF H R ER SO	IP WLS BF H R ER SO	IP WLS BF H R ER SO	IP WLS BF H R ER SO	IP WLS BF H R ER SO	IP WLS BF H R ER SO	IP WLS BF H R ER SO	IP WLS BF H R ER SO	IP WLS BF H R ER SO	IP WLS BF H R ER SO	IP WLS BF H R ER SO	IP WLS BF H R ER SO	IP WLS BF H R ER SO	IP WLS BF H R ER SO	IP WLS BF H R ER SO	WP HR S P	ERA WHIP	ERA WHIP	ERA WHIP	
45 Jhoulys Chacin, R ERA: 3.62	5.1 L 26 7 4 4 6																		6.75	1.688	
63 Rafael Betancourt, R ERA: 6.75	0.2																		0.000	0.000	
48 Esmil Rogers, R ERA: 5.32	3.0																		0.000	0.333	

Batter	1	2	3	4	5	6	7	8	9	AB	R	H	RBI	BB	SO	LOB	BOTTOM					
5 Carlos González, L OBP: 0.346, SLG: 0.511	19 WP 2 1B HBP		K		11 BB 2 BB 1B		L9		FC4-6	4	1	1	1	0	1	1	Los Angeles Dodgers @ Colorado Rockies Coors Field, Denver, CO Sun May 30 2010, 1:12 PM - 4:19 PM MDT Att: 48,682 - Sunny - 65 F					
19 Ryan Spillborghs, R OBP: 0.344, SLG: 0.365	K		F8		F7		K		G4-3	5	0	0	0	0	2	3						
23 Jason Giambi, L OBP: 0.373, SLG: 0.400	20 1B BB		2 E 2 1B BB		P4		K			2	1	0	0	2	1	1						
2 Troy Tulowitzki, R OBP: 0.383, SLG: 0.492	20 1B 1B		E6 1B		11 BB BB		K			3	0	2	1	1	1	0						
11 Brad Hawpe, L OBP: 0.373, SLG: 0.537	K		L3		L3				20 G6-4-3 BB	2	0	0	0	2	1	4						
20 Chris Iannetta, R OBP: 0.214, SLG: 0.289	1B		K		L8				G6-4-3	4	0	1	1	0	1	6						
9 Ian Stewart, L OBP: 0.346, SLG: 0.446	K		K		P5				7 E 5 FC4-6 2B	4	1	1	0	0	2	2						
12 Clint Barmes, R OBP: 0.266, SLG: 0.354	K		K2-3		F8					3	0	0	0	0	2	0						
17 Todd Helton, L OBP: 0.381, SLG: 0.327	K		K		K					1	0	0	0	0	1	1						
45 Jhoulys Chacin, R ERA: 3.62										2	0	0	0	0	1	0						
63 Rafael Betancourt, R ERA: 6.75										0	0	0	0	0	0	0						
24 Dexter Fowler, S OBP: 0.337, SLG: 0.317										1	0	0	0	0	0	0						
48 Esmil Rogers, R ERA: 5.32										0	0	0	0	0	0	0						
7 Seth Smith, L OBP: 0.336, SLG: 0.562										1	0	0	0	0	0	1						
Inning Stats	R: 2 H: 2 E: 0 K: 3 S: 16	H: 2 LOB: 2 BB: 1 P: 30	R: 0 H: 0 E: 0 K: 3 S: 11	H: 0 LOB: 0 BB: 0 P: 13	R: 0 H: 1 E: 1 K: 1 S: 13	H: 1 LOB: 2 BB: 1 P: 22	R: 0 H: 0 E: 0 K: 2 S: 9	H: 0 LOB: 0 BB: 0 P: 12	R: 0 H: 1 E: 0 K: 0 S: 11	H: 1 LOB: 3 BB: 2 P: 20	R: 0 H: 0 E: 0 K: 0 S: 6	H: 0 LOB: 0 BB: 0 P: 11	R: 0 H: 0 E: 0 K: 2 S: 11	H: 0 LOB: 0 BB: 0 P: 13	R: 0 H: 0 E: 0 K: 1 S: 7	H: 0 LOB: 0 BB: 1 P: 13	R: 1 H: 1 E: 1 K: 1 S: 11	H: 1 LOB: 1 BB: 0 P: 16	1B: 4 2B: 1 3B: 0 HR: 0	SF: 0 SAC: 0 DP: 1 HBP: 1	WP: 1 PB: 0 SB: 0 CS: 0	PA: 38
PITCHER	IP WLS BF H R ER SO	IP WLS BF H R ER SO	IP WLS BF H R ER SO	IP WLS BF H R ER SO	IP WLS BF H R ER SO	IP WLS BF H R ER SO	IP WLS BF H R ER SO	IP WLS BF H R ER SO	IP WLS BF H R ER SO	IP WLS BF H R ER SO	IP WLS BF H R ER SO	IP WLS BF H R ER SO	IP WLS BF H R ER SO	IP WLS BF H R ER SO	IP WLS BF H R ER SO	IP WLS BF H R ER SO	WP HR S P	ERA WHIP	ERA WHIP	ERA WHIP		
22 Clayton Kershaw, L ERA: 2.95	5.0 W 24 4 2 2 9																		3.60	1.600		
38 Ramon Troncoso, R ERA: 4.74	1.0																		0.000	0.000		
56 Hung-Chih Kuo, L ERA: 1.46	1.0																		0.000	0.000		
54 Ronald Belisario, R ERA: 6.35	1.0																		0.000	1.000		
51 Jonathan Broxton, R ERA: 1.21	1.0																		0.000	1.000		



Batter	1	2	3	4	5	6	7	8	9	AB	R	H	RBI	BB	SO	LOB	TOP					
2 Kelly Johnson, L OBP: 0.375, SLG: 0.567										4	1	2	0	0	2	0	Arizona Diamondbacks @ Los Angeles Dodgers Dodger Stadium, Los Angeles, CA Mon May 31 2010, 6:11 PM - 8:53 PM PDT Att. 45,325 - Clear - 69 F					
10 Justin Upton, R OBP: 0.320, SLG: 0.437										4	1	1	2	0	0	1						
6 Stephen Drew, L OBP: 0.355, SLG: 0.464										4	0	0	0	0	1	0						
27 Mark Reynolds, R OBP: 0.332, SLG: 0.478										4	0	1	0	0	2	0						
11 Augie Ojeda, S OBP: 0.174, SLG: 0.143										0	0	0	0	0	0	0						
25 Adam LaRoche, L OBP: 0.365, SLG: 0.494										4	0	1	0	0	3	1						
24 Chris Young, R OBP: 0.332, SLG: 0.462										4	1	1	1	0	1	2						
8 Gerardo Parra, L OBP: 0.266, SLG: 0.323										3	0	0	0	0	1	1						
19 Chris Snyder, R OBP: 0.364, SLG: 0.460										3	1	1	1	0	1	0						
13 Rodrigo Lopez, R OBP: 0.148, SLG: 0.115										3	0	0	0	0	2	0						
32 Esmerling Vasquez, R OBP: 0.148, SLG: 0.115										0	0	0	0	0	0	0						
Inning Stats	R: 2 H: 2 E: 0 K: 3 S: 14	H: 2 LOB: 0 BB: 0 P: 21	R: 2 H: 2 E: 0 K: 3 S: 14	H: 2 LOB: 0 BB: 0 P: 21	R: 0 H: 0 E: 0 K: 1 S: 8	LOB: 0 BB: 0 P: 11	R: 0 H: 1 E: 0 K: 0 S: 11	LOB: 0 BB: 0 P: 16	R: 0 H: 0 E: 0 K: 0 S: 6	LOB: 0 BB: 0 P: 9	R: 0 H: 0 E: 0 K: 1 S: 6	LOB: 0 BB: 0 P: 8	R: 0 H: 1 E: 0 K: 1 S: 9	LOB: 1 BB: 0 P: 12	R: 0 H: 1 E: 0 K: 2 S: 9	LOB: 1 BB: 0 P: 15	1B: 3 2B: 1 3B: 0 HR: 3	SF: 0 SAC: 0 DP: 1 HBP: 0	WP: 1 PB: 0 SB: 0 CS: 0	PA: 33		
PITCHER	IP WLS BF H R ER SO BB IBB HBP BLK WP HR S P ERA WHIP	IP WLS BF H R ER SO BB IBB HBP BLK WP HR S P ERA WHIP	IP WLS BF H R ER SO BB IBB HBP BLK WP HR S P ERA WHIP	IP WLS BF H R ER SO BB IBB HBP BLK WP HR S P ERA WHIP	IP WLS BF H R ER SO BB IBB HBP BLK WP HR S P ERA WHIP	IP WLS BF H R ER SO BB IBB HBP BLK WP HR S P ERA WHIP	IP WLS BF H R ER SO BB IBB HBP BLK WP HR S P ERA WHIP	IP WLS BF H R ER SO BB IBB HBP BLK WP HR S P ERA WHIP	IP WLS BF H R ER SO BB IBB HBP BLK WP HR S P ERA WHIP	IP WLS BF H R ER SO BB IBB HBP BLK WP HR S P ERA WHIP	IP WLS BF H R ER SO BB IBB HBP BLK WP HR S P ERA WHIP	IP WLS BF H R ER SO BB IBB HBP BLK WP HR S P ERA WHIP	IP WLS BF H R ER SO BB IBB HBP BLK WP HR S P ERA WHIP	IP WLS BF H R ER SO BB IBB HBP BLK WP HR S P ERA WHIP	IP WLS BF H R ER SO BB IBB HBP BLK WP HR S P ERA WHIP	IP WLS BF H R ER SO BB IBB HBP BLK WP HR S P ERA WHIP	IP WLS BF H R ER SO BB IBB HBP BLK WP HR S P ERA WHIP	IP WLS BF H R ER SO BB IBB HBP BLK WP HR S P ERA WHIP	IP WLS BF H R ER SO BB IBB HBP BLK WP HR S P ERA WHIP	IP WLS BF H R ER SO BB IBB HBP BLK WP HR S P ERA WHIP	IP WLS BF H R ER SO BB IBB HBP BLK WP HR S P ERA WHIP	IP WLS BF H R ER SO BB IBB HBP BLK WP HR S P ERA WHIP

AB	33
R	4
H	7
RBI	4
BB	0
SO	13
LOB	5



Batter	1	2	3	4	5	6	7	8	9	AB	R	H	RBI	BB	SO	LOB	BOTTOM					
15 Rafael Furcal, S OBP: 0.359, SLG: 0.402										4	1	2	0	0	0	0	Arizona Diamondbacks @ Los Angeles Dodgers Dodger Stadium, Los Angeles, CA Mon May 31 2010, 6:11 PM - 8:53 PM PDT Att. 45,325 - Clear - 69 F					
27 Matt Kemp, R OBP: 0.345, SLG: 0.512										4	1	3	1	0	1	0						
16 Andre Ethier, L OBP: 0.444, SLG: 0.721										4	0	0	0	0	0	3						
99 Manny Ramirez, R OBP: 0.390, SLG: 0.465										4	1	1	1	0	2	2						
7 James Loney, L OBP: 0.325, SLG: 0.429										3	0	0	0	1	0	0						
23 Casey Blake, R OBP: 0.347, SLG: 0.482										4	1	1	0	0	1	0						
55 Russell Martin, R OBP: 0.342, SLG: 0.349										4	0	0	0	0	0	2						
33 Blake DeWitt, L OBP: 0.346, SLG: 0.362										3	1	0	0	1	1	0						
58 Chad Billingsley, R OBP: 0.227, SLG: 0.105										2	0	0	0	0	0	1						
3 Ronnie Belliard, R OBP: 0.347, SLG: 0.429										1	0	0	0	0	0	0						
51 Jonathan Broxton, R OBP: 0.347, SLG: 0.429										0	0	0	0	0	0	0						
Inning Stats	R: 0 H: 0 E: 0 K: 1 S: 9	H: 0 LOB: 0 BB: 0 P: 13	R: 1 H: 1 E: 0 K: 0 S: 8	H: 1 LOB: 0 BB: 0 P: 12	R: 1 H: 2 E: 0 K: 0 S: 12	H: 2 LOB: 1 BB: 1 P: 17	R: 0 H: 0 E: 0 K: 1 S: 8	LOB: 0 BB: 0 P: 13	R: 0 H: 1 E: 0 K: 0 S: 7	LOB: 0 BB: 0 P: 11	R: 0 H: 1 E: 0 K: 0 S: 9	LOB: 1 BB: 0 P: 15	R: 0 H: 0 E: 0 K: 1 S: 8	LOB: 0 BB: 0 P: 11	R: 2 H: 2 E: 1 K: 1 S: 15	LOB: 2 BB: 0 P: 23	R: 1 H: 1 E: 0 K: 1 S: 9	LOB: 0 BB: 1 P: 18	1B: 4 2B: 3 3B: 0 HR: 1	SF: 0 SAC: 0 DP: 1 HBP: 0	WP: 0 PB: 0 SB: 1 CS: 2	PA: 35
PITCHER	IP WLS BF H R ER SO BB IBB HBP BLK WP HR S P ERA WHIP	IP WLS BF H R ER SO BB IBB HBP BLK WP HR S P ERA WHIP	IP WLS BF H R ER SO BB IBB HBP BLK WP HR S P ERA WHIP	IP WLS BF H R ER SO BB IBB HBP BLK WP HR S P ERA WHIP	IP WLS BF H R ER SO BB IBB HBP BLK WP HR S P ERA WHIP	IP WLS BF H R ER SO BB IBB HBP BLK WP HR S P ERA WHIP	IP WLS BF H R ER SO BB IBB HBP BLK WP HR S P ERA WHIP	IP WLS BF H R ER SO BB IBB HBP BLK WP HR S P ERA WHIP	IP WLS BF H R ER SO BB IBB HBP BLK WP HR S P ERA WHIP	IP WLS BF H R ER SO BB IBB HBP BLK WP HR S P ERA WHIP	IP WLS BF H R ER SO BB IBB HBP BLK WP HR S P ERA WHIP	IP WLS BF H R ER SO BB IBB HBP BLK WP HR S P ERA WHIP	IP WLS BF H R ER SO BB IBB HBP BLK WP HR S P ERA WHIP	IP WLS BF H R ER SO BB IBB HBP BLK WP HR S P ERA WHIP	IP WLS BF H R ER SO BB IBB HBP BLK WP HR S P ERA WHIP	IP WLS BF H R ER SO BB IBB HBP BLK WP HR S P ERA WHIP	IP WLS BF H R ER SO BB IBB HBP BLK WP HR S P ERA WHIP	IP WLS BF H R ER SO BB IBB HBP BLK WP HR S P ERA WHIP	IP WLS BF H R ER SO BB IBB HBP BLK WP HR S P ERA WHIP	IP WLS BF H R ER SO BB IBB HBP BLK WP HR S P ERA WHIP	IP WLS BF H R ER SO BB IBB HBP BLK WP HR S P ERA WHIP	IP WLS BF H R ER SO BB IBB HBP BLK WP HR S P ERA WHIP

AB	33
R	5
H	7
RBI	2
BB	2
SO	5
LOB	8



Batter	1	2	3	4	5	6	7	8	9	10	11	12	13	14	AB	R	H	RBI	BB	SO	LOB	TOP
2 Kelly Johnson, L OBP: 0.355, SLG: 0.537															6	0	0	0	0	2	1	
14 Ryan Roberts, R OBP: 0.111, SLG: 0.111															6	0	0	0	0	0	0	
6 Stephen Drew, L OBP: 0.352, SLG: 0.453															5	0	2	0	0	0	0	
10 Justin Upton, R OBP: 0.323, SLG: 0.429															5	0	2	0	1	1	2	
25 Adam LaRoche, L OBP: 0.365, SLG: 0.483															3	0	1	0	0	0	1	
11 Aneke Ojeda, S OBP: 0.160, SLG: 0.130															2	0	0	0	0	0	3	
4 Rusty Ryal, R OBP: 0.352, SLG: 0.431															5	0	1	0	0	0	4	
24 Chris Young, R OBP: 0.329, SLG: 0.446															5	0	1	0	0	0	5	
26 John Hester, R OBP: 0.244, SLG: 0.244															2	0	0	0	0	0	1	
34 Connor Jackson, R OBP: 0.311, SLG: 0.297															1	0	0	0	0	1	0	
19 Chris Snyder, R OBP: 0.353, SLG: 0.442															2	0	0	0	0	0	2	
36 Edwin Jackson, R OBP: 0.190, SLG: 0.190															3	0	1	0	0	0	0	
22 Aaron Heilman, R OBP: 0.269, SLG: 0.269															0	0	0	0	0	0	0	
49 Carlos Rosa, R OBP: 0.356, SLG: 0.356															1	0	0	0	0	0	0	
27 Mark Reynolds, R OBP: 0.330, SLG: 0.330															1	0	0	0	0	0	0	
43 César Valdez, R OBP: 0.353, SLG: 0.442															0	0	0	0	0	0	0	
Inning Stats	R: 0 E: 0 K: 1 S: 6	H: 0 LOB: 0 BB: 0 P: 8	R: 0 E: 0 K: 1 S: 12	H: 1 LOB: 1 BB: 0 P: 24	R: 0 E: 0 K: 2 S: 9	H: 0 LOB: 0 BB: 0 P: 14	R: 0 E: 0 K: 0 S: 5	H: 1 LOB: 1 BB: 0 P: 7	R: 0 E: 0 K: 0 S: 7	H: 0 LOB: 0 BB: 0 P: 11	R: 0 E: 0 K: 1 S: 7	H: 1 LOB: 0 BB: 0 P: 14	R: 0 E: 0 K: 0 S: 11	H: 0 LOB: 0 BB: 0 P: 18	R: 8 E: 0 K: 0 S: 11	SF: 0 2B: 1 3B: 0 HR: 0	WP: 0 PA: 51					
PITCHER	IP: 5.0 WLS: 17 BF: 2 H: 0 R: 0 ER: 0 SO: 3 BB: 0 IBB: 0 HBP: 0 BLK: 0 WP: 0 HR: 0 S: 52 P: 81 ERA: 0.00 WHIP: 0.400	IP: 1.0 WLS: 3 BF: 0 H: 0 R: 0 ER: 0 SO: 0 BB: 0 IBB: 0 HBP: 0 BLK: 0 WP: 0 HR: 7 S: 11 P: 11 ERA: 0.00 WHIP: 0.000	IP: 2.0 WLS: 8 BF: 1 H: 0 R: 0 ER: 0 SO: 2 BB: 0 IBB: 0 HBP: 0 BLK: 0 WP: 0 HR: 26 S: 41 P: 11 ERA: 0.00 WHIP: 0.500	IP: 1.0 WLS: 3 BF: 1 H: 0 R: 0 ER: 0 SO: 0 BB: 0 IBB: 0 HBP: 0 BLK: 0 WP: 0 HR: 7 S: 11 P: 11 ERA: 0.00 WHIP: 1.000	IP: 1.0 WLS: 4 BF: 1 H: 0 R: 0 ER: 0 SO: 0 BB: 0 IBB: 0 HBP: 0 BLK: 0 WP: 0 HR: 8 S: 10 P: 10 ERA: 0.00 WHIP: 1.000	IP: 4.0 WLS: 16 BF: 3 H: 0 R: 0 ER: 0 SO: 1 BB: 0 IBB: 0 HBP: 0 BLK: 0 WP: 0 HR: 34 S: 60 P: 60 ERA: 0.00 WHIP: 1.000																

Arizona Diamondbacks @ Los Angeles Dodgers
Dodger Stadium, Los Angeles, CA
Wed Jun 02 2010, 12:12 PM - 4:26 PM PDT
Att: 35,355 - Cloudy - 71 F

AB: 47
R: 0
H: 8
RBI: 0
BB: 1
SO: 6
LOB: 19



Batter	1	2	3	4	5	6	7	8	9	10	11	12	13	14	AB	R	H	RBI	BB	SO	LOB	BOTTOM
14 Jamey Carroll, R OBP: 0.399, SLG: 0.325															5	0	3	0	1	2	2	
27 Matt Kemp, R OBP: 0.342, SLG: 0.512															5	1	1	0	1	2	2	
16 Andre Ethier, L OBP: 0.422, SLG: 0.676															6	0	0	0	0	2	4	
7 James Loney, L OBP: 0.320, SLG: 0.422															6	0	1	0	0	1	1	
9 Garret Anderson, L OBP: 0.182, SLG: 0.241															6	0	1	1	0	1	1	
3 Ronnie Belliard, R OBP: 0.351, SLG: 0.409															2	0	0	0	2	0	0	
59 Travis Schlichting, R ERA: 1.87															1	0	0	0	0	0	0	
33 Blake DeWitt, L OBP: 0.285, SLG: 0.327															2	0	0	0	0	0	0	
45 Justin Miller, R OBP: 0.269, SLG: 0.269															0	0	0	0	0	0	0	
99 Money Williams, R OBP: 0.269, SLG: 0.269															0	0	0	0	0	0	0	
54 Ronald Belisario, R OBP: 0.356, SLG: 0.356															2	0	0	0	0	0	2	
15 Rafael Furcal, S OBP: 0.350, SLG: 0.350															0	0	0	0	0	0	0	
17 A.J. Ellis, R OBP: 0.269, SLG: 0.269															3	0	0	0	0	1	0	
55 Russell Martin, R OBP: 0.346, SLG: 0.350															1	0	0	0	1	0	2	
37 Carlos Monasterios, R OBP: 0.269, SLG: 0.269															1	0	0	0	0	1	0	
38 Ramon Troncoso, R OBP: 0.343, SLG: 0.472															4	0	1	0	0	0	0	
Inning Stats	R: 0 E: 0 K: 1 S: 9	H: 0 LOB: 0 BB: 1 P: 15	R: 0 E: 0 K: 1 S: 8	H: 0 LOB: 0 BB: 0 P: 11	R: 0 E: 0 K: 2 S: 14	H: 0 LOB: 0 BB: 0 P: 18	R: 0 E: 0 K: 0 S: 5	H: 1 LOB: 0 BB: 0 P: 15	R: 0 E: 0 K: 0 S: 6	H: 1 LOB: 0 BB: 0 P: 10	R: 0 E: 0 K: 1 S: 7	H: 0 LOB: 0 BB: 0 P: 14	R: 0 E: 0 K: 1 S: 7	H: 0 LOB: 0 BB: 0 P: 10	R: 1 E: 0 K: 0 S: 16	SF: 0 2B: 2 3B: 0 HR: 0	WP: 2 PA: 50					
PITCHER	IP: 9.0 WLS: 30 BF: 3 H: 0 R: 0 ER: 0 SO: 6 BB: 3 IBB: 0 HBP: 0 BLK: 0 WP: 1 HR: 0 S: 80 P: 123 ERA: 0.00 WHIP: 0.667	IP: 1.0 WLS: 5 BF: 1 H: 0 R: 0 ER: 0 SO: 3 BB: 0 IBB: 0 HBP: 0 BLK: 0 WP: 0 HR: 16 S: 24 P: 18 ERA: 0.00 WHIP: 0.000	IP: 1.2 WLS: 9 BF: 3 H: 1 R: 1 ER: 1 SO: 3 BB: 1 IBB: 0 HBP: 0 BLK: 0 WP: 0 HR: 25 S: 39 P: 39 ERA: 5.40 WHIP: 2.400																			

Arizona Diamondbacks @ Los Angeles Dodgers
Dodger Stadium, Los Angeles, CA
Wed Jun 02 2010, 12:12 PM - 4:26 PM PDT
Att: 35,355 - Cloudy - 71 F

AB: 45
R: 1
H: 7
RBI: 1
BB: 5
SO: 11
LOB: 15



Batter	1	2	3	4	5	6	7	8	9	AB	R	H	RBI	BB	SO	LOB	TOP						
14 Martin Prado, R OBP: 0.363, SLG: 0.444										5	1	1	0	0	2	1							
4 Omar Infante, R OBP: 0.339, SLG: 0.382										4	2	1	0	1	0	1							
22 Jason Heyward, L OBP: 0.402, SLG: 0.537										5	0	0	0	0	5	3							
25 Troy Glaus, R OBP: 0.374, SLG: 0.465										3	1	0	0	1	2	3							
19 Yunel Escobar, R OBP: 0.241, SLG: 0.291										4	0	3	3	0	0	0							
53 Melky Cabrera, S OBP: 0.374, SLG: 0.289										3	0	0	0	1	0	3							
8 David Ross, R OBP: 0.417, SLG: 0.347										3	0	1	0	1	1	2							
24 Nate McLouth, L OBP: 0.296, SLG: 0.288										4	0	0	0	0	0	4							
11 Kenshin Kawakami, R OBP: 0.263, SLG: 0.188										2	0	0	0	1	1	3							
34 Eric O'Flaherty, L ERA: 1.2										0	0	0	0	0	0	0							
7 Brooks Conrad, S OBP: 0.178, SLG: 0.235										1	0	0	0	0	0	0							
43 Jesse Chavez, R ERA: 1.07										0	0	0	0	0	0	0							
Inning Stats	R: 0 H: 0 E: 0 K: 3 S: 10	H: 0 LOB: 1 BB: 0 P: 10	R: 0 H: 1 E: 0 K: 1 S: 12	H: 1 LOB: 2 BB: 1 P: 21	R: 2 H: 2 E: 1 K: 2 S: 14	LOB: 2 BB: 1 P: 26	R: 0 H: 0 E: 0 K: 0 S: 7	H: 0 LOB: 1 BB: 1 P: 13	R: 0 H: 0 E: 0 K: 1 S: 7	H: 0 LOB: 0 BB: 0 P: 12	R: 0 H: 1 E: 0 K: 0 S: 6	H: 1 LOB: 1 BB: 1 P: 11	R: 2 H: 2 E: 0 K: 1 S: 16	H: 2 LOB: 1 BB: 1 P: 27	R: 0 H: 0 E: 0 K: 1 S: 9	H: 0 LOB: 0 BB: 0 P: 10	R: 0 H: 0 E: 0 K: 2 S: 9	H: 0 LOB: 0 BB: 0 P: 11	1B: 5 2B: 1 3B: 0 HR: 0	SF: 0 SAC: 0 DP: 0 HBP: 0	WP: 0 PB: 1 SB: 0 CS: 0	PA: 39	
PITCHER	IP WLS BF H R ER SO BB IBB HBP BLK WP HR S P ERA WHIP	6.2 30E 31 5 4 3 8 5 0 0 0 0 0 67 110 4.05 1.500	7.1 1.1 W 5 1 0 0 1 0 0 0 0 0 0 0 14 20 0.00 0.750	6.1 1.0 S 3 0 0 0 2 0 0 0 0 0 0 0 9 11 0.00 0.000																			

Atlanta Braves @ Los Angeles Dodgers
Dodger Stadium, Los Angeles, CA
Fri Jun 04 2010, 7:11 PM - 10:01 PM PDT
Att: 42,459 - Clear - 71 F

livebaseballscores.com

AB 34
R 4
H 6
RBI 3
BB 5
SO 11
LOB 20

Batter	1	2	3	4	5	6	7	8	9	AB	R	H	RBI	BB	SO	LOB	BOTTOM				
15 Rafael Furcal, S OBP: 0.333, SLG: 0.380										3	2	1	1	1	0	3					
27 Matt Kemp, R OBP: 0.339, SLG: 0.502										3	1	1	1	0	1	0					
16 Andre Ethier, L OBP: 0.420, SLG: 0.678										3	1	1	1	0	0	0					
99 Manny Ramirez, R OBP: 0.375, SLG: 0.434										3	0	1	0	1	1	1					
5 Reed Johnson, R OBP: 0.330, SLG: 0.410										0	0	0	0	0	0	0					
7 James Loney, L OBP: 0.326, SLG: 0.423										3	0	1	1	1	1	1					
3 Ronnie Belliard, R OBP: 0.354, SLG: 0.423										4	0	1	1	0	1	2					
55 Russell Martin, R OBP: 0.338, SLG: 0.346										4	0	1	0	0	0	2					
14 Jamey Carroll, R OBP: 0.400, SLG: 0.339										4	0	2	0	0	0	1					
22 Clayton Kershaw, L ERA: 4.91										3	1	1	0	0	0	2					
56 Hung-Chih Kuo, L ERA: 2.38										0	0	0	0	0	0	0					
9 Garret Anderson, L OBP: 0.178, SLG: 0.235										1	0	0	0	0	0	0					
51 Jonathan Broxton, R ERA: 7.04										0	0	0	0	0	0	0					
Inning Stats	R: 2 H: 2 E: 0 K: 0 S: 15	H: 2 LOB: 2 BB: 2 P: 29	R: 2 H: 2 E: 0 K: 0 S: 8	H: 2 LOB: 0 BB: 0 P: 11	R: 0 H: 0 E: 0 K: 2 S: 10	H: 0 LOB: 0 BB: 0 P: 17	R: 0 H: 1 E: 0 K: 0 S: 9	H: 1 LOB: 1 BB: 0 P: 14	R: 0 H: 1 E: 0 K: 1 S: 7	H: 1 LOB: 1 BB: 0 P: 10	R: 0 H: 2 E: 0 K: 0 S: 10	H: 2 LOB: 2 BB: 0 P: 16	R: 1 H: 2 E: 0 K: 1 S: 9	H: 2 LOB: 1 BB: 1 P: 18	R: 0 H: 0 E: 0 K: 0 S: 9	H: 0 LOB: 0 BB: 0 P: 14	1B: 5 2B: 4 3B: 1 HR: 0	SF: 2 SAC: 0 DP: 1 HBP: 0	WP: 0 PB: 0 SB: 1 CS: 0	PA: 36	
PITCHER	IP WLS BF H R ER SO BB IBB HBP BLK WP HR S P ERA WHIP	6.1 L 31 5 5 4 4 1 2 0 0 0 0 0 3 5 0.00 1.500	7.1 0.2 2 1 0 0 0 0 0 0 0 0 0 0 0.00 0.000	6.1 1.0 3 0 0 0 0 0 0 0 0 0 0 9 14 0.00 0.000																	

Atlanta Braves @ Los Angeles Dodgers
Dodger Stadium, Los Angeles, CA
Fri Jun 04 2010, 7:11 PM - 10:01 PM PDT
Att: 42,459 - Clear - 71 F

livebaseballscores.com

AB 31
R 5
H 10
RBI 5
BB 3
SO 4
LOB 12

Batter	1	2	3	4	5	6	7	8	9	AB	R	H	RBI	BB	SO	LOB	TOP					
14 Martín Prado, R OBP: 0.365, SLG: 0.445	P3		22 1B		G6-3		SH3-4	4 BB 16 1B		4	1	2	0	0	0	0						
4 Omar Infante, R OBP: 0.350, SLG: 0.386	K		L7				22 BB 16 2B	16 1B		4	1	2	2	1	1	1						
22 Jason Heyward, L OBP: 0.402, SLG: 0.531	P4		16 FC6		G4-3		16 2B	K		4	1	1	0	1	1	4						
16 Brian McCann, L OBP: 0.389, SLG: 0.409		19 BB	FC6				K	25 HR		4	1	2	4	1	1	2						
25 Troy Glaus, R OBP: 0.371, SLG: 0.474	K		G6-3		G6-3		G6-3	F9		5	1	1	2	0	1	3						
20 Eric Hinske, L OBP: 0.385, SLG: 0.570	F7		G3-1				K	19 G6-4-3		4	0	1	0	0	0	1						
39 Jonny Venters, L										0	0	0	0	0	0	0						
58 Peter Moylan, R										0	0	0	0	0	0	0						
1 Grégor Blanco, L OBP: 1.000, SLG: 1.500								53 FC4-6		1	0	1	0	0	0	0						
46 Craig Kimbrel, R										0	0	0	0	0	0	0						
19 Yunel Escobar, R OBP: 0.331, SLG: 0.297										4	1	2	0	1	1	2						
24 Nate McLouth, L OBP: 0.299, SLG: 0.287	G3		L4							4	2	1	0	1	0	4						
48 Tommy Hanson, R OBP: 0.125, SLG: 0.130										2	0	0	0	0	1	0						
7 Brooks Conrad, S OBP: 0.333, SLG: 0.690										1	1	1	1	0	0	0						
53 Melky Cabrera, S OBP: 0.300, SLG: 0.286										2	0	0	0	0	1	2						
Inning Stats	R: 0 E: 0 K: 1 S: 8	H: 0 LOB: 0 BB: 0 P: 11	R: 0 E: 0 K: 1 S: 14	H: 0 LOB: 2 BB: 2 P: 26	R: 0 E: 0 K: 1 S: 12	H: 2 LOB: 0 BB: 0 P: 16	R: 0 E: 0 K: 0 S: 12	H: 1 LOB: 1 BB: 0 P: 19	R: 0 E: 0 K: 0 S: 10	H: 1 LOB: 0 BB: 0 P: 17	R: 0 E: 0 K: 2 S: 8	H: 0 LOB: 0 BB: 0 P: 13	R: 7 E: 0 K: 0 S: 23	H: 7 LOB: 0 BB: 1 P: 36	R: 2 E: 0 K: 2 S: 15	H: 2 LOB: 2 BB: 2 P: 30	R: 0 E: 0 K: 1 S: 9	H: 1 LOB: 1 BB: 0 P: 13	1B: 12 2B: 1 3B: 0 HR: 1	SF: 0 SAC: 1 DP: 1 HBP: 0	WP: 0 PB: 0 SB: 0 CS: 0	PA: 45
PITCHER	IP	WLS	BF	H	R	ER	SO	BB	IBB	HBP	BLK	WP	HR	S	P	ERA	WHIP					
58 Chad Billingsley, R ERA: 3.8	6.0	L	27	7	3	3	5	2	0	0	0	0	0	70	110	4.50	1.500					
38 Ramon Troncoso, R ERA: 5.54	0.1	B	4	2	2	2	0	1	0	0	0	0	0	7	14	54.00	9.000					
54 Ronald Belisario, R ERA: 5.75	0.2		3	2	2	2	0	0	0	0	0	0	1	10	14	27.00	3.000					
49 Charlie Haeger, R ERA: 8.53	2.0		11	3	2	2	3	2	0	0	0	0	0	24	43	9.00	2.500					

Atlanta Braves @ Los Angeles Dodgers
Dodger Stadium, Los Angeles, CA
Sat Jun 05 2010, 7:11 PM - 10:45 PM PDT
Att: 48,207 - Clear - 74 F

livebaseballscores.com

AB 39
R 9
H 14
RBI 9
BB 5
SO 8
LOB 19

Braves

Batter	1	2	3	4	5	6	7	8	9	AB	R	H	RBI	BB	SO	LOB	BOTTOM					
15 Rafael Furcal, S OBP: 0.343, SLG: 0.389	27 G6-4-3				G3					5	0	3	1	0	1	1						
27 Matt Kemp, R OBP: 0.336, SLG: 0.504	G6-4-3		16 SF7		F9		99 WP			5	1	1	0	0	2	4						
16 Andre Ethier, L OBP: 0.419, SLG: 0.669	99 1B		SF7		7 S					2	0	0	1	2	1	3						
99 Manny Ramirez, R OBP: 0.376, SLG: 0.441	BB		3-H		BB					5	0	2	0	0	2	4						
7 James Loney, L OBP: 0.325, SLG: 0.417	1B				BB					5	0	2	0	0	2	4						
55 Russell Martin, R OBP: 0.336, SLG: 0.344	K		14 FC6-4		G4-3					3	0	0	0	0	1	3						
14 Jamey Carroll, R OBP: 0.396, SLG: 0.336										4	0	1	0	0	1	3						
33 Blake DeWitt, L OBP: 0.345, SLG: 0.367										4	2	2	0	0	1	1						
58 Chad Billingsley, R OBP: 0.240, SLG: 0.182										3	0	1	1	0	2	1						
38 Ramon Troncoso, R										0	0	0	0	0	0	0						
54 Ronald Belisario, R										0	0	0	0	0	0	0						
49 Charlie Haeger, R										0	0	0	0	0	0	0						
9 Garret Anderson, L OBP: 0.176, SLG: 0.233										1	0	0	0	0	1	1						
Inning Stats	R: 0 E: 0 K: 1 S: 16	H: 2 LOB: 2 BB: 1 P: 26	R: 1 E: 0 K: 1 S: 11	H: 3 LOB: 1 BB: 0 P: 17	R: 1 E: 0 K: 0 S: 15	H: 2 LOB: 2 BB: 0 P: 23	R: 0 E: 0 K: 1 S: 11	H: 0 LOB: 0 BB: 0 P: 16	R: 0 E: 0 K: 1 S: 9	H: 0 LOB: 1 BB: 1 P: 18	R: 0 E: 0 K: 2 S: 13	H: 1 LOB: 1 BB: 0 P: 18	R: 0 E: 0 K: 2 S: 13	H: 1 LOB: 0 BB: 0 P: 21	R: 0 E: 0 K: 2 S: 10	H: 0 LOB: 2 BB: 0 P: 17	R: 1 E: 0 K: 3 S: 16	H: 2 LOB: 2 BB: 0 P: 26	1B: 7 2B: 3 3B: 1 HR: 0	SF: 1 SAC: 0 DP: 2 HBP: 1	WP: 1 PB: 1 SB: 1 CS: 0	PA: 40
PITCHER	IP	WLS	BF	H	R	ER	SO	BB	IBB	HBP	BLK	WP	HR	S	P	ERA	WHIP					
48 Tommy Hanson, R ERA: 3.71	6.0	W	27	8	2	2	6	2	0	0	0	1	0	75	118	3.00	1.667					
39 Jonny Venters, L ERA: 1.21	1.0		4	1	0	0	2	0	0	0	0	0	0	13	21	0.00	1.000					
58 Peter Moylan, R ERA: 2.66	1.0		3	0	0	0	2	0	0	0	0	0	0	10	17	0.00	0.000					
46 Craig Kimbrel, R ERA: 2.08	1.0		6	2	1	0	3	0	0	0	0	0	0	16	26	0.00	2.000					

Atlanta Braves @ Los Angeles Dodgers
Dodger Stadium, Los Angeles, CA
Sat Jun 05 2010, 7:11 PM - 10:45 PM PDT
Att: 48,207 - Clear - 74 F

livebaseballscores.com

AB 36
R 3
H 11
RBI 3
BB 2
SO 13
LOB 23

Dodgers

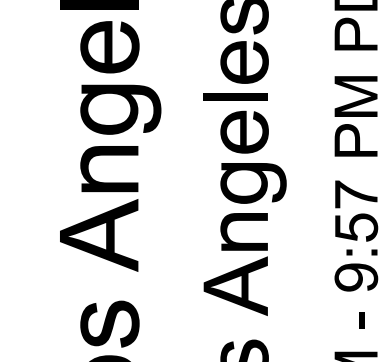
Batter	1	2	3	4	5	6	7	8	9	AB	R	H	RBI	BB	SO	LOB	TOP			
3 Felipe Lopez, S OBP: 0.366, SLG: 0.439	F7		2B			BB	1B			3	0	2	2	1	0	0	St. Louis Cardinals @ Los Angeles Dodgers Dodger Stadium, Los Angeles, CA Mon Jun 07 20:10, 7:11 PM - 9:57 PM PDT Att: 44,876 - Partly Cloudy - 70 F			
13 Brendan Ryan, R OBP: 0.280, SLG: 0.308	L4		G6-3			L9	P2			4	0	0	0	0	0	3				
5 Albert Pujols, R OBP: 0.426, SLG: 0.571	G3-1					P5				4	0	0	0	0	0	1				
7 Matt Holliday, R OBP: 0.379, SLG: 0.460		F9				G4-3				3	0	0	0	0	0	1				
34 Nick Stavinoha, R OBP: 0.320, SLG: 0.438										1	0	0	0	0	1	0				
47 Ryan Ludwick, R OBP: 0.367, SLG: 0.509										4	2	2	2	0	0	0				
44 Randy Winn, S OBP: 0.312, SLG: 0.318										3	1	2	0	1	0	0				
55 Skip Schumaker, L OBP: 0.313, SLG: 0.312										3	1	1	0	1	0	1				
21 Jason LaRue, R OBP: 0.242, SLG: 0.300										4	0	0	0	0	0	5				
53 Blake Hawksworth, R OBP: 0.167, SLG: 0.167										1	0	0	0	0	0	0				
23 David Freese, R OBP: 0.351, SLG: 0.443										1	0	0	0	0	0	1				
40 P.J. Walters, R OBP: 0.179, SLG: 0.244										1	0	0	0	0	1	2				
12 Aaron Miles, S OBP: 0.167, SLG: 0.167										1	0	0	0	0	0	1				
Inning Stats	R: 0 E: 0 K: 0 S: 7	H: 0 LOB: 0 BB: 0 P: 9	R: 1 E: 0 K: 0 S: 5	H: 1 LOB: 0 BB: 0 P: 9	R: 0 E: 0 K: 0 S: 8	H: 1 LOB: 1 BB: 0 P: 13	R: 0 E: 0 K: 0 S: 7	H: 0 LOB: 1 BB: 2 P: 10	R: 0 E: 0 K: 0 S: 12	H: 0 LOB: 1 BB: 2 P: 22	R: 3 E: 0 K: 1 S: 19	H: 4 LOB: 1 BB: 0 P: 28	R: 0 E: 0 K: 1 S: 8	H: 0 LOB: 0 BB: 0 P: 9	R: 0 E: 0 K: 0 S: 6	H: 1 LOB: 1 BB: 0 P: 10	1B: 3 2B: 2 3B: 0 HR: 2	SF: 0 SAC: 0 DP: 1 HBP: 0	WP: 0 PB: 0 SB: 2 CS: 0	PA: 36
PITCHER	IP WLS BF H R ER SO	IP WLS BF H R ER SO	IP WLS BF H R ER SO	IP WLS BF H R ER SO	IP WLS BF H R ER SO	IP WLS BF H R ER SO	IP WLS BF H R ER SO	IP WLS BF H R ER SO	IP WLS BF H R ER SO	IP WLS BF H R ER SO	IP WLS BF H R ER SO	IP WLS BF H R ER SO	IP WLS BF H R ER SO	IP WLS BF H R ER SO	IP WLS BF H R ER SO	IP WLS BF H R ER SO	ERA WHIP	ERA WHIP	ERA WHIP	
37 Carlos Monasterios, R ERA: 2.27	6.0	W	24	4	3	3	0	3	0	0	0	0	0	0	0	0	0	4.50	1.167	
45 Justin Miller, R ERA: 1.23	1.0		5	2	1	1	1	0	0	0	0	0	0	0	0	0	0	9.00	2.000	
50 Jon Link, R ERA: 4.15	2.0		7	1	0	0	1	0	0	0	0	0	0	0	0	0	0	0.00	0.500	

Batter	1	2	3	4	5	6	7	8	9	AB	R	H	RBI	BB	SO	LOB	BOTTOM			
15 Rafael Furcal, S OBP: 0.347, SLG: 0.415			G6-3			G6-3	F8			5	1	2	2	0	0	2	St. Louis Cardinals @ Los Angeles Dodgers Dodger Stadium, Los Angeles, CA Mon Jun 07 20:10, 7:11 PM - 9:57 PM PDT Att: 44,876 - Partly Cloudy - 70 F			
27 Matt Kemp, R OBP: 0.342, SLG: 0.502						G6-3				4	1	2	1	1	1	1				
16 Andre Ethier, L OBP: 0.412, SLG: 0.650										4	1	1	0	1	1	2				
99 Manny Ramirez, R OBP: 0.372, SLG: 0.443										3	1	1	0	0	0	2				
5 Reed Johnson, R OBP: 0.341, SLG: 0.419										2	1	2	0	0	0	0				
7 James Loney, L OBP: 0.332, SLG: 0.413										2	2	0	0	3	0	3				
3 Ronnie Belliard, R OBP: 0.368, SLG: 0.427										3	2	2	1	1	1	1				
33 Blake DeWitt, L OBP: 0.358, SLG: 0.399										3	2	2	5	0	1	0				
17 A.J. Ellis, R OBP: 0.265, SLG: 0.258										4	1	1	1	0	1	2				
37 Carlos Monasterios, R OBP: 0.143, SLG: 0.143										2	0	0	0	0	1	0				
45 Justin Miller, R ERA: 1.23										0	0	0	0	0	0	0				
9 Garret Anderson, L OBP: 0.179, SLG: 0.244										1	0	1	1	0	0	0				
50 Jon Link, R ERA: 4.15										0	0	0	0	0	0	0				
Inning Stats	R: 2 E: 0 K: 1 S: 8	H: 3 LOB: 1 BB: 1 P: 18	R: 0 E: 0 K: 3 S: 10	H: 0 LOB: 0 BB: 0 P: 14	R: 0 E: 0 K: 0 S: 3	H: 0 LOB: 0 BB: 1 P: 9	R: 4 E: 0 K: 1 S: 15	H: 4 LOB: 1 BB: 1 P: 26	R: 4 E: 0 K: 0 S: 18	H: 2 LOB: 0 BB: 2 P: 36	R: 0 E: 0 K: 1 S: 7	H: 0 LOB: 0 BB: 0 P: 9	R: 2 E: 0 K: 0 S: 11	H: 3 LOB: 2 BB: 1 P: 18	R: 0 E: 0 K: 0 S: 5	H: 2 LOB: 1 BB: 0 P: 9	1B: 10 2B: 3 3B: 0 HR: 1	SF: 1 SAC: 1 DP: 3 HBP: 0	WP: 1 PB: 1 SB: 2 CS: 0	PA: 41
PITCHER	IP WLS BF H R ER SO	IP WLS BF H R ER SO	IP WLS BF H R ER SO	IP WLS BF H R ER SO	IP WLS BF H R ER SO	IP WLS BF H R ER SO	IP WLS BF H R ER SO	IP WLS BF H R ER SO	IP WLS BF H R ER SO	IP WLS BF H R ER SO	IP WLS BF H R ER SO	IP WLS BF H R ER SO	IP WLS BF H R ER SO	IP WLS BF H R ER SO	IP WLS BF H R ER SO	IP WLS BF H R ER SO	ERA WHIP	ERA WHIP	ERA WHIP	
53 Blake Hawksworth, R ERA: 7.94	4.0	L	20	7	6	6	1	3	0	0	0	0	0	0	0	0	13.50	2.500		
40 P.J. Walters, R ERA: 7.94	4.0		21	7	6	6	1	3	0	0	0	0	0	0	0	0	13.50	2.500		

AB 33
R 4
H 7
RBI 4
BB 3
SO 2
LOB 15



AB 33
R 12
H 14
RBI 11
BB 6
SO 6
LOB 13



Batter	1	2	3	4	5	6	7	8	9	AB	R	H	RBI	BB	SO	LOB	TOP				
3 Felipe Lopez, S OBP: 0.359, SLG: 0.421	F9		K		G5-4-3			L3		4	0	0	0	0	1	1	St. Louis Cardinals @ Los Angeles Dodgers Dodger Stadium, Los Angeles, CA Wed Jun 09 2010, 7:11 PM - 9:55 PM PDT Att: 43,299 - Partly Cloudy - 67 F				
12 Aaron Miles, S OBP: 0.300, SLG: 0.300	K2-3			1B				G4-3		4	1	2	0	0	1	0					
5 Albert Pujols, R OBP: 0.421, SLG: 0.557				P4					1B	3	0	1	0	1	0	2					
7 Matt Holliday, R OBP: 0.375, SLG: 0.450	K			47 HR				F9		3	1	0	0	1	2	3					
47 Ryan Ludwick, R OBP: 0.364, SLG: 0.513	P4							F8		4	1	1	3	0	0	2					
4 Yadier Molina, R OBP: 0.330, SLG: 0.330	K			HR						4	0	1	0	0	1	0					
44 Randy Winn, S OBP: 0.306, SLG: 0.324	G4-3			G5-3						4	0	1	0	0	1	0					
55 Skip Schumaker, L OBP: 0.307, SLG: 0.306										4	0	0	0	0	1	2					
50 Adam Wainwright, R (1, 1) ERA: 3.13										2	0	1	0	0	1	0					
30 Jason Motte, R (7, 1) ERA: 5.01										0	0	0	0	0	0	0					
23 David Freese, R (8, PH) OBP: 0.380, SLG: 0.440										0	0	0	0	0	0	0					
28 Colby Rasmus, L (8, PH) OBP: 0.403, SLG: 0.565										1	0	0	0	0	1	0					
41 Mitchell Boggs, R (8, 1)										0	0	0	0	0	0	0					
Inning Stats	R: 0 E: 0 K: 2 S: 10	H: 0 LOB: 1 BB: 1 P: 19	R: 0 E: 0 K: 1 S: 8	H: 0 LOB: 0 BB: 0 P: 12	R: 0 E: 0 K: 3 S: 10	H: 0 LOB: 0 BB: 0 P: 15	R: 3 E: 0 K: 1 S: 15	H: 2 LOB: 0 BB: 1 P: 25	R: 0 E: 0 K: 1 S: 9	H: 1 LOB: 0 BB: 0 P: 14	R: 0 E: 0 K: 1 S: 11	H: 0 LOB: 0 BB: 0 P: 16	R: 0 E: 0 K: 1 S: 6	H: 0 LOB: 2 BB: 0 P: 11	R: 0 E: 0 K: 0 S: 8	H: 2 LOB: 2 BB: 0 P: 12	1B: 4 2B: 1 3B: 0 HR: 1	SF: 0 SAC: 0 DP: 1 HBP: 0	WP: 0 PB: 0 SB: 0 CS: 0	PA: 34	
PITCHER	IP	WLS	BF	H	R	ER	SO	BB	IBB	HBP	BLK	WP	HR	S	P	ERA	WHIP				
22 Clayton Kershaw, L (1, 1)	7.0	W	26	4	3	3	10	2	0	0	0	0	1	73	113	3.86	0.857				
54 Ronald Belisario, R (8, 1)	1.0	H	3	0	0	0	1	0	0	0	0	0	0	6	11	0.00	0.000				
51 Jonathan Broxton, R (9, 1)	1.0	S	5	2	0	0	0	0	0	0	0	0	0	8	12	0.00	2.000				

Batter	1	2	3	4	5	6	7	8	9	AB	R	H	RBI	BB	SO	LOB	BOTTOM				
15 Rafael Furcal, S OBP: 0.346, SLG: 0.406	G4-3				F9					4	0	0	0	1	1	0	St. Louis Cardinals @ Los Angeles Dodgers Dodger Stadium, Los Angeles, CA Wed Jun 09 2010, 7:11 PM - 9:55 PM PDT Att: 43,299 - Partly Cloudy - 67 F				
27 Matt Kemp, R OBP: 0.338, SLG: 0.488					G1-3					4	0	0	0	1	1	2					
16 Andre Ethier, L OBP: 0.422, SLG: 0.667										4	1	2	0	0	1	2					
99 Manny Ramirez, R (1, 7) OBP: 0.379, SLG: 0.469										2	2	1	2	2	1	1					
5 Reed Johnson, R (9, 7)										0	0	0	0	0	0	0					
7 James Loney, L OBP: 0.341, SLG: 0.422										4	1	4	0	0	0	0					
23 Casey Blake, R OBP: 0.337, SLG: 0.457										2	0	0	0	1	1	3					
33 Blake DeWitt, L (1, 4) OBP: 0.354, SLG: 0.398										4	0	1	2	0	2	5					
54 Ronald Belisario, R (8, 1)										0	0	0	0	0	0	0					
51 Jonathan Broxton, R (9, 1)										0	0	0	0	0	0	0					
55 Russell Martin, R OBP: 0.347, SLG: 0.349										3	0	1	0	1	0	3					
22 Clayton Kershaw, L (1, 1) ERA: 2.3										2	0	0	0	0	0	3					
14 Jamey Carroll, R (8, 4) OBP: 0.361, SLG: 0.321										1	0	0	0	0	0	0					
Inning Stats	R: 2 E: 0 K: 0 S: 13	H: 3 LOB: 2 BB: 2 P: 27	R: 0 E: 0 K: 2 S: 12	H: 1 LOB: 2 BB: 1 P: 19	R: 2 E: 0 K: 0 S: 15	H: 2 LOB: 1 BB: 1 P: 24	R: 0 E: 0 K: 1 S: 10	H: 1 LOB: 1 BB: 0 P: 15	R: 0 E: 0 K: 2 S: 10	H: 1 LOB: 2 BB: 1 P: 18	R: 0 E: 0 K: 1 S: 6	H: 0 LOB: 0 BB: 0 P: 10	R: 0 E: 0 K: 1 S: 11	H: 1 LOB: 2 BB: 1 P: 16	R: 0 E: 0 K: 0 S: 8	H: 0 LOB: 0 BB: 0 P: 13	1B: 6 2B: 2 3B: 0 HR: 1	SF: 0 SAC: 2 DP: 0 HBP: 0	WP: 0 PB: 0 SB: 0 CS: 1	PA: 38	
PITCHER	IP	WLS	BF	H	R	ER	SO	BB	IBB	HBP	BLK	WP	HR	S	P	ERA	WHIP				
50 Adam Wainwright, R (1, 1)	6.0	L	30	8	4	4	6	4	1	0	0	0	1	66	113	6.00	2.000				
30 Jason Motte, R (7, 1)	1.0		5	1	0	0	1	1	0	0	0	0	0	11	16	0.00	2.000				
41 Mitchell Boggs, R (8, 1)	1.0		3	0	0	0	0	0	0	0	0	0	0	8	13	0.00	0.000				

AB	32
R	3
H	6
RBI	3
BB	2
SO	11
LOB	10



AB	30
R	4
H	9
RBI	4
BB	6
SO	7
LOB	19



Batter	1	2	3	4	5	6	7	8	9	AB	R	H	RBI	BB	SO	LOB	TOP								
2 Erick Aybar, S OBP: 0.341, SLG: 0.359	F7		G6-4-3 1B			F9 1B		G6-3		5	2	3	0	0	0	0	Los Angeles Angels @ Los Angeles Dodgers Dodger Stadium, Los Angeles, CA Fri Jun 11 2010, 7:12 PM - 9:56 PM PDT Att: 52,407 - Cloudy - 67 F								
13 Maicer Izturis, S OBP: 0.347, SLG: 0.402	G4-3		G6-4-3			F9 1B				5	1	2	0	0	0	4									
53 Bobby Abreu, L OBP: 0.344, SLG: 0.417 27 Michael Ryan, L OBP: 0.237, SLG: 0.333	G1-3		G6-4-3 1B			F8 1B		G6-3		4	1	1	2	1	0	3									
48 Torii Hunter, R OBP: 0.355, SLG: 0.500		G3-1 BB	G4-3 1B			F9 1B				3	1	2	3	1	1	0									
55 Hideki Matsui, L OBP: 0.333, SLG: 0.434 77 Reggie Willits, S OBP: 0.377, SLG: 0.311	G3-1		G4-3			G3				4	0	1	3	0	0	4									
44 Mike Napoli, R OBP: 0.318, SLG: 0.480	K					K				5	0	0	0	0	4	3									
47 Howie Kendrick, R OBP: 0.293, SLG: 0.385										5	1	3	2	0	0	0									
39 Robb Quinlan, R OBP: 0.179, SLG: 0.222	G4-3		G5-3			P3		G4-3		5	0	0	0	0	0	3									
35 Joel Pineiro, R OBP: 0.318, SLG: 0.480			K 1B			K				2	3	0	0	2	2	0									
Inning Stats	R: 0 E: 0 K: 0 S: 11	H: 0 LOB: 0 BB: 0 P: 15	R: 0 E: 0 K: 1 S: 15	H: 1 LOB: 2 BB: 1 P: 25	R: 1 E: 0 K: 1 S: 15	H: 3 LOB: 2 BB: 0 P: 25	R: 0 E: 0 K: 0 S: 7	H: 0 LOB: 0 BB: 0 P: 11	R: 3 E: 0 K: 1 S: 11	H: 2 LOB: 1 BB: 1 P: 18	R: 4 E: 0 K: 0 S: 16	H: 4 LOB: 1 BB: 2 P: 31	R: 0 E: 0 K: 1 S: 8	H: 0 LOB: 0 BB: 0 P: 11	R: 0 E: 0 K: 1 S: 10	H: 1 LOB: 1 BB: 0 P: 13		R: 2 E: 0 K: 2 S: 14	H: 2 LOB: 0 BB: 0 P: 20	1B: 9 2B: 3 3B: 0 HR: 1	SF: 0 SAC: 0 DP: 1 HBP: 1	WP: 1 PB: 0 SB: 0 CS: 0	PA: 44		
PITCHER	IP	WLS	BF	H	R	ER	SO	BB	IBB	HBP	BLK	WP	HR	S	P	ERA	WHIP								
58 Chad Billingsley, R ERA: 4.34	5.2	L	29	9	7	7	3	3	0	1	0	1	0	68	110	11.12	2.118								
52 George Sherrill, L ERA: 7.8	0.1		3	1	1	1	0	1	0	0	0	0	0	7	15	27.00	6.000								
38 Ramon Troncoso, R ERA: 5.33	1.0		3	0	0	0	1	0	0	0	0	0	0	8	11	0.00	0.000								
45 Justin Miller, R ERA: 2.89	2.0		9	3	2	2	3	0	0	0	0	0	1	24	33	9.00	1.500								

Batter	1	2	3	4	5	6	7	8	9	AB	R	H	RBI	BB	SO	LOB	BOTTOM								
15 Rafael Furcal, S OBP: 0.344, SLG: 0.415			F9 1B			G4-6-3 1B		G4-3		4	0	1	0	0	0	2	Los Angeles Angels @ Los Angeles Dodgers Dodger Stadium, Los Angeles, CA Fri Jun 11 2010, 7:12 PM - 9:56 PM PDT Att: 52,407 - Cloudy - 67 F								
27 Matt Kemp, R OBP: 0.333, SLG: 0.480	F8		G6-3			K				4	0	0	0	0	2	2									
16 Andre Ethier, L OBP: 0.418, SLG: 0.655			L3			G4-3				3	0	0	0	1	0	0									
99 Manny Ramirez, R OBP: 0.369, SLG: 0.455	P4					F9		G5-3		4	0	0	0	1	2										
7 James Loney, L OBP: 0.340, SLG: 0.432	G4-3					G4-3		G3		4	1	1	1	0	0	2									
23 Casey Blake, R OBP: 0.332, SLG: 0.449	G5-3		G5-3			K				3	0	0	0	0	1	0									
33 Blake DeWitt, L OBP: 0.348, SLG: 0.390 45 Justin Miller, R			G1-3			K2-3				3	0	0	0	0	2	0									
55 Russell Martin, R OBP: 0.351, SLG: 0.354						G5-3				3	0	2	0	0	0	0									
58 Chad Billingsley, R OBP: 0.259, SLG: 0.208 52 George Sherrill, L								G1-3		2	0	1	0	0	1	1									
38 Ramon Troncoso, R OBP: 0.379, SLG: 0.319										0	0	0	0	0	0	0									
Inning Stats	R: 0 E: 0 K: 0 S: 8	H: 1 LOB: 2 BB: 1 P: 15	R: 0 E: 0 K: 2 S: 9	H: 1 LOB: 0 BB: 0 P: 15	R: 0 E: 0 K: 0 S: 5	H: 0 LOB: 0 BB: 0 P: 8	R: 1 E: 0 K: 1 S: 13	H: 1 LOB: 0 BB: 0 P: 20	R: 0 E: 0 K: 0 S: 10	H: 2 LOB: 1 BB: 0 P: 14	R: 0 E: 0 K: 0 S: 6	H: 0 LOB: 0 BB: 0 P: 12	R: 0 E: 0 K: 2 S: 8	H: 0 LOB: 0 BB: 0 P: 10	R: 0 E: 0 K: 1 S: 8	H: 0 LOB: 0 BB: 0 P: 12	R: 0 E: 0 K: 0 S: 8	H: 0 LOB: 0 BB: 0 P: 12	1B: 3 2B: 0 3B: 1 HR: 1	SF: 0 SAC: 0 DP: 1 HBP: 0	WP: 0 PB: 0 SB: 0 CS: 0	PA: 32			
PITCHER	IP	WLS	BF	H	R	ER	SO	BB	IBB	HBP	BLK	WP	HR	S	P	ERA	WHIP								
35 Joel Pineiro, R ERA: 4.77	9.0	W	32	5	1	1	7	1	0	0	0	0	1	75	118	1.00	0.667								

AB 39
R 10
H 13
RBI 10
BB 4
SO 7
LOB 17

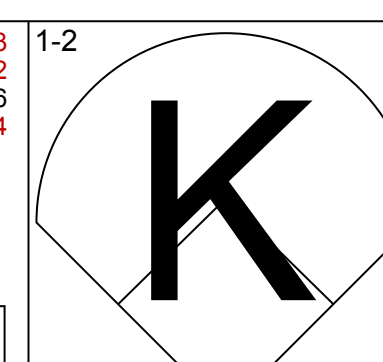
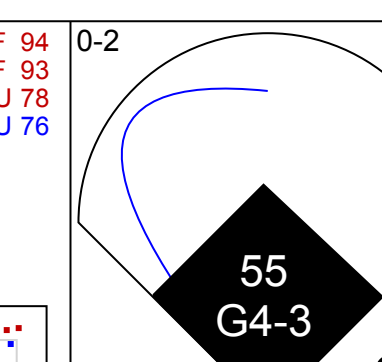
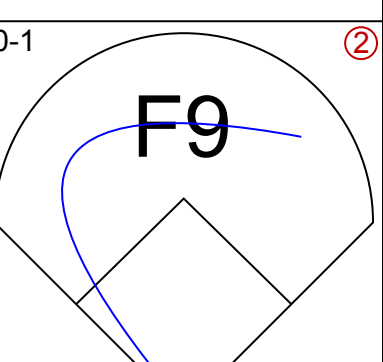
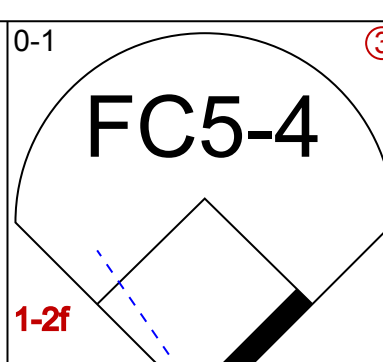
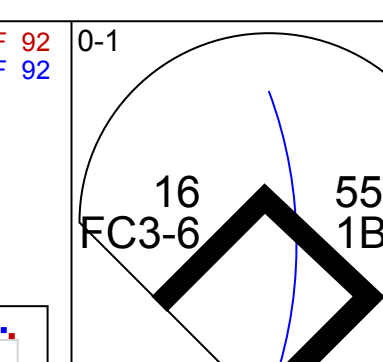
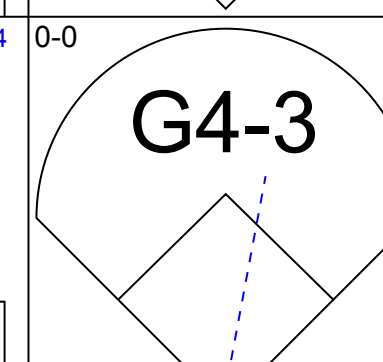
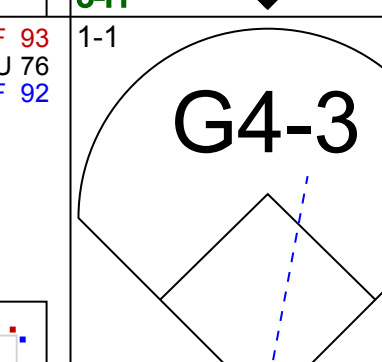
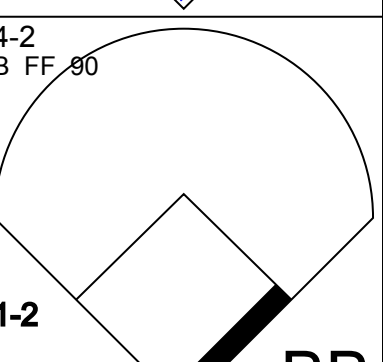
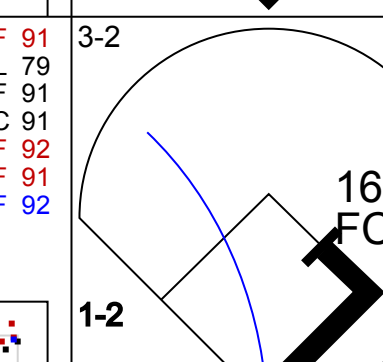
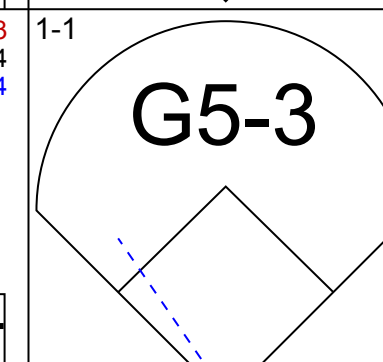
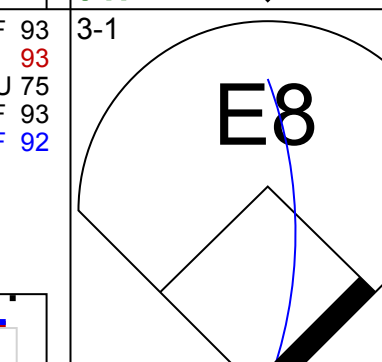
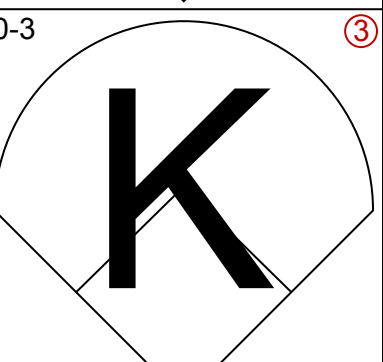
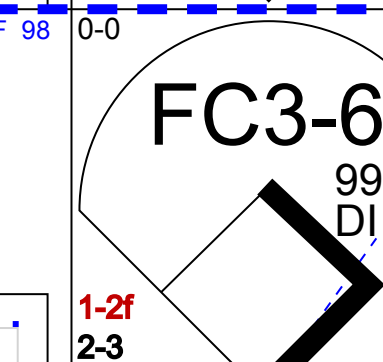
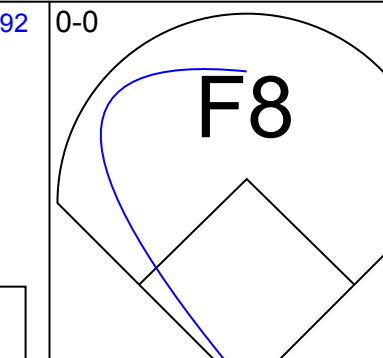
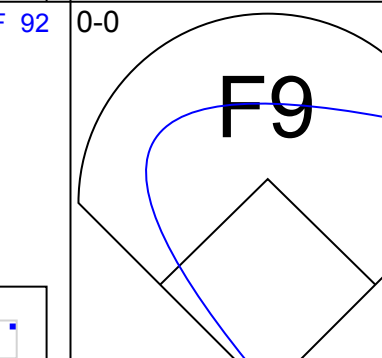
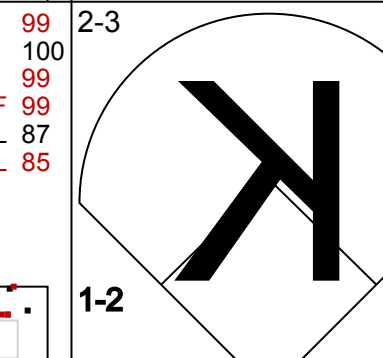

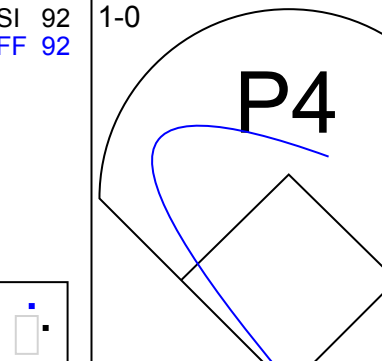
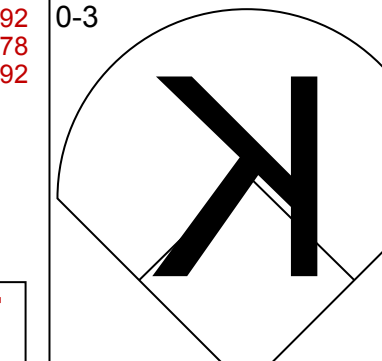

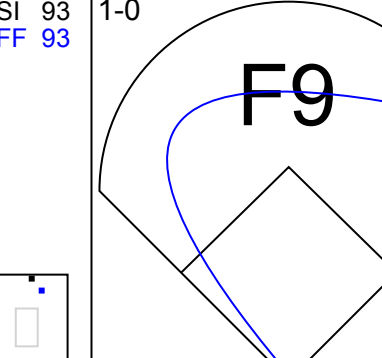
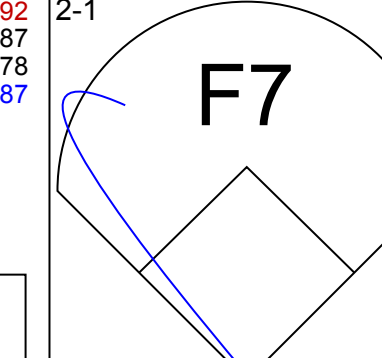
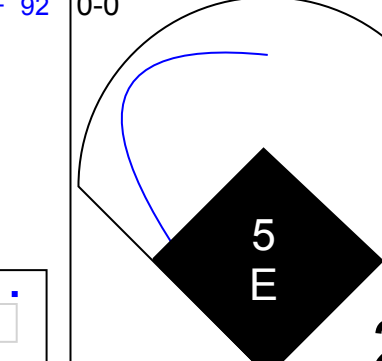

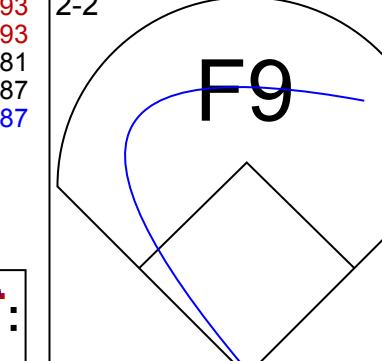
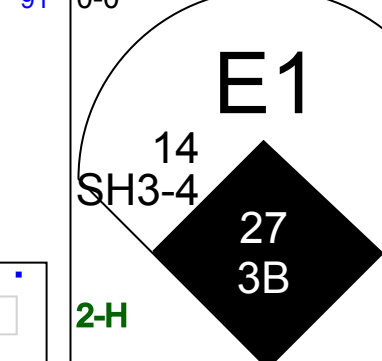
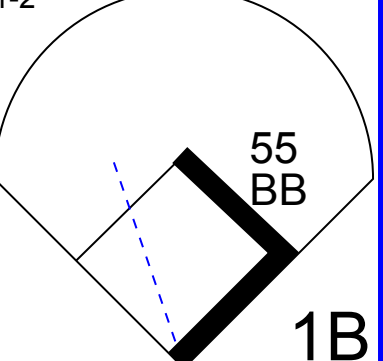
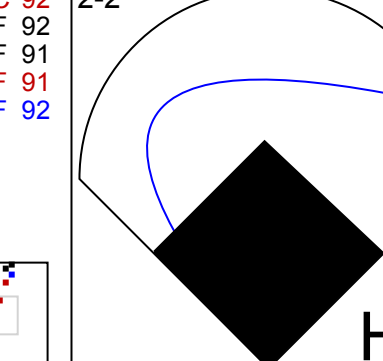
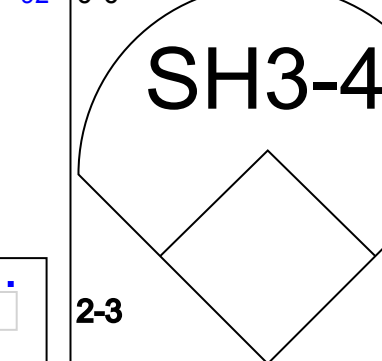
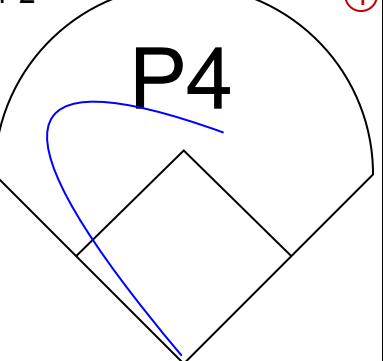
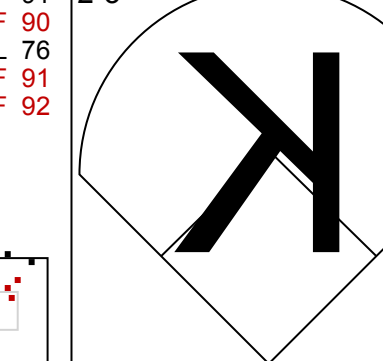
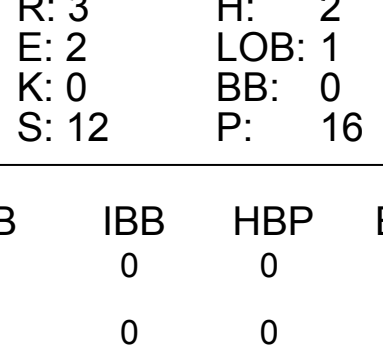
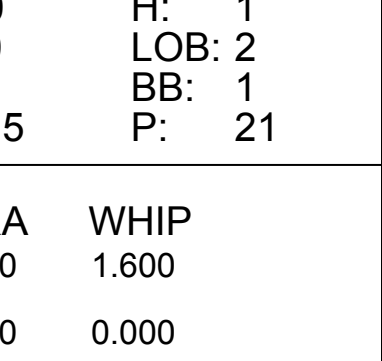
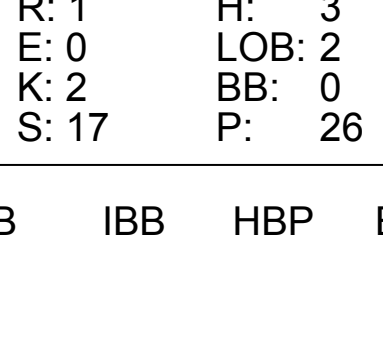


AB 31
R 1
H 5
RBI 1
BB 1
SO 7
LOB 9



Batter	1	2	3	4	5	6	7	8	9	AB	R	H	RBI	BB	SO	LOB	TOP					
2 Erick Aybar, S OBP: 0.342, SLG: 0.360	F7		B1-3		47 2B		K		G6-3	5	1	2	0	0	1	0	Los Angeles Angels @ Los Angeles Dodgers Dodger Stadium, Los Angeles, CA Sat Jun 12 2010, 7:11 PM - 10:16 PM PDT Att: 52,806 - Clear - 67 F					
47 Howie Kendrick, R OBP: 0.295, SLG: 0.394	G6-3			53 G4-3	48 2B	1-H	G6-3		G6-3	5	1	2	1	0	0	3						
53 Bobby Abreu, L OBP: 0.346, SLG: 0.413					48 FC6-4				G4-3	2	0	0	0	2	0	1						
48 Tori Hunter, R OBP: 0.353, SLG: 0.500	FC6-4			20 HR			F9		G6-3	4	1	1	1	0	0	3						
13 Maicer Izturis, S OBP: 0.343, SLG: 0.396				F7			K		K	4	0	1	0	0	2	3						
20 Juan Rivera, R OBP: 0.307, SLG: 0.448	G6-4-3								L7	4	1	2	2	0	0	1						
44 Mike Napoli, R OBP: 0.322, SLG: 0.478	G4-3				HR				46 G6-3	3	0	1	0	1	1	1						
46 Bobby Wilson, R OBP: 0.242, SLG: 0.233				G4-3	G4-3		G5-4-3		G6-3	4	0	0	0	0	0	3						
19 Scott Kazmir, L 45 Francisco Rodriguez, R 27 Michael Ryan, L 40 Kevin Jepsen, R 56 Fernando Rodney, R 55 Hideki Matsui, L 40 Brian Fuentes, L	G4-3			G4-3			K		G4-3	2	0	0	0	0	0	0						
									2 1B	0	0	0	0	0	0	0						
Inning Stats	R: 0 E: 0 K: 0 S: 7	H: 0 LOB: 1 BB: 1 P: 12	R: 0 E: 0 K: 0 S: 9	H: 1 LOB: 0 BB: 0 P: 14	R: 0 E: 0 K: 0 S: 6	H: 0 LOB: 0 BB: 0 P: 8	R: 3 E: 0 K: 0 S: 14	H: 3 LOB: 1 BB: 1 P: 24	R: 1 E: 0 K: 2 S: 14	H: 2 LOB: 0 BB: 1 P: 27	R: 0 E: 0 K: 0 S: 8	H: 1 LOB: 0 BB: 0 P: 11	R: 0 E: 0 K: 1 S: 8	H: 0 LOB: 0 BB: 0 P: 12	R: 0 E: 0 K: 1 S: 9	H: 0 LOB: 0 BB: 0 P: 14	R: 0 E: 0 K: 1 S: 14	H: 2 LOB: 3 BB: 1 P: 21	1B: 5 2B: 3 3B: 0 HR: 1	SF: 0 SAC: 0 DP: 2 HBP: 0	WP: 0 PB: 0 SB: 0 CS: 0	PA: 38
PITCHER	IP WLS BF H R ER SO BB IBB HBP BLK WP HR S P ERA WHIP																					
48 John Ely, R ERA: 3.38	(1, 1) 5.0 L 23 6 4 4 2 3 0 0 0 0 0 1 50 85 7.20 1.800																					
38 Ramon Troncoso, R ERA: 4.97	(6, 1) 2.0 6 1 0 0 1 0 0 0 0 0 0 0 16 23 0.00 0.500																					
54 Ronald Belisario, R ERA: 4.62	(8, 1) 2.0 9 2 0 0 2 0 1 0 0 0 0 0 23 35 0.00 1.000																					

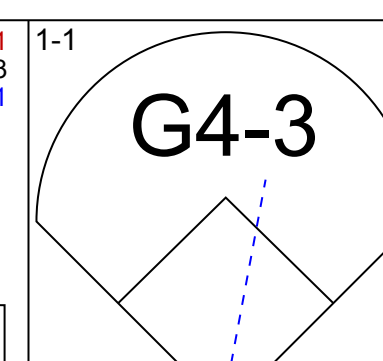
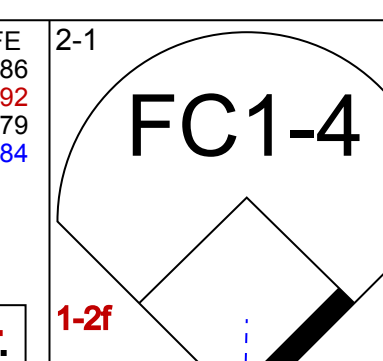
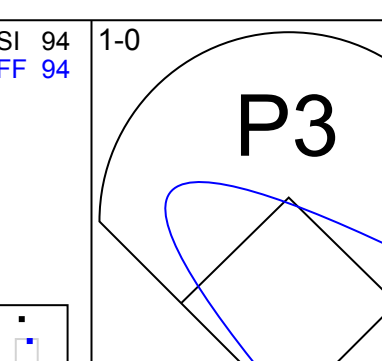
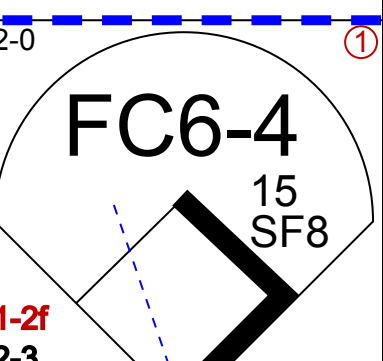
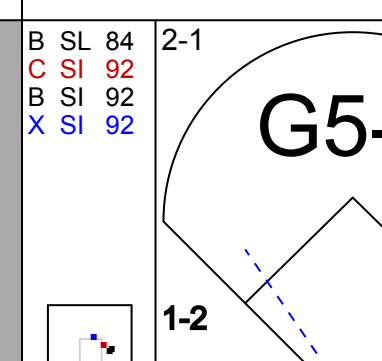
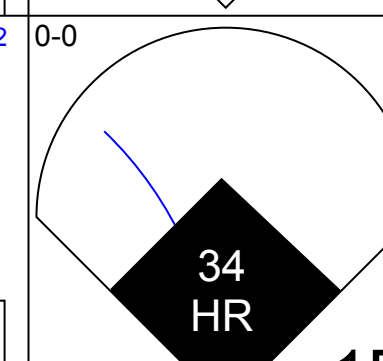
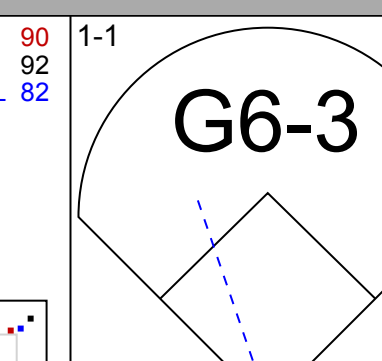
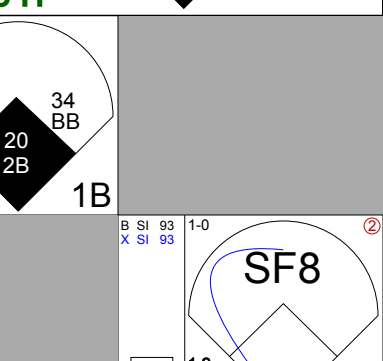
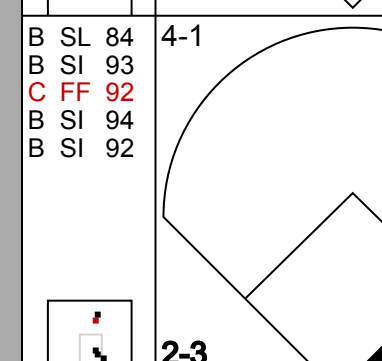
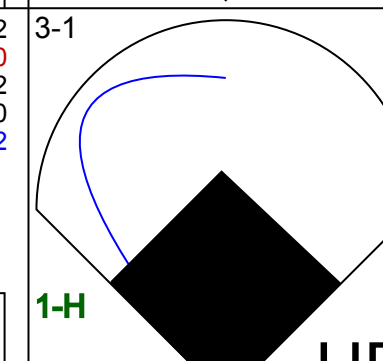
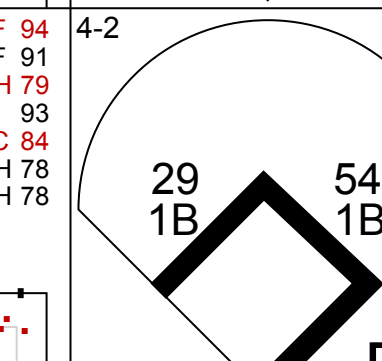
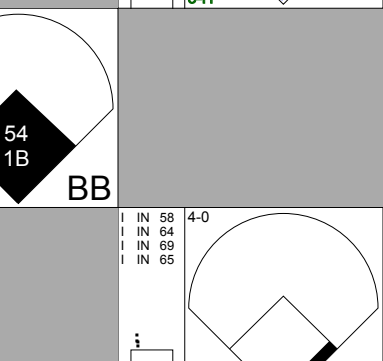
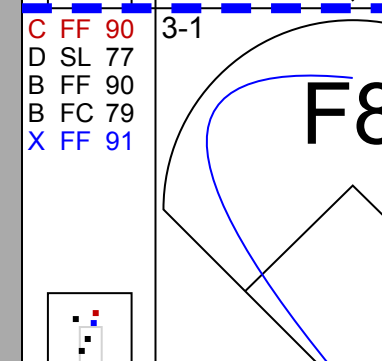
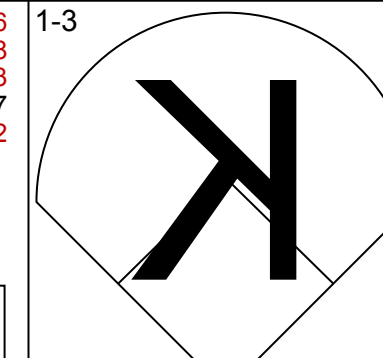
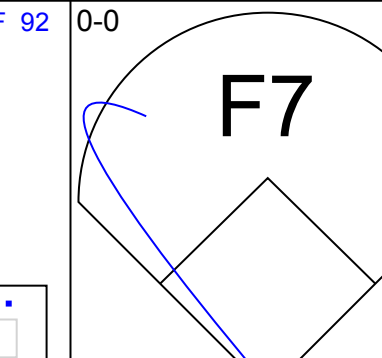
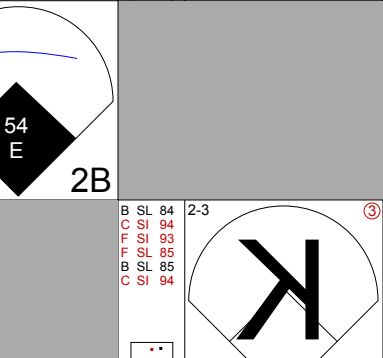
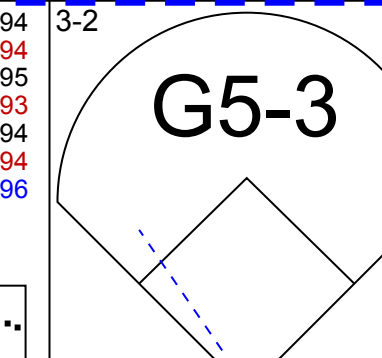
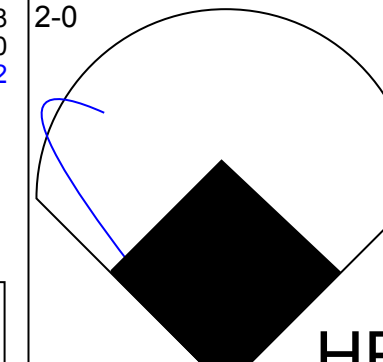
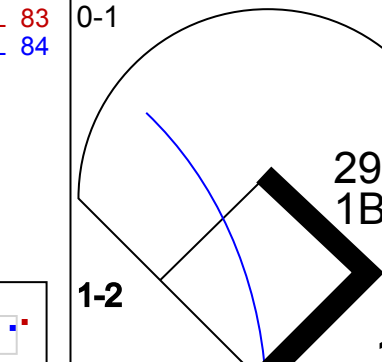
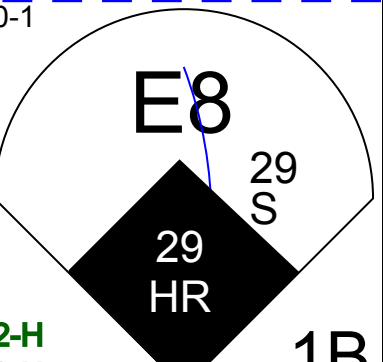
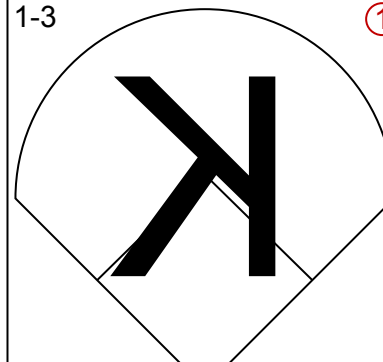
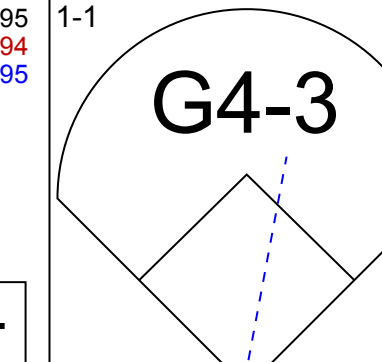
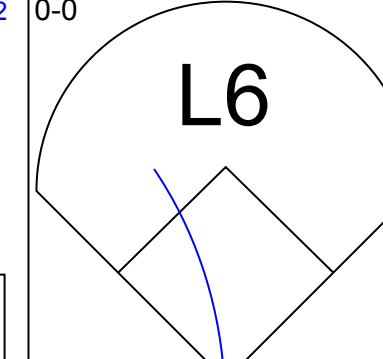
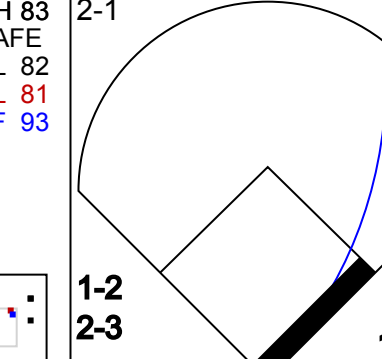
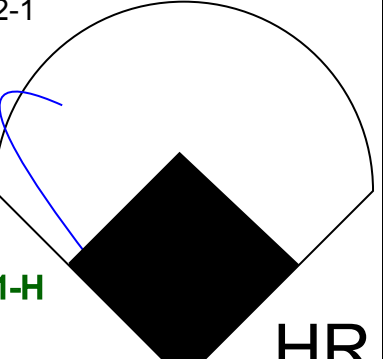
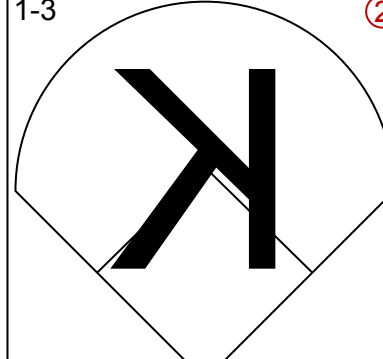
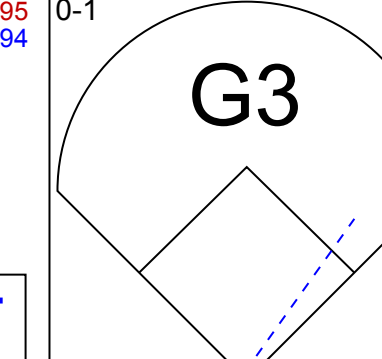

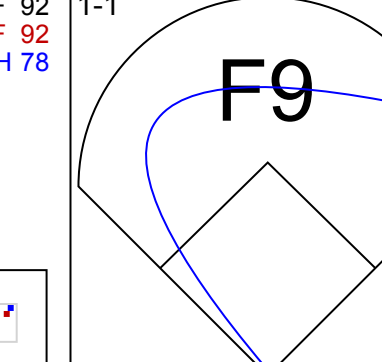
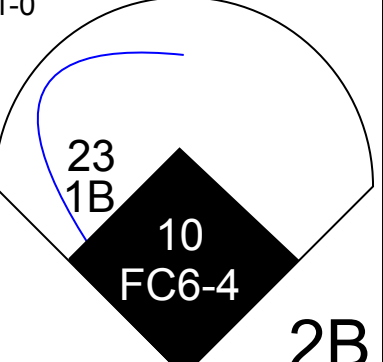
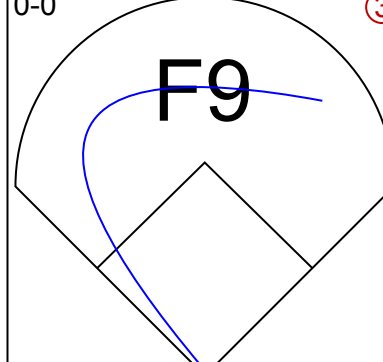

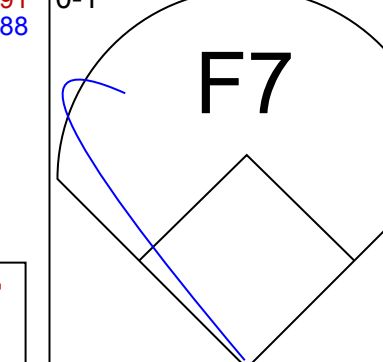

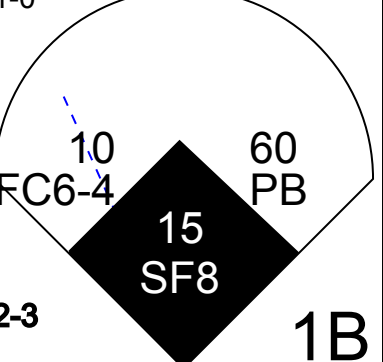



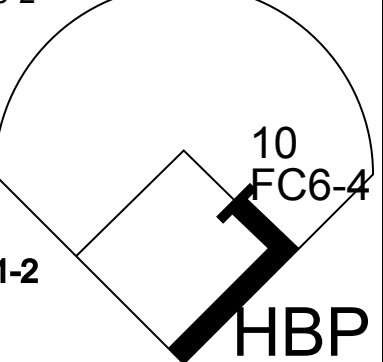


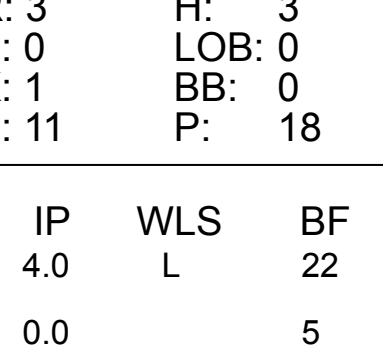
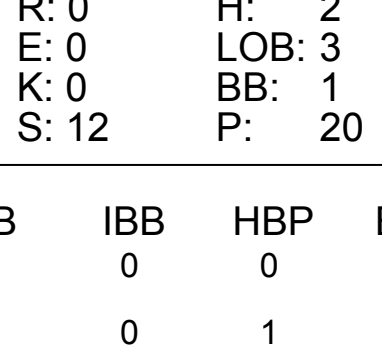
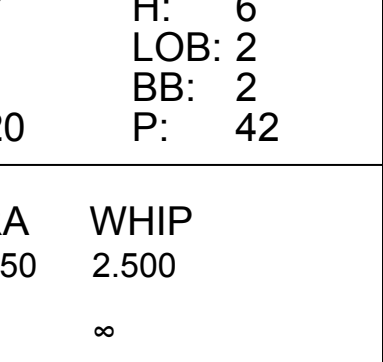
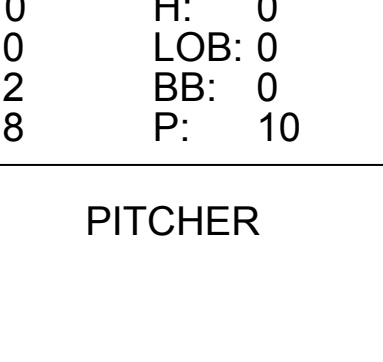
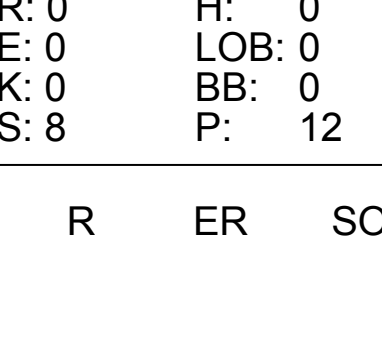
Batter	1	2	3	4	5	6	7	8	9	AB	R	H	RBI	BB	SO	LOB	BOTTOM					
15 Rafael Furcal, S OBP: 0.345, SLG: 0.417	K		P6		55 2B		B5			4	1	1	0	1	1	2	Los Angeles Angels @ Los Angeles Dodgers Dodger Stadium, Los Angeles, CA Sat Jun 12 2010, 7:11 PM - 10:16 PM PDT Att: 52,806 - Clear - 67 F					
55 Russell Martin, R OBP: 0.356, SLG: 0.361			L7		16 F9	1-H 2-H	27 FC5		K	4	0	2	2	1	1	1						
16 Andre Ethier, L OBP: 0.415, SLG: 0.643							F9		K	3	0	0	0	1	2	5						
27 Matt Kemp, R OBP: 0.329, SLG: 0.472	K		F8				FC5			4	0	0	0	0	2	6						
7 James Loney, L OBP: 0.335, SLG: 0.424	G4-3			F7		F9		G6-3		4	0	0	0	0	0	0						
23 Casey Blake, R OBP: 0.330, SLG: 0.442				G5-3		K		G6-3		3	0	0	0	1	1	0						
5 Reed Johnson, R OBP: 0.326, SLG: 0.490			P4		F8		K		F8	4	0	0	0	0	1	1						
14 Jamey Carroll, R OBP: 0.388, SLG: 0.328					55 2B		55 BB		F7	2	1	1	0	2	0	0						
48 John Ely, R 3 Ronnie Belliard, R 38 Ramon Troncoso, R 9 Garret Anderson, L 54 Ronald Belisario, R 99 Manny Ramirez, R							27 FC5		P6	1	0	0	0	0	1	2						
							55 BB			1	0	0	0	0	0	0						
Inning Stats	R: 0 E: 0 K: 3 S: 15	H: 1 LOB: 1 BB: 0 P: 24	R: 0 E: 0 K: 1 S: 9	H: 0 LOB: 2 BB: 2 P: 21	R: 0 E: 0 K: 0 S: 9	H: 0 LOB: 1 BB: 1 P: 13	R: 0 E: 0 K: 0 S: 12	H: 0 LOB: 0 BB: 0 P: 16	R: 2 E: 0 K: 1 S: 18	H: 2 LOB: 1 BB: 1 P: 32	R: 0 E: 0 K: 2 S: 8	H: 0 LOB: 0 BB: 0 P: 10	R: 0 E: 0 K: 1 S: 10	H: 1 LOB: 3 BB: 2 P: 22	R: 0 E: 0 K: 0 S: 7	H: 0 LOB: 0 BB: 0 P: 10	R: 0 E: 0 K: 1 S: 11	H: 1 LOB: 1 BB: 0 P: 17	1B: 2 2B: 3 3B: 0 HR: 0	SF: 0 SAC: 0 DP: 0 HBP: 0	WP: 0 PB: 0 SB: 0 CS: 0	PA: 38
PITCHER	IP WLS BF H R ER SO BB IBB HBP BLK WP HR S P ERA WHIP																					
19 Scott Kazmir, L ERA: 5.27	(1, 1) 5.0 W 22 3 2 2 5 4 0 0 0 0 0 0 8 10 0.00 0.000																					
45 Francisco Rodriguez, R ERA: 5.4	(6, 1) 1.0 H 3 0 0 0 2 0 0 0 0 0 0 0 8 10 0.00 0.000																					
40 Kevin Jepsen, R ERA: 5.4	(7, 1) 1.0 H 6 1 0 0 1 2 0 0 0 0 0 0 10 22 0.00 3.000																					
56 Fernando Rodney, R ERA: 2.59	(8, 1) 1.0 H 3 0 0 0 0 0 0 0 0 0 0 0 7 10 0.00 0.000																					
40 Brian Fuentes, L ERA: 5.17	(9, 1) 1.0 S 4 1 0 0 1 0 0 0 0 0 0 0 11 17 0.00 1.000																					

Batter	1	2	3	4	5	6	7	8	9	AB	R	H	RBI	BB	SO	LOB	TOP					
27 Matt Kemp, R OBP: 0.326, SLG: 0.465										5	1	2	1	0	1	3						
55 Russell Martin, R OBP: 0.360, SLG: 0.358										4	0	1	1	1	1	0						
16 Andre Ethier, L OBP: 0.392, SLG: 0.603										5	0	0	0	0	1	4						
99 Manny Ramirez, R OBP: 0.379, SLG: 0.503										5	1	1	0	0	2	3						
23 Casey Blake, R OBP: 0.348, SLG: 0.449										4	1	1	0	0	1	0						
7 James Loney, L OBP: 0.351, SLG: 0.456										4	0	1	2	0	0	0						
3 Ronnie Belliard, R OBP: 0.347, SLG: 0.400										3	1	1	0	1	0	0						
5 Reed Johnson, R OBP: 0.320, SLG: 0.388										2	1	1	0	0	0	0						
9 Garret Anderson, L OBP: 0.351, SLG: 0.283										2	1	1	1	0	1	2						
14 Jamey Carroll, R OBP: 0.387, SLG: 0.317										3	0	0	0	0	2	3						
Inning Stats	R: 0 K: 1 S: 6	H: 0 BB: 0 P: 8	R: 0 K: 0 S: 9	H: 0 BB: 0 P: 15	R: 3 K: 0 S: 12	H: 2 BB: 0 P: 16	R: 0 K: 0 S: 6	H: 0 BB: 0 P: 10	R: 0 K: 1 S: 15	H: 1 LOB: 2 P: 21	R: 2 K: 2 S: 15	H: 3 LOB: 2 P: 24	R: 0 K: 2 S: 10	H: 0 BB: 0 P: 16	R: 0 K: 1 S: 8	H: 0 BB: 0 P: 12	R: 1 K: 2 S: 17	H: 3 LOB: 2 P: 26	1B: 5 2B: 2 3B: 1 HR: 1	SF: 0 SAC: 1 DP: 0 HBP: 0	WP: 0 PB: 0 SB: 0 CS: 0	PA: 40
PITCHER	IP WLS BF H R ER SO BB IBB HBP BLK WP HR S P ERA WHIP																					
61 Felix Doubront, L ERA: 5.4	(1, 1)	5.0 W 25 6 5 3 2 2 0 0 0 0 0 0 55 83 5.40 1.600																				
48 Scott Atchison, R ERA: 4.05	(6, 1)	3.0 H 9 0 0 0 5 0 0 0 0 0 0 1 26 39 0.00 0.000																				
62 Dustin Richardson, L ERA: 9.0	(9, 1)	0.1 4 3 1 1 1 0 0 0 0 0 0 1 12 19 27.00 9.000																				
51 Daniel Bard, R ERA: 2.29	(9, 1)	0.2 S 2 0 0 0 1 0 0 0 0 0 0 0 5 7 0.00 0.000																				

Los Angeles Dodgers @ Boston Red Sox
Fenway Park, Boston, MA
Fri Jun 18, 2010, 7:12 PM - 10:28 PM EDT
Att: 37,723 - Partly Cloudy - 86 F

AB 37
R 6
H 9
RBI 5
BB 2
SO 9
LOB 15



Batter	1	2	3	4	5	6	7	8	9	AB	R	H	RBI	BB	SO	LOB	BOTTOM					
10 Marco Scutaro, R OBP: 0.354, SLG: 0.393										5	0	0	1	0	0	4						
15 Dustin Pedroia, R OBP: 0.352, SLG: 0.458										3	2	2	1	1	0	0						
34 David Ortiz, L OBP: 0.572										2	2	1	2	3	0	2						
20 Kevin Youkilis, R OBP: 0.437, SLG: 0.585										5	1	1	1	0	2	3						
7 J.D. Drew, L OBP: 0.359, SLG: 0.467										1	1	1	1	0	0	0						
54 Darrell McDonald, R ERA: 0.344, SLG: 0.397										4	1	2	1	0	1	0						
29 Adrián Beltré, R OBP: 0.375, SLG: 0.533										5	1	2	2	0	1	0						
33 Jason Varitek, S OBP: 0.348, SLG: 0.600										4	1	2	0	0	0	3						
23 Mike Cameron, R OBP: 0.345, SLG: 0.333										4	1	2	0	0	0	1						
60 Daniel Nava, S OBP: 0.435, SLG: 0.714										3	0	0	0	0	1	2						
Inning Stats	R: 3 K: 1 S: 11	H: 3 LOB: 0 P: 18	R: 0 K: 0 S: 8	H: 1 LOB: 0 P: 11	R: 0 K: 0 S: 12	H: 2 LOB: 3 P: 20	R: 0 K: 1 S: 8	H: 0 LOB: 0 P: 11	R: 7 K: 1 S: 20	H: 6 LOB: 2 P: 42	R: 0 K: 2 S: 8	H: 0 LOB: 0 P: 10	R: 0 K: 0 S: 7	H: 1 LOB: 2 P: 17	R: 0 K: 0 S: 8	H: 0 LOB: 0 P: 12	R: 0 K: 0 S: 8	H: 0 LOB: 0 P: 12	1B: 8 2B: 2 3B: 0 HR: 3	SF: 1 SAC: 0 DP: 0 HBP: 1	WP: 1 PB: 1 SB: 1 CS: 0	PA: 42
PITCHER	IP WLS BF H R ER SO BB IBB HBP BLK WP HR S P ERA WHIP																					
37 Carlos Monasterios, R ERA: 3.88	(1, 1)	4.0 L 22 6 6 6 2 2 0 0 0 0 0 0 1 8 15 3.88 1.500																				
38 Ramon Troncoso, R ERA: 5.81	(5, 1)	0.0 5 4 2 2 0 0 0 0 1 0 0 1 8 15 5.81 2.500																				
59 Travis Schlichting, R ERA: 6.75	(5, 1)	2.2 11 1 2 2 3 1 1 0 0 0 1 0 19 37 6.75 0.750																				
52 George Sherrill, L ERA: 6.75	(7, 1)	0.1 1 0 0 0 0 0 0 0 0 0 0 0 2 5 0.00 0.000																				
54 Ronald Belisario, R ERA: 4.28	(8, 1)	1.0 3 0 0 0 0 0 0 0 0 0 0 0 8 12 0.00 0.000																				

Los Angeles Dodgers @ Boston Red Sox
Fenway Park, Boston, MA
Fri Jun 18, 2010, 7:12 PM - 10:28 PM EDT
Att: 37,723 - Partly Cloudy - 86 F

AB 36
R 10
H 13
RBI 9
BB 4
SO 5
LOB 15



Batter	1	2	3	4	5	6	7	8	9	AB	R	H	RBI	BB	SO	LOB	TOP										
27 Matt Kemp, R OBP: 0.320, SLG: 0.458	G6-3		E5		F8		SF9		F8	4	0	0	1	0	0	3	Los Angeles Dodgers @ Boston Red Sox Fenway Park, Boston, MA Sat Jun 19 2010, 4:12 PM - 7:17 PM EDT Att: 37,454 - Sunny - 82 F										
55 Russell Martin, R OBP: 0.358, SLG: 0.353	K		E6		F7		FC4-6			3	0	0	0	1	1	2											
16 Andre Ethier, L OBP: 0.385, SLG: 0.591	F8		K		L4		FC4-6			4	0	0	0	0	1	2											
99 Manny Ramirez, R OBP: 0.381, SLG: 0.523		G6-3							P4	4	2	2	1	0	0	0											
7 James Loney, L OBP: 0.346, SLG: 0.449		K							F7	4	0	0	0	0	2	1											
23 Casey Blake, R OBP: 0.346, SLG: 0.442		K							K	3	0	0	0	1	2	1											
9 Garret Anderson, L OBP: 0.213, SLG: 0.311			E9							4	1	3	1	0	0	1											
5 Reed Johnson, R OBP: 0.320, SLG: 0.388					G4-3					0	0	0	0	0	0	0											
14 Jamey Carroll, R OBP: 0.386, SLG: 0.313										2	0	0	0	1	1	2											
33 Blake DeWitt, L OBP: 0.346, SLG: 0.379										4	1	1	1	0	0	3											
Inning Stats	R: 0 E: 0 K: 1 S: 6	H: 0 LOB: 0 BB: 0 P: 9	R: 1 E: 1 K: 3 S: 15	H: 2 LOB: 1 BB: 0 P: 19	R: 0 E: 2 K: 1 S: 9	H: 0 LOB: 1 BB: 0 P: 15	R: 0 E: 0 K: 1 S: 12	H: 0 LOB: 1 BB: 1 P: 19	R: 0 E: 0 K: 0 S: 7	H: 0 LOB: 0 BB: 1 P: 16	R: 1 E: 0 K: 0 S: 6	H: 1 LOB: 0 BB: 0 P: 7	R: 2 E: 1 K: 0 S: 11	H: 2 LOB: 1 BB: 1 P: 18	R: 0 E: 0 K: 1 S: 7	H: 0 LOB: 0 BB: 0 P: 10	R: 0 E: 0 K: 0 S: 8	H: 1 LOB: 2 BB: 0 P: 11	1B: 3 2B: 2 HR: 1	SF: 1 SAC: 1 DP: 0 HBP: 0	WP: 0 PB: 0 SB: 3 CS: 1	PA: 37					
PITCHER	IP	WLS	BF	H	R	ER	SO	BB	IBB	HBP	BLK	WP	HR	S	P	ERA	WHIP										
49 Tim Wakefield, R ERA: 5.33	6.1		27	5	4	3	6	2	0	0	0	0	1	63	95	4.26	1.105										
17 Manny Delcarmen, R ERA: 2.25	0.1	B	2	0	0	0	0	1	0	0	0	0	0	1	6	0.00	3.000										
37 Hideki Okajima, L ERA: 4.24	1.1		4	0	0	0	1	0	0	0	0	0	0	9	12	0.00	0.000										
58 Jonathan Papelbon, R ERA: 2.86	1.0	W	4	1	0	0	0	0	0	0	0	0	0	8	11	0.00	1.000										



Batter	1	2	3	4	5	6	7	8	9	AB	R	H	RBI	BB	SO	LOB	BOTTOM										
10 Marco Scutaro, R OBP: 0.355, SLG: 0.391	P4		K		G6-3					4	0	1	0	1	1	0	Los Angeles Dodgers @ Boston Red Sox Fenway Park, Boston, MA Sat Jun 19 2010, 4:12 PM - 7:17 PM EDT Att: 37,454 - Sunny - 82 F										
15 Dustin Pedroia, R OBP: 0.353, SLG: 0.457	P4		F9		F9					5	0	2	1	0	0	0											
34 David Ortiz, L OBP: 0.368, SLG: 0.561	F7		K							4	0	0	0	0	2	2											
20 Kevin Youkilis, R OBP: 0.438, SLG: 0.597		F9								4	2	2	1	0	1	0											
41 Victor Martinez, S OBP: 0.347, SLG: 0.504										3	2	1	2	1	0	0											
29 Adrián Beltré, R OBP: 0.373, SLG: 0.529										4	0	1	0	0	2	1											
22 Bill Hall, R OBP: 0.331, SLG: 0.419										4	0	2	0	0	1	1											
60 Daniel Nava, S OBP: 0.407, SLG: 0.680										4	1	1	1	0	1	1											
54 Darnell McDonald, R OBP: 0.335, SLG: 0.396										4	0	0	0	0	2	3											
Inning Stats	R: 0 E: 0 K: 0 S: 7	H: 0 LOB: 0 BB: 0 P: 12	R: 1 E: 0 K: 0 S: 10	H: 2 LOB: 2 BB: 1 P: 17	R: 0 E: 0 K: 2 S: 10	H: 0 LOB: 0 BB: 0 P: 15	R: 2 E: 0 K: 2 S: 14	H: 2 LOB: 0 BB: 0 P: 22	R: 0 E: 0 K: 0 S: 9	H: 0 LOB: 0 BB: 0 P: 13	R: 1 E: 0 K: 1 S: 15	H: 2 LOB: 1 BB: 0 P: 23	R: 0 E: 0 K: 2 S: 13	H: 2 LOB: 2 BB: 0 P: 21	R: 0 E: 0 K: 2 S: 9	H: 0 LOB: 0 BB: 0 P: 13		R: 1 E: 0 K: 1 S: 12	H: 2 LOB: 2 BB: 1 P: 18	1B: 7 2B: 2 HR: 2	SF: 0 SAC: 0 DP: 0 HBP: 0	WP: 0 PB: 0 SB: 0 CS: 0	PA: 38				
PITCHER	IP	WLS	BF	H	R	ER	SO	BB	IBB	HBP	BLK	WP	HR	S	P	ERA	WHIP										
44 Vicente Padilla, R ERA: 6.67	5.1		22	5	4	4	4	1	0	0	0	0	0	0	0	6.75	1.125										
36 Jeff Weaver, R ERA: 3.43	1.1		6	2	0	0	2	0	0	0	0	0	0	17	26	0.00	1.500										
56 Hung-Chih Kuo, L ERA: 1.29	1.1		5	1	0	0	3	0	0	0	0	0	0	14	21	0.00	0.750										
54 Ronald Belisario, R ERA: 4.5	0.2	L	4	1	1	1	1	1	0	0	0	0	0	9	14	13.50	3.000										
51 Jonathan Broxton, R ERA: 0.92	0.0		1	1	0	0	0	0	0	0	0	0	0	3	4	-	-										



Batter	1	2	3	4	5	6	7	8	9	AB	R	H	RBI	BB	SO	LOB	TOP			
27 Matt Kemp, R OBP: 0.316, SLG: 0.452	G5-3	L6-4			K			K		4	0	0	0	0	2	2	Los Angeles Dodgers @ Boston Red Sox Fenway Park, Boston, MA Sun Jun 20 2010, 8:11 PM - 11:20 PM EDT Att: 37,430 - Cloudy - 72 F			
16 Andre Ethier, L OBP: 0.382, SLG: 0.582	BB		P5		L7			F7		3	0	0	0	1	0					
99 Manny Ramirez, R OBP: 0.389, SLG: 0.525	1B		BB		G6-3			1B		3	0	2	0	1	0					
7 James Loney, L OBP: 0.345, SLG: 0.444	BB		G4-6-3		G3-1			F7		3	0	0	0	1	0	2				
9 Garret Anderson, L OBP: 0.214, SLG: 0.318	K		G4-3		G4-3			F7		4	0	1	0	0	1	3				
23 Casey Blake, R OBP: 0.340, SLG: 0.434	G1-3		K		K			K		4	0	0	0	0	2	4				
55 Russell Martin, R OBP: 0.352, SLG: 0.347	G4-3		P2		F9			G6-3		4	0	0	0	0	0	1				
33 Blake DeWitt, L OBP: 0.351, SLG: 0.380	L6-4		L6-4		K			HBP		2	0	1	0	0	1	0				
60 Chin-Lung Hu, R	1B		HBP		HBP			HBP		0	0	0	0	0	0	0				
14 Jamey Carroll, R OBP: 0.385, SLG: 0.308	HBP		G5-3		G5-3			FC6-4		2	0	0	0	0	0	2				
Inning Stats	R: 0 E: 0 K: 1 S: 17	H: 1 LOB: 3 BB: 2 P: 30	R: 0 E: 0 K: 0 S: 8	H: 1 LOB: 1 BB: 0 P: 14	R: 0 E: 0 K: 0 S: 8	H: 0 LOB: 0 BB: 1 P: 16	R: 0 E: 0 K: 1 S: 7	H: 0 LOB: 0 BB: 0 P: 12	R: 0 E: 0 K: 2 S: 8	H: 0 LOB: 0 BB: 0 P: 16	R: 0 E: 0 K: 0 S: 7	H: 0 LOB: 0 BB: 0 P: 11	R: 0 E: 0 K: 1 S: 9	H: 1 LOB: 1 BB: 0 P: 14	R: 0 E: 0 K: 1 S: 8	H: 0 LOB: 0 BB: 0 P: 11	1B: 3 2B: 2 3B: 0 HR: 0	SF: 0 SAC: 0 DP: 2 HBP: 2	WP: 0 PB: 0 SB: 0 CS: 0	PA: 34
PITCHER	IP WLS BF H R ER SO	IP WLS BF H R ER SO	IP WLS BF H R ER SO	IP WLS BF H R ER SO	IP WLS BF H R ER SO	IP WLS BF H R ER SO	IP WLS BF H R ER SO	IP WLS BF H R ER SO	IP WLS BF H R ER SO	IP WLS BF H R ER SO	IP WLS BF H R ER SO	IP WLS BF H R ER SO	IP WLS BF H R ER SO	IP WLS BF H R ER SO	IP WLS BF H R ER SO	IP WLS BF H R ER SO	ERA WHIP	ERA WHIP		
11 Clay Buchholz, R ERA: 2.47	6.2	W	26	3	0	0	4	3	0	2	0	0	0	0	60	106	0.00	0.900		
51 Daniel Bard, R ERA: 2.21	1.1	H	5	1	0	0	1	0	0	0	0	0	0	10	15	0.00	0.750			
58 Jonathan Papelbon, R ERA: 2.78	1.0	S	3	0	0	0	1	0	0	0	0	0	0	8	11	0.00	0.000			

Batter	1	2	3	4	5	6	7	8	9	AB	R	H	RBI	BB	SO	LOB	BOTTOM			
10 Marco Scutaro, R OBP: 0.353, SLG: 0.389	K		1B		G5-3			F9		4	1	1	0	0	1	0	Los Angeles Dodgers @ Boston Red Sox Fenway Park, Boston, MA Sun Jun 20 2010, 8:11 PM - 11:20 PM EDT Att: 37,430 - Cloudy - 72 F			
15 Dustin Pedroia, R OBP: 0.358, SLG: 0.468	1B		1B		G5-3			3B		4	1	3	0	0	0					
34 David Ortiz, L OBP: 0.366, SLG: 0.555	1B		1B		K			G4-3		2	0	0	1	1	1					
20 Kevin Youkilis, R OBP: 0.435, SLG: 0.591	1B		K		P3			K		4	0	1	1	0	2	2				
41 Victor Martinez, S OBP: 0.345, SLG: 0.498	1B		K		K			K		3	0	0	0	1	1	3				
29 Adrian Beltré, R OBP: 0.371, SLG: 0.528	1B		G6-3		G6-3			IBB		4	0	1	0	0	2	4				
60 Daniel Nava, S OBP: 0.433, SLG: 0.667	1B		K		K			K		2	0	1	0	0	1	1				
23 Mike Cameron, R OBP: 0.333, SLG: 0.321	K		K		P4			G5-3		3	0	0	0	0	1	2				
54 Darnell McDonald, R OBP: 0.329, SLG: 0.378	K		K		FC5-4			K		3	0	0	0	0	2	2				
Inning Stats	R: 1 E: 0 K: 1 S: 16	H: 2 LOB: 2 BB: 1 P: 28	R: 0 E: 0 K: 2 S: 9	H: 1 LOB: 1 BB: 0 P: 13	R: 1 E: 0 K: 1 S: 12	H: 2 LOB: 1 BB: 0 P: 18	R: 0 E: 0 K: 1 S: 14	H: 0 LOB: 1 BB: 0 P: 20	R: 0 E: 0 K: 1 S: 6	H: 1 LOB: 1 BB: 0 P: 13	R: 0 E: 0 K: 2 S: 10	H: 0 LOB: 0 BB: 0 P: 16	R: 0 E: 0 K: 1 S: 6	H: 0 LOB: 0 BB: 0 P: 7	R: 0 E: 0 K: 2 S: 13	H: 1 LOB: 2 BB: 1 P: 24		1B: 5 2B: 2 3B: 1 HR: 0	SF: 1 SAC: 0 DP: 1 HBP: 1	WP: 2 PB: 0 SB: 3 CS: 1
PITCHER	IP WLS BF H R ER SO	IP WLS BF H R ER SO	IP WLS BF H R ER SO	IP WLS BF H R ER SO	IP WLS BF H R ER SO	IP WLS BF H R ER SO	IP WLS BF H R ER SO	IP WLS BF H R ER SO	IP WLS BF H R ER SO	IP WLS BF H R ER SO	IP WLS BF H R ER SO	IP WLS BF H R ER SO	IP WLS BF H R ER SO	IP WLS BF H R ER SO	IP WLS BF H R ER SO	IP WLS BF H R ER SO	ERA WHIP	ERA WHIP		
18 Hiroki Kuroda, R ERA: 3.06	7.0	L	28	6	2	2	9	0	1	1	0	0	0	0	73	115	0.00	0.857		
52 George Sherrill, L ERA: 6.62	0.1		2	1	0	0	0	0	0	4	7	0.00	3.000							
45 Justin Miller, R ERA: 2.7	0.2		3	0	0	0	2	0	1	0	0	0.00	0.000							

Batter	1	2	3	4	5	6	7	8	9	AB	R	H	RBI	BB	SO	LOB	TOP										
55 Russell Martin, R OBP: 0.353, SLG: 0.345										4	1	1	0	1	0	2											
16 Andre Ethier, L OBP: 0.383, SLG: 0.583										5	0	2	1	0	0	2											
99 Manny Ramirez, R OBP: 0.384, SLG: 0.515										5	0	1	0	0	1	5											
7 James Loney, L OBP: 0.347, SLG: 0.442										3	0	1	1	1	1	2											
9 Garret Anderson, L OBP: 0.216, SLG: 0.315										4	0	1	0	0	1	4											
23 Casey Blake, R OBP: 0.335, SLG: 0.426										4	0	0	0	0	2	3											
27 Matt Kemp, R OBP: 0.315, SLG: 0.459										4	1	1	1	0	1	2											
33 Blake DeWitt, L OBP: 0.349, SLG: 0.383										4	0	1	0	0	0	1											
14 Jamey Carroll, R OBP: 0.388, SLG: 0.313										4	1	2	0	0	0	1											
Inning Stats	R: 0 E: 0 K: 0 S: 9	H: 1 LOB: 1 BB: 0 P: 16	R: 0 E: 0 K: 2 S: 9	H: 0 LOB: 0 BB: 0 P: 13	R: 2 E: 0 K: 2 S: 19	H: 3 LOB: 2 BB: 1 P: 30	R: 1 E: 0 K: 1 S: 14	H: 2 LOB: 1 BB: 0 P: 18	R: 0 E: 0 K: 0 S: 5	H: 1 LOB: 2 BB: 1 P: 13	R: 0 E: 0 K: 0 S: 9	H: 0 LOB: 0 BB: 0 P: 11	R: 0 E: 0 K: 1 S: 9	H: 1 LOB: 0 BB: 0 P: 15	R: 0 E: 1 K: 0 S: 16	H: 1 LOB: 1 BB: 0 P: 23	R: 0 E: 0 K: 0 S: 7	H: 1 LOB: 1 BB: 0 P: 13	1B: 7 2B: 2 3B: 0 HR: 1	SF: 0 SAC: 0 DP: 1 HBP: 0	WP: 1 PB: 0 SB: 1 CS: 0	PA: 39					
PITCHER	IP	WLS	BF	H	R	ER	SO	BB	IBB	HBP	BLK	WP	HR	S	P	ERA	WHIP										
54 Ervin Santana, R ERA: 3.91	7.0	W	31	8	3	3	6	2	0	0	0	0	1	74	116	3.86	1.429										
56 Fernando Rodney, R ERA: 3.18	1.0	H	4	1	0	0	0	0	0	0	0	0	0	16	23	0.00	1.000										
40 Brian Fuentes, L ERA: 5.89	1.0	S	4	1	0	0	0	0	0	0	0	1	0	7	13	0.00	1.000										

Los Angeles Dodgers @ Los Angeles Angels
Angel Stadium of Anaheim, Anaheim, CA
Tue Jun 22 2010, 7:09 PM - 10:01 PM PDT
Att: 41,595 - Clear - 70 F

livebaseballscorecards.com

AB 37
R 3
H 10
RBI 3
BB 2
SO 6
LOB 22

Batter	1	2	3	4	5	6	7	8	9	AB	R	H	RBI	BB	SO	LOB	BOTTOM										
47 Howie Kendrick, R OBP: 0.311, SLG: 0.426										4	2	3	1	0	0	0											
18 Kevin Frandsen, R OBP: 0.392, SLG: 0.446										3	0	1	2	1	0	3											
53 Bobby Abreu, L OBP: 0.361, SLG: 0.426										3	1	1	3	1	2	2											
48 Torii Hunter, R OBP: 0.362, SLG: 0.520										4	0	0	0	0	1	3											
55 Hideki Matsui, L OBP: 0.332, SLG: 0.424										4	0	0	0	0	3	1											
20 Juan Rivera, R OBP: 0.305, SLG: 0.435										4	0	1	0	0	1	0											
44 Mike Napoli, R OBP: 0.325, SLG: 0.471										3	0	0	0	0	1	1											
39 Robb Quinlan, R OBP: 0.171, SLG: 0.182										0	0	0	0	0	0	0											
5 Jeff Mathis, R OBP: 0.333, SLG: 0.444										3	1	1	0	0	0	0											
3 Brandon Wood, R OBP: 0.192, SLG: 0.225										2	2	1	0	1	1	0											
Inning Stats	R: 0 E: 0 K: 2 S: 10	H: 1 LOB: 1 BB: 0 P: 12	R: 0 E: 0 K: 1 S: 8	H: 0 LOB: 0 BB: 0 P: 12	R: 0 E: 0 K: 1 S: 7	H: 0 LOB: 0 BB: 0 P: 10	R: 0 E: 0 K: 0 S: 9	H: 0 LOB: 1 BB: 2 P: 19	R: 0 E: 0 K: 0 S: 7	H: 0 LOB: 0 BB: 0 P: 10	R: 3 E: 0 K: 1 S: 12	H: 2 LOB: 1 BB: 1 P: 24	R: 3 E: 1 K: 2 S: 21	H: 5 LOB: 1 BB: 0 P: 31	R: 0 E: 0 K: 2 S: 9	H: 0 LOB: 0 BB: 0 P: 12	1B: 5 2B: 2 3B: 0 HR: 1	SF: 0 SAC: 0 DP: 1 HBP: 0	WP: 0 PB: 0 SB: 0 CS: 0	PA: 33							
PITCHER	IP	WLS	BF	H	R	ER	SO	BB	IBB	HBP	BLK	WP	HR	S	P	ERA	WHIP										
22 Clayton Kershaw, L ERA: 3.24	6.2	L	27	6	5	5	6	3	0	0	0	1	62	102	6.75	1.350											
54 Ronald Belisario, R ERA: 4.76	0.1		3	2	1	1	1	0	0	0	0	0	0	12	16	27.00	6.000										
38 Ramon Troncoso, R ERA: 5.63	1.0		3	0	0	0	2	0	0	0	0	0	0	9	12	0.00	0.000										

Los Angeles Dodgers @ Los Angeles Angels
Angel Stadium of Anaheim, Anaheim, CA
Tue Jun 22 2010, 7:09 PM - 10:01 PM PDT
Att: 41,595 - Clear - 70 F

livebaseballscorecards.com

AB 30
R 6
H 8
RBI 6
BB 3
SO 9
LOB 10

Batter	1	2	3	4	5	6	7	8	9	AB	R	H	RBI	BB	SO	LOB	TOP					
15 Rafael Furcal, S OBP: 0.346, SLG: 0.433										4	0	0	0	0	1	0	Los Angeles Dodgers @ Los Angeles Angels Angel Stadium of Anaheim, Anaheim, CA Wed Jun 23 20:10, 7:08 PM - 9:39 PM PDT Att: 41,001 - Clear - 71 F livebaseballscorecards.com					
16 Andre Ethier, L OBP: 0.389, SLG: 0.584										3	1	2	0	1	0	0						
99 Manny Ramirez, R OBP: 0.381, SLG: 0.509										4	0	1	0	0	1	2						
7 James Loney, L OBP: 0.346, SLG: 0.440										4	0	1	0	0	1	3						
27 Matt Kemp, R OBP: 0.314, SLG: 0.460										4	0	1	1	0	0	2						
9 Garret Anderson, L OBP: 0.210, SLG: 0.307										3	0	0	0	0	1	2						
3 Ronnie Belliard, R OBP: 0.354, SLG: 0.407										1	0	1	0	0	0	0						
5 Reed Johnson, R OBP: 0.320, SLG: 0.388										0	0	0	0	0	0	0						
23 Casey Blake, R OBP: 0.333, SLG: 0.423										4	0	1	0	0	2	2						
55 Russell Martin, R OBP: 0.352, SLG: 0.341										3	0	0	0	1	0	1						
33 Blake DeWitt, L OBP: 0.344, SLG: 0.377										3	0	0	0	0	1	1						
14 Jamey Carroll, R OBP: 0.391, SLG: 0.318										1	0	1	0	0	0	0						
Inning Stats	R: 0 E: 0 K: 2 S: 13	H: 2 LOB: 2 BB: 0 P: 22	R: 0 E: 0 K: 2 S: 9	H: 1 LOB: 1 BB: 0 P: 14	R: 1 E: 0 K: 0 S: 14	H: 3 LOB: 2 BB: 0 P: 25	R: 0 E: 0 K: 0 S: 5	H: 0 LOB: 0 BB: 0 P: 6	R: 0 E: 0 K: 0 S: 4	H: 0 LOB: 0 BB: 0 P: 7	R: 0 E: 0 K: 0 S: 6	H: 0 LOB: 0 BB: 0 P: 10	R: 0 E: 0 K: 1 S: 6	H: 0 LOB: 0 BB: 0 P: 9	R: 0 E: 0 K: 1 S: 8	H: 2 LOB: 3 BB: 1 P: 17	R: 0 E: 1 K: 1 S: 13	H: 2 LOB: 3 BB: 1 P: 19	1B: 7 2B: 1 3B: 0 HR: 0	SF: 0 SAC: 0 DP: 0 HBP: 0	WP: 0 PB: 0 SB: 0 CS: 0	PA: 36
PITCHER	IP WLS BF H R ER SO BB IBB HBP BLK WP HR S P ERA WHIP																					
35 Joel Poinero, R ERA: 4.21	(1, 1)	7.1 W 29 6 1 1 5 1 0 0 0 0 0 0 59 100 1.23 0.955																				
40 Kevin Jepsen, R ERA: 4.51	(8, 1)	0.2 H 2 0 0 0 1 0 0 0 0 0 0 6 10 0.00 0.000																				
40 Brian Fuentes, L ERA: 5.59	(9, 1)	1.0 S 5 2 0 0 1 1 0 0 0 0 0 0 13 19 0.00 3.000																				

Batter	1	2	3	4	5	6	7	8	9	AB	R	H	RBI	BB	SO	LOB	BOTTOM			
47 Howie Kendrick, R OBP: 0.310, SLG: 0.423										4	0	1	1	0	0	1	Los Angeles Dodgers @ Los Angeles Angels Angel Stadium of Anaheim, Anaheim, CA Wed Jun 23 20:10, 7:08 PM - 9:39 PM PDT Att: 41,001 - Clear - 71 F livebaseballscorecards.com			
18 Kevin Frandsen, R OBP: 0.398, SLG: 0.455										3	1	1	0	1	0	1				
53 Bobby Abreu, L OBP: 0.360, SLG: 0.421										3	0	0	0	1	2	3				
48 Tori Hunter, R OBP: 0.357, SLG: 0.512										4	0	0	1	0	1	3				
55 Hideki Matsui, L OBP: 0.332, SLG: 0.421										2	0	0	0	1	1	1				
20 Juan Rivera, R OBP: 0.306, SLG: 0.434										3	0	1	0	0	1	2				
44 Mike Napoli, R ERA: 3.88										3	1	1	0	0	1	2				
39 Robb Quinlan, R OBP: 0.171, SLG: 0.182										0	0	0	0	0	0	0				
5 Jeff Mathis, R OBP: 0.314, SLG: 0.417										3	0	0	0	0	1	1				
3 Brandon Wood, R OBP: 0.189, SLG: 0.222										2	0	0	0	0	1	0				
Inning Stats	R: 0 E: 0 K: 1 S: 7	H: 0 LOB: 0 BB: 0 P: 13	R: 0 E: 0 K: 2 S: 12	H: 0 LOB: 1 BB: 1 P: 20	R: 0 E: 0 K: 1 S: 6	H: 0 LOB: 0 BB: 0 P: 9	R: 1 E: 1 K: 0 S: 12	H: 1 LOB: 1 BB: 0 P: 18	R: 1 E: 1 K: 0 S: 6	H: 1 LOB: 1 BB: 0 P: 9	R: 0 E: 0 K: 1 S: 10	H: 0 LOB: 0 BB: 1 P: 19	R: 0 E: 0 K: 1 S: 6	H: 1 LOB: 0 BB: 0 P: 9	R: 0 E: 0 K: 2 S: 14	H: 1 LOB: 2 BB: 1 P: 24	1B: 2 2B: 2 3B: 0 HR: 0	SF: 0 SAC: 1 DP: 2 HBP: 0	WP: 0 PB: 0 SB: 0 CS: 0	PA: 31
PITCHER	IP WLS BF H R ER SO BB IBB HBP BLK WP HR S P ERA WHIP																			
48 John Ely, R ERA: 3.88	(1, 1)	7.0 L 26 3 2 1 6 2 0 0 0 0 0 59 97 1.29 0.714																		
51 Jonathan Broxton, R ERA: 0.89	(8, 1)	1.0 5 1 0 0 2 1 0 0 0 0 0 0 14 24 0.00 2.000																		

Batter	1	2	3	4	5	6	7	8	9	AB	R	H	RBI	BB	SO	LOB	TOP				
2 Derek Jeter, R OBP: 0.339, SLG: 0.416	G4-3		14 BLK 2B		F9		1B		G3-1	5	0	2	0	0	0	0					
14 Curtis Granderson, L OBP: 0.314, SLG: 0.444	K		F7		F8		F8			4	0	0	0	0	1	2					
25 Mark Teixeira, S OBP: 0.348, SLG: 0.404	G3		BB		P6				13 FC5-4 1B	3	0	1	0	1	0	0					
13 Alex Rodriguez, R OBP: 0.360, SLG: 0.488		20 1B 2B	K		HR				20 G1 24 E 1-2	4	2	2	1	0	1	3					
24 Robinson Canó, L OBP: 0.413, SLG: 0.589	F8				HBP		1B		E7 20 G1	3	0	1	0	0	0	2					
20 Jorge Posada, S OBP: 0.383, SLG: 0.517					F8		F8		G1	4	0	1	1	0	0	4					
33 Nick Swisher, S OBP: 0.377, SLG: 0.502					F9		G3		F8	4	0	0	0	0	1	5					
11 Brett Gardner, L OBP: 0.396, SLG: 0.415	K				K		G4-3		G4-3	4	0	0	0	0	2	2					
52 CC Sabathia, L OBP: 0.200, SLG: 0.200									G4-3	3	0	0	0	0	2	0					
27 Colin Curtis, L OBP: 0.500, SLG: 0.750			K						G4-3	1	0	0	0	0	0	0					
42 Mariano Rivera, R OBP: 0.399, SLG: 0.430										0	0	0	0	0	0	0					
Inning Stats	R: 0 E: 0 K: 1 S: 10	H: 0 LOB: 0 BB: 0 P: 15	R: 1 E: 0 K: 1 S: 12	H: 2 LOB: 1 BB: 0 P: 19	R: 0 E: 0 K: 2 S: 10	H: 1 LOB: 2 BB: 1 P: 20	R: 0 E: 0 K: 2 S: 8	H: 0 LOB: 1 BB: 0 P: 11	R: 0 E: 0 K: 0 S: 10	H: 2 LOB: 1 BB: 0 P: 17	R: 0 E: 0 K: 1 S: 11	H: 1 LOB: 1 BB: 0 P: 18	R: 0 E: 0 K: 0 S: 14	H: 1 LOB: 2 BB: 0 P: 20	R: 0 E: 0 K: 0 S: 8	H: 0 LOB: 0 BB: 0 P: 14	1B: 4 2B: 2 3B: 0 HR: 1	SF: 0 SAC: 0 DP: 0 HBP: 1	WP: 0 PB: 0 SB: 0 CS: 0	PA: 37	
PITCHER	IP WLS BF H R ER SO BB IBB HBP BLK WP HR S P ERA WHIP	IP WLS BF H R ER SO BB IBB HBP BLK WP HR S P ERA WHIP	IP WLS BF H R ER SO BB IBB HBP BLK WP HR S P ERA WHIP	IP WLS BF H R ER SO BB IBB HBP BLK WP HR S P ERA WHIP	IP WLS BF H R ER SO BB IBB HBP BLK WP HR S P ERA WHIP	IP WLS BF H R ER SO BB IBB HBP BLK WP HR S P ERA WHIP	IP WLS BF H R ER SO BB IBB HBP BLK WP HR S P ERA WHIP	IP WLS BF H R ER SO BB IBB HBP BLK WP HR S P ERA WHIP	IP WLS BF H R ER SO BB IBB HBP BLK WP HR S P ERA WHIP	IP WLS BF H R ER SO BB IBB HBP BLK WP HR S P ERA WHIP	IP WLS BF H R ER SO BB IBB HBP BLK WP HR S P ERA WHIP	IP WLS BF H R ER SO BB IBB HBP BLK WP HR S P ERA WHIP	IP WLS BF H R ER SO BB IBB HBP BLK WP HR S P ERA WHIP	IP WLS BF H R ER SO BB IBB HBP BLK WP HR S P ERA WHIP	IP WLS BF H R ER SO BB IBB HBP BLK WP HR S P ERA WHIP	IP WLS BF H R ER SO BB IBB HBP BLK WP HR S P ERA WHIP	IP WLS BF H R ER SO BB IBB HBP BLK WP HR S P ERA WHIP	IP WLS BF H R ER SO BB IBB HBP BLK WP HR S P ERA WHIP	IP WLS BF H R ER SO BB IBB HBP BLK WP HR S P ERA WHIP	IP WLS BF H R ER SO BB IBB HBP BLK WP HR S P ERA WHIP	IP WLS BF H R ER SO BB IBB HBP BLK WP HR S P ERA WHIP

New York Yankees @ Los Angeles Dodgers
Dodger Stadium, Los Angeles, CA
 Fri Jun 25 2010, 7:12 PM - 10:14 PM PDT
 Att: 56,079 - Clear - 71 F

livebaseballscores.com

AB 35
R 2
H 7
RBI 2
BB 1
SO 7
LOB 18




Batter	1	2	3	4	5	6	7	8	9	AB	R	H	RBI	BB	SO	LOB	BOTTOM				
15 Rafael Furcal, S OBP: 0.344, SLG: 0.428	16 G3 55 S 99 1B BB	P4			G1-6-3				F7	3	1	0	0	1	0	3					
55 Russell Martin, R OBP: 0.351, SLG: 0.333	K		99 G4-6-3 BB			G6-3		G4-3		3	0	0	0	1	1	1					
16 Andre Ethier, L OBP: 0.379, SLG: 0.569	G3		K			K		K		4	0	0	0	0	3	2					
99 Manny Ramirez, R OBP: 0.389, SLG: 0.509			G4-6-3				1B		K	4	0	2	1	0	1	1					
27 Matt Kemp, R OBP: 0.312, SLG: 0.453	K				G5-3		K		K	4	0	0	0	0	3	2					
7 James Loney, L OBP: 0.345, SLG: 0.432					G4-3		G4-3			4	0	0	0	0	0	0					
23 Casey Blake, R OBP: 0.339, SLG: 0.430					G6-3					3	0	1	0	0	1	0					
14 Jamey Carroll, R OBP: 0.394, SLG: 0.325					F7				FC3-6 1B	3	0	1	0	0	0	1					
44 Vicente Padilla, R ERA: 3.49									G6-3	0	0	0	0	1	0	0					
3 Ronnie Belliard, R OBP: 0.350, SLG: 0.402										1	0	0	0	0	0	1					
54 Ronald Belisario, R ERA: 0.99										0	0	0	0	0	0	0					
Inning Stats	R: 1 E: 0 K: 2 S: 14	H: 1 LOB: 1 BB: 1 P: 19	R: 0 E: 0 K: 1 S: 14	H: 1 LOB: 2 BB: 1 P: 21	R: 0 E: 0 K: 1 S: 6	H: 0 LOB: 0 BB: 1 P: 12	R: 0 E: 0 K: 0 S: 7	H: 0 LOB: 0 BB: 0 P: 10	R: 0 E: 0 K: 2 S: 13	H: 1 LOB: 1 BB: 0 P: 17	R: 0 E: 0 K: 0 S: 7	H: 1 LOB: 1 BB: 0 P: 10	R: 0 E: 0 K: 1 S: 11	H: 0 LOB: 0 BB: 0 P: 20	R: 0 E: 0 K: 2 S: 10	H: 0 LOB: 0 BB: 0 P: 13	1B: 4 2B: 0 3B: 0 HR: 0	SF: 0 SAC: 0 DP: 2 HBP: 1	WP: 0 PB: 0 SB: 1 CS: 0	PA: 33	
PITCHER	IP WLS BF H R ER SO BB IBB HBP BLK WP HR S P ERA WHIP	IP WLS BF H R ER SO BB IBB HBP BLK WP HR S P ERA WHIP	IP WLS BF H R ER SO BB IBB HBP BLK WP HR S P ERA WHIP	IP WLS BF H R ER SO BB IBB HBP BLK WP HR S P ERA WHIP	IP WLS BF H R ER SO BB IBB HBP BLK WP HR S P ERA WHIP	IP WLS BF H R ER SO BB IBB HBP BLK WP HR S P ERA WHIP	IP WLS BF H R ER SO BB IBB HBP BLK WP HR S P ERA WHIP	IP WLS BF H R ER SO BB IBB HBP BLK WP HR S P ERA WHIP	IP WLS BF H R ER SO BB IBB HBP BLK WP HR S P ERA WHIP	IP WLS BF H R ER SO BB IBB HBP BLK WP HR S P ERA WHIP	IP WLS BF H R ER SO BB IBB HBP BLK WP HR S P ERA WHIP	IP WLS BF H R ER SO BB IBB HBP BLK WP HR S P ERA WHIP	IP WLS BF H R ER SO BB IBB HBP BLK WP HR S P ERA WHIP	IP WLS BF H R ER SO BB IBB HBP BLK WP HR S P ERA WHIP	IP WLS BF H R ER SO BB IBB HBP BLK WP HR S P ERA WHIP	IP WLS BF H R ER SO BB IBB HBP BLK WP HR S P ERA WHIP	IP WLS BF H R ER SO BB IBB HBP BLK WP HR S P ERA WHIP	IP WLS BF H R ER SO BB IBB HBP BLK WP HR S P ERA WHIP	IP WLS BF H R ER SO BB IBB HBP BLK WP HR S P ERA WHIP	IP WLS BF H R ER SO BB IBB HBP BLK WP HR S P ERA WHIP	IP WLS BF H R ER SO BB IBB HBP BLK WP HR S P ERA WHIP

New York Yankees @ Los Angeles Dodgers
Dodger Stadium, Los Angeles, CA
 Fri Jun 25 2010, 7:12 PM - 10:14 PM PDT
 Att: 56,079 - Clear - 71 F

livebaseballscores.com

AB 29
R 1
H 4
RBI 1
BB 3
SO 9
LOB 11



Batter	1	2	3	4	5	6	7	8	9	AB	R	H	RBI	BB	SO	LOB	TOP			
2 Derek Jeter, R OBP: 0.340, SLG: 0.414											4	2	1	0	1	3	6			
14 Curtis Granderson, L OBP: 0.330, SLG: 0.445											2	1	1	0	1	1	0			
20 Jorge Posada, S OBP: 0.381, SLG: 0.513											1	0	0	0	0	0	2			
61 Chan Ho Park, R											0	0	0	0	0	0	0			
30 David Robertson, R											0	0	0	0	0	0	0			
19 Ramiro Pena, S OBP: 0.229, SLG: 0.200											1	0	0	0	0	1	0			
25 Mark Teixeira, S OBP: 0.346, SLG: 0.411											5	1	1	3	0	0	2			
13 Alex Rodriguez, R OBP: 0.360, SLG: 0.484											4	0	1	1	1	1	1			
24 Robinson Cano, L OBP: 0.409, SLG: 0.583											5	0	1	0	0	1	2			
33 Nick Swisher, S OBP: 0.375, SLG: 0.502											4	0	1	0	0	1	2			
17 Francisco Cervelli, R OBP: 0.360, SLG: 0.357											4	0	0	0	0	0	2			
11 Brett Gardner, L OBP: 0.401, SLG: 0.418											3	0	2	0	1	0	0			
34 A.J. Burnett, R											1	0	0	0	0	1	0			
48 Boone Logan, R											0	0	0	0	0	0	0			
27 Colin Curtis, L OBP: 0.600, SLG: 0.750											0	0	0	0	1	0	0			
22 Chad Huffman, R OBP: 0.330, SLG: 0.125											1	0	0	0	0	0	2			
Inning Stats	R: 3 E: 0 K: 1 S: 13	H: 1 LOB: 0 BB: 2 P: 23	R: 0 E: 0 K: 1 S: 10	H: 0 LOB: 0 BB: 15	R: 1 E: 0 K: 0 S: 12	H: 2 LOB: 1 BB: 0 P: 20	R: 0 E: 0 K: 2 S: 13	H: 1 LOB: 2 BB: 0 P: 17	R: 0 E: 0 K: 1 S: 16	H: 1 LOB: 2 BB: 1 P: 18	R: 0 E: 0 K: 1 S: 9	H: 0 LOB: 0 BB: 0 P: 13	R: 0 E: 0 K: 1 S: 15	H: 1 LOB: 2 BB: 1 P: 23	R: 0 E: 0 K: 1 S: 8	H: 0 LOB: 1 BB: 1 P: 15	1B: 6 2B: 1 3B: 0 HR: 1	SF: 0 SAC: 1 DP: 0 HBP: 0	WP: 1 PB: 0 SB: 1 CS: 0	PA: 41
PITCHER	IP WLS BF H R ER SO BB IBB HBP BLK WP HR S P ERA WHIP	5.1 W 27 7 4 4 5 3 0 0 0 1 1 71 110 6.75 1.875	1.2 H 5 0 0 0 2 0 0 0 0 0 0 13 18 0.00 0.000	0.1 S 3 1 0 0 0 1 0 0 0 0 0 8 16 0.00 6.000	0.1 S 1 0 0 0 0 0 0 0 0 0 0 3 3 0.00 0.000	1.1 S 5 0 0 0 2 1 0 0 0 0 0 12 19 0.00 0.750														

New York Yankees @ Los Angeles Dodgers
Dodger Stadium, Los Angeles, CA
Sat Jun 26 2010, 4:14 PM - 8:01 PM PDT
Att: 56,375 - Sunny - 75 F

AB	35
R	4
H	8
RBI	4
BB	5
SO	9
LOB	19



Batter	1	2	3	4	5	6	7	8	9	AB	R	H	RBI	BB	SO	LOB	BOTTOM	
15 Rafael Furcal, S OBP: 0.350, SLG: 0.432										5	3	3	1	0	1	1		
27 Matt Kemp, R OBP: 0.316, SLG: 0.455										3	1	1	1	2	2	1		
16 Andre Ethier, L OBP: 0.379, SLG: 0.565										5	2	2	0	0	0	3		
99 Manny Ramirez, R OBP: 0.401, SLG: 0.517										1	2	1	1	3	0	0		
14 Jamey Carroll, R OBP: 0.392, SLG: 0.523										1	0	0	0	0	1	0		
7 James Loney, L OBP: 0.346, SLG: 0.433										4	0	2	4	0	0	1		
23 Casey Blake, R OBP: 0.344, SLG: 0.433										3	0	1	1	2	1	2		
55 Russell Martin, R OBP: 0.352, SLG: 0.332										4	1	1	0	1	1	3		
33 Blake DeWitt, L OBP: 0.349, SLG: 0.375										1	0	0	0	2	0	3		
5 Reed Johnson, R OBP: 0.315, SLG: 0.379										0	0	0	0	0	0	0		
18 Hiroki Kuroda, R										2	0	0	0	0	2	2		
56 Hung-Chih Kuo, L										0	0	0	0	0	0	0		
9 Garret Anderson, L										1	0	0	0	0	0	1		
36 Jeff Weaver, R										0	0	0	0	0	0	0		
52 George Sherrill, L										0	0	0	0	0	0	0		
51 Jonathan Broxton, R										0	0	0	0	0	0	0		
Inning Stats	R: 2 E: 0 K: 2 S: 15	H: 3 LOB: 1 BB: 0 P: 21	R: 0 E: 0 K: 2 S: 8	H: 0 LOB: 1 BB: 1 P: 16	R: 3 E: 0 K: 1 S: 12	H: 2 LOB: 2 BB: 4 P: 35	R: 2 E: 0 K: 0 S: 17	H: 3 LOB: 3 BB: 3 P: 35	R: 0 E: 0 K: 2 S: 8	H: 0 LOB: 0 BB: 1 P: 14	R: 2 E: 1 K: 0 S: 9	H: 3 LOB: 1 BB: 0 P: 16	R: 0 E: 0 K: 1 S: 14	H: 0 LOB: 1 BB: 1 P: 24	1B: 8 2B: 3 3B: 0 HR: 0	SF: 1 SAC: 2 DP: 1 HBP: 0	WP: 1 PB: 0 SB: 1 CS: 0	PA: 43
PITCHER	IP WLS BF H R ER SO BB IBB HBP BLK WP HR S P ERA WHIP	3.0 L 20 6 2 0 2 5 1 0 0 0 0 21 38 21.00 3.667	2.0 9 2 0 0 2 1 1 0 0 0 0 0 17 30 9.00 2.000	1.0 4 0 0 0 1 1 0 0 0 0 0 0 14 24 0.00 1.000														

New York Yankees @ Los Angeles Dodgers
Dodger Stadium, Los Angeles, CA
Sat Jun 26 2010, 4:14 PM - 8:01 PM PDT
Att: 56,375 - Sunny - 75 F

AB	30
R	9
H	11
RBI	8
BB	10
SO	8
LOB	17



Batter	1	2	3	4	5	6	7	8	9	AB	R	H	RBI	BB	SO	LOB	TOP					
15 Rafael Furcal, S OBP: 0.367, SLG: 0.450										4	1	2	0	1	1	0	Los Angeles Dodgers @ San Francisco Giants AT&T Park, San Francisco, CA Mon Jun 28 2010, 7:16 PM - 10:37 PM PDT Att: 34,626 - Clear - 67 F					
5 Reed Johnson, R OBP: 0.325, SLG: 0.402										4	1	1	0	0	3	3						
16 Andre Ethier, L OBP: 0.370, SLG: 0.552										3	0	0	1	0	1	1						
99 Manny Ramirez, R OBP: 0.409, SLG: 0.522										3	0	3	1	1	0	0						
27 Matt Kemp, R OBP: 0.316, SLG: 0.455										0	0	0	0	0	0	0						
3 Ronnie Belliard, R OBP: 0.333, SLG: 0.411										4	1	0	0	0	0	4						
54 Ronald Belisario, R										0	0	0	0	0	0	0						
56 Hung-Chih Kuo, L										0	0	0	0	0	0	0						
23 Casey Blake, R OBP: 0.342, SLG: 0.442										4	1	2	2	0	0	2						
17 A.J. Ellis, R OBP: 0.310, SLG: 0.250										3	0	1	0	1	1	1						
14 Jamey Carroll, R OBP: 0.387, SLG: 0.319										3	0	0	0	0	1	2						
58 Chad Billingsley, R OBP: 0.241, SLG: 0.192										2	0	0	0	0	2	0						
9 Garret Anderson, L OBP: 0.265, SLG: 0.299										1	0	0	0	0	1	1						
36 Jeff Weaver, R OBP: 0.300, SLG: 0.500										0	0	0	0	0	0	0						
7 James Loney, L OBP: 0.346, SLG: 0.429										1	0	0	0	0	0	0						
Inning Stats	R: 0 E: 0 K: 1 S: 9	H: 0 LOB: 0 BB: 0 P: 10	R: 0 E: 0 K: 0 S: 20	H: 1 LOB: 2 BB: 1 P: 30	R: 2 E: 0 K: 1 S: 17	H: 3 LOB: 1 BB: 0 P: 26	R: 0 E: 0 K: 1 S: 9	H: 1 LOB: 0 BB: 0 P: 12	R: 0 E: 0 K: 0 S: 15	H: 0 LOB: 0 BB: 0 P: 22	R: 0 E: 0 K: 0 S: 9	H: 0 LOB: 0 BB: 0 P: 13	R: 0 E: 0 K: 2 S: 11	H: 1 LOB: 2 BB: 1 P: 18	R: 2 E: 0 K: 0 S: 21	H: 2 LOB: 0 BB: 0 P: 30	R: 0 E: 0 K: 2 S: 8	H: 0 LOB: 0 BB: 0 P: 14	1B: 6 2B: 3 3B: 0 HR: 1	SF: 1 SAC: 1 DP: 2 HBP: 0	WP: 1 PB: 0 SB: 1 CS: 1	PA: 37
PITCHER	IP	WLS	BF	H	R	ER	SO	BB	IBB	HBP	BLK	WP	HR	S	P	ERA	WHIP					
75 Barry Zito, L ERA: 3.43	6.0		24	6	2	2	6	2	0	0	0	1	0	79	113	3.00	1.333					
53 Denny Bautista, R ERA: 2.25	1.0		5	1	0	0	2	0	1	0	0	0	0	11	18	0.00	1.000					
46 Santiago Casilla, R ERA: 2.03	1.0	L	5	2	2	2	0	0	0	0	0	0	1	21	30	18.00	2.000					
59 Guillermo Mota, R ERA: 2.76	1.0		3	0	0	0	2	0	0	0	0	0	0	8	14	0.00	0.000					

AB 32
R 4
H 9
RBI 4
BB 3
SO 10
LOB 14



Batter	1	2	3	4	5	6	7	8	9	AB	R	H	RBI	BB	SO	LOB	BOTTOM					
56 Andres Torres, S OBP: 0.373, SLG: 0.442										3	1	0	0	1	1	2	Los Angeles Dodgers @ San Francisco Giants AT&T Park, San Francisco, CA Mon Jun 28 2010, 7:16 PM - 10:37 PM PDT Att: 34,626 - Clear - 67 F					
21 Freddy Sanchez, R OBP: 0.359, SLG: 0.381										4	0	1	1	0	1	1						
17 Aubrey Huff, L OBP: 0.385, SLG: 0.512										4	0	2	1	0	0	0						
5 Juan Uribe, R OBP: 0.342, SLG: 0.476										3	0	0	0	1	0	3						
9 Pat Burrell, R OBP: 0.333, SLG: 0.437										3	0	2	0	0	0	0						
33 Aaron Rowand, R OBP: 0.275, SLG: 0.387										1	0	1	0	0	0	0						
48 Pablo Sandoval, S OBP: 0.334, SLG: 0.415										2	0	1	0	1	0	1						
28 Buster Posey, R OBP: 0.320, SLG: 0.391										1	0	0	0	0	1	2						
16 Edgar Renteria, R OBP: 0.359, SLG: 0.412										4	0	0	0	0	1	6						
1 Bengie Molina, R OBP: 0.307, SLG: 0.330										3	0	0	0	0	0	2						
75 Barry Zito, L ERA: 3.43	6.0		22	5	2	2	3	2	0	0	0	0	0	0	0	0	Los Angeles Dodgers @ San Francisco Giants AT&T Park, San Francisco, CA Mon Jun 28 2010, 7:16 PM - 10:37 PM PDT Att: 34,626 - Clear - 67 F					
35 Travis Ishikawa, L OBP: 0.285, SLG: 0.399	1.0	W	4	2	0	0	0	0	0	0	0	0	0	0	0	0						
53 Denny Bautista, R ERA: 2.25	1.0	H	3	1	0	0	0	1	0	0	0	0	0	0	0	0						
46 Santiago Casilla, R ERA: 2.03	1.0	S	5	1	0	0	1	1	0	0	0	0	0	0	0	0						
12 Nate Scherholz, L OBP: 0.162, SLG: 0.096																						
59 Guillermo Mota, R ERA: 2.76																						
75 Barry Zito, L ERA: 3.43	6.0		22	5	2	2	3	2	0	0	0	0	0	0	0	0						
36 Jeff Weaver, R ERA: 3.09	1.0		4	2	0	0	0	0	0	0	0	0	0	0	0	0						
54 Ronald Belisario, R ERA: 1.16	1.0		3	1	0	0	0	1	0	0	0	0	0	0	0	0						
56 Hung-Chih Kuo, L ERA: 1.11	1.0		5	1	0	0	1	1	0	0	0	0	0	0	0	0						
Inning Stats	R: 1 E: 0 K: 1 S: 14	H: 1 LOB: 1 BB: 0 P: 26	R: 0 E: 0 K: 1 S: 10	H: 1 LOB: 0 BB: 0 P: 17	R: 0 E: 0 K: 1 S: 8	H: 0 LOB: 0 BB: 0 P: 12	R: 0 E: 0 K: 0 S: 4	H: 0 LOB: 0 BB: 0 P: 9	R: 0 E: 0 K: 0 S: 3	H: 0 LOB: 0 BB: 0 P: 9	R: 1 E: 0 K: 0 S: 15	H: 3 LOB: 2 BB: 0 P: 25	R: 0 E: 0 K: 0 S: 20	H: 2 LOB: 2 BB: 0 P: 29	R: 0 E: 0 K: 0 S: 9	H: 1 LOB: 0 BB: 0 P: 13	R: 0 E: 0 K: 1 S: 12	H: 1 LOB: 2 BB: 1 P: 22	1B: 8 2B: 3 3B: 0 HR: 0	SF: 0 SAC: 0 DP: 5 HBP: 0	WP: 0 PB: 0 SB: 1 CS: 1	PA: 34
PITCHER	IP	WLS	BF	H	R	ER	SO	BB	IBB	HBP	BLK	WP	HR	S	P	ERA	WHIP					
58 Chad Billingsley, R ERA: 4.25	6.0		22	5	2	2	3	2	0	0	0	0	0	54	98	3.00	1.167					
36 Jeff Weaver, R ERA: 3.09	1.0		4	2	0	0	0	0	0	0	0	0	0	20	29	0.00	2.000					
54 Ronald Belisario, R ERA: 1.16	1.0		3	1	0	0	0	0	0	0	0	0	0	9	13	0.00	1.000					
56 Hung-Chih Kuo, L ERA: 1.11	1.0		5	1	0	0	1	1	0	0	0	0	0	12	22	0.00	2.000					


AB 31
R 2
H 9
RBI 2
BB 3
SO 4
LOB 17




Batter	1	2	3	4	5	6	7	8	9	AB	R	H	RBI	BB	SO	LOB	TOP										
15 Rafael Furcal, S OBP: 0.386, SLG: 0.502	F7		K			16 1B		27 HR		3	2	1	0	1	1	1	Los Angeles Dodgers @ Arizona Diamondbacks Chase Field, Phoenix, AZ Sun Jul 04 2010, 1:11 PM - 4:08 PM MST Att: 26,626 - Roof Closed - 77 F										
27 Matt Kemp, R OBP: 0.326, SLG: 0.483	F8		1B			K		HR		4	1	2	2	0	1	1											
16 Andre Ethier, L OBP: 0.375, SLG: 0.559	G6-3		L7					G6-3		4	0	1	1	0	0	2											
7 James Loney, L OBP: 0.357, SLG: 0.434		23 G1-3				G4-3		1B		3	0	2	0	1	0	0											
23 Casey Blake, R OBP: 0.340, SLG: 0.423	G1-3		P6			G4-3		G5-3		4	0	0	0	0	0	3											
30 Xavier Paul, L OBP: 0.333, SLG: 0.391		K				F8		G3-1		3	0	0	0	0	1	2											
5 Reed Johnson, R OBP: 0.302, SLG: 0.379		K				F8		G3-1		1	0	1	0	0	0	0											
33 Blake DeWitt, L OBP: 0.355, SLG: 0.379		G3				CS		BB		2	0	1	0	1	0	1											
56 Hung-Chih Kuo, L		G3				G4-3		G4-3		1	0	0	0	0	0	0											
3 Ronnie Belliard, R OBP: 0.325, SLG: 0.382		G3				G4-3		G4-3		1	0	0	0	0	0	1											
51 Jonathan Broxton, R		G3				G4-3		G4-3		0	0	0	0	0	0	0											
17 A.J. Ellis, R OBP: 0.283, SLG: 0.225		F8				G4-3		K		4	0	0	0	0	2	3											
58 Chad Billingsley, R OBP: 0.258, SLG: 0.214		F8				G4-3		K		2	0	1	0	0	0	0											
14 Jamey Carroll, R OBP: 0.359, SLG: 0.329		G4-3				G4-3		G5-3		1	0	0	0	0	0	0											
Inning Stats	R: 0 E: 0 K: 0 S: 6	H: 0 LOB: 0 BB: 0 P: 9	R: 0 E: 0 K: 1 S: 12	H: 1 LOB: 1 BB: 0 P: 15	R: 0 E: 0 K: 1 S: 16	H: 2 LOB: 2 BB: 0 P: 22	R: 0 E: 0 K: 0 S: 10	H: 0 LOB: 0 BB: 0 P: 18	R: 0 E: 0 K: 1 S: 14	H: 1 LOB: 0 BB: 0 P: 12	R: 1 E: 0 K: 1 S: 14	H: 2 LOB: 0 BB: 0 P: 23	R: 0 E: 0 K: 1 S: 16	H: 0 LOB: 1 BB: 1 P: 22	R: 2 E: 0 K: 0 S: 15	H: 2 LOB: 1 BB: 1 P: 26	R: 0 E: 0 K: 1 S: 10	H: 1 LOB: 0 BB: 0 P: 17	1B: 5 2B: 3 HR: 1	SF: 0 SAC: 0 DP: 1 HBP: 0	WP: 0 PB: 0 CS: 2	PA: 36					
PITCHER	IP	WLS	BF	H	R	ER	SO	BB	IBB	HBP	BLK	WP	HR	S	P	ERA	WHIP										
15 Dan Haren, R ERA: 4.38	7.0		26	6	1	1	4	2	0	0	0	0	0	82	121	1.29	1.143										
22 Aaron Heilman, R ERA: 3.72	1.0	L	6	2	2	2	0	1	0	0	0	0	1	15	26	18.00	3.000										
39 Jordan Norberto, L ERA: 6.75	1.0		3	1	0	0	1	0	0	0	0	0	0	10	17	0.00	1.000										

Batter	1	2	3	4	5	6	7	8	9	AB	R	H	RBI	BB	SO	LOB	BOTTOM										
2 Kelly Johnson, L OBP: 0.366, SLG: 0.479	G1-3		26 1B			K		K		4	0	1	0	0	2	1	Los Angeles Dodgers @ Arizona Diamondbacks Chase Field, Phoenix, AZ Sun Jul 04 2010, 1:11 PM - 4:08 PM MST Att: 26,626 - Roof Closed - 77 F										
6 Stephen Drew, L OBP: 0.336, SLG: 0.409	10 FC5-4		F8			24 FC5-4		K		3	0	1	0	1	1	1											
10 Justin Upton, R OBP: 0.350, SLG: 0.457	FC5-4		K			K		K		4	0	0	0	0	3	3											
26 Miguel Montero, L OBP: 0.457, SLG: 0.577	24 FC5-4		K			K		K		4	0	2	0	0	2	1											
24 Chris Young, R OBP: 0.325, SLG: 0.482	FC5-4		F8			FC5-4		K		4	0	1	0	0	0	5											
25 Adam LaRoche, L OBP: 0.334, SLG: 0.455	G4-3		27 3B			K		K		4	1	1	0	0	2	1											
27 Mark Reynolds, R OBP: 0.332, SLG: 0.487	K		3B			P6		K		4	0	1	1	0	2	0											
8 Gerardo Parra, L OBP: 0.301, SLG: 0.397			K			G3-1		G6-3		4	0	1	0	0	1	1											
15 Dan Haren, R OBP: 0.420, SLG: 0.592		G6-3				K		K		3	0	0	0	0	2	2											
22 Aaron Heilman, R		G6-3				K		K		0	0	0	0	0	0	0											
39 Jordan Norberto, L		G6-3				K		K		0	0	0	0	0	0	0											
3 Tony Abreu, S OBP: 0.259, SLG: 0.304		G6-3				K		K		1	0	0	0	0	1	0											
Inning Stats	R: 0 E: 0 K: 0 S: 8	H: 1 LOB: 2 BB: 1 P: 14	R: 0 E: 0 K: 1 S: 12	H: 1 LOB: 1 BB: 0 P: 15	R: 0 E: 0 K: 1 S: 18	H: 2 LOB: 2 BB: 0 P: 26	R: 1 E: 0 K: 3 S: 16	H: 2 LOB: 1 BB: 0 P: 21	R: 0 E: 0 K: 2 S: 11	H: 1 LOB: 1 BB: 0 P: 16	R: 0 E: 0 K: 1 S: 11	H: 0 LOB: 0 BB: 0 P: 19	R: 0 E: 0 K: 3 S: 10	H: 0 LOB: 0 BB: 0 P: 11	R: 0 E: 0 K: 3 S: 12	H: 1 LOB: 1 BB: 0 P: 21	R: 0 E: 0 K: 2 S: 9	H: 0 LOB: 0 BB: 0 P: 11	1B: 5 2B: 2 3B: 1 HR: 0	SF: 0 SAC: 0 DP: 0 HBP: 0	WP: 0 PB: 0 CS: 0	PA: 36					
PITCHER	IP	WLS	BF	H	R	ER	SO	BB	IBB	HBP	BLK	WP	HR	S	P	ERA	WHIP										
58 Chad Billingsley, R ERA: 4.08	6.0		26	7	1	1	8	1	0	0	0	0	0	76	111	1.50	1.333										
56 Hung-Chih Kuo, L ERA: 1.03	2.0	W	7	1	0	0	6	0	0	0	0	0	0	22	32	0.00	0.500										
51 Jonathan Broxton, R ERA: 2.02	1.0	S	3	0	0	0	2	0	0	0	0	0	0	9	11	0.00	0.000										

AB 32
R 3
H 9
RBI 3
BB 3
SO 5
LOB 14



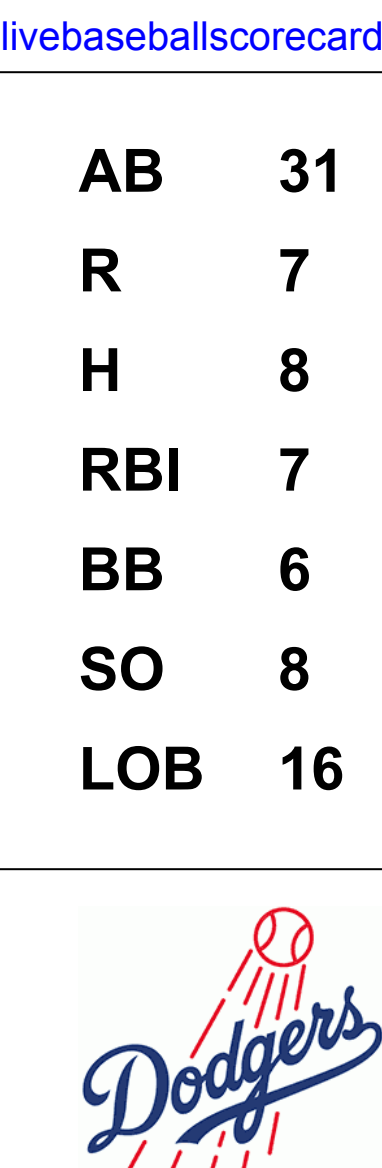
AB 35
R 1
H 8
RBI 1
BB 1
SO 16
LOB 15



Batter	1	2	3	4	5	6	7	8	9	AB R H RBI BB SO LOB	TOP									
8 Chris Coghlan, L (1,7) OBP: 0.345, SLG: 0.405										4 0 0 0 0 1 4	Florida Marlins @ Los Angeles Dodgers Dodger Stadium, Los Angeles, CA Tue Jul 06 2010, 7:11 PM - 10:22 PM PDT Att: 40,889 - Clear - 65 F									
15 Gaby Sanchez, R (1,3) OBP: 0.372, SLG: 0.473									4 0 1 0 0 1 0											
2 Hanley Ramirez, R (1,6) OBP: 0.378, SLG: 0.492									4 0 1 0 0 1 1											
3 Jorge Cantu, R (1,5) OBP: 0.314, SLG: 0.426									4 0 1 0 0 1 1											
6 Dan Uggla, R (1,4) OBP: 0.364, SLG: 0.484									4 1 1 0 0 1 2											
12 Cody Ross, R (1,8) OBP: 0.342, SLG: 0.429									4 1 2 0 0 0 2											
29 Ronny Paulino, R (1,2) OBP: 0.336, SLG: 0.396									4 0 1 0 0 1 3											
27 Giancarlo Stanton, R (1,9) OBP: 0.268, SLG: 0.367									4 1 2 3 0 2 1											
41 Chris Volstad, R (1,1) OBP: 0.125, SLG: 0.125									1 0 0 0 0 1 0											
59 Alex Sanabia, R (4,1)									0 0 0 0 0 0 0											
1 Emilio Bonifacio, S (7,PH)									1 0 1 0 0 0 0											
64 Tim Wood, R (7,1)									0 0 0 0 0 0 0											
18 Wes Helms, R (9,PH)									1 0 0 0 0 0 2											
Inning Stats	R: 0 E: 0 K: 1 S: 13	H: 1 LOB: 1 BB: 0 P: 19	R: 0 E: 0 K: 0 S: 6	H: 0 LOB: 0 BB: 0 P: 8	R: 0 E: 0 K: 2 S: 9	H: 2 LOB: 2 BB: 0 P: 12	R: 0 E: 0 K: 2 S: 12	H: 1 LOB: 1 BB: 0 P: 17	R: 0 E: 0 K: 1 S: 6	H: 0 LOB: 0 BB: 0 P: 10	R: 2 E: 0 K: 1 S: 20	H: 3 LOB: 1 BB: 0 P: 29	R: 0 E: 0 K: 0 S: 5	H: 0 LOB: 0 BB: 0 P: 8	R: 1 E: 0 K: 0 S: 16	H: 3 LOB: 2 BB: 0 P: 27	1B: 9 2B: 0 3B: 0 HR: 1	SF: 0 SAC: 1 DP: 0 HBP: 1	WP: 0 PB: 0 SB: 0 CS: 1	PA: 37
PITCHER	IP WLS BF H R ER SO BB IBB HBP BLK WP HR S P ERA WHIP											IP WLS BF H R ER SO BB IBB HBP BLK WP HR S P ERA WHIP								
44 Vicente Padilla, R (1,1) ERA: 4.72	6.2 W 26 6 2 2 9 0 0 1 0 0 1 79 112 2.70 0.900																			
52 George Sherrill, L (7,1) ERA: 6.86	0.1 2 1 0 0 0 0 0 0 0 0 0 6 9 0.00 3.000																			
59 Travis Schlichting, R (8,1) ERA: 0.79	1.1 7 3 1 1 0 0 0 0 0 0 0 16 27 6.75 2.250																			
51 Jonathan Broxton, R (9,1) ERA: 1.98	0.2 S 2 0 0 0 0 0 0 0 0 0 0 5 8 0.00 0.000																			

Batter	1	2	3	4	5	6	7	8	9	AB R H RBI BB SO LOB	BOTTOM									
15 Rafael Furcal, S (1,6) OBP: 0.383, SLG: 0.507									5 1 2 3 0 1 3	Florida Marlins @ Los Angeles Dodgers Dodger Stadium, Los Angeles, CA Tue Jul 06 2010, 7:11 PM - 10:22 PM PDT Att: 40,889 - Clear - 65 F										
27 Matt Kemp, R (1,8) OBP: 0.323, SLG: 0.485									5 1 2 2 0 1 5											
16 Andre Ethier, L (1,9) OBP: 0.377, SLG: 0.569									5 1 1 1 0 0 3											
7 James Loney, L (1,3) OBP: 0.354, SLG: 0.431									3 0 0 0 1 1 0											
23 Casey Blake, R (1,5) OBP: 0.341, SLG: 0.435									3 1 1 1 1 1 2											
30 Xavier Paul, L (1,7) OBP: 0.307, SLG: 0.357									4 0 0 0 0 3 1											
59 Travis Schlichting, R (8,1)									0 0 0 0 0 0 0											
51 Jonathan Broxton, R (9,1)									0 0 0 0 0 0 0											
55 Russell Martin, R (1,2) OBP: 0.351, SLG: 0.325									3 1 1 0 1 0 0											
33 Blake DeWitt, L (1,4) OBP: 0.361, SLG: 0.380									2 2 1 0 2 0 1											
14 Jamey Carroll, R (9,4) OBP: 0.389, SLG: 0.329									0 0 0 0 0 0 0											
44 Vicente Padilla, R (1,1)									1 0 0 0 0 1 1											
52 George Sherrill, L (7,1)									0 0 0 0 0 0 0											
5 Reed Johnson, R (8,7) OBP: 0.316, SLG: 0.386									0 0 0 0 1 0 0											
Inning Stats	R: 0 E: 0 K: 1 S: 13	H: 1 LOB: 2 BB: 1 P: 22	R: 4 E: 0 K: 1 S: 15	H: 3 LOB: 0 BB: 1 P: 28	R: 1 E: 0 K: 1 S: 11	H: 1 LOB: 0 BB: 0 P: 16	R: 0 E: 0 K: 3 S: 12	H: 0 LOB: 1 BB: 1 P: 20	R: 1 E: 0 K: 1 S: 11	H: 1 LOB: 0 BB: 0 P: 17	R: 0 E: 0 K: 0 S: 8	H: 1 LOB: 2 BB: 0 P: 11	R: 0 E: 0 K: 1 S: 7	H: 0 LOB: 1 BB: 1 P: 17	R: 1 E: 0 K: 0 S: 8	H: 1 LOB: 2 BB: 2 P: 17	1B: 5 2B: 0 3B: 0 HR: 3	SF: 0 SAC: 2 DP: 0 HBP: 0	WP: 0 PB: 0 SB: 0 CS: 0	PA: 39
PITCHER	IP WLS BF H R ER SO BB IBB HBP BLK WP HR S P ERA WHIP											IP WLS BF H R ER SO BB IBB HBP BLK WP HR S P ERA WHIP								
41 Chris Volstad, R (1,1) ERA: 4.78	3.0 L 17 5 5 5 3 3 0 0 0 0 0 1 31 44 3.00 0.667																			
59 Alex Sanabia, R (4,1) ERA: 4.32	3.0 12 2 1 1 4 0 0 0 0 0 0 1 31 44 3.00 0.667																			
64 Tim Wood, R (7,1) ERA: 4.73	2.0 10 1 1 1 1 3 0 0 0 0 0 0 15 34 4.50 2.000																			

AB	35
R	3
H	10
RBI	3
BB	0
SO	9
LOB	16



Batter	1	2	3	4	5	6	7	8	9	AB	R	H	RBI	BB	SO	LOB	TOP					
8 Chris Coghlan, L (1,7) OBP: 0.341, SLG: 0.400	G1-3	G4-3			G6-3		K			4	0	0	0	0	1	0	Florida Marlins @ Los Angeles Dodgers Dodger Stadium, Los Angeles, CA Wed Jul 07 2010, 7:11 PM - 9:42 PM PDT Att: 41,947 - Partly Cloudy - 66 F					
15 Gaby Sanchez, R (1,3) OBP: 0.367, SLG: 0.467 43 Jose Veras, R (9,1)	K		F8		P6		K			4	0	0	0	0	2	0						
2 Hanley Ramirez, R (1,6) OBP: 0.376, SLG: 0.489	G4-3		K		G5-3					4	0	1	0	0	1	0						
3 Jorge Cantu, R (1,5) OBP: 0.313, SLG: 0.424			P3			G5-3		G5-3		4	1	1	0	0	0	1						
6 Dan Uggla, R (1,4) OBP: 0.371, SLG: 0.492						G4-3				3	1	3	0	1	0	0						
12 Cody Ross, R (1,8) OBP: 0.341, SLG: 0.430					F9		G4-3			4	1	1	1	0	0	4						
29 Ronny Paulino, R (1,2) OBP: 0.331, SLG: 0.389					E6		G6-3			4	0	0	0	0	1	4						
27 Giancarlo Stanton, R (1,9) OBP: 0.267, SLG: 0.394					L6		F7			4	1	1	3	0	1	2						
55 Josh Johnson, L (1,1) OBP: 0.154, SLG: 0.132 18 Wes Helms, R (9,PH) OBP: 0.311, SLG: 0.409	K				FC4		F8		F9	3	0	0	0	0	1	2						
										1	0	0	0	0	0	0						
Inning Stats	R: 0 E: 0 K: 1 S: 9	H: 0 LOB: 0 BB: 0 P: 12	R: 4 E: 0 K: 1 S: 14	H: 4 LOB: 0 BB: 0 P: 22	R: 0 E: 0 K: 1 S: 10	H: 0 LOB: 0 BB: 0 P: 14	R: 0 E: 0 K: 0 S: 14	H: 1 LOB: 2 BB: 0 P: 20	R: 0 E: 0 K: 0 S: 10	H: 0 LOB: 0 BB: 0 P: 15	R: 0 E: 0 K: 1 S: 6	H: 0 LOB: 0 BB: 0 P: 7	R: 0 E: 0 K: 1 S: 11	H: 1 LOB: 2 BB: 0 P: 17	R: 0 E: 0 K: 2 S: 8	H: 0 LOB: 0 BB: 0 P: 11	1B: 4 2B: 2 3B: 0 HR: 1	SF: 0 SAC: 0 DP: 0 HBP: 0	WP: 0 PB: 0 SB: 1 CS: 1	PA: 36		
PITCHER	IP	WLS	BF	H	R	ER	SO	BB	IBB	HBP	BLK	WP	HR	S	P	ERA	WHIP					
18 Hiroki Kuroda, R (1,1) ERA: 3.87 45 Justin Miller, R (8,1) ERA: 4.35	7.0	L	28	6	4	4	4	0	0	0	0	0	0	1	72	103	5.14	0.857				
	2.0		8	1	0	0	3	1	0	0	0	0	0	0	19	28	0.00	1.000				

Batter	1	2	3	4	5	6	7	8	9	AB	R	H	RBI	BB	SO	LOB	BOTTOM					
15 Rafael Furcal, S (1,6) OBP: 0.377, SLG: 0.498	K			G4-3		P6		G3		4	0	0	0	0	1	0	Florida Marlins @ Los Angeles Dodgers Dodger Stadium, Los Angeles, CA Wed Jul 07 2010, 7:11 PM - 9:42 PM PDT Att: 41,947 - Partly Cloudy - 66 F					
27 Matt Kemp, R (1,8) OBP: 0.322, SLG: 0.482	K			G6-3		G5-3				4	0	1	0	0	1	0						
16 Andre Ethier, L (1,9) OBP: 0.378, SLG: 0.566	G3-1									3	0	1	0	1	0	1						
7 James Loney, L (1,3) OBP: 0.356, SLG: 0.432										4	0	2	0	0	0	1						
23 Casey Blake, R (1,5) OBP: 0.337, SLG: 0.428										4	0	0	0	0	3	4						
9 Garret Anderson, L (1,7) OBP: 0.197, SLG: 0.280										4	0	0	0	0	2	0						
55 Russell Martin, R (1,2) OBP: 0.350, SLG: 0.327										4	0	1	0	0	1	0						
33 Blake DeWitt, L (1,4) OBP: 0.361, SLG: 0.379										3	0	1	0	0	0	1						
18 Hiroki Kuroda, R (1,1) 30 Xavier Paul, L (7,PH) OBP: 0.303, SLG: 0.352 45 Justin Miller, R (8,1)	K									2	0	0	0	0	2	1						
										1	0	0	0	0	0	1						
										0	0	0	0	0	0	0						
Inning Stats	R: 0 E: 0 K: 2 S: 12	H: 0 LOB: 0 BB: 0 P: 16	R: 0 E: 0 K: 1 S: 9	H: 0 LOB: 0 BB: 0 P: 12	R: 0 E: 0 K: 1 S: 6	H: 0 LOB: 0 BB: 0 P: 9	R: 0 E: 0 K: 1 S: 10	H: 2 LOB: 2 BB: 0 P: 17	R: 0 E: 0 K: 3 S: 13	H: 1 LOB: 1 BB: 0 P: 18	R: 0 E: 0 K: 0 S: 6	H: 1 LOB: 2 BB: 1 P: 12	R: 0 E: 0 K: 0 S: 10	H: 1 LOB: 1 BB: 0 P: 14	R: 0 E: 0 K: 0 S: 9	H: 1 LOB: 0 BB: 0 P: 19	R: 0 E: 0 K: 2 S: 7	H: 0 LOB: 0 BB: 0 P: 11	1B: 5 2B: 1 3B: 0 HR: 0	SF: 0 SAC: 0 DP: 0 HBP: 0	WP: 0 PB: 0 SB: 1 CS: 0	PA: 34
PITCHER	IP	WLS	BF	H	R	ER	SO	BB	IBB	HBP	BLK	WP	HR	S	P	ERA	WHIP					
55 Josh Johnson, R (1,1) ERA: 1.7 43 Jose Veras, R (9,1) ERA: 5.27	8.0	W	31	6	0	0	8	1	0	0	0	0	0	7	11	0.00	0.875					
	1.0		3	0	0	0	2	0	0	0	0	0	0	7	11	0.00	0.000					

Batter	1	2	3	4	5	6	7	8	9	AB	R	H	RBI	BB	SO	LOB	TOP										
2 Ryan Theriot, R OBP: 0.316, SLG: 0.310										4	0	1	0	0	2	0	<p>Chicago Cubs @ Los Angeles Dodgers Dodger Stadium, Los Angeles, CA Thu Jul 08 2010, 7:12 PM - 9:26 PM PDT Att. 43,640 - Clear - 68 F</p>										
24 Marlon Byrd, R OBP: 0.355, SLG: 0.480										4	0	3	0	0	1	0											
25 Derrek Lee, R OBP: 0.327, SLG: 0.367										4	0	0	0	0	0	2											
16 Aramis Ramirez, R OBP: 0.254, SLG: 0.350										4	1	2	0	0	1	2											
17 Mike Fontenot, L OBP: 0.348, SLG: 0.420										0	0	0	0	0	0	0											
18 Geovany Soto, R OBP: 0.407, SLG: 0.467										3	0	1	1	0	1	0											
1 Kosuke Fukudome, L OBP: 0.357, SLG: 0.429										1	0	0	0	0	0	1											
12 Alfonso Soriano, R OBP: 0.348, SLG: 0.548										3	1	1	1	0	1	1											
22 Xavier Nady, R OBP: 0.305, SLG: 0.361										3	0	0	0	0	2	2											
21 Tyler Colvin, L OBP: 0.314, SLG: 0.544										0	0	0	0	0	0	0											
13 Starlin Castro, R OBP: 0.330, SLG: 0.376										3	0	0	0	0	2	0											
36 Randy Wells, R OBP: 0.185, SLG: 0.192										2	0	0	0	0	2	0											
28 Jeff Baker, R OBP: 0.293, SLG: 0.390										1	0	0	0	0	1	0											
40 James Russell, L OBP: 0.316, SLG: 0.386										0	0	0	0	0	0	0											
Inning Stats	R: 0 H: 1 E: 0 K: 2 S: 8	H: 1 LOB: 1 BB: 0 P: 11	R: 1 H: 1 E: 0 K: 2 S: 9	H: 1 LOB: 0 BB: 0 P: 13	R: 0 H: 2 E: 0 K: 1 S: 8	H: 2 LOB: 1 BB: 0 P: 12	R: 1 H: 2 E: 0 K: 1 S: 13	H: 2 LOB: 1 BB: 0 P: 18	R: 0 H: 0 E: 0 K: 2 S: 9	H: 0 LOB: 0 BB: 0 P: 12	R: 0 H: 1 E: 0 K: 0 S: 7	H: 1 LOB: 0 BB: 0 P: 8	R: 0 H: 0 E: 0 K: 2 S: 8	H: 0 LOB: 0 BB: 0 P: 11	R: 0 H: 0 E: 0 K: 1 S: 12	H: 1 LOB: 1 BB: 0 P: 14	1B: 6 2B: 1 3B: 0 HR: 1	SF: 0 SAC: 0 DP: 2 HBP: 0	WP: 1 PB: 0 SB: 0 CS: 1	PA: 32							
PITCHER	IP	WLS	BF	H	R	ER	SO	BB	IBB	HBP	BLK	WP	HR	S	P	ERA	WHIP										
22 Clayton Kershaw, L ERA: 2.96	8.0	W	28	7	2	2	12	0	0	0	0	1	1	70	97	2.25	0.875										
51 Jonathan Broxton, R ERA: 1.93	1.0	S	4	1	0	0	1	0	0	0	0	0	0	12	14	0.00	1.000										

Chicago Cubs @ Los Angeles Dodgers
Dodger Stadium, Los Angeles, CA
Thu Jul 08 2010, 7:12 PM - 9:26 PM PDT
Att. 43,640 - Clear - 68 F

AB 32
R 2
H 8
RBI 2
BB 0
SO 13
LOB 8



Batter	1	2	3	4	5	6	7	8	9	AB	R	H	RBI	BB	SO	LOB	BOTTOM										
15 Rafael Furcal, S OBP: 0.386, SLG: 0.522										3	2	3	2	0	0	0	<p>Chicago Cubs @ Los Angeles Dodgers Dodger Stadium, Los Angeles, CA Thu Jul 08 2010, 7:12 PM - 9:26 PM PDT Att. 43,640 - Clear - 68 F</p>										
27 Matt Kemp, R OBP: 0.322, SLG: 0.478										3	0	0	0	1	1	3											
16 Andre Ethier, L OBP: 0.373, SLG: 0.557										4	0	0	0	0	1	3											
7 James Loney, L OBP: 0.358, SLG: 0.433										4	0	2	1	0	1	0											
23 Casey Blake, R OBP: 0.332, SLG: 0.422										4	0	0	0	0	1	2											
30 Xavier Paul, L OBP: 0.291, SLG: 0.338										3	0	0	0	0	1	1											
5 Reed Johnson, R OBP: 0.316, SLG: 0.386										0	0	0	0	0	0	0											
55 Russell Martin, R OBP: 0.350, SLG: 0.327										3	1	1	0	0	1	0											
33 Blake DeWitt, L OBP: 0.357, SLG: 0.374										3	0	0	0	0	1	1											
14 Jamey Carroll, R OBP: 0.389, SLG: 0.329										0	0	0	0	0	0	0											
22 Clayton Kershaw, L OBP: 0.094, SLG: 0.095										2	0	0	0	0	1	0											
51 Jonathan Broxton, R ERA: 3.96										0	0	0	0	0	0	0											
Inning Stats	R: 1 H: 2 E: 0 K: 0 S: 9	H: 2 LOB: 1 BB: 1 P: 20	R: 0 H: 0 E: 0 K: 2 S: 9	H: 0 LOB: 0 BB: 0 P: 12	R: 0 H: 1 E: 0 K: 2 S: 13	H: 1 LOB: 0 BB: 0 P: 17	R: 0 H: 0 E: 0 K: 0 S: 6	H: 0 LOB: 0 BB: 0 P: 10	R: 0 H: 1 E: 0 K: 2 S: 9	H: 1 LOB: 0 BB: 0 P: 14	R: 2 H: 2 E: 0 K: 0 S: 5	H: 2 LOB: 0 BB: 0 P: 7	R: 0 H: 0 E: 0 K: 1 S: 6	H: 0 LOB: 0 BB: 0 P: 11	1B: 4 2B: 1 3B: 0 HR: 1	SF: 0 SAC: 1 DP: 1 HBP: 1	WP: 0 PB: 0 SB: 1 CS: 0	PA: 32									
PITCHER	IP	WLS	BF	H	R	ER	SO	BB	IBB	HBP	BLK	WP	HR	S	P	ERA	WHIP										
36 Randy Wells, R ERA: 4.61	1.0	L	29	6	3	3	7	1	0	0	0	0	0	6	16	3.86	1.000										
40 James Russell, L ERA: 3.96	1.0		3	0	0	0	1	0	0	0	0	0	0	6	11	0.00	0.000										

Chicago Cubs @ Los Angeles Dodgers
Dodger Stadium, Los Angeles, CA
Thu Jul 08 2010, 7:12 PM - 9:26 PM PDT
Att. 43,640 - Clear - 68 F

AB 29
R 3
H 6
RBI 3
BB 1
SO 8
LOB 10



Batter	1	2	3	4	5	6	7	8	9	AB	R	H	RBI	BB	SO	LOB	TOP			
1 Kosuke Fukudome, L OBP: 0.354, SLG: 0.424	G1-3		K	K		G3			2 16 3B	5	1	1	0	0	2	1	Chicago Cubs @ Los Angeles Dodgers Dodger Stadium, Los Angeles, CA Fri Jul 09 2010, 7:11 PM - 10:12 PM PDT Att: 43,790 - Clear - 69 F			
2 Ryan Theriot, R OBP: 0.314, SLG: 0.308	G6-3		G6-3		K2-3		L4		G4-3	5	0	1	0	0	1	1				
25 Derrek Lee, R OBP: 0.328, SLG: 0.366	G6-3		16 1B	24 1B		16 2B	24 G6-3		F9	4	2	1	0	1	1	2				
16 Aramis Ramirez, R OBP: 0.265, SLG: 0.370		21 BB	24 1B	17 G3-1	21 BB	24 1B			21 BB	4	2	3	1	1	1	0				
24 Marlon Byrd, R OBP: 0.362, SLG: 0.485		17 G3-1	21 BB						21 BB	5	1	4	3	0	0	1				
21 Tyler Colvin, L OBP: 0.321, SLG: 0.546		17 G3-1							17 G3-1	3	1	1	0	2	2	2				
17 Mike Fontenot, L OBP: 0.341, SLG: 0.412									17 G3-1	3	0	0	1	0	1	5				
28 Jeff Baker, R OBP: 0.281, SLG: 0.387										1	0	0	0	0	1	2				
55 Koyie Hill, S OBP: 0.253, SLG: 0.281										3	0	0	1	0	1	2				
30 Ted Lilly, L 60 Mitch Atkins, R 22 Xavier Nady, R 62 Bob Howry, L 12 Alfonso Soriano, R 64 Justin Berg, R										2	0	0	0	0	2	2				
Inning Stats	R: 0 E: 0 K: 0 S: 8	H: 1 LOB: 0 BB: 0 P: 12	R: 1 E: 0 K: 2 S: 11	H: 1 LOB: 2 BB: 2 P: 23	R: 1 E: 0 K: 2 S: 16	H: 3 LOB: 3 BB: 1 P: 27	R: 0 E: 0 K: 2 S: 7	H: 0 LOB: 0 BB: 0 P: 10	R: 1 E: 0 K: 2 S: 14	H: 1 LOB: 1 BB: 1 P: 22	R: 0 E: 0 K: 1 S: 9	H: 0 LOB: 0 BB: 0 P: 13	R: 2 E: 0 K: 2 S: 13	H: 2 LOB: 0 BB: 0 P: 22	R: 2 E: 0 K: 2 S: 15	H: 3 LOB: 1 BB: 0 P: 23	1B: 8 2B: 2 3B: 1 HR: 0	SF: 1 SAC: 0 DP: 1 HBP: 0	WP: 2 PB: 0 SB: 0 CS: 0	PA: 42
PITCHER	IP WLS BF H R ER SO BB IBB HBP BLK WP HR S P ERA WHIP																			
58 Chad Billingsley, R ERA: 4.14	7.0 W 32 7 4 4 9 4 0 0 0 0 1 0 73 120 5.14 1.571																			
52 George Sherrill, L ERA: 7.32	0.0 1 1 0 0 0 0 0 0 0 0 0 0 1 1 ∞ ∞																			
45 Justin Miller, R ERA: 4.57	1.0 4 1 2 2 2 0 0 0 0 0 1 0 12 22 18.00 1.000																			
51 Jonathan Broxton, R ERA: 2.11	1.0 5 2 1 1 2 0 0 0 0 0 0 0 12 17 9.00 2.000																			

Batter	1	2	3	4	5	6	7	8	9	AB	R	H	RBI	BB	SO	LOB	BOTTOM			
15 Rafael Furcal, S OBP: 0.383, SLG: 0.519	F7		14 SH	16 1B		K			G4-3	5	1	1	0	0	1	1	Chicago Cubs @ Los Angeles Dodgers Dodger Stadium, Los Angeles, CA Fri Jul 09 2010, 7:11 PM - 10:12 PM PDT Att: 43,790 - Clear - 69 F			
14 Jamey Carroll, R OBP: 0.392, SLG: 0.330	P2		16 1B	27 2B		16 1B			7 2B	3	2	1	0	1	0	0				
16 Andre Ethier, L OBP: 0.377, SLG: 0.558	F7		27 2B	23 SF8		27 2B			7 2B	5	1	3	2	0	0	0				
27 Matt Kemp, R OBP: 0.321, SLG: 0.478	F9		55 S			F9			K	4	0	1	1	0	1	4				
7 James Loney, L OBP: 0.362, SLG: 0.438			23 BB			L6			23 2B	3	2	2	1	1	0	2				
23 Casey Blake, R OBP: 0.334, SLG: 0.426			55 HR			SF8			G5-3	2	1	1	2	1	0	2				
55 Russell Martin, R OBP: 0.349, SLG: 0.337						F8			K	4	1	1	3	0	1	2				
30 Xavier Paul, L OBP: 0.289, SLG: 0.333	F8								G5-3	4	1	1	3	0	1	2				
58 Chad Billingsley, R ERA: 4.08										3	0	0	0	0	0	1				
52 George Sherrill, L ERA: 6.75										0	0	0	0	0	0	0				
45 Justin Miller, R ERA: 6.14										0	0	0	0	0	0	0				
51 Jonathan Broxton, R ERA: 5.4										0	0	0	0	0	0	0				
Inning Stats	R: 0 E: 0 K: 0 S: 7	H: 0 LOB: 0 BB: 0 P: 13	R: 3 E: 0 K: 0 S: 11	H: 2 LOB: 1 BB: 1 P: 19	R: 3 E: 1 K: 0 S: 14	H: 3 LOB: 1 BB: 1 P: 21	R: 1 E: 0 K: 1 S: 15	H: 2 LOB: 2 BB: 1 P: 23	R: 1 E: 0 K: 1 S: 16	H: 3 LOB: 0 BB: 0 P: 23	R: 0 E: 0 K: 0 S: 5	H: 0 LOB: 0 BB: 0 P: 7	R: 0 E: 0 K: 0 S: 5	H: 0 LOB: 0 BB: 0 P: 8	R: 0 E: 0 K: 0 S: 5	H: 0 LOB: 0 BB: 0 P: 8	1B: 6 2B: 4 3B: 0 HR: 1	SF: 1 SAC: 2 DP: 0 HBP: 0	WP: 0 PB: 1 SB: 1 CS: 0	PA: 39
PITCHER	IP WLS BF H R ER SO BB IBB HBP BLK WP HR S P ERA WHIP																			
30 Ted Lilly, L ERA: 4.08	3.2 L 21 7 1 1 1 1 1 0 0 0 0 0 0 12 24 6.75 1.500																			
60 Mitch Atkins, R ERA: 6.75	1.1 6 1 1 1 1 1 0 0 0 0 0 0 0 12 24 6.75 1.500																			
62 Bob Howry, R ERA: 6.14	2.0 9 3 1 1 1 0 0 0 0 0 0 0 0 21 30 4.50 1.500																			
64 Justin Berg, R ERA: 5.4	1.0 3 0 0 0 0 0 0 0 0 0 0 0 0 5 8 0.00 0.000																			



Batter	1	2	3	4	5	6	7	8	9	AB	R	H	RBI	BB	SO	LOB	TOP			
2 Ryan Theriot, R OBP: 0.315, SLG: 0.305	G6-3			G6-3					F8	3	0	0	0	2	0	0	Chicago Cubs @ Los Angeles Dodgers Dodger Stadium, Los Angeles, CA Sat Jul 10 2010, 1:12 PM - 4:07 PM PDT Att: 49,016 - Partly Cloudy - 78 F			
21 Tyler Colvin, L OBP: 0.313, SLG: 0.531	G6-3	PO	P5	G5-3					K	5	0	0	0	0	1	2				
25 Derrek Lee, R OBP: 0.329, SLG: 0.366	FC5-4			F9					K	5	1	2	0	0	2	0				
16 Aramis Ramirez, R OBP: 0.268, SLG: 0.385	FC5-4			12 BB, 24 HBP					K	4	2	2	1	0	0	1				
24 Marlon Byrd, R OBP: 0.363, SLG: 0.482		12 BB, 13 G6-3	12 BB, 13 HBP						K	2	1	0	0	1	1	0				
12 Alfonso Soriano, R OBP: 0.346, SLG: 0.540	G6-3									3	1	0	1	1	1	1				
45 Sean Marshall, L										0	0	0	0	0	0	0				
48 Andrew Cashner, R										0	0	0	0	0	0	0				
40 James Russell, L										0	0	0	0	0	0	0				
49 Carlos Marmol, R										0	0	0	0	0	0	0				
13 Starlin Castro, R OBP: 0.333, SLG: 0.378										4	1	2	2	0	1	0				
18 Geovany Soto, R OBP: 0.412, SLG: 0.488										4	1	3	3	0	1	0				
32 Tom Gorzelanny, R OBP: 0.143, SLG: 0.143										2	0	0	0	0	2	2				
1 Kosuke Fukudome, L OBP: 0.353, SLG: 0.422										1	0	0	0	0	0	0				
Inning Stats	R: 0 H: 1 E: 0 K: 0 S: 10	H: 1 LOB: 1 BB: 0 P: 16	R: 3 H: 2 E: 0 K: 1 S: 9	H: 2 LOB: 2 BB: 2 P: 18	R: 3 H: 4 E: 0 K: 1 S: 12	H: 4 LOB: 1 BB: 1 P: 25	R: 0 H: 0 E: 0 K: 0 S: 9	H: 0 LOB: 0 BB: 0 P: 12	R: 0 H: 0 E: 0 K: 0 S: 10	H: 1 LOB: 2 BB: 1 P: 17	R: 1 H: 1 E: 0 K: 3 S: 12	H: 1 LOB: 0 BB: 0 P: 18	R: 0 H: 0 E: 0 K: 2 S: 9	H: 0 LOB: 0 BB: 0 P: 13	R: 0 H: 0 E: 0 K: 2 S: 9	H: 0 LOB: 0 BB: 0 P: 14	1B: 7 2B: 0 3B: 0 HR: 2	SF: 0 SAC: 1 DP: 0 HBP: 1	WP: 1 PB: 0 SB: 0 CS: 0	PA: 40
PITCHER	IP WLS BF H R ER SO BB IBB HBP BLK WP HR S P ERA WHIP	IP WLS BF H R ER SO BB IBB HBP BLK WP HR S P ERA WHIP	IP WLS BF H R ER SO BB IBB HBP BLK WP HR S P ERA WHIP	IP WLS BF H R ER SO BB IBB HBP BLK WP HR S P ERA WHIP	IP WLS BF H R ER SO BB IBB HBP BLK WP HR S P ERA WHIP	IP WLS BF H R ER SO BB IBB HBP BLK WP HR S P ERA WHIP	IP WLS BF H R ER SO BB IBB HBP BLK WP HR S P ERA WHIP	IP WLS BF H R ER SO BB IBB HBP BLK WP HR S P ERA WHIP	IP WLS BF H R ER SO BB IBB HBP BLK WP HR S P ERA WHIP	IP WLS BF H R ER SO BB IBB HBP BLK WP HR S P ERA WHIP	IP WLS BF H R ER SO BB IBB HBP BLK WP HR S P ERA WHIP	IP WLS BF H R ER SO BB IBB HBP BLK WP HR S P ERA WHIP	IP WLS BF H R ER SO BB IBB HBP BLK WP HR S P ERA WHIP	IP WLS BF H R ER SO BB IBB HBP BLK WP HR S P ERA WHIP	IP WLS BF H R ER SO BB IBB HBP BLK WP HR S P ERA WHIP	IP WLS BF H R ER SO BB IBB HBP BLK WP HR S P ERA WHIP	IP WLS BF H R ER SO BB IBB HBP BLK WP HR S P ERA WHIP			

AB	33
R	7
H	9
RBI	7
BB	4
SO	9
LOB	6



Batter	1	2	3	4	5	6	7	8	9	AB	R	H	RBI	BB	SO	LOB	BOTTOM					
15 Rafael Furcal, S OBP: 0.379, SLG: 0.513	P3		G6-3						L8	5	1	1	0	0	0	1	Chicago Cubs @ Los Angeles Dodgers Dodger Stadium, Los Angeles, CA Sat Jul 10 2010, 1:12 PM - 4:07 PM PDT Att: 49,016 - Partly Cloudy - 78 F					
14 Jamey Carroll, R OBP: 0.391, SLG: 0.330	E5								K	3	0	1	0	0	0	2						
37 Carlos Monasterios, R OBP: 0.143, SLG: 0.143										0	0	0	0	0	0	0						
23 Casey Blake, R OBP: 0.337, SLG: 0.428										1	0	1	0	0	0	0						
45 Justin Miller, R ERA: 3.91										0	0	0	0	0	0	0						
9 Garret Anderson, L OBP: 0.199, SLG: 0.276										1	0	0	0	0	1	1						
16 Andre Ethier, L OBP: 0.377, SLG: 0.555	F8		K							5	0	2	2	0	1	3						
27 Matt Kemp, R OBP: 0.319, SLG: 0.474	FC5-4		F9							5	0	1	0	0	1	3						
7 James Loney, L OBP: 0.357, SLG: 0.431			K							5	0	0	0	0	2	2						
3 Ronnie Belliard, R OBP: 0.320, SLG: 0.361			K							3	0	0	0	1	1	0						
17 A.J. Ellis, R ERA: 2.09										2	0	1	0	1	1	0						
55 Russell Martin, R OBP: 0.351, SLG: 0.337										0	0	0	0	1	0	0						
30 Xavier Paul, L OBP: 0.299, SLG: 0.341										4	1	2	0	0	1	3						
48 John Ely, R OBP: 0.091, SLG: 0.091										1	0	0	0	0	1	2						
59 Travis Schlichting, R ERA: 2.09										0	0	0	0	0	0	0						
33 Blake DeWitt, L OBP: 0.359, SLG: 0.370										2	1	0	0	1	1	1						
Inning Stats	R: 0 H: 0 E: 1 K: 0 S: 7	H: 0 LOB: 1 BB: 0 P: 11	R: 0 H: 1 E: 0 K: 3 S: 18	H: 1 LOB: 1 BB: 1 P: 30	R: 0 H: 1 E: 0 K: 1 S: 10	H: 1 LOB: 0 BB: 0 P: 12	R: 0 H: 0 E: 0 K: 1 S: 11	H: 0 LOB: 0 BB: 0 P: 17	R: 2 H: 3 E: 1 K: 1 S: 15	H: 3 LOB: 1 BB: 0 P: 22	R: 0 H: 1 E: 0 K: 1 S: 8	H: 1 LOB: 1 BB: 0 P: 13	R: 0 H: 1 E: 0 K: 2 S: 16	H: 1 LOB: 0 BB: 0 P: 23	R: 0 H: 0 E: 0 K: 2 S: 9	H: 0 LOB: 2 BB: 2 P: 22	R: 1 H: 2 E: 0 K: 1 S: 13	H: 2 LOB: 2 BB: 1 P: 20	1B: 9 2B: 0 3B: 0 HR: 0	SF: 0 SAC: 0 DP: 0 HBP: 0	WP: 0 PB: 0 SB: 0 CS: 0	PA: 41
PITCHER	IP WLS BF H R ER SO BB IBB HBP BLK WP HR S P ERA WHIP	IP WLS BF H R ER SO BB IBB HBP BLK WP HR S P ERA WHIP	IP WLS BF H R ER SO BB IBB HBP BLK WP HR S P ERA WHIP	IP WLS BF H R ER SO BB IBB HBP BLK WP HR S P ERA WHIP	IP WLS BF H R ER SO BB IBB HBP BLK WP HR S P ERA WHIP	IP WLS BF H R ER SO BB IBB HBP BLK WP HR S P ERA WHIP	IP WLS BF H R ER SO BB IBB HBP BLK WP HR S P ERA WHIP	IP WLS BF H R ER SO BB IBB HBP BLK WP HR S P ERA WHIP	IP WLS BF H R ER SO BB IBB HBP BLK WP HR S P ERA WHIP	IP WLS BF H R ER SO BB IBB HBP BLK WP HR S P ERA WHIP	IP WLS BF H R ER SO BB IBB HBP BLK WP HR S P ERA WHIP	IP WLS BF H R ER SO BB IBB HBP BLK WP HR S P ERA WHIP	IP WLS BF H R ER SO BB IBB HBP BLK WP HR S P ERA WHIP	IP WLS BF H R ER SO BB IBB HBP BLK WP HR S P ERA WHIP	IP WLS BF H R ER SO BB IBB HBP BLK WP HR S P ERA WHIP	IP WLS BF H R ER SO BB IBB HBP BLK WP HR S P ERA WHIP	IP WLS BF H R ER SO BB IBB HBP BLK WP HR S P ERA WHIP					

AB	37
R	3
H	9
RBI	2
BB	4
SO	10
LOB	18



Batter	1	2	3	4	5	6	7	8	9	AB	R	H	RBI	BB	SO	LOB	TOP		
15 Rafael Furcal, S OBP: 0.382, SLG: 0.506										4	0	2	1	1	0	0	Los Angeles Dodgers @ St. Louis Cardinals Busch Stadium, St. Louis, MO Fri Jul 16 2010, 7:15 PM - 10:25 PM CDT Att: 44,074 - Partly Cloudy - 86 F		
27 Matt Kemp, R OBP: 0.316, SLG: 0.468									4	1	2	1	0	1	3				
16 Andre Ethier, L OBP: 0.378, SLG: 0.556									5	1	1	0	0	1	6				
99 Manny Ramirez, R OBP: 0.409, SLG: 0.516									0	0	0	0	1	0	0				
30 Xavier Paul, L OBP: 0.305, SLG: 0.348									4	0	1	0	0	0	3				
23 Casey Blake, R OBP: 0.333, SLG: 0.418										5	0	1	1	0	4				
7 James Loney, L OBP: 0.381, SLG: 0.443									5	1	3	1	0	0	1				
55 Russell Martin, R OBP: 0.322, SLG: 0.328									4	0	0	0	0	2	4				
50 Jon Link, R OBP: 0.315, SLG: 0.355									0	0	0	0	0	0	0				
3 Ronnie Belliard, R OBP: 0.315, SLG: 0.355									1	0	0	0	0	1	1				
14 Jamey Carroll, R OBP: 0.397, SLG: 0.346									3	1	2	0	1	1	0				
58 Chad Billingsley, R OBP: 0.222, SLG: 0.142									2	0	0	0	0	2	2				
52 George Sherrill, L ERA: 2.05									0	0	0	0	0	0	0				
33 Blake DeWitt, L ERA: 3.75									1	0	0	0	0	0	0				
37 Carlos Monasterios, R ERA: 3.75									0	0	0	0	0	0	0				
9 Garret Anderson, L OBP: 0.306, SLG: 0.228									1	0	1	0	0	0	0				
17 A.J. Ellis, R OBP: 0.306, SLG: 0.228									0	0	0	0	0	0	0				
Inning Stats	R: 0 E: 0 K: 1 S: 10	H: 1 LOB: 2 BB: 1 P: 20	R: 2 E: 0 K: 1 S: 12	H: 4 LOB: 2 BB: 0 P: 28	R: 0 E: 0 K: 2 S: 17	H: 2 LOB: 1 BB: 0 P: 9	R: 0 E: 0 K: 1 S: 7	H: 0 LOB: 0 BB: 0 P: 11	R: 0 E: 0 K: 0 S: 9	H: 1 LOB: 1 BB: 0 P: 13	R: 2 E: 0 K: 1 S: 24	H: 2 LOB: 2 BB: 2 P: 39	R: 0 E: 0 K: 1 S: 12	H: 1 LOB: 1 BB: 0 P: 16	1B: 9 2B: 3 3B: 1 HR: 0	SF: 1 SAC: 0 DP: 0 HBP: 0	WP: 1 PA: 43 PB: 0 SB: 1 CS: 0		
PITCHER	IP WLS BF H R ER SO BB IBB HBP BLK WP HR S P ERA WHIP	IP WLS BF H R ER SO BB IBB HBP BLK WP HR S P ERA WHIP	IP WLS BF H R ER SO BB IBB HBP BLK WP HR S P ERA WHIP	IP WLS BF H R ER SO BB IBB HBP BLK WP HR S P ERA WHIP	IP WLS BF H R ER SO BB IBB HBP BLK WP HR S P ERA WHIP	IP WLS BF H R ER SO BB IBB HBP BLK WP HR S P ERA WHIP	IP WLS BF H R ER SO BB IBB HBP BLK WP HR S P ERA WHIP	IP WLS BF H R ER SO BB IBB HBP BLK WP HR S P ERA WHIP	IP WLS BF H R ER SO BB IBB HBP BLK WP HR S P ERA WHIP	IP WLS BF H R ER SO BB IBB HBP BLK WP HR S P ERA WHIP	IP WLS BF H R ER SO BB IBB HBP BLK WP HR S P ERA WHIP	IP WLS BF H R ER SO BB IBB HBP BLK WP HR S P ERA WHIP	IP WLS BF H R ER SO BB IBB HBP BLK WP HR S P ERA WHIP	IP WLS BF H R ER SO BB IBB HBP BLK WP HR S P ERA WHIP	IP WLS BF H R ER SO BB IBB HBP BLK WP HR S P ERA WHIP	IP WLS BF H R ER SO BB IBB HBP BLK WP HR S P ERA WHIP	IP WLS BF H R ER SO BB IBB HBP BLK WP HR S P ERA WHIP		
54 Jaime Garcia, L ERA: 2.27	3.1 19 8 2 2 4 1 0 0 0 0 0 0 52 82 5.40 2.700	3.1 19 8 2 2 4 1 0 0 0 0 0 0 52 82 5.40 2.700	3.1 19 8 2 2 4 1 0 0 0 0 0 0 52 82 5.40 2.700	3.1 19 8 2 2 4 1 0 0 0 0 0 0 52 82 5.40 2.700	3.1 19 8 2 2 4 1 0 0 0 0 0 0 52 82 5.40 2.700	3.1 19 8 2 2 4 1 0 0 0 0 0 0 52 82 5.40 2.700	3.1 19 8 2 2 4 1 0 0 0 0 0 0 52 82 5.40 2.700	3.1 19 8 2 2 4 1 0 0 0 0 0 0 52 82 5.40 2.700	3.1 19 8 2 2 4 1 0 0 0 0 0 0 52 82 5.40 2.700	3.1 19 8 2 2 4 1 0 0 0 0 0 0 52 82 5.40 2.700	3.1 19 8 2 2 4 1 0 0 0 0 0 0 52 82 5.40 2.700	3.1 19 8 2 2 4 1 0 0 0 0 0 0 52 82 5.40 2.700	3.1 19 8 2 2 4 1 0 0 0 0 0 0 52 82 5.40 2.700	3.1 19 8 2 2 4 1 0 0 0 0 0 0 52 82 5.40 2.700	3.1 19 8 2 2 4 1 0 0 0 0 0 0 52 82 5.40 2.700	3.1 19 8 2 2 4 1 0 0 0 0 0 0 52 82 5.40 2.700	3.1 19 8 2 2 4 1 0 0 0 0 0 0 52 82 5.40 2.700	3.1 19 8 2 2 4 1 0 0 0 0 0 0 52 82 5.40 2.700	
46 Kyle McClellan, R ERA: 2.05	1.2 W 6 1 0 0 1 0 0 0 0 0 0 13 17 0.00 0.600	1.2 W 6 1 0 0 1 0 0 0 0 0 0 13 17 0.00 0.600	1.2 W 6 1 0 0 1 0 0 0 0 0 0 13 17 0.00 0.600	1.2 W 6 1 0 0 1 0 0 0 0 0 0 13 17 0.00 0.600	1.2 W 6 1 0 0 1 0 0 0 0 0 0 13 17 0.00 0.600	1.2 W 6 1 0 0 1 0 0 0 0 0 0 13 17 0.00 0.600	1.2 W 6 1 0 0 1 0 0 0 0 0 0 13 17 0.00 0.600	1.2 W 6 1 0 0 1 0 0 0 0 0 0 13 17 0.00 0.600	1.2 W 6 1 0 0 1 0 0 0 0 0 0 13 17 0.00 0.600	1.2 W 6 1 0 0 1 0 0 0 0 0 0 13 17 0.00 0.600	1.2 W 6 1 0 0 1 0 0 0 0 0 0 13 17 0.00 0.600	1.2 W 6 1 0 0 1 0 0 0 0 0 0 13 17 0.00 0.600	1.2 W 6 1 0 0 1 0 0 0 0 0 0 13 17 0.00 0.600	1.2 W 6 1 0 0 1 0 0 0 0 0 0 13 17 0.00 0.600	1.2 W 6 1 0 0 1 0 0 0 0 0 0 13 17 0.00 0.600	1.2 W 6 1 0 0 1 0 0 0 0 0 0 13 17 0.00 0.600	1.2 W 6 1 0 0 1 0 0 0 0 0 0 13 17 0.00 0.600	1.2 W 6 1 0 0 1 0 0 0 0 0 0 13 17 0.00 0.600	
41 Mitchell Boggs, R ERA: 2.41	1.0 4 1 0 0 1 0 0 0 0 0 0 10 16 0.00 1.000	1.0 4 1 0 0 1 0 0 0 0 0 0 10 16 0.00 1.000	1.0 4 1 0 0 1 0 0 0 0 0 0 10 16 0.00 1.000	1.0 4 1 0 0 1 0 0 0 0 0 0 10 16 0.00 1.000	1.0 4 1 0 0 1 0 0 0 0 0 0 10 16 0.00 1.000	1.0 4 1 0 0 1 0 0 0 0 0 0 10 16 0.00 1.000	1.0 4 1 0 0 1 0 0 0 0 0 0 10 16 0.00 1.000	1.0 4 1 0 0 1 0 0 0 0 0 0 10 16 0.00 1.000	1.0 4 1 0 0 1 0 0 0 0 0 0 10 16 0.00 1.000	1.0 4 1 0 0 1 0 0 0 0 0 0 10 16 0.00 1.000	1.0 4 1 0 0 1 0 0 0 0 0 0 10 16 0.00 1.000	1.0 4 1 0 0 1 0 0 0 0 0 0 10 16 0.00 1.000	1.0 4 1 0 0 1 0 0 0 0 0 0 10 16 0.00 1.000	1.0 4 1 0 0 1 0 0 0 0 0 0 10 16 0.00 1.000	1.0 4 1 0 0 1 0 0 0 0 0 0 10 16 0.00 1.000	1.0 4 1 0 0 1 0 0 0 0 0 0 10 16 0.00 1.000	1.0 4 1 0 0 1 0 0 0 0 0 0 10 16 0.00 1.000	1.0 4 1 0 0 1 0 0 0 0 0 0 10 16 0.00 1.000	
43 Trevor Miller, L ERA: 3.86	1.0 3 0 0 0 0 0 0 0 0 0 0 6 8 0.00 0.000	1.0 3 0 0 0 0 0 0 0 0 0 0 6 8 0.00 0.000	1.0 3 0 0 0 0 0 0 0 0 0 0 6 8 0.00 0.000	1.0 3 0 0 0 0 0 0 0 0 0 0 6 8 0.00 0.000	1.0 3 0 0 0 0 0 0 0 0 0 0 6 8 0.00 0.000	1.0 3 0 0 0 0 0 0 0 0 0 0 6 8 0.00 0.000	1.0 3 0 0 0 0 0 0 0 0 0 0 6 8 0.00 0.000	1.0 3 0 0 0 0 0 0 0 0 0 0 6 8 0.00 0.000	1.0 3 0 0 0 0 0 0 0 0 0 0 6 8 0.00 0.000	1.0 3 0 0 0 0 0 0 0 0 0 0 6 8 0.00 0.000	1.0 3 0 0 0 0 0 0 0 0 0 0 6 8 0.00 0.000	1.0 3 0 0 0 0 0 0 0 0 0 0 6 8 0.00 0.000	1.0 3 0 0 0 0 0 0 0 0 0 0 6 8 0.00 0.000	1.0 3 0 0 0 0 0 0 0 0 0 0 6 8 0.00 0.000	1.0 3 0 0 0 0 0 0 0 0 0 0 6 8 0.00 0.000	1.0 3 0 0 0 0 0 0 0 0 0 0 6 8 0.00 0.000	1.0 3 0 0 0 0 0 0 0 0 0 0 6 8 0.00 0.000	1.0 3 0 0 0 0 0 0 0 0 0 0 6 8 0.00 0.000	1.0 3 0 0 0 0 0 0 0 0 0 0 6 8 0.00 0.000
30 Jason Motte, R ERA: 2.72	0.2 6 2 2 2 1 2 0 0 0 0 0 21 34 27.00 6.000	0.2 6 2 2 2 1 2 0 0 0 0 0 21 34 27.00 6.000	0.2 6 2 2 2 1 2 0 0 0 0 0 21 34 27.00 6.000	0.2 6 2 2 2 1 2 0 0 0 0 0 21 34 27.00 6.000	0.2 6 2 2 2 1 2 0 0 0 0 0 21 34 27.00 6.000	0.2 6 2 2 2 1 2 0 0 0 0 0 21 34 27.00 6.000	0.2 6 2 2 2 1 2 0 0 0 0 0 21 34 27.00 6.000	0.2 6 2 2 2 1 2 0 0 0 0 0 21 34 27.00 6.000	0.2 6 2 2 2 1 2 0 0 0 0 0 21 34 27.00 6.000	0.2 6 2 2 2 1 2 0 0 0 0 0 21 34 27.00 6.000	0.2 6 2 2 2 1 2 0 0 0 0 0 21 34 27.00 6.000	0.2 6 2 2 2 1 2 0 0 0 0 0 21 34 27.00 6.000	0.2 6 2 2 2 1 2 0 0 0 0 0 21 34 27.00 6.000	0.2 6 2 2 2 1 2 0 0 0 0 0 21 34 27.00 6.000	0.2 6 2 2 2 1 2 0 0 0 0 0 21 34 27.00 6.000	0.2 6 2 2 2 1 2 0 0 0 0 0 21 34 27.00 6.000	0.2 6 2 2 2 1 2 0 0 0 0 0 21 34 27.00 6.000	0.2 6 2 2 2 1 2 0 0 0 0 0 21 34 27.00 6.000	0.2 6 2 2 2 1 2 0 0 0 0 0 21 34 27.00 6.000

Batter	1	2	3	4	5	6	7	8	9	AB	R	H	RBI	BB	SO	LOB	BOTTOM
3 Felipe Lopez, S OBP: 0.339, SLG: 0.403										5	0	2	1	0	0	1	Los Angeles Dodgers @ St. Louis Cardinals Busch Stadium, St. Louis, MO Fri Jul 16 2010, 7:15 PM - 10:25 PM CDT Att: 44,074 - Partly Cloudy - 86 F
28 Colby Rasmus, L OBP: 0.371, SLG: 0.542									4	1	1	0	1	1	3		
5 Albert Pujols, R OBP: 0.415, SLG: 0.574									5	1	1	0	0	0	3		
7 Matt Holliday, R OBP: 0.383, SLG: 0.530									2	1	2	0	2	0	0		
44 Randy Winn, S OBP: 0.312, SLG: 0.336									4	2	2	2	0	0	3		
4 Yadier Molina, R OBP: 0.306, SLG: 0.311									4	1	2	4	0	0	2		
55 Skip Schumaker, L OBP: 0.317, SLG: 0.323									4	1	1	0	0	0	2		
54 Jaime Garcia, L ERA: 2.27									1	0	0	0	0	0	2		
46 Kyle McClellan, R ERA: 2.05									0	0	0	0	0	0	0		
41 Mitchell Boggs, R ERA: 2.41									0	0	0	0	0	0	0		
43 Trevor Miller, L ERA: 3.86									0	0	0	0	0	0	0		
30 Jason Motte, R ERA: 2.72									0	0	0	0	0	0	0		
27 Tyler Greene, R OBP: 0.344, SLG: 0.464									4	1	2	0	0	0	2		
Inning Stats	R: 3 E: 0 K: 0 S: 11	H:															

Batter	1	2	3	4	5	6	7	8	9	AB	R	H	RBI	BB	SO	LOB	TOP										
15 Rafael Furcal, S OBP: 0.384, SLG: 0.510	F9		FC6-4 1B			F9 2B		F8		4	0	2	0	0	0	0	Los Angeles Dodgers @ St. Louis Cardinals Busch Stadium, St. Louis, MO Sat Jul 17 2010, 3:12 PM - 6:11 PM CDT Att: 43,667 - Sunny - 91 F livebaseballscorecards.com										
27 Matt Kemp, R OBP: 0.313, SLG: 0.463	G4-3		FC6-4 1-2			F9 2-3		G6-3		4	0	0	0	0	0	2											
16 Andre Ethier, L OBP: 0.379, SLG: 0.552	K					G6-4-3 BB				2	0	0	0	2	2	0											
7 James Loney, L OBP: 0.360, SLG: 0.441						G6-4-3 1-2				4	0	1	0	0	0	3											
33 Blake DeWitt, L OBP: 0.359, SLG: 0.379										4	0	2	0	0	2	1											
23 Casey Blake, R OBP: 0.329, SLG: 0.413										4	0	0	0	0	0	4											
30 Xavier Paul, L OBP: 0.306, SLG: 0.348 56 Hung-Chih Kuo, L										3	0	1	0	0	0	2											
36 Jeff Weaver, R OBP: 0.250, SLG: 0.250										0	0	0	0	0	0	0											
17 A.J. Ellis, R OBP: 0.288, SLG: 0.222										3	0	0	0	0	1	1											
18 Hiroki Kuroda, R OBP: 0.197, SLG: 0.277										2	0	0	0	0	0	0											
9 Garret Anderson, L										1	0	0	0	0	0	0											
Inning Stats	R: 0 E: 0 K: 1 S: 7	H: 0 LOB: 0 BB: 0 P: 10	R: 0 E: 0 K: 0 S: 9	H: 2 LOB: 1 BB: 0 P: 13	R: 0 E: 0 K: 1 S: 11	H: 1 LOB: 1 BB: 0 P: 17	R: 0 E: 0 K: 1 S: 14	H: 1 LOB: 1 BB: 0 P: 25	R: 0 E: 0 K: 0 S: 7	H: 0 LOB: 0 BB: 0 P: 10	R: 0 E: 0 K: 0 S: 7	H: 1 LOB: 1 BB: 1 P: 14	R: 0 E: 0 K: 1 S: 9	H: 1 LOB: 0 BB: 0 P: 13	R: 0 E: 0 K: 0 S: 8	H: 0 LOB: 0 BB: 0 P: 13	R: 0 E: 0 K: 1 S: 7	H: 0 LOB: 1 BB: 1 P: 14	1B: 4 2B: 2 3B: 0 HR: 0	SF: 0 SAC: 0 DP: 2 HBP: 0	WP: 0 PB: 0 SB: 0 CS: 0	PA: 33					
PITCHER	IP	WLS	BF	H	R	ER	SO	BB	IBB	HBP	BLK	WP	HR	S	P	ERA	WHIP										
50 Adam Wainwright, R ERA: 2.02	6.0	W	22	5	0	0	3	1	0	0	0	0	0	55	89	0.00	1.000										
46 Kyle McClellan, R ERA: 1.95	2.0	H	7	1	0	0	1	0	0	0	0	0	0	17	26	0.00	0.500										
43 Trevor Miller, L ERA: 3.74	0.2	H	3	0	0	0	1	1	0	0	0	0	0	4	10	0.00	1.500										
31 Ryan Franklin, R ERA: 3.5	0.1	S	1	0	0	0	0	0	0	0	0	0	0	3	4	0.00	0.000										

Batter	1	2	3	4	5	6	7	8	9	AB	R	H	RBI	BB	SO	LOB	BOTTOM										
3 Felipe Lopez, S OBP: 0.345, SLG: 0.408										2	0	1	0	2	0	0	Los Angeles Dodgers @ St. Louis Cardinals Busch Stadium, St. Louis, MO Sat Jul 17 2010, 3:12 PM - 6:11 PM CDT Att: 43,667 - Sunny - 91 F livebaseballscorecards.com										
28 Colby Rasmus, L OBP: 0.386, SLG: 0.535										4	0	0	0	0	3	5											
5 Albert Pujols, R OBP: 0.414, SLG: 0.569										3	1	0	0	1	1	3											
7 Matt Holliday, R OBP: 0.384, SLG: 0.530										4	0	2	0	0	1	1											
19 Jon Jay, L OBP: 0.397, SLG: 0.589 46 Kyle McClellan, R OBP: 0.500, SLG: 0.500 12 Aaron Miles, S OBP: 0.372, SLG: 0.385 43 Trevor Miller, R 31 Ryan Franklin, R										3	1	0	0	0	0	1											
4 Yadier Molina, R OBP: 0.308, SLG: 0.312										3	0	1	0	1	1	1											
55 Skip Schumaker, L OBP: 0.246, SLG: 0.235 13 Brendan Ryan, R OBP: 0.255, SLG: 0.279										2	0	1	1	0	0	0											
50 Adam Wainwright, R OBP: 0.246, SLG: 0.235 44 Randy Winn, S OBP: 0.314, SLG: 0.333										2	0	0	0	0	1	2											
27 Tyler Greene, R OBP: 0.344, SLG: 0.448										1	0	0	1	0	0	2											
										2	0	0	0	0	1	3											
Inning Stats	R: 0 E: 0 K: 3 S: 10	H: 1 LOB: 1 BB: 0 P: 18	R: 0 E: 0 K: 0 S: 7	H: 0 LOB: 0 BB: 0 P: 11	R: 0 E: 0 K: 1 S: 11	H: 0 LOB: 2 BB: 1 P: 23	R: 1 E: 0 K: 2 S: 17	H: 3 LOB: 2 BB: 0 P: 27	R: 0 E: 0 K: 1 S: 8	H: 0 LOB: 0 BB: 0 P: 13	R: 0 E: 0 K: 1 S: 6	H: 0 LOB: 0 BB: 0 P: 9	R: 0 E: 0 K: 0 S: 12	H: 0 LOB: 2 BB: 2 P: 25	R: 1 E: 0 K: 0 S: 7	H: 1 LOB: 2 BB: 2 P: 17	1B: 3 2B: 2 3B: 0 HR: 0	SF: 1 SAC: 1 DP: 0 HBP: 1	WP: 2 PB: 0 SB: 0 CS: 1	PA: 35							
PITCHER	IP	WLS	BF	H	R	ER	SO	BB	IBB	HBP	BLK	WP	HR	S	P	ERA	WHIP										
18 Hiroki Kuroda, R ERA: 3.74	6.0	L	24	4	1	1	8	1	0	1	0	2	0	59	101	1.50	0.833										
56 Hung-Chih Kuo, L ERA: 0.95	1.0		5	0	0	0	0	2	0	0	0	0	0	12	25	0.00	2.000										
36 Jeff Weaver, R ERA: 3.72	1.0		6	1	1	1	0	1	1	0	0	0	0	7	17	9.00	2.000										

Batter	1	2	3	4	5	6	7	8	9	AB	R	H	RBI	BB	SO	LOB	TOP							
15 Rafael Furcal, S OBP: 0.387, SLG: 0.512										3	0	1	0	2	0	2	Los Angeles Dodgers @ St. Louis Cardinals Busch Stadium, St. Louis, MO Sun Jul 18 2010, 1:18 PM - 4:49 PM CDT Att: 40,743 - Cloudy - 78 F							
14 Jamey Carroll, R OBP: 0.388, SLG: 0.337										5	0	0	0	0	1	6								
16 Andre Ethier, L OBP: 0.380, SLG: 0.547										3	0	0	0	2	0	0								
27 Matt Kemp, R OBP: 0.314, SLG: 0.460										4	0	1	1	1	0	2								
33 Blake DeWitt, L OBP: 0.357, SLG: 0.377										4	0	1	0	0	0	4								
3 Ronnie Belliard, R OBP: 0.321, SLG: 0.360										4	1	2	0	0	0	1								
30 Xavier Paul, L OBP: 0.304, SLG: 0.337										3	1	0	0	1	0	3								
17 A.J. Ellis, R OBP: 0.286, SLG: 0.224										4	1	1	0	0	1	2								
44 Vicente Padilla, R OBP: 0.246, SLG: 0.314										2	0	1	1	0	0	0								
9 Garret Anderson, L OBP: 0.323, SLG: 0.399										1	1	1	0	0	0	0								
59 Travis Schlichting, R OBP: 0.323, SLG: 0.399										0	0	0	0	0	0	0								
45 Justin Miller, R OBP: 0.323, SLG: 0.399										0	0	0	0	0	0	0								
51 Jonathan Broxton, R OBP: 0.323, SLG: 0.399										0	0	0	0	0	0	0								
23 Casey Blake, R OBP: 0.323, SLG: 0.399										1	0	0	0	0	1	0								
Inning Stats	R: 0 E: 0 K: 0 S: 5	H: 0 LOB: 0 BB: 0 P: 7	R: 0 E: 0 K: 0 S: 13	H: 1 LOB: 1 BB: 0 P: 19	R: 0 E: 0 K: 1 S: 9	H: 0 LOB: 1 BB: 1 P: 16	R: 0 E: 0 K: 0 S: 10	H: 1 LOB: 0 BB: 0 P: 14	R: 1 E: 0 K: 0 S: 9	H: 3 LOB: 2 BB: 0 P: 16	R: 0 E: 0 K: 0 S: 4	H: 0 LOB: 0 BB: 0 P: 7	R: 3 E: 1 K: 1 S: 13	H: 2 LOB: 3 BB: 3 P: 28	R: 0 E: 0 K: 0 S: 8	H: 0 LOB: 0 BB: 0 P: 17	R: 0 E: 0 K: 1 S: 9	H: 1 LOB: 2 BB: 1 P: 19	1B: 5 2B: 3 3B: 0 HR: 0	SF: 0 SAC: 0 DP: 2 HBP: 0	WP: 1 PB: 0 SB: 0 CS: 0	PA: 40		
PITCHER	IP WLS BF H R ER SO BB IBB HBP BLK WP HR S P ERA WHIP	6.0 23 5 1 1 1 1 0 0 0 0 0 50 79 1.50 1.000	0.2 8 2 3 1 1 1 2 0 0 0 1 0 11 26 13.50 4.500	0.1 1 0 0 0 0 0 0 0 0 0 0 0 2 2 0.00 0.000	1.0 3 0 0 0 0 1 0 0 0 0 0 8 17 0.00 1.000	1.0 W 5 1 0 0 1 0 1 0 0 0 0 9 19 0.00 1.000																		

AB	34
R	4
H	8
RBI	3
BB	6
SO	3
LOB	20



Batter	1	2	3	4	5	6	7	8	9	AB	R	H	RBI	BB	SO	LOB	BOTTOM						
3 Felipe Lopez, S OBP: 0.339, SLG: 0.399										5	0	0	0	0	0	4	Los Angeles Dodgers @ St. Louis Cardinals Busch Stadium, St. Louis, MO Sun Jul 18 2010, 1:18 PM - 4:49 PM CDT Att: 40,743 - Cloudy - 78 F						
19 Jon Jay, L OBP: 0.400, SLG: 0.573										2	2	0	0	3	0	0							
9 Allen Craig, R OBP: 0.233, SLG: 0.192										4	1	2	3	1	0	0							
7 Matt Holliday, R OBP: 0.387, SLG: 0.528										3	0	1	1	2	0	4							
44 Randy Winn, S OBP: 0.319, SLG: 0.346										4	0	2	1	0	0	1							
55 Skip Schumaker, L OBP: 0.318, SLG: 0.324										3	0	0	0	1	0	1							
21 Jason LaRue, R OBP: 0.259, SLG: 0.327										3	0	0	0	0	0	1							
5 Albert Pujols, R OBP: 0.413, SLG: 0.567										1	0	0	0	0	0	2							
31 Ryan Franklin, R OBP: 0.413, SLG: 0.567										0	0	0	0	0	0	0							
37 Jeff Suppan, R OBP: 0.259, SLG: 0.327										1	0	0	0	0	0	0							
28 Colby Rasmus, L OBP: 0.323, SLG: 0.399										1	0	0	0	0	0	0							
41 Mitchell Boggs, R OBP: 0.323, SLG: 0.399										0	0	0	0	0	0	0							
36 Denny Reyes, R OBP: 0.323, SLG: 0.399										0	0	0	0	0	0	0							
12 Aaron Miles, R OBP: 0.323, SLG: 0.399										0	0	0	0	0	0	0							
62 Evan MacLane, L OBP: 0.311, SLG: 0.344										1	1	1	0	0	0	0							
4 Yader Molina, R OBP: 0.311, SLG: 0.344										1	1	1	0	2	0	0							
13 Brendan Ryan, R OBP: 0.264, SLG: 0.283										1	1	1	0	2	0	0							
Inning Stats	R: 0 E: 0 K: 0 S: 10	H: 0 LOB: 0 BB: 0 P: 15	R: 0 E: 0 K: 0 S: 5	H: 0 LOB: 1 BB: 1 P: 10	R: 0 E: 0 K: 0 S: 7	H: 1 LOB: 0 BB: 0 P: 10	R: 0 E: 0 K: 0 S: 9	H: 0 LOB: 0 BB: 1 P: 16	R: 0 E: 0 K: 0 S: 6	H: 0 LOB: 0 BB: 0 P: 6	R: 0 E: 0 K: 1 S: 10	H: 0 LOB: 3 BB: 3 P: 23	R: 0 E: 0 K: 0 S: 11	H: 1 LOB: 1 BB: 0 P: 16	R: 3 E: 0 K: 0 S: 21	H: 2 LOB: 2 BB: 3 P: 42	R: 2 E: 0 K: 0 S: 16	H: 3 LOB: 2 BB: 1 P: 27	1B: 5 2B: 3 3B: 0 HR: 0	SF: 0 SAC: 1 DP: 1 HBP: 0	WP: 0 PB: 0 SB: 0 CS: 1	PA: 41	
PITCHER	IP WLS BF H R ER SO BB IBB HBP BLK WP HR S P ERA WHIP	6.0 22 1 0 0 0 5 0 0 0 0 0 47 80 0.00 1.000	1.1 7 1 2 2 0 2 0 0 0 0 0 20 36 13.50 2.250	2.6 1 1 0 0 0 0 0 0 0 0 0 3 5 " " " "	1.1 L 10 4 3 3 0 2 0 0 0 0 0 0 25 44 20.25 4.500																		

AB	30
R	5
H	7
RBI	5
BB	9
SO	1
LOB	14



Batter	1	2	3	4	5	6	7	8	9	AB R H RBI BB SO LOB	TOP											
56 Andres Torres, S OBP: 0.372, SLG: 0.488										4 1 1 2 0 1 1	<p>San Francisco Giants @ Los Angeles Dodgers Dodger Stadium, Los Angeles, CA Tue Jul 20 2010, 7:12 PM - 10:27 PM PDT Att: 53,381 - Clear - 71 F</p> <p>livebaseballscores.com</p>											
21 Freddy Sanchez, R OBP: 0.329, SLG: 0.340										5 1 1 0 0 1 5												
28 Buster Posey, R OBP: 0.386, SLG: 0.568										5 1 2 1 0 1 1												
9 Pat Burrell, R OBP: 0.333, SLG: 0.398										3 1 0 1 1 1 0												
41 Jeremy Affeldt, L										0 0 0 0 0 0 0												
48 Pablo Sandoval, S OBP: 0.332, SLG: 0.399										4 1 1 2 1 0 3												
5 Juan Uribe, R OBP: 0.325, SLG: 0.438										4 0 2 0 0 0 1												
12 Nate Schierholz, L OBP: 0.319, SLG: 0.383										0 1 0 0 0 0 0												
16 Edgar Renteria, R OBP: 0.351, SLG: 0.365										3 1 0 1 1 0 2												
33 Aaron Rowand, R OBP: 0.288, SLG: 0.395										1 0 0 0 1 1 0												
55 Tim Lincecum, L ERA: 3.15										2 0 0 0 0 0 2 2												
53 Denny Bautista, R ERA: 2.73										0 0 0 0 0 0 0 0												
8 Eugenio Velez, S ERA: 2.25										0 0 0 0 0 0 0 0												
46 Santiago Casilla, R ERA: 2.25										0 0 0 0 0 0 0 0												
17 Aubrey Huff, L ERA: 3.54										0 0 0 0 0 1 0 0												
35 Travis Ishikawa, L OBP: 0.356, SLG: 0.507										0 0 0 0 0 0 0 0												
Inning Stats	R: 0 E: 0 K: 1 S: 9	H: 0 LOB: 0 BB: 0 P: 15	R: 1 E: 0 K: 2 S: 14	H: 1 LOB: 2 BB: 2 P: 28	R: 0 E: 0 K: 1 S: 7	H: 0 LOB: 0 BB: 0 P: 10	R: 0 E: 0 K: 0 S: 7	H: 0 LOB: 0 BB: 0 P: 10	R: 0 E: 0 K: 2 S: 8	H: 0 LOB: 0 BB: 0 P: 9	R: 3 E: 1 K: 0 S: 19	H: 3 LOB: 1 BB: 0 P: 31	R: 0 E: 0 K: 0 S: 6	H: 0 LOB: 0 BB: 0 P: 8	R: 0 E: 0 K: 1 S: 8	H: 0 LOB: 0 BB: 0 P: 13	R: 3 E: 0 K: 0 S: 13	H: 3 LOB: 3 BB: 3 P: 26	1B: 4 2B: 3 3B: 0 HR: 0	SF: 1 SAC: 2 DP: 1 HBP: 2	WP: 0 PB: 0 SB: 0 CS: 0	PA: 41
PITCHER	IP WLS BF H R ER SO BB IBB HBP BLK WP HR S P ERA WHIP											IP WLS BF H R ER SO BB IBB HBP BLK WP HR S P ERA WHIP										
22 Clayton Kershaw, L ERA: 3.15	6.0 26 4 4 2 6 1 1 2 0 0 0 64 104 3.00 0.833																					
56 Hung-Chih Kuo, L ERA: 0.89	2.0 H 6 0 0 0 1 0 0 0 0 0 0 14 20 0.00 0.000																					
51 Jonathan Broxton, R ERA: 3.15	0.1 L 4 1 3 3 0 1 1 0 0 0 0 0 7 16 81.00 6.000																					
52 George Sherrill, L ERA: 7.48	0.0 B 1 1 0 0 0 0 0 0 0 0 0 2 2 = =																					
59 Travis Schlichting, R ERA: 2.5	0.2 4 1 0 0 0 1 0 0 0 0 0 0 4 8 0.00 3.000																					

Batter	1	2	3	4	5	6	7	8	9	AB R H RBI BB SO LOB	BOTTOM											
15 Rafael Furcal, S OBP: 0.391, SLG: 0.524										4 1 1 0 1 2 1	<p>San Francisco Giants @ Los Angeles Dodgers Dodger Stadium, Los Angeles, CA Tue Jul 20 2010, 7:12 PM - 10:27 PM PDT Att: 53,381 - Clear - 71 F</p> <p>livebaseballscores.com</p>											
30 Xavier Paul, L OBP: 0.318, SLG: 0.370										4 2 3 1 0 0 0												
3 Ronnie Belliard, R OBP: 0.309, SLG: 0.345										1 0 0 0 0 1 1												
16 Andre Ethier, L OBP: 0.377, SLG: 0.545										4 2 1 2 1 1 2												
7 James Loney, L OBP: 0.358, SLG: 0.434										3 0 0 0 1 0 2												
27 Matt Kemp, R OBP: 0.317, SLG: 0.460										3 0 0 0 0 0 4												
33 Blake DeWitt, L OBP: 0.358, SLG: 0.377										4 0 2 1 0 1 0												
51 Jonathan Broxton, R ERA: 3.15										0 0 0 0 0 0 0												
52 George Sherrill, L ERA: 7.48										0 0 0 0 0 0 0												
59 Travis Schlichting, R ERA: 2.5										0 0 0 0 0 0 0												
23 Casey Blake, R OBP: 0.328, SLG: 0.410										4 0 2 1 0 0 1												
55 Russell Martin, R OBP: 0.346, SLG: 0.330										3 0 0 0 1 1 1												
22 Clayton Kershaw, L ERA: 3.15										2 0 0 0 0 1 3												
56 Hung-Chih Kuo, L ERA: 2.73										0 0 0 0 0 0 0												
14 Jamey Carroll, R OBP: 0.389, SLG: 0.335										1 0 0 0 0 0 0												
Inning Stats	R: 3 E: 0 K: 0 S: 9	H: 2 LOB: 1 BB: 1 P: 21	R: 0 E: 0 K: 1 S: 10	H: 1 LOB: 0 BB: 0 P: 15	R: 2 E: 0 K: 0 S: 14	H: 3 LOB: 3 BB: 2 P: 26	R: 0 E: 0 K: 1 S: 8	H: 0 LOB: 0 BB: 0 P: 11	R: 0 E: 0 K: 0 S: 4	H: 1 LOB: 1 BB: 0 P: 10	R: 0 E: 0 K: 2 S: 8	H: 0 LOB: 0 BB: 0 P: 17	R: 0 E: 0 K: 0 S: 6	H: 1 LOB: 1 BB: 1 P: 16	R: 0 E: 0 K: 1 S: 8	H: 0 LOB: 0 BB: 0 P: 11	R: 0 E: 0 K: 2 S: 12	H: 1 LOB: 1 BB: 0 P: 20	1B: 4 2B: 4 3B: 0 HR: 1	SF: 0 SAC: 1 DP: 1 HBP: 1	WP: 0 PB: 0 SB: 1 CS: 0	PA: 39
PITCHER	IP WLS BF H R ER SO BB IBB HBP BLK WP HR S P ERA WHIP											IP WLS BF H R ER SO BB IBB HBP BLK WP HR S P ERA WHIP										
55 Tim Lincecum, R ERA: 3.18	4.2 24 7 5 5 2 2 1 1 0 0 0 43 80 9.64 1.929																					
53 Denny Bautista, R ERA: 2.73	1.1 4 0 0 0 2 0 0 0 0 0 0 10 20 0.00 0.000																					
46 Santiago Casilla, R ERA: 2.25	2.0 W 7 1 0 0 1 0 1 0 0 0 0 14 27 0.00 0.500																					
41 Jeremy Affeldt, L ERA: 4.11	1.0 S 4 1 0 0 2 0 0 0 0 0 0 12 20 0.00 1.000																					



Batter	1	2	3	4	5	6	7	8	9	AB	R	H	RBI	BB	SO	LOB	TOP			
56 Andres Torres, S (1,8) OBP: 0.370, SLG: 0.483	G3-1		BB		G4-3			G4-3		3	0	0	0	1	0	1	San Francisco Giants @ Los Angeles Dodgers Dodger Stadium, Los Angeles, CA Wed Jul 21 2010, 7:14 PM - 9:39 PM PDT Att: 45,151 - Clear - 71 F			
21 Freddy Sanchez, R (1,4) OBP: 0.332, SLG: 0.343	K		FC1-4-6					1B		4	0	2	0	0	1	2				
17 Aubrey Huff, L (1,7) OBP: 0.388, SLG: 0.533	G4-3				2B			L8		4	0	1	0	0	0	2				
28 Buster Posey, R (1,2)		F8		G4-3				L8		4	0	1	0	0	0	2				
48 Pablo Sandoval, S (1,5) OBP: 0.329, SLG: 0.394	G5-3		G4-3					K		4	0	0	0	0	1	3				
5 Juan Uribe, R (1,6) OBP: 0.321, SLG: 0.432	P4		G5-3					G6-3		4	0	0	0	0	0	3				
35 Travis Ishikawa, L (1,3) OBP: 0.376, SLG: 0.481			K					G4-3		4	0	0	0	0	1	0				
12 Nate Schierholtz, L (1,9) OBP: 0.324, SLG: 0.391			BB					F7		2	0	1	0	1	0	0				
75 Barry Zito, L (1,1) OBP: 0.182, SLG: 0.156			SH1-4					G1-3		2	0	0	0	0	0	1				
54 Sergio Romo, R (8,1)			SH1-4							0	0	0	0	0	0	0				
Inning Stats	R: 0 E: 0 K: 1 S: 7	H: 0 LOB: 0 BB: 0 P: 10	R: 0 E: 0 K: 0 S: 9	H: 0 LOB: 0 BB: 0 P: 13	R: 0 E: 0 K: 1 S: 9	H: 0 LOB: 2 BB: 2 P: 20	R: 0 E: 0 K: 0 S: 10	H: 1 LOB: 1 BB: 0 P: 16	R: 0 E: 0 K: 0 S: 12	H: 2 LOB: 2 BB: 0 P: 17	R: 0 E: 0 K: 0 S: 7	H: 0 LOB: 0 BB: 0 P: 10	R: 0 E: 0 K: 0 S: 8	H: 1 LOB: 1 BB: 0 P: 11	R: 0 E: 0 K: 1 S: 11	H: 0 LOB: 0 BB: 0 P: 16	1B: 3 2B: 2 3B: 0 HR: 0	SF: 0 SAC: 1 DP: 0 HBP: 0	WP: 0 PB: 0 SB: 0 CS: 0	PA: 34
PITCHER 58 Chad Billingsley, R (1,1) ERA: 4.22	IP: 9.0 WLS: W BF: 34 H: 5 R: 0 ER: 0 SO: 3 BB: 2 IBB: 0 HBP: 0 BLK: 0 WP: 0 HR: 0 S: 80 P: 125 ERA: 0.00 WHIP: 0.778																			

Batter	1	2	3	4	5	6	7	8	9	AB	R	H	RBI	BB	SO	LOB	BOTTOM			
15 Rafael Furcal, S (1,6) OBP: 0.393, SLG: 0.522	BB		F8		P3			1B		3	1	1	0	1	0	0	San Francisco Giants @ Los Angeles Dodgers Dodger Stadium, Los Angeles, CA Wed Jul 21 2010, 7:14 PM - 9:39 PM PDT Att: 45,151 - Clear - 71 F			
14 Jamey Carroll, R (1,7) OBP: 0.388, SLG: 0.335	FC6-4		1B					SH1-3		3	0	1	0	0	0	1				
16 Andre Ethier, L (1,9) OBP: 0.376, SLG: 0.540	FC3-6		K					BB		3	0	0	0	1	1	2				
27 Matt Kemp, R (1,8) OBP: 0.317, SLG: 0.457	F7		F8					K		4	0	1	0	0	1	4				
23 Casey Blake, R (1,5) OBP: 0.330, SLG: 0.421		HR			G6-3			1B		4	1	2	2	0	0	1				
7 James Loney, L (1,3) OBP: 0.357, SLG: 0.432			1B		K			P3		4	0	1	0	0	1	2				
3 Ronnie Belliard, R (1,4) OBP: 0.309, SLG: 0.344			1B							3	0	1	0	0	0	0				
30 Xavier Paul, L (8,7) OBP: 0.318, SLG: 0.370			1B		P4			G3-1		0	0	0	0	0	0	0				
55 Russell Martin, R (1,2) OBP: 0.346, SLG: 0.328		G1-6-3						L4		2	0	0	0	1	0	2				
58 Chad Billingsley, R (1,1) OBP: 0.205, SLG: 0.167			K					K		3	0	0	0	0	2	2				
Inning Stats	R: 0 E: 0 K: 0 S: 11	H: 0 LOB: 1 BB: 1 P: 18	R: 1 E: 0 K: 1 S: 12	H: 3 LOB: 1 BB: 0 P: 18	R: 0 E: 0 K: 1 S: 9	H: 1 LOB: 1 BB: 0 P: 14	R: 0 E: 0 K: 1 S: 11	H: 0 LOB: 0 BB: 0 P: 17	R: 0 E: 0 K: 0 S: 6	H: 0 LOB: 0 BB: 0 P: 9	R: 0 E: 0 K: 0 S: 10	H: 1 LOB: 1 BB: 0 P: 16	R: 0 E: 0 K: 0 S: 7	H: 0 LOB: 1 BB: 1 P: 13	R: 1 E: 0 K: 1 S: 13	H: 2 LOB: 2 BB: 1 P: 21	1B: 6 2B: 0 3B: 0 HR: 1	SF: 0 SAC: 1 DP: 1 HBP: 0	WP: 0 PB: 0 SB: 0 CS: 0	PA: 33
PITCHER 75 Barry Zito, L (1,1) ERA: 3.45	IP: 7.1 WLS: L BF: 30 H: 6 R: 2 ER: 2 SO: 4 BB: 3 IBB: 0 HBP: 0 BLK: 0 WP: 0 HR: 1 S: 69 P: 112 ERA: 2.46 WHIP: 1.227																			
PITCHER 54 Sergio Romo, R (8,1) ERA: 2.17	IP: 0.2 WLS: L BF: 3 H: 1 R: 0 ER: 0 SO: 1 BB: 0 IBB: 0 HBP: 0 BLK: 0 WP: 0 HR: 0 S: 10 P: 14 ERA: 0.00 WHIP: 1.500																			

AB 31
R 0
H 5
RBI 0
BB 2
SO 3
LOB 14




AB 29
R 2
H 7
RBI 2
BB 3
SO 5
LOB 14



Batter	1	2	3	4	5	6	7	8	9	AB	R	H	RBI	BB	SO	LOB	TOP										
7 José Reyes, S OBP: 0.317, SLG: 0.411	G4-3			5 CS 1B		G6-3		F7		4	0	1	0	0	0	0	New York Mets @ Los Angeles Dodgers Dodger Stadium, Los Angeles, CA Thu Jul 22 2010, 7:11 PM - 9:57 PM PDT Att. 42,299 - Clear - 71 F										
16 Angel Pagan, S OBP: 0.363, SLG: 0.474	G3			SAFE F9		F7			K	4	0	0	0	0	1												
5 David Wright, R OBP: 0.361, SLG: 0.515	29 CS 1B									3	0	1	0	1	2	1											
29 Ike Davis, L OBP: 0.324, SLG: 0.435	CS					G4-3				4	0	0	0	0	2	1											
12 Jeff Francoeur, R OBP: 0.297, SLG: 0.380				23 1B						4	0	2	0	0	0	1											
23 Chris Carter, L OBP: 0.293, SLG: 0.405										3	0	1	0	0	0	1											
30 Josh Thole, L OBP: 0.500, SLG: 0.571										3	0	0	0	0	1	3											
1 Luis Castillo, S OBP: 0.343, SLG: 0.272										2	0	0	0	1	0	0											
47 Hisanori Takahashi, L OBP: 0.067, SLG: 0.067										2	0	0	0	0	0	3											
15 Carlos Beltrán, S OBP: 0.333, SLG: 0.375										1	0	0	0	0	0	0											
64 Elmer Dessens, R										0	0	0	0	0	0	0											
25 Pedro Feliciano, L										0	0	0	0	0	0	0											
Inning Stats	R: 0 E: 0 K: 0 S: 7	H: 1 LOB: 0 BB: 0 P: 10	R: 0 E: 0 K: 1 S: 7	H: 0 LOB: 0 BB: 0 P: 11	R: 0 E: 0 K: 0 S: 7	H: 0 LOB: 0 BB: 0 P: 11	R: 0 E: 0 K: 1 S: 7	H: 1 LOB: 0 BB: 0 P: 12	R: 0 E: 0 K: 1 S: 14	H: 2 LOB: 3 BB: 1 P: 28	R: 0 E: 0 K: 1 S: 10	H: 0 LOB: 0 BB: 0 P: 16	R: 0 E: 0 K: 0 S: 10	H: 1 LOB: 1 BB: 0 P: 13	R: 0 E: 0 K: 0 S: 7	H: 0 LOB: 1 BB: 1 P: 11	R: 0 E: 0 K: 2 S: 13	H: 0 LOB: 1 BB: 1 P: 20	1B: 5 2B: 0 3B: 0 HR: 0	SF: 0 SAC: 0 DP: 0 HBP: 0	WP: 0 PB: 0 SB: 0 CS: 2	PA: 33					
PITCHER	IP	WLS	BF	H	R	ER	SO	BB	IBB	HBP	BLK	WP	HR	S	P	ERA	WHIP										
18 Hiroki Kuroda, R ERA: 3.48	8.0	W	28	5	0	0	4	0	1	0	0	0	0	69	112	0.00	0.625										
56 Hung-Chih Kuo, L ERA: 0.86	1.0	S	4	0	0	0	2	1	0	0	0	0	0	13	20	0.00	1.000										

Batter	1	2	3	4	5	6	7	8	9	AB	R	H	RBI	BB	SO	LOB	BOTTOM										
15 Rafael Furcal, S OBP: 0.391, SLG: 0.516	K					F8				3	0	0	0	1	1	0	New York Mets @ Los Angeles Dodgers Dodger Stadium, Los Angeles, CA Thu Jul 22 2010, 7:11 PM - 9:57 PM PDT Att. 42,299 - Clear - 71 F										
14 Jamey Carroll, R OBP: 0.386, SLG: 0.330	27 2B BB					F8				3	1	0	0	1	0	2											
16 Andre Ethier, L OBP: 0.371, SLG: 0.533	L9									4	0	0	0	0	1	3											
27 Matt Kemp, R OBP: 0.319, SLG: 0.470										3	1	2	2	0	0	0											
23 Casey Blake, R OBP: 0.327, SLG: 0.417	K									3	0	0	0	0	3	1											
7 James Loney, L OBP: 0.357, SLG: 0.431										3	0	1	0	0	0	0											
3 Ronnie Belliard, R ERA: 4.55										3	0	0	0	0	0	1											
30 Xavier Paul, L OBP: 0.318, SLG: 0.370										0	0	0	0	0	0	0											
55 Russell Martin, R OBP: 0.348, SLG: 0.329										2	0	1	0	1	1	0											
18 Hiroki Kuroda, R										2	0	0	0	0	0	1											
9 Garret Anderson, L OBP: 0.205, SLG: 0.286										1	0	0	0	0	0	1											
56 Hung-Chih Kuo, L										0	0	0	0	0	0	0											
Inning Stats	R: 1 E: 0 K: 2 S: 15	H: 1 LOB: 1 BB: 1 P: 26	R: 0 E: 0 K: 1 S: 9	H: 0 LOB: 0 BB: 0 P: 14	R: 0 E: 0 K: 0 S: 10	H: 0 LOB: 0 BB: 0 P: 14	R: 0 E: 0 K: 1 S: 8	H: 0 LOB: 0 BB: 0 P: 8	R: 0 E: 0 K: 0 S: 11	H: 1 LOB: 1 BB: 1 P: 20	R: 0 E: 0 K: 0 S: 5	H: 0 LOB: 0 BB: 0 P: 7	R: 1 E: 0 K: 1 S: 9	H: 1 LOB: 0 BB: 0 P: 16	R: 0 E: 0 K: 1 S: 10	H: 1 LOB: 2 BB: 1 P: 21	1B: 2 2B: 1 3B: 0 HR: 1	SF: 0 SAC: 0 DP: 0 HBP: 0	WP: 0 PB: 0 SB: 0 CS: 1	PA: 30							
PITCHER	IP	WLS	BF	H	R	ER	SO	BB	IBB	HBP	BLK	WP	HR	S	P	ERA	WHIP										
47 Hisanori Takahashi, L	7.0	L	25	3	2	2	5	2	0	0	0	0	0	67	105	2.57	0.714										
64 Elmer Dessens, R ERA: 1.64	0.2		4	1	0	0	0	0	1	0	0	0	0	7	15	0.00	1.500										
25 Pedro Feliciano, L ERA: 2.68	0.1		1	0	0	0	1	0	0	0	0	0	0	3	6	0.00	0.000										

AB	30
R	0
H	5
RBI	0
BB	2
SO	6
LOB	11




AB	27
R	2
H	4
RBI	2
BB	3
SO	6
LOB	9



Batter	1	2	3	4	5	6	7	8	9	AB	R	H	RBI	BB	SO	LOB	TOP
7 José Reyes, S OBP: 0.318, SLG: 0.410	G6-3		L7			1B		P3		4	0	1	0	0	0	0	New York Mets @ Los Angeles Dodgers Dodger Stadium, Los Angeles, CA Sun Jul 25 2010, 1:11 PM - 3:35 PM PDT Att: 39,897 - Partly Cloudy - 79 F
1 Luis Castillo, S OBP: 0.342, SLG: 0.285	G5-3			G6-3		2B		1B		4	0	2	0	0	0		
5 David Wright, R OBP: 0.372, SLG: 0.504	2B			F9		F9		L9		4	0	1	0	0	2		
15 Carlos Beltrán, S OBP: 0.268, SLG: 0.250	K			K		L5		P6		4	0	0	0	0	2		
44 Jason Bay, R OBP: 0.347, SLG: 0.402	K			F9		F7		K		4	0	0	0	0	2		
29 Ike Davis, L OBP: 0.322, SLG: 0.442	F8			F8		2B		K		4	0	1	0	0	1		
12 Jeff Francoeur, R OBP: 0.299, SLG: 0.379	F8			1B		IBB				2	0	1	0	1	0		
36 Manny Acosta, R OBP: 0.371, SLG: 0.714				1B		G4-6-3				0	0	0	0	0	0		
25 Pedro Feliciano, L OBP: 0.360, SLG: 0.466				P5		G4-6-3				3	0	1	0	0	2		
43 R.A. Dickey, R OBP: 0.273, SLG: 0.238				G3		G1-3		P2		2	0	0	0	0	2		
22 Raul Valdes, L OBP: 0.303, SLG: 0.331										0	0	0	0	0	0		
Inning Stats	R: 0 H: 1 E: 0 K: 1 S: 13	H: 1 LOB: 1 BB: 0 P: 18	R: 0 H: 0 E: 0 K: 1 S: 9	H: 0 LOB: 0 BB: 0 P: 13	R: 0 H: 0 E: 0 K: 0 S: 8	H: 0 LOB: 0 BB: 0 P: 12	R: 0 H: 2 E: 0 K: 1 S: 9	H: 2 LOB: 1 BB: 0 P: 13	R: 0 H: 1 E: 0 K: 0 S: 12	H: 1 LOB: 1 BB: 0 P: 18	R: 0 H: 0 E: 0 K: 2 S: 8	H: 0 LOB: 0 BB: 0 P: 15	1B: 4 2B: 3 3B: 0 HR: 0	SF: 0 SAC: 0 DP: 1 HBP: 0	WP: 0 PB: 0 SB: 0 CS: 1	PA: 33	
PITCHER	IP WLS BF H R ER SO BB IBB HBP BLK WP HR S P ERA WHIP	8.0 W 30 7 0 0 3 0 1 0 0 0 0 75 112 0.00 0.875	1.0 S 3 0 0 0 2 0 0 0 0 0 0 8 15 0.00 0.000														

Batter	1	2	3	4	5	6	7	8	9	AB	R	H	RBI	BB	SO	LOB	BOTTOM		
30 Xavier Paul, L OBP: 0.302, SLG: 0.346	K			G2-3		F9		G6-3		4	0	0	0	0	1	2	New York Mets @ Los Angeles Dodgers Dodger Stadium, Los Angeles, CA Sun Jul 25 2010, 1:11 PM - 3:35 PM PDT Att: 39,897 - Partly Cloudy - 79 F		
14 Jamey Carroll, R OBP: 0.379, SLG: 0.325	G4-3			F9		G4-3				3	0	0	0	0	0				
7 James Loney, L OBP: 0.350, SLG: 0.429	K			F8		G3		G5-3		3	0	0	0	0	1				
27 Matt Kemp, R OBP: 0.323, SLG: 0.469				K		2B		K		3	0	1	0	0	1				
16 Andre Ethier, L OBP: 0.365, SLG: 0.524				2B		K		K		3	0	1	0	0	1				
23 Casey Blake, R OBP: 0.328, SLG: 0.414				K		K		1B		3	1	1	0	0	2				
33 Blake DeWitt, L OBP: 0.353, SLG: 0.378				G4-3		F9				2	0	0	0	0	1				
15 Rafael Furcal, S OBP: 0.387, SLG: 0.504				G3-1						1	0	0	0	0	1				
55 Russell Martin, R OBP: 0.346, SLG: 0.333				G3		G1-3		2B		3	0	1	1	0	0				
22 Clayton Kershaw, L OBP: 0.081, SLG: 0.056				K		G1-3		IBB		2	0	0	0	0	1				
3 Ronnie Belliard, R OBP: 0.303, SLG: 0.331										0	0	0	0	0	0				
74 Kenley Jansen, S ERA: 2.79										0	0	0	0	0	0				
Inning Stats	R: 0 H: 0 E: 0 K: 2 S: 9	H: 1 LOB: 0 BB: 0 P: 13	R: 0 H: 1 E: 0 K: 1 S: 6	H: 0 LOB: 0 BB: 0 P: 7	R: 0 H: 0 E: 0 K: 1 S: 14	H: 0 LOB: 0 BB: 0 P: 17	R: 0 H: 0 E: 0 K: 0 S: 10	H: 1 LOB: 1 BB: 0 P: 13	R: 0 H: 0 E: 0 K: 0 S: 9	H: 0 LOB: 0 BB: 0 P: 13	R: 0 H: 0 E: 0 K: 0 S: 8	H: 0 LOB: 0 BB: 0 P: 14	R: 1 H: 2 E: 0 K: 1 S: 17	H: 2 LOB: 2 BB: 1 P: 30	1B: 2 2B: 2 3B: 0 HR: 0	SF: 0 SAC: 0 DP: 1 HBP: 0	WP: 1 PB: 0 SB: 0 CS: 0	PA: 28	
PITCHER	IP WLS BF H R ER SO BB IBB HBP BLK WP HR S P ERA WHIP	5.2 18 2 0 0 6 0 0 0 0 0 0 55 70 0.00 0.353	1.0 3 0 0 0 0 0 0 0 0 0 0 8 13 0.00 0.000	0.1 1 0 0 0 0 0 0 0 0 0 3 6 0.00 0.000	1.0 L 6 2 1 1 1 0 1 0 0 0 0 17 30 9.00 2.000														

Batter	1	2	3	4	5	6	7	8	9	AB	R	H	RBI	BB	SO	LOB	TOP																																																																																																												
15 Rafael Furcal, S OBP: 0.380, SLG: 0.491	G4-3					F9			G5-3	3	0	0	0	1	0	0	Los Angeles Dodgers @ San Diego Padres PETCO Park, San Diego, CA Wed Jul 28 2010, 10:06 PM - 1:02 AM EDT Att: 40,188 - Partly Cloudy - 68 F livebaseballscorecards.com																																																																																																												
14 Jamey Carroll, R OBP: 0.379, SLG: 0.327	G1-6-3					K			G4-3	4	0	2	1	0	1	0																																																																																																													
16 Andre Ethier, L OBP: 0.362, SLG: 0.519	G1-6-3					G6-3			K	4	0	0	0	0	1	3																																																																																																													
27 Matt Kemp, R OBP: 0.320, SLG: 0.463	G1-6-3				L9				K	3	0	1	0	0	1	0																																																																																																													
23 Casey Blake, R OBP: 0.321, SLG: 0.405	K					K			P4	3	0	0	0	0	2	1																																																																																																													
7 James Loney, L OBP: 0.344, SLG: 0.421	G1-6-3					K			K	3	0	0	0	0	2	1																																																																																																													
55 Russell Martin, R OBP: 0.346, SLG: 0.331						K			K	3	0	0	0	0	2	0																																																																																																													
33 Blake DeWitt, L OBP: 0.356, SLG: 0.378						G3-1			K	3	1	1	0	0	1	0																																																																																																													
18 Hiroki Kuroda, R 52 George Sherrill, L 36 Jeff Weaver, R 35 Jack Taschner, L 30 Xavier Paul, L 59 Travis Schlichting, R						K			F8	2	0	0	0	0	0	1																																																																																																													
Inning Stats	R: 0 H: 1 E: 0 K: 0 S: 9	H: 1 LOB: 0 BB: 0 P: 13	R: 0 H: 1 E: 0 K: 1 S: 8	H: 1 LOB: 0 BB: 0 P: 11	R: 1 H: 2 E: 0 K: 1 S: 13	H: 2 LOB: 2 BB: 1 P: 27	R: 0 H: 0 E: 0 K: 2 S: 7	H: 0 LOB: 0 BB: 0 P: 13	R: 0 H: 0 E: 0 K: 1 S: 10	H: 0 LOB: 0 BB: 0 P: 16	R: 0 H: 0 E: 0 K: 1 S: 8	H: 0 LOB: 0 BB: 0 P: 12	R: 0 H: 0 E: 0 K: 2 S: 8	H: 0 LOB: 0 BB: 0 P: 12	R: 0 H: 0 E: 0 K: 2 S: 9	H: 0 LOB: 0 BB: 0 P: 15		R: 0 H: 0 E: 0 K: 1 S: 11	H: 0 LOB: 0 BB: 0 P: 14	1B: 4 2B: 0 3B: 0 HR: 0	SF: 0 SAC: 0 DP: 2 HBP: 0	WP: 0 PB: 0 SB: 0 CS: 0	PA: 30																																																																																																						
PITCHER	IP WLS BF H R ER SO BB IBB HBP BLK WP HR S P ERA WHIP	<table border="1"> <thead> <tr> <th>PITCHER</th> <th>IP</th> <th>WLS</th> <th>BF</th> <th>H</th> <th>R</th> <th>ER</th> <th>SO</th> <th>BB</th> <th>IBB</th> <th>HBP</th> <th>BLK</th> <th>WP</th> <th>HR</th> <th>S</th> <th>P</th> <th>ERA</th> <th>WHIP</th> </tr> </thead> <tbody> <tr> <td>33 Clayton Richard, L</td> <td>6.0</td> <td>W</td> <td>21</td> <td>4</td> <td>1</td> <td>1</td> <td>6</td> <td>1</td> <td>0</td> <td>0</td> <td>0</td> <td>0</td> <td>0</td> <td>55</td> <td>92</td> <td>1.50</td> <td>0.833</td> </tr> <tr> <td>39 Ernesto Frieri, R</td> <td>0.2</td> <td>H</td> <td>2</td> <td>0</td> <td>0</td> <td>0</td> <td>1</td> <td>0</td> <td>0</td> <td>0</td> <td>0</td> <td>0</td> <td>0</td> <td>5</td> <td>7</td> <td>0.00</td> <td>0.000</td> </tr> <tr> <td>54 Joe Thatcher, L</td> <td>0.1</td> <td>H</td> <td>1</td> <td>0</td> <td>0</td> <td>0</td> <td>1</td> <td>0</td> <td>0</td> <td>0</td> <td>0</td> <td>0</td> <td>0</td> <td>3</td> <td>5</td> <td>0.00</td> <td>0.000</td> </tr> <tr> <td>57 Luke Gregerson, R</td> <td>1.0</td> <td>H</td> <td>3</td> <td>0</td> <td>0</td> <td>0</td> <td>2</td> <td>0</td> <td>0</td> <td>0</td> <td>0</td> <td>0</td> <td>0</td> <td>9</td> <td>15</td> <td>0.00</td> <td>0.000</td> </tr> <tr> <td>46 Tim Stauffer, R</td> <td>1.0</td> <td></td> <td>3</td> <td>0</td> <td>0</td> <td>0</td> <td>1</td> <td>0</td> <td>0</td> <td>0</td> <td>0</td> <td>0</td> <td>0</td> <td>11</td> <td>14</td> <td>0.00</td> <td>0.000</td> </tr> </tbody> </table>																PITCHER	IP	WLS	BF	H	R	ER	SO	BB	IBB	HBP	BLK	WP	HR	S	P	ERA	WHIP	33 Clayton Richard, L	6.0	W	21	4	1	1	6	1	0	0	0	0	0	55	92	1.50	0.833	39 Ernesto Frieri, R	0.2	H	2	0	0	0	1	0	0	0	0	0	0	5	7	0.00	0.000	54 Joe Thatcher, L	0.1	H	1	0	0	0	1	0	0	0	0	0	0	3	5	0.00	0.000	57 Luke Gregerson, R	1.0	H	3	0	0	0	2	0	0	0	0	0	0	9	15	0.00	0.000	46 Tim Stauffer, R	1.0		3	0	0	0	1	0	0	0	0	0	0	11	14	0.00	0.000
PITCHER	IP	WLS	BF	H	R	ER	SO	BB	IBB	HBP	BLK	WP	HR	S	P	ERA	WHIP																																																																																																												
33 Clayton Richard, L	6.0	W	21	4	1	1	6	1	0	0	0	0	0	55	92	1.50	0.833																																																																																																												
39 Ernesto Frieri, R	0.2	H	2	0	0	0	1	0	0	0	0	0	0	5	7	0.00	0.000																																																																																																												
54 Joe Thatcher, L	0.1	H	1	0	0	0	1	0	0	0	0	0	0	3	5	0.00	0.000																																																																																																												
57 Luke Gregerson, R	1.0	H	3	0	0	0	2	0	0	0	0	0	0	9	15	0.00	0.000																																																																																																												
46 Tim Stauffer, R	1.0		3	0	0	0	1	0	0	0	0	0	0	11	14	0.00	0.000																																																																																																												

Batter	1	2	3	4	5	6	7	8	9	AB	R	H	RBI	BB	SO	LOB	BOTTOM																																																																																																												
15 Jerry Hairston, R OBP: 0.308, SLG: 0.355	F9		G6-3			F7				5	1	2	3	0	0	1	Los Angeles Dodgers @ San Diego Padres PETCO Park, San Diego, CA Wed Jul 28 2010, 10:06 PM - 1:02 AM EDT Att: 40,188 - Partly Cloudy - 68 F livebaseballscorecards.com																																																																																																												
13 Chris Denorfia, R OBP: 0.342, SLG: 0.444	G6-3		K						E4	4	1	1	1	1	1	1																																																																																																													
23 Adrián González, L OBP: 0.392, SLG: 0.525	G4-3					F7				3	0	1	1	2	0	0																																																																																																													
7 Chase Headley, S OBP: 0.322, SLG: 0.379	G6-3					K				3	0	1	0	2	1	3																																																																																																													
4 Nick Hundley, R OBP: 0.323, SLG: 0.406	G6-3					F8				3	0	0	1	0	0	4																																																																																																													
25 Will Venable, L 30 Ernesto Frieri, R 54 Joe Thatcher, L 57 Luke Gregerson, L 16 Matt Stairs, L 46 Tim Stauffer, R	G6-3									3	0	0	0	0	2	3																																																																																																													
12 Scott Hairston, R OBP: 0.321, SLG: 0.388						G6-3				2	2	1	0	1	0	0																																																																																																													
1 Everth Cabrera, S OBP: 0.270, SLG: 0.278						G4-3				2	0	0	0	0	1	2																																																																																																													
33 Clayton Richard, L 18 Tony Gwynn Jr., L						G3				1	0	0	0	0	0	0																																																																																																													
Inning Stats	R: 0 H: 0 E: 0 K: 0 S: 10	H: 1 LOB: 2 BB: 0 P: 17	R: 0 H: 1 E: 0 K: 2 S: 11	H: 1 LOB: 0 BB: 0 P: 19	R: 0 H: 0 E: 0 K: 1 S: 7	H: 0 LOB: 0 BB: 0 P: 9	R: 0 H: 0 E: 0 K: 1 S: 6	H: 0 LOB: 0 BB: 0 P: 8	R: 0 H: 0 E: 0 K: 0 S: 5	H: 0 LOB: 0 BB: 0 P: 10	R: 2 H: 2 E: 0 K: 1 S: 14	H: 2 LOB: 2 BB: 2 P: 30	R: 2 H: 3 E: 0 K: 0 S: 15	H: 3 LOB: 3 BB: 2 P: 29	R: 2 H: 2 E: 1 K: 1 S: 15	H: 2 LOB: 3 BB: 2 P: 28		R: 2 H: 2 E: 1 K: 1 S: 15	H: 2 LOB: 3 BB: 2 P: 28	1B: 6 2B: 2 3B: 0 HR: 0	SF: 1 SAC: 2 DP: 0 HBP: 1	WP: 0 PB: 0 SB: 1 CS: 0	PA: 40																																																																																																						
PITCHER	IP WLS BF H R ER SO BB IBB HBP BLK WP HR S P ERA WHIP	<table border="1"> <thead> <tr> <th>PITCHER</th> <th>IP</th> <th>WLS</th> <th>BF</th> <th>H</th> <th>R</th> <th>ER</th> <th>SO</th> <th>BB</th> <th>IBB</th> <th>HBP</th> <th>BLK</th> <th>WP</th> <th>HR</th> <th>S</th> <th>P</th> <th>ERA</th> <th>WHIP</th> </tr> </thead> <tbody> <tr> <td>18 Hiroki Kuroda, R</td> <td>6.0</td> <td>L</td> <td>25</td> <td>4</td> <td>3</td> <td>3</td> <td>5</td> <td>2</td> <td>0</td> <td>1</td> <td>0</td> <td>0</td> <td>0</td> <td>4</td> <td>5</td> <td>4.50</td> <td>1.000</td> </tr> <tr> <td>52 George Sherrill, L</td> <td>0.2</td> <td></td> <td>2</td> <td>0</td> <td>0</td> <td>0</td> <td>0</td> <td>0</td> <td>0</td> <td>0</td> <td>0</td> <td>0</td> <td>0</td> <td>4</td> <td>5</td> <td>0.00</td> <td>0.000</td> </tr> <tr> <td>36 Jeff Weaver, R</td> <td>0.0</td> <td></td> <td>2</td> <td>2</td> <td>1</td> <td>1</td> <td>0</td> <td>0</td> <td>0</td> <td>0</td> <td>0</td> <td>0</td> <td>0</td> <td>4</td> <td>5</td> <td>∞</td> <td>∞</td> </tr> <tr> <td>35 Jack Taschner, L</td> <td>0.1</td> <td></td> <td>3</td> <td>0</td> <td>0</td> <td>0</td> <td>0</td> <td>2</td> <td>0</td> <td>0</td> <td>0</td> <td>0</td> <td>0</td> <td>5</td> <td>16</td> <td>0.00</td> <td>0.000</td> </tr> <tr> <td>59 Travis Schlichting, R</td> <td>1.0</td> <td></td> <td>8</td> <td>2</td> <td>2</td> <td>2</td> <td>1</td> <td>1</td> <td>1</td> <td>0</td> <td>0</td> <td>0</td> <td>0</td> <td>15</td> <td>28</td> <td>18.00</td> <td>3.000</td> </tr> </tbody> </table>																PITCHER	IP	WLS	BF	H	R	ER	SO	BB	IBB	HBP	BLK	WP	HR	S	P	ERA	WHIP	18 Hiroki Kuroda, R	6.0	L	25	4	3	3	5	2	0	1	0	0	0	4	5	4.50	1.000	52 George Sherrill, L	0.2		2	0	0	0	0	0	0	0	0	0	0	4	5	0.00	0.000	36 Jeff Weaver, R	0.0		2	2	1	1	0	0	0	0	0	0	0	4	5	∞	∞	35 Jack Taschner, L	0.1		3	0	0	0	0	2	0	0	0	0	0	5	16	0.00	0.000	59 Travis Schlichting, R	1.0		8	2	2	2	1	1	1	0	0	0	0	15	28	18.00	3.000
PITCHER	IP	WLS	BF	H	R	ER	SO	BB	IBB	HBP	BLK	WP	HR	S	P	ERA	WHIP																																																																																																												
18 Hiroki Kuroda, R	6.0	L	25	4	3	3	5	2	0	1	0	0	0	4	5	4.50	1.000																																																																																																												
52 George Sherrill, L	0.2		2	0	0	0	0	0	0	0	0	0	0	4	5	0.00	0.000																																																																																																												
36 Jeff Weaver, R	0.0		2	2	1	1	0	0	0	0	0	0	0	4	5	∞	∞																																																																																																												
35 Jack Taschner, L	0.1		3	0	0	0	0	2	0	0	0	0	0	5	16	0.00	0.000																																																																																																												
59 Travis Schlichting, R	1.0		8	2	2	2	1	1	1	0	0	0	0	15	28	18.00	3.000																																																																																																												

Batter	1	2	3	4	5	6	7	8	9	AB	R	H	RBI	BB	SO	LOB	TOP					
21 Scott Podsednik, L (1.8) OBP: 0.352, SLG: 0.397	G4-3		15 S BB		FC3-2			K		3	0	0	0	1	1	2	Los Angeles Dodgers @ San Diego Padres PETCO Park, San Diego, CA Thu Jul 29 2010, 6:38 PM - 9:47 PM EDT Att: 42,075 - Sunny - 71 F					
15 Rafael Furcal, S (1.6) OBP: 0.375, SLG: 0.485	K		G3		F8			K		4	0	0	0	0	2	3						
16 Andre Ethier, L (1.9) OBP: 0.358, SLG: 0.512	K							G4-3		4	0	0	0	0	2	0						
7 James Loney, L (1.3) OBP: 0.344, SLG: 0.427		HR								4	1	1	1	0	1	0						
30 Xavier Paul, L (1.7) OBP: 0.288, SLG: 0.328		G6-3								4	0	0	0	0	1	0						
52 George Sherrill, L (9.1)										0	0	0	0	0	0	0						
14 Jamey Carroll, R (1.5) OBP: 0.377, SLG: 0.322										3	1	0	0	1	2	0						
33 Blake DeWitt, L (1.4) OBP: 0.352, SLG: 0.374										3	0	0	0	0	2	1						
74 Kenley Jansen, S (7.1)										0	0	0	0	0	0	0						
56 Hung-Chih Kuo, L (8.1)										0	0	0	0	0	0	0						
27 Matt Kemp, R (9.8) OBP: 0.320, SLG: 0.463										0	0	0	0	0	0	0						
12 Brad Ausmus, R (1.2) OBP: 0.364, SLG: 0.400										2	0	1	0	1	1	0						
44 Vicente Padilla, R (1.1) OBP: 0.250, SLG: 0.176										1	0	0	0	0	1	0						
9 Garret Anderson, L (5, PH) OBP: 0.212, SLG: 0.282										1	0	1	0	0	0	0						
31 James McDonald, L (5.1)										0	0	0	0	0	0	0						
23 Casey Blake, R (7, PH) OBP: 0.320, SLG: 0.404										1	0	0	0	0	0	1						
Inning Stats	R: 0 E: 0 K: 2 S: 10	H: 0 LOB: 0 BB: 0 P: 14	R: 1 E: 0 K: 2 S: 11	H: 1 LOB: 0 BB: 0 P: 14	R: 0 E: 0 K: 2 S: 13	H: 0 LOB: 1 BB: 1 P: 22	R: 0 E: 0 K: 0 S: 8	H: 0 LOB: 0 BB: 0 P: 13	R: 1 E: 0 K: 1 S: 16	H: 1 LOB: 2 BB: 2 P: 30	R: 0 E: 0 K: 2 S: 12	H: 0 LOB: 0 BB: 0 P: 15	R: 0 E: 0 K: 1 S: 11	H: 1 LOB: 1 BB: 0 P: 17	R: 0 E: 0 K: 2 S: 7	H: 0 LOB: 0 BB: 0 P: 11	R: 0 E: 0 K: 1 S: 8	H: 0 LOB: 0 BB: 0 P: 14	1B: 2 2B: 0 3B: 0 HR: 1	SF: 0 SAC: 0 DP: 0 HBP: 0	WP: 0 PB: 0 CS: 1 SB: 0	PA: 33
PITCHER	IP WLS BF H R ER SO BB IBB HBP BLK WP HR S P ERA WHIP																					
38 Mat Latos, R (1.1) ERA: 2.45	5.0 20 2 2 1 7 3 0 0 0 0 0 1 58 93 1.80 1.000																					
54 Joe Thatcher, L (6.1) ERA: 1.95	1.0 3 0 0 0 2 0 0 0 0 0 0 0 12 15 0.00 0.000																					
58 Ryan Webb, R (7.1) ERA: 3.24	1.0 4 1 0 0 1 0 0 0 0 0 0 0 11 17 0.00 1.000																					
57 Luke Gregerson, R (8.1) ERA: 2.5	1.0 3 0 0 0 2 0 0 0 0 0 0 0 7 11 0.00 0.000																					
21 Heath Bell, R (9.1) ERA: 1.53	1.0 W 3 0 0 0 1 0 0 0 0 0 0 0 8 14 0.00 0.000																					
Batter	1	2	3	4	5	6	7	8	9	AB	R	H	RBI	BB	SO	LOB	BOTTOM					
15 Jerry Hairston, R (1.4) OBP: 0.307, SLG: 0.353	23 1B		G5-3		F8			F9		4	1	1	0	0	0	1	Los Angeles Dodgers @ San Diego Padres PETCO Park, San Diego, CA Thu Jul 29 2010, 6:38 PM - 9:47 PM EDT Att: 42,075 - Sunny - 71 F					
13 Chris Denorfia, R (1.9) OBP: 0.333, SLG: 0.432	L6		G5-3		F9			P3		4	0	0	0	0	0	1						
23 Adrián González, L (1.3) OBP: 0.393, SLG: 0.525	7 1B		G3		F7					4	0	2	0	0	0	0						
7 Chase Headley, S (1.5) OBP: 0.326, SLG: 0.380										2	1	1	1	2	0	1						
8 Yorvit Torrealba, R (1.2) OBP: 0.376, SLG: 0.399										4	0	1	1	0	2	4						
12 Scott Hairston, R (1.7) OBP: 0.320, SLG: 0.385	L1									4	1	1	0	0	2	4						
18 Tony Gwynn Jr., L (1.8) OBP: 0.328, SLG: 0.315										3	0	0	0	0	2	1						
1 Everth Cabrera, S (1.6) OBP: 0.271, SLG: 0.275										2	0	0	0	1	0	0						
14 Oscar Salazar, R (9, PH) OBP: 0.323, SLG: 0.397										1	0	1	1	0	0	0						
38 Mat Latos, R (1.1) OBP: 0.186, SLG: 0.344										2	0	0	0	0	2	2						
54 Joe Thatcher, L (6.1) ERA: 1.95										0	0	0	0	0	0	0						
58 Ryan Webb, R (7.1) ERA: 3.24										0	0	0	0	0	0	0						
25 Will Venable, L (7, PH) OBP: 0.322, SLG: 0.365										1	0	1	0	0	0	0						
57 Luke Gregerson, L (8.1) ERA: 2.5										0	0	0	0	0	0	0						
21 Heath Bell, R (9.1) ERA: 1.53										0	0	0	0	0	0	0						
Inning Stats	R: 1 E: 0 K: 1 S: 22	H: 3 LOB: 2 BB: 0 P: 33	R: 0 E: 0 K: 2 S: 11	H: 0 LOB: 0 BB: 0 P: 12	R: 0 E: 0 K: 0 S: 7	H: 0 LOB: 0 BB: 0 P: 13	R: 1 E: 0 K: 2 S: 18	H: 1 LOB: 2 BB: 2 P: 32	R: 0 E: 0 K: 0 S: 6	H: 0 LOB: 0 BB: 0 P: 10	R: 0 E: 0 K: 2 S: 9	H: 0 LOB: 0 BB: 1 P: 17	R: 0 E: 0 K: 1 S: 8	H: 1 LOB: 1 BB: 0 P: 16	R: 0 E: 0 K: 0 S: 11	H: 1 LOB: 1 BB: 0 P: 15	R: 1 E: 0 K: 0 S: 11	H: 2 LOB: 1 BB: 0 P: 17	1B: 6 2B: 2 3B: 0 HR: 0	SF: 0 SAC: 1 DP: 0 HBP: 0	WP: 0 PB: 0 CS: 0	PA: 35
PITCHER	IP WLS BF H R ER SO BB IBB HBP BLK WP HR S P ERA WHIP																					
44 Vicente Padilla, R (1.1) ERA: 3.47	4.0 18 4 2 2 5 1 1 0 0 0 0 0 58 90 4.50 1.250																					
31 James McDonald, R (5.1) ERA: 8.22	2.0 6 0 0 0 2 1 0 0 0 0 0 0 15 27 0.00 0.500																					
74 Kenley Jansen, R (7.1) ERA: 1.95	1.0 4 1 0 0 1 0 0 0 0 0 0 0 8 16 0.00 1.000																					
56 Hung-Chih Kuo, L (8.1) ERA: 0.76	1.0 4 1 0 0 0 0 0 0 0 0 0 0 11 15 0.00 1.000																					
52 George Sherrill, L (9.1) ERA: 7.53	0.1 L 3 2 1 1 0 0 0 0 0 0 0 0 11 17 27.00 6.000																					

Batter	1	2	3	4	5	6	7	8	9	AB	R	H	RBI	BB	SO	LOB	TOP							
15 Jerry Hairston, R OBP: 0.301, SLG: 0.346	(1,4) C FF 85 0-2 C SL 82 87 X CU 71	F7	(1) 0-2	C FF 85 0-2 C SL 82 87 X CU 71	P4	(2) 0-2	B FF 87 1-1 C SL 82 84 X SL 79	P4	(2) 1-2	B FF 95 1-2 C SL 87 97 X FF 97	10 G3	1B	4	0	1	0	0	0	0					
10 Miguel Tejada, R OBP: 0.307, SLG: 0.364	(1,5) B FF 87 2-1 C SL 84 88 X FF 87	HR	(1) 2-1	B SI 89 2-1 C SL 82 84 X CH 79	F9	(3) 2-1	B FF 87 1-1 C SL 82 84 X FF 88	F9	(3) 1-1	B SL 87 2-1 C SL 87 94 X FF 94	G3	(1) 2-1	4	1	1	1	0	0	1					
23 Adrián González, L OBP: 0.388, SLG: 0.509	(1,3) X SL 83 0-0	1B	(1) 0-0	F FF 86 3-3 B CH 77 86 C SL 82 83 B SI 89 89 C FF 89 89 C SL 83 83 C FF 89 89	K	(1) 3-3	B SI 87 1-1 C SL 88 88 X SI 88	G6-3	(1) 1-1	B FF 94 4-1 B SI 87 72 I IN 77 I IN 78	47 G6-3	IBB	3	0	1	0	1	1	0					
47 Ryan Ludwick, R OBP: 0.341, SLG: 0.476	(1,9) B SL 85 2-2 C SL 84 71 X CU 71	F7	(2) 2-2	B FF 88 1-3 C SL 82 82 S FF 87 87	K	(2) 1-3	F SL 82 0-1 X FF 88	P4	(2) 0-1	T FF 95 0-1 X SL 88	G6-4-3	(2) 0-1	4	0	0	0	1	3						
4 Nick Hundley, R OBP: 0.317, SLG: 0.397	(1,2) B FF 87 2-3 C SL 83 83 C CU 72 S FF 87 87 S CU 73	K	(3) 2-3	B SI 87 1-0 X SL 81	G5-3	(3) 1-0	F SL 83 1-3 B SI 88 88 S CU 73	K	(3) 1-3				3	0	0	0	0	2	1					
13 Chris Denorfia, R OBP: 0.318, SLG: 0.422	(1,8) C FF 86 0-2 C SL 83 83 X CU 71	G1-3	(1) 0-2	X FF 85 0-0	F9	(1) 0-0	B SL 86 3-1 B FF 93 83 C FF 84 84 X FF 84	P4	(1) 3-1				3	0	0	0	0	0	0					
12 Scott Hairston, R OBP: 0.313, SLG: 0.386	(1,7) C SL 82 0-1 X CU 71	G5-3	(2) 0-1	B FF 87 1-2 C SL 82 82 C FF 89 89 X FF 88	P3	(2) 1-2	B FF 88 1-2 C SL 82 82 C FF 89 89 X FF 84	P3	(2) 1-2				3	0	0	0	0	0	0					
1 Everth Cabrera, S OBP: 0.268, SLG: 0.267	(1,6) C FF 87 2-2 B SI 86 86 S SI 88 88 X CU 72	G3-1	(3) 2-2	F FF 86 1-1 X SI 87	G4-3	(3) 1-1	B FF 94 4-0 B FF 95 84 B FF 94		(3) 4-0		BB		2	0	0	0	1	0	0					
38 Mat Latos, R OBP: 0.176, SLG: 0.324	(1,1) C FF 86 1-3 B SI 87 71 S FF 87	K	(1) 1-3	S FF 85 0-2 X FF 86	P3	(1) 0-2	F FF 84 0-3 S FF 85 85	K	(3) 0-3				2	0	0	0	0	1	0					
46 Tim Stauffer, R OBP: 0.167, SLG: 0.333	(7,1) C FF 86 0-3 B SI 87 84 S FF 87		(3) 0-3										0	0	0	0	0	0	0					
54 Joe Thatcher, L ERA: 1.61	(7,1) C FF 86 0-3 B SI 87 84 S FF 87		(3) 0-3										0	0	0	0	0	0	0					
7 Chase Headley, S OBP: 0.336, SLG: 0.398	(8,PH) C FF 86 0-3 B SI 87 84 S FF 87		(3) 0-3										1	0	0	0	0	1	1					
57 Luke Gregerson, L ERA: 3.06	(8,1) C FF 86 0-3 B SI 87 84 S FF 87		(3) 0-3										0	0	0	0	0	0	0					
Inning Stats	R: 1 E: 0 K: 1 S: 15	H: 2 LOB: 1 BB: 0 P: 21	R: 0 E: 0 K: 0 S: 9	H: 0 LOB: 0 BB: 0 P: 11	R: 0 E: 0 K: 1 S: 9	H: 0 LOB: 0 BB: 0 P: 12	R: 0 E: 0 K: 2 S: 11	H: 0 LOB: 0 BB: 0 P: 16	R: 0 E: 0 K: 0 S: 7	H: 0 LOB: 0 BB: 0 P: 9	R: 0 E: 0 K: 0 S: 7	H: 0 LOB: 0 BB: 0 P: 9	R: 0 E: 0 K: 1 S: 7	H: 0 LOB: 0 BB: 0 P: 9	R: 0 E: 0 K: 1 S: 8	H: 0 LOB: 1 BB: 1 P: 16	R: 0 E: 0 K: 0 S: 8	H: 1 LOB: 1 BB: 1 P: 15	1B: 2 2B: 0 3B: 0 HR: 1	SF: 0 SAC: 0 DP: 1 HBP: 0	WP: 0 PB: 0 SB: 0 CS: 0	PA: 31		
PITCHER	IP WLS BF H R ER SO BB IBB HBP BLK WP HR S P ERA WHIP	7.0 W 23 2 1 1 5 0 0 0 0 0 1 65 87 1.29 0.286	1.0 H 4 0 0 0 1 1 0 0 0 0 0 0 8 16 0.00 1.000	1.0 S 4 1 0 0 0 0 0 1 0 0 0 0 0 8 15 0.00 1.000																				

San Diego Padres @ Los Angeles Dodgers
 Dodger Stadium, Los Angeles, CA
 Tue Aug 03 2010, 7:11 PM - 9:38 PM PDT
 Att: 38,886 - Partly Cloudy - 74 F

livebaseballscorecards.com

AB 29
 R 1
 H 3
 RBI 1
 BB 2
 SO 6
 LOB 6




Batter	1	2	3	4	5	6	7	8	9	AB	R	H	RBI	BB	SO	LOB	BOTTOM					
21 Scott Podsednik, L OBP: 0.346, SLG: 0.391	(1,7) B SI 90 3-2 C CH 89 89 C SL 83 89 C SI 89 89 B SI 90 91 X SI 91	G6-3	(1) 3-2	C SL 82 3-2 B SI 83 83 B CU 78 84 C SL 84 84 B SI 90 92 X SI 92	F8	(2) 3-2	L FC 93 1-1 B CH 83 83 B SI 83 83 X FC 96	F9	(3) 1-1	B SI 91 1-2 C FC 94 84 B SI 84 84 X FF 93	F8	(2) 1-1	G4-3	(1) 1-1	4	0	1	0	0	0		
13 Ryan Theriot, R OBP: 0.314, SLG: 0.320	(1,4) C FC 94 1-1 B SI 84 84 X FF 93	F8	(2) 1-1	C SL 84 2-3 B SI 84 84 X FF 93	K	(1) 2-3	F CU 76 0-1 X SI 90	1B	(1) 0-1	C FC 94 0-3 S FF 95 85	K	(2) 0-3	K	(3) 0-3	4	0	0	0	1	1		
16 Andre Ethier, L OBP: 0.353, SLG: 0.500	(1,9) B SI 91 1-2 C FC 94 84 B SI 84 84 X CU 76	P6	(3) 1-2	C SL 84 2-3 B SI 84 84 X FF 93	K	(1) 2-3	F CU 76 0-1 X SI 90	1B	(1) 0-1	C FC 94 0-3 S FF 95 85	K	(2) 0-3	K	(3) 0-3	4	0	1	0	0	2	0	
27 Matt Kemp, R OBP: 0.323, SLG: 0.466	(1,8) B SI 91 4-1 C CH 83 83 B FF 94	23 BB	(1) 4-1	B SI 94 3-1 B FF 94 84 X FF 93	F8	(2) 3-1	C CH 83 3-3 B FC 84 84 D CU 79 C FF 95 85	K	(3) 3-3	B SI 90 2-0 C SL 84 84 X SI 89	G4-3	(1) 2-0	2	1	0	0	1	1	1			
7 James Loney, L OBP: 0.343, SLG: 0.425	(1,3) C SI 90 2-2 1 SAFE F CU 79 89 B SI 91 91 1 SAFE B FF 93 83 1 SAFE	F9	(1) 2-2	B SI 94 3-1 B FF 94 84 X FF 93	2B	(1) 3-1	C CH 83 3-3 B FC 84 84 D CU 79 C FF 95 85	K	(3) 3-3	B SI 90 2-0 C SL 84 84 X SI 89	G4-3	(1) 2-0	3	0	1	0	0	1	3			
23 Casey Blake, R OBP: 0.322, SLG: 0.402	(1,5) P PO 86 4-1 B SI 81 81 B FF 93 83 B SI 91 91	55 2B	(1) 4-1	B SI 84 1-3 C FC 94 84	K	(3) 1-3	B SI 90 2-0 C SL 84 84 X SI 89	G4-3	(1) 2-0				2	1	0	0	1	1	1			
55 Russell Martin, R OBP: 0.307, SLG: 0.332	(1,2) X SL 82 0-0		(1) 0-0	B CU 79 2-2 C FC 91 81 B FF 94 84 X SI 93	F8	(1) 2-2	B SI 90 1-1 C FC 94 84 X SI 90	G6-3	(2) 1-1				3	0	1	2	0	0	0			
56 Hung-Chih Kuo, L ERA: 0.91	(8,1) C SI 92 2-2 B CU 77 87 X FC 95 85	14 WP	(1) 2-2	C SL 85 1-1 X FF 92	G5-3	(2) 1-1	C SL 87 1-2 B SI 89 89 C CU 76 86 X CU 76		(2) 1-2				3	0	1	0	0	0	1			
51 Jonathan Broxton, R ERA: 3.06	(9,1) C SI 89 0-3 S FF 93 83	14 F8-2	(1) 0-3	C FC 94 1-3 B SI 83 83 S FF 94	K	(3) 1-3	C FC 94 0-3 S FF 95 85	K	(3) 0-3				2	0	0	0	0	2	0			
14 Jamey Carroll, R OBP: 0.373, SLG: 0.317	(1,6) 2 SAFE C SI 92 82 B CU 77 87 X FC 95 85	F8-2	(2) 2-2	C SI 89 0-3 S FF 93 83	K	(1) 0-3	C FC 94 0-3 S FF 95 85	K	(3) 0-3				2	0	0	0	0	2	0			
29 Ted Lilly, L OBP: 0.111, SLG: 0.030	(1,1) C FF 86 0-2 C SL 83 83 X CU 71		(1) 0-2	C FC 94 1-1 B SI 84 84 X FF 93	F8	(1) 1-1	C SL 85 1-1 X FF 92	G5-3	(2) 1-1				3	0	1	0	0	0	1			
9 Garret Anderson, L OBP: 0.208, SLG: 0.276	(7,PH) C FF 86 0-3 B SI 87 84 S FF 87		(3) 0-3	C FC 94 1-3 B SI 83 83 S FF 94	K	(3) 1-3	C FC 94 0-3 S FF 95 85	K	(3) 0-3				2	0	0	0	0	2	0			
3 Ronnie Belliard, R OBP: 0.306, SLG: 0.333	(7,PH) C FF 86 0-3 B SI 87 84 S FF 87		(3) 0-3	C FC 94 1-3 B SI 83 83 S FF 94	K	(3) 1-3	C FC 94 0-3 S FF 95 85	K	(3) 0-3				1	0	0	0	1	1				
12 Brad Ausmus, R OBP: 0.364, SLG: 0.400	(8,2) C FF 86 0-3 B SI 87 84 S FF 87		(3) 0-3	C FC 94 1-3 B SI 83 83 S FF 94	K	(3) 1-3	C FC 94 0-3 S FF 95 85	K	(3) 0-3				0	0	0	0	0	0	0			
Inning Stats	R: 0 E: 0 K: 0 S: 10	H: 0 LOB: 0 BB: 0 P: 15	R: 2 E: 0 K: 0 S: 13	H: 1 LOB: 0 BB: 2 P: 24	R: 0 E: 0 K: 1 S: 11	H: 0 LOB: 0 BB: 0 P: 17	R: 0 E: 0 K: 2 S: 9	H: 1 LOB: 1 BB: 0 P: 16	R: 0 E: 0 K: 1 S: 8	H: 0 LOB: 0 BB: 0 P: 12	R: 0 E: 0 K: 2 S: 12	H: 2 LOB: 2 BB: 0 P: 16	R: 0 E: 0 K: 1 S: 9	H: 1 LOB: 1 BB: 0 P: 13	R: 0 E: 0 K: 2 S: 8	H: 0 LOB: 0 BB: 0 P: 11	1B: 3 2B: 3 3B: 0 HR: 0	SF: 0 SAC: 0 DP: 1 HBP: 0	WP: 1 PB: 0 SB: 0 CS: 0	PA: 30		
PITCHER	IP WLS BF H R ER SO BB IBB HBP BLK WP HR S P ERA WHIP	6.0 L 23 4 2 2 6 2 0 0 0 0 0 0 6 10 0.00 1.500	0.2 3 1 0 0 0 0 0 0 0 0 0 0 6 10 0.00 1.500	0.1 1 0 0 0 1 0 0 0 0 0 0 0 3 3 0.00 0.000	1.0 3 0 0 0 2 0 0 0 0 0 0 0 8 11 0.00 0.000																	

San Diego Padres @ Los Angeles Dodgers
 Dodger Stadium, Los Angeles, CA
 Tue Aug 03 2010, 7:11 PM - 9:38 PM PDT
 Att: 38,886 - Partly Cloudy - 74 F

livebaseballscorecards.com

AB 28
 R 2
 H 5
 RBI 2
 BB 2
 SO 9
 LOB 9



Batter	1	2	3	4	5	6	7	8	9	AB	R	H	RBI	BB	SO	LOB	TOP			
15 Jerry Hairston, R OBP: 0.298, SLG: 0.343										4	0	0	0	0	0	0				
10 Miguel Tejada, R OBP: 0.305, SLG: 0.361										4	0	0	0	0	3	0				
23 Adrián González, L OBP: 0.385, SLG: 0.504										4	0	0	0	0	0	0				
47 Ryan Ludwick, R OBP: 0.344, SLG: 0.476										2	0	1	0	1	1	0				
7 Chase Headley, S OBP: 0.336, SLG: 0.398										3	0	1	0	0	1	1				
8 Yovani Torresalba, R OBP: 0.350, SLG: 0.415										3	0	0	0	0	0	3				
25 Will Venable, L OBP: 0.328, SLG: 0.410										2	0	0	0	1	2	0				
13 Chris Denorfia, R OBP: 0.313, SLG: 0.415										3	0	0	0	0	2	2				
49 Wade LeBlanc, L OBP: 0.333, SLG: 0.314										2	0	0	0	0	0	0				
58 Ryan Webb, R OBP: 0.267, SLG: 0.266										0	0	0	0	0	0	0				
1 Everth Cabrera, S OBP: 0.267, SLG: 0.266										1	0	0	0	0	0	0				
45 Edward Mujica, R										0	0	0	0	0	0	0				
Inning Stats	R: 0 E: 0 K: 1 S: 7	H: 0 LOB: 0 BB: 0 P: 9	R: 0 E: 0 K: 1 S: 14	H: 0 LOB: 2 BB: 2 P: 25	R: 0 E: 0 K: 1 S: 13	H: 0 LOB: 0 BB: 0 P: 19	R: 0 E: 0 K: 2 S: 9	H: 0 LOB: 0 BB: 0 P: 11	R: 0 E: 0 K: 2 S: 8	H: 0 LOB: 0 BB: 0 P: 9	R: 0 E: 0 K: 0 S: 5	H: 2 LOB: 1 BB: 0 P: 10	R: 0 E: 0 K: 1 S: 6	H: 0 LOB: 0 BB: 0 P: 8	R: 0 E: 0 K: 1 S: 8	H: 0 LOB: 0 BB: 0 P: 9	1B: 2 2B: 0 3B: 0 HR: 0	SF: 0 SAC: 0 DP: 1 HBP: 0	WP: 0 PB: 0 SB: 0 CS: 0	PA: 30
PITCHER 44 Vicente Padilla, R ERA: 3.09	IP: 9.0 WLS: W BF: 30 H: 2 R: 0 ER: 0 SO: 9 BB: 1 IBB: 1 HBP: 0 BLK: 0 WP: 0 HR: 0 S: 77 P: 105 ERA: 0.00 WHIP: 0.333															PITCHER				

San Diego Padres @ Los Angeles Dodgers
Dodger Stadium, Los Angeles, CA
Wed Aug 04 2010, 7:12 PM - 9:40 PM PDT
Att. 48,988 - Clear - 71 F

AB 28
R 0
H 2
RBI 0
BB 2
SO 9
LOB 6



Batter	1	2	3	4	5	6	7	8	9	AB	R	H	RBI	BB	SO	LOB	BOTTOM			
21 Scott Podsednik, L OBP: 0.346, SLG: 0.390										4	1	1	2	1	1	1				
13 Ryan Theriot, R OBP: 0.313, SLG: 0.321										5	1	1	2	0	1	1				
16 Andre Ethier, L OBP: 0.356, SLG: 0.516										5	1	3	2	0	1	1				
27 Matt Kemp, R OBP: 0.322, SLG: 0.462										4	0	0	0	1	1	2				
23 Casey Blake, R OBP: 0.324, SLG: 0.406										4	2	2	0	0	0	3				
3 Ronnie Belliard, R OBP: 0.307, SLG: 0.341										3	0	1	1	0	1	3				
7 James Loney, L OBP: 0.342, SLG: 0.424										1	0	0	0	0	1	0				
14 Jamey Carroll, R OBP: 0.375, SLG: 0.320										4	2	2	1	0	1	1				
12 Brad Ausmus, R OBP: 0.333, SLG: 0.308										3	1	0	0	0	1	1				
44 Vicente Padilla, R OBP: 0.304, SLG: 0.250										3	1	2	1	0	1	0				
Inning Stats	R: 0 E: 0 K: 1 S: 10	H: 1 LOB: 1 BB: 0 P: 16	R: 3 E: 1 K: 0 S: 14	H: 3 LOB: 1 BB: 0 P: 24	R: 1 E: 0 K: 1 S: 14	H: 2 LOB: 1 BB: 0 P: 20	R: 0 E: 0 K: 1 S: 8	H: 0 LOB: 0 BB: 0 P: 12	R: 0 E: 0 K: 2 S: 8	H: 1 LOB: 2 BB: 1 P: 17	R: 0 E: 0 K: 1 S: 10	H: 1 LOB: 1 BB: 0 P: 13	R: 0 E: 1 K: 0 S: 6	H: 0 LOB: 1 BB: 0 P: 12	R: 5 E: 0 K: 3 S: 25	H: 4 LOB: 0 BB: 1 P: 40	1B: 6 2B: 5 3B: 0 HR: 1	SF: 0 SAC: 1 DP: 0 HBP: 1	WP: 0 PB: 0 SB: 3 CS: 0	PA: 40
PITCHER 49 Wade LeBlanc, L ERA: 3.61	IP: 6.1 WLS: L BF: 30 H: 8 R: 4 ER: 4 SO: 6 BB: 0 IBB: 4 HBP: 0 BLK: 0 WP: 0 HR: 0 S: 66 P: 107 ERA: 5.68 WHIP: 1.263															PITCHER				
58 Ryan Webb, R ERA: 3.05	IP: 0.2 WLS: 0 BF: 2 H: 0 R: 0 ER: 0 SO: 0 BB: 0 IBB: 0 HBP: 0 BLK: 0 WP: 0 HR: 4 S: 7 P: 7 ERA: 0.00 WHIP: 0.000															PITCHER				
45 Edward Mujica, R ERA: 3.58	IP: 1.0 WLS: 0 BF: 8 H: 4 R: 5 ER: 5 SO: 3 BB: 1 IBB: 0 HBP: 0 BLK: 0 WP: 0 HR: 25 S: 40 P: 40 ERA: 45.00 WHIP: 5.000															PITCHER				

San Diego Padres @ Los Angeles Dodgers
Dodger Stadium, Los Angeles, CA
Wed Aug 04 2010, 7:12 PM - 9:40 PM PDT
Att. 48,988 - Clear - 71 F

AB 36
R 9
H 12
RBI 9
BB 2
SO 9
LOB 13



Batter	1	2	3	4	5	6	7	8	9	AB	R	H	RBI	BB	SO	LOB	TOP							
15 Jerry Hairston, R OBP: 0.299, SLG: 0.346										5	0	2	0	0	1	1	San Diego Padres @ Los Angeles Dodgers Dodger Stadium, Los Angeles, CA Thu Aug 05 2010, 7:11 PM - 10:07 PM PDT Att. 44,739 - Clear - 70 F							
10 Miguel Tejada, R OBP: 0.306, SLG: 0.361										5	0	2	0	0	0	2								
23 Adrián González, L OBP: 0.361, SLG: 0.497										5	1	0	0	0	2	3								
47 Ryan Ludwick, R OBP: 0.342, SLG: 0.471										3	1	0	0	1	0	2								
7 Chase Headley, S OBP: 0.335, SLG: 0.396										4	1	1	1	0	0	0								
8 Yonni Torresblás, R OBP: 0.352, SLG: 0.416										4	0	2	1	0	0	0								
25 Will Venable, L OBP: 0.328, SLG: 0.409										3	0	1	0	1	1	1								
21 Heath Bell, R										0	0	0	0	0	0	0								
18 Tony Gwynn Jr., L OBP: 0.321, SLG: 0.304									1	1	0	1	2	0	1									
29 Kevin Correia, R OBP: 0.158, SLG: 0.111									3	0	0	0	0	2	5									
54 Joe Thatcher, L										0	0	0	0	0	0	0								
39 Ernesto Frieri, R										0	0	0	0	0	0	0								
57 Luke Gregerson, L										0	0	0	0	0	0	0								
13 Chris Denorfia, R OBP: 0.317, SLG: 0.436										1	1	1	2	0	0	0								
Inning Stats	R: 0 E: 0 K: 1 S: 6	H: 1 LOB: 0 BB: 0 P: 9	R: 0 E: 0 K: 0 S: 9	H: 0 LOB: 0 BB: 0 P: 13	R: 0 E: 0 K: 1 S: 11	H: 1 LOB: 1 BB: 0 P: 15	R: 3 E: 0 K: 1 S: 14	H: 3 LOB: 2 BB: 2 P: 27	R: 0 E: 0 K: 0 S: 6	H: 1 LOB: 1 BB: 0 P: 6	R: 0 E: 0 K: 1 S: 14	H: 1 LOB: 2 BB: 1 P: 20	R: 0 E: 0 K: 1 S: 12	H: 1 LOB: 1 BB: 0 P: 18	R: 0 E: 0 K: 1 S: 8	H: 0 LOB: 0 BB: 0 P: 11	R: 2 E: 0 K: 0 S: 13	H: 1 LOB: 0 BB: 1 P: 21	1B: 7 2B: 2 3B: 0 HR: 1	SF: 1 SAC: 0 DP: 1 HBP: 0	WP: 0 PB: 0 SB: 1 CS: 0	PA: 39		
PITCHER	IP WLS BF H R ER SO BB IBB HBP BLK WP HR S P ERA WHIP	IP WLS BF H R ER SO BB IBB HBP BLK WP HR S P ERA WHIP	IP WLS BF H R ER SO BB IBB HBP BLK WP HR S P ERA WHIP	IP WLS BF H R ER SO BB IBB HBP BLK WP HR S P ERA WHIP	IP WLS BF H R ER SO BB IBB HBP BLK WP HR S P ERA WHIP	IP WLS BF H R ER SO BB IBB HBP BLK WP HR S P ERA WHIP	IP WLS BF H R ER SO BB IBB HBP BLK WP HR S P ERA WHIP	IP WLS BF H R ER SO BB IBB HBP BLK WP HR S P ERA WHIP	IP WLS BF H R ER SO BB IBB HBP BLK WP HR S P ERA WHIP	IP WLS BF H R ER SO BB IBB HBP BLK WP HR S P ERA WHIP	IP WLS BF H R ER SO BB IBB HBP BLK WP HR S P ERA WHIP	IP WLS BF H R ER SO BB IBB HBP BLK WP HR S P ERA WHIP	IP WLS BF H R ER SO BB IBB HBP BLK WP HR S P ERA WHIP	IP WLS BF H R ER SO BB IBB HBP BLK WP HR S P ERA WHIP	IP WLS BF H R ER SO BB IBB HBP BLK WP HR S P ERA WHIP	IP WLS BF H R ER SO BB IBB HBP BLK WP HR S P ERA WHIP	IP WLS BF H R ER SO BB IBB HBP BLK WP HR S P ERA WHIP	IP WLS BF H R ER SO BB IBB HBP BLK WP HR S P ERA WHIP	IP WLS BF H R ER SO BB IBB HBP BLK WP HR S P ERA WHIP	IP WLS BF H R ER SO BB IBB HBP BLK WP HR S P ERA WHIP	IP WLS BF H R ER SO BB IBB HBP BLK WP HR S P ERA WHIP	IP WLS BF H R ER SO BB IBB HBP BLK WP HR S P ERA WHIP	IP WLS BF H R ER SO BB IBB HBP BLK WP HR S P ERA WHIP	IP WLS BF H R ER SO BB IBB HBP BLK WP HR S P ERA WHIP

Batter	1	2	3	4	5	6	7	8	9	AB	R	H	RBI	BB	SO	LOB	BOTTOM								
21 Scott Podsednik, L OBP: 0.346, SLG: 0.389										4	0	1	0	0	0	0	San Diego Padres @ Los Angeles Dodgers Dodger Stadium, Los Angeles, CA Thu Aug 05 2010, 7:11 PM - 10:07 PM PDT Att. 44,739 - Clear - 70 F								
13 Ryan Theriot, R OBP: 0.317, SLG: 0.325										4	0	3	0	0	1										
16 Andre Ethier, L OBP: 0.360, SLG: 0.517										3	0	2	0	1	0										
7 James Loney, L OBP: 0.339, SLG: 0.420										4	0	0	0	0	0	6									
26 Octavio Dotel, R										0	0	0	0	0	0	0									
27 Matt Kemp, R OBP: 0.321, SLG: 0.460										4	0	1	0	0	1	2									
23 Casey Blake, R OBP: 0.326, SLG: 0.406										3	0	1	0	1	0	0									
14 Jamey Carroll, R OBP: 0.373, SLG: 0.319										4	0	1	0	0	1	2									
17 A.J. Ellis, R OBP: 0.271, SLG: 0.212										3	0	0	0	0	0	2									
3 Ronnie Belliard, R OBP: 0.305, SLG: 0.338										1	0	0	0	0	1	2									
58 Chad Billingsley, R OBP: 0.233, SLG: 0.379										1	0	0	0	0	0	0									
5 Reed Johnson, R OBP: 0.317, SLG: 0.393										1	0	0	0	0	0	0									
74 Kenley Jansen, S ERA: 1.59										0	0	0	0	0	0	0									
52 George Sherrill, L ERA: 2.38										0	0	0	0	0	0	0									
9 Garret Anderson, L OBP: 0.226, SLG: 0.273										2	0	0	0	0	0	2									
Inning Stats	R: 0 E: 0 K: 0 S: 6	H: 1 LOB: 0 BB: 0 P: 9	R: 0 E: 0 K: 0 S: 7	H: 0 LOB: 0 BB: 0 P: 11	R: 0 E: 0 K: 0 S: 8	H: 0 LOB: 0 BB: 0 P: 11	R: 0 E: 0 K: 0 S: 15	H: 1 LOB: 2 BB: 1 P: 23	R: 0 E: 0 K: 0 S: 9	H: 0 LOB: 0 BB: 0 P: 15	R: 0 E: 0 K: 0 S: 8	H: 2 LOB: 2 BB: 0 P: 12	R: 0 E: 0 K: 1 S: 10	H: 2 LOB: 1 BB: 0 P: 14	R: 0 E: 0 K: 0 S: 11	H: 2 LOB: 2 BB: 0 P: 16	R: 0 E: 0 K: 2 S: 16	H: 1 LOB: 2 BB: 1 P: 24	1B: 9 2B: 0 3B: 0 HR: 0	SF: 0 SAC: 0 DP: 2 HBP: 0	WP: 0 PB: 0 SB: 0 CS: 0	PA: 36			
PITCHER	IP WLS BF H R ER SO BB IBB HBP BLK WP HR S P ERA WHIP	IP WLS BF H R ER SO BB IBB HBP BLK WP HR S P ERA WHIP	IP WLS BF H R ER SO BB IBB HBP BLK WP HR S P ERA WHIP	IP WLS BF H R ER SO BB IBB HBP BLK WP HR S P ERA WHIP	IP WLS BF H R ER SO BB IBB HBP BLK WP HR S P ERA WHIP	IP WLS BF H R ER SO BB IBB HBP BLK WP HR S P ERA WHIP	IP WLS BF H R ER SO BB IBB HBP BLK WP HR S P ERA WHIP	IP WLS BF H R ER SO BB IBB HBP BLK WP HR S P ERA WHIP	IP WLS BF H R ER SO BB IBB HBP BLK WP HR S P ERA WHIP	IP WLS BF H R ER SO BB IBB HBP BLK WP HR S P ERA WHIP	IP WLS BF H R ER SO BB IBB HBP BLK WP HR S P ERA WHIP	IP WLS BF H R ER SO BB IBB HBP BLK WP HR S P ERA WHIP	IP WLS BF H R ER SO BB IBB HBP BLK WP HR S P ERA WHIP	IP WLS BF H R ER SO BB IBB HBP BLK WP HR S P ERA WHIP	IP WLS BF H R ER SO BB IBB HBP BLK WP HR S P ERA WHIP	IP WLS BF H R ER SO BB IBB HBP BLK WP HR S P ERA WHIP	IP WLS BF H R ER SO BB IBB HBP BLK WP HR S P ERA WHIP	IP WLS BF H R ER SO BB IBB HBP BLK WP HR S P ERA WHIP	IP WLS BF H R ER SO BB IBB HBP BLK WP HR S P ERA WHIP	IP WLS BF H R ER SO BB IBB HBP BLK WP HR S P ERA WHIP	IP WLS BF H R ER SO BB IBB HBP BLK WP HR S P ERA WHIP	IP WLS BF H R ER SO BB IBB HBP BLK WP HR S P ERA WHIP	IP WLS BF H R ER SO BB IBB HBP BLK WP HR S P ERA WHIP	IP WLS BF H R ER SO BB IBB HBP BLK WP HR S P ERA WHIP	IP WLS BF H R ER SO BB IBB HBP BLK WP HR S P ERA WHIP



Batter	1	2	3	4	5	6	7	8	9	AB	R	H	RBI	BB	SO	LOB	TOP				
30 Justin Maxwell, R OBP: 0.339, SLG: 0.190										4	0	0	0	1	4	1					
6 Ian Desmond, R OBP: 0.299, SLG: 0.401										3	2	2	0	1	0	0					
11 Ryan Zimmerman, R OBP: 0.389, SLG: 0.540										4	2	1	0	1	2	2					
44 Adam Dunn, L OBP: 0.369, SLG: 0.590										3	2	2	6	2	1	0					
22 Drew Storen, S OBP: 0.500, SLG: 0.500										0	0	0	0	0	0	0					
16 Josh Willingham, R OBP: 0.391, SLG: 0.458										4	0	1	0	0	1	2					
17 Sean Burnett, L OBP: 0.335, SLG: 0.348										0	0	0	0	0	0	0					
20 Adam Kennedy, L OBP: 0.335, SLG: 0.348										1	0	0	0	0	1	2					
38 Michael Morse, R OBP: 0.374, SLG: 0.570										4	0	1	0	0	1	0					
2 Roger Bernadina, L OBP: 0.332, SLG: 0.433										0	0	0	0	0	0	0					
7 Ivan Rodriguez, R OBP: 0.290, SLG: 0.351										3	0	1	0	0	0	0					
12 Alberto Gonzalez, R OBP: 0.321, SLG: 0.382										4	0	1	0	0	0	3					
31 John Lannan, L OBP: 0.100, SLG: 0.069										3	0	0	0	0	3	3					
36 Tyler Clippard, R OBP: 0.500, SLG: 0.500										0	0	0	0	0	0	0					
22 Willie Harris, L OBP: 0.281, SLG: 0.345										1	0	0	0	0	0	1					
Inning Stats	R: 3 H: 2 E: 0 K: 2 S: 16	H: 2 LOB: 0 BB: 1 P: 31	R: 0 H: 1 E: 0 K: 2 S: 12	H: 1 LOB: 1 BB: 0 P: 17	R: 3 H: 2 E: 0 K: 1 S: 13	H: 2 LOB: 0 BB: 1 P: 23	R: 0 H: 0 E: 0 K: 2 S: 11	H: 0 LOB: 0 BB: 0 P: 18	R: 0 H: 2 E: 0 K: 1 S: 9	H: 2 LOB: 2 BB: 0 P: 11	R: 0 H: 0 E: 0 K: 1 S: 7	H: 0 LOB: 2 BB: 2 P: 21	R: 0 H: 1 E: 0 K: 0 S: 5	H: 1 LOB: 1 BB: 1 P: 8	R: 0 H: 1 E: 0 K: 3 S: 15	H: 1 LOB: 2 BB: 1 P: 29	1B: 7 2B: 0 3B: 0 HR: 2	SF: 0 SAC: 2 DP: 0 HBP: 0	WP: 0 PB: 0 SB: 2 CS: 0	PA: 41	
PITCHER	IP WLS BF H R ER SO BB IBB HBP BLK WP HR S P ERA WHIP	IP WLS BF H R ER SO BB IBB HBP BLK WP HR S P ERA WHIP	IP WLS BF H R ER SO BB IBB HBP BLK WP HR S P ERA WHIP	IP WLS BF H R ER SO BB IBB HBP BLK WP HR S P ERA WHIP	IP WLS BF H R ER SO BB IBB HBP BLK WP HR S P ERA WHIP	IP WLS BF H R ER SO BB IBB HBP BLK WP HR S P ERA WHIP	IP WLS BF H R ER SO BB IBB HBP BLK WP HR S P ERA WHIP	IP WLS BF H R ER SO BB IBB HBP BLK WP HR S P ERA WHIP	IP WLS BF H R ER SO BB IBB HBP BLK WP HR S P ERA WHIP	IP WLS BF H R ER SO BB IBB HBP BLK WP HR S P ERA WHIP	IP WLS BF H R ER SO BB IBB HBP BLK WP HR S P ERA WHIP	IP WLS BF H R ER SO BB IBB HBP BLK WP HR S P ERA WHIP	IP WLS BF H R ER SO BB IBB HBP BLK WP HR S P ERA WHIP	IP WLS BF H R ER SO BB IBB HBP BLK WP HR S P ERA WHIP	IP WLS BF H R ER SO BB IBB HBP BLK WP HR S P ERA WHIP	IP WLS BF H R ER SO BB IBB HBP BLK WP HR S P ERA WHIP	IP WLS BF H R ER SO BB IBB HBP BLK WP HR S P ERA WHIP	IP WLS BF H R ER SO BB IBB HBP BLK WP HR S P ERA WHIP	IP WLS BF H R ER SO BB IBB HBP BLK WP HR S P ERA WHIP	IP WLS BF H R ER SO BB IBB HBP BLK WP HR S P ERA WHIP	IP WLS BF H R ER SO BB IBB HBP BLK WP HR S P ERA WHIP

Washington Nationals @ Los Angeles Dodgers
 Dodger Stadium, Los Angeles, CA
 Fri Aug 06 2010, 7:12 PM - 10:14 PM PDT
 Att: 39,153 - Clear - 71 F

AB	34
R	6
H	9
RBI	6
BB	5
SO	13
LOB	14



Batter	1	2	3	4	5	6	7	8	9	AB	R	H	RBI	BB	SO	LOB	BOTTOM					
21 Scott Podsednik, L OBP: 0.345, SLG: 0.387										4	0	1	0	0	2	1						
13 Ryan Theriot, R OBP: 0.321, SLG: 0.328										3	1	2	0	1	0	0						
16 Andre Ethier, L OBP: 0.359, SLG: 0.523										4	1	1	2	0	0	3						
27 Matt Kemp, R OBP: 0.319, SLG: 0.456										4	0	0	0	0	0	2						
7 James Loney, L OBP: 0.338, SLG: 0.416										3	1	0	0	1	0	0						
23 Casey Blake, R OBP: 0.325, SLG: 0.404										4	0	1	1	0	0	0						
14 Jamey Carroll, R OBP: 0.375, SLG: 0.316										2	0	0	0	2	0	1						
12 Brad Ausmus, R OBP: 0.278, SLG: 0.250										3	0	0	0	0	2	2						
3 Ronnie Bellard, R OBP: 0.303, SLG: 0.336										1	0	0	0	0	0	1						
22 Clayton Kershaw, L OBP: 0.073, SLG: 0.050										2	0	0	0	0	0	0						
74 Kenley Jansen, S OBP: 0.268										0	0	0	0	0	0	0						
9 Garret Anderson, L OBP: 0.204, SLG: 0.271										1	0	0	0	0	0	1						
38 Ramon Troncoso, R OBP: 0.303, SLG: 0.336										0	0	0	0	0	0	0						
52 George Sherrill, L OBP: 0.303, SLG: 0.336										0	0	0	0	0	0	0						
Inning Stats	R: 0 H: 1 E: 0 K: 0 S: 11	H: 1 LOB: 1 BB: 1 P: 17	R: 0 H: 0 E: 0 K: 0 S: 6	H: 0 LOB: 0 BB: 0 P: 8	R: 0 H: 0 E: 0 K: 2 S: 12	H: 0 LOB: 0 BB: 0 P: 16	R: 3 H: 3 E: 0 K: 0 S: 17	H: 3 LOB: 1 BB: 1 P: 30	R: 0 H: 1 E: 0 K: 0 S: 7	H: 1 LOB: 1 BB: 0 P: 10	R: 0 H: 0 E: 0 K: 0 S: 6	H: 0 LOB: 0 BB: 0 P: 11	R: 0 H: 0 E: 0 K: 2 S: 10	H: 0 LOB: 1 BB: 1 P: 19	R: 0 H: 0 E: 0 K: 0 S: 9	H: 0 LOB: 0 BB: 0 P: 14	R: 0 H: 0 E: 0 K: 0 S: 9	H: 0 LOB: 1 BB: 1 P: 16	1B: 4 2B: 0 3B: 0 HR: 1	SF: 0 SAC: 0 DP: 1 HBP: 0	WP: 0 PB: 1 SB: 0 CS: 0	PA: 35
PITCHER	IP WLS BF H R ER SO BB IBB HBP BLK WP HR S P ERA WHIP	IP WLS BF H R ER SO BB IBB HBP BLK WP HR S P ERA WHIP	IP WLS BF H R ER SO BB IBB HBP BLK WP HR S P ERA WHIP	IP WLS BF H R ER SO BB IBB HBP BLK WP HR S P ERA WHIP	IP WLS BF H R ER SO BB IBB HBP BLK WP HR S P ERA WHIP	IP WLS BF H R ER SO BB IBB HBP BLK WP HR S P ERA WHIP	IP WLS BF H R ER SO BB IBB HBP BLK WP HR S P ERA WHIP	IP WLS BF H R ER SO BB IBB HBP BLK WP HR S P ERA WHIP	IP WLS BF H R ER SO BB IBB HBP BLK WP HR S P ERA WHIP	IP WLS BF H R ER SO BB IBB HBP BLK WP HR S P ERA WHIP	IP WLS BF H R ER SO BB IBB HBP BLK WP HR S P ERA WHIP	IP WLS BF H R ER SO BB IBB HBP BLK WP HR S P ERA WHIP	IP WLS BF H R ER SO BB IBB HBP BLK WP HR S P ERA WHIP	IP WLS BF H R ER SO BB IBB HBP BLK WP HR S P ERA WHIP	IP WLS BF H R ER SO BB IBB HBP BLK WP HR S P ERA WHIP	IP WLS BF H R ER SO BB IBB HBP BLK WP HR S P ERA WHIP	IP WLS BF H R ER SO BB IBB HBP BLK WP HR S P ERA WHIP	IP WLS BF H R ER SO BB IBB HBP BLK WP HR S P ERA WHIP	IP WLS BF H R ER SO BB IBB HBP BLK WP HR S P ERA WHIP	IP WLS BF H R ER SO BB IBB HBP BLK WP HR S P ERA WHIP	IP WLS BF H R ER SO BB IBB HBP BLK WP HR S P ERA WHIP	

Washington Nationals @ Los Angeles Dodgers
 Dodger Stadium, Los Angeles, CA
 Fri Aug 06 2010, 7:12 PM - 10:14 PM PDT
 Att: 39,153 - Clear - 71 F

AB	31
R	3
H	5
RBI	3
BB	4
SO	4
LOB	11



Batter	1	2	3	4	5	6	7	8	9	10	AB	R	H	RBI	BB	SO	LOB	
2 Roger Bernadina, L OBP: 0.333, SLG: 0.430											4	1	1	0	1	0	3	
6 Ian Desmond, R OBP: 0.296, SLG: 0.396											4	0	0	0	0	3	3	
22 Willie Harris, L OBP: 0.285, SLG: 0.345											4	1	1	2	1	2	2	
17 Sean Burnett, L											4	0	0	0	0	2	3	
16 Josh Willingham, R OBP: 0.369, SLG: 0.455										3	0	0	0	1	1	0		
38 Michael Morse, R OBP: 0.361, SLG: 0.550											4	0	0	0	0	0	1	
7 Ivan Rodriguez, R OBP: 0.289, SLG: 0.350											4	0	1	0	0	0	0	
20 Adam Kennedy, L OBP: 0.333, SLG: 0.346											4	0	1	0	0	1	0	
61 Livan Hernandez, R OBP: 0.146, SLG: 0.125											2	0	0	0	0	2	2	
32 Kevin Mench, R OBP: 1.000, SLG: 1.000											1	0	1	0	0	0	0	
30 Justin Maxwell, R OBP: 0.339, SLG: 0.199											0	0	0	0	0	0	0	
45 Doug Slaten, L											0	0	0	0	0	0	0	
12 Alberto Gonzalez, R OBP: 0.318, SLG: 0.379											1	0	0	0	0	0	0	
Inning Stats	R: 2 E: 0 K: 1 S: 9	H: 1 LOB: 0 BB: 1 P: 14	R: 0 E: 0 K: 1 S: 16	H: 2 LOB: 2 BB: 0 P: 21	R: 0 E: 0 K: 3 S: 11	H: 0 LOB: 0 BB: 0 P: 15	R: 0 E: 0 K: 1 S: 9	H: 0 LOB: 0 BB: 0 P: 10	R: 0 E: 0 K: 1 S: 8	H: 0 LOB: 0 BB: 0 P: 10	R: 0 E: 0 K: 0 S: 6	H: 0 LOB: 0 BB: 0 P: 9	R: 0 E: 0 K: 0 S: 7	H: 2 LOB: 3 BB: 1 P: 18	R: 0 E: 0 K: 2 S: 10	H: 0 LOB: 0 BB: 1 P: 20	1B: 4 2B: 0 3B: 0 HR: 1	SF: 0 SAC: 0 DP: 1 HBP: 0
PITCHER	IP 7.0	WLS 25	BF 3	H 2	R 2	ER 2	SO 8	BB 1	IBB 0	HBP 0	BLK 0	WP 0	HR 1	S 66	P 88	ERA 2.57	WHIP 0.571	
18 Hiroki Kuroda, R ERA: 3.65	1.0	6	2	0	0	1	1	0	0	0	0	0	0	11	18	0.00	3.000	
56 Hung-Chih Kuo, L ERA: 0.94	2.0	W	8	0	0	0	2	0	0	0	0	0	0	17	32	0.00	1.000	


TOP

Washington Nationals @ Los Angeles Dodgers
Dodger Stadium, Los Angeles, CA
Sat Aug 07 2010, 7:12 PM - 10:19 PM PDT
Att: 44,896 - Clear - 69 F

livebaseballscorecards.com

AB	35
R	2
H	5
RBI	2
BB	4
SO	11
LOB	14

WP: 0 PA: 39
PB: 0
SB: 0
CS: 0



Batter	1	2	3	4	5	6	7	8	9	10	AB	R	H	RBI	BB	SO	LOB	
21 Scott Podsednik, L OBP: 0.343, SLG: 0.385											5	0	1	0	0	0	2	
13 Ryan Theriot, R OBP: 0.320, SLG: 0.326											5	1	1	0	0	1	3	
16 Andre Ethier, L OBP: 0.360, SLG: 0.523											4	1	1	0	1	1	0	
7 James Loney, L OBP: 0.341, SLG: 0.420											4	0	2	1	1	0	0	
27 Matt Kemp, R OBP: 0.318, SLG: 0.453											2	0	0	1	1	0	0	
23 Casey Blake, R OBP: 0.324, SLG: 0.401										3	0	0	0	1	2	1		
14 Jamey Carroll, R OBP: 0.369, SLG: 0.311										4	0	0	0	0	0	3		
12 Brad Ausmus, R OBP: 0.273, SLG: 0.250										4	0	1	0	0	1	0		
18 Hiroki Kuroda, R											1	0	0	0	0	0	0	
5 Reed Johnson, R OBP: 0.319, SLG: 0.395											1	0	1	0	0	0	0	
56 Hung-Chih Kuo, L											0	0	0	0	0	0	0	
51 Jonathan Broxton, R											0	0	0	0	0	0	0	
3 Ronnie Belliard, R OBP: 0.307, SLG: 0.336											0	1	0	0	1	0	0	
Inning Stats	R: 0 E: 0 K: 0 S: 8	H: 0 LOB: 0 BB: 0 P: 14	R: 0 E: 0 K: 0 S: 7	H: 0 LOB: 0 BB: 0 P: 10	R: 2 E: 1 K: 1 S: 14	H: 2 LOB: 1 BB: 1 P: 24	R: 0 E: 0 K: 0 S: 8	H: 1 LOB: 1 BB: 0 P: 13	R: 0 E: 0 K: 1 S: 10	H: 1 LOB: 3 BB: 2 P: 25	R: 0 E: 0 K: 1 S: 6	H: 1 LOB: 1 BB: 0 P: 11	R: 0 E: 0 K: 1 S: 7	H: 0 LOB: 0 BB: 0 P: 12	R: 0 E: 0 K: 2 S: 9	H: 0 LOB: 0 BB: 0 P: 13	1B: 4 2B: 3 3B: 0 HR: 0	SF: 1 SAC: 1 DP: 0 HBP: 0
PITCHER	IP 7.0	WLS 29	BF 5	H 2	R 1	ER 1	SO 2	BB 2	IBB 1	HBP 0	BLK 0	WP 0	HR 0	S 60	P 107	ERA 1.29	WHIP 1.000	
61 Livan Hernandez, R ERA: 3.03	0.2	2	0	0	1	0	0	0	0	0	0	0	4	7	0.00	0.000		
45 Doug Slaten, L ERA: 3.24	1.1	4	0	0	0	2	0	0	0	0	0	0	12	18	0.00	0.000		
62 Joel Peralta, R ERA: 2.13	0.1	L	5	2	1	1	0	1	1	0	0	0	9	20	27.00	9.000		


BOTTOM

Washington Nationals @ Los Angeles Dodgers
Dodger Stadium, Los Angeles, CA
Sat Aug 07 2010, 7:12 PM - 10:19 PM PDT
Att: 44,896 - Clear - 69 F

livebaseballscorecards.com

AB	33
R	3
H	7
RBI	2
BB	5
SO	5
LOB	9

WP: 0 PA: 40
PB: 0
SB: 0
CS: 0



Batter	1	2	3	4	5	6	7	8	9	AB	R	H	RBI	BB	SO	LOB	TOP										
21 Scott Podsednik, L (1, 8) OBP: 0.349, SLG: 0.390	F8		13 1B		13 FC6-4 1B			2B		4	0	3	0	0	0	0	Los Angeles Dodgers @ Philadelphia Phillies Citizens Bank Park, Philadelphia, PA Wed Aug 11 2010, 7:08 PM - 9:52 PM EDT Att: 45,144 - Partly Cloudy - 93 F										
13 Ryan Theriot, R (1, 4) OBP: 0.322, SLG: 0.327	G3		1B		FC6-4			K		4	0	1	0	0	1	3											
16 Andre Ethier, L (1, 9) OBP: 0.365, SLG: 0.521	K		F8					K		4	0	0	0	0	2	3											
7 James Loney, L (1, 3) OBP: 0.342, SLG: 0.421		31 G4-6-3 2B		G5-3				F7		4	0	1	0	0	1	1											
23 Casey Blake, R (1, 5) OBP: 0.322, SLG: 0.407		31 G4-6-3 BB		G5-3				K		3	0	0	0	1	1	0											
31 Jay Gibbons, L (1, 7) OBP: 0.444, SLG: 0.778		G4-6-3		G4-3				F8		4	0	0	0	0	1	2											
14 Jamey Carroll, R (1, 6) OBP: 0.375, SLG: 0.321		G5-3						K		3	0	1	0	1	1	1											
17 A.J. Ellis, R (1, 2) OBP: 0.262, SLG: 0.224			G4-3		F8			L9		3	0	0	0	0	0	2											
58 Chad Billingsley, R (1, 1) OBP: 0.222, SLG: 0.171			G6-3					K		2	0	0	0	0	1	1											
27 Matt Kemp, R (7, PH) OBP: 0.316, SLG: 0.450										1	0	0	0	0	1	1											
74 Kenley Jansen, S (7, 1)										0	0	0	0	0	0	0											
56 Hung-Chih Kuo, L (8, 1)										0	0	0	0	0	0	0											
Inning Stats	R: 0 E: 0 K: 1 S: 11	H: 0 LOB: 0 BB: 0 P: 15	R: 0 E: 0 K: 0 S: 9	H: 1 LOB: 1 BB: 1 P: 17	R: 0 E: 0 K: 0 S: 10	H: 2 LOB: 2 BB: 0 P: 13	R: 0 E: 0 K: 0 S: 9	H: 0 LOB: 0 BB: 0 P: 11	R: 0 E: 0 K: 1 S: 15	H: 2 LOB: 2 BB: 0 P: 22	R: 0 E: 0 K: 2 S: 8	H: 0 LOB: 0 BB: 0 P: 13	R: 0 E: 0 K: 1 S: 11	H: 0 LOB: 1 BB: 1 P: 18	R: 0 E: 0 K: 2 S: 12	H: 1 LOB: 1 BB: 0 P: 21	R: 0 E: 0 K: 2 S: 9	H: 0 LOB: 0 BB: 0 P: 11	1B: 3 2B: 3 3B: 0 HR: 0	SF: 0 SAC: 0 DP: 1 HBP: 0	WP: 0 PB: 0 SB: 0 CS: 0	PA: 34					
PITCHER	IP	WLS	BF	H	R	ER	SO	BB	IBB	HBP	BLK	WP	HR	S	P	ERA	WHIP										
44 Roy Oswalt, R (1, 1) ERA: 3.34	7.0	W	27	5	0	0	5	2	0	0	0	0	0	73	109	0.00	1.000										
46 Ryan Madson, R (8, 1) ERA: 3.95	1.0	H	4	1	0	0	2	0	0	0	0	0	0	12	21	0.00	1.000										
54 Brad Lidge, R (9, 1) ERA: 4.44	1.0	S	3	0	0	0	2	0	0	0	0	0	0	9	11	0.00	0.000										

AB 32
R 0
H 6
RBI 0
BB 2
SO 9
LOB 14



Batter	1	2	3	4	5	6	7	8	9	AB	R	H	RBI	BB	SO	LOB	BOTTOM										
11 Jimmy Rollins, S (1, 6) OBP: 0.343, SLG: 0.377	K		G3		G4-3			5 S 1B		4	0	1	0	0	1	1	Los Angeles Dodgers @ Philadelphia Phillies Citizens Bank Park, Philadelphia, PA Wed Aug 11 2010, 7:08 PM - 9:52 PM EDT Att: 45,144 - Partly Cloudy - 93 F										
27 Placido Polanco, R (1, 5) OBP: 0.349, SLG: 0.431	G4-3			28 BB FC4-6 1B	F7			F7		4	1	1	0	0	0	2											
3 Ross Gload, L (1, 3) OBP: 0.348, SLG: 0.599	F7			L7				K		3	0	1	0	0	0	1											
5 Mike Sweeney, R (6, PR) (7, 3) OBP: 0.328, SLG: 0.455								29 2B		1	1	0	0	0	1	1											
29 Raul Ibanez, L (1, 7) OBP: 0.363, SLG: 0.441		K		9 FC4-6 28 BB BB				1B		3	0	2	1	1	1	0											
28 Jayson Werth, R (1, 8) OBP: 0.395, SLG: 0.528		1B		9 FC4-6 BB				G3		3	0	1	0	1	0	2											
9 Dominic Brown, L (1, 9) OBP: 0.232, SLG: 0.368		K		FC4-6				K		3	0	0	1	1	2	4											
51 Carlos Ruiz, R (1, 2) OBP: 0.381, SLG: 0.424	P4			F8				F7		4	0	0	0	0	0	7											
21 Wilson Valdez, R (1, 4) OBP: 0.280, SLG: 0.361			G6-3					G5-3		3	0	1	0	0	0	3											
44 Roy Oswalt, R (1, 1) ERA: 3.78										2	0	0	0	0	0	1											
19 Greg Dobbs, L (7, PH) OBP: 0.252, SLG: 0.316										1	0	0	0	0	1	0											
46 Ryan Madson, L (8, 1)										0	0	0	0	0	0	0											
54 Brad Lidge, R (9, 1)										0	0	0	0	0	0	0											
Inning Stats	R: 0 E: 0 K: 1 S: 7	H: 0 LOB: 0 BB: 0 P: 12	R: 0 E: 0 K: 2 S: 11	H: 1 LOB: 1 BB: 0 P: 14	R: 0 E: 0 K: 0 S: 9	H: 0 LOB: 0 BB: 0 P: 16	R: 1 E: 0 K: 0 S: 13	H: 1 LOB: 2 BB: 2 P: 27	R: 0 E: 0 K: 0 S: 7	H: 1 LOB: 1 BB: 0 P: 12	R: 1 E: 0 K: 0 S: 18	H: 2 LOB: 3 BB: 1 P: 25	R: 0 E: 0 K: 2 S: 16	H: 1 LOB: 1 BB: 0 P: 23	R: 0 E: 0 K: 1 S: 10	H: 1 LOB: 1 BB: 0 P: 16	1B: 4 2B: 2 3B: 1 HR: 0	SF: 0 SAC: 0 DP: 0 HBP: 0	WP: 0 PB: 0 SB: 1 CS: 0	PA: 34							
PITCHER	IP	WLS	BF	H	R	ER	SO	BB	IBB	HBP	BLK	WP	HR	S	P	ERA	WHIP										
58 Chad Billingsley, R (1, 1) ERA: 3.78	6.0	L	26	5	2	2	3	3	0	0	0	0	0	65	106	3.00	1.333										
74 Kenley Jansen, R (7, 1) ERA: 3.78	1.0		4	1	0	0	2	0	0	0	0	0	0	16	23	0.00	1.000										
56 Hung-Chih Kuo, L (8, 1) ERA: 0.91	1.0		4	1	0	0	1	0	0	0	0	0	0	10	16	0.00	1.000										

AB 31
R 2
H 7
RBI 2
BB 3
SO 6
LOB 22



Batter	1	2	3	4	5	6	7	8	9	AB	R	H	RBI	BB	SO	LOB	TOP							
21 Scott Podsednik, L OBP: 0.391, SLG: 0.390										5	2	2	0	1	0	1								
13 Ryan Theriot, R OBP: 0.322, SLG: 0.326										5	1	1	0	1	0	3								
16 Andre Ethier, L OBP: 0.365, SLG: 0.519										5	1	2	0	0	1	5								
7 James Loney, L OBP: 0.342, SLG: 0.419										4	2	1	0	1	2	5								
3 Ronnie Belliard, R OBP: 0.311, SLG: 0.348										3	1	1	2	0	0	1								
23 Casey Blake, R OBP: 0.328, SLG: 0.408										5	1	3	4	0	0	1								
27 Matt Kemp, R OBP: 0.319, SLG: 0.458										4	0	2	2	1	0	0								
14 Jamey Carroll, R OBP: 0.379, SLG: 0.324										4	0	1	0	1	2	3								
12 Brad Ausmus, R OBP: 0.303, SLG: 0.241										3	0	0	0	0	1	4								
22 Clayton Kershaw, L OBP: 0.268, SLG: 0.247										0	0	0	0	0	0	0								
56 Hung-Chih Kuo, L ERA: 3.51										3	0	0	0	0	1	4								
54 Ronald Belisario, R ERA: 4.26										0	0	0	0	0	0	0								
74 Kenley Jansen, S ERA: 3.6										0	0	0	0	0	0	0								
52 George Sherrill, L ERA: 3.6										1	0	1	0	0	0	0								
31 Jay Gibbons, L ERA: 5.4										0	0	0	0	0	0	0								
51 Jonathan Broxton, R ERA: 5.4										0	0	0	0	0	0	0								
Inning Stats	R: 3 E: 0 K: 0 S: 23	H: 4 LOB: 3 BB: 2 P: 38	R: 0 E: 0 K: 1 S: 10	H: 1 LOB: 1 BB: 0 P: 12	R: 0 E: 0 K: 0 S: 9	H: 0 LOB: 0 BB: 0 P: 12	R: 0 E: 0 K: 1 S: 12	H: 0 LOB: 0 BB: 0 P: 17	R: 1 E: 0 K: 1 S: 12	H: 2 LOB: 1 BB: 0 P: 14	R: 0 E: 0 K: 0 S: 12	H: 1 LOB: 3 BB: 2 P: 25	R: 2 E: 0 K: 1 S: 11	H: 2 LOB: 1 BB: 1 P: 20	R: 3 E: 1 K: 2 S: 22	H: 4 LOB: 2 BB: 0 P: 28	R: 0 E: 0 K: 0 S: 7	H: 1 LOB: 0 BB: 0 P: 9	1B: 14 2B: 0 3B: 0 HR: 1	SF: 1 SAC: 1 DP: 1 HBP: 0	WP: 0 PB: 0 SB: 1 CS: 0	PA: 47		
PITCHER	IP WLS BF H R ER SO BB IBB HBP BLK WP HR S P ERA WHIP	5.2 29 8 4 4 3 3 1 0 0 0 0 76 115 6.35 1.941	1.1 7 2 2 2 1 1 0 0 0 0 1 13 23 13.50 2.250	0.2 4 1 2 1 1 0 0 0 0 0 0 13 18 13.50 1.500	0.1 4 3 1 0 1 0 0 0 0 0 0 9 10 0.00 9.000	1.0 W 3 1 0 0 0 0 0 0 0 0 0 7 9 0.00 1.000																		

Los Angeles Dodgers @ Philadelphia Phillies
Citizens Bank Park, Philadelphia, PA
Thu Aug 12 2010, 7:09 PM - 10:46 PM EDT
Att: 44,819 - Cloudy - 76 F

AB 40
R 9
H 15
RBI 9
BB 5
SO 6
LOB 23



Batter	1	2	3	4	5	6	7	8	9	AB	R	H	RBI	BB	SO	LOB	BOTTOM						
11 Jimmy Rollins, S OBP: 0.344, SLG: 0.372										3	0	0	0	2	1	1							
29 Raul Ibanez, L OBP: 0.355, SLG: 0.436										5	0	0	0	0	0	4							
27 Placido Polanco, R OBP: 0.352, SLG: 0.431										4	2	2	0	0	0	0							
5 Mike Sweeney, R OBP: 0.339, SLG: 0.456										4	2	2	0	1	0	0							
28 Jayson Werth, R OBP: 0.397, SLG: 0.528										4	3	2	2	1	1	2							
10 Ben Francisco, R OBP: 0.327, SLG: 0.415										5	2	1	2	0	1	2							
51 Carlos Ruiz, R OBP: 0.385, SLG: 0.431										5	1	3	3	0	0	1							
21 Wilson Valdez, R OBP: 0.283, SLG: 0.367										4	0	2	1	0	1	1							
56 Joe Blanton, R ERA: 3.17										2	0	0	1	0	0	2							
37 Chad Durbin, R ERA: 0.9										0	0	0	0	0	0	0							
8 Shane Victorino, S ERA: 4.91										0	0	0	0	1	0	0							
16 J.C. Romero, S ERA: 4.91										0	0	0	0	0	0	0							
52 Jose Contreras, R ERA: 3.6										0	0	0	0	0	0	0							
9 Dominic Brown, L ERA: 8.83										1	0	0	0	0	0	1							
55 Danys Baez, R ERA: 8.83										0	0	0	0	0	0	0							
Inning Stats	R: 0 E: 0 K: 0 S: 12	H: 2 LOB: 2 BB: 0 P: 17	R: 1 E: 0 K: 0 S: 12	H: 2 LOB: 1 BB: 0 P: 17	R: 0 E: 0 K: 0 S: 8	H: 0 LOB: 0 BB: 0 P: 14	R: 1 E: 0 K: 1 S: 14	H: 2 LOB: 1 BB: 0 P: 22	R: 0 E: 0 K: 1 S: 7	H: 0 LOB: 0 BB: 0 P: 10	R: 0 E: 0 K: 1 S: 8	H: 0 LOB: 2 BB: 2 P: 12	R: 0 E: 0 K: 1 S: 12	H: 0 LOB: 2 BB: 1 P: 23	R: 4 E: 1 K: 0 S: 23	H: 5 LOB: 2 BB: 1 P: 41	R: 4 E: 1 K: 0 S: 10	H: 1 LOB: 1 BB: 2 P: 22	1B: 9 2B: 3 3B: 0 HR: 0	SF: 0 SAC: 0 DP: 0 HBP: 1	WP: 1 PB: 0 SB: 2 CS: 0	PA: 43	
PITCHER	IP WLS BF H R ER SO BB IBB HBP BLK WP HR S P ERA WHIP	6.2 28 6 2 2 4 2 0 0 0 0 0 72 113 2.70 1.200	0.1 H 1 0 0 0 0 0 0 0 0 0 1 2 0.00 0.000	0.0 4 4 4 4 0 0 0 0 0 1 0 12 19 * * *	0.1 2 1 0 0 0 0 0 0 0 0 0 7 11 0.00 3.000	0.2 H 3 0 0 0 0 0 1 0 0 0 0 4 11 0.00 1.500																	

Los Angeles Dodgers @ Philadelphia Phillies
Citizens Bank Park, Philadelphia, PA
Thu Aug 12 2010, 7:09 PM - 10:46 PM EDT
Att: 44,819 - Cloudy - 76 F

AB 37
R 10
H 12
RBI 9
BB 5
SO 4
LOB 14



Batter	1	2	3	4	5	6	7	8	9	AB	R	H	RBI	BB	SO	LOB	TOP					
21 Scott Podsednik, L (1,7) OBP: 0.354, SLG: 0.392										3	0	2	0	1	0	0	Los Angeles Dodgers @ Atlanta Braves Turner Field, Atlanta, GA Fri Aug 13 2010, 7:37 PM - 10:07 PM EDT Att: 38,602 - Cloudy - 83 F					
13 Ryan Theriot, R (1,4) OBP: 0.319, SLG: 0.323										4	0	0	0	0	0	3						
16 Andre Ethier, L (1,9)										4	0	0	0	0	1	2						
7 James Loney, L (1,3) OBP: 0.340, SLG: 0.416										3	0	0	0	0	0	1						
23 Casey Blake, R (1,5) OBP: 0.325, SLG: 0.405										3	0	0	0	0	1	0						
27 Matt Kemp, R (1,8) OBP: 0.319, SLG: 0.457										3	0	1	0	0	1	0						
14 Jamey Carroll, R (1,6) OBP: 0.379, SLG: 0.324										3	0	1	0	0	1	1						
12 Brad Ausmus, R (1,2) OBP: 0.286, SLG: 0.226										2	0	0	0	0	0	0						
31 Jay Gibbons, L (8,PH) OBP: 0.455, SLG: 0.727										1	0	0	0	0	0	1						
17 A.J. Ellis, R (8,2) OBP: 0.262, SLG: 0.224										0	0	0	0	0	0	0						
18 Hiroki Kuroda, R (1,1) OBP: 0.309, SLG: 0.345										2	0	0	0	0	2	0						
3 Ronnie Belliard, R (8,PH) OBP: 0.309, SLG: 0.345										1	0	0	0	0	1	1						
51 Jonathan Broxton, R (8,1) OBP: 0.262, SLG: 0.224										0	0	0	0	0	0	0						
Inning Stats	R: 0 H: 0 E: 0 K: 0 S: 7	H: 0 LOB: 1 BB: 1 P: 16	R: 0 H: 1 E: 0 K: 0 S: 5	LOB: 0 BB: 0 P: 7	R: 0 H: 0 E: 0 K: 1 S: 6	LOB: 0 BB: 0 P: 7	R: 0 H: 0 E: 0 K: 0 S: 8	LOB: 0 BB: 0 P: 13	R: 0 H: 0 E: 0 K: 3 S: 9	LOB: 0 BB: 0 P: 12	R: 0 H: 1 E: 0 K: 1 S: 8	LOB: 1 BB: 0 P: 15	R: 0 H: 0 E: 0 K: 0 S: 4	LOB: 0 BB: 0 P: 8	R: 0 H: 1 E: 0 K: 1 S: 9	LOB: 1 BB: 0 P: 13	R: 0 H: 1 E: 0 K: 1 S: 9	LOB: 0 BB: 0 P: 13	1B: 4 2B: 0 3B: 0 HR: 0	SF: 0 SAC: 0 DP: 1 HBP: 0	WP: 0 PA: 30 PB: 0 SB: 0 CS: 1	
PITCHER	IP: 8.0 WLS: W BF: 27 H: 3 R: 0 ER: 0 SO: 6 BB: 1 IBB: 0 HBP: 0 BLK: 0 WP: 0 HR: 0 S: 56 P: 91 ERA: 0.00 WHIP: 0.500											IP: 1.0 WLS: S BF: 3 H: 1 R: 0 ER: 0 SO: 1 BB: 0 IBB: 0 HBP: 0 BLK: 0 WP: 0 HR: 0 S: 9 P: 13 ERA: 0.00 WHIP: 1.000										

Batter	1	2	3	4	5	6	7	8	9	AB	R	H	RBI	BB	SO	LOB	BOTTOM					
4 Omar Infante, R (1,4) OBP: 0.363, SLG: 0.407										3	0	2	0	0	0	0	Los Angeles Dodgers @ Atlanta Braves Turner Field, Atlanta, GA Fri Aug 13 2010, 7:37 PM - 10:07 PM EDT Att: 38,602 - Cloudy - 83 F					
22 Jason Heyward, L (1,9) OBP: 0.373, SLG: 0.445									4	0	0	0	0	1	3							
2 Alex Gonzalez, R (1,6) OBP: 0.301, SLG: 0.480										3	0	0	0	1	0	2						
16 Brian McCann, L (1,2) OBP: 0.380, SLG: 0.478										4	0	0	0	0	0	3						
25 Troy Glaus, R (1,3) OBP: 0.348, SLG: 0.405										3	0	1	0	0	0	1						
20 Eric Hinske, L (1,7) OBP: 0.338, SLG: 0.467										2	0	0	0	1	0	1						
53 Melky Cabrera, S (8,7) OBP: 0.328, SLG: 0.375										0	0	0	0	0	0	0						
7 Brooks Conrad, S (1,5) OBP: 0.313, SLG: 0.519										3	1	1	1	0	0	3						
28 Rick Ankiel, L (1,8) OBP: 0.301, SLG: 0.389										3	0	1	0	0	1	1						
15 Tim Hudson, R (1,1) OBP: 0.224, SLG: 0.293										3	0	0	0	0	1	1						
13 Billy Wagner, L (9,1) OBP: 0.224, SLG: 0.293										0	0	0	0	0	0	0						
Inning Stats	R: 0 H: 1 E: 0 K: 1 S: 11	H: 1 LOB: 1 BB: 0 P: 16	R: 0 H: 1 E: 0 K: 0 S: 12	LOB: 1 BB: 0 P: 20	R: 0 H: 0 E: 0 K: 0 S: 7	LOB: 0 BB: 0 P: 10	R: 0 H: 0 E: 0 K: 0 S: 9	LOB: 2 BB: 2 P: 25	R: 0 H: 0 E: 0 K: 1 S: 7	LOB: 1 BB: 0 P: 9	R: 0 H: 0 E: 0 K: 0 S: 6	LOB: 0 BB: 0 P: 8	R: 1 H: 1 E: 0 K: 1 S: 7	LOB: 0 BB: 0 P: 10	R: 0 H: 1 E: 0 K: 0 S: 7	LOB: 1 BB: 0 P: 11	1B: 3 2B: 1 3B: 0 HR: 1	SF: 0 SAC: 1 DP: 0 HBP: 0	WP: 0 PA: 31 PB: 0 SB: 0 CS: 0			
PITCHER	IP: 7.0 WLS: L BF: 27 H: 4 R: 1 ER: 1 SO: 3 BB: 1 IBB: 0 HBP: 0 BLK: 0 WP: 0 HR: 0 S: 59 P: 98 ERA: 1.29 WHIP: 0.714											IP: 1.0 WLS: S BF: 4 H: 1 R: 0 ER: 0 SO: 0 BB: 0 IBB: 0 HBP: 0 BLK: 0 WP: 0 HR: 0 S: 7 P: 11 ERA: 0.00 WHIP: 1.000										

Batter	1	2	3	4	5	6	7	8	9	AB	R	H	RBI	BB	SO	LOB	TOP	
21 Scott Podsednik, L (1.7) OBP: 0.356, SLG: 0.393	F7		F7			P6		13 E BB		3	1	0	0	1	0	0	Los Angeles Dodgers @ Atlanta Braves Turner Field, Atlanta, GA Mon Aug 16 2010, 7:13 PM - 10:23 PM EDT Att: 20,414 - Partly Cloudy - 86 F	
13 Ryan Theriot, R (1.4) OBP: 0.324, SLG: 0.327	16 2B		L8			L9		E5		4	1	1	0	0	0	0		
16 Andre Ethier, L (1.9) OBP: 0.364, SLG: 0.514	7 1H		G4-3			1B		K		4	0	2	1	0	1	1		
7 James Loney, L (1.3) OBP: 0.338, SLG: 0.414	G3-1				F7			F7-2		4	0	0	0	0	0	3		
23 Casey Blake, R (1.5) OBP: 0.321, SLG: 0.398	G6-3				K			F8		4	0	0	0	0	1	1		
27 Matt Kemp, R (1.8) OBP: 0.315, SLG: 0.448	F9				14 CS BB			G5-3		3	0	0	0	1	0	0		
14 Jamey Carroll, R (1.6) OBP: 0.382, SLG: 0.333	12 1B				CS			G5-3		4	0	2	0	0	0	0		
12 Brad Ausmus, R (1.2) OBP: 0.244, SLG: 0.189	K				G6-3			F9		3	0	0	0	0	1	2		
58 Chad Billingsley, R (1.1) OBP: 0.213, SLG: 0.163	G6-3				K			21 BB		2	0	0	0	0	1	1		
5 Reed Johnson, R (8. PH) OBP: 0.312, SLG: 0.393										0	0	0	0	0	0	0		
56 Hung-Chih Kuo, L (8.1) OBP: 0.312, SLG: 0.393										0	0	0	0	0	0	0		
26 Octavio Dotel, R (9.1) OBP: 0.312, SLG: 0.393										0	0	0	0	0	0	0		
Inning Stats	R: 1 H: 2 E: 0 K: 0 S: 14	H: 2 LOB: 1 BB: 0 P: 23	R: 0 H: 1 E: 0 K: 1 S: 12	H: 1 LOB: 1 BB: 0 P: 20	R: 0 H: 0 E: 0 K: 0 S: 7	H: 0 LOB: 0 BB: 0 P: 10	R: 0 H: 1 E: 0 K: 0 S: 8	H: 1 LOB: 1 BB: 0 P: 12	R: 0 H: 1 E: 0 K: 1 S: 17	H: 1 LOB: 0 BB: 1 P: 25	R: 0 H: 0 E: 0 K: 0 S: 6	H: 0 LOB: 0 BB: 0 P: 8	1B: 4 2B: 3 3B: 0 HR: 0	SF: 0 SAC: 0 DP: 1 HBP: 0	WP: 0 PB: 0 SB: 1 CS: 1	PA: 35		
PITCHER	IP WLS BF H R ER SO BB IBB HBP BLK WP HR S P ERA WHIP																	
48 Tommy Hanson, R (1.1) ERA: 3.41	7.0	26	5	1	1	3	1	0	0	0	0	0	0	0	68	109	1.29	0.857
39 Jonny Venters, L (8.1) ERA: 1.19	1.0	5	1	2	0	1	1	0	0	0	0	0	0	17	25	0.00	2.000	
58 Peter Moylan, R (9.1) ERA: 3.0	1.0	W	3	0	0	0	0	0	0	0	0	0	0	6	8	0.00	0.000	

Batter	1	2	3	4	5	6	7	8	9	AB	R	H	RBI	BB	SO	LOB	BOTTOM
4 Omar Infante, R (1.4) OBP: 0.368, SLG: 0.416	F9		G5-3			22 SF9 3B		F7		4	1	1	0	0	0	0	Los Angeles Dodgers @ Atlanta Braves Turner Field, Atlanta, GA Mon Aug 16 2010, 7:13 PM - 10:23 PM EDT Att: 20,414 - Partly Cloudy - 86 F
22 Jason Heyward, L (1.9) OBP: 0.368, SLG: 0.439	F9		K			SF9		K		3	0	0	1	0	2	0	
2 Alex Gonzalez, R (1.6) OBP: 0.303, SLG: 0.480	K				G2-3			G5-3		4	1	1	0	0	1	0	
16 Brian McCann, L (1.2) OBP: 0.383, SLG: 0.477					28 1B			G3		4	0	3	0	0	0	0	
18 Brandon Hicks, R (9. PR)					25 G4-6-3 1B					0	1	0	0	0	0	0	
25 Troy Glaus, R (1.3) OBP: 0.345, SLG: 0.406	F8				G4-6-3			K		4	0	0	0	0	1	4	
7 Brooks Conrad, S (1.5) OBP: 0.328, SLG: 0.509	K							K		2	1	1	0	2	1	1	
28 Rick Ankiel, L (1.8) ERA: 3.68					53 BB			2B		3	0	1	0	0	2	2	
8 David Ross, R (9. PH) OBP: 0.391, SLG: 0.432								K		0	0	0	1	1	0	0	
53 Melky Cabrera, S (1.7) OBP: 0.328, SLG: 0.380	L8							G1-3		4	0	1	2	0	1	4	
48 Tommy Hanson, R (1.1) OBP: 0.128, SLG: 0.130					G6-3			P4		2	0	0	0	0	1	1	
39 Jonny Venters, L (8.1) ERA: 1.19										0	0	0	0	0	0	0	
23 Matt Diaz, R (8. PH) OBP: 0.283, SLG: 0.419										1	0	0	0	0	0	0	
58 Peter Moylan, R (9.1) ERA: 3.0										0	0	0	0	0	0	0	
Inning Stats	R: 0 H: 0 E: 0 K: 1 S: 8	H: 2 LOB: 2 BB: 0 P: 18	R: 0 H: 0 E: 0 K: 1 S: 9	H: 0 LOB: 0 BB: 0 P: 13	R: 0 H: 1 E: 0 K: 0 S: 4	H: 0 LOB: 0 BB: 1 P: 23	R: 1 H: 1 E: 0 K: 0 S: 12	H: 1 LOB: 1 BB: 0 P: 18	R: 0 H: 0 E: 0 K: 1 S: 6	H: 0 LOB: 0 BB: 0 P: 7	R: 3 H: 3 E: 0 K: 0 S: 17	H: 3 LOB: 2 BB: 2 P: 33	1B: 6 2B: 1 3B: 1 HR: 0	SF: 1 SAC: 0 DP: 1 HBP: 0	WP: 1 PB: 0 SB: 1 CS: 0	PA: 35	
PITCHER	IP WLS BF H R ER SO BB IBB HBP BLK WP HR S P ERA WHIP																
58 Chad Billingsley, R (1.1) ERA: 3.68	7.0	26	5	1	1	3	1	0	0	0	0	0	0	67	108	1.29	0.857
56 Hung-Chih Kuo, L (8.1) ERA: 1.49	1.1	L	7	2	3	3	1	0	0	1	0	18	28	20.25	2.250		
26 Octavio Dotel, R (9.1) ERA: 4.23	0.0	B	2	1	0	0	0	1	0	0	0	5	12	∞	∞		

AB 32
R 3
H 6
RBI 1
BB 2
SO 4
LOB 8



AB 31
R 4
H 8
RBI 4
BB 3
SO 9
LOB 12



Batter	1	2	3	4	5	6	7	8	9	10	AB	R	H	RBI	BB	SO	LOB	TOP																	
1 Eric Young Jr., S OBP: 0.357, SLG: 0.347 (10, 7)											5	0	1	0	0	2	2	Colorado Rockies @ Los Angeles Dodgers Dodger Stadium, Los Angeles, CA Wed Aug 18 2010, 7:12 PM - 10:40 PM PDT Att. 44,268 - Partly Cloudy - 85 F																	
24 Dexter Fowler, S OBP: 0.350, SLG: 0.386 (1, 8)											4	0	1	0	1	0	1																		
5 Carlos González, L OBP: 0.349, SLG: 0.562 (1, 9)											3	0	0	0	0	2	1																		
19 Ryan Spillorths, R OBP: 0.353, SLG: 0.452 (7, 9)											1	0	0	0	0	1	0																		
23 Jason Giambi, L OBP: 0.410, SLG: 0.391 (10, PH)											0	0	0	0	0	1	0																		
48 Esmil Rogers, R OBP: 0.300, SLG: 0.500 (10, PR)											0	0	0	0	0	0	0																		
16 Huston Street, R (10, 1)											0	0	0	0	0	0	0																		
2 Troy Tulowitzki, R OBP: 0.380, SLG: 0.508 (1, 6)											5	0	0	0	0	2	3																		
7 Seth Smith, L OBP: 0.329, SLG: 0.498 (10, 9)											3	2	1	0	1	2	0																		
17 Todd Helton, L OBP: 0.338, SLG: 0.330 (1, 3)											3	0	0	0	1	1	2																		
9 Ian Stewart, L OBP: 0.352, SLG: 0.466 (8, 1)											4	0	2	0	0	0	1																		
63 Rafael Betancourt, R OBP: 0.343, SLG: 0.432 (10, 4)											0	0	0	0	0	0	0																		
12 Clint Barmes, R OBP: 0.308, SLG: 0.364 (10, 4)											0	0	0	0	0	0	0																		
21 Miguel Olivo, R OBP: 0.331, SLG: 0.482 (1, 2)											4	0	1	2	0	1	1																		
46 Jason Hammel, R OBP: 0.119, SLG: 0.122 (7, PH)											2	0	0	0	0	0	3																		
11 Brad Hawpe, L OBP: 0.343, SLG: 0.432 (7, PH)											1	0	1	0	0	0	0																		
34 Matt Belisle, R OBP: 0.500, SLG: 0.667 (9, 1)											0	0	0	0	0	0	0																		
97 Joe Beimel, L (9, 1)											0	0	0	0	0	0	0																		
6 Melvin Mora, R OBP: 0.353, SLG: 0.380 (9, 5)											0	1	0	0	1	0	0																		
Inning Stats	R: 0 E: 0 K: 2 S: 10	H: 0 LOB: 0 BB: 1 P: 15	R: 1 E: 0 K: 1 S: 14	H: 3 LOB: 2 BB: 0 P: 23	R: 0 E: 0 K: 1 S: 8	H: 1 LOB: 1 BB: 1 P: 15	R: 1 E: 0 K: 1 S: 11	H: 1 LOB: 1 BB: 1 P: 20	R: 0 E: 0 K: 1 S: 9	H: 0 LOB: 0 BB: 0 P: 17	R: 0 E: 0 K: 1 S: 14	H: 0 LOB: 0 BB: 0 P: 17	R: 0 E: 0 K: 1 S: 7	H: 1 LOB: 1 BB: 0 P: 8	R: 0 E: 0 K: 1 S: 7	H: 0 LOB: 0 BB: 0 P: 9	R: 0 E: 0 K: 1 S: 7	H: 0 LOB: 0 BB: 0 P: 11	R: 1 E: 0 K: 2 S: 14	H: 0 LOB: 3 BB: 3 P: 30	1B: 5 2B: 2 3B: 0 HR: 0	SF: 0 SAC: 0 DP: 1 HBP: 0	WP: 3 PB: 0 SB: 1 CS: 0	PA: 40											
PITCHER	IP 7.0	WLS 28	BF 6	H 2	R 2	ER 2	SO 7	BB 1	IBB 0	HBP 0	BLK 0	WP 0	HR 0	S 73	P 115	ERA 2.57	WHIP 1.000	PITCHER	IP 7.0	WLS 28	BF 6	H 2	R 2	ER 2	SO 7	BB 1	IBB 0	HBP 0	BLK 0	WP 0	HR 0	S 73	P 115	ERA 2.57	WHIP 1.000
18 Hiroki Kuroda, R ERA: 3.48 (1, 1)	1.0	3	1	0	0	1	0	0	0	0	0	0	0	7	9	0.00	1.000	51 Jonathan Broxton, R ERA: 3.28 (8, 1)	1.0	3	1	0	0	0	1	0	0	0	7	11	0.00	1.000			
56 Hung-Chih Kuo, L ERA: 1.49 (9, 1)	1.0	L	6	0	1	1	2	2	1	0	0	3	0	14	30	9.00	2.000	26 Octavio Dotel, R ERA: 4.34 (10, 1)	1.0	L	6	0	1	1	2	2	1	0	3	0	14	30	9.00	2.000	

Colorado Rockies @ Los Angeles Dodgers
 Dodger Stadium, Los Angeles, CA
 Wed Aug 18 2010, 7:12 PM - 10:40 PM PDT
 Att. 44,268 - Partly Cloudy - 85 F

AB	35
R	3
H	7
RBI	2
BB	5
SO	11
LOB	14



Batter	1	2	3	4	5	6	7	8	9	10	AB	R	H	RBI	BB	SO	LOB	BOTTOM																	
21 Scott Podsednik, L OBP: 0.355, SLG: 0.393 (8, 7)											5	1	2	0	0	1	1	Colorado Rockies @ Los Angeles Dodgers Dodger Stadium, Los Angeles, CA Wed Aug 18 2010, 7:12 PM - 10:40 PM PDT Att. 44,268 - Partly Cloudy - 85 F																	
13 Ryan Theriot, R OBP: 0.326, SLG: 0.324 (1, 4)											2	0	0	0	1	1	0																		
16 Andre Ethier, L OBP: 0.364, SLG: 0.509 (1, 9)											3	0	0	0	1	2	0																		
7 James Loney, L OBP: 0.341, SLG: 0.415 (1, 3)											3	0	1	0	1	0	1																		
23 Casey Blake, R OBP: 0.324, SLG: 0.398 (1, 5)											3	0	1	0	1	1	2																		
31 Jay Gibbons, L OBP: 0.375, SLG: 0.563 (1, 7)											3	1	1	0	0	0	2																		
51 Jonathan Broxton, R ERA: 3.21 (8, 1)											0	0	0	0	0	0	0																		
56 Hung-Chih Kuo, L OBP: 0.304, SLG: 0.333 (9, PH)											1	0	0	0	0	1	1																		
26 Octavio Dotel, R ERA: 4.2 (10, 1)											0	0	0	0	0	0	0																		
14 Jamey Carroll, R OBP: 0.385, SLG: 0.337 (1, 6)											3	0	1	1	1	0	1																		
17 A.J. Ellis, R OBP: 0.237, SLG: 0.203 (1, 2)											3	0	0	0	0	2	2																		
5 Reed Johnson, R OBP: 0.324, SLG: 0.397 (10, PH)											1	0	1	0	0	0	0																		
18 Hiroki Kuroda, R (1, 1)											2	0	0	0	0	0	1																		
27 Matt Kemp, R OBP: 0.314, SLG: 0.443 (8, 8)											2	0	0	0	0	2	1																		
Inning Stats	R: 1 E: 0 K: 0 S: 12	H: 1 LOB: 0 BB: 1 P: 20	R: 1 E: 0 K: 1 S: 11	H: 2 LOB: 1 BB: 0 P: 18	R: 0 E: 0 K: 1 S: 13	H: 0 LOB: 0 BB: 1 P: 24	R: 0 E: 0 K: 1 S: 9	H: 0 LOB: 1 BB: 1 P: 17	R: 0 E: 0 K: 0 S: 11	H: 0 LOB: 1 BB: 1 P: 16	R: 0 E: 0 K: 1 S: 12	H: 1 LOB: 1 BB: 0 P: 18	R: 0 E: 0 K: 1 S: 8	H: 1 LOB: 0 BB: 0 P: 10	R: 0 E: 0 K: 2 S: 14	H: 0 LOB: 1 BB: 1 P: 22	R: 0 E: 0 K: 1 S: 10	H: 2 LOB: 2 BB: 0 P: 15	1B: 6 2B: 2 3B: 0 HR: 0	SF: 0 SAC: 1 DP: 3 HBP: 0	WP: 2 PB: 1 SB: 0 CS: 2	PA: 38													
PITCHER	IP 6.0	WLS 23	BF 6	H 1	R 0	ER 0	SO 3	BB 1	IBB 0	HBP 0	BLK 0	WP 0	HR 0	S 68	P 113	ERA 3.00	WHIP 1.333	PITCHER	IP 6.0	WLS 23	BF 6	H 1	R 0	ER 0	SO 3	BB 1	IBB 0	HBP 0	BLK 0	WP 0	HR 0	S 68	P 113	ERA 3.00	WHIP 1.333
46 Jason Hammel, R ERA: 4.36 (7, 1)	2.0	6	1	0	0	3	0	0	0	0	0	0	0	17	23	0.00	0.500	97 Joe Beimel, L ERA: 2.45 (9, 1)	0.1	2	0	0	0	0	1	0	8	14	0.00	3.000					
63 Rafael Betancourt, R ERA: 4.2 (10, 1)	0.2	W	2	0	0	0	2	0	0	0	0	0	0	6	8	0.00	0.000	16 Huston Street, R ERA: 4.1 (10, 1)	1.0	S	4	2	0	0	1	0	0	10	15	0.00	2.000				

Colorado Rockies @ Los Angeles Dodgers
 Dodger Stadium, Los Angeles, CA
 Wed Aug 18 2010, 7:12 PM - 10:40 PM PDT
 Att. 44,268 - Partly Cloudy - 85 F

AB	31
R	2
H	7
RBI	1
BB	5
SO	10
LOB	12



Batter	1	2	3	4	5	6	7	8	9	AB	R	H	RBI	BB	SO	LOB	TOP			
1 Eric Young Jr. S OBP: 0.350, SLG: 0.327										3	0	0	0	1	2	0	Colorado Rockies @ Los Angeles Dodgers Dodger Stadium, Los Angeles, CA Thu Aug 19 2010, 7:12 PM - 9:39 PM PDT Att. 45,104 - Clear - 78 F livebaseballscorecards.com			
24 Dexter Fowler S OBP: 0.349, SLG: 0.388										4	0	1	0	0	1	1				
19 Ryan Spilborghs R OBP: 0.348, SLG: 0.444										4	0	0	0	0	1	1				
2 Troy Tulowitzki R OBP: 0.379, SLG: 0.506										3	0	1	0	0	0	1				
6 Melvin Mora R OBP: 0.349, SLG: 0.375										3	0	0	0	0	1	1				
17 Todd Helton L OBP: 0.338, SLG: 0.328										2	0	0	0	1	1	0				
21 Miguel Olivo R OBP: 0.328, SLG: 0.477										3	0	0	0	0	3	1				
20 Chris Iannetta R OBP: 0.327, SLG: 0.408										0	0	0	0	0	0	0				
12 Clint Barnes R OBP: 0.305, SLG: 0.361										3	0	0	0	0	0	1				
29 Jorge De La Rosa L OBP: 0.192, SLG: 0.227										2	0	0	0	0	2	0				
23 Jason Giambi L OBP: 0.468, SLG: 0.388										1	0	0	0	0	0	1				
60 Manny Corpas R										0	0	0	0	0	0	0				
51 Matt Reynolds L										0	0	0	0	0	0	0				
Inning Stats	R: 0 H: 1 E: 0 K: 1 S: 10	H: 1 LOB: 1 BB: 0 P: 15	R: 0 H: 0 E: 0 K: 2 S: 8	H: 0 LOB: 0 BB: 0 P: 9	R: 0 H: 0 E: 0 K: 2 S: 10	H: 0 LOB: 0 BB: 0 P: 13	R: 0 H: 0 E: 0 K: 0 S: 9	H: 0 LOB: 0 BB: 0 P: 13	R: 0 H: 0 E: 0 K: 1 S: 9	H: 0 LOB: 0 BB: 0 P: 11	R: 0 H: 1 E: 0 K: 1 S: 10	H: 0 LOB: 1 BB: 0 P: 14	R: 0 H: 0 E: 0 K: 1 S: 9	H: 0 LOB: 1 BB: 1 P: 13	R: 0 H: 0 E: 0 K: 1 S: 5	H: 0 LOB: 0 BB: 1 P: 9	1B: 1 2B: 1 3B: 0 HR: 0	SF: 0 SAC: 0 DP: 1 HBP: 0	WP: 0 PA: 30 PB: 0 SB: 0 CS: 0	
PITCHER 29 Ted Lilly L ERA: 3.23	IP: 9.0 WLS: W BF: 30	H: 2 R: 0 ER: 0 SO: 11	BB: 2 IBB: 0 HBP: 0 BLK: 0	WP: 0 HR: 0 S: 79 P: 110	ERA: 0.00 WHIP: 0.444	PITCHER										IP: 9.0 WLS: W BF: 30	H: 2 R: 0 ER: 0 SO: 11	BB: 2 IBB: 0 HBP: 0 BLK: 0	WP: 0 HR: 0 S: 79 P: 110	ERA: 0.00 WHIP: 0.444

Batter	1	2	3	4	5	6	7	8	9	AB	R	H	RBI	BB	SO	LOB	BOTTOM			
21 Scott Podsednik L OBP: 0.356, SLG: 0.393										3	0	1	0	1	1	2	Colorado Rockies @ Los Angeles Dodgers Dodger Stadium, Los Angeles, CA Thu Aug 19 2010, 7:12 PM - 9:39 PM PDT Att. 45,104 - Clear - 78 F livebaseballscorecards.com			
13 Ryan Theriot R OBP: 0.327, SLG: 0.327										4	0	2	0	0	2	0				
27 Matt Kemp R OBP: 0.311, SLG: 0.440										4	0	0	0	0	0	4				
7 James Loney L OBP: 0.338, SLG: 0.412										4	0	0	0	0	0	3				
23 Casey Blake R OBP: 0.326, SLG: 0.396										2	1	0	0	2	1	1				
5 Reed Johnson R OBP: 0.324, SLG: 0.417										3	1	1	2	0	0	3				
14 Jamey Carroll R OBP: 0.384, SLG: 0.335										2	0	0	0	1	1	0				
12 Brad Ausmus R OBP: 0.250, SLG: 0.200										3	0	1	0	0	0	1				
29 Ted Lilly L OBP: 0.119, SLG: 0.051										3	0	0	0	0	0	3				
Inning Stats	R: 0 H: 0 E: 0 K: 2 S: 9	H: 0 LOB: 0 BB: 0 P: 16	R: 2 H: 1 E: 0 K: 0 S: 12	H: 1 LOB: 1 BB: 1 P: 20	R: 0 H: 1 E: 0 K: 0 S: 11	H: 1 LOB: 1 BB: 1 P: 17	R: 0 H: 0 E: 0 K: 0 S: 7	H: 0 LOB: 0 BB: 0 P: 9	R: 0 H: 1 E: 0 K: 1 S: 7	H: 1 LOB: 0 BB: 0 P: 9	R: 0 H: 2 E: 0 K: 0 S: 10	H: 0 LOB: 3 BB: 1 P: 19	R: 0 H: 0 E: 1 K: 0 S: 7	H: 0 LOB: 1 BB: 1 P: 14	R: 0 H: 0 E: 1 K: 2 S: 10	H: 0 LOB: 1 BB: 0 P: 16		1B: 3 2B: 2 3B: 0 HR: 1	SF: 0 SAC: 0 DP: 3 HBP: 0	WP: 0 PA: 32 PB: 0 SB: 0 CS: 0
PITCHER 29 Jorge De La Rosa L ERA: 4.74	IP: 7.0 WLS: L BF: 28	H: 5 R: 2 ER: 2 SO: 3	BB: 3 IBB: 0 HBP: 0 BLK: 0	WP: 0 HR: 1 S: 63 P: 104	ERA: 2.57 WHIP: 1.143	PITCHER										IP: 7.0 WLS: L BF: 28	H: 5 R: 2 ER: 2 SO: 3	BB: 3 IBB: 0 HBP: 0 BLK: 0	WP: 0 HR: 1 S: 63 P: 104	ERA: 2.57 WHIP: 1.143
60 Manny Corpas R ERA: 4.33	IP: 0.1 WLS: L BF: 2	H: 0 R: 0 ER: 0 SO: 1	BB: 0 IBB: 0 HBP: 0 BLK: 0	WP: 0 HR: 0 S: 6 P: 10	ERA: 0.00 WHIP: 0.000	PITCHER										IP: 0.1 WLS: L BF: 2	H: 0 R: 0 ER: 0 SO: 1	BB: 0 IBB: 0 HBP: 0 BLK: 0	WP: 0 HR: 0 S: 6 P: 10	ERA: 0.00 WHIP: 0.000
51 Matt Reynolds L	IP: 0.2 WLS: L BF: 2	H: 0 R: 0 ER: 0 SO: 1	BB: 0 IBB: 0 HBP: 0 BLK: 0	WP: 0 HR: 0 S: 4 P: 6	ERA: 0.00 WHIP: 0.000	PITCHER										IP: 0.2 WLS: L BF: 2	H: 0 R: 0 ER: 0 SO: 1	BB: 0 IBB: 0 HBP: 0 BLK: 0	WP: 0 HR: 0 S: 4 P: 6	ERA: 0.00 WHIP: 0.000

Batter	1	2	3	4	5	6	7	8	9	AB	R	H	RBI	BB	SO	LOB	TOP						
4 Brandon Phillips, R OBP: 0.340, SLG: 0.448										5	0	3	3	0	1	0	Cincinnati Reds @ Los Angeles Dodgers Dodger Stadium, Los Angeles, CA Fri Aug 20 2010, 7:13 PM - 10:13 PM PDT Att: 46,418 - Clear - 76 F						
17 Laynce Nix, L OBP: 0.343, SLG: 0.458										4	0	1	0	1	0	3							
19 Joey Volto, L OBP: 0.420, SLG: 0.587										4	0	0	0	0	2	3							
27 Scott Rolen, R OBP: 0.371, SLG: 0.530										3	0	1	0	1	1	2							
32 Jay Bruce, L OBP: 0.331, SLG: 0.432										3	0	0	0	1	2	3							
29 Ryan Hanigan, R OBP: 0.383, SLG: 0.406										4	2	2	0	0	0	2							
6 Drew Stubbs, R OBP: 0.299, SLG: 0.405										3	1	0	0	0	3	3							
7 Paul Janish, R OBP: 0.361, SLG: 0.427										4	0	0	0	0	0	3							
34 Homer Bailey, R OBP: 0.263, SLG: 0.222										3	0	1	0	0	1	2							
53 Arthur Rhodes, L OBP: 0.337, SLG: 0.465										0	0	0	0	0	0	0							
15 Jim Edmonds, L OBP: 0.337, SLG: 0.465										1	0	0	0	0	1	0							
48 Francisco Cordero, R ERA: 3.63										0	0	0	0	0	0	0							
74 Kenley Jansen, R ERA: 0.93										0	0	0	0	0	1	0							
26 Octavio Dotel, R ERA: 4.15										0	0	0	0	0	0	0							
Inning Stats	R: 0 E: 0 K: 3 S: 16	H: 2 LOB: 2 BB: 0 P: 25	R: 1 E: 0 K: 1 S: 18	H: 3 LOB: 2 BB: 0 P: 27	R: 0 E: 0 K: 1 S: 7	H: 0 LOB: 0 BB: 0 P: 8	R: 2 E: 1 K: 0 S: 11	H: 2 LOB: 1 BB: 0 P: 16	R: 0 E: 0 K: 2 S: 14	H: 1 LOB: 2 BB: 1 P: 23	R: 0 E: 0 K: 1 S: 8	H: 0 LOB: 0 BB: 0 P: 11	R: 0 E: 0 K: 0 S: 12	H: 0 LOB: 1 BB: 2 P: 22	R: 0 E: 0 K: 1 S: 13	H: 0 LOB: 0 BB: 0 P: 16	R: 0 E: 0 K: 2 S: 11	H: 0 LOB: 0 BB: 0 P: 14	1B: 8 2B: 0 3B: 0 HR: 0	SF: 0 SAC: 1 DP: 1 HBP: 0	WP: 1 PB: 0 SB: 0 CS: 0	PA: 38	
PITCHER	IP WLS BF H R ER SO BB IBB HBP BLK WP HR S P ERA WHIP	4.1 L 23 8 3 1 6 1 0 0 0 1 0 59 88 2.08 2.077	3.63	(5.1) 0.2 2 0 0 0 1 0 0 0 0 0 0 20 33 0.00 1.000	(6.1) 2.0 7 0 0 0 1 2 0 0 0 0 0 0 24 30 0.00 1.000	(8.1) 2.0 6 0 0 0 3 0 0 0 0 0 0 0 24 30 0.00 1.000																	

Batter	1	2	3	4	5	6	7	8	9	AB	R	H	RBI	BB	SO	LOB	BOTTOM					
21 Scott Podsednik, L OBP: 0.353, SLG: 0.390										4	0	0	0	0	0	4	Cincinnati Reds @ Los Angeles Dodgers Dodger Stadium, Los Angeles, CA Fri Aug 20 2010, 7:13 PM - 10:13 PM PDT Att: 46,418 - Clear - 76 F					
13 Ryan Theriot, R OBP: 0.327, SLG: 0.327										4	0	1	1	0	0	2						
16 Andre Ethier, L OBP: 0.361, SLG: 0.504										4	0	0	0	0	2	2						
7 James Loney, L OBP: 0.335, SLG: 0.408										4	0	0	0	0	2	0						
27 Matt Kemp, R OBP: 0.311, SLG: 0.438										4	0	1	0	0	0	0						
23 Casey Blake, R OBP: 0.325, SLG: 0.397										4	0	1	0	0	1	1						
14 Jamey Carroll, R OBP: 0.384, SLG: 0.532										2	1	0	0	1	0	1						
12 Brad Ausmus, R OBP: 0.277, SLG: 0.233										3	0	2	0	0	1	1						
37 Carlos Monasterios, R ERA: 4.55										0	0	0	0	0	0	0						
54 Ronald Belisario, R ERA: 1.34										0	0	0	0	0	0	0						
31 Jay Gibbons, L OBP: 0.349, SLG: 0.399										0	0	0	0	0	0	0						
74 Kenley Jansen, R ERA: 0.93										0	0	0	0	0	0	0						
3 Ronnie Belliard, R ERA: 3.9										0	0	0	0	0	0	0						
26 Octavio Dotel, R ERA: 4.15										0	0	0	0	0	0	0						
Inning Stats	R: 0 E: 0 K: 0 S: 9	H: 0 LOB: 0 BB: 0 P: 14	R: 0 E: 0 K: 1 S: 7	H: 0 LOB: 0 BB: 0 P: 11	R: 1 E: 0 K: 1 S: 14	H: 2 LOB: 2 BB: 1 P: 22	R: 0 E: 0 K: 1 S: 10	H: 0 LOB: 0 BB: 0 P: 10	R: 0 E: 0 K: 0 S: 19	H: 1 LOB: 2 BB: 1 P: 30	R: 0 E: 0 K: 1 S: 8	H: 0 LOB: 0 BB: 0 P: 11	R: 0 E: 0 K: 2 S: 10	H: 1 LOB: 1 BB: 0 P: 16	R: 0 E: 0 K: 0 S: 8	H: 0 LOB: 0 BB: 0 P: 10	R: 0 E: 0 K: 1 S: 8	H: 1 LOB: 0 BB: 0 P: 11	1B: 4 2B: 1 3B: 0 HR: 0	SF: 0 SAC: 1 DP: 1 HBP: 0	WP: 0 PB: 0 SB: 0 CS: 0	PA: 33
PITCHER	IP WLS BF H R ER SO BB IBB HBP BLK WP HR S P ERA WHIP	7.0 W 27 4 1 1 6 2 0 0 0 0 0 77 114 1.29 0.857	4.55	(8.1) 1.0 H 3 0 0 0 0 0 0 0 0 0 8 10 0.00 0.000	(9.1) 1.0 S 3 1 0 0 1 0 0 0 0 0 0 8 11 0.00 1.000																	

AB 34
R 3
H 8
RBI 3
BB 3
SO 11
LOB 21



AB 30
R 1
H 5
RBI 1
BB 2
SO 7
LOB 12



Batter	1	2	3	4	5	6	7	8	9	AB	R	H	RBI	BB	SO	LOB	TOP			
13 Ryan Theriot, R OBP: 0.323, SLG: 0.330										5	0	1	0	0	2	1	Los Angeles Dodgers @ Milwaukee Brewers Miller Park, Milwaukee, WI Tue Aug 24 2010, 7:11 PM - 10:19 PM CDT Att: 39,055 - Cloudy - 74 F			
16 Andre Ethier, L OBP: 0.363, SLG: 0.507										4	0	2	0	1	0	1				
99 Manny Ramirez, R OBP: 0.390, SLG: 0.497										4	0	0	0	0	1	3				
54 Ronald Belisario, R OBP: 0.435, SLG: 0.667										4	1	1	0	0	0	1				
31 Jay Gibbons, L OBP: 0.301, SLG: 0.329										3	1	1	2	0	0	0				
7 James Loney, L OBP: 0.315, SLG: 0.454										4	1	1	0	0	1	1				
14 Jamey Carroll, R OBP: 0.301, SLG: 0.329										3	1	2	0	1	0	0				
28 Rod Barajas, R OBP: 0.270, SLG: 0.439										4	1	3	3	0	1	2				
29 Ted Lilly, L OBP: 0.111, SLG: 0.048										3	0	0	0	0	2	2				
21 Scott Podsednik, L OBP: 0.349, SLG: 0.385										1	0	0	0	0	0	0				
Inning Stats	R: 0 E: 0 K: 0 S: 6	H: 1 LOB: 0 BB: 0 P: 12	R: 2 E: 0 K: 1 S: 18	H: 3 LOB: 1 BB: 0 P: 24	R: 0 E: 0 K: 0 S: 7	H: 1 LOB: 0 BB: 0 P: 14	R: 0 E: 0 K: 1 S: 14	H: 3 LOB: 0 BB: 0 P: 24	R: 3 E: 0 K: 1 S: 15	H: 3 LOB: 0 BB: 0 P: 23	R: 0 E: 0 K: 1 S: 8	H: 0 LOB: 0 BB: 0 P: 10	R: 0 E: 0 K: 2 S: 14	H: 0 LOB: 2 BB: 1 P: 24	R: 0 E: 0 K: 1 S: 9	H: 1 LOB: 1 BB: 0 P: 13	1B: 7 2B: 2 3B: 0 HR: 2	SF: 0 SAC: 0 DP: 0 HBP: 1	WP: 1 PB: 0 CS: 2	PA: 40
PITCHER	IP WLS BF H R ER SO BB IBB HBP BLK WP HR S P ERA WHIP	IP WLS BF H R ER SO BB IBB HBP BLK WP HR S P ERA WHIP	IP WLS BF H R ER SO BB IBB HBP BLK WP HR S P ERA WHIP	IP WLS BF H R ER SO BB IBB HBP BLK WP HR S P ERA WHIP	IP WLS BF H R ER SO BB IBB HBP BLK WP HR S P ERA WHIP	IP WLS BF H R ER SO BB IBB HBP BLK WP HR S P ERA WHIP	IP WLS BF H R ER SO BB IBB HBP BLK WP HR S P ERA WHIP	IP WLS BF H R ER SO BB IBB HBP BLK WP HR S P ERA WHIP	IP WLS BF H R ER SO BB IBB HBP BLK WP HR S P ERA WHIP	IP WLS BF H R ER SO BB IBB HBP BLK WP HR S P ERA WHIP	IP WLS BF H R ER SO BB IBB HBP BLK WP HR S P ERA WHIP	IP WLS BF H R ER SO BB IBB HBP BLK WP HR S P ERA WHIP	IP WLS BF H R ER SO BB IBB HBP BLK WP HR S P ERA WHIP	IP WLS BF H R ER SO BB IBB HBP BLK WP HR S P ERA WHIP	IP WLS BF H R ER SO BB IBB HBP BLK WP HR S P ERA WHIP	IP WLS BF H R ER SO BB IBB HBP BLK WP HR S P ERA WHIP	IP WLS BF H R ER SO BB IBB HBP BLK WP HR S P ERA WHIP			
31 Dave Bush, R ERA: 4.76	6.0	L	27	10	5	5	3	1	0	0	0	0	0	0	0	0	7.50	1.833		
39 Chris Capuano, L ERA: 3.72	1.0		3	0	0	0	1	0	0	0	0	0	0	0	0	8	10	0.00	0.000	
60 Todd Coffey, R ERA: 4.26	1.0		5	0	0	0	2	1	0	0	1	0	0	0	14	24	0.00	1.000		
50 Kameron Loe, R ERA: 3.07	1.0		4	1	0	0	1	0	0	0	0	0	1	0	9	13	0.00	1.000		

Los Angeles Dodgers @ Milwaukee Brewers
 Miller Park, Milwaukee, WI
 Tue Aug 24 2010, 7:11 PM - 10:19 PM CDT
 Att: 39,055 - Cloudy - 74 F

AB 36
 R 5
 H 11
 RBI 5
 BB 2
 SO 7
 LOB 12



Batter	1	2	3	4	5	6	7	8	9	AB	R	H	RBI	BB	SO	LOB	BOTTOM					
23 Rickie Weeks Jr., R OBP: 0.367, SLG: 0.482										5	1	1	1	0	1	2	Los Angeles Dodgers @ Milwaukee Brewers Miller Park, Milwaukee, WI Tue Aug 24 2010, 7:11 PM - 10:19 PM CDT Att: 39,055 - Cloudy - 74 F					
21 Alcides Escobar, R OBP: 0.305, SLG: 0.339										4	1	1	0	0	0	0						
8 Ryan Braun, R OBP: 0.353, SLG: 0.478										4	0	1	1	0	1	0						
28 Prince Fielder, L OBP: 0.405, SLG: 0.483										4	1	2	0	0	0	1						
14 Casey McGehee, R OBP: 0.347, SLG: 0.491										4	0	3	1	0	0	1						
36 Lorenzo Cain, R OBP: 0.388, SLG: 0.431										3	0	0	0	1	1	2						
27 Carlos Gómez, R OBP: 0.285, SLG: 0.348										4	0	1	0	0	1	4						
20 Jonathan Lucroy, R OBP: 0.303, SLG: 0.351										4	0	0	0	0	0	3						
31 Dave Bush, R ERA: 4.26	6.1	W	27	7	3	3	2	1	0	0	0	0	0	0	0	0		4.26	1.263			
54 Ronald Belisario, R ERA: 5.27	1.2	H	5	1	0	0	1	0	0	0	0	0	0	0	0	11		15	0.00	0.600		
56 Hung-Chih Kuo, L ERA: 1.37	1.0	S	5	1	0	0	1	0	0	0	0	0	0	0	0	15	22	0.00	1.000			
Inning Stats	R: 0 E: 0 K: 0 S: 11	H: 0 LOB: 0 BB: 0 P: 14	R: 1 E: 0 K: 1 S: 13	H: 2 LOB: 1 BB: 0 P: 16	R: 0 E: 0 K: 0 S: 6	H: 0 LOB: 0 BB: 0 P: 6	R: 0 E: 0 K: 1 S: 11	H: 1 LOB: 2 BB: 1 P: 21	R: 2 E: 0 K: 0 S: 12	H: 3 LOB: 1 BB: 0 P: 14	R: 0 E: 0 K: 0 S: 10	H: 1 LOB: 1 BB: 0 P: 13	R: 0 E: 0 K: 0 S: 6	H: 0 LOB: 0 BB: 0 P: 8	R: 0 E: 0 K: 1 S: 6	H: 1 LOB: 0 BB: 0 P: 8	R: 0 E: 1 K: 1 S: 15	H: 1 LOB: 2 BB: 0 P: 22	1B: 3 2B: 5 3B: 1 HR: 1	SF: 0 SAC: 0 DP: 1 HBP: 0	WP: 0 PB: 0 CS: 0	PA: 37
PITCHER	IP WLS BF H R ER SO BB IBB HBP BLK WP HR S P ERA WHIP	IP WLS BF H R ER SO BB IBB HBP BLK WP HR S P ERA WHIP	IP WLS BF H R ER SO BB IBB HBP BLK WP HR S P ERA WHIP	IP WLS BF H R ER SO BB IBB HBP BLK WP HR S P ERA WHIP	IP WLS BF H R ER SO BB IBB HBP BLK WP HR S P ERA WHIP	IP WLS BF H R ER SO BB IBB HBP BLK WP HR S P ERA WHIP	IP WLS BF H R ER SO BB IBB HBP BLK WP HR S P ERA WHIP	IP WLS BF H R ER SO BB IBB HBP BLK WP HR S P ERA WHIP	IP WLS BF H R ER SO BB IBB HBP BLK WP HR S P ERA WHIP	IP WLS BF H R ER SO BB IBB HBP BLK WP HR S P ERA WHIP	IP WLS BF H R ER SO BB IBB HBP BLK WP HR S P ERA WHIP	IP WLS BF H R ER SO BB IBB HBP BLK WP HR S P ERA WHIP	IP WLS BF H R ER SO BB IBB HBP BLK WP HR S P ERA WHIP	IP WLS BF H R ER SO BB IBB HBP BLK WP HR S P ERA WHIP	IP WLS BF H R ER SO BB IBB HBP BLK WP HR S P ERA WHIP	IP WLS BF H R ER SO BB IBB HBP BLK WP HR S P ERA WHIP	IP WLS BF H R ER SO BB IBB HBP BLK WP HR S P ERA WHIP					
29 Ted Lilly, L ERA: 3.27	6.1	W	27	7	3	3	2	1	0	0	0	0	0	0	0	0	4.26	1.263				
54 Ronald Belisario, R ERA: 5.27	1.2	H	5	1	0	0	1	0	0	0	0	0	0	0	0	11	15	0.00	0.600			
56 Hung-Chih Kuo, L ERA: 1.37	1.0	S	5	1	0	0	1	0	0	0	0	0	0	0	0	15	22	0.00	1.000			

Los Angeles Dodgers @ Milwaukee Brewers
 Miller Park, Milwaukee, WI
 Tue Aug 24 2010, 7:11 PM - 10:19 PM CDT
 Att: 39,055 - Cloudy - 74 F

AB 36
 R 3
 H 9
 RBI 3
 BB 1
 SO 4
 LOB 15



Batter	1	2	3	4	5	6	7	8	9	AB	R	H	RBI	BB	SO	LOB	TOP				
13 Ryan Theriot, R OBP: 0.324, SLG: 0.335	G4-3		P4		G4-3	F8		L7		5	2	2	0	0	0	1	Los Angeles Dodgers @ Milwaukee Brewers Miller Park, Milwaukee, WI Wed Aug 25 2010, 7:10 PM - 10:09 PM CDT Att: 30,545 - Partly Cloudy - 72 F				
16 Andre Ethier, L OBP: 0.361, SLG: 0.511	K		HR		G4-3	F8		G1-3		5	1	1	1	0	1	3					
99 Manny Ramirez, R 51 Jonathan Broxton, R 31 Jay Gibbons, L 54 Ronald Belisario, R 52 George Sherrill, L 26 Octavio Dotel, R			2B		2B	BB		BB		2	1	2	1	2	0	0					
27 Matt Kemp, R OBP: 0.312, SLG: 0.450	K		2B		SF8	G5-3		F8		4	0	0	1	0	2	4					
23 Casey Blake, R OBP: 0.328, SLG: 0.402	F8		1B		2B		P4	L7		5	1	2	0	0	0	1					
7 James Loney, L OBP: 0.322, SLG: 0.405	2B		1B		G3-1	14 E		L8		5	0	2	2	0	0	1					
14 Jamey Carroll, R OBP: 0.365, SLG: 0.333	K				G5-3	E5		K		4	0	0	0	0	2	2					
28 Rod Barajas, R OBP: 0.274, SLG: 0.435			IBB			F7		G5-3		2	0	0	0	1	0	2					
18 Hiroki Kuroda, R	G4-3				G1-3					3	0	0	0	0	0	3					
21 Scott Podsednik, L (8, PH)								1B		1	0	1	0	0	0	0					
Inning Stats	R: 0 E: 0 K: 2 S: 11	H: 0 LOB: 1 BB: 1 P: 19	R: 0 E: 0 K: 1 S: 12	H: 1 LOB: 2 BB: 1 P: 22	R: 1 E: 0 K: 1 S: 11	H: 3 LOB: 2 BB: 0 P: 15	R: 0 E: 0 K: 0 S: 13	H: 0 LOB: 1 BB: 0 P: 20	R: 3 E: 1 K: 0 S: 18	H: 3 LOB: 2 BB: 1 P: 31	R: 0 E: 0 K: 1 S: 7	H: 0 LOB: 0 BB: 0 P: 11	R: 0 E: 0 K: 0 S: 9	H: 1 LOB: 1 BB: 0 P: 13	R: 0 E: 0 K: 0 S: 9	H: 0 LOB: 1 BB: 1 P: 17	1B: 3 2B: 6 3B: 0 HR: 1	SF: 1 SAC: 0 DP: 0 HBP: 1	WP: 0 PB: 0 SB: 0 CS: 0	PA: 42	
PITCHER	IP	WLS	BF	H	R	ER	SO	BB	IBB	HBP	BLK	WP	HR	S	P	ERA	WHIP				
43 Randy Wolf, L ERA: 4.74	5.0	L	26	7	4	4	4	2	1	1	0	0	1	65	107	7.20	1.800				
58 Mike McClendon, R ERA: 1.13	2.0		8	2	1	1	1	0	0	0	0	0	0	9	25	4.50	1.000				
50 Kameron Loe, R ERA: 3.0	1.0		4	1	0	0	0	0	0	0	0	0	0	17	13	0.00	1.000				
51 Trevor Hoffman, R ERA: 6.37	1.0		4	0	0	0	0	1	0	0	0	0	0	9	17	0.00	1.000				

Batter	1	2	3	4	5	6	7	8	9	AB	R	H	RBI	BB	SO	LOB	BOTTOM					
23 Rickie Weeks Jr., R OBP: 0.368, SLG: 0.483	G4-3				1B			F8		4	2	2	0	0	0	0	Los Angeles Dodgers @ Milwaukee Brewers Miller Park, Milwaukee, WI Wed Aug 25 2010, 7:10 PM - 10:09 PM CDT Att: 30,545 - Partly Cloudy - 72 F					
1 Corey Hart, R OBP: 0.341, SLG: 0.536	K				2B			K		4	1	1	1	0	3	1						
8 Ryan Braun, R OBP: 0.352, SLG: 0.478	P3				2B					4	1	1	1	0	0	1						
28 Prince Fielder, L OBP: 0.404, SLG: 0.481	G3				G1-3			G5-3		4	0	1	1	0	0	1						
14 Casey McGehee, R OBP: 0.344, SLG: 0.488	G6-3				SF9			G6-3		3	0	0	1	0	0	1						
36 Lorenzo Cain, R OBP: 0.367, SLG: 0.426	1B				G6-3					3	0	1	0	0	1	0						
21 Alcides Escobar, R OBP: 0.305, SLG: 0.339	PO				1B			K		3	0	1	0	0	1	0						
16 George Kottaras, L OBP: 0.311, SLG: 0.414					G5-4-3			K		3	0	0	0	0	2	1						
43 Randy Wolf, L 2 Joba Gray, L 58 Mike McClendon, R 50 Kameron Loe, R 7 Chris Dickerson, L 51 Trevor Hoffman, R	F7							G4-3		1	0	0	0	0	0	0						
Inning Stats	R: 0 E: 0 K: 1 S: 10	H: 0 LOB: 0 BB: 0 P: 16	R: 0 E: 0 K: 0 S: 8	H: 1 LOB: 0 BB: 0 P: 14	R: 0 E: 0 K: 0 S: 7	H: 1 LOB: 0 BB: 0 P: 11	R: 3 E: 0 K: 0 S: 10	H: 3 LOB: 0 BB: 0 P: 15	R: 0 E: 0 K: 1 S: 8	H: 0 LOB: 0 BB: 0 P: 13	R: 1 E: 0 K: 1 S: 13	H: 2 LOB: 1 BB: 0 P: 20	R: 0 E: 0 K: 3 S: 11	H: 0 LOB: 0 BB: 0 P: 14	R: 0 E: 0 K: 1 S: 9	H: 0 LOB: 0 BB: 0 P: 13		R: 0 E: 0 K: 0 S: 6	H: 0 LOB: 0 BB: 0 P: 10	1B: 5 2B: 2 3B: 0 HR: 0	SF: 1 SAC: 0 DP: 1 HBP: 0	WP: 0 PB: 1 SB: 1 CS: 0
PITCHER	IP	WLS	BF	H	R	ER	SO	BB	IBB	HBP	BLK	WP	HR	S	P	ERA	WHIP					
18 Hiroki Kuroda, R ERA: 3.56	7.0	W	26	7	4	4	6	0	0	0	0	0	0	67	103	5.14	1.000					
51 Jonathan Broxton, R ERA: 3.46	1.0	H	3	0	0	0	1	0	0	0	0	0	0	9	13	0.00	0.000					
54 Ronald Belisario, R ERA: 5.23	0.1	H	1	0	0	0	0	0	0	0	0	0	0	2	2	0.00	0.000					
52 George Sherrill, L ERA: 6.37	0.1	H	1	0	0	0	0	0	0	0	0	0	0	3	6	0.00	0.000					
26 Octavio Dotel, R ERA: 4.94	0.1	S	1	0	0	0	0	0	0	0	0	0	0	1	2	0.00	0.000					

Batter	1	2	3	4	5	6	7	8	9	AB	R	H	RBI	BB	SO	LOB	TOP											
21 Scott Podsednik, L (1.7) OBP: 0.353, SLG: 0.388										5	2	3	1	0	0	1	Los Angeles Dodgers @ Milwaukee Brewers Miller Park, Milwaukee, WI Thu Aug 26 2010, 1:10 PM - 4:19 PM CDT Att: 32,333 - Sunny - 74 F											
13 Ryan Theriot, R (1.4) OBP: 0.325, SLG: 0.337										5	1	2	1	0	1	1												
16 Andre Ethier, L (1.9) 5 Reed Johnson, R (6.9) OBP: 0.328, SLG: 0.420										3	0	0	0	0	2	2												
27 Matt Kemp, R (1.8) OBP: 0.312, SLG: 0.449										4	0	1	1	1	2	2												
7 James Loney, L (1.3) OBP: 0.333, SLG: 0.402										3	1	0	0	2	2	3												
23 Casey Blake, R (1.5) OBP: 0.327, SLG: 0.408										4	1	1	2	0	1	3												
14 Jamey Carroll, R (1.6) OBP: 0.300, SLG: 0.329										4	0	0	0	0	2	0												
12 Brad Ausmus, R (1.2) OBP: 0.309, SLG: 0.260										4	1	3	0	0	1	0												
37 Carlos Monasterios, R (1.1) 54 Ronald Belisario, R (5.1) 52 George Sherrill, L (5.1) 74 Kenley Jansen, S (6.1) 31 Jay Gibbons, L (8.1) 26 Octavio Dotel, R (8.1) 36 Jeff Weaver, R (9.1) OBP: 0.280, SLG: 0.220										1	0	0	0	0	1	1												
Inning Stats	R: 1 E: 0 K: 1 S: 8	H: 2 LOB: 1 BB: 0 P: 13	R: 0 E: 0 K: 3 S: 12	H: 1 LOB: 1 BB: 0 P: 17	R: 0 E: 0 K: 0 S: 10	H: 0 LOB: 0 BB: 0 P: 15	R: 0 E: 0 K: 1 S: 9	H: 1 LOB: 0 BB: 0 P: 16	R: 1 E: 0 K: 1 S: 11	H: 2 LOB: 1 BB: 0 P: 17	R: 2 E: 0 K: 3 S: 12	H: 1 LOB: 0 BB: 1 P: 23	R: 3 E: 1 K: 2 S: 17	H: 3 LOB: 2 BB: 2 P: 32	R: 0 E: 0 K: 0 S: 11	H: 1 LOB: 1 BB: 0 P: 18		R: 0 E: 0 K: 1 S: 10	H: 0 LOB: 1 BB: 1 P: 19	1B: 9 2B: 2 HR: 1	SF: 0 SAC: 1 HBP: 0	WP: 1 PB: 0 SB: 1 CS: 0	PA: 41					
PITCHER	IP WLS BF H R ER SO BB IBB HBP BLK WP HR S P ERA WHIP	6.1 L 28 8 6 6 10 2 0 0 0 0 1 70 115 8.53 1.579	1.2 9 3 1 0 1 0 1 0 0 1 0 20 36 0.00 1.800	1.0 4 0 0 0 1 1 0 0 0 0 0 10 19 0.00 1.000	PITCHER										IP WLS BF H R ER SO BB IBB HBP BLK WP HR S P ERA WHIP													
49 Yovani Gallardo, R (1.1) ERA: 3.5											6.1	L	28	8	6	6	10	2	0	0	0	0	1	70	115	8.53	1.579	
60 Todd Coffey, R (7.1) ERA: 4.13											1.2		9	3	1	0	1	0	1	0	0	0	1	0	20	36	0.00	1.800
26 Manny Parra, L (9.1) ERA: 5.6											1.0		4	0	0	0	1	1	0	0	0	0	0	0	10	19	0.00	1.000
Batter	1	2	3	4	5	6	7	8	9	AB	R	H	RBI	BB	SO	LOB	BOTTOM											
23 Rickie Weeks Jr., R (1.4) OBP: 0.369, SLG: 0.481										2	0	0	0	0	1	2	Los Angeles Dodgers @ Milwaukee Brewers Miller Park, Milwaukee, WI Thu Aug 26 2010, 1:10 PM - 4:19 PM CDT Att: 32,333 - Sunny - 74 F											
1 Corey Hart, R (1.9) OBP: 0.341, SLG: 0.532										3	0	0	0	0	2	3												
8 Ryan Braun, R (1.7) OBP: 0.349, SLG: 0.475										4	0	0	0	0	2	4												
28 Prince Fielder, L (1.3) OBP: 0.403, SLG: 0.486										4	1	1	1	0	2	4												
14 Casey McGehee, R (1.5) OBP: 0.342, SLG: 0.484										4	0	0	0	0	2	0												
36 Lorenzo Cain, R (1.8) 60 Todd Coffey, R (7.1) 26 Manny Parra, L (9.1) 30 Craig Counsell, L (9.1) OBP: 0.311, SLG: 0.299										3	0	0	0	0	0	0												
21 Alcides Escobar, R (1.6) OBP: 0.302, SLG: 0.336										4	0	0	0	0	0	1												
20 Jonathan Lucroy, R (1.2) OBP: 0.307, SLG: 0.351										3	0	1	0	1	0	0												
49 Yovani Gallardo, R (1.1) 7 Chris Dickerson, L (7.8) OBP: 0.260, SLG: 0.319										0	0	0	0	1	0	0												
Inning Stats	R: 0 E: 0 K: 1 S: 11	H: 0 LOB: 1 BB: 0 P: 22	R: 0 E: 0 K: 1 S: 7	H: 0 LOB: 0 BB: 0 P: 11	R: 0 E: 0 K: 1 S: 10	H: 1 LOB: 1 BB: 0 P: 15	R: 1 E: 1 K: 0 S: 15	H: 1 LOB: 1 BB: 0 P: 21	R: 0 E: 0 K: 1 S: 11	H: 0 LOB: 3 BB: 1 P: 21	R: 0 E: 0 K: 1 S: 8	H: 0 LOB: 0 BB: 0 P: 12	R: 0 E: 0 K: 3 S: 10	H: 0 LOB: 1 BB: 1 P: 20	R: 0 E: 0 K: 3 S: 9	H: 0 LOB: 0 BB: 0 P: 12		R: 0 E: 0 K: 0 S: 5	H: 0 LOB: 0 BB: 0 P: 7	1B: 1 2B: 0 HR: 1	SF: 0 SAC: 1 HBP: 3	WP: 0 PB: 0 SB: 0 CS: 0	PA: 35					
PITCHER	IP WLS BF H R ER SO BB IBB HBP BLK WP HR S P ERA WHIP	4.1 W 1 0 0 0 1 0 0 0 0 0 0 3 4 0.00 0.000	0.1 W 1 0 0 0 1 0 0 0 0 0 0 3 4 0.00 0.000	0.1 H 1 0 0 0 0 0 0 0 0 0 0 3 4 0.00 0.000	2.0 H 7 0 0 0 4 1 0 0 0 0 0 18 32 0.00 0.500	1.0 3 0 0 0 3 0 0 0 0 0 0 9 12 0.00 0.000	PITCHER										IP WLS BF H R ER SO BB IBB HBP BLK WP HR S P ERA WHIP											
37 Carlos Monasterios, R (1.1) ERA: 3.84											4.1	W	1	0	0	0	1	0	0	0	0	0	0	3	4	0.00	0.000	
54 Ronald Belisario, R (5.1) ERA: 5.18											0.1	W	1	0	0	0	1	0	0	0	0	0	0	3	4	0.00	0.000	
52 George Sherrill, L (5.1) ERA: 5.3											0.1	H	1	0	0	0	0	0	0	0	0	0	0	3	4	0.00	0.000	
74 Kenley Jansen, R (6.1) ERA: 6.77											2.0	H	7	0	0	0	4	1	0	0	0	0	0	18	32	0.00	0.500	
26 Octavio Dotel, R (8.1) ERA: 3.96											1.0		3	0	0	0	3	0	0	0	0	0	0	9	12	0.00	0.000	
36 Jeff Weaver, R (9.1) ERA: 5.21											1.0		3	0	0	0	0	0	0	0	0	0	0	5	7	0.00	0.000	

Batter	1	2	3	4	5	6	7	8	9	AB	R	H	RBI	BB	SO	LOB	TOP								
21 Scott Podsednik, L (1.7) OBP: 0.352, SLG: 0.386										3	0	0	0	1	1	0									
13 Ryan Theriot, R (1.4) OBP: 0.329, SLG: 0.339										4	0	1	0	0	1	1									
16 Andre Ethier, L (1.9) OBP: 0.362, SLG: 0.513										3	0	1	0	1	0	1									
27 Matt Kemp, R (1.8) OBP: 0.311, SLG: 0.443										3	0	0	0	1	0	2									
7 James Loney, L (1.3) OBP: 0.331, SLG: 0.398										4	1	1	0	0	1	3									
23 Casey Blake, R (1.5) OBP: 0.330, SLG: 0.418										3	0	1	1	1	0	0									
14 Jamey Carroll, R (1.6) OBP: 0.380, SLG: 0.328										4	1	1	0	0	1	3									
28 Rod Barajas, R (1.2) OBP: 0.280, SLG: 0.447										4	1	2	2	0	2	0									
58 Chad Billingsley, R (1.1) OBP: 0.319, SLG: 0.414										2	0	0	0	0	1	0									
99 Matty McIntyre, R (7.9) OBP: 0.289, SLG: 0.351										1	0	0	0	0	1	1									
54 Ronald Belisario, R (7.1) OBP: 0.319, SLG: 0.351										0	0	0	0	0	0	0									
52 George Sherrill, L (7.1) OBP: 0.319, SLG: 0.351										0	0	0	0	0	0	0									
36 Jeff Weaver, R (8.1) OBP: 0.319, SLG: 0.351										0	0	0	0	0	0	0									
5 Read Johnson, R (8.9) OBP: 0.319, SLG: 0.351										1	0	0	0	0	0	0									
Inning Stats	R: 0 E: 0 K: 1 S: 8	H: 0 LOB: 0 BB: 1 P: 14	R: 1 E: 0 K: 1 S: 7	H: 2 LOB: 0 BB: 0 P: 12	R: 0 E: 0 K: 2 S: 9	H: 0 LOB: 0 BB: 0 P: 12	R: 0 E: 0 K: 0 S: 6	H: 1 LOB: 3 BB: 2 P: 19	R: 0 E: 0 K: 1 S: 7	H: 0 LOB: 1 BB: 1 P: 12	R: 0 E: 0 K: 1 S: 8	H: 0 LOB: 1 BB: 1 P: 17	R: 0 E: 0 K: 1 S: 11	H: 1 LOB: 1 BB: 0 P: 16	R: 0 E: 0 K: 1 S: 13	H: 1 LOB: 1 BB: 0 P: 21	R: 2 E: 0 K: 0 S: 11	H: 2 LOB: 0 BB: 0 P: 15	1B: 4 2B: 3 3B: 0 HR: 1	SF: 0 SAC: 0 DP: 1 HBP: 0	WP: 1 PB: 0 SB: 0 CS: 1	PA: 36			
PITCHER	IP	WLS	BF	H	R	ER	SO	BB	IBB	HBP	BLK	WP	HR	S	P	ERA	WHIP								
45 Jhoulys Chacin, R (1.1) ERA: 3.79	7.0	W	27	4	1	1	7	3	1	0	0	1	0	56	102	1.29	1.000								
97 Joe Beimel, L (8.1) ERA: 2.45	0.2		3	1	0	0	1	0	0	0	0	0	0	10	16	0.00	1.500								
63 Rafael Betancourt, R (8.1) ERA: 4.18	0.1		1	0	0	0	0	0	0	0	0	0	0	3	5	0.00	0.000								
16 Huston Street, R (9.1) ERA: 4.6	1.0		5	2	2	2	0	0	0	0	0	0	1	11	15	18.00	2.000								

Los Angeles Dodgers @ Colorado Rockies
Coors Field, Denver, CO
Sat Aug 28 2010, 6:11 PM - 9:05 PM MDT
Att: 45,322 - Cloudy - 91 F

AB	32
R	3
H	7
RBI	3
BB	4
SO	8
LOB	11



Batter	1	2	3	4	5	6	7	8	9	AB	R	H	RBI	BB	SO	LOB	BOTTOM								
1 Eric Young Jr., S (1.4) OBP: 0.326, SLG: 0.314										4	1	0	0	1	0	3									
16 Huston Street, R (9.1) OBP: 0.326, SLG: 0.314										0	0	0	0	0	0	0									
24 Dexter Fowler, S (1.8) OBP: 0.351, SLG: 0.399										4	0	1	0	0	0	2									
5 Carlos González, L (1.7) OBP: 0.358, SLG: 0.581										3	2	2	2	1	0	1									
2 Troy Tulowitzki, R (1.6) OBP: 0.387, SLG: 0.506										3	1	1	1	0	0	3									
17 Todd Helton, L (1.3) OBP: 0.351, SLG: 0.368										3	1	1	1	1	1	1									
7 Seth Smith, L (1.9) OBP: 0.318, SLG: 0.495										4	0	0	0	0	0	2									
6 Melvin Mora, R (1.5) OBP: 0.366, SLG: 0.381										1	0	1	1	2	0	0									
21 Miguel Olivo, R (1.2) OBP: 0.322, SLG: 0.461										4	0	0	0	0	0	5									
45 Jhoulys Chacin, R (1.1) ERA: 3.79	6.0	L	26	5	3	3	0	4	1	0	0	0	0	55	95	4.50	1.500								
19 Ryan Socolof, R (7.9) OBP: 0.347, SLG: 0.446	0.2		5	1	2	2	0	0	0	2	0	0	1	7	10	27.00	1.500								
97 Joe Beimel, L (8.1) ERA: 5.53	0.2		2	0	0	0	1	0	0	0	0	0	0	4	5	0.00	0.000								
52 George Sherrill, L (7.1) ERA: 4.18	0.2		2	0	0	0	1	0	0	0	0	0	0	4	5	0.00	0.000								
36 Jeff Weaver, R (8.1) ERA: 5.12	0.2		4	0	0	0	0	1	0	1	0	0	0	12	18	0.00	1.500								
Inning Stats	R: 0 E: 0 K: 0 S: 8	H: 1 LOB: 1 BB: 0 P: 12	R: 0 E: 0 K: 0 S: 7	H: 0 LOB: 1 BB: 1 P: 12	R: 0 E: 0 K: 0 S: 7	H: 0 LOB: 0 BB: 0 P: 12	R: 2 E: 0 K: 0 S: 14	H: 3 LOB: 1 BB: 1 P: 24	R: 0 E: 0 K: 0 S: 10	H: 0 LOB: 2 BB: 2 P: 19	R: 1 E: 0 K: 0 S: 9	H: 1 LOB: 0 BB: 1 P: 16	R: 2 E: 0 K: 1 S: 10	H: 1 LOB: 1 BB: 0 P: 14	R: 0 E: 0 K: 0 S: 13	H: 0 LOB: 2 BB: 1 P: 19	1B: 2 2B: 3 3B: 1 HR: 2	SF: 0 SAC: 0 DP: 2 HBP: 3	WP: 0 PB: 0 SB: 1 CS: 0	PA: 37					
PITCHER	IP	WLS	BF	H	R	ER	SO	BB	IBB	HBP	BLK	WP	HR	S	P	ERA	WHIP								
58 Chad Billingsley, R (1.1) ERA: 3.73	6.0	L	26	5	3	3	0	4	1	0	0	0	0	55	95	4.50	1.500								
54 Ronald Belisario, R (7.1) ERA: 5.53	0.2		5	1	2	2	0	0	0	2	0	0	1	7	10	27.00	1.500								
52 George Sherrill, L (7.1) ERA: 4.18	0.2		2	0	0	0	1	0	0	0	0	0	0	4	5	0.00	0.000								
36 Jeff Weaver, R (8.1) ERA: 5.12	0.2		4	0	0	0	0	1	0	1	0	0	0	12	18	0.00	1.500								

Los Angeles Dodgers @ Colorado Rockies
Coors Field, Denver, CO
Sat Aug 28 2010, 6:11 PM - 9:05 PM MDT
Att: 45,322 - Cloudy - 91 F

AB	28
R	5
H	6
RBI	5
BB	6
SO	1
LOB	17



Batter	1	2	3	4	5	6	7	8	9	AB	R	H	RBI	BB	SO	LOB	TOP					
11 Jimmy Rollins, S OBP: 0.327, SLG: 0.374	F7			F8		K			G5-3	4	0	0	0	0	1	1						
26 Chase Utley, L OBP: 0.373, SLG: 0.428	K			F7			F7		F9	4	0	0	0	0	1	0						
27 Placido Polanco, R OBP: 0.340, SLG: 0.404	K			K			L9		L3	4	0	0	0	0	2	0						
6 Ryan Howard, L OBP: 0.339, SLG: 0.494		L6			P5					3	0	0	0	0	0	0						
28 Jayson Werth, R OBP: 0.390, SLG: 0.517				G6-3					BB	1	0	0	0	1	0	0						
29 Raul Ibanez, L OBP: 0.344, SLG: 0.420		G3-6-3			F7				FC6-4	3	0	0	0	0	0	2						
8 Shane Victorino, S OBP: 0.313, SLG: 0.429				G1-3		F8			FC6-4	3	0	1	0	0	0	0						
51 Carlos Ruiz, R OBP: 0.385, SLG: 0.426				G5-3					K	2	0	0	0	1	1	2						
34 Roy Halladay, R OBP: 0.156, SLG: 0.145				K					FC6-4	2	0	0	0	0	0	0						
9 Dornic Brown, L OBP: 0.226, SLG: 0.388										0	0	0	0	0	0	0						
5 Mike Sweeney, R OBP: 0.318, SLG: 0.430										1	0	0	0	0	0	0						
57 David Herndon, R OBP: 0.318, SLG: 0.430										0	0	0	0	0	0	0						
16 J.C. Romero, S OBP: 0.318, SLG: 0.430										0	0	0	0	0	0	0						
Inning Stats	R: 0 E: 0 K: 2 S: 10	H: 0 LOB: 0 BB: 0 P: 16	R: 0 E: 0 K: 0 S: 8	H: 0 LOB: 0 BB: 0 P: 13	R: 0 E: 0 K: 1 S: 9	H: 0 LOB: 0 BB: 0 P: 13	R: 0 E: 0 K: 1 S: 6	H: 0 LOB: 0 BB: 0 P: 8	R: 0 E: 0 K: 0 S: 4	H: 0 LOB: 1 BB: 1 P: 9	R: 0 E: 0 K: 2 S: 12	H: 0 LOB: 0 BB: 0 P: 17	R: 0 E: 0 K: 0 S: 4	H: 0 LOB: 0 BB: 0 P: 7	R: 0 E: 0 K: 1 S: 13	H: 1 LOB: 2 BB: 1 P: 20	R: 0 E: 0 K: 0 S: 7	H: 0 LOB: 0 BB: 0 P: 12	1B: 1 2B: 0 3B: 0 HR: 0	SF: 0 SAC: 0 DP: 1 HBP: 1	WP: 0 PB: 0 SB: 0 CS: 0	PA: 30
PITCHER	IP: 7.2 WLS: W BF: 26	H: 1 R: 0 ER: 0 SO: 7	BB: 2 IBB: 0 HBP: 1 BLK: 0	WP: 0 HR: 0 S: 65 P: 102	ERA: 0.00 WHIP: 0.391	IP: 1.1 WLS: S BF: 4	H: 0 R: 0 ER: 0 SO: 0	BB: 0 IBB: 0 HBP: 0 BLK: 0	WP: 0 HR: 0 S: 8 P: 13	ERA: 0.00 WHIP: 0.000	PITCHER											

Philadelphia Phillies @ Los Angeles Dodgers
Dodger Stadium, Los Angeles, CA
Mon Aug 30 20:10, 7:12 PM - 9:38 PM PDT
Att: 44,896 - Clear - 68 F

AB	27
R	0
H	1
RBI	0
BB	2
SO	7
LOB	8



Batter	1	2	3	4	5	6	7	8	9	AB	R	H	RBI	BB	SO	LOB	BOTTOM			
21 Scott Podsednik, L OBP: 0.352, SLG: 0.385	G1-3		B1-3		K		G6-4-3			4	0	0	0	0	1	1				
13 Ryan Theriot, R OBP: 0.333, SLG: 0.340			G1-3					G6-3		3	1	1	0	1	0	0				
16 Andre Ethier, L OBP: 0.362, SLG: 0.512										4	0	3	0	0	0	1				
27 Matt Kemp, R OBP: 0.313, SLG: 0.444			G5-3							4	0	0	0	0	3	4				
7 James Loney, L OBP: 0.329, SLG: 0.396				G4-3		P3				4	0	1	1	0	0	1				
23 Casey Blake, R OBP: 0.331, SLG: 0.422				F8						3	1	2	0	0	0	0				
14 Jamey Carroll, R OBP: 0.383, SLG: 0.533										3	0	2	0	0	1	1				
28 Rod Barajas, R OBP: 0.281, SLG: 0.457										3	1	1	1	0	0	1				
18 Hiroki Kuroda, R OBP: 0.063, SLG: 0.022										3	0	1	0	0	0	0				
56 Hung-Chih Kuo, L ERA: 4.53										0	0	0	0	0	0	0				
Inning Stats	R: 1 E: 0 K: 1 S: 14	H: 2 LOB: 2 BB: 1 P: 22	R: 1 E: 0 K: 0 S: 10	H: 2 LOB: 0 BB: 0 P: 14	R: 0 E: 0 K: 0 S: 13	H: 1 LOB: 1 BB: 0 P: 14	R: 0 E: 0 K: 0 S: 9	H: 1 LOB: 0 BB: 0 P: 12	R: 1 E: 0 K: 1 S: 9	H: 2 LOB: 1 BB: 0 P: 15	R: 0 E: 0 K: 2 S: 11	H: 1 LOB: 1 BB: 0 P: 16	R: 0 E: 0 K: 0 S: 8	H: 1 LOB: 0 BB: 0 P: 10	R: 0 E: 0 K: 1 S: 12	H: 1 LOB: 1 BB: 0 P: 20	1B: 8 2B: 2 3B: 0 HR: 1	SF: 0 SAC: 0 DP: 2 HBP: 0	WP: 0 PB: 0 SB: 0 CS: 1	PA: 33
PITCHER	IP: 7.0 WLS: L BF: 28	H: 10 R: 3 ER: 3 SO: 4	BB: 1 IBB: 0 HBP: 0 BLK: 0	WP: 0 HR: 1 S: 74 P: 103	ERA: 3.86 WHIP: 1.571	IP: 0.1 WLS: 1 BF: 1	H: 0 R: 0 ER: 0 SO: 0	BB: 0 IBB: 0 HBP: 0 BLK: 0	WP: 0 HR: 0 S: 3 P: 6	ERA: 0.00 WHIP: 0.000	PITCHER									

Philadelphia Phillies @ Los Angeles Dodgers
Dodger Stadium, Los Angeles, CA
Mon Aug 30 20:10, 7:12 PM - 9:38 PM PDT
Att: 44,896 - Clear - 68 F

AB	31
R	3
H	11
RBI	2
BB	1
SO	5
LOB	9



Batter	1	2	3	4	5	6	7	8	9	AB	R	H	RBI	BB	SO	LOB	TOP							
11 Jimmy Rollins, S OBP: 0.322, SLG: 0.368	F8	K	G3	G3	F9	F9	G3	G3		5	0	0	0	0	1	1								
27 Placido Polanco, R OBP: 0.342, SLG: 0.404	26 HBP 1B		26 HR 6 HR 1B	G5-3	L5	L5	K	K		5	1	2	0	0	1	1								
26 Chase Utley, L OBP: 0.376, SLG: 0.429	6 G4-6-3 HBP		6 HR 1B	L6	L6	F7	F7	G6-3		4	1	2	0	0	0	0								
6 Ryan Howard, L OBP: 0.304, SLG: 0.499	G4-6-3		1-H 3-H HR	HR	E4 28 FC4-6	29 G4-3 51 BB	29 G4-3 51 BB	K		4	2	1	3	1	1	3								
28 Jayson Werth, R OBP: 0.392, SLG: 0.518		29 HR 23 HR 2B	F9	F9	FC4-6 8 S 29 G4-3	51 BB	29 G4-3 51 BB	G6-3		3	2	1	0	2	0	1								
29 Raul Ibanez, L OBP: 0.342, SLG: 0.420	F8	F8	G6-3	G6-3	G4-3	G4-3	G4-3	G6-3		5	0	1	0	0	0	5								
8 Shane Victorino, S OBP: 0.313, SLG: 0.426		23 HR BB	G6-3	G6-3	K	K	51 BB IBB	G6-3		3	1	0	0	2	1	3								
23 Brian Schneider, L OBP: 0.319, SLG: 0.379		1-H 3-H HR	IBB	IBB	SH2-4 BB	SH2-4 BB	1B	IBB		1	1	1	3	2	0	0								
51 Carlos Ruiz, R OBP: 0.388, SLG: 0.428		1-H 3-H HR	IBB	IBB	SH2-4 BB	SH2-4 BB	1B	IBB		1	0	1	2	1	0	0								
38 Kyle Kendrick, R OBP: 0.135, SLG: 0.140	F9	F9	G4-3	G4-3	SH2-4	SH2-4	K	P4		2	0	0	0	0	0	2								
37 Chad Durbin, R OBP: 0.222, SLG: 0.266										0	0	0	0	0	0	0								
9 Dominic Brown, L OBP: 0.222, SLG: 0.266										0	0	0	0	0	1	2								
16 J.C. Romero, S OBP: 0.222, SLG: 0.266										0	0	0	0	0	0	0								
46 Ryan Madson, L OBP: 0.222, SLG: 0.266										0	0	0	0	0	0	0								
5 Mike Sweeney, R OBP: 0.222, SLG: 0.266										1	0	0	0	0	0	2								
54 Brad Lidge, R OBP: 0.222, SLG: 0.266										0	0	0	0	0	0	0								
Inning Stats	R: 0 E: 0 K: 0 S: 6	H: 1 LOB: 1 BB: 0 P: 9	R: 3 E: 0 K: 1 S: 12	H: 2 LOB: 0 BB: 1 P: 23	R: 3 E: 0 K: 0 S: 14	H: 4 LOB: 2 BB: 1 P: 27	R: 0 E: 0 K: 0 S: 8	H: 0 LOB: 0 BB: 0 P: 11	R: 0 E: 0 K: 1 S: 8	H: 0 LOB: 1 BB: 0 P: 11	R: 0 E: 0 K: 0 S: 9	H: 0 LOB: 1 BB: 1 P: 13	R: 2 E: 0 K: 1 S: 12	H: 1 LOB: 2 BB: 3 P: 29	R: 0 E: 0 K: 2 S: 14	H: 1 LOB: 1 BB: 0 P: 19	R: 0 E: 0 K: 0 S: 13	H: 0 LOB: 2 BB: 2 P: 28	1B: 5 2B: 2 3B: 0 HR: 2	SF: 0 SAC: 1 DP: 1 HBP: 1	WP: 0 PB: 0 SB: 2 CS: 0	PA: 45		
PITCHER	IP WLS BF H R ER SO BB IBB HBP BLK WP HR S P ERA WHIP	IP WLS BF H R ER SO BB IBB HBP BLK WP HR S P ERA WHIP	IP WLS BF H R ER SO BB IBB HBP BLK WP HR S P ERA WHIP	IP WLS BF H R ER SO BB IBB HBP BLK WP HR S P ERA WHIP	IP WLS BF H R ER SO BB IBB HBP BLK WP HR S P ERA WHIP	IP WLS BF H R ER SO BB IBB HBP BLK WP HR S P ERA WHIP	IP WLS BF H R ER SO BB IBB HBP BLK WP HR S P ERA WHIP	IP WLS BF H R ER SO BB IBB HBP BLK WP HR S P ERA WHIP	IP WLS BF H R ER SO BB IBB HBP BLK WP HR S P ERA WHIP	IP WLS BF H R ER SO BB IBB HBP BLK WP HR S P ERA WHIP	IP WLS BF H R ER SO BB IBB HBP BLK WP HR S P ERA WHIP	IP WLS BF H R ER SO BB IBB HBP BLK WP HR S P ERA WHIP	IP WLS BF H R ER SO BB IBB HBP BLK WP HR S P ERA WHIP	IP WLS BF H R ER SO BB IBB HBP BLK WP HR S P ERA WHIP	IP WLS BF H R ER SO BB IBB HBP BLK WP HR S P ERA WHIP	IP WLS BF H R ER SO BB IBB HBP BLK WP HR S P ERA WHIP	IP WLS BF H R ER SO BB IBB HBP BLK WP HR S P ERA WHIP	IP WLS BF H R ER SO BB IBB HBP BLK WP HR S P ERA WHIP	IP WLS BF H R ER SO BB IBB HBP BLK WP HR S P ERA WHIP	IP WLS BF H R ER SO BB IBB HBP BLK WP HR S P ERA WHIP	IP WLS BF H R ER SO BB IBB HBP BLK WP HR S P ERA WHIP	IP WLS BF H R ER SO BB IBB HBP BLK WP HR S P ERA WHIP	IP WLS BF H R ER SO BB IBB HBP BLK WP HR S P ERA WHIP	IP WLS BF H R ER SO BB IBB HBP BLK WP HR S P ERA WHIP

Philadelphia Phillies @ Los Angeles Dodgers
Dodger Stadium, Los Angeles, CA
Tue Aug 31 2010, 7:11 PM - 10:24 PM PDT
Att. 45,164 - Clear - 74 F

AB	35
R	8
H	9
RBI	8
BB	8
SO	5
LOB	20



Batter	1	2	3	4	5	6	7	8	9	AB	R	H	RBI	BB	SO	LOB	BOTTOM							
21 Scott Podsednik, L OBP: 0.351, SLG: 0.386	27 HR 7 BB 2B		F9	F9	FC4-6 14 G6-3	G4-3	G4-3	G4-3		4	1	1	0	0	0	2								
14 Jamey Carroll, R OBP: 0.384, SLG: 0.333	7 BB 27 HR HBP		16 G1-3 1B	G6-3	G6-3	G6-3	G6-3	G6-3		3	0	1	1	0	0	1								
16 Andre Ethier, L OBP: 0.359, SLG: 0.507	P6		G1-3	F8	F8	F8	G3	G3		4	0	0	0	0	0	4								
27 Matt Kemp, R OBP: 0.314, SLG: 0.445	7 BB 1B		G5-3	G5-3	G5-3	7 HR 1B	F7	F7		4	1	2	0	0	0	1								
7 James Loney, L OBP: 0.330, SLG: 0.402	23 G4-3 BB		G4-3	G4-3	G4-3	HR	K	K		3	1	1	3	1	1	0								
23 Casey Blake, R OBP: 0.328, SLG: 0.418	G4-3		G6-3	G6-3	F7	F7	L1	L1		4	0	0	0	0	0	3								
3 Ronnie Belliard, R OBP: 0.303, SLG: 0.338	F9		F9	P2	P2	2B	G6-3	G6-3		4	0	1	0	0	0	0								
28 Rod Barajas, R OBP: 0.280, SLG: 0.454	L7		L7	L7	21 FC4-6 14 G6-3 74 HR 1B	F7	F7	F9		4	1	1	0	0	0	1								
37 Carlos Monasterios, R OBP: 0.222, SLG: 0.266	F9		F9	F9	F9	F9	F9	F9		1	0	0	0	0	0	0								
38 Ramon Troncoso, R OBP: 0.222, SLG: 0.266	F9		F9	F9	F9	F9	F9	F9		0	0	0	0	0	0	0								
36 Jeff Weaver, R OBP: 0.222, SLG: 0.266	F9		F9	F9	F9	F9	F9	F9		0	0	0	0	0	0	0								
52 George Sherrill, L OBP: 0.222, SLG: 0.266	F9		F9	F9	F9	F9	F9	F9		0	0	0	0	0	0	0								
51 Jonathan Broxton, R OBP: 0.222, SLG: 0.266	F9		F9	F9	F9	F9	F9	F9		0	0	0	0	0	0	0								
Inning Stats	R: 1 E: 0 K: 0 S: 13	H: 2 LOB: 2 BB: 1 P: 22	R: 0 E: 0 K: 0 S: 6	H: 0 LOB: 0 BB: 0 P: 10	R: 0 E: 0 K: 0 S: 9	H: 1 LOB: 1 BB: 0 P: 12	R: 0 E: 0 K: 0 S: 7	H: 0 LOB: 0 BB: 0 P: 12	R: 1 E: 0 K: 0 S: 12	H: 2 LOB: 1 BB: 0 P: 21	R: 2 E: 0 K: 0 S: 16	H: 3 LOB: 1 BB: 0 P: 27	R: 0 E: 0 K: 1 S: 10	H: 0 LOB: 0 BB: 0 P: 16	R: 0 E: 0 K: 1 S: 7	H: 0 LOB: 0 BB: 0 P: 9	R: 0 E: 0 K: 0 S: 14	H: 0 LOB: 0 BB: 0 P: 21	1B: 5 2B: 2 3B: 0 HR: 1	SF: 0 SAC: 0 DP: 1 HBP: 1	WP: 0 PB: 0 SB: 0 CS: 0	PA: 36		
PITCHER	IP WLS BF H R ER SO BB IBB HBP BLK WP HR S P ERA WHIP	IP WLS BF H R ER SO BB IBB HBP BLK WP HR S P ERA WHIP	IP WLS BF H R ER SO BB IBB HBP BLK WP HR S P ERA WHIP	IP WLS BF H R ER SO BB IBB HBP BLK WP HR S P ERA WHIP	IP WLS BF H R ER SO BB IBB HBP BLK WP HR S P ERA WHIP	IP WLS BF H R ER SO BB IBB HBP BLK WP HR S P ERA WHIP	IP WLS BF H R ER SO BB IBB HBP BLK WP HR S P ERA WHIP	IP WLS BF H R ER SO BB IBB HBP BLK WP HR S P ERA WHIP	IP WLS BF H R ER SO BB IBB HBP BLK WP HR S P ERA WHIP	IP WLS BF H R ER SO BB IBB HBP BLK WP HR S P ERA WHIP	IP WLS BF H R ER SO BB IBB HBP BLK WP HR S P ERA WHIP	IP WLS BF H R ER SO BB IBB HBP BLK WP HR S P ERA WHIP	IP WLS BF H R ER SO BB IBB HBP BLK WP HR S P ERA WHIP	IP WLS BF H R ER SO BB IBB HBP BLK WP HR S P ERA WHIP	IP WLS BF H R ER SO BB IBB HBP BLK WP HR S P ERA WHIP	IP WLS BF H R ER SO BB IBB HBP BLK WP HR S P ERA WHIP	IP WLS BF H R ER SO BB IBB HBP BLK WP HR S P ERA WHIP	IP WLS BF H R ER SO BB IBB HBP BLK WP HR S P ERA WHIP	IP WLS BF H R ER SO BB IBB HBP BLK WP HR S P ERA WHIP	IP WLS BF H R ER SO BB IBB HBP BLK WP HR S P ERA WHIP	IP WLS BF H R ER SO BB IBB HBP BLK WP HR S P ERA WHIP	IP WLS BF H R ER SO BB IBB HBP BLK WP HR S P ERA WHIP	IP WLS BF H R ER SO BB IBB HBP BLK WP HR S P ERA WHIP	IP WLS BF H R ER SO BB IBB HBP BLK WP HR S P ERA WHIP

Philadelphia Phillies @ Los Angeles Dodgers
Dodger Stadium, Los Angeles, CA
Tue Aug 31 2010, 7:11 PM - 10:24 PM PDT
Att. 45,164 - Clear - 74 F

AB	34
R	4
H	8
RBI	4
BB	1
SO	1
LOB	13



Batter	1	2	3	4	5	6	7	8	9	AB	R	H	RBI	BB	SO	LOB	TOP										
56 Andres Torres, S OBP: 0.359, SLG: 0.493										4	0	0	0	0	2	0	San Francisco Giants @ Los Angeles Dodgers Dodger Stadium, Los Angeles, CA Fri Sep 03 2010, 7:12 PM - 9:35 PM PDT Att. 43,046 - Clear - 76 F										
21 Freddy Sanchez, R OBP: 0.340, SLG: 0.366										4	1	0	0	0	0	0											
17 Aubrey Huff, L OBP: 0.384, SLG: 0.510										4	1	1	0	0	1	0											
9 Pat Burrell, R OBP: 0.346, SLG: 0.448										2	0	0	0	2	0	2											
6 Jose Guillen, R OBP: 0.320, SLG: 0.426										4	0	0	0	0	1	4											
28 Buster Posey, R OBP: 0.374, SLG: 0.502										3	0	1	2	0	1	1											
48 Pablo Sandoval, S OBP: 0.326, SLG: 0.416										3	0	0	0	0	1	2											
5 Juan Uribe, R OBP: 0.310, SLG: 0.424										3	0	0	0	0	0	0											
75 Barry Zito, L ERA: 3.84										1	0	0	0	0	0	0											
12 Nate Schierholz, L ERA: 3.88										1	0	0	0	0	0	0											
47 Chris Ray, R ERA: 2.4										0	0	0	0	0	0	0											
46 Santiago Casilla, R ERA: 2.4										0	0	0	0	0	0	0											
35 Travis Ishikawa, L ERA: 4.4										1	0	0	0	0	0	0											
41 Jeremy Affeldt, L ERA: 4.4										0	0	0	0	0	0	0											
Inning Stats	R: 0 E: 0 K: 1 S: 8	H: 0 LOB: 0 BB: 0 P: 11	R: 0 E: 0 K: 1 S: 10	H: 0 LOB: 1 BB: 1 P: 16	R: 0 E: 0 K: 0 S: 10	H: 0 LOB: 0 BB: 0 P: 16	R: 2 E: 1 K: 1 S: 13	H: 2 LOB: 1 BB: 0 P: 17	R: 0 E: 0 K: 2 S: 10	H: 0 LOB: 0 BB: 0 P: 14	R: 0 E: 0 K: 2 S: 9	H: 0 LOB: 1 BB: 1 P: 19	R: 0 E: 0 K: 0 S: 6	H: 0 LOB: 0 BB: 0 P: 9	R: 0 E: 0 K: 0 S: 9	H: 0 LOB: 0 BB: 0 P: 14	R: 0 E: 0 K: 0 S: 10	H: 0 LOB: 0 BB: 0 P: 13	1B: 2 2B: 0 3B: 0 HR: 0	SF: 0 SAC: 0 DP: 0 HBP: 0	WP: 0 PB: 0 SB: 0 CS: 0	PA: 32					
PITCHER	IP	WLS	BF	H	R	ER	SO	BB	IBB	HBP	BLK	WP	HR	S	P	ERA	WHIP										
58 Chad Billingsley, R ERA: 3.84	8.0	W	29	2	2	0	7	2	0	0	0	0	0	75	116	0.00	0.500										
56 Hung-Chih Kuo, L ERA: 1.43	1.0	S	3	0	0	0	0	0	0	0	0	0	0	10	13	0.00	0.000										

AB	30
R	2
H	2
RBI	2
BB	2
SO	7
LOB	9



Batter	1	2	3	4	5	6	7	8	9	AB	R	H	RBI	BB	SO	LOB	BOTTOM										
15 Rafael Furcal, S OBP: 0.379, SLG: 0.489										4	0	1	0	0	1	2	San Francisco Giants @ Los Angeles Dodgers Dodger Stadium, Los Angeles, CA Fri Sep 03 2010, 7:12 PM - 9:35 PM PDT Att. 43,046 - Clear - 76 F										
13 Ryan Theriot, R OBP: 0.334, SLG: 0.339										4	0	1	0	0	1	2											
16 Andre Ethier, L OBP: 0.355, SLG: 0.499										3	0	0	0	1	1	0											
27 Matt Kemp, R OBP: 0.313, SLG: 0.441										3	1	1	0	1	0	2											
23 Casey Blake, R OBP: 0.333, SLG: 0.419										3	2	2	0	1	0	0											
3 Ronnie Belliard, R OBP: 0.297, SLG: 0.329										1	0	0	0	0	1	1											
7 James Loney, L OBP: 0.334, SLG: 0.402										2	0	0	0	0	1	2											
5 Reed Johnson, R OBP: 0.316, SLG: 0.403										4	0	0	0	0	1	5											
28 Rod Barajas, R OBP: 0.287, SLG: 0.462										1	1	1	2	1	0	0											
58 Chad Billingsley, R OBP: 0.200, SLG: 0.157										3	0	1	2	0	1	1											
56 Hung-Chih Kuo, L ERA: 1.43										0	0	0	0	0	0	0											
Inning Stats	R: 0 E: 0 K: 0 S: 7	H: 1 LOB: 1 BB: 1 P: 11	R: 2 E: 0 K: 3 S: 14	H: 2 LOB: 0 BB: 0 P: 19	R: 0 E: 0 K: 2 S: 8	H: 0 LOB: 0 BB: 0 P: 13	R: 2 E: 0 K: 0 S: 14	H: 1 LOB: 2 BB: 3 P: 29	R: 0 E: 0 K: 1 S: 8	H: 0 LOB: 0 BB: 0 P: 9	R: 0 E: 0 K: 0 S: 6	H: 0 LOB: 0 BB: 0 P: 11	R: 0 E: 0 K: 0 S: 5	H: 1 LOB: 1 BB: 0 P: 10	R: 0 E: 0 K: 1 S: 12	H: 2 LOB: 2 BB: 0 P: 15	1B: 6 2B: 0 3B: 0 HR: 1	SF: 0 SAC: 1 DP: 2 HBP: 1	WP: 0 PB: 0 SB: 0 CS: 0	PA: 34							
PITCHER	IP	WLS	BF	H	R	ER	SO	BB	IBB	HBP	BLK	WP	HR	S	P	ERA	WHIP										
75 Barry Zito, L ERA: 4.18	4.0	L	19	4	4	4	5	3	1	0	0	0	0	43	72	9.00	1.750										
47 Chris Ray, R ERA: 3.88	2.0		6	0	0	0	1	0	0	0	0	0	0	14	20	0.00	0.000										
46 Santiago Casilla, R ERA: 2.4	1.0		4	1	0	0	0	0	0	1	0	0	0	5	10	0.00	1.000										
41 Jeremy Affeldt, L ERA: 4.4	1.0		5	2	0	0	1	0	0	0	0	0	0	12	15	0.00	2.000										

AB	28
R	4
H	7
RBI	4
BB	4
SO	7
LOB	15



Batter	1	2	3	4	5	6	7	8	9	AB	R	H	RBI	BB	SO	LOB	TOP		
33 Aaron Rowand, R OBP: 0.290, SLG: 0.383 48 Pablo Sandoval, S OBP: 0.325, SLG: 0.416										4	0	1	0	0	0	0			
21 Freddy Sanchez, R OBP: 0.340, SLG: 0.384 34 Darren Ford, R OBP: 0.359, SLG: 0.493										2	0	0	0	1	0	0			
17 Aubrey Huff, L OBP: 0.383, SLG: 0.506										3	0	0	0	1	0	1			
28 Buster Posey, R OBP: 0.373, SLG: 0.508										4	1	1	1	0	0	3			
6 Jose Guillen, R OBP: 0.318, SLG: 0.423 38 Brian Wilson, R										4	0	0	0	0	4	2			
13 Cody Ross, R OBP: 0.317, SLG: 0.400										3	1	1	0	1	1	0			
5 Juan Uribe, R OBP: 0.309, SLG: 0.429										4	1	1	2	0	1	1			
16 Edgar Renteria, R OBP: 0.340, SLG: 0.376										4	1	1	1	0	1	1			
18 Matt Cain, R OBP: 0.125, SLG: 0.127 9 Pat Burrell, R OBP: 0.346, SLG: 0.462										2	0	0	0	0	1	1			
12 Nate Schierholz, L OBP: 0.319, SLG: 0.369										0	0	0	0	0	0	0			
Inning Stats	R: 0 E: 0 K: 1 S: 13	H: 1 LOB: 2 BB: 1 P: 20	R: 0 E: 0 K: 0 S: 8	H: 0 LOB: 1 BB: 1 P: 15	R: 0 E: 0 K: 0 S: 8	H: 0 LOB: 0 BB: 0 P: 11	R: 0 E: 0 K: 2 S: 8	H: 0 LOB: 0 BB: 0 P: 12	R: 0 E: 0 K: 0 S: 7	H: 0 LOB: 0 BB: 0 P: 10	R: 1 E: 0 K: 2 S: 9	H: 1 LOB: 0 BB: 0 P: 12	R: 2 E: 0 K: 0 S: 15	H: 2 LOB: 2 BB: 1 P: 26	R: 2 E: 0 K: 2 S: 15	H: 3 LOB: 1 BB: 0 P: 22	1B: 2 2B: 1 3B: 0 HR: 4	SF: 0 SAC: 1 DP: 0 HBP: 0	WP: 0 PA: 37 PB: 0 SB: 1 CS: 0
PITCHER	IP: 7.0 WLS: 0.1 BF: 26 ERA: 3.55	WLS: H BF: 3 ERA: 4.3	H: 1 R: 1 ER: 1 SO: 1	R: 1 ER: 0 SO: 0	BB: 1 IBB: 0 HBP: 0 BLK: 0	WP: 0 HR: 1 S: 10	P: 93 ERA: 27.00 WHIP: 6.000	IP: 7.0 WLS: 0.2 BF: 26 ERA: 1.41	WLS: H BF: 2 ERA: 1.41	H: 0 R: 0 ER: 0 SO: 0	BB: 0 IBB: 0 HBP: 0 BLK: 0	WP: 0 HR: 4 S: 22	P: 18.00 ERA: 3.000	IP: 7.0 WLS: 0.1 BF: 26 ERA: 3.55	WLS: H BF: 3 ERA: 4.3	H: 1 R: 1 ER: 1 SO: 1	R: 1 ER: 0 SO: 0	BB: 1 IBB: 0 HBP: 0 BLK: 0	WP: 0 PA: 37 PB: 0 SB: 1 CS: 0

San Francisco Giants @ Los Angeles Dodgers
 Dodger Stadium, Los Angeles, CA
 Sat Sep 04 2010, 7:11 PM - 9:55 PM PDT
 Att. 48,220 - Clear - 79 F

AB 33
 R 5
 H 7
 RBI 5
 BB 3
 SO 9
 LOB 10



Batter	1	2	3	4	5	6	7	8	9	AB	R	H	RBI	BB	SO	LOB	BOTTOM	
21 Scott Podsednik, L OBP: 0.346, SLG: 0.379										4	0	0	0	0	1	0		
15 Rafael Furcal, S OBP: 0.377, SLG: 0.484										3	1	0	0	1	0	0		
16 Andre Ethier, L OBP: 0.354, SLG: 0.497										4	0	1	0	0	0	1		
7 James Loney, L OBP: 0.335, SLG: 0.404										4	1	2	0	0	0	1		
23 Casey Blake, R OBP: 0.337, SLG: 0.425										4	1	3	1	0	1	0		
31 Jay Gibbons, L OBP: 0.406, SLG: 0.655 27 Matt Kemp, R OBP: 0.313, SLG: 0.440										3	1	1	3	0	1	1		
14 Jamey Carroll, R OBP: 0.384, SLG: 0.534										4	0	2	0	0	0	1		
28 Rod Barajas, R OBP: 0.283, SLG: 0.455										4	0	0	0	0	0	3		
29 Ted Lilly, L OBP: 0.102, SLG: 0.043 26 Octavio Dotel, R ERA: 2.39 56 Hung-Chih Kuo, L ERA: 1.41 51 Jonathan Broxton, R ERA: 3.7 5 Reed Johnson, R OBP: 0.314, SLG: 0.400										3	0	0	0	0	3	1		
Inning Stats	R: 0 E: 0 K: 0 S: 11	H: 1 LOB: 1 BB: 0 P: 14	R: 0 E: 0 K: 1 S: 9	H: 0 LOB: 0 BB: 0 P: 13	R: 0 E: 0 K: 1 S: 19	H: 4 LOB: 1 BB: 1 P: 27	R: 0 E: 0 K: 0 S: 4	H: 2 LOB: 1 BB: 0 P: 12	R: 0 E: 0 K: 2 S: 10	H: 0 LOB: 0 BB: 0 P: 14	R: 0 E: 0 K: 0 S: 6	H: 0 LOB: 0 BB: 0 P: 9	R: 0 E: 0 K: 0 S: 9	H: 2 LOB: 2 BB: 0 P: 13	1B: 6 2B: 2 3B: 0 HR: 1	SF: 0 SAC: 0 DP: 0 HBP: 0	WP: 0 PA: 36 PB: 0 SB: 1 CS: 0	
PITCHER	IP: 7.0 WLS: 1.0 BF: 28 ERA: 3.18	WLS: W BF: 3 ERA: 2.39	H: 0 R: 0 ER: 0 SO: 0	BB: 0 IBB: 0 HBP: 0 BLK: 0	WP: 0 HR: 1 S: 71	P: 100 ERA: 5.14 WHIP: 1.143	IP: 7.0 WLS: 1.0 BF: 28 ERA: 3.18	WLS: W BF: 3 ERA: 2.39	H: 0 R: 0 ER: 0 SO: 0	BB: 0 IBB: 0 HBP: 0 BLK: 0	WP: 0 HR: 9 S: 13	P: 13.00 ERA: 2.000	IP: 7.0 WLS: 1.0 BF: 28 ERA: 3.18	WLS: S BF: 5 ERA: 1.91	H: 2 LOB: 2 BB: 0 P: 13	1B: 6 2B: 2 3B: 0 HR: 1	SF: 0 SAC: 0 DP: 0 HBP: 0	WP: 0 PA: 36 PB: 0 SB: 1 CS: 0

San Francisco Giants @ Los Angeles Dodgers
 Dodger Stadium, Los Angeles, CA
 Sat Sep 04 2010, 7:11 PM - 9:55 PM PDT
 Att. 48,220 - Clear - 79 F

AB 35
 R 4
 H 9
 RBI 4
 BB 1
 SO 6
 LOB 11



Batter	1	2	3	4	5	6	7	8	9	AB	R	H	RBI	BB	SO	LOB	TOP																		
56 Andres Torres, S OBP: 0.356, SLG: 0.489										4	0	0	0	0	2	0	San Francisco Giants @ Los Angeles Dodgers Dodger Stadium, Los Angeles, CA Sun Sep 05 2010, 5:12 PM - 7:46 PM PDT Att. 43,758 - Clear - 78 F																		
14 Mike Fontenot, L OBP: 0.333, SLG: 0.388										4	0	0	0	0	1	0																			
17 Aubrey Huff, L OBP: 0.362, SLG: 0.596										4	0	1	0	0	1	0																			
35 Travis Ishikawa, L OBP: 0.312, SLG: 0.397										0	0	0	0	0	0	0																			
9 Pat Burrell, R OBP: 0.346, SLG: 0.457										3	0	0	0	0	1	1																			
13 Cody Ross, R OBP: 0.316, SLG: 0.399										1	0	0	0	0	1	0																			
28 Buster Posey, R OBP: 0.374, SLG: 0.506										3	1	1	0	1	0	0																			
6 Joss Guillen, R OBP: 0.317, SLG: 0.421										4	0	1	0	0	0	1																			
12 Nate Schierholz, L OBP: 0.319, SLG: 0.399										0	0	0	0	0	0	0																			
48 Pablo Sandoval, S OBP: 0.327, SLG: 0.419										3	1	2	1	0	0	0																			
5 Juan Uribe, R OBP: 0.313, SLG: 0.437										1	1	1	2	2	0	0																			
16 Edgar Renteria, R OBP: 0.339, SLG: 0.374										1	0	0	0	0	0	0																			
57 Jonathan Sánchez, L OBP: 0.140, SLG: 0.140										3	0	0	0	0	2	4																			
54 Sergio Romo, R OBP: 0.316, SLG: 0.374										0	0	0	0	0	0	0																			
38 Brian Wilson, R OBP: 0.316, SLG: 0.374										0	0	0	0	0	0	0																			
Inning Stats	R: 0 E: 0 K: 1 S: 7	H: 0 LOB: 0 BB: 0 P: 9	R: 1 E: 0 K: 1 S: 13	H: 1 LOB: 2 BB: 2 P: 27	R: 0 E: 0 K: 3 S: 12	H: 1 LOB: 1 BB: 0 P: 17	R: 0 E: 0 K: 1 S: 7	H: 2 LOB: 2 BB: 1 P: 14	R: 0 E: 0 K: 0 S: 6	H: 0 LOB: 0 BB: 0 P: 6	R: 0 E: 0 K: 0 S: 6	H: 0 LOB: 0 BB: 0 P: 9	R: 2 E: 0 K: 0 S: 13	H: 2 LOB: 0 BB: 0 P: 17	R: 0 E: 0 K: 2 S: 10	H: 0 LOB: 0 BB: 0 P: 13	R: 0 E: 0 K: 0 S: 6	H: 0 LOB: 0 BB: 0 P: 9	1B: 3 2B: 2 3B: 0 HR: 1	SF: 1 SAC: 0 DP: 1 HBP: 0	WP: 1 PB: 0 SB: 0 CS: 0	PA: 35													
PITCHER	IP 8.0	WLS L	BF 32	H 6	R 3	ER 3	SO 8	BB 1	IBB 2	HBP 0	BLK 0	WP 1	HR 1	S 74	P 112	ERA 3.38	WHIP 0.875	PITCHER	IP 1.0	WLS S	BF 3	H 0	R 0	ER 0	SO 0	BB 0	IBB 0	HBP 0	BLK 0	WP 0	HR 0	S 6	P 9	ERA 0.00	WHIP 0.000

Batter	1	2	3	4	5	6	7	8	9	AB	R	H	RBI	BB	SO	LOB	BOTTOM																		
14 Jamey Carroll, R OBP: 0.382, SLG: 0.336										4	0	1	0	0	2	0	San Francisco Giants @ Los Angeles Dodgers Dodger Stadium, Los Angeles, CA Sun Sep 05 2010, 5:12 PM - 7:46 PM PDT Att. 43,758 - Clear - 78 F																		
13 Ryan Theriot, R OBP: 0.333, SLG: 0.338										4	0	1	0	0	1	1																			
16 Andre Ethier, L OBP: 0.351, SLG: 0.492										4	0	0	0	0	3	1																			
27 Matt Kemp, R OBP: 0.311, SLG: 0.436										4	0	0	0	0	3	1																			
23 Casey Blake, R OBP: 0.337, SLG: 0.423										2	0	0	0	1	0	0																			
7 James Loney, L OBP: 0.335, SLG: 0.403										2	0	0	0	0	1	0																			
28 Rod Barajas, R OBP: 0.284, SLG: 0.454										3	0	1	0	0	2	2																			
5 Reed Johnson, R OBP: 0.310, SLG: 0.395										2	0	0	0	0	0	1																			
21 Scott Podsednik, L OBP: 0.345, SLG: 0.379										1	0	0	0	0	0	0																			
18 Hiroki Kuroda, R OBP: 0.060, SLG: 0.021										2	0	0	0	0	2	1																			
15 Rafael Furcal, S OBP: 0.376, SLG: 0.443										1	0	0	0	0	1	0																			
54 Ronald Belisario, R OBP: 0.316, SLG: 0.374										0	0	0	0	0	0	0																			
Inning Stats	R: 0 E: 0 K: 2 S: 9	H: 0 LOB: 0 BB: 0 P: 11	R: 0 E: 0 K: 1 S: 10	H: 0 LOB: 1 BB: 1 P: 18	R: 0 E: 0 K: 1 S: 12	H: 0 LOB: 0 BB: 0 P: 14	R: 0 E: 0 K: 1 S: 8	H: 0 LOB: 0 BB: 0 P: 13	R: 0 E: 0 K: 2 S: 16	H: 1 LOB: 1 BB: 0 P: 23	R: 0 E: 0 K: 0 S: 7	H: 0 LOB: 0 BB: 0 P: 12	R: 0 E: 0 K: 2 S: 9	H: 0 LOB: 0 BB: 0 P: 10	R: 0 E: 0 K: 2 S: 8	H: 0 LOB: 0 BB: 0 P: 10	1B: 2 2B: 1 3B: 0 HR: 0	SF: 0 SAC: 0 DP: 1 HBP: 1	WP: 0 PB: 0 SB: 0 CS: 0	PA: 31															
PITCHER	IP 7.0	WLS W	BF 25	H 3	R 0	ER 0	SO 9	BB 1	IBB 0	HBP 0	BLK 0	WP 0	HR 0	S 75	P 112	ERA 0.00	WHIP 0.571	PITCHER	IP 1.0	WLS H	BF 3	H 0	R 0	ER 0	SO 0	BB 0	IBB 0	HBP 0	BLK 0	WP 0	HR 0	S 10	P 9	ERA 0.00	WHIP 0.000



Batter	1	2	3	4	5	6	7	8	9	AB	R	H	RBI	BB	SO	LOB	TOP										
21 Scott Podsednik, L (1, 7) OBP: 0.341, SLG: 0.381 76 John Lindsey, R (8, PH)										3	0	0	0	0	2	0	Los Angeles Dodgers @ San Diego Padres PETCO Park, San Diego, CA Wed Sep 08 2010, 10:10 PM - 1:08 AM EDT Att: 20,851 - Partly Cloudy - 68 F										
16 Andre Ethier, L (8, PH) OBP: 0.349, SLG: 0.487 26 Octavio Dotel, R (8, 1)										3	0	0	0	1	0												
13 Ryan Theriot, R (1, 4) OBP: 0.329, SLG: 0.331										4	0	1	0	0	1												
15 Rafael Furcal, S (1, 6)										4	0	0	0	0	0												
23 Casey Blake, R (1, 5) OBP: 0.335, SLG: 0.417										3	0	1	0	0	0												
27 Matt Kemp, R (1, 8) OBP: 0.312, SLG: 0.436										3	0	0	0	0	1												
5 Read Johnson, R (1, 9) OBP: 0.302, SLG: 0.385										2	0	0	0	0	1												
75 Russell Mitchell, R (1, 3) 31 Jay Gibbons, L (8, PH) OBP: 0.400, SLG: 0.613										2	0	0	0	0	1												
28 Rod Barajas, R (1, 2) 49 Trent Oeltjen, L (8, PH) 17 A.J. Ellis, R (8, 2) OBP: 0.266, SLG: 0.236										2	0	0	0	0	0												
56 Chad Billingsley, R (1, 1) 54 Ronald Belisario, R (8, PH) 52 George Sherrill, L (7, 1) 38 Ramon Troncoso, R (7, 1) 7 James Loney, L (8, PH) OBP: 0.333, SLG: 0.422										2	0	0	0	0	0												
Inning Stats	R: 0 E: 0 K: 2 S: 10	H: 0 LOB: 0 BB: 0 P: 15	R: 0 E: 0 K: 1 S: 9	H: 1 LOB: 1 BB: 0 P: 15	R: 0 E: 0 K: 2 S: 8	H: 0 LOB: 0 BB: 0 P: 12	R: 0 E: 0 K: 0 S: 13	H: 1 LOB: 1 BB: 0 P: 19	R: 0 E: 0 K: 1 S: 9	H: 0 LOB: 0 BB: 0 P: 14	R: 0 E: 0 K: 1 S: 7	H: 0 LOB: 0 BB: 0 P: 14	R: 0 E: 0 K: 1 S: 9	H: 0 LOB: 0 BB: 0 P: 12	R: 0 E: 0 K: 0 S: 9	H: 1 LOB: 1 BB: 1 P: 16	R: 0 E: 0 K: 0 S: 7	H: 0 LOB: 0 BB: 0 P: 12	1B: 2 2B: 1 3B: 0 HR: 0	SF: 0 SAC: 0 DP: 1 HBP: 0	WP: 0 PB: 0 SB: 0 CS: 0	PA: 31					
PITCHER	IP	WLS	BF	H	R	ER	SO	BB	IBB	HBP	BLK	WP	HR	S	P	ERA	WHIP										
52 Cory Luebke, L (1, 1) ERA: 3.27	6.0	W	21	2	0	0	7	1	0	0	0	0	0	56	89	0.00	0.500										
58 Ryan Webb, R (7, 1) ERA: 2.99	1.0		3	0	0	0	1	0	0	0	0	0	0	9	12	0.00	0.000										
39 Ernesto Frieri, R (8, 1) ERA: 2.31	0.1		2	0	0	0	0	1	0	0	0	0	0	5	11	0.00	3.000										
54 Joe Thatcher, L (8, 1) ERA: 1.39	0.0		1	1	0	0	0	0	0	0	0	0	0	3	4	∞	∞										
57 Luke Gregerson, R (8, 1) ERA: 3.39	1.2	S	4	0	0	0	0	0	0	0	0	0	0	8	13	0.00	0.000										

Batter	1	2	3	4	5	6	7	8	9	AB	R	H	RBI	BB	SO	LOB	BOTTOM										
3 Luis Durango, S (1, 8) OBP: 0.389, SLG: 0.333										5	1	2	2	0	0		Los Angeles Dodgers @ San Diego Padres PETCO Park, San Diego, CA Wed Sep 08 2010, 10:10 PM - 1:08 AM EDT Att: 20,851 - Partly Cloudy - 68 F										
7 Chase Headley, S (1, 5) OBP: 0.329, SLG: 0.387										5	0	1	0	0	1	3											
23 Adrián González, L (1, 3) OBP: 0.398, SLG: 0.524										2	0	1	1	2	0												
10 Miguel Tejada, R (1, 6) OBP: 0.314, SLG: 0.381										4	0	1	1	1	0	5											
16 Matt Stairs, L (1, 7) OBP: 0.286, SLG: 0.383 13 Chris Denorfia, R (5, PR) OBP: 0.342, SLG: 0.452										1	0	0	0	2	0												
8 Yorvit Torrealba, R (1, 2) OBP: 0.363, SLG: 0.376										2	0	0	0	0	0	4											
25 Will Venable, L (1, 9) OBP: 0.310, SLG: 0.384										3	0	1	0	1	0	6											
2 Everth Cabrera, S (1, 4) OBP: 0.283, SLG: 0.282										4	1	1	0	0	2	3											
52 Cory Luebke, R (1, 1) 22 David Eckstein, R (8, PH) 58 Ryan Weir, L (7, 1) 28 Aaron Cunningham, R (7, PH) 23 Mike Baxter, L (7, PH) 39 Ernesto Frieri, R (8, 1) 54 Joe Thatcher, L (8, 1) 57 Luke Gregerson, L (8, 1)										2	0	0	0	0	2	0											
Inning Stats	R: 0 E: 1 K: 0 S: 8	H: 0 LOB: 1 BB: 0 P: 11	R: 0 E: 0 K: 2 S: 8	H: 0 LOB: 1 BB: 1 P: 14	R: 1 E: 0 K: 2 S: 21	H: 2 LOB: 3 BB: 2 P: 35	R: 0 E: 0 K: 2 S: 10	H: 0 LOB: 0 BB: 0 P: 15	R: 0 E: 0 K: 0 S: 10	H: 1 LOB: 3 BB: 2 P: 23	R: 3 E: 1 K: 0 S: 15	H: 3 LOB: 2 BB: 0 P: 20	R: 0 E: 0 K: 1 S: 13	H: 2 LOB: 1 BB: 0 P: 21	R: 0 E: 0 K: 0 S: 11	H: 1 LOB: 2 BB: 1 P: 18		1B: 8 2B: 1 3B: 0 HR: 0	SF: 1 SAC: 1 DP: 1 HBP: 0	WP: 0 PB: 0 SB: 3 CS: 0	PA: 41						
PITCHER	IP	WLS	BF	H	R	ER	SO	BB	IBB	HBP	BLK	WP	HR	S	P	ERA	WHIP										
58 Chad Billingsley, R (1, 1) ERA: 3.65	5.1	L	30	6	4	4	6	4	1	0	0	0	0	66	111	6.75	1.875										
54 Ronald Belisario, R (8, 1) ERA: 5.32	0.2		3	1	0	0	0	0	0	0	0	0	0	10	14	0.00	1.500										
52 George Sherrill, L (7, 1) ERA: 6.4	0.1		2	1	0	0	1	0	0	0	0	0	0	7	11	0.00	3.000										
38 Ramon Troncoso, R (7, 1) ERA: 4.64	0.2		1	0	0	0	0	0	0	0	0	0	0	2	3	0.00	0.000										
26 Octavio Dotel, R (8, 1) ERA: 4.15	1.0		5	1	0	0	0	0	1	0	0	0	0	11	18	0.00	1.000										

AB 29
R 0
H 3
RBI 0
BB 2
SO 8
LOB 8



AB 33
R 4
H 9
RBI 4
BB 6
SO 7
LOB 24



Batter	1	2	3	4	5	6	7	8	9	AB	R	H	RBI	BB	SO	LOB	TOP	
21 Scott Podsednik, L (1.7) OBP: 0.342, SLG: 0.382	F8		K				14 BB		G6-3	4	0	1	0	1	1	0	Los Angeles Dodgers @ Houston Astros Minute Maid Park, Houston, TX Thu Sep 09 2010, 7:09 PM - 10:00 PM CDT Att: 28,081 - Roof Closed - 73 F	
14 Jamey Carroll, R (1.6) OBP: 0.381, SLG: 0.338	E5 16 HR		K				16 BB		L7	5	1	1	0	0	2	1		
16 Andre Ethier, L (1.9) OBP: 0.354, SLG: 0.495	HR		7 BB							1	1	1	2	3	0	0		
7 James Loney, L (1.3) OBP: 0.333, SLG: 0.402	K									4	0	1	0	0	2	5		
75 Russell Mitchell, R (1.5) 31 Jay Gibbons, L (7. PH) 60 Chin-Lung Hu, R (7.6)	F8		F7						G3-1	3	0	0	0	0	0	4		
13 Ryan Theriot, R (1.4) OBP: 0.326, SLG: 0.329	F9									3	0	0	0	1	0	0		
49 Trent Oeltjen, L (1.8) 27 Matt Kemp, R (8. PH) OBP: 0.311, SLG: 0.435	F8		K						F9	3	0	0	0	0	2	0		
17 A.J. Ellis, R (1.2) 23 Casey Blake, R (8. PH) 28 Rod Barajas, R (8.2) OBP: 0.280, SLG: 0.447									K2	1	0	0	0	2	0	0		
29 Ted Lilly, L (1.1) 76 John Lindsey, R (7. PH) 51 Jonathan Broxton, R (7.1) 74 Kenley Jansen, S (8.1) 15 Rafael Furcal, S (8. PH) OBP: 1.000, SLG: 1.000	F7								G4-3	2	0	0	0	0	0	2		
Inning Stats	R: 2 E: 1 K: 14 S: 14	H: 1 LOB: 0 BB: 0 P: 23	R: 0 E: 0 K: 8 S: 8	H: 0 LOB: 1 BB: 1 P: 14	R: 0 E: 0 K: 2 S: 14	H: 1 LOB: 2 BB: 1 P: 28	R: 0 E: 0 K: 1 S: 12	H: 0 LOB: 1 BB: 1 P: 18	R: 0 E: 0 K: 2 S: 10	H: 1 LOB: 3 BB: 0 P: 12	R: 0 E: 0 K: 1 S: 5	H: 0 LOB: 1 BB: 1 P: 12	R: 0 E: 0 K: 0 S: 8	H: 0 LOB: 0 BB: 0 P: 17	1B: 1 2B: 3 3B: 0 HR: 1	SF: 0 SAC: 0 DP: 1 HBP: 0		WP: 0 PB: 0 SB: 0 CS: 0
PITCHER	IP WLS BF H R ER SO BB IBB HBP BLK WP HR S P ERA WHIP	6.0 W 26 3 2 1 7 4 0 0 0 0 1 66 113 1.50 1.167	0.2 H 5 1 0 0 0 2 0 0 0 0 0 0 10 19 0.00 4.500	1.1 H 4 0 0 0 1 1 0 0 0 0 0 0 7 14 0.00 0.750	1.0 S 3 0 0 0 0 0 0 0 0 0 0 0 8 17 0.00 0.000	PITCHER												

Batter	1	2	3	4	5	6	7	8	9	AB	R	H	RBI	BB	SO	LOB	BOTTOM	
11 Jason Bourgeois, R (1.8) OBP: 0.317, SLG: 0.301	F9		K							3	0	0	0	1	1	2	Los Angeles Dodgers @ Houston Astros Minute Maid Park, Houston, TX Thu Sep 09 2010, 7:09 PM - 10:00 PM CDT Att: 28,081 - Roof Closed - 73 F	
8 Jeff Keppinger, R (1.4) OBP: 0.348, SLG: 0.391	FC4-6 1B		FC6-4						G3	4	0	1	0	0	0	3		
9 Hunter Pence, R (1.9) OBP: 0.333, SLG: 0.483	FC4-6 1B									3	1	1	0	1	1	1		
45 Carlos Lee, R (1.3) 29 Brett Wallace, L (8.3) OBP: 0.287, SLG: 0.413	F8								FC5-4	3	1	1	0	1	0	2		
4 Jason Michaels, R (1.7) 37 Brandon Lyon, R (9.1)	K								F7	4	0	1	0	0	1	2		
23 Chris Johnson, R (1.5) OBP: 0.353, SLG: 0.492	K								K	4	1	1	3	0	3	2		
12 Tommy Manzella, R (1.6) OBP: 0.261, SLG: 0.258	L3								K	4	0	0	0	0	2	2		
55 Humberto Quintero, R (1.2) OBP: 0.266, SLG: 0.313	F8									3	0	2	0	0	0	0		
20 Bud Norris, R (1.1) 16 Matt Downs, R (6. PH) 73 Gustavo Chacin, L (7.1) 54 Mark Melancon, R (7.1) 21 Michael Bourn, L (9.8) OBP: 0.184, SLG: 0.216										0	0	0	0	1	0	0		
Inning Stats	R: 0 E: 0 K: 10 S: 10	H: 1 LOB: 1 BB: 0 P: 12	R: 0 E: 0 K: 2 S: 10	H: 0 LOB: 0 BB: 0 P: 13	R: 0 E: 0 K: 3 S: 12	H: 2 LOB: 2 BB: 0 P: 16	R: 0 E: 0 K: 0 S: 10	H: 1 LOB: 1 BB: 0 P: 15	R: 3 E: 0 K: 0 S: 21	H: 3 LOB: 1 BB: 1 P: 32	R: 0 E: 0 K: 0 S: 6	H: 0 LOB: 1 BB: 2 P: 15	R: 0 E: 0 K: 2 S: 8	H: 0 LOB: 0 BB: 0 P: 11	1B: 5 2B: 1 3B: 0 HR: 1	SF: 0 SAC: 1 DP: 0 HBP: 0		WP: 0 PB: 0 SB: 1 CS: 1
PITCHER	IP WLS BF H R ER SO BB IBB HBP BLK WP HR S P ERA WHIP	6.0 L 27 7 3 3 6 2 0 0 0 0 0 0 6 15 0.00 2.000	1.0 4 0 0 0 0 2 0 0 0 0 0 0 6 15 0.00 2.000	1.0 3 0 0 0 2 0 0 0 0 0 0 0 8 11 0.00 0.000	PITCHER													

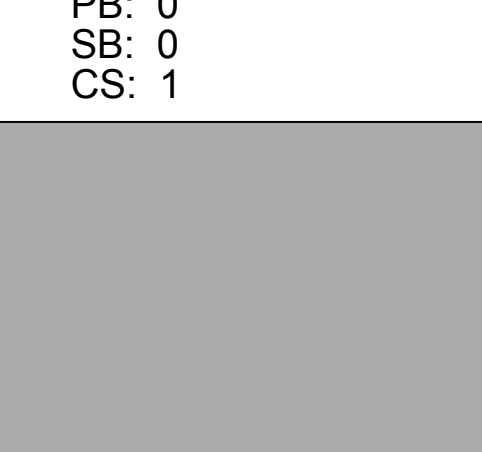


Batter	1	2	3	4	5	6	7	8	9	10	11	AB	R	H	RBI	BB	SO	LOB	TOP					
15 Rafael Furcal, S OBP: 0.375, SLG: 0.473	G4-3		G4-3		K		F9		G4-3		E1	6	0	1	0	0	1	4						
14 Jamey Carroll, R OBP: 0.360, SLG: 0.541		G4-3		G4-3		K		K		K		K	6	0	2	1	0	3	4					
23 Casey Blake, R OBP: 0.333, SLG: 0.413		G5-3		G4-3		K		K		K		K	5	0	1	0	0	2	1					
16 Andre Ethier, L OBP: 0.353, SLG: 0.494		P5				K		F9		G1-3			5	0	1	0	0	1	3					
27 Matt Kemp, R OBP: 0.314, SLG: 0.439		G5-3						F8					4	2	2	0	1	0	0					
5 Reed Johnson, R OBP: 0.299, SLG: 0.380		K								P4			2	0	0	0	0	2	2					
31 Jay Gibbons, L OBP: 0.410, SLG: 0.686													3	1	2	3	0	0	0					
75 Russell Mitchell, R OBP: 0.289, SLG: 0.233										G3-1			5	0	0	0	0	0	3					
28 Rod Barajas, R OBP: 0.286, SLG: 0.451													4	1	3	0	0	1	0					
60 Chin-Lung Hu, R OBP: 0.289, SLG: 0.233													0	0	0	0	0	0	0					
17 A.J. Ellis, R OBP: 0.289, SLG: 0.233													0	0	0	0	0	1	0					
18 Hiroki Kuroda, R OBP: 0.289, SLG: 0.233													0	0	0	0	0	0	0					
76 John Lindsay, R OBP: 0.289, SLG: 0.233													1	0	0	0	0	1	0					
54 Ronald Belisario, R OBP: 0.289, SLG: 0.233													0	0	0	0	0	0	0					
52 George Sherrill, L OBP: 0.289, SLG: 0.233													0	0	0	0	0	0	0					
51 Jonathan Broxton, R OBP: 0.289, SLG: 0.233													0	0	0	0	0	0	0					
7 James Loney, L OBP: 0.289, SLG: 0.233													0	0	0	0	1	0	0					
56 Hung-Chih Kuo, L OBP: 0.289, SLG: 0.233													1	0	0	0	0	0	1					
26 Octavio Dotel, R OBP: 0.289, SLG: 0.233													0	0	0	0	0	0	1					
Inning Stats	R: 0 E: 0 K: 0 S: 12	H: 1 LOB: 1 BB: 0 P: 19	R: 0 E: 0 K: 1 S: 7	H: 0 LOB: 0 BB: 0 P: 11	R: 0 E: 0 K: 0 S: 12	H: 2 LOB: 1 BB: 0 P: 19	R: 0 E: 0 K: 1 S: 11	H: 1 LOB: 2 BB: 1 P: 21	R: 1 E: 0 K: 2 S: 20	H: 3 LOB: 2 BB: 0 P: 32	R: 1 E: 0 K: 1 S: 10	H: 2 LOB: 0 BB: 0 P: 16	R: 0 E: 0 K: 1 S: 8	H: 0 LOB: 0 BB: 0 P: 14	R: 0 E: 0 K: 0 S: 13	H: 1 LOB: 2 BB: 1 P: 25	R: 0 E: 0 K: 2 S: 9	H: 0 LOB: 0 BB: 0 P: 11	R: 2 E: 1 K: 2 S: 14	H: 2 LOB: 2 BB: 1 P: 23	1B: 8 2B: 2 3B: 1 HR: 1	SF: 0 SAC: 2 DP: 1 HBP: 0	WP: 0 PB: 0 SB: 0 CS: 1	PA: 47
PITCHER	30 J.A. Happ, L ERA: 2.78	59 Wilton Lopez, R ERA: 3.19	48 Tim Lincecum, L ERA: 3.22	47 Jeff Fulchino, R ERA: 5.88	22 Matt Lindstrom, R ERA: 9.83	37 Brandon Lyon, R ERA: 3.0	54 Mark Melancon, R ERA: 3.24	58 Fernando Abad, L ERA: 3.27	56 Henry Villar, R ERA: 11.1	IP: 5.0 WLS: 2 BF: 22 H: 7 R: 1 ER: 1 SO: 4 BB: 0 IBB: 0 HBP: 0 BLK: 0 WP: 0 HR: 0 S: 62 P: 102 ERA: 1.80 WHIP: 1.600	IP: 1.0 WLS: 0 BF: 5 H: 1 R: 0 ER: 0 SO: 0 BB: 0 IBB: 0 HBP: 0 BLK: 0 WP: 0 HR: 0 S: 25 P: 25 ERA: 0.00 WHIP: 2.000	IP: 0.2 WLS: 0 BF: 2 H: 0 R: 0 ER: 0 SO: 2 BB: 0 IBB: 0 HBP: 0 BLK: 0 WP: 0 HR: 0 S: 10 P: 10 ERA: 0.00 WHIP: 0.000	IP: 1.0 WLS: 0 BF: 6 H: 2 R: 2 ER: 1 SO: 1 BB: 0 IBB: 0 HBP: 0 BLK: 0 WP: 0 HR: 1 S: 10 P: 17 ERA: 18.00 WHIP: 3.000	IP: 0.1 WLS: 0 BF: 2 H: 0 R: 0 ER: 0 SO: 1 BB: 0 IBB: 0 HBP: 0 BLK: 0 WP: 0 HR: 0 S: 7 P: 7 ERA: 0.00 WHIP: 0.000										
Batter	1	2	3	4	5	6	7	8	9	10	11	AB	R	H	RBI	BB	SO	LOB	BOTTOM					
21 Michael Bourn, L OBP: 0.337, SLG: 0.344	G4-3		G4-3									5	0	3	2	0	0	0						
8 Jeff Keppinger, R OBP: 0.349, SLG: 0.389												3	0	0	0	2	1	1						
9 Hunter Pence, R OBP: 0.330, SLG: 0.479												5	0	0	0	0	1	5						
45 Carlos Lee, R OBP: 0.286, SLG: 0.411												5	0	1	0	0	0	1						
23 Chris Johnson, R OBP: 0.351, SLG: 0.485												4	0	0	0	1	2	1						
15 Jason Castro, L OBP: 0.291, SLG: 0.294												3	0	0	0	0	0	0						
55 Humberto Quintero, R OBP: 0.288, SLG: 0.314												2	0	1	0	0	0	1						
36 Angel Sanchez, R OBP: 0.304, SLG: 0.351												5	1	1	0	0	3	2						
29 Brett Wallace, L OBP: 0.289, SLG: 0.233												3	0	2	0	0	0	0						
18 Anderson Hernandez, S OBP: 0.289, SLG: 0.233												0	1	0	0	0	0	0						
22 Matt Lindstrom, R OBP: 0.289, SLG: 0.233												0	0	0	0	0	0	0						
27 Brandon Lyon, R OBP: 0.289, SLG: 0.233												0	0	0	0	0	0	0						
16 Matt Downs, R OBP: 0.289, SLG: 0.233												1	0	0	0	0	0	0						
54 Mark Melancon, R OBP: 0.289, SLG: 0.233												0	0	0	0	0	0	0						
58 Fernando Abad, L OBP: 0.289, SLG: 0.233												0	0	0	0	0	0	0						
56 Henry Villar, R OBP: 0.289, SLG: 0.233												0	0	0	0	0	0	0						
30 J.A. Happ, L OBP: 0.289, SLG: 0.233												1	0	0	0	0	1	0						
19 Brian Broussard, L OBP: 0.289, SLG: 0.233												1	0	0	0	0	0	2						
59 Wilton Lopez, R OBP: 0.289, SLG: 0.233												0	0	0	0	0	0	0						
48 Tim Lincecum, L OBP: 0.289, SLG: 0.233												0	0	0	0	0	0	0						
47 Jeff Fulchino, R OBP: 0.289, SLG: 0.233												0	0	0	0	0	0	0						
27 Geoff Blum, S OBP: 0.289, SLG: 0.233												0	0	0	0	0	0	0						
4 Jason Michaels, R OBP: 0.289, SLG: 0.233												2	0	0	0	0	0	1						
Inning Stats	R: 0 E: 0 K: 0 S: 9	H: 0 LOB: 1 BB: 1 P: 17	R: 0 E: 0 K: 0 S: 8	H: 0 LOB: 0 BB: 0 P: 15	R: 0 E: 0 K: 1 S: 10	H: 0 LOB: 0 BB: 0 P: 14	R: 0 E: 0 K: 1 S: 9	H: 1 LOB: 1 BB: 0 P: 12	R: 1 E: 0 K: 1 S: 15	H: 3 LOB: 3 BB: 1 P: 27	R: 0 E: 0 K: 1 S: 9	H: 0 LOB: 0 BB: 0 P: 12	R: 1 E: 0 K: 1 S: 13	H: 2 LOB: 2 BB: 0 P: 19	R: 0 E: 0 K: 0 S: 10	H: 0 LOB: 0 BB: 0 P: 12	R: 0 E: 0 K: 1 S: 10	H: 1 LOB: 1 BB: 1 P: 18	R: 0 E: 0 K: 2 S: 11	H: 1 LOB: 1 BB: 0 P: 12	1B: 6 2B: 1 3B: 1 HR: 0	SF: 0 SAC: 0 DP: 0 HBP: 0	WP: 1 PB: 0 SB: 0 CS: 0	PA: 43
PITCHER	18 Hiroki Kuroda, R ERA: 3.32	54 Ronald Belisario, R ERA: 5.48	52 George Sherrill, L ERA: 8.27	51 Jonathan Broxton, R ERA: 3.66	56 Hung-Chih Kuo, L ERA: 1.38	26 Octavio Dotel, R ERA: 4.04	IP: 2.0 WLS: 0 BF: 8 H: 2 R: 0 ER: 0 SO: 3 BB: 0 IBB: 0 HBP: 0 BLK: 0 WP: 0 HR: 0 S: 21 P: 31 ERA: 0.00 WHIP: 1.000																	

Los Angeles Dodgers @ Houston Astros
Minute Maid Park, Houston, TX
Fri Sep 10 2010, 7:07 PM - 11:10 PM CDT
Att: 31,010 - Roof Closed - 73 F

livebaseballscores.com


AB 42
R 4
H 12
RBI 4
BB 3
SO 12
LOB 18



Los Angeles Dodgers @ Houston Astros
Minute Maid Park, Houston, TX
Fri Sep 10 2010, 7:07 PM - 11:10 PM CDT
Att: 31,010 - Roof Closed - 73 F

livebaseballscores.com

AB 40
R 2
H 8
RBI 2
BB 3
SO 8
LOB 15



Batter	1	2	3	4	5	6	7	8	9	AB	R	H	RBI	BB	SO	LOB	TOP			
49 Trent Oeltgen, L (1, 8) OBP: 0.286, SLG: 0.167	G3			31 HR 1B	SH1-3		F7			2	1	1	0	0	0	0	Los Angeles Dodgers @ Houston Astros Minute Maid Park, Houston, TX Sun Sep 12 2010, 1:07 PM - 4:15 PM CDT Att: 30,240 - Roof Closed - 73 F			
27 Matt Kemp, R (7, PH) OBP: 0.313, SLG: 0.436										1	0	0	0	0	0	1				
26 Octavio Dotel, R (7, 1)										0	0	0	0	0	0	0				
13 Ryan Theriot, R (1, 4) OBP: 0.325, SLG: 0.324	B1-3						F8			3	0	0	0	1	1	2				
16 Andre Ethier, L (1, 9) OBP: 0.354, SLG: 0.492	F9									3	1	1	0	1	0	1				
31 Jay Gibbons, L (1, 7) OBP: 0.404, SLG: 0.698										4	1	1	3	0	0	3				
7 James Loney, L (1, 3) OBP: 0.338, SLG: 0.413										3	1	2	0	1	0	0				
75 Russell Mitchell, R (1, 5)										3	0	0	1	0	0	2				
60 Chin-Lung Hu, R (1, 6)										4	0	0	0	0	3	1				
12 Brad Ausmus, R (1, 2) OBP: 0.299, SLG: 0.220										4	0	0	0	0	1	1				
37 Carlos Monasterios, R (1, 1) OBP: 0.083, SLG: 0.083										0	0	0	0	0	0	0				
36 Jeff Weaver, R (2, 1) ERA: 4.75										1	0	0	0	0	1	0				
54 Ronald Belisario, R (4, 1) ERA: 5.35										0	0	0	0	0	0	0				
76 John Lindsey, R (5, PH) OBP: 0.170, SLG: 0.000										1	0	1	0	0	0	0				
38 Ramon Troncoso, R (5, 1) ERA: 4.84										0	0	0	0	0	0	0				
5 Reed Johnson, R (7, 8) OBP: 0.306, SLG: 0.336										2	0	1	0	0	0	0				
Inning Stats	R: 0 E: 0 K: 0 S: 6	H: 0 LOB: 0 BB: 0 P: 9	R: 0 E: 0 K: 0 S: 7	H: 0 LOB: 0 BB: 0 P: 12	R: 0 E: 0 K: 2 S: 9	H: 0 LOB: 0 BB: 0 P: 12	R: 4 E: 0 K: 2 S: 17	H: 4 LOB: 0 BB: 2 P: 24	R: 0 E: 0 K: 1 S: 13	H: 1 LOB: 3 BB: 2 P: 22	R: 0 E: 0 K: 0 S: 11	H: 1 LOB: 1 BB: 0 P: 17	R: 0 E: 0 K: 0 S: 6	H: 0 LOB: 0 BB: 0 P: 9	R: 0 E: 0 K: 1 S: 8	H: 0 LOB: 0 BB: 0 P: 12	1B: 4 2B: 1 3B: 1 HR: 1	SF: 1 SAC: 1 DP: 1 HBP: 0	WP: 1 PB: 0 SB: 0 CS: 0	PA: 36
PITCHER	IP: 4.2 ERA: 3.34	WLS: 0 BF: 20	H: 5 R: 4 ER: 4 SO: 4	BB: 2 IBB: 0 HBP: 0 BLK: 0	WP: 0 HR: 1 S: 45 P: 68	ERA: 7.71 WHIP: 1.500	PITCHER	IP: 0.1 ERA: 3.72	WLS: 0 BF: 1	H: 0 R: 0 ER: 0 SO: 0	BB: 0 IBB: 0 HBP: 0 BLK: 0	WP: 0 HR: 0 S: 7 P: 7	ERA: 0.00 WHIP: 0.000	PITCHER	IP: 1.0 ERA: 3.21	WLS: 0 BF: 3	H: 0 R: 0 ER: 0 SO: 0	BB: 0 IBB: 0 HBP: 0 BLK: 0	WP: 0 HR: 0 S: 8 P: 12	ERA: 0.00 WHIP: 0.000

Batter	1	2	3	4	5	6	7	8	9	AB	R	H	RBI	BB	SO	LOB	BOTTOM	
21 Michael Bourn, L (1, 8) OBP: 0.339, SLG: 0.347	G6-3						G3-1			4	1	1	0	1	0	1	Los Angeles Dodgers @ Houston Astros Minute Maid Park, Houston, TX Sun Sep 12 2010, 1:07 PM - 4:15 PM CDT Att: 30,240 - Roof Closed - 73 F	
36 Angel Sanchez, R (1, 4) OBP: 0.309, SLG: 0.360	K									5	0	2	0	0	1	2		
9 Hunter Pence, R (1, 9) OBP: 0.332, SLG: 0.483										4	1	3	2	1	1	0		
45 Carlos Lee, R (1, 7) OBP: 0.285, SLG: 0.413										5	2	2	1	0	0	6		
37 Brandon Lyon, R (9, 1) ERA: 3.21										0	0	0	0	0	0	0		
16 Matt Downs, R (1, 5) OBP: 0.313, SLG: 0.352	FC6									5	1	0	0	0	1	5		
29 Brett Wallace, L (1, 3) OBP: 0.308, SLG: 0.327										3	1	2	2	1	1	0		
12 Tommy Manzella, R (1, 6) OBP: 0.261, SLG: 0.258										4	0	1	0	0	0	4		
15 Jason Castro, L (1, 2) OBP: 0.298, SLG: 0.308	K									4	1	2	1	0	1	2		
28 Nelson Figueroa, R (1, 1) ERA: 4.25										2	0	0	0	0	0	3		
73 Gustavo Chacin, L (5, 1) ERA: 4.56										0	0	0	0	0	0	0		
27 Geoff Blum, R (5, PH) OBP: 0.100, SLG: 0.000										1	0	1	0	0	0	0		
48 Tim Byrdak, L (6, 1) ERA: 3.19										0	0	0	0	0	0	0		
47 Jeff Fulchino, R (6, 1) ERA: 5.65										0	0	0	0	0	0	0		
58 Fernando Abad, L (7, 1) ERA: 2.84										1	0	0	0	0	1	0		
22 Matt Lindstrom, R (8, 1) ERA: 3.72										0	0	0	0	0	0	0		
11 Jason Bourgeois, R (8, 7) ERA: 4.96										0	0	0	0	0	0	0		
Inning Stats	R: 4 E: 1 K: 2 S: 23	H: 5 LOB: 2 BB: 2 P: 40	R: 0 E: 0 K: 0 S: 10	H: 1 LOB: 1 BB: 0 P: 13	R: 0 E: 0 K: 0 S: 9	H: 2 LOB: 1 BB: 0 P: 11	R: 2 E: 0 K: 0 S: 13	H: 3 LOB: 1 BB: 0 P: 21	R: 0 E: 0 K: 0 S: 6	H: 2 LOB: 3 BB: 1 P: 16	R: 0 E: 0 K: 1 S: 6	H: 0 LOB: 0 BB: 0 P: 10	R: 1 E: 0 K: 2 S: 10	H: 1 LOB: 0 BB: 0 P: 13	1B: 9 2B: 3 3B: 0 HR: 2	SF: 0 SAC: 0 DP: 1 HBP: 0	WP: 0 PB: 0 SB: 2 CS: 0	PA: 41
PITCHER	IP: 1.1 ERA: 4.25	WLS: 0 BF: 12	H: 4 R: 4 ER: 3 SO: 3	BB: 2 IBB: 0 HBP: 0 BLK: 0	WP: 0 HR: 1 S: 33 P: 61	ERA: 20.25 WHIP: 5.250	PITCHER	IP: 0.0 ERA: 3.21	WLS: 0 BF: 0	H: 0 R: 0 ER: 0 SO: 0	BB: 0 IBB: 0 HBP: 0 BLK: 0	WP: 0 HR: 0 S: 0 P: 0	ERA: 0.00 WHIP: 0.000					



Batter	1	2	3	4	5	6	7	8	9	AB	R	H	RBI	BB	SO	LOB	TOP					
15 Rafael Furcal, S OBP: 0.376, SLG: 0.466										2	0	0	0	2	0	0	<p>Los Angeles Dodgers @ San Francisco Giants AT&T Park, San Francisco, CA Tue Sep 14 2010, 7:18 PM - 9:32 PM PDT Att: 36,076 - Clear - 61 F</p> <p>livebaseballscores.com</p> <p>AB 26 R 1 H 1 RBI 0 BB 3 SO 9 LOB 8</p>					
16 Andre Ethier, L OBP: 0.353, SLG: 0.489										3	0	0	0	1	2	1						
23 Casey Blake, R OBP: 0.329, SLG: 0.414										4	0	0	0	0	3	2						
27 Matt Kemp, R OBP: 0.312, SLG: 0.434										4	0	1	0	0	1	3						
31 Jay Gibbons, L OBP: 0.380, SLG: 0.652										3	0	0	0	0	1	1						
7 James Loney, L OBP: 0.338, SLG: 0.413										0	0	0	0	0	0	0						
28 Rod Barajas, R OBP: 0.283, SLG: 0.447										3	0	0	0	0	1	1						
14 Jamey Carroll, R OBP: 0.377, SLG: 0.338										3	0	0	0	0	1	0						
5 Reed Johnson, R OBP: 0.306, SLG: 0.380										2	1	0	0	0	0	0						
22 Clayton Kershaw, L OBP: 0.057, SLG: 0.038										2	0	0	0	0	0	0						
Inning Stats	R: 0 K: 1 S: 6	H: 0 LOB: 1 P: 12	R: 0 K: 1 S: 7	H: 1 LOB: 0 P: 11	R: 0 K: 0 S: 8	H: 0 LOB: 0 P: 12	R: 0 K: 2 S: 8	H: 0 LOB: 0 P: 11	R: 0 K: 1 S: 9	H: 0 LOB: 0 P: 12	R: 1 K: 1 S: 14	H: 0 LOB: 3 P: 29	R: 0 K: 1 S: 8	H: 0 LOB: 0 P: 11	R: 0 K: 0 S: 5	H: 0 LOB: 0 P: 8	R: 0 K: 2 S: 10	H: 0 LOB: 0 P: 12	1B: 1 2B: 0 3B: 0 HR: 0	SF: 0 SAC: 1 DP: 1 HBP: 1	WP: 0 PB: 0 SB: 0 CS: 1	PA: 31
PITCHER	IP WLS BF H R ER SO BB IBB HBP BLK WP HR S P ERA WHIP																					
75 Barry Zito, L ERA: 4.02	5.2 L 21 1 1 0 5 3 0 1 0 0 0 0 49 82 0.00 0.706																					
46 Santiago Casilla, R ERA: 2.2	0.1 1 0 0 0 1 0 0 0 0 0 0 0 3 5 0.00 0.000																					
52 Ramon E Ramirez, R ERA: 3.23	2.0 6 0 0 0 1 0 0 0 0 0 0 0 13 19 0.00 0.000																					
49 Javier López, L ERA: 2.28	0.1 1 0 0 0 1 0 0 0 0 0 0 0 3 3 0.00 0.000																					
54 Sergio Romo, R ERA: 2.41	0.2 2 0 0 0 1 0 0 0 0 0 0 0 7 9 0.00 0.000																					

Batter	1	2	3	4	5	6	7	8	9	AB	R	H	RBI	BB	SO	LOB	BOTTOM					
13 Cody Ross, R OBP: 0.315, SLG: 0.393										4	0	1	0	0	1	0	<p>Los Angeles Dodgers @ San Francisco Giants AT&T Park, San Francisco, CA Tue Sep 14 2010, 7:18 PM - 9:32 PM PDT Att: 36,076 - Clear - 61 F</p> <p>livebaseballscores.com</p> <p>AB 30 R 0 H 4 RBI 0 BB 0 SO 4 LOB 4</p>					
21 Freddy Sanchez, R OBP: 0.337, SLG: 0.374										4	0	2	0	0	0	1						
34 Darren Ford, R (9, FR)										0	0	0	0	0	0	0						
17 Aubrey Huff, L OBP: 0.385, SLG: 0.512										4	0	0	0	0	2	2						
28 Buster Posey, R OBP: 0.366, SLG: 0.504										3	0	0	0	0	0	0						
9 Pat Burrell, R OBP: 0.353, SLG: 0.470										3	0	0	0	0	1	0						
5 Juan Uribe, R OBP: 0.315, SLG: 0.438										3	0	1	0	0	0	0						
48 Pablo Sandoval, S OBP: 0.321, SLG: 0.406										3	0	0	0	0	0	1						
33 Aaron Rowand, R OBP: 0.282, SLG: 0.372										3	0	0	0	0	0	0						
75 Barry Zito, L ERA: 4.02	9.0 W 30 4 0 0 4 0 0 0 0 0 0 0 72 111 0.00 0.444																					
46 Santiago Casilla, R ERA: 2.2	0 0 0 0 0 0 0 0 0 0 0 0 0 3 5 0.00 0.000																					
52 Ramon E Ramirez, R ERA: 3.23	0 0 0 0 0 1 0 0 0 0 0 0 0 13 19 0.00 0.000																					
49 Javier López, L ERA: 2.28	0 0 0 0 0 1 0 0 0 0 0 0 0 3 3 0.00 0.000																					
54 Sergio Romo, R ERA: 2.41	0 0 0 0 0 1 0 0 0 0 0 0 0 7 9 0.00 0.000																					
Inning Stats	R: 0 K: 0 S: 6	H: 0 LOB: 0 P: 11	R: 0 K: 1 S: 10	H: 0 LOB: 0 P: 15	R: 0 K: 0 S: 7	H: 0 LOB: 0 P: 9	R: 0 K: 1 S: 6	H: 1 LOB: 0 P: 8	R: 0 K: 0 S: 6	H: 1 LOB: 1 P: 9	R: 0 K: 0 S: 11	H: 1 LOB: 0 P: 17	R: 0 K: 1 S: 8	H: 0 LOB: 0 P: 15	R: 0 K: 0 S: 7	H: 0 LOB: 0 P: 12	R: 0 K: 1 S: 11	H: 1 LOB: 1 P: 15	1B: 3 2B: 1 3B: 0 HR: 0	SF: 0 SAC: 0 DP: 1 HBP: 0	WP: 0 PB: 0 SB: 0 CS: 0	PA: 30
PITCHER	IP WLS BF H R ER SO BB IBB HBP BLK WP HR S P ERA WHIP																					
22 Clayton Kershaw, L ERA: 2.85	9.0 W 30 4 0 0 4 0 0 0 0 0 0 0 72 111 0.00 0.444																					

Batter	1	2	3	4	5	6	7	8	9	AB	R	H	RBI	BB	SO	LOB	TOP					
15 Rafael Furcal, S OBP: 0.372, SLG: 0.461	G3		P4			L8			F7	4	0	0	0	0	0	1	Los Angeles Dodgers @ San Francisco Giants AT&T Park, San Francisco, CA Wed Sep 15 2010, 7:16 PM - 9:49 PM PDT Att: 34,685 - Partly Cloudy - 62 F					
13 Ryan Theriot, R OBP: 0.322, SLG: 0.322	F9		F9			B1-3			K	4	0	0	0	0	1	1						
16 Andre Ethier, L OBP: 0.354, SLG: 0.496	L7				P6				HR	4	1	2	1	0	0	0						
31 Jay Gibbons, L OBP: 0.352, SLG: 0.600	K		P2			F7			K	4	0	0	0	0	2	1						
23 Casey Blake, R OBP: 0.327, SLG: 0.411	F8		K			P3				3	0	0	0	0	1	1						
7 James Loney, L OBP: 0.338, SLG: 0.412	G4-3					F9				3	0	1	0	0	0	1						
27 Matt Kemp, R OBP: 0.311, SLG: 0.432	FC5-4					K			F9	3	0	0	0	0	1	1						
28 Rod Barajas, R OBP: 0.281, SLG: 0.442			P6			K			G5-3	3	0	0	0	0	1	0						
58 Chad Billingsley R OBP: 0.203, SLG: 0.164									F7	2	0	1	0	0	1	0						
76 John Lindsey, R OBP: 0.143, SLG: 0.143										1	0	0	0	0	0	0						
52 George Sherrill, L										0	0	0	0	0	0	0						
74 Kenley Jansen, S OBP: 1.000, SLG: 1.000										0	0	0	0	0	0	0						
Inning Stats	R: 0 E: 0 K: 0 S: 7	H: 0 LOB: 0 BB: 0 P: 15	R: 0 E: 0 K: 1 S: 8	H: 1 LOB: 1 BB: 0 P: 14	R: 0 E: 0 K: 0 S: 9	H: 1 LOB: 1 BB: 0 P: 12	R: 0 E: 0 K: 1 S: 7	H: 0 LOB: 0 BB: 0 P: 9	R: 0 E: 0 K: 2 S: 10	H: 0 LOB: 0 BB: 0 P: 13	R: 0 E: 0 K: 1 S: 8	H: 0 LOB: 0 BB: 0 P: 10	R: 0 E: 0 K: 0 S: 12	H: 1 LOB: 1 BB: 0 P: 18	R: 0 E: 0 K: 0 S: 6	H: 0 LOB: 0 BB: 0 P: 6	R: 1 E: 0 K: 2 S: 9	H: 1 LOB: 0 BB: 0 P: 16	1B: 3 2B: 0 3B: 0 HR: 1	SF: 0 SAC: 0 DP: 0 HBP: 0	WP: 0 PB: 0 SB: 0 CS: 0	PA: 31
PITCHER	IP WLS BF H R ER SO BB IBB HBP BLK WP HR S P ERA WHIP																					
18 Matt Cain, R ERA: 3.08	7.0 W 24 3 0 0 5 0 0 0 0 0 0 0 61 91 0.00 0.429																					
54 Sergio Romo, R ERA: 2.37	1.0 H 3 0 0 0 0 0 0 0 0 0 0 6 6 0.00 0.000																					
38 Brian Wilson, R ERA: 1.9	1.0 S 4 1 1 1 2 0 0 0 0 0 0 1 9 16 9.00 1.000																					

Batter	1	2	3	4	5	6	7	8	9	AB	R	H	RBI	BB	SO	LOB	BOTTOM			
8 Eugenio Velez, S OBP: 0.268, SLG: 0.340	G4-3		G6-3						G1-3	3	0	0	0	1	0	1	Los Angeles Dodgers @ San Francisco Giants AT&T Park, San Francisco, CA Wed Sep 15 2010, 7:16 PM - 9:49 PM PDT Att: 34,685 - Partly Cloudy - 62 F			
14 Mike Fontenot, L OBP: 0.332, SLG: 0.385	L3		G3			F7			CS	4	0	1	1	0	0	2				
17 Aubrey Huff, L OBP: 0.385, SLG: 0.513	BB		K						CS	3	1	1	0	1	2	0				
28 Buster Posey, R OBP: 0.370, SLG: 0.506	1B					F9			1B	3	0	2	0	1	0	0				
5 Juan Uribe, R OBP: 0.317, SLG: 0.439	1B					P3			F8	4	0	2	0	0	0	2				
48 Pablo Sandoval, S OBP: 0.318, SLG: 0.403	K					G3			FC4	4	0	0	1	0	2	6				
13 Cody Ross, R OBP: 0.313, SLG: 0.390	G6-3					K			F8	4	0	0	0	0	2	4				
12 Nate Schierholtz, L OBP: 0.319, SLG: 0.381	K					E4			F9	4	0	0	0	0	2	2				
18 Matt Cain, R OBP: 0.115, SLG: 0.117	G6-3					SH3-4				1	0	0	0	0	0	0				
35 Travis Ishikawa, L OBP: 0.313, SLG: 0.403										1	0	1	0	0	0	0				
2 Emmanuel Burriss, S OBP: 0.500, SLG: 0.500										0	1	0	0	0	0	0				
54 Sergio Romo, R										0	0	0	0	0	0	0				
38 Brian Wilson, R										0	0	0	0	0	0	0				
Inning Stats	R: 0 E: 0 K: 1 S: 14	H: 2 LOB: 3 BB: 1 P: 22	R: 0 E: 0 K: 1 S: 10	H: 0 LOB: 0 BB: 0 P: 16	R: 0 E: 0 K: 1 S: 6	H: 0 LOB: 0 BB: 0 P: 10	R: 0 E: 0 K: 0 S: 5	H: 0 LOB: 0 BB: 0 P: 9	R: 0 E: 1 K: 1 S: 11	H: 0 LOB: 2 BB: 1 P: 19	R: 0 E: 0 K: 2 S: 13	H: 2 LOB: 2 BB: 0 P: 18	R: 1 E: 0 K: 1 S: 13	H: 2 LOB: 1 BB: 0 P: 20	R: 1 E: 0 K: 1 S: 12	H: 1 LOB: 2 BB: 1 P: 20	1B: 5 2B: 2 3B: 0 HR: 0	SF: 0 SAC: 1 DP: 0 HBP: 0	WP: 2 PB: 0 SB: 0 CS: 1	PA: 36
PITCHER	IP WLS BF H R ER SO BB IBB HBP BLK WP HR S P ERA WHIP																			
58 Chad Billingsley, R ERA: 3.55	7.0 L 29 6 1 1 7 2 0 0 0 0 0 0 72 114 1.29 1.143																			
52 George Sherrill, L ERA: 6.48	0.0 2 1 1 1 0 0 1 0 0 0 0 2 6 - - -																			
74 Kenley Jansen, R ERA: 0.92	1.0 4 0 0 0 1 0 0 0 0 0 1 0 10 14 0.00 0.000																			

Batter	1	2	3	4	5	6	7	8	9	AB	R	H	RBI	BB	SO	LOB	TOP										
15 Rafael Furcal, S OBP: 0.371, SLG: 0.461										4	1	1	0	0	3	1	<p>Los Angeles Dodgers @ San Francisco Giants AT&T Park, San Francisco, CA Thu Sep 16 2010, 7:16 PM - 9:51 PM PDT Att: 38,434 - Overcast - 63 F</p> <p>livebaseballscores.com</p> <p>AB 31 R 2 H 4 RBI 1 BB 0 SO 14 LOB 7</p>										
13 Ryan Theriot, R OBP: 0.322, SLG: 0.322										3	0	1	0	0	0	0											
23 Casey Blake, R OBP: 0.324, SLG: 0.408										4	0	0	0	0	3	2											
27 Matt Kemp, R OBP: 0.309, SLG: 0.429										4	0	0	0	0	2	2											
7 James Loney, L OBP: 0.336, SLG: 0.409										4	0	0	0	0	1	2											
75 Russell Mitchell, R OBP: 0.056, SLG: 0.235										3	1	1	1	0	1	0											
5 Reed Johnson, R OBP: 0.301, SLG: 0.373										3	0	0	0	0	3	0											
28 Rod Barajas, R OBP: 0.278, SLG: 0.438										3	0	0	0	0	1	0											
28 Ted Lilly, L ERA: 3.81										1	0	0	0	0	0	0											
Inning Stats	R: 1 E: 1 K: 2 S: 12	H: 1 LOB: 1 BB: 0 P: 15	R: 0 E: 0 K: 2 S: 8	H: 0 LOB: 0 BB: 0 P: 11	R: 0 E: 0 K: 1 S: 8	H: 0 LOB: 0 BB: 0 P: 9	R: 0 E: 0 K: 1 S: 9	H: 0 LOB: 0 BB: 0 P: 14	R: 1 E: 0 K: 2 S: 13	H: 2 LOB: 1 BB: 0 P: 16	R: 0 E: 0 K: 2 S: 9	H: 1 LOB: 1 BB: 0 P: 12	R: 0 E: 0 K: 2 S: 8	H: 0 LOB: 0 BB: 0 P: 13	R: 0 E: 0 K: 1 S: 12	H: 0 LOB: 0 BB: 0 P: 18		R: 0 E: 0 K: 1 S: 9	H: 0 LOB: 0 BB: 0 P: 10	1B: 2 2B: 1 3B: 0 HR: 1	SF: 0 SAC: 1 DP: 0 HBP: 0	WP: 1 PB: 0 SB: 0 CS: 0	PA: 32				
PITCHER	IP	WLS	BF	H	R	ER	SO	BB	IBB	HBP	BLK	WP	HR	S	P	ERA	WHIP										
57 Jonathan Sánchez, L ERA: 3.21	7.0	W	26	4	2	1	12	0	0	0	0	1	1	67	90	1.29	0.571										
46 Santiago Casilla, R ERA: 2.15	1.0		3	0	0	0	1	0	0	0	0	0	0	12	18	0.00	0.000										
47 Chris Ray, R ERA: 3.81	1.0		3	0	0	0	1	0	0	0	0	0	0	9	10	0.00	0.000										

Batter	1	2	3	4	5	6	7	8	9	AB	R	H	RBI	BB	SO	LOB	BOTTOM										
16 Edgar Renteria, R OBP: 0.341, SLG: 0.386										5	2	4	0	0	0	0	<p>Los Angeles Dodgers @ San Francisco Giants AT&T Park, San Francisco, CA Thu Sep 16 2010, 7:16 PM - 9:51 PM PDT Att: 38,434 - Overcast - 63 F</p> <p>livebaseballscores.com</p> <p>AB 38 R 10 H 15 RBI 10 BB 1 SO 8 LOB 17</p>										
21 Freddy Sanchez, R OBP: 0.340, SLG: 0.381										4	1	2	3	1	0	1											
22 Eli Whiteside, R OBP: 0.294, SLG: 0.392										0	0	0	0	0	0	0											
17 Aubrey Huff, L OBP: 0.366, SLG: 0.522										4	2	2	3	0	1	4											
35 Travis Ishikawa, L OBP: 0.311, SLG: 0.400										1	0	0	0	0	1	1											
28 Buster Posey, R OBP: 0.370, SLG: 0.516										5	1	2	2	0	1	5											
47 Chris Ray, R ERA: 3.81										0	0	0	0	0	0	0											
9 Pat Burrell, R OBP: 0.352, SLG: 0.467										4	1	1	0	0	2	1											
12 Nate Schierholz, L OBP: 0.319, SLG: 0.350										1	0	0	0	0	0	1											
5 Juan Uribe, R OBP: 0.314, SLG: 0.435										4	0	0	0	0	1	1											
6 Jose Guillen, R OBP: 0.319, SLG: 0.428										3	2	3	2	0	0	0											
13 Cody Ross, R OBP: 0.313, SLG: 0.390										0	0	0	0	0	0	0											
33 Aaron Rowand, R OBP: 0.278, SLG: 0.367										4	0	0	0	0	0	3											
57 Jonathan Sánchez, L OBP: 0.148, SLG: 0.132										2	0	0	0	0	2	0											
46 Santiago Casilla, R ERA: 4.76										0	0	0	0	0	0	0											
14 Mike Fontenot, L OBP: 0.335, SLG: 0.388										1	1	1	0	0	0	0											
Inning Stats	R: 1 E: 0 K: 0 S: 12	H: 2 LOB: 1 BB: 0 P: 22	R: 0 E: 0 K: 0 S: 7	H: 0 LOB: 0 BB: 0 P: 8	R: 4 E: 0 K: 3 S: 18	H: 4 LOB: 0 BB: 0 P: 26	R: 1 E: 0 K: 1 S: 16	H: 2 LOB: 3 BB: 1 P: 27	R: 2 E: 0 K: 1 S: 14	H: 2 LOB: 0 BB: 0 P: 16	R: 0 E: 0 K: 1 S: 9	H: 1 LOB: 1 BB: 0 P: 14	R: 0 E: 0 K: 1 S: 7	H: 1 LOB: 0 BB: 0 P: 9	R: 2 E: 0 K: 1 S: 12	H: 3 LOB: 1 BB: 0 P: 18	1B: 7 2B: 3 3B: 2 HR: 3	SF: 0 SAC: 0 DP: 1 HBP: 2	WP: 0 PB: 0 SB: 0 CS: 0	PA: 41							
PITCHER	IP	WLS	BF	H	R	ER	SO	BB	IBB	HBP	BLK	WP	HR	S	P	ERA	WHIP										
29 Ted Lilly, L ERA: 3.83	3.1	L	18	7	6	6	3	0	0	2	0	0	0	44	68	16.20	2.100										
38 Ramon Troncoso, R ERA: 4.76	0.2		4	1	0	0	1	1	0	0	0	0	0	9	15	0.00	3.000										
36 Jeff Weaver, R ERA: 5.02	1.1		7	3	2	2	1	0	0	0	0	0	1	18	22	13.50	2.250										
52 George Sherrill, L ERA: 6.42	0.1		1	0	0	0	0	0	0	0	0	0	0	2	5	0.00	0.000										
54 Ronald Belisario, R ERA: 5.29	0.1		1	0	0	0	1	0	0	0	0	0	0	3	3	0.00	0.000										
26 Octavio Dotel, R ERA: 3.99	1.0		4	1	0	0	1	0	0	0	0	0	0	7	9	0.00	1.000										
50 Jon Link, R ERA: 5.4	1.0		6	3	2	2	1	0	0	0	0	0	0	12	18	18.00	3.000										

Batter	1	2	3	4	5	6	7	8	9	AB	R	H	RBI	BB	SO	LOB	TOP						
1 Eric Young Jr, S OBP: 0.335, SLG: 0.312 12 Clint Barnes, R OBP: 0.303, SLG: 0.348	E6 5 F9 2 HR 5 S		K	FC6-4			FC5-4			3	1	0	0	1	1	2	Colorado Rockies @ Los Angeles Dodgers Dodger Stadium, Los Angeles, CA Fri Sep 17 2010, 7:12 PM - 10:37 PM PDT Att: 38,449 - Clear - 66 F livebaseballscorecards.com						
24 Dexter Fowler, S OBP: 0.344, SLG: 0.391	L8		K		G4-3		G4-3	G4-3		5	0	0	0	0	1	3							
5 Carlos González, L OBP: 0.380, SLG: 0.610	F9				F9					3	2	1	0	2	0	1							
2 Troy Tulowitzki, R OBP: 0.389, SLG: 0.579	HR				F8					4	2	1	2	1	0	2							
17 Todd Helton, L OBP: 0.360, SLG: 0.363	P3									5	1	4	1	0	0	0							
6 Melvin Mora, R OBP: 0.359, SLG: 0.392	K									4	1	2	2	0	1	2							
7 Seth Smith, L OBP: 0.317, SLG: 0.482 15 Jay Payton, R OBP: 0.500, SLG: 0.700	K									2	0	1	1	1	0	0							
63 Rafael Betancourt, R 16 Huston Street, R	K									0	0	0	0	0	0	0							
21 Miguel Olivo, R OBP: 0.318, SLG: 0.448	G5-3									4	0	1	1	0	1	2							
38 Ubaldo Jiménez, R OBP: 0.135, SLG: 0.111 51 Matt Reynolds, L 7.1 34 Matt Belisle, R OBP: 0.400, SLG: 0.500 19 Ryan Spilborghs, R (8, PH) OBP: 0.368, SLG: 0.467 8.7	K		K							3	0	0	0	0	2	4							
Inning Stats	R: 2 E: 1 K: 0 S: 11	H: 1 LOB: 0 BB: 0 P: 16	R: 0 E: 0 K: 2 S: 9	H: 0 LOB: 0 BB: 0 P: 12	R: 0 E: 0 K: 3 S: 9	H: 0 LOB: 0 BB: 0 P: 13	R: 3 E: 0 K: 1 S: 19	H: 5 LOB: 2 BB: 0 P: 25	R: 0 E: 0 K: 1 S: 8	H: 1 LOB: 2 BB: 1 P: 16	R: 2 E: 0 K: 0 S: 13	H: 2 LOB: 3 BB: 3 P: 29	R: 0 E: 0 K: 0 S: 12	H: 1 LOB: 1 BB: 0 P: 18	R: 0 E: 0 K: 0 S: 8	H: 1 LOB: 1 BB: 1 P: 14	1B: 10 2B: 0 3B: 0 HR: 1	SF: 0 DP: 1 HBP: 0	WP: 0 PA: 42 PB: 0 SB: 1 CS: 1				
PITCHER	IP WLS BF H R ER SO BB IBB HBP BLK WP HR S P ERA WHIP	18 Hiroki Kuroda, R ERA: 3.38 51 Jonathan Broxton, R ERA: 3.92 52 George Sherrill, L ERA: 5.95 54 Ronald Belisario, R ERA: 5.19 38 Ramon Troncoso, R ERA: 4.68	6.0 L 27 7 2 3 7 0 1 0 0 0 1 64 93 4.50 1.167	0.2 6 2 2 2 0 0 2 1 0 0 0 0 10 25 27.00 6.000	0.1 1 0 0 0 0 0 0 0 0 0 0 3 4 0.00 0.000	1.0 4 1 0 0 0 0 0 0 0 0 0 12 18 0.00 1.000	1.0 4 1 0 0 0 1 0 0 0 0 0 8 14 0.00 2.000	PITCHER	IP WLS BF H R ER SO BB IBB HBP BLK WP HR S P ERA WHIP	15 Rafael Furcal, S OBP: 0.366, SLG: 0.455 13 Ryan Theriot, R OBP: 0.321, SLG: 0.320 16 Andre Ethier, L OBP: 0.360, SLG: 0.497 7 James Loney, L OBP: 0.334, SLG: 0.407 31 Jay Gibbons, L OBP: 0.373, SLG: 0.600 23 Casey Blake, R OBP: 0.323, SLG: 0.406 49 Trent Oeltgen, L OBP: 0.286, SLG: 0.167 27 Matt Kemp, R OBP: 0.309, SLG: 0.432 17 A.J. Ellis, R OBP: 0.311, SLG: 0.288 18 Hiroki Kuroda, R ERA: 2.84 75 Russell Mitchell, R OBP: 0.303, SLG: 0.222 51 Jonathan Broxton, R 7.1 52 George Sherrill, L 7.1 54 Ronald Belisario, R 8.1 5 Reed Johnson, R 8.1 38 Ramon Troncoso, R 9.1	5.0 L 27 2 2 2 7 0 1 0 0 0 0 6 11 5.68 1.421	0.0 3 2 0 0 0 0 1 0 0 0 0 8 12 0.00 0.000	1.0 H 3 0 0 0 1 0 0 0 0 6 11 0.00 0.000	1.0 S 6 3 1 1 2 0 0 0 0 0 20 26 9.00 3.000	PITCHER	IP WLS BF H R ER SO BB IBB HBP BLK WP HR S P ERA WHIP	6.1 W 29 4 4 4 6 3 0 1 0 0 1 63 104 5.68 1.421	0.0 3 2 0 0 0 1 0 0 0 0 8 12 0.00 0.000	1.0 H 3 0 0 0 1 0 0 0 0 6 11 0.00 0.000	1.0 S 6 3 1 1 2 0 0 0 0 0 20 26 9.00 3.000	1B: 8 2B: 3 3B: 1 HR: 0	SF: 0 DP: 1 HBP: 1	WP: 1 PA: 43 PB: 0 SB: 1 CS: 1
Batter	1	2	3	4	5	6	7	8	9	AB <td>R <td>H <td>RBI <td>BB <td>SO <td>LOB <td>BOTTOM</td> </td></td></td></td></td></td>	R <td>H <td>RBI <td>BB <td>SO <td>LOB <td>BOTTOM</td> </td></td></td></td></td>	H <td>RBI <td>BB <td>SO <td>LOB <td>BOTTOM</td> </td></td></td></td>	RBI <td>BB <td>SO <td>LOB <td>BOTTOM</td> </td></td></td>	BB <td>SO <td>LOB <td>BOTTOM</td> </td></td>	SO <td>LOB <td>BOTTOM</td> </td>	LOB <td>BOTTOM</td>	BOTTOM						
15 Rafael Furcal, S OBP: 0.366, SLG: 0.455	K	G6-3		G4-3		L6		K		5	0	0	0	0	2	4	Colorado Rockies @ Los Angeles Dodgers Dodger Stadium, Los Angeles, CA Fri Sep 17 2010, 7:12 PM - 10:37 PM PDT Att: 38,449 - Clear - 66 F livebaseballscorecards.com						
13 Ryan Theriot, R OBP: 0.321, SLG: 0.320	G4-3	G6-3					G5-3		G4-3	4	1	0	0	0	0	2							
16 Andre Ethier, L OBP: 0.360, SLG: 0.497										1	1	1	0	4	0	0							
7 James Loney, L OBP: 0.334, SLG: 0.407	K									5	0	1	0	0	2	5							
31 Jay Gibbons, L OBP: 0.373, SLG: 0.600										5	1	3	1	0	1	2							
23 Casey Blake, R OBP: 0.323, SLG: 0.406 49 Trent Oeltgen, L OBP: 0.286, SLG: 0.167	G6-3									5	0	1	1	0	2	5							
27 Matt Kemp, R OBP: 0.309, SLG: 0.432										0	0	0	0	0	0	0							
17 A.J. Ellis, R OBP: 0.311, SLG: 0.288										5	2	2	1	0	2	5							
18 Hiroki Kuroda, R ERA: 2.84 75 Russell Mitchell, R OBP: 0.303, SLG: 0.222 51 Jonathan Broxton, R 7.1 52 George Sherrill, L 7.1 54 Ronald Belisario, R 8.1 5 Reed Johnson, R 8.1 38 Ramon Troncoso, R 9.1	E2									2	0	0	0	0	0	2							
Inning Stats	R: 0 E: 0 K: 2 S: 10	H: 0 LOB: 1 BB: 1 P: 20	R: 2 E: 1 K: 0 S: 12	H: 3 LOB: 2 BB: 0 P: 20	R: 0 E: 0 K: 1 S: 8	H: 0 LOB: 1 BB: 1 P: 15	R: 1 E: 0 K: 0 S: 14	H: 2 LOB: 1 BB: 0 P: 17	R: 1 E: 0 K: 1 S: 9	H: 0 LOB: 1 BB: 1 P: 18	R: 0 E: 0 K: 2 S: 9	H: 1 LOB: 3 BB: 0 P: 13	R: 0 E: 0 K: 1 S: 15	H: 2 LOB: 3 BB: 1 P: 24	R: 0 E: 0 K: 1 S: 6	H: 0 LOB: 0 BB: 0 P: 11		1B: 8 2B: 3 3B: 1 HR: 0	SF: 0 DP: 1 HBP: 1	WP: 1 PA: 43 PB: 0 SB: 1 CS: 1			
PITCHER	IP WLS BF H R ER SO BB IBB HBP BLK WP HR S P ERA WHIP	38 Ubaldo Jiménez, R ERA: 2.19 51 Matt Reynolds, L 7.1 34 Matt Belisle, R 7.1 63 Rafael Betancourt, R ERA: 3.97 16 Huston Street, R ERA: 3.61	6.1 W 29 4 4 4 6 3 0 1 0 0 1 63 104 5.68 1.421	0.0 3 2 0 0 0 1 0 0 0 0 8 12 0.00 0.000	1.0 H 3 0 0 0 1 0 0 0 0 6 11 0.00 0.000	1.0 S 6 3 1 1 2 0 0 0 0 0 20 26 9.00 3.000	PITCHER	IP WLS BF H R ER SO BB IBB HBP BLK WP HR S P ERA WHIP	6.1 W 29 4 4 4 6 3 0 1 0 0 1 63 104 5.68 1.421	0.0 3 2 0 0 0 1 0 0 0 0 8 12 0.00 0.000	1.0 H 3 0 0 0 1 0 0 0 0 6 11 0.00 0.000	1.0 S 6 3 1 1 2 0 0 0 0 0 20 26 9.00 3.000	PITCHER	IP WLS BF H R ER SO BB IBB HBP BLK WP HR S P ERA WHIP	6.1 W 29 4 4 4 6 3 0 1 0 0 1 63 104 5.68 1.421	0.0 3 2 0 0 0 1 0 0 0 0 8 12 0.00 0.000	1.0 H 3 0 0 0 1 0 0 0 0 6 11 0.00 0.000	1.0 S 6 3 1 1 2 0 0 0 0 0 20 26 9.00 3.000	1B: 8 2B: 3 3B: 1 HR: 0	SF: 0 DP: 1 HBP: 1	WP: 1 PA: 43 PB: 0 SB: 1 CS: 1		

Batter	1	2	3	4	5	6	7	8	9	AB	R	H	RBI	BB	SO	LOB	TOP			
28 Aaron Cunningham, R OBP: 0.336, SLG: 0.432 (6, 7)										4	0	0	0	0	2	4	San Diego Padres @ Los Angeles Dodgers Dodger Stadium, Los Angeles, CA Wed Sep 22 2010, 7:12 PM - 9:50 PM PDT Att: 33,728 - Cloudy - 65 F			
22 David Eckstein, R OBP: 0.327, SLG: 0.337 (1, 4)										4	1	1	0	0	1	0				
10 Miguel Tejada, R OBP: 0.313, SLG: 0.390 (1, 6)										4	1	3	2	0	0	0				
23 Adrián González, L OBP: 0.399, SLG: 0.521 (1, 3)										4	0	1	0	0	0	1				
47 Ryan Ludwick, R OBP: 0.338, SLG: 0.437 25 Will Venable, L OBP: 0.326, SLG: 0.412 (9, 9)										3	0	0	0	0	1	2				
14 Oscar Salazar, R OBP: 0.326, SLG: 0.339 18 Tony Gwynn Jr., L OBP: 0.310, SLG: 0.295 (6, 8)										3	0	1	0	0	0	0				
8 Yorvit Torrealba, R OBP: 0.340, SLG: 0.385 (1, 2)										4	0	2	0	0	1	0				
7 Chase Headley, S OBP: 0.321, SLG: 0.379 (1, 5)										3	1	1	0	1	2	1				
46 Tim Stauffer, R OBP: 0.143, SLG: 0.234 12 Scott Hairston, R OBP: 0.297, SLG: 0.393 57 Luke Gregerson, L OBP: 0.310, SLG: 0.295 37 Mike Adams, R OBP: 0.310, SLG: 0.295 16 Matt Stairs, L OBP: 0.339, SLG: 0.455 21 Heath Bell, R OBP: 0.310, SLG: 0.295 (1, 1)										1	0	0	0	0	1	3				
Inning Stats	R: 0 E: 0 K: 1 S: 9	H: 1 LOB: 1 BB: 0 P: 12	R: 0 E: 0 K: 0 S: 5	H: 0 LOB: 0 BB: 0 P: 8	R: 3 E: 1 K: 1 S: 15	H: 3 LOB: 0 BB: 0 P: 17	R: 0 E: 0 K: 3 S: 14	H: 2 LOB: 3 BB: 1 P: 23	R: 0 E: 0 K: 2 S: 12	H: 0 LOB: 1 BB: 0 P: 17	R: 0 E: 0 K: 1 S: 8	H: 0 LOB: 0 BB: 0 P: 10	R: 0 E: 0 K: 1 S: 8	H: 0 LOB: 0 BB: 0 P: 12	R: 0 E: 0 K: 0 S: 9	H: 1 LOB: 0 BB: 0 P: 15		1B: 7 2B: 1 3B: 0 HR: 1	SF: 0 SAC: 1 DP: 1 HBP: 1	WP: 0 PB: 0 SB: 0 CS: 1
PITCHER	IP WLS BF H R ER SO BB IBB HBP BLK WP HR S P ERA WHIP	IP WLS BF H R ER SO BB IBB HBP BLK WP HR S P ERA WHIP	IP WLS BF H R ER SO BB IBB HBP BLK WP HR S P ERA WHIP	IP WLS BF H R ER SO BB IBB HBP BLK WP HR S P ERA WHIP	IP WLS BF H R ER SO BB IBB HBP BLK WP HR S P ERA WHIP	IP WLS BF H R ER SO BB IBB HBP BLK WP HR S P ERA WHIP	IP WLS BF H R ER SO BB IBB HBP BLK WP HR S P ERA WHIP	IP WLS BF H R ER SO BB IBB HBP BLK WP HR S P ERA WHIP	IP WLS BF H R ER SO BB IBB HBP BLK WP HR S P ERA WHIP	IP WLS BF H R ER SO BB IBB HBP BLK WP HR S P ERA WHIP	IP WLS BF H R ER SO BB IBB HBP BLK WP HR S P ERA WHIP	IP WLS BF H R ER SO BB IBB HBP BLK WP HR S P ERA WHIP	IP WLS BF H R ER SO BB IBB HBP BLK WP HR S P ERA WHIP	IP WLS BF H R ER SO BB IBB HBP BLK WP HR S P ERA WHIP	IP WLS BF H R ER SO BB IBB HBP BLK WP HR S P ERA WHIP	IP WLS BF H R ER SO BB IBB HBP BLK WP HR S P ERA WHIP	IP WLS BF H R ER SO BB IBB HBP BLK WP HR S P ERA WHIP			

Batter	1	2	3	4	5	6	7	8	9	AB	R	H	RBI	BB	SO	LOB	BOTTOM			
15 Rafael Furcal, S OBP: 0.366, SLG: 0.453 (1, 6)										3	0	0	0	1	0	0	San Diego Padres @ Los Angeles Dodgers Dodger Stadium, Los Angeles, CA Wed Sep 22 2010, 7:12 PM - 9:50 PM PDT Att: 33,728 - Cloudy - 65 F			
14 Jamey Carroll, R OBP: 0.380, SLG: 0.341 51 Jonathan Broxton, R OBP: 0.310, SLG: 0.399 (1, 4)										4	0	0	0	0	0	0				
16 Andre Ethier, L OBP: 0.358, SLG: 0.494 (1, 9)										4	0	2	0	0	1	1				
7 James Loney, L OBP: 0.330, SLG: 0.399 (1, 3)										3	0	0	0	1	1	2				
27 Matt Kemp, R OBP: 0.310, SLG: 0.436 (1, 8)										3	1	1	0	1	1	1				
31 Jay Gibbons, L OBP: 0.333, SLG: 0.529 (1, 7)										4	0	0	0	0	1	2				
23 Casey Blake, R OBP: 0.319, SLG: 0.398 (1, 5)										3	0	0	0	1	2	1				
17 A.J. Ellis, R OBP: 0.347, SLG: 0.322 (1, 2)										3	0	0	1	0	1	1				
29 Ted Lilly, L OBP: 0.093, SLG: 0.039 74 Kenley Jansen, S OBP: 1.000, SLG: 1.000 13 Ryan Theriot, P OBP: 0.322, SLG: 0.319 (1, 1)										2	0	0	0	0	0	1				
Inning Stats	R: 0 E: 0 K: 1 S: 12	H: 1 LOB: 1 BB: 0 P: 16	R: 1 E: 0 K: 0 S: 7	H: 1 LOB: 1 BB: 1 P: 12	R: 0 E: 0 K: 0 S: 13	H: 1 LOB: 1 BB: 0 P: 20	R: 0 E: 0 K: 1 S: 7	H: 0 LOB: 0 BB: 0 P: 10	R: 0 E: 0 K: 1 S: 8	H: 0 LOB: 0 BB: 0 P: 11	R: 0 E: 0 K: 2 S: 17	H: 0 LOB: 0 BB: 1 P: 26	R: 0 E: 0 K: 0 S: 5	H: 0 LOB: 0 BB: 0 P: 7	R: 0 E: 0 K: 1 S: 12	H: 0 LOB: 1 BB: 1 P: 19		1B: 2 2B: 1 3B: 0 HR: 0	SF: 0 SAC: 0 DP: 0 HBP: 0	WP: 0 PB: 0 SB: 0 CS: 0
PITCHER	IP WLS BF H R ER SO BB IBB HBP BLK WP HR S P ERA WHIP	IP WLS BF H R ER SO BB IBB HBP BLK WP HR S P ERA WHIP	IP WLS BF H R ER SO BB IBB HBP BLK WP HR S P ERA WHIP	IP WLS BF H R ER SO BB IBB HBP BLK WP HR S P ERA WHIP	IP WLS BF H R ER SO BB IBB HBP BLK WP HR S P ERA WHIP	IP WLS BF H R ER SO BB IBB HBP BLK WP HR S P ERA WHIP	IP WLS BF H R ER SO BB IBB HBP BLK WP HR S P ERA WHIP	IP WLS BF H R ER SO BB IBB HBP BLK WP HR S P ERA WHIP	IP WLS BF H R ER SO BB IBB HBP BLK WP HR S P ERA WHIP	IP WLS BF H R ER SO BB IBB HBP BLK WP HR S P ERA WHIP	IP WLS BF H R ER SO BB IBB HBP BLK WP HR S P ERA WHIP	IP WLS BF H R ER SO BB IBB HBP BLK WP HR S P ERA WHIP	IP WLS BF H R ER SO BB IBB HBP BLK WP HR S P ERA WHIP	IP WLS BF H R ER SO BB IBB HBP BLK WP HR S P ERA WHIP	IP WLS BF H R ER SO BB IBB HBP BLK WP HR S P ERA WHIP	IP WLS BF H R ER SO BB IBB HBP BLK WP HR S P ERA WHIP	IP WLS BF H R ER SO BB IBB HBP BLK WP HR S P ERA WHIP			



Batter	1	2	3	4	5	6	7	8	9	AB	R	H	RBI	BB	SO	LOB	TOP				
25 Will Venable, L OBP: 0.331, SLG: 0.416										3	1	3	0	0	0	0	San Diego Padres @ Los Angeles Dodgers Dodger Stadium, Los Angeles, CA Thu Sep 23 2010, 7:12 PM - 9:48 PM PDT Att: 33,040 - Partly Cloudy - 69 F				
14 Oscar Salazar, R OBP: 0.324, SLG: 0.336										1	0	0	0	0	1	0					
22 David Eckstein, R OBP: 0.327, SLG: 0.337										4	0	1	0	0	1	2					
10 Miguel Tejada, R OBP: 0.313, SLG: 0.389										4	0	1	1	0	1	2					
23 Adrián González, L OBP: 0.398, SLG: 0.519										2	0	0	0	1	0	1					
47 Ryan Ludwick, R OBP: 0.336, SLG: 0.434										3	0	0	0	0	1	2					
7 Chase Headley, S OBP: 0.318, SLG: 0.377										3	0	0	0	0	2	0					
4 Nick Hundley, R OBP: 0.308, SLG: 0.411										2	0	0	0	0	0	0					
18 Tony Gwynn Jr., L OBP: 0.306, SLG: 0.293										2	0	0	0	0	1	0					
16 Matt Stairs, L OBP: 0.300, SLG: 0.449										0	0	0	0	0	0	0					
55 Adam Russell, R OBP: 0.331, SLG: 0.428																					
38 Mat Latos, R OBP: 0.120, SLG: 0.220																					
39 Ernesto Frieri, R OBP: 0.331, SLG: 0.428																					
58 Ryan Webb, R OBP: 0.331, SLG: 0.428																					
13 Chris Denorfia, R OBP: 0.331, SLG: 0.428																					
Inning Stats	R: 1 H: 2 E: 0 K: 0 S: 10	H: 2 LOB: 1 BB: 1 P: 22	R: 0 H: 0 E: 0 K: 1 S: 8	H: 0 LOB: 0 BB: 0 P: 12	R: 0 H: 1 E: 0 K: 0 S: 7	H: 1 LOB: 0 BB: 0 P: 11	R: 0 H: 1 E: 0 K: 1 S: 7	H: 0 LOB: 0 BB: 0 P: 9	R: 0 H: 1 E: 0 K: 1 S: 8	H: 1 LOB: 1 BB: 0 P: 11	R: 0 H: 0 E: 0 K: 0 S: 4	H: 0 LOB: 0 BB: 0 P: 8	R: 0 H: 0 E: 0 K: 0 S: 8	H: 0 LOB: 0 BB: 0 P: 14	R: 0 H: 0 E: 0 K: 3 S: 13	H: 0 LOB: 0 BB: 0 P: 17	1B: 5 2B: 0 3B: 0 HR: 0	SF: 0 SAC: 0 DP: 2 HBP: 0	WP: 0 PB: 0 SB: 0 CS: 1	PA: 30	
PITCHER	IP: 8.0 WLS: W BF: 27 ERA: 3.27	WLS: 1 LOB: 1 S: 3	H: 5 R: 1 ER: 1 SO: 4	H: 0 R: 0 ER: 0 SO: 3	BB: 0 IBB: 0 HBP: 0 BLK: 0	BB: 0 IBB: 0 HBP: 0 BLK: 0	WP: 0 HR: 0 S: 59 P: 98	ERA: 1.12 WHIP: 0.625	PITCHER	IP: 1.0 WLS: S BF: 3 ERA: 1.29	WLS: 0 LOB: 0 S: 3	H: 0 R: 0 ER: 0 SO: 0	BB: 0 IBB: 0 HBP: 0 BLK: 0	WP: 0 HR: 0 S: 13 P: 17	ERA: 0.00 WHIP: 0.000						

Batter	1	2	3	4	5	6	7	8	9	AB	R	H	RBI	BB	SO	LOB	BOTTOM				
15 Rafael Furcal, S OBP: 0.367, SLG: 0.454										4	2	2	0	0	0	1	San Diego Padres @ Los Angeles Dodgers Dodger Stadium, Los Angeles, CA Thu Sep 23 2010, 7:12 PM - 9:48 PM PDT Att: 33,040 - Partly Cloudy - 69 F				
13 Ryan Theriot, R OBP: 0.320, SLG: 0.317										4	0	0	0	0	3						
16 Andre Ethier, L OBP: 0.361, SLG: 0.497										3	1	2	2	1	0	0					
31 Jay Gibbons, L OBP: 0.333, SLG: 0.535										3	0	1	0	0	2						
5 Reed Johnson, R OBP: 0.296, SLG: 0.383										1	0	0	0	0	0	0					
27 Matt Kemp, R OBP: 0.308, SLG: 0.433										4	0	0	0	0	2	3					
7 James Loney, L OBP: 0.331, SLG: 0.399										3	0	1	0	1	1	0					
23 Casey Blake, R OBP: 0.317, SLG: 0.395										3	0	0	0	0	1	4					
28 Rod Barajas, R OBP: 0.280, SLG: 0.434										2	0	0	1	1	0	0					
18 Hiroki Kuroda, R OBP: 0.055, SLG: 0.019										3	0	0	0	0	0	4					
56 Hung-Chih Kuo, L ERA: 1.29																					
Inning Stats	R: 1 H: 2 E: 0 K: 1 S: 15	H: 2 LOB: 1 BB: 0 P: 19	R: 0 H: 1 E: 0 K: 0 S: 8	H: 1 LOB: 0 BB: 0 P: 10	R: 1 H: 2 E: 0 K: 1 S: 17	H: 2 LOB: 1 BB: 0 P: 24	R: 0 H: 0 E: 0 K: 1 S: 8	H: 0 LOB: 0 BB: 0 P: 14	R: 0 H: 0 E: 0 K: 1 S: 10	H: 0 LOB: 0 BB: 0 P: 16	R: 1 H: 1 E: 1 K: 1 S: 15	H: 1 LOB: 3 BB: 3 P: 28	R: 0 H: 0 E: 0 K: 1 S: 8	H: 0 LOB: 0 BB: 0 P: 10	R: 0 H: 0 E: 0 K: 1 S: 6	H: 0 LOB: 0 BB: 0 P: 9	1B: 4 2B: 2 3B: 0 HR: 0	SF: 0 SAC: 0 DP: 1 HBP: 0	WP: 0 PB: 0 SB: 1 CS: 0	PA: 33	
PITCHER	IP: 5.0 WLS: L BF: 22 ERA: 2.91	WLS: 0 LOB: 1 S: 5	H: 6 R: 0 ER: 0 SO: 1	H: 3 R: 0 ER: 0 SO: 4	BB: 1 IBB: 1 HBP: 0 BLK: 0	BB: 1 IBB: 1 HBP: 0 BLK: 0	WP: 0 HR: 0 S: 11 P: 20	ERA: 0.00 WHIP: 1.000	PITCHER	IP: 1.0 WLS: 0 BF: 3 ERA: 1.89	WLS: 0 LOB: 0 S: 3	H: 0 R: 0 ER: 0 SO: 0	BB: 0 IBB: 0 HBP: 0 BLK: 0	WP: 0 HR: 0 S: 8 P: 10	ERA: 0.00 WHIP: 0.000						

Batter	1	2	3	4	5	6	7	8	9	AB	R	H	RBI	BB	SO	LOB	TOP										
49 Trent Oeltgen, L (1, 8) OBP: 0.417, SLG: 0.545 27 Matt Kemp, R (8, PH) OBP: 0.308, SLG: 0.432										3	0	2	1	0	0	0	Los Angeles Dodgers @ Arizona Diamondbacks Chase Field, Phoenix, AZ Fri Sep 24 2010, 6:40 PM - 9:06 PM MST Att: 38,567 - Clear - 92 F										
13 Ryan Theriot, R (1, 4) OBP: 0.318, SLG: 0.315										4	0	0	0	0	1	3											
16 Andre Ethier, L (1, 9) OBP: 0.360, SLG: 0.499										4	1	1	0	0	0	0											
31 Jay Gibbons, L (1, 7) OBP: 0.321, SLG: 0.521 5 Reed Johnson, R (7, 7) OBP: 0.299, SLG: 0.383										2	0	0	1	0	0	0											
7 James Loney, L (1, 3) OBP: 0.331, SLG: 0.396										3	0	0	0	1	0	0											
75 Russell Mitchell, R (1, 5) OBP: 0.193, SLG: 0.321										4	0	1	0	0	0	1											
17 A.J. Ellis, R (1, 2) OBP: 0.362, SLG: 0.326										2	1	1	0	2	0	1											
60 Chin-Lung Hu, R (1, 6) OBP: 0.300, SLG: 0.222										3	0	0	0	0	0	4											
22 Clayton Kershaw, L (1, 1) OBP: 0.071, SLG: 0.055 74 Kenley Jansen, S (9, 1) OBP: 1.000, SLG: 1.000										2	0	0	0	0	1	2											
										0	0	0	0	0	0	0											
Inning Stats	R: 0 E: 0 K: 0 S: 6	H: 0 LOB: 0 BB: 0 P: 10	R: 0 E: 0 K: 0 S: 8	H: 0 LOB: 0 BB: 0 P: 10	R: 1 E: 0 K: 2 S: 11	H: 1 LOB: 1 BB: 1 P: 19	R: 1 E: 0 K: 0 S: 7	H: 1 LOB: 0 BB: 0 P: 9	R: 0 E: 0 K: 0 S: 5	H: 1 LOB: 0 BB: 0 P: 6	R: 0 E: 0 K: 0 S: 10	H: 1 LOB: 1 BB: 0 P: 14	R: 0 E: 0 K: 1 S: 9	H: 0 LOB: 1 BB: 0 P: 12	R: 1 E: 0 K: 0 S: 11	H: 1 LOB: 2 BB: 2 P: 23	1B: 3 2B: 0 3B: 2 HR: 1	SF: 1 SAC: 1 DP: 2 HBP: 1	WP: 0 PB: 0 SB: 0 CS: 0	PA: 35							
PITCHER	IP	WLS	BF	H	R	ER	SO	BB	IBB	HBP	BLK	WP	HR	S	P	ERA	WHIP										
54 Barry Enright, R (1, 1) ERA: 3.73	8.0	L	29	5	2	2	3	1	0	1	0	0	0	66	93	2.25	0.750										
39 Jordan Norberto, L (9, 1) ERA: 5.79	0.1		3	1	1	1	0	1	0	0	0	0	1	5	11	27.00	6.000										
49 Carlos Rosa, R (9, 1) ERA: 5.0	0.2		3	0	0	0	0	1	0	0	0	0	0	6	12	0.00	1.500										

Batter	1	2	3	4	5	6	7	8	9	AB	R	H	RBI	BB	SO	LOB	BOTTOM										
24 Chris Young, R (1, 8) OBP: 0.343, SLG: 0.457										4	1	1	0	0	0	0	Los Angeles Dodgers @ Arizona Diamondbacks Chase Field, Phoenix, AZ Fri Sep 24 2010, 6:40 PM - 9:06 PM MST Att: 38,567 - Clear - 92 F										
13 Tony Abreu, S (1, 6) OBP: 0.283, SLG: 0.325										4	0	1	1	0	1	0											
2 Kelly Johnson, L (1, 4) OBP: 0.362, SLG: 0.494										4	0	2	0	0	1	1											
27 Mark Reynolds, R (1, 5) OBP: 0.320, SLG: 0.437 6 Stephen Drew, L (8, 6) OBP: 0.351, SLG: 0.458										3	0	0	0	0	0	2											
25 Adam LaRoche, L (1, 3) OBP: 0.322, SLG: 0.466										4	0	0	0	0	4	3											
4 Rusty Ryal, R (1, 7) OBP: 0.307, SLG: 0.343 19 Ryan Church, L (8, PH) OBP: 0.265, SLG: 0.356										3	0	0	0	0	2	1											
28 John Hester, R (1, 2) OBP: 0.286, SLG: 0.341										3	0	0	0	0	1	0											
5 Cole Gillespie, R (1, 9) OBP: 0.263, SLG: 0.341										3	0	0	0	0	0	1											
54 Barry Enright, R (1, 1) OBP: 0.258, SLG: 0.290 14 Ryan Roberts, R (8, PH) OBP: 0.226, SLG: 0.356 39 Jordan Norberto, L (9, 1) OBP: 0.265, SLG: 0.356										2	0	0	0	0	1	0											
										1	0	0	0	0	0	0											
										0	0	0	0	0	0	0											
Inning Stats	R: 0 E: 0 K: 1 S: 8	H: 0 LOB: 0 BB: 0 P: 12	R: 0 E: 0 K: 1 S: 8	H: 0 LOB: 0 BB: 0 P: 10	R: 0 E: 0 K: 2 S: 8	H: 0 LOB: 0 BB: 0 P: 8	R: 0 E: 0 K: 1 S: 9	H: 1 LOB: 0 BB: 0 P: 12	R: 0 E: 0 K: 2 S: 10	H: 0 LOB: 1 BB: 0 P: 15	R: 0 E: 0 K: 0 S: 7	H: 0 LOB: 0 BB: 0 P: 13	R: 0 E: 0 K: 2 S: 11	H: 1 LOB: 1 BB: 0 P: 16	R: 0 E: 0 K: 0 S: 5	H: 0 LOB: 0 BB: 0 P: 7	R: 1 E: 0 K: 2 S: 19	H: 2 LOB: 2 BB: 1 P: 31	1B: 3 2B: 1 3B: 0 HR: 0	SF: 0 SAC: 0 DP: 0 HBP: 0	WP: 0 PB: 0 SB: 0 CS: 0	PA: 33					
PITCHER	IP	WLS	BF	H	R	ER	SO	BB	IBB	HBP	BLK	WP	HR	S	P	ERA	WHIP										
22 Clayton Kershaw, L (1, 1) ERA: 2.91	8.0	W	29	4	1	1	9	0	0	0	0	0	0	72	102	1.12	0.500										
74 Kenley Jansen, R (9, 1) ERA: 0.75	1.0	S	4	0	0	0	2	1	0	0	0	0	0	13	22	0.00	1.000										

Batter	1	2	3	4	5	6	7	8	9	AB	R	H	RBI	BB	SO	LOB	TOP					
15 Rafael Furcal, S OBP: 0.367, SLG: 0.461	G6-3		13 E	FC4-6 16 BB		F9		16 SF9		5	2	2	2	0	0	2						
13 Ryan Theriot, R OBP: 0.321, SLG: 0.315	F7		E5							4	1	2	0	1	0	0						
74 Kenley Jansen, S OBP: 1.000, SLG: 1.000				16 BB						0	0	0	0	0	0	0						
16 Andre Ethier, L OBP: 0.357, SLG: 0.490			F7					SF9		3	0	1	1	1	1	3						
27 Matt Kemp, R OBP: 0.308, SLG: 0.434										5	1	2	2	0	2	5						
23 Casey Blake, R OBP: 0.321, SLG: 0.412	P3									5	2	2	2	0	1	2						
7 James Loney, L OBP: 0.282, SLG: 0.399			G4-3	G6-3						5	1	1	1	0	1	0						
5 Reed Johnson, R OBP: 0.288, SLG: 0.363			L4							4	0	0	0	0	2	0						
54 Ronald Belisario, R										0	0	0	0	0	0	0						
52 George Sherrill, L										0	0	0	0	0	0	0						
51 Jonathan Broxton, R										1	0	1	0	0	0	0						
14 Jamey Carroll, R OBP: 0.380, SLG: 0.342										1	0	1	0	0	0	0						
17 AJ Ellis, R OBP: 0.371, SLG: 0.337			G1-3							3	0	2	0	0	0	0						
60 Chin-Lung Hu, R OBP: 0.231, SLG: 0.167										0	1	0	0	0	0	0						
28 Rod Barajas, R OBP: 0.282, SLG: 0.447										1	0	0	0	0	1	1						
18 Hiroki Kuroda, R OBP: 0.070, SLG: 0.036										2	1	1	0	0	1	1						
49 Trent Oeljen, L OBP: 0.286, SLG: 0.400										2	0	0	0	0	1	2						
Inning Stats	R: 0 E: 0 K: 0 S: 12	H: 2 LOB: 2 BB: 0 P: 18	R: 0 E: 0 K: 0 S: 10	H: 0 LOB: 0 BB: 0 P: 16	R: 5 E: 1 K: 1 S: 20	H: 4 LOB: 0 BB: 0 P: 27	R: 0 E: 0 K: 1 S: 15	H: 2 LOB: 3 BB: 0 P: 23	R: 0 E: 0 K: 2 S: 9	H: 0 LOB: 0 BB: 0 P: 11	R: 0 E: 0 K: 1 S: 7	H: 0 LOB: 2 BB: 1 P: 16	R: 1 E: 0 K: 2 S: 15	H: 1 LOB: 0 BB: 0 P: 18	R: 2 E: 0 K: 1 S: 16	H: 3 LOB: 2 BB: 0 P: 25	R: 1 E: 0 K: 2 S: 12	H: 2 LOB: 1 BB: 0 P: 14	1B: 7 2B: 1 3B: 2 HR: 4	SF: 1 DP: 0 HBP: 1	WP: 0 PB: 0 SB: 2 CS: 0	PA: 45
PITCHER	IP WLS BF H R ER SO BB IBB HBP BLK WP HR S P ERA WHIP																					
26 Jeff Francis, L ERA: 4.93	3.0	16	6	5	4	1	0	0	0	0	0	0	2	42	61	12.00	2.000					
48 Esmil Rogers, R ERA: 6.22	4.0	18	3	1	1	6	2	0	1	0	0	1	46	68	2.25	1.250						
35 Octavio Dotel, R ERA: 4.21	0.1	L	4	3	2	2	0	0	0	0	0	0	11	18	54.00	9.000						
51 Matt Reynolds, L ERA: 2.0	0.2		2	0	0	0	1	0	0	0	0	0	5	7	0.00	0.000						
16 Huston Street, R ERA: 3.61	1.0		5	2	1	1	2	0	0	0	0	1	12	14	9.00	2.000						

Los Angeles Dodgers @ Colorado Rockies
Coors Field, Denver, CO
Tue Sep 28 2010, 6:40 PM - 9:58 PM MDT
Att: 34,430 - Clear - 89 F

AB	40
R	9
H	14
RBI	8
BB	2
SO	10
LOB	16



Batter	1	2	3	4	5	6	7	8	9	AB	R	H	RBI	BB	SO	LOB	BOTTOM					
24 Dexter Fowler, S OBP: 0.345, SLG: 0.397	G4-3		5 1B							5	2	3	2	0	0	0						
10 Chris Nelson, R OBP: 0.353, SLG: 0.412										5	1	1	0	0	1	2						
5 Carlos González, L OBP: 0.361, SLG: 0.607										5	0	2	2	0	1	1						
2 Troy Tulowitzki, R OBP: 0.378, SLG: 0.571										5	0	0	0	0	1	3						
6 Melvin Mora, R OBP: 0.364, SLG: 0.429										4	2	2	0	0	1	1						
17 Todd Helton, L OBP: 0.365, SLG: 0.375										4	1	2	2	0	1	0						
7 Seth Smith, L OBP: 0.319, SLG: 0.474										3	0	0	0	1	1	0						
20 Chris Iannetta, R OBP: 0.327, SLG: 0.406										2	1	0	1	2	1	0						
26 Jeff Francis, L ERA: 4.93										0	0	0	0	0	0	0						
8 Michael McKenry, R ERA: 3.98										1	0	0	0	0	0	0						
48 Esmil Rogers, R ERA: 6.22										1	0	0	0	0	1	0						
15 Jay Payton, R ERA: 7.0										1	0	0	0	0	0	0						
35 Octavio Dotel, R ERA: 4.21										0	0	0	0	0	0	0						
51 Matt Reynolds, L ERA: 2.0										0	0	0	0	0	0	0						
19 Ryan Spilborghs, R ERA: 4.04										1	0	0	0	0	0	0						
16 Huston Street, R ERA: 3.61										0	0	0	0	0	0	0						
Inning Stats	R: 1 E: 0 K: 0 S: 12	H: 2 LOB: 1 BB: 0 P: 17	R: 0 E: 0 K: 3 S: 10	H: 0 LOB: 0 BB: 0 P: 13	R: 1 E: 0 K: 1 S: 13	H: 2 LOB: 1 BB: 0 P: 21	R: 0 E: 0 K: 1 S: 9	H: 0 LOB: 0 BB: 0 P: 13	R: 0 E: 0 K: 1 S: 8	H: 0 LOB: 0 BB: 0 P: 15	R: 0 E: 0 K: 0 S: 7	H: 0 LOB: 0 BB: 0 P: 10	R: 4 E: 0 K: 0 S: 11	H: 3 LOB: 0 BB: 1 P: 21	R: 1 E: 0 K: 2 S: 14	H: 2 LOB: 3 BB: 2 P: 28	R: 0 E: 0 K: 1 S: 15	H: 1 LOB: 1 BB: 0 P: 22	1B: 6 2B: 1 3B: 1 HR: 2	SF: 0 DP: 0 HBP: 0	WP: 1 PB: 0 SB: 0 CS: 0	PA: 40
PITCHER	IP WLS BF H R ER SO BB IBB HBP BLK WP HR S P ERA WHIP																					
18 Hiroki Kuroda, R ERA: 3.98	6.1	26	6	5	5	6	1	0	0	0	0	1	4	6	13.50	1.500						
54 Ronald Belisario, R ERA: 5.06	0.2	W	3	1	1	1	0	0	0	0	0	0	4	6	0.00	0.000						
52 George Sherrill, L ERA: 7.0	0.1	H	1	0	0	0	1	0	0	0	0	0	4	8	0.00	6.000						
51 Jonathan Broxton, R ERA: 4.04	0.1	H	3	2	0	0	0	0	0	0	0	0	4	8	0.00	6.000						
74 Kenley Jansen, R ERA: 0.72	1.1	S	7	1	1	1	2	2	0	0	0	0	21	36	6.75	2.250						

Los Angeles Dodgers @ Colorado Rockies
Coors Field, Denver, CO
Tue Sep 28 2010, 6:40 PM - 9:58 PM MDT
Att: 34,430 - Clear - 89 F

AB	37
R	7
H	10
RBI	7
BB	3
SO	9
LOB	11



