

Los Angeles Dodgers - 2012

Batter	1	2	3	4	5	6	7	8	9	AB	R	H	RBI	BB	SO	LOB	TOP																			
9 Dee Strange-Gordon, L (1.6) 12 Justin Sellers, R (4.6) OBP: 0.667, SLG: 1.000	G4-3		G4-3				G5-3		G6-3 13 G6-3 13 WP BB	2	0	0	0	0	0	0	Los Angeles Dodgers @ Chicago White Sox Camelback Ranch, Glendale, AZ Mon Mar 05 2012, 3:09 PM - 5:59 PM EST Att: 5,788 - Cloudy - 77 F																			
14 Mark Ellis, R (1.4) 13 Ivan De Jesus Jr., R (4.4) OBP: 0.333, SLG: 1.000	G5-3			G4-3			G4-3		G6-3 1-3	2	0	0	0	0	0	0																				
27 Matt Kemp, R (1.8) 49 Trent Oeltjen, L (4.8) OBP: 0.333, SLG: 0.333	F8			K			K		K 77 FC6-4 1B	2	0	0	0	0	1	0																				
16 Andre Ethier, L (1.9) 77 Scott Van Slyke, R (4.9) OBP: 0.500, SLG: 2.000				P6			FC6-4			2	1	1	0	0	0	0																				
21 Juan Rivera, R (1.7) 76 Alex Castellanos, R (5.7) OBP: 0.500, SLG: 0.500				G6-3			G6-3		P3	2	0	0	0	0	0	1																				
7 James Loney, L (1.3) 37 Josh Fields, R (5.3) OBP: 1.000, SLG: 1.500				G3-1			G3-1			2	0	1	1	0	0	0																				
3 Adam Kennedy, L (1.5) 46 Russell Mitchell, R (5.5)				G4-3			F9		F8	2	0	0	0	0	0	1																				
17 A.J. Ellis, R (1.2) 31 Tim Federowicz, R (5.2)				G6-3			K		G4-3	2	0	1	0	0	0	0																				
10 Tony Gwynn Jr., L (1.10) 67 Jeff Baisley, R (6.10)				F9			K		F7	2	0	0	0	0	1	2																				
Inning Stats	R: 0 E: 0 K: 0 S: 3	H: 0 LOB: 0 BB: 0 P: 3	R: 1 E: 0 K: 0 S: 4	H: 1 LOB: 0 BB: 0 P: 4	R: 0 E: 0 K: 0 S: 3	H: 0 LOB: 0 BB: 0 P: 3	R: 0 E: 0 K: 1 S: 5	H: 0 LOB: 0 BB: 0 P: 5	R: 0 E: 0 K: 0 S: 4	H: 2 LOB: 2 BB: 0 P: 4	R: 5 E: 0 K: 3 S: 16	H: 6 LOB: 2 BB: 0 P: 17	R: 0 E: 0 K: 0 S: 4	H: 1 LOB: 1 BB: 0 P: 4	R: 0 E: 0 K: 1 S: 5	H: 0 LOB: 1 BB: 1 P: 10		1B: 5 2B: 4 3B: 1 HR: 1	SF: 0 SAC: 0 DP: 0 HBP: 0	WP: 1 PB: 0 SB: 1 CS: 0	PA: 39															
PITCHER	IP	WLS	BF	H	R	ER	SO	BB	IBB	HBP	BLK	WP	HR	S	P	ERA	WHIP	PITCHER		IP	WLS	BF	H	R	ER	SO	BB	IBB	HBP	BLK	WP	HR	S	P	ERA	WHIP
41 Philip Humber, R (1.1) ERA: 4.5	2.0		7	1	1	1	0	0	0	0	0	0	0	7	7	4.50	0.500	53 Héctor Santiago, L (7.1) ERA:		2.0		8	2	0	0	0	0	0	0	0	0	8	8	0.00	1.000	
77 Will Ohman, L (3.1) ERA:	1.0		3	0	0	0	0	0	0	0	0	0	0	3	3	0.00	0.000	61 Charlie Leesman, L (9.1) ERA:		1.0		4	0	0	0	1	1	0	0	0	1	0	5	10	0.00	1.000
43 Addison Reed, R (4.1) ERA:	1.0		3	0	0	0	1	0	0	0	0	0	0	5	5	0.00	0.000																			
63 Nestor Molina, R (5.1) ERA: 33.75	1.1	L	10	7	5	5	1	0	0	0	0	0	1	12	13	33.75	5.250																			
58 Pedro Hernandez, L (6.1) ERA:	0.2		4	1	0	0	2	0	0	0	0	0	0	8	8	0.00	1.500																			

Batter	1	2	3	4	5	6	7	8	9	AB	R	H	RBI	BB	SO	LOB	BOTTOM																			
30 Alejandro De Aza, L (1.8) 67 Jordan Danks, L (6.8)	F7		K		P6			K		3	0	0	0	0	1	1	Los Angeles Dodgers @ Chicago White Sox Camelback Ranch, Glendale, AZ Mon Mar 05 2012, 3:09 PM - 5:59 PM EST Att: 5,788 - Cloudy - 77 F																			
12 A.J. Pierzynski, L (1.2) 17 Tyler Flowers, R (5.2) 84 Mike Blanke, R (8.2)	F8		G4-3		G6-3			K		2	0	0	0	0	0	1																				
51 Alex Rios, R (1.9) 1 Kosuke Fukudome, L (5.9)	G1-3			F9		G1-3		G4-3		2	0	0	0	0	0	0																				
14 Paul Konerko, R (1.3) 75 Jim Gallagher, L (4.3) ERA: 5.4			G5-3		G6-3			G6-3		1	0	0	0	1	0	0																				
44 Adam Dunn, L (1.10) 29 Dan Johnson, L (4.10) OBP: 0.500, SLG: 2.000			G4-3		G3-1			G3-1		1	0	0	0	1	0	0																				
10 Alexei Ramirez, R (1.6) 38 Eduardo Escobar, S (5.6)										2	0	2	1	0	0	0																				
24 Dayan Viciedo, R (1.7) 82 Jared Mitchell, L (5.7) OBP: 0.500, SLG: 1.000										2	1	1	0	0	1	0																				
22 Brent Morel, R (1.5) 18 Brent Lillibridge, R (5.5) OBP: 0.500, SLG: 0.500										2	0	1	0	0	0	2																				
15 Gordon Beckham, R (1.4) 28 Osvaldo Martinez, R (6.4)										2	0	0	0	0	2	1																				
Inning Stats	R: 0 E: 0 K: 0 S: 3	H: 0 LOB: 0 BB: 0 P: 3	R: 0 E: 0 K: 0 S: 4	H: 1 LOB: 1 BB: 0 P: 4	R: 0 E: 0 K: 2 S: 8	H: 1 LOB: 1 BB: 0 P: 8	R: 1 E: 0 K: 1 S: 6	H: 1 LOB: 2 BB: 2 P: 14	R: 0 E: 0 K: 1 S: 5	H: 0 LOB: 0 BB: 0 P: 5	R: 0 E: 0 K: 0 S: 3	H: 0 LOB: 0 BB: 0 P: 3	R: 1 E: 0 K: 1 S: 6	H: 1 LOB: 0 BB: 0 P: 7	R: 0 E: 0 K: 2 S: 7	H: 0 LOB: 0 BB: 0 P: 7		R: 2 E: 0 K: 1 S: 8	H: 2 LOB: 1 BB: 1 P: 13	1B: 4 2B: 1 3B: 0 HR: 1	SF: 0 SAC: 0 DP: 0 HBP: 0	WP: 1 PB: 0 SB: 0 CS: 0	PA: 36													
PITCHER	IP	WLS	BF	H	R	ER	SO	BB	IBB	HBP	BLK	WP	HR	S	P	ERA	WHIP	PITCHER		IP	WLS	BF	H	R	ER	SO	BB	IBB	HBP	BLK	WP	HR	S	P	ERA	WHIP
58 Chad Billingsley, R (1.1) ERA:	2.0		7	1	0	0	0	0	0	0	0	0	0	7	7	0.00	0.500	73 Scott Rice, L (8.1) ERA:		1.0		6	2	2	2	1	1	0	0	0	0	1	8	13	18.00	3.000
50 Nathan Eovaldi, R (3.1) ERA: 5.4	1.2	B	9	2	1	1	3	2	0	0	0	0	0	13	21	5.40	2.400	71 Ryan Tucker, R (9.1) ERA: 18.0		1.0		6	2	2	2	1	1	0	0	0	0	1	8	13	18.00	3.000
59 Angel Guzman, R (4.1) ERA:	1.1	W	4	0	0	0	0	0	0	0	0	0	0	6	6	0.00	0.000																			
47 Wilfredo Ledezma, L (6.1) ERA:	1.0		3	0	0	0	0	0	0	0	0	0	0	3	3	0.00	0.000																			
62 Fernando Nieve, R (7.1) ERA: 9.0	1.0		4	1	1	1	1	0	0	0	0	0	1	6	7	9.00	1.000																			

AB 38
R 6
H 11
RBI 6
BB 1
SO 5
LOB 13



AB 33
R 4
H 6
RBI 4
BB 3
SO 8
LOB 9

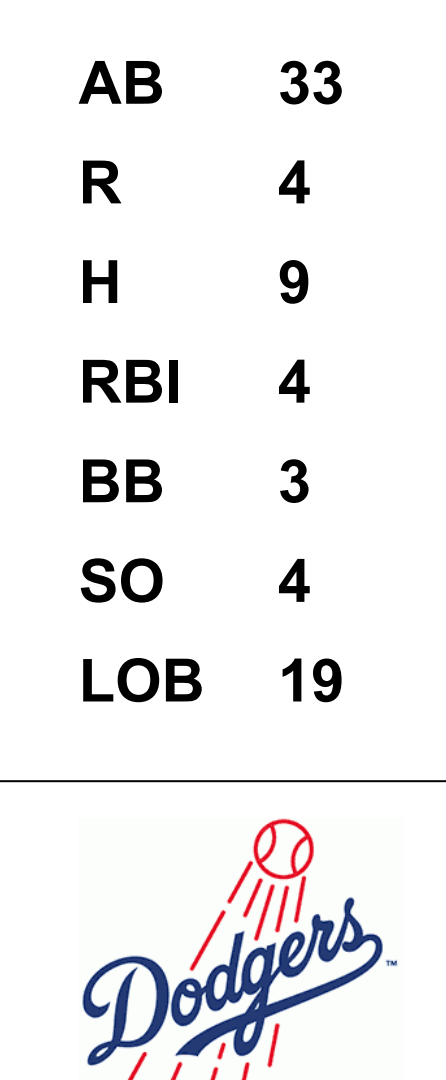


WP: 1
PB: 0
SB: 0
CS: 0

Batter	1	2	3	4	5	6	7	8	9	AB	R	H	RBI	BB	SO	LOB	TOP				
53 Melky Cabrera, S OBP: 0.455, SLG: 1.182 10 Gary Brown, R OBP: 0.143, SLG: 0.143										4	2	2	2	0	0	1	<p>San Francisco Giants @ Los Angeles Dodgers Camelback Ranch, Glendale, AZ Tue Mar 06 2012, 3:08 PM - 6:06 PM EST Att: 7,038 - Partly Cloudy - 75 F</p>				
2 Emmanuel Burriss, S 56 Tyler Graham, R										4	2	2	1	0	0	0					
12 Nate Schierholtz, L 88 Juan Carlos Perez, R										4	0	2	1	0	0	1					
6 Brett Pill, R 85 Chris Dominguez, R										4	1	2	2	0	1	1					
29 Héctor Sánchez, S 51 Justin Christian, R										4	0	0	0	0	1	2					
14 Mike Fontenot, L 66 Joe Panik, L										2	1	1	0	1	0	0					
50 Conor Gillaspie, L										4	0	1	1	0	0	3					
35 Brandon Crawford, L 52 Ehre Adrianza, S										2	1	1	0	1	0	1					
22 Eli Whiteside, R 63 Jackson Williams, R										3	0	1	1	0	1	2					
Inning Stats	R: 3 E: 0 K: 1 S: 12	H: 3 LOB: 1 BB: 1 P: 21	R: 2 E: 0 K: 0 S: 6	H: 3 LOB: 1 BB: 0 P: 7	R: 1 E: 0 K: 0 S: 4	H: 2 LOB: 2 BB: 1 P: 8	R: 0 E: 0 K: 0 S: 6	H: 2 LOB: 2 BB: 0 P: 6	R: 0 E: 1 K: 1 S: 7	H: 1 LOB: 0 BB: 0 P: 8	R: 0 E: 0 K: 1 S: 7	H: 2 LOB: 1 BB: 0 P: 7	R: 0 E: 0 K: 1 S: 6	H: 2 LOB: 1 BB: 0 P: 7	R: 1 E: 0 K: 0 S: 4	H: 1 LOB: 2 BB: 1 P: 9		1B: 8 2B: 4 3B: 1 HR: 3	SF: 1 SAC: 0 DP: 0 HBP: 1	WP: 1 PB: 0 SB: 1 CS: 1	PA: 46
PITCHER	IP WLS BF H R ER SO BB IBB HBP BLK WP HR S P ERA WHIP	2.0 L 13 6 5 5 1 1 0 0 0 0 1 2 18 28 22.50 3.500	1.0 5 2 1 1 0 0 0 0 0 0 0 4 8 9.00 3.000	1.0 5 2 0 0 0 0 0 0 0 0 0 6 6 0.00 2.000	1.0 4 0 0 0 1 0 0 0 0 0 0 6 6 0.00 0.000	1.0 4 1 1 1 1 0 0 0 0 0 0 7 8 9.00 1.000	1.0 5 2 0 0 1 0 0 0 0 0 0 6 7 0.00 2.000	1.0 6 1 1 1 0 1 0 1 0 0 0 4 9 9.00 2.000	7.1 1.0 5 2 0 0 1 0 0 0 0 0 0 7 7 0.00 2.000	8.1 1.0 4 2 0 0 1 0 0 0 0 0 6 7 0.00 2.000	9.1 1.0 6 1 1 1 0 1 0 1 0 0 0 4 9 9.00 2.000										

Batter	1	2	3	4	5	6	7	8	9	AB	R	H	RBI	BB	SO	LOB	BOTTOM					
9 Dee Strange-Gordon, L 64 Lance Zawadzki, L										3	0	1	0	0	0	4	<p>San Francisco Giants @ Los Angeles Dodgers Camelback Ranch, Glendale, AZ Tue Mar 06 2012, 3:08 PM - 6:06 PM EST Att: 7,038 - Partly Cloudy - 75 F</p>					
14 Mark Ellis, R 12 Justin Sellers, R										2	0	1	0	0	0	1						
27 Matt Kemp, R 63 Matt Angle, L										2	0	0	0	0	2	2						
21 Juan Rivera, R 48 Cory Sullivan, L										2	0	0	0	0	1	2						
16 Andre Ethier, L 77 Scott Van Slyke, R										2	0	0	0	0	0	2						
23 Jerry Sands, R 37 Josh Fields, R										1	1	0	0	1	0	0						
5 Juan Uribe, R 67 Jeff Baisley, R										1	0	1	0	1	0	0						
18 Matt Treanor, R 31 Tim Federowicz, R										0	0	0	0	0	0	0						
6 Jerry Hairston, R 65 Luis Alfonso Cruz, R										2	0	1	1	0	0	1						
Inning Stats	R: 0 E: 0 K: 2 S: 8	H: 1 LOB: 1 BB: 0 P: 8	R: 2 E: 0 K: 0 S: 6	H: 2 LOB: 1 BB: 1 P: 10	R: 0 E: 0 K: 1 S: 6	H: 1 LOB: 1 BB: 0 P: 6	R: 0 E: 0 K: 0 S: 4	H: 1 LOB: 3 BB: 1 P: 9	R: 0 E: 0 K: 0 S: 3	H: 0 LOB: 0 BB: 0 P: 3	R: 1 E: 0 K: 1 S: 6	H: 1 LOB: 0 BB: 0 P: 6	R: 1 E: 0 K: 0 S: 4	H: 2 LOB: 1 BB: 1 P: 8	R: 0 E: 0 K: 0 S: 4	H: 1 LOB: 1 BB: 0 P: 5		R: 0 E: 0 K: 0 S: 3	H: 0 LOB: 0 BB: 0 P: 3	1B: 6 2B: 2 3B: 0 HR: 1	SF: 1 SAC: 1 DP: 1 HBP: 1	WP: 1 PB: 0 SB: 0 CS: 0
PITCHER	IP WLS BF H R ER SO BB IBB HBP BLK WP HR S P ERA WHIP	1.1 6 0 0 0 1 1 0 1 0 0 0 6 11 0.00 0.750	1.1 6 0 0 0 1 0 0 0 0 0 0 6 11 0.00 0.750	0.2 H 3 1 0 0 0 0 0 0 0 0 0 3 3 0.00 1.500	1.0 3 0 0 0 0 0 0 0 0 0 0 3 3 0.00 0.000	1.0 4 1 1 1 1 0 0 0 0 0 0 6 6 9.00 1.000	7.1 1.0 5 2 1 1 0 1 0 0 0 0 4 8 9.00 2.500	8.1 1.0 H 4 1 0 0 0 0 0 0 0 0 4 5 0.00 1.000	9.1 1.0 3 0 0 0 0 0 0 0 0 0 0 3 3 0.00 0.000													

AB	41
R	8
H	16
RBI	8
BB	3
SO	5
LOB	19




Batter	1	2	3	4	5	6	7	8	9	AB	R	H	RBI	BB	SO	LOB	TOP																		
6 Jerry Hairston, R OBP: 0.400, SLG: 0.250 65 Luis Alfonso Cruz, R (5, 6)	G6-3		G5-4-3				F7		P4	2	0	0	0	1	0	2																			
10 Tony Gwynn Jr., L OBP: 0.600, SLG: 0.333 63 Matt Angle, L (1, 8) (5, 8)	K						F7			1	1	0	0	2	1	0																			
23 Jerry Sands, R 77 Scott Van Slyke, R OBP: 0.200, SLG: 0.800 (1, 9) (5, 9)	K						G6-3			2	1	0	0	1	1	2																			
7 James Loney, L OBP: 0.600, SLG: 0.333 81 Matt Wallach, L (1, 3) (6, 3)									F7	1	0	0	0	2	0	0																			
46 Russell Mitchell, R 67 Jeff Baisley, R OBP: 0.200, SLG: 0.200 (1, 5) (6, 5)	G6-4-3						FC6-4		G6-3	3	0	0	1	0	0	4																			
3 Adam Kennedy, L 76 Alex Castellanos, R OBP: 0.333, SLG: 0.333 (1, 4) (6, 4)	G4-3						F8		F9	3	0	0	1	0	0	2																			
17 A.J. Ellis, R 82 Griff Erickson, S (1, 2) (6, 2)									P5	2	0	0	0	1	1	1																			
13 Iván De Jesús Jr., R 40 Trent Oeltgen, L OBP: 0.250, SLG: 0.250 (1, 10) (9, PH) (9, 10)									K	2	1	1	0	1	0	2																			
48 Cory Sullivan, L OBP: 0.500, SLG: 0.800 (1, 7)										4	0	3	1	0	1	0																			
Inning Stats	R: 0 E: 0 K: 2 S: 8	H: 0 LOB: 0 BB: 0 P: 8	R: 0 E: 1 K: 0 S: 3	H: 0 LOB: 0 BB: 0 P: 3	R: 0 E: 0 K: 0 S: 3	H: 1 LOB: 1 BB: 1 P: 7	R: 2 E: 0 K: 0 S: 3	H: 0 LOB: 2 BB: 4 P: 19	R: 0 E: 0 K: 1 S: 4	H: 0 LOB: 1 BB: 2 P: 10	R: 1 E: 0 K: 0 S: 5	H: 2 LOB: 1 BB: 0 P: 5	R: 0 E: 0 K: 0 S: 3	H: 0 LOB: 0 BB: 0 P: 3	R: 0 E: 0 K: 1 S: 6	H: 1 LOB: 1 BB: 0 P: 6	1B: 3 2B: 1 3B: 0 HR: 0	SF: 0 SAC: 0 DP: 3 HBP: 0	WP: 1 PA: 37 CS: 1																
PITCHER	IP	WLS	BF	H	R	ER	SO	BB	IBB	HBP	BLK	WP	HR	S	P	ERA	WHIP	PITCHER	IP	WLS	BF	H	R	ER	SO	BB	IBB	HBP	BLK	WP	HR	S	P	ERA	WHIP
66 Tyson Ross, R ERA: 2.25 53 Jim Miller, R ERA: 9.0 40 Brian Fuentes, L ERA: 4.5 60 Fautino De Los Santos, R ERA: 3.86 62 Neil Wagner, R ERA: 9.0	3.0		10	1	0	0	2	1	0	0	0	0	0	14	18	0.00	0.667	54 Edgar Gonzalez, R ERA: 15.0	2.0		7	1	0	0	1	0	0	0	0	0	0	9	9	0.00	0.500

Los Angeles Dodgers @ Oakland Athletics
Phoenix Municipal Stadium, Phoenix, AZ
Wed Mar 07 2012, 3:06 PM - 6:08 PM EST
Att: 3,583 - Partly Cloudy - 60 F

livebaseballscorecards.com

AB 29
R 3
H 4
RBI 3
BB 8
SO 5
LOB 17




Batter	1	2	3	4	5	6	7	8	9	AB	R	H	RBI	BB	SO	LOB	BOTTOM																		
4 Coco Crisp, S OBP: 0.333, SLG: 0.273 18 Cedric Hunter, L OBP: 0.400, SLG: 0.250 (1, 8) (6, 8)	G4-3									3	0	1	1	0	0	0																			
28 Eric Sogard, L OBP: 0.354, SLG: 0.700 (1, 5)	F7									3	0	0	0	2	0	3																			
8 Kurt Suzuki, R OBP: 0.364, SLG: 0.490 72 Derek Norris, R OBP: 0.286, SLG: 0.286 (1, 2) (7, 2)										3	1	1	0	0	0	1																			
22 Chris Carter, R OBP: 0.471, SLG: 0.500 (1, 10)										4	1	1	0	1	2	3																			
16 Josh Reddick, L OBP: 0.500, SLG: 0.750 39 Jason Pridle, L OBP: 0.333, SLG: 0.286 (1, 9) (8, 9)										4	0	1	2	0	1	3																			
2 Cliff Pennington, S OBP: 0.429, SLG: 0.417 76 Josh Horton, L OBP: 0.280, SLG: 0.167 (1, 6) (7, 6)										3	0	1	0	0	0	0																			
14 Brandon Allen, L OBP: 0.385, SLG: 0.818 25 Kila Ka'aihue, L OBP: 0.182, SLG: 0.273 (1, 3) (8, 3)										3	0	0	0	0	1	2																			
23 Michael Taylor, R OBP: 0.313, SLG: 0.214 (1, 7)										3	1	0	0	1	1	2																			
17 Wes Timmons, R OBP: 0.368, SLG: 0.412 (1, 4)										3	0	1	0	0	0	1																			
Inning Stats	R: 2 E: 0 K: 0 S: 7	H: 4 LOB: 2 BB: 0 P: 7	R: 0 E: 0 K: 0 S: 3	H: 0 LOB: 0 BB: 0 P: 3	R: 0 E: 0 K: 0 S: 3	H: 0 LOB: 1 BB: 1 P: 8	R: 1 E: 0 K: 1 S: 7	H: 1 LOB: 2 BB: 0 P: 8	R: 0 E: 0 K: 1 S: 5	H: 0 LOB: 0 BB: 0 P: 5	R: 0 E: 0 K: 1 S: 6	H: 1 LOB: 2 BB: 1 P: 10	R: 0 E: 0 K: 1 S: 4	H: 0 LOB: 2 BB: 2 P: 12	R: 0 E: 0 K: 1 S: 5	H: 0 LOB: 1 BB: 0 P: 6	R: 0 E: 0 K: 1 S: 7	H: 2 LOB: 2 BB: 0 P: 7	1B: 6 2B: 3 3B: 0 HR: 0	SF: 0 SAC: 0 DP: 1 HBP: 2	WP: 2 PA: 41 CS: 1														
PITCHER	IP	WLS	BF	H	R	ER	SO	BB	IBB	HBP	BLK	WP	HR	S	P	ERA	WHIP	PITCHER	IP	WLS	BF	H	R	ER	SO	BB	IBB	HBP	BLK	WP	HR	S	P	ERA	WHIP
44 Aaron Harang, R ERA: 9.0 68 Chris Withrow, R ERA: 74 Kenley Jansen, R ERA: 57 Scott Elbert, L ERA: 54 Javy Guerra, R ERA:	2.0		10	1	1	1	1	1	0	1	0	2	0	10	16	4.50	1.000	61 Alberto Castillo, L ERA: 70 Will Savage, R ERA:	1.0		5	2	0	0	1	0	0	0	0	0	7	7	0.00	2.000	

Los Angeles Dodgers @ Oakland Athletics
Phoenix Municipal Stadium, Phoenix, AZ
Wed Mar 07 2012, 3:06 PM - 6:08 PM EST
Att: 3,583 - Partly Cloudy - 60 F

livebaseballscorecards.com

AB 35
R 3
H 8
RBI 3
BB 4
SO 6
LOB 21



Batter	1	2	3	4	5	6	7	8	9	AB	R	H	RBI	BB	SO	LOB	TOP																		
19 Jemile Weeks, S OBP: 0.313, SLG: 0.600 17 Wes Timmons, R OBP: 0.400, SLG: 0.444										3	0	0	0	0	1	1	Oakland Athletics @ Los Angeles Dodgers Camelback Ranch, Glendale, AZ Thu Mar 08 2012, 3:07 PM - 6:12 PM EST Att: 5,721 - Sunny - 65 F																		
2 Cliff Pennington, S OBP: 0.412, SLG: 0.400 7 Adam Rosales, R OBP: 1.000, SLG: 2.000										3	0	1	0	0	1	1																			
15 Seth Smith, L OBP: 0.229, SLG: 0.482 23 Michael Taylor, R OBP: 0.294, SLG: 0.214										3	0	0	0	0	2	0																			
22 Chris Carter, R OBP: 0.381, SLG: 0.389										4	0	0	0	0	2	2																			
31 Jonny Gomes, R OBP: 0.333, SLG: 0.467										3	1	1	0	1	2	0																			
20 Josh Donaldson, R OBP: 0.238, SLG: 0.111										3	0	0	0	1	0	1																			
12 Collin Cowgill, R OBP: 0.211, SLG: 0.167 25 Kila Ka'aihue, L OBP: 0.167, SLG: 0.250 68 Jeff Fiorentino, L OBP: 0.500, SLG: 0.750 71 Ryan Ortiz, R OBP: 0.500, SLG: 0.750										2	0	1	0	0	2	0																			
35 Michael Choice, R OBP: 0.333, SLG: 0.333 36 Grant Green, R OBP: 0.333, SLG: 0.333									2	0	0	0	0	3	0																				
26 Anthony Recker, R OBP: 0.250, SLG: 0.143 61 Max Stassi, R OBP: 0.250, SLG: 0.143									1	0	0	0	1	1	0																				
Inning Stats	R: 0 E: 0 K: 1 S: 6	H: 1 LOB: 1 BB: 0 P: 7	R: 0 E: 0 K: 1 S: 8	H: 1 LOB: 1 BB: 0 P: 8	R: 0 E: 0 K: 1 S: 5	H: 0 LOB: 1 BB: 1 P: 9	R: 0 E: 0 K: 0 S: 5	H: 0 LOB: 0 BB: 2 P: 13	R: 0 E: 0 K: 1 S: 7	H: 0 LOB: 0 BB: 0 P: 7	R: 0 E: 0 K: 1 S: 5	H: 0 LOB: 0 BB: 0 P: 5	R: 0 E: 0 K: 0 S: 3	H: 0 LOB: 0 BB: 0 P: 3	R: 1 E: 0 K: 2 S: 9	H: 2 LOB: 1 BB: 1 P: 9		R: 1 E: 0 K: 0 S: 4	H: 1 LOB: 1 BB: 1 P: 9	1B: 3 2B: 2 3B: 0 HR: 0	SF: 2 SAC: 0 DP: 0 HBP: 0	WP: 0 PB: 1 SB: 1 CS: 0	PA: 36												
PITCHER	IP WLS BF H R ER SO BB IBB HBP BLK WP HR S P ERA WHIP	35 Chris Capuano, L (1, 1) 2.0 W 8 2 0 0 3 0 0 0 0 0 0 0 14 15 0.00 1.000 55 Matt Guerrier, R (3, 1) 1.0 H 4 0 0 0 1 1 0 0 0 0 0 0 5 9 0.00 1.000 66 Mike MacDougal, R (4, 1) 1.0 H 5 0 0 0 1 2 0 0 0 0 0 0 5 13 0.00 2.000 60 Todd Coffey, R (5, 1) 1.0 3 0 0 0 2 0 0 0 0 0 0 0 7 7 0.00 2.000 33 John Grabow, L (6, 1) 1.0 3 0 0 0 1 0 0 0 0 0 0 0 5 5 0.00 0.000																PITCHER	IP WLS BF H R ER SO BB IBB HBP BLK WP HR S P ERA WHIP	79 Stephen Fife, R (7, 1) 2.0 8 2 1 1 2 0 0 0 0 0 0 0 12 12 4.50 1.000 47 Wilfredo Ledezma, L (8, 1) 1.0 5 1 1 1 0 1 0 0 0 0 0 0 4 9 9.00 2.000															
Batter	1	2	3	4	5	6	7	8	9	AB	R	H	RBI	BB	SO	LOB	BOTTOM																		
9 Dee Strange-Gordon, L OBP: 0.375, SLG: 0.187 12 Justin Sellers, R OBP: 0.500, SLG: 0.571										1	1	0	0	2	0	2	Oakland Athletics @ Los Angeles Dodgers Camelback Ranch, Glendale, AZ Thu Mar 08 2012, 3:07 PM - 6:12 PM EST Att: 5,721 - Sunny - 65 F																		
14 Mark Ellis, R OBP: 0.280, SLG: 0.571 76 Alex Castellanos, R OBP: 0.400, SLG: 1.000										3	1	1	2	0	0	4																			
27 Matt Kemp, R OBP: 0.143, SLG: 0.143 49 Trent Oeltjen, L OBP: 0.167, SLG: 0.167										3	0	1	1	0	2	4																			
16 Andre Ethier, L OBP: 0.571, SLG: 1.333 10 Tony Gwynn Jr., L OBP: 0.425, SLG: 0.200										2	0	1	2	1	1	0																			
21 Juan Rivera, R OBP: 0.333, SLG: 0.800										3	0	0	0	2	4	0																			
7 James Loney, L OBP: 0.500, SLG: 0.200 37 Josh Fields, R OBP: 0.800, SLG: 1.200										2	0	0	1	1	0	0																			
5 Juan Uribe, R OBP: 0.750, SLG: 0.500 13 Ivan De Jesus Jr., R OBP: 0.375, SLG: 0.571										1	1	0	0	1	0	3																			
31 Tim Federowicz, R OBP: 0.286, SLG: 0.286 30 Josh Bard, S OBP: 0.250, SLG: 0.250										0	1	0	0	1	0	0																			
3 Adam Kennedy, L OBP: 0.286, SLG: 0.286 64 Lance Zawadzki, L OBP: 0.250, SLG: 0.250										2	1	2	1	0	0	0																			
Inning Stats	R: 2 E: 0 K: 0 S: 4	H: 2 LOB: 2 BB: 3 P: 17	R: 0 E: 0 K: 1 S: 6	H: 1 LOB: 2 BB: 0 P: 7	R: 0 E: 0 K: 3 S: 9	H: 0 LOB: 0 BB: 0 P: 9	R: 4 E: 0 K: 2 S: 9	H: 2 LOB: 2 BB: 3 P: 22	R: 0 E: 0 K: 2 S: 7	H: 0 LOB: 0 BB: 0 P: 7	R: 1 E: 0 K: 1 S: 7	H: 1 LOB: 0 BB: 0 P: 9	R: 0 E: 1 K: 2 S: 9	H: 1 LOB: 3 BB: 1 P: 13	R: 0 E: 0 K: 1 S: 6	H: 1 LOB: 1 BB: 0 P: 6		1B: 5 2B: 2 3B: 0 HR: 1	SF: 0 SAC: 0 DP: 1 HBP: 1	WP: 1 PB: 0 SB: 1 CS: 0	PA: 40														
PITCHER	IP WLS BF H R ER SO BB IBB HBP BLK WP HR S P ERA WHIP	74 Jarrod Parker, R (1, 1) 2.0 L 12 3 2 2 1 3 0 0 0 0 0 0 9 9 0.00 0.000 77 Jordan Norberto, L (3, 1) 1.0 3 0 0 0 3 0 0 0 0 0 0 0 5 18 54.00 6.000 33 Joey Devine, R (4, 1) 0.2 6 1 4 4 1 3 0 0 0 0 1 0 4 4 0.00 3.000 67 Sean Doolittle, L (4, 1) 0.1 2 1 0 0 1 0 0 0 0 0 0 0 4 4 0.00 3.000 39 Travis Schlichting, R (5, 1) 2.0 7 1 1 1 3 0 0 0 0 0 0 1 14 16 4.50 0.500																PITCHER	IP WLS BF H R ER SO BB IBB HBP BLK WP HR S P ERA WHIP	65 Pedro Figueroa, L (7, 1) 1.0 6 1 0 0 0 1 0 0 0 0 0 0 6 6 0.00 2.000 70 Erick Threats, L (8, 1) 1.0 4 1 0 0 1 0 0 0 0 0 0 0 6 6 0.00 1.000															

Batter	1	2	3	4	5	6	7	8	9	AB	R	H	RBI	BB	SO	LOB	TOP	
9 Dee Strange-Gordon, L (1, 6) OBP: 0.455, SLG: 0.250 64 Lance Zawadzki, L (4, 6) OBP: 0.143, SLG: 0.143										2 1 1 0 1 0 2 3 0 0 0 0 1 4								
6 Jerry Hairston, R (1, 5) OBP: 0.375, SLG: 0.286 37 Josh Fields, R (4, 5) OBP: 0.714, SLG: 1.286										3 2 1 1 0 0 2 2 1 1 0 0 0 0								
27 Matt Kemp, R (1, 8) OBP: 0.300, SLG: 0.667 63 Matt Angle, L (4, 8)										2 1 2 2 0 0 0 2 0 0 1 0 0 0								
21 Juan Rivera, R (1, 10) OBP: 0.100, SLG: 0.400 82 Griff Erickson, S (6, PH) OBP: 0.667, SLG: 1.000										3 1 1 1 0 0 2 2 0 2 0 0 0 0								
16 Andre Ethier, L (1, 9) OBP: 0.667, SLG: 1.500 48 Cory Sullivan, L (3, 9) OBP: 0.444, SLG: 0.625										2 1 2 1 0 0 0 3 0 1 0 0 0 1								
23 Jerry Sands, R (1, 3) OBP: 0.375, SLG: 0.333 46 Russell Mitchell, R (5, 3)										3 0 1 0 0 0 3 2 0 0 0 0 0 2								
12 Justin Sellers, R (1, 4) OBP: 0.500, SLG: 0.500 13 Ivan De Jesus Jr., R (5, 4) OBP: 0.300, SLG: 0.444										2 1 1 1 1 1 1 2 0 0 0 0 2 0								
17 A.J. Ellis, R (1, 2) OBP: 0.500, SLG: 0.667 81 Matt Wallach, L (5, 2)										2 0 1 0 1 0 1 1 0 0 0 0 0 0								
77 Scott Van Slyke, R (1, 7) OBP: 0.333, SLG: 0.571 76 Alex Castellanos, R (7, PH) OBP: 0.571, SLG: 1.429										2 0 0 0 1 0 2 2 1 2 1 0 0 0								
Inning Stats	R: 1 H: 2 E: 0 LOB: 2 K: 0 BB: 1 S: 13 P: 19	R: 1 H: 1 E: 0 LOB: 1 K: 0 BB: 2 S: 10 P: 22	R: 2 H: 3 E: 0 LOB: 1 K: 0 BB: 0 S: 11 P: 13	R: 3 H: 3 E: 0 LOB: 0 K: 0 BB: 0 S: 15 P: 18	R: 0 H: 1 E: 0 LOB: 2 K: 1 BB: 1 S: 13 P: 23	R: 1 H: 3 E: 0 LOB: 1 K: 0 BB: 0 S: 9 P: 11	R: 1 H: 1 E: 0 LOB: 0 K: 2 BB: 0 S: 10 P: 11	R: 0 H: 1 E: 0 LOB: 1 K: 0 BB: 2 S: 8 P: 12	R: 0 H: 1 E: 0 LOB: 2 K: 1 BB: 0 S: 8 P: 13	1B: 8 SF: 1 2B: 3 3B: 0 HR: 3 HBP: 1	WP: 1 PA: 46 PB: 0 SB: 1 CS: 0							
PITCHER	33 Martin Pérez, L (1, 1) ERA: 9.0 50 Cody Eppley, R (3, 1) ERA: 9.0 35 Neil Ramirez, R (4, 1) ERA: 13.5 52 Tanner Scheppers, R (6, 1) ERA: 13.5 19 Koji Uehara, R (7, 1) ERA: 9.0	37 Mike Adams, R (8, 1) ERA: 46 Robbie Ross Jr., L (9, 1) ERA:	PITCHER	PITCHER	PITCHER	PITCHER	PITCHER	PITCHER	PITCHER	PITCHER	PITCHER	PITCHER						
Batter	5 Ian Kinsler, R (1, 4) OBP: 0.214, SLG: 0.214 65 Greg Michal, S (6, 4) OBP: 0.125, SLG: 0.250	1 Elvis Andrus, R (1, 6) OBP: 0.943, SLG: 1.000 63 Yanervis Solarte, S (6, 6) OBP: 0.250, SLG: 0.625	32 Josh Hamilton, L (1, 8) OBP: 0.231, SLG: 0.167 20 Julio Borbon, L (6, 8) OBP: 0.571, SLG: 0.500	29 Adrian Beltré, R (1, 10) OBP: 0.462, SLG: 0.455 27 Leonys Martin, L (4, PR) OBP: 0.250, SLG: 0.571	10 Michael Young, R (1, 5) OBP: 0.222, SLG: 0.222 21 Brandon Snyder, R (6, 5) OBP: 0.571, SLG: 0.500	17 Nelson Cruz, R (1, 9) OBP: 0.482, SLG: 0.417 28 Conor Jackson, R (6, 9) OBP: 0.143, SLG: 0.571 51 Kyle Hudson, L (6, 9) OBP: 0.333, SLG: 0.200	7 David Murphy, L (1, 7) OBP: 0.455, SLG: 0.400 43 Engel Beltré, L (6, 7) OBP: 0.250, SLG: 0.429	8 Yorvit Torrealba, R (1, 2) OBP: 0.286, SLG: 0.286 15 Luis Martínez, R (6, 2) OBP: 0.714, SLG: 1.000	18 Mitch Moreland, L (1, 3) OBP: 0.154, SLG: 0.333 70 Mike Olt, R (6, 3) OBP: 0.250, SLG: 0.273	3 0 0 0 0 1 0 1 0 0 0 0 0 0								
Inning Stats	R: 0 H: 1 E: 0 LOB: 1 K: 0 BB: 0 S: 11 P: 15	R: 0 H: 2 E: 0 LOB: 0 K: 0 BB: 0 S: 9 P: 12	R: 0 H: 0 E: 0 LOB: 1 K: 0 BB: 1 S: 8 P: 15	R: 0 H: 1 E: 0 LOB: 2 K: 0 BB: 1 S: 13 P: 22	R: 0 H: 0 E: 0 LOB: 0 K: 2 BB: 0 S: 9 P: 14	R: 0 H: 1 E: 0 LOB: 1 K: 1 BB: 0 S: 13 P: 20	R: 0 H: 1 E: 0 LOB: 3 K: 0 BB: 1 S: 12 P: 22	R: 0 H: 1 E: 0 LOB: 0 K: 0 BB: 0 S: 6 P: 7	R: 0 H: 1 E: 0 LOB: 0 K: 0 BB: 0 S: 6 P: 7	1B: 6 SF: 0 2B: 1 3B: 0 HR: 0 HBP: 0	WP: 0 PA: 36 PB: 0 SB: 0 CS: 1							
PITCHER	22 Clayton Kershaw, L (1, 1) ERA: 59 Angel Guzman, R (4, 1) ERA: 73 Scott Rice, L (5, 1) ERA: 62 Fernando Nieve, R (6, 1) ERA: 3.0 71 Ryan Tucker, R (8, 1) ERA: 6.0	PITCHER	PITCHER	PITCHER	PITCHER	PITCHER	PITCHER	PITCHER	PITCHER	PITCHER	PITCHER	PITCHER						

Los Angeles Dodgers @ Texas Rangers
 Surprise Stadium, Surprise, AZ
 Fri Mar 09 2012, 3:11 PM - 5:54 PM EST
 Att: 6,221 - Sunny - 75 F

AB 40
 R 9
 H 16
 RBI 8
 BB 4
 SO 4
 LOB 20



Los Angeles Dodgers @ Texas Rangers
 Surprise Stadium, Surprise, AZ
 Fri Mar 09 2012, 3:11 PM - 5:54 PM EST
 Att: 6,221 - Sunny - 75 F

AB 33
 R 0
 H 7
 RBI 0
 SO 3
 LOB 17



Batter	1	2	3	4	5	6	7	8	9	AB	R	H	RBI	BB	SO	LOB	TOP			
12 Justin Sellers, R OBP: 0.538, SLG: 0.500 65 Luis Alfonso Cruz, R OBP: 0.143, SLG: 0.143	G6-3		HBP		G4-3			F7		1	0	0	0	0	0	0	Los Angeles Dodgers @ Seattle Mariners Peoria Stadium, Peoria, AZ Sat Mar 10 2012, 3:06 PM - 5:43 PM EST Att: 8,507 - Sunny - 65 F			
14 Mark Ellis, R OBP: 0.300, SLG: 0.500 63 Matt Angle, L OBP: 0.250, SLG: 0.143	L9				G6-3			B1-3		3	0	1	0	0	0	0				
49 Trent Oeltgen, L OBP: 0.200, SLG: 0.200	G4-3					G3-1				4	2	1	1	0	1	0				
7 James Loney, L OBP: 0.456, SLG: 0.375 46 Russell Mitchell, R (6.3)	G4-3					G3				3	0	1	0	0	0	0				
5 Juan Uribe, R OBP: 0.429, SLG: 0.200 67 Jeff Baisley, R OBP: 0.167, SLG: 0.167	F9									3	0	0	1	0	1	1				
48 Cory Sullivan, L OBP: 0.455, SLG: 0.556 77 Scott Van Slyke, R OBP: 0.455, SLG: 0.625	G1-3									1	0	0	0	1	0	0				
37 Josh Fields, R OBP: 0.636, SLG: 1.000										1	0	1	0	0	0	0				
18 Matt Treanor, R OBP: 0.750, SLG: 2.000 31 Tim Federowicz, R (7.2)										4	0	2	2	0	0	1				
76 Alex Castellanos, R OBP: 0.364, SLG: 0.909 (5.4)										2	1	1	1	1	1	2				
										1	0	0	0	0	0	2				
Inning Stats	R: 0 E: 0 K: 0 S: 6	H: 0 LOB: 0 BB: 0 P: 10	R: 0 E: 0 K: 0 S: 4	H: 0 LOB: 0 BB: 0 P: 8	R: 1 E: 0 K: 0 S: 8	H: 2 LOB: 1 BB: 0 P: 12	R: 1 E: 0 K: 2 S: 13	H: 2 LOB: 2 BB: 1 P: 22	R: 0 E: 0 K: 1 S: 6	H: 0 LOB: 0 BB: 0 P: 9	R: 0 E: 0 K: 0 S: 7	H: 1 LOB: 1 BB: 1 P: 13	R: 3 E: 0 K: 1 S: 17	H: 4 LOB: 2 BB: 0 P: 32	R: 0 E: 0 K: 1 S: 7	H: 0 LOB: 0 BB: 0 P: 12	1B: 7 2B: 1 3B: 0 HR: 1	SF: 0 SAC: 0 DP: 1 HBP: 2	WP: 1 PB: 0 SB: 0 CS: 0	PA: 38
PITCHER	IP WLS BF H R ER SO BB IBB HBP BLK WP HR S P ERA WHIP																			
18 Hisashi Iwakuma, R ERA: 3.6	4.0		17	4	2	2	2	1	0	1	0	0	0	0	0	0	4.50	1.250		
43 Brandon League, R ERA:	1.0		3	0	0	0	0	0	0	0	0	0	0	0	4	8	0.00	0.000		
41 Charlie Furbush, L ERA:	2.0		7	1	0	0	1	1	0	0	0	0	0	13	22	0.00	1.000			
69 Jeff Marquez, R ERA: 12.0	1.0	B	8	4	3	3	1	0	0	1	0	0	0	17	32	27.00	4.000			
46 Aaron Heilman, R ERA: 3.0	1.0		3	0	0	0	1	0	0	0	0	0	0	7	12	0.00	0.000			
Batter	1	2	3	4	5	6	7	8	9	AB	R	H	RBI	BB	SO	LOB	BOTTOM			
9 Chone Figgins, S OBP: 0.316, SLG: 0.313 64 Carlos Trunfel, R OBP: 0.250, SLG: 0.143	G5-3		L7							3	1	1	0	0	0	1	Los Angeles Dodgers @ Seattle Mariners Peoria Stadium, Peoria, AZ Sat Mar 10 2012, 3:06 PM - 5:43 PM EST Att: 8,507 - Sunny - 65 F			
13 Dustin Ackley, L OBP: 0.500, SLG: 1.071	G1-3									3	1	1	0	1	0	1				
51 Ichiro Suzuki, L OBP: 0.400, SLG: 0.417 99 Jabari Blash, R (7.9)	G2-3									3	1	1	1	0	0	1				
17 Justin Smoak, S OBP: 0.429, SLG: 0.545 91 Jharmidy De Jesus, R (8.3)										2	0	1	1	0	0	1				
15 Kyle Seager, L OBP: 0.353, SLG: 0.706 16 Alex Liddi, R OBP: 0.563, SLG: 0.667	G3-6-3									3	2	2	2	0	0	1				
30 Miguel Olivo, R OBP: 0.214, SLG: 0.154 40 Jesús Sucre, R OBP: 0.333, SLG: 0.667	F9									1	0	0	0	0	1	0				
55 Michael Saunders, L OBP: 0.412, SLG: 0.600										3	0	2	0	1	0	1				
33 Casper Wells, R OBP: 0.364, SLG: 0.278	F9									4	0	2	0	0	1	2				
5 Chih-Hsien Chiang, L OBP: 0.143, SLG: 0.143	G3-1									3	0	1	0	0	0	1				
Inning Stats	R: 0 E: 0 K: 0 S: 6	H: 0 LOB: 0 BB: 0 P: 8	R: 0 E: 0 K: 0 S: 5	H: 1 LOB: 0 BB: 0 P: 8	R: 0 E: 0 K: 0 S: 8	H: 1 LOB: 1 BB: 0 P: 10	R: 0 E: 0 K: 0 S: 7	H: 1 LOB: 0 BB: 0 P: 12	R: 1 E: 0 K: 1 S: 5	H: 2 LOB: 1 BB: 1 P: 10	R: 4 E: 1 K: 0 S: 13	H: 3 LOB: 1 BB: 1 P: 24	R: 0 E: 0 K: 2 S: 8	H: 0 LOB: 0 BB: 0 P: 12	R: 0 E: 0 K: 2 S: 10	H: 1 LOB: 1 BB: 0 P: 15	1B: 6 2B: 4 3B: 1 HR: 1	SF: 1 SAC: 0 DP: 3 HBP: 0	WP: 0 PB: 0 SB: 0 CS: 1	PA: 35
PITCHER	IP WLS BF H R ER SO BB IBB HBP BLK WP HR S P ERA WHIP																			
50 Nathan Eovaldi, R ERA: 1.93	3.0		10	2	0	0	0	0	0	0	0	0	0	0	19	26	0.00	0.667		
28 Jamey Wright, R ERA: 6.0	2.0	H	7	3	1	1	1	1	0	0	0	0	0	1	12	22	4.50	2.000		
Ronald Belisario, R ERA: 13.5	1.0	B	8	3	4	3	0	1	0	0	0	0	0	13	24	27.00	4.000			
38 Ramon Troncoso, R ERA: 4.5	1.0		4	2	0	0	0	0	0	0	0	0	0	4	9	0.00	2.000			
56 Matt Chico, L ERA: 4.5	1.0		3	0	0	0	2	0	0	0	0	0	0	8	12	0.00	0.000			
PITCHER	IP WLS BF H R ER SO BB IBB HBP BLK WP HR S P ERA WHIP																			
80 Josh Wall, R ERA:	1.0		3	1	0	0	2	0	0	0	0	0	0	0	10	15	0.00	1.000		

Batter	1	2	3	4	5	6	7	8	9	AB	R	H	RBI	BB	SO	LOB	TOP				
9 David DeJesus, L (1.9) OBP: 0.357, SLG: 0.100	0-0 P5		1-0 HBP		0-3 K		0-3 K			2	0	0	0	0	1	0					
61 Josh Vitters, R (6.5) OBP: 0.333, SLG: 0.286										1	0	0	0	0	1	2					
3 Jeff Baker, R (1.4) OBP: 0.417, SLG: 0.545	4-0 BB		0-0 P3		0-0 G6-3		0-0 F9			2	0	0	0	1	0	2					
72 Matt Szczur, R (6.8) OBP: 0.500, SLG: 0.400										1	0	0	0	0	0	2					
13 Starlin Castro, R (1.6) OBP: 0.263, SLG: 0.421	0-0 G6-3		0-0 FC5-4			0-0 G4-3		0-0 FC6-4		3	0	0	0	0	0	3					
59 Brett Jackson, L (6.7) OBP: 0.455, SLG: 0.667										1	0	1	0	0	0	0					
11 Blake DeWitt, L (1.5) OBP: 0.667, SLG: 0.900	0-0 G3-1			4-0 BB		0-0 G5-3		0-0 FC6-4		2	0	1	0	1	0	1					
41 Bobby Seales, S (6.6) OBP: 0.333, SLG: 0.200										1	0	0	0	0	0	1					
24 Marlon Byrd, R (1.8) OBP: 0.286, SLG: 0.462		0-0 P6		4-0 BB		0-0 G5-3		0-0 F8		2	0	0	0	1	0	1					
45 Adrian Cardenas, L (6.4) OBP: 0.100, SLG: 0.300										1	0	0	0	0	0	1					
5 Read Johnson, R (1.7) OBP: 0.333, SLG: 0.231	0-0 P4			4-0 BB		0-0 G4-3		0-0 G3		2	0	0	0	1	0	1					
63 James Adduci, L (6.9) OBP: 0.429, SLG: 0.429										1	0	0	0	0	0	1					
53 Welington Castillo, R (1.2) OBP: 0.500, SLG: 0.875	0-0 G6-3									3	0	1	0	0	1	2					
51 Steve Clevenger, L (7.2) OBP: 0.500, SLG: 0.875										0	0	0	0	1	0	0					
44 Anthony Rizzo, L (1.3) OBP: 0.357, SLG: 0.308			0-0 G6-4-3		0-0 P6		0-0 L6		0-0 F7-6-3	2	0	1	0	0	0	2					
47 Blake Lalli, L (7.7) OBP: 0.286, SLG: 0.286										2	0	0	0	0	0	2					
23 Matt Garza, R (1.1) ERA: 9.0			0-0 G6-4-3		0-0 B5-3		0-0 2B		0-0 G4-3	0	0	0	0	0	0	0					
88 Chris Rusin, L (2.1) ERA: 3.38										0	0	0	0	0	0	0					
21 Andy Sonnanstine, R (3.1) ERA: 3.38										0	0	0	0	0	0	0					
75 Ryan Searle, R (4.1) ERA: 9.0										0	0	0	0	0	0	0					
66 Jeff Beveau, L (5.1) ERA: 18.0										0	0	0	0	0	0	0					
Inning Stats	R: 0 E: 0 K: 0 S: 3	H: 0 LOB: 1 BB: 1 P: 7	R: 0 E: 0 K: 0 S: 3	H: 0 LOB: 0 BB: 3	R: 0 E: 0 K: 0 S: 4	H: 1 LOB: 2 BB: 0 P: 5	R: 0 E: 0 K: 1 S: 4	H: 0 LOB: 2 BB: 3 P: 16	R: 0 E: 0 K: 1 S: 5	H: 0 LOB: 0 BB: 0 P: 5	R: 0 E: 0 K: 0 S: 4	H: 1 LOB: 1 BB: 0 P: 4	R: 0 E: 0 K: 1 S: 7	H: 2 LOB: 2 BB: 0 P: 7	R: 0 E: 0 K: 0 S: 4	H: 1 LOB: 1 BB: 1 P: 6	1B: 4 2B: 2 3B: 0 HR: 0	SF: 0 SAC: 0 DP: 1 HBP: 1	WP: 0 PB: 0 SB: 0 CS: 0	PA: 36	
PITCHER	IP WLS BF H R ER SO BB IBB HBP BLK WP HR S P ERA WHIP	29 Ted Lilly, L (1.1) ERA: 9.0	3.0 W 12 1 0 0 0 1 1 0 1 0 0 0 10 16 0.00 0.667	55 Matt Guerrier, R (4.1) ERA:	1.0 5 0 0 0 0 1 3 0 0 0 0 0 0 4 16 0.00 3.000	60 Todd Coffey, R (5.1) ERA:	1.0 3 0 0 0 1 0 0 0 0 0 0 0 5 5 0.00 0.000	66 Mike MacDougal, R (6.1) ERA:	1.0 4 1 0 0 0 0 0 0 0 0 0 0 4 4 0.00 1.000	33 John Grabow, L (7.1) ERA:	1.0 5 2 0 0 1 0 0 0 0 0 0 0 7 7 0.00 2.000	PITCHER	IP WLS BF H R ER SO BB IBB HBP BLK WP HR S P ERA WHIP	61 Alberto Castillo, L (8.1) ERA:	1.0 4 1 0 0 0 0 0 0 0 0 0 0 4 4 0.00 1.000	70 Will Savage, R (9.1) ERA:	1.0 3 0 0 0 0 1 0 0 0 0 0 0 2 6 0.00 1.000				

Chicago Cubs @ Los Angeles Dodgers
Camelback Ranch, Glendale, AZ
Sun Mar 11 2012, 3:07 PM - 6:04 PM EDT
Att: 10,380 - Partly Cloudy - 72 F

AB 30
R 0
H 5
RBI 0
BB 5
SO 3
LOB 22



Batter	1	2	3	4	5	6	7	8	9	AB	R	H	RBI	BB	SO	LOB	BOTTOM	
10 Tony Gwynn Jr., L (1.10) OBP: 0.385, SLG: 0.364	0-0 G4-3			0-0 G4-6-3			0-0 F8			3	0	1	2	0	0	2		
13 Ivan De Jesus Jr., R (7.7) OBP: 0.376, SLG: 0.365										1	0	0	0	0	0	0		
14 Mark Ellis, R (1.4) OBP: 0.231, SLG: 0.385	0-0 G6-3						0-0 F9			3	0	0	0	0	1	2		
76 Alex Castellanos, R (6.4) OBP: 0.308, SLG: 0.789										1	0	0	0	0	0	0		
7 James Loney, L (1.3) OBP: 0.429, SLG: 0.364	0-0 G4-3						0-0 P4			3	0	1	0	0	1	0		
67 Jeff Baisley, R (6.3) OBP: 0.222, SLG: 0.222										1	0	0	0	0	0	0		
23 Jerry Sands, R (1.7) OBP: 0.286, SLG: 0.250										3	1	1	0	0	1	1		
48 Cory Sullivan, L (6.7) OBP: 0.500, SLG: 0.833										1	0	1	0	0	0	0		
5 Juan Uribe, R (1.5) OBP: 0.400, SLG: 0.143										2	1	0	0	0	1	0		
37 Josh Fields, R (7.5) OBP: 0.583, SLG: 0.917										1	0	0	0	0	0	1		
49 Trent Oeltgen, L (1.9) OBP: 0.308, SLG: 0.385										3	2	2	0	0	1	0		
77 Scott Van Slyke, R (7.9) OBP: 0.462, SLG: 0.600										0	0	0	0	0	0	0		
31 Tim Federowicz, R (1.2) OBP: 0.667, SLG: 1.000										3	0	0	0	0	1	4		
82 Griff Erickson, S (7.2) OBP: 0.667, SLG: 1.000										0	0	0	0	0	0	0		
12 Justin Sellers, R (1.6) OBP: 0.563, SLG: 0.455										1	1	0	1	2	1	1		
65 Luis Alfonso Cruz, R (7.6) OBP: 0.143, SLG: 0.143										0	0	0	0	0	0	0		
63 Matt Angle, L (1.8) OBP: 0.385, SLG: 0.200										2	0	1	2	1	0	0		
Inning Stats	R: 0 E: 0 K: 0 S: 3	H: 3 LOB: 1 BB: 2 P: 7	R: 0 E: 0 K: 1 S: 5	H: 1 LOB: 0 BB: 0 P: 5	R: 1 E: 0 K: 0 S: 4	H: 2 LOB: 1 BB: 1 P: 8	R: 0 E: 0 K: 3 S: 9	H: 0 LOB: 0 BB: 0 P: 9	R: 0 E: 0 K: 2 S: 8	H: 0 LOB: 1 BB: 0 P: 8	R: 0 E: 0 K: 0 S: 3	H: 0 LOB: 0 BB: 0 P: 3	R: 0 E: 0 K: 0 S: 3	H: 1 LOB: 0 BB: 0 P: 3	1B: 6 2B: 1 3B: 0 HR: 0	SF: 0 SAC: 0 DP: 3 HBP: 1	WP: 0 PB: 0 SB: 0 CS: 2	PA: 32
PITCHER	IP WLS BF H R ER SO BB IBB HBP BLK WP HR S P ERA WHIP	22 Matt Garza, R (1.1) ERA: 3.38	1.1 L 10 3 4 4 1 0 2 0 0 0 0 0 0 1 10 0.00 3.750	43 Trevor Miller, L (7.1) ERA:	1.0 1 0 0 0 0 0 0 0 0 0 0 0 1 1 0.00 0.000	70 Andrew McKirahan, L (8.1) ERA:	1.0 3 1 0 0 0 0 0 0 0 0 0 0 4 8 9.00 3.000											

Chicago Cubs @ Los Angeles Dodgers
Camelback Ranch, Glendale, AZ
Sun Mar 11 2012, 3:07 PM - 6:04 PM EDT
Att: 10,380 - Partly Cloudy - 72 F

AB 28
R 5
H 7
RBI 5
BB 3
SO 7
LOB 11



Batter	1	2	3	4	5	6	7	8	9	AB	R	H	RBI	BB	SO	LOB	TOP					
9 Dee Strange-Gordon, L (1,6) <small>OBP: 0.471, SLG: 0.308</small> 64 Lance Zawadzki, L (6,PH) <small>OBP: 0.333, SLG: 0.333</small>																						
3 Adam Kennedy, L (1,4) <small>OBP: 0.308, SLG: 0.385</small> 12 Justin Sellers, R (6,PH) <small>OBP: 0.556, SLG: 0.692</small>																						
27 Matt Kemp, R (1,8) <small>OBP: 0.571, SLG: 1.273</small> 49 Trent Oeltjen, L (6,PH) <small>OBP: 0.400, SLG: 0.467</small>																						
16 Andre Ethier, L (1,9) <small>OBP: 0.444, SLG: 0.667</small> 76 Alex Castellanos, R (6,PH) <small>OBP: 0.333, SLG: 0.867</small>																						
21 Juan Rivera, R (1,7) <small>OBP: 0.250, SLG: 0.875</small> 77 Scott Van Slyke, R (6,7) <small>OBP: 0.467, SLG: 0.583</small>																						
6 Jerry Hairston, R (1,5) <small>OBP: 0.429, SLG: 0.545</small> 13 Ivan De Jesus Jr., R (6,5) <small>OBP: 0.333, SLG: 0.333</small>																						
48 Cory Sullivan, L (1,10) <small>OBP: 0.444, SLG: 0.667</small> 82 Griff Erickson, S (9,PH) <small>OBP: 0.750, SLG: 1.000</small>																						
17 A.J. Ellis, R (1,2) <small>OBP: 0.500, SLG: 0.600</small> 30 Josh Bard, S (6,2)																						
37 Josh Fields, R (1,3) <small>OBP: 0.467, SLG: 0.733</small> 67 Jeff Baisley, R (6,3)																						
Inning Stats	R: 3 H: 3 E: 0 K: 1 S: 8	L: 3 BB: 2 P: 17	R: 0 H: 1 E: 1 K: 2 S: 9	LOB: 2 BB: 0 P: 9	R: 1 H: 1 E: 0 K: 1 S: 7	LOB: 0 BB: 0 P: 8	R: 0 H: 0 E: 0 K: 0 S: 3	LOB: 0 BB: 0 P: 3	R: 1 H: 1 E: 0 K: 1 S: 6	LOB: 0 BB: 0 P: 7	R: 3 H: 3 E: 0 K: 1 S: 8	LOB: 1 BB: 1 P: 13	R: 0 H: 1 E: 1 K: 2 S: 9	LOB: 1 BB: 1 P: 13	R: 1 H: 2 E: 0 K: 1 S: 7	LOB: 1 BB: 0 P: 7	R: 0 H: 1 E: 0 K: 0 S: 3	LOB: 0 BB: 0 P: 3	1B: 7 2B: 3 3B: 1 HR: 2	SF: 0 SAC: 0 DP: 1 HBP: 0	WP: 0 PB: 0 SB: 2 CS: 0	PA: 45
PITCHER	IP: 1.2 WLS: L BF: 12 H: 4 R: 3 ER: 3 SO: 3	BB: 2 IBB: 0 HBP: 0 BLK: 0	WP: 0 HR: 0 S: 16 P: 25	ERA: 16.20 WHIP: 3.600	36 Jered Weaver, R (1,1) <small>ERA: 7.39</small> 12 Andrew Taylor, L (4,1) <small>ERA: 6.75</small> 21 Hisanori Takahashi, L (4,1) <small>ERA: 3.0</small> 40 Kevin Jepsen, R (5,1) <small>ERA: 3.0</small> 70 Matt Shoemaker, R (6,1) <small>ERA: 9.31</small>	IP: 0.2 WLS: L BF: 2 H: 0 R: 0 ER: 0 SO: 1	BB: 0 IBB: 0 HBP: 0 BLK: 0	WP: 0 HR: 0 S: 4 P: 4	ERA: 0.00 WHIP: 0.000	36 Jeremy Berg, R (8,1) <small>ERA: 6.75</small> 58 Michael Kohn, R (9,1) <small>ERA: 9.00</small>	IP: 1.0 WLS: L BF: 3 H: 1 R: 0 ER: 0 SO: 0	BB: 0 IBB: 0 HBP: 0 BLK: 0	WP: 0 HR: 0 S: 3 P: 3	ERA: 0.00 WHIP: 1.000								
Batter	1	2	3	4	5	6	7	8	9	AB	R	H	RBI	BB	SO	LOB	BOTTOM					
2 Erick Aybar, S (1,6) <small>OBP: 0.500, SLG: 0.611</small> 77 Kole Calhoun, L (7,9) <small>OBP: 0.429, SLG: 0.526</small>																						
47 Howie Kendrick, R (1,4) <small>OBP: 0.556, SLG: 0.800</small> 19 Alexi Amarista, L (7,4) <small>OBP: 0.429, SLG: 0.846</small>																						
5 Albert Pujols, R (1,3) <small>OBP: 0.474, SLG: 0.643</small> 39 Ryan Langerhans, L (7,8) <small>OBP: 0.533, SLG: 0.222</small>																						
48 Torii Hunter, R (1,9) <small>OBP: 0.375, SLG: 0.400</small> 35 Luis Jimenez, R (6,PR) <small>OBP: 0.273, SLG: 0.545</small>																						
10 Vernon Wells, R (1,7) <small>OBP: 0.350, SLG: 0.471</small> 55 Doug Deeds, L (7,7) <small>OBP: 0.083, SLG: 0.083</small>																						
53 Bobby Abreu, L (1,10) <small>OBP: 0.154, SLG: 0.167</small> 6 Alberto Callaspo, S (7,PH) <small>OBP: 0.500, SLG: 0.533</small>																						
44 Mark Trumbo, R (1,5) <small>OBP: 0.444, SLG: 0.250</small> 20 Jean Segura, R (7,6) <small>OBP: 0.533, SLG: 0.455</small>																						
17 Chris Iannetta, R (1,2) <small>OBP: 0.308, SLG: 0.583</small> 16 Hank Conger, R (7,2) <small>OBP: 0.384, SLG: 0.368</small>																						
25 Peter Bourjos, R (1,8) <small>OBP: 0.313, SLG: 0.429</small> 3 Jorge Cantu, R (7,3) <small>OBP: 0.353, SLG: 0.353</small>																						
Inning Stats	R: 0 H: 1 E: 0 K: 0 S: 4	LOB: 1 BB: 0 P: 5	R: 0 H: 0 E: 0 K: 2 S: 7	LOB: 0 BB: 0 P: 7	R: 1 H: 2 E: 0 K: 0 S: 5	LOB: 1 BB: 0 P: 5	R: 0 H: 0 E: 0 K: 0 S: 3	LOB: 0 BB: 0 P: 3	R: 0 H: 1 E: 0 K: 0 S: 4	LOB: 1 BB: 0 P: 4	R: 0 H: 1 E: 0 K: 1 S: 8	LOB: 3 BB: 2 P: 16	R: 0 H: 1 E: 0 K: 1 S: 6	LOB: 1 BB: 0 P: 6	R: 0 H: 1 E: 0 K: 0 S: 4	LOB: 1 BB: 0 P: 4	1B: 7 2B: 1 3B: 0 HR: 0	SF: 0 SAC: 0 DP: 0 HBP: 0	WP: 0 PB: 0 SB: 2 CS: 0	PA: 37		
PITCHER	IP: 3.0 WLS: W BF: 12 H: 3 R: 1 ER: 1 SO: 2	BB: 0 IBB: 0 HBP: 0 BLK: 0	WP: 0 HR: 0 S: 16 P: 25	ERA: 3.00 WHIP: 1.000	44 Aaron Harang, R (1,1) <small>ERA: 6.4</small> 59 Angel Guzman, R (4,1) <small>ERA: 1.93</small> 68 Chris Withrow, R (5,1) <small>ERA: 1.93</small> 47 Wilfredo Ledezma, L (7,1) <small>ERA: 2.7</small> 73 Scott Rice, L (9,1) <small>ERA: 2.7</small>	IP: 1.0 WLS: H BF: 3 H: 0 R: 0 ER: 0 SO: 0	BB: 0 IBB: 0 HBP: 0 BLK: 0	WP: 0 HR: 0 S: 3 P: 3	ERA: 0.00 WHIP: 0.000	44 Aaron Harang, R (1,1) <small>ERA: 6.4</small> 59 Angel Guzman, R (4,1) <small>ERA: 1.93</small> 68 Chris Withrow, R (5,1) <small>ERA: 1.93</small> 47 Wilfredo Ledezma, L (7,1) <small>ERA: 2.7</small> 73 Scott Rice, L (9,1) <small>ERA: 2.7</small>	IP: 1.0 WLS: L BF: 3 H: 1 R: 0 ER: 0 SO: 0	BB: 0 IBB: 0 HBP: 0 BLK: 0	WP: 0 HR: 0 S: 4 P: 4	ERA: 0.00 WHIP: 1.000								

Los Angeles Dodgers @ Los Angeles Angels
 Tempe Diablo Stadium, Tempe, AZ
 Mon Mar 12 2012, 4:10 PM - 7:20 PM EDT
 Att: 9,619 - Sunny - 73 F

AB	41
R	9
H	13
RBI	9
BB	4
SO	9
LOB	24




Los Angeles Dodgers @ Los Angeles Angels
 Tempe Diablo Stadium, Tempe, AZ
 Mon Mar 12 2012, 4:10 PM - 7:20 PM EDT
 Att: 9,619 - Sunny - 73 F


AB	35
R	1
H	8
RBI	1
BB	2
SO	4
LOB	18



Batter	1	2	3	4	5	6	7	8	9	AB	R	H	RBI	BB	SO	LOB	TOP								
1 Eric Young Jr, S OBP: 0.188, SLG: 0.143 12 Andrew Brown, R OBP: 0.400, SLG: 0.375										3	1	1	1	0	1	1	Colorado Rockies @ Los Angeles Dodgers Camelback Ranch, Glendale, AZ Tue Mar 13 2012, 4:10 PM - 6:58 PM EDT Att: 5,169 - Sunny - 78 F livebaseballscorecards.com								
18 Jonathan Herrera, S OBP: 0.438, SLG: 0.655 9 DJ LeMahieu, R OBP: 0.250, SLG: 0.182										3	0	2	2	0	0	0									
58 Jordan Pacheco, R OBP: 0.500, SLG: 0.417 66 Ben Paulsen, L OBP: 0.375, SLG: 0.571										2	0	0	0	1	1	2									
55 Ramon Hernandez, R OBP: 0.385, SLG: 0.500 38 Wilkin Castillo, S OBP: 0.333, SLG: 0.444										3	0	0	0	0	0	2									
16 Brandon Wood, R OBP: 0.368, SLG: 0.684 73 Chad Tracy, R OBP: 0.214, SLG: 0.182										3	0	0	0	0	2	3									
10 Chris Nelson, R OBP: 0.283, SLG: 0.316 26 Brendan Harris, R OBP: 0.308, SLG: 0.385										3	0	1	0	0	0	0									
28 Nolan Arenado, R OBP: 0.158, SLG: 0.222										4	0	0	0	0	0	1									
8 Charlie Blackmon, L OBP: 0.429, SLG: 0.500 70 Kent Matthews, R OBP: 0.200, SLG: 0.300										2	1	0	0	1	1	1									
21 Tyler Colvin, L OBP: 0.429, SLG: 0.471										3	1	1	0	0	0	2									
Inning Stats	R: 0 E: 1 K: 2 S: 8	H: 0 LOB: 2 BB: 1 P: 12	R: 3 E: 1 K: 1 S: 7	H: 2 LOB: 1 BB: 1 P: 13	R: 0 E: 0 K: 1 S: 5	H: 0 LOB: 0 BB: 0 P: 5	R: 0 E: 0 K: 1 S: 6	H: 1 LOB: 1 BB: 0 P: 6	R: 0 E: 0 K: 0 S: 4	H: 1 LOB: 1 BB: 0 P: 4	R: 0 E: 0 K: 0 S: 4	H: 1 LOB: 1 BB: 0 P: 5	R: 1 E: 1 K: 1 S: 7	H: 1 LOB: 1 BB: 0 P: 7	R: 0 E: 1 K: 0 S: 4	H: 0 LOB: 1 BB: 0 P: 4		R: 1 E: 0 K: 1 S: 7	H: 2 LOB: 1 BB: 0 P: 8	1B: 5 2B: 3 3B: 0 HR: 0	SF: 0 SAC: 0 DP: 0 HBP: 1	WP: 1 PB: 0 SB: 2 CS: 0	PA: 41		
PITCHER	IP	WLS	BF	H	R	ER	SO	BB	IBB	HBP	BLK	WP	HR	S	P	ERA	WHIP								
35 Chris Capuano, L ERA: 3.86	2.2	L	14	2	3	2	4	2	0	1	0	1	0	19	29	6.75	1.500								
62 Fernando Nieve, R ERA: 1.89	2.1	9	2	0	0	1	0	0	0	0	0	0	0	11	11	0.00	0.857								
38 Ramon Troncoso, R ERA: 3.0	1.0	4	1	0	0	0	0	0	0	0	0	0	0	4	5	0.00	1.000								
71 Ryan Tucker, R ERA: 4.5	1.0	5	1	1	0	1	0	0	0	0	0	0	0	7	7	0.00	1.000								
79 Stephen Fife, R ERA: 3.0	1.0	4	0	0	0	0	0	0	0	0	0	0	0	4	4	0.00	0.000								
PITCHER	IP	WLS	BF	H	R	ER	SO	BB	IBB	HBP	BLK	WP	HR	S	P	ERA	WHIP								
56 Matt Chico, L ERA: 6.0	1.0	5	2	1	1	1	1	0	0	0	0	0	0	7	8	9.00	2.000								

Batter	1	2	3	4	5	6	7	8	9	AB	R	H	RBI	BB	SO	LOB	BOTTOM								
9 Dee Strange-Gordon, L OBP: 0.450, SLG: 0.313 65 Luis Alfonso Cruz, R OBP: 0.250, SLG: 0.250										3	0	1	0	0	0	0	Colorado Rockies @ Los Angeles Dodgers Camelback Ranch, Glendale, AZ Tue Mar 13 2012, 4:10 PM - 6:58 PM EDT Att: 5,169 - Sunny - 78 F livebaseballscorecards.com								
14 Mark Ellis, R OBP: 0.200, SLG: 0.333 10 Tony Gwynn Jr., L OBP: 0.400, SLG: 0.462										2	0	0	0	0	0	1									
27 Matt Kemp, R OBP: 0.471, SLG: 0.590 6 Jerry Hairston, R OBP: 0.375, SLG: 0.462										2	0	0	0	0	0	1									
16 Andre Ethier, L OBP: 0.500, SLG: 1.077 48 Cory Sullivan, L OBP: 0.450, SLG: 0.647										2	0	0	0	0	2	0									
21 Juan Rivera, R OBP: 0.222, SLG: 0.778 49 Trent Oeltjen, L OBP: 0.412, SLG: 0.438										2	0	0	0	0	1	0									
23 Jerry Sands, R OBP: 0.250, SLG: 0.214 46 Russell Mitchell, R OBP: 0.083, SLG: 0.083										2	0	0	0	0	0	0									
77 Scott Van Slyke, R OBP: 0.471, SLG: 0.714 63 Matt Angle, L OBP: 0.357, SLG: 0.182										2	1	1	0	0	0	0									
5 Juan Uribe, R OBP: 0.333, SLG: 0.111 12 Justin Sellers, R OBP: 0.526, SLG: 0.643										2	0	0	0	0	1	1									
18 Matt Treanor, R OBP: 0.500, SLG: 1.000 31 Tim Federowicz, R OBP: 0.273, SLG: 0.222										2	0	0	1	0	0	0									
Inning Stats	R: 0 E: 0 K: 0 S: 3	H: 0 LOB: 0 BB: 0 P: 3	R: 0 E: 0 K: 2 S: 7	H: 0 LOB: 0 BB: 0 P: 7	R: 0 E: 0 K: 0 S: 3	H: 0 LOB: 0 BB: 0 P: 3	R: 0 E: 0 K: 0 S: 3	H: 1 LOB: 0 BB: 0 P: 3	R: 0 E: 0 K: 1 S: 5	H: 0 LOB: 0 BB: 0 P: 5	R: 0 E: 0 K: 1 S: 6	H: 1 LOB: 3 BB: 0 P: 6	R: 0 E: 0 K: 1 S: 7	H: 2 LOB: 3 BB: 1 P: 11	R: 1 E: 0 K: 1 S: 7	H: 2 LOB: 1 BB: 0 P: 7		R: 0 E: 0 K: 1 S: 5	H: 0 LOB: 0 BB: 0 P: 5	1B: 3 2B: 3 3B: 1 HR: 0	SF: 0 SAC: 0 DP: 1 HBP: 0	WP: 0 PB: 0 SB: 0 CS: 0	PA: 33		
PITCHER	IP	WLS	BF	H	R	ER	SO	BB	IBB	HBP	BLK	WP	HR	S	P	ERA	WHIP								
13 Drew Pomeranz, L ERA	2.0	W	6	1	0	0	0	0	0	0	0	0	0	6	6	0.00	0.500								
34 Matt Belisle, R ERA	3.1	H	6	3	0	0	0	0	0	0	0	0	0	5	5	0.00	0.000								
49 Rex Brothers, L ERA	1.0	H	3	0	0	0	1	0	0	0	0	0	0	20	24	6.00	2.000								
64 Rob Scallih, R ERA: 3.6	3.0	H	15	5	2	2	3	1	0	0	0	0	0	5	5	0.00	0.000								
62 Joe Gardner, R ERA: 3.0	1.0	S	3	0	0	0	1	0	0	0	0	0	0	5	5	0.00	0.000								

Batter	1	2	3	4	5	6	7	8	9	AB	R	H	RBI	BB	SO	LOB	TOP					
10 Tony Gwynn Jr., L OBP: 0.444, SLG: 0.500 13 Ivan De Jesus Jr., R OBP: 0.300, SLG: 0.294	0-0 14 2B 49 WP 1B	0-0 14 CS 1B		0-3 K			0-3 K	0-3 K		3	1	2	0	0	1	0	Los Angeles Dodgers @ Cincinnati Reds Goodyear Ballpark, Goodyear, AZ Wed Mar 14 2012, 10:05 PM - 1:04 AM EDT Att. 3,737 - Clear - 71 F 					
14 Mark Ellis, R OBP: 0.276, SLG: 0.412 37 Josh Fields, R OBP: 0.471, SLG: 0.706	0-0 49 WP 49 3B 2B	0-1 CS 1-2	4-0 3 HR BB		0-3 K		0-1 76 2B 65 1B 1B	0-0 G3		2	2	1	0	1	1	0						
3 Adam Kennedy, L OBP: 0.313, SLG: 0.563 76 Alex Castellanos, R OBP: 0.412, SLG: 0.938	0-0 P6		2-2 HR		0-0 G5-3		0-0 65 1B 2B	4-0 BB		3	1	1	2	0	0	2						
23 Jerry Sands, R OBP: 0.368, SLG: 0.267 30 Josh Bard, S	4-0 49 WP 49 3B BB		4-0 49 G4-3 BB		0-0 1B		0-0 G1-3	0-0 F7		1	1	1	0	2	0	0						
49 Trent Oeltjen, L OBP: 0.409, SLG: 0.500	1-0 1-H 2-H 3-H 3B		0-0 G4-3		0-0 F7		4-0 65 1B BB	0-0 L9		4	0	1	2	1	0	3						
5 Juan Uribe, R OBP: 0.267, SLG: 0.083 65 Luis Alfonso Cruz, R OBP: 0.300, SLG: 0.300	0-0 F8		0-0 G5-3		0-0 G6-3		0-0 1-3 2-H 3-H 1B	0-0 P5		3	0	0	0	0	0	1						
81 Matt Wallach, L		0-0 G1-3	0-3 K		0-3 K					4	0	0	0	0	3	3						
17 A.J. Ellis, R OBP: 0.471, SLG: 0.769 48 Cory Sullivan, L OBP: 0.429, SLG: 0.611		1-0 HR		0-0 G6-3		0-0 F8		0-0 G3-1		3	1	1	1	0	0	0						
12 Justin Sellers, R OBP: 0.476, SLG: 0.563 63 Matt Angle, L OBP: 0.438, SLG: 0.250		0-0 F9		0-0 G6-3			4-0 37 1B 76 2B 37 S BB	0-0 1B		2	0	0	0	0	0	0						
Inning Stats	R: 3 E: 0 K: 0 S: 5	H: 3 LOB: 0 BB: 1 P: 10	R: 1 E: 0 K: 0 S: 5	H: 2 LOB: 0 BB: 0 P: 6	R: 2 E: 0 K: 1 S: 8	H: 1 LOB: 1 BB: 2 P: 18	R: 0 E: 0 K: 1 S: 5	H: 0 LOB: 0 BB: 0 P: 5	R: 0 E: 0 K: 1 S: 6	H: 1 LOB: 1 BB: 0 P: 6	R: 0 E: 0 K: 1 S: 5	H: 0 LOB: 0 BB: 0 P: 5	R: 3 E: 0 K: 2 S: 11	H: 3 LOB: 2 BB: 2 P: 19	R: 0 E: 0 K: 1 S: 6	H: 1 LOB: 1 BB: 1 P: 6		R: 0 E: 0 K: 0 S: 3	H: 0 LOB: 0 BB: 1 P: 7	1B: 6 2B: 2 3B: 1 HR: 2	SF: 0 SAC: 0 DP: 0 HBP: 0	WP: 1 PB: 0 SB: 1 CS: 1
PITCHER	IP WLS BF H R ER SO BB IBB HBP BLK WP HR S P ERA WHIP	2.1 L 14 6 6 6 0 3 0 0 0 1 2 14 30 23.14 3.857	3.0 L 14 6 6 6 0 0 0 0 0 0 9 9 9 0.00 0.000	3.0 L 14 6 6 6 0 0 0 0 0 0 6 6 6 0.00 1.000	3.0 L 14 6 6 6 0 0 0 0 0 0 16 24 13.50 2.500	3.0 L 14 6 6 6 0 0 0 0 0 0 6 6 6 0.00 1.000	PITCHER	IP WLS BF H R ER SO BB IBB HBP BLK WP HR S P ERA WHIP	1.0 L 4 0 0 0 0 1 0 0 0 0 0 3 7 0.00 1.000													

Batter	1	2	3	4	5	6	7	8	9	AB	R	H	RBI	BB	SO	LOB	BOTTOM					
6 Drew Stubbs, R OBP: 0.474, SLG: 0.467 16 Ryan LaMarre, R	0-0 P2		0-0 G5-3		0-3 K		0-0 FC5-4			3	0	0	0	0	1	2	Los Angeles Dodgers @ Cincinnati Reds Goodyear Ballpark, Goodyear, AZ Wed Mar 14 2012, 10:05 PM - 1:04 AM EDT Att. 3,737 - Clear - 71 F 					
74 Henry Alejandro Rodriguez OBP: 0.412, SLG: 0.333 2 Brodie Greene, R OBP: 1.000, SLG: 1.000 Cody Puckett, R	0-0 P6		0-0 1B		4-0 19 1B 1-2 2-3 BB		0-3 K			2	0	1	0	0	0	0						
19 Joey Votto, L OBP: 0.333, SLG: 0.357 69 Neftali Soto, R OBP: 0.250, SLG: 0.400	0-3 K		0-3 K		0-0 1-3 2-3 3-H 1B		0-0 G6-3			3	0	1	1	0	2	1						
48 Ryan Ludwick, R OBP: 0.227, SLG: 0.286 3 Danny Dorn, L OBP: 0.200, SLG: 0.400		0-3 K		0-3 K		0-0 G6-3		0-3 K		3	0	0	0	0	2	0						
32 Jay Bruce, L OBP: 0.579, SLG: 0.824 9 Felix Perez, L		4-0 7 BB BB		0-3 K		0-0 25 CS 1B		0-0 P2		2	0	1	0	1	1	0						
25 Juan Francisco, L OBP: 0.227, SLG: 0.409 31 David Vidal, R OBP: 0.333, SLG: 0.667		0-0 F8		0-0 P2		0-3 K		0-0 2B		3	0	0	0	0	1	2						
7 Paul Janish, R OBP: 0.391, SLG: 0.333 67 Kristopher Negrón, R OBP: 0.250, SLG: 0.167		4-0 1-2 BB		0-0 2 BB 19 1B 2B		0-0 16 FC5-4 1B		0-3 K		1	1	1	0	1	0	0						
39 Devin Mesoraco, R OBP: 0.133, SLG: 0.200 78 Tucker Barnhart, L 55 Chris Berset, S		0-0 G4-3		0-0 P6		0-3 K		0-0 P4		2	0	0	0	0	0	3						
37 Corky Miller, R OBP: 0.273, SLG: 0.500			0-3 K		0-0 E6 19 1B 2 BB		0-0 F8			3	0	0	0	0	1	2						
Inning Stats	R: 0 E: 0 K: 1 S: 5	H: 0 LOB: 0 BB: 0 P: 5	R: 0 E: 0 K: 1 S: 5	H: 0 LOB: 2 BB: 2 P: 13	R: 0 E: 0 K: 2 S: 8	H: 1 LOB: 1 BB: 0 P: 8	R: 0 E: 0 K: 2 S: 7	H: 0 LOB: 0 BB: 0 P: 7	R: 1 E: 1 K: 1 S: 7	H: 2 LOB: 3 BB: 1 P: 11	R: 0 E: 0 K: 1 S: 5	H: 1 LOB: 1 BB: 0 P: 5	R: 0 E: 0 K: 2 S: 6	H: 1 LOB: 1 BB: 0 P: 6	R: 0 E: 0 K: 2 S: 7	H: 0 LOB: 0 BB: 0 P: 7		R: 0 E: 0 K: 1 S: 6	H: 1 LOB: 1 BB: 0 P: 6	1B: 4 2B: 2 3B: 0 HR: 0	SF: 0 SAC: 0 DP: 0 HBP: 0	WP: 0 PB: 0 SB: 0 CS: 1
PITCHER	IP WLS BF H R ER SO BB IBB HBP BLK WP HR S P ERA WHIP	4.0 W 15 1 0 0 0 2 0 0 0 0 0 7 11 0.00 0.750	1.0 L 6 2 1 0 1 1 0 0 0 0 0 7 11 0.00 3.000	1.0 L 6 1 0 0 1 0 0 0 0 0 0 6 6 0.00 1.000	1.0 L 6 1 0 0 1 0 0 0 0 0 0 6 6 0.00 1.000	1.0 L 6 0 0 0 2 0 0 0 0 0 7 7 0.00 0.000	PITCHER	IP WLS BF H R ER SO BB IBB HBP BLK WP HR S P ERA WHIP	1.0 L 4 1 0 0 1 0 0 0 0 0 6 6 0.00 1.000													

Batter	1	2	3	4	5	6	7	8	9	AB	R	H	RBI	BB	SO	LOB	TOP																																																																																													
20 Julio Borbon, L (1,8) OBP: 0.455, SLG: 0.353 27 Leonys Martin, L (6, PR) OBP: 0.318, SLG: 0.368	F9		B3														2 0 0 0 1 0 0 1 0 0 0 0 1 0																																																																																													
7 David Murphy, L (1,9) OBP: 0.407, SLG: 0.583 43 Engel Beltre, L (6,9) OBP: 0.250, SLG: 0.471				G3													3 0 1 0 0 1 1 1 0 0 0 0 1 0																																																																																													
25 Mike Napoli, R (1,10) OBP: 0.711, SLG: 0.400 92 Ryan Strausborger, R (9, PR)	FC5-2			F9													4 0 1 0 0 1 2 0 0 0 0 0 0 0																																																																																													
9 Brad Hawpe, L (1,3) OBP: 0.375, SLG: 0.167 96 Mike Bianucci, R (7,3)	FC3-6			F7													3 0 0 0 0 0 1 1 0 0 0 0 0 1																																																																																													
28 Conor Jackson, R (1,7) OBP: 0.056, SLG: 0.222 51 Kyle Hudson, L (7,7)																	3 0 0 0 0 1 0 1 0 0 0 0 0 1																																																																																													
21 Brandon Snyder, R (1,5) OBP: 0.471, SLG: 0.545 70 Mike Olt, R (7, PR) OBP: 0.273, SLG: 0.429																	2 1 1 1 1 0 0 0 0 0 0 0 0 0																																																																																													
15 Luis Martinez, R (1,2) OBP: 0.333, SLG: 0.714 6 Chris Robinson, R (6,2) OBP: 0.300, SLG: 0.400																	2 0 0 0 0 0 0 1 0 0 0 0 0 1																																																																																													
14 Alberto Gonzalez, R (1,6) OBP: 0.273, SLG: 0.500 3 Luis Hernandez, S (6,6) OBP: 0.250, SLG: 0.450																	2 1 1 1 0 0 0 1 0 0 0 0 0 0																																																																																													
63 Yangeris Solarte, S (1,4) OBP: 0.333, SLG: 0.667 91 Renny Osuna, R (7,4)																	2 0 0 0 0 2 0 1 0 0 0 0 0 0																																																																																													
Inning Stats	R: 0 E: 0 K: 0 S: 4	H: 1 LOB: 1 BB: 0 P: 4	R: 0 E: 0 K: 1 S: 5	H: 0 LOB: 0 BB: 0 P: 5	R: 0 E: 0 K: 1 S: 5	H: 0 LOB: 0 BB: 0 P: 5	R: 0 E: 0 K: 0 S: 3	H: 0 LOB: 0 BB: 0 P: 3	R: 2 E: 0 K: 1 S: 8	H: 2 LOB: 0 BB: 0 P: 9	R: 0 E: 0 K: 2 S: 6	H: 0 LOB: 1 BB: 1 P: 10	R: 0 E: 0 K: 0 S: 3	H: 0 LOB: 1 BB: 1 P: 7	R: 0 E: 0 K: 1 S: 5	H: 0 LOB: 0 BB: 0 P: 5	R: 0 E: 0 K: 1 S: 6	H: 1 LOB: 1 BB: 0 P: 6	1B: 1 2B: 0 3B: 1 HR: 2	SF: 0 SAC: 0 DP: 0 HBP: 0	WP: 0 PB: 0 SB: 0 CS: 1	PA: 32																																																																																								
PITCHER	IP WLS BF H R ER SO BB IBB HBP BLK WP HR S P ERA WHIP	<table border="0"> <tr> <td>29 Ted Lilly, L (1,1) ERA: 5.0</td> <td>4.0</td> <td>W</td> <td>13</td> <td>1</td> <td>0</td> <td>0</td> <td>2</td> <td>0</td> <td>0</td> <td>0</td> <td>0</td> <td>0</td> <td>0</td> <td>0</td> <td>0</td> <td>0</td> <td>0</td> <td>0.00</td> <td>0.250</td> </tr> <tr> <td>74 Kenley Jansen, R (5,1) ERA: 6.0</td> <td>1.0</td> <td></td> <td>5</td> <td>2</td> <td>2</td> <td>2</td> <td>1</td> <td>0</td> <td>0</td> <td>0</td> <td>0</td> <td>0</td> <td>0</td> <td>2</td> <td>8</td> <td>9</td> <td>18.00</td> <td>2.000</td> </tr> <tr> <td>57 Scott Elbert, L (6,1) ERA:</td> <td>1.0</td> <td>H</td> <td>3</td> <td>0</td> <td>0</td> <td>0</td> <td>2</td> <td>1</td> <td>0</td> <td>0</td> <td>0</td> <td>0</td> <td>0</td> <td>6</td> <td>10</td> <td>0.00</td> <td>1.000</td> </tr> <tr> <td>54 Javy Guerra, R (7,1) ERA:</td> <td>1.0</td> <td>H</td> <td>4</td> <td>0</td> <td>0</td> <td>0</td> <td>0</td> <td>1</td> <td>0</td> <td>0</td> <td>0</td> <td>0</td> <td>0</td> <td>3</td> <td>7</td> <td>0.00</td> <td>1.000</td> </tr> <tr> <td>47 Wilfredo Ledezma, L (8,1) ERA: 2.0</td> <td>1.0</td> <td>H</td> <td>3</td> <td>0</td> <td>0</td> <td>0</td> <td>1</td> <td>0</td> <td>0</td> <td>0</td> <td>0</td> <td>0</td> <td>0</td> <td>5</td> <td>5</td> <td>0.00</td> <td>0.000</td> </tr> </table>																29 Ted Lilly, L (1,1) ERA: 5.0	4.0	W	13	1	0	0	2	0	0	0	0	0	0	0	0	0	0	0.00	0.250	74 Kenley Jansen, R (5,1) ERA: 6.0	1.0		5	2	2	2	1	0	0	0	0	0	0	2	8	9	18.00	2.000	57 Scott Elbert, L (6,1) ERA:	1.0	H	3	0	0	0	2	1	0	0	0	0	0	6	10	0.00	1.000	54 Javy Guerra, R (7,1) ERA:	1.0	H	4	0	0	0	0	1	0	0	0	0	0	3	7	0.00	1.000	47 Wilfredo Ledezma, L (8,1) ERA: 2.0	1.0	H	3	0	0	0	1	0	0	0	0	0	0	5	5	0.00	0.000
29 Ted Lilly, L (1,1) ERA: 5.0	4.0	W	13	1	0	0	2	0	0	0	0	0	0	0	0	0	0	0.00	0.250																																																																																											
74 Kenley Jansen, R (5,1) ERA: 6.0	1.0		5	2	2	2	1	0	0	0	0	0	0	2	8	9	18.00	2.000																																																																																												
57 Scott Elbert, L (6,1) ERA:	1.0	H	3	0	0	0	2	1	0	0	0	0	0	6	10	0.00	1.000																																																																																													
54 Javy Guerra, R (7,1) ERA:	1.0	H	4	0	0	0	0	1	0	0	0	0	0	3	7	0.00	1.000																																																																																													
47 Wilfredo Ledezma, L (8,1) ERA: 2.0	1.0	H	3	0	0	0	1	0	0	0	0	0	0	5	5	0.00	0.000																																																																																													

Texas Rangers @ Los Angeles Dodgers
Camelback Ranch, Glendale, AZ
Fri Mar 16 2012, 4:07 PM - 6:40 PM EDT
Att: 11,082 - Sunny - 79 F

AB	30
R	2
H	4
RBI	2
BB	2
SO	7
LOB	7



Batter	1	2	3	4	5	6	7	8	9	AB	R	H	RBI	BB	SO	LOB	BOTTOM																																																							
9 Dee Strange-Gordon, L (1,6) OBP: 0.423, SLG: 0.286 3 Adam Kennedy, L (6,4) OBP: 0.353, SLG: 0.588																	3 0 1 0 0 1 2 1 0 1 0 0 0 0																																																							
14 Mark Ellis, R (1,4) OBP: 0.286, SLG: 0.450 12 Justin Sellers, R (6,6) OBP: 0.500, SLG: 0.588																	3 1 1 0 0 1 1 1 0 1 0 0 0 0																																																							
27 Matt Kemp, R (1,8) OBP: 0.292, SLG: 0.409 23 Jerry Sands, R (6,9) OBP: 0.318, SLG: 0.222																	3 0 0 0 0 1 1 1 0 0 0 0 1 2																																																							
16 Andre Ethier, L (1,9) OBP: 0.450, SLG: 0.941 57 Scott Elbert, L (6,1) 48 Cory Sullivan, L (7,7) OBP: 0.385, SLG: 0.500																	2 1 1 1 0 0 0 0 0 0 0 0 0 0 1 0 0 0 0 1 2																																																							
21 Juan Rivera, R (1,7) OBP: 0.333, SLG: 0.727 37 Josh Fields, R (7,5) OBP: 0.400, SLG: 0.600																	2 2 2 0 1 0 0 1 0 0 0 0 0 2																																																							
7 James Loney, L (1,3) OBP: 0.471, SLG: 0.643 13 Ivan De Jesus Jr., R (6, PR) OBP: 0.375, SLG: 0.351																	3 1 2 3 0 0 1 1 0 0 0 0 1 0																																																							
5 Juan Uribe, R (1,5) OBP: 0.600, SLG: 0.200 30 Josh Bard, S (7,2)																	3 0 2 1 0 0 0 1 0 0 0 0 0 0																																																							
17 A.J. Ellis, R (1,2) OBP: 0.450, SLG: 0.688 54 Javy Guerra, R (7,1) 47 Wilfredo Ledezma, L (8,1) 49 Trent Oeltjen, L (8, PH) OBP: 0.351, SLG: 0.476 73 Scott Rice, L (9,1)																	3 0 1 0 0 0 3 0 0 0 0 0 0 0 0 0 0 0 0 0 0 1 0 0 0 0 0 0 0 0 0 0 0 0 0																																																							
29 Ted Lilly, L (1,1) 82 Griff Erickson, S (4, PH) OBP: 0.600, SLG: 0.800 74 Kenley Jansen, S (5,1) 10 Tony Gwynn Jr., L (6,8) OBP: 0.421, SLG: 0.471																	1 0 0 0 0 1 1 1 0 0 0 0 0 1 0 0 0 0 0 0 0 1 0 0 0 0 0 2																																																							
Inning Stats	R: 0 E: 0 K: 1 S: 5	H: 1 LOB: 0 BB: 0 P: 5	R: 3 E: 0 K: 1 S: 8	H: 3 LOB: 1 BB: 1 P: 15	R: 1 E: 0 K: 0 S: 5	H: 2 LOB: 1 BB: 0 P: 5	R: 0 E: 0 K: 1 S: 6	H: 1 LOB: 1 BB: 0 P: 6	R: 0 E: 0 K: 1 S: 5	H: 0 LOB: 0 BB: 0 P: 5	R: 1 E: 0 K: 0 S: 5	H: 3 LOB: 2 BB: 0 P: 5	R: 0 E: 0 K: 2 S: 9	H: 2 LOB: 2 BB: 0 P: 9	R: 0 E: 0 K: 1 S: 5	H: 0 LOB: 0 BB: 0 P: 5	1B: 9 2B: 2 3B: 0 HR: 1	SF: 1 SAC: 0 DP: 1 HBP: 0	WP: 0 PB: 1 SB: 0 CS: 1	PA: 35																																																				
PITCHER	IP WLS BF H R ER SO BB IBB HBP BLK WP HR S P ERA WHIP	<table border="0"> <tr> <td>64 Greg Reynolds, R (1,1) ERA: 5.14</td> <td>3.0</td> <td>L</td> <td>16</td> <td>7</td> <td>4</td> <td>4</td> <td>2</td> <td>1</td> <td>0</td> <td>0</td> <td>0</td> <td>0</td> <td>0</td> <td>0</td> <td>10</td> <td>10</td> <td>0.00</td> <td>0.000</td> </tr> <tr> <td>52 Tanner Scheppers, R (4,1) ERA: 5.4</td> <td>2.0</td> <td></td> <td>6</td> <td>0</td> <td>0</td> <td>0</td> <td>2</td> <td>0</td> <td>0</td> <td>0</td> <td>0</td> <td>0</td> <td>0</td> <td>5</td> <td>5</td> <td>9.00</td> <td>3.000</td> </tr> <tr> <td>57 Mark Lowe, R (6,1) ERA: 3.0</td> <td>1.0</td> <td></td> <td>5</td> <td>3</td> <td>1</td> <td>1</td> <td>0</td> <td>0</td> <td>0</td> <td>0</td> <td>0</td> <td>0</td> <td>0</td> <td>14</td> <td>14</td> <td>0.00</td> <td>1.000</td> </tr> </table>																64 Greg Reynolds, R (1,1) ERA: 5.14	3.0	L	16	7	4	4	2	1	0	0	0	0	0	0	10	10	0.00	0.000	52 Tanner Scheppers, R (4,1) ERA: 5.4	2.0		6	0	0	0	2	0	0	0	0	0	0	5	5	9.00	3.000	57 Mark Lowe, R (6,1) ERA: 3.0	1.0		5	3	1	1	0	0	0	0	0	0	0	14	14	0.00	1.000
64 Greg Reynolds, R (1,1) ERA: 5.14	3.0	L	16	7	4	4	2	1	0	0	0	0	0	0	10	10	0.00	0.000																																																						
52 Tanner Scheppers, R (4,1) ERA: 5.4	2.0		6	0	0	0	2	0	0	0	0	0	0	5	5	9.00	3.000																																																							
57 Mark Lowe, R (6,1) ERA: 3.0	1.0		5	3	1	1	0	0	0	0	0	0	0	14	14	0.00	1.000																																																							

Texas Rangers @ Los Angeles Dodgers
Camelback Ranch, Glendale, AZ
Fri Mar 16 2012, 4:07 PM - 6:40 PM EDT
Att: 11,082 - Sunny - 79 F

AB	33
R	5
H	12
RBI	5
BB	1
SO	7
LOB	18



Batter	1	2	3	4	5	6	7	8	9	AB	R	H	RBI	BB	SO	LOB	TOP					
7 Grégor Blanco, L (1,8) OBP: 0.512, SLG: 0.500										4	2	2	0	0	1	2	<p>San Francisco Giants @ Los Angeles Dodgers Camelback Ranch, Glendale, AZ Sat Mar 17 2012, 10:08 PM - 1:02 AM EDT Att: 13,655 - Cloudy - 73 F</p>					
35 Brandon Crawford, L (1,6) OBP: 0.454, SLG: 0.609										3	0	0	0	0	2	1						
13 Joaquin Arias, R (5,6) OBP: 0.217, SLG: 0.238										3	1	1	3	0	1	0						
9 Brandon Belt, L (1,7) OBP: 0.395, SLG: 0.714										4	0	1	0	0	1	0						
6 Brett Pill, R (1,3) OBP: 0.300, SLG: 0.526										3	0	1	0	0	0	1						
29 Héctor Sánchez, S (1,2) OBP: 0.400, SLG: 0.870										3	0	1	0	0	0	1						
63 Jackson Williams, R (8,2)										1	0	0	0	0	0	0						
2 Emmanuel Burriss, S (1,4) OBP: 0.441, SLG: 0.553										3	0	1	0	0	0	1						
64 Nick Noonan, L (7,4) OBP: 0.364, SLG: 0.250										1	0	0	0	0	0	0						
51 Justin Christian, R (1,9) OBP: 0.289, SLG: 0.361										4	0	1	0	0	1	1						
50 Conor Gillaspie, L (1,5) OBP: 0.241, SLG: 0.407										3	0	1	0	0	0	1						
62 Brian Burres, L (1,1) OBP: 1.000, SLG: 1.000										1	0	1	0	0	0	0						
86 Jarrett Parker, L (4,PH)										1	0	0	0	0	0	1						
76 Andrew Kown, L (4,1)										0	0	0	0	0	0	0						
65 Steve Edlefsen, R (6,1)										0	0	0	0	0	0	0						
94 James Simmons, R (7,PH)										1	0	0	0	1	0	0						
84 Matt Yourkin, R (7,1)										0	0	0	0	0	0	0						
Inning Stats	R: 2 E: 0 K: 2 S: 9	H: 2 LOB: 0 BB: 0 P: 10	R: 0 E: 0 K: 0 S: 5	H: 3 LOB: 2 BB: 0 P: 5	R: 0 E: 0 K: 2 S: 8	H: 1 LOB: 1 BB: 0 P: 8	R: 0 E: 0 K: 0 S: 4	H: 1 LOB: 1 BB: 0 P: 4	R: 0 E: 0 K: 1 S: 5	H: 0 LOB: 0 BB: 0 P: 5	R: 0 E: 0 K: 0 S: 3	H: 1 LOB: 0 BB: 0 P: 3	R: 0 E: 0 K: 1 S: 5	H: 0 LOB: 0 BB: 0 P: 5	R: 1 E: 0 K: 0 S: 4	H: 1 LOB: 0 BB: 0 P: 4	R: 0 E: 0 K: 1 S: 5	H: 0 LOB: 0 BB: 0 P: 5	1B: 6 2B: 2 3B: 0 HR: 1	SF: 1 SAC: 0 DP: 2 HBP: 0	WP: 0 PB: 0 SB: 1 CS: 0	PA: 34
PITCHER	IP WLS BF H R ER SO BB IBB HBP BLK WP HR S P ERA WHIP																					
44 Aaron Harang, R (1,1) ERA: 5.0	4.0 18 7 2 2 4 0 0 0 0 0 1 26 27 4.50 1.750																					
52 Josh Lindblom, R (5,1) ERA: 3.86	1.0 3 0 0 0 1 0 0 0 0 0 0 5 5 0.00 0.000																					
28 Jamey Wright, R (6,1) ERA: 3.6	1.0 3 1 0 0 0 0 0 0 0 0 0 3 3 0.00 1.000																					
Ronald Belisario, R (7,1) ERA: 9.0	1.0 H 3 0 0 0 1 0 0 0 0 0 0 5 5 0.00 0.000																					
93 Shawn Tolleson, R (8,1) ERA: 9.0	1.0 B 4 1 1 1 0 0 0 0 0 0 0 4 4 9.00 1.000																					

AB 33
R 3
H 9
RBI 3
BB 0
SO 7
LOB 9



Batter	1	2	3	4	5	6	7	8	9	AB	R	H	RBI	BB	SO	LOB	BOTTOM					
12 Justin Sellers, R (1,5) OBP: 0.444, SLG: 0.545										5	1	1	0	0	2	3	<p>San Francisco Giants @ Los Angeles Dodgers Camelback Ranch, Glendale, AZ Sat Mar 17 2012, 10:08 PM - 1:02 AM EDT Att: 13,655 - Cloudy - 73 F</p>					
13 Iván De Jesús Jr, R (1,4) OBP: 0.370, SLG: 0.348										2	0	0	0	1	0	1						
64 Lance Zawadzki, L (7,PH) OBP: 0.289, SLG: 0.286										1	0	0	0	0	0	0						
27 Matt Kemp, R (1,8) OBP: 0.296, SLG: 0.400										3	0	1	1	0	0	1						
30 Josh Bard, S (7,2)										1	0	0	0	0	1	0						
21 Juan Rivera, R (1,7) OBP: 0.333, SLG: 0.680										3	0	1	1	0	0	3						
49 Trent Oeljen, L (7,7) OBP: 0.417, SLG: 0.545										1	0	1	0	0	0	0						
23 Jerry Sands, R (1,9) OBP: 0.308, SLG: 0.190										3	0	0	0	1	1	1						
7 James Loney, L (1,3) OBP: 0.450, SLG: 0.588										3	0	1	0	0	0	1						
37 Josh Fields, R (7,3) OBP: 0.429, SLG: 0.619										1	0	1	0	0	0	0						
65 Luis Alfonso Cruz, R (1,6) OBP: 0.289, SLG: 0.550										3	1	1	1	0	0	1						
18 Matt Treanor, R (1,2) OBP: 0.417, SLG: 0.600										3	0	0	0	0	1	1						
Ronald Belisario, R (7,1) ERA: 3.18										0	0	0	0	0	0	0						
93 Shawn Tolleson, R (8,1)										0	0	0	0	0	0	0						
38 Ramon Troncoso, R (9,1) ERA: 2.25										0	0	0	0	0	0	0						
67 Jeff Baisley, R (8,PH) OBP: 0.214, SLG: 0.154										0	0	0	0	0	0	0						
44 Aaron Harang, R (1,1)										1	0	0	0	0	0	1						
52 Josh Lindblom, R (5,1)										0	0	0	0	0	0	0						
31 Tim Federowicz, R (5,PH) OBP: 0.286, SLG: 0.250										1	1	1	0	0	0	0						
2B Jamey Wright, L (6,1)										0	0	0	0	0	0	0						
63 Matt Angle, L (7,8) OBP: 0.368, SLG: 0.200										2	0	0	0	0	1	2						
Inning Stats	R: 1 E: 0 K: 0 S: 6	H: 2 LOB: 1 BB: 0 P: 7	R: 0 E: 0 K: 0 S: 4	H: 1 LOB: 1 BB: 0 P: 4	R: 0 E: 1 K: 0 S: 4	H: 0 LOB: 1 BB: 0 P: 4	R: 0 E: 0 K: 1 S: 5	H: 0 LOB: 0 BB: 0 P: 5	R: 1 E: 0 K: 2 S: 9	H: 2 LOB: 2 BB: 1 P: 13	R: 0 E: 0 K: 0 S: 4	H: 1 LOB: 0 BB: 1 P: 8	R: 0 E: 0 K: 1 S: 5	H: 0 LOB: 0 BB: 0 P: 5	R: 0 E: 0 K: 1 S: 5	H: 1 LOB: 0 BB: 0 P: 5	R: 0 E: 0 K: 1 S: 6	H: 1 LOB: 2 BB: 1 P: 10	1B: 5 2B: 2 3B: 0 HR: 1	SF: 0 SAC: 1 DP: 1 HBP: 0	WP: 0 PB: 0 SB: 0 CS: 0	PA: 37
PITCHER	IP WLS BF H R ER SO BB IBB HBP BLK WP HR S P ERA WHIP																					
62 Brian Burres, L (1,1) ERA: 2.25	3.0 13 3 1 1 0 0 0 0 0 0 0 14 15 3.00 1.000																					
76 Andrew Kown, R (4,1) ERA: 4.15	2.2 B 12 3 2 2 3 2 0 0 0 0 0 1 17 25 6.75 1.875																					
65 Steve Edlefsen, R (6,1) ERA: 3.18	0.1 1 0 0 0 0 0 0 0 0 0 0 1 1 0.00 0.000																					
84 Matt Yourkin, L (7,1) ERA: 2.25	3.0 11 2 0 0 3 0 1 0 0 0 0 0 16 20 0.00 0.667																					

AB 33
R 3
H 8
RBI 3
BB 3
SO 6
LOB 15



Batter	1	2	3	4	5	6	7	8	9	AB	R	H	RBI	BB	SO	LOB	TOP																					
19 Alexi Amarista, L (1,4) OBP: 0.414, SLG: 0.714	G4-3		G3-1			G4-3				3	0	0	0	0	0	0	Los Angeles Angels @ Los Angeles Dodgers Camelback Ranch, Glendale, AZ Sun Mar 18 2012, 4:08 PM - 5:22 PM EDT Att: 13,648 - Cloudy - 52 F livebaseballscorecards.com																					
77 Kole Calhoun, L (1,7) OBP: 0.432, SLG: 0.618	5 1B 44 SF8 1B		F7			G4-3				3	1	1	0	0	0	0																						
5 Albert Pujols, R (1,3) OBP: 0.500, SLG: 1.000				F7						2	0	1	0	0	0	0																						
31 Efran Navarro, L (4,3) OBP: 0.167, SLG: 0.118	1-3 1B					G3				1	0	0	0	0	0	0																						
44 Mark Trumbo, R (1,5) OBP: 0.261, SLG: 0.632	SF8			F7						1	0	0	1	0	0	0																						
16 Hank Conger, L (1,2) OBP: 0.364, SLG: 0.367	3-H K					F9				2	0	0	0	0	1	1																						
39 Ryan Langerhans, L (1,9) OBP: 0.440, SLG: 0.294			K							2	0	0	0	0	2	0																						
18 Andrew Romine, S (1,6) OBP: 0.286, SLG: 0.308			F9			76 S 2B				2	0	1	0	0	0	0																						
76 Matt Long, L (1,8) OBP: 0.308, SLG: 0.250			G1-3			K				2	0	0	0	0	1	1																						
24 Dan Haren, R (1,1)				K						2	0	0	0	0	2	1																						
Inning Stats	R: 1 E: 0 K: 1 S: 7	H: 2 LOB: 1 BB: 0 P: 7	R: 0 E: 0 K: 1 S: 5	H: 0 LOB: 0 BB: 0 P: 5	R: 0 E: 0 K: 1 S: 5	H: 0 LOB: 0 BB: 0 P: 5	R: 0 E: 0 K: 0 S: 3	H: 0 LOB: 0 BB: 0 P: 3	R: 0 E: 0 K: 3 S: 10	H: 1 LOB: 1 BB: 0 P: 11	R: 0 E: 0 K: 0 S: 3	H: 0 LOB: 0 BB: 0 P: 3					1B: 2 2B: 1 3B: 0 HR: 0	SF: 1 SAC: 0 DP: 0 HBP: 0	WP: 0 PB: 0 SB: 1 CS: 0	PA: 21																		
PITCHER	IP	WLS	BF	H	R	ER	SO	BB	IBB	HBP	BLK	WP	HR	S	P	ERA	WHIP	PITCHER				IP	WLS	BF	H	R	ER	SO	BB	IBB	HBP	BLK	WP	HR	S	P	ERA	WHIP
35 Chris Capuano, L (1,1) ERA: 3.12	4.0		14	2	1	1	3	0	0	0	0	0	0	20	20	2.25	0.500																					
33 John Grabow, L (5,1) ERA:	1.0		4	1	0	0	3	0	0	0	0	0	0	10	11	0.00	1.000																					
66 Mike MacDougal, R (6,1) ERA: 10.8	1.0		3	0	0	0	0	0	0	0	0	0	0	3	3	0.00	0.000																					

Batter	1	2	3	4	5	6	7	8	9	AB	R	H	RBI	BB	SO	LOB	BOTTOM																					
9 Dee Strange-Gordon, L (1,6) OBP: 0.364, SLG: 0.250	G6-3			F9						2	0	0	0	0	0	0	Los Angeles Angels @ Los Angeles Dodgers Camelback Ranch, Glendale, AZ Sun Mar 18 2012, 4:08 PM - 5:22 PM EDT Att: 13,648 - Cloudy - 52 F livebaseballscorecards.com																					
14 Mark Ellis, R (1,4) OBP: 0.285, SLG: 0.400	P3			K						2	0	0	0	0	1	0																						
10 Tony Gwynn Jr., L (1,7) OBP: 0.360, SLG: 0.391										2	0	0	0	0	1	0																						
33 John Grabow, L (5,1) ERA:	G4-3									0	0	0	0	0	0	0																						
82 Griff Erickson, S (6,2) OBP: 0.600, SLG: 0.800										0	0	0	0	0	0	0																						
3 Adam Kennedy, L (1,3) OBP: 0.318, SLG: 0.545		F7								2	1	1	0	0	0	0																						
67 Jeff Baisley, R (6,3) OBP: 0.315, SLG: 0.286					5 1B 2B					0	0	0	0	0	0	0																						
5 Juan Uribe, R (1,5) OBP: 0.348, SLG: 0.250		G5-3								2	0	1	1	0	0	0																						
49 Trent Oeltjen, L (1,9) OBP: 0.393, SLG: 0.500			K							2	0	0	0	0	2	0																						
17 A.J. Ellis, R (1,2) OBP: 0.400, SLG: 0.550										2	0	0	0	0	1	0																						
66 Mike MacDougal, S (6,1)				F7						0	0	0	0	0	0	0																						
63 Matt Angle, L (1,8) OBP: 0.381, SLG: 0.235										1	0	0	0	0	0	0																						
35 Chris Capuano, L (1,1)										1	0	0	0	0	0	0																						
23 Jerry Sands, R (5,7) OBP: 0.308, SLG: 0.190										0	0	0	0	0	0	0																						
Inning Stats	R: 0 E: 0 K: 0 S: 3	H: 0 LOB: 0 BB: 0 P: 3	R: 0 E: 0 K: 1 S: 5	H: 0 LOB: 0 BB: 0 P: 5	R: 0 E: 0 K: 0 S: 3	H: 0 LOB: 0 BB: 0 P: 3	R: 0 E: 0 K: 2 S: 7	H: 0 LOB: 0 BB: 0 P: 7	R: 1 E: 0 K: 2 S: 8	H: 2 LOB: 0 BB: 0 P: 8	R: 0 E: 0 K: 0 S: 0	H: 0 LOB: 0 BB: 0 P: 0					1B: 1 2B: 1 3B: 0 HR: 0	SF: 0 SAC: 0 DP: 0 HBP: 0	WP: 0 PB: 0 SB: 0 CS: 0	PA: 16																		
PITCHER	IP	WLS	BF	H	R	ER	SO	BB	IBB	HBP	BLK	WP	HR	S	P	ERA	WHIP	PITCHER				IP	WLS	BF	H	R	ER	SO	BB	IBB	HBP	BLK	WP	HR	S	P	ERA	WHIP
24 Dan Haren, R (1,1) ERA: 0.9	5.0		16	2	1	1	5	0	0	0	0	0	0	26	26	1.80	0.400																					



Batter	1	2	3	4	5	6	7	8	9	AB	R	H	RBI	BB	SO	LOB	TOP		
6 Jerry Hairston, R OBP: 0.391, SLG: 0.421 37 Josh Fields, R OBP: 0.417, SLG: 0.583	F9		FC6 BB		G4-3		K		F8	3	0	0	0	1	1	3			
7 James Loney, L OBP: 0.435, SLG: 0.526 54 Javy Guerra, R OBP: 0.313, SLG: 0.500	G3-1		FC6			FC4-6 BB		E6 27 1B 48 G6-4-3	1B	2	0	0	0	1	0	2			
27 Matt Kemp, R OBP: 0.290, SLG: 0.379 63 Matt Angle, L OBP: 0.364, SLG: 0.222	E5 16 CS			K		FC4-6		1B 48 G6-4-3	K	4	0	1	0	0	1	1			
16 Andre Ethier, L OBP: 0.500, SLG: 1.045 48 Cory Sullivan, R OBP: 0.355, SLG: 0.444	CS			K		F9		G6-4-3		3	0	1	0	0	1	1			
21 Juan Rivera, R OBP: 0.300, SLG: 0.607 74 Kenley Jansen, S 57 Scott Elbert, L				K		P5		P5		3	0	0	0	0	1	2			
3 Adam Kennedy, L OBP: 0.320, SLG: 0.520 30 Josh Bard, S OBP: 0.083, SLG: 0.167	F8				F7					3	0	1	0	0	0	1			
12 Justin Sellers, R OBP: 0.484, SLG: 0.615			P4							4	1	3	1	0	0	0			
18 Matt Treanor, R OBP: 0.429, SLG: 0.545 13 Jake Lemmerman, R OBP: 0.083, SLG: 0.167			E6 22 SH2-3			SH1-3 BB		SH1-3		1	0	0	0	1	0	0			
22 Clayton Kershaw, L 23 Jerry Sands, R OBP: 0.321, SLG: 0.217 Chris Pettit, R			SH2-3			SH1-3		K		0	0	0	0	0	0	0			
Inning Stats	R: 0 E: 1 K: 0 S: 3	H: 0 LOB: 0 BB: 0 P: 5	R: 0 E: 0 K: 2 S: 7	H: 0 LOB: 0 BB: 0 P: 7	R: 0 E: 1 K: 0 S: 4	H: 0 LOB: 2 BB: 1 P: 8	R: 0 E: 0 K: 1 S: 6	H: 1 LOB: 1 BB: 0 P: 6	R: 0 E: 0 K: 0 S: 3	H: 0 LOB: 1 BB: 1 P: 7	R: 0 E: 0 K: 2 S: 9	H: 2 LOB: 2 BB: 0 P: 9	R: 1 E: 1 K: 0 S: 4	H: 1 LOB: 1 BB: 0 P: 4	R: 2 E: 0 K: 1 S: 9	H: 4 LOB: 2 BB: 0 P: 9	1B: 6 2B: 2 3B: 1 HR: 0	SF: 0 SAC: 3 DP: 1 HBP: 0	WP: 0 PA: 40 PB: 0 SB: 0 CS: 1
PITCHER	IP	WLS	BF	H	R	ER	SO	BB	IBB	HBP	BLK	WP	HR	S	P	ERA	WHIP		
58 Jeanmar Gómez, R ERA: 3.0	4.0	W	15	1	0	0	3	1	0	0	0	0	0	20	26	0.00	0.500		
36 Joe Smith, R ERA: 3.0	1.0	H	4	1	0	0	0	1	0	0	0	0	0	3	7	0.00	2.000		
52 Vinnie Pestano, R ERA: 12.0	1.0	H	4	0	0	0	0	1	0	0	0	0	0	3	7	0.00	1.000		
44 Dan Wheeler, R ERA: 12.0	1.0	H	5	2	0	0	2	0	0	0	0	0	0	9	9	0.00	2.000		
37 Chris Ray, R ERA: 12.86	1.0	H	4	1	1	0	0	0	0	0	0	0	0	4	4	0.00	1.000		

Los Angeles Dodgers @ Cleveland Indians
Goodyear Ballpark, Goodyear, AZ
Mon Mar 19 2012, 4:07 PM - 7:06 PM EDT
Att: 3,101 - Sunny - 62 F

AB	33
R	3
H	9
RBI	2
BB	3
SO	6
LOB	18



Batter	1	2	3	4	5	6	7	8	9	AB	R	H	RBI	BB	SO	LOB	BOTTOM		
23 Michael Brantley, L OBP: 0.367, SLG: 0.480 1 Ryan Spilborghs, R OBP: 0.291, SLG: 0.250	G4-3	F9			G6-3		K			1	0	0	0	0	0	0			
16 Jason Donald, R OBP: 0.308, SLG: 0.261 86 Chin-Lung Hu, R			G2-3		E6 17 CS		P4			4	1	1	0	0	0	0			
17 Shin-Soo Choo, L OBP: 0.405, SLG: 0.597 72 Chad Huffman, R OBP: 0.333, SLG: 0.200			G1-3		CS	G3		SH5-3 68 8B 8 BB	1B	2	0	0	0	1	0	0			
41 Carlos Santana, S OBP: 0.270, SLG: 0.406 6 Lou Marson, R OBP: 0.632, SLG: 0.462			G1-3					SH5-3 68 8B	BB	3	1	1	1	0	1	2			
4 Jose Lopez, R OBP: 0.481, SLG: 0.750 68 Gregorio Petit, R OBP: 0.455, SLG: 0.333					G4-3	G5-3		SH5-3		3	0	1	1	0	0	0			
35 Casey Ketchman, L OBP: 0.333, SLG: 0.353 92 Beau Mills, L										2	0	1	0	1	0	2			
47 Shelley Duncan, R OBP: 0.587, SLG: 0.669 8 Lonnie Chisenhall, L OBP: 0.259, SLG: 0.231			K		F7					2	0	0	0	1	1	1			
22 Jason Kipnis, L OBP: 0.286, SLG: 0.406 84 Argenis Reyes, S					K					3	0	1	0	0	2	3			
79 Russ Canzler, R OBP: 0.412, SLG: 0.387 80 Trevor Crowe, S OBP: 0.417, SLG: 0.500					K					3	0	0	0	0	3	1			
Inning Stats	R: 1 E: 1 K: 1 S: 7	H: 2 LOB: 2 BB: 1 P: 11	R: 0 E: 0 K: 2 S: 8	H: 1 LOB: 1 BB: 0 P: 8	R: 0 E: 0 K: 1 S: 5	H: 0 LOB: 0 BB: 1 P: 9	R: 0 E: 0 K: 1 S: 5	H: 0 LOB: 0 BB: 1 P: 6	R: 1 E: 1 K: 1 S: 7	H: 2 LOB: 2 BB: 1 P: 11	R: 0 E: 0 K: 2 S: 7	H: 0 LOB: 0 BB: 0 P: 7	R: 2 E: 0 K: 1 S: 7	H: 2 LOB: 1 BB: 1 P: 11	1B: 6 2B: 0 3B: 0 HR: 1	SF: 0 SAC: 1 DP: 0 HBP: 0	WP: 0 PA: 36 PB: 0 SB: 0 CS: 1		
PITCHER	IP	WLS	BF	H	R	ER	SO	BB	IBB	HBP	BLK	WP	HR	S	P	ERA	WHIP		
22 Clayton Kershaw, L ERA: 0.73	5.1	L	21	3	1	1	1	2	0	0	0	0	1	6	10	13.50	4.500		
54 Javy Guerra, R ERA: 2.45	0.2		5	2	1	1	1	1	0	0	0	0	0	6	10	13.50	4.500		
74 Kenley Jansen, R ERA: 4.5	1.0		3	0	0	0	2	0	0	0	0	0	0	7	7	0.00	0.000		
57 Scott Elbert, L ERA: 4.5	1.0		6	2	2	2	1	1	0	0	0	0	0	7	11	18.00	3.000		

Los Angeles Dodgers @ Cleveland Indians
Goodyear Ballpark, Goodyear, AZ
Mon Mar 19 2012, 4:07 PM - 7:06 PM EDT
Att: 3,101 - Sunny - 62 F

AB	30
R	4
H	7
RBI	4
BB	4
SO	9
LOB	13



Batter	1	2	3	4	5	6	7	8	9	AB	R	H	RBI	BB	SO	LOB	TOP								
22 Logan Schafer, L OBP: 0.364, SLG: 0.563 (1, 7)	F9		K		G4-3	CS	P6	G4-3		5	0	0	0	0	1	1	Milwaukee Brewers @ Los Angeles Dodgers Camelback Ranch, Glendale, AZ Tue Mar 20 2012, 4:05 PM - 7:06 PM EDT Att: 6,348 - Sunny - 66 F livebaseballscorecards.com								
2 Nyjer Morgan, L OBP: 0.270, SLG: 0.382 91 Nick Shaw, L (1, 9)	F9		2B		16 WP 27 WP BB		7 G6-3 2B	F7		3	1	2	0	1	0	0									
27 Carlos Gómez, R OBP: 0.359, SLG: 0.509 41 Marco Estrada, R (5, 1)	G6-3		E7		P4		G6-3	K		3	0	1	1	0	0	1									
7 Norchika Aoki, L OBP: 0.395, SLG: 0.395 79 Daniel Meadows, L (7, PH)			1B		1-2		2-3			0	0	0	0	0	0	0									
62 Josh Butler, R (7, 1)					4-0		F9			2	0	0	0	1	1	1									
45 Travis Ishikawa, L OBP: 0.417, SLG: 0.567 (6, PH)					2-3			G6-3		2	0	0	0	0	0	1									
16 Aramis Ramirez, R OBP: 0.286, SLG: 0.350 29 Edwin Maysonet, R (6, 5)		G6-3	G6-3		2-3					2	0	0	0	1	1	2									
24 Mat Gamel, L OBP: 0.400, SLG: 0.667 15 Scooter Gennett, L OBP: 0.250, SLG: 0.250 (1, 3)					F9					3	1	1	0	0	0	2									
9 George Kottaras, L OBP: 0.433, SLG: 0.577 5 Taylor Green, L OBP: 0.367, SLG: 0.444 (1, 2)					1-2					1	1	1	0	0	0	0									
14 Brooks Conrad, S OBP: 0.359, SLG: 0.484 28 Kentrail Davis, L OBP: 0.250, SLG: 0.625 (7, 9)										2	1	1	0	1	1	1									
3 Cesar Izturis, S OBP: 0.229, SLG: 0.258 12 Martin Maldonado, R OBP: 0.150, SLG: 0.263 (1, 6)										3	0	0	0	0	2	3									
38 Chris Narveson, L (1, 1)										2	0	0	0	0	2	2									
54 Caleb Gindl, L OBP: 0.419, SLG: 0.481 (5, 7)			K2-3							1	0	1	1	1	0	0									
Inning Stats	R: 0 E: 0 K: 0 S: 3	H: 0 LOB: 0 BB: 0 P: 3	R: 2 E: 0 K: 0 S: 7	H: 2 LOB: 0 BB: 0 P: 8	R: 1 E: 1 K: 2 S: 9	H: 2 LOB: 1 BB: 0 P: 9	R: 0 E: 0 K: 2 S: 8	H: 1 LOB: 2 BB: 1 P: 12	R: 0 E: 0 K: 0 S: 3	H: 0 LOB: 0 BB: 2 P: 13	R: 1 E: 1 K: 2 S: 7	H: 0 LOB: 1 BB: 2 P: 15	R: 0 E: 0 K: 0 S: 4	H: 1 LOB: 1 BB: 0 P: 4	R: 2 E: 0 K: 0 S: 6	H: 4 LOB: 1 BB: 0 P: 6	R: 0 E: 0 K: 1 S: 5	H: 0 LOB: 0 BB: 0 P: 5	1B: 6 2B: 3 3B: 0 HR: 1	SF: 0 SAC: 0 DP: 1 HBP: 0	WP: 2 PB: 0 SB: 2 CS: 1	PA: 41			
PITCHER	IP	WLS	BF	H	R	ER	SO	BB	IBB	HBP	BLK	WP	HR	S	P	ERA	WHIP								
58 Chad Billingsley, R ERA: 4.97	4.2		21	5	3	3	4	2	0	0	0	1	1	29	39	5.79	1.500								
47 Wilfredo Ledezma, L ERA: 1.59	1.1	W	6	0	1	0	2	3	0	0	0	1	0	8	21	0.00	2.250								
52 Josh Lindblom, R ERA: 3.15	1.0	H	4	1	0	0	0	0	0	0	0	0	0	4	4	0.00	1.000								
38 Ramon Troncoso, R ERA: 5.4	1.0	H	6	4	2	2	0	0	0	0	0	0	0	6	6	18.00	4.000								
59 Angel Guzman, R ERA:	1.0	S	3	0	0	0	1	0	0	0	0	0	0	5	5	0.00	0.000								

Batter	1	2	3	4	5	6	7	8	9	AB	R	H	RBI	BB	SO	LOB	BOTTOM								
9 Dee Strange-Gordon, L OBP: 0.405, SLG: 0.406 63 Matt Angle, L OBP: 0.345, SLG: 0.211 (1, 6)	14 1B			FC4-6				G4-3		4	2	3	0	0	0	1	Milwaukee Brewers @ Los Angeles Dodgers Camelback Ranch, Glendale, AZ Tue Mar 20 2012, 4:05 PM - 7:06 PM EDT Att: 6,348 - Sunny - 66 F livebaseballscorecards.com								
14 Mark Ellis, R OBP: 0.333, SLG: 0.464 88 Joe Becker, R (1, 4)										3	2	2	3	1	0	1									
27 Matt Kemp, R OBP: 0.314, SLG: 0.394 52 Josh Lindblom, R (7, 1)										4	0	2	0	0	2	2									
48 Cory Sullivan, L OBP: 0.355, SLG: 0.444 (8, 9)										0	0	0	0	0	0	0									
21 Juan Rivera, R OBP: 0.303, SLG: 0.581 10 Tony Gwynn Jr., L OBP: 0.345, SLG: 0.375 (1, 7)										3	0	1	0	0	0	3									
16 Andre Ethier, L OBP: 0.483, SLG: 1.080 23 Jerry Sands, R OBP: 0.310, SLG: 0.208 (6, 7)										1	0	0	0	0	0	0									
7 James Loney, L OBP: 0.407, SLG: 0.522 38 Ramon Troncoso, R (8, 1)										4	0	1	1	0	0	1									
59 Angel Guzman, R (9, 1)										0	0	0	0	0	0	0									
5 Juan Uribe, R OBP: 0.308, SLG: 0.217 37 Josh Fields, R OBP: 0.400, SLG: 0.560 (1, 5)										3	0	0	0	0	0	1									
17 A.J. Ellis, R OBP: 0.357, SLG: 0.475 65 Luis Alfonso Cruz, R OBP: 0.294, SLG: 0.471 (1, 2)										3	0	0	0	0	0	0									
58 Chad Billingsley, R ERA: 2.7 41 Marco Estrada, R ERA: 5.73 79 Daniel Meadows, L ERA: 4.15 62 Josh Butler, R ERA: 4.5 (5, 1)										1	0	0	0	1	0	0									
31 Tim Federowicz, R OBP: 0.389, SLG: 0.400 (7, 2)										1	1	1	0	1	0	0									
Inning Stats	R: 3 E: 0 K: 0 S: 7	H: 4 LOB: 1 BB: 0 P: 7	R: 0 E: 0 K: 0 S: 4	H: 1 LOB: 1 BB: 0 P: 4	R: 0 E: 0 K: 0 S: 3	H: 2 LOB: 1 BB: 1 P: 7	R: 0 E: 0 K: 1 S: 7	H: 0 LOB: 0 BB: 1 P: 12	R: 2 E: 0 K: 1 S: 7	H: 2 LOB: 1 BB: 1 P: 11	R: 0 E: 0 K: 1 S: 5	H: 0 LOB: 0 BB: 0 P: 5	R: 0 E: 1 K: 0 S: 4	H: 1 LOB: 1 BB: 0 P: 4	R: 0 E: 0 K: 0 S: 4	H: 1 LOB: 0 BB: 0 P: 4	1B: 6 2B: 3 3B: 1 HR: 1	SF: 0 SAC: 0 DP: 0 HBP: 0	WP: 0 PB: 0 SB: 0 CS: 0	PA: 37					
PITCHER	IP	WLS	BF	H	R	ER	SO	BB	IBB	HBP	BLK	WP	HR	S	P	ERA	WHIP								
38 Chris Narveson, L ERA: 2.7	4.0		19	7	3	3	0	1	0	0	0	0	1	14	23	18.00	2.500								
41 Marco Estrada, R ERA: 5.73	2.0	L	11	3	4	4	2	2	0	0	0	0	0	5	5	0.00	0.000								
79 Daniel Meadows, L ERA: 4.15	1.0		3	0	0	0	1	0	0	0	0	0	0	4	4	0.00	1.000								
62 Josh Butler, R ERA: 4.5	1.0		4	1	0	0	0	0	0	0	0	0	0	4	4	0.00	1.000								

Batter	1	2	3	4	5	6	7	8	9	AB	R	H	RBI	BB	SO	LOB	TOP							
9 Dee Strange-Gordon, L OBP: 0.477, SLG: 0.528										3	3	3	0	1	0	0	Los Angeles Dodgers @ Chicago White Sox Kino Veterans Memorial Stadium, Tucson, AZ Fri Mar 23 2012, 4:06 PM - 7:39 PM EDT Att. 10,894 - Sunny - 75 F							
13 Jake Lemmerman, R OBP: 0.333, SLG: 0.333										2	1	1	0	0	0	1								
84 Charlie Mirabal, S OBP: 0.000, SLG: 0.000										1	0	0	0	0	0	0								
14 Mark Ellis, R OBP: 0.351, SLG: 0.471										3	2	2	2	1	0	2								
88 Elian Herrera, S OBP: 1.000, SLG: 1.000										2	1	2	0	0	0	0								
89 Luis Nunez, R OBP: 0.000, SLG: 0.000										1	0	0	0	0	0	0								
27 Matt Kemp, R OBP: 0.513, SLG: 0.513										4	2	3	4	0	1	2								
Anthony Jackson, S OBP: 0.333, SLG: 0.333										3	0	1	3	0	0	1								
16 Andre Ethier, L OBP: 0.485, SLG: 1.000										3	0	1	1	1	0	1								
96 Kyle Russell, L OBP: 0.500, SLG: 1.000										2	0	1	1	0	1	1								
21 Juan Rivera, R OBP: 0.282, SLG: 0.514										4	0	1	1	0	0	3								
88 Brian Cavazos-Galvez, R OBP: 0.000, SLG: 0.000										1	0	0	0	0	0	1								
10 Tony Gwynn Jr., L OBP: 0.384, SLG: 0.379										2	1	1	1	1	0	1								
Chris Pettit, R OBP: 0.000, SLG: 0.000										2	0	0	0	0	1	2								
6 Jerry Hairston, R OBP: 0.414, SLG: 0.480										4	1	2	0	0	0	2								
38 Pedro Báez, R OBP: 1.000, SLG: 1.000										1	1	1	0	1	0	0								
17 A.J. Ellis, R OBP: 0.382, SLG: 0.464										3	2	2	1	1	0	0								
31 Tim Federowicz, R OBP: 0.391, SLG: 0.353										1	1	0	0	1	1	1								
37 Josh Fields, R OBP: 0.400, SLG: 0.517										3	1	1	0	1	1	5								
82 Griff Erickson, S OBP: 0.571, SLG: 0.857										2	1	1	2	0	0	1								
Inning Stats	R: 2 E: 0 K: 0 S: 6	H: 3 LOB: 1 BB: 0 P: 6	R: 0 E: 0 K: 0 S: 4	H: 1 LOB: 2 BB: 1 P: 8	R: 1 E: 0 K: 1 S: 9	H: 3 LOB: 3 BB: 1 P: 14	R: 1 E: 0 K: 1 S: 7	H: 3 LOB: 1 BB: 0 P: 7	R: 6 E: 0 K: 0 S: 7	H: 4 LOB: 2 BB: 4 P: 23	R: 3 E: 1 K: 1 S: 9	H: 5 LOB: 2 BB: 0 P: 10	R: 4 E: 0 K: 0 S: 7	H: 4 LOB: 1 BB: 1 P: 11	R: 0 E: 0 K: 2 S: 7	H: 0 LOB: 1 BB: 0 P: 11	R: 0 E: 0 K: 0 S: 3	H: 0 LOB: 0 BB: 0 P: 3	1B: 17 2B: 4 3B: 1 HR: 1	SF: 1 SAC: 0 DP: 1 HBP: 1	WP: 0 PB: 0 SB: 1 CS: 0	PA: 57		
PITCHER	IP WLS BF H R ER SO BB IBB HBP BLK WP HR S P ERA WHIP	IP WLS BF H R ER SO BB IBB HBP BLK WP HR S P ERA WHIP	IP WLS BF H R ER SO BB IBB HBP BLK WP HR S P ERA WHIP	IP WLS BF H R ER SO BB IBB HBP BLK WP HR S P ERA WHIP	IP WLS BF H R ER SO BB IBB HBP BLK WP HR S P ERA WHIP	IP WLS BF H R ER SO BB IBB HBP BLK WP HR S P ERA WHIP	IP WLS BF H R ER SO BB IBB HBP BLK WP HR S P ERA WHIP	IP WLS BF H R ER SO BB IBB HBP BLK WP HR S P ERA WHIP	IP WLS BF H R ER SO BB IBB HBP BLK WP HR S P ERA WHIP	IP WLS BF H R ER SO BB IBB HBP BLK WP HR S P ERA WHIP	IP WLS BF H R ER SO BB IBB HBP BLK WP HR S P ERA WHIP	IP WLS BF H R ER SO BB IBB HBP BLK WP HR S P ERA WHIP	IP WLS BF H R ER SO BB IBB HBP BLK WP HR S P ERA WHIP	IP WLS BF H R ER SO BB IBB HBP BLK WP HR S P ERA WHIP	IP WLS BF H R ER SO BB IBB HBP BLK WP HR S P ERA WHIP	IP WLS BF H R ER SO BB IBB HBP BLK WP HR S P ERA WHIP	IP WLS BF H R ER SO BB IBB HBP BLK WP HR S P ERA WHIP	IP WLS BF H R ER SO BB IBB HBP BLK WP HR S P ERA WHIP	IP WLS BF H R ER SO BB IBB HBP BLK WP HR S P ERA WHIP	IP WLS BF H R ER SO BB IBB HBP BLK WP HR S P ERA WHIP	IP WLS BF H R ER SO BB IBB HBP BLK WP HR S P ERA WHIP	IP WLS BF H R ER SO BB IBB HBP BLK WP HR S P ERA WHIP	IP WLS BF H R ER SO BB IBB HBP BLK WP HR S P ERA WHIP	IP WLS BF H R ER SO BB IBB HBP BLK WP HR S P ERA WHIP

Batter	1	2	3	4	5	6	7	8	9	AB	R	H	RBI	BB	SO	LOB	BOTTOM							
86 Tyler Saladino, R OBP: 0.278, SLG: 0.133										2	1	1	0	1	1	0	Los Angeles Dodgers @ Chicago White Sox Kino Veterans Memorial Stadium, Tucson, AZ Fri Mar 23 2012, 4:06 PM - 7:39 PM EDT Att. 10,894 - Sunny - 75 F							
85 Drew Garcia, S OBP: 0.250, SLG: 0.500										2	0	1	0	0	0	0								
22 Brent Morel, R OBP: 0.308, SLG: 0.361										3	1	1	0	0	0	2								
92 Seth Loman, L OBP: 0.000, SLG: 0.000										2	0	0	0	0	2	1								
44 Adam Dunn, L OBP: 0.500, SLG: 0.808										2	1	0	0	1	1	2								
91 Jon Gilmore, R OBP: 0.000, SLG: 0.000										2	0	0	0	0	0	0								
10 Alexei Ramirez, R OBP: 0.289, SLG: 0.289										3	0	1	1	0	1	1								
87 Yoelmer Sánchez, S OBP: 0.000, SLG: 0.000										1	0	0	0	0	0	0								
1 Kosuke Fukudome, L OBP: 0.395, SLG: 0.344										3	1	1	1	0	0	1								
90 José Martínez, R OBP: 0.400, SLG: 0.400										1	0	0	0	0	1	0								
17 Tyler Flowers, R OBP: 0.323, SLG: 0.500										1	0	1	0	2	0	0								
79 Damaso Espino, R OBP: 0.000, SLG: 0.000										1	0	0	0	0	1	0								
24 Dayan Viciedo, R OBP: 0.194, SLG: 0.152										3	0	0	0	0	1	5								
82 Jared Mitchell, L OBP: 0.364, SLG: 0.524										0	0	0	0	1	0	0								
45 Dallas McPherson, L OBP: 0.435, SLG: 0.950										4	0	1	1	0	2	1								
67 Jordan Danks, L OBP: 0.433, SLG: 0.560										4	0	1	0	0	0	3								
Inning Stats	R: 0 E: 0 K: 1 S: 5	H: 0 LOB: 0 BB: 0 P: 5	R: 0 E: 0 K: 0 S: 4	H: 1 LOB: 0 BB: 0 P: 4	R: 0 E: 0 K: 1 S: 6	H: 2 LOB: 1 BB: 0 P: 6	R: 2 E: 1 K: 1 S: 7	H: 2 LOB: 2 BB: 2 P: 15	R: 2 E: 0 K: 2 S: 6	H: 1 LOB: 1 BB: 0 P: 6	R: 0 E: 0 K: 1 S: 5	H: 0 LOB: 0 BB: 0 P: 5	R: 0 E: 0 K: 2 S: 7	H: 0 LOB: 1 BB: 1 P: 11	R: 0 E: 0 K: 1 S: 5	H: 0 LOB: 0 BB: 0 P: 5	R: 0 E: 0 K: 1 S: 5	H: 0 LOB: 0 BB: 0 P: 5	1B: 6 2B: 3 3B: 0 HR: 0	SF: 0 SAC: 0 DP: 1 HBP: 0	WP: 1 PB: 0 SB: 0 CS: 0	PA: 39		
PITCHER	IP WLS BF H R ER SO BB IBB HBP BLK WP HR S P ERA WHIP	IP WLS BF H R ER SO BB IBB HBP BLK WP HR S P ERA WHIP	IP WLS BF H R ER SO BB IBB HBP BLK WP HR S P ERA WHIP	IP WLS BF H R ER SO BB IBB HBP BLK WP HR S P ERA WHIP	IP WLS BF H R ER SO BB IBB HBP BLK WP HR S P ERA WHIP	IP WLS BF H R ER SO BB IBB HBP BLK WP HR S P ERA WHIP	IP WLS BF H R ER SO BB IBB HBP BLK WP HR S P ERA WHIP	IP WLS BF H R ER SO BB IBB HBP BLK WP HR S P ERA WHIP	IP WLS BF H R ER SO BB IBB HBP BLK WP HR S P ERA WHIP	IP WLS BF H R ER SO BB IBB HBP BLK WP HR S P ERA WHIP	IP WLS BF H R ER SO BB IBB HBP BLK WP HR S P ERA WHIP	IP WLS BF H R ER SO BB IBB HBP BLK WP HR S P ERA WHIP	IP WLS BF H R ER SO BB IBB HBP BLK WP HR S P ERA WHIP	IP WLS BF H R ER SO BB IBB HBP BLK WP HR S P ERA WHIP	IP WLS BF H R ER SO BB IBB HBP BLK WP HR S P ERA WHIP	IP WLS BF H R ER SO BB IBB HBP BLK WP HR S P ERA WHIP	IP WLS BF H R ER SO BB IBB HBP BLK WP HR S P ERA WHIP	IP WLS BF H R ER SO BB IBB HBP BLK WP HR S P ERA WHIP	IP WLS BF H R ER SO BB IBB HBP BLK WP HR S P ERA WHIP	IP WLS BF H R ER SO BB IBB HBP BLK WP HR S P ERA WHIP	IP WLS BF H R ER SO BB IBB HBP BLK WP HR S P ERA WHIP	IP WLS BF H R ER SO BB IBB HBP BLK WP HR S P ERA WHIP	IP WLS BF H R ER SO BB IBB HBP BLK WP HR S P ERA WHIP	IP WLS BF H R ER SO BB IBB HBP BLK WP HR S P ERA WHIP

livebaseballscorecards.com

livebaseballscorecards.com

Batter	1	2	3	4	5	6	7	8	9	AB	R	H	RBI	BB	SO	LOB	TOP										
63 Matt Angle, L OBP: 0.321, SLG: 0.208										4	0	1	0	0	1	0	Los Angeles Dodgers @ Kansas City Royals Surprise Stadium, Surprise, AZ Fri Mar 23 2012, 4:06 PM - 6:23 PM EDT Att: 6,769 - Sunny - 81 F										
23 Jerry Sands, R OBP: 0.296, SLG: 0.200										4	0	1	0	0	1	1											
7 James Loney, L OBP: 0.333, SLG: 0.414 94 Travis Denker, R										3	0	0	0	0	1	2											
5 Juan Uribe, R OBP: 0.310, SLG: 0.269 88 Joe Becker, R										3	0	1	0	0	2	1											
3 Adam Kennedy, L OBP: 0.300, SLG: 0.467 57 Scott Elbert, L										3	0	0	0	0	2	1											
30 Josh Bard, S OBP: 0.077, SLG: 0.154										3	0	0	0	0	0	0											
18 Matt Treanor, R OBP: 0.353, SLG: 0.429 52 Josh Lindblom, R										3	0	0	0	0	1	1											
49 Trent Oeltgen, L OBP: 0.343, SLG: 0.433 54 Javy Guerra, R										2	0	0	0	0	2	0											
65 Luis Alfonso Cruz, R OBP: 0.316, SLG: 0.474										1	0	1	0	0	0	0											
12 Justin Sellers, R OBP: 0.455, SLG: 0.571 67 Jeff Baistley, R OBP: 0.234, SLG: 0.267										2	0	0	0	0	0	0											
44 Aaron Harang, R 48 Cory Sullivan, L OBP: 0.324, SLG: 0.400										1	0	0	0	0	1	0											
Inning Stats	R: 0 H: 1 E: 0 K: 3 S: 16	H: 1 LOB: 1 BB: 0 P: 21	R: 0 H: 0 E: 1 K: 1 S: 8	H: 0 LOB: 0 BB: 10 P: 10	R: 0 H: 0 E: 0 K: 1 S: 7	H: 0 LOB: 0 BB: 0 P: 9	R: 0 H: 2 E: 0 K: 1 S: 10	H: 1 LOB: 1 BB: 0 P: 15	R: 0 H: 0 E: 0 K: 1 S: 8	H: 0 LOB: 0 BB: 0 P: 10	R: 0 H: 0 E: 0 K: 1 S: 6	H: 0 LOB: 0 BB: 0 P: 8	R: 0 H: 0 E: 0 K: 2 S: 10	H: 0 LOB: 0 BB: 0 P: 12	R: 0 H: 1 E: 0 K: 1 S: 12	H: 1 LOB: 1 BB: 0 P: 16	R: 0 H: 0 E: 0 K: 0 S: 12	H: 0 LOB: 1 BB: 1 P: 20	1B: 3 2B: 1 3B: 0 HR: 0	SF: 0 SAC: 0 DP: 2 HBP: 0	WP: 0 PB: 0 SB: 0 CS: 0	PA: 31					
PITCHER	IP	WLS	BF	H	R	ER	SO	BB	IBB	HBP	BLK	WP	HR	S	P	ERA	WHIP										
44 Luke Hochevar, R ERA: 1.29	(1.1)	6.0	W	20	3	0	8	0	0	0	0	0	0	55	73	0.00	0.500										
51 Jonathan Broxton, R ERA: 2.25	(7.1)	1.0	H	3	0	0	2	0	0	0	0	0	0	10	12	0.00	0.000										
31 Louis Coleman, R ERA: 2.7	(8.1)	1.0	H	4	1	0	1	0	0	0	0	0	0	12	16	0.00	1.000										
40 Kelvin Herrera, R ERA: 1.13	(9.1)	1.0	S	4	0	0	0	1	0	0	0	0	0	12	20	0.00	1.000										

Batter	1	2	3	4	5	6	7	8	9	AB	R	H	RBI	BB	SO	LOB	BOTTOM										
1 Jarrod Dyson, L OBP: 0.435, SLG: 0.316										2	0	2	0	2	0	0	Los Angeles Dodgers @ Kansas City Royals Surprise Stadium, Surprise, AZ Fri Mar 23 2012, 4:06 PM - 6:23 PM EDT Att: 6,769 - Sunny - 81 F										
2 Alcides Escobar, R OBP: 0.358, SLG: 0.459 19 Tony Abreu, S OBP: 0.158, SLG: 0.118										3	0	1	0	0	2	0											
12 Mitch Maier, L OBP: 0.351, SLG: 0.441										4	0	0	0	1	5	0											
16 Billy Butler, R OBP: 0.478, SLG: 0.732 65 Max Ramirez, R OBP: 0.464, SLG: 0.792										2	0	0	0	1	0	1											
8 Mike Moustakas, L OBP: 0.275, SLG: 0.243 64 Irving Falu, S OBP: 0.296, SLG: 0.360										3	1	1	0	0	2	2											
11 Yuniesky Betancourt, R OBP: 0.226, SLG: 0.415 9 Johnny Giavotella, R OBP: 0.256, SLG: 0.310										1	0	0	0	0	0	0											
30 Jason Bourgeois, R OBP: 0.276, SLG: 0.276 35 Eric Hosmer, L OBP: 0.431, SLG: 0.571										2	0	1	1	0	0	1											
63 Greg Golson, R OBP: 0.211, SLG: 0.167										2	1	1	0	0	0	1											
33 Humberto Quintero, R OBP: 0.286, SLG: 0.286 72 Ryan Eigsti, R										3	0	0	0	0	3	0											
Inning Stats	R: 0 H: 0 E: 0 K: 0 S: 9	H: 2 LOB: 1 BB: 0 P: 16	R: 1 H: 2 E: 0 K: 0 S: 7	H: 2 LOB: 1 BB: 0 P: 12	R: 0 H: 1 E: 0 K: 0 S: 11	H: 1 LOB: 2 BB: 1 P: 19	R: 0 H: 0 E: 0 K: 0 S: 8	H: 0 LOB: 1 BB: 1 P: 13	R: 0 H: 2 E: 0 K: 0 S: 7	H: 2 LOB: 0 BB: 0 P: 10	R: 0 H: 0 E: 0 K: 0 S: 5	H: 0 LOB: 0 BB: 0 P: 8	R: 1 H: 1 E: 0 K: 1 S: 11	H: 1 LOB: 2 BB: 2 P: 22	R: 0 H: 1 E: 0 K: 0 S: 10	H: 1 LOB: 1 BB: 0 P: 15		1B: 5 2B: 2 3B: 0 HR: 0	SF: 1 SAC: 0 DP: 1 HBP: 0	WP: 1 PB: 0 SB: 2 CS: 1	PA: 34						
PITCHER	IP	WLS	BF	H	R	ER	SO	BB	IBB	HBP	BLK	WP	HR	S	P	ERA	WHIP										
44 Aaron Harang, R ERA: 3.86	(1.1)	5.0	L	21	5	1	0	3	0	0	0	1	0	5	8	0.00	1.600										
54 Javy Guerra, R ERA: 1.53	(6.1)	1.0	3	0	0	0	0	0	0	0	0	0	0	5	8	0.00	0.000										
57 Scott Elbert, L ERA: 5.4	(7.1)	1.0	6	1	1	1	1	2	0	0	0	0	0	11	22	9.00	3.000										
52 Josh Lindblom, R ERA: 2.7	(8.1)	1.0	4	1	0	0	0	0	0	0	0	0	0	10	15	0.00	1.000										

AB	30
R	0
H	4
RBI	0
BB	1
SO	11
LOB	9



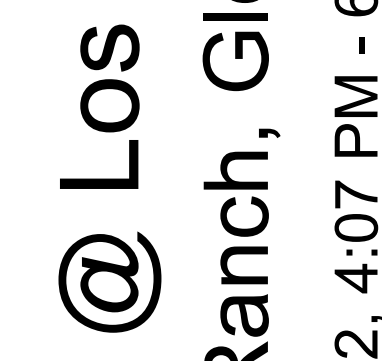
Batter	1	2	3	4	5	6	7	8	9	AB	R	H	RBI	BB	SO	LOB	TOP								
30 Alejandro De Aza, L OBP: 0.333, SLG: 0.283 18 Brent Lillibridge, R OBP: 0.347, SLG: 0.457										3	0	1	0	0	0	5	Chicago White Sox @ Los Angeles Dodgers Camelback Ranch, Glendale, AZ Mon Mar 26 2012, 4:07 PM - 6:43 PM EDT Att: 5,816 - Sunny - 72 F								
22 Brent Morel, R OBP: 0.302, SLG: 0.349 38 Eduardo Escobar, S OBP: 0.471, SLG: 0.618										4	0	1	1	0	1	2									
51 Alex Rios, R OBP: 0.300, SLG: 0.333 67 Jordan Danks, L OBP: 0.428, SLG: 0.533										3	0	0	0	1	1	2									
14 Paul Konerko, R OBP: 0.412, SLG: 0.404 45 Dallas McPherson, L OBP: 0.423, SLG: 0.565										4	1	3	0	0	0	0									
44 Adam Dunn, L OBP: 0.455, SLG: 0.656										3	0	0	0	1	1	3									
10 Alexei Ramirez, R OBP: 0.311, SLG: 0.295 66 Ray Olmedo, S OBP: 0.438, SLG: 0.563										4	1	2	0	0	0	2									
17 Tyler Flowers, R OBP: 0.342, SLG: 0.690 70 Hector Gimenez, S OBP: 0.625, SLG: 0.571										4	1	1	0	0	2	3									
24 Dayan Viedo, R OBP: 0.196, SLG: 0.163 1 Kosuke Fukudome, L OBP: 0.391, SLG: 0.314										3	0	2	1	0	1	2									
15 Gordon Beckham, R OBP: 0.327, SLG: 0.392 86 Tyler Saladino, R OBP: 0.333, SLG: 0.333										4	0	2	1	0	2	3									
Inning Stats	R: 0 E: 0 K: 0 S: 4	H: 2 LOB: 2 BB: 1 P: 8	R: 2 E: 0 K: 1 S: 9	H: 4 LOB: 2 BB: 0 P: 9	R: 1 E: 0 K: 2 S: 10	H: 3 LOB: 3 BB: 1 P: 14	R: 0 E: 0 K: 0 S: 3	H: 0 LOB: 0 BB: 0 P: 3	R: 0 E: 0 K: 1 S: 5	H: 0 LOB: 0 BB: 0 P: 5	R: 0 E: 0 K: 2 S: 8	H: 2 LOB: 1 BB: 0 P: 8	R: 0 E: 0 K: 1 S: 6	H: 1 LOB: 2 BB: 0 P: 6	R: 0 E: 0 K: 3 S: 9	H: 0 LOB: 0 BB: 0 P: 9		R: 0 E: 0 K: 0 S: 4	H: 1 LOB: 0 BB: 0 P: 4	1B: 13 2B: 1 3B: 0 HR: 0	SF: 0 SAC: 0 DP: 1 HBP: 0	WP: 0 PB: 0 SB: 0 CS: 2	PA: 40		
PITCHER	IP	WLS	BF	H	R	ER	SO	BB	IBB	HBP	BLK	WP	HR	S	P	ERA	WHIP								
58 Chad Billingsley, R ERA: 4.91	(1, 1)	5.2	28	11	3	3	5	2	0	0	0	0	0	36	44	4.76	2.294								
28 Jamey Wright, R ERA: 2.16	(6, 1)	0.1	1	0	0	0	1	0	0	0	0	0	0	3	3	0.00	0.000								
54 Javy Guerra, R ERA: 1.59	(7, 1)	1.0	4	1	0	0	1	0	0	0	0	0	0	6	6	0.00	1.000								
57 Scott Elbert, L ERA: 4.5	(8, 1)	1.0	3	0	0	0	3	0	0	0	0	0	0	9	9	0.00	0.000								
51 Ronald Belisario, R ERA: 5.4	(9, 1)	1.0	W	3	1	0	0	0	0	0	0	0	0	4	4	0.00	1.000								

Batter	1	2	3	4	5	6	7	8	9	AB	R	H	RBI	BB	SO	LOB	BOTTOM								
9 Dee Strange-Gordon, L OBP: 0.490, SLG: 0.523 65 Luis Alfonso Cruz, R OBP: 0.292, SLG: 0.500										3	1	1	0	1	1	0	Chicago White Sox @ Los Angeles Dodgers Camelback Ranch, Glendale, AZ Mon Mar 26 2012, 4:07 PM - 6:43 PM EDT Att: 5,816 - Sunny - 72 F								
6 Jerry Hairston, R OBP: 0.417, SLG: 0.494 51 Ronald Belisario, R										3	0	1	1	0	1	1									
27 Matt Kemp, R OBP: 0.319, SLG: 0.467 37 Josh Fields, R OBP: 0.412, SLG: 0.484 88 Elian Herrera, S OBP: 1.000, SLG: 1.000										3	0	0	0	0	1										
21 Juan Rivera, R OBP: 0.311, SLG: 0.500 48 Cory Sullivan, L OBP: 0.351, SLG: 0.424										3	1	1	0	0	0	0									
16 Andre Ethier, L OBP: 0.462, SLG: 0.941 63 Matt Angle, L OBP: 0.367, SLG: 0.240										0	0	0	0	1	0	0									
23 Jemy Sands, R OBP: 0.296, SLG: 0.184										4	0	1	1	0	1	1									
5 Juan Uribe, R OBP: 0.286, SLG: 0.281 57 Scott Elbert, L										3	0	0	0	0	1	1									
12 Justin Sellers, R OBP: 0.455, SLG: 0.571										0	0	0	0	0	0	0									
18 Matt Treanor, R OBP: 0.368, SLG: 0.438 30 Josh Bard, S OBP: 0.097, SLG: 0.133										2	0	1	1	0	0	0									
58 Chad Billingsley, R 28 Jamey Wright, R 54 Javy Guerra, R 49 Trent Oeltgen, L OBP: 0.395, SLG: 0.406										2	0	0	0	0	1	1									
Inning Stats	R: 0 E: 0 K: 1 S: 5	H: 0 LOB: 0 BB: 0 P: 5	R: 0 E: 0 K: 0 S: 3	H: 0 LOB: 0 BB: 0 P: 3	R: 0 E: 0 K: 1 S: 5	H: 0 LOB: 0 BB: 0 P: 5	R: 0 E: 0 K: 0 S: 3	H: 1 LOB: 0 BB: 0 P: 3	R: 2 E: 0 K: 1 S: 8	H: 3 LOB: 1 BB: 0 P: 8	R: 1 E: 0 K: 0 S: 4	H: 1 LOB: 0 BB: 0 P: 5	R: 0 E: 0 K: 1 S: 5	H: 0 LOB: 0 BB: 0 P: 5	R: 0 E: 0 K: 1 S: 5	H: 0 LOB: 1 BB: 1 P: 9	R: 1 E: 0 K: 0 S: 2	H: 1 LOB: 2 BB: 2 P: 10	1B: 5 2B: 1 3B: 0 HR: 0	SF: 1 SAC: 0 DP: 1 HBP: 0	WP: 0 PB: 0 SB: 1 CS: 0	PA: 33			
PITCHER	IP	WLS	BF	H	R	ER	SO	BB	IBB	HBP	BLK	WP	HR	S	P	ERA	WHIP								
50 John Danks, L ERA: 5.06	(1, 1)	7.0	25	5	3	2	4	1	0	0	0	0	0	33	34	2.57	0.714								
65 Nate Jones, R ERA: 1.93	(8, 1)	1.0	4	0	0	0	1	1	0	0	0	0	0	5	9	0.00	1.000								
68 Eric Stults, L ERA: 2.89	(9, 1)	0.1	L	4	1	1	1	0	2	0	0	0	0	2	10	27.00	9.000								

AB	37
R	3
H	13
RBI	3
BB	2
SO	10
LOB	24



AB	29
R	4
H	6
RBI	4
BB	3
SO	5
LOB	6



WP	0	PA	40
PB	0		
SB	0		
CS	2		



Batter	1	2	3	4	5	6	7	8	9	AB	R	H	RBI	BB	SO	LOB	TOP					
10 Tony Gwynn Jr., L OBP: 0.293, SLG: 0.306 60 Todd Coffey, R OBP: 1.000, SLG: 1.000	F9		F8			F8		F8		4	0	0	0	0	0	1	Los Angeles Dodgers @ San Francisco Giants Scottsdale Stadium, Scottsdale, AZ Wed Mar 28 2012, 4:06 PM - 6:28 PM EDT Att: 10,084 - Sunny - 79 F					
14 Mark Ellis, R OBP: 0.382, SLG: 0.429 89 Luis Nunez, R	G6-3					7 2B BB		1B		3	1	2	0	1	0	0						
7 James Loney, L OBP: 0.319, SLG: 0.465 67 Jeff Baisley, R OBP: 0.294, SLG: 0.267	3B				K			G4-3		4	0	2	1	0	1	1						
37 Josh Fields, R OBP: 0.341, SLG: 0.395 74 Kenley Jansen, S	K				L8					3	0	0	0	0	2	2						
49 Trent Oeltjen, L OBP: 0.400, SLG: 0.412					K					0	0	0	0	0	0	0						
6 Jerry Hairston, R OBP: 0.425, SLG: 0.471										3	0	1	0	1	1	1						
48 Cory Sullivan, L OBP: 0.341, SLG: 0.405 66 Mike MacDougal, S	G6-4-3									3	0	0	0	0	1	2						
63 Matt Angle, L OBP: 0.376, SLG: 0.231					K					0	0	0	0	1	0	0						
12 Justin Sellers, R OBP: 0.421, SLG: 0.515	G6-3									4	0	0	0	0	1	1						
30 Josh Bard, S OBP: 0.118, SLG: 0.176 31 Tim Federowicz, R OBP: 0.333, SLG: 0.394										2	0	1	0	0	0	0						
50 Nathan Eovaldi, R 65 Luis Alfonso Cruz, R OBP: 0.289, SLG: 0.462										2	0	0	0	0	1	1						
Inning Stats	R: 0 E: 0 K: 1 S: 6	H: 1 LOB: 1 BB: 0 P: 6	R: 0 E: 0 K: 0 S: 3	H: 1 LOB: 0 BB: 0 P: 3	R: 0 E: 0 K: 1 S: 6	H: 2 LOB: 2 BB: 0 P: 6	R: 0 E: 0 K: 2 S: 8	H: 0 LOB: 1 BB: 1 P: 12	R: 0 E: 0 K: 0 S: 3	H: 0 LOB: 0 BB: 0 P: 3	R: 1 E: 0 K: 2 S: 8	H: 1 LOB: 1 BB: 1 P: 12	R: 0 E: 0 K: 1 S: 7	H: 0 LOB: 0 BB: 0 P: 7	R: 0 E: 0 K: 1 S: 7	H: 1 LOB: 1 BB: 1 P: 7	R: 0 E: 0 K: 1 S: 5	H: 0 LOB: 1 BB: 1 P: 9	1B: 4 2B: 1 3B: 1 HR: 0	SF: 0 SAC: 0 DP: 1 HBP: 0	WP: 0 PB: 0 SB: 0 CS: 0	PA: 34
PITCHER	IP WLS BF H R ER SO BB IBB HBP BLK WP HR S P ERA WHIP																					
92 Yusmeiro Petit, R ERA: 5.0	5.0 W 18 4 0 0 4 1 0 0 0 0 0 0 26 30 0.00 1.000																					
54 Sergio Romo, R ERA: 5.0	1.0 H 5 1 1 1 2 1 0 0 0 0 0 0 8 12 9.00 2.000																					
46 Santiago Casilla, R ERA: 0.96	1.0 H 3 0 0 0 2 0 0 0 0 0 0 0 7 7 0.00 0.000																					
34 Clay Hensley, R ERA: 2.89	1.0 H 4 1 0 0 1 0 0 0 0 0 0 0 7 7 0.00 1.000																					
79 Jean Machi, R ERA: 2.0	1.0 S 4 0 0 0 1 1 0 0 0 0 0 0 5 9 0.00 1.000																					

Batter	1	2	3	4	5	6	7	8	9	AB	R	H	RBI	BB	SO	LOB	BOTTOM			
16 Angel Pagan, S OBP: 0.200, SLG: 0.322 54 Sergio Romo, R	G3-1		F7							3	0	1	1	0	0	0	Los Angeles Dodgers @ San Francisco Giants Scottsdale Stadium, Scottsdale, AZ Wed Mar 28 2012, 4:06 PM - 6:28 PM EDT Att: 10,084 - Sunny - 79 F			
9 Brandon Belt, L OBP: 0.426, SLG: 0.636										1	0	1	0	0	0	0				
5 Ryan Theriot, R OBP: 0.233, SLG: 0.300 34 Clay Hensley, R	G5-3		G6-3							4	0	0	0	0	2	0				
79 Jean Machi, R										0	0	0	0	0	0	0				
53 Melky Cabrera, S OBP: 0.400, SLG: 0.692 2 Emmanuel Burriss, S OBP: 0.423, SLG: 0.511			G6-3							2	0	0	0	1	0	0				
28 Buster Posey, R OBP: 0.382, SLG: 0.517 51 Justin Christian, R OBP: 0.263, SLG: 0.378	F9									3	0	1	0	0	0	1				
12 Nate Schierholz, L OBP: 0.264, SLG: 0.320										4	1	1	2	0	0	1				
14 Mike Fontenot, L OBP: 0.341, SLG: 0.389	F7									3	0	0	0	1	0	0				
35 Brandon Crawford, L OBP: 0.423, SLG: 0.653 46 Santiago Casilla, R										3	2	2	1	0	1	2				
13 Joaquin Arias, R OBP: 0.318, SLG: 0.282										0	0	0	0	0	0	0				
37 Chris Stewart, R OBP: 0.273, SLG: 0.344										3	0	1	0	1	0	2				
92 Yusmeiro Petit, R 7 Gregor Blanco, L OBP: 0.412, SLG: 0.443										1	0	0	0	0	0	1				
Inning Stats	R: 0 E: 0 K: 0 S: 3	H: 0 LOB: 1 BB: 1 P: 7	R: 1 E: 0 K: 0 S: 4	H: 1 LOB: 1 BB: 1 P: 10	R: 0 E: 0 K: 0 S: 3	H: 0 LOB: 0 BB: 0 P: 3	R: 0 E: 0 K: 0 S: 3	H: 0 LOB: 0 BB: 0 P: 3	R: 1 E: 0 K: 0 S: 5	H: 2 LOB: 1 BB: 0 P: 5	R: 0 E: 0 K: 1 S: 7	H: 1 LOB: 2 BB: 1 P: 11	R: 0 E: 0 K: 1 S: 6	H: 2 LOB: 1 BB: 0 P: 7	R: 2 E: 0 K: 0 S: 5	H: 2 LOB: 1 BB: 1 P: 11	1B: 4 2B: 2 3B: 0 HR: 2	SF: 0 SAC: 0 DP: 0 HBP: 0	WP: 0 PB: 0 SB: 1 CS: 1	PA: 35
PITCHER	IP WLS BF H R ER SO BB IBB HBP BLK WP HR S P ERA WHIP																			
50 Nathan Eovaldi, R ERA: 1.72	5.0 L 20 3 2 2 2 0 2 0 0 0 0 0 1 18 28 3.60 1.000																			
74 Kenley Jansen, R ERA: 2.57	1.0 5 1 0 0 1 1 0 0 0 0 0 0 7 11 0.00 2.000																			
66 Mike MacDougal, R ERA: 9.0	1.0 4 2 0 0 1 0 0 0 0 0 0 0 6 7 0.00 2.000																			
60 Todd Coffey, R ERA: 8.53	1.0 6 2 2 2 0 1 0 0 0 0 0 1 5 11 18.00 3.000																			



Batter	1	2	3	4	5	6	7	8	9	AB	R	H	RBI	BB	SO	LOB	TOP					
30 Alejandro De Aza, L (1.8) OBP: 0.317, SLG: 0.316 87 Justin Greene, R (7.8)	F7		F7				G1-3		G6-3	4	0	1	1	0	0	1	Chicago White Sox @ Los Angeles Dodgers Camelback Ranch, Glendale, AZ Thu Mar 29 2012, 4:08 PM - 6:40 PM EDT Att: 5,091 - Sunny - 83 F					
18 Brent Lillibridge, R (1.3) OBP: 0.350, SLG: 0.483 87 Andy Wilkins, L (8.3)	1B		K				FC6-4		SH1-4 BB	3	1	1	0	1	1	3						
15 Gordon Beckham, R (1.4) OBP: 0.221, SLG: 0.429 Greg Golson, R (6. PR) Erik Morrison, R (6.4)	F8				G5-3				SH1-4	2	0	0	0	1	0	1						
44 Adam Dunn, L (1.10) OBP: 0.429, SLG: 0.558 Kenneth Williams, S (8. PR) S: 6	K				K				SH1-4	4	0	2	1	0	2	1						
10 Alexei Ramirez, R (1.6) OBP: 0.275, SLG: 0.260 66 Ray Olmedo, S (6.6)	L6				F7				K	3	0	0	0	0	0	1						
17 Tyler Flowers, R (1.2) OBP: 0.333, SLG: 0.548 70 Hector Gimenez, S (7.2)	F9						P4		K	3	0	0	0	0	1	1						
24 Dayan Viciedo, R (1.7) OBP: 0.231, SLG: 0.188 90 José Martínez, R (7.7)	K						P4		FC4	3	0	0	0	0	1	1						
83 Trayce Thompson, R (1.9) OBP: 0.333, SLG: 0.500					G4-3				F8	3	1	1	0	0	1	0						
38 Eduardo Escobar, S (1.5) OBP: 0.404, SLG: 0.511									G6-3	4	1	1	1	0	1	2						
									G5-3	4	0	2	0	0	0	1						
Inning Stats	R: 0 E: 0 K: 1 S: 6	H: 1 LOB: 1 BB: 0 P: 6	R: 0 E: 0 K: 1 S: 5	H: 0 LOB: 0 BB: 0 P: 5	R: 0 E: 0 K: 1 S: 6	H: 1 LOB: 1 BB: 0 P: 6	R: 0 E: 0 K: 1 S: 5	H: 0 LOB: 0 BB: 0 P: 5	R: 1 E: 0 K: 1 S: 8	H: 3 LOB: 2 BB: 0 P: 9	R: 0 E: 0 K: 1 S: 5	H: 1 LOB: 1 BB: 1 P: 10	R: 1 E: 0 K: 0 S: 6	H: 1 LOB: 0 BB: 0 P: 9	R: 1 E: 0 K: 1 S: 6	H: 1 LOB: 1 BB: 1 P: 10	R: 0 E: 1 K: 0 S: 4	H: 1 LOB: 1 BB: 0 P: 4	1B: 8 2B: 0 3B: 0 HR: 1	SF: 0 SAC: 1 DP: 0 HBP: 0	WP: 1 PB: 0 CS: 1	PA: 37
PITCHER	IP WLS BF H R ER SO BB IBB HBP BLK WP HR S P ERA WHIP																					
44 Aaron Harang, R (1.1) ERA: 3.15	6.0	24	6	1	1	6	1	0	0	0	0	1	0	35	41	1.50	1.167					
52 Josh Lindblom, R (7.1) ERA: 4.5	1.0	L 4	1	1	1	0	0	0	0	0	0	0	1	6	9	9.00	1.000					
73 Scott Rice, L (8.1) ERA: 4.7	1.0	5	1	1	1	1	1	0	0	0	0	0	0	6	10	9.00	2.000					
51 Ronald Belisario, R (9.1) ERA: 6.43	1.0	4	1	0	0	0	0	0	0	0	0	0	0	4	4	0.00	1.000					

Batter	1	2	3	4	5	6	7	8	9	AB	R	H	RBI	BB	SO	LOB	BOTTOM					
9 Dee Strange-Gordon, L (1.6) OBP: 0.458, SLG: 0.481 13 Jake Lemmerman, R (9.6)	K		G6-3						K	4	0	0	0	0	2	2	Chicago White Sox @ Los Angeles Dodgers Camelback Ranch, Glendale, AZ Thu Mar 29 2012, 4:08 PM - 6:40 PM EDT Att: 5,091 - Sunny - 83 F					
14 Mark Ellis, R (1.4) OBP: 0.333, SLG: 0.391 88 Joe Becker, R (9.4)	K								P4	4	0	0	0	0	1	0						
27 Matt Kemp, R (1.8) OBP: 0.291, SLG: 0.442	K								K	4	0	0	0	0	4	0						
21 Juan Rivera, R (1.3) OBP: 0.340, SLG: 0.600					P3				K	4	0	1	0	0	1	0						
16 Andre Ethier, L (1.9) OBP: 0.435, SLG: 0.878 73 Scott Rice, L (8.1) 51 Ronald Belisario, R (9.1) Josh Bard, S (9. PH)	K2-3				G6-3				G6-3	3	0	0	0	0	1	1						
37 Josh Fields, R (1.7) OBP: 0.349, SLG: 0.400 65 Luis Alfonso Cruz, R (6.7)	K								G6-3	2	1	1	0	0	1	0						
5 Juan Uribe, R (1.5) OBP: 0.316, SLG: 0.314 12 Justin Sellers, R (7. PR) OBP: 0.421, SLG: 0.515					G5-3				K	3	0	2	0	0	0	0						
17 A.J. Ellis, R (1.2) OBP: 0.400, SLG: 0.486 18 Matt Treanor, R (7.2)									G6-3	1	0	1	1	0	0	0						
44 Aaron Harang, R (1.1) 52 Josh Lindblom, R (7.1) Cory Sullivan, L (8.9)									L3	0	0	0	0	0	0	0						
										1	0	0	0	0	0	0						
Inning Stats	R: 0 E: 0 K: 3 S: 9	H: 0 LOB: 0 BB: 0 P: 9	R: 0 E: 0 K: 2 S: 7	H: 0 LOB: 0 BB: 0 P: 7	R: 0 E: 0 K: 0 S: 4	H: 1 LOB: 1 BB: 0 P: 4	R: 0 E: 0 K: 1 S: 6	H: 1 LOB: 1 BB: 0 P: 6	R: 1 E: 0 K: 0 S: 5	H: 2 LOB: 1 BB: 0 P: 6	R: 0 E: 0 K: 1 S: 5	H: 0 LOB: 0 BB: 0 P: 5	R: 0 E: 1 K: 0 S: 4	H: 1 LOB: 1 BB: 0 P: 4	R: 0 E: 0 K: 1 S: 5	H: 0 LOB: 0 BB: 0 P: 5	R: 0 E: 0 K: 2 S: 7	H: 0 LOB: 0 BB: 0 P: 7	1B: 4 2B: 1 3B: 0 HR: 0	SF: 1 SAC: 2 DP: 1 HBP: 0	WP: 1 PB: 0 CS: 0	PA: 32
PITCHER	IP WLS BF H R ER SO BB IBB HBP BLK WP HR S P ERA WHIP																					
49 Chris Sale, L (1.1) ERA: 4.5	0.0	1	0	0	0	0	0	0	0	0	0	1	1									
53 Héctor Santiago, L (7.1) ERA: 1.0	1.0	H 3	1	0	0	0	0	0	0	0	0	3	3	0.00	1.000							
43 Addison Reed, R (7.1) ERA: 3.0	1.0	H 3	0	0	0	1	0	0	0	0	0	5	5	0.00	0.000							
26 Jesse Crain, R (8.1) ERA: 4.5	1.0	S 3	0	0	0	2	0	0	0	0	0	7	7	0.00	0.000							

Batter	1	2	3	4	5	6	7	8	9	AB	R	H	RBI	BB	SO	LOB	TOP	
9 Dee Strange-Gordon, L OBP: 0.460, SLG: 0.509 89 Luis Nunez, R										3	1	1	2	1	1	0		
14 Mark Ellis, R OBP: 0.327, SLG: 0.367 79 C.J. Retherford, R OBP: 1.000, SLG: 1.000										3	0	0	0	1	1	2		
7 James Loney, L OBP: 0.333, SLG: 0.468 88 Brian Cavazos-Galvez, R										4	0	2	1	0	0	2		
5 Juan Uribe, R OBP: 0.286, SLG: 0.282 74 Kenley Jansen, S 54 Javy Guerra, R Chris Pettit, R 93 Logan Bawcom, R										4	0	0	0	0	0	2		
10 Tony Gwynn Jr., L OBP: 0.288, SLG: 0.325 54 Nick Buss, L										4	1	1	0	0	0	1		
63 Matt Angle, L OBP: 0.405, SLG: 0.267										4	1	2	0	1	0	2		
65 Luis Alfonso Cruz, R OBP: 0.290, SLG: 0.454										4	0	2	2	0	0	1		
18 Matt Treanor, R OBP: 0.375, SLG: 0.400										3	1	1	0	1	1	3		
62 Fernando Nieve, R 93 Noel Cuevas, R 66 Mike MacDougal, S 57 Scott Elbert, L 31 Tim Federowicz, R 38 Pedro Baez, R										1	0	0	0	0	0	2		
Inning Stats	R: 0 E: 0 K: 0 S: 2	H: 0 LOB: 0 BB: 1 P: 7	R: 1 E: 0 K: 0 S: 5	H: 2 LOB: 2 BB: 1 P: 9	R: 0 E: 0 K: 1 S: 6	H: 1 LOB: 1 BB: 0 P: 6	R: 0 E: 0 K: 1 S: 6	H: 1 LOB: 1 BB: 0 P: 6	R: 0 E: 0 K: 0 S: 3	H: 0 LOB: 0 BB: 0 P: 3	R: 3 E: 0 K: 0 S: 6	H: 3 LOB: 1 BB: 1 P: 10	R: 1 E: 1 K: 1 S: 7	H: 2 LOB: 1 BB: 0 P: 8	1B: 7 2B: 2 3B: 2 HR: 0	SF: 0 SAC: 0 DP: 1 HBP: 0	WP: 1 PB: 0 SB: 0 CS: 1	PA: 42
PITCHER	IP WLS BF H R ER SO BB IBB HBP BLK WP HR S P ERA WHIP																	
46 Ryan Dempster, R ERA: 3.26	4.2	20	4	1	1	3	3	0	0	0	0	0	0	0	23	36	1.93	1.500
40 James Russell, L ERA: 3.27	0.1	1	0	0	0	0	0	0	0	0	0	0	0	1	1	0.00	0.000	
60 Manny Corpas, R ERA: 5.59	1.2	L	8	2	3	3	0	0	0	0	0	0	0	7	11	16.20	1.800	
52 Lendy Castillo, R ERA: 3.75	1.1		8	3	1	1	0	0	0	0	0	0	0	7	11	6.75	3.000	
88 Marcus Hatley, R ERA: 4.5	1.0		5	2	1	1	0	0	0	0	0	0	0	7	8	9.00	2.000	

Los Angeles Dodgers @ Chicago Cubs
Hohokam Park, Mesa, AZ
Fri Mar 30 2012, 4:08 PM - 7:15 PM EDT
Att: 10,102 - Sunny - 84 F

AB 37
R 6
H 11
RBI 6
BB 5
SO 4
LOB 20

Batter	1	2	3	4	5	6	7	8	9	AB	R	H	RBI	BB	SO	LOB	BOTTOM			
9 David DeJesus, L OBP: 0.295, SLG: 0.269										4	1	1	0	0	1	1				
15 Darwin Barney, R OBP: 0.447, SLG: 0.651 99 Alfredo Amezaga, S										3	0	0	0	0	0	2				
13 Starlin Castro, R OBP: 0.279, SLG: 0.433 60 Manny Corpas, R 52 Lendy Castillo, S										3	0	1	0	0	0	1				
5 Reed Johnson, R OBP: 0.321, SLG: 0.326 88 Marcus Hatley, R										0	0	0	0	0	0	0				
6 Bryan LaHair, L OBP: 0.313, SLG: 0.410										3	0	0	0	1	1	2				
12 Alfonso Soriano, R OBP: 0.314, SLG: 0.813										4	0	1	1	0	0	2				
2 Ian Stewart, L OBP: 0.348, SLG: 0.538										4	1	1	1	0	0	2				
24 Marlon Byrd, R OBP: 0.302, SLG: 0.414										3	1	2	0	1	1	0				
18 Geovany Soto, R OBP: 0.341, SLG: 0.632 51 Steve Clevenger, L										3	0	0	0	0	0	2				
46 Ryan Dempster, R 40 James Russell, L 11 Blake DeWitt, L 16 Joe Mather, R										1	0	0	0	0	1	1				
Inning Stats	R: 0 E: 0 K: 1 S: 7	H: 2 LOB: 2 BB: 0 P: 7	R: 0 E: 0 K: 1 S: 5	H: 0 LOB: 1 BB: 1 P: 9	R: 0 E: 0 K: 0 S: 3	H: 0 LOB: 0 BB: 0 P: 3	R: 1 E: 0 K: 0 S: 7	H: 2 LOB: 1 BB: 0 P: 10	R: 0 E: 0 K: 1 S: 5	H: 0 LOB: 0 BB: 1 P: 10	R: 0 E: 0 K: 0 S: 3	H: 0 LOB: 0 BB: 0 P: 3	R: 0 E: 0 K: 1 S: 6	H: 1 LOB: 2 BB: 1 P: 12	R: 1 E: 0 K: 0 S: 4	H: 1 LOB: 0 BB: 0 P: 4	1B: 2 2B: 2 3B: 1 HR: 1	SF: 0 SAC: 0 DP: 0 HBP: 1	WP: 1 PB: 0 SB: 0 CS: 0	PA: 37
PITCHER	IP WLS BF H R ER SO BB IBB HBP BLK WP HR S P ERA WHIP																			
62 Fernando Nieve, R ERA: 2.92	1.0	4	0	0	0	1	1	0	0	0	0	0	0	5	10	0.00	1.000			
66 Mike MacDougal, R ERA: 7.71	1.0	W	3	0	0	0	0	0	0	0	0	0	0	3	3	0.00	0.000			
57 Scott Elbert, L ERA: 3.38	1.0	H	3	0	0	0	1	0	0	0	0	0	0	5	5	0.00	0.000			
74 Kenley Jansen, R ERA: 2.25	1.0	H	6	1	1	1	1	0	1	0	0	0	0	6	12	9.00	2.000			
93 Logan Bawcom, R ERA: 10.13	1.0		4	1	1	1	0	0	0	0	0	0	0	4	4	9.00	1.000			

Los Angeles Dodgers @ Chicago Cubs
Hohokam Park, Mesa, AZ
Fri Mar 30 2012, 4:08 PM - 7:15 PM EDT
Att: 10,102 - Sunny - 84 F

AB 33
R 3
H 6
RBI 3
BB 3
SO 5
LOB 15

Batter	1	2	3	4	5	6	7	8	9	AB	R	H	RBI	BB	SO	LOB	TOP			
23 Ricke Weeks Jr, R OBP: 0.481, SLG: 0.474 96 Rafael Neda, R OBP: 0.500, SLG: 0.500										3	0	0	0	0	2	0	Milwaukee Brewers @ Los Angeles Dodgers Camelback Ranch, Glendale, AZ Fri Mar 30 2012, 4:08 PM - 7:06 PM EDT Att: 5,714 - Sunny - 86 F			
27 Carlos Gómez, R OBP: 0.285, SLG: 0.358 90 Shea Vucinich, R OBP: 1.000, SLG: 2.000 97 Victor Garate, L (9, 1)										4	1	1	3	0	0	0				
8 Ryan Braun, R OBP: 0.317, SLG: 0.382 96 Rob Wooten, R (6, 1) 91 Hainley Statia, S OBP: 0.333, SLG: 0.333 (8, 6)										3	1	1	1	0	0	0				
14 Brooks Conrad, S OBP: 0.339, SLG: 0.438 (8, 7)										4	1	1	1	0	1	0				
20 Jonathan Lucroy, R OBP: 0.512, SLG: 0.780 29 Edwin Maysonet, R OBP: 0.387, SLG: 0.407										2	0	1	0	0	1	0				
45 Travis Ishikawa, L OBP: 0.386, SLG: 0.458 70 Matt Cline, R OBP: 1.000, SLG: 1.000 (8, 5)										1	0	0	0	2	0	0				
3 Cesar Izturis, S OBP: 0.214, SLG: 0.231 99 Sean Halton, R OBP: 0.250, SLG: 0.500										3	0	0	0	0	1	3				
7 Norichika Aoki, L OBP: 0.368, SLG: 0.491 97 Victor Garate, L (8, 1) 73 Michael Reed, R (9, PH)										2	0	0	0	0	0	0				
47 Francisco Rodriguez, R 62 Parker Barberis, R 80 Kameron Loe, R 46 Juan Pablo Perez, R 48 Tim Dillard, R 2 Wade Jones, L 41 Marco Estrada, R 28 Kentel Davis, L										0	0	0	0	0	0	0				
Inning Stats	R: 1 E: 0 K: 2 S: 10	H: 1 LOB: 0 BB: 0 P: 11	R: 0 E: 0 K: 1 S: 5	H: 1 LOB: 2 BB: 1 P: 10	R: 0 E: 0 K: 1 S: 5	H: 0 LOB: 0 BB: 0 P: 5	R: 0 E: 0 K: 1 S: 5	H: 0 LOB: 0 BB: 0 P: 7	R: 0 E: 0 K: 0 S: 3	H: 0 LOB: 0 BB: 0 P: 3	R: 1 E: 0 K: 0 S: 5	H: 1 LOB: 0 BB: 1 P: 10	R: 3 E: 0 K: 0 S: 6	H: 3 LOB: 0 BB: 0 P: 6	R: 4 E: 1 K: 3 S: 13	H: 3 LOB: 1 BB: 1 P: 17		1B: 4 2B: 2 3B: 0 HR: 3	SF: 0 SAC: 0 DP: 2 HBP: 1	WP: 0 PB: 0 SB: 0 CS: 0
PITCHER	IP WLS BF H R ER SO BB IBB HBP BLK WP HR S P ERA WHIP																			
35 Chris Capuano, L ERA: 2.75	6.0	21	2	1	1	7	1	0	1	0	0	0	0	1	35	41	1.50	0.500		
55 Matt Guerrier, R ERA: 3.0	1.0	4	1	1	1	0	1	0	0	0	0	0	0	1	5	10	9.00	2.000		
28 Jamey Wright, R ERA: 5.23	1.0	6	3	3	3	0	0	0	0	0	0	0	0	1	6	6	27.00	3.000		
60 Todd Coffey, R ERA: 7.71	0.2	7	3	4	0	2	1	0	0	0	0	0	0	10	14	0.00	6.000			
93 Shawn Tolleson, R ERA: 3.88	0.1	1	0	0	0	1	0	0	0	0	0	0	0	3	3	0.00	0.000			

AB	35
R	9
H	9
RBI	9
BB	3
SO	10
LOB	11



Batter	1	2	3	4	5	6	7	8	9	AB	R	H	RBI	BB	SO	LOB	BOTTOM			
6 Jerry Hairston, R OBP: 0.432, SLG: 0.459 55 Matt Guerrier, R (7, 1) 67 Jeff Baisley, R OBP: 0.278, SLG: 0.250 (8, 3)										3	1	1	0	0	0	2	Milwaukee Brewers @ Los Angeles Dodgers Camelback Ranch, Glendale, AZ Fri Mar 30 2012, 4:08 PM - 7:06 PM EDT Att: 5,714 - Sunny - 86 F			
12 Justin Sellers, R OBP: 0.381, SLG: 0.459 (8, 5)										4	0	0	0	0	2	3				
27 Matt Kemp, R OBP: 0.305, SLG: 0.436 98 Blake Smith, L (8, 9)										3	2	1	0	1	0	1				
16 Andre Ethier, L OBP: 0.440, SLG: 0.933 96 Kyle Russell, L OBP: 0.500, SLG: 1.000 (8, 7)										4	1	2	4	0	0	2				
21 Juan Rivera, R OBP: 0.333, SLG: 0.566 28 Jamey Wright, R (8, 1) 60 Todd Coffey, R OBP: 1.000, SLG: 1.000 93 Shawn Tolleson, R (9, 1)										3	0	0	0	0	2	1				
37 Josh Fields, R OBP: 0.333, SLG: 0.381 13 Jake Lemmerman, R OBP: 0.250, SLG: 0.250 (8, 6)										2	0	0	0	0	1	1				
17 A.J. Ellis, R ERA: 4.5 81 Matt Wallach, L (8, 2)										2	0	1	0	1	0	1				
88 Joe Becker, R OBP: 0.250, SLG: 0.250 94 Travis Denker, R (7, 4)										3	0	1	0	0	1	2				
35 Chris Capuano, L (1, 1) 49 Trent Oeljen, L OBP: 0.381, SLG: 0.389 (6, PH) (8, 8)										2	0	0	0	0	1	0				
Inning Stats	R: 2 E: 1 K: 1 S: 7	H: 1 LOB: 1 BB: 0 P: 8	R: 0 E: 0 K: 1 S: 7	H: 2 LOB: 0 BB: 0 P: 7	R: 2 E: 0 K: 1 S: 8	H: 2 LOB: 1 BB: 1 P: 13	R: 0 E: 0 K: 1 S: 6	H: 1 LOB: 2 BB: 1 P: 10	R: 0 E: 0 K: 1 S: 5	H: 0 LOB: 0 BB: 0 P: 5	R: 0 E: 0 K: 1 S: 5	H: 0 LOB: 0 BB: 0 P: 5	R: 0 E: 0 K: 0 S: 3	H: 0 LOB: 0 BB: 0 P: 3	R: 0 E: 0 K: 2 S: 7	H: 0 LOB: 0 BB: 0 P: 7		1B: 4 2B: 1 3B: 0 HR: 1	SF: 0 SAC: 2 DP: 0 HBP: 2	WP: 0 PB: 0 SB: 1 CS: 0
PITCHER	IP WLS BF H R ER SO BB IBB HBP BLK WP HR S P ERA WHIP																			
57 Francisco Rodriguez, R ERA: 1.08	1.0	6	1	2	1	1	0	0	0	0	0	0	0	7	8	9.00	1.000			
46 Juan Pablo Perez, L ERA: 3.18	0.2	5	2	2	2	1	1	0	0	0	0	0	0	7	12	27.00	4.500			
48 Tim Dillard, R ERA: 3.18	1.1	6	1	0	0	1	1	0	0	0	0	0	0	7	11	0.00	1.500			
41 Marco Estrada, R ERA: 3.94	1.0	4	0	0	0	1	0	0	0	0	0	0	0	5	6	0.00	0.000			
96 Rob Wooten, R ERA: 2.25	6.1	20	6	0	0	2	0	0	0	0	0	0	0	10	10	0.00	0.000			
97 Victor Garate, L ERA: 2.25	2.0	6	0	0	0	2	0	0	0	0	0	0	0	10	10	0.00	0.000			
97 Victor Garate, L ERA: 2.25	2.0	6	0	0	0	2	0	0	0	0	0	0	0	10	10	0.00	0.000			

AB	32
R	4
H	6
RBI	4
BB	2
SO	9
LOB	15



Batter	1	2	3	4	5	6	7	8	9	AB	R	H	RBI	BB	SO	LOB	TOP			
14 Ryan Roberts, R OBP: 0.303, SLG: 0.525	0-0 FC9-6 1B	0-0 2H 2B		0-3 K		0-0 G5-3		0-0 F8		5	0	2	1	0	1	2				
2 Aaron Hill, R OBP: 0.270, SLG: 0.368 1 Cody Ransom, R OBP: 0.273, SLG: 0.400	0-0 FC9-6 13 CS 10 BB 1-2	0-0 G6-3			4-0 BB 10 3B	0-0 G5-3		0-0 F9		3	1	0	0	0	1	0	2			
10 Justin Upton, R OBP: 0.428, SLG: 0.407 8 Gerardo Parra, L OBP: 0.307, SLG: 0.423	4-0 BB 1-2		0-0 F8		0-0 1H 3B		0-0 G4-3		0-3 K	2	0	1	1	1	0	0	0			
13 Jason Kubel, L OBP: 0.304, SLG: 0.549 2 Jimmy Comerota, R OBP: 0.273, SLG: 0.400	0-3 K 2-3		0-0 P4		0-0 G3		4-0 12 G4-3 21 WP BB		0-0 G4-3	3	0	0	0	1	1	3	0			
24 Chris Young, R OBP: 0.507, SLG: 0.737 21 Jake Williams, S OBP: 0.307, SLG: 0.423		0-3 K	2-1 HR		4-0 BB 44 S		4-0 12 G4-3 BB 1-2		0-0 G6-3	2	1	1	1	1	1	0	0			
44 Paul Goldschmidt, R OBP: 0.400, SLG: 0.534 12 Evan Frey, L OBP: 0.273, SLG: 0.400	0-0 BB 65 HR 1B		0-3 K		1-0 P6 1-2		0-0 G4-3 1-2 2-3			3	1	1	0	0	1	2	0			
65 Ryan Budde, R OBP: 0.200, SLG: 0.308 26 Miguel Montero, L OBP: 0.460, SLG: 0.415	2-2 HR 1B		4-0 BB 16 G4-3		0-3 K		0-0 G4-3			1	1	1	2	1	0	0	0			
16 John McDonald, R OBP: 0.311, SLG: 0.432 60 AJ Pollock, R OBP: 0.304, SLG: 0.490	0-0 SH1-4 14 2B 1B		0-0 G4-3		1-0 HR BB		4-0 BB			3	2	2	1	0	0	1	0			
41 Daniel Hudson, R OBP: 0.311, SLG: 0.432 32 Craig Breslow, L OBP: 0.311, SLG: 0.432 34 Alex Capaul, L OBP: 0.311, SLG: 0.432 19 Sócrates Brito, L OBP: 0.311, SLG: 0.432 49 Mike Zagurski, L OBP: 0.311, SLG: 0.432	0-0 SH1-4		0-0 G5-3		0-0 G4-3		0-3 K			2	0	0	0	0	0	0	1			
Inning Stats	R: 0 E: 0 K: 1 S: 5	H: 1 LOB: 2 BB: 1 P: 9	R: 3 E: 0 K: 1 S: 11	H: 4 LOB: 1 BB: 0 P: 13	R: 1 E: 0 K: 1 S: 7	H: 1 LOB: 0 BB: 0 P: 9	R: 0 E: 0 K: 1 S: 5	H: 0 LOB: 1 BB: 1 P: 9	R: 1 E: 0 K: 0 S: 4	H: 1 LOB: 2 BB: 2 P: 5	R: 0 E: 0 K: 0 S: 3	H: 0 LOB: 2 BB: 2 P: 11	R: 0 E: 0 K: 1 S: 5	H: 0 LOB: 1 BB: 1 P: 9	R: 0 E: 0 K: 1 S: 5	H: 0 LOB: 0 BB: 0 P: 5	1B: 3 2B: 2 3B: 1 HR: 3	SF: 0 SAC: 1 DP: 1 HBP: 0	WP: 1 PB: 0 CS: 1 SB: 1	PA: 41
PITCHER	IP WLS BF H R ER SO BB IBB HBP BLK WP HR S P ERA WHIP	3.0 L 15 6 4 4 3 1 0 0 0 0 2 23 31 12.00 2.333	1.0 L 4 0 0 0 1 1 0 0 0 0 0 5 9 0.00 1.000	3.0 L 15 2 2 2 1 4 0 0 0 1 1 13 31 6.00 2.000	1.0 L 4 0 0 0 1 1 0 0 0 0 0 5 9 0.00 1.000	1.0 L 3 0 0 0 1 0 0 0 0 0 0 5 5 0.00 0.000											IP WLS BF H R ER SO BB IBB HBP BLK WP HR S P ERA WHIP			

Arizona Diamondbacks @ Los Angeles Dodgers
Camelback Ranch, Glendale, AZ
Sun Apr 01 2012, 4:08 PM - 6:56 PM EDT
Att: 9,766 - Sunny - 81 F

AB	33
R	6
H	8
RBI	6
BB	7
SO	7
LOB	19



Batter	1	2	3	4	5	6	7	8	9	AB	R	H	RBI	BB	SO	LOB	BOTTOM					
9 Dee Strange-Gordon, L OBP: 0.463, SLG: 0.598 12 Justin Sellers, R OBP: 0.378, SLG: 0.450 89 Luis Nunez, R OBP: 0.273, SLG: 0.400	0-0 G4-3		0-0 F8			0-0 E5 63 FC4-6 1B			0-0 67 F8 31 1B 2B	1	0	0	0	0	0	0	0					
14 Mark Ellis, R OBP: 0.339, SLG: 0.367 63 Matt Angle, L OBP: 0.390, SLG: 0.353 92 Tyler Henson, R OBP: 0.304, SLG: 0.400	4-0 BB 7 2B		0-0 L7			0-0 FC4-6 1-2			0-3 K	0	1	0	0	0	1	0	0					
7 James Loney, L OBP: 0.345, SLG: 0.490 67 Jeff Baisley, R OBP: 0.227, SLG: 0.200	0-0 G4-3 6 1H 2B			0-0 F9		0-0 P3			0-0 F8	1	0	1	1	0	0	0	0					
6 Jerry Hairston, R OBP: 0.438, SLG: 0.450 18 Matt Treanor, R OBP: 0.360, SLG: 0.381 31 Tim Federowicz, R OBP: 0.344, SLG: 0.296	0-0 G4-3 2-3			0-0 G3			0-0 P3		0-0 F8	1	0	0	0	0	0	1	0					
10 Tony Gwynn Jr., L OBP: 0.296, SLG: 0.457 28 Albert Pujols, R OBP: 0.344, SLG: 0.296 54 Nick Buss, L OBP: 0.344, SLG: 0.296 93 Shawn Tolleson, R OBP: 0.344, SLG: 0.296 76 Eric Edgington, R OBP: 0.344, SLG: 0.296 13 Jake Lemmerman, R OBP: 0.344, SLG: 0.296	0-3 K			0-0 G4-3			0-0 G4-3		0-0 FC6-4 13 1B	2	0	0	0	0	1	1	0					
37 Josh Fields, R OBP: 0.306, SLG: 0.348 73 Leon Landry, L OBP: 0.306, SLG: 0.348		0-3 K			0-3 K				0-3 K	2	0	0	0	0	2	0	0					
65 Luis Alfonso Cruz, R OBP: 0.296, SLG: 0.457 87 Rafael Ynoa, S OBP: 0.296, SLG: 0.457		0-0 P6			0-0 F8				0-0 G1-3	2	0	0	0	0	0	0	0					
17 A.J. Ellis, R OBP: 0.423, SLG: 0.463 88 Elian Herrera, S OBP: 0.500, SLG: 0.500		0-0 F8			0-3 K				0-0 L4	1	0	0	0	0	0	0	0					
58 Chad Billingsley, R OBP: 0.296, SLG: 0.457 3 Adam Kennedy, L OBP: 0.296, SLG: 0.457 55 Matt Guerrier, R OBP: 0.296, SLG: 0.457 96 Kyle Russell, L OBP: 0.296, SLG: 0.457			0-3 K			0-3 K			0-3 K	0	0	0	0	0	0	0	0					
Inning Stats	R: 1 E: 0 K: 1 S: 6	H: 1 LOB: 1 BB: 1 P: 10	R: 0 E: 0 K: 1 S: 5	H: 0 LOB: 0 BB: 0 P: 5	R: 0 E: 0 K: 1 S: 5	H: 0 LOB: 0 BB: 0 P: 5	R: 0 E: 0 K: 0 S: 3	H: 0 LOB: 0 BB: 0 P: 3	R: 0 E: 0 K: 2 S: 7	H: 0 LOB: 0 BB: 0 P: 7	R: 0 E: 1 K: 1 S: 6	H: 0 LOB: 1 BB: 0 P: 6	R: 0 E: 0 K: 1 S: 5	H: 0 LOB: 0 BB: 0 P: 5	R: 0 E: 0 K: 1 S: 5	H: 0 LOB: 1 BB: 0 P: 5	R: 1 E: 0 K: 1 S: 7	H: 2 LOB: 1 BB: 0 P: 7	1B: 1 2B: 2 3B: 0 HR: 0	SF: 0 SAC: 0 DP: 0 HBP: 0	WP: 0 PB: 0 CS: 0 SB: 0	PA: 32
PITCHER	IP WLS BF H R ER SO BB IBB HBP BLK WP HR S P ERA WHIP	5.0 W 17 4 0 0 1 0 0 0 0 0 0 6 6 0.00 0.000	1.0 L 4 0 0 0 1 0 0 0 0 0 0 5 5 0.00 0.000	1.0 L 3 0 0 0 1 0 0 0 0 0 0 12 12 4.50 1.000											IP WLS BF H R ER SO BB IBB HBP BLK WP HR S P ERA WHIP							

Arizona Diamondbacks @ Los Angeles Dodgers
Camelback Ranch, Glendale, AZ
Sun Apr 01 2012, 4:08 PM - 6:56 PM EDT
Att: 9,766 - Sunny - 81 F

AB	31
R	2
H	3
RBI	2
BB	1
SO	9
LOB	7



Batter	1	2	3	4	5	6	7	8	9	AB	R	H	RBI	BB	SO	LOB	TOP							
2 Erk Aybar , S OBP: 0.421, SLG: 0.542 19 Alexi Amarista , L OBP: 0.333, SLG: 0.525										2	0	0	0	0	1	0	Los Angeles Angels @ Los Angeles Dodgers Dodger Stadium, Los Angeles, CA Wed Apr 04 2012, 12:12 PM - 3:29 PM PDT Att: 16,990 - Partly Cloudy - 72 F							
47 Howie Kendrick , R OBP: 0.426, SLG: 0.667 79 Taylor Lindsey , L OBP: 0.471, SLG: 0.706										3	0	1	0	0	1	0								
5 Albert Pujols , R OBP: 0.437, SLG: 0.850 77 Kole Calhoun , L OBP: 0.392, SLG: 0.542										1	1	1	1	0	0	0								
48 Tori Hunter , R OBP: 0.339, SLG: 0.383 3 Jorge Cantu , R OBP: 0.277, SLG: 0.426										1	0	0	0	0	1	0								
10 Vernon Wells , R OBP: 0.338, SLG: 0.477 39 Ryan Langerhans , L OBP: 0.436, SLG: 0.567										1	0	0	0	0	0	0								
44 Mark Trumbo , R OBP: 0.323, SLG: 0.707										4	1	1	1	0	1	1								
17 Chris Iannetta , R OBP: 0.431, SLG: 0.439 6 Alberto Callaspo , S OBP: 0.328, SLG: 0.417 96 Jett Bandy , R OBP: 0.667, SLG: 0.500										2	0	1	0	1	0	0								
25 Peter Bourjos , R OBP: 0.354, SLG: 0.393 20 Travis Witherspoon , R OBP: 0.143, SLG: 0.143										2	0	1	0	1	0	0								
33 C.J. Wilson , L ERA: 1.11 8 Kendrys Morales , S ERA: 11.25 55 Jason Lirio , R ERA: 11.25 40 Kevin Jepsen , R ERA: 3.75 86 David Carpenter , R ERA: 1.8 86 David Carpenter , R ERA: 1.8 61 Jordan Walden , R										1	0	0	0	0	1	0								
Inning Stats	R: 1 E: 0 K: 3 S: 13	H: 1 LOB: 0 BB: 0 P: 19	R: 1 E: 0 K: 0 S: 11	H: 1 LOB: 0 BB: 0 P: 14	R: 0 E: 0 K: 1 S: 8	H: 0 LOB: 0 BB: 0 P: 12	R: 2 E: 0 K: 0 S: 14	H: 4 LOB: 2 BB: 0 P: 21	R: 3 E: 1 K: 1 S: 12	H: 3 LOB: 1 BB: 1 P: 23	R: 0 E: 0 K: 1 S: 15	H: 0 LOB: 2 BB: 2 P: 28	R: 1 E: 0 K: 1 S: 12	H: 2 LOB: 1 BB: 0 P: 17	R: 0 E: 0 K: 1 S: 12	H: 0 LOB: 0 BB: 0 P: 18		R: 0 E: 0 K: 1 S: 8	H: 0 LOB: 0 BB: 0 P: 13	1B: 6 2B: 1 3B: 0 HR: 4	SF: 0 SAC: 0 DP: 0 HBP: 0	WP: 0 PB: 1 SB: 0 CS: 0	PA: 39	
PITCHER	IP WLS BF H R ER SO BB IBB HBP BLK WP HR S P ERA WHIP	4.1 L 21 8 7 5 5 1 0 0 0 0 3 54 82 10.38 2.077	5.1 L 12 3 1 1 2 2 0 0 0 0 1 31 52 3.38 1.875	6.1 L 1.0 3 0 0 0 1 0 0 0 0 0 12 18 0.00 0.000	9.1 L 1.0 3 0 0 0 1 0 0 0 0 0 8 13 0.00 0.000																			

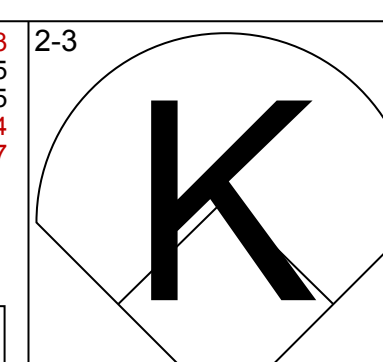
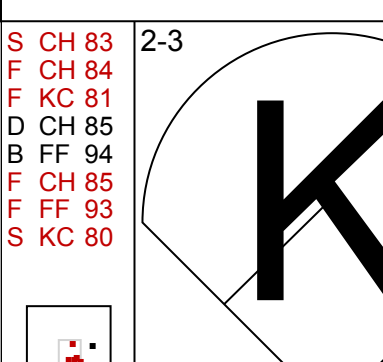
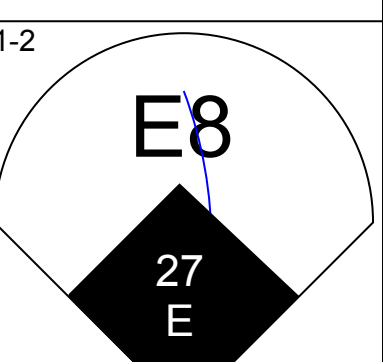
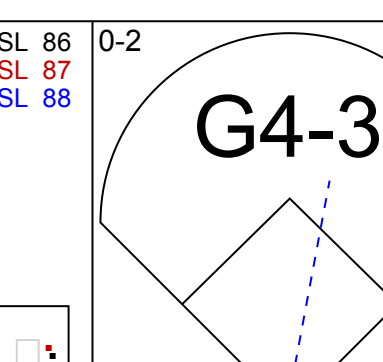
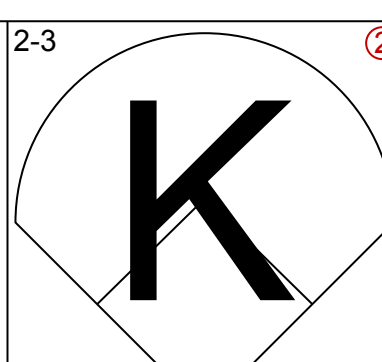
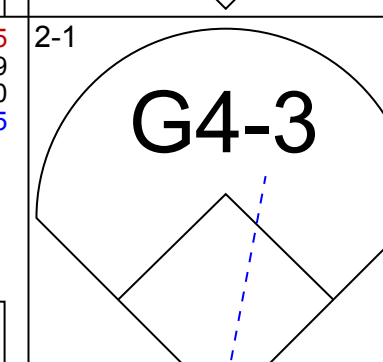
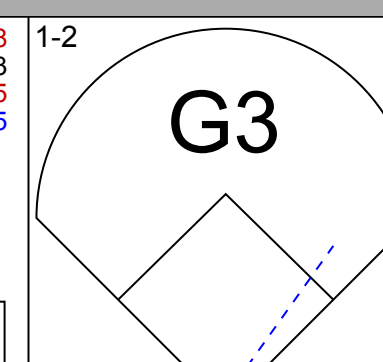
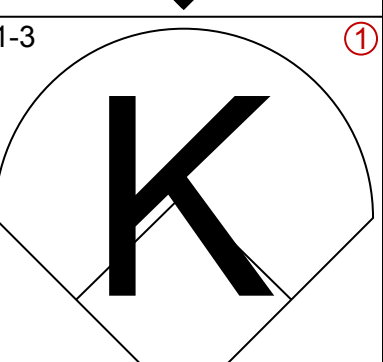
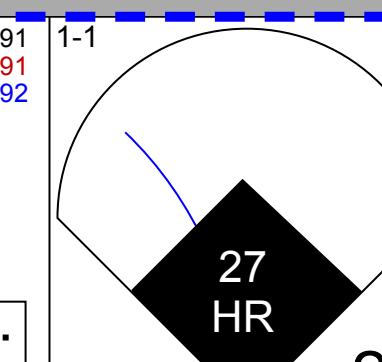
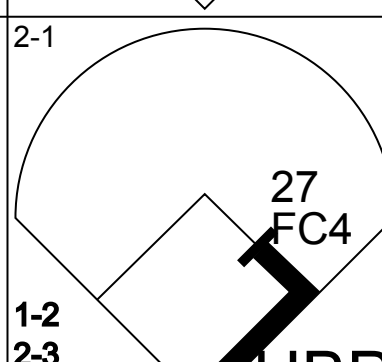
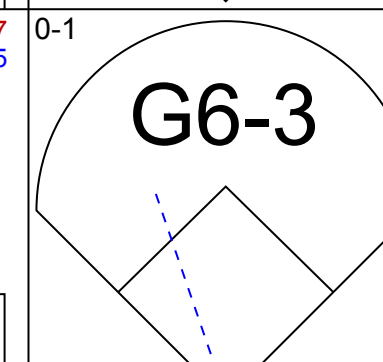
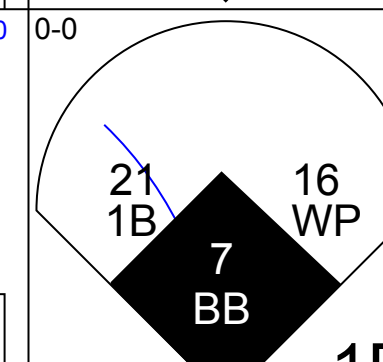
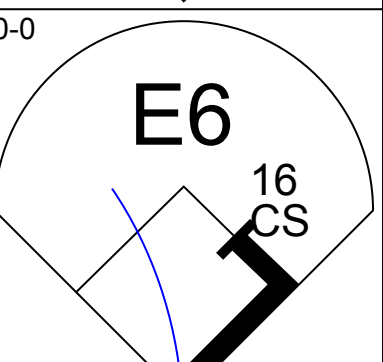
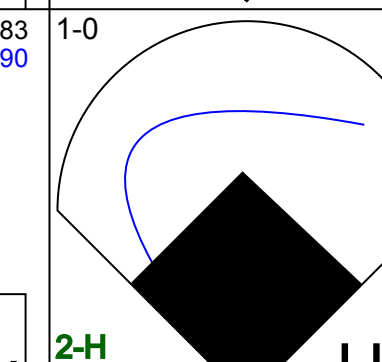
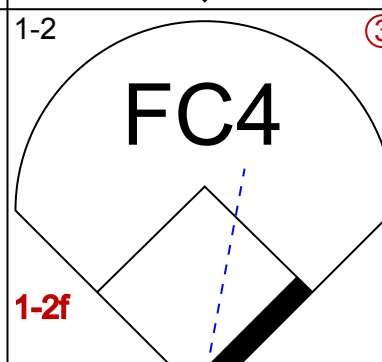
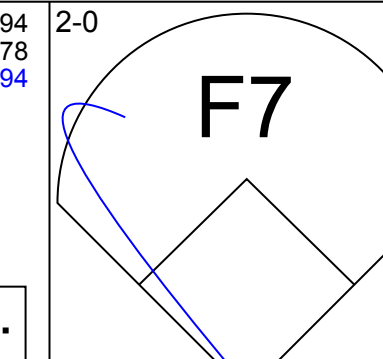
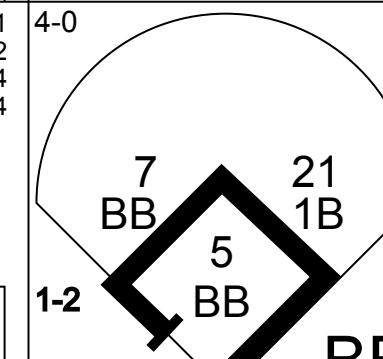
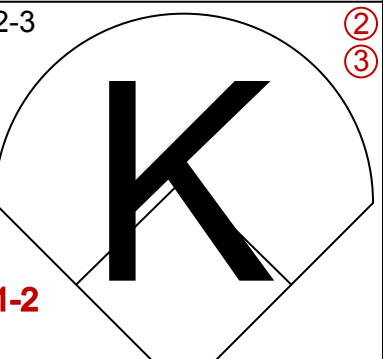
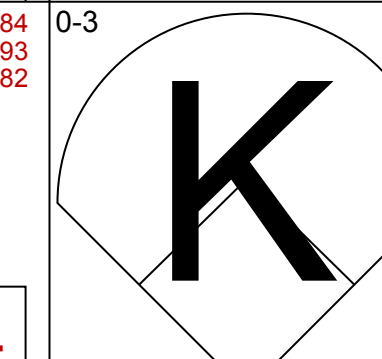
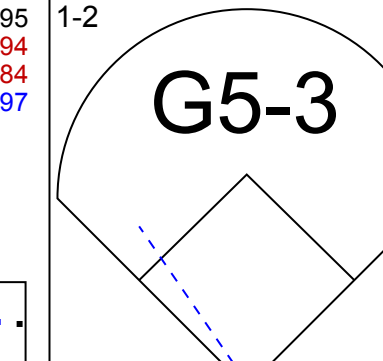
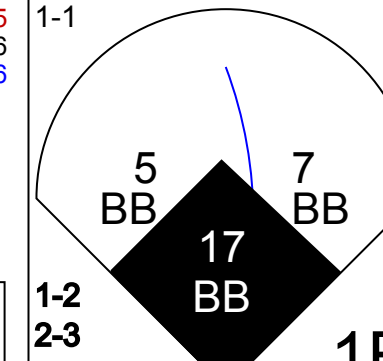
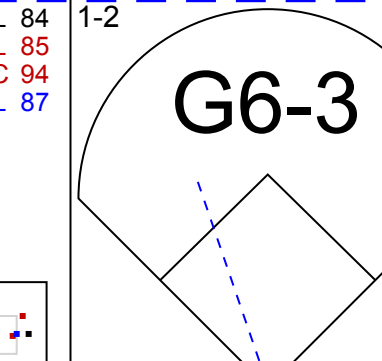
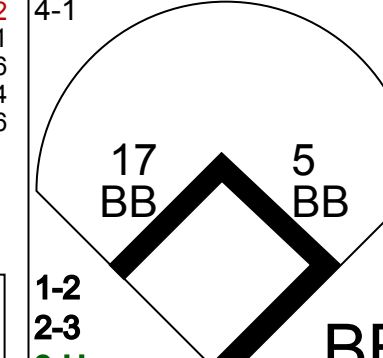
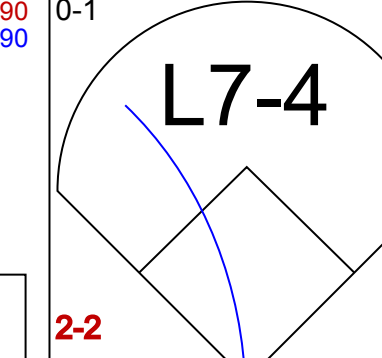

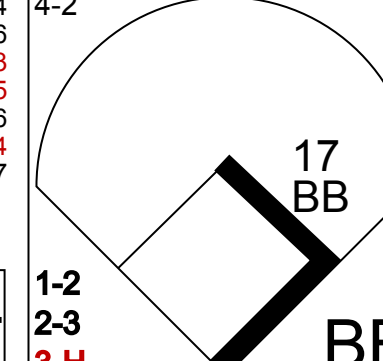
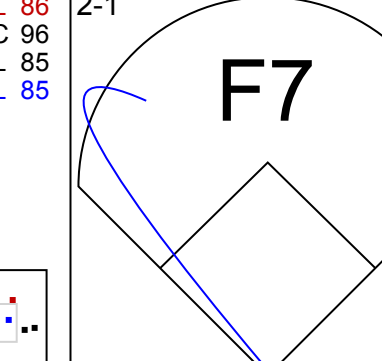

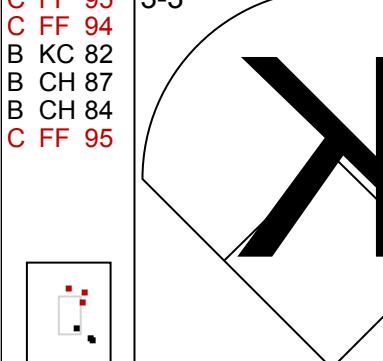
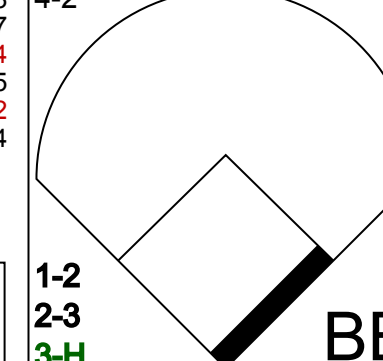

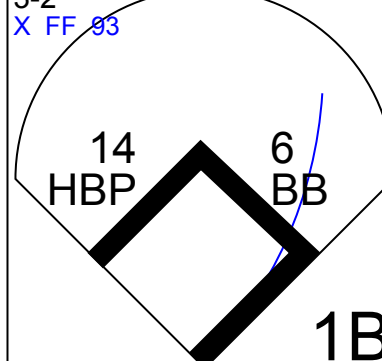
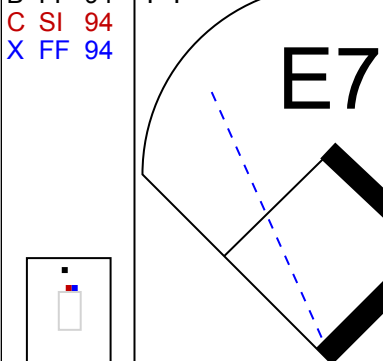
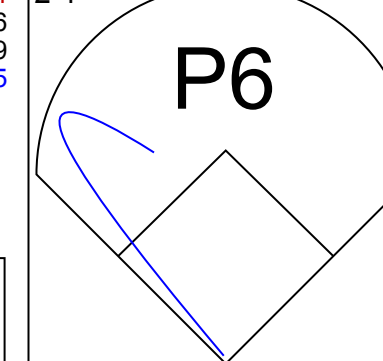
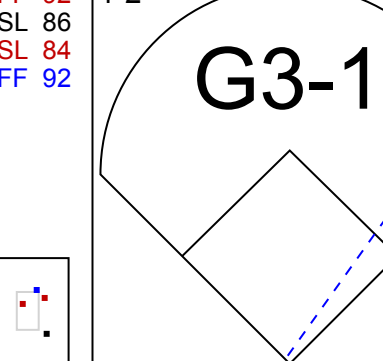
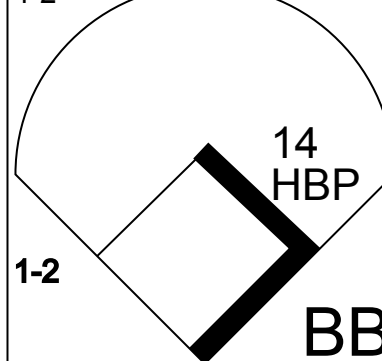
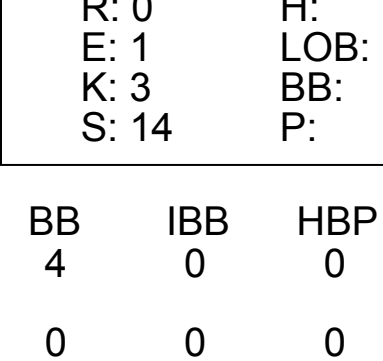
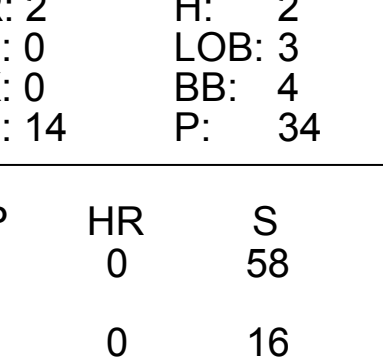
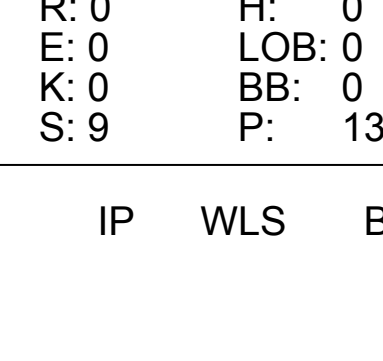
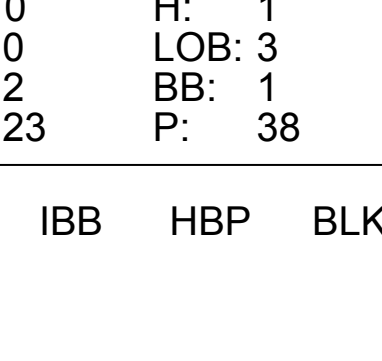
Batter	1	2	3	4	5	6	7	8	9	AB	R	H	RBI	BB	SO	LOB	BOTTOM							
10 Tony Gwynn Jr. , L OBP: 0.276, SLG: 0.306 91 Jon Garcia , R OBP: 0.500, SLG: 0.333										2	0	0	0	0	0	0	Los Angeles Angels @ Los Angeles Dodgers Dodger Stadium, Los Angeles, CA Wed Apr 04 2012, 12:12 PM - 3:29 PM PDT Att: 16,990 - Partly Cloudy - 72 F							
12 Justin Sellers , R OBP: 0.373, SLG: 0.422 81 Matt Wallach , L										3	0	0	0	0	1	3								
16 Andre Ethier , L OBP: 0.431, SLG: 0.846 89 Luis Nunez , R OBP: 0.286, SLG: 0.286										1	0	0	0	0	0	0								
21 Juan Rivera , R OBP: 0.382, SLG: 0.619 37 Josh Fields , R OBP: 0.327, SLG: 0.340										2	0	1	0	0	0	1								
3 Adam Kennedy , L OBP: 0.310, SLG: 0.425 67 Jeff Baileys , R OBP: 0.208, SLG: 0.162										3	0	1	0	0	1	2								
Tim Federowicz , R OBP: 0.421, SLG: 0.355										3	0	2	1	2	1	0								
65 Luis Alfonso Cruz , R OBP: 0.308, SLG: 0.462 98 Blake Smith , L										2	0	2	0	0	0	0								
Matt Angle , L OBP: 0.396, SLG: 0.333										3	1	1	0	2	2	2								
50 Nathan Eovaldi , R 62 Fernando Nieve , R 93 Logan Bawcom , R 82 Griff Erickson , S 70 Will Savage , R										2	0	0	0	0	2	4								
Inning Stats	R: 0 E: 1 K: 0 S: 7	H: 0 LOB: 1 BB: 0 P: 13	R: 0 E: 0 K: 2 S: 21	H: 2 LOB: 2 BB: 1 P: 31	R: 0 E: 0 K: 1 S: 13	H: 1 LOB: 0 BB: 0 P: 18	R: 0 E: 0 K: 2 S: 13	H: 2 LOB: 3 BB: 1 P: 21	R: 0 E: 0 K: 0 S: 12	H: 0 LOB: 2 BB: 1 P: 20	R: 0 E: 0 K: 1 S: 10	H: 0 LOB: 1 BB: 1 P: 18	R: 1 E: 1 K: 2 S: 16	H: 2 LOB: 1 BB: 0 P: 27	R: 2 E: 0 K: 0 S: 12	H: 3 LOB: 2 BB: 1 P: 22		R: 0 E: 0 K: 2 S: 9	H: 0 LOB: 0 BB: 0 P: 13	1B: 10 2B: 1 3B: 0 HR: 0	SF: 0 SAC: 0 DP: 0 HBP: 1	WP: 0 PB: 1 SB: 0 CS: 1	PA: 44	
PITCHER	IP WLS BF H R ER SO BB IBB HBP BLK WP HR S P ERA WHIP	4.0 L 20 5 1 0 0 0 1 0 0 0 0 12 20 0.00 2.000	5.1 L 5 1 0 0 0 1 0 0 0 0 0 10 18 0.00 1.000	6.1 L 1.1 7 2 2 1 2 1 0 0 0 0 19 35 6.75 2.250	8.1 L 1.1 7 2 2 1 2 1 0 0 0 0 19 35 6.75 2.250																			

AB	36
R	8
H	11
RBI	6
BB	3
SO	9
LOB	10



AB	38
R	3
H	11
RBI	3
BB	5
SO	10
LOB	25

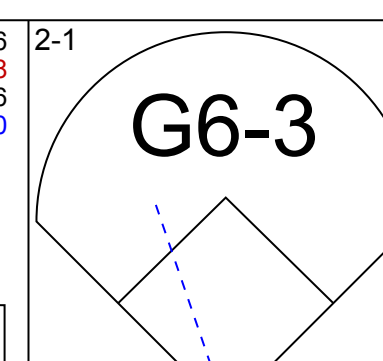
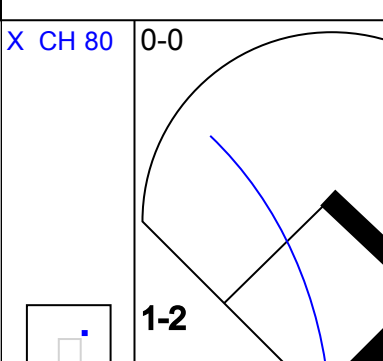
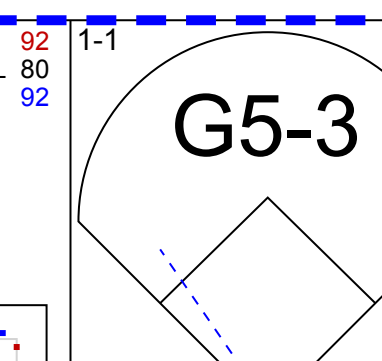
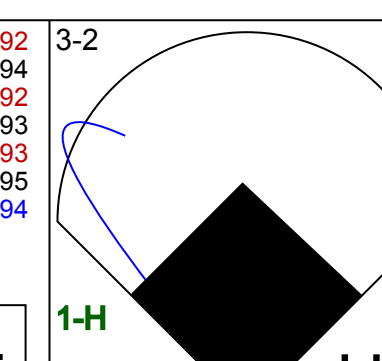
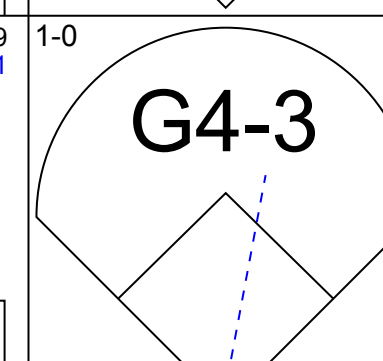
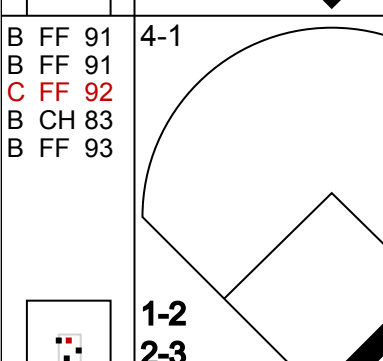
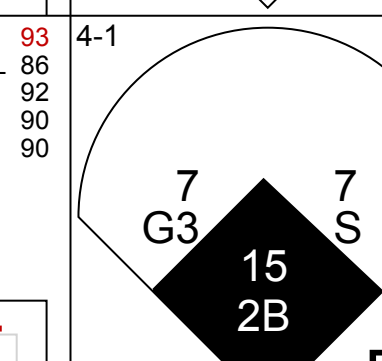
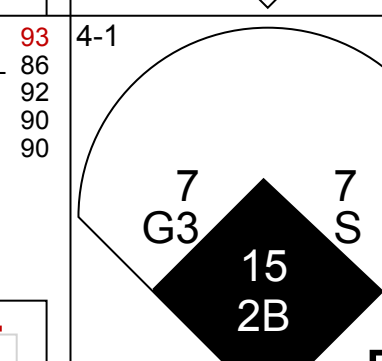
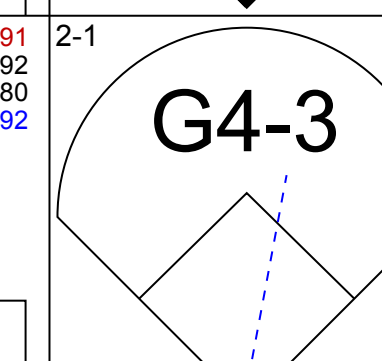
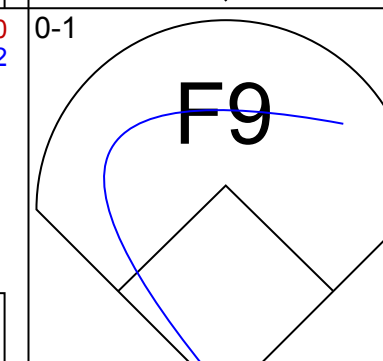
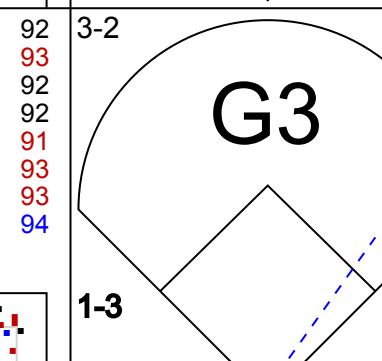
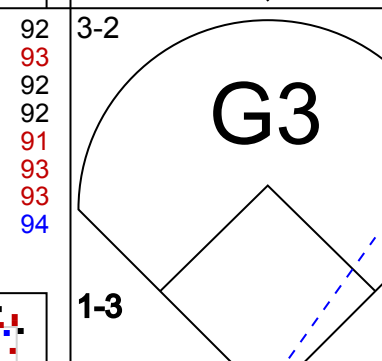
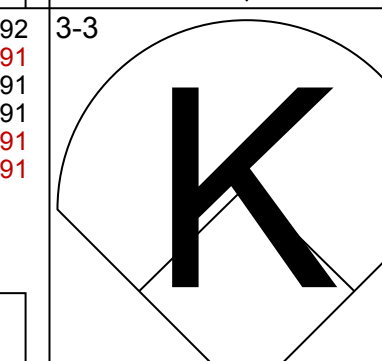

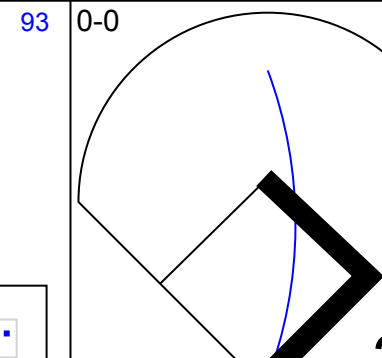
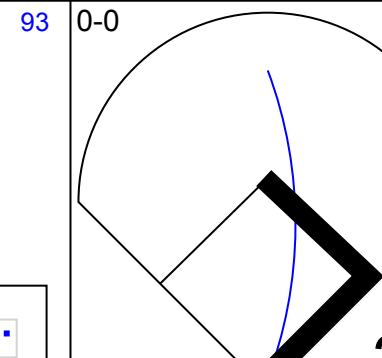
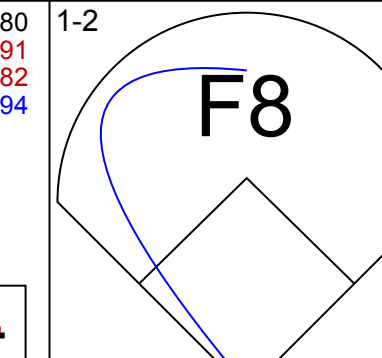
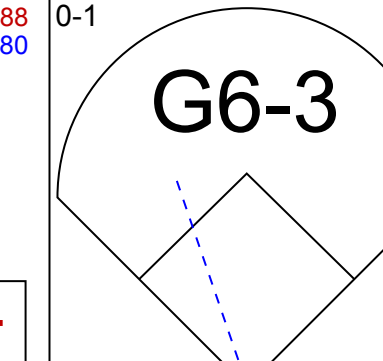
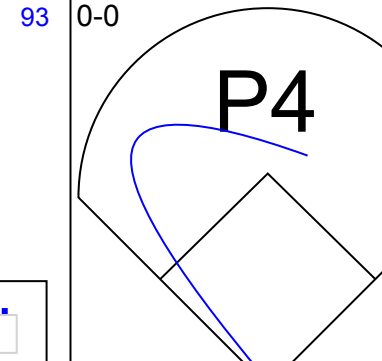
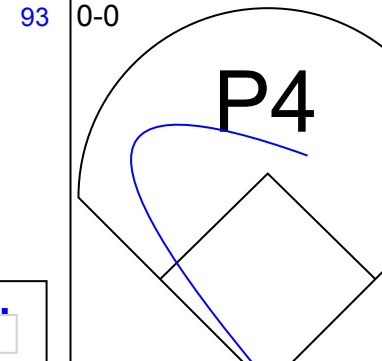

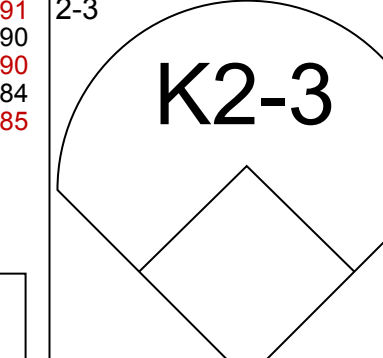



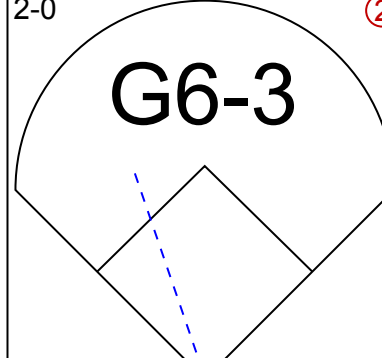


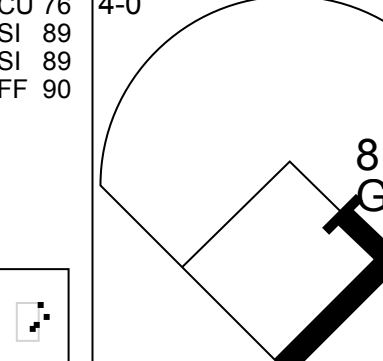
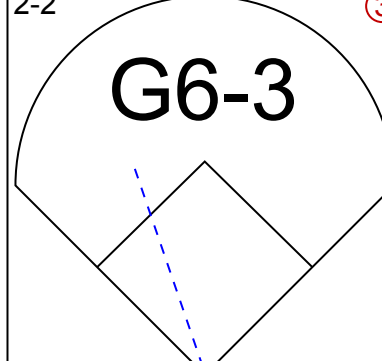
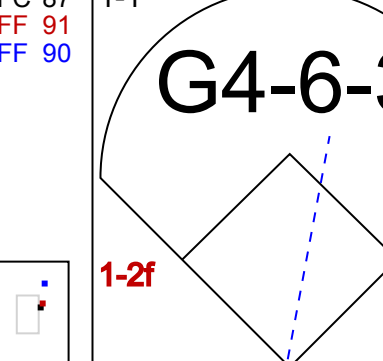

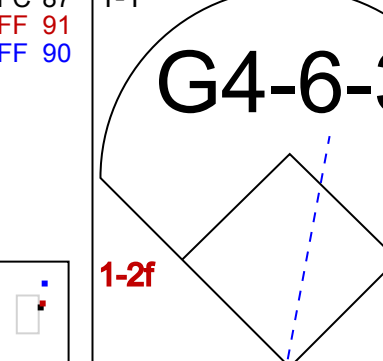





Batter	1	2	3	4	5	6	7	8	9	AB	R	H	RBI	BB	SO	LOB	TOP					
9 Dee Strange-Gordon, L (1.6)										5	1	0	0	0	3	3						
14 Mark Ellis, R (1.4) OBP: 0.400, SLG: 0.500										4	1	1	0	0	1	1						
27 Matt Kemp, R (1.8) OBP: 0.400, SLG: 1.000										5	2	2	3	0	0	3						
16 Andre Ethier, L (1.9)										3	0	0	0	1	2	1						
21 Juan Rivera, R (1.7) OBP: 0.500, SLG: 0.750										4	1	2	0	0	0	0						
54 Javy Guerra, R (9.1)										0	0	0	0	0	0	0						
7 James Loney, L (1.3)										3	0	0	1	1	1	1						
5 Juan Uribe, R (1.5)										3	0	0	0	1	2	0						
17 A.J. Ellis, R (1.2) OBP: 0.500, SLG: 0.333										3	0	1	1	1	1	0						
23 Clayton Kershaw, L (1.1) ERA: 3.6										1	0	0	0	0	0	0						
37 Edinson Volquez, R (1.1) ERA: 3.6										1	0	0	0	0	0	0						
45 Anthony Bass, R (6.1) ERA: 18.0										0	0	0	0	0	0	0						
58 Brad Brach, R (8.1) ERA: 18.0										0	1	10	12	18.00	3.000							
39 Ernesto Frieri, R (9.1) ERA: 18.0										0	0	23	38	0.00	2.000							
Inning Stats	R: 0 E: 0 K: 7 S: 7	H: 0 LOB: 0 BB: 0 P: 11	R: 0 E: 0 K: 7 S: 7	H: 0 LOB: 0 BB: 13 P: 13	R: 0 E: 1 K: 3 S: 14	H: 1 LOB: 3 BB: 0 P: 20	R: 2 E: 0 K: 0 S: 14	H: 2 LOB: 3 BB: 4 P: 34	R: 1 E: 2 K: 2 S: 16	H: 0 LOB: 0 BB: 0 P: 19	R: 0 E: 0 K: 0 S: 7	H: 0 LOB: 0 BB: 0 P: 13	R: 0 E: 0 K: 0 S: 9	H: 0 LOB: 0 BB: 0 P: 13	R: 2 E: 0 K: 1 S: 10	H: 3 LOB: 0 BB: 0 P: 12	R: 0 E: 0 K: 2 S: 23	H: 1 LOB: 3 BB: 1 P: 38	1B: 4 2B: 3 3B: 0 HR: 1	SF: 0 SAC: 0 DP: 1 HBP: 1	WP: 1 PB: 0 SB: 0 CS: 1	PA: 39
PITCHER	IP	WLS	BF	H	R	ER	SO	BB	IBB	HBP	BLK	WP	HR	S	P	ERA	WHIP					
37 Edinson Volquez, R (1.1)	5.0	L	22	3	3	2	7	4	0	0	0	1	0	58	97	3.60	1.400					
45 Anthony Bass, R (6.1)	2.0		6	0	0	0	0	0	0	0	0	0	0	16	26	0.00	0.000					
58 Brad Brach, R (8.1)	1.0		5	3	2	2	1	0	0	0	0	0	1	10	12	18.00	3.000					
39 Ernesto Frieri, R (9.1)	1.0		6	1	0	0	2	1	0	1	0	0	0	23	38	0.00	2.000					

Los Angeles Dodgers @ San Diego Padres
 Petco Park, San Diego, CA
 Thu Apr 05 2012, 4:10 PM - 7:05 PM PDT
 Att: 42,941 - Sunny - 69 F

AB	33
R	5
H	7
RBI	5
BB	5
SO	10
LOB	12



Batter	1	2	3	4	5	6	7	8	9	AB	R	H	RBI	BB	SO	LOB	BOTTOM					
24 Cameron Maybin, R (1.8) OBP: 0.500, SLG: 1.250										4	1	2	2	0	0	0						
13 Chris Denorfia, R (1.9)										1	0	0	0	1	0	0						
25 Will Venable, L (6.7) ERA: 18.0										1	1	0	0	1	0	0						
7 Chase Headley, S (1.5)										4	0	0	0	0	2	4						
15 Jesus Guzman, R (1.7) OBP: 0.250, SLG: 0.500										4	0	1	1	0	0	0						
4 Nick Hundley, R (1.2)										4	0	0	0	0	1	1						
23 Yonder Alonso, L (1.3)										4	0	0	0	0	2	0						
1 Orlando Hudson, S (1.4)										3	0	0	0	1	0	0						
8 Jason Bartlett, R (1.6)										3	0	0	0	0	1	1						
37 Edinson Volquez, R (1.1) ERA: 3.6										1	0	1	0	0	0	0						
88 Kyle Blanks, R (5.7) ERA: 18.0										1	0	0	0	0	1	0						
45 Anthony Bass, R (6.1) ERA: 18.0										0	0	0	0	0	0	0						
58 Brad Brach, R (8.1) ERA: 18.0										0	0	0	0	0	0	0						
47 Jeremy Hermida, L (8.7) ERA: 18.0										1	1	1	0	0	0	0						
39 Ernesto Frieri, R (9.1) ERA: 18.0										0	0	0	0	0	0	0						
Inning Stats	R: 0 E: 0 K: 5 S: 5	H: 0 LOB: 0 BB: 0 P: 8	R: 0 E: 0 K: 1 S: 7	H: 0 LOB: 0 BB: 0 P: 12	R: 0 E: 0 K: 2 S: 13	H: 2 LOB: 3 BB: 1 P: 19	R: 0 E: 0 K: 0 S: 10	H: 0 LOB: 0 BB: 0 P: 12	R: 0 E: 0 K: 1 S: 11	H: 0 LOB: 0 BB: 0 P: 17	R: 1 E: 0 K: 0 S: 10	H: 1 LOB: 1 BB: 1 P: 18	R: 0 E: 0 K: 1 S: 6	H: 0 LOB: 0 BB: 1 P: 12	R: 2 E: 0 K: 1 S: 15	H: 2 LOB: 0 BB: 0 P: 26	R: 0 E: 0 K: 1 S: 9	H: 0 LOB: 0 BB: 0 P: 14	1B: 3 2B: 1 3B: 0 HR: 1	SF: 0 SAC: 0 DP: 1 HBP: 0	WP: 1 PB: 0 SB: 1 CS: 0	PA: 34
PITCHER	IP	WLS	BF	H	R	ER	SO	BB	IBB	HBP	BLK	WP	HR	S	P	ERA	WHIP					
22 Clayton Kershaw, L (1.1)	3.0		12	2	0	0	3	1	0	0	0	0	0	25	39	0.00	1.000					
52 Josh Lindblom, R (4.1) ERA: 9.0	2.0	W	6	0	0	0	1	0	0	0	0	0	0	21	29	0.00	0.000					
66 Mike MacDougal, R (6.1) ERA: 9.0	1.0	H	5	1	1	1	0	1	0	0	0	0	0	10	18	9.00	2.000					
55 Matt Guerrier, R (7.1) ERA: 18.0	1.0	H	3	0	0	0	1	1	0	0	0	0	0	6	12	0.00	1.000					
74 Kenley Jansen, R (8.1) ERA: 18.0	1.0		5	2	2	2	1	0	0	0	0	0	1	15	26	18.00	2.000					

Los Angeles Dodgers @ San Diego Padres
 Petco Park, San Diego, CA
 Thu Apr 05 2012, 4:10 PM - 7:05 PM PDT
 Att: 42,941 - Sunny - 69 F

AB	31
R	3
H	5
RBI	3
BB	3
SO	7
LOB	6



Batter	1	2	3	4	5	6	7	8	9	10	11	AB	R	H	RBI	BB	SO	LOB	TOP			
9 Dee Strange-Gordon, L (1.6)												4	2	3	1	2	0	0				
14 Mark Ellis, R (1.4)												5	1	0	0	1	0	4				
27 Matt Kemp, R (1.8)												4	1	2	2	0	2	1				
16 Andre Ethier, L (1.9)												4	0	1	2	1	1	1				
7 James Loney, L (1.3)												5	0	0	0	0	1	3				
3 Adam Kennedy, L (1.5)												2	0	0	0	0	1	0				
6 Jerry Hairston, R (6.0)												3	0	1	0	0	0	0				
60 Todd Coffey, R (6.5)												0	0	0	0	0	0	0				
54 Javy Guerra, R (11.1)												0	0	0	0	0	0	0				
17 A.J. Ellis, R (1.2)												3	2	2	1	2	0	0				
10 Tony Gwynn Jr., L (1.7)												3	0	0	0	0	0	0				
66 Mike MacDougal, S (8.1)												0	0	0	0	0	0	0				
55 Matt Guerrier, R (7.1)												1	0	0	0	0	0	0				
5 Juan Uribe, R (8.0)												0	0	0	0	0	0	0				
74 Kenley Jansen, S (8.1)												0	0	0	0	0	0	0				
12 Justin Sellers, R (10.6)												0	0	0	0	0	0	0				
35 Chris Capuano, L (1.1)												2	0	0	0	0	1	0				
28 Jamey Wright, R (5.1)												0	0	0	0	0	0	0				
57 Scott Elbert, L (5.1)												0	0	0	0	0	0	0				
21 Juan Rivera, R (6.0)												3	0	0	0	0	0	4				
26 Dustin Moseley, R (1.1)												0	0	0	0	0	0	0				
54 Joe Thatcher, L (6.1)												0	0	0	0	0	0	0				
56 Brad Brach, R (6.1)												0	0	0	0	0	0	0				
57 Luke Gregerson, R (7.1)												0	0	0	0	0	0	0				
34 Andrew Cashner, R (8.1)												0	0	0	0	0	0	0				
Inning Stats	R: 1 E: 0 K: 0 S: 9	H: 1 LOB: 0 BB: 0 P: 14	R: 0 E: 0 K: 1 S: 7	H: 0 LOB: 0 BB: 0 P: 12	R: 3 E: 0 K: 1 S: 13	H: 2 LOB: 1 BB: 2 P: 28	R: 1 E: 0 K: 0 S: 9	H: 1 LOB: 0 BB: 0 P: 13	R: 0 E: 0 K: 2 S: 9	H: 1 LOB: 1 BB: 1 P: 21	R: 0 E: 0 K: 1 S: 10	H: 0 LOB: 1 BB: 1 P: 14	R: 0 E: 0 K: 1 S: 7	H: 0 LOB: 0 BB: 0 P: 11	R: 0 E: 0 K: 0 S: 9	H: 2 LOB: 1 BB: 0 P: 12	1B: 4 2B: 4 3B: 0 HR: 1	SF: 1 SAC: 1 DP: 1 HBP: 0	WP: 0 PB: 0 SB: 3 CS: 0	PA: 47		
PITCHER	IP: 5.0 ERA: 9.0	WLS: 22 BF: 22	H: 5 R: 5 ER: 5 SO: 4	R: 5 R: 5 ER: 5 SO: 4	BB: 2 IBB: 0 HBP: 0 BLK: 0	WP: 0 HR: 1 S: 47 P: 79	ERA: 9.00 WHIP: 1.400	PITCHER	IP: 1.0 ERA: 0.00	WLS: 3 BF: 3	H: 0 R: 0 ER: 0 SO: 1	BB: 0 IBB: 0 HBP: 0 BLK: 0	WP: 0 HR: 0 S: 7 P: 11	ERA: 0.00 WHIP: 0.000	16 Huston Street, R (9.1)	IP: 2.0 ERA: 2.25	WLS: 8 BF: 8	H: 2 R: 1 ER: 1 SO: 0	BB: 0 IBB: 0 HBP: 0 BLK: 0	WP: 0 HR: 0 S: 18 P: 24	ERA: 4.50 WHIP: 1.000	

Los Angeles Dodgers @ San Diego Padres
 Petco Park, San Diego, CA
 Sat Apr 07 2012, 5:36 PM - 9:32 PM PDT
 Att: 31,909 - Clear - 71 F

AB 39
 R 6
 H 9
 RBI 6
 BB 6
 SO 7
 LOB 16



Batter	1	2	3	4	5	6	7	8	9	10	11	AB	R	H	RBI	BB	SO	LOB	BOTTOM										
24 Cameron Maybin, R (1.8)												5	1	0	0	1	2	4											
13 Chris Denorfia, R (1.9)												5	1	0	0	1	0	3											
7 Chase Headley, S (1.5)												3	1	0	1	2	1	0											
45 Anthony Bass, R (10.1)												0	0	0	0	0	0	0											
15 Jesus Guzman, R (1.7)												4	1	1	1	1	0	1											
4 Nick Hundley, R (1.2)												4	0	0	1	1	2	2											
23 Yonder Alonso, L (1.3)												3	0	1	0	1	0	2											
1 Orlando Hudson, S (1.4)												5	0	1	1	0	2	2											
8 Jason Bartlett, R (1.6)												3	1	1	0	2	0	0											
26 Dustin Moseley, R (1.1)												1	0	0	0	0	0	0											
84 Joe Thatcher, L (6.1)												0	0	0	0	0	0	0											
47 Jeremy Hertzog, L (7.1)												0	0	0	0	0	0	0											
97 Luke Gregerson, R (7.1)												0	0	0	0	0	0	0											
34 Andrew Cashner, R (8.1)												0	0	0	0	0	0	0											
25 Will Venable, L (8.1)												0	0	0	0	0	0	0											
3 Andy Parrino, S (8.1)												0	0	0	0	0	0	0											
Inning Stats	R: 0 E: 0 K: 1 S: 11	H: 0 LOB: 0 BB: 0 P: 15	R: 0 E: 0 K: 1 S: 10	H: 1 LOB: 1 BB: 0 P: 17	R: 0 E: 0 K: 1 S: 7	H: 0 LOB: 1 BB: 1 P: 13	R: 0 E: 0 K: 0 S: 8	H: 0 LOB: 1 BB: 1 P: 14	R: 5 E: 0 K: 1 S: 17	H: 2 LOB: 2 BB: 5 P: 41	R: 0 E: 0 K: 1 S: 9	H: 0 LOB: 1 BB: 1 P: 18	R: 0 E: 0 K: 2 S: 11	H: 0 LOB: 0 BB: 0 P: 11	R: 0 E: 0 K: 0 S: 4	H: 0 LOB: 0 BB: 0 P: 7	R: 0 E: 0 K: 1 S: 7	H: 0 LOB: 1 BB: 1 P: 13	1B: 4 2B: 0 3B: 0 HR: 0	SF: 0 SAC: 1 DP: 0 HBP: 1	WP: 1 PB: 0 SB: 0 CS: 0	PA: 47							
PITCHER	IP: 4.2 ERA: 7.71	WLS: 21 BF: 21	H: 2 R: 4 ER: 4 SO: 4	R: 2 R: 4 ER: 4 SO: 4	BB: 5 IBB: 0 HBP: 0 BLK: 0	WP: 0 HR: 0 S: 49 P: 86	ERA: 7.71 WHIP: 1.500	PITCHER	IP: 2.0 ERA: 6.0	WLS: 4 BF: 4	H: 0 R: 0 ER: 0 SO: 2	BB: 0 IBB: 0 HBP: 0 BLK: 0	WP: 0 HR: 0 S: 15 P: 18	ERA: 0.00 WHIP: 0.000	74 Kenley Jansen, R (8.1)	IP: 1.0 ERA: 4.5	WLS: 4 BF: 4	H: 0 R: 0 ER: 0 SO: 1	BB: 1 IBB: 0 HBP: 0 BLK: 0	WP: 0 HR: 0 S: 7 P: 13	ERA: 0.00 WHIP: 1.000	60 Todd Coffey, R (10.1)	IP: 1.0 ERA: 1.000	WLS: 4 BF: 4	H: 0 R: 0 ER: 0 SO: 1	BB: 1 IBB: 0 HBP: 0 BLK: 0	WP: 0 HR: 0 S: 10 P: 17	ERA: 0.00 WHIP: 1.000	54 Javy Guerra, R (11.1)

Los Angeles Dodgers @ San Diego Padres
 Petco Park, San Diego, CA
 Sat Apr 07 2012, 5:36 PM - 9:32 PM PDT
 Att: 31,909 - Clear - 71 F

AB 35
 R 5
 H 4
 RBI 4
 BB 10
 SO 9
 LOB 15



Batter	1	2	3	4	5	6	7	8	9	AB	R	H	RBI	BB	SO	LOB	TOP			
9 Dee Strange-Gordon, L (1.6) OBP: 0.300, SLG: 0.278	L5			E1 27 FC5-4		K		F7		4	0	0	0	0	1	2	Los Angeles Dodgers @ San Diego Padres Petco Park, San Diego, CA Sun Apr 08 2012, 1:06 PM - 3:53 PM PDT Att: 19,021 - Partly Cloudy - 72 F livebaseballscorecards.com			
12 Justin Sellers, R (1.4) 52 Josh Lindblom, R (6.1) 3 Adam Kennedy, L (8,PH) 60 Todd Coffey, R (8.1) 57 Scott Elbert, L (8.1)	K			F9		G1-3		K		3	0	0	0	0	1	2				
27 Matt Kemp, R (1.8) OBP: 0.389, SLG: 0.824	G5-3			FC5-4		HR		F9		4	1	1	2	0	0	1				
21 Juan Rivera, R (1.7) OBP: 0.400, SLG: 0.429	G6-3			F8		F8		1B		4	1	1	0	0	0	1				
16 Andre Ethier, L (1.9) OBP: 0.353, SLG: 0.733	G6-3			E1 7 5 1B		G5-3		HR		4	1	1	2	0	0	0				
5 Juan Uribe, R (1.5) OBP: 0.154, SLG: 0.083	L9			1B		G4-3		F7		4	0	1	0	0	0	0				
7 James Loney, L (1.3)	G3-1			G4-6-3		G5-3		K		4	0	0	0	0	1	2				
18 Matt Treanor, R (1.2)	F8			F7		G1-3				3	0	0	0	0	0	1				
44 Aaron Harang, R (1.1) 28 Jamey Wright, R (5.1) 14 Mark Ellis, R (6,PH) OBP: 0.333, SLG: 0.333	K			E9 12 27 G1-3 HR		BB				1	0	0	0	0	1	0				
										0	0	0	0	0	0	0				
										1	1	0	0	1	0	0				
Inning Stats	R: 0 E: 0 K: 1 S: 7	H: 0 LOB: 0 BB: 0 P: 10	R: 0 E: 0 K: 0 S: 7	H: 0 LOB: 0 BB: 0 P: 10	R: 0 E: 0 K: 1 S: 10	H: 0 LOB: 0 BB: 0 P: 14	R: 0 E: 1 K: 0 S: 10	H: 1 LOB: 1 BB: 0 P: 13	R: 2 E: 0 K: 1 S: 13	H: 1 LOB: 0 BB: 0 P: 16	R: 0 E: 0 K: 0 S: 5	H: 0 LOB: 0 BB: 0 P: 6	R: 0 E: 0 K: 1 S: 8	H: 0 LOB: 1 BB: 1 P: 17	R: 2 E: 0 K: 1 S: 18	H: 2 LOB: 0 BB: 0 P: 27	1B: 2 2B: 0 3B: 0 HR: 2	SF: 0 SAC: 0 DP: 1 HBP: 0	WP: 0 PB: 0 SB: 0 CS: 0	PA: 34
PITCHER	IP ERA WHIP	WLS BF	H R ER SO	BB IBB HBP BLK	WP HR S P	ERA WHIP	PITCHER										IP WLS BF H R ER SO BB IBB HBP BLK WP HR S P ERA WHIP			
33 Clayton Richard, L (1.1) ERA: 6.23	7.0 W 25	2 2 0 3	0 0 0 0	0 0 0 0	0 0 0 0	0.00 0.286														
34 Andrew Cashner, R (8.1) ERA: 9.0	1.0 H 4	0 0 0 1	1 0 0 0	0 0 0 0	0 0 1 18	0.00 1.000														
39 Ernesto Frieri, R (9.1)	1.0 5 2 2 2 1	0 0 0 0 0	0 0 0 0 0	0 0 0 0 0	0 1 18 27	18.00 2.000														

Batter	1	2	3	4	5	6	7	8	9	AB	R	H	RBI	BB	SO	LOB	BOTTOM			
24 Cameron Maybin, R (1.8) OBP: 0.368, SLG: 0.471	G5-3			1B		K		1B		4	2	2	0	0	1	1	Los Angeles Dodgers @ San Diego Padres Petco Park, San Diego, CA Sun Apr 08 2012, 1:06 PM - 3:53 PM PDT Att: 19,021 - Partly Cloudy - 72 F livebaseballscorecards.com			
25 Will Venable, L (1.9) OBP: 0.333, SLG: 0.300	K			BB		G3		1B		4	1	1	0	1	1	1				
7 Chase Headley, S (1.5) OBP: 0.333, SLG: 0.308	1B			BB		BB		HR		2	2	1	4	3	0	0				
15 Jesus Guzman, R (1.7) OBP: 0.294, SLG: 0.375 39 Ernesto Frieri, R (9.1)	1B			E6 23 BB		K		G6-3		5	1	1	1	0	2	4				
23 Yonder Alonso, L (1.3) OBP: 0.353, SLG: 0.167	SF8			BB		1B		G6-3		2	0	1	1	2	0	0				
21 John Baker, L (1.2) OBP: 0.400, SLG: 0.250	G4-3			1B		K		BB		4	0	1	1	1	1	3				
8 Jason Bartlett, R (1.6) OBP: 0.313, SLG: 0.214	K			1B		E5		1B		5	0	2	0	0	2	1				
3 Andy Parrino, S (1.4) OBP: 0.600, SLG: 1.250	1B			HR		1B		1B		4	1	2	1	1	1	3				
33 Clayton Richard, L (1.1) 34 Andrew Cashner, R (8.1) 47 Jeremy Hermida, L (6,PH) OBP: 0.500, SLG: 0.500	SH1-4			HR		G6-3		1B		2	0	0	0	0	1	3				
										0	0	0	0	0	0	0				
										1	1	1	0	0	0	0				
Inning Stats	R: 2 E: 0 K: 1 S: 13	H: 1 LOB: 1 BB: 1 P: 25	R: 0 E: 0 K: 1 S: 8	H: 1 LOB: 0 BB: 0 P: 10	R: 1 E: 1 K: 0 S: 10	H: 1 LOB: 2 BB: 1 P: 20	R: 1 E: 0 K: 3 S: 17	H: 2 LOB: 3 BB: 2 P: 29	R: 0 E: 1 K: 1 S: 7	H: 2 LOB: 2 BB: 1 P: 13	R: 0 E: 0 K: 2 S: 12	H: 0 LOB: 1 BB: 1 P: 22	R: 0 E: 0 K: 0 S: 5	H: 0 LOB: 1 BB: 1 P: 10	R: 4 E: 0 K: 1 S: 20	H: 5 LOB: 2 BB: 1 P: 29	1B: 10 2B: 0 3B: 0 HR: 2	SF: 1 SAC: 1 DP: 1 HBP: 1	WP: 0 PB: 0 SB: 3 CS: 0	PA: 44
PITCHER	IP ERA WHIP	WLS BF	H R ER SO	BB IBB HBP BLK	WP HR S P	ERA WHIP	PITCHER										IP WLS BF H R ER SO BB IBB HBP BLK WP HR S P ERA WHIP			
44 Aaron Harang, R (1.1) ERA: 6.23	4.1 L 26	7 4 3 6	0 0 0 0	0 0 0 0	0 0 1 3	0.00 0.000														
28 Jamey Wright, R (5.1) ERA: 5.75	0.2 1 0 0 0	0 0 0 0	0 0 0 0	0 0 0 0	0 0 1 3	0.00 0.000														
52 Josh Lindblom, R (6.1) ERA: 18.0	2.0 8 0 0 2	2 2 2 2 0	0 0 0 0 0	0 0 0 0 0	0 0 4 4	∞ ∞														
60 Todd Coffey, R (8.1) ERA: 13.5	1.0 7 3 2 2 1	1 1 0 0 0	0 0 0 0 0	0 0 0 0 0	0 1 16 25	18.00 4.000														

Batter	1	2	3	4	5	6	7	8	9	AB	R	H	RBI	BB	SO	LOB	TOP										
31 Jose Tabata, R OBP: 0.167, SLG: 0.167	G4-3		F9			G4-3			K	4	0	0	0	0	1	1											
7 Alex Presley, L OBP: 0.353, SLG: 0.353	K		CS		G1-3				1B	4	1	2	0	0	1	0											
22 Andrew McCutchen, R OBP: 0.412, SLG: 0.400	G5-3				G6-3				1B	4	0	1	1	0	0	0	1										
14 Casey McGehee, R OBP: 0.333, SLG: 0.778					K2-3					3	0	1	0	0	1	2											
65 Matt Hague, R OBP: 0.143, SLG: 0.143	K									3	0	0	1	0	2	2											
18 Neil Walker, S OBP: 0.143, SLG: 0.077	K									3	0	0	0	0	1	2											
26 Rod Barajas, R OBP: 0.100, SLG: 0.200	F7									3	0	0	0	0	1	1											
12 Clint Barmes, R OBP: 0.143, SLG: 0.077										3	0	0	0	0	2	0											
29 Kevin Correia, R OBP: 0.500, SLG: 0.500										2	0	1	0	0	1	0											
37 Juan Cruz, R OBP: 0.200, SLG: 0.200										0	0	0	0	0	0	0											
46 Garrett Jones, L OBP: 0.200, SLG: 0.200										1	0	0	0	0	0	0											
39 Jason Grilli, R OBP: 0.100, SLG: 0.200										0	0	0	0	0	0	0											
Inning Stats	R: 0 E: 0 K: 1 S: 12	H: 0 LOB: 0 BB: 0 P: 17	R: 0 E: 0 K: 2 S: 11	H: 1 LOB: 1 BB: 0 P: 18	R: 0 E: 0 K: 1 S: 8	H: 1 LOB: 0 BB: 0 P: 10	R: 0 E: 0 K: 1 S: 8	H: 0 LOB: 0 BB: 0 P: 9	R: 0 E: 0 K: 1 S: 8	H: 0 LOB: 0 BB: 0 P: 11	R: 0 E: 0 K: 1 S: 7	H: 0 LOB: 0 BB: 0 P: 10	R: 1 E: 0 K: 0 S: 11	H: 2 LOB: 1 BB: 0 P: 13	R: 0 E: 0 K: 2 S: 12	H: 0 LOB: 0 BB: 0 P: 15	R: 0 E: 0 K: 1 S: 8	H: 1 LOB: 0 BB: 0 P: 10	1B: 4 2B: 0 3B: 1 HR: 0	SF: 0 SAC: 0 DP: 1 HBP: 0	WP: 0 PB: 0 SB: 0 CS: 1	PA: 31					
PITCHER	IP	WLS	BF	H	R	ER	SO	BB	IBB	HBP	BLK	WP	HR	S	P	ERA	WHIP										
22 Clayton Kershaw, L ERA: 0.9	7.0		24	4	1	1	7	0	0	0	0	0	0	65	88	1.29	0.571										
74 Kenley Jansen, R ERA: 4.5	1.0	W	3	0	0	0	2	0	0	0	0	0	0	12	15	0.00	0.000										
54 Javy Guerra, R ERA:	1.0	S	3	1	0	0	1	0	0	0	0	0	0	8	10	0.00	1.000										

Pittsburgh Pirates @ Los Angeles Dodgers
Dodger Stadium, Los Angeles, CA
Tue Apr 10 2012, 1:17 PM - 3:40 PM PDT
Att: 56,000 - Sunny - 67 F

AB	30
R	1
H	5
RBI	1
BB	0
SO	10
LOB	9



Batter	1	2	3	4	5	6	7	8	9	AB	R	H	RBI	BB	SO	LOB	BOTTOM										
9 Dee Strange-Gordon, L OBP: 0.333, SLG: 0.286	G4-3		G6-3						K	3	1	1	0	1	1	2											
14 Mark Ellis, R OBP: 0.273, SLG: 0.263	G4-3		G5-3						K	4	0	0	0	0	1	3											
27 Matt Kemp, R OBP: 0.318, SLG: 0.667	G6-3		G5-3						K	4	0	0	1	0	2	0											
16 Andre Ethier, L OBP: 0.381, SLG: 0.842	K								K	4	1	2	1	0	1	0											
21 Juan Rivera, R OBP: 0.316, SLG: 0.333										4	0	0	0	0	0	1											
54 Javy Guerra, R ERA:										0	0	0	0	0	0	0											
7 James Loney, L OBP: 0.200, SLG: 0.200										2	0	0	0	1	0	0											
5 Juan Uribe, R OBP: 0.313, SLG: 0.267										3	0	3	0	0	0	0											
17 A.J. Ellis, R OBP: 0.438, SLG: 0.500										3	0	0	0	0	2	4											
22 Clayton Kershaw, L ERA: 1.5	6.0		23	4	1	1	3	2	0	0	0	0	0	0	0	2											
3 Adam Kennedy, L OBP: 0.200, SLG: 0.200	1.0	L	4	1	1	1	2	0	0	0	0	0	0	0	0	0											
74 Kenley Jansen, S ERA:	1.0	L	4	1	1	1	2	0	0	0	0	0	0	0	0	0											
10 Tony Gwynn Jr., L ERA: 4.5	1.0	L	4	1	1	1	2	0	0	0	0	0	0	0	0	0											
Inning Stats	R: 1 E: 0 K: 1 S: 9	H: 1 LOB: 2 BB: 1 P: 14	R: 0 E: 0 K: 0 S: 8	H: 1 LOB: 1 BB: 1 P: 13	R: 0 E: 0 K: 0 S: 11	H: 0 LOB: 0 BB: 0 P: 16	R: 0 E: 0 K: 0 S: 4	H: 1 LOB: 0 BB: 0 P: 6	R: 0 E: 0 K: 1 S: 11	H: 1 LOB: 2 BB: 1 P: 19	R: 0 E: 0 K: 1 S: 9	H: 0 LOB: 0 BB: 0 P: 13	R: 0 E: 0 K: 2 S: 12	H: 2 LOB: 2 BB: 0 P: 17	R: 1 E: 0 K: 2 S: 14	H: 1 LOB: 0 BB: 0 P: 18	1B: 6 2B: 0 3B: 0 HR: 1	SF: 0 SAC: 1 DP: 1 HBP: 0	WP: 0 PB: 1 SB: 1 CS: 0	PA: 32							
PITCHER	IP	WLS	BF	H	R	ER	SO	BB	IBB	HBP	BLK	WP	HR	S	P	ERA	WHIP										
29 Kevin Correia, R ERA: 1.5	6.0		23	4	1	1	3	2	0	0	0	0	0	52	81	1.50	1.000										
37 Juan Cruz, R ERA:	1.0		5	2	0	0	2	0	0	0	0	0	0	12	17	0.00	2.000										
39 Jason Grilli, R ERA: 4.5	1.0	L	4	1	1	1	2	0	0	0	0	0	1	14	18	9.00	1.000										

Pittsburgh Pirates @ Los Angeles Dodgers
Dodger Stadium, Los Angeles, CA
Tue Apr 10 2012, 1:17 PM - 3:40 PM PDT
Att: 56,000 - Sunny - 67 F

AB	29
R	2
H	7
RBI	2
BB	2
SO	7
LOB	12



Batter	1	2	3	4	5	6	7	8	9	AB	R	H	RBI	BB	SO	LOB	TOP										
7 Alex Presley, L OBP: 0.333, SLG: 0.333										4	0	1	0	0	1	0	Pittsburgh Pirates @ Los Angeles Dodgers Dodger Stadium, Los Angeles, CA Wed Apr 11 2012, 7:11 PM - 9:57 PM PDT Att: 29,729 - Partly Cloudy - 58 F										
2 Nate McLouth, L OBP: 0.333, SLG: 0.200										4	0	1	0	0	1	1											
22 Andrew McCutchen, R OBP: 0.391, SLG: 0.368										4	0	1	0	0	1	0											
18 Neil Walker, S OBP: 0.111, SLG: 0.059										4	0	0	0	0	0	2											
46 Garrett Jones, L OBP: 0.182, SLG: 0.273										4	0	2	0	0	1	0											
26 Rod Barajas, R OBP: 0.077, SLG: 0.154										3	0	0	0	0	1	2											
24 Pedro Alvarez, L OBP: 0.111, SLG: 0.444										3	0	0	0	0	1	1											
12 Clint Barmes, R OBP: 0.125, SLG: 0.267										3	1	1	1	0	1	0											
45 Erik Bedard, L 30 Chris Resop, R 44 Tony Watson, L 47 Evan Meek, R 36 Yamaico Navarro, R 48 Jared Hughes, R										2	0	0	0	0	0	0											
Inning Stats	R: 0 E: 0 K: 0 S: 8	H: 0 LOB: 0 BB: 0 P: 12	R: 0 E: 0 K: 1 S: 14	H: 1 LOB: 1 BB: 0 P: 18	R: 1 E: 0 K: 0 S: 6	H: 1 LOB: 0 BB: 0 P: 8	R: 0 E: 0 K: 1 S: 10	H: 1 LOB: 1 BB: 0 P: 16	R: 0 E: 0 K: 1 S: 10	H: 0 LOB: 0 BB: 0 P: 14	R: 0 E: 0 K: 1 S: 7	H: 2 LOB: 1 BB: 0 P: 9	R: 0 E: 0 K: 0 S: 5	H: 0 LOB: 0 BB: 0 P: 7	R: 0 E: 0 K: 3 S: 13	H: 1 LOB: 1 BB: 0 P: 18		R: 0 E: 0 K: 1 S: 9	H: 0 LOB: 0 BB: 0 P: 13	1B: 4 2B: 2 3B: 0 HR: 1	SF: 0 SAC: 0 DP: 1 HBP: 0	WP: 0 PB: 0 SB: 0 CS: 0	PA: 32				
PITCHER	IP	WLS	BF	H	R	ER	SO	BB	IBB	HBP	BLK	WP	HR	S	P	ERA	WHIP										
58 Chad Billingsley, R ERA: 0.63	6.0	W	22	5	1	1	4	0	0	0	0	0	1	55	77	1.50	0.833										
55 Matt Guerrier, R ERA: 7.0	1.0	H	3	0	0	0	0	0	0	0	0	0	0	5	7	0.00	0.000										
74 Kenley Jansen, R ERA: 3.6	1.0	H	4	1	0	0	3	0	0	0	0	0	0	13	18	0.00	1.000										
54 Javy Guerra, R ERA: 9.1	1.0	S	3	0	0	0	1	0	0	0	0	0	0	9	13	0.00	0.000										

Batter	1	2	3	4	5	6	7	8	9	AB	R	H	RBI	BB	SO	LOB	BOTTOM										
9 Dee Strange-Gordon, L OBP: 0.310, SLG: 0.308										5	1	1	0	0	0	0	Pittsburgh Pirates @ Los Angeles Dodgers Dodger Stadium, Los Angeles, CA Wed Apr 11 2012, 7:11 PM - 9:57 PM PDT Att: 29,729 - Partly Cloudy - 58 F										
14 Mark Ellis, R OBP: 0.296, SLG: 0.261										4	1	1	0	1	2	2											
27 Matt Kemp, R OBP: 0.385, SLG: 0.720									4	1	3	0	0	1	1	1											
21 Juan Rivera, R OBP: 0.391, SLG: 0.409									4	1	3	2	0	0	1	1											
74 Kenley Jansen, S 54 Javy Guerra, R									0	0	0	0	0	0	0	0											
16 Andre Ethier, L OBP: 0.400, SLG: 0.783									4	0	2	1	0	0	2	2											
6 Jerry Hairston, R OBP: 0.455, SLG: 0.444									3	0	1	0	0	0	2	2											
10 Tony Gwynn Jr., L OBP: 0.200, SLG: 0.200									1	0	1	1	0	0	0	0											
5 Juan Uribe, R OBP: 0.263, SLG: 0.222 55 Matt Guerrier, R									3	0	0	0	0	0	3	3											
12 Justin Sellers, R 7.7, PH (8.5)									1	0	0	0	0	0	2	2											
17 A.J. Ellis, R OBP: 0.400, SLG: 0.400									3	0	0	0	1	2	1	1											
58 Chad Billingsley, R 7 James Loney, L										2	0	0	0	0	1	0											
Inning Stats	R: 0 E: 0 K: 0 S: 7	H: 2 LOB: 1 BB: 0 P: 10	R: 0 E: 0 K: 1 S: 11	H: 1 LOB: 1 BB: 0 P: 17	R: 1 E: 0 K: 1 S: 14	H: 2 LOB: 1 BB: 1 P: 21	R: 0 E: 0 K: 0 S: 9	H: 0 LOB: 0 BB: 0 P: 13	R: 0 E: 0 K: 1 S: 9	H: 0 LOB: 0 BB: 0 P: 13	R: 1 E: 0 K: 0 S: 15	H: 3 LOB: 3 BB: 1 P: 27	R: 2 E: 0 K: 2 S: 15	H: 4 LOB: 2 BB: 0 P: 21	R: 0 E: 1 K: 1 S: 10	H: 0 LOB: 1 BB: 0 P: 20	1B: 10 2B: 2 3B: 0 HR: 0	SF: 0 SAC: 0 DP: 0 HBP: 0	WP: 0 PB: 0 SB: 1 CS: 0	PA: 38							
PITCHER	IP	WLS	BF	H	R	ER	SO	BB	IBB	HBP	BLK	WP	HR	S	P	ERA	WHIP										
45 Erik Bedard, L ERA: 2.25	5.0	L	23	8	2	2	3	1	0	0	0	0	0	5	10	0.00	0.000										
30 Chris Resop, R ERA: 6.75	0.2		3	0	0	0	0	0	1	0	0	0	0	5	6	27.00	3.000										
44 Tony Watson, L ERA: 6.75	0.1		2	1	1	1	0	0	0	0	0	0	0	5	6	27.00	3.000										
47 Evan Meek, R ERA: 4.5	1.0		6	3	1	1	2	0	0	0	0	0	0	12	18	9.00	3.000										
48 Jared Hughes, R ERA: 7.0	1.0		4	0	0	0	1	0	0	0	0	0	0	10	20	0.00	0.000										



Batter	1	2	3	4	5	6	7	8	9	AB	R	H	RBI	BB	SO	LOB	TOP			
24 Cameron Maybin, R (1, 8) OBP: 0.300, SLG: 0.343										4	1	0	0	0	1	0	San Diego Padres @ Los Angeles Dodgers Dodger Stadium, Los Angeles, CA Sat Apr 14 2012, 6:11 PM - 8:29 PM PDT Att: 46,549 - Partly Cloudy - 57 F livebaseballscorecards.com			
13 Chris Denorfia, R (1, 9) OBP: 0.333, SLG: 0.467										3	0	0	0	0	0	0				
7 Chase Headley, S (1, 5) OBP: 0.400, SLG: 0.448										3	0	1	0	1	1	1				
15 Jesus Guzman, R (1, 7) OBP: 0.229, SLG: 0.242										4	0	1	1	0	0	2				
23 Yonder Alonso, L (1, 3) OBP: 0.294, SLG: 0.276										3	0	0	0	0	1	2				
4 Nick Hundley, R (1, 2)										2	0	0	0	1	1	1				
8 Jason Bartlett, R (1, 6) OBP: 0.323, SLG: 0.259										3	0	0	0	0	2	1				
1 Orlando Hudson, S (1, 4) OBP: 0.125, SLG: 0.161										3	0	0	0	0	1	1				
39 Ernesto Frieri, R (8, 1)										0	0	0	0	0	0	0				
43 Joe Wieland, R (1, 1)										1	0	0	0	0	0	0				
25 Will Venable, L (6, PH) OBP: 0.308, SLG: 0.391										1	0	0	0	0	0	0				
44 Josh Spence, L (6, 1)										0	0	0	0	0	0	0				
3 Andy Parrino, S (8, PH) OBP: 0.364, SLG: 0.556										1	0	0	0	0	0	0				
Inning Stats	R: 1 E: 1 K: 0 S: 9	H: 1 LOB: 1 BB: 0 P: 15	R: 0 E: 0 K: 1 S: 9	H: 0 LOB: 0 BB: 0 P: 10	R: 0 E: 0 K: 0 S: 6	H: 0 LOB: 0 BB: 0 P: 9	R: 0 E: 0 K: 1 S: 9	H: 0 LOB: 0 BB: 0 P: 12	R: 0 E: 0 K: 0 S: 5	H: 0 LOB: 0 BB: 1 P: 12	R: 0 E: 0 K: 2 S: 9	H: 1 LOB: 1 BB: 0 P: 14	R: 0 E: 0 K: 2 S: 7	H: 0 LOB: 0 BB: 0 P: 12	R: 0 E: 0 K: 1 S: 7	H: 0 LOB: 1 BB: 1 P: 12	1B: 2 2B: 0 3B: 0 HR: 0	SF: 0 SAC: 1 DP: 1 HBP: 0	WP: 0 PB: 0 SB: 0 CS: 0	PA: 31
PITCHER	IP WLS BF H R ER SO BB IBB HBP BLK WP HR S P ERA WHIP																			
29 Ted Lilly, L (1, 1) ERA: 2.7	7.0 W 24 2 1 0 4 1 0 0 0 0 0 53 79 0.00 0.429																			
66 Mike MacDougal, R (8, 1) ERA: 2.7	1.0 3 0 0 0 2 0 0 0 0 0 0 7 12 0.00 0.000																			
28 Jamey Wright, R (9, 1) ERA: 3.86	1.0 4 0 0 0 1 1 0 0 0 0 0 7 12 0.00 1.000																			

Batter	1	2	3	4	5	6	7	8	9	AB	R	H	RBI	BB	SO	LOB	BOTTOM			
9 Dee Strange-Gordon, L (1, 6) OBP: 0.263, SLG: 0.235										3	1	0	0	1	0	0	San Diego Padres @ Los Angeles Dodgers Dodger Stadium, Los Angeles, CA Sat Apr 14 2012, 6:11 PM - 8:29 PM PDT Att: 46,549 - Partly Cloudy - 57 F livebaseballscorecards.com			
10 Tony Gwynn, Jr., L (1, 7) OBP: 0.231, SLG: 0.231										3	1	1	0	0	0	0				
27 Matt Kemp, R (1, 8) OBP: 0.487, SLG: 0.971										4	2	3	4	0	0	0				
16 Andre Ethier, L (1, 9) OBP: 0.395, SLG: 0.697										4	1	1	1	0	0	1				
7 James Loney, L (1, 3) OBP: 0.222, SLG: 0.167										4	1	2	0	0	0	0				
6 Jerry Hairston, R (1, 4) OBP: 0.487, SLG: 0.417										3	0	1	0	0	0	1				
28 Jamey Wright, R (9, 1)										0	0	0	0	0	0	0				
3 Adam Kennedy, L (1, 5) OBP: 0.200, SLG: 0.125										2	0	0	1	1	0	1				
18 Matt Treanor, R (1, 2)										3	0	0	0	1	1	2				
29 Ted Lilly, L (1, 1) ERA: 10.8										3	0	0	0	0	1	2				
66 Mike MacDougal, S (8, 1) ERA: 10.8										0	0	0	0	0	0	0				
12 Justin Sellers, R (9, 4) OBP: 0.375, SLG: 0.333										0	0	0	0	0	0	0				
Inning Stats	R: 4 E: 0 K: 0 S: 14	H: 4 LOB: 1 BB: 1 P: 26	R: 2 E: 0 K: 1 S: 13	H: 2 LOB: 0 BB: 0 P: 19	R: 0 E: 0 K: 0 S: 12	H: 0 LOB: 2 BB: 1 P: 19	R: 0 E: 0 K: 0 S: 5	H: 0 LOB: 0 BB: 0 P: 9	R: 0 E: 0 K: 0 S: 9	H: 0 LOB: 0 BB: 0 P: 12	R: 0 E: 0 K: 1 S: 8	H: 0 LOB: 0 BB: 0 P: 11	R: 0 E: 0 K: 0 S: 10	H: 1 LOB: 1 BB: 0 P: 14	R: 0 E: 0 K: 0 S: 8	H: 1 LOB: 1 BB: 1 P: 13	1B: 4 2B: 1 3B: 0 HR: 3	SF: 1 SAC: 1 DP: 1 HBP: 1	WP: 0 PB: 0 SB: 0 CS: 0	PA: 35
PITCHER	IP WLS BF H R ER SO BB IBB HBP BLK WP HR S P ERA WHIP																			
43 Joe Wieland, R (1, 1) ERA: 10.8	5.0 L 24 6 6 6 1 0 0 0 0 0 0 3 53 85 10.80 1.600																			
44 Josh Spence, L (6, 1)	2.0 7 1 0 0 1 0 0 0 0 0 0 18 25 0.00 0.500																			
39 Ernesto Frieri, R (8, 1) ERA: 4.15	1.0 4 1 0 0 0 1 0 0 0 0 0 8 13 0.00 2.000																			

AB 28
R 1
H 2
RBI 1
BB 2
SO 7
LOB 8




AB 29
R 6
H 8
RBI 6
BB 3
SO 2
LOB 7




Batter	1	2	3	4	5	6	7	8	9	AB	R	H	RBI	BB	SO	LOB	TOP								
9 Dee Strange-Gordon, L (1, 6) OBP: 0.271, SLG: 0.250										4	0	1	0	0	1	0	Los Angeles Dodgers @ Milwaukee Brewers Miller Park, Milwaukee, WI Tue Apr 17 2012, 7:11 PM - 9:57 PM CDT Att: 27,159 - Roof Closed - 63 F								
14 Mark Ellis, R (1, 4) OBP: 0.356, SLG: 0.289										4	1	1	0	0	1	1									
27 Matt Kemp, R (1, 8) OBP: 0.500, SLG: 0.977										4	0	1	0	0	2	1									
16 Andre Ethier, L (1, 9) OBP: 0.383, SLG: 0.738										4	2	2	2	0	1	1									
21 Juan Rivera, R (1, 7) OBP: 0.325, SLG: 0.343										4	1	1	0	0	0	1									
74 Kenley Jansen, S (8, 1)										0	0	0	0	0	0	0									
54 Javy Guerra, R (9, 1)										0	0	0	0	0	0	0									
7 James Loney, L (1, 3) OBP: 0.306, SLG: 0.258											4	0	2	1	0	1		0							
5 Juan Uribe, R (1, 5) OBP: 0.257, SLG: 0.265											4	0	0	0	0	2									
17 A.J. Ellis, R (1, 2) OBP: 0.429, SLG: 0.423											3	0	1	0	1	1		0							
58 Chad Billingsley, R (1, 1)										2	0	0	0	0	2	1									
3 Adam Kennedy, L (7, PH) OBP: 0.250, SLG: 0.111										1	0	0	0	0	2										
55 Matt Guerrier, R (7, 1)										0	0	0	0	0	0	0									
10 Tony Gwynn Jr., L (8, 7) OBP: 0.214, SLG: 0.214										0	0	0	0	0	0	0									
Inning Stats	R: 0 E: 0 K: 1 S: 9	H: 2 LOB: 1 BB: 0 P: 17	R: 0 E: 0 K: 1 S: 9	H: 0 LOB: 0 BB: 0 P: 16	R: 0 E: 0 K: 1 S: 9	H: 0 LOB: 0 BB: 0 P: 12	R: 0 E: 0 K: 1 S: 5	H: 0 LOB: 0 BB: 0 P: 10	R: 1 E: 1 K: 1 S: 11	H: 3 LOB: 1 BB: 0 P: 19	R: 0 E: 0 K: 2 S: 7	H: 0 LOB: 0 BB: 0 P: 10	R: 1 E: 0 K: 0 S: 9	H: 2 LOB: 2 BB: 1 P: 13	R: 2 E: 0 K: 1 S: 13	H: 2 LOB: 0 BB: 0 P: 19	R: 0 E: 0 K: 1 S: 7	H: 0 LOB: 0 BB: 0 P: 13	1B: 3 2B: 5 3B: 0 HR: 1	SF: 0 SAC: 0 DP: 0 HBP: 0	WP: 2 PB: 0 SB: 0 CS: 1	PA: 35			
PITCHER	IP	WLS	BF	H	R	ER	SO	BB	IBB	HBP	BLK	WP	HR	S	P	ERA	WHIP								
49 Yovani Gallardo, R (1, 1) ERA: 4.58	7.0		27	7	2	2	7	0	1	0	0	2	0	59	97	2.57	1.000								
57 Francisco Rodriguez, R (8, 1) ERA: 7.2	1.0	B	5	2	2	2	1	0	0	0	0	0	1	13	19	18.00	2.000								
40 Jose Veras, R (9, 1) ERA: 2.08	1.0	W	3	0	0	0	1	0	0	0	0	0	0	7	13	0.00	0.000								

AB	34
R	4
H	9
RBI	3
BB	1
SO	9
LOB	9



Batter	1	2	3	4	5	6	7	8	9	AB	R	H	RBI	BB	SO	LOB	BOTTOM								
23 Rickie Weeks Jr., R (1, 4) OBP: 0.313, SLG: 0.405										4	0	2	0	0	0	1	Los Angeles Dodgers @ Milwaukee Brewers Miller Park, Milwaukee, WI Tue Apr 17 2012, 7:11 PM - 9:57 PM CDT Att: 27,159 - Roof Closed - 63 F								
2 Nyjer Morgan, L (1, 8) OBP: 0.125, SLG: 0.125										4	0	0	0	0	1	3									
8 Ryan Braun, R (1, 7) OBP: 0.386, SLG: 0.500										3	0	0	0	0	2	1									
16 Aramis Ramirez, R (1, 5) OBP: 0.163, SLG: 0.154										4	0	0	0	0	2										
1 Corey Hart, R (1, 9) OBP: 0.436, SLG: 0.781											4	0	1	0	0	0									
27 Carlos Gómez, R (9, PR) OBP: 0.381, SLG: 0.600										0	1	0	0	0	0	0									
24 Mat Gamel, L (1, 3) OBP: 0.333, SLG: 0.436										3	3	2	1	1	0	0									
20 Jonathan Lucroy, R (1, 2) OBP: 0.419, SLG: 0.592										4	1	1	0	0	2	3									
3 Cesar Izturis, S (1, 6) OBP: 0.231, SLG: 0.231										3	0	2	1	0	0	0									
9 George Kottaras, L (9, PH) OBP: 0.533, SLG: 1.250										1	0	1	2	0	0	0									
49 Yovani Gallardo, R (1, 1) ERA: 4.58	6.0		23	5	2	2	2	0	0	0	0	0	0	0	0	0									
7 Norichika Aoki, L (7, PH) OBP: 0.500, SLG: 0.375										0	0	0	1	0	0	0									
57 Francisco Rodriguez, R (8, 1) ERA: 7.2	1.0	H	3	0	0	0	2	0	0	0	0	0	0	0	0	0									
40 Jose Veras, R (9, 1) ERA: 2.08	0.1	L	4	2	2	2	1	1	0	0	0	0	0	0	0	0									
Inning Stats	R: 0 E: 0 K: 1 S: 9	H: 1 LOB: 1 BB: 0 P: 11	R: 2 E: 0 K: 1 S: 19	H: 4 LOB: 2 BB: 0 P: 28	R: 0 E: 0 K: 0 S: 7	H: 0 LOB: 0 BB: 0 P: 12	R: 0 E: 0 K: 0 S: 9	H: 0 LOB: 0 BB: 0 P: 13	R: 0 E: 0 K: 0 S: 6	H: 0 LOB: 0 BB: 0 P: 10	R: 0 E: 0 K: 0 S: 5	H: 0 LOB: 0 BB: 0 P: 9	R: 1 E: 0 K: 1 S: 12	H: 2 LOB: 1 BB: 0 P: 21	R: 0 E: 0 K: 2 S: 10	H: 0 LOB: 0 BB: 0 P: 11	R: 2 E: 0 K: 1 S: 12	H: 2 LOB: 2 BB: 1 P: 20	1B: 4 2B: 3 3B: 1 HR: 1	SF: 0 SAC: 1 DP: 0 HBP: 1	WP: 0 PB: 0 SB: 2 CS: 1	PA: 35			
PITCHER	IP	WLS	BF	H	R	ER	SO	BB	IBB	HBP	BLK	WP	HR	S	P	ERA	WHIP								
58 Chad Billingsley, R (1, 1) ERA: 1.33	6.0		23	5	2	2	2	0	0	0	0	0	0	55	83	3.00	0.833								
55 Matt Guerrier, R (7, 1) ERA: 1.5	1.0		5	2	1	1	1	0	0	0	0	0	0	12	21	9.00	2.000								
74 Kenley Jansen, R (8, 1) ERA: 4.5	1.0	H	3	0	0	0	2	0	0	0	0	0	0	10	11	0.00	0.000								
54 Javy Guerra, R (9, 1) ERA: 2.84	0.1	L	4	2	2	2	1	1	0	0	0	0	0	12	20	54.00	9.000								

AB	32
R	5
H	9
RBI	5
BB	1
SO	6
LOB	11



Batter	1	2	3	4	5	6	7	8	9	AB	R	H	RBI	BB	SO	LOB	TOP				
12 Justin Sellers, R OBP: 0.385, SLG: 0.300										4	1	1	0	1	2	3	Los Angeles Dodgers @ Houston Astros Minute Maid Park, Houston, TX Fri Apr 20, 2012, 7:10 PM - 10:12 PM CDT Att: 30,270 - Roof Closed - 73 F				
14 Mark Ellis, R OBP: 0.373, SLG: 0.327										5	1	1	0	0	0	3					
27 Matt Kemp, R OBP: 0.525, SLG: 1.000										3	1	3	2	1	0	0					
21 Juan Rivera, R OBP: 0.300, SLG: 0.311										4	0	1	0	0	0	3					
52 Josh Lindblom, R ERA: 3.6										0	0	0	0	0	0	0					
74 Kenley Jansen, S ERA: 3.6										0	0	0	0	0	0	0					
54 Javy Guerra, R ERA: 2.16										0	0	0	0	0	0	0					
16 Andre Ethier, L OBP: 0.356, SLG: 0.648										4	0	1	1	0	0	2					
6 Jerry Hairston, R OBP: 0.357, SLG: 0.333										4	0	0	0	0	0	2					
7 James Loney, L OBP: 0.292, SLG: 0.286										4	0	1	0	0	1	0					
17 A.J. Ellis, R OBP: 0.419, SLG: 0.424										3	0	1	0	1	1	1					
29 Ted Lilly, L ERA: 3.6										1	0	0	0	1	1	1					
10 Tony Gwynn Jr., L OBP: 0.263, SLG: 0.222										1	0	0	0	0	0	0					
Inning Stats	R: 2 H: 2 E: 0 K: 0 S: 13	WLS: 2 BF: 0 BB: 0 P: 19	R: 0 H: 1 E: 0 K: 2 S: 15	LOB: 2 BB: 1 P: 23	R: 1 H: 2 E: 0 K: 0 S: 12	LOB: 1 BB: 1 P: 19	R: 0 H: 1 E: 0 K: 1 S: 13	LOB: 2 BB: 1 P: 18	R: 0 H: 0 E: 0 K: 0 S: 10	LOB: 1 BB: 0 P: 20	R: 0 H: 1 E: 0 K: 0 S: 9	LOB: 0 BB: 0 P: 13	R: 0 H: 0 E: 0 K: 1 S: 7	LOB: 0 BB: 0 P: 13	R: 0 H: 0 E: 0 K: 1 S: 9	LOB: 0 BB: 0 P: 15	1B: 6 2B: 2 3B: 0 HR: 1	SF: 0 SAC: 1 DP: 1 HBP: 0	WP: 0 PB: 0 SB: 0 CS: 0	PA: 38	
PITCHER	IP WLS BF H R ER SO BB IBB HBP BLK WP HR S P ERA WHIP	IP WLS BF H R ER SO BB IBB HBP BLK WP HR S P ERA WHIP	IP WLS BF H R ER SO BB IBB HBP BLK WP HR S P ERA WHIP	IP WLS BF H R ER SO BB IBB HBP BLK WP HR S P ERA WHIP	IP WLS BF H R ER SO BB IBB HBP BLK WP HR S P ERA WHIP	IP WLS BF H R ER SO BB IBB HBP BLK WP HR S P ERA WHIP	IP WLS BF H R ER SO BB IBB HBP BLK WP HR S P ERA WHIP	IP WLS BF H R ER SO BB IBB HBP BLK WP HR S P ERA WHIP	IP WLS BF H R ER SO BB IBB HBP BLK WP HR S P ERA WHIP	IP WLS BF H R ER SO BB IBB HBP BLK WP HR S P ERA WHIP	IP WLS BF H R ER SO BB IBB HBP BLK WP HR S P ERA WHIP	IP WLS BF H R ER SO BB IBB HBP BLK WP HR S P ERA WHIP	IP WLS BF H R ER SO BB IBB HBP BLK WP HR S P ERA WHIP	IP WLS BF H R ER SO BB IBB HBP BLK WP HR S P ERA WHIP	IP WLS BF H R ER SO BB IBB HBP BLK WP HR S P ERA WHIP	IP WLS BF H R ER SO BB IBB HBP BLK WP HR S P ERA WHIP	IP WLS BF H R ER SO BB IBB HBP BLK WP HR S P ERA WHIP	IP WLS BF H R ER SO BB IBB HBP BLK WP HR S P ERA WHIP	IP WLS BF H R ER SO BB IBB HBP BLK WP HR S P ERA WHIP	IP WLS BF H R ER SO BB IBB HBP BLK WP HR S P ERA WHIP	IP WLS BF H R ER SO BB IBB HBP BLK WP HR S P ERA WHIP

Batter	1	2	3	4	5	6	7	8	9	AB	R	H	RBI	BB	SO	LOB	BOTTOM					
44 Justin Maxwell, R OBP: 0.250, SLG: 0.400										3	0	0	0	0	0	0	Los Angeles Dodgers @ Houston Astros Minute Maid Park, Houston, TX Fri Apr 20, 2012, 7:10 PM - 10:12 PM CDT Att: 30,270 - Roof Closed - 73 F					
1 Jordan Schafer, L OBP: 0.390, SLG: 0.340										2	0	1	0	0	1	0						
27 Jose Altuve, R OBP: 0.389, SLG: 0.510										3	0	1	0	1	1	1						
14 J.D. Martinez, R OBP: 0.439, SLG: 0.583										2	0	1	0	2	1	0						
45 Carlos Lee, R OBP: 0.333, SLG: 0.339										2	0	0	0	2	1	3						
23 Chris Johnson, R OBP: 0.296, SLG: 0.377										3	0	0	0	1	2	3						
4 Jed Lowrie, S OBP: 0.384, SLG: 0.259										4	0	0	0	0	1	4						
19 Brian Bogusevic, L OBP: 0.347, SLG: 0.325										2	1	1	0	1	1	1						
18 Chris Snyder, R OBP: 0.100, SLG: 0.100										4	0	1	1	0	1	2						
30 J.A. Happ, L ERA: 4.0										2	0	0	0	0	1	2						
9 Marwin Gonzalez, S OBP: 0.285, SLG: 0.330										1	0	0	0	0	0	0						
37 Brandon Lyon, R ERA: 3.6										0	0	0	0	0	0	0						
53 Wesley Wright, R ERA: 3.6										0	0	0	0	0	0	0						
59 Wilton Lopez, R ERA: 1.93										0	0	0	0	0	0	0						
28 David Carpenter, R ERA: 2.7										1	0	0	0	0	1	0						
Inning Stats	R: 0 H: 0 E: 0 K: 1 S: 11	WLS: 0 BF: 2 BB: 0 P: 21	R: 0 H: 0 E: 0 K: 1 S: 6	LOB: 1 BB: 1 P: 10	R: 0 H: 1 E: 0 K: 1 S: 11	LOB: 1 BB: 1 P: 21	R: 1 H: 2 E: 0 K: 1 S: 9	LOB: 0 BB: 0 P: 13	R: 0 H: 0 E: 0 K: 0 S: 11	LOB: 3 BB: 2 P: 20	R: 0 H: 0 E: 0 K: 1 S: 5	LOB: 0 BB: 0 P: 9	R: 0 H: 1 E: 0 K: 1 S: 10	LOB: 0 BB: 0 P: 15	R: 0 H: 0 E: 0 K: 3 S: 11	LOB: 1 BB: 1 P: 17	R: 0 H: 0 E: 0 K: 2 S: 8	LOB: 0 BB: 0 P: 10	1B: 5 2B: 1 3B: 0 HR: 0	SF: 0 SAC: 0 DP: 2 HBP: 1	WP: 0 PB: 0 SB: 2 CS: 1	PA: 37
PITCHER	IP WLS BF H R ER SO BB IBB HBP BLK WP HR S P ERA WHIP	IP WLS BF H R ER SO BB IBB HBP BLK WP HR S P ERA WHIP	IP WLS BF H R ER SO BB IBB HBP BLK WP HR S P ERA WHIP	IP WLS BF H R ER SO BB IBB HBP BLK WP HR S P ERA WHIP	IP WLS BF H R ER SO BB IBB HBP BLK WP HR S P ERA WHIP	IP WLS BF H R ER SO BB IBB HBP BLK WP HR S P ERA WHIP	IP WLS BF H R ER SO BB IBB HBP BLK WP HR S P ERA WHIP	IP WLS BF H R ER SO BB IBB HBP BLK WP HR S P ERA WHIP	IP WLS BF H R ER SO BB IBB HBP BLK WP HR S P ERA WHIP	IP WLS BF H R ER SO BB IBB HBP BLK WP HR S P ERA WHIP	IP WLS BF H R ER SO BB IBB HBP BLK WP HR S P ERA WHIP	IP WLS BF H R ER SO BB IBB HBP BLK WP HR S P ERA WHIP	IP WLS BF H R ER SO BB IBB HBP BLK WP HR S P ERA WHIP	IP WLS BF H R ER SO BB IBB HBP BLK WP HR S P ERA WHIP	IP WLS BF H R ER SO BB IBB HBP BLK WP HR S P ERA WHIP	IP WLS BF H R ER SO BB IBB HBP BLK WP HR S P ERA WHIP	IP WLS BF H R ER SO BB IBB HBP BLK WP HR S P ERA WHIP	IP WLS BF H R ER SO BB IBB HBP BLK WP HR S P ERA WHIP	IP WLS BF H R ER SO BB IBB HBP BLK WP HR S P ERA WHIP	IP WLS BF H R ER SO BB IBB HBP BLK WP HR S P ERA WHIP	IP WLS BF H R ER SO BB IBB HBP BLK WP HR S P ERA WHIP	



Batter	1	2	3	4	5	6	7	8	9	AB	R	H	RBI	BB	SO	LOB	TOP								
9 Dee Strange-Gordon, L (1,6) OBP: 0.295, SLG: 0.286										4	2	3	0	0	0	1									
3 Adam Kennedy, L (1,4) OBP: 0.235, SLG: 0.077										3	1	0	0	1	0	2									
66 Mike MacDougal, S (8,1)										0	0	0	0	0	0	0									
74 Kenley Jansen, S (8,1)										0	0	0	0	0	0	0									
28 Jamey Wright, R (9,1)										0	0	0	0	0	0	0									
27 Matt Kemp, R (1,8) OBP: 0.523, SLG: 1.018										3	1	1	2	1	2	0									
16 Andre Ethier, L (1,9) OBP: 0.349, SLG: 0.621											4	0	1	2	0	1	0								
21 Juan Rivera, R (1,7) OBP: 0.302, SLG: 0.333										3	0	1	0	0	0	0									
10 Tony Gwynn Jr., L (7,7) OBP: 0.300, SLG: 0.222										0	0	0	0	1	0	0									
7 James Loney, L (1,3) OBP: 0.308, SLG: 0.356										3	1	1	1	1	0	3									
12 Justin Sellers, R (1,5) OBP: 0.294, SLG: 0.214										4	0	0	0	0	2	2									
17 A.J. Ellis, R (1,2) OBP: 0.404, SLG: 0.389										3	0	0	0	1	1	2									
22 Clayton Kershaw, L (1,1) OBP: 0.333, SLG: 0.333										3	0	1	0	0	1	1									
14 Mark Ellis, R (8,4) OBP: 0.367, SLG: 0.320										1	0	0	0	0	0	0									
Inning Stats	R: 0 E: 0 K: 1 S: 10	H: 1 LOB: 0 BB: 0 P: 13	R: 1 E: 0 K: 1 S: 7	H: 1 LOB: 0 BB: 0 P: 12	R: 0 E: 0 K: 0 S: 5	H: 1 LOB: 0 BB: 0 P: 10	R: 0 E: 0 K: 2 S: 11	H: 0 LOB: 0 BB: 0 P: 19	R: 0 E: 0 K: 0 S: 13	H: 1 LOB: 1 BB: 1 P: 20	R: 2 E: 1 K: 1 S: 11	H: 2 LOB: 0 BB: 0 P: 17	R: 0 E: 0 K: 1 S: 8	H: 0 LOB: 0 BB: 0 P: 14	R: 2 E: 0 K: 0 S: 14	H: 2 LOB: 3 BB: 3 P: 35	R: 0 E: 0 K: 1 S: 9	H: 0 LOB: 0 BB: 0 P: 12	1B: 4 2B: 2 3B: 0 HR: 2	SF: 0 SAC: 0 DP: 3 HBP: 0	WP: 0 PB: 0 SB: 0 CS: 1	PA: 36			
PITCHER	IP	WLS	BF	H	R	ER	SO	BB	IBB	HBP	BLK	WP	HR	S	P	ERA	WHIP								
56 Kyle Weiland, R (1,1) ERA: 6.62	7.0	L	25	6	3	3	6	1	0	0	0	0	2	65	105	3.86	1.000								
55 Rhiner Cruz, R (8,1) ERA: 2.57	0.2		4	1	2	2	0	2	0	0	0	0	0	6	18	27.00	4.500								
28 David Carpenter, R (8,1) ERA: 2.57	0.1		4	1	0	0	0	2	0	0	0	0	0	8	17	0.00	9.000								
59 Wilton Lopez, R (9,1) ERA: 1.74	1.0		3	0	0	0	1	0	0	0	0	0	0	9	12	0.00	0.000								

Los Angeles Dodgers @ Houston Astros
Minute Maid Park, Houston, TX
Sat Apr 21 2012, 6:07 PM - 9:09 PM CDT
Att: 25,562 - Clear - 73 F

livebaseballscorecards.com

AB 31
R 5
H 8
RBI 5
BB 5
SO 7
LOB 11

Batter	1	2	3	4	5	6	7	8	9	AB	R	H	RBI	BB	SO	LOB	BOTTOM								
1 Jordan Schafer, L (1,8) OBP: 0.381, SLG: 0.321										3	0	0	0	1	3	0									
27 Jose Altuve, R (1,4) OBP: 0.379, SLG: 0.481										3	0	0	0	1	2	0									
14 J.D. Martinez, R (1,7) OBP: 0.459, SLG: 0.580										2	0	1	1	2	1	0									
45 Carlos Lee, R (1,3) OBP: 0.313, SLG: 0.317										4	0	0	0	0	0	5									
4 Jed Lowrie, S (1,6) OBP: 0.351, SLG: 0.258										4	0	1	0	0	1	3									
23 Chris Johnson, R (1,5) OBP: 0.276, SLG: 0.351										4	0	0	0	0	3	1									
16 Matt Downs, R (1,9) OBP: 0.250, SLG: 0.467										3	0	1	0	0	0	1									
28 David Carpenter, R (8,1)										0	0	0	0	0	0	0									
59 Wilton Lopez, R (9,1)										0	0	0	0	0	0	0									
9 Marwin Gonzalez, S (9,PH) OBP: 0.257, SLG: 0.324										1	0	0	0	0	0	0									
18 Chris Snyder, R (1,2) OBP: 0.130, SLG: 0.091										2	0	0	1	0	0	0									
19 Brian Bogusevic, L (9,PH) OBP: 0.340, SLG: 0.317										1	0	0	0	0	0	0									
56 Kyle Weiland, L (1,1)										2	0	0	0	0	0	2									
55 Rhiner Cruz, R (8,1)										0	0	0	0	0	0	0									
44 Justin Maxwell, R (8,9) OBP: 0.294, SLG: 0.438										1	1	1	0	0	0	0									
Inning Stats	R: 0 E: 0 K: 2 S: 7	H: 0 LOB: 0 BB: 0 P: 10	R: 0 E: 0 K: 0 S: 10	H: 1 LOB: 1 BB: 0 P: 18	R: 0 E: 0 K: 1 S: 8	H: 0 LOB: 0 BB: 0 P: 11	R: 0 E: 0 K: 1 S: 6	H: 0 LOB: 0 BB: 1 P: 10	R: 0 E: 0 K: 1 S: 12	H: 1 LOB: 2 BB: 1 P: 24	R: 0 E: 0 K: 2 S: 8	H: 0 LOB: 0 BB: 0 P: 10	R: 0 E: 0 K: 0 S: 18	H: 0 LOB: 3 BB: 3 P: 33	R: 0 E: 0 K: 1 S: 8	H: 0 LOB: 0 BB: 0 P: 16	1B: 3 2B: 1 3B: 0 HR: 0	SF: 0 SAC: 0 DP: 1 HBP: 0	WP: 0 PB: 0 SB: 0 CS: 0	PA: 35					
PITCHER	IP	WLS	BF	H	R	ER	SO	BB	IBB	HBP	BLK	WP	HR	S	P	ERA	WHIP								
22 Clayton Kershaw, L (1,1) ERA: 1.61	7.0	W	25	3	0	0	9	1	1	0	0	0	0	61	104	0.00	0.571								
66 Mike MacDougal, R (8,1) ERA: 4.91	0.1		4	1	1	1	0	2	0	0	0	0	0	8	17	27.00	9.000								
74 Kenley Jansen, R (8,1) ERA: 3.38	0.2	H	3	0	0	0	0	1	0	0	0	0	0	10	16	0.00	1.500								
28 Jamey Wright, R (9,1) ERA: 1.69	1.0		3	0	0	0	1	0	0	0	0	0	0	8	16	0.00	0.000								

Los Angeles Dodgers @ Houston Astros
Minute Maid Park, Houston, TX
Sat Apr 21 2012, 6:07 PM - 9:09 PM CDT
Att: 25,562 - Clear - 73 F


livebaseballscorecards.com


AB 30
R 1
H 4
RBI 1
BB 5
SO 10
LOB 12

Batter	1	2	3	4	5	6	7	8	9	AB	R	H	RBI	BB	SO	LOB	TOP	
9 Dee Strange-Gordon, L (1,6) OBP: 0.277, SLG: 0.267	G3		G6-3		K			K		4	0	0	0	0	2	1	Los Angeles Dodgers @ Houston Astros Minute Maid Park, Houston, TX Sun Apr 22 2012, 1:07 PM - 4:00 PM CDT Att: 23,948 - Sunny - 75 F	
14 Mark Ellis, R (1,4) OBP: 0.391, SLG: 0.340	1B		BB			1B		F7		3	0	2	0	1	0	1		
27 Matt Kemp, R (1,8) OBP: 0.500, SLG: 0.967	P4		F8							3	0	0	0	0	1	3		
10 Tony Gwynn Jr., L (6,8) OBP: 0.333, SLG: 0.316										1	0	1	0	0	0	0		
21 Juan Rivera, R (1,3) OBP: 0.298, SLG: 0.314	K									3	0	0	0	1	1	4		
16 Andre Ethier, L (1,9) OBP: 0.333, SLG: 0.590										3	0	0	0	0	1	2		
3 Adam Kennedy, L (6,3) OBP: 0.222, SLG: 0.071	K		FC4-6							1	0	0	0	0	0	0		
6 Jerry Hairston, R (1,7) OBP: 0.406, SLG: 0.370	BB		F9							3	0	2	0	1	0	1		
5 Juan Uribe, R (1,5) OBP: 0.231, SLG: 0.237	P5		G6-3							4	0	0	0	0	1	4		
18 Matt Treanor, R (1,2) OBP: 0.143, SLG: 0.250	G6-3									3	0	0	0	0	0	2		
58 Chad Billingsley, R (1,1)			G6-3							1	0	0	0	0	0	0		
28 Jamey Wright, R (4,1)										1	0	0	0	0	1	0		
57 Scott Elbert, L (7,1)										0	0	0	0	0	0	0		
7 James Loney, L (8,PH)										1	0	1	0	0	0	0		
66 Mike MacDougal, S (8,1)								1B		0	0	0	0	0	0	0		
Inning Stats	R: 0 H: 1 E: 0 K: 1 S: 8	H: 1 LOB: 1 BB: 0 P: 15	R: 0 H: 0 E: 0 K: 1 S: 11	H: 0 LOB: 1 BB: 1 P: 20	R: 0 H: 0 E: 0 K: 0 S: 8	H: 0 LOB: 1 BB: 1 P: 14	R: 0 H: 0 E: 0 K: 0 S: 7	H: 0 LOB: 0 BB: 1 P: 13	R: 0 H: 1 E: 0 K: 1 S: 10	H: 1 LOB: 0 BB: 0 P: 17	R: 0 H: 1 E: 0 K: 1 S: 10	H: 2 LOB: 2 BB: 0 P: 15	R: 0 H: 1 E: 0 K: 0 S: 4	H: 1 LOB: 0 BB: 0 P: 5	1B: 5 2B: 1 3B: 0 HR: 0	SF: 0 DP: 2 HBP: 0	WP: 0 PA: 34 PB: 1 SB: 1 CS: 0	
PITCHER	IP WLS BF H R ER SO BB IBB HBP BLK WP HR S P ERA WHIP																	
51 Wandy Rodriguez, L (1,1) ERA: 1.42	7.0 W 26 3 0 0 6 3 0 0 0 0 0 0 63 107 0.00 0.857																	
43 Fernando Rodriguez Jr., R (7,PH) ERA: 3.68	1.0 5 2 0 0 1 0 0 0 0 0 0 0 11 15 0.00 2.000																	
37 Brandon Lyon, R (9,1) ERA: 3.0	1.0 3 1 0 0 0 0 0 0 0 0 0 0 4 5 0.00 1.000																	

Batter	1	2	3	4	5	6	7	8	9	AB	R	H	RBI	BB	SO	LOB	BOTTOM
1 Jordan Schafer, L (1,8) OBP: 0.373, SLG: 0.368	K			FC3-6		F7				4	2	1	4	0	1	2	Los Angeles Dodgers @ Houston Astros Minute Maid Park, Houston, TX Sun Apr 22 2012, 1:07 PM - 4:00 PM CDT Att: 23,948 - Sunny - 75 F
44 Justin Maxwell, R (7,PH) OBP: 0.333, SLG: 0.471		HR		4 WP 14 FC5-4			1B			1	0	1	0	0	0	0	
4 Jed Lowrie, S (1,6) OBP: 0.307, SLG: 0.257	E3		F7							4	1	1	0	1	0	2	
43 Fernando Rodriguez Jr., R (1,PH) OBP: 0.333, SLG: 0.471	45 HR			14 FC5-4		1B				0	0	0	0	0	0	0	
37 Brandon Lyon, R (9,1) ERA: 3.0				3-H						0	0	0	0	0	0	0	
14 J.D. Martinez, R (1,7) OBP: 0.424, SLG: 0.527	F8		F7	FC5-4		K		G5-3		5	0	0	1	0	1	3	
45 Carlos Lee, R (1,3) OBP: 0.310, SLG: 0.359			F7			E5				4	1	1	2	0	0	2	
16 Matt Downs, R (8,3) OBP: 0.294, SLG: 0.500	HR			G4-3		19 BB		23 1B		1	1	1	0	0	0	0	
19 Brian Bogusevic, L (1,9) OBP: 0.345, SLG: 0.333	K		G4-3					23 1B		4	1	1	0	1	1	0	
23 Chris Johnson, R (1,5) OBP: 0.302, SLG: 0.361			P6					27 1B		4	2	2	1	0	0	3	
15 Jason Castro, L (1,2) OBP: 0.317, SLG: 0.351			51 BB 1 HR							4	2	2	1	1	1	2	
27 Jose Altuve, R (1,4) OBP: 0.381, SLG: 0.464				51 E				F7		4	1	1	1	1	1	3	
51 Wandy Rodriguez, S (1,1) ERA: 1.4				FC3-6						2	1	0	1	1	0	2	
9 Marwin Gonzalez, S (7,PH) OBP: 0.270, SLG: 0.333				E6						2	0	1	0	0	1	2	
Inning Stats	R: 2 H: 1 E: 1 K: 2 S: 13	H: 2 LOB: 0 BB: 2 P: 25	R: 0 H: 0 E: 0 K: 0 S: 8	H: 0 LOB: 0 BB: 2 P: 14	R: 3 H: 1 E: 1 K: 0 S: 11	H: 1 LOB: 1 BB: 2 P: 24	R: 1 H: 1 E: 0 K: 0 S: 13	H: 1 LOB: 3 BB: 1 P: 22	R: 0 H: 2 E: 0 K: 2 S: 14	H: 2 LOB: 2 BB: 0 P: 24	R: 2 H: 4 E: 0 K: 1 S: 15	H: 4 LOB: 2 BB: 0 P: 21	1B: 8 2B: 1 3B: 1 HR: 2	SF: 0 DP: 0 HBP: 1	WP: 3 PA: 45 PB: 0 SB: 0 CS: 0		
PITCHER	IP WLS BF H R ER SO BB IBB HBP BLK WP HR S P ERA WHIP																
58 Chad Billingsley, R (1,1) ERA: 3.04	3.1 L 20 4 9 5 2 4 0 0 0 0 1 0 29 49 3.38 1.125																
28 Jamey Wright, R (4,1) ERA: 2.25	2.2 13 2 1 1 1 1 0 1 0 0 0 0 14 24 0.00 2.000																
57 Scott Elbert, L (7,1) ERA: 1.4	1.0 5 2 0 0 2 0 0 0 0 0 0 0 15 21 18.00 4.000																
66 Mike MacDougal, R (8,1) ERA: 7.71	1.0 7 4 2 2 1 0 0 0 0 0 0 0 15 21 18.00 4.000																



Batter	1	2	3	4	5	6	7	8	9	AB	R	H	RBI	BB	SO	LOB	TOP					
24 Michael Bourn, L (1.8) OBP: 0.384, SLG: 0.403	G1-3		F7			F8		G4-3		4	0	0	0	0	0	1	Atlanta Braves @ Los Angeles Dodgers Dodger Stadium, Los Angeles, CA Wed Apr 25 2012, 7:10 PM - 10:03 PM PDT Att: 26,345 - Partly Cloudy - 64 F					
14 Martin Prado, R (1.7) OBP: 0.316, SLG: 0.394	16 CS 1B			L6		F7		F9		4	0	1	0	0	0	0						
5 Freddie Freeman, L (1.3) OBP: 0.316, SLG: 0.507	P5			16 G4-3 26 1B		G1-3			1B	4	2	2	0	0	0	1						
16 Brian McCann, L (1.2) OBP: 0.313, SLG: 0.443 2 Jack Wilson, R (9. PR) OBP: 0.120, SLG: 0.125	CS		F7	G4-3		F8		26 1B 10 1B	1B	4	0	1	0	0	0	1						
26 Dan Uggla, R (1.4) OBP: 0.346, SLG: 0.417				10 FC5-4 1B		G5-3		10 1B 22 1B	1B	3	1	2	2	1	0	0						
10 Chipper Jones, S (1.5) OBP: 0.357, SLG: 0.556			F8	FC5-4		G5-3		1 HBP 22 1B	1B	4	0	1	1	0	0	2						
22 Jason Heyward, L (1.9) OBP: 0.370, SLG: 0.485			K			G4-3			1 HBP 1B	4	0	1	1	0	1	1						
1 Tyler Pastornicky, R (1.6) OBP: 0.294, SLG: 0.362 8 David Ross, R (9.2) OBP: 0.538, SLG: 0.909			F7			G6-3			25 G4-6-3 HBP	3	0	1	0	0	0	0						
37 Brandon Beachy, R (1.1) OBP: 0.333, SLG: 0.460 32 Chad Durbin, R (7.1) OBP: 0.100, SLG: 0.100 34 Eric O'Flaherty, L (7.1) OBP: 0.100, SLG: 0.100 20 Eric Hinske, L (8. PH) OBP: 0.271, SLG: 0.292 39 Jonny Venters, L (8.1) OBP: 0.100, SLG: 0.100 25 Juan Francisco, L (8. PH) OBP: 0.100, SLG: 0.100 46 Craig Kimbrel, R (8.1) OBP: 0.100, SLG: 0.100			K			F9			G4-6-3	2	0	0	0	0	0	1						
Inning Stats	R: 0 H: 1 E: 0 K: 0 S: 9	H: 1 LOB: 0 BB: 0 P: 12	R: 0 H: 0 E: 0 K: 1 S: 10	H: 0 LOB: 1 BB: 1 P: 17	R: 0 H: 0 E: 0 K: 1 S: 9	H: 0 LOB: 0 BB: 0 P: 10	R: 1 H: 2 E: 0 K: 0 S: 9	H: 2 LOB: 1 BB: 0 P: 13	R: 0 H: 0 E: 0 K: 0 S: 6	H: 0 LOB: 0 BB: 0 P: 10	R: 0 H: 0 E: 0 K: 0 S: 6	H: 0 LOB: 0 BB: 0 P: 10	R: 0 H: 1 E: 0 K: 1 S: 10	H: 1 LOB: 1 BB: 0 P: 17	R: 3 H: 5 E: 0 K: 0 S: 15	H: 5 LOB: 3 BB: 0 P: 21		1B: 8 2B: 1 3B: 0 HR: 0	SF: 0 SAC: 0 DP: 1 HBP: 1	WP: 0 PB: 0 SB: 0 CS: 1	PA: 37	
PITCHER	IP WLS BF H R ER SO BB IBB HBP BLK WP HR S P ERA WHIP	7.0 0 24 3 1 1 2 1 0 0 0 0 0 0 55 79 1.29 0.571	1.0 H 4 1 0 0 1 0 0 0 0 0 0 0 10 17 0.00 1.000	0.1 L 6 5 3 3 0 0 0 0 0 0 0 0 13 18 81.00 15.000	0.2 2 0 0 0 0 0 0 0 1 0 0 0 2 3 0.00 0.000	PITCHER																

Batter	1	2	3	4	5	6	7	8	9	AB	R	H	RBI	BB	SO	LOB	BOTTOM						
9 Dee Strange-Gordon, L (1.6) OBP: 0.282, SLG: 0.278	F7		FC6-4 14 S		G4-3				G5-3	5	0	1	1	0	0	2	Atlanta Braves @ Los Angeles Dodgers Dodger Stadium, Los Angeles, CA Wed Apr 25 2012, 7:10 PM - 10:03 PM PDT Att: 26,345 - Partly Cloudy - 64 F						
14 Mark Ellis, R (1.4) OBP: 0.368, SLG: 0.323			F9		F7					4	0	1	0	0	0	3							
27 Matt Kemp, R (1.8) OBP: 0.513, SLG: 0.942					G6-3					3	1	1	1	1	1	1							
16 Andre Ethier, L (1.9) OBP: 0.333, SLG: 0.562										4	0	1	0	0	3	3							
7 James Loney, L (1.3) OBP: 0.323, SLG: 0.370										4	0	0	0	0	2	2							
6 Jerry Hairston, R (1.5) OBP: 0.400, SLG: 0.353										3	0	0	0	1	1	1							
10 Tony Gwynn Jr., L (1.7) OBP: 0.296, SLG: 0.280										4	1	1	0	0	1	2							
17 A.J. Ellis, R (1.2) OBP: 0.424, SLG: 0.404										4	0	1	0	0	2	2							
29 Ted Lilly, L (1.1) OBP: 0.333, SLG: 0.200 5 Justin Upton, R (7. PH) OBP: 0.271, SLG: 0.292 74 Kenley Jansen, S (8.1) OBP: 0.100, SLG: 0.100 54 Javy Guerra, R (8.1) OBP: 0.100, SLG: 0.100 52 Josh Lindblom, R (8.1) OBP: 0.100, SLG: 0.100 3 Adam Kennedy, L (8. PH) OBP: 0.200, SLG: 0.200										1	0	1	0	0	0	0							
Inning Stats	R: 0 H: 1 E: 0 K: 2 S: 13	H: 0 LOB: 0 BB: 0 P: 19	R: 0 H: 1 E: 0 K: 1 S: 13	H: 1 LOB: 1 BB: 0 P: 19	R: 0 H: 1 E: 0 K: 1 S: 9	H: 1 LOB: 1 BB: 0 P: 10	R: 1 H: 2 E: 0 K: 0 S: 13	H: 2 LOB: 1 BB: 0 P: 21	R: 1 H: 1 E: 0 K: 0 S: 16	H: 1 LOB: 2 BB: 1 P: 25	R: 0 H: 1 E: 0 K: 2 S: 11	H: 1 LOB: 2 BB: 1 P: 19	R: 0 H: 0 E: 0 K: 3 S: 9	H: 0 LOB: 0 BB: 0 P: 11	R: 0 H: 0 E: 0 K: 2 S: 9	H: 0 LOB: 0 BB: 0 P: 11		1B: 5 2B: 1 3B: 0 HR: 1	SF: 0 SAC: 1 DP: 0 HBP: 0	WP: 1 PB: 0 SB: 2 CS: 0	PA: 37		
PITCHER	IP WLS BF H R ER SO BB IBB HBP BLK WP HR S P ERA WHIP	6.1 2 28 7 2 2 6 1 0 0 0 0 0 1 75 109 2.84 1.263	0.1 2 0 0 0 0 1 0 0 0 0 0 0 1 7 0.00 3.000	0.1 1 0 0 0 1 0 0 0 0 0 0 0 4 4 0.00 0.000	1.0 W 3 0 0 0 3 0 0 0 0 0 0 0 9 11 0.00 0.000	1.0 S 3 0 0 0 2 0 0 0 0 0 0 0 9 11 0.00 0.000	PITCHER																

Batter	1	2	3	4	5	6	7	8	9	AB	R	H	RBI	BB	SO	LOB	TOP					
20 Ian Desmond, R OBP: 0.303, SLG: 0.386	K2-3		G6-3		F9		F8			4	0	0	0	0	1	2	Washington Nationals @ Los Angeles Dodgers Dodger Stadium, Los Angeles, CA Fri Apr 27 2012, 7:11 PM - 9:54 PM PDT Att: 44,807 - Clear - 66 F					
1 Steve Lombardozzi, S OBP: 0.419, SLG: 0.346	E5		G4-3		P3			P4		4	0	0	0	0	0	2						
28 Jayson Werth, R OBP: 0.388, SLG: 0.444	K			F7		25 HR		F7		3	1	0	0	1	1							
25 Adam LaRoche, L OBP: 0.412, SLG: 0.533	K			7 FC3-6 1B		1 HR		F7		4	1	2	2	0	1							
7 Mark DeRosa, R OBP: 0.227, SLG: 0.081	G6-3			FC3-6		G5-3		F8		4	0	0	0	0	0							
8 Danny Espinosa, S OBP: 0.295, SLG: 0.282				K		F9		L8		4	0	1	0	0	1							
21 Xavier Nady, R OBP: 0.173, SLG: 0.220						G6-3				3	0	0	0	0	1							
18 Chad Tracy, L OBP: 0.208, SLG: 0.182						G5-3				0	0	0	0	0	0							
33 Edwin Jackson, R OBP: 0.222, SLG: 0.222								HBP		0	0	0	0	0	0							
26 Jesus Flores, R OBP: 0.375, SLG: 0.286						E6 20 F9 48 E		F7		4	0	0	0	0	1							
48 Ross Detwiler, R OBP: 0.271, SLG: 0.238						FC3		K		2	0	0	0	0	0							
17 Sean Burnett, L OBP: 0.222, SLG: 0.222										1	0	0	0	0	1							
52 Ryan Mattheus, R OBP: 0.222, SLG: 0.222										0	0	0	0	0	0							
Inning Stats	R: 0 H: 0 E: 0 K: 3 S: 11	H: 0 LOB: 1 BB: 0 P: 16	R: 0 H: 0 E: 0 K: 1 S: 7	H: 1 LOB: 1 BB: 0 P: 13	R: 0 H: 0 E: 0 K: 0 S: 4	H: 0 LOB: 0 BB: 0 P: 4	R: 0 H: 0 E: 0 K: 1 S: 11	H: 1 LOB: 1 BB: 0 P: 21	R: 0 H: 0 E: 2 K: 0 S: 9	H: 0 LOB: 2 BB: 0 P: 14	R: 2 H: 1 E: 0 K: 0 S: 12	H: 1 LOB: 0 BB: 1 P: 19	R: 0 H: 0 E: 0 K: 1 S: 6	H: 0 LOB: 0 BB: 0 P: 10	R: 0 H: 0 E: 0 K: 0 S: 11	H: 0 LOB: 0 BB: 0 P: 16	R: 0 H: 0 E: 0 K: 1 S: 11	H: 0 LOB: 1 BB: 0 P: 17	1B: 1 2B: 1 3B: 0 HR: 1	SF: 0 SAC: 0 DP: 0 HBP: 1	WP: 0 PB: 0 SB: 0 CS: 0	PA: 35
PITCHER	IP WLS BF H R ER SO BB IBB HBP BLK WP HR S P ERA WHIP																					
22 Clayton Kershaw, L ERA: 1.78	8.0 W 31 3 2 2 6 1 0 0 0 0 1 71 113 2.25 0.500																					
74 Kenley Jansen, R ERA: 2.83	1.0 S 4 0 0 0 1 0 0 1 0 0 0 0 11 17 0.00 0.000																					

Batter	1	2	3	4	5	6	7	8	9	AB	R	H	RBI	BB	SO	LOB	BOTTOM			
9 Dee Strange-Gordon, L OBP: 0.268, SLG: 0.263	K		B5-3		G4-3		P4			4	0	0	0	0	1	1	Washington Nationals @ Los Angeles Dodgers Dodger Stadium, Los Angeles, CA Fri Apr 27 2012, 7:11 PM - 9:54 PM PDT Att: 44,807 - Clear - 66 F			
14 Mark Ellis, R OBP: 0.303, SLG: 0.309	F7		K		L1		27 WP			3	0	0	0	1	0					
27 Matt Kemp, R OBP: 0.512, SLG: 0.918	16 HR				G5-3		G6-3			4	2	2	0	0	2					
16 Andre Ethier, L OBP: 0.341, SLG: 0.597	1 HR				5 1B 6 SH1-4		G4-3		K	4	1	2	2	0	1					
6 Jerry Hairston, R OBP: 0.419, SLG: 0.361					SH1-4					2	0	1	0	1	0					
10 Tony Gwynn Jr., L OBP: 0.296, SLG: 0.280	P4				1-2 2-3		5 FC6-4		5 2B	0	0	0	0	0	0					
7 James Loney, L OBP: 0.303, SLG: 0.345	G4-3				G3		K		P6	4	0	0	0	0	1					
5 Juan Uribe, R OBP: 0.288, SLG: 0.314	G3				17 BB		FC6-4			4	0	2	1	0	0					
17 A.J. Ellis, R OBP: 0.435, SLG: 0.396	F9									1	0	0	0	2	0					
22 Clayton Kershaw, L OBP: 0.222, SLG: 0.222					G4-3					3	0	0	0	0	1					
74 Kenley Jansen, S ERA: 3.72										0	0	0	0	0	0					
Inning Stats	R: 2 H: 2 E: 0 K: 1 S: 10	H: 2 LOB: 0 BB: 0 P: 16	R: 0 H: 0 E: 0 K: 0 S: 8	H: 0 LOB: 0 BB: 0 P: 13	R: 0 H: 0 E: 0 K: 1 S: 9	H: 0 LOB: 0 BB: 0 P: 14	R: 1 H: 3 E: 0 K: 1 S: 16	H: 3 LOB: 1 BB: 1 P: 26	R: 0 H: 0 E: 0 K: 0 S: 6	H: 0 LOB: 0 BB: 0 P: 7	R: 0 H: 0 E: 0 K: 1 S: 9	H: 0 LOB: 1 BB: 1 P: 15	R: 0 H: 0 E: 0 K: 0 S: 9	H: 0 LOB: 2 BB: 2 P: 21	R: 0 H: 2 E: 0 K: 1 S: 12	H: 2 LOB: 3 BB: 0 P: 17	1B: 5 2B: 1 3B: 0 HR: 1	SF: 0 SAC: 1 DP: 0 HBP: 0	WP: 1 PB: 0 SB: 0 CS: 0	PA: 34
PITCHER	IP WLS BF H R ER SO BB IBB HBP BLK WP HR S P ERA WHIP																			
48 Ross Detwiler, L ERA: 1.64	6.0 L 25 5 3 3 4 2 0 0 0 0 0 58 91 4.50 1.167																			
17 Sean Burnett, L ERA: 3.72	0.2 4 0 0 0 0 2 0 0 0 0 0 7 17 0.00 3.000																			
52 Ryan Mattheus, R ERA: 3.72	1.1 5 2 0 0 1 0 0 0 0 0 1 0 14 21 0.00 1.500																			

AB	33
R	2
H	3
RBI	2
BB	1
SO	7
LOB	12



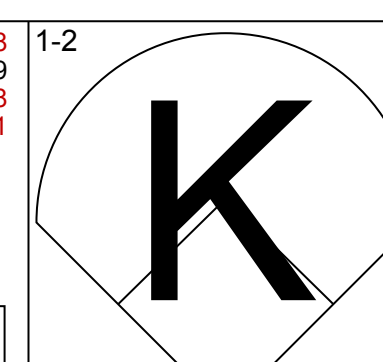
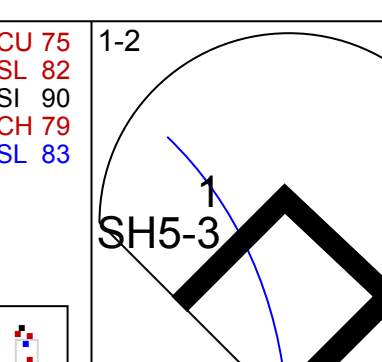
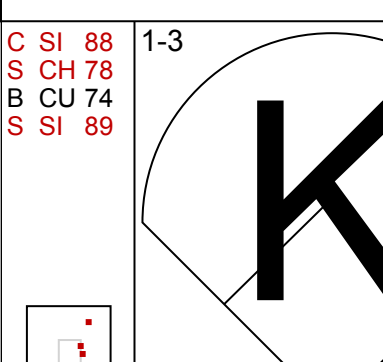
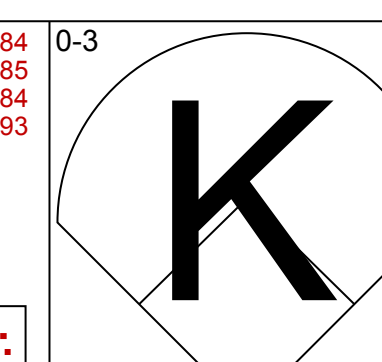
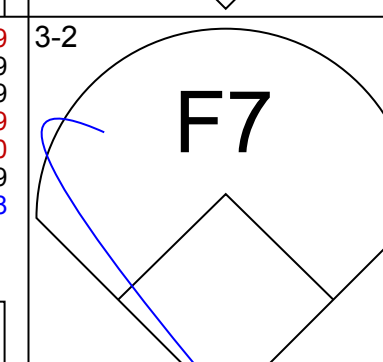
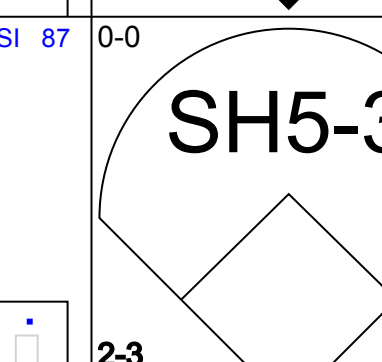
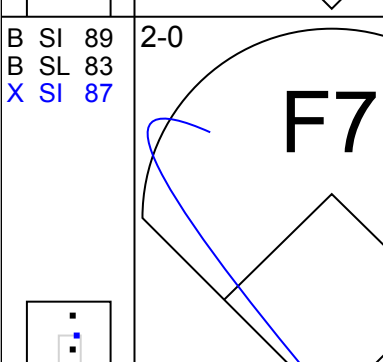
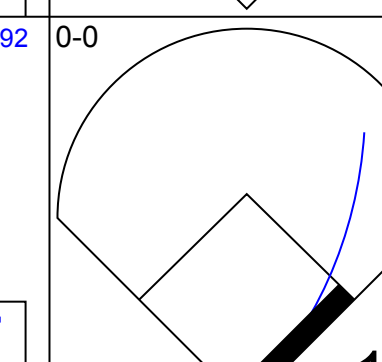
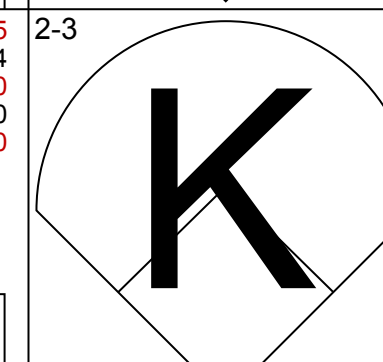
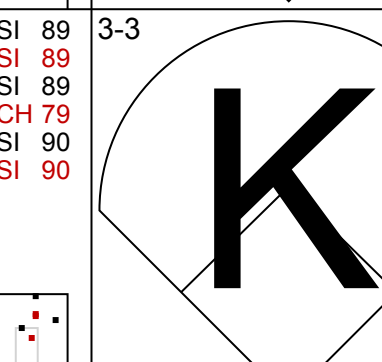
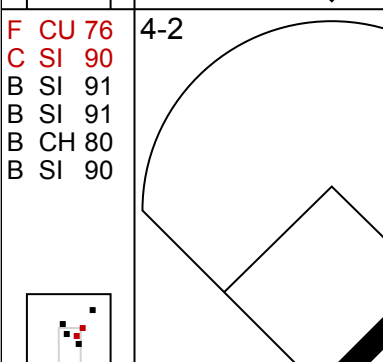
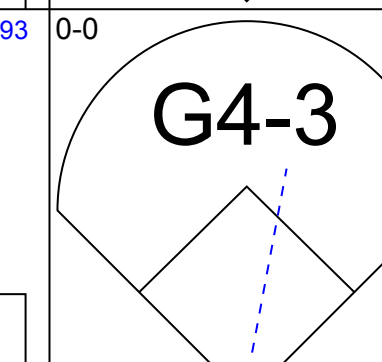

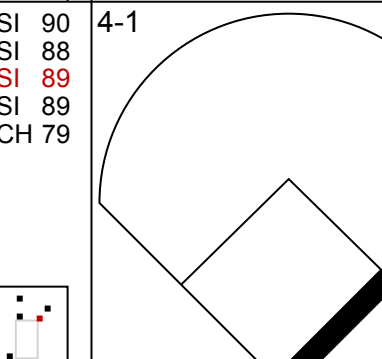
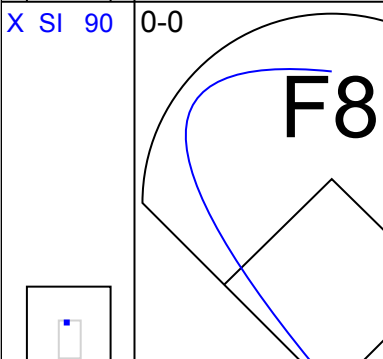


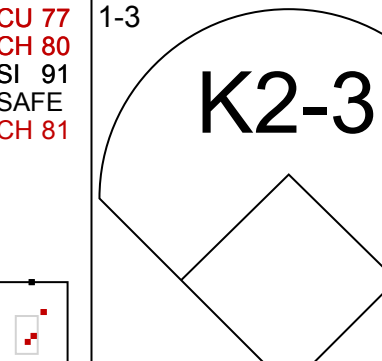













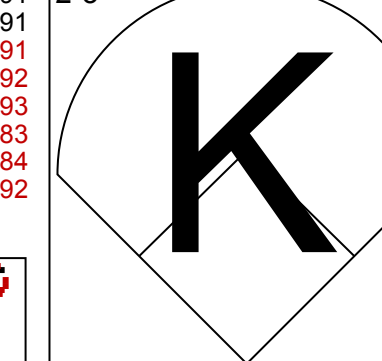
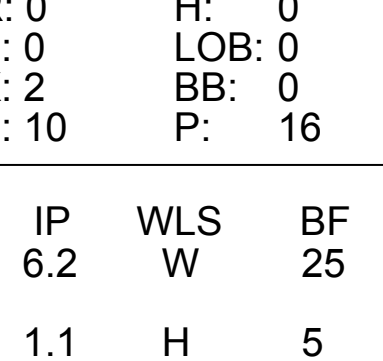
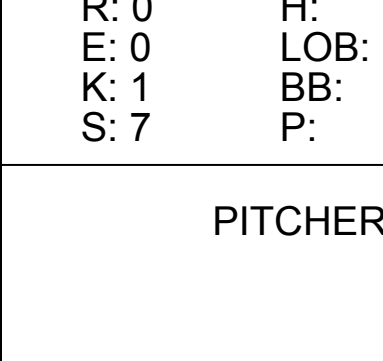
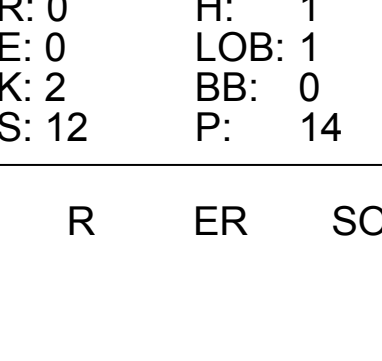



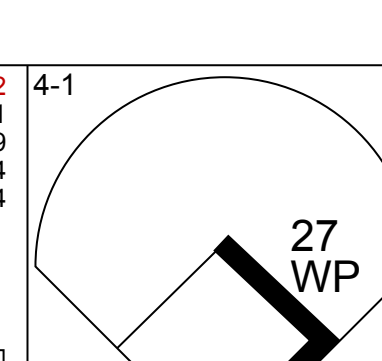


AB	29
R	3
H	7
RBI	3
BB	4
SO	5
LOB	12



Batter	1	2	3	4	5	6	7	8	9	10	AB	R	H	RBI	BB	SO	LOB	TOP
20 Ian Desmond, R OBP: 0.287, SLG: 0.364	P3		P4-6			G3		G6-3	K2-3		5	0	0	0	0	1	4	Washington Nationals @ Los Angeles Dodgers Dodger Stadium, Los Angeles, CA Sat Apr 28 2012, 6:11 PM - 9:37 PM PDT Att: 54,242 - Clear - 71 F
1 Steve Lombardozzi, S OBP: 0.361, SLG: 0.290	G6-3			G4-3		G3		G4-3		K	5	0	0	0	0	1	1	
28 Jayson Werth, R OBP: 0.378, SLG: 0.429				G5-3		G5-3		F7		K	5	0	1	0	0	1	1	
25 Adam LaRoche, L OBP: 0.411, SLG: 0.563	G4-3			F8			HR			G6-3	5	1	2	1	0	0	1	
24 Rick Ankiel, L OBP: 0.232, SLG: 0.447		K								FC5-6	4	1	1	0	0	2	1	
8 Danny Espinosa, S OBP: 0.302, SLG: 0.280		K									4	1	1	0	0	3	1	
34 Bryce Harper, L OBP: 0.250, SLG: 0.667											3	0	1	1	0	0	1	
3 Wilson Ramos, R OBP: 0.355, SLG: 0.358											2	0	1	1	2	0	1	
37 Stephen Strasburg, R OBP: 0.200, SLG: 0.307											3	0	1	0	0	0	1	
36 Tyler Clippard, R											0	0	0	0	0	0	0	
18 Chad Tracy, L OBP: 0.240, SLG: 0.182											0	0	0	0	1	0	0	
63 Henry Alberto Rodriguez, R											0	0	0	0	0	0	0	
32 Tom Gorzelanny, R OBP: 1.000, SLG: 1.000											0	0	0	0	0	0	0	
Inning Stats	R: 0 E: 0 K: 0 S: 10	H: 1 LOB: 1 BB: 0 P: 14	R: 0 E: 0 K: 2 S: 10	H: 0 LOB: 0 BB: 0 P: 16	R: 0 E: 0 K: 0 S: 6	H: 0 LOB: 0 BB: 1 P: 11	R: 0 E: 0 K: 1 S: 14	H: 1 LOB: 1 BB: 0 P: 20	R: 0 E: 0 K: 3 S: 15	H: 2 LOB: 2 BB: 1 P: 28	R: 0 E: 0 K: 1 S: 18	H: 3 LOB: 2 BB: 1 P: 27	R: 0 E: 0 K: 2 S: 8	H: 0 LOB: 0 BB: 0 P: 12	1B: 5 2B: 3 3B: 0 HR: 1	SF: 1 DP: 1 HBP: 0	WP: 0 PB: 0 SB: 0 CS: 0	PA: 40
PITCHER	IP WLS BF H R ER SO BB IBB HBP BLK WP HR S P ERA WHIP	7.0 27 5 1 1 6 1 0 0 0 0 0 1 66 106 1.29 0.857	1.0 3 0 0 0 0 0 0 0 0 0 0 0 10 14 0.00 0.000	0.1 2 1 1 1 0 0 0 0 0 0 0 0 4 5 27.00 3.000	0.2 5 2 1 1 1 0 1 0 0 0 0 0 14 22 13.50 3.000	1.0 W 3 0 0 0 2 0 0 0 0 0 0 8 12 0.00 0.000	PITCHER	IP WLS BF H R ER SO BB IBB HBP BLK WP HR S P ERA WHIP	7.0 27 5 1 1 6 1 0 0 0 0 0 0 1 66 106 1.29 0.857	1.0 3 0 0 0 0 0 0 0 0 0 0 0 10 14 0.00 0.000	0.1 2 1 1 1 0 0 0 0 0 0 0 0 4 5 27.00 3.000	0.2 5 2 1 1 1 0 1 0 0 0 0 0 14 22 13.50 3.000	1.0 W 3 0 0 0 2 0 0 0 0 0 0 8 12 0.00 0.000					

Batter	1	2	3	4	5	6	7	8	9	10	AB	R	H	RBI	BB	SO	LOB	BOTTOM
9 Dee Strange-Gordon, L OBP: 0.253, SLG: 0.247	G1-3		G3-1			L1		G1-3	K		5	0	0	0	0	1	2	Washington Nationals @ Los Angeles Dodgers Dodger Stadium, Los Angeles, CA Sat Apr 28 2012, 6:11 PM - 9:37 PM PDT Att: 54,242 - Clear - 71 F
10 Tony Gwynn Jr., L OBP: 0.313, SLG: 0.300										L3	5	0	2	0	0	1	2	
27 Matt Kemp, R OBP: 0.506, SLG: 0.922											4	1	1	1	1	2	2	
16 Andre Ethier, L OBP: 0.326, SLG: 0.568											4	0	0	0	0	3	1	
6 Jerry Hairston, R OBP: 0.413, SLG: 0.342											2	1	0	0	0	1	0	
14 Mark Ellis, R OBP: 0.370, SLG: 0.319											1	1	1	0	0	0	0	
7 James Loney, L OBP: 0.314, SLG: 0.355											4	0	2	0	0	0	1	
5 Juan Uribe, R OBP: 0.304, SLG: 0.333											3	1	1	1	0	1	2	
17 A.J. Ellis, R OBP: 0.439, SLG: 0.404											4	0	2	1	0	2	4	
58 Chad Billingsley, R ERA: 2.64											2	0	0	0	0	2	1	
21 Juan Rivera, R OBP: 0.150, SLG: 0.150											0	0	0	0	0	0	0	
52 Josh Lindblom, R ERA: 3.73											0	0	0	0	0	0	0	
57 Scott Elbert, L ERA: 4.76											0	0	0	0	0	0	0	
54 Javy Guerra, R ERA: 6.1											0	0	0	0	0	0	0	
3 Adam Kennedy, L ERA: 2.0											1	0	0	0	0	0	2	
28 Jamey Wright, R ERA: 6.17											0	0	0	0	0	0	0	
Inning Stats	R: 0 E: 0 K: 0 S: 6	H: 1 LOB: 0 BB: 0 P: 11	R: 0 E: 0 K: 2 S: 13	H: 1 LOB: 2 BB: 0 P: 19	R: 0 E: 0 K: 2 S: 11	H: 1 LOB: 1 BB: 0 P: 16	R: 0 E: 0 K: 1 S: 13	H: 1 LOB: 1 BB: 0 P: 16	R: 0 E: 0 K: 2 S: 9	H: 0 LOB: 0 BB: 0 P: 11	R: 1 E: 1 K: 1 S: 14	H: 1 LOB: 1 BB: 0 P: 19	R: 0 E: 0 K: 2 S: 14	H: 3 LOB: 2 BB: 0 P: 22	1B: 7 2B: 1 3B: 0 HR: 1	SF: 0 DP: 2 HBP: 2	WP: 3 PB: 0 SB: 1 CS: 0	PA: 39
PITCHER	IP WLS BF H R ER SO BB IBB HBP BLK WP HR S P ERA WHIP	7.0 27 5 1 1 6 1 0 0 0 0 0 0 1 66 106 1.29 0.857	1.0 3 0 0 0 0 0 0 0 0 0 0 0 10 14 0.00 0.000	0.1 2 1 1 1 0 0 0 0 0 0 0 0 4 5 27.00 3.000	0.2 5 2 1 1 1 0 1 0 0 0 0 0 14 22 13.50 3.000	1.0 W 3 0 0 0 2 0 0 0 0 0 0 8 12 0.00 0.000	PITCHER	IP WLS BF H R ER SO BB IBB HBP BLK WP HR S P ERA WHIP	7.0 27 5 1 1 6 1 0 0 0 0 0 0 1 66 106 1.29 0.857	1.0 3 0 0 0 0 0 0 0 0 0 0 0 10 14 0.00 0.000	0.1 2 1 1 1 0 0 0 0 0 0 0 0 4 5 27.00 3.000	0.2 5 2 1 1 1 0 1 0 0 0 0 0 14 22 13.50 3.000	1.0 W 3 0 0 0 2 0 0 0 0 0 0 8 12 0.00 0.000					

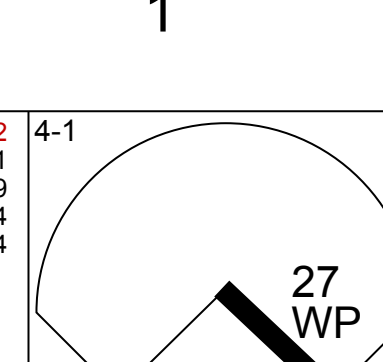
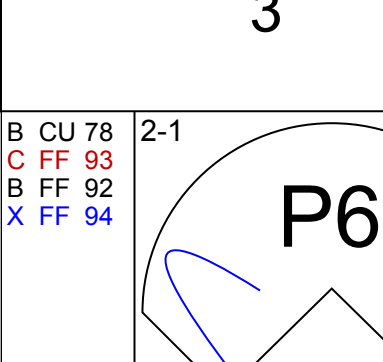
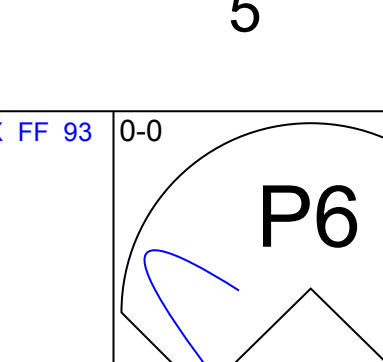
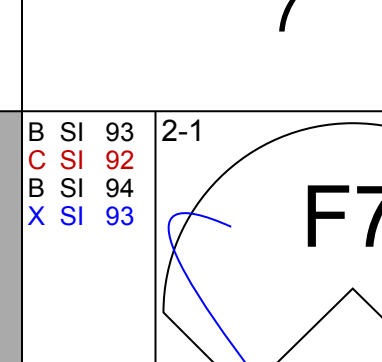
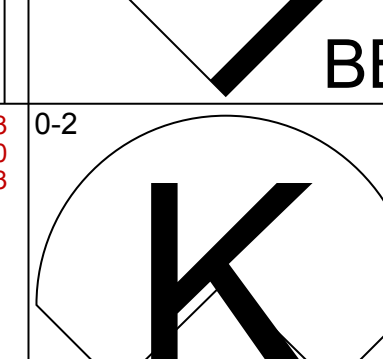
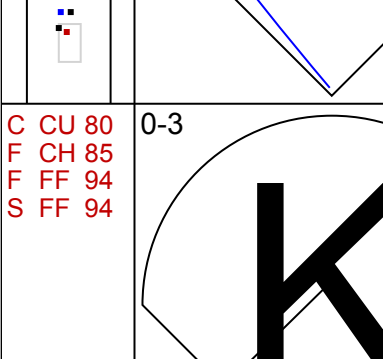
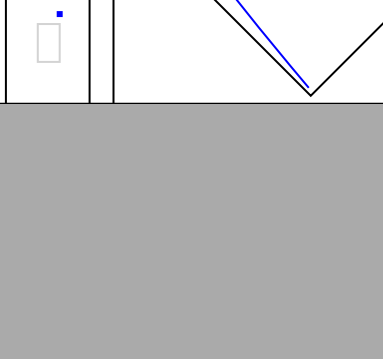
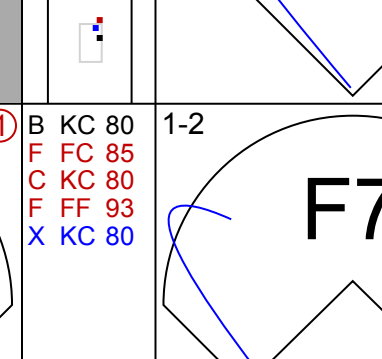
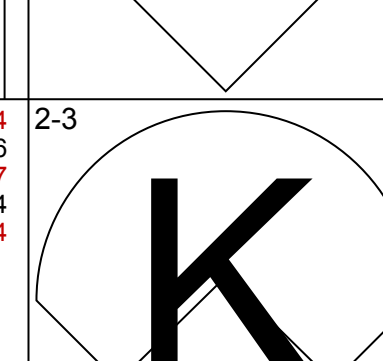
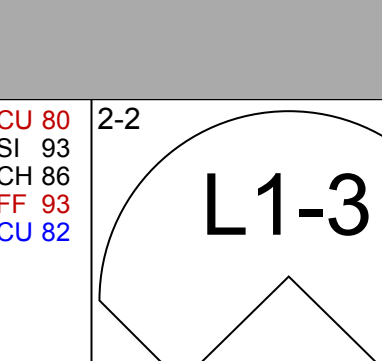
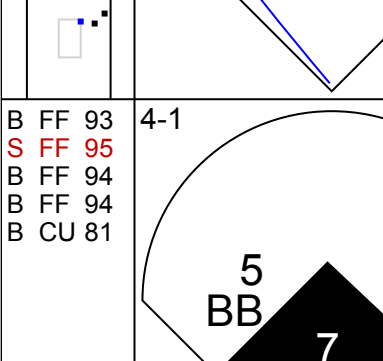
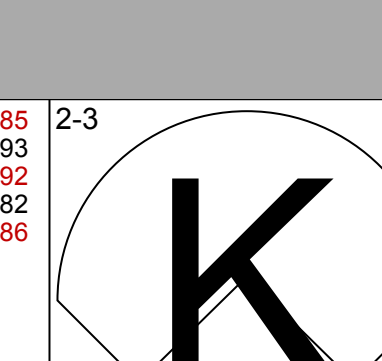
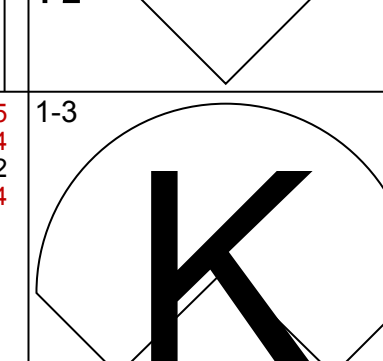
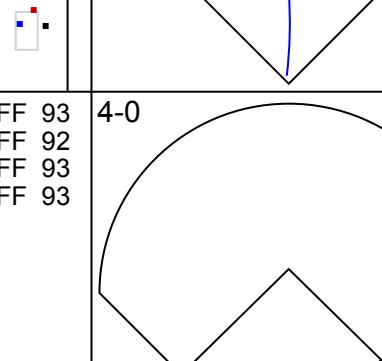
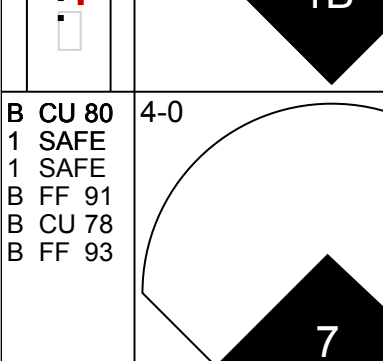
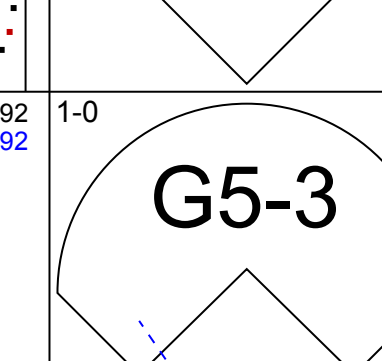
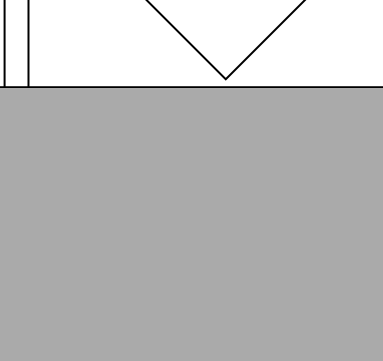



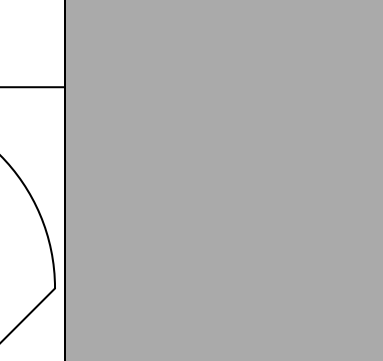




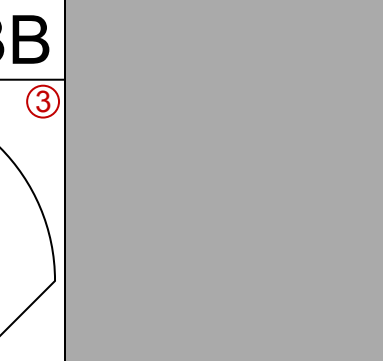

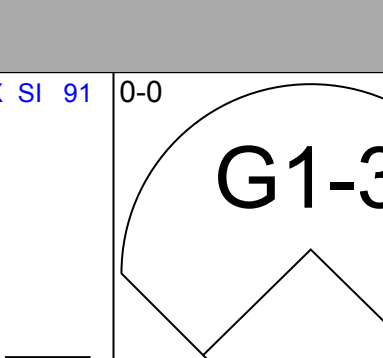

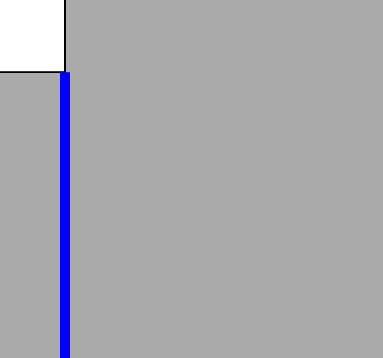

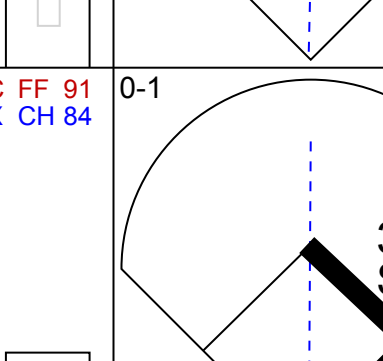



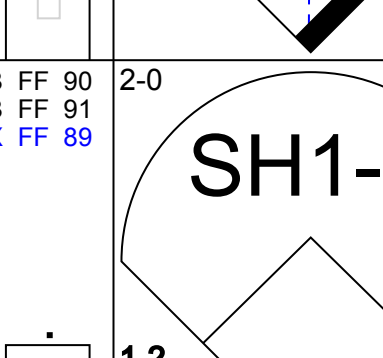
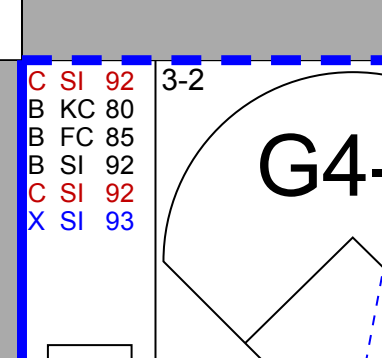

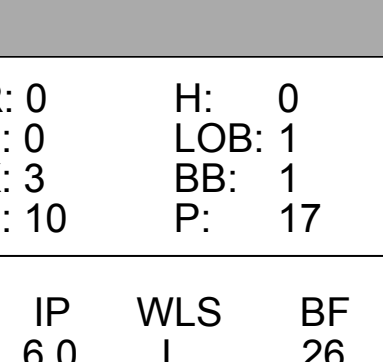
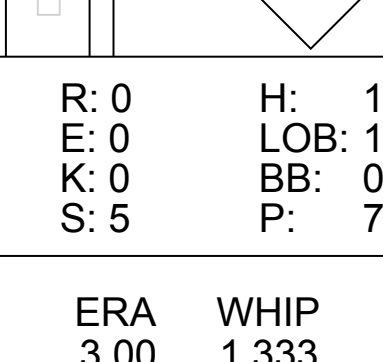
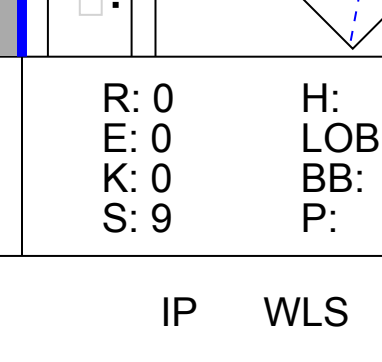

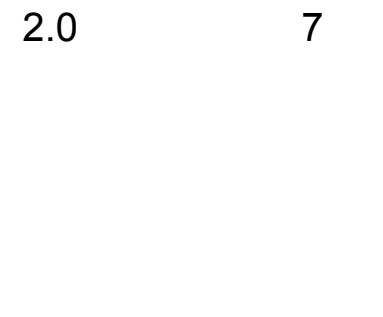





Batter	1	2	3	4	5	6	7	8	9	AB	R	H	RBI	BB	SO	LOB	TOP			
20 Ian Desmond, R OBP: 0.286, SLG: 0.370										4	0	1	0	0	3	0	Washington Nationals @ Los Angeles Dodgers Dodger Stadium, Los Angeles, CA Sun Apr 29 2012, 1:12 PM - 3:56 PM PDT Att: 48,753 - Sunny - 74 F			
1 Steve Lombardozzi, S OBP: 0.359, SLG: 0.234										3	0	1	0	0	0	0				
8 Danny Espinosa, S OBP: 0.300, SLG: 0.269										3	0	0	0	1	2	2				
25 Adam LaRoche, L OBP: 0.415, SLG: 0.549										2	0	0	0	2	1	1				
21 Xavier Nady, R OBP: 0.161, SLG: 0.204										4	0	0	0	0	2	3				
57 Tyler Moore, R OBP: 0.333, SLG: 0.333										3	0	1	0	0	0	0				
35 Craig Stammen, R OBP: 0.231, SLG: 0.174										0	0	0	0	0	0	0				
18 Chad Tracy, L OBP: 0.231, SLG: 0.174										1	0	0	0	0	1	1				
34 Bryce Harper, L OBP: 0.375, SLG: 0.500										3	0	1	0	1	1	1				
26 Jesus Flores, R OBP: 0.321, SLG: 0.240										4	0	0	0	0	2	4				
47 Gio González, R OBP: 0.111, SLG: 0.111										2	0	0	0	0	1	1				
24 Rick Ankiel, L OBP: 0.275, SLG: 0.436										1	0	0	0	0	1	0				
Inning Stats	R: 0 E: 0 K: 2 S: 10	H: 0 LOB: 0 BB: 0 P: 16	R: 0 E: 0 K: 1 S: 9	H: 0 LOB: 0 BB: 0 P: 13	R: 0 E: 0 K: 1 S: 8	H: 0 LOB: 0 BB: 0 P: 12	R: 0 E: 0 K: 2 S: 12	H: 1 LOB: 2 BB: 1 P: 21	R: 0 E: 0 K: 1 S: 7	H: 0 LOB: 1 BB: 0 P: 14	R: 0 E: 0 K: 0 S: 13	H: 1 LOB: 1 BB: 0 P: 18	R: 0 E: 0 K: 2 S: 12	H: 1 LOB: 1 BB: 0 P: 14	R: 0 E: 0 K: 3 S: 13	H: 0 LOB: 2 BB: 2 P: 26	1B: 3 2B: 1 3B: 0 HR: 0	SF: 0 SAC: 1 DP: 0 HBP: 0	WP: 0 PB: 0 SB: 0 CS: 0	PA: 35
PITCHER	IP WLS BF H R ER SO BB IBB HBP BLK WP HR S P ERA WHIP	IP WLS BF H R ER SO BB IBB HBP BLK WP HR S P ERA WHIP	IP WLS BF H R ER SO BB IBB HBP BLK WP HR S P ERA WHIP	IP WLS BF H R ER SO BB IBB HBP BLK WP HR S P ERA WHIP	IP WLS BF H R ER SO BB IBB HBP BLK WP HR S P ERA WHIP	IP WLS BF H R ER SO BB IBB HBP BLK WP HR S P ERA WHIP	IP WLS BF H R ER SO BB IBB HBP BLK WP HR S P ERA WHIP	IP WLS BF H R ER SO BB IBB HBP BLK WP HR S P ERA WHIP	IP WLS BF H R ER SO BB IBB HBP BLK WP HR S P ERA WHIP	IP WLS BF H R ER SO BB IBB HBP BLK WP HR S P ERA WHIP	IP WLS BF H R ER SO BB IBB HBP BLK WP HR S P ERA WHIP	IP WLS BF H R ER SO BB IBB HBP BLK WP HR S P ERA WHIP	IP WLS BF H R ER SO BB IBB HBP BLK WP HR S P ERA WHIP	IP WLS BF H R ER SO BB IBB HBP BLK WP HR S P ERA WHIP	IP WLS BF H R ER SO BB IBB HBP BLK WP HR S P ERA WHIP	IP WLS BF H R ER SO BB IBB HBP BLK WP HR S P ERA WHIP	IP WLS BF H R ER SO BB IBB HBP BLK WP HR S P ERA WHIP			
35 Chris Capuano, L ERA: 2.73	6.2 W 25 3 0 0 9 2 0 0 0 0 0 67 103 0.00 0.750	1.1 H 5 1 0 0 2 0 0 0 0 0 0 16 21 0.00 0.750	1.0 S 5 0 0 0 3 2 0 0 0 0 0 13 26 0.00 2.000																	
52 Josh Lindblom, R ERA: 0.96																				
74 Kenley Jansen, R ERA: 2.45																				

Washington Nationals @ Los Angeles Dodgers
Dodger Stadium, Los Angeles, CA
Sun Apr 29 2012, 1:12 PM - 3:56 PM PDT
Att: 48,753 - Sunny - 74 F

AB	30
R	0
H	4
RBI	0
BB	4
SO	14
LOB	13



Batter	1	2	3	4	5	6	7	8	9	AB	R	H	RBI	BB	SO	LOB	BOTTOM			
10 Tony Gwynn Jr., L OBP: 0.306, SLG: 0.273										3	0	0	0	1	0	1	Washington Nationals @ Los Angeles Dodgers Dodger Stadium, Los Angeles, CA Sun Apr 29 2012, 1:12 PM - 3:56 PM PDT Att: 48,753 - Sunny - 74 F			
14 Mark Ellis, R OBP: 0.313, SLG: 0.301										4	0	0	0	0	2	1				
27 Matt Kemp, R OBP: 0.495, SLG: 0.888										3	1	0	0	1	2	1				
16 Andre Ethier, L OBP: 0.333, SLG: 0.554										2	1	0	0	2	1	1				
5 Juan Uribe, R OBP: 0.317, SLG: 0.321										2	0	0	0	2	0	1				
7 James Loney, L OBP: 0.311, SLG: 0.348										4	0	1	2	0	0	2				
12 Justin Sellers, R OBP: 0.300, SLG: 0.294										3	0	1	0	0	1	2				
52 Josh Lindblom, R OBP: 0.311, SLG: 0.348										0	0	0	0	0	0	0				
74 Kenley Jansen, S OBP: 0.311, SLG: 0.348										0	0	0	0	0	0	0				
18 Matt Treanor, R OBP: 0.176, SLG: 0.267										3	0	1	0	0	1	3				
35 Chris Capuano, L OBP: 0.286, SLG: 0.370										1	0	0	0	0	1	0				
9 Dee Strange-Gordon, L OBP: 0.250, SLG: 0.254										1	0	0	0	0	0	0				
Inning Stats	R: 0 E: 0 K: 3 S: 10	H: 0 LOB: 1 BB: 1 P: 17	R: 0 E: 0 K: 0 S: 5	H: 1 LOB: 0 BB: 0 P: 10	R: 0 E: 0 K: 2 S: 9	H: 0 LOB: 0 BB: 0 P: 12	R: 0 E: 0 K: 0 S: 5	H: 0 LOB: 1 BB: 1 P: 13	R: 0 E: 0 K: 0 S: 5	H: 1 LOB: 1 BB: 0 P: 7	R: 2 E: 0 K: 2 S: 11	H: 1 LOB: 2 BB: 3 P: 29	R: 0 E: 0 K: 0 S: 9	H: 0 LOB: 0 BB: 0 P: 15	R: 0 E: 0 K: 1 S: 8	H: 0 LOB: 1 BB: 1 P: 17	1B: 2 2B: 1 3B: 0 HR: 0	SF: 0 SAC: 1 DP: 0 HBP: 0	WP: 1 PB: 0 SB: 0 CS: 0	PA: 33
PITCHER	IP WLS BF H R ER SO BB IBB HBP BLK WP HR S P ERA WHIP	IP WLS BF H R ER SO BB IBB HBP BLK WP HR S P ERA WHIP	IP WLS BF H R ER SO BB IBB HBP BLK WP HR S P ERA WHIP	IP WLS BF H R ER SO BB IBB HBP BLK WP HR S P ERA WHIP	IP WLS BF H R ER SO BB IBB HBP BLK WP HR S P ERA WHIP	IP WLS BF H R ER SO BB IBB HBP BLK WP HR S P ERA WHIP	IP WLS BF H R ER SO BB IBB HBP BLK WP HR S P ERA WHIP	IP WLS BF H R ER SO BB IBB HBP BLK WP HR S P ERA WHIP	IP WLS BF H R ER SO BB IBB HBP BLK WP HR S P ERA WHIP	IP WLS BF H R ER SO BB IBB HBP BLK WP HR S P ERA WHIP	IP WLS BF H R ER SO BB IBB HBP BLK WP HR S P ERA WHIP	IP WLS BF H R ER SO BB IBB HBP BLK WP HR S P ERA WHIP	IP WLS BF H R ER SO BB IBB HBP BLK WP HR S P ERA WHIP	IP WLS BF H R ER SO BB IBB HBP BLK WP HR S P ERA WHIP	IP WLS BF H R ER SO BB IBB HBP BLK WP HR S P ERA WHIP	IP WLS BF H R ER SO BB IBB HBP BLK WP HR S P ERA WHIP				
47 Gio González, L ERA: 1.82	6.0 L 26 3 2 2 7 5 0 0 0 0 0 45 88 3.00 1.333	2.0 7 0 0 0 1 1 0 0 0 0 0 17 32 0.00 0.500																		
35 Craig Stammen, R ERA: 0.84																				

Washington Nationals @ Los Angeles Dodgers
Dodger Stadium, Los Angeles, CA
Sun Apr 29 2012, 1:12 PM - 3:56 PM PDT
Att: 48,753 - Sunny - 74 F

AB	26
R	2
H	3
RBI	2
BB	6
SO	8
LOB	12



Batter	1	2	3	4	5	6	7	8	9	AB	R	H	RBI	BB	SO	LOB	TOP						
9 Dee Strange-Gordon, L OBP: 0.247, SLG: 0.241										5	0	1	0	0	2	0							
14 Mark Ellis, R OBP: 0.356, SLG: 0.299										4	0	1	0	1	0	0							
27 Matt Kemp, R OBP: 0.490, SLG: 0.893										4	1	1	1	1	1	3							
16 Andre Ethier, L OBP: 0.330, SLG: 0.540										4	0	1	0	0	2	5							
7 James Loney, L OBP: 0.312, SLG: 0.362										3	1	1	0	0	0	1							
21 Juan Rivera, R OBP: 0.292, SLG: 0.356										1	0	0	0	0	0	3							
66 Mike MacDougal, S OBP: 0.227, SLG: 0.059										0	0	0	0	0	0	0							
60 Todd Coffey, R										0	0	0	0	0	0	0							
5 Juan Uribe, R OBP: 0.315, SLG: 0.317										4	0	1	1	0	1	0							
10 Tony Gwynn Jr., L OBP: 0.306, SLG: 0.278										3	0	1	0	0	0	1							
57 Scott Elbert, L										0	0	0	0	0	0	0							
3 Adam Kennedy, L										3	0	1	0	1	1	2							
17 A.J. Ellis, R OBP: 0.443, SLG: 0.400										3	0	1	0	1	1	2							
44 Aaron Harang, R										2	0	0	0	0	2	3							
6 Jerry Hairston, R OBP: 0.417, SLG: 0.350										2	0	1	0	0	0	1							
Inning Stats	R: 1 E: 0 K: 1 S: 9	H: 2 LOB: 1 BB: 0 P: 16	R: 0 E: 0 K: 1 S: 11	H: 0 LOB: 1 BB: 1 P: 18	R: 0 E: 0 K: 0 S: 8	H: 1 LOB: 1 BB: 1 P: 15	R: 0 E: 0 K: 1 S: 15	H: 2 LOB: 2 BB: 0 P: 21	R: 0 E: 0 K: 0 S: 8	H: 0 LOB: 1 BB: 0 P: 13	R: 1 E: 0 K: 1 S: 16	H: 2 LOB: 1 BB: 0 P: 25	R: 0 E: 0 K: 2 S: 14	H: 2 LOB: 3 BB: 1 P: 27	R: 0 E: 0 K: 2 S: 10	H: 0 LOB: 1 BB: 1 P: 17	R: 0 E: 0 K: 1 S: 11	H: 0 LOB: 0 BB: 0 P: 13	1B: 7 2B: 1 3B: 0 HR: 1	SF: 0 SAC: 0 DP: 1 HBP: 0	WP: 0 PB: 0 SB: 0 CS: 0	PA: 39	
PITCHER	IP	WLS	BF	H	R	ER	SO	BB	IBB	HBP	BLK	WP	HR	S	P	ERA	WHIP						
44 Juan Nicasio, R	(1.1)	6.0	W	28	9	2	2	4	2	0	0	0	0	1	71	115	3.00	1.833					
48 Esmil Rogers, R	(7.1)	0.1	H	2	0	0	1	1	0	0	0	0	0	0	6	12	0.00	3.000					
49 Rex Brothers, L	(7.1)	0.1	H	1	0	0	1	0	0	0	0	0	0	3	5	0.00	0.000						
61 Edgmer Escalona, R	(7.1)	1.1	H	5	0	0	2	1	0	0	0	0	0	11	20	0.00	0.750						
63 Rafael Betancourt, R	(9.1)	1.0	3	0	0	0	1	0	0	0	0	0	0	11	13	0.00	0.000						

Los Angeles Dodgers @ Colorado Rockies
Coors Field, Denver, CO
Mon Apr 30 2012, 6:42 PM - 9:54 PM MDT
Att: 25,227 - Partly Cloudy - 75 F

livebaseballscorecards.com

AB 35
R 2
H 9
RBI 2
BB 4
SO 9
LOB 19

Batter	1	2	3	4	5	6	7	8	9	AB	R	H	RBI	BB	SO	LOB	BOTTOM						
19 Marco Scutaro, R OBP: 0.315, SLG: 0.329										4	1	2	0	0	0	1							
18 Jonathan Herrera, S OBP: 0.333, SLG: 0.419										4	1	1	0	0	0	4							
5 Carlos González, L OBP: 0.376, SLG: 0.539										3	2	2	2	1	0	0							
2 Troy Tulowitzki, R OBP: 0.340, SLG: 0.459										4	1	1	2	0	0	3							
17 Todd Helton, L OBP: 0.333, SLG: 0.552										4	0	0	0	0	0	4							
55 Ramon Hernandez, R OBP: 0.254, SLG: 0.525										3	0	1	2	0	1	0							
21 Tyler Colvin, L OBP: 0.500										3	0	1	0	0	2	0							
61 Edgmer Escalona, R										0	0	0	0	0	0	0							
1 Eric Young Jr., S OBP: 0.400, SLG: 0.471										1	0	0	0	0	0	0							
63 Rafael Betancourt, R										0	0	0	0	0	0	0							
Dexter Fowler, S OBP: 0.316, SLG: 0.465										3	0	0	0	1	1	2							
44 Juan Nicasio, R OBP: 0.364, SLG: 0.222										2	0	1	0	0	1	0							
48 Esmil Rogers, R										0	0	0	0	0	0	0							
49 Rex Brothers, L										0	0	0	0	0	0	0							
3 Michael Cuddyer, R OBP: 0.365, SLG: 0.519										1	1	1	0	1	0	0							
Inning Stats	R: 1 E: 0 K: 0 S: 6	H: 1 LOB: 0 BB: 0 P: 9	R: 0 E: 0 K: 2 S: 7	H: 0 LOB: 0 BB: 0 P: 12	R: 0 E: 0 K: 2 S: 10	H: 0 LOB: 0 BB: 0 P: 13	R: 3 E: 0 K: 1 S: 13	H: 2 LOB: 1 BB: 1 P: 23	R: 0 E: 0 K: 0 S: 10	H: 1 LOB: 1 BB: 0 P: 17	R: 1 E: 0 K: 0 S: 24	H: 3 LOB: 2 BB: 0 P: 34	R: 1 E: 0 K: 0 S: 12	H: 2 LOB: 2 BB: 1 P: 21	R: 0 E: 0 K: 1 S: 7	H: 1 LOB: 2 BB: 1 P: 14	1B: 6 2B: 4 3B: 0 HR: 0	SF: 1 SAC: 0 DP: 0 HBP: 0	WP: 0 PB: 0 SB: 0 CS: 0	PA: 36			
PITCHER	IP	WLS	BF	H	R	ER	SO	BB	IBB	HBP	BLK	WP	HR	S	P	ERA	WHIP						
44 Aaron Harang, R	(1.1)	5.2	L	24	6	5	5	5	1	0	0	0	0	0	64	100	7.94	1.235					
57 Scott Elbert, L	(6.1)	0.1	2	1	0	0	0	0	0	0	0	0	0	6	8	0.00	3.000						
66 Mike MacDougal, R	(7.1)	1.0	6	2	1	1	0	1	0	0	0	0	0	12	21	9.00	3.000						
60 Todd Coffey, R	(8.1)	1.0	4	1	0	0	1	1	0	0	0	0	0	7	14	0.00	2.000						

Los Angeles Dodgers @ Colorado Rockies
Coors Field, Denver, CO
Mon Apr 30 2012, 6:42 PM - 9:54 PM MDT
Att: 25,227 - Partly Cloudy - 75 F

livebaseballscorecards.com

AB 32
R 6
H 10
RBI 6
BB 3
SO 6
LOB 14

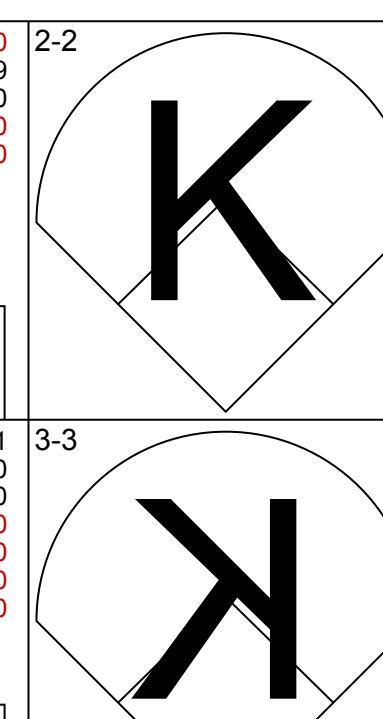
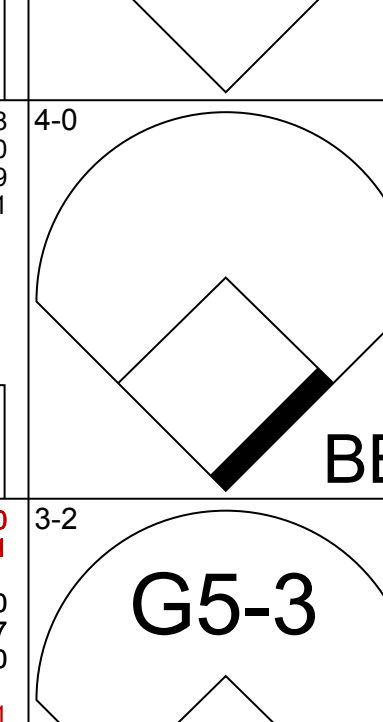
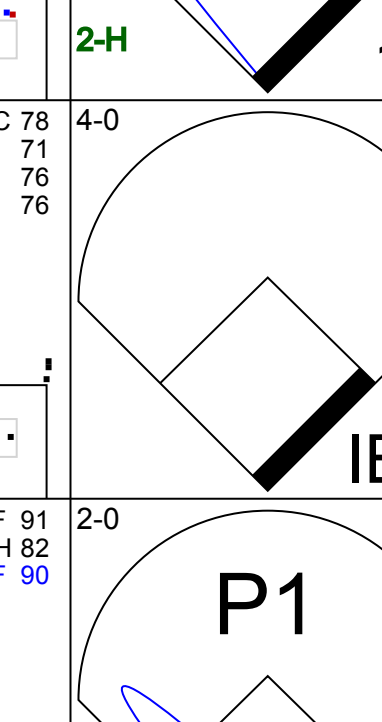


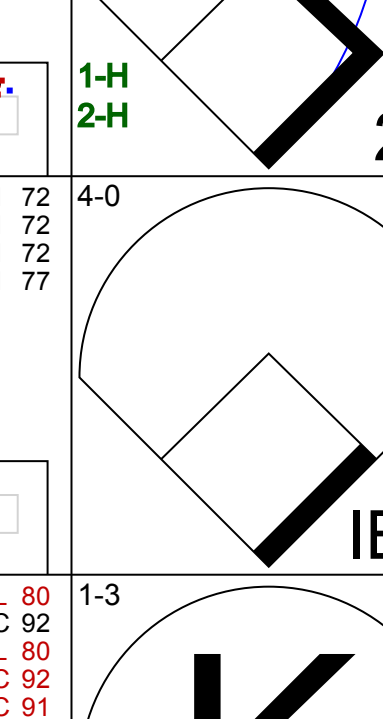


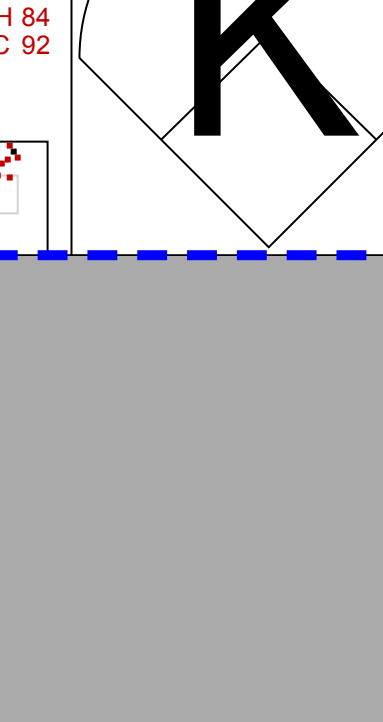
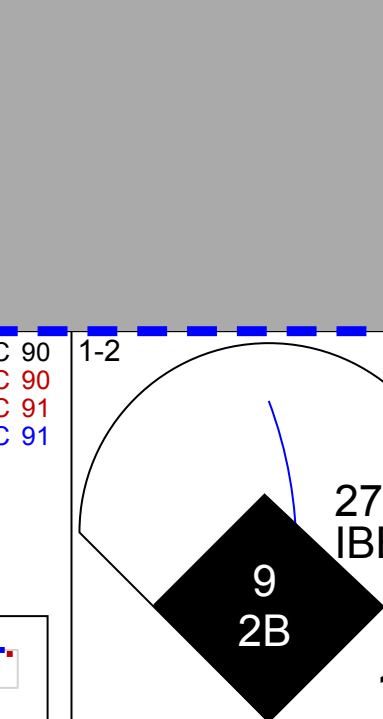
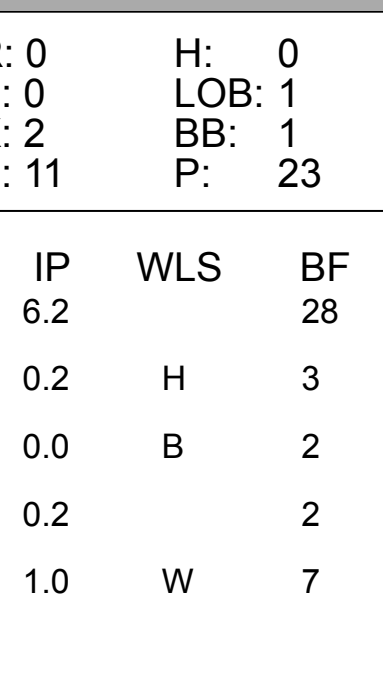
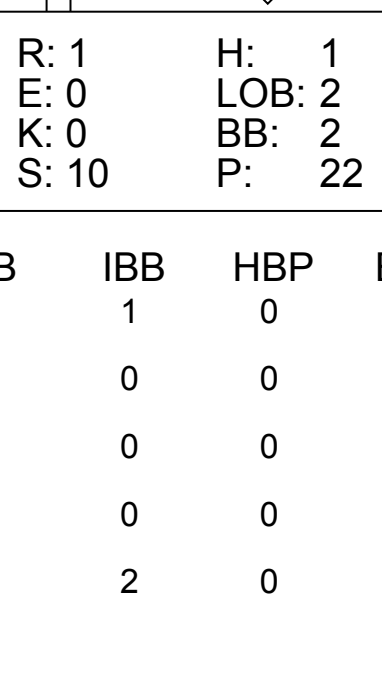
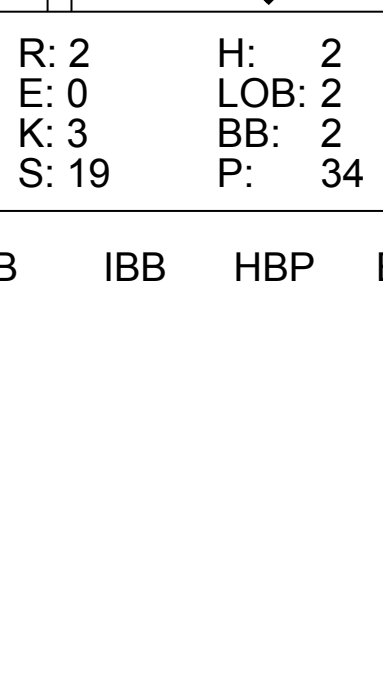
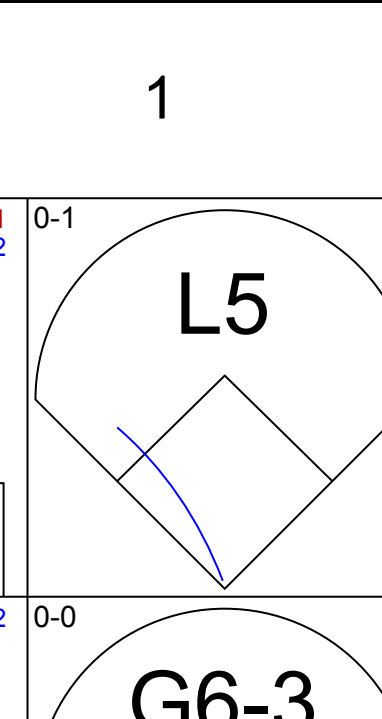
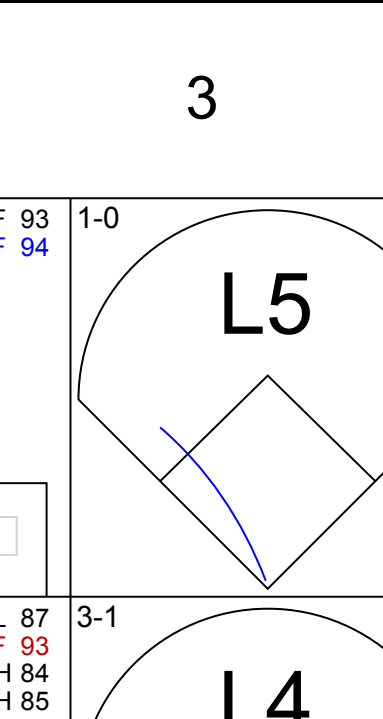
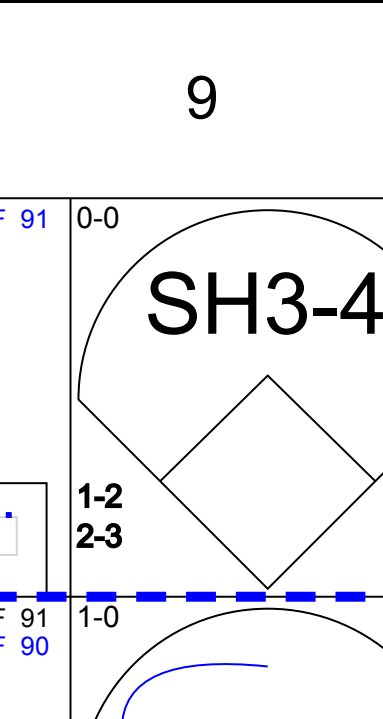
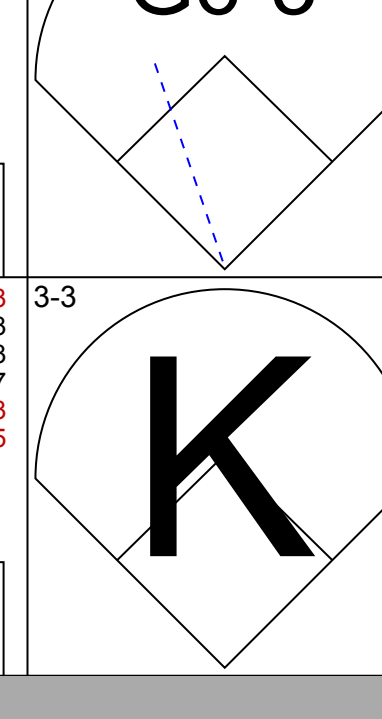
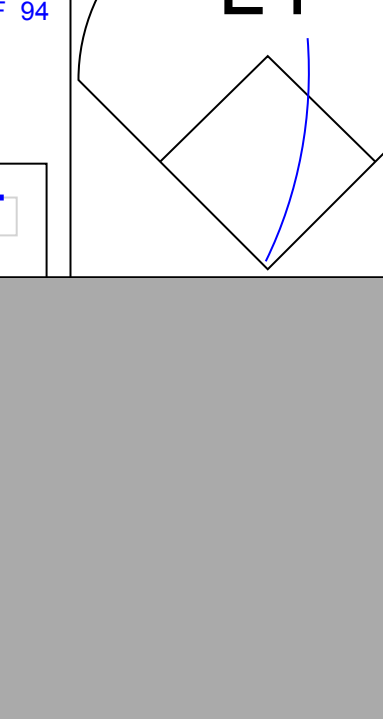
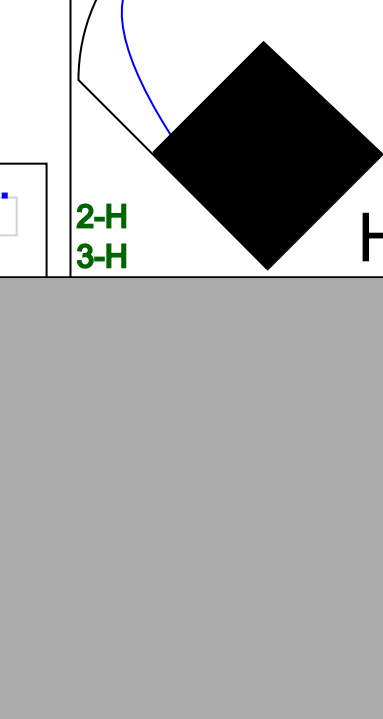





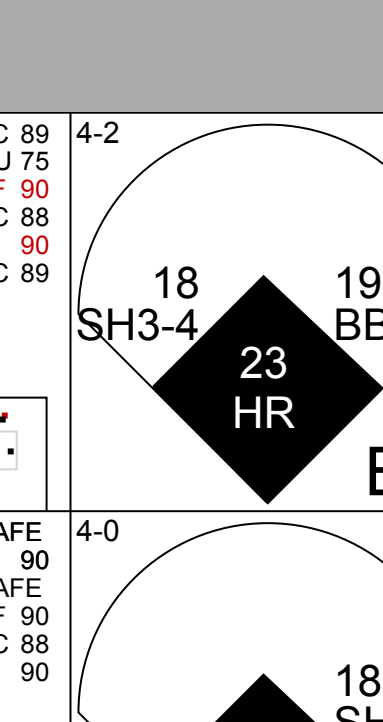
Batter	1	2	3	4	5	6	7	8	9	AB	R	H	RBI	BB	SO	LOB	TOP							
9 Dee Strange-Gordon, L (1.6) OBP: 0.255, SLG: 0.275										4	1	1	1	1	0	1								
14 Mark Ellis, R (1.4) OBP: 0.375, SLG: 0.329										5	1	4	0	0	0	1								
27 Matt Kemp, R (1.8) OBP: 0.485, SLG: 0.864										4	1	1	0	1	2	2								
16 Andre Ethier, L (1.9) OBP: 0.354, SLG: 0.578										3	1	2	3	2	0	0								
7 James Loney, L (1.3) OBP: 0.305, SLG: 0.351										5	0	1	0	0	0	6								
10 Tony Gwynn Jr., L (1.7) OBP: 0.318, SLG: 0.317										5	2	2	0	0	1	2								
3 Adam Kennedy, L (1.5) OBP: 0.259, SLG: 0.095										4	0	1	0	1	2	3								
54 Javy Guerra, R (0.1)										0	0	0	0	0	0	0								
17 A.J. Ellis, R (1.2) OBP: 0.446, SLG: 0.475										4	1	2	3	0	0	2								
29 Ted Lilly, L (1.1) OBP: 0.222, SLG: 0.125										3	0	0	0	0	1	1								
21 Josh Lindblom, R (7.1) OBP: 0.288, SLG: 0.352										1	0	0	0	0	0	0								
52 Josh Lindblom, R (7.1) OBP: 0.288, SLG: 0.352										0	0	0	0	0	0	0								
57 Scott Elbert, L (7.1)										0	0	0	0	0	0	0								
74 Kenley Jansen, S (8.1)										0	0	0	0	0	0	0								
12 Justin Sellers, R (8.9) OBP: 0.301, SLG: 0.226										0	0	0	0	0	0	0								
Inning Stats	R: 4 E: 0 K: 0 S: 19	H: 5 LOB: 1 BB: 0 P: 31	R: 0 E: 0 K: 1 S: 14	H: 1 LOB: 3 BB: 2 P: 27	R: 1 E: 1 K: 1 S: 12	H: 2 LOB: 1 BB: 0 P: 18	R: 0 E: 0 K: 1 S: 8	H: 1 LOB: 1 BB: 1 P: 17	R: 2 E: 0 K: 0 S: 11	H: 2 LOB: 1 BB: 1 P: 20	R: 0 E: 0 K: 1 S: 11	H: 1 LOB: 0 BB: 0 P: 16	R: 0 E: 0 K: 0 S: 12	H: 0 LOB: 0 BB: 1 P: 17	R: 0 E: 0 K: 0 S: 10	H: 1 LOB: 0 BB: 0 P: 16	R: 0 E: 0 K: 2 S: 10	H: 1 LOB: 1 BB: 0 P: 16	1B: 9 2B: 2 3B: 0 HR: 3	SF: 0 SAC: 0 DP: 2 HBP: 0	WP: 0 PB: 0 SB: 1 CS: 1	PA: 44		
PITCHER	IP 4.2	WLS L	BF 28	H 11	R 7	ER 7	SO 3	BB 4	IBB 0	HBP 0	BLK 0	WP 0	HR 3	S 63	P 112	ERA 13.50	WHIP 3.214							
45 Jhoulys Chacin, R (1.1) ERA: 7.3																								
30 Josh Roenicke, R (5.1) ERA: 3.77																								
34 Matt Belisle, R (8.1) ERA: 2.38																								
51 Matt Reynolds, L (8.1) ERA: 1.93																								

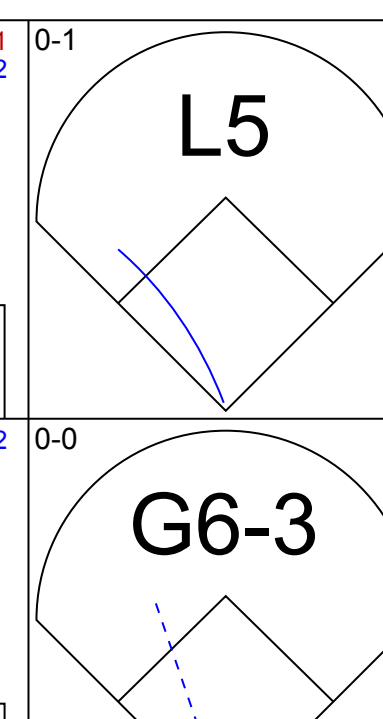
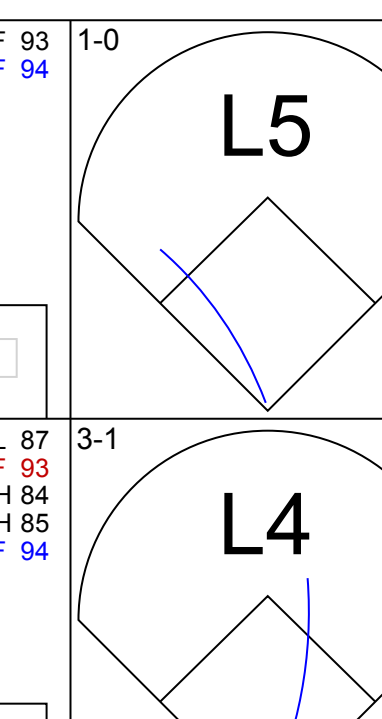
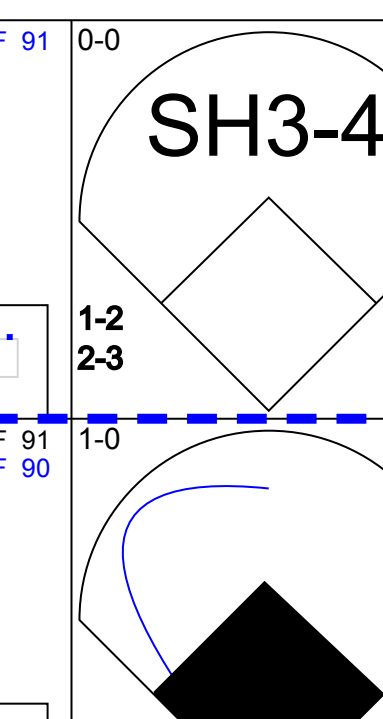







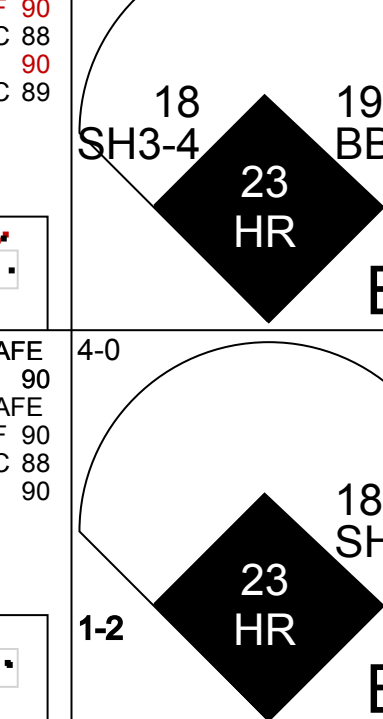

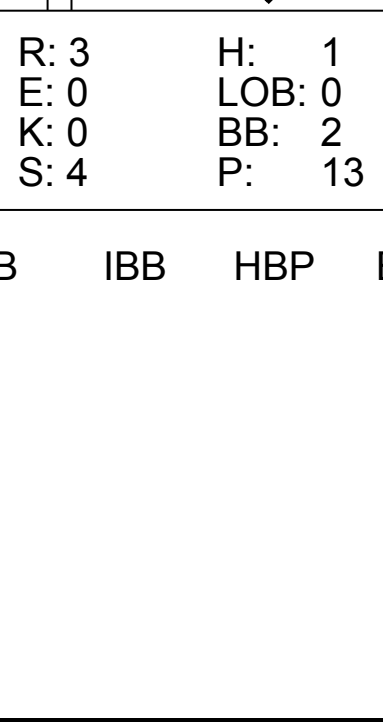
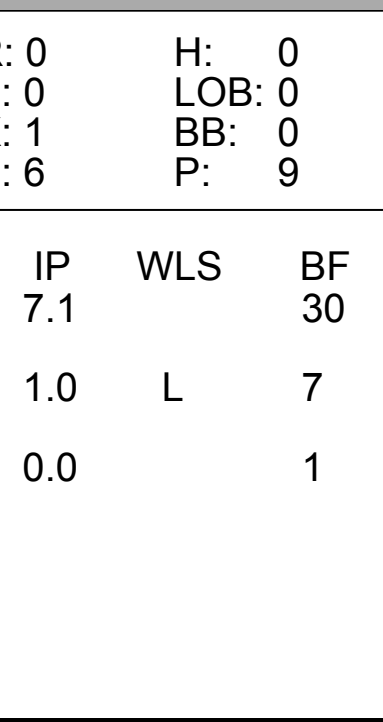
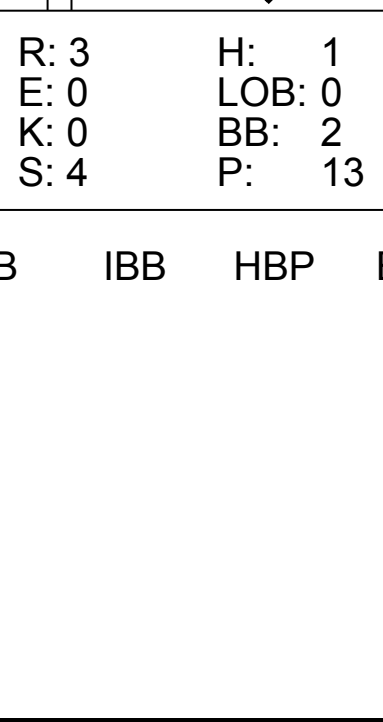
Los Angeles Dodgers @ Colorado Rockies
Coors Field, Denver, CO
Tue May 01 2012, 6:42 PM - 10:03 PM MDT
Att: 26,211 - Partly Cloudy - 75 F

livebaseballscorecards.com

AB 38
R 7
H 14
RBI 7
BB 5
SO 6
LOB 18

Batter	1	2	3	4	5	6	7	8	9	AB	R	H	RBI	BB	SO	LOB	BOTTOM
1 Eric Young Jr., S (1.8) OBP: 0.375, SLG: 0.429										4	1	1	0	0	1	0	
34 Matt Belisle, R (8.1)										0	0	0	0	0	0	0	
51 Matt Reynolds, L (8.1)										0	0	0	0	0	0	0	
20 Wilin Rosario, R (8.1) OBP: 0.235, SLG: 0.406										1	0	1	0	0	0	0	
19 Marco Scutaro, R (1.4) OBP: 0.320, SLG: 0.344										5	0	2	0	0	0	2	
5 Carlos González, L (1.7) OBP: 0.378, SLG: 0.583										4	1	1	2	0	2	2	
2 Troy Tulowitzki, R (1.6) OBP: 0.337, SLG: 0.472										4	1	1	0	0	1	2	
17 Todd Helton, L (1.3) OBP: 0.329, SLG: 0.536										2	0	0	1	1	0	0	
3 Michael Cuddyer, R (1.9) OBP: 0.348, SLG: 0.484										4	0	0	0	0	0	1	
55 Ramon Hernandez, R (1.2) OBP: 0.286, SLG: 0.557										4	1	3	0	0	0	0	
10 Chris Nelson, R (1.5) OBP: 0.306, SLG: 0.321										3	1	1	1	0	0	2	
23 Jason Giambi, L (8.1) OBP: 0.375, SLG: 0.176										1	0	0	0	0	1	1	
18 Jonathan Herrera, S (9.5) OBP: 0.333, SLG: 0.419										0	0	0	0	0	0	0	
45 Jhoulys Chacin, R (1.1) OBP: 0.444, SLG: 0.375										1	0	0	0	0	0	0	
30 Josh Roenicke, R (5.1)										1	0	0	0	0	1	2	
21 Tyler Colvin, L (7.1) OBP: 0.318, SLG: 0.571										2	1	1	2	0	1	0	
Inning Stats	R: 0 E: 0 K: 1 S: 10	H: 1 LOB: 1 BB: 0 P: 16	R: 0 E: 0 K: 0 S: 8	H: 0 LOB: 0 BB: 0 P: 11	R: 0 E: 0 K: 0 S: 7	H: 0 LOB: 0 BB: 0 P: 11	R: 0 E: 0 K: 1 S: 9	H: 0 LOB: 0 BB: 0 P: 11	R: 2 E: 0 K: 1 S: 9	H: 2 LOB: 0 BB: 0 P: 12</							

Batter	1	2	3	4	5	6	7	8	9	AB	R	H	RBI	BB	SO	LOB	TOP							
10 Tony Gwynn Jr., L (1.7) OBP: 0.327, SLG: 0.311			L3						K	4	0	1	0	1	2	2	Los Angeles Dodgers @ Colorado Rockies Coors Field, Denver, CO Wed May 02 2012, 1:12 PM - 4:39 PM MDT Att: 30,276 - Partly Cloudy - 76 F livebaseballscorecards.com							
14 Mark Ellis, R (1.4) OBP: 0.370, SLG: 0.322									K	5	0	1	1	0	3	4								
27 Matt Kemp, R (1.8) OBP: 0.500, SLG: 0.856										2	2	1	0	3	1	0								
21 Juan Rivera, R (1.3) OBP: 0.290, SLG: 0.344										4	0	1	0	0	0	4								
9 Dee Strange-Gordon, L (8.6) OBP: 0.263, SLG: 0.293										1	0	1	2	0	0	0								
16 Andre Ethier, L (1.9) OBP: 0.356, SLG: 0.564										4	1	1	0	1	1	1								
6 Jerry Hairston, R (1.5) OBP: 0.396, SLG: 0.356										5	0	1	2	0	1	3								
12 Justin Sellers, R (1.6) OBP: 0.301, SLG: 0.347										3	0	0	0	0	0	0								
7 James Loney, L (8.3) OBP: 0.301, SLG: 0.347										1	0	0	0	0	1	1								
28 Jamey Wright, R (8.1) OBP: 0.301, SLG: 0.347										0	0	0	0	0	0	0								
57 Scott Elbert, L (9.1) OBP: 0.301, SLG: 0.347										0	0	0	0	0	0	0								
17 A.J. Ellis, R (1.2) OBP: 0.449, SLG: 0.468										3	1	1	0	1	0	1								
22 Clayton Kershaw, L (1.1) OBP: 0.200, SLG: 0.200										1	0	0	0	0	0	0								
3 Adam Kennedy, L (8.3) OBP: 0.286, SLG: 0.136										1	1	1	0	0	0	0								
Inning Stats	R: 0 E: 0 K: 2 S: 11	H: 0 LOB: 1 BB: 1 P: 23	R: 0 E: 0 K: 1 S: 6	H: 0 LOB: 0 BB: 0 P: 13	R: 1 E: 0 K: 0 S: 10	H: 1 LOB: 2 BB: 2 P: 22	R: 0 E: 0 K: 0 S: 6	H: 0 LOB: 0 BB: 0 P: 9	R: 0 E: 0 K: 1 S: 14	H: 1 LOB: 1 BB: 0 P: 18	R: 0 E: 0 K: 1 S: 11	H: 1 LOB: 1 BB: 0 P: 15	R: 0 E: 0 K: 0 S: 10	H: 1 LOB: 2 BB: 1 P: 18	R: 2 E: 0 K: 1 S: 22	H: 3 LOB: 1 BB: 0 P: 36	R: 2 E: 0 K: 3 S: 19	H: 2 LOB: 2 BB: 2 P: 34	1B: 7 2B: 2 3B: 0 HR: 0	SF: 0 SAC: 2 DP: 0 HBP: 0	WP: 2 PB: 0 SB: 0 CS: 0	PA: 42		
PITCHER	IP WLS BF H R ER SO BB IBB HBP BLK WP HR S P ERA WHIP	IP WLS BF H R ER SO BB IBB HBP BLK WP HR S P ERA WHIP	IP WLS BF H R ER SO BB IBB HBP BLK WP HR S P ERA WHIP	IP WLS BF H R ER SO BB IBB HBP BLK WP HR S P ERA WHIP	IP WLS BF H R ER SO BB IBB HBP BLK WP HR S P ERA WHIP	IP WLS BF H R ER SO BB IBB HBP BLK WP HR S P ERA WHIP	IP WLS BF H R ER SO BB IBB HBP BLK WP HR S P ERA WHIP	IP WLS BF H R ER SO BB IBB HBP BLK WP HR S P ERA WHIP	IP WLS BF H R ER SO BB IBB HBP BLK WP HR S P ERA WHIP	IP WLS BF H R ER SO BB IBB HBP BLK WP HR S P ERA WHIP	IP WLS BF H R ER SO BB IBB HBP BLK WP HR S P ERA WHIP	IP WLS BF H R ER SO BB IBB HBP BLK WP HR S P ERA WHIP	IP WLS BF H R ER SO BB IBB HBP BLK WP HR S P ERA WHIP	IP WLS BF H R ER SO BB IBB HBP BLK WP HR S P ERA WHIP	IP WLS BF H R ER SO BB IBB HBP BLK WP HR S P ERA WHIP	IP WLS BF H R ER SO BB IBB HBP BLK WP HR S P ERA WHIP	IP WLS BF H R ER SO BB IBB HBP BLK WP HR S P ERA WHIP	IP WLS BF H R ER SO BB IBB HBP BLK WP HR S P ERA WHIP	IP WLS BF H R ER SO BB IBB HBP BLK WP HR S P ERA WHIP	IP WLS BF H R ER SO BB IBB HBP BLK WP HR S P ERA WHIP	IP WLS BF H R ER SO BB IBB HBP BLK WP HR S P ERA WHIP	IP WLS BF H R ER SO BB IBB HBP BLK WP HR S P ERA WHIP	IP WLS BF H R ER SO BB IBB HBP BLK WP HR S P ERA WHIP	IP WLS BF H R ER SO BB IBB HBP BLK WP HR S P ERA WHIP
13 Drew Pomeranz, L (1.1) ERA: 4.05	6.2	28	4	1	1	5	3	1	0	0	1	0	64	113	1.35	1.050								
34 Matt Belisle, R (7.1) ERA: 3.0	0.2	H	3	1	1	1	0	0	0	0	0	0	0	10	15	13.50	1.500							
49 Rex Brothers, L (8.1) ERA: 4.0	0.0	B	2	2	1	1	0	0	0	0	0	0	6	10										
48 Esmil Rogers, R (8.1) ERA: 5.68	0.2		0	0	0	1	0	0	0	0	0	0	10	16	0.00	0.000								
63 Rafael Betancourt, R (9.1) ERA: 2.45	1.0	W	7	2	2	2	3	0	2	0	0	0	19	34	18.00	2.000								

Batter	1	2	3	4	5	6	7	8	9	AB	R	H	RBI	BB	SO	LOB	BOTTOM							
18 Jonathan Herrera, S (1.4) OBP: 0.306, SLG: 0.382										3	0	0	0	0	0	2	Los Angeles Dodgers @ Colorado Rockies Coors Field, Denver, CO Wed May 02 2012, 1:12 PM - 4:39 PM MDT Att: 30,276 - Partly Cloudy - 76 F livebaseballscorecards.com							
Dexter Fowler, S (1.8) OBP: 0.313, SLG: 0.453										4	1	1	1	0	1	2								
23 Jason Giambi, L (8.3) OBP: 0.400, SLG: 0.389										1	1	1	3	0	0	0								
5 Carlos González, L (1.7) OBP: 0.383, SLG: 0.631										4	2	2	3	0	1	0								
2 Troy Tulowitzki, R (1.6) OBP: 0.333, SLG: 0.462										4	0	1	0	0	1	0								
17 Todd Helton, L (1.3) OBP: 0.325, SLG: 0.514										3	0	0	0	1	1	0								
3 Michael Cuddyer, R (1.9) OBP: 0.344, SLG: 0.482										4	0	1	0	0	2	2								
20 Wilin Rosario, R (1.2) OBP: 0.237, SLG: 0.472										4	1	1	1	0	1	3								
10 Chris Nelson, R (1.5) OBP: 0.308, SLG: 0.310										2	0	0	0	1	1	0								
63 Rafael Betancourt, R (8.1) ERA: 3.6										0	0	0	0	0	0	0								
1 Eric Young Jr., S (8.3) OBP: 0.400, SLG: 0.429										0	1	0	0	1	0	0								
13 Drew Pomeranz, R (1.1) OBP: 0.500, SLG: 0.500										1	0	1	0	0	0	0								
34 Matt Belisle, R (7.1) ERA: 3.0										0	0	0	0	0	0	0								
49 Rex Brothers, L (8.1) ERA: 4.0										0	0	0	0	0	0	0								
48 Esmil Rogers, R (8.1) ERA: 5.68										1	2	1	0	0	0	0								
19 Marco Scutaro, R (8.4) OBP: 0.333, SLG: 0.352										1	2	1	0	0	0	0								
Inning Stats	R: 0 E: 0 K: 1 S: 6	H: 0 LOB: 0 BB: 0 P: 9	R: 0 E: 0 K: 2 S: 13	H: 1 LOB: 1 BB: 0 P: 18	R: 0 E: 0 K: 0 S: 4	H: 0 LOB: 1 BB: 1 P: 12	R: 1 E: 0 K: 0 S: 7	H: 1 LOB: 0 BB: 0 P: 12	R: 1 E: 0 K: 1 S: 8	H: 2 LOB: 1 BB: 0 P: 12	R: 0 E: 0 K: 0 S: 7	H: 0 LOB: 0 BB: 0 P: 10	R: 0 E: 0 K: 2 S: 7	H: 0 LOB: 0 BB: 0 P: 8	R: 3 E: 0 K: 2 S: 15	H: 4 LOB: 2 BB: 1 P: 32	R: 3 E: 0 K: 0 S: 4	H: 1 LOB: 0 BB: 2 P: 13	1B: 5 2B: 0 3B: 0 HR: 4	SF: 0 SAC: 3 DP: 0 HBP: 0	WP: 0 PB: 1 SB: 0 CS: 0	PA: 38		
PITCHER	IP WLS BF H R ER SO BB IBB HBP BLK WP HR S P ERA WHIP	IP WLS BF H R ER SO BB IBB HBP BLK WP HR S P ERA WHIP	IP WLS BF H R ER SO BB IBB HBP BLK WP HR S P ERA WHIP	IP WLS BF H R ER SO BB IBB HBP BLK WP HR S P ERA WHIP	IP WLS BF H R ER SO BB IBB HBP BLK WP HR S P ERA WHIP	IP WLS BF H R ER SO BB IBB HBP BLK WP HR S P ERA WHIP	IP WLS BF H R ER SO BB IBB HBP BLK WP HR S P ERA WHIP	IP WLS BF H R ER SO BB IBB HBP BLK WP HR S P ERA WHIP	IP WLS BF H R ER SO BB IBB HBP BLK WP HR S P ERA WHIP	IP WLS BF H R ER SO BB IBB HBP BLK WP HR S P ERA WHIP	IP WLS BF H R ER SO BB IBB HBP BLK WP HR S P ERA WHIP	IP WLS BF H R ER SO BB IBB HBP BLK WP HR S P ERA WHIP	IP WLS BF H R ER SO BB IBB HBP BLK WP HR S P ERA WHIP	IP WLS BF H R ER SO BB IBB HBP BLK WP HR S P ERA WHIP	IP WLS BF H R ER SO BB IBB HBP BLK WP HR S P ERA WHIP	IP WLS BF H R ER SO BB IBB HBP BLK WP HR S P ERA WHIP	IP WLS BF H R ER SO BB IBB HBP BLK WP HR S P ERA WHIP	IP WLS BF H R ER SO BB IBB HBP BLK WP HR S P ERA WHIP	IP WLS BF H R ER SO BB IBB HBP BLK WP HR S P ERA WHIP	IP WLS BF H R ER SO BB IBB HBP BLK WP HR S P ERA WHIP	IP WLS BF H R ER SO BB IBB HBP BLK WP HR S P ERA WHIP	IP WLS BF H R ER SO BB IBB HBP BLK WP HR S P ERA WHIP	IP WLS BF H R ER SO BB IBB HBP BLK WP HR S P ERA WHIP	IP WLS BF H R ER SO BB IBB HBP BLK WP HR S P ERA WHIP
22 Clayton Kershaw, L (1.1) ERA: 2.63	7.1	30	7	5	5	6	1	0	0	0	0	0	3	59	96	6.14	1.091							
26 Jamey Wright, R (8.1) ERA: 3.6	1.0	L	7	1	2	2	3	0	0	0	0	0	11	28	18.00	4.000								
57 Scott Elbert, L (9.1) ERA: 5.68	0.0		1	1	1	0	0	0	0	0	0	1	1	2										



Batter	1	2	3	4	5	6	7	8	9	AB	R	H	RBI	BB	SO	LOB	TOP																																							
9 Dee Strange-Gordon, L (1,6)										4	0	1	0	0	0	0	Los Angeles Dodgers @ Chicago Cubs Wrigley Field, Chicago, IL Fri May 04 2012, 2:21 PM - 4:37 PM CDT Att: 37,332 - Cloudy - 52 F																																							
14 Mark Ellis, R (1,4)										2	1	0	0	1	0	1																																								
27 Matt Kemp, R (1,8)										4	1	1	1	0	1	2																																								
16 Andre Ethier, L (1,9)										3	1	1	1	0	1	0																																								
21 Juan Rivera, R (1,7)										4	0	0	0	0	1	1																																								
7 James Loney, L (1,3)										2	0	0	0	0	0	0																																								
5 Justin Upton, R (7,PH)										1	0	0	0	0	0	1																																								
57 Scott Elbert, L (7,PH)										0	0	0	0	0	0	0																																								
60 Todd Coffey, R (7,PH)										0	0	0	0	0	0	0																																								
52 Josh Lindblom, R (8,PH)										0	0	0	0	0	0	0																																								
10 Tony Gwynn Jr., L (8,PH)										1	0	0	0	0	0	0																																								
6 Jerry Hairston, R (1,5)										4	1	3	2	0	0	0	AB 31 R 4 H 6 RBI 4 BB 2 SO 5 LOB 9																																							
17 A.J. Ellis, R (1,2)										2	0	0	0	1	0	1																																								
3 Adam Kennedy, L (9,PR)										0	0	0	0	0	0	0																																								
58 Chad Billingsley, R (1,1)										2	0	0	0	0	1	0																																								
23 Bobby Abreu, L (7,PH)										2	0	0	0	0	1	3																																								
23 Bobby Abreu, L (7,PH)										2	0	0	0	0	1	3																																								
Inning Stats											R: 0	H: 0	R: 0	H: 0	R: 1	H: 1		R: 0	H: 0	R: 0	H: 1	R: 0	H: 1	R: 1	H: 2	R: 2	H: 1	R: 0	H: 0	1B: 2	SF: 1	WP: 0	PA: 36																							
PITCHER											IP	WLS	BF	H	R	ER		SO	BB	IBB	HBP	BLK	WP	HR	S	P	ERA	WHIP	PITCHER											IP	WLS	BF	H	R	ER	SO	BB	IBB	HBP	BLK	WP	HR	S	P	ERA	WHIP
28 Paul Maholm, L (1,1)	6.0	W	21	3	1	1	4	0	0	1	0	0	0	0	0	12		17	1.50	0.500												6.0	L	28	8	4	4	4	3	0	0	0	0	0	0	13	21	27.00	9.000							
40 James Russell, L (7,1)	0.2	H	4	2	1	1	0	0	0	0	0	0	0	0	0	2		7	13.50	3.000												0.1	H	2	0	0	0	1	1	0	0	0	0	0	0	8	0.00	3.000								
54 Shawn Camp, R (7,1)	0.1	H	2	0	0	0	1	1	0	0	0	0	0	0	0	12	21	18.00	2.000												1.0	H	5	1	2	2	0	1	0	0	0	0	0	7	0.00	0.000										
34 Kerry Wood, R (8,1)	1.0	H	5	1	2	2	0	1	0	0	0	0	0	0	12	21	18.00	2.000												1.0	S	4	0	0	0	0	0	0	0	0	0	0	7	0.00	0.000											
48 Rafael Dolis, R (9,1)	1.0	S	4	0	0	0	0	0	0	0	1	0	0	0	7	16	0.00	0.000												1.0	S	4	0	0	0	0	0	0	0	0	0	0	7	0.00	0.000											

Batter	1	2	3	4	5	6	7	8	9	AB	R	H	RBI	BB	SO	LOB	BOTTOM																																						
9 David DeJesus, L (1,9)										4	1	3	1	1	1	0	Los Angeles Dodgers @ Chicago Cubs Wrigley Field, Chicago, IL Fri May 04 2012, 2:21 PM - 4:37 PM CDT Att: 37,332 - Cloudy - 52 F																																						
1 Tony Campana, L (1,8)										3	0	0	0	2	0	4																																							
13 Starlin Castro, R (1,6)										5	2	2	1	0	1	3																																							
6 Bryan LaHair, L (1,3)										4	0	1	0	0	1	1																																							
12 Alfonso Soriano, R (1,7)										3	0	3	2	1	0	0																																							
2 Ian Stewart, L (1,5)										3	0	0	0	1	0	3																																							
15 Darwin Barney, R (1,4)										4	1	1	0	0	1	3		AB 33 R 5 H 11 RBI 5 BB 6 SO 7 LOB 20																																					
18 Geovany Soto, R (1,2)										3	0	0	0	1	0	4																																							
28 Paul Maholm, L (1,1)										2	0	0	0	0	2	2																																							
21 Joe Mather, R (8,PH)										1	1	1	0	0	0	0																																							
40 James Russell, L (7,1)										0	0	0	0	0	0	0																																							
54 Shawn Camp, R (7,1)										0	0	0	0	0	0	0																																							
34 Kerry Wood, R (8,PH)										0	0	0	0	0	0	0																																							
5 Reed Johnson, R (8,PH)										0	0	0	0	0	1	0																																							
48 Rafael Dolis, R (9,1)										0	0	0	0	0	0	0																																							
Inning Stats											R: 2	H: 3	R: 0	H: 1	R: 0	H: 1	R: 1		H: 2	R: 0	H: 0	R: 1	H: 1	R: 0	H: 0	R: 1	H: 3	R: 0	H: 0	1B: 5	SF: 0	WP: 0	PA: 39																						
PITCHER											IP	WLS	BF	H	R	ER	SO	BB	IBB	HBP	BLK	WP	HR	S	P	ERA	WHIP	PITCHER											IP	WLS	BF	H	R	ER	SO	BB	IBB	HBP	BLK	WP	HR	S	P	ERA	WHIP
58 Chad Billingsley, R (1,1)	6.0	L	28	8	4	4	4	3	0	0	0	0	0	0	0	13	21	27.00	9.000												6.0	L	28	8	4	4	4	3	0	0	0	0	0	13	21	27.00	9.000								
57 Scott Elbert, L (7,1)	0.1		3	2	1	1	0	1	0	0	0	0	0	0	0	0	0	0	0												0.1		3	2	1	1	0	1	0	0	0	0	0	0	0	0	0								
60 Todd Coffey, R (7,1)	0.2		4	1	0	0	1	0	1	0	0	0	0	0	0	0	0	0	0												0.2		4	1	0	0	1	0	1	0	0	0	0	0	0	0	0	0							
52 Josh Lindblom, R (8,1)	1.0		4	0	0	0	2	1	0	0	0	0	0	0	0	9	15	0.00	1.000												1.0		4	0	0	0	2	1	0	0	0	0	0	9	15	0.00	1.000								



Batter	1	2	3	4	5	6	7	8	9	10	11	AB	R	H	RBI	BB	SO	LOB	TOP					
9 Dee Strange-Gordon, L (1.6)	G6-3	FC4-6			G4-3			G4-3		G4-3		5	0	1	0	0	0	2						
14 Mark Ellis, R (1.4)					P6			P4			G6-3	4	1	1	0	1	0	1						
16 Andre Ethier, L (1.9)	K				L4			G4-6-3			G4-3	5	0	0	0	0	2	3						
21 Juan Rivera, R (1.7)	K							G4-3				5	1	3	2	0	1	1						
6 Jerry Hairston, R (1.5)																								
3 Adam Kennedy, L (2.PR)																								
7 James Loney, L (1.3)																								
17 A.J. Ellis, R (1.2)																								
10 Tony Gwynn Jr., L (1.8)																								
44 Aaron Harang, R (7.PR)																								
27 Matt Kemp, R (7.PR)																								
52 Josh Lindblom, R (7.PR)																								
74 Kenley Jansen, S (8.1)																								
54 Javy Guerra, R (8.1)																								
23 Bobby Abreu, L (10.PR)																								
28 Jamey Wright, R (10.1)																								
Inning Stats	R: 0 E: 0 K: 2 S: 9	H: 0 LOB: 1 BB: 1 P: 16	R: 1 E: 0 K: 0 S: 16	H: 1 LOB: 2 BB: 2 P: 26	R: 2 E: 0 K: 1 S: 19	H: 2 LOB: 0 BB: 0 P: 29	R: 0 E: 0 K: 0 S: 4	H: 0 LOB: 0 BB: 0 P: 6	R: 0 E: 0 K: 1 S: 11	H: 0 LOB: 0 BB: 0 P: 13	R: 0 E: 0 K: 1 S: 6	H: 0 LOB: 0 BB: 0 P: 10	R: 0 E: 0 K: 0 S: 6	H: 1 LOB: 0 BB: 0 P: 7	R: 0 E: 0 K: 0 S: 12	H: 1 LOB: 1 BB: 0 P: 19	R: 0 E: 0 K: 0 S: 7	H: 0 LOB: 0 BB: 0 P: 12	R: 0 E: 0 K: 1 S: 11	H: 1 LOB: 1 BB: 0 P: 18	1B: 5 2B: 0 3B: 0 HR: 1	SF: 0 SAC: 0 DP: 1 HBP: 0	WP: 0 PB: 0 SB: 1 CS: 1	PA: 41
PITCHER	IP ERA WLS BF H R ER SO BB IBB HBP BLK WP HR S P ERA WHIP	30 Travis Wood, L (1.1) ERA: 4.5	54 Shawn Camp, R (7.1) ERA: 3.6	40 James Russell, L (8.1) ERA: 0.87	48 Rafael Dolis, R (10.1) ERA: 2.95	PITCHER										IP ERA WLS BF H R ER SO BB IBB HBP BLK WP HR S P ERA WHIP								

Los Angeles Dodgers @ Chicago Cubs
Wrigley Field, Chicago, IL
Sun May 06 2012, 4:03 PM - 7:42 PM CDT
Att: 38,125 - Cloudy - 57 F

livebaseballscores.com

AB 38
R 3
H 6
RBI 3
BB 3
SO 6
LOB 14



Batter	1	2	3	4	5	6	7	8	9	10	11	AB	R	H	RBI	BB	SO	LOB	BOTTOM			
9 David DeJesus, L (1.9)	P3							F9				3	1	1	1	3	0	1				
1 Tony Campana, L (1.8)												4	0	2	1	0	0	4				
13 Starlin Castro, R (1.6)	K											5	0	1	2	0	3	5				
6 Bryan LaHair, L (1.3)												4	0	3	0	1	1	0				
12 Alfonso Soriano, R (1.7)												5	0	0	0	0	1	4				
21 Jose Mather, R (1.5)												5	0	1	0	0	0	4				
15 Darwin Barney, R (1.4)												4	1	1	0	1	1	3				
53 Wellington Castillo, R (1.2)												4	0	0	0	1	1	2				
30 Travis Wood, R (1.1)												2	1	2	0	0	0	0				
52 Josh Lindblom, R (7.1)												0	0	0	0	0	0	0				
74 Kenley Jansen, R (8.1)												0	0	0	0	1	0	0				
54 Javy Guerra, R (9.1)												1	1	1	0	0	0	0				
28 Jamey Wright, R (10.1)												0	0	0	0	0	0	0				
Inning Stats	R: 0 E: 0 K: 1 S: 10	H: 1 LOB: 0 BB: 0 P: 15	R: 0 E: 0 K: 0 S: 7	H: 1 LOB: 1 BB: 1 P: 12	R: 2 E: 0 K: 0 S: 10	H: 2 LOB: 1 BB: 1 P: 20	R: 0 E: 0 K: 0 S: 10	H: 1 LOB: 1 BB: 0 P: 13	R: 0 E: 0 K: 1 S: 11	H: 0 LOB: 2 BB: 1 P: 21	R: 0 E: 0 K: 2 S: 13	H: 1 LOB: 1 BB: 0 P: 17	R: 0 E: 1 K: 2 S: 14	H: 1 LOB: 1 BB: 1 P: 23	R: 0 E: 0 K: 1 S: 7	H: 1 LOB: 0 BB: 0 P: 11	R: 1 E: 0 K: 1 S: 7	H: 1 LOB: 3 BB: 2 P: 18	1B: 7 2B: 5 3B: 0 HR: 0	SF: 0 SAC: 1 DP: 0 HBP: 1	WP: 1 PB: 0 SB: 0 CS: 2	PA: 47
PITCHER	IP ERA WLS BF H R ER SO BB IBB HBP BLK WP HR S P ERA WHIP	44 Aaron Harang, R (1.1) ERA: 5.24	52 Josh Lindblom, R (7.1) ERA: 2.2	74 Kenley Jansen, R (8.1) ERA: 2.7	54 Javy Guerra, R (9.1) ERA: 5.84	28 Jamey Wright, R (10.1) ERA: 4.5	PITCHER										IP ERA WLS BF H R ER SO BB IBB HBP BLK WP HR S P ERA WHIP					

Los Angeles Dodgers @ Chicago Cubs
Wrigley Field, Chicago, IL
Sun May 06 2012, 4:03 PM - 7:42 PM CDT
Att: 38,125 - Cloudy - 57 F

livebaseballscores.com

AB 37
R 4
H 12
RBI 4
BB 7
SO 7
LOB 23



Batter	1	2	3	4	5	6	7	8	9	AB	R	H	RBI	BB	SO	LOB	TOP				
16 Angel Pagán, S OBP: 0.278, SLG: 0.432 7 Gregor Blanco, L OBP: 0.362, SLG: 0.359	G5-3	K			P4			G4-6-3 1B		4	0	1	0	0	1	2	San Francisco Giants @ Los Angeles Dodgers Dodger Stadium, Los Angeles, CA Tue May 08 2012, 7:11 PM - 9:44 PM PDT Att: 32,799 - Clear - 75 F				
5 Ryan Theriot, R OBP: 0.217, SLG: 0.196	F8		G3-1		L9			G4-6-3 1-2		4	0	0	0	0	0	1					
53 Melky Cabrera, S OBP: 0.370, SLG: 0.439	L4		K					G4-3		4	0	1	0	0	1	0					
28 Buster Posey, R OBP: 0.362, SLG: 0.485			G6-3		L7			G6-3		4	1	1	0	0	0	1					
6 Brett Pill, R OBP: 0.341, SLG: 0.514 12 Nate Schierholz, L OBP: 0.303, SLG: 0.500		HR	K		K			G4-3		3	1	1	2	0	2	1					
13 Joaquin Arias, R OBP: 0.324, SLG: 0.417	K2-3		G3					G4-3		1	0	1	0	0	0	0					
9 Brandon Belt, L OBP: 0.379, SLG: 0.357			F9					L3		4	0	0	0	0	2	2					
35 Brandon Crawford, L OBP: 0.221, SLG: 0.321			BB		G4-3			G4-3		2	0	0	0	1	0	0					
32 Ryan Vogelsong, R 49 Javier López, L 46 Santiago Casilla, R	SH2-4				P4			K		2	0	0	0	0	1	0					
										0	0	0	0	0	0	0					
Inning Stats	R: 0 E: 0 K: 0 S: 6	H: 0 LOB: 0 BB: 0 P: 10	R: 2 E: 0 K: 2 S: 15	H: 3 LOB: 2 BB: 1 P: 24	R: 0 E: 0 K: 1 S: 8	H: 0 LOB: 0 BB: 0 P: 12	R: 0 E: 0 K: 1 S: 5	H: 0 LOB: 0 BB: 0 P: 6	R: 0 E: 0 K: 0 S: 7	H: 1 LOB: 1 BB: 0 P: 10	R: 0 E: 0 K: 1 S: 10	H: 0 LOB: 0 BB: 0 P: 13	R: 0 E: 0 K: 1 S: 8	H: 1 LOB: 1 BB: 0 P: 10	R: 0 E: 0 K: 0 S: 7	H: 1 LOB: 1 BB: 0 P: 9	1B: 5 2B: 0 3B: 0 HR: 1	SF: 0 SAC: 1 DP: 2 HBP: 0	WP: 0 PB: 1 SB: 0 CS: 0	PA: 33	
PITCHER	IP WLS BF H R ER SO BB IBB HBP BLK WP HR S P ERA WHIP	IP WLS BF H R ER SO BB IBB HBP BLK WP HR S P ERA WHIP	IP WLS BF H R ER SO BB IBB HBP BLK WP HR S P ERA WHIP	IP WLS BF H R ER SO BB IBB HBP BLK WP HR S P ERA WHIP	IP WLS BF H R ER SO BB IBB HBP BLK WP HR S P ERA WHIP	IP WLS BF H R ER SO BB IBB HBP BLK WP HR S P ERA WHIP	IP WLS BF H R ER SO BB IBB HBP BLK WP HR S P ERA WHIP	IP WLS BF H R ER SO BB IBB HBP BLK WP HR S P ERA WHIP	IP WLS BF H R ER SO BB IBB HBP BLK WP HR S P ERA WHIP	IP WLS BF H R ER SO BB IBB HBP BLK WP HR S P ERA WHIP	IP WLS BF H R ER SO BB IBB HBP BLK WP HR S P ERA WHIP	IP WLS BF H R ER SO BB IBB HBP BLK WP HR S P ERA WHIP	IP WLS BF H R ER SO BB IBB HBP BLK WP HR S P ERA WHIP	IP WLS BF H R ER SO BB IBB HBP BLK WP HR S P ERA WHIP	IP WLS BF H R ER SO BB IBB HBP BLK WP HR S P ERA WHIP	IP WLS BF H R ER SO BB IBB HBP BLK WP HR S P ERA WHIP	IP WLS BF H R ER SO BB IBB HBP BLK WP HR S P ERA WHIP	IP WLS BF H R ER SO BB IBB HBP BLK WP HR S P ERA WHIP	IP WLS BF H R ER SO BB IBB HBP BLK WP HR S P ERA WHIP	IP WLS BF H R ER SO BB IBB HBP BLK WP HR S P ERA WHIP	IP WLS BF H R ER SO BB IBB HBP BLK WP HR S P ERA WHIP

AB	31
R	2
H	6
RBI	2
BB	1
SO	7
LOB	7



Batter	1	2	3	4	5	6	7	8	9	AB	R	H	RBI	BB	SO	LOB	BOTTOM				
9 Dee Strange-Gordon, L OBP: 0.279, SLG: 0.307	G6-3		G6-3		F7			SH1-4 1B		4	0	2	0	0	0	0	San Francisco Giants @ Los Angeles Dodgers Dodger Stadium, Los Angeles, CA Tue May 08 2012, 7:11 PM - 9:44 PM PDT Att: 32,799 - Clear - 75 F				
14 Mark Ellis, R OBP: 0.377, SLG: 0.317	G5-6-3		27 1B					SH1-4		3	0	1	0	0	0	1					
27 Matt Kemp, R OBP: 0.488, SLG: 0.817	G6-3		16 G6-4-3 1B					1B		3	0	1	0	1	0	0					
16 Andre Ethier, L OBP: 0.349, SLG: 0.527 54 Javy Guerra, R		2B	G6-4-3					G6-4-3		4	1	1	0	0	0	5					
21 Juan Rivera, R OBP: 0.276, SLG: 0.358 10 Tony Gwynn Jr., L OBP: 0.316, SLG: 0.288	F8				G5-3			G1-3		3	0	1	0	0	0	1					
7 James Loney, L OBP: 0.283, SLG: 0.322					P5			G4-3		4	0	2	1	0	0	0					
5 Juan Uribe, R OBP: 0.284, SLG: 0.275	F8				P5			G4-3		4	0	0	0	0	0	3					
17 A.J. Ellis, R OBP: 0.441, SLG: 0.438					F9					2	0	0	0	1	0	1					
22 Clayton Kershaw, L OBP: 0.167, SLG: 0.167 23 Bobby Abreu, L OBP: 0.289, SLG: 0.382					G6-3			BB		2	0	0	0	0	1	2					
										0	0	0	0	1	0	0					
Inning Stats	R: 0 E: 0 K: 0 S: 7	H: 1 LOB: 0 BB: 0 P: 11	R: 1 E: 0 K: 1 S: 15	H: 2 LOB: 1 BB: 1 P: 24	R: 0 E: 0 K: 0 S: 12	H: 2 LOB: 0 BB: 0 P: 18	R: 0 E: 0 K: 0 S: 9	H: 0 LOB: 0 BB: 0 P: 12	R: 0 E: 0 K: 0 S: 7	H: 0 LOB: 0 BB: 0 P: 10	R: 0 E: 0 K: 0 S: 5	H: 0 LOB: 0 BB: 0 P: 9	R: 0 E: 0 K: 0 S: 7	H: 2 LOB: 1 BB: 0 P: 11	R: 0 E: 0 K: 0 S: 9	H: 1 LOB: 2 BB: 2 P: 19	1B: 6 2B: 2 3B: 0 HR: 0	SF: 0 SAC: 1 DP: 4 HBP: 0	WP: 0 PB: 0 SB: 0 CS: 0	PA: 34	
PITCHER	IP WLS BF H R ER SO BB IBB HBP BLK WP HR S P ERA WHIP	IP WLS BF H R ER SO BB IBB HBP BLK WP HR S P ERA WHIP	IP WLS BF H R ER SO BB IBB HBP BLK WP HR S P ERA WHIP	IP WLS BF H R ER SO BB IBB HBP BLK WP HR S P ERA WHIP	IP WLS BF H R ER SO BB IBB HBP BLK WP HR S P ERA WHIP	IP WLS BF H R ER SO BB IBB HBP BLK WP HR S P ERA WHIP	IP WLS BF H R ER SO BB IBB HBP BLK WP HR S P ERA WHIP	IP WLS BF H R ER SO BB IBB HBP BLK WP HR S P ERA WHIP	IP WLS BF H R ER SO BB IBB HBP BLK WP HR S P ERA WHIP	IP WLS BF H R ER SO BB IBB HBP BLK WP HR S P ERA WHIP	IP WLS BF H R ER SO BB IBB HBP BLK WP HR S P ERA WHIP	IP WLS BF H R ER SO BB IBB HBP BLK WP HR S P ERA WHIP	IP WLS BF H R ER SO BB IBB HBP BLK WP HR S P ERA WHIP	IP WLS BF H R ER SO BB IBB HBP BLK WP HR S P ERA WHIP	IP WLS BF H R ER SO BB IBB HBP BLK WP HR S P ERA WHIP	IP WLS BF H R ER SO BB IBB HBP BLK WP HR S P ERA WHIP	IP WLS BF H R ER SO BB IBB HBP BLK WP HR S P ERA WHIP	IP WLS BF H R ER SO BB IBB HBP BLK WP HR S P ERA WHIP	IP WLS BF H R ER SO BB IBB HBP BLK WP HR S P ERA WHIP	IP WLS BF H R ER SO BB IBB HBP BLK WP HR S P ERA WHIP	IP WLS BF H R ER SO BB IBB HBP BLK WP HR S P ERA WHIP

AB	30
R	1
H	8
RBI	1
BB	3
SO	1
LOB	13



Batter	1	2	3	4	5	6	7	8	9	AB	R	H	RBI	BB	SO	LOB	TOP										
19 Marco Scutaro, R OBP: 0.313, SLG: 0.320	G5-3		G5-3														3 0 1 0 1 0 0										
22 Jordan Pacheco, R OBP: 0.282, SLG: 0.364	P4		F9														3 0 0 0 0 0 1										
59 Carlos Torres, R																	0 0 0 0 0 0 0										
21 Tyler Colvin, L OBP: 0.333, SLG: 0.529																	1 0 1 0 0 0 0										
48 Esmil Rogers, R																	0 0 0 0 0 0 0										
5 Carlos González, L OBP: 0.386, SLG: 0.575																	4 0 1 0 0 1 3										
2 Troy Tulowitzki, R OBP: 0.341, SLG: 0.422	K																4 1 1 0 0 1 1										
17 Todd Helton, L OBP: 0.330, SLG: 0.473																	4 1 2 0 0 1 0										
3 Michael Cuddyer, R OBP: 0.344, SLG: 0.491																	3 1 1 2 0 0 1										
55 Ramon Hernández, R																	4 0 0 0 0 1 2										
Dexter Fowler, S OBP: 0.311, SLG: 0.415																	4 0 1 1 0 1 1										
50 Jamie Moyer, L OBP: 0.111, SLG: 0.111																	1 0 0 0 0 0 0										
10 Chris Nelson, R OBP: 0.333, SLG: 0.309																	3 0 0 0 0 1 1										
Inning Stats	R: 0 E: 0 K: 1 S: 13	H: 1 LOB: 1 BB: 0 P: 20	R: 0 E: 0 K: 0 S: 13	H: 1 LOB: 1 BB: 0 P: 17	R: 0 E: 0 K: 0 S: 7	H: 0 LOB: 0 BB: 0 P: 13	R: 0 E: 0 K: 0 S: 5	H: 0 LOB: 0 BB: 0 P: 11	R: 0 E: 0 K: 1 S: 12	H: 1 LOB: 1 BB: 0 P: 19	R: 1 E: 0 K: 1 S: 11	H: 1 LOB: 0 BB: 0 P: 12	R: 0 E: 0 K: 2 S: 12	H: 1 LOB: 2 BB: 1 P: 20	R: 2 E: 0 K: 1 S: 17	H: 3 LOB: 1 BB: 0 P: 27	1B: 5 2B: 1 3B: 1 HR: 1	SF: 1 SAC: 0 DP: 0 HBP: 0	WP: 0 PB: 0 SB: 0 CS: 0	PA: 36							
PITCHER	IP	WLS	BF	H	R	ER	SO	BB	IBB	HBP	BLK	WP	HR	S	P	ERA	WHIP										
35 Chris Capuano, L ERA: 2.06	7.0	W	25	4	1	1	3	0	0	0	0	0	1	68	103	1.29	0.571										
54 Javy Guerra, R ERA: 5.14	0.2		4	1	0	0	1	1	0	0	0	0	0	9	17	0.00	3.000										
57 Scott Elbert, L ERA: 5.63	0.1		1	0	0	0	1	0	0	0	0	0	0	3	3	0.00	0.000										
60 Todd Coffey, R ERA: 16.2	0.2		5	3	2	2	1	0	0	0	0	0	0	16	25	27.00	4.500										
51 Ronald Belisario, R ERA:	0.1		1	0	0	0	0	0	0	0	0	0	0	1	2	0.00	0.000										

Colorado Rockies @ Los Angeles Dodgers
Dodger Stadium, Los Angeles, CA
Fri May 11 2012, 7:13 PM - 10:01 PM PDT
Att: 35,591 - Clear - 65 F

livebaseballscorecards.com

AB 34
R 3
H 8
RBI 3
BB 1
SO 6
LOB 10




Batter	1	2	3	4	5	6	7	8	9	AB	R	H	RBI	BB	SO	LOB	BOTTOM										
9 Dee Strange-Gordon, L OBP: 0.258, SLG: 0.282	P2		K														5 0 0 0 0 3 5										
14 Mark Ellis, R OBP: 0.385, SLG: 0.364																	3 2 2 3 1 0 0										
27 Matt Kemp, R OBP: 0.463, SLG: 0.759																	3 0 0 0 1 1 1										
16 Andre Ethier, L OBP: 0.366, SLG: 0.575																	4 2 3 2 0 0 0										
23 Bobby Abreu, L OBP: 0.304, SLG: 0.405																	4 0 1 1 0 1 2										
54 Javy Guerra, R																	0 0 0 0 0 0 0										
57 Scott Elbert, L																	0 0 0 0 0 0 0										
60 Todd Coffey, R																	0 0 0 0 0 0 0										
51 Ronald Belisario, R																	0 0 0 0 0 0 0										
5 Juan Uribe, R OBP: 0.293, SLG: 0.338																	4 1 1 1 1 0 2 1										
7 James Loney, L OBP: 0.299, SLG: 0.330																	3 0 2 0 1 1 0										
18 Matt Treanor, R OBP: 0.240, SLG: 0.318																	4 1 2 0 0 0 1										
35 Chris Capuano, L ERA: 4.66	5.0	L	23	7	5	5	7	0	1	0	0	0	0	1	60	9.00	1.400										
59 Carlos Torres, R ERA: 2.25	2.0		9	2	1	1	2	2	0	0	0	0	0	1	17	3.50	2.000										
48 Esmil Rogers, R ERA: 8.62	1.0		5	2	1	1	1	0	0	0	0	0	0	1	10	9.00	2.000										
Inning Stats	R: 1 E: 0 K: 1 S: 16	H: 1 LOB: 0 BB: 0 P: 22	R: 0 E: 0 K: 2 S: 9	H: 0 LOB: 0 BB: 0 P: 15	R: 0 E: 0 K: 2 S: 11	H: 0 LOB: 0 BB: 0 P: 16	R: 1 E: 0 K: 0 S: 9	H: 2 LOB: 1 BB: 0 P: 16	R: 3 E: 0 K: 2 S: 15	H: 4 LOB: 2 BB: 1 P: 26	R: 0 E: 0 K: 2 S: 9	H: 1 LOB: 2 BB: 1 P: 20	R: 1 E: 0 K: 0 S: 8	H: 1 LOB: 0 BB: 1 P: 15	R: 1 E: 0 K: 1 S: 10	H: 2 LOB: 1 BB: 0 P: 14	1B: 6 2B: 3 3B: 0 HR: 3	SF: 0 SAC: 1 DP: 1 HBP: 0	WP: 0 PB: 0 SB: 0 CS: 0	PA: 37							
PITCHER	IP	WLS	BF	H	R	ER	SO	BB	IBB	HBP	BLK	WP	HR	S	P	ERA	WHIP										

Colorado Rockies @ Los Angeles Dodgers
Dodger Stadium, Los Angeles, CA
Fri May 11 2012, 7:13 PM - 10:01 PM PDT
Att: 35,591 - Clear - 65 F

livebaseballscorecards.com

AB 33
R 7
H 11
RBI 7
BB 3
SO 10
LOB 13



Batter	1	2	3	4	5	6	7	8	9	AB	R	H	RBI	BB	SO	LOB	TOP										
19 Marco Scutaro, R OBP: 0.304, SLG: 0.310	G6-3		FC3-2 18 2B		F8			L4		4	0	0	0	0	0	1	Colorado Rockies @ Los Angeles Dodgers Dodger Stadium, Los Angeles, CA Sat May 12 2012, 6:11 PM - 8:41 PM PDT Att: 33,735 - Clear - 65 F										
18 Jonathan Herrera, S OBP: 0.309, SLG: 0.431	P5					G3-1		B1-3		4	0	1	0	0	0	0											
5 Carlos González, L OBP: 0.382, SLG: 0.580	G4-3					P5			K	3	0	0	0	1	1	0											
2 Troy Tulowitzki, R OBP: 0.331, SLG: 0.408		F8	F8			F8			F7	4	0	0	0	0	0	3											
17 Todd Helton, L OBP: 0.336, SLG: 0.469				G4-3					P5	3	0	1	0	1	0	0											
3 Michael Cuddyer, R OBP: 0.336, SLG: 0.478	G1-3			G5-3			G6-4-3			3	0	0	0	0	0	2											
21 Tyler Colvin, L OBP: 0.333, SLG: 0.574	P6			P5			HR			3	1	1	1	0	0	1											
20 Wilin Rosario, R OBP: 0.278, SLG: 0.580			SH1-4 19 FC3-2					K		2	0	1	0	0	1	0											
44 Juan Nicasio, R OBP: 0.286, SLG: 0.167			SH1-4					G6-3		1	0	0	0	0	1	1											
22 Jordan Pacheco, R (& PH) OBP: 0.280, SLG: 0.348										1	0	0	0	0	0	0											
88 Josh Outman, L OBP: 0.294, SLG: 0.338										0	0	0	0	0	0	0											
34 Matt Belisle, R OBP: 0.294, SLG: 0.338										0	0	0	0	0	0	0											
Inning Stats	R: 0 E: 0 K: 0 S: 8	H: 0 LOB: 0 BB: 0 P: 12	R: 0 E: 0 K: 0 S: 10	H: 0 LOB: 1 BB: 1 P: 19	R: 0 E: 0 K: 0 S: 9	H: 2 LOB: 3 BB: 1 P: 17	R: 0 E: 0 K: 0 S: 6	H: 0 LOB: 0 BB: 0 P: 11	R: 0 E: 0 K: 1 S: 7	H: 0 LOB: 0 BB: 0 P: 12	R: 0 E: 0 K: 0 S: 6	H: 0 LOB: 0 BB: 0 P: 9	R: 1 E: 0 K: 1 S: 6	H: 2 LOB: 0 BB: 0 P: 11	R: 0 E: 0 K: 0 S: 4	H: 0 LOB: 0 BB: 0 P: 6	R: 0 E: 0 K: 1 S: 13	H: 0 LOB: 0 BB: 0 P: 17	1B: 1 2B: 2 3B: 0 HR: 1	SF: 0 SAC: 1 DP: 1 HBP: 1	WP: 0 PB: 0 SB: 0 CS: 1	PA: 32					
PITCHER	IP	WLS	BF	H	R	ER	SO	BB	IBB	HBP	BLK	WP	HR	S	P	ERA	WHIP										
44 Aaron Harang, R ERA: 4.46	8.0	W	29	4	1	1	2	1	1	1	0	0	1	56	97	1.12	0.625										
74 Kenley Jansen, R ERA: 2.41	1.0	S	3	0	0	0	1	0	0	0	0	0	0	13	17	0.00	0.000										

Batter	1	2	3	4	5	6	7	8	9	AB	R	H	RBI	BB	SO	LOB	BOTTOM										
9 Dee Strange-Gordon, L OBP: 0.250, SLG: 0.273	K			G5-3		G4-3		P5		4	0	0	0	0	1	2	Colorado Rockies @ Los Angeles Dodgers Dodger Stadium, Los Angeles, CA Sat May 12 2012, 6:11 PM - 8:41 PM PDT Att: 33,735 - Clear - 65 F										
14 Mark Ellis, R OBP: 0.385, SLG: 0.360				K		L8		G6-3		4	0	1	0	0	1	2											
27 Matt Kemp, R OBP: 0.453, SLG: 0.739	G5-4-3			F8						3	0	0	0	0	0	1											
16 Andre Ethier, L OBP: 0.372, SLG: 0.585		K2-3								3	1	2	0	0	1	0											
23 Bobby Abreu, L OBP: 0.286, SLG: 0.378										3	0	0	0	0	2	2											
74 Kenley Jansen, S ERA: 2.41										0	0	0	0	0	0	0											
5 Juan Uribe, R OBP: 0.294, SLG: 0.338										3	0	1	1	0	1	1											
7 James Loney, L OBP: 0.300, SLG: 0.330										3	1	1	0	0	2	1											
17 A.J. Ellis, R OBP: 0.455, SLG: 0.474										2	0	1	0	0	0	0											
44 Aaron Harang, R ERA: 4.65										2	0	0	0	0	1	1											
10 Tony Gwynn Jr., L (& PH) OBP: 0.333, SLG: 0.345										1	0	1	1	0	0	0											
34 Matt Belisle, R ERA: 2.12										1	0	1	1	0	0	0											
Inning Stats	R: 0 E: 0 K: 1 S: 6	H: 1 LOB: 0 BB: 0 P: 7	R: 0 E: 0 K: 3 S: 11	H: 0 LOB: 0 BB: 0 P: 17	R: 0 E: 0 K: 1 S: 9	H: 0 LOB: 0 BB: 0 P: 14	R: 0 E: 0 K: 1 S: 7	H: 0 LOB: 0 BB: 0 P: 12	R: 1 E: 0 K: 1 S: 10	H: 2 LOB: 0 BB: 0 P: 17	R: 0 E: 0 K: 1 S: 12	H: 1 LOB: 1 BB: 0 P: 21	R: 0 E: 0 K: 1 S: 9	H: 1 LOB: 1 BB: 0 P: 14	R: 1 E: 0 K: 0 S: 12	H: 2 LOB: 1 BB: 0 P: 16	1B: 6 2B: 1 3B: 0 HR: 0	SF: 0 SAC: 1 DP: 1 HBP: 0	WP: 0 PB: 0 SB: 0 CS: 0	PA: 29							
PITCHER	IP	WLS	BF	H	R	ER	SO	BB	IBB	HBP	BLK	WP	HR	S	P	ERA	WHIP										
44 Juan Nicasio, R ERA: 4.65	7.0	L	24	5	1	1	9	0	0	0	0	0	0	64	102	1.29	0.714										
88 Josh Outman, L ERA: 2.12	0.0	L	1	1	1	1	0	0	0	0	0	0	0	3	6	∞	∞										
34 Matt Belisle, R ERA: 2.12	1.0	L	4	1	0	0	0	0	0	0	0	0	0	9	10	0.00	1.000										



Batter	1	2	3	4	5	6	7	8	9	AB	R	H	RBI	BB	SO	LOB	TOP					
19 Marco Scutaro, R OBP: 0.314, SLG: 0.315										4	2	2	1	1	0	1	Colorado Rockies @ Los Angeles Dodgers Dodger Stadium, Los Angeles, CA Sun May 13 2012, 1:11 PM - 4:26 PM PDT Att: 49,124 - Sunny - 70 F livebaseballscorecards.com					
21 Tyler Colvin, L OBP: 0.344, SLG: 0.569										4	1	2	0	0	0	3						
5 Carlos González, L OBP: 0.378, SLG: 0.550										4	1	1	2	0	0	1						
3 Michael Cuddyer, R OBP: 0.341, SLG: 0.475										3	0	1	1	1	1	1						
2 Troy Tulowitzki, R OBP: 0.321, SLG: 0.395										4	0	0	0	0	0	3						
55 Ramon Hernández, R OBP: 0.265, SLG: 0.456										4	0	0	1	0	1	2						
10 Chris Nelson, R OBP: 0.317, SLG: 0.292										4	0	0	0	0	0	1						
Dexter Fowler, S OBP: 0.315, SLG: 0.411										1	1	0	0	1	0	0						
22 Jordan Pacheco, R OBP: 0.259, SLG: 0.320										2	0	0	0	0	0	0						
6 Alex White, R OBP: 0.230, SLG: 0.490										2	0	1	0	0	0	1						
51 Matt Reynolds, L ERA: 4.15										0	0	0	0	0	0	0						
49 Rex Brothers, L ERA: 3.55										0	0	0	0	0	0	0						
30 Josh Roenicke, R ERA: 3.26										0	0	0	0	0	0	0						
48 Esmil Rogers, R ERA: 9.18										0	0	0	0	0	0	0						
20 Wilin Rosario, R OBP: 0.273, SLG: 0.386										1	0	0	0	0	0	0						
Inning Stats	R: 3 E: 0 K: 0 S: 19	H: 4 LOB: 1 BB: 0 P: 25	R: 0 E: 0 K: 0 S: 7	H: 1 LOB: 1 BB: 0 P: 11	R: 0 E: 0 K: 1 S: 9	H: 0 LOB: 1 BB: 1 P: 16	R: 1 E: 1 K: 0 S: 9	H: 1 LOB: 1 BB: 1 P: 16	R: 0 E: 0 K: 0 S: 9	H: 0 LOB: 0 BB: 0 P: 13	R: 0 E: 0 K: 1 S: 8	H: 0 LOB: 0 BB: 0 P: 7	R: 0 E: 0 K: 0 S: 5	H: 0 LOB: 0 BB: 0 P: 9	R: 0 E: 0 K: 0 S: 8	H: 0 LOB: 0 BB: 0 P: 9	1B: 6 2B: 1 3B: 0 HR: 0	SF: 0 SAC: 0 DP: 1 HBP: 0	WP: 0 PB: 0 CS: 3 SB: 0	PA: 37		
PITCHER	IP WLS BF H R ER SO BB IBB HBP BLK WP HR S P ERA WHIP	6.1 W 28 6 5 4 1 3 0 0 0 0 0 0 64 103 5.68 1.421	2.1 1 0 0 0 0 0 0 0 0 0 0 0 3 5 0.00 3.000	1.1 H 4 0 0 0 1 0 0 0 0 0 0 0 8 10 0.00 0.000	1.0 3 0 0 0 0 0 0 0 0 0 0 0 8 9 0.00 0.000																	

Batter	1	2	3	4	5	6	7	8	9	AB	R	H	RBI	BB	SO	LOB	BOTTOM				
10 Tony Gwynn, Jr., L OBP: 0.338, SLG: 0.356										4	2	1	0	1	1	1	Colorado Rockies @ Los Angeles Dodgers Dodger Stadium, Los Angeles, CA Sun May 13 2012, 1:11 PM - 4:26 PM PDT Att: 49,124 - Sunny - 70 F livebaseballscorecards.com				
14 Mark Ellis, R OBP: 0.385, SLG: 0.351										3	2	0	0	2	1	1					
27 Matt Kemp, R OBP: 0.446, SLG: 0.726										2	0	0	1	0	0	0					
23 Bobby Abreu, L OBP: 0.308, SLG: 0.404										2	1	1	3	1	1	0					
16 Andre Ethier, L OBP: 0.364, SLG: 0.571										3	0	0	0	0	1	1					
33 Scott Van Slyke, R OBP: 1.000, SLG: 1.500										1	1	1	2	1	0	0					
7 James Loney, L OBP: 0.313, SLG: 0.340										3	2	1	0	2	0	3					
17 A.J. Ellis, R OBP: 0.462, SLG: 0.512										4	1	2	4	1	1	3					
3 Adam Kennedy, L OBP: 0.317, SLG: 0.212										3	0	1	1	0	0	2					
12 Justin Sellers, R OBP: 0.296, SLG: 0.261										3	1	1	0	1	1	2					
29 Ted Lilly, L OBP: 0.154, SLG: 0.083										2	0	0	0	0	0	3					
57 Scott Elbert, L ERA: 5.4										0	0	0	0	0	0	0					
51 Ronald Belisario, R ERA: 4.8										0	0	0	0	0	0	0					
5 Juan Uribe, R OBP: 0.302, SLG: 0.338										0	1	0	0	1	0	0					
54 Javy Guerra, R ERA: 4.8										0	0	0	0	0	0	0					
Inning Stats	R: 1 E: 0 K: 0 S: 8	H: 1 LOB: 0 BB: 0 P: 15	R: 1 E: 0 K: 0 S: 11	H: 2 LOB: 1 BB: 0 P: 17	R: 0 E: 0 K: 1 S: 10	H: 0 LOB: 0 BB: 0 P: 15	R: 0 E: 0 K: 0 S: 4	H: 0 LOB: 1 BB: 1 P: 11	R: 6 E: 0 K: 1 S: 18	H: 4 LOB: 2 BB: 4 P: 43	R: 0 E: 0 K: 2 S: 7	H: 0 LOB: 0 BB: 0 P: 12	R: 1 E: 0 K: 1 S: 12	H: 0 LOB: 1 BB: 2 P: 20	R: 2 E: 0 K: 1 S: 18	H: 1 LOB: 2 BB: 3 P: 34	1B: 2 2B: 5 3B: 0 HR: 1	SF: 0 SAC: 2 DP: 0 HBP: 0	WP: 2 PB: 0 CS: 1 SB: 0	PA: 42	
PITCHER	IP WLS BF H R ER SO BB IBB HBP BLK WP HR S P ERA WHIP	4.1 L 21 5 6 6 1 1 1 0 0 0 1 1 11 25 27.00 4.500	0.2 6 2 2 2 1 1 1 0 0 0 1 1 11 25 27.00 4.500	1.0 3 0 0 0 2 0 0 0 0 0 0 0 7 12 0.00 0.000	1.0 5 0 1 1 1 2 0 0 0 0 1 0 12 20 9.00 2.000	1.0 7 1 2 2 1 3 0 0 0 0 0 0 18 34 18.00 4.000															



Batter	1	2	3	4	5	6	7	8	9	AB	R	H	RBI	BB	SO	LOB	TOP			
18 Willie Bloomquist, R OBP: 0.261, SLG: 0.320										4	0	1	0	0	1	1	Arizona Diamondbacks @ Los Angeles Dodgers Dodger Stadium, Los Angeles, CA Mon May 14 2012, 7:11 PM - 9:50 PM PDT Att: 24,312 - Clear - 67 F			
2 Aaron Hill, R OBP: 0.326, SLG: 0.437										3	1	1	1	1	0	1				
10 Justin Upton, R OBP: 0.316, SLG: 0.339										4	0	1	0	0	1	1				
13 Jason Kubel, L OBP: 0.281, SLG: 0.452										3	0	0	0	1	1	2				
44 Paul Goldschmidt, R OBP: 0.279, SLG: 0.337										4	0	0	0	0	1	2				
26 Miguel Montero, L OBP: 0.356, SLG: 0.348										4	0	0	0	0	2	1				
14 Ryan Roberts, R OBP: 0.279, SLG: 0.306										4	0	1	0	0	0	0				
11 AJ Pollock, R OBP: 0.313, SLG: 0.381									3	0	1	0	0	0	1					
31 Ian Kennedy, R										0	0	0	0	1	0					
1 Cody Ransom, R (7, PH)										1	0	0	0	0	1	1				
32 Craig Breslow, L										0	0	0	0	0	0	0				
Inning Stats	R: 0 E: 0 K: 0 S: 10	H: 1 LOB: 1 BB: 0 P: 17	R: 0 E: 0 K: 1 S: 6	H: 0 LOB: 0 BB: 0 P: 11	R: 0 E: 0 K: 1 S: 10	H: 2 LOB: 1 BB: 0 P: 14	R: 0 E: 0 K: 2 S: 10	H: 0 LOB: 1 BB: 1 P: 18	R: 0 E: 0 K: 1 S: 7	H: 0 LOB: 1 BB: 1 P: 14	R: 0 E: 0 K: 1 S: 13	H: 1 LOB: 0 BB: 0 P: 19	R: 1 E: 0 K: 1 S: 9	H: 1 LOB: 0 BB: 0 P: 15	R: 0 E: 0 K: 0 S: 9	H: 0 LOB: 0 BB: 0 P: 14	1B: 4 2B: 0 3B: 0 HR: 1	SF: 0 SAC: 1 DP: 0 HBP: 0	WP: 0 PB: 0 SB: 2 CS: 0	PA: 34
PITCHER	IP WLS BF H R ER SO BB IBB HBP BLK WP HR S P ERA WHIP																			
22 Clayton Kershaw, L ERA: 2.22	7.0 W 27 4 0 0 6 3 0 0 0 0 0 0 64 108 0.00 1.000																			
52 Josh Lindblom, R ERA: 2.33	1.0 H 4 1 1 1 1 0 0 0 0 0 1 9 15 9.00 1.000																			
74 Kenley Jansen, R ERA: 2.29	1.0 S 3 0 0 0 0 0 0 0 0 0 0 9 14 0.00 0.000																			

Batter	1	2	3	4	5	6	7	8	9	AB	R	H	RBI	BB	SO	LOB	BOTTOM			
9 Dee Strange-Gordon, L OBP: 0.250, SLG: 0.273										4	1	1	0	0	2	1	Arizona Diamondbacks @ Los Angeles Dodgers Dodger Stadium, Los Angeles, CA Mon May 14 2012, 7:11 PM - 9:50 PM PDT Att: 24,312 - Clear - 67 F			
14 Mark Ellis, R OBP: 0.374, SLG: 0.339										4	0	0	1	0	1	1				
23 Bobby Abreu, L OBP: 0.304, SLG: 0.382										4	0	1	0	0	0	0				
74 Kenley Jansen, S										0	0	0	0	0	0	0				
16 Andre Ethier, L OBP: 0.368, SLG: 0.592										4	1	2	1	0	1	2				
17 A.J. Ellis, R OBP: 0.454, SLG: 0.500										4	1	1	0	0	1	1				
7 James Loney, L OBP: 0.328, SLG: 0.349										3	0	2	0	1	1	1				
3 Adam Kennedy, L OBP: 0.295, SLG: 0.200										2	0	0	1	0	0	2				
52 Josh Lindblom, R										0	0	0	0	0	0	0				
33 Scott Van Slyke, R OBP: 1.000, SLG: 1.500										0	0	0	0	0	0	0				
10 Tony Gwynn Jr., L OBP: 0.324, SLG: 0.339										3	0	0	0	0	0	3				
22 Clayton Kershaw, L OBP: 0.214, SLG: 0.154										1	0	0	0	1	1	0				
12 Justin Sellers, R (7, PH)										1	0	0	0	0	1	0				
Inning Stats	R: 1 E: 1 K: 1 S: 11	H: 1 LOB: 0 BB: 0 P: 14	R: 0 E: 0 K: 1 S: 10	H: 0 LOB: 1 BB: 1 P: 18	R: 0 E: 0 K: 1 S: 11	H: 1 LOB: 2 BB: 1 P: 17	R: 0 E: 0 K: 0 S: 12	H: 1 LOB: 0 BB: 0 P: 15	R: 0 E: 0 K: 2 S: 9	H: 0 LOB: 0 BB: 0 P: 13	R: 2 E: 0 K: 0 S: 15	H: 3 LOB: 1 BB: 0 P: 21	R: 0 E: 0 K: 1 S: 7	H: 1 LOB: 1 BB: 0 P: 11	R: 0 E: 0 K: 0 S: 7	H: 0 LOB: 0 BB: 0 P: 11	1B: 6 2B: 0 3B: 0 HR: 1	SF: 1 SAC: 0 DP: 0 HBP: 0	WP: 0 PB: 0 SB: 0 CS: 0	PA: 33
PITCHER	IP WLS BF H R ER SO BB IBB HBP BLK WP HR S P ERA WHIP																			
31 Ian Kennedy, R ERA: 3.81	6.0 L 26 6 3 2 5 2 0 0 0 0 0 0 68 98 3.00 1.333																			
32 Craig Breslow, L ERA: 1.45	2.0 7 1 0 0 3 0 0 0 0 0 0 0 19 26 0.00 0.500																			



Batter	1	2	3	4	5	6	7	8	9	AB	R	H	RBI	BB	SO	LOB	TOP						
8 Gerardo Parra, L (1.8) OBP: 0.306, SLG: 0.393										4	1	1	1	1	0	0	Arizona Diamondbacks @ Los Angeles Dodgers Dodger Stadium, Los Angeles, CA Tue May 15 2012, 7:11 PM - 10:11 PM PDT Att: 47,077 - Clear - 70 F						
18 Willie Bloomquist, R (1.6) OBP: 0.294, SLG: 0.336										4	1	3	0	1	0	3							
10 Justin Upton, R (1.9) OBP: 0.319, SLG: 0.336										4	0	1	1	1	0	2							
26 Miguel Montero, L (1.2) OBP: 0.358, SLG: 0.350										5	1	2	1	0	2								
13 Jason Kubel, L (1.7) OBP: 0.390, SLG: 0.462										4	1	2	1	1	0	0							
14 Ryan Roberts, R (1.5) OBP: 0.284, SLG: 0.311										5	0	2	0	0	2	4							
37 Lyle Overbay, L (1.3) OBP: 0.421, SLG: 0.489										3	0	1	1	1	0	2							
2 Aaron Hill, R (1.4) OBP: 0.322, SLG: 0.423										4	0	0	0	1	3	6							
36 Wade Miley, L (1.1) OBP: 0.375, SLG: 0.375										4	1	1	0	0	2	4							
39 Bryan Shaw, S (7.1)										0	0	0	0	0	0	0							
30 David Hernandez, R (8.1)										0	0	0	0	0	0	0							
40 J.J. Putz, R (9.1)										0	0	0	0	0	0	0							
Inning Stats	R: 0 E: 0 K: 0 S: 8	H: 1 LOB: 1 BB: 0 P: 11	R: 1 E: 0 K: 2 S: 13	H: 1 LOB: 3 BB: 2 P: 28	R: 0 E: 0 K: 0 S: 7	H: 0 LOB: 0 BB: 0 P: 10	R: 0 E: 0 K: 1 S: 7	H: 1 LOB: 0 BB: 0 P: 10	R: 3 E: 0 K: 0 S: 15	H: 6 LOB: 3 BB: 1 P: 30	R: 0 E: 0 K: 1 S: 8	H: 1 LOB: 2 BB: 1 P: 13	R: 1 E: 0 K: 1 S: 15	H: 2 LOB: 2 BB: 1 P: 28	R: 0 E: 0 K: 0 S: 8	H: 0 LOB: 1 BB: 0 P: 21	R: 0 E: 0 K: 2 S: 11	H: 1 LOB: 1 BB: 0 P: 15	1B: 12 2B: 1 3B: 0 HR: 0	SF: 1 DP: 2 HBP: 0	WP: 1 PB: 0 SB: 0 CS: 1	PA: 44	
PITCHER	IP WLS BF H R ER SO BB IBB HBP BLK WP HR S P ERA WHIP	IP WLS BF H R ER SO BB IBB HBP BLK WP HR S P ERA WHIP	IP WLS BF H R ER SO BB IBB HBP BLK WP HR S P ERA WHIP	IP WLS BF H R ER SO BB IBB HBP BLK WP HR S P ERA WHIP	IP WLS BF H R ER SO BB IBB HBP BLK WP HR S P ERA WHIP	IP WLS BF H R ER SO BB IBB HBP BLK WP HR S P ERA WHIP	IP WLS BF H R ER SO BB IBB HBP BLK WP HR S P ERA WHIP	IP WLS BF H R ER SO BB IBB HBP BLK WP HR S P ERA WHIP	IP WLS BF H R ER SO BB IBB HBP BLK WP HR S P ERA WHIP	IP WLS BF H R ER SO BB IBB HBP BLK WP HR S P ERA WHIP	IP WLS BF H R ER SO BB IBB HBP BLK WP HR S P ERA WHIP	IP WLS BF H R ER SO BB IBB HBP BLK WP HR S P ERA WHIP	IP WLS BF H R ER SO BB IBB HBP BLK WP HR S P ERA WHIP	IP WLS BF H R ER SO BB IBB HBP BLK WP HR S P ERA WHIP	IP WLS BF H R ER SO BB IBB HBP BLK WP HR S P ERA WHIP	IP WLS BF H R ER SO BB IBB HBP BLK WP HR S P ERA WHIP	IP WLS BF H R ER SO BB IBB HBP BLK WP HR S P ERA WHIP	IP WLS BF H R ER SO BB IBB HBP BLK WP HR S P ERA WHIP	IP WLS BF H R ER SO BB IBB HBP BLK WP HR S P ERA WHIP	IP WLS BF H R ER SO BB IBB HBP BLK WP HR S P ERA WHIP	IP WLS BF H R ER SO BB IBB HBP BLK WP HR S P ERA WHIP	IP WLS BF H R ER SO BB IBB HBP BLK WP HR S P ERA WHIP	IP WLS BF H R ER SO BB IBB HBP BLK WP HR S P ERA WHIP

Batter	1	2	3	4	5	6	7	8	9	AB	R	H	RBI	BB	SO	LOB	BOTTOM						
9 Dee Strange-Gordon, L (1.6) OBP: 0.248, SLG: 0.270										5	0	1	0	0	1	3	Arizona Diamondbacks @ Los Angeles Dodgers Dodger Stadium, Los Angeles, CA Tue May 15 2012, 7:11 PM - 10:11 PM PDT Att: 47,077 - Clear - 70 F						
14 Mark Ellis, R (1.4) OBP: 0.385, SLG: 0.377										4	1	3	1	0	0	2							
33 Scott Van Slyke, R (1.9) OBP: 0.429, SLG: 0.500										4	0	0	0	0	1	3							
16 Andre Ethier, L (1.8) OBP: 0.372, SLG: 0.586										3	0	1	0	0	1	1							
17 A.J. Ellis, R (1.2) OBP: 0.455, SLG: 0.500										4	0	2	0	0	1	1							
30 Jemy Sands, R (1.7) OBP: 0.250, SLG: 0.250										4	0	1	0	0	2	3							
7 James Loney, L (1.3) OBP: 0.317, SLG: 0.336										4	0	0	0	0	0	1							
12 Justin Sellers, R (1.5) OBP: 0.281, SLG: 0.222										3	0	0	0	1	1	0							
58 Chad Billingsley, R (1.1) OBP: 0.371, SLG: 0.371										1	0	0	0	0	0	0							
54 Javy Guerra, R (5.1) ERA: 4.5										0	0	0	0	0	0	0							
37 Elian Herrera, S (5.1) ERA: 2.45										0	0	0	0	0	0	0							
28 Jamey Wright, R (8.1) ERA: 2.08										0	0	0	0	0	0	0							
10 Tony Gwynn Jr., L (7.1) ERA: 2.08										0	0	0	0	0	0	0							
60 Todd Coffey, R (8.1) ERA: 12.46										0	0	0	0	0	0	0							
57 Scott Elbert, L (9.1) ERA: 4.82										0	0	0	0	0	0	0							
3 Adam Kennedy, L (9.1) ERA: 1.25										0	0	0	0	0	0	0							
Inning Stats	R: 0 E: 0 K: 2 S: 14	H: 1 LOB: 1 BB: 0 P: 18	R: 0 E: 0 K: 1 S: 9	H: 1 LOB: 0 BB: 0 P: 10	R: 0 E: 0 K: 1 S: 16	H: 2 LOB: 2 BB: 0 P: 22	R: 0 E: 0 K: 1 S: 5	H: 0 LOB: 0 BB: 0 P: 8	R: 0 E: 0 K: 0 S: 6	H: 0 LOB: 0 BB: 0 P: 9	R: 1 E: 0 K: 0 S: 14	H: 3 LOB: 2 BB: 0 P: 19	R: 0 E: 0 K: 0 S: 10	H: 1 LOB: 2 BB: 1 P: 18	R: 0 E: 0 K: 2 S: 9	H: 1 LOB: 1 BB: 0 P: 14	R: 0 E: 0 K: 0 S: 8	H: 1 LOB: 1 BB: 0 P: 11	1B: 8 2B: 1 3B: 0 HR: 1	SF: 0 DP: 2 HBP: 1	WP: 0 PB: 0 SB: 0 CS: 0	PA: 37	
PITCHER	IP WLS BF H R ER SO BB IBB HBP BLK WP HR S P ERA WHIP	IP WLS BF H R ER SO BB IBB HBP BLK WP HR S P ERA WHIP	IP WLS BF H R ER SO BB IBB HBP BLK WP HR S P ERA WHIP	IP WLS BF H R ER SO BB IBB HBP BLK WP HR S P ERA WHIP	IP WLS BF H R ER SO BB IBB HBP BLK WP HR S P ERA WHIP	IP WLS BF H R ER SO BB IBB HBP BLK WP HR S P ERA WHIP	IP WLS BF H R ER SO BB IBB HBP BLK WP HR S P ERA WHIP	IP WLS BF H R ER SO BB IBB HBP BLK WP HR S P ERA WHIP	IP WLS BF H R ER SO BB IBB HBP BLK WP HR S P ERA WHIP	IP WLS BF H R ER SO BB IBB HBP BLK WP HR S P ERA WHIP	IP WLS BF H R ER SO BB IBB HBP BLK WP HR S P ERA WHIP	IP WLS BF H R ER SO BB IBB HBP BLK WP HR S P ERA WHIP	IP WLS BF H R ER SO BB IBB HBP BLK WP HR S P ERA WHIP	IP WLS BF H R ER SO BB IBB HBP BLK WP HR S P ERA WHIP	IP WLS BF H R ER SO BB IBB HBP BLK WP HR S P ERA WHIP	IP WLS BF H R ER SO BB IBB HBP BLK WP HR S P ERA WHIP	IP WLS BF H R ER SO BB IBB HBP BLK WP HR S P ERA WHIP	IP WLS BF H R ER SO BB IBB HBP BLK WP HR S P ERA WHIP	IP WLS BF H R ER SO BB IBB HBP BLK WP HR S P ERA WHIP	IP WLS BF H R ER SO BB IBB HBP BLK WP HR S P ERA WHIP	IP WLS BF H R ER SO BB IBB HBP BLK WP HR S P ERA WHIP	IP WLS BF H R ER SO BB IBB HBP BLK WP HR S P ERA WHIP	IP WLS BF H R ER SO BB IBB HBP BLK WP HR S P ERA WHIP



Batter	1	2	3	4	5	6	7	8	9	AB	R	H	RBI	BB	SO	LOB	TOP								
10 Tony Gwynn Jr., L (1,8) OBP: 0.325, SLG: 0.343										4	1	1	0	0	1	0									
37 Eilan Herrera, S (1,4) OBP: 0.200, SLG: 0.400										4	1	1	1	0	1	1									
23 Bobby Abreu, L (1,7) OBP: 0.300, SLG: 0.382										4	0	1	0	0	1	1									
16 Andre Ethier, L (1,9) OBP: 0.362, SLG: 0.574										3	0	0	1	0	1	1									
30 Jerry Sands, R (1,3) OBP: 0.286, SLG: 0.429										3	0	1	0	0	1	0									
7 James Loney, L (9,PH) OBP: 0.315, SLG: 0.333										1	0	0	0	0	0	1									
12 Justin Sellers, R (1,6) OBP: 0.257, SLG: 0.200										3	0	0	0	0	0	1									
3 Adam Kennedy, L (1,5) OBP: 0.292, SLG: 0.231										3	0	0	0	0	1	1									
54 Javy Guerra, R (7,1)										0	0	0	0	0	0	0									
51 Ronald Belisario, R (8,1)										0	0	0	0	0	0	0									
18 Matt Treanor, R (1,2) OBP: 0.250, SLG: 0.360										3	0	1	0	0	1	0									
35 Chris Capuano, L (1,1) OBP: 0.167, SLG: 0.182										2	0	0	0	0	1	1									
14 Mark Ellis, R (7,4) OBP: 0.382, SLG: 0.374										1	0	0	0	0	1	0									
Inning Stats	R: 2 E: 0 K: 0 S: 11	H: 2 LOB: 0 BB: 0 P: 14	R: 0 E: 0 K: 1 S: 15	H: 1 LOB: 1 BB: 0 P: 22	R: 0 E: 0 K: 1 S: 8	H: 0 LOB: 0 BB: 0 P: 11	R: 0 E: 0 K: 1 S: 7	H: 1 LOB: 1 BB: 0 P: 10	R: 0 E: 0 K: 0 S: 6	H: 0 LOB: 0 BB: 0 P: 10	R: 0 E: 0 K: 1 S: 6	H: 0 LOB: 0 BB: 0 P: 10	R: 0 E: 0 K: 2 S: 10	H: 0 LOB: 0 BB: 0 P: 13	R: 0 E: 0 K: 3 S: 9	H: 0 LOB: 0 BB: 0 P: 15	R: 0 E: 0 K: 0 S: 15	H: 1 LOB: 1 BB: 0 P: 23	1B: 2 2B: 3 3B: 0 HR: 0	SF: 1 SAC: 0 DP: 0 HBP: 0	WP: 0 PB: 0 SB: 0 CS: 1	PA: 32			
PITCHER	IP WLS BF H R ER SO BB IBB HBP BLK WP HR S P ERA WHIP	IP WLS BF H R ER SO BB IBB HBP BLK WP HR S P ERA WHIP	IP WLS BF H R ER SO BB IBB HBP BLK WP HR S P ERA WHIP	IP WLS BF H R ER SO BB IBB HBP BLK WP HR S P ERA WHIP	IP WLS BF H R ER SO BB IBB HBP BLK WP HR S P ERA WHIP	IP WLS BF H R ER SO BB IBB HBP BLK WP HR S P ERA WHIP	IP WLS BF H R ER SO BB IBB HBP BLK WP HR S P ERA WHIP	IP WLS BF H R ER SO BB IBB HBP BLK WP HR S P ERA WHIP	IP WLS BF H R ER SO BB IBB HBP BLK WP HR S P ERA WHIP	IP WLS BF H R ER SO BB IBB HBP BLK WP HR S P ERA WHIP	IP WLS BF H R ER SO BB IBB HBP BLK WP HR S P ERA WHIP	IP WLS BF H R ER SO BB IBB HBP BLK WP HR S P ERA WHIP	IP WLS BF H R ER SO BB IBB HBP BLK WP HR S P ERA WHIP	IP WLS BF H R ER SO BB IBB HBP BLK WP HR S P ERA WHIP	IP WLS BF H R ER SO BB IBB HBP BLK WP HR S P ERA WHIP	IP WLS BF H R ER SO BB IBB HBP BLK WP HR S P ERA WHIP	IP WLS BF H R ER SO BB IBB HBP BLK WP HR S P ERA WHIP	IP WLS BF H R ER SO BB IBB HBP BLK WP HR S P ERA WHIP	IP WLS BF H R ER SO BB IBB HBP BLK WP HR S P ERA WHIP	IP WLS BF H R ER SO BB IBB HBP BLK WP HR S P ERA WHIP	IP WLS BF H R ER SO BB IBB HBP BLK WP HR S P ERA WHIP	IP WLS BF H R ER SO BB IBB HBP BLK WP HR S P ERA WHIP	IP WLS BF H R ER SO BB IBB HBP BLK WP HR S P ERA WHIP	IP WLS BF H R ER SO BB IBB HBP BLK WP HR S P ERA WHIP	IP WLS BF H R ER SO BB IBB HBP BLK WP HR S P ERA WHIP

Los Angeles Dodgers @ San Diego Padres
 Petco Park, San Diego, CA
 Wed May 16 2012, 3:36 PM - 6:13 PM PDT
 Att: 21,019 - Sunny - 71 F

AB	31
R	2
H	5
RBI	2
BB	0
SO	9
LOB	7



Batter	1	2	3	4	5	6	7	8	9	AB	R	H	RBI	BB	SO	LOB	BOTTOM									
24 Cameron Maybin, R (1,8) OBP: 0.327, SLG: 0.323										3	1	1	1	1	1	0										
13 Chris Denorfia, R (1,9) OBP: 0.350, SLG: 0.383										3	1	1	0	0	0	0										
25 Will Venable, L (7,PH) OBP: 0.350, SLG: 0.407										1	0	0	0	0	0	3										
7 Chase Headley, S (1,5) OBP: 0.388, SLG: 0.438										3	1	2	3	1	0	3										
15 Jesus Guzman, R (1,3) OBP: 0.333, SLG: 0.361										3	0	0	0	1	2	1										
22 James Darnell, R (1,7) OBP: 0.353, SLG: 0.533										3	0	1	0	1	0	3										
1 Orlando Hudson, S (1,4) OBP: 0.260, SLG: 0.317										4	1	1	0	0	1	2										
4 Nick Hundley, R (1,2) OBP: 0.233, SLG: 0.278										3	0	0	0	1	1	2										
3 Andy Parrino, S (1,6) OBP: 0.270, SLG: 0.246										3	0	0	0	0	2	3										
33 Clayton Richard, L (1,1) OBP: 0.369, SLG: 0.416										2	0	0	0	0	0	0										
23 Yonder Alonso, L (7,PH) OBP: 0.369, SLG: 0.416										0	0	0	0	1	0	0										
34 Andrew Cashner, R (8,1) OBP: 0.270, SLG: 0.246										0	0	0	0	0	0	0										
55 Dale Thayer, R (9,1) OBP: 0.270, SLG: 0.246										0	0	0	0	0	0	0										
Inning Stats	R: 1 E: 0 K: 1 S: 9	H: 1 LOB: 0 BB: 0 P: 10	R: 0 E: 0 K: 1 S: 9	H: 1 LOB: 0 BB: 0 P: 13	R: 0 E: 0 K: 1 S: 10	H: 0 LOB: 0 BB: 0 P: 12	R: 0 E: 0 K: 0 S: 10	H: 0 LOB: 0 BB: 1 P: 17	R: 0 E: 0 K: 2 S: 8	H: 0 LOB: 0 BB: 0 P: 13	R: 2 E: 0 K: 0 S: 11	H: 3 LOB: 1 BB: 1 P: 18	R: 1 E: 1 K: 1 S: 10	H: 1 LOB: 3 BB: 2 P: 22	R: 0 E: 0 K: 1 S: 8	H: 0 LOB: 2 BB: 2 P: 18	R: 0 E: 0 K: 1 S: 15	H: 0 LOB: 0 BB: 0 P: 23	1B: 3 2B: 2 3B: 0 HR: 1	SF: 0 SAC: 1 DP: 1 HBP: 0	WP: 0 PB: 0 SB: 0 CS: 1	PA: 35				
PITCHER	IP WLS BF H R ER SO BB IBB HBP BLK WP HR S P ERA WHIP	IP WLS BF H R ER SO BB IBB HBP BLK WP HR S P ERA WHIP	IP WLS BF H R ER SO BB IBB HBP BLK WP HR S P ERA WHIP	IP WLS BF H R ER SO BB IBB HBP BLK WP HR S P ERA WHIP	IP WLS BF H R ER SO BB IBB HBP BLK WP HR S P ERA WHIP	IP WLS BF H R ER SO BB IBB HBP BLK WP HR S P ERA WHIP	IP WLS BF H R ER SO BB IBB HBP BLK WP HR S P ERA WHIP	IP WLS BF H R ER SO BB IBB HBP BLK WP HR S P ERA WHIP	IP WLS BF H R ER SO BB IBB HBP BLK WP HR S P ERA WHIP	IP WLS BF H R ER SO BB IBB HBP BLK WP HR S P ERA WHIP	IP WLS BF H R ER SO BB IBB HBP BLK WP HR S P ERA WHIP	IP WLS BF H R ER SO BB IBB HBP BLK WP HR S P ERA WHIP	IP WLS BF H R ER SO BB IBB HBP BLK WP HR S P ERA WHIP	IP WLS BF H R ER SO BB IBB HBP BLK WP HR S P ERA WHIP	IP WLS BF H R ER SO BB IBB HBP BLK WP HR S P ERA WHIP	IP WLS BF H R ER SO BB IBB HBP BLK WP HR S P ERA WHIP	IP WLS BF H R ER SO BB IBB HBP BLK WP HR S P ERA WHIP	IP WLS BF H R ER SO BB IBB HBP BLK WP HR S P ERA WHIP	IP WLS BF H R ER SO BB IBB HBP BLK WP HR S P ERA WHIP	IP WLS BF H R ER SO BB IBB HBP BLK WP HR S P ERA WHIP	IP WLS BF H R ER SO BB IBB HBP BLK WP HR S P ERA WHIP	IP WLS BF H R ER SO BB IBB HBP BLK WP HR S P ERA WHIP	IP WLS BF H R ER SO BB IBB HBP BLK WP HR S P ERA WHIP	IP WLS BF H R ER SO BB IBB HBP BLK WP HR S P ERA WHIP	IP WLS BF H R ER SO BB IBB HBP BLK WP HR S P ERA WHIP	IP WLS BF H R ER SO BB IBB HBP BLK WP HR S P ERA WHIP

Los Angeles Dodgers @ San Diego Padres
 Petco Park, San Diego, CA
 Wed May 16 2012, 3:36 PM - 6:13 PM PDT
 Att: 21,019 - Sunny - 71 F

AB	28
R	4
H	6
RBI	4
BB	6
SO	7

Batter	1	2	3	4	5	6	7	8	9	AB	R	H	RBI	BB	SO	LOB	TOP								
9 Dee Strange-Gordon, L OBP: 0.247, SLG: 0.284										3	1	0	1	1	1	5									
14 Mark Ellis, R OBP: 0.376, SLG: 0.367										5	0	1	0	0	2	2									
23 Bobby Abreu, L OBP: 0.313, SLG: 0.441																									
33 Scott Van Slyke, R OBP: 0.375, SLG: 0.429																									
16 Andre Ethier, L OBP: 0.372, SLG: 0.586																									
30 Jerry Sands, R OBP: 0.250, SLG: 0.375																									
3 Adam Kennedy, L OBP: 0.302, SLG: 0.233																									
7 James Loney, L OBP: 0.310, SLG: 0.336																									
17 A.J. Ellis, R OBP: 0.462, SLG: 0.500																									
10 Tony Gwynn Jr., L OBP: 0.345, SLG: 0.366																									
44 Aaron Harang, R OBP: 0.059, SLG: 0.059																									
28 Jamey Wright, R OBP: 0.059, SLG: 0.059																									
60 Todd Coffey, R OBP: 0.059, SLG: 0.059																									
Inning Stats	R: 2 E: 0 K: 3 S: 14	H: 2 LOB: 1 BB: 1 P: 19	R: 1 E: 0 K: 0 S: 10	H: 2 LOB: 2 BB: 1 P: 19	R: 0 E: 0 K: 0 S: 6	H: 0 LOB: 1 BB: 1 P: 14	R: 0 E: 0 K: 2 S: 14	H: 1 LOB: 0 BB: 0 P: 18	R: 2 E: 0 K: 1 S: 17	H: 3 LOB: 1 BB: 0 P: 21	R: 0 E: 0 K: 2 S: 15	H: 1 LOB: 1 BB: 0 P: 24	R: 2 E: 0 K: 2 S: 18	H: 4 LOB: 3 BB: 1 P: 30	R: 0 E: 0 K: 0 S: 6	H: 0 LOB: 0 BB: 0 P: 6	R: 1 E: 1 K: 1 S: 12	H: 0 LOB: 0 BB: 0 P: 19	1B: 8 2B: 4 3B: 1 HR: 0	SF: 1 SAC: 1 DP: 0 HBP: 0	WP: 0 PA: 44 PB: 0 SB: 0 CS: 0				
PITCHER	IP: 5.0 WLS: L BF: 25 ERA: 3.38	H: 8 R: 5 ER: 5 SO: 6	BB: 3 IBB: 0 HBP: 0 BLK: 0	WP: 0 HR: 0 S: 31 P: 91	ERA: 9.00 WHIP: 2.200	IP: 6.1 WLS: L BF: 25 ERA: 4.5	H: 5 R: 2 ER: 2 SO: 4	BB: 0 IBB: 1 HBP: 0 BLK: 0	WP: 0 HR: 0 S: 30 P: 50	ERA: 10.80 WHIP: 3.000	IP: 7.1 WLS: L BF: 30 ERA: 2.53	H: 1 R: 0 ER: 0 SO: 0	BB: 0 IBB: 0 HBP: 0 BLK: 0	WP: 0 HR: 0 S: 34 P: 66	ERA: 0.00 WHIP: 0.000	IP: 8.1 WLS: L BF: 33 ERA: 2.61	H: 0 R: 0 ER: 0 SO: 0	BB: 0 IBB: 0 HBP: 0 BLK: 0	WP: 0 HR: 0 S: 12 P: 19	ERA: 0.00 WHIP: 0.000	IP: 9.1 WLS: L BF: 37 ERA: 10.38	H: 0 R: 1 ER: 1 SO: 1	BB: 0 IBB: 0 HBP: 0 BLK: 0	WP: 0 HR: 0 S: 12 P: 19	ERA: 0.00 WHIP: 0.000

Los Angeles Dodgers @ San Diego Padres
 Petco Park, San Diego, CA
 Thu May 17 2012, 7:08 PM - 10:10 PM PDT
 Att: 27,883 - Overcast - 66 F

AB 38
 R 8
 H 13
 RBI 8
 BB 4
 SO 11
 LOB 18

Batter	1	2	3	4	5	6	7	8	9	AB	R	H	RBI	BB	SO	LOB	BOTTOM				
25 Will Venable, L OBP: 0.339, SLG: 0.393										4	0	0	0	0	2	0					
24 Cameron Maybin, R OBP: 0.318, SLG: 0.313										4	0	0	0	0	3	0					
7 Chase Headley, S OBP: 0.384, SLG: 0.433																					
23 Yonder Alonso, L OBP: 0.359, SLG: 0.403																					
22 James Darnell, R OBP: 0.316, SLG: 0.471																					
13 Chris Denorfia, R OBP: 0.362, SLG: 0.386																					
21 John Baker, L OBP: 0.341, SLG: 0.361																					
2 Everth Cabrera, S OBP: 0.341, SLG: 0.361																					
5 Alexi Amarista, L OBP: 0.333, SLG: 0.333																					
37 Edinson Volquez, R OBP: 0.255, SLG: 0.265																					
15 Jesus Guzman, R OBP: 0.306, SLG: 0.307																					
41 Alex Hinshaw, L OBP: 0.306, SLG: 0.307																					
58 Brad Brach, R OBP: 0.306, SLG: 0.307																					
54 Joe Thatcher, L OBP: 0.306, SLG: 0.307																					
3 Andy Parrino, S OBP: 0.306, SLG: 0.307																					
39 Miles Mikolas, R OBP: 0.306, SLG: 0.307																					
Inning Stats	R: 0 E: 0 K: 1 S: 13	H: 0 LOB: 0 BB: 0 P: 20	R: 0 E: 0 K: 0 S: 9	H: 1 LOB: 0 BB: 0 P: 16	R: 0 E: 0 K: 2 S: 11	H: 0 LOB: 0 BB: 0 P: 14	R: 0 E: 0 K: 1 S: 7	H: 0 LOB: 0 BB: 0 P: 12	R: 0 E: 0 K: 0 S: 12	H: 1 LOB: 2 BB: 0 P: 17	R: 0 E: 0 K: 1 S: 11	H: 1 LOB: 1 BB: 0 P: 17	R: 0 E: 0 K: 1 S: 14	H: 1 LOB: 1 BB: 0 P: 20	R: 0 E: 0 K: 3 S: 10	H: 0 LOB: 0 BB: 0 P: 15	R: 1 E: 1 K: 0 S: 7	H: 1 LOB: 0 BB: 0 P: 13	1B: 3 2B: 2 3B: 0 HR: 0	SF: 0 SAC: 0 DP: 1 HBP: 0	WP: 0 PA: 33 PB: 0 SB: 0 CS: 0
PITCHER	IP: 7.0 WLS: W BF: 26 ERA: 3.83	H: 4 R: 0 ER: 0 SO: 6	BB: 0 IBB: 0 HBP: 0 BLK: 0	WP: 0 HR: 0 S: 77 P: 116	ERA: 0.00 WHIP: 0.571	IP: 8.1 WLS: L BF: 30 ERA: 3.71	H: 0 R: 0 ER: 0 SO: 3	BB: 0 IBB: 0 HBP: 0 BLK: 0	WP: 0 HR: 0 S: 10 P: 15	ERA: 0.00 WHIP: 0.000	IP: 9.1 WLS: L BF: 37 ERA: 10.13	H: 1 R: 1 ER: 1 SO: 0	BB: 0 IBB: 0 HBP: 0 BLK: 0	WP: 0 HR: 0 S: 13 P: 19	ERA: 0.00 WHIP: 1.000						

Los Angeles Dodgers @ San Diego Padres
 Petco Park, San Diego, CA
 Thu May 17 2012, 7:08 PM - 10:10 PM PDT
 Att: 27,883 - Overcast - 66 F

AB 33
 R 1
 H 5
 RBI 1
 BB 0
 SO 9
 LOB 8

Batter	1	2	3	4	5	6	7	8	9	AB	R	H	RBI	BB	SO	LOB	TOP																		
15 Rafael Furcal, S OBP: 0.420, SLG: 0.487	G6-3		SF8		G6-3			K		3	0	0	1	0	1	0																			
13 Matt Carpenter, L OBP: 0.356, SLG: 0.521	P6		7 HR			G4-3		3 BB		3	1	1	1	1	0	0																			
7 Matt Holliday, R OBP: 0.333, SLG: 0.487	K		1 HR			G4-3		K		4	1	1	2	0	2	1																			
3 Carlos Beltrán, S OBP: 0.407, SLG: 0.638		L5	G5-3							4	0	2	0	0	0	0																			
56 Adron Chambers, L (8, PR)						1B		1B		0	0	0	0	0	0	0																			
23 David Freese, R OBP: 0.333, SLG: 0.493	L9				K			K		4	0	0	0	0	2	3																			
4 Yadier Molina, R OBP: 0.345, SLG: 0.508	P4		G5-3							4	0	0	0	0	1	0																			
27 Tyler Greene, R OBP: 0.313, SLG: 0.444			31 SH5-4 15 SF8 43 E		K			E5		4	1	1	0	0	2	0																			
43 Shane Robinson, R OBP: 0.305, SLG: 0.345			K					FC6-4		3	1	0	0	0	2	2																			
12 Lance Berkman, S (9, PH)			15 SF8 13 SH5-4 31 BB		K			FC6-4		1	1	1	1	0	0	0																			
31 Lance Lynn, S OBP: 0.188, SLG: 0.198			SH5-4		G5-3			K		1	0	0	0	0	0	0																			
55 Stephen Schuster, L OBP: 0.275, SLG: 0.470								K		0	0	0	0	0	0	0																			
34 Marc Rzepczynski, L								K		0	0	0	0	0	0	0																			
66 Victor Marte, R								K		0	0	0	0	0	0	0																			
33 Daniel Descalso, L OBP: 0.304, SLG: 0.344								K		1	0	0	0	0	1	0																			
59 Fernando Salas, R								K		0	0	0	0	0	0	0																			
Inning Stats	R: 0 E: 0 K: 1 S: 10	H: 0 LOB: 0 BB: 0 P: 13	R: 0 E: 0 K: 0 S: 10	H: 0 LOB: 0 BB: 0 P: 17	R: 4 E: 1 K: 1 S: 18	H: 3 LOB: 0 BB: 0 P: 23	R: 0 E: 0 K: 2 S: 7	H: 0 LOB: 0 BB: 0 P: 8	R: 0 E: 0 K: 1 S: 10	H: 1 LOB: 1 BB: 0 P: 14	R: 0 E: 0 K: 0 S: 10	H: 0 LOB: 0 BB: 0 P: 14	R: 0 E: 0 K: 3 S: 19	H: 1 LOB: 2 BB: 0 P: 31	R: 1 E: 0 K: 3 S: 11	H: 1 LOB: 0 BB: 0 P: 12	1B: 4 2B: 0 3B: 0 HR: 2	SF: 1 SAC: 1 DP: 0 HBP: 0	WP: 1 PB: 0 SB: 0 CS: 0	PA: 36															
PITCHER	IP WLS BF H R ER SO BB IBB HBP BLK WP HR S P ERA WHIP																																		
29 Ted Lilly, L ERA: 1.79	7.0			4	4	0	6	0	0	0	0	0	1	1	76	101	0.00	0.571																	
52 Josh Lindblom, R ERA: 2.21	1.0	H	5	1	0	0	3	1	0	0	0	0	0	0	19	31	0.00	2.000																	
74 Kenley Jansen, R ERA: 2.61	1.0	W	4	1	1	1	3	0	0	0	0	0	0	1	11	12	9.00	1.000																	

St. Louis Cardinals @ Los Angeles Dodgers
 Dodger Stadium, Los Angeles, CA
 Fri May 18 2012, 7:13 PM - 10:22 PM PDT
 Att: 40,906 - Clear - 64 F

AB	33
R	5
H	6
RBI	5
BB	1
SO	12
LOB	7



Batter	1	2	3	4	5	6	7	8	9	AB	R	H	RBI	BB	SO	LOB	BOTTOM																		
9 Dee Strange-Gordon, L OBP: 0.239, SLG: 0.255	G3	G4-3		P5		G3		K		5	0	0	0	0	1	3																			
14 Mark Ellis, R OBP: 0.373, SLG: 0.364	F8		16 F9 23 BB		F8			K		4	1	1	0	0	0	1																			
33 Scott Van Slyke, R (8, PH)			3 BB				L3	K		0	0	0	0	0	0	0																			
23 Bobby Abreu, L OBP: 0.324, SLG: 0.435	F7		7 BB 3 BB		G4-3			K		3	0	0	1	0	0	0																			
74 Kenley Jansen, S			1 BB 3 BB					FC4-6		0	0	0	0	0	0	0																			
37 Elian Herrera, S (9, PH)			BB					1B		0	1	0	0	1	0	0																			
16 Andre Ethier, L OBP: 0.366, SLG: 0.569	F8	F9		3 BB		FC4-6		K		4	1	0	0	1	1	4																			
3 Adam Kennedy, L OBP: 0.362, SLG: 0.319		7 BB		7 BB		BB		7 BB		4	1	4	1	1	0	0																			
7 James Loney, L OBP: 0.328, SLG: 0.358	17 BB		17 BB		K			1B		4	1	3	2	1	1	2																			
17 A.J. Ellis, R OBP: 0.459, SLG: 0.490	10 BB		G6-4-3		K			G6-3		4	1	1	2	1	1	7																			
10 Tony Gwynn Jr., L OBP: 0.354, SLG: 0.400								F8		4	0	2	1	0	1	0																			
29 Ted Lilly, L OBP: 0.133, SLG: 0.071										2	0	0	0	0	2	1																			
12 Justin Sellers, R OBP: 0.278, SLG: 0.258	K		SH3-4							1	0	1	0	0	0	0																			
Inning Stats	R: 0 E: 0 K: 0 S: 8	H: 0 LOB: 0 BB: 0 P: 12	R: 3 E: 0 K: 1 S: 18	H: 4 LOB: 1 BB: 0 P: 26	R: 1 E: 0 K: 0 S: 14	H: 3 LOB: 2 BB: 1 P: 24	R: 0 E: 0 K: 0 S: 7	H: 1 LOB: 1 BB: 0 P: 10	R: 0 E: 0 K: 2 S: 10	H: 1 LOB: 2 BB: 1 P: 15	R: 0 E: 0 K: 2 S: 11	H: 0 LOB: 0 BB: 0 P: 16	R: 1 E: 0 K: 0 S: 11	H: 2 LOB: 2 BB: 1 P: 18	R: 0 E: 0 K: 2 S: 9	H: 1 LOB: 1 BB: 0 P: 10	R: 1 E: 0 K: 1 S: 10	H: 1 LOB: 3 BB: 3 P: 26	1B: 9 2B: 3 3B: 1 HR: 0	SF: 0 SAC: 1 DP: 1 HBP: 0	WP: 0 PB: 0 SB: 0 CS: 0	PA: 43													
PITCHER	IP WLS BF H R ER SO BB IBB HBP BLK WP HR S P ERA WHIP																																		
31 Lance Lynn, R ERA: 2.91	6.0			2	0	0	0	0	0	0	0	0	0	0	68	103	6.00	1.833																	
34 Marc Rzepczynski, L ERA: 2.45	1.0			1	0	0	0	0	0	0	0	11	18	9.00	3.000																				
66 Victor Marte, R	1.0			0	0	0	2	0	0	0	0	9	10	0.00	1.000																				
59 Fernando Salas, R ERA: 5.52	0.1	L	5	1	1	1	1	2	1	0	0	0	0	10	26	27.00	9.000																		

St. Louis Cardinals @ Los Angeles Dodgers
 Dodger Stadium, Los Angeles, CA
 Fri May 18 2012, 7:13 PM - 10:22 PM PDT
 Att: 40,906 - Clear - 64 F

AB	36
R	6
H	13
RBI	6
BB	6
SO	8
LOB	19



Batter	1	2	3	4	5	6	7	8	9	AB	R	H	RBI	BB	SO	LOB	TOP					
15 Rafael Furcal, S (1, 6) OBP: 0.410, SLG: 0.474	F7		G5-3			K		F9		4	0	0	0	0	1	0	St. Louis Cardinals @ Los Angeles Dodgers Dodger Stadium, Los Angeles, CA Sat May 19 2012, 7:11 PM - 9:45 PM PDT Att: 39,383 - Clear - 67 F livebaseballscorecards.com					
3 Carlos Beltrán, S (1, 9) OBP: 0.403, SLG: 0.634	E7		G5-3			G5-3		G6-3		4	0	1	0	0	0	0						
7 Matt Holliday, R (1, 7) OBP: 0.337, SLG: 0.488	F9		F9			F9		G4-6-3		4	0	2	0	0	0	2						
12 Lance Berkman, S (1, 3) OBP: 0.429, SLG: 0.571	P6					CS		G4-6-3		1	0	0	0	0	0	1						
13 Matt Carpenter, L (3, 3) OBP: 0.346, SLG: 0.595										3	0	0	0	0	1	1						
23 David Freese, R (1, 5) OBP: 0.327, SLG: 0.482		F8				G6-3		G5-3		3	0	0	0	0	0	0						
4 Yadier Molina, R (1, 2) OBP: 0.352, SLG: 0.511						G5-3				3	0	2	0	0	0	0						
65 Brandon Dickson, R (8, 1)										0	0	0	0	0	0	0						
27 Tyler Greene, R (1, 4) OBP: 0.301, SLG: 0.427										3	0	0	0	0	0	2						
43 Shane Robinson, R (1, 8) OBP: 0.306, SLG: 0.345										3	0	1	0	0	0	1						
35 Jake Westbrook, R (1, 1) OBP: 0.176, SLG: 0.125										2	0	0	0	0	2	0						
52 Eduardo Sanchez, R (7, 1)										0	0	0	0	0	0	0						
48 Tony Cruz, R (8, PH) OBP: 0.133, SLG: 0.167										1	0	0	0	0	0	1						
Inning Stats	R: 0 H: 0 K: 0 S: 11	H: 0 LOB: 1 BB: 0 P: 14	R: 0 H: 0 K: 0 S: 7	H: 1 LOB: 1 BB: 0 P: 12	R: 0 H: 1 K: 1 S: 9	H: 1 LOB: 1 BB: 0 P: 13	R: 0 H: 0 K: 1 S: 11	H: 0 LOB: 0 BB: 0 P: 17	R: 0 H: 0 K: 1 S: 9	H: 0 LOB: 0 BB: 0 P: 12	R: 0 H: 1 K: 1 S: 11	H: 1 LOB: 1 BB: 0 P: 16	R: 0 H: 1 K: 0 S: 10	H: 1 LOB: 1 BB: 0 P: 15	R: 0 H: 1 K: 0 S: 5	H: 1 LOB: 0 BB: 0 P: 5	R: 0 H: 1 K: 0 S: 8	H: 1 LOB: 0 BB: 0 P: 13	1B: 5 2B: 1 3B: 0 HR: 0	SF: 0 SAC: 0 DP: 2 HBP: 0	WP: 0 PB: 0 SB: 0 CS: 1	PA: 32
PITCHER 22 Clayton Kershaw, L (1, 1) ERA: 1.9	IP: 9.0 WLS: W BF: 31 H: 6 R: 0 ER: 0 SO: 4 BB: 0 IBB: 0 HBP: 0 BLK: 0 WP: 0 HR: 0 S: 81 P: 117 ERA: 0.00 WHIP: 0.667																					

Batter	1	2	3	4	5	6	7	8	9	AB	R	H	RBI	BB	SO	LOB	BOTTOM					
10 Tony Gwynn Jr., L (1, 8) OBP: 0.349, SLG: 0.392	E4		F8			G1-3				4	1	1	1	0	0	0	St. Louis Cardinals @ Los Angeles Dodgers Dodger Stadium, Los Angeles, CA Sat May 19 2012, 7:11 PM - 9:45 PM PDT Att: 39,383 - Clear - 67 F livebaseballscorecards.com					
37 Elian Herrera, S (1, 4) OBP: 0.300, SLG: 0.333	G1-3		K					G4-3		4	0	1	0	0	1	2						
23 Bobby Abreu, L (1, 7) OBP: 0.333, SLG: 0.422	G1-3									2	2	0	0	2	1	2						
33 Scott Van Slyke, R (8, 7) OBP: 0.333, SLG: 0.375										0	0	0	0	0	0	0						
16 Andre Ethier, L (1, 9) OBP: 0.370, SLG: 0.574	G5-3									4	1	2	1	0	0	1						
3 Adam Kennedy, L (1, 5) OBP: 0.339, SLG: 0.294										4	0	0	1	0	3	1						
7 James Loney, L (1, 3) OBP: 0.326, SLG: 0.363	F8									4	0	1	0	0	0	1						
17 A.J. Ellis, R (1, 2) OBP: 0.460, SLG: 0.510										4	0	2	0	0	0	1						
12 Justin Sellers, R (1, 6) OBP: 0.275, SLG: 0.343	G6-3									4	1	1	1	0	1	3						
22 Clayton Kershaw, L (1, 1) OBP: 0.222, SLG: 0.235	G6-3									4	1	1	0	0	0	1						
Inning Stats	R: 0 H: 0 K: 0 S: 8	H: 1 LOB: 1 BB: 0 P: 15	R: 0 H: 1 K: 1 S: 12	H: 1 LOB: 0 BB: 0 P: 18	R: 0 H: 0 K: 1 S: 6	H: 0 LOB: 0 BB: 0 P: 8	R: 2 H: 2 K: 1 S: 18	H: 2 LOB: 1 BB: 1 P: 30	R: 0 H: 1 K: 1 S: 10	H: 1 LOB: 1 BB: 0 P: 15	R: 0 H: 0 K: 1 S: 9	H: 0 LOB: 0 BB: 0 P: 15	R: 4 H: 4 K: 1 S: 20	H: 4 LOB: 1 BB: 1 P: 29	R: 0 H: 1 K: 0 S: 9	H: 1 LOB: 1 BB: 0 P: 13	R: 0 H: 1 K: 0 S: 8	H: 1 LOB: 1 BB: 0 P: 13	1B: 3 2B: 5 3B: 0 HR: 1	SF: 0 SAC: 0 DP: 0 HBP: 0	WP: 1 PB: 0 SB: 0 CS: 0	PA: 36
PITCHER 35 Jake Westbrook, R (1, 1) ERA: 2.88	IP: 6.1 WLS: L BF: 27 H: 6 R: 4 ER: 3 SO: 5 BB: 1 IBB: 0 HBP: 0 BLK: 0 WP: 0 HR: 1 S: 69 P: 109 ERA: 4.26 WHIP: 1.105																					
52 Eduardo Sanchez, R (7, 1) ERA: 6.75	0.2	5	2	2	2	1	1	0	0	0	0	0	0	0	0	0	1	0	14	21	27.00	4.500
65 Brandon Dickson, R (8, 1) ERA:	1.0	4	1	0	0	0	0	0	0	0	0	0	0	0	0	0	0	0	9	13	0.00	1.000

Batter	1	2	3	4	5	6	7	8	9	AB	R	H	RBI	BB	SO	LOB	TOP										
10 Tony Gwynn Jr., L OBP: 0.347, SLG: 0.383										5	2	3	2	0	0	2											
37 Eilan Herrera, S OBP: 0.375, SLG: 0.364										4	2	1	0	1	1	2											
23 Bobby Abreu, L OBP: 0.366, SLG: 0.431										3	1	1	1	2	1	2											
74 Kenley Jansen, S										0	0	0	0	0	0	0											
16 Andre Ethier, L OBP: 0.380, SLG: 0.585										3	0	1	1	1	1	3											
3 Adam Kennedy, L OBP: 0.348, SLG: 0.321										2	0	0	0	1	1	2											
13 Ivan De Jesus Jr., R OBP: 0.429, SLG: 0.660										1	0	1	3	0	0	0											
7 James Loney, L OBP: 0.324, SLG: 0.381										5	0	0	0	0	1	5											
17 A.J. Ellis, R OBP: 0.448, SLG: 0.491										4	1	2	0	0	1	0											
9 Dee Strange-Gordon, L OBP: 0.250, SLG: 0.262										4	1	2	0	0	0	1											
44 Aaron Harang, R ERA: 3.74										2	0	0	0	0	2	3											
57 Scott Elbert, L ERA: 4.91										0	0	0	0	0	0	0											
30 Jerry Sands, R ERA: 2.5										1	1	1	1	0	0	0											
51 Ronald Belisario, R ERA: 2.01										0	0	0	0	0	0	0											
12 Justin Sellers, R ERA: 3.57										0	0	0	0	0	0	0											
52 Josh Lindblom, R ERA: 2.42										0	0	0	0	0	0	0											
33 Scott Van Slyke, R ERA: 2.25										0	0	0	0	0	0	0											
Inning Stats	R: 0 E: 0 K: 0 S: 10	H: 1 LOB: 0 BB: 0 P: 14	R: 0 E: 0 K: 1 S: 7	H: 0 LOB: 0 BB: 1 P: 16	R: 0 E: 0 K: 1 S: 8	H: 2 LOB: 1 BB: 0 P: 13	R: 0 E: 0 K: 1 S: 11	H: 0 LOB: 1 BB: 1 P: 18	R: 0 E: 0 K: 2 S: 14	H: 1 LOB: 2 BB: 0 P: 18	R: 1 E: 0 K: 1 S: 16	H: 2 LOB: 2 BB: 0 P: 25	R: 5 E: 2 K: 0 S: 18	H: 5 LOB: 1 BB: 0 P: 26	R: 0 E: 0 K: 2 S: 10	H: 0 LOB: 0 BB: 0 P: 13	R: 2 E: 0 K: 1 S: 15	H: 1 LOB: 2 BB: 2 P: 26	1B: 10 2B: 3 3B: 0 HR: 0	SF: 2 SAC: 0 DP: 3 HBP: 0	WP: 1 PB: 0 SB: 0 CS: 2	PA: 42					
PITCHER	IP	WLS	BF	H	R	ER	SO	BB	IBB	HBP	BLK	WP	HR	S	P	ERA	WHIP										
35 Trevor Cahill, R ERA: 3.74	6.0		24	6	1	1	6	3	0	0	0	1	0	66	104	1.50	1.500										
29 Brad Ziegler, R ERA: 2.5	0.0		3	2	3	2	0	0	0	0	0	0	0	7	10	∞	∞										
32 Craig Breslow, L ERA: 2.01	0.0		4	3	1	0	0	0	0	0	0	0	0	7	12	∞	∞										
39 Bryan Shaw, R ERA: 3.57	1.0	B	2	0	1	1	0	0	0	0	0	0	4	4	9.00	0.000											
30 David Hernandez, R ERA: 2.25	1.0		3	0	0	0	2	0	0	0	0	0	0	10	13	0.00	0.000										
18 Willie Bloomquist, R OBP: 0.305, SLG: 0.371										5	1	2	0	0	2	1											
14 Ryan Roberts, R OBP: 0.294, SLG: 0.333										4	1	2	0	0	1	2											
10 Justin Upton, R OBP: 0.355, SLG: 0.373										5	1	3	2	0	1	2											
13 Jason Kubel, L OBP: 0.367, SLG: 0.420										4	0	0	1	0	2	5											
24 Chris Young, R OBP: 0.394, SLG: 0.661										4	0	0	0	0	2	1											
37 Lyle Overbay, L OBP: 0.453, SLG: 0.593										4	3	4	1	0	0	0											
15 Josh Bell, S OBP: 0.286, SLG: 0.714										4	1	1	2	0	1	2											
12 Henry Blanco, R OBP: 0.207, SLG: 0.241										4	0	3	1	0	1	1											
35 Trevor Cahill, R ERA: 3.74										2	0	0	0	0	2	2											
29 Brad Ziegler, R ERA: 2.5										1	0	0	0	0	0	1											
32 Craig Breslow, L ERA: 2.01										0	0	0	0	0	0	0											
39 Bryan Shaw, S ERA: 3.57										0	0	0	0	0	0	0											
30 David Hernandez, R ERA: 2.25										0	0	0	0	0	0	0											
8 Gerardo Parra, L ERA: 3.36										1	0	0	0	0	0	1											
40 J.J. Putz, R ERA: 7.2										0	0	0	0	0	0	0											
Inning Stats	R: 0 E: 1 K: 2 S: 10	H: 1 LOB: 1 BB: 0 P: 15	R: 2 E: 0 K: 1 S: 16	H: 3 LOB: 1 BB: 0 P: 26	R: 1 E: 0 K: 1 S: 8	H: 2 LOB: 1 BB: 0 P: 10	R: 0 E: 0 K: 2 S: 22	H: 1 LOB: 1 BB: 0 P: 29	R: 2 E: 0 K: 1 S: 9	H: 2 LOB: 0 BB: 0 P: 15	R: 1 E: 0 K: 1 S: 10	H: 2 LOB: 0 BB: 0 P: 13	R: 0 E: 0 K: 2 S: 13	H: 1 LOB: 1 BB: 0 P: 20	R: 1 E: 0 K: 0 S: 14	H: 2 LOB: 1 BB: 0 P: 21	R: 0 E: 0 K: 2 S: 13	H: 1 LOB: 1 BB: 0 P: 20	1B: 8 2B: 7 3B: 0 HR: 2	SF: 1 SAC: 1 DP: 3 HBP: 0	WP: 2 PB: 0 SB: 0 CS: 1	PA: 40					
PITCHER	IP	WLS	BF	H	R	ER	SO	BB	IBB	HBP	BLK	WP	HR	S	P	ERA	WHIP										
44 Aaron Harang, R ERA: 3.74	4.1		21	9	5	5	6	0	0	0	0	1	0	59	83	10.38	2.077										
57 Scott Elbert, L ERA: 4.91	1.2		6	2	1	1	2	0	0	0	0	0	0	16	25	5.40	1.200										
51 Ronald Belisario, R ERA: 2.01	1.0		4	1	0	0	2	0	0	0	0	0	0	13	20	0.00	1.000										
52 Josh Lindblom, R ERA: 2.42	1.0	W	5	2	1	1	0	0	0	0	0	0	1	14	21	9.00	2.000										
74 Kenley Jansen, R ERA: 2.38	1.0	S	4	1	0	0	2	0	0	0	0	1	0	13	20	0.00	1.000										

Los Angeles Dodgers @ Arizona Diamondbacks
Chase Field, Phoenix, AZ
Tue May 22 2012, 6:41 PM - 10:19 PM MST
Att: 25,738 - Partly Cloudy - 105 F

AB 35
R 8
H 12
RBI 8
BB 5
SO 9
LOB 20



Los Angeles Dodgers @ Arizona Diamondbacks
Chase Field, Phoenix, AZ
Tue May 22 2012, 6:41 PM - 10:19 PM MST
Att: 25,738 - Partly Cloudy - 105 F

AB 38
R 7
H 15
RBI 7
BB 0
SO 12
LOB 18



Batter	1	2	3	4	5	6	7	8	9	AB	R	H	RBI	BB	SO	LOB	TOP			
1 Jordan Schafer, L (1,8) OBP: 0.327, SLG: 0.338										4	0	1	1	1	2	3				
27 Jose Altuve, R (1,4) OBP: 0.381, SLG: 0.463										5	1	1	0	0	1	4				
14 J.D. Martinez, R (1,7) OBP: 0.335, SLG: 0.389										5	0	0	0	0	2	5				
53 Wesley Wright, R (9,1)										0	0	0	0	0	0	0				
59 Wilton Lopez, R (9,1)										0	0	0	0	0	0	0				
45 Carlos Lee, R (1,3) OBP: 0.359, SLG: 0.428										5	0	1	1	0	0	0				
4 Jed Lowrie, S (1,8) OBP: 0.352, SLG: 0.469										3	0	0	0	0	0	1				
66 Ender Del Rosario, R (5,1)										0	0	0	0	0	0	0				
55 Rhiner Cruz, R (7,1)										1	0	0	0	0	0	0				
6 Travis Buck, L (8,PH)										0	0	0	0	0	0	0				
37 Brandon Lyon, R (8,1)										0	0	0	0	0	0	0				
44 Justin Maxwell, R (9,7) OBP: 0.304, SLG: 0.339										0	0	0	0	0	0	0				
19 Brian Bogusevic, L (1,9) OBP: 0.313, SLG: 0.303										3	2	2	0	1	0	0				
23 Chris Johnson, R (1,5) OBP: 0.327, SLG: 0.440										2	0	1	0	2	0	0				
15 Jason Castro, L (1,2) OBP: 0.311, SLG: 0.330										3	0	1	1	1	2	2				
20 Bud Norris, R (1,1) OBP: 0.150, SLG: 0.211										2	0	0	0	0	1	3				
9 Marwin Gonzalez, S (5,6) OBP: 0.250, SLG: 0.316										1	0	0	0	1	0	0				
Inning Stats	R: 1 E: 0 K: 3 S: 15	H: 2 LOB: 1 BB: 0 P: 21	R: 1 E: 0 K: 2 S: 18	H: 2 LOB: 3 BB: 2 P: 31	R: 0 E: 0 K: 1 S: 10	H: 1 LOB: 2 BB: 1 P: 21	R: 0 E: 0 K: 1 S: 11	H: 0 LOB: 0 BB: 0 P: 15	R: 0 E: 0 K: 1 S: 6	H: 0 LOB: 0 BB: 0 P: 11	R: 0 E: 0 K: 1 S: 7	H: 1 LOB: 1 BB: 0 P: 9	R: 1 E: 0 K: 0 S: 12	H: 1 LOB: 3 BB: 3 P: 31	R: 0 E: 0 K: 0 S: 7	H: 0 LOB: 0 BB: 0 P: 12	1B: 4 2B: 3 3B: 0 HR: 0	SF: 0 SAC: 0 DP: 0 HBP: 0	WP: 0 PB: 0 SB: 0 CS: 0	PA: 40
PITCHER	IP: 5.0 WLS: 0 BF: 23 ERA: 3.60 WHIP: 1.600	IP: 1.0 WLS: 0 BF: 4 ERA: 4.38 WHIP: 1.000	IP: 0.2 WLS: 0 BF: 4 ERA: 0.96 WHIP: 3.000	IP: 1.1 WLS: 0 BF: 6 ERA: 2.25 WHIP: 1.500																

Houston Astros @ Los Angeles Dodgers
Dodger Stadium, Los Angeles, CA
Sat May 26 2012, 7:11 PM - 11:01 PM PDT
Att: 36,561 - Partly Cloudy - 61 F

AB	34
R	3
H	7
RBI	3
BB	6
SO	9
LOB	18



Batter	1	2	3	4	5	6	7	8	9	AB	R	H	RBI	BB	SO	LOB	BOTTOM					
10 Tony Gwynn Jr., L (1,8) OBP: 0.330, SLG: 0.362										5	0	1	2	0	1	1						
37 Elian Herrera, S (1,4) OBP: 0.241, SLG: 0.441										3	1	1	0	2	1	0						
23 Bobby Abreu, L (1,7) OBP: 0.367, SLG: 0.418										3	0	1	0	1	0	1						
30 Jerry Sands, R (8,7) OBP: 0.278, SLG: 0.353										1	0	0	0	0	1	2						
16 Andre Ethier, L (1,9) OBP: 0.383, SLG: 0.581										4	1	2	1	0	0	3						
3 Adam Kennedy, L (1,5) OBP: 0.333, SLG: 0.308										4	0	0	0	0	1	3						
51 Ronald Belisario, R (8,1)										0	0	0	0	0	0	0						
74 Kenley Jansen, S (8,1)										0	0	0	0	0	0	0						
33 Scott Van Slyke, R (9,PH) OBP: 0.200, SLG: 0.368										0	0	0	0	0	0	0						
7 James Loney, L (1,3) OBP: 0.335, SLG: 0.385										4	2	3	0	1	0	0						
17 A.J. Ellis, R (1,2) OBP: 0.442, SLG: 0.517										4	1	1	3	1	1	3						
9 Dee Strange-Gordon, L (1,6) OBP: 0.256, SLG: 0.273										4	1	2	0	0	0	1						
58 Chad Billingsley, R (1,1) OBP: 0.056, SLG: 0.056										2	0	0	0	0	1	3						
13 Ivan De Jesus Jr., R (5,PH) OBP: 0.336, SLG: 0.364										1	0	0	0	0	0	2						
57 Scott Elbert, L (6,1)										0	0	0	0	0	0	0						
54 Javy Guerra, R (7,1)										0	0	0	0	0	0	0						
6 Jerry Hairston, R (8,5) OBP: 0.418, SLG: 0.466										1	0	1	0	0	0	0						
Inning Stats	R: 0 E: 0 K: 1 S: 15	H: 2 LOB: 2 BB: 0 P: 26	R: 0 E: 0 K: 1 S: 11	H: 1 LOB: 1 BB: 0 P: 17	R: 1 E: 0 K: 1 S: 15	H: 1 LOB: 1 BB: 1 P: 21	R: 2 E: 0 K: 1 S: 28	H: 3 LOB: 3 BB: 2 P: 43	R: 0 E: 0 K: 0 S: 6	H: 1 LOB: 2 BB: 1 P: 10	R: 0 E: 0 K: 0 S: 8	H: 0 LOB: 0 BB: 0 P: 12	R: 0 E: 0 K: 0 S: 8	H: 1 LOB: 1 BB: 0 P: 13	R: 0 E: 0 K: 2 S: 12	H: 2 LOB: 2 BB: 0 P: 16	R: 3 E: 0 K: 0 S: 5	H: 1 LOB: 0 BB: 1 P: 11	1B: 9 2B: 2 3B: 0 HR: 1	SF: 0 SAC: 1 DP: 0 HBP: 1	WP: 0 PB: 0 SB: 0 CS: 0	PA: 43
PITCHER	IP: 4.2 WLS: 0 BF: 26 ERA: 5.79 WHIP: 2.571	IP: 1.1 WLS: 0 BF: 4 ERA: 8.31 WHIP: 2.4	IP: 1.0 WLS: 0 BF: 4 ERA: 1.56 WHIP: 1.56	IP: 0.0 WLS: 0 BF: 1 ERA: 2.52 WHIP: 2.52																		

Houston Astros @ Los Angeles Dodgers
Dodger Stadium, Los Angeles, CA
Sat May 26 2012, 7:11 PM - 11:01 PM PDT
Att: 36,561 - Partly Cloudy - 61 F

AB	36
R	6
H	12
RBI	6
BB	5
SO	6
LOB	19



Batter	1	2	3	4	5	6	7	8	9	AB	R	H	RBI	BB	SO	LOB	TOP								
27 Jose Altuve, R OBP: 0.359, SLG: 0.469										4	1	1	0	0	1	1	Houston Astros @ Los Angeles Dodgers Dodger Stadium, Los Angeles, CA Sun May 27 2012, 1:11 PM - 4:16 PM PDT Att: 33,306 - Sunny - 70 F								
4 Jed Lowrie, S OBP: 0.345, SLG: 0.464										4	0	1	1	0	1	1									
14 J.D. Martinez, R OBP: 0.333, SLG: 0.361										3	0	0	0	1	1	0									
45 Carlos Lee, R OBP: 0.351, SLG: 0.418										4	0	0	0	0	0	2									
16 Matt Downs, R OBP: 0.203, SLG: 0.367										3	0	0	0	0	2	0									
43 Fernando Rodriguez Jr., R OBP: 0.333, SLG: 0.361										0	0	0	0	0	0	0									
63 Xavier Cedeño, L OBP: 0.333, SLG: 0.361										0	0	0	0	0	0	0									
Enerio Del Rosario, R OBP: 0.333, SLG: 0.361										0	0	0	0	0	0	0									
44 Justin Maxwell, R OBP: 0.292, SLG: 0.323										3	0	0	0	0	1	0									
23 Chris Johnson, R OBP: 0.322, SLG: 0.432										3	0	0	0	0	2	0									
18 Chris Snyder, R OBP: 0.286, SLG: 0.288										2	0	0	0	1	0	0									
30 J.A. Happ, L OBP: 0.190, SLG: 0.105										1	0	0	0	1	0	0									
19 Brian Bogusevic, L OBP: 0.311, SLG: 0.301										1	0	0	0	1	0	0									
Inning Stats	R: 1 H: 1 E: 0 K: 0 S: 13	H: 1 LOB: 0 BB: 0 P: 19	R: 0 H: 0 E: 0 K: 2 S: 7	H: 0 LOB: 0 BB: 0 P: 9	R: 0 H: 0 E: 0 K: 1 S: 7	H: 0 LOB: 1 BB: 1 P: 11	R: 0 H: 0 E: 0 K: 2 S: 10	H: 0 LOB: 0 BB: 0 P: 13	R: 0 H: 0 E: 0 K: 1 S: 8	H: 0 LOB: 0 BB: 0 P: 15	R: 0 H: 1 E: 0 K: 1 S: 16	H: 1 LOB: 2 BB: 1 P: 24	R: 0 H: 0 E: 0 K: 1 S: 8	H: 0 LOB: 0 BB: 0 P: 14	R: 0 H: 0 E: 0 K: 2 S: 11	H: 0 LOB: 0 BB: 0 P: 18	R: 0 H: 0 E: 0 K: 0 S: 7	H: 0 LOB: 0 BB: 0 P: 9	1B: 1 2B: 0 3B: 1 HR: 0	SF: 0 SAC: 1 DP: 0 HBP: 0	WP: 0 PB: 0 SB: 0 CS: 0	PA: 31			
PITCHER	IP	WLS	BF	H	R	ER	SO	BB	IBB	HBP	BLK	WP	HR	S	P	ERA	WHIP								
35 Chris Capuano, L ERA: 2.14	7.0	W	25	2	1	1	8	2	0	0	0	0	0	69	105	1.29	0.571								
52 Josh Lindblom, R ERA: 2.22	1.0	H	3	0	0	0	2	0	0	0	0	0	0	11	18	0.00	0.000								
54 Javy Guerra, R ERA: 3.22	1.0		3	0	0	0	0	0	0	0	0	0	0	7	9	0.00	0.000								

Batter	1	2	3	4	5	6	7	8	9	AB	R	H	RBI	BB	SO	LOB	BOTTOM								
10 Tony Gwynn Jr., L OBP: 0.333, SLG: 0.364										5	1	2	2	0	2	2	Houston Astros @ Los Angeles Dodgers Dodger Stadium, Los Angeles, CA Sun May 27 2012, 1:11 PM - 4:16 PM PDT Att: 33,306 - Sunny - 70 F								
37 Elian Herrera, S OBP: 0.419, SLG: 0.421										4	0	1	0	1	2	3									
6 Jerry Hairston, R OBP: 0.458, SLG: 0.524										5	1	5	1	0	0	0									
16 Andre Ethier, L OBP: 0.373, SLG: 0.564										5	0	0	0	0	3	7									
33 Scott Van Slyke, R OBP: 0.174, SLG: 0.318										3	0	0	0	0	1	3									
7 James Loney, L OBP: 0.338, SLG: 0.382										1	0	0	0	1	0	2									
30 Jerry Sands, R OBP: 0.238, SLG: 0.300										3	0	0	0	0	2	2									
23 Bobby Abreu, L OBP: 0.394, SLG: 0.418										0	0	0	1	1	0	0									
52 Josh Lindblom, R OBP: 0.338, SLG: 0.382										0	0	0	0	0	0	0									
54 Javy Guerra, R OBP: 0.338, SLG: 0.382										0	0	0	0	0	0	0									
18 Matt Treanor, R OBP: 0.333, SLG: 0.581										3	2	2	1	1	0	3									
9 Dee Strange-Gordon, L OBP: 0.269, SLG: 0.282										2	1	2	0	1	0	0									
35 Chris Capuano, L OBP: 0.188, SLG: 0.200										2	0	0	0	0	1	3									
3 Adam Kennedy, L OBP: 0.329, SLG: 0.303										1	0	0	0	0	0	1									
Inning Stats	R: 0 H: 2 E: 0 K: 1 S: 18	H: 3 LOB: 2 BB: 0 P: 28	R: 1 H: 3 E: 0 K: 2 S: 16	H: 3 LOB: 0 BB: 0 P: 22	R: 0 H: 1 E: 0 K: 3 S: 12	H: 1 LOB: 1 BB: 0 P: 14	R: 1 H: 1 E: 0 K: 2 S: 11	H: 1 LOB: 1 BB: 1 P: 19	R: 0 H: 0 E: 0 K: 2 S: 8	H: 0 LOB: 1 BB: 1 P: 14	R: 1 H: 1 E: 1 K: 0 S: 9	H: 1 LOB: 2 BB: 2 P: 19	R: 2 H: 3 E: 0 K: 1 S: 19	H: 3 LOB: 2 BB: 1 P: 27	R: 0 H: 0 E: 0 K: 1 S: 19	H: 0 LOB: 0 BB: 0 P: 27	1B: 10 2B: 1 3B: 0 HR: 1	SF: 0 SAC: 2 DP: 2 HBP: 0	WP: 0 PB: 0 SB: 4 CS: 0	PA: 41					
PITCHER	IP	WLS	BF	H	R	ER	SO	BB	IBB	HBP	BLK	WP	HR	S	P	ERA	WHIP								
30 J.A. Happ, L ERA: 4.37	6.1	L	31	9	3	2	10	2	0	0	0	0	0	78	113	2.84	1.737								
43 Fernando Rodriguez Jr., R ERA: 3.78	0.0		1	0	0	0	0	0	1	0	0	0	0	4											
63 Xavier Cedeño, L ERA: 9.0	0.0		1	0	0	0	0	0	0	0	0	0	0	2	6										
Enerio Del Rosario, R ERA: 9.0	1.2		8	3	2	2	1	1	0	0	0	0	0	20	28	10.80	2.400								

AB	28
R	1
H	2
RBI	1
BB	2
SO	10
LOB	4



AB	34
R	5
H	12
RBI	5
BB	5
SO	11
LOB	26



Batter	1	2	3	4	5	6	7	8	9	AB	R	H	RBI	BB	SO	LOB	TOP			
1 Corey Hart, R OBP: 0.323, SLG: 0.517	G4-3		K		F8		K			4	0	0	0	0	2	1	Milwaukee Brewers @ Los Angeles Dodgers Dodger Stadium, Los Angeles, CA Mon May 28 2012, 5:11 PM - 8:36 PM PDT Att: 38,016 - Clear - 73 F livebaseballscorecards.com			
7 Norichika Aoki, L OBP: 0.375, SLG: 0.471	G5-3		1B			E1 16 BB	K			4	1	1	0	0	1	1				
8 Ryan Braun, R OBP: 0.388, SLG: 0.600	BB		F7			FC1-6 23 SF8 16 BB		G4-3		2	1	0	0	2	0	1				
16 Aramis Ramirez, R OBP: 0.319, SLG: 0.425	G4-3			HR		FC1-6 9 BB		HBP		3	1	2	2	0	0	1				
9 George Kottaras, L OBP: 0.446, SLG: 0.435		BB	G6-3			FC1-6		L7		3	0	0	0	1	0	3				
23 Richie Weeks Jr., R OBP: 0.290, SLG: 0.293			K		21 G6-4-3 1B	SF8		K		3	0	1	1	0	2	2				
21 Cody Ransom, R OBP: 0.347, SLG: 0.531			K		G6-4-3			K		4	0	0	0	0	3	3				
2 Nyjer Morgan, L OBP: 0.283, SLG: 0.224	G4-3				G3-1			B1-3		4	0	0	0	0	0	1				
59 John Axford, R										0	0	0	0	0	0	0				
18 Shaun Marcum, R OBP: 0.192, SLG: 0.150			K		F9			G6-3		2	0	0	0	1	1	0				
57 Francisco Rodríguez, R OBP: 0.283, SLG: 0.406										0	0	0	0	0	0	0				
27 Carlos Gómez, R OBP: 0.283, SLG: 0.406										1	0	0	0	0	0	0				
Inning Stats	R: 0 H: 0 E: 0 K: 0 S: 11	H: 0 LOB: 1 BB: 1 P: 18	R: 0 H: 0 E: 0 K: 2 S: 13	H: 0 LOB: 1 BB: 1 P: 22	R: 0 H: 1 E: 0 K: 2 S: 10	H: 1 LOB: 0 BB: 0 P: 12	R: 1 H: 2 E: 0 K: 0 S: 12	H: 0 LOB: 0 BB: 0 P: 20	R: 0 H: 0 E: 0 K: 1 S: 9	H: 0 LOB: 1 BB: 1 P: 13	R: 2 H: 1 E: 0 K: 1 S: 12	H: 1 LOB: 1 BB: 1 P: 20	R: 0 H: 0 E: 0 K: 2 S: 8	H: 0 LOB: 1 BB: 0 P: 18	R: 0 H: 0 E: 0 K: 1 S: 12	H: 0 LOB: 1 BB: 0 P: 10	1B: 3 2B: 0 3B: 0 HR: 1	SF: 1 DP: 1 HBP: 1	WP: 0 PB: 0 SB: 0 CS: 0	PA: 36
PITCHER	IP WLS BF H R ER SO	IP WLS BF H R ER SO	IP WLS BF H R ER SO	IP WLS BF H R ER SO	IP WLS BF H R ER SO	IP WLS BF H R ER SO	IP WLS BF H R ER SO	IP WLS BF H R ER SO	IP WLS BF H R ER SO	IP WLS BF H R ER SO	IP WLS BF H R ER SO	IP WLS BF H R ER SO	IP WLS BF H R ER SO	IP WLS BF H R ER SO	IP WLS BF H R ER SO	IP WLS BF H R ER SO	ERA WHIP	ERA WHIP	ERA WHIP	
44 Aaron Harang, R ERA: 4.14	5.0	L	22	4	3	1	4	3	0	0	0	0	0	0	0	0	0	1.80	1.400	
54 Javy Guerra, R ERA: 3.09	1.0		3	0	0	0	1	0	0	0	0	0	0	0	0	0	0	0.00	0.000	
60 Todd Coffey, R ERA: 7.26	1.0		4	0	0	0	2	1	0	0	0	0	0	0	0	0	0	0.00	1.000	
51 Ronald Belisario, R ERA: 0.87	1.0		4	0	0	0	1	0	0	0	1	0	0	0	0	0	0.00	0.000		
28 Jamey Wright, R ERA: 4.38	1.0		3	0	0	0	1	0	0	0	0	0	0	0	0	0	0.00	0.000		

Batter	1	2	3	4	5	6	7	8	9	AB	R	H	RBI	BB	SO	LOB	BOTTOM			
10 Tony Gwynn Jr., L OBP: 0.326, SLG: 0.357	SH1-3 16 BB 37 SH1-3 37 S		K2-3		K		P4		FC6-4 37 WP	5	1	1	0	0	2	1	Milwaukee Brewers @ Los Angeles Dodgers Dodger Stadium, Los Angeles, CA Mon May 28 2012, 5:11 PM - 8:36 PM PDT Att: 38,016 - Clear - 73 F livebaseballscorecards.com			
37 Elian Herrera, S OBP: 0.383, SLG: 0.381	SH1-3		K		G3-1		K		K	4	0	0	0	0	3	1				
23 Bobby Abreu, L OBP: 0.398, SLG: 0.422	K		16 1B		G1-3			6 1B		4	1	2	0	0	1	1				
16 Andre Ethier, L OBP: 0.376, SLG: 0.568	2B		6 BB		F9			K		4	0	2	1	0	1	1				
6 Jerry Hairston, R OBP: 0.474, SLG: 0.530	F8		1B		FC3-6 17 BB 7 BB			1B		3	0	2	1	1	0	1				
7 James Loney, L OBP: 0.335, SLG: 0.374	L9		F8		FC3-6 17 BB			P6		3	0	0	0	1	0	4				
17 A.J. Ellis, R OBP: 0.437, SLG: 0.508	1B		G5-3		FC3-6			K		4	0	1	0	0	1	3				
9 Dee Strange-Gordon, L OBP: 0.263, SLG: 0.275	K		K		K			G6-3		4	0	0	0	0	3	3				
44 Aaron Harang, R ERA: 4.14	G6-3				F9					2	0	0	0	0	0	1				
54 Javy Guerra, R ERA: 3.09										0	0	0	0	0	0	0				
60 Todd Coffey, R ERA: 7.26										0	0	0	0	0	0	0				
3 Adam Kennedy, L OBP: 0.348, SLG: 0.644										0	0	0	0	0	0	0				
51 Ronald Belisario, R ERA: 0.87										0	0	0	0	0	0	0				
28 Jamey Wright, R ERA: 4.38										0	0	0	0	0	0	0				
13 Iván De Jesús, Jr., R OBP: 0.327, SLG: 0.364										0	0	0	0	0	0	0				
Inning Stats	R: 1 H: 2 E: 0 K: 1 S: 9	H: 2 LOB: 1 BB: 0 P: 15	R: 0 H: 1 E: 0 K: 1 S: 13	H: 1 LOB: 0 BB: 0 P: 19	R: 0 H: 2 E: 0 K: 2 S: 16	H: 2 LOB: 1 BB: 1 P: 22	R: 0 H: 0 E: 0 K: 1 S: 8	H: 0 LOB: 0 BB: 0 P: 15	R: 0 H: 1 E: 0 K: 1 S: 14	H: 2 LOB: 1 BB: 1 P: 22	R: 0 H: 0 E: 0 K: 2 S: 12	H: 0 LOB: 0 BB: 0 P: 15	R: 1 H: 2 E: 0 K: 2 S: 18	H: 2 LOB: 1 BB: 0 P: 28	R: 0 H: 0 E: 0 K: 1 S: 13	H: 1 LOB: 1 BB: 1 P: 24	1B: 7 2B: 1 3B: 0 HR: 0	SF: 0 DP: 0 HBP: 0	WP: 1 PB: 0 SB: 2 CS: 0	PA: 38
PITCHER	IP WLS BF H R ER SO	IP WLS BF H R ER SO	IP WLS BF H R ER SO	IP WLS BF H R ER SO	IP WLS BF H R ER SO	IP WLS BF H R ER SO	IP WLS BF H R ER SO	IP WLS BF H R ER SO	IP WLS BF H R ER SO	IP WLS BF H R ER SO	IP WLS BF H R ER SO	IP WLS BF H R ER SO	IP WLS BF H R ER SO	IP WLS BF H R ER SO	IP WLS BF H R ER SO	IP WLS BF H R ER SO	ERA WHIP	ERA WHIP	ERA WHIP	
18 Shaun Marcum, R ERA: 3.63	7.0	W	29	6	1	1	9	2	0	0	0	0	0	0	0	0	0	1.29	1.143	
57 Francisco Rodríguez, R ERA: 4.71	1.0	H	5	2	1	1	2	0	0	0	0	0	0	0	0	0	0	9.00	2.000	
59 John Axford, R ERA: 3.63	1.0	S	4	0	0	0	1	1	0	0	0	0	0	0	0	0	0	0.00	1.000	

Batter	1	2	3	4	5	6	7	8	9	AB	R	H	RBI	BB	SO	LOB	TOP								
10 Tony Gwynn Jr., L OBP: 0.328, SLG: 0.357										4	0	2	0	1	0	1	Los Angeles Dodgers @ Colorado Rockies Coors Field, Denver, CO Fri Jun 01 2012, 6:43 PM - 10:03 PM MDT Att: 36,795 - Partly Cloudy - 77 F								
13 Iván De Jesús Jr., R OBP: 0.360, SLG: 0.455										5	0	1	0	0	2	3									
16 Andre Ethier, L 52 Josh Lindblom, R										4	0	1	0	0	2	2									
3 Adam Kennedy, L OBP: 0.315, SLG: 0.280										4	0	1	0	0	0	1									
6 Jerry Hairston, R OBP: 0.449, SLG: 0.513										3	2	1	0	1	0	2									
33 Scott Van Slyke, R OBP: 0.226, SLG: 0.367										4	1	2	0	0	0	1									
49 Alex Castellanos, R OBP: 0.600, SLG: 1.333										3	0	2	2	0	1	0									
18 Matt Treanor, R OBP: 0.350, SLG: 0.545										2	0	0	1	2	1	2									
9 Dee Strange-Gordon, L 28 Jamey Wright, R										3	0	0	0	0	2	4									
7 James Loney, L OBP: 0.322, SLG: 0.357										1	0	0	0	0	0	1									
35 Chris Capuano, L 37 Elian Herrera, S										2	0	0	0	0	1	0									
										2	0	1	0	0	0	0									
Inning Stats	R: 0 E: 0 K: 1 S: 11	H: 2 LOB: 1 P: 19	R: 0 E: 0 K: 2 S: 11	H: 0 LOB: 1 P: 17	R: 0 E: 0 K: 2 S: 12	H: 0 LOB: 0 P: 16	R: 1 E: 0 K: 1 S: 14	H: 2 LOB: 2 P: 19	R: 0 E: 0 K: 1 S: 7	H: 0 LOB: 1 P: 13	R: 1 E: 0 K: 2 S: 12	H: 1 LOB: 1 P: 22	R: 0 E: 0 K: 1 S: 9	H: 2 LOB: 1 P: 17	R: 1 E: 0 K: 0 S: 14	H: 2 LOB: 1 P: 18	R: 0 E: 0 K: 0 S: 10	H: 1 LOB: 1 P: 17	1B: 5 2B: 4 3B: 1 HR: 0	SF: 1 SAC: 0 DP: 2 HBP: 0	WP: 1 PB: 1 SB: 3 CS: 0	PA: 39			
PITCHER	IP: 3.1 WLS: 12 BF: 20 ERA: 5.63	WLS: 2 BF: 2 ERA: 4.5	H: 2 R: 0 ER: 0 SO: 5	H: 0 R: 0 ER: 0 SO: 3	H: 0 R: 0 ER: 0 SO: 0	H: 0 R: 0 ER: 0 SO: 0	BB: 1 IBB: 0 HBP: 0 BLK: 0	BB: 0 IBB: 0 HBP: 0 BLK: 0	WP: 0 HR: 0 S: 37 P: 55	ERA: 0.00 WHIP: 0.900	IP: 2.0 WLS: 12 BF: 22 ERA: 9.00	WLS: 2 BF: 22 ERA: 9.00	IP: 1.7 WLS: 6 BF: 21 ERA: 1.200	IP: 1.0 WLS: 5 BF: 14 ERA: 2.000	IP: 1.0 WLS: 4 BF: 10 ERA: 1.000										

Batter	1	2	3	4	5	6	7	8	9	AB	R	H	RBI	BB	SO	LOB	BOTTOM								
Dexter Fowler, S OBP: 0.389, SLG: 0.574										5	2	3	2	0	1	0	Los Angeles Dodgers @ Colorado Rockies Coors Field, Denver, CO Fri Jun 01 2012, 6:43 PM - 10:03 PM MDT Att: 36,795 - Partly Cloudy - 77 F								
19 Marco Scutaro, R OBP: 0.321, SLG: 0.349										4	0	2	1	1	0	2									
5 Carlos González, L 34 Matt Belisle, R										4	0	2	1	0	0	2									
10 Chris Nelson, R OBP: 0.321, SLG: 0.338										0	0	0	0	0	0	0									
3 Michael Cuddyer, R 48 Esmil Rogers, R										4	4	2	1	1	0	2									
										0	0	0	0	0	0	0									
17 Todd Helton, L 21 Tyler Colvin, L										3	1	2	0	1	0	1									
										1	0	0	0	0	0	0									
22 Jordan Pacheco, R OBP: 0.310, SLG: 0.433										5	1	1	0	0	0	3									
20 Wilin Rosario, R OBP: 0.269, SLG: 0.542										4	3	1	3	1	1	2									
9 DJ LeMahieu, R OBP: 0.286, SLG: 0.308										3	1	1	1	1	0	0									
8B Josh Outman, L 59 Carlos Torres, R 37 Adam Ottavino, S 1 Eric Young Jr., S										1	0	0	0	0	1	0									
										1	0	0	0	0	1	0									
										1	0	0	0	0	1	1									
										1	0	0	0	0	2	2									
Inning Stats	R: 0 E: 0 K: 1 S: 7	H: 1 LOB: 1 P: 14	R: 2 E: 1 K: 0 S: 11	H: 0 LOB: 0 P: 20	R: 0 E: 0 K: 1 S: 9	H: 0 LOB: 1 P: 13	R: 1 E: 1 K: 0 S: 8	H: 1 LOB: 1 P: 13	R: 1 E: 0 K: 1 S: 12	H: 3 LOB: 0 P: 20	R: 4 E: 1 K: 1 S: 20	H: 4 LOB: 1 P: 33	R: 3 E: 0 K: 0 S: 13	H: 4 LOB: 2 P: 24	R: 2 E: 0 K: 1 S: 17	H: 2 LOB: 0 P: 25	R: 2 E: 0 K: 1 S: 17	H: 2 LOB: 0 P: 25	1B: 11 2B: 1 3B: 0 HR: 3	SF: 0 SAC: 0 DP: 1 HBP: 0	WP: 1 PB: 0 SB: 4 CS: 0	PA: 43			
PITCHER	IP: 5.1 WLS: 12 BF: 27 ERA: 2.5	WLS: 6 BF: 4 ERA: 5.01	H: 7 R: 4 ER: 3 SO: 1	H: 4 R: 3 ER: 1 SO: 1	H: 0 R: 0 ER: 0 SO: 0	H: 0 R: 0 ER: 0 SO: 0	BB: 4 IBB: 0 HBP: 0 BLK: 0	BB: 1 IBB: 0 HBP: 0 BLK: 0	WP: 1 HR: 0 S: 25 P: 43	ERA: 16.20 WHIP: 4.200	IP: 1.2 WLS: 12 BF: 5 ERA: 2.73	WLS: 2 BF: 2 ERA: 2.73	IP: 1.0 WLS: 5 BF: 2 ERA: 2.73	IP: 1.0 WLS: 2 BF: 2 ERA: 2.73	IP: 1.0 WLS: 2 BF: 2 ERA: 2.73	IP: 1.0 WLS: 2 BF: 2 ERA: 2.73	IP: 1.0 WLS: 2 BF: 2 ERA: 2.73	IP: 1.0 WLS: 2 BF: 2 ERA: 2.73	IP: 1.0 WLS: 2 BF: 2 ERA: 2.73	IP: 1.0 WLS: 2 BF: 2 ERA: 2.73	IP: 1.0 WLS: 2 BF: 2 ERA: 2.73	IP: 1.0 WLS: 2 BF: 2 ERA: 2.73	IP: 1.0 WLS: 2 BF: 2 ERA: 2.73	IP: 1.0 WLS: 2 BF: 2 ERA: 2.73	IP: 1.0 WLS: 2 BF: 2 ERA: 2.73



Batter	1	2	3	4	5	6	7	8	9	AB	R	H	RBI	BB	SO	LOB	TOP			
9 Dee Strange-Gordon, L (1.6) OBP: 0.272, SLG: 0.286										4	1	2	1	0	1	2				
37 Eilan Herrera, S (1.8) OBP: 0.384, SLG: 0.369										4	1	1	1	1	1	3				
16 Andre Ethier, L (1.9) OBP: 0.373, SLG: 0.544										4	1	0	0	1	0	3				
21 Juan Rivera, R (1.3) OBP: 0.426, SLG: 0.349										5	0	1	1	0	2	1				
23 Bobby Abreu, L (1.7) OBP: 0.398, SLG: 0.424										4	0	2	1	0	2	0				
49 Alex Castellanos, R (8.7) OBP: 0.375, SLG: 0.667										1	0	0	0	0	1	1				
17 A.J. Ellis, R (1.2) OBP: 0.426, SLG: 0.493										3	0	0	0	0	2	2				
6 Jerry Hairston, R (1.4) OBP: 0.433, SLG: 0.488										4	0	1	0	0	2	4				
3 Adam Kennedy, L (1.5) OBP: 0.327, SLG: 0.301										3	1	2	0	0	0	1				
13 Iván De Jesús Jr, R (8.5) OBP: 0.346, SLG: 0.435										1	0	0	0	0	0	2				
22 Clayton Kershaw, L (1.1) OBP: 0.261, SLG: 0.238										0	0	0	0	1	0	0				
7 James Loney, L (8.7) OBP: 0.321, SLG: 0.355										1	0	0	0	0	0	3				
51 Ronald Belisario, R (8.1) OBP: 0.315, SLG: 0.355										0	0	0	0	0	0	0				
74 Kenley Jansen, S (9.1) OBP: 0.355, SLG: 0.483										0	0	0	0	0	0	0				
Inning Stats	R: 2 H: 2 E: 0 K: 2 S: 18	H: 2 BB: 2 P: 32	R: 1 H: 2 E: 0 K: 1 S: 9	H: 2 BB: 0 P: 12	R: 0 H: 0 E: 0 K: 1 S: 9	H: 0 BB: 0 P: 12	R: 0 H: 1 E: 0 K: 0 S: 14	H: 1 LOB: 2 BB: 1 P: 24	R: 0 H: 0 E: 0 K: 3 S: 9	H: 0 LOB: 0 BB: 0 P: 15	R: 0 H: 1 E: 0 K: 1 S: 9	H: 1 LOB: 2 BB: 0 P: 15	R: 0 H: 1 E: 1 K: 2 S: 15	H: 1 LOB: 3 BB: 0 P: 21	R: 1 H: 2 E: 0 K: 2 S: 14	H: 2 LOB: 1 BB: 0 P: 17	1B: 7 2B: 1 3B: 1 HR: 0	SF: 0 SAC: 2 DP: 0 HBP: 2	WP: 1 PB: 1 CS: 2	PA: 41
PITCHER	IP WLS BF H R ER SO BB IBB HBP BLK WP HR S P ERA WHIP																			
49 Vance Worley, R (1.1) ERA: 3.38	4.0 19 5 3 3 4 3 0 0 0 0 0 50 80 6.75 2.000																			
55 Joe Savery, L (5.1) ERA: 3.52	2.1 9 1 0 0 3 0 0 1 0 0 0 20 33 0.00 0.429																			
37 Antonio Bastardo, L (7.1) ERA: 2.5	1.2 8 1 0 0 3 0 0 1 0 1 0 19 26 0.00 0.600																			
58 Jonathan Papelbon, R (9.1) ERA: 2.31	1.0 L 5 2 1 1 2 0 0 0 0 0 0 14 17 9.00 2.000																			

Los Angeles Dodgers @ Philadelphia Phillies
Citizens Bank Park, Philadelphia, PA
Mon Jun 04 2012, 7:11 PM - 10:21 PM EDT
Att: 45,572 - Drizzlie - 62 F

livebaseballscorecards.com

AB 34
R 4
H 9
RBI 4
BB 3
SO 12
LOB 22

Batter	1	2	3	4	5	6	7	8	9	AB	R	H	RBI	BB	SO	LOB	BOTTOM					
11 Jimmy Rollins, S (1.6) OBP: 0.292, SLG: 0.324										4	0	2	0	0	0	1						
27 Placido Polanco, R (1.5) OBP: 0.323, SLG: 0.360										4	1	2	2	0	0	1						
3 Hunter Pence, R (1.9) OBP: 0.332, SLG: 0.495										4	0	0	0	0	0	4						
51 Carlos Ruiz, R (1.2) OBP: 0.416, SLG: 0.600										4	0	1	0	0	0	0						
8 Shane Victorino, S (1.8) OBP: 0.314, SLG: 0.397										4	0	0	0	0	1	1						
24 Ty Wigington, R (1.3) OBP: 0.335, SLG: 0.388										3	0	0	0	0	2	1						
37 Antonio Bastardo, L (7.1) OBP: 0.462, SLG: 0.435										0	0	0	0	0	0	0						
18 Mike Fontenot, L (8.7) OBP: 0.462, SLG: 0.435										1	0	0	0	0	0	0						
58 Jonathan Papelbon, R (9.1) OBP: 0.355, SLG: 0.483										0	0	0	0	0	0	0						
15 John Mayberry Jr., R (1.7) OBP: 0.273, SLG: 0.344										4	1	1	0	0	1	1						
13 Freddy Galvis, S (1.4) OBP: 0.260, SLG: 0.373										4	1	2	1	0	0	2						
49 Vance Worley, R (1.1) ERA: 3.38										0	0	0	0	0	0	0						
55 Joe Savery, L (5.1) ERA: 3.52										1	0	0	0	0	1	0						
29 Hector Luna, R (7.3) ERA: 2.95										2	0	0	0	0	2	1						
Inning Stats	R: 0 H: 0 E: 0 K: 0 S: 7	H: 0 LOB: 0 BB: 0 P: 11	R: 0 H: 0 E: 0 K: 1 S: 6	H: 0 LOB: 0 BB: 0 P: 9	R: 3 H: 3 E: 0 K: 0 S: 11	H: 3 LOB: 0 BB: 0 P: 20	R: 0 H: 1 E: 1 K: 2 S: 12	H: 1 LOB: 2 BB: 0 P: 19	R: 0 H: 1 E: 0 K: 1 S: 12	H: 1 LOB: 1 BB: 0 P: 18	R: 0 H: 0 E: 0 K: 0 S: 7	H: 0 LOB: 0 BB: 0 P: 8	R: 0 H: 3 E: 0 K: 1 S: 14	H: 3 LOB: 3 BB: 0 P: 19	R: 0 H: 0 E: 0 K: 0 S: 7	H: 0 LOB: 0 BB: 0 P: 8	R: 0 H: 0 E: 0 K: 2 S: 7	H: 0 LOB: 0 BB: 0 P: 11	1B: 5 2B: 1 3B: 1 HR: 1	SF: 0 SAC: 1 DP: 0 HBP: 0	WP: 0 PB: 0 CS: 0	PA: 36
PITCHER	IP WLS BF H R ER SO BB IBB HBP BLK WP HR S P ERA WHIP																					
22 Clayton Kershaw, L (1.1) ERA: 2.95	7.0 30 8 3 3 5 0 0 0 0 0 0 69 104 3.86 1.143																					
51 Ronald Belisario, R (8.1) ERA: 1.26	1.0 W 3 0 0 0 0 0 0 0 0 0 0 7 8 0.00 0.000																					
74 Kenley Jansen, R (9.1) ERA: 2.03	1.0 S 3 0 0 0 2 0 0 0 0 0 0 7 11 0.00 0.000																					

Los Angeles Dodgers @ Philadelphia Phillies
Citizens Bank Park, Philadelphia, PA
Mon Jun 04 2012, 7:11 PM - 10:21 PM EDT
Att: 45,572 - Drizzlie - 62 F

livebaseballscorecards.com

AB 35
R 3
H 8
RBI 3
BB 0
SO 7
LOB 12

Batter	1	2	3	4	5	6	7	8	9	AB	R	H	RBI	BB	SO	LOB	TOP				
9 Dee Strange-Gordon, L (1.6) OBP: 0.271, SLG: 0.286	C SI 91 X FC 86 0-1 F8		C SI 92 B SI 93 L FC 86 F FC 86 X FC 86 1-3 K			C SI 92 B SI 93 L FC 86 F FC 86 X FC 86 1-3 K		1 SAFE R FC 91 X SL 78 0-1 37 2B 1B		4	1	1	0	0	2	0					
37 Eilan Herrera, S (1.5) OBP: 0.377, SLG: 0.377	C SI 91 X FC 86 0-1 G6-3		F FF 93 L FC 86 B SI 93 X CH 86 1-2 G6-3			C SI 92 B SI 93 L FC 86 F FC 86 X FC 86 3-3 K		D CH 86 F FC 86 S CU 74 B FF 94 F CH 86 X CU 74 2-2 1-H 2-H		4	0	1	2	0	1	0					
21 Juan Rivera, R (1.3) OBP: 0.260, SLG: 0.333	C FF 91 C CU 75 B CH 86 X CH 86 1-2 G5-3			F CH 84 F FC 86 B SI 91 B FF 92 S CU 74 X CH 84 1-2 F9		F FC 86 B SI 93 S CU 74 0-3 K2-3		C SI 93 B SI 94 X SL 93 1-1 G6-3		4	0	0	0	0	1	1					
52 Josh Lindblom, R (8.1)										0	0	0	0	0	0	0					
74 Kenley Jansen, S (9.1)										0	0	0	0	0	0	0					
16 Andre Ethier, L (1.9) OBP: 0.371, SLG: 0.536		B CH 84 F FC 86 S FF 91 B SI 91 C CU 74 B FF 92 F CH 86 S FF 93 4-2 6 1B BB		C CU 73 B SI 91 S FF 92 S FF 93 2-3 K		B FC 86 F FC 86 B SI 93 T SI 93 2-2 K		X SI 93 0-0 G4-3		3	0	0	0	1	2	0					
49 Alex Castellanos, R (1.7) OBP: 0.250, SLG: 0.400		B CH 84 C CH 86 X FC 87 1-1 P4		F FF 93 C CH 84 F FC 86 S FF 93 1-3 K		F FC 86 X SI 92 0-1 F9		C SI 93 X SL 84 0-1 G4-3		4	0	0	0	0	1	1					
6 Jerry Hairston, R (1.4) OBP: 0.426, SLG: 0.478		B SI 91 X FC 86 1-0 1B		C SI 90 X CH 85 0-2 G5-3		B SI 96 B SI 95 C FC 86 S FF 93 2-3 K		B SL 84 F SI 94 X SL 84 1-1 F9		4	0	1	0	0	1	0					
18 Matt Treanor, R (1.2) OBP: 0.349, SLG: 0.556		B SI 91 B SI 90 B SI 90 C FC 86 F FC 86 S CH 85 3-3 K		S CH 85 B SI 92 F FC 86 S CH 85 1-3 K				B CH 84 X CH 85 1-0 FC1-5 2B		3	0	1	0	0	2	2					
10 Tony Gwynn Jr., L (1.8) OBP: 0.315, SLG: 0.336		C FF 90 B SI 92 X FC 87 1-1 F8		C SI 92 X CH 85 0-1 1B				L SI 92 S CU 75 L FF 92 X SI 94 1-2 FC1-5 23 1B		3	0	1	0	0	0	3					
58 Chad Billingsley, R (1.1) OBP: 0.136, SLG: 0.136										2	0	0	0	0	2	1					
23 Bobby Abreu, L (8. PH) OBP: 0.463, SLG: 0.500										1	1	1	0	0	0	0					
7 James Loney, L (8.3) OBP: 0.321, SLG: 0.355										0	0	0	0	0	0	0					
Inning Stats	R: 0 E: 0 K: 0 S: 7	H: 0 LOB: 0 BB: 0 P: 8	R: 0 E: 0 K: 1 S: 15	H: 1 LOB: 2 BB: 1 P: 25	R: 0 E: 0 K: 2 S: 11	H: 0 LOB: 0 BB: 0 P: 13	R: 0 E: 0 K: 2 S: 11	H: 0 LOB: 0 BB: 0 P: 15	R: 0 E: 0 K: 3 S: 12	H: 0 LOB: 0 BB: 0 P: 16	R: 0 E: 0 K: 2 S: 9	H: 0 LOB: 0 BB: 0 P: 13	R: 2 E: 0 K: 0 S: 16	H: 4 LOB: 1 BB: 0 P: 21	R: 0 E: 0 K: 0 S: 5	H: 0 LOB: 0 BB: 0 P: 6	1B: 4 2B: 2 3B: 0 HR: 0	SF: 0 SAC: 0 DP: 0 HBP: 0	WP: 0 PB: 0 SB: 0 CS: 0	PA: 33	
PITCHER	IP WLS BF ERA WHIP	IP WLS BF ERA WHIP	IP WLS BF ERA WHIP	IP WLS BF ERA WHIP	IP WLS BF ERA WHIP	IP WLS BF ERA WHIP	IP WLS BF ERA WHIP	IP WLS BF ERA WHIP	IP WLS BF ERA WHIP	IP WLS BF ERA WHIP	IP WLS BF ERA WHIP	IP WLS BF ERA WHIP	IP WLS BF ERA WHIP	IP WLS BF ERA WHIP	IP WLS BF ERA WHIP	IP WLS BF ERA WHIP	IP WLS BF ERA WHIP	IP WLS BF ERA WHIP	IP WLS BF ERA WHIP	IP WLS BF ERA WHIP	
33 Cliff Lee, L (1.1) ERA: 2.92	7.2 L 29 2.35 0.913																				
50 Chad Qualls, R (8.1) ERA: 4.15	1.1 4 0 0.00 0.000																				

Los Angeles Dodgers @ Philadelphia Phillies
Citizens Bank Park, Philadelphia, PA
Tue Jun 05 2012, 7:07 PM - 9:49 PM EDT
Att: 43,989 - Cloudy - 66 F

AB 32
R 2
H 6
RBI 2
BB 1
SO 12
LOB 8



Batter	1	2	3	4	5	6	7	8	9	AB	R	H	RBI	BB	SO	LOB	BOTTOM				
11 Jimmy Rollins, S (1.6) OBP: 0.296, SLG: 0.332	B FF 92 S FF 91 X FF 92 1-1 10 F8 3 1B 2B		C SL 76 B SL 77 F CH 83 B FC 88 X FF 93 2-2 G4-3		B SI 89 B SI 88 C FC 86 S FF 92 X SL 78 2-2 10 FC1-6 1B		C FC 86 B SI 90 S FF 92 X SL 78 1-3 K				4	1	2	0	0	1	0				
10 Juan Pierre, L (1.7) OBP: 0.369, SLG: 0.376	B FF 92 B CH 85 M SI 90 T SI 92 D SL 77 X SI 92 3-2 F8		B SL 76 X SI 91 1-0 G4-3		C SI 91 B SI 93 1 SAFE B SI 90 C FC 86 1 SAFE F FC 93 X CH 83 2-2 FC1-6 3 S 1-2		B SI 93 B SI 92 C FC 86 X SI 93 2-1 F8				4	0	0	0	0	2					
3 Hunter Pence, R (1.9) OBP: 0.335, SLG: 0.495	X FF 92 0-0 8 BB 1B		S FC 86 B FC 86 X FF 92 1-1 1B		1 SAFE 1 SAFE C SI 92 X FC 86 0-1 F8		S SL 85 B SL 84 B SI 85 X FF 93 2-2 F8				4	0	2	1	0	0	1				
51 Carlos Ruiz, R (1.2) OBP: 0.407, SLG: 0.585	D FF 89 F CH 84 1 SAFE F FC 86 F SI 91 F SI 91 D SL 74 X FC 83 2-2 P4		C FC 86 1 SAFE F SI 90 X FC 91 0-2 G6-3		C FC 86 2-2 G5-3		B SI 93 X SI 93 1-1 F8				4	0	0	0	0	2					
8 Shane Victorino, S (1.8) OBP: 0.317, SLG: 0.396	B SI 89 B SI 92 B SI 91 1-2 BB		C CH 85 B FF 92 C SI 92 X SL 77 2-2 G3-1		B FC 86 B SI 90 X CH 87 2-1 1B		B FC 86 B SI 92 X SL 94 1-2 G5-3				3	0	1	0	1	0	0				
24 Ty Wigington, R (1.3) OBP: 0.339, SLG: 0.391	C FF 91 S FC 84 X FF 92 0-2 F9		C FC 86 B SI 91 X FF 92 1-1 1B		1 SAFE B FC 86 X FC 86 1-0 P4		B FC 92 X FC 92 1-0 1B				4	0	2	0	0	0	3				
15 John Mayberry Jr., R (8. PH) OBP: 0.273, SLG: 0.344										0	0	0	0	0	0	0					
27 Placido Polanco, R (1.5) OBP: 0.318, SLG: 0.374										0	0	0	0	0	0	0					
18 Mike Fontenot, L (8. PH) OBP: 0.444, SLG: 0.417										3	0	0	0	0	1	2					
13 Freddy Galvis, S (1.4) OBP: 0.255, SLG: 0.365										1	0	0	0	0	1	1					
33 Cliff Lee, L (1.1) OBP: 0.286, SLG: 0.333										4	0	0	0	0	1	2					
50 Chad Qualls, R (8.1) ERA: 1.96										0	0	0	0	0	0	0					
Inning Stats	R: 1 E: 0 K: 0 S: 15	H: 2 LOB: 2 BB: 1 P: 25	R: 0 E: 0 K: 1 S: 8	H: 0 LOB: 0 BB: 0 P: 9	R: 0 E: 0 K: 0 S: 10	H: 1 LOB: 1 BB: 0 P: 14	R: 0 E: 0 K: 0 S: 11	H: 1 LOB: 1 BB: 0 P: 17	R: 0 E: 0 K: 0 S: 10	H: 1 LOB: 1 BB: 0 P: 14	R: 0 E: 0 K: 2 S: 8	H: 0 LOB: 0 BB: 0 P: 13	R: 0 E: 0 K: 0 S: 7	H: 0 LOB: 0 BB: 0 P: 12	R: 0 E: 0 K: 2 S: 10	H: 1 LOB: 1 BB: 0 P: 15	1B: 6 2B: 1 3B: 0 HR: 0	SF: 0 SAC: 0 DP: 0 HBP: 0	WP: 0 PB: 0 SB: 1 CS: 0	PA: 35	
PITCHER	IP WLS BF ERA WHIP	IP WLS BF ERA WHIP	IP WLS BF ERA WHIP	IP WLS BF ERA WHIP	IP WLS BF ERA WHIP	IP WLS BF ERA WHIP	IP WLS BF ERA WHIP	IP WLS BF ERA WHIP	IP WLS BF ERA WHIP	IP WLS BF ERA WHIP	IP WLS BF ERA WHIP	IP WLS BF ERA WHIP	IP WLS BF ERA WHIP	IP WLS BF ERA WHIP	IP WLS BF ERA WHIP	IP WLS BF ERA WHIP	IP WLS BF ERA WHIP	IP WLS BF ERA WHIP	IP WLS BF ERA WHIP	IP WLS BF ERA WHIP	
58 Chad Billingsley, R (1.1) ERA: 3.8	7.0 W 28 1.29 1.000																				
52 Josh Lindblom, R (8.1) ERA: 2.6	1.0 H 3 0.00 0.000																				
74 Kenley Jansen, R (8.1) ERA: 1.96	1.0 S 4 0.00 1.000																				

Los Angeles Dodgers @ Philadelphia Phillies
Citizens Bank Park, Philadelphia, PA
Tue Jun 05 2012, 7:07 PM - 9:49 PM EDT
Att: 43,989 - Cloudy - 66 F

AB 34
R 1
H 7
RBI 1
BB 1
SO 5
LOB 13



Batter	1	2	3	4	5	6	7	8	9	AB	R	H	RBI	BB	SO	LOB	TOP					
9 Dee Strange-Gordon, L (1,6) OBP: 0.274, SLG: 0.280	F7	16 HR		37 G4-6-3 BB			G3	FC6-4		4	1	1	1	1	0	3						
37 Eilan Herrera, S (1,5) OBP: 0.386, SLG: 0.364		1B			G4-6-3		K		13 G4-6-3 1B	4	1	2	0	1	1	1						
16 Andre Ethier, L (1,9) OBP: 0.333, SLG: 0.518	F7	HR			K		G6-3		K	5	1	1	4	0	2	2						
6 Jerry Hairston, R (1,10) OBP: 0.429, SLG: 0.510	L8	F8							P4	3 0 0 0 1 0 1												
13 Iván De Jesús Jr., R (9,PH) OBP: 0.321, SLG: 0.400									G4-6-3	1 0 0 0 0 0 1												
23 Bobby Abreu, L (1,7) OBP: 0.405, SLG: 0.436										4 1 2 0 0 1 1												
49 Alex Castellanos, R (8,PR) OBP: 0.174, SLG: 0.236										0 1 0 0 0 0 0												
7 James Loney, L (1,3) OBP: 0.328, SLG: 0.359										4 1 1 1 0 0 2												
17 A.J. Ellis, R (1,2) OBP: 0.422, SLG: 0.475										3 0 1 0 1 1 1												
3 Adam Kennedy, L (1,4) OBP: 0.333, SLG: 0.303										3 1 1 1 1 0 1												
10 Tony Gwynn Jr., L (1,8) OBP: 0.321, SLG: 0.348										4 1 2 1 0 1 2												
Inning Stats	R: 0 E: 0 K: 0 S: 9	H: 1 LOB: 1 BB: 0 P: 10	R: 6 E: 0 K: 0 S: 24	H: 4 LOB: 0 BB: 2 P: 42	R: 0 E: 0 K: 1 S: 8	H: 0 LOB: 1 BB: 1 P: 16	R: 0 E: 0 K: 0 S: 8	H: 1 LOB: 0 BB: 1 P: 12	R: 0 E: 0 K: 1 S: 12	H: 0 LOB: 0 BB: 1 P: 21	R: 0 E: 0 K: 2 S: 8	H: 0 LOB: 0 BB: 0 P: 14	R: 0 E: 0 K: 1 S: 6	H: 0 LOB: 0 BB: 0 P: 8	R: 2 E: 0 K: 0 S: 16	H: 4 LOB: 3 BB: 0 P: 27	R: 0 E: 0 K: 1 S: 8	H: 1 LOB: 0 BB: 0 P: 10	1B: 8 2B: 2 3B: 0 HR: 1	SF: 0 SAC: 0 DP: 2 HBP: 0	WP: 1 PB: 0 CS: 1	PA: 40
PITCHER	IP WLS BF H R ER SO BB IBB HBP BLK WP HR S P ERA WHIP																					
49 Blake Beavan, R (1,1) ERA: 5.92	2.0 L 13 5 6 6 0 2 0 0 0 0 0 1 33 52 27.00 3.500																					
18 Hisashi Iwakuma, R (3,1) ERA: 4.37	2.1 9 1 0 0 2 3 0 0 0 0 0 0 21 39 0.00 1.714																					
41 Charlie Furbush, L (5,1) ERA: 2.78	2.2 8 0 0 0 3 0 0 0 0 0 0 0 21 32 0.00 0.000																					
43 Brandon League, R (8,1) ERA: 4.18	1.0 7 4 2 2 0 0 0 0 0 0 1 0 16 27 18.00 4.000																					
44 Lucas Luetge, L (9,1) ERA:	1.0 3 1 0 0 1 0 0 0 0 0 0 0 8 10 0.00 1.000																					

Los Angeles Dodgers @ Seattle Mariners
Safeco Field, Seattle, WA
Sun Jun 10 2012, 1:10 PM - 4:13 PM PDT
Att: 34,807 - Cloudy - 59 F

AB 35
R 8
H 11
RBI 8
BB 5
SO 6
LOB 15



Batter	1	2	3	4	5	6	7	8	9	AB	R	H	RBI	BB	SO	LOB	BOTTOM					
51 Ichiro Suzuki, L (1,9) OBP: 0.292, SLG: 0.378	G4-3							P4		4	0	0	0	0	1	2						
13 Dustin Ackley, L (1,4) OBP: 0.325, SLG: 0.362										4	0	1	0	0	2	1						
15 Kyle Seager, L (1,5) OBP: 0.330, SLG: 0.483		HR								3	1	1	1	1	0	2						
63 Jesus Montero, R (1,10) OBP: 0.298, SLG: 0.411										4	0	0	0	0	2	3						
17 Justin Smoak, S (1,3) OBP: 0.286, SLG: 0.382										4	1	2	0	0	2	0						
55 Michael Saunders, L (1,8) OBP: 0.341, SLG: 0.451										4	0	1	1	0	1	1						
30 Miguel Olivo, R (1,2) OBP: 0.210, SLG: 0.352										4	0	0	0	0	0	2						
20 Mike Carp, L (1,7) OBP: 0.286, SLG: 0.337										3	0	0	0	1	1	1						
26 Brendan Ryan, R (1,6) OBP: 0.266, SLG: 0.244										2	0	0	0	2	1	3						
Inning Stats	R: 1 E: 0 K: 2 S: 9	H: 1 LOB: 0 BB: 0 P: 13	R: 0 E: 0 K: 0 S: 11	H: 1 LOB: 2 BB: 1 P: 21	R: 0 E: 0 K: 2 S: 10	H: 0 LOB: 1 BB: 1 P: 18	R: 0 E: 0 K: 2 S: 10	H: 0 LOB: 0 BB: 0 P: 15	R: 0 E: 0 K: 1 S: 10	H: 0 LOB: 1 BB: 1 P: 17	R: 0 E: 0 K: 1 S: 6	H: 0 LOB: 0 BB: 0 P: 8	R: 0 E: 0 K: 0 S: 11	H: 0 LOB: 0 BB: 0 P: 17	R: 0 E: 0 K: 0 S: 10	H: 1 LOB: 2 BB: 1 P: 17	R: 1 E: 0 K: 2 S: 10	H: 2 LOB: 1 BB: 0 P: 15	1B: 3 2B: 1 3B: 0 HR: 1	SF: 0 SAC: 0 DP: 0 HBP: 0	WP: 0 PB: 0 CS: 0	PA: 36
PITCHER	IP WLS BF H R ER SO BB IBB HBP BLK WP HR S P ERA WHIP																					
58 Chad Billingsley, R (1,1) ERA: 3.97	7.0 W 26 2 1 1 8 3 0 0 0 0 0 0 8 109 0.00 0.714																					
57 Scott Elbert, L (8,1) ERA: 3.57	0.2 4 1 0 0 0 1 0 0 0 0 0 0 8 14 0.00 3.000																					
28 Jarney Wright, R (8,1) ERA: 4.56	0.1 1 0 0 0 0 0 0 0 0 0 0 0 2 3 0.00 0.000																					
38 Shawn Tolleson, R (9,1) ERA: 9.0	1.0 5 2 1 1 2 0 0 0 0 0 0 0 10 15 9.00 2.000																					

Los Angeles Dodgers @ Seattle Mariners
Safeco Field, Seattle, WA
Sun Jun 10 2012, 1:10 PM - 4:13 PM PDT
Att: 34,807 - Cloudy - 59 F

AB 32
R 2
H 5
RBI 2
BB 4
SO 10
LOB 15



Batter	1	2	3	4	5	6	7	8	9	AB	R	H	RBI	BB	SO	LOB	TOP								
27 Mike Trout, R (1,8) OBP: 0.412, SLG: 0.565										4	2	2	2	1	1	2	Los Angeles Angels @ Los Angeles Dodgers Dodger Stadium, Los Angeles, CA Mon Jun 11 2012, 7:12 PM - 11:10 PM PDT Att. : 50,559 - Clear - 68 F livebaseballscorecards.com								
48 Toni Hunter, R (1,9) OBP: 0.348, SLG: 0.472										5	0	2	0	0	2	2									
5 Albert Pujols, R (1,3) OBP: 0.315, SLG: 0.438										4	0	2	1	1	0	1									
44 Mark Trumbo, R (1,7) OBP: 0.380, SLG: 0.624										4	0	1	0	1	1	2									
49 Ernesto Frieri, R (9,1)										0	0	0	0	0	0	0									
47 Howie Kendrick, R (1,4) OBP: 0.297, SLG: 0.369										3	0	0	0	1	0	4									
6 Alberto Callaspo, S (1,5) OBP: 0.307, SLG: 0.302										3	0	0	0	1	0	0									
2 Erick Aybar, S (1,6) OBP: 0.280, SLG: 0.296										4	1	2	0	0	1	3									
41 John Hester, R (1,2) OBP: 0.364, SLG: 0.385										3	0	1	0	1	0	1									
43 Garrett Richards, R (1,1) OBP: 0.323, SLG: 0.460										2	0	0	0	0	1	3									
8 Kendrya Morales, S (9,PH) OBP: 0.233, SLG: 0.490										1	0	0	0	0	0	1									
32 LaTroy Hawkins, R (6,1) ERA: 2.25										0	0	0	0	0	0	0									
21 Hisanori Takahashi, L (7,1) ERA: 1.96										0	0	0	0	0	0	0									
55 Jason Istringhausen, R (9,1) ERA: 1.96										0	0	0	0	0	0	0									
13 Maicer Izturis, S (9,PH) OBP: 0.276, SLG: 0.326										0	0	0	0	0	0	0									
25 Peter Bourjos, R (9,8)										0	0	0	0	0	0	0									
Inning Stats	R: 0 H: 2 E: 0 K: 1 S: 10	H: 2 LOB: 2 BB: 1 P: 15	R: 0 H: 2 E: 0 K: 1 S: 11	H: 2 LOB: 2 BB: 0 P: 16	R: 0 H: 1 E: 0 K: 0 S: 9	H: 1 LOB: 3 BB: 2 P: 20	R: 1 H: 2 E: 0 K: 0 S: 11	H: 2 LOB: 1 BB: 1 P: 16	R: 0 H: 0 E: 0 K: 0 S: 8	H: 0 LOB: 0 BB: 0 P: 13	R: 1 H: 2 E: 0 K: 1 S: 14	H: 2 LOB: 1 BB: 2 P: 22	R: 0 H: 0 E: 0 K: 0 S: 9	H: 0 LOB: 0 BB: 1 P: 15	R: 0 H: 0 E: 0 K: 1 S: 11	H: 0 LOB: 0 BB: 0 P: 17	R: 1 H: 1 E: 0 K: 2 S: 14	H: 1 LOB: 1 BB: 1 P: 24	1B: 7 2B: 2 3B: 0 HR: 1	SF: 0 SAC: 0 DP: 2 HBP: 0	WP: 0 PB: 0 SB: 3 CS: 0	PA: 40			
PITCHER	IP WLS BF H R ER SO BB IBB HBP BLK WP HR S P ERA WHIP	IP WLS BF H R ER SO BB IBB HBP BLK WP HR S P ERA WHIP	IP WLS BF H R ER SO BB IBB HBP BLK WP HR S P ERA WHIP	IP WLS BF H R ER SO BB IBB HBP BLK WP HR S P ERA WHIP	IP WLS BF H R ER SO BB IBB HBP BLK WP HR S P ERA WHIP	IP WLS BF H R ER SO BB IBB HBP BLK WP HR S P ERA WHIP	IP WLS BF H R ER SO BB IBB HBP BLK WP HR S P ERA WHIP	IP WLS BF H R ER SO BB IBB HBP BLK WP HR S P ERA WHIP	IP WLS BF H R ER SO BB IBB HBP BLK WP HR S P ERA WHIP	IP WLS BF H R ER SO BB IBB HBP BLK WP HR S P ERA WHIP	IP WLS BF H R ER SO BB IBB HBP BLK WP HR S P ERA WHIP	IP WLS BF H R ER SO BB IBB HBP BLK WP HR S P ERA WHIP	IP WLS BF H R ER SO BB IBB HBP BLK WP HR S P ERA WHIP	IP WLS BF H R ER SO BB IBB HBP BLK WP HR S P ERA WHIP	IP WLS BF H R ER SO BB IBB HBP BLK WP HR S P ERA WHIP	IP WLS BF H R ER SO BB IBB HBP BLK WP HR S P ERA WHIP	IP WLS BF H R ER SO BB IBB HBP BLK WP HR S P ERA WHIP	IP WLS BF H R ER SO BB IBB HBP BLK WP HR S P ERA WHIP	IP WLS BF H R ER SO BB IBB HBP BLK WP HR S P ERA WHIP	IP WLS BF H R ER SO BB IBB HBP BLK WP HR S P ERA WHIP	IP WLS BF H R ER SO BB IBB HBP BLK WP HR S P ERA WHIP	IP WLS BF H R ER SO BB IBB HBP BLK WP HR S P ERA WHIP	IP WLS BF H R ER SO BB IBB HBP BLK WP HR S P ERA WHIP	IP WLS BF H R ER SO BB IBB HBP BLK WP HR S P ERA WHIP	IP WLS BF H R ER SO BB IBB HBP BLK WP HR S P ERA WHIP

Batter	1	2	3	4	5	6	7	8	9	AB	R	H	RBI	BB	SO	LOB	BOTTOM								
9 Dee Strange-Gordon, L (1,6) OBP: 0.280, SLG: 0.288										4	1	2	0	1	0	2	Los Angeles Angels @ Los Angeles Dodgers Dodger Stadium, Los Angeles, CA Mon Jun 11 2012, 7:12 PM - 11:10 PM PDT Att. : 50,559 - Clear - 68 F livebaseballscorecards.com								
37 Elian Herrera, S (1,5) OBP: 0.394, SLG: 0.378										2	1	1	0	1	0	1									
51 Ronald Belisario, R (8,1) ERA: 2.25										0	0	0	0	0	0	0									
13 Iván De Jesús Jr., R (9,PH) OBP: 0.345, SLG: 0.423										1	0	1	0	0	0	0									
74 Kenley Jansen, S (9,1) ERA: 1.96										0	0	0	0	0	0	0									
16 Andre Ethier, L (1,9) OBP: 0.348, SLG: 0.509										4	0	0	1	0	3	5									
23 Bobby Abreu, L (1,7) OBP: 0.407, SLG: 0.434										3	0	1	0	1	2	2									
6 Jerry Hairston, R (1,4) OBP: 0.415, SLG: 0.491										4	0	0	0	0	0	3									
7 James Loney, L (1,3) OBP: 0.327, SLG: 0.356										4	0	1	0	0	0	1									
17 A.J. Ellis, R (1,2) OBP: 0.434, SLG: 0.475										0	0	0	0	4	0	0									
10 Tony Gwynn Jr., L (1,8) OBP: 0.315, SLG: 0.342										3	0	0	0	0	1	3									
21 Juan Rivera, R (9,PH) OBP: 0.254, SLG: 0.324										1	0	0	0	0	0	1									
35 Chris Capuano, L (1,1) OBP: 0.136, SLG: 0.143										2	0	0	0	0	1	0									
52 Josh Lindblom, R (6,1) ERA: 0.87										0	0	0	0	0	0	0									
3 Adam Kennedy, L (6,5) OBP: 0.330, SLG: 0.300										1	0	0	0	0	0	0									
5 Juan Uribe, R (9,PH) OBP: 0.310, SLG: 0.338										0	0	0	0	0	0	0									
Inning Stats	R: 2 H: 1 E: 1 K: 0 S: 10	H: 0 LOB: 0 BB: 1 P: 18	R: 0 H: 1 E: 0 K: 2 S: 14	H: 1 LOB: 1 BB: 0 P: 16	R: 0 H: 1 E: 0 K: 0 S: 5	H: 1 LOB: 1 BB: 1 P: 13	R: 0 H: 2 E: 0 K: 2 S: 20	H: 2 LOB: 2 BB: 1 P: 32	R: 0 H: 0 E: 0 K: 0 S: 10	H: 0 LOB: 0 BB: 1 P: 20	R: 0 H: 0 E: 0 K: 1 S: 9	H: 0 LOB: 0 BB: 0 P: 15	R: 0 H: 1 E: 0 K: 2 S: 13	H: 1 LOB: 1 BB: 0 P: 20	R: 0 H: 0 E: 0 K: 0 S: 14	H: 0 LOB: 2 BB: 1 P: 22	R: 0 H: 0 E: 0 K: 0 S: 14	H: 0 LOB: 2 BB: 1 P: 22	1B: 4 2B: 2 3B: 0 HR: 0	SF: 0 SAC: 0 DP: 2 HBP: 1	WP: 0 PB: 0 SB: 2 CS: 0	PA: 38			
PITCHER	IP WLS BF H R ER SO BB IBB HBP BLK WP HR S P ERA WHIP	IP WLS BF H R ER SO BB IBB HBP BLK WP HR S P ERA WHIP	IP WLS BF H R ER SO BB IBB HBP BLK WP HR S P ERA WHIP	IP WLS BF H R ER SO BB IBB HBP BLK WP HR S P ERA WHIP	IP WLS BF H R ER SO BB IBB HBP BLK WP HR S P ERA WHIP	IP WLS BF H R ER SO BB IBB HBP BLK WP HR S P ERA WHIP	IP WLS BF H R ER SO BB IBB HBP BLK WP HR S P ERA WHIP	IP WLS BF H R ER SO BB IBB HBP BLK WP HR S P ERA WHIP	IP WLS BF H R ER SO BB IBB HBP BLK WP HR S P ERA WHIP	IP WLS BF H R ER SO BB IBB HBP BLK WP HR S P ERA WHIP	IP WLS BF H R ER SO BB IBB HBP BLK WP HR S P ERA WHIP	IP WLS BF H R ER SO BB IBB HBP BLK WP HR S P ERA WHIP	IP WLS BF H R ER SO BB IBB HBP BLK WP HR S P ERA WHIP	IP WLS BF H R ER SO BB IBB HBP BLK WP HR S P ERA WHIP	IP WLS BF H R ER SO BB IBB HBP BLK WP HR S P ERA WHIP	IP WLS BF H R ER SO BB IBB HBP BLK WP HR S P ERA WHIP	IP WLS BF H R ER SO BB IBB HBP BLK WP HR S P ERA WHIP	IP WLS BF H R ER SO BB IBB HBP BLK WP HR S P ERA WHIP	IP WLS BF H R ER SO BB IBB HBP BLK WP HR S P ERA WHIP	IP WLS BF H R ER SO BB IBB HBP BLK WP HR S P ERA WHIP	IP WLS BF H R ER SO BB IBB HBP BLK WP HR S P ERA WHIP	IP WLS BF H R ER SO BB IBB HBP BLK WP HR S P ERA WHIP	IP WLS BF H R ER SO BB IBB HBP BLK WP HR S P ERA WHIP	IP WLS BF H R ER SO BB IBB HBP BLK WP HR S P ERA WHIP	IP WLS BF H R ER SO BB IBB HBP BLK WP HR S P ERA WHIP



Batter	1	2	3	4	5	6	7	8	9	AB	R	H	RBI	BB	SO	LOB	TOP						
27 Mike Trout, R OBP: 0.406, SLG: 0.552										4	0	0	0	1	2	4	Los Angeles Angels @ Los Angeles Dodgers Dodger Stadium, Los Angeles, CA Tue Jun 12 2012, 7:14 PM - 10:01 PM PDT Att: 55,279 - Partly Cloudy - 66 F						
48 Toni Hunter, R OBP: 0.343, SLG: 0.467										4	0	1	0	1	1	1							
5 Albert Pujols, R OBP: 0.316, SLG: 0.441										5	0	2	0	0	1	2							
8 Kendrys Morales, S OBP: 0.330, SLG: 0.443										3	1	0	0	1	0	4							
6 Alberto Callaspo, S OBP: 0.307, SLG: 0.302										0	0	0	0	0	0	0							
44 Mark Trumbo, R OBP: 0.328, SLG: 0.619										3	0	1	0	1	1	3							
13 Maicer Izturis, S OBP: 0.310, SLG: 0.250										4	0	0	0	0	1	4							
2 Erick Aybar, S OBP: 0.256, SLG: 0.290										4	0	0	0	0	2	2							
16 Hank Conger, L OBP: 0.273, SLG: 0.300										4	0	1	0	0	0	0							
57 Jerome Williams, R OBP: 0.250, SLG: 0.500										4	1	1	0	0	0	2							
51 Jordan Walden, R OBP: 0.273, SLG: 0.300										0	0	0	0	0	0	0							
Inning Stats	R: 0 H: 0 E: 0 K: 0 S: 8	H: 0 LOB: 1 BB: 1 P: 17	R: 0 H: 0 E: 0 K: 2 S: 7	H: 0 LOB: 0 BB: 0 P: 9	R: 1 H: 2 E: 1 K: 0 S: 10	H: 2 LOB: 3 BB: 1 P: 20	R: 0 H: 0 E: 0 K: 0 S: 9	H: 0 LOB: 0 BB: 0 P: 16	R: 0 H: 1 E: 0 K: 1 S: 9	H: 1 LOB: 1 BB: 0 P: 17	R: 1 H: 2 E: 0 K: 2 S: 12	H: 2 LOB: 3 BB: 1 P: 23	R: 0 H: 1 E: 0 K: 0 S: 7	H: 1 LOB: 2 BB: 1 P: 16	R: 0 H: 0 E: 0 K: 1 S: 9	H: 0 LOB: 0 BB: 0 P: 13	R: 0 H: 0 E: 0 K: 2 S: 9	H: 0 LOB: 0 BB: 0 P: 10	1B: 4 2B: 2 3B: 0 HR: 0	SF: 0 SAC: 0 DP: 0 HBP: 0	WP: 1 PB: 0 SB: 0 CS: 0	PA: 39	
PITCHER	IP WLS BF H R ER SO BB IBB HBP BLK WP HR S P ERA WHIP	7.0 3 0 0 0 1 0 0 0 0 0 0 0 0 0 0 0.00 1.286	1.0 W 3 0 0 0 0 0 0 0 0 0 0 0 0 0 0.00 0.000	1.0 S 3 0 0 0 2 0 0 0 0 0 0 0 0 0 0.00 0.000																			

Batter	1	2	3	4	5	6	7	8	9	AB	R	H	RBI	BB	SO	LOB	BOTTOM						
9 Dee Strange-Gordon, L OBP: 0.284, SLG: 0.289										3	1	1	0	1	1	1	Los Angeles Angels @ Los Angeles Dodgers Dodger Stadium, Los Angeles, CA Tue Jun 12 2012, 7:14 PM - 10:01 PM PDT Att: 55,279 - Partly Cloudy - 66 F						
17 A.J. Ellis, R OBP: 0.435, SLG: 0.472										3	2	1	0	1	2	2							
16 Andre Ethier, L OBP: 0.350, SLG: 0.509										4	1	2	1	0	0	2							
21 Juan Rivera, R OBP: 0.272, SLG: 0.358										4	1	2	4	0	1	2							
6 Jerry Hairston, R OBP: 0.415, SLG: 0.491										0	0	0	0	0	0	0							
23 Bobby Abreu, L OBP: 0.396, SLG: 0.419										4	0	0	0	0	0	2							
3 Adam Kennedy, L OBP: 0.321, SLG: 0.290										3	0	0	0	0	1	2							
7 James Loney, L OBP: 0.327, SLG: 0.356										0	0	0	0	0	0	0							
5 Juan Uribe, R OBP: 0.300, SLG: 0.325										3	0	0	0	0	1	0							
10 Tony Gwynn Jr., L OBP: 0.310, SLG: 0.335										3	0	0	0	0	1	0							
44 Aaron Harang, R OBP: 0.037, SLG: 0.037										2	0	0	0	0	0	0							
37 Elian Herrera, S OBP: 0.400, SLG: 0.378										0	0	0	0	1	0	0							
Inning Stats	R: 0 H: 1 E: 0 K: 2 S: 12	H: 1 LOB: 1 BB: 0 P: 16	R: 0 H: 0 E: 0 K: 1 S: 9	H: 0 LOB: 0 BB: 0 P: 10	R: 0 H: 0 E: 0 K: 1 S: 8	H: 0 LOB: 0 BB: 0 P: 9	R: 1 H: 3 E: 0 K: 0 S: 7	H: 3 LOB: 1 BB: 0 P: 11	R: 0 H: 0 E: 0 K: 1 S: 9	H: 0 LOB: 0 BB: 0 P: 10	R: 0 H: 0 E: 0 K: 1 S: 9	H: 0 LOB: 1 BB: 1 P: 15	R: 0 H: 0 E: 0 K: 1 S: 8	H: 0 LOB: 0 BB: 0 P: 8	R: 4 H: 2 E: 1 K: 0 S: 14	H: 2 LOB: 0 BB: 2 P: 31	R: 0 H: 0 E: 0 K: 0 S: 9	H: 0 LOB: 0 BB: 0 P: 10	1B: 5 2B: 0 3B: 0 HR: 1	SF: 0 SAC: 0 DP: 1 HBP: 0	WP: 0 PB: 0 SB: 3 CS: 1	PA: 33	
PITCHER	IP WLS BF H R ER SO BB IBB HBP BLK WP HR S P ERA WHIP	7.2 L 31 6 5 5 7 3 0 0 0 0 0 0 0 0 5.87 1.174	0.1 1 0 0 0 0 0 0 0 0 0 0 0 0 0 0.00 0.000																				

AB	35
R	2
H	6
RBI	0
BB	4
SO	8
LOB	22



AB	29
R	5
H	6
RBI	5
BB	3
SO	7
LOB	11



Batter	1	2	3	4	5	6	7	8	9	AB	R	H	RBI	BB	SO	LOB	TOP			
27 Mike Trout, R OBP: 0.401, SLG: 0.541	E6 48 G5-3		G6-3				FC5-4 48 S		K2-3	5	0	1	0	0	1	1	Los Angeles Angels @ Los Angeles Dodgers Dodger Stadium, Los Angeles, CA Wed Jun 13 2012, 7:12 PM - 10:20 PM PDT Att. 43,494 - Clear - 67 F			
48 Toni Hunter, R OBP: 0.347, SLG: 0.459	G5-3		G1-3		G4-3		G5-4-3 5 BB			3	0	0	0	1	0	2				
5 Albert Pujols, R OBP: 0.319, SLG: 0.440	44 2B		P3				G5-4-3			3	0	1	0	1	0	2				
44 Mark Trumbo, R OBP: 0.385, SLG: 0.622																				
49 Ernesto Frieri, R																				
47 Howie Kendrick, R OBP: 0.297, SLG: 0.367	K2-3																			
6 Alberto Callaspo, S OBP: 0.317, SLG: 0.329																				
2 Erick Aybar, S OBP: 0.255, SLG: 0.303																				
41 John Hester, R OBP: 0.333, SLG: 0.349																				
33 C.J. Wilson, L																				
32 LaTroy Hawkins, R																				
8 Kendrys Morales, S OBP: 0.328, SLG: 0.440																				
25 Peter Bourjos, R OBP: 0.274, SLG: 0.278																				
Inning Stats	R: 0 H: 2 E: 1 K: 1 S: 14	H: 2 LOB: 2 BB: 0 P: 21	R: 1 H: 1 E: 0 K: 1 S: 11	H: 1 LOB: 0 BB: 0 P: 15	R: 0 H: 0 E: 0 K: 0 S: 8	H: 0 LOB: 0 BB: 0 P: 13	R: 0 H: 2 E: 0 K: 1 S: 12	H: 2 LOB: 2 BB: 1 P: 20	R: 0 H: 1 E: 0 K: 0 S: 6	H: 1 LOB: 1 BB: 0 P: 12	R: 0 H: 0 E: 0 K: 0 S: 11	H: 0 LOB: 1 BB: 2 P: 22	R: 0 H: 0 E: 0 K: 0 S: 5	H: 0 LOB: 0 BB: 0 P: 9	R: 1 H: 1 E: 0 K: 2 S: 13	H: 1 LOB: 0 BB: 0 P: 18	1B: 5 2B: 1 3B: 0 HR: 2	SF: 0 SAC: 0 DP: 2 HBP: 0	WP: 0 PB: 0 SB: 1 CS: 0	PA: 37
PITCHER	IP WLS BF H R ER SO	IP WLS BF H R ER SO	IP WLS BF H R ER SO	IP WLS BF H R ER SO	IP WLS BF H R ER SO	IP WLS BF H R ER SO	IP WLS BF H R ER SO	IP WLS BF H R ER SO	IP WLS BF H R ER SO	IP WLS BF H R ER SO	IP WLS BF H R ER SO	IP WLS BF H R ER SO	IP WLS BF H R ER SO	IP WLS BF H R ER SO	IP WLS BF H R ER SO	IP WLS BF H R ER SO	ERA WHIP	ERA WHIP		
50 Nathan Eovaldi, R ERA: 1.82	6.0 1.0 26 7 1 1 4	6.0 1.0 26 7 1 1 4	6.0 1.0 26 7 1 1 4	6.0 1.0 26 7 1 1 4	6.0 1.0 26 7 1 1 4	6.0 1.0 26 7 1 1 4	6.0 1.0 26 7 1 1 4	6.0 1.0 26 7 1 1 4	6.0 1.0 26 7 1 1 4	6.0 1.0 26 7 1 1 4	6.0 1.0 26 7 1 1 4	6.0 1.0 26 7 1 1 4	6.0 1.0 26 7 1 1 4	6.0 1.0 26 7 1 1 4	6.0 1.0 26 7 1 1 4	6.0 1.0 26 7 1 1 4	1.50 1.333	1.50 1.333		
51 Ronald Belisario, R ERA: 0.98	1.0 3 4 0 0 0 0	1.0 3 4 0 0 0 0	1.0 3 4 0 0 0 0	1.0 3 4 0 0 0 0	1.0 3 4 0 0 0 0	1.0 3 4 0 0 0 0	1.0 3 4 0 0 0 0	1.0 3 4 0 0 0 0	1.0 3 4 0 0 0 0	1.0 3 4 0 0 0 0	1.0 3 4 0 0 0 0	1.0 3 4 0 0 0 0	1.0 3 4 0 0 0 0	1.0 3 4 0 0 0 0	1.0 3 4 0 0 0 0	1.0 3 4 0 0 0 0	0.00 2.000	0.00 2.000		
52 Josh Lindblom, R ERA: 2.15	1.0 3 4 0 0 0 0	1.0 3 4 0 0 0 0	1.0 3 4 0 0 0 0	1.0 3 4 0 0 0 0	1.0 3 4 0 0 0 0	1.0 3 4 0 0 0 0	1.0 3 4 0 0 0 0	1.0 3 4 0 0 0 0	1.0 3 4 0 0 0 0	1.0 3 4 0 0 0 0	1.0 3 4 0 0 0 0	1.0 3 4 0 0 0 0	1.0 3 4 0 0 0 0	1.0 3 4 0 0 0 0	1.0 3 4 0 0 0 0	1.0 3 4 0 0 0 0	0.00 0.000	0.00 0.000		
74 Kenley Jansen, R ERA: 2.59	0.2 L 3 1 1 1 1	0.2 L 3 1 1 1 1	0.2 L 3 1 1 1 1	0.2 L 3 1 1 1 1	0.2 L 3 1 1 1 1	0.2 L 3 1 1 1 1	0.2 L 3 1 1 1 1	0.2 L 3 1 1 1 1	0.2 L 3 1 1 1 1	0.2 L 3 1 1 1 1	0.2 L 3 1 1 1 1	0.2 L 3 1 1 1 1	0.2 L 3 1 1 1 1	0.2 L 3 1 1 1 1	0.2 L 3 1 1 1 1	0.2 L 3 1 1 1 1	13.50 1.500	13.50 1.500		
60 Todd Coffey, R ERA: 5.68	0.1 1 0 0 0 1	0.1 1 0 0 0 1	0.1 1 0 0 0 1	0.1 1 0 0 0 1	0.1 1 0 0 0 1	0.1 1 0 0 0 1	0.1 1 0 0 0 1	0.1 1 0 0 0 1	0.1 1 0 0 0 1	0.1 1 0 0 0 1	0.1 1 0 0 0 1	0.1 1 0 0 0 1	0.1 1 0 0 0 1	0.1 1 0 0 0 1	0.1 1 0 0 0 1	0.1 1 0 0 0 1	0.00 0.000	0.00 0.000		

Batter	1	2	3	4	5	6	7	8	9	AB	R	H	RBI	BB	SO	LOB	BOTTOM					
9 Dee Strange-Gordon, L OBP: 0.279, SLG: 0.284	K									4	0	0	0	0	2	2	Los Angeles Angels @ Los Angeles Dodgers Dodger Stadium, Los Angeles, CA Wed Jun 13 2012, 7:12 PM - 10:20 PM PDT Att. 43,494 - Clear - 67 F					
23 Bobby Abreu, L OBP: 0.353, SLG: 0.415	G1-3									1	0	0	0	0	2							
37 Elian Herrera, S OBP: 0.394, SLG: 0.356										3	1	0	0	1	1	0						
21 Juan Rivera, R OBP: 0.280, SLG: 0.358										3	0	1	0	1	0	1						
74 Kenley Jansen, S										0	0	0	0	0	0	0						
60 Todd Coffey, R										0	0	0	0	0	0	0						
16 Andre Ethier, L OBP: 0.352, SLG: 0.511										3	0	1	1	1	0	2						
6 Jerry Hairston, R OBP: 0.417, SLG: 0.482										2	0	0	0	2	0	2						
17 A.J. Ellis, R OBP: 0.436, SLG: 0.467										2	0	0	0	2	0	1						
7 James Loney, L OBP: 0.330, SLG: 0.359										4	0	2	0	0	0	3						
5 Juan Uribe, R OBP: 0.298, SLG: 0.322										4	0	1	0	0	0	2						
50 Nathan Eovaldi, R										2	0	0	0	0	1	2						
51 Ronald Belisario, R										0	0	0	0	0	0	0						
13 Ivan De Jesus Jr., R										1	0	0	0	0	0	0						
52 Josh Lindblom, R										0	0	0	0	0	0	0						
10 Tony Gwynn Jr., L OBP: 0.308, SLG: 0.333										1	0	0	0	0	1	2						
Inning Stats	R: 1 H: 1 E: 0 K: 1 S: 10	H: 1 LOB: 1 BB: 1 P: 22	R: 0 H: 2 E: 0 K: 1 S: 15	H: 2 LOB: 2 BB: 0 P: 21	R: 0 H: 1 E: 0 K: 0 S: 8	H: 1 LOB: 0 BB: 0 P: 8	R: 0 H: 0 E: 0 K: 0 S: 5	H: 0 LOB: 0 BB: 1 P: 12	R: 0 H: 0 E: 0 K: 1 S: 6	H: 0 LOB: 0 BB: 0 P: 11	R: 0 H: 0 E: 0 K: 0 S: 9	H: 0 LOB: 3 BB: 3 P: 24	R: 0 H: 0 E: 0 K: 0 S: 9	H: 0 LOB: 0 BB: 0 P: 14	R: 0 H: 0 E: 0 K: 1 S: 7	H: 0 LOB: 1 BB: 1 P: 15	R: 0 H: 1 E: 0 K: 1 S: 12	H: 1 LOB: 2 BB: 1 P: 22	1B: 4 2B: 1 3B: 0 HR: 0	SF: 0 SAC: 0 DP: 2 HBP: 0	WP: 0 PB: 0 SB: 0 CS: 0	PA: 37
PITCHER	IP WLS BF H R ER SO	IP WLS BF H R ER SO	IP WLS BF H R ER SO	IP WLS BF H R ER SO	IP WLS BF H R ER SO	IP WLS BF H R ER SO	IP WLS BF H R ER SO	IP WLS BF H R ER SO	IP WLS BF H R ER SO	IP WLS BF H R ER SO	IP WLS BF H R ER SO	IP WLS BF H R ER SO	IP WLS BF H R ER SO	IP WLS BF H R ER SO	IP WLS BF H R ER SO	IP WLS BF H R ER SO	ERA WHIP	ERA WHIP				
33 C.J. Wilson, L ERA: 2.3	7.0 1.0 28 4 0 0 1	7.0 1.0 28 4 0 0 1	7.0 1.0 28 4 0 0 1	7.0 1.0 28 4 0 0 1	7.0 1.0 28 4 0 0 1	7.0 1.0 28 4 0 0 1	7.0 1.0 28 4 0 0 1	7.0 1.0 28 4 0 0 1	7.0 1.0 28 4 0 0 1	7.0 1.0 28 4 0 0 1	7.0 1.0 28 4 0 0 1	7.0 1.0 28 4 0 0 1	7.0 1.0 28 4 0 0 1	7.0 1.0 28 4 0 0 1	7.0 1.0 28 4 0 0 1	7.0 1.0 28 4 0 0 1	0.00 1.000	0.00 1.000				
32 LaTroy Hawkins, R ERA: 0.79	1.0 W 4 0 0 0 1	1.0 W 4 0 0 0 1	1.0 W 4 0 0 0 1	1.0 W 4 0 0 0 1	1.0 W 4 0 0 0 1	1.0 W 4 0 0 0 1	1.0 W 4 0 0 0 1	1.0 W 4 0 0 0 1	1.0 W 4 0 0 0 1	1.0 W 4 0 0 0 1	1.0 W 4 0 0 0 1	1.0 W 4 0 0 0 1	1.0 W 4 0 0 0 1	1.0 W 4 0 0 0 1	1.0 W 4 0 0 0 1	1.0 W 4 0 0 0 1	0.00 0.000	0.00 0.000				
49 Ernesto Frieri, R ERA: 0.9	1.0 S 5 1 0 0 1	1.0 S 5 1 0 0 1	1.0 S 5 1 0 0 1	1.0 S 5 1 0 0 1	1.0 S 5 1 0 0 1	1.0 S 5 1 0 0 1	1.0 S 5 1 0 0 1	1.0 S 5 1 0 0 1	1.0 S 5 1 0 0 1	1.0 S 5 1 0 0 1	1.0 S 5 1 0 0 1	1.0 S 5 1 0 0 1	1.0 S 5 1 0 0 1	1.0 S 5 1 0 0 1	1.0 S 5 1 0 0 1	1.0 S 5 1 0 0 1	0.00 2.000	0.00 2.000				

Batter	1	2	3	4	5	6	7	8	9	AB	R	H	RBI	BB	SO	LOB	TOP					
30 Alejandro De Aza, L (1.8) OBP: 0.375, SLG: 0.418										5	0	0	0	0	3	1	Chicago White Sox @ Los Angeles Dodgers Dodger Stadium, Los Angeles, CA Fri Jun 15 2012, 7:11 PM - 10:10 PM PDT Att. 40,432 - Clear - 67 F					
15 Gordon Beckham, R (1.4) OBP: 0.284, SLG: 0.377										4	1	1	0	1	1	0						
44 Adam Dunn, L (1.7) OBP: 0.370, SLG: 0.583										3	2	1	2	1	1	2						
14 Paul Konerko, R (1.3) OBP: 0.438, SLG: 0.592										4	0	1	1	0	0	0						
51 Alex Rios, R (1.9) OBP: 0.339, SLG: 0.483										4	2	3	2	0	0	0						
12 A.J. Pierzynski, L (1.2) OBP: 0.339, SLG: 0.505										4	0	0	0	0	2	2						
10 Alexei Ramirez, R (1.6) OBP: 0.242, SLG: 0.272										4	1	2	0	0	0	0						
5 Orlando Hudson, S (1.5) OBP: 0.271, SLG: 0.321										4	0	1	0	0	0	1						
37 Matt Thornton, L (8.1)										0	0	0	0	0	0	0						
49 Chris Sale, L (1.1)										2	0	0	0	0	2	1						
26 Jesse Crain, R (6.1)										0	0	0	0	0	0	0						
65 Nate Jones, R (7.1)										0	0	0	0	0	0	0						
38 Eduardo Escobar, S (8.5) OBP: 0.286, SLG: 0.245										1	0	0	0	0	1	0						
Inning Stats	R: 2 E: 0 K: 1 S: 11	H: 2 LOB: 0 BB: 0 P: 15	R: 0 E: 0 K: 1 S: 11	H: 1 LOB: 1 BB: 0 P: 14	R: 1 E: 0 K: 2 S: 15	H: 2 LOB: 2 BB: 1 P: 24	R: 1 E: 1 K: 2 S: 13	H: 2 LOB: 2 BB: 1 P: 21	R: 1 E: 0 K: 0 S: 10	H: 0 LOB: 0 BB: 0 P: 13	R: 0 E: 0 K: 1 S: 10	H: 0 LOB: 0 BB: 0 P: 17	R: 0 E: 0 K: 0 S: 7	H: 0 LOB: 0 BB: 0 P: 11	R: 1 E: 0 K: 1 S: 11	H: 1 LOB: 0 BB: 0 P: 13	R: 0 E: 0 K: 2 S: 9	H: 0 LOB: 0 BB: 0 P: 15	1B: 5 2B: 1 3B: 0 HR: 3	SF: 0 SAC: 1 DP: 0 HBP: 0	WP: 2 PB: 0 SB: 0 CS: 0	PA: 38
PITCHER	IP WLS BF H R ER SO BB IBB HBP BLK WP HR S P ERA WHIP																					
22 Clayton Kershaw, L (1.1) ERA: 2.86	6.0	28	8	5	4	7	2	0	0	0	2	2	70	104	6.00	1.667						
60 Todd Coffey, R (7.1) ERA: 5.54	0.1	1	0	0	0	0	0	0	0	0	0	0	2	3	0.00	0.000						
57 Scott Elbert, L (7.1) ERA: 3.5	0.1	1	0	0	0	0	0	0	0	0	0	3	6	0.00	0.000							
51 Ronald Belisario, R (7.1) ERA: 1.37	1.1	5	1	1	1	1	0	0	0	0	1	13	15	6.75	0.750							
74 Kenley Jansen, R (9.1) ERA: 2.51	1.0	3	0	0	0	2	0	0	0	0	0	9	15	0.00	0.000							


Batter	1	2	3	4	5	6	7	8	9	AB	R	H	RBI	BB	SO	LOB	BOTTOM			
9 Dee Strange-Gordon, L (1.6) OBP: 0.286, SLG: 0.284										3	1	1	0	2	0	3	Chicago White Sox @ Los Angeles Dodgers Dodger Stadium, Los Angeles, CA Fri Jun 15 2012, 7:11 PM - 10:10 PM PDT Att. 40,432 - Clear - 67 F			
37 Elian Herrera, S (1.7) OBP: 0.395, SLG: 0.388									5	1	2	3	0	2	3					
21 Juan Rivera, R (1.3) OBP: 0.279, SLG: 0.354									4	0	1	1	0	0	2					
51 Ronald Belisario, R (7.1) OBP: 0.390, SLG: 0.412									1	0	0	0	0	0	0					
23 Bobby Abreu, L (8. PH) OBP: 0.390, SLG: 0.412									4	0	1	0	0	1	3					
74 Kenley Jansen, S (9.1)									4	0	1	0	0	1	3					
16 Andre Ethier, L (1.9) OBP: 0.351, SLG: 0.506									1	1	0	0	3	0	0					
6 Jerry Hairston, R (1.4) OBP: 0.427, SLG: 0.477										4	1	1	0	0	1	4				
17 A.J. Ellis, R (1.2) OBP: 0.433, SLG: 0.462										4	1	1	0	0	1	4				
5 Juan Uribe, R (1.5) OBP: 0.306, SLG: 0.341										4	1	2	1	0	0	0				
10 Tony Gwynn Jr., L (1.8) OBP: 0.301, SLG: 0.325									4	0	0	0	0	3	3					
22 Clayton Kershaw, L (1.1) ERA: 2.86	5.2	28	7	5	5	6	4	0	0	0	0	0	0	0	1	0				
13 Ivan De Jesus Jr., R (6. PH) ERA: 2.29	0.1	3	2	1	1	1	0	0	0	0	0	9	11	27.00	6.000					
60 Todd Coffey, R (7.1) ERA: 5.54	1.0	3	0	0	0	0	0	0	0	0	0	7	12	0.00	0.000					
57 Scott Elbert, L (7.1) ERA: 3.5	1.0	5	1	1	1	2	1	0	0	0	1	0	15	22	9.00	2.000				
7 James Loney, L (7.3) OBP: 0.333, SLG: 0.363									1	1	1	0	0	0	0					
Inning Stats	R: 1 E: 0 K: 0 S: 12	H: 1 LOB: 2 BB: 2 P: 25	R: 0 E: 0 K: 1 S: 10	H: 1 LOB: 1 BB: 0 P: 13	R: 0 E: 0 K: 2 S: 11	H: 1 LOB: 2 BB: 1 P: 20	R: 0 E: 0 K: 1 S: 7	H: 0 LOB: 0 BB: 0 P: 10	R: 0 E: 0 K: 1 S: 15	H: 1 LOB: 1 BB: 0 P: 19	R: 5 E: 0 K: 2 S: 24	H: 5 LOB: 1 BB: 1 P: 31	R: 0 E: 0 K: 0 S: 7	H: 0 LOB: 0 BB: 0 P: 12	R: 1 E: 0 K: 2 S: 15	H: 1 LOB: 1 BB: 1 P: 22	1B: 7 2B: 3 3B: 0 HR: 0	SF: 0 SAC: 1 DP: 0 HBP: 0	WP: 1 PB: 1 SB: 1 CS: 0	PA: 39
PITCHER	IP WLS BF H R ER SO BB IBB HBP BLK WP HR S P ERA WHIP																			
49 Chris Sale, L (1.1) ERA: 2.46	5.2	28	7	5	5	6	4	0	0	0	0	0	0	0	1	0				
26 Jesse Crain, R (6.1) ERA: 2.29	0.1	3	2	1	1	1	0	0	0	0	0	9	11	27.00	6.000					
65 Nate Jones, R (7.1) ERA: 2.18	1.0	3	0	0	0	0	0	0	0	0	0	7	12	0.00	0.000					
37 Matt Thornton, L (8.1) ERA: 3.14	1.0	5	1	1	1	2	1	0	0	0	1	0	15	22	9.00	2.000				

Batter	1	2	3	4	5	6	7	8	9	AB	R	H	RBI	BB	SO	LOB	TOP										
9 Dee Strange-Gordon, L (1.6) OBP: 0.282, SLG: 0.280	B2-3		F8			K		L7		4	0	0	0	0	1	2											
37 Eilan Herrera, S (1.7) OBP: 0.394, SLG: 0.376	G1-3			G6-3		G6-3		K		4	0	0	0	0	1	0											
16 Andre Ethier, L (1.9) OBP: 0.354, SLG: 0.498	P6			G4-3		G3		E8		4	0	1	0	0	0	0											
23 Bobby Abreu, L (1.10) OBP: 0.397, SLG: 0.409	G3			G4-3		K		E8		3	0	0	0	1	1	1											
7 James Loney, L (1.3) OBP: 0.324, SLG: 0.351	G6-3			G4-3		L8		G6-3		4	0	0	0	0	0	3											
17 A.J. Ellis, R (1.2) OBP: 0.428, SLG: 0.451	K			K		F9				3	0	0	0	0	2	0											
3 Adam Kennedy, L (1.4) OBP: 0.330, SLG: 0.287			F9			BB		BB		1	0	0	0	2	0	0											
5 Juan Uribe, R (1.5) OBP: 0.287, SLG: 0.327			K			FC6-4		K		3	0	0	0	0	2	2											
10 Tony Gwynn Jr., L (1.8) OBP: 0.301, SLG: 0.335				L7		L7		FC4-6		3	0	1	0	0	0	2											
Inning Stats	R: 0 H: 0 E: 0 K: 0 S: 6	H: 0 LOB: 0 BB: 0 P: 9	R: 0 H: 0 E: 0 K: 1 S: 7	H: 0 LOB: 0 BB: 0 P: 10	R: 0 H: 1 E: 0 K: 1 S: 7	H: 1 LOB: 1 BB: 0 P: 12	R: 0 H: 0 E: 0 K: 0 S: 6	H: 0 LOB: 1 BB: 0 P: 8	R: 0 H: 0 E: 0 K: 1 S: 8	H: 0 LOB: 1 BB: 1 P: 13	R: 0 H: 0 E: 0 K: 1 S: 9	H: 0 LOB: 0 BB: 0 P: 14	R: 0 H: 0 E: 0 K: 1 S: 13	H: 0 LOB: 0 BB: 0 P: 15	R: 0 H: 0 E: 0 K: 1 S: 9	H: 0 LOB: 1 BB: 1 P: 18	R: 0 H: 0 E: 1 K: 1 S: 10	H: 0 LOB: 1 BB: 1 P: 18	1B: 2 2B: 0 3B: 0 HR: 0	SF: 0 SAC: 0 DP: 1 HBP: 0	WP: 0 PB: 0 SB: 0 CS: 0	PA: 32					
PITCHER	IP	WLS	BF	H	R	ER	SO	BB	IBB	HBP	BLK	WP	HR	S	P	ERA	WHIP										
32 Brandon McCarthy, R (1.1) ERA: 2.94	7.0	W	24	2	0	0	5	1	0	0	0	0	0	56	81	0.00	0.429										
50 Grant Balfour, R (8.1) ERA: 2.86	1.0	H	4	0	0	0	1	1	0	0	0	0	0	9	18	0.00	1.000										
48 Ryan Cook, R (9.1) ERA: 0.59	1.0	S	4	0	0	0	1	1	0	0	0	0	0	10	18	0.00	1.000										

Los Angeles Dodgers @ Oakland Athletics
Oakland Coliseum, Oakland, CA
Tue Jun 19 2012, 7:10 PM - 10:06 PM PDT
Att: 20,244 - Clear - 67 F

livebaseballscorecards.com

AB 29
R 0
H 2
RBI 0
BB 3
SO 7
LOB 10




Batter	1	2	3	4	5	6	7	8	9	AB	R	H	RBI	BB	SO	LOB	BOTTOM										
4 Coco Crisp, S (1.8) OBP: 0.278, SLG: 0.266	15 BB	16 BB		7 S 15 S		19 S		F7		3	1	2	0	2	0	1											
19 Jemile Weeks, S (1.4) OBP: 0.312, SLG: 0.318	15 BB	K		F7		BB		BB		2	1	0	0	3	1	2											
16 Josh Reddick, L (1.9) OBP: 0.334, SLG: 0.510	K	BB		K		K		K		4	0	0	0	1	4	6											
15 Seth Smith, L (1.7) OBP: 0.383, SLG: 0.447	E8	F8		BB		G3		G3		3	1	1	1	1	0	4											
7 Brandon Inge, R (1.5) OBP: 0.282, SLG: 0.418	K		G5-3	G5-3		K		K		4	0	0	0	0	2	3											
37 Brandon Moss, L (1.3) OBP: 0.364, SLG: 0.821	31 BB		G4-3	L6		31 BB		FC5-4		3	0	1	0	1	0	0											
31 Jonny Gomes, R (1.10) OBP: 0.379, SLG: 0.471	BB	BB		K		FC5-4		BB		3	0	1	1	1	1	1											
8 Kurt Suzuki, R (1.2) OBP: 0.259, SLG: 0.272	K		G5-3	G5-3		G6-3		G6-3		3	0	0	0	1	1	3											
2 Cliff Pennington, S (1.6) OBP: 0.277, SLG: 0.306	F7		K			G4-3		E3		4	0	0	0	0	1	2											
Inning Stats	R: 3 H: 3 E: 1 K: 3 S: 26	H: 3 LOB: 2 BB: 2 P: 40	R: 0 H: 0 E: 0 K: 1 S: 13	H: 0 LOB: 2 BB: 2 P: 24	R: 0 H: 0 E: 0 K: 1 S: 10	H: 0 LOB: 2 BB: 2 P: 21	R: 0 H: 0 E: 0 K: 1 S: 15	H: 0 LOB: 2 BB: 2 P: 27	R: 0 H: 1 E: 0 K: 1 S: 11	H: 1 LOB: 1 BB: 1 P: 20	R: 0 H: 1 E: 0 K: 1 S: 9	H: 1 LOB: 1 BB: 0 P: 13	R: 0 H: 0 E: 1 K: 1 S: 8	H: 0 LOB: 1 BB: 1 P: 15	R: 0 H: 0 E: 1 K: 1 S: 8	H: 0 LOB: 1 BB: 1 P: 15	1B: 4 2B: 1 3B: 0 HR: 0	SF: 0 SAC: 0 DP: 0 HBP: 0	WP: 0 PB: 0 SB: 3 CS: 0	PA: 39							
PITCHER	IP	WLS	BF	H	R	ER	SO	BB	IBB	HBP	BLK	WP	HR	S	P	ERA	WHIP										
44 Aaron Harang, R (1.1) ERA: 3.43	3.2	L	22	3	3	3	6	8	0	0	0	0	0	60	105	7.36	3.000										
26 Jamey Wright, R (4.1) ERA: 3.94	1.2		7	1	0	0	1	1	0	0	0	0	0	18	29	0.00	1.200										
57 Scott Elbert, L (6.1) ERA: 3.26	0.2		2	0	0	0	1	0	0	0	0	0	0	7	10	0.00	0.000										
60 Todd Coffey, R (7.1) ERA: 5.14	1.0		4	1	0	0	1	0	0	0	0	0	0	9	13	0.00	1.000										
38 Shawn Tolleson, R (8.1) ERA: 4.5	1.0		4	0	0	0	1	1	0	0	0	0	0	8	15	0.00	1.000										

Los Angeles Dodgers @ Oakland Athletics
Oakland Coliseum, Oakland, CA
Tue Jun 19 2012, 7:10 PM - 10:06 PM PDT
Att: 20,244 - Clear - 67 F

livebaseballscorecards.com

AB 29
R 3
H 5
RBI 2
BB 10
SO 10
LOB 22



Batter	1	2	3	4	5	6	7	8	9	AB	R	H	RBI	BB	SO	LOB	TOP			
9 Dee Strange-Gordon, L (1, 6) OBP: 0.278, SLG: 0.276	F8		L9			B2-3		E4		4	0	0	0	0	0	0				
37 Elian Herrera, S (1, 9) OBP: 0.382, SLG: 0.363	F8		G5-3			G4-3		F9		4	0	0	0	0	0	1				
16 Andre Ethier, L (1, 10) OBP: 0.349, SLG: 0.490	F7		K			G6-3			F8	4	0	0	0	0	1	0				
21 Juan Rivera, R (1, 3) OBP: 0.267, SLG: 0.339		F8		F8		G5-3		G6-3		4	1	1	0	0	0	0				
6 Jerry Hairston, R (1, 4) OBP: 0.399, SLG: 0.443	F7			L6				F8		4	0	1	0	0	0	1				
23 Bobby Abreu, L (1, 7) OBP: 0.390, SLG: 0.400	G5-3			F7		G4-3				3	0	0	0	0	0	2				
5 Juan Uribe, R (1, 5) OBP: 0.288, SLG: 0.337					F7			G6-3		3	0	1	1	0	0	1				
10 Tony Gwynn Jr., L (1, 8) OBP: 0.301, SLG: 0.331					F7			F7		2	0	0	0	1	0	0				
17 A.J. Ellis, R (1, 2) OBP: 0.422, SLG: 0.444	FC1-4-6				K			L4		3	0	0	0	0	1	2				
Inning Stats	R: 0 E: 0 K: 0 S: 8	H: 0 LOB: 0 BB: 0 P: 14	R: 1 E: 0 K: 0 S: 12	H: 2 LOB: 2 BB: 1 P: 22	R: 0 E: 0 K: 1 S: 8	H: 0 LOB: 0 BB: 0 P: 13	R: 0 E: 0 K: 0 S: 6	H: 0 LOB: 0 BB: 0 P: 10	R: 0 E: 0 K: 1 S: 5	H: 1 LOB: 1 BB: 0 P: 10	R: 0 E: 0 K: 0 S: 8	H: 0 LOB: 0 BB: 0 P: 9	R: 0 E: 1 K: 0 S: 10	H: 0 LOB: 1 BB: 0 P: 15	R: 0 E: 0 K: 0 S: 8	H: 0 LOB: 0 BB: 0 P: 10	1B: 2 2B: 1 3B: 0 HR: 0	SF: 0 SAC: 0 DP: 0 HBP: 0	WP: 0 PB: 0 SB: 0 CS: 0	PA: 32
PITCHER 57 Tommy Milone, L (1, 1) ERA: 4.13	IP: 9.0 WLS: W BF: 32 H: 3 R: 1 ER: 1 SO: 2 BB: 1 IBB: 0 HBP: 0 BLK: 0 WP: 0 HR: 0 S: 73 P: 112 ERA: 1.00 WHIP: 0.444																			

Los Angeles Dodgers @ Oakland Athletics
 Oakland Coliseum, Oakland, CA
 Wed Jun 20 2012, 7:10 PM - 9:30 PM PDT
 Att: 25,383 - Clear - 65 F


AB 31
 R 1
 H 3
 RBI 1
 BB 1
 SO 2
 LOB 7



Batter	1	2	3	4	5	6	7	8	9	AB	R	H	RBI	BB	SO	LOB	BOTTOM			
4 Coco Crisp, S (1, 8) OBP: 0.283, SLG: 0.263	FC4-6		G6-3				P6			2	1	0	0	2	0	0				
19 Jamie Weeks, S (1, 4) OBP: 0.311, SLG: 0.317	FC4-6		G6-3				P3			4	0	1	0	0	0	1				
16 Josh Reddick, L (1, 9) OBP: 0.330, SLG: 0.502	F8		K			G4-6-3		G6-3		4	0	0	0	0	1	3				
52 Yoenis Cespedes, R (1, 10) OBP: 0.340, SLG: 0.493	L8							F7		4	1	2	1	0	0	1				
15 Seth Smith, L (1, 7) OBP: 0.385, SLG: 0.451								G6-3		3	0	1	1	1	0	1				
37 Brandon Moss, L (1, 3) OBP: 0.354, SLG: 0.837	F8							HR		4	1	1	1	0	1	2				
2 Cliff Pennington, S (1, 6) OBP: 0.280, SLG: 0.309								K		4	0	2	0	0	1	1				
8 Kurt Suzuki, R (1, 2) OBP: 0.256, SLG: 0.268	L9							F8		3	0	0	0	0	0	4				
2B Eric Sogard, L (1, 5) OBP: 0.192, SLG: 0.246	F8							P2		3	1	1	0	0	0	3				
Inning Stats	R: 0 E: 0 K: 0 S: 10	H: 0 LOB: 1 BB: 1 P: 17	R: 0 E: 0 K: 0 S: 15	H: 1 LOB: 2 BB: 1 P: 25	R: 0 E: 0 K: 1 S: 7	H: 0 LOB: 0 BB: 0 P: 10	R: 1 E: 0 K: 1 S: 13	H: 2 LOB: 1 BB: 0 P: 19	R: 2 E: 0 K: 0 S: 8	H: 3 LOB: 1 BB: 1 P: 14	R: 0 E: 0 K: 0 S: 9	H: 1 LOB: 0 BB: 0 P: 15	R: 0 E: 0 K: 0 S: 5	H: 0 LOB: 0 BB: 0 P: 7	R: 1 E: 0 K: 1 S: 10	H: 1 LOB: 0 BB: 0 P: 13	1B: 5 2B: 2 3B: 0 HR: 1	SF: 0 SAC: 0 DP: 1 HBP: 0	WP: 1 PB: 0 SB: 0 CS: 0	PA: 34
PITCHER 50 Nathan Eovaldi, R (1, 1) ERA: 2.35 57 Scott Elbert, L (7, 1) ERA: 3.36	IP: 6.0 WLS: L BF: 27 H: 7 R: 3 ER: 3 SO: 2 BB: 3 IBB: 0 HBP: 0 BLK: 0 WP: 0 HR: 0 S: 62 P: 100 ERA: 4.50 WHIP: 1.667																			

Los Angeles Dodgers @ Oakland Athletics
 Oakland Coliseum, Oakland, CA
 Wed Jun 20 2012, 7:10 PM - 9:30 PM PDT
 Att: 25,383 - Clear - 65 F

AB 31
 R 4
 H 8
 RBI 3
 BB 3
 SO 3
 LOB 16



Batter	1	2	3	4	5	6	7	8	9	AB	R	H	RBI	BB	SO	LOB	TOP				
9 Dee Strange-Gordon, L (1.6) OBP: 0.274, SLG: 0.272	G4-3			P6		G6-3			FC5-6 37 CS	4	0	0	0	0	0	1					
37 Elian Herrera, S (1.7) OBP: 0.378, SLG: 0.368	K			21 1B		G6-3			K	4	1	1	0	0	2	1					
16 Andre Ethier, L (1.9) OBP: 0.345, SLG: 0.484	K			G6-3		G3-1				3	0	0	0	0	1	1					
21 Juan Rivera, R (1.3) OBP: 0.276, SLG: 0.355		G5-3								3	0	2	1	0	0	0					
6 Jerry Hairston, R (1.4) OBP: 0.390, SLG: 0.432	G5-3			PO	L8					3	0	0	0	0	0	1					
13 Iván De Jesús Jr., R (1.10) OBP: 0.314, SLG: 0.375	G5-3					G3				3	0	0	0	0	1	0					
5 Juan Uribe, R (1.5) OBP: 0.281, SLG: 0.327						G5-3				3	0	0	0	0	2	0					
10 Tony Gwynn Jr., L (1.8) OBP: 0.296, SLG: 0.326	G4-3									3	0	0	0	0	0	0					
18 Matt Treanor, R (1.2) OBP: 0.352, SLG: 0.500	L4									2	0	0	0	1	1	0					
Inning Stats	R: 0 H: 0 E: 0 K: 2 S: 10	H: 0 LOB: 0 BB: 0 P: 14	R: 0 H: 0 E: 0 K: 0 S: 5	H: 0 LOB: 0 BB: 0 P: 5	R: 0 H: 0 E: 0 K: 1 S: 10	H: 0 LOB: 0 BB: 0 P: 15	R: 1 H: 2 E: 0 K: 0 S: 13	H: 2 LOB: 0 BB: 0 P: 15	R: 0 H: 0 E: 0 K: 1 S: 6	H: 0 LOB: 0 BB: 0 P: 8	R: 0 H: 1 E: 0 K: 2 S: 9	H: 1 LOB: 1 BB: 0 P: 12	R: 0 H: 0 E: 0 K: 2 S: 9	H: 0 LOB: 0 BB: 0 P: 12	R: 0 H: 0 E: 0 K: 1 S: 8	H: 0 LOB: 0 BB: 1 P: 15	1B: 1 2B: 2 3B: 0 HR: 0	SF: 0 SAC: 0 DP: 0 HBP: 0	WP: 0 PB: 0 SB: 0 CS: 1	PA: 30	
PITCHER	IP	WLS	BF	H	R	ER	SO	BB	IBB	HBP	BLK	WP	HR	S	P	ERA	WHIP				
54 Travis Blackley, L (1.1) ERA: 3.89	8.0		26	3	1	1	6	0	0	0	0	0	0	67	87	1.12	0.375				
48 Ryan Cook, R (9.1) ERA: 0.57	1.0	W	3	0	0	0	1	1	0	0	0	0	0	8	15	0.00	1.000				

Los Angeles Dodgers @ Oakland Athletics
Oakland Coliseum, Oakland, CA
Thu Jun 21 2012, 12:39 PM - 3:03 PM PDT
Att: 23,337 - Overcast - 55 F

AB 28
R 1
H 3
RBI 1
BB 1
SO 7
LOB 4



Batter	1	2	3	4	5	6	7	8	9	AB	R	H	RBI	BB	SO	LOB	BOTTOM					
4 Coco Crisp, S (1.8) OBP: 0.288, SLG: 0.264	52 CS					K				3	1	1	0	1	2	0						
19 Jemile Weeks, S (1.4) OBP: 0.314, SLG: 0.317	B3									3	1	1	0	1	1	1						
52 Yoenis Cespedes, R (1.10) OBP: 0.338, SLG: 0.507	P2									4	1	1	3	0	0	2						
31 Jonny Gomes, R (1.7) OBP: 0.378, SLG: 0.475										3	1	1	0	0	2	1						
7 Brandon Inge, R (1.5) OBP: 0.283, SLG: 0.415	SF7									1	0	0	1	1	0	0						
37 Brandon Moss, L (1.3) OBP: 0.353, SLG: 0.804										3	0	1	0	0	1	2						
36 Derek Norris, R (1.2) OBP: 0.346, SLG: 0.316	G4-6-3									3	0	0	0	0	1	1						
12 Collin Cowgill, R (1.9) OBP: 0.346, SLG: 0.316										3	0	0	0	0	1	0						
2 Cliff Pennington, S (1.6) OBP: 0.277, SLG: 0.305										3	0	0	0	0	0	0						
Inning Stats	R: 0 H: 1 E: 0 K: 0 S: 8	H: 2 LOB: 0 BB: 0 P: 13	R: 1 H: 2 E: 0 K: 0 S: 10	H: 2 LOB: 0 BB: 0 P: 16	R: 0 H: 0 E: 0 K: 2 S: 7	H: 0 LOB: 0 BB: 0 P: 10	R: 0 H: 0 E: 0 K: 2 S: 12	H: 0 LOB: 2 BB: 2 P: 25	R: 0 H: 0 E: 0 K: 0 S: 7	H: 0 LOB: 0 BB: 0 P: 9	R: 0 H: 0 E: 0 K: 2 S: 9	H: 0 LOB: 0 BB: 0 P: 12	R: 0 H: 0 E: 0 K: 1 S: 8	H: 0 LOB: 0 BB: 0 P: 11	R: 0 H: 0 E: 0 K: 0 S: 10	H: 0 LOB: 0 BB: 0 P: 15	R: 3 H: 2 E: 0 K: 0 S: 7	H: 2 LOB: 0 BB: 1 P: 13	1B: 3 2B: 1 3B: 0 HR: 1	SF: 1 SAC: 0 DP: 1 HBP: 0	WP: 2 PB: 0 SB: 0 CS: 1	PA: 30
PITCHER	IP	WLS	BF	H	R	ER	SO	BB	IBB	HBP	BLK	WP	HR	S	P	ERA	WHIP					
22 Clayton Kershaw, L (1.1) ERA: 2.73	8.0		27	3	1	1	7	2	0	0	0	1	0	71	111	1.12	0.625					
52 Josh Lindblom, R (9.1) ERA: 2.91	0.0	L	3	2	3	3	0	1	0	0	0	1	1	7	13	∞	∞					

Los Angeles Dodgers @ Oakland Athletics
Oakland Coliseum, Oakland, CA
Thu Jun 21 2012, 12:39 PM - 3:03 PM PDT
Att: 23,337 - Overcast - 55 F

AB 26
R 4
H 5
RBI 4
BB 3
SO 7
LOB 7



Batter	1	2	3	4	5	6	7	8	9	AB	R	H	RBI	BB	SO	LOB	TOP				
9 Dee Strange-Gordon, L OBP: 0.289, SLG: 0.286	G1-3	G3	K			G4-6-3		F7		5	0	0	0	0	1	3					
6 Jerry Hairston, R OBP: 0.391, SLG: 0.431	16 HR 23 1B	21 1B 16 1B		F9		F9		L6		5	2	2	1	0	0	0					
16 Andre Ethier, L OBP: 0.353, SLG: 0.489	23 HR 1-2	21 1B 1B		23 HR G3-6-3 1B		G4-3		23 DI BB		4	1	3	0	1	0	0					
23 Bobby Abreu, L OBP: 0.384, SLG: 0.415	2H HR	K		G3-6-3		G4-3		L5		5	1	1	3	0	1	4					
21 Juan Rivera, R OBP: 0.288, SLG: 0.364	P6	1-2 2H 1B		1B		37 1B 1B		K		5	0	3	1	0	1	1					
7 James Loney, L OBP: 0.324, SLG: 0.348	3 BB BB	F8		K		K		G6-3		2	0	0	0	1	1	3					
37 Elian Herrera, S OBP: 0.382, SLG: 0.373				K		K				1	0	1	0	0	0	0					
3 Adam Kennedy, L OBP: 0.330, SLG: 0.281				F8						2	0	0	0	1	1	1					
5 Juan Uribe, R OBP: 0.278, SLG: 0.324	1-2 BB									1	0	0	0	0	0	2					
17 A.J. Ellis, R OBP: 0.419, SLG: 0.440	P3							G4-3		4	0	1	0	0	1	3					
10 Tony Gwynn Jr., L OBP: 0.301, SLG: 0.326		9 G3 6 1B 9 S BB						G3		3	1	1	0	1	0	1					
Inning Stats	R: 3 E: 0 K: 0 S: 16	H: 3 LOB: 2 BB: 2 P: 25	R: 2 E: 0 K: 1 S: 14	H: 3 LOB: 2 BB: 1 P: 21	R: 0 E: 0 K: 1 S: 16	H: 1 LOB: 0 BB: 0 P: 26	R: 0 E: 0 K: 0 S: 8	H: 1 LOB: 1 BB: 0 P: 14	R: 0 E: 0 K: 3 S: 12	H: 1 LOB: 1 BB: 0 P: 16	R: 0 E: 0 K: 0 S: 9	H: 1 LOB: 2 BB: 0 P: 13	R: 0 E: 0 K: 0 S: 10	H: 0 LOB: 0 BB: 0 P: 15	R: 0 E: 0 K: 1 S: 9	H: 0 LOB: 1 BB: 1 P: 17	1B: 11 2B: 0 3B: 0 HR: 1	SF: 0 SAC: 0 DP: 2 HBP: 0	WP: 0 PB: 0 SB: 1 CS: 0	PA: 41	
PITCHER	IP WLS BF H R ER SO BB IBB HBP BLK WP HR S P ERA WHIP	IP WLS BF H R ER SO BB IBB HBP BLK WP HR S P ERA WHIP	IP WLS BF H R ER SO BB IBB HBP BLK WP HR S P ERA WHIP	IP WLS BF H R ER SO BB IBB HBP BLK WP HR S P ERA WHIP	IP WLS BF H R ER SO BB IBB HBP BLK WP HR S P ERA WHIP	IP WLS BF H R ER SO BB IBB HBP BLK WP HR S P ERA WHIP	IP WLS BF H R ER SO BB IBB HBP BLK WP HR S P ERA WHIP	IP WLS BF H R ER SO BB IBB HBP BLK WP HR S P ERA WHIP	IP WLS BF H R ER SO BB IBB HBP BLK WP HR S P ERA WHIP	IP WLS BF H R ER SO BB IBB HBP BLK WP HR S P ERA WHIP	IP WLS BF H R ER SO BB IBB HBP BLK WP HR S P ERA WHIP	IP WLS BF H R ER SO BB IBB HBP BLK WP HR S P ERA WHIP	IP WLS BF H R ER SO BB IBB HBP BLK WP HR S P ERA WHIP	IP WLS BF H R ER SO BB IBB HBP BLK WP HR S P ERA WHIP	IP WLS BF H R ER SO BB IBB HBP BLK WP HR S P ERA WHIP	IP WLS BF H R ER SO BB IBB HBP BLK WP HR S P ERA WHIP	IP WLS BF H R ER SO BB IBB HBP BLK WP HR S P ERA WHIP	IP WLS BF H R ER SO BB IBB HBP BLK WP HR S P ERA WHIP	IP WLS BF H R ER SO BB IBB HBP BLK WP HR S P ERA WHIP	IP WLS BF H R ER SO BB IBB HBP BLK WP HR S P ERA WHIP	IP WLS BF H R ER SO BB IBB HBP BLK WP HR S P ERA WHIP

Los Angeles Dodgers @ Los Angeles Angels
Angel Stadium of Anaheim, Anaheim, CA
Fri Jun 22 2012, 7:08 PM - 10:29 PM PDT
Att: 44,548 - Clear - 71 F

livebaseballscorecards.com

AB 37
R 5
H 12
RBI 5
BB 4
SO 6
LOB 18



Batter	1	2	3	4	5	6	7	8	9	AB	R	H	RBI	BB	SO	LOB	BOTTOM				
27 Mike Trout, R OBP: 0.402, SLG: 0.540	B5-3	K		HR		48 1B 48 BB		BB		3	2	1	1	2	1	1					
48 Torii Hunter, R OBP: 0.347, SLG: 0.438	5 G6-4-3 1B		B2-3	K		5 G5-3 5 E 1B		G5-3		5	0	2	2	0	1	1					
5 Albert Pujols, R OBP: 0.311, SLG: 0.436	G6-4-3					F9		G5-3		4	0	1	0	0	0	2					
8 Kendrys Morales, S OBP: 0.319, SLG: 0.431		44 1B 6 2B 1B		K		6 WP 2B		K		4	1	2	0	0	2	2					
44 Mark Trumbo, R OBP: 0.376, SLG: 0.629				G1-3		K				4	1	1	0	0	2	2					
25 Peter Bourjos, R OBP: 0.274, SLG: 0.275		6 2B 47 SF8 1B								0	0	0	0	0	0	0					
6 Alberto Callaspo, S OBP: 0.316, SLG: 0.356		47 SF8 2 G4-3 2B				2 3B 1B				3	2	2	1	1	1	0					
47 Howie Kendrick, R OBP: 0.300, SLG: 0.378		SF8				K		G4-3		3	0	0	1	0	1	3					
2 Erick Aybar, S OBP: 0.284, SLG: 0.343		G4-3				46 FC1-5 2B		G4-3		4	1	2	2	0	0	0					
46 Bobby Wilson, R OBP: 0.242, SLG: 0.193						SH1-2-3		G3-1		3	1	1	1	0	0	1					
Inning Stats	R: 0 E: 0 K: 0 S: 6	H: 1 LOB: 0 BB: 0 P: 9	R: 3 E: 0 K: 1 S: 18	H: 4 LOB: 1 BB: 0 P: 32	R: 0 E: 0 K: 1 S: 8	H: 1 LOB: 1 BB: 0 P: 10	R: 3 E: 0 K: 2 S: 14	H: 3 LOB: 0 BB: 0 P: 20	R: 0 E: 0 K: 1 S: 11	H: 1 LOB: 2 BB: 1 P: 19	R: 2 E: 1 K: 1 S: 16	H: 2 LOB: 1 BB: 1 P: 24	R: 0 E: 0 K: 2 S: 9	H: 0 LOB: 0 BB: 0 P: 14	R: 0 E: 0 K: 0 S: 13	H: 0 LOB: 1 BB: 1 P: 21	1B: 7 2B: 3 3B: 1 HR: 1	SF: 1 SAC: 1 DP: 1 HBP: 0	WP: 1 PB: 0 SB: 0 CS: 0	PA: 38	
PITCHER	IP WLS BF H R ER SO BB IBB HBP BLK WP HR S P ERA WHIP	IP WLS BF H R ER SO BB IBB HBP BLK WP HR S P ERA WHIP	IP WLS BF H R ER SO BB IBB HBP BLK WP HR S P ERA WHIP	IP WLS BF H R ER SO BB IBB HBP BLK WP HR S P ERA WHIP	IP WLS BF H R ER SO BB IBB HBP BLK WP HR S P ERA WHIP	IP WLS BF H R ER SO BB IBB HBP BLK WP HR S P ERA WHIP	IP WLS BF H R ER SO BB IBB HBP BLK WP HR S P ERA WHIP	IP WLS BF H R ER SO BB IBB HBP BLK WP HR S P ERA WHIP	IP WLS BF H R ER SO BB IBB HBP BLK WP HR S P ERA WHIP	IP WLS BF H R ER SO BB IBB HBP BLK WP HR S P ERA WHIP	IP WLS BF H R ER SO BB IBB HBP BLK WP HR S P ERA WHIP	IP WLS BF H R ER SO BB IBB HBP BLK WP HR S P ERA WHIP	IP WLS BF H R ER SO BB IBB HBP BLK WP HR S P ERA WHIP	IP WLS BF H R ER SO BB IBB HBP BLK WP HR S P ERA WHIP	IP WLS BF H R ER SO BB IBB HBP BLK WP HR S P ERA WHIP	IP WLS BF H R ER SO BB IBB HBP BLK WP HR S P ERA WHIP	IP WLS BF H R ER SO BB IBB HBP BLK WP HR S P ERA WHIP	IP WLS BF H R ER SO BB IBB HBP BLK WP HR S P ERA WHIP	IP WLS BF H R ER SO BB IBB HBP BLK WP HR S P ERA WHIP	IP WLS BF H R ER SO BB IBB HBP BLK WP HR S P ERA WHIP	IP WLS BF H R ER SO BB IBB HBP BLK WP HR S P ERA WHIP

Los Angeles Dodgers @ Los Angeles Angels
Angel Stadium of Anaheim, Anaheim, CA
Fri Jun 22 2012, 7:08 PM - 10:29 PM PDT
Att: 44,548 - Clear - 71 F

livebaseballscorecards.com

AB 33
R 8
H 12
RBI 8
BB 3
SO 8
LOB 12



Batter	1	2	3	4	5	6	7	8	9	AB	R	H	RBI	BB	SO	LOB	TOP										
9 Dee Strange-Gordon, L (1,6) OBP: 0.281, SLG: 0.284										3	0	2	0	1	0	0	Los Angeles Dodgers @ San Francisco Giants AT&T Park, San Francisco, CA Mon Jun 25 2012, 7:17 PM - 10:01 PM PDT Att: 42,164 - Partly Cloudy - 56 F										
37 Elian Herrera, S (1,7) OBP: 0.354, SLG: 0.341										4	0	0	0	0	0	3											
16 Andre Ethier, L (1,9) OBP: 0.358, SLG: 0.491										2	0	0	0	0	0	1											
28 Jamey Wright, R (6,1) OBP: 0.328, SLG: 0.283										0	0	0	0	0	0	0											
3 Adam Kennedy, L (8,7) OBP: 0.328, SLG: 0.283										1	0	0	0	0	0	1											
21 Juan Rivera, R (1,3) OBP: 0.298, SLG: 0.362										2	0	0	0	2	0	1											
13 Iván De Jesús Jr., R (8,4) OBP: 0.333, SLG: 0.375										0	0	0	0	0	0	0											
6 Jerry Hairston, R (1,4) OBP: 0.388, SLG: 0.424										4	0	1	0	0	2	3											
57 Scott Elbert, L (8,1)										0	0	0	0	0	0	0											
17 A.J. Ellis, R (1,2) OBP: 0.415, SLG: 0.431										3	0	1	0	1	2	0											
5 Juan Uribe, R (1,5) OBP: 0.262, SLG: 0.304										4	0	0	0	0	0	4											
10 Tony Gwynn Jr., L (1,8) OBP: 0.299, SLG: 0.328										4	0	1	0	0	0	4											
50 Nathan Eovaldi, R (1,1)										2	0	0	0	0	2	0											
7 James Loney, L (6,3) OBP: 0.313, SLG: 0.335										2	0	0	0	0	0	3											
Inning Stats	R: 0 H: 0 E: 0 K: 0 S: 7	H: 0 BB: 1 P: 13	R: 0 H: 0 E: 0 K: 1 S: 9	H: 0 BB: 2 P: 21	R: 0 H: 1 E: 0 K: 1 S: 11	H: 1 BB: 0 P: 19	R: 0 H: 0 E: 0 K: 1 S: 8	H: 0 BB: 0 P: 15	R: 0 H: 0 E: 0 K: 1 S: 12	H: 0 BB: 0 P: 18	R: 0 H: 2 E: 0 K: 0 S: 9	H: 2 BB: 0 P: 14	R: 0 H: 1 E: 0 K: 1 S: 10	H: 1 BB: 1 P: 17	R: 0 H: 1 E: 0 K: 1 S: 9	H: 1 BB: 0 P: 11	1B: 4 2B: 1 3B: 0 HR: 0	SF: 0 SAC: 0 DP: 1 HBP: 1	WP: 0 PB: 0 SB: 1 CS: 0	PA: 36							
PITCHER	IP	WLS	BF	H	R	ER	SO	BB	IBB	HBP	BLK	WP	HR	S	P	ERA	WHIP										
75 Barry Zito, L (1,1) ERA: 4.0	7.0	W	27	3	0	0	4	3	0	1	0	0	0	62	109	0.00	0.857										
70 George Kontos, R (8,1) ERA: 1.29	1.0		5	1	0	0	1	1	0	0	0	0	0	10	17	0.00	2.000										
61 Shane Loux, R (9,1) ERA: 4.5	1.0		4	1	0	0	1	0	0	0	0	0	0	9	11	0.00	1.000										

Batter	1	2	3	4	5	6	7	8	9	AB	R	H	RBI	BB	SO	LOB	BOTTOM										
7 Grégor Blanco, L (1,9) OBP: 0.352, SLG: 0.395										4	0	2	0	1	0	0	Los Angeles Dodgers @ San Francisco Giants AT&T Park, San Francisco, CA Mon Jun 25 2012, 7:17 PM - 10:01 PM PDT Att: 42,164 - Partly Cloudy - 56 F										
5 Ryan Theriot, R (1,4) OBP: 0.306, SLG: 0.310										5	2	1	0	0	0	4											
53 Melky Cabrera, S (1,7) OBP: 0.388, SLG: 0.510										5	2	2	1	0	1	2											
16 Ángel Pagán, S (1,8) OBP: 0.343, SLG: 0.428										4	1	2	2	1	1	1											
48 Pablo Sandoval, S (1,5) OBP: 0.372, SLG: 0.477										3	2	3	3	0	0	0											
9 Brandon Belt, L (1,3) OBP: 0.380, SLG: 0.433										4	0	0	0	0	1	5											
29 Héctor Sánchez, S (1,2) OBP: 0.280, SLG: 0.388										4	0	2	2	0	1	2											
35 Brandon Crawford, L (1,6) OBP: 0.275, SLG: 0.309										4	0	1	0	0	0	2											
75 Barry Zito, L (1,1) OBP: 0.207, SLG: 0.080										2	1	0	0	1	1	0											
12 Nate Schierholz, L (7,PH) OBP: 0.312, SLG: 0.386										1	0	0	0	0	0	3											
70 George Kontos, R (8,1)										0	0	0	0	0	0	0											
61 Shane Loux, R (9,1)										0	0	0	0	0	0	0											
Inning Stats	R: 4 H: 5 E: 0 K: 0 S: 21	H: 3 BB: 1 P: 32	R: 3 H: 3 E: 0 K: 0 S: 15	H: 3 BB: 1 P: 26	R: 0 H: 0 E: 0 K: 1 S: 6	H: 0 BB: 0 P: 12	R: 0 H: 0 E: 0 K: 0 S: 6	H: 0 BB: 0 P: 8	R: 1 H: 2 E: 0 K: 0 S: 9	H: 2 BB: 1 P: 13	R: 0 H: 1 E: 0 K: 0 S: 9	H: 1 BB: 0 P: 13	R: 0 H: 2 E: 0 K: 2 S: 11	H: 2 BB: 1 P: 18	R: 0 H: 0 E: 0 K: 2 S: 13	H: 0 BB: 1 P: 23	1B: 9 2B: 4 3B: 0 HR: 0	SF: 1 SAC: 0 DP: 0 HBP: 0	WP: 0 PB: 0 SB: 0 CS: 0	PA: 40							
PITCHER	IP	WLS	BF	H	R	ER	SO	BB	IBB	HBP	BLK	WP	HR	S	P	ERA	WHIP										
50 Nathan Eovaldi, R (1,1) ERA: 4.04	5.0	L	26	10	8	8	1	1	0	0	0	0	0	57	91	14.40	2.200										
28 Jamey Wright, R (6,1) ERA: 4.13	2.0		10	3	0	0	2	1	0	0	0	0	0	20	31	0.00	2.000										
57 Scott Elbert, L (8,1) ERA: 3.22	1.0		4	0	0	0	2	1	0	0	0	0	0	13	23	0.00	1.000										

livebaseballscorecards.com

Dodgers

livebaseballscorecards.com

GIANTS

Batter	1	2	3	4	5	6	7	8	9	AB	R	H	RBI	BB	SO	LOB	TOP								
9 Dee Strange-Gordon, L (1.6) OBP: 0.280, SLG: 0.281										3	0	0	0	1	1	1									
37 Elian Herrera, S (1.5) OBP: 0.344, SLG: 0.331										4	0	0	0	0	1	1									
16 Andre Ethier, L (1.9) OBP: 0.355, SLG: 0.491										4	0	1	0	0	0	0									
21 Juan Rivera, R (1.3) OBP: 0.297, SLG: 0.359										4	0	1	0	0	1	1									
23 Bobby Abreu, L (1.7) OBP: 0.368, SLG: 0.390										3	0	0	0	1	1	1									
6 Jerry Hairston, R (1.4) OBP: 0.384, SLG: 0.420										4	0	1	0	0	0	2									
10 Tony Gwynn Jr., L (1.8) OBP: 0.302, SLG: 0.332										4	0	2	0	0	0	2									
17 A.J. Ellis, R (1.2) OBP: 0.418, SLG: 0.435										3	0	2	0	0	1	2									
22 Clayton Kershaw, L (1.1) OBP: 0.231, SLG: 0.208										2	0	0	0	0	0	3									
7 James Loney, L (7, PH) OBP: 0.312, SLG: 0.333										1	0	0	0	0	0	2									
60 Todd Coffey, R (7.1)										0	0	0	0	0	0	0									
52 Josh Lindblom, R (8.1)										0	0	0	0	0	0	0									
Inning Stats	R: 0 E: 0 K: 0 S: 9	H: 1 LOB: 1 BB: 1 P: 15	R: 0 E: 0 K: 1 S: 10	H: 2 LOB: 2 BB: 0 P: 18	R: 0 E: 0 K: 1 S: 6	H: 0 LOB: 0 BB: 0 P: 6	R: 0 E: 0 K: 0 S: 9	H: 1 LOB: 1 BB: 0 P: 15	R: 0 E: 0 K: 0 S: 10	H: 0 LOB: 0 BB: 0 P: 16	R: 0 E: 0 K: 0 S: 9	H: 0 LOB: 0 BB: 0 P: 14	R: 0 E: 0 K: 1 S: 10	H: 2 LOB: 2 BB: 0 P: 14	R: 0 E: 0 K: 1 S: 7	H: 0 LOB: 0 BB: 0 P: 9	R: 0 E: 0 K: 1 S: 8	H: 0 LOB: 1 BB: 1 P: 17	1B: 6 2B: 1 3B: 0 HR: 0	SF: 0 SAC: 0 DP: 1 HBP: 0	WP: 0 PB: 0 SB: 0 CS: 1	PA: 35			
PITCHER	IP	WLS	BF	H	R	ER	SO	BB	IBB	HBP	BLK	WP	HR	S	P	ERA	WHIP								
32 Ryan Vogelsong, R (1.1) ERA: 2.23	7.0	W	27	7	0	0	3	1	0	0	0	0	0	63	98	0.00	1.143								
41 Jeremy Affeldt, L (8.1) ERA: 2.46	1.0	H	3	0	0	0	1	0	0	0	0	0	0	7	9	0.00	0.000								
46 Santiago Casilla, R (9.1) ERA: 2.7	1.0	S	4	0	0	0	1	1	0	0	0	0	0	8	17	0.00	1.000								

Los Angeles Dodgers @ San Francisco Giants
 AT&T Park, San Francisco, CA
 Tue Jun 26 2012, 7:20 PM - 10:00 PM PDT
 Att: 42,664 - Partly Cloudy - 56 F

AB 32
 R 0
 H 7
 RBI 0
 BB 2
 SO 5
 LOB 15



Batter	1	2	3	4	5	6	7	8	9	AB	R	H	RBI	BB	SO	LOB	BOTTOM								
7 Grégor Blanco, L (1.9) OBP: 0.350, SLG: 0.392										4	0	1	0	0	1	4									
5 Ryan Theriot, R (1.4) OBP: 0.304, SLG: 0.308										4	0	1	0	0	2	1									
53 Melky Cabrera, S (1.7) OBP: 0.393, SLG: 0.520										2	1	1	1	2	0	0									
28 Buster Posey, R (1.2) OBP: 0.361, SLG: 0.483										4	0	2	0	0	0	3									
16 Ángel Pagán, S (1.8) OBP: 0.339, SLG: 0.422										4	1	0	0	0	0	4									
48 Pablo Sandoval, S (1.5) OBP: 0.389, SLG: 0.471										4	0	1	1	0	1	3									
35 Brandon Crawford, L (9.6) OBP: 0.275, SLG: 0.309										0	0	0	0	0	0	0									
9 Brandon Belt, L (1.3) OBP: 0.378, SLG: 0.435										4	0	1	0	0	1	1									
13 Joaquin Arias, R (1.6) OBP: 0.286, SLG: 0.327										2	0	0	0	1	1	0									
32 Ryan Vogelsong, R (1.1) OBP: 0.172, SLG: 0.077										3	0	1	0	0	2	3									
41 Jeremy Affeldt, L (8.1)										0	0	0	0	0	0	0									
46 Santiago Casilla, R (9.1)										0	0	0	0	0	0	0									
Inning Stats	R: 0 E: 0 K: 1 S: 7	H: 0 LOB: 0 BB: 0 P: 11	R: 0 E: 0 K: 1 S: 8	H: 1 LOB: 1 BB: 0 P: 13	R: 0 E: 0 K: 2 S: 10	H: 1 LOB: 1 BB: 0 P: 14	R: 2 E: 0 K: 2 S: 18	H: 4 LOB: 3 BB: 1 P: 29	R: 0 E: 0 K: 0 S: 11	H: 1 LOB: 2 BB: 1 P: 19	R: 0 E: 0 K: 2 S: 11	H: 0 LOB: 0 BB: 1 P: 10	R: 0 E: 0 K: 0 S: 7	H: 0 LOB: 0 BB: 0 P: 10	R: 0 E: 0 K: 0 S: 7	H: 0 LOB: 0 BB: 0 P: 10	1B: 5 2B: 2 3B: 0 HR: 1	SF: 0 SAC: 0 DP: 1 HBP: 0	WP: 0 PB: 0 SB: 2 CS: 0	PA: 34					
PITCHER	IP	WLS	BF	H	R	ER	SO	BB	IBB	HBP	BLK	WP	HR	S	P	ERA	WHIP								
22 Clayton Kershaw, L (1.1) ERA: 2.74	6.0	L	28	8	2	2	8	1	1	0	0	0	0	65	104	3.00	1.500								
60 Todd Coffey, R (7.1) ERA: 4.41	1.0		3	0	0	0	0	1	0	0	0	0	0	5	10	0.00	1.000								
52 Josh Lindblom, R (8.1) ERA: 3.28	1.0		3	0	0	0	0	0	0	0	0	0	0	7	10	0.00	0.000								

Los Angeles Dodgers @ San Francisco Giants
 AT&T Park, San Francisco, CA
 Tue Jun 26 2012, 7:20 PM - 10:00 PM PDT
 Att: 42,664 - Partly Cloudy - 56 F

AB 31
 R 2
 H 8
 RBI 2
 BB 3
 SO 8
 LOB 19



Batter	1	2	3	4	5	6	7	8	9	AB	R	H	RBI	BB	SO	LOB	TOP								
56 Andres Torres, S OBP: 0.337, SLG: 0.309										3	0	1	1	0	1	0	New York Mets @ Los Angeles Dodgers Dodger Stadium, Los Angeles, CA Thu Jun 28 2012, 7:12 PM - 9:57 PM PDT Att. 49,006 - Clear - 75 F								
11 Rubén Tejada, R OBP: 0.350, SLG: 0.386										4	1	1	0	0	0	2									
5 David Wright, R OBP: 0.453, SLG: 0.575										3	1	2	2	1	1	0									
21 Lucas Duda, L OBP: 0.345, SLG: 0.418										4	0	0	0	0	0	2									
60 Jon Rauch, R										0	0	0	0	0	0	0									
13 Ronny Cedeno, R OBP: 0.371, SLG: 0.351										0	0	0	0	0	0	0									
12 Scott Hairston, R OBP: 0.298, SLG: 0.522										4	0	0	0	0	0	1									
29 Ike Davis, L OBP: 0.277, SLG: 0.370										4	0	0	0	0	1	0									
28 Daniel Murphy, L OBP: 0.319, SLG: 0.370										4	0	1	0	0	0	0									
39 Bobby Parnell, R										0	0	0	0	0	0	0									
4 Mike Nickeas, R OBP: 0.266, SLG: 0.259										3	1	1	0	1	0	0									
55 Chris Young, R OBP: 0.286, SLG: 0.167										1	0	0	0	0	0	0									
40 Tim Byrdak, L										0	0	0	0	0	0	0									
6 Omar Quintanilla, L OBP: 0.359, SLG: 0.562										0	0	0	0	0	0	0									
9 Kirk Nieuwenhuis, L OBP: 0.335, SLG: 0.415										1	0	0	0	0	0	2									
Inning Stats	R: 1 E: 0 K: 2 S: 13	H: 2 LOB: 1 BB: 0 P: 19	R: 0 E: 0 K: 1 S: 11	H: 0 LOB: 0 BB: 0 P: 15	R: 0 E: 0 K: 0 S: 7	H: 0 LOB: 0 BB: 0 P: 11	R: 1 E: 0 K: 0 S: 7	H: 1 LOB: 1 BB: 0 P: 8	R: 1 E: 0 K: 0 S: 9	H: 2 LOB: 1 BB: 0 P: 12	R: 0 E: 0 K: 2 S: 7	H: 0 LOB: 0 BB: 0 P: 8	R: 0 E: 0 K: 0 S: 7	H: 0 LOB: 0 BB: 0 P: 9	R: 0 E: 1 K: 0 S: 8	H: 0 LOB: 2 BB: 1 P: 16	R: 0 E: 0 K: 0 S: 7	H: 1 LOB: 2 BB: 1 P: 15	1B: 3 2B: 2 3B: 0 HR: 1	SF: 0 SAC: 1 DP: 0 HBP: 1	WP: 1 PB: 0 SB: 1 CS: 1	PA: 36			
PITCHER	IP	WLS	BF	H	R	ER	SO	BB	IBB	HBP	BLK	WP	HR	S	P	ERA	WHIP								
35 Chris Capuano, L ERA: 2.69	7.0	L	26	5	3	3	5	0	0	0	0	1	1	61	82	3.86	0.714								
52 Josh Lindblom, R ERA: 3.22	0.2		4	0	0	0	0	1	0	1	0	0	0	7	13	0.00	1.500								
57 Scott Elbert, L ERA: 3.04	1.1		6	1	0	0	0	1	0	0	0	0	0	8	18	0.00	1.500								

Batter	1	2	3	4	5	6	7	8	9	AB	R	H	RBI	BB	SO	LOB	BOTTOM								
9 Dee Strange-Gordon, L OBP: 0.276, SLG: 0.280										4	1	1	0	0	1	3	New York Mets @ Los Angeles Dodgers Dodger Stadium, Los Angeles, CA Thu Jun 28 2012, 7:12 PM - 9:57 PM PDT Att. 49,006 - Clear - 75 F								
52 Josh Lindblom, R										4	1	2	1	0	0										
57 Scott Elbert, L										4	0	2	1	0	0										
37 Elian Herrera, S OBP: 0.342, SLG: 0.343										4	1	2	1	0	0										
21 Juan Rivera, R OBP: 0.301, SLG: 0.360										4	0	2	1	0	0										
7 James Loney, L OBP: 0.307, SLG: 0.327										4	0	0	0	0	2										
33 Scott Van Slyke, R OBP: 0.194, SLG: 0.314										4	0	0	0	0	2										
3 Adam Kennedy, L OBP: 0.325, SLG: 0.282										4	0	1	0	0	1										
18 Matt Treanor, R OBP: 0.317, SLG: 0.442										3	0	0	0	0	2	1									
23 Bobby Abreu, L OBP: 0.358, SLG: 0.377										1	0	0	0	0	0	0									
10 Tony Gwynn Jr., L OBP: 0.299, SLG: 0.327										3	0	1	0	0	0	1									
35 Chris Capuano, L OBP: 0.125, SLG: 0.130										1	0	0	0	0	1	0									
6 Jerry Hairston, R OBP: 0.391, SLG: 0.422										0	0	0	0	1	0	0									
Inning Stats	R: 0 E: 0 K: 0 S: 9	H: 0 LOB: 0 BB: 0 P: 12	R: 0 E: 0 K: 1 S: 7	H: 0 LOB: 0 BB: 0 P: 11	R: 0 E: 0 K: 2 S: 8	H: 0 LOB: 0 BB: 0 P: 9	R: 2 E: 0 K: 1 S: 12	H: 3 LOB: 1 BB: 0 P: 18	R: 0 E: 0 K: 1 S: 13	H: 1 LOB: 1 BB: 0 P: 17	R: 0 E: 0 K: 1 S: 9	H: 1 LOB: 1 BB: 0 P: 15	R: 0 E: 0 K: 1 S: 14	H: 1 LOB: 2 BB: 1 P: 19	R: 0 E: 0 K: 0 S: 6	H: 1 LOB: 0 BB: 0 P: 9	R: 0 E: 0 K: 0 S: 12	H: 0 LOB: 0 BB: 0 P: 17	1B: 5 2B: 1 3B: 1 HR: 0	SF: 0 SAC: 1 DP: 1 HBP: 0	WP: 0 PB: 1 SB: 0 CS: 0	PA: 34			
PITCHER	IP	WLS	BF	H	R	ER	SO	BB	IBB	HBP	BLK	WP	HR	S	P	ERA	WHIP								
55 Chris Young, R ERA: 3.3	6.1	W	25	6	2	2	6	0	0	0	0	0	0	66	91	2.84	0.947								
40 Tim Byrdak, L ERA: 3.05	0.2	H	3	0	0	0	1	0	1	0	0	0	0	6	10	0.00	0.000								
60 Jon Rauch, R ERA: 4.2	1.0	H	3	1	0	0	0	0	0	0	0	0	0	6	9	0.00	1.000								
39 Bobby Parnell, R ERA: 3.09	1.0	S	3	0	0	0	0	0	0	0	0	0	0	12	17	0.00	0.000								

AB	32
R	3
H	6
RBI	3
BB	2
SO	5
LOB	8



AB	32
R	2
H	7
RBI	2
BB	1
SO	7
LOB	11



Batter	1	2	3	4	5	6	7	8	9	AB	R	H	RBI	BB	SO	LOB	TOP					
56 Andres Torres, S OBP: 0.332, SLG: 0.299										5	1	0	0	1	2	5	New York Mets @ Los Angeles Dodgers Dodger Stadium, Los Angeles, CA Fri Jun 29 2012, 7:12 PM - 10:16 PM PDT Att: 49,763 - Clear - 72 F					
11 Rubén Tejada, R OBP: 0.370, SLG: 0.409										5	2	4	1	0	0	2						
5 David Wright, R OBP: 0.452, SLG: 0.570										4	1	1	1	1	0	6						
29 Ike Davis, L OBP: 0.275, SLG: 0.372										4	1	1	1	0	1	4						
21 Lucas Duda, L OBP: 0.349, SLG: 0.419										4	2	2	1	1	2	0						
28 Daniel Murphy, L OBP: 0.320, SLG: 0.385										5	1	2	5	0	1	3						
9 Kirk Nieuwenhuis, L OBP: 0.332, SLG: 0.498										4	0	0	0	1	2	1						
30 Josh Thole, L OBP: 0.328, SLG: 0.325										5	1	2	0	0	0	1						
43 R.A. Dickey, R OBP: 0.200, SLG: 0.176										3	0	1	0	0	0	1	AB 40 R 9 H 14 RBI 9 BB 4 SO 8 LOB 23					
Justin Turner, R OBP: 0.315, SLG: 0.341										1	0	1	0	0	0	0						
53 Jeremy Hefner, R OBP: 0.333, SLG: 1.333										0	0	0	0	0	0	0						
Inning Stats	R: 0 E: 0 K: 1 S: 13	H: 1 LOB: 3 BB: 2 P: 24	R: 0 E: 0 K: 0 S: 10	H: 0 LOB: 0 BB: 0 P: 14	R: 2 E: 1 K: 1 S: 14	H: 2 LOB: 0 BB: 0 P: 22	R: 0 E: 0 K: 0 S: 11	H: 0 LOB: 1 BB: 1 P: 17	R: 3 E: 0 K: 1 S: 11	H: 3 LOB: 1 BB: 1 P: 24	R: 0 E: 0 K: 0 S: 10	H: 1 LOB: 2 BB: 0 P: 17	R: 4 E: 1 K: 1 S: 31	H: 5 LOB: 2 BB: 0 P: 41	R: 0 E: 0 K: 2 S: 9	H: 0 LOB: 0 BB: 0 P: 14	R: 0 E: 0 K: 2 S: 11	H: 2 LOB: 2 BB: 0 P: 15	1B: 10 2B: 4 3B: 0 HR: 1	SF: 1 SAC: 1 DP: 1 HBP: 1	WP: 0 PB: 0 SB: 0 CS: 0	PA: 47
PITCHER	IP WLS BF H R ER SO BB IBB HBP BLK WP HR S P ERA WHIP																					
44 Aaron Harang, R ERA: 3.88	5.2 L 29 7 5 4 3 3 1 1 0 0 0 68 116 6.35 1.765																					
38 Shawn Tolleson, R ERA: 7.71	1.1 10 5 4 3 1 0 0 0 0 0 1 32 43 20.25 3.750																					
74 Kenley Jansen, R ERA: 2.36	1.0 3 0 0 0 2 0 0 0 0 0 0 9 14 0.00 0.000																					
28 Jamey Wright, R ERA: 4.01	1.0 5 2 0 0 2 0 0 0 0 0 0 11 15 0.00 2.000																					

Batter	1	2	3	4	5	6	7	8	9	AB	R	H	RBI	BB	SO	LOB	BOTTOM					
9 Dee Strange-Gordon, L OBP: 0.276, SLG: 0.277										3	0	0	0	0	1	2	New York Mets @ Los Angeles Dodgers Dodger Stadium, Los Angeles, CA Fri Jun 29 2012, 7:12 PM - 10:16 PM PDT Att: 49,763 - Clear - 72 F					
37 Elian Herrera, S OBP: 0.340, SLG: 0.340										4	0	1	0	0	2	1						
6 Jerry Hairston, R OBP: 0.382, SLG: 0.411										4	0	0	0	0	1	1						
23 Bobby Abreu, L OBP: 0.356, SLG: 0.370										3	0	0	0	1	1	1						
17 A.J. Ellis, R OBP: 0.414, SLG: 0.426										4	0	1	0	0	1	1						
7 James Loney, L OBP: 0.303, SLG: 0.323										3	0	0	0	0	1	2						
33 Scott Van Slyke, R OBP: 0.184, SLG: 0.297										2	0	0	0	0	2	0						
38 Shawn Tolleson, R										0	0	0	0	0	0	0						
74 Kenley Jansen, S										0	0	0	0	0	0	0						
3 Adam Kennedy, L OBP: 0.323, SLG: 0.279										1	0	0	0	0	0	0						
28 Jamey Wright, R										0	0	0	0	0	0	0						
10 Tony Gwynn Jr., L OBP: 0.299, SLG: 0.332										3	0	1	0	0	0	0						
44 Aaron Harang, R OBP: 0.071, SLG: 0.071										1	0	1	0	0	0	0						
5 Juan Uribe, R OBP: 0.252, SLG: 0.292										2	0	0	0	0	1	1						
Inning Stats	R: 0 E: 0 K: 2 S: 9	H: 0 LOB: 0 BB: 0 P: 13	R: 0 E: 0 K: 1 S: 12	H: 0 LOB: 0 BB: 0 P: 15	R: 0 E: 0 K: 1 S: 11	H: 1 LOB: 1 BB: 0 P: 14	R: 0 E: 0 K: 2 S: 12	H: 0 LOB: 0 BB: 0 P: 14	R: 0 E: 0 K: 2 S: 9	H: 0 LOB: 0 BB: 0 P: 13	R: 0 E: 0 K: 2 S: 8	H: 0 LOB: 1 BB: 0 P: 15	R: 0 E: 0 K: 0 S: 10	H: 1 LOB: 1 BB: 1 P: 17	R: 0 E: 0 K: 0 S: 10	H: 1 LOB: 1 BB: 0 P: 15	R: 0 E: 0 K: 0 S: 11	H: 1 LOB: 1 BB: 0 P: 18	1B: 3 2B: 1 3B: 0 HR: 0	SF: 0 SAC: 0 DP: 1 HBP: 1	WP: 0 PB: 0 SB: 0 CS: 0	PA: 32
PITCHER	IP WLS BF H R ER SO BB IBB HBP BLK WP HR S P ERA WHIP																					
43 R.A. Dickey, R ERA: 2.15	8.0 W 28 3 0 0 10 1 0 1 0 0 0 116 0.00 0.500																					
53 Jeremy Hefner, R ERA: 5.14	1.0 4 1 0 0 0 0 0 0 0 0 0 11 18 0.00 1.000																					

Batter	1	2	3	4	5	6	7	8	9	AB	R	H	RBI	BB	SO	LOB	TOP								
56 Andres Torres, S OBP: 0.333, SLG: 0.297	E6		FC4-6						K	4	1	1	0	1	1	3									
11 Rubén Tojada, R OBP: 0.360, SLG: 0.397	F9		F9			G5-3			K	4	0	0	0	0	1	4									
5 David Wright, R OBP: 0.449, SLG: 0.564	L9-3			G4-3					G1-3	3	1	0	0	1	0	1									
29 Ike Davis, L OBP: 0.278, SLG: 0.390		21 F9 28 SF7		P5					P5	4	2	2	3	0	0	0									
21 Lucas Duda, L OBP: 0.348, SLG: 0.417	F9		F8						G3	4	0	1	0	0	0	1									
28 Daniel Murphy, L OBP: 0.323, SLG: 0.391	SF7									3	1	2	1	0	0	1									
9 Kirk Nieuwenhuis, L OBP: 0.333, SLG: 0.414										4	0	2	0	0	1	2									
30 Josh Thole, L OBP: 0.320, SLG: 0.319										3	0	0	1	0	0	3									
57 Johan Santana, L OBP: 0.103, SLG: 0.103										3	0	1	0	0	0	0									
6 Omar Quintanilla, L OBP: 0.354, SLG: 0.377										1	0	0	0	0	1	2									
39 Bobby Parnell, R										0	0	0	0	0	0	0									
Inning Stats	R: 0 E: 1 K: 0 S: 10	H: 0 LOB: 0 BB: 0 P: 13	R: 1 E: 0 K: 0 S: 12	H: 2 LOB: 1 BB: 0 P: 17	R: 0 E: 0 K: 0 S: 7	H: 1 LOB: 0 BB: 0 P: 13	R: 0 E: 0 K: 0 S: 6	H: 0 LOB: 0 BB: 0 P: 13	R: 1 E: 0 K: 0 S: 9	H: 1 LOB: 0 BB: 0 P: 16	R: 3 E: 0 K: 1 S: 14	H: 3 LOB: 1 BB: 1 P: 24	R: 0 E: 0 K: 1 S: 11	H: 0 LOB: 1 BB: 1 P: 19	R: 0 E: 0 K: 0 S: 7	H: 0 LOB: 0 BB: 0 P: 12	R: 0 E: 0 K: 2 S: 13	H: 2 LOB: 2 BB: 0 P: 17	1B: 5 2B: 4 3B: 0 HR: 1	SF: 2 SAC: 0 DP: 1 HBP: 0	WP: 0 PB: 0 SB: 1 CS: 0	PA: 37			
PITCHER	IP	WLS	BF	H	R	ER	SO	BB	IBB	HBP	BLK	WP	HR	S	P	ERA	WHIP								
50 Nathan Eovaldi, R ERA: 4.61	5.1	L	23	7	5	5	0	0	1	0	0	0	1	52	86	8.44	1.312								
57 Scott Elbert, L ERA: 2.89	1.1		5	0	0	0	1	1	0	0	0	0	0	13	25	0.00	0.750								
60 Todd Coffey, R ERA: 3.86	1.1		4	0	0	0	1	0	0	0	0	0	0	11	16	0.00	0.000								
52 Josh Lindblom, R ERA: 3.13	1.0		5	2	0	0	2	0	0	0	0	0	0	13	17	0.00	2.000								

New York Mets @ Los Angeles Dodgers
Dodger Stadium, Los Angeles, CA
Sat Jun 30 2012, 4:17 PM - 7:04 PM PDT
Att. 44,217 - Sunny - 78 F

AB 33
R 5
H 9
RBI 5
BB 2
SO 4
LOB 17



Batter	1	2	3	4	5	6	7	8	9	AB	R	H	RBI	BB	SO	LOB	BOTTOM								
9 Dee Strange-Gordon, L OBP: 0.276, SLG: 0.277			B1-3							4	0	1	0	0	0	2									
37 Elian Herrera, S OBP: 0.331, SLG: 0.331	F9			B5-3					G3	4	0	0	0	0	0	1									
6 Jerry Hairston, R OBP: 0.373, SLG: 0.400	G1-3			P6					G6-3	4	0	0	0	0	0	1									
21 Juan Rivera, R OBP: 0.299, SLG: 0.353	G4-3								G1-4-3	3	0	0	0	1	0	1									
17 A.J. Ellis, R OBP: 0.413, SLG: 0.422										2	0	0	0	1	1	1									
33 Scott Van Slyke, R OBP: 0.195, SLG: 0.300										3	0	1	0	0	0	1									
5 Juan Uribe, R OBP: 0.248, SLG: 0.287										2	0	0	0	0	0	0									
57 Scott Elbert, L										0	0	0	0	0	0	0									
60 Todd Coffey, R										0	0	0	0	0	0	0									
23 Bobby Abreu, L OBP: 0.354, SLG: 0.368										1	0	0	0	0	0	1									
52 Josh Lindblom, R										0	0	0	0	0	0	0									
10 Tony Gwynn Jr., L OBP: 0.300, SLG: 0.332										3	0	1	0	0	1	0									
50 Nathan Eovaldi, R										1	0	0	0	0	1	0									
3 Adam Kennedy, L OBP: 0.317, SLG: 0.274										2	0	0	0	0	0	2									
Inning Stats	R: 0 E: 0 K: 0 S: 12	H: 1 LOB: 1 BB: 0 P: 19	R: 0 E: 0 K: 0 S: 6	H: 0 LOB: 0 BB: 1 P: 11	R: 0 E: 0 K: 1 S: 5	H: 0 LOB: 0 BB: 0 P: 10	R: 0 E: 0 K: 1 S: 6	H: 0 LOB: 1 BB: 1 P: 12	R: 0 E: 0 K: 1 S: 7	H: 0 LOB: 0 BB: 0 P: 10	R: 0 E: 0 K: 0 S: 11	H: 0 LOB: 0 BB: 0 P: 16	R: 0 E: 0 K: 0 S: 11	H: 0 LOB: 0 BB: 0 P: 13	R: 0 E: 0 K: 0 S: 13	H: 2 LOB: 2 BB: 0 P: 16	R: 0 E: 0 K: 0 S: 6	H: 0 LOB: 0 BB: 0 P: 6	1B: 3 2B: 0 3B: 0 HR: 0	SF: 0 SAC: 0 DP: 1 HBP: 0	WP: 0 PB: 0 SB: 1 CS: 0	PA: 31			
PITCHER	IP	WLS	BF	H	R	ER	SO	BB	IBB	HBP	BLK	WP	HR	S	P	ERA	WHIP								
57 Johan Santana, L ERA: 2.76	8.0	W	28	3	0	0	3	2	0	0	0	0	0	71	107	0.00	0.625								
39 Bobby Parnell, R ERA: 3.0	1.0		3	0	0	0	0	0	0	0	0	0	0	6	6	0.00	0.000								


New York Mets @ Los Angeles Dodgers
Dodger Stadium, Los Angeles, CA
Sat Jun 30 2012, 4:17 PM - 7:04 PM PDT
Att. 44,217 - Sunny - 78 F

AB 29
R 0
H 3
RBI 0
BB 2
SO 3
LOB 10



Batter	1	2	3	4	5	6	7	8	9	AB	R	H	RBI	BB	SO	LOB	TOP								
2 Zack Cozart, R (1,6) OBP: 0.296, SLG: 0.405 15 Wilson Valdez, R (5,FR) OBP: 0.247, SLG: 0.269										2	0	2	0	0	0	0	Cincinnati Reds @ Los Angeles Dodgers Dodger Stadium, Los Angeles, CA Mon Jul 02 2012, 7:12 PM - 10:18 PM PDT Att: 34,493 - Clear - 70 F								
6 Drew Stubbs, R (1,8) OBP: 0.298, SLG: 0.361										5	1	0	0	0	3	4									
4 Brandon Phillips, R (1,4) OBP: 0.327, SLG: 0.441										5	1	1	0	0	1	3									
32 Jay Bruce, L (1,9)										3	2	2	0	1	0	1									
21 Todd Frazier, R (1,5) OBP: 0.344, SLG: 0.562										5	2	3	3	0	1	1									
28 Chris Heisey, R (1,7) OBP: 0.301, SLG: 0.358										5	0	1	1	0	1	5									
43 Miguel Cairo, R (1,3) OBP: 0.176, SLG: 0.227										5	1	1	1	0	3	5									
39 Devin Mesoraco, R (1,2) OBP: 0.296, SLG: 0.373										5	0	2	3	0	1	2									
34 Homer Bailey, R (1,1) OBP: 0.118, SLG: 0.118 54 Aroldis Chapman, L (9,1)										4	0	0	0	0	1	2									
										0	0	0	0	0	0	0									
Inning Stats	R: 0 E: 0 K: 2 S: 13	H: 1 LOB: 1 BB: 0 P: 16	R: 0 E: 0 K: 2 S: 10	H: 0 LOB: 0 BB: 0 P: 14	R: 0 E: 0 K: 2 S: 13	H: 1 LOB: 1 BB: 0 P: 19	R: 0 E: 0 K: 1 S: 10	H: 2 LOB: 2 BB: 0 P: 14	R: 0 E: 0 K: 1 S: 7	H: 0 LOB: 1 BB: 0 P: 10	R: 3 E: 0 K: 0 S: 15	H: 4 LOB: 1 BB: 0 P: 24	R: 0 E: 0 K: 1 S: 13	H: 0 LOB: 0 BB: 0 P: 18	R: 2 E: 0 K: 2 S: 15	H: 2 LOB: 1 BB: 0 P: 22	R: 3 E: 1 K: 0 S: 19	H: 2 LOB: 2 BB: 2 P: 30	1B: 9 2B: 2 3B: 1 HR: 0	SF: 0 SAC: 0 DP: 0 HBP: 2	WP: 1 PB: 1 SB: 0 CS: 0	PA: 44			
PITCHER	IP	WLS	BF	H	R	ER	SO	BB	IBB	HBP	BLK	WP	HR	S	P	ERA	WHIP								
58 Chad Billingsley, R (1,1) ERA: 4.2	6.0	L	27	8	3	3	8	0	0	1	0	0	0	68	97	4.50	1.333								
52 Josh Lindblom, R (7,1) ERA: 3.05	1.0		3	0	0	0	1	0	0	0	0	0	0	13	18	0.00	0.000								
60 Todd Coffey, R (8,1) ERA: 4.66	0.2		5	2	2	2	2	0	0	1	0	0	0	14	21	27.00	3.000								
28 Jamey Wright, R (8,1) ERA: 3.86	1.1		9	2	3	0	0	1	1	0	0	0	0	20	31	0.00	2.250								

Batter	1	2	3	4	5	6	7	8	9	AB	R	H	RBI	BB	SO	LOB	BOTTOM								
37 Elian Herrera, S (1,8) OBP: 0.320, SLG: 0.318										4	0	0	0	0	2	1	Cincinnati Reds @ Los Angeles Dodgers Dodger Stadium, Los Angeles, CA Mon Jul 02 2012, 7:12 PM - 10:18 PM PDT Att: 34,493 - Clear - 70 F								
17 A.J. Ellis, R (1,2) OBP: 0.406, SLG: 0.417										4	0	0	0	0	3	0									
6 Jerry Hairston, R (1,4) OBP: 0.370, SLG: 0.415										4	1	1	1	0	2	0									
21 Juan Rivera, R (1,9) OBP: 0.303, SLG: 0.356										4	0	1	0	0	0	0									
7 James Loney, L (1,3) OBP: 0.306, SLG: 0.330 10 Tony Gwynn Jr., L (7,FR) OBP: 0.293, SLG: 0.324										3	1	2	0	0	0	0									
5 Juan Uribe, R (1,5) OBP: 0.259, SLG: 0.280 3 Adam Kennedy, L (6,5) OBP: 0.321, SLG: 0.291										1	0	0	0	1	0	0									
33 Scott Van Slyke, R (1,7) OBP: 0.205, SLG: 0.302										3	0	1	0	0	0	1									
47 Luis Alfonso Cruz, R (1,6) 28 Jamey Wright, R (8,1)										2	0	0	1	0	0	1									
58 Chad Billingsley, R (1,1) 52 Josh Lindblom, R (7,1) 60 Todd Coffey, R (8,1) 9 Dee Strange-Gordon, L (8,6) OBP: 0.277, SLG: 0.278										2	0	1	0	0	1	1									
										0	0	0	0	0	0	0									
Inning Stats	R: 1 E: 0 K: 1 S: 10	H: 1 LOB: 0 BB: 0 P: 16	R: 1 E: 0 K: 1 S: 11	H: 2 LOB: 1 BB: 1 P: 17	R: 0 E: 0 K: 1 S: 7	H: 0 LOB: 0 BB: 0 P: 12	R: 0 E: 0 K: 0 S: 12	H: 0 LOB: 0 BB: 0 P: 17	R: 0 E: 0 K: 2 S: 10	H: 1 LOB: 0 BB: 0 P: 14	R: 0 E: 0 K: 2 S: 12	H: 0 LOB: 0 BB: 0 P: 16	R: 0 E: 0 K: 0 S: 7	H: 1 LOB: 0 BB: 0 P: 8	R: 0 E: 0 K: 2 S: 9	H: 0 LOB: 0 BB: 0 P: 15	R: 0 E: 0 K: 2 S: 15	H: 1 LOB: 1 BB: 0 P: 18	1B: 5 2B: 0 3B: 0 HR: 1	SF: 1 SAC: 1 DP: 0 HBP: 0	WP: 0 PB: 0 SB: 0 CS: 0	PA: 33			
PITCHER	IP	WLS	BF	H	R	ER	SO	BB	IBB	HBP	BLK	WP	HR	S	P	ERA	WHIP								
34 Homer Bailey, R (1,1) ERA: 4.24	8.0	W	29	5	2	2	7	1	0	0	0	0	0	78	115	2.25	0.750								
54 Aroldis Chapman, L (9,1) ERA: 1.93	1.0		4	1	0	0	2	0	0	0	0	0	0	15	18	0.00	1.000								



Batter	1	2	3	4	5	6	7	8	9	AB R H RBI BB SO LOB	TOP											
2 Zack Cozart, R OBP: 0.298, SLG: 0.403										4 0 1 0 1 0 2	Cincinnati Reds @ Los Angeles Dodgers Dodger Stadium, Los Angeles, CA Tue Jul 03 2012, 7:12 PM - 10:13 PM PDT Att: 33,884 - Partly Cloudy - 70 F											
6 Drew Stubbs, R OBP: 0.293, SLG: 0.355										4 0 0 0 0 2 3												
19 Joey Votto, L OBP: 0.472, SLG: 0.630										4 0 2 0 0 1 1												
4 Brandon Phillips, R OBP: 0.326, SLG: 0.442										4 0 1 1 0 0 2												
32 Jay Bruce, L OBP: 0.332, SLG: 0.518										3 0 0 0 1 1 4												
48 Ryan Ludwick, R OBP: 0.318, SLG: 0.479										4 0 2 0 0 1 0												
21 Todd Frazier, R OBP: 0.342, SLG: 0.552										3 0 0 0 1 1 1												
29 Ryan Hanigan, R OBP: 0.348, SLG: 0.333										4 0 0 0 0 0 4												
47 Johnny Cueto, R OBP: 0.121, SLG: 0.152										3 1 1 0 0 1 0	REDS											
66 Logan Ondrusek, R OBP: 0.304, SLG: 0.358										0 0 0 0 0 0 0												
Inning Stats	R: 0 E: 0 K: 0 S: 14	H: 1 LOB: 2 BB: 1 P: 23	R: 0 E: 0 K: 1 S: 6	H: 1 LOB: 0 BB: 0 P: 7	R: 0 E: 0 K: 2 S: 7	H: 0 LOB: 0 BB: 0 P: 11	R: 0 E: 0 K: 1 S: 15	H: 1 LOB: 3 BB: 2 P: 25	R: 1 E: 0 K: 1 S: 15	H: 3 LOB: 2 BB: 0 P: 22	R: 0 E: 0 K: 1 S: 7	H: 0 LOB: 0 BB: 0 P: 10	R: 0 E: 0 K: 1 S: 12	H: 1 LOB: 1 BB: 0 P: 15	R: 0 E: 0 K: 0 S: 6	H: 0 LOB: 0 BB: 0 P: 7	R: 0 E: 0 K: 0 S: 10	H: 0 LOB: 1 BB: 1 P: 18	1B: 6 2B: 1 3B: 0 HR: 0	SF: 0 SAC: 0 DP: 1 HBP: 0	WP: 0 PB: 0 SB: 0 CS: 0	PA: 37
PITCHER	IP WLS BF H R ER SO BB IBB HBP BLK WP HR S P ERA WHIP											IP WLS BF H R ER SO BB IBB HBP BLK WP HR S P ERA WHIP										
35 Chris Capuano, L ERA: 2.62	6.0 0 26 6 1 1 6 3 0 0 0 0 0 0 64 98 1.50 1.500											6.0 0 26 6 1 1 6 3 0 0 0 0 0 0 64 98 1.50 1.500										
52 Josh Lindblom, R ERA: 3.0	0.2 3 1 0 0 1 0 0 0 0 0 0 0 0 10 13 0.00 1.500											0.2 3 1 0 0 1 0 0 0 0 0 0 0 0 10 13 0.00 1.500										
57 Scott Elbert, L ERA: 2.84	0.1 W 1 0 0 0 0 0 0 0 0 0 0 0 0 2 2 0.00 0.000											0.1 W 1 0 0 0 0 0 0 0 0 0 0 0 0 2 2 0.00 0.000										
51 Ronald Belisario, R ERA: 1.03	1.0 H 3 0 0 0 0 0 0 0 0 0 0 0 0 6 7 0.00 0.000											1.0 H 3 0 0 0 0 0 0 0 0 0 0 0 0 6 7 0.00 0.000										
74 Kenley Jansen, R ERA: 2.25	1.0 S 4 0 0 0 0 0 1 0 0 0 0 0 0 10 18 0.00 1.000											1.0 S 4 0 0 0 0 0 1 0 0 0 0 0 0 10 18 0.00 1.000										


Batter	1	2	3	4	5	6	7	8	9	AB R H RBI BB SO LOB	BOTTOM									
9 Dee Strange-Gordon, L OBP: 0.277, SLG: 0.279										3 0 1 0 0 0 1	Cincinnati Reds @ Los Angeles Dodgers Dodger Stadium, Los Angeles, CA Tue Jul 03 2012, 7:12 PM - 10:13 PM PDT Att: 33,884 - Partly Cloudy - 70 F									
17 A.J. Ellis, R OBP: 0.400, SLG: 0.410										4 0 0 0 0 2 2										
23 Bobby Abreu, L OBP: 0.301, SLG: 0.390										3 0 0 1 1 0 0 0										
52 Josh Lindblom, R ERA: 3.0										0 0 0 0 0 0 0 0										
57 Scott Elbert, L ERA: 2.84										0 0 0 0 0 0 0 0										
51 Ronald Belisario, R ERA: 1.03										0 0 0 0 0 0 0 0										
21 Juan Rivera, R OBP: 0.296, SLG: 0.348										4 0 0 0 0 2 2										
3 Adam Kennedy, L OBP: 0.319, SLG: 0.289										4 0 1 0 0 1 1										
7 James Loney, L OBP: 0.307, SLG: 0.330										3 1 1 0 0 0 1										
47 Luis Alfonso Cruz, R OBP: 0.167, SLG: 0.400										3 1 1 1 0 1 1										
10 Tony Gwynn Jr., L OBP: 0.289, SLG: 0.319										3 0 0 0 0 1 0										
35 Chris Capuano, L OBP: 0.120, SLG: 0.125										1 0 0 0 0 1 0										
37 Elian Herrera, S OBP: 0.328, SLG: 0.327										2 1 2 0 0 0 0										
Inning Stats	R: 0 E: 0 K: 0 S: 7	H: 0 LOB: 0 BB: 0 P: 10	R: 0 E: 0 K: 2 S: 11	H: 1 LOB: 1 BB: 0 P: 14	R: 0 E: 0 K: 2 S: 11	H: 1 LOB: 1 BB: 0 P: 20	R: 0 E: 0 K: 0 S: 7	H: 0 LOB: 0 BB: 0 P: 8	R: 0 E: 0 K: 1 S: 9	H: 0 LOB: 0 BB: 0 P: 13	R: 1 E: 0 K: 1 S: 12	H: 2 LOB: 1 BB: 0 P: 19	R: 2 E: 0 K: 2 S: 15	H: 3 LOB: 1 BB: 0 P: 22	R: 0 E: 0 K: 1 S: 11	H: 0 LOB: 1 BB: 1 P: 18	1B: 6 2B: 1 3B: 0 HR: 0	SF: 0 SAC: 1 DP: 0 HBP: 0	WP: 0 PB: 0 SB: 1 CS: 0	PA: 32
PITCHER	IP WLS BF H R ER SO BB IBB HBP BLK WP HR S P ERA WHIP											IP WLS BF H R ER SO BB IBB HBP BLK WP HR S P ERA WHIP								
47 Johnny Cueto, R ERA: 2.35	7.0 L 28 7 3 3 3 7 0 0 0 0 0 0 0 72 106 3.86 1.000											7.0 L 28 7 3 3 3 7 0 0 0 0 0 0 0 72 106 3.86 1.000								
66 Logan Ondrusek, R ERA: 3.0	1.0 4 0 0 0 0 1 1 0 0 0 0 0 0 11 18 0.00 1.000											1.0 4 0 0 0 0 1 1 0 0 0 0 0 0 11 18 0.00 1.000								


Cincinnati Reds @ Los Angeles Dodgers
 Dodger Stadium, Los Angeles, CA
 Tue Jul 03 2012, 7:12 PM - 10:13 PM PDT
 Att: 33,884 - Partly Cloudy - 70 F

AB 33
 R 1
 H 7
 RBI 1
 BB 4
 SO 7
 LOB 17

Cincinnati Reds @ Los Angeles Dodgers
 Dodger Stadium, Los Angeles, CA
 Tue Jul 03 2012, 7:12 PM - 10:13 PM PDT
 Att: 33,884 - Partly Cloudy - 70 F

AB 30
 R 3
 H 7
 RBI 2
 BB 1
 SO 8
 LOB 8

Batter	1	2	3	4	5	6	7	8	9	AB	R	H	RBI	BB	SO	LOB	TOP								
2 Zack Cozart, R OBP: 0.297, SLG: 0.401	F9		FC6-4 1B		G5-3			K		4	0	1	0	0	1	0	<p>Cincinnati Reds @ Los Angeles Dodgers Dodger Stadium, Los Angeles, CA Wed Jul 04 2012, 6:12 PM - 8:35 PM PDT Att: 53,570 - Clear - 70 F</p> <p>livebaseballscorecards.com</p> <p>AB 31 R 1 H 3 RBI 1 BB 1 SO 10 LOB 9</p> 								
6 Drew Stubbs, R OBP: 0.289, SLG: 0.349	G6-3		FC6-4			F9		K		4	0	0	0	0	1	2									
19 Joey Votto, L OBP: 0.469, SLG: 0.628			F8			F7		K		4	0	1	0	0	1	2									
4 Brandon Phillips, R OBP: 0.321, SLG: 0.436	G5-3			P5		G4-3		K		4	0	0	0	0	1	1									
32 Jay Bruce, L OBP: 0.331, SLG: 0.512		K		F8					F7	3	0	0	0	1	1	0									
48 Ryan Ludwick, R OBP: 0.314, SLG: 0.472	G5-3			P2			K			3	0	0	0	0	1	1									
21 Todd Frazier, R OBP: 0.337, SLG: 0.542			P4		K		F9			3	0	0	0	0	1	1									
39 Devin Mesoraco, R OBP: 0.297, SLG: 0.398			E4 FC6-4 1B				P4			3	1	1	1	0	0	1									
44 Mike Leake, R OBP: 0.333, SLG: 0.567			K					K		2	0	0	0	0	2	1									
28 Chris Heisey, R OBP: 0.303, SLG: 0.356										1	0	0	0	0	1	0									
45 Bill Bray, L										0	0	0	0	0	0	0									
33 Jose Arredondo, R										0	0	0	0	0	0	0									
Inning Stats	R: 0 E: 0 K: 0 S: 9	H: 1 LOB: 1 BB: 0 P: 16	R: 0 E: 0 K: 1 S: 6	H: 0 LOB: 0 BB: 0 P: 10	R: 0 E: 1 K: 1 S: 13	H: 1 LOB: 2 BB: 0 P: 18	R: 0 E: 0 K: 0 S: 4	H: 0 LOB: 0 BB: 0 P: 5	R: 1 E: 0 K: 2 S: 11	H: 1 LOB: 0 BB: 0 P: 17	R: 0 E: 0 K: 0 S: 5	H: 0 LOB: 1 BB: 1 P: 8	R: 0 E: 0 K: 1 S: 6	H: 0 LOB: 1 BB: 1 P: 10	R: 0 E: 0 K: 3 S: 10	H: 0 LOB: 0 BB: 0 P: 14	R: 0 E: 0 K: 2 S: 7	H: 0 LOB: 0 BB: 0 P: 8	1B: 1 2B: 1 3B: 0 HR: 1	SF: 0 SAC: 0 DP: 0 HBP: 0	WP: 0 PB: 0 SB: 0 CS: 0	PA: 32			
PITCHER	IP	WLS	BF	H	R	ER	SO	BB	IBB	HBP	BLK	WP	HR	S	P	ERA	WHIP								
44 Aaron Harang, R ERA: 3.91	7.0	W	26	3	1	1	5	1	0	0	0	0	1	54	84	1.29	0.571								
51 Ronald Belisario, R ERA: 0.99	1.0	H	3	0	0	0	3	0	0	0	0	0	0	10	14	0.00	0.000								
74 Kenley Jansen, R ERA: 2.17	1.0	S	3	0	0	0	2	0	0	0	0	0	0	7	8	0.00	0.000								

Batter	1	2	3	4	5	6	7	8	9	AB	R	H	RBI	BB	SO	LOB	BOTTOM								
9 Dee Strange-Gordon, L OBP: 0.280, SLG: 0.282	47 1B	G3			K			47 S 21 BB		3	1	1	0	1	1	0	<p>Cincinnati Reds @ Los Angeles Dodgers Dodger Stadium, Los Angeles, CA Wed Jul 04 2012, 6:12 PM - 8:35 PM PDT Att: 53,570 - Clear - 70 F</p> <p>livebaseballscorecards.com</p> <p>AB 28 R 4 H 6 RBI 3 BB 3 SO 6 LOB 11</p> 								
14 Mark Ellis, R OBP: 0.313, SLG: 0.364										0	0	0	0	0	0	0									
47 Luis Alfonso Cruz, R OBP: 0.400, SLG: 0.665	23 1B				G1-3			21 SF8 BB		3	2	2	1	1	0	0									
23 Bobby Abreu, L OBP: 0.351, SLG: 0.360										3	1	1	0	0	0	1									
51 Ronald Belisario, R ERA: 0.99										0	0	0	0	0	0	0									
21 Juan Rivera, R OBP: 0.294, SLG: 0.345										1	0	0	0	0	0	2									
74 Kenley Jansen, S										0	0	0	0	0	0	0									
7 James Loney, L OBP: 0.310, SLG: 0.330										3	0	1	1	1	0	0									
3 Adam Kennedy, L OBP: 0.317, SLG: 0.291										3	0	1	1	0	1	1									
33 Scott Van Slyke, R OBP: 0.294, SLG: 0.277										4	0	0	0	0	2	5									
37 Elian Herrera, S OBP: 0.328, SLG: 0.323										2	0	0	0	0	0	0									
18 Matt Treanor, R OBP: 0.302, SLG: 0.418										3	0	0	0	0	1	2									
44 Aaron Harang, R OBP: 0.067, SLG: 0.067										2	0	0	0	0	1	0									
10 Tony Gwynn Jr., L OBP: 0.288, SLG: 0.318										1	0	0	0	0	0	0									
Inning Stats	R: 3 E: 1 K: 1 S: 17	H: 4 LOB: 2 BB: 0 P: 30	R: 0 E: 0 K: 1 S: 7	H: 1 LOB: 1 BB: 0 P: 11	R: 0 E: 0 K: 0 S: 6	H: 1 LOB: 0 BB: 0 P: 11	R: 0 E: 0 K: 1 S: 7	H: 0 LOB: 0 BB: 0 P: 7	R: 0 E: 0 K: 1 S: 8	H: 0 LOB: 0 BB: 0 P: 10	R: 0 E: 0 K: 0 S: 5	H: 0 LOB: 0 BB: 0 P: 5	R: 0 E: 0 K: 1 S: 17	H: 0 LOB: 3 BB: 3 P: 35	R: 1 E: 0 K: 1 S: 17	H: 0 LOB: 0 BB: 0 P: 11	1B: 4 2B: 2 3B: 0 HR: 0	SF: 1 SAC: 0 DP: 0 HBP: 1	WP: 0 PB: 0 SB: 2 CS: 1	PA: 33					
PITCHER	IP	WLS	BF	H	R	ER	SO	BB	IBB	HBP	BLK	WP	HR	S	P	ERA	WHIP								
44 Mike Leake, R ERA: 4.01	7.0	L	27	6	3	2	5	0	0	1	0	0	0	59	86	2.57	0.857								
45 Bill Bray, L ERA: 11.25	0.0		2	0	1	1	0	2	0	0	0	0	0	8	16										
33 Jose Arredondo, R ERA: 2.06	1.0		4	0	0	0	1	0	1	0	0	0	0	9	19	0.00	0.000								

Batter	1	2	3	4	5	6	7	8	9	AB	R	H	RBI	BB	SO	LOB	TOP				
37 Elian Herrera, S OBP: 0.330, SLG: 0.340										4	1	1	1	1	1	0					
14 Mark Ellis, R OBP: 0.380, SLG: 0.375										4	1	2	0	1	0	2					
6 Jerry Hairston, R OBP: 0.368, SLG: 0.411										4	1	1	0	0	1	2					
21 Juan Rivera, R OBP: 0.293, SLG: 0.349										4	0	1	1	0	0	0					
47 Luis Alfonso Cruz, R OBP: 0.429, SLG: 0.553										4	0	2	1	0	1	0					
17 A.J. Ellis, R OBP: 0.394, SLG: 0.402										4	0	0	0	0	1	3					
33 Scott Van Slyke, R OBP: 0.212, SLG: 0.340										3	1	1	1	0	0	3	AB 34				
7 James Loney, L OBP: 0.313, SLG: 0.333										1	0	1	0	0	0	0	R 4				
10 Tony Gwynn Jr., L OBP: 0.291, SLG: 0.315										2	0	0	0	2	0	1	H 9				
50 Nathan Eovaldi, R ERA: 2.73										2	0	0	0	0	2	1	RBI 4				
57 Scott Elbert, L ERA: 2.73										2	0	0	0	0	0	1	BB 4				
51 Ronald Belisario, R ERA: 0.95										0	0	0	0	0	0	0	SO 6				
23 Bobby Abreu, L OBP: 0.349, SLG: 0.399										0	0	0	0	0	0	0	LOB 14				
74 Kenley Jansen, S ERA: 2.11										0	0	0	0	0	0	0					
Inning Stats	R: 2 E: 0 K: 2 S: 16	H: 4 LOB: 2 BB: 0 P: 25	R: 0 E: 0 K: 1 S: 11	H: 0 LOB: 0 BB: 0 P: 15	R: 0 E: 0 K: 0 S: 7	H: 1 LOB: 0 BB: 0 P: 11	R: 1 E: 0 K: 1 S: 14	H: 1 LOB: 1 BB: 1 P: 23	R: 0 E: 0 K: 0 S: 9	H: 1 LOB: 1 BB: 0 P: 12	R: 1 E: 0 K: 1 S: 13	H: 1 LOB: 1 BB: 2 P: 24	R: 0 E: 0 K: 1 S: 7	H: 0 LOB: 0 BB: 0 P: 10	R: 0 E: 0 K: 0 S: 13	H: 1 LOB: 2 BB: 1 P: 20	1B: 5 2B: 2 3B: 0 HR: 2	SF: 0 SAC: 0 DP: 2 HBP: 0	WP: 0 PB: 0 SB: 0 CS: 0	PA: 38	
PITCHER	IP: 6.2 WLS: L BF: 28	H: 8 R: 4 ER: 4 SO: 4	BB: 2 IBB: 0 HBP: 0 BLK: 0	WP: 0 HR: 2 S: 71 P: 110	ERA: 5.40 WHIP: 1.500	IP: 1.1 WLS: 5 BF: 5	H: 0 R: 0 ER: 0 SO: 2	BB: 1 IBB: 0 HBP: 0 BLK: 0	WP: 0 HR: 0 S: 13 P: 21	ERA: 0.00 WHIP: 0.750	IP: 1.0 WLS: 5 BF: 5	H: 1 R: 0 ER: 0 SO: 0	BB: 1 IBB: 0 HBP: 0 BLK: 0	WP: 0 HR: 0 S: 13 P: 20	ERA: 0.00 WHIP: 2.000						

Los Angeles Dodgers @ Arizona Diamondbacks
Chase Field, Phoenix, AZ
Thu Jul 05 2012, 6:41 PM - 9:25 PM MST
Att: 23,002 - Roof Closed - 78 F

livebaseballscorecards.com

AB 34
R 4
H 9
RBI 4
BB 4
SO 6
LOB 14


Batter	1	2	3	4	5	6	7	8	9	AB	R	H	RBI	BB	SO	LOB	BOTTOM						
8 Gerardo Parra, L OBP: 0.345, SLG: 0.427										4	0	1	0	0	2	0							
18 Willie Bloomquist, R OBP: 0.327, SLG: 0.399										4	0	0	0	0	0	1							
10 Justin Upton, R OBP: 0.348, SLG: 0.378										4	0	2	0	0	1	0							
13 Jason Kubel, L OBP: 0.365, SLG: 0.527										3	0	0	0	1	2	2							
44 Paul Goldschmidt, R OBP: 0.370, SLG: 0.541										4	1	1	0	0	2	1							
26 Miguel Montero, L OBP: 0.377, SLG: 0.414										1	0	0	0	2	0	0							
2 Aaron Hill, R OBP: 0.354, SLG: 0.507										3	0	0	0	0	1	4	AB 29						
6 Stephen Drew, L OBP: 0.259, SLG: 0.240										3	0	1	1	0	0	1	H 5						
36 Wade Miley, L OBP: 0.344, SLG: 0.387										2	0	0	0	0	2	0	RBI 1						
29 Brad Ziegler, R OBP: 0.333, SLG: 0.333										0	0	0	0	0	0	0	BB 3						
14 Ryan Roberts, R OBP: 0.282, SLG: 0.357										1	0	0	0	0	0	0	SO 8						
32 Craig Breslow, L ERA: 2.11										0	0	0	0	0	0	0	LOB 11						
Inning Stats	R: 0 E: 0 K: 0 S: 8	H: 0 LOB: 0 BB: 0 P: 13	R: 1 E: 0 K: 0 S: 19	H: 2 LOB: 2 BB: 2 P: 32	R: 0 E: 0 K: 1 S: 10	H: 1 LOB: 1 BB: 0 P: 15	R: 0 E: 0 K: 1 S: 9	H: 0 LOB: 0 BB: 1 P: 19	R: 0 E: 0 K: 0 S: 9	H: 1 LOB: 0 BB: 0 P: 13	R: 0 E: 0 K: 1 S: 8	H: 1 LOB: 0 BB: 0 P: 10	R: 0 E: 0 K: 1 S: 6	H: 0 LOB: 0 BB: 0 P: 10	R: 0 E: 0 K: 1 S: 10	H: 0 LOB: 0 BB: 0 P: 12	R: 0 E: 0 K: 3 S: 9	H: 0 LOB: 0 BB: 0 P: 11	1B: 4 2B: 1 3B: 0 HR: 0	SF: 0 SAC: 0 DP: 3 HBP: 0	WP: 0 PB: 0 SB: 0 CS: 0	PA: 32	
PITCHER	IP: 6.0 WLS: W BF: 23	H: 5 R: 1 ER: 1 SO: 1	BB: 3 IBB: 0 HBP: 0 BLK: 0	WP: 0 HR: 0 S: 63 P: 102	ERA: 1.50 WHIP: 1.333	IP: 1.0 WLS: H BF: 3	H: 0 R: 0 ER: 0 SO: 1	BB: 0 IBB: 0 HBP: 0 BLK: 0	WP: 0 HR: 6 S: 10 P: 10	ERA: 0.00 WHIP: 0.000	IP: 1.0 WLS: H BF: 3	H: 0 R: 0 ER: 0 SO: 1	BB: 0 IBB: 0 HBP: 0 BLK: 0	WP: 0 HR: 10 S: 10 P: 12	ERA: 0.00 WHIP: 0.000	IP: 1.0 WLS: S BF: 3	H: 0 R: 0 ER: 0 SO: 3	BB: 0 IBB: 0 HBP: 0 BLK: 0	WP: 0 HR: 0 S: 9 P: 11	1B: 4 2B: 1 3B: 0 HR: 0	SF: 0 SAC: 0 DP: 3 HBP: 0	WP: 0 PB: 0 SB: 0 CS: 0	

Los Angeles Dodgers @ Arizona Diamondbacks
Chase Field, Phoenix, AZ
Thu Jul 05 2012, 6:41 PM - 9:25 PM MST
Att: 23,002 - Roof Closed - 78 F

livebaseballscorecards.com

AB 29
R 1
H 5
RBI 1
BB 3
SO 8
LOB 11

Batter	1	2	3	4	5	6	7	8	9	AB	R	H	RBI	BB	SO	LOB	TOP										
10 Tony Gwynn Jr., L OBP: 0.294, SLG: 0.314											4	2	1	0	1	0	4	Los Angeles Dodgers @ Arizona Diamondbacks Chase Field, Phoenix, AZ Fri Jul 06 2012, 6:42 PM - 10:03 PM MST Att: 24,891 - Roof Closed - 79 F									
14 Mark Ellis, R OBP: 0.380, SLG: 0.371 38 Shawn Tolleson, R											4	0	1	0	1	3	3										
23 Bobby Abreu, L OBP: 0.355, SLG: 0.371											5	0	3	1	0	0	2										
21 Juan Rivera, R OBP: 0.291, SLG: 0.345											5	0	1	1	0	0	4										
3 Adam Kennedy, L OBP: 0.317, SLG: 0.317 6 Jerry Hairston, R OBP: 0.369, SLG: 0.412											3	1	1	1	0	0	2										
7 James Loney, L OBP: 0.314, SLG: 0.339											5	0	2	0	0	0	4										
47 Luis Alfonso Cruz, R OBP: 0.389, SLG: 0.563											4	0	1	0	0	2	2										
17 A.J. Ellis, R OBP: 0.399, SLG: 0.406											3	0	2	0	1	1	0										
22 Clayton Kershaw, L OBP: 0.207, SLG: 0.185 28 Jamey Wright, R 54 Javy Guerra, R 37 Elian Herrera, S OBP: 0.328, SLG: 0.337											2	0	0	0	0	1	2										
											0	0	0	0	0	0	0										
											0	0	0	0	0	0	0										
											1	0	0	0	1	2											
Inning Stats	R: 0 E: 0 K: 0 S: 13	H: 1 LOB: 2 BB: 1 P: 23	R: 0 E: 0 K: 2 S: 12	H: 0 LOB: 0 BB: 0 P: 18	R: 1 E: 1 K: 1 S: 13	H: 1 LOB: 1 BB: 0 P: 20	R: 1 E: 0 K: 1 S: 13	H: 2 LOB: 2 BB: 1 P: 23	R: 0 E: 0 K: 1 S: 8	H: 0 LOB: 0 BB: 0 P: 11	R: 0 E: 0 K: 1 S: 13	H: 2 LOB: 2 BB: 1 P: 16	R: 1 E: 0 K: 1 S: 17	H: 3 LOB: 2 BB: 1 P: 28	R: 0 E: 0 K: 2 S: 10	H: 2 LOB: 1 BB: 0 P: 14	R: 0 E: 0 K: 0 S: 12	H: 2 LOB: 0 BB: 0 P: 18	1B: 9 2B: 4 3B: 0 HR: 1	SF: 0 SAC: 1 DP: 2 HBP: 0	WP: 1 PB: 0 SB: 1 CS: 0	PA: 42					
PITCHER	IP	WLS	BF	H	R	ER	SO	BB	IBB	HBP	BLK	WP	HR	S	P	ERA	WHIP										
55 Josh Collmenter, R ERA: 4.11	6.0	W	27	6	2	1	6	2	0	0	0	0	1	72	111	1.50	1.333										
39 Bryan Shaw, R ERA: 3.38	0.0		4	3	1	1	0	1	0	0	0	0	0	9	17	∞	∞										
49 Mike Zagurski, L ERA: 5.14	1.0	H	2	0	0	0	1	0	0	0	0	0	0	8	11	0.00	0.000										
30 David Hernandez, R ERA: 2.97	1.0	H	5	2	0	0	2	0	0	0	0	1	0	10	14	0.00	2.000										
40 J.J. Putz, R ERA: 4.67	1.0	S	4	2	0	0	0	0	0	0	0	0	0	12	18	0.00	2.000										
Batter	1	2	3	4	5	6	7	8	9	AB	R	H	RBI	BB	SO	LOB	BOTTOM										
18 Willie Bloomquist, R OBP: 0.326, SLG: 0.397											4	1	1	0	0	1	0	Los Angeles Dodgers @ Arizona Diamondbacks Chase Field, Phoenix, AZ Fri Jul 06 2012, 6:42 PM - 10:03 PM MST Att: 24,891 - Roof Closed - 79 F									
2 Aaron Hill, R OBP: 0.356, SLG: 0.510											4	1	3	1	0	0	0										
10 Justin Upton, R OBP: 0.350, SLG: 0.384											3	1	1	2	1	0	2										
13 Jason Kubel, L OBP: 0.367, SLG: 0.529											3	1	1	1	0	1	2										
44 Paul Goldschmidt, R OBP: 0.365, SLG: 0.533											4	0	0	0	0	1	2										
24 Chris Young, R OBP: 0.288, SLG: 0.405											3	0	0	0	1	1	0										
14 Ryan Roberts, R OBP: 0.280, SLG: 0.353											2	0	0	0	1	1	0										
12 Henry Blanco, R OBP: 0.196, SLG: 0.204											2	1	0	0	1	1	2										
55 Josh Collmenter, R 37 Lyle Overbay, L 39 Bryan Shaw, S 49 Mike Zagurski, L 27 Geoff Blum, S 30 David Hernandez, R 40 J.J. Putz, R											1	0	0	0	0	0	0										
											1	0	0	0	0	1	1										
											0	0	0	0	0	0	0										
											0	0	0	0	0	0	0										
											0	0	0	0	0	0	0										
											0	0	0	0	0	0	0										
											0	0	0	0	0	0	0										
											0	0	0	0	0	0	0										
											0	0	0	0	0	0	0										
											0	0	0	0	0	0	0										
											0	0	0	0	0	0	0										
											0	0	0	0	0	0	0										
Inning Stats	R: 0 E: 0 K: 0 S: 12	H: 1 LOB: 1 BB: 0 P: 19	R: 0 E: 0 K: 2 S: 10	H: 0 LOB: 0 BB: 0 P: 19	R: 0 E: 0 K: 2 S: 12	H: 0 LOB: 0 BB: 0 P: 18	R: 0 E: 0 K: 1 S: 8	H: 0 LOB: 0 BB: 1 P: 13	R: 0 E: 0 K: 1 S: 6	H: 0 LOB: 0 BB: 0 P: 10	R: 5 E: 0 K: 1 S: 24	H: 4 LOB: 3 BB: 3 P: 48	R: 0 E: 0 K: 0 S: 7	H: 1 LOB: 0 BB: 0 P: 9	R: 0 E: 0 K: 0 S: 4	H: 0 LOB: 0 BB: 0 P: 9	1B: 4 2B: 1 3B: 1 HR: 0	SF: 0 SAC: 0 DP: 1 HBP: 1	WP: 1 PB: 0 SB: 1 CS: 1	PA: 33							
PITCHER	IP	WLS	BF	H	R	ER	SO	BB	IBB	HBP	BLK	WP	HR	S	P	ERA	WHIP										
22 Clayton Kershaw, L ERA: 2.91	5.1	L	22	5	5	5	7	2	0	0	0	0	0	61	104	8.44	1.312										
28 Jamey Wright, R ERA: 3.79	0.2		4	0	0	0	0	2	0	0	0	1	0	11	23	0.00	3.000										
54 Javy Guerra, R ERA: 3.24	1.0		4	1	0	0	0	0	0	0	0	0	0	7	9	0.00	1.000										
38 Shawn Tolleson, R ERA: 6.35	1.0		3	0	0	0	0	0	0	1	0	0	0	4	9	0.00	0.000										
PITCHER	IP	WLS	BF	H	R	ER	SO	BB	IBB	HBP	BLK	WP	HR	S	P	ERA	WHIP										
22 Clayton Kershaw, L ERA: 2.91	5.1	L	22	5	5	5	7	2	0	0	0	0	0	61	104	8.44	1.312										
28 Jamey Wright, R ERA: 3.79	0.2		4	0	0	0	0	2	0	0	0	1	0	11	23	0.00	3.000										
54 Javy Guerra, R ERA: 3.24	1.0		4	1	0	0	0	0	0	0	0	0	0	7	9	0.00	1.000										
38 Shawn Tolleson, R ERA: 6.35	1.0		3	0	0	0	0	0	0	1	0	0	0	4	9	0.00	0.000										

Batter	1	2	3	4	5	6	7	8	9	AB	R	H	RBI	BB	SO	LOB	TOP				
37 Elian Herrera, S OBP: 0.326, SLG: 0.335	G3		K		FC6-4 1B			K		4	0	1	0	0	2	0	Los Angeles Dodgers @ Arizona Diamondbacks Chase Field, Phoenix, AZ Sat Jul 07 2012, 7:11 PM - 9:40 PM MST Att: 36,903 - Roof Closed - 79 F				
47 Luis Alfonso Cruz, R OBP: 0.469, SLG: 0.579	HR 2B		F7		FC6-4			BB		3	1	1	0	1	0	1					
6 Jerry Hairston, R OBP: 0.372, SLG: 0.429	HR				17 1B BB			F9		3	1	1	2	1	0	1					
7 James Loney, L OBP: 0.309, SLG: 0.333	K				F7			K		4	0	0	0	0	3	2					
3 Adam Kennedy, L OBP: 0.315, SLG: 0.309	F7				K			K		3	0	0	0	1	2	1					
17 A.J. Ellis, R OBP: 0.404, SLG: 0.425					SAFE 1B FC6-4			HR		4	1	3	1	0	0	1					
33 Scott Van Slyke, R OBP: 0.280, SLG: 0.321					1B			G6-4-3		3	0	0	0	0	0	3					
23 Bobby Abreu, L OBP: 0.359, SLG: 0.374	G5-4-3				FC6-4			G5-3		1	0	1	0	0	0	0					
5 Juan Uribe, R OBP: 0.252, SLG: 0.271								F7		3	0	0	0	0	1	0					
52 Josh Lindblom, R OBP: 0.289, SLG: 0.353								K		0	0	0	0	0	0	0					
21 Juan Rivera, R OBP: 0.289, SLG: 0.343										1	0	0	0	0	1	1					
58 Chad Billingsley, R OBP: 0.233, SLG: 0.267										2	0	0	0	0	0	0					
10 Tony Gwynn Jr., L OBP: 0.252, SLG: 0.312					G5-3			G1-3		1	0	0	0	0	0	0					
Inning Stats	R: 2 H: 2 E: 0 K: 1 S: 13	H: 2 LOB: 0 BB: 0 P: 22	R: 0 H: 1 E: 0 K: 1 S: 8	H: 1 LOB: 0 BB: 0 P: 13	R: 0 H: 0 E: 0 K: 1 S: 8	H: 0 LOB: 0 BB: 0 P: 9	R: 0 H: 1 E: 0 K: 1 S: 14	H: 1 LOB: 2 BB: 1 P: 23	R: 0 H: 0 E: 0 K: 2 S: 7	H: 0 LOB: 0 BB: 0 P: 12	R: 1 H: 1 E: 0 K: 0 S: 6	H: 1 LOB: 0 BB: 0 P: 12	R: 0 H: 0 E: 0 K: 2 S: 10	H: 0 LOB: 1 BB: 1 P: 18	R: 0 H: 1 E: 0 K: 1 S: 10	H: 1 LOB: 1 BB: 1 P: 15		1B: 4 2B: 1 3B: 0 HR: 2	SF: 0 SAC: 0 DP: 2 HBP: 0	WP: 0 PB: 0 SB: 0 CS: 0	PA: 35
PITCHER	IP WLS BF H R ER SO BB IBB HBP BLK WP HR S P ERA WHIP	IP WLS BF H R ER SO BB IBB HBP BLK WP HR S P ERA WHIP	IP WLS BF H R ER SO BB IBB HBP BLK WP HR S P ERA WHIP	IP WLS BF H R ER SO BB IBB HBP BLK WP HR S P ERA WHIP	IP WLS BF H R ER SO BB IBB HBP BLK WP HR S P ERA WHIP	IP WLS BF H R ER SO BB IBB HBP BLK WP HR S P ERA WHIP	IP WLS BF H R ER SO BB IBB HBP BLK WP HR S P ERA WHIP	IP WLS BF H R ER SO BB IBB HBP BLK WP HR S P ERA WHIP	IP WLS BF H R ER SO BB IBB HBP BLK WP HR S P ERA WHIP	IP WLS BF H R ER SO BB IBB HBP BLK WP HR S P ERA WHIP	IP WLS BF H R ER SO BB IBB HBP BLK WP HR S P ERA WHIP	IP WLS BF H R ER SO BB IBB HBP BLK WP HR S P ERA WHIP	IP WLS BF H R ER SO BB IBB HBP BLK WP HR S P ERA WHIP	IP WLS BF H R ER SO BB IBB HBP BLK WP HR S P ERA WHIP	IP WLS BF H R ER SO BB IBB HBP BLK WP HR S P ERA WHIP	IP WLS BF H R ER SO BB IBB HBP BLK WP HR S P ERA WHIP		IP WLS BF H R ER SO BB IBB HBP BLK WP HR S P ERA WHIP			
35 Trevor Cahill, R ERA: 3.64	7.0	W	27	6	3	3	6	1	0	0	0	0	0	0	0	0		3.86	1.000		
30 David Hernandez, R ERA: 2.59	1.0	H	4	0	0	0	2	1	0	0	0	0	0	0	0	0		0.00	1.000		
40 J.J. Putz, R ERA: 4.5	1.0	S	4	1	0	0	1	1	0	0	0	0	0	0	0	0		0.00	2.000		

Batter	1	2	3	4	5	6	7	8	9	AB	R	H	RBI	BB	SO	LOB	BOTTOM			
6 Stephen Drew, L OBP: 0.226, SLG: 0.214	F7		K		SF7			F9		3	0	0	1	0	1	1	Los Angeles Dodgers @ Arizona Diamondbacks Chase Field, Phoenix, AZ Sat Jul 07 2012, 7:11 PM - 9:40 PM MST Att: 36,903 - Roof Closed - 79 F			
2 Aaron Hill, R OBP: 0.357, SLG: 0.510	F7				G6-3			G5-3		4	0	1	0	0	0	0				
10 Justin Upton, R OBP: 0.349, SLG: 0.386	G6-3				G6-3			K		4	1	1	0	0	1	1				
13 Jason Kubel, L OBP: 0.365, SLG: 0.535					K			F8		4	1	1	1	0	1	2				
44 Paul Goldschmidt, R OBP: 0.363, SLG: 0.534					K			HR		3	0	1	1	0	1	1				
26 Miguel Montero, L OBP: 0.376, SLG: 0.417					K			G1-3		3	1	1	0	0	1	1				
27 Geoff Blum, S OBP: 0.227, SLG: 0.158	F9									3	1	1	0	0	0	1				
8 Gerardo Parra, L OBP: 0.345, SLG: 0.430										3	1	1	2	0	0	0				
35 Trevor Cahill, R OBP: 0.057, SLG: 0.057										2	0	0	0	0	1	1				
14 Ryan Roberts, R OBP: 0.286, SLG: 0.353										0	0	0	0	1	0	0				
30 David Hernandez, R OBP: 1.000, SLG: 1.000										0	0	0	0	0	0	0				
40 J.J. Putz, R										0	0	0	0	0	0	0				
Inning Stats	R: 0 H: 0 E: 0 K: 0 S: 7	H: 0 LOB: 0 BB: 0 P: 12	R: 0 H: 1 E: 0 K: 1 S: 11	H: 1 LOB: 1 BB: 0 P: 19	R: 0 H: 0 E: 0 K: 2 S: 8	H: 0 LOB: 0 BB: 0 P: 9	R: 0 H: 1 E: 0 K: 2 S: 9	H: 1 LOB: 1 BB: 0 P: 13	R: 3 H: 3 E: 0 K: 0 S: 13	H: 3 LOB: 0 BB: 0 P: 19	R: 1 H: 1 E: 0 K: 0 S: 7	H: 1 LOB: 0 BB: 0 P: 12	R: 0 H: 0 E: 0 K: 0 S: 10	H: 0 LOB: 1 BB: 1 P: 20	R: 1 H: 1 E: 0 K: 1 S: 9	H: 1 LOB: 0 BB: 0 P: 10	1B: 1 2B: 5 3B: 0 HR: 1	SF: 2 SAC: 0 DP: 0 HBP: 0	WP: 0 PB: 0 SB: 0 CS: 0	PA: 32
PITCHER	IP WLS BF H R ER SO BB IBB HBP BLK WP HR S P ERA WHIP	IP WLS BF H R ER SO BB IBB HBP BLK WP HR S P ERA WHIP	IP WLS BF H R ER SO BB IBB HBP BLK WP HR S P ERA WHIP	IP WLS BF H R ER SO BB IBB HBP BLK WP HR S P ERA WHIP	IP WLS BF H R ER SO BB IBB HBP BLK WP HR S P ERA WHIP	IP WLS BF H R ER SO BB IBB HBP BLK WP HR S P ERA WHIP	IP WLS BF H R ER SO BB IBB HBP BLK WP HR S P ERA WHIP	IP WLS BF H R ER SO BB IBB HBP BLK WP HR S P ERA WHIP	IP WLS BF H R ER SO BB IBB HBP BLK WP HR S P ERA WHIP	IP WLS BF H R ER SO BB IBB HBP BLK WP HR S P ERA WHIP	IP WLS BF H R ER SO BB IBB HBP BLK WP HR S P ERA WHIP	IP WLS BF H R ER SO BB IBB HBP BLK WP HR S P ERA WHIP	IP WLS BF H R ER SO BB IBB HBP BLK WP HR S P ERA WHIP	IP WLS BF H R ER SO BB IBB HBP BLK WP HR S P ERA WHIP	IP WLS BF H R ER SO BB IBB HBP BLK WP HR S P ERA WHIP	IP WLS BF H R ER SO BB IBB HBP BLK WP HR S P ERA WHIP	IP WLS BF H R ER SO BB IBB HBP BLK WP HR S P ERA WHIP			
58 Chad Billingsley, R ERA: 4.3	6.0	L	24	6	4	4	5	0	0	0	0	0	0	0	0	0	6.00	1.000		
52 Josh Lindblom, R ERA: 3.07	2.0		8	1	1	1	1	1	0	0	0	0	0	0	0	0	4.50	1.000		

Batter	1	2	3	4	5	6	7	8	9	AB	R	H	RBI	BB	SO	LOB	TOP					
10 Tony Gwynn Jr., L (1,8) OBP: 0.288, SLG: 0.307	G3		F7			G3-1		FC3-6		4	0	0	0	0	0	2						
14 Mark Ellis, R (1,4) OBP: 0.371, SLG: 0.361	F8		P4			K		F8		4	0	0	0	0	1	2						
23 Bobby Abreu, L (1,7) OBP: 0.356, SLG: 0.371	K		G3			G3				4	1	1	0	0	1	1						
21 Juan Rivera, R (1,3) OBP: 0.294, SLG: 0.352		G4-3 2B		G6-3		G1-3				4	0	2	0	0	0	0						
6 Jerry Hairston, R (1,5) OBP: 0.369, SLG: 0.424		G4-3		F9		K				4	0	1	0	0	1	1						
37 Elian Herrera, S (1,9) OBP: 0.328, SLG: 0.331		L5		K						2	0	0	0	0	1	1						
51 Ronald Belisario, R (7,1)										0	0	0	0	0	0	0						
74 Kenley Jansen, S (8,1)										0	0	0	0	0	0	0						
5 Juan Uribe, R (9,PH) OBP: 0.250, SLG: 0.271										0	0	0	1	0	0	0						
47 Luis Alfonso Cruz, R (1,6) OBP: 0.385, SLG: 0.550						G5-3				3	0	0	0	1	0	3						
18 Matt Treanor, R (1,2) OBP: 0.299, SLG: 0.397						K				3	0	0	0	1	3	4						
35 Chris Capuano, L (1,1) OBP: 0.148, SLG: 0.192										2	0	1	0	0	1	0						
54 Javy Guerra, R (6,1)										0	0	0	0	0	0	0						
33 Scott Van Slyke, R (7,9) OBP: 0.196, SLG: 0.315						K				1	0	0	0	0	0	1						
Inning Stats	R: 0 E: 0 K: 1 S: 7	H: 0 LOB: 0 BB: 0 P: 13	R: 0 E: 0 K: 1 S: 14	H: 1 LOB: 2 BB: 1 P: 24	R: 0 E: 0 K: 0 S: 14	H: 1 LOB: 0 BB: 0 P: 18	R: 0 E: 0 K: 1 S: 9	H: 0 LOB: 0 BB: 0 P: 12	R: 0 E: 0 K: 1 S: 9	H: 0 LOB: 0 BB: 0 P: 16	R: 0 E: 0 K: 1 S: 7	H: 0 LOB: 0 BB: 0 P: 13	R: 0 E: 0 K: 1 S: 11	H: 0 LOB: 1 BB: 1 P: 19	R: 0 E: 0 K: 0 S: 6	H: 0 LOB: 1 BB: 1 P: 13	R: 1 E: 0 K: 1 S: 19	H: 3 LOB: 2 BB: 0 P: 26	1B: 3 2B: 2 3B: 0 HR: 0	SF: 1 SAC: 0 DP: 0 HBP: 0	WP: 0 PB: 0 SB: 0 CS: 0	PA: 35
PITCHER	IP WLS BF H R ER SO BB IBB HBP BLK WP HR S P ERA WHIP																					
17 Trevor Bauer, R (1,1) ERA: 5.4	6.0 W 21 2 0 0 6 1 0 0 0 0 0 0 60 96 0.00 0.500																					
46 Patrick Corbin, L (7,1) ERA: 4.25	3.0 S 14 3 1 1 2 2 0 0 0 0 0 0 36 58 3.00 1.667																					

Los Angeles Dodgers @ Arizona Diamondbacks
Chase Field, Phoenix, AZ
Sun Jul 08 2012, 1:11 PM - 4:07 PM MST
Att: 30,523 - Roof Closed - 76 F

AB	31
R	1
H	5
RBI	1
BB	3
SO	8
LOB	15



Batter	1	2	3	4	5	6	7	8	9	AB	R	H	RBI	BB	SO	LOB	BOTTOM			
18 Willie Bloomquist, R (1,6) OBP: 0.324, SLG: 0.393	10 3B	G6-3				P6		G4-3		5	1	1	0	0	1	1				
2 Aaron Hill, R (1,4) OBP: 0.355, SLG: 0.505	F7		P6			K				5	1	1	0	0	1	1				
10 Justin Upton, R (1,9) OBP: 0.353, SLG: 0.401	44 2B		G5-3			13 1B		26 1B		4	3	3	1	0	0	0				
13 Jason Kubel, L (1,7) OBP: 0.367, SLG: 0.533	K		F9			44 HR		26 1B		3	1	1	0	1	1	1				
44 Paul Goldschmidt, R (1,3) OBP: 0.368, SLG: 0.552	24 1B					24 1B		K		3	1	2	4	1	1	3				
26 Miguel Montero, L (1,2) OBP: 0.376, SLG: 0.419	K					F9		1B		4	0	2	2	0	1	2				
24 Chris Young, R (1,8) OBP: 0.297, SLG: 0.401	F8					F8		K		4	0	1	0	0	1	3				
14 Ryan Roberts, R (1,5) OBP: 0.285, SLG: 0.352	17 SH2-4					K		K		4	0	1	0	0	3	4				
17 Trevor Bauer, R (1,1) ERA: 2.91										1	0	0	0	0	1	2				
27 Geoff Blum, S (6,PH) ERA: 1.53	SH2-4									1	0	0	0	0	0	0				
46 Patrick Corbin, L (7,1) OBP: 0.231, SLG: 0.167								K		1	0	0	0	0	1	0				
Inning Stats	R: 2 E: 0 K: 2 S: 16	H: 3 LOB: 1 BB: 0 P: 27	R: 0 E: 0 K: 0 S: 5	H: 1 LOB: 1 BB: 0 P: 6	R: 0 E: 0 K: 0 S: 7	H: 0 LOB: 0 BB: 0 P: 9	R: 0 E: 0 K: 2 S: 12	H: 1 LOB: 2 BB: 1 P: 20	R: 3 E: 0 K: 1 S: 15	H: 4 LOB: 1 BB: 0 P: 20	R: 0 E: 0 K: 1 S: 7	H: 0 LOB: 0 BB: 0 P: 10	R: 2 E: 0 K: 3 S: 14	H: 3 LOB: 2 BB: 1 P: 23	R: 0 E: 0 K: 2 S: 10	H: 0 LOB: 0 BB: 0 P: 16	1B: 8 2B: 2 3B: 1 HR: 1	SF: 0 SAC: 1 DP: 0 HBP: 0	WP: 0 PB: 0 SB: 0 CS: 0	PA: 38
PITCHER	IP WLS BF H R ER SO BB IBB HBP BLK WP HR S P ERA WHIP																			
35 Chris Capuano, L (1,1) ERA: 2.91	5.0 L 25 3 0 0 0 1 0 0 0 0 0 0 55 82 9.00 2.000																			
54 Javy Guerra, R (6,1) ERA: 3.12	1.0 3 0 0 0 0 1 0 0 0 0 0 0 7 10 0.00 0.000																			
51 Ronald Belisario, R (7,1) ERA: 1.53	1.0 7 3 2 2 3 0 1 0 0 0 0 0 14 23 18.00 3.000																			
74 Kenley Jansen, R (8,1) ERA: 2.06	1.0 3 0 0 0 0 2 0 0 0 0 0 0 10 16 0.00 0.000																			

Los Angeles Dodgers @ Arizona Diamondbacks
Chase Field, Phoenix, AZ
Sun Jul 08 2012, 1:11 PM - 4:07 PM MST
Att: 30,523 - Roof Closed - 76 F

AB	35
R	7
H	12
RBI	7
BB	2
SO	11
LOB	17



Batter	1	2	3	4	5	6	7	8	9	AB	R	H	RBI	BB	SO	LOB	TOP			
13 Chris Denorfia, R (1,9) OBP: 0.350, SLG: 0.437 5 Alexi Amarista, L (7,PH) OBP: 0.310, SLG: 0.477	G5-3		K		K		11 WP 1B		BB	3	0	0	0	0	2	0	San Diego Padres @ Los Angeles Dodgers Dodger Stadium, Los Angeles, CA Fri Jul 13 2012, 7:12 PM - 9:50 PM PDT Att: 43,873 - Partly Cloudy - 76 F livebaseballscorecards.com			
11 Logan Forsythe, R (1,4) OBP: 0.364, SLG: 0.462	L4		2B		18 1B		K		G3	5	0	2	0	0	1	2				
7 Chase Headley, S (1,5) OBP: 0.366, SLG: 0.411	18 FC6-4 1B		G5-3		P6		P5			4	0	1	0	0	0	3				
18 Carlos Quentin, R (1,7) OBP: 0.401, SLG: 0.509	FC6-4 1-2		K		1-0		F9			4	0	1	0	0	1	3				
12 Yasmani Grandal, S (1,2) OBP: 0.308, SLG: 0.667		24 G1-3 2B		24 FC1-5 1B		K			G6-3	4	1	2	0	0	1	2				
23 Yonder Alonso, L (1,3) OBP: 0.346, SLG: 0.359	2 G4-3 24 G1-3 BB		24 FC1-5 BB		F8				G4-3	2	0	0	0	2	0	0				
24 Cameron Maybin, R (1,8) OBP: 0.286, SLG: 0.306	G1-3		FC1-5						K	3	0	0	0	1	1	4				
2 Everth Cabrera, S (1,6) OBP: 0.315, SLG: 0.346	G4-3		K		P4				G3	4	0	0	1	0	1	4				
33 Clayton Richard, L (1,1) OBP: 0.128, SLG: 0.132 55 Dale Thayer, R (8,1) 14 Mark Kotsay, L (9,PH) OBP: 0.366, SLG: 0.370	F7		G3		G3		K		P6	3	0	0	0	0	1	4				
Inning Stats	R: 0 E: 0 K: 0 S: 8	H: 1 LOB: 1 BB: 0 P: 14	R: 1 E: 0 K: 0 S: 14	H: 1 LOB: 1 BB: 1 P: 18	R: 0 E: 0 K: 2 S: 10	H: 1 LOB: 2 BB: 1 P: 16	R: 0 E: 0 K: 1 S: 14	H: 2 LOB: 2 BB: 0 P: 22	R: 0 E: 0 K: 1 S: 11	H: 0 LOB: 1 BB: 1 P: 20	R: 0 E: 0 K: 1 S: 14	H: 1 LOB: 1 BB: 0 P: 23	R: 0 E: 0 K: 1 S: 8	H: 0 LOB: 1 BB: 1 P: 10	R: 0 E: 0 K: 0 S: 7	H: 0 LOB: 1 BB: 1 P: 15	1B: 5 2B: 2 3B: 0 HR: 0	SF: 0 SAC: 0 DP: 0 HBP: 0	WP: 1 PB: 0 SB: 0 CS: 0	PA: 38
PITCHER	IP WLS BF H R ER SO	IP WLS BF H R ER SO	IP WLS BF H R ER SO	IP WLS BF H R ER SO	IP WLS BF H R ER SO	IP WLS BF H R ER SO	IP WLS BF H R ER SO	IP WLS BF H R ER SO	IP WLS BF H R ER SO	IP WLS BF H R ER SO	IP WLS BF H R ER SO	IP WLS BF H R ER SO	IP WLS BF H R ER SO	IP WLS BF H R ER SO	IP WLS BF H R ER SO	IP WLS BF H R ER SO	ERA WHIP	ERA WHIP	ERA WHIP	
22 Clayton Kershaw, L (1,1) ERA: 2.84 54 Javy Guerra, R (7,1) ERA: 3.0 51 Ronald Belisario, R (8,1) ERA: 1.48 74 Kenley Jansen, R (9,1) ERA: 2.01	6.0 W 27 6 1 1 6	1.0 H 4 1 0 0 1	1.0 H 3 0 0 0 1	1.0 S 4 0 0 0 0	1.0 S 4 0 0 0 0	1.0 S 4 0 0 0 0	1.0 S 4 0 0 0 0	1.0 S 4 0 0 0 0	1.0 S 4 0 0 0 0	1.0 S 4 0 0 0 0	1.0 S 4 0 0 0 0	1.0 S 4 0 0 0 0	1.0 S 4 0 0 0 0	1.0 S 4 0 0 0 0	1.0 S 4 0 0 0 0	1.0 S 4 0 0 0 0	1.50 1.500	0.00 1.000	0.00 0.000	0.00 1.000

Batter	1	2	3	4	5	6	7	8	9	AB	R	H	RBI	BB	SO	LOB	BOTTOM			
6 Jerry Hairston, R (1,7) OBP: 0.367, SLG: 0.420	F8		P6		FC1-6 14 HR 1-2				14 G5-3 1B	4	1	1	0	0	0	1	San Diego Padres @ Los Angeles Dodgers Dodger Stadium, Los Angeles, CA Fri Jul 13 2012, 7:12 PM - 9:50 PM PDT Att: 43,873 - Partly Cloudy - 76 F livebaseballscorecards.com			
14 Mark Ellis, R (1,4) OBP: 0.366, SLG: 0.378	K		G6-3		HR				G5-3	4	1	1	2	0	1	1				
27 Matt Kemp, R (1,8) OBP: 0.446, SLG: 0.720	2B		16 G6-4-3 1B		G6-3				F9	4	0	2	0	0	0	1				
16 Andre Ethier, L (1,9) OBP: 0.357, SLG: 0.487	G1-3		G6-4-3		21 FC5-4 HBP					2	0	0	0	0	0	2				
21 Juan Rivera, R (1,3) OBP: 0.289, SLG: 0.346	K		G1-3		FC5-4					3	0	0	0	0	1	1				
17 A.J. Ellis, R (1,2) OBP: 0.400, SLG: 0.420	F8		L8		L8				G4-3	3	0	0	0	0	0	0				
5 Juan Uribe, R (1,5) OBP: 0.254, SLG: 0.282 54 Javy Guerra, R (7,1) OBP: 0.355, SLG: 0.369 51 Ronald Belisario, R (8,1) 74 Kenley Jansen, S (9,1)	2B		L7		L7				G1-3	2	0	1	0	0	0	0				
47 Luis Alfonso Cruz, R (1,6) OBP: 0.345, SLG: 0.440	G6-3		G5-3		G5-3				G3-1	3	0	0	0	0	0	1				
22 Clayton Kershaw, L (1,1) OBP: 0.200, SLG: 0.179 10 Tony Gwynn Jr., L (6,PH) OBP: 0.289, SLG: 0.308	G5-3		G5-3		6 FC1-6 1B				G4-3	1	0	0	0	0	0	0				
Inning Stats	R: 0 E: 0 K: 1 S: 13	H: 1 LOB: 1 BB: 0 P: 18	R: 0 E: 0 K: 1 S: 13	H: 1 LOB: 0 BB: 0 P: 19	R: 0 E: 0 K: 0 S: 7	H: 0 LOB: 0 BB: 0 P: 10	R: 0 E: 0 K: 0 S: 5	H: 1 LOB: 0 BB: 0 P: 8	R: 0 E: 0 K: 0 S: 7	H: 0 LOB: 0 BB: 0 P: 12	R: 2 E: 0 K: 0 S: 12	H: 2 LOB: 1 BB: 0 P: 18	R: 0 E: 0 K: 0 S: 3	H: 0 LOB: 0 BB: 0 P: 7	R: 0 E: 0 K: 0 S: 8	H: 1 LOB: 1 BB: 0 P: 13	1B: 3 2B: 2 3B: 0 HR: 1	SF: 0 SAC: 0 DP: 1 HBP: 1	WP: 0 PB: 0 SB: 0 CS: 0	PA: 30
PITCHER	IP WLS BF H R ER SO	IP WLS BF H R ER SO	IP WLS BF H R ER SO	IP WLS BF H R ER SO	IP WLS BF H R ER SO	IP WLS BF H R ER SO	IP WLS BF H R ER SO	IP WLS BF H R ER SO	IP WLS BF H R ER SO	IP WLS BF H R ER SO	IP WLS BF H R ER SO	IP WLS BF H R ER SO	IP WLS BF H R ER SO	IP WLS BF H R ER SO	IP WLS BF H R ER SO	IP WLS BF H R ER SO	ERA WHIP	ERA WHIP	ERA WHIP	
33 Clayton Kershaw, L (1,1) ERA: 3.83 55 Dale Thayer, R (8,1) ERA: 4.78	7.1 L 27 5 2 2 2	0.2 L 3 1 0 0 0	0.2 L 3 1 0 0 0	0.2 L 3 1 0 0 0	0.2 L 3 1 0 0 0	0.2 L 3 1 0 0 0	0.2 L 3 1 0 0 0	0.2 L 3 1 0 0 0	0.2 L 3 1 0 0 0	0.2 L 3 1 0 0 0	0.2 L 3 1 0 0 0	0.2 L 3 1 0 0 0	0.2 L 3 1 0 0 0	0.2 L 3 1 0 0 0	0.2 L 3 1 0 0 0	0.2 L 3 1 0 0 0	2.46 0.682	0.00 1.500	0.00 1.500	0.00 1.500



Batter	1	2	3	4	5	6	7	8	9	AB	R	H	RBI	BB	SO	LOB	TOP			
11 Jimmy Rollins, S OBP: 0.317, SLG: 0.421	G3		HR		K			BB		3	1	1	1	1	1	0	Philadelphia Phillies @ Los Angeles Dodgers Dodger Stadium, Los Angeles, CA Mon Jul 16 2012, 7:11 PM - 10:00 PM PDT Att: 32,238 - Clear - 67 F			
8 Shane Victorino, S OBP: 0.316, SLG: 0.389	E6		1B		3B			1B		4	0	3	0	0	0	0				
26 Chase Utley, L OBP: 0.265, SLG: 0.370	G6-4-3		G3		L3			F6		4	0	0	0	0	0	5				
6 Ryan Howard, L OBP: 0.227, SLG: 0.350	F7		CS		HR			G4-6-3		4	1	1	1	0	1	2				
51 Carlos Ruiz, R OBP: 0.413, SLG: 0.596	10 1B				3B			K		3	1	1	0	1	1	0				
3 Hunter Pence, R OBP: 0.343, SLG: 0.473	K				27 G4-6-3			K		3	0	0	0	1	3	1				
10 Juan Pierre, L OBP: 0.269, SLG: 0.372					F9					3	0	1	1	0	0	2				
15 John Mayberry Jr., R										1	0	0	0	0	1	0				
27 Placido Polanco, R OBP: 0.302, SLG: 0.333	FC6		G4-6-3					F9		3	0	0	0	0	0	3				
56 Joe Blanton, R OBP: 0.158, SLG: 0.059			G1-3							3	0	0	0	0	2	0				
58 Jonathan Papelbon, R										0	0	0	0	0	0	0				
Inning Stats	R: 0 E: 1 K: 0 S: 7	H: 0 LOB: 0 BB: 0 P: 11	R: 1 E: 0 K: 1 S: 12	H: 2 LOB: 1 BB: 0 P: 18	R: 1 E: 0 K: 0 S: 13	H: 2 LOB: 0 BB: 0 P: 22	R: 1 E: 0 K: 0 S: 13	H: 1 LOB: 1 BB: 0 P: 22	R: 0 E: 0 K: 2 S: 11	H: 0 LOB: 0 BB: 0 P: 16	R: 0 E: 0 K: 1 S: 9	H: 0 LOB: 0 BB: 0 P: 13	R: 0 E: 0 K: 3 S: 9	H: 1 LOB: 1 BB: 1 P: 11	R: 0 E: 0 K: 3 S: 9	H: 0 LOB: 0 BB: 0 P: 11	1B: 3 2B: 1 3B: 1 HR: 2	SF: 0 SAC: 0 DP: 3 HBP: 0	WP: 0 PB: 0 SB: 0 CS: 1	PA: 35
PITCHER	IP WLS BF H R ER SO	IP WLS BF H R ER SO	IP WLS BF H R ER SO	IP WLS BF H R ER SO	IP WLS BF H R ER SO	IP WLS BF H R ER SO	IP WLS BF H R ER SO	IP WLS BF H R ER SO	IP WLS BF H R ER SO	IP WLS BF H R ER SO	IP WLS BF H R ER SO	IP WLS BF H R ER SO	IP WLS BF H R ER SO	IP WLS BF H R ER SO	IP WLS BF H R ER SO	IP WLS BF H R ER SO	ERA WHIP	ERA WHIP		
50 Nathan Eovaldi, R ERA: 4.33	5.0 L 21 6 3 3 3																5.40 1.600			
38 Shawn Tolleson, R ERA: 4.32	2.0 6 0 0 0 3																0.00 0.000			
57 Scott Elbert, L ERA: 2.63	1.0 4 1 0 0 0																0.00 2.000			
51 Ronald Belisario, R ERA: 1.67	1.0 3 0 0 0 3																0.00 0.000			

Batter	1	2	3	4	5	6	7	8	9	AB	R	H	RBI	BB	SO	LOB	BOTTOM					
6 Jerry Hairston, R OBP: 0.370, SLG: 0.429	L5		L3			14 E		F7		4	1	1	0	0	0	1	Philadelphia Phillies @ Los Angeles Dodgers Dodger Stadium, Los Angeles, CA Mon Jul 16 2012, 7:11 PM - 10:00 PM PDT Att: 32,238 - Clear - 67 F					
14 Mark Ellis, R OBP: 0.370, SLG: 0.371	K				16 1B			G6-3		4	0	1	0	0	1	1						
27 Matt Kemp, R OBP: 0.439, SLG: 0.694	L5				F9			K		4	0	0	0	0	1	2						
16 Andre Ethier, L OBP: 0.358, SLG: 0.493	K				21 FC5-2			F9		4	0	1	0	0	2	0						
21 Juan Rivera, R OBP: 0.295, SLG: 0.346	G5-3				FC5-2					4	1	2	0	0	0	2						
10 Tony Gwynn Jr., L OBP: 0.286, SLG: 0.305					1-2					0	0	0	0	0	0	0						
7 James Loney, L OBP: 0.308, SLG: 0.335	P6				K			G4-3		4	0	1	0	0	1	3						
47 Luis Alfonso Cruz, R ERA: 4.75					G6-3					3	0	0	0	0	1	2						
3 Adam Kennedy, L OBP: 0.322, SLG: 0.326								P4		1	0	0	0	0	0	2						
17 A.J. Ellis, R OBP: 0.392, SLG: 0.409										3	0	1	0	0	1	2						
50 Nathan Eovaldi, R ERA: 4.33	8.0 W 30																2.25 0.750					
38 Shawn Tolleson, R ERA: 4.32	1.0 S 4																0.00 1.000					
57 Scott Elbert, L ERA: 2.63																	0.00 0.000					
51 Ronald Belisario, R ERA: 1.67																	0.00 0.000					
Inning Stats	R: 0 E: 0 K: 1 S: 10	H: 0 LOB: 0 BB: 0 P: 14	R: 0 E: 0 K: 1 S: 7	H: 0 LOB: 0 BB: 0 P: 8	R: 0 E: 0 K: 1 S: 11	H: 1 LOB: 1 BB: 0 P: 14	R: 0 E: 0 K: 1 S: 14	H: 2 LOB: 2 BB: 0 P: 20	R: 0 E: 0 K: 1 S: 10	H: 0 LOB: 0 BB: 0 P: 13	R: 1 E: 0 K: 0 S: 8	H: 1 LOB: 0 BB: 0 P: 12	R: 1 E: 0 K: 1 S: 10	H: 2 LOB: 1 BB: 0 P: 14	R: 0 E: 0 K: 1 S: 10	H: 0 LOB: 0 BB: 0 P: 15	R: 0 E: 0 K: 1 S: 11	H: 1 LOB: 2 BB: 0 P: 18	1B: 6 2B: 1 3B: 0 HR: 0	SF: 0 SAC: 0 DP: 1 HBP: 0	WP: 1 PB: 0 SB: 1 CS: 0	PA: 34
PITCHER	IP WLS BF H R ER SO	IP WLS BF H R ER SO	IP WLS BF H R ER SO	IP WLS BF H R ER SO	IP WLS BF H R ER SO	IP WLS BF H R ER SO	IP WLS BF H R ER SO	IP WLS BF H R ER SO	IP WLS BF H R ER SO	IP WLS BF H R ER SO	IP WLS BF H R ER SO	IP WLS BF H R ER SO	IP WLS BF H R ER SO	IP WLS BF H R ER SO	IP WLS BF H R ER SO	IP WLS BF H R ER SO	ERA WHIP	ERA WHIP				
56 Joe Blanton, R ERA: 4.75	8.0 W 30																2.25 0.750					
58 Jonathan Papelbon, R ERA: 3.09	1.0 S 4																0.00 1.000					

Batter	1	2	3	4	5	6	7	8	9	AB	R	H	RBI	BB	SO	LOB	TOP			
11 Jimmy Rollins, S OBP: 0.317, SLG: 0.422										4	1	1	0	0	1	1	Philadelphia Phillies @ Los Angeles Dodgers Dodger Stadium, Los Angeles, CA Tue Jul 17 2012, 7:11 PM - 10:02 PM PDT Att: 53,498 - Clear - 70 F			
8 Shane Victorino, S OBP: 0.313, SLG: 0.386										3	0	0	0	0	0	1				
26 Chase Utley, L OBP: 0.264, SLG: 0.347										3	1	0	1	1	0	0				
6 Ryan Howard, L OBP: 0.308, SLG: 0.333										1	0	0	0	2	0	0				
15 John Mayberry Jr., R OBP: 0.289, SLG: 0.372										0	1	0	0	0	0	0				
51 Carlos Ruiz, R OBP: 0.411, SLG: 0.589										3	0	0	0	0	0	2				
3 Hunter Pence, R OBP: 0.347, SLG: 0.475										3	0	2	2	1	0	1				
10 Juan Pierre, L OBP: 0.411, SLG: 0.382										4	0	1	0	0	1	1				
58 Jonathan Papelbon, R										0	0	0	0	0	0	0				
27 Placido Polanco, R OBP: 0.302, SLG: 0.332										4	0	1	0	0	0	2				
34 Roy Halladay, R OBP: 0.292, SLG: 0.292										1	0	0	0	0	0	2				
44 Michael Schwimer, R										0	0	0	0	0	0	0				
47 Jeremy Horst, L										0	0	0	0	0	0	0				
16 Jason Pridle, L										0	0	0	0	0	0	0				
Kyle Kendrick, R										0	0	0	0	0	0	0				
37 Antonio Bastardo, R										0	0	0	0	0	0	0				
24 Ty Wigginton, R										1	0	0	0	0	0	0				
Inning Stats	R: 1 E: 0 K: 0 S: 7	H: 1 LOB: 0 BB: 0 P: 12	R: 0 E: 0 K: 0 S: 9	H: 1 LOB: 2 BB: 1 P: 16	R: 0 E: 0 K: 0 S: 7	H: 0 LOB: 0 BB: 0 P: 12	R: 0 E: 0 K: 0 S: 9	H: 0 LOB: 1 BB: 0 P: 16	R: 0 E: 0 K: 1 S: 13	H: 1 LOB: 1 BB: 0 P: 18	R: 0 E: 0 K: 0 S: 8	H: 0 LOB: 0 BB: 0 P: 12	R: 2 E: 0 K: 0 S: 10	H: 1 LOB: 2 BB: 1 P: 27	R: 0 E: 0 K: 0 S: 6	H: 0 LOB: 0 BB: 0 P: 9	1B: 4 2B: 1 3B: 0 HR: 0	SF: 0 SAC: 2 DP: 0 HBP: 2	WP: 2 PB: 0 SB: 0 CS: 0	PA: 36
PITCHER	IP WLS BF H R ER SO BB IBB HBP BLK WP HR S P ERA WHIP																			
56 Stephen Fife, R ERA: 1.5	(1, 1) 6.0 24 4 1 1 1 1 3 0 0 0 0 2 0 53 90 1.50 1.167																			
52 Josh Lindblom, R ERA: 3.16	(7, 1) 1.0 3 0 0 0 1 0 0 0 0 0 0 0 8 12 0.00 0.000																			
51 Ronald Belisario, R ERA: 2.15	(8, 1) 0.2 5 0 2 2 0 1 0 0 2 0 0 0 8 23 27.00 1.500																			
74 Kenley Jansen, R ERA: 2.11	(8, 1) 1.1 4 1 0 0 0 0 0 0 0 0 0 0 8 13 0.00 0.750																			

Batter	1	2	3	4	5	6	7	8	9	AB	R	H	RBI	BB	SO	LOB	BOTTOM					
23 Bobby Abreu, L OBP: 0.344, SLG: 0.349										3	0	0	0	0	1	1	Philadelphia Phillies @ Los Angeles Dodgers Dodger Stadium, Los Angeles, CA Tue Jul 17 2012, 7:11 PM - 10:02 PM PDT Att: 53,498 - Clear - 70 F					
52 Josh Lindblom, R										0	0	0	0	0	0	0						
51 Ronald Belisario, R										0	0	0	0	0	0	0						
6 Jerry Hairston, R OBP: 0.368, SLG: 0.427										1	0	0	0	0	0	0						
14 Mark Ellis, R OBP: 0.367, SLG: 0.368										4	0	1	0	0	1	0						
27 Matt Kemp, R OBP: 0.435, SLG: 0.681										4	0	1	0	0	1	0						
16 Andre Ethier, L OBP: 0.360, SLG: 0.491										4	0	1	0	0	1	0						
3 Adam Kennedy, L OBP: 0.321, SLG: 0.331										3	1	1	0	0	2	1						
7 James Loney, L OBP: 0.307, SLG: 0.333										4	1	1	0	0	1	1						
47 Luis Alfonso Cruz, R ERA: 3.98										4	0	1	1	0	0	0						
74 Kenley Jansen, S										4	0	1	1	0	0	0						
21 Juan Rivera, R OBP: 0.293, SLG: 0.344										1	0	0	0	0	1	0						
17 A.J. Ellis, R OBP: 0.391, SLG: 0.409										3	0	1	0	0	1	2						
56 Stephen Fife, R										2	0	0	0	0	1	1						
10 Tony Gwynn Jr., L OBP: 0.285, SLG: 0.303										1	0	0	0	0	1	1						
Inning Stats	R: 0 E: 0 K: 2 S: 11	H: 0 LOB: 0 BB: 0 P: 18	R: 2 E: 0 K: 1 S: 13	H: 4 LOB: 1 BB: 0 P: 20	R: 0 E: 0 K: 0 S: 7	H: 1 LOB: 0 BB: 0 P: 10	R: 0 E: 0 K: 2 S: 12	H: 0 LOB: 0 BB: 0 P: 15	R: 0 E: 0 K: 1 S: 12	H: 0 LOB: 1 BB: 0 P: 17	R: 0 E: 0 K: 0 S: 6	H: 0 LOB: 1 BB: 0 P: 11	R: 0 E: 0 K: 1 S: 10	H: 1 LOB: 1 BB: 0 P: 15	R: 0 E: 0 K: 1 S: 8	H: 1 LOB: 1 BB: 0 P: 13	R: 0 E: 0 K: 1 S: 8	H: 0 LOB: 0 BB: 0 P: 10	1B: 6 2B: 2 3B: 0 HR: 0	SF: 0 SAC: 0 DP: 2 HBP: 1	WP: 1 PB: 0 SB: 0 CS: 0	PA: 34
PITCHER	IP WLS BF H R ER SO BB IBB HBP BLK WP HR S P ERA WHIP																					
34 Roy Halladay, R ERA: 4.64	(1, 1) 5.0 19 5 2 2 6 0 0 0 0 0 0 0 3 4 0.00 0.000																					
44 Michael Schwimer, R	(6, 1) 0.2 2 0 0 0 0 0 0 0 0 0 0 0 3 7 0.00 0.000																					
47 Jeremy Horst, L	(6, 1) 0.1 2 0 0 0 0 0 0 0 1 0 0 0 3 7 0.00 0.000																					
Kyle Kendrick, R	(7, 1) 1.2 7 2 0 0 1 0 0 0 0 0 0 0 15 22 0.00 1.200																					
37 Antonio Bastardo, L ERA: 5.1	(8, 1) 0.1 1 0 0 0 1 0 0 0 0 0 0 0 3 6 0.00 0.000																					
58 Jonathan Papelbon, R ERA: 3.0	(9, 1) 1.0 3 0 0 0 0 0 0 0 0 0 0 0 3 4 0.00 0.000																					



Batter	1	2	3	4	5	6	7	8	9	10	11	12	AB	R	H	RBI	BB	SO	LOB	TOP
11 Jimmy Rollins, S OBP: 0.314, SLG: 0.417	G6-3		K			P4		G6-3		5B BB 8 SH1-4 3 1B BB	K		5 1 0 0 1 2 2							
8 Shane Victorino, S OBP: 0.317, SLG: 0.392	G5-3					K				SH1-4		FC5-4 26 S 1B	5 1 3 0 0 1 0							
26 Chase Utley, L OBP: 0.288, SLG: 0.340	F7					F8		G4-3				3 1B IBB	4 1 1 0 2 0 2							
51 Carlos Ruiz, R OBP: 0.413, SLG: 0.586	G6-3					1B						F7	5 0 2 1 1 1 2							
3 Hunter Pence, R OBP: 0.344, SLG: 0.470	G5-3					K						FC5-4	6 0 1 2 0 1 5							
24 Ty Wigington, R OBP: 0.12, SLG: 0.387	G4-3					F9						G4-3	3 0 0 0 0 0 1							
6 Ryan Howard, L OBP: 0.333, SLG: 0.364													1 0 1 0 0 0 0							
10 Juan Pierre, L OBP: 0.349, SLG: 0.379													2 0 0 0 0 0 4							
27 Placido Polanco, R OBP: 0.300, SLG: 0.327	L4					G4-3						G5-3	4 0 0 0 1 0 0							
15 John Mayberry Jr., R OBP: 0.272, SLG: 0.370	E5					K						1B	4 0 1 0 1 2 0							
33 Cliff Lee, L ERA: 3.63	SH5-4												2 0 0 0 0 0 2							
Inning Stats	R: 0 E: 0 K: 10 H: 0 LOB: 0 BB: 0 P: 14	R: 0 E: 0 K: 8 H: 0 LOB: 0 BB: 11 P: 11	R: 0 E: 1 K: 8 H: 0 LOB: 1 BB: 12 P: 12	R: 1 E: 0 K: 1 H: 2 LOB: 1 BB: 23 P: 23	R: 0 E: 0 K: 2 H: 0 LOB: 0 BB: 12 P: 12	R: 0 E: 0 K: 1 H: 2 LOB: 2 BB: 15 P: 15	R: 0 E: 0 K: 1 H: 0 LOB: 0 BB: 14 P: 14	R: 0 E: 0 K: 13 H: 1 LOB: 1 BB: 19 P: 19	R: 0 E: 0 K: 14 H: 1 LOB: 3 BB: 27 P: 27	R: 2 E: 0 K: 8 H: 1 LOB: 1 BB: 3 P: 21	R: 0 E: 0 K: 12 H: 1 LOB: 1 BB: 0 P: 19	R: 0 E: 0 K: 9 H: 1 LOB: 2 BB: 0 P: 17	R: 0 E: 0 K: 9 H: 1 LOB: 2 BB: 17 P: 17	1B: 8 2B: 1 3B: 0 HR: 0	SF: 0 SAC: 2 DP: 1 HBP: 0	WP: 0 PB: 0 SB: 2 CS: 0	PA: 51			
PITCHER	22 Clayton Kershaw, L ERA: 2.74	74 Kenley Jansen, R ERA: 2.06	54 Javy Guerra, R ERA: 2.57	57 Scott Elbert, L ERA: 2.57	52 Josh Lindblom, R ERA: 3.09	PITCHER	28 Jamey Wright, R ERA: 3.56													

Philadelphia Phillies @ Los Angeles Dodgers
Dodger Stadium, Los Angeles, CA
Wed Jul 18 2012, 12:11 PM - 4:35 PM PDT
Alt. 39.955 - Cloudy - 80 F

AB 43
R 3
H 9
RBI 3
BB 6
SO 10
LOB 20



Batter	1	2	3	4	5	6	7	8	9	10	11	12	AB	R	H	RBI	BB	SO	LOB	BOTTOM
10 Tony Gwynn Jr., L OBP: 0.282, SLG: 0.300	G4-3		G1-6-3			F7				SH2-4 27 1B		G3	6 0 1 0 0 1 1							
14 Mark Ellis, R OBP: 0.371, SLG: 0.365	G6-3					G6-3				16 1B		K	4 1 1 0 2 1 2							
27 Matt Kemp, R OBP: 0.431, SLG: 0.688	K					F8				1B		BB	6 1 2 3 0 3 3							
21 Juan Rivera, R OBP: 0.294, SLG: 0.359	HR					K				6 DI		F7	3 1 1 1 0 1 0							
16 Andre Ethier, L OBP: 0.361, SLG: 0.492										1B			2 0 1 0 0 0 2							
6 Jerry Hairston, R OBP: 0.364, SLG: 0.418	F8					G6-3						G4-3	4 0 0 0 1 0 0							
5 Juan Uribe, R OBP: 0.240, SLG: 0.266	G5-3					G5-3							3 0 0 0 0 1 0							
7 James Loney, L OBP: 0.305, SLG: 0.331	G5-3					K							2 0 0 0 0 2 3							
47 Luis Alfonso Cruz, R OBP: 0.311, SLG: 0.400	G5-3					L8							5 1 2 0 0 0 0							
17 A.J. Ellis, R OBP: 0.392, SLG: 0.406	F8					SH2-4 22 SH2-4 1B							4 0 1 0 1 1 1							
33 Cliff Lee, L ERA: 3.72	G6-3												1 0 0 0 0 0 0							
37 Antonio Bastardo, L ERA: 5.04													0 0 0 0 0 0 0							
Kyle Kendrick, R ERA: 4.7													0 0 0 0 0 0 0							
47 Jeremy Horst, L ERA: 4.57													0 0 0 0 0 0 0							
44 Michael Schwimer, R ERA: 4.57													0 0 0 0 0 0 0							
Inning Stats	R: 0 E: 0 K: 7 H: 0 LOB: 0 BB: 0 P: 7	R: 1 E: 0 K: 0 H: 1 LOB: 0 BB: 0 P: 11	R: 0 E: 0 K: 0 H: 0 LOB: 0 BB: 6 P: 6	R: 0 E: 0 K: 1 H: 0 LOB: 0 BB: 0 P: 14	R: 0 E: 0 K: 0 H: 0 LOB: 0 BB: 0 P: 11	R: 0 E: 0 K: 15 H: 1 LOB: 2 BB: 21 P: 21	R: 0 E: 0 K: 1 H: 0 LOB: 0 BB: 14 P: 14	R: 0 E: 0 K: 4 H: 0 LOB: 0 BB: 0 P: 5	R: 0 E: 0 K: 3 H: 2 LOB: 1 BB: 28 P: 28	R: 2 E: 0 K: 20 H: 4 LOB: 2 BB: 32 P: 32	R: 0 E: 0 K: 9 H: 1 LOB: 2 BB: 0 P: 19	R: 2 E: 0 K: 11 H: 1 LOB: 0 BB: 11 P: 11	R: 2 E: 0 K: 9 H: 1 LOB: 0 BB: 11 P: 11	1B: 6 2B: 2 3B: 0 HR: 2	SF: 0 SAC: 1 DP: 0 HBP: 0	WP: 0 PB: 0 SB: 1 CS: 0	PA: 48			
PITCHER	58 Jonathan Papelton, R ERA: 3.41	63 Jake Diekmann, L ERA: 5.03																		

Philadelphia Phillies @ Los Angeles Dodgers
Dodger Stadium, Los Angeles, CA
Wed Jul 18 2012, 12:11 PM - 4:35 PM PDT
Alt. 39.955 - Cloudy - 80 F

AB 43
R 5
H 10
RBI 5
BB 4
SO 10
LOB 14



Batter	1	2	3	4	5	6	7	8	9	AB	R	H	RBI	BB	SO	LOB	TOP			
23 Bobby Abreu, L OBP: 0.367, SLG: 0.360										3	2	1	0	1	1	1				
14 Mark Ellis, R OBP: 0.367, SLG: 0.360										5	0	1	0	0	1	2				
27 Matt Kemp, R OBP: 0.436, SLG: 0.703										4	1	2	2	1	2	0				
16 Andre Ethier, L OBP: 0.364, SLG: 0.493										3	2	1	1	2	1	1				
21 Juan Rivera, R OBP: 0.292, SLG: 0.355										5	0	1	1	0	0	5				
6 Jerry Hairston, R OBP: 0.367, SLG: 0.420										4	1	2	1	0	0	1				
47 Luis Alfonso Cruz, R OBP: 0.309, SLG: 0.455										4	1	1	2	0	1	2				
18 Matt Treanor, R OBP: 0.289, SLG: 0.354										4	0	0	0	0	2	0				
44 Aaron Harang, R OBP: 0.057, SLG: 0.057										2	0	0	0	0	1	0				
10 Tony Gwynn Jr., L OBP: 0.284, SLG: 0.306										2	0	1	0	0	1	0				
Inning Stats	R: 3 H: 4 E: 0 K: 0 S: 16	H: 4 LOB: 1 BB: 0 P: 25	R: 1 H: 1 E: 0 K: 1 S: 14	H: 1 LOB: 3 BB: 3 P: 27	R: 2 H: 2 E: 0 K: 2 S: 15	H: 2 LOB: 0 BB: 0 P: 20	R: 0 H: 0 E: 0 K: 1 S: 9	H: 0 LOB: 0 BB: 0 P: 13	R: 0 H: 1 E: 0 K: 1 S: 10	H: 1 LOB: 0 BB: 0 P: 17	R: 1 H: 1 E: 0 K: 2 S: 14	H: 1 LOB: 1 BB: 1 P: 22	R: 0 H: 0 E: 0 K: 1 S: 14	H: 0 LOB: 0 BB: 0 P: 21	R: 0 H: 1 E: 0 K: 2 S: 13	H: 1 LOB: 0 BB: 0 P: 18	1B: 6 2B: 2 3B: 0 HR: 2	SF: 0 SAC: 0 DP: 0 HBP: 0	WP: 0 PB: 0 SB: 2 CS: 0	PA: 41
PITCHER	IP WLS BF H R ER SO BB IBB HBP BLK WP HR S P ERA WHIP																			
57 Johan Santana, L ERA: 3.98	3.0 L 19 7 6 6 3 3 0 0 0 0 0 2 45 72 18.00 3.333																			
27 Pedro Beato, R ERA: 2.25	2.0 6 0 0 0 1 0 0 0 0 0 0 0 16 22 0.00 0.000																			
52 Ramon E Ramirez, R ERA: 3.58	2.0 9 2 1 1 3 1 0 0 0 0 0 0 24 39 4.50 1.500																			
40 Tim Lincecum, L ERA: 4.21	1.0 3 0 0 0 1 0 0 0 0 0 0 0 14 21 0.00 0.000																			
60 Jon Rauch, R ERA: 3.71	1.0 4 1 0 0 2 0 0 0 0 0 0 0 13 18 0.00 1.000																			
Batter	1	2	3	4	5	6	7	8	9	AB	R	H	RBI	BB	SO	LOB	BOTTOM			
11 Rubén Tejada, R OBP: 0.364, SLG: 0.388										5	2	1	0	0	0	2				
28 Daniel Murphy, L OBP: 0.334, SLG: 0.415										5	1	4	1	0	1	2				
5 David Wright, R OBP: 0.440, SLG: 0.581										3	0	0	1	1	2	2				
29 Ike Davis, L OBP: 0.276, SLG: 0.400										4	1	1	1	0	1	2				
21 Lucas Duda, L OBP: 0.340, SLG: 0.398										2	0	0	0	1	1	2				
52 Ramon E Ramirez, R OBP: 0.324, SLG: 0.399										2	1	2	2	0	0	0				
1 Jordan Valdespin, L OBP: 0.319, SLG: 0.593										0	0	0	0	0	0	0				
44 Jason Bay, R OBP: 0.283, SLG: 0.382										3	0	1	0	1	1	0				
40 Tim Byrdak, L OBP: 0.327, SLG: 0.369										0	0	0	0	0	0	0				
60 Jon Rauch, R OBP: 0.327, SLG: 0.369										1	0	0	0	0	1	1				
Justin Turner, R OBP: 0.327, SLG: 0.369										0	0	0	0	0	0	0				
56 Andres Torres, S OBP: 0.338, SLG: 0.309										4	1	0	0	1	1	4				
30 Josh Thole, L OBP: 0.323, SLG: 0.330										3	0	0	0	1	1	3				
57 Johan Santana, L OBP: 0.091, SLG: 0.091										0	0	0	0	0	0	0				
9 Kirk Nieuwenhuis, L OBP: 0.324, SLG: 0.399										1	0	0	0	0	1	0				
27 Pedro Beato, R ERA: 3.27										0	0	0	0	0	0	0				
13 Ronny Cedeno, R OBP: 0.340, SLG: 0.341										1	0	0	0	0	1	0				
12 Scott Hairston, R ERA: 2.12										2	0	1	1	0	0	0				
Inning Stats	R: 2 H: 1 E: 0 K: 0 S: 12	H: 1 LOB: 0 BB: 0 P: 21	R: 0 H: 0 E: 0 K: 1 S: 9	H: 0 LOB: 0 BB: 0 P: 17	R: 0 H: 1 E: 0 K: 2 S: 13	H: 1 LOB: 1 BB: 0 P: 19	R: 0 H: 0 E: 0 K: 0 S: 11	H: 0 LOB: 2 BB: 2 P: 24	R: 1 H: 2 E: 0 K: 2 S: 15	H: 2 LOB: 2 BB: 1 P: 27	R: 1 H: 1 E: 0 K: 2 S: 13	H: 3 LOB: 1 BB: 0 P: 20	R: 0 H: 1 E: 0 K: 1 S: 9	H: 1 LOB: 1 BB: 0 P: 13	R: 0 H: 1 E: 0 K: 2 S: 13	H: 1 LOB: 0 BB: 0 P: 17	1B: 7 2B: 2 3B: 0 HR: 1	SF: 2 SAC: 0 DP: 0 HBP: 0	WP: 0 PB: 0 SB: 0 CS: 0	PA: 43
PITCHER	IP WLS BF H R ER SO BB IBB HBP BLK WP HR S P ERA WHIP																			
44 Aaron Harang, R ERA: 3.48	5.0 W 23 4 3 1 5 3 0 0 0 0 0 0 8 19 27.00 9.000																			
52 Josh Lindblom, R ERA: 3.27	0.1 H 4 1 1 1 1 2 0 0 0 0 0 0 8 19 27.00 9.000																			
38 Shawn Tolleson, R ERA: 5.76	1.0 H 5 2 2 2 1 0 0 0 0 0 1 9 15 18.00 2.000																			
54 Javy Guerra, R ERA: 3.54	0.2 H 3 1 0 0 1 0 0 0 0 0 0 9 12 0.00 1.500																			
51 Ronald Belisario, R ERA: 2.12	1.0 H 4 1 0 0 1 0 0 0 0 0 0 9 13 0.00 1.000																			

Los Angeles Dodgers @ New York Mets
Citi Field, Flushing, NY
Fri Jul 20 2012, 7:13 PM - 10:52 PM EDT
Att: 30,806 - Cloudy - 64 F

livebaseballscorecards.com

AB 37
R 7
H 10
RBI 7
BB 4
SO 10
LOB 12

Los Angeles Dodgers @ New York Mets
Citi Field, Flushing, NY
Fri Jul 20 2012, 7:13 PM - 10:52 PM EDT
Att: 30,806 - Cloudy - 64 F

livebaseballscorecards.com

AB 36
R 6
H 10
RBI 6
BB 5
SO 11
LOB 18

Batter	1	2	3	4	5	6	7	8	9	10	11	12	AB	R	H	RBI	BB	SO	LOB	TOP								
6 Jerry Hairston, R 10 Tony Gwynn Jr., L OBP: 0.285, SLG: 0.306														4	0	1	0	0	0	2								
14 Mark Ellis, R OBP: 0.366, SLG: 0.360													6	1	2	0	0	2	4									
27 Matt Kemp, R OBP: 0.437, SLG: 0.696													6	2	2	0	0	0	4									
16 Andre Ethier, L OBP: 0.367, SLG: 0.487													4	1	1	1	2	0	4									
21 Andre Ethier, R 38 Shawn Tolleson, R 34 Jamey Wright, R 38 Jamey Wright, R 22 Clayton Kershaw, L 44 Juan Uribe, R 19 Matt Kemp, R													3	1	1	2	0	0	1									
47 Luis Alfonso Cruz, R OBP: 0.300, SLG: 0.407													6	1	1	1	0	2	4									
5 Juan Uribe, R OBP: 0.290, SLG: 0.293													4	0	0	0	0	0	0									
3 Adam Kennedy, L OBP: 0.329, SLG: 0.338													1	0	1	2	1	0	0									
17 A.J. Ellis, R OBP: 0.394, SLG: 0.406													5	0	2	0	1	0	2									
52 Josh Lindblom, R ERA: 3.67													0	0	0	0	0	0	0									
50 Nathan Eovaldi, R 57 Scott Elbert, L 7 James Loney, L OBP: 0.306, SLG: 0.331													1	0	0	0	0	0	0									
Inning Stats	R: 0 E: 0 K: 1 S: 11	H: 1 LOB: 1 BB: 0 P: 19	R: 0 E: 0 K: 1 S: 9	H: 0 LOB: 0 BB: 0 P: 13	R: 0 E: 0 K: 1 S: 11	H: 1 LOB: 1 BB: 0 P: 17	R: 2 E: 0 K: 0 S: 8	H: 2 LOB: 0 BB: 0 P: 12	R: 0 E: 0 K: 0 S: 5	H: 0 LOB: 0 BB: 0 P: 6	R: 1 E: 0 K: 0 S: 12	H: 2 LOB: 1 BB: 0 P: 14	R: 0 E: 1 K: 0 S: 8	H: 0 LOB: 0 BB: 0 P: 11	R: 0 E: 0 K: 1 S: 10	H: 1 LOB: 0 BB: 0 P: 18	R: 0 E: 0 K: 0 S: 11	H: 0 LOB: 0 BB: 0 P: 18	R: 0 E: 0 K: 1 S: 8	H: 0 LOB: 2 BB: 2 P: 19	R: 5 E: 0 K: 0 S: 18	H: 5 LOB: 2 BB: 2 P: 32	1B: 12 2B: 1 3B: 0 HR: 1	SF: 0 SAC: 2 DP: 1 HBP: 0	WP: 0 PB: 0 SB: 0 CS: 0	PA: 54		
PITCHER	49 Jonathon Niese, L ERA: 3.59	IP: 7.0 WLS: 7 BF: 30 H: 8 R: 3 ER: 3 SO: 3	BB: 0 IBB: 0 HBP: 0 BLK: 0	WP: 0 HR: 1 S: 67 P: 97	ERA: 3.86 WHIP: 1.143	62 Elvin Ramirez, R ERA: 6.59	IP: 0.1 WLS: 0 BF: 2 H: 0 R: 0 ER: 0 SO: 0	BB: 1 IBB: 0 HBP: 0 BLK: 0	WP: 0 HR: 0 S: 10 P: 10	ERA: 0.00 WHIP: 3.000																		

Los Angeles Dodgers @ New York Mets
Citi Field, Flushing, NY
Sun Jul 22 2012, 1:12 PM - 5:54 PM EDT
Att. 31,184 - Partly Cloudy - 81 F

AB 48
R 8
H 14
RBI 8
BB 4
SO 5
LOB 27



Batter	1	2	3	4	5	6	7	8	9	10	11	12	AB	R	H	RBI	BB	SO	LOB	BOTTOM								
11 Rubén Tejada, R OBP: 0.356, SLG: 0.377													6	1	1	0	0	1	4									
1 Jordany Valdespin, L OBP: 0.330, SLG: 0.586													5	0	2	0	0	1	0									
5 David Wright, R OBP: 0.440, SLG: 0.574													6	0	3	0	0	2	1									
29 Ike Davis, L OBP: 0.277, SLG: 0.398													5	1	1	1	1	2	4									
28 Daniel Murphy, L OBP: 0.344, SLG: 0.434													5	1	4	1	1	0	2									
21 Lucas Duda, L OBP: 0.335, SLG: 0.391													6	0	1	0	0	1	6									
9 Kirk Nieuwenhuis, L OBP: 0.323, SLG: 0.390													6	0	2	0	0	2	5									
30 Josh Thole, L 56 Andrew Lorraine, L 39 Bobby Parnell, R 12 Scott Hairston, R 42 Ramon E. Ramirez, R 62 Elvin Ramirez, R 44 Jason Bay, R OBP: 0.362, SLG: 0.376													4	0	2	1	0	0	3									
49 Jonathon Niese, L ERA: 4.15, SLG: 0.207													2	0	0	0	1	2										
40 Tim Lincecum, R 60 Jon Rauch, R Justin Turner, R 4 Mike Nickeas, R OBP: 0.245, SLG: 0.232													1	0	0	0	0	1										
Inning Stats	R: 0 E: 0 K: 1 S: 8	H: 0 LOB: 0 BB: 0 P: 13	R: 0 E: 0 K: 1 S: 12	H: 1 LOB: 2 BB: 1 P: 23	R: 0 E: 0 K: 2 S: 15	H: 1 LOB: 1 BB: 0 P: 22	R: 1 E: 0 K: 2 S: 16	H: 3 LOB: 2 BB: 0 P: 23	R: 0 E: 0 K: 2 S: 19	H: 2 LOB: 2 BB: 0 P: 26	R: 0 E: 0 K: 0 S: 9	H: 1 LOB: 2 BB: 1 P: 18	R: 1 E: 0 K: 0 S: 13	H: 2 LOB: 1 BB: 0 P: 18	R: 0 E: 0 K: 0 S: 4	H: 1 LOB: 1 BB: 0 P: 7	R: 1 E: 0 K: 0 S: 10	H: 2 LOB: 2 BB: 1 P: 22	R: 0 E: 0 K: 0 S: 6	H: 1 LOB: 1 BB: 0 P: 12	R: 0 E: 0 K: 0 S: 7	H: 1 LOB: 0 BB: 0 P: 11	R: 0 E: 0 K: 2 S: 14	H: 1 LOB: 1 BB: 0 P: 23	1B: 12 2B: 4 3B: 0 HR: 0	SF: 0 SAC: 1 DP: 2 HBP: 0	WP: 0 PB: 0 SB: 1 CS: 0	PA: 53
PITCHER	50 Nathan Eovaldi, R ERA: 2.45	IP: 4.1 WLS: 4 BF: 21 H: 7 R: 1 ER: 1 SO: 7	BB: 1 IBB: 0 HBP: 0 BLK: 0	WP: 0 HR: 0 S: 63 P: 96	ERA: 2.08 WHIP: 1.846	46 Josh Wall, R ERA: 3.2	IP: 1.0 WLS: 0 BF: 3 H: 1 R: 0 ER: 0 SO: 0	BB: 0 IBB: 0 HBP: 0 BLK: 0	WP: 0 HR: 0 S: 7 P: 11	ERA: 0.00 WHIP: 1.000																		

Los Angeles Dodgers @ New York Mets
Citi Field, Flushing, NY
Sun Jul 22 2012, 1:12 PM - 5:54 PM EDT
Att. 31,184 - Partly Cloudy - 81 F

AB 48
R 3
H 16
RBI 3
BB 4
SO 11
LOB 31



Batter	1	2	3	4	5	6	7	8	9	AB	R	H	RBI	BB	SO	LOB	TOP										
23 Bobby Abreu, L OBP: 0.345, SLG: 0.340 28 Jamey Wright, R ERA: 3.63	4-2 G1-6-3 BB		0-1 G6-3		4-2 CS		2-3 K			2	0	0	0	2	1	2	Los Angeles Dodgers @ St. Louis Cardinals Busch Stadium, St. Louis, MO Mon Jul 23 2012, 7:18 PM - 10:22 PM CDT Att: 42,806 - Clear - 103 F livebaseballscorecards.com										
7 James Loney, L OBP: 0.338, SLG: 0.331 51 Ronald Belisario, R ERA: 2.75	1-2 G1-6-3		0-1 F8		2-0 CS	1-1 G4-3	1-1 2B			4	0	1	2	0	0	1											
14 Mark Ellis, R OBP: 0.343, SLG: 0.363	3-2 G6-3		3-0 G5-3		1-1 1B	2-1 2B	2-2 G4-3			4	1	1	0	0	0	0											
27 Matt Kemp, R OBP: 0.433, SLG: 0.685										4	0	1	0	0	1	1											
16 Andre Ethier, L OBP: 0.366, SLG: 0.487		3-2 E3 47 HR		0-0 L8		2-1 2B				4	1	1	0	0	0	0											
21 Juan Rivera, R OBP: 0.295, SLG: 0.367 74 Kenley Jansen, S ERA: 1.93	1-1 L4		4-2 3 G6-3 BB		0-0 FC5-2-6-1		3-1 L4			3	0	0	0	1	0	3											
3 Adam Kennedy, L OBP: 0.327, SLG: 0.336	2-2 47 HR		0-1 G6-3		0-0 F7		0-0 P6			4	1	1	0	0	0	3											
47 Luis Alfonso Cruz, R OBP: 0.297, SLG: 0.448	2-2 1B		0-2 G6-3							4	1	1	3	0	0	1											
17 A.J. Ellis, R OBP: 0.392, SLG: 0.403	1-3 K		2-2 P6		2-2 1B		1-2 K			4	1	1	0	0	2	0											
58 Chad Billingsley, R OBP: 0.219, SLG: 0.250 10 Tony Gwynn Jr., L OBP: 0.256, SLG: 0.358	0-2 G3		0-1 F7		0-0 1B		3-2 F8			2	0	0	0	0	0	0											
Inning Stats	R: 0 E: 0 K: 0 S: 10	H: 0 LOB: 0 BB: 1 P: 17	R: 3 E: 1 K: 1 S: 21	H: 2 LOB: 0 BB: 0 P: 30	R: 0 E: 0 K: 0 S: 5	H: 0 LOB: 1 BB: 0 P: 8	R: 0 E: 0 K: 0 S: 10	H: 0 LOB: 2 BB: 0 P: 14	R: 0 E: 0 K: 0 S: 7	H: 2 LOB: 1 BB: 0 P: 15	R: 0 E: 0 K: 0 S: 8	H: 2 LOB: 2 BB: 0 P: 12	R: 2 E: 0 K: 2 S: 15	H: 3 LOB: 1 BB: 0 P: 21	R: 0 E: 0 K: 0 S: 8	H: 0 LOB: 0 BB: 0 P: 13	R: 0 E: 0 K: 1 S: 9	H: 0 LOB: 0 BB: 0 P: 15	1B: 4 2B: 2 3B: 0 HR: 1	SF: 0 SAC: 0 DP: 1 HBP: 0	WP: 1 PB: 0 SB: 1 CS: 0	PA: 37					
PITCHER	IP	WLS	BF	H	R	ER	SO	BB	IBB	HBP	BLK	WP	HR	S	P	ERA	WHIP										
58 Joe Kelly, R ERA: 2.74	6.0	L	24	4	3	2	1	3	0	0	0	1	1	61	96	3.00	1.167										
59 Fernando Salas, R ERA: 4.63	0.1		2	1	1	1	0	0	0	0	0	0	0	6	9	27.00	3.000										
62 Barret Browning, L ERA: 3.52	0.1		2	1	0	0	1	0	0	0	0	0	0	4	6	0.00	3.000										
66 Victor Marte, R ERA: 4.46	0.1		2	1	1	1	1	0	0	0	0	0	0	5	6	27.00	3.000										
64 Trevor Rosenthal, R ERA:	2.0		6	0	0	0	1	0	0	0	0	0	0	17	28	0.00	0.000										

Batter	1	2	3	4	5	6	7	8	9	AB	R	H	RBI	BB	SO	LOB	BOTTOM										
15 Rafael Furcal, S OBP: 0.344, SLG: 0.359	0-0 F7	2-3 K			1-0 L5		1-0 G4-3			4	0	0	0	0	1	2	Los Angeles Dodgers @ St. Louis Cardinals Busch Stadium, St. Louis, MO Mon Jul 23 2012, 7:18 PM - 10:22 PM CDT Att: 42,806 - Clear - 103 F livebaseballscorecards.com										
19 Jon Jay, L OBP: 0.375, SLG: 0.399	1-0 2B		1-0 G1-3		2-3 K		2-2 3 HR			4	2	2	0	0	1	1											
7 Matt Holliday, R OBP: 0.405, SLG: 0.537	4-0 12 1B		1-0 3 G3		3-2 F8		1-1 L9			3	0	1	0	1	0	2											
3 Carlos Beltrán, S OBP: 0.370, SLG: 0.535	2-3 K		0-1 G3		0-3 K		2-0 HR			4	1	1	2	0	2	3											
12 Lance Berkman, S OBP: 0.378, SLG: 0.469	3-1 4 FC6-4		2-2 P4		0-0 L8		2-0 F7			4	0	1	1	0	0	1											
4 Yadier Molina, R OBP: 0.361, SLG: 0.511	1-0 FC6-4				0-0 55 FC3-6		1-2 55 PB			4	0	2	0	0	0	2											
55 Skip Schumaker, L OBP: 0.398, SLG: 0.436 66 Victor Marte, R ERA: 4.15	1-1 G4-3		3-2 FC3-6		2-2 G3		0-2 K			3	0	0	0	0	0	2											
64 Trevor Rosenthal, R ERA: 4.75 21 Allen Craig, R OBP: 0.368, SLG: 0.582	2-2 58 S		3-1 G4-6-3		1-2 1B		2-1 L8			4	0	1	0	0	0	1											
13 Matt Carpenter, L OBP: 0.351, SLG: 0.464	2-2 1B		2-2 G5-3		3-2 L4		2-3 K			2	0	1	0	0	0	1											
58 Joe Kelly, R OBP: 0.154, SLG: 0.154 59 Fernando Salas, R ERA: 3.63 62 Barret Browning, L ERA: 3.52 33 Daniel Descalso, L OBP: 0.314, SLG: 0.330	2-2 1B		1-2							2	0	0	0	0	0	0											
Inning Stats	R: 1 E: 0 K: 1 S: 8	H: 2 LOB: 2 BB: 1 P: 19	R: 0 E: 0 K: 1 S: 16	H: 1 LOB: 1 BB: 0 P: 23	R: 0 E: 0 K: 0 S: 8	H: 1 LOB: 1 BB: 0 P: 12	R: 0 E: 0 K: 1 S: 10	H: 1 LOB: 0 BB: 0 P: 12	R: 0 E: 0 K: 1 S: 12	H: 1 LOB: 1 BB: 0 P: 15	R: 0 E: 0 K: 0 S: 6	H: 0 LOB: 0 BB: 0 P: 9	R: 2 E: 0 K: 0 S: 9	H: 2 LOB: 0 BB: 0 P: 18	R: 0 E: 0 K: 2 S: 10	H: 0 LOB: 0 BB: 0 P: 15	1B: 6 2B: 2 3B: 0 HR: 1	SF: 0 SAC: 0 DP: 1 HBP: 0	WP: 0 PB: 1 SB: 1 CS: 0	PA: 36							
PITCHER	IP	WLS	BF	H	R	ER	SO	BB	IBB	HBP	BLK	WP	HR	S	P	ERA	WHIP										
58 Chad Billingsley, R ERA: 4.15	6.0	W	25	7	1	1	4	1	0	0	0	0	0	60	100	1.50	1.333										
28 Jamey Wright, R ERA: 3.63	1.0		4	1	1	1	0	0	0	0	0	0	0	9	14	9.00	1.000										
51 Ronald Belisario, R ERA: 2.75	1.0		4	1	1	1	0	0	0	0	0	0	1	6	13	9.00	1.000										
74 Kenley Jansen, R ERA: 1.93	1.0	S	3	0	0	0	2	0	0	0	0	0	0	10	15	0.00	0.000										



Batter	1	2	3	4	5	6	7	8	9	10	11	12	AB	R	H	RBI	BB	SO	LOB	TOP		
23 Bobby Abreu, L (1.7) OBP: 0.340, SLG: 0.340 10 Tony Gwynn Jr., L (7.7) OBP: 0.284, SLG: 0.305	B2		G4-3		G4-3			G4-3		F8			3	0	1	0	0	0	1			
14 Mark Ellis, R (1.4) OBP: 0.353, SLG: 0.356	G5-3		P5					K			G5-3		5	1	1	0	0	1	1			
27 Matt Kemp, R (1.8) OBP: 0.418, SLG: 0.653	G4-3				K			F8			K		5	0	0	0	0	3	1			
16 Andre Ethier, L (1.9) OBP: 0.362, SLG: 0.481		K			L8					F9		F8	5	0	1	0	0	1	1			
13 Hanley Ramirez, R (1.5) OBP: 0.325, SLG: 0.434					F7					G1-3			4	1	2	1	1	0	1			
7 James Loney, L (1.3) OBP: 0.303, SLG: 0.328	SF9				L4					F7			4	0	0	1	0	1	3			
47 Luis Alfonso Cruz, R (1.6) OBP: 0.288, SLG: 0.416	F9									G6-3		K	5	0	1	0	0	1	1			
17 A.J. Ellis, R (1.2) OBP: 0.389, SLG: 0.403	G6-3				G6-4-3					K		F8	5	0	1	0	0	1	2			
44 Agron Harang, R (1.1) 57 Scott Elbert, L (8.1) 51 Ronald Belisario, R (8.1) 5 Juan Uribe, R (10.9) 52 Josh Lindblom, R (10.1) 50 Randy Choate, L (10.1) 28 Jamey Wright, R (11.1)	G6-3				G6-3			K					3	0	0	0	0	0	1			
Inning Stats	R: 0 E: 0 K: 7	H: 0 LOB: 0 BB: 10	R: 1 E: 0 K: 1	H: 1 LOB: 0 BB: 12	R: 0 E: 0 K: 8	H: 1 LOB: 1 BB: 10	R: 0 E: 0 K: 8	H: 1 LOB: 1 BB: 14	R: 0 E: 0 K: 10	H: 2 LOB: 1 BB: 25	R: 0 E: 0 K: 10	H: 1 LOB: 0 BB: 12	R: 0 E: 0 K: 9	H: 0 LOB: 0 BB: 8	R: 0 E: 0 K: 1	H: 0 LOB: 1 BB: 14	R: 0 E: 0 K: 2	H: 0 LOB: 1 BB: 23	1B: 4 2B: 3 3B: 1 HR: 0	SF: 1 SAC: 0 DP: 1 HBP: 0	WP: 0 PB: 0 SB: 0 CS: 0	PA: 44
PITCHER	IP 7.0	WLS 27	BF 27	H 7	R 2	ER 2	SO 4	BB 0	IBB 0	HBP 0	BLK 0	WP 0	HR 0	S 66	P 106	ERA 2.57	WHIP 1.000					
41 Mitchell Boggs, R (8.1) ERA: 1.76	1.0	3	0	0	0	1	0	0	0	0	0	0	0	8	12	0.00	0.000					
30 Jason Motte, R (9.1) ERA: 2.72	2.0	7	1	0	0	1	0	0	0	0	0	0	0	14	22	0.00	0.500					
59 Fernando Salas, R (11.1) ERA: 4.38	2.0	W	7	0	0	0	3	1	0	0	0	0	0	25	37	0.00	0.500					

Los Angeles Dodgers @ St. Louis Cardinals
 Busch Stadium, St. Louis, MO
 Wed Jul 25 2012, 7:16 PM - 11:11 PM CDT
 Att. 37,841 - Partly Cloudy - 102 F

Los Angeles Dodgers @ St. Louis Cardinals
 Busch Stadium, St. Louis, MO
 Wed Jul 25 2012, 7:16 PM - 11:11 PM CDT
 Att. 37,841 - Partly Cloudy - 102 F

livebaseballscorecards.com

AB 42
R 2
H 8
RBI 2
BB 1
SO 9
LOB 13



Batter	1	2	3	4	5	6	7	8	9	10	11	12	AB	R	H	RBI	BB	SO	LOB	BOTTOM			
15 Rafael Furcal, S (1.6) OBP: 0.347, SLG: 0.359	P3		P6		K					FC5-4			5	0	1	1	1	1	1				
19 Jon Jay, L (1.8) OBP: 0.369, SLG: 0.389	K		G1-3								G4-3		4	0	0	0	1	2	0				
7 Matt Holliday, R (1.7) OBP: 0.403, SLG: 0.528		BB			K			F9			L4		4	0	1	0	1	1	3				
3 Carlos Beltrán, S (1.9) OBP: 0.364, SLG: 0.526	P2				E3							FC3-6	5	0	0	0	0	2	2				
21 Allen Craig, R (1.3) OBP: 0.365, SLG: 0.569					K			F7		G5-3		FC6-4	4	1	0	0	1	1	2				
4 Yadier Molina, R (1.2) OBP: 0.354, SLG: 0.500					L7					G5-6-3			5	0	1	0	0	1	1				
23 David Freese, R (1.5) OBP: 0.377, SLG: 0.497 27 Tyler Greene, R (10.9) OBP: 0.273, SLG: 0.357 59 Fernando Salas, R (11.1)	G6-4-3							G6-3					4	1	2	0	0	0	1				
12 Lance Berkman, S (12.9) OBP: 0.396, SLG: 0.469 58 Joe Kelly, R (12.9) OBP: 0.154, SLG: 0.154 55 Skip Schumaker, L (1.4) OBP: 0.387, SLG: 0.427								G6-3					0	0	0	0	0	0	0				
26 Kyle Lohse, R (1.1) 41 Mitchell Boggs, R (8.1) 33 Daniel Descalso, L (8.9) 30 Jason Motte, R (9.1) 13 Matt Carpenter, L (10.9) 50 Randy Choate, L (10.1)													0	0	0	0	0	0	0				
Inning Stats	R: 0 E: 0 K: 8	H: 0 LOB: 1 BB: 18	R: 1 E: 0 K: 0	H: 1 LOB: 0 BB: 15	R: 0 E: 0 K: 1	H: 0 LOB: 0 BB: 10	R: 0 E: 1 K: 2	H: 0 LOB: 1 BB: 16	R: 1 E: 0 K: 11	H: 1 LOB: 0 BB: 15	R: 0 E: 0 K: 13	H: 0 LOB: 2 BB: 3	R: 0 E: 0 K: 7	R: 0 E: 0 K: 1	H: 1 LOB: 1 BB: 15	R: 0 E: 0 K: 0	H: 1 LOB: 1 BB: 8	R: 1 E: 0 K: 12	H: 2 LOB: 2 BB: 23	1B: 5 2B: 2 3B: 0 HR: 0	SF: 1 SAC: 1 DP: 2 HBP: 0	WP: 0 PB: 0 SB: 0 CS: 0	PA: 46
PITCHER	IP 7.1	WLS 28	BF 27	H 7	R 2	ER 2	SO 8	BB 4	IBB 0	HBP 0	BLK 0	WP 0	HR 0	S 69	P 116	ERA 2.46	WHIP 0.818						
28 Jamey Wright, R (11.1) ERA: 3.73	1.1	L	8	3	1	1	1	1	0	0	0	0	0	15	27	6.75	3.000						

Los Angeles Dodgers @ St. Louis Cardinals
 Busch Stadium, St. Louis, MO
 Wed Jul 25 2012, 7:16 PM - 11:11 PM CDT
 Att. 37,841 - Partly Cloudy - 102 F

Los Angeles Dodgers @ St. Louis Cardinals
 Busch Stadium, St. Louis, MO
 Wed Jul 25 2012, 7:16 PM - 11:11 PM CDT
 Att. 37,841 - Partly Cloudy - 102 F

livebaseballscorecards.com

AB 37
R 3
H 6
RBI 2
BB 7
SO 11
LOB 13



Batter	1	2	3	4	5	6	7	8	9	10	AB	R	H	RBI	BB	SO	LOB	TOP		
6 Jerry Hairston, R OBP: 0.362, SLG: 0.420	F9		F8				P6		K		5	1	1	1	0	1	3			
14 Mark Ellis, R OBP: 0.344, SLG: 0.345	P4		L3				L4			G3	5	0	1	1	0	0	1			
27 Matt Kemp, R OBP: 0.405, SLG: 0.626	F8									G5-3	5	0	0	0	0	0	1			
16 Andre Ethier, L OBP: 0.367, SLG: 0.485	F8									G5-3	4	2	2	0	1	0	0			
13 Hanley Ramirez, R OBP: 0.328, SLG: 0.440	G6-3									G5-3	5	1	1	2	0	1	2			
7 James Loney, L OBP: 0.309, SLG: 0.335										G5-3	3	0	2	1	0	1	1			
21 Juan Rivera, R OBP: 0.299, SLG: 0.378										G5-3	2	0	2	0	0	0	0			
47 Luis Alfonso Cruz, R OBP: 0.288, SLG: 0.405										G5-3	4	0	1	0	0	0	2			
17 A.J. Ellis, R OBP: 0.386, SLG: 0.399										G5-3	4	0	1	0	0	0	3			
56 Stephen File, R OBP: 0.209, SLG: 0.440										G5-3	3	1	1	0	0	1	1			
50 Randy Choate, L ERA: 2.29										G5-3	0	0	0	0	0	0	0			
28 Jamey Wright, R ERA: 3.7										G5-3	0	0	0	0	0	0	0			
51 Ronald Belisario, R ERA: 3.03										G5-3	0	0	0	0	0	0	0			
23 Bobby Abreu, L OBP: 0.346, SLG: 0.538										G5-3	0	0	0	0	0	0	0			
38 Shawn Tolleson, R ERA: 3.97										G5-3	0	0	0	0	0	0	0			
74 Kenley Jansen, S ERA: 1.17										G5-3	0	0	0	0	0	0	0			
Inning Stats	R: 0 E: 0 K: 0 S: 8	H: 0 LOB: 0 BB: 0 P: 12	R: 0 E: 0 K: 0 S: 5	H: 1 LOB: 1 BB: 0 P: 8	R: 0 E: 0 K: 0 S: 10	H: 1 LOB: 1 BB: 0 P: 15	R: 0 E: 0 K: 1 S: 10	H: 3 LOB: 1 BB: 0 P: 27	R: 1 E: 0 K: 0 S: 7	H: 3 LOB: 1 BB: 0 P: 11	R: 0 E: 0 K: 1 S: 8	H: 0 LOB: 0 BB: 0 P: 10	R: 0 E: 0 K: 1 S: 14	H: 1 LOB: 2 BB: 2 P: 22	R: 2 E: 0 K: 0 S: 11	H: 2 LOB: 1 BB: 1 P: 20	1B: 7 2B: 4 3B: 0 HR: 1	SF: 0 SAC: 1 DP: 1 HBP: 0	WP: 0 PB: 0 SB: 1 CS: 0	PA: 43
PITCHER	IP 7.0	WLS 29	BF 9	H 3	R 3	ER 2	SO 2	BB 0	IBB 0	HBP 0	BLK 0	WP 0	HR 0	S 67	P 102	ERA 3.86	WHIP 1.286			
18 Matt Cain, R ERA: 2.8	34 Clay Hensley, R ERA: 2.22	41 Jeremy Affeldt, L ERA: 2.29	46 Santiago Casilla, R ERA: 3.11	54 Sergio Romo, R ERA: 1.17	70 George Kontos, R ERA: 1.96															

Los Angeles Dodgers @ San Francisco Giants
AT&T Park, San Francisco, CA
Fri Jul 27 2012, 7:17 PM - 10:45 PM PDT
Att. 41,681 - Cloudy - 58 F

AB 40
R 5
H 12
RBI 5
BB 2
SO 4
LOB 14



Batter	1	2	3	4	5	6	7	8	9	10	AB	R	H	RBI	BB	SO	LOB	BOTTOM		
12 Nate Schierholtz, L OBP: 0.317, SLG: 0.422	G6-3						G1		P5		4	0	0	1	1	0	4			
54 Sergio Romo, R ERA: 1.17											0	0	0	0	0	0	0			
70 George Kontos, R ERA: 1.96											0	0	0	0	0	0	0			
5 Ryan Theriot, R OBP: 0.323, SLG: 0.327	G6-3						L9		P4		5	0	0	0	0	1	3			
53 Melky Cabrera, S OBP: 0.400, SLG: 0.530											5	1	3	0	0	0	0			
28 Buster Posey, R OBP: 0.379, SLG: 0.498											5	0	2	0	0	1	1			
22 Eli Whiteside, R OBP: 0.250, SLG: 0.286											0	0	0	0	0	0	0			
16 Angel Pagan, S OBP: 0.322, SLG: 0.395											5	1	1	0	0	1	4			
9 Brandon Belt, L OBP: 0.344, SLG: 0.379											5	1	3	2	0	2	2			
13 Joaquin Arias, R OBP: 0.287, SLG: 0.325											5	0	1	0	0	1	5			
35 Brandon Crawford, L OBP: 0.289, SLG: 0.340											2	0	0	0	2	0	2			
18 Matt Cain, R ERA: 2.8											2	0	1	0	0	0	2			
51 Justin Christian, R ERA: 3.7											1	0	0	0	0	0	0			
34 Clay Hensley, R ERA: 2.22											0	0	0	0	0	0	0			
41 Jeremy Affeldt, L ERA: 2.29											0	0	0	0	0	0	0			
46 Santiago Casilla, R ERA: 3.03											0	0	0	0	0	0	0			
7 Gregor Blanco, R OBP: 0.249, SLG: 0.357											1	0	0	0	0	0	0			
Inning Stats	R: 0 E: 0 K: 0 S: 10	H: 2 LOB: 2 BB: 1 P: 16	R: 1 E: 0 K: 0 S: 12	H: 2 LOB: 2 BB: 1 P: 21	R: 0 E: 0 K: 0 S: 6	H: 0 LOB: 0 BB: 0 P: 8	R: 0 E: 0 K: 0 S: 6	H: 1 LOB: 2 BB: 1 P: 12	R: 0 E: 0 K: 1 S: 11	H: 0 LOB: 0 BB: 0 P: 17	R: 0 E: 0 K: 0 S: 5	H: 0 LOB: 0 BB: 0 P: 8	R: 2 E: 0 K: 2 S: 14	H: 3 LOB: 1 BB: 0 P: 16	R: 0 E: 0 K: 0 S: 8	H: 0 LOB: 0 BB: 0 P: 14	1B: 10 2B: 1 3B: 0 HR: 0	SF: 0 SAC: 0 DP: 1 HBP: 0	WP: 0 PB: 0 SB: 1 CS: 0	PA: 43
PITCHER	IP 6.1	WLS 27	BF 6	H 1	R 1	ER 1	SO 2	BB 3	IBB 0	HBP 0	BLK 0	WP 0	HR 0	S 60	P 93	ERA 1.42	WHIP 1.421			
56 Stephen File, R ERA: 1.46	50 Randy Choate, L ERA: 2.29	28 Jamey Wright, R ERA: 3.7	51 Ronald Belisario, R ERA: 3.03	38 Shawn Tolleson, R ERA: 3.97	74 Kenley Jansen, R ERA: 1.89															

Los Angeles Dodgers @ San Francisco Giants
AT&T Park, San Francisco, CA
Fri Jul 27 2012, 7:17 PM - 10:45 PM PDT
Att. 41,681 - Cloudy - 58 F

AB 40
R 3
H 11
RBI 3
BB 3
SO 6
LOB 23



Batter	1	2	3	4	5	6	7	8	9	AB	R	H	RBI	BB	SO	LOB	TOP						
8 Gerardo Parra, L (1.8)										5	0	0	0	0	3	1							
2 Aaron Hill, R (1.4)										5	0	1	0	0	1	0							
13 Jason Kubel, L (1.7)										4	0	0	0	1	2	1							
44 Paul Goldschmidt, R (1.3)										3	1	3	0	0	0	0							
10 Justin Upton, R (1.9)										4	1	1	0	0	0	4							
26 Miguel Montero, L (1.2)										4	1	2	3	0	0	3							
28 Chris Johnson, R (1.5)										3	1	2	1	1	0	0							
6 Stephen Drew, L (1.6)										3	0	1	0	1	0	1							
46 Patrick Corbin, L (1.1)										2	0	0	0	0	2	2							
29 Brad Ziegler, R (7.1)										0	0	0	0	0	0	0							
21 Ryan Wheeler, L (6. PH)										1	0	0	0	0	1	1							
30 David Hernandez, R (8.1)										0	0	0	0	0	0	0							
40 J.J. Putz, R (9.1)										0	0	0	0	0	0	0							
Inning Stats	R: 0 E: 0 K: 1 S: 6	H: 0 LOB: 0 BB: 0 P: 9	R: 1 E: 0 K: 1 S: 11	H: 3 LOB: 2 BB: 1 P: 19	R: 0 E: 0 K: 1 S: 12	H: 2 LOB: 2 BB: 0 P: 18	R: 1 E: 0 K: 1 S: 11	H: 1 LOB: 1 BB: 1 P: 20	R: 0 E: 0 K: 0 S: 7	H: 0 LOB: 0 BB: 0 P: 15	R: 0 E: 0 K: 1 S: 8	H: 0 LOB: 0 BB: 0 P: 12	R: 0 E: 0 K: 1 S: 6	H: 0 LOB: 0 BB: 0 P: 9	R: 2 E: 0 K: 1 S: 15	H: 3 LOB: 1 BB: 0 P: 27	R: 0 E: 0 K: 2 S: 7	H: 0 LOB: 0 BB: 0 P: 9	1B: 7 2B: 1 3B: 0 HR: 2	SF: 0 SAC: 1 DP: 1 HBP: 1	WP: 0 PB: 0 SB: 0 CS: 0	PA: 39	
PITCHER	IP WLS BF H R ER SO BB IBB HBP BLK WP HR S P ERA WHIP	IP WLS BF H R ER SO BB IBB HBP BLK WP HR S P ERA WHIP	IP WLS BF H R ER SO BB IBB HBP BLK WP HR S P ERA WHIP	IP WLS BF H R ER SO BB IBB HBP BLK WP HR S P ERA WHIP	IP WLS BF H R ER SO BB IBB HBP BLK WP HR S P ERA WHIP	IP WLS BF H R ER SO BB IBB HBP BLK WP HR S P ERA WHIP	IP WLS BF H R ER SO BB IBB HBP BLK WP HR S P ERA WHIP	IP WLS BF H R ER SO BB IBB HBP BLK WP HR S P ERA WHIP	IP WLS BF H R ER SO BB IBB HBP BLK WP HR S P ERA WHIP	IP WLS BF H R ER SO BB IBB HBP BLK WP HR S P ERA WHIP	IP WLS BF H R ER SO BB IBB HBP BLK WP HR S P ERA WHIP	IP WLS BF H R ER SO BB IBB HBP BLK WP HR S P ERA WHIP	IP WLS BF H R ER SO BB IBB HBP BLK WP HR S P ERA WHIP	IP WLS BF H R ER SO BB IBB HBP BLK WP HR S P ERA WHIP	IP WLS BF H R ER SO BB IBB HBP BLK WP HR S P ERA WHIP	IP WLS BF H R ER SO BB IBB HBP BLK WP HR S P ERA WHIP	IP WLS BF H R ER SO BB IBB HBP BLK WP HR S P ERA WHIP	IP WLS BF H R ER SO BB IBB HBP BLK WP HR S P ERA WHIP	IP WLS BF H R ER SO BB IBB HBP BLK WP HR S P ERA WHIP	IP WLS BF H R ER SO BB IBB HBP BLK WP HR S P ERA WHIP	IP WLS BF H R ER SO BB IBB HBP BLK WP HR S P ERA WHIP	IP WLS BF H R ER SO BB IBB HBP BLK WP HR S P ERA WHIP	IP WLS BF H R ER SO BB IBB HBP BLK WP HR S P ERA WHIP

Arizona Diamondbacks @ Los Angeles Dodgers
Dodger Stadium, Los Angeles, CA
Wed Aug 01 2012, 12:11 PM - 3:02 PM PDT
Att: 36,596 - Sunny - 79 F

AB 34
R 4
H 10
RBI 4
BB 3
SO 9
LOB 13



Batter	1	2	3	4	5	6	7	8	9	AB	R	H	RBI	BB	SO	LOB	BOTTOM						
8 Shane Victorino, S (1.7)										4	0	0	0	0	1	2							
16 Andre Ethier, L (1.9)										4	0	0	0	0	2	0							
27 Matt Kemp, R (1.8)										4	0	1	0	0	1	0							
13 Hanley Ramirez, R (1.5)										2	0	0	0	1	1	0							
21 Juan Rivera, R (1.3)										4	0	0	0	0	0	3							
6 Jerry Hairston, R (1.4)										2	0	0	0	1	1	0							
14 Mark Ellis, R (9.4)										0	0	0	0	0	0	0							
47 Luis Alfonso Cruz, R (1.6)										2	0	0	0	0	1	1							
54 Javy Guerra, R (8.1)										0	0	0	0	0	0	0							
10 Tony Gwynn Jr., L (7. PH)										1	0	0	0	0	0	0							
50 Randy Choate, L (8.1)										0	0	0	0	0	0	0							
74 Kenley Jansen, S (8.1)										0	0	0	0	0	0	0							
17 A.J. Ellis, R (1.2)										3	0	0	0	0	0	1							
56 Stephen Fife, R (1.1)										1	0	1	0	0	0	0							
5 Juan Uribe, R (5.5)										2	0	0	0	0	1	0							
Inning Stats	R: 0 E: 0 K: 0 S: 9	H: 1 LOB: 2 BB: 1 P: 15	R: 0 E: 0 K: 1 S: 19	H: 1 LOB: 0 BB: 0 P: 27	R: 0 E: 0 K: 2 S: 10	H: 0 LOB: 0 BB: 0 P: 16	R: 0 E: 0 K: 0 S: 6	H: 0 LOB: 0 BB: 1 P: 10	R: 0 E: 0 K: 2 S: 8	H: 0 LOB: 0 BB: 0 P: 10	R: 0 E: 0 K: 0 S: 8	H: 0 LOB: 0 BB: 0 P: 11	R: 0 E: 0 K: 1 S: 11	H: 0 LOB: 0 BB: 0 P: 18	R: 0 E: 0 K: 1 S: 6	H: 0 LOB: 0 BB: 0 P: 8	R: 0 E: 0 K: 1 S: 6	H: 0 LOB: 0 BB: 0 P: 9	1B: 2 2B: 0 3B: 0 HR: 0	SF: 0 SAC: 0 DP: 1 HBP: 1	WP: 0 PB: 0 SB: 0 CS: 0	PA: 32	
PITCHER	IP WLS BF H R ER SO BB IBB HBP BLK WP HR S P ERA WHIP	IP WLS BF H R ER SO BB IBB HBP BLK WP HR S P ERA WHIP	IP WLS BF H R ER SO BB IBB HBP BLK WP HR S P ERA WHIP	IP WLS BF H R ER SO BB IBB HBP BLK WP HR S P ERA WHIP	IP WLS BF H R ER SO BB IBB HBP BLK WP HR S P ERA WHIP	IP WLS BF H R ER SO BB IBB HBP BLK WP HR S P ERA WHIP	IP WLS BF H R ER SO BB IBB HBP BLK WP HR S P ERA WHIP	IP WLS BF H R ER SO BB IBB HBP BLK WP HR S P ERA WHIP	IP WLS BF H R ER SO BB IBB HBP BLK WP HR S P ERA WHIP	IP WLS BF H R ER SO BB IBB HBP BLK WP HR S P ERA WHIP	IP WLS BF H R ER SO BB IBB HBP BLK WP HR S P ERA WHIP	IP WLS BF H R ER SO BB IBB HBP BLK WP HR S P ERA WHIP	IP WLS BF H R ER SO BB IBB HBP BLK WP HR S P ERA WHIP	IP WLS BF H R ER SO BB IBB HBP BLK WP HR S P ERA WHIP	IP WLS BF H R ER SO BB IBB HBP BLK WP HR S P ERA WHIP	IP WLS BF H R ER SO BB IBB HBP BLK WP HR S P ERA WHIP	IP WLS BF H R ER SO BB IBB HBP BLK WP HR S P ERA WHIP	IP WLS BF H R ER SO BB IBB HBP BLK WP HR S P ERA WHIP	IP WLS BF H R ER SO BB IBB HBP BLK WP HR S P ERA WHIP	IP WLS BF H R ER SO BB IBB HBP BLK WP HR S P ERA WHIP	IP WLS BF H R ER SO BB IBB HBP BLK WP HR S P ERA WHIP	IP WLS BF H R ER SO BB IBB HBP BLK WP HR S P ERA WHIP	IP WLS BF H R ER SO BB IBB HBP BLK WP HR S P ERA WHIP

Arizona Diamondbacks @ Los Angeles Dodgers
Dodger Stadium, Los Angeles, CA
Wed Aug 01 2012, 12:11 PM - 3:02 PM PDT
Att: 36,596 - Sunny - 79 F

AB 29
R 0
H 2
RBI 0
BB 2
SO 8
LOB 7



Batter	1	2	3	4	5	6	7	8	9	AB	R	H	RBI	BB	SO	LOB	TOP					
9 David DeJesus, L (1,8) OBP: 0.352, SLG: 0.378										3	0	0	0	1	2	1	Chicago Cubs @ Los Angeles Dodgers Dodger Stadium, Los Angeles, CA Fri Aug 03 2012, 7:13 PM - 9:52 PM PDT Att. 43,537 - Clear - 73 F					
13 Starlin Castro, R (1,6) OBP: 0.308, SLG: 0.429										4	0	0	0	0	0	1						
44 Anthony Rizzo, L (1,3) OBP: 0.337, SLG: 0.545										4	0	1	0	0	2	0						
12 Alfonso Soriano, R (1,7) OBP: 0.321, SLG: 0.494										3	0	0	0	1	1	1						
6 Bryan LaHair, L (1,9) OBP: 0.348, SLG: 0.471										3	0	1	0	1	2	0						
51 Steve Clevenger, L (1,2) OBP: 0.282, SLG: 0.324										3	0	0	0	1	0	2						
15 Darwin Barney, R (1,4) OBP: 0.309, SLG: 0.389										4	1	1	0	0	0	2						
24 Luis Valbuena, L (1,5) OBP: 0.261, SLG: 0.338										3	0	1	1	0	0	0						
29 Jeff Samardzija, R (1,1) OBP: 0.296, SLG: 0.139										2	0	0	0	0	0	2						
57 Scott Maine, L (6,1) ERA: 4.57										0	0	0	0	0	0	0						
55 Alberto Cabrera, R (6,1) ERA: 4.57										0	0	0	0	0	0	0						
1 Tony Campana, L (7,PH) OBP: 0.276, SLG: 0.296										1	0	0	0	0	0	0						
60 Manny Corpas, R (7,1) ERA: 3.28										0	0	0	0	0	0	0						
16 Jeff Beliveau, L (8,1) ERA: 3.38										0	0	0	0	0	0	0						
Inning Stats	R: 0 H: 1 E: 0 K: 1 S: 7	H: 1 LOB: 0 BB: 0 P: 14	R: 0 H: 0 E: 0 K: 1 S: 6	H: 0 LOB: 0 BB: 0 P: 10	R: 0 H: 0 E: 0 K: 1 S: 14	H: 0 LOB: 1 BB: 1 P: 22	R: 0 H: 0 E: 0 K: 3 S: 9	H: 0 LOB: 0 BB: 0 P: 13	R: 1 H: 2 E: 0 K: 1 S: 14	H: 2 LOB: 1 BB: 0 P: 20	R: 0 H: 1 E: 0 K: 0 S: 8	H: 1 LOB: 2 BB: 1 P: 17	R: 0 H: 0 E: 0 K: 0 S: 6	H: 0 LOB: 0 BB: 0 P: 9	R: 0 H: 0 E: 0 K: 2 S: 7	H: 0 LOB: 0 BB: 2 P: 12	R: 0 H: 0 E: 0 K: 0 S: 7	H: 0 LOB: 1 BB: 2 P: 16	1B: 2 2B: 2 3B: 0 HR: 0	SF: 0 SAC: 0 DP: 1 HBP: 0	WP: 0 PB: 0 SB: 0 CS: 0	PA: 34
PITCHER	IP	WLS	BF	H	R	ER	SO	BB	IBB	HBP	BLK	WP	HR	S	P	ERA	WHIP					
58 Chad Billingsley, R (1,1) ERA: 3.74	7.0	W	27	4	1	1	7	2	0	0	0	0	0	64	105	1.29	0.857					
31 Brandon League, R (8,1) ERA: 3.72	1.0		3	0	0	0	2	0	0	0	0	0	0	7	12	0.00	0.000					
38 Shawn Tolleson, R (9,1) ERA: 3.86	1.0		4	0	0	0	0	2	0	0	0	0	0	7	16	0.00	2.000					

AB	30
R	1
H	4
RBI	1
BB	4
SO	9
LOB	8



Batter	1	2	3	4	5	6	7	8	9	AB	R	H	RBI	BB	SO	LOB	BOTTOM				
8 Shane Victorino, S (1,7) OBP: 0.320, SLG: 0.395										4	0	1	0	0	0	1	Chicago Cubs @ Los Angeles Dodgers Dodger Stadium, Los Angeles, CA Fri Aug 03 2012, 7:13 PM - 9:52 PM PDT Att. 43,537 - Clear - 73 F				
14 Mark Ellis, R (1,4) OBP: 0.345, SLG: 0.355										4	1	1	0	0	1	1					
27 Matt Kemp, R (1,8) OBP: 0.416, SLG: 0.644										4	1	1	0	0	0	1					
16 Andre Ethier, L (1,9) OBP: 0.356, SLG: 0.467										4	0	1	0	0	0	2					
13 Hanley Ramirez, R (1,6) OBP: 0.324, SLG: 0.430										4	1	2	2	0	0	1					
7 James Loney, L (1,3) OBP: 0.307, SLG: 0.338										4	1	1	1	0	0	2					
47 Luis Alfonso Cruz, R (1,5) OBP: 0.280, SLG: 0.404										3	0	0	0	0	1	2					
17 A.J. Ellis, R (1,2) OBP: 0.395, SLG: 0.438										3	2	3	3	0	0	0					
58 Chad Billingsley, R (1,1) OBP: 0.189, SLG: 0.222										2	0	0	0	0	2	1					
10 Tony Gwynn Jr., L (7,PH) OBP: 0.276, SLG: 0.296										1	0	0	0	0	1	0					
31 Brandon League, R (8,1) ERA: 3.72										0	0	0	0	0	0	0					
38 Shawn Tolleson, R (9,1) ERA: 3.86										0	0	0	0	0	0	0					
Inning Stats	R: 0 H: 0 E: 0 K: 1 S: 11	H: 1 LOB: 0 BB: 0 P: 14	R: 0 H: 1 E: 0 K: 0 S: 6	H: 1 LOB: 0 BB: 0 P: 10	R: 1 H: 1 E: 0 K: 1 S: 14	H: 1 LOB: 0 BB: 0 P: 22	R: 0 H: 0 E: 0 K: 0 S: 5	H: 0 LOB: 0 BB: 0 P: 9	R: 2 H: 3 E: 0 K: 1 S: 17	H: 3 LOB: 1 BB: 0 P: 26	R: 2 H: 3 E: 0 K: 1 S: 18	H: 3 LOB: 1 BB: 0 P: 26	R: 1 H: 2 E: 0 K: 1 S: 11	H: 2 LOB: 1 BB: 0 P: 14	R: 0 H: 0 E: 0 K: 0 S: 8	H: 0 LOB: 0 BB: 0 P: 10	1B: 5 2B: 3 3B: 0 HR: 2	SF: 0 SAC: 0 DP: 1 HBP: 0	WP: 1 PB: 0 SB: 1 CS: 0	PA: 33	
PITCHER	IP	WLS	BF	H	R	ER	SO	BB	IBB	HBP	BLK	WP	HR	S	P	ERA	WHIP				
29 Jeff Samardzija, R (1,1) ERA: 4.37	5.1	L	23	8	5	5	3	0	0	0	0	1	0	4	7	8.44	1.500				
57 Scott Maine, L (6,1) ERA: 4.57	0.1		1	0	0	0	0	0	0	0	0	0	0	4	7	0.00	0.000				
55 Alberto Cabrera, R (6,1) ERA: 4.57	0.1		1	0	0	0	1	0	0	0	0	0	0	3	4	0.00	0.000				
60 Manny Corpas, R (7,1) ERA: 3.28	1.0		5	2	1	1	1	0	0	0	0	0	1	11	14	9.00	2.000				
16 Jeff Beliveau, L (8,1) ERA: 3.38	1.0		3	0	0	0	0	0	0	0	0	0	0	8	10	0.00	0.000				

AB	33
R	6
H	10
RBI	6
BB	0
SO	5
LOB	11



Batter	1	2	3	4	5	6	7	8	9	AB	R	H	RBI	BB	SO	LOB	TOP					
9 David DeJesus, L (1.9) OBP: 0.354, SLG: 0.377										3	2	1	0	2	1	2						
7 Brett Jackson, L (1.8) OBP: 0.600, SLG: 0.600										4	1	2	0	1	1	3						
44 Anthony Rizzo, L (1.3) OBP: 0.348, SLG: 0.550										4	1	2	3	0	0	3						
12 Alfonso Soriano, R (1.7) OBP: 0.319, SLG: 0.493										5	0	1	2	0	1	2						
13 Starlin Castro, R (1.6) OBP: 0.304, SLG: 0.421										4	0	0	0	1	2	0						
53 Wellington Castillo, R (1.2) OBP: 0.296, SLG: 0.479										5	1	2	1	0	1	2						
24 Luis Valbuena, L (1.5) OBP: 0.275, SLG: 0.331										2	0	0	0	2	0	0						
15 Darwin Barney, R (1.4) OBP: 0.308, SLG: 0.385										4	1	1	0	0	2	3						
41 Justin Germano, R (1.1) 55 Alberto Cabrera, R (6.1) 57 Scott Maine, L (6.1) 5 Josh Vitters, R (7.1) 60 Manny Corpas, R (7.1) 40 James Russell, L (7.1) 6 Bryan LaHair, L (8.1) 54 Shawn Camp, R (8.1)										2	0	0	0	0	0	2						
Inning Stats	R: 1 E: 0 K: 0 S: 8	H: 1 LOB: 0 BB: 1 P: 12	R: 0 E: 0 K: 1 S: 17	H: 1 LOB: 2 BB: 1 P: 24	R: 0 E: 0 K: 2 S: 7	H: 0 LOB: 1 BB: 1 P: 15	R: 0 E: 0 K: 1 S: 10	H: 0 LOB: 0 BB: 0 P: 14	R: 0 E: 0 K: 1 S: 16	H: 2 LOB: 2 BB: 0 P: 23	R: 1 E: 0 K: 0 S: 10	H: 1 LOB: 0 BB: 0 P: 15	R: 3 E: 0 K: 1 S: 15	H: 3 LOB: 2 BB: 2 P: 30	R: 0 E: 0 K: 2 S: 9	H: 0 LOB: 2 BB: 1 P: 15	R: 1 E: 0 K: 1 S: 8	H: 1 LOB: 0 BB: 0 P: 13	1B: 6 2B: 2 3B: 0 HR: 2	SF: 1 SAC: 0 DP: 1 HBP: 0	WP: 0 PB: 0 SB: 0 CS: 0	PA: 42
PITCHER	IP: 6.0 WLS: 0 BF: 25 ERA: 4.52	WLS: 2 BF: 1 ERA: 3.88	H: 5 R: 2 ER: 2 SO: 5	H: 2 R: 1 ER: 1 SO: 0	BB: 3 IBB: 0 HBP: 0 BLK: 0	BB: 0 IBB: 0 HBP: 0 BLK: 0	WP: 0 HR: 1 S: 68 P: 103	ERA: 3.00 WHIP: 1.333	IP: 1.0 WLS: 0 BF: 4 ERA: 1.95	WLS: 4 BF: 1 ERA: 1.95	H: 1 R: 1 ER: 1 SO: 1	H: 1 R: 1 ER: 1 SO: 1	BB: 0 IBB: 0 HBP: 0 BLK: 0	BB: 0 IBB: 0 HBP: 0 BLK: 0	WP: 0 HR: 1 S: 8 P: 13	ERA: 9.00 WHIP: 1.000						

Chicago Cubs @ Los Angeles Dodgers
Dodger Stadium, Los Angeles, CA
Sun Aug 05 2012, 1:13 PM - 4:40 PM PDT
Att: 42,495 - Sunny - 83 F

AB	35
R	6
H	9
RBI	6
BB	6
SO	9
LOB	20



Batter	1	2	3	4	5	6	7	8	9	AB	R	H	RBI	BB	SO	LOB	BOTTOM					
8 Shane Victorino, S (1.7) OBP: 0.316, SLG: 0.391										5	0	0	0	0	1	2						
14 Mark Ellis, R (1.4) OBP: 0.345, SLG: 0.348										3	2	0	0	1	0	0						
27 Matt Kemp, R (1.8) OBP: 0.421, SLG: 0.649										3	3	1	0	2	1	0						
16 Andre Ethier, L (1.9) OBP: 0.356, SLG: 0.465										5	0	2	2	0	1	2						
13 Hanley Ramirez, R (1.6) OBP: 0.327, SLG: 0.428										3	1	1	1	2	0	0						
7 James Loney, L (1.3) OBP: 0.307, SLG: 0.338										2	1	1	0	0	0	0						
21 Juan Rivera, R (6.1) OBP: 0.289, SLG: 0.361										4	0	2	2	0	0	1						
47 Luis Alfonso Cruz, R (1.5) OBP: 0.289, SLG: 0.406										4	0	2	1	0	2	3						
17 A.J. Ellis, R (1.2) OBP: 0.396, SLG: 0.441										1	0	0	0	0	1	1						
56 Joe Blanton, R (1.1) 31 Brandon League, R (7.1) 50 Randy Choate, L (7.1) 54 Javy Guerra, R (7.1) 10 Tony Gwynn Jr., L (7.1) 51 Ronald Belisario, R (8.1) 6 Jerry Hairston, R (8.1) 74 Kenley Jansen, S (8.1)										1	0	0	0	0	1	1						
Inning Stats	R: 0 E: 0 K: 1 S: 9	H: 0 LOB: 0 BB: 0 P: 13	R: 0 E: 0 K: 0 S: 5	H: 0 LOB: 0 BB: 0 P: 13	R: 0 E: 0 K: 0 S: 10	H: 1 LOB: 0 BB: 0 P: 13	R: 0 E: 0 K: 0 S: 7	H: 0 LOB: 0 BB: 0 P: 12	R: 1 E: 0 K: 1 S: 10	H: 2 LOB: 1 BB: 0 P: 14	R: 3 E: 0 K: 3 S: 23	H: 1 LOB: 2 BB: 3 P: 48	R: 2 E: 0 K: 1 S: 12	H: 2 LOB: 2 BB: 2 P: 26	R: 0 E: 0 K: 1 S: 10	H: 1 LOB: 1 BB: 0 P: 18	R: 1 E: 0 K: 0 S: 4	H: 2 LOB: 2 BB: 1 P: 11	1B: 7 2B: 2 3B: 0 HR: 0	SF: 0 SAC: 1 DP: 0 HBP: 1	WP: 0 PB: 0 SB: 1 CS: 0	PA: 41
PITCHER	IP: 5.1 WLS: 5 BF: 20 ERA: 2.37	WLS: 3 BF: 0 ERA: 10.8	H: 3 R: 2 ER: 2 SO: 3	H: 2 R: 0 ER: 0 SO: 1	BB: 0 IBB: 0 HBP: 1 BLK: 0	BB: 0 IBB: 0 HBP: 0 BLK: 0	WP: 0 HR: 8 S: 48 P: 77	ERA: 3.38 WHIP: 0.562	IP: 1.1 WLS: 1 BF: 8 ERA: 3.76	WLS: 1 BF: 8	H: 3 R: 1 ER: 1 SO: 1	H: 3 R: 1 ER: 1 SO: 1	BB: 1 IBB: 0 HBP: 0 BLK: 0	BB: 1 IBB: 0 HBP: 0 BLK: 0	WP: 0 HR: 0 S: 14 P: 29	ERA: 6.75 WHIP: 3.000						

Chicago Cubs @ Los Angeles Dodgers
Dodger Stadium, Los Angeles, CA
Sun Aug 05 2012, 1:13 PM - 4:40 PM PDT
Att: 42,495 - Sunny - 83 F

AB	33
R	7
H	9
RBI	7
BB	6
SO	7
LOB	12



Batter	1	2	3	4	5	6	7	8	9	AB	R	H	RBI	BB	SO	LOB	TOP						
1 Eric Young Jr. S OBP: 0.348, SLG: 0.368										5	2	3	0	0	0	4							
Dexter Fowler S OBP: 0.378, SLG: 0.500										4	0	1	0	0	1	2							
22 Jordan Pacheco, R OBP: 0.339, SLG: 0.410										4	0	2	1	0	1	0							
5 Carlos González, L OBP: 0.391, SLG: 0.566										2	0	0	1	1	0	0							
55 Ramon Hernandez, R OBP: 0.255, SLG: 0.369										4	0	1	0	0	1	4							
7 Matt McBride, R OBP: 0.300, SLG: 0.400										4	0	0	0	0	1	1							
63 Rafael Betancourt, R OBP: 0.323, SLG: 0.407										4	0	1	0	0	1	0							
10 Chris Nelson, R OBP: 0.308, SLG: 0.387										4	0	2	0	0	1	0							
13 Drew Pomeranz, R OBP: 0.313, SLG: 0.467										2	0	1	0	0	1	0							
37 Adam Ottavino, S OBP: 0.333, SLG: 0.333										1	0	0	0	0	1	0							
34 Matt Belisle, R OBP: 0.317, SLG: 0.553										1	0	0	0	0	1	2							
21 Tyler Colvin, L OBP: 0.317, SLG: 0.553										1	0	0	0	0	1	2							
Inning Stats	R: 1 E: 0 K: 1 S: 14	H: 2 LOB: 1 BB: 0 P: 17	R: 0 E: 0 K: 1 S: 6	H: 0 LOB: 0 BB: 0 P: 11	R: 1 E: 0 K: 1 S: 11	H: 3 LOB: 2 BB: 1 P: 20	R: 0 E: 0 K: 0 S: 10	H: 2 LOB: 2 BB: 0 P: 15	R: 0 E: 0 K: 1 S: 9	H: 0 LOB: 0 BB: 0 P: 12	R: 0 E: 0 K: 1 S: 6	H: 1 LOB: 0 BB: 0 P: 11	R: 0 E: 0 K: 1 S: 6	H: 1 LOB: 1 BB: 0 P: 6	R: 0 E: 0 K: 1 S: 8	H: 0 LOB: 0 BB: 0 P: 12	R: 0 E: 0 K: 2 S: 16	H: 2 LOB: 2 BB: 0 P: 21	1B: 11 2B: 0 3B: 0 HR: 0	SF: 1 DP: 2 HBP: 0	WP: 1 PB: 0 SB: 0 CS: 0	PA: 37	
PITCHER	IP WLS BF H R ER SO BB IBB HBP BLK WP HR S P ERA WHIP	7.0 L 29 9 2 2 6 0 1 0 0 1 0 0 8 12 2.57 1.286	1.0 3 0 0 0 1 0 0 0 0 0 0 0 8 12 0.00 0.000	0.1 3 2 0 0 1 0 0 0 0 0 0 0 11 14 0.00 6.000	0.1 1 0 0 0 1 0 0 0 0 0 0 0 3 4 0.00 0.000	0.1 1 0 0 0 0 0 0 0 0 0 0 0 2 3 0.00 0.000																	

Colorado Rockies @ Los Angeles Dodgers
Dodger Stadium, Los Angeles, CA
Mon Aug 06 2012, 7:12 PM - 10:33 PM PDT
Att: 32,659 - Clear - 79 F

AB 35
R 2
H 11
RBI 2
BB 1
SO 9
LOB 13



Batter	1	2	3	4	5	6	7	8	9	AB	R	H	RBI	BB	SO	LOB	BOTTOM
8 Shane Victorino, S OBP: 0.319, SLG: 0.392										4	0	2	0	1	0	0	
14 Mark Ellis, R OBP: 0.347, SLG: 0.348										3	0	1	0	1	1	2	
27 Matt Kemp, R OBP: 0.418, SLG: 0.642										4	0	1	0	0	1	4	
13 Hanley Ramirez, R OBP: 0.324, SLG: 0.424										4	0	0	0	0	2	4	
21 Juan Rivera, R OBP: 0.288, SLG: 0.360										4	0	1	0	0	1	3	
31 Brandon League, R OBP: 0.288, SLG: 0.360										3	0	0	0	0	1	0	
50 Randy Choate, L OBP: 0.208, SLG: 0.261										3	0	0	0	0	1	0	
16 Andre Ethier, L OBP: 0.357, SLG: 0.465										3	0	0	0	0	2	2	
47 Luis Alfonso Cruz, R OBP: 0.297, SLG: 0.396																	

Batter	1	2	3	4	5	6	7	8	9	AB	R	H	RBI	BB	SO	LOB	TOP							
1 Eric Young Jr. S OBP: 0.364, SLG: 0.380										4	2	3	0	1	0	1	Colorado Rockies @ Los Angeles Dodgers Dodger Stadium, Los Angeles, CA Tue Aug 07 2012, 7:12 PM - 10:38 PM PDT Att: 55,024 - Clear - 80 F							
14 Josh Rutledge, R OBP: 0.372, SLG: 0.700										5	0	4	3	0	0	1								
Dexter Fowler, S OBP: 0.376, SLG: 0.495										5	0	1	0	0	2	5								
5 Carlos González, L OBP: 0.393, SLG: 0.563										2	0	0	0	3	1	3								
22 Jordan Pacheco, R OBP: 0.336, SLG: 0.448										3	0	0	0	0	0	8								
49 Rex Brothers, L OBP: 0.192, SLG: 0.100										1	0	0	0	0	0	2								
7 Matt Belisle, R OBP: 0.284, SLG: 0.444										0	0	0	0	0	0	0								
34 Matt Belisle, R OBP: 0.284, SLG: 0.444										1	0	0	0	0	0	0								
63 Rafael Betancourt, R ERA: 2.77										5	0	0	0	0	0	7								
21 Tyler Colvin, L OBP: 0.312, SLG: 0.544										4	0	0	0	0	1	0								
18 Jonathan Herrera, S OBP: 0.300, SLG: 0.376										4	0	0	0	0	2	0								
6 Alex White, R OBP: 0.105, SLG: 0.158										1	0	0	0	0	0	0								
10 Chris Nelson, R OBP: 0.323, SLG: 0.406										3	1	1	0	0	1	1								
Inning Stats	R: 0 H: 2 E: 0 K: 1 S: 11	WLS: 2 BF: 3 LOB: 1 P: 21	R: 0 H: 0 E: 0 K: 1 S: 9	H: 0 R: 0 ER: 0 LOB: 0 BB: 0 P: 12	R: 0 H: 1 E: 0 K: 0 S: 8	H: 1 R: 0 ER: 0 LOB: 2 BB: 1 P: 15	R: 0 H: 0 E: 0 K: 1 S: 7	H: 0 R: 0 ER: 0 LOB: 0 BB: 0 P: 13	R: 1 H: 2 E: 1 K: 1 S: 14	H: 2 R: 0 ER: 1 LOB: 2 BB: 1 P: 22	R: 0 H: 0 E: 0 K: 0 S: 8	H: 0 R: 0 ER: 0 LOB: 0 BB: 0 P: 11	R: 2 H: 3 E: 0 K: 1 S: 16	H: 3 R: 0 ER: 0 LOB: 2 BB: 1 P: 27	R: 0 H: 0 E: 0 K: 1 S: 12	H: 0 R: 0 ER: 0 LOB: 1 BB: 0 P: 16	R: 0 H: 2 E: 0 K: 2 S: 16	H: 2 R: 0 ER: 0 LOB: 2 BB: 0 P: 25	1B: 7 2B: 3 3B: 0 HR: 0	SF: 0 SAC: 0 DP: 1 HBP: 0	WP: 0 PA: 42 PB: 0 SB: 1 CS: 0			
PITCHER	IP: 6.0 WLS: L BF: 28 ERA: 3.8	WLS: L BF: 28 ERA: 3.8	H: 6 R: 3 ER: 3 SO: 4	H: 3 R: 0 ER: 0 SO: 4	BB: 2 IBB: 2 HBP: 0 BLK: 0	BB: 2 IBB: 2 HBP: 0 BLK: 0	WP: 0 HR: 0 S: 62 P: 106	WP: 0 HR: 0 S: 3 P: 5	ERA: 4.50 WHIP: 1.333	ERA: 4.50 WHIP: 1.333	IP: 7.1 WLS: 0.0 BF: 2 ERA: 3.53	IP: 7.1 WLS: 0.1 BF: 1 ERA: 3.0	IP: 7.1 WLS: 1.2 BF: 6 ERA: 3.86	IP: 9.1 WLS: 1.0 BF: 5 ERA: 2.97	IP: 6.0 WLS: L BF: 28 ERA: 3.8	IP: 7.1 WLS: 0.0 BF: 2 ERA: 3.53	IP: 7.1 WLS: 0.1 BF: 1 ERA: 3.0	IP: 7.1 WLS: 1.2 BF: 6 ERA: 3.86	IP: 9.1 WLS: 1.0 BF: 5 ERA: 2.97	IP: 6.0 WLS: L BF: 28 ERA: 3.8	IP: 7.1 WLS: 0.0 BF: 2 ERA: 3.53	IP: 7.1 WLS: 0.1 BF: 1 ERA: 3.0	IP: 7.1 WLS: 1.2 BF: 6 ERA: 3.86	IP: 9.1 WLS: 1.0 BF: 5 ERA: 2.97

Batter	1	2	3	4	5	6	7	8	9	AB	R	H	RBI	BB	SO	LOB	BOTTOM									
8 Shane Victorino, S OBP: 0.320, SLG: 0.391										4	0	1	0	1	0	0	Colorado Rockies @ Los Angeles Dodgers Dodger Stadium, Los Angeles, CA Tue Aug 07 2012, 7:12 PM - 10:38 PM PDT Att: 55,024 - Clear - 80 F									
6 Jerry Hairston, R OBP: 0.295, SLG: 0.392										4	0	0	0	0	3											
27 Matt Kemp, R OBP: 0.415, SLG: 0.633										3	0	0	0	1	1	0										
16 Andre Ethier, L OBP: 0.356, SLG: 0.461										3	0	0	0	1	1	0										
13 Hanley Ramirez, R OBP: 0.325, SLG: 0.424										4	1	2	0	0	1	3										
7 James Loney, L OBP: 0.302, SLG: 0.332										3	0	0	0	0	0	1										
28 Jamey Wright, R OBP: 0.350, SLG: 0.355										0	0	0	0	0	0	0										
14 Mark Ellis, R OBP: 0.350, SLG: 0.355										1	0	1	1	0	0	0										
47 Luis Alfonso Cruz, R OBP: 0.298, SLG: 0.385										3	0	0	0	1	0	1										
54 Javy Guerra, R ERA: 2.77										0	0	0	0	0	0	0										
17 A.J. Ellis, R OBP: 0.398, SLG: 0.435										2	0	0	0	2	0	2										
44 Aaron Harang, R OBP: 0.050, SLG: 0.050										2	0	0	0	0	2	1										
38 Shawn Tolleson, R OBP: 0.286, SLG: 0.357										0	0	0	0	0	0	0										
50 Randy Choate, L OBP: 0.286, SLG: 0.357										0	0	0	0	0	0	0										
21 Juan Rivera, R OBP: 0.286, SLG: 0.357										2	0	0	0	0	0	1										
Inning Stats	R: 0 H: 0 E: 0 K: 0 S: 7	H: 0 R: 0 ER: 0 LOB: 0 BB: 0 P: 11	R: 0 H: 1 E: 0 K: 0 S: 11	H: 1 R: 0 ER: 0 LOB: 1 BB: 1 P: 18	R: 0 H: 0 E: 0 K: 1 S: 16	H: 0 R: 0 ER: 0 LOB: 3 BB: 3 P: 35	R: 0 H: 0 E: 0 K: 1 S: 8	H: 0 R: 0 ER: 0 LOB: 1 BB: 1 P: 16	R: 0 H: 0 E: 0 K: 1 S: 8	H: 0 R: 0 ER: 0 LOB: 0 BB: 0 P: 8	R: 0 H: 1 E: 0 K: 0 S: 13	H: 1 R: 0 ER: 0 LOB: 2 BB: 1 P: 26	R: 1 H: 2 E: 0 K: 1 S: 10	H: 2 R: 0 ER: 0 LOB: 1 BB: 0 P: 15	R: 0 H: 0 E: 0 K: 0 S: 8	H: 0 R: 0 ER: 0 LOB: 0 BB: 0 P: 10	1B: 3 2B: 1 3B: 0 HR: 0	SF: 0 SAC: 0 DP: 0 HBP: 0	WP: 2 PA: 37 PB: 0 SB: 2 CS: 0							
PITCHER	IP: 4.0 WLS: W BF: 11 ERA: 5.75	IP: 4.0 WLS: W BF: 11 ERA: 5.75	H: 1 R: 0 ER: 0 SO: 2	H: 1 R: 0 ER: 0 SO: 2	BB: 4 IBB: 0 HBP: 0 BLK: 0	BB: 4 IBB: 0 HBP: 0 BLK: 0	WP: 2 HR: 0 S: 27 P: 49	WP: 0 HR: 0 S: 5 P: 13.50	ERA: 0.00 WHIP: 0.667	ERA: 0.00 WHIP: 0.667	IP: 8.1 WLS: 0.2 BF: 3 ERA: 4.4	IP: 8.1 WLS: 0.1 BF: 2 ERA: 4.4	IP: 8.1 WLS: 1.2 BF: 6 ERA: 3.86	IP: 9.1 WLS: 1.0 BF: 5 ERA: 2.97	IP: 4.0 WLS: L BF: 11 ERA: 5.75	IP: 4.0 WLS: W BF: 11 ERA: 5.75	IP: 8.1 WLS: 0.2 BF: 3 ERA: 4.4	IP: 8.1 WLS: 0.1 BF: 2 ERA: 4.4	IP: 8.1 WLS: 1.2 BF: 6 ERA: 3.86	IP: 9.1 WLS: 1.0 BF: 5 ERA: 2.97	IP: 4.0 WLS: L BF: 11 ERA: 5.75	IP: 4.0 WLS: W BF: 11 ERA: 5.75	IP: 8.1 WLS: 0.2 BF: 3 ERA: 4.4	IP: 8.1 WLS: 0.1 BF: 2 ERA: 4.4	IP: 8.1 WLS: 1.2 BF: 6 ERA: 3.86	IP: 9.1 WLS: 1.0 BF: 5 ERA: 2.97



Batter	1	2	3	4	5	6	7	8	9	AB	R	H	RBI	BB	SO	LOB	TOP							
1 Eric Young Jr. S OBP: 0.395, SLG: 0.403										5	1	2	1	0	0	0	Colorado Rockies @ Los Angeles Dodgers Dodger Stadium, Los Angeles, CA Wed Aug 08 2012, 7:12 PM - 10:05 PM PDT Att: 37,084 - Clear - 84 F							
14 Josh Rutledge R OBP: 0.357, SLG: 0.670										4	0	0	0	0	0	2								
Dexter Fowler S OBP: 0.377, SLG: 0.499										4	1	2	0	0	0	2								
20 Wilin Rosario R OBP: 0.280, SLG: 0.515										3	0	0	0	1	0	1								
21 Tyler Colvin L OBP: 0.315, SLG: 0.542										3	0	1	1	1	2	0								
22 Jordan Pacheco R OBP: 0.334, SLG: 0.407										4	1	1	0	0	2	2								
7 Matt McBride R OBP: 0.267, SLG: 0.333										4	0	0	0	0	2	2								
9 DJ LeMahieu R OBP: 0.263, SLG: 0.288										4	1	2	1	0	1	0								
26 Jeff Francis L OBP: 0.105, SLG: 0.056										2	0	0	0	0	1	1								
59 Carlos Torres R OBP: 0.339, SLG: 0.406										0	0	0	0	0	0	0								
10 Chris Nelson R OBP: 0.339, SLG: 0.406										0	0	0	0	1	0	0								
47 Mike Ekstrom R OBP: 0.298, SLG: 0.315										1	0	0	0	0	1	0								
18 Jonathan Herrera S OBP: 0.298, SLG: 0.315										1	0	0	0	0	1	0								
Inning Stats	R: 2 E: 0 K: 1 S: 16	H: 3 LOB: 1 BB: 1 P: 27	R: 0 E: 0 K: 2 S: 8	H: 0 LOB: 0 BB: 0 P: 13	R: 0 E: 0 K: 0 S: 7	H: 1 LOB: 1 BB: 0 P: 11	R: 1 E: 0 K: 1 S: 14	H: 2 LOB: 1 BB: 0 P: 19	R: 0 E: 0 K: 0 S: 6	H: 0 LOB: 0 BB: 0 P: 11	R: 0 E: 0 K: 1 S: 5	H: 0 LOB: 0 BB: 0 P: 9	R: 1 E: 1 K: 0 S: 8	H: 2 LOB: 2 BB: 1 P: 14	R: 0 E: 0 K: 2 S: 10	H: 0 LOB: 1 BB: 1 P: 15	R: 0 E: 0 K: 2 S: 8	H: 0 LOB: 0 BB: 0 P: 11	1B: 5 2B: 2 3B: 0 HR: 1	SF: 0 SAC: 0 DP: 0 HBP: 0	WP: 1 PB: 0 SB: 1 CS: 0	PA: 37		
PITCHER	IP WLS BF H R ER SO BB IBB HBP BLK WP HR S P ERA WHIP																							
58 Chad Billingsley R ERA: 3.84	(1, 1)	6.1 W 27	7 4 4 5	2 0 0 0	1 0 60	100	5.68	1.421																
51 Ronald Belisario R ERA: 2.93	(7, 1)	1.2 H 7	1 0 0 2	1 0 0 0	0 0 14	19	0.00	1.200																
74 Kenley Jansen R ERA: 1.92	(9, 1)	1.0 S 3	0 0 0 2	0 0 0 0	0 0 8	11	0.00	0.000																

Batter	1	2	3	4	5	6	7	8	9	AB	R	H	RBI	BB	SO	LOB	BOTTOM							
8 Shane Victorino S OBP: 0.323, SLG: 0.393										5	3	3	1	0	0	0	Colorado Rockies @ Los Angeles Dodgers Dodger Stadium, Los Angeles, CA Wed Aug 08 2012, 7:12 PM - 10:05 PM PDT Att: 37,084 - Clear - 84 F							
14 Mark Ellis R OBP: 0.360, SLG: 0.358										1	1	1	1	3	0	0								
27 Matt Kemp R OBP: 0.421, SLG: 0.649										4	1	3	3	0	1	1								
13 Hanley Ramirez R OBP: 0.325, SLG: 0.421										3	0	0	1	1	0	0								
16 Andre Ethier L OBP: 0.358, SLG: 0.462										4	0	2	0	0	0	3								
21 Juan Rivera R OBP: 0.282, SLG: 0.351										4	0	0	0	0	0	4								
74 Kenley Jansen S OBP: 0.282, SLG: 0.351										0	0	0	0	0	0	0								
6 Jerry Hairston R OBP: 0.340, SLG: 0.385										4	0	0	0	0	1	2								
18 Matt Treanor R OBP: 0.284, SLG: 0.329										3	1	0	0	0	1	2								
58 Chad Billingsley R OBP: 0.179, SLG: 0.211										2	0	0	0	0	0	0								
51 Ronald Belisario R ERA: 4.39	(7, 1)									0	0	0	0	0	0	0								
7 James Loney L OBP: 0.302, SLG: 0.331	(9, 3)									1	0	0	0	0	0	0								
Inning Stats	R: 3 E: 1 K: 0 S: 17	H: 3 LOB: 2 BB: 1 P: 29	R: 0 E: 0 K: 1 S: 10	H: 0 LOB: 1 BB: 1 P: 19	R: 0 E: 0 K: 0 S: 8	H: 1 LOB: 0 BB: 0 P: 14	R: 0 E: 0 K: 1 S: 6	H: 0 LOB: 0 BB: 0 P: 11	R: 1 E: 0 K: 0 S: 15	H: 2 LOB: 2 BB: 2 P: 27	R: 2 E: 0 K: 1 S: 15	H: 3 LOB: 0 BB: 0 P: 24	R: 0 E: 1 K: 0 S: 6	H: 0 LOB: 1 BB: 0 P: 8	R: 0 E: 0 K: 0 S: 8	H: 0 LOB: 0 BB: 0 P: 12	R: 0 E: 0 K: 0 S: 8	H: 0 LOB: 0 BB: 0 P: 11	1B: 8 2B: 0 3B: 0 HR: 1	SF: 0 SAC: 1 DP: 1 HBP: 1	WP: 0 PB: 0 SB: 1 CS: 0	PA: 37		
PITCHER	IP WLS BF H R ER SO BB IBB HBP BLK WP HR S P ERA WHIP																							
26 Jeff Francis L ERA: 6.06	(1, 1)	4.0 L 18	4 3 3 1	2 0 0 0	0 0 30	51	13.50	3.500																
59 Carlos Torres R ERA: 4.39	(5, 1)	2.0 L 12	5 3 3 1	2 0 1 0	0 0 14	20	0.00	0.000																
47 Mike Ekstrom R ERA: 6.91	(7, 1)	2.0 L 7	0 0 0 0	0 0 0 0	0 0 14	20	0.00	0.000																

AB	34
R	4
H	8
RBI	3
BB	3
SO	9
LOB	10



Batter	1	2	3	4	5	6	7	8	9	AB	R	H	RBI	BB	SO	LOB	TOP					
8 Shane Victorino, S OBP: 0.323, SLG: 0.394	G4-3	14 HBP BB	FC4-6	K					G4-3 14 G4-3 27 G6-3 2B	4	1	1	1	1	1	1	Los Angeles Dodgers @ Miami Marlins Marlins Park, Miami, FL Sat Aug 11 2012, 7:11 PM - 10:15 PM EDT Att: 27,681 - Roof Closed - 76 F					
14 Mark Ellis, R OBP: 0.355, SLG: 0.347	F7	HBP	F7	F9					G4-3	4	0	0	0	0	0	2						
27 Matt Kemp, R OBP: 0.427, SLG: 0.649	13 E 16 B 1B	K			16 S 1B				G6-3	5	1	3	1	0	1	3						
16 Andre Ethier, L OBP: 0.355, SLG: 0.456	13 E 1B		G6-3	13 G5-4-3 1B					F8	5	0	2	1	0	1	1						
13 Hanley Ramirez, R OBP: 0.327, SLG: 0.422	FC5		7 G4-6-3 1B	G5-4-3					G5-3	4	0	1	0	0	0	4						
7 James Loney, L OBP: 0.300, SLG: 0.329	F8		G4-6-3						G1-3	4	0	1	0	0	0	4						
6 Jerry Hairston, R OBP: 0.342, SLG: 0.387		14 HBP 56 SH1-4 1B	F7	P2					G4-3	3	0	1	0	0	0	1						
47 Luis Alfonso Cruz, R OBP: 0.283, SLG: 0.381									G4-3	1	0	0	0	0	0	0						
17 A.J. Ellis, R OBP: 0.395, SLG: 0.433		P4	56 B 8 FC4-6 2B	G4-3					E5	4	1	1	0	0	0	1						
56 Joe Blanton, R OBP: 0.176, SLG: 0.098									P4	1	0	1	0	0	0	0						
5 Juan Uribe, R OBP: 0.296, SLG: 0.291										1	0	0	0	0	0	0						
54 Javy Guerra, R OBP: 0.176, SLG: 0.285										0	0	0	0	0	0	0						
21 Juan Rivera, R OBP: 0.289, SLG: 0.253										1	0	0	0	0	0	1						
31 Brandon League, R OBP: 0.289, SLG: 0.253										0	0	0	0	0	0	0						
38 Shawn Tolleson, R ERA: 3.57										0	0	0	0	0	0	0						
Inning Stats	R: 0 E: 0 K: 0 S: 12	H: 2 LOB: 3 BB: 0 P: 16	R: 0 E: 0 K: 1 S: 16	H: 1 LOB: 0 BB: 1 P: 26	R: 0 E: 0 K: 0 S: 9	H: 1 LOB: 0 BB: 0 P: 12	R: 1 E: 0 K: 0 S: 13	H: 2 LOB: 1 BB: 0 P: 21	R: 1 E: 0 K: 0 S: 9	H: 3 LOB: 1 BB: 0 P: 15	R: 0 E: 0 K: 1 S: 6	H: 0 LOB: 0 BB: 0 P: 9	R: 0 E: 0 K: 0 S: 13	H: 1 LOB: 1 BB: 0 P: 21	R: 0 E: 1 K: 0 S: 9	H: 0 LOB: 0 BB: 0 P: 14	R: 1 E: 0 K: 1 S: 10	H: 1 LOB: 0 BB: 0 P: 15	1B: 9 2B: 2 3B: 0 HR: 0	SF: 0 SAC: 1 DP: 2 HBP: 1	WP: 0 PB: 0 SB: 2 CS: 0	PA: 40
PITCHER	IP WLS BF H R ER SO BB IBB HBP BLK WP HR S P ERA WHIP																					
47 Ricky Nolasco, R ERA: 4.9	5.0 W 25 9 2 2 1 1 0 0 0 0 0 0 59 90 3.60 2.000																					
38 Carlos Zambrano, R ERA: 4.38	1.1 H 5 1 0 0 1 0 0 0 0 0 0 0 10 17 0.00 0.750																					
40 Mike Dunn, L ERA: 3.98	0.2 H 2 0 0 0 0 0 0 0 0 0 0 0 9 13 0.00 0.000																					
21 Heath Bell, R ERA: 5.32	1.0 H 4 0 0 0 0 0 0 0 0 0 0 0 9 14 0.00 0.000																					
31 Steve Cishek, R ERA: 1.89	1.0 4 1 1 1 1 0 0 0 0 0 0 0 10 15 9.00 1.000																					

Batter	1	2	3	4	5	6	7	8	9	AB	R	H	RBI	BB	SO	LOB	BOTTOM			
2 Gorkys Hernández, R OBP: 0.204, SLG: 0.114	G6-3		G5-3		SH1-3				E2 20 WP 45 2B 1B	3	1	1	1	0	0	0	Los Angeles Dodgers @ Miami Marlins Marlins Park, Miami, FL Sat Aug 11 2012, 7:11 PM - 10:15 PM EDT Att: 27,681 - Roof Closed - 76 F			
20 Justin Rugiano, R OBP: 0.407, SLG: 0.640	K			F8	7 CS 1B				K	4	0	1	1	0	2	1				
7 José Reyes, S OBP: 0.350, SLG: 0.431	F8			G4-3	CS				45 2B IBB	3	1	1	0	1	0	0				
45 Carlos Lee, R OBP: 0.350, SLG: 0.395		F9		F8					17 B 2B	4	1	1	2	0	1	1				
27 Giancarlo Stanton, R OBP: 0.361, SLG: 0.568		17 F8 2B			K				F7	4	0	1	0	0	1	2				
17 Donovan Solano, R OBP: 0.333, SLG: 0.337		F8			3 2B 2B				K	4	1	2	1	0	1	2				
3 Nick Green, R OBP: 0.190, SLG: 0.300		K			14 2B 2B				F9	4	1	1	1	0	1	2				
14 John Buck, R OBP: 0.302, SLG: 0.325			G5-3		26 B 2 SH1-3 2B				11 G5-4-3 1B	3	1	2	1	0	0	0				
47 Ricky Nolasco, R ERA: 4.61										1	0	0	0	0	0	0				
26 Austin Kohn, R OBP: 0.296, SLG: 0.391										1	1	1	0	0	0	0				
38 Carlos Zambrano, S ERA: 2.83										0	0	0	0	0	0	0				
40 Mike Dunn, L ERA: 4.37										0	0	0	0	0	0	0				
11 Bryan Petersen, L OBP: 0.289, SLG: 0.253										0	0	0	0	0	0	0				
21 Heath Bell, R OBP: 0.289, SLG: 0.253										0	0	0	0	0	0	0				
31 Steve Cishek, R ERA: 3.57										0	0	0	0	0	0	0				
Inning Stats	R: 0 E: 0 K: 1 S: 6	H: 0 LOB: 0 BB: 0 P: 9	R: 0 E: 0 K: 1 S: 11	H: 1 LOB: 0 BB: 0 P: 20	R: 0 E: 0 K: 0 S: 7	H: 0 LOB: 0 BB: 0 P: 11	R: 0 E: 0 K: 0 S: 9	H: 0 LOB: 0 BB: 0 P: 10	R: 4 E: 0 K: 1 S: 17	H: 5 LOB: 0 BB: 0 P: 28	R: 0 E: 0 K: 2 S: 12	H: 1 LOB: 1 BB: 0 P: 15	R: 0 E: 0 K: 0 S: 6	H: 1 LOB: 0 BB: 0 P: 9	R: 3 E: 1 K: 1 S: 19	H: 3 LOB: 1 BB: 1 P: 35	1B: 6 2B: 5 3B: 0 HR: 0	SF: 0 SAC: 1 DP: 1 HBP: 0	WP: 1 PB: 0 SB: 0 CS: 1	PA: 35
PITCHER	IP WLS BF H R ER SO BB IBB HBP BLK WP HR S P ERA WHIP																			
56 Joe Blanton, R ERA: 4.61	5.0 L 20 6 4 4 3 0 0 0 0 0 0 0 18 24 7.20 1.200																			
54 Javy Guerra, R ERA: 2.83	2.0 7 2 0 0 2 0 0 0 0 0 0 0 18 24 0.00 1.000																			
31 Brandon League, R ERA: 4.37	0.2 6 3 3 3 1 0 1 0 0 1 0 14 27 40.50 4.500																			
38 Shawn Tolleson, R ERA: 3.57	0.1 1 0 0 0 0 0 0 0 0 0 0 0 5 8 0.00 0.000																			



Batter	1	2	3	4	5	6	7	8	9	AB	R	H	RBI	BB	SO	LOB	TOP			
8 Shane Victorino, S (1, 7) OBP: 0.323, SLG: 0.393	G5-3		14 1B		P6			L8	14 G4-3	4	0	1	0	1	0	0				
14 Mark Ellis, R (1, 4) OBP: 0.359, SLG: 0.352	13 2B		1B		F8			27 2B	G4-3	5	1	3	0	0	0	2				
27 Matt Kemp, R (1, 8) OBP: 0.423, SLG: 0.644	F7		K			L7		13 1B	K	5	1	1	0	0	2	6				
13 Hanley Ramirez, R (1, 6) OBP: 0.328, SLG: 0.425	1-3		SF7			F9		16 1B	K	4	1	2	3	0	1	2				
16 Andre Ethier, L (1, 9) OBP: 0.354, SLG: 0.454	F8		G4-3			G5-3		47 2B		4	1	1	1	0	0	4				
21 Juan Rivera, R (1, 3) OBP: 0.280, SLG: 0.355	P6				G6-3			K	K	4	0	0	0	0	2	1				
47 Luis Alfonso Cruz, R (1, 5) OBP: 0.291, SLG: 0.394	F7				L7			18 FC5		4	0	2	1	0	0	0				
18 Matt Treanor, R (1, 2) OBP: 0.273, SLG: 0.314	G6-3				K			K	FC5	4	0	0	0	0	2	2				
35 Chris Capuano, L (1, 1) OBP: 0.119, SLG: 0.150																				
3 Adam Kennedy, L (9, PH) OBP: 0.335, SLG: 0.345			14 1B																	
28 Jamey Wright, R (9, 1)			13 SF7																	
Inning Stats	R: 0 E: 0 K: 0 S: 12	H: 2 LOB: 2 BB: 0 P: 20	R: 0 E: 0 K: 0 S: 11	H: 0 LOB: 0 BB: 0 P: 13	R: 1 E: 0 K: 1 S: 15	H: 3 LOB: 2 BB: 0 P: 21	R: 0 E: 0 K: 1 S: 6	H: 0 LOB: 0 BB: 0 P: 7	R: 0 E: 0 K: 0 S: 9	H: 0 LOB: 0 BB: 0 P: 14	R: 0 E: 0 K: 2 S: 10	H: 1 LOB: 1 BB: 0 P: 13	R: 4 E: 0 K: 1 S: 22	H: 5 LOB: 1 BB: 0 P: 32	R: 0 E: 0 K: 2 S: 13	H: 1 LOB: 2 BB: 1 P: 23	1B: 9 2B: 3 3B: 0 HR: 0	SF: 1 SAC: 0 DP: 0 HBP: 0	WP: 0 PB: 0 SB: 0 CS: 0	PA: 40
PITCHER	IP WLS BF H R ER SO BB IBB HBP BLK WP HR S P ERA WHIP	IP WLS BF H R ER SO BB IBB HBP BLK WP HR S P ERA WHIP	IP WLS BF H R ER SO BB IBB HBP BLK WP HR S P ERA WHIP	IP WLS BF H R ER SO BB IBB HBP BLK WP HR S P ERA WHIP	IP WLS BF H R ER SO BB IBB HBP BLK WP HR S P ERA WHIP	IP WLS BF H R ER SO BB IBB HBP BLK WP HR S P ERA WHIP	IP WLS BF H R ER SO BB IBB HBP BLK WP HR S P ERA WHIP	IP WLS BF H R ER SO BB IBB HBP BLK WP HR S P ERA WHIP	IP WLS BF H R ER SO BB IBB HBP BLK WP HR S P ERA WHIP	IP WLS BF H R ER SO BB IBB HBP BLK WP HR S P ERA WHIP	IP WLS BF H R ER SO BB IBB HBP BLK WP HR S P ERA WHIP	IP WLS BF H R ER SO BB IBB HBP BLK WP HR S P ERA WHIP	IP WLS BF H R ER SO BB IBB HBP BLK WP HR S P ERA WHIP	IP WLS BF H R ER SO BB IBB HBP BLK WP HR S P ERA WHIP	IP WLS BF H R ER SO BB IBB HBP BLK WP HR S P ERA WHIP	IP WLS BF H R ER SO BB IBB HBP BLK WP HR S P ERA WHIP	IP WLS BF H R ER SO BB IBB HBP BLK WP HR S P ERA WHIP	IP WLS BF H R ER SO BB IBB HBP BLK WP HR S P ERA WHIP		

Los Angeles Dodgers @ Miami Marlins
Marlins Park, Miami, FL
Sun Aug 12 2012, 1:13 PM - 3:55 PM EDT
Att: 28,388 - Roof Closed - 81 F

AB 38
R 5
H 12
RBI 5
BB 1
SO 7
LOB 18



Batter	1	2	3	4	5	6	7	8	9	AB	R	H	RBI	BB	SO	LOB	BOTTOM					
2 Gorkys Hernández, R (1, 8) OBP: 0.189, SLG: 0.104	K			K		K			G5-3	4	0	0	0	0	3	0						
20 Justin Rugiano, R (1, 7) OBP: 0.398, SLG: 0.625	F8			F7					K	4	0	0	0	0	2	0						
7 José Reyes, S (1, 6) OBP: 0.351, SLG: 0.431	K			BB				26 FC4	G4-3	3	0	1	0	1	1	0						
45 Carlos Lee, R (1, 3) OBP: 0.347, SLG: 0.392		P3		F8				F8		3	0	0	0	0	0	2						
26 Austin Kearns, R (1, 9) OBP: 0.354, SLG: 0.387		17 G5-4-3		3 CS				FC4		1	0	0	0	2	0	1						
17 Donovan Solano, R (1, 4) OBP: 0.325, SLG: 0.327		G5-4-3		K				P3		3	0	0	0	0	1	2						
3 Nick Green, R (1, 5) OBP: 0.208, SLG: 0.304				K				P6		3	0	1	0	0	1	1						
Brett Hayes, R (1, 2) OBP: 0.229, SLG: 0.254				K				F7		3	0	0	0	0	2	1						
23 Wade LeBlanc, L (1, 1) OBP: 0.333, SLG: 0.400				G4-3				G4-3		2	0	0	0	0	0	0						
21 Heath Bell, R (8, 1)										0	0	0	0	0	0	0						
39 Chris Hatcher, R (8, 1)										0	0	0	0	0	0	0						
27 Giancarlo Stanton, R (8, PH) OBP: 0.360, SLG: 0.566										1	0	0	0	0	1	1						
57 Chad Gaudin, R (9, 1)										0	0	0	0	0	0	0						
Inning Stats	R: 0 E: 0 K: 2 S: 7	H: 0 LOB: 0 BB: 0 P: 9	R: 0 E: 0 K: 0 S: 8	H: 0 LOB: 0 BB: 1 P: 15	R: 0 E: 0 K: 2 S: 9	H: 0 LOB: 0 BB: 0 P: 15	R: 0 E: 0 K: 1 S: 7	H: 0 LOB: 1 BB: 1 P: 11	R: 0 E: 0 K: 1 S: 7	H: 0 LOB: 0 BB: 0 P: 12	R: 0 E: 0 K: 1 S: 6	H: 0 LOB: 0 BB: 0 P: 9	R: 0 E: 0 K: 1 S: 9	H: 1 LOB: 1 BB: 0 P: 11	R: 0 E: 0 K: 2 S: 16	H: 1 LOB: 0 BB: 0 P: 20	R: 0 E: 0 K: 1 S: 8	H: 0 LOB: 0 BB: 0 P: 14	1B: 2 2B: 0 3B: 0 HR: 0	SF: 0 SAC: 0 DP: 1 HBP: 0	WP: 0 PB: 0 SB: 0 CS: 1	PA: 30
PITCHER	IP WLS BF H R ER SO BB IBB HBP BLK WP HR S P ERA WHIP	IP WLS BF H R ER SO BB IBB HBP BLK WP HR S P ERA WHIP	IP WLS BF H R ER SO BB IBB HBP BLK WP HR S P ERA WHIP	IP WLS BF H R ER SO BB IBB HBP BLK WP HR S P ERA WHIP	IP WLS BF H R ER SO BB IBB HBP BLK WP HR S P ERA WHIP	IP WLS BF H R ER SO BB IBB HBP BLK WP HR S P ERA WHIP	IP WLS BF H R ER SO BB IBB HBP BLK WP HR S P ERA WHIP	IP WLS BF H R ER SO BB IBB HBP BLK WP HR S P ERA WHIP	IP WLS BF H R ER SO BB IBB HBP BLK WP HR S P ERA WHIP	IP WLS BF H R ER SO BB IBB HBP BLK WP HR S P ERA WHIP	IP WLS BF H R ER SO BB IBB HBP BLK WP HR S P ERA WHIP	IP WLS BF H R ER SO BB IBB HBP BLK WP HR S P ERA WHIP	IP WLS BF H R ER SO BB IBB HBP BLK WP HR S P ERA WHIP	IP WLS BF H R ER SO BB IBB HBP BLK WP HR S P ERA WHIP	IP WLS BF H R ER SO BB IBB HBP BLK WP HR S P ERA WHIP	IP WLS BF H R ER SO BB IBB HBP BLK WP HR S P ERA WHIP	IP WLS BF H R ER SO BB IBB HBP BLK WP HR S P ERA WHIP	IP WLS BF H R ER SO BB IBB HBP BLK WP HR S P ERA WHIP				

Los Angeles Dodgers @ Miami Marlins
Marlins Park, Miami, FL
Sun Aug 12 2012, 1:13 PM - 3:55 PM EDT
Att: 28,388 - Roof Closed - 81 F

AB 27
R 0
H 2
RBI 0
BB 3
SO 11
LOB 8



Batter	1	2	3	4	5	6	7	8	9	AB	R	H	RBI	BB	SO	LOB	TOP					
8 Shane Victorino, S OBP: 0.325, SLG: 0.403	G4-3		27 1B 2B		1-H HR		F8		SH1-4	4	2	3	0	0	0		Los Angeles Dodgers @ Pittsburgh Pirates PNC Park, Pittsburgh, PA Mon Aug 13 2012, 7:07 PM - 10:16 PM EDT Att: 24,670 - Partly Cloudy - 80 F livebaseballscorecards.com					
14 Mark Ellis, R OBP: 0.357, SLG: 0.347	K		27 1B BB		F7		G4-3		K	4	0	0	0	1	2	1						
27 Matt Kemp, R OBP: 0.426, SLG: 0.646			16 F9-3 1B		G6-3				K	4	1	2	1	1	1	1						
16 Andre Ethier, L OBP: 0.355, SLG: 0.453	L7		F9-3							3	0	1	0	0	0	3						
13 Hanley Ramirez, R OBP: 0.327, SLG: 0.422	K				G5-3					3	0	0	0	1	1	1						
7 James Loney, L OBP: 0.297, SLG: 0.326	F8				G6-3					3	0	0	0	0	0	1						
21 Juan Rivera, R OBP: 0.283, SLG: 0.358							F7			1	0	1	1	0	0	0						
3 Adam Kennedy, L OBP: 0.328, SLG: 0.336	K				F9		G3			4	0	0	0	0	1	4						
17 A.J. Ellis, R OBP: 0.393, SLG: 0.434			SH1-4 8 2B		L4		P4		K	4	1	1	0	0	1	3						
44 Aaron Harang, R ERA: 3.76			SH1-4				K			1	1	1	0	0	0	0						
5 Joshi Lirio, R ERA: 2.79										1	0	0	0	0	0	0						
54 Javy Guerra, R ERA: 2.79										0	0	0	0	0	0	0						
50 Randy Choate, L ERA: 2.93										0	0	0	0	0	0	0						
51 Ronald Belisario, R ERA: 3.18										1	0	1	0	0	0	0						
47 Luis Alfonso Cruz, R ERA: 1.84										0	0	0	0	0	0	0						
74 Kenley Jansen, S ERA: 1.84										0	0	0	0	0	0	0						
Inning Stats	R: 0 E: 0 K: 1 S: 10	H: 1 LOB: 1 BB: 0 P: 17	R: 0 E: 0 K: 2 S: 9	H: 0 LOB: 0 BB: 1 P: 11	R: 2 E: 0 K: 0 S: 16	H: 3 LOB: 1 BB: 1 P: 28	R: 0 E: 0 K: 0 S: 4	H: 0 LOB: 0 BB: 0 P: 6	R: 2 E: 0 K: 0 S: 8	H: 2 LOB: 0 BB: 0 P: 15	R: 0 E: 0 K: 0 S: 7	H: 1 LOB: 1 BB: 0 P: 12	R: 0 E: 0 K: 1 S: 7	H: 0 LOB: 0 BB: 0 P: 11	R: 1 E: 0 K: 1 S: 18	H: 1 LOB: 3 BB: 2 P: 32	R: 0 E: 0 K: 2 S: 10	H: 1 LOB: 0 BB: 0 P: 14	1B: 4 2B: 5 3B: 0 HR: 1	SF: 0 SAC: 2 DP: 1 HBP: 1	WP: 0 PB: 0 SB: 0 CS: 0	PA: 39
PITCHER	IP	WLS	BF	H	R	ER	SO	BB	IBB	HBP	BLK	WP	HR	S	P	ERA	WHIP					
Jeff Karstens, R ERA: 3.91	7.0	L	28	7	4	4	4	1	0	0	0	0	1	61	100	5.14	1.143					
37 Juan Cruz, R ERA: 2.79	0.1		4	0	1	1	0	2	0	1	0	0	0	7	17	27.00	6.000					
44 Tony Watson, L ERA: 4.34	1.0		5	2	0	0	1	0	0	0	0	0	0	14	19	0.00	2.000					
39 Jason Grilli, R ERA: 2.55	0.2		2	0	0	0	2	0	0	0	0	0	0	7	10	0.00	0.000					

Batter	1	2	3	4	5	6	7	8	9	AB	R	H	RBI	BB	SO	LOB	BOTTOM					
6 Starling Marte, R OBP: 0.296, SLG: 0.474	K		22 BB 46 E		P6		E4		F7	5	1	1	0	0	1	1	Los Angeles Dodgers @ Pittsburgh Pirates PNC Park, Pittsburgh, PA Mon Aug 13 2012, 7:07 PM - 10:16 PM EDT Att: 24,670 - Partly Cloudy - 80 F livebaseballscorecards.com					
18 Neil Walker, S OBP: 0.354, SLG: 0.454	P5		F8		F7		L1		P6	5	0	0	0	0	3							
22 Andrew McCutchen, R OBP: 0.422, SLG: 0.697	G6-3		46 E BB		F7					3	2	1	0	1	0	0						
46 Garrett Jones, L OBP: 0.314, SLG: 0.526			E4		E4					4	1	4	3	0	0	0						
14 Gaby Sanchez, R OBP: 0.265, SLG: 0.305			14 G4-6-3 1B		14 G4-6-3 1B																	
23 Travis Snider, L OBP: 0.333, SLG: 0.493	G4-6-3		46 E BB		F9		G4-6-3		F7	3	0	0	0	0	0	3						
24 Pedro Alvarez, L OBP: 0.306, SLG: 0.459										1	0	0	0	0	0	1						
55 Michael McKenry, R OBP: 0.360, SLG: 0.566										4	0	1	0	0	2	1						
12 Clint Barmes, R OBP: 0.241, SLG: 0.310										2	0	1	1	2	1	0						
Jeff Karstens, R ERA: 3.76										2	0	0	0	0	0	1						
5 Joshi Lirio, R ERA: 2.79										0	0	0	0	0	0	0						
37 Juan Cruz, R ERA: 2.79										0	0	0	0	0	0	0						
44 Tony Watson, L ERA: 2.93										0	0	0	0	0	0	0						
51 Ronald Belisario, R ERA: 3.18										0	0	0	0	0	0	0						
26 Rod Barajas, R ERA: 1.84										1	0	0	0	0	0	1						
Inning Stats	R: 0 E: 0 K: 1 S: 11	H: 0 LOB: 0 BB: 0 P: 16	R: 0 E: 0 K: 0 S: 12	H: 2 LOB: 2 BB: 1 P: 19	R: 2 E: 1 K: 0 S: 10	H: 2 LOB: 1 BB: 1 P: 19	R: 0 E: 0 K: 2 S: 16	H: 0 LOB: 0 BB: 1 P: 23	R: 0 E: 0 K: 1 S: 6	H: 1 LOB: 0 BB: 0 P: 10	R: 0 E: 0 K: 1 S: 10	H: 0 LOB: 1 BB: 1 P: 19	R: 2 E: 0 K: 0 S: 13	H: 3 LOB: 1 BB: 0 P: 17	R: 0 E: 0 K: 1 S: 6	H: 0 LOB: 0 BB: 0 P: 7	1B: 6 2B: 2 3B: 0 HR: 0	SF: 0 SAC: 0 DP: 2 HBP: 0	WP: 0 PB: 0 SB: 0 CS: 0	PA: 38		
PITCHER	IP	WLS	BF	H	R	ER	SO	BB	IBB	HBP	BLK	WP	HR	S	P	ERA	WHIP					
44 Aaron Harang, R ERA: 3.76	6.0	W	24	5	2	2	4	3	0	0	0	0	0	62	99	3.00	1.333					
54 Javy Guerra, R ERA: 2.79	0.2	H	4	0	0	0	1	1	0	0	0	0	0	9	17	0.00	1.500					
50 Randy Choate, L ERA: 2.93	0.1	H	1	0	0	0	0	0	0	0	0	0	0	1	2	0.00	0.000					
51 Ronald Belisario, R ERA: 3.18	1.0	H	6	3	2	2	0	0	0	0	0	0	0	13	17	18.00	3.000					
74 Kenley Jansen, R ERA: 1.84	1.0	S	3	0	0	0	1	0	0	0	0	0	0	6	7	0.00	0.000					



Batter	1	2	3	4	5	6	7	8	9	10	11	AB	R	H	RBI	BB	SO	LOB	TOP							
8 Shane Victorino, S OBP: 0.325, SLG: 0.403	(1,7) K		(3) F8		(3) K		(1) CS		(1) SH1-3			4	0	1	1	0	2	3								
14 Mark Ellis, R OBP: 0.309, SLG: 0.355	(1,4) G4-3			(1) K		(1) CS	(1) F9		(2) L4			5	1	1	0	0	1	1								
27 Matt Kemp, R OBP: 0.417, SLG: 0.624	(1,8) F9			(2) G5-3		(1) L7		(2) G6-3		(3) IBB		4	0	0	0	1	0	1								
16 Andre Ethier, L OBP: 0.353, SLG: 0.453		(3) G4-3		(4) G5-3	(3) HR		(3) F7			(3) G5-3		4	1	1	2	1	0	2								
13 Hanley Ramirez, R OBP: 0.335, SLG: 0.439		(2) F9		(3) G6-3		(2) G6-3		(1) K		(3) 2B		5	0	2	0	0	1	0								
7 James Loney, L OBP: 0.302, SLG: 0.338		(3) F9		(3) G6-3		(3) G4-3			(2) G4-3			4	0	1	0	0	0	0								
21 Juan Rivera, R OBP: 0.280, SLG: 0.352										(2) G6-4-3		1	0	0	0	0	0	1								
47 Luis Alfonso Cruz, R OBP: 0.326, SLG: 0.432												3	1	3	0	2	0	0								
18 Matt Treanor, R OBP: 0.260, SLG: 0.297												5	0	0	0	0	2	6								
28 Jamey Wright, R OBP: 0.280, SLG: 0.352												0	0	0	0	0	0	0								
35 Chris Capuano, L OBP: 0.302, SLG: 0.338												2	0	0	0	0	1	3								
51 Ronald Belisario, R OBP: 0.280, SLG: 0.352												0	0	0	0	0	0	0								
50 Randy Choate, L OBP: 0.280, SLG: 0.352												0	0	0	0	0	0	0								
31 Brandon League, R OBP: 0.280, SLG: 0.352												0	0	0	0	0	0	0								
17 A.J. Ellis, R OBP: 0.325, SLG: 0.403												0	0	0	0	0	0	0								
Inning Stats	R: 0 E: 0 K: 1 S: 8	H: 0 LOB: 0 BB: 0 P: 12	R: 0 E: 0 K: 2 S: 8	H: 0 LOB: 0 BB: 0 P: 16	R: 0 E: 0 K: 1 S: 10	H: 0 LOB: 1 BB: 1 P: 19	R: 0 E: 0 K: 1 S: 5	H: 1 LOB: 2 BB: 1 P: 13	R: 0 E: 0 K: 1 S: 15	H: 2 LOB: 2 BB: 0 P: 19	R: 2 E: 0 K: 0 S: 9	H: 2 LOB: 0 BB: 0 P: 13	R: 1 E: 0 K: 1 S: 9	H: 2 LOB: 0 BB: 0 P: 12	R: 0 E: 0 K: 2 S: 6	H: 0 LOB: 1 BB: 0 P: 15	R: 0 E: 1 K: 0 S: 7	H: 0 LOB: 2 BB: 1 P: 14	R: 0 E: 0 K: 0 S: 10	H: 2 LOB: 1 BB: 0 P: 16	1B: 4 2B: 4 3B: 0 HR: 1	SF: 0 SAC: 2 DP: 1 HBP: 0	WP: 0 PB: 0 SB: 0 CS: 1	PA: 45		
PITCHER	IP: 6.2 ERA: 4.27	WLS: 1.1 ERA: 3.04	BF: 3 ERA: 1.2	H: 0 R: 0 ER: 0 SO: 0	R: 3 R: 3 ER: 3 SO: 5	BB: 2 IBB: 0 HBP: 0 BLK: 0	WP: 0 HR: 1 S: 62 P: 100	ERA: 4.05 WHIP: 1.350	PITCHER	IP: 7.1 ERA: 3.04	WLS: 1.0 ERA: 2.32	BF: 4 ERA: 5.54	H: 0 R: 0 ER: 0 SO: 0	R: 2 R: 2 ER: 2 SO: 10	BB: 1 IBB: 0 HBP: 0 BLK: 0	WP: 0 HR: 1 S: 16 P: 100	ERA: 2.000	PITCHER	IP: 1.0 ERA: 3.04	WLS: 0.0 ERA: 1.000	BF: 1 ERA: 1.2	H: 0 R: 0 ER: 0 SO: 0	R: 1 R: 1 ER: 1 SO: 1	BB: 0 IBB: 0 HBP: 0 BLK: 0	WP: 0 HR: 0 S: 7 P: 100	ERA: 2.000

Los Angeles Dodgers @ Atlanta Braves
Turner Field, Atlanta, GA
Fri Aug 17 2012, 7:38 PM - 11:13 PM EDT
Att: 33,093 - Party Cloudy - 82 F

AB 38
R 3
H 9
RBI 3
BB 4
SO 7
LOB 17



Batter	1	2	3	4	5	6	7	8	9	10	11	AB	R	H	RBI	BB	SO	LOB	BOTTOM							
24 Michael Bourn, L OBP: 0.353, SLG: 0.427	(1,8) B2											3	0	2	0	1	0	0								
14 Martin Prado, R OBP: 0.307, SLG: 0.423	(1,7) G6-3											5	0	0	1	0	1	5								
22 Jason Heyward, L OBP: 0.350, SLG: 0.491	(1,9) K											4	0	1	1	1	2	3								
10 Chipper Jones, S OBP: 0.388, SLG: 0.524												5	1	1	1	0	0	4								
5 Freddie Freeman, L OBP: 0.345, SLG: 0.459												5	0	0	0	0	3	0								
26 Dan Uggla, R OBP: 0.324, SLG: 0.376												5	0	0	0	0	3	0								
8 David Ross, R OBP: 0.362, SLG: 0.465												4	1	1	0	1	1	0								
4 Paul Janish, R OBP: 0.303, SLG: 0.264												5	1	3	0	0	1	1								
48 Tommy Hanson, R ERA: 3.14	(1,1) SH1-4											1	0	0	0	0	1	0								
32 Chad Durbin, R ERA: 3.04	(7,1) B											0	0	0	0	0	0	0								
46 Craig Kimbrel, R ERA: 1.2	(9,1) L											0	0	0	0	0	0	0								
34 Eric O'Flaherty, L ERA: 2.32	(10,1) L											0	0	0	0	0	0	0								
39 Jonny Venters, L ERA: 5.54	(11,1) 1											1	0	0	0	0	0	0								
Inning Stats	R: 0 E: 0 K: 1 S: 6	H: 0 LOB: 0 BB: 0 P: 7	R: 1 E: 0 K: 2 S: 10	H: 1 LOB: 0 BB: 0 P: 13	R: 0 E: 0 K: 1 S: 14	H: 1 LOB: 2 BB: 1 P: 19	R: 0 E: 0 K: 2 S: 9	H: 0 LOB: 0 BB: 0 P: 11	R: 0 E: 0 K: 1 S: 6	H: 0 LOB: 0 BB: 0 P: 7	R: 0 E: 0 K: 0 S: 7	H: 0 LOB: 1 BB: 0 P: 9	R: 0 E: 0 K: 1 S: 13	H: 0 LOB: 0 BB: 0 P: 18	R: 2 E: 0 K: 3 S: 13	H: 3 LOB: 1 BB: 0 P: 19	R: 0 E: 0 K: 2 S: 10	H: 1 LOB: 2 BB: 1 P: 21	R: 1 E: 0 K: 0 S: 9	H: 3 LOB: 2 BB: 0 P: 19	1B: 9 2B: 0 3B: 0 HR: 1	SF: 0 SAC: 2 DP: 0 HBP: 0	WP: 0 PB: 0 SB: 3 CS: 0	PA: 45		
PITCHER	IP: 7.1 ERA: 3.14	WLS: 1.2 ERA: 3.06	BF: 28 ERA: 3.06	H: 5 R: 0 ER: 0 SO: 3	R: 3 R: 3 ER: 3 SO: 5	BB: 1 IBB: 0 HBP: 0 BLK: 0	WP: 0 HR: 1 S: 71 P: 100	ERA: 3.68 WHIP: 0.818	PITCHER	IP: 1.0 ERA: 3.06	WLS: 0.0 ERA: 1.200	BF: 1 ERA: 1.000	H: 0 R: 0 ER: 0 SO: 0	R: 1 R: 1 ER: 1 SO: 1	BB: 0 IBB: 0 HBP: 0 BLK: 0	WP: 0 HR: 0 S: 7 P: 100	ERA: 2.000	PITCHER	IP: 0.2 ERA: 3.06	WLS: 0.0 ERA: 1.000	BF: 1 ERA: 1.200	H: 0 R: 0 ER: 0 SO: 0	R: 0 R: 0 ER: 0 SO: 0	BB: 0 IBB: 0 HBP: 0 BLK: 0	WP: 0 HR: 0 S: 1 P: 100	ERA: 2.000


Los Angeles Dodgers @ Atlanta Braves
Turner Field, Atlanta, GA
Fri Aug 17 2012, 7:38 PM - 11:13 PM EDT
Att: 33,093 - Party Cloudy - 82 F

AB 40
R 4
H 10
RBI 4
BB 3
SO 13
LOB 13




Batter	1	2	3	4	5	6	7	8	9	AB	R	H	RBI	BB	SO	LOB	TOP								
8 Shane Victorino, S OBP: 0.323, SLG: 0.398	G5-3		F9		P3			16 WP, 14 1B	14 2B BB	4	1	1	0	1	0	5	Los Angeles Dodgers @ Atlanta Braves Turner Field, Atlanta, GA Sun Aug 19 2012, 1:40 PM - 4:31 PM EDT Att: 26,798 - Partly Cloudy - 77 F								
14 Mark Ellis, R OBP: 0.355, SLG: 0.354	F8		G4-6-3		F8			16 WP, 1B	27 F9, 2B	5	0	2	4	0	0	5									
27 Matt Kemp, R OBP: 0.407, SLG: 0.605	F9			F9		G5-3		F8	F9	5	0	0	0	0	0	3									
13 Hanley Ramirez, R OBP: 0.333, SLG: 0.448		L8		G6-3		F9		P3	K	5	0	0	0	0	1	3									
16 Andre Ethier, L OBP: 0.352, SLG: 0.446		K		K		G3-1				3	0	0	0	1	2	0									
21 Juan Rivera, R OBP: 0.277, SLG: 0.348					F9					3	0	0	0	0	0	0									
7 James Loney, L OBP: 0.303, SLG: 0.347		G6-3					L4	L3		1	0	0	0	0	0	3									
47 Luis Alfonso Cruz, R OBP: 0.329, SLG: 0.474			58 SH, 17 1B				F9		G6-3	4	1	2	1	0	0	0									
57 Scott Elbert, L										0	0	0	0	0	0	0									
17 A.J. Ellis, R OBP: 0.385, SLG: 0.426			58 SH, 1B				L5		8 BB, 14 2B	4	1	3	0	0	0	0									
58 Chad Billingsley, R OBP: 0.190, SLG: 0.220								8 1B, 14 1B	8 BB, 14 2B	1	0	1	0	0	0	0									
5 Juan Uribe, R OBP: 0.250, SLG: 0.290										0	1	0	0	1	0	0									
51 Ronald Belisario, R										0	0	0	0	0	0	0									
3 Adam Kennedy, L OBP: 0.335, SLG: 0.340										1	1	1	0	0	0	0									
Inning Stats	R: 0 E: 0 K: 0 S: 7	H: 0 LOB: 0 BB: 0 P: 11	R: 0 E: 0 K: 1 S: 7	H: 0 LOB: 0 BB: 0 P: 10	R: 0 E: 0 K: 0 S: 14	H: 2 LOB: 2 BB: 0 P: 22	R: 0 E: 0 K: 1 S: 6	H: 0 LOB: 0 BB: 0 P: 9	R: 1 E: 0 K: 0 S: 16	H: 3 LOB: 2 BB: 0 P: 23	R: 0 E: 0 K: 0 S: 7	H: 0 LOB: 0 BB: 0 P: 8	R: 0 E: 0 K: 0 S: 7	H: 0 LOB: 0 BB: 0 P: 14	R: 1 E: 0 K: 0 S: 14	H: 2 LOB: 3 BB: 2 P: 27	R: 3 E: 0 K: 1 S: 19	H: 3 LOB: 1 BB: 1 P: 28	1B: 7 2B: 2 3B: 0 HR: 1	SF: 0 SAC: 1 DP: 1 HBP: 0	WP: 1 PB: 0 SB: 0 CS: 0	PA: 40			
PITCHER	IP	WLS	BF	H	R	ER	SO	BB	IBB	HBP	BLK	WP	HR	S	P	ERA	WHIP								
36 Mike Minor, L ERA: 4.74	7.0	L	26	5	1	1	2	0	0	0	0	0	1	64	97	1.29	0.714								
32 Chad Durbin, R ERA: 3.19	0.2		5	2	1	1	0	1	0	0	0	0	0	6	15	13.50	4.500								
43 Luis Avilán, L ERA: 3.38	0.0		1	0	0	0	0	1	0	0	0	1	0	1	5	∞	∞								
50 Cristhian Martinez, R ERA: 4.1	1.1		8	3	3	3	1	1	0	0	0	0	0	23	35	20.25	3.000								

AB	36
R	5
H	10
RBI	5
BB	3
SO	3
LOB	19



Batter	1	2	3	4	5	6	7	8	9	AB	R	H	RBI	BB	SO	LOB	BOTTOM								
24 Michael Bourn, L OBP: 0.354, SLG: 0.429	G4-6-3 BB			F9		14 G4-3, 14 S, 1B		F7		3	0	1	0	1	0	0	Los Angeles Dodgers @ Atlanta Braves Turner Field, Atlanta, GA Sun Aug 19 2012, 1:40 PM - 4:31 PM EDT Att: 26,798 - Partly Cloudy - 77 F								
14 Martín Prado, R OBP: 0.354, SLG: 0.427	K			G4-3		G4-3		G6-3		4	0	0	0	0	1	2									
22 Jason Heyward, L OBP: 0.348, SLG: 0.488	G4-6-3						K		F7	4	0	1	0	0	1	2									
5 Freddie Freeman, L OBP: 0.341, SLG: 0.451		G6-3							K	3	0	0	0	1	1	0									
26 Dan Uggla, R OBP: 0.345, SLG: 0.374		G6-3								3	0	0	0	0	0	2									
25 Juan Francisco, L OBP: 0.310, SLG: 0.481										3	0	1	0	0	0	0									
16 Brian McCann, L OBP: 0.304, SLG: 0.419										3	0	0	0	0	1	1									
4 Paul Janish, R OBP: 0.302, SLG: 0.267										3	0	0	0	0	1	0									
36 Mike Minor, R OBP: 0.048, SLG: 0.024										2	0	0	0	0	1	0									
32 Chad Durbin, R										0	0	0	0	0	0	0									
43 Luis Avilán, L OBP: 0.333, SLG: 0.333										0	0	0	0	0	0	0									
50 Cristhian Martinez, R										0	0	0	0	0	0	0									
11 Reed Johnson, R OBP: 0.356, SLG: 0.432										1	0	0	0	0	1	0									
Inning Stats	R: 0 E: 0 K: 1 S: 6	H: 0 LOB: 0 BB: 1 P: 11	R: 0 E: 0 K: 0 S: 6	H: 0 LOB: 0 BB: 0 P: 13	R: 0 E: 0 K: 2 S: 9	H: 0 LOB: 0 BB: 0 P: 9	R: 0 E: 0 K: 0 S: 19	H: 1 LOB: 2 BB: 1 P: 30	R: 0 E: 0 K: 0 S: 6	H: 0 LOB: 0 BB: 0 P: 10	R: 0 E: 0 K: 1 S: 8	H: 1 LOB: 1 BB: 0 P: 13	R: 0 E: 0 K: 0 S: 9	H: 1 LOB: 1 BB: 0 P: 15	R: 0 E: 0 K: 2 S: 8	H: 0 LOB: 0 BB: 0 P: 13	R: 0 E: 0 K: 1 S: 11	H: 0 LOB: 0 BB: 0 P: 16	1B: 2 2B: 0 3B: 1 HR: 0	SF: 0 SAC: 0 DP: 1 HBP: 0	WP: 0 PB: 0 SB: 1 CS: 0	PA: 31			
PITCHER	IP	WLS	BF	H	R	ER	SO	BB	IBB	HBP	BLK	WP	HR	S	P	ERA	WHIP								
58 Chad Billingsley, R ERA: 3.44	7.0	W	25	3	0	0	4	2	0	0	0	0	0	63	101	0.00	0.714								
51 Ronald Belisario, R ERA: 3.0	1.0	H	3	0	0	0	2	0	0	0	0	0	0	8	13	0.00	0.000								
57 Scott Elbert, L ERA: 2.37	1.0		3	0	0	0	1	0	0	0	0	0	0	11	16	0.00	0.000								

AB	29
R	0
H	3
RBI	0
BB	2
SO	7
LOB	7



Batter	1	2	3	4	5	6	7	8	9	AB	R	H	RBI	BB	SO	LOB	TOP								
16 Angel Pagán, S OBP: 0.333, SLG: 0.420										4	2	2	0	0	2	0	San Francisco Giants @ Los Angeles Dodgers Dodger Stadium, Los Angeles, CA Mon Aug 20 2012, 7:12 PM - 9:57 PM PDT Att: 36,878 - Clear - 80 F								
19 Marco Scutaro, R OBP: 0.331, SLG: 0.378										3	0	2	0	0	0	0									
48 Pablo Sandoval, S OBP: 0.346, SLG: 0.479										3	0	1	2	0	1	1									
54 Sergio Romo, R OBP: 0.331, SLG: 0.378										0	0	0	0	0	0	0									
49 Javier López, L OBP: 0.331, SLG: 0.378										0	0	0	0	0	0	0									
28 Buster Posey, R OBP: 0.402, SLG: 0.539										4	0	0	0	0	3	2									
8 Hunter Pence, R OBP: 0.323, SLG: 0.430										4	0	0	0	0	1	0									
13 Joaquin Arias, R OBP: 0.306, SLG: 0.362										3	0	1	0	0	0	0									
9 Brandon Belt, L OBP: 0.361, SLG: 0.397										3	0	0	0	0	2	1									
7 Grégor Blanco, L OBP: 0.329, SLG: 0.340										3	0	0	0	0	2	1									
40 Madison Bumgarner, R OBP: 0.153, SLG: 0.207										3	0	0	0	0	2	0									
35 Brandon Crawford, L OBP: 0.301, SLG: 0.350										0	0	0	0	0	0	0									
Inning Stats	R: 1 E: 0 K: 1 S: 9	H: 1 LOB: 0 BB: 0 P: 12	R: 0 E: 0 K: 0 S: 10	H: 0 LOB: 0 BB: 0 P: 13	R: 0 E: 0 K: 1 S: 6	H: 0 LOB: 0 BB: 0 P: 8	R: 0 E: 0 K: 0 S: 10	H: 1 LOB: 0 BB: 0 P: 15	R: 0 E: 0 K: 1 S: 11	H: 0 LOB: 0 BB: 0 P: 12	R: 1 E: 0 K: 3 S: 16	H: 3 LOB: 2 BB: 0 P: 23	R: 0 E: 0 K: 2 S: 11	H: 1 LOB: 1 BB: 0 P: 15	R: 0 E: 0 K: 2 S: 8	H: 0 LOB: 0 BB: 0 P: 11	R: 0 E: 0 K: 3 S: 10	H: 0 LOB: 0 BB: 0 P: 12	1B: 5 2B: 1 3B: 0 HR: 0	SF: 1 SAC: 1 DP: 1 HBP: 0	WP: 0 PB: 0 SB: 0 CS: 0	PA: 32			
PITCHER	IP WLS BF H R ER SO BB IBB HBP BLK WP HR S P ERA WHIP	IP WLS BF H R ER SO BB IBB HBP BLK WP HR S P ERA WHIP	IP WLS BF H R ER SO BB IBB HBP BLK WP HR S P ERA WHIP	IP WLS BF H R ER SO BB IBB HBP BLK WP HR S P ERA WHIP	IP WLS BF H R ER SO BB IBB HBP BLK WP HR S P ERA WHIP	IP WLS BF H R ER SO BB IBB HBP BLK WP HR S P ERA WHIP	IP WLS BF H R ER SO BB IBB HBP BLK WP HR S P ERA WHIP	IP WLS BF H R ER SO BB IBB HBP BLK WP HR S P ERA WHIP	IP WLS BF H R ER SO BB IBB HBP BLK WP HR S P ERA WHIP	IP WLS BF H R ER SO BB IBB HBP BLK WP HR S P ERA WHIP	IP WLS BF H R ER SO BB IBB HBP BLK WP HR S P ERA WHIP	IP WLS BF H R ER SO BB IBB HBP BLK WP HR S P ERA WHIP	IP WLS BF H R ER SO BB IBB HBP BLK WP HR S P ERA WHIP	IP WLS BF H R ER SO BB IBB HBP BLK WP HR S P ERA WHIP	IP WLS BF H R ER SO BB IBB HBP BLK WP HR S P ERA WHIP	IP WLS BF H R ER SO BB IBB HBP BLK WP HR S P ERA WHIP	IP WLS BF H R ER SO BB IBB HBP BLK WP HR S P ERA WHIP	IP WLS BF H R ER SO BB IBB HBP BLK WP HR S P ERA WHIP	IP WLS BF H R ER SO BB IBB HBP BLK WP HR S P ERA WHIP	IP WLS BF H R ER SO BB IBB HBP BLK WP HR S P ERA WHIP	IP WLS BF H R ER SO BB IBB HBP BLK WP HR S P ERA WHIP	IP WLS BF H R ER SO BB IBB HBP BLK WP HR S P ERA WHIP	IP WLS BF H R ER SO BB IBB HBP BLK WP HR S P ERA WHIP	IP WLS BF H R ER SO BB IBB HBP BLK WP HR S P ERA WHIP	IP WLS BF H R ER SO BB IBB HBP BLK WP HR S P ERA WHIP

AB	30
R	2
H	6
RBI	2
BB	0
SO	13
LOB	5



Batter	1	2	3	4	5	6	7	8	9	AB	R	H	RBI	BB	SO	LOB	BOTTOM								
8 Shane Victorino, S OBP: 0.320, SLG: 0.394										4	0	0	0	0	1	2	San Francisco Giants @ Los Angeles Dodgers Dodger Stadium, Los Angeles, CA Mon Aug 20 2012, 7:12 PM - 9:57 PM PDT Att: 36,878 - Clear - 80 F								
14 Mark Ellis, R OBP: 0.350, SLG: 0.349										4	0	0	0	0	3	2									
27 Matt Kemp, R OBP: 0.402, SLG: 0.596										4	0	0	0	0	1	1									
13 Hanley Ramirez, R OBP: 0.332, SLG: 0.453										4	1	1	1	0	1	0									
16 Andre Ethier, L OBP: 0.349, SLG: 0.441										4	0	0	0	0	2	0									
21 Juan Rivera, R OBP: 0.276, SLG: 0.346										2	0	0	0	0	0	1									
47 Luis Alfonso Cruz, R OBP: 0.336, SLG: 0.476										3	0	2	0	0	0	1									
17 A.J. Ellis, R OBP: 0.382, SLG: 0.422										3	0	0	0	0	2	3									
22 Clayton Kershaw, L ERA: 2.83										2	0	2	0	0	0	0									
5 Juan Uribe, R OBP: 0.249, SLG: 0.278										1	0	0	0	0	1	0									
51 Ronald Belisario, R ERA: 2.94										0	0	0	0	0	0	0									
Inning Stats	R: 0 E: 0 K: 1 S: 5	H: 0 LOB: 0 BB: 0 P: 8	R: 0 E: 0 K: 2 S: 13	H: 1 LOB: 2 BB: 0 P: 20	R: 0 E: 0 K: 1 S: 9	H: 1 LOB: 0 BB: 0 P: 14	R: 0 E: 0 K: 2 S: 11	H: 0 LOB: 0 BB: 0 P: 19	R: 0 E: 0 K: 1 S: 9	H: 1 LOB: 1 BB: 0 P: 17	R: 0 E: 0 K: 1 S: 11	H: 1 LOB: 1 BB: 0 P: 15	R: 0 E: 1 K: 0 S: 7	H: 0 LOB: 1 BB: 0 P: 11	R: 0 E: 0 K: 2 S: 13	H: 0 LOB: 0 BB: 0 P: 19	R: 1 E: 0 K: 1 S: 10	H: 1 LOB: 0 BB: 0 P: 14	1B: 4 2B: 1 3B: 0 HR: 1	SF: 0 SAC: 0 DP: 1 HBP: 1	WP: 0 PB: 0 SB: 0 CS: 2	PA: 32			
PITCHER	IP WLS BF H R ER SO BB IBB HBP BLK WP HR S P ERA WHIP	IP WLS BF H R ER SO BB IBB HBP BLK WP HR S P ERA WHIP	IP WLS BF H R ER SO BB IBB HBP BLK WP HR S P ERA WHIP	IP WLS BF H R ER SO BB IBB HBP BLK WP HR S P ERA WHIP	IP WLS BF H R ER SO BB IBB HBP BLK WP HR S P ERA WHIP	IP WLS BF H R ER SO BB IBB HBP BLK WP HR S P ERA WHIP	IP WLS BF H R ER SO BB IBB HBP BLK WP HR S P ERA WHIP	IP WLS BF H R ER SO BB IBB HBP BLK WP HR S P ERA WHIP	IP WLS BF H R ER SO BB IBB HBP BLK WP HR S P ERA WHIP	IP WLS BF H R ER SO BB IBB HBP BLK WP HR S P ERA WHIP	IP WLS BF H R ER SO BB IBB HBP BLK WP HR S P ERA WHIP	IP WLS BF H R ER SO BB IBB HBP BLK WP HR S P ERA WHIP	IP WLS BF H R ER SO BB IBB HBP BLK WP HR S P ERA WHIP	IP WLS BF H R ER SO BB IBB HBP BLK WP HR S P ERA WHIP	IP WLS BF H R ER SO BB IBB HBP BLK WP HR S P ERA WHIP	IP WLS BF H R ER SO BB IBB HBP BLK WP HR S P ERA WHIP	IP WLS BF H R ER SO BB IBB HBP BLK WP HR S P ERA WHIP	IP WLS BF H R ER SO BB IBB HBP BLK WP HR S P ERA WHIP	IP WLS BF H R ER SO BB IBB HBP BLK WP HR S P ERA WHIP	IP WLS BF H R ER SO BB IBB HBP BLK WP HR S P ERA WHIP	IP WLS BF H R ER SO BB IBB HBP BLK WP HR S P ERA WHIP	IP WLS BF H R ER SO BB IBB HBP BLK WP HR S P ERA WHIP	IP WLS BF H R ER SO BB IBB HBP BLK WP HR S P ERA WHIP	IP WLS BF H R ER SO BB IBB HBP BLK WP HR S P ERA WHIP	IP WLS BF H R ER SO BB IBB HBP BLK WP HR S P ERA WHIP

AB	31
R	1
H	5
RBI	1
BB	0
SO	11
LOB	10



Batter	1	2	3	4	5	6	7	8	9	AB	R	H	RBI	BB	SO	LOB	TOP					
16 Ángel Pagán, S OBP: 0.335, SLG: 0.424										5	1	3	1	0	0	2	San Francisco Giants @ Los Angeles Dodgers Dodger Stadium, Los Angeles, CA Tue Aug 21 2012, 7:13 PM - 9:58 PM PDT Att: 56,000 - Clear - 75 F					
19 Marco Scutaro, R OBP: 0.331, SLG: 0.378										5	1	2	0	0	2	2						
48 Pablo Sandoval, S OBP: 0.348, SLG: 0.477										3	0	1	0	1	0	1						
13 Joaquín Arias, R OBP: 0.308, SLG: 0.362										0	0	0	0	0	0	0						
28 Buster Posey, R OBP: 0.403, SLG: 0.538										3	0	1	2	1	1	1						
46 Santiago Casilla, R										0	0	0	0	0	0	0						
54 Sergio Romo, R										0	0	0	0	0	0	0						
49 Javier López, L										0	0	0	0	0	0	0						
8 Hunter Pence, R OBP: 0.320, SLG: 0.427										4	0	0	0	0	0	5						
29 Héctor Sánchez, S OBP: 0.277, SLG: 0.366										4	0	0	0	0	2	3						
7 Gregor Blanco, L OBP: 0.328, SLG: 0.339										4	1	1	0	0	2	0						
35 Brandon Crawford, L OBP: 0.303, SLG: 0.350										3	1	1	1	1	0	0						
55 Tim Lincecum, L OBP: 0.200, SLG: 0.111										2	0	1	0	0	0	0						
50 Jose Mijares, L										0	0	0	0	0	0	0						
9 Brandon Belt, L OBP: 0.360, SLG: 0.395										1	0	0	0	0	0	1						
Inning Stats	R: 2 H: 3 E: 0 K: 0 S: 9	H: 3 LOB: 1 BB: 1 P: 17	R: 0 H: 0 E: 0 K: 2 S: 10	H: 0 LOB: 0 BB: 0 P: 13	R: 0 H: 2 E: 0 K: 0 S: 10	H: 2 LOB: 2 BB: 1 P: 17	R: 2 H: 3 E: 1 K: 2 S: 14	H: 3 LOB: 1 BB: 0 P: 17	R: 0 H: 1 E: 0 K: 1 S: 6	H: 1 LOB: 1 BB: 0 P: 8	R: 0 H: 1 E: 0 K: 1 S: 8	H: 0 LOB: 0 BB: 0 P: 13	R: 0 H: 0 E: 0 K: 1 S: 8	H: 0 LOB: 0 BB: 0 P: 11	R: 0 H: 0 E: 0 K: 1 S: 8	H: 0 LOB: 0 BB: 1 P: 16	1B: 9 2B: 1 3B: 0 HR: 0	SF: 0 SAC: 1 DP: 1 HBP: 0	WP: 1 PB: 0 SB: 0 CS: 1	PA: 38		
PITCHER	IP WLS BF H R ER SO BB IBB HBP BLK WP HR S P ERA WHIP	5.2 L 27 10 4 4 6 1 1 0 0 0 0 55 80 6.35 1.941	1.0 3 0 0 0 0 0 0 0 0 0 0 7 13 0.00 0.000	1.1 4 0 0 0 1 0 0 0 0 0 0 10 13 0.00 0.000	0.1 2 0 0 0 0 1 0 0 0 0 0 2 7 0.00 3.000	0.2 2 0 0 0 1 0 0 0 0 0 0 6 9 0.00 0.000	PITCHER															
56 Joe Blanton, R ERA: 5.02															IP WLS BF H R ER SO BB IBB HBP BLK WP HR S P ERA WHIP	5.2 L 27 10 4 4 6 1 1 0 0 0 0 55 80 6.35 1.941						
57 Scott Elbert, L ERA: 2.3															IP WLS BF H R ER SO BB IBB HBP BLK WP HR S P ERA WHIP	1.0 3 0 0 0 0 0 0 0 0 0 0 7 13 0.00 0.000						
31 Brandon League, R ERA: 4.24															IP WLS BF H R ER SO BB IBB HBP BLK WP HR S P ERA WHIP	1.1 4 0 0 0 1 0 0 0 0 0 0 10 13 0.00 0.000						
50 Randy Choate, L ERA: 2.84															IP WLS BF H R ER SO BB IBB HBP BLK WP HR S P ERA WHIP	0.1 2 0 0 0 0 1 0 0 0 0 0 2 7 0.00 3.000						
28 Jamey Wright, R ERA: 4.02															IP WLS BF H R ER SO BB IBB HBP BLK WP HR S P ERA WHIP	0.2 2 0 0 0 1 0 0 0 0 0 0 6 9 0.00 0.000						
Batter	1	2	3	4	5	6	7	8	9	AB	R	H	RBI	BB	SO	LOB	BOTTOM					
8 Shane Victorino, S OBP: 0.320, SLG: 0.393										4	0	1	0	0	1	0	San Francisco Giants @ Los Angeles Dodgers Dodger Stadium, Los Angeles, CA Tue Aug 21 2012, 7:13 PM - 9:58 PM PDT Att: 56,000 - Clear - 75 F					
3 Adam Kennedy, L OBP: 0.341, SLG: 0.346										3	0	2	0	0	0	0						
31 Brandon League, R										0	0	0	0	0	0	0						
50 Randy Choate, L										0	0	0	0	0	0	0						
28 Jamey Wright, R										0	0	0	0	0	0	0						
5 Juan Uribe, R OBP: 0.247, SLG: 0.277										1	0	0	0	0	1	0						
27 Matt Kemp, R OBP: 0.400, SLG: 0.593										3	0	1	1	0	0	1						
16 Andre Ethier, L OBP: 0.346, SLG: 0.437										4	0	0	0	0	2	3						
13 Hanley Ramirez, R OBP: 0.332, SLG: 0.454										3	0	1	0	0	0	0						
7 James Loney, L OBP: 0.301, SLG: 0.344										2	0	0	0	0	0	1						
57 Scott Elbert, L										0	0	0	0	0	0	0						
14 Mark Ellis, R OBP: 0.349, SLG: 0.348										1	0	0	0	0	0	0						
47 Luis Alfonso Cruz, R OBP: 0.329, SLG: 0.466										3	0	0	0	0	1	1						
17 A.J. Ellis, R OBP: 0.382, SLG: 0.420										2	0	0	0	1	1	0						
56 Joe Blanton, R OBP: 0.167, SLG: 0.091										1	0	0	0	0	0	0						
21 Juan Rivera, R OBP: 0.279, SLG: 0.347										2	1	1	0	0	0	0						
Inning Stats	R: 0 H: 0 E: 0 K: 1 S: 11	H: 0 LOB: 0 BB: 0 P: 16	R: 0 H: 0 E: 0 K: 0 S: 6	H: 0 LOB: 0 BB: 0 P: 11	R: 0 H: 0 E: 0 K: 2 S: 15	H: 0 LOB: 0 BB: 0 P: 23	R: 0 H: 1 E: 0 K: 0 S: 6	H: 1 LOB: 0 BB: 0 P: 10	R: 0 H: 1 E: 0 K: 1 S: 7	H: 1 LOB: 1 BB: 0 P: 12	R: 1 H: 3 E: 0 K: 1 S: 10	H: 3 LOB: 2 BB: 1 P: 20	R: 0 H: 0 E: 0 K: 0 S: 8	H: 0 LOB: 0 BB: 0 P: 11	R: 0 H: 0 E: 0 K: 0 S: 5	H: 0 LOB: 0 BB: 0 P: 8	R: 0 H: 1 E: 0 K: 1 S: 10	H: 1 LOB: 0 BB: 0 P: 17	1B: 5 2B: 1 3B: 0 HR: 0	SF: 1 SAC: 0 DP: 2 HBP: 0	WP: 0 PB: 0 SB: 0 CS: 0	PA: 31
PITCHER	IP WLS BF H R ER SO BB IBB HBP BLK WP HR S P ERA WHIP	5.2 W 21 5 1 1 4 1 0 0 0 0 0 3 5 1.59 1.059	0.1 H 1 0 0 0 1 0 0 0 0 0 0 3 5 0.00 0.000	2.0 H 6 0 0 0 0 0 0 0 0 0 0 13 19 0.00 0.000	0.1 H 2 1 0 0 1 0 0 0 0 0 0 7 12 0.00 3.000	0.2 S 1 0 0 0 0 0 0 0 0 0 0 3 5 0.00 0.000	PITCHER															
55 Tim Lincecum, R ERA: 5.3															IP WLS BF H R ER SO BB IBB HBP BLK WP HR S P ERA WHIP	5.2 W 21 5 1 1 4 1 0 0 0 0 0 3 5 1.59 1.059						
50 Jose Mijares, L ERA: 2.78															IP WLS BF H R ER SO BB IBB HBP BLK WP HR S P ERA WHIP	0.1 H 1 0 0 0 1 0 0 0 0 0 0 3 5 0.00 0.000						
46 Santiago Casilla, R ERA: 3.2															IP WLS BF H R ER SO BB IBB HBP BLK WP HR S P ERA WHIP	2.0 H 6 0 0 0 0 0 0 0 0 0 0 13 19 0.00 0.000						
54 Sergio Romo, R ERA: 2.13															IP WLS BF H R ER SO BB IBB HBP BLK WP HR S P ERA WHIP	0.1 H 2 1 0 0 1 0 0 0 0 0 0 7 12 0.00 3.000						
49 Javier López, L ERA: 2.63															IP WLS BF H R ER SO BB IBB HBP BLK WP HR S P ERA WHIP	0.2 S 1 0 0 0 0 0 0 0 0 0 0 3 5 0.00 0.000						

AB	34
R	4
H	10
RBI	4
BB	3
SO	8
LOB	15



AB	29
R	1
H	6
RBI	1
BB	1
SO	6
LOB	6



Batter	1	2	3	4	5	6	7	8	9	AB	R	H	RBI	BB	SO	LOB	TOP							
11 Bryan Petersen, L (1.7) OBP: 0.282, SLG: 0.258										5	1	1	1	0	1	4								
20 Justin Ruggiano, R (1.8) OBP: 0.381, SLG: 0.599										5	0	0	0	0	2	5								
7 José Reyes, S (1.6) OBP: 0.349, SLG: 0.439										5	1	1	2	0	1	0								
45 Carlos Lee, R (1.3) OBP: 0.350, SLG: 0.387										3	0	1	0	2	0	1								
27 Giancarlo Stanton, R (1.9) OBP: 0.361, SLG: 0.594										4	1	1	1	0	1	2								
29 Greg Dobbs, L (1.5) OBP: 0.324, SLG: 0.396										4	0	1	0	0	0	1								
17 Donovan Solano, R (1.4) OBP: 0.365, SLG: 0.361										3	1	2	0	1	0	1								
19 Rob Brantly, L (1.2) OBP: 0.261, SLG: 0.286										4	0	2	0	0	0	1								
24 Nathan Eovaldi, R (1.1) OBP: 0.330, SLG: 0.601										0	0	0	0	0	0	0								
22 Donnie Murphy, R (6. PH) OBP: 0.252, SLG: 0.292										0	0	0	0	0	0	0								
38 Carlos Zambrano, S (8. PH) OBP: 0.245, SLG: 0.295										0	0	0	0	0	0	0								
58 Ryan Webb, R (7.1) OBP: 0.245, SLG: 0.295										0	0	0	0	0	0	0								
26 Austin Kearns, R (8. PH) OBP: 0.245, SLG: 0.295										0	0	0	0	0	0	0								
39 Chris Hatcher, R (8.1) OBP: 0.245, SLG: 0.295										0	0	0	0	0	0	0								
Inning Stats	R: 2 E: 0 K: 1 S: 11	H: 2 LOB: 1 BB: 1 P: 21	R: 1 E: 0 K: 0 S: 8	H: 2 LOB: 1 BB: 0 P: 13	R: 0 E: 0 K: 0 S: 6	H: 0 LOB: 0 BB: 0 P: 10	R: 0 E: 0 K: 2 S: 14	H: 1 LOB: 3 BB: 2 P: 27	R: 1 E: 0 K: 0 S: 18	H: 3 LOB: 1 BB: 0 P: 26	R: 0 E: 0 K: 0 S: 12	H: 0 LOB: 0 BB: 0 P: 17	R: 0 E: 0 K: 2 S: 11	H: 1 LOB: 1 BB: 1 P: 19	R: 0 E: 1 K: 1 S: 11	H: 0 LOB: 1 BB: 0 P: 18	R: 0 E: 1 K: 0 S: 13	H: 0 LOB: 1 BB: 0 P: 18	1B: 6 2B: 1 3B: 0 HR: 2	SF: 0 SAC: 1 DP: 0 HBP: 0	WP: 0 PB: 0 SB: 0 CS: 0	PA: 40		
PITCHER	IP: 3.1 WLS: 1 BF: 17 ERA: 3.55	IP: 2.1 WLS: 0 BF: 10 ERA: 2.23	IP: 1.0 WLS: 0 BF: 5 ERA: 4.15	IP: 0.0 WLS: 0 BF: 0 ERA: 2.78	IP: 1.1 WLS: 0 BF: 5 ERA: 2.82	IP: 0.0 WLS: 0 BF: 0 ERA: 0.00	IP: 0.0 WLS: 0 BF: 0 ERA: 0.00	IP: 0.0 WLS: 0 BF: 0 ERA: 0.00	IP: 0.0 WLS: 0 BF: 0 ERA: 0.00	IP: 0.0 WLS: 0 BF: 0 ERA: 0.00	IP: 0.0 WLS: 0 BF: 0 ERA: 0.00	IP: 0.0 WLS: 0 BF: 0 ERA: 0.00	IP: 0.0 WLS: 0 BF: 0 ERA: 0.00	IP: 0.0 WLS: 0 BF: 0 ERA: 0.00	IP: 0.0 WLS: 0 BF: 0 ERA: 0.00	IP: 0.0 WLS: 0 BF: 0 ERA: 0.00	IP: 0.0 WLS: 0 BF: 0 ERA: 0.00	IP: 0.0 WLS: 0 BF: 0 ERA: 0.00	IP: 0.0 WLS: 0 BF: 0 ERA: 0.00	IP: 0.0 WLS: 0 BF: 0 ERA: 0.00	IP: 0.0 WLS: 0 BF: 0 ERA: 0.00	IP: 0.0 WLS: 0 BF: 0 ERA: 0.00	IP: 0.0 WLS: 0 BF: 0 ERA: 0.00	IP: 0.0 WLS: 0 BF: 0 ERA: 0.00
58 Chad Billingsley, R (1.1) ERA: 3.55	28 Jamey Wright, R (4.1) ERA: 3.96	57 Scott Elbert, L (6.1) ERA: 2.23	31 Brandon League, R (7.1) ERA: 4.15	50 Randy Choate, L (8.1) ERA: 2.78	38 Shawn Tolleson, R (8.1) ERA: 2.82																			
8 Shane Victorino, S (1.7) OBP: 0.318, SLG: 0.389										3	1	0	0	1	1	1								
49 Alex Castellanos, R (9.7) OBP: 0.197, SLG: 0.227										4	2	1	0	1	1	1								
14 Mark Ellis, R (1.4) OBP: 0.351, SLG: 0.354										4	2	1	0	1	1	1								
27 Matt Kemp, R (1.8) OBP: 0.398, SLG: 0.588										4	2	2	1	0	1	0								
16 Andre Ethier, L (1.9) OBP: 0.352, SLG: 0.453										4	3	4	4	0	0	0								
13 Hanley Ramirez, R (1.6) OBP: 0.331, SLG: 0.457																								

Batter	1	2	3	4	5	6	7	8	9	AB	R	H	RBI	BB	SO	LOB	TOP					
14 Mark Ellis, R OBP: 0.356, SLG: 0.372										4	1	1	0	0	1	0	Los Angeles Dodgers @ Colorado Rockies Coors Field, Denver, CO Tue Aug 28 2012, 6:43 PM - 9:30 PM MDT Att: 28,368 - Partly Cloudy - 88 F					
8 Shane Victorino, S OBP: 0.320, SLG: 0.391										4	0	0	0	0	1	2						
27 Matt Kemp, R OBP: 0.404, SLG: 0.584										0	0	0	0	1	0	0						
21 Juan Rivera, R OBP: 0.277, SLG: 0.357										2	0	1	1	0	1	0						
23 Adrián González, L OBP: 0.343, SLG: 0.467										3	1	0	0	1	0	2						
13 Hanley Ramirez, R OBP: 0.327, SLG: 0.452										4	1	2	1	0	0	0						
16 Andre Ethier, L OBP: 0.357, SLG: 0.463										4	1	2	0	0	0	0						
3 Adam Kennedy, L OBP: 0.346, SLG: 0.344										3	0	1	0	1	0	2						
17 A.J. Ellis, R OBP: 0.384, SLG: 0.424										2	0	0	1	1	1	1						
35 Chris Capuano, L OBP: 0.106, SLG: 0.133										2	0	0	0	0	1	3						
7 Nick Punto, S OBP: 0.312, SLG: 0.289										1	0	0	0	0	0	0						
28 Jamey Wright, R OBP: 0.305, SLG: 0.341										1	0	0	0	0	0	0						
46 Josh Wall, R OBP: 0.333, SLG: 0.446										1	0	0	0	0	1	1						
Inning Stats	R: 0 E: 0 K: 1 S: 10	H: 0 LOB: 1 BB: 1 P: 18	R: 1 E: 0 K: 0 S: 10	H: 2 LOB: 1 BB: 0 P: 16	R: 0 E: 0 K: 1 S: 10	H: 0 LOB: 0 BB: 0 P: 13	R: 1 E: 0 K: 1 S: 11	H: 2 LOB: 2 BB: 0 P: 20	R: 0 E: 0 K: 1 S: 10	H: 1 LOB: 1 BB: 0 P: 13	R: 0 E: 0 K: 0 S: 8	H: 0 LOB: 0 BB: 0 P: 12	R: 0 E: 0 K: 1 S: 8	H: 0 LOB: 0 BB: 0 P: 11	R: 1 E: 0 K: 0 S: 8	H: 1 LOB: 0 BB: 0 P: 13	R: 1 E: 0 K: 1 S: 14	H: 1 LOB: 1 BB: 1 P: 23	1B: 4 2B: 3 3B: 0 HR: 1	SF: 2 SAC: 0 DP: 2 HBP: 0	WP: 1 PB: 0 SB: 1 CS: 0	PA: 36
PITCHER	IP WLS BF H R ER SO BB IBB HBP BLK WP HR S P ERA WHIP																					
32 Tyler Chatwood, R ERA: 4.81	5.0 W 22 5 2 2 4 2 1 0 0 0 1 0 51 80 3.60 1.400																					
51 Matt Reynolds, L ERA: 4.44	6.1 1.1 4 0 0 0 4 0 0 0 0 0 0 10 14 0.00 0.000																					
59 Carlos Torres, R ERA: 4.26	7.1 2.0 9 2 2 2 1 1 0 0 0 0 1 19 34 9.00 1.500																					
63 Rafael Betancourt, R ERA: 2.44	9.1 0.2 2 0 0 0 1 0 0 0 0 0 0 9 11 0.00 0.000																					

Batter	1	2	3	4	5	6	7	8	9	AB	R	H	RBI	BB	SO	LOB	BOTTOM			
21 Tyler Colvin, L OBP: 0.330, SLG: 0.549										5	0	1	1	0	1	0	Los Angeles Dodgers @ Colorado Rockies Coors Field, Denver, CO Tue Aug 28 2012, 6:43 PM - 9:30 PM MDT Att: 28,368 - Partly Cloudy - 88 F			
14 Josh Rutledge, R OBP: 0.364, SLG: 0.652										4	2	2	0	0	0	1				
18 Jonathan Herrera, S OBP: 0.305, SLG: 0.341										0	0	0	0	0	0	0				
22 Jordan Pacheco, R OBP: 0.338, SLG: 0.407										4	2	2	1	0	0	1				
20 Wilin Rosario, R OBP: 0.297, SLG: 0.535										4	2	3	3	0	0	0				
10 Chris Nelson, R OBP: 0.335, SLG: 0.433										4	0	0	1	0	1	2				
12 Andrew Brown, R OBP: 0.250, SLG: 0.413										4	1	3	1	0	1	0				
9 DJ LeMahieu, R OBP: 0.324, SLG: 0.391										4	0	1	1	0	0	3				
8 Charlie Blackmon, L OBP: 0.135, SLG: 0.216										4	1	2	0	0	0	1				
32 Tyler Chatwood, R OBP: 0.250, SLG: 0.286										1	0	0	0	0	0	0				
51 Matt Reynolds, L ERA: 4.18										1	0	0	0	0	0	1				
59 Carlos Torres, R OBP: 0.403, SLG: 0.400										1	0	0	0	0	0	0				
63 Rafael Betancourt, R ERA: 11.57										0	0	0	0	0	0	0				
Inning Stats	R: 4 E: 0 K: 0 S: 16	H: 5 LOB: 1 BB: 0 P: 25	R: 0 E: 0 K: 1 S: 9	H: 0 LOB: 0 BB: 0 P: 13	R: 1 E: 0 K: 0 S: 8	H: 2 LOB: 1 BB: 0 P: 12	R: 1 E: 0 K: 0 S: 10	H: 2 LOB: 1 BB: 0 P: 15	R: 0 E: 0 K: 2 S: 8	H: 0 LOB: 0 BB: 0 P: 10	R: 0 E: 0 K: 0 S: 7	H: 1 LOB: 0 BB: 0 P: 11	R: 2 E: 0 K: 0 S: 11	H: 4 LOB: 2 BB: 0 P: 13	R: 0 E: 0 K: 0 S: 7	H: 0 LOB: 0 BB: 0 P: 13	1B: 7 2B: 5 3B: 1 HR: 1	SF: 0 SAC: 1 DP: 0 HBP: 0	WP: 1 PB: 0 SB: 0 CS: 0	PA: 37
PITCHER	IP WLS BF H R ER SO BB IBB HBP BLK WP HR S P ERA WHIP																			
35 Chris Capuano, L ERA: 3.58	6.0 L 27 10 6 6 3 0 0 0 0 0 0 0 1 58 86 9.00 1.667																			
26 Jamey Wright, R ERA: 4.18	7.1 1.0 7 4 2 2 0 0 0 0 0 0 0 11 13 18.00 4.000																			
46 Josh Wall, R ERA: 11.57	8.1 1.0 3 0 0 0 0 0 0 0 0 0 0 7 13 0.00 0.000																			



Batter	1	2	3	4	5	6	7	8	9	AB	R	H	RBI	BB	SO	LOB	TOP					
14 Mark Ellis, R OBP: 0.354, SLG: 0.370	P4		E3 23 WP 8 1B	G6-3		P2		1B		5	1	1	1	0	0	2	Los Angeles Dodgers @ Colorado Rockies Coors Field, Denver, CO Wed Aug 29 2012, 1:12 PM - 4:08 PM MDT Att: 25,155 - Partly Cloudy - 90 F					
8 Shane Victorino, S OBP: 0.320, SLG: 0.391	F9		23 1B			13 23 FC5-4 1B	K	P6		5	1	2	1	0	1	1						
23 Adrián González, L OBP: 0.344, SLG: 0.466	P6		13 HR			13 FC5-4	F8	K		5	1	2	2	0	1	1						
13 Hanley Ramirez, R OBP: 0.326, SLG: 0.456		K	HR			FC5-4 16 BB	K		G5-3	5	1	1	2	0	2	2						
47 Luis Alfonso Cruz, R OBP: 0.330, SLG: 0.455	G5-3		G6-3			P6		16 16 17 HR	L9	4	1	0	0	1	0	2						
16 Andre Ethier, L OBP: 0.359, SLG: 0.464	K		P6					E8 17 HR		4	1	2	0	1	1	0						
21 Juan Rivera, R OBP: 0.282, SLG: 0.363			SH5-4 14 E					17 HR	F9	4	2	2	0	1	1	4						
17 A.J. Ellis, R OBP: 0.386, SLG: 0.434			14 56 8 1B			F9				4	2	2	4	0	1	1						
56 Joe Blanton, R OBP: 0.157, SLG: 0.085			SH5-4			G6-3		G4-3		3	0	0	0	0	1	1						
38 Shawn Tolleson, R ERA: 4.95										0	0	0	0	0	0	0						
50 Randy Choate, L ERA: 2.76										0	0	0	0	0	0	0						
51 Ronald Belisario, R ERA: 2.75										0	0	0	0	0	0	0						
7 Nick Punto, S OBP: 0.312, SLG: 0.269										0	0	0	0	0	0	0						
Inning Stats	R: 0 E: 0 K: 0 S: 7	H: 0 LOB: 0 BB: 0 P: 9	R: 0 E: 0 K: 2 S: 11	H: 0 LOB: 0 BB: 0 P: 15	R: 5 E: 1 K: 0 S: 21	H: 5 LOB: 0 BB: 0 P: 30	R: 0 E: 0 K: 2 S: 10	H: 1 LOB: 1 BB: 0 P: 12	R: 0 E: 0 K: 1 S: 10	H: 2 LOB: 3 BB: 1 P: 20	R: 0 E: 0 K: 0 S: 4	H: 0 LOB: 0 BB: 0 P: 8	R: 0 E: 0 K: 2 S: 8	H: 0 LOB: 0 BB: 0 P: 10	R: 4 E: 1 K: 1 S: 19	H: 3 LOB: 1 BB: 2 P: 33	R: 0 E: 0 K: 0 S: 8	H: 1 LOB: 1 BB: 0 P: 11	1B: 9 2B: 1 3B: 0 HR: 2	SF: 0 SAC: 1 DP: 0 HBP: 0	WP: 1 PB: 0 SB: 0 CS: 0	PA: 43
PITCHER	IP WLS BF H R ER SO BB IBB HBP BLK WP HR S P ERA WHIP																					
13 Drew Pomeranz, L ERA: 5.13	4.0 L 19 6 6 5 4 0 0 0 0 0 1 1 49 66 11.25 1.500																					
37 Adam Ottavino, R ERA: 3.55	3.0 12 2 0 0 3 1 0 0 0 0 0 0 22 38 0.00 1.000																					
48 Will Harris, R ERA: 8.31	1.0 8 3 4 4 1 2 0 0 0 0 0 1 19 33 36.00 5.000																					
34 Matt Belisle, R ERA: 3.21	1.0 4 1 0 0 0 0 0 0 0 0 0 0 8 11 0.00 1.000																					

Batter	1	2	3	4	5	6	7	8	9	AB	R	H	RBI	BB	SO	LOB	BOTTOM					
21 Tyler Colvin, L OBP: 0.334, SLG: 0.549	F8		G1-3							4	0	2	2	0	0	0	Los Angeles Dodgers @ Colorado Rockies Coors Field, Denver, CO Wed Aug 29 2012, 1:12 PM - 4:08 PM MDT Att: 25,155 - Partly Cloudy - 90 F					
14 Josh Rutledge, R OBP: 0.366, SLG: 0.643	FC6-4 5 1B					F9		FC4-6 5 1B		5	1	2	1	0	0	5						
5 Carlos González, L OBP: 0.380, SLG: 0.525	FC6-4 22 FC6-4		G3-1					G4-3		5	0	2	1	0	0	2						
22 Jordan Pacheco, R OBP: 0.336, SLG: 0.404	FC6-4						P6			5	1	1	0	0	1	3						
55 Ramon Hernandez, R OBP: 0.244, SLG: 0.335		K					L9		G5-3	5	1	1	0	0	1	1						
10 Chris Nelson, R OBP: 0.340, SLG: 0.437	G3-1						G3			5	1	3	1	0	0	1						
9 DJ LeMahieu, R OBP: 0.326, SLG: 0.391							K			5	1	2	1	0	1	2						
8 Charlie Blackmon, L OBP: 0.150, SLG: 0.225										3	1	1	0	0	0	1						
48 Will Harris, R ERA: 4.94										0	0	0	0	0	0	0						
12 Andrew Brown, R ERA: 2.76										0	1	0	0	1	0	0						
34 Matt Belisle, R ERA: 3.21										0	0	0	0	0	0	0						
13 Drew Pomeranz, R OBP: 0.250, SLG: 0.368										1	0	0	0	0	1	0						
37 Adam Ottavino, S OBP: 0.143, SLG: 0.143										1	0	0	0	0	1	0						
Dexter Fowler, S OBP: 0.392, SLG: 0.496										1	1	1	1	1	0	0						
Inning Stats	R: 0 E: 0 K: 0 S: 6	H: 1 LOB: 1 BB: 0 P: 9	R: 0 E: 0 K: 1 S: 11	H: 1 LOB: 1 BB: 0 P: 15	R: 0 E: 0 K: 1 S: 10	H: 1 LOB: 1 BB: 0 P: 15	R: 0 E: 0 K: 2 S: 8	H: 1 LOB: 1 BB: 0 P: 9	R: 0 E: 0 K: 1 S: 9	H: 1 LOB: 1 BB: 0 P: 14	R: 0 E: 0 K: 0 S: 10	H: 1 LOB: 1 BB: 0 P: 12	R: 1 E: 0 K: 0 S: 8	H: 2 LOB: 1 BB: 1 P: 15	R: 7 E: 1 K: 0 S: 23	H: 6 LOB: 1 BB: 1 P: 39	R: 0 E: 0 K: 0 S: 7	H: 1 LOB: 0 BB: 0 P: 12	1B: 15 2B: 0 3B: 0 HR: 0	SF: 0 SAC: 0 DP: 2 HBP: 1	WP: 0 PB: 0 SB: 0 CS: 0	PA: 43
PITCHER	IP WLS BF H R ER SO BB IBB HBP BLK WP HR S P ERA WHIP																					
56 Joe Blanton, R ERA: 4.95	7.1 W 32 10 3 3 5 1 0 0 0 0 0 0 9 17 3.68 1.500																					
38 Shawn Tolleson, R ERA: 4.94	0.0 4 3 1 1 0 1 0 0 0 0 0 0 9 17 3.68 1.500																					
50 Randy Choate, L ERA: 2.76	0.0 1 0 1 1 0 0 0 0 1 0 0 0 3 6 2.76 1.500																					
51 Ronald Belisario, R ERA: 2.75	1.2 S 6 2 3 2 0 0 0 0 0 0 0 0 13 21 10.80 1.200																					



Batter	1	2	3	4	5	6	7	8	9	AB	R	H	RBI	BB	SO	LOB	TOP				
24 Chris Young, R OBP: 0.306, SLG: 0.431										4	0	1	0	0	0	2	<p>Arizona Diamondbacks @ Los Angeles Dodgers Dodger Stadium, Los Angeles, CA Sun Sep 02 2012, 1:13 PM - 4:14 PM PDT Att: 31,607 - Sunny - 89 F</p>				
2 Aaron Hill, R OBP: 0.353, SLG: 0.503										2	0	0	0	1	1	0					
10 Justin Upton, R OBP: 0.350, SLG: 0.407										4	0	0	0	0	0	2					
13 Jason Kubel, L OBP: 0.334, SLG: 0.517										4	0	0	0	0	1	2					
44 Paul Goldschmidt, R OBP: 0.354, SLG: 0.500											4	2	2	0	0	1		0			
26 Miguel Montero, L OBP: 0.383, SLG: 0.452										4	1	2	2	0	1	0					
28 Chris Johnson, R OBP: 0.315, SLG: 0.436										3	0	1	0	0	1	0					
16 John McDonald, R OBP: 0.299, SLG: 0.432										4	1	2	2	0	2	1					
36 Wade Miley, L OBP: 0.228, SLG: 0.236										3	0	0	0	0	1	2					
29 Brad Ziegler, R OBP: 0.333, SLG: 0.333										0	0	0	0	0	0	0					
30 David Hernandez, R OBP: 1.000, SLG: 1.000										0	0	0	0	0	0	0					
40 J.J. Putz, R ERA: 2.6										0	0	0	0	0	0	0					
Inning Stats	R: 0 E: 0 K: 0 S: 10	H: 1 LOB: 1 BB: 0 P: 16	R: 0 E: 0 K: 0 S: 7	H: 0 LOB: 0 BB: 0 P: 10	R: 1 E: 0 K: 1 S: 10	H: 1 LOB: 0 BB: 0 P: 15	R: 2 E: 0 K: 2 S: 14	H: 2 LOB: 0 BB: 0 P: 23	R: 0 E: 0 K: 1 S: 11	H: 0 LOB: 0 BB: 0 P: 14	R: 0 E: 0 K: 0 S: 6	H: 0 LOB: 0 BB: 1 P: 15	R: 1 E: 0 K: 0 S: 9	H: 3 LOB: 2 BB: 0 P: 12	R: 0 E: 0 K: 1 S: 7	H: 0 LOB: 0 BB: 0 P: 9	R: 0 E: 0 K: 3 S: 14	H: 1 LOB: 1 BB: 0 P: 19	1B: 4 2B: 2 3B: 0 HR: 2	SF: 0 SAC: 2 DP: 1 HBP: 0	WP: 0 PA: 35 PB: 0 SB: 0 CS: 0
PITCHER	IP WLS BF H R ER SO BB IBB HBP BLK WP HR S P ERA WHIP	IP WLS BF H R ER SO BB IBB HBP BLK WP HR S P ERA WHIP	IP WLS BF H R ER SO BB IBB HBP BLK WP HR S P ERA WHIP	IP WLS BF H R ER SO BB IBB HBP BLK WP HR S P ERA WHIP	IP WLS BF H R ER SO BB IBB HBP BLK WP HR S P ERA WHIP	IP WLS BF H R ER SO BB IBB HBP BLK WP HR S P ERA WHIP	IP WLS BF H R ER SO BB IBB HBP BLK WP HR S P ERA WHIP	IP WLS BF H R ER SO BB IBB HBP BLK WP HR S P ERA WHIP	IP WLS BF H R ER SO BB IBB HBP BLK WP HR S P ERA WHIP	IP WLS BF H R ER SO BB IBB HBP BLK WP HR S P ERA WHIP	IP WLS BF H R ER SO BB IBB HBP BLK WP HR S P ERA WHIP	IP WLS BF H R ER SO BB IBB HBP BLK WP HR S P ERA WHIP	IP WLS BF H R ER SO BB IBB HBP BLK WP HR S P ERA WHIP	IP WLS BF H R ER SO BB IBB HBP BLK WP HR S P ERA WHIP	IP WLS BF H R ER SO BB IBB HBP BLK WP HR S P ERA WHIP	IP WLS BF H R ER SO BB IBB HBP BLK WP HR S P ERA WHIP	IP WLS BF H R ER SO BB IBB HBP BLK WP HR S P ERA WHIP	IP WLS BF H R ER SO BB IBB HBP BLK WP HR S P ERA WHIP	IP WLS BF H R ER SO BB IBB HBP BLK WP HR S P ERA WHIP	IP WLS BF H R ER SO BB IBB HBP BLK WP HR S P ERA WHIP	IP WLS BF H R ER SO BB IBB HBP BLK WP HR S P ERA WHIP

Batter	1	2	3	4	5	6	7	8	9	AB	R	H	RBI	BB	SO	LOB	BOTTOM				
14 Mark Ellis, R OBP: 0.348, SLG: 0.363										5	1	2	0	0	0	1	<p>Arizona Diamondbacks @ Los Angeles Dodgers Dodger Stadium, Los Angeles, CA Sun Sep 02 2012, 1:13 PM - 4:14 PM PDT Att: 31,607 - Sunny - 89 F</p>				
8 Shane Victorino, S OBP: 0.321, SLG: 0.386										4	1	1	1	1	0	2					
23 Adrián González, L OBP: 0.338, SLG: 0.460										5	0	2	2	0	2	0					
27 Matt Kemp, R OBP: 0.401, SLG: 0.579										3	2	1	1	1	0	2					
13 Hanley Ramirez, R OBP: 0.329, SLG: 0.460										4	0	2	0	0	0	0					
16 Andre Ethier, L OBP: 0.361, SLG: 0.466										3	0	1	1	1	0	2					
47 Luis Alfonso Cruz, R OBP: 0.333, SLG: 0.444										4	0	1	0	0	0	2					
18 Matt Treanor, R OBP: 0.264, SLG: 0.284										2	0	0	0	1	1	2					
3 Adam Kennedy, L OBP: 0.344, SLG: 0.341										1	0	0	0	0	0	1					
52 Tim Federowicz, R OBP: 0.346, SLG: 0.338										0	0	0	0	0	0	0					
Inning Stats	R: 0 E: 0 K: 1 S: 8	H: 0 LOB: 0 BB: 0 P: 10	R: 1 E: 0 K: 0 S: 13	H: 3 LOB: 2 BB: 0 P: 17	R: 0 E: 0 K: 0 S: 7	H: 0 LOB: 0 BB: 0 P: 8	R: 0 E: 0 K: 0 S: 9	H: 1 LOB: 0 BB: 0 P: 12	R: 0 E: 0 K: 0 S: 10	H: 1 LOB: 2 BB: 1 P: 15	R: 1 E: 0 K: 1 S: 18	H: 1 LOB: 1 BB: 1 P: 28	R: 1 E: 0 K: 1 S: 12	H: 3 LOB: 2 BB: 0 P: 15	R: 0 E: 0 K: 0 S: 9	H: 0 LOB: 1 BB: 1 P: 13	R: 2 E: 0 K: 1 S: 10	H: 2 LOB: 1 BB: 1 P: 17	1B: 6 2B: 4 3B: 0 HR: 1	SF: 0 SAC: 0 DP: 1 HBP: 0	WP: 0 PA: 39 PB: 0 SB: 0 CS: 0
PITCHER	IP WLS BF H R ER SO BB IBB HBP BLK WP HR S P ERA WHIP	IP WLS BF H R ER SO BB IBB HBP BLK WP HR S P ERA WHIP	IP WLS BF H R ER SO BB IBB HBP BLK WP HR S P ERA WHIP	IP WLS BF H R ER SO BB IBB HBP BLK WP HR S P ERA WHIP	IP WLS BF H R ER SO BB IBB HBP BLK WP HR S P ERA WHIP	IP WLS BF H R ER SO BB IBB HBP BLK WP HR S P ERA WHIP	IP WLS BF H R ER SO BB IBB HBP BLK WP HR S P ERA WHIP	IP WLS BF H R ER SO BB IBB HBP BLK WP HR S P ERA WHIP	IP WLS BF H R ER SO BB IBB HBP BLK WP HR S P ERA WHIP	IP WLS BF H R ER SO BB IBB HBP BLK WP HR S P ERA WHIP	IP WLS BF H R ER SO BB IBB HBP BLK WP HR S P ERA WHIP	IP WLS BF H R ER SO BB IBB HBP BLK WP HR S P ERA WHIP	IP WLS BF H R ER SO BB IBB HBP BLK WP HR S P ERA WHIP	IP WLS BF H R ER SO BB IBB HBP BLK WP HR S P ERA WHIP	IP WLS BF H R ER SO BB IBB HBP BLK WP HR S P ERA WHIP	IP WLS BF H R ER SO BB IBB HBP BLK WP HR S P ERA WHIP	IP WLS BF H R ER SO BB IBB HBP BLK WP HR S P ERA WHIP	IP WLS BF H R ER SO BB IBB HBP BLK WP HR S P ERA WHIP	IP WLS BF H R ER SO BB IBB HBP BLK WP HR S P ERA WHIP	IP WLS BF H R ER SO BB IBB HBP BLK WP HR S P ERA WHIP	IP WLS BF H R ER SO BB IBB HBP BLK WP HR S P ERA WHIP



Batter	1	2	3	4	5	6	7	8	9	AB	R	H	RBI	BB	SO	LOB	TOP							
14 Mark Ellis, R OBP: 0.354, SLG: 0.372										4	1	2	0	1	2	2	Los Angeles Dodgers @ San Francisco Giants AT&T Park, San Francisco, CA Fri Sep 07 2012, 7:18 PM - 10:23 PM PDT Att: 41,666 - Clear - 59 F							
8 Shane Victorino, S OBP: 0.322, SLG: 0.382										3	0	0	0	2	1	2								
23 Adrián González, L OBP: 0.340, SLG: 0.457										4	0	0	0	1	0	4								
27 Matt Kemp, R OBP: 0.382, SLG: 0.548										5	0	0	1	0	1	5								
13 Hanley Ramirez, R OBP: 0.326, SLG: 0.456										4	0	0	0	0	2	3								
16 Andre Ethier, L OBP: 0.357, SLG: 0.469										4	0	0	0	0	1	0								
3 Adam Kennedy, L OBP: 0.340, SLG: 0.443										2	1	1	1	1	0	0								
47 Luis Alfonso Cruz, R OBP: 0.340, SLG: 0.443										1	0	0	0	0	0	0								
17 A.J. Ellis, R OBP: 0.387, SLG: 0.424										2	0	2	0	2	0	0								
61 Josh Beckett, R ERA: 5.11										3	0	0	0	0	1	4								
31 Brandon League, R ERA: 2.79										0	0	0	0	0	0	0								
21 Juan Rivera, R ERA: 2.79										1	0	1	0	0	0	0								
49 Alex Castellanos, R ERA: 2.79										0	0	0	0	0	0	0								
50 Randy Choate, L ERA: 2.88										0	0	0	0	0	0	0								
28 Jamey Wright, R ERA: 3.75										0	0	0	0	0	0	0								
Inning Stats	R: 0 E: 0 K: 1 S: 11	H: 0 LOB: 1 BB: 1 P: 17	R: 0 E: 0 K: 0 S: 10	H: 1 LOB: 2 BB: 1 P: 16	R: 1 E: 0 K: 0 S: 12	H: 1 LOB: 1 BB: 1 P: 18	R: 0 E: 0 K: 2 S: 9	H: 0 LOB: 1 BB: 1 P: 18	R: 0 E: 0 K: 1 S: 9	H: 0 LOB: 1 BB: 1 P: 15	R: 1 E: 0 K: 2 S: 14	H: 1 LOB: 2 BB: 1 P: 23	R: 0 E: 0 K: 2 S: 14	H: 1 LOB: 1 BB: 1 P: 21	R: 0 E: 0 K: 1 S: 11	H: 2 LOB: 2 BB: 0 P: 16	R: 0 E: 0 K: 0 S: 6	H: 0 LOB: 0 BB: 0 P: 8	1B: 5 2B: 0 3B: 0 HR: 1	SF: 0 SAC: 0 DP: 0 HBP: 0	WP: 0 PB: 0 SB: 1 CS: 0	PA: 40		
PITCHER	IP WLS BF H R ER SO BB IBB HBP BLK WP HR S P ERA WHIP	6.1 0 30 4 2 2 7 7 0 0 0 0 1 72 119 2.84 1.737	0.2 W 2 0 0 0 1 0 0 0 0 0 0 0 4 6 0.00 1.000	0.2 H 3 1 0 0 0 0 0 0 0 0 0 0 13 18 0.00 0.750	1.1 S 5 1 0 0 1 0 0 0 0 0 0 0 0 0 0.00 0.750																			

AB	33
R	2
H	6
RBI	2
BB	7
SO	9
LOB	20



Batter	1	2	3	4	5	6	7	8	9	AB	R	H	RBI	BB	SO	LOB	BOTTOM					
16 Ángel Pagán, S OBP: 0.340, SLG: 0.432										4	1	3	1	1	0	0	Los Angeles Dodgers @ San Francisco Giants AT&T Park, San Francisco, CA Fri Sep 07 2012, 7:18 PM - 10:23 PM PDT Att: 41,666 - Clear - 59 F					
19 Marco Scutaro, R OBP: 0.332, SLG: 0.385										5	0	2	2	0	0	3						
48 Pablo Sandoval, S OBP: 0.278, SLG: 0.438										3	0	0	0	1	0	3						
54 Sergio Romo, R ERA: 1.76										0	0	0	0	0	0	0						
28 Buster Posey, R OBP: 0.399, SLG: 0.521										3	0	0	0	1	2	3						
8 Hunter Pence, R OBP: 0.326, SLG: 0.426										4	0	1	1	0	0	3						
9 Brandon Belt, L OBP: 0.364, SLG: 0.415										4	1	1	0	0	0	2						
29 Héctor Sánchez, S OBP: 0.278, SLG: 0.367										3	0	1	0	0	2	0						
7 Grégor Blanco, L OBP: 0.328, SLG: 0.333										0	1	0	0	0	0	0						
35 Brandon Crawford, L OBP: 0.305, SLG: 0.350										3	2	1	0	1	0	1						
55 Tim Lincecum, L OBP: 0.182, SLG: 0.100										1	0	0	0	0	0	0						
46 Santiago Casilla, R ERA: 3.58										0	0	0	0	0	0	0						
2 Emmanuel Burriss, S OBP: 0.278, SLG: 0.227										0	0	0	0	0	0	0						
41 Jeremy Affeldt, L ERA: 2.79										0	0	0	0	0	0	0						
13 Joaquin Arias, R OBP: 0.315, SLG: 0.404										1	0	1	1	0	0	0						
Inning Stats	R: 0 E: 0 K: 0 S: 5	H: 0 LOB: 0 BB: 0 P: 9	R: 0 E: 0 K: 0 S: 5	H: 0 LOB: 0 BB: 0 P: 9	R: 1 E: 0 K: 1 S: 11	H: 3 LOB: 0 BB: 0 P: 17	R: 0 E: 0 K: 1 S: 7	H: 0 LOB: 0 BB: 0 P: 10	R: 0 E: 0 K: 1 S: 9	H: 0 LOB: 0 BB: 0 P: 14	R: 1 E: 0 K: 0 S: 12	H: 2 LOB: 2 BB: 1 P: 19	R: 2 E: 1 K: 1 S: 8	H: 2 LOB: 3 BB: 3 P: 23	R: 0 E: 0 K: 0 S: 13	H: 3 LOB: 2 BB: 0 P: 19	R: 0 E: 0 K: 0 S: 6	H: 0 LOB: 0 BB: 0 P: 8	1B: 10 2B: 0 3B: 0 HR: 0	SF: 0 SAC: 3 DP: 0 HBP: 0	WP: 0 PB: 0 SB: 2 CS: 0	PA: 38
PITCHER	IP WLS BF H R ER SO BB IBB HBP BLK WP HR S P ERA WHIP	6.1 L 29 4 4 4 3 2 1 0 0 0 0 0 4 10 0.00 0.000	0.2 3 0 0 0 1 0 1 0 0 0 0 0 4 10 0.00 1.500	0.2 3 1 1 1 0 0 0 0 0 0 0 0 6 10 13.50 1.500	0.1 3 2 0 0 0 0 0 0 0 0 0 0 7 9 0.00 6.000																	

AB	31
R	5
H	10
RBI	5
BB	4
SO	4
LOB	15



Batter	1	2	3	4	5	6	7	8	9	AB	R	H	RBI	BB	SO	LOB	TOP								
14 Mark Ellis, R OBP: 0.357, SLG: 0.376										3	0	1	0	1	0	2	Los Angeles Dodgers @ San Francisco Giants AT&T Park, San Francisco, CA Sun Sep 09 2012, 5:07 PM - 8:16 PM PDT Att. 41,517 - Clear - 64 F								
8 Shane Victorino, S OBP: 0.321, SLG: 0.381										3	0	0	0	1	1	4									
23 Adrián González, L OBP: 0.339, SLG: 0.458										4	0	1	0	0	1	3									
13 Hanley Ramirez, R OBP: 0.325, SLG: 0.455										4	0	0	0	0	2	2									
47 Luis Alfonso Cruz, R OBP: 0.327, SLG: 0.428 75 Paco Rodríguez, L										4	0	0	0	0	1	1									
16 Andre Ethier, L OBP: 0.377, SLG: 0.466										4	0	1	0	0	2	0									
21 Juan Rivera, R OBP: 0.280, SLG: 0.357										3	0	0	0	1	0	1									
17 A.J. Ellis, R OBP: 0.388, SLG: 0.424										3	0	2	0	1	0	1									
56 Joe Blanton, R OBP: 0.151, SLG: 0.082 50 Randy Choate, L										1	0	0	0	0	0	1									
12 Bobby Abreu, L OBP: 0.347, SLG: 0.333 2B Jamey Wright, R										0	0	0	0	0	0	0									
7 Nick Punto, S OBP: 0.302, SLG: 0.261										1	0	0	0	0	0	1									
Inning Stats	R: 0 E: 0 K: 2 S: 12	H: 1 LOB: 1 BB: 0 P: 16	R: 0 E: 0 K: 0 S: 8	H: 0 LOB: 0 BB: 0 P: 13	R: 0 E: 0 K: 0 S: 15	H: 1 LOB: 2 BB: 1 P: 25	R: 0 E: 0 K: 1 S: 7	H: 0 LOB: 0 BB: 0 P: 12	R: 0 E: 0 K: 1 S: 9	H: 1 LOB: 1 BB: 2 P: 15	R: 0 E: 0 K: 1 S: 20	H: 1 LOB: 3 BB: 2 P: 32	R: 0 E: 0 K: 2 S: 11	H: 0 LOB: 0 BB: 0 P: 13	R: 0 E: 0 K: 1 S: 14	H: 1 LOB: 1 BB: 0 P: 19	1B: 4 2B: 1 3B: 0 HR: 0	SF: 0 SAC: 1 DP: 0 HBP: 0	WP: 0 PB: 0 SB: 0 CS: 0	PA: 36					
PITCHER	IP: 6.1 WLS: W BF: 26 ERA: 4.33	H: 4 R: 0 ER: 0 SO: 4	BB: 3 IBB: 0 HBP: 0 BLK: 0	WP: 0 HR: 0 S: 69 P: 108	ERA: 0.00 WHIP: 1.105	IP: 0.2 WLS: H BF: 3 ERA: 2.72	H: 0 R: 0 ER: 0 SO: 1	BB: 1 IBB: 0 HBP: 0 BLK: 0	WP: 0 HR: 0 S: 11 P: 17	ERA: 0.00 WHIP: 1.500	IP: 0.1 WLS: H BF: 1 ERA: 2.94	H: 0 R: 0 ER: 0 SO: 1	BB: 0 IBB: 0 HBP: 0 BLK: 0	WP: 0 HR: 0 S: 3 P: 3	ERA: 0.00 WHIP: 0.000	IP: 0.2 WLS: H BF: 2 ERA: 6.0	H: 0 R: 0 ER: 0 SO: 1	BB: 0 IBB: 0 HBP: 0 BLK: 0	WP: 0 HR: 0 S: 8 P: 10	ERA: 0.00 WHIP: 0.000	IP: 0.1 WLS: H BF: 1 ERA: 2.41	H: 0 R: 0 ER: 0 SO: 1	BB: 0 IBB: 0 HBP: 0 BLK: 0	WP: 0 HR: 0 S: 3 P: 4	ERA: 0.00 WHIP: 0.000

Batter	1	2	3	4	5	6	7	8	9	AB	R	H	RBI	BB	SO	LOB	BOTTOM			
16 Ángel Pagán, S OBP: 0.339, SLG: 0.433										4	2	2	0	0	0	0	Los Angeles Dodgers @ San Francisco Giants AT&T Park, San Francisco, CA Sun Sep 09 2012, 5:07 PM - 8:16 PM PDT Att. 41,517 - Clear - 64 F			
19 Marco Scutaro, R OBP: 0.332, SLG: 0.386										3	0	0	1	0	0	1				
48 Pablo Sandoval, S OBP: 0.338, SLG: 0.435										3	1	1	0	1	1	0				
28 Buster Posey, R OBP: 0.402, SLG: 0.531										4	1	2	1	0	1	2				
8 Hunter Pence, R OBP: 0.324, SLG: 0.424										4	0	1	2	0	0	1				
9 Brandon Belt, L OBP: 0.359, SLG: 0.407										3	0	0	0	1	0	0				
7 Gregor Blanco, L OBP: 0.333, SLG: 0.342										3	0	1	0	0	2	2				
35 Brandon Crawford, L OBP: 0.305, SLG: 0.348										2	0	0	0	1	0	0				
75 Barry Zito, L ERA: 4.98 46 Santiago Casilla, R ERA: 2.53 50 Jose Mijares, L ERA: 3.64 59 Guillermo Mota, R ERA: 6.0 49 Javier López, L ERA: 2.41 54 Sergio Romo, R										3	0	0	0	0	2	2				
Inning Stats	R: 2 E: 0 K: 2 S: 22	H: 2 LOB: 2 BB: 2 P: 36	R: 0 E: 0 K: 1 S: 7	H: 0 LOB: 0 BB: 0 P: 7	R: 0 E: 0 K: 1 S: 11	H: 2 LOB: 1 BB: 0 P: 14	R: 0 E: 0 K: 1 S: 7	H: 0 LOB: 0 BB: 0 P: 11	R: 1 E: 0 K: 0 S: 8	H: 1 LOB: 0 BB: 0 P: 11	R: 1 E: 0 K: 1 S: 16	H: 2 LOB: 2 BB: 1 P: 26	R: 0 E: 0 K: 1 S: 5	H: 0 LOB: 0 BB: 0 P: 7	R: 0 E: 0 K: 0 S: 9	H: 0 LOB: 0 BB: 0 P: 10		1B: 3 2B: 2 3B: 1 HR: 1	SF: 1 SAC: 0 DP: 0 HBP: 0	WP: 0 PB: 0 SB: 1 CS: 1
PITCHER	IP: 5.1 WLS: L BF: 23 ERA: 4.98	H: 4 R: 4 ER: 4 SO: 4	BB: 2 IBB: 0 HBP: 0 BLK: 0	WP: 0 HR: 0 S: 65 P: 92	ERA: 6.75 WHIP: 1.500	IP: 0.2 WLS: L BF: 4 ERA: 2.53	H: 1 R: 0 ER: 0 SO: 1	BB: 0 IBB: 0 HBP: 0 BLK: 0	WP: 0 HR: 0 S: 5 P: 13	ERA: 0.00 WHIP: 1.500	IP: 1.2 WLS: H BF: 5 ERA: 3.64	H: 0 R: 0 ER: 0 SO: 1	BB: 0 IBB: 0 HBP: 0 BLK: 0	WP: 0 HR: 0 S: 11 P: 14	ERA: 0.00 WHIP: 0.000	IP: 0.1 WLS: H BF: 1 ERA: 6.0	H: 0 R: 0 ER: 0 SO: 0	BB: 0 IBB: 0 HBP: 0 BLK: 0	WP: 0 HR: 0 S: 3 P: 3	ERA: 0.00 WHIP: 0.000

Batter	1	2	3	4	5	6	7	8	9	AB	R	H	RBI	BB	SO	LOB	TOP			
14 Mark Ellis, R OBP: 0.349, SLG: 0.368	G6-3	G4-3			G5-3			G4-3		4	0	0	0	0	0	1	Los Angeles Dodgers @ Arizona Diamondbacks Chase Field, Phoenix, AZ Wed Sep 12 2012, 6:40 PM - 9:06 PM MST Att: 25,048 - Roof Closed - 75 F			
8 Shane Victorino, S OBP: 0.320, SLG: 0.381	27 HBP 23 2B 1B		G3		F7			G4-3		4	1	1	0	0	0	0				
27 Matt Kemp, R OBP: 0.380, SLG: 0.544	23 HBP 2B		P3		G6-3			G3		3	1	0	0	0	0	0				
23 Adrián González, L OBP: 0.336, SLG: 0.455	2B		K		K			K		4	0	1	2	0	3	0				
13 Hanley Ramirez, R OBP: 0.321, SLG: 0.449	F9		K		G6-3			G3		4	0	0	0	0	1	1				
16 Andre Ethier, L OBP: 0.355, SLG: 0.464	K		F9		G6-3			G6-3		3	0	0	0	0	1	1				
47 Luis Alfonso Cruz, R OBP: 0.339, SLG: 0.433			44 SH1-3 1B		17 FC6-4 1B			P2		3	0	2	0	0	0	0				
17 A.J. Ellis, R OBP: 0.383, SLG: 0.417			K		FC6-4			K		3	0	0	0	0	2	2				
44 Aaron Harang, R 50 Randy Choate, L 38 Shawn Tolleson, R 28 Jamey Wright, R 12 Bobby Abreu, L 51 Ronald Belisario, R	SH1-3				K			G6-3		1	0	0	0	0	0	0				
Inning Stats	R: 2 H: 2 E: 0 K: 1 S: 11	H: 2 LOB: 0 BB: 0 P: 16	R: 0 H: 1 E: 0 K: 1 S: 9	H: 1 LOB: 1 BB: 0 P: 12	R: 0 H: 0 E: 0 K: 1 S: 10	H: 0 LOB: 0 BB: 0 P: 14	R: 0 H: 1 E: 0 K: 1 S: 7	H: 1 LOB: 1 BB: 0 P: 11	R: 0 H: 0 E: 0 K: 1 S: 8	H: 0 LOB: 0 BB: 0 P: 13	R: 0 H: 0 E: 0 K: 1 S: 8	H: 0 LOB: 0 BB: 0 P: 16	R: 0 H: 0 E: 0 K: 1 S: 6	H: 0 LOB: 0 BB: 0 P: 10	R: 0 H: 0 E: 0 K: 1 S: 6	H: 0 LOB: 0 BB: 0 P: 10		1B: 3 2B: 1 3B: 0 HR: 0	SF: 0 SAC: 1 DP: 0 HBP: 1	WP: 0 PB: 0 SB: 0 CS: 0
PITCHER	IP WLS BF H R ER SO BB IBB HBP BLK WP HR S P ERA WHIP	IP WLS BF H R ER SO BB IBB HBP BLK WP HR S P ERA WHIP	IP WLS BF H R ER SO BB IBB HBP BLK WP HR S P ERA WHIP	IP WLS BF H R ER SO BB IBB HBP BLK WP HR S P ERA WHIP	IP WLS BF H R ER SO BB IBB HBP BLK WP HR S P ERA WHIP	IP WLS BF H R ER SO BB IBB HBP BLK WP HR S P ERA WHIP	IP WLS BF H R ER SO BB IBB HBP BLK WP HR S P ERA WHIP	IP WLS BF H R ER SO BB IBB HBP BLK WP HR S P ERA WHIP	IP WLS BF H R ER SO BB IBB HBP BLK WP HR S P ERA WHIP	IP WLS BF H R ER SO BB IBB HBP BLK WP HR S P ERA WHIP	IP WLS BF H R ER SO BB IBB HBP BLK WP HR S P ERA WHIP	IP WLS BF H R ER SO BB IBB HBP BLK WP HR S P ERA WHIP	IP WLS BF H R ER SO BB IBB HBP BLK WP HR S P ERA WHIP	IP WLS BF H R ER SO BB IBB HBP BLK WP HR S P ERA WHIP	IP WLS BF H R ER SO BB IBB HBP BLK WP HR S P ERA WHIP	IP WLS BF H R ER SO BB IBB HBP BLK WP HR S P ERA WHIP	IP WLS BF H R ER SO BB IBB HBP BLK WP HR S P ERA WHIP			

AB	30
R	2
H	4
RBI	2
BB	0
SO	8
LOB	5



AB	27
R	3
H	5
RBI	3
BB	4
SO	5
LOB	9



Batter	1	2	3	4	5	6	7	8	9	AB	R	H	RBI	BB	SO	LOB	TOP					
19 Jon Jay, L (1.8) OBP: 0.397, SLG: 0.405	G3		G1-3		G3		B1		G6-3 BB	4	0	0	0	1	0	1	St. Louis Cardinals @ Los Angeles Dodgers Dodger Stadium, Los Angeles, CA Thu Sep 13 2012, 7:12 PM - 10:16 PM PDT Att. 43,309 - Clear - 80 F					
13 Matt Carpenter, L (1.5) OBP: 0.366, SLG: 0.466	G4-3		K		K		21 1B		G6-3	5	0	1	0	0	2	1						
7 Matt Holliday, R (1.7) OBP: 0.375, SLG: 0.514	F8		G6-3		K		L8		G4-6-3 IBB	4	0	0	0	1	1	2						
21 Allen Craig, R (1.3) OBP: 0.362, SLG: 0.537	G4-3				F7		4 1B		G4-6-3	5	0	2	1	0	0	2						
4 Yadier Molina, R (1.2) OBP: 0.371, SLG: 0.497	3 1B		55 1B		55 1B		3 1B		G1-3	4	1	3	0	0	0	2						
3 Carlos Beltrán, S (1.9) OBP: 0.338, SLG: 0.492	55 1B		55 1B		55 1B		55 FC3-6		33 F8	2	0	2	0	2	0	0						
55 Skip Schumaker, L (1.4) OBP: 0.354, SLG: 0.392	1B		1B		1B		IBB		F7	4	0	2	1	0	0	3						
33 Daniel Descalso, L (1.6) OBP: 0.294, SLG: 0.312	F5		K		K		F7		F8	4	0	0	0	0	1	8						
31 Lance Lynn, S (1.1) ERA: 4.94	K		K		K		13 1B		G6-3	2	0	0	0	0	2	5						
43 Shane Robinson, R (7.0) OBP: 0.314, SLG: 0.342										0	1	0	0	1	0	0						
44 Edward Mujica, R (7.1) ERA: 2.35										0	0	0	0	0	0	0						
23 David Freese, R (8.0) ERA: 2.78										0	0	0	0	0	0	1						
41 Mitchell Boggs, R (8.1) ERA: 3.46										0	0	0	0	0	0	0						
30 Jason Motte, R (8.1) ERA: 3.46										0	0	0	0	0	0	0						
Inning Stats	R: 0 E: 0 K: 0 S: 8	H: 0 LOB: 0 BB: 0 P: 14	R: 1 E: 0 K: 1 S: 16	H: 3 LOB: 2 BB: 0 P: 25	R: 0 E: 0 K: 1 S: 7	H: 0 LOB: 0 BB: 0 P: 12	R: 0 E: 0 K: 2 S: 13	H: 2 LOB: 3 BB: 1 P: 24	R: 0 E: 0 K: 2 S: 8	H: 0 LOB: 0 BB: 0 P: 11	R: 0 E: 0 K: 0 S: 12	H: 2 LOB: 2 BB: 1 P: 22	R: 1 E: 0 K: 0 S: 12	H: 2 LOB: 2 BB: 1 P: 18	R: 0 E: 0 K: 0 S: 10	H: 1 LOB: 1 BB: 0 P: 16	R: 0 E: 0 K: 0 S: 5	H: 0 LOB: 1 BB: 2 P: 15	1B: 8 2B: 2 3B: 0 HR: 0	SF: 0 SAC: 0 DP: 1 HBP: 0	WP: 1 PB: 0 SB: 0 CS: 0	PA: 40
PITCHER	IP WLS BF H R ER SO BB IBB HBP BLK WP HR S P ERA WHIP																					
61 Josh Beckett, R (1.1) ERA: 4.94	5.1	24	7	1	1	6	1	1	0	0	1	0	58	98	1.69	1.500						
75 Paco Rodríguez, L (6.1) ERA: 5.4	1.0	L	5	1	1	1	0	0	0	0	0	0	12	21	9.00	2.000						
51 Ronald Belisario, R (7.1) ERA: 2.35	1.2		7	2	0	0	0	0	0	0	0	0	16	23	0.00	1.200						
50 Randy Choate, L (9.1) ERA: 2.78	0.1		3	0	0	0	1	1	0	0	0	0	3	11	0.00	3.000						
31 Brandon League, R (9.1) ERA: 3.46	0.2		1	0	0	0	0	0	0	0	0	0	2	4	0.00	0.000						

AB	35
R	2
H	10
RBI	2
BB	5
SO	6
LOB	25



Batter	1	2	3	4	5	6	7	8	9	AB	R	H	RBI	BB	SO	LOB	BOTTOM					
14 Mark Ellis, R (1.4) OBP: 0.348, SLG: 0.366	G5-4-3 27 BB 23 2B		G5-3		G5-3		K		G6-3	4	1	1	0	0	1	0	St. Louis Cardinals @ Los Angeles Dodgers Dodger Stadium, Los Angeles, CA Thu Sep 13 2012, 7:12 PM - 10:16 PM PDT Att. 43,309 - Clear - 80 F					
16 Andre Ethier, L (1.9) OBP: 0.356, SLG: 0.463	27 BB		G4-3		G4-3		27 FC5-4		F8	3	0	1	0	1	0	0						
27 Matt Kemp, R (1.8) OBP: 0.379, SLG: 0.541	G5-4-3				23 CS		FC5-4		G5-3	4	0	1	0	0	0	3						
23 Adrián González, L (1.3) OBP: 0.337, SLG: 0.456	2B		K		K		BB		P5	3	0	1	1	1	1	1						
13 Hanley Ramirez, R (1.6) OBP: 0.320, SLG: 0.449	K		K		K		F8		2B	4	0	1	0	0	2	3						
8 Shane Victorino, S (1.7) OBP: 0.320, SLG: 0.380	B5-3				1B		K		F7	4	0	1	0	0	1	1						
47 Luis Alfonso Cruz, R (1.5) OBP: 0.332, SLG: 0.437	G5-3						E5			3	0	0	0	0	1	1						
9 Dee Strange-Gordon, L (7.0) OBP: 0.290, SLG: 0.282	G5-3									0	0	0	0	0	0	0						
7 Nick Punto, S (8.5) OBP: 0.301, SLG: 0.259	K									0	0	0	0	0	0	0						
17 A.J. Ellis, R (1.2) OBP: 0.380, SLG: 0.414	K				F9		G4-3			3	0	0	0	0	1	2						
61 Josh Beckett, R (1.1) ERA: 3.95										2	0	0	0	0	1	1						
75 Paco Rodríguez, L (6.1) ERA: 5.4										0	0	0	0	0	0	0						
51 Ronald Belisario, R (7.1) ERA: 2.35										0	0	0	0	0	0	0						
12 Bobby Abreu, L (8.0) ERA: 3.1										1	0	0	0	0	0	0						
50 Randy Choate, L (9.1) ERA: 2.78										0	0	0	0	0	0	0						
31 Brandon League, R (9.1) ERA: 3.46										0	0	0	0	0	0	0						
Inning Stats	R: 1 E: 0 K: 1 S: 11	H: 2 LOB: 1 BB: 1 P: 17	R: 0 E: 0 K: 1 S: 6	H: 0 LOB: 0 BB: 0 P: 7	R: 0 E: 0 K: 0 S: 9	H: 0 LOB: 0 BB: 0 P: 13	R: 0 E: 0 K: 2 S: 7	H: 1 LOB: 0 BB: 0 P: 10	R: 0 E: 0 K: 2 S: 12	H: 1 LOB: 1 BB: 0 P: 16	R: 0 E: 0 K: 1 S: 10	H: 1 LOB: 2 BB: 1 P: 19	R: 0 E: 1 K: 1 S: 8	H: 0 LOB: 1 BB: 0 P: 11	R: 0 E: 0 K: 0 S: 4	H: 0 LOB: 0 BB: 0 P: 7	R: 0 E: 0 K: 0 S: 9	H: 1 LOB: 1 BB: 0 P: 16	1B: 4 2B: 3 3B: 0 HR: 0	SF: 0 SAC: 0 DP: 2 HBP: 0	WP: 0 PB: 0 SB: 0 CS: 2	PA: 33
PITCHER	IP WLS BF H R ER SO BB IBB HBP BLK WP HR S P ERA WHIP																					
31 Lance Lynn, R (1.1) ERA: 3.95	6.0	W	23	5	1	1	7	2	0	0	0	0	0	0	55	82	1.50	1.167				
44 Edward Mujica, R (7.1) ERA: 3.1	1.0	H	3	0	0	0	1	0	0	0	0	0	8	11	0.00	0.000						
41 Mitchell Boggs, R (8.1) ERA: 2.35	1.0	H	3	0	0	0	0	0	0	0	0	0	4	7	0.00	0.000						
30 Jason Motte, R (9.1) ERA: 2.86	1.0	S	4	1	0	0	0	0	0	0	0	0	9	16	0.00	1.000						



Batter	1	2	3	4	5	6	7	8	9	AB	R	H	RBI	BB	SO	LOB	TOP																			
19 Jon Jay, L OBP: 0.384, SLG: 0.401	G1-3		G1-3		G4-3		G4-3			4	0	0	0	0	0	0	St. Louis Cardinals @ Los Angeles Dodgers Dodger Stadium, Los Angeles, CA Fri Sep 14 2012, 7:11 PM - 10:15 PM PDT Att: 40,167 - Clear - 85 F																			
3 Carlos Beltrán, S OBP: 0.341, SLG: 0.496	F9		7 HR		7 G4-3			21 G4-6-3		4	1	3	0	0	0																					
7 Matt Holliday, R OBP: 0.374, SLG: 0.517	G1-3		1-H		G4-3			K		4	1	1	2	0	1	2																				
21 Allen Craig, R OBP: 0.361, SLG: 0.534		F8			G6-3			G4-6-3		4	0	1	0	0	0	2																				
4 Yadier Molina, R OBP: 0.374, SLG: 0.504		HR			L7			23 G4-6-3		3	2	2	1	1	0	1																				
23 David Freese, R OBP: 0.365, SLG: 0.471		HR			G4-3			G4-6-3		4	0	0	0	0	0	2																				
13 Matt Carpenter, L 64 Trevor Rosenthal, R 44 Edward Mujica, R 61 Sam Freeman, R 61 Victor Marte, R 34 Marc Rzepczynski, L 59 Fernando Salas, R 55 Skip Schumaker, L					G1-6-3			F7		3	1	1	1	0	0	0																				
38 Pete Kozma, R 56 Adron Chambers, L					K			L8		3	0	1	0	0	1	0																				
58 Joe Kelly, R 33 Daniel Descalso, L					G4-3			G3		2	0	0	0	0	1	1																				
					K					1	0	0	0	0	0	0																				
Inning Stats	R: 0 E: 0 K: 0 S: 9	H: 0 LOB: 0 BB: 0 P: 14	R: 2 E: 0 K: 1 S: 13	H: 2 LOB: 0 BB: 0 P: 23	R: 2 E: 0 K: 0 S: 16	H: 3 LOB: 1 BB: 0 P: 24	R: 0 E: 0 K: 1 S: 11	H: 1 LOB: 1 BB: 0 P: 17	R: 0 E: 0 K: 0 S: 7	H: 0 LOB: 0 BB: 0 P: 9	R: 0 E: 0 K: 0 S: 13	H: 0 LOB: 0 BB: 0 P: 15	R: 0 E: 0 K: 1 S: 8	H: 1 LOB: 0 BB: 0 P: 13	R: 1 E: 0 K: 0 S: 8	H: 1 LOB: 0 BB: 0 P: 12	1B: 5 2B: 1 3B: 0 HR: 3	SF: 0 SAC: 0 DP: 2 HBP: 0	WP: 0 PB: 0 SB: 0 CS: 0	PA: 35																
PITCHER	IP	WLS	BF	H	R	ER	SO	BB	IBB	HBP	BLK	WP	HR	S	P	ERA	WHIP	PITCHER		IP	WLS	BF	H	R	ER	SO	BB	IBB	HBP	BLK	WP	HR	S	P	ERA	WHIP
35 Chris Capuano, L ERA: 3.7	4.1		20	7	4	4	2	0	0	0	0	0	3	52	82	8.31	1.615	31 Brandon League, R ERA: 3.57		1.0		4	1	1	1	0	0	0	0	0	0	0	8	12	9.00	1.000
55 Matt Guerrier, R ERA: 4.5	0.2		2	0	0	0	0	0	0	0	0	0	0	4	5	0.00	0.000																			
38 Shawn Tolleson, R ERA: 4.4	1.1	W	4	0	0	0	0	1	0	0	0	0	0	16	23	0.00	0.750																			
50 Randy Choate, L ERA: 2.72	0.2	H	2	0	0	0	0	0	0	0	0	0	0	7	11	0.00	0.000																			
28 Jamey Wright, R ERA: 3.52	1.0		3	1	0	0	1	0	0	0	0	0	0	8	13	0.00	1.000																			

Batter	1	2	3	4	5	6	7	8	9	AB	R	H	RBI	BB	SO	LOB	BOTTOM																			
8 Shane Victorino, S OBP: 0.321, SLG: 0.380	G1-3		16 HR		L7					3	2	1	0	1	0	1	St. Louis Cardinals @ Los Angeles Dodgers Dodger Stadium, Los Angeles, CA Fri Sep 14 2012, 7:11 PM - 10:15 PM PDT Att: 40,167 - Clear - 85 F																			
16 Andre Ethier, L OBP: 0.357, SLG: 0.470	K		1-H				13 HBP			4	2	2	2	0	2	2																				
27 Matt Kemp, R OBP: 0.375, SLG: 0.534	L9		G6-3				L8			4	0	0	0	0	1	3																				
23 Adrián González, L OBP: 0.338, SLG: 0.460		13 G3-1	47 G4-3		G1		P5			4	1	2	2	0	0	1																				
13 Hanley Ramirez, R OBP: 0.322, SLG: 0.449		G3-1								3	1	1	0	0	1	2																				
47 Luis Alfonso Cruz, R OBP: 0.330, SLG: 0.457		G4-3			G5-4-3					4	1	1	4	0	0	1																				
7 Nick Punto, S OBP: 0.305, SLG: 0.266		G5-3								4	0	2	0	0	0	0																				
17 A.J. Ellis, R OBP: 0.377, SLG: 0.409			K		B3		FC6-4			4	0	0	0	0	1	2																				
35 Chris Capuano, L ERA: 3.8 12 Bobby Abreu, L 38 Shawn Tolleson, R 50 Randy Choate, L 37 Elian Herrera, S 28 Jamey Wright, R 31 Brandon League, R			G6-3							1	0	0	0	0	0	0																				
										1	0	0	0	0	0	0																				
Inning Stats	R: 0 E: 0 K: 1 S: 10	H: 0 LOB: 0 BB: 0 P: 15	R: 1 E: 0 K: 0 S: 8	H: 1 LOB: 0 BB: 0 P: 12	R: 2 E: 0 K: 1 S: 8	H: 1 LOB: 0 BB: 1 P: 19	R: 0 E: 0 K: 0 S: 4	H: 1 LOB: 0 BB: 0 P: 4	R: 0 E: 0 K: 0 S: 9	H: 1 LOB: 1 BB: 1 P: 17	R: 3 E: 0 K: 0 S: 13	H: 3 LOB: 1 BB: 0 P: 23	R: 2 E: 0 K: 3 S: 12	H: 2 LOB: 1 BB: 1 P: 22	R: 0 E: 0 K: 0 S: 6	H: 0 LOB: 0 BB: 0 P: 9	1B: 5 2B: 2 3B: 0 HR: 2	SF: 0 SAC: 0 DP: 1 HBP: 1	WP: 0 PB: 0 SB: 0 CS: 0	PA: 35																
PITCHER	IP	WLS	BF	H	R	ER	SO	BB	IBB	HBP	BLK	WP	HR	S	P	ERA	WHIP	PITCHER		IP	WLS	BF	H	R	ER	SO	BB	IBB	HBP	BLK	WP	HR	S	P	ERA	WHIP
58 Joe Kelly, R ERA: 3.8	5.0		19	4	3	3	2	2	0	0	0	0	1	39	67	5.40	1.200	34 Marc Rzepczynski, L ERA: 4.4		0.1		2	1	0	0	0	0	0	0	0	4	5	0.00	3.000		
64 Trevor Rosenthal, R ERA: 4.11	0.2	L	4	1	2	2	0	0	0	1	0	0	0	6	14	27.00	1.500	59 Fernando Salas, R ERA: 4.22		1.0		3	0	0	0	0	0	0	0	0	6	9	0.00	0.000		
44 Edward Mujica, R ERA: 3.24	0.1	B	3	2	1	1	0	0	0	0	0	0	1	7	9	27.00	6.000																			
61 Sam Freeman, L ERA: 6.06	0.1		3	1	2	2	1	1	0	0	0	0	0	5	12	54.00	6.000																			
66 Victor Marte, R ERA: 5.03	0.1		1	0	0	0	1	0	0	0	0	0	0	3	5	0.00	0.000																			

AB 34
R 5
H 9
RBI 5
BB 1
SO 3
LOB 8



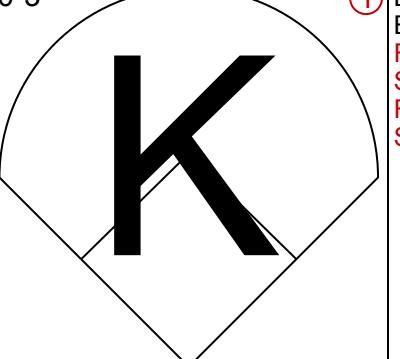
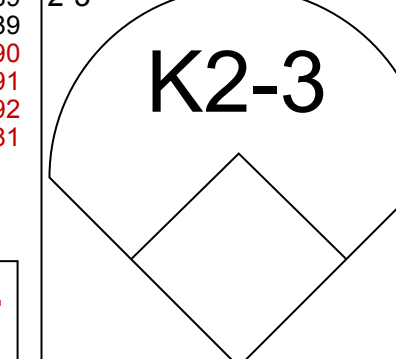
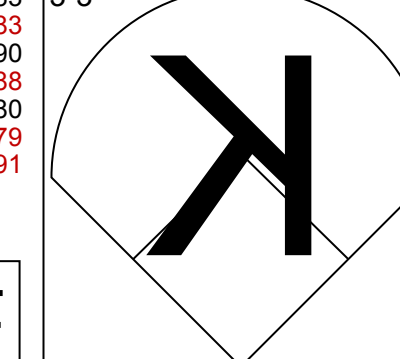
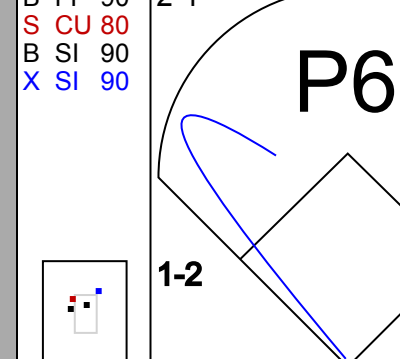
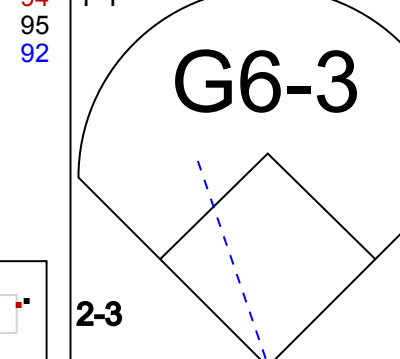
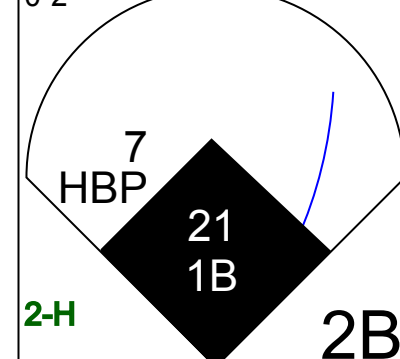
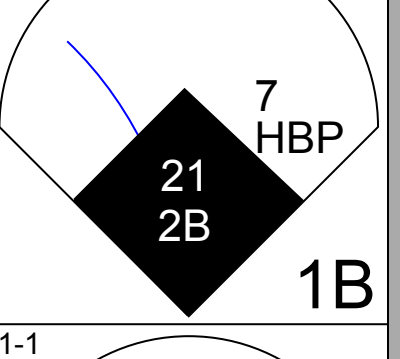

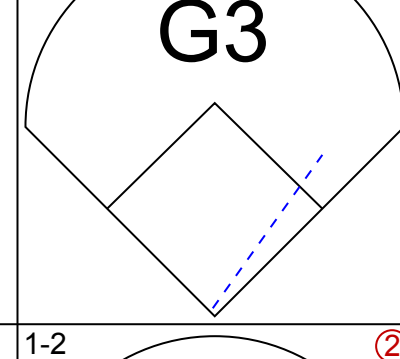
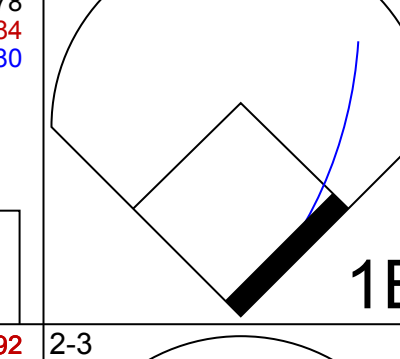
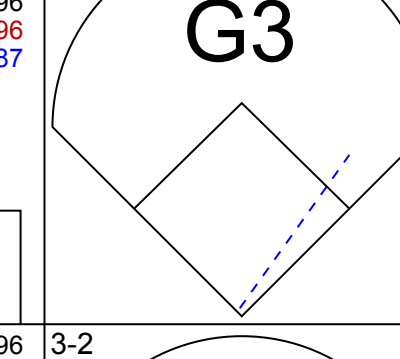

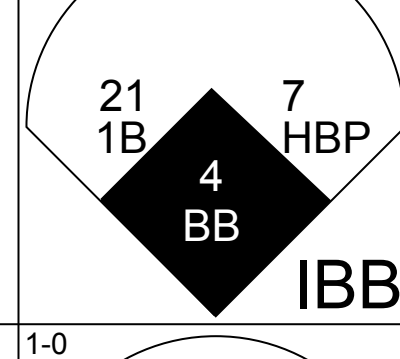
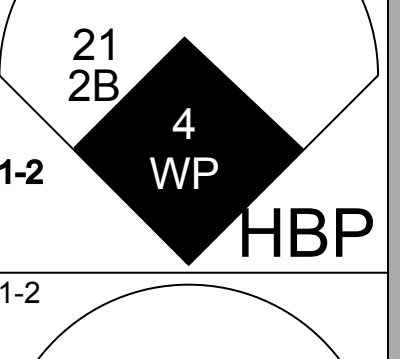
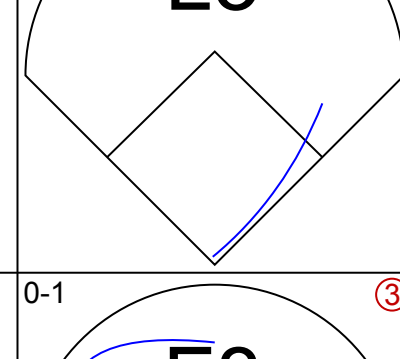

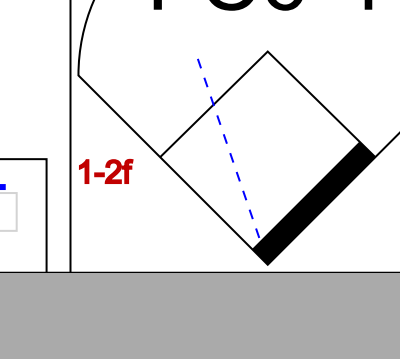
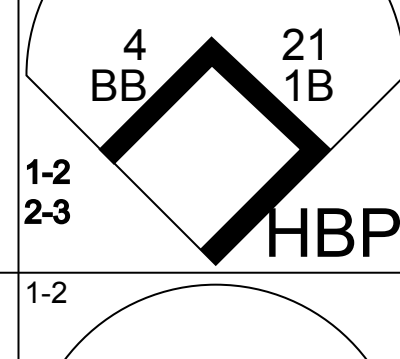
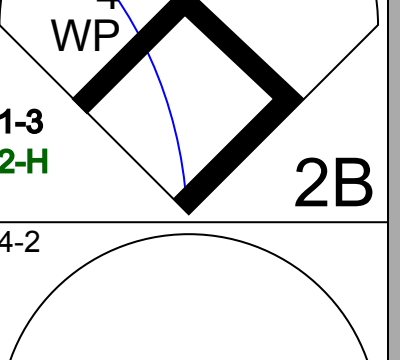

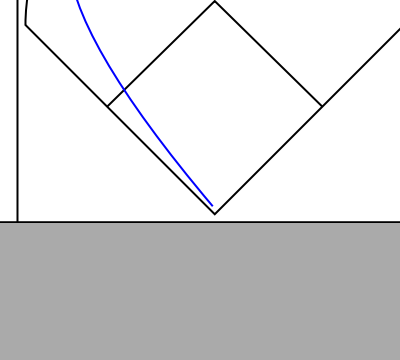
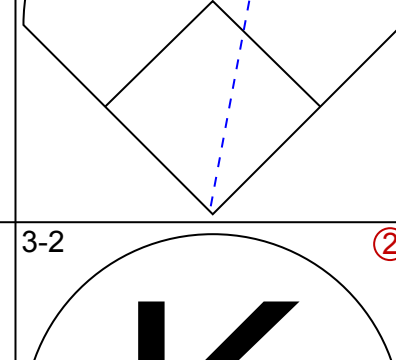
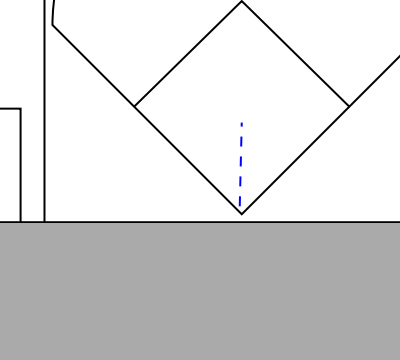
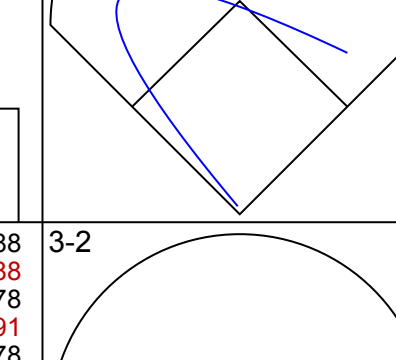
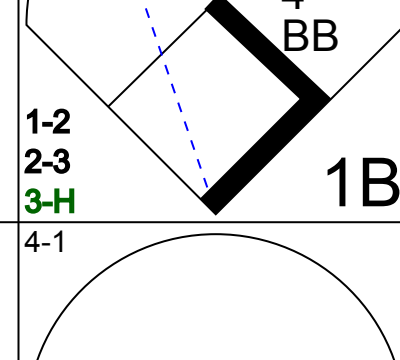
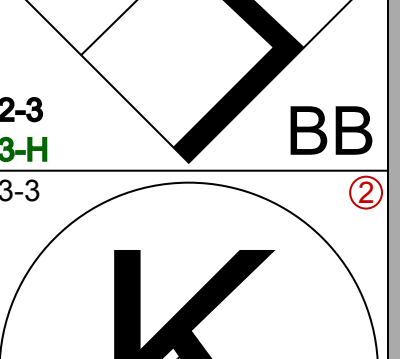


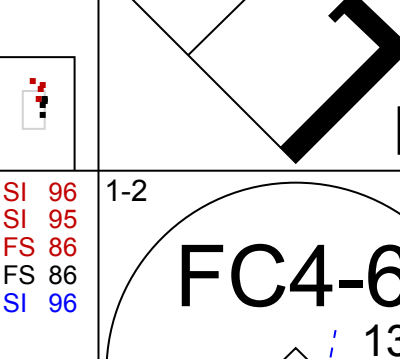
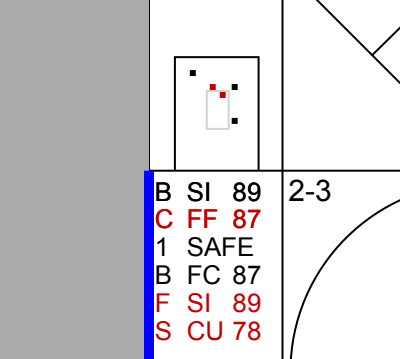

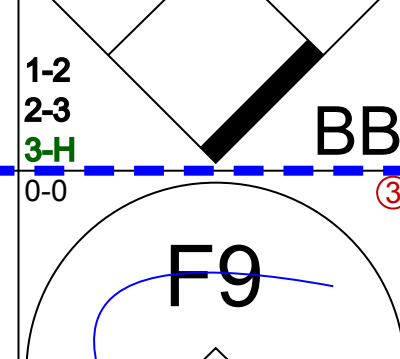
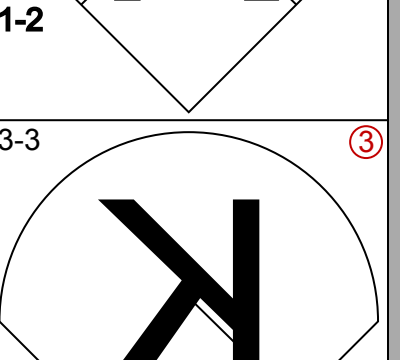


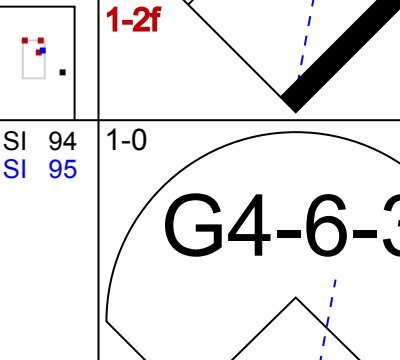
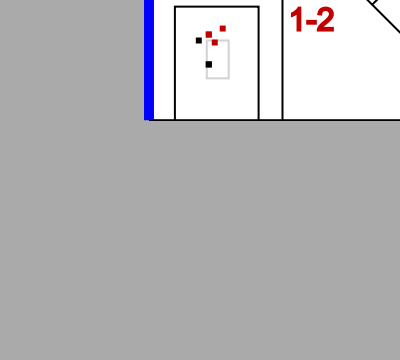
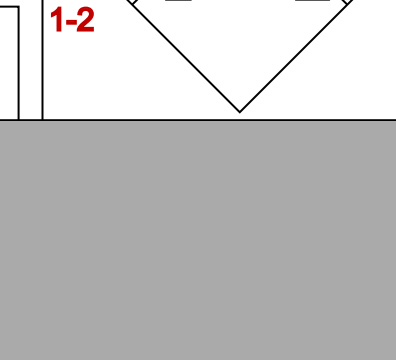
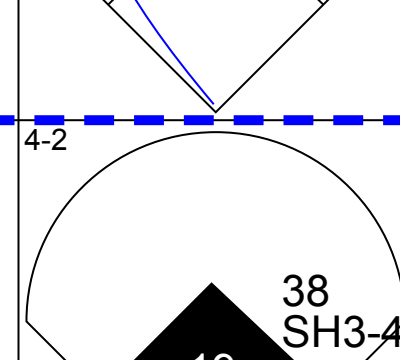
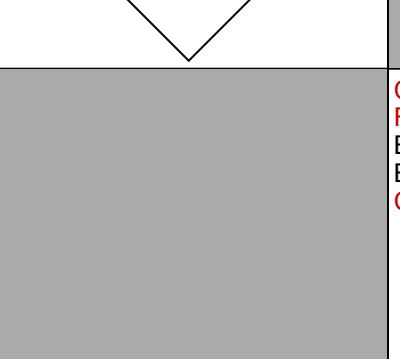

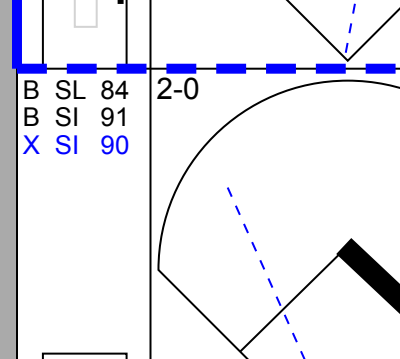
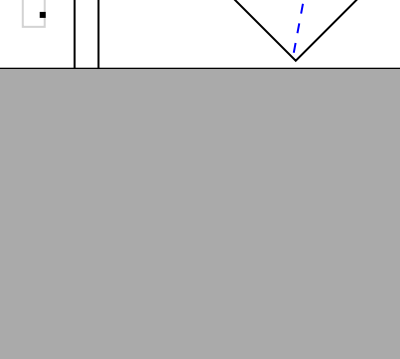

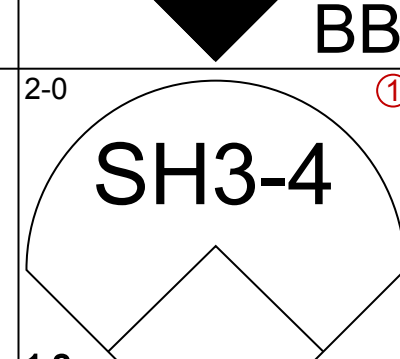


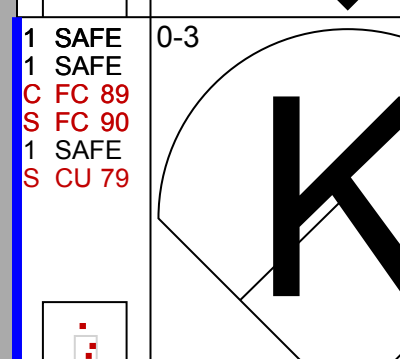


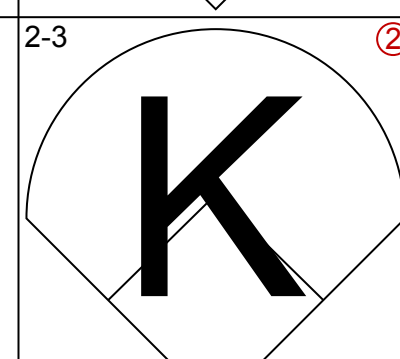
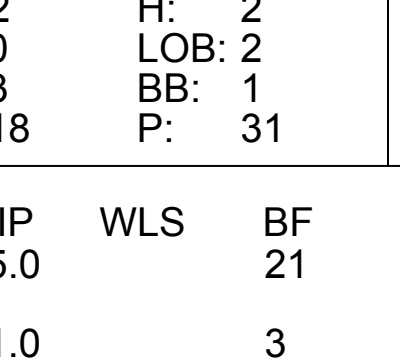
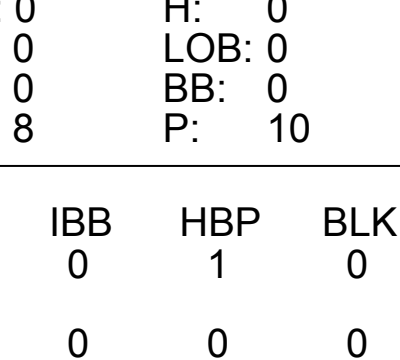
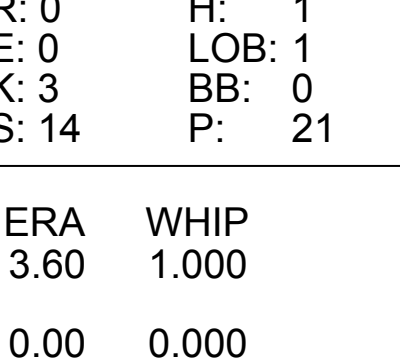
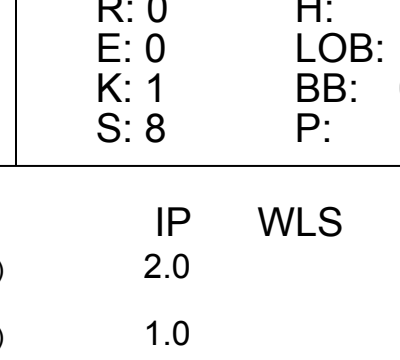
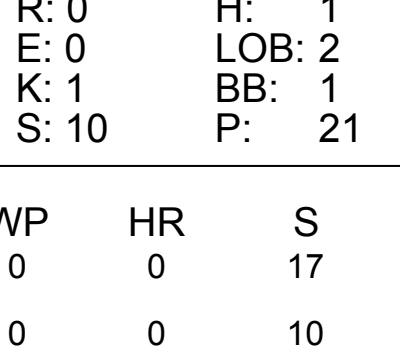
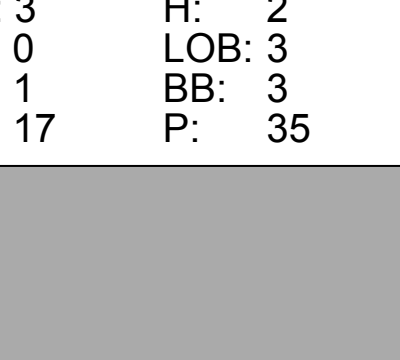
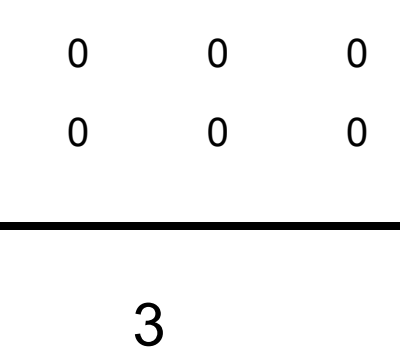
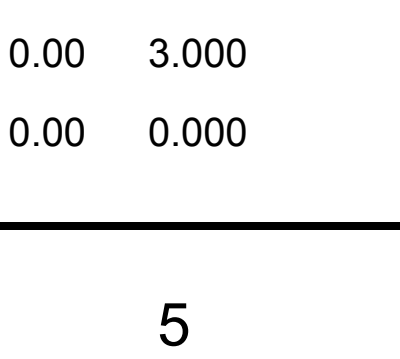
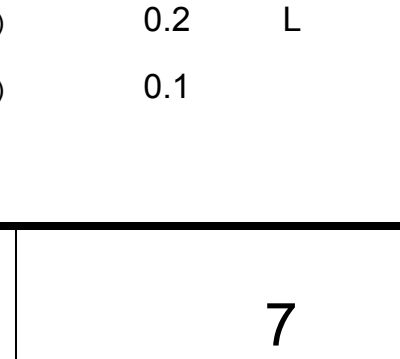
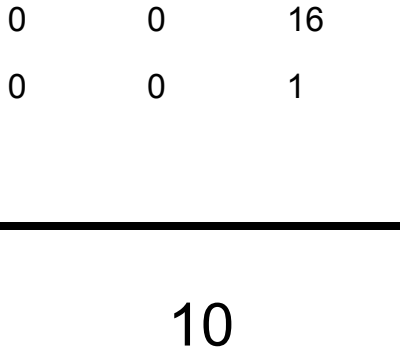

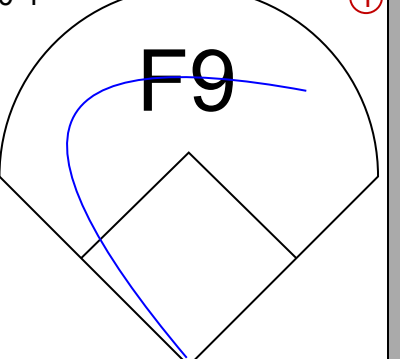
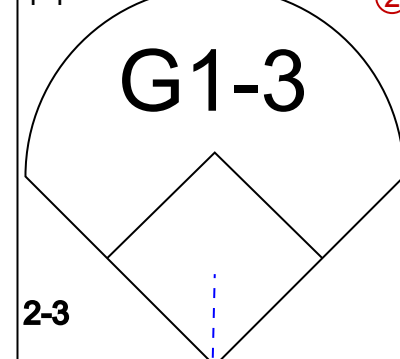
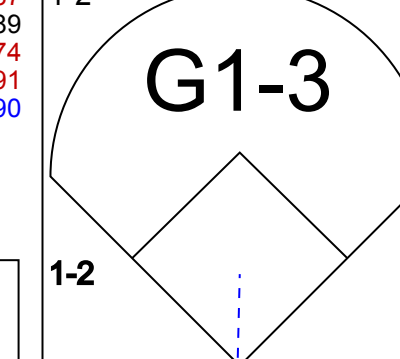

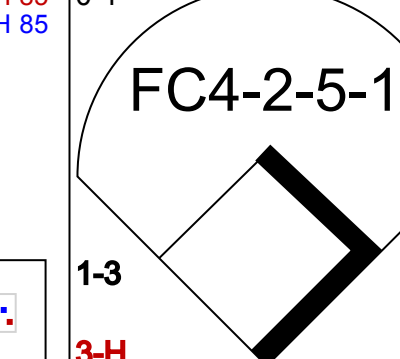
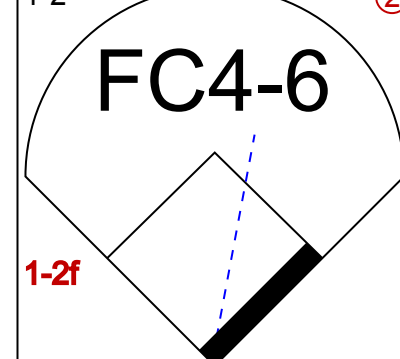
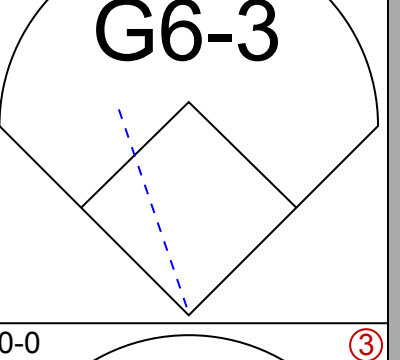
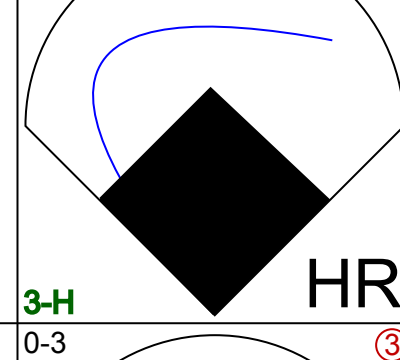
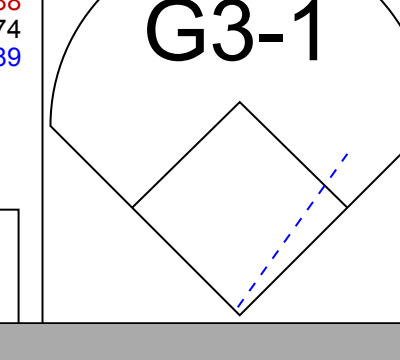

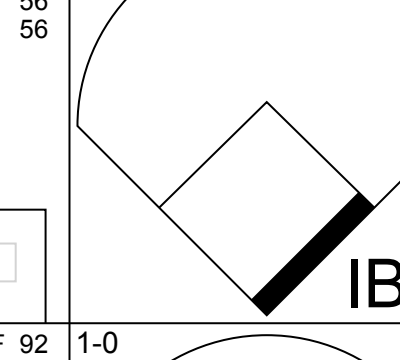
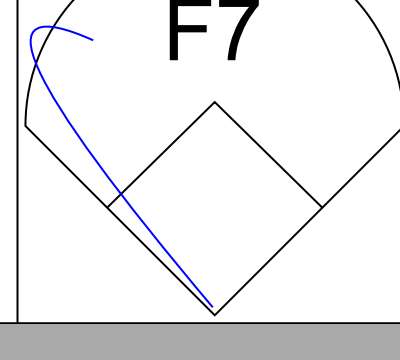
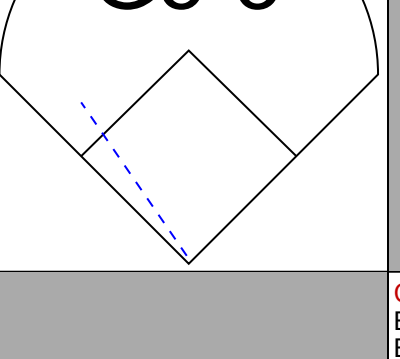



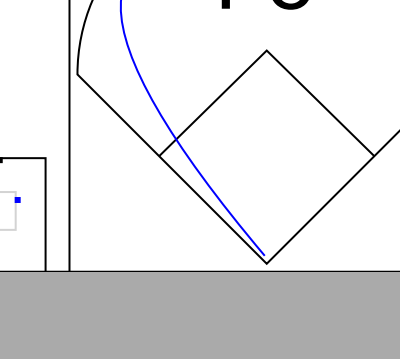

AB 31
R 8
H 9
RBI 8
BB 3
SO 5
LOB 12



Batter	1	2	3	4	5	6	7	8	9	AB	R	H	RBI	BB	SO	LOB	TOP
19 Jon Jay, L (1, 8) OBP: 0.392, SLG: 0.399	G4-3		F8			F8		G4-3		4	0	1	0	0	0	0	St. Louis Cardinals @ Los Angeles Dodgers Dodger Stadium, Los Angeles, CA Sat Sep 15 2012, 6:13 PM - 9:08 PM PDT Att. 42,449 - Clear - 95 F livebaseballscorecards.com
13 Matt Carpenter, L (1, 9) OBP: 0.363, SLG: 0.468	F8		L7			K		G4-3		4	0	0	0	0	1	2	
7 Matt Holliday, R (1, 7) OBP: 0.375, SLG: 0.516	21 HR					FC6-4				3	1	1	0	1	1	2	
21 Allen Craig, R (1, 3) OBP: 0.362, SLG: 0.541	1 HR					K				4	1	2	3	0	2	1	
4 Yadier Molina, R (1, 2) OBP: 0.373, SLG: 0.504	G1-3					G6-3				4	0	1	0	0	0	2	
23 David Freese, R (1, 5) OBP: 0.364, SLG: 0.469	G6-3					K				4	0	1	0	0	1	0	
30 Jason Motte, R (9, 1)										0	0	0	0	0	0	0	
55 Skip Schumaker, L (1, 4) OBP: 0.350, SLG: 0.387	G4-3					L4-3				2	0	0	0	0	0	0	
38 Pete Kozma, R (7, PH) OBP: 0.348, SLG: 0.500	G4-3									2	0	0	0	0	0	1	
33 Daniel Descalso, L (1, 6) OBP: 0.294, SLG: 0.309						G4-3				2	0	0	0	1	1	0	
54 Jaime Garcia, L (1, 1) OBP: 0.294, SLG: 0.313										1	1	0	0	1	1	0	
43 Shane Robinson, R (7, PH) OBP: 0.312, SLG: 0.342										1	0	0	0	0	0	1	
44 Edward Mujica, R (7, 1) OBP: 0.327, SLG: 0.341										0	0	0	0	0	0	0	
41 Mitchell Boggs, R (8, 1) OBP: 0.327, SLG: 0.341										0	0	0	0	0	0	0	
56 Adron Chambers, L (9, 9) OBP: 0.327, SLG: 0.341										0	0	0	0	0	0	0	
Inning Stats	R: 2 H: 2 E: 0 K: 0 S: 12	WLS: 2 BF: 0 BB: 0 P: 20	H: 0 R: 0 ER: 0 LOB: 0 P: 10	H: 0 R: 0 ER: 0 LOB: 0 P: 14	H: 0 R: 0 ER: 0 LOB: 0 P: 13	H: 0 R: 0 ER: 0 LOB: 0 P: 11	H: 2 R: 1 ER: 0 LOB: 2 P: 24	H: 1 R: 0 ER: 0 LOB: 1 P: 14	H: 0 R: 0 ER: 0 LOB: 0 P: 11	H: 1 R: 0 ER: 0 LOB: 0 P: 8	1B: 4 2B: 2 3B: 0 HR: 1	SF: 0 SAC: 0 DP: 1 HBP: 0	WP: 0 PB: 0 SB: 0 CS: 0	PA: 34			
PITCHER	IP: 5.2 WLS: 2 BF: 22 ERA: 4.97	WLS: 1 BF: 3 ERA: 3.5	H: 4 R: 3 ER: 3 LOB: 0 P: 6	H: 3 R: 0 ER: 0 LOB: 0 P: 0	H: 3 R: 0 ER: 0 LOB: 0 P: 0	H: 3 R: 0 ER: 0 LOB: 0 P: 0	H: 4 R: 1 ER: 0 LOB: 2 P: 11	H: 3 R: 0 ER: 0 LOB: 1 P: 14	H: 3 R: 0 ER: 0 LOB: 0 P: 11	H: 3 R: 0 ER: 0 LOB: 0 P: 8	WP: 0 HR: 1 S: 6	ERA: 4.76 WHIP: 0.882	ERA: 3.000 WHIP: 1.000	ERA: 0.000 WHIP: 0.000	ERA: 1.500 WHIP: 1.500	ERA: 0.000 WHIP: 0.000	


Batter	1	2	3	4	5	6	7	8	9	AB	R	H	RBI	BB	SO	LOB	BOTTOM
14 Mark Ellis, R (1, 4) OBP: 0.347, SLG: 0.373	G4-3		HR			F8		K		4	1	1	1	0	1	1	St. Louis Cardinals @ Los Angeles Dodgers Dodger Stadium, Los Angeles, CA Sat Sep 15 2012, 6:13 PM - 9:08 PM PDT Att. 42,449 - Clear - 95 F livebaseballscorecards.com
8 Shane Victorino, S (1, 7) OBP: 0.321, SLG: 0.378	E6		27 S			F8		G4-3		3	1	0	0	1	0	1	
27 Matt Kemp, R (1, 8) OBP: 0.371, SLG: 0.528	K		BB			K				4	0	0	0	0	3	3	
23 Adrián González, L (1, 3) OBP: 0.338, SLG: 0.458	13 2B		F7			G4-3				4	0	1	1	0	0	1	
13 Hanley Ramirez, R (1, 6) OBP: 0.321, SLG: 0.449	2B		G5-3			K				4	0	1	0	0	2	1	
16 Andre Ethier, L (1, 9) OBP: 0.356, SLG: 0.468	G4-3					G5-3				4	0	1	0	0	0	2	
9 Dee Strange-Gordon, L (9, PR) OBP: 0.280, SLG: 0.282	G4-3					P5				0	1	0	0	0	0	0	
47 Luis Alfonso Cruz, R (1, 5) OBP: 0.330, SLG: 0.331	G6-3					G6-3				4	0	1	1	0	1	0	
37 Elian Herrera, S (9, PR) OBP: 0.330, SLG: 0.331										0	1	0	0	0	0	0	
17 A.J. Ellis, R (1, 2) OBP: 0.374, SLG: 0.406	K					F9				3	0	0	0	0	2	0	
21 Juan Rivera, R (9, PH) OBP: 0.292, SLG: 0.359										1	0	1	1	0	0	0	
56 Joe Blanton, R (1, 1) OBP: 0.145, SLG: 0.289	G6-3					E6				2	0	0	0	0	0	0	
28 Jamey Wright, R (8, 1) OBP: 0.319, SLG: 0.339										0	0	0	0	0	0	0	
75 Paco Rodriguez, L (7, 1) OBP: 0.319, SLG: 0.339										0	0	0	0	0	0	0	
12 Bobby Abreu, L (7, PH) OBP: 0.319, SLG: 0.339										1	0	0	0	0	0	0	
50 Randy Choate, L (8, 1) OBP: 0.319, SLG: 0.339										0	0	0	0	0	0	0	
51 Ronald Belisario, R (8, 1) OBP: 0.319, SLG: 0.339										0	0	0	0	0	0	0	
Inning Stats	R: 1 H: 2 E: 1 K: 1 S: 18	WLS: 2 BF: 24 LOB: 2 BB: 0 P: 26	H: 0 R: 0 ER: 0 LOB: 0 P: 10	H: 1 R: 1 ER: 0 LOB: 1 P: 24	H: 0 R: 0 ER: 0 LOB: 0 P: 10	H: 0 R: 0 ER: 0 LOB: 0 P: 13	H: 0 R: 0 ER: 0 LOB: 0 P: 9	H: 0 R: 0 ER: 0 LOB: 0 P: 18	H: 0 R: 0 ER: 0 LOB: 0 P: 14	H: 3 R: 2 ER: 0 LOB: 2 P: 18	1B: 3 2B: 2 3B: 0 HR: 1	SF: 0 SAC: 0 DP: 0 HBP: 0	WP: 0 PB: 0 SB: 3 CS: 0	PA: 35			
PITCHER	IP: 6.0 WLS: 2 BF: 24 ERA: 4.24	WLS: 1 BF: 3 ERA: 3.19	H: 4 R: 2 ER: 1 LOB: 0 P: 5	H: 2 R: 1 ER: 0 LOB: 1 P: 2	H: 2 R: 0 ER: 0 LOB: 0 P: 0	H: 2 R: 0 ER: 0 LOB: 0 P: 0	H: 2 R: 0 ER: 0 LOB: 0 P: 0	H: 3 R: 0 ER: 0 LOB: 0 P: 14	H: 3 R: 0 ER: 0 LOB: 0 P: 11	H: 3 R: 0 ER: 0 LOB: 0 P: 8	WP: 0 HR: 1 S: 12	ERA: 1.50 WHIP: 0.667	ERA: 0.000 WHIP: 0.000	ERA: 0.000 WHIP: 0.000	ERA: 27.00 WHIP: 4.500	ERA: 0.000 WHIP: 0.000	

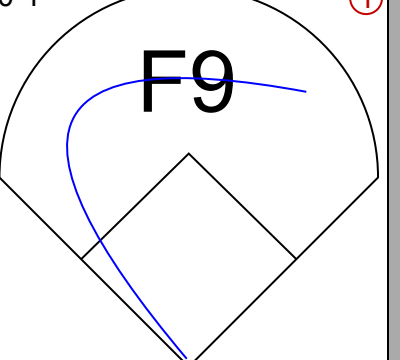
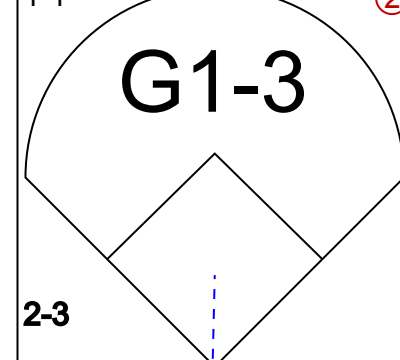
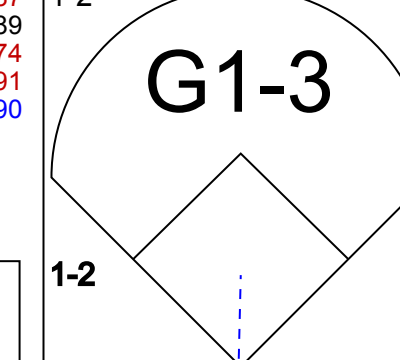
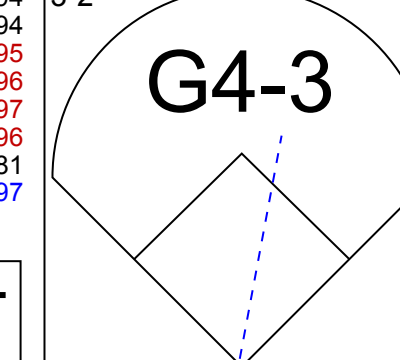
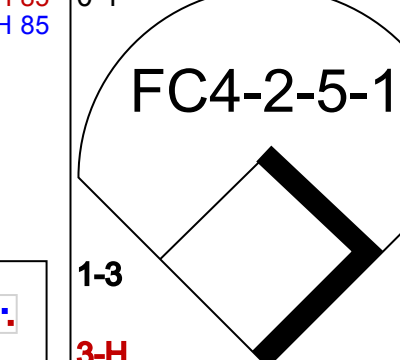
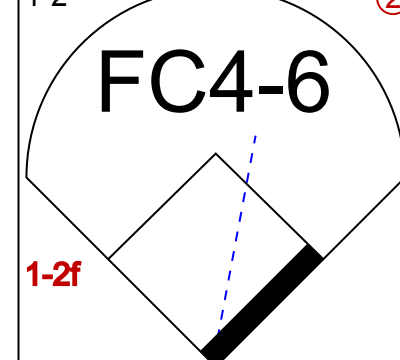
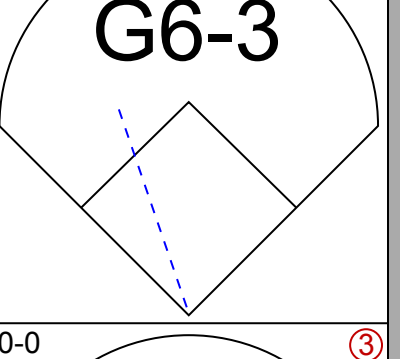
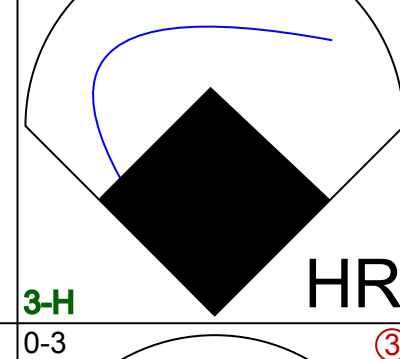
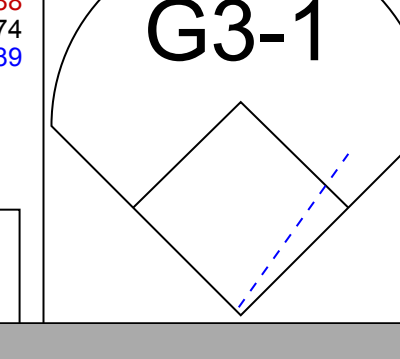
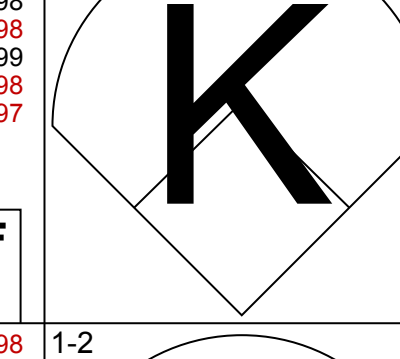
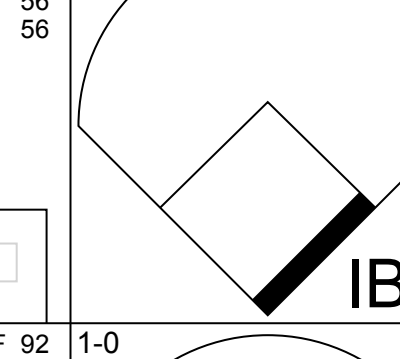
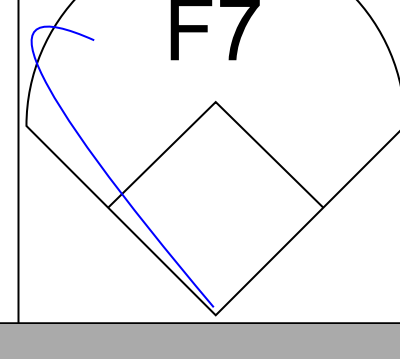
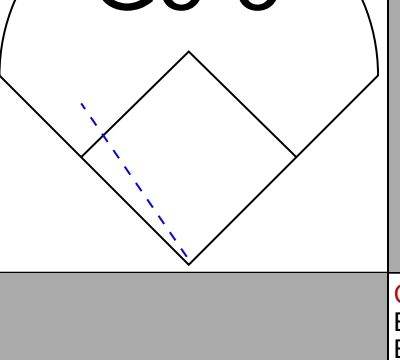



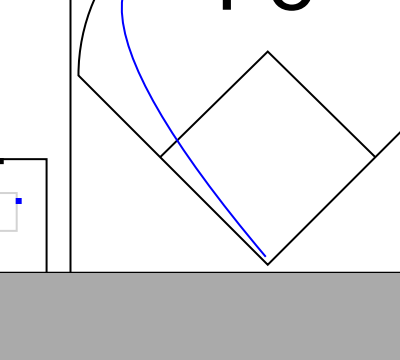

















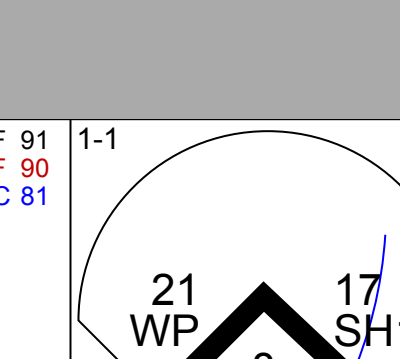


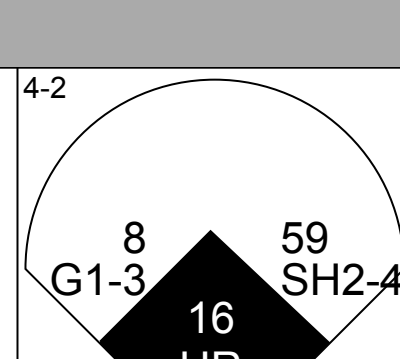
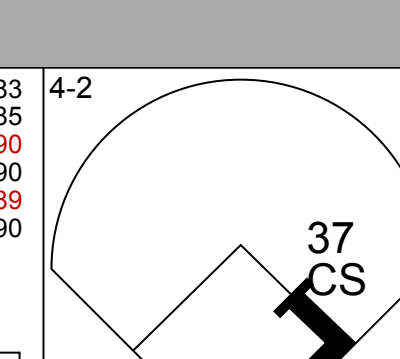

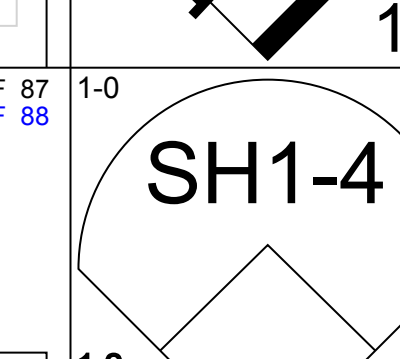
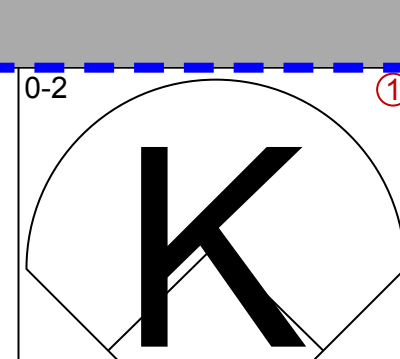

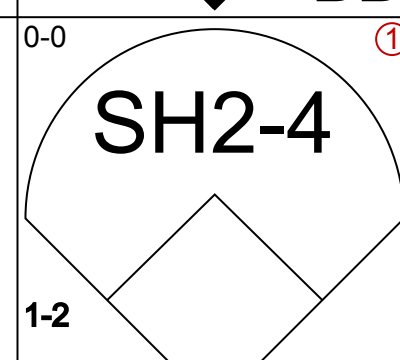
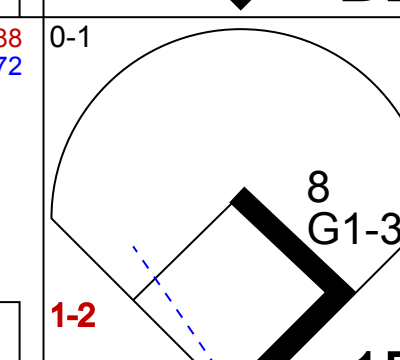

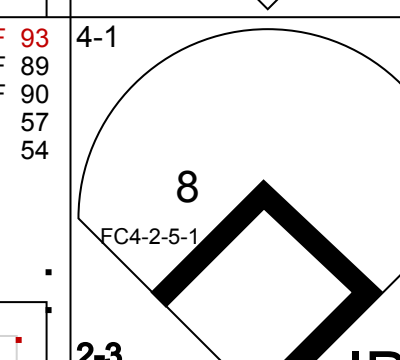
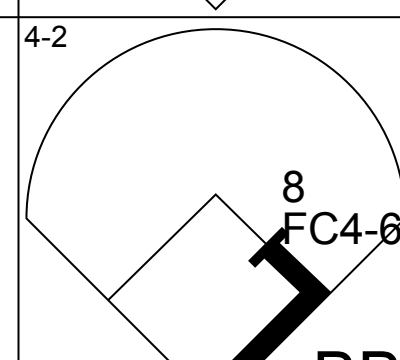
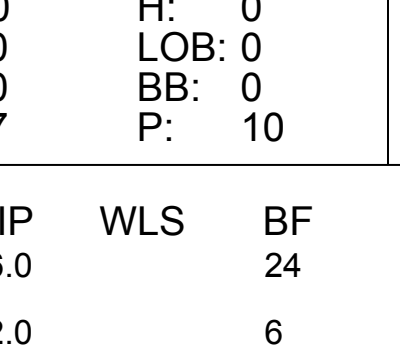
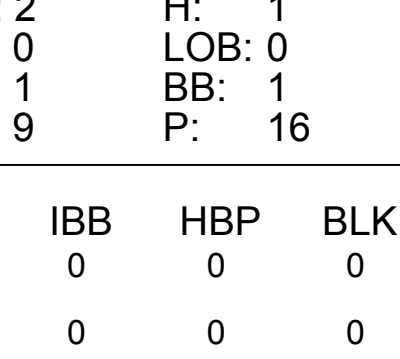
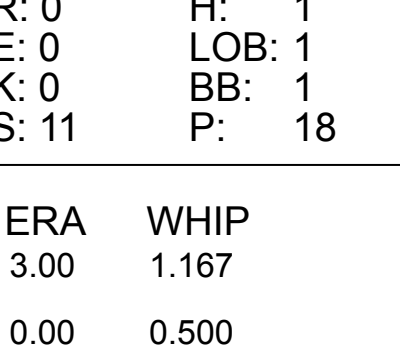
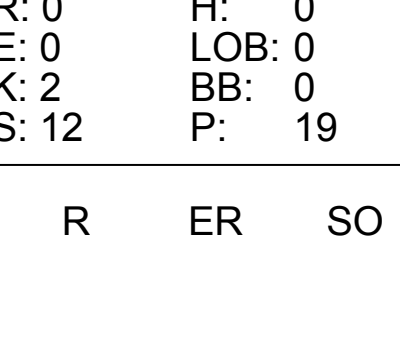
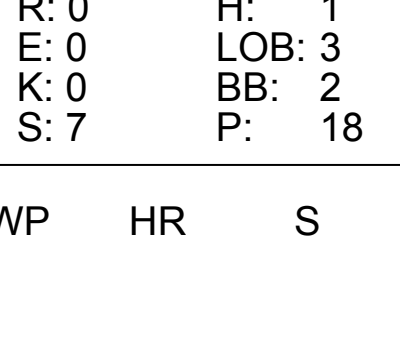



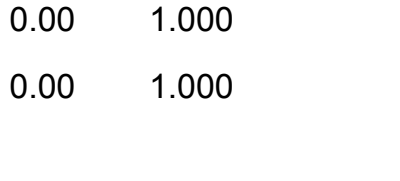





Batter	1	2	3	4	5	6	7	8	9	10	11	12	AB	R	H	RBI	BB	SO	LOB	TOP							
19 Jon Jay, L (1.8) OBP: 0.379, SLG: 0.398													6	1	1	1	0	3	2								
3 Carlos Beltrán, S (1.9) OBP: 0.345, SLG: 0.496													4	2	2	0	2	0	0								
7 Matt Holliday, R (1.7) OBP: 0.374, SLG: 0.513													4	1	0	0	0	2	3								
21 Allen Craig, R (1.3) OBP: 0.361, SLG: 0.540													6	0	2	2	0	0	0								
4 Yadier Molina, R (1.2) OBP: 0.376, SLG: 0.502													2	0	0	1	3	1	0								
23 David Freese, R (1.9) OBP: 0.348, SLG: 0.364													4	0	0	0	0	1	3								
55 Fernando Salas, R (0.9) OBP: 0.330, SLG: 0.544													2	0	0	0	0	1	3								
16 Bryan Anderson, L (1.1) OBP: 0.310, SLG: 0.340													2	0	0	0	0	2	0								
60 Steven Hill, R (1.2) OBP: 0.294, SLG: 0.313													3	0	1	0	0	2	2								
13 Matt Carpenter, L (0.9) OBP: 0.364, SLG: 0.466													3	0	1	0	0	2	2								
38 Pete Kozma, R (1.0) OBP: 0.333, SLG: 0.462													4	0	1	0	0	2	1								
50 Adam Wainwright, R (1.1) OBP: 0.175, SLG: 0.217													2	0	0	0	0	2	0								
33 Daniel Descalso, L (7. PH) OBP: 0.294, SLG: 0.313													3	0	1	0	0	2	2								
Inning Stats	R: 2 E: 0 K: 3 S: 18	H: 2 LOB: 2 BB: 1 P: 31	R: 0 E: 0 K: 3 S: 10	H: 0 LOB: 0 BB: 0 P: 14	R: 0 E: 0 K: 0 S: 8	H: 0 LOB: 0 BB: 0 P: 10	R: 0 E: 0 K: 0 S: 10	H: 1 LOB: 1 BB: 0 P: 12	R: 0 E: 0 K: 3 S: 14	H: 1 LOB: 1 BB: 0 P: 21	R: 0 E: 0 K: 1 S: 11	H: 0 LOB: 0 BB: 0 P: 17	R: 0 E: 0 K: 1 S: 6	H: 0 LOB: 1 BB: 1 P: 13	R: 0 E: 0 K: 1 S: 9	H: 0 LOB: 0 BB: 0 P: 13	R: 0 E: 0 K: 1 S: 10	H: 1 LOB: 2 BB: 1 P: 21	R: 0 E: 0 K: 1 S: 6	H: 0 LOB: 1 BB: 0 P: 11	R: 3 E: 0 K: 1 S: 17	H: 2 LOB: 3 BB: 3 P: 35	1B: 5 2B: 4 3B: 0 HR: 0	SF: 0 SAC: 1 DP: 2 HBP: 3	WP: 1 PB: 0 SB: 2 CS: 1	PA: 51	
PITCHER	IP 5.0	WLS 5.0	BF 21	H 4	R 2	ER 2	SO 9	BB 2	IBB 0	HBP 1	BLK 0	WP 0	HR 0	S 60	P 8	ERA 0.00	WHIP 1.000										
59 Stephen File, R (1.1) ERA: 2.49																											
38 Shawn Tolleson, R (6.1) ERA: 4.26																											
50 Randy Choate, L (7.1) ERA: 2.55																											
28 Jamey Wright, R (7.1) ERA: 3.48																											
75 Paco Rodríguez, L (7.1) ERA: 3.0																											


St. Louis Cardinals @ Los Angeles Dodgers
 Dodger Stadium, Los Angeles, CA
 Sun Sep 16 2012, 1:12 PM - 5:36 PM PDT
 Att. 35,754 - Sunny - 86 F

AB 41
 R 5
 H 8
 RBI 4
 BB 6
 SO 15
 LOB 19



Batter	1	2	3	4	5	6	7	8	9	10	11	12	AB	R	H	RBI	BB	SO	LOB	BOTTOM
8 Shane Victorino, S (1.7) OBP: 0.316, SLG: 0.374													6	0	0	0	0	0	5	
16 Andre Ethier, L (1.9) OBP: 0.356, SLG: 0.471													5	1	1	2	1	1	2	
27 Matt Kemp, R (1.8) OBP: 0.369, SLG: 0.526													5	0	1	0	0	2	3	
23 Adrián González, L (1.3) OBP: 0.335, SLG: 0.454													5	0	0	0	0	0	1	
13 Hanley Ramirez, R (1.0) OBP: 0.322, SLG: 0.449													5	0	2	0	0	1	1	
47 Luis Alfonso Cruz, R (1.5) OBP: 0.308, SLG: 0.433													5	0	1	0	0	1	3	
14 Mark Ellis, R (1.4) OBP: 0.283, SLG: 0.371													5	0	1	0	0	3	3	
48 John Ely, R (12.1) OBP: 0.260, SLG: 0.282													0	0	0	0	0	0	0	
46 Josh Wall, R (12.1) OBP: 0.374, SLG: 0.405													0	0	0	0	0	0	0	
18 Matt Treanor, R (1.2) OBP: 0.283, SLG: 0.284													0	1	0	0	3	0	0	
9 Dee Strange-Gordon, L (7. PH) OBP: 0.260, SLG: 0.282													0	0	0	0	0	0	0	
17 A.J. Ellis, R (8.2) OBP: 0.374, SLG: 0.405													0	0	0	0	0	0	0	
69 Braden Bishop, R (1.1) OBP: 0.283, SLG: 0.284													0	0	0	0	0	0	0	
37 Matt Treanor, R (1.2) OBP: 0.283, SLG: 0.284													0	0	0	0	0	0	0	
38 Shawn Tolleson, R (6.1) ERA: 4.26													0	0	0	0	0	0	0	
30 Howie Owens, L (1.1) OBP: 0.283, SLG: 0.284													0	0	0	0	0	0	0	
26 James Wright, R (7.1) ERA: 3.48													0	0	0	0	0	0	0	
19 Jason Motte, R (12.1) ERA: 3.38													0	0	0	0	0	0	0	
Inning Stats	R: 0 E: 0 K: 7 S: 7	H: 0 LOB: 0 BB: 0 P: 10	R: 0 E:																	

Batter	1	2	3	4	5	6	7	8	9	AB	R	H	RBI	BB	SO	LOB	TOP			
14 Mark Ellis, R OBP: 0.346, SLG: 0.370										4	0	1	0	1	1	2	Los Angeles Dodgers @ Washington Nationals Nationals Park, Washington, DC Wed Sep 19 2012, 4:07 PM - 7:13 PM EDT Clear - 71 F			
16 Andre Ethier, L OBP: 0.355, SLG: 0.468										5	1	1	0	0	1	3				
27 Matt Kemp, R OBP: 0.369, SLG: 0.523										4	0	1	0	1	1	1				
23 Adrián González, L OBP: 0.334, SLG: 0.455										4	0	1	0	0	2	4				
13 Hanley Ramirez, R OBP: 0.323, SLG: 0.449										4	0	2	1	0	1	1				
8 Shane Victorino, S OBP: 0.317, SLG: 0.372										3	0	0	0	1	0	3				
47 Luis Alfonso Cruz, R OBP: 0.329, SLG: 0.443										4	0	2	0	0	1	3				
17 A.J. Ellis, R OBP: 0.373, SLG: 0.402										3	0	0	0	0	1	3				
44 Aaron Harang, R ERA: 2.96										2	0	0	0	0	0	4				
38 Shawn Tolleson, R ERA: 4.41										0	0	0	0	0	0	0				
75 Paco Rodríguez, L ERA: 2.45										0	0	0	0	0	0	0				
55 Matt Guerrier, R ERA: 3.75										0	0	0	0	0	0	0				
28 Jamey Wright, R ERA: 3.43										0	0	0	0	0	0	0				
12 Bobby Abreu, L OBP: 0.343, SLG: 0.325										1	0	0	0	0	0	0				
Inning Stats	R: 0 E: 0 K: 1 S: 11	H: 0 LOB: 0 BB: 1 P: 16	R: 0 E: 0 K: 0 S: 14	H: 1 LOB: 3 BB: 1 P: 21	R: 1 E: 0 K: 2 S: 19	H: 3 LOB: 2 BB: 0 P: 24	R: 0 E: 0 K: 0 S: 11	H: 1 LOB: 1 BB: 0 P: 15	R: 0 E: 0 K: 0 S: 10	H: 0 LOB: 0 BB: 0 P: 14	R: 0 E: 0 K: 1 S: 11	H: 1 LOB: 1 BB: 0 P: 16	R: 0 E: 0 K: 2 S: 9	H: 1 LOB: 1 BB: 0 P: 13	R: 0 E: 0 K: 0 S: 10	H: 1 LOB: 1 BB: 0 P: 16	1B: 5 2B: 4 3B: 0 HR: 0	SF: 0 SAC: 0 DP: 1 HBP: 1	WP: 0 PB: 0 SB: 2 CS: 0	PA: 39
PITCHER	IP WLS BF H R ER SO BB IBB HBP BLK WP HR S P ERA WHIP																			
27 Jordan Zimmermann, R ERA: 2.54	6.0 W 26 6 1 1 4 2 0 1 0 0 0 0 76 106 1.50 1.333																			
52 Ryan Mattheus, R ERA: 2.54	0.1 H 2 1 0 0 0 0 0 0 0 0 0 0 5 8 0.00 3.000																			
17 Sean Burnett, L ERA: 2.55	0.2 H 3 0 0 0 2 1 0 0 0 0 0 0 9 14 0.00 1.500																			
22 Drew Storen, R ERA: 2.7	1.0 H 4 1 0 0 2 0 0 0 0 0 0 0 9 13 0.00 1.000																			
36 Tyler Clippard, R ERA: 3.14	1.0 S 4 1 0 0 0 0 0 0 0 0 0 0 10 16 0.00 1.000																			
Batter	1	2	3	4	5	6	7	8	9	AB	R	H	RBI	BB	SO	LOB	BOTTOM			
28 Javson Werth, R OBP: 0.391, SLG: 0.445										3	0	0	0	1	0	2	Los Angeles Dodgers @ Washington Nationals Nationals Park, Washington, DC Wed Sep 19 2012, 4:07 PM - 7:13 PM EDT Clear - 71 F			
34 Bryce Harper, L OBP: 0.334, SLG: 0.460										4	1	1	0	0	1	2				
11 Ryan Zimmerman, R OBP: 0.351, SLG: 0.476										4	0	2	1	0	0	0				
25 Adam LaRoche, L OBP: 0.342, SLG: 0.505										2	0	1	0	2	0	1				
38 Michael Morse, R OBP: 0.314, SLG: 0.441										4	1	1	0	0	1	4				
20 Ian Desmond, R OBP: 0.329, SLG: 0.517										4	1	1	0	0	0	2				
8 Danny Espinosa, S OBP: 0.316, SLG: 0.409										4	0	2	0	0	1	1				
24 Kurt Suzuki, R OBP: 0.273, SLG: 0.320										3	0	2	1	0	0	0				
27 Jordan Zimmermann, R ERA: 2.96										1	0	0	0	0	0	1				
2 Roger Bernadina, L ERA: 3.75										0	0	0	0	0	0	0				
57 Tyler Moore, R ERA: 3.75										0	0	0	0	0	0	0				
52 Ryan Mattheus, R ERA: 2.54										0	0	0	0	0	0	0				
17 Sean Burnett, L ERA: 2.55										0	0	0	0	0	0	0				
22 Drew Storen, S ERA: 2.7										0	0	0	0	0	0	0				
18 Chad Tracy, L OBP: 0.307, SLG: 0.394										0	0	0	0	0	0	0				
36 Tyler Clippard, R ERA: 3.14										0	0	0	0	0	0	0				
Inning Stats	R: 0 E: 0 K: 1 S: 11	H: 1 LOB: 1 BB: 0 P: 20	R: 1 E: 0 K: 0 S: 11	H: 2 LOB: 1 BB: 0 P: 15	R: 0 E: 0 K: 1 S: 10	H: 1 LOB: 2 BB: 1 P: 21	R: 0 E: 0 K: 0 S: 13	H: 2 LOB: 2 BB: 0 P: 19	R: 1 E: 0 K: 0 S: 13	H: 1 LOB: 0 BB: 1 P: 21	R: 0 E: 0 K: 0 S: 14	H: 1 LOB: 1 BB: 0 P: 21	R: 0 E: 0 K: 1 S: 9	H: 0 LOB: 0 BB: 0 P: 12	1B: 6 2B: 3 3B: 1 HR: 0	SF: 1 SAC: 1 DP: 1 HBP: 0	WP: 0 PB: 0 SB: 0 CS: 0	PA: 36		
PITCHER	IP WLS BF H R ER SO BB IBB HBP BLK WP HR S P ERA WHIP																			
44 Aaron Harang, R ERA: 3.8	4.1 L 22 7 2 2 2 1 1 0 0 0 0 0 0 10 11 9.00 2.000																			
38 Shawn Tolleson, R ERA: 4.41	1.0 4 2 1 1 0 0 0 0 0 0 0 0 10 11 9.00 2.000																			
75 Paco Rodríguez, L ERA: 2.45	0.2 3 0 0 0 0 0 0 1 0 0 0 0 7 13 0.00 0.000																			
55 Matt Guerrier, R ERA: 3.75	1.0 4 1 0 0 0 0 0 0 0 0 0 0 14 21 0.00 1.000																			
28 Jamey Wright, R ERA: 3.43	1.0 3 0 0 0 1 0 0 0 0 0 0 0 9 12 0.00 0.000																			
Washington Nationals																				

Batter	1	2	3	4	5	6	7	8	9	AB	R	H	RBI	BB	SO	LOB	TOP			
14 Mark Ellis, R (1,4) OBP: 0.344, SLG: 0.367	L6		23 BB 13 1B	G6-3	G3-1			P4		5	1	1	0	0	0	4	Los Angeles Dodgers @ Washington Nationals Nationals Park, Washington, DC Wed Sep 19 2012, 7:48 PM - 10:45 PM EDT Att: 26,931 - Clear - 66 F			
8 Shane Victorino, S (1,7) OBP: 0.318, SLG: 0.373	2B		K	23 1B 13 WP	HBP	L8		F8		4	1	1	0	0	1	2				
27 Matt Kemp, R (1,8) OBP: 0.372, SLG: 0.531	G1-3		13 1B 23 BB	13 WP 13 FC5	23 1B	K		HR		4	3	2	2	1	1	1				
23 Adrián González, L (1,3) OBP: 0.337, SLG: 0.455	G4-3		13 1B 16 BB	13 FC5 13 WP	13 WP	F8		47 WP 47 S	1B	4	1	2	0	1	0	1				
13 Hanley Ramirez, R (1,6) OBP: 0.322, SLG: 0.447	K		16 1B	FC5		L8		P3		5	0	1	3	0	1	2				
16 Andre Ethier, L (1,9) OBP: 0.355, SLG: 0.468	L4		1-3 2-H		18 G4-3 47 1B	G1-3		K		5	0	2	1	0	1	1				
47 Luis Alfonso Cruz, R (1,5) OBP: 0.331, SLG: 0.446	2B		K		18 G4-3	L7		P6		5	0	2	0	0	1	3				
18 Matt Treanor, R (1,2) OBP: 0.291, SLG: 0.293	G4-3		14 G6-3 27 1B	61 SH3-4	G4-3			1B		4	1	2	0	0	0	3				
61 Josh Beckett, R (1,1) OBP: 0.059, SLG: 0.059			G6-3	SH3-4	G5-3			K		3	0	0	0	0	1	3				
50 Randy Choate, L (8,1) 51 Ronald Belisario, R (8,1) 31 Brandon League, R (9,1)										0	0	0	0	0	0	0				
Inning Stats	R: 0 H: 1 E: 0 K: 0 S: 7	H: 1 LOB: 1 BB: 0 P: 14	R: 0 H: 1 E: 0 K: 1 S: 8	H: 1 LOB: 1 BB: 0 P: 12	R: 3 H: 3 E: 0 K: 2 S: 17	H: 3 LOB: 2 BB: 2 P: 31	R: 3 H: 3 E: 0 K: 0 S: 13	H: 3 LOB: 2 BB: 0 P: 22	R: 0 H: 2 E: 0 K: 0 S: 9	H: 0 LOB: 0 BB: 0 P: 17	R: 0 H: 0 E: 0 K: 1 S: 12	H: 0 LOB: 0 BB: 0 P: 13	R: 0 H: 1 E: 0 K: 1 S: 9	H: 1 LOB: 1 BB: 0 P: 11	R: 1 H: 2 E: 0 K: 1 S: 16	H: 2 LOB: 1 BB: 0 P: 21	1B: 10 2B: 2 3B: 0 HR: 1	SF: 0 SAC: 1 DP: 0 HBP: 1	WP: 2 PB: 0 SB: 1 CS: 0	PA: 43
PITCHER	IP WLS BF H R ER SO	IP WLS BF H R ER SO	IP WLS BF H R ER SO	IP WLS BF H R ER SO	IP WLS BF H R ER SO	IP WLS BF H R ER SO	IP WLS BF H R ER SO	IP WLS BF H R ER SO	IP WLS BF H R ER SO	IP WLS BF H R ER SO	IP WLS BF H R ER SO	IP WLS BF H R ER SO	IP WLS BF H R ER SO	IP WLS BF H R ER SO	IP WLS BF H R ER SO	IP WLS BF H R ER SO	ERA WHIP	ERA WHIP		
31 John Lannan, L (1,1) ERA: 4.43	3.2	22	8	6	6	3	2	0	0	1	0	43	76	14.73	2.727					
40 Chien-Ming Wang, R (4,1) ERA: 6.92	2.1	9	2	0	0	1	0	0	0	0	1	0	23	32	0.00	0.857				
30 Zach Duke, L (7,1) ERA: 1.35	2.0	7	1	0	0	1	0	0	0	0	0	0	18	24	0.00	0.500				
36 Tyler Clippard, R (9,1) ERA: 3.22	1.0	L	5	2	1	1	1	0	0	0	1	1	16	21	9.00	2.000				

Batter	1	2	3	4	5	6	7	8	9	AB	R	H	RBI	BB	SO	LOB	BOTTOM			
28 Javson Werth, R (1,9) OBP: 0.387, SLG: 0.440	G6-3			F9		F7		8 1B 34 1B	G5-3	3	0	0	0	0	0	1	Los Angeles Dodgers @ Washington Nationals Nationals Park, Washington, DC Wed Sep 19 2012, 7:48 PM - 10:45 PM EDT Att: 26,931 - Clear - 66 F			
30 Zach Duke, L (7,1) 2 Roger Bernadina, L (8,PH) OBP: 0.373, SLG: 0.403								8 1B 38 1B		0	0	0	0	0	0	0				
7 Mark DeRosa, R (8,PH) OBP: 0.295, SLG: 0.230								8 1B 38 1B		2	1	1	0	0	0	0				
34 Bryce Harper, L (1,8) OBP: 0.333, SLG: 0.459	G6-3			G3		K		8 1B 38 1B		4	1	1	1	0	1	0				
11 Ryan Zimmerman, R (1,5) OBP: 0.363, SLG: 0.488	G5-3			G5-3		F9		38 1B		2	0	0	0	0	0	0				
18 Chad Tracy, L (7,5) OBP: 0.317, SLG: 0.409								38 1B		1	0	0	0	0	0	0				
8 Danny Espinosa, S (8,PH)										1	0	1	0	0	0	0				
25 Adam LaRoche, L (1,3) OBP: 0.342, SLG: 0.504						G3-1				3	0	1	0	0	0	0				
57 Tyler Moore, R (8,3) OBP: 0.333, SLG: 0.510										1	0	0	0	0	1	3				
38 Michael Morse, R (1,7) OBP: 0.316, SLG: 0.450						F8				4	1	2	3	0	0	1				
20 Ian Desmond, R (1,6) OBP: 0.330, SLG: 0.516						F7				3	1	1	0	0	0	0				
1 Steve Lombardozzi, S (1,4) ERA: 4.88										4	1	1	2	0	0	3				
36 Tyler Clippard, R (9,1)										0	0	0	0	0	0	0				
26 Jesus Flores, R (1,2) OBP: 0.256, SLG: 0.340										4	0	0	0	0	0	0				
31 John Lannan, L (1,1) OBP: 0.143, SLG: 0.143										1	0	0	0	0	1	0				
40 Chien-Ming Wang, R (4,1) 10 Corey Brown, L (6,PH) OBP: 0.217, SLG: 0.435										0	0	0	0	0	0	0				
Inning Stats	R: 0 H: 0 E: 0 K: 0 S: 8	H: 1 LOB: 0 BB: 0 P: 12	R: 0 H: 0 E: 0 K: 1 S: 7	H: 0 LOB: 0 BB: 0 P: 10	R: 0 H: 0 E: 0 K: 1 S: 4	H: 0 LOB: 0 BB: 0 P: 8	R: 0 H: 0 E: 0 K: 0 S: 4	H: 0 LOB: 0 BB: 0 P: 7	R: 0 H: 1 E: 0 K: 0 S: 11	H: 1 LOB: 1 BB: 0 P: 14	R: 0 H: 0 E: 0 K: 1 S: 6	H: 0 LOB: 0 BB: 0 P: 7	R: 6 H: 7 E: 1 K: 1 S: 19	H: 7 LOB: 3 BB: 0 P: 33	R: 0 H: 0 E: 0 K: 1 S: 7	H: 0 LOB: 0 BB: 0 P: 12	1B: 6 2B: 1 3B: 0 HR: 2	SF: 0 SAC: 0 DP: 1 HBP: 1	WP: 0 PB: 0 SB: 0 CS: 0	PA: 37
PITCHER	IP WLS BF H R ER SO	IP WLS BF H R ER SO	IP WLS BF H R ER SO	IP WLS BF H R ER SO	IP WLS BF H R ER SO	IP WLS BF H R ER SO	IP WLS BF H R ER SO	IP WLS BF H R ER SO	IP WLS BF H R ER SO	IP WLS BF H R ER SO	IP WLS BF H R ER SO	IP WLS BF H R ER SO	IP WLS BF H R ER SO	IP WLS BF H R ER SO	IP WLS BF H R ER SO	IP WLS BF H R ER SO	ERA WHIP	ERA WHIP		
61 Josh Beckett, R (1,1) ERA: 4.88	7.1	27	5	4	4	2	54	82	4.91	0.682										
50 Randy Choate, L (8,1) ERA: 3.13	0.0	2	2	0	0	0	0	0	0	0	3	6	-	-						
51 Ronald Belisario, R (8,1) ERA: 2.23	0.2	W	5	2	2	1	1	0	0	8	13	13.50	3.000							
31 Brandon League, R (9,1) ERA: 3.41	1.0	S	3	0	0	0	1	0	0	7	12	0.00	0.000							

Batter	1	2	3	4	5	6	7	8	9	AB	R	H	RBI	BB	SO	LOB	TOP							
14 Mark Ellis, R OBP: 0.344, SLG: 0.374										4	1	1	1	0	1	2	Los Angeles Dodgers @ Washington Nationals Nationals Park, Washington, DC Thu Sep 20 2012, 7:08 PM - 10:02 PM EDT Att: 30,359 - Clear - 68 F							
8 Shane Victorino, S OBP: 0.316, SLG: 0.370										4	0	0	0	0	1	2								
27 Matt Kemp, R OBP: 0.371, SLG: 0.528										4	0	1	0	0	2	0								
23 Adrián González, L OBP: 0.336, SLG: 0.454										4	0	1	0	0	1	2								
13 Hanley Ramirez, R OBP: 0.320, SLG: 0.444										4	0	0	0	0	2	1								
16 Andre Ethier, L OBP: 0.353, SLG: 0.465										3	0	0	0	0	1	0								
47 Luis Alfonso Cruz, R OBP: 0.327, SLG: 0.441										3	0	0	0	0	1	1								
17 A.J. Ellis, R OBP: 0.370, SLG: 0.399										3	0	0	0	0	1	0								
35 Chris Capuano, L ERA: 3.11										1	0	0	0	0	0	0								
37 Elián Herrera, S ERA: 3.39										0	0	0	0	0	0	0								
28 Jamey Wright, R ERA: 2.08										0	0	0	0	0	0	0								
75 Paco Rodríguez, L ERA: 2.08										0	0	0	0	0	0	0								
74 Kenley Jansen, S ERA: 2.53										0	0	0	0	0	0	0								
12 Bobby Abreu, L ERA: 2.53										0	1	0	0	0	0	0								
50 Randy Choate, L ERA: 3.11										0	0	0	0	0	0	0								
38 Shawn Tolleson, R ERA: 4.32										0	0	0	0	0	0	0								
Inning Stats	R: 0 E: 0 K: 2 S: 8	H: 0 LOB: 0 BB: 0 P: 10	R: 0 E: 0 K: 1 S: 6	H: 0 LOB: 0 BB: 0 P: 10	R: 0 E: 0 K: 1 S: 8	H: 0 LOB: 0 BB: 0 P: 12	R: 1 E: 0 K: 1 S: 13	H: 2 LOB: 1 BB: 0 P: 22	R: 0 E: 1 K: 0 S: 6	H: 0 LOB: 0 BB: 0 P: 9	R: 0 E: 0 K: 0 S: 11	H: 1 LOB: 2 BB: 1 P: 19	R: 0 E: 0 K: 2 S: 10	H: 0 LOB: 0 BB: 0 P: 15	R: 0 E: 0 K: 0 S: 10	H: 1 LOB: 1 BB: 0 P: 13	R: 0 E: 0 K: 3 S: 9	H: 0 LOB: 0 BB: 0 P: 13	1B: 3 2B: 0 3B: 0 HR: 1	SF: 0 SAC: 0 DP: 1 HBP: 0	WP: 0 PB: 0 SB: 0 CS: 0	PA: 32		
PITCHER	IP WLS BF H R ER SO BB IBB HBP BLK WP HR S P ERA WHIP	IP WLS BF H R ER SO BB IBB HBP BLK WP HR S P ERA WHIP	IP WLS BF H R ER SO BB IBB HBP BLK WP HR S P ERA WHIP	IP WLS BF H R ER SO BB IBB HBP BLK WP HR S P ERA WHIP	IP WLS BF H R ER SO BB IBB HBP BLK WP HR S P ERA WHIP	IP WLS BF H R ER SO BB IBB HBP BLK WP HR S P ERA WHIP	IP WLS BF H R ER SO BB IBB HBP BLK WP HR S P ERA WHIP	IP WLS BF H R ER SO BB IBB HBP BLK WP HR S P ERA WHIP	IP WLS BF H R ER SO BB IBB HBP BLK WP HR S P ERA WHIP	IP WLS BF H R ER SO BB IBB HBP BLK WP HR S P ERA WHIP	IP WLS BF H R ER SO BB IBB HBP BLK WP HR S P ERA WHIP	IP WLS BF H R ER SO BB IBB HBP BLK WP HR S P ERA WHIP	IP WLS BF H R ER SO BB IBB HBP BLK WP HR S P ERA WHIP	IP WLS BF H R ER SO BB IBB HBP BLK WP HR S P ERA WHIP	IP WLS BF H R ER SO BB IBB HBP BLK WP HR S P ERA WHIP	IP WLS BF H R ER SO BB IBB HBP BLK WP HR S P ERA WHIP	IP WLS BF H R ER SO BB IBB HBP BLK WP HR S P ERA WHIP	IP WLS BF H R ER SO BB IBB HBP BLK WP HR S P ERA WHIP	IP WLS BF H R ER SO BB IBB HBP BLK WP HR S P ERA WHIP	IP WLS BF H R ER SO BB IBB HBP BLK WP HR S P ERA WHIP	IP WLS BF H R ER SO BB IBB HBP BLK WP HR S P ERA WHIP	IP WLS BF H R ER SO BB IBB HBP BLK WP HR S P ERA WHIP	IP WLS BF H R ER SO BB IBB HBP BLK WP HR S P ERA WHIP	IP WLS BF H R ER SO BB IBB HBP BLK WP HR S P ERA WHIP

AB	31
R	1
H	4
RBI	1
BB	1
SO	10
LOB	8



Batter	1	2	3	4	5	6	7	8	9	AB	R	H	RBI	BB	SO	LOB	BOTTOM							
28 Javson Werth, R OBP: 0.392, SLG: 0.443										3	0	2	0	1	0	0	Los Angeles Dodgers @ Washington Nationals Nationals Park, Washington, DC Thu Sep 20 2012, 7:08 PM - 10:02 PM EDT Att: 30,359 - Clear - 68 F							
34 Bryce Harper, L OBP: 0.331, SLG: 0.455										4	1	0	0	0	1	3								
11 Ryan Zimmerman, R OBP: 0.349, SLG: 0.475										4	1	1	1	0	0	2								
25 Adam LaRoche, L OBP: 0.340, SLG: 0.500										4	0	0	0	0	2	2								
38 Michael Morse, R OBP: 0.315, SLG: 0.448										4	0	1	0	0	1	0								
22 Drew Storen, S ERA: 2.59										0	0	0	0	0	0	0								
20 Ian Desmond, R OBP: 0.333, SLG: 0.517										3	1	2	0	1	1	0								
8 Danny Espinosa, S OBP: 0.317, SLG: 0.410										3	1	1	1	0	0	3								
24 Kurt Suzuki, R OBP: 0.271, SLG: 0.318										2	0	0	1	0	0	3								
48 Ross Detwiler, R ERA: 0.688, SLG: 0.047										2	0	0	0	0	1	2								
56 Christian Garcia, R ERA: 3.39										0	0	0	0	0	0	0								
1 Steve Lombardozzi, S OBP: 0.332, SLG: 0.361										1	0	0	0	0	1	0								
52 Ryan Mattheus, R ERA: 2.49										0	0	0	0	0	0	0								
2 Roger Bernadina, L OBP: 0.373, SLG: 0.403										0	0	0	0	0	0	0								
Inning Stats	R: 0 E: 0 K: 1 S: 10	H: 1 LOB: 1 BB: 0 P: 14	R: 0 E: 0 K: 1 S: 10	H: 2 LOB: 2 BB: 0 P: 12	R: 2 E: 0 K: 0 S: 10	H: 2 LOB: 0 BB: 0 P: 20	R: 2 E: 1 K: 0 S: 12	H: 1 LOB: 0 BB: 1 P: 20	R: 0 E: 0 K: 1 S: 11	H: 0 LOB: 0 BB: 0 P: 17	R: 0 E: 0 K: 0 S: 8	H: 1 LOB: 1 BB: 0 P: 13	R: 0 E: 0 K: 2 S: 11	H: 0 LOB: 1 BB: 1 P: 18	R: 0 E: 0 K: 2 S: 8	H: 0 LOB: 0 BB: 0 P: 9	R: 0 E: 0 K: 2 S: 9	H: 0 LOB: 0 BB: 0 P: 13	1B: 5 2B: 2 3B: 0 HR: 0	SF: 1 SAC: 0 DP: 0 HBP: 0	WP: 1 PB: 0 SB: 3 CS: 0	PA: 33		
PITCHER	IP WLS BF H R ER SO BB IBB HBP BLK WP HR S P ERA WHIP	IP WLS BF H R ER SO BB IBB HBP BLK WP HR S P ERA WHIP	IP WLS BF H R ER SO BB IBB HBP BLK WP HR S P ERA WHIP	IP WLS BF H R ER SO BB IBB HBP BLK WP HR S P ERA WHIP	IP WLS BF H R ER SO BB IBB HBP BLK WP HR S P ERA WHIP	IP WLS BF H R ER SO BB IBB HBP BLK WP HR S P ERA WHIP	IP WLS BF H R ER SO BB IBB HBP BLK WP HR S P ERA WHIP	IP WLS BF H R ER SO BB IBB HBP BLK WP HR S P ERA WHIP	IP WLS BF H R ER SO BB IBB HBP BLK WP HR S P ERA WHIP	IP WLS BF H R ER SO BB IBB HBP BLK WP HR S P ERA WHIP	IP WLS BF H R ER SO BB IBB HBP BLK WP HR S P ERA WHIP	IP WLS BF H R ER SO BB IBB HBP BLK WP HR S P ERA WHIP	IP WLS BF H R ER SO BB IBB HBP BLK WP HR S P ERA WHIP	IP WLS BF H R ER SO BB IBB HBP BLK WP HR S P ERA WHIP	IP WLS BF H R ER SO BB IBB HBP BLK WP HR S P ERA WHIP	IP WLS BF H R ER SO BB IBB HBP BLK WP HR S P ERA WHIP	IP WLS BF H R ER SO BB IBB HBP BLK WP HR S P ERA WHIP	IP WLS BF H R ER SO BB IBB HBP BLK WP HR S P ERA WHIP	IP WLS BF H R ER SO BB IBB HBP BLK WP HR S P ERA WHIP	IP WLS BF H R ER SO BB IBB HBP BLK WP HR S P ERA WHIP	IP WLS BF H R ER SO BB IBB HBP BLK WP HR S P ERA WHIP	IP WLS BF H R ER SO BB IBB HBP BLK WP HR S P ERA WHIP	IP WLS BF H R ER SO BB IBB HBP BLK WP HR S P ERA WHIP	IP WLS BF H R ER SO BB IBB HBP BLK WP HR S P ERA WHIP

AB	30
R	4
H	7
RBI	3
BB	2
SO	7
LOB	15



Batter	1	2	3	4	5	6	7	8	9	10	AB	R	H	RBI	BB	SO	LOB	TOP		
14 Mark Ellis, R OBP: 0.342, SLG: 0.370	G6-3		G4-3			F8		G6-3			4	0	0	0	1	0	0	Los Angeles Dodgers @ Cincinnati Reds Great American Ball Park, Cincinnati, OH Fri Sep 21 2012, 7:13 PM - 10:32 PM EDT Att: 35,397 - Partly Cloudy - 72 F		
16 Andre Ethier, L OBP: 0.352, SLG: 0.462	G5-3		F7			F8				K	5	0	1	0	0	1	3			
27 Matt Kemp, R OBP: 0.374, SLG: 0.529			G6-3					F8			5	0	3	2	0	0	1			
23 Adrián González, L OBP: 0.335, SLG: 0.451	F7									K	5	0	1	0	0	1	3			
13 Hanley Ramirez, R OBP: 0.319, SLG: 0.442											4	1	1	0	0	1	2			
47 Luis Alfonso Cruz, R OBP: 0.326, SLG: 0.458											4	0	1	0	0	0	0			
21 Juan Rivera, R OBP: 0.284, SLG: 0.357											2	0	0	1	0	1	1			
37 Elián Herrera, S OBP: 0.340, SLG: 0.335											0	1	0	0	0	0	0			
17 A.J. Ellis, R OBP: 0.368, SLG: 0.396											3	1	0	0	0	0	2			
56 Joe Blanton, R OBP: 0.148, SLG: 0.095											2	0	0	0	0	0	2			
50 Jonathan Broxton, R ERA: 3.63											0	0	0	0	0	0	0			
63 Sam LeCure, R ERA: 3.13											0	0	0	0	0	0	0			
51 Sean Marshall, L ERA: 2.62											0	0	0	0	0	0	0			
Inning Stats	R: 0 E: 0 K: 0 S: 10	H: 1 LOB: 1 BB: 0 P: 12	R: 1 E: 0 K: 1 S: 12	H: 2 LOB: 1 BB: 0 P: 15	R: 0 E: 0 K: 1 S: 8	H: 0 LOB: 0 BB: 0 P: 9	R: 0 E: 0 K: 2 S: 9	H: 0 LOB: 0 BB: 0 P: 11	R: 0 E: 0 K: 0 S: 5	H: 2 LOB: 2 BB: 0 P: 14	R: 0 E: 0 K: 2 S: 19	H: 1 LOB: 1 BB: 0 P: 11	R: 0 E: 0 K: 0 S: 8	H: 0 LOB: 0 BB: 0 P: 10	R: 2 E: 0 K: 2 S: 19	H: 1 LOB: 2 BB: 1 P: 27	1B: 7 2B: 0 3B: 0 HR: 0	SF: 0 SAC: 2 DP: 1 HBP: 2	WP: 0 PB: 0 SB: 1 CS: 0	PA: 40
PITCHER	IP WLS BF H R ER SO BB IBB HBP BLK WP HR S P ERA WHIP	8.0 3 30 6 1 1 4 0 0 0 0 0 0 0 65 88 1.12 0.750	1.0 0 3 0 0 0 0 0 0 0 0 0 0 0 8 10 0.00 0.000	0.1 L 4 0 2 2 0 1 0 0 0 0 0 0 10 16 54.00 3.000	0.2 3 1 0 0 2 0 0 0 0 0 0 0 0 9 11 0.00 1.500															

AB	35
R	3
H	7
RBI	3
BB	1
SO	6
LOB	13



Batter	1	2	3	4	5	6	7	8	9	10	AB	R	H	RBI	BB	SO	LOB	BOTTOM				
4 Brandon Phillips, R OBP: 0.324, SLG: 0.436	G5-3		L9								5	0	0	0	0	1	3	Los Angeles Dodgers @ Cincinnati Reds Great American Ball Park, Cincinnati, OH Fri Sep 21 2012, 7:13 PM - 10:32 PM EDT Att: 35,397 - Partly Cloudy - 72 F				
2 Zack Cozart, R OBP: 0.263, SLG: 0.398	G4-3										4	0	0	0	0	2	0					
30 Dioner Navarro, S OBP: 0.288, SLG: 0.460											1	0	0	0	0	0	1					
19 Joey Votto, L OBP: 0.470, SLG: 0.580											4	0	1	0	0	1	0					
27 Scott Rolen, R OBP: 0.320, SLG: 0.392											4	0	1	0	0	1	1					
32 Jay Bruce, L OBP: 0.332, SLG: 0.526											3	0	0	0	1	2	0					
6 Drew Stubbs, R OBP: 0.285, SLG: 0.345											3	0	0	0	1	3	0					
26 Xavier Paul, L OBP: 0.380, SLG: 0.458											4	1	1	0	0	3	3					
51 Sean Marshall, L ERA: 2.62											0	0	0	0	0	0	0					
29 Ryan Hanigan, R OBP: 0.372, SLG: 0.351											3	0	0	0	1	1	0					
61 Bronson Arroyo, R OBP: 0.159, SLG: 0.213											3	0	1	1	0	0	0					
50 Jonathan Broxton, R ERA: 3.11											0	0	0	0	0	0	0					
63 Sam LeCure, R ERA: 3.13											0	0	0	0	0	0	0					
28 Chris Heisey, R OBP: 0.319, SLG: 0.422											0	0	0	0	1	0	0					
Inning Stats	R: 0 E: 0 K: 0 S: 9	H: 1 LOB: 1 BB: 0 P: 11	R: 0 E: 0 K: 2 S: 8	H: 0 LOB: 0 BB: 0 P: 13	R: 0 E: 0 K: 0 S: 6	H: 0 LOB: 0 BB: 0 P: 7	R: 0 E: 0 K: 1 S: 9	H: 0 LOB: 0 BB: 0 P: 14	R: 1 E: 0 K: 2 S: 18	H: 2 LOB: 2 BB: 1 P: 32	R: 0 E: 0 K: 1 S: 10	H: 1 LOB: 3 BB: 0 P: 34	R: 0 E: 0 K: 3 S: 11	H: 0 LOB: 0 BB: 0 P: 12	R: 0 E: 0 K: 3 S: 11	H: 0 LOB: 0 BB: 0 P: 18	R: 0 E: 0 K: 1 S: 8	H: 0 LOB: 1 BB: 1 P: 15	1B: 3 2B: 1 3B: 0 HR: 0	SF: 0 SAC: 0 DP: 0 HBP: 0	WP: 0 PB: 0 SB: 1 CS: 0	PA: 38
PITCHER	IP WLS BF H R ER SO BB IBB HBP BLK WP HR S P ERA WHIP	5.2 2 22 4 1 1 6 0 0 0 0 0 0 0 62 95 1.59 0.706	0.0 0 0 0 0 0 0 0 0 0 0 0 0 0 4 4 0.00 0.000	0.1 0 0 0 0 0 0 0 0 0 0 0 0 0 6 12 0.00 3.000	1.0 3 0 0 0 0 0 0 0 0 0 0 0 0 13 0.00 0.000	2.0 W 6 0 0 0 5 0 0 0 0 0 0 0 21 30 0.00 0.000																

AB	34
R	1
H	4
RBI	1
BB	4
SO	14
LOB	8



Batter	1	2	3	4	5	6	7	8	9	AB	R	H	RBI	BB	SO	LOB	TOP										
14 Mark Ellis, R OBP: 0.341, SLG: 0.369	F9		1B			K2-3		F9		4	0	1	0	0	1	1	Los Angeles Dodgers @ Cincinnati Reds Great American Ball Park, Cincinnati, OH Sat Sep 22 2012, 4:07 PM - 7:02 PM EDT Att: 41,117 - Cloudy - 70 F										
16 Andre Ethier, L OBP: 0.351, SLG: 0.461	K		K2-3			1B		F7		4	0	1	0	0	2	2											
27 Matt Kemp, R OBP: 0.370, SLG: 0.523	K				G5-3	FC6-4		G6-3		4	0	0	0	0	1	1											
23 Adrián González, L OBP: 0.336, SLG: 0.451		13 FC6-4 1B			K			G4-3		3	0	1	0	1	1	0											
13 Hanley Ramirez, R OBP: 0.317, SLG: 0.439		FC6-4			K			G6-3		4	0	0	0	0	1	2											
47 Luis Alfonso Cruz, R OBP: 0.329, SLG: 0.440	F9				G6-3			G1-3		3	0	2	0	0	0	1											
21 Juan Rivera, R OBP: 0.282, SLG: 0.353	G5-3				G6-3			G1-3		3	0	0	0	0	0	3											
55 Matt Guerrier, R ERA: 3.6					G6-3			G1-3		0	0	0	0	0	0	0											
50 Randy Choate, L ERA: 3.08					G4-3			K		2	0	0	0	0	0	0											
28 Jamey Wright, R ERA: 3.68					G5-3			1B		1	0	0	0	0	0	0											
59 Stephen Fife, R OBP: 0.286, SLG: 0.429					G1-3			1B		1	0	0	0	0	0	0											
9 Dee Strange-Gordon, L OBP: 0.276, SLG: 0.291										1	0	0	0	0	0	0											
75 Paco Rodríguez, L ERA: 1.69										0	0	0	0	0	0	0											
37 Elian Herrera, S OBP: 0.343, SLG: 0.339										1	0	1	0	0	0	0											
Inning Stats	R: 0 E: 0 K: 2 S: 9	H: 0 LOB: 0 BB: 0 P: 10	R: 0 E: 0 K: 0 S: 10	H: 1 LOB: 1 BB: 0 P: 13	R: 0 E: 0 K: 1 S: 12	H: 1 LOB: 1 BB: 0 P: 16	R: 0 E: 0 K: 2 S: 8	H: 0 LOB: 0 BB: 0 P: 12	R: 0 E: 0 K: 0 S: 7	H: 1 LOB: 0 BB: 0 P: 8	R: 0 E: 0 K: 1 S: 9	H: 1 LOB: 1 BB: 0 P: 13	R: 0 E: 0 K: 0 S: 13	H: 1 LOB: 1 BB: 0 P: 20	R: 0 E: 0 K: 1 S: 10	H: 1 LOB: 0 BB: 1 P: 13	R: 0 E: 0 K: 0 S: 7	H: 0 LOB: 0 BB: 1 P: 12	1B: 6 2B: 0 3B: 0 HR: 0	SF: 0 SAC: 0 DP: 2 HBP: 0	WP: 0 PB: 0 SB: 0 CS: 0	PA: 32					
PITCHER	IP	WLS	BF	H	R	ER	SO	BB	IBB	HBP	BLK	WP	HR	S	P	ERA	WHIP										
55 Mat Latos, R ERA: 3.6	8.0	W	29	6	0	0	7	0	0	0	0	0	0	78	105	0.00	0.750										
54 Aroldis Chapman, L ERA: 1.57	1.0		3	0	0	0	0	1	0	0	0	0	0	7	12	0.00	1.000										

AB	31
R	0
H	6
RBI	0
BB	1
SO	7
LOB	10



Batter	1	2	3	4	5	6	7	8	9	AB	R	H	RBI	BB	SO	LOB	BOTTOM										
4 Brandon Phillips, R OBP: 0.328, SLG: 0.443	F8		1B							3	2	2	1	2	0	0	Los Angeles Dodgers @ Cincinnati Reds Great American Ball Park, Cincinnati, OH Sat Sep 22 2012, 4:07 PM - 7:02 PM EDT Att: 41,117 - Cloudy - 70 F										
26 Xavier Paul, L OBP: 0.386, SLG: 0.446	WP		FC6-4							2	0	0	0	2	0	2											
6 Drew Stubbs, R OBP: 0.284, SLG: 0.344	BB		FC6-4		P4			FC6-4		1	0	0	0	0	0	2											
19 Joey Volto, L OBP: 0.468, SLG: 0.576	K		K		1B			G4-3		4	0	1	0	0	2	3											
21 Todd Frazier, R OBP: 0.342, SLG: 0.513	F8		F9		1B					4	1	2	1	0	0	2											
32 Jay Bruce, L OBP: 0.333, SLG: 0.532	K				HR			P6		3	2	1	1	1	1	0											
28 Chris Heisey, R OBP: 0.318, SLG: 0.419	1B				P6			G4-3		2	1	0	0	0	0	0											
30 Dioner Navarro, S OBP: 0.286, SLG: 0.434	F7		G4-3		G4-3			K		3	0	0	0	1	1	1											
2 Zack Cozart, R OBP: 0.284, SLG: 0.399	1B				K			G6-3		4	0	2	2	0	1	0											
55 Mat Latos, R OBP: 0.239, SLG: 0.258					G1			G5-3		3	0	0	0	0	0	2											
36 Henry Alejandro Rodríguez, R OBP: 0.355, SLG: 0.354								G6-4-3		1	0	0	0	0	0	2											
54 Aroldis Chapman, L ERA: 3.68								G6-4-3		0	0	0	0	0	0	0											
Inning Stats	R: 0 E: 0 K: 1 S: 6	H: 0 LOB: 1 BB: 1 P: 14	R: 0 E: 0 K: 1 S: 8	H: 1 LOB: 2 BB: 0 P: 14	R: 0 E: 0 K: 1 S: 11	H: 1 LOB: 1 BB: 0 P: 14	R: 1 E: 0 K: 1 S: 12	H: 1 LOB: 0 BB: 0 P: 19	R: 1 E: 0 K: 0 S: 7	H: 2 LOB: 2 BB: 1 P: 15	R: 0 E: 0 K: 1 S: 8	H: 0 LOB: 0 BB: 0 P: 11	R: 1 E: 0 K: 0 S: 14	H: 1 LOB: 1 BB: 1 P: 22	R: 3 E: 1 K: 0 S: 11	H: 2 LOB: 2 BB: 3 P: 27	1B: 5 2B: 1 3B: 0 HR: 2	SF: 0 SAC: 1 DP: 1 HBP: 1	WP: 1 PB: 0 SB: 0 CS: 0	PA: 38							
PITCHER	IP	WLS	BF	H	R	ER	SO	BB	IBB	HBP	BLK	WP	HR	S	P	ERA	WHIP										
59 Stephen Fife, R ERA: 2.7	5.0	L	22	5	2	2	4	2	0	0	0	0	0	44	76	3.60	1.400										
75 Paco Rodríguez, L ERA: 1.69	1.0		3	0	0	0	1	0	0	0	0	0	0	8	11	0.00	0.000										
55 Matt Guerrier, R ERA: 4.26	0.2		4	1	1	1	0	1	0	0	0	0	1	11	19	13.50	3.000										
50 Randy Choate, L ERA: 3.08	0.1		1	0	0	0	0	0	0	0	0	0	0	3	3	0.00	0.000										
28 Jamey Wright, R ERA: 3.68	0.0		5	2	3	2	0	1	1	0	0	0	0	6	18	∞	∞										
PITCHER	IP	WLS	BF	H	R	ER	SO	BB	IBB	HBP	BLK	WP	HR	S	P	ERA	WHIP										
46 Josh Wall, R ERA: 7.36	8.1		1.0	3	0	0	0	1	0	0	0	0	0	5	9	0.00	1.000										



Batter	1	2	3	4	5	6	7	8	9	AB	R	H	RBI	BB	SO	LOB	TOP					
14 Mark Ellis, R OBP: 0.339, SLG: 0.369	G1-4-3		K			F8	2B		P2	5	0	1	1	0	1	2						
16 Andre Ethier, L OBP: 0.350, SLG: 0.459	G3-1		G3-1			L8				4	0	1	1	0	0	1						
27 Matt Kemp, R OBP: 0.367, SLG: 0.518	K				G6-3					4	0	0	0	0	2	3						
23 Adrián González, L OBP: 0.337, SLG: 0.461		HR			K				G3-1	4	2	2	2	0	1	0						
13 Hanley Ramirez, R OBP: 0.317, SLG: 0.439		G4-3			P4					3	0	1	0	0	0	0						
9 Dee Strange-Gordon, L OBP: 0.281, SLG: 0.281										0	1	0	0	1	0	0						
47 Luis Alfonso Cruz, R OBP: 0.328, SLG: 0.437	L7					G1-3				4	1	1	0	0	0	1						
37 Elian Herrera, S OBP: 0.342, SLG: 0.333					G6-3					3	0	0	0	1	2	2						
17 A.J. Ellis, R OBP: 0.366, SLG: 0.396					FC4-6					3	0	1	1	0	1	1						
22 Clayton Kershaw, L OBP: 0.332, SLG: 0.258										1	0	0	0	0	1	0						
5 Justin Upton, R OBP: 0.278, SLG: 0.284										1	0	1	0	0	0	0						
38 Shawn Tolleson, R OBP: 0.285, SLG: 0.285										0	0	1	0	0	0	0						
12 Bobby Abreu, L OBP: 0.245, SLG: 0.278										0	0	0	0	0	0	0						
74 Kenley Jansen, S OBP: 0.245, SLG: 0.278										0	0	0	0	0	0	0						
51 Ronald Belisario, R OBP: 0.245, SLG: 0.278										0	0	0	0	0	0	0						
21 Juan Rivera, R OBP: 0.245, SLG: 0.278										1	0	0	0	0	0	0						
31 Brandon League, R OBP: 0.245, SLG: 0.278										0	0	0	0	0	0	1						
Inning Stats	R: 0 E: 0 K: 1 S: 10	H: 0 LOB: 0 BB: 0 P: 15	R: 1 E: 0 K: 0 S: 9	H: 1 LOB: 1 BB: 1 P: 18	R: 0 E: 0 K: 2 S: 10	H: 0 LOB: 0 BB: 0 P: 17	R: 0 E: 0 K: 1 S: 7	H: 0 LOB: 0 BB: 0 P: 11	R: 0 E: 0 K: 1 S: 7	H: 0 LOB: 0 BB: 0 P: 10	R: 0 E: 0 K: 0 S: 11	H: 1 LOB: 1 BB: 0 P: 16	R: 4 E: 1 K: 2 S: 18	H: 5 LOB: 2 BB: 1 P: 30	R: 0 E: 0 K: 0 S: 6	H: 0 LOB: 0 BB: 1 P: 11	R: 0 E: 0 K: 1 S: 12	H: 1 LOB: 1 BB: 0 P: 17	1B: 4 2B: 2 3B: 0 HR: 2	SF: 0 SAC: 1 DP: 1 HBP: 0	WP: 0 PB: 0 SB: 0 CS: 0	PA: 37
PITCHER	IP WLS BF H R ER SO BB IBB HBP BLK WP HR S P ERA WHIP																					
34 Homer Bailey, R ERA: 3.92	6.2 L 27 5 5 5 6 2 0 0 0 0 0 2 64 105 6.75 1.050																					
33 Jose Arredondo, R ERA: 2.9	1.1 6 2 0 0 1 1 0 0 0 0 0 0 14 23 0.00 2.250																					
60 J.J. Hoover, R ERA: 2.2	1.0 4 1 0 0 1 0 0 0 0 0 0 0 12 17 0.00 1.000																					

Los Angeles Dodgers @ Cincinnati Reds
Great American Ball Park, Cincinnati, OH

AB 33
R 5
H 8
RBI 5
BB 3
SO 8
LOB 11



Sun Sep 23 2012, 8:08 PM - 11:27 PM EDT
Att: 32,932 - Partly Cloudy - 61 F

Batter	1	2	3	4	5	6	7	8	9	AB	R	H	RBI	BB	SO	LOB	BOTTOM					
28 Chris Heisey, R OBP: 0.323, SLG: 0.418	F7									3	0	1	0	1	1	1						
15 Wilson Valtéz, R OBP: 0.229, SLG: 0.219	FC3-6									2	1	0	0	2	1	2						
36 Henry Alejandro Rodríguez, S OBP: 0.357, SLG: 0.333	FC3-6									1	0	0	0	0	0	0						
19 Joey Volto, L OBP: 0.469, SLG: 0.573										2	0	0	0	3	2	4						
21 Todd Frazier, R OBP: 0.341, SLG: 0.509	K									5	0	1	1	0	3	4						
43 Miguel Cairo, R OBP: 0.205, SLG: 0.269										4	1	1	0	0	0	2						
25 Didi Gregorius, L OBP: 0.316, SLG: 0.316										0	0	0	0	0	0	0						
23 Denis Phipps, R OBP: 0.364, SLG: 0.700	F8									4	1	1	2	0	2	4						
6 Drew Stubbs, R OBP: 0.284, SLG: 0.343	F8									4	0	1	0	0	2	0						
29 Ryan Hanigan, R OBP: 0.371, SLG: 0.349										2	0	0	0	1	0	1						
30 Dioner Navarro, S OBP: 0.281, SLG: 0.426										1	0	0	0	0	0	0						
34 Homer Bailey, R OBP: 0.134, SLG: 0.136										2	0	1	0	0	0	0						
33 Jose Arredondo, R ERA: 2.9										0	0	0	0	0	0	0						
26 Xavier Paul, L OBP: 0.381, SLG: 0.440										1	0	0	0	0	0	0						
60 J.J. Hoover, R ERA: 2.2										0	0	0	0	0	0	0						
Inning Stats	R: 0 E: 0 K: 1 S: 11	H: 1 LOB: 3 BB: 1 P: 20	R: 0 E: 0 K: 0 S: 6	H: 0 LOB: 1 BB: 1 P: 11	R: 1 E: 0 K: 1 S: 9	H: 1 LOB: 1 BB: 2 P: 19	R: 0 E: 0 K: 1 S: 16	H: 3 LOB: 3 BB: 1 P: 28	R: 0 E: 0 K: 2 S: 10	H: 0 LOB: 0 BB: 0 P: 14	R: 0 E: 0 K: 1 S: 7	H: 0 LOB: 0 BB: 0 P: 10	R: 0 E: 0 K: 3 S: 13	H: 0 LOB: 1 BB: 1 P: 19	R: 2 E: 1 K: 1 S: 18	H: 1 LOB: 0 BB: 0 P: 24	R: 0 E: 0 K: 1 S: 10	H: 0 LOB: 1 BB: 1 P: 19	1B: 5 2B: 0 3B: 0 HR: 1	SF: 0 SAC: 1 DP: 1 HBP: 1	WP: 0 PB: 0 SB: 0 CS: 1	PA: 40
PITCHER	IP WLS BF H R ER SO BB IBB HBP BLK WP HR S P ERA WHIP																					
22 Clayton Kershaw, L ERA: 2.68	5.0 24 5 0 0 1 5 0 0 0 0 0 0 7 10 0.00 0.000																					
38 Shawn Tolleson, R ERA: 4.15	1.0 W 3 0 0 0 1 0 0 0 0 0 0 0 7 10 0.00 0.000																					
74 Kenley Jansen, R ERA: 2.44	1.0 4 0 0 0 3 1 0 0 0 0 0 0 13 19 0.00 1.000																					
51 Ronald Belisario, R ERA: 2.31	1.0 5 1 2 1 1 0 0 0 0 0 0 1 18 24 9.00 1.000																					
31 Brandon League, R ERA: 3.31	1.0 S 4 0 0 0 1 1 0 0 0 0 0 0 10 19 0.00 1.000																					

Los Angeles Dodgers @ Cincinnati Reds
Great American Ball Park, Cincinnati, OH

AB 31
R 3
H 6
RBI 3
BB 7
SO 11
LOB 18



Sun Sep 23 2012, 8:08 PM - 11:27 PM EDT
Att: 32,932 - Partly Cloudy - 61 F

Batter	1	2	3	4	5	6	7	8	9	AB	R	H	RBI	BB	SO	LOB	TOP					
14 Mark Ellis, R OBP: 0.338, SLG: 0.365	G6-3		G4-3		L4		G6-3			4	0	0	0	1	0	1	Los Angeles Dodgers @ San Diego Padres Petco Park, San Diego, CA Tue Sep 25 2012, 7:07 PM - 10:18 PM PDT Att: 32,346 - Partly Cloudy - 66 F					
16 Andre Ethier, L OBP: 0.351, SLG: 0.458		BB		1B		K		K	K	4	0	1	0	1	3	3						
27 Matt Kemp, R OBP: 0.365, SLG: 0.512	L8							K	F9	4	0	0	0	0	2	5						
23 Adrián González, L OBP: 0.338, SLG: 0.462	F7									4	0	2	0	0	0	1						
13 Hanley Ramirez, R OBP: 0.319, SLG: 0.439		G3-1		G5-3						4	0	2	0	0	0	0						
8 Shane Victorino, S OBP: 0.317, SLG: 0.370				K2-3						3	0	1	0	1	1	2						
47 Luis Alfonso Cruz, R OBP: 0.335, SLG: 0.442										4	1	3	0	0	0	3						
17 A.J. Ellis, R OBP: 0.365, SLG: 0.397										4	0	1	1	0	0	2						
9 Dee Strange-Gordon, L (P, PR) OBP: 0.281, SLG: 0.281										0	0	0	0	0	0	0						
61 Josh Beckett, R ERA: 4.78										2	0	0	0	0	0	1						
75 Paco Rodríguez, L ERA: 1.59										1	0	0	0	0	0	0						
51 Ronald Belisario, R ERA: 2.27										0	0	0	0	0	0	0						
74 Kenley Jansen, S ERA: 2.4										0	0	0	0	0	0	0						
7 Nick Punto, S OBP: 0.334, SLG: 0.278										0	0	0	0	0	0	0						
Inning Stats	R: 0 E: 0 K: 0 S: 8	H: 0 LOB: 1 BB: 1 P: 16	R: 0 E: 0 K: 0 S: 10	H: 2 LOB: 1 BB: 0 P: 16	R: 0 E: 0 K: 2 S: 10	H: 1 LOB: 1 BB: 0 P: 15	R: 0 E: 0 K: 1 S: 6	H: 0 LOB: 0 BB: 0 P: 10	R: 0 E: 1 K: 0 S: 8	H: 1 LOB: 0 BB: 0 P: 14	R: 0 E: 0 K: 1 S: 12	H: 2 LOB: 3 BB: 1 P: 19	R: 0 E: 0 K: 0 S: 7	H: 0 LOB: 0 BB: 0 P: 8	R: 0 E: 0 K: 2 S: 16	H: 2 LOB: 2 BB: 0 P: 24	R: 1 E: 0 K: 1 S: 13	H: 2 LOB: 3 BB: 1 P: 23	1B: 9 2B: 22 3B: 0 HR: 0	SF: 0 DP: 0 HBP: 1	WP: 0 PB: 0 SB: 1 CS: 0	PA: 39
PITCHER	IP WLS BF H R ER SO BB IBB HBP BLK WP HR S P ERA WHIP																					
37 Edinson Volquez, R ERA: 4.13	7.0 W 28 6 0 0 4 2 0 1 0 0 0 0 61 98 0.00 1.143																					
54 Joe Thatcher, L ERA: 3.6	0.1 H 1 0 0 0 1 0 0 0 0 0 0 0 3 4 0.00 0.000																					
55 Dale Thayer, R ERA: 3.69	0.2 H 4 2 0 0 1 0 0 0 0 0 0 0 13 20 0.00 3.000																					
16 Huston Street, R ERA: 1.18	1.0 S 6 2 1 1 1 1 0 0 0 0 0 0 13 23 9.00 3.000																					

AB	34
R	1
H	10
RBI	1
BB	3
SO	7
LOB	18



Batter	1	2	3	4	5	6	7	8	9	AB	R	H	RBI	BB	SO	LOB	BOTTOM			
2 Everth Cabrera, S OBP: 0.323, SLG: 0.332	G4-3									3	0	1	0	1	1	1	Los Angeles Dodgers @ San Diego Padres Petco Park, San Diego, CA Tue Sep 25 2012, 7:07 PM - 10:18 PM PDT Att: 32,346 - Partly Cloudy - 66 F			
11 Logan Forsythe, R OBP: 0.358, SLG: 0.403										3	1	0	0	1	1	3				
7 Chase Headley, S OBP: 0.370, SLG: 0.486	G4-3									4	0	2	0	0	0	0				
12 Yasmani Grandal, S OBP: 0.379, SLG: 0.452		F7								4	0	0	1	0	1	2				
23 Yonder Alonso, L OBP: 0.350, SLG: 0.394										4	0	1	0	0	0	1				
13 Chris Denorfia, R OBP: 0.348, SLG: 0.448										3	0	0	0	0	1	3				
25 Will Venable, L OBP: 0.331, SLG: 0.426										2	1	0	0	1	1	2				
24 Cameron Maybin, R OBP: 0.315, SLG: 0.357										3	0	1	0	0	1	1				
37 Edinson Volquez, R OBP: 0.089, SLG: 0.091										2	0	0	0	0	2	2				
5 Alexi Amarista, L OBP: 0.284, SLG: 0.385										1	0	0	0	0	0	1				
54 Joe Thatcher, L ERA: 3.6										0	0	0	0	0	0	0				
55 Dale Thayer, R ERA: 3.69										0	0	0	0	0	0	0				
16 Huston Street, R ERA: 1.18										0	0	0	0	0	0	0				
Inning Stats	R: 0 E: 0 K: 1 S: 6	H: 0 LOB: 0 BB: 0 P: 9	R: 0 E: 0 K: 0 S: 7	H: 0 LOB: 0 BB: 0 P: 11	R: 0 E: 0 K: 3 S: 14	H: 1 LOB: 1 BB: 0 P: 21	R: 1 E: 0 K: 0 S: 14	H: 1 LOB: 1 BB: 1 P: 27	R: 1 E: 1 K: 2 S: 13	H: 1 LOB: 1 BB: 1 P: 22	R: 0 E: 0 K: 1 S: 10	H: 2 LOB: 2 BB: 0 P: 16	R: 0 E: 1 K: 0 S: 13	H: 0 LOB: 1 BB: 1 P: 19	R: 0 E: 0 K: 1 S: 9	H: 0 LOB: 0 BB: 0 P: 11	1B: 4 2B: 22 3B: 0 HR: 0	SF: 0 DP: 1 HBP: 0	WP: 0 PB: 0 SB: 1 CS: 0	PA: 32
PITCHER	IP WLS BF H R ER SO BB IBB HBP BLK WP HR S P ERA WHIP																			
61 Josh Beckett, R ERA: 4.78	5.2 L 24 5 2 1 7 2 0 0 0 0 0 0 63 103 1.59 1.235																			
75 Paco Rodríguez, L ERA: 1.59	0.1 1 0 0 0 0 0 0 0 0 0 0 0 1 3 0.00 0.000																			
51 Ronald Belisario, R ERA: 2.27	1.0 4 0 0 0 0 1 0 0 0 0 0 0 13 19 0.00 1.000																			
74 Kenley Jansen, R ERA: 2.4	1.0 3 0 0 0 1 0 0 0 0 0 0 0 9 11 0.00 0.000																			

AB	29
R	2
H	5
RBI	1
BB	3
SO	8
LOB	16



Batter	1	2	3	4	5	6	7	8	9	AB	R	H	RBI	BB	SO	LOB	TOP								
7 Nick Punto, S OBP: 0.328, SLG: 0.292										5	0	2	0	1	1	1	Los Angeles Dodgers @ San Diego Padres Petco Park, San Diego, CA Thu Sep 27 2012, 7:07 PM - 10:46 PM PDT Att: 32,403 - Partly Cloudy - 67 F livebaseballscorecards.com								
16 Andre Ethier, L OBP: 0.348, SLG: 0.453										5	0	0	0	0	1	4									
27 Matt Kemp, R OBP: 0.370, SLG: 0.530										5	2	2	1	0	1	3									
23 Adrián González, L OBP: 0.340, SLG: 0.461										4	2	2	1	1	0	3									
13 Hanley Ramirez, R OBP: 0.318, SLG: 0.436										4	1	0	0	0	3	4									
8 Shane Victorino, S OBP: 0.318, SLG: 0.371										4	2	1	1	0	0	1									
47 Luis Alfonso Cruz, R OBP: 0.335, SLG: 0.442										5	0	3	2	0	0	1									
17 A.J. Ellis, R OBP: 0.365, SLG: 0.397										5	0	2	2	0	1	2									
35 Chris Capuano, L ERA: 3.69										3	0	0	0	0	2	4									
75 Paco Rodríguez, L ERA: 1.5										0	0	0	0	0	0	0									
28 Jamey Wright, R ERA: 3.68										0	0	0	0	0	0	0									
74 Kenley Jansen, R ERA: 2.36										0	0	0	0	0	0	0									
51 Ronald Belisario, R ERA: 2.63										0	0	0	0	0	0	0									
12 Bobby Abreu, L ERA: 2.63										0	0	0	0	0	0	0									
31 Brandon League, R ERA: 2.63										0	0	0	0	0	0	0									
Inning Stats	R: 0 E: 0 K: 0 S: 12	H: 1 LOB: 1 BB: 0 P: 17	R: 0 E: 0 K: 1 S: 9	H: 1 LOB: 1 BB: 0 P: 13	R: 0 E: 0 K: 3 S: 11	H: 0 LOB: 1 BB: 1 P: 17	R: 1 E: 0 K: 1 S: 15	H: 3 LOB: 2 BB: 0 P: 25	R: 4 E: 0 K: 2 S: 28	H: 3 LOB: 2 BB: 1 P: 44	R: 1 E: 0 K: 0 S: 13	H: 2 LOB: 1 BB: 0 P: 20	R: 0 E: 0 K: 0 S: 8	H: 0 LOB: 0 BB: 0 P: 11	R: 1 E: 2 K: 1 S: 8	H: 2 LOB: 2 BB: 0 P: 16	R: 1 E: 0 K: 1 S: 12	H: 2 LOB: 1 BB: 0 P: 19	1B: 10 2B: 4 3B: 0 HR: 0	SF: 0 SAC: 0 DP: 0 HBP: 2	WP: 1 PB: 0 SB: 1 CS: 0	PA: 46			
PITCHER	IP: 4.2 WLS: L BF: 24	H: 6 R: 5 ER: 5 SO: 6	BB: 1 IBB: 1 HBP: 2 BLK: 0	WP: 0 HR: 0 S: 64 P: 102	ERA: 9.64 WHIP: 1.500	IP: 1.0 WLS: W BF: 5	H: 2 R: 1 ER: 1 SO: 1	BB: 0 IBB: 0 HBP: 0 BLK: 0	WP: 1 HR: 0 S: 12 P: 19	ERA: 9.00 WHIP: 2.000															
49 Casey Kelly, R ERA: 6.21																									
50 Nick Vincent, R ERA: 1.9																									
39 Miles Mikolas, L ERA: 3.86																									
58 Brad Brach, R ERA: 3.98																									
40 Tommy Layne, L ERA: 3.52																									
Batter	1	2	3	4	5	6	7	8	9	AB	R	H	RBI	BB	SO	LOB	BOTTOM								
13 Chris Denorfia, R OBP: 0.347, SLG: 0.445										4	0	1	0	0	0	0	Los Angeles Dodgers @ San Diego Padres Petco Park, San Diego, CA Thu Sep 27 2012, 7:07 PM - 10:46 PM PDT Att: 32,403 - Partly Cloudy - 67 F livebaseballscorecards.com								
25 Will Venable, L OBP: 0.332, SLG: 0.426										4	0	0	0	1	3										
24 Cameron Maybin, R OBP: 0.313, SLG: 0.352										4	0	0	0	1	2										
7 Chase Headley, S OBP: 0.371, SLG: 0.485										4	1	1	0	1	0	1									
12 Yasmani Grandal, S OBP: 0.382, SLG: 0.452										5	0	2	0	0	1	2									
15 Jesus Guzman, R OBP: 0.315, SLG: 0.406										4	0	0	0	1	1	3									
23 Yonder Alonso, L OBP: 0.354, SLG: 0.400										4	1	3	0	1	1	2									
2 Everth Cabrera, S OBP: 0.325, SLG: 0.331										4	1	1	0	1	0	5									
3 Andy Parrino, S ERA: 3.69										0	0	0	0	2	0	0									
18 Carlos Quentin, R ERA: 3.68										0	0	0	1	0	0	0									
33 Clayton Richard, L ERA: 3.68										0	0	0	0	0	0	0									
58 Brad Brach, R ERA: 3.98										0	0	0	0	0	0	0									
40 Tommy Layne, L ERA: 3.52										0	0	0	0	0	0	0									
14 Mark Kotsay, L ERA: 3.52										0	0	0	0	0	0	0									
61 Cory Burns, R ERA: 3.26																									

Batter	1	2	3	4	5	6	7	8	9	AB	R	H	RBI	BB	SO	LOB	TOP				
14 Josh Rutledge, R OBP: 0.320, SLG: 0.490										4	0	1	0	0	1	1	Colorado Rockies @ Los Angeles Dodgers Dodger Stadium, Los Angeles, CA Sat Sep 29 2012, 6:11 PM - 8:53 PM PDT Att: 40,724 - Partly Cloudy - 84 F				
8 Charlie Blackmon, L OBP: 0.307, SLG: 0.396										4	0	1	0	0	0	1					
22 Jordan Pacheco, R OBP: 0.339, SLG: 0.416										4	0	1	0	0	1						
20 Wilin Rosario, R OBP: 0.316, SLG: 0.535										4	0	0	0	0	3	2					
10 Chris Nelson, R OBP: 0.353, SLG: 0.460										4	0	1	0	0	2	0					
12 Andrew Brown, R OBP: 0.312, SLG: 0.438										3	0	1	0	0	0	1					
7 Matt McBride, R OBP: 0.225, SLG: 0.319										3	0	0	0	0	1	2					
9 DJ LeMahieu, R OBP: 0.326, SLG: 0.406										3	0	1	0	0	1	1					
32 Tyler Chatwood, R OBP: 0.313, SLG: 0.333										2	0	1	0	0	0	2					
61 Edgmer Escalona, R ERA: 6.86										0	0	0	0	0	0	0					
49 Rex Brothers, L ERA: 4.06										0	0	0	0	0	0	0					
30 Josh Roenicke, R ERA: 3.29										0	0	0	0	0	0	0					
51 Matt Reynolds, L ERA: 3.21										0	0	0	0	0	0	0					
59 Carlos Torres, R ERA: 5.37										0	0	0	0	0	0	0					
Inning Stats	R: 0 H: 1 E: 0 K: 2 S: 12	H: 1 LOB: 1 BB: 0 P: 19	R: 0 H: 0 E: 0 K: 0 S: 7	H: 0 LOB: 0 BB: 0 P: 11	R: 0 H: 1 E: 0 K: 0 S: 8	H: 1 LOB: 0 BB: 0 P: 11	R: 0 H: 0 E: 0 K: 2 S: 8	H: 0 LOB: 0 BB: 0 P: 9	R: 0 H: 2 E: 0 K: 1 S: 10	H: 2 LOB: 2 BB: 0 P: 13	R: 0 H: 2 E: 0 K: 1 S: 11	H: 1 LOB: 1 BB: 0 P: 16	R: 0 H: 0 E: 0 K: 1 S: 10	H: 0 LOB: 0 BB: 0 P: 11	R: 0 H: 0 E: 0 K: 1 S: 6	H: 0 LOB: 0 BB: 0 P: 8	1B: 6 2B: 1 3B: 0 HR: 0	SF: 0 SAC: 0 DP: 2 HBP: 0	WP: 0 PB: 0 SB: 0 CS: 0	PA: 32	
PITCHER	IP WLS BF H R ER SO BB IBB HBP BLK WP HR S P ERA WHIP	IP WLS BF H R ER SO BB IBB HBP BLK WP HR S P ERA WHIP	IP WLS BF H R ER SO BB IBB HBP BLK WP HR S P ERA WHIP	IP WLS BF H R ER SO BB IBB HBP BLK WP HR S P ERA WHIP	IP WLS BF H R ER SO BB IBB HBP BLK WP HR S P ERA WHIP	IP WLS BF H R ER SO BB IBB HBP BLK WP HR S P ERA WHIP	IP WLS BF H R ER SO BB IBB HBP BLK WP HR S P ERA WHIP	IP WLS BF H R ER SO BB IBB HBP BLK WP HR S P ERA WHIP	IP WLS BF H R ER SO BB IBB HBP BLK WP HR S P ERA WHIP	IP WLS BF H R ER SO BB IBB HBP BLK WP HR S P ERA WHIP	IP WLS BF H R ER SO BB IBB HBP BLK WP HR S P ERA WHIP	IP WLS BF H R ER SO BB IBB HBP BLK WP HR S P ERA WHIP	IP WLS BF H R ER SO BB IBB HBP BLK WP HR S P ERA WHIP	IP WLS BF H R ER SO BB IBB HBP BLK WP HR S P ERA WHIP	IP WLS BF H R ER SO BB IBB HBP BLK WP HR S P ERA WHIP	IP WLS BF H R ER SO BB IBB HBP BLK WP HR S P ERA WHIP	IP WLS BF H R ER SO BB IBB HBP BLK WP HR S P ERA WHIP	IP WLS BF H R ER SO BB IBB HBP BLK WP HR S P ERA WHIP	IP WLS BF H R ER SO BB IBB HBP BLK WP HR S P ERA WHIP	IP WLS BF H R ER SO BB IBB HBP BLK WP HR S P ERA WHIP	IP WLS BF H R ER SO BB IBB HBP BLK WP HR S P ERA WHIP

Colorado Rockies @ Los Angeles Dodgers
 Dodger Stadium, Los Angeles, CA
 Sat Sep 29 2012, 6:11 PM - 8:53 PM PDT
 Att: 40,724 - Partly Cloudy - 84 F

AB	32
R	0
H	7
RBI	0
BB	0
SO	10
LOB	11



Batter	1	2	3	4	5	6	7	8	9	AB	R	H	RBI	BB	SO	LOB	BOTTOM				
7 Nick Punto, S OBP: 0.326, SLG: 0.287										3	0	0	0	1	1	1	Colorado Rockies @ Los Angeles Dodgers Dodger Stadium, Los Angeles, CA Sat Sep 29 2012, 6:11 PM - 8:53 PM PDT Att: 40,724 - Partly Cloudy - 84 F				
16 Andre Ethier, L OBP: 0.348, SLG: 0.454										4	0	0	0	0	2	2					
27 Matt Kemp, R OBP: 0.372, SLG: 0.544										4	2	3	2	0	0	0					
23 Adrián González, L OBP: 0.341, SLG: 0.462										4	0	2	0	0	1	0					
13 Hanley Ramirez, R OBP: 0.321, SLG: 0.436										4	1	3	0	0	0	2					
8 Shane Victorino, S OBP: 0.318, SLG: 0.375										3	0	0	0	1	0	3					
47 Luis Alfonso Cruz, R OBP: 0.329, SLG: 0.433										3	0	0	0	0	1	3					
74 Kenley Jansen, S ERA: 8.01										0	0	0	0	0	0	0					
12 Bobby Abreu, L OBP: 0.352, SLG: 0.344										0	0	0	0	1	0	0					
31 Brandon League, R ERA: 3.29										0	0	0	0	0	0	0					
17 A.J. Ellis, R OBP: 0.370, SLG: 0.402										4	0	2	1	0	0	3					
56 Joe Blanton, R OBP: 0.136, SLG: 0.073										2	0	0	0	0	1	2					
51 Ronald Belisario, R ERA: 5.43										0	0	0	0	0	0	0					
37 Elian Herrera, S OBP: 0.337, SLG: 0.328										0	0	0	0	0	0	0					
14 Mark Ellis, R OBP: 0.339, SLG: 0.368										0	0	0	0	0	0	0					
Inning Stats	R: 0 H: 2 E: 0 K: 0 S: 15	H: 2 LOB: 2 BB: 1 P: 24	R: 0 H: 0 E: 0 K: 0 S: 8	H: 0 LOB: 0 BB: 0 P: 14	R: 0 H: 0 E: 0 K: 1 S: 7	H: 0 LOB: 0 BB: 0 P: 10	R: 2 H: 3 E: 0 K: 3 S: 16	H: 3 LOB: 2 BB: 1 P: 26	R: 0 H: 0 E: 0 K: 1 S: 9	H: 0 LOB: 0 BB: 0 P: 12	R: 0 H: 1 E: 0 K: 0 S: 8	H: 1 LOB: 1 BB: 0 P: 15	R: 0 H: 1 E: 0 K: 1 S: 8	H: 1 LOB: 1 BB: 0 P: 10	R: 1 H: 3 E: 0 K: 0 S: 11	H: 3 LOB: 2 BB: 1 P: 18	1B: 7 2B: 1 3B: 0 HR: 2	SF: 0 SAC: 1 DP: 2 HBP: 0	WP: 0 PB: 0 SB: 2 CS: 0	PA: 35	
PITCHER	IP WLS BF H R ER SO BB IBB HBP BLK WP HR S P ERA WHIP	IP WLS BF H R ER SO BB IBB HBP BLK WP HR S P ERA WHIP	IP WLS BF H R ER SO BB IBB HBP BLK WP HR S P ERA WHIP	IP WLS BF H R ER SO BB IBB HBP BLK WP HR S P ERA WHIP	IP WLS BF H R ER SO BB IBB HBP BLK WP HR S P ERA WHIP	IP WLS BF H R ER SO BB IBB HBP BLK WP HR S P ERA WHIP	IP WLS BF H R ER SO BB IBB HBP BLK WP HR S P ERA WHIP	IP WLS BF H R ER SO BB IBB HBP BLK WP HR S P ERA WHIP	IP WLS BF H R ER SO BB IBB HBP BLK WP HR S P ERA WHIP	IP WLS BF H R ER SO BB IBB HBP BLK WP HR S P ERA WHIP	IP WLS BF H R ER SO BB IBB HBP BLK WP HR S P ERA WHIP	IP WLS BF H R ER SO BB IBB HBP BLK WP HR S P ERA WHIP	IP WLS BF H R ER SO BB IBB HBP BLK WP HR S P ERA WHIP	IP WLS BF H R ER SO BB IBB HBP BLK WP HR S P ERA WHIP	IP WLS BF H R ER SO BB IBB HBP BLK WP HR S P ERA WHIP	IP WLS BF H R ER SO BB IBB HBP BLK WP HR S P ERA WHIP	IP WLS BF H R ER SO BB IBB HBP BLK WP HR S P ERA WHIP	IP WLS BF H R ER SO BB IBB HBP BLK WP HR S P ERA WHIP	IP WLS BF H R ER SO BB IBB HBP BLK WP HR S P ERA WHIP	IP WLS BF H R ER SO BB IBB HBP BLK WP HR S P ERA WHIP	IP WLS BF H R ER SO BB IBB HBP BLK WP HR S P ERA WHIP

Colorado Rockies @ Los Angeles Dodgers
 Dodger Stadium, Los Angeles, CA
 Sat Sep 29 2012, 6:11 PM - 8:53 PM PDT
 Att: 40,724 - Partly Cloudy - 84 F

AB	31
R	3
H	10
RBI	3
BB	3
SO	6
LOB	16



Batter	1	2	3	4	5	6	7	8	9	AB	R	H	RBI	BB	SO	LOB	TOP					
16 Angel Pagán, S (1, 8)										4	1	1	0	0	0	0	<p>San Francisco Giants @ Los Angeles Dodgers Dodger Stadium, Los Angeles, CA Mon Oct 01 2012, 7:11 PM - 10:04 PM PDT Att: 33,624 - Clear - 86 F</p> <p>livebaseballscores.com</p>					
19 Marco Scutaro, R (1, 4)										3	1	1	1	1	0	0						
48 Pablo Sandoval, S (1, 5)										4	0	0	0	0	1	2						
28 Buster Posey, R (1, 2)										4	0	1	1	0	1	1						
22 Eli Whiteside, R (8, 2)										0	0	0	0	0	0	0						
8 Hunter Pence, R (1, 9)										4	0	0	0	0	2	1						
9 Brandon Belt, L (1, 3)										3	0	1	0	1	0	0						
12 Xavier Nady, R (1, 7)										2	0	0	0	1	0	1						
41 Jeremy Afeldt, L (7, 1)										1	0	1	0	0	0	0						
17 Aubrey Huff, L (9, PH)										3	0	1	0	0	1	2						
2 Emmanuel Burriss, S (9, PR)										2	0	0	0	0	2	1						
46 Santiago Casilla, R (9, 1)										0	0	0	0	0	0	0						
35 Brandon Crawford, L (1, 6)										1	0	0	0	0	1	0						
18 Matt Cain, R (1, 1)										0	0	0	0	0	0	0						
50 Jose Mijares, L (6, 1)										0	0	0	0	0	0	0						
59 Guillermo Mota, R (7, 1)										0	0	0	0	0	0	0						
7 Gregor Blanco, L (7, 7)										1	0	0	0	0	1	0						
Inning Stats	R: 1 E: 0 K: 1 S: 9	H: 1 LOB: 1 BB: 1 P: 16	R: 0 E: 0 K: 0 S: 11	H: 0 LOB: 0 BB: 1 P: 18	R: 0 E: 0 K: 1 S: 7	H: 0 LOB: 0 BB: 0 P: 12	R: 0 E: 0 K: 0 S: 13	H: 0 LOB: 0 BB: 0 P: 16	R: 0 E: 0 K: 1 S: 8	H: 1 LOB: 1 BB: 0 P: 13	R: 0 E: 0 K: 0 S: 10	H: 0 LOB: 2 BB: 0 P: 16	R: 0 E: 0 K: 2 S: 12	H: 1 LOB: 2 BB: 1 P: 22	R: 1 E: 0 K: 2 S: 12	H: 2 LOB: 1 BB: 0 P: 17	R: 0 E: 0 K: 1 S: 10	H: 1 LOB: 1 BB: 0 P: 13	1B: 4 2B: 2 3B: 0 HR: 0	SF: 0 SAC: 0 DP: 1 HBP: 0	WP: 0 PB: 0 SB: 1 CS: 1	PA: 35
PITCHER	IP WLS BF H R ER SO BB IBB HBP BLK WP HR S P ERA WHIP																					
44 Aaron Harang, R (1, 1)	6.0	21	2	1	1	3	2	0	0	0	0	0	0	58	91	1.50	0.667					
51 Ronald Belisario, R (7, 1)	1.0	5	1	0	0	2	1	0	0	0	0	0	12	22	0.00	2.000						
74 Kenley Jansen, R (8, 1)	1.0	5	2	1	1	2	0	0	0	0	0	0	12	17	9.00	2.000						
31 Brandon League, R (9, 1)	1.0	3	1	0	0	1	0	0	0	0	0	0	10	13	0.00	1.000						

Batter	1	2	3	4	5	6	7	8	9	AB	R	H	RBI	BB	SO	LOB	BOTTOM					
14 Mark Ellis, R (1, 4)										4	1	1	0	0	0	3	<p>San Francisco Giants @ Los Angeles Dodgers Dodger Stadium, Los Angeles, CA Mon Oct 01 2012, 7:11 PM - 10:04 PM PDT Att: 33,624 - Clear - 86 F</p> <p>livebaseballscores.com</p>					
16 Andre Ethier, L (1, 9)										4	1	1	2	0	0	0						
31 Brandon League, R (9, 1)										4	0	0	0	0	2	0						
27 Matt Kemp, R (1, 8)										4	0	2	0	0	1	0						
23 Adrián González, L (1, 3)										3	1	1	0	1	0	1						
13 Hanley Ramirez, R (1, 6)										3	1	1	0	1	0	1						
8 Shane Victorino, S (1, 7)										3	0	2	0	0	0	1						
47 Luis Alfonso Cruz, R (1, 5)										4	0	1	0	0	0	1						
17 A.J. Ellis, R (1, 2)										1	0	0	0	2	0	0						
44 Aaron Harang, R (1, 1)										1	0	0	0	0	0	0						
Inning Stats	R: 0 E: 0 K: 1 S: 8	H: 0 LOB: 0 BB: 0 P: 10	R: 0 E: 0 K: 0 S: 8	H: 1 LOB: 0 BB: 0 P: 11	R: 0 E: 0 K: 0 S: 7	H: 0 LOB: 0 BB: 0 P: 10	R: 2 E: 0 K: 1 S: 12	H: 2 LOB: 0 BB: 0 P: 18	R: 0 E: 0 K: 0 S: 12	H: 2 LOB: 2 BB: 1 P: 19	R: 0 E: 0 K: 0 S: 7	H: 2 LOB: 2 BB: 1 P: 18	R: 0 E: 0 K: 0 S: 8	H: 0 LOB: 1 BB: 0 P: 13	R: 0 E: 0 K: 1 S: 6	H: 0 LOB: 0 BB: 0 P: 7	R: 1 E: 0 K: 0 S: 7	H: 3 LOB: 3 BB: 1 P: 12	1B: 6 2B: 2 3B: 0 HR: 1	SF: 0 SAC: 2 DP: 1 HBP: 1	WP: 0 PB: 0 SB: 0 CS: 0	PA: 36
PITCHER	IP WLS BF H R ER SO BB IBB HBP BLK WP HR S P ERA WHIP																					
18 Matt Cain, R (1, 1)	5.0	19	4	2	2	2	1	0	0	0	0	0	7	18	0.00	2.000						
50 Jose Mijares, L (6, 1)	1.0	5	2	0	0	0	0	1	0	0	0	0	5	9	0.00	0.000						
59 Guillermo Mota, R (7, 1)	0.1	2	0	0	0	0	0	0	1	0	0	0	0	0	0	0						
41 Jeremy Afeldt, L (7, 1)	1.2	5	0	0	0	1	0	0	0	0	0	0	9	11	0.00	0.000						
46 Santiago Casilla, R (9, 1)	0.1	5	3	1	1	0	0	1	0	0	0	0	7	12	27.00	9.000						

Batter	1	2	3	4	5	6	7	8	9	AB	R	H	RBI	BB	SO	LOB	TOP					
16 Angel Pagán, S OBP: 0.338, SLG: 0.440										2	0	0	0	0	0	0	San Francisco Giants @ Los Angeles Dodgers Dodger Stadium, Los Angeles, CA Wed Oct 03 2012, 4:15 PM - 6:53 PM PDT Att: 34,014 - Partly Cloudy - 82 F					
7 Gregor Blanco, L OBP: 0.333, SLG: 0.344										3	1	1	0	0	0	1						
19 Marco Scutaro, R OBP: 0.348, SLG: 0.405										1	0	0	0	0	1	1						
35 Brandon Crawford, L OBP: 0.349, SLG: 0.349										3	0	1	0	0	1	0						
48 Pablo Sandoval, S OBP: 0.342, SLG: 0.447										0	0	0	0	0	0	0						
34 Clay Hensley, R										0	0	0	0	0	0	0						
70 George Kontos, R										0	0	0	0	0	0	0						
63 Jean Machi, R										0	0	0	0	0	0	0						
17 Aubrey Huff, L OBP: 0.326, SLG: 0.282										2	0	1	0	1	1							
28 Buster Posey, R OBP: 0.408, SLG: 0.549										2	0	1	0	0	1							
29 Héctor Sánchez, S OBP: 0.295, SLG: 0.390										2	0	1	0	0	1							
8 Hunter Pence, R OBP: 0.319, SLG: 0.425										2	0	0	0	0	1	1						
14 Francisco Peguero, R OBP: 0.188, SLG: 0.188										2	0	0	0	0	1	2						
12 Xavier Nady, R OBP: 0.253, SLG: 0.316										4	0	0	0	0	2	2						
9 Brandon Belt, L OBP: 0.360, SLG: 0.421										2	0	0	0	1	1							
13 Joaquin Arias, R OBP: 0.304, SLG: 0.389										3	0	0	0	0	0	1						
32 Ryan Vogelsong, R OBP: 0.155, SLG: 0.111										2	0	0	0	0	1	1						
5 Ryan Theriot, R OBP: 0.316, SLG: 0.321										1	0	0	0	0	1	0						
Inning Stats	R: 0 H: 0 E: 0 K: 0 S: 5	H: 0 LOB: 0 BB: 0 P: 10	R: 0 H: 0 E: 0 K: 1 S: 9	H: 0 LOB: 0 BB: 0 P: 10	R: 0 H: 0 E: 0 K: 1 S: 10	H: 0 LOB: 0 BB: 0 P: 13	R: 1 H: 2 E: 0 K: 1 S: 10	H: 2 LOB: 1 BB: 0 P: 16	R: 0 H: 0 E: 0 K: 1 S: 7	H: 0 LOB: 1 BB: 1 P: 13	R: 0 H: 0 E: 0 K: 1 S: 7	H: 0 LOB: 0 BB: 1 P: 14	R: 0 H: 1 E: 0 K: 1 S: 8	H: 1 LOB: 1 BB: 0 P: 13	R: 0 H: 0 E: 0 K: 2 S: 15	H: 0 LOB: 1 BB: 1 P: 22	R: 0 H: 0 E: 0 K: 2 S: 12	H: 0 LOB: 1 BB: 1 P: 18	1B: 1 2B: 2 3B: 0 HR: 0	SF: 0 SAC: 0 DP: 0 HBP: 0	WP: 0 PB: 0 SB: 0 CS: 1	PA: 33
PITCHER	IP WLS BF H R ER SO BB IBB HBP BLK WP HR S P ERA WHIP	8.0 W 29 3 1 1 8 3 0 0 0 0 0 71 111 1.12 0.750	1.0 4 0 0 0 2 1 0 0 0 0 0 12 18 0.00 1.000																			
22 Clayton Kershaw, L ERA: 2.53																						
74 Kenley Jansen, R ERA: 2.35																						

Batter	1	2	3	4	5	6	7	8	9	AB	R	H	RBI	BB	SO	LOB	BOTTOM			
14 Mark Ellis, R OBP: 0.333, SLG: 0.364										2	0	0	0	0	0	0	San Francisco Giants @ Los Angeles Dodgers Dodger Stadium, Los Angeles, CA Wed Oct 03 2012, 4:15 PM - 6:53 PM PDT Att: 34,014 - Partly Cloudy - 82 F			
7 Nick Punto, S OBP: 0.321, SLG: 0.281										2	1	1	0	1	0	0				
16 Andre Ethier, L OBP: 0.351, SLG: 0.460										2	0	0	0	0	2	1				
49 Alex Castellanos, R OBP: 0.200, SLG: 0.391										2	1	1	0	0	0	1				
27 Matt Kemp, R OBP: 0.367, SLG: 0.538										2	1	1	0	0	0	1				
37 Elian Herrera, S OBP: 0.340, SLG: 0.332										2	1	1	0	0	0	1				
23 Adrián González, L OBP: 0.344, SLG: 0.463										3	0	1	1	0	1	1				
21 Juan Rivera, R OBP: 0.296, SLG: 0.375										1	1	1	2	0	0	0				
13 Hanley Ramirez, R OBP: 0.322, SLG: 0.437										3	0	0	0	0	1	1				
9 Dee Strange-Gordon, L OBP: 0.280, SLG: 0.291										1	0	0	0	0	0	0				
8 Shane Victorino, S OBP: 0.321, SLG: 0.383										4	0	0	0	0	0	0				
47 Luis Alfonso Cruz, R OBP: 0.322, SLG: 0.431										3	1	1	0	0	1	0				
52 Tim Federowicz, R OBP: 0.500, SLG: 0.333										3	0	1	0	0	2	1				
22 Clayton Kershaw, L OBP: 0.230, SLG: 0.224										3	0	1	1	0	1	1				
74 Kenley Jansen, S ERA: 6.75										0	0	0	0	0	0	0				
Inning Stats	R: 0 H: 0 E: 0 K: 1 S: 9	H: 0 LOB: 0 BB: 0 P: 11	R: 0 H: 0 E: 0 K: 1 S: 6	H: 0 LOB: 0 BB: 0 P: 8	R: 0 H: 0 E: 0 K: 3 S: 10	H: 0 LOB: 0 BB: 0 P: 12	R: 0 H: 0 E: 0 K: 2 S: 12	H: 0 LOB: 1 BB: 1 P: 19	R: 1 H: 2 E: 0 K: 0 S: 10	H: 2 LOB: 2 BB: 0 P: 21	R: 0 H: 0 E: 0 K: 0 S: 10	H: 0 LOB: 1 BB: 0 P: 15	R: 0 H: 1 E: 0 K: 1 S: 9	H: 1 LOB: 1 BB: 0 P: 14	R: 3 H: 3 E: 0 K: 0 S: 14	H: 3 LOB: 0 BB: 0 P: 25	1B: 5 2B: 1 3B: 0 HR: 2	SF: 0 SAC: 0 DP: 0 HBP: 0	WP: 0 PB: 0 SB: 0 CS: 0	PA: 33
PITCHER	IP WLS BF H R ER SO BB IBB HBP BLK WP HR S P ERA WHIP	5.0 L 5 2 1 1 0 0 0 0 0 0 0 10 15 9.00 2.000	1.0 5 2 1 1 0 0 0 0 0 0 0 9 14 0.00 1.000	1.0 6 3 3 3 0 0 0 0 0 0 0 14 25 27.00 3.000																
32 Ryan Vogelsong, R ERA: 3.37																				
34 Clay Hensley, R ERA: 4.62																				
70 George Kontos, R ERA: 2.47																				
63 Jean Machi, R ERA: 6.75																				

